

# San Francisco Giants - 2008

Batter	1	2	3	4	5	6	7	8	9	AB	R	H	RBI	BB	SO	LOB	TOP					
<b>2 Ryan Theriot, R</b> <small>OBP: 1.000, SLG: 1.000</small> <b>57 Andrés Blanco, S</b> <small>OBP: 0.333, SLG: 0.500</small>	 19 WP, 1 HBP, 25 BB	 1 S, 25 SF8, 1B	 1B	 67 BB, 1B		 P6		 SF9		3 3 3 0 0 0 0 2 1 1 1 0 0 0												
<b>Ronny Cedeno, R</b> <small>(1.5)</small> <b>64 Casey McGehee, R</b> <small>OBP: 0.500, SLG: 1.000</small>	 1B	 E5, 25 SF8, 1 S, 1B	 E5, 1B, 25 BB, 1B	 67 BB, 1B		 G6-3		 3-H, 2B		3 1 0 1 1 1 3 2 0 1 0 0 0 0												
<b>1 Kosuke Fukudome, L</b> <small>OBP: 1.000, SLG: 1.000</small> <b>68 Josh Kroeger, L</b> <small>(3, PR)</small>	 19 WP, 25 BB	 1B	 19 BB, 25 BB, 1B	 1B			 G1-6-3	 G3-1		1 0 1 1 1 0 0 2 0 0 0 0 0 1 2												
<b>58 Jose Ascanio, R</b> <small>OBP: 0.500, SLG: 1.000</small> <b>73 Esmalín Caridad, R</b> <small>OBP: 0.500, SLG: 1.000</small> <b>22 Kevin Hart, R</b> <small>(8, 5)</small>	 19 WP, 25 BB	 1B	 1B	 1B			 G4-3		 G4-3	1 0 1 2 1 0 0 3 0 1 1 0 0 0												
<b>25 Derrek Lee, R</b> <small>OBP: 0.667, SLG: 1.000</small> <b>67 Micah Hoffpauir, L</b> <small>OBP: 0.333, SLG: 0.333</small>	 6 FC5, 19 WP, 1B	 SF8	 19 BB, 1B	 1B			 G4-3		 G4-3	3 0 1 0 1 0 4 1 1 0 0 1 1 0												
<b>19 Matt Murton, R</b> <small>OBP: 0.500, SLG: 0.333</small> <b>15 Andrés Torres, S</b> <small>(4, 7)</small>	 6 FC5, 1B	 G4-3	 G4-3	 G4-3			 55 BB, 2B	 K	 K	3 0 1 0 0 0 6 3 0 1 1 0 0 0												
<b>18 Geovany Soto, R</b> <small>OBP: 0.333, SLG: 0.333</small> <b>55 Koyie Hill, S</b> <small>OBP: 0.333, SLG: 0.667</small>	 F3		 1B	 P5	 F7		 1-H, 2B	 G4-3	 G4-3	3 0 1 0 0 0 6 3 0 1 1 0 0 0												
<b>6 Alex Cintron, S</b> <small>(1, 4)</small> <b>36 Sean Gallagher, R</b> <small>(3, 1)</small> <b>74 Josh Donaldson, R</b> <small>(5, PH)</small> <b>46 Neal Cotts, L</b> <small>(5, 1)</small> <b>76 Jose Ceda, R</b> <small>(8, 5)</small> <b>63 Carmen Pignatiello, R</b> <small>(7, PH)</small> <b>4 Eric Patterson, L</b> <small>(7, 8)</small>	 FC5	 FC3-6, FC4	 FC4	 F9		 G3				3 1 0 0 0 0 7 1 0 1 0 0 0 0 0 1	<b>AB</b> 41 <b>R</b> 12 <b>H</b> 15 <b>RBI</b> 11 <b>BB</b> 6 <b>SO</b> 3 <b>LOB</b> 24											
<b>20 Felix Pie, L</b> <small>OBP: 1.000, SLG: 3.000</small> <b>27 Sam Fuld, L</b> <small>(4, 8)</small>		 2 BB, 46 SH3-4, 17 HR, 2B	 17 HR, 2B	 HR	 P4		 G5-3			2 3 2 1 1 0 0 2 0 0 0 0 0 0												
<b>46 Ryan Dempster, R</b> <small>(1, 1)</small> <b>17 Mike Fontenot, L</b> <small>OBP: 0.500, SLG: 1.750</small> <small>(3, PH)</small>	 SH3-4	 SH3-4	 HR	 F8		 G4-3	 57 SF9, 3B			0 0 0 0 0 0 0 4 2 2 3 0 0 0												
<b>Inning Stats</b>	R: 1 E: 0 K: 1 S: 6	H: 1 LOB: 3 BB: 2 P: 16	R: 2 E: 1 K: 0 S: 5	H: 1 LOB: 2 BB: 2 P: 13	R: 5 E: 1 K: 0 S: 11	H: 7 LOB: 3 BB: 0 P: 11	R: 2 E: 0 K: 1 S: 8	H: 3 LOB: 2 BB: 1 P: 12	R: 0 E: 0 K: 0 S: 3	H: 0 LOB: 0 BB: 0 P: 3	R: 0 E: 0 K: 0 S: 3	H: 0 LOB: 1 BB: 0 P: 4	R: 1 E: 0 K: 0 S: 4	H: 1 LOB: 1 BB: 1 P: 8	R: 1 E: 0 K: 0 S: 6	H: 2 LOB: 1 BB: 0 P: 6	R: 0 E: 0 K: 1 S: 7	H: 0 LOB: 0 BB: 0 P: 10	1B: 9 2B: 3 HR: 2	SF: 2 SAC: 1 HBP: 1	WP: 1 PB: 0 SB: 2 CS: 0	PA: 51
<b>PITCHER</b>	IP: 1.1 WLS: L BF: 11 H: 2 R: 3 ER: 2 SO: 1 BB: 3 IBB: 0 HBP: 1 BLK: 0 WP: 1 HR: 0 S: 9 P: 23 ERA: 13.50 WHIP: 3.750	IP: 2.0 WLS: L BF: 10 H: 3 R: 2 ER: 2 SO: 0 BB: 1 IBB: 0 HBP: 0 BLK: 0 WP: 0 HR: 0 S: 10 P: 14 ERA: 9.00 WHIP: 2.000	IP: 1.0 WLS: L BF: 3 H: 0 R: 0 ER: 0 SO: 1 BB: 0 IBB: 0 HBP: 0 BLK: 0 WP: 0 HR: 0 S: 7 P: 10 ERA: 0.00 WHIP: 0.000	IP: 2.0 WLS: L BF: 10 H: 3 R: 2 ER: 2 SO: 0 BB: 1 IBB: 0 HBP: 0 BLK: 0 WP: 0 HR: 0 S: 10 P: 14 ERA: 9.00 WHIP: 2.000	IP: 1.0 WLS: L BF: 3 H: 0 R: 0 ER: 0 SO: 1 BB: 0 IBB: 0 HBP: 0 BLK: 0 WP: 0 HR: 0 S: 7 P: 10 ERA: 0.00 WHIP: 0.000	IP: 2.0 WLS: L BF: 10 H: 3 R: 2 ER: 2 SO: 0 BB: 1 IBB: 0 HBP: 0 BLK: 0 WP: 0 HR: 0 S: 10 P: 14 ERA: 9.00 WHIP: 2.000	IP: 1.0 WLS: L BF: 3 H: 0 R: 0 ER: 0 SO: 1 BB: 0 IBB: 0 HBP: 0 BLK: 0 WP: 0 HR: 0 S: 7 P: 10 ERA: 0.00 WHIP: 0.000	IP: 2.0 WLS: L BF: 10 H: 3 R: 2 ER: 2 SO: 0 BB: 1 IBB: 0 HBP: 0 BLK: 0 WP: 0 HR: 0 S: 10 P: 14 ERA: 9.00 WHIP: 2.000	IP: 1.0 WLS: L BF: 3 H: 0 R: 0 ER: 0 SO: 1 BB: 0 IBB: 0 HBP: 0 BLK: 0 WP: 0 HR: 0 S: 7 P: 10 ERA: 0.00 WHIP: 0.000	IP: 2.0 WLS: L BF: 10 H: 3 R: 2 ER: 2 SO: 0 BB: 1 IBB: 0 HBP: 0 BLK: 0 WP: 0 HR: 0 S: 10 P: 14 ERA: 9.00 WHIP: 2.000	IP: 1.0 WLS: L BF: 3 H: 0 R: 0 ER: 0 SO: 1 BB: 0 IBB: 0 HBP: 0 BLK: 0 WP: 0 HR: 0 S: 7 P: 10 ERA: 0.00 WHIP: 0.000	IP: 2.0 WLS: L BF: 10 H: 3 R: 2 ER: 2 SO: 0 BB: 1 IBB: 0 HBP: 0 BLK: 0 WP: 0 HR: 0 S: 10 P: 14 ERA: 9.00 WHIP: 2.000	IP: 1.0 WLS: L BF: 3 H: 0 R: 0 ER: 0 SO: 1 BB: 0 IBB: 0 HBP: 0 BLK: 0 WP: 0 HR: 0 S: 7 P: 10 ERA: 0.00 WHIP: 0.000	IP: 2.0 WLS: L BF: 10 H: 3 R: 2 ER: 2 SO: 0 BB: 1 IBB: 0 HBP: 0 BLK: 0 WP: 0 HR: 0 S: 10 P: 14 ERA: 9.00 WHIP: 2.000	IP: 1.0 WLS: L BF: 3 H: 0 R: 0 ER: 0 SO: 1 BB: 0 IBB: 0 HBP: 0 BLK: 0 WP: 0 HR: 0 S: 7 P: 10 ERA: 0.00 WHIP: 0.000	IP: 2.0 WLS: L BF: 10 H: 3 R: 2 ER: 2 SO: 0 BB: 1 IBB: 0 HBP: 0 BLK: 0 WP: 0 HR: 0 S: 10 P: 14 ERA: 9.00 WHIP: 2.000	IP: 1.0 WLS: L BF: 3 H: 0 R: 0 ER: 0 SO: 1 BB: 0 IBB: 0 HBP: 0 BLK: 0 WP: 0 HR: 0 S: 7 P: 10 ERA: 0.00 WHIP: 0.000					
<b>Batter</b>	<b>10 Dave Roberts, L</b> <small>(1, 7)</small> <b>14 Fred Lewis, L</b> <small>(5, 7)</small>	<b>19 Kevin Frandsen, R</b> <small>(1, 6)</small> <b>29 Brian Bockocock, R</b> <small>(6, 6)</small>	<b>2 Randy Winn, S</b> <small>OBP: 0.500, SLG: 2.000</small> <b>12 Nate Schierholtz, L</b> <small>(5, 9)</small> <b>41 Brad Hennessey, R</b> <small>(7, 1)</small> <b>62 Ben Copeland, L</b> <small>(8, PH)</small> <b>38 Brian Wilson, R</b> <small>(9, 1)</small>	<b>33 Aaron Rowand, R</b> <small>OBP: 1.000, SLG: 1.000</small> <b>49 Clay Timpner, L</b> <small>(5, 8)</small> <b>Rajai Davis, R</b> <small>OBP: 0.500, SLG: 1.000</small> <small>(6, PH)</small> <small>(7, 8)</small>	<b>50 Eliezer Alfonzo, R</b> <small>(1, 2)</small> <b>39 Guillermo Rodríguez, R</b> <small>(5, 2)</small>	<b>40 Daniel Ortmeier, S</b> <small>(1, 3)</small> <b>Jack Taschner, L</b> <small>(5, 1)</small> <b>70 John Bowker, L</b> <small>(6, PH)</small> <small>(7, 9)</small>	<b>8 Scott McClain, R</b> <small>(1, 5)</small> <b>32 Kevin Correia, R</b> <small>(3, 1)</small> <b>61 Osiris Matos, R</b> <small>OBP: 0.500, SLG: 1.000</small> <small>(4, PH)</small> <small>(5, 3)</small> <b>47 Travis Ishikawa, L</b> <small>(8, 3)</small>	<b>8 Eugenio Velez, S</b> <small>OBP: 0.333, SLG: 1.000</small> <b>59 Emmanuel Burruss, S</b> <small>OBP: 0.500, SLG: 0.500</small> <small>(7, 4)</small>	<b>51 Noah Lowry, R</b> <small>(1, 1)</small> <b>43 Billy Sadler, R</b> <small>(2, 1)</small> <b>21 Justin Leone, R</b> <small>(3, 5)</small> <b>73 Travis Denker, R</b> <small>(7, 5)</small>	AB R H RBI BB SO LOB 1 0 0 0 1 0 0 2 1 2 1 1 0 0	3 0 0 0 0 1 3 1 0 0 0 1 0 1	2 1 1 1 0 0 1 1 0 0 0 0 0 2 0	2 1 2 0 0 0 0 1 0 0 0 0 0 3 2 0 1 1 0 1 3	2 0 0 0 0 0 2 2 0 0 0 1 0 3	2 0 0 0 0 1 1 0 0 0 0 0 0 0 3 0 0 0 0 1 3	1 0 0 0 0 1 0 0 0 0 0 0 0 0 0 0 0 0 0 0 0 3 1 2 1 0 0 0 1 0 0 0 0 0 0	3 1 1 1 0 1 1 2 1 1 0 0 0 0	0 0 0 0 0 0 0 0 0 0 0 0 0 0 2 0 0 0 1 1 1 2 0 0 0 0 0 1	<b>AB</b> 38 <b>R</b> 6 <b>H</b> 10 <b>RBI</b> 5 <b>BB</b> 5 <b>SO</b> 7 <b>LOB</b> 25			
<b>Inning Stats</b>	R: 1 E: 0 K: 0 S: 5	H: 2 LOB: 1 BB: 0 P: 5	R: 0 E: 0 K: 2 S: 7	H: 0 LOB: 0 BB: 0 P: 7	R: 0 E: 0 K: 1 S: 5	H: 0 LOB: 1 BB: 1 P: 9	R: 1 E: 0 K: 1 S: 7	H: 2 LOB: 1 BB: 0 P: 7	R: 0 E: 1 K: 3 S: 8	H: 1 LOB: 3 BB: 1 P: 15	R: 2 E: 0 K: 3 S: 16	H: 2 LOB: 3 BB: 2 P: 29	R: 0 E: 0 K: 0 S: 3	H: 0 LOB: 0 BB: 0 P: 3	R: 2 E: 0 K: 0 S: 6	H: 3 LOB: 3 BB: 1 P: 12	R: 0 E: 0 K: 0 S: 3	H: 0 LOB: 0 BB: 0 P: 4	1B: 5 2B: 2 HR: 1	SF: 0 SAC: 0 HBP: 2	WP: 1 PB: 0 SB: 0 CS: 0	PA: 45
<b>PITCHER</b>	IP: 2.0 WLS: W BF: 8 H: 1 R: 1 ER: 1 SO: 1 BB: 0 IBB: 0 HBP: 0 BLK: 0 WP: 0 HR: 1 S: 12 P: 12 ERA: 4.50 WHIP: 1.000	IP: 2.0 WLS: L BF: 9 H: 2 R: 1 ER: 1 SO: 1 BB: 1 IBB: 0 HBP: 0 BLK: 0 WP: 0 HR: 0 S: 16 P: 16 ERA: 4.50 WHIP: 1.500	IP: 1.0 WLS: L BF: 6 H: 1 R: 0 ER: 0 SO: 0 BB: 0 IBB: 0 HBP: 0 BLK: 0 WP: 0 HR: 0 S: 8 P: 25 ERA: 0.00 WHIP: 2.000	IP: 0.2 WLS: L BF: 2 H: 2 R: 2 ER: 2 SO: 2 BB: 1 IBB: 0 HBP: 0 BLK: 0 WP: 1 HR: 13 S: 15 P: 27 ERA: 27.00 WHIP: 6.000	IP: 0.1 WLS: L BF: 1 H: 0 R: 0 ER: 0 SO: 0 BB: 0 IBB: 0 HBP: 0 BLK: 0 WP: 0 HR: 3 S: 3 P: 3 ERA: 0.00 WHIP: 0.000	IP: 1.0 WLS: L BF: 3 H: 0 R: 0 ER: 0 SO: 0 BB: 0 IBB: 0 HBP: 0 BLK: 0 WP: 0 HR: 0 S: 3 P: 3 ERA: 0.00 WHIP: 0.000	IP: 0.2 WLS: L BF: 7 H: 3 R: 2 ER: 2 SO: 0 BB: 1 IBB: 0 HBP: 0 BLK: 0 WP: 0 HR: 5 S: 11 P: 27 ERA: 27.00 WHIP: 6.000	IP: 1.1 WLS: L BF: 10 H: 3 R: 2 ER: 2 SO: 0 BB: 1 IBB: 0 HBP: 0 BLK: 0 WP: 0 HR: 4 S: 5 P: 5 ERA: 0.00 WHIP: 0.000	IP: 2.0 WLS: L BF: 10 H: 3 R: 2 ER: 2 SO: 0 BB: 1 IBB: 0 HBP: 0 BLK: 0 WP: 0 HR: 0 S: 10 P: 14 ERA: 9.00 WHIP: 2.000	IP: 1.0 WLS: L BF: 3 H: 0 R: 0 ER: 0 SO: 1 BB: 0 IBB: 0 HBP: 0 BLK: 0 WP: 0 HR: 0 S: 7 P: 10 ERA: 0.00 WHIP: 0.000	IP: 2.0 WLS: L BF: 10 H: 3 R: 2 ER: 2 SO: 0 BB: 1 IBB: 0 HBP: 0 BLK: 0 WP: 0 HR: 0 S: 10 P: 14 ERA: 9.00 WHIP: 2.000	IP: 1.0 WLS: L BF: 3 H: 0 R: 0 ER: 0 SO: 1 BB: 0 IBB: 0 HBP: 0 BLK: 0 WP: 0 HR: 0 S: 7 P: 10 ERA: 0.00 WHIP: 0.000	IP: 2.0 WLS: L BF: 10 H: 3 R: 2 ER:									



Batter	1	2	3	4	5	6	7	8	9	AB	R	H	RBI	BB	SO	LOB	TOP																			
Miguel Cairo, R OBP: 0.333, SLG: 0.333 23 Tug Hulett, L OBP: 1.000, SLG: 1.000	F7		1B		K		1B		FC2-5 39 2B	3	0	1	0	0	1	1	<b>Seattle Mariners @ San Francisco Giants</b> Scottsdale Stadium, Scottsdale, AZ Fri Feb 29 2008, 3:05 PM EST Att: 6,207 - Partly Cloudy - 80 F <a href="http://livebaseballscorecards.com">livebaseballscorecards.com</a>																			
8 Jeremy Reed, L 61 Bronson Sardinha, L	G5-3		P5			G4-3	L4		FC2-5 39 2B	2	0	0	0	0	0	2																				
Raul Ibanez, L OBP: 0.500, SLG: 0.500 25 Charlton Jimerson, R OBP: 0.333, SLG: 0.333	G5-3				10 S 1B	10 S 10 WP 1B			L9	2	0	1	0	0	0	0																				
Richie Sexson, R OBP: 0.667, SLG: 0.500 39 Bryan LaHair, L OBP: 1.000, SLG: 2.000			10 G4-6-3 1B		F7	10 WP 10 S 10 SF9 BB			9 1B 12 BB 2B	2	0	1	0	1	0	1																				
10 Greg Norton, S 64 Mark Kiger, R	G4-6-3		1-2F		K	SF9			9 1B 12 BB 2B	2	0	0	1	1	1	2																				
2 Kenji Johjima, R 9 Jeff Clement, L OBP: 1.000, SLG: 1.500	G5-3				G5-3				12 1B 1-2 2-3 1B	2	0	0	0	0	0	0																				
50 Wladimir Balentien, R 12 Michael Morse, R OBP: 0.500, SLG: 0.500			7 FC5-4 BB		L7	P6			1-3 2-H 3-H 1B	1	0	0	0	1	0	0																				
78 Matt Tuaiasopopo, R 73 Brant Ust, R					K	K			L7	2	0	0	0	0	2	1																				
7 Yuniesky Betancourt, R OBP: 0.500, SLG: 1.000 16 Willie Bloomquist, R OBP: 0.500, SLG: 0.500			FC5-4 1B						61 FC2-5 23 1B 1B	2	0	1	0	0	0	1																				
<b>Inning Stats</b>	R: 0 E: 0 K: 0 S: 3	H: 0 LOB: 0 BB: 0 P: 3	R: 0 E: 0 K: 0 S: 3	H: 1 LOB: 0 BB: 0 P: 3	R: 0 E: 0 K: 1 S: 6	H: 1 LOB: 2 BB: 1 P: 10	R: 0 E: 0 K: 1 S: 6	H: 1 LOB: 1 BB: 0 P: 7	R: 0 E: 0 K: 0 S: 8	H: 1 LOB: 2 BB: 1 P: 12	R: 0 E: 0 K: 0 S: 4	H: 1 LOB: 1 BB: 0 P: 4	R: 2 E: 0 K: 1 S: 6	H: 2 LOB: 2 BB: 2 P: 14	R: 1 E: 0 K: 0 S: 6	H: 3 LOB: 2 BB: 0 P: 6	1B: 9 2B: 3 3B: 0 HR: 0	SF: 1 SAC: 0 DP: 1 HBP: 0	WP: 1 PA: 41 PB: 0 SB: 4 CS: 0																	
<b>PITCHER</b>	IP	WLS	BF	H	R	ER	SO	BB	IBB	HBP	BLK	WP	HR	S	P	ERA	WHIP	<b>PITCHER</b>		IP	WLS	BF	H	R	ER	SO	BB	IBB	HBP	BLK	WP	HR	S	P	ERA	WHIP
55 Tim Lincecum, R ERA: 13.5	(1, 1)	2.2	10	2	0	0	1	1	0	0	0	0	0	11	15	0.00	1.125	23 Randy Messenger, R ERA: 18.0		(8, 1)	1.0	L	6	2	2	1	2	0	0	0	0	0	6	14	18.00	4.000
Jose Capellan, L ERA: 4.1	(3, 1)	0.1	H	1	0	0	0	0	0	0	0	0	0	1	1	0.00	0.000	43 Bartolome Fortunato, R ERA: 9.0		(8, 1)	1.0		6	3	1	1	0	0	0	0	0	6	6	9.00	3.000	
20 Pat Misch, L ERA: 18.0	(4, 1)	2.0	H	8	2	0	3	0	0	0	0	0	0	14	15	0.00	1.000																			
48 Scott Williamson, R ERA: 18.0	(6, 1)	1.0	H	6	2	2	0	1	0	0	0	1	0	7	12	18.00	3.000																			
47 Merkin Valdez, R ERA: 7.1	(7, 1)	1.0	H	4	1	0	0	0	0	0	0	0	0	4	4	0.00	1.000																			

Batter	1	2	3	4	5	6	7	8	9	AB	R	H	RBI	BB	SO	LOB	BOTTOM																			
Rajai Davis, R OBP: 0.167, SLG: 0.400 70 John Bowker, L	G4-3	SF9		F9		L1			P6	3	0	0	1	0	0	2	<b>Seattle Mariners @ San Francisco Giants</b> Scottsdale Stadium, Scottsdale, AZ Fri Feb 29 2008, 3:05 PM EST Att: 6,207 - Partly Cloudy - 80 F <a href="http://livebaseballscorecards.com">livebaseballscorecards.com</a>																			
19 Kevin Frandsen, R OBP: 0.167, SLG: 0.167 Mark Miniccozzi, R	L9	1-3 2-H 1B			F8		K		G6-3	3	0	1	1	0	0	0																				
2 Randy Winn, S OBP: 0.400, SLG: 1.000 16 Brian Horwitz, R	G1-3	1B			G5-3		G5-3		G6-3	3	0	1	0	0	0	2																				
Ray Durham, S	F7			F9		BB			K	3	0	0	0	1	1	1																				
33 Aaron Rowand, R OBP: 0.600, SLG: 0.500 49 Clay Timpner, L		40 BB 73 1B BB		G5-3		G5-3			G3	2	1	0	0	1	0	1																				
Rich Aurilia, R OBP: 1.000, SLG: 1.000 29 Brian Bockoc, R		73 1B 40 BB SF9 1B			G5-3		G5-3		K	2	1	2	0	0	0	0																				
40 Daniel Ortmeier, S 8 Scott McClain, R OBP: 0.500, SLG: 0.500		73 1B 19 1B BB		G3		G6-3			71 BB 1B	1	0	1	0	0	0	0																				
39 Guillermo Rodriguez, R OBP: 0.333, SLG: 0.200 71 Steve Holm, R				K		73 1B 1B				3	0	1	0	0	1	3																				
73 Travis Denker, R OBP: 0.333, SLG: 0.333		19 1B 1-2 2-3 3-H 1B		G4-3		L5			73 1B 1B	4	0	2	1	0	0	2																				
<b>Inning Stats</b>	R: 0 E: 0 K: 0 S: 4	H: 1 LOB: 1 BB: 0 P: 4	R: 3 E: 0 K: 1 S: 8	H: 3 LOB: 2 BB: 2 P: 16	R: 0 E: 0 K: 0 S: 4	H: 1 LOB: 1 BB: 0 P: 4	R: 0 E: 0 K: 0 S: 3	H: 0 LOB: 0 BB: 0 P: 3	R: 0 E: 0 K: 0 S: 5	H: 2 LOB: 2 BB: 0 P: 5	R: 0 E: 0 K: 2 S: 7	H: 0 LOB: 0 BB: 0 P: 7	R: 0 E: 0 K: 1 S: 6	H: 1 LOB: 2 BB: 1 P: 10	R: 0 E: 0 K: 0 S: 3	H: 0 LOB: 0 BB: 0 P: 3	1B: 8 2B: 0 3B: 0 HR: 0	SF: 1 SAC: 0 DP: 0 HBP: 0	WP: 0 PA: 39 PB: 0 SB: 0 CS: 0																	
<b>PITCHER</b>	IP	WLS	BF	H	R	ER	SO	BB	IBB	HBP	BLK	WP	HR	S	P	ERA	WHIP	<b>PITCHER</b>		IP	WLS	BF	H	R	ER	SO	BB	IBB	HBP	BLK	WP	HR	S	P	ERA	WHIP
45 Erik Bedard, L ERA: 13.5	(1, 1)	2.0	7	1	0	0	0	2	0	0	0	0	0	7	7	0.00	0.500	18 Ryan Rowland-Smith, L ERA: 7.1		(5, 1)	2.0		9	2	0	0	1	0	0	0	0	8	12	0.00	1.500	
18 Ryan Rowland-Smith, L ERA: 7.1	(5, 1)	2.0	9	2	0	0	0	1	0	0	0	0	0	8	12	0.00	1.500	49 Jake Woods, L ERA: 9.1		(7, 1)	2.0	W	8	1	0	0	3	1	0	0	0	13	17	0.00	1.000	
49 Jake Woods, L ERA: 9.1	(7, 1)	2.0	W	8	1	0	3	1	0	0	0	0	0	13	17	0.00	1.000	Sean Green, R ERA: 9.1		(9, 1)	1.0	S	3	0	0	0	0	0	0	0	3	3	0.00	0.000		



Batter	1	2	3	4	5	6	7	8	9	AB	R	H	RBI	BB	SO	LOB	TOP					
10 Dave Roberts, L (1.7) 95 Eddy Martinez-Estevé, R (5.7) OBP: 0.400, SLG: 0.250 OBP: 0.500, SLG: 2.000	G4-3		E7		E7		G6-3			3	1	1	0	0	0	0	<b>San Francisco Giants @ Chicago Cubs</b> Hohokam Park, Mesa, AZ Fri Feb 29 2008, 3:05 PM EST Att: 8,838 - Sunny - 75 F					
8 Eugenio Velez, S (1.4) 97 Nick Noonan, L (5.4)	E1		E7		E7		F9			3	2	2	0	0	0	0						
14 Fred Lewis, L (1.8) 67 Mike McBryde, R (5.8)	K		P6		P6		P5			2	0	0	0	1	1	3						
66 Brett Harper, L (1.3) 47 Travis Ishikawa, L (5.3)	G3-1		SF9		SF9		G3-1			1	0	1	2	0	0	0						
12 Nate Schierholz, L (1.9) 62 Ben Copeland, L (5.9)	K		K		K		G3			2	0	1	1	0	1	1						
50 Eliezer Alfonzo, R (1.2) 56 Pablo Sandoval, S (5.2)	P2		K		K		G3			3	0	0	0	2	4							
21 Justin Leone, R (1.5)	F9		F9		F7		F7			3	1	1	0	1	0	0						
22 Ivan Ochoa, R (1.6) 59 Emmanuel Burries, S (6.6)	K		K		F7		F7			2	0	0	0	0	2	1						
63 Jonathan Sánchez, L (1.1) 84 Garrett Baker, R (1.1) 92 Bobby Ferry, L (1.1) 22 Keiichi Yabu, R (1.1) 85 Jackson Williams, R (1.1) Steve Kline, S (1.1) 31 Vinnie Chulk, R (1.1) 22 Ryan Dempster, R (1.1) Tyler Walker, R (1.1) 80 Sergio Romo, R (1.1)	G1-3		G1-3		G6-3		G6-3			0	0	0	0	0	0	0						
<b>Inning Stats</b>	R: 1 E: 1 K: 1 S: 8	H: 2 LOB: 2 BB: 0 P: 10	R: 0 E: 0 K: 1 S: 5	H: 0 LOB: 0 BB: 0 P: 5	R: 1 E: 0 K: 1 S: 7	H: 2 LOB: 1 BB: 0 P: 7	R: 0 E: 0 K: 2 S: 8	H: 1 LOB: 1 BB: 0 P: 9	R: 1 E: 1 K: 1 S: 7	H: 1 LOB: 2 BB: 1 P: 14	R: 0 E: 0 K: 0 S: 3	H: 0 LOB: 0 BB: 0 P: 3	R: 1 E: 0 K: 0 S: 4	H: 1 LOB: 0 BB: 0 P: 4	R: 4 E: 0 K: 0 S: 5	H: 2 LOB: 1 BB: 2 P: 15		R: 0 E: 0 K: 0 S: 3	H: 0 LOB: 0 BB: 0 P: 3	1B: 7 2B: 0 3B: 0 HR: 2	SF: 2 SAC: 0 DP: 0 HBP: 2	WP: 2 PB: 0 SB: 3 CS: 0
<b>PITCHER</b>	IP WLS BF H R ER SO BB IBB HBP BLK WP HR S P ERA WHIP	38 Carlos Zambrano, R (1.1) 53 Rich Hill, L (3.1) 47 Scott Eyre, L (5.1) 51 Juan Mateo, R (6.1) 54 Shingo Takatsu, R (7.1)	2.0 9 2 1 0 2 0 0 0 0 1 0 13 15 0.00 1.000	2.0 9 3 1 1 3 0 0 0 0 0 0 15 16 4.50 1.500	1.0 6 1 1 1 1 0 0 1 0 1 0 7 14 9.00 2.000	1.0 3 0 0 0 0 0 0 0 0 0 0 3 3 0.00 0.000	1.0 4 1 1 1 0 0 0 0 0 1 4 4 9.00 1.000	60 Les Walrod, L (8.1) 56 Billy Petrick, R (8.1) 49 Carlos Marmol, R (9.1)	0.2 7 2 4 4 0 2 0 0 0 0 0 0 0 0 54.00 6.000	0.1 1 0 0 0 0 0 0 0 0 0 0 0 0 0.00 0.000	1.0 3 0 0 0 0 0 0 0 0 0 0 3 3 0.00 0.000											

Batter	1	2	3	4	5	6	7	8	9	AB	R	H	RBI	BB	SO	LOB	BOTTOM					
12 Alfonso Soriano, R (1.1) 47 Scott Eyre, L (5.1) 91 Juan Mateo, R (6.1) 92 Bobby Ferry, L (1.1) 84 Shingo Takatsu, R (7.1) 85 Jackson Williams, R (1.1) 66 Brett Harper, L (1.3) 73 Bobby Seay, S (1.1) 49 Carlos Marmol, R (9.1)	F9		G5-4-3		G5-4-3		K			2	1	0	0	1	0	1	<b>San Francisco Giants @ Chicago Cubs</b> Hohokam Park, Mesa, AZ Fri Feb 29 2008, 3:05 PM EST Att: 8,838 - Sunny - 75 F					
2 Ryan Theriot, R (1.6) 57 Andrés Blanco, S (5.6)	K		G4-3		G4-3		K			3	0	0	0	1	1							
1 Kosuke Fukudome, L (1.9) 15 Andres Torres, S (6.8)	F9		F9		F8		F7			1	2	0	0	2	0	0						
25 Derrek Lee, R (1.3) 67 Micah Hoffpauer, L (6.3)	E9		F9		P6		F8			3	1	1	0	0	0	1						
17 Mike Fontenot, L (1.4) 65 Luis Figueroa, S (6.4)	G3		F9		P6		F8			2	0	0	0	1	1							
20 Felix Pie, L (1.8) 64 Casey McGehee, R (6.5)	K		F9		P6		F8			1	0	1	1	2	0	0						
6 Alex Cintron, S (1.5) 4 Enc Patterson, L (6.9)	K		F9		P6		F8			2	1	2	0	0	0	0						
Henry Blanco, R (1.2) 29 JD Closser, S (5.2)	L8		F9		P6		F8			1	0	1	1	2	0	0						
38 Carlos Zambrano, S (1.1) 53 Rich Hill, L (3.1) 27 Sam Fuld, L (4.7)	G1-3		F9		P6		F8			2	0	2	2	0	0	0						
<b>Inning Stats</b>	R: 3 E: 1 K: 2 S: 10	H: 3 LOB: 2 BB: 2 P: 18	R: 0 E: 0 K: 0 S: 3	H: 0 LOB: 0 BB: 0 P: 3	R: 1 E: 1 K: 1 S: 6	H: 1 LOB: 2 BB: 2 P: 15	R: 0 E: 0 K: 0 S: 2	H: 0 LOB: 0 BB: 1 P: 6	R: 0 E: 0 K: 0 S: 3	H: 0 LOB: 1 BB: 1 P: 7	R: 0 E: 0 K: 1 S: 5	H: 0 LOB: 1 BB: 1 P: 9	R: 1 E: 0 K: 0 S: 5	H: 2 LOB: 3 BB: 2 P: 13	R: 0 E: 0 K: 1 S: 6	H: 1 LOB: 1 BB: 0 P: 6		R: 1 E: 0 K: 0 S: 7	H: 2 LOB: 1 BB: 0 P: 7	1B: 6 2B: 3 3B: 0 HR: 0	SF: 0 SAC: 0 DP: 1 HBP: 0	WP: 0 PB: 0 SB: 0 CS: 0
<b>PITCHER</b>	IP WLS BF H R ER SO BB IBB HBP BLK WP HR S P ERA WHIP	53 Jonathan Sánchez, L (1.1) Matt Palmer, R (2.1) 22 Keiichi Yabu, R (4.1) Steve Kline, L (6.1) 31 Vinnie Chulk, R (7.1)	1.0 8 3 3 2 2 2 0 0 0 0 0 0 9 18 4.50 1.500	2.0 9 1 1 1 1 2 0 0 0 0 0 0 5 13 0.00 1.000	1.0 4 0 0 0 1 1 0 0 0 0 0 0 5 9 0.00 1.000	1.0 7 2 1 1 0 2 0 0 0 0 0 0 5 13 9.00 4.000	1.0 4 1 1 1 1 0 0 0 0 0 0 0 0 0 0.00 0.000	1.0 5 2 1 1 1 0 0 0 0 0 0 0 0 0 7 7 9.00 2.000	1.0 4 1 0 0 0 0 0 0 0 0 0 0 0 0 0 0 0.00 1.000	1.0 5 2 1 1 1 0 0 0 0 0 0 0 0 0 0 0 0.00 1.000												














Batter	1	2	3	4	5	6	7	8	9	10	AB	R	H	RBI	BB	SO	LOB	
5 Ian Kinsler, R OBP: 0.643, SLG: 0.818 63 German Duran, R OBP: 0.375, SLG: 0.533	(1,4) (6,PH) (6,4)		L9			K				SH3-4	2	1	0	0	1	0	4	
37 Jason Ellison, R OBP: 0.538, SLG: 0.455 6 Julie Borbon, L OBP: 0.500, SLG: 1.000	(1,8) (6,8)	28 BB 10 WP		P6			K	G4-3		1B	1	1	0	0	2	0	0	
10 Michael Young, R OBP: 0.214, SLG: 0.091 1 Elvis Andrus, R OBP: 0.429, SLG: 0.429	(1,6) (6,6)			G6-3			G6-3			1B	1	1	0	0	2	0	0	
28 Kevin Mench, R OBP: 0.500, SLG: 0.667 74 Nate Gold, R	(1,10) (7,PH) (7,10)		F3				G6-3			1B	2	1	0	1	1	1	2	
22 Marlon Byrd, R OBP: 0.200, SLG: 0.200 17 Nelson Cruz, R OBP: 0.231, SLG: 0.250	(1,9) (6,9)			F7						1B	1	0	0	1	2	0	0	
Ben Broussard, L OBP: 0.091, SLG: 0.111 62 Chris Davis, L OBP: 0.333, SLG: 0.800	(1,3) (6,3)			G4-6-3						1B	2	0	1	1	0	0	3	
25 Jarrod Saltalamacchia, R OBP: 0.375, SLG: 0.571 2 Adam Melhuse, S OBP: 0.333, SLG: 0.250	(1,2) (6,2)									1B	2	0	0	0	1	1	1	
7 David Murphy, L OBP: 0.500, SLG: 0.778 41 Brandon Boggs, S OBP: 0.429, SLG: 0.400	(1,7) (6,7)									1B	2	0	1	1	0	0	0	
68 Ryan Roberts, R OBP: 0.455, SLG: 0.750 30 Travis Metcalf, R OBP: 0.375, SLG: 0.500	(1,5) (6,5)									1B	2	1	2	2	0	0	0	
<b>Inning Stats</b>	R: 4 E: 0 K: 0 S: 3	H: 0 LOB: 3 BB: 7 P: 31	R: 0 E: 1 K: 0 S: 2	H: 0 LOB: 3 BB: 3 P: 14	R: 0 E: 0 K: 1 S: 6	H: 1 LOB: 1 BB: 0 P: 7	R: 0 E: 0 K: 1 S: 5	H: 0 LOB: 0 BB: 0 P: 5	R: 0 E: 0 K: 2 S: 7	H: 0 LOB: 0 BB: 0 P: 7	R: 0 E: 0 K: 1 S: 5	H: 2 LOB: 2 BB: 2 P: 15	R: 0 E: 0 K: 1 S: 6	H: 1 LOB: 2 BB: 2 P: 10	R: 2 E: 0 K: 0 S: 5	H: 3 LOB: 2 BB: 2 P: 13	1B: 6 2B: 2 3B: 0 HR: 0	SF: 2 SAC: 1 DP: 2 HBP: 0
<b>PITCHER</b>	IP WLS BF H R ER SO	IP WLS BF H R ER SO	IP WLS BF H R ER SO	IP WLS BF H R ER SO	IP WLS BF H R ER SO	IP WLS BF H R ER SO	IP WLS BF H R ER SO	IP WLS BF H R ER SO	IP WLS BF H R ER SO	IP WLS BF H R ER SO	IP WLS BF H R ER SO	IP WLS BF H R ER SO	IP WLS BF H R ER SO	IP WLS BF H R ER SO	IP WLS BF H R ER SO	IP WLS BF H R ER SO	ERA WHIP	ERA WHIP
51 Noah Lowry, L ERA: 23.14 47 Merkin Valdez, R ERA: 32 Kevin Correia, R ERA: 9.0 Tyler Walker, R ERA: Steve Kline, L ERA: 9.0	(1,1) (2,1) (4,1) (7,1) (8,1)	1.0 1.0 2.0 3.0 1.0 1.0	7 7 9 3 7 7	2 1 1 0 2 2	2 4 0 0 2 1	1 4 0 3 0 1	0 0 0 0 0 0	0 0 0 0 0 0	0 0 0 0 0 0	0 0 0 0 0 0	0 0 0 0 0 0	0 0 0 0 0 0	0 0 0 0 0 0	0 0 0 0 0 0	0 0 0 0 0 0	0 0 0 0 0 0	18.00 4.000	18.00 5.000
<b>PITCHER</b>	IP WLS BF H R ER SO	IP WLS BF H R ER SO	IP WLS BF H R ER SO	IP WLS BF H R ER SO	IP WLS BF H R ER SO	IP WLS BF H R ER SO	IP WLS BF H R ER SO	IP WLS BF H R ER SO	IP WLS BF H R ER SO	IP WLS BF H R ER SO	IP WLS BF H R ER SO	IP WLS BF H R ER SO	IP WLS BF H R ER SO	IP WLS BF H R ER SO	IP WLS BF H R ER SO	IP WLS BF H R ER SO	ERA WHIP	ERA WHIP

**TOP**

**Texas Rangers @ San Francisco Giants**  
Scottsdale Stadium, Scottsdale, AZ  
Mon Mar 03 2008, 3:05 PM EST  
Att: 5,010 - Sunny - 66 F

AB	32
R	8
H	8
RBI	8
BB	15
SO	7
LOB	20



WP	3	PA	50
PB	0		
SB	2		
CS	1		


[livebaseballscorecards.com](http://livebaseballscorecards.com)

Batter	1	2	3	4	5	6	7	8	9	10	AB	R	H	RBI	BB	SO	LOB	
10 Dave Roberts, L OBP: 0.400, SLG: 0.333 70 John Bowker, L OBP: 0.300, SLG: 0.400	(1,7) (6,7)									L6	3	1	1	0	0	0	2	
Ray Durham, S OBP: 0.455, SLG: 0.444 21 Justin Leone, R OBP: 0.500, SLG: 0.375	(1,4) (6,4) (10,5)									G4-6-3	3	0	0	0	0	1		
2 Randy Winn, S OBP: 0.400, SLG: 0.625 12 Nate Schierholtz, L OBP: 0.250, SLG: 0.375	(1,9) (6,9)									1B	3	2	2	0	0	0		
33 Aaron Rowand, R OBP: 0.545, SLG: 0.444 14 Fred Lewis, L OBP: 0.625, SLG: 0.750	(1,8) (6,8)									1B	2	1	2	0	0	0		
Rich Aurilia, R OBP: 0.371, SLG: 0.667 73 Travis Denker, R OBP: 0.250, SLG: 0.818 59 Emmanuel Burriss, S OBP: 0.250, SLG: 0.250	(1,5) (6,5) (9,PR) (10,4)									1B	1	1	0	0	2	1		
50 Eliezer Alfonzo, R 71 Steve Holm, R OBP: 0.500, SLG: 0.333	(1,2) (9,2)									1B	2	1	1	1	0	0		
8 Scott McClain, R OBP: 0.275, SLG: 0.375 40 Daniel Cornejo, S OBP: 0.417, SLG: 0.500 66 Brett Harper, L OBP: 0.187, SLG: 0.000 8 Eugenio Velez, S OBP: 0.333, SLG: 0.333	(1,10) (6,PH) (7,SS) (8,PH) (8,PR) (9,SS)									1B	2	0	0	0	0	1		
47 Travis Ishikawa, L OBP: 0.222, SLG: 0.250	(1,3)									1B	1	0	0	0	0	0		
29 Brian Bocooc, R OBP: 0.364, SLG: 0.300	(1,6)									1B	5	0	2	0	0	0		
<b>Inning Stats</b>	R: 2 E: 0 K: 1 S: 7	H: 2 LOB: 2 BB: 2 P: 15	R: 0 E: 0 K: 0 S: 3	H: 1 LOB: 1 BB: 1 P: 7	R: 0 E: 0 K: 1 S: 5	H: 0 LOB: 0 BB: 0 P: 5	R: 0 E: 0 K: 1 S: 5	H: 0 LOB: 0 BB: 0 P: 5	R: 2 E: 1 K: 0 S: 4	H: 4 LOB: 2 BB: 0 P: 7	R: 0 E: 0 K: 1 S: 5	H: 1 LOB: 0 BB: 0 P: 5	1B: 9 2B: 4 3B: 0 HR: 0	SF: 1 SAC: 0 DP: 2 HBP: 0				
<b>PITCHER</b>	IP WLS BF H R ER SO	IP WLS BF H R ER SO	IP WLS BF H R ER SO	IP WLS BF H R ER SO	IP WLS BF H R ER SO	IP WLS BF H R ER SO	IP WLS BF H R ER SO	IP WLS BF H R ER SO	IP WLS BF H R ER SO	IP WLS BF H R ER SO	IP WLS BF H R ER SO	IP WLS BF H R ER SO	IP WLS BF H R ER SO	IP WLS BF H R ER SO	IP WLS BF H R ER SO	IP WLS BF H R ER SO	ERA WHIP	ERA WHIP
47 A.J. Murray, L ERA: 6.0 45 Jamey Wright, R ERA: 6.0 55 Robinson Tejeda, R ERA: 6.0 67 Bill White, L ERA: 60 Warner Madrigal, R ERA: 13.5	(1,1) (2,1) (4,1) (6,1) (7,1)	1.0 2.0 2.0 1.0 1.0	7 7 10 3 5	2 1 3 0 2	2 0 2 0 0	1 0 0 0 0	0 0 0 0 0	0 0 0 0 0	0 0 0 0 0	0 0 0 0 0	0 0 0 0 0	0 0 0 0 0	0 0 0 0 0	0 0 0 0 0	0 0 0 0 0	0 0 0 0 0	18.00 4.000	18.00 4.000
<b>PITCHER</b>	IP WLS BF H R ER SO	IP WLS BF H R ER SO	IP WLS BF H R ER SO	IP WLS BF H R ER SO	IP WLS BF H R ER SO	IP WLS BF H R ER SO	IP WLS BF H R ER SO	IP WLS BF H R ER SO	IP WLS BF H R ER SO	IP WLS BF H R ER SO	IP WLS BF H R ER SO	IP WLS BF H R ER SO	IP WLS BF H R ER SO	IP WLS BF H R ER SO	IP WLS BF H R ER SO	IP WLS BF H R ER SO	ERA WHIP	ERA WHIP

**BOTTOM**

**Texas Rangers @ San Francisco Giants**  
Scottsdale Stadium, Scottsdale, AZ  
Mon Mar 03 2008, 3:05 PM EST  
Att: 5,010 - Sunny - 66 F

AB	41
R	6
H	13
RBI	6
BB	4
SO	6
LOB	20



WP	0	PA	46
PB	0		
SB	0		
CS	0		

[livebaseballscorecards.com](http://livebaseballscorecards.com)







Batter	1	2	3	4	5	6	7	8	9	AB	R	H	RBI	BB	SO	LOB	TOP					
13 Alberto Callaspo, S OBP: 0.222, SLG: 0.444 35 Mitch Maier, L OBP: 0.200, SLG: 0.214	G5-3		F8		F7			F8		4	0	0	0	0	0	1	<b>Kansas City Royals @ San Francisco Giants</b> Scottsdale Stadium, Scottsdale, AZ Wed Mar 05 2008, 3:05 PM EST Att: 5,948 - Partly Cloudy - 70 F					
Esteban German, R OBP: 0.176, SLG: 0.235 72 Mike Aviles, R OBP: 0.417, SLG: 0.455	G6-3			1B				F9		3	1	1	0	0	1	0						
4 Alex Gordon, L OBP: 0.385, SLG: 0.417 39 Mario Lison, R OBP: 0.400, SLG: 0.800				P5						2	0	1	0	0	0	1						
16 Billy Butler, R OBP: 0.368, SLG: 0.313		G4-3		G6-3						3	0	0	0	1	1							
Justin Huber, R OBP: 0.750, SLG: 1.429 73 Chris Lubanski, L OBP: 0.333, SLG: 0.667		F9								3	1	2	1	0	0	0						
32 Shane Costa, L OBP: 0.154, SLG: 0.091 59 Damon Hollins, R OBP: 0.357, SLG: 0.692		G4-3		F8				SF9		2	0	0	1	0	0	1						
43 Ryan Shealy, R OBP: 0.143, SLG: 0.571 74 Mike Stodolka, L OBP: 0.250, SLG: 0.375			HR		F7			G5-3		3	1	1	1	0	0	0						
14 John Buck, R OBP: 0.250, SLG: 0.417 54 Ken Huckaby, R OBP: 1.000, SLG: 1.500			F9							3	0	0	0	0	2	0						
26 Jason Smith, L OBP: 0.462, SLG: 0.500			P5					G3		3	0	1	0	0	0	0						
<b>Inning Stats</b>	R: 0 E: 0 K: 0 S: 3	H: 1 LOB: 1 BB: 0 P: 3	R: 0 E: 0 K: 0 S: 3	H: 0 LOB: 0 BB: 0 P: 3	R: 1 E: 0 K: 0 S: 4	H: 1 LOB: 0 BB: 0 P: 5	R: 1 E: 1 K: 0 S: 5	H: 2 LOB: 1 BB: 0 P: 5	R: 0 E: 0 K: 3 S: 9	H: 0 LOB: 0 BB: 0 P: 9	R: 1 E: 0 K: 1 S: 6	H: 1 LOB: 0 BB: 0 P: 6	R: 0 E: 0 K: 0 S: 3	H: 0 LOB: 0 BB: 0 P: 3	R: 0 E: 0 K: 1 S: 6	H: 1 LOB: 2 BB: 1 P: 10		1B: 4 2B: 1 3B: 1 HR: 1	SF: 1 SAC: 0 DP: 0 HBP: 0	WP: 0 PB: 0 SB: 0 CS: 0	PA: 34	
<b>PITCHER</b>	IP WLS BF H R ER SO BB IBB HBP BLK WP HR S P ERA WHIP	75 Barry Zito, L (1, 1) ERA: 22.09 54 Victor Santos, R (4, 1) ERA: 6.75 47 Merkin Valdez, R (6, 1) ERA: Jack Taschner, L (7, 1) ERA: 2.25 41 Brad Hennessey, R (8, 1) ERA: 9.0															PITCHER Tyler Walker, R (9, 1) ERA:	IP WLS BF H R ER SO BB IBB HBP BLK WP HR S P ERA WHIP	1.0 1.0 5 1 0 0 1 1 0 0 0 0 0 0 0.00 2.000			
Batter	1	2	3	4	5	6	7	8	9	AB	R	H	RBI	BB	SO	LOB	BOTTOM					
Rajai Davis, R OBP: 0.350, SLG: 0.375	G5-3			G5-3					F7	5	0	2	0	0	0	1	<b>Kansas City Royals @ San Francisco Giants</b> Scottsdale Stadium, Scottsdale, AZ Wed Mar 05 2008, 3:05 PM EST Att: 5,948 - Partly Cloudy - 70 F					
8 Eugenio Velez, S OBP: 0.405, SLG: 0.524	B1-3			14 F7						4	0	2	0	0	0	2						
14 Fred Lewis, L OBP: 0.524, SLG: 0.647	G4-3			F7						4	0	0	0	0	1	4						
12 Nate Schierholtz, L OBP: 0.333, SLG: 0.385										3	0	2	1	1	1	0						
19 Kevin Frandsen, R OBP: 0.400, SLG: 0.200										3	0	0	0	0	2	4						
40 Daniel Ortmeier, S OBP: 0.388, SLG: 0.375 47 Travis Ishikawa, L OBP: 0.222, SLG: 0.250 8 Scott McClain, R OBP: 0.333, SLG: 0.333										3	0	0	0	0	0	3						
71 Steve Holm, R OBP: 0.429, SLG: 0.333 39 Guillermo Rodriguez, R OBP: 0.182, SLG: 0.700										2	0	1	0	0	0	0						
50 Eliezer Alfonso, R (1, 10)										2	0	0	0	0	1	1						
70 John Bowker, L OBP: 0.333, SLG: 0.417										2	0	1	0	0	0	0						
29 Brian Bocock, R OBP: 0.429, SLG: 0.385 59 Emmanuel Burriss, S OBP: 0.222, SLG: 0.222										3	1	2	0	0	0	0						
<b>Inning Stats</b>	R: 0 E: 0 K: 0 S: 3	H: 0 LOB: 0 BB: 0 P: 3	R: 0 E: 0 K: 0 S: 3	H: 1 LOB: 0 BB: 0 P: 3	R: 0 E: 0 K: 0 S: 4	H: 1 LOB: 0 BB: 0 P: 4	R: 0 E: 0 K: 0 S: 4	H: 1 LOB: 3 BB: 1 P: 9	R: 0 E: 0 K: 1 S: 7	H: 2 LOB: 2 BB: 0 P: 8	R: 0 E: 0 K: 2 S: 7	H: 0 LOB: 0 BB: 0 P: 7	R: 0 E: 0 K: 1 S: 5	H: 0 LOB: 0 BB: 0 P: 5	R: 1 E: 0 K: 3 S: 13	H: 4 LOB: 3 BB: 0 P: 13	R: 0 E: 0 K: 0 S: 5	H: 1 LOB: 1 BB: 0 P: 5	1B: 9 2B: 1 3B: 0 HR: 0	SF: 0 SAC: 0 DP: 1 HBP: 1	WP: 0 PB: 0 SB: 1 CS: 1	PA: 37
<b>PITCHER</b>	IP WLS BF H R ER SO BB IBB HBP BLK WP HR S P ERA WHIP	55 Gil Meche, R (1, 1) ERA: 91 Hideo Nomo, R (4, 1) ERA: 66 Chin-hui Tsao, R (7, 1) ERA: 41 Jimmy Gobble, L (8, 1) ERA: 10.8 57 Joel Paralta, R (9, 1) ERA: 11.57															PITCHER	IP WLS BF H R ER SO BB IBB HBP BLK WP HR S P ERA WHIP				







Batter	1	2	3	4	5	6	7	8	9	AB	R	H	RBI	BB	SO	LOB	TOP			
19 Chris Denorfia, R (1,8) OBP: 0.111, SLG: 0.222	X 0-0 G5-4-3 1B		X 0-0 F8		X 0-0 F9			X 0-0 F8		3	0	1	0	0	0	0	<b>Oakland Athletics @ San Francisco Giants</b> Scottsdale Stadium, Scottsdale, AZ Fri Mar 07 2008, 3:05 PM EST Att: 10,293 - Sunny - 65 F			
28 Carlos González, L (6,9) OBP: 0.263, SLG: 0.389										1	0	0	0	0	0	0				
Emil Brown, R (1,9) OBP: 0.500, SLG: 0.615	X 0-0 G5-4-3		X 0-0 G5-3			X 0-0 29 WP 2B		X 0-0 G4-3		3	0	1	0	0	0	1				
67 Jeff Fiorentino, L (6, PR) OBP: 0.556, SLG: 0.429	X 1-2									1	0	0	0	0	0	0				
32 Jack Cust, L (1,7) OBP: 0.632, SLG: 1.083	X 0-3 K		X 4-0 BB			X 0-3 K		X 0-0 1B		1	0	0	0	1	1	0				
23 Todd Linden, S (3, PR) OBP: 0.750, SLG: 1.000	X 0-0 K									2	0	1	0	0	1	1				
5 Mike Sweeney, R (1,10) OBP: 0.522, SLG: 0.579		X 0-0 P6	X 0-0 F9			X 0-0 G6-3		X 0-0 F8		3	0	0	0	0	0	2				
66 Casey Rogowski, L (8, PH) OBP: 0.222, SLG: 0.125										1	0	0	0	0	0	1				
29 Dan Johnson, L (1,3) OBP: 0.217, SLG: 0.455		X 2-2 HR			X 0-3 K					3	1	1	1	0	1	1				
69 Wes Bankston, R (6,3) OBP: 0.500, SLG: 0.778						X 1-0 G6-3				1	0	0	0	0	1	0				
Rob Bowen, S (1,2) OBP: 0.400, SLG: 0.538		X 4-0 HR			X 0-0 F7					2	1	1	1	1	0	0				
60 Justin Knoedler, R (7,2) OBP: 0.250, SLG: 0.290		X 2B BB						X 3-2 HR		0	0	0	0	0	0	0				
15 Ryan Sweeney, L (8, PH) OBP: 0.250, SLG: 0.290		X 2B BB						X HR		1	0	0	0	0	1	0				
22 Jack Hannahan, L (1,5) OBP: 0.455, SLG: 0.526		X 4-0 BB			X 0-0 G4-3			X 0-0 F9		1	0	0	0	1	0	0				
12 Donnie Murphy, R (6,6) OBP: 0.333, SLG: 0.444		X 1-2 BB						X 0-0 G4-3		2	0	0	0	0	0	0				
62 Brooks Conrad, S (1,6) OBP: 0.450, SLG: 0.947		X 0-3 K						X 0-3 K		3	0	0	0	0	3	2				
2 Gregorio Petit, R (1,4) OBP: 0.412, SLG: 0.529		X 0-3 K						X 0-0 G6-3		3	0	0	0	0	2	2				
<b>Inning Stats</b>	R: 0 E: 0 K: 1 S: 5	H: 1 LOB: 0 BB: 0 P: 5	R: 1 E: 0 K: 2 S: 10	H: 1 LOB: 2 BB: 20	R: 0 E: 0 K: 0 S: 3	H: 0 LOB: 1 BB: 1 P: 7	R: 0 E: 0 K: 1 S: 5	H: 0 LOB: 0 BB: 0 P: 5	R: 0 E: 0 K: 2 S: 7	H: 1 LOB: 2 BB: 0 P: 7	R: 1 E: 0 K: 1 S: 8	H: 1 LOB: 0 BB: 0 P: 11	R: 0 E: 0 K: 0 S: 4	H: 1 LOB: 1 BB: 0 P: 4	R: 0 E: 0 K: 2 S: 7	H: 0 LOB: 0 BB: 0 P: 7	1B: 2 2B: 1 3B: 0 HR: 2	SF: 0 SAC: 0 DP: 1 HBP: 0	WP: 1 PB: 0 SB: 0 CS: 0	PA: 34
<b>PITCHER</b>	IP WLS BF H R ER SO BB IBB HBP BLK WP HR S P ERA WHIP	<b>32 Kevin Correia, R</b> (1,1) ERA: 5.63 <b>43 Billy Sadler, R</b> (5,1) ERA: 10.13 <b>43 Bartolome Fortunato, R</b> (6,1) ERA: 9.86 <b>47 Merkin Valdez, R</b> (7,1) ERA: 1.8 <b>Tyler Walker, R</b> (8,1) ERA:																		
<b>PITCHER</b>	IP WLS BF H R ER SO BB IBB HBP BLK WP HR S P ERA WHIP	<b>38 Brian Wilson, R</b> (9,1) ERA: 4.91																		

AB	31
R	2
H	5
RBI	2
BB	3
SO	10
LOB	10



Batter	1	2	3	4	5	6	7	8	9	AB	R	H	RBI	BB	SO	LOB	BOTTOM			
10 Dave Roberts, L (1,7) OBP: 0.350, SLG: 0.278	X 0-0 G6-3				X 1-0 G5-3			X 0-0 G5-3		2	0	0	0	1	0	1	<b>Oakland Athletics @ San Francisco Giants</b> Scottsdale Stadium, Scottsdale, AZ Fri Mar 07 2008, 3:05 PM EST Att: 10,293 - Sunny - 65 F			
19 Kevin Frandsen, R (7, PH) OBP: 0.375, SLG: 0.211										1	0	0	0	0	0	0				
Rav Durham, S (1,4) OBP: 0.316, SLG: 0.313	X 0-0 2 WP 1B							X 0-0 12 S 12 HR 1B		2	0	1	0	0	0	2				
8 Eugenio Velez, S (4,4) OBP: 0.417, SLG: 0.522	X 0-0 G4-3							X 2-2 1H HR		2	1	1	0	0	1	0				
2 Randy Winn, S (1,9) OBP: 0.497, SLG: 0.593	X 4-0 1 HBP BB							X 2-2 1H HR		1	0	1	0	1	0	0				
12 Nate Schierholtz, L (3, PR) OBP: 0.381, SLG: 0.600	X 1-3 BB							X 1-2 HR		2	1	1	2	0	0	0				
1 Bengie Molina, R (1,2) OBP: 1.000, SLG: 1.000	X 1-0 BB							X 0-0 F7		1	0	1	0	0	0	0				
71 Steve Holm, R (5,2) OBP: 0.333, SLG: 0.250	X 1-2 33 G5-4-3 HBP							X 0-0 40 FC4 1B		2	0	0	0	0	0	0				
33 Aaron Rowand, R (1,8) OBP: 0.333, SLG: 0.421	X 0-0 G5-4-3							X 0-0 F9		4	0	0	0	0	2	6				
49 Clay Timpner, L (9,8) OBP: 0.200, SLG: 0.222	X 1-2							X 0-3 K		0	0	0	0	0	0	0				
Rich Aurilia, R (1,5) OBP: 0.400, SLG: 0.714		X 0-0 F7			X 0-0 F9			X 4-0 40 G4-6-3 BB		2	0	0	0	0	0	2				
73 Travis Denker, R (4,5) OBP: 0.412, SLG: 0.600								X 0-0 G5-3		1	0	0	0	1	0	0				
40 Daniel Ortmeier, S (1,3) OBP: 0.349, SLG: 0.350		X 0-0 K			X 0-0 FC4			X 0-3 K		4	1	1	0	0	1	3				
47 Travis Ishikawa, L (9,3) OBP: 0.200, SLG: 0.222		X 0-0 2B			X 1-2 1B			X 0-0 G4-6-3		0	0	0	0	0	0	0				
Rajai Davis, R (1,10) OBP: 0.391, SLG: 0.444		X 1-0 1H 2B			X 4-0 10 CS BB			X 0-0 P6		2	0	1	1	1	0	0				
29 Brian Boscob, R (1,8) OBP: 0.316, SLG: 0.278		X 0-0 G5-3			X 0-0 F7			X 0-0 F9		3	0	0	0	0	0	2				
59 Emmanuel Burriss, S (8,6) OBP: 0.222, SLG: 0.222										0	0	0	0	0	0	0				
<b>Inning Stats</b>	R: 0 E: 0 K: 0 S: 3	H: 1 LOB: 2 BB: 1 P: 8	R: 1 E: 0 K: 0 S: 5	H: 2 LOB: 1 BB: 10	R: 0 E: 0 K: 1 S: 7	H: 2 LOB: 2 BB: 0 P: 7	R: 0 E: 0 K: 0 S: 2	H: 0 LOB: 0 BB: 1 P: 7	R: 0 E: 1 K: 1 S: 6	H: 0 LOB: 1 BB: 0 P: 6	R: 0 E: 0 K: 1 S: 5	H: 0 LOB: 0 BB: 0 P: 5	R: 2 E: 0 K: 0 S: 7	H: 2 LOB: 0 BB: 0 P: 9	R: 0 E: 0 K: 1 S: 4	H: 0 LOB: 0 BB: 1 P: 8	1B: 5 2B: 1 3B: 0 HR: 1	SF: 0 SAC: 0 DP: 2 HBP: 1	WP: 2 PB: 0 SB: 2 CS: 1	PA: 34
<b>PITCHER</b>	IP WLS BF H R ER SO BB IBB HBP BLK WP HR S P ERA WHIP	<b>30 Dana Eveland, L</b> (1,1) ERA: 3.6 <b>30 Chris Gissell, R</b> (4,1) ERA: <b>Alan Embree, L</b> (7,1) ERA: 12.0 <b>Fernando Hernandez, R</b> (8,1) ERA: 2.25																		

AB	29
R	3
H	7
RBI	3
BB	4
SO	4
LOB	16





Batter	1	2	3	4	5	6	7	8	9	AB	R	H	RBI	BB	SO	LOB	TOP																			
10 Dave Roberts, L (1,7) 16 Brian Horwitz, R (5,7) (8,9)	G3-1		G4-3		G4-3			F8	FC5-4 19 1B	3	0	0	0	0	0	1	<b>San Francisco Giants @ Chicago White Sox</b> Tucson Electric Park, Tucson, AZ Sat Mar 08 2008, 3:05 PM EST Att: 6,534 - Cloudy - 64 F <a href="http://livebaseballscorecards.com">livebaseballscorecards.com</a>																			
19 Kevin Frandsen, R (1,4) OBP: 0.379, SLG: 0.292	G5-3		G6-3					SF8 2B	FC5-4 1-2 2-3	5	1	2	1	0	0	2																				
33 Aaron Rowand, R (1,8) 22 Ryan Rohlinger, R (4,5) OBP: 0.500, SLG: 1.250	L7		F9		G5-3			40 HBP 21 2B	F8	2	0	0	0	0	0	0																				
1 Bengie Molina, R (1,2) Todd Jennings, R (4,2)					G6-3			SF8		2	1	1	0	0	0	0																				
40 Daniel Ortmeier, S (1,3) Carlos Sosa, L (8,PR) (8,7)					K			2H		3	0	1	0	0	1	0																				
21 Justin Leone, R (1,5) OBP: 0.600, SLG: 0.583 (4,8) (8,3)								21 2B	HBP	0	0	0	0	0	0	0																				
12 Nate Schierholz, L (1,9) OBP: 0.320, SLG: 0.414 (8,8)								1-3 2H		4	0	3	1	0	0	2																				
8 Scott McClain, R (1,10) 66 Brett Harper, L (7,PH) OBP: 0.455, SLG: 0.556 (7,10)								1-3 2H		4	0	0	1	0	2	5																				
22 Ivan Ochoa, R (1,6) OBP: 0.300, SLG: 0.333								1-2 3H		1	0	0	0	1	1	0																				
								1-2 3H		2	0	1	0	0	1	0																				
<b>Inning Stats</b>	R: 0 E: 0 K: 0 S: 3	H: 0 LOB: 0 BB: 0 P: 3	R: 1 E: 0 K: 0 S: 5	H: 2 LOB: 2 BB: 1 P: 9	R: 0 E: 0 K: 0 S: 3	H: 0 LOB: 0 BB: 0 P: 3	R: 0 E: 0 K: 2 S: 8	H: 1 LOB: 1 BB: 0 P: 8	R: 1 E: 0 K: 1 S: 7	H: 2 LOB: 1 BB: 0 P: 7	R: 0 E: 0 K: 0 S: 3	H: 1 LOB: 0 BB: 0 P: 3	R: 0 E: 0 K: 2 S: 7	H: 0 LOB: 0 BB: 0 P: 7	R: 2 E: 0 K: 0 S: 6	H: 3 LOB: 3 BB: 0 P: 8	R: 0 E: 0 K: 1 S: 7	H: 2 LOB: 2 BB: 0 P: 7	1B: 7 2B: 4 3B: 0 HR: 0	SF: 1 SAC: 0 DP: 0 HBP: 1	WP: 0 PB: 0 SB: 2 CS: 1	PA: 40														
<b>PITCHER</b>	IP	WLS	BF	H	R	ER	SO	BB	IBB	HBP	BLK	WP	HR	S	P	ERA	WHIP	<b>PITCHER</b>		IP	WLS	BF	H	R	ER	SO	BB	IBB	HBP	BLK	WP	HR	S	P	ERA	WHIP
50 John Danks, L (1,1) 71 Scott Linebrink, R (5,1) 37 Matt Thornton, L (6,1) 47 Mike MacDougal, R (7,1) 43 Ethren Wassermann, R (8,1) ERA: 9.0	4.0		16	3	1	1	2	1	0	0	0	0	0	19	23	2.25	1.000	57 Boone Logan, L (8,1) ERA: 9.0		1.1		6	2	0	0	1	0	0	0	0	0	0	8	8	0.00	1.500

Batter	1	2	3	4	5	6	7	8	9	AB	R	H	RBI	BB	SO	LOB	BOTTOM																			
Nick Swisher, S (1,8) 68 Jason Bourgeois, R (6,PH) OBP: 0.478, SLG: 0.550 (7,8)	14 PB		G5-3	G1-3		K		39 G6-3-5 67 1B		3	0	1	0	0	0	1	<b>San Francisco Giants @ Chicago White Sox</b> Tucson Electric Park, Tucson, AZ Sat Mar 08 2008, 3:05 PM EST Att: 6,534 - Cloudy - 64 F <a href="http://livebaseballscorecards.com">livebaseballscorecards.com</a>																			
Orlando Cabrera, R (1,6) 67 Mike Rouse, L (6,6) OBP: 0.375, SLG: 0.333	G6-3		14 FC5 25 BB 14 E		G6-3	G3-1		39 G6-3-5 66 HR		3	1	1	0	0	0	1																				
25 Jim Thome, L (1,10) 39 Jeff Liefer, L (6,PH) OBP: 0.375, SLG: 0.333 (9,10)	F8		14 E		12 1B			70 1B 76 FC4-6		2	1	1	0	2	0	1																				
14 Paul Konerko, R (1,3) 66 Brad Eldred, R (6,3) OBP: 0.308, SLG: 0.455	G5-3		1-3 2H		K			76 FC4-6 70 1B		3	0	0	0	0	1	3																				
12 A.J. Pierzynski, L (1,2) 75 Ryan Smith, R (7,PH) (8,2)			F8	K				2H		1	1	1	2	1	0	0																				
24 Joe Crede, R (1,5) 70 Royce Huffman, R (7,5) OBP: 0.538, SLG: 0.400	G3-1		P4		F8			76 FC4-6		3	0	0	0	0	0	4																				
5 Juan Uribe, R (1,4) 76 Chris Getz, L (7,4) OBP: 0.615, SLG: 0.444					G6-3			32 1B		2	1	0	1	0	0	0																				
32 Brian Anderson, R (1,7) OBP: 0.462, SLG: 0.606								1-2 2-3 3H		3	0	2	1	1	0	2																				
74 Miguel Negron, L (1,9) OBP: 0.385, SLG: 0.417								2H		4	1	1	0	0	0	4																				
								1-2		4	1	1	0	0	0	4																				
<b>Inning Stats</b>	R: 0 E: 0 K: 0 S: 4	H: 1 LOB: 1 BB: 0 P: 5	R: 0 E: 0 K: 0 S: 4	H: 1 LOB: 1 BB: 1 P: 8	R: 1 E: 1 K: 1 S: 7	H: 1 LOB: 2 BB: 1 P: 11	R: 0 E: 0 K: 0 S: 3	H: 0 LOB: 1 BB: 1 P: 7	R: 0 E: 0 K: 1 S: 6	H: 1 LOB: 2 BB: 1 P: 10	R: 1 E: 0 K: 1 S: 7	H: 2 LOB: 1 BB: 0 P: 7	R: 1 E: 0 K: 1 S: 7	H: 2 LOB: 2 BB: 1 P: 11	R: 3 E: 0 K: 0 S: 5	H: 3 LOB: 1 BB: 2 P: 13	R: 0 E: 0 K: 0 S: 5	H: 0 LOB: 0 BB: 0 P: 1	1B: 7 2B: 3 3B: 0 HR: 1	SF: 0 SAC: 0 DP: 1 HBP: 0	WP: 0 PB: 1 SB: 1 CS: 0	PA: 42														
<b>PITCHER</b>	IP	WLS	BF	H	R	ER	SO	BB	IBB	HBP	BLK	WP	HR	S	P	ERA	WHIP	<b>PITCHER</b>		IP	WLS	BF	H	R	ER	SO	BB	IBB	HBP	BLK	WP	HR	S	P	ERA	WHIP
53 Jonathan Sanchez, L (1,1) Matt Palmer, R (4,1) ERA: 2.25	3.0		15	1	0	0	1	2	0	0	0	0	0	9	17	0.00	1.500	Nick Pereira, R (8,1) ERA:		0.1		1	0	0	0	0	0	0	0	0	1	1	0.00	0.000		
94 Kevin Gryboski, R (6,1) 80 Sergio Romo, R (7,1) ERA: 9.0	1.0	B	5	2	1	1	1	0	0	0	0	0	0	7	7	9.00	2.000																			
93 Julio Mateo, R (8,1) ERA: 16.2	0.2	L	6	3	3	3	0	2	0	0	0	0	1	4	12	40.50	7.500																			









Batter	1	2	3	4	5	6	7	8	9	AB	R	H	RBI	BB	SO	LOB	TOP		
<b>Willy Taveras, R</b> (1, 8) <small>OBP: 0.292, SLG: 0.318</small> <b>44 Micah Bowie, L</b> (6, 1) <b>24 Ian Stewart, L</b> (7, 5) <small>OBP: 0.250, SLG: 0.227</small> <b>29 Scott Podsednik, L</b> (1, 7) <small>OBP: 0.579, SLG: 0.462</small> <b>34 Matt Herges, L</b> (5, 1) <b>6 Omar Quintanilla, L</b> (6, PH) <small>OBP: 0.600, SLG: 0.500</small> <b>10 Jeff Baker, R</b> (1, 5) <small>OBP: 0.579, SLG: 0.579</small> <b>Ramon E Ramirez, R</b> (7, 1) <b>43 Chris George, L</b> (9, 1) <b>8 Yorvit Torrealba, R</b> (1, 2) <small>OBP: 0.333, SLG: 0.588</small> <b>21 Matt Kata, S</b> (6, 3) <b>19 Ryan Spilborghs, R</b> (1, 9) <small>OBP: 0.353, SLG: 0.467</small> <b>14 Sean Barker, R</b> (6, 9) <small>OBP: 0.250, SLG: 0.583</small> <b>47 Joe Koshansky, L</b> (1, 3) <small>OBP: 0.136, SLG: 0.095</small> <b>39 Mike Rose, S</b> (6, 2) <small>OBP: 0.333, SLG: 0.143</small> <b>12 Clint Barmes, R</b> (1, 6) <small>OBP: 0.369, SLG: 0.438</small> <b>62 Jonathan Herrera, S</b> (6, 6) <small>OBP: 0.273, SLG: 0.200</small> <b>Jayson Nix, R</b> (1, 4) <small>OBP: 0.389, SLG: 0.333</small> <b>63 Dexter Fowler, S</b> (6, 8) <small>OBP: 0.365, SLG: 0.417</small> <b>56 Franklin Morales, L</b> (1, 1) <b>25 Seth Smith, L</b> (5, 7) <small>OBP: 0.400, SLG: 0.412</small>	 <b>G6-3</b>			 <b>F9</b>	 <b>29 CS</b> <b>2-H</b> <b>1B</b>	 <b>E5</b> <b>1-H</b> <b>3-H</b> <b>1B</b>		 <b>SF8</b> <b>3-H</b>		<b>4</b>	<b>0</b>	<b>2</b>	<b>1</b>	<b>0</b>	<b>0</b>	<b>0</b>	<b>Colorado Rockies @ San Francisco Giants</b> Scottsdale Stadium, Scottsdale, AZ Sun Mar 09 2008, 4:05 PM EDT Att: 11,848 - Partly Cloudy - 73 F		
<b>10 Jeff Baker, R</b> (1, 5) <small>OBP: 0.579, SLG: 0.579</small> <b>Ramon E Ramirez, R</b> (7, 1) <b>43 Chris George, L</b> (9, 1) <b>8 Yorvit Torrealba, R</b> (1, 2) <small>OBP: 0.333, SLG: 0.588</small> <b>21 Matt Kata, S</b> (6, 3) <b>19 Ryan Spilborghs, R</b> (1, 9) <small>OBP: 0.353, SLG: 0.467</small> <b>14 Sean Barker, R</b> (6, 9) <small>OBP: 0.250, SLG: 0.583</small> <b>47 Joe Koshansky, L</b> (1, 3) <small>OBP: 0.136, SLG: 0.095</small> <b>39 Mike Rose, S</b> (6, 2) <small>OBP: 0.333, SLG: 0.143</small> <b>12 Clint Barmes, R</b> (1, 6) <small>OBP: 0.369, SLG: 0.438</small> <b>62 Jonathan Herrera, S</b> (6, 6) <small>OBP: 0.273, SLG: 0.200</small> <b>Jayson Nix, R</b> (1, 4) <small>OBP: 0.389, SLG: 0.333</small> <b>63 Dexter Fowler, S</b> (6, 8) <small>OBP: 0.365, SLG: 0.417</small> <b>56 Franklin Morales, L</b> (1, 1) <b>25 Seth Smith, L</b> (5, 7) <small>OBP: 0.400, SLG: 0.412</small>	 <b>G6-4-3</b>			 <b>10 S</b> <b>10</b> <b>1B</b> <b>BB</b>		 <b>8</b> <b>1B</b> <b>WP</b> <b>2B</b>	 <b>L4</b>	 <b>G6-3</b>		<b>4</b>	<b>2</b>	<b>1</b>	<b>0</b>	<b>0</b>	<b>0</b>	<b>1</b>			
	 <b>G4-3</b>			 <b>19</b> <b>1B</b> <b>47</b> <b>BB</b> <b>1B</b>		 <b>19</b> <b>FC4-6</b> <b>1B</b>	 <b>K</b>		 <b>K</b>		<b>3</b>	<b>0</b>	<b>2</b>	<b>0</b>	<b>0</b>	<b>0</b>		<b>0</b>	
	 <b>G5-3</b>			 <b>47</b> <b>BB</b> <b>1B</b>		 <b>FC4-6</b> <b>WP</b> <b>25</b> <b>1B</b> <b>1B</b>	 <b>1B</b>		 <b>K</b>		<b>3</b>	<b>1</b>	<b>1</b>	<b>1</b>	<b>0</b>	<b>0</b>		<b>2</b>	
	 <b>G4-3</b>			 <b>1-3</b> <b>2-H</b> <b>1B</b>		 <b>1-2</b> <b>25</b> <b>1B</b> <b>1B</b>	 <b>1B</b>		 <b>K</b>		<b>2</b>	<b>0</b>	<b>0</b>	<b>0</b>	<b>1</b>	<b>0</b>		<b>2</b>	
	 <b>G4-3</b>			 <b>1-2</b> <b>BB</b>		 <b>1-2</b> <b>1B</b>	 <b>K</b>		 <b>K</b>		<b>2</b>	<b>0</b>	<b>0</b>	<b>0</b>	<b>1</b>	<b>0</b>		<b>2</b>	
				 <b>F8</b>		 <b>WP</b> <b>25</b> <b>1B</b> <b>BB</b>		 <b>E6</b> <b>63</b> <b>2B</b> <b>25</b> <b>1B</b>		<b>2</b>	<b>1</b>	<b>0</b>	<b>0</b>	<b>1</b>	<b>0</b>	<b>2</b>			
				 <b>P6</b>		 <b>25</b> <b>1B</b> <b>BLK</b> <b>BB</b>		 <b>25</b> <b>1B</b> <b>24</b> <b>SF8</b> <b>2B</b>		<b>1</b>	<b>2</b>	<b>0</b>	<b>0</b>	<b>1</b>	<b>0</b>	<b>0</b>			
				 <b>P6</b>		 <b>1-3</b> <b>2-H</b> <b>3-H</b> <b>1B</b>		 <b>2-3</b> <b>3-H</b> <b>1B</b>		<b>2</b>	<b>1</b>	<b>2</b>	<b>3</b>	<b>0</b>	<b>0</b>	<b>0</b>			
				 <b>F9</b>		 <b>56</b> <b>SH5-3</b> <b>1B</b> <b>HBP</b>		 <b>25</b> <b>1B</b> <b>BLK</b> <b>BB</b>		<b>1</b>	<b>2</b>	<b>0</b>	<b>0</b>	<b>1</b>	<b>0</b>	<b>0</b>			
				 <b>G2-3</b>		 <b>SH5-3</b> <b>1-2</b>		 <b>1-3</b> <b>2-H</b> <b>3-H</b> <b>1B</b>		<b>1</b>	<b>0</b>	<b>0</b>	<b>0</b>	<b>0</b>	<b>0</b>	<b>0</b>			
				 <b>P6</b>		 <b>1-2</b> <b>25</b> <b>1B</b> <b>BLK</b> <b>BB</b>		 <b>2-3</b> <b>3-H</b> <b>1B</b>		<b>2</b>	<b>1</b>	<b>1</b>	<b>0</b>	<b>0</b>	<b>0</b>	<b>0</b>			
				 <b>F8</b>		 <b>56</b> <b>SH5-3</b> <b>1B</b> <b>HBP</b>		 <b>25</b> <b>1B</b> <b>BLK</b> <b>BB</b>		<b>1</b>	<b>2</b>	<b>0</b>	<b>0</b>	<b>1</b>	<b>0</b>	<b>0</b>			
				 <b>P6</b>		 <b>SH5-3</b> <b>1-2</b>		 <b>1-3</b> <b>2-H</b> <b>3-H</b> <b>1B</b>		<b>1</b>	<b>0</b>	<b>0</b>	<b>0</b>	<b>0</b>	<b>0</b>	<b>0</b>			
				 <b>F9</b>		 <b>56</b> <b>SH5-3</b> <b>1B</b> <b>HBP</b>		 <b>25</b> <b>1B</b> <b>BLK</b> <b>BB</b>		<b>1</b>	<b>2</b>	<b>0</b>	<b>0</b>	<b>1</b>	<b>0</b>	<b>0</b>			
				 <b>G2-3</b>		 <b>SH5-3</b> <b>1-2</b>		 <b>1-3</b> <b>2-H</b> <b>3-H</b> <b>1B</b>		<b>1</b>	<b>0</b>	<b>0</b>	<b>0</b>	<b>0</b>	<b>0</b>	<b>0</b>			
				 <b>F9</b>		 <b>56</b> <b>SH5-3</b> <b>1B</b> <b>HBP</b>		 <b>25</b> <b>1B</b> <b>BLK</b> <b>BB</b>		<b>1</b>	<b>2</b>	<b>0</b>	<b>0</b>	<b>1</b>	<b>0</b>	<b>0</b>			
				 <b>G2-3</b>		 <b>SH5-3</b> <b>1-2</b>		 <b>1-3</b> <b>2-H</b> <b>3-H</b> <b>1B</b>		<b>1</b>	<b>0</b>	<b>0</b>	<b>0</b>	<b>0</b>	<b>0</b>	<b>0</b>			
				 <b>F8</b>		 <b>56</b> <b>SH5-3</b> <b>1B</b> <b>HBP</b>		 <b>25</b> <b>1B</b> <b>BLK</b> <b>BB</b>		<b>1</b>	<b>2</b>	<b>0</b>	<b>0</b>	<b>1</b>	<b>0</b>	<b>0</b>			
				 <b>P6</b>		 <b>SH5-3</b> <b>1-2</b>		 <b>1-3</b> <b>2-H</b> <b>3-H</b> <b>1B</b>		<b>2</b>	<b>1</b>	<b>2</b>	<b>3</b>	<b>0</b>	<b>0</b>	<b>0</b>			
				 <b>F9</b>		 <b>56</b> <b>SH5-3</b> <b>1B</b> <b>HBP</b>		 <b>25</b> <b>1B</b> <b>BLK</b> <b>BB</b>		<b>1</b>	<b>2</b>	<b>0</b>	<b>0</b>	<b>1</b>	<b>0</b>	<b>0</b>			
				 <b>G2-3</b>		 <b>SH5-3</b> <b>1-2</b>		 <b>1-3</b> <b>2-H</b> <b>3-H</b> <b>1B</b>		<b>2</b>	<b>1</b>	<b>2</b>	<b>3</b>	<b>0</b>	<b>0</b>	<b>0</b>			
				 <b>F9</b>		 <b>56</b> <b>SH5-3</b> <b>1B</b> <b>HBP</b>		 <b>25</b> <b>1B</b> <b>BLK</b> <b>BB</b>		<b>1</b>	<b>2</b>	<b>0</b>	<b>0</b>	<b>1</b>	<b>0</b>	<b>0</b>			
				 <b>G2-3</b>		 <b>SH5-3</b> <b>1-2</b>		 <b>1-3</b> <b>2-H</b> <b>3-H</b> <b>1B</b>		<b>2</b>	<b>1</b>	<b>2</b>	<b>3</b>	<b>0</b>	<b>0</b>	<b>0</b>			
				 <b>F9</b>		 <b>56</b> <b>SH5-3</b> <b>1B</b> <b>HBP</b>		 <b>25</b> <b>1B</b> <b>BLK</b> <b>BB</b>		<b>1</b>	<b>2</b>	<b>0</b>	<b>0</b>	<b>1</b>	<b>0</b>	<b>0</b>			
				 <b>G2-3</b>		 <b>SH5-3</b> <b>1-2</b>		 <b>1-3</b> <b>2-H</b> <b>3-H</b> <b>1B</b>		<b>2</b>	<b>1</b>	<b>2</b>	<b>3</b>	<b>0</b>	<b>0</b>	<b>0</b>			
				 <b>F9</b>		 <b>56</b> <b>SH5-3</b> <b>1B</b> <b>HBP</b>		 <b>25</b> <b>1B</b> <b>BLK</b> <b>BB</b>		<b>1</b>	<b>2</b>	<b>0</b>	<b>0</b>	<b>1</b>	<b>0</b>	<b>0</b>			
				 <b>G2-3</b>		 <b>SH5-3</b> <b>1-2</b>		 <b>1-3</b> <b>2-H</b> <b>3-H</b> <b>1B</b>		<b>2</b>	<b>1</b>	<b>2</b>	<b>3</b>	<b>0</b>	<b>0</b>	<b>0</b>			
				 <b>F9</b>		 <b>56</b> <b>SH5-3</b> <b>1B</b> <b>HBP</b>		 <b>25</b> <b>1B</b> <b>BLK</b> <b>BB</b>		<b>1</b>	<b>2</b>	<b>0</b>	<b>0</b>	<b>1</b>	<b>0</b>	<b>0</b>			
				 <b>G2-3</b>		 <b>SH5-3</b> <b>1-2</b>		 <b>1-3</b> <b>2-H</b> <b>3-H</b> <b>1B</b>		<b>2</b>	<b>1</b>	<b>2</b>	<b>3</b>	<b>0</b>	<b>0</b>	<b>0</b>			
				 <b>F9</b>		 <b>56</b> <b>SH5-3</b> <b>1B</b> <b>HBP</b>		 <b>25</b> <b>1B</b> <b>BLK</b> <b>BB</b>		<b>1</b>	<b>2</b>	<b>0</b>	<b>0</b>	<b>1</b>	<b>0</b>	<b>0</b>			
				 <b>G2-3</b>		 <b>SH5-3</b> <b>1-2</b>		 <b>1-3</b> <b>2-H</b> <b>3-H</b> <b>1B</b>		<b>2</b>	<b>1</b>	<b>2</b>	<b>3</b>	<b>0</b>	<b>0</b>	<b>0</b>			
				 <b>F9</b>		 <b>56</b> <b>SH5-3</b> <b>1B</b> <b>HBP</b>		 <b>25</b> <b>1B</b> <b>BLK</b> <b>BB</b>		<b>1</b>	<b>2</b>	<b>0</b>	<b>0</b>	<b>1</b>	<b>0</b>	<b>0</b>			
				 <b>G2-3</b>		 <b>SH5-3</b> <b>1-2</b>		 <b>1-3</b> <b>2-H</b> <b>3-H</b> <b>1B</b>		<b>2</b>	<b>1</b>	<b>2</b>	<b>3</b>	<b>0</b>	<b>0</b>	<b>0</b>			
				 <b>F9</b>		 <b>56</b> <b>SH5-3</b> <b>1B</b> <b>HBP</b>		 <b>25</b> <b>1B</b> <b>BLK</b> <b>BB</b>		<b>1</b>	<b>2</b>	<b>0</b>	<b>0</b>	<b>1</b>	<b>0</b>	<b>0</b>			
				 <b>G2-3</b>		 <b>SH5-3</b> <b>1-2</b>		 <b>1-3</b> <b>2-H</b> <b>3-H</b> <b>1B</b>											



Batter	1	2	3	4	5	6	7	8	9	AB	R	H	RBI	BB	SO	LOB	TOP		
10 Dave Roberts, L OBP: 0.308, SLG: 0.217 12 Nate Schierholz, L OBP: 0.299, SLG: 0.429										2	0	0	0	1	1	1	<b>San Francisco Giants @ Kansas City Royals</b> Surprise Stadium, Surprise, AZ Mon Mar 10 2008, 4:05 PM EDT Att. 4,841 - Sunny - 74 F		
8 Eugenio Velez, S OBP: 0.343, SLG: 0.485 59 Emmanuel Burriss, S OBP: 0.286, SLG: 0.286										4	1	1	0	0	1	1			
2 Randy Winn, S OBP: 0.429, SLG: 0.611 49 Clay Timpner, L OBP: 0.083, SLG: 0.333										3	1	2	1	0	0	1			
1 Bengie Molina, R OBP: 0.429, SLG: 0.500 71 Steve Holm, R OBP: 0.417, SLG: 0.300										3	0	0	0	0	0	2			
Rich Aurilia, R OBP: 0.429, SLG: 0.611 73 Travis Denker, R OBP: 0.292, SLG: 0.409										3	0	1	1	0	0	1			
40 Daniel Ortmeier, S OBP: 0.303, SLG: 0.276 47 Travis Ishikawa, L OBP: 0.154, SLG: 0.167										3	0	0	0	0	1	1			
14 Fred Lewis, L OBP: 0.406, SLG: 0.519										3	1	1	0	0	0	0			
70 John Bowker, L OBP: 0.278, SLG: 0.444										1	1	1	0	0	0				
19 Kevin Frandsen, R OBP: 0.382, SLG: 0.357 21 Justin Leone, R OBP: 0.697, SLG: 0.629										1	0	0	0	0	0	0			
29 Brian Bocco, R OBP: 0.269, SLG: 0.240 22 Ivan Ochoa, R OBP: 0.364, SLG: 0.333										3	0	0	0	0	2	1			
										0	0	0	0	1	0	0			
<b>Inning Stats</b>	R: 2 E: 0 K: 1 S: 8	H: 3 LOB: 1 BB: 0 P: 9	R: 0 E: 0 K: 0 S: 3	H: 0 LOB: 1 BB: 0 P: 4	R: 0 E: 0 K: 0 S: 4	H: 1 LOB: 1 BB: 0 P: 4	R: 0 E: 0 K: 0 S: 3	H: 0 LOB: 0 BB: 0 P: 3	R: 0 E: 0 K: 1 S: 5	H: 0 LOB: 0 BB: 0 P: 5	R: 2 E: 0 K: 1 S: 8	H: 2 LOB: 0 BB: 0 P: 8	R: 0 E: 0 K: 1 S: 5	H: 0 LOB: 1 BB: 1 P: 9	R: 2 E: 0 K: 0 S: 5	H: 3 LOB: 1 BB: 1 P: 9	1B: 2 2B: 3 3B: 3 HR: 1	SF: 0 SAC: 0 DP: 1 HBP: 1	WP: 0 PA: 39 PB: 0 SB: 0 CS: 0
<b>PITCHER</b>	IP WLS BF H R ER SO BB IBB HBP BLK WP HR S P ERA WHIP																		
91 Hideo Nomo, R ERA: 2.25	3.0 W 14 4 2 2 1 0 0 0 1 0 0 0 15 17 6.00 1.333																		
48 Joakim Soria, R ERA: 4.5	2.0 H 7 0 0 0 2 1 0 0 0 0 0 0 10 14 0.00 0.500																		
57 Joel Peralta, R ERA: 10.38	2.0 8 2 2 2 2 0 0 0 0 0 0 1 13 13 9.00 1.000																		
41 Jimmy Gobble, L ERA: 7.36	1.0 4 0 0 0 1 1 0 0 0 0 0 0 5 9 0.00 1.000																		
53 Carlos Rosa, R ERA: 9.0	1.0 6 3 2 2 0 1 0 0 0 0 0 0 5 9 18.00 4.000																		

Batter	1	2	3	4	5	6	7	8	9	AB	R	H	RBI	BB	SO	LOB	BOTTOM		
9 David DeJesus, L OBP: 0.615, SLG: 0.529 35 Mitch Maier, L OBP: 0.190, SLG: 0.158										2	2	1	0	2	0	0	<b>San Francisco Giants @ Kansas City Royals</b> Surprise Stadium, Surprise, AZ Mon Mar 10 2008, 4:05 PM EDT Att. 4,841 - Sunny - 74 F		
15 Mark Grudzielanek, R OBP: 0.299, SLG: 0.298										3	2	0	0	0	3				
4 Alex Gordon, L OBP: 0.365, SLG: 0.435 26 Jason Smith, L OBP: 0.381, SLG: 0.500										1	2	0	0	2	0	1			
11 Jose Guillen, R OBP: 0.200, SLG: 0.200 59 Damon Hollins, R OBP: 0.333, SLG: 0.565										2	1	1	1	0	0	1			
24 Mark Teahen, L OBP: 0.387, SLG: 0.538 16 Billy Butler, R OBP: 0.452, SLG: 0.519										3	1	1	2	0	1	3			
43 Ryan Shealy, R OBP: 0.286, SLG: 0.929 Ross Gload, L OBP: 0.348, SLG: 0.478										3	1	1	2	0	0	1			
21 Miguel Olivo, R OBP: 0.360, SLG: 0.350 54 Ken Huckaby, R OBP: 0.400, SLG: 0.600										3	0	2	1	0	0	0			
1 Tony Pena Jr., R OBP: 0.269, SLG: 0.289 13 Alberto Callaspo, S OBP: 0.345, SLG: 0.536										3	0	1	0	0	0	1			
2 Joey Gathright, L OBP: 0.368, SLG: 0.375										3	0	0	0	2	0	4			
<b>Inning Stats</b>	R: 0 E: 1 K: 0 S: 4	H: 0 LOB: 1 BB: 0 P: 4	R: 1 E: 0 K: 0 S: 5	H: 2 LOB: 1 BB: 0 P: 5	R: 4 E: 1 K: 0 S: 5	H: 2 LOB: 0 BB: 2 P: 13	R: 3 E: 0 K: 1 S: 7	H: 2 LOB: 1 BB: 2 P: 15	R: 1 E: 0 K: 0 S: 7	H: 2 LOB: 2 BB: 1 P: 12	R: 2 E: 2 K: 0 S: 7	H: 3 LOB: 2 BB: 0 P: 7	R: 4 E: 0 K: 1 S: 7	H: 2 LOB: 0 BB: 2 P: 16	R: 0 E: 0 K: 0 S: 3	H: 1 LOB: 1 BB: 1 P: 7		1B: 6 2B: 5 3B: 1 HR: 2	SF: 0 SAC: 0 DP: 2 HBP: 0
<b>PITCHER</b>	IP WLS BF H R ER SO BB IBB HBP BLK WP HR S P ERA WHIP																		
75 Barry Zito, L ERA: 17.18	3.2 L 21 5 8 5 0 4 0 0 0 0 0 1 17 33 12.27 2.455																		
Tyler Walker, R ERA: 1.69	1.1 8 3 1 1 1 1 0 0 0 0 0 1 11 16 6.75 3.000																		
31 Vinnie Chulk, R ERA: 3.6	1.0 7 3 2 1 0 0 0 0 0 0 0 0 7 7 9.00 3.000																		
47 Merkin Valdez, R ERA: 7.5	1.0 7 2 4 4 1 2 0 0 0 0 1 0 7 16 36.00 4.000																		
22 Alex Hinshaw, L ERA:	1.0 4 1 0 0 0 1 0 0 0 0 1 0 3 7 0.00 2.000																		

AB	35
R	6
H	9
RBI	6
BB	3
SO	6
LOB	13



AB	39
R	15
H	14
RBI	14
BB	8
SO	2
LOB	23





Batter	1	2	3	4	5	6	7	8	9	AB	R	H	RBI	BB	SO	LOB	TOP										
10 Dave Roberts, L OBP: 0.333, SLG: 0.231 94 Kevin Gryboski, R ERA: 12.0 12 Nate Schierholtz, L OBP: 0.286, SLG: 0.409	4-0 FC1-6 BB	0-0 14 S 1B		0-0 P2	0-3 K			0-0 F7		3	1	1	1	1	1	0	<b>San Francisco Giants @ Milwaukee Brewers</b> Maryvale Baseball Park, Phoenix, AZ Tue Mar 11 2008, 4:05 PM EDT Att.: 4,139 - Sunny - 76 F										
14 Fred Lewis, L OBP: 0.405, SLG: 0.500	0-0 FC1-6 1B	0-1 1B		0-0 F7				0-0 G3-1		5	2	2	2	0	0	1											
Ray Durham, S OBP: 0.097, SLG: 0.522 59 Emmanuel Burriss, S OBP: 0.267, SLG: 0.267	0-0 1B	0-0 1B		0-0 1B				0-3 K		4	2	4	0	0	0	0											
33 Aaron Rowand, R OBP: 0.367, SLG: 0.444 47 Travis Ishikawa, L OBP: 0.143, SLG: 0.154	0-3 K	0-0 1B		0-0 1B				0-0 G3-1		4	1	2	2	0	1	4											
Rich Aurilia, R OBP: 0.440, SLG: 0.571 21 Justin Leone, R OBP: 0.632, SLG: 0.867	0-0 F8	0-0 2B		0-0 1B				0-0 E6		3	0	1	1	1	0	3											
40 Daniel Orner, S OBP: 0.297, SLG: 0.271 43 Billy Sadler, R ERA: 5.78 Steve Kline, S ERA: 5.78 43 Bartolome Fortunato, R ERA: 9.0 8 Eugenio Velez, S OBP: 0.333, SLG: 0.471 Jack Taschner, L ERA: 2.08		G1-3		0-0 1B				0-0 FC5-4		4	0	1	1	0	0	3											
50 Eleazer Alfonso, R OBP: 0.097, SLG: 0.172 71 Steve Holm, R OBP: 0.417, SLG: 0.300	0-0 1B	0-0 1B		0-0 F8				1-1 CS		4	0	1	0	0	0	2											
29 Brian Bocoock, R OBP: 0.267, SLG: 0.214 22 Ivan Ochoa, R OBP: 0.364, SLG: 0.333	4-0 1B	0-0 1B		0-3 K						3	1	0	0	1	1	0											
18 Matt Cain, R OBP: 0.333, SLG: 0.333 Rajai Davis, R OBP: 0.382, SLG: 0.407	0-0 1B	0-0 1B		0-0 1B				0-0 G5-3		2	1	1	0	0	1	0											
	0-0 1B	0-0 1B		0-0 1B				0-0 G5-3		2	0	0	0	0	0	0											
<b>Inning Stats</b>	R: 0 E: 0 K: 1 S: 6	H: 1 LOB: 2 BB: 1 P: 10	R: 5 E: 0 K: 0 S: 10	H: 7 LOB: 2 BB: 1 P: 14	R: 0 E: 0 K: 2 S: 7	H: 0 LOB: 0 BB: 1 P: 7	R: 2 E: 0 K: 0 S: 6	H: 3 LOB: 2 BB: 1 P: 11	R: 0 E: 0 K: 1 S: 5	H: 0 LOB: 0 BB: 0 P: 5	R: 1 E: 0 K: 0 S: 5	H: 2 LOB: 1 BB: 0 P: 5	R: 0 E: 0 K: 0 S: 3	H: 0 LOB: 0 BB: 0 P: 3	R: 0 E: 0 K: 1 S: 5	H: 0 LOB: 0 BB: 0 P: 5	R: 0 E: 1 K: 0 S: 4	H: 0 LOB: 0 BB: 0 P: 5	1B: 12 2B: 1 3B: 0 HR: 0	SF: 0 SAC: 0 DP: 0 HBP: 0	WP: 1 PB: 0 CS: 2	PA: 43					
<b>PITCHER</b>	IP	WLS	BF	H	R	ER	SO	BB	IBB	HBP	BLK	WP	HR	S	P	ERA	WHIP										
15 Ben Sheets, R ERA: 5.63	3.0	L	18	8	5	5	3	2	0	0	0	0	0	23	31	15.00	3.333										
47 Zach Jackson, L ERA: 3.39	3.0		15	5	3	3	1	1	0	0	0	1	0	16	21	9.00	2.000										
54 David Riske, R ERA: 3.86	1.0		3	0	0	0	0	0	0	0	0	0	0	3	3	0.00	0.000										
Guillermo Mota, R ERA:	1.0		3	0	0	0	1	0	0	0	0	0	0	5	5	0.00	0.000										
78 Tim Lillard, R ERA:	1.0		3	0	0	0	0	0	0	0	0	0	0	4	5	0.00	0.000										

Batter	1	2	3	4	5	6	7	8	9	AB	R	H	RBI	BB	SO	LOB	BOTTOM										
23 Rickie Weeks Jr., R OBP: 0.273, SLG: 0.286 11 Mike Rivera, R OBP: 0.200, SLG: 0.154	1-0 HBP	0-3 K			4-0 BB			0-0 L1-3		1	1	0	0	1	1	2	<b>San Francisco Giants @ Milwaukee Brewers</b> Maryvale Baseball Park, Phoenix, AZ Tue Mar 11 2008, 4:05 PM EDT Att.: 4,139 - Sunny - 76 F										
25 Mike Cameron, R OBP: 0.517, SLG: 0.773 33 Gabe Kapler, R OBP: 0.360, SLG: 0.455	0-1 HBP			4-0 BB	0-0 L9			0-3 K		2	1	1	1	1	0	1											
28 Prince Fielder, L OBP: 0.364, SLG: 0.333 20 Lavayne Nix, L OBP: 0.474, SLG: 0.588	0-0 SF8			0-0 BB	0-0 G4-6-3			0-0 K		2	0	1	1	0	0	1											
8 Ryan Braun, R OBP: 0.452, SLG: 0.750 61 Hernan Iribarren, L OBP: 0.364, SLG: 0.300	0-0 F8			0-0 BB	0-0 G4-6-3			0-0 1B		1	1	1	0	0	0	0											
2 Bill Hall, R OBP: 0.276, SLG: 0.333 53 Ozzie Chavez, S OBP: 0.385, SLG: 0.364	0-3 K			0-3 K	0-0 G4-6-3			0-0 FC4		3	0	1	0	0	0	2											
Gabe Gross, L OBP: 0.321, SLG: 0.500 Craig Counsell, L OBP: 0.538, SLG: 0.571				0-0 K	0-0 F7			0-0 FC4		1	0	1	0	0	0	1											
7 J.J. Hardy, R OBP: 0.367, SLG: 0.429 54 David Riske, R Guillermo Mota, R	0-0 1B			0-0 K	0-0 P4			0-0 FC4-6		3	0	1	0	0	0	1											
65 Brad Nelson, L OBP: 0.267, SLG: 0.462 78 Tim Lillard, R	0-0 1B			0-0 K	0-0 F7			0-0 F7		0	0	0	0	0	0	0											
15 Ben Sheets, R 47 Zach Jackson, L 27 Joe Dillon, R	0-0 1B			0-0 K	0-0 P4			0-0 F7		1	0	0	0	0	0	1											
18 Jason Kendall, R OBP: 0.400, SLG: 0.364 10 Vinny Rottino, R OBP: 0.267, SLG: 0.600	4-0 BB			0-3 K	0-0 F8			0-0 G5-3		1	0	0	0	0	0	1											
	0-0 BB			0-0 K	0-0 F9			0-0 G6-3		2	0	0	0	0	0	0											
<b>Inning Stats</b>	R: 2 E: 0 K: 1 S: 7	H: 1 LOB: 0 BB: 0 P: 8	R: 0 E: 0 K: 1 S: 6	H: 1 LOB: 1 BB: 1 P: 10	R: 0 E: 0 K: 1 S: 5	H: 1 LOB: 1 BB: 1 P: 9	R: 0 E: 0 K: 1 S: 6	H: 1 LOB: 1 BB: 0 P: 6	R: 0 E: 0 K: 0 S: 2	H: 0 LOB: 0 BB: 1 P: 6	R: 0 E: 0 K: 1 S: 6	H: 1 LOB: 1 BB: 0 P: 6	R: 0 E: 0 K: 1 S: 3	H: 0 LOB: 0 BB: 0 P: 3	R: 2 E: 1 K: 1 S: 8	H: 2 LOB: 1 BB: 0 P: 8	R: 0 E: 0 K: 0 S: 3	H: 0 LOB: 0 BB: 0 P: 3	1B: 5 2B: 1 3B: 1 HR: 0	SF: 1 SAC: 0 DP: 2 HBP: 1	WP: 0 PB: 0 SB: 1 CS: 0	PA: 37					
<b>PITCHER</b>	IP	WLS	BF	H	R	ER	SO	BB	IBB	HBP	BLK	WP	HR	S	P	ERA	WHIP										
18 Matt Cain, R ERA: 12.0 94 Kevin Gryboski, R ERA: 12.0 43 Billy Sadler, R ERA: 5.78 Steve Kline, L ERA: 9.0 43 Bartolome Fortunato, R ERA: 2.08	4.0	W	18	4	2	2	4	2	0	1	0	0	0	24	33	4.50	1.500										
94 Kevin Gryboski, R ERA: 12.0	1.0		3	0	0	0	0	1	0	0	0	0	0	2	6	0.00	1.000										
43 Billy Sadler, R ERA: 5.78	1.0		4	1	0	0	1	0	0	0	0	0	0	6	6	0.00	1.000										
Steve Kline, L ERA: 9.0	1.0		3	0	0	0	0	0	0	0	0	0	0	3	3	0.00	0.000										
43 Bartolome Fortunato, R ERA: 2.08	1.0		6	2	2	0	1	0	0	0	0	0	0	8	8	0.00	2.000										









Batter	1	2	3	4	5	6	7	8	9	10	AB	R	H	RBI	BB	SO	LOB	TOP	
Rajai Davis, R OBP: 0.385, SLG: 0.387 (1, 8)											4	1	1	0	1	0	2		
8 Eugenio Velez, S OBP: 0.317, SLG: 0.436 (7, 5)											4	0	1	0	0	0	3		
22 Ryan Rohlinger, R OBP: 0.600, SLG: 1.400 (8, 5)											1	0	1	0	0	0	0		
2 Randy Winn, S OBP: 0.444, SLG: 0.625 12 Nate Schierholtz, L OBP: 0.267, SLG: 0.375 (1, 9) (6, 9)												3	1	1	0	0	0	1	
Ray Durham, S OBP: 0.444, SLG: 0.484 (1, 10)												4	0	2	1	0	1		
14 Fred Lewis, L OBP: 0.405, SLG: 0.486 (1, 7)												4	0	2	1	0	0	1	
19 Kevin Frandsen, R OBP: 0.368, SLG: 0.323 73 Travis Denker, R OBP: 0.269, SLG: 0.375 (1, 5) (7, 4)												2	0	0	0	0	2		
21 Justin Leone, R OBP: 0.522, SLG: 0.684 47 Travis Ishikawa, L OBP: 0.125, SLG: 0.133 (1, 3) (7, 3)												3	0	0	0	0	1		
50 Eliezer Alfonzo, R OBP: 0.118, SLG: 0.188 39 Guillermo Rodriguez, R OBP: 0.167, SLG: 0.091 (1, 2) (7, 2)												3	0	1	0	0	2		
22 Ivan Ochoa, R OBP: 0.308, SLG: 0.273 59 Emmanuel Burries, S OBP: 0.294, SLG: 0.353 (1, 6) (6, 6)												2	0	0	0	0	0	1	
<b>Inning Stats</b>	R: 2 E: 1 K: 0 S: 6	H: 3 LOB: 1 BB: 0 P: 6	R: 0 E: 0 K: 0 S: 4	H: 1 LOB: 2 BB: 1 P: 8	R: 0 E: 0 K: 1 S: 5	H: 1 LOB: 0 BB: 0 P: 3	R: 0 E: 0 K: 1 S: 5	H: 1 LOB: 0 BB: 0 P: 5	R: 1 E: 0 K: 0 S: 4	H: 1 LOB: 2 BB: 0 P: 5	R: 0 E: 0 K: 1 S: 5	H: 0 LOB: 0 BB: 0 P: 5	R: 0 E: 0 K: 1 S: 6	H: 1 LOB: 1 BB: 0 P: 4	R: 0 E: 0 K: 0 S: 4	H: 1 LOB: 1 BB: 0 P: 4	1B: 7 2B: 4 3B: 0 HR: 0	SF: 0 SAC: 0 DP: 2 HBP: 1	WP: 0 PA: 41 PB: 0 SB: 1 CS: 3
<b>PITCHER</b>	IP 5.0	WLS 2.0	BF 20	H 6	R 2	ER 1	SO 1	BB 1	IBB 0	HBP 0	BLK 0	WP 0	HR 0	S 21	P 25	ERA 1.80	WHIP 1.400		
56 Jarrod Washburn, L ERA: 2.25 Cha Seung Baek, R ERA: 1.29 41 R.A. Dickey, R ERA: 2.0 20 J.J. Putz, R ERA: 9.0 48 Roy Corcoran, R ERA: 10.9																			

San Francisco Giants @ Seattle Mariners  
Peoria Stadium, Peoria, AZ  
Thu Mar 13 2008, 4:05 PM EDT  
Att: 9,125 - Overcast - 71 F

livebaseballscorecards.com

AB 37  
R 3  
H 10  
RBI 3  
BB 1  
SO 3  
LOB 15

GIANTS

Batter	1	2	3	4	5	6	7	8	9	10	AB	R	H	RBI	BB	SO	LOB	BOTTOM	
51 Ichiro Suzuki, L OBP: 0.107, SLG: 0.040 25 Charlton Jimerson, R OBP: 0.263, SLG: 0.276 (1, 8) (6, PR) (7, 8)											4	1	1	0	0	0	4		
Jose Vidro, S OBP: 0.261, SLG: 0.273 78 Matt Tuissosopp, R OBP: 0.222, SLG: 0.276 (1, 3) (7, 5)												3	0	0	0	1	0	2	
Raul Ibanez, L OBP: 0.259, SLG: 0.360 8 Jeremy Reed, L OBP: 0.563, SLG: 0.538 (1, 7) (7, 7)												4	0	2	2	0	1		
Richie Sexson, R OBP: 0.267, SLG: 0.333 10 Greg Norton, S OBP: 0.367, SLG: 0.435 16 Juan Diaz, L (10, 10)												3	0	0	0	1	2	4	
Brad Wilkerson, L OBP: 0.520, SLG: 0.524 50 Wladimir Balentien, R OBP: 0.343, SLG: 0.676 (1, 9) (7, PR) (8, 9)												4	0	2	0	0	1	4	
9 Jeff Clement, L OBP: 0.350, SLG: 0.313 Jamie Burke, R OBP: 0.214, SLG: 0.286 47 Oswaldo Navarro, R (10, PR)												2	0	0	0	1	2	0	
Miguel Cairo, R OBP: 0.257, SLG: 0.400 (1, 6)												5	1	1	1	0	0	4	
23 Tug Hulett, L OBP: 0.438, SLG: 0.467 (1, 4)											5	0	1	0	0	1	1		
12 Michael Morse, R OBP: 0.658, SLG: 0.903 (7, 3)												3	1	3	0	1	0	0	
<b>Inning Stats</b>	R: 1 E: 0 K: 0 S: 6	H: 3 LOB: 3 BB: 1 P: 10	R: 1 E: 0 K: 2 S: 10	H: 3 LOB: 3 BB: 1 P: 14	R: 1 E: 0 K: 1 S: 7	H: 1 LOB: 1 BB: 1 P: 11	R: 0 E: 0 K: 1 S: 5	H: 0 LOB: 1 BB: 1 P: 9	R: 0 E: 0 K: 2 S: 7	H: 0 LOB: 0 BB: 0 P: 7	R: 0 E: 0 K: 4 S: 4	H: 1 LOB: 1 BB: 0 P: 4	R: 0 E: 0 K: 0 S: 4	H: 1 LOB: 1 BB: 0 P: 4	R: 0 E: 0 K: 0 S: 10	H: 1 LOB: 1 BB: 0 P: 7	1B: 11 2B: 0 3B: 0 HR: 1	SF: 0 SAC: 0 DP: 1 HBP: 1	WP: 0 PA: 45 PB: 0 SB: 1 CS: 2
<b>PITCHER</b>	IP 2.2	WLS 1.1	BF 6	H 0	R 0	ER 0	SO 1	BB 2	IBB 0	HBP 0	BLK 0	WP 0	HR 1	S 7	P 15	ERA 10.12	WHIP 3.375		
32 Kevin Correia, R ERA: 6.75 Jack Taschner, L ERA: 1.23 Steve Kline, L ERA: 7.5 54 Victor Santos, R ERA: 11.12 43 Billy Sadler, R ERA: 4.05																			
<b>PITCHER</b>	IP 1.0	WLS 1.0	BF 4	H 1	R 0	ER 0	SO 1	BB 0	IBB 0	HBP 0	BLK 0	WP 0	HR 0	S 10	P 21	ERA 0.00	WHIP 1.000		
47 Merkin Valdez, R ERA: 6.43 80 Sergio Romo, R ERA: 6.0																			

San Francisco Giants @ Seattle Mariners  
Peoria Stadium, Peoria, AZ  
Thu Mar 13 2008, 4:05 PM EDT  
Att: 9,125 - Overcast - 71 F

livebaseballscorecards.com

AB 39  
R 3  
H 12  
RBI 3  
BB 4  
SO 8  
LOB 22

SEATTLE MARINERS



Batter	1	2	3	4	5	6	7	8	9	AB	R	H	RBI	BB	SO	LOB	TOP										
24 Chris Young, R (1,8) 12 Jeff Salazar, L (6,8) OBP: 0.325, SLG: 0.371 OBP: 0.378, SLG: 0.469	F9	G6-3			F9	37 1B			73 E 1B	4	0	1	1	0	0	2	<b>Arizona Diamondbacks @ San Francisco Giants</b> <b>Scottsdale Stadium, Scottsdale, AZ</b> Fri Mar 14 2008, 4:05 PM EDT Att: 11,998 - Partly Cloudy - 78 F <a href="http://livebaseballscorecards.com">livebaseballscorecards.com</a>										
1 Orlando Hudson, S (1,4) 37 Juan Cruz, R (5,1) 50 Chad Qualls, R (7,1) Brandon Lyon, R (8,1) 73 Trent Oeljen, L (9,PH) 34 Conor Jackson, R (1,3) 21 Trot Nixon, L (6,3) OBP: 0.259, SLG: 0.520 OBP: 1.000, SLG: 1.000 ERA: 1.59	G6-3		F8		K			E6	3	0	0	0	0	1	0	10											
22 Eric Byrnes, R (1,7) Chris Burke, R (6,7) OBP: 0.273, SLG: 0.273 OBP: 0.497, SLG: 0.818		27 F9 10 1B				L7		F9	3	1	2	0	0	0	0	0											
19 Chris Snyder, R (1,2) 7 Robby Hammock, R (6,2) OBP: 0.517, SLG: 0.958 OBP: 0.241, SLG: 0.269		27 F9 10 1B			K			FC6-4	2	1	0	0	1	1	1	1											
27 Mark Reynolds, R (1,5) 71 Jesus Merchan, R (6,5) OBP: 0.333, SLG: 0.484 OBP: 0.560, SLG: 0.696										2	0	0	0	0	0	3											
6 Stephen Drew, L (1,6) 11 Augie Ojeda, S (6,6) OBP: 0.259, SLG: 0.500 OBP: 0.371, SLG: 0.406										3	1	1	0	0	1	2											
10 Justin Upton, R (1,9) 28 Alex Romero, L (6,9) OBP: 0.371, SLG: 0.367 OBP: 0.376, SLG: 0.364										1	0	0	0	0	1	0											
17 Brandon Webb, R (1,1) 4 Emilio Bonifacio, S (5,4) OBP: 0.252, SLG: 0.389										2	1	1	3	0	0	0											
<b>Inning Stats</b>	R: 0 E: 0 K: 1 S: 5	H: 0 LOB: 0 BB: 0 P: 5	R: 2 E: 0 K: 0 S: 5	H: 2 LOB: 2 BB: 2 P: 13	R: 0 E: 0 K: 1 S: 6	H: 1 LOB: 1 BB: 0 P: 6	R: 0 E: 0 K: 1 S: 5	H: 0 LOB: 0 BB: 0 P: 5	R: 0 E: 0 K: 3 S: 10	H: 0 LOB: 1 BB: 0 P: 10	R: 4 E: 0 K: 0 S: 8	H: 5 LOB: 2 BB: 1 P: 12	R: 0 E: 0 K: 0 S: 3	H: 0 LOB: 0 BB: 0 P: 3	R: 0 E: 1 K: 0 S: 5	H: 1 LOB: 2 BB: 0 P: 5		1B: 8 2B: 3 3B: 0 HR: 0	SF: 0 SAC: 1 DP: 1 HBP: 0	WP: 1 PB: 0 SB: 0 CS: 0	PA: 41						
<b>PITCHER</b>	IP	WLS	BF	H	R	ER	SO	BB	IBB	HBP	BLK	WP	HR	S	P	ERA		WHIP									
53 Jonathan Sánchez, L (1,1) ERA: 0.85	5.0		21	3	2	2	6	2	0	0	0	1	0	31	39	3.60	1.000										
94 Kevin Gryboski, R (6,1) ERA: 19.64	0.2	W	7	4	4	4	0	1	0	0	0	0	0	6	10	54.00	7.500										
43 Bartolome Fortunato, R (6,1) ERA: 1.59	1.1		5	2	0	0	0	0	0	0	0	0	0	5	5	0.00	1.500										
Tyler Walker, R (8,1) ERA: 1.42	1.0	H	3	0	0	0	1	0	0	0	0	0	0	5	5	0.00	0.000										
38 Brian Wilson, R (9,1) ERA: 2.7	1.0		5	1	0	0	0	0	0	0	0	0	0	5	5	0.00	1.000										

Batter	1	2	3	4	5	6	7	8	9	AB	R	H	RBI	BB	SO	LOB	BOTTOM										
10 Dave Roberts, L (1,7) 50 Eliezer Alfonso, R (6,2) OBP: 0.378, SLG: 0.394 OBP: 0.111, SLG: 0.176	33 1B		2 S 1B					F7		3	2	2	0	0	1	0	<b>Arizona Diamondbacks @ San Francisco Giants</b> <b>Scottsdale Stadium, Scottsdale, AZ</b> Fri Mar 14 2008, 4:05 PM EDT Att: 11,998 - Partly Cloudy - 78 F <a href="http://livebaseballscorecards.com">livebaseballscorecards.com</a>										
33 Aaron Rowand, R (1,8) Rajai Davis, R (7,8) OBP: 0.351, SLG: 0.394 OBP: 0.400, SLG: 0.438			P3			F8		12 1B 21 2B	3	1	1	0	1	0	1	1											
2 Randy Winn, S (1,9) 12 Nate Schierholz, L (7,9) OBP: 0.444, SLG: 0.643 OBP: 0.290, SLG: 0.400								21 2B 8 SF8	4	1	3	1	0	1	1	1											
1 Bengie Molina, R (1,2) 94 Kevin Gryboski, R (6,1) 43 Bartolome Fortunato, R (6,1) Tyler Walker, R (8,1) 21 Justin Leone, R (6,PH) 38 Brian Wilson, R (9,1) OBP: 0.383, SLG: 0.364 OBP: 0.400, SLG: 0.438 ERA: 1.59									2	1	2	3	0	0	0	0											
Ray Durham, S (1,4) 8 Eugenio Velez, S (1,PH) OBP: 0.444, SLG: 0.484 OBP: 0.326, SLG: 0.512									0	0	0	0	0	0	0	0											
Rich Aurilia, R (1,5) 73 Travis Denker, R (6,5) OBP: 0.452, SLG: 0.556 OBP: 0.250, SLG: 0.346									4	2	2	3	0	1	4	4											
40 Daniel Ortmeier, S (1,3) OBP: 0.244, SLG: 0.220									3	0	2	1	0	1	2	2											
29 Brian Boccock, R (1,6) 22 Ivan Ochoa, R (8,6) OBP: 0.243, SLG: 0.176 OBP: 0.308, SLG: 0.273									4	0	0	0	0	1	0	0											
53 Jonathan Sánchez, L (1,1) 14 Fred Lewis, L (6,7) OBP: 0.452, SLG: 0.500									2	0	0	0	0	0	0	0											
<b>Inning Stats</b>	R: 1 E: 0 K: 1 S: 8	H: 4 LOB: 2 BB: 0 P: 9	R: 0 E: 0 K: 0 S: 3	H: 0 LOB: 0 BB: 0 P: 3	R: 3 E: 0 K: 1 S: 10	H: 4 LOB: 1 BB: 0 P: 11	R: 0 E: 0 K: 1 S: 5	H: 0 LOB: 0 BB: 0 P: 5	R: 2 E: 0 K: 4 S: 13	H: 3 LOB: 1 BB: 2 P: 21	R: 0 E: 0 K: 1 S: 5	H: 0 LOB: 0 BB: 0 P: 5	R: 3 E: 0 K: 0 S: 7	H: 4 LOB: 1 BB: 0 P: 7	1B: 13 2B: 2 3B: 0 HR: 1	SF: 2 SAC: 0 DP: 0 HBP: 0		WP: 1 PB: 0 SB: 4 CS: 0	PA: 42								
<b>PITCHER</b>	IP	WLS	BF	H	R	ER	SO	BB	IBB	HBP	BLK	WP	HR	S	P	ERA	WHIP										
17 Brandon Webb, R (1,1) ERA: 7.9	4.2		24	11	6	6	3	0	0	0	0	1	0	14	22	13.50	2.250										
37 Juan Cruz, R (5,1) ERA: 4.15	1.1	L	8	1	2	2	4	2	0	0	0	0	0	5	5	0.00	0.000										
50 Chad Qualls, R (7,1) ERA: 12.6	1.0		3	0	0	0	1	0	0	0	0	0	0	5	5	0.00	0.000										
Brandon Lyon, R (8,1)	1.0		7	4	3	3	0	0	0	0	0	0	0	7	7	27.00	4.000										









Batter	1	2	3	4	5	6	7	8	9	AB	R	H	RBI	BB	SO	LOB	TOP					
10 Dave Roberts, L OBP: 0.385, SLG: 0.400 16 Brian Horwitz, R OBP: 0.286, SLG: 0.286	F8	F8		E5		F9		F9		2	0	1	0	0	0	0	<b>San Francisco Giants @ Oakland Athletics</b> Phoenix Municipal Stadium, Phoenix, AZ Sat Mar 15 2008, 4:05 PM EDT Att: 8,931 - Partly Cloudy - 72 F					
8 Eugenio Velez, S OBP: 0.353, SLG: 0.511	P6	F8								4	0	2	0	1	0	1						
14 Fred Lewis, L OBP: 0.417, SLG: 0.463 Trey Webb, R	12 WP 21 BB			F7	G6-3			K		3	1	0	0	1	1	6						
12 Nate Schierholtz, L OBP: 0.278, SLG: 0.367	21 WP 19 BB			K		G3	G4-3			5	0	1	1	0	0	1		4				
19 Kevin Frandsen, R Mark Miniccozzi, R	21 WP					P3				2	0	1	0	1	0	0						
21 Justin Leone, R OBP: 0.500, SLG: 0.652						F8				3	0	0	0	1	0	1						
47 Travis Ishikawa, L OBP: 0.150, SLG: 0.211										4	1	1	0	0	1	3						
39 Guillermo Rodriguez, R 71 Steve Holm, R OBP: 0.357, SLG: 0.250		G6-3						L5		2	0	1	0	1	0	0						
22 Ivan Ochoa, R OBP: 0.235, SLG: 0.200										4	0	0	0	0	3	3						
<b>Inning Stats</b>	R: 1 E: 0 K: 0 S: 4	H: 1 LOB: 3 BB: 3 P: 16	R: 0 E: 0 K: 1 S: 6	H: 1 LOB: 1 BB: 0 P: 6	R: 0 E: 0 K: 1 S: 6	H: 1 LOB: 1 BB: 0 P: 6	R: 0 E: 1 K: 2 S: 8	H: 0 LOB: 3 BB: 2 P: 16	R: 0 E: 0 K: 0 S: 3	H: 0 LOB: 0 BB: 0 P: 3	R: 1 E: 0 K: 2 S: 11	H: 4 LOB: 3 BB: 0 P: 11	R: 0 E: 0 K: 0 S: 3	H: 0 LOB: 0 BB: 0 P: 3	R: 0 E: 0 K: 0 S: 3	H: 0 LOB: 0 BB: 0 P: 3	R: 0 E: 0 K: 2 S: 8	H: 1 LOB: 1 BB: 0 P: 8	1B: 7 2B: 1 3B: 0 HR: 0	SF: 0 SAC: 0 DP: 0 HBP: 0	WP: 1 PB: 0 SB: 0 CS: 0	PA: 41
<b>PITCHER</b>	IP	WLS	BF	H	R	ER	SO	BB	IBB	HBP	BLK	WP	HR	S	P	ERA	WHIP					
63 Henry Alberto Rodriguez, R ERA: 1.8	2.0	W	11	2	1	1	1	3	0	0	0	1	0	10	22	4.50	2.500					
59 Andrew Brown, R ERA: 2.25	2.0		10	1	0	0	3	2	0	0	0	0	0	14	22	0.00	1.500					
21 Kirk Saarloos, R ERA: 3.6	3.0	H	13	4	1	1	2	0	0	0	0	0	0	17	17	3.00	1.333					
Fernando Hernandez, R ERA: 2.25	2.0		7	1	0	0	2	0	0	0	0	0	0	11	11	0.00	0.500					

Batter	1	2	3	4	5	6	7	8	9	AB	R	H	RBI	BB	SO	LOB	BOTTOM					
14 Mark Ellis, R OBP: 0.333, SLG: 0.447		F8		F7			F9			5	1	2	0	0	0	3	<b>San Francisco Giants @ Oakland Athletics</b> Phoenix Municipal Stadium, Phoenix, AZ Sat Mar 15 2008, 4:05 PM EDT Att: 8,931 - Partly Cloudy - 72 F					
10 Darc Barton, L OBP: 0.323, SLG: 0.440 David Castillo, R		F9				F9	F8			4	1	0	0	1	0	5						
7 Bobby Crosby, R OBP: 0.351, SLG: 0.588	K						P6			5	0	2	2	0	2	2						
32 Jack Cust, L OBP: 0.541, SLG: 0.800 Cliff Pennington, S						G3				3	1	0	0	2	1	3						
12 Donnie Murphy, R Eddie Cornejo, L		G5-3								5	1	2	2	0	1	2						
8 Kurt Suzuki, R OBP: 0.417, SLG: 0.485 46 Matthew LeCroy, R										4	2	3	2	0	0	1						
15 Ryan Sweeney, L OBP: 0.333, SLG: 0.294										4	2	2	2	1	0	1						
23 Todd Linden, S										5	1	4	2	0	1	2						
67 Jeff Fiorentino, L OBP: 0.364, SLG: 0.222										3	1	1	0	1	0	2						
<b>Inning Stats</b>	R: 8 E: 0 K: 1 S: 12	H: 7 LOB: 2 BB: 3 P: 26	R: 2 E: 0 K: 0 S: 7	H: 4 LOB: 2 BB: 0 P: 7	R: 0 E: 0 K: 2 S: 8	H: 1 LOB: 1 BB: 0 P: 8	R: 0 E: 0 K: 0 S: 4	H: 1 LOB: 1 BB: 0 P: 4	R: 0 E: 0 K: 1 S: 6	H: 1 LOB: 1 BB: 0 P: 6	R: 0 E: 0 K: 0 S: 4	H: 2 LOB: 1 BB: 0 P: 4	R: 0 E: 0 K: 0 S: 3	H: 0 LOB: 0 BB: 0 P: 3	R: 0 E: 0 K: 1 S: 5	H: 0 LOB: 2 BB: 2 P: 13	R: 0 E: 0 K: 1 S: 5	H: 0 LOB: 2 BB: 2 P: 13	1B: 13 2B: 3 3B: 0 HR: 0	SF: 0 SAC: 0 DP: 1 HBP: 0	WP: 1 PB: 0 SB: 0 CS: 0	PA: 44
<b>PITCHER</b>	IP	WLS	BF	H	R	ER	SO	BB	IBB	HBP	BLK	WP	HR	S	P	ERA	WHIP					
20 Pat Misch, L ERA: 12.91	0.1	L	9	5	8	8	1	3	0	0	0	0	0	11	11	216.00	24.000					
97 Garrett Brosius, R ERA: 10.8	1.2		11	6	2	2	0	0	0	0	0	0	0	12	12	10.80	3.600					
Justin Hedrick, R ERA: 10.8	2.0		8	2	0	0	2	0	0	0	0	0	0	6	6	0.00	1.000					
Jack Taschner, L ERA: 1.08	1.0		4	1	0	0	1	0	0	0	0	0	0	4	4	0.00	1.000					
22 Alex Hinshaw, L ERA: 1.08	1.0		4	2	0	0	0	0	0	0	0	0	0	4	4	0.00	2.000					
<b>PITCHER</b>	IP	WLS	BF	H	R	ER	SO	BB	IBB	HBP	BLK	WP	HR	S	P	ERA	WHIP					
93 Julio Mateo, R ERA: 7.36	2.0		8	0	0	0	1	2	0	0	0	0	0	8	8	0.00	1.000					









Batter	1	2	3	4	5	6	7	8	9	AB	R	H	RBI	BB	SO	LOB	TOP		
14 Fred Lewis, L OBP: 0.404, SLG: 0.432	G4-3		K		G4-3		CS BB			3	0	0	0	1	1	0	<b>San Francisco Giants @ Kansas City Royals</b> Surprise Stadium, Surprise, AZ Sun Mar 16 2008, 4:05 PM EDT Att: 5,504 - Cloudy - 59 F		
19 Kevin Frandsen, R OBP: 0.395, SLG: 0.324 Trey Webb, R OBP: 0.333, SLG: 0.667	HBP		F9			73 2B	F7			1	0	0	0	0	0	0			
73 Travis Denker, R OBP: 0.242, SLG: 0.355	G1-6-3		G5-3			8 BB 21 BB		G5-3		4	1	1	1	0	0	1			
40 Daniel Ortmeier, S OBP: 0.288, SLG: 0.244		8 F9 94 1B		F8		21 BB 94 FC5-2		G6-3		3	1	1	0	1	0	0			
8 Scott McClain, R OBP: 0.333, SLG: 0.231	F9		F9		P5	94 FC5-2 21 BB		F8		3	0	0	0	1	0	1			
21 Justin Leone, R OBP: 0.531, SLG: 0.640		94 1B				94 FC5-2				2	0	1	1	2	1	0			
94 Garrett Baker, R OBP: 0.250, SLG: 0.250 James Simmons, R (9, PH)			F9		F9	FC5-2 39 G6-4-3		K		3	0	1	1	0	0	4			
39 Guillermo Rodriguez, R OBP: 0.222, SLG: 0.125 Nestor Rojas, R (9, PH)			F9			1-2 2-3 3-H		K		1	0	0	0	0	1	0			
59 Emmanuel Burriss, S OBP: 0.238, SLG: 0.286			F9		P3			G6-3		3	0	0	0	0	0	5			
			L4		G4-3			B1-3		3	0	0	0	0	0	2			
<b>Inning Stats</b>	R: 0 E: 0 K: 0 S: 2	H: 0 LOB: 0 BB: 0 P: 3	R: 1 E: 0 K: 0 S: 5	H: 2 LOB: 2 BB: 1 P: 9	R: 0 E: 0 K: 1 S: 5	H: 0 LOB: 0 BB: 0 P: 5	R: 0 E: 0 K: 0 S: 4	H: 1 LOB: 1 BB: 0 P: 4	R: 0 E: 0 K: 0 S: 3	H: 0 LOB: 0 BB: 0 P: 3	R: 2 E: 0 K: 0 S: 4	H: 2 LOB: 2 BB: 3 P: 16	R: 0 E: 0 K: 0 S: 2	H: 0 LOB: 0 BB: 1 P: 6	R: 0 E: 0 K: 2 S: 7	H: 0 LOB: 0 BB: 0 P: 7	1B: 2 2B: 3 3B: 0 HR: 0	SF: 0 SAC: 0 DP: 2 HBP: 1	WP: 0 PA: 35 PB: 0 CS: 1
<b>PITCHER</b>	IP WLS BF H R ER SO BB IBB HBP BLK WP HR S P ERA WHIP	IP WLS BF H R ER SO BB IBB HBP BLK WP HR S P ERA WHIP	IP WLS BF H R ER SO BB IBB HBP BLK WP HR S P ERA WHIP	IP WLS BF H R ER SO BB IBB HBP BLK WP HR S P ERA WHIP	IP WLS BF H R ER SO BB IBB HBP BLK WP HR S P ERA WHIP	IP WLS BF H R ER SO BB IBB HBP BLK WP HR S P ERA WHIP	IP WLS BF H R ER SO BB IBB HBP BLK WP HR S P ERA WHIP	IP WLS BF H R ER SO BB IBB HBP BLK WP HR S P ERA WHIP	IP WLS BF H R ER SO BB IBB HBP BLK WP HR S P ERA WHIP	IP WLS BF H R ER SO BB IBB HBP BLK WP HR S P ERA WHIP	IP WLS BF H R ER SO BB IBB HBP BLK WP HR S P ERA WHIP	IP WLS BF H R ER SO BB IBB HBP BLK WP HR S P ERA WHIP	IP WLS BF H R ER SO BB IBB HBP BLK WP HR S P ERA WHIP	IP WLS BF H R ER SO BB IBB HBP BLK WP HR S P ERA WHIP	IP WLS BF H R ER SO BB IBB HBP BLK WP HR S P ERA WHIP	IP WLS BF H R ER SO BB IBB HBP BLK WP HR S P ERA WHIP	IP WLS BF H R ER SO BB IBB HBP BLK WP HR S P ERA WHIP		
23 Zack Greinke, R ERA: 6.43	5.0	19	3	1	1	1	1	0	1	0	0	0	0	19	24	1.80	0.800		
52 Mike Maroth, L ERA: 9.0	2.0	10	2	2	2	0	4	0	0	0	0	0	0	6	22	9.00	3.000		
31 Brandon Duckworth, R ERA: 9.64	1.0	3	0	0	0	0	0	0	0	0	0	0	0	3	3	0.00	0.000		
41 Jimmy Gobble, L ERA: 5.79	1.0	3	0	0	0	2	0	0	0	0	0	0	0	7	7	0.00	0.000		

Batter	1	2	3	4	5	6	7	8	9	AB	R	H	RBI	BB	SO	LOB	BOTTOM		
2 Joey Gathright, L OBP: 0.361, SLG: 0.344 Justin Huber, R OBP: 0.474, SLG: 0.800	G6-3	G3-1		F8		9 S 2B	72 E 2B	P3		4	1	2	1	0	0	4	<b>San Francisco Giants @ Kansas City Royals</b> Surprise Stadium, Surprise, AZ Sun Mar 16 2008, 4:05 PM EDT Att: 5,504 - Cloudy - 59 F		
9 David DeJesus, L OBP: 0.483, SLG: 0.469 72 Mike Aviles, R OBP: 0.464, SLG: 0.538	G6-3		4 WP 43 1B	G1-6-3		4 G4-3 43 E 2B	26 2B	G1		4	2	2	2	0	0	2			
4 Alex Gordon, L OBP: 0.497, SLG: 0.452 26 Jason Smith, L OBP: 0.353, SLG: 0.533			43 1B			43 FC5-4 1B		G3		2	0	1	0	2	0	1			
43 Ryan Shealy, R OBP: 0.333, SLG: 0.600			24 1B			43 FC5-4 1B				2	1	1	1	0	0	0			
24 Mark Teahen, L OBP: 0.364, SLG: 0.459 13 Alberto Callaspo, S OBP: 0.460, SLG: 0.564			1B			2B				4	2	1	2	1	1	2			
Ross Gload, L OBP: 0.308, SLG: 0.513 35 Mitch Maier, L OBP: 0.273, SLG: 0.267			1B			FC5-4 2B				3	0	1	0	0	0	1			
Esteban German, R OBP: 0.282, SLG: 0.371			1B			F8				1	1	1	0	1	0	0			
12 Matt Tupman, L OBP: 0.462, SLG: 0.455 54 Ken Huckaby, R OBP: 0.286, SLG: 0.429			1B			1B				3	0	2	0	0	0	0			
1 Tony Pena Jr., R OBP: 0.314, SLG: 0.333 40 Angel Berroa, R OBP: 0.333, SLG: 0.263			1B			1B				1	1	1	1	1	0	0			
			1B			G4-3				4	1	2	4	0	1	5			
<b>Inning Stats</b>	R: 0 E: 0 K: 1 S: 5	H: 1 LOB: 1 BB: 1 P: 9	R: 0 E: 0 K: 0 S: 5	H: 2 LOB: 3 BB: 1 P: 9	R: 1 E: 0 K: 2 S: 10	H: 4 LOB: 3 BB: 1 P: 14	R: 0 E: 0 K: 0 S: 3	H: 0 LOB: 0 BB: 0 P: 3	R: 0 E: 1 K: 0 S: 5	H: 2 LOB: 2 BB: 0 P: 5	R: 5 E: 1 K: 0 S: 9	H: 4 LOB: 4 BB: 2 P: 18	R: 7 E: 1 K: 0 S: 7	H: 4 LOB: 0 BB: 3 P: 20	R: 0 E: 0 K: 0 S: 3	H: 0 LOB: 0 BB: 0 P: 3	1B: 13 2B: 3 3B: 1 HR: 0	SF: 1 SAC: 0 DP: 2 HBP: 0	WP: 2 PA: 48 PB: 1 SB: 2 CS: 0
<b>PITCHER</b>	IP WLS BF H R ER SO BB IBB HBP BLK WP HR S P ERA WHIP	IP WLS BF H R ER SO BB IBB HBP BLK WP HR S P ERA WHIP	IP WLS BF H R ER SO BB IBB HBP BLK WP HR S P ERA WHIP	IP WLS BF H R ER SO BB IBB HBP BLK WP HR S P ERA WHIP	IP WLS BF H R ER SO BB IBB HBP BLK WP HR S P ERA WHIP	IP WLS BF H R ER SO BB IBB HBP BLK WP HR S P ERA WHIP	IP WLS BF H R ER SO BB IBB HBP BLK WP HR S P ERA WHIP	IP WLS BF H R ER SO BB IBB HBP BLK WP HR S P ERA WHIP	IP WLS BF H R ER SO BB IBB HBP BLK WP HR S P ERA WHIP	IP WLS BF H R ER SO BB IBB HBP BLK WP HR S P ERA WHIP	IP WLS BF H R ER SO BB IBB HBP BLK WP HR S P ERA WHIP	IP WLS BF H R ER SO BB IBB HBP BLK WP HR S P ERA WHIP	IP WLS BF H R ER SO BB IBB HBP BLK WP HR S P ERA WHIP	IP WLS BF H R ER SO BB IBB HBP BLK WP HR S P ERA WHIP	IP WLS BF H R ER SO BB IBB HBP BLK WP HR S P ERA WHIP	IP WLS BF H R ER SO BB IBB HBP BLK WP HR S P ERA WHIP	IP WLS BF H R ER SO BB IBB HBP BLK WP HR S P ERA WHIP		
54 Victor Santos, R ERA: 8.31	3.0	17	7	1	1	3	3	0	0	0	0	0	0	0	0	0			
22 Keiichi Yabu, R ERA: 3.09	2.0	8	2	0	0	0	0	0	0	0	0	8	8	0.00	1.000				
43 Billy Sadler, R ERA: 8.59	0.2	9	4	5	4	0	2	0	0	0	0	0	0	0	0				
Dan Otero, R ERA:	0.1	1	0	0	0	0	0	0	0	0	0	1	1	0.00	0.000				
94 Kevin Cryboski, R ERA: 29.25	0.1	6	3	5	5	0	2	0	0	0	0	4	13	135.00	15.000				





Batter	1	2	3	4	5	6	7	8	9	10	AB	R	H	RBI	BB	SO	LOB					
Rajai Davis, R OBP: 0.377, SLG: 0.357 (1, 8)	K 0-3		8 1B 1-0			G6-3 0-0		F8 0-0			4	1	1	1	0	1	1					
8 Eugenio Velez, S OBP: 0.345, SLG: 0.472 12 Nate Schierholz, L OBP: 0.268, SLG: 0.343 (1, 4)	G6-3 0-0		2 CS 1B 1-0			1 S HBP 1-0		F7 0-0			2	0	1	1	0	0	0					
2 Randy Winn, S OBP: 0.462, SLG: 0.657 39 Guillermo Rodriguez, R OBP: 0.263, SLG: 0.125 (1, 9)	P5 0-0		1-2 K 0-3			K 0-3				22 SH3 WP BB 4-0	3	0	0	0	0	2	2					
1 Bengie Molina, R OBP: 0.306, SLG: 0.409 Steve Kline, S (8, 1)		G4-3 0-0				F7 1-2				SH3 0-0	3	0	0	0	0	0	1					
14 Fred Lewis, L OBP: 0.382, SLG: 0.404 Carlos Sosa, L OBP: 0.333, SLG: 0.333 (1, 7)		L6 0-0				G4-3 0-0				K 1-3	3	0	0	0	0	0	0					
73 Travis Denker, R OBP: 0.278, SLG: 0.364 (1, 5)						G1-3 0-0				G4-3 2-3	2	0	1	0	1	0	0					
59 Emmanuel Burriss, S OBP: 0.227, SLG: 0.273 (7, PR)								21 CS BB 0-0		G4-3 0-0	1	0	0	0	0	0	1					
21 Justin Leone, R OBP: 0.472, SLG: 0.552 (1, 3)						K 0-3					4	0	0	0	0	2	2					
29 Brian Bocooc, R OBP: 0.250, SLG: 0.182 (1, 6)						G5-3 4-0				K 0-3	3	1	1	0	1	1	0					
Matt Palmer, R (1, 1)						S SH3 1B BB 0-0					1	0	0	0	0	1	0					
22 Ryan Rohlinger, R OBP: 0.455, SLG: 0.500 (6, 5)						K 1-2				L8 0-0	2	0	0	0	0	0	1					
<b>Inning Stats</b>	R: 0 E: 0 K: 1 S: 5	H: 0 LOB: 0 BB: 0 P: 5	R: 0 E: 0 K: 0 S: 4	H: 1 LOB: 1 BB: 0 P: 4	R: 2 E: 0 K: 1 S: 6	H: 2 LOB: 0 BB: 1 P: 12	R: 0 E: 0 K: 2 S: 3	H: 0 LOB: 0 BB: 0 P: 3	R: 0 E: 0 K: 2 S: 5	H: 0 LOB: 1 BB: 0 P: 7	R: 0 E: 0 K: 0 S: 2	H: 0 LOB: 1 BB: 1 P: 7	R: 0 E: 0 K: 0 S: 4	H: 1 LOB: 1 BB: 0 P: 4	R: 0 E: 0 K: 1 S: 5	H: 0 LOB: 0 BB: 0 P: 10	R: 0 E: 0 K: 2 S: 7	H: 0 LOB: 0 BB: 0 P: 7	1B: 4 2B: 0 3B: 0 HR: 0	SF: 0 SAC: 2 DP: 0 HBP: 1	WP: 1 PB: 0 SB: 3 CS: 2	PA: 36
<b>PITCHER</b>	IP 5.0	WLS 5	BF 18	H 3	R 2	ER 2	SO 4	BB 1	IBB 0	HBP 0	BLK 0	WP 0	HR 0	S 25	P 31	ERA 3.60	WHIP 0.800					
28 Aaron Cook, R ERA: 5.4 (1, 1)	60 Manny Corpas, R (6, 1)	44 Micah Bowie, L (7, 1)	45 Josh Newman, L (8, 1)	Ramon E Ramirez, R ERA: 0.9 (9, 1)																		

**San Francisco Giants @ Colorado Rockies**  
US West Sports Complex, Hi Corbett Field, Tucson, AZ

Mon Mar 17 2008, 4:05 PM EDT  
Att: 5,792 - Cloudy - 49 F

**TOP**

AB	30
R	2
H	4
RBI	2
BB	3
SO	8
LOB	10

livebaseballscorecards.com

**GIANTS**

Batter	1	2	3	4	5	6	7	8	9	10	AB	R	H	RBI	BB	SO	LOB					
Willy Taveras, R OBP: 0.270, SLG: 0.242 (1, 8)	5 L4-6 17 S BB 4-0		17 S 1B 0-0			B2 0-0		G6-3 0-0		K2-3 0-3	3	0	1	0	1	0	2					
45 Josh Newman, L (8, 1)											0	0	0	0	0	0	0					
Ramon E Ramirez, R (9, 1)											1	0	0	0	0	1	0					
2 Troy Tulowitzki, R OBP: 0.391, SLG: 0.528 6 Omar Quintanilla, L OBP: 0.364, SLG: 0.278 (1, 6)	F8 0-0		F8 0-0			27 1B 1B 0-0		G6-3 0-0		L6 0-0	3	0	1	0	0	0	2					
17 Todd Helton, L OBP: 0.472, SLG: 0.483 62 Jonathan Herrera, S OBP: 0.467, SLG: 0.385 (1, 3)											4	0	2	0	1	1	2					
5 Matt Holliday, R OBP: 0.359, SLG: 0.618 24 Ian Stewart, L OBP: 0.351, SLG: 0.548 (1, 7)	L4-6 0-0										0	1	0	0	0	0	0					
27 Garrett Atkins, R OBP: 0.310, SLG: 0.310 14 Sean Barker, R OBP: 0.250, SLG: 0.421 (1, 5)											3	0	0	0	0	0	3					
19 Ryan Spilborghs, R OBP: 0.344, SLG: 0.429 44 Micah Bowie, L (7, 1)											2	1	1	2	0	1	1					
10 Jeff Baker, R OBP: 0.258, SLG: 0.393 (8, 4)											3	0	1	0	0	1	2					
20 Chris Iannetta, R OBP: 0.346, SLG: 0.565 15 Edwin Bellorin, R OBP: 0.308, SLG: 0.100 (1, 2)											0	0	0	0	0	0	0					
Jayson Nix, R OBP: 0.484, SLG: 0.682 18 Cory Sullivan, L OBP: 0.160, SLG: 0.208 (1, 4)											3	2	3	1	0	0	0					
28 Aaron Cook, R (1, 1)											1	0	0	0	0	0	0					
25 Seth Smith, L OBP: 0.387, SLG: 0.360 60 Manny Corpas, R (6, 1)											1	0	0	0	0	0	1					
29 Scott Podsednik, L OBP: 0.528, SLG: 0.351 (7, 7)											0	0	0	0	0	0	0					
<b>Inning Stats</b>	R: 0 E: 0 K: 0 S: 2	H: 0 LOB: 1 BB: 2 P: 10	R: 0 E: 0 K: 0 S: 3	H: 1 LOB: 0 BB: 0 P: 4	R: 1 E: 0 K: 1 S: 7	H: 2 LOB: 1 BB: 0 P: 7	R: 0 E: 0 K: 2 S: 7	H: 0 LOB: 0 BB: 0 P: 7	R: 0 E: 0 K: 0 S: 5	H: 2 LOB: 2 BB: 0 P: 5	R: 0 E: 0 K: 1 S: 5	H: 1 LOB: 2 BB: 2 P: 13	R: 0 E: 0 K: 1 S: 5	H: 0 LOB: 0 BB: 0 P: 5	R: 2 E: 0 K: 0 S: 3	H: 2 LOB: 1 BB: 0 P: 3	1B: 8 2B: 1 3B: 1 HR: 2	SF: 0 SAC: 0 DP: 2 HBP: 0	WP: 0 PB: 0 SB: 2 CS: 1	PA: 41		
<b>PITCHER</b>	IP 5.0	WLS 19	BF 10	H 4	R 1	ER 1	SO 3	BB 2	IBB 0	HBP 0	BLK 0	WP 0	HR 1	S 23	P 32	ERA 1.80	WHIP 1.200					
Matt Palmer, R ERA: 2.0 (6, 1)	Steve Kline, L ERA: 7.0 (8, 1)	47 Merkin Valdez, R ERA: 5.0 (9, 1)	80 Sergio Romo, R ERA: 4.5 (10, 1)	22 Alex Hinshaw, L ERA: 7.7 (1, 1)																		

**San Francisco Giants @ Colorado Rockies**  
US West Sports Complex, Hi Corbett Field, Tucson, AZ

Mon Mar 17 2008, 4:05 PM EDT  
Att: 5,792 - Cloudy - 49 F

**BOTTOM**

AB	36
R	4
H	11
RBI	4
BB	4
SO	5
LOB	18

livebaseballscorecards.com

**ROCKIES**







Batter	1	2	3	4	5	6	7	8	9	AB	R	H	RBI	BB	SO	LOB	TOP					
10 Dave Roberts, L (1, 7) OBP: 0.378, SLG: 0.415 14 Fred Lewis, L (6, 7) OBP: 0.368, SLG: 0.388										3	0	0	0	0	2	0	<b>San Francisco Giants @ Los Angeles Angels</b> Tempe Diablo Stadium, Tempe, AZ Thu Mar 20 2008, 4:05 PM EDT Att: 8,748 - Sunny - 79 F <a href="http://livebaseballscorecards.com">livebaseballscorecards.com</a>					
8 Eugenio Velez, S (1, 5) OBP: 0.344, SLG: 0.439										2	0	0	0	2	1							
2 Randy Winn, S (1, 9) OBP: 0.413, SLG: 0.571 Rajai Davis, R (6, 8) OBP: 0.393, SLG: 0.400										3	0	0	0	0	2							
33 Aaron Rowand, R (1, 8) OBP: 0.333, SLG: 0.426 39 Guillermo Rodriguez, R (6, 2) OBP: 0.250, SLG: 0.118										3	0	1	0	0	1	2						
Rich Aurilia, R (1, 10) OBP: 0.395, SLG: 0.487										4	0	1	0	0	1	1						
40 Daniel Ortmeier, S (1, 3) OBP: 0.305, SLG: 0.308 Tyler Graham, R (7, 9) OBP: 0.333, SLG: 0.643										3	0	1	0	0	0	2						
21 Justin Leone, R (1, 4) OBP: 0.439, SLG: 0.485										4	0	0	0	0	1	3						
50 Eliezer Alfonzo, R (1, 2) OBP: 0.095, SLG: 0.150 22 Ryan Rohlinger, R (6, 5) OBP: 0.333, SLG: 0.643										2	0	0	0	0	0	1						
29 Brian Bocoock, R (1, 6) OBP: 0.241, SLG: 0.180										1	0	0	0	0	2							
										3	0	1	1	0	1							
<b>Inning Stats</b>	R: 0 E: 0 K: 1 S: 5	H: 0 LOB: 0 BB: 0 P: 5	R: 0 E: 0 K: 0 S: 4	H: 2 LOB: 1 BB: 0 P: 4	R: 0 E: 0 K: 2 S: 7	H: 0 LOB: 0 BB: 0 P: 7	R: 0 E: 0 K: 1 S: 6	H: 0 LOB: 1 BB: 0 P: 10	R: 0 E: 0 K: 1 S: 6	H: 1 LOB: 1 BB: 0 P: 8	R: 0 E: 0 K: 1 S: 5	H: 0 LOB: 1 BB: 1 P: 9	R: 0 E: 0 K: 0 S: 6	H: 1 LOB: 2 BB: 0 P: 6	R: 0 E: 0 K: 1 S: 5	H: 0 LOB: 0 BB: 0 P: 5	R: 0 E: 0 K: 0 S: 3	H: 0 LOB: 0 BB: 0 P: 3	1B: 4 2B: 0 3B: 0 HR: 0	SF: 0 SAC: 0 DP: 1 HBP: 0	WP: 1 PB: 0 SB: 2 CS: 0	PA: 34
<b>PITCHER</b>	IP WLS BF H R ER SO BB IBB HBP BLK WP HR S P ERA WHIP																					
90 Nick Adenhardt, R (1, 1) ERA: 2.89	6.0 W 22 3 0 0 6 2 0 0 0 0 1 0 33 43 0.00 0.833																					
86 Stephen Marek, R (7, 1) ERA:	1.0 6 1 1 0 0 0 0 0 0 0 0 0 6 6 0.00 1.000																					
52 Jason Bulger, R (8, 1) ERA: 5.14	2.0 6 0 0 0 1 0 0 0 0 0 0 0 8 8 0.00 0.000																					

Batter	1	2	3	4	5	6	7	8	9	AB	R	H	RBI	BB	SO	LOB	BOTTOM			
9 Chone Figgins, S (1, 5) OBP: 0.413, SLG: 0.421 19 Kendrys Morales, S (6, PH) OBP: 0.444, SLG: 0.486										3	0	2	1	0	1	0	<b>San Francisco Giants @ Los Angeles Angels</b> Tempe Diablo Stadium, Tempe, AZ Thu Mar 20 2008, 4:05 PM EDT Att: 8,748 - Sunny - 79 F <a href="http://livebaseballscorecards.com">livebaseballscorecards.com</a>			
24 Gary Matthews, S (1, 10) OBP: 0.457, SLG: 0.558 Juan Rivera, R (4, PH) OBP: 0.429, SLG: 0.500										2	1	2	0	0	0	0				
27 Vladimir Guerrero, R (1, 9) OBP: 0.290, SLG: 0.659 64 Terry Evans, R (4, 9) OBP: 0.333, SLG: 0.385										2	0	1	1	0	0	2				
48 Torii Hunter, R (1, 8) OBP: 0.425, SLG: 0.872 Nathan Haynes, L (7, 7) OBP: 0.300, SLG: 0.231										3	0	0	0	0	2	2				
Garret Anderson, L (1, 7) OBP: 0.364, SLG: 0.448 28 Ryan Budde, R (7, 2) OBP: 0.273, SLG: 0.222										3	0	1	0	0	0	1				
47 Howie Kendrick, R (1, 4) OBP: 0.373, SLG: 0.480 59 Freddy Sandoval, S (7, 5) OBP: 0.843, SLG: 0.500										3	0	2	0	0	0	0				
39 Robb Quinlan, R (1, 3) OBP: 0.290, SLG: 0.367 34 Brad Coon, L (7, 8) OBP: 0.500, SLG: 0.667										3	1	1	0	0	1	3				
44 Mike Napoli, R (1, 2) OBP: 0.280, SLG: 0.417 74 Adam Pavkovich, R (7, 4) OBP: 0.429, SLG: 0.200										1	0	0	0	0	0	1				
2 Erick Aybar, S (1, 6) OBP: 0.364, SLG: 0.632 36 Gary Patchett, R (7, 6) OBP: 0.500, SLG: 0.667										3	2	1	2	0	0	1				
										1	0	0	0	0	1	0				
<b>Inning Stats</b>	R: 1 E: 0 K: 2 S: 9	H: 2 LOB: 1 BB: 0 P: 9	R: 0 E: 0 K: 2 S: 8	H: 1 LOB: 1 BB: 0 P: 8	R: 0 E: 0 K: 1 S: 6	H: 2 LOB: 1 BB: 0 P: 6	R: 3 E: 1 K: 0 S: 7	H: 3 LOB: 1 BB: 0 P: 8	R: 0 E: 0 K: 0 S: 5	H: 2 LOB: 2 BB: 0 P: 5	R: 2 E: 0 K: 0 S: 5	H: 2 LOB: 1 BB: 0 P: 5	R: 1 E: 0 K: 1 S: 7	H: 2 LOB: 1 BB: 0 P: 8	R: 1 E: 0 K: 3 S: 12	H: 3 LOB: 3 BB: 1 P: 16	1B: 13 2B: 3 3B: 0 HR: 1	SF: 0 SAC: 0 DP: 1 HBP: 0	WP: 0 PB: 2 SB: 1 CS: 0	PA: 42
<b>PITCHER</b>	IP WLS BF H R ER SO BB IBB HBP BLK WP HR S P ERA WHIP																			
53 Jonathan Sanchez, L (1, 1) ERA: 5.63 Tyler Walker, R (6, 1) ERA: 3.24 38 Brian Wilson, R (7, 1) ERA: 3.12 43 Bartolome Fortunato, R (8, 1) ERA: 2.35	5.0 L 25 10 4 2 2 5 0 0 0 0 0 0 1 5 5 18.00 2.000																			
	1.0 5 2 2 2 0 0 0 0 0 0 0 0 7 8 9.00 2.000																			
	1.0 7 3 1 1 3 1 0 0 0 0 0 0 12 16 9.00 4.000																			







Batter	1	2	3	4	5	6	7	8	9	AB	R	H	RBI	BB	SO	LOB	TOP										
<b>Craig Counsell, L</b> (1,4) OBP: 0.510, SLG: 0.619 <b>92 Matt Cline, R</b> (6,4) OBP: 0.667, SLG: 1.000	G5-3		F8			28 1B BB		24 FC5 24 E 2B		2	0	0	0	1	0	1	<b>Milwaukee Brewers @ San Francisco Giants</b> Scottsdale Stadium, Scottsdale, AZ Sat Mar 22 2008, 4:05 PM EDT Att: 11,999 - Sunny - 81 F										
<b>22 Tony Gwynn Jr., L</b> (1,8) OBP: 0.500, SLG: 0.600 <b>21 Abraham Nunez, S</b> (6,5) OBP: 0.256, SLG: 0.179	8 CS 1B					F8		24 E BB		3	0	2	0	0	0	1											
<b>28 Prince Fielder, L</b> (1,3) OBP: 0.351, SLG: 0.494 <b>24 Cole Gillespie, R</b> (6,7) OBP: 0.500, SLG: 1.500	L6			F7				FC5 13 G6-3 1-2 2-H		3	0	1	0	0	0	2											
<b>8 Ryan Braun, R</b> (1,7) OBP: 0.372, SLG: 0.667 <b>38 Eric Gagne, R</b> (6,1) <b>13 Eric Munson, L</b> (7,2) OBP: 0.452, SLG: 0.692	1-2 CS	L9		K		K		G6-3 1-2		3	0	0	0	0	2	3											
<b>2 Bill Hall, R</b> (1,5) OBP: 0.377, SLG: 0.447 <b>59 Derrick Tumbow, R</b> (5,1) <b>33 Gabe Kapler, R</b> (6,PH) OBP: 0.326, SLG: 0.415		K		K		K			F8	2	0	0	0	0	0	1											
<b>Gabe Gross, L</b> (1,9) OBP: 0.276, SLG: 0.491 <b>20 Lavnce Nix, L</b> (8,9) OBP: 0.359, SLG: 0.417		G3							F8	2	3	0	0	0	0	0											
<b>71 Alcides Escobar, R</b> (1,6) OBP: 0.371, SLG: 0.457 <b>53 Ozzie Chavez, S</b> (8,6) OBP: 0.360, SLG: 0.286				1B					G6-3	3	0	1	0	0	1	0											
<b>11 Mike Rivera, R</b> (1,2) OBP: 0.313, SLG: 0.333 <b>66 Chris Narveson, L</b> (7,1)			P3			27 WP 1B			G6-3	3	0	1	0	0	0	1											
<b>Claudio Vargas, R</b> (1,1) <b>Guillermo Mota, R</b> (4,1) <b>27 Joe Dillon, R</b> (5,PH) OBP: 0.386, SLG: 0.585			K			K		G6-3		1	0	0	0	0	1	1											
<b>Inning Stats</b>	R: 0 E: 0 K: 0 S: 4	H: 1 LOB: 0 BB: 0 P: 4	R: 0 E: 0 K: 1 S: 5	H: 0 LOB: 0 BB: 0 P: 5	R: 0 E: 0 K: 1 S: 6	H: 1 LOB: 1 BB: 0 P: 6	R: 0 E: 0 K: 2 S: 8	H: 1 LOB: 1 BB: 0 P: 8	R: 0 E: 0 K: 2 S: 8	H: 1 LOB: 2 BB: 1 P: 10	R: 0 E: 0 K: 0 S: 3	H: 0 LOB: 0 BB: 0 P: 3	R: 1 E: 1 K: 0 S: 4	H: 1 LOB: 1 BB: 1 P: 8	R: 0 E: 0 K: 0 S: 3	H: 0 LOB: 0 BB: 0 P: 3		1B: 5 2B: 1 3B: 0 HR: 0	SF: 0 SAC: 0 DP: 1 HBP: 0	WP: 2 PB: 0 SB: 0 CS: 1	PA: 35						
<b>PITCHER</b>	IP	WLS	BF	H	R	ER	SO	BB	IBB	HBP	BLK	WP	HR	S	P	ERA	WHIP										
<b>18 Matt Cain, R</b> (1,1) ERA: 4.64 <b>Steve Kline, L</b> (7,1) ERA: 6.3 <b>41 Brad Hennessey, R</b> (8,1) ERA: 4.63 <b>Jack Taschner, L</b> (9,1) ERA: 0.87	6.0	W	23	5	0	0	8	1	0	0	0	1	0	39	45	0.00	1.000										

Batter	1	2	3	4	5	6	7	8	9	AB	R	H	RBI	BB	SO	LOB	BOTTOM										
<b>10 Dave Roberts, L</b> (1,7) OBP: 0.380, SLG: 0.386 <b>Steve Kline, S</b> (7,1)	8 G1-6-3 HBP		L7	8 3B BB		L4-3		8 2B 14 3B 1B		2	1	0	0	1	0	1	<b>Milwaukee Brewers @ San Francisco Giants</b> Scottsdale Stadium, Scottsdale, AZ Sat Mar 22 2008, 4:05 PM EDT Att: 11,999 - Sunny - 81 F										
<b>41 Brad Hennessey, R</b> (8,1) <b>22 Ryan Rohlinger, R</b> (8,PH) OBP: 0.353, SLG: 0.625				1-2 2-3 BB				1-2 3-H 14 3B 2B		5	1	3	4	0	0	2											
<b>8 Eugenio Velez, S</b> (1,4) OBP: 0.361, SLG: 0.492	G1-6-3 1-2			1B 1-H 2-H 2-H 3B		G5-3		1-3 2-H 14 3B 2B		2	0	0	0	1	1												
<b>2 Randy Winn, S</b> (1,9) OBP: 0.404, SLG: 0.532 <b>14 Fred Lewis, L</b> (6,9) OBP: 0.397, SLG: 0.481		G4-3		BB				2-H 3-H 3B		2	0	1	2	0	0	0											
<b>1 Bengie Molina, R</b> (1,2) OBP: 0.423, SLG: 0.458 <b>50 Eliezer Alfonzo, R</b> (7,2) OBP: 0.111, SLG: 0.163				K		G6-4-3 33 BB 1B		K		3	0	2	0	0	1	2											
<b>33 Aaron Rowand, R</b> (1,8) OBP: 0.351, SLG: 0.442 <b>Rajai Davis, R</b> (6,8) OBP: 0.379, SLG: 0.383				1B 1-2		1B 29 G6-3 2B		K		2	0	0	0	0	2	1											
<b>Rich Aurilia, R</b> (1,5) OBP: 0.388, SLG: 0.467 <b>21 Justin Leone, R</b> (6,5) OBP: 0.429, SLG: 0.471			K	10 BB 29 G5-3 8 3B 1B		G6-4-3 1-2 2-3		K		3	1	1	0	0	1	4											
<b>40 Daniel Ortmeier, S</b> (1,3) OBP: 0.313, SLG: 0.333			F4	2-3		P5		29 1B 2B		4	0	1	0	0	1	5											
<b>29 Brian Bocoek, R</b> (1,6) OBP: 0.241, SLG: 0.185 <b>Jack Taschner, L</b> (9,1)			G3			G5-3 1-2 3-H		16 1B 22 1B 1B		4	1	1	1	0	0	3											
<b>18 Matt Cain, R</b> (1,1) OBP: 0.429, SLG: 0.333 <b>16 Brian Horwitz, R</b> (6,PH) OBP: 0.400, SLG: 0.400			G5-3	10 BB 8 3B BB		10 L4-3 1B		8 2B 1B		1	1	0	0	1	0	0											
<b>Inning Stats</b>	R: 0 E: 0 K: 0 S: 2	H: 0 LOB: 0 BB: 0 P: 3	R: 0 E: 0 K: 1 S: 7	H: 2 LOB: 0 BB: 0 P: 7	R: 0 E: 0 K: 1 S: 6	H: 1 LOB: 1 BB: 1 P: 10	R: 4 E: 0 K: 1 S: 8	H: 3 LOB: 1 BB: 2 P: 16	R: 0 E: 0 K: 1 S: 5	H: 1 LOB: 1 BB: 1 P: 9	R: 0 E: 0 K: 0 S: 4	H: 1 LOB: 1 BB: 0 P: 4	R: 0 E: 0 K: 1 S: 5	H: 0 LOB: 0 BB: 0 P: 5	R: 4 E: 0 K: 2 S: 12	H: 6 LOB: 1 BB: 0 P: 12	1B: 9 2B: 3 3B: 2 HR: 0	SF: 0 SAC: 0 DP: 2 HBP: 1	WP: 0 PB: 0 SB: 1 CS: 0	PA: 40							
<b>PITCHER</b>	IP	WLS	BF	H	R	ER	SO	BB	IBB	HBP	BLK	WP	HR	S	P	ERA	WHIP										
<b>Claudio Vargas, R</b> (1,1) ERA: 3.86 <b>Guillermo Mota, R</b> (4,1) ERA: 0.96 <b>59 Derrick Tumbow, R</b> (5,1) ERA: 7.5 <b>38 Eric Gagne, R</b> (6,1) ERA: 7.5 <b>66 Chris Narveson, L</b> (7,1) ERA: 2.55	3.2	L	20	6	4	4	2	3	0	0	0	0	0	20	33	9.82	2.455										

AB	32
R	1
H	6
RBI	0
BB	2
SO	8
LOB	16


AB	35
R	8
H	14
RBI	8
BB	4
SO	7
LOB	19







Batter	1	2	3	4	5	6	7	8	9	AB	R	H	RBI	BB	SO	LOB	TOP			
14 Fred Lewis, L OBP: 0.397, SLG: 0.475										5	0	2	0	0	0	3	<b>San Francisco Giants @ Texas Rangers</b> Surprise Stadium, Surprise, AZ Sun Mar 23 2008, 4:05 PM EDT Att: 6,370 - Sunny - 83 F			
8 Eugenio Velez, S OBP: 0.364, SLG: 0.471										3	0	0	0	2	0	4				
2 Randy Winn, S OBP: 0.386, SLG: 0.500										5	1	1	0	0	0	2				
1 Bengie Molina, R OBP: 0.433, SLG: 0.464										4	0	2	0	0	0	3				
71 Steve Holm, R OBP: 0.300, SLG: 0.278										1	0	0	0	0	0	1				
33 Aaron Rowand, R OBP: 0.377, SLG: 0.455										3	1	2	1	1	1	1				
16 Brian Horwitz, R OBP: 0.400, SLG: 0.400										0	0	0	0	0	0	0				
Rich Aurilia, R OBP: 0.396, SLG: 0.458										3	0	1	0	1	0	2				
59 Emmanuel Burriss, S OBP: 0.192, SLG: 0.231										0	0	0	0	0	0	0				
40 Daniel Ortmeier, S OBP: 0.324, SLG: 0.333										3	0	1	1	1	0	1				
Jose Castillo, R OBP: 0.293, SLG: 0.418										4	0	1	0	0	2	4				
Rajai Davis, R OBP: 0.387, SLG: 0.412										4	0	2	0	0	0	4				
<b>Inning Stats</b>	R: 0 E: 0 K: 0 S: 4	H: 1 LOB: 1 BB: 0 P: 4	R: 0 E: 0 K: 0 S: 3	H: 1 LOB: 0 BB: 1 P: 7	R: 0 E: 0 K: 1 S: 6	H: 1 LOB: 1 BB: 0 P: 6	R: 0 E: 0 K: 1 S: 6	H: 2 LOB: 2 BB: 0 P: 5	R: 2 E: 1 K: 1 S: 9	H: 3 LOB: 2 BB: 1 P: 14	R: 0 E: 0 K: 0 S: 3	H: 2 LOB: 1 BB: 1 P: 7	R: 0 E: 0 K: 0 S: 4	H: 1 LOB: 2 BB: 1 P: 8	R: 0 E: 0 K: 0 S: 3	H: 0 LOB: 1 BB: 1 P: 7	1B: 10 2B: 3 3B: 0 HR: 0	SF: 0 SAC: 0 DP: 2 HBP: 0	WP: 1 PB: 0 SB: 2 CS: 1	PA: 40
<b>PITCHER</b>	IP WLS BF H R ER SO BB IBB HBP BLK WP HR S P ERA WHIP	5.0 20 6 0 0 2 1 0 0 0 0 0 24 28 0.00 1.400	1.0 7 3 2 1 1 1 0 0 0 0 1 0 9 14 9.00 4.000	2.0 9 3 0 0 0 2 0 0 0 0 0 0 7 15 0.00 2.500	1.0 4 0 0 0 0 1 0 0 0 0 0 0 3 7 0.00 1.000															

Batter	1	2	3	4	5	6	7	8	9	AB	R	H	RBI	BB	SO	LOB	BOTTOM			
5 Ian Kinsler, R OBP: 0.525, SLG: 0.620										4	1	1	1	0	1	0	<b>San Francisco Giants @ Texas Rangers</b> Surprise Stadium, Surprise, AZ Sun Mar 23 2008, 4:05 PM EDT Att: 6,370 - Sunny - 83 F			
10 Michael Young, R OBP: 0.458, SLG: 0.531										3	0	3	1	1	0	0				
32 Josh Hamilton, L OBP: 0.510, SLG: 0.809										4	0	0	0	0	2	4				
9 Hank Blalock, L OBP: 0.370, SLG: 0.524										4	0	2	0	0	1	1				
Milton Bradley, S OBP: 0.154, SLG: 0.154										4	0	1	0	0	2	3				
22 Marlon Byrd, R OBP: 0.258, SLG: 0.298										4	1	1	1	0	1	2				
Frank Catalanotto, L OBP: 0.250, SLG: 0.242										4	0	0	0	0	0	1				
25 Jarrod Saltalamacchia, R OBP: 0.300, SLG: 0.621										3	2	2	0	0	0	0				
Ben Broussard, L OBP: 0.265, SLG: 0.444										3	1	1	2	0	0	1				
<b>Inning Stats</b>	R: 0 E: 0 K: 2 S: 9	H: 2 LOB: 2 BB: 0 P: 9	R: 2 E: 0 K: 0 S: 7	H: 2 LOB: 0 BB: 0 P: 10	R: 0 E: 0 K: 3 S: 10	H: 1 LOB: 1 BB: 0 P: 10	R: 0 E: 0 K: 1 S: 5	H: 0 LOB: 0 BB: 0 P: 5	R: 0 E: 0 K: 1 S: 5	H: 0 LOB: 1 BB: 1 P: 9	R: 2 E: 0 K: 0 S: 4	H: 2 LOB: 1 BB: 0 P: 4	R: 2 E: 0 K: 0 S: 5	H: 3 LOB: 0 BB: 0 P: 5	R: 1 E: 0 K: 0 S: 6	H: 1 LOB: 0 BB: 0 P: 9		1B: 8 2B: 0 3B: 1 HR: 2	SF: 0 SAC: 0 DP: 2 HBP: 0	WP: 0 PB: 0 SB: 0 CS: 0
<b>PITCHER</b>	IP WLS BF H R ER SO BB IBB HBP BLK WP HR S P ERA WHIP	6.0 25 7 2 2 0 1 0 0 0 0 0 5 5 18.00 3.000	1.0 5 3 2 2 0 0 0 0 0 0 0 0 5 5 18.00 3.000	1.0 4 1 1 1 0 0 0 0 0 0 1 6 9 9.00 1.000																






Batter	1	2	3	4	5	6	7	8	9	AB	R	H	RBI	BB	SO	LOB	TOP								
10 Dave Roberts, L OBP: 0.389, SLG: 0.370	4-0 FC6-4 BB		4-0 14 WP S BB			0-0 G3	0-0 P6		0-0 G3	2	0	0	0	2	0	0	<p>San Francisco Giants @ Arizona Diamondbacks Tucson Electric Park, Tucson, AZ</p> <p>Mon Mar 24 2008, 4:05 PM EDT Att: 7,513 - Sunny - 81 F</p> <p>livebaseballscores.com</p> <p>AB 31 R 5 H 7 RBI 4 BB 5 SO 6 LOB 13</p> 								
47 Merkin Valdez, R (7, 1)										0	0	0	0	0	0	0									
Jack Taschner, L (8, 1)										0	0	0	0	0	0	0									
Jake Wald, R (9, PH)										1	0	0	0	0	0	1									
Rajai Davis, R OBP: 0.379, SLG: 0.400	0-0 FC6-4 14 CS 1-2		1-0 P3 1-2 2-3			0-0 14 HR 1B		0-0 B1-3		4	1	1	0	0	0	3									
14 Fred Lewis, L OBP: 0.403, SLG: 0.516	4-0 1 CS BB		1-0 L6 2-3 3-H			3-1 HR		0-0 G6-3		3	1	1	2	1	0	1									
1 Bengie Molina, R OBP: 0.471, SLG: 0.581	1-0 CS				0-0 G6-3			0-0		3	1	2	1	1	0	0									
21 Justin Leone, R OBP: 0.429, SLG: 0.471		4-0 8 FC5-4 BB				0-0 HR		0-0 FC5-4 1B		0	0	0	0	0	0	0									
50 Eliezer Alfonzo, R OBP: 0.111, SLG: 0.163	1-2									0	0	0	0	0	0	0									
Jose Castillo, R OBP: 0.290, SLG: 0.424		0-3 K			0-3 K			0-0 FC5-4 1-2		4	0	1	0	0	2	2									
8 Eugenio Velez, S OBP: 0.358, SLG: 0.451		0-0 FC5-4 1-2			0-3 K			0-0 F7		3	1	0	0	1	1	2									
40 Daniel Ortmeier, S OBP: 0.320, SLG: 0.358						0-0 F9		0-3 K		4	0	1	1	0	1	2									
29 Brian Bocoek, R OBP: 0.242, SLG: 0.190			0-0 14 WP SH3-4 1B			0-0 F8		0-0 B5-3		4	1	1	0	0	1	1									
Nick Pereira, R OBP: 0.209, SLG: 0.200										0	0	0	0	0	0	0									
Carlos Sosa, L OBP: 0.273, SLG: 0.422										1	0	0	0	0	0	0									
22 Keiichi Yabu, R OBP: 0.111, SLG: 0.163										0	0	0	0	0	0	0									
Steve Kline, S OBP: 0.330, SLG: 0.330										2	0	0	0	0	1	1									
16 Brian Horwitz, R OBP: 0.330, SLG: 0.330										0	0	0	0	0	0	0									
Inning Stats	R: 0 E: 0 K: 0 S: 1	H: 0 LOB: 0 BB: 2 P: 10	R: 0 E: 0 K: 1 S: 5	H: 0 LOB: 1 BB: 1 P: 9	R: 1 E: 0 K: 0 S: 4	H: 1 LOB: 1 BB: 1 P: 10	R: 0 E: 0 K: 2 S: 7	H: 0 LOB: 0 BB: 0 P: 7	R: 0 E: 0 K: 0 S: 3	H: 0 LOB: 0 BB: 0 P: 3	R: 3 E: 0 K: 1 S: 12	H: 4 LOB: 1 BB: 0 P: 16	R: 0 E: 0 K: 0 S: 3	H: 0 LOB: 0 BB: 0 P: 3	R: 0 E: 0 K: 0 S: 4	H: 1 LOB: 1 BB: 1 P: 4	R: 1 E: 0 K: 2 S: 8	H: 1 LOB: 1 BB: 1 P: 12	1B: 3 2B: 1 3B: 1 HR: 2	SF: 0 SAC: 1 DP: 0 HBP: 0	WP: 1 PB: 0 SB: 2 CS: 2	PA: 38			
PITCHER	IP	WLS	BF	H	R	ER	SO	BB	IBB	HBP	BLK	WP	HR	S	P	ERA	WHIP								
44 Micah Owings, R ERA: 9.77	5.1		22	4	4	4	3	4	0	0	0	1	2	27	50	6.75	1.500								
52 Brandon Medders, R ERA: 4.91	1.2	W	6	1	0	0	1	0	0	0	0	0	0	8	8	0.00	0.600								
45 Doug Slaten, L ERA: 14.0	1.0	H	4	1	0	0	0	0	0	0	0	0	0	4	4	0.00	1.000								
Dustin Nippert, R ERA: 14.0	1.0	S	5	1	1	1	2	1	0	0	0	0	0	8	12	9.00	2.000								

Batter	1	2	3	4	5	6	7	8	9	AB	R	H	RBI	BB	SO	LOB	BOTTOM								
24 Chris Young, R OBP: 0.431, SLG: 0.625	0-0 1B 2B		0-3 K			0-3 K			1-0 G4-3	4	1	1	0	0	2	1	<p>San Francisco Giants @ Arizona Diamondbacks Tucson Electric Park, Tucson, AZ</p> <p>Mon Mar 24 2008, 4:05 PM EDT Att: 7,513 - Sunny - 81 F</p> <p>livebaseballscores.com</p> <p>AB 33 R 6 H 10 RBI 6 BB 2 SO 10 LOB 18</p> 								
Cyle Hankerd, R (8, 7)										0	0	0	0	0	0	0									
Chris Burke, R OBP: 0.435, SLG: 0.685	0-0		0-0 F8			0-0 P3			0-3 K	3	1	1	1	0	0	0									
52 Brandon Medders, R (6, 1)										0	0	0	0	0	0	0									
21 Trot Nixon, L OBP: 0.273, SLG: 0.408	0-0 G4-3 1 S									1	0	0	0	0	1	1									
45 Doug Slaten, L (8, 1)										0	0	0	0	0	0	0									
Dustin Nippert, R (9, 1)										0	0	0	0	0	0	0									
1 Orlando Hudson, S OBP: 0.396, SLG: 0.422	1-0 G4-3		0-0 F7			0-0 22 1B 34 FC4-6 2B		1-0 HBP		3	0	1	0	0	0	1									
71 Jesus Merchan, R OBP: 0.512, SLG: 0.622	1-3									0	1	0	0	0	0	0									
22 Eric Byrnes, R OBP: 0.360, SLG: 0.467	0-3 K					0-0 34 G5-4-3 1B		0-0 G4-3		3	0	2	0	0	1	1									
28 Alex Romero, L OBP: 0.377, SLG: 0.354										1	0	0	0	0	0	2									
34 Conor Jackson, R OBP: 0.388, SLG: 0.550	1-1 HR					0-0 G5-4-3 1-2		0-0 FC4-6 12 1B 11 G5-3 1B		3	2	1	3	1	0	3									
12 Jeff Salazar, L OBP: 0.375, SLG: 0.479	0-3 K					0-0 E9 11 1B 1B		0-0 K		4	1	2	0	0	2	1									
11 Augie Ojeda, S OBP: 0.377, SLG: 0.498			0-0 P6			0-0 1B		0-0 G5-3		4	0	2	2	0	0	2									
7 Robby Hammock, R OBP: 0.250, SLG: 0.256										3	0	0	0	0	1	2									
John Hester, R OBP: 0.250, SLG: 0.250										1	0	0	0	0	1	2									
44 Micah Owings, R OBP: 0.167, SLG: 0.167										2	0	0	0	0	1	0									
14 Don Kelly, L OBP: 0.500, SLG: 0.607						0-0 G4-3		4-0 24 G4-3 24 S BB		1	0	0	0	1	1	2									
Inning Stats	R: 3 E: 0 K: 2 S: 11	H: 3 LOB: 0 BB: 0 P: 13	R: 0 E: 0 K: 1 S: 5	H: 0 LOB: 0 BB: 0 P: 5	R: 0 E: 0 K: 1 S: 5	H: 0 LOB: 0 BB: 0 P: 5	R: 1 E: 1 K: 1 S: 7	H: 3 LOB: 1 BB: 0 P: 7	R: 0 E: 0 K: 1 S: 5	H: 0 LOB: 0 BB: 0 P: 5	R: 2 E: 0 K: 0 S: 6	H: 3 LOB: 1 BB: 0 P: 6	R: 0 E: 0 K: 1 S: 5	H: 0 LOB: 1 BB: 1 P: 11	R: 0 E: 0 K: 3 S: 10	H: 1 LOB: 2 BB: 1 P: 14	1B: 7 2B: 2 3B: 0 HR: 1	SF: 0 SAC: 0 DP: 1 HBP: 1	WP: 0 PB: 0 SB: 2 CS: 0	PA: 36					
PITCHER	IP	WLS	BF	H	R	ER	SO	BB	IBB	HBP	BLK	WP	HR	S	P	ERA	WHIP								
Nick Pereira, R ERA: 6.23	4.0		17	6	4	3	5	0	0	0	0	0	1	28	30	6.75	1.500								
22 Keiichi Yabu, R ERA: 3.77	1.1	L	6	2	2	2	1	0	0	0	0	0	0	8	8	13.50	1.500								
Steve Kline, L ERA: 5.91	0.2		3	1	0	0	0	0	0	0	0	0	0	3	3	0.00	1.500								
47 Merkin Valdez, R ERA: 4.35	1.1		8	1	0	0	2	2	0	1	0	0	0	9	19	0.00	2.250								
Jack Taschner, L ERA: 0.82	0.2		2	0	0	0	2	0	0	0	0	0	0	6	6	0.00	0.000								




Batter	1	2	3	4	5	6	7	8	9	AB	R	H	RBI	BB	SO	LOB	TOP
2 Ryan Theriot, R OBP: 0.375, SLG: 0.435 22 Kevin Hart, R ERA: 7.59 45 Sean Marshall, L ERA: 3.55 43 Michael Wuerztz, R ERA: 20 Felix Pie, L OBP: 0.375, SLG: 0.558	G6-3		FC5-4 1B		G6-3	G6-3			K	4	0	1	0	0	0	0	<b>Chicago Cubs @ San Francisco Giants</b> Scottsdale Stadium, Scottsdale, AZ Tue Mar 25 2008, 4:05 PM EDT Att: 11,999 - Partly Cloudy - 83 F  <b>AB 38</b> <b>R 7</b> <b>H 12</b> <b>RBI 7</b> <b>BB 3</b> <b>SO 12</b> <b>LOB 17</b> 
9 Reed Johnson, R OBP: 0.340, SLG: 0.395	K		FC5-4 1-2		E7 25 HR 2B		G6-3		G1-3 33 G1-3 6 3B 33 S	5	2	2	0	0	1		
25 Derrek Lee, R OBP: 0.279, SLG: 0.414 33 Danyle Ward, L OBP: 0.428, SLG: 0.676	G5-3								G1-3	3	1	1	2	0	1	1	
16 Aramis Ramirez, R OBP: 0.447, SLG: 0.513 6 Alex Cintron, S OBP: 0.353, SLG: 0.475		2B							G1-3	2	1	1	1	0	0	0	
1 Kosuke Fukudome, L OBP: 0.406, SLG: 0.308 63 Carmen Pignatiello, R ERA: 1.0	G5-3				F9				G1-3	3	1	1	1	2	0	2	
Mark DeRosa, R OBP: 0.296, SLG: 0.417 17 Mike Fontenot, L OBP: 0.345, SLG: 0.510									G1-3	0	0	0	0	0	0	0	
19 Matt Murton, R OBP: 0.388, SLG: 0.410									G1-3	3	0	0	0	0	2	4	
18 Geovany Soto, R OBP: 0.316, SLG: 0.353 Henry Blanco, R OBP: 0.375, SLG: 0.567									G1-3	2	0	1	0	0	1	1	
53 Rich Hill, L ERA: 4.91 9 Leon Johnson, L ERA: 3.48 Ronny Cedeno, R OBP: 0.349, SLG: 0.525									G1-3	2	0	1	0	0	1	1	
									G1-3	1	0	0	0	0	0	0	
									G1-3	1	0	0	0	0	1	1	
									G1-3	3	0	1	1	0	2	3	
									G1-3	3	1	2	2	0	0	0	
									G1-3	1	0	0	0	0	1	1	
									G1-3	2	0	0	0	0	1	2	
									G1-3	1	0	0	0	0	0	0	
									G1-3	1	0	0	0	0	1	1	
									G1-3	3	0	1	1	0	2	3	
									G1-3	3	1	2	2	0	0	0	
									G1-3	1	0	0	0	0	1	1	
									G1-3	2	0	0	0	0	1	2	
									G1-3	1	0	0	0	0	0	0	
									G1-3	1	0	0	0	0	1	1	
									G1-3	3	0	1	1	0	2	3	
									G1-3	3	1	2	2	0	0	0	
									G1-3	1	0	0	0	0	1	1	
									G1-3	2	0	0	0	0	1	2	
									G1-3	1	0	0	0	0	0	0	
									G1-3	1	0	0	0	0	1	1	
									G1-3	3	0	1	1	0	2	3	
									G1-3	3	1	2	2	0	0	0	
									G1-3	1	0	0	0	0	1	1	
									G1-3	2	0	0	0	0	1	2	
									G1-3	1	0	0	0	0	0	0	
									G1-3	1	0	0	0	0	1	1	
									G1-3	3	0	1	1	0	2	3	
									G1-3	3	1	2	2	0	0	0	
									G1-3	1	0	0	0	0	1	1	
									G1-3	2	0	0	0	0	1	2	
									G1-3	1	0	0	0	0	0	0	
									G1-3	1	0	0	0	0	1	1	
									G1-3	3	0	1	1	0	2	3	
									G1-3	3	1	2	2	0	0	0	
									G1-3	1	0	0	0	0	1	1	
									G1-3	2	0	0	0	0	1	2	
									G1-3	1	0	0	0	0	0	0	
									G1-3	1	0	0	0	0	1	1	
									G1-3	3	0	1	1	0	2	3	
									G1-3	3	1	2	2	0	0	0	
									G1-3	1	0	0	0	0	1	1	
									G1-3	2	0	0	0	0	1	2	
									G1-3	1	0	0	0	0	0	0	
									G1-3	1	0	0	0	0	1	1	
									G1-3	3	0	1	1	0	2	3	
									G1-3	3	1	2	2	0	0	0	
									G1-3	1	0	0	0	0	1	1	
									G1-3	2	0	0	0	0	1	2	
									G1-3	1	0	0	0	0	0	0	
									G1-3	1	0	0	0	0	1	1	
									G1-3	3	0	1	1	0	2	3	
									G1-3	3	1	2	2	0	0	0	
									G1-3	1	0	0	0	0	1	1	
									G1-3	2	0	0	0	0	1	2	
									G1-3	1	0	0	0	0	0	0	
									G1-3	1	0	0	0	0	1	1	
									G1-3	3	0	1	1	0	2	3	
									G1-3	3	1	2	2	0	0	0	
									G1-3	1	0	0	0	0	1	1	
									G1-3	2	0	0	0	0	1	2	
									G1-3	1	0	0	0	0	0	0	
									G1-3	1	0	0	0	0	1	1	
									G1-3	3	0	1	1	0	2	3	
									G1-3	3	1	2	2	0	0	0	
									G1-3	1	0	0	0	0	1	1	
									G1-3	2	0	0	0	0	1	2	
									G1-3	1	0	0	0	0	0	0	
									G1-3	1	0	0	0	0	1	1	
									G1-3	3	0	1	1	0	2	3	
									G1-3	3	1	2	2	0	0	0	
									G1-3	1	0	0	0	0	1	1	
									G1-3	2	0	0	0	0	1	2	
									G1-3	1	0	0	0	0	0	0	
									G1-3	1	0	0	0	0	1	1	
									G1-3	3	0	1	1	0	2	3	
									G1-3	3	1	2	2	0	0	0	
									G1-3	1	0	0	0	0	1	1	
									G1-3	2	0	0	0	0	1	2	
									G1-3	1	0	0	0	0	0	0	
									G1-3	1	0	0	0	0	1	1	
									G1-3	3	0	1	1	0	2	3	
									G1-3	3	1	2	2	0	0	0	
									G1-3	1	0	0	0	0	1	1	
									G1-3	2	0	0	0	0	1	2	
									G1-3	1	0	0	0	0	0	0	
									G1-3	1	0	0	0	0	1	1	
									G1-3	3	0	1	1	0	2	3	
									G1-3	3	1	2	2	0	0	0	
									G1-3	1	0	0	0	0	1	1	
									G1-3	2	0	0	0	0	1	2	
									G1-3	1	0	0	0	0	0	0	
									G1-3	1	0	0	0	0	1	1	
									G1-3	3	0	1	1	0	2	3	
									G1-3	3	1	2	2	0	0	0	
									G1-3	1	0	0	0	0	1	1	



Batter	1	2	3	4	5	6	7	8	9	AB	R	H	RBI	BB	SO	LOB	TOP						
Rajai Davis, R (1,8)	G4-3	L7			G6-3		G4-6-3			3	0	0	0	1	0	2	<b>San Francisco Giants @ Fresno Grizzlies</b> Chukchansi Park, Fresno, CA Wed Mar 26 2008, 9:05 PM EDT Att: 14,084 - Clear - 67 F <a href="http://livebaseballscorecards.com">livebaseballscorecards.com</a>						
Ray Durham, S (1,4) 8 Eugenio Velez, S (5,4)	P3		P4		G4-3		G4-6-3			3	0	0	0	0	0	0							
2 Randy Winn, S (1,9) 16 Brian Horwitz, R (5,9)	E5				P3				G4-3	3	1	1	0	0	0	0							
1 Bengie Molina, R (1,2) 22 Ryan Rohlinger, R (8,5)									G4-3	0	0	0	0	0	0	0							
Rich Aurilia, R (1,5) Jose Castillo, R (6, PR) (6,5) (8,6)	L3								G6-3	3	0	1	0	0	1	3							
40 Daniel Ortmeier, S (1,3)		F9	P3							4	0	0	0	0	1	4							
14 Fred Lewis, L (1,7)		G6-3			B1-3					4	0	1	2	0	1	0							
29 Brian Bocoock, R (1,6) 50 Eliezer Alfonso, R (8,2)					G5-3					3	0	1	0	0	0	2							
75 Barry Zito, L (1,1) 43 Bartolome Fortunato, R (7,1)					G1-3					3	0	1	0	0	0	0							
										0	0	0	0	0	0	0							
<b>Inning Stats</b>	R: 1 E: 1 K: 0 S: 5	H: 1 LOB: 1 BB: 0 P: 5	R: 0 E: 0 K: 0 S: 5	H: 2 LOB: 2 BB: 0 P: 5	R: 0 E: 0 K: 1 S: 6	H: 1 LOB: 2 BB: 1 P: 10	R: 0 E: 0 K: 0 S: 3	H: 0 LOB: 0 BB: 0 P: 3	R: 0 E: 0 K: 0 S: 3	H: 0 LOB: 0 BB: 0 P: 3	R: 2 E: 0 K: 0 S: 5	H: 3 LOB: 1 BB: 0 P: 5	R: 0 E: 0 K: 0 S: 2	H: 0 LOB: 0 BB: 1 P: 6	R: 0 E: 0 K: 0 S: 3	H: 0 LOB: 0 BB: 0 P: 9	R: 0 E: 0 K: 3 S: 9	H: 0 LOB: 0 BB: 0 P: 9	1B: 4 2B: 3 3B: 0 HR: 0	SF: 0 SAC: 0 DP: 1 HBP: 0	WP: 0 PB: 0 SB: 0 CS: 1	PA: 35	
<b>PITCHER</b>	IP WLS BF H R ER SO BB IBB HBP BLK WP HR S P ERA WHIP																						
Pat Misch, L (1,1)	5.0	B 21	4	1	0	1	1	0	0	0	0	0	0	0	0	22	26	0.00	1.000				
Randy Messenger, R (6,1)	1.0	B 5	3	2	2	0	0	0	0	0	0	0	0	0	0	5	5	18.00	3.000				
Billy Sadler, R (7,1)	1.0	W 3	0	0	0	0	1	0	0	0	0	0	0	0	2	6	0.00	1.000					
Kevin Gryboski, R (8,1)	1.0	H 3	0	0	0	0	0	0	0	0	0	0	0	0	3	3	0.00	0.000					
Alex Hinshaw, L (9,1)	0.2	H 2	0	0	0	2	0	0	0	0	0	0	0	0	6	6	0.00	0.000					

Batter	1	2	3	4	5	6	7	8	9	AB	R	H	RBI	BB	SO	LOB	BOTTOM						
Clay Timmer, L (1,8)			G6-3		G3		L8			4	1	1	0	0	0	2	<b>San Francisco Giants @ Fresno Grizzlies</b> Chukchansi Park, Fresno, CA Wed Mar 26 2008, 9:05 PM EDT Att: 14,084 - Clear - 67 F <a href="http://livebaseballscorecards.com">livebaseballscorecards.com</a>						
Ivan Ochoa, R (1,6)					G5-3					4	0	2	1	0	1	1							
Travis Denker, R (1,4)			G6-3				L6			2	1	0	0	2	0	1							
Scott McClain, R (1,3)					F8					4	0	1	0	0	0	2							
19 Nate Schierholtz, L (1,9)										4	0	2	1	0	2	2							
7 Justin Leone, R (1,5) Julio Cordido, R (8,5)					P3		G1-3			3	0	0	1	0	1	3							
John Bowker, L (1,7)					P5					3	0	1	0	0	0	2							
23 Todd Jennings, R (1,2) Elio Sarmiento, S (8,2)			G5-3		F8		F9			3	0	0	0	0	0	1							
Pat Misch, R (1,1) Brett Harper, L (5, PR) Randy Messenger, R (8,1) Billy Sadler, R (7,1) Travis Ishikawa, L (7, PR) Kevin Gryboski, R (8,1) Alex Hinshaw, L (8,1) Sergio Romo, R (8,1)										1	0	0	0	0	1	0							
										1	0	1	0	0	0	0							
										0	0	0	0	0	0	0							
										0	0	0	0	0	0	0							
										0	0	0	0	0	0	0							
										0	0	0	0	0	0	0							
										0	0	0	0	0	0	0							
										0	0	0	0	0	0	0							
<b>Inning Stats</b>	R: 2 E: 0 K: 1 S: 7	H: 3 LOB: 1 BB: 1 P: 11	R: 0 E: 0 K: 1 S: 6	H: 1 LOB: 0 BB: 0 P: 6	R: 0 E: 0 K: 1 S: 5	H: 0 LOB: 0 BB: 0 P: 5	R: 0 E: 0 K: 0 S: 4	H: 1 LOB: 1 BB: 0 P: 4	R: 0 E: 0 K: 0 S: 4	H: 1 LOB: 1 BB: 0 P: 4	R: 1 E: 0 K: 1 S: 6	H: 1 LOB: 1 BB: 1 P: 10	R: 1 E: 1 K: 0 S: 5	H: 1 LOB: 1 BB: 0 P: 5	R: 0 E: 0 K: 1 S: 5	H: 0 LOB: 0 BB: 0 P: 5	R: 0 E: 0 K: 1 S: 5	H: 0 LOB: 0 BB: 0 P: 5	1B: 6 2B: 2 3B: 0 HR: 0	SF: 0 SAC: 0 DP: 1 HBP: 0	WP: 0 PB: 0 SB: 0 CS: 1	PA: 33	
<b>PITCHER</b>	IP WLS BF H R ER SO BB IBB HBP BLK WP HR S P ERA WHIP																						
75 Barry Zito, L (1,1)	6.2	L 29	8	4	3	4	2	0	0	0	0	0	0	0	0	36	44	4.05	1.500				
43 Bartolome Fortunato, R (7,1)	1.1		4	0	0	0	1	0	0	0	0	0	0	0	6	6	0.00	0.000					





Batter	1	2	3	4	5	6	7	8	9	AB	R	H	RBI	BB	SO	LOB	TOP						
51 Ichiro Suzuki, L (1.8) OBP: 0.292, SLG: 0.292 25 Charlton Jimerson, R (6.8) OBP: 0.231, SLG: 0.240										4	0	0	1	0	2	1	<b>Seattle Mariners @ San Francisco Giants</b> AT&T Park, San Francisco, CA Thu Mar 27 2008, 7:15 PM PDT Att: 25,720 - Clear - 52 F <a href="http://livebaseballscorecards.com">livebaseballscorecards.com</a>						
4 Jose Lopez, R (1.4) OBP: 0.290, SLG: 0.303 23 Tug Hulett, L (6. PR) OBP: 0.310, SLG: 0.296										4	0	1	0	0	0	0							
Raul Ibanez, L (1.7) OBP: 0.343, SLG: 0.453 35 Brandon Morrow, R (6.1) OBP: 0.310, SLG: 0.296										2	0	0	0	2	1	2							
Richie Sexson, R (1.3) OBP: 0.362, SLG: 0.379 78 Matt Tuiasosopo, R (7.5) OBP: 0.290, SLG: 0.333										4	0	0	0	0	2	2							
Brad Wilkerson, L (1.9) OBP: 0.299, SLG: 0.377 77 Mike Wilson, R (5. PR) (5.9)										2	1	1	0	0	1	0							
12 Michael Morse, R (1.5) OBP: 0.552, SLG: 0.729 18 Ryan Rowland-Smith, L (7.1) Sean Green, R (9.1)										3	1	0	0	1	2	3							
Jamie Burke, R (1.2) OBP: 0.333, SLG: 0.324 63 Mike Kinkade, R (8.2)										4	2	2	0	0	0	0							
7 Yuniesky Betancourt, R (1.6) OBP: 0.343, SLG: 0.476 12 Carlos Truñfel, R (6.6)										2	3	2	5	1	0	0							
41 R.A. Dickey, R (1.1) 40 Michael Saunders, L (6. PH) 8 Jeremy Reed, L (6.7) OBP: 0.406, SLG: 0.407										2	0	0	0	0	1	0							
<b>Inning Stats</b>	R: 0 E: 0 K: 1 S: 11	H: 0 LOB: 0 BB: 0 P: 16	R: 3 E: 1 K: 3 S: 16	H: 3 LOB: 0 BB: 0 P: 21	R: 0 E: 0 K: 1 S: 10	H: 0 LOB: 1 BB: 1 P: 19	R: 3 E: 1 K: 1 S: 16	H: 2 LOB: 0 BB: 1 P: 25	R: 0 E: 0 K: 1 S: 15	H: 0 LOB: 2 BB: 1 P: 25	R: 1 E: 0 K: 1 S: 14	H: 2 LOB: 2 BB: 1 P: 27	R: 0 E: 0 K: 2 S: 8	H: 0 LOB: 0 BB: 0 P: 15	R: 0 E: 0 K: 0 S: 7	H: 0 LOB: 0 BB: 0 P: 10		R: 0 E: 0 K: 0 S: 6	H: 0 LOB: 0 BB: 0 P: 10	1B: 5 2B: 1 3B: 0 HR: 1	SF: 0 SAC: 0 DP: 0 HBP: 1	WP: 0 PB: 0 SB: 0 CS: 0	PA: 39
<b>PITCHER</b>	IP WLS BF H R ER SO BB IBB HBP BLK WP HR S P ERA WHIP																						
18 Matt Cain, R (1.1) ERA: 5.68	4.0 L 19 5 6 5 6 2 0 0 0 0 0 1 53 81 11.25 1.750																						
48 Erick Threets, L (5.1) ERA: 4.32	1.0 5 0 0 0 1 1 0 0 0 0 0 0 15 25 0.00 1.000																						
22 Keiichi Yabu, R (6.1) ERA: 4.11	1.0 6 2 1 1 1 1 0 0 0 0 0 0 14 27 9.00 3.000																						
47 Merkin Valdez, R (7.1) ERA: 3.97	1.0 3 0 0 0 2 0 0 0 0 0 0 0 8 15 0.00 0.000																						
41 Brad Hennessey, R (8.1) ERA: 4.61	1.0 3 0 0 0 0 0 0 0 0 0 0 0 7 10 0.00 0.000																						
<b>PITCHER</b>	IP WLS BF H R ER SO BB IBB HBP BLK WP HR S P ERA WHIP																						
Tyler Walker, R (9.1) ERA: 3.18	1.0 3 0 0 0 0 0 0 0 0 0 0 0 15 25 0.00 1.000																						

Batter	1	2	3	4	5	6	7	8	9	AB	R	H	RBI	BB	SO	LOB	BOTTOM						
14 Fred Lewis, L (1.7) OBP: 0.388, SLG: 0.471										3	1	0	0	2	1	2	<b>Seattle Mariners @ San Francisco Giants</b> AT&T Park, San Francisco, CA Thu Mar 27 2008, 7:15 PM PDT Att: 25,720 - Clear - 52 F <a href="http://livebaseballscorecards.com">livebaseballscorecards.com</a>						
Rav Durham, S (1.4) OBP: 0.520, SLG: 0.634 41 Brad Hennessey, R (8.1) Tyler Walker, R (9.1)										2	0	1	1	2	0	1							
50 Eliezer Alfonzo, R (9. PH) OBP: 0.109, SLG: 0.159										1	0	0	0	1	1	0							
2 Randy Winn, S (1.9) OBP: 0.415, SLG: 0.544 16 Brian Horwitz, R (7.9) OBP: 0.308, SLG: 0.308										1	0	0	0	2	0	1							
1 Bengie Molina, R (1.2) OBP: 0.459, SLG: 0.576 71 Steve Holm, R (7.2) OBP: 0.356, SLG: 0.348										2	0	1	1	0	1	1							
33 Aaron Rowand, R (1.8) OBP: 0.379, SLG: 0.441 21 Justin Leone, R (7.3) OBP: 0.419, SLG: 0.457										3	0	0	0	0	2	3							
Rich Aurilia, R (1.3) OBP: 0.387, SLG: 0.436 47 Merkin Valdez, R (7.1) 8 Eugenio Velez, S (8.4) OBP: 0.356, SLG: 0.442										3	0	0	0	0	0	3							
Jose Castillo, R (1.5) OBP: 0.299, SLG: 0.453										4	1	1	0	0	0	3							
29 Brian Bocock, R (1.6) OBP: 0.246, SLG: 0.188 59 Emmanuel Burnes, S (8.6) OBP: 0.185, SLG: 0.222										3	0	1	0	0	0	1							
18 Matt Cain, R (1.1) OBP: 0.375, SLG: 0.286 48 Erick Threets, L (5.1) 40 Daniel Ortmeier, S (6. PH) OBP: 0.300, SLG: 0.333 22 Keiichi Yabu, R (6.1) Rajai Davis, R (7.8) OBP: 0.342, SLG: 0.355										1	0	0	0	0	0	0							
<b>Inning Stats</b>	R: 0 E: 0 K: 1 S: 10	H: 0 LOB: 1 BB: 2 P: 22	R: 0 E: 1 K: 0 S: 11	H: 0 LOB: 0 BB: 0 P: 19	R: 0 E: 0 K: 0 S: 9	H: 0 LOB: 1 BB: 1 P: 16	R: 0 E: 0 K: 1 S: 10	H: 1 LOB: 0 BB: 0 P: 15	R: 0 E: 0 K: 0 S: 5	H: 0 LOB: 0 BB: 0 P: 8	R: 1 E: 0 K: 1 S: 16	H: 0 LOB: 2 BB: 3 P: 32	R: 1 E: 0 K: 3 S: 18	H: 3 LOB: 2 BB: 0 P: 24	R: 0 E: 1 K: 1 S: 10	H: 1 LOB: 2 BB: 0 P: 13		R: 0 E: 0 K: 1 S: 6	H: 0 LOB: 0 BB: 0 P: 10	1B: 5 2B: 0 3B: 0 HR: 0	SF: 1 SAC: 0 DP: 1 HBP: 0	WP: 0 PB: 0 SB: 0 CS: 0	PA: 38
<b>PITCHER</b>	IP WLS BF H R ER SO BB IBB HBP BLK WP HR S P ERA WHIP																						
41 R.A. Dickey, R (1.1) ERA: 2.25	5.0 W 18 1 0 0 2 3 0 0 0 0 0 0 45 80 0.00 0.800																						
35 Brandon Morrow, R (6.1) ERA: 10.8	1.0 6 0 1 1 1 3 0 0 0 0 0 0 16 32 9.00 3.000																						
18 Ryan Rowland-Smith, L (7.1) ERA: 0.64	2.0 11 4 1 1 4 0 0 0 0 0 0 0 28 37 4.50 2.000																						
Sean Green, R (9.1) ERA: 6.55	1.0 3 0 0 0 1 0 0 0 0 0 0 0 6 10 0.00 0.000																						























Batter	1	2	3	4	5	6	7	8	9	AB	R	H	RBI	BB	SO	LOB	TOP					
8 Eugenio Velez, S OBP: 0.571, SLG: 0.500		G5-3		L8				F8		4	0	1	0	1	0	4	<p>San Francisco Giants @ Los Angeles Dodgers Dodger Stadium, Los Angeles, CA</p> <p>Wed Apr 02 2008, 7:10 PM PDT Att: 43,217 - Cloudy - 56 F</p> <p>livebaseballscorecards.com</p> <p>AB 33 R 2 H 7 RBI 2 BB 4 SO 8 LOB 24</p>					
Rich Aurilia, R OBP: 0.231, SLG: 0.091			G6-3		F7			P6		3	0	0	0	2	0							
2 Randy Winn, S OBP: 0.231, SLG: 0.182	K					SF7		F8		3	1	1	1	1	2							
1 Bengie Molina, R OBP: 0.231, SLG: 0.231	F3				F9			F7		5	0	1	0	0	5							
33 Aaron Rowand, R OBP: 0.364, SLG: 0.400	G1-3				SF			P6		3	0	0	1	0	1	3						
Jose Castillo, R OBP: 0.273, SLG: 0.364					F8			F9		4	0	2	0	0	2							
Rajai Davis, R OBP: 0.250, SLG: 0.250	K				K			G4-3		2	0	1	0	0	1	1						
14 Fred Lewis, L ERA: 27.0	K				K					2	0	0	0	0	1	2						
29 Brian Bocoock, R OBP: 0.364, SLG: 0.125	FC1				K			K		4	0	0	0	0	3	3						
47 Merkin Valdez, R Jack Taschner, L Ray Durham, S 55 Tim Lincecum, L 40 Daniel Ortmeier, S Tyler Walker, R 38 Brian Wilson, R	SH5-4				K			P4		0	0	0	0	0	0	0						
<b>Inning Stats</b>	R: 0 E: 0 K: 1 S: 14	H: 0 LOB: 2 BB: 2 P: 25	R: 0 E: 1 K: 1 S: 10	H: 1 LOB: 2 BB: 0 P: 15	R: 0 E: 0 K: 1 S: 9	H: 0 LOB: 1 BB: 1 P: 16	R: 0 E: 0 K: 2 S: 12	H: 2 LOB: 2 BB: 0 P: 19	R: 1 E: 1 K: 1 S: 18	H: 2 LOB: 2 BB: 1 P: 27	R: 1 E: 0 K: 1 S: 17	H: 2 LOB: 2 BB: 1 P: 27	R: 0 E: 0 K: 0 S: 5	H: 0 LOB: 0 BB: 0 P: 9	R: 0 E: 0 K: 1 S: 7	H: 0 LOB: 0 BB: 0 P: 13	R: 0 E: 0 K: 0 S: 4	H: 0 LOB: 0 BB: 0 P: 7	1B: 6 2B: 1 3B: 0 HR: 0	SF: 2 SAC: 1 DP: 0 HBP: 0	WP: 0 PB: 0 SB: 2 CS: 0	PA: 40
<b>PITCHER</b>	IP WLS BF H R ER SO BB IBB HBP BLK WP HR S P ERA WHIP																					
56 Hung-Chih Kuo, L ERA: 3.0	3.0	14	1	0	0	3	3	0	0	0	0	0	0	33	56	0.00	1.333					
38 Ramon Troncoso, R ERA: 27.0	1.0	5	2	0	0	2	0	0	0	0	0	0	0	12	19	0.00	2.000					
58 Chad Billingsley, R ERA: 27.0	0.1	4	2	1	1	0	0	0	0	0	0	0	0	11	18	27.00	6.000					
21 Esteban Loaiza, R ERA: 3.38	2.2	L 11	2	1	1	2	1	0	0	0	0	0	0	29	45	3.38	1.125					
45 Scott Proctor, R ERA: 0.000	2.0	6	0	0	0	1	0	0	0	0	0	0	0	11	20	0.00	0.000					

Batter	1	2	3	4	5	6	7	8	9	AB	R	H	RBI	BB	SO	LOB	BOTTOM			
15 Rafael Furcal, S OBP: 0.467, SLG: 0.462	K		G6-3		G1-3				K	4	0	0	0	1	2	3	<p>San Francisco Giants @ Los Angeles Dodgers Dodger Stadium, Los Angeles, CA</p> <p>Wed Apr 02 2008, 7:10 PM PDT Att: 43,217 - Cloudy - 56 F</p> <p>livebaseballscorecards.com</p> <p>AB 31 R 1 H 6 RBI 1 BB 5 SO 11 LOB 21</p>			
55 Russell Martin, R	K				K					3	1	0	0	1	3	4				
16 Andre Ethier, L OBP: 0.308, SLG: 0.333	K				K			K		3	0	0	0	1	3	1				
12 Jeff Kent, R OBP: 0.364, SLG: 0.700	F9				F9			F9		3	0	0	0	1	0	1				
25 Andrew Jones, R OBP: 0.333, SLG: 0.300	K				FC6-4			G6-4-3		4	0	1	0	0	1	3				
7 James Loney, L OBP: 0.667, SLG: 0.667	F8				K			2B		3	0	2	1	1	0	0				
27 Matt Kemp, R OBP: 0.100, SLG: 0.100	K				F8			G5-3		4	0	0	0	0	1	5				
33 Blake DeWitt, L OBP: 0.667, SLG: 0.667	G6-3				K			G1-3		4	0	3	0	0	0	0				
56 Hung-Chih Kuo, L 3 Delwyn Young, S 38 Ramon Troncoso, R 58 Chad Billingsley, R 21 Esteban Loaiza, R 21 Mark Sweeney, L 45 Scott Proctor, R 9 Juan Pierre, L	G6-3				SH3			K		0	0	0	0	0	0	0				
<b>Inning Stats</b>	R: 0 E: 0 K: 3 S: 10	H: 0 LOB: 0 BB: 0 P: 15	R: 0 E: 0 K: 1 S: 7	H: 0 LOB: 0 BB: 0 P: 10	R: 0 E: 0 K: 1 S: 10	H: 1 LOB: 1 BB: 0 P: 12	R: 1 E: 0 K: 1 S: 17	H: 1 LOB: 2 BB: 2 P: 28	R: 0 E: 0 K: 0 S: 7	H: 0 LOB: 0 BB: 1 P: 11	R: 0 E: 0 K: 2 S: 18	H: 2 LOB: 3 BB: 1 P: 29	R: 0 E: 0 K: 1 S: 13	H: 1 LOB: 2 BB: 1 P: 22	R: 0 E: 1 K: 1 S: 6	H: 0 LOB: 1 BB: 0 P: 11		1B: 3 2B: 4 3B: 0 HR: 0	SF: 0 SAC: 1 DP: 2 HBP: 0	WP: 2 PB: 0 SB: 1 CS: 1
<b>PITCHER</b>	IP WLS BF H R ER SO BB IBB HBP BLK WP HR S P ERA WHIP																			
47 Merkin Valdez, R ERA: 3.0	2.0	6	1	0	0	1	0	0	0	0	0	0	0	17	25	0.00	0.000			
Jack Taschner, L ERA: 2.25	1.0	4	1	0	0	1	0	0	0	1	0	10	12	0.00	1.000					
55 Tim Lincecum, R ERA: 2.25	4.0	W 19	4	1	1	4	4	0	0	0	1	0	53	84	2.25	2.000				
Tyler Walker, R ERA: 1.500	0.2	H 4	1	0	0	1	0	1	0	0	0	10	18	0.00	1.500					
38 Brian Wilson, R ERA: 0.000	1.1	S 4	0	0	0	1	0	0	0	0	0	9	15	0.00	0.000					



Batter	1	2	3	4	5	6	7	8	9	AB	R	H	RBI	BB	SO	LOB	TOP									
10 Dave Roberts, L OBP: 0.222, SLG: 0.222 40 Daniel Ortmeier, S (6, PH) (6, 7)	G3		K			G4-3	L4		G4-3	3	0	0	0	0	1	0	<b>San Francisco Giants @ Milwaukee Brewers</b> Miller Park, Milwaukee, WI Fri Apr 04 2008, 1:05 PM CDT Att. 45,212 - Roof Closed - 66 F									
8 Eugenio Velez, S OBP: 0.333, SLG: 0.273	F8		K			G3	P6		L9	5	0	0	0	0	1	0										
2 Randy Winn, S OBP: 0.333, SLG: 0.267	BB		1B			G6-3	1B		K	4	1	2	0	1	1	0										
1 Bengie Molina, R OBP: 0.235, SLG: 0.412 48 Erick Threets, L (7, 1)	G5-3		L7			F8	HR		HR	4	1	1	2	0	0	2										
33 Aaron Rowand, R OBP: 0.357, SLG: 0.462 14 Fred Lewis, L (7, PH) (7, 8)	F8		K			2B	G3-1		G3-1	3	1	1	0	0	1	0										
Jose Castillo, R OBP: 0.333, SLG: 0.533	2B		G1-3			2B	F9		F9	4	1	2	1	0	0	0										
Rich Aurilia, R OBP: 0.294, SLG: 0.200	K		1B			2B	2B		K	4	0	2	1	0	2	1										
29 Brian Bocoock, R OBP: 0.467, SLG: 0.273	BB		1B			1B	1B		P6	3	0	2	0	1	0	0										
53 Jonathan Sánchez, L 22 Keichi Yabu, R Ray Durham, S 41 Brad Hennessey, R 20 Steve Holm, R	K		K			K	K		L7	2	0	0	0	0	2	4										
<b>Inning Stats</b>	R: 0 H: 0 E: 0 K: 0 S: 12	H: 0 LOB: 1 BB: 1 P: 20	R: 0 H: 1 E: 0 K: 2 S: 14	H: 1 LOB: 2 BB: 1 P: 23	R: 0 H: 1 E: 0 K: 2 S: 10	H: 1 LOB: 2 BB: 0 P: 15	R: 0 H: 2 E: 0 K: 2 S: 13	H: 2 LOB: 2 BB: 0 P: 19	R: 0 H: 0 E: 0 K: 0 S: 8	H: 0 LOB: 0 BB: 0 P: 11	R: 2 H: 4 E: 0 K: 1 S: 15	H: 4 LOB: 2 BB: 0 P: 22	R: 2 H: 2 E: 0 K: 0 S: 10	H: 2 LOB: 0 BB: 0 P: 14	R: 0 H: 0 E: 0 K: 1 S: 9	H: 0 LOB: 0 BB: 0 P: 12		R: 0 H: 0 E: 0 K: 1 S: 5	H: 0 LOB: 0 BB: 0 P: 9	1B: 6 2B: 3 3B: 0 HR: 1	SF: 0 SAC: 0 DP: 0 HBP: 0	WP: 0 PB: 0 SB: 0 CS: 0	PA: 39			
<b>PITCHER</b>	IP WLS BF ERA WHIP	IP WLS BF ERA WHIP	IP WLS BF ERA WHIP	IP WLS BF ERA WHIP	IP WLS BF ERA WHIP	IP WLS BF ERA WHIP	IP WLS BF ERA WHIP	IP WLS BF ERA WHIP	IP WLS BF ERA WHIP	IP WLS BF ERA WHIP	IP WLS BF ERA WHIP	IP WLS BF ERA WHIP	IP WLS BF ERA WHIP	IP WLS BF ERA WHIP	IP WLS BF ERA WHIP	IP WLS BF ERA WHIP	IP WLS BF ERA WHIP	IP WLS BF ERA WHIP	IP WLS BF ERA WHIP	IP WLS BF ERA WHIP	IP WLS BF ERA WHIP	IP WLS BF ERA WHIP	IP WLS BF ERA WHIP			
12 Carlos Villanueva, R ERA: 3.38 Brian Shouse, L ERA: 4.15 Salomon Torres, R ERA: 4.15	5.1 W 26 3.38 0.2 3.0	L 26 2 S 11	H 8 2 2 2	R 2 0 0 2	ER 2 0 0 2	SO 6 0 0 2	BB 2 0 0 0	IBB 0 0 0 0	HBP 0 0 0 0	BLK 0 0 0 0	WP 0 0 0 0	HR 0 0 5 1	S 67 5 24	P 104 6 35	ERA 3.38 0.000 6.00	WHIP 1.875 0.000 0.667										

AB	37
R	4
H	10
RBI	4
BB	2
SO	9
LOB	11



Batter	1	2	3	4	5	6	7	8	9	AB	R	H	RBI	BB	SO	LOB	BOTTOM								
23 Rickie Weeks Jr, R OBP: 0.450, SLG: 0.563	2B		K			3B	G5-4-3		G5-4-3	4	3	2	0	1	1	2	<b>San Francisco Giants @ Milwaukee Brewers</b> Miller Park, Milwaukee, WI Fri Apr 04 2008, 1:05 PM CDT Att. 45,212 - Roof Closed - 66 F								
33 Gabe Kapler, R OBP: 0.394, SLG: 0.364	F9		P4			2B	1B		1B	5	2	3	2	0	0	1									
28 Prince Fielder, L OBP: 0.500, SLG: 0.500 27 Joe Dillon, R OBP: 0.500, SLG: 1.000	2 HR		K			2 HR	1B		P4	4	3	3	3	0	1	0									
8 Ryan Braun, R OBP: 0.211, SLG: 0.263	K		G6-3			F9	K		F7	5	0	0	0	0	2	5									
2 Bill Hall, R OBP: 0.294, SLG: 0.706	HR		K			HR	1B		G6-3	5	2	3	6	0	1	0									
1 Corey Hart, R OBP: 0.333, SLG: 0.375	K		1B			F9	1B		F9	5	0	2	1	0	1	0									
7 J.J. Hardy, R OBP: 0.059, SLG: 0.059	K		K			G5-3	F7		F7	4	0	0	0	0	2	3									
12 Carlos Villanueva, R Brian Shouse, L Gabe Gross, L Salomon Torres, R	K		K			P4	BB		F8	2	0	0	0	0	1	1									
18 Jason Kendall, R OBP: 0.600, SLG: 0.750 11 Mike Rivera, R OBP: 1.000, SLG: 1.000	BB		BB			3B	2B		G5-4-3	2	2	2	1	1	0	0									
<b>Inning Stats</b>	R: 3 H: 3 E: 0 K: 2 S: 16	H: 3 LOB: 0 BB: 0 P: 24	R: 0 H: 0 E: 0 K: 3 S: 10	H: 0 LOB: 1 BB: 1 P: 18	R: 0 H: 0 E: 0 K: 1 S: 9	H: 0 LOB: 0 BB: 0 P: 15	R: 0 H: 1 E: 0 K: 2 S: 9	H: 1 LOB: 1 BB: 0 P: 12	R: 5 H: 4 E: 0 K: 0 S: 17	H: 4 LOB: 0 BB: 1 P: 30	R: 5 H: 6 E: 0 K: 1 S: 20	H: 6 LOB: 2 BB: 1 P: 30	R: 0 H: 2 E: 0 K: 0 S: 8	H: 2 LOB: 1 BB: 0 P: 12	R: 0 H: 0 E: 0 K: 0 S: 6	H: 0 LOB: 0 BB: 0 P: 9		1B: 12 2B: 2 3B: 0 HR: 2	SF: 0 SAC: 0 DP: 1 HBP: 0	WP: 0 PB: 0 SB: 1 CS: 0	PA: 42				
<b>PITCHER</b>	IP WLS BF ERA WHIP	IP WLS BF ERA WHIP	IP WLS BF ERA WHIP	IP WLS BF ERA WHIP	IP WLS BF ERA WHIP	IP WLS BF ERA WHIP	IP WLS BF ERA WHIP	IP WLS BF ERA WHIP	IP WLS BF ERA WHIP	IP WLS BF ERA WHIP	IP WLS BF ERA WHIP	IP WLS BF ERA WHIP	IP WLS BF ERA WHIP	IP WLS BF ERA WHIP	IP WLS BF ERA WHIP	IP WLS BF ERA WHIP	IP WLS BF ERA WHIP	IP WLS BF ERA WHIP	IP WLS BF ERA WHIP	IP WLS BF ERA WHIP	IP WLS BF ERA WHIP	IP WLS BF ERA WHIP	IP WLS BF ERA WHIP		
53 Jonathan Sánchez, L ERA: 15.75 22 Keichi Yabu, R ERA: 6.75 41 Brad Hennessey, R ERA: 0.75 48 Erick Threets, L ERA:	4.0 L 21 15.75 1.0 1.0 2.0	L 21 4 10 7	H 7 1 6 2	R 7 1 5 0	ER 7 0 5 0	SO 8 0 1 0	BB 2 0 1 0	IBB 0 0 0 0	HBP 0 0 0 0	BLK 0 0 0 0	WP 0 0 0 0	HR 0 1 20 0	S 54 7 30 14	P 9 9 30 21	ERA 15.75 9.00 45.00 0.00	WHIP 2.250 1.000 7.000 1.000									

AB	39
R	13
H	16
RBI	13
BB	3
SO	9
LOB	15









Batter	1	2	3	4	5	6	7	8	9	AB	R	H	RBI	BB	SO	LOB	TOP			
10 Dave Roberts, L OBP: 0.143, SLG: 0.143										4	0	0	0	0	1	0	<b>San Francisco Giants @ Milwaukee Brewers</b> Miller Park, Milwaukee, WI Sun Apr 06 2008, 1:05 PM CDT Att. 44,014 - Roof Closed - 67 F			
8 Eugenio Velez, S OBP: 0.350, SLG: 0.444										4	0	1	0	0	1	0				
14 Fred Lewis, L OBP: 0.200, SLG: 0.111										4	0	1	0	0	1	1				
Ray Durham, S OBP: 0.278, SLG: 0.375										4	0	0	0	0	0	1				
Jose Castillo, R OBP: 0.273, SLG: 0.455										3	0	1	0	0	0	0				
Rich Aurilia, R OBP: 0.286, SLG: 0.211 48 Erick Threats, L										3	0	1	0	0	0	1				
20 Steve Holm, R OBP: 0.250, SLG: 0.250										3	0	1	0	0	0	1				
29 Brian Bocoock, R OBP: 0.455, SLG: 0.250										3	0	0	0	0	2	2				
75 Barry Zito, L										2	0	0	0	0	2	0				
41 Brad Hennessey, R 40 Daniel Ortmeier, S										0	0	0	0	0	0	0				
<b>Inning Stats</b>	R: 0 E: 0 K: 3 S: 9	H: 0 LOB: 0 BB: 0 P: 11	R: 0 E: 0 K: 1 S: 12	H: 2 LOB: 2 BB: 0 P: 17	R: 0 E: 0 K: 1 S: 9	H: 1 LOB: 1 BB: 0 P: 16	R: 0 E: 0 K: 1 S: 12	H: 1 LOB: 1 BB: 0 P: 18	R: 0 E: 0 K: 2 S: 9	H: 0 LOB: 0 BB: 0 P: 10	R: 0 E: 0 K: 0 S: 7	H: 1 LOB: 0 BB: 0 P: 9	R: 0 E: 0 K: 0 S: 7	H: 0 LOB: 0 BB: 0 P: 9	R: 0 E: 0 K: 0 S: 6	H: 0 LOB: 0 BB: 0 P: 8	1B: 3 2B: 2 3B: 0 HR: 0	SF: 0 SAC: 0 DP: 1 HBP: 0	WP: 0 PB: 0 CS: 0	PA: 31
<b>PITCHER</b>	IP: 9.0 WLS: W BF: 31 ERA: ERA	H: 5 R: 0 ER: 0 SO: 8	BB: 0 IBB: 0 HBP: 0 BLK: 0	WP: 0 HR: 0 S: 78 P: 109 ERA: 0.00 WHIP: 0.556																

Batter	1	2	3	4	5	6	7	8	9	AB	R	H	RBI	BB	SO	LOB	BOTTOM			
23 Rickie Weeks Jr., R OBP: 0.379, SLG: 0.417										5	0	1	0	0	0	3	<b>San Francisco Giants @ Milwaukee Brewers</b> Miller Park, Milwaukee, WI Sun Apr 06 2008, 1:05 PM CDT Att. 44,014 - Roof Closed - 67 F			
33 Gabe Kapler, R										4	1	2	2	0	0	1				
28 Prince Fielder, L										4	1	1	0	0	0	2				
8 Ryan Braun, R										5	1	3	3	0	0	2				
2 Bill Hall, R OBP: 0.308, SLG: 0.560										5	0	1	0	0	2	3				
1 Corey Hart, R OBP: 0.385, SLG: 0.435										3	2	2	0	0	0	0				
7 J.J. Hardy, R OBP: 0.190, SLG: 0.158										2	0	1	1	2	0	2				
15 Ben Sheets, R										4	0	0	0	0	1	7				
1B Jason Kendall, R OBP: 0.526, SLG: 0.733										3	2	1	1	0	0	0				
<b>Inning Stats</b>	R: 0 E: 0 K: 0 S: 10	H: 1 LOB: 1 BB: 0 P: 16	R: 1 E: 1 K: 1 S: 11	H: 1 LOB: 0 BB: 0 P: 14	R: 1 E: 1 K: 0 S: 14	H: 1 LOB: 1 BB: 0 P: 20	R: 1 E: 0 K: 0 S: 14	H: 2 LOB: 2 BB: 1 P: 21	R: 2 E: 0 K: 2 S: 20	H: 3 LOB: 2 BB: 1 P: 35	R: 0 E: 0 K: 0 S: 8	H: 0 LOB: 0 BB: 0 P: 9	R: 1 E: 0 K: 0 S: 13	H: 2 LOB: 2 BB: 0 P: 19	R: 1 E: 0 K: 0 S: 12	H: 2 LOB: 2 BB: 0 P: 18		1B: 6 2B: 4 3B: 0 HR: 2	SF: 2 SAC: 0 DP: 0 HBP: 2	WP: 0 PB: 0 CS: 0
<b>PITCHER</b>	IP: 5.0 WLS: L BF: 26 ERA: 6.3	H: 8 R: 5 ER: 3 SO: 3	BB: 1 IBB: 1 HBP: 0 BLK: 0	WP: 0 HR: 2 S: 69 P: 106 ERA: 5.40 WHIP: 1.800																
41 Brad Hennessey, R 48 Erick Threats, L	IP: 1.1 WLS: L BF: 6 ERA: 24.0	H: 2 R: 1 ER: 1 SO: 0	BB: 0 IBB: 0 HBP: 0 BLK: 0	WP: 0 HR: 0 S: 16 P: 20 ERA: 6.75 WHIP: 1.500																
48 Erick Threats, L ERA: 1.93	IP: 1.2 WLS: L BF: 9 ERA: 1.93	H: 2 R: 1 ER: 1 SO: 0	BB: 0 IBB: 0 HBP: 2 BLK: 0	WP: 0 HR: 0 S: 17 P: 26 ERA: 5.40 WHIP: 1.200																







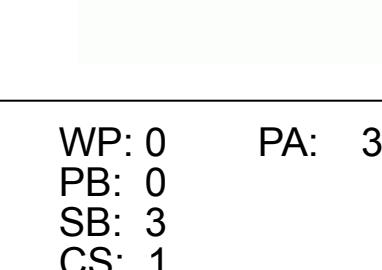






Batter	1	2	3	4	5	6	7	8	9	AB	R	H	RBI	BB	SO	LOB	TOP							
24 Brian Giles, L (1,9) OBP: 0.349, SLG: 0.405										3	0	0	0	1	1	3	<p>San Diego Padres @ San Francisco Giants</p> <p>AT&amp;T Park, San Francisco, CA</p> <p>Wed Apr 09 2008, 7:15 PM PDT</p> <p>Att: 30,310 - Clear - 54 F</p>							
10 Tadahito Iguchi, R (1,4) OBP: 0.333, SLG: 0.372										4	0	1	0	0	1	0								
23 Adrián González, L (1,3) OBP: 0.356, SLG: 0.500										4	0	0	0	0	2	2								
5 Kevin Kouzmanoff, R (1,5) OBP: 0.341, SLG: 0.425										4	0	1	0	0	2	0								
Jim Edmonds, L (1,8) OBP: 0.318, SLG: 0.286										4	0	1	0	0	3	1								
3 Khalil Greene, R (1,6) OBP: 0.286, SLG: 0.359										3	0	1	0	1	1	0								
12 Scott Hairston, R (1,7) OBP: 0.325, SLG: 0.500										2	0	0	0	0	0	1								
28 Josh Bard, S (1,2) OBP: 0.393, SLG: 0.375										2	0	0	0	1	1	4								
Justin Germano, R (1,1) OBP: 0.500, SLG: 0.500										1	0	0	0	0	1	2								
Callix Crabbe, S (8,PH) OBP: 0.500, SLG: 0.333										1	0	0	0	0	0	0								
21 Heath Bell, R (8,1)										0	0	0	0	0	0	0								
<b>Inning Stats</b>	R: 0 E: 0 K: 2 S: 7	H: 0 LOB: 0 BB: 0 P: 12	R: 0 E: 0 K: 2 S: 9	H: 0 LOB: 0 BB: 0 P: 12	R: 0 E: 0 K: 0 S: 8	H: 0 LOB: 1 BB: 1 P: 18	R: 0 E: 0 K: 2 S: 10	H: 1 LOB: 1 BB: 0 P: 15	R: 0 E: 1 K: 2 S: 14	H: 0 LOB: 2 BB: 1 P: 21	R: 0 E: 0 K: 2 S: 10	H: 0 LOB: 0 BB: 0 P: 12	R: 0 E: 0 K: 0 S: 11	H: 2 LOB: 1 BB: 0 P: 15	R: 0 E: 0 K: 0 S: 9	H: 1 LOB: 1 BB: 1 P: 16	R: 0 E: 0 K: 2 S: 8	H: 0 LOB: 0 BB: 0 P: 11	1B: 4 2B: 1 3B: 0 HR: 0	SF: 0 SAC: 2 DP: 2 HBP: 0	WP: 0 PB: 0 SB: 0 CS: 0	PA: 33		
<b>PITCHER</b>	IP WLS BF H R ER SO BB IBB HBP BLK WP HR S P ERA WHIP	IP WLS BF H R ER SO BB IBB HBP BLK WP HR S P ERA WHIP	IP WLS BF H R ER SO BB IBB HBP BLK WP HR S P ERA WHIP	IP WLS BF H R ER SO BB IBB HBP BLK WP HR S P ERA WHIP	IP WLS BF H R ER SO BB IBB HBP BLK WP HR S P ERA WHIP	IP WLS BF H R ER SO BB IBB HBP BLK WP HR S P ERA WHIP	IP WLS BF H R ER SO BB IBB HBP BLK WP HR S P ERA WHIP	IP WLS BF H R ER SO BB IBB HBP BLK WP HR S P ERA WHIP	IP WLS BF H R ER SO BB IBB HBP BLK WP HR S P ERA WHIP	IP WLS BF H R ER SO BB IBB HBP BLK WP HR S P ERA WHIP	IP WLS BF H R ER SO BB IBB HBP BLK WP HR S P ERA WHIP	IP WLS BF H R ER SO BB IBB HBP BLK WP HR S P ERA WHIP	IP WLS BF H R ER SO BB IBB HBP BLK WP HR S P ERA WHIP	IP WLS BF H R ER SO BB IBB HBP BLK WP HR S P ERA WHIP	IP WLS BF H R ER SO BB IBB HBP BLK WP HR S P ERA WHIP	IP WLS BF H R ER SO BB IBB HBP BLK WP HR S P ERA WHIP	IP WLS BF H R ER SO BB IBB HBP BLK WP HR S P ERA WHIP	IP WLS BF H R ER SO BB IBB HBP BLK WP HR S P ERA WHIP	IP WLS BF H R ER SO BB IBB HBP BLK WP HR S P ERA WHIP	IP WLS BF H R ER SO BB IBB HBP BLK WP HR S P ERA WHIP	IP WLS BF H R ER SO BB IBB HBP BLK WP HR S P ERA WHIP	IP WLS BF H R ER SO BB IBB HBP BLK WP HR S P ERA WHIP	IP WLS BF H R ER SO BB IBB HBP BLK WP HR S P ERA WHIP	IP WLS BF H R ER SO BB IBB HBP BLK WP HR S P ERA WHIP

Batter	1	2	3	4	5	6	7	8	9	AB	R	H	RBI	BB	SO	LOB	BOTTOM							
8 Eugenio Velez, S (1,4) OBP: 0.300, SLG: 0.429										4	0	0	0	0	0	1	<p>San Diego Padres @ San Francisco Giants</p> <p>AT&amp;T Park, San Francisco, CA</p> <p>Wed Apr 09 2008, 7:15 PM PDT</p> <p>Att: 30,310 - Clear - 54 F</p>							
33 Aaron Rowand, R (1,8) OBP: 0.296, SLG: 0.360										4	0	1	0	0	0	1								
2 Randy Winn, S (1,9) OBP: 0.344, SLG: 0.357										3	0	1	0	1	0	1								
1 Bengie Molina, R (1,2) OBP: 0.265, SLG: 0.559										4	0	1	0	0	0	2								
Rajai Davis, R (9,PR) OBP: 0.143, SLG: 0.143										0	1	0	0	0	0	0								
14 Fred Lewis, L (1,7) OBP: 0.263, SLG: 0.125										4	0	0	0	0	0	1								
Jose Castillo, R (1,5) OBP: 0.265, SLG: 0.412										4	0	0	0	0	1	2								
Rich Aurilia, R (1,3) OBP: 0.267, SLG: 0.214										3	0	2	0	0	0	0								
40 Daniel Ortmeier, S (7,PR) OBP: 0.200, SLG: 0.267										1	0	1	1	0	0	0								
29 Brian Bocoek, R (1,6) OBP: 0.375, SLG: 0.200										3	0	1	0	0	1	3								
53 Jonathan Sánchez, L (1,1) OBP: 0.267, SLG: 0.214										2	0	0	0	0	1	3								
47 Merkin Valdez, R (7,1) OBP: 0.265, SLG: 0.412										4	0	0	0	0	1	2								
Jack Taschner, L (8,1) OBP: 0.292, SLG: 0.333										3	0	2	0	0	0	0								
Ray Durham, S (8,PH) OBP: 0.292, SLG: 0.333										1	0	1	1	0	0	0								
Tyler Walker, R (9,1) OBP: 0.143, SLG: 0.143										0	0	0	0	0	0	0								
<b>Inning Stats</b>	R: 0 E: 0 K: 0 S: 11	H: 1 LOB: 1 BB: 0 P: 17	R: 0 E: 1 K: 0 S: 14	H: 1 LOB: 2 BB: 0 P: 21	R: 0 E: 0 K: 0 S: 7	H: 0 LOB: 1 BB: 1 P: 14	R: 0 E: 0 K: 0 S: 4	H: 0 LOB: 0 BB: 0 P: 5	R: 0 E: 0 K: 1 S: 6	H: 1 LOB: 1 BB: 0 P: 8	R: 0 E: 0 K: 0 S: 6	H: 0 LOB: 0 BB: 0 P: 8	R: 0 E: 0 K: 2 S: 7	H: 1 LOB: 1 BB: 0 P: 10	R: 0 E: 0 K: 0 S: 9	H: 1 LOB: 1 BB: 0 P: 14	R: 1 E: 0 K: 0 S: 7	H: 2 LOB: 2 BB: 0 P: 11	1B: 6 2B: 1 3B: 0 HR: 0	SF: 0 SAC: 0 DP: 0 HBP: 0	WP: 0 PB: 0 SB: 3 CS: 1	PA: 34		
<b>PITCHER</b>	IP WLS BF H R ER SO BB IBB HBP BLK WP HR S P ERA WHIP	IP WLS BF H R ER SO BB IBB HBP BLK WP HR S P ERA WHIP	IP WLS BF H R ER SO BB IBB HBP BLK WP HR S P ERA WHIP	IP WLS BF H R ER SO BB IBB HBP BLK WP HR S P ERA WHIP	IP WLS BF H R ER SO BB IBB HBP BLK WP HR S P ERA WHIP	IP WLS BF H R ER SO BB IBB HBP BLK WP HR S P ERA WHIP	IP WLS BF H R ER SO BB IBB HBP BLK WP HR S P ERA WHIP	IP WLS BF H R ER SO BB IBB HBP BLK WP HR S P ERA WHIP	IP WLS BF H R ER SO BB IBB HBP BLK WP HR S P ERA WHIP	IP WLS BF H R ER SO BB IBB HBP BLK WP HR S P ERA WHIP	IP WLS BF H R ER SO BB IBB HBP BLK WP HR S P ERA WHIP	IP WLS BF H R ER SO BB IBB HBP BLK WP HR S P ERA WHIP	IP WLS BF H R ER SO BB IBB HBP BLK WP HR S P ERA WHIP	IP WLS BF H R ER SO BB IBB HBP BLK WP HR S P ERA WHIP	IP WLS BF H R ER SO BB IBB HBP BLK WP HR S P ERA WHIP	IP WLS BF H R ER SO BB IBB HBP BLK WP HR S P ERA WHIP	IP WLS BF H R ER SO BB IBB HBP BLK WP HR S P ERA WHIP	IP WLS BF H R ER SO BB IBB HBP BLK WP HR S P ERA WHIP	IP WLS BF H R ER SO BB IBB HBP BLK WP HR S P ERA WHIP	IP WLS BF H R ER SO BB IBB HBP BLK WP HR S P ERA WHIP	IP WLS BF H R ER SO BB IBB HBP BLK WP HR S P ERA WHIP	IP WLS BF H R ER SO BB IBB HBP BLK WP HR S P ERA WHIP	IP WLS BF H R ER SO BB IBB HBP BLK WP HR S P ERA WHIP	IP WLS BF H R ER SO BB IBB HBP BLK WP HR S P ERA WHIP





Batter	1	2	3	4	5	6	7	8	9	AB	R	H	RBI	BB	SO	LOB	TOP					
55 Skip Schumaker, L (1,9) OBP: 0.333, SLG: 0.357										4	0	2	0	0	0	0	<b>St. Louis Cardinals @ San Francisco Giants</b> <b>AT&amp;T Park, San Francisco, CA</b> Thu Apr 10 2008, 7:15 PM PDT Att: 30,333 - Clear - 57 F					
16 Chris Duncan, L (1,7) OBP: 0.364, SLG: 0.188										3	0	0	0	0	1	1						
47 Ryan Ludwick, R (8,PH) OBP: 0.346, SLG: 0.583										1	0	0	0	0	0	2						
5 Albert Pujols, R (1,3) OBP: 0.524, SLG: 0.625										3	1	1	0	1	1	0						
24 Rick Ankiel, L (1,8) OBP: 0.333, SLG: 0.590										4	0	0	0	0	1	2						
8 Troy Glaus, R (1,5) OBP: 0.357, SLG: 0.400										3	0	1	1	1	0	1						
21 Jason LaRue, R (9,PR)										0	0	0	0	0	0	0						
4 Yadier Molina, R (1,2) OBP: 0.313, SLG: 0.414										3	0	0	0	1	0	1						
Adam Kennedy, L (1,4) OBP: 0.321, SLG: 0.208										4	0	0	0	0	1	3						
50 Adam Wainwright, R (1,1) OBP: 0.400, SLG: 0.400										2	0	1	0	0	0	0						
Aaron Miles, S (8,PH) OBP: 0.222, SLG: 0.222										1	0	0	0	0	0	0						
Ron Villone, L (8,PH)										0	0	0	0	0	0	0						
59 Rico Washington, L (9,PH) OBP: 0.200, SLG: 0.400										1	0	0	0	0	1	3						
3 Cesar Izturis, S (1,6) OBP: 0.394, SLG: 0.308										3	0	2	0	0	0	1						
<b>Inning Stats</b>	R: 0 H: 0 E: 0 K: 1 S: 8	H: 0 LOB: 0 BB: 0 P: 13	R: 0 H: 0 E: 0 K: 0 S: 7	H: 0 LOB: 1 BB: 1 P: 14	R: 0 H: 2 E: 0 K: 0 S: 8	H: 2 LOB: 1 BB: 0 P: 11	R: 0 H: 0 E: 0 K: 0 S: 3	H: 0 LOB: 0 BB: 0 P: 10	R: 0 H: 1 E: 0 K: 1 S: 9	H: 1 LOB: 1 BB: 0 P: 11	R: 0 H: 0 E: 0 K: 1 S: 9	H: 0 LOB: 0 BB: 0 P: 15	R: 0 H: 0 E: 0 K: 1 S: 6	H: 0 LOB: 0 BB: 0 P: 9	R: 0 H: 2 E: 0 K: 0 S: 15	H: 2 LOB: 2 BB: 1 P: 24	R: 1 H: 2 E: 0 K: 1 S: 13	H: 2 LOB: 2 BB: 1 P: 25	1B: 4 2B: 3 3B: 0 HR: 0	SF: 0 SAC: 0 DP: 1 HBP: 0	WP: 0 PB: 0 SB: 1 CS: 0	PA: 35
<b>PITCHER</b>	IP WLS BF H R ER SO BB IBB HBP BLK WP HR S P ERA WHIP																					
32 Kevin Correia, R (1,1) ERA: 2.63	7.2 W 28 5 0 0 4 2 0 0 0 0 0 0 0 61 100 0.00 0.913																					
Jack Taschner, L (8,1) ERA: 1.53	0.1 H 1 0 0 0 0 0 0 0 0 0 0 0 4 7 0.00 0.000																					
41 Brad Hennessey, R (9,1) ERA: 15.19	0.1 4 2 1 1 0 1 0 0 0 0 0 0 9 17 27.00 9.000																					
38 Brian Wilson, R (9,1) ERA: 7.36	0.2 S 2 0 0 0 1 0 0 0 0 0 0 0 4 8 0.00 0.000																					

AB	32
R	1
H	7
RBI	1
BB	3
SO	5
LOB	14



Batter	1	2	3	4	5	6	7	8	9	AB	R	H	RBI	BB	SO	LOB	BOTTOM			
14 Fred Lewis, L (1,7) OBP: 0.304, SLG: 0.350										4	2	2	0	0	0	1	<b>St. Louis Cardinals @ San Francisco Giants</b> <b>AT&amp;T Park, San Francisco, CA</b> Thu Apr 10 2008, 7:15 PM PDT Att: 30,333 - Clear - 57 F			
33 Aaron Rowand, R (1,8) OBP: 0.290, SLG: 0.345										4	0	1	1	0	2	1				
2 Randy Winn, S (1,9) OBP: 0.333, SLG: 0.355										3	1	1	1	0	1	1				
1 Bengie Molina, R (1,2) OBP: 0.289, SLG: 0.553										4	0	2	1	0	0	0				
Ray Durham, S (1,4) OBP: 0.286, SLG: 0.360										4	1	1	0	0	1	3				
Jose Castillo, R (1,5) OBP: 0.270, SLG: 0.432										3	1	1	1	0	1	2				
Rich Aurilia, R (1,3) OBP: 0.273, SLG: 0.226										3	0	1	1	0	0	0				
29 Brian Bocoock, R (1,6) OBP: 0.343, SLG: 0.179										3	0	0	0	0	1	2				
32 Kevin Correia, R (1,1) OBP: 0.250, SLG: 0.250										3	0	1	0	0	1	0				
Jack Taschner, L (8,1)										0	0	0	0	0	0	0				
41 Brad Hennessey, R (9,1)										0	0	0	0	0	0	0				
38 Brian Wilson, R (9,1)										0	0	0	0	0	0	0				
<b>Inning Stats</b>	R: 1 H: 3 E: 0 K: 3 S: 17	H: 3 LOB: 2 BB: 0 P: 27	R: 0 H: 0 E: 1 K: 1 S: 8	H: 0 LOB: 0 BB: 0 P: 8	R: 1 H: 1 E: 0 K: 1 S: 8	H: 1 LOB: 0 BB: 0 P: 10	R: 0 H: 0 E: 0 K: 0 S: 5	H: 0 LOB: 0 BB: 0 P: 9	R: 0 H: 0 E: 0 K: 0 S: 7	H: 0 LOB: 0 BB: 0 P: 9	R: 0 H: 0 E: 0 K: 0 S: 6	H: 0 LOB: 0 BB: 0 P: 8	R: 2 H: 4 E: 0 K: 1 S: 15	H: 4 LOB: 1 BB: 0 P: 21	R: 1 H: 2 E: 1 K: 1 S: 13	H: 2 LOB: 0 BB: 0 P: 22	1B: 6 2B: 3 3B: 1 HR: 0	SF: 1 SAC: 0 DP: 2 HBP: 0	WP: 0 PB: 0 SB: 0 CS: 1	PA: 32
<b>PITCHER</b>	IP WLS BF H R ER SO BB IBB HBP BLK WP HR S P ERA WHIP																			
50 Adam Wainwright, R (1,1) ERA: 3.6	7.0 L 28 8 4 4 6 0 0 0 0 0 0 0 13 22 0.00 1.143																			
Ron Villone, L (8,1) ERA:	1.0 4 2 1 0 1 0 0 0 0 0 0 0 13 22 0.00 2.000																			





Batter	1	2	3	4	5	6	7	8	9	AB	R	H	RBI	BB	SO	LOB	TOP				
55 Skip Schumaker, L (1.8) OBP: 0.368, SLG: 0.394											5	4	3	0	0	0	1				
54 Brian Barton, R (1.7) OBP: 0.444, SLG: 0.647											5	0	2	2	0	0	4				
5 Albert Pujols, R (1.3) OBP: 0.511, SLG: 0.703											5	1	2	4	0	1	4				
8 Troy Glaus, R (1.5) OBP: 0.340, SLG: 0.375											5	0	1	1	0	1	3				
47 Ryan Ludwick, R (1.9) OBP: 0.387, SLG: 0.679											4	1	2	1	1	0	0				
4 Yadier Molina, R (1.2) OBP: 0.297, SLG: 0.382											5	0	1	0	0	0	4				
Aaron Miles, S (1.4) OBP: 0.217, SLG: 0.217											5	0	1	0	0	1	1				
26 Kyle Lohse, R (1.1) 46 Kyle McClellan, R (6.1) 24 Rick Ankiel, L (8.1) 31 Ryan Franklin, R (8.1) 21 Jason LaRue, R (9.1) 56 Kelvin Jimenez, R (9.1)											3	0	0	0	0	0	0				
3 Cesar Izturis, S (1.6) OBP: 0.405, SLG: 0.310											3	2	1	0	1	0	0				
<b>Inning Stats</b>	R: 0 E: 0 K: 1 S: 13	H: 1 LOB: 1 P: 18	R: 0 E: 0 K: 0 S: 10	H: 1 LOB: 1 BB: 0 P: 17	R: 1 E: 0 K: 0 S: 12	H: 2 LOB: 1 BB: 0 P: 18	R: 0 E: 0 K: 1 S: 9	H: 0 LOB: 0 BB: 0 P: 10	R: 3 E: 1 K: 0 S: 15	H: 3 LOB: 2 BB: 1 P: 23	R: 0 E: 0 K: 0 S: 8	H: 0 LOB: 0 BB: 0 P: 12	R: 1 E: 1 K: 0 S: 16	H: 2 LOB: 2 BB: 0 P: 21	R: 2 E: 1 K: 1 S: 12	H: 2 LOB: 1 BB: 1 P: 21	R: 1 E: 0 K: 1 S: 7	H: 2 LOB: 1 BB: 0 P: 16	1B: 9 2B: 2 3B: 0 HR: 2	SF: 0 SAC: 0 DP: 0 HBP: 0	WP: 0 PA: 44 PB: 0 SB: 0 CS: 0
<b>PITCHER</b>	IP: 6.0 WLS: L BF: 27 H: 7 R: 4 ER: 1 SO: 2 BB: 1 IBB: 0 HBP: 0 BLK: 0 WP: 0 HR: 1 S: 67 P: 98 ERA: 1.50 WHIP: 1.333	IP: 2.0 WLS: L BF: 12 H: 4 R: 3 ER: 1 SO: 1 BB: 0 IBB: 0 HBP: 0 BLK: 0 WP: 0 HR: 0 S: 28 P: 42 ERA: 4.50 WHIP: 2.500	IP: 1.0 WLS: L BF: 5 H: 2 R: 1 ER: 1 SO: 1 BB: 0 IBB: 0 HBP: 0 BLK: 0 WP: 0 HR: 1 S: 7 P: 16 ERA: 9.00 WHIP: 2.000																	<b>PITCHER</b>	IP: 6.0 WLS: L BF: 27 H: 7 R: 4 ER: 1 SO: 2 BB: 1 IBB: 0 HBP: 0 BLK: 0 WP: 0 HR: 1 S: 67 P: 98 ERA: 1.50 WHIP: 1.333

St. Louis Cardinals @ San Francisco Giants  
AT&T Park, San Francisco, CA  
Fri Apr 11 2008, 7:15 PM PDT  
Att: 33,954 - Clear - 74 F

AB	42
R	8
H	13
RBI	8
BB	2
SO	4
LOB	19



Batter	1	2	3	4	5	6	7	8	9	AB	R	H	RBI	BB	SO	LOB	BOTTOM					
14 Fred Lewis, L (1.7) OBP: 0.321, SLG: 0.440											5	0	2	0	0	1	0					
Rajai Davis, R (1.8) OBP: 0.167, SLG: 0.091											4	0	0	0	1	1	2					
2 Randy Winn, S (1.9) OBP: 0.325, SLG: 0.343											4	1	1	0	0	1	2					
Ray Durham, S (1.4) OBP: 0.313, SLG: 0.357											3	0	1	0	1	0	2					
Jose Castillo, R (1.5) OBP: 0.268, SLG: 0.415											4	1	1	0	0	0	3					
Rich Aurilia, R (1.3) OBP: 0.270, SLG: 0.229											4	0	1	1	0	1	2					
20 Steve Holm, R (1.2) OBP: 0.375, SLG: 0.429											3	0	1	0	0	1	2					
29 Brian Bocooc, R (1.6) OBP: 0.359, SLG: 0.219											4	0	2	1	0	0	1					
75 Barry Zito, L (1.1) OBP: 0.250, SLG: 0.250											2	0	1	0	0	0	0					
49 Clay Timpner, L (6.1) 22 Keiichi Yabu, R (7.1) 48 Erick Threats, L (9.1) 8 Eugenio Velez, S (9.1) OBP: 0.290, SLG: 0.414											1	0	0	0	0	0	0					
<b>Inning Stats</b>	R: 0 E: 0 K: 2 S: 8	H: 0 LOB: 0 BB: 0 P: 12	R: 0 E: 0 K: 0 S: 8	H: 0 LOB: 1 BB: 1 P: 13	R: 0 E: 0 K: 0 S: 10	H: 1 LOB: 1 BB: 0 P: 13	R: 2 E: 0 K: 0 S: 12	H: 5 LOB: 2 BB: 0 P: 22	R: 0 E: 0 K: 0 S: 10	H: 1 LOB: 1 BB: 0 P: 16	R: 0 E: 0 K: 2 S: 12	H: 2 LOB: 2 BB: 0 P: 18	R: 0 E: 0 K: 0 S: 12	H: 0 LOB: 1 BB: 1 P: 19	R: 0 E: 0 K: 1 S: 12	H: 1 LOB: 0 BB: 0 P: 19	R: 0 E: 0 K: 1 S: 7	H: 0 LOB: 0 BB: 0 P: 8	1B: 7 2B: 3 3B: 0 HR: 0	SF: 0 SAC: 0 DP: 0 HBP: 1	WP: 0 PA: 38 PB: 0 SB: 1 CS: 0	
<b>PITCHER</b>	IP: 5.1 WLS: W BF: 24 H: 8 R: 2 ER: 2 SO: 2 BB: 1 IBB: 0 HBP: 0 BLK: 0 WP: 0 HR: 0 S: 53 P: 85 ERA: 3.38 WHIP: 1.688	IP: 1.2 WLS: H BF: 7 H: 1 R: 0 ER: 0 SO: 2 BB: 0 IBB: 0 HBP: 0 BLK: 0 WP: 0 HR: 0 S: 19 P: 28 ERA: 0.00 WHIP: 1.200	IP: 1.0 WLS: L BF: 4 H: 1 R: 0 ER: 0 SO: 1 BB: 0 IBB: 0 HBP: 0 BLK: 0 WP: 0 HR: 0 S: 12 P: 19 ERA: 0.00 WHIP: 1.000	IP: 1.0 WLS: L BF: 3 H: 0 R: 0 ER: 0 SO: 1 BB: 0 IBB: 0 HBP: 0 BLK: 0 WP: 0 HR: 0 S: 7 P: 8 ERA: 0.00 WHIP: 0.000																	<b>PITCHER</b>	IP: 5.1 WLS: W BF: 24 H: 8 R: 2 ER: 2 SO: 2 BB: 1 IBB: 0 HBP: 0 BLK: 0 WP: 0 HR: 0 S: 53 P: 85 ERA: 3.38 WHIP: 1.688

St. Louis Cardinals @ San Francisco Giants  
AT&T Park, San Francisco, CA  
Fri Apr 11 2008, 7:15 PM PDT  
Att: 33,954 - Clear - 74 F

AB	35
R	2
H	10
RBI	2
BB	2
SO	6
LOB	16





Batter	1	2	3	4	5	6	7	8	9	10	AB	R	H	RBI	BB	SO	LOB	TOP					
55 Skip Schumaker, L OBP: 0.341, SLG: 0.361 47 Ryan Ludwick, R OBP: 0.412, SLG: 0.767	F7		K			G3-1	L9		HR	16 1B	3	0	0	0	0	1	0						
16 Chris Duncan, L OBP: 0.429, SLG: 0.476	FC6-4			G3		K		HR	24 FC3-6	5 FC6-4	5	1	3	2	1	0	3						
5 Albert Pujols, R OBP: 0.528, SLG: 0.707	FC6-4			BB				24 WP	24 FC3-6	5 FC6-4	4	2	2	0	2	0	4						
24 Rick Ankiel, L OBP: 0.333, SLG: 0.614	K			BB		F8		1B	59 1B	1B	4	2	1	2	1	1	4						
8 Troy Glaus, R OBP: 0.308, SLG: 0.333	K			F8		F8		K	G6-3		5	0	0	0	0	2	5						
Adam Kennedy, L OBP: 0.333, SLG: 0.214	K			L8				G3		SH5-4	4	1	1	1	1	1	0						
21 Jason LaRue, R 4 Yadier Molina, R OBP: 0.297, SLG: 0.382	F9			G5-3		P3		F9		16 1B	4	0	0	0	0	0	2						
37 Todd Wellemeyer, R 59 Rico Washington, L 56 Kelvin Jimenez, R 31 Ryan Franklin, R 54 Brian Barton, R 44 Jason Isringhausen, R Aaron Miles, S 23 Anthony Reyes, R	G6-3			G1-3		3 HBP		G5-3		SH5-4	2	0	0	0	0	0	0						
3 Cesar Izturis, S OBP: 0.405, SLG: 0.281	F8			B5-3		HBP				47 HR	3	1	0	0	1	1	2						
<b>Inning Stats</b>	R: 0 E: 0 K: 1 S: 12	H: 0 LOB: 1 BB: 1 P: 22	R: 0 E: 0 K: 2 S: 8	H: 0 LOB: 0 BB: 0 P: 13	R: 0 E: 0 K: 1 S: 10	H: 0 LOB: 0 BB: 0 P: 14	R: 0 E: 0 K: 0 S: 7	H: 0 LOB: 0 BB: 1 P: 13	R: 0 E: 0 K: 1 S: 6	H: 0 LOB: 0 BB: 0 P: 8	R: 2 E: 0 K: 0 S: 9	H: 3 LOB: 3 BB: 1 P: 18	R: 3 E: 0 K: 1 S: 14	H: 3 LOB: 0 BB: 0 P: 23	R: 2 E: 0 K: 0 S: 10	H: 2 LOB: 2 BB: 2 P: 25	R: 1 E: 0 K: 1 S: 9	H: 1 LOB: 3 BB: 2 P: 22	1B: 4 2B: 2 3B: 0 HR: 3	SF: 0 SAC: 1 DP: 0 HBP: 2	WP: 1 PB: 0 SB: 0 CS: 0	PA: 48	
<b>PITCHER</b>	IP WLS BF H R ER SO BB IBB HBP BLK WP HR S P ERA WHIP	18 Matt Cain, R ERA: 3.24	Jack Taschner, L ERA: 1.93	47 Merkin Valdez, R ERA: 1.42	Tyler Walker, R ERA: 5.06	41 Brad Hennessey, R ERA: 17.47	<b>PITCHER</b>	IP WLS BF H R ER SO BB IBB HBP BLK WP HR S P ERA WHIP	38 Brian Wilson, R ERA: 6.23	48 Erick Threats, L ERA: 4.05													

St. Louis Cardinals @ San Francisco Giants  
AT&T Park, San Francisco, CA  
Sat Apr 12 2008, 1:05 PM PDT  
Att. 35,717 - Sunny - 79 F

livebaseballscores.com

AB	38
R	8
H	9
RBI	8
BB	7
SO	7
LOB	20



Batter	1	2	3	4	5	6	7	8	9	10	AB	R	H	RBI	BB	SO	LOB	BOTTOM						
14 Fred Lewis, L OBP: 0.394, SLG: 0.552	K		FC3-6			1 1B			2B		4	1	3	1	1	1	0							
8 Eugenio Velez, S OBP: 0.257, SLG: 0.364	L9		FC3-6			B5		G6-3		P3	4	0	0	0	0	0	4							
33 Aaron Rowand, R OBP: 0.281, SLG: 0.333			CS			L7		P4			5	0	0	0	0	2	1							
2 Randy Winn, S OBP: 0.289, SLG: 0.300	K			G4-3		L7		P4		K	5	1	1	1	0	2	0							
1 Bengie Molina, R OBP: 0.279, SLG: 0.512	K			F9		21 HR		21 HR		K	4	1	1	0	1	2	0							
Jose Castillo, R OBP: 0.263, SLG: 0.422	K			K		21 HR		G4-3			4	1	1	0	1	2	0							
21 John Bowler, L Jack Taschner, L 47 Merkin Valdez, R Tyler Walker, R 41 Brad Hennessey, R Ray Durham, S	1B			G5-3		G5-3		G6-3		G5-3	3	1	2	3	0	0	0							
40 Daniel Ortmeier, S Rich Aurilia, R OBP: 0.289, SLG: 0.250	K			G5-3		G6-3		G6-3		FC4-6	3	0	0	0	0	1	1							
29 Brian Bocooc, R OBP: 0.326, SLG: 0.194	B5-3			K		G6-3		G6-3		K	4	0	0	0	0	2	1							
18 Matt Cain, R OBP: 0.400, SLG: 1.000	FC3-6			FC3-6		HR		P5		FC4-6	1	1	1	1	1	0	0							
Rajai Davis, R OBP: 0.143, SLG: 0.077	BB			HR		HR				14 2B	2	1	0	0	0	1								
<b>Inning Stats</b>	R: 0 E: 0 K: 9 S: 9	H: 0 LOB: 0 BB: 0 P: 12	R: 0 E: 0 K: 3 S: 14	H: 1 LOB: 1 BB: 0 P: 20	R: 0 E: 0 K: 0 S: 8	H: 0 LOB: 1 BB: 1 P: 16	R: 0 E: 0 K: 1 S: 9	H: 0 LOB: 0 BB: 0 P: 13	R: 0 E: 0 K: 1 S: 6	H: 0 LOB: 0 BB: 0 P: 9	R: 5 E: 0 K: 0 S: 14	H: 4 LOB: 1 BB: 1 P: 23	R: 0 E: 0 K: 0 S: 5	H: 1 LOB: 1 BB: 0 P: 17	R: 0 E: 0 K: 0 S: 5	H: 0 LOB: 0 BB: 0 P: 8	R: 2 E: 0 K: 1 S: 16	H: 3 LOB: 1 BB: 0 P: 26	R: 0 E: 0 K: 2 S: 10	H: 1 LOB: 1 BB: 0 P: 14	1B: 4 2B: 4 3B: 0 HR: 2	SF: 0 SAC: 0 DP: 0 HBP: 0	WP: 0 PB: 0 SB: 1 CS: 1	PA: 43
<b>PITCHER</b>	IP WLS BF H R ER SO BB IBB HBP BLK WP HR S P ERA WHIP	37 Todd Wellemeyer, R ERA: 4.0	56 Kelvin Jimenez, R ERA: 3.0	31 Ryan Franklin, R ERA: 1.35	44 Jason Isringhausen, R ERA: 2.57	23 Anthony Reyes, R ERA: 3.15	<b>PITCHER</b>	IP WLS BF H R ER SO BB IBB HBP BLK WP HR S P ERA WHIP																

St. Louis Cardinals @ San Francisco Giants  
AT&T Park, San Francisco, CA  
Sat Apr 12 2008, 1:05 PM PDT  
Att. 35,717 - Sunny - 79 F

livebaseballscores.com

AB	39
R	7
H	10
RBI	7
BB	3
SO	10
LOB	10





Batter	1	2	3	4	5	6	7	8	9	AB	R	H	RBI	BB	SO	LOB	TOP				
55 Skip Schumaker, L OBP: 0.348, SLG: 0.375	SH1-4 2B		24 2B BB		K		G4-6-3	G3		4	1	1	0	1	1	5					
46 Kyle McClellan, R OBP: 0.222, SLG: 0.222	SH1-4 2-3		K		F8		G6-3		24 1B	4	0	1	0	0	1	2					
24 Rick Ankiel, L OBP: 0.340, SLG: 0.612	F7		47 1B 2B		K			P5		5	1	2	1	0	1	1					
47 Ryan Ludwick, R OBP: 0.410, SLG: 0.800	K		16 1B					HR		5	1	2	2	0	3	3					
16 Chris Duncan, L OBP: 0.424, SLG: 0.500	K		1-2 1B					K		5	0	2	0	0	3	2					
59 Rico Washington, L OBP: 0.273, SLG: 0.300	P5		K				P4		F8	4	1	0	0	1	1	5					
4 Yadier Molina, R OBP: 0.317, SLG: 0.421	1B				G3-1		G3			4	0	2	1	0	0	1					
35 Joel Pinedo, R OBP: 0.330, SLG: 0.333	K																				
48 Brad Thompson, R OBP: 0.295, SLG: 0.632	K																				
54 Brian Barton, R OBP: 0.265, SLG: 0.632	K																				
Ron Villone, L OBP: 0.255, SLG: 0.333	K																				
8 Troy Glaus, R OBP: 0.323, SLG: 0.333	K																				
Adam Kennedy, L OBP: 0.333, SLG: 0.226					K2-3																
5 Albert Pujols, R OBP: 0.537, SLG: 0.707																					
<b>Inning Stats</b>	R: 0 H: 1 E: 0 K: 1 S: 15	H: 1 LOB: 1 BB: 0 P: 23	R: 0 H: 1 E: 0 K: 2 S: 14	H: 1 LOB: 1 BB: 0 P: 18	R: 2 H: 3 E: 0 K: 3 S: 18	H: 3 LOB: 2 BB: 1 P: 26	R: 0 H: 0 E: 0 K: 2 S: 9	H: 0 LOB: 0 BB: 0 P: 13	R: 0 H: 1 E: 0 K: 1 S: 10	H: 1 LOB: 1 BB: 0 P: 13	R: 0 H: 2 E: 0 K: 0 S: 8	H: 2 LOB: 1 BB: 0 P: 14	R: 2 H: 2 E: 0 K: 1 S: 12	H: 2 LOB: 3 BB: 3 P: 29	R: 0 H: 2 E: 0 K: 2 S: 14	H: 2 LOB: 2 BB: 0 P: 23	1B: 7 2B: 4 3B: 0 HR: 1	SF: 0 SAC: 1 DP: 1 HBP: 0	WP: 1 PB: 0 SB: 1 CS: 0	PA: 42	
<b>PITCHER</b>	IP WLS BF H R ER SO BB IBB HBP BLK WP HR S P ERA WHIP	IP WLS BF H R ER SO BB IBB HBP BLK WP HR S P ERA WHIP	IP WLS BF H R ER SO BB IBB HBP BLK WP HR S P ERA WHIP	IP WLS BF H R ER SO BB IBB HBP BLK WP HR S P ERA WHIP	IP WLS BF H R ER SO BB IBB HBP BLK WP HR S P ERA WHIP	IP WLS BF H R ER SO BB IBB HBP BLK WP HR S P ERA WHIP	IP WLS BF H R ER SO BB IBB HBP BLK WP HR S P ERA WHIP	IP WLS BF H R ER SO BB IBB HBP BLK WP HR S P ERA WHIP	IP WLS BF H R ER SO BB IBB HBP BLK WP HR S P ERA WHIP	IP WLS BF H R ER SO BB IBB HBP BLK WP HR S P ERA WHIP	IP WLS BF H R ER SO BB IBB HBP BLK WP HR S P ERA WHIP	IP WLS BF H R ER SO BB IBB HBP BLK WP HR S P ERA WHIP	IP WLS BF H R ER SO BB IBB HBP BLK WP HR S P ERA WHIP	IP WLS BF H R ER SO BB IBB HBP BLK WP HR S P ERA WHIP	IP WLS BF H R ER SO BB IBB HBP BLK WP HR S P ERA WHIP	IP WLS BF H R ER SO BB IBB HBP BLK WP HR S P ERA WHIP	IP WLS BF H R ER SO BB IBB HBP BLK WP HR S P ERA WHIP	IP WLS BF H R ER SO BB IBB HBP BLK WP HR S P ERA WHIP	IP WLS BF H R ER SO BB IBB HBP BLK WP HR S P ERA WHIP	IP WLS BF H R ER SO BB IBB HBP BLK WP HR S P ERA WHIP	IP WLS BF H R ER SO BB IBB HBP BLK WP HR S P ERA WHIP

St. Louis Cardinals @ San Francisco Giants  
 AT&T Park, San Francisco, CA  
 Sun Apr 13 2008, 1:05 PM PDT  
 Att: 37,195 - Sunny - 68 F

AB	37
R	4
H	12
RBI	4
BB	4
SO	14
LOB	20



Batter	1	2	3	4	5	6	7	8	9	AB	R	H	RBI	BB	SO	LOB	BOTTOM				
14 Fred Lewis, L OBP: 0.421, SLG: 0.576	L8		8 G1-3 1B		8 1B 2B		8 G6-3 BB		F8	4	1	2	0	1	0	1					
8 Eugenio Velez, S OBP: 0.250, SLG: 0.342	F7		G1-3		2 1B 1B		G6-3		G6-3	5	0	1	2	0	0	3					
2 Randy Winn, S OBP: 0.306, SLG: 0.302	G3		F7							3	1	1	0	1	0	1					
1 Bengie Molina, R OBP: 0.298, SLG: 0.511	L8									4	1	2	0	0	0	2					
Jose Castillo, R OBP: 0.300, SLG: 0.438										3	1	1	0	1	0	3					
21 John Bowker, L OBP: 0.571, SLG: 1.667										3	1	2	4	0	0	1					
Rich Aurilia, R OBP: 0.286, SLG: 0.231										3	0	0	0	1	0	2					
47 Merkin Valdez, R										0	0	0	0	0	0	0					
Tyler Walker, R										0	0	0	0	0	0	0					
38 Brian Wilson, R										0	0	0	0	0	0	0					
29 Brian Bocooc, R OBP: 0.319, SLG: 0.225	FC4									4	1	1	0	0	0	2					
55 Tim Lincecum, L OBP: 0.500, SLG: 0.500										2	1	1	1	0	0	0					
Rajai Davis, R OBP: 0.333, SLG: 0.071										1	0	0	0	0	1	0					
Jack Taschner, L										0	0	0	0	0	0	0					
40 Daniel Ortmeier, S OBP: 0.211, SLG: 0.263										1	0	1	0	0	0	0					
<b>Inning Stats</b>	R: 0 H: 0 E: 0 K: 0 S: 9	H: 2 LOB: 1 BB: 0 P: 12	R: 1 H: 2 E: 0 K: 0 S: 13	H: 2 LOB: 1 BB: 0 P: 16	R: 0 H: 1 E: 0 K: 0 S: 9	H: 1 LOB: 1 BB: 0 P: 12	R: 5 H: 7 E: 0 K: 0 S: 24	H: 7 LOB: 2 BB: 0 P: 29	R: 0 H: 0 E: 0 K: 1 S: 6	H: 0 LOB: 1 BB: 1 P: 11	R: 1 H: 1 E: 0 K: 0 S: 8	H: 1 LOB: 1 BB: 1 P: 17	R: 0 H: 1 E: 0 K: 0 S: 8	H: 1 LOB: 1 BB: 0 P: 12	R: 0 H: 1 E: 0 K: 0 S: 8	H: 1 LOB: 1 BB: 0 P: 12	1B: 8 2B: 3 3B: 0 HR: 1	SF: 1 SAC: 0 DP: 2 HBP: 0	WP: 0 PB: 0 SB: 0 CS: 0	PA: 38	
<b>PITCHER</b>	IP WLS BF H R ER SO BB IBB HBP BLK WP HR S P ERA WHIP	IP WLS BF H R ER SO BB IBB HBP BLK WP HR S P ERA WHIP	IP WLS BF H R ER SO BB IBB HBP BLK WP HR S P ERA WHIP	IP WLS BF H R ER SO BB IBB HBP BLK WP HR S P ERA WHIP	IP WLS BF H R ER SO BB IBB HBP BLK WP HR S P ERA WHIP	IP WLS BF H R ER SO BB IBB HBP BLK WP HR S P ERA WHIP	IP WLS BF H R ER SO BB IBB HBP BLK WP HR S P ERA WHIP	IP WLS BF H R ER SO BB IBB HBP BLK WP HR S P ERA WHIP	IP WLS BF H R ER SO BB IBB HBP BLK WP HR S P ERA WHIP	IP WLS BF H R ER SO BB IBB HBP BLK WP HR S P ERA WHIP	IP WLS BF H R ER SO BB IBB HBP BLK WP HR S P ERA WHIP	IP WLS BF H R ER SO BB IBB HBP BLK WP HR S P ERA WHIP	IP WLS BF H R ER SO BB IBB HBP BLK WP HR S P ERA WHIP	IP WLS BF H R ER SO BB IBB HBP BLK WP HR S P ERA WHIP	IP WLS BF H R ER SO BB IBB HBP BLK WP HR S P ERA WHIP	IP WLS BF H R ER SO BB IBB HBP BLK WP HR S P ERA WHIP	IP WLS BF H R ER SO BB IBB HBP BLK WP HR S P ERA WHIP	IP WLS BF H R ER SO BB IBB HBP BLK WP HR S P ERA WHIP	IP WLS BF H R ER SO BB IBB HBP BLK WP HR S P ERA WHIP	IP WLS BF H R ER SO BB IBB HBP BLK WP HR S P ERA WHIP	IP WLS BF H R ER SO BB IBB HBP BLK WP HR S P ERA WHIP

St. Louis Cardinals @ San Francisco Giants  
 AT&T Park, San Francisco, CA  
 Sun Apr 13 2008, 1:05 PM PDT  
 Att: 37,195 - Sunny - 68 F

AB	33
R	7
H	12
RBI	7
BB	4
SO	1
LOB	15





























Batter	1	2	3	4	5	6	7	8	9	AB	R	H	RBI	BB	SO	LOB	TOP	
14 Fred Lewis, L (1,7) OBP: 0.379, SLG: 0.500										4	1	2	1	0	0	2	San Francisco Giants @ Arizona Diamondbacks Chase Field, Phoenix, AZ Mon Apr 21 2008, 6:40 PM MST Att: 22,106 - Clear - 82 F	
8 Eugenio Velez, S (1,4) OBP: 0.299, SLG: 0.375										4	0	1	0	0	1			
2 Randy Winn, S (1,9) OBP: 0.304, SLG: 0.283										4	0	0	0	0	1			
1 Bengie Molina, R (1,2) OBP: 0.296, SLG: 0.456										3	0	0	0	0	1			
33 Aaron Rowand, R (1,8) OBP: 0.308, SLG: 0.538										4	1	2	0	0	0			
21 John Bowker, L (1,3) OBP: 0.345, SLG: 0.731										4	0	0	0	0	3			
Jose Castillo, R (1,5) OBP: 0.308, SLG: 0.384										4	0	2	1	0	1			
7 Emmanuel Burriss, S (1,6) OBP: 0.233, SLG: 0.179										2	0	0	0	0	1			
32 Kevin Correia, R (1,1) OBP: 0.143, SLG: 0.143										2	0	0	0	0	1			
Ray Durham, S (7,PH) OBP: 0.308, SLG: 0.370										0	0	0	0	1	0			
47 Merkin Valdez, R (7,1) OBP: 0.375, SLG: 0.671										0	0	0	0	0	0			
41 Brad Hennessey, R (8,1) ERA: 12.66										0	0	0	0	0	0			
<b>Inning Stats</b>	R: 0 E: 0 K: 1 S: 9	H: 1 LOB: 1 BB: 0 P: 11	R: 1 E: 0 K: 1 S: 12	H: 2 LOB: 1 BB: 0 P: 18	R: 1 E: 0 K: 0 S: 11	H: 1 LOB: 0 BB: 0 P: 16	R: 0 E: 0 K: 1 S: 6	H: 0 LOB: 0 BB: 0 P: 9	R: 0 E: 0 K: 1 S: 10	H: 1 LOB: 2 BB: 0 P: 15	R: 0 E: 0 K: 0 S: 4	H: 0 LOB: 1 BB: 1 P: 11	R: 0 E: 0 K: 1 S: 10	H: 1 LOB: 0 BB: 0 P: 14	1B: 3 2B: 3 3B: 0 HR: 1	SF: 0 SAC: 0 DP: 1 HBP: 2	WP: 0 PB: 0 SB: 0 CS: 0	PA: 35
<b>PITCHER</b>	IP WLS BF H R ER SO BB IBB HBP BLK WP HR S P ERA WHIP																	
44 Micah Owings, R (1,1) ERA: 2.42	6.1 W 27 5 2 2 4 1 0 2 0 0 1 63 97 2.84 0.947																	
50 Chad Qualls, R (7,1) ERA: 6.48	0.2 H 1 0 0 0 0 0 0 0 0 0 0 1 8 0.00 0.000																	
56 Ramon Pena, R (8,1) ERA: 4.5	1.0 H 3 1 0 0 0 0 0 0 0 0 0 7 8 0.00 1.000																	
Brandon Lyon, R (9,1) ERA: 4.5	1.0 S 4 1 0 0 1 0 0 0 0 0 0 10 14 0.00 1.000																	

Batter	1	2	3	4	5	6	7	8	9	AB	R	H	RBI	BB	SO	LOB	BOTTOM			
24 Chris Young, R (1,8) OBP: 0.353, SLG: 0.500										4	0	1	0	0	0	1	San Francisco Giants @ Arizona Diamondbacks Chase Field, Phoenix, AZ Mon Apr 21 2008, 6:40 PM MST Att: 22,106 - Clear - 82 F			
22 Eric Byrnes, R (1,7) OBP: 0.375, SLG: 0.551										4	1	1	2	0	2					
1 Orlando Hudson, S (1,4) OBP: 0.301, SLG: 0.413										3	1	1	1	1	0	0				
34 Conor Jackson, R (1,3) OBP: 0.456, SLG: 0.702										4	0	1	0	0	3					
27 Mark Reynolds, R (1,5) OBP: 0.390, SLG: 0.621										4	1	1	1	0	2	1				
10 Justin Upton, R (1,9) OBP: 0.420, SLG: 0.671										4	0	2	0	0	0					
6 Stephen Drew, L (1,6) OBP: 0.338, SLG: 0.500										4	0	1	0	0	2					
19 Chris Snyder, R (1,2) OBP: 0.344, SLG: 0.313										3	0	1	0	1	2					
44 Micah Owings, R (1,1) ERA: 4.21										3	1	2	0	0	2					
50 Chad Qualls, R (7,1) ERA: 1.33										0	0	0	0	0	0					
56 Ramon Pena, R (8,1) OBP: 0.375, SLG: 0.643										0	0	0	0	0	0					
Jeff Salazar, L (8,PH) OBP: 0.375, SLG: 0.643										1	0	0	0	0	1					
Brandon Lyon, R (9,1) ERA: 12.66										0	0	0	0	0	0					
<b>Inning Stats</b>	R: 0 E: 0 K: 0 S: 5	H: 0 LOB: 0 BB: 0 P: 8	R: 1 E: 0 K: 1 S: 9	H: 2 LOB: 1 BB: 0 P: 13	R: 0 E: 0 K: 0 S: 10	H: 2 LOB: 2 BB: 1 P: 19	R: 0 E: 0 K: 0 S: 9	H: 1 LOB: 1 BB: 0 P: 16	R: 2 E: 0 K: 0 S: 9	H: 2 LOB: 0 BB: 0 P: 15	R: 0 E: 0 K: 1 S: 12	H: 1 LOB: 2 BB: 1 P: 21	R: 1 E: 1 K: 1 S: 12	H: 2 LOB: 1 BB: 0 P: 20	R: 0 E: 0 K: 0 S: 7	H: 1 LOB: 1 BB: 0 P: 14	1B: 4 2B: 4 3B: 0 HR: 3	SF: 0 SAC: 0 DP: 1 HBP: 0	WP: 0 PB: 0 SB: 0 CS: 1	PA: 36
<b>PITCHER</b>	IP WLS BF H R ER SO BB IBB HBP BLK WP HR S P ERA WHIP																			
32 Kevin Correia, R (1,1) ERA: 4.21	6.0 L 27 8 3 3 2 2 0 0 0 0 0 1 12 20 9.00 2.000																			
47 Merkin Valdez, R (7,1) ERA: 1.33	1.0 5 2 1 1 1 0 0 0 0 0 0 1 20 9.00 2.000																			
41 Brad Hennessey, R (8,1) ERA: 12.66	1.0 4 1 0 0 0 0 0 0 0 0 0 0 7 14 0.00 1.000																			

AB	32
R	2
H	7
RBI	2
BB	1
SO	5
LOB	11



AB	34
R	4
H	11
RBI	4
BB	2
SO	3
LOB	14





Batter	1	2	3	4	5	6	7	8	9	AB	R	H	RBI	BB	SO	LOB	TOP			
14 Fred Lewis, L OBP: 0.394, SLG: 0.523										5	2	3	2	0	2	0	<b>San Francisco Giants @ Arizona Diamondbacks</b> Chase Field, Phoenix, AZ Tue Apr 22 2008, 6:40 PM MST Att: 25,074 - Clear - 86 F			
Ray Durham, S OBP: 0.316, SLG: 0.360 Tyler Walker, R										4	0	1	0	1	1	2				
2 Randy Winn, S OBP: 0.311, SLG: 0.313										4	0	2	2	0	1	2				
1 Bengie Molina, R OBP: 0.316, SLG: 0.479 40 Daniel Ortmeier, S OBP: 0.333, SLG: 0.292										5	0	3	0	0	0	2				
33 Aaron Rowand, R OBP: 0.361, SLG: 0.500										4	0	0	0	1	3	2				
21 John Bowker, L OBP: 0.283, SLG: 0.710										5	0	2	0	0	2	5				
Jose Castillo, R OBP: 0.289, SLG: 0.359										5	0	0	0	0	2	8				
29 Brian Bocoock, R OBP: 0.304, SLG: 0.203 Vinnie Chulk, R										3	1	1	0	0	0	3				
8 Eugenio Velez, S OBP: 0.254, SLG: 0.368										0	0	0	0	0	0	0				
75 Barry Zito, L OBP: 0.167, SLG: 0.167 22 Keiichi Yabu, R										1	0	0	0	0	0	2				
7 Emmanuel Burriss, S OBP: 0.400, SLG: 0.250										2	1	1	0	0	0	0				
<b>Inning Stats</b>	R: 1 E: 0 K: 1 S: 12	H: 3 LOB: 3 BB: 1 P: 24	R: 2 E: 1 K: 0 S: 15	H: 3 LOB: 1 BB: 0 P: 17	R: 0 E: 0 K: 2 S: 12	H: 1 LOB: 2 BB: 0 P: 16	R: 0 E: 0 K: 2 S: 9	H: 1 LOB: 1 BB: 1 P: 12	R: 0 E: 0 K: 1 S: 9	H: 0 LOB: 1 BB: 0 P: 17	R: 0 E: 0 K: 1 S: 10	H: 1 LOB: 0 BB: 0 P: 15	R: 1 E: 0 K: 1 S: 13	H: 2 LOB: 1 BB: 0 P: 18	R: 0 E: 0 K: 2 S: 11	H: 1 LOB: 1 BB: 0 P: 18	1B: 9 2B: 4 3B: 0 HR: 0	SF: 1 SAC: 1 DP: 0 HBP: 0	WP: 1 PB: 0 SB: 1 CS: 0	PA: 43
<b>PITCHER</b>	IP WLS BF H R ER SO BB IBB HBP BLK WP HR S P ERA WHIP	6.0 W 30 9 3 3 7 2 0 0 0 1 0 66 96 4.50 1.833	7.1 H 4 1 0 0 1 0 0 0 0 0 0 10 15 0.00 1.000	8.1 H 5 2 1 1 1 0 0 0 0 0 0 13 18 9.00 2.000	9.1 S 4 1 0 0 2 0 0 0 0 0 0 11 18 0.00 1.000	<b>PITCHER</b>										IP WLS BF H R ER SO BB IBB HBP BLK WP HR S P ERA WHIP				

AB	39
R	4
H	13
RBI	4
BB	2
SO	11
LOB	26



Batter	1	2	3	4	5	6	7	8	9	AB	R	H	RBI	BB	SO	LOB	BOTTOM			
24 Chris Young, R OBP: 0.348, SLG: 0.480										3	0	0	0	1	0	0	<b>San Francisco Giants @ Arizona Diamondbacks</b> Chase Field, Phoenix, AZ Tue Apr 22 2008, 6:40 PM MST Att: 25,074 - Clear - 86 F			
22 Eric Byrnes, R OBP: 0.370, SLG: 0.537										4	0	1	1	0	0	0				
1 Orlando Hudson, S OBP: 0.299, SLG: 0.430										4	0	1	0	0	0	2				
34 Conor Jackson, R OBP: 0.444, SLG: 0.689										4	1	1	0	0	1	1				
27 Mark Reynolds, R OBP: 0.395, SLG: 0.609										3	2	1	0	1	2	0				
10 Justin Upton, R OBP: 0.412, SLG: 0.645										3	1	0	0	1	1	2				
19 Chris Snyder, R OBP: 0.344, SLG: 0.314										3	0	1	2	0	1	2				
6 Stephen Drew, L OBP: 0.324, SLG: 0.476										3	0	0	0	0	1	3				
17 Brandon Webb, R OBP: 0.273, SLG: 0.300 28 Alex Romero, L OBP: 0.273, SLG: 0.300 50 Chad Qualls, R										2	1	1	2	0	1	1				
56 Ramon Pena, R Brandon Lyon, R										1	0	0	0	0	0	0				
<b>Inning Stats</b>	R: 0 E: 0 K: 0 S: 6	H: 0 LOB: 0 BB: 0 P: 12	R: 2 E: 0 K: 1 S: 12	H: 2 LOB: 1 BB: 1 P: 20	R: 0 E: 0 K: 0 S: 11	H: 1 LOB: 0 BB: 0 P: 20	R: 3 E: 0 K: 1 S: 16	H: 3 LOB: 2 BB: 2 P: 29	R: 0 E: 0 K: 1 S: 5	H: 0 LOB: 0 BB: 0 P: 6	R: 0 E: 0 K: 1 S: 6	H: 0 LOB: 0 BB: 0 P: 9	R: 0 E: 0 K: 3 S: 9	H: 0 LOB: 0 BB: 0 P: 14	R: 0 E: 0 K: 2 S: 11	H: 1 LOB: 0 BB: 0 P: 18	1B: 3 2B: 2 3B: 1 HR: 0	SF: 0 SAC: 0 DP: 0 HBP: 0	WP: 1 PB: 0 SB: 0 CS: 0	PA: 33
<b>PITCHER</b>	IP WLS BF H R ER SO BB IBB HBP BLK WP HR S P ERA WHIP	3.2 L 20 6 5 5 2 3 0 0 0 0 0 7 9 0.00 0.000	4.1 H 4 0 0 0 1 0 0 0 0 0 0 10 17 0.00 0.000	6.1 H 6 0 0 0 1 0 0 0 0 0 0 14 17 0.00 0.000	8.1 S 3 0 0 0 3 0 0 0 0 0 0 9 14 0.00 0.000	<b>PITCHER</b>										IP WLS BF H R ER SO BB IBB HBP BLK WP HR S P ERA WHIP				





Batter	1	2	3	4	5	6	7	8	9	10	11	12	13	AB	R	H	RBI	BB	SO	LOB	TOP						
14 Fred Lewis, L OBP: 0.390, SLG: 0.500			G4-3		G4-3			K							5	1	1	1	1	2	1						
8 Eugenio Velez, S OBP: 0.250, SLG: 0.361	G3-1				G4-3			P5					G5-3		4	0	1	0	0	0	2						
40 Daniel Ortmeier, S OBP: 0.310, SLG: 0.269										G6-3					0	0	0	0	0	0	0						
2 Randy Winn, S Tyler Walker, R			G6-3							F8					4	0	1	0	0	0	1						
1 Bengie Molina, R OBP: 0.317, SLG: 0.300													G3		5	1	1	1	1	0	2						
33 Aaron Rowand, R OBP: 0.273, SLG: 0.532															6	0	3	1	0	0	0						
21 John Bowker, L OBP: 0.300, SLG: 0.995															6	0	0	0	0	3	4						
Jose Castillo, R OBP: 0.273, SLG: 0.337															5	0	0	0	0	1	2						
29 Brian Bockocock, R OBP: 0.296, SLG: 0.197															2	0	0	0	0	0	1						
Ray Durham, S OBP: 0.317, SLG: 0.356															3	0	1	0	0	1	0						
18 Matt Cain, R OBP: 0.250, SLG: 0.571															2	0	0	0	0	2	0						
7 Emmanuel Burriss, S OBP: 0.420, SLG: 0.500															2	1	1	0	0	0	1						
<b>Inning Stats</b>	R: 0 E: 0 K: 1 S: 10	H: 1 LOB: 1 BB: 0 P: 14	R: 0 E: 0 K: 0 S: 7	H: 1 LOB: 1 BB: 0 P: 11	R: 0 E: 0 K: 1 S: 8	H: 1 LOB: 1 BB: 0 P: 11	R: 0 E: 0 K: 1 S: 5	H: 0 LOB: 0 BB: 0 P: 8	R: 0 E: 0 K: 1 S: 8	H: 0 LOB: 0 BB: 0 P: 14	R: 0 E: 0 K: 1 S: 5	H: 0 LOB: 0 BB: 0 P: 15	R: 0 E: 0 K: 0 S: 10	H: 1 LOB: 0 BB: 0 P: 17	R: 0 E: 0 K: 1 S: 10	H: 0 LOB: 0 BB: 0 P: 17	R: 2 E: 0 K: 0 S: 12	H: 3 LOB: 2 BB: 1 P: 23	1B: 6 2B: 4 3B: 0 HR: 1	SF: 0 SAC: 0 DP: 0 HBP: 0	W/P: 0 PB: 0 SB: 2 CS: 1	PA: 51					
<b>PITCHER</b>	IP 7.0	WLS 25	H 4	R 0	ER 0	SO 5	BB 0	IBB 0	HBP 0	BLK 0	WP 0	HR 0	S 51	P 75	ERA 0.00	WHIP 0.571											
Greg Maddux, R ERA: 3.66	1.0	H 4	1	0	0	2	0	0	0	0	0	0	0	13	20	0.00	1.000										
21 Heath Bell, R ERA: 3.29	1.0	B 4	1	1	1	1	0	0	0	0	0	1	12	15	9.00	1.000											
Trevor Hoffman, R ERA: 5.22	1.0	5	1	0	0	0	0	1	0	0	0	0	9	22	0.00	1.000											
43 Cia Meredith, R ERA: 4.5	1.0	3	1	0	0	0	0	0	0	0	0	0	5	7	0.00	1.000											
41 Kevin Cameron, R ERA: 3.16																											

San Francisco Giants @ San Diego Padres  
PETCO Park, San Diego, CA  
Wed Apr 23 2008, 10:05 PM EDT  
Att. 25,506 - Partly Cloudy - 62 F

AB	49
R	3
H	11
RBI	3
BB	2
SO	9
LOB	18



Batter	1	2	3	4	5	6	7	8	9	10	11	12	13	AB	R	H	RBI	BB	SO	LOB	BOTTOM					
24 Brian Giles, L OBP: 0.344, SLG: 0.463	L9														6	0	1	1	0	2	3					
Paul McNulty, L OBP: 0.340, SLG: 0.475															1	0	0	0	2	1	2					
12 Scott Hairston, R OBP: 0.269, SLG: 0.362															3	1	1	0	0	0	0					
23 Adrián González, L OBP: 0.362, SLG: 0.524															5	0	1	0	1	1	5					
5 Kevin Koussamoff, R OBP: 0.307, SLG: 0.365															6	0	2	0	0	2	1					
Jim Edmonds, S 43 Cia Meredith, R															4	0	0	0	0	2	0					
41 Kevin Cameron, R Calle Ciriaco, S															0	0	0	0	0	0	0					
Glendon Rusch, L 14 Colt Morton, R															0	0	0	0	0	0	0					
3 Khalil Greene, R OBP: 0.255, SLG: 0.286															5	0	0	0	0	1	2					
28 Josh Bard, S OBP: 0.321, SLG: 0.286															5	0	2	0	1	0	1					
10 Tadahito Iguchi, R OBP: 0.299, SLG: 0.244															5	1	1	0	1	0	4					
Greg Maddux, R OBP: 0.222, SLG: 0.125															1	0	1	0	1	0	0					
Tony Clark, S OBP: 0.350, SLG: 0.235															1	0	0	0	0	0	0					
21 Heath Bell, R Trevor Hoffman, R															0	0	0	0	0	0	0					
Justin Huber, R OBP: 0.353, SLG: 0.600															2	0	0	0	0	0	2					
<b>Inning Stats</b>	R: 0 E: 0 K: 1 S: 9	H: 0 LOB: 1 BB: 1 P: 16	R: 0 E: 0 K: 2 S: 11	H: 1 LOB: 1 BB: 0 P: 14	R: 0 E: 0 K: 1 S: 8	H: 0 LOB: 0 BB: 0 P: 11	R: 0 E: 0 K: 0 S: 3	H: 0 LOB: 0 BB: 0 P: 5	R: 0 E: 0 K: 0 S: 7	H: 0 LOB: 0 BB: 0 P: 11	R: 0 E: 0 K: 0 S: 3	H: 0 LOB: 0 BB: 0 P: 11	R: 0 E: 0 K: 1 S: 9	H: 2 LOB: 2 BB: 0 P: 19	R: 0 E: 0 K: 0 S: 9	H: 0 LOB: 2 BB: 1 P: 22	R: 1 E: 0 K: 0 S: 15	H: 2 LOB: 3 BB: 2 P: 31	1B: 9 2B: 0 3B: 0 HR: 0	SF: 0 SAC: 0 DP: 1 HBP: 1	W/P: 0 PB: 1 SB: 0 CS: 0	PA: 53				
<b>PITCHER</b>	IP 7.0	WLS 27	H 5	R 1	ER 1	SO 7	BB 3	IBB 0	HBP 0	BLK 0	WP 0	HR 0	S 57	P 98	ERA 1.29	WHIP 1.143										
18 Matt Cain, R ERA: 5.27	1.0	3	0	0	0	1	0	0	0	0	0	0	7	12	0.00	0.000										
Jack Taschner, L ERA: 3.38	2.0	6	0	0	0	0	0	0	0	0	0	0	13	22	0.00	0.000										
Tyler Walker, R ERA: 2.7	1.1	8	2	0	0	1	1	0	1	1	0	0	15	32	0.00	2.250										
47 Merkin Valdez, R ERA: 1.69	0.2	W 2	0	0	0	0	0	0	0	0	0	0	4	9	0.00	0.000										
22 Keiichi Yabu, R ERA: 2.7																										

San Francisco Giants @ San Diego Padres  
PETCO Park, San Diego, CA  
Wed Apr 23 2008, 10:05 PM EDT  
Att. 25,506 - Partly Cloudy - 62 F

AB	45
R	2
H	9
RBI	2
BB	6
SO	9
LOB	22

















Batter	1	2	3	4	5	6	7	8	9	AB	R	H	RBI	BB	SO	LOB	TOP					
15 Jerry Hairston, R OBP: 0.391, SLG: 0.455										4	1	1	0	1	0	1	<b>Cincinnati Reds @ San Francisco Giants</b> AT&T Park, San Francisco, CA Sun Apr 27 2008, 1:05 PM PDT Att: 39,050 - Sunny - 62 F					
23 Corey Patterson, L OBP: 0.286, SLG: 0.500										4	2	1	0	1	0	1						
27 Jeff Keppinger, R OBP: 0.364, SLG: 0.446										3	1	1	1	2	0	0						
4 Brandon Phillips, R OBP: 0.321, SLG: 0.520										5	3	3	3	0	0	2						
28 Edwin Encarnación, R OBP: 0.379, SLG: 0.544										5	0	2	0	0	0	5						
19 Joey Votto, L OBP: 0.318, SLG: 0.549										5	1	1	1	0	0	3						
6 Ryan Freel, R OBP: 0.333, SLG: 0.362										5	2	2	2	0	1	2						
Paul Bako, L OBP: 0.411, SLG: 0.547										4	0	1	1	0	1	1						
56 Todd Coffey, R										0	0	0	0	0	0	0						
50 Kent Mercker, L										0	0	0	0	0	0	0						
36 Edinson Volquez, R										3	0	0	1	0	2	1						
Javier Valentín, S										1	0	0	0	0	1	0						
<b>Inning Stats</b>	R: 6 H: 5 E: 1 K: 1 S: 23	H: 5 LOB: 1 BB: 2 P: 39	R: 1 H: 1 E: 0 K: 0 S: 8	H: 1 LOB: 1 BB: 1 P: 18	R: 1 H: 1 E: 0 K: 0 S: 7	H: 1 LOB: 0 BB: 0 P: 9	R: 0 H: 0 E: 0 K: 0 S: 7	H: 0 LOB: 1 BB: 1 P: 12	R: 0 H: 0 E: 0 K: 1 S: 6	H: 0 LOB: 0 BB: 0 P: 9	R: 0 H: 0 E: 0 K: 1 S: 10	H: 0 LOB: 0 BB: 0 P: 13	R: 1 H: 2 E: 0 K: 1 S: 9	H: 2 LOB: 1 BB: 0 P: 12	R: 0 H: 1 E: 0 K: 1 S: 9	H: 1 LOB: 1 BB: 0 P: 13	R: 1 H: 2 E: 0 K: 0 S: 9	H: 2 LOB: 0 BB: 0 P: 14	1B: 7 2B: 2 3B: 1 HR: 2	SF: 0 SAC: 0 DP: 0 HBP: 0	WP: 0 PB: 0 SB: 2 CS: 0	PA: 43
<b>PITCHER</b>	IP WLS BF H R ER SO BB IBB HBP BLK WP HR S P ERA WHIP	IP WLS BF H R ER SO BB IBB HBP BLK WP HR S P ERA WHIP																				
75 Barry Zito, L ERA: 7.53	3.0 L 19 7 8 8 1 3 0 0 0 0 0 0 38 66 24.00 3.333																					
16 Pat Misch, L ERA: 3.0	6.0 24 5 2 2 4 1 0 0 0 0 0 2 50 73 3.00 1.000																					

AB	39
R	10
H	12
RBI	9
BB	4
SO	5
LOB	16



Batter	1	2	3	4	5	6	7	8	9	AB	R	H	RBI	BB	SO	LOB	BOTTOM					
14 Fred Lewis, L OBP: 0.411, SLG: 0.548										3	0	1	0	2	1	0	<b>Cincinnati Reds @ San Francisco Giants</b> AT&T Park, San Francisco, CA Sun Apr 27 2008, 1:05 PM PDT Att: 39,050 - Sunny - 62 F					
8 Eugenio Velez, S OBP: 0.272, SLG: 0.405										5	0	1	0	0	2	6						
2 Randy Winn, S OBP: 0.307, SLG: 0.312										5	0	2	1	0	1	1						
33 Aaron Rowand, R OBP: 0.333, SLG: 0.453										2	0	0	0	0	0	0						
40 Daniel Ortmeier, S OBP: 0.333, SLG: 0.250										1	0	0	0	0	1	3						
21 John Bowker, L OBP: 0.250, SLG: 0.469										4	0	0	0	0	1	4						
Jose Castillo, R OBP: 0.271, SLG: 0.333										3	0	0	0	1	0	4						
20 Steve Holm, R OBP: 0.360, SLG: 0.364										3	0	1	0	1	1	1						
29 Brian Bocooc, R OBP: 0.278, SLG: 0.176										4	0	0	0	0	3	3						
75 Barry Zito, L OBP: 0.167, SLG: 0.167										0	0	0	0	0	0	0						
7 Emmanuel Burriss, S OBP: 0.333, SLG: 0.366										1	1	1	0	0	0	0						
16 Pat Misch, R										2	0	0	0	0	1	1						
Ray Durham, S OBP: 0.319, SLG: 0.359										1	0	1	0	0	0	0						
<b>Inning Stats</b>	R: 0 H: 0 E: 0 K: 2 S: 11	H: 0 LOB: 0 BB: 0 P: 13	R: 0 H: 0 E: 0 K: 2 S: 10	H: 0 LOB: 2 BB: 2 P: 20	R: 1 H: 3 E: 0 K: 0 S: 13	H: 3 LOB: 0 BB: 0 P: 18	R: 0 H: 1 E: 0 K: 2 S: 13	H: 1 LOB: 2 BB: 1 P: 18	R: 0 H: 0 E: 0 K: 0 S: 4	H: 0 LOB: 0 BB: 0 P: 7	R: 0 H: 0 E: 0 K: 2 S: 10	H: 0 LOB: 0 BB: 0 P: 14	R: 0 H: 1 E: 0 K: 2 S: 10	H: 1 LOB: 1 BB: 0 P: 14	R: 0 H: 0 E: 0 K: 0 S: 7	H: 0 LOB: 1 BB: 0 P: 13	R: 0 H: 2 E: 0 K: 1 S: 11	H: 2 LOB: 3 BB: 1 P: 19	1B: 7 2B: 0 3B: 0 HR: 0	SF: 0 SAC: 0 DP: 0 HBP: 2	WP: 2 PB: 0 SB: 0 CS: 0	PA: 40
<b>PITCHER</b>	IP WLS BF H R ER SO BB IBB HBP BLK WP HR S P ERA WHIP	IP WLS BF H R ER SO BB IBB HBP BLK WP HR S P ERA WHIP																				
36 Edinson Volquez, R ERA: 1.23	7.0 W 30 5 1 1 10 3 0 1 0 0 0 71 104 1.29 1.143																					
56 Todd Coffey, R ERA: 6.49	1.0 4 0 0 0 0 0 0 0 1 0 0 0 7 13 0.00 0.000																					
50 Kent Mercker, L ERA: 1.86	1.0 6 2 0 0 1 1 0 0 0 0 0 0 11 19 0.00 3.000																					

AB	34
R	1
H	7
RBI	1
BB	4
SO	11
LOB	23









Batter	1	2	3	4	5	6	7	8	9	AB	R	H	RBI	BB	SO	LOB	TOP		
Willy Taveras, R OBP: 0.337, SLG: 0.337										3	1	1	0	1	1	0			
17 Todd Helton, L OBP: 0.395, SLG: 0.404										4	0	1	0	0	0	1			
5 Matt Holliday, R OBP: 0.413, SLG: 0.529										4	0	2	0	0	0	2			
27 Garrett Atkins, R OBP: 0.350, SLG: 0.548										3	0	1	0	1	0	2			
11 Brad Hawpe, L OBP: 0.394, SLG: 0.356										4	0	1	0	0	2	4			
2 Troy Tulowitzki, R OBP: 0.226, SLG: 0.238										0	0	0	0	0	0	0			
20 Chris Iannetta, R OBP: 0.395, SLG: 0.618										3	0	0	0	0	1	2			
12 Clint Barmes, R OBP: 0.313, SLG: 0.500										4	0	0	0	0	0	2			
8 Yorvit Torrealba, R OBP: 0.269, SLG: 0.387										3	0	0	0	0	1	0			
28 Aaron Cook, R OBP: 0.214, SLG: 0.214										0	0	0	0	0	0	0			
35 Taylor Buchholz, R										0	0	0	0	0	0	0			
40 Brian Fuentes, L										0	0	0	0	0	0	0			
<b>Inning Stats</b>	R: 1 H: 3 E: 0 K: 1 S: 10	H: 3 LOB: 1 BB: 0 P: 15	R: 1 H: 1 E: 0 K: 0 S: 8	H: 1 LOB: 0 BB: 1 P: 12	R: 0 H: 1 E: 0 K: 1 S: 9	H: 1 LOB: 1 BB: 0 P: 15	R: 0 H: 0 E: 0 K: 1 S: 7	H: 0 LOB: 0 BB: 0 P: 13	R: 0 H: 1 E: 0 K: 1 S: 5	H: 1 LOB: 1 BB: 0 P: 8	R: 1 H: 1 E: 0 K: 0 S: 9	H: 1 LOB: 2 BB: 0 P: 11	R: 0 H: 0 E: 1 K: 1 S: 10	H: 0 LOB: 2 BB: 2 P: 22	R: 0 H: 0 E: 0 K: 1 S: 7	H: 0 LOB: 0 BB: 0 P: 10	1B: 4 2B: 4 3B: 0 HR: 1	SF: 0 SAC: 1 DP: 3 HBP: 0	WP: 0 PA: 35 PB: 0 SB: 0 CS: 1
<b>PITCHER</b>	IP WLS BF H R ER SO BB IBB HBP BLK WP HR S P ERA WHIP	IP WLS BF H R ER SO BB IBB HBP BLK WP HR S P ERA WHIP	IP WLS BF H R ER SO BB IBB HBP BLK WP HR S P ERA WHIP	IP WLS BF H R ER SO BB IBB HBP BLK WP HR S P ERA WHIP	IP WLS BF H R ER SO BB IBB HBP BLK WP HR S P ERA WHIP	IP WLS BF H R ER SO BB IBB HBP BLK WP HR S P ERA WHIP	IP WLS BF H R ER SO BB IBB HBP BLK WP HR S P ERA WHIP	IP WLS BF H R ER SO BB IBB HBP BLK WP HR S P ERA WHIP	IP WLS BF H R ER SO BB IBB HBP BLK WP HR S P ERA WHIP	IP WLS BF H R ER SO BB IBB HBP BLK WP HR S P ERA WHIP	IP WLS BF H R ER SO BB IBB HBP BLK WP HR S P ERA WHIP	IP WLS BF H R ER SO BB IBB HBP BLK WP HR S P ERA WHIP	IP WLS BF H R ER SO BB IBB HBP BLK WP HR S P ERA WHIP	IP WLS BF H R ER SO BB IBB HBP BLK WP HR S P ERA WHIP	IP WLS BF H R ER SO BB IBB HBP BLK WP HR S P ERA WHIP	IP WLS BF H R ER SO BB IBB HBP BLK WP HR S P ERA WHIP	IP WLS BF H R ER SO BB IBB HBP BLK WP HR S P ERA WHIP	IP WLS BF H R ER SO BB IBB HBP BLK WP HR S P ERA WHIP	IP WLS BF H R ER SO BB IBB HBP BLK WP HR S P ERA WHIP

Colorado Rockies @ San Francisco Giants  
AT&T Park, San Francisco, CA  
Tue Apr 29 2008, 7:15 PM PDT  
Att: 32,176 - Clear - 56 F

AB 31  
R 3  
H 8  
RBI 1  
BB 3  
SO 5  
LOB 13



Batter	1	2	3	4	5	6	7	8	9	AB	R	H	RBI	BB	SO	LOB	BOTTOM		
14 Fred Lewis, L OBP: 0.416, SLG: 0.539										4	0	2	0	0	0	2			
40 Daniel Ortmeier, S OBP: 0.351, SLG: 0.344										4	1	1	0	0	0	2			
8 Eugenio Velez, S OBP: 0.279, SLG: 0.405										4	0	1	0	0	1	5			
Ray Durham, S OBP: 0.333, SLG: 0.375										4	1	1	1	0	0	2			
Vinnie Chulk, R										4	0	2	1	0	0	1			
Jack Taschner, L										4	0	0	0	0	1	2			
47 Merkin Valdez, R										2	0	1	0	2	0	0			
1 Bengie Molina, R OBP: 0.330, SLG: 0.506										2	0	0	0	1	0	2			
33 Aaron Rowand, R OBP: 0.360, SLG: 0.463										2	0	1	0	0	1	1			
21 John Bowker, L OBP: 0.232, SLG: 0.434										2	0	1	0	0	1				
Jose Castillo, R OBP: 0.279, SLG: 0.344										2	0	1	0	0	1				
29 Brian Bocoock, R OBP: 0.280, SLG: 0.171										2	0	1	0	0	1				
55 Tim Lincecum, L OBP: 0.400, SLG: 0.333										2	0	1	0	0	1				
2 Randy Winn, S OBP: 0.305, SLG: 0.313										2	0	1	0	0	1				
<b>Inning Stats</b>	R: 2 H: 3 E: 1 K: 1 S: 15	H: 3 LOB: 1 BB: 0 P: 24	R: 0 H: 1 E: 0 K: 0 S: 9	H: 1 LOB: 1 BB: 1 P: 17	R: 0 H: 1 E: 0 K: 0 S: 14	H: 1 LOB: 1 BB: 0 P: 18	R: 0 H: 0 E: 0 K: 1 S: 6	H: 0 LOB: 1 BB: 1 P: 10	R: 0 H: 2 E: 0 K: 0 S: 5	H: 2 LOB: 1 BB: 0 P: 8	R: 0 H: 2 E: 0 K: 1 S: 11	H: 2 LOB: 1 BB: 0 P: 17	R: 0 H: 0 E: 0 K: 0 S: 4	H: 0 LOB: 0 BB: 0 P: 8	R: 0 H: 0 E: 0 K: 1 S: 8	H: 0 LOB: 1 BB: 1 P: 18	1B: 6 2B: 3 3B: 1 HR: 0	SF: 0 SAC: 1 DP: 2 HBP: 0	WP: 0 PA: 37 PB: 0 SB: 2 CS: 2
<b>PITCHER</b>	IP WLS BF H R ER SO BB IBB HBP BLK WP HR S P ERA WHIP	IP WLS BF H R ER SO BB IBB HBP BLK WP HR S P ERA WHIP	IP WLS BF H R ER SO BB IBB HBP BLK WP HR S P ERA WHIP	IP WLS BF H R ER SO BB IBB HBP BLK WP HR S P ERA WHIP	IP WLS BF H R ER SO BB IBB HBP BLK WP HR S P ERA WHIP	IP WLS BF H R ER SO BB IBB HBP BLK WP HR S P ERA WHIP	IP WLS BF H R ER SO BB IBB HBP BLK WP HR S P ERA WHIP	IP WLS BF H R ER SO BB IBB HBP BLK WP HR S P ERA WHIP	IP WLS BF H R ER SO BB IBB HBP BLK WP HR S P ERA WHIP	IP WLS BF H R ER SO BB IBB HBP BLK WP HR S P ERA WHIP	IP WLS BF H R ER SO BB IBB HBP BLK WP HR S P ERA WHIP	IP WLS BF H R ER SO BB IBB HBP BLK WP HR S P ERA WHIP	IP WLS BF H R ER SO BB IBB HBP BLK WP HR S P ERA WHIP	IP WLS BF H R ER SO BB IBB HBP BLK WP HR S P ERA WHIP	IP WLS BF H R ER SO BB IBB HBP BLK WP HR S P ERA WHIP	IP WLS BF H R ER SO BB IBB HBP BLK WP HR S P ERA WHIP	IP WLS BF H R ER SO BB IBB HBP BLK WP HR S P ERA WHIP	IP WLS BF H R ER SO BB IBB HBP BLK WP HR S P ERA WHIP	IP WLS BF H R ER SO BB IBB HBP BLK WP HR S P ERA WHIP

Colorado Rockies @ San Francisco Giants  
AT&T Park, San Francisco, CA  
Tue Apr 29 2008, 7:15 PM PDT  
Att: 32,176 - Clear - 56 F

AB 33  
R 2  
H 10  
RBI 2  
BB 3  
SO 4  
LOB 19






Batter	1	2	3	4	5	6	7	8	9	AB	R	H	RBI	BB	SO	LOB	TOP										
Willy Taveras, R OBP: 0.350, SLG: 0.337 60 Manny Corpas, R (8, 1)	B1-3		5 S 17 E 1B		5 F9 27 SF7 BB	17 S BB		L7		3	1	1	0	2	0	1											
17 Todd Helton, L OBP: 0.395, SLG: 0.398	K		FC4		27 SF7 19 2B 1B	K			4	1	1	0	1	2	2												
5 Matt Holliday, R OBP: 0.397, SLG: 0.505	E5		K		F9	F9			5	0	0	0	0	1	6												
27 Garrett Atkins, R OBP: 0.336, SLG: 0.529	K		F8		SF7				4	0	0	1	0	2	4												
19 Ryan Spilborghs, R OBP: 0.324, SLG: 0.489	G4-3		G4-3		G6-3	12 BB 2B			5	0	1	1	0	1	1												
20 Chris Iannetta, R OBP: 0.405, SLG: 0.595	F9		F9		21 BB 1B	12 BB BB			3	0	1	0	1	1	0												
12 Clint Barmes, R OBP: 0.324, SLG: 0.508	F9		F9		F9	21 FC6-4 BB			3	0	1	0	1	0	1												
21 Jonathan Herrera, S (1, 4)	G5-3		G5-3		FC6-4	FC6-4			2	0	0	0	1	0	4												
22 Scott Podsednik, L OBP: 0.459, SLG: 0.414 (8, PH)									0	0	0	0	1	0	0												
38 Ubaldo Jiménez, R (1, 1)			G6-3		G3-1				3	0	0	0	0	0	2												
23 Ryan Speier, R (6, 1)									0	0	0	0	0	0	0												
34 Matt Herges, L (7, 1)									0	0	0	0	0	0	0												
11 Brad Hawpe, L OBP: 0.391, SLG: 0.352 (8, PH)									1	0	0	0	0	0	1												
6 Omar Quintanilla, L (8, 4)									0	0	0	0	0	0	0												
<b>Inning Stats</b>	R: 0 E: 1 K: 2 S: 10	H: 0 LOB: 1 BB: 0 P: 12	R: 0 E: 0 K: 0 S: 10	H: 1 LOB: 1 BB: 0 P: 16	R: 0 E: 1 K: 1 S: 11	H: 1 LOB: 2 BB: 0 P: 17	R: 0 E: 0 K: 0 S: 10	H: 1 LOB: 2 BB: 1 P: 18	R: 2 E: 0 K: 0 S: 14	H: 2 LOB: 3 BB: 3 P: 33	R: 0 E: 0 K: 1 S: 10	H: 0 LOB: 0 BB: 0 P: 18	R: 0 E: 0 K: 2 S: 8	H: 0 LOB: 0 BB: 0 P: 11	R: 0 E: 1 K: 0 S: 9	H: 0 LOB: 1 BB: 1 P: 15	R: 0 E: 0 K: 1 S: 16	H: 0 LOB: 1 BB: 1 P: 25	1B: 3 2B: 2 3B: 0 HR: 0	SF: 1 SAC: 0 DP: 0 HBP: 0	WP: 0 PB: 0 SB: 3 CS: 0	PA: 41					
<b>PITCHER</b>	IP	WLS	BF	H	R	ER	SO	BB	IBB	HBP	BLK	WP	HR	S	P	ERA	WHIP										
53 Jonathan Sánchez, L ERA: 3.48	5.2		29	5	2	2	4	5	0	0	0	0	0	62	109	3.18	1.765										
47 Merkin Valdez, R ERA: 1.26	1.1	W	4	0	0	0	2	0	0	0	0	0	0	11	16	0.00	0.000										
Tyler Walker, R ERA: 2.25	1.0	H	4	0	0	0	0	1	0	0	0	0	0	9	15	0.00	1.000										
38 Brian Wilson, R ERA: 2.92	1.0	S	4	0	0	0	1	1	0	0	0	0	0	16	25	0.00	1.000										

Colorado Rockies @ San Francisco Giants  
AT&T Park, San Francisco, CA  
Wed Apr 30 2008, 12:45 PM PDT  
Att: 30,519 - Partly Cloudy - 60 F


AB 33  
R 2  
H 5  
RBI 2  
BB 7  
SO 7  
LOB 22



Batter	1	2	3	4	5	6	7	8	9	AB	R	H	RBI	BB	SO	LOB	BOTTOM											
14 Fred Lewis, L OBP: 0.419, SLG: 0.533	F9		L7			8 G4-3 2 BB			3	1	1	0	1	0	1													
8 Eugenio Velez, S OBP: 0.267, SLG: 0.386	K		G5-3			G4-3			4	0	0	0	0	1	4													
2 Randy Winn, S OBP: 0.303, SLG: 0.310	G4-3				G1-3				4	0	1	1	0	0	0													
33 Aaron Rowand, R OBP: 0.366, SLG: 0.500			HR		G6-3				4	1	2	1	0	0	1													
21 John Bowker, L OBP: 0.217, SLG: 0.404 38 Brian Wilson, R (9, 1)	F8		G3-1		G3-1				4	0	0	0	0	0	2													
Jose Castillo, R OBP: 0.280, SLG: 0.374	K		K		G4-3				3	1	1	1	0	1	0													
7 Emmanuel Burriss, S OBP: 0.273, SLG: 0.250	K				F7				3	0	0	0	0	1	0													
20 Steve Holm, R OBP: 0.429, SLG: 0.417									2	0	2	0	1	0	0													
53 Jonathan Sánchez, L OBP: 0.077, SLG: 0.077 47 Merkin Valdez, R (6, 1)									2	0	0	0	0	1	2													
Ray Durham, S OBP: 0.339, SLG: 0.370 Tyler Walker, R (8, 1)									1	0	0	0	0	0	1													
40 Daniel Orteiler, S OBP: 0.351, SLG: 0.344 (9, 3)									0	0	0	0	0	0	0													
<b>Inning Stats</b>	R: 0 E: 0 K: 1 S: 6	H: 0 LOB: 0 BB: 0 P: 10	R: 1 E: 0 K: 2 S: 12	H: 1 LOB: 0 BB: 0 P: 16	R: 0 E: 0 K: 1 S: 9	H: 1 LOB: 1 BB: 0 P: 14	R: 0 E: 0 K: 0 S: 6	H: 0 LOB: 0 BB: 0 P: 10	R: 0 E: 0 K: 0 S: 8	H: 0 LOB: 1 BB: 1 P: 15	R: 1 E: 0 K: 0 S: 8	H: 1 LOB: 1 BB: 1 P: 15	R: 1 E: 0 K: 0 S: 11	H: 3 LOB: 2 BB: 0 P: 19	R: 0 E: 0 K: 0 S: 6	H: 1 LOB: 0 BB: 0 P: 9	1B: 5 2B: 0 3B: 0 HR: 2	SF: 0 SAC: 0 DP: 1 HBP: 0	WP: 0 PB: 0 SB: 0 CS: 0	PA: 32								
<b>PITCHER</b>	IP	WLS	BF	H	R	ER	SO	BB	IBB	HBP	BLK	WP	HR	S	P	ERA	WHIP											
38 Ubaldo Jiménez, R ERA: 5.9	5.1		21	3	2	2	4	2	0	0	0	0	0	1	46	7.4	3.38	0.938										
23 Ryan Speier, R ERA: 2.08	1.0	L	5	2	1	1	0	0	0	0	0	0	0	1	9	14	9.00	2.000										
34 Matt Herges, R ERA: 2.08	0.2		3	1	0	0	0	0	0	0	0	0	0	5	11	0.00	1.500											
60 Manny Corpas, R ERA: 6.46	1.0		3	1	0	0	0	0	0	0	0	0	0	6	9	0.00	1.000											

Colorado Rockies @ San Francisco Giants  
AT&T Park, San Francisco, CA  
Wed Apr 30 2008, 12:45 PM PDT  
Att: 30,519 - Partly Cloudy - 60 F

AB 30  
R 3  
H 7  
RBI 3  
BB 2  
SO 4  
LOB 11





Batter	1	2	3	4	5	6	7	8	9	10	AB	R	H	RBI	BB	SO	LOB	TOP				
14 Fred Lewis, L OBP: 0.405, SLG: 0.510	L6		K		K		K		G3	K	6	0	1	0	0	4	6	San Francisco Giants @ Philadelphia Phillies Citizens Bank Park, Philadelphia, PA Fri May 02 2008, 7:05 PM EDT Alt. 38,270 - Partly Cloudy - 72 F				
Ray Durham, S OBP: 0.364, SLG: 0.364 Vinnie Chulk, R Jack Taschner, L Tyler Walker, R 29 Brian Biscope, R 47 Merkin Valdez, R Rich Aurilia, R OBP: 0.293, SLG: 0.319	G1-3		K		F7		G6-3		SH3-4		4	0	1	2	0	1	1					
2 Randy Winn, S OBP: 0.317, SLG: 0.326											5	0	3	0	0	1	2					
1 Bengie Molina, R OBP: 0.313, SLG: 0.478											5	0	0	1	0	1	5					
33 Aaron Rowand, R OBP: 0.367, SLG: 0.538											5	2	2	1	0	2	2					
21 John Bowker, L OBP: 0.262, SLG: 0.435 38 Brian Wilson, R (10, 1)											5	0	4	0	0	0	0					
Jose Castillo, R OBP: 0.286, SLG: 0.375											5	1	2	1	0	1	3					
7 Emmanuel Burriss, S OBP: 0.296, SLG: 0.280											5	1	2	0	0	0	4					
16 Pat Misch, R 40 Daniel Ortmeier, S 22 Keiichi Yabu, R 8 Eugenio Velez, S OBP: 0.260, SLG: 0.389											1	0	0	0	0	0	0					
Inning Stats	R: 0 E: 0 K: 0 S: 10	H: 1 LOB: 1 BB: 0 P: 16	R: 0 E: 0 K: 1 S: 10	H: 1 LOB: 1 BB: 0 P: 14	R: 0 E: 0 K: 2 S: 9	H: 0 LOB: 0 BB: 0 P: 12	R: 1 E: 0 K: 2 S: 16	H: 4 LOB: 2 BB: 0 P: 21	R: 0 E: 0 K: 2 S: 11	H: 0 LOB: 0 BB: 0 P: 8	R: 3 E: 0 K: 2 S: 18	H: 5 LOB: 2 BB: 0 P: 22	R: 0 E: 0 K: 1 S: 13	H: 1 LOB: 1 BB: 0 P: 22	R: 0 E: 0 K: 0 S: 11	H: 1 LOB: 1 BB: 0 P: 14	R: 1 E: 0 K: 1 S: 12		H: 3 LOB: 2 BB: 1 P: 20	1B: 14 2B: 1 3B: 0 HR: 1	SF: 0 SAC: 1 DP: 2 HBP: 1	WP: 2 PB: 0 SB: 1 CS: 0
PITCHER	IP	WLS	BF	H	R	ER	SO	BB	IBB	HBP	BLK	WP	HR	S	P	ERA	WHIP					
38 Kyle Kendrick, R ERA: 5.01	6.0		26	8	3	3	6	0	0	0	0	0	0	64	93	4.50	1.333					
46 Ryan Madson, R ERA: 5.28	1.0	B	6	3	1	1	2	0	0	0	0	0	0	16	19	9.00	3.000					
45 Tom Gordon, R ERA: 5.11	1.0		4	1	0	0	1	0	0	0	0	1	0	13	22	0.00	1.000					
54 Brad Lidge, R ERA:	1.0		4	1	0	0	0	0	0	0	0	0	0	11	14	0.00	1.000					
16 J.C. Romero, L ERA: 0.66	1.0	W	6	3	1	1	1	1	0	0	0	0	1	12	20	9.00	4.000					

Batter	1	2	3	4	5	6	7	8	9	10	AB	R	H	RBI	BB	SO	LOB	BOTTOM						
8 Shane Victorino, S OBP: 0.306, SLG: 0.286	G5-3	L7		P5					G6-3		5	0	1	0	0	0	3	San Francisco Giants @ Philadelphia Phillies Citizens Bank Park, Philadelphia, PA Fri May 02 2008, 7:05 PM EDT Alt. 38,270 - Partly Cloudy - 72 F						
28 Jayson Werth, R OBP: 0.347, SLG: 0.511				G6-3							5	1	1	0	0	1	1							
26 Chase Utley, L OBP: 0.438, SLG: 0.771											3	2	2	2	2	1	0							
6 Ryan Howard, L OBP: 0.291, SLG: 0.370											5	0	0	0	0	3	4							
Pat Burrell, R OBP: 0.452, SLG: 0.690											4	2	1	2	1	1	1							
7 Pedro Feliz, R OBP: 0.264, SLG: 0.384											4	1	2	2	0	0	0							
27 Chris Coste, R OBP: 0.400, SLG: 0.545											4	0	0	0	0	1	1							
4 Eric Bruntlett, R OBP: 0.292, SLG: 0.280											3	0	1	0	1	1	0							
38 Kyle Kendrick, R 46 Ryan Madson, L 19 Greg Dobbs, L 45 Tom Gordon, R 54 Brad Lidge, R 10 Geoff Jenkins, L 16 J.C. Romero, S											1	0	0	0	0	1	2							
Inning Stats	R: 2 E: 0 K: 1 S: 14	H: 2 LOB: 0 BB: 0 P: 22	R: 0 E: 0 K: 2 S: 12	H: 1 LOB: 2 BB: 1 P: 20	R: 0 E: 0 K: 1 S: 7	H: 0 LOB: 0 BB: 0 P: 10	R: 2 E: 0 K: 0 S: 11	H: 2 LOB: 1 BB: 1 P: 17	R: 0 E: 0 K: 1 S: 8	H: 0 LOB: 1 BB: 0 P: 15	R: 0 E: 0 K: 1 S: 7	H: 0 LOB: 0 BB: 0 P: 12	R: 0 E: 0 K: 1 S: 14	H: 1 LOB: 2 BB: 1 P: 24	R: 0 E: 0 K: 0 S: 10	H: 0 LOB: 0 BB: 0 P: 15	R: 0 E: 0 K: 0 S: 4		H: 0 LOB: 0 BB: 0 P: 8	R: 2 E: 0 K: 2 S: 10	H: 2 LOB: 0 BB: 0 P: 18	1B: 5 2B: 0 3B: 0 HR: 3	SF: 0 SAC: 1 DP: 0 HBP: 0	WP: 0 PB: 0 SB: 2 CS: 0
PITCHER	IP	WLS	BF	H	R	ER	SO	BB	IBB	HBP	BLK	WP	HR	S	P	ERA	WHIP							
16 Pat Misch, L ERA: 5.4	4.0		19	5	4	4	4	2	0	0	0	0	0	44	69	9.00	1.750							
22 Keiichi Yabu, R ERA: 3.06	2.0		7	0	0	0	2	1	0	0	0	0	0	15	27	0.00	0.500							
Vinnie Chulk, R ERA: 1.8	0.2		4	1	0	0	0	0	1	0	0	0	0	10	19	0.00	1.500							
Jack Taschner, L ERA: 5.23	0.1		1	0	0	0	1	0	0	0	0	0	0	4	5	0.00	0.000							
Tyler Walker, R ERA: 2.09	1.0		3	0	0	0	0	0	0	0	0	0	0	10	15	0.00	0.000							
PITCHER	IP	WLS	BF	H	R	ER	SO	BB	IBB	HBP	BLK	WP	HR	S	P	ERA	WHIP							
47 Merkin Valdez, R ERA: 1.17	1.0		3	0	0	0	0	0	0	0	0	0	0	4	8	0.00	0.000							
38 Brian Wilson, R ERA: 4.15	0.2	L	4	2	2	2	2	0	0	0	0	0	1	10	18	27.00	3.000							

AB	43
R	5
H	16
RBI	5
BB	1
SO	10
LOB	24

AB	36
R	6
H	8
RBI	6
BB	4
SO	9
LOB	12





Batter	1	2	3	4	5	6	7	8	9	10	AB	R	H	RBI	BB	SO	LOB	TOP
14 Fred Lewis, L OBP: 0.405, SLG: 0.529	(1,7) C FF 89 4-2 B CH 88 8 S CH 87 2 F CH 86 1B X CH 85 8 S CH 84 8	(2,3) B SI 87 2-3 B SI 86 1 C SI 85 1 S CH 84 1			(3,2) S CU 75 3-2 B CH 84 1 B CH 83 1 F CH 82 1 B CH 81 1 X CH 80 1		(2,2) B SI 88 2-2 F SI 87 1 S CH 86 1 X CH 85 1		(1,0) B SL 84 1-0 X SL 83 1		4 2 1 1 1 1 2							
8 Eugenio Velez, S OBP: 0.276, SLG: 0.372	(1,4) B FF 91 2-1 B SI 90 1 S SI 89 1 X FF 90 1	(3,1) B SI 86 3-1 B SI 85 1 C SI 84 1 S SI 83 1			(4,1) B FF 90 4-1 B SI 89 1 C SI 88 1 S CH 87 1 X FF 86 1		(2,0) B FF 89 2-0 X SI 88 1		(0,0) X FF 89 0-0		4 0 0 0 1 0 2							
2 Randy Winn, S OBP: 0.321, SLG: 0.330	(1,9) C SI 90 0-1 X CH 77 1		(1,3) B SI 86 1-3 C SI 85 1 S SI 84 1 X CH 83 1		(2,3) I SAFE 2-3 I SAFE 1 PO 85 C CH 84 1 S CH 83 1 X CH 82 1		(1,2) C SI 88 1-2 F SI 87 1 S CH 86 1 X CH 85 1		(0,0) X FF 91 0-0		5 1 2 1 0 3 1							
1 Bengie Molina, R OBP: 0.327, SLG: 0.485	(1,2) I SAFE 0-1 F SI 91 1 S SI 90 1 X SI 89 1		(0,0) X SI 90 0-0		(0,0) X CH 76 0-0		(1,2) F SI 86 1-2 F SI 85 1 C CH 84 1 S CH 83 1 X SI 82 1		(3,1) I SAFE 3-1 B FF 90 1 B CH 89 1 F SI 88 1 C CH 87 1 X CH 86 1		5 0 3 1 0 0 0							
33 Aaron Rowand, R OBP: 0.379, SLG: 0.532	(1,8) C SI 92 4-2 B SI 91 1 T SI 90 1 F SI 89 1 S SI 88 1 X SI 87 1		(1,1) B SI 90 1-1 F SI 89 1 X SI 88 1		(3,2) B CH 83 3-2 D SL 82 1 C CH 81 1 B CH 80 1 F SI 79 1 X FC 84 1				(1,3) C SI 82 1-3 B SI 81 1 F SI 80 1 C SI 81 1 S SI 80 1		3 0 1 0 2 1 3							
21 John Bowker, L OBP: 0.257, SLG: 0.418	(1,3) C CU 76 0-2 S CU 77 1 X SL 78 1		(2,1) B CU 76 2-1 B SI 87 1 F CH 83 1 I SAFE 1		(0,3) C CH 82 0-3 C CH 81 1 S CH 77 1		(1,2) F CH 84 1-2 C CH 83 1 F SI 82 1 B SI 81 1 X CH 80 1		(0,0) X CH 85 0-0		5 0 1 0 0 3 4							
38 Brian Wilson, R	(10,1) K		(1,2) B SI 87 1-2 F CH 83 1 I SAFE 1		(1,2) B SI 87 1-2 F CH 83 1 I SAFE 1						0 0 0 0 0 0 0							
Rich Aurilia, R OBP: 0.288, SLG: 0.311	(1,5) B SI 91 1-3 S SI 90 1 X SI 89 1		(1,3) B SI 89 1-3 F SI 88 1 S CH 87 1		(2,3) B SI 89 2-3 F SI 88 1 S CH 87 1		(0,0) X FF 89 0-0		(2,1) B FF 93 2-1 B FF 92 1 S FF 91 1 X FF 90 1		5 0 1 0 0 2 3							
29 Brian Boccia, R OBP: 0.271, SLG: 0.164		(1,3) C FF 88 1-3 B CH 88 1 S CH 87 1		(0,0) X SI 91 0-0		(1,3) B FF 88 1-3 C SI 89 1 S CH 88 1			(2,0) B FF 94 2-0 X FF 93 1		3 0 0 0 0 2 0							
Ray Durham, S OBP: 0.333, SLG: 0.372											1 0 1 0 0 0 0							
Jack Taschner, L OBP: 0.271, SLG: 0.384											0 0 0 0 0 0 0							
Jose Castillo, R OBP: 0.283, SLG: 0.371											1 0 0 0 0 0 3							
18 Matt Cain, R OBP: 0.308, SLG: 0.455		(2,1) C SI 88 2-1 B CH 87 1 X SI 86 1									3 0 1 0 0 0 0							
Tyler Walker, R											0 0 0 0 0 0 0							
7 Emmanuel Burriss, S OBP: 0.296, SLG: 0.299											1 0 0 0 0 0 1							
<b>Inning Stats</b>	R: 1 E: 0 K: 2 S: 18	H: 2 LOB: 3 BB: 2 P: 29	R: 0 E: 0 K: 2 S: 10	H: 1 LOB: 1 BB: 0 P: 18	R: 0 E: 0 K: 1 S: 7	H: 1 LOB: 0 BB: 0 P: 11	R: 0 E: 0 K: 2 S: 7	H: 0 LOB: 0 BB: 0 P: 8	R: 0 E: 0 K: 0 S: 8	H: 0 LOB: 0 BB: 0 P: 15	R: 0 E: 0 K: 1 S: 12	H: 1 LOB: 1 BB: 0 P: 14	R: 1 E: 0 K: 1 S: 13	H: 4 LOB: 3 BB: 0 P: 21	1B: 10 2B: 0 3B: 0 HR: 1	SF: 0 SAC: 0 DP: 0 HBP: 0	WP: 0 PB: 0 SB: 4 CS: 1	PA: 45
<b>PITCHER</b>	IP WLS BF H R ER SO BB IBB HBP BLK WP HR S P ERA WHIP																	
39 Brett Myers, R ERA: 4.7	(1,1) 7.0 0 29 6 2 2 10 3 0 0 0 0 1 73 121 2.57 1.286																	
37 Chad Durbin, R ERA: 1.35	(8,1) 1.0 4 0 0 0 1 1 0 0 0 0 0 12 19 0.00 1.000																	
54 Brad Lidge, R ERA: 1.64	(9,1) 1.0 4 1 0 0 0 0 0 0 0 0 6 14 0.00 1.000																	
57 Rudy Seanez, R ERA: 1.64	(10,1) 1.0 7 4 1 1 1 0 0 0 0 0 13 21 9.00 4.000																	

San Francisco Giants @ Philadelphia Phillies  
Citizens Bank Park, Philadelphia, PA  
Sat May 03 2008, 7:05 PM EDT  
Att: 43,804 - Overcast - 58 F

AB	40
R	3
H	11
RBI	3
BB	4
SO	12
LOB	19



Batter	1	2	3	4	5	6	7	8	9	10	AB	R	H	RBI	BB	SO	LOB	BOTTOM						
8 Shane Victorino, S OBP: 0.288, SLG: 0.267	(1,8) B CH 88 1-1 C FF 88 1 X CH 83 1		(1,2) C CH 88 1-2 B CH 87 1 X CH 86 1			(2,1) B FF 90 2-1 C SI 91 1 S SI 90 1 X SI 89 1		(2,2) C SI 90 2-2 B SI 89 1 F SI 88 1 X SI 87 1			4 0 0 0 0 0 2													
19 Greg Dobbs, L OBP: 0.364, SLG: 0.500	(1,5) C SI 90 0-3 C SI 89 1 S SI 88 1 X SI 87 1					(1,1) B CU 75 1-1 S SI 91 1 X FF 91 1					3 0 0 0 0 2 0													
7 Pedro Feliz, R OBP: 0.271, SLG: 0.384	(9,5) K										0 0 0 0 1 0 0													
26 Chase Utley, L OBP: 0.440, SLG: 0.787	(1,4) B FF 91 2-0 B SI 91 1 X SI 90 1					(2,1) B FF 90 2-1 C SI 89 1 S CH 88 1 X CH 87 1		(1,2) B SI 87 1-2 C SI 86 1 S CH 85 1 X CH 84 1			4 1 2 1 0 0 1													
6 Ryan Howard, L OBP: 0.282, SLG: 0.357	(1,3) C FF 90 2-3 B FF 92 1 S FF 91 1 X FF 90 1					(1,3) F SI 91 1-3 C CH 88 1 S CH 87 1 X CH 86 1					4 0 0 0 0 3 1													
Pat Burrell, R OBP: 0.445, SLG: 0.670	(1,7) C SI 89 0-1 X CH 83 1					(3,3) C CH 85 3-3 B CH 84 1 B CH 83 1 F SI 82 1 S FF 92 1					3 0 0 0 1 2 0													
21 Adam Eaton, R											0 0 0 0 0 0 0													
10 Geoff Jenkins, L OBP: 0.301, SLG: 0.375	(1,9) X FF 90 0-0					(0,0) X CH 89 0-0					4 1 1 1 0 0 1													
27 Chris Coste, R OBP: 0.396, SLG: 0.522		(2,0) B FF 90 2-0 B SI 91 1 X SI 90 1				(0,3) C CH 84 0-3 B CH 83 1 F SI 82 1 S CU 76 1					2 0 0 0 1 1 0													
51 Carlos Ruiz, R OBP: 0.273, SLG: 0.257											1 0 0 0 0 1 1													
4 Eric Bruntlett, R OBP: 0.283, SLG: 0.271	(1,6) X FF 90 0-0					(2,2) C SI 92 2-2 B SI 91 1 S SI 90 1 X SI 89 1					3 0 0 0 0 1 1													
39 Brett Myers, R	(1,1) K										2 0 0 0 0 1 1													
37 Chad Durbin, R ERA: 1.93	(8,1) 1.0 3 0 0 0 0 0 0 0 0 0 8 13 0.00 0.000																							
28 Jayson Werth, R OBP: 0.343, SLG: 0.506	(8,PH) 1.0 W 3 0 0 0 1 1 0 0 0 0 0 8 13 0.00 1.000																							
54 Brad Lidge, R	(9,1) 1.0 S 4 0 0 0 1 1 0 0 0 0 0 0 0 11 23 0.00 1.000																							
57 Rudy Seanez, R	(10,1) K										0 0 0 0 0 0 0													
<b>Inning Stats</b>	R: 0 E: 0 K: 2 S: 10	H: 1 LOB: 1 BB: 0 P: 15	R: 0 E: 0 K: 0 S: 4	H: 0 LOB: 0 BB: 0 P: 6	R: 0 E: 0 K: 0 S: 10	H: 0 LOB: 0 BB: 0 P: 13	R: 1 E: 0 K: 3 S: 12	H: 1 LOB: 0 BB: 0 P: 18	R: 1 E: 0 K: 2 S: 12	H: 1 LOB: 0 BB: 0 P: 17	R: 0 E: 0 K: 1 S: 7	H: 0 LOB: 0 BB: 0 P: 11	R: 0 E: 0 K: 1 S: 5	H: 0 LOB: 0 BB: 0 P: 9	R: 0 E: 0 K: 0 S: 8	H: 0 LOB: 2 BB: 1 P: 17	R: 0 E: 0 K: 1 S: 8	H: 0 LOB: 0 BB: 0 P: 13	R: 0 E: 0 K: 1 S: 11	H: 0 LOB: 1 BB: 1 P: 23	1B: 1 2B: 0 3B: 0 HR: 2	SF: 0 SAC: 1 DP: 1 HBP: 0	WP: 0 PB: 0 SB: 0 CS: 0	PA: 35
<b>PITCHER</b>	IP WLS BF H R ER SO BB IBB HBP BLK WP HR S P ERA WHIP																							
18 Matt Cain, R ERA: 4.08	(1,1) 7.0 0 25 3 2 2 8 1 0 0 0 0 60 93 2.57 0.571																							
Tyler Walker, R ERA: 1.93	(8,1) 1.0 3 0 0 0 0 0 0 0 0 0 0 8 13 0.00 0.000																							
Jack Taschner, L ERA: 4.76	(9,1) 1.0 W 3 0 0 0 1 1 0 0 0 0 0 8 13 0.00 1.000																							
38 Brian Wilson, R ERA: 3.86	(10,1) 1.0 S 4 0 0 0 1 1 0 0 0 0 0 0 0 11 23 0.00 1.000																							

San Francisco Giants @ Philadelphia Phillies  
Citizens Bank Park, Philadelphia, PA  
Sat May 03 2008, 7:05 PM EDT  
Att: 43,804 - Overcast - 58 F

AB	31
R	2
H	3
RBI	2
BB	3
SO	10
LOB	9





Batter	1	2	3	4	5	6	7	8	9	AB	R	H	RBI	BB	SO	LOB	TOP					
8 Eugenio Velez, S OBP: 0.262, SLG: 0.354	G1-3		K		P5		G4-6-3		B2-3	5	0	0	0	0	1	2						
7 Emmanuel Burriss, S OBP: 0.330, SLG: 0.276 Ray Durham, S OBP: 0.330, SLG: 0.267 29 Brian Bockocok, R OBP: 0.271, SLG: 0.164	G1-3				G5-3		G6-3		K	3	1	1	0	0	0	1						
2 Randy Winn, S OBP: 0.310, SLG: 0.317	L8				G5-3		F9		G4-3	4	0	0	0	0	0	1						
33 Aaron Rowand, R OBP: 0.383, SLG: 0.531			G5-3		K		HR		3B	4	2	2	0	0	1	1						
Jose Castillo, R OBP: 0.291, SLG: 0.394	G1-3				2B		F7		1B	4	1	2	2	0	0	1						
Rich Aurilia, R OBP: 0.321, SLG: 0.403					2B		HR		3B	3	1	3	3	1	0	0						
40 Daniel Ortmeier, S OBP: 0.341, SLG: 0.314 14 Fred Lewis, L OBP: 0.402, SLG: 0.524			K		F9		F8		F7	3	0	0	0	0	1	2						
20 Steve Holm, R OBP: 0.406, SLG: 0.429			K				G1-3		B2	4	0	1	0	0	1	0						
55 Tim Lincecum, L OBP: 0.346, SLG: 0.300 21 John Skowron, L OBP: 0.269, SLG: 0.426 Jack Taschner, L Vinnie Chulk, R 1 Bengie Molina, R 22 Keiichi Yabu, R			K		SH5-4		G4-6-3		G1-3	1	0	0	0	0	0	0						
Inning Stats	R: 0 E: 0 K: 0 S: 9	H: 0 LOB: 0 BB: 0 P: 12	R: 0 E: 0 K: 1 S: 9	H: 1 LOB: 1 BB: 0 P: 16	R: 0 E: 0 K: 3 S: 11	H: 0 LOB: 0 BB: 0 P: 17	R: 2 E: 0 K: 1 S: 18	H: 3 LOB: 1 BB: 0 P: 23	R: 0 E: 0 K: 0 S: 8	H: 1 LOB: 1 BB: 0 P: 13	R: 2 E: 0 K: 0 S: 14	H: 2 LOB: 0 BB: 0 P: 18	R: 0 E: 0 K: 0 S: 7	H: 1 LOB: 0 BB: 0 P: 11	R: 1 E: 0 K: 1 S: 14	H: 2 LOB: 2 BB: 1 P: 27	R: 0 E: 0 K: 0 S: 3	H: 0 LOB: 0 BB: 0 P: 5	1B: 5 2B: 3 3B: 1 HR: 1	SF: 0 SAC: 1 DP: 1 HBP: 0	WP: 0 PB: 0 SB: 0 CS: 0	PA: 37
PITCHER	IP	WLS	BF	H	R	ER	SO	BB	IBB	HBP	BLK	WP	HR	S	P	ERA	WHIP					
35 Cole Hamels, L ERA: 3.1	6.0		25	7	4	4	5	0	0	0	0	0	1	69	99	6.00	1.167					
37 Chad Durbin, R ERA: 1.54	2.0		9	3	1	1	1	0	1	0	0	0	0	21	38	4.50	1.500					
54 Brad Lidge, R ERA:	1.0	W	3	0	0	0	0	0	0	0	0	0	0	3	5	0.00	0.000					

San Francisco Giants @ Philadelphia Phillies  
Citizens Bank Park, Philadelphia, PA  
Sun May 04 2008, 1:35 PM EDT  
Att: 45,110 - Partly Cloudy - 68 F

AB 35  
R 5  
H 10  
RBI 5  
BB 1  
SO 6  
LOB 10



Batter	1	2	3	4	5	6	7	8	9	AB	R	H	RBI	BB	SO	LOB	BOTTOM					
8 Shane Victorino, S OBP: 0.296, SLG: 0.292			E6		F8		G4-3			5	2	2	0	0	0	0						
4 Eric Bruntlett, R OBP: 0.278, SLG: 0.267	K		2B		FC5		P3		L5	5	2	1	0	0	1	2						
26 Chase Utley, L OBP: 0.432, SLG: 0.762	K		F8		P4		HBP		F7	4	0	0	0	0	1	5						
6 Ryan Howard, L OBP: 0.294, SLG: 0.351	F7		G3		WP		BB		BB	2	1	0	0	3	0	3						
Pat Burrell, R OBP: 0.459, SLG: 0.689			2B		WP		K		BB	3	0	2	2	2	1	2						
10 Geoff Jenkins, L OBP: 0.286, SLG: 0.359	K		K		IBB		F9		BB	4	0	0	1	0	2	5						
7 Pedro Feliz, R OBP: 0.270, SLG: 0.379					P3		F8		G4-3	4	0	1	0	0	0	2						
51 Carlos Ruiz, R OBP: 0.272, SLG: 0.297			F9		G5-3		G3		HR	4	1	1	1	0	0	2						
35 Cole Hamels, L OBP: 0.278, SLG: 0.333 18 Brad Harman, R OBP: 0.333, SLG: 0.400 37 Chad Durbin, R OBP: 0.500, SLG: 0.500 19 Greg Dobbs, L OBP: 0.356, SLG: 0.488 54 Brad Lidge, R			K		F8		G6-3		F7	2	0	0	0	0	1	2						
Inning Stats	R: 0 E: 0 K: 2 S: 11	H: 1 LOB: 1 BB: 0 P: 17	R: 0 E: 0 K: 2 S: 10	H: 2 LOB: 2 BB: 0 P: 15	R: 2 E: 1 K: 1 S: 19	H: 2 LOB: 1 BB: 0 P: 30	R: 0 E: 0 K: 0 S: 6	H: 0 LOB: 0 BB: 0 P: 8	R: 2 E: 0 K: 0 S: 10	H: 1 LOB: 2 BB: 2 P: 24	R: 0 E: 0 K: 0 S: 8	H: 0 LOB: 0 BB: 0 P: 16	R: 0 E: 0 K: 1 S: 11	H: 0 LOB: 1 BB: 1 P: 25	R: 1 E: 0 K: 0 S: 11	H: 1 LOB: 0 BB: 0 P: 20	R: 1 E: 1 K: 0 S: 14	H: 0 LOB: 2 BB: 2 P: 24	1B: 3 2B: 3 3B: 0 HR: 1	SF: 1 SAC: 0 DP: 0 HBP: 1	WP: 2 PB: 0 SB: 1 CS: 0	PA: 42
PITCHER	IP	WLS	BF	H	R	ER	SO	BB	IBB	HBP	BLK	WP	HR	S	P	ERA	WHIP					
55 Tim Lincecum, R ERA: 1.49 Jack Taschner, L ERA: 4.63 Vinnie Chulk, R ERA: 2.31 22 Keiichi Yabu, R ERA: 2.95	6.0		28	6	4	0	5	1	1	0	0	0	0	64	110	0.00	1.167					
7.1	0.1		3	0	0	0	0	1	0	1	0	0	0	5	13	0.00	3.000					
7.1	1.2		6	1	1	1	1	0	0	0	0	0	1	17	32	5.40	0.600					
9.1	0.2	L	5	0	1	0	0	2	0	0	0	0	0	14	24	0.00	3.000					

San Francisco Giants @ Philadelphia Phillies  
Citizens Bank Park, Philadelphia, PA  
Sun May 04 2008, 1:35 PM EDT  
Att: 45,110 - Partly Cloudy - 68 F

AB 35  
R 6  
H 7  
RBI 4  
BB 5  
SO 6  
LOB 23









Batter	1	2	3	4	5	6	7	8	9	AB	R	H	RBI	BB	SO	LOB	TOP										
14 Fred Lewis, L (1,7) OBP: 0.385, SLG: 0.500	L9		K			K		K		4	0	0	0	0	3	1	<b>San Francisco Giants @ Pittsburgh Pirates</b> PNC Park, Pittsburgh, PA Wed May 07 2008, 7:05 PM EDT Att: 9,788 - Cloudy - 72 F										
2 Randy Winn, S (1,9) OBP: 0.317, SLG: 0.324	1B		F8			G1-3		1B		4	1	2	0	0	0	1											
33 Aaron Rowand, R (1,8) OBP: 0.377, SLG: 0.524	G6-4-3					K		K		4	0	1	0	0	2	2											
1 Bengie Molina, R (1,2) OBP: 0.321, SLG: 0.467		FC5-4 1B				F9		L4		4	0	2	1	0	0	0											
Rich Aurilia, R (1,3) OBP: 0.337, SLG: 0.417		FC5-4 1B				F9		G5-3		3	0	0	0	1	0	2											
Jose Castillo, R (1,5) OBP: 0.296, SLG: 0.422		FC5-4 1B				F9		G4-6-3 1B		4	0	1	0	0	0	4											
7 Emmanuel Burriss, S (1,4) OBP: 0.289, SLG: 0.257			F9			K		G3		2	0	0	0	0	1	2											
8 Eugenio Velez, S (7,4) OBP: 0.266, SLG: 0.365						K				1	0	0	0	0	0	1											
29 Brian Bocock, R (1,6) OBP: 0.258, SLG: 0.156			F8			G3-1		K		3	0	0	0	0	1	2											
75 Barry Zito, L (1,1) OBP: 0.143, SLG: 0.143						K		K		1	0	0	0	0	1	0											
40 Daniel Ortmeier, S (6,PH) OBP: 0.370, SLG: 0.400										1	0	1	0	0	0	0											
22 Keiichi Yabu, R (6,1) OBP: 0.371, SLG: 0.387										0	0	0	0	0	0	0											
20 Steve Holm, R (8,PH) OBP: 0.371, SLG: 0.387										1	0	0	0	0	1	0											
Tyler Walker, R (8,1) OBP: 0.371, SLG: 0.387										0	0	0	0	0	0	0											
<b>Inning Stats</b>	R: 0 E: 0 K: 0 S: 4	H: 1 LOB: 0 BB: 0 P: 7	R: 0 E: 0 K: 0 S: 11	H: 1 LOB: 2 BB: 1 P: 22	R: 0 E: 0 K: 2 S: 9	H: 0 LOB: 0 BB: 0 P: 16	R: 0 E: 0 K: 1 S: 5	H: 0 LOB: 0 BB: 0 P: 9	R: 0 E: 0 K: 1 S: 6	H: 0 LOB: 0 BB: 0 P: 10	R: 0 E: 0 K: 2 S: 13	H: 1 LOB: 1 BB: 0 P: 20	R: 0 E: 0 K: 0 S: 8	H: 1 LOB: 0 BB: 0 P: 12	R: 0 E: 0 K: 3 S: 9	H: 0 LOB: 0 BB: 0 P: 13	R: 1 E: 0 K: 0 S: 7	H: 3 LOB: 1 BB: 0 P: 8	1B: 5 2B: 2 3B: 0 HR: 0	SF: 0 SAC: 0 DP: 2 HBP: 0	WP: 0 PB: 0 SB: 0 CS: 0	PA: 33					
<b>PITCHER</b>	IP	WLS	BF	H	R	ER	SO	BB	IBB	HBP	BLK	WP	HR	S	P	ERA	WHIP										
32 Phil Dumatrait, L (1,1) ERA: 3.86	5.2	W	20	3	0	0	5	1	0	0	0	0	0	43	78	0.00	0.706										
30 Tyler Yates, R (6,1) ERA: 3.45	1.1	H	5	1	0	0	1	0	0	0	0	0	0	13	18	0.00	0.750										
Damaso Marte, L (8,1) ERA: 5.06	1.0	H	3	0	0	0	3	0	0	0	0	0	0	9	13	0.00	0.000										
55 Matt Capps, R (9,1) ERA: 3.07	1.0	S	5	3	1	1	0	0	0	0	0	0	0	7	8	9.00	3.000										


**San Francisco Giants @ Pittsburgh Pirates**  
 PNC Park, Pittsburgh, PA  
 Wed May 07 2008, 7:05 PM EDT  
 Att: 9,788 - Cloudy - 72 F

AB 32  
 R 1  
 H 7  
 RBI 1  
 BB 1  
 SO 9  
 LOB 15



Batter	1	2	3	4	5	6	7	8	9	AB	R	H	RBI	BB	SO	LOB	BOTTOM										
12 Freddy Sanchez, R (1,4) OBP: 0.271, SLG: 0.304	K		2B			G6-3		K		4	0	1	0	0	2	1	<b>San Francisco Giants @ Pittsburgh Pirates</b> PNC Park, Pittsburgh, PA Wed May 07 2008, 7:05 PM EDT Att: 9,788 - Cloudy - 72 F										
19 José Bautista, R (1,5) OBP: 0.298, SLG: 0.422	F8 1B		K			G6-3		G6-3		3	0	1	0	1	1	2											
13 Nate McLouth, L (1,8) OBP: 0.419, SLG: 0.659	HBP		G4-3			L3		G6-3 3B		3	1	1	0	0	0	2											
Jason Bay, R (1,7) OBP: 0.406, SLG: 0.452	F8					HR 1B		G6-3 1B		3	1	2	0	1	0	2											
Xavier Nady, R (1,9) OBP: 0.408, SLG: 0.563	K					HR		G6-3		4	1	1	2	0	2	4											
25 Adam LaRoche, L (1,3) OBP: 0.288, SLG: 0.330		K				G4-3		K		4	0	1	0	0	2	0											
26 Ronny Paulino, R (1,2) OBP: 0.321, SLG: 0.261						G5-3		G6-4-3		2	0	0	0	1	0	2											
10 Brian Bixler, R (1,6) OBP: 0.245, SLG: 0.240						L5-3 1B		G5-3		3	0	1	0	0	0	1											
32 Phil Dumatrait, R (1,1) ERA: 6.95						K		E6		2	0	0	0	0	1	1											
30 Tyler Yates, R (6,1) ERA: 3.45						F7				0	0	0	0	0	0	0											
Luis Rivas, R (7,PH) OBP: 0.214, SLG: 0.236										1	0	0	0	0	0	0											
Damaso Marte, L (8,1) ERA: 5.06										0	0	0	0	0	0	0											
55 Matt Capps, R (9,1) ERA: 3.07										0	0	0	0	0	0	0											
<b>Inning Stats</b>	R: 0 E: 0 K: 2 S: 16	H: 1 LOB: 2 BB: 0 P: 22	R: 0 E: 0 K: 1 S: 7	H: 0 LOB: 1 BB: 1 P: 13	R: 0 E: 0 K: 2 S: 14	H: 1 LOB: 0 BB: 0 P: 25	R: 2 E: 0 K: 0 S: 15	H: 3 LOB: 1 BB: 0 P: 27	R: 0 E: 0 K: 0 S: 6	H: 0 LOB: 0 BB: 1 P: 12	R: 0 E: 0 K: 1 S: 9	H: 1 LOB: 1 BB: 1 P: 18	R: 0 E: 1 K: 1 S: 10	H: 0 LOB: 1 BB: 0 P: 15	R: 1 E: 0 K: 1 S: 12	H: 2 LOB: 0 BB: 0 P: 14	1B: 5 2B: 3 3B: 1 HR: 1	SF: 0 SAC: 0 DP: 4 HBP: 1	WP: 1 PB: 0 SB: 0 CS: 0	PA: 33							
<b>PITCHER</b>	IP	WLS	BF	H	R	ER	SO	BB	IBB	HBP	BLK	WP	HR	S	P	ERA	WHIP										
75 Barry Zito, L (1,1) ERA: 6.95	5.0	L	21	5	2	2	5	2	0	0	0	1	0	58	99	3.60	1.400										
22 Keiichi Yabu, R (6,1) ERA: 2.66	2.0	H	8	1	0	0	2	1	0	0	0	1	0	19	33	0.00	1.000										
Tyler Walker, R (8,1) ERA: 2.4	1.0	H	4	2	1	1	1	0	0	0	0	0	0	12	14	9.00	2.000										

AB 29  
 R 3  
 H 8  
 RBI 2  
 BB 3  
 SO 8  
 LOB 15









Batter	1	2	3	4	5	6	7	8	9	AB	R	H	RBI	BB	SO	LOB	TOP			
11 Jimmy Rollins, S OBP: 0.370, SLG: 0.614	G6-3		G5-3		1-H HR		2-0 1B	2-0 FC3-2-5 2B		5	1	3	3	0	0	0	Philadelphia Phillies @ San Francisco Giants AT&T Park, San Francisco, CA Fri May 09 2008, 7:15 PM PDT Att: 33,796 - Clear - 57 F			
8 Shane Victorino, S OBP: 0.305, SLG: 0.299	P6		F7		G6-3		B1	FC3-2-5		5	0	0	0	0	0	4				
26 Chase Utley, L OBP: 0.417, SLG: 0.706	K		F9				F9			4	0	0	0	1	1					
6 Ryan Howard, L OBP: 0.282, SLG: 0.326		G6-3			P1		K	F8		5	1	1	0	0	1	4				
Pat Burrell, R OBP: 0.440, SLG: 0.622 So Taguchi, R OBP: 0.234, SLG: 0.227		7 1B 51 1B BB			F9		7 2B BB	7 WP 2B 1B 51 FC4 BB		1	1	0	0	3	0	0				
28 Jayson Werth, R OBP: 0.339, SLG: 0.515		F9			G6-3		K	51 FC4 7 WP 1B BB		5	1	1	0	0	1	4				
7 Pedro Feliz, R OBP: 0.297, SLG: 0.429		51 1B 1B			G6-3		1-3 2-H 2B	K		5	0	2	1	0	1	3				
51 Carlos Ruiz, R OBP: 0.299, SLG: 0.315					F9			FC4 19 1B BB		4	1	1	2	1	0	3				
35 Cole Hamels, L OBP: 0.286, SLG: 0.333 19 Greg Dobbs, L OBP: 0.346, SLG: 0.468 45 Tom Gordon, R OBP: 0.300, SLG: 0.400 54 Brad Lidge, R OBP: 0.299, SLG: 0.315					K			11 2B 8 FC3-2-5 1B		3	1	1	0	0	2	5				
<b>Inning Stats</b>	R: 0 E: 0 K: 1 S: 7	H: 0 LOB: 0 BB: 0 P: 10	R: 1 E: 0 K: 1 S: 11	H: 2 LOB: 2 BB: 1 P: 19	R: 0 E: 0 K: 0 S: 9	H: 0 LOB: 0 BB: 0 P: 13	R: 0 E: 0 K: 0 S: 6	H: 0 LOB: 0 BB: 0 P: 11	R: 2 E: 0 K: 2 S: 14	H: 2 LOB: 3 BB: 2 P: 25	R: 0 E: 0 K: 1 S: 6	H: 1 LOB: 1 BB: 0 P: 10	R: 3 E: 0 K: 1 S: 24	H: 3 LOB: 3 BB: 2 P: 42	R: 0 E: 0 K: 0 S: 8	H: 0 LOB: 1 BB: 1 P: 15		1B: 7 2B: 2 3B: 0 HR: 1	SF: 0 SAC: 0 DP: 0 HBP: 0	WP: 1 PB: 0 CS: 0
<b>PITCHER</b>	IP WLS BF H R ER SO BB IBB HBP BLK WP HR S P ERA WHIP	IP WLS BF H R ER SO BB IBB HBP BLK WP HR S P ERA WHIP	IP WLS BF H R ER SO BB IBB HBP BLK WP HR S P ERA WHIP	IP WLS BF H R ER SO BB IBB HBP BLK WP HR S P ERA WHIP	IP WLS BF H R ER SO BB IBB HBP BLK WP HR S P ERA WHIP	IP WLS BF H R ER SO BB IBB HBP BLK WP HR S P ERA WHIP	IP WLS BF H R ER SO BB IBB HBP BLK WP HR S P ERA WHIP	IP WLS BF H R ER SO BB IBB HBP BLK WP HR S P ERA WHIP	IP WLS BF H R ER SO BB IBB HBP BLK WP HR S P ERA WHIP	IP WLS BF H R ER SO BB IBB HBP BLK WP HR S P ERA WHIP	IP WLS BF H R ER SO BB IBB HBP BLK WP HR S P ERA WHIP	IP WLS BF H R ER SO BB IBB HBP BLK WP HR S P ERA WHIP	IP WLS BF H R ER SO BB IBB HBP BLK WP HR S P ERA WHIP	IP WLS BF H R ER SO BB IBB HBP BLK WP HR S P ERA WHIP	IP WLS BF H R ER SO BB IBB HBP BLK WP HR S P ERA WHIP	IP WLS BF H R ER SO BB IBB HBP BLK WP HR S P ERA WHIP	IP WLS BF H R ER SO BB IBB HBP BLK WP HR S P ERA WHIP	IP WLS BF H R ER SO BB IBB HBP BLK WP HR S P ERA WHIP	IP WLS BF H R ER SO BB IBB HBP BLK WP HR S P ERA WHIP	IP WLS BF H R ER SO BB IBB HBP BLK WP HR S P ERA WHIP

AB	38
R	7
H	10
RBI	7
BB	6
SO	6
LOB	24



Batter	1	2	3	4	5	6	7	8	9	AB	R	H	RBI	BB	SO	LOB	BOTTOM					
14 Fred Lewis, L OBP: 0.375, SLG: 0.482	K		E2 1B		K		K		K	5	0	1	1	0	4	3	Philadelphia Phillies @ San Francisco Giants AT&T Park, San Francisco, CA Fri May 09 2008, 7:15 PM PDT Att: 33,796 - Clear - 57 F					
Jose Castillo, R OBP: 0.286, SLG: 0.398	K		K		F9		1 DI BB			3	0	0	0	1	2	1						
2 Randy Winn, S OBP: 0.320, SLG: 0.336	L8				8 1B 2B		1 G6-4-3 1B			4	1	2	0	0	0	1						
1 Bengie Molina, R OBP: 0.308, SLG: 0.445		F8			G5-3		G6-4-3			4	0	0	0	0	0	3						
33 Aaron Rowand, R OBP: 0.385, SLG: 0.509		K			G1-3		K			3	0	0	0	1	2	1						
Rich Aurilia, R OBP: 0.340, SLG: 0.393		F7			8 1B 3B IBB		8 FC5-4 BB			2	1	0	0	2	0	2						
8 Eugenio Velez, S OBP: 0.283, SLG: 0.348					G5-3		FC5-4 7 CS			4	1	1	1	0	1	1						
7 Emmanuel Burriss, S OBP: 0.333, SLG: 0.357					16 SH1-4 1B		CS			4	1	3	2	0	0	0						
16 Pat Misch, R ERA: 5.63 Jack Taschner, L ERA: 4.15 Tyler Walker, R ERA: 4.11 22 Keiichi Yabu, R ERA: 2.45					SH1-4		G6-3			0	0	0	0	1	0	0						
40 Daniel Ortmeier, S OBP: 0.375, SLG: 0.400 Tyler Walker, R ERA: 4.11 22 Keiichi Yabu, R ERA: 2.45 21 John Bowker, L OBP: 0.299, SLG: 0.315							G5-3			0	0	0	0	0	0	0						
<b>Inning Stats</b>	R: 0 E: 0 K: 2 S: 8	H: 0 LOB: 0 BB: 0 P: 10	R: 0 E: 0 K: 1 S: 6	H: 0 LOB: 0 BB: 0 P: 9	R: 1 E: 1 K: 1 S: 11	H: 2 LOB: 1 BB: 0 P: 16	R: 3 E: 0 K: 1 S: 14	H: 3 LOB: 2 BB: 2 P: 31	R: 0 E: 0 K: 0 S: 3	H: 1 LOB: 0 BB: 0 P: 5	R: 0 E: 0 K: 1 S: 10	H: 0 LOB: 0 BB: 1 P: 17	R: 0 E: 0 K: 1 S: 11	H: 0 LOB: 0 BB: 0 P: 14	R: 0 E: 0 K: 0 S: 12	H: 0 LOB: 2 BB: 2 P: 27	R: 0 E: 0 K: 3 S: 11	H: 1 LOB: 1 BB: 0 P: 14	1B: 5 2B: 1 3B: 1 HR: 0	SF: 0 SAC: 1 DP: 1 HBP: 0	WP: 0 PB: 0 SB: 0 CS: 1	PA: 38
<b>PITCHER</b>	IP WLS BF H R ER SO BB IBB HBP BLK WP HR S P ERA WHIP	IP WLS BF H R ER SO BB IBB HBP BLK WP HR S P ERA WHIP	IP WLS BF H R ER SO BB IBB HBP BLK WP HR S P ERA WHIP	IP WLS BF H R ER SO BB IBB HBP BLK WP HR S P ERA WHIP	IP WLS BF H R ER SO BB IBB HBP BLK WP HR S P ERA WHIP	IP WLS BF H R ER SO BB IBB HBP BLK WP HR S P ERA WHIP	IP WLS BF H R ER SO BB IBB HBP BLK WP HR S P ERA WHIP	IP WLS BF H R ER SO BB IBB HBP BLK WP HR S P ERA WHIP	IP WLS BF H R ER SO BB IBB HBP BLK WP HR S P ERA WHIP	IP WLS BF H R ER SO BB IBB HBP BLK WP HR S P ERA WHIP	IP WLS BF H R ER SO BB IBB HBP BLK WP HR S P ERA WHIP	IP WLS BF H R ER SO BB IBB HBP BLK WP HR S P ERA WHIP	IP WLS BF H R ER SO BB IBB HBP BLK WP HR S P ERA WHIP	IP WLS BF H R ER SO BB IBB HBP BLK WP HR S P ERA WHIP	IP WLS BF H R ER SO BB IBB HBP BLK WP HR S P ERA WHIP	IP WLS BF H R ER SO BB IBB HBP BLK WP HR S P ERA WHIP	IP WLS BF H R ER SO BB IBB HBP BLK WP HR S P ERA WHIP	IP WLS BF H R ER SO BB IBB HBP BLK WP HR S P ERA WHIP	IP WLS BF H R ER SO BB IBB HBP BLK WP HR S P ERA WHIP	IP WLS BF H R ER SO BB IBB HBP BLK WP HR S P ERA WHIP		

AB	31
R	4
H	7
RBI	4
BB	5
SO	10
LOB	13





Batter	1	2	3	4	5	6	7	8	9	AB	R	H	RBI	BB	SO	LOB	TOP								
11 Jimmy Rollins, S OBP: 0.340, SLG: 0.563 55 Clay Condrey, R (8, 1)										4	0	0	0	0	1	1	Philadelphia Phillies @ San Francisco Giants AT&T Park, San Francisco, CA Sat May 10 2008, 1:05 PM PDT Att: 34,064 - Partly Cloudy - 61 F								
8 Shane Victorino, S OBP: 0.293, SLG: 0.286										4	0	0	0	0	3	1									
26 Chase Utley, L OBP: 0.407, SLG: 0.687										4	0	0	0	0	1	0									
6 Ryan Howard, L OBP: 0.281, SLG: 0.346										4	1	1	1	0	0	0									
Pat Burrell, R OBP: 0.435, SLG: 0.607										3	0	0	0	1	2	0									
10 Geoff Jenkins, L OBP: 0.293, SLG: 0.349										3	0	1	0	0	0	0									
7 Pedro Feliz, R OBP: 0.292, SLG: 0.421 57 Rudy Seanez, R (5, 1)										2	0	0	0	0	1	2									
46 Ryan Madson, L (7, 1)										0	0	0	0	0	0	0									
4 Eric Bruntlett, R OBP: 0.305, SLG: 0.349 (8, PH)										1	0	0	0	0	0	0									
27 Chris Coste, R OBP: 0.381, SLG: 0.527 (1, 2)										3	1	1	1	0	1	2									
Jamie Moyer, L OBP: 0.308, SLG: 0.333 19 Greg Dobbs, L OBP: 0.352, SLG: 0.469 (5, PH)										1	0	0	0	0	0	0									
										2	0	1	0	0	0	2									
<b>Inning Stats</b>	R: 0 E: 0 K: 3 S: 9	H: 0 LOB: 0 BB: 0 P: 11	R: 1 E: 0 K: 0 S: 10	H: 1 LOB: 0 BB: 0 P: 16	R: 0 E: 0 K: 0 S: 8	H: 0 LOB: 0 BB: 0 P: 9	R: 0 E: 0 K: 0 S: 8	H: 0 LOB: 0 BB: 0 P: 13	R: 0 E: 0 K: 2 S: 15	H: 1 LOB: 2 BB: 1 P: 23	R: 0 E: 0 K: 1 S: 7	H: 0 LOB: 0 BB: 0 P: 8	R: 0 E: 0 K: 1 S: 6	H: 0 LOB: 0 BB: 0 P: 7	R: 1 E: 0 K: 1 S: 11	H: 2 LOB: 1 BB: 0 P: 18	R: 0 E: 0 K: 1 S: 10	H: 0 LOB: 0 BB: 0 P: 14	1B: 2 2B: 0 3B: 0 HR: 2	SF: 0 SAC: 0 DP: 0 HBP: 0	WP: 0 PB: 0 SB: 0 CS: 0	PA: 32			
<b>PITCHER</b>	IP	WLS	BF	H	R	ER	SO	BB	IBB	HBP	BLK	WP	HR	S	P	ERA	WHIP								
55 Tim Lincecum, R ERA: 1.61 38 Brian Wilson, R ERA: 3.6	8.0	W	29	4	2	2	8	1	0	0	0	0	0	10	14	2.25	0.625								
	1.0		3	0	0	0	1	0	0	0	0	0	0	10	14	0.00	0.000								

AB	31
R	2
H	4
RBI	2
BB	1
SO	9
LOB	8



Batter	1	2	3	4	5	6	7	8	9	AB	R	H	RBI	BB	SO	LOB	BOTTOM								
14 Fred Lewis, L OBP: 0.361, SLG: 0.462										5	0	0	0	0	2	4	Philadelphia Phillies @ San Francisco Giants AT&T Park, San Francisco, CA Sat May 10 2008, 1:05 PM PDT Att: 34,064 - Partly Cloudy - 61 F								
Omar Vizquel, S OBP: 0.600, SLG: 0.600										5	1	3	0	0	0	2									
2 Randy Winn, S OBP: 0.331, SLG: 0.372										5	2	3	1	0	0	2									
1 Bengie Molina, R OBP: 0.295, SLG: 0.426										5	0	0	0	0	0	4									
33 Aaron Rowand, R OBP: 0.397, SLG: 0.544										4	2	3	1	0	1	2									
Jose Castillo, R OBP: 0.307, SLG: 0.425										4	3	4	1	0	0	0									
7 Emmanuel Burriss, S OBP: 0.313, SLG: 0.341										2	0	0	1	0	0	4									
40 Daniel Ortmeier, S OBP: 0.400, SLG: 0.426										2	0	1	2	2	0	0									
55 Tim Lincecum, L OBP: 0.333, SLG: 0.286 38 Brian Wilson, R										4	0	1	1	0	1	3									
										0	0	0	0	0	0	0									
<b>Inning Stats</b>	R: 0 E: 0 K: 0 S: 6	H: 1 LOB: 1 BB: 0 P: 11	R: 2 E: 0 K: 0 S: 14	H: 3 LOB: 2 BB: 1 P: 24	R: 3 E: 0 K: 0 S: 18	H: 4 LOB: 1 BB: 0 P: 26	R: 1 E: 0 K: 1 S: 13	H: 1 LOB: 0 BB: 0 P: 19	R: 1 E: 1 K: 0 S: 11	H: 2 LOB: 2 BB: 1 P: 21	R: 1 E: 0 K: 0 S: 11	H: 3 LOB: 0 BB: 0 P: 16	R: 0 E: 0 K: 2 S: 8	H: 0 LOB: 0 BB: 0 P: 14	R: 0 E: 0 K: 0 S: 7	H: 1 LOB: 0 BB: 0 P: 11	1B: 11 2B: 2 3B: 0 HR: 2	SF: 1 SAC: 1 DP: 1 HBP: 0	WP: 0 PB: 0 SB: 0 CS: 0	PA: 40					
<b>PITCHER</b>	IP	WLS	BF	H	R	ER	SO	BB	IBB	HBP	BLK	WP	HR	S	P	ERA	WHIP								
Jamie Moyer, L ERA: 5.02 57 Rudy Seanez, R ERA: 1.8 46 Ryan Madson, R ERA: 5.09 55 Clay Condrey, R ERA: 5.93	4.0	L	22	5	2	1	1	0	1	0	0	0	0	22	37	4.50	2.500								
	2.0		12	5	2	1	1	0	0	0	0	0	0	8	14	0.00	0.000								
	1.0		3	1	0	0	0	0	0	0	0	0	0	7	11	0.00	1.000								

AB	36
R	8
H	15
RBI	7
BB	2
SO	4
LOB	21





Batter	1	2	3	4	5	6	7	8	9	AB	R	H	RBI	BB	SO	LOB	TOP																	
11 Jimmy Rollins, S OBP: 0.309, SLG: 0.509	G5-3		L7	F8			G5-3		G1-6-3	5	0	0	0	0	0	4	Philadelphia Phillies @ San Francisco Giants AT&T Park, San Francisco, CA Sun May 11 2008, 1:05 PM PDT Att: 35,999 - Partly Cloudy - 58 F																	
8 Shane Victorino, S OBP: 0.291, SLG: 0.284	G6-3		F8		F7		26 F9 26 S 1B			4	0	1	0	0	0	0																		
26 Chase Utley, L OBP: 0.409, SLG: 0.680		1B	G3				F9			3	1	1	0	1	0	1																		
6 Ryan Howard, L OBP: 0.280, SLG: 0.357	F9			K			K			4	1	1	1	0	2	2																		
Pat Burrell, R OBP: 0.437, SLG: 0.605										2	1	1	1	1	1	0																		
28 Jason Werth, R OBP: 0.328, SLG: 0.495										4	0	0	0	0	1	2																		
7 Pedro Feliz, R OBP: 0.291, SLG: 0.424										4	0	1	0	0	0	1																		
51 Carlos Ruiz, R OBP: 0.310, SLG: 0.311										1	0	0	0	2	0	0																		
10 Geoff Jenkins, L OBP: 0.291, SLG: 0.245										1	0	0	0	0	1	0																		
21 Adam Eaton, R OBP: 0.200, SLG: 0.154										2	0	0	1	1	0	2																		
37 Chad Durbin, R OBP: 0.500, SLG: 0.500										0	0	0	0	0	0	0																		
16 J.C. Romero, S										0	0	0	0	0	0	0																		
45 Tom Gordon, R										0	0	0	0	0	0	0																		
19 Greg Dobbs, L OBP: 0.364, SLG: 0.480										1	0	1	0	0	0	0																		
<b>Inning Stats</b>	R: 0 E: 0 K: 0 S: 11	H: 1 LOB: 1 BB: 0 P: 15	R: 0 E: 0 K: 0 S: 10	H: 1 LOB: 2 BB: 1 P: 18	R: 0 E: 0 K: 0 S: 8	H: 0 LOB: 0 BB: 0 P: 13	R: 1 E: 0 K: 2 S: 14	H: 1 LOB: 3 BB: 3 P: 35	R: 2 E: 0 K: 0 S: 6	H: 1 LOB: 0 BB: 1 P: 10	R: 0 E: 0 K: 0 S: 7	H: 0 LOB: 0 BB: 0 P: 7	R: 0 E: 0 K: 1 S: 15	H: 1 LOB: 1 BB: 0 P: 25	R: 0 E: 0 K: 1 S: 12	H: 0 LOB: 0 BB: 0 P: 14	R: 0 E: 0 K: 1 S: 7	H: 1 LOB: 0 BB: 0 P: 8	1B: 4 2B: 1 3B: 1 HR: 0	SF: 1 SAC: 0 DP: 1 HBP: 0	WP: 0 PB: 0 SB: 2 CS: 0	PA: 37												
<b>PITCHER</b>	IP WLS BF H R ER SO BB IBB HBP BLK WP HR S P ERA WHIP																																	
53 Jonathan Sánchez, L ERA: 4.88	(1, 1)	4.1	22	4	3	3	2	4	1	0	0	0	0	0	47	89	6.23	1.846																
34 Billy Sadler, R ERA: 3.86	(5, 1)	1.2	5	0	0	0	0	0	0	0	0	0	0	0	9	9	0.00	0.000																
Jack Taschner, L ERA: 3.86	(7, 1)	1.0	W	4	1	0	0	1	0	0	0	0	0	0	15	25	0.00	1.000																
Tyler Walker, R ERA: 3.86	(8, 1)	1.0	H	3	0	0	0	1	0	0	0	0	0	0	12	14	0.00	0.000																
38 Brian Wilson, R ERA: 3.38	(9, 1)	1.0	S	3	1	0	0	1	0	0	0	0	0	0	7	8	0.00	1.000																

Batter	1	2	3	4	5	6	7	8	9	AB	R	H	RBI	BB	SO	LOB	BOTTOM																	
14 Fred Lewis, L OBP: 0.355, SLG: 0.447	K		G4-6-3 BB		G6-3		G4-3		G4-3	4	0	0	0	1	1	1	Philadelphia Phillies @ San Francisco Giants AT&T Park, San Francisco, CA Sun May 11 2008, 1:05 PM PDT Att: 35,999 - Partly Cloudy - 58 F																	
8 Eugenio Velez, S OBP: 0.254, SLG: 0.336	F8		G4-6-3		K		F8			4	0	0	0	0	1	1																		
2 Randy Winn, S OBP: 0.328, SLG: 0.368	G4-3		E4 CS		G4-3		G4-3			4	1	1	0	0	0	0																		
1 Bengie Molina, R OBP: 0.312, SLG: 0.444			CS							2	2	2	0	0	0	0																		
7 Emmanuel Burries, S OBP: 0.313, SLG: 0.341										0	0	0	0	0	0	0																		
20 Steve Holm, R OBP: 0.375, SLG: 0.500										1	1	1	2	0	0	0																		
33 Aaron Rowand, R OBP: 0.415, SLG: 0.557										1	0	1	0	3	0	0																		
21 John Bowker, L OBP: 0.304, SLG: 0.453										3	0	2	1	0	0	1																		
Tyler Walker, R ERA: 1.5										0	0	0	0	0	0	0																		
38 Brian Wilson, R ERA: 3.86										0	0	0	0	0	0	0																		
Jose Castillo, R OBP: 0.305, SLG: 0.435										4	0	1	0	0	0	7																		
Omar Vizquel, S OBP: 0.667, SLG: 0.500										1	0	0	0	3	1	1																		
53 Jonathan Sánchez, L OBP: 0.059, SLG: 0.059										2	0	0	0	0	2	4																		
34 Billy Sadler, R ERA: 3.86										0	0	0	0	0	0	0																		
Ray Durham, S OBP: 0.338, SLG: 0.363										1	0	0	0	0	1	3																		
Jack Taschner, L ERA: 3.86										0	0	0	0	0	0	0																		
Rich Aurilia, R OBP: 0.337, SLG: 0.389										1	0	0	0	0	0	1																		
<b>Inning Stats</b>	R: 0 E: 0 K: 1 S: 6	H: 0 LOB: 0 BB: 0 P: 9	R: 1 E: 0 K: 1 S: 12	H: 2 LOB: 2 BB: 2 P: 22	R: 0 E: 1 K: 0 S: 9	H: 0 LOB: 0 BB: 1 P: 19	R: 1 E: 0 K: 1 S: 8	H: 2 LOB: 2 BB: 2 P: 19	R: 0 E: 0 K: 1 S: 10	H: 0 LOB: 0 BB: 0 P: 19	R: 0 E: 0 K: 1 S: 5	H: 1 LOB: 3 BB: 1 P: 11	R: 2 E: 0 K: 0 S: 11	H: 2 LOB: 1 BB: 1 P: 22	R: 0 E: 0 K: 1 S: 12	H: 1 LOB: 1 BB: 0 P: 16	1B: 4 2B: 3 3B: 1 HR: 1	SF: 0 SAC: 0 DP: 4 HBP: 2	WP: 0 PB: 0 SB: 1 CS: 1	PA: 38														
<b>PITCHER</b>	IP WLS BF H R ER SO BB IBB HBP BLK WP HR S P ERA WHIP																																	
21 Adam Eaton, R ERA: 5.4	(1, 1)	5.0	23	5	2	2	4	3	2	1	0	0	0	4	9	0.00	1.600																	
37 Chad Durbin, R ERA: 1.5	(6, 1)	1.0	H	4	0	0	0	1	0	1	1	0	0	0	4	9	0.00	0.000																
16 J.C. Romero, L ERA: 1.76	(7, 1)	1.0	L	6	2	2	2	0	1	0	0	0	0	1	11	22	18.00	3.000																
45 Tom Gordon, R ERA: 3.86	(8, 1)	1.0		4	1	0	0	1	0	0	0	0	0	0	12	16	0.00	1.000																









Batter	1	2	3	4	5	6	7	8	9	AB	R	H	RBI	BB	SO	LOB	TOP			
21 Michael Bourn, L OBP: 0.267, SLG: 0.289	L7	P5	G3-1				BB		K	4	0	0	0	1	1	2	<b>Houston Astros @ San Francisco Giants</b> AT&T Park, San Francisco, CA Tue May 13 2008, 7:15 PM PDT Att: 30,858 - Partly Cloudy - 67 F			
3 Kazuo Matsui, S OBP: 0.346, SLG: 0.374	2B	G3	G3	B1			K		F7	5	0	1	0	0	1	1				
10 Miguel Tejada, R OBP: 0.372, SLG: 0.525	K		1B	L3			F8			4	1	1	0	0	1	2				
17 Lance Berkman, S OBP: 0.470, SLG: 0.790	IBB		1B	F7					K	3	0	1	0	1	1	0				
45 Carlos Lee, R OBP: 0.331, SLG: 0.523	F8		1B	G5-3					HR	4	1	2	2	0	0	2				
27 Geoff Blum, S OBP: 0.233, SLG: 0.354	P4	P5		G6-3					G3	4	0	0	0	0	0	2				
9 Hunter Pence, R OBP: 0.325, SLG: 0.446	G5-3	FC5-4								3	0	1	0	1	0	2				
46 J.R. Towles, R OBP: 0.286, SLG: 0.337	1B			B1-3					K	4	0	1	0	0	1	2				
41 Brandon Backe, R 2 Daulton Evers, L 46 Tim Lincecum, L 53 Wesley Wright, R 22 José Cruz Jr., S	BB			K					F9	1	0	0	0	1	1	0				
<b>Inning Stats</b>	R: 0 E: 0 K: 1 S: 9	H: 1 LOB: 2 BB: 1 P: 19	R: 0 E: 0 K: 0 S: 12	H: 1 LOB: 2 BB: 1 P: 20	R: 1 E: 0 K: 0 S: 11	H: 3 LOB: 2 BB: 0 P: 17	R: 0 E: 0 K: 1 S: 6	H: 0 LOB: 0 BB: 0 P: 7	R: 0 E: 0 K: 0 S: 5	H: 1 LOB: 1 BB: 0 P: 10	R: 0 E: 0 K: 1 S: 7	H: 0 LOB: 1 BB: 1 P: 12	R: 1 E: 0 K: 2 S: 16	H: 1 LOB: 1 BB: 1 P: 22	R: 0 E: 0 K: 1 S: 8	H: 0 LOB: 0 BB: 0 P: 14		1B: 4 2B: 2 3B: 0 HR: 1	SF: 0 SAC: 0 DP: 0 HBP: 0	WP: 0 PB: 1 SB: 0 CS: 0
<b>PITCHER</b>	IP WLS BF H R ER SO BB IBB HBP BLK WP HR S P ERA WHIP																			
18 Matt Cain, R ERA: 4.17	(1, 1) 8.0 W 35 7 2 2 5 3 1 0 0 0 1 74 114 2.25 1.250																			
38 Brian Wilson, R ERA: 3.18	(9, 1) 1.0 S 3 0 0 0 1 0 0 0 0 0 0 8 14 0.00 0.000																			


Batter	1	2	3	4	5	6	7	8	9	AB	R	H	RBI	BB	SO	LOB	BOTTOM			
14 Fred Lewis, L OBP: 0.370, SLG: 0.489	2B		SH1-3				F8			4	1	3	0	0	0	0	<b>Houston Astros @ San Francisco Giants</b> AT&T Park, San Francisco, CA Tue May 13 2008, 7:15 PM PDT Att: 30,858 - Partly Cloudy - 67 F			
Omar Vizquel, S OBP: 0.500, SLG: 0.538	2B	2B	SH1-3	G3			F8			3	1	1	1	0	0	1				
2 Randy Winn, S OBP: 0.324, SLG: 0.368	F9		G4-3				G6-3		G5-3	4	1	1	1	0	0	2				
1 Bengie Molina, R OBP: 0.301, SLG: 0.424	F9		F8				G6-3			4	0	1	0	0	0	3				
33 Aaron Rowand, R OBP: 0.391, SLG: 0.520	G6-3			G6-3			K		L6	4	0	0	0	0	1	1				
21 John Bowker, L OBP: 0.302, SLG: 0.469 Jose Castillo, R OBP: 0.303, SLG: 0.432	F9			G3-1			F8		G6-3	3	0	0	0	0	0	0				
Ray Durham, S OBP: 0.333, SLG: 0.361		G3								2	0	1	0	1	0	0				
Rich Aurilia, R OBP: 0.324, SLG: 0.371		G6-3					F8			3	0	0	0	0	1	2				
18 Matt Cain, R OBP: 0.368, SLG: 0.706 38 Brian Wilson, R	K								F8	3	1	1	1	0	1	0				
<b>Inning Stats</b>	R: 3 E: 0 K: 0 S: 15	H: 3 LOB: 0 BB: 0 P: 20	R: 0 E: 0 K: 1 S: 12	H: 0 LOB: 0 BB: 0 P: 17	R: 0 E: 0 K: 1 S: 5	H: 1 LOB: 1 BB: 0 P: 7	R: 0 E: 0 K: 1 S: 8	H: 0 LOB: 1 BB: 1 P: 17	R: 1 E: 0 K: 0 S: 9	H: 2 LOB: 1 BB: 0 P: 12	R: 0 E: 0 K: 1 S: 8	H: 1 LOB: 1 BB: 0 P: 13	R: 0 E: 0 K: 0 S: 3	H: 0 LOB: 0 BB: 0 P: 6	R: 0 E: 0 K: 0 S: 14	H: 1 LOB: 1 BB: 0 P: 19		1B: 3 2B: 3 3B: 1 HR: 1	SF: 0 SAC: 1 DP: 0 HBP: 0	WP: 0 PB: 1 SB: 0 CS: 0
<b>PITCHER</b>	IP WLS BF H R ER SO BB IBB HBP BLK WP HR S P ERA WHIP																			
41 Brandon Backe, R ERA: 4.62	(1, 1) 6.0 L 26 7 0 0 3 3 1 0 0 0 0 0 7 10 0.00 0.000																			
48 Tim Lincecum, L ERA: 5.71	(7, 1) 1.1 4 0 0 0 0 0 0 0 0 0 0 7 10 0.00 0.000																			
Oscar Villarreal, R ERA: 5.71	(8, 1) 0.1 2 1 0 0 0 0 0 0 0 0 0 7 9 0.00 3.000																			
53 Wesley Wright, L ERA: 3.38	(8, 1) 0.1 1 0 0 0 0 0 0 0 0 0 0 3 6 0.00 0.000																			




Batter	1	2	3	4	5	6	7	8	9	AB	R	H	RBI	BB	SO	LOB	TOP			
21 Michael Bourn, L OBP: 0.260, SLG: 0.281	G6-3	L3			G4-3		SH1	K		4	0	0	0	0	1	2	<b>Houston Astros @ San Francisco Giants</b> AT&T Park, San Francisco, CA Wed May 14, 2008, 7:15 PM PDT Att: 33,070 - Clear - 76 F			
3 Kazuo Matsui, S OBP: 0.349, SLG: 0.368	10 S 1B		K		G6-3		P3	10 FC6-4 BB		4	1	1	0	1	1	1				
10 Miguel Tejada, R OBP: 0.379, SLG: 0.527	17 HR 1B		G5-3		G5-3		1B	FC6-4		5	1	3	2	0	0	2				
17 Lance Berkman, S OBP: 0.468, SLG: 0.796	1H HR		G5-3		F7		1B			4	1	1	2	1	0	1				
45 Carlos Lee, R OBP: 0.327, SLG: 0.513	K				F9		P4			5	0	1	0	0	1	2				
47 Jose Valverde, R					9 1B 1B					0	0	0	0	0	0	0				
9 Hunter Pence, R OBP: 0.333, SLG: 0.448	F9				S 1B					4	1	2	0	0	1	0				
Mark Loretta, R OBP: 0.299, SLG: 0.259					F9		P3	K		4	0	1	0	0	1	4				
Brad Ausmus, R OBP: 0.240, SLG: 0.360	F9				K		K	1H HR		4	1	1	2	0	2	4				
38 Brian Moehler, R 48 Tim Lincecum, L Oscar Villarreal, L 22 Jose Lopez, S 53 Wesley Wright, L 29 Geoff Geary, R 27 Geoff Blum, S 26 Doug Brocail, L 2 Glenn Davis, L	K				K		21 SH1 10 1B BB	3 BB 1B		3	0	0	0	0	0	0				
<b>Inning Stats</b>	R: 3 E: 0 K: 1 S: 13	H: 3 LOB: 0 BB: 0 P: 20	R: 0 E: 0 K: 1 S: 9	H: 1 LOB: 1 BB: 0 P: 10	R: 0 E: 0 K: 1 S: 8	H: 0 LOB: 0 BB: 0 P: 13	R: 0 E: 0 K: 2 S: 12	H: 2 LOB: 2 BB: 0 P: 17	R: 0 E: 0 K: 0 S: 10	H: 0 LOB: 1 BB: 0 P: 15	R: 1 E: 0 K: 0 S: 10	H: 1 LOB: 2 BB: 1 P: 21	R: 2 E: 0 K: 2 S: 13	H: 3 LOB: 2 BB: 1 P: 21	R: 0 E: 0 K: 1 S: 7	H: 0 LOB: 0 BB: 0 P: 8	1B: 9 2B: 0 3B: 0 HR: 2	SF: 0 SAC: 1 DP: 0 HBP: 1	WP: 0 PB: 0 SB: 2 CS: 0	PA: 42
<b>PITCHER</b>	IP WLS BF H R ER SO BB IBB HBP BLK WP HR S P ERA WHIP																			
16 Pat Misch, L ERA: 5.32	(1, 1) 6.0 0 26 7 3 3 6 0 0 1 0 0 0 1 61 88 4.50 1.167																			
Jack Taschner, L ERA: 4.3	(7, 1) 0.2 L 3 0 1 1 0 1 0 0 0 0 0 6 11 13.50 1.500																			
34 Billy Sadler, R ERA: 5.4	(7, 1) 1.0 0 9 4 2 2 2 1 1 0 0 0 1 16 29 18.00 5.000																			
Vinnie Chulk, R ERA: 2.45	(8, 1) 0.1 0 1 0 0 0 0 0 0 0 0 0 1 2 0.00 0.000																			
22 Keiichi Yabu, R ERA: 2.19	(9, 1) 1.0 0 3 0 0 0 1 0 0 0 0 0 0 7 8 0.00 0.000																			

Batter	1	2	3	4	5	6	7	8	9	AB	R	H	RBI	BB	SO	LOB	BOTTOM			
14 Fred Lewis, L OBP: 0.358, SLG: 0.471	P5	K		G3-1			G6-3		G3-1	5	0	0	0	0	1	2	<b>Houston Astros @ San Francisco Giants</b> AT&T Park, San Francisco, CA Wed May 14, 2008, 7:15 PM PDT Att: 33,070 - Clear - 76 F			
Ray Durham, S OBP: 0.347, SLG: 0.379	G3-1	G4-3			1B		1E 1 FC4 BB		2B	4	0	2	0	1	0	2				
2 Randy Winn, S OBP: 0.320, SLG: 0.370	F8				F7		F8		G5-3	5	0	1	0	0	0	2				
1 Bengie Molina, R OBP: 0.304, SLG: 0.431		33 HR 1B			33 1B 2B		F9		F9	5	1	2	0	0	0	3				
33 Aaron Rowand, R OBP: 0.394, SLG: 0.543		1H HR			F8		G4-3			4	1	2	2	0	0	3				
21 John Bowker, L OBP: 0.311, SLG: 0.471		7 FC6-4 16 SH 1B			F8		G3		8 FC6-4 1B	4	1	2	0	0	0	2				
Jose Castillo, R OBP: 0.308, SLG: 0.441		7 FC6-4 1B			K		SH3 2B		K	4	0	2	0	0	2	3				
7 Emmanuel Burriss, S OBP: 0.302, SLG: 0.327	FC6-4				G4-3		SH3		FC6-4	2	0	0	0	0	0	2				
8 Eugenio Velez, S OBP: 0.250, SLG: 0.331	16 E 16 SH 2B				G4-3		G5-3		F7	1	0	0	0	0	0	1				
22 Keiichi Yabu, R					G5-3		G5-3			0	0	0	0	0	0	0				
16 Pat Misch, R 40 Daniel Ortmeier, S Jack Taschner, L 34 Billy Sadler, R Vinnie Chulk, R Rich Aurilia, R										1	0	0	1	0	0	0				
<b>Inning Stats</b>	R: 0 E: 0 K: 0 S: 7	H: 0 LOB: 0 BB: 0 P: 9	R: 3 E: 1 K: 1 S: 24	H: 4 LOB: 2 BB: 0 P: 33	R: 0 E: 0 K: 1 S: 14	H: 2 LOB: 2 BB: 0 P: 20	R: 0 E: 0 K: 0 S: 6	H: 0 LOB: 0 BB: 0 P: 6	R: 0 E: 0 K: 0 S: 10	H: 1 LOB: 1 BB: 0 P: 9	R: 0 E: 1 K: 0 S: 10	H: 0 LOB: 2 BB: 1 P: 19	R: 0 E: 0 K: 1 S: 10	H: 1 LOB: 1 BB: 0 P: 13	R: 0 E: 0 K: 0 S: 9	H: 1 LOB: 1 BB: 0 P: 11	1B: 6 2B: 4 3B: 0 HR: 1	SF: 0 SAC: 2 DP: 0 HBP: 0	WP: 0 PB: 0 SB: 0 CS: 0	PA: 40
<b>PITCHER</b>	IP WLS BF H R ER SO BB IBB HBP BLK WP HR S P ERA WHIP																			
38 Brian Moehler, R ERA: 4.58	(1, 1) 5.0 0 23 8 3 3 2 0 0 0 0 0 0 0 61 80 5.40 1.600																			
48 Tim Lincecum, L	(6, 1) 0.2 0 3 1 0 0 0 0 0 0 0 0 0 4 5 0.00 1.500																			
Oscar Villarreal, L ERA: 5.4	(6, 1) 0.1 W 1 0 0 0 0 0 0 0 0 0 0 2 4 0.00 0.000																			
53 Wesley Wright, L ERA: 3.21	(7, 1) 0.2 H 3 0 0 0 0 0 1 0 0 0 0 0 8 14 0.00 1.500																			
29 Geoff Geary, R ERA: 1.5	(7, 1) 0.1 H 2 0 0 0 0 0 0 0 0 0 0 0 2 5 0.00 0.000																			
26 Doug Brocail, R ERA: 3.22	(8, 1) 1.0 0 4 1 0 0 0 0 0 0 0 0 0 0 10 13 0.00 1.000																			
47 Jose Valverde, R ERA: 4.35	(9, 1) 1.0 S 4 1 0 0 0 0 0 0 0 0 0 0 0 9 11 0.00 1.000																			

livebaseballscorecards.com



livebaseballscorecards.com













Batter	1	2	3	4	5	6	7	8	9	AB	R	H	RBI	BB	SO	LOB	TOP										
<b>Orlando Cabrera, R</b> OBP: 0.280, SLG: 0.260	1-1 SF8 20 SF9 1B	2-0 SF8		4-2 FC5-4 BB	2-2 G6-3		1-0 FC5-4			3	1	1	1	1	0	3											
<b>Pablo Ozuna, R</b> OBP: 0.222, SLG: 0.200 <b>24 Joe Crede, R</b> OBP: 0.346, SLG: 0.486	3-2 23 1B 20 SF9 1B	4-0 BB		0-2 FC5-4 20 1B 1-2		0-0 G6-3		2-2 G5-3		4	0	1	0	1	0	1											
<b>20 Carlos Quentin, R</b> OBP: 0.416, SLG: 0.573	1-1 SF9	4-1 BB		1-1 1B		0-2 F9		0-0 G5-3		3	0	1	1	1	0	0											
<b>23 Jermaine Dye, R</b> OBP: 0.344, SLG: 0.497	1-1 14 BB 1B	1-2 F9		1-1 F8		0-0 14 1B		2-0 2B		5	1	3	0	0	0	5											
<b>14 Paul Konerko, R</b> OBP: 0.341, SLG: 0.359	4-2 BB		2-1 G6-3	0-1 G6-3		2-1 1B		1-3 K		4	0	1	1	1	1	3											
<b>Nick Swisher, S</b> OBP: 0.337, SLG: 0.327 <b>32 Brian Anderson, R</b> OBP: 0.320, SLG: 0.356	3-3 K		4-2 1B BB		4-0 1B BB		2-3 K		1-0 F7		3	0	0	0	2	3											
<b>10 Alexei Ramirez, R</b> OBP: 0.192, SLG: 0.260		0-0 56 SH5-4 SF8 1B	1-3 K		3-3 K		1-2 F7		1-2 P3		5	1	1	0	0	2											
<b>Toby Hall, R</b> OBP: 0.294, SLG: 0.353		2-1 SF8 56 SH5-4 1B	3-2 1B	1-1 1B		3-2 L5		2-2 G4-3		5	0	3	0	0	0	0											
<b>56 Mark Buehrle, L</b> OBP: 0.333, SLG: 0.333 <b>26 Octavio Dotel, R</b> ERA: 2.03 <b>71 Scott Linebrink, R</b> ERA: 1.47 <b>45 Bobby Jenks, R</b> ERA: 1.96		0-0 SH5-4	0-2 P3		0-3 K		0-0 FC5-4 1B				3	0	1	0	0	1											
<b>Inning Stats</b>	R: 1 E: 0 K: 1 S: 17	H: 3 LOB: 2 BB: 1 P: 30	R: 1 E: 0 K: 0 S: 10	H: 2 LOB: 3 BB: 2 P: 23	R: 0 E: 0 K: 1 S: 15	H: 1 LOB: 2 BB: 1 P: 25	R: 0 E: 0 K: 0 S: 12	H: 1 LOB: 2 BB: 1 P: 18	R: 0 E: 0 K: 2 S: 11	H: 1 LOB: 2 BB: 1 P: 20	R: 1 E: 1 K: 1 S: 10	H: 2 LOB: 1 BB: 0 P: 14	R: 0 E: 0 K: 0 S: 8	H: 1 LOB: 1 BB: 0 P: 13	R: 0 E: 0 K: 1 S: 8	H: 1 LOB: 0 BB: 0 P: 10	R: 0 E: 0 K: 0 S: 7	H: 0 LOB: 0 BB: 0 P: 11	1B: 11 SF: 2 2B: 1 3B: 0 HR: 0	SF: 2 SAC: 1 DP: 0 HBP: 0	WP: 0 PA: 44 PB: 0 SB: 0 CS: 0						
<b>PITCHER</b>	IP	WLS	BF	H	R	ER	SO	BB	IBB	HBP	BLK	WP	HR	S	P	ERA	WHIP										
<b>75 Barry Zito, L</b> ERA: 6.25	5.0	L	28	8	2	2	4	6	0	0	0	0	0	65	116	3.60	2.800										
<b>22 Keiichi Yabu, R</b> ERA: 2.03	2.0		9	3	1	0	1	0	0	0	0	0	0	18	27	0.00	1.500										
<b>Vinnie Chulk, R</b> ERA: 2.5	2.0		7	1	0	0	1	0	0	0	0	0	0	15	24	0.00	0.500										

Chicago White Sox @ San Francisco Giants  
AT&T Park, San Francisco, CA  
Sat May 17 2008, 6:05 PM PDT  
Att: 37,006 - Clear - 69 F

AB	35
R	3
H	12
RBI	3
BB	6
SO	6
LOB	21



Batter	1	2	3	4	5	6	7	8	9	AB	R	H	RBI	BB	SO	LOB	BOTTOM										
<b>2 Randy Winn, S</b> OBP: 0.331, SLG: 0.393	1-2 L5-3 1B		3-2 F7		1-0 L9		1-3 K			4	0	1	0	0	1	3											
<b>Omar Vizquel, S</b> OBP: 0.446, SLG: 0.440	3-2 L5-3 1B		1-1 1B		4-1 G5-4-3 BB		2-1 F7			3	0	1	0	1	0	1											
<b>Ray Durham, S</b> OBP: 0.355, SLG: 0.396	3-2 G6-3		0-0 F7		1-0 G5-4-3		1-3 K			4	0	0	0	0	1	2											
<b>1 Bengie Molina, R</b> OBP: 0.299, SLG: 0.417		0-1 G4-3		2-2 33 G5-4-3 1B		1-0 G6-3		1-0 1B		4	0	2	0	0	0	0											
<b>33 Aaron Rowand, R</b> OBP: 0.394, SLG: 0.529		0-0 G6-3		1-2 G5-4-3		1-1 1B		2-3 K		4	0	1	0	0	1	2											
<b>Rich Aurilia, R</b> OBP: 0.311, SLG: 0.352		0-1 BB 1B		3-2 F8		1-0 G5-3		0-3 K		4	0	1	0	0	1	1											
<b>Jose Castillo, R</b> OBP: 0.325, SLG: 0.447		4-2 BB		1-1 40 G4-3 8 G6-3 2B		3-2 1B		0-2 G4-3		3	1	2	0	1	0	0											
<b>40 Daniel Ortmeier, S</b> OBP: 0.373, SLG: 0.392 <b>14 Fred Lewis, L</b> OBP: 0.356, SLG: 0.458		1-0 G3		0-0 G4-3		0-0 G4-3		1-1 G5-3		3	0	0	0	0	1	5											
<b>75 Barry Zito, L</b> OBP: 0.111, SLG: 0.111 <b>8 Eugenio Velez, S</b> OBP: 0.246, SLG: 0.325 <b>22 Keiichi Yabu, R</b> ERA: 1.47 <b>20 Steve Holm, R</b> OBP: 0.356, SLG: 0.450 <b>Vinnie Chulk, R</b> ERA: 1.96		0-1 G1-3		0-2 G6-3		4-2 BB				1	0	0	0	0	0	0											
<b>Inning Stats</b>	R: 0 E: 0 K: 0 S: 12	H: 1 LOB: 0 BB: 0 P: 19	R: 0 E: 0 K: 0 S: 8	H: 1 LOB: 1 BB: 1 P: 13	R: 0 E: 0 K: 0 S: 9	H: 1 LOB: 0 BB: 0 P: 13	R: 0 E: 0 K: 0 S: 9	H: 1 LOB: 0 BB: 0 P: 15	R: 0 E: 0 K: 0 S: 8	H: 1 LOB: 0 BB: 0 P: 10	R: 0 E: 0 K: 0 S: 3	H: 0 LOB: 0 BB: 1 P: 9	R: 0 E: 0 K: 2 S: 16	H: 2 LOB: 3 BB: 1 P: 27	R: 0 E: 0 K: 2 S: 9	H: 1 LOB: 1 BB: 0 P: 15	R: 0 E: 0 K: 1 S: 9	H: 0 LOB: 0 BB: 0 P: 10	1B: 6 SF: 0 2B: 3 3B: 0 HR: 0	SF: 0 SAC: 0 DP: 3 HBP: 0	WP: 0 PA: 35 PB: 0 SB: 0 CS: 0						
<b>PITCHER</b>	IP	WLS	BF	H	R	ER	SO	BB	IBB	HBP	BLK	WP	HR	S	P	ERA	WHIP										
<b>56 Mark Buehrle, L</b> ERA: 5.27	6.2	W	27	7	1	1	1	3	0	0	0	0	0	3	4	0.00	0.000										
<b>26 Octavio Dotel, R</b> ERA: 3.06	0.1	H	1	0	0	0	1	0	0	0	0	0	0	3	4	0.00	0.000										
<b>71 Scott Linebrink, R</b> ERA: 1.47	1.0	H	4	1	0	0	2	0	0	0	0	0	0	9	15	0.00	1.000										
<b>45 Bobby Jenks, R</b> ERA: 1.96	1.0	S	3	0	0	0	1	0	0	0	0	0	0	9	10	0.00	0.000										

Chicago White Sox @ San Francisco Giants  
AT&T Park, San Francisco, CA  
Sat May 17 2008, 6:05 PM PDT  
Att: 37,006 - Clear - 69 F

AB	32
R	1
H	8
RBI	1
BB	3
SO	5
LOB	14





Batter	1	2	3	4	5	6	7	8	9	AB	R	H	RBI	BB	SO	LOB	TOP										
<b>Orlando Cabrera, R</b> OBP: 0.283, SLG: 0.299										5	2	2	3	0	0	2											
<b>12 A.J. Pierzynski, L</b> OBP: 0.368, SLG: 0.493										5	2	2	0	0	0	0											
<b>20 Carlos Quentin, R</b> OBP: 0.416, SLG: 0.588										5	2	2	2	0	1	0											
<b>23 Jermaine Dye, R</b> OBP: 0.340, SLG: 0.486										5	1	1	1	0	1	0											
<b>14 Paul Konerko, R</b> OBP: 0.343, SLG: 0.356										4	1	1	0	1	1	2											
<b>24 Joe Crede, R</b> OBP: 0.348, SLG: 0.507										4	2	2	2	0	2	1											
<b>10 Alexei Ramirez, R</b> OBP: 0.211, SLG: 0.291										5	2	2	0	0	1	1											
<b>32 Brian Anderson, R</b> OBP: 0.327, SLG: 0.380										5	0	2	2	0	1	3											
<b>50 John Danks, L</b> <b>25 Jim Thome, L</b> <b>43 Ehren Wassermann, S</b> <b>37 Matt Thornton, L</b> <b>Nick Swisher, S</b> <b>26 Octavio Dotel, R</b> <b>Nick Masset, R</b>										1	0	0	0	1	0	1											
<b>Inning Stats</b>	R: 0 E: 0 K: 0 S: 9	H: 0 LOB: 0 BB: 0 P: 12	R: 0 E: 0 K: 2 S: 10	H: 0 LOB: 0 BB: 0 P: 14	R: 0 E: 0 K: 0 S: 7	H: 0 LOB: 1 BB: 1 P: 15	R: 0 E: 0 K: 1 S: 8	H: 0 LOB: 0 BB: 0 P: 12	R: 1 E: 0 K: 0 S: 10	H: 2 LOB: 1 BB: 0 P: 15	R: 3 E: 0 K: 2 S: 16	H: 3 LOB: 1 BB: 1 P: 27	R: 2 E: 0 K: 1 S: 12	H: 1 LOB: 0 BB: 1 P: 20	R: 3 E: 0 K: 1 S: 17	H: 4 LOB: 1 BB: 0 P: 24	R: 4 E: 0 K: 1 S: 16	H: 5 LOB: 1 BB: 0 P: 24	1B: 8 2B: 3 3B: 0 HR: 4	SF: 1 SAC: 0 DP: 0 HBP: 0	WP: 0 PB: 0 SB: 0 CS: 0	PA: 45					
<b>PITCHER</b>	IP	WLS	BF	H	R	ER	SO	BB	IBB	HBP	BLK	WP	HR	S	P	ERA	WHIP										
<b>18 Matt Cain, R</b> ERA: 4.57	7.0		30	6	6	6	6	3	0	0	0	0	4	72	115	7.71	1.286										
<b>Tyler Walker, R</b> ERA: 7.0	1.0	L	7	4	3	3	1	0	0	0	0	0	0	17	24	27.00	4.000										
<b>38 Brian Wilson, R</b> ERA: 5.09	0.2		6	4	4	0	0	0	0	0	0	0	0	12	16	54.00	6.000										
<b>Jack Taschner, L</b> ERA: 4.02	0.1		2	1	0	0	1	0	0	0	0	0	0	4	8	0.00	3.000										

Chicago White Sox @ San Francisco Giants  
AT&T Park, San Francisco, CA  
Sun May 18 2008, 1:05 PM PDT  
Att: 34,331 - Sunny - 68 F

AB 41  
R 13  
H 15  
RBI 13  
BB 3  
SO 8  
LOB 11

Batter	1	2	3	4	5	6	7	8	9	AB	R	H	RBI	BB	SO	LOB	BOTTOM										
<b>2 Randy Winn, S</b> OBP: 0.333, SLG: 0.403										4	1	1	0	1	0	0											
<b>Jose Castillo, R</b> OBP: 0.327, SLG: 0.452										5	2	2	2	0	1	2											
<b>Ray Durham, S</b> OBP: 0.375, SLG: 0.410										4	1	3	2	1	0	2											
<b>1 Bengie Molina, R</b> OBP: 0.305, SLG: 0.423										3	0	1	2	1	0	2											
<b>20 Steve Holm, R</b> OBP: 0.348, SLG: 0.439										1	0	0	0	0	0	2											
<b>33 Aaron Rowand, R</b> OBP: 0.394, SLG: 0.528										4	1	1	0	1	0	2											
<b>Rich Aurilia, R</b> OBP: 0.306, SLG: 0.372										5	1	1	1	0	2	3											
<b>40 Daniel Ortmeier, S</b> OBP: 0.359, SLG: 0.364										4	0	0	1	1	0	2											
<b>7 Emmanuel Burriss, S</b> OBP: 0.288, SLG: 0.309										3	0	1	0	0	0	1											
<b>Omar Vizquel, S</b> OBP: 0.467, SLG: 0.440										0	1	0	0	1	0	0											
<b>18 Matt Cain, R</b> <b>8 Eugenio Volquez, S</b> <b>Tyler Walker, R</b> <b>21 John Bowker, L</b> <b>38 Brian Wilson, R</b> <b>Jack Taschner, L</b>										2	0	0	0	0	2	2											
<b>Inning Stats</b>	R: 0 E: 0 K: 1 S: 11	H: 1 LOB: 1 BB: 0 P: 15	R: 1 E: 0 K: 1 S: 12	H: 1 LOB: 1 BB: 1 P: 25	R: 0 E: 0 K: 0 S: 9	H: 0 LOB: 2 BB: 2 P: 18	R: 0 E: 0 K: 1 S: 14	H: 1 LOB: 0 BB: 0 P: 18	R: 1 E: 0 K: 0 S: 7	H: 2 LOB: 0 BB: 0 P: 9	R: 1 E: 0 K: 0 S: 8	H: 1 LOB: 0 BB: 0 P: 13	R: 3 E: 0 K: 2 S: 14	H: 4 LOB: 2 BB: 1 P: 24	R: 2 E: 1 K: 0 S: 8	H: 0 LOB: 1 BB: 3 P: 20	R: 0 E: 0 K: 1 S: 6	H: 0 LOB: 0 BB: 0 P: 9	1B: 5 2B: 3 3B: 1 HR: 1	SF: 0 SAC: 0 DP: 2 HBP: 0	WP: 1 PB: 0 SB: 0 CS: 0	PA: 43					
<b>PITCHER</b>	IP	WLS	BF	H	R	ER	SO	BB	IBB	HBP	BLK	WP	HR	S	P	ERA	WHIP										
<b>50 John Danks, L</b> ERA: 2.84	6.0		26	6	3	3	3	3	0	0	0	0	1	61	98	4.50	1.500										
<b>43 Ehren Wassermann, R</b> ERA: 29.7	0.1	H	3	2	2	2	1	0	0	0	0	0	0	5	9	54.00	6.000										
<b>37 Matt Thornton, L</b> ERA: 4.02	0.2	W	5	2	1	1	1	0	1	0	0	0	0	9	15	13.50	3.000										
<b>26 Octavio Dotel, R</b> ERA: 4.08	0.0		3	0	2	2	0	3	0	0	0	0	0	4	16	=	=										
<b>Nick Masset, R</b> ERA: 3.86	2.0	S	6	0	0	0	1	0	0	0	0	0	0	10	13	0.00	0.000										

Chicago White Sox @ San Francisco Giants  
AT&T Park, San Francisco, CA  
Sun May 18 2008, 1:05 PM PDT  
Att: 34,331 - Sunny - 68 F

AB 36  
R 8  
H 10  
RBI 8  
BB 7  
SO 6  
LOB 18



Batter	1	2	3	4	5	6	7	8	9	AB	R	H	RBI	BB	SO	LOB	TOP										
14 Fred Lewis, L OBP: 0.366, SLG: 0.490										3	1	2	0	1	1	0	<b>San Francisco Giants @ Colorado Rockies</b> Coors Field, Denver, CO Mon May 19 2008, 6:35 PM MDT Att: 28,362 - Partly Cloudy - 80 F										
Ray Durham, S OBP: 0.362, SLG: 0.394										4	0	0	0	0	2	3											
2 Randy Winn, S OBP: 0.337, SLG: 0.427										3	2	2	2	0	0	0											
1 Bengie Molina, R OBP: 0.310, SLG: 0.428										3	0	1	0	1	0	1											
7 Emmanuel Burtes, S OBP: 0.298, SLG: 0.309										0	0	0	0	0	0	0											
20 Steve Holm, R OBP: 0.344, SLG: 0.439										0	0	0	0	0	0	0											
33 Aaron Rowand, R OBP: 0.390, SLG: 0.521										4	0	1	0	0	0	3											
Rich Aurilia, R OBP: 0.351, SLG: 0.368										4	0	1	1	0	0	2											
Jose Castillo, R OBP: 0.331, SLG: 0.450										4	0	1	1	0	0	2											
8 Eugenio Velez, S OBP: 0.244, SLG: 0.322										3	0	1	0	1	2	2											
Omar Vizquel, S OBP: 0.412, SLG: 0.379										0	0	0	0	0	0	0											
16 Pat Misch, R Vinnie Chulk, R 21 John Bowker, L 34 Billy Sadler, R 43 Alex Hinshaw, L 40 Daniel Ortmeier, S										2	0	0	0	0	0	1											
<b>Inning Stats</b>	R: 1 H: 2 E: 0 K: 1 S: 11	H: 2 LOB: 1 BB: 0 P: 21	R: 0 H: 0 E: 0 K: 0 S: 12	H: 0 LOB: 1 BB: 1 P: 21	R: 1 H: 1 E: 0 K: 1 S: 12	LOB: 1 BB: 0 P: 20	R: 0 H: 0 E: 0 K: 1 S: 6	H: 0 LOB: 0 BB: 1 P: 9	R: 0 H: 0 E: 0 K: 0 S: 10	H: 0 LOB: 2 BB: 1 P: 17	R: 1 H: 2 E: 1 K: 1 S: 18	H: 2 LOB: 2 BB: 0 P: 24	R: 0 H: 1 E: 0 K: 1 S: 10	H: 1 LOB: 1 BB: 0 P: 16	R: 0 H: 1 E: 0 K: 0 S: 3	H: 1 LOB: 2 BB: 1 P: 9	R: 0 H: 1 E: 0 K: 1 S: 10	H: 1 LOB: 1 BB: 0 P: 15	1B: 4 2B: 2 3B: 2 HR: 1	SF: 1 SAC: 0 DP: 2 HBP: 0	WP: 0 PB: 0 SB: 1 CS: 3	PA: 36					
<b>PITCHER</b>	IP	WLS	BF	H	R	ER	SO	BB	IBB	HBP	BLK	WP	HR	S	P	ERA	WHIP										
29 Jorge De La Rosa, L ERA: 7.78	5.1		23	4	3	2	3	2	0	0	0	0	1	59	98	3.38	1.125										
49 Jason Grilli, R ERA: 2.74	0.2	W	2	1	0	0	1	0	0	0	0	0	0	10	14	0.00	1.500										
34 Matt Herges, R ERA: 2.26	1.0	H	4	1	0	0	1	0	0	0	0	0	0	10	16	0.00	1.000										
35 Taylor Buchholz, R ERA: 1.48	1.0	H	4	1	0	0	0	1	0	0	0	0	0	3	9	0.00	2.000										
40 Brian Fuentes, L ERA: 2.26	1.0	S	3	1	0	0	1	0	0	0	0	0	0	10	15	0.00	1.000										

Batter	1	2	3	4	5	6	7	8	9	AB	R	H	RBI	BB	SO	LOB	BOTTOM										
Willy Taveras, R OBP: 0.297, SLG: 0.277										4	0	0	0	0	1	1	<b>San Francisco Giants @ Colorado Rockies</b> Coors Field, Denver, CO Mon May 19 2008, 6:35 PM MDT Att: 28,362 - Partly Cloudy - 80 F										
12 Clint Barmes, R OBP: 0.397, SLG: 0.588										4	1	2	1	0	0	1											
5 Matt Holliday, R OBP: 0.409, SLG: 0.530										3	1	2	0	1	0	1											
27 Garrett Atkins, R OBP: 0.368, SLG: 0.533										3	1	2	1	1	0	1											
17 Todd Helton, L OBP: 0.376, SLG: 0.393										4	0	0	0	0	2	4											
19 Ryan Spillborghs, R OBP: 0.375, SLG: 0.440										3	1	0	0	1	0	3											
10 Jeff Baker, R OBP: 0.266, SLG: 0.305										3	0	0	0	0	1	4											
34 Matt Herges, L 35 Taylor Buchholz, R 22 Scott Podsednik, L 40 Brian Fuentes, L										0	0	0	0	0	0	0											
8 Yorvit Torrealba, R OBP: 0.283, SLG: 0.364										2	0	1	2	1	0	0											
29 Jorge De La Rosa, L 49 Jason Grilli, R 6 Omar Quintanilla, L										1	0	0	0	0	1	0											
<b>Inning Stats</b>	R: 0 H: 0 E: 0 K: 0 S: 9	H: 0 LOB: 1 BB: 1 P: 18	R: 0 H: 0 E: 0 K: 0 S: 6	H: 0 LOB: 0 BB: 0 P: 8	R: 0 H: 0 E: 0 K: 1 S: 6	LOB: 0 BB: 0 P: 10	R: 1 H: 3 E: 0 K: 1 S: 15	H: 3 LOB: 2 BB: 0 P: 26	R: 0 H: 0 E: 0 K: 1 S: 9	H: 0 LOB: 1 BB: 1 P: 14	R: 3 H: 3 E: 0 K: 1 S: 15	H: 3 LOB: 1 BB: 1 P: 23	R: 0 H: 1 E: 0 K: 0 S: 8	H: 1 LOB: 1 BB: 0 P: 15	R: 0 H: 0 E: 0 K: 2 S: 17	H: 0 LOB: 1 BB: 1 P: 27		1B: 4 2B: 2 3B: 0 HR: 1	SF: 0 SAC: 1 DP: 0 HBP: 0	WP: 0 PB: 0 SB: 0 CS: 0	PA: 34						
<b>PITCHER</b>	IP	WLS	BF	H	R	ER	SO	BB	IBB	HBP	BLK	WP	HR	S	P	ERA		WHIP									
16 Pat Misch, L ERA: 5.27	5.1		23	5	3	3	3	2	0	0	0	0	0	7	11	5.06	1.312										
Vinnie Chulk, R ERA: 2.89	0.2	L	3	1	1	1	1	1	0	0	0	0	0	7	11	13.50	3.000										
34 Billy Sadler, R ERA: 2.84	1.0		5	1	0	0	0	1	0	0	0	0	0	12	23	0.00	2.000										
43 Alex Hinshaw, L ERA:	1.0		3	0	0	0	2	0	0	0	0	0	0	13	19	0.00	0.000										













Batter	1	2	3	4	5	6	7	8	9	AB	R	H	RBI	BB	SO	LOB	TOP				
14 Fred Lewis, L OBP: 0.346, SLG: 0.472										4	0	0	0	1	1	3					
Jose Castillo, R OBP: 0.324, SLG: 0.449										5	2	1	1	0	0	4					
2 Randy Winn, S OBP: 0.342, SLG: 0.426										4	2	2	0	1	0	0					
1 Bengie Molina, R OBP: 0.337, SLG: 0.468										5	2	3	2	0	1	1					
33 Aaron Rowand, R OBP: 0.393, SLG: 0.529										3	2	2	3	1	0	0					
Ray Durham, S OBP: 0.367, SLG: 0.386										3	0	0	0	1	2	2					
Rich Aurilia, R OBP: 0.324, SLG: 0.417										5	0	2	2	0	0	4					
Omar Vizquel, S OBP: 0.362, SLG: 0.350										4	0	0	0	1	0	1					
75 Barry Zito, L OBP: 0.077, SLG: 0.077										4	0	0	0	0	0	2					
22 Keiichi Yabu, R										0	0	0	0	0	0	0					
Jack Taschner, L										0	0	0	0	0	0	0					
Vinnie Chulk, R										0	0	0	0	0	0	0					
<b>Inning Stats</b>	R: 2 H: 2 E: 1 K: 1 S: 21	H: 2 LOB: 2 BB: 1 P: 31	R: 0 H: 0 E: 0 K: 0 S: 10	H: 0 LOB: 1 BB: 1 P: 15	R: 3 H: 4 E: 1 K: 1 S: 18	H: 4 LOB: 3 BB: 1 P: 27	R: 2 H: 3 E: 0 K: 0 S: 9	H: 3 LOB: 1 BB: 0 P: 17	R: 0 H: 0 E: 0 K: 0 S: 7	H: 0 LOB: 2 BB: 1 P: 10	R: 0 H: 0 E: 0 K: 0 S: 6	H: 0 LOB: 0 BB: 0 P: 10	R: 1 H: 1 E: 0 K: 0 S: 7	H: 1 LOB: 0 BB: 1 P: 13	R: 0 H: 0 E: 0 K: 1 S: 8	H: 0 LOB: 0 BB: 0 P: 13	1B: 4 2B: 3 3B: 0 HR: 3	SF: 1 SAC: 0 DP: 1 HBP: 1	WP: 0 PB: 0 SB: 0 CS: 0	PA: 44	
<b>PITCHER</b>	IP WLS BF H R ER SO BB IBB HBP BLK WP HR S P ERA WHIP	IP WLS BF H R ER SO BB IBB HBP BLK WP HR S P ERA WHIP	IP WLS BF H R ER SO BB IBB HBP BLK WP HR S P ERA WHIP	IP WLS BF H R ER SO BB IBB HBP BLK WP HR S P ERA WHIP	IP WLS BF H R ER SO BB IBB HBP BLK WP HR S P ERA WHIP	IP WLS BF H R ER SO BB IBB HBP BLK WP HR S P ERA WHIP	IP WLS BF H R ER SO BB IBB HBP BLK WP HR S P ERA WHIP	IP WLS BF H R ER SO BB IBB HBP BLK WP HR S P ERA WHIP	IP WLS BF H R ER SO BB IBB HBP BLK WP HR S P ERA WHIP	IP WLS BF H R ER SO BB IBB HBP BLK WP HR S P ERA WHIP	IP WLS BF H R ER SO BB IBB HBP BLK WP HR S P ERA WHIP	IP WLS BF H R ER SO BB IBB HBP BLK WP HR S P ERA WHIP	IP WLS BF H R ER SO BB IBB HBP BLK WP HR S P ERA WHIP	IP WLS BF H R ER SO BB IBB HBP BLK WP HR S P ERA WHIP	IP WLS BF H R ER SO BB IBB HBP BLK WP HR S P ERA WHIP	IP WLS BF H R ER SO BB IBB HBP BLK WP HR S P ERA WHIP	IP WLS BF H R ER SO BB IBB HBP BLK WP HR S P ERA WHIP	IP WLS BF H R ER SO BB IBB HBP BLK WP HR S P ERA WHIP	IP WLS BF H R ER SO BB IBB HBP BLK WP HR S P ERA WHIP	IP WLS BF H R ER SO BB IBB HBP BLK WP HR S P ERA WHIP	IP WLS BF H R ER SO BB IBB HBP BLK WP HR S P ERA WHIP

San Francisco Giants @ Florida Marlins  
Dolphin Stadium, Miami, FL  
Fri May 23 2008, 7:10 PM EDT  
Att: 15,003 - Overcast - 77 F

AB 37  
R 8  
H 10  
RBI 8  
BB 5  
SO 4  
LOB 17



Batter	1	2	3	4	5	6	7	8	9	AB	R	H	RBI	BB	SO	LOB	BOTTOM					
2 Hanley Ramirez, R OBP: 0.386, SLG: 0.511										3	1	0	0	1	1	3						
12 Cody Ross, R OBP: 0.244, SLG: 0.400										4	0	0	0	0	2	1						
3 Jorge Cantu, R OBP: 0.323, SLG: 0.412										3	0	1	0	1	0	0						
Mike Jacobs, L OBP: 0.281, SLG: 0.586										4	0	0	0	0	2	3						
6 Dan Uggla, R OBP: 0.396, SLG: 0.698										4	1	2	2	0	0	1						
Luis Gonzalez, L OBP: 0.343, SLG: 0.426										4	0	0	0	0	0	3						
20 Matt Treanor, R OBP: 0.344, SLG: 0.364										4	0	1	0	0	0	0						
25 Brett Carroll, R OBP: 0.118, SLG: 0.188										1	0	0	0	0	1	0						
Jackie Jones, L OBP: 0.247, SLG: 0.247										2	0	0	0	1	0	1						
Scott Olsen, L OBP: 0.143, SLG: 0.053										0	0	0	0	1	0	0						
35 Doug Waechter, R ERA: 5.65										1	0	0	0	0	0	0						
18 Wes Helms, R OBP: 0.288, SLG: 0.405										1	0	1	0	0	0	0						
37 Renyel Pinto, L ERA: 1.91										0	0	0	0	0	0	0						
57 Taylor Tankersley, L ERA: 3.78										0	0	0	0	0	0	0						
57 Taylor Tankersley, L ERA: 7.43										0	0	0	0	0	0	0						
<b>Inning Stats</b>	R: 1 H: 2 E: 0 K: 2 S: 13	H: 2 LOB: 2 BB: 1 P: 24	R: 0 H: 0 E: 0 K: 1 S: 8	H: 0 LOB: 1 BB: 1 P: 19	R: 0 H: 0 E: 0 K: 1 S: 7	H: 0 LOB: 0 BB: 0 P: 11	R: 0 H: 1 E: 0 K: 0 S: 11	H: 1 LOB: 1 BB: 0 P: 17	R: 0 H: 0 E: 0 K: 1 S: 7	H: 0 LOB: 0 BB: 0 P: 12	R: 0 H: 0 E: 0 K: 0 S: 8	H: 0 LOB: 1 BB: 1 P: 15	R: 0 H: 1 E: 0 K: 0 S: 13	H: 1 LOB: 1 BB: 1 P: 23	R: 0 H: 0 E: 0 K: 1 S: 7	H: 0 LOB: 0 BB: 0 P: 9	R: 1 H: 1 E: 0 K: 0 S: 7	H: 1 LOB: 0 BB: 0 P: 11	1B: 3 2B: 1 3B: 0 HR: 1	SF: 0 SAC: 0 DP: 1 HBP: 0	WP: 0 PB: 0 SB: 0 CS: 0	PA: 35
<b>PITCHER</b>	IP WLS BF H R ER SO BB IBB HBP BLK WP HR S P ERA WHIP	IP WLS BF H R ER SO BB IBB HBP BLK WP HR S P ERA WHIP	IP WLS BF H R ER SO BB IBB HBP BLK WP HR S P ERA WHIP	IP WLS BF H R ER SO BB IBB HBP BLK WP HR S P ERA WHIP	IP WLS BF H R ER SO BB IBB HBP BLK WP HR S P ERA WHIP	IP WLS BF H R ER SO BB IBB HBP BLK WP HR S P ERA WHIP	IP WLS BF H R ER SO BB IBB HBP BLK WP HR S P ERA WHIP	IP WLS BF H R ER SO BB IBB HBP BLK WP HR S P ERA WHIP	IP WLS BF H R ER SO BB IBB HBP BLK WP HR S P ERA WHIP	IP WLS BF H R ER SO BB IBB HBP BLK WP HR S P ERA WHIP	IP WLS BF H R ER SO BB IBB HBP BLK WP HR S P ERA WHIP	IP WLS BF H R ER SO BB IBB HBP BLK WP HR S P ERA WHIP	IP WLS BF H R ER SO BB IBB HBP BLK WP HR S P ERA WHIP	IP WLS BF H R ER SO BB IBB HBP BLK WP HR S P ERA WHIP	IP WLS BF H R ER SO BB IBB HBP BLK WP HR S P ERA WHIP	IP WLS BF H R ER SO BB IBB HBP BLK WP HR S P ERA WHIP	IP WLS BF H R ER SO BB IBB HBP BLK WP HR S P ERA WHIP	IP WLS BF H R ER SO BB IBB HBP BLK WP HR S P ERA WHIP	IP WLS BF H R ER SO BB IBB HBP BLK WP HR S P ERA WHIP	IP WLS BF H R ER SO BB IBB HBP BLK WP HR S P ERA WHIP	IP WLS BF H R ER SO BB IBB HBP BLK WP HR S P ERA WHIP	

San Francisco Giants @ Florida Marlins  
Dolphin Stadium, Miami, FL  
Fri May 23 2008, 7:10 PM EDT  
Att: 15,003 - Overcast - 77 F

AB 31  
R 2  
H 5  
RBI 2  
BB 4  
SO 6  
LOB 12









Batter	1	2	3	4	5	6	7	8	9	AB	R	H	RBI	BB	SO	LOB	TOP					
14 Fred Lewis, L OBP: 0.344, SLG: 0.461										4	2	1	0	1	1	2	<b>San Francisco Giants @ Florida Marlins</b> Dolphin Stadium, Miami, FL Sun May 25 2008, 1:15 PM EDT Att: 14,674 - Partly Cloudy - 84 F					
Ray Durham, S OBP: 0.363, SLG: 0.375										4	1	1	1	1	1	0						
2 Randy Winn, S OBP: 0.347, SLG: 0.426										2	1	0	0	2	2	1						
1 Bengie Molina, R OBP: 0.356, SLG: 0.509										3	0	2	2	0	0	0						
28 Travis Denker, R OBP: 0.250, SLG: 0.590										0	0	0	0	0	0	0						
33 Aaron Rowand, R OBP: 0.398, SLG: 0.543										4	0	1	1	0	2	3						
21 John Bowker, L OBP: 0.286, SLG: 0.413										3	0	0	0	0	0	5						
Rich Aurilia, R OBP: 0.319, SLG: 0.405										0	0	0	0	1	0	0						
Jose Castillo, R OBP: 0.319, SLG: 0.437										4	0	0	0	0	1	3						
Omar Vizquel, S OBP: 0.327, SLG: 0.298										3	0	0	0	0	0	0						
22 Keiichi Yabu, R										0	0	0	0	0	0	0						
Jack Taschner, L										0	0	0	0	0	0	0						
Tyler Walker, R										0	0	0	0	0	0	0						
20 Steve Holm, R										1	0	0	0	0	0	1						
38 Brian Wilson, R										0	0	0	0	0	0	0						
18 Matt Cain, R OBP: 0.333, SLG: 0.571										2	0	0	0	1	0	0						
7 Emmanuel Burriss, S OBP: 0.250, SLG: 0.258										0	0	0	0	1	0	0						
<b>Inning Stats</b>	R: 1 E: 1 K: 1 S: 15	H: 1 LOB: 2 BB: 2 P: 31	R: 0 E: 0 K: 0 S: 11	H: 0 LOB: 1 BB: 1 P: 20	R: 1 E: 0 K: 0 S: 8	H: 1 LOB: 1 BB: 1 P: 14	R: 0 E: 0 K: 1 S: 8	H: 0 LOB: 0 BB: 0 P: 13	R: 2 E: 0 K: 1 S: 15	H: 3 LOB: 2 BB: 1 P: 24	R: 0 E: 0 K: 0 S: 6	H: 0 LOB: 0 BB: 0 P: 9	R: 0 E: 0 K: 1 S: 10	H: 0 LOB: 1 BB: 1 P: 15	R: 0 E: 0 K: 2 S: 11	H: 0 LOB: 1 BB: 1 P: 22	R: 0 E: 0 K: 2 S: 9	H: 0 LOB: 0 BB: 1 P: 15	1B: 4 2B: 1 3B: 0 HR: 0	SF: 1 SAC: 0 DP: 0 HBP: 0	WP: 1 PB: 0 SB: 1 CS: 1	PA: 38
<b>PITCHER</b>	IP WLS BF H R ER SO BB IBB HBP BLK WP HR S P ERA WHIP	3.0 15 2 2 2 1 4 0 0 0 0 0 0 34 65 6.00 2.000	2.0 10 3 2 2 2 1 0 0 0 0 0 0 23 37 9.00 2.000	2.0 6 0 0 0 0 1 0 0 0 0 0 0 16 24 0.00 0.000	1.0 4 0 0 0 1 1 0 0 0 0 1 0 11 22 0.00 1.000	1.0 3 0 0 0 2 1 0 0 0 0 0 0 9 15 0.00 1.000											IP WLS BF H R ER SO BB IBB HBP BLK WP HR S P ERA WHIP					
45 Frankie De La Cruz, R ERA: 6.0											3.0 15 2 2 2 1 4 0 0 0 0 0 0 34 65 6.00 2.000											
32 Justin Miller, R ERA: 4.15											2.0 10 3 2 2 2 1 0 0 0 0 0 0 23 37 9.00 2.000											
37 Rencyel Pinto, L ERA: 1.45											2.0 6 0 0 0 0 1 0 0 0 0 0 0 16 24 0.00 0.000											
57 Taylor Tankersley, L ERA: 6.91											1.0 4 0 0 0 1 1 0 0 0 0 1 0 11 22 0.00 1.000											
Kevin Gregg, R ERA: 2.15											1.0 3 0 0 0 2 1 0 0 0 0 0 0 9 15 0.00 1.000											

Batter	1	2	3	4	5	6	7	8	9	AB	R	H	RBI	BB	SO	LOB	BOTTOM					
2 Hanley Ramirez, R OBP: 0.392, SLG: 0.508										5	1	2	0	0	3	1	<b>San Francisco Giants @ Florida Marlins</b> Dolphin Stadium, Miami, FL Sun May 25 2008, 1:15 PM EDT Att: 14,674 - Partly Cloudy - 84 F					
27 Jeremy Hermida, L OBP: 0.310, SLG: 0.442										3	0	0	0	0	0	0						
12 Cody Ross, R OBP: 0.250, SLG: 0.424										1	0	0	0	1	0	1						
3 Jorge Cantu, R OBP: 0.342, SLG: 0.451										3	1	2	3	2	0	0						
Mike Jacobs, L OBP: 0.280, SLG: 0.577										4	0	1	0	0	2	2						
57 Taylor Tankersley, L ERA: 6.91										0	0	0	0	0	0	0						
Kevin Gregg, R ERA: 2.15										0	0	0	0	0	0	0						
4 Alfredo Amezaga, S OBP: 0.331, SLG: 0.336										0	0	0	0	1	0	0						
6 Dan Uggla, R OBP: 0.398, SLG: 0.698										4	1	1	1	1	2	2						
Luis Gonzalez, L OBP: 0.352, SLG: 0.422										3	0	1	0	1	0	2						
20 Matt Treanor, R OBP: 0.340, SLG: 0.359										4	0	1	0	0	0	3						
Jacque Jones, L OBP: 0.245, SLG: 0.238										2	1	0	1	1	0	2						
45 Frankie De La Cruz, R ERA: 6.0										1	0	0	0	0	1	1						
32 Justin Miller, R ERA: 4.15										0	0	0	0	0	0	0						
Mark Hendrickson, L OBP: 0.333, SLG: 1.000										1	0	0	0	0	0	1						
37 Rencyel Pinto, L ERA: 1.45										0	0	0	0	0	0	0						
18 Wes Helms, R OBP: 0.279, SLG: 0.460										2	1	1	0	0	1	1						
<b>Inning Stats</b>	R: 1 E: 0 K: 1 S: 12	H: 1 LOB: 0 BB: 0 P: 20	R: 1 E: 0 K: 1 S: 9	H: 1 LOB: 1 BB: 1 P: 17	R: 0 E: 0 K: 1 S: 5	H: 0 LOB: 0 BB: 0 P: 5	R: 0 E: 0 K: 1 S: 8	H: 0 LOB: 0 BB: 0 P: 9	R: 0 E: 0 K: 1 S: 14	H: 2 LOB: 1 BB: 0 P: 20	R: 0 E: 0 K: 1 S: 16	H: 1 LOB: 2 BB: 1 P: 27	R: 2 E: 0 K: 2 S: 17	H: 2 LOB: 2 BB: 2 P: 28	R: 0 E: 0 K: 1 S: 8	H: 0 LOB: 1 BB: 1 P: 15	R: 1 E: 0 K: 1 S: 13	H: 2 LOB: 3 BB: 2 P: 28	1B: 7 2B: 1 3B: 0 HR: 1	SF: 1 SAC: 0 DP: 0 HBP: 0	WP: 1 PB: 0 SB: 0 CS: 1	PA: 42
<b>PITCHER</b>	IP WLS BF H R ER SO BB IBB HBP BLK WP HR S P ERA WHIP	6.0 24 2 2 2 1 2 0 0 0 0 0 0 7 98 3.00 1.167	0.2 4 1 2 2 1 1 0 0 0 0 0 0 7 13 27.00 3.000	0.0 1 0 0 0 0 1 0 0 0 0 0 0 5 9 ∞ ∞	1.1 7 2 1 1 2 1 0 0 0 0 0 0 18 29 6.75 2.250	0.2 5 1 0 0 1 1 1 0 0 0 0 0 8 20 0.00 3.000											IP WLS BF H R ER SO BB IBB HBP BLK WP HR S P ERA WHIP					
18 Matt Cain, R ERA: 4.43											6.0 24 2 2 2 1 2 0 0 0 0 0 0 7 98 3.00 1.167											
22 Keiichi Yabu, R ERA: 2.48											0.2 4 1 2 2 1 1 0 0 0 0 0 0 7 13 27.00 3.000											
Jack Taschner, L ERA: 3.78											0.0 1 0 0 0 0 1 0 0 0 0 0 0 5 9 ∞ ∞											
Tyler Walker, R ERA: 6.33											1.1 7 2 1 1 2 1 0 0 0 0 0 0 18 29 6.75 2.250											
38 Brian Wilson, R ERA: 5.31											0.2 5 1 0 0 1 1 1 0 0 0 0 0 8 20 0.00 3.000											





Batter	1	2	3	4	5	6	7	8	9	AB	R	H	RBI	BB	SO	LOB	TOP						
14 Fred Lewis, L OBP: 0.346, SLG: 0.465										5	2	2	0	0	3	3							
Ray Durham, S OBP: 0.371, SLG: 0.382										3	2	1	1	2	0	0							
2 Randy Winn, S OBP: 0.343, SLG: 0.425										5	0	1	0	0	1	4							
1 Bengie Molina, R OBP: 0.357, SLG: 0.524										5	1	2	3	0	2	3							
33 Aaron Rowand, R OBP: 0.398, SLG: 0.538										5	0	2	1	0	0	2							
21 John Bowker, L OBP: 0.284, SLG: 0.407										4	0	1	0	0	2	3							
Rich Aurilia, R OBP: 0.319, SLG: 0.405										0	0	0	0	0	0	0							
Jose Castillo, R OBP: 0.323, SLG: 0.462										4	1	2	1	0	0	2							
Omar Vizquel, S OBP: 0.305, SLG: 0.275										4	0	0	0	0	0	4							
55 Tim Lincecum, L OBP: 0.280, SLG: 0.217										3	0	0	0	1	2	2							
Tyler Walker, R ERA: 6.27										0	0	0	0	0	0	0							
38 Brian Wilson, R ERA: 3.75										0	0	0	0	0	0	0							
<b>Inning Stats</b>	R: 0 E: 0 K: 2 S: 8	H: 0 LOB: 0 BB: 0 P: 12	R: 0 E: 0 K: 1 S: 10	H: 2 LOB: 2 BB: 0 P: 15	R: 3 E: 0 K: 1 S: 15	H: 2 LOB: 1 BB: 1 P: 24	R: 1 E: 0 K: 1 S: 9	H: 1 LOB: 0 BB: 0 P: 15	R: 1 E: 0 K: 1 S: 11	H: 2 LOB: 1 BB: 0 P: 15	R: 0 E: 0 K: 1 S: 9	H: 2 LOB: 2 BB: 0 P: 16	R: 1 E: 0 K: 1 S: 16	H: 1 LOB: 1 BB: 1 P: 28	R: 0 E: 0 K: 1 S: 8	H: 0 LOB: 1 BB: 1 P: 17	R: 0 E: 0 K: 1 S: 9	H: 1 LOB: 1 BB: 0 P: 12	1B: 5 2B: 4 3B: 0 HR: 2	SF: 0 SAC: 0 DP: 0 HBP: 0	WP: 2 PB: 0 SB: 1 CS: 1	PA: 41	
<b>PITCHER</b>	IP WLS BF H R ER SO BB IBB HBP BLK WP HR S P ERA WHIP	IP WLS BF H R ER SO BB IBB HBP BLK WP HR S P ERA WHIP	IP WLS BF H R ER SO BB IBB HBP BLK WP HR S P ERA WHIP	IP WLS BF H R ER SO BB IBB HBP BLK WP HR S P ERA WHIP	IP WLS BF H R ER SO BB IBB HBP BLK WP HR S P ERA WHIP	IP WLS BF H R ER SO BB IBB HBP BLK WP HR S P ERA WHIP	IP WLS BF H R ER SO BB IBB HBP BLK WP HR S P ERA WHIP	IP WLS BF H R ER SO BB IBB HBP BLK WP HR S P ERA WHIP	IP WLS BF H R ER SO BB IBB HBP BLK WP HR S P ERA WHIP	IP WLS BF H R ER SO BB IBB HBP BLK WP HR S P ERA WHIP	IP WLS BF H R ER SO BB IBB HBP BLK WP HR S P ERA WHIP	IP WLS BF H R ER SO BB IBB HBP BLK WP HR S P ERA WHIP	IP WLS BF H R ER SO BB IBB HBP BLK WP HR S P ERA WHIP	IP WLS BF H R ER SO BB IBB HBP BLK WP HR S P ERA WHIP	IP WLS BF H R ER SO BB IBB HBP BLK WP HR S P ERA WHIP	IP WLS BF H R ER SO BB IBB HBP BLK WP HR S P ERA WHIP	IP WLS BF H R ER SO BB IBB HBP BLK WP HR S P ERA WHIP	IP WLS BF H R ER SO BB IBB HBP BLK WP HR S P ERA WHIP	IP WLS BF H R ER SO BB IBB HBP BLK WP HR S P ERA WHIP	IP WLS BF H R ER SO BB IBB HBP BLK WP HR S P ERA WHIP	IP WLS BF H R ER SO BB IBB HBP BLK WP HR S P ERA WHIP	IP WLS BF H R ER SO BB IBB HBP BLK WP HR S P ERA WHIP	IP WLS BF H R ER SO BB IBB HBP BLK WP HR S P ERA WHIP

San Francisco Giants @ Arizona Diamondbacks  
Chase Field, Phoenix, AZ  
Tue May 27 2008, 6:40 PM MST  
Att: 23,611 - Clear - 87 F

AB 38  
R 6  
H 11  
RBI 6  
BB 3  
SO 10  
LOB 23



Batter	1	2	3	4	5	6	7	8	9	AB	R	H	RBI	BB	SO	LOB	BOTTOM						
24 Chris Young, R OBP: 0.338, SLG: 0.466										4	0	1	1	1	0	1							
6 Stephen Drew, L OBP: 0.282, SLG: 0.511										4	0	0	0	0	2	2							
1 Orlando Hudson, S OBP: 0.380, SLG: 0.491										3	1	2	0	1	0	0							
34 Conor Jackson, R OBP: 0.397, SLG: 0.527										4	1	2	0	0	0	2							
18 Chad Tracy, L OBP: 0.250, SLG: 0.375										4	0	1	1	0	0	2							
10 Justin Upton, R OBP: 0.372, SLG: 0.451										4	0	0	0	0	3	4							
26 Miguel Montero, L OBP: 0.385, SLG: 0.413										4	0	1	0	0	1	1							
Jeff Salazar, L OBP: 0.377, SLG: 0.462										3	1	0	0	1	1	1							
15 Dan Haren, R OBP: 0.196, SLG: 0.291										2	0	0	0	0	1	1							
31 Edgar Gonzalez, R OBP: 0.125, SLG: 0.250										0	0	0	0	0	0	0							
28 Alex Rodriguez, R OBP: 0.256, SLG: 0.273										0	0	0	0	0	0	0							
45 Doug Slaten, L ERA: 6.14										0	0	0	0	0	0	0							
56 Ramon Pena, R ERA: 5.06										1	0	0	0	0	1	0							
<b>Inning Stats</b>	R: 0 E: 0 K: 0 S: 7	H: 1 LOB: 1 BB: 0 P: 13	R: 0 E: 0 K: 1 S: 9	H: 0 LOB: 0 BB: 0 P: 13	R: 0 E: 0 K: 2 S: 12	H: 0 LOB: 1 BB: 1 P: 22	R: 0 E: 0 K: 0 S: 8	H: 1 LOB: 1 BB: 0 P: 15	R: 1 E: 0 K: 2 S: 14	H: 1 LOB: 1 BB: 1 P: 20	R: 0 E: 0 K: 1 S: 8	H: 0 LOB: 1 BB: 1 P: 15	R: 0 E: 0 K: 0 S: 7	H: 1 LOB: 1 BB: 0 P: 10	R: 2 E: 0 K: 2 S: 14	H: 3 LOB: 1 BB: 0 P: 26	R: 0 E: 0 K: 1 S: 10	H: 0 LOB: 0 BB: 0 P: 16	1B: 4 2B: 3 3B: 0 HR: 0	SF: 0 SAC: 0 DP: 0 HBP: 0	WP: 1 PB: 0 SB: 0 CS: 0	PA: 37	
<b>PITCHER</b>	IP WLS BF H R ER SO BB IBB HBP BLK WP HR S P ERA WHIP	IP WLS BF H R ER SO BB IBB HBP BLK WP HR S P ERA WHIP	IP WLS BF H R ER SO BB IBB HBP BLK WP HR S P ERA WHIP	IP WLS BF H R ER SO BB IBB HBP BLK WP HR S P ERA WHIP	IP WLS BF H R ER SO BB IBB HBP BLK WP HR S P ERA WHIP	IP WLS BF H R ER SO BB IBB HBP BLK WP HR S P ERA WHIP	IP WLS BF H R ER SO BB IBB HBP BLK WP HR S P ERA WHIP	IP WLS BF H R ER SO BB IBB HBP BLK WP HR S P ERA WHIP	IP WLS BF H R ER SO BB IBB HBP BLK WP HR S P ERA WHIP	IP WLS BF H R ER SO BB IBB HBP BLK WP HR S P ERA WHIP	IP WLS BF H R ER SO BB IBB HBP BLK WP HR S P ERA WHIP	IP WLS BF H R ER SO BB IBB HBP BLK WP HR S P ERA WHIP	IP WLS BF H R ER SO BB IBB HBP BLK WP HR S P ERA WHIP	IP WLS BF H R ER SO BB IBB HBP BLK WP HR S P ERA WHIP	IP WLS BF H R ER SO BB IBB HBP BLK WP HR S P ERA WHIP	IP WLS BF H R ER SO BB IBB HBP BLK WP HR S P ERA WHIP	IP WLS BF H R ER SO BB IBB HBP BLK WP HR S P ERA WHIP	IP WLS BF H R ER SO BB IBB HBP BLK WP HR S P ERA WHIP	IP WLS BF H R ER SO BB IBB HBP BLK WP HR S P ERA WHIP	IP WLS BF H R ER SO BB IBB HBP BLK WP HR S P ERA WHIP	IP WLS BF H R ER SO BB IBB HBP BLK WP HR S P ERA WHIP	IP WLS BF H R ER SO BB IBB HBP BLK WP HR S P ERA WHIP	IP WLS BF H R ER SO BB IBB HBP BLK WP HR S P ERA WHIP

San Francisco Giants @ Arizona Diamondbacks  
Chase Field, Phoenix, AZ  
Tue May 27 2008, 6:40 PM MST  
Att: 23,611 - Clear - 87 F

AB 34  
R 3  
H 7  
RBI 2  
BB 3  
SO 9  
LOB 15









Batter	1	2	3	4	5	6	7	8	9	AB	R	H	RBI	BB	SO	LOB	TOP							
2 Randy Winn, S OBP: 0.346, SLG: 0.453										5	2	3	2	0	0	1	San Francisco Giants @ Arizona Diamondbacks Chase Field, Phoenix, AZ Thu May 29 2008, 6:40 PM MST Att: 21,042 - Clear - 91 F							
Jose Castillo, R OBP: 0.320, SLG: 0.456										5	0	0	0	0	1	2								
33 Aaron Rowand, R OBP: 0.410, SLG: 0.545										4	1	2	0	0	1	0								
1 Bengie Molina, R OBP: 0.386, SLG: 0.525										3	0	0	0	1	0	3								
7 Emmanuel Burtes, S OBP: 0.309, SLG: 0.295										4	0	1	0	1	0	2								
Ray Durham, S OBP: 0.373, SLG: 0.409										4	0	1	1	0	2	3								
Omar Vizquel, S Tyler Walker, R										0	0	0	0	0	0	0								
38 Brian Wilson, R										3	0	0	0	0	2	2								
21 John Bowker, L OBP: 0.289, SLG: 0.402										3	0	0	0	0	3	3								
40 Daniel Ortmeier, S OBP: 0.315, SLG: 0.313										0	0	0	1	1	0	0								
14 Fred Lewis, L OBP: 0.359, SLG: 0.463										0	0	0	0	1	0	0								
75 Barry Zito, L OBP: 0.133, SLG: 0.071										1	0	0	0	1	0	0								
28 Travis Denker, R OBP: 0.167, SLG: 0.333										1	0	0	0	0	0	0								
Jack Taschner, L										0	0	0	0	0	0	0								
20 Steve Holm, R OBP: 0.333, SLG: 0.435										1	0	0	0	0	1	3								
<b>Inning Stats</b>	R: 0 E: 0 K: 2 S: 7	H: 0 LOB: 0 BB: 0 P: 10	R: 0 E: 0 K: 1 S: 8	H: 0 LOB: 0 BB: 0 P: 10	R: 0 E: 0 K: 2 S: 9	H: 0 LOB: 0 BB: 0 P: 12	R: 2 E: 1 K: 1 S: 19	H: 3 LOB: 3 BB: 0 P: 21	R: 0 E: 0 K: 0 S: 6	H: 1 LOB: 2 BB: 1 P: 13	R: 0 E: 0 K: 2 S: 7	H: 1 LOB: 0 BB: 0 P: 10	R: 0 E: 0 K: 1 S: 12	H: 1 LOB: 1 BB: 0 P: 19	R: 1 E: 0 K: 1 S: 11	H: 0 LOB: 3 BB: 2 P: 24	R: 1 E: 0 K: 0 S: 9	H: 1 LOB: 1 BB: 0 P: 14	1B: 4 2B: 2 3B: 0 HR: 2	SF: 0 SAC: 0 DP: 1 HBP: 2	WP: 0 PB: 0 SB: 1 CS: 1	PA: 41		
<b>PITCHER</b>	IP WLS BF	H R ER SO	BB IBB HBP BLK	WP HR S P	ERA WHIP	<b>PITCHER</b>										IP WLS BF	H R ER SO	BB IBB HBP BLK	WP HR S P	ERA WHIP				
Randy Johnson, L ERA: 3.83	(1, 1) 7.0	29 6 2 2 9	2 0 0 0	0 0 0 0	0 0 1 103	2.57 1.143																		
56 Ramon Pena, R ERA: 3.55	(8, 1) 0.2	B 6 0 1 0 0	2 0 0 1 0 0	0 0 0 0	0 0 8 19	0.00 3.000																		
50 Chad Qualls, R ERA: 3.12	(8, 1) 1.1	L 6 1 1 1 1	0 0 0 1 0 0	0 0 1 0 0 0	0 1 12 19	6.75 0.750																		

Batter	1	2	3	4	5	6	7	8	9	AB	R	H	RBI	BB	SO	LOB	BOTTOM						
24 Chris Young, R OBP: 0.331, SLG: 0.453										4	0	0	0	0	1	2	San Francisco Giants @ Arizona Diamondbacks Chase Field, Phoenix, AZ Thu May 29 2008, 6:40 PM MST Att: 21,042 - Clear - 91 F						
6 Stephen Drew, L OBP: 0.316, SLG: 0.497										4	0	1	0	0	0	2							
1 Orlando Hudson, S OBP: 0.382, SLG: 0.494										4	1	2	0	0	1	1							
34 Conor Jackson, R OBP: 0.406, SLG: 0.524										3	0	1	1	1	0	1							
27 Mark Reynolds, R OBP: 0.320, SLG: 0.419										3	1	1	0	1	1	2							
10 Justin Upton, R OBP: 0.377, SLG: 0.484										4	1	2	2	0	2	3							
Chris Burke, R OBP: 0.267, SLG: 0.205										3	0	0	0	0	0	3							
Jeff Salazar, L OBP: 0.391, SLG: 0.463										1	0	0	0	0	0	0							
26 Miguel Montero, L OBP: 0.386, SLG: 0.400										4	0	1	0	0	3	0							
Randy Johnson, R OBP: 0.333, SLG: 0.167										1	0	0	0	1	1	0							
28 Alex Romero, L OBP: 0.231, SLG: 0.250										0	0	0	0	0	0	0							
56 Ramon Pena, R										0	0	0	0	0	0	0							
50 Chad Qualls, R										0	0	0	0	0	0	0							
18 Chad Tracy, L OBP: 0.200, SLG: 0.300										1	0	0	0	0	0	0							
<b>Inning Stats</b>	R: 0 E: 0 K: 0 S: 4	H: 1 LOB: 0 BB: 0 P: 6	R: 1 E: 0 K: 0 S: 7	H: 1 LOB: 0 BB: 1 P: 13	R: 0 E: 0 K: 2 S: 8	H: 0 LOB: 0 BB: 0 P: 10	R: 1 E: 0 K: 1 S: 10	H: 3 LOB: 2 BB: 0 P: 21	R: 0 E: 0 K: 1 S: 11	H: 0 LOB: 1 BB: 1 P: 21	R: 1 E: 0 K: 0 S: 9	H: 1 LOB: 1 BB: 1 P: 13	R: 0 E: 0 K: 1 S: 11	H: 1 LOB: 1 BB: 0 P: 16	R: 0 E: 0 K: 2 S: 11	H: 1 LOB: 1 BB: 0 P: 19	R: 0 E: 0 K: 1 S: 7	H: 0 LOB: 0 BB: 0 P: 8	1B: 5 2B: 1 3B: 1 HR: 1	SF: 0 SAC: 1 DP: 2 HBP: 0	WP: 1 PB: 0 SB: 0 CS: 0	PA: 36	
<b>PITCHER</b>	IP WLS BF	H R ER SO	BB IBB HBP BLK	WP HR S P	ERA WHIP	<b>PITCHER</b>										IP WLS BF	H R ER SO	BB IBB HBP BLK	WP HR S P	ERA WHIP			
75 Barry Zito, L ERA: 5.53	(1, 1) 6.0	25 6 3 3 3	3 0 0 0	0 0 0 0	0 0 11 16	4.50 1.000																	
Jack Taschner, L ERA: 3.39	(7, 1) 1.0	4 1 0 0 1	0 0 0 0	0 0 0 0	0 0 11 19	0.00 1.000																	
Tyler Walker, R ERA: 5.87	(8, 1) 1.0	W 4 1 0 0 2	0 0 0 0	0 0 0 0	1 0 11 19	0.00 1.000																	
38 Brian Wilson, R ERA: 4.84	(9, 1) 1.0	S 3 0 0 0 1	0 0 0 0	0 0 0 0	0 0 7 8	0.00 0.000																	





Batter	1	2	3	4	5	6	7	8	9	10	11	12	13	AB	R	H	RBI	BB	SO	LOB	TOP											
33 Jody Gerut, L OBP: 0.311, SLG: 0.370														6	1	2	0	0	1	2												
10 Tadahito Iguchi, R OBP: 0.225, SLG: 0.242														5	2	2	0	1	0	1												
24 Brian Giles, L OBP: 0.395, SLG: 0.440														4	2	2	2	2	0	2												
23 Adrián González, L OBP: 0.347, SLG: 0.559														4	1	2	1	2	2	2												
5 Kevin Kouzmanoff, R OBP: 0.306, SLG: 0.416														6	0	0	0	0	0	10												
3 Khalil Greene, R OBP: 0.260, SLG: 0.329														5	1	0	1	1	3	2												
8 Michael Barrett, R OBP: 0.310, SLG: 0.250														5	0	0	1	0	0	0												
Paul Monaghan, L 40 Ryan Gonyea, R Newly signed Newly signed 41 Clayton Kershaw, R 44 Clayton Kershaw, R 45 Clayton Kershaw, R 46 Clayton Kershaw, R 47 Clayton Kershaw, R 48 Clayton Kershaw, R 49 Clayton Kershaw, R 50 Clayton Kershaw, R 51 Clayton Kershaw, R 52 Clayton Kershaw, R 53 Clayton Kershaw, R 54 Clayton Kershaw, R														3	0	0	0	0	0	0												
Greg Maddux, R OBP: 0.100, SLG: 0.053														1	0	0	0	0	0	0												
12 Scott Hairston, R OBP: 0.272, SLG: 0.425														4	0	0	0	0	1	3												
<b>Inning Stats</b>	R: 0 E: 0 K: 1 S: 14	H: 2 LOB: 2 BB: 0 P: 18	R: 0 E: 0 K: 1 S: 5	H: 0 LOB: 0 BB: 0 P: 9	R: 3 E: 0 K: 1 S: 14	H: 4 LOB: 1 BB: 0 P: 20	R: 0 E: 0 K: 0 S: 8	H: 0 LOB: 1 BB: 1 P: 15	R: 0 E: 0 K: 2 S: 11	H: 1 LOB: 1 BB: 0 P: 15	R: 0 E: 0 K: 0 S: 3	H: 1 LOB: 0 BB: 1 P: 9	R: 0 E: 0 K: 1 S: 6	H: 0 LOB: 0 BB: 0 P: 8	R: 0 E: 0 K: 1 S: 7	H: 0 LOB: 1 BB: 2 P: 16	R: 0 E: 0 K: 1 S: 8	H: 0 LOB: 0 BB: 0 P: 13	R: 4 E: 0 K: 0 S: 15	H: 2 LOB: 2 BB: 3 P: 40	1B: 5 2B: 4 3B: 2 HR: 0	SF: 0 SAC: 1 DP: 1 HBP: 1	W/P: 0 P/B: 0 SB: 0 CS: 0	PA: 54								
<b>PITCHER</b>	IP: 7.0 ERA: 4.38	WLS: 29 BF: 7	H: 7 ER: 3	R: 3 LOB: 3	ER: 6 SO: 6	BB: 1 IBB: 0	HBP: 0 BLK: 0	WP: 0 HR: 0	HR: 72 P: 103	ERA: 3.86 WHIP: 1.143	<b>PITCHER</b>	IP: 12.1 ERA: 6.52	WLS: 10 BF: 10	H: 4 ER: 4	R: 4 LOB: 0	ER: 1 SO: 1	BB: 2 IBB: 1	HBP: 1 BLK: 0	WP: 0 HR: 0	HR: 42 P: 17	ERA: 21.60 WHIP: 1.800	<b>PITCHER</b>	IP: 13.1 ERA: 3.13	WLS: 2 BF: 1	H: 1 ER: 0	R: 0 LOB: 0	ER: 0 SO: 0	BB: 0 IBB: 0	HBP: 0 BLK: 0	WP: 0 HR: 0	HR: 6 P: 11	ERA: 0.00 WHIP: 3.000
18 Matt Cain, R ERA: 4.38	43 Alex Hinshaw, L ERA: 3.0	22 Keiichi Yabu, R ERA: 2.25	Jack Taschner, L ERA: 3.38	38 Brian Wilson, R ERA: 4.83	34 Billy Sadler, R ERA: 6.52	Vinnie Chulk, R ERA: 3.13																										

San Diego Padres @ San Francisco Giants  
AT&T Park, San Francisco, CA  
Fri May 30 2008, 7:15 PM PDT  
Att. 37,178 - Cloudy - 58 F

AB 45  
R 7  
H 10  
RBI 7  
BB 7  
SO 9  
LOB 22



Batter	1	2	3	4	5	6	7	8	9	10	11	12	13	AB	R	H	RBI	BB	SO	LOB	BOTTOM											
14 Fred Lewis, L OBP: 0.358, SLG: 0.464														6	1	2	0	0	3	2												
Omar Vizquel, S OBP: 0.273, SLG: 0.246														6	0	0	0	0	1	4												
2 Randy Winn, S OBP: 0.347, SLG: 0.454														4	1	2	1	0	1	0												
1 Bengie Molina, R OBP: 0.357, SLG: 0.511														5	0	0	0	0	0	2												
34 Billy Sadler, R Vinnie Chulk, R														0	0	0	0	0	0	0												
33 Aaron Rowand, R OBP: 0.405, SLG: 0.536														5	0	1	1	0	2	0												
Ray Durham, S OBP: 0.368, SLG: 0.397														4	1	0	0	1	1	1												
21 John Bowker, L OBP: 0.294, SLG: 0.402														5	0	2	1	0	2	1												
Jose Castillo, R OBP: 0.312, SLG: 0.444														5	0	0	0	0	3	2												
18 Matt Cain, R OBP: 0.298, SLG: 0.392														2	0	0	0	0	2	0												
28 Tobias Harper, L 43 Alex Hinshaw, L 22 Keiichi Yabu, R 49 Brian Horwitz, R Jack Taschner, L 38 Brian Wilson, R 20 Steve Hoge, R														1	0	0	0	0	0	0												
<b>Inning Stats</b>	R: 1 E: 0 K: 0 S: 8	H: 1 LOB: 0 BB: 0 P: 13	R: 0 E: 0 K: 2 S: 10	H: 1 LOB: 1 BB: 0 P: 12	R: 0 E: 0 K: 2 S: 12	H: 0 LOB: 0 BB: 0 P: 12	R: 1 E: 0 K: 0 S: 10	H: 2 LOB: 1 BB: 0 P: 13	R: 0 E: 0 K: 1 S: 11	H: 1 LOB: 1 BB: 0 P: 17	R: 0 E: 0 K: 0 S: 5	H: 0 LOB: 0 BB: 0 P: 7	R: 0 E: 0 K: 1 S: 7	H: 0 LOB: 0 BB: 0 P: 8	R: 0 E: 0 K: 3 S: 9	H: 0 LOB: 0 BB: 0 P: 12	R: 0 E: 0 K: 2 S: 9	H: 0 LOB: 0 BB: 0 P: 13	1B: 7 2B: 1 3B: 0 HR: 0	SF: 1 SAC: 0 DP: 1 HBP: 0	W/P: 0 P/B: 0 SB: 3 CS: 0	PA: 47										
<b>PITCHER</b>	IP: 6.0 ERA: 3.69	WLS: 23 BF: 5	H: 5 ER: 2	R: 2 LOB: 2	ER: 5 SO: 5	BB: 0 IBB: 0	HBP: 0 BLK: 0	WP: 0 HR: 0	HR: 52 P: 74	ERA: 3.00 WHIP: 0.833	<b>PITCHER</b>	IP: 12.1 ERA: 5.23	WLS: 10 BF: 10	H: 4 ER: 4	R: 4 LOB: 0	ER: 1 SO: 1	BB: 2 IBB: 1	HBP: 1 BLK: 0	WP: 0 HR: 0	HR: 6 P: 11	ERA: 21.60 WHIP: 1.800	<b>PITCHER</b>	IP: 13.1 ERA: 4.34	WLS: 2 BF: 1	H: 1 ER: 0	R: 0 LOB: 0	ER: 0 SO: 0	BB: 0 IBB: 0	HBP: 0 BLK: 0	WP: 0 HR: 0	HR: 6 P: 11	ERA: 0.00 WHIP: 3.000
40 Bryan Corey, R ERA: 4.86	21 Heath Bell, R ERA: 2.3	37 Mike Adams, R ERA: 2.25	43 Cla Meredith, R ERA: 4.16	53 Cha Seung Baek, R ERA: 5.23	Trevor Hoffman, R ERA: 4.34																											

San Diego Padres @ San Francisco Giants  
AT&T Park, San Francisco, CA  
Fri May 30 2008, 7:15 PM PDT  
Att. 37,178 - Cloudy - 58 F

AB 45  
R 3  
H 8  
RBI 3  
BB 1  
SO 16  
LOB 12









Batter	1	2	3	4	5	6	7	8	9	10	AB	R	H	RBI	BB	SO	LOB	TOP		
33 Jody Gerut, L OBP: 0.316, SLG: 0.372											5	2	2	0	0	1	2			
10 Tadahito Iguchi, R OBP: 0.327, SLG: 0.341											4	0	1	0	1	1	2			
24 Brian Giles, L OBP: 0.398, SLG: 0.430											5	0	0	0	0	2	4			
23 Adrián González, L OBP: 0.353, SLG: 0.567											4	1	2	2	1	0	1			
5 Kevin Kouzmanoff, R OBP: 0.311, SLG: 0.414											4	0	1	1	1	0	1			
8 Michael Barrett, R OBP: 0.273, SLG: 0.214											4	0	0	0	0	0	4			
2 Edgar González, R OBP: 0.355, SLG: 0.296											4	0	0	0	0	1	0			
Paul McNulty, L OBP: 0.354, SLG: 0.374											2	0	0	0	2	1	0			
43 Cla Meredith, R Trevor Hoffman, R											0	0	0	0	0	0	0			
Randy Wolf, L Tony Clark, S 40 Bryan Corey, R 21 Heath Bell, R 12 Scott Hairston, R											0	0	0	0	1	0	0			
<b>Inning Stats</b>	R: 0 E: 0 K: 1 S: 10	H: 1 LOB: 1 BB: 0 P: 15	R: 0 E: 0 K: 0 S: 5	H: 0 LOB: 0 BB: 0 P: 8	R: 0 E: 0 K: 0 S: 5	H: 0 LOB: 1 BB: 1 P: 12	R: 0 E: 0 K: 1 S: 11	H: 1 LOB: 1 BB: 0 P: 14	R: 0 E: 0 K: 0 S: 5	H: 0 LOB: 1 BB: 1 P: 11	R: 1 E: 0 K: 1 S: 12	H: 1 LOB: 2 BB: 3 P: 27	R: 0 E: 0 K: 2 S: 10	H: 0 LOB: 0 BB: 0 P: 15	R: 2 E: 0 K: 2 S: 11	H: 2 LOB: 0 BB: 0 P: 18	1B: 5 2B: 0 3B: 0 HR: 1	SF: 0 SAC: 1 DP: 1 HBP: 0	WP: 1 PB: 0 SB: 2 CS: 0	PA: 41
<b>PITCHER</b>	IP 7.0	WLS 4	BF 29	H 4	R 1	ER 1	SO 2	BB 4	IBB 0	HBP 0	BLK 0	WP 0	HR 0	S 58	P 100	ERA 1.29	WHIP 1.143			
55 Tim Lincecum, R Jack Taschner, L Tyler Walker, R 38 Brian Wilson, R 43 Alex Hinshaw, L	(1, 1) (8, 1) (8, 1) (9, 1) (10, 1)	0.1 0.2 1.0 1.0	H B 3 W	2 2 0 2	0 0 0 2	0 0 0 2	0 0 0 0	0 0 0 0	0 0 0 0	0 0 0 0	0 0 0 0	0 0 0 0	0 0 0 0	0 0 0 0	0 0 0 0	0 0 0 0	0 0 0 0	0 0 0 0	0 0 0 0	0 0 0 0

**San Diego Padres @ San Francisco Giants**  
AT&T Park, San Francisco, CA  
Sun Jun 01 2008, 1:05 PM PDT  
Att. 33,869 - Partly Cloudy - 62 F

AB	34
R	3
H	6
RBI	3
BB	6
SO	7
LOB	15



Batter	1	2	3	4	5	6	7	8	9	10	AB	R	H	RBI	BB	SO	LOB	BOTTOM		
2 Randy Winn, S OBP: 0.342, SLG: 0.441											4	0	0	0	1	0	1			
Jose Castillo, R OBP: 0.308, SLG: 0.434											5	0	1	1	0	1	1			
33 Aaron Rowand, R OBP: 0.408, SLG: 0.548											3	1	2	1	1	1	0			
1 Bengie Molina, R OBP: 0.355, SLG: 0.505											4	0	1	0	0	1	1			
Rich Aurilia, R OBP: 0.314, SLG: 0.396										4	0	0	0	0	1	1				
Rav Durham, S OBP: 0.363, SLG: 0.390										4	1	1	0	0	2	1				
49 Brian Horwitz, R OBP: 0.400, SLG: 0.400										4	1	2	0	0	1	0				
Omar Vizquel, S OBP: 0.284, SLG: 0.234										3	0	0	0	0	1	1				
55 Tim Lincecum, L Jack Taschner, L Tyler Walker, R 21 John Bowker, L 38 Brian Wilson, R 43 Alex Hinshaw, L 14 Fred Lewis, L	(1, 1) (8, 1) (8, 1) (8, PH) (9, 1) (10, 1) (10, PH)	6.0 1.0 1.0 1.0 0.1	22 3 4 3 6	4 0 0 0 4	1 0 0 0 3	1 0 0 0 0	5 3 0 0 0	0 0 0 0 0	0 0 0 0 0	0 0 0 0 0	0 0 0 0 0	0 0 0 0 0	0 0 0 0 0	0 0 0 0 0	0 0 0 0 0	0 0 0 0 0	0 0 0 0 0	0 0 0 0 0	0 0 0 0 0	0 0 0 0 0
<b>Inning Stats</b>	R: 0 E: 0 K: 1 S: 10	H: 1 LOB: 1 BB: 0 P: 12	R: 0 E: 0 K: 0 S: 11	H: 1 LOB: 1 BB: 0 P: 16	R: 0 E: 0 K: 1 S: 8	H: 0 LOB: 0 BB: 0 P: 13	R: 0 E: 0 K: 1 S: 7	H: 1 LOB: 1 BB: 1 P: 17	R: 0 E: 0 K: 1 S: 7	H: 0 LOB: 0 BB: 0 P: 10	R: 1 E: 0 K: 3 S: 12	H: 0 LOB: 0 BB: 0 P: 18	R: 0 E: 0 K: 1 S: 9	H: 0 LOB: 0 BB: 0 P: 14	R: 3 E: 0 K: 0 S: 11	H: 4 LOB: 2 BB: 1 P: 21	1B: 6 2B: 0 3B: 1 HR: 1	SF: 0 SAC: 1 DP: 0 HBP: 0	WP: 0 PB: 0 SB: 0 CS: 1	PA: 38
<b>PITCHER</b>	IP 6.0	WLS 4	BF 22	H 4	R 1	ER 1	SO 5	BB 1	IBB 0	HBP 0	BLK 0	WP 0	HR 1	S 53	P 76	ERA 1.50	WHIP 0.833			
Randy Wolf, L 40 Bryan Corey, R 21 Heath Bell, R 43 Cla Meredith, R Trevor Hoffman, R	(1, 1) (7, 1) (8, 1) (9, 1) (10, 1)	6.0 1.0 1.0 1.0 0.1	22 3 4 3 6	4 0 0 0 4	1 0 0 0 3	1 0 0 0 0	5 3 0 0 0	0 0 0 0 0	0 0 0 0 0	0 0 0 0 0	0 0 0 0 0	0 0 0 0 0	0 0 0 0 0	0 0 0 0 0	0 0 0 0 0	0 0 0 0 0	0 0 0 0 0	0 0 0 0 0	0 0 0 0 0	0 0 0 0 0

**San Diego Padres @ San Francisco Giants**  
AT&T Park, San Francisco, CA  
Sun Jun 01 2008, 1:05 PM PDT  
Att. 33,869 - Partly Cloudy - 62 F

AB	34
R	4
H	8
RBI	4
BB	3
SO	10
LOB	6













Batter	1	2	3	4	5	6	7	8	9	AB	R	H	RBI	BB	SO	LOB	TOP		
7 José Reyes, S OBP: 0.348, SLG: 0.492	1-1 G6-3 15 2B	4-0 BB		0-0 1-H HR			1-3 K		2-0 1B	4	2	3	2	1	1	0	<b>New York Mets @ San Francisco Giants</b> AT&T Park, San Francisco, CA Wed Jun 04 2008, 12:45 PM PDT Att: 35,646 - Sunny - 61 F		
1 Luis Castillo, S OBP: 0.370, SLG: 0.357	2-2 G6-3	3-3 K		4-2 BB			1-2 G6-3		3-2 1B	4	0	1	0	1	1	3			
5 David Wright, R OBP: 0.388, SLG: 0.515	2-2 HBP		1-2 L7				2-1 L6		1-0 G5-4-3	4	1	0	0	0	1	3			
15 Carlos Beltrán, S OBP: 0.373, SLG: 0.460	1-1 2B		2-1 1B				2-1 L3		1-1 F8	4	1	2	2	0	0	0			
21 Carlos Delgado, L OBP: 0.315, SLG: 0.391	0-1 1B		0-0 P2				0-1 G6-3		0-0 G6-3	4	0	2	1	0	0	1			
17 Fernando Tatis, R OBP: 0.292, SLG: 0.364	2-2 G1-6-3		2-2 F9				0-2 F8		0-0 G6-3	4	0	0	0	0	0	3			
Endy Chavez, L OBP: 0.255, SLG: 0.253		1-2 F8		0-2 G6-3			0-1 L4		4-1 BB	3	0	0	0	1	0	0			
23 Brian Schneider, L OBP: 0.324, SLG: 0.315		4-0 BB		1-3 K			3-2 G3		2-3 K	3	0	0	0	1	2	2			
33 John Maine, R OBP: 0.167, SLG: 0.091		0-1 SH1-4		4-1 BB			2-2 K		2-2 L9	1	1	0	0	1	1	0			
Damon Sanchez, R OBP: 0.265, SLG: 0.308										0	0	0	0	0	0	0			
13 Billy Wagner, L										0	0	0	0	0	0	0			
<b>Inning Stats</b>	R: 3 E: 0 K: 0 S: 16	H: 3 LOB: 0 BB: 0 P: 24	R: 0 E: 0 K: 1 S: 8	H: 0 LOB: 2 BB: 2 P: 20	R: 0 E: 0 K: 1 S: 9	H: 1 LOB: 1 BB: 0 P: 14	R: 2 E: 0 K: 2 S: 15	H: 1 LOB: 1 BB: 2 P: 26	R: 0 E: 0 K: 1 S: 9	H: 0 LOB: 0 BB: 0 P: 14	R: 0 E: 0 K: 1 S: 9	H: 0 LOB: 0 BB: 0 P: 12	R: 0 E: 0 K: 1 S: 9	H: 1 LOB: 2 BB: 1 P: 16	R: 0 E: 0 K: 0 S: 9	H: 2 LOB: 1 BB: 0 P: 17	1B: 4 2B: 3 3B: 0 HR: 1	SF: 0 SAC: 1 DP: 2 HBP: 1	WP: 0 PA: 39 PB: 0 SB: 1 CS: 0
<b>PITCHER</b>	IP WLS BF H R ER SO	IP WLS BF H R ER SO	IP WLS BF H R ER SO	IP WLS BF H R ER SO	IP WLS BF H R ER SO	IP WLS BF H R ER SO	IP WLS BF H R ER SO	IP WLS BF H R ER SO	IP WLS BF H R ER SO	IP WLS BF H R ER SO	IP WLS BF H R ER SO	IP WLS BF H R ER SO	IP WLS BF H R ER SO	IP WLS BF H R ER SO	IP WLS BF H R ER SO	IP WLS BF H R ER SO	ERA WHIP	ERA WHIP	
18 Matt Cain, R ERA: 4.67	5.0 L 24 5 5 5 3																9.00	1.800	
Jack Taschner, L ERA: 3.15	1.0 3 0 0 0 1																0.00	0.000	
22 Keiichi Yabu, R ERA: 2.1	2.1 11 3 0 0 2																0.00	1.714	
Tyler Walker, R ERA: 5.55	0.2 1 0 0 0 0																0.00	0.000	

Batter	1	2	3	4	5	6	7	8	9	AB	R	H	RBI	BB	SO	LOB	BOTTOM				
14 Fred Lewis, L OBP: 0.356, SLG: 0.464	2-2 F7		2-2 E6 1B		2-2 G2-3		2-1 G3		3-1 1B	4	1	0	0	0	0	0	<b>New York Mets @ San Francisco Giants</b> AT&T Park, San Francisco, CA Wed Jun 04 2008, 12:45 PM PDT Att: 35,646 - Sunny - 61 F				
Rich Aurilia, R OBP: 0.319, SLG: 0.399										1	0	1	0	0	0	0					
Jose Castillo, R OBP: 0.317, SLG: 0.439	1-3 K		1-1 1B		0-1 BB		4-1 BB		3-1 F9	4	0	2	1	1	1	1					
2 Randy Winn, S OBP: 0.347, SLG: 0.460	1-1 2B		0-0 1B		4-2 BB		0-0 G6-4-3		0-0 F8	4	0	2	0	1	0	2					
33 Aaron Rowand, R OBP: 0.396, SLG: 0.527	3-2 L4		2-2 FC4-6		0-1 P4		2-0 HBP		3-3 K	3	1	0	0	0	0	5					
21 John Bowker, L OBP: 0.286, SLG: 0.372		2-3 K		3-1 FC6-4 1B		1-2 F8		3-3 K	4	0	1	0	0	2	1						
28 Travis Denker, R OBP: 0.353, SLG: 0.765		2-0 G6-3		0-0 P5		2-1 1B		1-0 SF8	4	1	2	0	0	0	1						
20 Steve Holm, R OBP: 0.333, SLG: 0.415		1-1 G5-3		2-3 K		0-0 G1-3		1-0 SF8	3	0	0	0	0	0	1	2					
1 Bengie Molina, R OBP: 0.357, SLG: 0.503										0	0	0	1	0	0	0					
Omar Vizquel, S OBP: 0.275, SLG: 0.239			3-2 G4-3		2-1 FC6-4		1-1 1B		1-1 L6	4	0	1	1	0	0	2					
18 Matt Cain, R OBP: 0.266, SLG: 0.600										1	0	0	0	0	1	0					
49 Brian Horwitz, R OBP: 0.304, SLG: 0.700										0	0	0	0	0	0	0					
Jack Taschner, L ERA: 3.15										0	0	0	0	0	0	0					
Ray Durham, S OBP: 0.266, SLG: 0.400										0	0	0	0	0	0	1					
22 Keiichi Yabu, R ERA: 2.1										0	0	0	0	0	0	0					
Tyler Walker, R ERA: 5.55										0	0	0	0	0	0	0					
7 Emmanuel Burriss, S OBP: 0.320, SLG: 0.599										0	0	0	0	0	0	0					
<b>Inning Stats</b>	R: 0 E: 0 K: 1 S: 14	H: 1 LOB: 1 BB: 0 P: 21	R: 0 E: 0 K: 1 S: 6	H: 0 LOB: 0 BB: 0 P: 11	R: 1 E: 1 K: 1 S: 18	H: 2 LOB: 2 BB: 0 P: 27	R: 0 E: 0 K: 1 S: 9	H: 1 LOB: 1 BB: 0 P: 16	R: 0 E: 0 K: 0 S: 10	H: 1 LOB: 2 BB: 1 P: 16	R: 1 E: 0 K: 0 S: 11	H: 2 LOB: 1 BB: 0 P: 16	R: 0 E: 0 K: 0 S: 4	H: 0 LOB: 0 BB: 1 P: 10	R: 1 E: 0 K: 1 S: 8	H: 1 LOB: 1 BB: 0 P: 16	R: 0 E: 0 K: 0 S: 7	H: 1 LOB: 1 BB: 0 P: 13	1B: 6 2B: 2 3B: 1 HR: 0	SF: 1 SAC: 0 DP: 1 HBP: 1	WP: 1 PA: 39 PB: 0 SB: 0 CS: 0
<b>PITCHER</b>	IP WLS BF H R ER SO	IP WLS BF H R ER SO	IP WLS BF H R ER SO	IP WLS BF H R ER SO	IP WLS BF H R ER SO	IP WLS BF H R ER SO	IP WLS BF H R ER SO	IP WLS BF H R ER SO	IP WLS BF H R ER SO	IP WLS BF H R ER SO	IP WLS BF H R ER SO	IP WLS BF H R ER SO	IP WLS BF H R ER SO	IP WLS BF H R ER SO	IP WLS BF H R ER SO	IP WLS BF H R ER SO	ERA WHIP	ERA WHIP			
33 John Maine, R ERA: 3.47	6.0 W 27 2 2 1 4																1.50	1.333			
Duane Sanchez, R ERA: 4.15	2.0 H 8 1 1 1 1																4.50	1.000			
13 Billy Wagner, L ERA: 0.36	1.0 S 4 1 0 0 0																0.00	1.000			



Batter	1	2	3	4	5	6	7	8	9	AB	R	H	RBI	BB	SO	LOB	TOP			
14 Fred Lewis, L OBP: 0.362, SLG: 0.462	G6-3	BB	HR			K		G3 1B BB		3	2	1	2	2	1	0	<b>San Francisco Giants @ Washington Nationals</b> Nationals Park, Washington, DC Fri Jun 06 2008, 7:35 PM EDT Att: 25,987 - Partly Cloudy - 82 F			
Jose Castillo, R OBP: 0.314, SLG: 0.448	G6-3	L8	HR			K		G3		5	1	1	3	0	1	4				
2 Randy Winn, S OBP: 0.352, SLG: 0.461								G5-3		4	1	2	0	1	0	1				
1 Bengie Molina, R OBP: 0.358, SLG: 0.500	P4									5	1	2	1	0	0	2				
43 Alex Hinshaw, L										0	0	0	0	0	0	0				
34 Billy Sadler, R										0	0	0	0	0	0	0				
33 Aaron Rowand, R OBP: 0.396, SLG: 0.525										3	1	1	0	0	1	2				
49 Brian Horowitz, R OBP: 0.385, SLG: 0.667										2	1	1	0	0	1	1				
Ray Durham, S OBP: 0.274, SLG: 0.414										5	1	3	1	0	1	0				
28 Travis Denker, R OBP: 0.353, SLG: 0.765										0	0	0	0	0	0	0				
21 John Bowker, L OBP: 0.297, SLG: 0.376										4	0	2	1	1	1	2				
Omar Vizquel, S OBP: 0.274, SLG: 0.243										3	1	1	1	0	0	3				
7 Emmanuel Burtes, S OBP: 0.338, SLG: 0.309										1	0	1	0	0	0	0				
55 Tim Lincecum, L OBP: 0.258, SLG: 0.179										3	1	0	1	1	0	4				
20 Steve Holm, R OBP: 0.328, SLG: 0.407										1	0	0	0	0	1	1				
<b>Inning Stats</b>	R: 0 E: 0 K: 0 S: 12	H: 1 LOB: 1 BB: 0 P: 19	R: 1 E: 0 K: 0 S: 15	H: 3 LOB: 3 BB: 1 P: 26	R: 7 E: 0 K: 0 S: 24	H: 6 LOB: 0 BB: 1 P: 38	R: 0 E: 0 K: 1 S: 11	H: 0 LOB: 0 BB: 0 P: 16	R: 0 E: 0 K: 2 S: 8	H: 0 LOB: 1 BB: 1 P: 15	R: 1 E: 0 K: 0 S: 7	H: 2 LOB: 1 BB: 1 P: 11	R: 1 E: 0 K: 1 S: 15	H: 1 LOB: 1 BB: 0 P: 27	R: 0 E: 0 K: 3 S: 14	H: 1 LOB: 1 BB: 0 P: 22	1B: 13 2B: 1 3B: 0 HR: 1	SF: 1 SAC: 0 DP: 2 HBP: 0	WP: 0 PB: 1 SB: 1 CS: 0	PA: 45
<b>PITCHER</b>	IP WLS BF H R ER SO BB IBB HBP BLK WP HR S P ERA WHIP																			
57 Jason Bergmann, R ERA: 5.23	3.0 L 21 10 8 5 0 2 0 0 0 0 0 1 51 83 15.00 4.000																			
Jesus Colome, R ERA: 5.53	4.1 3.0 10 1 0 0 3 1 0 0 0 0 0 28 48 0.00 0.667																			
22 Brian Sanches, R ERA: 5.14	7.1 2.0 10 3 2 2 1 2 0 0 0 0 0 22 38 9.00 2.500																			
Charlie Manning, L ERA: 3.38	9.1 1.0 4 1 0 0 3 0 0 0 0 0 0 14 22 0.00 1.000																			

AB	39
R	10
H	15
RBI	10
BB	5
SO	7
LOB	20



Batter	1	2	3	4	5	6	7	8	9	AB	R	H	RBI	BB	SO	LOB	BOTTOM					
15 Cristian Guzman, S OBP: 0.328, SLG: 0.457	K									3	0	0	0	0	1	1	<b>San Francisco Giants @ Washington Nationals</b> Nationals Park, Washington, DC Fri Jun 06 2008, 7:35 PM EDT Att: 25,987 - Partly Cloudy - 82 F					
22 Brian Sanches, R										0	0	0	0	0	0	0						
26 Willy Mo Peña, R OBP: 0.254, SLG: 0.258										1	0	0	0	0	1	0						
Charlie Manning, L										0	0	0	0	0	0	0						
34 Elijah Dukes, R OBP: 0.325, SLG: 0.324	G4-3									4	0	1	1	0	1	0						
44 Lastings Milledge, R OBP: 0.369, SLG: 0.344	F9									4	0	1	0	0	0	1						
8 Aaron Boone, R OBP: 0.328, SLG: 0.465										4	0	0	0	0	1	1						
5 Kory Casto, L OBP: 0.600, SLG: 0.583										3	0	1	0	0	1	0						
3 Jesus Flores, R OBP: 0.402, SLG: 0.564										3	0	1	0	0	0	1						
Felipe Lopez, S OBP: 0.313, SLG: 0.308										3	0	0	0	0	0	2						
Ryan Langerhans, L OBP: 0.296, SLG: 0.208										3	1	1	0	0	2	0						
57 Jason Bergmann, R										0	0	0	0	0	0	0						
Tim Redding, R OBP: 0.162, SLG: 0.190										1	0	0	0	0	1	0						
Jesus Colome, R										0	0	0	0	0	0	0						
22 Willie Harris, L OBP: 0.262, SLG: 0.301										2	0	0	0	0	0	1						
<b>Inning Stats</b>	R: 0 E: 0 K: 1 S: 6	H: 0 LOB: 0 BB: 0 P: 9	R: 0 E: 0 K: 1 S: 7	H: 0 LOB: 0 BB: 0 P: 11	R: 0 E: 0 K: 2 S: 7	H: 0 LOB: 0 BB: 0 P: 12	R: 0 E: 0 K: 0 S: 7	H: 1 LOB: 1 BB: 0 P: 10	R: 0 E: 0 K: 0 S: 6	H: 1 LOB: 1 BB: 0 P: 6	R: 1 E: 0 K: 0 S: 13	H: 2 LOB: 1 BB: 0 P: 22	R: 0 E: 0 K: 1 S: 9	H: 1 LOB: 0 BB: 0 P: 13	R: 0 E: 0 K: 2 S: 7	H: 0 LOB: 0 BB: 0 P: 10	R: 0 E: 0 K: 1 S: 9	H: 0 LOB: 0 BB: 0 P: 11	1B: 3 2B: 2 3B: 0 HR: 0	SF: 0 SAC: 0 DP: 1 HBP: 0	WP: 0 PB: 0 SB: 0 CS: 0	PA: 31
<b>PITCHER</b>	IP WLS BF H R ER SO BB IBB HBP BLK WP HR S P ERA WHIP																					
55 Tim Lincecum, R ERA: 2.15	7.0 W 25 5 1 1 1 5 0 0 0 0 0 0 7 10 0.00 0.714																					
43 Alex Hinshaw, L ERA: 2.45	8.1 1.0 3 0 0 0 2 0 0 0 0 0 0 7 10 0.00 0.000																					
34 Billy Sadler, R ERA: 4.97	9.1 1.0 3 0 0 0 1 0 0 0 0 0 0 9 11 0.00 0.000																					

AB	31
R	1
H	5
RBI	1
BB	0
SO	8
LOB	7





Batter	1	2	3	4	5	6	7	8	9	AB	R	H	RBI	BB	SO	LOB	TOP								
14 Fred Lewis, L OBP: 0.354, SLG: 0.450										5	0	0	0	0	0	3	San Francisco Giants @ Washington Nationals Nationals Park, Washington, DC Sat Jun 07 2008, 7:10 PM EDT Att: 30,652 - Clear - 86 F								
Jose Castillo, R OBP: 0.316, SLG: 0.447										5	1	2	0	0	1	0									
2 Randy Winn, S OBP: 0.349, SLG: 0.460										5	1	1	0	0	0	1									
1 Bengie Molina, R OBP: 0.359, SLG: 0.498										5	1	2	1	0	0	0									
Ray Durham, S OBP: 0.379, SLG: 0.406 7 Emmanuel Burriss, S OBP: 0.338, SLG: 0.359										3	1	0	0	1	0	2									
Rich Aurilia, R OBP: 0.329, SLG: 0.414										4	1	3	1	0	0	0									
21 John Bowker, L OBP: 0.295, SLG: 0.394										4	1	1	4	0	1	2									
Omar Vizquel, S OBP: 0.284, SLG: 0.247										3	0	1	0	1	1	0									
53 Jonathan Sánchez, L OBP: 0.097, SLG: 0.129 28 Travis Denker, R OBP: 0.359, SLG: 0.765 Tyler Walker, R										3	0	0	0	0	0	4									
16 Pat Misch, R OBP: 0.222, SLG: 0.125										0	0	0	0	0	0	0									
<b>Inning Stats</b>	R: 0 E: 0 K: 0 S: 13	H: 2 LOB: 2 BB: 0 P: 18	R: 0 E: 0 K: 0 S: 8	H: 2 LOB: 2 BB: 0 P: 11	R: 0 E: 0 K: 0 S: 7	H: 0 LOB: 0 BB: 0 P: 12	R: 0 E: 0 K: 1 S: 7	H: 0 LOB: 0 BB: 0 P: 12	R: 0 E: 0 K: 1 S: 8	H: 0 LOB: 0 BB: 0 P: 11	R: 0 E: 0 K: 0 S: 9	H: 0 LOB: 0 BB: 0 P: 13	R: 0 E: 0 K: 0 S: 4	H: 1 LOB: 2 BB: 1 P: 9	R: 6 E: 0 K: 0 S: 22	H: 5 LOB: 1 BB: 2 P: 43	R: 0 E: 0 K: 1 S: 7	H: 0 LOB: 0 BB: 0 P: 11	1B: 7 2B: 2 3B: 0 HR: 1	SF: 0 SAC: 0 DP: 0 HBP: 0	WP: 0 PB: 0 SB: 0 CS: 0	PA: 40			
<b>PITCHER</b>	IP WLS BF H R ER SO BB IBB HBP BLK WP HR S P ERA WHIP	IP WLS BF H R ER SO BB IBB HBP BLK WP HR S P ERA WHIP	IP WLS BF H R ER SO BB IBB HBP BLK WP HR S P ERA WHIP	IP WLS BF H R ER SO BB IBB HBP BLK WP HR S P ERA WHIP	IP WLS BF H R ER SO BB IBB HBP BLK WP HR S P ERA WHIP	IP WLS BF H R ER SO BB IBB HBP BLK WP HR S P ERA WHIP	IP WLS BF H R ER SO BB IBB HBP BLK WP HR S P ERA WHIP	IP WLS BF H R ER SO BB IBB HBP BLK WP HR S P ERA WHIP	IP WLS BF H R ER SO BB IBB HBP BLK WP HR S P ERA WHIP	IP WLS BF H R ER SO BB IBB HBP BLK WP HR S P ERA WHIP	IP WLS BF H R ER SO BB IBB HBP BLK WP HR S P ERA WHIP	IP WLS BF H R ER SO BB IBB HBP BLK WP HR S P ERA WHIP	IP WLS BF H R ER SO BB IBB HBP BLK WP HR S P ERA WHIP	IP WLS BF H R ER SO BB IBB HBP BLK WP HR S P ERA WHIP	IP WLS BF H R ER SO BB IBB HBP BLK WP HR S P ERA WHIP	IP WLS BF H R ER SO BB IBB HBP BLK WP HR S P ERA WHIP	IP WLS BF H R ER SO BB IBB HBP BLK WP HR S P ERA WHIP	IP WLS BF H R ER SO BB IBB HBP BLK WP HR S P ERA WHIP	IP WLS BF H R ER SO BB IBB HBP BLK WP HR S P ERA WHIP	IP WLS BF H R ER SO BB IBB HBP BLK WP HR S P ERA WHIP	IP WLS BF H R ER SO BB IBB HBP BLK WP HR S P ERA WHIP	IP WLS BF H R ER SO BB IBB HBP BLK WP HR S P ERA WHIP	IP WLS BF H R ER SO BB IBB HBP BLK WP HR S P ERA WHIP	IP WLS BF H R ER SO BB IBB HBP BLK WP HR S P ERA WHIP	IP WLS BF H R ER SO BB IBB HBP BLK WP HR S P ERA WHIP

Batter	1	2	3	4	5	6	7	8	9	AB	R	H	RBI	BB	SO	LOB	BOTTOM								
15 Cristian Guzman, S OBP: 0.327, SLG: 0.454										4	0	1	0	0	0	2	San Francisco Giants @ Washington Nationals Nationals Park, Washington, DC Sat Jun 07 2008, 7:10 PM EDT Att: 30,652 - Clear - 86 F								
34 Elijah Dukes, R OBP: 0.322, SLG: 0.310										3	0	0	0	0	1	2									
44 Lastings Milledge, R OBP: 0.307, SLG: 0.342										4	0	1	0	0	0	3									
8 Aaron Boone, R OBP: 0.326, SLG: 0.458										4	0	1	0	0	0	2									
3 Jesus Flores, R OBP: 0.396, SLG: 0.549										4	0	1	0	0	2	1									
5 Kory Casto, L OBP: 0.500, SLG: 0.467										3	0	0	0	0	1	2									
Felipe Lopez, S OBP: 0.313, SLG: 0.305 Luis Ayala, R										2	0	0	0	0	1	0									
38 Joel Hanrahan, R										0	0	0	0	0	0	0									
26 Wily Mo Peña, R OBP: 0.248, SLG: 0.252										3	0	0	0	0	0	1									
41 Shawn Hill, R 22 Willie Harris, L OBP: 0.271, SLG: 0.301										1	0	0	0	1	0	0									
<b>Inning Stats</b>	R: 0 E: 0 K: 1 S: 10	H: 1 LOB: 1 BB: 0 P: 16	R: 0 E: 0 K: 1 S: 11	H: 0 LOB: 1 BB: 1 P: 19	R: 0 E: 0 K: 2 S: 12	H: 1 LOB: 1 BB: 0 P: 19	R: 0 E: 0 K: 0 S: 6	H: 0 LOB: 0 BB: 0 P: 10	R: 0 E: 0 K: 0 S: 4	H: 1 LOB: 0 BB: 0 P: 7	R: 0 E: 0 K: 0 S: 5	H: 1 LOB: 0 BB: 0 P: 10	R: 0 E: 0 K: 0 S: 5	H: 0 LOB: 1 BB: 1 P: 9	R: 0 E: 0 K: 0 S: 6	H: 0 LOB: 0 BB: 0 P: 9	1B: 4 2B: 0 3B: 0 HR: 0	SF: 0 SAC: 0 DP: 3 HBP: 1	WP: 1 PB: 0 SB: 0 CS: 0	PA: 32					
<b>PITCHER</b>	IP WLS BF H R ER SO BB IBB HBP BLK WP HR S P ERA WHIP	IP WLS BF H R ER SO BB IBB HBP BLK WP HR S P ERA WHIP	IP WLS BF H R ER SO BB IBB HBP BLK WP HR S P ERA WHIP	IP WLS BF H R ER SO BB IBB HBP BLK WP HR S P ERA WHIP	IP WLS BF H R ER SO BB IBB HBP BLK WP HR S P ERA WHIP	IP WLS BF H R ER SO BB IBB HBP BLK WP HR S P ERA WHIP	IP WLS BF H R ER SO BB IBB HBP BLK WP HR S P ERA WHIP	IP WLS BF H R ER SO BB IBB HBP BLK WP HR S P ERA WHIP	IP WLS BF H R ER SO BB IBB HBP BLK WP HR S P ERA WHIP	IP WLS BF H R ER SO BB IBB HBP BLK WP HR S P ERA WHIP	IP WLS BF H R ER SO BB IBB HBP BLK WP HR S P ERA WHIP	IP WLS BF H R ER SO BB IBB HBP BLK WP HR S P ERA WHIP	IP WLS BF H R ER SO BB IBB HBP BLK WP HR S P ERA WHIP	IP WLS BF H R ER SO BB IBB HBP BLK WP HR S P ERA WHIP	IP WLS BF H R ER SO BB IBB HBP BLK WP HR S P ERA WHIP	IP WLS BF H R ER SO BB IBB HBP BLK WP HR S P ERA WHIP	IP WLS BF H R ER SO BB IBB HBP BLK WP HR S P ERA WHIP	IP WLS BF H R ER SO BB IBB HBP BLK WP HR S P ERA WHIP	IP WLS BF H R ER SO BB IBB HBP BLK WP HR S P ERA WHIP	IP WLS BF H R ER SO BB IBB HBP BLK WP HR S P ERA WHIP	IP WLS BF H R ER SO BB IBB HBP BLK WP HR S P ERA WHIP	IP WLS BF H R ER SO BB IBB HBP BLK WP HR S P ERA WHIP	IP WLS BF H R ER SO BB IBB HBP BLK WP HR S P ERA WHIP	IP WLS BF H R ER SO BB IBB HBP BLK WP HR S P ERA WHIP	IP WLS BF H R ER SO BB IBB HBP BLK WP HR S P ERA WHIP













Batter	1	2	3	4	5	6	7	8	9	AB	R	H	RBI	BB	SO	LOB	TOP					
14 Fred Lewis, L OBP: 0.352, SLG: 0.444										5	0	1	0	0	1	3	<b>San Francisco Giants @ Colorado Rockies</b> Coors Field, Denver, CO Tue Jun 10 2008, 7:05 PM MDT Att: 28,359 - Clear - 89 F					
Jose Castillo, R OBP: 0.318, SLG: 0.444										5	2	3	0	0	0	2						
2 Randy Winn, S OBP: 0.355, SLG: 0.462										3	0	1	0	0	0	1						
21 John Bowker, L OBP: 0.300, SLG: 0.418										2	1	1	1	0	0	1						
1 Bengie Molina, R OBP: 0.354, SLG: 0.491										4	0	0	1	0	0	3						
33 Aaron Rowand, R OBP: 0.391, SLG: 0.519										4	0	1	1	0	0	2						
Rich Aurilia, R OBP: 0.331, SLG: 0.405										3	0	1	0	1	0	2						
28 Travis Denker, R OBP: 0.348, SLG: 0.682										4	1	0	0	0	1	3						
Omar Vizquel, S OBP: 0.295, SLG: 0.244										3	0	1	0	0	0	0						
43 Alex Hinshaw, L										0	0	0	0	0	0	0						
34 Billy Sadler, R										0	0	0	0	0	0	0						
49 Brian Horwitz, R OBP: 0.400, SLG: 0.857										1	1	1	1	0	0	0						
16 Pat Misch, R OBP: 0.200, SLG: 0.111										1	0	0	0	0	1	0						
Ray Durham, S OBP: 0.358, SLG: 0.424										1	0	0	0	0	0	1						
Vinnie Chulk, R										0	0	0	0	0	0	0						
7 Emmanuel Burriss, S OBP: 0.349, SLG: 0.338										2	0	2	0	0	0	0						
<b>Inning Stats</b>	R: 0 E: 0 K: 0 S: 12	H: 1 LOB: 0 BB: 0 P: 16	R: 0 E: 0 K: 0 S: 7	H: 0 LOB: 0 BB: 1 P: 13	R: 0 E: 0 K: 1 S: 8	H: 0 LOB: 0 BB: 0 P: 10	R: 0 E: 0 K: 0 S: 9	H: 1 LOB: 1 BB: 0 P: 13	R: 1 E: 0 K: 1 S: 10	H: 2 LOB: 1 BB: 0 P: 15	R: 1 E: 0 K: 0 S: 9	H: 2 LOB: 1 BB: 0 P: 16	R: 0 E: 0 K: 1 S: 8	H: 1 LOB: 1 BB: 0 P: 14	R: 2 E: 0 K: 0 S: 13	H: 3 LOB: 1 BB: 0 P: 17	R: 1 E: 0 K: 0 S: 14	H: 2 LOB: 1 BB: 0 P: 19	1B: 7 2B: 3 3B: 1 HR: 1	SF: 0 SAC: 0 DP: 1 HBP: 0	WP: 0 PB: 0 SB: 0 CS: 0	PA: 39
<b>PITCHER</b>	IP WLS BF H R ER SO BB IBB HBP BLK WP HR S P ERA WHIP																					
28 Aaron Cook, R ERA: 3.21	(1, 1) 7.0 W 30 9 4 3 3 1 0 0 0 0 0 0 65 101 3.86 1.429																					
60 Manny Corpas, R ERA: 5.03	(8, 1) 1.0 4 1 0 0 0 0 0 0 0 0 0 0 11 13 0.00 1.000																					
Luis Vizcaino, R ERA: 13.5	(9, 1) 1.0 5 2 1 1 0 0 0 0 0 0 0 0 1 14 9.00 2.000																					

AB	38
R	5
H	12
RBI	4
BB	1
SO	3
LOB	18



Batter	1	2	3	4	5	6	7	8	9	AB	R	H	RBI	BB	SO	LOB	BOTTOM			
Willy Taveras, R OBP: 0.290, SLG: 0.274										4	0	1	2	0	1	1	<b>San Francisco Giants @ Colorado Rockies</b> Coors Field, Denver, CO Tue Jun 10 2008, 7:05 PM MDT Att: 28,359 - Clear - 89 F			
10 Jeff Baker, R OBP: 0.299, SLG: 0.425										3	1	2	1	0	1	1				
21 Jonathan Herrera, S OBP: 0.286, SLG: 0.279										1	0	0	0	0	0	0				
Matt Holliday, R OBP: 0.404, SLG: 0.537										3	1	0	0	0	1	3				
17 Todd Helton, L OBP: 0.414, SLG: 0.435										4	2	3	3	0	0	1				
27 Garrett Atkins, R OBP: 0.345, SLG: 0.496										4	2	2	2	0	0	1				
11 Brad Hawpe, L OBP: 0.382, SLG: 0.397										4	1	1	0	0	1	1				
20 Chris Iannetta, R OBP: 0.359, SLG: 0.553										3	1	0	0	0	1	0				
6 Omar Quintanilla, L OBP: 0.262, SLG: 0.359										4	2	3	1	0	1	0				
28 Aaron Cook, R OBP: 0.290, SLG: 0.241										1	0	1	1	0	0	0				
60 Manny Corpas, R ERA: 4.45										0	0	0	0	0	0	0				
22 Scott Podsednik, L OBP: 0.311, SLG: 0.311										1	0	0	0	0	0	0				
Luis Vizcaino, R ERA: 4.61										0	0	0	0	0	0	0				
<b>Inning Stats</b>	R: 0 E: 0 K: 2 S: 11	H: 1 LOB: 1 BB: 0 P: 21	R: 4 E: 0 K: 0 S: 18	H: 4 LOB: 1 BB: 0 P: 30	R: 0 E: 0 K: 0 S: 6	H: 1 LOB: 0 BB: 0 P: 9	R: 0 E: 0 K: 1 S: 9	H: 1 LOB: 1 BB: 0 P: 13	R: 3 E: 0 K: 0 S: 16	H: 2 LOB: 0 BB: 0 P: 24	R: 1 E: 0 K: 0 S: 8	H: 2 LOB: 1 BB: 0 P: 11	R: 2 E: 0 K: 3 S: 14	H: 2 LOB: 0 BB: 0 P: 20	R: 0 E: 0 K: 0 S: 6	H: 0 LOB: 0 BB: 0 P: 8	1B: 9 2B: 2 3B: 0 HR: 2	SF: 2 SAC: 0 DP: 1 HBP: 2	WP: 0 PB: 0 SB: 2 CS: 0	PA: 38
<b>PITCHER</b>	IP WLS BF H R ER SO BB IBB HBP BLK WP HR S P ERA WHIP																			
16 Pat Misch, L ERA: 6.07	(1, 1) 4.0 L 19 7 4 4 4 0 0 0 1 0 0 0 1 24 35 9.00 1.750																			
Vinnie Chulk, R ERA: 4.45	(5, 1) 2.0 11 4 4 4 0 0 0 0 1 0 0 0 1 24 35 18.00 2.000																			
43 Alex Hinshaw, L ERA: 4.32	(7, 1) 1.0 5 2 2 2 3 0 0 0 0 0 0 0 1 14 20 18.00 2.000																			
34 Billy Sadler, R ERA: 4.61	(8, 1) 1.0 3 0 0 0 0 0 0 0 0 0 0 0 6 8 0.00 0.000																			





Batter	1	2	3	4	5	6	7	8	9	AB	R	H	RBI	BB	SO	LOB	TOP		
14 Fred Lewis, L OBP: 0.355, SLG: 0.445										4	0	2	0	0	0	1	San Francisco Giants @ Colorado Rockies Coors Field, Denver, CO Wed Jun 11 2008, 7:05 PM MDT Att: 26,235 - Partly Cloudy - 62 F		
Ray Durham, S OBP: 0.353, SLG: 0.420										4	0	1	0	0	0	2			
2 Randy Winn, S OBP: 0.353, SLG: 0.456										3	0	0	0	1	1	3			
1 Bengie Molina, R OBP: 0.348, SLG: 0.482											4	0	0	0	0	1		4	
33 Aaron Rowand, R OBP: 0.389, SLG: 0.514											4	0	1	0	0	1		2	
21 John Bowker, L OBP: 0.301, SLG: 0.416										3	0	1	0	0	0	1			
28 Travis Denker, R OBP: 0.333, SLG: 0.652										1	0	0	0	0	1	0			
22 Keiichi Yabu, R Jack Taschner, L											0	0	0	0	0	0			
Jose Castillo, R OBP: 0.317, SLG: 0.441										4	0	1	0	0	0	2			
Omar Vizquel, S OBP: 0.283, SLG: 0.233										4	0	0	0	0	1	2			
55 Tim Lincecum, L OBP: 0.242, SLG: 0.167										2	0	0	0	0	1	0			
49 Brian Horwitz, R OBP: 0.438, SLG: 0.857										0	0	0	0	1	0	0			
Tyler Walker, R Rich Aurilia, R OBP: 0.331, SLG: 0.405										0	0	0	0	0	0	0			
<b>Inning Stats</b>	R: 0 H: 1 E: 0 K: 0 S: 16	H: 1 LOB: 2 BB: 1 P: 29	R: 0 H: 0 E: 0 K: 0 S: 7	H: 0 LOB: 0 BB: 0 P: 10	R: 0 H: 1 E: 0 K: 0 S: 10	H: 1 LOB: 1 BB: 0 P: 17	R: 0 H: 1 E: 0 K: 1 S: 8	H: 1 LOB: 1 BB: 0 P: 13	R: 0 H: 0 E: 0 K: 2 S: 9	H: 0 LOB: 0 BB: 0 P: 13	R: 0 H: 1 E: 0 K: 0 S: 7	H: 1 LOB: 1 BB: 0 P: 10	R: 0 H: 1 E: 0 K: 2 S: 11	H: 1 LOB: 2 BB: 1 P: 15	R: 0 H: 1 E: 0 K: 1 S: 11	H: 1 LOB: 1 BB: 0 P: 20	1B: 6 2B: 0 3B: 0 HR: 0	SF: 0 SAC: 0 DP: 0 HBP: 0	WP: 0 PA: 35 PB: 0 SB: 1 CS: 0
<b>PITCHER</b>	IP WLS BF H R ER SO BB IBB HBP BLK WP HR S P ERA WHIP	7.0 26 4 0 0 3 1 0 0 0 0 0 65 105 0.00 0.714	1.0 5 1 0 0 2 1 0 0 0 0 0 11 15 0.00 2.000	1.0 W 4 1 0 0 1 0 0 0 0 0 11 20 0.00 1.000															

Batter	1	2	3	4	5	6	7	8	9	AB	R	H	RBI	BB	SO	LOB	BOTTOM				
Willy Taveras, R OBP: 0.289, SLG: 0.274										4	0	1	0	0	2	3	San Francisco Giants @ Colorado Rockies Coors Field, Denver, CO Wed Jun 11 2008, 7:05 PM MDT Att: 26,235 - Partly Cloudy - 62 F				
24 Ian Stewart, L OBP: 0.304, SLG: 0.415										4	0	0	0	0	2	3					
21 Jonathan Herrera, S OBP: 0.286, SLG: 0.279										0	0	0	0	0	0	0					
Matt Holliday, R OBP: 0.401, SLG: 0.531										4	0	1	0	0	2	1					
17 Todd Helton, L OBP: 0.415, SLG: 0.434											3	0	1	0	1	1					
27 Garrett Atkins, R OBP: 0.347, SLG: 0.494										3	1	1	0	1	0	2					
11 Brad Hawpe, L OBP: 0.380, SLG: 0.394											4	0	1	0	0	1		3			
20 Chris Iannetta, R OBP: 0.380, SLG: 0.558											1	0	1	0	3	0					
6 Omar Quintanilla, L OBP: 0.286, SLG: 0.362											2	0	1	0	0	3					
10 Jeff Baker, R OBP: 0.296, SLG: 0.420											1	0	0	0	0	3					
38 Ubaldo Jiménez, R OBP: 0.415, SLG: 0.434											2	0	0	0	1	2					
19 Ryan Spilborghs, R OBP: 0.422, SLG: 0.462											1	0	0	0	1	1					
35 Taylor Buchholz, R OBP: 0.347, SLG: 0.494											0	0	0	0	0	0					
40 Brian Fuentes, L OBP: 0.380, SLG: 0.394											0	0	0	0	0	0					
8 Yovani Torresalba, R OBP: 0.259, SLG: 0.336											1	0	0	0	0	2					
<b>Inning Stats</b>	R: 0 H: 0 E: 0 K: 2 S: 11	H: 0 LOB: 0 BB: 0 P: 17	R: 0 H: 0 E: 0 K: 1 S: 7	H: 0 LOB: 0 BB: 1 P: 12	R: 0 H: 1 E: 0 K: 2 S: 9	H: 1 LOB: 2 BB: 1 P: 17	R: 0 H: 2 E: 0 K: 0 S: 12	H: 2 LOB: 3 BB: 1 P: 22	R: 0 H: 1 E: 0 K: 2 S: 12	H: 1 LOB: 1 BB: 0 P: 17	R: 0 H: 1 E: 0 K: 0 S: 4	H: 1 LOB: 0 BB: 0 P: 7	R: 0 H: 1 E: 0 K: 2 S: 8	H: 1 LOB: 1 BB: 0 P: 11	R: 0 H: 0 E: 0 K: 1 S: 8	H: 0 LOB: 0 BB: 0 P: 9	R: 1 H: 1 E: 1 K: 0 S: 13	H: 1 LOB: 3 BB: 2 P: 24	1B: 7 2B: 0 3B: 0 HR: 0	SF: 0 SAC: 1 DP: 2 HBP: 0	WP: 1 PA: 36 PB: 0 SB: 1 CS: 0
<b>PITCHER</b>	IP WLS BF H R ER SO BB IBB HBP BLK WP HR S P ERA WHIP	7.0 28 6 0 0 0 1 0 0 0 0 0 8 9 0.00 0.000	1.0 3 0 0 0 1 0 0 0 0 0 0 7 16 ∞ ∞	0.0 L 3 1 1 0 0 2 0 0 0 0 0 6 8 0.00 0.000																	









Batter	1	2	3	4	5	6	7	8	9	AB R H RBI BB SO LOB	TOP											
14 Mark Ellis, R OBP: 0.340, SLG: 0.415	P6		15 1B 32 SF7		G3-6-4		15 G6-3 32 SF7		15 G6-3	4 2 2 0 1 0 1	<b>Oakland Athletics @ San Francisco Giants</b> AT&T Park, San Francisco, CA Fri Jun 13 2008, 7:15 PM PDT Att. 42,445 - Clear - 66 F											
15 Ryan Sweeney, L OBP: 0.347, SLG: 0.398	P6		3 2B		L6		G6-3		G6-3	5 1 1 1 0 0 3												
32 Jack Cust, L OBP: 0.417, SLG: 0.466			SF7				SF7			1 1 1 2 1 0 0												
11 Rajai Davis, R OBP: 0.208, SLG: 0.232										0 0 0 0 0 0 0												
3 Eric Chavez, L OBP: 0.333, SLG: 0.426	F7									4 0 1 1 0 2 2												
7 Bobby Crosby, R OBP: 0.317, SLG: 0.372	G6-3		G6-3							4 0 0 0 0 1 2												
28 Carlos González, L OBP: 0.275, SLG: 0.420	G6-3				G3-1					4 0 1 0 0 0 0												
8 Kurt Suzuki, R OBP: 0.313, SLG: 0.298					F9					3 0 0 0 1 1 0												
10 Daric Barton, L OBP: 0.341, SLG: 0.347					F8					3 1 2 1 1 0 0												
Greg Smith, L OBP: 1.000, SLG: 1.000										1 0 1 0 0 0 0												
Emil Brown, R OBP: 0.283, SLG: 0.387										1 0 0 0 0 1 3												
Chad Gaudin, R ERA: 4.95										0 0 0 0 0 0 0												
29 Keith Foulke, R ERA: 2.95										0 0 0 0 0 0 0												
22 Jack Hamman, L OBP: 0.399, SLG: 0.342										1 0 0 0 0 0 1												
Huston Street, R ERA: 3.38										0 0 0 0 0 0 0												
<b>Inning Stats</b>	R: 0 E: 0 K: 0 S: 9	H: 0 LOB: 1 BB: 1 P: 20	R: 0 E: 0 K: 1 S: 8	H: 0 LOB: 0 BB: 0 P: 11	R: 3 E: 0 K: 0 S: 14	H: 3 LOB: 1 BB: 1 P: 23	R: 0 E: 0 K: 0 S: 12	H: 0 LOB: 0 BB: 0 P: 17	R: 0 E: 0 K: 0 S: 7	H: 1 LOB: 0 BB: 0 P: 9	R: 1 E: 0 K: 3 S: 18	H: 2 LOB: 3 BB: 2 P: 27	R: 1 E: 0 K: 1 S: 7	H: 1 LOB: 0 BB: 0 P: 12	R: 0 E: 0 K: 0 S: 6	H: 0 LOB: 0 BB: 0 P: 8	R: 0 E: 0 K: 0 S: 11	H: 2 LOB: 1 BB: 0 P: 16	1B: 7 2B: 2 3B: 0 HR: 0	SF: 2 SAC: 1 DP: 2 HBP: 0	WP: 0 PB: 0 SB: 0 CS: 0	PA: 38
<b>PITCHER</b>	IP WLS BF H R ER SO BB IBB HBP BLK WP HR S P ERA WHIP											IP WLS BF H R ER SO BB IBB HBP BLK WP HR S P ERA WHIP										
75 Barry Zito, L ERA: 5.88	5.2 L 26 6 4 4 3 4 0 0 0 0 0 0 65 103 6.35 1.765																					
Vinnie Chulk, R ERA: 4.95	0.2 3 1 1 1 1 0 0 0 0 0 0 6 8 13.50 1.500																					
43 Alex Hinshaw, L ERA: 3.6	1.2 5 0 0 0 1 0 0 0 0 0 0 0 16 0.00 0.000																					
16 Pat Misch, L ERA: 5.94	1.0 4 2 0 0 0 0 0 0 0 0 0 0 11 0.00 2.000																					



Batter	1	2	3	4	5	6	7	8	9	AB R H RBI BB SO LOB	BOTTOM											
2 Randy Winn, S OBP: 0.351, SLG: 0.449	G5-3									3 0 0 0 1 1 2	<b>Oakland Athletics @ San Francisco Giants</b> AT&T Park, San Francisco, CA Fri Jun 13 2008, 7:15 PM PDT Att. 42,445 - Clear - 66 F											
Jose Castillo, R OBP: 0.322, SLG: 0.441										2 0 1 0 2 0 2												
Ray Durham, S OBP: 0.388, SLG: 0.424										3 0 1 0 1 1 2												
1 Bengie Molina, R OBP: 0.346, SLG: 0.475										3 0 0 0 1 0 3												
33 Aaron Rowand, R OBP: 0.379, SLG: 0.498										4 0 0 0 0 2 5												
Rich Aurilia, R OBP: 0.333, SLG: 0.400										4 0 0 0 0 0 0												
49 Brian Horwitz, R OBP: 0.368, SLG: 0.706										3 0 0 0 0 1 0												
43 Alex Hinshaw, L ERA: 3.17										0 0 0 0 0 0 0												
16 Pat Misch, R OBP: 0.200, SLG: 0.111										0 0 0 0 0 0 0												
21 John Bowker, L OBP: 0.310, SLG: 0.429										1 0 0 0 0 0 0												
Omar Vizquel, S OBP: 0.282, SLG: 0.233										4 1 1 0 0 0 0												
75 Barry Zito, L OBP: 0.190, SLG: 0.105										1 0 1 0 1 0 0												
Vinnie Chulk, R ERA: 3.17										0 0 0 0 0 0 0												
14 Fred Lewis, L OBP: 0.357, SLG: 0.458										2 0 1 0 0 1 0												
<b>Inning Stats</b>	R: 0 E: 0 K: 1 S: 8	H: 1 LOB: 2 BB: 2 P: 20	R: 1 E: 0 K: 0 S: 14	H: 2 LOB: 1 BB: 1 P: 25	R: 0 E: 0 K: 1 S: 7	H: 0 LOB: 0 BB: 0 P: 14	R: 0 E: 0 K: 0 S: 8	H: 0 LOB: 0 BB: 0 P: 14	R: 0 E: 0 K: 1 S: 12	H: 0 LOB: 3 BB: 3 P: 25	R: 0 E: 0 K: 0 S: 7	H: 0 LOB: 0 BB: 0 P: 12	R: 0 E: 0 K: 1 S: 13	H: 2 LOB: 1 BB: 0 P: 20	R: 0 E: 0 K: 0 S: 7	H: 0 LOB: 0 BB: 0 P: 10	R: 0 E: 0 K: 1 S: 10	H: 0 LOB: 0 BB: 0 P: 15	1B: 4 2B: 1 3B: 0 HR: 0	SF: 0 SAC: 0 DP: 1 HBP: 0	WP: 0 PB: 1 SB: 1 CS: 0	PA: 36
<b>PITCHER</b>	IP WLS BF H R ER SO BB IBB HBP BLK WP HR S P ERA WHIP											IP WLS BF H R ER SO BB IBB HBP BLK WP HR S P ERA WHIP										
Greg Smith, L ERA: 3.62	5.0 W 23 3 1 1 4 6 0 0 0 0 0 0 49 9 1.80 1.800																					
Chad Gaudin, R ERA: 3.17	2.0 H 7 2 0 0 1 0 0 0 0 0 0 0 20 32 0.00 1.000																					
29 Keith Foulke, R ERA: 2.95	1.0 3 0 0 0 0 0 0 0 0 0 0 7 10 0.00 0.000																					
Huston Street, R ERA: 3.38	1.0 3 0 0 0 1 0 0 0 0 0 0 0 10 15 0.00 0.000																					









Batter	1	2	3	4	5	6	7	8	9	AB	R	H	RBI	BB	SO	LOB	TOP								
14 Mark Ellis, R OBP: 0.338, SLG: 0.410										5	1	1	0	0	1	1	Oakland Athletics @ San Francisco Giants AT&T Park, San Francisco, CA Sun Jun 15 2008, 1:05 PM PDT Att: 41,547 - Sunny - 62 F								
15 Ryan Sweeney, L OBP: 0.349, SLG: 0.397										4	1	1	0	0	0	1									
32 Jack Cust, L OBP: 0.420, SLG: 0.467										3	1	1	0	1	1	1									
11 Rajai Davis, R OBP: 0.208, SLG: 0.232										0	0	0	0	0	0	0									
3 Eric Chavez, L OBP: 0.339, SLG: 0.418										4	1	3	2	0	0	1									
7 Bobby Crosby, R OBP: 0.312, SLG: 0.369										4	1	1	1	0	0	2									
28 Carlos González, L OBP: 0.288, SLG: 0.404										3	0	1	1	1	1	1									
8 Kurt Suzuki, R OBP: 0.327, SLG: 0.316										2	0	1	0	2	0	0									
10 Daric Barton, L OBP: 0.335, SLG: 0.338										4	0	0	1	0	1	5									
30 Dana Eveland, L OBP: 0.400, SLG: 0.250										3	0	0	0	0	2	2									
Chad Gaudin, R ERA: 3.09										0	0	0	0	0	0	0									
29 Keith Foulke, R ERA: 1.93										0	0	0	0	0	0	0									
22 Jack Hannahan, L OBP: 0.336, SLG: 0.339										1	0	0	0	0	0	1									
Huston Street, R ERA: 4.97										0	0	0	0	0	0	0									
<b>Inning Stats</b>	R: 0 E: 0 K: 0 S: 5	H: 1 LOB: 1 BB: 0 P: 9	R: 0 E: 0 K: 1 S: 9	H: 0 LOB: 0 BB: 0 P: 13	R: 0 E: 0 K: 2 S: 11	H: 0 LOB: 0 BB: 0 P: 14	R: 1 E: 0 K: 1 S: 10	H: 2 LOB: 0 BB: 0 P: 20	R: 0 E: 0 K: 0 S: 7	H: 1 LOB: 1 BB: 1 P: 13	R: 4 E: 0 K: 0 S: 19	H: 4 LOB: 1 BB: 2 P: 35	R: 0 E: 0 K: 2 S: 11	H: 0 LOB: 0 BB: 0 P: 17	R: 0 E: 0 K: 0 S: 7	H: 1 LOB: 1 BB: 0 P: 11	R: 0 E: 0 K: 0 S: 10	H: 0 LOB: 1 BB: 1 P: 17	1B: 8 2B: 2 3B: 0 HR: 0	SF: 0 SAC: 0 DP: 2 HBP: 0	WP: 1 PB: 0 SB: 1 CS: 1	PA: 38			
<b>PITCHER</b>	IP WLS BF H R ER SO BB IBB HBP BLK WP HR S P ERA WHIP	5.1 L 23 7 5 5 4 2 0 0 0 0 0 0 53 88 8.44 1.688	1.2 6 1 0 0 2 0 1 0 0 0 1 0 19 33 0.00 0.600	1.0 4 1 0 0 0 0 0 0 0 0 0 0 7 11 0.00 1.000	1.0 4 0 0 0 0 1 0 0 0 0 0 0 10 17 0.00 1.000																				

Batter	1	2	3	4	5	6	7	8	9	AB	R	H	RBI	BB	SO	LOB	BOTTOM							
2 Randy Winn, S OBP: 0.361, SLG: 0.454										4	0	1	1	1	1	0	Oakland Athletics @ San Francisco Giants AT&T Park, San Francisco, CA Sun Jun 15 2008, 1:05 PM PDT Att: 41,547 - Sunny - 62 F							
Jose Castillo, R OBP: 0.314, SLG: 0.429										5	0	1	0	0	2	3								
33 Aaron Rowand, R OBP: 0.374, SLG: 0.487										5	1	1	0	0	0	1								
Ray Durham, S OBP: 0.378, SLG: 0.408										3	0	0	0	1	1	1								
Rich Aurilia, R OBP: 0.349, SLG: 0.412										3	1	2	0	1	0	0								
49 Brian Horwitz, R OBP: 0.348, SLG: 0.619										3	0	1	0	0	0	2								
14 Fred Lewis, L OBP: 0.362, SLG: 0.459										1	0	1	0	0	0	0								
7 Emmanuel Burriss, S OBP: 0.315, SLG: 0.370										3	1	2	0	0	1	2								
21 John Bowker, L OBP: 0.310, SLG: 0.427										1	0	1	1	0	0	0								
Tyler Walker, R ERA: 2.74										0	0	0	0	0	0	0								
20 Steve Holm, R OBP: 0.306, SLG: 0.349										3	0	0	0	0	0	2								
1 Bengie Molina, R OBP: 0.339, SLG: 0.467										0	0	0	1	0	0	0								
Kevin Correia, R OBP: 0.115, SLG: 0.111										2	0	0	0	0	2	1								
43 Alex Hinshaw, L ERA: 3.66										0	0	0	0	0	0	0								
28 Travis Denker, R OBP: 0.295, SLG: 0.345										1	0	0	0	0	0	1								
22 Keiichi Yabu, R ERA: 2.74										0	0	0	0	0	0	0								
Omar Vizquel, S OBP: 0.371, SLG: 0.223										1	0	0	0	0	0	2								
<b>Inning Stats</b>	R: 0 E: 0 K: 0 S: 5	H: 1 LOB: 0 BB: 0 P: 7	R: 0 E: 0 K: 0 S: 5	H: 0 LOB: 0 BB: 0 P: 7	R: 1 E: 0 K: 1 S: 12	H: 2 LOB: 1 BB: 0 P: 20	R: 0 E: 0 K: 1 S: 11	H: 2 LOB: 2 BB: 0 P: 16	R: 0 E: 0 K: 2 S: 7	H: 0 LOB: 0 BB: 0 P: 9	R: 0 E: 0 K: 0 S: 6	H: 0 LOB: 2 BB: 2 P: 14	R: 0 E: 0 K: 2 S: 12	H: 1 LOB: 2 BB: 1 P: 24	R: 2 E: 0 K: 1 S: 13	H: 4 LOB: 2 BB: 0 P: 20	R: 0 E: 0 K: 1 S: 10	H: 0 LOB: 0 BB: 0 P: 12	1B: 7 2B: 3 3B: 0 HR: 0	SF: 1 SAC: 0 DP: 1 HBP: 0	WP: 0 PB: 0 SB: 0 CS: 0	PA: 39		
<b>PITCHER</b>	IP WLS BF H R ER SO BB IBB HBP BLK WP HR S P ERA WHIP	6.2 W 28 6 3 2 2 2 3 0 0 0 0 0 0 12 19 27.00 4.500	0.2 H 5 3 2 2 2 0 0 0 0 0 0 0 4 7 0.00 1.500	0.2 H 3 1 0 0 0 0 0 0 0 0 0 0 0 10 12 0.00 0.000	1.0 S 3 0 0 0 1 0 0 0 0 0 0 0 10 12 0.00 0.000																			





















Batter	1	2	3	4	5	6	7	8	9	AB	R	H	RBI	BB	SO	LOB	TOP
14 Fred Lewis, L OBP: 0.360, SLG: 0.462										4	1	1	0	0	2	0	San Francisco Giants @ Kansas City Royals Kauffman Stadium, Kansas City, MO Sat Jun 21 2008, 6:10 PM CDT Att: 28,903 - Clear - 84 F
Ray Durham, S OBP: 0.383, SLG: 0.407										2	2	1	0	2	1	0	
2 Randy Winn, S OBP: 0.362, SLG: 0.445										4	0	0	0	0	1	3	
1 Bengie Molina, R OBP: 0.341, SLG: 0.459										1	0	0	2	1	1	0	
33 Aaron Rowand, R OBP: 0.364, SLG: 0.473										4	0	0	0	0	2	3	
21 John Bowker, L OBP: 0.307, SLG: 0.444										4	0	1	0	0	1	0	
Rich Aurilia, R OBP: 0.356, SLG: 0.425										4	0	1	0	0	1	2	
Jose Castillo, R OBP: 0.308, SLG: 0.413										4	0	0	0	0	0	1	
Omar Vizquel, S OBP: 0.258, SLG: 0.200										3	0	0	0	0	0	1	livebaseballscores.com
<b>Inning Stats</b>	R: 0 H: 0 E: 0 K: 3 S: 9	H: 0 LOB: 0 BB: 0 P: 14	R: 0 H: 0 E: 0 K: 2 S: 12	H: 0 LOB: 0 BB: 0 P: 17	R: 0 H: 0 E: 0 K: 0 S: 9	H: 0 LOB: 2 BB: 0 P: 22	R: 0 H: 1 E: 0 K: 0 S: 8	H: 3 LOB: 2 BB: 0 P: 22	R: 0 H: 0 E: 0 K: 0 S: 5	H: 0 LOB: 0 BB: 1 P: 18	R: 0 H: 0 E: 0 K: 2 S: 10	H: 0 LOB: 0 BB: 0 P: 15	1B: 4 2B: 0 3B: 0 HR: 0	SF: 2 SAC: 0 DP: 0 HBP: 0	WP: 0 PB: 1 SB: 0 CS: 0	PA: 35	
<b>PITCHER</b>	IP WLS BF H R ER SO BB IBB HBP BLK WP HR S P ERA WHIP	5.2 W 23 3 2 1 7 2 0 0 0 0 0 61 101 1.59 0.882	1.1 H 5 1 0 0 0 0 0 0 0 0 0 7 14 0.00 0.750	1.0 H 4 0 1 0 0 0 1 0 0 0 0 0 10 18 0.00 1.000	1.0 S 3 0 0 0 2 0 0 0 0 0 0 0 10 15 0.00 0.000												

Batter	1	2	3	4	5	6	7	8	9	AB	R	H	RBI	BB	SO	LOB	BOTTOM	
9 David DeJesus, L OBP: 0.362, SLG: 0.464										4	1	1	0	1	0	0	San Francisco Giants @ Kansas City Royals Kauffman Stadium, Kansas City, MO Sat Jun 21 2008, 6:10 PM CDT Att: 28,903 - Clear - 84 F	
30 Mike Aviles, R OBP: 0.365, SLG: 0.644										4	0	3	2	0	0	0		
4 Alex Gordon, L OBP: 0.346, SLG: 0.416										1	1	0	0	3	0	2		
11 Jose Guillen, R OBP: 0.309, SLG: 0.505										4	1	2	2	0	1	5		
15 Mark Grudzielanek, R OBP: 0.359, SLG: 0.395										3	0	0	1	1	0	5		
24 Mark Teahen, L OBP: 0.328, SLG: 0.406										4	0	0	0	0	0	4		
14 John Buck, R OBP: 0.318, SLG: 0.358										4	0	0	0	0	1	2		
Ross Gload, L OBP: 0.271, SLG: 0.272										4	1	1	0	0	0	0		
2 Joey Gathright, L OBP: 0.290, SLG: 0.266										3	1	0	0	1	0	0	livebaseballscores.com	
<b>Inning Stats</b>	R: 1 H: 1 E: 0 K: 0 S: 16	H: 1 LOB: 2 BB: 2 P: 26	R: 0 H: 0 E: 0 K: 0 S: 8	H: 0 LOB: 0 BB: 0 P: 9	R: 0 H: 1 E: 0 K: 1 S: 11	H: 1 LOB: 2 BB: 1 P: 20	R: 2 H: 3 E: 0 K: 0 S: 18	H: 3 LOB: 1 BB: 0 P: 27	R: 0 H: 0 E: 0 K: 0 S: 8	H: 0 LOB: 0 BB: 2 P: 13	R: 2 H: 1 E: 0 K: 0 S: 12	H: 1 LOB: 1 BB: 2 P: 23	R: 0 H: 0 E: 0 K: 0 S: 9	H: 0 LOB: 0 BB: 0 P: 12	1B: 4 2B: 2 3B: 0 HR: 1	SF: 0 SAC: 0 DP: 0 HBP: 0		WP: 0 PB: 0 SB: 0 CS: 0
<b>PITCHER</b>	IP WLS BF H R ER SO BB IBB HBP BLK WP HR S P ERA WHIP	5.0 L 25 6 3 3 2 4 0 0 0 0 0 0 11 20 6.75 0.750	1.1 5 0 1 1 0 1 0 0 0 0 0 1 5 11 ∞ ∞	0.0 2 1 1 1 0 1 0 0 0 0 0 0 13 17 0.00 0.000														

AB 30  
R 3  
H 4  
RBI 2  
BB 3  
SO 9  
LOB 10



AB 31  
R 5  
H 7  
RBI 5  
BB 6  
SO 2  
LOB 18













Batter	1	2	3	4	5	6	7	8	9	AB	R	H	RBI	BB	SO	LOB	TOP			
Ray Durham, S OBP: 0.383, SLG: 0.393	G5-3		K				K		G5-3	4	0	1	0	1	2	1	<b>San Francisco Giants @ Cleveland Indians</b> Progressive Field, Cleveland, OH Wed Jun 25 2008, 7:05 PM EDT Att: 25,654 - Partly Cloudy - 79 F			
Jose Castillo, R OBP: 0.321, SLG: 0.438	1B		HR				2B		F8	5	2	3	1	0	0	2				
2 Randy Winn, S OBP: 0.373, SLG: 0.448	1B		F9						G5-3	3	1	1	0	2	0	1				
1 Bengie Molina, R OBP: 0.341, SLG: 0.451	BB		1B				F9		1B	4	0	2	0	1	0	4				
33 Aaron Rowand, R OBP: 0.365, SLG: 0.465	1B						K			4	0	1	2	0	1	3				
Rich Aurilia, R OBP: 0.355, SLG: 0.428	G6-4-3									4	0	1	0	0	0	2				
49 Brian Horwitz, R OBP: 0.353, SLG: 0.483			G3						G6-3	3	0	1	0	1	0	0				
21 John Bowker, L OBP: 0.313, SLG: 0.465			G1-3							4	1	1	1	0	0	3				
Tyler Walker, R										0	0	0	0	0	0	0				
38 Brian Wilson, R									HR	0	0	0	0	0	0	0				
Omar Vizquel, S OBP: 0.252, SLG: 0.196	G4-3								F8	4	0	1	0	0	0	2				
<b>Inning Stats</b>	R: 2 H: 3 E: 0 K: 0 S: 15	H: 3 LOB: 1 BB: 1 P: 24	R: 0 H: 0 E: 0 K: 0 S: 10	H: 0 LOB: 0 BB: 0 P: 13	R: 1 H: 2 E: 0 K: 1 S: 6	H: 2 LOB: 1 BB: 0 P: 9	R: 0 H: 1 E: 0 K: 0 S: 7	H: 1 LOB: 1 BB: 2 P: 16	R: 0 H: 0 E: 0 K: 0 S: 7	H: 0 LOB: 1 BB: 0 P: 15	R: 0 H: 1 E: 0 K: 0 S: 5	H: 1 LOB: 3 BB: 1 P: 17	R: 1 H: 1 E: 0 K: 0 S: 9	H: 1 LOB: 0 BB: 0 P: 12	R: 0 H: 2 E: 0 K: 0 S: 8	H: 2 LOB: 2 BB: 0 P: 9	1B: 8 2B: 2 3B: 0 HR: 2	SF: 0 SAC: 0 DP: 2 HBP: 0	WP: 0 PB: 0 SB: 0 CS: 0	PA: 40
<b>PITCHER</b>	IP WLS BF H R ER SO BB IBB HBP BLK WP HR S P ERA WHIP	IP WLS BF H R ER SO BB IBB HBP BLK WP HR S P ERA WHIP	IP WLS BF H R ER SO BB IBB HBP BLK WP HR S P ERA WHIP	IP WLS BF H R ER SO BB IBB HBP BLK WP HR S P ERA WHIP	IP WLS BF H R ER SO BB IBB HBP BLK WP HR S P ERA WHIP	IP WLS BF H R ER SO BB IBB HBP BLK WP HR S P ERA WHIP	IP WLS BF H R ER SO BB IBB HBP BLK WP HR S P ERA WHIP	IP WLS BF H R ER SO BB IBB HBP BLK WP HR S P ERA WHIP	IP WLS BF H R ER SO BB IBB HBP BLK WP HR S P ERA WHIP	IP WLS BF H R ER SO BB IBB HBP BLK WP HR S P ERA WHIP	IP WLS BF H R ER SO BB IBB HBP BLK WP HR S P ERA WHIP	IP WLS BF H R ER SO BB IBB HBP BLK WP HR S P ERA WHIP	IP WLS BF H R ER SO BB IBB HBP BLK WP HR S P ERA WHIP	IP WLS BF H R ER SO BB IBB HBP BLK WP HR S P ERA WHIP	IP WLS BF H R ER SO BB IBB HBP BLK WP HR S P ERA WHIP	IP WLS BF H R ER SO BB IBB HBP BLK WP HR S P ERA WHIP	IP WLS BF H R ER SO BB IBB HBP BLK WP HR S P ERA WHIP			
45 Jeremy Sowers, L ERA: 5.91	7.0	L	32	9	3	3	3	4	1	0	0	0	0	1	60	101	3.86	1.857		
63 Rafael Betancourt, R ERA: 6.06	1.0		4	1	1	1	0	0	0	0	0	0	0	1	9	12	9.00	1.000		
Joe Borowski, R ERA: 7.71	1.0		4	2	0	0	0	0	0	0	0	0	0	0	8	9	0.00	2.000		

Batter	1	2	3	4	5	6	7	8	9	AB	R	H	RBI	BB	SO	LOB	BOTTOM					
24 Grady Sizemore, L OBP: 0.367, SLG: 0.503	K		F9			L8		P5		4	0	0	0	0	1	0	<b>San Francisco Giants @ Cleveland Indians</b> Progressive Field, Cleveland, OH Wed Jun 25 2008, 7:05 PM EDT Att: 25,654 - Partly Cloudy - 79 F					
11 Jamey Carroll, R OBP: 0.369, SLG: 0.351	K					1B		F9		4	0	2	0	0	1	0						
12 Ben Francisco, R OBP: 0.349, SLG: 0.466	G5-3		K			F7		F7		4	0	0	0	0	1	2						
2 Jhonny Peralta, R OBP: 0.294, SLG: 0.425	L5					F8				4	0	1	0	0	0	2						
25 Ryan Garko, R OBP: 0.333, SLG: 0.360	G4-3					G5-3		G6-4-3		4	0	0	0	0	0	2						
Casey Blake, R OBP: 0.341, SLG: 0.434	1B					L6		G5-3		4	0	1	0	0	0	0						
10 Kelly Shoppach, R OBP: 0.311, SLG: 0.429	F9					HBP				2	1	1	0	0	0	1						
Franklin Gutierrez, R OBP: 0.282, SLG: 0.344			P2			F8				2	0	0	0	0	0	1						
17 Shin-Soo Choo, L OBP: 0.400, SLG: 0.491										1	0	1	1	0	0	0						
Jorge Velandia, R										2	0	0	0	0	1	1						
20 David Dellucci, L OBP: 0.310, SLG: 0.397										0	0	0	0	0	0	0						
Andy Marte, R OBP: 0.185, SLG: 0.157										1	0	0	0	0	0	1						
<b>Inning Stats</b>	R: 0 H: 0 E: 0 K: 2 S: 10	H: 1 LOB: 0 BB: 0 P: 13	R: 0 H: 1 E: 0 K: 0 S: 10	H: 1 LOB: 0 BB: 0 P: 15	R: 0 H: 0 E: 0 K: 1 S: 7	H: 0 LOB: 0 BB: 0 P: 11	R: 0 H: 1 E: 0 K: 1 S: 14	H: 1 LOB: 1 BB: 0 P: 18	R: 0 H: 0 E: 0 K: 0 S: 10	H: 0 LOB: 1 BB: 0 P: 19	R: 0 H: 1 E: 0 K: 0 S: 9	H: 1 LOB: 1 BB: 0 P: 17	R: 1 H: 2 E: 0 K: 0 S: 13	H: 2 LOB: 1 BB: 0 P: 23	R: 0 H: 0 E: 0 K: 0 S: 6	H: 0 LOB: 0 BB: 0 P: 10	R: 0 H: 1 E: 0 K: 0 S: 6	H: 1 LOB: 0 BB: 0 P: 10	1B: 5 2B: 1 3B: 0 HR: 0	SF: 0 SAC: 0 DP: 1 HBP: 1	WP: 1 PB: 0 SB: 0 CS: 0	PA: 33
<b>PITCHER</b>	IP WLS BF H R ER SO BB IBB HBP BLK WP HR S P ERA WHIP	IP WLS BF H R ER SO BB IBB HBP BLK WP HR S P ERA WHIP	IP WLS BF H R ER SO BB IBB HBP BLK WP HR S P ERA WHIP	IP WLS BF H R ER SO BB IBB HBP BLK WP HR S P ERA WHIP	IP WLS BF H R ER SO BB IBB HBP BLK WP HR S P ERA WHIP	IP WLS BF H R ER SO BB IBB HBP BLK WP HR S P ERA WHIP	IP WLS BF H R ER SO BB IBB HBP BLK WP HR S P ERA WHIP	IP WLS BF H R ER SO BB IBB HBP BLK WP HR S P ERA WHIP	IP WLS BF H R ER SO BB IBB HBP BLK WP HR S P ERA WHIP	IP WLS BF H R ER SO BB IBB HBP BLK WP HR S P ERA WHIP	IP WLS BF H R ER SO BB IBB HBP BLK WP HR S P ERA WHIP	IP WLS BF H R ER SO BB IBB HBP BLK WP HR S P ERA WHIP	IP WLS BF H R ER SO BB IBB HBP BLK WP HR S P ERA WHIP	IP WLS BF H R ER SO BB IBB HBP BLK WP HR S P ERA WHIP	IP WLS BF H R ER SO BB IBB HBP BLK WP HR S P ERA WHIP	IP WLS BF H R ER SO BB IBB HBP BLK WP HR S P ERA WHIP	IP WLS BF H R ER SO BB IBB HBP BLK WP HR S P ERA WHIP					
75 Barry Zito, L ERA: 5.91	6.2	W	25	4	1	1	0	0	0	0	0	0	0	0	0	0	1.35	0.600				
22 Keiichi Yabu, R ERA: 2.75	0.0		1	1	0	0	0	0	0	0	0	1	2									
Jack Taschner, L ERA: 2.63	0.2	H	2	0	0	0	0	0	0	0	0	5	8	0.00	0.000							
Tyler Walker, R ERA: 4.45	0.2	H	2	0	0	0	0	0	0	0	0	4	8	0.00	0.000							
Tyler Walker, R ERA: 4.45	0.2	H	2	0	0	0	0	0	0	0	0	4	8	0.00	0.000							





Batter	1	2	3	4	5	6	7	8	9	AB	R	H	RBI	BB	SO	LOB	TOP										
<b>2 Randy Winn, S</b> OBP: 0.369, SLG: 0.441										4	0	0	0	0	0	0											
<b>Jose Castillo, R</b> OBP: 0.320, SLG: 0.435										4	0	1	0	0	1	0											
<b>33 Aaron Rowand, R</b> OBP: 0.363, SLG: 0.465										4	1	1	0	0	1	1											
<b>1 Bengie Molina, R</b> OBP: 0.339, SLG: 0.448										4	0	1	0	0	1	3											
<b>Rich Aurilia, R</b> OBP: 0.353, SLG: 0.424										4	0	1	1	0	2	2											
<b>49 Brian Horwitz, R</b> OBP: 0.324, SLG: 0.438										3	0	0	0	0	3	2											
<b>28 Travis Denker, R</b> OBP: 0.344, SLG: 0.586										2	0	0	0	1	2	1											
<b>21 John Bowker, L</b> OBP: 0.309, SLG: 0.458										3	0	0	0	0	1	1											
<b>Omar Vizquel, S</b> OBP: 0.246, SLG: 0.191										3	0	0	0	0	0	1											
<b>Inning Stats</b>	R: 0 E: 0 K: 0 S: 7	H: 1 LOB: 1 BB: 0 P: 11	R: 0 E: 0 K: 3 S: 14	H: 0 LOB: 0 BB: 0 P: 17	R: 0 E: 0 K: 0 S: 7	H: 0 LOB: 0 BB: 0 P: 9	R: 1 E: 0 K: 2 S: 14	H: 2 LOB: 1 BB: 0 P: 18	R: 0 E: 0 K: 1 S: 5	H: 0 LOB: 0 BB: 0 P: 10	R: 0 E: 0 K: 2 S: 8	H: 0 LOB: 0 BB: 0 P: 12	R: 0 E: 0 K: 3 S: 13	H: 1 LOB: 1 BB: 0 P: 20	R: 0 E: 0 K: 0 S: 11	H: 0 LOB: 0 BB: 0 P: 14	R: 0 E: 1 K: 0 S: 5	H: 0 LOB: 1 BB: 0 P: 9	1B: 3 2B: 1 3B: 0 HR: 0	SF: 0 SAC: 0 DP: 1 HBP: 0	WP: 0 PB: 0 SB: 0 CS: 0	PA: 32					
<b>PITCHER</b>	IP	WLS	BF	H	R	ER	SO	BB	IBB	HBP	BLK	WP	HR	S	P	ERA	WHIP										
<b>31 Cliff Lee, L</b> ERA: 2.34	8.0	W	28	4	1	1	11	1	0	0	0	0	0	79	111	1.12	0.625										
<b>Joe Borowski, R</b> ERA: 7.2	1.0	S	4	0	0	0	0	0	0	0	0	0	0	5	9	0.00	0.000										

San Francisco Giants @ Cleveland Indians  
Progressive Field, Cleveland, OH  
Thu Jun 26 2008, 7:05 PM EDT  
Att: 25,257 - Overcast - 72 F

livebaseballscorecards.com

AB 31  
R 1  
H 4  
RBI 1  
BB 1  
SO 11  
LOB 11

Batter	1	2	3	4	5	6	7	8	9	AB	R	H	RBI	BB	SO	LOB	BOTTOM										
<b>24 Grady Sizemore, L</b> OBP: 0.368, SLG: 0.505										3	0	1	0	1	1	2											
<b>11 Jamey Carroll, R</b> OBP: 0.376, SLG: 0.369										3	1	2	2	1	0	1											
<b>12 Ben Francisco, R</b> OBP: 0.347, SLG: 0.458										3	1	0	0	1	2	4											
<b>2 Jhonny Peralta, R</b> OBP: 0.293, SLG: 0.427										4	0	1	2	0	2	2											
<b>17 Shin-Soo Choo, L</b> OBP: 0.392, SLG: 0.475										4	0	1	0	0	0	1											
<b>Casey Blake, R</b> OBP: 0.333, SLG: 0.431										4	0	1	0	0	1	1											
<b>20 David Dellucci, L</b> OBP: 0.304, SLG: 0.388										4	0	0	0	0	3	2											
<b>25 Ryan Garko, R</b> OBP: 0.333, SLG: 0.357										2	0	0	0	1	0	2											
<b>10 Kelly Shoppach, R</b> OBP: 0.319, SLG: 0.443									3	2	2	0	0	0	1												
<b>Inning Stats</b>	R: 0 E: 0 K: 1 S: 13	H: 1 LOB: 1 BB: 0 P: 20	R: 0 E: 0 K: 1 S: 15	H: 2 LOB: 1 BB: 0 P: 19	R: 3 E: 0 K: 0 S: 20	H: 3 LOB: 1 BB: 1 P: 33	R: 1 E: 0 K: 1 S: 10	H: 2 LOB: 2 BB: 1 P: 16	R: 0 E: 0 K: 1 S: 9	H: 0 LOB: 0 BB: 0 P: 13	R: 0 E: 0 K: 2 S: 10	H: 0 LOB: 1 BB: 1 P: 18	R: 0 E: 0 K: 1 S: 5	H: 0 LOB: 0 BB: 1 P: 9	R: 0 E: 0 K: 2 S: 10	H: 0 LOB: 0 BB: 0 P: 16	R: 0 E: 0 K: 0 S: 10	H: 0 LOB: 0 BB: 0 P: 16	1B: 4 2B: 3 3B: 1 HR: 0	SF: 0 SAC: 0 DP: 2 HBP: 0	WP: 0 PB: 0 SB: 0 CS: 0	PA: 34					
<b>PITCHER</b>	IP	WLS	BF	H	R	ER	SO	BB	IBB	HBP	BLK	WP	HR	S	P	ERA	WHIP										
<b>18 Matt Cain, R</b> ERA: 4.44	5.0	L	24	8	4	4	4	1	0	0	0	0	0	10	18	0.00	1.800										
<b>43 Alex Hinshaw, L</b> ERA: 3.24	1.0		4	0	0	0	2	1	0	0	0	0	0	5	9	0.00	1.000										
<b>34 Billy Sadler, R</b> ERA: 3.98	1.0		3	0	0	0	1	1	0	0	0	0	0	5	9	0.00	1.000										
<b>Sergio Romo, R</b> ERA:	1.0		3	0	0	0	2	0	0	0	0	0	0	10	16	0.00	0.000										

San Francisco Giants @ Cleveland Indians  
Progressive Field, Cleveland, OH  
Thu Jun 26 2008, 7:05 PM EDT  
Att: 25,257 - Overcast - 72 F

livebaseballscorecards.com

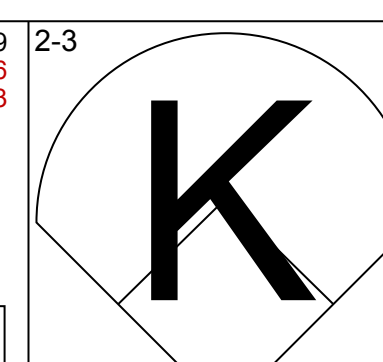
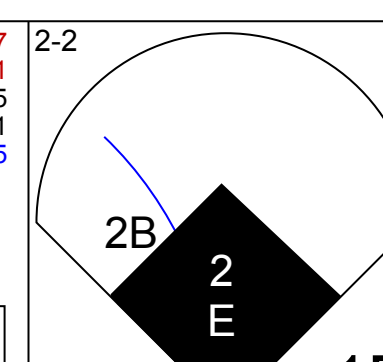
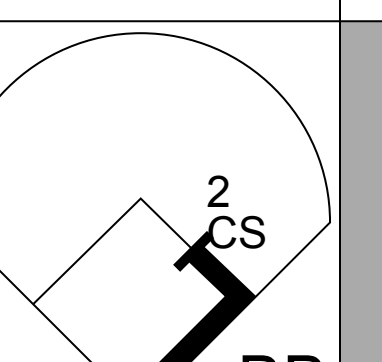
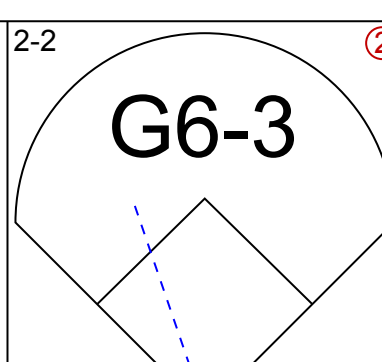
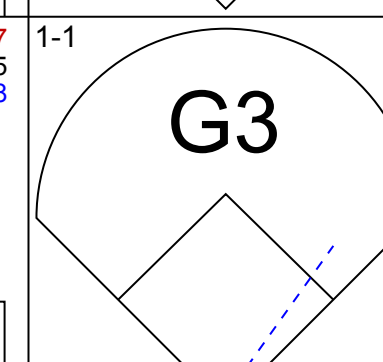
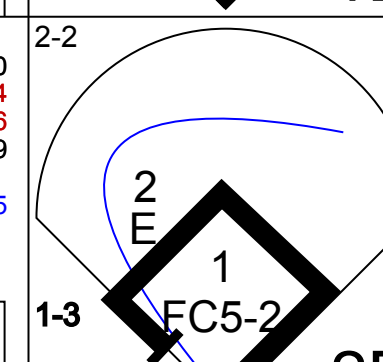
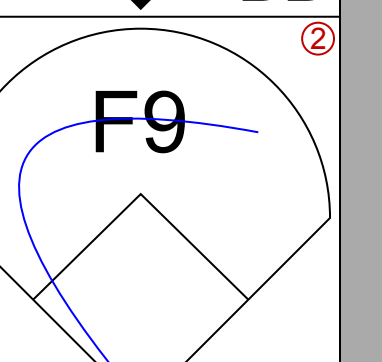
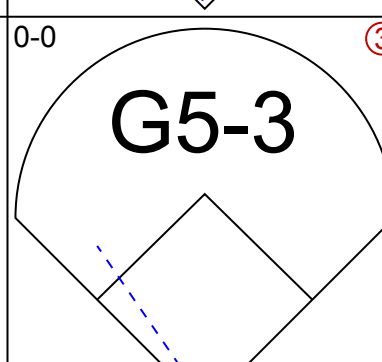
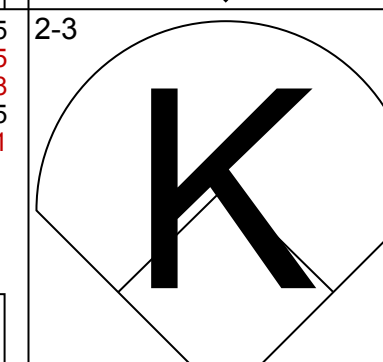
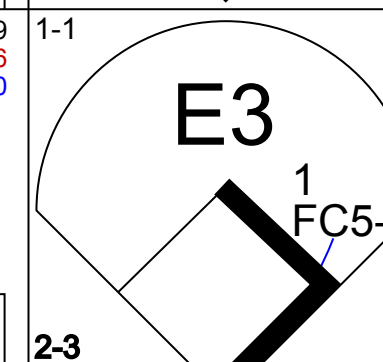
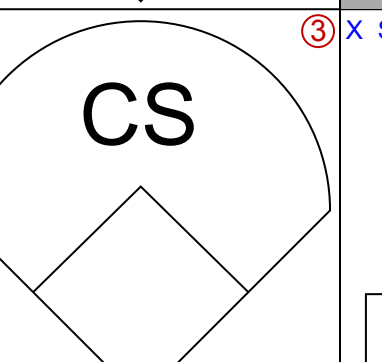

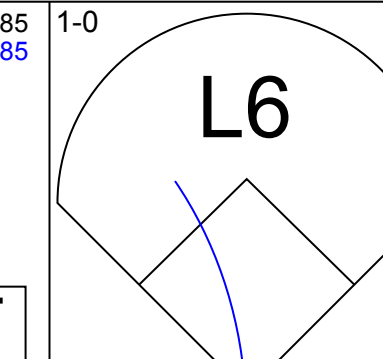
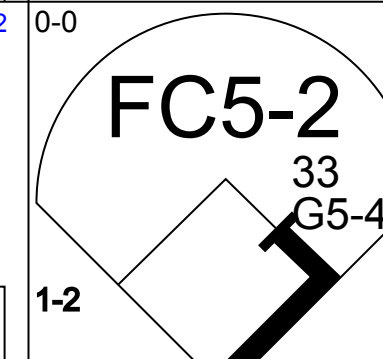
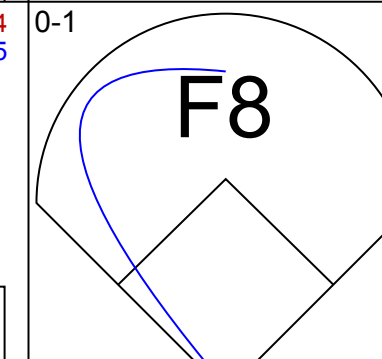
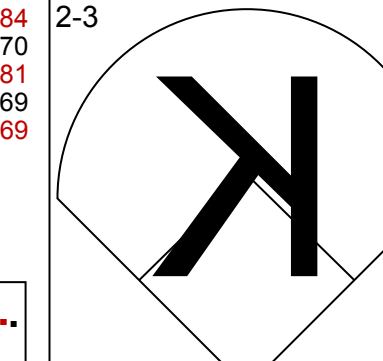
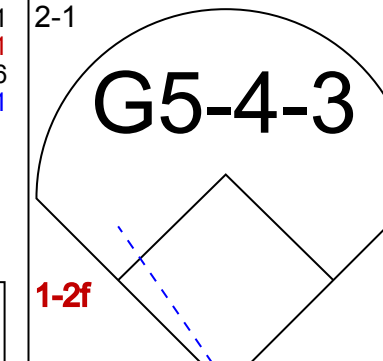
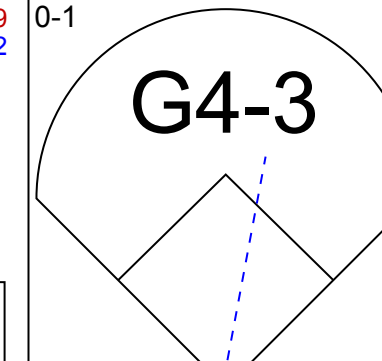
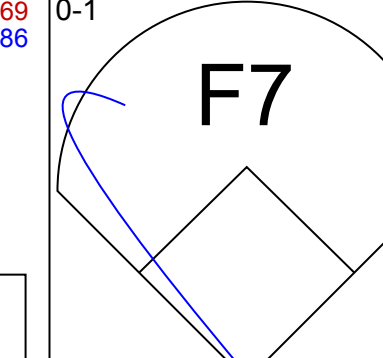
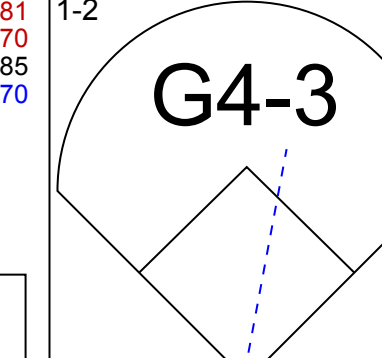
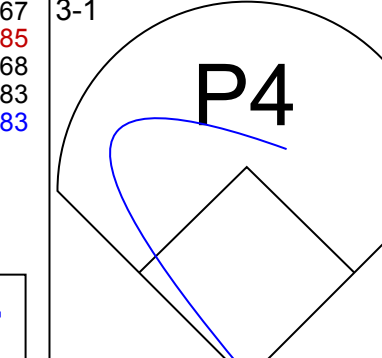
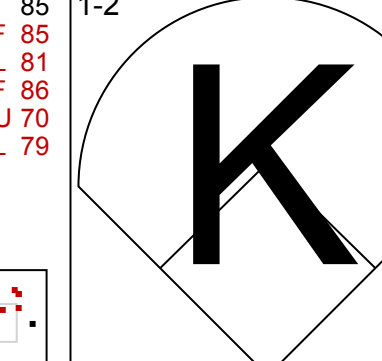
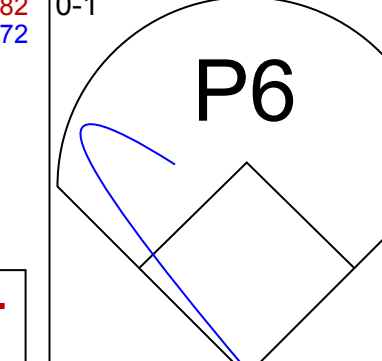
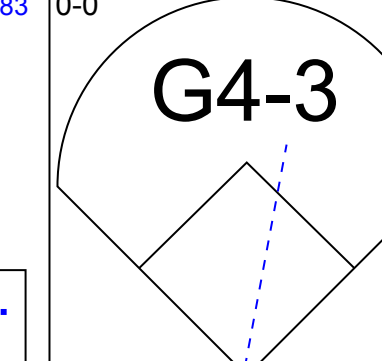
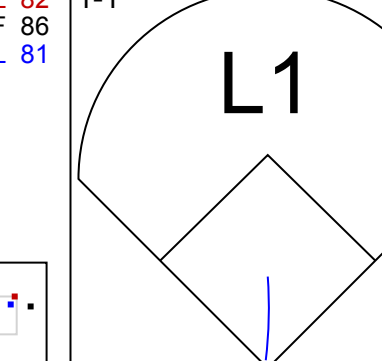
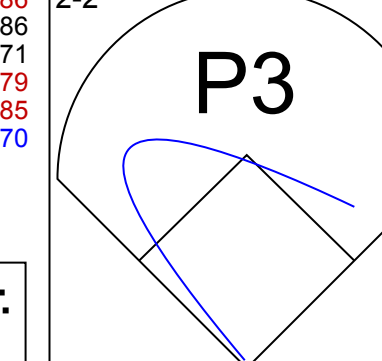
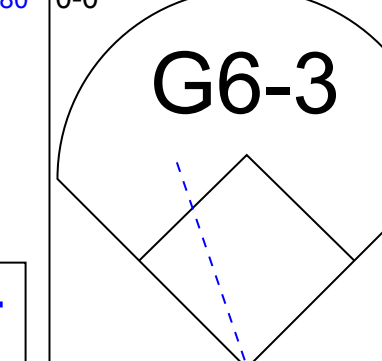
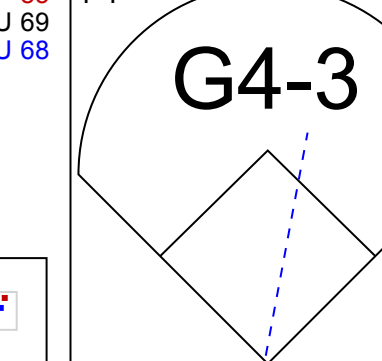
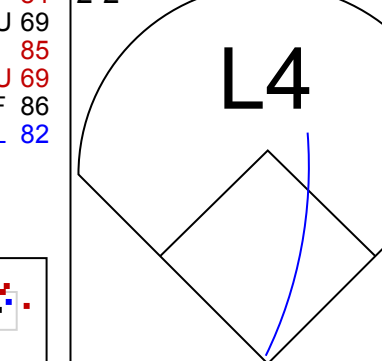

AB 30  
R 4  
H 8  
RBI 4  
BB 4  
SO 9  
LOB 16

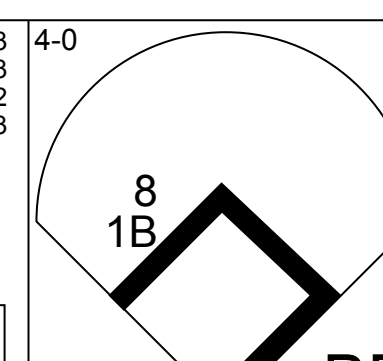
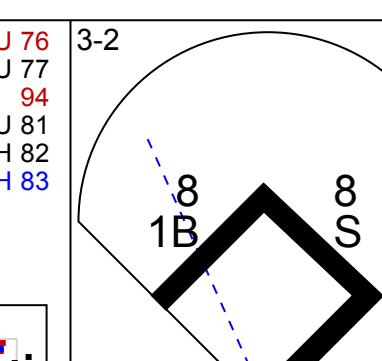
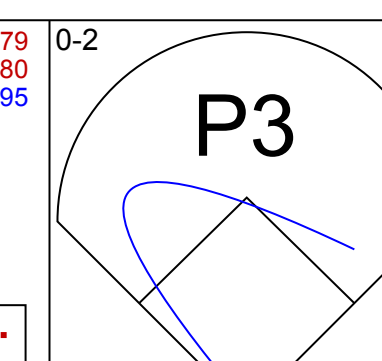
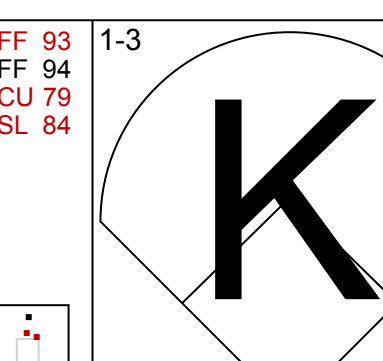
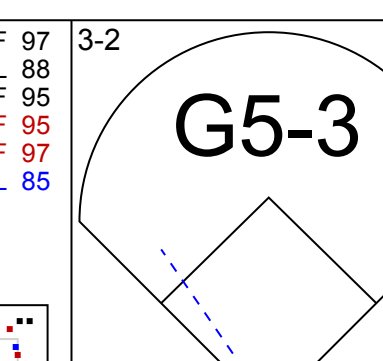
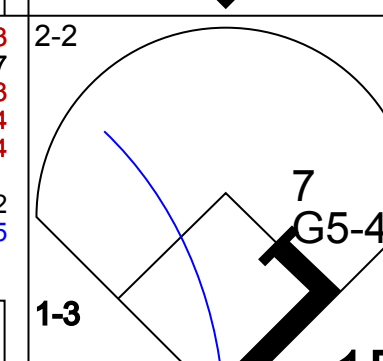
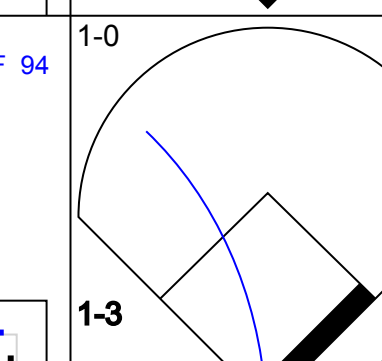
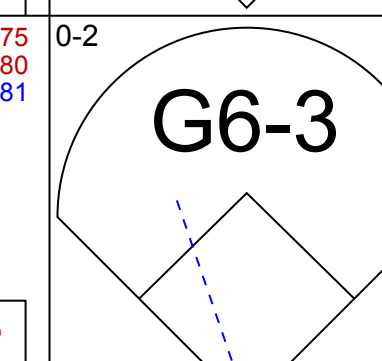
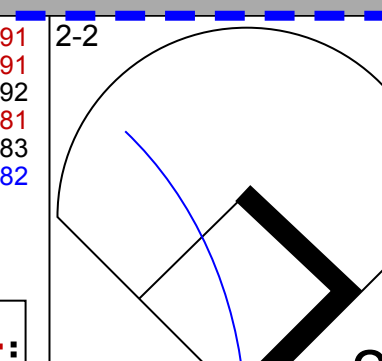
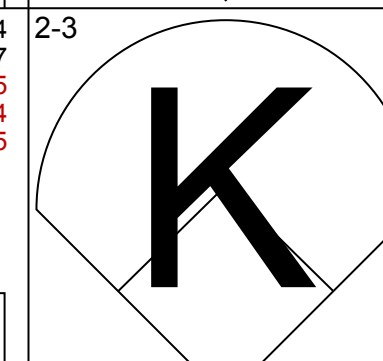
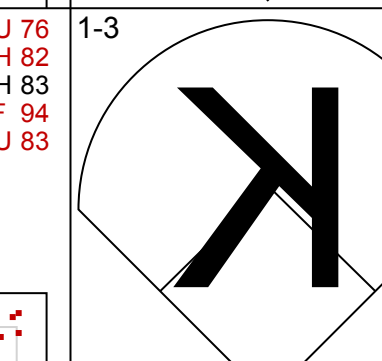
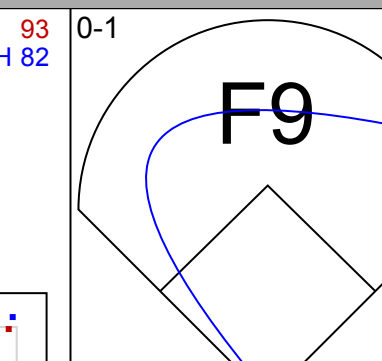
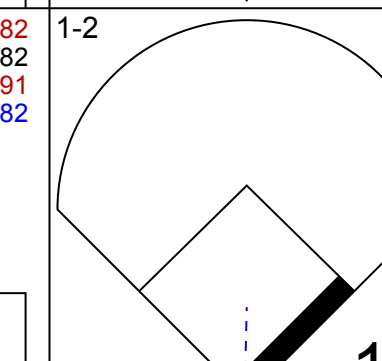
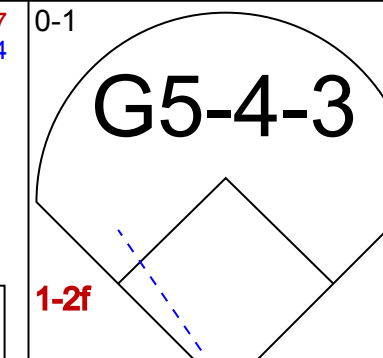
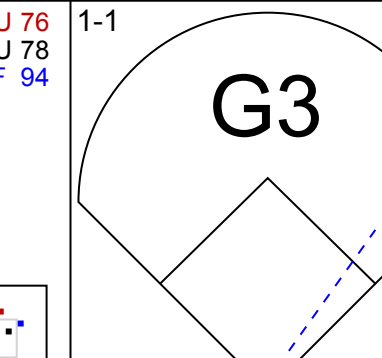
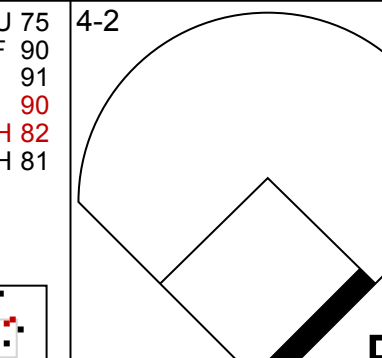
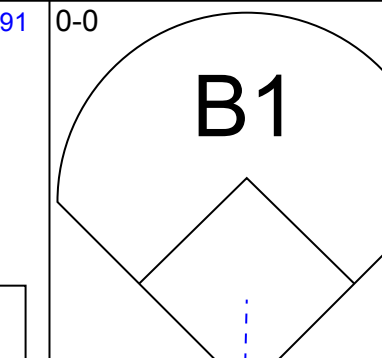
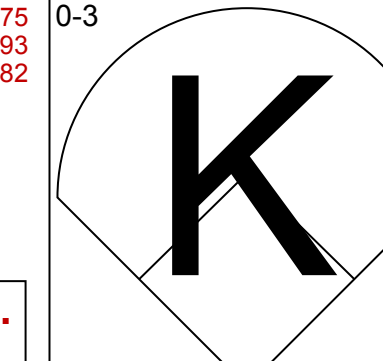
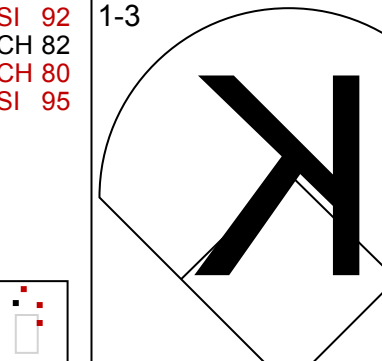
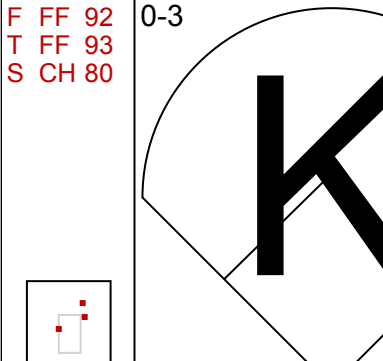
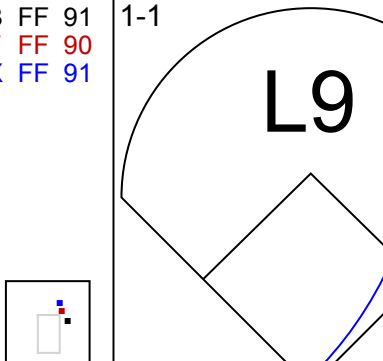
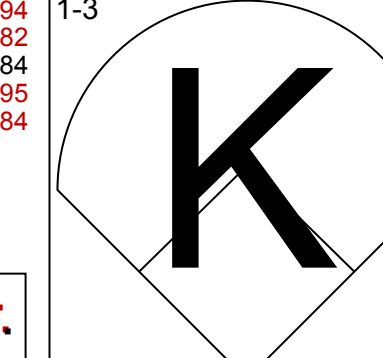
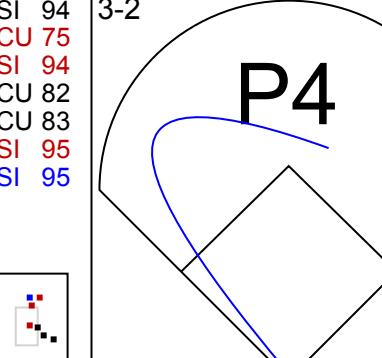
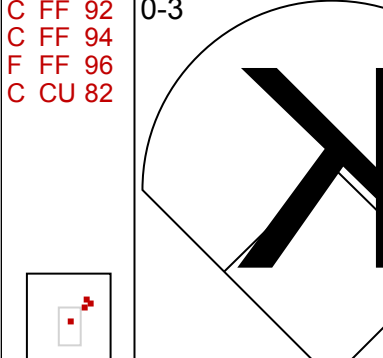
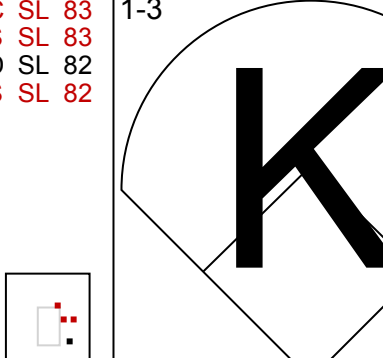
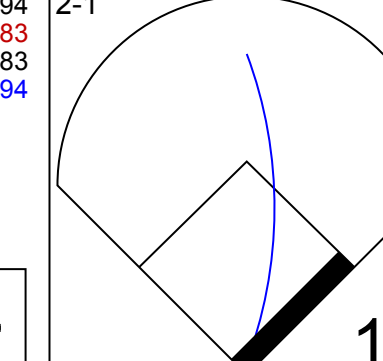
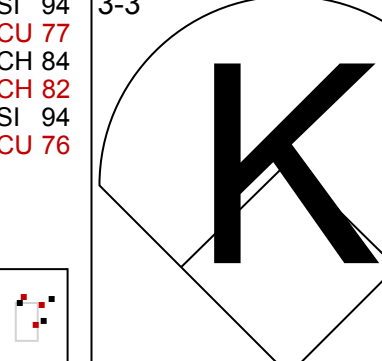
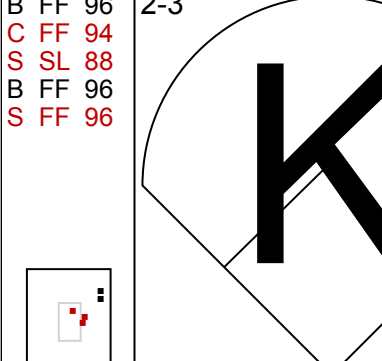
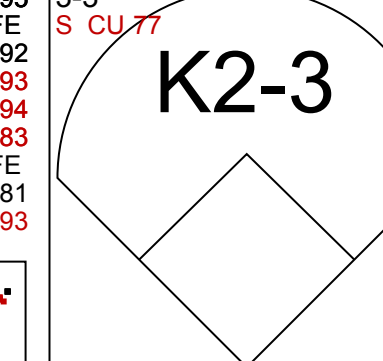
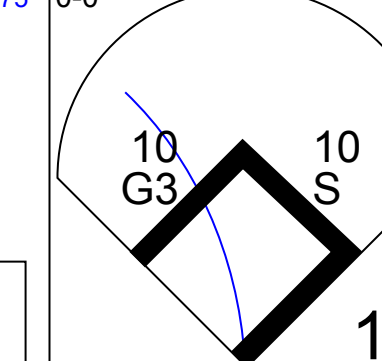
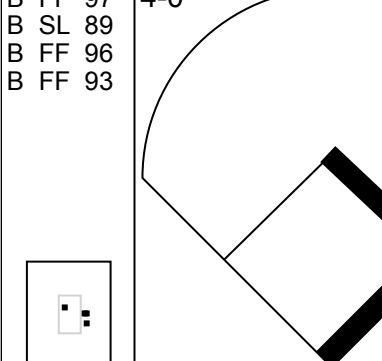
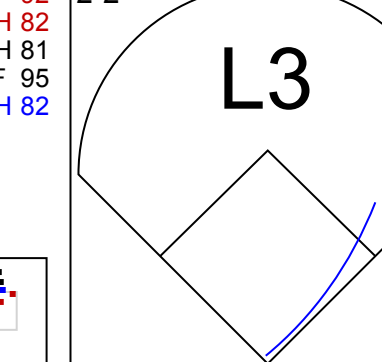
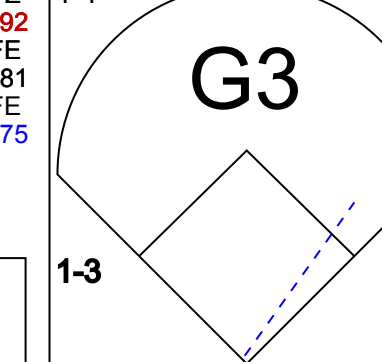
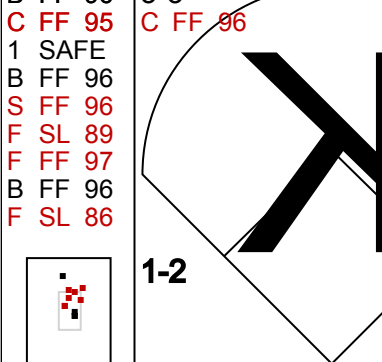


Batter	1	2	3	4	5	6	7	8	9	AB	R	H	RBI	BB	SO	LOB	TOP										
14 Fred Lewis, L OBP: 0.359, SLG: 0.459	G5-3		G4-3					F8		4	0	0	0	0	1	1	<b>San Francisco Giants @ Oakland Athletics</b> McAfee Coliseum, Oakland, CA Fri Jun 27 2008, 10:05 PM EDT Att: 27,125 - Clear - 60 F										
Jose Castillo, R OBP: 0.322, SLG: 0.434	G5-3		BB					K		3	0	1	0	1	1	0											
2 Randy Winn, S OBP: 0.367, SLG: 0.439	K		1B					L4		4	0	1	1	0	1	1											
1 Bengie Molina, R OBP: 0.338, SLG: 0.445		G6-3	F8					G6-3		4	0	1	0	0	0	2											
33 Aaron Rowand, R OBP: 0.362, SLG: 0.466				K				G5-3		4	0	1	0	0	1	1											
Ray Durham, S OBP: 0.381, SLG: 0.388	L9			WP				P3		3	0	0	0	1	1	1											
Rich Aurilia, R OBP: 0.348, SLG: 0.418	G4-3			G5-3				L9		3	0	0	0	0	0	2											
49 Brian Horwitz, R OBP: 0.300, SLG: 0.400			F8					E6		3	0	0	0	0	0	1											
7 Emmanuel Burriss, S OBP: 0.352, SLG: 0.351			G4-3					L4-3		3	1	1	0	0	0	1											
<b>Inning Stats</b>	R: 0 E: 0 K: 1 S: 6	H: 0 LOB: 0 BB: 0 P: 13	R: 0 E: 0 K: 0 S: 9	H: 1 LOB: 1 BB: 0 P: 16	R: 1 E: 0 K: 0 S: 10	H: 2 LOB: 2 BB: 1 P: 18	R: 0 E: 0 K: 1 S: 7	H: 0 LOB: 1 BB: 1 P: 15	R: 0 E: 0 K: 1 S: 10	H: 1 LOB: 0 BB: 0 P: 18	R: 0 E: 0 K: 0 S: 4	H: 1 LOB: 0 BB: 0 P: 6	R: 0 E: 1 K: 0 S: 4	H: 0 LOB: 0 BB: 0 P: 8	R: 0 E: 0 K: 1 S: 6	H: 0 LOB: 0 BB: 0 P: 10	R: 0 E: 0 K: 1 S: 8	H: 0 LOB: 0 BB: 0 P: 10	1B: 4 2B: 2 3B: 0 HR: 0	SF: 0 SAC: 0 DP: 2 HBP: 0	WP: 1 PB: 0 CS: 0	PA: 33					
<b>PITCHER</b>	IP	WLS	BF	H	R	ER	SO	BB	IBB	HBP	BLK	WP	HR	S	P	ERA	WHIP										
30 Dana Eveland, L ERA: 3.34	7.1	W	28	5	1	1	3	2	0	0	0	1	0	52	99	1.23	0.955										
31 Brad Ziegler, R ERA:	0.2	H	2	0	0	0	1	0	0	0	0	0	0	4	6	0.00	0.000										
Huston Street, R ERA: 4.08	1.0	S	3	0	0	0	1	0	0	0	0	0	0	8	10	0.00	0.000										

Batter	1	2	3	4	5	6	7	8	9	AB	R	H	RBI	BB	SO	LOB	BOTTOM										
14 Mark Ellis, R OBP: 0.345, SLG: 0.417	F8		G4-3							2	0	0	0	2	0	1	<b>San Francisco Giants @ Oakland Athletics</b> McAfee Coliseum, Oakland, CA Fri Jun 27 2008, 10:05 PM EDT Att: 27,125 - Clear - 60 F										
8 Kurt Suzuki, R OBP: 0.334, SLG: 0.355	F9		F9					K		4	0	0	0	0	2	4											
32 Jack Cust, L OBP: 0.394, SLG: 0.427	K							F8		4	0	0	0	0	2	1											
7 Bobby Crosby, R OBP: 0.318, SLG: 0.380								F9		4	1	2	0	0	1	0											
28 Carlos González, L OBP: 0.295, SLG: 0.473	F8							G4-3		4	2	2	0	0	0	1											
Emil Brown, R OBP: 0.291, SLG: 0.374	L6							G4-3		3	1	1	1	1	0	1											
22 Jack Hannahan, L OBP: 0.325, SLG: 0.340	G3							L9		3	0	1	2	0	0	1											
11 Rajai Davis, R OBP: 0.222, SLG: 0.287	F7		F8					F9		4	0	0	0	0	0	3											
10 Daric Barton, L OBP: 0.330, SLG: 0.326			G3-1							3	0	2	1	0	0	0											
<b>Inning Stats</b>	R: 0 E: 0 K: 1 S: 6	H: 0 LOB: 0 BB: 0 P: 11	R: 0 E: 0 K: 0 S: 12	H: 1 LOB: 1 BB: 0 P: 17	R: 0 E: 0 K: 0 S: 12	H: 1 LOB: 1 BB: 0 P: 21	R: 1 E: 0 K: 1 S: 20	H: 2 LOB: 2 BB: 1 P: 35	R: 0 E: 0 K: 2 S: 10	H: 0 LOB: 1 BB: 1 P: 19	R: 3 E: 0 K: 1 S: 20	H: 4 LOB: 2 BB: 1 P: 37	R: 0 E: 0 K: 0 S: 8	H: 0 LOB: 0 BB: 0 P: 14	R: 0 E: 0 K: 0 S: 7	H: 0 LOB: 0 BB: 0 P: 8	R: 0 E: 0 K: 0 S: 7	H: 0 LOB: 0 BB: 0 P: 8	1B: 6 2B: 2 3B: 0 HR: 0	SF: 1 SAC: 0 DP: 0 HBP: 0	WP: 1 PB: 0 CS: 0	PA: 35					
<b>PITCHER</b>	IP	WLS	BF	H	R	ER	SO	BB	IBB	HBP	BLK	WP	HR	S	P	ERA	WHIP										
Kevin Correia, R ERA: 4.79	5.0	L	21	4	1	1	4	2	0	0	0	0	0	60	103	1.80	1.200										
22 Keiichi Yabu, R ERA: 3.43	0.0	L	3	3	3	3	0	0	0	0	0	0	0	5	9	∞	∞										
43 Alex Hinshaw, L ERA: 3.12	0.2	L	3	1	0	0	0	0	0	0	0	0	0	8	14	0.00	1.500										
34 Billy Sadler, R ERA: 3.57	2.1	L	8	0	0	0	1	1	0	0	0	0	0	22	36	0.00	0.429										



Batter	1	2	3	4	5	6	7	8	9	AB R H RBI BB SO LOB	TOP									
14 Fred Lewis, L OBP: 0.361, SLG: 0.457										3 1 1 0 1 1 0	<b>San Francisco Giants @ Oakland Athletics</b> McAfee Coliseum, Oakland, CA Sat Jun 28 2008, 9:05 PM EDT Att: 36,067 - Clear - 63 F <a href="http://livebaseballscorecards.com">livebaseballscorecards.com</a>									
Ray Durham, S OBP: 0.378, SLG: 0.390										4 0 1 0 0 0 1										
2 Randy Winn, S OBP: 0.364, SLG: 0.434										3 0 0 1 0 1 1										
1 Bengie Molina, R OBP: 0.334, SLG: 0.440										3 0 0 0 0 0 2										
33 Aaron Rowand, R OBP: 0.358, SLG: 0.461										3 0 0 0 0 1 2										
21 John Bowker, L OBP: 0.304, SLG: 0.451										3 0 0 0 0 0 0										
Rich Aurilia, R OBP: 0.344, SLG: 0.412										3 0 0 0 0 1 0										
Jose Castillo, R OBP: 0.319, SLG: 0.429										3 0 0 0 0 0 0										
Omar Vizquel, S OBP: 0.241, SLG: 0.186										3 0 0 0 0 1 0										
<b>Inning Stats</b>	R: 0 K: 2 S: 8	H: 0 BB: 0 P: 13	R: 0 K: 1 S: 6	H: 0 BB: 0 P: 9	R: 0 K: 1 S: 9	H: 2 LOB: 1 BB: 0 P: 12	R: 0 K: 0 S: 11	H: 0 LOB: 0 BB: 0 P: 18	R: 0 K: 0 S: 14	H: 0 LOB: 0 BB: 1 P: 21		R: 0 K: 0 S: 5	H: 0 LOB: 0 BB: 0 P: 5	R: 0 K: 0 S: 4	H: 0 LOB: 0 BB: 0 P: 7	R: 0 K: 1 S: 8	H: 0 LOB: 0 BB: 0 P: 11	1B: 1 2B: 1 3B: 0 HR: 0	SF: 0 SAC: 0 DP: 1 HBP: 0	WP: 0 PB: 0 SB: 0 CS: 1
<b>PITCHER</b>	IP WLS BF H R ER SO BB IBB HBP BLK WP HR S P ERA WHIP															IP WLS BF H R ER SO BB IBB HBP BLK WP HR S P ERA WHIP				
58 Justin Duchschere, R ERA: 1.91	(1, 1) 8.0 L 26 2 1 1 4 1 0 0 0 0 0 0 66 97 1.12 0.375																			
29 Keith Foulke, R ERA: 3.16	(9, 1) 1.0 3 0 0 0 1 0 0 0 0 0 0 8 11 0.00 0.000																			

Batter	1	2	3	4	5	6	7	8	9	AB R H RBI BB SO LOB	BOTTOM											
14 Mark Ellis, R OBP: 0.346, SLG: 0.415										4 0 1 0 1 1 3	<b>San Francisco Giants @ Oakland Athletics</b> McAfee Coliseum, Oakland, CA Sat Jun 28 2008, 9:05 PM EDT Att: 36,067 - Clear - 63 F <a href="http://livebaseballscorecards.com">livebaseballscorecards.com</a>											
8 Kurt Suzuki, R OBP: 0.340, SLG: 0.365										4 0 3 0 0 0 1												
32 Jack Cust, L OBP: 0.392, SLG: 0.424										4 0 1 0 0 2 4												
7 Bobby Crosby, R OBP: 0.317, SLG: 0.377										3 0 0 0 1 0 6												
28 Carlos González, L OBP: 0.283, SLG: 0.453										4 0 0 0 0 3 3												
Emil Brown, R OBP: 0.287, SLG: 0.368										4 0 0 0 0 3 3												
22 Jack Hannahan, L OBP: 0.324, SLG: 0.338										4 0 1 0 0 3 0												
11 Rajai Davis, R OBP: 0.234, SLG: 0.289										3 0 1 0 1 1 1												
10 Daric Barton, L OBP: 0.329, SLG: 0.322										3 0 0 0 1 1 2												
<b>Inning Stats</b>	R: 0 K: 1 S: 10	H: 1 LOB: 1 BB: 1 P: 18	R: 0 K: 3 S: 14	H: 1 LOB: 0 BB: 0 P: 20	R: 0 K: 1 S: 13	H: 2 LOB: 0 BB: 0 P: 21	R: 0 K: 2 S: 10	H: 0 LOB: 0 BB: 0 P: 17	R: 0 K: 0 S: 9	H: 1 LOB: 1 BB: 0 P: 10		R: 0 K: 2 S: 11	H: 0 LOB: 1 BB: 1 P: 15	R: 0 K: 2 S: 10	H: 0 LOB: 1 BB: 1 P: 15	R: 0 K: 1 S: 13	H: 2 LOB: 0 BB: 0 P: 18	R: 0 K: 2 S: 12	H: 0 LOB: 1 BB: 1 P: 24	1B: 6 2B: 1 3B: 0 HR: 0	SF: 0 SAC: 0 DP: 1 HBP: 0	WP: 0 PB: 0 SB: 3 CS: 0
<b>PITCHER</b>	IP WLS BF H R ER SO BB IBB HBP BLK WP HR S P ERA WHIP															IP WLS BF H R ER SO BB IBB HBP BLK WP HR S P ERA WHIP						
55 Tim Lincecum, R ERA: 2.38	(1, 1) 7.0 W 28 5 0 0 10 3 0 0 0 0 0 0 77 116 0.00 1.143																					
Tyler Walker, R ERA: 4.32	(8, 1) 1.0 H 5 2 0 0 1 0 0 0 0 0 0 0 13 18 0.00 2.000																					
38 Brian Wilson, R ERA: 4.26	(9, 1) 1.0 S 4 0 0 0 2 1 0 0 0 0 0 0 12 24 0.00 1.000																					





Batter	1	2	3	4	5	6	7	8	9	AB	R	H	RBI	BB	SO	LOB	TOP								
14 Fred Lewis, L OBP: 0.358, SLG: 0.460				G4-3		2B		G6-3		5	1	1	0	0	2	0	<b>San Francisco Giants @ Oakland Athletics</b> McAfee Coliseum, Oakland, CA Sun Jun 29 2008, 4:05 PM EDT Att: 33,841 - Sunny - 64 F								
Ray Durham, S 7 Emmanuel Burriss, S OBP: 0.355, SLG: 0.354	G6-3			G3	2B	3B		F8		3	2	2	1	0	0	0									
2 Randy Winn, S OBP: 0.361, SLG: 0.428	F8			G3	2B	3B		K		4	1	0	0	1	2	2									
1 Bengie Molina, R 20 Steve Holm, R OBP: 0.333, SLG: 0.441 OBP: 0.329, SLG: 0.368	F9			F8		F8				4	1	1	1	0	0	3									
33 Aaron Rowand, R 49 Brian Horwitz, R OBP: 0.360, SLG: 0.463 OBP: 0.293, SLG: 0.389	G1-3			F8		F8				0	0	0	0	1	0	0									
21 John Bowker, L OBP: 0.316, SLG: 0.462	K			F8		F8				3	2	1	1	1	0	0									
Rich Aurilia, R OBP: 0.349, SLG: 0.431	F9			F8		F8				4	3	3	2	1	1	0									
Jose Castillo, R 28 Travis Denker, R OBP: 0.318, SLG: 0.427 OBP: 0.344, SLG: 0.586	K			F8		F8				5	1	3	5	0	0	2									
Omar Vizquel, S OBP: 0.234, SLG: 0.180	P4			F8		F8				4	0	1	1	0	1	1									
Inning Stats	R: 0 H: 0 E: 0 K: 1 S: 9	H: 0 LOB: 0 BB: 0 P: 13	R: 0 H: 0 E: 0 K: 1 S: 5	H: 0 LOB: 0 BB: 0 P: 8	R: 0 H: 0 E: 0 K: 1 S: 8	H: 0 LOB: 0 BB: 0 P: 11	R: 4 H: 6 E: 0 K: 0 S: 19	H: 6 LOB: 2 BB: 0 P: 29	R: 5 H: 4 E: 0 K: 0 S: 19	H: 4 LOB: 1 BB: 2 P: 38	R: 0 H: 1 E: 0 K: 2 S: 9	H: 1 LOB: 0 BB: 0 P: 13	R: 2 H: 2 E: 0 K: 0 S: 13	H: 2 LOB: 0 BB: 0 P: 20	R: 0 H: 0 E: 0 K: 1 S: 5	H: 0 LOB: 0 BB: 0 P: 9		R: 0 H: 0 E: 0 K: 1 S: 7	H: 0 LOB: 1 BB: 2 P: 18	1B: 6 2B: 5 3B: 1 HR: 1	SF: 0 SAC: 0 DP: 1 HBP: 0	WP: 0 PB: 0 SB: 0 CS: 0	PA: 43		
PITCHER	IP	WLS	BF	H	R	ER	SO	BB	IBB	HBP	BLK	WP	HR	S	P	ERA	WHIP								
Joe Blanton, R ERA: 4.97	4.0	L	21	8	7	7	3	1	0	0	0	0	0	50	78	15.75	2.250								
59 Andrew Brown, R ERA: 2.22	2.0		10	3	2	2	2	1	0	0	0	0	0	19	34	9.00	2.000								
44 Santiago Casilla, R ERA: 2.53	1.0		5	2	2	2	0	0	0	0	0	0	1	13	20	18.00	2.000								
31 Brad Ziegler, R ERA:	1.0		3	0	0	0	1	0	0	0	0	0	0	5	9	0.00	0.000								
Chad Gaudin, R ERA: 3.88	1.0		4	0	0	0	1	2	0	0	0	0	0	7	18	0.00	2.000								

Batter	1	2	3	4	5	6	7	8	9	AB	R	H	RBI	BB	SO	LOB	BOTTOM								
14 Mark Ellis, R OBP: 0.345, SLG: 0.410	G6-3			F9		K				3	0	0	0	1	1	1	<b>San Francisco Giants @ Oakland Athletics</b> McAfee Coliseum, Oakland, CA Sun Jun 29 2008, 4:05 PM EDT Att: 33,841 - Sunny - 64 F								
8 Kurt Suzuki, R Rob Bowen, S OBP: 0.344, SLG: 0.369 OBP: 0.275, SLG: 0.316	FC5-4			F9		K				2	0	1	0	1	0	0									
7 Bobby Crosby, R 22 Jack Hannahan, L OBP: 0.314, SLG: 0.373 OBP: 0.323, SLG: 0.336	FC5-4			F9		K				3	0	0	0	0	2	2									
Emil Brown, R OBP: 0.283, SLG: 0.363	FC5-4			F9		K				4	0	0	0	0	1	1									
32 Jack Cust, L OBP: 0.390, SLG: 0.433	HR			F9		K				4	1	1	1	0	3	0									
28 Carlos González, L OBP: 0.272, SLG: 0.434	G4-3			F9		K				4	0	0	0	0	2	0									
11 Rajai Davis, R OBP: 0.237, SLG: 0.290	P2			F9		K				3	0	1	0	0	0	0									
Donnie Murphy, R OBP: 0.264, SLG: 0.292	G5-3			F9		K				3	0	0	0	0	1	1									
10 Daric Barton, L OBP: 0.329, SLG: 0.323	F8			F9		K				3	0	1	0	0	1	0									
Inning Stats	R: 0 H: 0 E: 0 K: 0 S: 8	H: 1 LOB: 1 BB: 1 P: 16	R: 1 H: 1 E: 0 K: 0 S: 8	H: 1 LOB: 0 BB: 0 P: 13	R: 0 H: 1 E: 0 K: 0 S: 12	H: 1 LOB: 1 BB: 0 P: 16	R: 0 H: 0 E: 0 K: 2 S: 8	H: 0 LOB: 0 BB: 0 P: 15	R: 0 H: 1 E: 0 K: 1 S: 13	H: 1 LOB: 1 BB: 0 P: 16	R: 0 H: 0 E: 0 K: 0 S: 6	H: 0 LOB: 0 BB: 0 P: 8	R: 0 H: 1 E: 0 K: 3 S: 13	H: 1 LOB: 0 BB: 0 P: 19	R: 0 H: 0 E: 0 K: 2 S: 10	H: 0 LOB: 1 BB: 1 P: 17		R: 0 H: 0 E: 0 K: 1 S: 7	H: 0 LOB: 0 BB: 0 P: 10	1B: 2 2B: 1 3B: 0 HR: 1	SF: 0 SAC: 0 DP: 0 HBP: 0	WP: 0 PB: 0 SB: 0 CS: 0	PA: 33		
PITCHER	IP	WLS	BF	H	R	ER	SO	BB	IBB	HBP	BLK	WP	HR	S	P	ERA	WHIP								
53 Jonathan Sánchez, L ERA: 3.79	7.0	W	26	4	1	1	6	1	0	0	0	0	0	68	103	1.29	0.714								
Sergio Romo, R ERA:	1.0		4	0	0	0	2	1	0	0	0	0	0	10	17	0.00	1.000								
Jack Taschner, L ERA: 2.54	1.0		3	0	0	0	1	0	0	0	0	0	0	7	10	0.00	0.000								













Batter	1	2	3	4	5	6	7	8	9	AB	R	H	RBI	BB	SO	LOB	TOP		
1 Kosuke Fukudome, L OBP: 0.397, SLG: 0.420	F7		G5-3		F8		G6-3			5	1	1	0	0	0	0	Chicago Cubs @ San Francisco Giants AT&T Park, San Francisco, CA Wed Jul 02 2008, 7:15 PM PDT Att: 41,345 - Partly Cloudy - 56 F		
2 Ryan Theriot, R OBP: 0.390, SLG: 0.364	BB		G2-3		P4		HBP		F9	3	1	0	0	1	0				
25 Derrek Lee, R OBP: 0.360, SLG: 0.501	L9						G5-3		K	5	0	1	0	0	2	3			
18 Geovany Soto, R OBP: 0.373, SLG: 0.516	K				F9					4	1	2	2	0	1	2			
Jim Edmonds, L OBP: 0.332, SLG: 0.429	1B								K	3	2	2	2	2	1	1			
Mark DeRosa, R OBP: 0.379, SLG: 0.452										4	0	1	0	0	3	3			
Matt Murton, R OBP: 0.297, SLG: 0.314										4	0	1	0	0	2				
17 Mike Fontenot, L OBP: 0.343, SLG: 0.463										3	1	1	1	1	0	2			
46 Ryan Dempster, R OBP: 0.182, SLG: 0.219										3	0	0	0	0	1	1			
49 Carlos Marmol, R ERA: 3.39										0	0	0	0	0	0	0			
4 Eric Patterson, L OBP: 0.318, SLG: 0.342										1	0	0	0	0	0	0			
Bob Howry, L ERA: 4.46										0	0	0	0	0	0	0			
34 Kerry Wood, R ERA: 3.19										0	0	0	0	0	0	0			
<b>Inning Stats</b>	R: 0 E: 0 K: 1 S: 9	H: 0 LOB: 1 BB: 1 P: 18	R: 1 E: 0 K: 0 S: 14	H: 1 LOB: 1 BB: 2 P: 25	R: 0 E: 0 K: 0 S: 7	H: 1 LOB: 1 BB: 0 P: 9	R: 0 E: 0 K: 1 S: 7	H: 1 LOB: 0 BB: 0 P: 11	R: 2 E: 0 K: 2 S: 18	H: 3 LOB: 2 BB: 1 P: 28	R: 2 E: 0 K: 2 S: 17	H: 2 LOB: 1 BB: 1 P: 29	R: 1 E: 0 K: 0 S: 9	H: 1 LOB: 0 BB: 0 P: 16	R: 0 E: 0 K: 2 S: 17	H: 0 LOB: 1 BB: 0 P: 28	1B: 6 2B: 1 3B: 0 HR: 2	SF: 0 SAC: 0 DP: 1 HBP: 2	WP: 0 PA: 41 PB: 0 SB: 3 CS: 0
<b>PITCHER</b>	IP WLS BF H R ER SO BB IBB HBP BLK WP HR S P ERA WHIP	IP WLS BF H R ER SO BB IBB HBP BLK WP HR S P ERA WHIP	IP WLS BF H R ER SO BB IBB HBP BLK WP HR S P ERA WHIP	IP WLS BF H R ER SO BB IBB HBP BLK WP HR S P ERA WHIP	IP WLS BF H R ER SO BB IBB HBP BLK WP HR S P ERA WHIP	IP WLS BF H R ER SO BB IBB HBP BLK WP HR S P ERA WHIP	IP WLS BF H R ER SO BB IBB HBP BLK WP HR S P ERA WHIP	IP WLS BF H R ER SO BB IBB HBP BLK WP HR S P ERA WHIP	IP WLS BF H R ER SO BB IBB HBP BLK WP HR S P ERA WHIP	IP WLS BF H R ER SO BB IBB HBP BLK WP HR S P ERA WHIP	IP WLS BF H R ER SO BB IBB HBP BLK WP HR S P ERA WHIP	IP WLS BF H R ER SO BB IBB HBP BLK WP HR S P ERA WHIP	IP WLS BF H R ER SO BB IBB HBP BLK WP HR S P ERA WHIP	IP WLS BF H R ER SO BB IBB HBP BLK WP HR S P ERA WHIP	IP WLS BF H R ER SO BB IBB HBP BLK WP HR S P ERA WHIP	IP WLS BF H R ER SO BB IBB HBP BLK WP HR S P ERA WHIP	IP WLS BF H R ER SO BB IBB HBP BLK WP HR S P ERA WHIP		
Kevin Correia, R ERA: 4.91	6.1	28	7	4	4	4	3	0	0	0	0	0	0	0	0	0	5.68	1.579	
Sergio Romo, R ERA: 3.39	0.2	5	1	1	1	2	1	0	1	0	0	0	0	0	0	0	13.50	3.000	
Tyler Walker, R ERA: 4.46	1.0	L	4	1	1	0	0	0	0	0	0	1	9	16	9.00	1.000			
22 Keiichi Yabu, R ERA: 3.19	1.0	4	0	0	0	2	0	0	1	0	0	0	0	0	0	0	0.00	0.000	

Chicago Cubs @ San Francisco Giants  
AT&T Park, San Francisco, CA  
Wed Jul 02 2008, 7:15 PM PDT  
Att: 41,345 - Partly Cloudy - 56 F

AB 35  
R 6  
H 9  
RBI 5  
BB 4  
SO 8  
LOB 14



Batter	1	2	3	4	5	6	7	8	9	AB	R	H	RBI	BB	SO	LOB	BOTTOM				
14 Fred Lewis, L OBP: 0.359, SLG: 0.458	F7		K		K				K	5	1	1	0	0	3	2	Chicago Cubs @ San Francisco Giants AT&T Park, San Francisco, CA Wed Jul 02 2008, 7:15 PM PDT Att: 41,345 - Partly Cloudy - 56 F				
Ray Durham, S OBP: 0.389, SLG: 0.430	L9									4	2	3	3	0	0						
2 Randy Winn, S OBP: 0.360, SLG: 0.422										3	0	1	0	1	0	1					
33 Aaron Rowand, R OBP: 0.356, SLG: 0.454	K									4	0	0	0	0	3	5					
21 John Bowker, L OBP: 0.318, SLG: 0.473	F7									4	1	2	2	0	1	0					
Rich Aurilia, R OBP: 0.346, SLG: 0.429	F8									4	0	0	0	0	0	1					
50 Eliezer Alfonzo, R	K									4	0	0	0	0	2	1					
Omar Vizquel, S OBP: 0.224, SLG: 0.172	L6									3	0	0	0	0	1	0					
1 Bengie Molina, R OBP: 0.326, SLG: 0.432										1	0	0	0	0	1	0					
Kevin Correia, R ERA: 3.24	6.0	24	5	2	2	7	2	0	0	0	0	0	0	0	0	0		3.00	1.167		
49 Carlos Marmol, R ERA: 3.59	1.0	W	6	2	3	3	1	0	0	0	0	1	13	19	27.00	3.000					
Bob Howry, R ERA: 4.43	1.0	H	3	0	0	0	0	0	0	0	0	6	8	0.00	0.000						
34 Kerry Wood, R ERA: 2.38	1.0	S	4	1	0	0	0	0	0	0	0	10	15	0.00	1.000						
<b>Inning Stats</b>	R: 0 E: 0 K: 1 S: 8	H: 1 LOB: 0 BB: 0 P: 10	R: 0 E: 0 K: 1 S: 9	H: 0 LOB: 0 BB: 0 P: 14	R: 0 E: 0 K: 2 S: 11	H: 1 LOB: 3 BB: 2 P: 25	R: 0 E: 0 K: 0 S: 7	H: 1 LOB: 0 BB: 0 P: 12	R: 0 E: 0 K: 2 S: 9	H: 0 LOB: 0 BB: 0 P: 12	R: 2 E: 0 K: 1 S: 12	H: 2 LOB: 0 BB: 0 P: 18	R: 3 E: 0 K: 2 S: 13	H: 2 LOB: 1 BB: 1 P: 19	R: 0 E: 0 K: 1 S: 6	H: 0 LOB: 0 BB: 0 P: 8	R: 0 E: 0 K: 2 S: 10	H: 1 LOB: 1 BB: 0 P: 15	1B: 4 2B: 1 3B: 1 HR: 2	SF: 0 SAC: 0 DP: 1 HBP: 0	WP: 0 PA: 37 PB: 0 SB: 1 CS: 0
<b>PITCHER</b>	IP WLS BF H R ER SO BB IBB HBP BLK WP HR S P ERA WHIP	IP WLS BF H R ER SO BB IBB HBP BLK WP HR S P ERA WHIP	IP WLS BF H R ER SO BB IBB HBP BLK WP HR S P ERA WHIP	IP WLS BF H R ER SO BB IBB HBP BLK WP HR S P ERA WHIP	IP WLS BF H R ER SO BB IBB HBP BLK WP HR S P ERA WHIP	IP WLS BF H R ER SO BB IBB HBP BLK WP HR S P ERA WHIP	IP WLS BF H R ER SO BB IBB HBP BLK WP HR S P ERA WHIP	IP WLS BF H R ER SO BB IBB HBP BLK WP HR S P ERA WHIP	IP WLS BF H R ER SO BB IBB HBP BLK WP HR S P ERA WHIP	IP WLS BF H R ER SO BB IBB HBP BLK WP HR S P ERA WHIP	IP WLS BF H R ER SO BB IBB HBP BLK WP HR S P ERA WHIP	IP WLS BF H R ER SO BB IBB HBP BLK WP HR S P ERA WHIP	IP WLS BF H R ER SO BB IBB HBP BLK WP HR S P ERA WHIP	IP WLS BF H R ER SO BB IBB HBP BLK WP HR S P ERA WHIP	IP WLS BF H R ER SO BB IBB HBP BLK WP HR S P ERA WHIP	IP WLS BF H R ER SO BB IBB HBP BLK WP HR S P ERA WHIP	IP WLS BF H R ER SO BB IBB HBP BLK WP HR S P ERA WHIP				

Chicago Cubs @ San Francisco Giants  
AT&T Park, San Francisco, CA  
Wed Jul 02 2008, 7:15 PM PDT  
Att: 41,345 - Partly Cloudy - 56 F

AB 34  
R 5  
H 8  
RBI 5  
BB 3  
SO 12  
LOB 10





Batter	1	2	3	4	5	6	7	8	9	AB	R	H	RBI	BB	SO	LOB	TOP											
<b>9 Reed Johnson, R</b> OBP: 0.343, SLG: 0.391										3	1	1	0	0	0	1	<b>Chicago Cubs @ San Francisco Giants</b> AT&T Park, San Francisco, CA Thu Jul 03 2008, 4:05 PM PDT Att: 40,511 - Sunny - 71 F											
<b>1 Kosuke Fukudome, L</b> OBP: 0.395, SLG: 0.418										4	0	1	0	0	1	3												
<b>25 Derrek Lee, R</b> OBP: 0.361, SLG: 0.504										4	1	2	1	0	1	2												
<b>16 Aramis Ramirez, R</b> OBP: 0.386, SLG: 0.495										4	0	0	0	0	1	2												
<b>Jim Edmonds, L</b> OBP: 0.335, SLG: 0.427										3	1	1	0	1	0	1												
<b>18 Geovany Soto, R</b> OBP: 0.368, SLG: 0.509										4	0	0	0	0	3	3												
<b>Mark DeRosa, R</b> OBP: 0.378, SLG: 0.453										4	0	1	2	0	2	1												
<b>2 Ryan Theriot, R</b> OBP: 0.388, SLG: 0.363											4	0	1	0	0	1												
<b>Sean Gallagher, R</b> 43 Michael Wuerzt, R 17 Mike Fajardo, L Wade Miley, R 58 Jose Ascanio, R 49 Carlos Marmol, R 48 Neal Cotts, L 32 Jon Lieber, L Derrek Lee, R											2	0	0	0	0	1		1										
<b>Inning Stats</b>	R: 1 H: 2 E: 1 K: 1 S: 12	H: 2 LOB: 1 BB: 0 P: 20	R: 0 H: 0 E: 0 K: 2 S: 8	H: 0 LOB: 1 BB: 0 P: 11	R: 0 H: 1 E: 0 K: 1 S: 14	H: 1 LOB: 1 BB: 0 P: 23	R: 0 H: 0 E: 0 K: 3 S: 12	H: 0 LOB: 1 BB: 0 P: 17	R: 0 H: 1 E: 0 K: 0 S: 13	H: 1 LOB: 1 BB: 0 P: 17	R: 2 H: 3 E: 0 K: 1 S: 14	H: 3 LOB: 1 BB: 0 P: 23	R: 0 H: 1 E: 0 K: 1 S: 11	H: 1 LOB: 0 BB: 0 P: 14	R: 0 H: 0 E: 0 K: 0 S: 8	H: 0 LOB: 0 BB: 0 P: 16		R: 0 H: 0 E: 0 K: 1 S: 12	H: 0 LOB: 0 BB: 0 P: 19	1B: 5 2B: 3 3B: 0 HR: 0	SF: 0 SAC: 1 DP: 0 HBP: 0	WP: 0 PB: 0 SB: 0 CS: 0	PA: 36					
<b>PITCHER</b>	IP	WLS	BF	H	R	ER	SO	BB	IBB	HBP	BLK	WP	HR	S	P	ERA	WHIP											
<b>55 Tim Lincecum, R</b> ERA: 2.49	(1, 1)	6.0	W	26	7	3	3	8	1	0	0	0	0	0	73	111	4.50	1.333										
<b>Jack Taschner, L</b> ERA: 2.43	(7, 1)	0.2	H	3	1	0	0	0	0	0	0	0	0	8	11	0.00	1.500											
<b>22 Keiichi Yabu, R</b> ERA: 3.16	(7, 1)	0.1	H	1	0	0	0	1	0	0	0	0	0	3	3	0.00	0.000											
<b>Sergio Romo, R</b> ERA: 2.45	(8, 1)	1.0		3	0	0	0	0	0	0	0	0	0	8	16	0.00	0.000											
<b>56 Osiris Matos, R</b> ERA:	(9, 1)	1.0		3	0	0	0	1	0	0	0	0	0	12	19	0.00	0.000											

AB	34
R	3
H	8
RBI	3
BB	1
SO	10
LOB	15



Batter	1	2	3	4	5	6	7	8	9	AB	R	H	RBI	BB	SO	LOB	BOTTOM										
<b>14 Fred Lewis, L</b> OBP: 0.363, SLG: 0.464										3	1	1	1	2	1	2	<b>Chicago Cubs @ San Francisco Giants</b> AT&T Park, San Francisco, CA Thu Jul 03 2008, 4:05 PM PDT Att: 40,511 - Sunny - 71 F										
<b>Ray Durham, S</b> OBP: 0.383, SLG: 0.422										4	0	0	0	0	1	2											
<b>2 Randy Winn, S</b> OBP: 0.359, SLG: 0.420										4	0	1	0	0	1	2											
<b>1 Bengie Molina, R</b> OBP: 0.324, SLG: 0.426										4	0	0	0	0	1	2											
<b>33 Aaron Rowand, R</b> OBP: 0.358, SLG: 0.455										4	2	2	0	0	2	0											
<b>21 John Bowler, L</b> OBP: 0.314, SLG: 0.466										3	0	0	0	0	0	1											
<b>7 Emmanuel Burriss, S</b> OBP: 0.339, SLG: 0.337										0	0	0	0	0	0	1											
<b>56 Osiris Matos, R</b> ERA:										1	0	0	0	0	0	1											
<b>Jose Castillo, R</b> OBP: 0.319, SLG: 0.431										3	2	2	1	0	0	0											
<b>Omar Vizquel, S</b> OBP: 0.231, SLG: 0.182										4	1	2	1	0	0	1											
<b>55 Tim Lincecum, L</b> OBP: 0.243, SLG: 0.176										2	1	1	1	0	0	0											
<b>Jack Taschner, L</b> ERA: 2.7	(7, 1)	1.0								0	0	0	0	0	0	0											
<b>22 Keiichi Yabu, R</b> ERA: 7.94	(7, 1)	0.0								0	0	0	0	0	0	0											
<b>Rich Aurilia, R</b> OBP: 0.347, SLG: 0.443	(7, PH)	0.0								2	1	1	3	0	0	2											
<b>Inning Stats</b>	R: 0 H: 0 E: 0 K: 0 S: 6	H: 4 LOB: 1 BB: 1 P: 12	R: 4 H: 4 E: 1 K: 0 S: 19	H: 4 LOB: 0 BB: 0 P: 27	R: 0 H: 0 E: 0 K: 1 S: 8	H: 0 LOB: 0 BB: 0 P: 9	R: 0 H: 0 E: 0 K: 0 S: 5	H: 0 LOB: 0 BB: 0 P: 7	R: 0 H: 0 E: 0 K: 1 S: 13	H: 0 LOB: 1 BB: 1 P: 19	R: 0 H: 0 E: 0 K: 1 S: 7	H: 0 LOB: 0 BB: 0 P: 10	R: 3 H: 4 E: 1 K: 3 S: 17	H: 4 LOB: 1 BB: 0 P: 30	R: 1 H: 2 E: 0 K: 1 S: 12	H: 2 LOB: 2 BB: 0 P: 18	1B: 7 2B: 1 3B: 1 HR: 1	SF: 0 SAC: 0 DP: 0 HBP: 1	WP: 0 PB: 0 SB: 2 CS: 1	PA: 38							
<b>PITCHER</b>	IP	WLS	BF	H	R	ER	SO	BB	IBB	HBP	BLK	WP	HR	S	P	ERA	WHIP										
<b>Sean Gallagher, R</b> ERA: 4.45	(1, 1)	5.0	L	21	4	4	3	2	2	0	0	0	0	7	74	5.40	1.200										
<b>43 Michael Wuerzt, R</b> ERA: 2.7	(6, 1)	1.0		3	0	0	0	1	0	0	0	0	0	7	10	0.00	0.000										
<b>58 Jose Ascanio, R</b> ERA: 7.94	(7, 1)	0.0		2	2	2	2	0	0	0	0	0	0	4	5	∞	∞										
<b>49 Carlos Marmol, R</b> ERA: 3.75	(7, 1)	0.0		1	1	1	1	0	0	0	0	0	1	1	3	∞	∞										
<b>48 Neal Cotts, L</b> ERA: 3.09	(7, 1)	1.0		4	1	0	0	3	0	0	0	0	0	12	22	0.00	1.000										
<b>PITCHER</b>	IP	WLS	BF	H	R	ER	SO	BB	IBB	HBP	BLK	WP	HR	S	P	ERA	WHIP										
<b>32 Jon Lieber, R</b> ERA: 3.16	(8, 1)	1.0		6	2	1	1	1	0	0	1	0	0	12	18	9.00	2.000										

AB	34
R	8
H	10
RBI	7
BB	2
SO	7
LOB	13





Batter	1	2	3	4	5	6	7	8	9	AB	R	H	RBI	BB	SO	LOB	TOP								
27 Matt Kemp, R OBP: 0.336, SLG: 0.435										4	1	1	0	2	3	3									
16 Andre Ethier, L OBP: 0.344, SLG: 0.464										6	2	3	3	0	1	5									
55 Russell Martin, R OBP: 0.405, SLG: 0.456										4	2	2	2	1	1	1									
12 Jeff Kent, R OBP: 0.315, SLG: 0.432										5	0	1	1	0	1	5									
51 Jonathan Broxton, R OBP: 0.254, SLG: 0.226										0	0	0	0	0	0	0									
44 Takashi Saito, L										0	0	0	0	0	0	0									
25 Andrew Jones, R OBP: 0.264, SLG: 0.261										5	0	0	0	0	4	5									
5 Nomar Garciaparra, R OBP: 0.350, SLG: 0.460										4	1	2	2	1	1	0									
Angel Berroa, R										5	0	1	0	0	0	6									
7 James Loney, L OBP: 0.361, SLG: 0.457										3	2	1	1	2	0	1									
28 Andy LaRoche, R OBP: 0.333, SLG: 0.424										2	1	1	0	0	0	0									
Derek Lowe, R OBP: 0.176, SLG: 0.176										0	0	0	0	0	0	0									
3 Delwyn Young, S OBP: 0.330, SLG: 0.362										1	1	1	1	0	0	0									
56 Hung-Chih Kuo, L OBP: 0.286, SLG: 0.429										0	0	0	0	0	0	0									
Luis Maza, R OBP: 0.276, SLG: 0.282										0	0	0	0	0	0	0									
<b>Inning Stats</b>	R: 0 E: 0 K: 2 S: 15	H: 1 LOB: 1 BB: 0 P: 22	R: 0 E: 0 K: 2 S: 14	H: 1 LOB: 1 BB: 0 P: 20	R: 2 E: 0 K: 1 S: 21	H: 2 LOB: 3 BB: 3 P: 40	R: 0 E: 0 K: 1 S: 10	H: 0 LOB: 0 BB: 0 P: 13	R: 1 E: 0 K: 1 S: 10	H: 1 LOB: 0 BB: 0 P: 15	R: 5 E: 1 K: 2 S: 22	H: 4 LOB: 1 BB: 1 P: 36	R: 0 E: 0 K: 1 S: 12	H: 1 LOB: 1 BB: 2 P: 23	R: 1 E: 0 K: 0 S: 12	H: 2 LOB: 1 BB: 0 P: 17	R: 1 E: 0 K: 1 S: 12	H: 1 LOB: 0 BB: 0 P: 17	1B: 4 2B: 7 3B: 0 HR: 2	SF: 0 SAC: 1 DP: 1 HBP: 1	WP: 0 PB: 0 SB: 1 CS: 0	PA: 47			
<b>PITCHER</b>	IP WLS BF H R ER SO BB IBB HBP BLK WP HR S P ERA WHIP	IP WLS BF H R ER SO BB IBB HBP BLK WP HR S P ERA WHIP	IP WLS BF H R ER SO BB IBB HBP BLK WP HR S P ERA WHIP	IP WLS BF H R ER SO BB IBB HBP BLK WP HR S P ERA WHIP	IP WLS BF H R ER SO BB IBB HBP BLK WP HR S P ERA WHIP	IP WLS BF H R ER SO BB IBB HBP BLK WP HR S P ERA WHIP	IP WLS BF H R ER SO BB IBB HBP BLK WP HR S P ERA WHIP	IP WLS BF H R ER SO BB IBB HBP BLK WP HR S P ERA WHIP	IP WLS BF H R ER SO BB IBB HBP BLK WP HR S P ERA WHIP	IP WLS BF H R ER SO BB IBB HBP BLK WP HR S P ERA WHIP	IP WLS BF H R ER SO BB IBB HBP BLK WP HR S P ERA WHIP	IP WLS BF H R ER SO BB IBB HBP BLK WP HR S P ERA WHIP	IP WLS BF H R ER SO BB IBB HBP BLK WP HR S P ERA WHIP	IP WLS BF H R ER SO BB IBB HBP BLK WP HR S P ERA WHIP	IP WLS BF H R ER SO BB IBB HBP BLK WP HR S P ERA WHIP	IP WLS BF H R ER SO BB IBB HBP BLK WP HR S P ERA WHIP	IP WLS BF H R ER SO BB IBB HBP BLK WP HR S P ERA WHIP	IP WLS BF H R ER SO BB IBB HBP BLK WP HR S P ERA WHIP	IP WLS BF H R ER SO BB IBB HBP BLK WP HR S P ERA WHIP	IP WLS BF H R ER SO BB IBB HBP BLK WP HR S P ERA WHIP	IP WLS BF H R ER SO BB IBB HBP BLK WP HR S P ERA WHIP	IP WLS BF H R ER SO BB IBB HBP BLK WP HR S P ERA WHIP	IP WLS BF H R ER SO BB IBB HBP BLK WP HR S P ERA WHIP	IP WLS BF H R ER SO BB IBB HBP BLK WP HR S P ERA WHIP	IP WLS BF H R ER SO BB IBB HBP BLK WP HR S P ERA WHIP

Los Angeles Dodgers @ San Francisco Giants  
AT&T Park, San Francisco, CA

Fri Jul 04 2008, 1:05 PM PDT  
Att: 40,447 - Cloudy - 64 F

livebaseballscores.com

AB 39  
R 10  
H 13  
RBI 10  
BB 6  
SO 11  
LOB 26



Batter	1	2	3	4	5	6	7	8	9	AB	R	H	RBI	BB	SO	LOB	BOTTOM								
14 Fred Lewis, L OBP: 0.364, SLG: 0.466										5	1	2	1	0	1	0									
Ray Durham, S OBP: 0.384, SLG: 0.422										5	1	2	0	0	0	1									
2 Randy Winn, S OBP: 0.361, SLG: 0.419											3	3	1	0	1	0	2								
1 Bengie Molina, R OBP: 0.323, SLG: 0.423											4	1	1	1	0	0	2								
33 Aaron Rowand, R OBP: 0.362, SLG: 0.462											4	0	3	2	0	0	0								
21 John Bowker, L OBP: 0.313, SLG: 0.462											4	0	1	0	0	1	2								
Rich Aurilia, R OBP: 0.342, SLG: 0.435											4	0	0	0	0	1	2								
Omar Vizquel, S OBP: 0.232, SLG: 0.184											4	1	1	0	0	0	1								
53 Jonathan Sánchez, L ERA: 4.02											2	0	0	0	0	2	1								
56 Chris Matos, R ERA: 1.86											0	0	0	0	0	0	0								
43 Alex Hinshaw, L ERA: 3.72											0	0	0	0	0	0	0								
28 Travis Denker, R ERA: 3.72											0	0	0	0	0	0	0								
Jack Taschner, L ERA: 2.7											0	0	0	0	0	0	0								
38 Brian Wilson, R ERA: 4.54											0	0	0	0	0	0	0								
Jose Castillo, R OBP: 0.338, SLG: 0.430											1	0	0	0	0	0	0								
<b>Inning Stats</b>	R: 2 E: 0 K: 0 S: 13	H: 3 LOB: 1 BB: 0 P: 18	R: 0 E: 0 K: 1 S: 8	H: 0 LOB: 0 BB: 0 P: 9	R: 2 E: 0 K: 0 S: 16	H: 3 LOB: 1 BB: 0 P: 25	R: 1 E: 0 K: 1 S: 11	H: 2 LOB: 1 BB: 0 P: 16	R: 0 E: 0 K: 0 S: 7	H: 0 LOB: 0 BB: 0 P: 13	R: 0 E: 0 K: 2 S: 8	H: 0 LOB: 0 BB: 0 P: 12	R: 0 E: 0 K: 1 S: 9	H: 0 LOB: 0 BB: 0 P: 14	R: 2 E: 0 K: 0 S: 13	H: 3 LOB: 1 BB: 1 P: 23	R: 0 E: 0 K: 0 S: 10	H: 0 LOB: 0 BB: 0 P: 16	1B: 9 2B: 2 3B: 0 HR: 0	SF: 0 SAC: 0 DP: 1 HBP: 0	WP: 0 PB: 0 SB: 4 CS: 0	PA: 38			
<b>PITCHER</b>	IP WLS BF H R ER SO BB IBB HBP BLK WP HR S P ERA WHIP	IP WLS BF H R ER SO BB IBB HBP BLK WP HR S P ERA WHIP	IP WLS BF H R ER SO BB IBB HBP BLK WP HR S P ERA WHIP	IP WLS BF H R ER SO BB IBB HBP BLK WP HR S P ERA WHIP	IP WLS BF H R ER SO BB IBB HBP BLK WP HR S P ERA WHIP	IP WLS BF H R ER SO BB IBB HBP BLK WP HR S P ERA WHIP	IP WLS BF H R ER SO BB IBB HBP BLK WP HR S P ERA WHIP	IP WLS BF H R ER SO BB IBB HBP BLK WP HR S P ERA WHIP	IP WLS BF H R ER SO BB IBB HBP BLK WP HR S P ERA WHIP	IP WLS BF H R ER SO BB IBB HBP BLK WP HR S P ERA WHIP	IP WLS BF H R ER SO BB IBB HBP BLK WP HR S P ERA WHIP	IP WLS BF H R ER SO BB IBB HBP BLK WP HR S P ERA WHIP	IP WLS BF H R ER SO BB IBB HBP BLK WP HR S P ERA WHIP	IP WLS BF H R ER SO BB IBB HBP BLK WP HR S P ERA WHIP	IP WLS BF H R ER SO BB IBB HBP BLK WP HR S P ERA WHIP	IP WLS BF H R ER SO BB IBB HBP BLK WP HR S P ERA WHIP	IP WLS BF H R ER SO BB IBB HBP BLK WP HR S P ERA WHIP	IP WLS BF H R ER SO BB IBB HBP BLK WP HR S P ERA WHIP	IP WLS BF H R ER SO BB IBB HBP BLK WP HR S P ERA WHIP	IP WLS BF H R ER SO BB IBB HBP BLK WP HR S P ERA WHIP	IP WLS BF H R ER SO BB IBB HBP BLK WP HR S P ERA WHIP	IP WLS BF H R ER SO BB IBB HBP BLK WP HR S P ERA WHIP	IP WLS BF H R ER SO BB IBB HBP BLK WP HR S P ERA WHIP	IP WLS BF H R ER SO BB IBB HBP BLK WP HR S P ERA WHIP	IP WLS BF H R ER SO BB IBB HBP BLK WP HR S P ERA WHIP

Los Angeles Dodgers @ San Francisco Giants  
AT&T Park, San Francisco, CA

Fri Jul 04 2008, 1:05 PM PDT  
Att: 40,447 - Cloudy - 64 F

livebaseballscores.com

AB 37  
R 7  
H 11  
RBI 4  
BB 1  
SO 5  
LOB 11





Batter	1	2	3	4	5	6	7	8	9	AB	R	H	RBI	BB	SO	LOB	TOP	
27 Matt Kemp, R OBP: 0.338, SLG: 0.439	1-1 16 2B	3-2 16 CS			2-3 K			0-0 L7		4	1	2	0	0	1	0		
16 Andre Ethier, L OBP: 0.403, SLG: 0.464	0-0 12 1B 25 FC6-4 2B	0-2 CS	2-3 K			3-2 G6-3		1-3 K		4	1	1	1	0	2	0		
55 Russell Martin, R OBP: 0.403, SLG: 0.452	2-3 K		2-3 K			0-0 G6-3		4-1 12 HBP BB		3	0	0	0	1	2	1		
12 Jeff Kent, R OBP: 0.317, SLG: 0.431	3-2 25 FC6-4 1B		2-0 G5-3			2-3 K		1-0 HBP		3	0	1	0	0	1	0		
25 Andruw Jones, R OBP: 0.258, SLG: 0.254	1-0 FC6-4 5 BB				0-3 K			1-1 G5-3		4	0	0	1	0	1	3		
5 Nomar Garciaparra, R OBP: 0.384, SLG: 0.385	4-1 BB				0-0 G1-3			1-1 P4		3	0	1	0	1	0	0		
7 James Loney, L OBP: 0.357, SLG: 0.452	0-2 G4-3		2-3 K			1-3 K		2-2 G6-3		4	0	0	0	0	2	3		
Danny Ardoin, R OBP: 0.250, SLG: 0.263		1-2 G5-3			1-1 P4			2-2 G4-3		3	0	1	0	0	0	0		
33 Blake DeWitt, L OBP: 0.322, SLG: 0.379		0-3 K			2-3 K			1-3 2B		1	0	0	0	0	0	0		
Chan Ho Park, R OBP: 0.353, SLG: 0.412		0-3 K			0-3 K			2-1 G4-3		2	0	0	0	0	2	0		
28 Andy LaRoche, R OBP: 0.353, SLG: 0.412										1	0	0	0	0	0	0		
Joe Beimel, L OBP: 0.353, SLG: 0.412										0	0	0	0	0	0	0		
Brian Falkenberg, R OBP: 0.353, SLG: 0.412										0	0	0	0	0	0	0		
47 Cory Wade, R OBP: 0.353, SLG: 0.412										0	0	0	0	0	0	0		
<b>Inning Stats</b>	R: 2 H: 3 E: 0 K: 1 S: 15	WLS: 27 BF: 27 LOB: 2 P: 26	R: 0 H: 1 E: 0 K: 1 S: 13	R: 0 H: 0 E: 0 K: 2 S: 7	R: 0 H: 0 E: 0 K: 2 S: 9	R: 0 H: 0 E: 0 K: 2 S: 8	R: 0 H: 0 E: 0 K: 1 S: 12	R: 0 H: 2 E: 0 K: 1 S: 9	R: 0 H: 0 E: 0 K: 1 S: 7	R: 0 H: 0 E: 0 K: 0 S: 8	1B: 3 2B: 3 3B: 0 HR: 0	SF: 0 SAC: 0 DP: 0 HBP: 1	WP: 0 PB: 0 SB: 0 CS: 1	PA: 36				
<b>PITCHER</b>	IP: 7.0 WLS: 27 BF: 27 LOB: 2 P: 26 ERA: 5.73		IP: 0.0 WLS: 0 BF: 0 LOB: 0 P: 0 ERA: 0.00	IP: 0.0 WLS: 0 BF: 0 LOB: 0 P: 0 ERA: 0.00	IP: 0.0 WLS: 0 BF: 0 LOB: 0 P: 0 ERA: 0.00	IP: 0.0 WLS: 0 BF: 0 LOB: 0 P: 0 ERA: 0.00	IP: 0.0 WLS: 0 BF: 0 LOB: 0 P: 0 ERA: 0.00	IP: 0.0 WLS: 0 BF: 0 LOB: 0 P: 0 ERA: 0.00	IP: 0.0 WLS: 0 BF: 0 LOB: 0 P: 0 ERA: 0.00	IP: 0.0 WLS: 0 BF: 0 LOB: 0 P: 0 ERA: 0.00								
75 Barry Zito, L ERA: 5.73																		
Tyler Walker, R ERA: 4.37																		
38 Brian Wilson, R ERA: 4.37																		

Los Angeles Dodgers @ San Francisco Giants  
AT&T Park, San Francisco, CA

AB 32  
R 2  
H 6  
RBI 2  
BB 2  
SO 11  
LOB 9



WP: 0  
PB: 0  
SB: 0  
CS: 1

Sat Jul 05 2008, 6:05 PM PDT  
Att: 40,741 - Clear - 70 F

livebaseballscores.com

Batter	1	2	3	4	5	6	7	8	9	AB	R	H	RBI	BB	SO	LOB	BOTTOM	
14 Fred Lewis, L OBP: 0.361, SLG: 0.462	1-3 K	0-0 G4-3			2-3 K			0-1 BB 2 1B		5	1	1	1	0	2	3		
Ray Durham, S OBP: 0.389, SLG: 0.420	4-1 FC6-4 BB		1-1 B1-3			4-1 2 G4-1 BB		4-2 1 2B BB		1	2	0	0	3	0	0		
2 Randy Winn, S OBP: 0.360, SLG: 0.417	2-3 K		1-3 K			2-1 G4-1		3-2 1 2B BB		4	1	1	1	0	2	2		
1 Bengie Molina, R OBP: 0.322, SLG: 0.424	1-1 FC6-4		1-0 G5-3			2-3 K		0-0 21 BB 2B		4	0	1	2	0	1	2		
33 Aaron Rowand, R OBP: 0.367, SLG: 0.467		0-1 21 1B WP		1-0 G5-3		0-1 2B		4-1 21 BB IBB		3	0	2	1	1	0	0		
21 John Bowker, L OBP: 0.316, SLG: 0.460		1-2 G3		1-2 G6-3		1-2 G3-1		4-2 FC6-4 BB		3	0	1	0	1	0	1		
Tyler Walker, R OBP: 0.316, SLG: 0.460		1-3 1B								0	0	0	0	0	0	0		
38 Brian Wilson, R OBP: 0.316, SLG: 0.460										0	0	0	0	0	0	0		
Jose Castillo, R OBP: 0.317, SLG: 0.430		1-1 G3		1-3 K						4	1	1	0	0	1	5		
Omar Vizquel, S OBP: 0.234, SLG: 0.181		4-0 BB				0-0 B5-3		0-2 SH3-4		2	0	0	0	1	0	0		
75 Barry Zito, L OBP: 0.167, SLG: 0.091		2-3 K				0-2 G6-3		1-3 K		2	0	0	0	1	3			
Rich Aurilia, R OBP: 0.339, SLG: 0.431										2	0	0	0	0	2	1		
<b>Inning Stats</b>	R: 0 H: 0 E: 0 K: 2 S: 12	WLS: 20 BF: 20 LOB: 1 P: 20	R: 0 H: 2 E: 0 K: 1 S: 11	R: 0 H: 0 E: 0 K: 1 S: 6	R: 0 H: 0 E: 0 K: 1 S: 7	R: 0 H: 0 E: 0 K: 1 S: 9	R: 1 H: 1 E: 0 K: 1 S: 12	R: 4 H: 4 E: 0 K: 1 S: 26	R: 0 H: 0 E: 0 K: 1 S: 7	R: 0 H: 0 E: 0 K: 0 S: 8	1B: 4 2B: 3 3B: 0 HR: 0	SF: 0 SAC: 1 DP: 0 HBP: 0	WP: 1 PB: 0 SB: 0 CS: 0	PA: 37				
<b>PITCHER</b>	IP: 6.0 WLS: 20 BF: 20 LOB: 1 P: 20 ERA: 2.36		IP: 1.0 WLS: 1 BF: 1 LOB: 3 P: 7 ERA: 1.38	IP: 0.0 WLS: 0 BF: 0 LOB: 0 P: 0 ERA: 0.00	IP: 0.0 WLS: 0 BF: 0 LOB: 0 P: 0 ERA: 0.00	IP: 0.0 WLS: 0 BF: 0 LOB: 0 P: 0 ERA: 0.00	IP: 0.0 WLS: 0 BF: 0 LOB: 0 P: 0 ERA: 0.00	IP: 0.0 WLS: 0 BF: 0 LOB: 0 P: 0 ERA: 0.00	IP: 0.0 WLS: 0 BF: 0 LOB: 0 P: 0 ERA: 0.00	IP: 0.0 WLS: 0 BF: 0 LOB: 0 P: 0 ERA: 0.00								
Chan Ho Park, R ERA: 2.36																		
Joe Beimel, L ERA: 1.38																		
Brian Falkenberg, R ERA: 0.62																		
47 Cory Wade, R ERA: 2.36																		

Los Angeles Dodgers @ San Francisco Giants  
AT&T Park, San Francisco, CA

AB 30  
R 5  
H 7  
RBI 5  
BB 6  
SO 9  
LOB 17



WP: 1  
PB: 0  
SB: 0  
CS: 0

Sat Jul 05 2008, 6:05 PM PDT  
Att: 40,741 - Clear - 70 F

livebaseballscores.com







Batter	1	2	3	4	5	6	7	8	9	AB	R	H	RBI	BB	SO	LOB	TOP										
14 Fred Lewis, L OBP: 0.358, SLG: 0.458										4	0	0	0	0	2	0	<b>San Francisco Giants @ New York Mets</b> Shea Stadium, Flushing, NY Tue Jul 08 2008, 7:10 PM EDT Att: 48,887 - Partly Cloudy - 82 F  <b>AB 31</b> <b>R 0</b> <b>H 3</b> <b>RBI 0</b> <b>BB 0</b> <b>SO 6</b> <b>LOB 7</b>										
Ray Durham, S OBP: 0.380, SLG: 0.415										4	0	0	0	0	1	1											
2 Randy Winn, S OBP: 0.353, SLG: 0.409										4	0	0	0	0	1	1											
1 Bengie Molina, R OBP: 0.317, SLG: 0.414										3	0	0	0	0	0	0											
33 Aaron Rowand, R OBP: 0.364, SLG: 0.460										4	0	1	0	0	0	0											
21 John Bowker, L OBP: 0.319, SLG: 0.461										3	0	1	0	0	1	3											
Rich Aurilia, R OBP: 0.341, SLG: 0.444										3	0	1	0	0	0	1											
Omar Vizquel, S OBP: 0.229, SLG: 0.177										3	0	0	0	0	0	1											
Kevin Correia, R OBP: 0.182, SLG: 0.100										0	0	0	0	0	0	0											
55 Tim Lincecum, L OBP: 0.231, SLG: 0.167										2	0	0	0	0	1	0											
Jack Taschner, L OBP: 0.312, SLG: 0.423										0	0	0	0	0	0	0											
Inning Stats	R: 0 E: 1 K: 2 S: 16	H: 1 LOB: 3 BB: 0 P: 24	R: 0 E: 0 K: 0 S: 10	H: 0 LOB: 0 BB: 0 P: 16	R: 0 E: 0 K: 0 S: 9	H: 1 LOB: 1 BB: 0 P: 16	R: 0 E: 0 K: 2 S: 9	H: 0 LOB: 0 BB: 0 P: 14	R: 0 E: 0 K: 1 S: 8	H: 0 LOB: 0 BB: 0 P: 9	R: 0 E: 0 K: 0 S: 12	H: 1 LOB: 1 BB: 0 P: 18	R: 0 E: 0 K: 1 S: 6	H: 0 LOB: 0 BB: 0 P: 7	R: 0 E: 0 K: 0 S: 5	H: 0 LOB: 0 BB: 0 P: 8		1B: 3 2B: 0 3B: 0 HR: 0	SF: 0 SAC: 0 DP: 0 HBP: 1	WP: 0 PB: 0 SB: 0 CS: 0	PA: 32						
PITCHER	IP	WLS	BF	H	R	ER	SO	BB	IBB	HBP	BLK	WP	HR	S	P	ERA		WHIP									
34 Mike Pelfrey, R ERA: 3.93	(1, 1)	7.0	W	26	3	0	5	0	0	1	0	0	0	74	113	0.00	0.429										
Scott Schoeneweis, L ERA: 2.8	(8, 1)	1.0		3	0	0	1	0	0	0	0	0	0	6	7	0.00	0.000										
Joe Smith, R ERA: 3.13	(9, 1)	1.0		3	0	0	0	0	0	0	0	0	0	5	8	0.00	0.000										

Batter	1	2	3	4	5	6	7	8	9	AB	R	H	RBI	BB	SO	LOB	BOTTOM										
7 José Reyes, S OBP: 0.361, SLG: 0.484										5	1	2	0	0	0	1	<b>San Francisco Giants @ New York Mets</b> Shea Stadium, Flushing, NY Tue Jul 08 2008, 7:10 PM EDT Att: 48,887 - Partly Cloudy - 82 F  <b>AB 35</b> <b>R 7</b> <b>H 14</b> <b>RBI 7</b> <b>BB 2</b> <b>SO 6</b> <b>LOB 14</b>										
Ender Chavez, L OBP: 0.314, SLG: 0.321										4	1	1	0	0	1	3											
5 David Wright, R OBP: 0.385, SLG: 0.510										3	1	1	0	1	1	3											
15 Carlos Beltrán, S OBP: 0.367, SLG: 0.478										4	1	3	4	0	0	0											
Damon Easley, R OBP: 0.339, SLG: 0.376										4	0	1	1	0	1	2											
Scott Schoeneweis, L OBP: 0.312, SLG: 0.423										0	0	0	0	0	0	0											
Joe Smith, R										0	0	0	0	0	0	0											
21 Carlos Delgado, L OBP: 0.323, SLG: 0.444										3	1	2	1	1	1	2											
17 Fernando Tatis, R OBP: 0.327, SLG: 0.416										4	1	2	1	0	1	2											
23 Brian Schneider, L OBP: 0.326, SLG: 0.300										4	0	0	0	0	1	1											
34 Mike Pelfrey, R OBP: 0.097, SLG: 0.097										2	0	1	0	0	0	0											
4 Argenis Reyes, S OBP: 0.167, SLG: 0.167										2	1	1	0	0	0	0											
Inning Stats	R: 3 E: 0 K: 2 S: 17	H: 2 LOB: 1 BB: 2 P: 32	R: 0 E: 0 K: 1 S: 9	H: 1 LOB: 0 BB: 0 P: 15	R: 0 E: 0 K: 0 S: 9	H: 2 LOB: 1 BB: 0 P: 12	R: 0 E: 0 K: 0 S: 8	H: 1 LOB: 1 BB: 0 P: 12	R: 0 E: 0 K: 1 S: 14	H: 1 LOB: 1 BB: 0 P: 21	R: 1 E: 0 K: 0 S: 10	H: 2 LOB: 1 BB: 0 P: 13	R: 2 E: 0 K: 2 S: 18	H: 4 LOB: 2 BB: 0 P: 29	R: 1 E: 0 K: 0 S: 11	H: 1 LOB: 0 BB: 0 P: 19		1B: 11 2B: 0 3B: 0 HR: 3	SF: 0 SAC: 0 DP: 2 HBP: 0	WP: 0 PB: 0 SB: 0 CS: 1	PA: 38						
PITCHER	IP	WLS	BF	H	R	ER	SO	BB	IBB	HBP	BLK	WP	HR	S	P	ERA	WHIP										
55 Tim Lincecum, R ERA: 2.66	(1, 1)	6.0	L	26	9	4	4	2	0	0	0	0	2	67	105	6.00	1.833										
Jack Taschner, L ERA: 3.23	(7, 1)	0.2		5	3	2	1	0	0	0	0	0	0	13	20	27.00	4.500										
Kevin Correia, R ERA: 4.96	(7, 1)	1.1		6	2	1	1	0	0	0	0	0	1	16	28	6.75	1.500										



Batter	1	2	3	4	5	6	7	8	9	AB	R	H	RBI	BB	SO	LOB	TOP				
14 Fred Lewis, L OBP: 0.353, SLG: 0.452	G5-3		K		P6			F8		4	0	0	0	0	1	1					
Ray Durham, S OBP: 0.392, SLG: 0.411	K		BB		BB			L4		2	0	0	0	2	1	0					
2 Randy Winn, S OBP: 0.350, SLG: 0.404	F9		L8		F8			G4-3		4	0	0	0	0	0	3					
1 Bengie Molina, R OBP: 0.313, SLG: 0.409		P3		L9				G5-3		4	0	0	0	0	1	0					
33 Aaron Rowand, R OBP: 0.363, SLG: 0.457		G4-3		G4-3				G6-3		4	0	1	0	0	1	0					
Rich Aurilia, R OBP: 0.340, SLG: 0.445		1B		F8				K		4	0	1	0	0	2	1					
Jose Castillo, R OBP: 0.312, SLG: 0.421		K		2B				K		2	0	0	0	1	1	1					
7 Emmanuel Burriss, S OBP: 0.361, SLG: 0.355				FC6				P6		3	0	1	0	0	0	2					
53 Jonathan Sánchez, L ERA: 3.97				SH3-4				L1-3		1	0	0	0	0	0	1					
43 Alex Hinshaw, L ERA: 2.49										0	0	0	0	0	0	0					
56 Osiris Matos, R ERA: 3.38										0	0	0	0	0	0	0					
22 Keiichi Yabu, R ERA: 1.69										0	0	0	0	0	0	0					
Sergio Romo, R ERA: 1.69										0	0	0	0	0	0	0					
<b>Inning Stats</b>	R: 0 E: 0 K: 1 S: 8	H: 0 LOB: 0 BB: 0 P: 11	R: 0 E: 0 K: 2 S: 11	H: 1 LOB: 1 BB: 0 P: 13	R: 0 E: 0 K: 1 S: 11	H: 1 LOB: 2 BB: 1 P: 17	R: 0 E: 0 K: 0 S: 11	H: 1 LOB: 2 BB: 1 P: 21	R: 0 E: 0 K: 1 S: 10	H: 0 LOB: 0 BB: 1 P: 16	R: 0 E: 0 K: 2 S: 11	H: 0 LOB: 0 BB: 0 P: 10	R: 0 E: 0 K: 0 S: 9	H: 0 LOB: 0 BB: 0 P: 10	R: 0 E: 0 K: 1 S: 6	H: 0 LOB: 0 BB: 0 P: 8	1B: 2 2B: 1 3B: 0 HR: 0	SF: 0 SAC: 1 DP: 0 HBP: 0	WP: 0 PB: 0 SB: 0 CS: 0	PA: 33	
<b>PITCHER</b>	IP WLS BF H R ER SO BB IBB HBP BLK WP HR S P ERA WHIP	IP WLS BF H R ER SO BB IBB HBP BLK WP HR S P ERA WHIP	IP WLS BF H R ER SO BB IBB HBP BLK WP HR S P ERA WHIP	IP WLS BF H R ER SO BB IBB HBP BLK WP HR S P ERA WHIP	IP WLS BF H R ER SO BB IBB HBP BLK WP HR S P ERA WHIP	IP WLS BF H R ER SO BB IBB HBP BLK WP HR S P ERA WHIP	IP WLS BF H R ER SO BB IBB HBP BLK WP HR S P ERA WHIP	IP WLS BF H R ER SO BB IBB HBP BLK WP HR S P ERA WHIP	IP WLS BF H R ER SO BB IBB HBP BLK WP HR S P ERA WHIP	IP WLS BF H R ER SO BB IBB HBP BLK WP HR S P ERA WHIP	IP WLS BF H R ER SO BB IBB HBP BLK WP HR S P ERA WHIP	IP WLS BF H R ER SO BB IBB HBP BLK WP HR S P ERA WHIP	IP WLS BF H R ER SO BB IBB HBP BLK WP HR S P ERA WHIP	IP WLS BF H R ER SO BB IBB HBP BLK WP HR S P ERA WHIP	IP WLS BF H R ER SO BB IBB HBP BLK WP HR S P ERA WHIP	IP WLS BF H R ER SO BB IBB HBP BLK WP HR S P ERA WHIP	IP WLS BF H R ER SO BB IBB HBP BLK WP HR S P ERA WHIP	IP WLS BF H R ER SO BB IBB HBP BLK WP HR S P ERA WHIP	IP WLS BF H R ER SO BB IBB HBP BLK WP HR S P ERA WHIP	IP WLS BF H R ER SO BB IBB HBP BLK WP HR S P ERA WHIP	IP WLS BF H R ER SO BB IBB HBP BLK WP HR S P ERA WHIP
57 Johan Santana, L ERA: 2.84	5.0	W	21	3	0	0	5	3	0	0	0	0	0	0	0	0	0.00	1.200			
Aaron Heilman, R ERA: 4.59	2.0	H	6	0	0	0	2	0	0	0	0	0	0	0	0	0	0.00	0.000			
Duaner Sanchez, R ERA: 3.72	1.0	H	3	0	0	0	0	0	0	0	0	0	0	0	0	0	0.00	0.000			
Joe Smith, R ERA: 3.05	1.0		3	0	0	0	1	0	0	0	0	0	0	0	0	0	0.00	0.000			

San Francisco Giants @ New York Mets  
Shea Stadium, Flushing, NY  
Wed Jul 09 2008, 7:10 PM EDT  
Att: 48,896 - Cloudy - 79 F

AB 29  
R 0  
H 3  
RBI 0  
BB 3  
SO 8  
LOB 8



Batter	1	2	3	4	5	6	7	8	9	AB	R	H	RBI	BB	SO	LOB	BOTTOM				
7 José Reyes, S OBP: 0.363, SLG: 0.483	F8		BB		G5-3			K		3	0	1	1	2	1	1					
Endy Chavez, L OBP: 0.317, SLG: 0.321	G1-3		F7		SH1-3			1B		3	0	1	0	1	0	2					
5 David Wright, R OBP: 0.381, SLG: 0.504	BB		K		G5-3			F8		4	0	0	0	1	1	7					
15 Carlos Beltrán, S OBP: 0.365, SLG: 0.473	K		F8		P6			FC5-4		3	0	0	0	1	1	2					
Damon Easley, R OBP: 0.332, SLG: 0.368		G5-3		K				G6-3		4	0	0	0	0	1	3					
Duaner Sanchez, R								FC5-4		0	0	0	0	0	0	0					
Joe Smith, R										0	0	0	0	0	0	0					
21 Carlos Delgado, L OBP: 0.327, SLG: 0.453	K		17 WP 11 HR		1B			4 E		4	2	3	0	0	1	0					
17 Fernando Tatis, R OBP: 0.324, SLG: 0.404	K		11 HR		F8			L9		3	1	0	0	1	1	2					
11 Ramon Castro, R OBP: 0.354, SLG: 0.466			57 SH2-4		K			P5		4	1	2	3	0	1	2					
57 Johan Santana, L ERA: 3.97			SH2-4					E1		1	0	0	0	0	1	0					
Aaron Heilman, R								E7		0	0	0	0	0	0	0					
4 Argenis Reyes, S OBP: 0.375, SLG: 0.375								1B		2	1	2	1	0	0	0					
<b>Inning Stats</b>	R: 0 E: 0 K: 1 S: 14	H: 0 LOB: 1 BB: 1 P: 20	R: 0 E: 0 K: 2 S: 9	H: 0 LOB: 0 BB: 0 P: 15	R: 0 E: 0 K: 1 S: 10	H: 1 LOB: 2 BB: 1 P: 19	R: 3 E: 0 K: 2 S: 19	H: 2 LOB: 0 BB: 1 P: 30	R: 0 E: 0 K: 0 S: 7	H: 0 LOB: 1 BB: 1 P: 12	R: 0 E: 0 K: 1 S: 9	H: 1 LOB: 1 BB: 0 P: 14	R: 0 E: 1 K: 1 S: 11	H: 1 LOB: 3 BB: 2 P: 21	R: 2 E: 1 K: 0 S: 16	H: 4 LOB: 2 BB: 0 P: 24	1B: 6 2B: 2 3B: 0 HR: 1	SF: 0 SAC: 2 DP: 0 HBP: 0	WP: 2 PB: 0 SB: 1 CS: 0	PA: 39	
<b>PITCHER</b>	IP WLS BF H R ER SO BB IBB HBP BLK WP HR S P ERA WHIP	IP WLS BF H R ER SO BB IBB HBP BLK WP HR S P ERA WHIP	IP WLS BF H R ER SO BB IBB HBP BLK WP HR S P ERA WHIP	IP WLS BF H R ER SO BB IBB HBP BLK WP HR S P ERA WHIP	IP WLS BF H R ER SO BB IBB HBP BLK WP HR S P ERA WHIP	IP WLS BF H R ER SO BB IBB HBP BLK WP HR S P ERA WHIP	IP WLS BF H R ER SO BB IBB HBP BLK WP HR S P ERA WHIP	IP WLS BF H R ER SO BB IBB HBP BLK WP HR S P ERA WHIP	IP WLS BF H R ER SO BB IBB HBP BLK WP HR S P ERA WHIP	IP WLS BF H R ER SO BB IBB HBP BLK WP HR S P ERA WHIP	IP WLS BF H R ER SO BB IBB HBP BLK WP HR S P ERA WHIP	IP WLS BF H R ER SO BB IBB HBP BLK WP HR S P ERA WHIP	IP WLS BF H R ER SO BB IBB HBP BLK WP HR S P ERA WHIP	IP WLS BF H R ER SO BB IBB HBP BLK WP HR S P ERA WHIP	IP WLS BF H R ER SO BB IBB HBP BLK WP HR S P ERA WHIP	IP WLS BF H R ER SO BB IBB HBP BLK WP HR S P ERA WHIP	IP WLS BF H R ER SO BB IBB HBP BLK WP HR S P ERA WHIP	IP WLS BF H R ER SO BB IBB HBP BLK WP HR S P ERA WHIP	IP WLS BF H R ER SO BB IBB HBP BLK WP HR S P ERA WHIP	IP WLS BF H R ER SO BB IBB HBP BLK WP HR S P ERA WHIP	IP WLS BF H R ER SO BB IBB HBP BLK WP HR S P ERA WHIP
53 Jonathan Sánchez, L ERA: 3.97	4.0	L	18	3	3	3	6	3	0	0	0	0	0	0	0	0	0.00	1.500			
43 Alex Hinshaw, L ERA: 2.49	1.1		6	1	0	0	0	1	0	0	0	0	0	0	0	0	0.00	1.500			
56 Osiris Matos, R ERA: 3.38	0.2		2	0	0	0	1	0	0	0	0	0	0	0	0	0	0.00	0.000			
22 Keiichi Yabu, R ERA: 1.69	1.2		12	5	2	2	1	1	1	0	0	0	0	0	0	0	10.80	3.600			
Sergio Romo, R ERA: 1.69	0.1		1	0	0	0	0	0	0	0	0	0	0	0	0	0	0.00	0.000			

San Francisco Giants @ New York Mets  
Shea Stadium, Flushing, NY  
Wed Jul 09 2008, 7:10 PM EDT  
Att: 48,896 - Cloudy - 79 F

AB 31  
R 5  
H 9  
RBI 5  
BB 6  
SO 8  
LOB 19

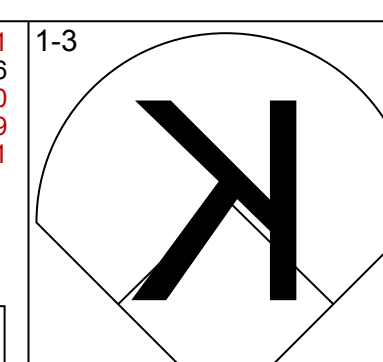
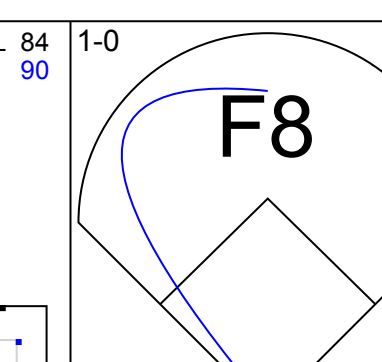
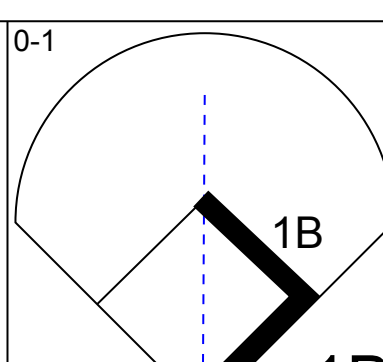
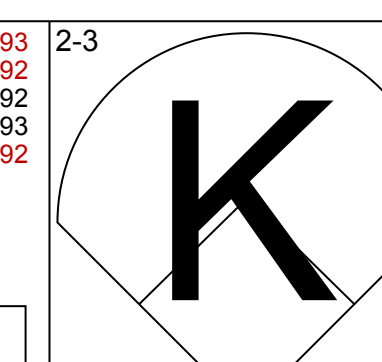
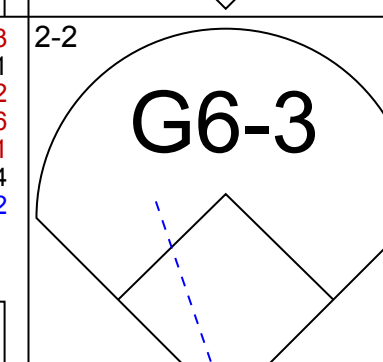
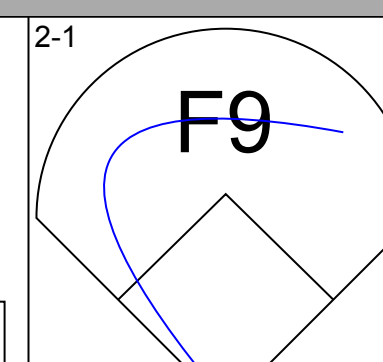
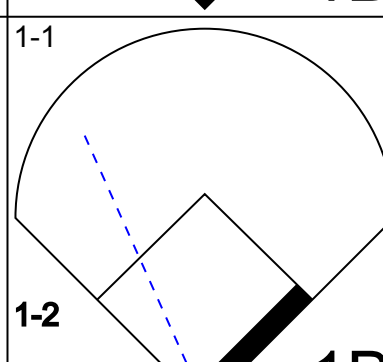
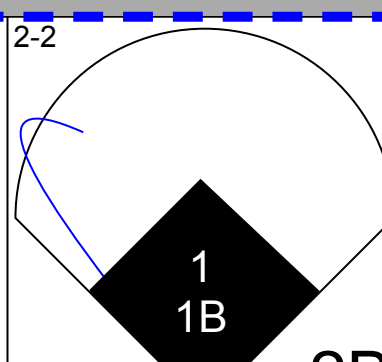
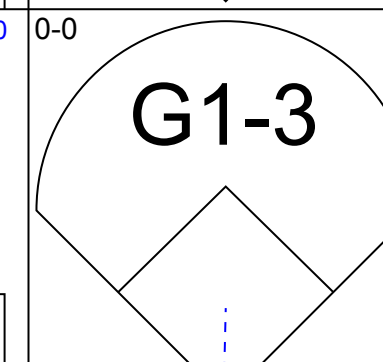
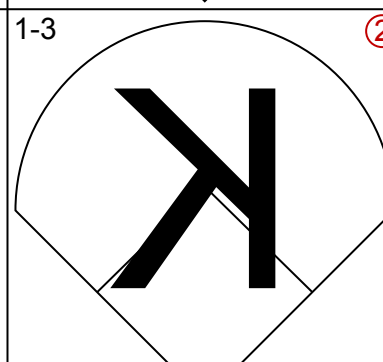
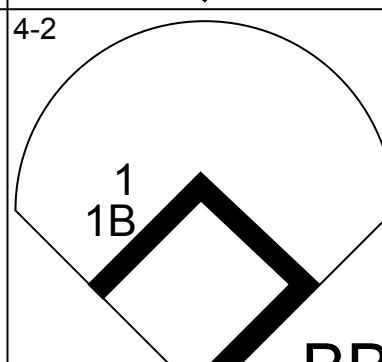
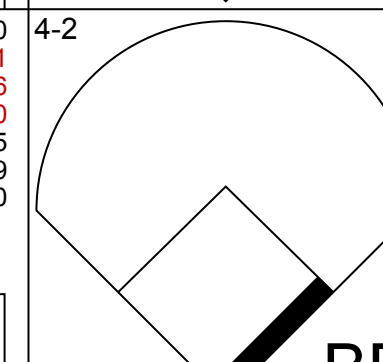
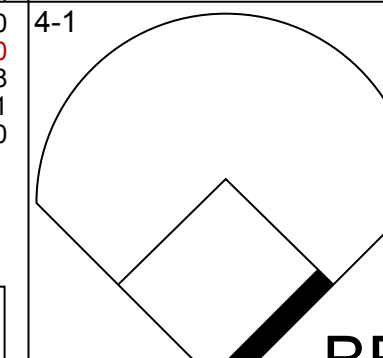
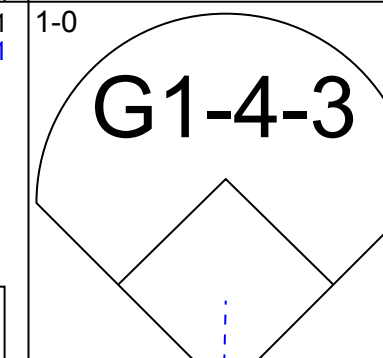
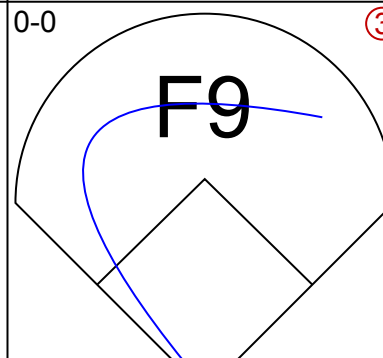
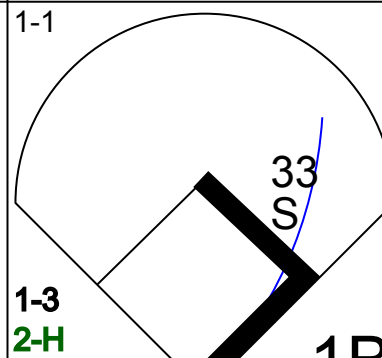
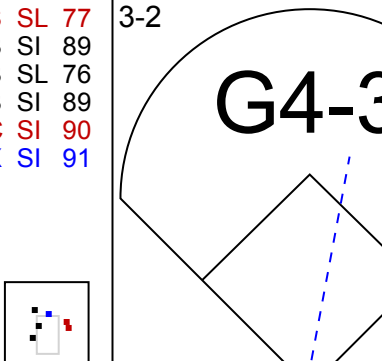
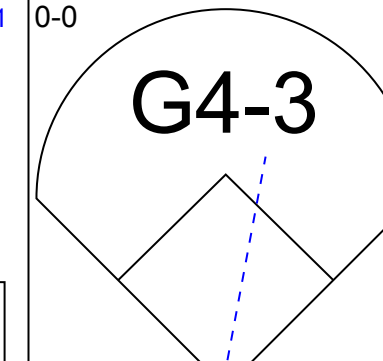
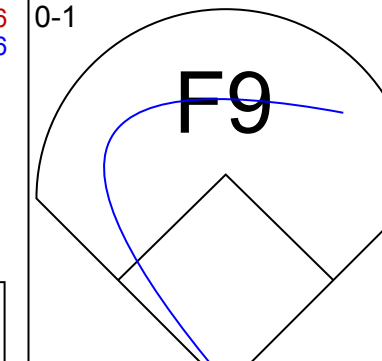
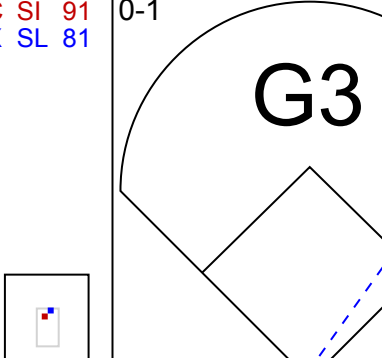
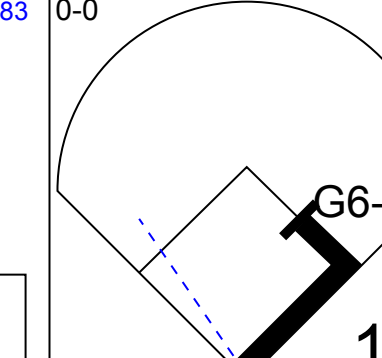
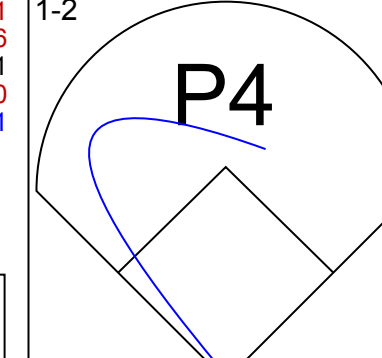
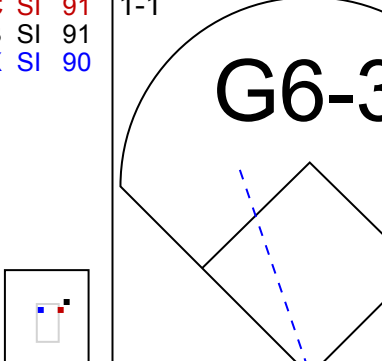
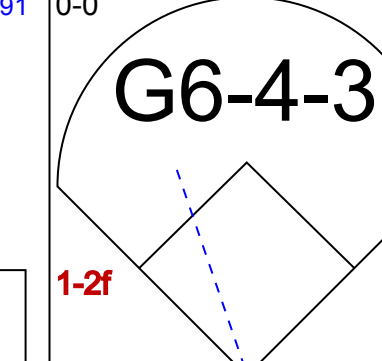
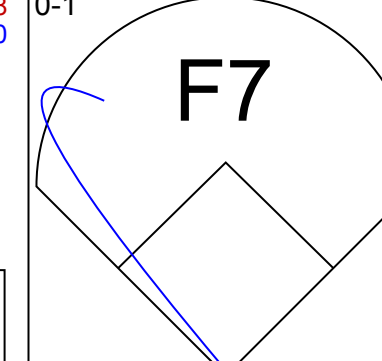
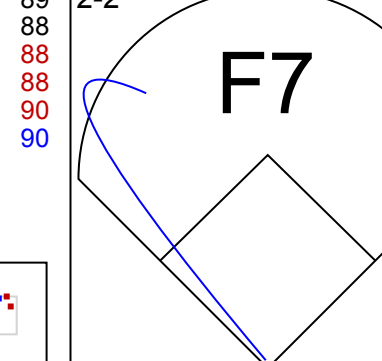
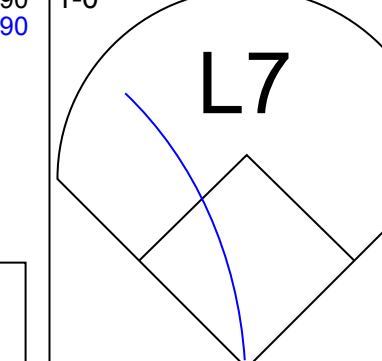
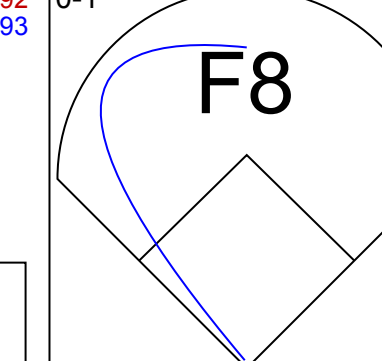



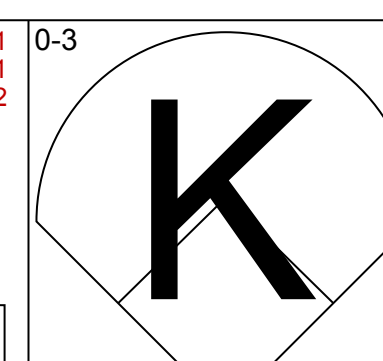
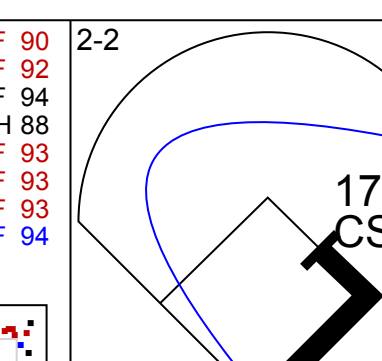
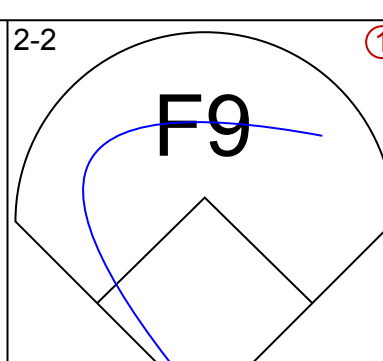
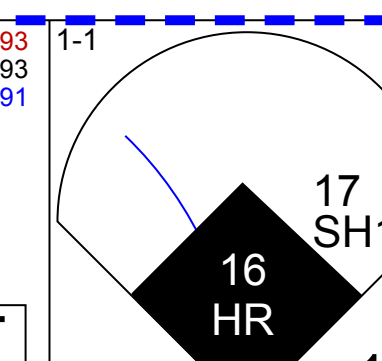
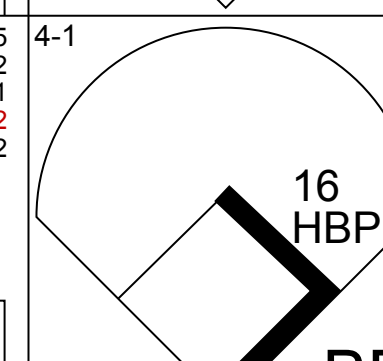
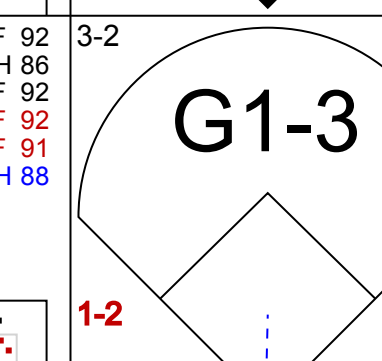
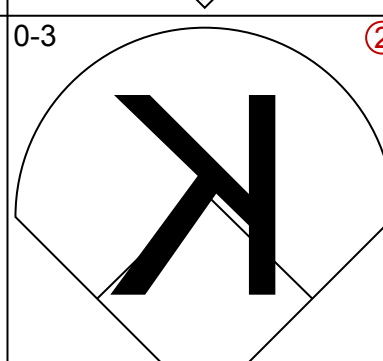
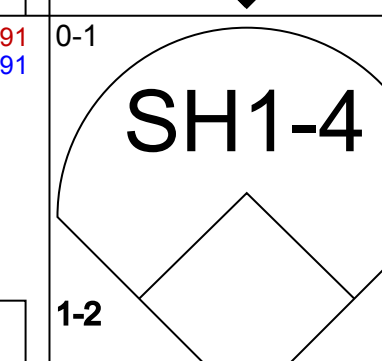
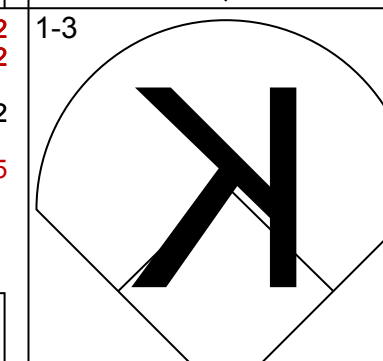
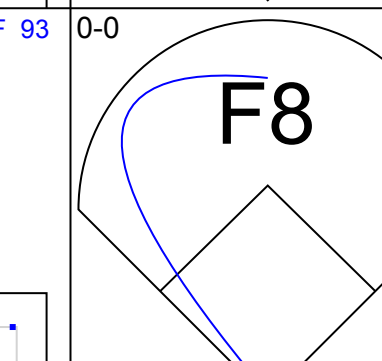
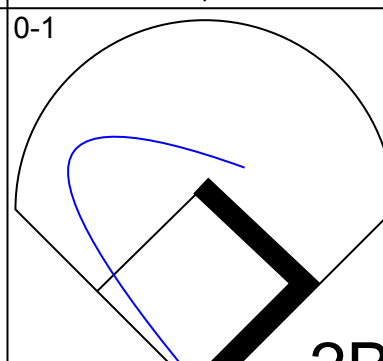
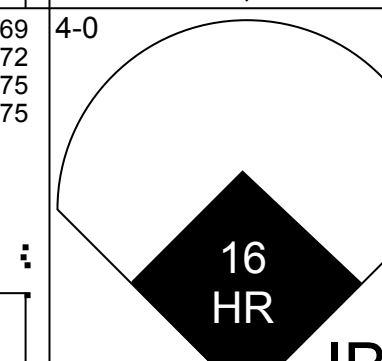
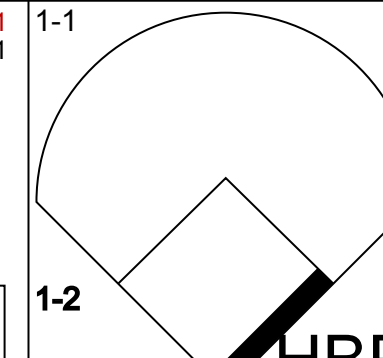
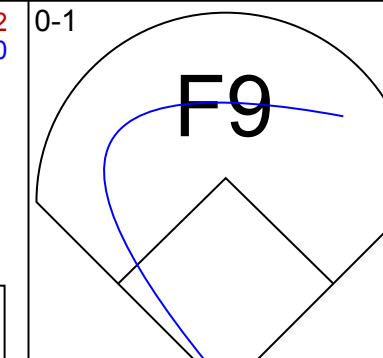
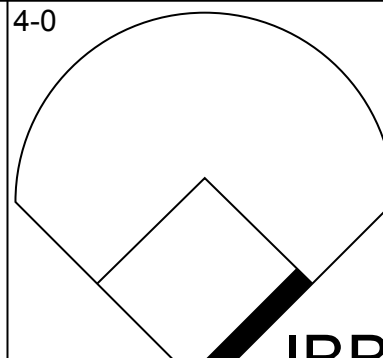
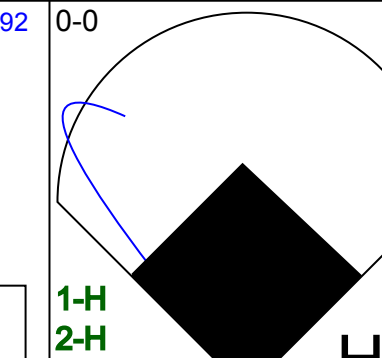
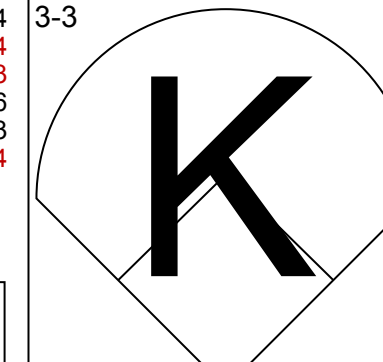
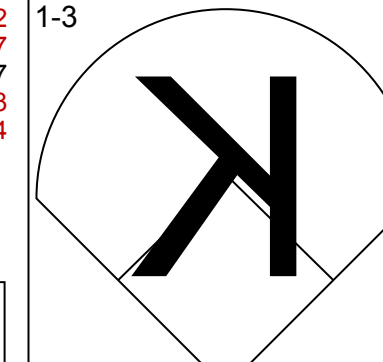
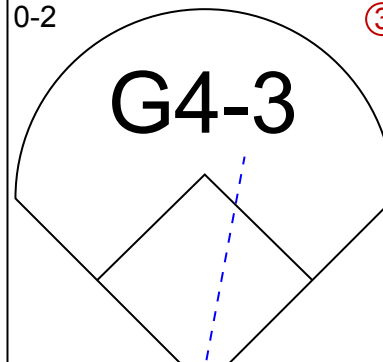
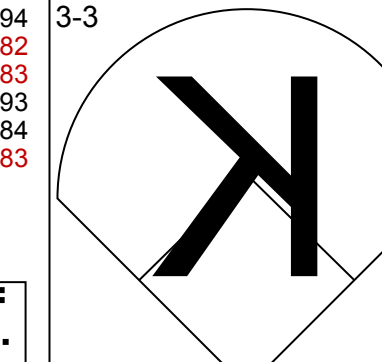
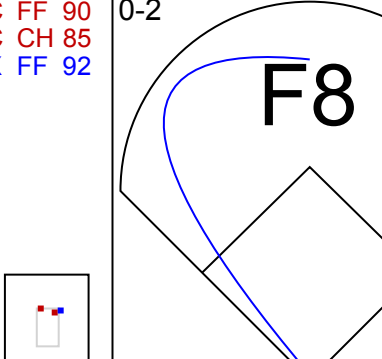
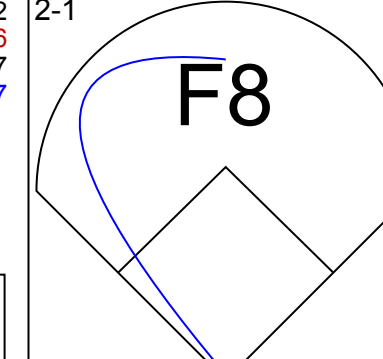
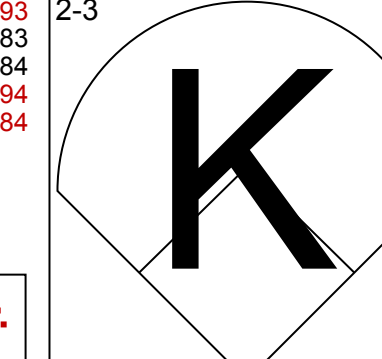
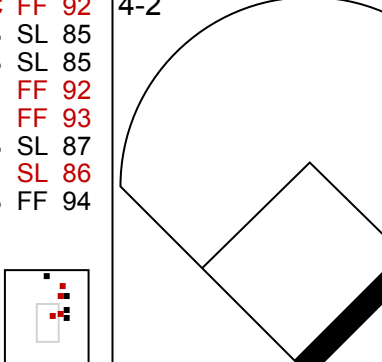
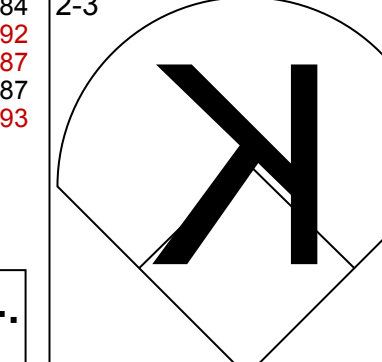
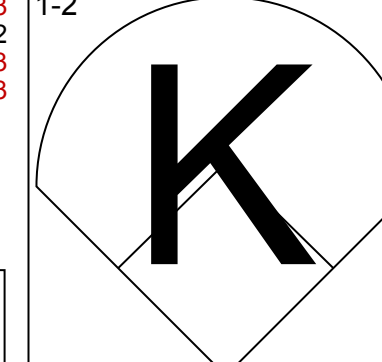
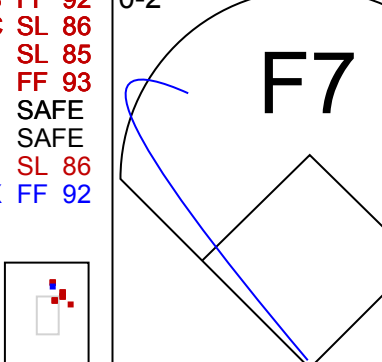
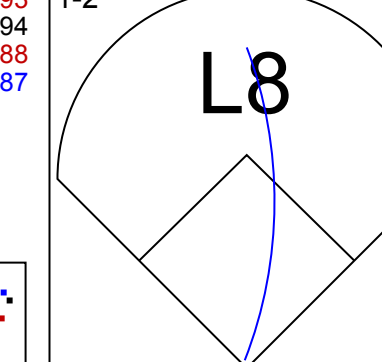
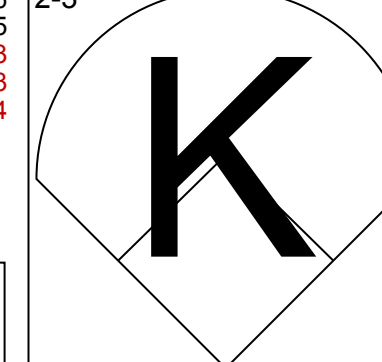
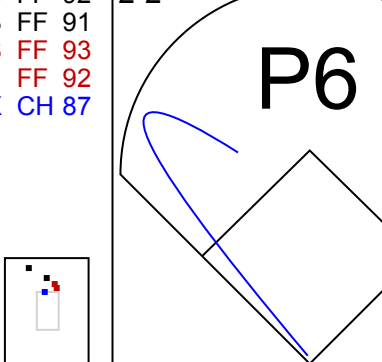
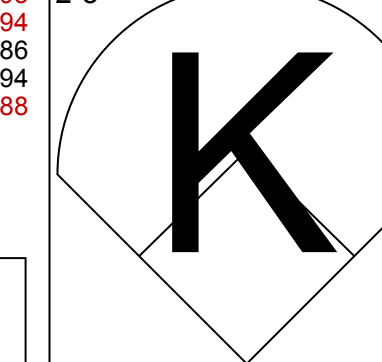
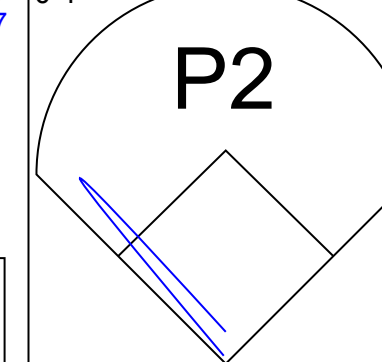


Batter	1	2	3	4	5	6	7	8	9	AB	R	H	RBI	BB	SO	LOB	TOP					
14 Fred Lewis, L OBP: 0.352, SLG: 0.448	F7		K				G4-3			3	1	0	0	1	1	0	<b>San Francisco Giants @ New York Mets</b> Shea Stadium, Flushing, NY Thu Jul 10 2008, 1:10 PM EDT Att: 48,755 - Partly Cloudy - 82 F					
7 Emmanuel Burriss, S OBP: 0.350, SLG: 0.342	F7		F8				G4-3			4	0	0	0	0	1	2						
2 Randy Winn, S OBP: 0.354, SLG: 0.407	33 WP		K							2	0	1	2	2	1	0						
33 Aaron Rowand, R OBP: 0.362, SLG: 0.453				K			P2			3	0	0	0	1	2	2						
21 John Bowker, L OBP: 0.326, SLG: 0.468	P2									3	1	2	0	1	0	2						
50 Eliezer Alfonzo, R (1,2)		K								4	0	0	0	0	1	4						
Jose Castillo, R (1,5)										3	0	0	0	1	1	1						
28 Travis Denker, R Jack Taschner, L 56 Osiris Matos, L Rich Aurilia, R										3	0	0	0	0	2	2						
75 Barry Zito, L Sergio Romo, R Ray Durham, S										1	1	0	0	1	1	1						
										2	0	0	0	0	0	0						
<b>Inning Stats</b>	R: 0 H: 0 K: 0 S: 12	H: 0 LOB: 2 BB: 2 P: 26	R: 0 H: 0 K: 3 S: 11	H: 0 LOB: 1 BB: 1 P: 19	R: 0 H: 0 K: 2 S: 11	H: 0 LOB: 0 BB: 0 P: 15	R: 1 H: 1 K: 2 S: 12	H: 1 LOB: 0 BB: 2 P: 20	R: 2 H: 1 K: 1 S: 20	H: 1 LOB: 1 BB: 2 P: 35	R: 0 H: 0 K: 1 S: 7	H: 0 LOB: 1 BB: 1 P: 14	R: 0 H: 0 K: 0 S: 5	H: 0 LOB: 0 BB: 0 P: 8	R: 0 H: 1 K: 1 S: 12	H: 1 LOB: 1 BB: 1 P: 21	R: 0 H: 0 K: 0 S: 5	H: 0 LOB: 0 BB: 0 P: 5	1B: 1 2B: 2 3B: 0 HR: 0	SF: 0 SAC: 0 DP: 1 HBP: 0	WP: 2 PB: 0 SB: 2 CS: 0	PA: 36
<b>PITCHER</b>	IP WLS BF H R ER SO BB IBB HBP BLK WP HR S P ERA WHIP																					
33 John Maine, R 32 Carlos Muniz, R Scott Schoeneweis, L Duaner Sanchez, R 13 Billy Wagner, L	(1,1) (5,1) (7,1) (8,1) (9,1)	4.2 1.1 1.0 1.0 1.0	21 5 3 4 3	2 0 0 1 0	3 0 0 0 0	3 1 0 0 0	8 1 0 1 0	5 1 0 1 0	0 0 0 0 0	0 0 0 0 0	2 0 0 0 0	0 0 0 0 0	63 10 5 12 5	109 20 8 21 5	5.79 0.00 0.00 2.00 0.00	1.500 0.750 0.000 2.000 0.000						

Batter	1	2	3	4	5	6	7	8	9	AB	R	H	RBI	BB	SO	LOB	BOTTOM			
7 José Reyes, S OBP: 0.364, SLG: 0.480	F7		G3				F8			4	0	1	1	1	0	1	<b>San Francisco Giants @ New York Mets</b> Shea Stadium, Flushing, NY Thu Jul 10 2008, 1:10 PM EDT Att: 48,755 - Partly Cloudy - 82 F			
4 Argenis Reyes, S OBP: 0.308, SLG: 0.308	G1-3						L9			5	1	1	0	0	1	5				
5 David Wright, R OBP: 0.386, SLG: 0.511										3	2	2	0	2	0	1				
15 Carlos Beltrán, S OBP: 0.363, SLG: 0.469	F8									5	1	1	1	0	0	6				
17 Fernando Tatis, R OBP: 0.336, SLG: 0.459										5	1	3	4	0	0	1				
21 Carlos Delgado, L OBP: 0.325, SLG: 0.448										4	0	0	0	1	0	2				
6 Nick Evans, R Endy Chavez, L										4	1	1	0	0	0	2				
23 Brian Schneider, L OBP: 0.333, SLG: 0.299										1	0	0	0	3	1	0				
33 John Maine, R 32 Carlos Muniz, R 29 Chris Aguilera, R Scott Schoeneweis, L Damon Easley, R Duaner Sanchez, R 13 Billy Wagner, L	(1,1) (5,1) (6,PH) (7,1) (7,PH) (8,1) (9,1)	5.0 1.2 0.1 1.0	26 8 4 5	4 3 1 1	3 3 1 0	2 2 0 0	2 0 0 0	0 0 0 0	0 0 0 0	0 0 0 0	0 1 0 0	58 15 18 11	105 27 18 11	3.60 10.80 0.00 0.00	1.800 6.000 1.000 1.000					
<b>Inning Stats</b>	R: 0 H: 0 K: 0 S: 7	H: 1 LOB: 1 BB: 1 P: 15	R: 0 H: 1 K: 0 S: 11	H: 1 LOB: 2 BB: 1 P: 20	R: 3 H: 3 K: 0 S: 16	H: 3 LOB: 1 BB: 0 P: 24	R: 0 H: 0 K: 2 S: 16	H: 0 LOB: 3 BB: 3 P: 32	R: 0 H: 0 K: 0 S: 7	H: 0 LOB: 0 BB: 0 P: 9	R: 0 H: 0 K: 0 S: 5	H: 0 LOB: 1 BB: 1 P: 10	R: 4 H: 4 K: 0 S: 21	H: 4 LOB: 2 BB: 1 P: 40	R: 0 H: 1 K: 0 S: 5	H: 1 LOB: 2 BB: 1 P: 11		1B: 4 2B: 4 3B: 0 HR: 1	SF: 0 SAC: 1 DP: 0 HBP: 0	WP: 0 PB: 0 SB: 0 CS: 0
<b>PITCHER</b>	IP WLS BF H R ER SO BB IBB HBP BLK WP HR S P ERA WHIP																			
75 Barry Zito, L Sergio Romo, R Jack Taschner, L 56 Osiris Matos, R	(1,1) (6,1) (7,1) (8,1)	5.0 1.2 0.1 1.0	26 8 4 5	4 3 1 1	3 3 1 0	2 2 0 0	0 0 0 0	0 0 0 0	0 0 0 0	0 0 0 0	0 1 0 0	58 15 18 11	105 27 18 11	3.60 10.80 0.00 0.00	1.800 6.000 1.000 1.000					



Batter	1	2	3	4	5	6	7	8	9	AB	R	H	RBI	BB	SO	LOB	TOP																	
14 Fred Lewis, L OBP: 0.351, SLG: 0.445										4	0	1	0	0	2	0	San Francisco Giants @ Chicago Cubs Wrigley Field, Chicago, IL Fri Jul 11 2008, 1:20 PM CDT Att: 41,605 - Sunny - 72 F																	
Ray Durham, S OBP: 0.351, SLG: 0.413										4	1	2	0	0	0	0																		
2 Randy Winn, S OBP: 0.356, SLG: 0.497										0	0	0	0	1	0	0																		
8 Eugenio Velez, S OBP: 0.244, SLG: 0.315										2	0	0	0	1	1	2																		
1 Bengie Molina, R OBP: 0.315, SLG: 0.408										3	0	1	1	1	0	3																		
7 Emmanuel Burriss, S OBP: 0.350, SLG: 0.342										0	0	0	0	0	0	0																		
33 Aaron Rowand, R OBP: 0.358, SLG: 0.447										4	0	0	0	0	1	3																		
21 John Bowker, L OBP: 0.325, SLG: 0.465										4	0	1	0	0	0	3																		
Rich Aurilia, R OBP: 0.333, SLG: 0.436										4	0	0	0	0	0	4																		
Omar Vizquel, S OBP: 0.225, SLG: 0.174										3	0	0	0	0	0	0																		
18 Matt Cain, R OBP: 0.237, SLG: 0.371										2	0	0	0	0	2	0																		
Jose Castillo, R OBP: 0.311, SLG: 0.415										1	0	0	0	0	0	0																		
Tyler Walker, R OBP: 0.325, SLG: 0.465										0	0	0	0	0	0	0																		
<b>Inning Stats</b>	R: 0 H: 0 E: 0 K: 1 S: 13	H: 0 LOB: 1 BB: 1 P: 21	R: 0 H: 0 E: 0 K: 0 S: 7	H: 0 LOB: 0 BB: 0 P: 11	R: 0 H: 0 E: 0 K: 1 S: 8	H: 0 LOB: 0 BB: 0 P: 11	R: 0 H: 0 E: 0 K: 0 S: 5	H: 1 LOB: 1 BB: 0 P: 11	R: 0 H: 2 E: 0 K: 2 S: 11	H: 2 LOB: 2 BB: 0 P: 14	R: 0 H: 0 E: 0 K: 0 S: 8	H: 0 LOB: 0 BB: 0 P: 9	R: 0 H: 0 E: 0 K: 1 S: 7	H: 0 LOB: 3 BB: 1 P: 12	R: 1 H: 2 E: 0 K: 1 S: 13	H: 2 LOB: 3 BB: 1 P: 22	1B: 4 2B: 1 3B: 0 HR: 0	SF: 0 SAC: 0 DP: 1 HBP: 0	WP: 0 PA: 34 PB: 0 SB: 1 CS: 0															
<b>PITCHER</b>	IP WLS BF H R ER SO BB IBB HBP BLK WP HR S P ERA WHIP																																	
Jason Marquis, R ERA: 4.44	(1, 1)	7.0	25	3	0	0	4	2	0	0	0	0	0	0	55	81	0.00	0.714																
Bob Howry, R ERA: 4.57	(8, 1)	1.0	W	3	0	0	0	1	0	0	0	0	0	0	7	12	0.00	0.000																
34 Kerry Wood, R ERA: 3.02	(9, 1)	1.0	S	6	2	1	1	1	1	0	0	0	0	0	13	22	9.00	3.000																

Batter	1	2	3	4	5	6	7	8	9	AB	R	H	RBI	BB	SO	LOB	BOTTOM																	
2 Ryan Theriot, R OBP: 0.389, SLG: 0.367										4	1	2	0	0	1	0	San Francisco Giants @ Chicago Cubs Wrigley Field, Chicago, IL Fri Jul 11 2008, 1:20 PM CDT Att: 41,605 - Sunny - 72 F																	
17 Mike Fontenot, L OBP: 0.365, SLG: 0.511										2	0	0	0	1	1	1																		
25 Derrek Lee, R OBP: 0.372, SLG: 0.511										3	1	1	0	1	1	1																		
16 Aramis Ramirez, R OBP: 0.388, SLG: 0.525										2	1	1	3	1	0	0																		
18 Geovany Soto, R OBP: 0.368, SLG: 0.526										4	0	0	0	0	3	4																		
Danley Ward, L OBP: 0.400, SLG: 0.440										3	0	1	0	0	0	0																		
Ronny Cedeno, R OBP: 0.340, SLG: 0.354										0	0	0	0	0	0	0																		
Bob Howry, L OBP: 0.323, SLG: 0.401										0	0	0	0	0	0	0																		
Jim Edmonds, L OBP: 0.323, SLG: 0.401										1	0	0	0	0	1	0																		
34 Kerry Wood, R OBP: 0.388, SLG: 0.450										0	0	0	0	0	0	0																		
Mark DeRosa, R OBP: 0.373, SLG: 0.450										2	0	0	0	1	2	1																		
9 Reed Johnson, R OBP: 0.333, SLG: 0.377										3	0	0	0	0	1	2																		
Jason Marquis, L OBP: 0.216, SLG: 0.229										2	0	0	0	0	1	1																		
1 Kosuke Fukudome, L7, PH OBP: 0.388, SLG: 0.413										1	0	0	0	0	0	1																		
<b>Inning Stats</b>	R: 0 H: 0 E: 0 K: 3 S: 11	H: 0 LOB: 2 BB: 1 P: 20	R: 0 H: 0 E: 0 K: 0 S: 16	H: 0 LOB: 1 BB: 1 P: 22	R: 0 H: 1 E: 0 K: 0 S: 10	H: 0 LOB: 0 BB: 0 P: 15	R: 0 H: 0 E: 0 K: 1 S: 8	H: 0 LOB: 0 BB: 0 P: 11	R: 0 H: 1 E: 0 K: 1 S: 13	H: 1 LOB: 2 BB: 1 P: 19	R: 0 H: 1 E: 0 K: 2 S: 10	H: 1 LOB: 1 BB: 0 P: 14	R: 3 H: 2 E: 0 K: 2 S: 11	H: 2 LOB: 0 BB: 1 P: 21	1B: 2 2B: 2 3B: 0 HR: 1	SF: 0 SAC: 1 DP: 0 HBP: 1	WP: 0 PA: 33 PB: 0 SB: 0 CS: 1																	
<b>PITCHER</b>	IP WLS BF H R ER SO BB IBB HBP BLK WP HR S P ERA WHIP																																	
18 Matt Cain, R ERA: 4.06	(1, 1)	7.0	L	6	2	3	3	2	0	1	0	0	0	0	11	21	27.00	2.000																
Tyler Walker, R ERA: 5.0	(8, 1)	1.0	L	6	2	3	3	2	0	1	0	0	0	1	11	21	27.00	2.000																

AB	31
R	1
H	5
RBI	1
BB	3
SO	6
LOB	15



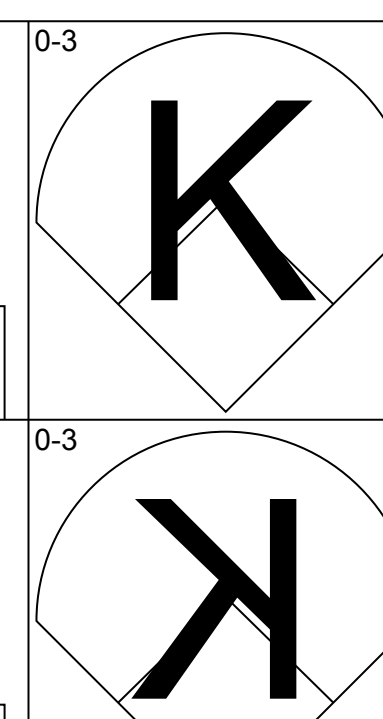
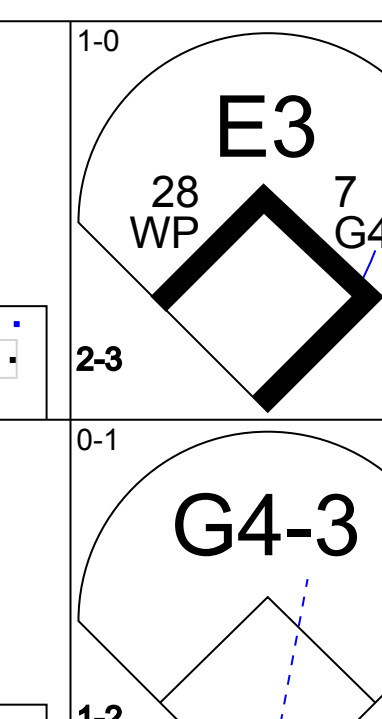
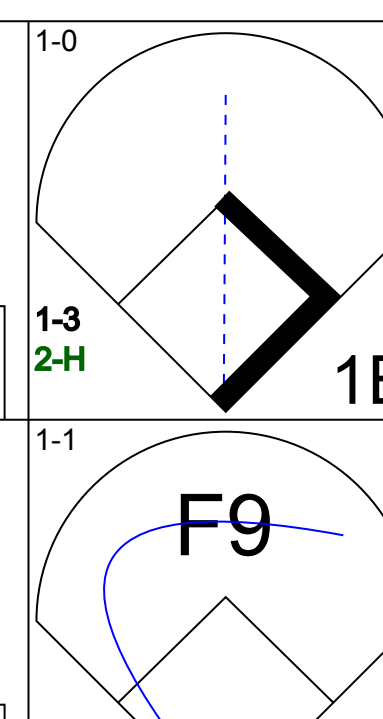
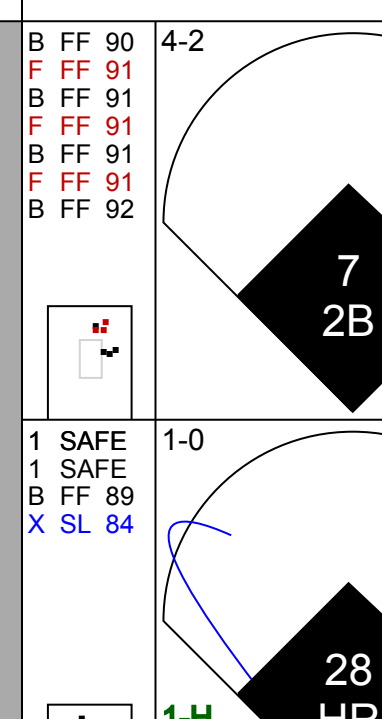
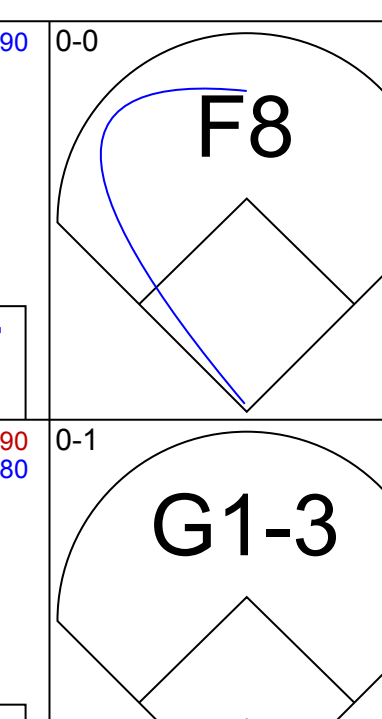
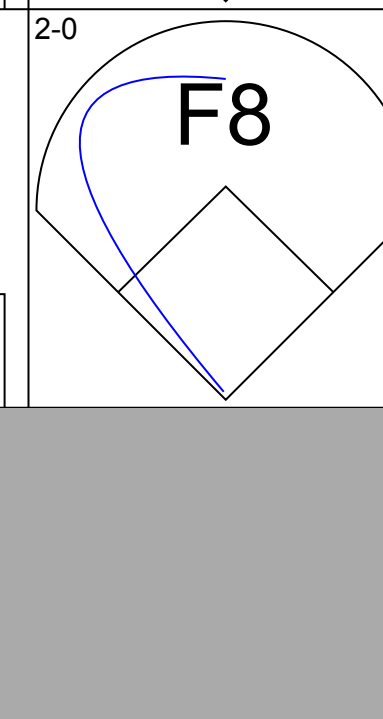
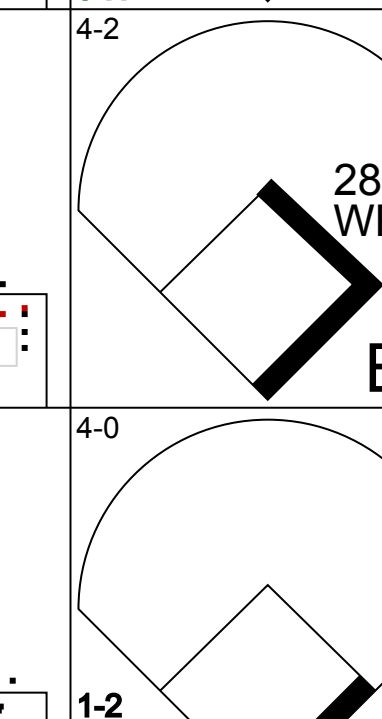

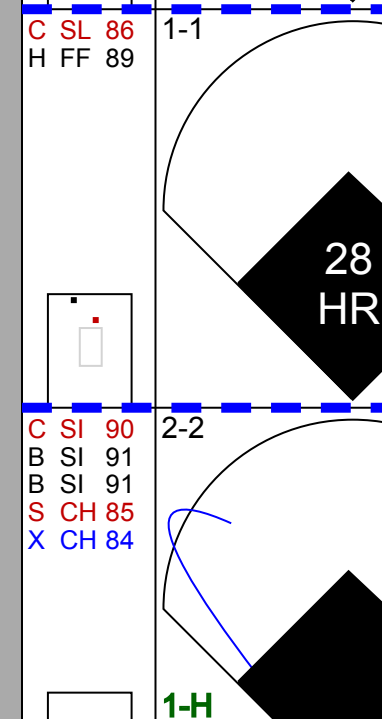


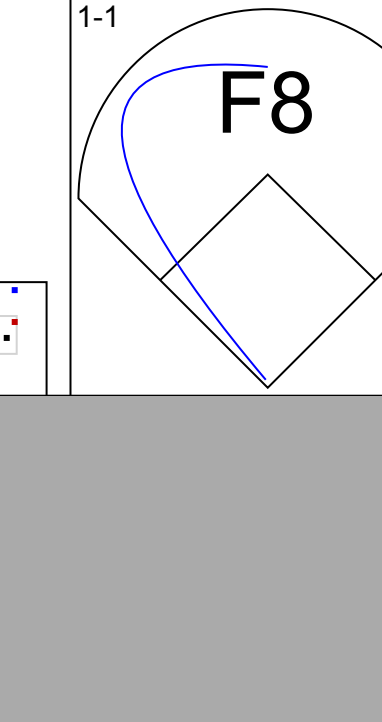
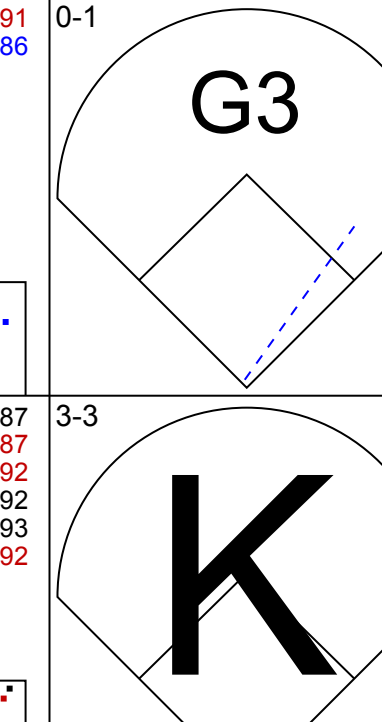
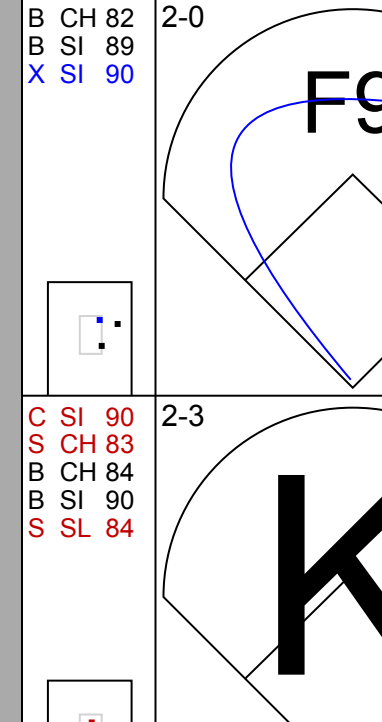
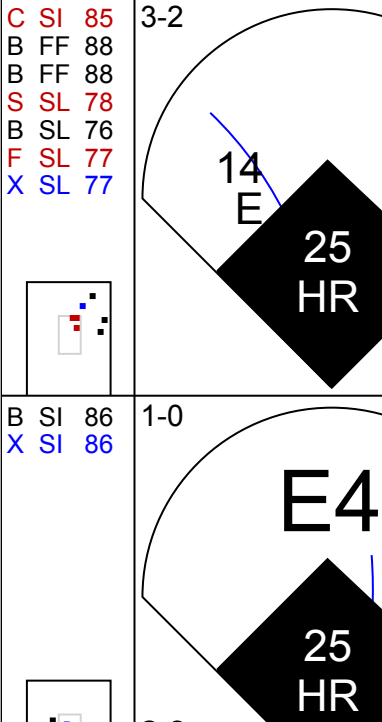
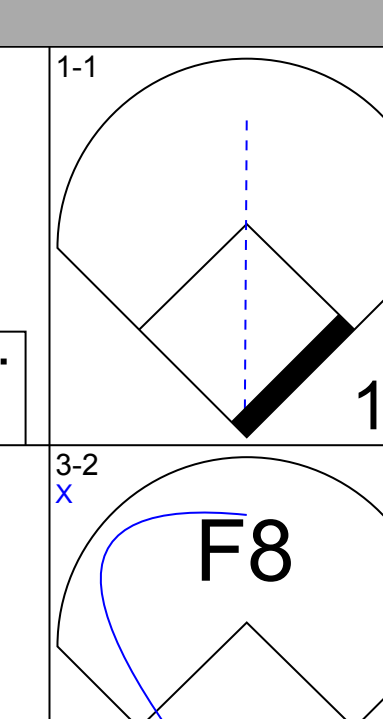
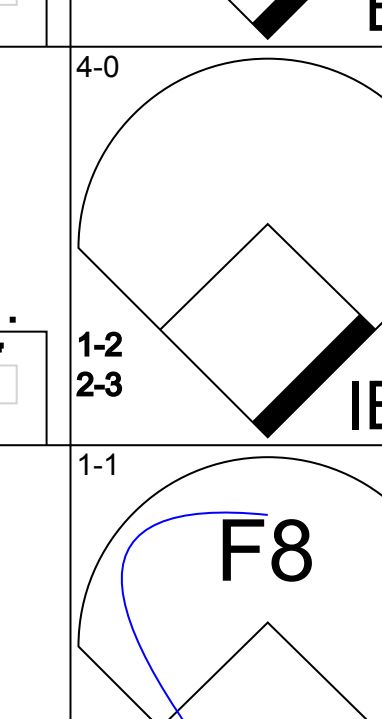

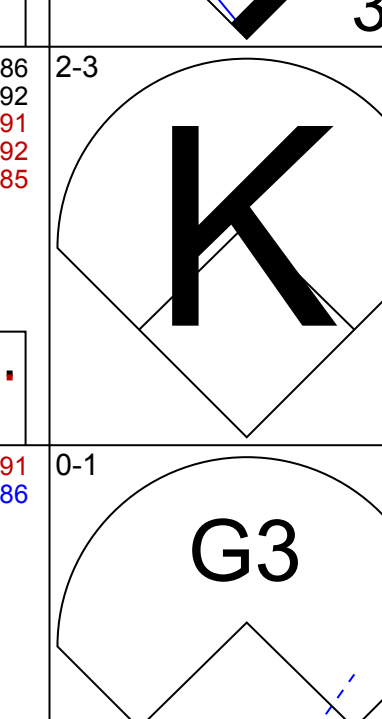
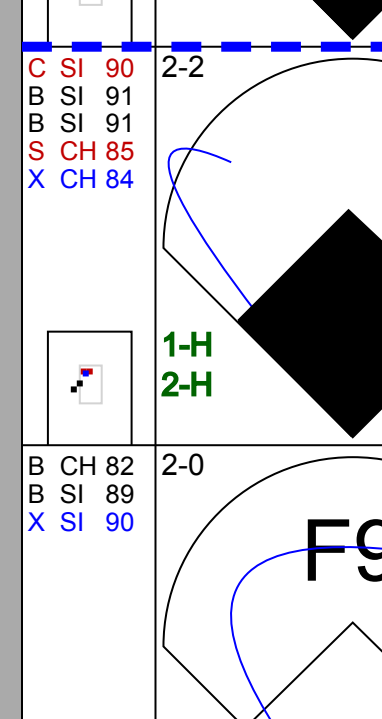
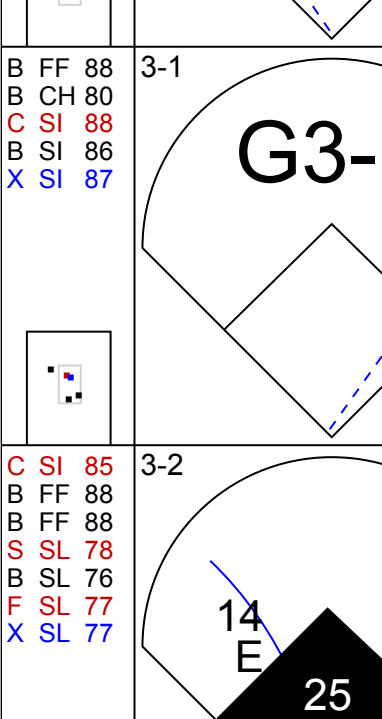
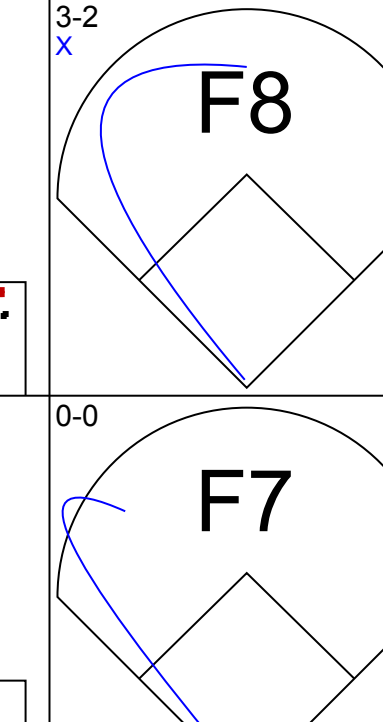
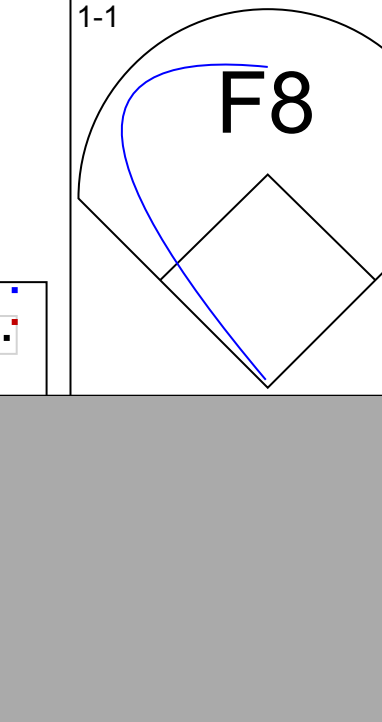
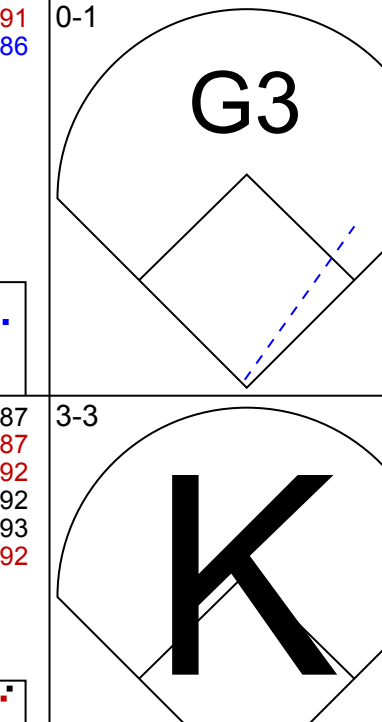
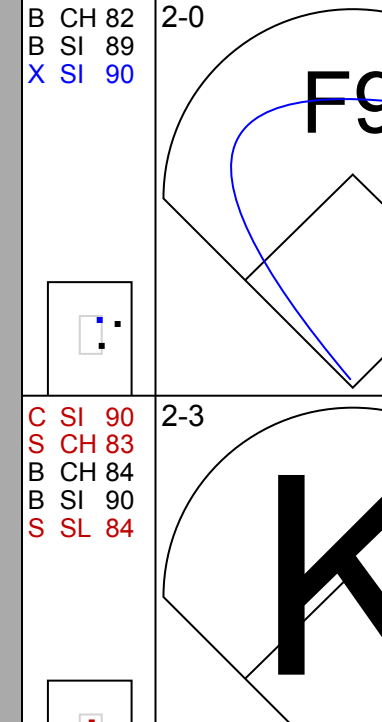
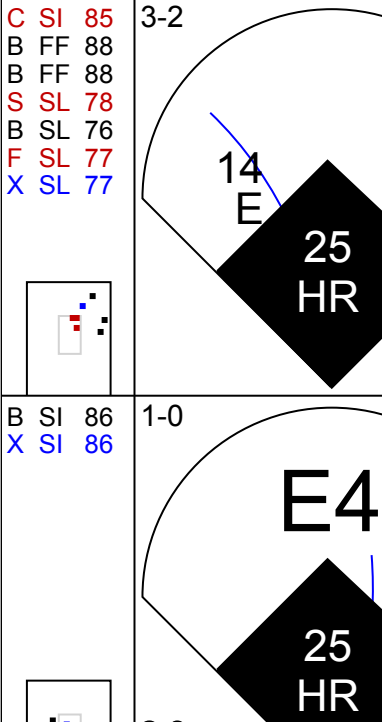
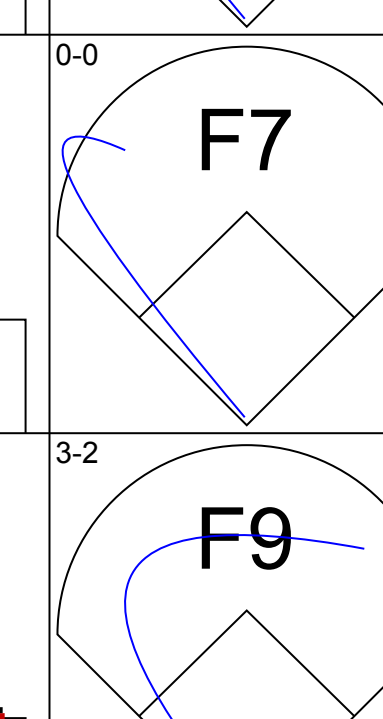
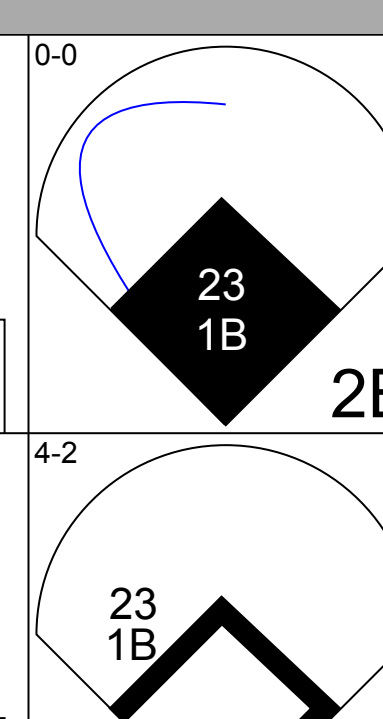
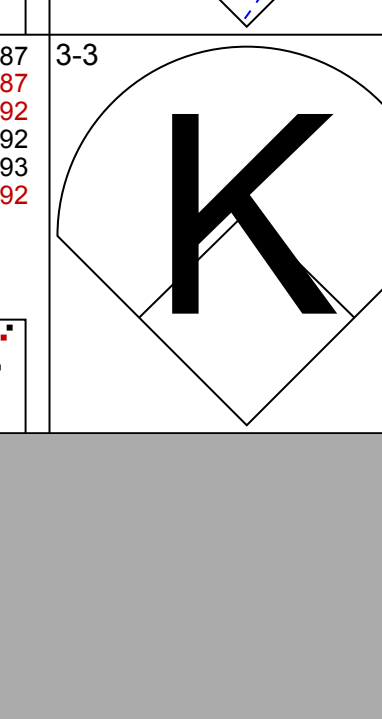
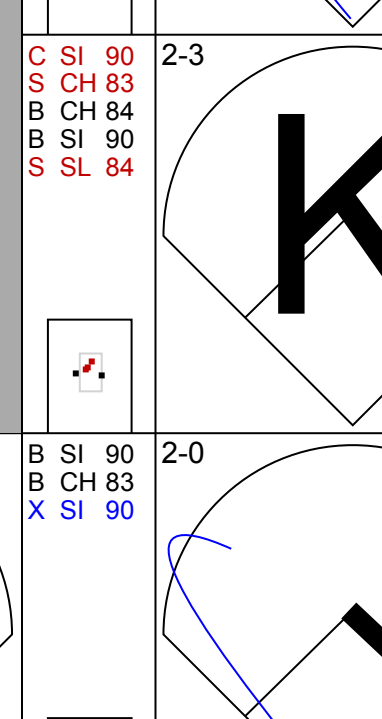
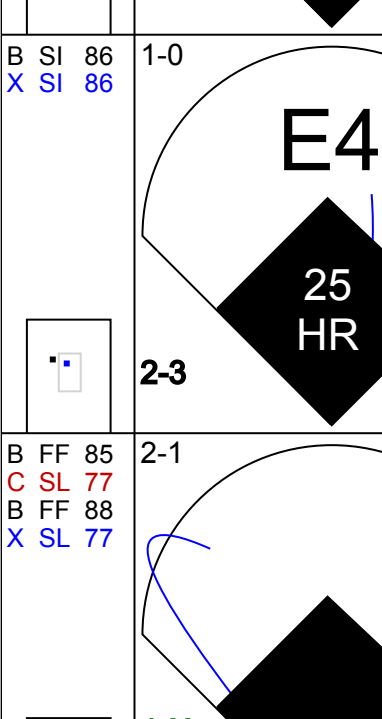
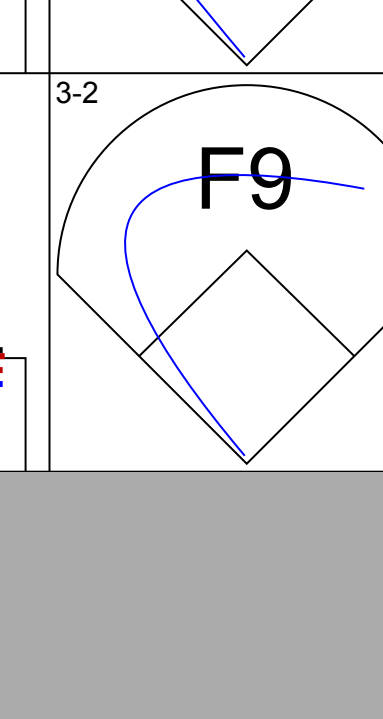
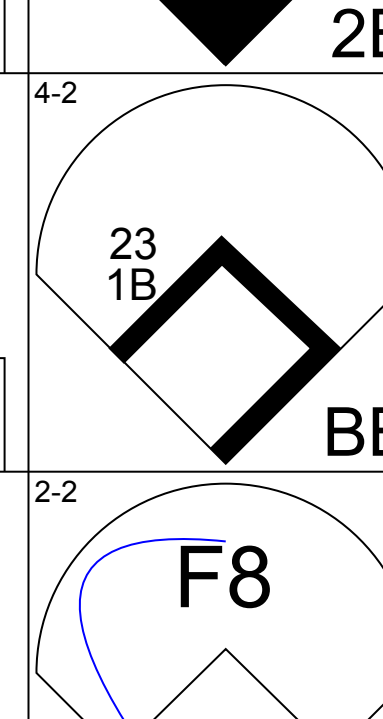
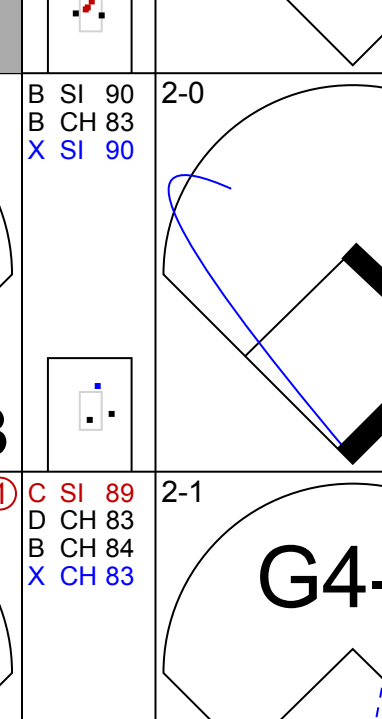
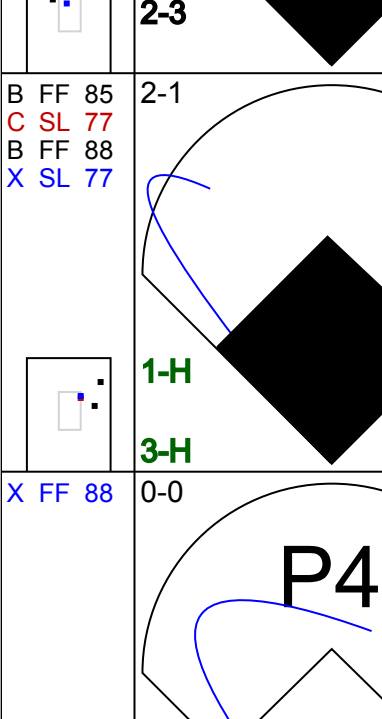
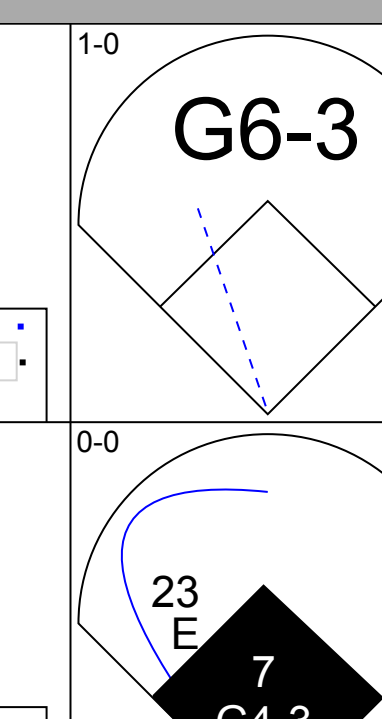
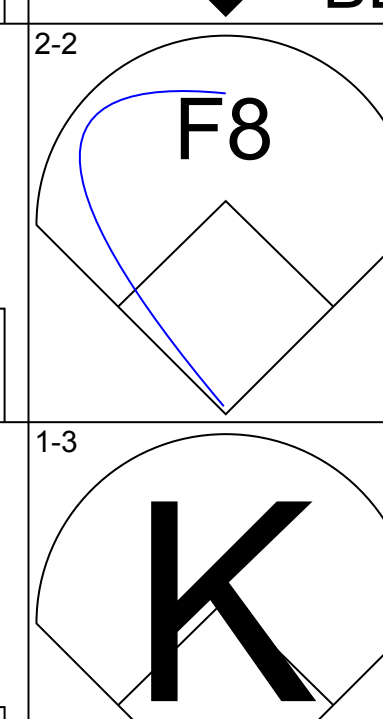

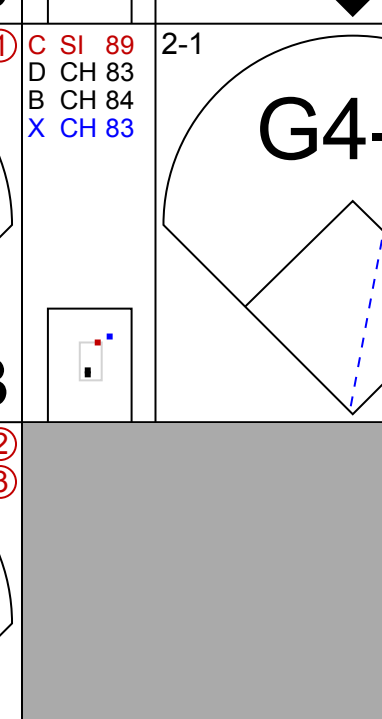
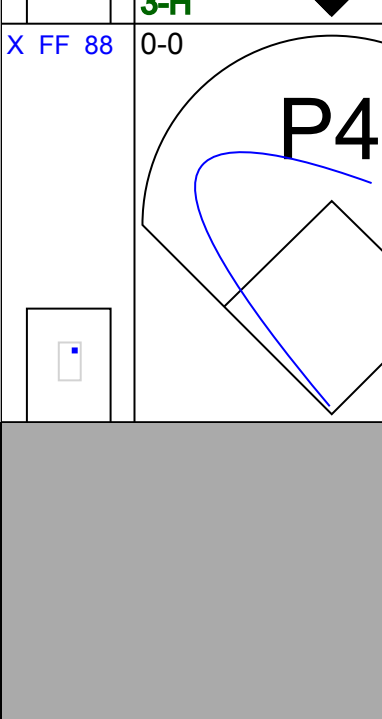
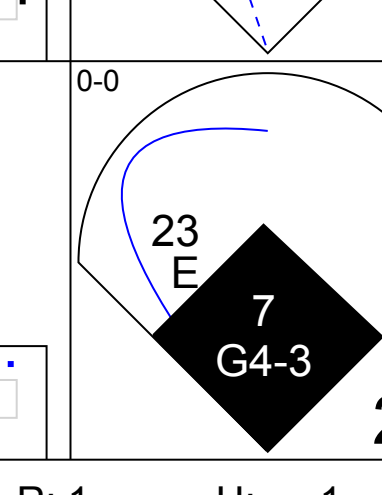
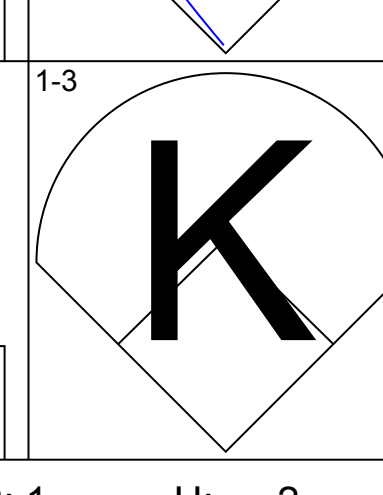










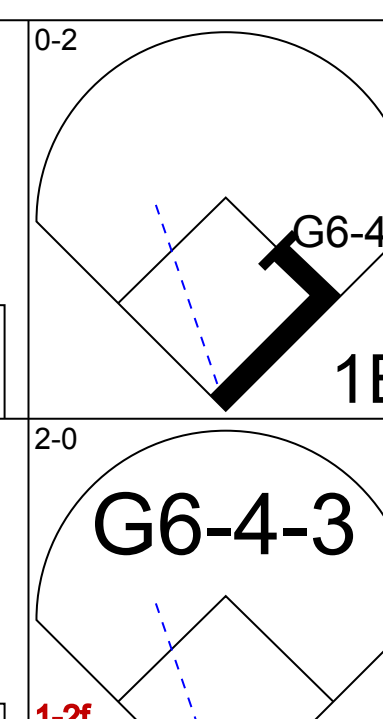
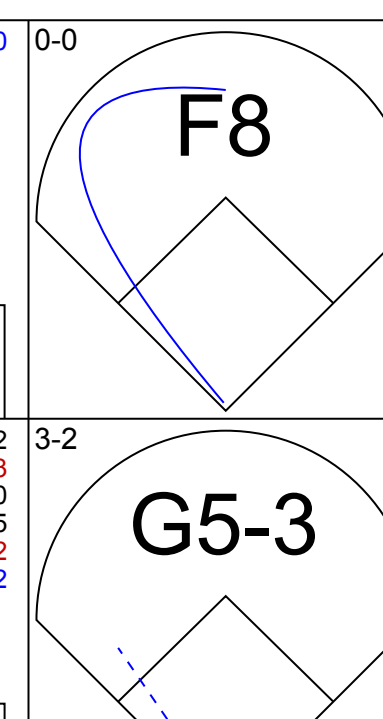
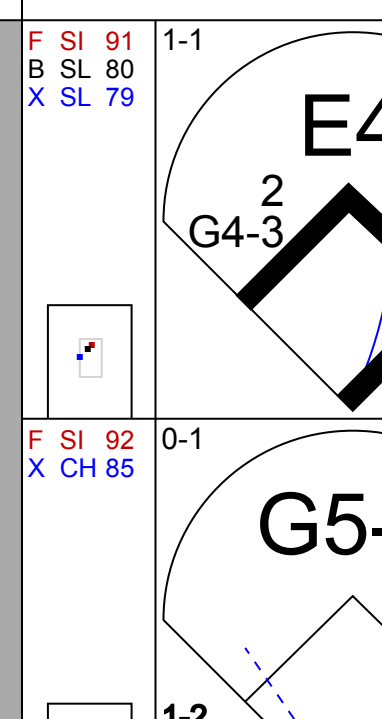
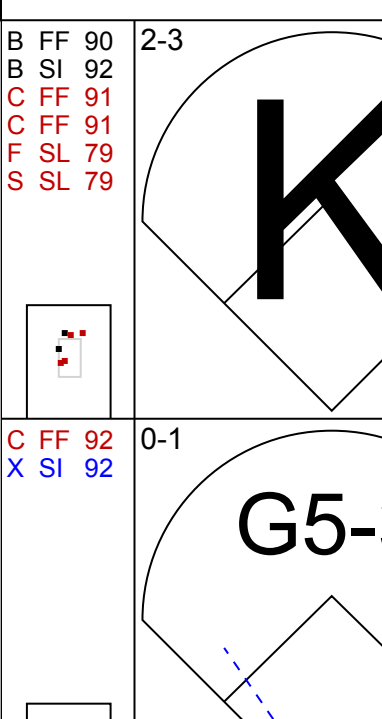
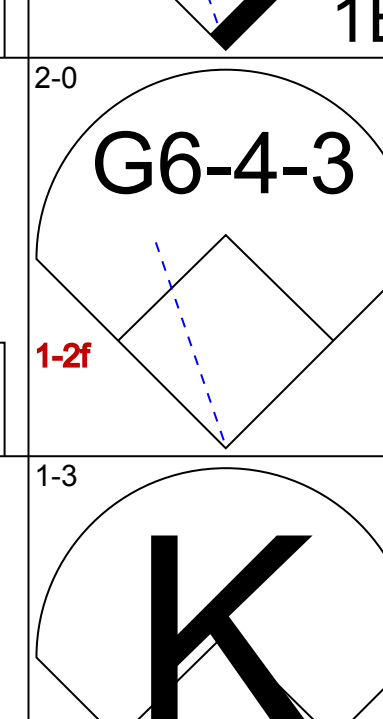
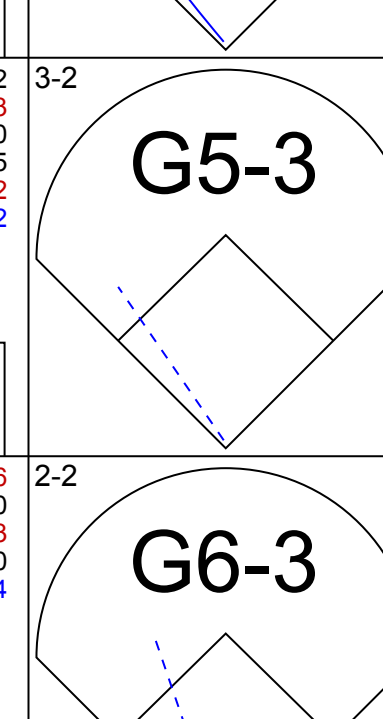
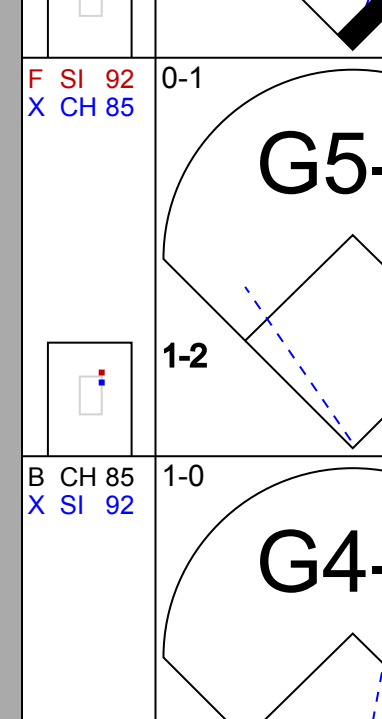
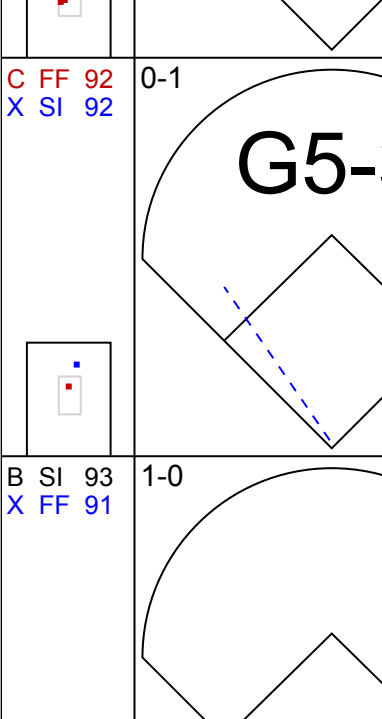
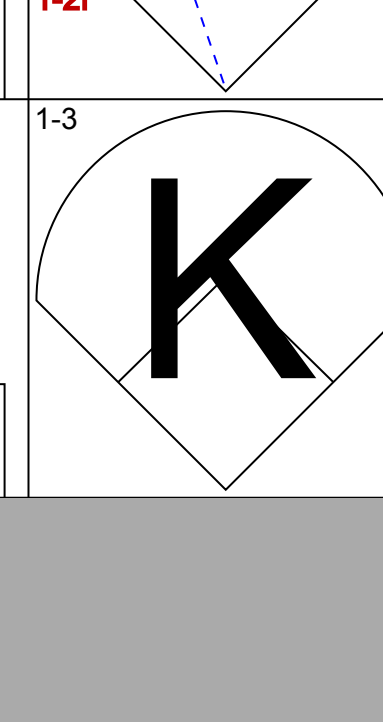
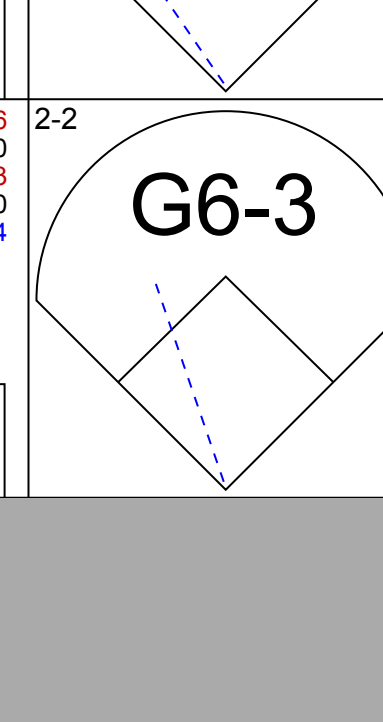
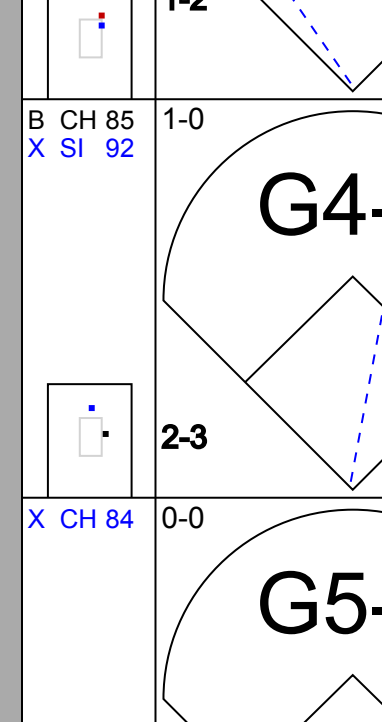
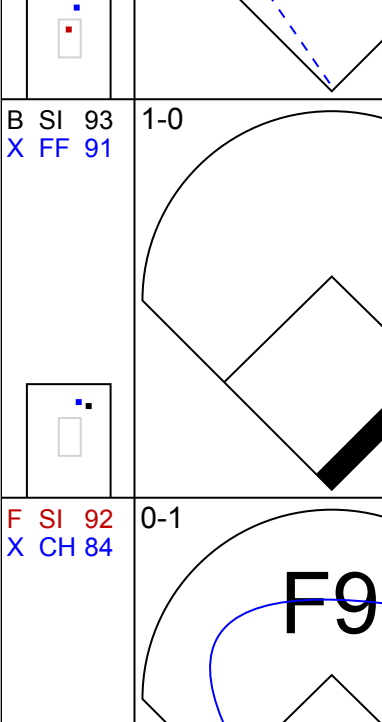
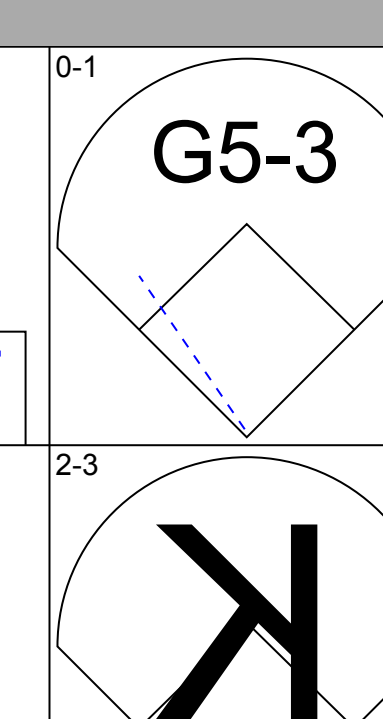
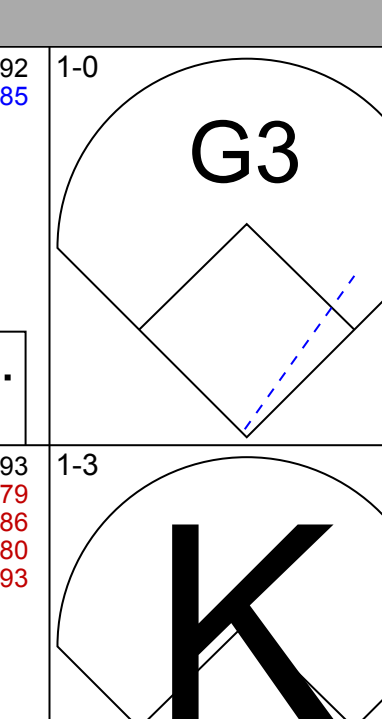
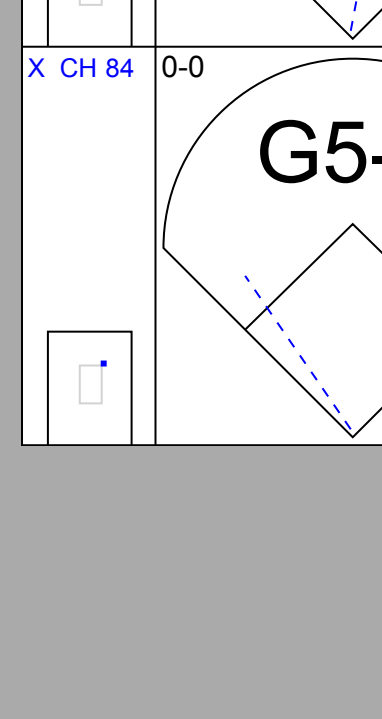
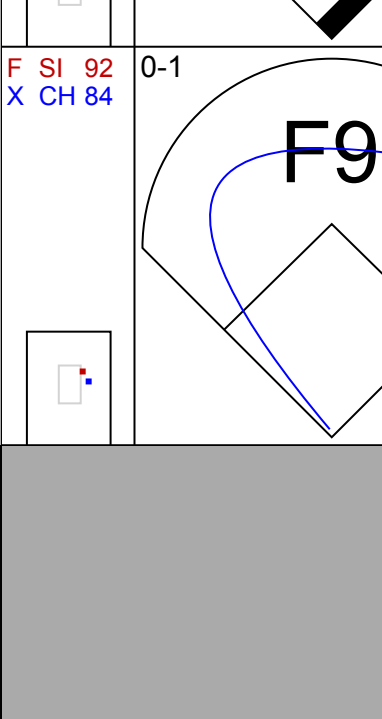
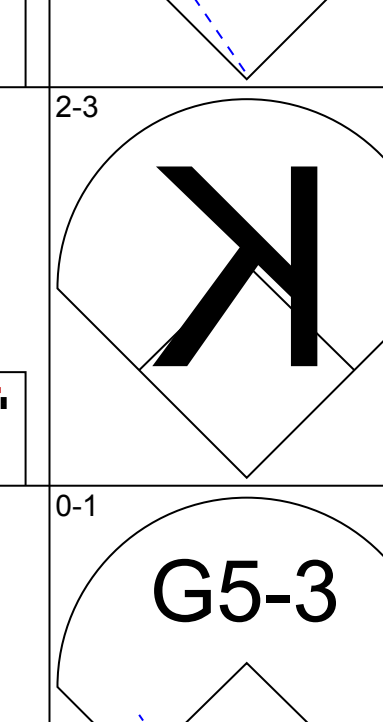
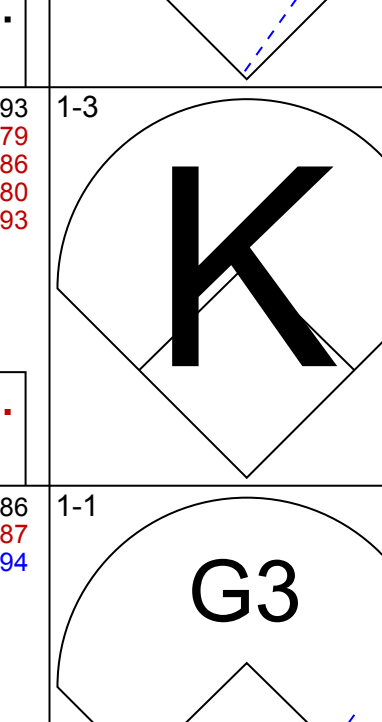
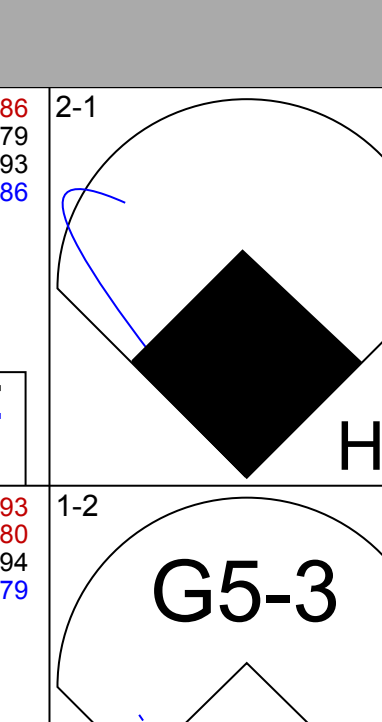
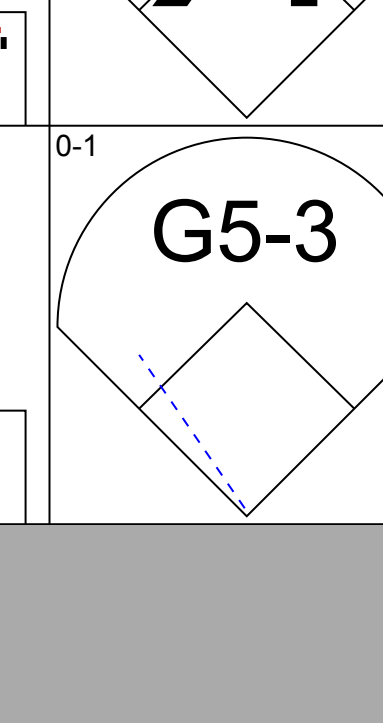
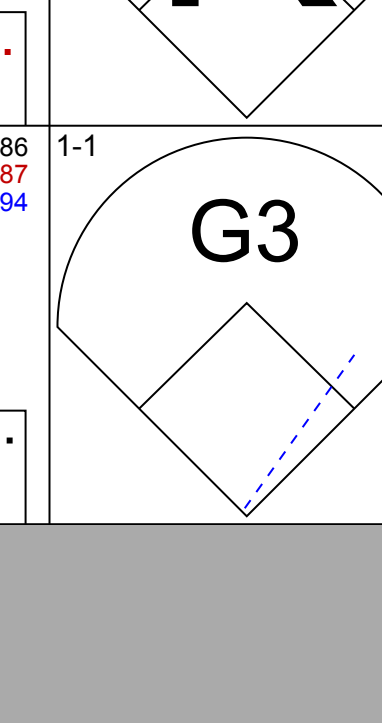

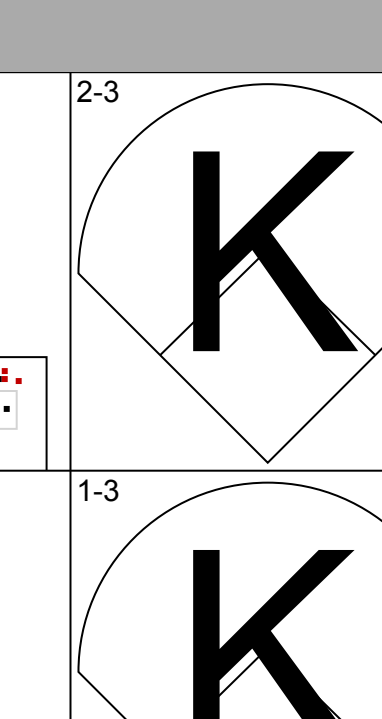
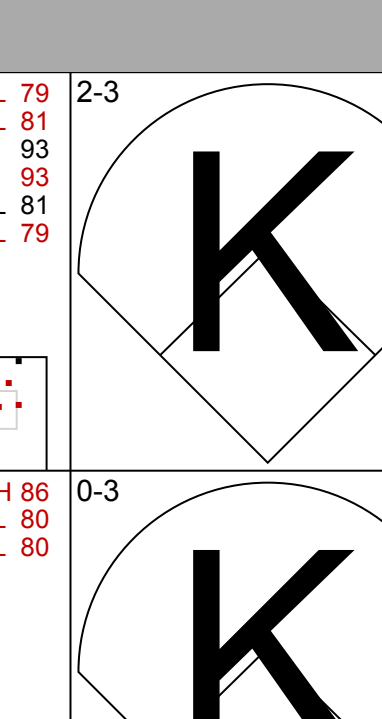
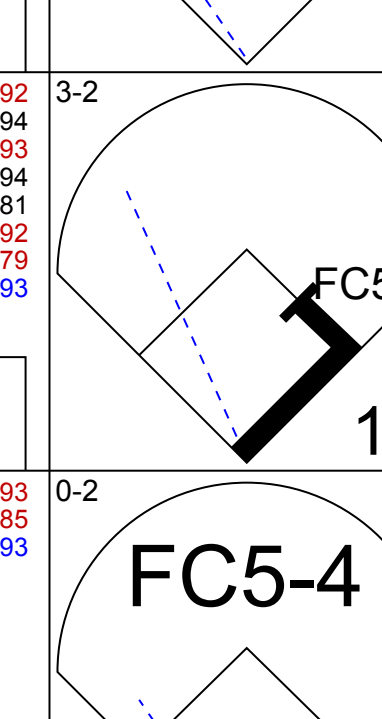
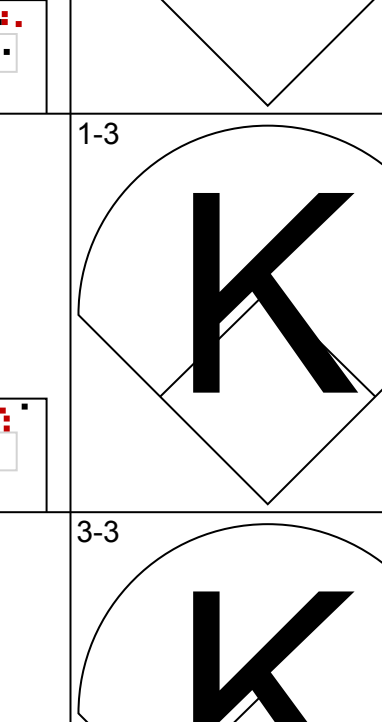
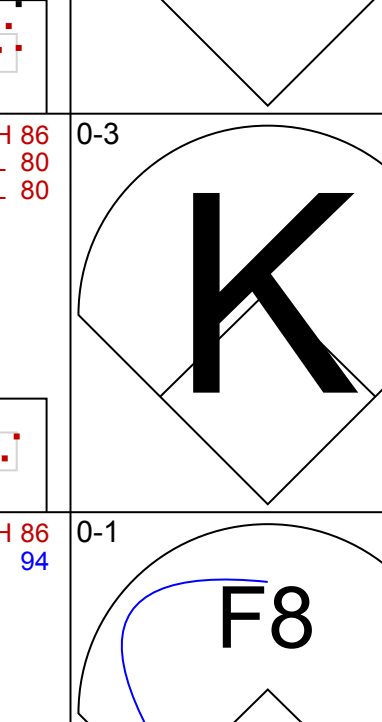
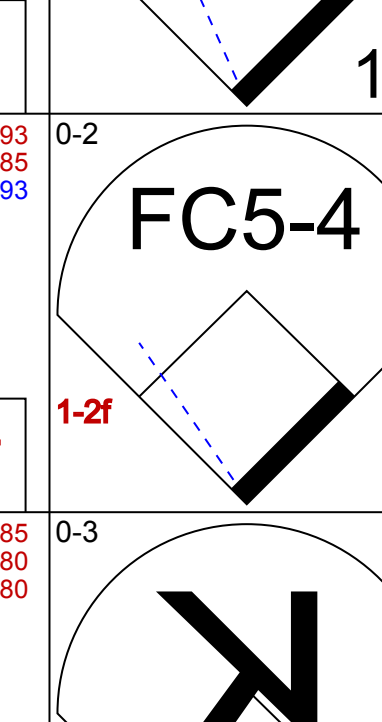
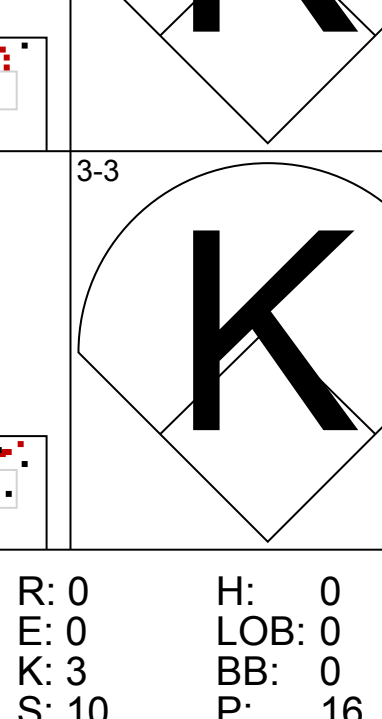
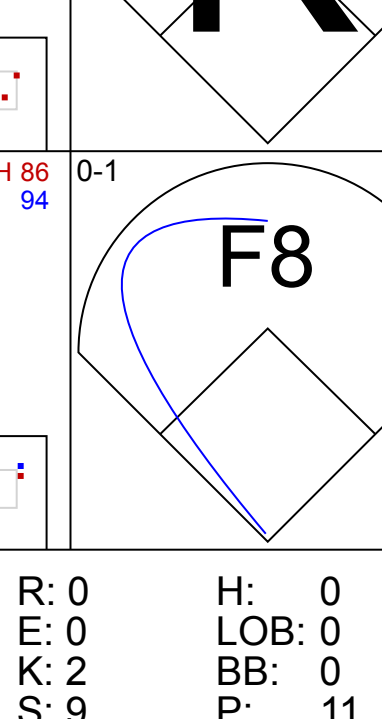
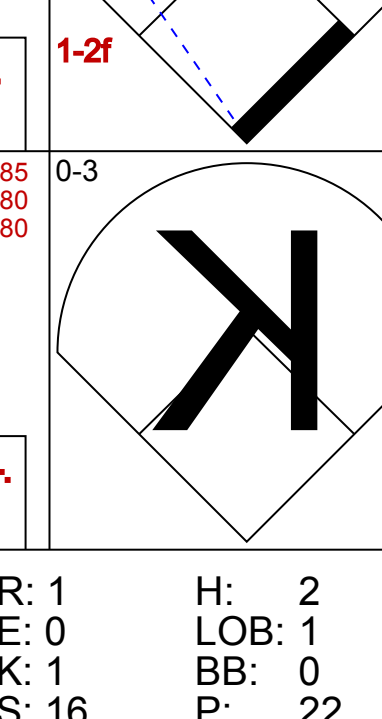


Batter	1	2	3	4	5	6	7	8	9	AB	R	H	RBI	BB	SO	LOB	TOP		
23 Rickie Weeks Jr. R OBP: 0.321, SLG: 0.365										4	1	1	1	1	1	1			
7 J.J. Hardy R OBP: 0.350, SLG: 0.474										5	1	1	2	0	1	3			
8 Ryan Braun, R OBP: 0.328, SLG: 0.553										3	1	1	0	1	0	0			
28 Prince Fielder, L OBP: 0.360, SLG: 0.497										4	1	2	3	1	1	1			
1 Corey Hart, R OBP: 0.326, SLG: 0.503										5	1	1	0	0	0	5			
14 Russell Branyan, L OBP: 0.325, SLG: 0.595										5	2	1	0	0	2	3			
25 Mike Cameron, R OBP: 0.329, SLG: 0.502										3	1	2	3	2	0	1			
18 Jason Kendall, R OBP: 0.337, SLG: 0.331										5	0	1	0	0	0	3			
CC Sabathia, L OBP: 0.250, SLG: 0.833										4	1	1	0	0	1	3			
<b>Inning Stats</b>	R: 0 H: 0 E: 0 K: 2 S: 7	H: 0 LOB: 0 BB: 0 P: 9	R: 0 H: 1 E: 0 K: 0 S: 15	LOB: 1 BB: 0 P: 22	R: 1 H: 1 E: 1 K: 0 S: 9	LOB: 3 BB: 2 P: 20	R: 1 H: 2 E: 0 K: 1 S: 13	LOB: 2 BB: 1 P: 22	R: 0 H: 1 E: 0 K: 0 S: 9	LOB: 1 BB: 0 P: 14	R: 4 H: 3 E: 0 K: 1 S: 15	LOB: 1 BB: 1 P: 31	R: 0 H: 0 E: 0 K: 0 S: 4	LOB: 0 BB: 0 P: 4	R: 3 H: 2 E: 1 K: 0 S: 13	LOB: 0 BB: 0 P: 23	1B: 3 2B: 5 3B: 1 HR: 2	SF: 0 SAC: 0 DP: 1 HBP: 1	WP: 1 PA: 44 PB: 0 CS: 0
<b>PITCHER</b>	IP WLS BF H R ER SO BB IBB HBP BLK WP HR S P ERA WHIP																		
18 Matt Cain, R ERA: 4.08	6.0 L 29 7 4 3 5 4 1 0 0 0 1 0 66 110 4.50 1.833																		
22 Keiichi Yabu, R ERA: 3.47	0.0 1 0 0 0 0 0 0 0 1 0 0 0 1 2 ∞ ∞																		
Jack Taschner, L ERA: 3.21	1.0 5 2 2 2 1 0 0 0 0 0 1 10 20 18.00 2.000																		
56 Osiris Matos, R ERA: 3.0	1.0 3 0 0 0 0 0 0 0 0 0 0 4 4 0.00 0.000																		
Sergio Romo, R ERA: 3.0	1.0 6 2 3 0 0 0 0 0 0 0 0 1 13 23 0.00 2.000																		

Milwaukee Brewers @ San Francisco Giants  
 AT&T Park, San Francisco, CA  
 Fri Jul 18 2008, 7:15 PM PDT  
 Att: 40,882 - Clear - 62 F

AB 38  
 R 9  
 H 11  
 RBI 9  
 BB 5  
 SO 6  
 LOB 20



Batter	1	2	3	4	5	6	7	8	9	AB	R	H	RBI	BB	SO	LOB	BOTTOM		
14 Fred Lewis, L OBP: 0.350, SLG: 0.445										4	0	1	0	0	1	0			
Ivan Ochoa, R OBP: 0.143, SLG: 0.286										4	0	0	0	0	0	2			
2 Randy Winn, S OBP: 0.354, SLG: 0.404										4	0	1	0	0	1	1			
1 Bengie Molina, R OBP: 0.311, SLG: 0.406										4	0	0	0	0	0	2			
33 Aaron Rowand, R OBP: 0.358, SLG: 0.453										3	1	1	1	0	2	0			
Jose Castillo, R OBP: 0.308, SLG: 0.406										3	0	0	0	0	0	0			
21 John Bowker, L OBP: 0.318, SLG: 0.447										3	0	1	0	0	2	0			
Omar Vizquel, S OBP: 0.224, SLG: 0.175										3	0	0	0	0	2	1			
18 Matt Cain, R ERA: 4.08										2	0	0	0	0	1	0			
22 Keiichi Yabu, R ERA: 3.47										0	0	0	0	0	0	0			
Jack Taschner, L ERA: 3.21										0	0	0	0	0	0	0			
56 Osiris Matos, R ERA: 3.0										0	0	0	0	0	0	0			
50 Eleazer Alfonzo, R OBP: 0.102, SLG: 0.150										1	0	0	0	0	1	1			
Sergio Romo, R ERA: 3.0										0	0	0	0	0	0	0			
<b>Inning Stats</b>	R: 0 H: 1 E: 0 K: 1 S: 7	H: 0 LOB: 0 BB: 0 P: 10	R: 0 H: 0 E: 0 K: 1 S: 7	LOB: 0 BB: 0 P: 9	R: 0 H: 0 E: 0 K: 3 S: 10	LOB: 0 BB: 0 P: 16	R: 0 H: 0 E: 0 K: 0 S: 7	LOB: 0 BB: 0 P: 12	R: 0 H: 0 E: 0 K: 2 S: 9	LOB: 0 BB: 0 P: 11	R: 0 H: 0 E: 1 K: 0 S: 6	LOB: 1 BB: 0 P: 8	R: 1 H: 2 E: 0 K: 1 S: 16	LOB: 2 BB: 0 P: 22	R: 0 H: 1 E: 0 K: 1 S: 9	LOB: 1 BB: 0 P: 12	1B: 3 2B: 0 3B: 0 HR: 1	SF: 0 SAC: 0 DP: 1 HBP: 0	WP: 0 PA: 31 PB: 0 CS: 0
<b>PITCHER</b>	IP WLS BF H R ER SO BB IBB HBP BLK WP HR S P ERA WHIP																		
CC Sabathia, L ERA: 3.51	9.0 W 31 4 1 1 10 0 0 0 0 0 1 78 110 1.00 0.444																		

Milwaukee Brewers @ San Francisco Giants  
 AT&T Park, San Francisco, CA  
 Fri Jul 18 2008, 7:15 PM PDT  
 Att: 40,882 - Clear - 62 F

AB 31  
 R 1  
 H 4  
 RBI 1  
 BB 0  
 SO 10  
 LOB 7





Batter	1	2	3	4	5	6	7	8	9	AB	R	H	RBI	BB	SO	LOB	TOP					
23 Ricke Weeks Jr, R OBP: 0.322, SLG: 0.567										4	0	1	2	1	1	1						
7 J.J. Hardy, R OBP: 0.350, SLG: 0.472										4	0	1	0	1	0	1						
8 Ryan Braun, R OBP: 0.331, SLG: 0.561										5	1	3	0	0	0	2						
28 Prince Fielder, L OBP: 0.360, SLG: 0.504										5	1	2	2	0	2	3						
1 Corey Hart, R OBP: 0.329, SLG: 0.508										4	2	2	0	1	2	3						
2 Bill Hall, R OBP: 0.292, SLG: 0.425										4	1	0	0	1	3	3						
25 Mike Cameron, R OBP: 0.335, SLG: 0.505										3	1	1	1	2	0	0						
18 Jason Kendall, R OBP: 0.336, SLG: 0.333										4	2	1	0	0	1	4						
15 Ben Sheets, R Craig Counsell, L 57 Mitch Stetter, L 12 Carlos Villanueva, R 27 Joe Dillon, R 54 David Riske, R 33 Gabe Kapler, R Salomon Torres, R										2	0	1	1	0	1	1						
<b>Inning Stats</b>	R: 0 E: 0 K: 3 S: 17	H: 2 LOB: 2 BB: 0 P: 26	R: 1 E: 0 K: 1 S: 11	H: 2 LOB: 1 BB: 0 P: 13	R: 0 E: 0 K: 2 S: 12	H: 1 LOB: 1 BB: 0 P: 17	R: 0 E: 0 K: 2 S: 10	H: 1 LOB: 0 BB: 0 P: 13	R: 0 E: 0 K: 0 S: 5	H: 0 LOB: 0 BB: 0 P: 6	R: 4 E: 0 K: 0 S: 22	H: 2 LOB: 2 BB: 3 P: 45	R: 2 E: 0 K: 0 S: 9	H: 2 LOB: 0 BB: 0 P: 12	R: 0 E: 0 K: 0 S: 5	H: 0 LOB: 0 BB: 1 P: 11	R: 1 E: 0 K: 2 S: 16	H: 2 LOB: 3 BB: 2 P: 24	1B: 3 2B: 7 3B: 1 HR: 1	SF: 0 SAC: 0 DP: 1 HBP: 1	WP: 2 PA: 45 PB: 0 SB: 1 CS: 0	
<b>PITCHER</b>	IP WLS BF H R ER SO BB IBB HBP BLK WP HR S P ERA WHIP	5.1 25 7 4 4 8 2 0 0 0 0 0 68 101 6.75 1.688	6.1 4 1 1 1 0 1 0 1 0 0 1 0 6 15 27.00 6.000	6.1 6 2 2 2 0 0 0 0 0 0 0 1 12 16 13.50 1.500	8.1 3 0 0 0 0 1 0 0 0 0 0 5 11 0.00 1.000	9.1 7 2 1 1 2 2 0 0 0 0 0 0 16 24 9.00 4.000																

Milwaukee Brewers @ San Francisco Giants  
 AT&T Park, San Francisco, CA  
 Sat Jul 19 2008, 1:05 PM PDT  
 Att: 36,852 - Partly Cloudy - 66 F

AB 38  
 R 8  
 H 12  
 RBI 6  
 BB 6  
 SO 10  
 LOB 23

Batter	1	2	3	4	5	6	7	8	9	AB	R	H	RBI	BB	SO	LOB	BOTTOM				
14 Fred Lewis, L OBP: 0.350, SLG: 0.443										4	1	1	0	1	1	0					
8 Eugenio Velez, S OBP: 0.266, SLG: 0.336										4	0	2	1	0	1	1					
2 Randy Winn, S OBP: 0.354, SLG: 0.402										4	0	1	1	1	1	3					
1 Bengie Molina, R OBP: 0.307, SLG: 0.399										5	0	0	0	0	0	5					
33 Aaron Rowand, R OBP: 0.356, SLG: 0.453										5	1	1	0	0	0	0					
21 John Bowker, L OBP: 0.317, SLG: 0.444										4	0	1	0	0	0	1					
Jose Castillo, R OBP: 0.310, SLG: 0.407										4	1	2	1	0	0	1					
Omar Vizquel, S OBP: 0.237, SLG: 0.192										2	1	2	1	1	0	0					
Ivan Ochoa, R OBP: 0.125, SLG: 0.250										1	0	0	0	0	0	0					
53 Jonathan Sánchez, L 22 Keiichi Yabu, R 56 Osiris Matos, R Tyler Walker, R Rich Aurilia, R 43 Alex Hinshaw, L											1	0	0	0	0	0	0				
<b>Inning Stats</b>	R: 0 E: 0 K: 0 S: 7	H: 1 LOB: 1 BB: 1 P: 14	R: 0 E: 0 K: 1 S: 15	H: 2 LOB: 2 BB: 0 P: 22	R: 0 E: 0 K: 1 S: 8	H: 1 LOB: 1 BB: 0 P: 11	R: 4 E: 0 K: 1 S: 17	H: 4 LOB: 1 BB: 0 P: 26	R: 0 E: 0 K: 0 S: 8	H: 1 LOB: 1 BB: 0 P: 11	R: 1 E: 0 K: 1 S: 20	H: 1 LOB: 2 BB: 1 P: 28	R: 0 E: 0 K: 0 S: 5	H: 0 LOB: 0 BB: 0 P: 7	R: 0 E: 0 K: 3 S: 10	H: 0 LOB: 1 BB: 1 P: 15	R: 0 E: 0 K: 0 S: 6	H: 0 LOB: 0 BB: 0 P: 11	1B: 6 2B: 4 3B: 0 HR: 0	SF: 0 SAC: 1 DP: 1 HBP: 1	WP: 0 PA: 41 PB: 0 SB: 1 CS: 0
<b>PITCHER</b>	IP WLS BF H R ER SO BB IBB HBP BLK WP HR S P ERA WHIP	5.0 25 9 4 2 3 1 0 0 0 0 0 17 25 13.50 3.000	6.1 5 1 1 1 1 1 0 1 0 0 0 8 10 0.00 0.000	6.1 4 0 0 0 3 1 0 0 0 0 0 0 10 15 0.00 1.000	6.1 3 0 0 0 0 0 0 0 0 0 0 6 11 0.00 0.000																

Milwaukee Brewers @ San Francisco Giants  
 AT&T Park, San Francisco, CA  
 Sat Jul 19 2008, 1:05 PM PDT  
 Att: 36,852 - Partly Cloudy - 66 F

AB 36  
 R 5  
 H 10  
 RBI 4  
 BB 3  
 SO 7  
 LOB 14



Batter	1	2	3	4	5	6	7	8	9	AB	R	H	RBI	BB	SO	LOB	TOP										
23 Rickie Weeks Jr., R OBP: 0.329, SLG: 0.365	F8	K		BB			HBP		BB	2	2	0	0	2	1	1	<b>Milwaukee Brewers @ San Francisco Giants</b> AT&T Park, San Francisco, CA Sun Jul 20 2008, 1:05 PM PDT Att: 37,507 - Cloudy - 63 F										
7 J.J. Hardy, R OBP: 0.354, SLG: 0.472	E5		F9	BB			1B		E7	4	2	2	0	1	0	0											
8 Ryan Braun, R OBP: 0.332, SLG: 0.569	F9		E9	K			HR		2B	5	1	2	5	0	1	3											
28 Prince Fielder, L OBP: 0.361, SLG: 0.501	K		BB				K		F8	4	0	1	0	1	2	2											
1 Corey Hart, R OBP: 0.327, SLG: 0.512		HR	K			G6-4-3	P4		K	5	1	1	1	0	2	4											
14 Russell Branyan, L OBP: 0.328, SLG: 0.591		2B	BB			P5	F8		G4-3	4	1	1	0	1	0	1											
25 Mike Cameron, R OBP: 0.330, SLG: 0.496	K		F9							4	0	0	0	0	2	4											
18 Jason Kendall, R OBP: 0.334, SLG: 0.329	G6-3			K		G6-3	G4-3			4	0	0	0	0	1	1											
26 Manny Parra, L OBP: 0.231, SLG: 0.243				K					F9	4	0	1	1	0	2	0											
12 Carlos Villanueva, R OBP: 0.176, SLG: 0.155										0	0	0	0	0	0	0											
Brian Shouse, L Salomon Torres, R										0	0	0	0	0	0	0											
<b>Inning Stats</b>	R: 0 E: 1 K: 1 S: 13	H: 0 LOB: 1 BB: 0 P: 19	R: 2 E: 0 K: 2 S: 21	H: 3 LOB: 1 BB: 2 P: 28	R: 0 E: 1 K: 1 S: 9	H: 0 LOB: 3 BB: 2 P: 20	R: 0 E: 0 K: 3 S: 15	H: 0 LOB: 2 BB: 0 P: 24	R: 0 E: 0 K: 0 S: 4	H: 0 LOB: 0 BB: 0 P: 7	R: 0 E: 0 K: 1 S: 6	H: 0 LOB: 0 BB: 0 P: 9	R: 3 E: 0 K: 1 S: 20	H: 2 LOB: 0 BB: 0 P: 29	R: 0 E: 0 K: 1 S: 7	H: 0 LOB: 0 BB: 0 P: 13	R: 2 E: 1 K: 1 S: 18	H: 2 LOB: 1 BB: 1 P: 28	1B: 4 2B: 2 3B: 0 HR: 2	SF: 0 SAC: 0 DP: 1 HBP: 1	WP: 0 PB: 0 SB: 2 CS: 0	PA: 42					
<b>PITCHER</b>	IP	WLS	BF	H	R	ER	SO	BB	IBB	HBP	BLK	WP	HR	S	P	ERA	WHIP										
55 Tim Lincecum, R ERA: 2.79	6.0	L	30	6	5	5	8	4	0	1	0	0	2	79	121	7.50	1.667										
43 Alex Hinshaw, L ERA: 2.66	1.0		3	0	0	0	1	0	0	0	0	0	0	9	15	0.00	0.000										
43 Geno Espineli, L ERA:	1.0		3	0	0	0	1	0	0	0	0	0	0	7	13	0.00	0.000										
38 Brian Wilson, R ERA: 4.93	1.0		6	2	2	2	1	1	0	0	0	0	0	18	28	18.00	3.000										

Batter	1	2	3	4	5	6	7	8	9	AB	R	H	RBI	BB	SO	LOB	BOTTOM										
7 Emmanuel Burriss, S OBP: 0.349, SLG: 0.342	F7		G6-3		FC6-4			1B	2B	5	1	2	0	0	0	1	<b>Milwaukee Brewers @ San Francisco Giants</b> AT&T Park, San Francisco, CA Sun Jul 20 2008, 1:05 PM PDT Att: 37,507 - Cloudy - 63 F										
Jose Castillo, R OBP: 0.311, SLG: 0.410	G5-3		G4-3			E5	2B	2B	2B	5	1	2	2	0	0	0											
2 Randy Winn, S OBP: 0.350, SLG: 0.397	G3			G6-3		FC6-4	2B	2B	P4	5	1	0	0	0	0	4											
1 Bengie Molina, R OBP: 0.309, SLG: 0.399						L7		F9		3	0	1	0	1	0	3											
33 Aaron Rowand, R OBP: 0.355, SLG: 0.453						K				4	0	1	2	0	3	3											
Rich Aurilia, R OBP: 0.331, SLG: 0.429						K		2B	L7	4	0	2	0	0	1	2											
8 Eugenio Velez, S OBP: 0.265, SLG: 0.328						K			G6-3	3	0	0	0	1	2	2											
Ivan Ochoa, R OBP: 0.250, SLG: 0.333									BB	4	0	2	0	0	1	4											
55 Tim Lincecum, L ERA: 3.68										2	0	0	0	0	2	1											
43 Alex Hinshaw, L ERA: 4.87										0	0	0	0	0	0	0											
50 Eleazer Alfonzo, R ERA: 2.41										1	0	0	0	0	0	1											
43 Geno Espineli, R Omar Vizquel, S										0	0	0	0	0	0	0											
38 Brian Wilson, R ERA: 2.66										1	1	0	0	0	0	1											
<b>Inning Stats</b>	R: 0 E: 0 K: 0 S: 6	H: 0 LOB: 0 BB: 0 P: 9	R: 0 E: 0 K: 3 S: 11	H: 1 LOB: 2 BB: 1 P: 22	R: 0 E: 0 K: 1 S: 8	H: 0 LOB: 0 BB: 0 P: 8	R: 0 E: 0 K: 2 S: 10	H: 1 LOB: 1 BB: 0 P: 14	R: 0 E: 0 K: 2 S: 8	H: 1 LOB: 1 BB: 0 P: 11	R: 0 E: 1 K: 1 S: 8	H: 0 LOB: 1 BB: 0 P: 11	R: 0 E: 0 K: 0 S: 8	H: 1 LOB: 1 BB: 1 P: 13	R: 2 E: 0 K: 0 S: 15	H: 3 LOB: 1 BB: 0 P: 20	R: 2 E: 0 K: 0 S: 12	H: 3 LOB: 1 BB: 0 P: 16	1B: 7 2B: 3 3B: 0 HR: 0	SF: 0 SAC: 0 DP: 1 HBP: 0	WP: 0 PB: 0 SB: 0 CS: 0	PA: 39					
<b>PITCHER</b>	IP	WLS	BF	H	R	ER	SO	BB	IBB	HBP	BLK	WP	HR	S	P	ERA	WHIP										
26 Manny Parra, L ERA: 3.68	7.2		32	7	2	2	9	2	0	0	0	0	0	73	106	2.35	1.174										
12 Carlos Villanueva, R ERA: 4.87	0.1	H	1	0	0	0	0	0	0	0	0	0	0	1	2	0.00	0.000										
Brian Shouse, L ERA: 2.41	0.2		5	3	2	2	0	0	0	0	0	0	0	9	13	27.00	4.500										
Salomon Torres, R ERA: 2.66	0.1	S	1	0	0	0	0	0	0	0	0	0	0	3	3	0.00	0.000										





Batter	1	2	3	4	5	6	7	8	9	AB	R	H	RBI	BB	SO	LOB	TOP										
22 Willie Harris, L (1,8) OBP: 0.366, SLG: 0.451	1-2 1B 15 G6-4-3		3-3 1 K		1-0 HR		2-2 1 G4-3		0-1 1 G4-3	5	1	2	1	0	1	0	Washington Nationals @ San Francisco Giants AT&T Park, San Francisco, CA Tue Jul 22 2008, 7:15 PM PDT Att: 34,813 - Clear - 63 F										
15 Cristian Guzman, S (1,6) OBP: 0.338, SLG: 0.419	0-0 2 G6-4-3		1-0 2 P4		3-1 1 F9		4-2 11 BB		0-1 2 L4	4	0	0	0	1	0	1											
11 Ryan Zimmerman, R (1,5) OBP: 0.298, SLG: 0.426	1-1 3 G4-3		2-0 3 L6		2-1 10 BB		4-2 1-2 BB		4-2 3 BB	3	0	1	0	2	0	0											
25 Austin Kearns, R (1,9) OBP: 0.322, SLG: 0.333		1-0 1 F9		3-2 1 G6-3		1-0 2 F8		3-3 2 K		0-3 3 K	5	1	1	0	0	2		4									
10 Ronnie Belliard, R (1,3) OBP: 0.340, SLG: 0.452		3-2 2 F7		4-1 1B 3 G6-3		4-1 1-2 BB		1-0 3 G3			2	0	0	0	2	0		2									
3 Jesus Flores, R (1,2) OBP: 0.338, SLG: 0.452		3-1 2B 3B		1-2 1-2 2-3 G6-3		1-3 3 K		1-2 1 G4-3			4	1	1	0	0	1		4									
Paul Lo Duca, R (1,7) 52 Saul Rivera, S (8,1)		1-2 3-H 2B		1-2 2-3 3-H 1B		0-0 1 P2		2-1 2 F8			4	0	2	2	0	0		0									
Felipe Lopez, S (1,4)		4-1 BB		0-3 2 K		1-3 2 K		2-2 2B			3	0	1	0	1	2		2									
57 Jason Bergmann, R (1,1) Johnny Estrada, S (6,Ph) Jesus Colome, R (6,1) Charlie Manning, L (7,1) Ryan Langerhans, L (8,Ph) 38 Brian Wilson, R (8,7)		1-3 3 K		1-1 1-2 FC6-4		2-1 3 F9		2-0 3 G3			2	0	0	0	0	1		4									
Inning Stats	R: 0 E: 0 K: 0 S: 7	H: 1 LOB: 0 BB: 0 P: 9	R: 1 E: 0 K: 1 S: 15	H: 2 LOB: 2 BB: 1 P: 28	R: 0 E: 0 K: 1 S: 7	H: 0 LOB: 0 BB: 0 P: 13	R: 1 E: 0 K: 1 S: 20	H: 2 LOB: 2 BB: 1 P: 30	R: 1 E: 0 K: 1 S: 10	H: 2 LOB: 2 BB: 1 P: 22	R: 0 E: 0 K: 1 S: 6	H: 0 LOB: 0 BB: 0 P: 9	R: 0 E: 0 K: 1 S: 11	H: 0 LOB: 2 BB: 2 P: 25	R: 0 E: 0 K: 0 S: 9	H: 1 LOB: 1 BB: 0 P: 16		R: 0 E: 0 K: 1 S: 9	H: 0 LOB: 1 BB: 1 P: 13	1B: 3 2B: 3 3B: 1 HR: 1	SF: 0 SAC: 0 DP: 1 HBP: 0	WP: 0 PB: 0 SB: 0 CS: 0	PA: 40				
PITCHER	IP	WLS	BF	H	R	ER	SO	BB	IBB	HBP	BLK	WP	HR	S	P	ERA	WHIP										
75 Barry Zito, L (1,1) ERA: 5.56	6.0	W	27	7	3	3	5	3	0	0	0	0	1	65	111	4.50	1.667										
Jack Taschner, L (7,1) ERA: 3.18	0.1	H	3	0	0	0	0	2	0	0	0	0	0	7	17	0.00	6.000										
Sergio Romo, R (7,1) ERA: 2.79	0.2	H	2	0	0	0	1	0	0	0	0	0	0	4	8	0.00	0.000										
Tyler Walker, R (8,1) ERA: 4.62	1.0	H	4	1	0	0	0	0	0	0	0	0	0	9	16	0.00	1.000										
38 Brian Wilson, R (9,1) ERA: 4.81	1.0	S	4	0	0	0	1	1	0	0	0	0	0	9	13	0.00	1.000										

AB	34
R	3
H	8
RBI	3
BB	6
SO	7
LOB	18



Batter	1	2	3	4	5	6	7	8	9	AB	R	H	RBI	BB	SO	LOB	BOTTOM											
14 Fred Lewis, L (1,7) OBP: 0.349, SLG: 0.449	1-0 HR		1-1 1 G6-3		1-2 1 G6-3		2-2 3 P5			4	1	1	1	0	0	1	Washington Nationals @ San Francisco Giants AT&T Park, San Francisco, CA Tue Jul 22 2008, 7:15 PM PDT Att: 34,813 - Clear - 63 F											
8 Eugenio Velez, S (1,4) 7 Emmanuel Burriss, S (9,4)	1-2 2 F9		2-2 2 G1-3		1-2 2 G3		1-0 1 G4-3			4	1	1	0	0	0	0												
2 Randy Winn, S (1,9) OBP: 0.349, SLG: 0.395	2-2 1 F9		2-2 3 P6		0-0 3 G3		0-1 1 1B			4	1	1	0	0	0	1												
1 Bengie Molina, R (1,2) OBP: 0.314, SLG: 0.419	1-1 3-H HR		2-0 1 HR		0-1 1 F8		4-1 33 1B			3	2	2	3	1	0	0												
33 Aaron Rowand, R (1,8) OBP: 0.354, SLG: 0.451	1-1 2 F7		2-2 1 F9		3-2 2 P5		2-1 1 1B			4	0	1	1	0	0	0												
21 John Bowker, L (1,3) OBP: 0.312, SLG: 0.437	3-2 3 L7		0-0 2 F9		0-0 3 K		2-2 2 L9			4	0	0	0	0	1	2												
Rich Aurilia, R (1,5) OBP: 0.326, SLG: 0.422		1-3 1 K		2-1 2B E4		0-1 1 G6-3		0-1 3 F9			4	1	0	0	1	2												
Omar Vizquel, S (1,6) OBP: 0.237, SLG: 0.200		2-2 2 L8		3-2 1-H 2B		1-0 2 F8				3	0	1	1	0	0	0												
75 Barry Zito, L (1,1) Jack Taschner, L (7,1) Sergio Romo, R (7,1) Ivan Octava, R (7,Ph) Tyler Walker, R (8,1) 38 Brian Wilson, R (9,1)		0-1 3 G4-3		0-0 3 G4-3		2-1 3 2B				2	0	0	0	0	0	1												
Inning Stats	R: 3 E: 0 K: 0 S: 18	H: 3 LOB: 0 BB: 0 P: 27	R: 0 E: 0 K: 1 S: 9	H: 0 LOB: 0 BB: 0 P: 12	R: 0 E: 0 K: 0 S: 9	H: 0 LOB: 0 BB: 0 P: 14	R: 2 E: 1 K: 0 S: 11	H: 2 LOB: 1 BB: 0 P: 20	R: 0 E: 0 K: 0 S: 7	H: 0 LOB: 0 BB: 0 P: 9	R: 0 E: 0 K: 1 S: 8	H: 0 LOB: 0 BB: 0 P: 13	R: 0 E: 0 K: 0 S: 8	H: 1 LOB: 1 BB: 0 P: 13	R: 1 E: 0 K: 0 S: 13	H: 2 LOB: 2 BB: 1 P: 21		R: 0 E: 0 K: 1 S: 9	H: 0 LOB: 1 BB: 1 P: 13	1B: 3 2B: 2 3B: 0 HR: 3	SF: 0 SAC: 0 DP: 0 HBP: 0	WP: 0 PB: 0 SB: 2 CS: 0	PA: 34					
PITCHER	IP	WLS	BF	H	R	ER	SO	BB	IBB	HBP	BLK	WP	HR	S	P	ERA	WHIP											
57 Jason Bergmann, R (1,1) ERA: 4.21	5.0	L	21	5	4	4	1	0	0	0	0	0	0	3	54	82	7.20	1.000										
Jesus Colome, R (6,1) ERA: 5.36	1.2		6	1	0	0	1	0	0	0	0	0	0	13	21	0.00	0.600											
Charlie Manning, L (7,1) ERA: 4.5	0.1		1	0	0	0	0	0	0	0	0	0	0	3	5	0.00	0.000											
52 Saul Rivera, R (8,1) ERA: 3.43	1.0		6	2	1	1	0	1	0	0	0	0	0	13	21	9.00	3.000											

AB	33
R	6
H	8
RBI	6
BB	1
SO	2
LOB	7









Batter	1	2	3	4	5	6	7	8	9	AB	R	H	RBI	BB	SO	LOB	TOP					
22 Willie Harris, L (1,8) OBP: 0.365, SLG: 0.444										4	0	1	0	0	0	1	Washington Nationals @ San Francisco Giants AT&T Park, San Francisco, CA Thu Jul 24, 2008, 12:45 PM PDT Att: 36,963 - Sunny - 70 F					
15 Cristian Guzman, S (1,6) OBP: 0.336, SLG: 0.417										4	0	1	0	0	0	1						
11 Ryan Zimmerman, R (1,5) OBP: 0.303, SLG: 0.431										4	0	1	0	0	0	2						
25 Austin Kearns, R (1,9) OBP: 0.314, SLG: 0.324										4	0	0	0	0	1	3						
Johnny Estrada, S (1,2) OBP: 0.200, SLG: 0.170										3	0	0	0	0	1	0						
Paul Lo Duca, R (1,3) OBP: 0.309, SLG: 0.298										3	0	0	0	0	0	0						
Felipe Lopez, S (1,4) OBP: 0.314, SLG: 0.321										3	0	0	0	0	1	0						
Ryan Langerhans, L (1,7) OBP: 0.356, SLG: 0.365										3	0	0	0	0	0	0						
Tim Redding, R (1,1) OBP: 0.257, SLG: 0.219										2	0	1	0	0	0	0						
3 Jesus Flores, R (9,PH) OBP: 0.338, SLG: 0.461										1	0	0	0	0	1	0						
<b>Inning Stats</b>	R: 0 E: 0 K: 0 S: 9	H: 0 LOB: 0 BB: 0 P: 12	R: 0 E: 0 K: 1 S: 6	H: 0 LOB: 0 BB: 0 P: 6	R: 0 E: 0 K: 1 S: 7	H: 0 LOB: 0 BB: 0 P: 10	R: 0 E: 0 K: 1 S: 15	H: 1 LOB: 1 BB: 0 P: 21	R: 0 E: 0 K: 0 S: 8	H: 0 LOB: 0 BB: 0 P: 10	R: 0 E: 0 K: 0 S: 9	H: 1 LOB: 1 BB: 0 P: 14	R: 0 E: 0 K: 0 S: 5	H: 0 LOB: 0 BB: 0 P: 7	R: 0 E: 0 K: 1 S: 10	H: 0 LOB: 0 BB: 0 P: 14	R: 0 E: 0 K: 1 S: 12	H: 2 LOB: 2 BB: 0 P: 19	1B: 2 2B: 2 3B: 0 HR: 0	SF: 0 SAC: 0 DP: 0 HBP: 0	WP: 0 PB: 0 SB: 0 CS: 0	PA: 31
<b>PITCHER</b> 18 Matt Cain, R (1,1) ERA: 3.82	IP: 9.0 WLS: W BF: 31 H: 4 R: 0 ER: 0 SO: 4	BB: 0 IBB: 0 HBP: 0 BLK: 0	WP: 0 HR: 0 S: 81 P: 113 ERA: 0.00 WHIP: 0.444	<b>PITCHER</b> IP: WLS: BF: H: R: ER: SO: BB: IBB: HBP: BLK: WP: HR: S: P: ERA: WHIP																		

livebaseballscores.com

AB 31  
R 0  
H 4  
RBI 0  
BB 0  
SO 4  
LOB 7



Batter	1	2	3	4	5	6	7	8	9	AB	R	H	RBI	BB	SO	LOB	BOTTOM			
Dave Roberts, L (1,7) OBP: 0.217, SLG: 0.182										4	0	2	1	0	1	1	Washington Nationals @ San Francisco Giants AT&T Park, San Francisco, CA Thu Jul 24, 2008, 12:45 PM PDT Att: 36,963 - Sunny - 70 F			
Jose Castillo, R (1,4) OBP: 0.310, SLG: 0.407										4	0	1	0	0	1	2				
2 Randy Winn, S (1,9) OBP: 0.345, SLG: 0.390										3	0	0	0	0	2	3				
33 Aaron Rowand, R (1,8) OBP: 0.355, SLG: 0.453										3	0	2	0	0	1	1				
21 John Bowker, L (1,3) OBP: 0.311, SLG: 0.428										3	0	0	0	0	0	2				
Rich Aurilia, R (1,5) OBP: 0.325, SLG: 0.423										3	0	0	0	0	0	1				
7 Emmanuel Burriss, S (1,6) OBP: 0.341, SLG: 0.333										3	0	0	0	0	0	1				
20 Steve Holm, R (1,2) OBP: 0.333, SLG: 0.370										3	0	2	0	0	0	0				
8 Eugenio Velez, S (8,PR) OBP: 0.280, SLG: 0.319										0	1	0	0	0	0	0				
1 Benjie Molina, R (9,2) OBP: 0.319, SLG: 0.429										0	0	0	0	0	0	0				
18 Matt Cain, R (1,1) OBP: 0.220, SLG: 0.342										1	0	0	0	0	0	0				
<b>Inning Stats</b>	R: 0 E: 0 K: 1 S: 10	H: 1 LOB: 1 BB: 0 P: 15	R: 0 E: 0 K: 0 S: 6	H: 0 LOB: 0 BB: 0 P: 9	R: 0 E: 0 K: 1 S: 11	H: 2 LOB: 2 BB: 0 P: 16	R: 0 E: 0 K: 0 S: 5	H: 1 LOB: 0 BB: 0 P: 6	R: 0 E: 0 K: 0 S: 7	H: 0 LOB: 0 BB: 0 P: 10	R: 0 E: 0 K: 2 S: 8	H: 0 LOB: 0 BB: 0 P: 10	R: 0 E: 0 K: 0 S: 8	H: 1 LOB: 1 BB: 0 P: 13	R: 1 E: 0 K: 1 S: 12	H: 2 LOB: 1 BB: 0 P: 18	1B: 7 2B: 0 3B: 0 HR: 0	SF: 0 SAC: 2 DP: 1 HBP: 0	WP: 0 PB: 0 SB: 1 CS: 1	PA: 29
<b>PITCHER</b> Tim Redding, R (1,1) ERA: 3.98	IP: 8.0 WLS: L BF: 29 H: 7 R: 1 ER: 1 SO: 5	BB: 0 IBB: 0 HBP: 0 BLK: 0	WP: 0 HR: 0 S: 67 P: 97 ERA: 1.12 WHIP: 0.875	<b>PITCHER</b> IP: WLS: BF: H: R: ER: SO: BB: IBB: HBP: BLK: WP: HR: S: P: ERA: WHIP																

livebaseballscores.com

AB 27  
R 1  
H 7  
RBI 1  
BB 0  
SO 5  
LOB 11





Batter	1	2	3	4	5	6	7	8	9	AB	R	H	RBI	BB	SO	LOB	TOP				
6 Stephen Drew, L OBP: 0.312, SLG: 0.469	L6	2B		FC3-6 BB		L5		F8		4	1	1	2	1	0	0	Arizona Diamondbacks @ San Francisco Giants AT&T Park, San Francisco, CA Fri Jul 25 2008, 7:15 PM PDT Att: 32,851 - Clear - 65 F				
24 Chris Young, R OBP: 0.306, SLG: 0.415	G6-3 BB	2B		K			1B 27 HR	K		4	1	2	2	1	2	2					
1 Orlando Hudson, S OBP: 0.363, SLG: 0.463 11 Augie Ojeda, S OBP: 0.361, SLG: 0.325	G6-3	F9		FC3-6			1B 27 HR		K	4	1	1	0	0	0	4					
34 Conor Jackson, R OBP: 0.401, SLG: 0.500 28 Alex Romero, L OBP: 0.270, SLG: 0.357		2B	2B	K			K		K	4	2	2	1	0	2	4					
27 Mark Reynolds, R OBP: 0.329, SLG: 0.491	G4-3		K				HR	2B		5	1	2	3	0	2	1					
18 Chad Tracy, L 21 Jamie D'Antona, R OBP: 0.333, SLG: 0.333	FC6-4 1B 2B	K2-3		P5			HR		G3-1	3	2	1	1	1	1	0					
19 Chris Snyder, R OBP: 0.180, SLG: 0.441	FC6-4 1B			F8			K			3	0	1	1	1	1	0					
Chris Burke, R OBP: 0.297, SLG: 0.208	FC6-4 15 S 2B	G6-3		F8			K			4	1	0	0	0	1	3					
15 Dan Haren, R OBP: 0.180, SLG: 0.277 33 Billy Buckner, R	2B 24 2B BB			FC3-6 2B		G6-3		P4		3	1	1	0	1	0	0					
Inning Stats	R: 0 E: 0 K: 0 S: 11	H: 0 LOB: 0 BB: 1 P: 17	R: 5 E: 0 K: 0 S: 25	H: 4 LOB: 1 BB: 2 P: 44	R: 1 E: 0 K: 2 S: 11	H: 1 LOB: 1 BB: 1 P: 22	R: 0 E: 0 K: 2 S: 14	H: 1 LOB: 2 BB: 1 P: 24	R: 0 E: 0 K: 1 S: 9	H: 0 LOB: 0 BB: 0 P: 13	R: 4 E: 0 K: 3 S: 18	H: 4 LOB: 0 BB: 0 P: 32	R: 0 E: 0 K: 1 S: 8	H: 0 LOB: 0 BB: 0 P: 11	R: 0 E: 0 K: 2 S: 9	H: 1 LOB: 1 BB: 0 P: 12		1B: 3 2B: 5 3B: 0 HR: 3	SF: 0 SAC: 0 DP: 1 HBP: 0	WP: 0 PB: 0 CS: 2	PA: 42
PITCHER	IP	WLS	BF	H	R	ER	SO	BB	IBB	HBP	BLK	WP	HR	S	P	ERA	WHIP				
53 Jonathan Sánchez, L ERA: 4.48	2.2	L	16	5	6	6	2	4	0	0	0	0	1	46	81	20.25	3.375				
56 Osiris Matos, R ERA: 1.86	2.1		9	1	0	0	3	1	0	0	0	0	0	24	39	0.00	0.857				
43 Geno Espineli, L ERA: 12.0	1.1		8	4	4	4	1	0	0	0	0	0	2	23	38	27.00	3.000				
Sergio Romo, R ERA: 2.38	1.2		5	0	0	0	3	0	0	0	0	0	0	14	21	0.00	0.000				
43 Alex Hinshaw, L ERA: 2.52	1.0		4	1	0	0	2	0	0	0	0	0	0	9	12	0.00	1.000				

Batter	1	2	3	4	5	6	7	8	9	AB	R	H	RBI	BB	SO	LOB	BOTTOM					
14 Fred Lewis, L OBP: 0.348, SLG: 0.443	K		K		1B		G4-3 1B		L7	5	0	2	1	0	2	2	Arizona Diamondbacks @ San Francisco Giants AT&T Park, San Francisco, CA Fri Jul 25 2008, 7:15 PM PDT Att: 32,851 - Clear - 65 F					
Jose Castillo, R OBP: 0.312, SLG: 0.411	G6-3		2B		1B		G4-3			4	0	2	1	0	0	2						
2 Randy Winn, S OBP: 0.342, SLG: 0.385	K		G6-3		G6-3			G6-3		4	0	0	0	0	1	4						
1 Bengie Molina, R OBP: 0.316, SLG: 0.426 Sergio Romo, R	F8		G6-3		G4-3		G4-3		1B	3	0	0	0	0	0	0						
Dave Roberts, L OBP: 0.250, SLG: 0.217							1B			0	0	0	0	0	0	0						
33 Aaron Rowand, R OBP: 0.353, SLG: 0.449 8 Eugenio Velez, S OBP: 0.258, SLG: 0.317	K		G5-3		G5-3		F7			3	0	0	0	0	1	0						
21 John Bowker, L OBP: 0.310, SLG: 0.433 43 Alex Hinshaw, L	3B		K		K		K2-3			4	0	1	0	0	3	1						
Rich Aurilia, R OBP: 0.328, SLG: 0.422	G6-3				K		20 2B 14 1B		20 G6-4-3 1B BB	3	1	1	0	1	1	1						
Omar Vizquel, S OBP: 0.250, SLG: 0.222 Ivan Ochoa, R OBP: 0.333, SLG: 0.467			2B		L9		P4		20 G6-4-3 1B	3	0	1	0	0	0	1						
53 Jonathan Sánchez, L OBP: 0.128, SLG: 0.154 56 Osiris Matos, R			K		14 1B HBP		14 1B		G6-4-3	0	0	0	0	0	0	0						
7 Emmanuel Burriss, S OBP: 0.348, SLG: 0.333 43 Geno Espineli, L							2B			1	0	0	0	0	0	0						
20 Steve Holm, R OBP: 0.337, SLG: 0.387										2	0	1	0	0	0	2						
Inning Stats	R: 0 E: 0 K: 2 S: 9	H: 0 LOB: 0 BB: 0 P: 13	R: 0 E: 0 K: 1 S: 7	H: 1 LOB: 1 BB: 0 P: 12	R: 0 E: 0 K: 2 S: 12	H: 2 LOB: 0 BB: 0 P: 13	R: 0 E: 0 K: 1 S: 6	H: 0 LOB: 0 BB: 0 P: 10	R: 1 E: 0 K: 1 S: 12	H: 2 LOB: 2 BB: 0 P: 14	R: 0 E: 0 K: 1 S: 8	H: 0 LOB: 0 BB: 0 P: 11	R: 1 E: 0 K: 0 S: 7	H: 3 LOB: 1 BB: 0 P: 13	R: 0 E: 0 K: 1 S: 11	H: 1 LOB: 1 BB: 0 P: 14	R: 0 E: 0 K: 0 S: 8	H: 1 LOB: 1 BB: 1 P: 20	1B: 7 2B: 2 3B: 1 HR: 0	SF: 0 SAC: 0 DP: 2 HBP: 1	WP: 0 PB: 0 CS: 0	PA: 37
PITCHER	IP	WLS	BF	H	R	ER	SO	BB	IBB	HBP	BLK	WP	HR	S	P	ERA	WHIP					
15 Dan Haren, R ERA: 2.56	8.0	W	33	9	2	2	0	0	0	0	0	0	0	72	100	2.25	1.125					
33 Billy Buckner, R ERA: 3.96	1.0		4	1	0	0	0	1	0	0	0	0	0	8	20	0.00	2.000					





Batter	1	2	3	4	5	6	7	8	9	AB	R	H	RBI	BB	SO	LOB	TOP								
6 Stephen Drew, L (1, 6) OBP: 0.308, SLG: 0.464										4	1	0	0	0	3	1	Arizona Diamondbacks @ San Francisco Giants AT&T Park, San Francisco, CA Sat Jul 26 2008, 6:05 PM PDT Att: 37,094 - Clear - 67 F								
24 Chris Young, R (1, 8) OBP: 0.325, SLG: 0.412										3	0	0	1	0	2	0									
1 Orlando Hudson, S (1, 4) OBP: 0.365, SLG: 0.463										4	1	2	0	0	1	0									
34 Conor Jackson, R (1, 7) OBP: 0.402, SLG: 0.500										4	1	2	1	0	1	1									
18 Chad Tracy, L (1, 3) OBP: 0.346, SLG: 0.490										3	1	1	1	0	2	0									
27 Mark Reynolds, R (1, 5) OBP: 0.325, SLG: 0.487 57 Jon Rauch, R (8, 1) Brandon Lyon, R (9, 1)										3	0	0	0	0	3	1									
19 Chris Snyder, R (1, 2) OBP: 0.343, SLG: 0.447										4	0	2	2	0	2	0									
28 Alex Romero, L (1, 9) OBP: 0.269, SLG: 0.378										4	0	1	0	0	1	2									
17 Brandon Webb, R (1, 1) OBP: 0.182, SLG: 0.186 11 Augie Ojeda, S (8, PH) OBP: 0.363, SLG: 0.336										2	0	1	0	0	0	1									
<b>Inning Stats</b>	R: 0 H: 0 E: 0 K: 2 S: 10	H: 0 LOB: 0 BB: 0 P: 16	R: 0 H: 0 E: 0 K: 2 S: 11	H: 0 LOB: 0 BB: 0 P: 17	R: 0 H: 1 E: 0 K: 1 S: 9	H: 1 LOB: 0 BB: 0 P: 14	R: 0 H: 0 E: 0 K: 3 S: 10	H: 0 LOB: 0 BB: 0 P: 13	R: 2 H: 4 E: 0 K: 0 S: 13	H: 4 LOB: 2 BB: 0 P: 18	R: 0 H: 1 E: 0 K: 2 S: 12	H: 1 LOB: 1 BB: 0 P: 16	R: 0 H: 1 E: 0 K: 3 S: 11	H: 1 LOB: 1 BB: 0 P: 17	R: 3 H: 3 E: 0 K: 1 S: 18	H: 3 LOB: 1 BB: 0 P: 32		R: 0 H: 0 E: 0 K: 1 S: 6	H: 0 LOB: 0 BB: 0 P: 8	1B: 7 2B: 3 3B: 1 HR: 0	SF: 2 SAC: 1 DP: 1 HBP: 0	WP: 0 PB: 0 SB: 0 CS: 0	PA: 36		
<b>PITCHER</b>	IP	WLS	BF	H	R	ER	SO	BB	IBB	HBP	BLK	WP	HR	S	P	ERA	WHIP								
55 Tim Lincecum, R (1, 1) ERA: 2.78	7.0		26	7	2	2	13	0	0	0	0	0	0	76	111	2.57	1.000								
Tyler Walker, R (8, 1) ERA: 4.51	0.1	L	5	3	3	1	0	0	0	0	0	0	0	11	20	27.00	9.000								
Jack Taschner, L (8, 1) ERA: 3.03	1.2		5	0	0	0	2	0	0	0	0	0	0	13	20	0.00	0.000								

Batter	1	2	3	4	5	6	7	8	9	AB	R	H	RBI	BB	SO	LOB	BOTTOM								
Dave Roberts, L (1, 7) OBP: 0.286, SLG: 0.200										2	2	0	0	2	1	0	Arizona Diamondbacks @ San Francisco Giants AT&T Park, San Francisco, CA Sat Jul 26 2008, 6:05 PM PDT Att: 37,094 - Clear - 67 F								
8 Eugenio Velez, S (1, 4) OBP: 0.258, SLG: 0.315										4	0	1	0	0	1	2									
2 Randy Winn, S (1, 9) OBP: 0.341, SLG: 0.385										3	1	1	1	0	0	1									
1 Bengie Molina, R (1, 2) OBP: 0.313, SLG: 0.421										4	0	0	0	0	3	3									
33 Aaron Rowand, R (1, 8) OBP: 0.354, SLG: 0.450										4	0	2	2	0	2	1									
21 John Bowker, L (1, 3) OBP: 0.306, SLG: 0.426										4	0	0	0	0	1	2									
Jose Castillo, R (1, 5) OBP: 0.308, SLG: 0.406										4	0	0	0	0	0	1									
Omar Vizquel, S (1, 6) OBP: 0.251, SLG: 0.224										3	0	1	0	0	0	0									
55 Tim Lincecum, L (1, 1) OBP: 0.217, SLG: 0.209 Ivan Ochoa, R (7, PH) OBP: 0.313, SLG: 0.438 Tyler Walker, R (8, 1) Jack Taschner, L (8, 1)										2	0	0	0	0	2	1									
<b>Inning Stats</b>	R: 1 H: 0 E: 1 K: 2 S: 14	H: 0 LOB: 1 BB: 1 P: 25	R: 0 H: 0 E: 0 K: 0 S: 6	H: 0 LOB: 0 BB: 0 P: 7	R: 0 H: 1 E: 0 K: 2 S: 12	H: 1 LOB: 1 BB: 0 P: 17	R: 0 H: 0 E: 0 K: 1 S: 9	H: 0 LOB: 0 BB: 0 P: 11	R: 0 H: 1 E: 0 K: 1 S: 7	H: 1 LOB: 0 BB: 0 P: 11	R: 2 H: 2 E: 0 K: 2 S: 16	H: 2 LOB: 1 BB: 1 P: 28	R: 0 H: 0 E: 0 K: 0 S: 7	H: 0 LOB: 0 BB: 0 P: 8	R: 0 H: 0 E: 0 K: 0 S: 8	H: 0 LOB: 0 BB: 0 P: 13		R: 0 H: 1 E: 0 K: 2 S: 16	H: 1 LOB: 0 BB: 0 P: 19	1B: 5 2B: 0 3B: 0 HR: 0	SF: 1 SAC: 0 DP: 0 HBP: 0	WP: 0 PB: 0 SB: 3 CS: 1	PA: 34		
<b>PITCHER</b>	IP	WLS	BF	H	R	ER	SO	BB	IBB	HBP	BLK	WP	HR	S	P	ERA	WHIP								
17 Brandon Webb, R (1, 1) ERA: 3.14	7.0	W	27	4	3	3	8	2	0	0	0	0	0	71	107	3.86	0.857								
57 Jon Rauch, R (8, 1) ERA: 2.66	1.0	H	3	0	0	0	0	0	0	0	0	0	0	8	13	0.00	0.000								
Brandon Lyon, R (9, 1) ERA: 3.76	1.0	S	4	1	0	0	2	0	0	0	0	0	0	16	19	0.00	1.000								

AB	33
R	5
H	10
RBI	5
BB	0
SO	15
LOB	6

AB	31
R	3
H	5
RBI	3
BB	2
SO	10
LOB	11





Batter	1	2	3	4	5	6	7	8	9	AB	R	H	RBI	BB	SO	LOB	TOP							
6 Stephen Drew, L (1.6) OBP: 0.313, SLG: 0.467 21 Jamie D'Antona, R (8, PH) OBP: 0.250, SLG: 0.250 50 Chad Qualls, R (8.1) 56 Ramon Pena, R (9.1)											4	0	3	2	0	0	0	Arizona Diamondbacks @ San Francisco Giants AT&T Park, San Francisco, CA Sun Jul 27 2008, 1:05 PM PDT Att: 40,071 - Cloudy - 66 F						
24 Chris Young, R (1.8) OBP: 0.302, SLG: 0.412										5	0	1	0	0	1	5								
1 Orlando Hudson, S (1.4) OBP: 0.365, SLG: 0.459											3	1	0	0	2	2								
34 Conor Jackson, R (1.7) OBP: 0.407, SLG: 0.512											4	3	3	1	1	0	0							
27 Mark Reynolds, R (1.5) OBP: 0.330, SLG: 0.494										3	2	1	2	2	1	1								
19 Chris Snyder, R (1.2) OBP: 0.344, SLG: 0.440										3	1	0	1	2	2	1								
Tony Clark, S (1.3) OBP: 0.350, SLG: 0.311										4	0	1	1	1	0	4								
Chris Burke, R (1.9) OBP: 0.303, SLG: 0.219										3	0	1	0	1	1	3								
Randy Johnson, R (1.1) OBP: 0.188, SLG: 0.138 11 Augie Ojeda, S (8, PH) OBP: 0.361, SLG: 0.333 (8.6)										3	0	0	0	0	1	4								
										1	0	0	0	0	0	0								
<b>Inning Stats</b>	R: 0 E: 0 K: 0 S: 6	H: 1 LOB: 0 BB: 0 P: 10	R: 0 E: 0 K: 2 S: 11	H: 1 LOB: 2 BB: 1 P: 21	R: 0 E: 0 K: 1 S: 10	H: 0 LOB: 0 BB: 0 P: 17	R: 4 E: 0 K: 0 S: 22	H: 2 LOB: 2 BB: 4 P: 42	R: 2 E: 0 K: 1 S: 7	H: 2 LOB: 3 BB: 1 P: 13	R: 0 E: 0 K: 1 S: 10	H: 2 LOB: 1 BB: 1 P: 21	R: 1 E: 0 K: 1 S: 11	H: 1 LOB: 1 BB: 1 P: 20	R: 0 E: 0 K: 0 S: 8	H: 1 LOB: 1 BB: 0 P: 12	R: 0 E: 0 K: 0 S: 6	H: 0 LOB: 2 BB: 2 P: 17	1B: 6 2B: 2 3B: 0 HR: 2	SF: 0 SAC: 0 DP: 2 HBP: 0	WP: 0 PB: 0 CS: 0	PA: 43		
<b>PITCHER</b>	IP WLS BF H R ER SO BB IBB HBP BLK WP HR S P ERA WHIP	5.0 L 25 6 6 6 4 4 1 0 0 0 1 56 103 10.80 2.000	1.0 6 2 0 0 1 1 0 0 0 0 0 10 21 0.00 3.000	1.0 5 1 1 1 1 1 0 0 0 0 1 11 20 9.00 2.000	1.0 4 1 0 0 0 0 0 0 0 0 0 8 12 0.00 1.000	1.0 4 0 0 0 0 2 0 0 0 0 0 6 17 0.00 2.000																		

Batter	1	2	3	4	5	6	7	8	9	AB	R	H	RBI	BB	SO	LOB	BOTTOM						
14 Fred Lewis, L (1.7) OBP: 0.354, SLG: 0.454											5	0	4	0	0	0	1						
7 Emmanuel Burriss, S (1.4) OBP: 0.341, SLG: 0.308											5	0	1	0	0	5							
2 Randy Winn, S (1.9) OBP: 0.341, SLG: 0.385											5	1	2	0	0	3							
1 Bengie Molina, R (1.2) OBP: 0.315, SLG: 0.422										4	0	2	0	0	2								
33 Aaron Rowand, R (1.8) OBP: 0.351, SLG: 0.445										4	0	0	0	0	2								
Rich Aurilia, R (1.3) OBP: 0.328, SLG: 0.421 Sergio Romo, R (7.1)										3	0	1	0	0	0	1							
43 Geno Espineli, L (8.1) Dave Roberts, L (8, PH) OBP: 0.276, SLG: 0.192 43 Alex Hinshaw, L (9.1)										0	0	0	0	0	0	0							
Jose Castillo, R (1.5) OBP: 0.308, SLG: 0.407										4	1	1	0	0	0	1							
Ivan Ochoa, R (1.6) OBP: 0.350, SLG: 0.450										4	0	2	0	0	1	1							
75 Barry Zito, L (1.1) OBP: 0.172, SLG: 0.077 Omar Vizquel, S (5, PH) 56 Osiris Matos, R (6.1) 21 John Bowker, L (7.3) OBP: 0.307, SLG: 0.427										1	0	0	0	0	1	2							
<b>Inning Stats</b>	R: 0 E: 0 K: 0 S: 8	H: 2 LOB: 1 BB: 0 P: 13	R: 0 E: 0 K: 1 S: 15	H: 2 LOB: 0 BB: 0 P: 23	R: 0 E: 0 K: 0 S: 9	H: 2 LOB: 1 BB: 0 P: 11	R: 0 E: 0 K: 0 S: 8	H: 0 LOB: 0 BB: 0 P: 11	R: 0 E: 0 K: 1 S: 10	H: 1 LOB: 1 BB: 0 P: 14	R: 0 E: 0 K: 0 S: 9	H: 1 LOB: 1 BB: 0 P: 12	R: 0 E: 0 K: 0 S: 7	H: 2 LOB: 2 BB: 0 P: 9	R: 1 E: 0 K: 0 S: 8	H: 2 LOB: 0 BB: 0 P: 12	R: 0 E: 0 K: 0 S: 12	H: 3 LOB: 2 BB: 0 P: 22	1B: 11 2B: 4 3B: 0 HR: 0	SF: 0 SAC: 0 DP: 2 HBP: 0	WP: 0 PB: 0 CS: 0	PA: 39	
<b>PITCHER</b>	IP WLS BF H R ER SO BB IBB HBP BLK WP HR S P ERA WHIP	7.0 W 29 9 9 0 0 0 0 0 0 0 0 0 66 93 0.00 1.286	1.0 4 2 1 1 0 0 0 0 0 0 0 0 8 12 9.00 2.000	1.0 6 3 1 1 0 0 0 0 0 0 0 0 12 22 9.00 3.000																			

livebaseballscores.com

AB 34  
R 7  
H 10  
RBI 7  
BB 9  
SO 6  
LOB 20

livebaseballscores.com

AB 39  
R 2  
H 14  
RBI 1  
SO 2  
LOB 19







Batter	1	2	3	4	5	6	7	8	9	AB	R	H	RBI	BB	SO	LOB	TOP					
14 Fred Lewis, L OBP: 0.348, SLG: 0.446 43 Alex Hinshaw, L OBP: 0.306, SLG: 0.403	G6-3		L3			G4-3		E3		4	0	0	0	0	0	0	San Francisco Giants @ Los Angeles Dodgers Dodger Stadium, Los Angeles, CA Tue Jul 29 2008, 7:10 PM PDT Att. 40,110 - Clear - 70 F					
Jose Castillo, R OBP: 0.305, SLG: 0.403	G5-3		F9			G4-3		K		4	0	0	0	0	1	1						
2 Randy Winn, S OBP: 0.342, SLG: 0.385	1B					G3-1				4	0	2	0	0	1	0						
1 Bengie Molina, R OBP: 0.308, SLG: 0.412	K					F9				4	0	0	0	0	1	2						
33 Aaron Rowand, R OBP: 0.354, SLG: 0.443										2	0	1	0	0	1	0						
21 John Bowker, L OBP: 0.303, SLG: 0.419	K					G4-3				3	0	0	0	0	2	3						
Rich Aurilia, R OBP: 0.333, SLG: 0.422										3	0	2	0	0	0	1						
Omar Vizquel, S OBP: 0.246, SLG: 0.219										3	0	0	0	0	1	3						
18 Matt Cain, R OBP: 0.209, SLG: 0.325 Dave Roberts, L OBP: 0.267, SLG: 0.165										2	0	0	0	0	1	0						
										1	0	0	0	0	0	0						
<b>Inning Stats</b>	R: 0 H: 1 E: 0 K: 1 S: 9	H: 1 LOB: 1 BB: 0 P: 16	R: 0 H: 0 E: 0 K: 1 S: 8	H: 1 LOB: 1 BB: 0 P: 13	R: 0 H: 0 E: 0 K: 0 S: 8	H: 0 LOB: 0 BB: 0 P: 11	R: 0 H: 2 E: 0 K: 0 S: 9	H: 1 LOB: 1 BB: 0 P: 13	R: 0 H: 0 E: 0 K: 0 S: 7	H: 0 LOB: 0 BB: 0 P: 11	R: 0 H: 0 E: 0 K: 1 S: 9	H: 0 LOB: 1 BB: 0 P: 12	R: 0 H: 0 E: 1 K: 2 S: 17	H: 0 LOB: 1 BB: 0 P: 24	R: 0 H: 0 E: 0 K: 2 S: 7	H: 0 LOB: 0 BB: 0 P: 11	1B: 5 2B: 0 3B: 0 HR: 0	SF: 0 SAC: 0 DP: 2 HBP: 2	WP: 1 PB: 0 SB: 0 CS: 0	PA: 32		
<b>PITCHER</b>	IP WLS BF H R ER SO BB IBB HBP BLK WP HR S P ERA WHIP	IP WLS BF H R ER SO BB IBB HBP BLK WP HR S P ERA WHIP	IP WLS BF H R ER SO BB IBB HBP BLK WP HR S P ERA WHIP	IP WLS BF H R ER SO BB IBB HBP BLK WP HR S P ERA WHIP	IP WLS BF H R ER SO BB IBB HBP BLK WP HR S P ERA WHIP	IP WLS BF H R ER SO BB IBB HBP BLK WP HR S P ERA WHIP	IP WLS BF H R ER SO BB IBB HBP BLK WP HR S P ERA WHIP	IP WLS BF H R ER SO BB IBB HBP BLK WP HR S P ERA WHIP	IP WLS BF H R ER SO BB IBB HBP BLK WP HR S P ERA WHIP	IP WLS BF H R ER SO BB IBB HBP BLK WP HR S P ERA WHIP	IP WLS BF H R ER SO BB IBB HBP BLK WP HR S P ERA WHIP	IP WLS BF H R ER SO BB IBB HBP BLK WP HR S P ERA WHIP	IP WLS BF H R ER SO BB IBB HBP BLK WP HR S P ERA WHIP	IP WLS BF H R ER SO BB IBB HBP BLK WP HR S P ERA WHIP	IP WLS BF H R ER SO BB IBB HBP BLK WP HR S P ERA WHIP	IP WLS BF H R ER SO BB IBB HBP BLK WP HR S P ERA WHIP	IP WLS BF H R ER SO BB IBB HBP BLK WP HR S P ERA WHIP	IP WLS BF H R ER SO BB IBB HBP BLK WP HR S P ERA WHIP	IP WLS BF H R ER SO BB IBB HBP BLK WP HR S P ERA WHIP	IP WLS BF H R ER SO BB IBB HBP BLK WP HR S P ERA WHIP	IP WLS BF H R ER SO BB IBB HBP BLK WP HR S P ERA WHIP	IP WLS BF H R ER SO BB IBB HBP BLK WP HR S P ERA WHIP

AB	30
R	0
H	5
RBI	0
BB	0
SO	8
LOB	10




Batter	1	2	3	4	5	6	7	8	9	AB	R	H	RBI	BB	SO	LOB	BOTTOM					
9 Juan Pierre, L OBP: 0.325, SLG: 0.316	G4-3		G4-3							4	0	1	0	0	0	0	San Francisco Giants @ Los Angeles Dodgers Dodger Stadium, Los Angeles, CA Tue Jul 29 2008, 7:10 PM PDT Att. 40,110 - Clear - 70 F					
27 Matt Kemp, R OBP: 0.348, SLG: 0.466	E5		1B							4	1	2	0	0	0	1						
16 Andre Ethier, L OBP: 0.339, SLG: 0.445 25 Andruw Jones, R OBP: 0.268, SLG: 0.254	1B		F9							4	0	1	0	0	0	2						
12 Jeff Kent, R OBP: 0.305, SLG: 0.402 Pablo Ozuna, R OBP: 0.310, SLG: 0.324	1B									4	0	2	0	0	0	1						
7 James Loney, L OBP: 0.358, SLG: 0.463	F9									4	1	2	1	0	1	3						
Casey Blake, R OBP: 0.386, SLG: 0.469										4	0	1	0	0	3	2						
Angel Berroa, R OBP: 0.258, SLG: 0.244	F8									3	0	0	0	0	2	2						
Danny Ardoin, R OBP: 0.240, SLG: 0.250	K									3	0	0	0	0	2	0						
54 Jason Johnson, R Chan Ho Park, R 51 Jonathan Broxton, R										2	0	0	0	0	2	0						
										1	0	0	0	0	0	0						
										0	0	0	0	0	0	0						
<b>Inning Stats</b>	R: 0 H: 2 E: 1 K: 0 S: 11	H: 0 LOB: 0 BB: 0 P: 16	R: 0 H: 0 E: 0 K: 2 S: 11	H: 0 LOB: 0 BB: 0 P: 12	R: 0 H: 1 E: 0 K: 1 S: 8	H: 1 LOB: 1 BB: 0 P: 9	R: 0 H: 1 E: 0 K: 2 S: 9	H: 1 LOB: 1 BB: 0 P: 14	R: 0 H: 0 E: 0 K: 1 S: 9	H: 0 LOB: 0 BB: 0 P: 13	R: 2 H: 3 E: 1 K: 1 S: 27	H: 3 LOB: 1 BB: 0 P: 36	R: 0 H: 1 E: 0 K: 1 S: 14	H: 1 LOB: 1 BB: 0 P: 18	R: 0 H: 1 E: 0 K: 2 S: 13	H: 1 LOB: 2 BB: 0 P: 15	1B: 8 2B: 1 3B: 0 HR: 0	SF: 0 SAC: 0 DP: 0 HBP: 0	WP: 0 PB: 0 SB: 0 CS: 1	PA: 33		
<b>PITCHER</b>	IP WLS BF H R ER SO BB IBB HBP BLK WP HR S P ERA WHIP	IP WLS BF H R ER SO BB IBB HBP BLK WP HR S P ERA WHIP	IP WLS BF H R ER SO BB IBB HBP BLK WP HR S P ERA WHIP	IP WLS BF H R ER SO BB IBB HBP BLK WP HR S P ERA WHIP	IP WLS BF H R ER SO BB IBB HBP BLK WP HR S P ERA WHIP	IP WLS BF H R ER SO BB IBB HBP BLK WP HR S P ERA WHIP	IP WLS BF H R ER SO BB IBB HBP BLK WP HR S P ERA WHIP	IP WLS BF H R ER SO BB IBB HBP BLK WP HR S P ERA WHIP	IP WLS BF H R ER SO BB IBB HBP BLK WP HR S P ERA WHIP	IP WLS BF H R ER SO BB IBB HBP BLK WP HR S P ERA WHIP	IP WLS BF H R ER SO BB IBB HBP BLK WP HR S P ERA WHIP	IP WLS BF H R ER SO BB IBB HBP BLK WP HR S P ERA WHIP	IP WLS BF H R ER SO BB IBB HBP BLK WP HR S P ERA WHIP	IP WLS BF H R ER SO BB IBB HBP BLK WP HR S P ERA WHIP	IP WLS BF H R ER SO BB IBB HBP BLK WP HR S P ERA WHIP	IP WLS BF H R ER SO BB IBB HBP BLK WP HR S P ERA WHIP	IP WLS BF H R ER SO BB IBB HBP BLK WP HR S P ERA WHIP	IP WLS BF H R ER SO BB IBB HBP BLK WP HR S P ERA WHIP	IP WLS BF H R ER SO BB IBB HBP BLK WP HR S P ERA WHIP	IP WLS BF H R ER SO BB IBB HBP BLK WP HR S P ERA WHIP	IP WLS BF H R ER SO BB IBB HBP BLK WP HR S P ERA WHIP	IP WLS BF H R ER SO BB IBB HBP BLK WP HR S P ERA WHIP

AB	33
R	2
H	9
RBI	1
BB	0
SO	10
LOB	11





Batter	1	2	3	4	5	6	7	8	9	AB	R	H	RBI	BB	SO	LOB	TOP			
Dave Roberts, L (1,7) OBP: 0.235, SLG: 0.161	G4-3			G6-3		G1-3			G5-3	4	0	0	0	0	0	1	San Francisco Giants @ Los Angeles Dodgers Dodger Stadium, Los Angeles, CA Wed Jul 30 2008, 7:10 PM PDT Att: 41,282 - Clear - 76 F			
Jose Castillo, R (1,4) OBP: 0.305, SLG: 0.404	K			K			L1		2B	4	0	1	0	0	2	0				
2 Randy Winn, S (1,9) OBP: 0.344, SLG: 0.386	K			K			1B		1B	4	0	2	0	0	2	0				
1 Bengie Molina, R (1,2) OBP: 0.308, SLG: 0.411		F8					L7			3	0	1	0	0	0	1				
33 Aaron Rowand, R (1,8) OBP: 0.351, SLG: 0.440		K			G5-4-3		FC5-4			3	0	0	0	0	1	2				
21 John Bowker, L (1,3) OBP: 0.300, SLG: 0.415		K			L8					3	0	0	0	0	1	0				
Rich Aurilia, R (1,5) OBP: 0.333, SLG: 0.421				G6-3			1B		G4-3	3	0	1	0	0	0	0				
Omar Vizquel, S (1,6) OBP: 0.242, SLG: 0.215				G4-3			K		G5-3	3	0	0	0	0	1	1				
53 Jonathan Sánchez, L (1,1) 56 Osiris Matus, R (5,1) 14 Fred Lewis, L (6,PH) 43 Geno Espineli, L (6,1) Sergio Romo, R (7,1) 8 Eugenio Velez, S (8,PH)				P5			K		G4-3	1	0	0	0	0	0	0		AB 30 R 0 H 5 RBI 0 BB 0 SO 8 LOB 6 		
<b>Inning Stats</b>	R: 0 E: 0 K: 2 S: 8	H: 0 LOB: 0 BB: 0 P: 12	R: 0 E: 0 K: 2 S: 9	H: 0 LOB: 0 BB: 0 P: 15	R: 0 E: 0 K: 0 S: 8	H: 0 LOB: 0 BB: 0 P: 13	R: 0 E: 0 K: 2 S: 8	H: 1 LOB: 0 BB: 0 P: 10	R: 0 E: 0 K: 0 S: 11	H: 1 LOB: 1 BB: 0 P: 17	R: 0 E: 0 K: 0 S: 9	H: 1 LOB: 1 BB: 0 P: 13	R: 0 E: 0 K: 0 S: 5	H: 0 LOB: 0 BB: 0 P: 8	R: 0 E: 0 K: 0 S: 13	H: 2 LOB: 2 BB: 0 P: 18		1B: 4 2B: 1 3B: 0 HR: 0	SF: 0 SAC: 0 DP: 1 HBP: 0	WP: 0 PB: 0 SB: 0 CS: 0
<b>PITCHER</b> 58 Chad Billingsley, R (1,1) ERA: 3.05	IP: 9.0 WLS: W BF: 30 H: 5 R: 0 ER: 0 SO: 8 BB: 0 IBB: 0 HBP: 0 BLK: 0 WP: 0 HR: 0 S: 79 P: 118 ERA: 0.00 WHIP: 0.556																			

Batter	1	2	3	4	5	6	7	8	9	AB	R	H	RBI	BB	SO	LOB	BOTTOM			
27 Matt Kemp, R (1,9) OBP: 0.352, SLG: 0.466	S 55 1B BB									2	2	1	0	2	0	0	San Francisco Giants @ Los Angeles Dodgers Dodger Stadium, Los Angeles, CA Wed Jul 30 2008, 7:10 PM PDT Att: 41,282 - Clear - 76 F			
Casey Blake, R (1,5) OBP: 0.370, SLG: 0.471	K									3	1	2	0	1	1	1				
55 Russell Martin, R (1,2) OBP: 0.394, SLG: 0.430	1B									3	1	2	2	1	0	2				
12 Jeff Kent, R (1,4) OBP: 0.307, SLG: 0.406										4	0	2	1	0	1	4				
Pablo Ozuna, R (8,4) OBP: 0.310, SLG: 0.324	1B									0	0	0	0	0	0	0				
7 James Loney, L (1,3) OBP: 0.355, SLG: 0.459	P6									3	0	0	1	0	0	3				
25 Andruw Jones, R (1,8) OBP: 0.268, SLG: 0.250	G5-3									3	0	0	0	1	1	0				
16 Andre Ethier, L (1,7) OBP: 0.336, SLG: 0.440	F7									4	0	0	0	0	1	1				
Angel Berroa, R (1,6) OBP: 0.260, SLG: 0.247	G6-3									3	0	1	0	0	0	0				
58 Chad Billingsley, R (1,1) OBP: 0.111, SLG: 0.070										3	0	0	0	0	1	1				
<b>Inning Stats</b>	R: 1 E: 0 K: 1 S: 15	H: 2 LOB: 1 BB: 1 P: 27	R: 0 E: 0 K: 0 S: 9	H: 0 LOB: 0 BB: 0 P: 11	R: 3 E: 0 K: 0 S: 15	H: 2 LOB: 0 BB: 2 P: 29	R: 0 E: 0 K: 0 S: 10	H: 1 LOB: 1 BB: 1 P: 17	R: 0 E: 0 K: 1 S: 10	H: 2 LOB: 0 BB: 0 P: 13	R: 0 E: 0 K: 1 S: 10	H: 0 LOB: 0 BB: 0 P: 11	R: 0 E: 0 K: 2 S: 15	H: 1 LOB: 2 BB: 1 P: 26	R: 0 E: 0 K: 1 S: 6	H: 0 LOB: 0 BB: 0 P: 6	1B: 7 2B: 2 3B: 0 HR: 0	SF: 1 SAC: 0 DP: 2 HBP: 0	WP: 0 PB: 0 SB: 2 CS: 1	PA: 34
<b>PITCHER</b> 53 Jonathan Sánchez, L (1,1) ERA: 4.81 56 Osiris Matus, R (5,1) ERA: 1.54 43 Geno Espineli, L (6,1) ERA: 0.35 Sergio Romo, R (7,1) ERA: 2.51	IP: 4.0 WLS: L BF: 18 H: 5 R: 4 ER: 4 SO: 4 BB: 4 IBB: 0 HBP: 0 BLK: 0 WP: 0 HR: 0 S: 49 P: 84 ERA: 9.00 WHIP: 2.250																			











Batter	1	2	3	4	5	6	7	8	9	AB	R	H	RBI	BB	SO	LOB	TOP										
<b>Dave Roberts, L</b> (1,7) OBP: 0.231, SLG: 0.167 <b>56 Osiris Matos, R</b> (8,1)										4	0	1	0	0	1	2	<b>San Francisco Giants @ San Diego Padres</b> PETCO Park, San Diego, CA Sun Aug 03 2008, 4:05 PM EDT Att: 33,060 - Partly Cloudy - 73 F										
<b>7 Emmanuel Burriss, S</b> (1,4) OBP: 0.338, SLG: 0.351										3	1	0	0	0	0	3											
<b>2 Randy Winn, S</b> (1,9) OBP: 0.342, SLG: 0.382										4	0	2	1	0	0	0											
<b>1 Bengie Molina, R</b> (1,2) OBP: 0.306, SLG: 0.404										4	0	0	0	0	0	2											
<b>33 Aaron Rowand, R</b> (1,8) OBP: 0.346, SLG: 0.428										3	0	0	0	1	1	1											
<b>21 John Bowker, L</b> (1,3) OBP: 0.300, SLG: 0.414										4	0	0	0	0	2	2											
<b>Rich Aurilia, R</b> (1,5) OBP: 0.334, SLG: 0.421										3	0	1	0	0	0	0											
<b>Omar Vizquel, S</b> (1,6) OBP: 0.239, SLG: 0.212 <b>14 Fred Lewis, L</b> (8,PH) OBP: 0.352, SLG: 0.447										2	0	0	0	0	0	0											
<b>Kevin Correia, R</b> (1,1) OBP: 0.176, SLG: 0.125 <b>43 Alex Hinshaw, L</b> (7,1)										2	0	0	0	0	0	0											
<b>8 Eugenio Velez, S</b> (8,PH) OBP: 0.259, SLG: 0.322										1	0	0	0	0	0	2											
<b>Inning Stats</b>	R: 1 E: 0 K: 0 S: 10	H: 1 LOB: 0 BB: 0 P: 14	R: 0 E: 0 K: 1 S: 11	H: 0 LOB: 0 BB: 0 P: 15	R: 0 E: 0 K: 0 S: 11	H: 1 LOB: 1 BB: 0 P: 15	R: 0 E: 0 K: 0 S: 8	H: 0 LOB: 0 BB: 0 P: 10	R: 0 E: 0 K: 0 S: 5	H: 0 LOB: 0 BB: 0 P: 11	R: 0 E: 0 K: 0 S: 6	H: 0 LOB: 0 BB: 0 P: 8	R: 0 E: 0 K: 1 S: 10	H: 1 LOB: 2 BB: 1 P: 16	R: 0 E: 0 K: 1 S: 11	H: 1 LOB: 2 BB: 1 P: 20	R: 0 E: 0 K: 1 S: 10	H: 1 LOB: 1 BB: 0 P: 12	1B: 4 2B: 0 3B: 0 HR: 0	SF: 0 SAC: 0 DP: 1 HBP: 1	WP: 0 PB: 0 SB: 3 CS: 0	PA: 33					
<b>PITCHER</b>	IP	WLS	BF	H	R	ER	SO	BB	IBB	HBP	BLK	WP	HR	S	P	ERA	WHIP										
<b>Greg Maddux, R</b> (1,1) ERA: 4.17	6.0	W	20	2	1	1	1	0	0	1	0	0	0	51	73	1.50	0.333										
<b>37 Mike Adams, R</b> (7,1) ERA: 1.53	1.0	H	4	0	0	0	1	1	0	0	0	0	0	10	16	0.00	1.000										
<b>21 Heath Bell, R</b> (8,1) ERA: 3.09	1.0	H	5	1	0	0	1	1	0	0	0	0	0	11	20	0.00	2.000										
<b>Trevor Hoffman, R</b> (9,1) ERA: 4.46	1.0	S	4	1	0	0	1	0	0	0	0	0	0	10	12	0.00	1.000										

Batter	1	2	3	4	5	6	7	8	9	AB	R	H	RBI	BB	SO	LOB	BOTTOM										
<b>33 Jody Gerut, L</b> (1,8) OBP: 0.355, SLG: 0.434										4	1	2	0	0	0	2	<b>San Francisco Giants @ San Diego Padres</b> PETCO Park, San Diego, CA Sun Aug 03 2008, 4:05 PM EDT Att: 33,060 - Partly Cloudy - 73 F										
<b>2 Edgar Gonzalez, R</b> (1,4) OBP: 0.333, SLG: 0.408 <b>Tadahito Iguchi, R</b> (8,4) OBP: 0.320, SLG: 0.337										4	0	0	0	0	1	2											
<b>24 Brian Giles, L</b> (1,9) OBP: 0.393, SLG: 0.421										3	1	2	1	1	0	0											
<b>23 Adrián González, L</b> (1,3) OBP: 0.355, SLG: 0.514										3	0	0	0	1	2	2											
<b>5 Kevin Kouzmanoff, R</b> (1,5) OBP: 0.313, SLG: 0.441										4	1	1	1	0	0	2											
<b>7 Chase Headley, S</b> (1,7) OBP: 0.288, SLG: 0.403										3	0	0	0	1	1	0											
<b>4 Nick Hundley, R</b> (1,2) OBP: 0.258, SLG: 0.386										2	1	0	1	0	2	0											
<b>15 Luis Antonio Rodríguez, S</b> (8,6) OBP: 0.283, SLG: 0.179										2	0	0	0	2	0	2											
<b>Greg Maddux, R</b> (1,1) ERA: 5.53 <b>37 Mike Adams, R</b> (7,1) ERA: 2.6 <b>12 Scott Hairston, R</b> (8,1) ERA: 2.6 <b>21 Heath Bell, R</b> (8,1) ERA: 3.09 <b>9 Brian Myrow, L</b> (8,PH) OBP: 0.176, SLG: 0.125 <b>Trevor Hoffman, R</b> (9,1) ERA: 4.46										2	0	1	1	0	0	0											
<b>Inning Stats</b>	R: 0 E: 0 K: 0 S: 8	H: 0 LOB: 1 BB: 1 P: 15	R: 1 E: 0 K: 0 S: 12	H: 1 LOB: 2 BB: 1 P: 21	R: 0 E: 0 K: 1 S: 5	H: 0 LOB: 0 BB: 0 P: 9	R: 0 E: 0 K: 1 S: 7	H: 0 LOB: 0 BB: 0 P: 8	R: 0 E: 0 K: 1 S: 10	H: 1 LOB: 1 BB: 0 P: 15	R: 1 E: 0 K: 0 S: 11	H: 1 LOB: 2 BB: 2 P: 23	R: 1 E: 0 K: 1 S: 16	H: 2 LOB: 1 BB: 0 P: 24	R: 1 E: 0 K: 2 S: 12	H: 1 LOB: 1 BB: 1 P: 20		R: 1 E: 0 K: 2 S: 10	H: 1 LOB: 1 BB: 0 P: 12	1B: 3 2B: 2 3B: 0 HR: 1	SF: 1 SAC: 0 DP: 0 HBP: 1	WP: 0 PB: 0 SB: 0 CS: 0	PA: 36				
<b>PITCHER</b>	IP	WLS	BF	H	R	ER	SO	BB	IBB	HBP	BLK	WP	HR	S	P	ERA	WHIP										
<b>Kevin Correia, R</b> (1,1) ERA: 5.53	6.1	L	27	3	2	2	3	4	0	1	0	0	0	56	97	2.84	1.105										
<b>43 Alex Hinshaw, L</b> (7,1) ERA: 2.6	0.2		4	2	1	1	1	0	0	0	0	0	0	13	18	13.50	3.000										
<b>56 Osiris Matos, R</b> (8,1) ERA: 2.13	1.0		5	1	1	1	2	1	0	0	0	0	1	12	20	9.00	2.000										









Batter	1	2	3	4	5	6	7	8	9	AB	R	H	RBI	BB	SO	LOB	TOP								
19 Yunel Escobar, R OBP: 0.349, SLG: 0.374										4	0	1	2	0	1	4	<p><b>Atlanta Braves @ San Francisco Giants</b> AT&amp;T Park, San Francisco, CA Tue Aug 05 2008, 7:15 PM PDT Att: 36,098 - Partly Cloudy - 61 F</p> <p>AB 36 R 11 H 14 RBI 9 BB 2 SO 6 LOB 14</p>								
Mark Kotsay, L OBP: 0.356, SLG: 0.392										4	1	1	1	1	0	1									
22 Casey Kotchman, L OBP: 0.322, SLG: 0.438										5	1	1	1	0	1	1									
4 Omar Infante, R OBP: 0.350, SLG: 0.476										4	0	1	2	1	2	0									
16 Brian McCann, L OBP: 0.382, SLG: 0.554										5	1	1	0	0	1	3									
7 Jeff Francoeur, R OBP: 0.290, SLG: 0.357										5	1	2	0	0	0	2									
14 Martín Prado, R OBP: 0.370, SLG: 0.438										3	1	2	0	0	0	1									
1 Grégor Blanco, L OBP: 0.370, SLG: 0.325										0	1	0	0	0	0	0									
2 Kelly Johnson, L OBP: 0.352, SLG: 0.437										3	3	3	1	0	0	0									
Mike Hampton, R OBP: 0.333, SLG: 0.667										2	1	1	1	0	1	2									
30 Jeff Bennett, R OBP: 0.222, SLG: 0.125										0	0	0	0	0	0	0									
56 Blaine Boyer, R OBP: 0.290, SLG: 0.389										0	0	0	0	0	0	0									
Greg Norton, S OBP: 0.340, SLG: 0.389										1	1	1	1	0	0	0									
51 Michael Gonzalez, R OBP: 0.255, SLG: 0.316										0	0	0	0	0	0	0									
<b>Inning Stats</b>	R: 0 K: 1 S: 9	H: 0 BB: 0 P: 16	R: 0 K: 2 S: 12	H: 0 BB: 0 P: 19	R: 0 K: 1 S: 9	H: 2 BB: 0 P: 12	R: 0 K: 1 S: 15	H: 0 BB: 0 P: 20	R: 3 K: 0 S: 15	H: 5 BB: 0 P: 24	R: 0 K: 1 S: 9	H: 0 BB: 0 P: 16	R: 3 K: 0 S: 11	H: 3 BB: 1 P: 18	R: 0 K: 0 S: 5	H: 0 BB: 1 P: 9	R: 5 K: 0 S: 19	H: 4 BB: 0 P: 28	1B: 9 HR: 0	SF: 1 DP: 3 HBP: 1	WP: 1 PB: 0 SB: 0 CS: 0	PA: 42			
<b>PITCHER</b>	IP	WLS	BF	H	R	ER	SO	BB	IBB	HBP	BLK	WP	HR	S	P	ERA	WHIP								
53 Jonathan Sánchez, L ERA: 4.84	5.0	L	20	7	3	3	5	0	0	0	0	0	0	60	91	5.40	1.400								
43 Alex Hinshaw, L ERA: 2.51	1.0		3	0	0	0	1	0	0	0	0	0	0	9	16	0.00	0.000								
56 Osiris Matos, R ERA: 4.05	0.2		6	3	3	3	0	1	0	0	0	0	0	9	15	40.50	6.000								
43 Geno Espineli, L ERA: 5.14	1.1		4	0	0	0	0	1	0	0	0	1	0	7	12	0.00	0.750								
Sergio Romo, R ERA: 4.41	1.0		9	4	5	4	0	0	0	1	0	0	0	19	28	36.00	4.000								

Batter	1	2	3	4	5	6	7	8	9	AB	R	H	RBI	BB	SO	LOB	BOTTOM								
2 Randy Winn, S OBP: 0.345, SLG: 0.387										4	1	1	0	0	0	3	<p><b>Atlanta Braves @ San Francisco Giants</b> AT&amp;T Park, San Francisco, CA Tue Aug 05 2008, 7:15 PM PDT Att: 36,098 - Partly Cloudy - 61 F</p> <p>AB 34 R 4 H 8 RBI 4 BB 2 SO 5 LOB 13</p>								
Ivan Ochoa, R OBP: 0.361, SLG: 0.382										3	0	1	0	0	0	0									
43 Geno Espineli, L ERA: 5.14										0	0	0	0	0	0	0									
21 John Bowker, L OBP: 0.299, SLG: 0.408										0	1	0	0	1	0	0									
20 Steve Holm, R OBP: 0.356, SLG: 0.397										0	0	0	0	0	0	0									
33 Aaron Rowand, R OBP: 0.344, SLG: 0.425										4	0	1	1	0	1	1									
1 Bengie Molina, R OBP: 0.306, SLG: 0.403										4	0	1	1	0	0	1									
Dave Roberts, L OBP: 0.231, SLG: 0.167										0	0	0	0	0	0	0									
14 Fred Lewis, L OBP: 0.353, SLG: 0.452										4	2	2	1	0	1	2									
Sergio Romo, R ERA: 4.41										0	0	0	0	0	0	0									
Rich Aurilia, R OBP: 0.333, SLG: 0.419										4	0	1	0	0	1	2									
Jose Castillo, R OBP: 0.298, SLG: 0.392										4	0	1	1	0	1	1									
7 Emmanuel Burriss, S OBP: 0.327, SLG: 0.310										4	0	0	0	0	0	2									
53 Jonathan Sánchez, L OBP: 0.122, SLG: 0.146										1	0	0	0	0	0	1									
Omar Vizquel, S OBP: 0.243, SLG: 0.212										0	0	0	0	1	0	0									
43 Alex Hinshaw, L ERA: 2.7										0	0	0	0	0	0	0									
56 Osiris Matos, R OBP: 0.290, SLG: 0.389										0	0	0	0	0	0	0									
8 Eugenio Velez, S OBP: 0.255, SLG: 0.316										2	0	0	0	0	1	0									
<b>Inning Stats</b>	R: 0 K: 0 S: 9	H: 1 LOB: 1 P: 16	R: 0 K: 1 S: 8	H: 0 LOB: 0 P: 11	R: 0 K: 0 S: 5	H: 0 LOB: 0 P: 8	R: 0 K: 1 S: 7	H: 0 LOB: 0 P: 10	R: 1 K: 0 S: 13	H: 2 LOB: 1 P: 21	R: 0 K: 0 S: 5	H: 0 LOB: 0 P: 7	R: 1 K: 0 S: 12	H: 1 LOB: 0 P: 17	R: 2 K: 2 S: 21	H: 3 LOB: 1 P: 30	R: 0 K: 1 S: 7	H: 1 LOB: 0 P: 11	1B: 7 HR: 1	SF: 0 DP: 1 HBP: 0	WP: 1 PB: 0 SB: 0 CS: 0	PA: 36			
<b>PITCHER</b>	IP	WLS	BF	H	R	ER	SO	BB	IBB	HBP	BLK	WP	HR	S	P	ERA	WHIP								
Mike Hampton, L ERA: 6.75	7.0	W	26	4	2	2	2	1	0	0	0	1	0	15	24	54.00	12.000								
30 Jeff Bennett, R ERA: 4.28	0.1		5	3	2	2	0	1	0	0	0	0	0	3	3	0.00	0.000								
Will Ohman, L ERA: 2.7	0.1	H	1	0	0	0	1	0	0	0	0	0	0	3	3	0.00	0.000								
56 Blaine Boyer, R OBP: 0.290, SLG: 0.389	0.1	H	1	0	0	0	1	0	0	0	0	0	0	3	3	0.00	0.000								
51 Michael Gonzalez, L ERA: 2.65	1.0		3	1	0	0	1	0	0	0	0	0	0	7	11	0.00	1.000								



Batter	1	2	3	4	5	6	7	8	9	AB	R	H	RBI	BB	SO	LOB	TOP										
1 Grégor Blanco, L OBP: 0.370, SLG: 0.323	G6-3		G4-3		SH3-4		BB			2	0	0	0	1	0	0	Atlanta Braves @ San Francisco Giants AT&T Park, San Francisco, CA Wed Aug 06 2008, 12:45 PM PDT Att: 39,955 - Partly Cloudy - 66 F										
19 Yunel Escobar, R OBP: 0.348, SLG: 0.370	P6		F9		G6-3		FC6-4			4	0	0	1	0	0	1											
22 Casey Kotchman, L OBP: 0.322, SLG: 0.434	BB		F8		F7			K		3	0	0	0	1	1	0											
16 Brian McCann, L OBP: 0.385, SLG: 0.559	BB							K		4	1	3	0	0	1	0											
4 Omar Infante, R OBP: 0.348, SLG: 0.471	BB							K		4	0	1	0	0	2	2											
Mark Kotsay, L OBP: 0.334, SLG: 0.387										3	0	0	1	1	1	0											
2 Kelly Johnson, L OBP: 0.348, SLG: 0.433										4	0	0	0	0	1	2											
7 Jeff Francoeur, R OBP: 0.290, SLG: 0.354										3	0	0	0	1	1	2											
36 Chuck James, L 8 Ruben Gotay, S 38 Buddy Carlyle, R Greg Norton, L Julian Tavaréz, L Will Ohman, L										1	0	0	0	0	1	1											
Inning Stats	R: 0 H: 2 E: 0 K: 0 S: 13	H: 2 LOB: 2 BB: 1 P: 19	R: 0 H: 0 E: 0 K: 3 S: 12	H: 0 LOB: 1 BB: 1 P: 22	R: 0 H: 0 E: 0 K: 0 S: 4	H: 0 LOB: 0 BB: 0 P: 4	R: 0 H: 1 E: 0 K: 0 S: 9	H: 1 LOB: 2 BB: 1 P: 14	R: 1 H: 1 E: 0 K: 1 S: 6	H: 1 LOB: 0 BB: 0 P: 11	R: 1 H: 1 E: 0 K: 1 S: 8	H: 1 LOB: 0 BB: 1 P: 13	R: 0 H: 0 E: 0 K: 3 S: 14	H: 0 LOB: 0 BB: 0 P: 21	R: 0 H: 0 E: 0 K: 0 S: 13	H: 0 LOB: 0 BB: 0 P: 17		1B: 3 2B: 2 3B: 0 HR: 0	SF: 0 SAC: 1 DP: 0 HBP: 0	WP: 1 PB: 0 SB: 0 CS: 0	PA: 35						
PITCHER	IP	WLS	BF	H	R	ER	SO	BB	IBB	HBP	BLK	WP	HR	S	P	ERA	WHIP										
55 Tim Lincecum, R ERA: 2.68	8.0	W	32	5	2	2	8	4	0	0	0	1	0	72	117	2.25	1.125										
38 Brian Wilson, R ERA: 4.17	1.0	S	3	0	0	0	0	0	0	0	0	0	0	13	17	0.00	0.000										

Batter	1	2	3	4	5	6	7	8	9	AB	R	H	RBI	BB	SO	LOB	BOTTOM											
2 Randy Winn, S OBP: 0.351, SLG: 0.393	BB		SH2-3		SH1-3		SH1-3			4	2	4	0	0	0	0	Atlanta Braves @ San Francisco Giants AT&T Park, San Francisco, CA Wed Aug 06 2008, 12:45 PM PDT Att: 39,955 - Partly Cloudy - 66 F											
Ivan Ochoa, R OBP: 0.342, SLG: 0.361	K		SH2-3		K		SH1-3			2	0	0	0	0	2	2												
33 Aaron Rowand, R OBP: 0.348, SLG: 0.435	HR		SF9		G6-4-3		G6-4-3			2	1	2	3	1	0	0												
1 Bengie Molina, R OBP: 0.305, SLG: 0.401	E6		G6-4-3		G6-4-3		G6-4-3			4	0	1	0	0	0	4												
14 Fred Lewis, L OBP: 0.354, SLG: 0.460	F7		F8		F9-2		K2-3			4	0	2	0	0	0	2												
Rich Aurilia, R OBP: 0.329, SLG: 0.413	P6		P3		F9-2		K2-3			4	0	0	0	0	1	3												
Jose Castillo, R OBP: 0.298, SLG: 0.391	G6-3		F8		F8		L4			4	0	1	0	0	0	1												
7 Emmanuel Burriss, S OBP: 0.331, SLG: 0.311	G4-3		G4-3		BB		G6-3			3	0	1	0	1	0	1												
55 Tim Lincecum, L OBP: 0.216, SLG: 0.208										3	0	0	0	0	3	3												
38 Brian Wilson, R										0	0	0	0	0	0	0												
Inning Stats	R: 2 H: 2 E: 1 K: 1 S: 16	H: 2 LOB: 1 BB: 0 P: 20	R: 0 H: 0 E: 0 K: 1 S: 11	H: 0 LOB: 0 BB: 0 P: 16	R: 1 H: 2 E: 0 K: 0 S: 8	H: 2 LOB: 1 BB: 0 P: 10	R: 0 H: 1 E: 0 K: 1 S: 7	H: 1 LOB: 1 BB: 0 P: 8	R: 0 H: 2 E: 0 K: 1 S: 10	H: 2 LOB: 1 BB: 0 P: 13	R: 0 H: 2 E: 0 K: 1 S: 6	H: 2 LOB: 2 BB: 1 P: 11	R: 0 H: 1 E: 0 K: 0 S: 6	H: 1 LOB: 1 BB: 1 P: 10	R: 0 H: 1 E: 0 K: 1 S: 12	H: 1 LOB: 1 BB: 0 P: 17	1B: 8 2B: 2 3B: 1 HR: 1	SF: 1 SAC: 2 DP: 3 HBP: 0	WP: 0 PB: 0 SB: 0 CS: 0	PA: 35								
PITCHER	IP	WLS	BF	H	R	ER	SO	BB	IBB	HBP	BLK	WP	HR	S	P	ERA	WHIP											
36 Chuck James, L ERA: 9.1	4.0	L	18	5	3	3	3	0	0	0	0	0	0	1	42	54	6.75	1.250										
38 Buddy Carlyle, R ERA: 3.69	2.0		9	4	0	0	2	1	0	0	0	0	0	16	24	0.00	2.500											
Julian Tavaréz, R ERA: 5.76	1.0		4	1	0	0	0	0	1	0	0	0	0	6	10	0.00	1.000											
Will Ohman, L ERA: 2.84	1.0		4	1	0	0	1	0	0	0	0	0	0	12	17	0.00	1.000											











Batter	1	2	3	4	5	6	7	8	9	AB	R	H	RBI	BB	SO	LOB	TOP							
27 Matt Kemp, R OBP: 0.345, SLG: 0.465										5	2	3	0	0	0	0								
16 Andre Ethier, L OBP: 0.340, SLG: 0.446										4	2	2	1	1	0	1								
12 Jeff Kent, R OBP: 0.313, SLG: 0.413										4	0	0	1	0	1	4								
38 Ramon Troncoso, R OBP: 0.273, SLG: 0.364										4	0	1	2	0	1	2								
56 Hung-Chih Kuo, L OBP: 0.408, SLG: 0.557										4	0	0	0	1	1	4								
7 James Loney, L OBP: 0.351, SLG: 0.446										4	0	0	0	1	1	4								
55 Russell Martin, R OBP: 0.383, SLG: 0.406										2	0	0	0	2	0	2								
Casey Blake, R OBP: 0.360, SLG: 0.470										4	0	0	0	0	1	2								
Angel Berroa, R OBP: 0.274, SLG: 0.274										4	0	0	0	0	0	2								
58 Chad Billingsley, R OBP: 0.125, SLG: 0.087										2	0	0	0	0	2	1								
9 Juan Pierre, L OBP: 0.322, SLG: 0.318										1	0	0	0	0	0	0								
Pablo Ozuna, R OBP: 0.284, SLG: 0.321										1	0	0	0	0	0	0								
<b>Inning Stats</b>	R: 0 E: 0 K: 1 S: 15	H: 1 LOB: 2 BB: 0 P: 24	R: 0 E: 1 K: 1 S: 11	H: 0 LOB: 1 BB: 0 P: 15	R: 1 E: 0 K: 0 S: 9	H: 1 LOB: 0 BB: 0 P: 12	R: 0 E: 0 K: 1 S: 11	H: 0 LOB: 1 BB: 0 P: 17	R: 1 E: 0 K: 1 S: 13	H: 2 LOB: 1 BB: 0 P: 18	R: 0 E: 0 K: 0 S: 7	H: 0 LOB: 1 BB: 0 P: 13	R: 2 E: 0 K: 0 S: 15	H: 2 LOB: 2 BB: 2 P: 27	R: 0 E: 0 K: 0 S: 9	H: 0 LOB: 0 BB: 0 P: 11	R: 0 E: 1 K: 2 S: 15	H: 0 LOB: 2 BB: 0 P: 22	1B: 2 2B: 2 3B: 2 HR: 0	SF: 0 SAC: 0 DP: 0 HBP: 1	WP: 0 PB: 1 SB: 1 CS: 0	PA: 41		
<b>PITCHER</b>	IP WLS BF H R ER SO BB IBB HBP BLK WP HR S P ERA WHIP	IP WLS BF H R ER SO BB IBB HBP BLK WP HR S P ERA WHIP	IP WLS BF H R ER SO BB IBB HBP BLK WP HR S P ERA WHIP	IP WLS BF H R ER SO BB IBB HBP BLK WP HR S P ERA WHIP	IP WLS BF H R ER SO BB IBB HBP BLK WP HR S P ERA WHIP	IP WLS BF H R ER SO BB IBB HBP BLK WP HR S P ERA WHIP	IP WLS BF H R ER SO BB IBB HBP BLK WP HR S P ERA WHIP	IP WLS BF H R ER SO BB IBB HBP BLK WP HR S P ERA WHIP	IP WLS BF H R ER SO BB IBB HBP BLK WP HR S P ERA WHIP	IP WLS BF H R ER SO BB IBB HBP BLK WP HR S P ERA WHIP	IP WLS BF H R ER SO BB IBB HBP BLK WP HR S P ERA WHIP	IP WLS BF H R ER SO BB IBB HBP BLK WP HR S P ERA WHIP	IP WLS BF H R ER SO BB IBB HBP BLK WP HR S P ERA WHIP	IP WLS BF H R ER SO BB IBB HBP BLK WP HR S P ERA WHIP	IP WLS BF H R ER SO BB IBB HBP BLK WP HR S P ERA WHIP	IP WLS BF H R ER SO BB IBB HBP BLK WP HR S P ERA WHIP	IP WLS BF H R ER SO BB IBB HBP BLK WP HR S P ERA WHIP	IP WLS BF H R ER SO BB IBB HBP BLK WP HR S P ERA WHIP	IP WLS BF H R ER SO BB IBB HBP BLK WP HR S P ERA WHIP	IP WLS BF H R ER SO BB IBB HBP BLK WP HR S P ERA WHIP	IP WLS BF H R ER SO BB IBB HBP BLK WP HR S P ERA WHIP	IP WLS BF H R ER SO BB IBB HBP BLK WP HR S P ERA WHIP	IP WLS BF H R ER SO BB IBB HBP BLK WP HR S P ERA WHIP	IP WLS BF H R ER SO BB IBB HBP BLK WP HR S P ERA WHIP

Los Angeles Dodgers @ San Francisco Giants  
 AT&T Park, San Francisco, CA  
 Sun Aug 10 2008, 1:05 PM PDT  
 Att: 41,804 - Sunny - 71 F

livebaseballscorecards.com

AB 36  
 R 4  
 H 6  
 RBI 4  
 BB 4  
 SO 6  
 LOB 18

Batter	1	2	3	4	5	6	7	8	9	AB	R	H	RBI	BB	SO	LOB	BOTTOM							
Dave Roberts, L OBP: 0.319, SLG: 0.302										3	2	2	0	1	0	0								
Rich Aurilia, R OBP: 0.326, SLG: 0.406										1	0	0	0	0	0	1								
Ivan Ochoa, R OBP: 0.348, SLG: 0.372										4	1	2	0	0	2	4								
Jack Taschner, L										0	0	0	0	0	0	0								
2 Randy Winn, S OBP: 0.355, SLG: 0.395										4	1	3	3	1	1	1								
33 Aaron Rowand, R OBP: 0.357, SLG: 0.437										5	1	4	0	0	0	1								
21 John Bowker, L OBP: 0.297, SLG: 0.403										4	0	0	0	0	0	6								
Omar Vizquel, S OBP: 0.245, SLG: 0.212										1	0	0	0	0	0	2								
Jose Castillo, R OBP: 0.291, SLG: 0.382										5	0	0	0	0	3	5								
7 Emmanuel Burriss, S OBP: 0.322, SLG: 0.294										4	0	0	1	1	0	5								
20 Steve Holm, R OBP: 0.355, SLG: 0.395										3	0	1	0	0	1	0								
8 Eugenio Velez, S OBP: 0.256, SLG: 0.316										2	0	1	1	0	0	0								
18 Matt Cain, R OBP: 0.208, SLG: 0.311										2	0	0	0	0	1	0								
22 Keiichi Yabu, R										0	0	0	0	0	0	0								
1 Bengie Molina, R OBP: 0.308, SLG: 0.411										1	0	1	0	0	0	0								
<b>Inning Stats</b>	R: 1 E: 0 K: 0 S: 12	H: 2 LOB: 1 BB: 0 P: 15	R: 0 E: 0 K: 2 S: 11	H: 1 LOB: 3 BB: 2 P: 23	R: 0 E: 0 K: 1 S: 18	H: 1 LOB: 1 BB: 1 P: 26	R: 2 E: 0 K: 1 S: 16	H: 4 LOB: 2 BB: 0 P: 24	R: 0 E: 0 K: 0 S: 7	H: 0 LOB: 0 BB: 0 P: 7	R: 0 E: 0 K: 2 S: 12	H: 1 LOB: 1 BB: 0 P: 21	R: 0 E: 0 K: 1 S: 9	H: 1 LOB: 1 BB: 0 P: 14	R: 0 E: 0 K: 1 S: 9	H: 1 LOB: 1 BB: 0 P: 11	R: 2 E: 1 K: 0 S: 11	H: 3 LOB: 2 BB: 0 P: 13	1B: 12 2B: 2 3B: 0 HR: 0	SF: 0 SAC: 2 DP: 0 HBP: 0	WP: 0 PB: 0 SB: 0 CS: 0	PA: 44		
<b>PITCHER</b>	IP WLS BF H R ER SO BB IBB HBP BLK WP HR S P ERA WHIP	IP WLS BF H R ER SO BB IBB HBP BLK WP HR S P ERA WHIP	IP WLS BF H R ER SO BB IBB HBP BLK WP HR S P ERA WHIP	IP WLS BF H R ER SO BB IBB HBP BLK WP HR S P ERA WHIP	IP WLS BF H R ER SO BB IBB HBP BLK WP HR S P ERA WHIP	IP WLS BF H R ER SO BB IBB HBP BLK WP HR S P ERA WHIP	IP WLS BF H R ER SO BB IBB HBP BLK WP HR S P ERA WHIP	IP WLS BF H R ER SO BB IBB HBP BLK WP HR S P ERA WHIP	IP WLS BF H R ER SO BB IBB HBP BLK WP HR S P ERA WHIP	IP WLS BF H R ER SO BB IBB HBP BLK WP HR S P ERA WHIP	IP WLS BF H R ER SO BB IBB HBP BLK WP HR S P ERA WHIP	IP WLS BF H R ER SO BB IBB HBP BLK WP HR S P ERA WHIP	IP WLS BF H R ER SO BB IBB HBP BLK WP HR S P ERA WHIP	IP WLS BF H R ER SO BB IBB HBP BLK WP HR S P ERA WHIP	IP WLS BF H R ER SO BB IBB HBP BLK WP HR S P ERA WHIP	IP WLS BF H R ER SO BB IBB HBP BLK WP HR S P ERA WHIP	IP WLS BF H R ER SO BB IBB HBP BLK WP HR S P ERA WHIP	IP WLS BF H R ER SO BB IBB HBP BLK WP HR S P ERA WHIP	IP WLS BF H R ER SO BB IBB HBP BLK WP HR S P ERA WHIP	IP WLS BF H R ER SO BB IBB HBP BLK WP HR S P ERA WHIP	IP WLS BF H R ER SO BB IBB HBP BLK WP HR S P ERA WHIP	IP WLS BF H R ER SO BB IBB HBP BLK WP HR S P ERA WHIP	IP WLS BF H R ER SO BB IBB HBP BLK WP HR S P ERA WHIP	IP WLS BF H R ER SO BB IBB HBP BLK WP HR S P ERA WHIP

Los Angeles Dodgers @ San Francisco Giants  
 AT&T Park, San Francisco, CA  
 Sun Aug 10 2008, 1:05 PM PDT  
 Att: 41,804 - Sunny - 71 F

livebaseballscorecards.com

AB 39  
 R 5  
 H 14  
 RBI 5  
 BB 3  
 SO 8  
 LOB 25



Batter	1	2	3	4	5	6	7	8	9	AB	R	H	RBI	BB	SO	LOB	TOP										
2 Randy Winn, S OBP: 0.354, SLG: 0.392										3	0	0	0	1	1	1	<b>San Francisco Giants @ Houston Astros</b> Minute Maid Park, Houston, TX Mon Aug 11 2008, 7:05 PM CDT Att: 28,220 - Roof Closed - 72 F										
Ivan Ochoa, R OBP: 0.340, SLG: 0.383										4	1	1	0	0	2	1											
14 Fred Lewis, L OBP: 0.350, SLG: 0.452										3	0	1	1	1	1	0											
1 Bengie Molina, R OBP: 0.307, SLG: 0.408										3	0	0	0	0	0	1											
33 Aaron Rowand, R OBP: 0.354, SLG: 0.432										4	0	0	0	0	4	1											
21 John Bowker, L OBP: 0.294, SLG: 0.399										3	0	0	0	0	1	0											
Rich Aurilia, R OBP: 0.332, SLG: 0.417										2	0	2	0	1	0	0											
7 Emmanuel Burriss, S OBP: 0.317, SLG: 0.288										3	0	0	0	0	0	3											
53 Jonathan Sánchez, L OBP: 0.116, SLG: 0.140										2	0	0	0	0	0	1											
Dave Roberts, L OBP: 0.313, SLG: 0.295										1	0	0	0	1	0	0											
40 Billy Sadler, R OBP: 0.317, SLG: 0.288										0	0	0	0	0	0	0											
<b>Inning Stats</b>	R: 0 E: 0 K: 1 S: 12	H: 0 LOB: 1 BB: 2 P: 22	R: 0 E: 0 K: 1 S: 14	H: 1 LOB: 1 BB: 0 P: 16	R: 1 E: 0 K: 1 S: 9	H: 2 LOB: 1 BB: 0 P: 10	R: 0 E: 0 K: 2 S: 8	H: 0 LOB: 0 BB: 0 P: 13	R: 0 E: 0 K: 0 S: 11	H: 1 LOB: 1 BB: 0 P: 15	R: 0 E: 0 K: 1 S: 10	H: 0 LOB: 0 BB: 1 P: 17	R: 0 E: 0 K: 0 S: 5	H: 0 LOB: 0 BB: 1 P: 10	R: 0 E: 0 K: 2 S: 10	H: 0 LOB: 0 BB: 0 P: 15	R: 0 E: 0 K: 2 S: 10	H: 0 LOB: 0 BB: 0 P: 14	1B: 1 2B: 3 3B: 0 HR: 0	SF: 0 SAC: 0 DP: 1 HBP: 1	WP: 0 PB: 0 SB: 0 CS: 1	PA: 32					
<b>PITCHER</b>	IP	WLS	BF	H	R	ER	SO	BB	IBB	HBP	BLK	WP	HR	S	P	ERA	WHIP										
41 Brandon Backe, R ERA: 5.14	7.0	W	26	4	1	1	6	3	0	1	0	0	0	69	103	1.29	1.000										
22 LaTroy Hawkins, R ERA: 5.24	1.0	H	3	0	0	0	2	0	0	0	0	0	0	10	15	0.00	0.000										
47 Jose Valverde, R ERA: 4.31	1.0	S	3	0	0	0	2	0	0	0	0	0	0	10	14	0.00	0.000										

Batter	1	2	3	4	5	6	7	8	9	AB	R	H	RBI	BB	SO	LOB	BOTTOM										
3 Kazuo Matsui, S OBP: 0.349, SLG: 0.417										3	0	0	0	0	0	1	<b>San Francisco Giants @ Houston Astros</b> Minute Maid Park, Houston, TX Mon Aug 11 2008, 7:05 PM CDT Att: 28,220 - Roof Closed - 72 F										
Ty Wigington, R OBP: 0.363, SLG: 0.494										4	1	2	3	0	0	0											
10 Miguel Tejada, R OBP: 0.316, SLG: 0.423										4	0	1	0	0	0	1											
17 Lance Berkman, S OBP: 0.434, SLG: 0.598										3	0	0	0	1	1	1											
Mark Loretta, R OBP: 0.338, SLG: 0.404										4	0	1	0	0	0	2											
47 Jose Valverde, R OBP: 0.316, SLG: 0.423										0	0	0	0	0	0	0											
9 Hunter Pence, R OBP: 0.306, SLG: 0.442										4	0	0	0	0	1	3											
21 Michael Bourn, L OBP: 0.287, SLG: 0.308										2	0	0	0	0	1	0											
55 Humberto Quintero, R OBP: 0.247, SLG: 0.291										3	1	1	0	0	0	2											
41 Brandon Backe, R OBP: 0.381, SLG: 0.526										1	1	1	0	1	0	0											
27 Geoff Blum, S OBP: 0.272, SLG: 0.428										1	0	1	0	0	0	0											
22 LaTroy Hawkins, R OBP: 0.317, SLG: 0.288										0	0	0	0	0	0	0											
2 Darin Erstad, L OBP: 0.319, SLG: 0.373										0	0	0	0	0	0	0											
<b>Inning Stats</b>	R: 0 E: 0 K: 0 S: 6	H: 0 LOB: 0 BB: 0 P: 10	R: 0 E: 0 K: 0 S: 11	H: 0 LOB: 0 BB: 0 P: 14	R: 0 E: 0 K: 0 S: 10	H: 0 LOB: 1 BB: 1 P: 16	R: 0 E: 0 K: 0 S: 8	H: 0 LOB: 0 BB: 0 P: 11	R: 0 E: 0 K: 1 S: 8	H: 0 LOB: 0 BB: 0 P: 10	R: 2 E: 0 K: 1 S: 10	H: 3 LOB: 1 BB: 0 P: 13	R: 0 E: 0 K: 0 S: 10	H: 2 LOB: 2 BB: 0 P: 17	R: 1 E: 0 K: 1 S: 14	H: 2 LOB: 2 BB: 1 P: 22	1B: 5 2B: 1 3B: 0 HR: 1	SF: 0 SAC: 1 DP: 0 HBP: 1	WP: 0 PB: 0 SB: 0 CS: 0	PA: 33							
<b>PITCHER</b>	IP	WLS	BF	H	R	ER	SO	BB	IBB	HBP	BLK	WP	HR	S	P	ERA	WHIP										
53 Jonathan Sánchez, L ERA: 4.53	7.0	L	27	5	2	2	2	1	0	1	0	0	1	63	91	2.57	0.857										
40 Billy Sadler, R ERA: 4.73	1.0		6	2	1	1	1	1	0	0	0	0	1	14	22	9.00	3.000										

livebaseballscorecards.com

AB 28  
R 1  
H 4  
RBI 1  
BB 3  
SO 10  
LOB 8

livebaseballscorecards.com

AB 29  
R 3  
H 7  
RBI 3  
BB 2  
SO 3  
LOB 10



Batter	1	2	3	4	5	6	7	8	9	AB	R	H	RBI	BB	SO	LOB	TOP			
2 Randy Winn, S OBP: 0.352, SLG: 0.393	G6-3	SF8				G3-1		F9		4	0	1	2	0	0	1	<b>San Francisco Giants @ Houston Astros</b> Minute Maid Park, Houston, TX Tue Aug 12 2008, 7:05 PM CDT Att: 29,451 - Roof Closed - 73 F			
Ivan Ochoa, R OBP: 0.309, SLG: 0.346	G6-3	F9		G3		K		K		5	0	0	0	0	2	4				
14 Fred Lewis, L OBP: 0.352, SLG: 0.454	1 HBP	1B		G6-4-3		1B		K		5	1	3	0	0	2	0				
1 Bengie Molina, R OBP: 0.310, SLG: 0.409	33 FC5-4	1B		G6-4-3		SF9		P5		4	0	2	0	0	0	1				
33 Aaron Rowand, R OBP: 0.357, SLG: 0.440	1-2	HBP		1-2		G5-3		FC5-4		4	1	2	1	1	0	4				
21 John Bowker, L Tyler Walker, R Jack Taschner, L																				
43 Geno Espineli, L																				
20 Steve Holm, R OBP: 0.351, SLG: 0.390																				
Rich Aurilia, R OBP: 0.331, SLG: 0.416																				
7 Emmanuel Burriss, S 22 Keiichi Yabu, R 43 Alex Hinshaw, L Jose Castillo, R																				
55 Tim Lincecum, L 8 Eugenio Velez, S																				
<b>Inning Stats</b>	R: 0 E: 0 K: 0 S: 10	H: 1 LOB: 2 BB: 0 P: 17	R: 1 E: 0 K: 0 S: 11	H: 2 LOB: 2 BB: 1 P: 17	R: 0 E: 0 K: 0 S: 12	H: 1 LOB: 1 BB: 1 P: 17	R: 1 E: 0 K: 1 S: 13	H: 2 LOB: 1 BB: 0 P: 17	R: 1 E: 0 K: 0 S: 10	H: 0 LOB: 2 BB: 0 P: 11	R: 0 E: 0 K: 2 S: 11	H: 2 LOB: 2 BB: 0 P: 16	R: 0 E: 0 K: 1 S: 8	H: 1 LOB: 0 BB: 0 P: 10	R: 1 E: 0 K: 1 S: 9	H: 1 LOB: 0 BB: 0 P: 15	1B: 10 2B: 1 3B: 0 HR: 1	SF: 2 SAC: 0 DP: 1 HBP: 1	WP: 0 PB: 0 SB: 0 CS: 0	PA: 42
<b>PITCHER</b>	IP WLS BF H R ER SO BB IBB HBP BLK WP HR S P ERA WHIP																			
44 Roy Oswalt, R ERA: 4.52	(1, 1) 7.0 W 34 10 3 3 4 2 1 1 0 0 0 76 112 3.86 1.714																			
43 Chris Sampson, R ERA: 4.33	(8, 1) 1.0 4 1 0 0 1 0 0 0 0 0 0 8 10 0.00 1.000																			
48 Tim Byrdak, L ERA: 2.91	(9, 1) 1.0 4 1 1 1 1 0 0 0 0 0 1 9 15 9.00 1.000																			

Batter	1	2	3	4	5	6	7	8	9	AB	R	H	RBI	BB	SO	LOB	BOTTOM	
3 Kazuo Matsui, S Mark Loretta, R	F7		F8		P4					1	0	0	0	0	0	0	<b>San Francisco Giants @ Houston Astros</b> Minute Maid Park, Houston, TX Tue Aug 12 2008, 7:05 PM CDT Att: 29,451 - Roof Closed - 73 F	
2 Darin Erstad, L	G4-3		10 E			G4-3		F9		5	2	2	3	0	0	1		
10 Miguel Tejada, R	G4-3		E4							5	1	3	1	0	0	0		
17 Lance Berkman, S Reggie Abercrombie, R			K		K					4	1	1	4	0	2	2		
27 Geoff Blum, S										3	1	1	0	1	1	2		
Ty Wigginton, R 43 Chris Sampson, R 48 Tim Byrdak, L										4	1	1	2	0	2	3		
21 Michael Bourn, L										4	0	0	0	0	0	0		
Brad Ausmus, R										2	2	0	0	2	0	0		
44 Roy Oswalt, R 9 Hunter Pence, R										2	0	0	0	0	1	1		
<b>Inning Stats</b>	R: 0 E: 0 K: 0 S: 6	H: 0 LOB: 0 BB: 0 P: 8	R: 0 E: 0 K: 2 S: 13	H: 0 LOB: 1 BB: 1 P: 20	R: 2 E: 0 K: 2 S: 16	H: 1 LOB: 1 BB: 1 P: 28	R: 0 E: 0 K: 3 S: 11	H: 0 LOB: 0 BB: 0 P: 15	R: 0 E: 0 K: 1 S: 16	H: 1 LOB: 2 BB: 0 P: 21	R: 8 E: 0 K: 0 S: 21	H: 6 LOB: 6 BB: 2 P: 39	R: 2 E: 0 K: 0 S: 15	H: 4 LOB: 1 BB: 0 P: 21	1B: 6 2B: 3 3B: 0 HR: 3	SF: 0 SAC: 0 DP: 1 HBP: 1		WP: 0 PB: 0 SB: 0 CS: 0
<b>PITCHER</b>	IP WLS BF H R ER SO BB IBB HBP BLK WP HR S P ERA WHIP																	
55 Tim Lincecum, R 22 Keiichi Yabu, R 43 Alex Hinshaw, L Tyler Walker, R Jack Taschner, L	(1, 1) 4.1 1.0 1.0 1.0 0.0 0.0 0.0 0.0 0.0 0.0 0.0 11 14 0.00 1.000																	
43 Geno Espineli, L ERA: 5.91	(7, 1) 1.2 9 5 4 4 0 0 0 0 0 0 2 6 ∞ ∞																	











Batter	1	2	3	4	5	6	7	8	9	AB	R	H	RBI	BB	SO	LOB	TOP			
<b>Dave Roberts, L</b> OBP: 0.305, SLG: 0.291										5	1	2	0	0	1	0	<b>San Francisco Giants @ Atlanta Braves</b> Turner Field, Atlanta, GA Fri Aug 15 2008, 7:30 PM EDT Att: 30,682 - Cloudy - 83 F			
<b>2 Randy Winn, S</b> OBP: 0.359, SLG: 0.419										4	2	4	2	0	0	0				
<b>14 Fred Lewis, L</b> OBP: 0.354, SLG: 0.459										4	2	2	0	1	1	1				
<b>1 Bengie Molina, R</b> OBP: 0.318, SLG: 0.416										5	0	4	2	0	0	0				
<b>10 Travis Ishikawa, L</b> OBP: 0.444, SLG: 0.625										5	0	2	1	0	2	3				
<b>8 Eugenio Velez, S</b> OBP: 0.287, SLG: 0.320										3	0	1	0	1	0	2				
<b>7 Emmanuel Burriss, S</b> OBP: 0.310, SLG: 0.282										1	0	0	0	0	1	2				
<b>57 Ryan Rohlinger, R</b> OBP: 0.083, SLG: 0.167										4	0	0	0	0	2	6				
<b>Ivan Ochoa, R</b> OBP: 0.302, SLG: 0.339										4	0	0	0	0	1	3				
<b>18 Matt Cain, R</b> OBP: 0.196, SLG: 0.292										3	0	0	0	0	3	0				
<b>Rich Aurilia, R</b> OBP: 0.328, SLG: 0.409										1	0	0	0	0	0	3				
<b>Jack Taschner, L</b> OBP: 0.000, SLG: 0.000										0	0	0	0	0	0	0				
<b>38 Brian Wilson, R</b> OBP: 0.000, SLG: 0.000										0	0	0	0	0	0	0				
<b>Inning Stats</b>	R: 1 H: 2 E: 0 K: 1 S: 11	H: 2 LOB: 1 BB: 0 P: 16	R: 0 H: 0 E: 0 K: 1 S: 7	H: 0 LOB: 0 BB: 0 P: 9	R: 1 H: 1 E: 0 K: 2 S: 13	H: 1 LOB: 0 BB: 0 P: 18	R: 0 H: 1 E: 0 K: 1 S: 8	H: 1 LOB: 1 BB: 0 P: 10	R: 0 H: 2 E: 0 K: 1 S: 10	H: 2 LOB: 2 BB: 0 P: 15	R: 0 H: 0 E: 0 K: 2 S: 10	H: 0 LOB: 0 BB: 0 P: 17	R: 2 H: 4 E: 1 K: 1 S: 17	H: 4 LOB: 3 BB: 1 P: 29	R: 1 H: 3 E: 0 K: 1 S: 11	H: 3 LOB: 2 BB: 1 P: 25	1B: 11 2B: 3 3B: 0 HR: 1	SF: 1 SAC: 0 DP: 0 HBP: 0	WP: 1 PB: 0 SB: 3 CS: 0	PA: 42
<b>PITCHER</b>	IP	WLS	BF	H	R	ER	SO	BB	IBB	HBP	BLK	WP	HR	S	P	ERA	WHIP			
<b>49 Jair Jurrjens, R</b> ERA: 3.15	7.0	L	28	8	2	2	9	0	0	0	0	1	0	70	100	2.57	1.143			
<b>Will Ohman, L</b> ERA: 2.98	0.0		2	2	2	2	0	0	0	0	0	0	1	4	8	∞	∞			
<b>30 Jeff Bennett, R</b> ERA: 4.11	1.0		6	2	0	0	1	0	1	0	0	0	0	13	21	0.00	2.000			
<b>Julian Tavaréz, R</b> ERA: 5.29	1.0		6	3	1	1	1	0	1	0	0	0	0	11	25	9.00	3.000			

Batter	1	2	3	4	5	6	7	8	9	AB	R	H	RBI	BB	SO	LOB	BOTTOM			
<b>1 Grégor Blanco, L</b> OBP: 0.371, SLG: 0.320										3	0	1	0	1	1	0	<b>San Francisco Giants @ Atlanta Braves</b> Turner Field, Atlanta, GA Fri Aug 15 2008, 7:30 PM EDT Att: 30,682 - Cloudy - 83 F			
<b>Mark Kotsay, L</b> OBP: 0.345, SLG: 0.438										4	1	2	0	0	1	1				
<b>10 Chipper Jones, S</b> OBP: 0.462, SLG: 0.587										4	0	1	1	0	0	3				
<b>16 Brian McCann, L</b> OBP: 0.378, SLG: 0.551										4	0	1	0	0	0	3				
<b>4 Omar Infante, R</b> OBP: 0.352, SLG: 0.455										4	0	0	0	0	1	2				
<b>22 Casey Kotchman, L</b> OBP: 0.317, SLG: 0.418										3	0	0	0	1	0	0				
<b>7 Jeff Francoeur, R</b> OBP: 0.287, SLG: 0.351										4	0	0	0	0	0	1				
<b>2 Kelly Johnson, L</b> OBP: 0.335, SLG: 0.415										3	0	1	0	0	0	0				
<b>49 Jair Jurrjens, R</b> OBP: 0.204, SLG: 0.146										2	0	0	0	0	2	1				
<b>Greg Norton, S</b> OBP: 0.341, SLG: 0.381										1	0	0	0	0	1	1				
<b>Will Ohman, L</b> OBP: 0.000, SLG: 0.000										0	0	0	0	0	0	0				
<b>30 Jeff Bennett, R</b> OBP: 0.300, SLG: 0.333										0	0	0	0	0	0	0				
<b>Julian Tavaréz, L</b> OBP: 0.000, SLG: 0.000										0	0	0	0	0	0	0				
<b>Inning Stats</b>	R: 0 H: 1 E: 0 K: 1 S: 16	H: 1 LOB: 2 BB: 1 P: 24	R: 0 H: 1 E: 0 K: 1 S: 9	H: 1 LOB: 0 BB: 0 P: 14	R: 0 H: 2 E: 0 K: 0 S: 14	H: 2 LOB: 1 BB: 0 P: 22	R: 0 H: 0 E: 0 K: 0 S: 6	H: 0 LOB: 0 BB: 0 P: 9	R: 0 H: 0 E: 0 K: 2 S: 8	H: 0 LOB: 0 BB: 0 P: 11	R: 1 H: 2 E: 0 K: 0 S: 10	H: 2 LOB: 0 BB: 0 P: 16	R: 0 H: 0 E: 1 K: 1 S: 7	H: 0 LOB: 0 BB: 0 P: 10	R: 0 H: 0 E: 0 K: 0 S: 5	H: 0 LOB: 1 BB: 1 P: 9	1B: 5 2B: 2 3B: 0 HR: 0	SF: 0 SAC: 0 DP: 2 HBP: 0	WP: 1 PB: 0 SB: 0 CS: 0	PA: 34
<b>PITCHER</b>	IP	WLS	BF	H	R	ER	SO	BB	IBB	HBP	BLK	WP	HR	S	P	ERA	WHIP			
<b>18 Matt Cain, R</b> ERA: 3.57	7.0	W	27	6	1	1	5	1	0	0	0	0	0	73	110	1.29	1.000			
<b>Jack Taschner, L</b> ERA: 4.05	1.0	H	3	0	0	0	1	0	0	0	0	0	0	7	10	0.00	0.000			
<b>38 Brian Wilson, R</b> ERA: 3.99	1.0		4	0	0	0	0	1	0	0	0	0	0	5	9	0.00	1.000			





















Batter	1	2	3	4	5	6	7	8	9	AB	R	H	RBI	BB	SO	LOB	TOP										
2 Hanley Ramirez, R OBP: 0.391, SLG: 0.533 4 Alfredo Amezaga, S OBP: 0.311, SLG: 0.345											2	0	1	0	0	0	0	<b>Florida Marlins @ San Francisco Giants</b> AT&T Park, San Francisco, CA Wed Aug 20 2008, 7:15 PM PDT Att: 30,399 - Partly Cloudy - 65 F									
Paul Lo Duca, R OBP: 0.310, SLG: 0.287 21 John Baker, L OBP: 0.368, SLG: 0.459											3	0	2	0	1	0	1										
3 Jorge Cantu, R OBP: 0.331, SLG: 0.476											5	0	0	0	0	1	4										
Mike Jacobs, L OBP: 0.282, SLG: 0.500											4	0	0	0	0	0	4										
6 Dan Uggla, R OBP: 0.351, SLG: 0.529										3	0	1	0	1	2	0											
Josh Willingham, R OBP: 0.363, SLG: 0.446											3	0	0	0	1	0	2										
12 Cody Ross, R OBP: 0.315, SLG: 0.485											4	2	1	0	0	0	2										
27 Jeremy Hermida, L OBP: 0.328, SLG: 0.423											3	1	1	2	1	1	2										
Scott Olsen, L OBP: 0.296, SLG: 0.167 Luis Gonzalez, L OBP: 0.338, SLG: 0.406 Joe Nelson, R OBP: 0.311, SLG: 0.393 20 Logan Kensing, R OBP: 0.319, SLG: 0.393 18 Wes Helms, R OBP: 0.319, SLG: 0.393 22 Matt Lindstrom, R OBP: 0.319, SLG: 0.393											2	0	0	0	0	0	2										
<b>Inning Stats</b>	R: 0 H: 1 E: 0 K: 0 S: 10	H: 1 LOB: 1 BB: 0 P: 13	R: 0 H: 1 E: 0 K: 0 S: 8	H: 1 LOB: 1 BB: 0 P: 11	R: 0 H: 1 E: 0 K: 1 S: 15	H: 1 LOB: 2 BB: 1 P: 22	R: 2 H: 1 E: 0 K: 2 S: 16	H: 1 LOB: 0 BB: 1 P: 26	R: 0 H: 0 E: 0 K: 1 S: 8	H: 0 LOB: 0 BB: 0 P: 10	R: 0 H: 0 E: 0 K: 0 S: 10	H: 0 LOB: 1 BB: 1 P: 17	R: 0 H: 0 E: 0 K: 0 S: 9	H: 0 LOB: 1 BB: 1 P: 16	R: 3 H: 3 E: 0 K: 3 S: 25	H: 3 LOB: 0 BB: 0 P: 33	1B: 5 2B: 1 3B: 0 HR: 2		SF: 0 SAC: 0 DP: 0 HBP: 0	WP: 1 PB: 0 SB: 1 CS: 0	PA: 39						
<b>PITCHER</b>	IP	WLS	BF	H	R	ER	SO	BB	IBB	HBP	BLK	WP	HR	S	P	ERA	WHIP										
18 Matt Cain, R ERA: 3.52	7.2		32	5	2	2	4	4	0	0	0	1	1	82	125	2.35	1.174										
Tyler Walker, R ERA: 4.5	0.1	H	1	0	0	0	0	0	0	0	0	0	0	2	3	0.00	0.000										
38 Brian Wilson, R ERA: 4.35	1.0	W	6	3	3	3	3	0	0	0	0	0	1	25	33	27.00	3.000										

Batter	1	2	3	4	5	6	7	8	9	AB	R	H	RBI	BB	SO	LOB	BOTTOM										
2 Randy Winn, S OBP: 0.364, SLG: 0.431											5	2	3	1	0	1	0	<b>Florida Marlins @ San Francisco Giants</b> AT&T Park, San Francisco, CA Wed Aug 20 2008, 7:15 PM PDT Att: 30,399 - Partly Cloudy - 65 F									
Ivan Ochoa, R OBP: 0.295, SLG: 0.342											3	0	1	0	0	0	0										
33 Aaron Rowand, R OBP: 0.353, SLG: 0.442											4	1	2	0	1	0	3										
1 Bengie Molina, R OBP: 0.312, SLG: 0.410											4	0	1	2	0	0	3										
Rich Aurilia, R OBP: 0.322, SLG: 0.402											4	1	1	1	0	0	3										
14 Fred Lewis, L OBP: 0.356, SLG: 0.453											3	1	1	1	1	1	0										
48 Pablo Sandoval, S OBP: 0.500, SLG: 0.625											3	0	2	0	1	1	0										
7 Emmanuel Burriss, S OBP: 0.320, SLG: 0.294											4	0	1	1	0	0	3										
18 Matt Cain, R OBP: 0.185, SLG: 0.275 Tyler Walker, R ERA: 1.91 38 Brian Wilson, R OBP: 0.319, SLG: 0.311 Dave Roberts, L OBP: 0.319, SLG: 0.311											3	0	0	0	0	1	2										
<b>Inning Stats</b>	R: 1 H: 2 E: 1 K: 0 S: 9	H: 2 LOB: 1 BB: 0 P: 14	R: 0 H: 1 E: 0 K: 1 S: 10	H: 1 LOB: 0 BB: 0 P: 13	R: 0 H: 1 E: 0 K: 1 S: 7	H: 1 LOB: 1 BB: 0 P: 9	R: 0 H: 1 E: 0 K: 0 S: 6	H: 1 LOB: 1 BB: 1 P: 13	R: 0 H: 0 E: 0 K: 0 S: 8	H: 0 LOB: 0 BB: 0 P: 12	R: 3 H: 4 E: 1 K: 0 S: 11	H: 4 LOB: 1 BB: 1 P: 16	R: 1 H: 2 E: 1 K: 0 S: 13	H: 2 LOB: 1 BB: 0 P: 21	R: 0 H: 0 E: 0 K: 2 S: 10	H: 0 LOB: 0 BB: 0 P: 14	R: 1 H: 1 E: 0 K: 0 S: 6		H: 1 LOB: 2 BB: 2 P: 16	1B: 8 2B: 3 3B: 0 HR: 1	SF: 1 SAC: 1 DP: 3 HBP: 0	WP: 0 PB: 0 SB: 0 CS: 0	PA: 40				
<b>PITCHER</b>	IP	WLS	BF	H	R	ER	SO	BB	IBB	HBP	BLK	WP	HR	S	P	ERA	WHIP										
Scott Olsen, L ERA: 4.11	6.0		27	9	4	4	2	1	1	0	0	0	0	51	77	6.00	1.667										
Joe Nelson, R ERA: 1.91	1.0		5	2	1	0	0	0	0	0	0	0	0	13	21	0.00	2.000										
20 Logan Kensing, R ERA: 3.94	1.0		3	0	0	0	2	0	0	0	0	0	0	10	14	0.00	0.000										
22 Matt Lindstrom, R ERA: 3.35	0.2	L	5	1	1	1	0	1	1	0	0	0	0	6	16	13.50	3.000										









Batter	1	2	3	4	5	6	7	8	9	AB	R	H	RBI	BB	SO	LOB	TOP		
33 Jody Gerut, L (1, 8) OBP: 0.352, SLG: 0.485	F8		FC3-6 15 1B			P4		F8		4	0	0	0	0	0	1	San Diego Padres @ San Francisco Giants AT&T Park, San Francisco, CA Fri Aug 22 2008, 7:15 PM PDT Att: 33,615 - Overcast - 63 F		
15 Luis Antonio Rodriguez, S (8, 6) OBP: 0.304, SLG: 0.255	1B		1-2			P6		24 BB		3	0	2	0	1	0	0			
24 Brian Giles, L (1, 9) OBP: 0.382, SLG: 0.424	F8		P3			1B		BB		3	0	1	0	1	0	3			
23 Adrián González, L (1, 3) OBP: 0.356, SLG: 0.500	K					K		F9		4	0	0	0	0	3	4			
5 Kevin Kouzmanoff, R (1, 5) OBP: 0.314, SLG: 0.452	K					K		F8		3	0	0	0	1	2	0			
7 Chase Headley, S (1, 7) OBP: 0.330, SLG: 0.437	K		G6-4-3			2B		F9		4	0	1	0	0	1	1			
Tadahito Iguchi, R (1, 4) OBP: 0.299, SLG: 0.313	P3					G4-3		K		4	0	0	0	0	1	1			
4 Nick Hundley, R (1, 2) OBP: 0.243, SLG: 0.333			G6-3			G5-3		K		3	0	0	0	0	1	1			
53 Cha Seung Baek, R (1, 1) OBP: 0.217, SLG: 0.364			E4			G5-3				2	0	0	0	0	0	0	livebaseballscorecards.com		
2 Edgar Gonzalez, R (8, PH) OBP: 0.335, SLG: 0.393			FC3-6					G6-3		1	0	0	0	0	0	0			
Brian Falkenberg, R (8, 1)										0	0	0	0	0	0	0			
<b>Inning Stats</b>	R: 0 H: 1 E: 0 K: 1 S: 9	H: 1 LOB: 1 BB: 0 P: 12	R: 0 H: 0 E: 0 K: 2 S: 11	H: 0 LOB: 0 BB: 0 P: 15	R: 0 H: 1 E: 1 K: 0 S: 8	H: 1 LOB: 2 BB: 0 P: 13	R: 0 H: 0 E: 0 K: 1 S: 7	H: 0 LOB: 0 BB: 0 P: 13	R: 0 H: 1 E: 0 K: 1 S: 10	H: 1 LOB: 1 BB: 0 P: 12	R: 0 H: 1 E: 0 K: 3 S: 14	H: 1 LOB: 1 BB: 0 P: 24	R: 0 H: 0 E: 0 K: 0 S: 7	H: 0 LOB: 2 BB: 2 P: 15	R: 0 H: 0 E: 0 K: 0 S: 11	H: 0 LOB: 0 BB: 0 P: 15	1B: 3 2B: 1 3B: 0 HR: 0	SF: 0 SAC: 0 DP: 1 HBP: 0	WP: 0 PA: 34 PB: 0 SB: 0 CS: 0
<b>PITCHER</b>	IP WLS BF H R ER SO BB IBB HBP BLK WP HR S P ERA WHIP	8.0 W 31 4 0 0 8 3 0 0 0 0 0 0 73 115 0.00 0.875	1.0 3 0 0 0 0 0 0 0 0 0 0 0 0 11 15 0.00 0.000	<b>PITCHER</b>															

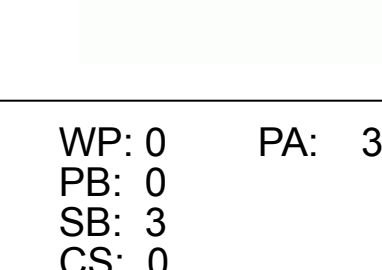
Batter	1	2	3	4	5	6	7	8	9	AB	R	H	RBI	BB	SO	LOB	BOTTOM
2 Randy Winn, S (1, 9) OBP: 0.362, SLG: 0.427	K		G6-3			P2		K		4	0	0	0	0	2	1	San Diego Padres @ San Francisco Giants AT&T Park, San Francisco, CA Fri Aug 22 2008, 7:15 PM PDT Att: 33,615 - Overcast - 63 F
7 Emmanuel Burriss, S (1, 4) OBP: 0.335, SLG: 0.394	14 CS BB					1B		F8		3	1	2	0	1	0	1	
14 Fred Lewis, L (1, 7) OBP: 0.357, SLG: 0.453	BB					K		K		3	1	1	0	1	2	1	
1 Bengie Molina, R (1, 2) OBP: 0.316, SLG: 0.413	G5-3					F8		48 1B		4	1	2	2	0	0	2	
33 Aaron Rowand, R (1, 8) OBP: 0.352, SLG: 0.439	G5-3					K		F9		4	0	0	0	0	1	2	
48 Pablo Sandoval, S (1, 5) OBP: 0.482, SLG: 0.542	F7					10 HR 1B		P5		4	1	2	0	0	0	0	
22 Keiichi Yabu, R (9, 1)								1B		0	0	0	0	0	0	0	
10 Travis Ishikawa, L (1, 3) OBP: 0.310, SLG: 0.556	K					K		G4-3		4	1	1	3	0	2	2	
Omar Vizquel, S (1, 6) OBP: 0.247, SLG: 0.211			L9			F8		F8		3	0	0	0	0	0	0	
55 Tim Lincecum, L (1, 1) OBP: 0.224, SLG: 0.236										3	0	1	0	0	2	0	livebaseballscorecards.com
57 Ryan Rohlinger, R (9, 5) OBP: 0.154, SLG: 0.240								2B		0	0	0	0	0	0	0	
<b>Inning Stats</b>	R: 0 H: 0 E: 0 K: 1 S: 10	H: 0 LOB: 1 BB: 2 P: 19	R: 0 H: 0 E: 0 K: 1 S: 9	H: 0 LOB: 0 BB: 0 P: 13	R: 0 H: 0 E: 0 K: 1 S: 6	H: 0 LOB: 0 BB: 0 P: 10	R: 5 H: 5 E: 0 K: 2 S: 18	H: 5 LOB: 0 BB: 0 P: 22	R: 0 H: 1 E: 0 K: 1 S: 7	H: 0 LOB: 0 BB: 0 P: 7	R: 0 H: 1 E: 0 K: 1 S: 11	H: 1 LOB: 1 BB: 0 P: 12	R: 0 H: 2 E: 0 K: 1 S: 12	H: 2 LOB: 2 BB: 0 P: 16	1B: 5 2B: 3 3B: 0 HR: 1	SF: 0 SAC: 0 DP: 0 HBP: 0	
<b>PITCHER</b>	IP WLS BF H R ER SO BB IBB HBP BLK WP HR S P ERA WHIP	7.0 L 29 7 5 5 8 2 0 0 0 0 0 1 69 94 6.43 1.286	1.0 5 2 0 0 0 1 0 0 0 0 0 0 0 12 16 0.00 2.000	<b>PITCHER</b>													





Batter	1	2	3	4	5	6	7	8	9	AB	R	H	RBI	BB	SO	LOB	TOP					
12 Scott Hairston, R OBP: 0.312, SLG: 0.484										4	0	1	0	0	0	0	<b>San Diego Padres @ San Francisco Giants</b> AT&T Park, San Francisco, CA Sat Aug 23 2008, 1:05 PM PDT Att: 37,077 - Cloudy - 68 F					
2 Edgar Gonzalez, R OBP: 0.333, SLG: 0.390										4	1	1	0	0	0	2						
23 Adrián González, L OBP: 0.355, SLG: 0.497										3	1	0	0	1	1	1						
5 Kevin Kouzmanoff, R OBP: 0.311, SLG: 0.448										4	0	0	0	0	0	2						
33 Jody Gerut, L OBP: 0.354, SLG: 0.490										3	1	1	1	1	1	0						
7 Chase Headley, S OBP: 0.329, SLG: 0.440										3	0	1	2	0	2	0						
Josh Bard, S OBP: 0.280, SLG: 0.276										4	0	0	0	0	0	2						
Sean Kazmar, Jr., R OBP: 0.167, SLG: 0.100										3	0	0	0	0	1	0						
Dirk Hayhurst, L										0	0	0	0	1	0	0						
53 Cha Seung Baek, R (5, PH) OBP: 0.208, SLG: 0.348 Clay Hensley, R (5, 1) Tadahito Iguchi, R (7, PH) 37 Mike Adams, R (7, 1)										1	0	0	0	0	1	0						
<b>Inning Stats</b>	R: 0 E: 0 K: 1 S: 7	H: 0 LOB: 0 BB: 0 P: 10	R: 0 E: 0 K: 1 S: 8	H: 0 LOB: 0 BB: 0 P: 13	R: 0 E: 0 K: 1 S: 10	H: 1 LOB: 2 BB: 1 P: 19	R: 2 E: 0 K: 0 S: 7	H: 1 LOB: 0 BB: 1 P: 12	R: 0 E: 0 K: 1 S: 7	H: 0 LOB: 0 BB: 0 P: 9	R: 1 E: 0 K: 0 S: 8	H: 2 LOB: 2 BB: 1 P: 15	R: 0 E: 0 K: 1 S: 8	H: 0 LOB: 0 BB: 0 P: 12	R: 0 E: 0 K: 0 S: 7	H: 0 LOB: 0 BB: 0 P: 13	R: 0 E: 0 K: 2 S: 9	H: 0 LOB: 0 BB: 0 P: 14	1B: 1 2B: 2 3B: 1 HR: 0	SF: 1 SAC: 0 DP: 0 HBP: 0	WP: 0 PB: 0 SB: 1 CS: 0	PA: 34
<b>PITCHER</b>	IP WLS BF H R ER SO BB IBB HBP BLK WP HR S P ERA WHIP																					
75 Barry Zito, L ERA: 5.31	8.0 W 31 4 3 3 5 3 0 0 0 0 0 0 62 103 3.38 0.875																					
38 Brian Wilson, R ERA: 4.18	1.0 S 3 0 0 0 2 0 0 0 0 0 0 0 9 14 0.00 0.000																					

Batter	1	2	3	4	5	6	7	8	9	AB	R	H	RBI	BB	SO	LOB	BOTTOM			
Dave Roberts, L OBP: 0.311, SLG: 0.292										3	1	0	0	1	1	3	<b>San Diego Padres @ San Francisco Giants</b> AT&T Park, San Francisco, CA Sat Aug 23 2008, 1:05 PM PDT Att: 37,077 - Cloudy - 68 F			
Ivan Ochoa, R OBP: 0.316, SLG: 0.346										3	0	1	0	1	1	0				
2 Randy Winn, S OBP: 0.359, SLG: 0.423										4	1	0	1	0	0	2				
33 Aaron Rowand, R OBP: 0.355, SLG: 0.445										3	0	2	1	1	0	0				
48 Pablo Sandoval, S OBP: 0.433, SLG: 0.536										4	2	1	0	0	0	4				
10 Travis Ishikawa, L OBP: 0.303, SLG: 0.500										3	0	0	0	1	1	3				
Rich Aurilia, R OBP: 0.323, SLG: 0.408										4	0	1	1	0	0	2				
7 Emmanuel Burriss, S OBP: 0.343, SLG: 0.308										2	0	1	0	2	0	1				
75 Barry Zito, L OBP: 0.175, SLG: 0.108										3	0	1	1	0	2	3				
38 Brian Wilson, R										0	0	0	0	0	0	0				
<b>Inning Stats</b>	R: 2 E: 0 K: 0 S: 16	H: 2 LOB: 1 BB: 1 P: 25	R: 0 E: 0 K: 1 S: 14	H: 1 LOB: 0 BB: 0 P: 18	R: 0 E: 0 K: 0 S: 4	H: 0 LOB: 0 BB: 0 P: 7	R: 0 E: 0 K: 1 S: 15	H: 2 LOB: 2 BB: 1 P: 26	R: 0 E: 0 K: 0 S: 4	H: 0 LOB: 1 BB: 2 P: 13	R: 0 E: 0 K: 1 S: 7	H: 0 LOB: 1 BB: 2 P: 19	R: 0 E: 0 K: 2 S: 10	H: 0 LOB: 0 BB: 0 P: 13	R: 1 E: 0 K: 0 S: 12	H: 2 LOB: 1 BB: 0 P: 17	1B: 3 2B: 3 3B: 1 HR: 0	SF: 0 SAC: 0 DP: 1 HBP: 0	WP: 0 PB: 0 SB: 3 CS: 0	PA: 35
<b>PITCHER</b>	IP WLS BF H R ER SO BB IBB HBP BLK WP HR S P ERA WHIP																			
Dirk Hayhurst, R ERA: 6.75	4.0 0 0 0 0 1 4 0 0 0 0 0 0 11 32 0.00 2.000																			
Clay Hensley, R ERA: 3.5	2.0 8 0 0 0 1 4 0 0 0 0 0 0 11 32 0.00 2.000																			
37 Mike Adams, R ERA: 2.14	2.0 L 8 2 1 1 2 0 0 0 0 0 0 0 22 30 4.50 1.000																			










Batter	1	2	3	4	5	6	7	8	9	AB	R	H	RBI	BB	SO	LOB	TOP		
7 Seth Smith, L OBP: 0.337, SLG: 0.418 Scott Podsednik, L OBP: 0.319, SLG: 0.345	F8 SH3 BB			L4			F8	G4-3		3	0	0	0	1	1	2			
Willy Taveras, R OBP: 0.316, SLG: 0.312	SH3			CS	L4		K		G3	4	0	1	0	0	1	0			
Matt Holliday, R OBP: 0.430, SLG: 0.587	F8		G6-3				27 CS		G4-3	4	0	1	0	1	0	2			
27 Garrett Atkins, R OBP: 0.336, SLG: 0.459	P4						1B			5	0	2	0	0	1	3			
9 Ian Stewart, L OBP: 0.408, SLG: 0.565		8 HR					F7		SH1-4 10 SF7 8 WP	5	2	2	0	0	2	3			
8 Yovani Torrealba, R OBP: 0.293, SLG: 0.364		HR				G1-3				3	1	1	2	1	1	0			
6 Omar Quintanilla, L OBP: 0.290, SLG: 0.362				2 3B						1	1	0	0	2	1	0			
2 Troy Tulowitzki, R OBP: 0.312, SLG: 0.365										3	0	2	1	1	0	1			
26 Jeff Francis, L OBP: 0.152, SLG: 0.182 10 Jeff Baker, R OBP: 0.319, SLG: 0.447 60 Manny Corpas, R 40 Brian Fuentes, L	B1									3	0	0	0	0	0	3			
<b>Inning Stats</b>	R: 0 E: 0 K: 0 S: 9	H: 0 LOB: 1 BB: 1 P: 16	R: 2 E: 0 K: 2 S: 15	H: 3 LOB: 1 BB: 0 P: 21	R: 0 E: 0 K: 1 S: 16	H: 2 LOB: 1 BB: 0 P: 25	R: 1 E: 0 K: 0 S: 14	H: 1 LOB: 1 BB: 1 P: 19	R: 0 E: 0 K: 1 S: 10	H: 0 LOB: 1 BB: 1 P: 17	R: 0 E: 0 K: 2 S: 13	H: 1 LOB: 1 BB: 0 P: 19	R: 1 E: 0 K: 0 S: 12	H: 1 LOB: 2 BB: 2 P: 22	R: 0 E: 0 K: 1 S: 14	H: 1 LOB: 0 BB: 0 P: 20	1B: 7 2B: 0 3B: 1 HR: 1	SF: 1 SAC: 2 DP: 0 HBP: 0	WP: 1 PB: 0 CS: 1 PA: 41
<b>PITCHER</b>	IP WLS BF H R ER SO BB IBB HBP BLK WP HR S P ERA WHIP	IP WLS BF H R ER SO BB IBB HBP BLK WP HR S P ERA WHIP	IP WLS BF H R ER SO BB IBB HBP BLK WP HR S P ERA WHIP	IP WLS BF H R ER SO BB IBB HBP BLK WP HR S P ERA WHIP	IP WLS BF H R ER SO BB IBB HBP BLK WP HR S P ERA WHIP	IP WLS BF H R ER SO BB IBB HBP BLK WP HR S P ERA WHIP	IP WLS BF H R ER SO BB IBB HBP BLK WP HR S P ERA WHIP	IP WLS BF H R ER SO BB IBB HBP BLK WP HR S P ERA WHIP	IP WLS BF H R ER SO BB IBB HBP BLK WP HR S P ERA WHIP	IP WLS BF H R ER SO BB IBB HBP BLK WP HR S P ERA WHIP	IP WLS BF H R ER SO BB IBB HBP BLK WP HR S P ERA WHIP	IP WLS BF H R ER SO BB IBB HBP BLK WP HR S P ERA WHIP	IP WLS BF H R ER SO BB IBB HBP BLK WP HR S P ERA WHIP	IP WLS BF H R ER SO BB IBB HBP BLK WP HR S P ERA WHIP	IP WLS BF H R ER SO BB IBB HBP BLK WP HR S P ERA WHIP	IP WLS BF H R ER SO BB IBB HBP BLK WP HR S P ERA WHIP	IP WLS BF H R ER SO BB IBB HBP BLK WP HR S P ERA WHIP	IP WLS BF H R ER SO BB IBB HBP BLK WP HR S P ERA WHIP	

Colorado Rockies @ San Francisco Giants  
AT&T Park, San Francisco, CA  
Mon Aug 25 2008, 7:15 PM PDT  
Att: 31,132 - Clear - 64 F

livebaseballscorecards.com

AB 32  
R 4  
H 9  
RBI 4  
BB 6  
SO 7  
LOB 16




Batter	1	2	3	4	5	6	7	8	9	AB	R	H	RBI	BB	SO	LOB	BOTTOM		
2 Randy Winn, S OBP: 0.366, SLG: 0.429	14 3B									4	1	3	0	0	1	1			
14 Fred Lewis, L OBP: 0.350, SLG: 0.462	1 SF8									4	1	2	1	0	0	2			
33 Aaron Rowand, R OBP: 0.351, SLG: 0.438										4	0	0	0	0	1	5			
1 Bengie Molina, R OBP: 0.317, SLG: 0.423	SF8									3	0	0	1	0	0	3			
48 Pablo Sandoval, S OBP: 0.421, SLG: 0.528	L8									4	0	1	0	0	0	0			
Rich Aurilia, R OBP: 0.317, SLG: 0.399										4	0	0	0	0	1	1			
Ivan Ochoa, R OBP: 0.293, SLG: 0.318										3	0	0	0	0	0	0			
7 Emmanuel Burriss, S OBP: 0.354, SLG: 0.313										3	0	2	0	0	0	0			
18 Matt Cain, R OBP: 0.200, SLG: 0.275 54 Sergio Romo, R 57 Ryan Rohlinger, R 43 Alex Hinshaw, L 40 Billy Sadler, R										0	0	0	0	1	0	0			
<b>Inning Stats</b>	R: 2 E: 0 K: 1 S: 11	H: 2 LOB: 0 BB: 0 P: 15	R: 0 E: 0 K: 0 S: 7	H: 0 LOB: 0 BB: 0 P: 13	R: 0 E: 0 K: 0 S: 9	H: 2 LOB: 1 BB: 1 P: 16	R: 0 E: 0 K: 0 S: 5	H: 0 LOB: 0 BB: 0 P: 9	R: 0 E: 0 K: 1 S: 8	H: 1 LOB: 1 BB: 0 P: 13	R: 0 E: 0 K: 0 S: 6	H: 1 LOB: 1 BB: 0 P: 9	R: 0 E: 0 K: 0 S: 5	H: 1 LOB: 0 BB: 0 P: 8	R: 0 E: 0 K: 1 S: 10	H: 0 LOB: 0 BB: 0 P: 13	1B: 6 2B: 1 3B: 1 HR: 0	SF: 1 SAC: 1 DP: 3 HBP: 0	WP: 0 PB: 0 SB: 0 CS: 0 PA: 33
<b>PITCHER</b>	IP WLS BF H R ER SO BB IBB HBP BLK WP HR S P ERA WHIP	IP WLS BF H R ER SO BB IBB HBP BLK WP HR S P ERA WHIP	IP WLS BF H R ER SO BB IBB HBP BLK WP HR S P ERA WHIP	IP WLS BF H R ER SO BB IBB HBP BLK WP HR S P ERA WHIP	IP WLS BF H R ER SO BB IBB HBP BLK WP HR S P ERA WHIP	IP WLS BF H R ER SO BB IBB HBP BLK WP HR S P ERA WHIP	IP WLS BF H R ER SO BB IBB HBP BLK WP HR S P ERA WHIP	IP WLS BF H R ER SO BB IBB HBP BLK WP HR S P ERA WHIP	IP WLS BF H R ER SO BB IBB HBP BLK WP HR S P ERA WHIP	IP WLS BF H R ER SO BB IBB HBP BLK WP HR S P ERA WHIP	IP WLS BF H R ER SO BB IBB HBP BLK WP HR S P ERA WHIP	IP WLS BF H R ER SO BB IBB HBP BLK WP HR S P ERA WHIP	IP WLS BF H R ER SO BB IBB HBP BLK WP HR S P ERA WHIP	IP WLS BF H R ER SO BB IBB HBP BLK WP HR S P ERA WHIP	IP WLS BF H R ER SO BB IBB HBP BLK WP HR S P ERA WHIP	IP WLS BF H R ER SO BB IBB HBP BLK WP HR S P ERA WHIP	IP WLS BF H R ER SO BB IBB HBP BLK WP HR S P ERA WHIP	IP WLS BF H R ER SO BB IBB HBP BLK WP HR S P ERA WHIP	



Colorado Rockies @ San Francisco Giants  
AT&T Park, San Francisco, CA  
Mon Aug 25 2008, 7:15 PM PDT  
Att: 31,132 - Clear - 64 F

livebaseballscorecards.com

AB 30  
R 2  
H 8  
RBI 2  
BB 1  
SO 3  
LOB 13





Batter	1	2	3	4	5	6	7	8	9	AB R H RBI BB SO LOB	TOP										
12 Clint Barmes, R OBP: 0.325, SLG: 0.451	G1-4-3		E 27 1B SH5-3	F9		L5-3	F8		K	6 1 1 0 0 1 3	<b>Colorado Rockies @ San Francisco Giants</b> AT&T Park, San Francisco, CA Tue Aug 26 2008, 7:15 PM PDT Att: 32,695 - Clear - 68 F  <b>livebaseballscorecards.com</b>  AB 36 R 7 H 10 RBI 7 BB 8 SO 3 LOB 30  										
Willy Taveras, R OBP: 0.312, SLG: 0.308	P3		SH5-3	G4-3		K	F8		G5-3	5 0 0 0 0 1 3											
Matt Holliday, R OBP: 0.428, SLG: 0.582	K		E3 27 1B	F9		F8			FC1-2 27 1B 11 BB	5 1 1 0 0 1 1											
11 Brad Hawpe, L OBP: 0.391, SLG: 0.516			20 G3 9 BB	20 1B 9 BB		20 HBP 2 SF8	27 G6-3 9 1B		FC1-2 9 1B	2 3 2 0 3 0 0											
27 Garrett Atkins, R OBP: 0.337, SLG: 0.458	F8		9 BB 20 1B			P3	G6-3		FC1-2 9 1B	5 1 2 2 0 0 3											
9 Ian Stewart, L OBP: 0.417, SLG: 0.564			20 G3 BB	20 1B BB		2 SF8 20 HBP	20 BB 1B		FC1-2	2 1 1 1 3 0 3											
20 Chris Iannetta, R OBP: 0.383, SLG: 0.512	G3						1B 2 1B		F8	3 0 1 2 1 0 5											
2 Troy Tulowitzki, R OBP: 0.314, SLG: 0.365							1B BB		L7	3 0 1 2 1 0 5											
29 Jorge De La Rosa, L OBP: 0.097, SLG: 0.100	G6-3		G4-3			F7			L6	3 0 0 0 0 0 7											
Scott Podsednik, L OBP: 0.353, SLG: 0.349										1 0 1 0 0 0 0											
49 Jason Grilli, R ERA: 3.18										1 0 0 0 0 0 0											
<b>Inning Stats</b>	R: 0 E: 0 K: 1 S: 9	H: 0 LOB: 0 BB: 0 P: 12	R: 0 E: 0 K: 0 S: 11	H: 0 LOB: 3 BB: 3 P: 26	R: 4 E: 1 K: 0 S: 14	H: 3 LOB: 2 BB: 2 P: 26	R: 0 E: 0 K: 0 S: 6	H: 0 LOB: 0 BB: 0 P: 8	R: 1 E: 0 K: 0 S: 11	H: 1 LOB: 2 BB: 1 P: 19	R: 0 E: 0 K: 1 S: 6	H: 0 LOB: 0 BB: 0 P: 8	R: 2 E: 0 K: 0 S: 15	H: 4 LOB: 1 BB: 1 P: 30	R: 0 E: 0 K: 0 S: 12	H: 2 LOB: 3 BB: 1 P: 23	R: 0 E: 0 K: 1 S: 6	H: 0 LOB: 0 BB: 0 P: 9	1B: 9 2B: 1 3B: 0 HR: 0	SF: 1 SAC: 1 DP: 0 HBP: 1	WP: 0 PA: 47 PB: 0 SB: 0 CS: 0
<b>PITCHER</b>	IP WLS BF H R ER SO BB IBB HBP BLK WP HR S P ERA WHIP											IP WLS BF H R ER SO BB IBB HBP BLK WP HR S P ERA WHIP									
50 Matt Palmer, R ERA: 8.53	4.1 L 25 4 5 4 1 5 1 1 0 0 0 0 47 86 8.31 2.077																				
54 Sergio Romo, R ERA: 3.5	1.2 5 0 0 0 1 0 0 0 0 0 0 10 13 0.00 0.000																				
Jack Taschner, L ERA: 4.29	0.1 4 2 2 2 0 1 0 0 0 0 0 7 15 54.00 9.000																				
22 Keiichi Yabu, R ERA: 3.7	1.2 10 4 0 0 0 1 0 0 0 0 0 20 38 0.00 3.000																				
Tyler Walker, R ERA: 4.63	1.0 3 0 0 0 1 0 0 0 0 0 0 6 9 0.00 0.000																				
<b>Batter</b>	<b>1</b>	<b>2</b>	<b>3</b>	<b>4</b>	<b>5</b>	<b>6</b>	<b>7</b>	<b>8</b>	<b>9</b>	<b>AB R H RBI BB SO LOB</b>	<b>BOTTOM</b>										
2 Randy Winn, S OBP: 0.367, SLG: 0.430	F9 14 S BB			G5-3			K			3 0 1 1 1 1 1	<b>Colorado Rockies @ San Francisco Giants</b> AT&T Park, San Francisco, CA Tue Aug 26 2008, 7:15 PM PDT Att: 32,695 - Clear - 68 F  <b>livebaseballscorecards.com</b>  AB 32 R 2 H 5 RBI 1 BB 3 SO 6 LOB 15  										
14 Fred Lewis, L OBP: 0.359, SLG: 0.459						L7	P6			3 0 0 0 1 0 2											
33 Aaron Rowand, R OBP: 0.348, SLG: 0.434						G5-3	G5-3			4 0 0 0 0 1 2											
1 Bengie Molina, R OBP: 0.314, SLG: 0.419	F9			G5-3		P4				4 0 0 0 0 0 2											
48 Pablo Sandoval, S OBP: 0.381, SLG: 0.475	P3			K		F8	G1-3			4 0 0 0 0 1 2											
Rich Aurilia, R OBP: 0.321, SLG: 0.407				7 G6-3 50 E 1B						4 2 3 0 0 0 0											
Ivan Ochoa, R OBP: 0.292, SLG: 0.315	F9			7 G6-3 1B		F9				4 0 1 0 0 1 2											
7 Emmanuel Burriss, S OBP: 0.350, SLG: 0.308						G4-3				3 0 0 0 0 1 4											
22 Keiichi Yabu, R ERA: 3.18										0 0 0 0 0 0 0											
Tyler Walker, R ERA: 4.63										0 0 0 0 0 0 0											
10 Travis Ishikawa, L OBP: 0.314, SLG: 0.484										1 0 0 0 0 1 0											
50 Matt Palmer, R OBP: 0.400, SLG: 0.250										1 0 0 0 1 0 0											
54 Sergio Romo, R ERA: 3.5										0 0 0 0 0 0 0											
Jack Taschner, L ERA: 4.29										0 0 0 0 0 0 0											
8 Eugenio Velez, S OBP: 0.265, SLG: 0.315										1 0 0 0 0 0 0											
<b>Inning Stats</b>	R: 0 E: 0 K: 1 S: 19	H: 0 LOB: 2 BB: 2 P: 32	R: 1 E: 0 K: 1 S: 14	H: 2 LOB: 1 BB: 1 P: 26	R: 0 E: 0 K: 1 S: 9	H: 0 LOB: 0 BB: 0 P: 13	R: 1 E: 1 K: 0 S: 12	H: 2 LOB: 1 BB: 0 P: 19	R: 0 E: 0 K: 0 S: 8	H: 0 LOB: 0 BB: 0 P: 11	R: 0 E: 0 K: 0 S: 7	H: 1 LOB: 1 BB: 0 P: 9	R: 0 E: 0 K: 1 S: 8	H: 0 LOB: 0 BB: 0 P: 12	R: 0 E: 0 K: 0 S: 6	H: 0 LOB: 0 BB: 0 P: 7	R: 0 E: 0 K: 2 S: 8	H: 0 LOB: 0 BB: 0 P: 12	1B: 3 2B: 2 3B: 0 HR: 0	SF: 0 SAC: 0 DP: 1 HBP: 0	WP: 0 PA: 35 PB: 0 SB: 1 CS: 0
<b>PITCHER</b>	IP WLS BF H R ER SO BB IBB HBP BLK WP HR S P ERA WHIP											IP WLS BF H R ER SO BB IBB HBP BLK WP HR S P ERA WHIP									
29 Jorge De La Rosa, L ERA: 5.6	6.0 W 26 5 2 1 3 3 0 0 0 0 0 69 110 1.50 1.333																				
49 Jason Grilli, R ERA: 3.18	3.0 S 9 0 0 0 3 0 0 0 0 0 0 22 31 0.00 0.000																				



Batter	1	2	3	4	5	6	7	8	9	AB	R	H	RBI	BB	SO	LOB	TOP
12 Clint Barmes, R OBP: 0.322, SLG: 0.447 Scott Podsednik, L OBP: 0.321, SLG: 0.347	P4		K		K			K		3	0	0	0	0	2	0	<b>Colorado Rockies @ San Francisco Giants</b> AT&T Park, San Francisco, CA Wed Aug 27 2008, 7:15 PM PDT Att: 31,627 - Clear - 73 F
Wily Taveras, R OBP: 0.312, SLG: 0.306 6 Omar Quintanilla, L OBP: 0.290, SLG: 0.362	K		K		K	G1-3		11 BB		3	0	0	0	1	2	0	
Matt Holliday, R OBP: 0.427, SLG: 0.580	11 BB		K		K	L6		F9		4	0	1	0	0	1	1	
11 Brad Hawpe, L OBP: 0.396, SLG: 0.521	2B				BB			1B		2	0	2	0	2	0	0	
27 Garrett Atkins, R OBP: 0.335, SLG: 0.455	G5-3		K		K			P4		4	0	0	0	0	2	6	
9 Ian Stewart, L OBP: 0.409, SLG: 0.552	F7		K		K			P5		4	0	0	0	0	1	1	
20 Chris Iannetta, R OBP: 0.388, SLG: 0.519	2B		K		K			1B		4	1	3	0	0	1	1	
2 Troy Tulowitzki, R OBP: 0.313, SLG: 0.363	1B					P5		F9		4	0	1	1	0	0	2	
Livan Hernandez, R OBP: 0.182, SLG: 0.182 Luis Vizcaino, R OBP: 0.053, SLG: 0.053	G4-3					L8		L9		3	0	0	0	0	0	1	
Inning Stats	R: 0 H: 2 E: 0 K: 1 S: 15	H: 2 BB: 0 P: 20	R: 1 H: 2 E: 0 K: 0 S: 11	H: 2 BB: 0 P: 15	R: 0 H: 0 E: 0 K: 3 S: 10	H: 0 BB: 0 P: 16	R: 0 H: 0 E: 0 K: 3 S: 11	H: 0 BB: 1 P: 20	R: 0 H: 1 E: 0 K: 1 S: 10	H: 1 BB: 0 P: 17	R: 0 H: 1 E: 0 K: 1 S: 11	H: 1 BB: 2 P: 20	R: 0 H: 1 E: 0 K: 0 S: 9	H: 1 BB: 0 P: 15	1B: 5 2B: 2 3B: 0 HR: 0	SF: 0 SAC: 0 DP: 1 HBP: 0	
PITCHER	IP	WLS	BF	H	R	ER	SO	BB	IBB	HBP	BLK	WP	HR	S	P	ERA	WHIP
55 Tim Lincecum, R ERA: 2.43 Jack Taschner, L ERA: 4.29 38 Brian Wilson, R ERA: 4.0	7.2	W	30	5	1	1	10	3	0	0	0	0	0	84	132	1.17	1.043

Batter	1	2	3	4	5	6	7	8	9	AB	R	H	RBI	BB	SO	LOB	BOTTOM
Dave Roberts, L OBP: 0.321, SLG: 0.333	F8		F8			14 F8-2 3B		E3 2 G3-6 1B		4	0	2	0	0	0	1	<b>Colorado Rockies @ San Francisco Giants</b> AT&T Park, San Francisco, CA Wed Aug 27 2008, 7:15 PM PDT Att: 31,627 - Clear - 73 F
14 Fred Lewis, L OBP: 0.358, SLG: 0.457	2 G1-4-3 1B		G4-3			F8-2 3H		K		4	0	1	0	0	1	4	
2 Randy Winn, S OBP: 0.364, SLG: 0.427	G1-4-3				F7			G3-6		4	0	0	0	0	0	2	
1 Bengie Molina, R OBP: 0.314, SLG: 0.426	G4-3				G6-3			HR		3	1	1	1	0	0	1	
48 Pablo Sandoval, S OBP: 0.378, SLG: 0.535	G6-3				K			HR		3	1	1	1	0	1	0	
10 Travis Ishikawa, L OBP: 0.289, SLG: 0.441 Rich Aurilio, R OBP: 0.321, SLG: 0.407	F8		F8		G3			K2-3		3	0	0	0	0	1	0	
7 Emmanuel Burriss, S OBP: 0.345, SLG: 0.304	G6-3				G3			P5		3	0	0	0	0	0	0	
Omar Vizquel, S OBP: 0.251, SLG: 0.217	SH3-4				K			1B 8 SH E 1B		3	1	2	0	0	1	0	
55 Tim Lincecum, L OBP: 0.220, SLG: 0.232 Jack Taschner, L OBP: 0.315, SLG: 0.315	SH3-4				SH3-4			SH E 2 G3-6		1	0	0	0	0	0	0	
Inning Stats	R: 0 H: 1 E: 0 K: 0 S: 10	H: 0 BB: 0 P: 16	R: 0 H: 1 E: 0 K: 0 S: 7	H: 1 BB: 0 P: 11	R: 0 H: 1 E: 0 K: 0 S: 9	H: 1 BB: 0 P: 13	R: 0 H: 0 E: 0 K: 1 S: 6	H: 0 BB: 0 P: 10	R: 0 H: 1 E: 0 K: 0 S: 10	H: 1 BB: 0 P: 14	R: 2 H: 2 E: 0 K: 1 S: 10	H: 2 BB: 0 P: 12	R: 2 H: 2 E: 1 K: 1 S: 9	H: 2 BB: 0 P: 11	1B: 4 2B: 1 3B: 1 HR: 2	SF: 0 SAC: 2 DP: 2 HBP: 0	
PITCHER	IP	WLS	BF	H	R	ER	SO	BB	IBB	HBP	BLK	WP	HR	S	P	ERA	WHIP
Livan Hernandez, R ERA: 6.14 Luis Vizcaino, R ERA: 5.15 Glendon Rusch, L ERA: 5.22	6.1	L	23	5	2	2	2	0	0	0	0	0	0	11	14	13.50	3.000





Batter	1	2	3	4	5	6	7	8	9	AB	R	H	RBI	BB	SO	LOB	TOP				
<b>Dave Roberts, L</b> (1,7) OBP: 0.321, SLG: 0.324 <b>Rich Aurilia, R</b> (6,PH) OBP: 0.325, SLG: 0.419	F7		G4-3	G6-3		HR			1B	2	0	0	0	1	0	1					
<b>2 Randy Winn, S</b> (1,9) OBP: 0.363, SLG: 0.424	K		G4-3			L8			F7	5	0	1	0	0	1	3					
<b>48 Pablo Sandoval, S</b> (1,5) OBP: 0.380, SLG: 0.521	K				L7			G5-3	1B	5	1	2	0	0	1	1					
<b>1 Bengie Molina, R</b> (1,2) OBP: 0.311, SLG: 0.421		F9		F9		K		G5-3	G4-3	5	0	0	0	0	1	4					
<b>33 Aaron Rowand, R</b> (1,8) OBP: 0.348, SLG: 0.432		K		1B		K		K		4	1	1	0	0	3	1					
<b>10 Travis Ishikawa, L</b> (1,3) OBP: 0.333, SLG: 0.459				1B		F7			1B	3	1	2	1	1	0	0					
<b>7 Emmanuel Burriss, S</b> (1,6) OBP: 0.352, SLG: 0.399				1B		BB			1B	3	2	2	1	1	1	1					
<b>8 Eugenio Velez, S</b> (1,4) OBP: 0.269, SLG: 0.335			G4-3			HR		G6-4-3		4	1	2	3	0	0	2					
<b>75 Barry Zito, L</b> (1,1) ERA: 3.04 <b>40 Billy Sadler, R</b> (4,1) ERA: 4.69 <b>57 Ryan Rohlinger, R</b> (6,PH) ERA: 3.39 <b>56 Osiris Matos, R</b> (6,1) ERA: 3.77 <b>43 Alex Hinshaw, L</b> (7,1) ERA: 3.86 <b>14 Fred Lewis, L</b> (6,PH) ERA: 4.53 <b>Tyler Walker, R</b> (8,1) ERA: 4.53				F7		K		F7		2	0	1	0	0	0	1					
<b>Inning Stats</b>	R: 0 E: 0 K: 2 S: 10	H: 0 LOB: 0 BB: 0 P: 13	R: 0 E: 0 K: 2 S: 13	H: 0 LOB: 1 BB: 1 P: 21	R: 0 E: 0 K: 0 S: 14	H: 1 LOB: 1 BB: 1 P: 23	R: 4 E: 0 K: 0 S: 17	H: 5 LOB: 1 BB: 0 P: 24	R: 0 E: 0 K: 2 S: 9	H: 1 LOB: 0 BB: 1 P: 13	R: 3 E: 0 K: 1 S: 16	H: 2 LOB: 0 BB: 1 P: 23	R: 0 E: 0 K: 1 S: 8	H: 2 LOB: 1 BB: 0 P: 14	R: 0 E: 0 K: 0 S: 10	H: 2 LOB: 1 BB: 0 P: 15	1B: 10 2B: 1 3B: 1 HR: 1	SF: 0 SAC: 0 DP: 3 HBP: 0	WP: 0 PB: 0 SB: 0 CS: 0	PA: 40	
<b>PITCHER</b>	IP	WLS	BF	H	R	ER	SO	BB	IBB	HBP	BLK	WP	HR	S	P	ERA	WHIP				
<b>36 Edinson Volquez, R</b> (1,1) ERA: 3.04 <b>Jeremy Affeldt, L</b> (6,1) ERA: 3.39 <b>David Weathers, R</b> (8,1) ERA: 3.34 <b>48 Francisco Cordero, R</b> (9,1) ERA: 3.7	5.1	W	26	8	6	6	6	3	0	0	0	0	0	73	110	10.12	2.062				

San Francisco Giants @ Cincinnati Reds  
Great American Ball Park, Cincinnati, OH

AB 37  
R 7  
H 13  
RBI 7  
BB 3  
SO 8  
LOB 16



WP: 0 PA: 40  
PB: 0  
SB: 0  
CS: 0

Fri Aug 29 2008, 7:10 PM EDT  
Att: 25,445 - Cloudy - 74 F

livebaseballscorecards.com

Batter	1	2	3	4	5	6	7	8	9	AB	R	H	RBI	BB	SO	LOB	BOTTOM					
<b>21 Chris Dickerson, L</b> (1,8) OBP: 0.406, SLG: 0.672	F7		HR	BB	HR		K			5	3	3	4	0	1	1						
<b>Jeff Keppinger, R</b> (1,6) OBP: 0.314, SLG: 0.349	P6		HR	F7		L8		F9		5	1	1	0	0	0	3						
<b>4 Brandon Phillips, R</b> (1,4) OBP: 0.313, SLG: 0.456	2B		L5	BB	IBB	BB		G5-3		3	0	1	0	2	0	2						
<b>19 Joey Votto, L</b> (1,3) OBP: 0.355, SLG: 0.453	F8		HR	BB	HBP	1B		32 1B		3	1	2	1	1	0	1						
<b>28 Edwin Encarnación, R</b> (1,5) OBP: 0.335, SLG: 0.474	G6-3		HR	BB	BB	F8		K		4	1	2	5	1	1	2						
<b>32 Jay Bruce, L</b> (1,9) OBP: 0.295, SLG: 0.423	G4-3		F9	G6-4-3		K		BB	1B	5	0	1	0	0	1	5						
<b>Jolbert Cabrera, R</b> (1,7) OBP: 0.343, SLG: 0.475 <b>David Weathers, R</b> (8,1) ERA: 3.34 <b>Javier Valentin, S</b> (6,PH) OBP: 0.315, SLG: 0.400 <b>48 Francisco Cordero, R</b> (9,1) ERA: 3.7	G6-3		FC3	HR	HBP	E		BB		3	3	2	0	0	0	1						
<b>Paul Bako, L</b> (1,2) OBP: 0.277, SLG: 0.316	K		FC3	SH	K	E1		K		5	1	1	0	0	3	6						
<b>36 Edinson Volquez, R</b> (1,1) ERA: 3.04 <b>Jeremy Affeldt, L</b> (6,1) ERA: 3.39 <b>Corey Patterson, L</b> (7,PH) OBP: 0.233, SLG: 0.336	IP	WLS	BF	H	R	ER	SO	BB	IBB	HBP	BLK	WP	HR	S	P	ERA	WHIP					
<b>75 Barry Zito, L</b> (1,1) ERA: 5.62 <b>40 Billy Sadler, R</b> (4,1) ERA: 4.69 <b>56 Osiris Matos, R</b> (6,1) ERA: 3.77 <b>43 Alex Hinshaw, L</b> (7,1) ERA: 3.86 <b>Tyler Walker, R</b> (8,1) ERA: 4.53	3.1	L	22	7	8	7	2	1	0	1	0	0	0	1	50	80	18.90	2.400				

San Francisco Giants @ Cincinnati Reds  
Great American Ball Park, Cincinnati, OH

AB 36  
R 11  
H 13  
RBI 10  
BB 5  
SO 8  
LOB 23



WP: 0 PA: 44  
PB: 0  
SB: 1  
CS: 1

Fri Aug 29 2008, 7:10 PM EDT  
Att: 25,445 - Cloudy - 74 F

livebaseballscorecards.com



Batter	1	2	3	4	5	6	7	8	9	AB	R	H	RBI	BB	SO	LOB	TOP						
2 Randy Winn, S OBP: 0.363, SLG: 0.436										5	2	2	2	0	1	0							
14 Fred Lewis, L OBP: 0.356, SLG: 0.452										4	1	0	0	1	0	0							
48 Pablo Sandoval, S OBP: 0.389, SLG: 0.519										4	0	2	0	0	0	0							
1 Bengie Molina, R OBP: 0.310, SLG: 0.419										4	0	1	0	0	0	1							
33 Aaron Rowand, R OBP: 0.347, SLG: 0.437										4	1	1	1	0	1	2							
Rich Aurilia, R OBP: 0.324, SLG: 0.417										4	0	1	0	0	2	0							
57 Ryan Rohlinger, R (8, PR) OBP: 0.143, SLG: 0.222										0	0	0	0	0	0	0							
7 Emmanuel Burriss, S OBP: 0.363, SLG: 0.316										2	1	2	0	2	0	0							
8 Eugenio Velez, S OBP: 0.269, SLG: 0.349										4	1	1	2	0	1	4							
Jack Taschner, L (8, 1)										0	0	0	0	0	0	0							
22 Keiichi Yabu, R (8, 1)										0	0	0	0	0	0	0							
Kevin Correia, R OBP: 0.154, SLG: 0.120										2	0	0	0	0	1	0							
10 Travis Ishikawa, L (7, PH) OBP: 0.326, SLG: 0.447										1	0	0	0	0	0	1							
54 Sergio Romo, R ERA: 4.6										0	0	0	0	0	0	0							
Tyler Walker, R (8, 1)										0	0	0	0	0	0	0							
Omar Vizquel, S OBP: 0.250, SLG: 0.216										1	0	0	0	0	0	0							
<b>Inning Stats</b>	R: 1 E: 0 K: 1 S: 11	H: 1 LOB: 0 BB: 0 P: 16	R: 2 E: 0 K: 1 S: 11	H: 1 LOB: 0 BB: 0 P: 19	R: 0 E: 0 K: 1 S: 15	H: 2 LOB: 2 BB: 0 P: 23	R: 0 E: 0 K: 0 S: 5	H: 1 LOB: 0 BB: 0 P: 6	R: 0 E: 0 K: 0 S: 4	H: 0 LOB: 0 BB: 0 P: 10	R: 0 E: 0 K: 0 S: 4	H: 0 LOB: 0 BB: 0 P: 6	R: 0 E: 0 K: 2 S: 11	H: 0 LOB: 1 BB: 1 P: 18	R: 3 E: 0 K: 0 S: 15	H: 5 LOB: 2 BB: 1 P: 27	R: 0 E: 0 K: 1 S: 8	H: 0 LOB: 0 BB: 0 P: 13	1B: 6 2B: 0 3B: 0 HR: 4	SF: 0 SAC: 0 DP: 2 HBP: 0	WP: 0 PB: 0 SB: 0 CS: 0	PA: 38	
<b>PITCHER</b>	IP WLS BF H R ER SO BB IBB HBP BLK WP HR S P ERA WHIP	IP WLS BF H R ER SO BB IBB HBP BLK WP HR S P ERA WHIP	IP WLS BF H R ER SO BB IBB HBP BLK WP HR S P ERA WHIP	IP WLS BF H R ER SO BB IBB HBP BLK WP HR S P ERA WHIP	IP WLS BF H R ER SO BB IBB HBP BLK WP HR S P ERA WHIP	IP WLS BF H R ER SO BB IBB HBP BLK WP HR S P ERA WHIP	IP WLS BF H R ER SO BB IBB HBP BLK WP HR S P ERA WHIP	IP WLS BF H R ER SO BB IBB HBP BLK WP HR S P ERA WHIP	IP WLS BF H R ER SO BB IBB HBP BLK WP HR S P ERA WHIP	IP WLS BF H R ER SO BB IBB HBP BLK WP HR S P ERA WHIP	IP WLS BF H R ER SO BB IBB HBP BLK WP HR S P ERA WHIP	IP WLS BF H R ER SO BB IBB HBP BLK WP HR S P ERA WHIP	IP WLS BF H R ER SO BB IBB HBP BLK WP HR S P ERA WHIP	IP WLS BF H R ER SO BB IBB HBP BLK WP HR S P ERA WHIP	IP WLS BF H R ER SO BB IBB HBP BLK WP HR S P ERA WHIP	IP WLS BF H R ER SO BB IBB HBP BLK WP HR S P ERA WHIP	IP WLS BF H R ER SO BB IBB HBP BLK WP HR S P ERA WHIP	IP WLS BF H R ER SO BB IBB HBP BLK WP HR S P ERA WHIP	IP WLS BF H R ER SO BB IBB HBP BLK WP HR S P ERA WHIP	IP WLS BF H R ER SO BB IBB HBP BLK WP HR S P ERA WHIP	IP WLS BF H R ER SO BB IBB HBP BLK WP HR S P ERA WHIP	IP WLS BF H R ER SO BB IBB HBP BLK WP HR S P ERA WHIP	IP WLS BF H R ER SO BB IBB HBP BLK WP HR S P ERA WHIP

San Francisco Giants @ Cincinnati Reds  
Great American Ball Park, Cincinnati, OH  
Sat Aug 30 2008, 7:10 PM EDT  
Att: 21,729 - Clear - 87 F

livebaseballscorecards.com

AB 35  
R 6  
H 10  
RBI 5  
BB 3  
SO 7  
LOB 8



Batter	1	2	3	4	5	6	7	8	9	AB	R	H	RBI	BB	SO	LOB	BOTTOM						
21 Chris Dickerson, L OBP: 0.411, SLG: 0.688										3	1	1	0	1	0	0							
Jeff Keppinger, R OBP: 0.311, SLG: 0.346										3	0	0	1	0	0	1							
4 Brandon Phillips, R OBP: 0.314, SLG: 0.456										4	1	2	0	0	0	0							
19 Joey Votto, L OBP: 0.354, SLG: 0.451										4	1	1	0	0	1	2							
28 Edwin Encarnación, R OBP: 0.334, SLG: 0.480										3	1	1	2	0	0	0							
32 Jay Bruce, L OBP: 0.300, SLG: 0.426										3	2	2	0	1	0	0							
Corey Patterson, L OBP: 0.237, SLG: 0.345										4	1	2	2	0	1	1							
29 Ryan Hanigan, R OBP: 0.382, SLG: 0.552										2	0	1	2	1	0	0							
58 Ramon Ramirez, R (1, 1)										3	0	0	0	0	1	3							
45 Bill Bray, L (8, 1)										0	0	0	0	0	0	0							
Mike Lincoln, R (8, 1)										0	0	0	0	0	0	0							
Javier Valentin, S (8, PH) OBP: 0.313, SLG: 0.397										1	0	0	0	0	0	2							
48 Francisco Cordero, R (9, 1)										0	0	0	0	0	0	0							
<b>Inning Stats</b>	R: 5 E: 0 K: 1 S: 17	H: 5 LOB: 1 BB: 1 P: 28	R: 0 E: 0 K: 0 S: 5	H: 0 LOB: 0 BB: 0 P: 9	R: 1 E: 0 K: 0 S: 11	H: 1 LOB: 0 BB: 0 P: 20	R: 0 E: 0 K: 0 S: 8	H: 0 LOB: 1 BB: 1 P: 15	R: 0 E: 0 K: 1 S: 9	H: 1 LOB: 0 BB: 0 P: 16	R: 0 E: 0 K: 1 S: 10	H: 1 LOB: 1 BB: 0 P: 15	R: 0 E: 0 K: 1 S: 9	H: 1 LOB: 1 BB: 0 P: 16	R: 1 E: 0 K: 0 S: 12	H: 2 LOB: 1 BB: 1 P: 20	R: 1 E: 0 K: 1 S: 12	H: 2 LOB: 1 BB: 1 P: 20	1B: 6 2B: 1 3B: 2 HR: 1	SF: 2 SAC: 0 DP: 1 HBP: 1	WP: 0 PB: 0 SB: 0 CS: 2	PA: 36	
<b>PITCHER</b>	IP WLS BF H R ER SO BB IBB HBP BLK WP HR S P ERA WHIP	IP WLS BF H R ER SO BB IBB HBP BLK WP HR S P ERA WHIP	IP WLS BF H R ER SO BB IBB HBP BLK WP HR S P ERA WHIP	IP WLS BF H R ER SO BB IBB HBP BLK WP HR S P ERA WHIP	IP WLS BF H R ER SO BB IBB HBP BLK WP HR S P ERA WHIP	IP WLS BF H R ER SO BB IBB HBP BLK WP HR S P ERA WHIP	IP WLS BF H R ER SO BB IBB HBP BLK WP HR S P ERA WHIP	IP WLS BF H R ER SO BB IBB HBP BLK WP HR S P ERA WHIP	IP WLS BF H R ER SO BB IBB HBP BLK WP HR S P ERA WHIP	IP WLS BF H R ER SO BB IBB HBP BLK WP HR S P ERA WHIP	IP WLS BF H R ER SO BB IBB HBP BLK WP HR S P ERA WHIP	IP WLS BF H R ER SO BB IBB HBP BLK WP HR S P ERA WHIP	IP WLS BF H R ER SO BB IBB HBP BLK WP HR S P ERA WHIP	IP WLS BF H R ER SO BB IBB HBP BLK WP HR S P ERA WHIP	IP WLS BF H R ER SO BB IBB HBP BLK WP HR S P ERA WHIP	IP WLS BF H R ER SO BB IBB HBP BLK WP HR S P ERA WHIP	IP WLS BF H R ER SO BB IBB HBP BLK WP HR S P ERA WHIP	IP WLS BF H R ER SO BB IBB HBP BLK WP HR S P ERA WHIP	IP WLS BF H R ER SO BB IBB HBP BLK WP HR S P ERA WHIP	IP WLS BF H R ER SO BB IBB HBP BLK WP HR S P ERA WHIP	IP WLS BF H R ER SO BB IBB HBP BLK WP HR S P ERA WHIP	IP WLS BF H R ER SO BB IBB HBP BLK WP HR S P ERA WHIP	IP WLS BF H R ER SO BB IBB HBP BLK WP HR S P ERA WHIP

San Francisco Giants @ Cincinnati Reds  
Great American Ball Park, Cincinnati, OH  
Sat Aug 30 2008, 7:10 PM EDT  
Att: 21,729 - Clear - 87 F

livebaseballscorecards.com

AB 30  
R 7  
H 10  
RBI 7  
BB 3  
SO 3  
LOB 9





Batter	1	2	3	4	5	6	7	8	9	AB	R	H	RBI	BB	SO	LOB	TOP											
<b>2 Randy Winn, S</b> OBP: 0.364, SLG: 0.436	 1-2 FC4-6 1B		 1-2 L9		 2-2 G4-6-3 1B		 2-2 K		 2-2 G4-3	5	0	2	0	0	1	1												
<b>14 Fred Lewis, L</b> OBP: 0.353, SLG: 0.448	 0-2 FC4-6 1-2 G5-4-3		 1-1 G3		 2-2 G4-6-3 1-2 G4-6-3		 2-2 G5-3			4	0	0	0	0	0	2												
<b>Rich Aurilia, R</b> OBP: 0.324, SLG: 0.415	 3-2 G5-4-3		 2-1 L6		 0-1 L6			 2-3 K		4	0	1	0	0	1	1												
<b>48 Pablo Sandoval, S</b> OBP: 0.397, SLG: 0.554		 2-2 33 1B	 0-1 1B		 0-2 P4			 2-2 K		4	1	2	0	0	1	0												
<b>33 Aaron Rowand, R</b> OBP: 0.348, SLG: 0.438	 3-2 1B	 2-3 K			 0-2 1B			 1-1 F9		4	0	2	1	0	1	2												
<b>10 Travis Ishikawa, L</b> OBP: 0.326, SLG: 0.439	 1-2 F9			 0-2 P6		 1-2 1B			 0-0 G6-3	3	0	1	0	0	0	1												
<b>57 Ryan Rohlinger, R</b> (9, PH) OBP: 0.138, SLG: 0.214	 0-1 F8			 0-1 HR		 1-3 K			 3-2 2B	4	2	2	1	0	1	3												
<b>7 Emmanuel Burriss, S</b> OBP: 0.363, SLG: 0.333	 1-2 F9			 1-0 L6		 0-0 F7			 0-1 L8	4	0	1	0	0	0	3												
<b>8 Eugenio Velez, S</b> OBP: 0.269, SLG: 0.347	 3-2 1B			 2-3 K		 1-3 K			 3-2 2B	2	0	0	0	0	1	2												
<b>18 Matt Cain, R</b> OBP: 0.193, SLG: 0.264	 1-1 FC6-4									2	0	0	0	0	0	1												
<b>40 Billy Sadler, R</b> OBP: 0.240, SLG: 0.215	 1-2 FC6-4									1	0	0	0	0	0	0												
<b>56 Osiris Matos, R</b> OBP: 0.298, SLG: 0.333	 1-2 FC6-4									1	0	1	1	0	0	0												
<b>Inning Stats</b>	R: 0 E: 0 K: 0 S: 9	H: 1 LOB: 0 BB: 0 P: 13	R: 1 E: 0 K: 0 S: 19	H: 3 LOB: 2 BB: 0 P: 29	R: 0 E: 0 K: 1 S: 12	H: 2 LOB: 2 BB: 0 P: 18	R: 1 E: 0 K: 1 S: 9	H: 1 LOB: 0 BB: 0 P: 12	R: 0 E: 0 K: 0 S: 9	H: 1 LOB: 0 BB: 0 P: 13	R: 0 E: 0 K: 1 S: 14	H: 2 LOB: 2 BB: 0 P: 16	R: 0 E: 0 K: 2 S: 10	H: 0 LOB: 0 BB: 0 P: 15	R: 0 E: 0 K: 2 S: 11	H: 0 LOB: 0 BB: 0 P: 16	R: 1 E: 0 K: 0 S: 14	H: 2 LOB: 1 BB: 0 P: 22	1B: 9 2B: 1 3B: 1 HR: 1	SF: 0 SAC: 0 DP: 2 HBP: 0	WP: 0 PA: 37 PB: 0 SB: 0 CS: 0							
<b>PITCHER</b>	IP	WLS	BF	H	R	ER	SO	BB	IBB	HBP	BLK	WP	HR	S	P	ERA	WHIP											
<b>61 Bronson Arroyo, R</b> ERA: 4.97	7.0	W	29	10	2	2	5	0	0	0	0	0	0	1	82	116	2.57	1.429										
<b>38 Gary Majewski, R</b> ERA: 5.45	1.0		3	0	0	0	2	0	0	0	0	0	0	0	11	16	0.00	0.000										
<b>Jeremy Afeldt, L</b> ERA: 3.47	1.0		5	2	1	1	0	0	0	0	0	0	0	0	14	22	9.00	2.000										

San Francisco Giants @ Cincinnati Reds  
Great American Ball Park, Cincinnati, OH  
Sun Aug 31 2008, 12:35 PM EDT  
Att: 26,519 - Sunny - 84 F

AB 37  
R 3  
H 12  
RBI 3  
BB 0  
SO 7  
LOB 15



Batter	1	2	3	4	5	6	7	8	9	AB	R	H	RBI	BB	SO	LOB	BOTTOM											
<b>21 Chris Dickerson, L</b> OBP: 0.410, SLG: 0.662	 1-2 SH1-3 19 1B		 3-3 K		 1-2 F9		 0-0 F8		 4-2 BB 2B	4	2	1	0	1	1	1												
<b>Jeff Keppinger, R</b> OBP: 0.315, SLG: 0.351	 2-1 SH1-3	 0-1 19 1B		 2-2 G1-3		 1-2 28 2B		 4-2 BB 2B		3	3	2	1	1	0	0												
<b>19 Joey Votto, L</b> OBP: 0.361, SLG: 0.458	 0-0 32 BB	 0-0 32 BB		 1-1 28 CS		 4-0 28 2B		 3-2 BB 2B		4	0	4	4	1	0	0												
<b>28 Edwin Encarnación, R</b> OBP: 0.339, SLG: 0.483	 4-0 32 BB	 2-1 32 BB		 1-1 CS		 1-0 F8		 4-2 BB		2	0	1	1	2	0	0												
<b>32 Jay Bruce, L</b> OBP: 0.304, SLG: 0.423	 4-2 BB	 4-2 HBP		 4-1 F8 61 2B		 3-1 L1		 3-3 K		2	1	0	1	3	1	4												
<b>Jolbert Cabrera, R</b> OBP: 0.333, SLG: 0.455	 0-3 K	 0-1 FC6-4		 0-0 F8		 1-2 F8		 2-2 L9		5	1	1	0	0	1	8												
<b>Corey Patterson, L</b> OBP: 0.233, SLG: 0.339	 1-2 L3		 1-2 F9		 2-1 F8		 0-1 F8		 0-3 K	5	0	0	0	0	1	5												
<b>Paul Bako, L</b> OBP: 0.279, SLG: 0.315		 2-0 FC6-4 61 1B	 1-3 K2-3		 4-1 61 2B		 2-3 K		 0-1 F7	4	0	1	0	1	2	0												
<b>61 Bronson Arroyo, R</b> OBP: 0.255, SLG: 0.314	 1-2 FC6-4		 3-1 F7		 2-2 BB		 0-1 BB		 2-2 BB	3	1	1	2	0	1													
<b>Andy Phillips, R</b> OBP: 0.258, SLG: 0.310	 1-2 FC6-4				 2-2 BB		 0-1 BB		 2-2 BB	1	1	1	0	0	0	0												
<b>38 Gary Majewski, R</b> ERA: 5.06	 1-2 1B				 1-2 2B		 1-2 2B		 2-2 BB	0	0	0	0	0	0	0												
<b>Jeremy Afeldt, L</b> ERA: 3.45	 1-2 1B				 1-2 2B		 1-2 2B		 2-2 BB	0	0	0	0	0	0	0												
<b>Inning Stats</b>	R: 1 E: 0 K: 1 S: 16	H: 2 LOB: 3 BB: 2 P: 28	R: 2 E: 0 K: 1 S: 19	H: 3 LOB: 3 BB: 1 P: 31	R: 0 E: 0 K: 1 S: 8	H: 0 LOB: 0 BB: 0 P: 13	R: 0 E: 0 K: 0 S: 10	H: 1 LOB: 0 BB: 0 P: 15	R: 2 E: 0 K: 0 S: 11	H: 2 LOB: 2 BB: 2 P: 24	R: 1 E: 0 K: 0 S: 11	H: 2 LOB: 2 BB: 1 P: 21	R: 3 E: 0 K: 2 S: 21	H: 2 LOB: 3 BB: 3 P: 41	R: 0 E: 0 K: 1 S: 11	H: 0 LOB: 0 BB: 0 P: 13	1B: 8 2B: 4 3B: 0 HR: 0	SF: 0 SAC: 1 DP: 0 HBP: 1	WP: 0 PA: 45 PB: 0 SB: 2 CS: 1									
<b>PITCHER</b>	IP	WLS	BF	H	R	ER	SO	BB	IBB	HBP	BLK	WP	HR	S	P	ERA	WHIP											
<b>18 Matt Cain, R</b> ERA: 3.69	5.0	L	27	8	5	5	3	5	0	1	0	0	0	0	64	111	9.00	2.600										
<b>40 Billy Sadler, R</b> ERA: 4.79	1.0		6	2	1	1	0	0	1	0	0	0	0	0	11	21	9.00	2.000										
<b>Jack Taschner, L</b> ERA: 5.06	0.2		6	2	3	3	1	2	0	0	0	0	0	0	16	29	40.50	6.000										
<b>56 Osiris Matos, R</b> ERA: 3.45	1.1		5	0	0	0	2	1	0	0	0	0	0	0	16	25	0.00	0.750										

San Francisco Giants @ Cincinnati Reds  
Great American Ball Park, Cincinnati, OH  
Sun Aug 31 2008, 12:35 PM EDT  
Att: 26,519 - Sunny - 84 F

AB 33  
R 9  
H 12  
RBI 9  
BB 9  
SO 6  
LOB 19







Batter	1	2	3	4	5	6	7	8	9	AB	R	H	RBI	BB	SO	LOB	TOP										
2 Randy Winn, S OBP: 0.361, SLG: 0.433	L5		G4-3			FC5-4		L8		4	0	0	0	0	0	3	<b>San Francisco Giants @ Colorado Rockies</b> Coors Field, Denver, CO Mon Sep 01 2008, 1:05 PM MDT Att: 31,388 - Sunny - 82 F										
14 Fred Lewis, L OBP: 0.352, SLG: 0.446	G4-3					K		F7		4	0	1	0	0	1	3											
48 Pablo Sandoval, S OBP: 0.371, SLG: 0.517	G6-3					K				4	0	0	0	0	2	2											
1 Bengie Molina, R OBP: 0.314, SLG: 0.422										4	0	3	0	0	1	0											
57 Ryan Rohlinger, R OBP: 0.136, SLG: 0.214										0	0	0	0	0	0	0											
33 Aaron Rowand, R OBP: 0.345, SLG: 0.434										4	0	0	0	0	2	3											
Rich Aurilia, R OBP: 0.325, SLG: 0.416										4	0	2	0	0	0	0											
7 Emmanuel Burriss, S OBP: 0.363, SLG: 0.332										4	0	1	0	0	1	3											
Ivan Ochoa, R OBP: 0.293, SLG: 0.326										2	0	0	0	0	0	0											
8 Eugenio Velez, S OBP: 0.272, SLG: 0.351										1	0	1	0	0	0	0											
57 Jonathan Sánchez, L OBP: 0.133, SLG: 0.136										1	0	0	0	1	1	0											
10 Travis Ishikawa, L OBP: 0.319, SLG: 0.459										1	0	0	0	0	1	2											
22 Keiichi Yabu, R OBP: 0.136, SLG: 0.136										0	0	0	0	0	0	0											
<b>Inning Stats</b>	R: 0 E: 0 K: 0 S: 6	H: 0 LOB: 0 BB: 0 P: 7	R: 0 E: 0 K: 0 S: 10	H: 2 LOB: 1 BB: 0 P: 13	R: 0 E: 0 K: 1 S: 8	H: 0 LOB: 0 BB: 0 P: 12	R: 0 E: 0 K: 0 S: 9	H: 2 LOB: 1 BB: 0 P: 12	R: 0 E: 0 K: 1 S: 9	H: 0 LOB: 0 BB: 0 P: 13	R: 0 E: 0 K: 2 S: 11	H: 0 LOB: 1 BB: 1 P: 20	R: 0 E: 0 K: 2 S: 9	H: 0 LOB: 0 BB: 0 P: 14	R: 0 E: 0 K: 1 S: 13	H: 2 LOB: 2 BB: 0 P: 21	R: 0 E: 0 K: 2 S: 12	H: 2 LOB: 2 BB: 0 P: 14	1B: 8 2B: 0 3B: 0 HR: 0	SF: 0 SAC: 0 DP: 2 HBP: 0	WP: 0 PB: 0 SB: 0 CS: 0	PA: 34					
<b>PITCHER</b>	IP	WLS	BF	H	R	ER	SO	BB	IBB	HBP	BLK	WP	HR	S	P	ERA	WHIP										
29 Jorge De La Rosa, L ERA: 5.23	7.0	W	24	4	0	0	6	1	0	0	0	0	0	62	91	0.00	0.714										
60 Manny Corpas, R ERA: 4.08	1.0	H	5	2	0	0	1	0	0	0	0	0	0	13	21	0.00	2.000										
Brian Fuentes, L ERA: 2.63	1.0		5	2	0	0	2	0	0	0	0	0	0	12	14	0.00	2.000										

Batter	1	2	3	4	5	6	7	8	9	AB	R	H	RBI	BB	SO	LOB	BOTTOM										
12 Clint Barmes, R OBP: 0.323, SLG: 0.448	K		F8			P2		K		4	0	0	0	0	2	1	<b>San Francisco Giants @ Colorado Rockies</b> Coors Field, Denver, CO Mon Sep 01 2008, 1:05 PM MDT Att: 31,388 - Sunny - 82 F										
Willy Taveras, R OBP: 0.312, SLG: 0.308	G5-3					K				3	2	1	0	1	1	0											
Matt Holliday, R OBP: 0.420, SLG: 0.564										3	0	0	0	1	1	2											
27 Garrett Atkins, R OBP: 0.334, SLG: 0.460										2	0	0	1	1	1	1											
20 Chris Iannetta, R OBP: 0.394, SLG: 0.509										3	0	0	0	1	1	1											
10 Jeff Baker, R OBP: 0.314, SLG: 0.440										3	0	0	0	0	0	1											
60 Manny Corpas, R										0	0	0	0	0	0	0											
Brian Fuentes, L										0	0	0	0	0	0	0											
19 Ryan Spilborghs, R OBP: 0.414, SLG: 0.489										3	1	0	0	0	1	1											
2 Troy Tulowitzki, R OBP: 0.317, SLG: 0.370										3	1	2	1	0	0	0											
29 Jorge De La Rosa, L ERA: 4.5										2	0	1	1	0	1	0											
9 Ian Stewart, L OBP: 0.402, SLG: 0.528										1	0	0	0	0	1	1											
<b>Inning Stats</b>	R: 0 E: 0 K: 2 S: 10	H: 0 LOB: 1 BB: 1 P: 16	R: 2 E: 0 K: 0 S: 11	H: 2 LOB: 1 BB: 1 P: 19	R: 1 E: 0 K: 0 S: 7	H: 0 LOB: 0 BB: 1 P: 16	R: 0 E: 0 K: 0 S: 7	H: 0 LOB: 0 BB: 0 P: 12	R: 0 E: 0 K: 2 S: 10	H: 0 LOB: 0 BB: 0 P: 15	R: 0 E: 0 K: 0 S: 5	H: 0 LOB: 0 BB: 0 P: 7	R: 0 E: 0 K: 2 S: 15	H: 1 LOB: 1 BB: 0 P: 23	R: 1 E: 0 K: 3 S: 13	H: 1 LOB: 1 BB: 1 P: 20	1B: 3 2B: 0 3B: 1 HR: 0	SF: 1 SAC: 0 DP: 0 HBP: 0	WP: 1 PB: 0 SB: 3 CS: 0	PA: 32							
<b>PITCHER</b>	IP	WLS	BF	H	R	ER	SO	BB	IBB	HBP	BLK	WP	HR	S	P	ERA	WHIP										
57 Jonathan Sánchez, L ERA: 4.5	7.0	L	27	3	3	3	6	3	0	0	0	0	0	65	108	3.86	0.857										
22 Keiichi Yabu, R ERA: 3.75	1.0		5	1	1	1	3	1	0	0	0	1	0	13	20	9.00	2.000										

livebaseballscorecards.com



Batter	1	2	3	4	5	6	7	8	9	10	11	12	AB	R	H	RBI	BB	SO	LOB	TOP				
<b>Dave Roberts, L</b> OBP: 0.310, SLG: 0.303	G4-3		CS	L8	G4-3				K2-3		K		5	0	0	0	1	2	1					
<b>12 Nate Schierholz, L</b> OBP: 0.333, SLG: 0.333	F9			G4-3		E8	F8		G5-3				6	1	2	0	0	0	1					
<b>2 Randy Winn, S</b> OBP: 0.363, SLG: 0.433	F8					F7							6	0	3	0	0	0	2					
<b>1 Bengie Molina, R</b> <b>38 Brian Wilson, R</b>	E5			G6-3									5	1	0	0	1	0	5					
<b>48 Pablo Sandoval, S</b> OBP: 0.382, SLG: 0.492	G6-3												3	2	0	0	3	0	4					
<b>10 Travis Ishikawa, L</b> <b>Scott McClellan, R</b>	F8												2	0	1	0	0	0	0					
<b>14 Fred Lewis, L</b> <b>57 Ryan Rodriguez, R</b> <b>Rich Aurilio, R</b>	F8												1	0	0	0	0	0	0					
<b>7 Emmanuel Burriss, S</b> OBP: 0.360, SLG: 0.329	G6-3												5	1	1	2	0	1	4					
<b>Omar Vizquel, S</b> OBP: 0.257, SLG: 0.229													5	0	3	3	0	0	0					
<b>66 Tim Lincecum, L</b> <b>27 Jason Kipnis, R</b> <b>54 Sergio Romo, R</b> <b>34 Sergio Escobar, R</b> <b>14 Ryan Howard, R</b> <b>49 Manny Corpas, R</b> <b>22 Kojiro Yabu, R</b>	P5												2	0	0	0	0	0	0					
<b>Inning Stats</b>	R: 0 E: 0 K: 9	H: 0 LOB: 0 BB: 0 P: 14	R: 0 E: 1 K: 5	H: 0 LOB: 0 BB: 9	R: 0 E: 0 K: 9	H: 1 LOB: 0 BB: 15	R: 0 E: 0 K: 6	H: 1 LOB: 1 BB: 10	R: 2 E: 0 K: 7	H: 2 LOB: 1 BB: 13	R: 3 E: 1 K: 19	H: 3 LOB: 2 BB: 33	R: 0 E: 0 K: 7	H: 0 LOB: 0 BB: 7	R: 0 E: 0 K: 10	H: 1 LOB: 2 BB: 18	R: 0 E: 0 K: 9	H: 0 LOB: 0 BB: 15	R: 0 E: 0 K: 10	H: 1 LOB: 1 BB: 15	1B: 9 2B: 1 3B: 0 HR: 0	SF: 0 SAC: 0 DP: 1 HBP: 0	WP: 0 PB: 0 SB: 0 CS: 1	PA: 51
<b>PITCHER</b>	IP	WLS	BF	H	R	ER	SO	BB	IBB	HBP	BLK	WP	HR	S	P	ERA	WHIP							
<b>Livan Hernandez, R</b>	(1.1)	5.1	22	5	4	4	4	6	7	6	7.5	1.312												
<b>Glendon Rusch, L</b>	(6.1)	0.0	1	0	0	0	0	1	0	0	0	0	0	0	4	∞	∞							
<b>Luis Vizcaino, R</b>	(6.1)	0.2	B	4	2	1	1	2	0	0	0	0	0	11	14	13.50	3.000							
<b>60 Manny Corpas, R</b>	(7.1)	1.0	5	1	0	0	0	1	0	0	0	0	0	7	13	0.00	2.000							
<b>35 Taylor Buchholz, R</b>	(8.1)	1.0	3	0	0	0	0	0	0	0	0	0	0	6	7	0.00	0.000							

**San Francisco Giants @ Colorado Rockies**  
Coors Field, Denver, CO  
Tue Sep 02 2008, 6:35 PM MDT  
Alt. 23,710 - Cloudy - 63 F

livebaseballscorecards.com

AB 45  
R 5  
H 10  
RBI 5  
BB 5  
SO 8  
LOB 26

**GIANTS**

Batter	1	2	3	4	5	6	7	8	9	10	11	12	AB	R	H	RBI	BB	SO	LOB	BOTTOM		
<b>Scott Podsednik, L</b> <b>Brian Fuentes, L</b>	K		L7		G3				K			L7	2	0	0	0	2	1	0			
<b>7 Seth Smith, L</b> <b>49 Jason Grilli, R</b>					G5-3								0	0	0	0	0	0	0			
<b>12 Clint Barmes, R</b>													1	0	0	0	0	1	1			
<b>6 Omar Quintanilla, L</b>													6	2	2	0	0	2	3			
<b>Matt Holliday, R</b>	G6-3												5	1	1	1	1	1	2			
<b>11 Brad Hawpe, L</b> <b>24 Dexter Fowler, S</b>	K												5	1	2	1	0	2	1			
<b>19 Ryan Spilborghs, R</b>													0	0	0	0	0	0	0			
<b>20 Chris Iannetta, R</b> <b>Willy Taveras, R</b>													3	1	2	1	1	1	0			
<b>27 Garrett Atkins, R</b>													5	0	1	0	0	1	3			
<b>9 Ian Stewart, L</b>													5	0	1	0	0	2	4			
<b>2 Troy Tulowitzki, R</b>	F9												3	1	1	2	2	0	1			
<b>Livan Hernandez, R</b> <b>Quinn Kaprielian, R</b> <b>Luis Vizcaino, R</b> <b>47 Jose Koshansky, L</b> <b>60 Manny Corpas, R</b> <b>35 Taylor Buchholz, R</b> <b>Adam Hillenbrand, S</b>	G5-3												2	0	0	0	0	0	0			
<b>Inning Stats</b>	R: 0 E: 0 K: 7	H: 0 LOB: 0 BB: 11	R: 0 E: 0 K: 10	H: 0 LOB: 1 BB: 19	R: 0 E: 0 K: 9	H: 0 LOB: 0 BB: 9	R: 5 E: 1 K: 23	H: 5 LOB: 0 BB: 37	R: 0 E: 0 K: 6	H: 0 LOB: 1 BB: 16	R: 0 E: 0 K: 12	H: 1 LOB: 2 BB: 16	R: 0 E: 0 K: 10	H: 0 LOB: 1 BB: 14	R: 0 E: 0 K: 9	H: 1 LOB: 1 BB: 15	R: 1 E: 0 K: 7	H: 2 LOB: 2 BB: 14	1B: 8 2B: 2 3B: 0 HR: 1	SF: 0 SAC: 0 DP: 0 HBP: 0	WP: 2 PB: 0 SB: 1 CS: 2	PA: 50
<b>PITCHER</b>	IP	WLS	BF	H	R	ER	SO	BB	IBB	HBP	BLK	WP	HR	S	P	ERA	WHIP					
<b>55 Tim Lincecum, R</b>	(1.1)	5.0	22	5	5	5	6	2	0	0	0	2	1	55	92	9.000	1.400					
<b>54 Sergio Romo, R</b>	(6.1)	3.0	12	2	0	0	3	1	1	0	0	0	0	27	46	0.000	1.000					
<b>Tyler Walker, R</b>	(6.1)	1.0	4	0	0	0	2	1	0	0	0	0	0	8	14	0.000	1.000					
<b>40 Billy Sadler, R</b>	(10.1)	1.0	3	1	0	0	0	0	0	0	0	0	0	8	12	0.000	1.000					
<b>22 Keiichi Yabu, R</b>	(11.1)	1.1	L	7	2	1	1	0	1	0	0	0	0	14	25	6.750	2.250					

**San Francisco Giants @ Colorado Rockies**  
Coors Field, Denver, CO  
Tue Sep 02 2008, 6:35 PM MDT  
Alt. 23,710 - Cloudy - 63 F

livebaseballscorecards.com

AB 43  
R 6  
H 11  
RBI 6  
BB 6  
SO 11  
LOB 20

**ROCKIES**



Batter	1	2	3	4	5	6	7	8	9	AB	R	H	RBI	BB	SO	LOB	TOP				
14 Fred Lewis, L OBP: 0.350, SLG: 0.441										4	0	0	0	1	1	0	<b>San Francisco Giants @ Colorado Rockies</b> Coors Field, Denver, CO Wed Sep 03 2008, 1:05 PM MDT Att: 23,481 - Sunny - 67 F				
12 Nate Schierholz, L OBP: 0.255, SLG: 0.737										5	3	4	0	0	0	0					
48 Pablo Sandoval, S OBP: 0.384, SLG: 0.529										5	2	2	2	0	0	3					
Scott McClain, R OBP: 0.600, SLG: 1.200										5	3	3	3	0	0	2					
33 Aaron Rowand, R OBP: 0.343, SLG: 0.431										5	0	1	0	0	1	4					
10 Travis Ishikawa, L OBP: 0.240, SLG: 0.458										4	1	2	3	0	1	0					
7 Emmanuel Burriss, S OBP: 0.359, SLG: 0.327										4	0	1	1	0	0	0					
8 Eugenio Velez, S OBP: 0.271, SLG: 0.347										4	0	1	0	0	0	0					
75 Barry Zito, L OBP: 0.174, SLG: 0.116										4	0	0	0	0	0	2					
Brad Hennessey, R OBP: 0.500, SLG: 0.500										0	0	0	0	0	0	0					
<b>Inning Stats</b>	R: 2 E: 0 K: 1 S: 12	H: 4 LOB: 2 BB: 0 P: 19	R: 0 E: 0 K: 0 S: 9	H: 0 LOB: 0 BB: 11	R: 4 E: 0 K: 0 S: 18	H: 6 LOB: 2 BB: 0 P: 22	R: 0 E: 0 K: 0 S: 9	H: 1 LOB: 2 BB: 1 P: 19	R: 0 E: 0 K: 0 S: 6	H: 0 LOB: 0 BB: 0 P: 7	R: 3 E: 0 K: 1 S: 17	H: 3 LOB: 0 BB: 0 P: 27	R: 0 E: 0 K: 1 S: 5	H: 0 LOB: 0 BB: 0 P: 7	R: 0 E: 0 K: 0 S: 7	H: 0 LOB: 0 BB: 0 P: 7	R: 0 E: 0 K: 0 S: 4	H: 0 LOB: 0 BB: 0 P: 7	1B: 9 2B: 3 3B: 0 HR: 2	SF: 0 SAC: 0 DP: 0 HBP: 0	WP: 0 PA: 41 PB: 0 SB: 0 CS: 0
<b>PITCHER</b>	IP WLS BF H R ER SO BB IBB HBP BLK WP HR S P ERA WHIP																ERA WHIP				
28 Aaron Cook, R ERA: 4.1	(1, 1) 3.0 L 18 10 6 6 1 0 0 0 0 0 0 0 39 52 18.00 3.333																0.00 1.000				
Glendon Rusch, L ERA: 5.03	(4, 1) 2.0 8 1 0 0 0 1 0 0 0 0 0 0 15 26 0.00 1.000																27.00 3.000				
58 Steven Register, R ERA: 20.25	(6, 1) 1.0 6 3 3 3 1 0 0 0 0 0 0 2 17 27 0.00 3.000																0.00 0.000				
Matt Herges, R ERA: 5.01	(7, 1) 1.0 3 0 0 0 1 0 0 0 0 0 0 5 7 0.00 0.000																0.00 0.000				
37 Ryan Speier, R ERA: 5.13	(8, 1) 1.0 3 0 0 0 0 0 0 0 0 0 0 7 7 0.00 0.000																0.00 0.000				

livebaseballscores.com

AB 40  
R 9  
H 14  
RBI 9  
BB 1  
SO 3  
LOB 11



Batter	1	2	3	4	5	6	7	8	9	AB	R	H	RBI	BB	SO	LOB	BOTTOM				
12 Clint Barmes, R OBP: 0.322, SLG: 0.453										4	1	1	1	0	1	0	<b>San Francisco Giants @ Colorado Rockies</b> Coors Field, Denver, CO Wed Sep 03 2008, 1:05 PM MDT Att: 23,481 - Sunny - 67 F				
Willy Taveras, R OBP: 0.308, SLG: 0.304									4	0	0	0	0	0	0	0					
Matt Holliday, R OBP: 0.418, SLG: 0.557										3	0	0	0	1	1	0					
27 Garrett Atkins, R OBP: 0.334, SLG: 0.459										4	1	2	0	0	1	0					
20 Chris Iannetta, R OBP: 0.399, SLG: 0.509										3	0	1	0	1	0	2					
10 Jeff Baker, R OBP: 0.310, SLG: 0.434										4	0	0	1	0	1	4					
19 Ryan Spillborghs, R OBP: 0.411, SLG: 0.484										3	0	0	0	0	0	3					
2 Troy Tulowitz, R OBP: 0.318, SLG: 0.376										3	0	0	0	0	0	1					
28 Aaron Cook, R 24 Dexter Fowler, S Glendon Rusch, L Scott Rolen, L 58 Steven Register, R Matt Herges, L 10 Jeff Baker, R 37 Ryan Speier, R 48 Jason Hirsh, R										0	0	0	0	0	0	0					
<b>Inning Stats</b>	R: 0 E: 0 K: 1 S: 7	H: 0 LOB: 0 BB: 0 P: 11	R: 1 E: 0 K: 0 S: 16	H: 2 LOB: 1 BB: 0 P: 25	R: 0 E: 0 K: 1 S: 8	H: 0 LOB: 0 BB: 0 P: 14	R: 0 E: 0 K: 0 S: 13	H: 1 LOB: 2 BB: 1 P: 24	R: 1 E: 0 K: 1 S: 10	H: 1 LOB: 0 BB: 0 P: 17	R: 0 E: 0 K: 2 S: 8	H: 0 LOB: 1 BB: 1 P: 14	R: 0 E: 0 K: 0 S: 6	H: 0 LOB: 0 BB: 0 P: 7	R: 0 E: 0 K: 0 S: 7	H: 0 LOB: 0 BB: 0 P: 11	R: 0 E: 0 K: 0 S: 4	H: 0 LOB: 0 BB: 0 P: 8	1B: 2 2B: 1 3B: 0 HR: 1	SF: 0 SAC: 0 DP: 0 HBP: 0	WP: 0 PA: 33 PB: 0 SB: 0 CS: 0
<b>PITCHER</b>	IP WLS BF H R ER SO BB IBB HBP BLK WP HR S P ERA WHIP																ERA WHIP				
75 Barry Zito, L ERA: 5.45	(1, 1) 8.0 W 30 4 2 2 2 5 2 0 0 0 0 1 75 123 2.25 0.750																0.00 0.000				
Brad Hennessey, R ERA: 12.16	(9, 1) 1.0 3 0 0 0 0 0 0 0 0 0 0 4 8 0.00 0.000																				

livebaseballscores.com

AB 31  
R 2  
H 4  
RBI 2  
BB 2  
SO 5  
LOB 10





Batter	1	2	3	4	5	6	7	8	9	AB	R	H	RBI	BB	SO	LOB	TOP					
3 Nyjer Morgan, L OBP: 0.305, SLG: 0.305	E4 12 CS		12 1B 13 WP SF7		B5-3	FC4-6		SF8		4	1	1	1	0	0	1	<b>Pittsburgh Pirates @ San Francisco Giants</b> AT&T Park, San Francisco, CA Fri Sep 05 2008, 7:15 PM PDT Att: 31,133 - Clear - 78 F					
12 Freddy Sanchez, R OBP: 0.285, SLG: 0.365	G3		25 BB 41 1B		41 1B 25 SF8		G4-3	F9		5	1	2	0	0	0	1						
13 Nate McLouth, L OBP: 0.354, SLG: 0.501	G3		SF7		25 SF8 41 1B		41 1B 44 S		25 1B 44 SF8	3	2	2	1	1	0	0						
41 Ryan Doumit, S OBP: 0.368, SLG: 0.518		25 2B	25 BB		25 SF8 41 1B		44 3B		F8	5	2	4	0	0	0	1						
25 Adam LaRoche, L OBP: 0.338, SLG: 0.461		10 WP			SF8		K		15 1B	3	0	2	2	1	1	2						
44 Brandon Moss, L OBP: 0.337, SLG: 0.486	L7		L8		G4-3		3B		SF8	4	0	1	3	0	0	6						
15 Andy LaRoche, R OBP: 0.283, SLG: 0.297	L8		G6-3		G6-3		F8		1B	5	0	1	0	0	0	2						
10 Brian Bixler, R OBP: 0.227, SLG: 0.211	G4-3		G6-3		K		3 SF8		K	5	1	1	0	0	2	3						
57 Zach Duke, L OBP: 0.170, SLG: 0.154	G5-3		L7		FC4-6		K			4	0	1	0	0	1	1						
<b>Inning Stats</b>	R: 0 E: 1 K: 0 S: 8	H: 0 LOB: 0 BB: 0 P: 12	R: 1 E: 0 K: 0 S: 12	H: 2 LOB: 1 BB: 0 P: 18	R: 1 E: 0 K: 0 S: 16	H: 3 LOB: 3 BB: 1 P: 25	R: 0 E: 0 K: 0 S: 6	H: 0 LOB: 0 BB: 0 P: 8	R: 1 E: 0 K: 1 S: 10	H: 2 LOB: 2 BB: 1 P: 18	R: 0 E: 0 K: 1 S: 8	H: 1 LOB: 1 BB: 0 P: 11	R: 2 E: 0 K: 1 S: 15	H: 3 LOB: 1 BB: 0 P: 23	R: 1 E: 0 K: 1 S: 11	H: 1 LOB: 0 BB: 0 P: 16	R: 1 E: 0 K: 1 S: 10	H: 3 LOB: 2 BB: 0 P: 18	1B: 11 2B: 2 3B: 2 HR: 0	SF: 4 SAC: 0 DP: 0 HBP: 0	WP: 2 PB: 0 CS: 1	PA: 44
<b>PITCHER</b>	IP	WLS	BF	H	R	ER	SO	BB	IBB	HBP	BLK	WP	HR	S	P	ERA	WHIP					
Kevin Correia, R ERA: 5.38	4.1	L	22	7	3	3	0	2	0	0	0	2	0	48	74	6.23	2.077					
Jack Taschner, L ERA: 5.2	2.1		11	4	2	2	2	0	0	0	0	0	0	25	38	7.71	1.714					
56 Osiris Matos, R ERA: 3.71	1.1		5	1	1	1	0	0	0	0	0	0	0	13	19	6.75	0.750					
32 Pat Misch, L ERA: 6.0	1.0		6	3	1	1	1	0	0	0	0	0	0	10	18	9.00	3.000					

Batter	1	2	3	4	5	6	7	8	9	AB	R	H	RBI	BB	SO	LOB	BOTTOM					
2 Randy Winn, S OBP: 0.365, SLG: 0.434	12 G3 BB		12 1B 1 1B G5-2-3		G5-3		1B			2	0	1	0	2	0	0	<b>Pittsburgh Pirates @ San Francisco Giants</b> AT&T Park, San Francisco, CA Fri Sep 05 2008, 7:15 PM PDT Att: 31,133 - Clear - 78 F					
12 Nate Schierholtz, L OBP: 0.467, SLG: 0.600	G3		G5-2-3 1B		G6-3		L7			4	0	1	0	0	0	2						
Rich Aurilia, R OBP: 0.326, SLG: 0.416	F9		G5-2-3 1B		G5-3		G5-3			4	0	2	0	0	0	1						
1 Bengie Molina, R OBP: 0.314, SLG: 0.417	48 FC6-4 HBP		G5-2-3 1B		P4		48 FC5-4 1B			3	0	1	0	0	0	4						
48 Pablo Sandoval, S OBP: 0.364, SLG: 0.500	FC6-4		G6-3		G6-3		FC5-4			4	0	0	0	0	0	5						
33 Aaron Rowand, R OBP: 0.341, SLG: 0.427	F9		E5 8 F7		K		K			4	0	0	0	0	2	1						
7 Emmanuel Burriss, S OBP: 0.354, SLG: 0.333	G6-3		G6-3		G6-3		B1-3			3	0	0	0	0	0	0						
56 Osiris Matos, R OBP: 0.200, SLG: 0.111	G6-3		G6-3		G6-3		F8			0	0	0	0	0	0	0						
32 Pat Misch, R OBP: 0.500, SLG: 1.000	G6-3		G6-3		G6-3		F8			1	0	0	0	0	0	0						
8 Eugenio Velez, S OBP: 0.270, SLG: 0.345	1B		F7		G5-3		G5-3			4	0	1	0	0	0	1						
Kevin Correia, R OBP: 0.143, SLG: 0.111	G5-3		G5-3		K		K			2	0	0	0	0	1	2						
Jack Taschner, L	G5-3		K		K		K			0	0	0	0	0	0	0						
Ivan Ochoa, R OBP: 0.287, SLG: 0.319	G5-3		K		K		K			2	0	0	0	0	1	0						
<b>Inning Stats</b>	R: 0 E: 0 K: 0 S: 8	H: 0 LOB: 2 BB: 1 P: 19	R: 0 E: 0 K: 0 S: 7	H: 1 LOB: 1 BB: 0 P: 9	R: 0 E: 0 K: 0 S: 10	H: 2 LOB: 2 BB: 1 P: 17	R: 0 E: 1 K: 1 S: 10	H: 0 LOB: 1 BB: 0 P: 16	R: 0 E: 0 K: 1 S: 7	H: 1 LOB: 1 BB: 0 P: 11	R: 0 E: 0 K: 1 S: 6	H: 0 LOB: 0 BB: 0 P: 8	R: 0 E: 0 K: 1 S: 10	H: 1 LOB: 1 BB: 0 P: 14	R: 0 E: 0 K: 1 S: 8	H: 1 LOB: 0 BB: 0 P: 11	R: 0 E: 0 K: 0 S: 5	H: 0 LOB: 0 BB: 0 P: 7	1B: 6 2B: 0 3B: 0 HR: 0	SF: 0 SAC: 0 DP: 1 HBP: 1	WP: 0 PB: 0 SB: 0 CS: 0	PA: 36
<b>PITCHER</b>	IP	WLS	BF	H	R	ER	SO	BB	IBB	HBP	BLK	WP	HR	S	P	ERA	WHIP					
57 Zach Duke, L ERA: 4.87	9.0	W	36	6	0	0	4	2	0	1	0	0	0	71	112	0.00	0.889					









Batter	1	2	3	4	5	6	7	8	9	AB	R	H	RBI	BB	SO	LOB	TOP							
13 Nate McLouth, L (1,8) OBP: 0.357, SLG: 0.506 3 Nyjer Morgan, L (4,8) OBP: 0.301, SLG: 0.294	G3		12 E 12 S 1B HBP	12 G4-3 SF7 2B		G3-1	F8		K	2	2	1	1	0	0	0								
12 Freddy Sanchez, R (1,4) OBP: 0.293, SLG: 0.370	1B		15 BB 23 1B BB	G4-3		K		51 BB 2B 1B		4	2	2	0	1	1	1								
Doug Mientkiewicz, L (1,3) OBP: 0.369, SLG: 0.375	L6		K	HBP		1B		F9		3	0	0	0	1	1	4								
Jason Michaels, R (1,7) OBP: 0.293, SLG: 0.373	K		23 1B 23 E 1B	SF7		51 WP 1B		51 2B BB		3	1	2	2	1	1	1								
51 Steve Pearce, R (1,9) OBP: 0.320, SLG: 0.338		23 1B 2B	F8	F7		HBP				4	0	2	1	0	0	3								
15 Andy LaRoche, R (1,5) OBP: 0.273, SLG: 0.308	K		23 E BB			K		P5		4	0	0	0	1	3	6								
23 Robinson Diaz, R (1,2) OBP: 0.222, SLG: 0.222			E4			K		G5-3	G5-3	5	0	2	1	0	1	2								
10 Brian Bixler, R (1,6) OBP: 0.228, SLG: 0.204 44 Brandon Moss, L (9,PH) OBP: 0.327, SLG: 0.471			10 S 1B	1B		K		K	K	3	0	0	0	0	3	4								
27 Jeff Karstens, R (1,1) T.J. Beam, R (4,1) Ronny Paulino, R (5,PH) Marino Salas, R (5,1) Chris Gomez, R (7,PH) 58 Romulo Sanchez, R (7,1) 38 Craig Hansen, R (8,1) 41 Ryan Doumit, S (9,PH)	G1-3			13 2B BB		K		F9		1	1	0	0	1	0	2								
<b>Inning Stats</b>	R: 0 E: 0 K: 1 S: 14	H: 1 LOB: 1 BB: 0 P: 22	R: 0 E: 0 K: 2 S: 19	H: 2 LOB: 2 BB: 0 P: 27	R: 3 E: 1 K: 2 S: 15	H: 2 LOB: 2 BB: 2 P: 29	R: 2 E: 0 K: 0 S: 12	H: 1 LOB: 1 BB: 1 P: 21	R: 0 E: 0 K: 3 S: 14	H: 0 LOB: 1 BB: 0 P: 21	R: 0 E: 0 K: 2 S: 15	H: 1 LOB: 3 BB: 1 P: 27	R: 0 E: 0 K: 1 S: 9	H: 0 LOB: 1 BB: 1 P: 19	R: 1 E: 0 K: 0 S: 14	H: 2 LOB: 2 BB: 1 P: 22	R: 0 E: 0 K: 2 S: 7	H: 0 LOB: 0 BB: 0 P: 8	1B: 6 2B: 3 3B: 0 HR: 0	SF: 1 SAC: 0 DP: 0 HBP: 4	WP: 1 PB: 0 SB: 2 CS: 0	PA: 46		
<b>PITCHER</b>	IP WLS BF H R ER SO BB IBB HBP BLK WP HR S P ERA WHIP	IP WLS BF H R ER SO BB IBB HBP BLK WP HR S P ERA WHIP	IP WLS BF H R ER SO BB IBB HBP BLK WP HR S P ERA WHIP	IP WLS BF H R ER SO BB IBB HBP BLK WP HR S P ERA WHIP	IP WLS BF H R ER SO BB IBB HBP BLK WP HR S P ERA WHIP	IP WLS BF H R ER SO BB IBB HBP BLK WP HR S P ERA WHIP	IP WLS BF H R ER SO BB IBB HBP BLK WP HR S P ERA WHIP	IP WLS BF H R ER SO BB IBB HBP BLK WP HR S P ERA WHIP	IP WLS BF H R ER SO BB IBB HBP BLK WP HR S P ERA WHIP	IP WLS BF H R ER SO BB IBB HBP BLK WP HR S P ERA WHIP	IP WLS BF H R ER SO BB IBB HBP BLK WP HR S P ERA WHIP	IP WLS BF H R ER SO BB IBB HBP BLK WP HR S P ERA WHIP	IP WLS BF H R ER SO BB IBB HBP BLK WP HR S P ERA WHIP	IP WLS BF H R ER SO BB IBB HBP BLK WP HR S P ERA WHIP	IP WLS BF H R ER SO BB IBB HBP BLK WP HR S P ERA WHIP	IP WLS BF H R ER SO BB IBB HBP BLK WP HR S P ERA WHIP	IP WLS BF H R ER SO BB IBB HBP BLK WP HR S P ERA WHIP	IP WLS BF H R ER SO BB IBB HBP BLK WP HR S P ERA WHIP	IP WLS BF H R ER SO BB IBB HBP BLK WP HR S P ERA WHIP	IP WLS BF H R ER SO BB IBB HBP BLK WP HR S P ERA WHIP	IP WLS BF H R ER SO BB IBB HBP BLK WP HR S P ERA WHIP	IP WLS BF H R ER SO BB IBB HBP BLK WP HR S P ERA WHIP	IP WLS BF H R ER SO BB IBB HBP BLK WP HR S P ERA WHIP	IP WLS BF H R ER SO BB IBB HBP BLK WP HR S P ERA WHIP

Pittsburgh Pirates @ San Francisco Giants  
AT&T Park, San Francisco, CA  
Sun Sep 07 2008, 1:05 PM PDT  
Att: 34,122 - Sunny - 78 F

AB 35  
R 6  
H 9  
RBI 5  
BB 6  
SO 13  
LOB 25



Batter	1	2	3	4	5	6	7	8	9	AB	R	H	RBI	BB	SO	LOB	BOTTOM							
2 Randy Winn, S (1,8) OBP: 0.366, SLG: 0.435	K							F7		5	2	2	1	0	1	0								
7 Emmanuel Burriss, S (1,6) OBP: 0.353, SLG: 0.355	G1-3							G6-3		5	2	2	0	0	0	2								
12 Nate Schierholz, L (1,9) OBP: 0.542, SLG: 0.727	G6-3							48 1B HBP		3	1	2	1	1	0	0								
48 Pablo Sandoval, S (1,2) OBP: 0.381, SLG: 0.532	G6-3							SF7		3	1	2	5	0	0	0								
Scott McClain, R (1,5) OBP: 0.467, SLG: 0.857	14 CS BB							1B		4	1	1	0	1	1	5								
14 Fred Lewis, L (1,7) OBP: 0.350, SLG: 0.439	K							F8		4	1	1	1	0	1	1								
10 Travis Ishikawa, L (1,3) OBP: 0.362, SLG: 0.500								G4-3		4	1	2	1	0	2	0								
8 Eugenio Velez, S (1,4) OBP: 0.266, SLG: 0.342 Ivan Ochoa, R (6,4) OBP: 0.276, SLG: 0.306	G4-3							G4-3		2	1	0	1	0	0	0								
47 Jonathan Sánchez, L (1,1) 21 John Bowler, L (1,1) 56 Orel Hershiser, R (1,1) Drew Henson, L (1,1) 40 Billy Taylor, R (1,1) 22 Kevin Youkilis, R (1,1) 1 Sergio Matos, R (1,1) Brad Hennessey, R (1,1) 44 Sergio Romo, R (1,1) Tyler Walker, R (1,1)	G6-3							G6-3		0	0	0	0	0	0	0								
<b>Inning Stats</b>	R: 0 E: 0 K: 1 S: 9	H: 0 LOB: 0 BB: 0 P: 12	R: 0 E: 0 K: 1 S: 7	H: 0 LOB: 1 BB: 1 P: 16	R: 0 E: 0 K: 1 S: 9	H: 0 LOB: 0 BB: 0 P: 15	R: 10 E: 2 K: 0 S: 23	H: 9 LOB: 1 BB: 0 P: 35	R: 0 E: 0 K: 1 S: 8	H: 0 LOB: 0 BB: 0 P: 11	R: 1 E: 0 K: 0 S: 9	H: 1 LOB: 2 BB: 2 P: 18	R: 0 E: 0 K: 0 S: 13	H: 1 LOB: 1 BB: 0 P: 19	R: 0 E: 0 K: 1 S: 10	H: 1 LOB: 2 BB: 0 P: 18	1B: 8 2B: 5 3B: 0 HR: 0	SF: 3 SAC: 0 DP: 1 HBP: 1	WP: 1 PB: 0 SB: 0 CS: 1	PA: 41				
<b>PITCHER</b>	IP WLS BF H R ER SO BB IBB HBP BLK WP HR S P ERA WHIP	IP WLS BF H R ER SO BB IBB HBP BLK WP HR S P ERA WHIP	IP WLS BF H R ER SO BB IBB HBP BLK WP HR S P ERA WHIP	IP WLS BF H R ER SO BB IBB HBP BLK WP HR S P ERA WHIP	IP WLS BF H R ER SO BB IBB HBP BLK WP HR S P ERA WHIP	IP WLS BF H R ER SO BB IBB HBP BLK WP HR S P ERA WHIP	IP WLS BF H R ER SO BB IBB HBP BLK WP HR S P ERA WHIP	IP WLS BF H R ER SO BB IBB HBP BLK WP HR S P ERA WHIP	IP WLS BF H R ER SO BB IBB HBP BLK WP HR S P ERA WHIP	IP WLS BF H R ER SO BB IBB HBP BLK WP HR S P ERA WHIP	IP WLS BF H R ER SO BB IBB HBP BLK WP HR S P ERA WHIP	IP WLS BF H R ER SO BB IBB HBP BLK WP HR S P ERA WHIP	IP WLS BF H R ER SO BB IBB HBP BLK WP HR S P ERA WHIP	IP WLS BF H R ER SO BB IBB HBP BLK WP HR S P ERA WHIP	IP WLS BF H R ER SO BB IBB HBP BLK WP HR S P ERA WHIP	IP WLS BF H R ER SO BB IBB HBP BLK WP HR S P ERA WHIP	IP WLS BF H R ER SO BB IBB HBP BLK WP HR S P ERA WHIP	IP WLS BF H R ER SO BB IBB HBP BLK WP HR S P ERA WHIP	IP WLS BF H R ER SO BB IBB HBP BLK WP HR S P ERA WHIP	IP WLS BF H R ER SO BB IBB HBP BLK WP HR S P ERA WHIP	IP WLS BF H R ER SO BB IBB HBP BLK WP HR S P ERA WHIP	IP WLS BF H R ER SO BB IBB HBP BLK WP HR S P ERA WHIP	IP WLS BF H R ER SO BB IBB HBP BLK WP HR S P ERA WHIP	IP WLS BF H R ER SO BB IBB HBP BLK WP HR S P ERA WHIP

Pittsburgh Pirates @ San Francisco Giants  
AT&T Park, San Francisco, CA  
Sun Sep 07 2008, 1:05 PM PDT  
Att: 34,122 - Sunny - 78 F

AB 34  
R 11  
H 12  
RBI 11  
BB 3  
SO 5  
LOB 11









Batter	1	2	3	4	5	6	7	8	9	AB	R	H	RBI	BB	SO	LOB	TOP																
6 Stephen Drew, L (1.6) OBP: 0.318, SLG: 0.478										4	0	0	1	0	0	0	Arizona Diamondbacks @ San Francisco Giants AT&T Park, San Francisco, CA Tue Sep 09 2008, 7:15 PM PDT Att: 30,518 - Overcast - 61 F																
David Eckstein, R (1.4) OBP: 0.341, SLG: 0.339										4	0	0	0	0	0	2																	
34 Conor Jackson, R (1.7) OBP: 0.374, SLG: 0.447										3	0	1	0	1	0	0																	
Adam Dunn, L (1.3) OBP: 0.389, SLG: 0.521										4	0	0	0	0	2	2																	
27 Mark Reynolds, R (1.5) OBP: 0.322, SLG: 0.474										3	0	0	0	1	3	0																	
56 Ramon Pena, R (8.1)										0	0	0	0	0	0	0																	
57 Jon Rauch, R (9.1)										0	0	0	0	0	0	0																	
Jeff Salazar, L (9.9) OBP: 0.323, SLG: 0.348										0	0	0	0	0	0	0																	
24 Chris Young, R (1.8) OBP: 0.309, SLG: 0.437										4	2	2	0	0	2	2																	
19 Chris Snyder, R (1.2) OBP: 0.355, SLG: 0.475										4	2	3	2	0	1	2																	
10 Justin Upton, R (1.9) OBP: 0.350, SLG: 0.424										2	0	0	0	1	2	1																	
50 Chad Qualls, R (6.1)										0	0	0	0	0	0	0																	
11 Augie Ojeda, S (8.5) OBP: 0.351, SLG: 0.313										1	0	0	0	0	0	0																	
49 Doug Davis, R (1.1) OBP: 0.108, SLG: 0.108										2	0	1	1	0	0	0																	
28 Alex Romero, L (6.9) OBP: 0.250, SLG: 0.348										2	0	0	0	0	1	0																	
Juan Cruz, R (9.1)										0	0	0	0	0	0	0																	
<b>Inning Stats</b>	R: 0 E: 0 K: 1 S: 12	H: 0 LOB: 1 BB: 1 P: 21	R: 2 E: 0 K: 1 S: 11	H: 3 LOB: 2 BB: 1 P: 22	R: 0 E: 0 K: 3 S: 12	H: 1 LOB: 2 BB: 1 P: 24	R: 0 E: 0 K: 1 S: 8	H: 0 LOB: 0 BB: 0 P: 12	R: 0 E: 0 K: 0 S: 8	H: 1 LOB: 1 BB: 0 P: 20	R: 0 E: 0 K: 1 S: 7	H: 0 LOB: 0 BB: 0 P: 9	R: 0 E: 0 K: 1 S: 8	H: 0 LOB: 0 BB: 0 P: 9	R: 2 E: 0 K: 0 S: 9	H: 2 LOB: 0 BB: 0 P: 14	1B: 5 2B: 1 3B: 0 HR: 1	SF: 1 SAC: 0 DP: 0 HBP: 0	WP: 0 PB: 0 SB: 0 CS: 0	PA: 37													
<b>PITCHER</b>	IP WLS BF H R ER SO BB IBB HBP BLK WP HR S P ERA WHIP																																
75 Barry Zito, L (1.1) ERA: 5.35	6.0	26	5	2	2	9	2	1	0	0	0	0	0	0	62	112	3.00	1.167															
22 Keiichi Yabu, R (7.1) ERA: 3.51	2.0	6	0	0	0	2	0	0	0	0	0	0	0	15	18	0.00	0.000																
38 Brian Wilson, R (9.1) ERA: 4.29	1.0	W	5	2	2	0	0	0	0	0	0	0	0	1	9	14	18.00	2.000															

Batter	1	2	3	4	5	6	7	8	9	AB	R	H	RBI	BB	SO	LOB	BOTTOM														
2 Randy Winn, S (1.7) OBP: 0.368, SLG: 0.436										4	1	1	0	1	1	4	Arizona Diamondbacks @ San Francisco Giants AT&T Park, San Francisco, CA Tue Sep 09 2008, 7:15 PM PDT Att: 30,518 - Overcast - 61 F														
Ivan Ochoa, R (1.4) OBP: 0.284, SLG: 0.291										4	0	0	0	0	1	4															
14 Fred Lewis, L (8. PH) OBP: 0.351, SLG: 0.441										1	0	1	1	0	0	0															
38 Brian Wilson, R (9.1)										0	0	0	0	0	0	0															
Rich Aurilia, R (1.5) OBP: 0.330, SLG: 0.427										5	0	3	1	0	1	0															
Scott McClain, R (1.3) OBP: 0.350, SLG: 0.632										5	0	0	0	0	1	4															
33 Aaron Rowand, R (1.8) OBP: 0.342, SLG: 0.424										4	0	1	0	0	0	2															
48 Pablo Sandoval, S (1.2) OBP: 0.398, SLG: 0.500										5	1	1	0	0	1	3															
12 Nate Schierholz, L (1.9) OBP: 0.552, SLG: 0.760										3	2	1	0	1	0	2															
Omar Vizquel, S (1.6) OBP: 0.264, SLG: 0.231										3	1	1	0	2	0	2															
75 Barry Zito, L (1.1) OBP: 0.186, SLG: 0.130										2	0	1	1	0	0	0															
1 Bernie Williams, R (5. PH) OBP: 0.319, SLG: 0.402										1	0	1	1	0	0	0															
50 Conor Glaspele, L (8. PH) ERA: 3.17										0	0	0	0	0	0	0															
22 Keiichi Yabu, R (7.1) OBP: 0.350, SLG: 0.300										0	0	0	0	0	0	0															
Dave Roberts, L (8. PH) OBP: 0.200, SLG: 0.300										0	0	0	0	0	0	0															
8 Eugenio Velez, S (9.4) ERA: 2.89										1	0	1	1	0	0	0															
<b>Inning Stats</b>	R: 0 E: 0 K: 1 S: 8	H: 1 LOB: 1 BB: 0 P: 14	R: 1 E: 0 K: 0 S: 9	H: 2 LOB: 2 BB: 1 P: 19	R: 0 E: 0 K: 0 S: 10	H: 1 LOB: 2 BB: 0 P: 16	R: 0 E: 0 K: 0 S: 11	H: 1 LOB: 2 BB: 0 P: 17	R: 0 E: 0 K: 1 S: 6	H: 0 LOB: 0 BB: 0 P: 6	R: 1 E: 0 K: 1 S: 8	H: 1 LOB: 2 BB: 1 P: 15	R: 0 E: 0 K: 2 S: 12	H: 1 LOB: 2 BB: 0 P: 17	R: 2 E: 0 K: 0 S: 12	H: 3 LOB: 2 BB: 1 P: 20	R: 1 E: 0 K: 0 S: 8	H: 2 LOB: 2 BB: 1 P: 14	1B: 10 2B: 1 3B: 1 HR: 0	SF: 0 SAC: 1 DP: 0 HBP: 2	WP: 1 PB: 0 SB: 0 CS: 0	PA: 45									
<b>PITCHER</b>	IP WLS BF H R ER SO BB IBB HBP BLK WP HR S P ERA WHIP																														
49 Doug Davis, L (1.1) ERA: 4.53	5.1	27	6	2	2	2	1	1	2	0	0	48	83	3.38	1.312																
50 Chad Qualls, R (6.1) ERA: 3.17	1.2	7	1	0	0	3	0	0	0	0	1	0	16	21	0.00	0.600															
56 Ramon Pena, R (8.1) ERA: 3.97	1.0	7	3	2	2	0	0	1	0	0	0	0	12	20	18.00	3.000															
57 Jon Rauch, R (9.1) ERA: 3.97	0.0	L	2	1	1	1	0	0	0	0	0	2	6	∞	∞																
Juan Cruz, R (9.1) ERA: 2.89	0.1	2	1	0	0	0	0	0	0	0	0	6	8	0.00	3.000																





Batter	1	2	3	4	5	6	7	8	9	AB	R	H	RBI	BB	SO	LOB	TOP					
6 Stephen Drew, L OBP: 0.317, SLG: 0.481	G3-1		HR		G3		F7		F7	5	1	1	1	0	0	3	Arizona Diamondbacks @ San Francisco Giants AT&T Park, San Francisco, CA Wed Sep 10 2008, 12:45 PM PDT Att: 30,992 - Partly Cloudy - 67 F					
24 Chris Young, R OBP: 0.309, SLG: 0.439	BB		P4		P4		P4		3B	4	0	1	2	1	1							
Adam Dunn, L OBP: 0.389, SLG: 0.519	F9		1B		BB		F8		P3	4	0	1	0	1	0	4						
34 Conor Jackson, R OBP: 0.375, SLG: 0.447	BB		1B		K				F7	3	0	1	0	1	1							
18 Chad Tracy, L OBP: 0.308, SLG: 0.413 Brandon Lyon, R	P3		F8				L1		G6-3	4	0	0	0	0	0	4						
27 Mark Reynolds, R OBP: 0.321, SLG: 0.472	F7				E6		1B		K	4	0	1	0	0	1	0						
19 Chris Snyder, R OBP: 0.355, SLG: 0.471	F9		SH2-3		L6				BB	2	0	0	0	1	0	1						
28 Alex Romero, L OBP: 0.250, SLG: 0.348					L8				SH1-3	0	1	0	0	0	0	0						
26 Miguel Montero, L OBP: 0.337, SLG: 0.436	L9		G3-1							3	0	0	0	0	0	2						
11 Augie Ojeda, S OBP: 0.346, SLG: 0.308					F9				BB	0	0	0	0	0	0	0						
15 Dan Haren, R OBP: 0.228, SLG: 0.300 47 Leo Rosales, R Juan Cruz, R										2	0	0	0	0	0	1	Arizona Diamondbacks @ San Francisco Giants AT&T Park, San Francisco, CA Wed Sep 10 2008, 12:45 PM PDT Att: 30,992 - Partly Cloudy - 67 F					
10 Justin Upton, R OBP: 0.340, SLG: 0.440 50 Chad Qualls, R Tony Clark, S Jeff Salazar, L										0	0	0	0	0	0	0						
Inning Stats	R: 0 H: 0 K: 0 S: 8	H: 0 LOB: 2 BB: 2 P: 18	R: 0 H: 0 K: 0 S: 10	H: 0 LOB: 0 BB: 0 P: 18	R: 1 H: 3 K: 1 S: 12	H: 3 LOB: 2 BB: 0 P: 15	R: 0 H: 0 K: 0 S: 7	H: 0 LOB: 1 BB: 0 P: 11	R: 0 H: 1 K: 0 S: 9	H: 1 LOB: 1 BB: 0 P: 15	R: 0 H: 1 K: 0 S: 7	H: 1 LOB: 1 BB: 0 P: 12	R: 0 H: 0 K: 1 S: 5	H: 0 LOB: 0 BB: 0 P: 7	R: 2 H: 1 K: 0 S: 10	H: 1 LOB: 2 BB: 2 P: 22		1B: 4 2B: 0 3B: 1 HR: 1	SF: 0 SAC: 2 DP: 0 HBP: 0	WP: 0 PA: 39 SB: 0 CS: 1		
PITCHER	IP	WLS	BF	H	R	ER	SO	BB	IBB	HBP	BLK	WP	HR	S	P	ERA		WHIP				
Brad Hennessey, R ERA: 9.64	6.0		26	4	1	1	3	3	0	0	0	0	1	61	100	1.50		1.167				
Jack Taschner, L ERA: 5.09	1.0	H	4	1	0	0	0	0	0	0	0	0	0	7	12	0.00		1.000				
54 Sergio Romo, R ERA: 2.77	1.0	H	3	0	0	0	1	0	0	0	0	0	0	5	7	0.00		0.000				
38 Brian Wilson, R ERA: 4.55	0.2	B	5	1	2	2	0	2	0	0	0	0	0	6	17	27.00		4.500				
43 Alex Hinshaw, L ERA: 3.75	0.1	W	1	0	0	0	0	0	0	0	0	0	0	4	5	0.00		0.000				
Batter	1	2	3	4	5	6	7	8	9	AB	R	H	RBI	BB	SO	LOB		BOTTOM				
2 Randy Winn, S OBP: 0.372, SLG: 0.440	BB		L6		L6		2B		1B	4	0	3	0	1	0	0	Arizona Diamondbacks @ San Francisco Giants AT&T Park, San Francisco, CA Wed Sep 10 2008, 12:45 PM PDT Att: 30,992 - Partly Cloudy - 67 F					
14 Fred Lewis, L OBP: 0.351, SLG: 0.440 38 Brian Wilson, R 43 Alex Hinshaw, L	E5		F8		G6-3		G6-3		F7	5	0	2	0	0	0	5						
48 Pablo Sandoval, S OBP: 0.347, SLG: 0.473	F7		E6		G3		K		G6-3	5	1	0	0	0	1	5						
1 Bengie Molina, R OBP: 0.320, SLG: 0.431 57 Ryan Rohlinger, R	P6		G5-3		G5-3		P4		BB	5	1	2	0	0	0	5						
10 Travis Ishikawa, L OBP: 0.349, SLG: 0.464	BB		K		G4-3		K		G5-3	4	0	0	0	1	2	3						
33 Aaron Rowand, R OBP: 0.344, SLG: 0.423	K		BB		G5-3		1B		BB	3	1	1	0	2	1	3						
8 Eugenio Velez, S OBP: 0.273, SLG: 0.361	G6-3		2B		E6		G4-6-3		3B	5	0	2	4	0	0	1						
Ivan Ochoa, R OBP: 0.257, SLG: 0.283 12 Nate Schierholz, L	K		G6-3		G5-3		G3			3	0	0	0	0	1	3						
Brad Hennessey, R ERA: 3.39 Dave Roberts, L Jack Taschner, L			G4-3				K			2	0	1	0	0	0	2						
54 Sergio Romo, R Omar Vizquel, S	2B									0	0	0	0	0	0	0						
Inning Stats	R: 0 H: 1 K: 1 S: 20	H: 2 LOB: 2 BB: 0 P: 17	R: 2 H: 2 K: 1 S: 13	H: 2 LOB: 1 BB: 1 P: 24	R: 0 H: 1 K: 0 S: 16	H: 1 LOB: 1 BB: 0 P: 23	R: 0 H: 0 K: 0 S: 9	H: 0 LOB: 1 BB: 0 P: 13	R: 0 H: 1 K: 1 S: 14	H: 1 LOB: 2 BB: 1 P: 24	R: 0 H: 1 K: 1 S: 10	H: 1 LOB: 0 BB: 0 P: 11	R: 0 H: 1 K: 1 S: 10	H: 1 LOB: 1 BB: 0 P: 14	R: 2 H: 2 K: 0 S: 8	H: 2 LOB: 2 BB: 1 P: 15	1B: 7 2B: 3 3B: 1 HR: 0	SF: 0 SAC: 0 DP: 1 HBP: 0	WP: 0 PA: 43 SB: 0 CS: 0			
PITCHER	IP	WLS	BF	H	R	ER	SO	BB	IBB	HBP	BLK	WP	HR	S	P	ERA	WHIP					
15 Dan Haren, R ERA: 3.39	4.0		22	6	2	1	3	3	0	0	0	0	0	9	13	0.00	0.000					
47 Leo Rosales, R ERA: 3.66	1.0		4	0	0	0	0	0	0	0	0	0	0	14	24	0.00	2.000					
Juan Cruz, R ERA: 2.82	1.0		5	1	0	0	1	1	0	0	0	0	0	10	11	0.00	1.000					
50 Chad Qualls, R ERA: 3.12 Brandon Lyon, R ERA: 4.95	1.2	L	9	3	2	2	1	1	0	0	0	0	0	18	29	10.80	2.400					



Batter	1	2	3	4	5	6	7	8	9	AB	R	H	RBI	BB	SO	LOB	TOP
2 Randy Winn, S OBP: 0.370, SLG: 0.438										5	0	1	0	0	0	0	
12 Nate Schierholz, L OBP: 0.500, SLG: 0.667										4	1	1	0	0	0	2	
48 Pablo Sandoval, S OBP: 0.343, SLG: 0.463										4	0	1	0	0	0	2	
1 Bengie Molina, R OBP: 0.320, SLG: 0.430										4	0	1	0	0	0	4	
Rich Aurilia, R OBP: 0.332, SLG: 0.428										4	1	2	1	0	0	1	
33 Aaron Rowand, R OBP: 0.349, SLG: 0.425										2	0	1	0	0	1	2	
21 John Bowker, L OBP: 0.294, SLG: 0.369										1	0	0	0	0	0	1	
32 Pat Misch, L OBP: 0.230, SLG: 0.111										0	0	0	0	0	0	0	
50 Connor Chipchase, L OBP: 0.143, SLG: 0.111										1	0	0	0	0	0	0	
8 Eugenio Velez, S OBP: 0.277, SLG: 0.377										4	1	2	1	0	0	2	
Omar Vizquel, S OBP: 0.258, SLG: 0.226										4	0	0	0	0	0	4	
18 Matt Cain, R OBP: 0.183, SLG: 0.250										1	0	0	0	0	1	0	
Dave Roberts, L OBP: 0.337, SLG: 0.301										3	0	1	1	0	0	1	
<b>Inning Stats</b>	R: 1 H: 3 E: 0 K: 1 S: 14	H: 3 R: 2 ER: 0 LOB: 2 BB: 0 P: 22	R: 0 H: 0 E: 0 K: 1 S: 9	H: 0 R: 0 ER: 0 LOB: 0 BB: 0 P: 14	R: 0 H: 0 E: 0 K: 0 S: 5	H: 2 R: 0 ER: 0 LOB: 2 BB: 0 P: 14	R: 0 H: 2 E: 0 K: 0 S: 10	H: 2 R: 0 ER: 0 LOB: 1 BB: 0 P: 12	R: 0 H: 0 E: 0 K: 0 S: 4	H: 0 R: 0 ER: 0 LOB: 0 BB: 0 P: 12	R: 0 H: 1 E: 0 K: 0 S: 7	H: 1 R: 0 ER: 0 LOB: 0 BB: 0 P: 13	1B: 8 R: 2 H: 1 3B: 1 HR: 0	SF: 0 DP: 0 HBP: 0	WP: 0 PA: 37		
<b>PITCHER</b>	IP WLS BF H R ER SO BB IBB HBP BLK WP HR S P ERA WHIP																
52 Josh Geer, R ERA: 3.18	(1, 1) 7.0 W 30 9 2 2 2 0 0 0 0 0 0 0 59 88 2.57 1.286																
43 Cla Meredith, R ERA: 3.55	(8, 1) 1.0 3 0 0 0 0 0 0 0 0 0 0 8 12 0.00 0.000																
Clay Hensley, R ERA: 5.4	(9, 1) 1.0 4 1 1 1 0 0 0 0 0 0 0 7 13 9.00 1.000																

San Francisco Giants @ San Diego Padres  
PETCO Park, San Diego, CA  
Thu Sep 11 2008, 10:05 PM EDT  
Att: 30,497 - Partly Cloudy - 67 F

AB	37
R	3
H	10
RBI	3
BB	0
SO	2
LOB	19



Batter	1	2	3	4	5	6	7	8	9	AB	R	H	RBI	BB	SO	LOB	BOTTOM
25 Will Venable, L OBP: 0.400, SLG: 0.511										4	1	2	0	1	0	0	
15 Luis Antonio Rodriguez, S OBP: 0.319, SLG: 0.355										5	2	2	0	0	0	2	
24 Brian Giles, L OBP: 0.394, SLG: 0.450										5	2	2	2	0	0	2	
Chip Ambres, R OBP: 0.286, SLG: 0.172										0	0	0	0	0	0	0	
23 Adrián González, L OBP: 0.359, SLG: 0.496										4	2	3	4	1	0	1	
7 Chase Headley, S OBP: 0.326, SLG: 0.412										4	0	0	0	1	3	1	
11 Drew Macias, L OBP: 0.375, SLG: 0.857										5	1	3	2	0	0	0	
4 Nick Hundley, R OBP: 0.267, SLG: 0.369										5	1	1	0	0	2	5	
10 Matt Antonelli, R OBP: 0.267, SLG: 0.222										4	1	3	1	1	0	3	
52 Josh Geer, R										3	0	0	0	0	1	5	
43 Cla Meredith, R										0	0	0	0	0	0	0	
2 Edgar Gonzalez, R OBP: 0.331, SLG: 0.386										1	1	1	2	0	0	0	
Clay Hensley, R										0	0	0	0	0	0	0	
<b>Inning Stats</b>	R: 5 H: 6 E: 0 K: 2 S: 19	H: 1 R: 0 ER: 0 LOB: 1 BB: 0 P: 31	R: 1 H: 2 E: 0 K: 1 S: 14	H: 2 R: 0 ER: 0 LOB: 1 BB: 0 P: 17	R: 0 H: 0 E: 0 K: 0 S: 11	H: 1 R: 0 ER: 0 LOB: 3 BB: 2 P: 27	R: 0 H: 0 E: 0 K: 0 S: 4	H: 0 R: 0 ER: 0 LOB: 0 BB: 0 P: 5	R: 1 H: 1 E: 0 K: 1 S: 13	H: 1 R: 0 ER: 0 LOB: 0 BB: 0 P: 21	R: 4 H: 6 E: 0 K: 1 S: 18	H: 6 R: 0 ER: 0 LOB: 3 BB: 1 P: 25	1B: 9 R: 2 H: 4 3B: 0 HR: 4	SF: 0 DP: 1 HBP: 0	WP: 1 PA: 44		
<b>PITCHER</b>	IP WLS BF H R ER SO BB IBB HBP BLK WP HR S P ERA WHIP																
18 Matt Cain, R ERA: 3.96	(1, 1) 3.1 L 20 9 6 6 3 1 1 0 0 0 1 0 13 31 0.00 1.200																
Geno Espineli, L ERA: 4.61	(4, 1) 1.2 7 1 0 0 1 1 1 0 0 0 1 0 13 31 0.00 1.200																
32 Pat Misch, L ERA: 5.94	(6, 1) 2.0 7 1 1 1 1 0 0 0 0 0 0 1 17 26 4.50 0.500																
Kevin Correia, R ERA: 5.88	(8, 1) 1.0 10 6 4 4 1 1 0 0 0 0 0 1 18 25 36.00 7.000																

San Francisco Giants @ San Diego Padres  
PETCO Park, San Diego, CA  
Thu Sep 11 2008, 10:05 PM EDT  
Att: 30,497 - Partly Cloudy - 67 F

AB	40
R	11
H	17
RBI	11
BB	4
SO	6
LOB	19









Batter	1	2	3	4	5	6	7	8	9	AB R H RBI BB SO LOB	TOP																																																																																													
2 Randy Winn, S OBP: 0.374, SLG: 0.442	L7		G6-3							4 0 2 1 1 0 0	<b>San Francisco Giants @ San Diego Padres</b> PETCO Park, San Diego, CA Sat Sep 13 2008, 10:05 PM EDT Att: 31,015 - Clear - 68 F																																																																																													
12 Nate Schierholz, L OBP: 0.436, SLG: 0.511	K		K		F8		K		FC4-6 1B 12 FC4-6 1B	5 1 0 0 0 3 5																																																																																														
48 Pablo Sandoval, S OBP: 0.357, SLG: 0.490	1B HR		1B			L7		G5-3	FC4-6 1B HBP	4 1 2 0 0 0 0																																																																																														
1 Bengie Molina, R OBP: 0.317, SLG: 0.431	1B HR		F9			F8		F7	FC4-6 1B	5 1 2 3 0 0 1																																																																																														
Rich Aurilia, R OBP: 0.330, SLG: 0.425	P5			P6		F9		F9	FC4-6 1B 21 1B	5 1 1 1 0 0 2																																																																																														
21 John Bowker, L OBP: 0.292, SLG: 0.390	F8			F8			K		K	5 0 1 0 0 2 2																																																																																														
8 Eugenio Velez, S OBP: 0.284, SLG: 0.386	1B			K			1B		1B	4 1 3 1 0 1 0																																																																																														
Omar Vizquel, S OBP: 0.266, SLG: 0.236	K			K			1B		55 SH1-4 2 1B	4 1 2 1 0 2 1																																																																																														
55 Tim Lincecum, L OBP: 0.206, SLG: 0.215	K			K			SH1-4		FC2 FC4-6 1B	3 1 0 0 0 2 2																																																																																														
<b>Inning Stats</b>	R: 2 H: 2 E: 0 K: 1 S: 20	H: 2 R: 0 ER: 0 LOB: 0 BB: 0 P: 24	H: 1 R: 0 ER: 0 LOB: 1 BB: 0 P: 11	H: 1 R: 0 ER: 0 LOB: 1 BB: 0 P: 15	H: 0 R: 0 ER: 0 LOB: 0 BB: 0 P: 11	H: 1 R: 0 ER: 0 LOB: 1 BB: 0 P: 14	H: 0 R: 0 ER: 0 LOB: 0 BB: 0 P: 11	H: 2 R: 1 ER: 0 LOB: 2 BB: 1 P: 23	H: 3 R: 3 ER: 1 LOB: 2 BB: 0 P: 25	1B: 11 RBI: 7 H: 13 SO: 10 LOB: 13		WP: 0 PA: 42 SB: 0 CS: 0																																																																																												
<b>PITCHER</b>	IP WLS BF H R ER SO BB IBB HBP BLK WP HR S P ERA WHIP	<table border="1"> <tr> <td>32 Chris Young, R ERA: 4.43</td> <td>7.0</td> <td>L</td> <td>29</td> <td>7</td> <td>3</td> <td>3</td> <td>9</td> <td>1</td> <td>0</td> <td>0</td> <td>0</td> <td>0</td> <td>0</td> <td>1</td> <td>82</td> <td>109</td> <td>3.86</td> <td>1.143</td> </tr> <tr> <td>Justin Hampson, L ERA: 3.45</td> <td>0.1</td> <td></td> <td>1</td> <td>0</td> <td>0</td> <td>0</td> <td>0</td> <td>0</td> <td>0</td> <td>0</td> <td>0</td> <td>0</td> <td>0</td> <td>0</td> <td>3</td> <td>4</td> <td>0.00</td> <td>0.000</td> </tr> <tr> <td>56 Mike Ekstrom, R ERA: 3.38</td> <td>0.2</td> <td></td> <td>4</td> <td>3</td> <td>1</td> <td>1</td> <td>0</td> <td>0</td> <td>0</td> <td>0</td> <td>0</td> <td>0</td> <td>0</td> <td>8</td> <td>13</td> <td>13.50</td> <td>4.500</td> </tr> <tr> <td>Charlie Haeger, R ERA: 27.0</td> <td>0.1</td> <td></td> <td>6</td> <td>3</td> <td>3</td> <td>1</td> <td>0</td> <td>0</td> <td>0</td> <td>0</td> <td>1</td> <td>0</td> <td>0</td> <td>0</td> <td>12</td> <td>18</td> <td>27.00</td> <td>9.000</td> </tr> <tr> <td>40 Scott Patterson, R ERA: 4.5</td> <td>0.2</td> <td></td> <td>2</td> <td>0</td> <td>0</td> <td>0</td> <td>1</td> <td>0</td> <td>0</td> <td>0</td> <td>0</td> <td>0</td> <td>0</td> <td>4</td> <td>7</td> <td>0.00</td> <td>0.000</td> </tr> </table>										32 Chris Young, R ERA: 4.43	7.0	L	29	7	3	3	9	1	0	0	0	0	0	1	82	109	3.86	1.143	Justin Hampson, L ERA: 3.45	0.1		1	0	0	0	0	0	0	0	0	0	0	0	3	4	0.00	0.000	56 Mike Ekstrom, R ERA: 3.38	0.2		4	3	1	1	0	0	0	0	0	0	0	8	13	13.50	4.500	Charlie Haeger, R ERA: 27.0	0.1		6	3	3	1	0	0	0	0	1	0	0	0	12	18	27.00	9.000	40 Scott Patterson, R ERA: 4.5	0.2		2	0	0	0	1	0	0	0	0	0	0	4	7	0.00	0.000
32 Chris Young, R ERA: 4.43	7.0	L	29	7	3	3	9	1	0	0	0	0	0	1	82	109	3.86	1.143																																																																																						
Justin Hampson, L ERA: 3.45	0.1		1	0	0	0	0	0	0	0	0	0	0	0	3	4	0.00	0.000																																																																																						
56 Mike Ekstrom, R ERA: 3.38	0.2		4	3	1	1	0	0	0	0	0	0	0	8	13	13.50	4.500																																																																																							
Charlie Haeger, R ERA: 27.0	0.1		6	3	3	1	0	0	0	0	1	0	0	0	12	18	27.00	9.000																																																																																						
40 Scott Patterson, R ERA: 4.5	0.2		2	0	0	0	1	0	0	0	0	0	0	4	7	0.00	0.000																																																																																							
<b>Batter</b>	1	2	3	4	5	6	7	8	9	AB R H RBI BB SO LOB	BOTTOM																																																																																													
25 Will Venable, L OBP: 0.386, SLG: 0.471	K		F8							4 0 0 0 0 2 1	<b>San Francisco Giants @ San Diego Padres</b> PETCO Park, San Diego, CA Sat Sep 13 2008, 10:05 PM EDT Att: 31,015 - Clear - 68 F																																																																																													
15 Luis Antonio Rodriguez, S OBP: 0.309, SLG: 0.347	K			L9		L8			G4-3	4 0 0 0 0 1 1																																																																																														
24 Brian Giles, L OBP: 0.393, SLG: 0.447	BB			BB		F7			G3	3 0 1 0 1 0 1																																																																																														
23 Adrián González, L OBP: 0.360, SLG: 0.498	K			K		K			5 1B	4 0 1 0 0 3 2																																																																																														
5 Kevin Kouzmanoff, R OBP: 0.303, SLG: 0.436		11 G3-6-3 HBP		K		K2-3			1B	3 0 1 0 0 2 1																																																																																														
2 Edgar González, R OBP: 0.329, SLG: 0.381	L7			K					1B	3 0 0 0 1 1 3																																																																																														
11 Drew Macias, L OBP: 0.250, SLG: 0.545	G3-6-3			K					K	3 0 0 0 0 1 2																																																																																														
4 Nick Hundley, R OBP: 0.268, SLG: 0.368			32 B3-6-4 1B		K				K	3 0 1 0 0 2 0																																																																																														
32 Chris Young, R Justin Hampson, L 56 Mike Ekstrom, R 7 Chase Headley, S Charlie Haeger, R 40 Scott Patterson, R			B3-6-4						F7	1 0 0 0 0 1 0 1 0 0 0 0 0 0 0 0 0 0 0 0 0 0 0 0 1 0																																																																																														
<b>Inning Stats</b>	R: 0 H: 0 E: 0 K: 3 S: 13	H: 0 R: 0 ER: 0 LOB: 0 BB: 0 P: 22	H: 0 R: 0 ER: 0 LOB: 0 BB: 0 P: 7	H: 1 R: 0 ER: 0 LOB: 0 BB: 0 P: 6	H: 1 R: 0 ER: 0 LOB: 1 BB: 0 P: 23	H: 0 R: 0 ER: 0 LOB: 0 BB: 0 P: 10	H: 0 R: 0 ER: 0 LOB: 1 BB: 1 P: 18	H: 0 R: 0 ER: 0 LOB: 1 BB: 1 P: 20	H: 0 R: 0 ER: 0 LOB: 2 BB: 0 P: 20	1B: 4 RBI: 0 H: 4 SO: 12 LOB: 12		WP: 0 PA: 33 SB: 1 CS: 0																																																																																												
<b>PITCHER</b>	IP WLS BF H R ER SO BB IBB HBP BLK WP HR S P ERA WHIP	<table border="1"> <tr> <td>55 Tim Lincecum, R ERA: 2.43</td> <td>9.0</td> <td>W</td> <td>33</td> <td>4</td> <td>0</td> <td>0</td> <td>12</td> <td>3</td> <td>0</td> <td>0</td> <td>1</td> <td>0</td> <td>0</td> <td>0</td> <td>86</td> <td>138</td> <td>0.00</td> <td>0.778</td> </tr> </table>										55 Tim Lincecum, R ERA: 2.43	9.0	W	33	4	0	0	12	3	0	0	1	0	0	0	86	138	0.00	0.778																																																																										
55 Tim Lincecum, R ERA: 2.43	9.0	W	33	4	0	0	12	3	0	0	1	0	0	0	86	138	0.00	0.778																																																																																						



Batter	1	2	3	4	5	6	7	8	9	10	AB	R	H	RBI	BB	SO	LOB	TOP						
2 Randy Winn, S OBP: 0.372, SLG: 0.438		G1-3			K	K2-3			G4-3		5	1	0	0	1	3	5	San Francisco Giants @ San Diego Padres PETCO Park, San Diego, CA Sun Sep 14, 2008, 4:05 PM EDT Att. 25,476 - Sunny - 72 F						
12 Nate Schierholtz, L OBP: 0.432, SLG: 0.550			G4-3				G4-3		F7		5	0	2	0	0	0	1							
48 Pablo Sandoval, S OBP: 0.350, SLG: 0.486	F8		G4-3		L5-3			G4-3			5	1	1	0	0	0	3							
10 Travis Ishikawa, L OBP: 0.403, SLG: 0.547								G3-1			5	2	3	1	0	1	0							
33 Aaron Rowand, R OBP: 0.348, SLG: 0.423	L5							F8			4	2	2	0	1	0	2							
Scott McClain, R OBP: 0.360, SLG: 0.625	F8										5	1	2	1	0	2	4							
8 Eugenio Velez, S OBP: 0.287, SLG: 0.387		P5									5	1	2	1	0	1	3							
Omar Vizquel, S OBP: 0.288, SLG: 0.236		F7									4	0	1	2	1	0	2							
78 Barry Zito, L ERA: 5.06											1	0	0	0	0	0	1							
23 Keiichi Yabu, R ERA: 3.53											0	0	0	0	0	0	0							
11 Brian Wilson, R ERA: 2.99											0	0	0	0	0	0	0							
53 Cha Seung Baek, R ERA: 5.06											1	0	0	0	0	0	0							
Clay Hensley, R ERA: 5.34											0	0	0	0	0	0	0							
Justin Hampson, L ERA: 3.33											0	0	0	0	0	0	0							
43 Cia Meredith, R ERA: 4.12											0	0	0	0	0	0	0							
37 Mike Adams, R ERA: 2.99											0	0	0	0	0	0	0							
<b>Inning Stats</b>	R: 1 E: 0 K: 0 S: 18	H: 2 LOB: 2 BB: 1 P: 24	R: 0 E: 0 K: 0 S: 6	H: 0 LOB: 1 BB: 1 P: 13	R: 0 E: 0 K: 1 S: 5	H: 0 LOB: 0 BB: 0 P: 9	R: 1 E: 0 K: 0 S: 14	H: 2 LOB: 1 BB: 0 P: 22	R: 0 E: 0 K: 1 S: 13	H: 1 LOB: 0 BB: 0 P: 19	R: 4 E: 0 K: 1 S: 15	H: 5 LOB: 1 BB: 0 P: 24	R: 0 E: 0 K: 0 S: 12	H: 0 LOB: 0 BB: 0 P: 16	R: 0 E: 0 K: 1 S: 11	H: 1 LOB: 0 BB: 0 P: 14	R: 0 E: 0 K: 0 S: 6	H: 0 LOB: 0 BB: 0 P: 8	R: 2 E: 0 K: 3 S: 23	H: 2 LOB: 3 BB: 3 P: 45	1B: 11 2B: 4 3B: 0 HR: 0	SF: 1 SAC: 0 DP: 2 HBP: 0	WP: 1 PB: 0 SB: 1 CS: 0	PA: 46
<b>PITCHER</b>	IP WLS BF H R ER SO BB IBB HBP BLK WP HR S P ERA WHIP	2.0 10 2 1 1 0 2 0 0 0 0 0 24 37 4.50 2.000	2.0 8 2 1 1 0 0 0 0 0 0 0 19 31 4.50 1.000	1.0 3 1 0 0 1 0 0 0 0 0 0 13 19 0.00 1.000	0.0 5 5 4 4 0 0 0 0 0 0 0 0 14 ∞	2.0 6 0 0 0 1 0 0 0 0 0 0 17 26 0.00 0.000	1.0 3 1 0 0 0 1 0 0 0 0 0 24 37 4.50 2.000	1.0 3 0 0 0 0 0 0 0 0 0 0 13 19 0.00 1.000	0.0 L 3 2 2 2 0 1 0 0 0 0 7 15 ∞	1.0 5 0 0 0 0 3 2 0 0 0 0 16 30 0.00 2.000	21 Heath Bell, R ERA: 3.03	1.0 3 0 0 0 0 0 0 0 0 0 6 8 0.00 0.000	0.0 L 3 2 2 2 0 1 0 0 0 0 7 15 ∞	1.0 5 0 0 0 0 3 2 0 0 0 0 16 30 0.00 2.000	40 Scott Patterson, R ERA: 3.0	1.0 3 0 0 0 0 0 0 0 0 0 6 8 0.00 0.000	0.0 L 3 2 2 2 0 1 0 0 0 0 7 15 ∞	1.0 5 0 0 0 0 3 2 0 0 0 0 16 30 0.00 2.000						



Batter	1	2	3	4	5	6	7	8	9	10	AB	R	H	RBI	BB	SO	LOB	BOTTOM						
25 Will Venable, L OBP: 0.397, SLG: 0.464	G3-1	P5								G3-1	5	1	2	1	1	0	3	San Francisco Giants @ San Diego Padres PETCO Park, San Diego, CA Sun Sep 14, 2008, 4:05 PM EDT Att. 25,476 - Sunny - 72 F						
2 Edgar Gonzalez, R OBP: 0.335, SLG: 0.384	P3										5	0	3	2	1	1	1							
24 Brian Giles, L OBP: 0.394, SLG: 0.445	F7										4	0	1	0	2	0	2							
23 Adrián González, L OBP: 0.359, SLG: 0.496											5	1	1	0	0	3	8							
5 Kevin Koussanoff, R OBP: 0.302, SLG: 0.433											4	1	0	0	1	1	0							
7 Chase Headley, S OBP: 0.328, SLG: 0.405											4	1	1	0	1	1	0							
40 Scott Patterson, R ERA: 3.0											0	0	0	0	0	0	0							
4 Nick Hundley, R OBP: 0.278, SLG: 0.368											3	1	1	1	2	0	1							
15 Luis Antonio Rodríguez, S OBP: 0.317, SLG: 0.358											3	1	2	1	1	0	1							
63 Cha Seung Baek, R ERA: 5.06											0	0	0	0	0	0	0							
10 Matt Anderson, R ERA: 3.53											0	0	0	0	0	0	0							
37 Mike Adams, R ERA: 2.99											0	0	0	0	0	0	0							
53 Cha Seung Baek, R ERA: 5.06											0	0	0	0	0	0	0							
Clay Hensley, R ERA: 5.34											0	0	0	0	0	0	0							
Justin Hampson, L ERA: 3.33											0	0	0	0	0	0	0							
43 Cia Meredith, R ERA: 4.12											0	0	0	0	0	0	0							
37 Mike Adams, R ERA: 2.99											0	0	0	0	0	0	0							
<b>Inning Stats</b>	R: 0 E: 0 K: 0 S: 8	H: 0 LOB: 0 BB: 0 P: 11	R: 4 E: 0 K: 0 S: 17	H: 4 LOB: 3 BB: 3 P: 37	R: 0 E: 0 K: 0 S: 6	H: 0 LOB: 0 BB: 0 P: 10	R: 2 E: 1 K: 1 S: 13	H: 3 LOB: 1 BB: 0 P: 21	R: 0 E: 0 K: 0 S: 12	H: 1 LOB: 2 BB: 1 P: 23	R: 0 E: 0 K: 2 S: 8	H: 1 LOB: 1 BB: 0 P: 18	R: 0 E: 0 K: 2 S: 9	H: 0 LOB: 0 BB: 0 P: 15	R: 0 E: 0 K: 1 S: 12	H: 1 LOB: 3 BB: 3 P: 29	R: 0 E: 0 K: 0 S: 7	H: 0 LOB: 1 BB: 1 P: 15	R: 0 E: 0 K: 1 S: 13	H: 1 LOB: 1 BB: 0 P: 20	1B: 10 2B: 2 3B: 0 HR: 0	SF: 1 SAC: 1 DP: 1 HBP: 0	WP: 1 PB: 0 SB: 0 CS: 2	PA: 49
<b>PITCHER</b>	IP WLS BF H R ER SO BB IBB HBP BLK WP HR S P ERA WHIP	4.2 26 8 6 5 1 5 0 0 0 0 1 0 52 96 9.64 2.786	0.1 0 0 0 0 0 0 0 0 0 0 0 0 4 6 0.00 0.000	1.0 4 1 0 0 2 1 0 0 0 0 0 8 18 0.00 2.000	1.1 5 0 0 0 2 1 0 0 0 0 0 12 23 0.00 0.750	0.2 4 1 0 0 1 2 0 0 0 0 0 9 21 0.00 4.500	1.0 3 0 0 0 0 1 0 0 0 0 0 6 8 0.00 0.000	1.0 3 0 0 0 0 0 0 0 0 0 0 13 19 0.00 1.000	0.0 L 3 2 2 2 0 1 0 0 0 0 7 15 ∞	1.0 5 0 0 0 0 3 2 0 0 0 0 16 30 0.00 2.000	54 Sergio Romo, R ERA: 2.54	1.0 3 0 0 0 0 0 0 0 0 0 6 8 0.00 0.000	0.0 L 3 2 2 2 0 1 0 0 0 0 7 15 ∞	1.0 5 0 0 0 0 3 2 0 0 0 0 16 30 0.00 2.000	38 Brian Wilson, R ERA: 4.4	1.0 3 0 0 0 0 0 0 0 0 0 6 8 0.00 0.000	0.0 L 3 2 2 2 0 1 0 0 0 0 7 15 ∞	1.0 5 0 0 0 0 3 2 0 0 0 0 16 30 0.00 2.000						





Batter	1	2	3	4	5	6	7	8	9	AB	R	H	RBI	BB	SO	LOB	TOP										
2 Randy Winn, S OBP: 0.371, SLG: 0.437	G5-3		L6	L7			2B		G4-3	5	0	1	0	0	0	2											
12 Nate Schierholz, L OBP: 0.396, SLG: 0.500	G4-3		L4		G4-3		G1-3			4	0	0	0	0	0	1											
Rich Aurilia, R OBP: 0.333, SLG: 0.426	1B		1B		F7		P3			4	1	2	0	0	0	1											
1 Bengie Molina, R OBP: 0.316, SLG: 0.429	1B		E8		G4-3		F8			4	0	1	0	0	0	1											
33 Aaron Rowand, R OBP: 0.346, SLG: 0.420	F7		K			G6-3		P4		4	0	0	0	0	1	3											
48 Pablo Sandoval, S OBP: 0.285, SLG: 0.487		FC4-6		SH1-4		E5		K		4	0	2	0	0	1	0											
8 Eugenio Velez, S OBP: 0.290, SLG: 0.389		FC4-6		SH1-4				K		4	0	2	0	0	1	1											
Omar Vizquel, S OBP: 0.265, SLG: 0.233		FC4-6		F7		P6				3	0	0	0	0	0	5											
Dave Roberts, L OBP: 0.314, SLG: 0.281		FC4-6						G4-3		1	0	0	0	0	0	0											
Brad Hennessey, R OBP: 0.333, SLG: 0.500		FC6-4		SH1-4		K				2	0	0	0	0	1	3											
21 John Bowker, L OBP: 0.291, SLG: 0.388								G3		1	0	0	0	0	0	0											
<b>Inning Stats</b>	R: 0 E: 0 K: 0 S: 11	H: 2 LOB: 2 BB: 0 P: 14	R: 0 E: 0 K: 0 S: 11	H: 1 LOB: 1 BB: 0 P: 13	R: 1 E: 1 K: 1 S: 10	H: 1 LOB: 1 BB: 0 P: 15	R: 0 E: 0 K: 0 S: 9	H: 2 LOB: 2 BB: 0 P: 10	R: 0 E: 0 K: 0 S: 10	H: 0 LOB: 0 BB: 0 P: 16	R: 0 E: 1 K: 1 S: 8	H: 1 LOB: 2 BB: 0 P: 13	R: 0 E: 0 K: 0 S: 11	H: 1 LOB: 1 BB: 0 P: 17	R: 0 E: 0 K: 2 S: 8	H: 0 LOB: 0 BB: 0 P: 9	R: 0 E: 0 K: 0 S: 9	H: 0 LOB: 0 BB: 0 P: 14	1B: 7 2B: 1 3B: 0 HR: 0	SF: 0 SAC: 1 DP: 0 HBP: 0	WP: 0 PB: 0 SB: 0 CS: 0	PA: 37					
<b>PITCHER</b>	IP	WLS	BF	H	R	ER	SO	BB	IBB	HBP	BLK	WP	HR	S	P	ERA	WHIP										
49 Doug Davis, L ERA: 4.3	(1, 1)	7.0	31	8	1	0	2	0	0	0	0	0	0	70	98	0.00	1.143										
56 Ramon Pena, R ERA: 3.93	(8, 1)	1.0	W	3	0	0	2	0	0	0	0	0	0	8	9	0.00	0.000										
50 Chad Qualls, R ERA: 3.01	(9, 1)	1.0	S	3	0	0	0	0	0	0	0	0	0	9	14	0.00	0.000										

San Francisco Giants @ Arizona Diamondbacks  
Chase Field, Phoenix, AZ  
Mon Sep 15 2008, 6:40 PM MST  
Att: 25,985 - Clear - 95 F

livebaseballscores.com

AB 36  
R 1  
H 8  
RBI 0  
BB 0  
SO 4  
LOB 17

**GIANTS**

Batter	1	2	3	4	5	6	7	8	9	AB	R	H	RBI	BB	SO	LOB	BOTTOM										
24 Chris Young, R OBP: 0.312, SLG: 0.436	K		F8		F8			HR		4	1	1	0	0	1	1											
David Eckstein, R OBP: 0.338, SLG: 0.332	G5-3		G3			K		B1		4	0	0	0	0	1	1											
10 Justin Upton, R OBP: 0.365, SLG: 0.463	2B				HR		P3	L7		4	1	2	1	0	0	1											
Adam Dunn, L OBP: 0.389, SLG: 0.515	P5			G3-1		F8		HR		4	1	1	2	0	0	1											
27 Mark Reynolds, R OBP: 0.322, SLG: 0.467		F9		19 CS		G6-3		P3		4	0	1	0	0	0	0											
29 Josh Whitesell, L OBP: 0.200, SLG: 0.200		F7		F8						3	0	1	0	0	0	1											
Chris Burke, R OBP: 0.311, SLG: 0.274										0	0	0	0	0	0	0											
Tony Clark, S OBP: 0.365, SLG: 0.324										0	0	0	0	0	0	0											
19 Chris Snyder, R OBP: 0.352, SLG: 0.461		HBP		CS		11 FC6-4		P2		2	0	1	0	0	0	1											
11 Augie Ojeda, S OBP: 0.353, SLG: 0.311		G4-3				49 SH3				3	0	1	0	0	0	2											
49 Doug Davis, R OBP: 0.105, SLG: 0.105										1	0	0	0	0	0	0											
Jeff Salazar, L OBP: 0.328, SLG: 0.364										1	0	0	0	0	0	2											
56 Ramon Pena, R OBP: 0.311, SLG: 0.364										0	0	0	0	0	0	0											
50 Chad Qualls, R OBP: 0.311, SLG: 0.364										0	0	0	0	0	0	0											
<b>Inning Stats</b>	R: 0 E: 0 K: 1 S: 9	H: 1 LOB: 1 BB: 0 P: 13	R: 0 E: 0 K: 0 S: 7	H: 0 LOB: 0 BB: 0 P: 14	R: 0 E: 0 K: 0 S: 5	H: 0 LOB: 0 BB: 0 P: 7	R: 1 E: 0 K: 0 S: 10	H: 2 LOB: 0 BB: 0 P: 14	R: 0 E: 0 K: 0 S: 8	H: 1 LOB: 1 BB: 0 P: 12	R: 0 E: 0 K: 1 S: 6	H: 0 LOB: 0 BB: 0 P: 12	R: 0 E: 0 K: 0 S: 10	H: 2 LOB: 2 BB: 0 P: 15	R: 2 E: 0 K: 0 S: 10	H: 2 LOB: 0 BB: 0 P: 12	1B: 5 2B: 1 3B: 0 HR: 2	SF: 0 SAC: 1 DP: 0 HBP: 1	WP: 0 PB: 0 SB: 0 CS: 1	PA: 33							
<b>PITCHER</b>	IP	WLS	BF	H	R	ER	SO	BB	IBB	HBP	BLK	WP	HR	S	P	ERA	WHIP										
Brad Hennessey, R ERA: 8.04	(1, 1)	8.0	L	32	8	3	3	2	0	0	1	0	0	65	99	3.38	1.000										

San Francisco Giants @ Arizona Diamondbacks  
Chase Field, Phoenix, AZ  
Mon Sep 15 2008, 6:40 PM MST  
Att: 25,985 - Clear - 95 F

livebaseballscores.com

AB 30  
R 3  
H 8  
RBI 3  
BB 0  
SO 2  
LOB 10

**A**







Batter	1	2	3	4	5	6	7	8	9	AB	R	H	RBI	BB	SO	LOB	TOP											
<b>Dave Roberts, L</b> OBP: 0.316, SLG: 0.271										4	1	1	0	1	0	0	San Francisco Giants @ Arizona Diamondbacks Chase Field, Phoenix, AZ Wed Sep 17 2008, 6:40 PM MST Att: 22,620 - Clear - 92 F											
<b>2 Randy Winn, S</b> OBP: 0.370, SLG: 0.435										4	0	1	0	1	1	2												
<b>48 Pablo Sandoval, S</b> OBP: 0.364, SLG: 0.496										4	1	2	1	0	0	1												
<b>1 Bengie Molina, R</b> OBP: 0.313, SLG: 0.424										4	1	1	1	0	0	2												
<b>10 Travis Ishikawa, L</b> OBP: 0.375, SLG: 0.500										4	0	1	0	0	1	2												
<b>21 John Bowker, L</b> OBP: 0.291, SLG: 0.387 <b>Scott McClain, R</b> OBP: 0.385, SLG: 0.625										3	0	1	1	0	0	2												
<b>8 Eugenio Velez, S</b> OBP: 0.290, SLG: 0.380										3	1	0	0	1	0	3												
<b>Omar Vizquel, S</b> OBP: 0.269, SLG: 0.246										4	1	2	2	0	0	0												
<b>57 Jonathan Sánchez, L</b> OBP: 0.125, SLG: 0.125 <b>Kevin Correia, R</b> OBP: 0.140, SLG: 0.111 <b>Geno Espinola, L</b> OBP: 0.145, SLG: 0.111 <b>50 Connor Gillaspie, L</b> OBP: 0.363, SLG: 0.533 <b>40 Billy Sadler, R</b> OBP: 0.320, SLG: 0.444 <b>32 Pat Misch, R</b> OBP: 0.333, SLG: 0.424 <b>Rich Aurilia, R</b> OBP: 0.333, SLG: 0.424										2	0	0	0	0	0	0												
<b>Inning Stats</b>	R: 3 E: 1 K: 0 S: 10	H: 3 LOB: 1 BB: 0 P: 13	R: 0 E: 0 K: 0 S: 5	H: 0 LOB: 0 BB: 0 P: 7	R: 0 E: 0 K: 1 S: 11	H: 2 LOB: 1 BB: 0 P: 15	R: 0 E: 0 K: 0 S: 9	H: 2 LOB: 1 BB: 0 P: 16	R: 0 E: 0 K: 0 S: 5	H: 1 LOB: 1 BB: 1 P: 10	R: 0 E: 0 K: 1 S: 7	H: 0 LOB: 1 BB: 1 P: 15	R: 0 E: 0 K: 0 S: 7	H: 0 LOB: 0 BB: 0 P: 9	R: 3 E: 0 K: 0 S: 13	H: 1 LOB: 0 BB: 2 P: 25		1B: 7 2B: 3 3B: 1 HR: 0	SF: 0 DP: 2 HBP: 0	WP: 0 PB: 0 SB: 1 CS: 1	PA: 38							
<b>PITCHER</b>	IP	WLS	BF	H	R	ER	SO	BB	IBB	HBP	BLK	WP	HR	S	P	ERA	WHIP											
<b>17 Brandon Webb, R</b> ERA: 3.26	(1, 1)	7.0	W	29	8	3	2	2	2	0	0	0	0	0	57	88	2.57	1.429										
<b>Juan Cruz, R</b> ERA: 2.54	(8, 1)	1.0		3	0	0	0	0	0	0	0	0	0	7	9	0.00	0.000											
<b>45 Doug Slaten, L</b> ERA: 4.78	(9, 1)	0.0		2	0	2	0	2	0	0	0	0	0	3	11	∞	∞											
<b>56 Ramon Pena, R</b> ERA: 4.0	(9, 1)	1.0	S	4	1	1	1	0	0	0	0	0	0	10	14	9.00	1.000											

Batter	1	2	3	4	5	6	7	8	9	AB	R	H	RBI	BB	SO	LOB	BOTTOM											
<b>6 Stephen Drew, L</b> OBP: 0.323, SLG: 0.488										5	2	4	1	0	1	1	San Francisco Giants @ Arizona Diamondbacks Chase Field, Phoenix, AZ Wed Sep 17 2008, 6:40 PM MST Att: 22,620 - Clear - 92 F											
<b>10 Justin Upton, R</b> OBP: 0.361, SLG: 0.464										4	1	1	2	1	1	3												
<b>34 Conor Jackson, R</b> OBP: 0.375, SLG: 0.446										3	0	1	1	1	1	2												
<b>Adam Dunn, L</b> OBP: 0.385, SLG: 0.508										5	0	0	0	0	2	4												
<b>27 Mark Reynolds, R</b> OBP: 0.321, SLG: 0.466										3	0	1	0	1	2	0												
<b>19 Chris Snyder, R</b> OBP: 0.357, SLG: 0.473										2	1	0	0	2	0	2												
<b>24 Chris Young, R</b> OBP: 0.311, SLG: 0.434										4	1	1	0	0	1	3												
<b>David Eckstein, R</b> OBP: 0.337, SLG: 0.341										4	1	1	1	0	0	3												
<b>17 Brandon Webb, R</b> OBP: 0.154, SLG: 0.188 <b>Juan Cruz, R</b> OBP: 0.324, SLG: 0.352 <b>45 Doug Slaten, L</b> OBP: 0.357, SLG: 0.473 <b>56 Ramon Pena, R</b> OBP: 0.321, SLG: 0.466										3	1	1	2	0	1	0												
<b>Inning Stats</b>	R: 1 E: 0 K: 0 S: 10	H: 1 LOB: 0 BB: 0 P: 17	R: 5 E: 0 K: 1 S: 19	H: 4 LOB: 0 BB: 1 P: 25	R: 0 E: 0 K: 3 S: 13	H: 0 LOB: 1 BB: 1 P: 20	R: 0 E: 0 K: 1 S: 14	H: 1 LOB: 2 BB: 1 P: 24	R: 0 E: 0 K: 2 S: 17	H: 3 LOB: 0 BB: 0 P: 26	R: 0 E: 0 K: 0 S: 4	H: 0 LOB: 1 BB: 1 P: 11	R: 0 E: 0 K: 2 S: 11	H: 0 LOB: 2 BB: 2 P: 22	R: 0 E: 0 K: 2 S: 11	H: 0 LOB: 2 BB: 2 P: 22		1B: 5 2B: 3 3B: 0 HR: 2	SF: 1 DP: 0 HBP: 0	WP: 2 PB: 0 SB: 0 CS: 0	PA: 40							
<b>PITCHER</b>	IP	WLS	BF	H	R	ER	SO	BB	IBB	HBP	BLK	WP	HR	S	P	ERA	WHIP											
<b>57 Jonathan Sánchez, L</b> ERA: 4.71	(1, 1)	3.2	L	20	6	6	6	4	3	0	0	0	0	1	28	40	4.50	2.000										
<b>Kevin Correia, R</b> ERA: 5.64	(4, 1)	2.0		10	4	1	1	2	0	0	0	0	0	3	5	0.00	0.000											
<b>Geno Espinola, L</b> ERA: 4.5	(6, 1)	0.1		1	0	0	0	1	0	0	0	0	0	3	5	0.00	0.000											
<b>40 Billy Sadler, R</b> ERA: 4.29	(7, 1)	1.2		8	0	0	0	2	3	0	0	0	2	14	31	0.00	1.800											
<b>32 Pat Misch, L</b> ERA: 5.9	(8, 1)	0.1		1	0	0	0	0	0	0	0	0	0	1	2	0.00	0.000											

San Francisco Giants  
Chase Field, Phoenix, AZ  
Wed Sep 17 2008, 6:40 PM MST  
Att: 22,620 - Clear - 92 F

San Francisco Giants @ Arizona Diamondbacks  
Chase Field, Phoenix, AZ  
Wed Sep 17 2008, 6:40 PM MST  
Att: 22,620 - Clear - 92 F



AB	34
R	6
H	9
RBI	6
BB	4
SO	2
LOB	13

AB	33
R	7
H	10
RBI	7
SO	9
LOB	18







Batter	1	2	3	4	5	6	7	8	9	AB	R	H	RBI	BB	SO	LOB	TOP										
<b>Dave Roberts, L</b> (1,7) OBP: 0.328, SLG: 0.280										4	1	2	1	1	0	1	<b>San Francisco Giants @ Los Angeles Dodgers</b> <b>Dodger Stadium, Los Angeles, CA</b> Fri Sep 19 2008, 7:40 PM PDT Att: 55,135 - Clear - 70 F										
<b>2 Randy Winn, S</b> (1,9) OBP: 0.368, SLG: 0.431										5	1	1	0	0	1	4											
<b>48 Pablo Sandoval, S</b> (1,5) <b>57 Ryan Rohlinger, R</b> (8,5) OBP: 0.129, SLG: 0.200										4	2	2	2	0	0	1											
<b>1 Bengie Molina, R</b> (1,2) OBP: 0.318, SLG: 0.439										4	1	3	4	0	0	0											
<b>10 Travis Ishikawa, L</b> (1,3) OBP: 0.353, SLG: 0.468										4	0	0	0	0	0	3											
<b>33 Aaron Rowand, R</b> (1,8) OBP: 0.343, SLG: 0.417										4	0	1	0	0	0	1											
<b>8 Eugenio Velez, S</b> (1,4) OBP: 0.289, SLG: 0.376										4	1	1	0	0	0	1											
<b>Omar Vizquel, S</b> (1,6) OBP: 0.268, SLG: 0.246										4	1	1	0	0	1	2											
<b>75 Barry Zito, L</b> (1,1) <b>22 Keiichi Yabu, R</b> (8,1)										3	0	0	0	0	1	3											
<b>21 John Bowker, L</b> (9,PH) <b>43 Alex Hinshaw, L</b> (9,1) <b>Tyler Walker, R</b> (9,1)										0	0	0	0	0	0	0											
<b>Inning Stats</b>	R: 2 E: 0 K: 0 S: 10	H: 3 LOB: 1 BB: 0 P: 14	R: 1 E: 0 K: 0 S: 8	H: 2 LOB: 0 BB: 0 P: 11	R: 0 E: 0 K: 0 S: 6	H: 0 LOB: 0 BB: 0 P: 8	R: 0 E: 0 K: 0 S: 5	H: 0 LOB: 0 BB: 0 P: 8	R: 4 E: 0 K: 1 S: 14	H: 4 LOB: 0 BB: 0 P: 20	R: 0 E: 0 K: 0 S: 12	H: 1 LOB: 1 BB: 0 P: 20	R: 0 E: 0 K: 0 S: 11	H: 1 LOB: 2 BB: 1 P: 19	R: 0 E: 0 K: 1 S: 6	H: 0 LOB: 0 BB: 0 P: 9	R: 0 E: 0 K: 1 S: 8	H: 1 LOB: 1 BB: 0 P: 13	1B: 7 2B: 4 3B: 0 HR: 1	SF: 0 SAC: 0 DP: 0 HBP: 0	WP: 0 PB: 0 SB: 1 CS: 1	PA: 40					
<b>PITCHER</b>	IP	WLS	BF	H	R	ER	SO	BB	IBB	HBP	BLK	WP	HR	S	P	ERA	WHIP										
<b>Greg Maddux, R</b> (1,1) ERA: 4.31	5.0	L	23	9	7	7	1	0	0	0	0	0	1	43	61	12.60	1.800										
<b>52 James McDonald, R</b> (8,1) ERA:	2.0		9	2	0	0	0	1	0	0	0	0	0	23	39	0.00	1.500										
<b>38 Ramon Troncoso, R</b> (8,1) ERA: 4.46	1.0		3	0	0	0	1	0	0	0	0	0	0	6	9	0.00	0.000										
<b>54 Jason Johnson, R</b> (9,1) ERA: 5.02	1.0		4	1	0	0	1	0	0	0	0	0	0	8	13	0.00	1.000										

Batter	1	2	3	4	5	6	7	8	9	AB	R	H	RBI	BB	SO	LOB	BOTTOM										
<b>27 Matt Kemp, R</b> (1,8) OBP: 0.340, SLG: 0.455										4	0	2	0	0	1	0	<b>San Francisco Giants @ Los Angeles Dodgers</b> <b>Dodger Stadium, Los Angeles, CA</b> Fri Sep 19 2008, 7:40 PM PDT Att: 55,135 - Clear - 70 F										
<b>16 Andre Ethier, L</b> (1,9) OBP: 0.365, SLG: 0.512										3	0	1	0	1	0	2											
<b>Manny Ramirez, R</b> (1,7) <b>17 Jason Repko, R</b> (8,7) OBP: 0.154, SLG: 0.231										3	0	2	0	0	0	1											
<b>Casey Blake, R</b> (1,5) <b>38 Ramon Troncoso, R</b> (8,1) <b>54 Jason Johnson, R</b> (9,1) <b>21 Mark Sweeney, L</b> (9,PH) OBP: 0.262, SLG: 0.172										3	0	0	0	0	1	4											
<b>7 James Loney, L</b> (1,3) OBP: 0.344, SLG: 0.438										4	0	0	0	0	1	2											
<b>33 Blake DeWitt, L</b> (1,4) OBP: 0.336, SLG: 0.370										4	0	0	0	0	0	2											
<b>Angel Berroa, R</b> (1,6) OBP: 0.308, SLG: 0.329										4	0	0	0	0	1	1											
<b>Danny Ardoin, R</b> (1,2) OBP: 0.277, SLG: 0.318										3	0	0	0	0	1	0											
<b>Greg Maddux, R</b> (1,1) OBP: 0.130, SLG: 0.113 <b>3 Delwyn Young, S</b> (5,PH) <b>52 James McDonald, L</b> (6,1) <b>Pablo Ozuna, R</b> (8,4) OBP: 0.297, SLG: 0.364										1	0	0	0	0	0	0											
<b>Inning Stats</b>	R: 0 E: 0 K: 1 S: 10	H: 1 LOB: 1 BB: 1 P: 17	R: 0 E: 0 K: 1 S: 9	H: 0 LOB: 0 BB: 0 P: 13	R: 0 E: 0 K: 1 S: 13	H: 1 LOB: 1 BB: 0 P: 17	R: 0 E: 0 K: 1 S: 16	H: 1 LOB: 0 BB: 0 P: 21	R: 0 E: 0 K: 0 S: 12	H: 0 LOB: 0 BB: 0 P: 16	R: 0 E: 0 K: 0 S: 6	H: 1 LOB: 1 BB: 0 P: 10	R: 0 E: 0 K: 1 S: 9	H: 0 LOB: 0 BB: 0 P: 12	R: 1 E: 0 K: 0 S: 14	H: 2 LOB: 1 BB: 0 P: 19		R: 0 E: 0 K: 0 S: 7	H: 0 LOB: 1 BB: 1 P: 14	1B: 4 2B: 2 3B: 0 HR: 1	SF: 0 SAC: 0 DP: 1 HBP: 0	WP: 0 PB: 0 SB: 0 CS: 0	PA: 34				
<b>PITCHER</b>	IP	WLS	BF	H	R	ER	SO	BB	IBB	HBP	BLK	WP	HR	S	P	ERA	WHIP										
<b>75 Barry Zito, L</b> (1,1) ERA: 5.28	7.2	W	29	6	1	1	6	1	0	0	0	0	1	84	119	1.17	0.913										
<b>22 Keiichi Yabu, R</b> (8,1) ERA: 3.52	0.1		1	0	0	0	0	0	0	0	0	0	0	5	6	0.00	0.000										
<b>43 Alex Hinshaw, L</b> (9,1) ERA: 3.55	0.2		3	0	0	0	0	1	0	0	0	0	0	5	12	0.00	1.500										
<b>Tyler Walker, R</b> (9,1) ERA: 4.47	0.1		1	0	0	0	0	0	0	0	0	0	0	2	2	0.00	0.000										

AB	38
R	7
H	12
RBI	7
BB	1
SO	3
LOB	17





Batter	1	2	3	4	5	6	7	8	9	AB	R	H	RBI	BB	SO	LOB	TOP																																																																																																																										
2 Randy Winn, S OBP: 0.367, SLG: 0.429										5	1	1	0	0	0	4	San Francisco Giants @ Los Angeles Dodgers Dodger Stadium, Los Angeles, CA Sat Sep 20 2008, 7:10 PM PDT Att: 55,452 - Clear - 69 F																																																																																																																										
12 Nate Schierholz, L OBP: 0.390, SLG: 0.479 Ivan Ochoa, R OBP: 0.281, SLG: 0.286										4	1	1	0	0	1	2																																																																																																																											
Rich Aurilia, R OBP: 0.335, SLG: 0.423										5	0	2	0	0	1	3																																																																																																																											
1 Bengie Molina, R OBP: 0.320, SLG: 0.445										5	1	3	0	0	2	4																																																																																																																											
10 Travis Ishikawa, L OBP: 0.356, SLG: 0.457										4	2	1	2	1	1	3																																																																																																																											
33 Aaron Rowand, R OBP: 0.343, SLG: 0.416										4	2	1	0	1	1	5																																																																																																																											
8 Eugenio Velez, S OBP: 0.287, SLG: 0.370										4	0	0	1	1	2	4																																																																																																																											
Omar Vizquel, S OBP: 0.275, SLG: 0.255 Geno Espineli, L (8, 1)										3	0	2	0	1	0	2																																																																																																																											
56 Osiris Matos, R 48 Pablo Sandoval, S (9, PH) 57 Ryan Rohlinger, R (9, PR)										0	0	0	0	0	0	0																																																																																																																											
Brad Hennessey, R 21 Justin Smoak, L Kevin Correia, R 22 Keiichi Yabu, R 40 Cesar Torres, L Tyler Walker, R Jack Taschner, L 46 Ryan Sweeney, R Dave Roberts, L										1	0	0	0	0	0	1																																																																																																																											
<b>Inning Stats</b>	R: 1 E: 0 K: 1 S: 20	H: 3 LOB: 2 BB: 1 P: 31	R: 0 E: 0 K: 1 S: 10	H: 1 LOB: 1 BB: 0 P: 14	R: 1 E: 1 K: 2 S: 14	H: 1 LOB: 2 BB: 0 P: 21	R: 0 E: 0 K: 1 S: 15	H: 2 LOB: 1 BB: 2 P: 24	R: 3 E: 0 K: 0 S: 13	H: 2 LOB: 1 BB: 2 P: 29	R: 0 E: 0 K: 2 S: 11	H: 1 LOB: 0 BB: 1 P: 15	R: 0 E: 0 K: 0 S: 9	H: 0 LOB: 0 BB: 1 P: 15	R: 0 E: 0 K: 0 S: 5	H: 0 LOB: 0 BB: 0 P: 8	R: 2 E: 1 K: 2 S: 14	H: 3 LOB: 2 BB: 0 P: 22	1B: 9 2B: 4 3B: 0 HR: 0	SF: 0 SAC: 0 DP: 1 HBP: 1	WP: 1 PB: 0 SB: 0 CS: 1	PA: 46																																																																																																																					
<b>PITCHER</b>	18 Hiroki Kuroda, R ERA: 3.84 Chan Ho Park, R ERA: 2.99 Joe Beimel, L ERA: 2.11 44 Takashi Saito, R ERA: 2.23 47 Cory Wade, R ERA: 2.29	IP: 4.0 WLS: 0.0 BF: 3 H: 1 R: 0 ER: 0 SO: 2	IP: 5.1 WLS: 2.0 BF: 7 H: 1 R: 2 ER: 2 SO: 2	IP: 7.1 WLS: 1.0 BF: 3 H: 0 R: 0 ER: 0 SO: 0	IP: 8.1 WLS: 1.0 BF: 3 H: 0 R: 0 ER: 0 SO: 0	IP: 1.1 WLS: 0.0 BF: 22 H: 8 R: 3 ER: 3 SO: 5	IP: 5.1 WLS: 0.0 BF: 3 H: 1 R: 0 ER: 0 SO: 2	IP: 5.1 WLS: 2.0 BF: 7 H: 1 R: 2 ER: 2 SO: 2	IP: 7.1 WLS: 1.0 BF: 3 H: 0 R: 0 ER: 0 SO: 0	IP: 8.1 WLS: 1.0 BF: 3 H: 0 R: 0 ER: 0 SO: 0	IP: 1.1 WLS: 0.0 BF: 22 H: 8 R: 3 ER: 3 SO: 5	IP: 5.1 WLS: 0.0 BF: 3 H: 1 R: 0 ER: 0 SO: 2	IP: 5.1 WLS: 2.0 BF: 7 H: 1 R: 2 ER: 2 SO: 2	IP: 7.1 WLS: 1.0 BF: 3 H: 0 R: 0 ER: 0 SO: 0	IP: 8.1 WLS: 1.0 BF: 3 H: 0 R: 0 ER: 0 SO: 0	IP: 1.1 WLS: 0.0 BF: 22 H: 8 R: 3 ER: 3 SO: 5	IP: 5.1 WLS: 0.0 BF: 3 H: 1 R: 0 ER: 0 SO: 2	IP: 5.1 WLS: 2.0 BF: 7 H: 1 R: 2 ER: 2 SO: 2	IP: 7.1 WLS: 1.0 BF: 3 H: 0 R: 0 ER: 0 SO: 0	IP: 8.1 WLS: 1.0 BF: 3 H: 0 R: 0 ER: 0 SO: 0	IP: 1.1 WLS: 0.0 BF: 22 H: 8 R: 3 ER: 3 SO: 5	IP: 5.1 WLS: 0.0 BF: 3 H: 1 R: 0 ER: 0 SO: 2	IP: 5.1 WLS: 2.0 BF: 7 H: 1 R: 2 ER: 2 SO: 2	IP: 7.1 WLS: 1.0 BF: 3 H: 0 R: 0 ER: 0 SO: 0	IP: 8.1 WLS: 1.0 BF: 3 H: 0 R: 0 ER: 0 SO: 0	IP: 1.1 WLS: 0.0 BF: 22 H: 8 R: 3 ER: 3 SO: 5	IP: 5.1 WLS: 0.0 BF: 3 H: 1 R: 0 ER: 0 SO: 2	IP: 5.1 WLS: 2.0 BF: 7 H: 1 R: 2 ER: 2 SO: 2	IP: 7.1 WLS: 1.0 BF: 3 H: 0 R: 0 ER: 0 SO: 0	IP: 8.1 WLS: 1.0 BF: 3 H: 0 R: 0 ER: 0 SO: 0	IP: 1.1 WLS: 0.0 BF: 22 H: 8 R: 3 ER: 3 SO: 5	IP: 5.1 WLS: 0.0 BF: 3 H: 1 R: 0 ER: 0 SO: 2	IP: 5.1 WLS: 2.0 BF: 7 H: 1 R: 2 ER: 2 SO: 2	IP: 7.1 WLS: 1.0 BF: 3 H: 0 R: 0 ER: 0 SO: 0	IP: 8.1 WLS: 1.0 BF: 3 H: 0 R: 0 ER: 0 SO: 0	IP: 1.1 WLS: 0.0 BF: 22 H: 8 R: 3 ER: 3 SO: 5	IP: 5.1 WLS: 0.0 BF: 3 H: 1 R: 0 ER: 0 SO: 2	IP: 5.1 WLS: 2.0 BF: 7 H: 1 R: 2 ER: 2 SO: 2	IP: 7.1 WLS: 1.0 BF: 3 H: 0 R: 0 ER: 0 SO: 0	IP: 8.1 WLS: 1.0 BF: 3 H: 0 R: 0 ER: 0 SO: 0	IP: 1.1 WLS: 0.0 BF: 22 H: 8 R: 3 ER: 3 SO: 5	IP: 5.1 WLS: 0.0 BF: 3 H: 1 R: 0 ER: 0 SO: 2	IP: 5.1 WLS: 2.0 BF: 7 H: 1 R: 2 ER: 2 SO: 2	IP: 7.1 WLS: 1.0 BF: 3 H: 0 R: 0 ER: 0 SO: 0	IP: 8.1 WLS: 1.0 BF: 3 H: 0 R: 0 ER: 0 SO: 0	IP: 1.1 WLS: 0.0 BF: 22 H: 8 R: 3 ER: 3 SO: 5	IP: 5.1 WLS: 0.0 BF: 3 H: 1 R: 0 ER: 0 SO: 2	IP: 5.1 WLS: 2.0 BF: 7 H: 1 R: 2 ER: 2 SO: 2	IP: 7.1 WLS: 1.0 BF: 3 H: 0 R: 0 ER: 0 SO: 0	IP: 8.1 WLS: 1.0 BF: 3 H: 0 R: 0 ER: 0 SO: 0	IP: 1.1 WLS: 0.0 BF: 22 H: 8 R: 3 ER: 3 SO: 5	IP: 5.1 WLS: 0.0 BF: 3 H: 1 R: 0 ER: 0 SO: 2	IP: 5.1 WLS: 2.0 BF: 7 H: 1 R: 2 ER: 2 SO: 2	IP: 7.1 WLS: 1.0 BF: 3 H: 0 R: 0 ER: 0 SO: 0	IP: 8.1 WLS: 1.0 BF: 3 H: 0 R: 0 ER: 0 SO: 0	IP: 1.1 WLS: 0.0 BF: 22 H: 8 R: 3 ER: 3 SO: 5	IP: 5.1 WLS: 0.0 BF: 3 H: 1 R: 0 ER: 0 SO: 2	IP: 5.1 WLS: 2.0 BF: 7 H: 1 R: 2 ER: 2 SO: 2	IP: 7.1 WLS: 1.0 BF: 3 H: 0 R: 0 ER: 0 SO: 0	IP: 8.1 WLS: 1.0 BF: 3 H: 0 R: 0 ER: 0 SO: 0	IP: 1.1 WLS: 0.0 BF: 22 H: 8 R: 3 ER: 3 SO: 5	IP: 5.1 WLS: 0.0 BF: 3 H: 1 R: 0 ER: 0 SO: 2	IP: 5.1 WLS: 2.0 BF: 7 H: 1 R: 2 ER: 2 SO: 2	IP: 7.1 WLS: 1.0 BF: 3 H: 0 R: 0 ER: 0 SO: 0	IP: 8.1 WLS: 1.0 BF: 3 H: 0 R: 0 ER: 0 SO: 0	IP: 1.1 WLS: 0.0 BF: 22 H: 8 R: 3 ER: 3 SO: 5	IP: 5.1 WLS: 0.0 BF: 3 H: 1 R: 0 ER: 0 SO: 2	IP: 5.1 WLS: 2.0 BF: 7 H: 1 R: 2 ER: 2 SO: 2	IP: 7.1 WLS: 1.0 BF: 3 H: 0 R: 0 ER: 0 SO: 0	IP: 8.1 WLS: 1.0 BF: 3 H: 0 R: 0 ER: 0 SO: 0	IP: 1.1 WLS: 0.0 BF: 22 H: 8 R: 3 ER: 3 SO: 5	IP: 5.1 WLS: 0.0 BF: 3 H: 1 R: 0 ER: 0 SO: 2	IP: 5.1 WLS: 2.0 BF: 7 H: 1 R: 2 ER: 2 SO: 2	IP: 7.1 WLS: 1.0 BF: 3 H: 0 R: 0 ER: 0 SO: 0	IP: 8.1 WLS: 1.0 BF: 3 H: 0 R: 0 ER: 0 SO: 0	IP: 1.1 WLS: 0.0 BF: 22 H: 8 R: 3 ER: 3 SO: 5	IP: 5.1 WLS: 0.0 BF: 3 H: 1 R: 0 ER: 0 SO: 2	IP: 5.1 WLS: 2.0 BF: 7 H: 1 R: 2 ER: 2 SO: 2	IP: 7.1 WLS: 1.0 BF: 3 H: 0 R: 0 ER: 0 SO: 0	IP: 8.1 WLS: 1.0 BF: 3 H: 0 R: 0 ER: 0 SO: 0	IP: 1.1 WLS: 0.0 BF: 22 H: 8 R: 3 ER: 3 SO: 5	IP: 5.1 WLS: 0.0 BF: 3 H: 1 R: 0 ER: 0 SO: 2	IP: 5.1 WLS: 2.0 BF: 7 H: 1 R: 2 ER: 2 SO: 2	IP: 7.1 WLS: 1.0 BF: 3 H: 0 R: 0 ER: 0 SO: 0	IP: 8.1 WLS: 1.0 BF: 3 H: 0 R: 0 ER: 0 SO: 0	IP: 1.1 WLS: 0.0 BF: 22 H: 8 R: 3 ER: 3 SO: 5	IP: 5.1 WLS: 0.0 BF: 3 H: 1 R: 0 ER: 0 SO: 2	IP: 5.1 WLS: 2.0 BF: 7 H: 1 R: 2 ER: 2 SO: 2	IP: 7.1 WLS: 1.0 BF: 3 H: 0 R: 0 ER: 0 SO: 0	IP: 8.1 WLS: 1.0 BF: 3 H: 0 R: 0 ER: 0 SO: 0	IP: 1.1 WLS: 0.0 BF: 22 H: 8 R: 3 ER: 3 SO: 5	IP: 5.1 WLS: 0.0 BF: 3 H: 1 R: 0 ER: 0 SO: 2	IP: 5.1 WLS: 2.0 BF: 7 H: 1 R: 2 ER: 2 SO: 2	IP: 7.1 WLS: 1.0 BF: 3 H: 0 R: 0 ER: 0 SO: 0	IP: 8.1 WLS: 1.0 BF: 3 H: 0 R: 0 ER: 0 SO: 0	IP: 1.1 WLS: 0.0 BF: 22 H: 8 R: 3 ER: 3 SO: 5	IP: 5.1 WLS: 0.0 BF: 3 H: 1 R: 0 ER: 0 SO: 2	IP: 5.1 WLS: 2.0 BF: 7 H: 1 R: 2 ER: 2 SO: 2	IP: 7.1 WLS: 1.0 BF: 3 H: 0 R: 0 ER: 0 SO: 0	IP: 8.1 WLS: 1.0 BF: 3 H: 0 R: 0 ER: 0 SO: 0	IP: 1.1 WLS: 0.0 BF: 22 H: 8 R: 3 ER: 3 SO: 5	IP: 5.1 WLS: 0.0 BF: 3 H: 1 R: 0 ER: 0 SO: 2	IP: 5.1 WLS: 2.0 BF: 7 H: 1 R: 2 ER: 2 SO: 2	IP: 7.1 WLS: 1.0 BF: 3 H: 0 R: 0 ER: 0 SO: 0	IP: 8.1 WLS: 1.0 BF: 3 H: 0 R: 0 ER: 0 SO: 0	IP: 1.1 WLS: 0.0 BF: 22 H: 8 R: 3 ER: 3 SO: 5	IP: 5.1 WLS: 0.0 BF: 3 H: 1 R: 0 ER: 0 SO: 2	IP: 5.1 WLS: 2.0 BF: 7 H: 1 R: 2 ER: 2 SO: 2	IP: 7.1 WLS: 1.0 BF: 3 H: 0 R: 0 ER: 0 SO: 0	IP: 8.1 WLS: 1.0 BF: 3 H: 0 R: 0 ER: 0 SO: 0	IP: 1.1 WLS: 0.0 BF: 22 H: 8 R: 3 ER: 3 SO: 5	IP: 5.1 WLS: 0.0 BF: 3 H: 1 R: 0 ER: 0 SO: 2	IP: 5.1 WLS: 2.0 BF: 7 H: 1 R: 2 ER: 2 SO: 2	IP: 7.1 WLS: 1.0 BF: 3 H: 0 R: 0 ER: 0 SO: 0	IP: 8.1 WLS: 1.0 BF: 3 H: 0 R: 0 ER: 0 SO: 0	IP: 1.1 WLS: 0.0 BF: 22 H: 8 R: 3 ER: 3 SO: 5	IP: 5.1 WLS: 0.0 BF: 3 H: 1 R: 0 ER: 0 SO: 2	IP: 5.1 WLS: 2.0 BF: 7 H: 1 R: 2 ER: 2 SO: 2	IP: 7.1 WLS: 1.0 BF: 3 H: 0 R: 0 ER: 0 SO: 0	IP: 8.1 WLS: 1.0 BF: 3 H: 0 R: 0 ER: 0 SO: 0	IP: 1.1 WLS: 0.0 BF: 22 H: 8 R: 3 ER: 3 SO: 5	IP: 5.1 WLS: 0.0 BF: 3 H: 1 R: 0 ER: 0 SO: 2	IP: 5.1 WLS: 2.0 BF: 7 H: 1 R: 2 ER: 2 SO: 2	IP: 7.1 WLS: 1.0 BF: 3 H: 0 R: 0 ER: 0 SO: 0	IP: 8.1 WLS: 1.0 BF: 3 H: 0 R: 0 ER: 0 SO: 0	IP: 1.1 WLS: 0.0 BF: 22 H: 8 R: 3 ER: 3 SO: 5	IP: 5.1 WLS: 0.0 BF: 3 H: 1 R: 0 ER: 0 SO: 2	IP: 5.1 WLS: 2.0 BF: 7 H: 1 R: 2 ER: 2 SO: 2	IP: 7.1 WLS: 1.0 BF: 3 H: 0 R: 0 ER: 0 SO: 0	IP: 8.1 WLS: 1.0 BF: 3 H: 0 R: 0 ER: 0 SO: 0	IP: 1.1 WLS: 0.0 BF: 22 H: 8 R: 3 ER: 3 SO: 5	IP: 5.1 WLS: 0.0 BF: 3 H: 1 R: 0 ER: 0 SO: 2	IP: 5.1 WLS: 2.0 BF: 7 H: 1 R: 2 ER: 2 SO: 2	IP: 7.1 WLS: 1.0 BF: 3 H: 0 R: 0 ER: 0 SO: 0	IP: 8.1 WLS: 1.0 BF: 3 H: 0 R: 0 ER: 0 SO: 0	IP: 1.1 WLS: 0.0 BF: 22 H: 8 R: 3 ER: 3 SO: 5	IP: 5.1 WLS: 0.0 BF: 3 H: 1 R: 0 ER: 0 SO: 2	IP: 5.1 WLS: 2.0 BF: 7 H: 1 R: 2 ER: 2 SO: 2	IP: 7.1 WLS: 1.0 BF: 3 H: 0 R: 0 ER: 0 











Batter	1	2	3	4	5	6	7	8	9	AB	R	H	RBI	BB	SO	LOB	TOP						
12 Clint Barnes, R OBP: 0.326, SLG: 0.469										5	4	4	4	1	0	0							
2 Troy Tulowitzki, R OBP: 0.330, SLG: 0.402										5	1	2	1	0	1	3							
6 Omar Quintanilla, L OBP: 0.289, SLG: 0.348										1	0	0	0	0	0	0							
Matt Holliday, R OBP: 0.322, SLG: 0.539										3	2	1	3	0	0	2							
Scott Podsednik, L OBP: 0.322, SLG: 0.333										2	0	1	0	0	0	0							
27 Garrett Atkins, R OBP: 0.331, SLG: 0.459										6	1	2	3	0	2	4							
20 Chris Iannetta, R OBP: 0.395, SLG: 0.520										4	1	1	2	0	2	2							
Edwin Bellorin, R OBP: 0.500, SLG: 0.500										1	0	1	0	0	0	0							
19 Ryan Spillborghs, R OBP: 0.405, SLG: 0.465										4	1	1	1	1	1	2							
10 Jeff Baker, R OBP: 0.333, SLG: 0.468										4	1	1	1	1	1	2							
9 Ian Stewart, L OBP: 0.363, SLG: 0.480										4	3	2	1	1	1	1							
24 Dexter Fowler, S OBP: 0.227, SLG: 0.190										5	1	1	0	0	0	2							
Livan Hernandez, R OBP: 0.263, SLG: 0.263										3	1	2	0	0	0	0							
47 Joe Koshansky, L OBP: 0.237, SLG: 0.500										1	0	0	0	0	1	0							
58 Steven Register, R OBP: 0.363, SLG: 0.480										0	0	0	0	0	0	0							
Matt Herges, L OBP: 0.363, SLG: 0.480										0	0	0	0	0	0	0							
<b>Inning Stats</b>	R: 3 E: 0 K: 2 S: 18	H: 3 LOB: 1 BB: 0 P: 26	R: 1 E: 0 K: 0 S: 10	H: 1 LOB: 1 BB: 0 P: 19	R: 0 E: 0 K: 1 S: 11	H: 1 LOB: 1 BB: 0 P: 19	R: 4 E: 0 K: 1 S: 16	H: 4 LOB: 1 BB: 1 P: 26	R: 6 E: 0 K: 0 S: 22	H: 5 LOB: 2 BB: 1 P: 36	R: 1 E: 0 K: 1 S: 13	H: 2 LOB: 2 BB: 1 P: 21	R: 0 E: 0 K: 2 S: 13	H: 1 LOB: 1 BB: 0 P: 19	R: 0 E: 0 K: 1 S: 6	H: 0 LOB: 0 BB: 0 P: 11	R: 0 E: 0 K: 0 S: 9	H: 1 LOB: 1 BB: 0 P: 14	1B: 12 2B: 3 3B: 0 HR: 3	SF: 0 SAC: 1 DP: 1 HBP: 1	WP: 1 PB: 0 SB: 3 CS: 0	PA: 49	
<b>PITCHER</b>	IP: 3.1 WLS: 1 BF: 19	H: 7 R: 7 ER: 7 SO: 3	BB: 1 IBB: 0 HBP: 0 BLK: 0	WP: 0 HR: 0 S: 11 P: 19	ERA: 18.90 WHIP: 2.400	IP: 1.0 WLS: 0 BF: 4	H: 1 R: 0 ER: 0 SO: 0	BB: 0 IBB: 0 HBP: 0 BLK: 0	WP: 0 HR: 0 S: 9 P: 14	ERA: 0.00 WHIP: 1.000													

Colorado Rockies @ San Francisco Giants  
AT&T Park, San Francisco, CA  
Wed Sep 24 2008, 7:15 PM PDT  
Att: 31,942 - Clear - 70 F

AB	44
R	15
H	18
RBI	15
BB	3
SO	8
LOB	16



Batter	1	2	3	4	5	6	7	8	9	AB	R	H	RBI	BB	SO	LOB	BOTTOM
2 Randy																	



Batter	1	2	3	4	5	6	7	8	9	AB R H RBI BB SO LOB	TOP											
12 Clint Barnes, R OBP: 0.324, SLG: 0.474	L8		F7	F8			HR		F8	5 1 1 1 0 0 2	<b>Colorado Rockies @ San Francisco Giants</b> AT&T Park, San Francisco, CA Thu Sep 25 2008, 7:15 PM PDT Att: 31,857 - Clear - 63 F <a href="http://livebaseballscorecards.com">livebaseballscorecards.com</a>											
2 Troy Tulowitzki, R OBP: 0.328, SLG: 0.399	E6 1B		1B		K		G6-3		P3	5 1 1 0 0 1 0												
Matt Holliday, R OBP: 0.409, SLG: 0.538	2H 1B		K		K		BB			3 0 1 1 1 2 1												
27 Garrett Atkins, R OBP: 0.329, SLG: 0.456	F8		K		F8		F8			4 0 0 0 0 1 3												
20 Chris Iannetta, R OBP: 0.396, SLG: 0.517	BB		F7		19 1B		K			2 0 0 0 2 1 1												
11 Brad Hawpe, L OBP: 0.384, SLG: 0.498	L4		FC5 9 19 1B		F7		K			3 0 0 0 1 1 3												
19 Ryan Spilborghs, R OBP: 0.407, SLG: 0.466 Brian Fuentes, L	P4		FC5 9 1B		1B		G6-3			4 1 2 0 0 0 0 0 0 0 0 0 0 0												
9 Ian Stewart, L OBP: 0.356, SLG: 0.473	G4-3		FC5 29 1B		F7		G3-1			4 0 0 0 0 0 4												
29 Jorge De La Rosa, L OBP: 0.146, SLG: 0.150 60 Manny Corpas, R 7 Seth Smith, L 24 Dexter Fowler, S	G3		1B		G4-3		G4-3			3 0 1 1 0 0 2 0 0 0 0 0 0 0 1 0 0 0 0 0 0 0 0 0 0 0 0 0												
<b>Inning Stats</b>	R: 1 E: 1 K: 0 S: 10	H: 1 LOB: 2 BB: 1 P: 18	R: 0 E: 0 K: 0 S: 6	H: 0 LOB: 0 BB: 0 P: 7	R: 0 E: 0 K: 2 S: 11	H: 1 LOB: 1 BB: 0 P: 13	R: 1 E: 0 K: 0 S: 15	H: 2 LOB: 2 BB: 1 P: 22	R: 0 E: 0 K: 2 S: 8	H: 0 LOB: 0 BB: 0 P: 14	R: 0 E: 0 K: 0 S: 7	H: 1 LOB: 1 BB: 1 P: 14	R: 1 E: 0 K: 1 S: 11	H: 1 LOB: 1 BB: 1 P: 19	R: 0 E: 0 K: 1 S: 7	H: 0 LOB: 0 BB: 0 P: 9	R: 0 E: 0 K: 0 S: 4	H: 0 LOB: 0 BB: 0 P: 7	1B: 5 2B: 0 3B: 0 HR: 1	SF: 0 SAC: 0 DP: 0 HBP: 0	WP: 0 PB: 0 SB: 0 CS: 0	PA: 38
<b>PITCHER</b>	IP WLS BF H R ER SO BB IBB HBP BLK WP HR S P ERA WHIP											IP WLS BF H R ER SO BB IBB HBP BLK WP HR S P ERA WHIP										
75 Barry Zito, L ERA: 5.15	(1, 1) 8.0 L 35 6 3 2 6 4 0 0 0 0 0 1 75 116 2.25 1.250																					
22 Keiichi Yabu, R ERA: 3.59	(9, 1) 1.0 3 0 0 0 0 0 0 0 0 0 0 0 4 7 0.00 0.000																					

Batter	1	2	3	4	5	6	7	8	9	AB R H RBI BB SO LOB	BOTTOM											
2 Randy Winn, S OBP: 0.363, SLG: 0.421	G5-3		FC5-4 8 BB			K		G4-3		3 0 0 0 1 1 1	<b>Colorado Rockies @ San Francisco Giants</b> AT&T Park, San Francisco, CA Thu Sep 25 2008, 7:15 PM PDT Att: 31,857 - Clear - 63 F <a href="http://livebaseballscorecards.com">livebaseballscorecards.com</a>											
8 Eugenio Velez, S OBP: 0.297, SLG: 0.384	G5-4-3 1B		FC5-4		K		F8			4 0 1 0 0 1 2												
Rich Aurilia, R OBP: 0.336, SLG: 0.420	G5-4-3 1B		P3		F8					4 0 1 0 0 0 1												
1 Bengie Molina, R OBP: 0.322, SLG: 0.443	WP PB BB 1B		2B		P4		K			4 0 2 0 0 1 1												
Scott McClain, R OBP: 0.351, SLG: 0.485 7 Emmanuel Burriss, S	1H BB		K		K		BB			2 0 0 0 2 2 1 0 0 0 0 0 0 0												
33 Aaron Rowand, R OBP: 0.344, SLG: 0.415	K		K		G6-3		K			4 0 0 0 0 3 4												
12 Nate Schierholtz, L 48 Pablo Sandoval, S	G4-3		P6				G4-3 21 1B		L3	3 1 1 0 0 0 1 1 0 0 0 0 0 2												
Ivan Ochoa, R OBP: 0.244, SLG: 0.267 Dave Roberts, L 22 Keiichi Yabu, R	G5-3		L5				G4-3			2 0 0 0 0 0 0 1 0 0 0 0 0 1 0 0 0 0 0 0 0												
75 Barry Zito, L OBP: 0.182, SLG: 0.118 21 John Bowker, L Omar Vizquel, S	G4-3		K				G4-3 2 1B			2 0 0 0 0 1 0 1 0 1 1 0 0 0 0 0 0 0 0 0 0												
<b>Inning Stats</b>	R: 0 E: 0 K: 0 S: 5	H: 1 LOB: 0 BB: 0 P: 9	R: 0 E: 0 K: 1 S: 6	H: 1 LOB: 1 BB: 1 P: 13	R: 0 E: 0 K: 0 S: 8	H: 0 LOB: 1 BB: 1 P: 15	R: 0 E: 0 K: 2 S: 13	H: 1 LOB: 1 BB: 0 P: 19	R: 0 E: 0 K: 1 S: 8	H: 0 LOB: 0 BB: 0 P: 11	R: 0 E: 0 K: 2 S: 7	H: 0 LOB: 0 BB: 0 P: 9	R: 0 E: 0 K: 1 S: 9	H: 0 LOB: 0 BB: 0 P: 11	R: 1 E: 0 K: 0 S: 10	H: 2 LOB: 1 BB: 0 P: 15	R: 0 E: 0 K: 2 S: 18	H: 1 LOB: 2 BB: 1 P: 29	1B: 4 2B: 2 3B: 0 HR: 0	SF: 0 SAC: 0 DP: 1 HBP: 0	WP: 1 PB: 1 SB: 0 CS: 0	PA: 34
<b>PITCHER</b>	IP WLS BF H R ER SO BB IBB HBP BLK WP HR S P ERA WHIP											IP WLS BF H R ER SO BB IBB HBP BLK WP HR S P ERA WHIP										
29 Jorge De La Rosa, L ERA: 4.92	(1, 1) 7.0 W 24 3 0 0 7 2 0 0 0 0 0 1 0 56 87 0.00 0.714																					
60 Manny Corpas, R ERA: 4.14	(8, 1) 1.0 H 5 2 1 1 0 0 0 0 0 0 0 0 10 15 9.00 2.000																					
Brian Fuentes, L ERA: 2.73	(9, 1) 1.0 S 5 1 0 0 2 1 0 0 0 0 0 0 0 18 29 0.00 2.000																					









Batter	1	2	3	4	5	6	7	8	9	AB	R	H	RBI	BB	SO	LOB	TOP											
Rafael Furcal, S OBP: 0.439, SLG: 0.573	3-2 1B		G4-3		K		3-2 1B		1-1 2B	4	0	2	0	0	1	0	Los Angeles Dodgers @ San Francisco Giants AT&T Park, San Francisco, CA Sat Sep 27 2008, 6:05 PM PDT Att: 38,673 - Clear - 68 F											
58 Chad Billingsley, R OBP: 0.348, SLG: 0.387	1-2 1B		HR		K		1-3 1B		4-0 IBB	4	1	3	2	1	1	0												
9 Juan Pierre, L OBP: 0.327, SLG: 0.329	1-2 1B		G3		K		3-H 1B		1-2 F8	2	0	0	0	1	1	0												
33 Blake DeWitt, L OBP: 0.430, SLG: 0.601	1-1 1B						0-3 K		1-2 F8	1	0	0	0	0	1	2												
60 Chin-Lung Hu, R OBP: 0.252, SLG: 0.233	1-2 1B						0-3 K		1-2 F8	1	0	0	0	0	0	2												
Manny Ramirez, R OBP: 0.337, SLG: 0.601	4-2 1B						0-3 K		1-2 F8	1	0	0	0	0	0	2												
Pablo Ozuna, R OBP: 0.283, SLG: 0.337	1-2 1B						0-3 K		1-2 F8	1	0	0	0	0	0	2												
7 James Loney, L OBP: 0.341, SLG: 0.437	1-2 1B						0-3 K		1-2 F8	1	0	0	0	0	0	2												
Jeff Kent, R OBP: 0.327, SLG: 0.418	1-0 F3						4-0 1B		0-1 P2	2	0	1	0	0	0	2												
Nomar Garciaparra, R OBP: 0.326, SLG: 0.466	1-0 F3						4-0 1B		0-1 P2	2	0	0	0	1	0	4												
44 Takashi Saito, L	1-0 F3						4-0 1B		0-1 P2	0	0	0	0	0	0	0												
16 Andre Ethier, L OBP: 0.373, SLG: 0.507	0-0 F8						1-0 1B		1-2 G6-3	2	0	1	0	1	0	2												
17 Jason Repko, R OBP: 0.263, SLG: 0.235	1-0 F8						1-3 2B		1-2 BB	1	0	0	0	0	0	0												
55 Russell Martin, R OBP: 0.344, SLG: 0.395	1-3 K						0-1 F8		1-0 F7	4	0	0	0	0	1	4												
27 Matt Kemp, R OBP: 0.340, SLG: 0.461	0-2 F9						1-3 K		1-2 3B	4	0	1	0	0	1	3												
Casey Blake, R OBP: 0.346, SLG: 0.464	2-2 F8						4-0 IBB		3-3 K	3	1	1	0	1	1	1												
Greg Maddux, R OBP: 0.125, SLG: 0.109	0-0 L6						1-0 IBB		3-2 K	2	0	0	0	0	0	3												
Angel Berroa, R OBP: 0.305, SLG: 0.314	0-0 L6						1-0 L9		0-1 K	2	0	0	0	0	1	1												
Inning Stats	R: 0 E: 0 K: 0 S: 9	H: 2 LOB: 2 BB: 1 P: 18	R: 0 E: 0 K: 1 S: 9	H: 0 LOB: 0 BB: 0 P: 12	R: 1 E: 0 K: 0 S: 11	H: 1 LOB: 0 BB: 0 P: 12	R: 0 E: 0 K: 1 S: 8	H: 2 LOB: 3 BB: 1 P: 15	R: 0 E: 0 K: 3 S: 13	H: 0 LOB: 0 BB: 0 P: 19	R: 0 E: 0 K: 0 S: 5	H: 0 LOB: 1 BB: 2 P: 15	R: 1 E: 0 K: 1 S: 16	H: 3 LOB: 2 BB: 0 P: 23	R: 0 E: 0 K: 1 S: 12	H: 1 LOB: 1 BB: 0 P: 18	R: 0 E: 0 K: 1 S: 10	H: 1 LOB: 2 BB: 1 P: 19	1B: 6 2B: 2 3B: 1 HR: 1	SF: 0 SAC: 0 DP: 1 HBP: 0	WP: 0 PB: 0 SB: 0 CS: 1	PA: 40						
PITCHER	IP	WLS	BF	H	R	ER	SO	BB	IBB	HBP	BLK	WP	HR	S	P	ERA	WHIP	PITCHER										
18 Matt Cain, R ERA: 3.76	7.0	L	31	8	2	2	6	3	1	0	0	0	1	71	114	2.57	1.571											
40 Billy Sadler, R ERA: 4.06	1.0		4	1	0	0	1	0	0	0	0	0	0	12	18	0.00	1.000											
22 Keiichi Yabu, R ERA: 3.57	0.1		3	1	0	0	1	0	1	0	0	0	0	5	13	0.00	3.000											
43 Alex Hinshaw, L ERA: 3.4	0.1		1	0	0	0	0	0	0	0	0	0	0	3	4	0.00	0.000											
Tyler Walker, R ERA: 4.68	0.1		1	0	0	0	0	0	0	0	0	0	0	2	2	0.00	0.000											
Batter	1	2	3	4	5	6	7	8	9	AB	R	H	RBI	BB	SO	LOB	BOTTOM											
2 Randy Winn, S OBP: 0.363, SLG: 0.426	2-1 G3			HR		L8			3-1 F8	4	1	1	1	0	0	0	Los Angeles Dodgers @ San Francisco Giants AT&T Park, San Francisco, CA Sat Sep 27 2008, 6:05 PM PDT Att: 38,673 - Clear - 68 F											
8 Eugenio Velez, S OBP: 0.295, SLG: 0.380	0-3 K			G1-3			2-1 1B		3	0	1	0	0	1	0													
12 Nate Schierholtz, L OBP: 0.364, SLG: 0.479	1-2 L1			G3			2-1 1B		3	0	1	0	0	0	0													
1 Bengie Molina, R OBP: 0.320, SLG: 0.446	0-2 G5-3			G4-3			2-2 F8		3	0	0	0	0	0	1													
J.T. Snow, L	0-0 G3-1						0-3 K		0	0	0	0	0	0	0													
10 Travis Ishikawa, L OBP: 0.337, SLG: 0.435	0-0 G3-1						0-3 K		3	0	0	0	0	1	0													
33 Aaron Rowand, R OBP: 0.341, SLG: 0.413	0-0 F8			G6-3			0-3 K		3	0	0	0	0	1	0													
Rich Aurilia, R OBP: 0.333, SLG: 0.416	2-1 G4-3			F8			1-2 F8		3	0	0	0	0	0	0													
Omar Vizquel, S OBP: 0.282, SLG: 0.265	1-0 P4						0-1 G4-3		3	0	1	0	0	0	0													
18 Matt Cain, R ERA: 4.22	6.0	W	19	2	1	1	2	0	0	0	0	0	0	0	1	1												
40 Billy Sadler, R ERA: 3.14	2.0	H	6	2	0	0	2	0	0	0	0	0	0	0	0	0												
22 Keiichi Yabu, R ERA: 3.57	0.1	S	3	0	0	0	1	0	0	0	0	0	0	0	0	0												
43 Alex Hinshaw, L ERA: 3.4	0.1																											
Tyler Walker, R ERA: 4.68	0.1																											
48 Pablo Sandoval, S OBP: 0.303, SLG: 0.496	0.1																											
Inning Stats	R: 0 E: 0 K: 1 S: 8	H: 0 LOB: 0 BB: 0 P: 11	R: 0 E: 0 K: 0 S: 6	H: 0 LOB: 0 BB: 0 P: 6	R: 0 E: 0 K: 0 S: 6	H: 0 LOB: 0 BB: 0 P: 10	R: 1 E: 0 K: 0 S: 6	H: 1 LOB: 0 BB: 0 P: 6	R: 0 E: 0 K: 0 S: 6	H: 0 LOB: 0 BB: 0 P: 6	R: 0 E: 0 K: 1 S: 6	H: 1 LOB: 0 BB: 0 P: 8	R: 0 E: 0 K: 0 S: 7	H: 2 LOB: 0 BB: 0 P: 13	R: 0 E: 0 K: 2 S: 9	H: 0 LOB: 0 BB: 0 P: 10	R: 0 E: 0 K: 1 S: 7	H: 0 LOB: 0 BB: 0 P: 11	1B: 3 2B: 0 3B: 0 HR: 1	SF: 0 SAC: 0 DP: 0 HBP: 0	WP: 0 PB: 0 SB: 0 CS: 2	PA: 28						
PITCHER	IP	WLS	BF	H	R	ER	SO	BB	IBB	HBP	BLK	WP	HR	S	P	ERA	WHIP	PITCHER										
Greg Maddux, R ERA: 4.22	6.0	W	19	2	1	1	2	0	0	0	0	0	0	0	1	1.50	0.333											
58 Chad Billingsley, R ERA: 3.14	2.0	H	6	2	0	0	2	0	0	0	0	0	0	0	16	23	0.00	1.000										
44 Takashi Saito, R ERA: 2.49	1.0	S	3	0	0	0	1	0	0	0	0	0	0	7	11	0.00	0.000											



