San Francisco Giants - 2009

Batter	1	2	3	4	5	6	7	8	9	AB	R	H	RBI	BB	SO	LOB
2 Randy Winn, S (1, 9) 21 John Bowker, L (5, 9)	P3		G3-1		G4-3 3-H		G3-1		K	3 2	0 0	0 0	1 0	0 0	0 1	0 0
16 Edgar Renteria, R (1, 6) OBP: 0.333, SLG: 0.667 13 Brian Bocock, R (5, 6)	48 1B 10 1B 2B		F9		G1-3		K		G6-3	3 2	1 0	1 0	0 0	0 0	0 1	0 0
48 Pablo Sandoval, S (1, 5) OBP: 0.667, SLG: 0.500 76 Jesus Guzman, R (6, 5)	10 1B 2-3 1B		G5-3			1 G1-3 10 HR BB	G4-3		K	2 2	1 0	1 0	1 0	0 0	0 1	0 0
1 Bengie Molina, R (1, 2) 20 Steve Holm, R (6, 2) OBP: 1.000, SLG: 1.000	F9			G5-3		G1-3 1-2		8 WP 29 HBP 8 1B 1B		3 1	0 1	0 1	0 0	0 0	0 0	3 0
10 Travis Ishikawa, L (1, 3) OBP: 1.000, SLG: 3.000 29 Scott McClain, R (6, 3)	1-2 3-H 1B			HR		2-H HR		8 1B 8 WP 59 SF8 1-2 HBP		3 0	2 1	3 0	4 0	0 0	0 0	0 0
33 Aaron Rowand, R (1, 8) OBP: 0.333, SLG: 0.333 8 Eugenio Velez, S (6, PR) OBP: 1.000, SLG: 1.000 (6, 7)	K			L8		12 S 12 HR 1B		59 SF8 19 1B 1-3 2-H 1B		3 1	0 2	1 1	0 1	0 0	1 0	2 0
12 Nate Schierholtz, L (1, 7) OBP: 0.333, SLG: 1.333 59 Andres Torres, S (6, 8)		K	G3-1			3-2 1-H HR		SF8 1-2 3-H		3 0	1 0	1 0	2 1	0 0	1 0	0 0
7 Emmanuel Burriss, S (1, 4) OBP: 0.500, SLG: 1.000 19 Kevin Frandsen, R (5, 4) OBP: 0.500, SLG: 0.500		F9			23 G6-3 2 G4-3 2B	F9		72 G6-4-3 2-H 1B		2 2	1 0	1 1	0 1	0 0	0 0	0 1
23 Juan Uribe, R (1, 10) 72 Eli Whiteside, R (8, PH) (8, 10)		G4-3			G6-3 2-3	G6-3		G6-4-3 1-2f		3 1	0 0	0 0	0 0	0 0	0 0	2 1
Inning Stats	R: 1 E: 0 K: 1 S: 8 H: 3 LOB: 2 BB: 0 P: 8	R: 0 E: 0 K: 1 S: 5 H: 0 LOB: 0 BB: 0 P: 5	R: 0 E: 0 K: 0 S: 3 H: 0 LOB: 0 BB: 0 P: 3	R: 1 E: 0 K: 0 S: 5 H: 1 LOB: 0 BB: 0 P: 5	R: 1 E: 0 K: 0 S: 4 H: 1 LOB: 0 BB: 0 P: 4	R: 4 E: 0 K: 0 S: 10 H: 3 LOB: 1 BB: 1 P: 19	R: 0 E: 0 K: 1 S: 5 H: 0 LOB: 0 BB: 0 P: 5	R: 3 E: 0 K: 0 S: 5 H: 3 LOB: 0 BB: 0 P: 7	R: 0 E: 0 K: 2 S: 7 H: 0 LOB: 0 BB: 0 P: 7	1B: 6 2B: 2 3B: 0 HR: 3 SF: 1 SAC: 0 DP: 1 HBP: 1							

TOP

San Francisco Giants @ Cleveland Indians

Goodyear Ballpark, Goodyear, AZ

Wed Feb 25 2009, 3:05 PM EST

Att. 4,181 - Sunny - 75 F

livebaseballscorecards.com

AB	36
R	10
H	11
RBI	10
BB	1
SO	5
LOB	9

PITCHER		IP	WLS	BF	H	R	ER	SO	BB	IBB	HBP	BLK	WP	HR	S	P	ERA	WHIP
45 Jeremy Sowers, L ERA: 4.5	(1, 1)	2.0		9	3	1	1	2	0	0	0	0	0	0	13	13	4.50	1.500
57 Zach Jackson, L ERA: 4.5	(3, 1)	2.0		7	1	1	1	0	0	0	0	0	0	1	8	8	4.50	0.500
53 Rafael Perez, L ERA: 9.0	(5, 1)	1.0		4	1	1	1	0	0	0	0	0	0	0	4	4	9.00	1.000
49 Edward Mujica, R ERA: 36.0	(6, 1)	1.0	L	7	3	4	4	0	1	0	0	0	0	2	10	19	36.00	4.000
39 Vinnie Chulk, R ERA: 13.5	(7, 1)	2.0		9	3	3	3	1	0	0	1	0	1	0	10	12	13.50	1.500

PITCHER		IP	WLS	BF	H	R	ER	SO	BB	IBB	HBP	BLK	WP	HR	S	P	ERA	WHIP
40 Matt Herges, R ERA:	(9, 1)	1.0		3	0	0	0	2	0	0	0	0	0	0	7	7	0.00	0.000

WP: 1	PB: 0	SB: 1	CS: 0
PA: 39			

Batter	1	2	3	4	5	6	7	8	9	AB	R	H	RBI	BB	SO	LOB
24 Grady Sizemore, L (1, 8) OBP: 0.333, SLG: 0.667	S S S 0-3 ① K		X 0-0 7 HR 1-3 2B		X 0-0 ② FC4-6 1-2f		X 0-0 1B	X 0-0 ③ G6-3		3	1	1	0	0	1	1
61 Michael Brantley, L (5, PR) (6, 8) OBP: 0.500, SLG: 0.500										2	0	1	0	0	0	2
7 Mark DeRosa, R (1, 5) OBP: 0.333, SLG: 1.333	X 0-0 ② G6-3		C F B B B X 3-2 2-H 3-H HR		X 0-0 ③ L4		X 0-0 ③ G6-3		X 0-0 ① F9	3	1	1	3	0	0	1
68 Wes Hodges, R (6, 5)										2	0	0	0	0	0	1
2 Jhonny Peralta, R (1, 6) OBP: 0.500, SLG: 0.500	X 0-0 1B		X 0-0 ② G6-3			X 0-0 ① F8		X 0-0 ① L9	S S S 0-3 ② K	2	0	1	0	0	0	0
8 Wilson Valdez, R (6, 6)										3	0	0	0	0	1	0
41 Victor Martinez, S (1, 2)	X 0-0 ③ F8		X 0-0 ③ L3			B B B B 4-0 BB		S S S 0-3 ② K	H 1-0 23 HBP HBP	2	0	0	0	0	0	1
79 Chris Gimenez, R (6, 2)										1	0	0	0	1	1	0
25 Ryan Garko, R (1, 3) OBP: 0.500, SLG: 1.000		X 0-0 12 FC1-6-5 2B		X 0-0 ① F8		X 0-0 ② F9		B S C X 1-2 HR	H 1-0 1-2 HBP	2	0	1	0	0	0	0
23 Michael Aubrey, L (6, 3) OBP: 0.667, SLG: 2.000										2	1	1	1	0	0	1
12 Ben Francisco, R (1, 7)		X 0-0 ① FC1-6-5 11 G6-3 2-3		X 0-0 ② F9		S S S 0-3 ③ K		X 0-0 29 2B 1B	X 0-0 ③ F7	2	0	0	0	0	0	1
71 Matt LaPorta, R (6, 7) OBP: 0.333, SLG: 0.333										3	1	1	0	0	1	3
11 Jamey Carroll, R (1, 4)		1 SAFE X 0-0 ② ③ G6-3 1-2		X 0-0 ③ G5-3			X 0-0 ① F8	X 0-0 65 2B 1-H 2B		2	0	0	0	0	0	1
29 Josh Barfield, R (6, 4) OBP: 0.500, SLG: 1.000										2	1	1	1	0	0	0
77 Carlos Santana, S (1, 10)			B B B B 4-0 24 2B 7 HR BB		B B B B 4-0 26 FC6-4 BB		X 0-0 ② G5-3	X 0-0 2-H 2B		0	1	0	0	2	0	0
65 Damaso Espino, R (7, PH) (8, 10) OBP: 0.500, SLG: 1.000										2	0	1	1	0	0	0
26 Trevor Crowe, S (1, 9)			X 0-0 ① P5		X 0-0 ① FC6-4 24 FC4-6 1-2f		C B F B B X 3-2 HR	B B B B 4-0 BB		2	0	0	0	0	0	2
66 Stephen Head, L (6, 9) OBP: 1.000, SLG: 4.000										1	1	1	1	1	0	0
Inning Stats	R: 0 E: 0 K: 1 S: 6 H: 1 LOB: 1 BB: 0 P: 6	R: 0 E: 0 K: 0 S: 3 H: 1 LOB: 0 BB: 0 P: 3	R: 3 E: 0 K: 0 S: 7 H: 2 LOB: 0 BB: 1 P: 14	R: 0 E: 0 K: 0 S: 3 H: 0 LOB: 0 BB: 0 P: 3	R: 0 E: 0 K: 0 S: 3 H: 0 LOB: 0 BB: 1 P: 7	R: 0 E: 0 K: 1 S: 5 H: 0 LOB: 1 BB: 1 P: 9	R: 1 E: 0 K: 0 S: 7 H: 2 LOB: 1 BB: 0 P: 10	R: 3 E: 0 K: 1 S: 11 H: 4 LOB: 2 BB: 1 P: 16	R: 0 E: 0 K: 1 S: 5 H: 0 LOB: 2 BB: 0 P: 7	1B: 3 2B: 4 3B: 0 HR: 3	SF: 0 SAC: 0 DP: 0 HBP: 2						

PITCHER		IP	WLS	BF	H	R	ER	SO	BB	IBB	HBP	BLK	WP	HR	S	P	ERA	WHIP
55 Tim Lincecum, R ERA:	(1, 1)	1.0		4	1	0	0	1	0	0	0	0	0	0	6	6	0.00	1.000
22 Keiichi Yabu, R ERA: 13.5	(2, 1)	2.0	B	9	3	3	3	0	1	0	0	0	0	1	10	17	13.50	2.000
49 Brandon Medders, R ERA:	(4, 1)	2.0	W	7	0	0	0	0	1	0	0	0	0	0	6	10	0.00	0.500
Luis Perdomo, R ERA:	(6, 1)	1.0		4	0	0	0	1	1	0	0	0	0	0	5	9	0.00	1.000
43 Alex Hinshaw, L ERA: 9.0	(7, 1)	1.0		5	2	1	1	0	0	0	0	0	0	1	7	10	9.00	2.000

PITCHER		IP	WLS	BF	H	R	ER	SO	BB	IBB	HBP	BLK	WP	HR	S	P	ERA	WHIP
66 Kelvin Pichardo, R ERA: 40.5	(8, 1)	0.2		6	4	3	3	1	0	0	0	0	0	1	10	11	40.50	6.000
60 Francis Beltran, R ERA:	(8, 1)	1.0	H	5	0	0	0	1	1	0	1	0	0	0	5	10	0.00	1.000
61 Jesse English, L ERA:	(9, 1)	0.1	S	2	0	0	0	0	0	0	1	0	0	0	1	2	0.00	0.000

BOTTOM

San Francisco Giants @ Cleveland Indians

Goodyear Ballpark, Goodyear, AZ

Wed Feb 25 2009, 3:05 PM EST

Att. 4,181 - Sunny - 75 F

livebaseballscorecards.com

AB	36
R	7
H	10
RBI	7
BB	4
SO	4
LOB	14

1B: 3 SF: 0
2B: 4 SAC: 0
3B: 0 DP: 0
HR: 3 HBP: 2

WP: 0 PA: 42
PB: 0
SB: 0
CS: 0

Batter	1	2	3	4	5	6	7	8	9	AB	R	H	RBI	BB	SO	LOB
15 Rafael Furcal, S (1, 6)	G4-3		BB: 13 BB; 55 2B	F8		K		G6-3	K	2	1	0	0	1	0	0
87 Iván De Jesús Jr., R (4, 6)										3	0	0	0	0	2	2
13 Orlando Hudson, S (1, 4) OBP: 0.667, SLG: 0.500	F7		BB: 55 2B; 1-2	G5-3: 5; 1B: 55 BB			F9	G4-3	HR: 1-H, 3-H	2	1	1	0	1	0	0
60 Chin-Lung Hu, R (4, PR) (4, 4) OBP: 0.333, SLG: 1.333										3	1	1	3	0	0	0
55 Russell Martin, R (1, 2) OBP: 1.000, SLG: 3.000	HR: 1-1		2B: 5 1B; 33 1B; 1-H, 2-H	BB: 1-2			1B: 71 1B; 14 2B	G6-3	P6	2	2	2	3	1	0	0
44 A.J. Ellis, R (5, 2) OBP: 0.333, SLG: 0.333										3	1	1	0	0	0	0
5 Mark Loretta, R (1, 3) OBP: 0.333, SLG: 0.333	G3-1		1B: 33 1B; 3 1B; 2-3	G5-3; 2-3f			1B: 14 2B; 83 SF7; 1-2		HR	3	1	1	0	0	0	2
71 Valentino Pascucci, R (6, 3) OBP: 0.667, SLG: 1.667										2	2	2	1	0	0	0
33 Blake DeWitt, L (1, 5) OBP: 0.333, SLG: 0.333		G4-3	1B: 3 1B; 75 1B; 1-2, 3-H		G4-3		2B: 77 2B; 1-3, 2-H		1B: 77 2B	3	1	1	1	0	0	0
14 Juan Castro, R (6, 5) OBP: 1.000, SLG: 1.333										2	2	2	1	0	0	0
3 Delwyn Young, S (1, 7) OBP: 0.333, SLG: 0.200		K	1B: 75 1B; 1-2, 2-H		K		SF7; 3-H		P4	3	0	1	1	0	2	0
83 Mitch Jones, R (6, 7)										1	0	0	1	0	0	1
17 Jason Repko, R (1, 8) OBP: 0.400, SLG: 0.250	BB	F4			G6-3		2B: 75 1B; 2-H		2B: 75 2B; 1-H	2	0	0	0	1	0	2
77 Jamie Hoffmann, R (6, 9) OBP: 0.750, SLG: 1.333										2	2	2	2	0	0	0
75 Xavier Paul, L (1, 9) OBP: 0.500, SLG: 0.667 (6, 8)	G4-3		1B: 1-2, 2-H			P5	1B: 2-H		2B: 13 E; 60 HR; 2-H	5	1	3	3	0	0	1
13 Tony Abreu, S (1, 10) OBP: 0.143, SLG: 0.143	G6-3	L8				G6-3	G1-3		E5; 60 HR; 2-3	5	1	0	0	0	0	4

TOP

Los Angeles Dodgers @ San Francisco Giants
Scottsdale Stadium, Scottsdale, AZ
Thu Feb 26 2009, 3:05 PM EST
Att. 5,803 - Sunny - 76 F

livebaseballscorecards.com

AB	43
R	16
H	17
RBI	16
BB	4
SO	4
LOB	12

Inning Stats	1	2	3	4	5	6	7	8	9
	R: 1 E: 0 K: 0 S: 5	R: 0 E: 0 K: 1 S: 5	R: 5 E: 0 K: 0 S: 8	R: 0 E: 0 K: 0 S: 3	R: 0 E: 0 K: 1 S: 5	R: 0 E: 0 K: 1 S: 5	R: 4 E: 0 K: 0 S: 8	R: 0 E: 0 K: 0 S: 3	R: 6 E: 1 K: 1 S: 12
	H: 1 LOB: 0 BB: 0 P: 6	H: 0 LOB: 1 BB: 1 P: 9	H: 5 LOB: 2 BB: 2 P: 16	H: 1 LOB: 1 BB: 1 P: 7	H: 0 LOB: 0 BB: 0 P: 5	H: 0 LOB: 0 BB: 0 P: 5	H: 5 LOB: 1 BB: 0 P: 8	H: 0 LOB: 0 BB: 0 P: 3	H: 5 LOB: 0 BB: 0 P: 15

1B: 9 2B: 5 3B: 0 HR: 3 SF: 1 SAC: 0 DP: 1 HBP: 0

WP: 0 PB: 0 SB: 0 CS: 0 PA: 48

PITCHER		IP	WLS	BF	H	R	ER	SO	BB	IBB	HBP	BLK	WP	HR	S	P	ERA	WHIP
18 Matt Cain, R	(1, 1)	1.2	L	7	1	1	1	1	1	0	0	0	0	1	9	14	5.40	1.200
ERA: 5.4																		
32 Pat Misch, L	(2, 1)	0.2		8	4	5	5	0	2	0	0	0	0	0	6	14	67.50	9.000
ERA: 67.5																		
63 Waldis Joaquin, R	(3, 1)	0.2		3	1	0	0	0	0	0	0	0	0	0	3	3	0.00	1.500
ERA:																		
68 Kevin Pucetas, R	(4, 1)	2.0		7	1	0	0	1	1	0	0	0	0	0	8	12	0.00	1.000
ERA:																		
46 Bob Howry, R	(6, 1)	1.0		3	0	0	0	1	0	0	0	0	0	0	5	5	0.00	0.000
ERA:																		

PITCHER		IP	WLS	BF	H	R	ER	SO	BB	IBB	HBP	BLK	WP	HR	S	P	ERA	WHIP
41 Jeremy Affeldt, L	(7, 1)	1.0		8	5	4	4	0	0	0	0	0	0	0	8	8	36.00	5.000
ERA: 36.0																		
56 Osiris Matos, R	(8, 1)	1.0		3	0	0	0	0	0	0	0	0	0	0	3	3	0.00	0.000
ERA:																		
54 Sergio Romo, R	(9, 1)	1.0		9	5	6	3	1	0	0	0	0	0	2	12	15	27.00	5.000
ERA: 27.0																		

Batter	1	2	3	4	5	6	7	8	9	AB	R	H	RBI	BB	SO	LOB
2 Randy Winn, S (1, 9)	F9		F7		SF8 3-H	23 FC5-4 2-H 1B		K		2	0	0	1	0	0	1
21 John Bowker, L (6, 9) OBP: 0.250, SLG: 0.250										2	0	1	1	0	1	2
16 Edgar Renteria, R (1, 6) OBP: 0.400, SLG: 0.500	P3			BB	14 1B 1-2 1B	FC5-4 1-2f		1-0 1-H 2-H 2B		1	0	0	0	1	0	0
23 Juan Uribe, R (5, 6) OBP: 0.333, SLG: 0.500										3	0	2	2	0	0	2
77 Jake Wald, R (9, 6)										0	0	0	0	0	0	0
14 Fred Lewis, L (1, 7) OBP: 0.333, SLG: 0.333	P4			L9	20 S 1-3 2-H 1B		20 G5-4-3 1B	G5-3		3	0	1	1	0	0	1
8 Eugenio Velez, S (6, 7) OBP: 0.667, SLG: 0.667										2	0	1	0	0	0	1
1 Bengie Molina, R (1, 2)		P5		F9	E7 1-2		G5-4-3 1-2f		57 G6-4-3 BB	2	0	0	0	0	0	1
20 Steve Holm, R (5, 2) OBP: 0.333, SLG: 0.333										2	0	0	0	0	0	3
72 Eli Whiteside, R (8, 2)										0	0	0	0	1	0	0
48 Pablo Sandoval, S (1, 5) OBP: 0.333, SLG: 0.200		G6-3		F9	K		2B		G6-4-3 1-2f	3	0	0	0	0	1	4
57 Ryan Rohlinger, R (6, 5) OBP: 0.500, SLG: 1.000										2	0	1	0	0	0	1
33 Aaron Rowand, R (1, 8) OBP: 0.333, SLG: 0.833		F8			HR		K		F7	3	1	1	1	0	0	3
59 Andres Torres, S (6, 8)					P6					2	0	0	0	0	1	1
10 Travis Ishikawa, L (1, 3) OBP: 0.800, SLG: 2.200			K		19 2B 2B	P3		F8		2	1	1	0	0	1	0
31 Josh Phelps, R (6, 3)										2	0	0	0	0	0	0
19 Kevin Frandsen, R (1, 4) OBP: 0.750, SLG: 1.000				BB	35 1B 2 SF8 2-H 2B	F8		23 WP 76 BB 23 2B 1B		1	1	1	1	1	0	0
7 Emmanuel Burriss, S (6, 4) OBP: 0.500, SLG: 0.750										2	1	1	0	0	0	0
35 Rich Aurilia, R (1, 10) OBP: 0.667, SLG: 1.000			F9		23 1B 14 1B 2-3 1B	21 1B 2B		23 WP 23 2B 1-2 BB		3	1	2	0	0	0	1
13 Brian Bocock, R (6, PR) (7, 10)										0	1	0	0	0	0	0
76 Jesus Guzman, R (8, PH) (9, 10)										0	1	0	0	1	0	0
Inning Stats	R: 0 E: 0 K: 0 S: 3 H: 0 LOB: 0 BB: 0 P: 3	R: 0 E: 0 K: 0 S: 3 H: 0 LOB: 0 BB: 0 P: 3	R: 0 E: 0 K: 1 S: 5 H: 0 LOB: 1 BB: 1 P: 9	R: 0 E: 0 K: 0 S: 3 H: 0 LOB: 1 BB: 1 P: 7	R: 4 E: 1 K: 1 S: 15 H: 6 LOB: 3 BB: 0 P: 18	R: 1 E: 0 K: 0 S: 5 H: 2 LOB: 2 BB: 0 P: 5	R: 0 E: 0 K: 1 S: 6 H: 2 LOB: 1 BB: 0 P: 6	R: 2 E: 0 K: 1 S: 7 H: 2 LOB: 1 BB: 1 P: 12	R: 0 E: 0 K: 0 S: 2 H: 0 LOB: 0 BB: 1 P: 6	1B: 6 2B: 5 3B: 0 HR: 1	SF: 1 SAC: 0 DP: 2 HBP: 0						

BOTTOM

Los Angeles Dodgers @ San Francisco Giants

Scottsdale Stadium, Scottsdale, AZ

Thu Feb 26 2009, 3:05 PM EST

Att. 5,803 - Sunny - 76 F

livebaseballscorecards.com

AB	37
R	7
H	12
RBI	7
BB	4
SO	4
LOB	21

WP: 1 PB: 0 SB: 1 CS: 0 PA: 42

PITCHER		IP	WLS	BF	H	R	ER	SO	BB	IBB	HBP	BLK	WP	HR	S	P	ERA	WHIP
43 Randy Wolf, L ERA:	(1, 1)	2.0	W	6	0	0	0	0	0	0	0	0	0	0	6	6	0.00	0.000
63 Jeff Weaver, R ERA:	(3, 1)	1.0		4	0	0	0	1	1	0	0	0	0	0	5	9	0.00	1.000
50 Eric Stults, L ERA: 27.0	(4, 1)	1.1		11	6	4	4	0	1	0	0	0	0	1	12	19	27.00	5.250
45 Scott Strickland, R ERA:	(5, 1)	0.2	H	3	0	0	0	1	0	0	0	0	0	0	6	6	0.00	0.000
51 Jonathan Broxton, R ERA: 9.0	(6, 1)	1.0	H	5	2	1	1	0	0	0	0	0	0	0	5	5	9.00	2.000

PITCHER		IP	WLS	BF	H	R	ER	SO	BB	IBB	HBP	BLK	WP	HR	S	P	ERA	WHIP
59 Guillermo Mota, R ERA:	(7, 1)	1.0		4	2	0	0	1	0	0	0	0	0	0	6	6	0.00	2.000
78 Victor Garate, L ERA: 18.0	(8, 1)	1.0		6	2	2	2	1	1	0	0	0	1	0	7	12	18.00	3.000
70 Edgar Martinez, R ERA:	(9, 1)	1.0		3	0	0	0	0	1	0	0	0	0	0	2	6	0.00	1.000

Batter	1	2	3	4	5	6	7	8	9	AB	R	H	RBI	BB	SO	LOB
13 Alberto Callaspo, S (1, 4) 46 Luis Hernandez, S (7, 4) OBP: 1.000, SLG: 1.000	L8		G4-3 1-2		G3-1		G6-3		39 HBP 1B	4 1	0 0	0 1	0 0	0 0	0 0	2 0
30 Mike Aviles, R (1, 6) OBP: 0.429, SLG: 0.333 39 Mario Lisson, R (7, PR) (7, 6)	P4		2-H 1B			E5 16 PB 43 HR	1B		74 G6-4-3 1-2 HBP	4 0	1 0	2 0	1 0	0 0	0 0	0 0
16 Billy Butler, R (1, 10) OBP: 0.429, SLG: 0.833 74 Cody Clark, R (9, PH) (9, 10)	K	P6				43 HR 1-2 BB	F9		G6-4-3 1-2f	3 1	1 0	0 0	0 0	1 0	1 0	2 2
43 Ryan Shealy, R (1, 3) OBP: 0.800, SLG: 2.000 25 Kila Ka'aihue, L (6, 3) OBP: 0.667, SLG: 0.500		69 WP 21 1B 35 G4-3 HBP		F8		1-H 2-H HR		58 WP 54 BB 75 SF8 BB		2 0	2 1	1 0	3 0	0 1	0 0	0 0
21 Miguel Olivo, R (1, 2) OBP: 0.600, SLG: 1.400 54 J.R. House, R (6, 2) 77 John Suomi, L (8, 2)		35 G4-3 69 WP 63 CS 1-2 1B		K		69 G4-3 2B		75 SF8 58 WP 1-2 BB		3 0 0	0 0 0	2 0 0	0 0 0	0 1 0	1 0 0	0 0 0
69 Corey Smith, R (1, 5) 58 Tug Hulett, L (6, 5)		K 1-2 2-3		K		G4-3 2-3		K 1-2 2-3		3 1	0 0	0 0	0 0	0 0	2 1	3 2
35 Mitch Maier, L (1, 8) OBP: 0.143, SLG: 0.571 75 Derrick Robinson, S (6, 8) OBP: 0.500, SLG: 1.000		G4-3 2-3 3-H			K	K		SF8 2-3 3-H		3 0	0 0	0 0	1 1	0 0	2 0	2 0
63 Tommy Murphy, S (1, 7) OBP: 0.400, SLG: 0.800		CS 3-H	F9		3B	G6-3		G6-3		4	0	1	0	0	0	2
72 Chris Lubanski, L (1, 9) OBP: 0.333, SLG: 0.333 78 Jose Duarte, R (7, 9) OBP: 0.333, SLG: 0.333			13 G4-3 30 1B 1B		K		L3		F7	3 1	1 0	1 0	1 0	0 0	1 0	1 0
Inning Stats	R: 0 E: 0 K: 1 S: 5 H: 0 LOB: 0 BB: 0 P: 5	R: 1 E: 0 K: 1 S: 5 H: 1 LOB: 0 BB: 0 P: 9	R: 1 E: 0 K: 0 S: 5 H: 2 LOB: 0 BB: 0 P: 5	R: 0 E: 0 K: 2 S: 7 H: 0 LOB: 0 BB: 0 P: 7	R: 0 E: 0 K: 2 S: 8 H: 1 LOB: 1 BB: 0 P: 8	R: 3 E: 1 K: 1 S: 10 H: 2 LOB: 1 BB: 1 P: 16	R: 0 E: 0 K: 0 S: 4 H: 1 LOB: 1 BB: 0 P: 4	R: 1 E: 0 K: 1 S: 5 H: 0 LOB: 1 BB: 2 P: 13	R: 0 E: 0 K: 0 S: 3 H: 1 LOB: 1 BB: 0 P: 4	1B: 5 2B: 1 3B: 1 HR: 1 SF: 1 SAC: 0 DP: 1 HBP: 2						

PITCHER		IP	WLS	BF	H	R	ER	SO	BB	IBB	HBP	BLK	WP	HR	S	P	ERA	WHIP
51 Randy Johnson, L ERA: 4.5	(1, 1)	2.0	L	7	1	1	1	2	0	0	1	0	1	0	10	14	4.50	0.500
57 Jonathan Sánchez, L ERA: 3.0	(3, 1)	3.0		12	3	1	1	4	0	0	0	0	0	0	20	20	3.00	1.000
52 Ramon Ortiz, R ERA: 18.0	(6, 1)	1.0		7	2	3	2	1	1	0	0	0	0	1	10	16	18.00	3.000
38 Brian Wilson, R ERA:	(7, 1)	1.0		4	1	0	0	0	0	0	0	0	0	0	4	4	0.00	1.000
Jack Taschner, L ERA: 9.0	(8, 1)	1.0		5	0	1	1	1	2	0	0	0	1	0	5	13	9.00	2.000

PITCHER		IP	WLS	BF	H	R	ER	SO	BB	IBB	HBP	BLK	WP	HR	S	P	ERA	WHIP
40 Billy Sadler, R ERA:	(9, 1)	1.0		4	1	0	0	0	0	0	1	0	0	0	3	4	0.00	1.000

TOP

Kansas City Royals @ San Francisco Giants

Scottsdale Stadium, Scottsdale, AZ

Fri Feb 27 2009, 3:05 PM EST

Att. 5,384 - Sunny - 75 F

livebaseballscorecards.com

AB	33
R	6
H	8
RBI	6
BB	3
SO	8
LOB	16

WP: 2 PA: 40
PB: 1
SB: 0
CS: 1

Batter	1	2	3	4	5	6	7	8	9	AB	R	H	RBI	BB	SO	LOB
8 Eugenio Velez, S (1, 7) OBP: 0.333, SLG: 0.333 57 Ryan Rohlinger, R (7, 5) OBP: 0.333, SLG: 0.667	G4-3			G4-3		K		G6-4-3 1-2f		3 0 0 0 0 1 0 1 0 0 0 0 0 1						
16 Edgar Renteria, R (1, 6) OBP: 0.286, SLG: 0.333 13 Brian Bocock, R (5, 6) 28 Buster Posey, R (9, PH)	G5-3			G6-3		G3			K	2 0 0 0 0 0 0 1 0 0 0 0 0 0 1 0 0 0 0 1 0						
35 Rich Aurilia, R (1, 3) OBP: 0.600, SLG: 0.750 29 Scott McClain, R (5, 3)	G4-3			BB 1 2B			G5-3		F8	1 0 0 0 1 0 0 2 0 0 0 0 0 0						
1 Bengie Molina, R (1, 2) OBP: 0.143, SLG: 0.286 72 Eli Whiteside, R (6, 2) 73 Jackson Williams, R (9, 2) OBP: 1.000, SLG: 1.000		F8		2B 1-3			BB 21 G5-3		1B	2 0 1 0 0 0 0 0 0 0 0 1 0 0 1 0 1 0 0 0 0						
21 John Bowker, L (1, 9) OBP: 0.143, SLG: 0.143 74 Matt Downs, R (8, 9)		K		K			G5-3 1-2		F9	3 0 0 0 0 2 3 1 0 0 0 0 0 1						
31 Josh Phelps, R (1, 10)		P4		G6-3			F8			3 0 0 0 0 0 1						
23 Juan Uribe, R (1, 5) OBP: 0.250, SLG: 0.375 76 Jesus Guzman, R (6, 5) (7, 7)		F7		G5-3				K		2 0 0 0 0 0 0 1 0 0 0 0 1 0						
7 Emmanuel Burriss, S (1, 4) OBP: 0.500, SLG: 0.667 19 Kevin Frandsen, R (6, 4) OBP: 0.800, SLG: 1.750		1B 59 CS		L9				HR		2 0 1 0 0 0 0 1 1 1 1 0 0 0						
59 Andres Torres, S (1, 8) OBP: 0.167, SLG: 0.200		L8 1-2				B1		1B 57 G6-4-3		3 0 1 0 0 0 1						
Inning Stats	R: 0 E: 0 K: 0 S: 3 H: 0 LOB: 0 BB: 0 P: 3	R: 0 E: 0 K: 1 S: 5 H: 0 LOB: 0 BB: 0 P: 5	R: 0 E: 0 K: 0 S: 4 H: 1 LOB: 0 BB: 0 P: 4	R: 0 E: 0 K: 1 S: 6 H: 1 LOB: 2 BB: 1 P: 10	R: 0 E: 0 K: 0 S: 3 H: 0 LOB: 0 BB: 0 P: 3	R: 0 E: 0 K: 1 S: 5 H: 0 LOB: 0 BB: 0 P: 5	R: 0 E: 0 K: 0 S: 3 H: 0 LOB: 1 BB: 1 P: 7	R: 1 E: 0 K: 1 S: 8 H: 2 LOB: 0 BB: 0 P: 10	R: 0 E: 0 K: 1 S: 6 H: 1 LOB: 1 BB: 0 P: 6	1B: 3 2B: 1 3B: 0 HR: 1 SF: 0 SAC: 0 DP: 1 HBP: 0						WP: 0 PB: 0 SB: 0 CS: 1 PA: 32	

BOTTOM

Kansas City Royals @ San Francisco Giants

Scottsdale Stadium, Scottsdale, AZ

Fri Feb 27 2009, 3:05 PM EST

Att. 5,384 - Sunny - 75 F

livebaseballscorecards.com

AB	30
R	1
H	5
RBI	1
BB	2
SO	5
LOB	7

PITCHER		IP	WLS	BF	H	R	ER	SO	BB	IBB	HBP	BLK	WP	HR	S	P	ERA	WHIP
23 Zack Greinke, R ERA:	(1, 1)	2.0	W	6	0	0	0	1	0	0	0	0	0	0	8	8	0.00	0.000
51 Robinson Tejeda, R ERA:	(3, 1)	2.0	H	8	2	0	0	1	1	0	0	0	0	0	10	14	0.00	1.500
34 Jamey Wright, R ERA:	(5, 1)	1.0	H	3	0	0	0	0	0	0	0	0	0	0	3	3	0.00	0.000
48 Joakim Soria, R ERA:	(6, 1)	1.0		3	0	0	0	1	0	0	0	0	0	0	5	5	0.00	0.000
38 Devon Lowery, R ERA:	(7, 1)	1.0		4	0	0	0	0	1	0	0	0	0	0	3	7	0.00	1.000

PITCHER		IP	WLS	BF	H	R	ER	SO	BB	IBB	HBP	BLK	WP	HR	S	P	ERA	WHIP
64 Tim Hamulack, L ERA: 9.0	(8, 1)	1.0		4	2	1	1	1	0	0	0	0	0	1	8	10	9.00	2.000
67 Matt Wright, R ERA:	(9, 1)	1.0		4	1	0	0	1	0	0	0	0	0	0	6	6	0.00	1.000

San Francisco Giants @ Seattle Mariners

Peoria Stadium, Peoria, AZ

Sat Feb 28 2009, 3:05 PM EST

Att. 6,021 - Sunny - 78 F

livebaseballscorecards.com

TOP

Batter	1	2	3	4	5	6	7	8	9	AB	R	H	RBI	BB	SO	LOB
2 Randy Winn, S (1, 8)	G4-3	G4-3 2-3			G4-3			K		3	0	0	0	0	0	1
59 Andres Torres, S (5, 8) OBP: 0.143, SLG: 0.167										1	0	0	0	0	1	0
8 Eugenio Velez, S (1, 4) OBP: 0.222, SLG: 0.222	B3	F7			G5-3			21 F7 48 1B 21 BLK 1B		3	0	0	0	0	0	1
19 Kevin Frandsen, R (5, 4) OBP: 0.833, SLG: 1.600										1	1	1	0	0	0	0
14 Fred Lewis, L (1, 7) OBP: 0.400, SLG: 1.000	HR		L7			G4-3		F7 1-3		2	1	1	1	0	0	0
21 John Bowker, L (3, 7) OBP: 0.111, SLG: 0.111										2	0	0	0	0	0	1
48 Pablo Sandoval, S (1, 5) OBP: 0.400, SLG: 0.333	10 1B 1B		G5-3			G4-3		3-H 1B		4	0	2	1	0	0	0
57 Ryan Rohlinger, R (8, PR) OBP: 0.333, SLG: 0.667										0	0	0	0	0	0	0
(8, 5)																
10 Travis Ishikawa, L (1, 3) OBP: 0.556, SLG: 1.333	1-3 1B		L9			F7		G3-4-3		4	0	1	0	0	0	1
29 Scott McClain, R (8, 3)										0	0	0	0	0	0	0
33 Aaron Rowand, R (1, 10) OBP: 0.333, SLG: 0.778	F7			G3-1			74 F9 23 PB 2B		F8	3	0	1	0	0	0	2
13 Brian Bocock, R (7, PR)										0	1	0	0	0	0	0
(7, 10)																
50 Conor Gillaspie, L (9, PH)										1	0	0	0	0	0	0
12 Nate Schierholtz, L (1, 9) OBP: 0.400, SLG: 1.000		23 2B 1B		F8			F9 2-3		2B	2	1	1	0	0	0	0
74 Matt Downs, R (6, 9) OBP: 0.333, SLG: 0.667										2	0	1	0	0	0	1
23 Juan Uribe, R (1, 6) OBP: 0.364, SLG: 0.636		2 G4-3 1-H 2B		G5-3			B X 1-0 3-H 2B	B B C X 2-1	L9	3	0	2	1	0	0	0
7 Emmanuel Burriss, S (7, 6) OBP: 0.429, SLG: 0.571										1	0	0	0	0	0	1
20 Steve Holm, R (1, 2) OBP: 0.167, SLG: 0.167		G5-3			G4-3		G6-3		G5-3	3	0	0	0	0	0	2
72 Eli Whiteside, R (7, 2)										0	0	0	0	0	0	0
31 Josh Phelps, R (9, PH)										1	0	0	0	0	0	1
Inning Stats	R: 1 E: 0 K: 0 S: 6 H: 3 LOB: 2 BB: 0 P: 6	R: 1 E: 0 K: 0 S: 5 H: 2 LOB: 1 BB: 0 P: 5	R: 0 E: 0 K: 0 S: 3 H: 0 LOB: 0 BB: 0 P: 3	R: 0 E: 0 K: 0 S: 3 H: 0 LOB: 0 BB: 0 P: 3	R: 0 E: 0 K: 0 S: 3 H: 0 LOB: 0 BB: 0 P: 3	R: 0 E: 0 K: 0 S: 3 H: 0 LOB: 0 BB: 0 P: 3	R: 1 E: 0 K: 0 S: 4 H: 2 LOB: 1 BB: 0 P: 5	R: 1 E: 0 K: 1 S: 7 H: 2 LOB: 1 BB: 0 P: 7	R: 0 E: 0 K: 0 S: 5 H: 1 LOB: 1 BB: 0 P: 7	1B: 5 2B: 4 3B: 0 HR: 1 SF: 0 SAC: 0 DP: 0 HBP: 0							

AB	36
R	4
H	10
RBI	3
BB	0
SO	1
LOB	11

WP: 0 PB: 1 SB: 0 CS: 0 PA: 36

PITCHER	IP	WLS	BF	H	R	ER	SO	BB	IBB	HBP	BLK	WP	HR	S	P	ERA	WHIP
52 Carlos Silva, R (1, 1) ERA: 9.0	2.0		11	5	2	2	0	0	0	0	0	0	1	11	11	9.00	2.500
43 Miguel Batista, R (3, 1) ERA:	2.0		6	0	0	0	0	0	0	0	0	0	0	6	6	0.00	0.000
48 Roy Corcoran, R (5, 1) ERA:	1.0		3	0	0	0	0	0	0	0	0	0	0	3	3	0.00	0.000
36 Gaby Hernandez, R (6, 1) ERA: 4.5	2.0	B	7	2	1	1	0	0	0	0	0	0	0	7	8	4.50	1.000
68 Stephen Kahn, R (8, 1) ERA: 13.5	0.2		4	2	1	1	1	0	0	0	1	0	0	6	6	13.50	3.000

PITCHER	IP	WLS	BF	H	R	ER	SO	BB	IBB	HBP	BLK	WP	HR	S	P	ERA	WHIP
Jose Lugo, L (8, 1) ERA:	0.1	W	1	0	0	0	0	0	0	0	0	0	0	1	1	0.00	0.000
26 Randy Messenger, R (9, 1) ERA:	1.0	S	4	1	0	0	0	0	0	0	0	0	0	5	7	0.00	1.000

Batter	1	2	3	4	5	6	7	8	9	AB	R	H	RBI	BB	SO	LOB
10 Endy Chavez, L (1, 7) 6 Chris Woodward, R (6, 7) OBP: 0.667, SLG: 2.000	B4-3		FC3-6 1-2f		SF8 3-H			HR		2 1	0 1	0 1	1 1	0 0	0 0	1 0
3 Ronny Cedeno, R (1, 5) OBP: 0.143, SLG: 0.143 27 Matt Tuiasosopo, R (6, 5) OBP: 0.500, SLG: 1.333	K		K		G4-3 1-2			67 1B 70 1B 2B		3 1	0 1	0 1	0 0	0 0	2 0	2 0
30 Russell Branyan, L (1, 3) OBP: 0.333, SLG: 0.667 13 Chris Shelton, R (6, 3) OBP: 0.571, SLG: 1.200	F8			G3	K			G5-3		3 1	0 0	0 0	0 0	0 0	1 0	1 1
4 Jose Lopez, R (1, 4) OBP: 0.167, SLG: 0.167 67 Callix Crabbe, S (7, 4) OBP: 0.500, SLG: 0.600		G4-3		21 2-4 1B		P6		70 1B 50 1B 2-3 1B		3 1	0 1	1 1	0 0	0 0	0 0	0 0
9 Jeff Clement, L (1, 2) 70 Adam Moore, R (6, 2) OBP: 0.250, SLG: 0.250		G4-3		L7		K		50 1B 1-3 3-H 1B		2 2	0 0	0 1	0 1	0 1	0 0	1 0
21 Franklin Gutierrez, R (1, 8) OBP: 0.600, SLG: 0.500 50 Prentice Redman, R (6, 8) OBP: 0.375, SLG: 0.375	BB		2-4 1-2		69 1B 59 1B 1B 1B	G6-3		1-2 3-H 1B		1 2	1 0	1 1	0 1	1 1	0 0	0 0
59 Mike Carp, L (1, 10) OBP: 0.429, SLG: 1.000 39 Bryan LaHair, L (8, PH) OBP: 0.400, SLG: 1.000 (9, 10)	K				1B 69 1B E 1-2 1B	F9	K			3 1	1 0	1 0	0 0	0 0	1 1	1 2
69 Greg Halman, R (1, 9) OBP: 0.286, SLG: 0.286 61 Mike Wilson, R (6, 9) OBP: 0.250, SLG: 0.750			K		E 10 SF8 1-2 2-3 1B	K	F7			2 2	1 0	1 0	0 0	0 0	1 1	0 2
Reegie Corona, S (1, 6) OBP: 0.429, SLG: 0.500 41 Oswaldo Navarro, R (8, 6)			E7 10 FC3-6		E9 3 G4-3 1-3 2-H 3-H 1B		G3			3 0	0 0	1 0	1 0	0 0	0 0	0 0
Inning Stats	R: 0 H: 0 E: 0 LOB: 0 K: 1 BB: 0 S: 5 P: 5	R: 0 H: 0 E: 0 LOB: 1 K: 1 BB: 1 S: 5 P: 9	R: 0 H: 0 E: 1 LOB: 1 K: 2 BB: 0 S: 8 P: 8	R: 0 H: 1 E: 0 LOB: 1 K: 0 BB: 0 S: 3 P: 4	R: 3 H: 4 E: 1 LOB: 1 K: 1 BB: 0 S: 9 P: 9	R: 0 H: 0 E: 0 LOB: 0 K: 1 BB: 0 S: 5 P: 5	R: 0 H: 0 E: 0 LOB: 0 K: 1 BB: 0 S: 5 P: 5	R: 3 H: 5 E: 0 LOB: 2 K: 1 BB: 0 S: 11 P: 13		1B: 8 SF: 1 2B: 1 SAC: 0 3B: 0 DP: 0 HR: 1 HBP: 0						

BOTTOM

San Francisco Giants @ Seattle Mariners

Peoria Stadium, Peoria, AZ

Sat Feb 28 2009, 3:05 PM EST

Att. 6,021 - Sunny - 78 F

livebaseballscorecards.com

AB	33
R	6
H	10
RBI	5
BB	1
SO	8
LOB	11

WP: 0 PA: 35
PB: 0
SB: 0
CS: 0

PITCHER		IP	WLS	BF	H	R	ER	SO	BB	IBB	HBP	BLK	WP	HR	S	P	ERA	WHIP
75 Barry Zito, L ERA:	(1, 1)	2.0		7	0	0	0	2	1	0	0	0	0	0	10	14	0.00	0.500
49 Joe Martinez, R ERA: 9.0	(3, 1)	2.0	H	10	3	2	2	2	0	0	0	0	0	0	13	14	9.00	1.500
70 Ronnie Ray, R ERA: 9.0	(5, 1)	1.0	B	5	2	1	1	1	0	0	0	0	0	0	7	7	9.00	2.000
67 Henry Sosa, R ERA:	(6, 1)	1.0		3	0	0	0	1	0	0	0	0	0	0	5	5	0.00	0.000
49 Brandon Medders, R ERA:	(7, 1)	1.0		3	0	0	0	1	0	0	0	0	0	0	5	5	0.00	0.000

PITCHER		IP	WLS	BF	H	R	ER	SO	BB	IBB	HBP	BLK	WP	HR	S	P	ERA	WHIP
43 Alex Hinshaw, L ERA: 21.6	(8, 1)	0.2	L	7	5	3	3	1	0	0	0	0	0	1	10	12	40.50	7.500
56 Osiris Matos, R ERA:	(8, 1)	0.1		1	0	0	0	0	0	0	0	0	0	0	1	1	0.00	0.000

Milwaukee Brewers @ San Francisco Giants

Scottsdale Stadium, Scottsdale, AZ

Sun Mar 01 2009, 3:05 PM EST
Att. 7,614 - Partly Cloudy - 81 F

TOP

livebaseballscorecards.com

Batter	1	2	3	4	5	6	7	8	9	AB	R	H	RBI	BB	SO	LOB
23 Rickie Weeks Jr., R (1, 4)	K			G5-3		F9		K 1-2 2-3		3	0	0	0	0	1	1
21 Alcides Escobar, R (6, 6) OBP: 0.200, SLG: 0.300										1	0	0	0	0	1	2
16 Chris Duffy, L (1, 7) OBP: 0.333, SLG: 0.500	G6-3			G3		7 2B 1-2 BB		P6		2	1	0	0	1	0	0
93 Brendan Katin, R (8, PH)										1	0	0	0	0	0	2
(8, 9)																
7 J.J. Hardy, R (1, 6) OBP: 0.455, SLG: 0.727	F9			G5-3		1-H 2-H 2B		BB		3	0	1	2	0	0	0
68 Joe Bateman, R (6, 1)										0	0	0	0	0	0	0
87 Jonathan Lucroy, R (8, PH)										0	0	0	0	1	0	0
98 Zelous Wheeler, R (8, 5)										0	0	0	0	0	0	0
32 Scott Thorman, L (1, 3) OBP: 0.636, SLG: 0.818		G3-1			3 WP 25 WP 1B	G3		K		4	0	1	0	0	1	4
67 Sam Narron, L (8, 1)										0	0	0	0	0	0	0
25 Mike Cameron, R (1, 8) OBP: 0.273, SLG: 0.444		G6-3			3 L4-6 3 WP 1-2 BB		K		13 G6-3 1B	2	0	0	0	1	1	0
96 Lee Haydel, L (7, 8) OBP: 0.500, SLG: 0.500										1	0	1	0	0	0	0
3 Trot Nixon, L (1, 9)		F9			L4-6 1-2 2-3		K		K	3	0	0	0	0	1	2
15 Logan Schafer, L (7, 9) OBP: 0.333, SLG: 0.333										1	0	0	0	0	1	1
(8, 7)																
11 Mike Rivera, R (1, 2) OBP: 0.111, SLG: 0.444			G4-3		K		G5-3		G6-3 1-2	3	0	0	0	0	1	1
13 Angel Salome, R (7, 2) OBP: 0.200, SLG: 0.800										1	0	0	0	0	0	1
Mike Lamb, L (1, 5) OBP: 0.231, SLG: 0.231			K			K		21 WP 98 1B 1B	G3	4	0	1	0	0	2	1
(8, 3)																
31 Dave Bush, R (1, 1)			G4-3			16 BB 7 2B 1B		21 WP 1-2 1B		0	0	0	0	0	0	0
9 Hernan Iribarren, L (3, PH) OBP: 0.125, SLG: 0.125										1	0	0	0	0	0	0
12 Carlos Villanueva, R (3, 1)										0	0	0	0	0	0	0
57 Mitch Stetter, L (4, 1)										0	0	0	0	0	0	0
74 Omar Aguilar, R (5, 1)										0	0	0	0	0	0	0
98 Michael Garciaparra, R (6, PH) OBP: 1.000, SLG: 1.000										2	1	2	0	0	0	0
(6, 4)																
Inning Stats	R: 0 E: 0 K: 1 S: 5 H: 0 LOB: 0 BB: 0 P: 5	R: 0 E: 0 K: 0 S: 3 H: 0 LOB: 0 BB: 0 P: 3	R: 0 E: 0 K: 1 S: 5 H: 0 LOB: 0 BB: 0 P: 5	R: 0 E: 0 K: 0 S: 3 H: 0 LOB: 0 BB: 0 P: 3	R: 0 E: 0 K: 1 S: 5 H: 1 LOB: 1 BB: 1 P: 10	R: 2 E: 0 K: 1 S: 7 H: 2 LOB: 1 BB: 1 P: 11	R: 0 E: 0 K: 2 S: 7 H: 0 LOB: 0 BB: 0 P: 7	R: 0 E: 0 K: 2 S: 9 H: 2 LOB: 3 BB: 1 P: 14	R: 0 E: 0 K: 1 S: 6 H: 1 LOB: 1 BB: 0 P: 6	1B: 5 2B: 2 3B: 0 HR: 0	SF: 0 SAC: 0 DP: 1 HBP: 0						

AB	32
R	2
H	6
RBI	2
BB	3
SO	9
LOB	15

WP: 3 PB: 0 SB: 0 CS: 0 PA: 35

PITCHER		IP	WLS	BF	H	R	ER	SO	BB	IBB	HBP	BLK	WP	HR	S	P	ERA	WHIP
55 Tim Lincecum, R	(1, 1)	3.0		9	0	0	0	2	0	0	0	0	0	0	13	13	0.00	0.000
ERA:																		
45 Justin Miller, R	(4, 1)	1.0		3	0	0	0	0	0	0	0	0	0	0	3	3	0.00	0.000
ERA:																		
60 Francis Beltran, R	(5, 1)	1.0		4	1	0	0	1	1	0	0	0	2	0	5	10	0.00	2.000
ERA:																		
40 Billy Sadler, R	(6, 1)	1.0	W	6	2	2	2	1	1	0	0	0	0	0	7	11	18.00	3.000
ERA: 9.0																		
Luis Perdomo, R	(7, 1)	1.0	H	3	0	0	0	2	0	0	0	0	0	0	7	7	0.00	0.000
ERA:																		

PITCHER		IP	WLS	BF	H	R	ER	SO	BB	IBB	HBP	BLK	WP	HR	S	P	ERA	WHIP
41 Jeremy Affeldt, L	(8, 1)	1.0	H	6	2	0	0	2	1	0	0	0	1	0	9	14	0.00	3.000
ERA: 18.0																		
46 Bob Howry, R	(9, 1)	1.0	S	4	1	0	0	1	0	0	0	0	0	0	6	6	0.00	1.000
ERA:																		

Batter	1	2	3	4	5	6	7	8	9	AB	R	H	RBI	BB	SO	LOB
2 Randy Winn, S (1, 9) 74 Matt Downs, R (6, 9) OBP: 0.250, SLG: 0.500	BBBB 4-0 16 G6-3 16 WP BB		x 0-0 F7 ②		CCC 0-3 K ②		x 0-0 G6-3 ②			2 0 0 0 1 1 0 1 0 0 0 0 0 0						
16 Edgar Renteria, R (1, 6) OBP: 0.300, SLG: 0.333 13 Brian Bocock, R (6, 6)	BX 1-0 G6-3 ① 1-3		x 0-0 48 1B 1B		x 0-0 F9 ③		CCC 0-3 K ③			3 0 1 0 0 0 1 1 0 0 0 0 1 0						
48 Pablo Sandoval, S (1, 5) OBP: 0.462, SLG: 0.364 8 Eugenio Velez, S (6, PR) OBP: 0.200, SLG: 0.200 (7, 7)	x 0-0 G3 ②		x 0-0 1-3 1B			BBBB 4-0 1 1B 21 HR BB		x 0-0 G5-3 ①		2 0 1 0 1 0 1 1 1 0 0 0 0 0						
1 Bengie Molina, R (1, 2) OBP: 0.200, SLG: 0.300 59 Andres Torres, S (6, PR) OBP: 0.250, SLG: 0.286 (7, 8)	x 0-0 F9 ③		CCC 0-3 K ③			x 0-0 1-2 21 HR 1B		x 0-0 29 E 29 FC5 28 SF9 1B		3 0 1 0 0 1 3 1 2 1 0 0 0 0						
10 Travis Ishikawa, L (1, 3) OBP: 0.500, SLG: 1.083 29 Scott McClain, R (7, 3)		x 0-0 G6-3 ①		x 0-0 21 WP 1B		SSS 0-3 K ①		x 0-0 1-3 FC5 76 3B		3 0 1 0 0 1 2 1 1 0 0 0 0 1						
33 Aaron Rowand, R (1, 8) OBP: 0.250, SLG: 0.583 28 Buster Posey, R (7, 2)		x 0-0 P6 ②		CCC 0-3 K ①		x 0-0 F7 ②		x 0-0 3-H SF9 ②		3 0 0 0 0 1 3 0 0 0 1 0 0 0						
21 John Bowker, L (1, 7) OBP: 0.250, SLG: 0.455 76 Jesus Guzman, R (7, 5) OBP: 0.400, SLG: 0.750	BBBB 4-0 19 FC6-4 BB		BSSS 1-3 K ② 1-2			x 0-0 1-H 2-H HR		x 0-0 1-H 3B		2 1 1 3 1 1 1 1 0 1 1 0 0 0						
19 Kevin Frandsen, R (1, 4) OBP: 0.556, SLG: 1.000 Luis Perdomo, R (7, 1) 41 Jeremy Affeldt, L (8, 1) 35 Rich Aurilia, R (8, PH) OBP: 0.667, SLG: 0.750 46 Bob Howry, L (9, 1)		x 0-0 FC6-4 ③ 1-2f		x 0-0 G4-3 ③		x 0-0 F9 ③		BBBB 4-0 BB		3 0 0 0 0 0 3 0 0 0 0 0 0 0 0 0 0 0 0 0 0 0 0 0 0 1 0 0 0 0 0 0 0 0 0						
55 Tim Lincecum, L (1, 1) Dave Roberts, L (3, PH) 45 Justin Miller, R (4, 1) 60 Francis Beltran, R (5, 1) 14 Fred Lewis, L (5, PH) OBP: 0.333, SLG: 0.833 40 Billy Sadler, R (6, 1) 7 Emmanuel Burriss, S (7, 4) OBP: 0.333, SLG: 0.444			x 0-0 G3-1 ①		CCC 0-3 K ①		x 0-0 F9 ①	x 0-0 F8 ③		0 0 0 0 0 0 0 1 0 0 0 0 0 0 0 0 0 0 0 0 0 0 0 0 0 0 0 0 1 0 0 0 0 1 0 0 0 0 0 0 0 0 2 0 0 0 0 0 2						
Inning Stats	R: 0 E: 0 K: 0 S: 3 H: 0 LOB: 1 BB: 1 P: 8	R: 0 E: 0 K: 0 S: 3 H: 0 LOB: 1 BB: 1 P: 7	R: 0 E: 0 K: 1 S: 7 H: 2 LOB: 2 BB: 0 P: 7	R: 0 E: 0 K: 2 S: 8 H: 1 LOB: 1 BB: 0 P: 9	R: 0 E: 0 K: 2 S: 7 H: 0 LOB: 0 BB: 0 P: 7	R: 3 E: 0 K: 1 S: 7 H: 2 LOB: 1 BB: 1 P: 11	R: 0 E: 0 K: 1 S: 5 H: 0 LOB: 0 BB: 0 P: 5	R: 2 E: 1 K: 0 S: 6 H: 2 LOB: 2 BB: 1 P: 10		1B: 5 2B: 0 3B: 1 HR: 1	SF: 1 SAC: 0 DP: 0 HBP: 0					

PITCHER		IP	WLS	BF	H	R	ER	SO	BB	IBB	HBP	BLK	WP	HR	S	P	ERA	WHIP
31 Dave Bush, R ERA:	(1, 1)	2.0		8	0	0	0	0	2	0	0	0	1	0	6	15	0.00	1.000
12 Carlos Villanueva, R ERA:	(3, 1)	1.0		5	2	0	0	1	0	0	0	0	0	0	7	7	0.00	2.000
57 Mitch Stetter, L ERA:	(4, 1)	1.0		4	1	0	0	2	0	0	0	0	1	0	8	9	0.00	1.000
74 Omar Aguilar, R ERA:	(5, 1)	1.0		3	0	0	0	2	0	0	0	0	0	0	7	7	0.00	0.000
68 Joe Bateman, R ERA: 15.0	(6, 1)	2.0	L	9	2	3	3	2	1	0	0	0	0	1	12	16	13.50	1.500

PITCHER		IP	WLS	BF	H	R	ER	SO	BB	IBB	HBP	BLK	WP	HR	S	P	ERA	WHIP
67 Sam Narron, L ERA:	(8, 1)	1.0		7	2	2	0	0	1	0	0	0	0	0	6	10	0.00	3.000

BOTTOM

Milwaukee Brewers @ San Francisco Giants

Scottsdale Stadium, Scottsdale, AZ

Sun Mar 01 2009, 3:05 PM EST
Att. 7,614 - Partly Cloudy - 81 F

livebaseballscorecards.com

AB	31
R	5
H	7
RBI	5
BB	4
SO	7
LOB	17

1B: 5 SF: 1
2B: 0 SAC: 0
3B: 1 DP: 0
HR: 1 HBP: 0

WP: 2 PA: 36
PB: 0
SB: 0
CS: 0

Batter	1	2	3	4	5	6	7	8	9	AB	R	H	RBI	BB	SO	LOB
Dave Roberts, L (1, 7)	C S C 0-3 ① K		X 0-0 FC4 14 E 7 1B 21 BB 1-2	B X 1-0 ③ G6-3 1-2			X 0-0 ② ③ G5-4-3 1-2f		X 0-0 ③ F9	3	1	0	0	0	1	2
31 Josh Phelps, R (4, 7)										2	0	0	0	0	0	1
7 Emmanuel Burriss, S (1, 4) OBP: 0.417, SLG: 0.500	X 0-0 21 FC3-6 14 1B 1B		X 0-0 21 BB 14 E 35 FC5 1-2 2-H 1B		X 0-0 ① P6			X 0-0 ① G4-3		3	1	2	1	0	0	0
8 Eugenio Velez, S (7, 4) OBP: 0.182, SLG: 0.182										1	0	0	0	0	0	0
14 Fred Lewis, L (1, 10) OBP: 0.300, SLG: 0.600	X 0-0 21 FC3-6 1-2 1B		X 0-0 FC3 35 FC5 21 BB 1-2 2-3		S C S 0-3 ② K			S C S 0-3 ② K2-3		4	0	1	0	0	2	2
21 John Bowker, L (1, 3) OBP: 0.267, SLG: 0.385	X 0-0 ② FC3-6 35 FC6-4 1-2f 2-3		B B B 4-0 35 FC5 1-2 2-3 3-H BB		X 0-0 ③ F8			B X 1-0 HR		2	0	0	1	1	0	2
29 Scott McClain, R (7, 3) OBP: 0.400, SLG: 1.000										1	1	1	1	0	0	0
35 Rich Aurilia, R (1, 5) OBP: 0.444, SLG: 0.429	X 0-0 ③ FC6-4 1-2f		X 0-0 ① FC5 74 G6-4-3 1-2 2-3f 3-H			X 0-0 ① G5-3		X 0-0 2B		3	0	0	1	0	0	4
76 Jesus Guzman, R (6, 5) OBP: 0.500, SLG: 1.000										1	0	1	0	0	0	0
74 Matt Downs, R (1, 9) OBP: 0.250, SLG: 0.375		X 0-0 23 G5-4-3 1B	X 0-0 ② ③ G6-4-3 1-2f			X 0-0 ② G4-3		X 0-0 ③ L7		4	0	1	0	0	0	3
23 Juan Uribe, R (1, 6) OBP: 0.286, SLG: 0.500	X 0-0 ① ② G5-4-3 1-2f			X 0-0 ① F8		X 0-0 ③ G4-3			S B C X 1-2 HR	3	0	0	0	0	0	1
77 Jake Wald, R (6, 6) OBP: 1.000, SLG: 4.000										1	1	1	1	0	0	0
20 Steve Holm, R (1, 2) OBP: 0.222, SLG: 0.222	X 0-0 ③ G5-3			X 0-0 ② F8			X 0-0 31 G5-4-3 1B		X 0-0 ① G5-3	3	0	1	0	0	0	0
72 Eli Whiteside, R (7, 2)										1	0	0	0	0	0	0
59 Andres Torres, S (1, 8) OBP: 0.333, SLG: 0.364			X 0-0 E 7 1B 1B	X 0-0 S 1B			S F S 0-3 ① K		X 0-0 ② F8	4	1	2	0	0	1	1
Inning Stats	R: 0 H: 2 E: 0 LOB: 2 K: 1 BB: 0 S: 7 P: 7	R: 0 H: 1 E: 0 LOB: 0 K: 0 BB: 0 S: 3 P: 3	R: 3 H: 2 E: 2 LOB: 1 K: 0 BB: 1 S: 6 P: 10	R: 0 H: 1 E: 0 LOB: 1 K: 0 BB: 0 S: 4 P: 5	R: 0 H: 0 E: 0 LOB: 0 K: 1 BB: 0 S: 5 P: 0	R: 0 H: 0 E: 0 LOB: 0 K: 0 BB: 0 S: 3 P: 3	R: 0 H: 1 E: 0 LOB: 0 K: 1 BB: 0 S: 5 P: 5	R: 1 H: 2 E: 0 LOB: 1 K: 1 BB: 0 S: 7 P: 8	R: 1 H: 1 E: 0 LOB: 0 K: 0 BB: 0 S: 6 P: 7	1B: 7 2B: 1 3B: 0 HR: 2	SF: 0 SAC: 0 DP: 3 HBP: 0						

PITCHER	IP	WLS	BF	H	R	ER	SO	BB	IBB	HBP	BLK	WP	HR	S	P	ERA	WHIP
52 Horacio Ramirez, L (1, 1) ERA: 9.0	2.1		14	5	3	3	1	1	0	0	0	0	0	15	19	0.00	2.571
38 Devon Lowery, R (3, 1) ERA:	0.2	W	1	0	0	0	0	0	0	0	0	0	0	1	1	0.00	0.000
28 Kyle Davies, R (4, 1) ERA:	3.0	H	10	1	0	0	1	0	0	0	0	0	0	12	13	0.00	0.333
34 Jamey Wright, R (7, 1) ERA:	1.0		3	1	0	0	1	0	0	0	0	0	0	5	5	0.00	1.000
62 Julio Pimentel, R (8, 1) ERA: 3.0	1.0		5	2	1	1	1	0	0	0	0	0	1	7	8	9.00	2.000

PITCHER	IP	WLS	BF	H	R	ER	SO	BB	IBB	HBP	BLK	WP	HR	S	P	ERA	WHIP
65 Heath Phillips, L (9, 1) ERA: 3.0	1.0		4	1	1	1	0	0	0	0	0	0	1	6	7	9.00	1.000

TOP

San Francisco Giants @ Kansas City Royals

Surprise Stadium, Surprise, AZ

Mon Mar 02 2009, 3:05 PM EST
Att. 3,202 - Partly Cloudy - 82 F

livebaseballscorecards.com

AB	36
R	5
H	10
RBI	5
BB	1
SO	4
LOB	16

PA: 37

Batter	1	2	3	4	5	6	7	8	9	AB	R	H	RBI	BB	SO	LOB
35 Mitch Maier, L (1, 8) OBP: 0.200, SLG: 0.429 75 Derrick Robinson, S (5, PH) OBP: 0.571, SLG: 0.500 (6, 8)	CST 0-2 K ① x 0-0 8 E 1B x 0-0 SF7 ② 3-H	BBBB 4-0 25 G3-1 46 G1-3 BB x 0-0 77 BB 46 1B 1B 1-2 2-H 3-H BBBB 4-0 46 1B 77 2B BB 1-2 2-3			2 0 1 1 0 1 0 1 1 1 2 2 0 0
8 Willie Bloomquist, R (1, 6) OBP: 0.167, SLG: 0.167 46 Luis Hernandez, S (3, PR) OBP: 0.600, SLG: 0.600 (4, 6)	SCS 0-3 K ② 1 SAFE x 0-0 P3 ② 1-3 x 0-0 1-3 1B	x 0-0 G1-3 ① 1-2 x 0-0 77 BB 1B 1-2 2-3 x 0-0 77 2B 1B 1-2 2-3 3-H			3 0 1 0 0 1 1 3 1 2 1 0 0 1
25 Kila Ka'aihue, L (1, 10) OBP: 0.500, SLG: 0.333 77 John Suomi, L (6, PH) OBP: 1.000, SLG: 2.000 (7, 10)	BBBB 4-0 43 1B BB x 0-0 F8 ③ x 0-0 P5 ③	x 0-0 G3-1 ② 2-3 BBBB 4-0 54 FC4-6 BB 1-2 2-3 3-H x 0-0 2B 1-H 2-H 3-H			3 0 0 0 1 0 4 1 0 1 4 1 0 0
43 Ryan Shealy, R (1, 3) OBP: 0.500, SLG: 0.625 76 Jeff Howell, R (7, PH) (8, 2)	x 0-0 1-2 1B x 0-0 E5 69 G5-3 72 1B 1B x 0-0 F8 ①	BBBB 4-0 BB SSC 0-3 K ② BBBB 4-0 BB			4 1 1 0 1 1 3 0 0 0 0 1 0 0
Brayan Peña, S (1, 2) OBP: 0.375, SLG: 0.286 54 J.R. House, R (5, PH) (6, 2) (8, 3)	x 0-0 G4-3 ③ x 0-0 72 1B 69 G5-3 13 1B 1-2 1B x 0-0 72 1B 15 1B 1B	x 0-0 F9 ③ x 0-0 FC4-6 ③ 1-2f SSS 0-3 K2-3 ③			3 1 2 0 0 0 2 3 0 0 0 0 1 7
69 Corey Smith, R (1, 5) OBP: 0.125, SLG: 0.125 39 Mario Lisson, R (6, 5)	x 0-0 15 E 15 1B 1B x 0-0 G5-3 ① 1-2 2-3 x 0-0 P3 ②	CSS 0-3 K ① x 0-0 F8 ① CSS 0-3 K ①			3 1 1 0 0 0 3 3 0 0 0 0 2 0
15 Shane Costa, L (1, 9) OBP: 1.000, SLG: 1.000 78 Jose Duarte, R (5, 9) OBP: 0.375, SLG: 0.286	x 0-0 E8 72 3B 1-H 1B BBBB 4-0 72 1B 13 1B BB x 0-0 72 1B 1-2 1B	BBBB 4-0 58 BB 63 1B 75 1B BB x 0-0 75 BB 63 BB 46 1B 1B x 0-0 P4 ②			2 2 2 0 1 0 0 2 2 1 0 1 0 0
72 Chris Lubanski, L (1, 7) OBP: 0.571, SLG: 0.857 63 Tommy Murphy, S (6, 7) OBP: 0.400, SLG: 0.556	x 0-0 13 SF7 3B 3-H x 0-0 13 1B 35 SF7 1B 1-2 2-3 3-H x 0-0 1-2 2-3 1B	x 0-0 58 BB 75 1B 1B 1-2 BBBB 4-0 46 1B 75 BB 77 2B 1-2 x 0-0 F7 ③			3 2 3 2 0 0 0 2 2 1 0 1 0 0
13 Alberto Callaspo, S (1, 4) OBP: 0.200, SLG: 0.222 58 Tug Hulett, L (6, 4) OBP: 0.500, SLG: 0.667	x 0-0 SF7 ① 3-H x 0-0 8 1B 1-3 2-H 3-H 1B x 0-0 G3 ③	BBBB 4-0 46 1B 75 1B 77 BB 1-2 2-3 BB x 0-0 F8 ②			2 0 1 3 0 0 3 1 1 0 0 1 0 2
Inning Stats	R: 0 H: 1 E: 0 LOB: 2 K: 2 BB: 1 S: 8 P: 12	R: 3 H: 4 E: 2 LOB: 1 K: 0 BB: 0 S: 7 P: 7	R: 4 H: 4 E: 1 LOB: 2 K: 0 BB: 1 S: 8 P: 12	R: 0 H: 3 E: 0 LOB: 3 K: 0 BB: 0 S: 6 P: 6	R: 0 H: 0 E: 0 LOB: 2 K: 0 BB: 2 S: 3 P: 11	R: 3 H: 3 E: 0 LOB: 3 K: 2 BB: 3 S: 10 P: 22	R: 4 H: 3 E: 0 LOB: 2 K: 1 BB: 3 S: 8 P: 20	R: 0 H: 0 E: 0 LOB: 0 K: 1 BB: 0 S: 5 P: 5		1B: 16 SF: 2 2B: 1 SAC: 0 3B: 1 DP: 0 HR: 0 HBP: 0					

PITCHER		IP	WLS	BF	H	R	ER	SO	BB	IBB	HBP	BLK	WP	HR	S	P	ERA	WHIP
18 Matt Cain, R ERA: 10.8	(1, 1)	1.2		11	5	3	3	2	1	0	0	0	0	0	14	18	16.20	3.600
61 Jesse English, L ERA:	(2, 1)	0.1		1	0	0	0	0	0	0	0	0	0	0	1	1	0.00	0.000
68 Kevin Pucetas, R ERA: 6.75	(3, 1)	0.2	L	8	4	4	2	0	1	0	0	0	0	0	7	11	27.00	7.500
70 Ronnie Ray, R ERA: 3.86	(3, 1)	1.1		7	3	0	0	0	0	0	0	0	0	0	7	7	0.00	2.250
38 Brian Wilson, R ERA:	(5, 1)	1.0		5	0	0	0	0	2	0	0	0	0	0	3	11	0.00	2.000

PITCHER		IP	WLS	BF	H	R	ER	SO	BB	IBB	HBP	BLK	WP	HR	S	P	ERA	WHIP
Jack Taschner, L ERA: 18.0	(6, 1)	1.0		9	3	3	3	2	3	0	0	0	0	0	10	22	27.00	6.000
22 Keiichi Yabu, R ERA: 23.63	(7, 1)	0.2		7	3	4	4	0	2	0	0	0	0	0	5	13	54.00	7.500
63 Waldis Joaquin, R ERA:	(7, 1)	1.1		5	0	0	0	2	1	0	0	0	0	0	8	12	0.00	0.750

BOTTOM

San Francisco Giants @ Kansas City Royals

Surprise Stadium, Surprise, AZ

Mon Mar 02 2009, 3:05 PM EST
Att. 3,202 - Partly Cloudy - 82 F

livebaseballscorecards.com

AB	41
R	14
H	18
RBI	13
BB	10
SO	6
LOB	26

WP: 0 PA: 53
PB: 0
SB: 0
CS: 0

Batter	1	2	3	4	5	6	7	8	9	AB	R	H	RBI	BB	SO	LOB
14 Ryan Roberts, R (1, 4) OBP: 0.526, SLG: 0.625	S S S 0-3 ① K		X 0-0 24 S 1B	H 1-0 1-2 2-3 HBP		X 0-0 ① G6-3		S C 0-3 ② K		3	0	1	0	0	1	0
16 Josh Wilson, R (6, 4) OBP: 0.571, SLG: 0.750										1	0	0	0	0	1	0
6 Stephen Drew, L (1, 6) OBP: 0.333, SLG: 0.455	S S S 0-3 ② K		S S S 0-3 ② K	X 0-0 ③ P2		X 0-0 E5		B B B B 4-0 BB		3	0	0	0	0	2	4
59 Tony Barnette, R (4, 1)										0	0	0	0	0	0	0
25 James Skelton, L (6, PH) (6, 2)										1	0	0	0	1	0	0
24 Chris Young, R (1, 8) OBP: 0.500, SLG: 0.714	B B B B 4-0 34 1B BB		S S S 0-3 ③ K 1-2		S S S 0-3 ① K	S S S 0-3 ② K		X 0-0 ③ G5-3		3	0	0	0	1	3	2
46 Jailen Peguero, R (6, 1)										0	0	0	0	0	0	0
45 Doug Slaten, L (7, 1)										0	0	0	0	0	0	0
4 Mark Hallberg, R (8, PH) OBP: 0.500, SLG: 1.000										1	0	0	0	0	0	1
64 Clay Zavada, L (8, 1)										0	0	0	0	0	0	0
34 Conor Jackson, R (1, 3) OBP: 0.364, SLG: 0.400	X 0-0 1-3 1B			X 0-0 ① G3	X 0-0 10 E 1B	X 0-0 ③ L9			X 0-0 ① G1-3	2	0	1	0	0	0	0
8 Rusty Ryal, R (4, 5) OBP: 0.400, SLG: 0.250										3	1	1	0	0	0	1
10 Justin Upton, R (1, 9) OBP: 0.400, SLG: 0.545	S S S 0-3 ③ K2-3			B B B B 4-0 26 1B 27 S 12 1B BB	X 0-0 1-H E4 3B		S S T 0-2 ① K		X 0-0 63 WP 12 2B 1B	2	2	1	1	1	1	2
30 Brandon Watson, L (6, 8) OBP: 0.571, SLG: 0.667										2	1	1	0	0	1	0
27 Mark Reynolds, R (1, 5) OBP: 0.385, SLG: 0.400		S S S 0-3 ① K	S S S 0-3 ② K 1-2	X 0-0 26 1B 2B		X 0-0 ② G5-3			B X 1-0 ② G6-3 1-2	2	0	0	0	0	2	1
63 Pedro Ciriaco, R (4, 6) OBP: 0.455, SLG: 0.545										3	1	1	0	0	0	1
26 Miguel Montero, L (1, 2) OBP: 0.417, SLG: 0.364		X 0-0 ② G1-3	X 0-0 12 1B 29 1B 2-3 1B	X 0-0 2-H 1B		B B B B 4-0 BB			X 0-0 2-H 2B	3	1	2	1	0	0	0
12 Evan Frey, L (6, 7) OBP: 0.375, SLG: 0.571										1	0	1	1	1	0	0
12 Chris Roberson, S (1, 7) OBP: 0.278, SLG: 0.438		X 0-0 ③ F8	X 0-0 14 HBP 29 1B 1-3 3-H 1B	X 0-0 ② F8		X 0-0 ③ F7			X 0-0 ③ F7	5	0	1	1	0	0	3
(6, 9)																
49 Doug Davis, R (1, 1)			S S S 0-3 ① K	X 0-0 14 HBP 1-2 3-H 1B	X 0-0 ③ F8			S S S 0-3 ① K		0	0	0	0	0	0	0
32 John Hester, R (3, PH)										1	0	0	0	0	1	0
57 Jon Rauch, R (3, 1)										0	0	0	0	0	0	0
29 Josh Whitesell, L (4, PH) OBP: 0.333, SLG: 0.533										3	0	1	1	0	1	1
(4, 3)																
Inning Stats	R: 0 E: 0 K: 3 S: 10 H: 1 LOB: 2 BB: 1 P: 14	R: 0 E: 0 K: 1 S: 5 H: 0 LOB: 0 BB: 0 P: 5	R: 0 E: 0 K: 3 S: 10 H: 1 LOB: 1 BB: 0 P: 10	R: 2 E: 0 K: 1 S: 8 H: 3 LOB: 3 BB: 1 P: 13	R: 3 E: 1 K: 1 S: 9 H: 4 LOB: 1 BB: 0 P: 9	R: 0 E: 1 K: 1 S: 6 H: 0 LOB: 1 BB: 0 P: 6	R: 0 E: 0 K: 1 S: 5 H: 0 LOB: 1 BB: 1 P: 9	R: 0 E: 0 K: 2 S: 7 H: 0 LOB: 1 BB: 1 P: 11	R: 1 E: 0 K: 0 S: 5 H: 2 LOB: 1 BB: 0 P: 6	1B: 8 2B: 2 3B: 1 HR: 0 SF: 0 SAC: 0 DP: 0 HBP: 1							

TOP

Arizona Diamondbacks @ San Francisco Giants

Scottsdale Stadium, Scottsdale, AZ

Tue Mar 03 2009, 3:05 PM EST

Att. 7,167 - Overcast - 81 F

livebaseballscorecards.com

AB	39
R	6
H	11
RBI	5
BB	4
SO	13
LOB	16

WP: 1 PB: 0 SB: 2 CS: 0 PA: 44

PITCHER		IP	WLS	BF	H	R	ER	SO	BB	IBB	HBP	BLK	WP	HR	S	P	ERA	WHIP
51 Randy Johnson, L ERA: 1.8	(1, 1)	3.0		12	2	0	0	7	1	0	0	0	0	0	25	29	0.00	1.000
52 Ramon Ortiz, R ERA: 21.0	(4, 1)	2.0		15	7	5	5	2	1	0	1	0	0	0	17	22	22.50	4.000
45 Justin Miller, R ERA:	(6, 1)	1.0		4	0	0	0	1	0	0	0	0	0	0	6	6	0.00	0.000
56 Osiris Matos, R ERA:	(7, 1)	1.0		4	0	0	0	1	1	0	0	0	0	0	5	9	0.00	1.000
49 Brandon Medders, R ERA:	(8, 1)	1.0	W	4	0	0	0	2	1	0	0	0	0	0	7	11	0.00	1.000

PITCHER		IP	WLS	BF	H	R	ER	SO	BB	IBB	HBP	BLK	WP	HR	S	P	ERA	WHIP
Luis Perdomo, R ERA: 3.0	(9, 1)	1.0	S	5	2	1	1	0	0	0	0	0	1	0	5	6	9.00	2.000

BOTTOM

Arizona Diamondbacks @ San Francisco Giants
Scottsdale Stadium, Scottsdale, AZ
Tue Mar 03 2009, 3:05 PM EST
Att. 7,167 - Overcast - 81 F

livebaseballscorecards.com

Batter	1	2	3	4	5	6	7	8	9	AB	R	H	RBI	BB	SO	LOB
2 Randy Winn, S (1, 9) 45 Justin Miller, R (6, 1) 50 Conor Gillaspie, L (6, PH) 56 Osiris Matos, R (7, 1) 49 Brandon Medders, R (8, 1) 76 Jesus Guzman, R (8, PH) OBP: 0.571, SLG: 1.167 Luis Perdomo, R (9, 1)	F9		K 2-3		K	K 1-2		77 1B 2-H 2B		3 0 1 0 0 1 0	0 0 0 0 0 1 0	0 0 0 0 0 1 0	0 0 0 0 0 1 0	0 0 0 0 0 0 0	2 0 1 0 0 0 0	3 0 2 0 0 0 0
16 Edgar Renteria, R (1, 6) OBP: 0.385, SLG: 0.417 77 Jake Wald, R (6, PR) OBP: 1.000, SLG: 2.000 (7, 6)	K			1B		48 HR 1B	57 FC6-5 57 WP 1B	2-H 1B		3 2	0 1	2 2	0 1	0 0	1 0	0 0
48 Pablo Sandoval, S (1, 5) OBP: 0.438, SLG: 0.571 29 Scott McClain, R (7, 3) OBP: 0.286, SLG: 0.667	G4-3			F9		1-H HR	F8	P3		3 2	1 0	1 0	2 0	0 0	0 0	1 2
1 Bengie Molina, R (1, 2) OBP: 0.154, SLG: 0.231 57 Ryan Rohlinger, R (6, PR) OBP: 0.250, SLG: 0.500 (7, 5)		F9		F8		E5 74 E 8 G5-3	FC6-5 73 1B 1-3			3 1	0 1	0 1	0 0	0 0	0 0	2 1
10 Travis Ishikawa, L (1, 3) OBP: 0.400, SLG: 0.867 73 Jackson Williams, R (7, 2) OBP: 1.000, SLG: 1.000		L4		L9		F7	74 FC6-4 1-2 1B			3 1	0 0	0 1	0 0	0 0	0 0	2 0
33 Aaron Rowand, R (1, 8) OBP: 0.214, SLG: 0.500 74 Matt Downs, R (6, 9) OBP: 0.200, SLG: 0.300		P6			F8	E5 8 G5-3 59 1B 1-3	FC6-4 1-2f			2 2	0 1	0 0	0 0	0 0	0 0	0 3
8 Eugenio Velez, S (1, 7) OBP: 0.267, SLG: 0.467			G1-3		HR	G5-3 2-3 3-H		19 SH2-3 76 2B 1B		4	2	2	2	0	0	2
19 Kevin Frandsen, R (1, 4) OBP: 0.583, SLG: 0.900			2 CS 21 BB 1B		F9	59 1B HBP		SH2-3 1-2		2	0	1	0	0	0	0
51 Randy Johnson, R (1, 1) 21 John Bowker, L (3, PH) OBP: 0.313, SLG: 0.385 52 Ramon Ortiz, R (4, 1) 59 Andres Torres, S (5, PH) OBP: 0.400, SLG: 0.385 (6, 8)			BB 1-2		BB	50 S 1-3 3-H 1B		K		0 0 0 2	0 0 0 0	0 0 0 1	0 0 0 1	0 1 0 1	0 0 0 1	0 0 0 1
Inning Stats	R: 0 E: 0 K: 1 S: 5 H: 0 LOB: 0 BB: 0 P: 5	R: 0 E: 0 K: 0 S: 3 H: 0 LOB: 0 BB: 0 P: 3	R: 0 E: 0 K: 1 S: 5 H: 1 LOB: 2 BB: 1 P: 9	R: 0 E: 0 K: 0 S: 4 H: 1 LOB: 1 BB: 0 P: 4	R: 1 E: 0 K: 1 S: 6 H: 1 LOB: 1 BB: 1 P: 10	R: 4 E: 2 K: 1 S: 11 H: 3 LOB: 3 BB: 0 P: 12	R: 0 E: 0 K: 0 S: 5 H: 2 LOB: 2 BB: 0 P: 6	R: 2 E: 0 K: 1 S: 8 H: 3 LOB: 1 BB: 0 P: 8		1B: 8 2B: 2 3B: 0 HR: 2	SF: 0 SAC: 1 DP: 1 HBP: 1			WP: 1 PB: 0 SB: 1 CS: 1	PA: 39	

	AB	35
	R	7
	H	11
	RBI	7
	BB	2
	SO	5
	LOB	19

PITCHER		IP	WLS	BF	H	R	ER	SO	BB	IBB	HBP	BLK	WP	HR	S	P	ERA	WHIP
49 Doug Davis, L ERA: 13.5	(1, 1)	2.0		6	0	0	0	1	0	0	0	0	0	0	8	8	0.00	0.000
57 Jon Rauch, R ERA: 13.5	(3, 1)	1.0		4	1	0	0	1	1	0	0	0	0	0	5	9	0.00	2.000
59 Tony Barnette, R ERA: 2.45	(4, 1)	2.0	H	9	2	1	1	1	1	0	0	0	0	1	10	14	4.50	1.500
46 Jailen Peguero, R ERA: 12.0	(6, 1)	1.0	B	9	3	4	2	1	0	0	1	0	0	1	11	12	18.00	3.000
45 Doug Slaten, L ERA: 9.0	(7, 1)	1.0		5	2	0	0	0	0	0	0	0	1	0	5	6	0.00	2.000

PITCHER		IP	WLS	BF	H	R	ER	SO	BB	IBB	HBP	BLK	WP	HR	S	P	ERA	WHIP
64 Clay Zavada, L ERA: 9.0	(8, 1)	1.0	L	6	3	2	2	1	0	0	0	0	0	0	8	8	18.00	3.000

Batter	1	2	3	4	5	6	7	8	9	AB	R	H	RBI	BB	SO	LOB
2 Randy Winn, S (1, 9) OBP: 0.105, SLG: 0.059	0-0 16 G6-4-3 1B		0-0 G3	0-3 K		0-3 K		4-0 1B 28 1B 1-2 2-3 BB		4	0	1	0	0	2	2
21 John Bowker, L (6, 9) OBP: 0.353, SLG: 0.385										0	1	0	0	1	0	0
16 Edgar Renteria, R (1, 6) OBP: 0.294, SLG: 0.313	0-0 G6-4-3 1-2f		0-0 F9	0-3 K			0-0 G6-3	0-3 K		4	0	0	0	0	1	1
23 Juan Uribe, R (7, 6) OBP: 0.267, SLG: 0.467										1	0	0	0	0	1	3
14 Fred Lewis, L (1, 7) OBP: 0.308, SLG: 0.615	0-3 K		0-0 1 1B 2B		0-0 P6		0-0 F8	0-0 28 1B 1-3 2-H 3-H 1B		3	1	1	0	0	1	0
Dave Roberts, L (6, 7) OBP: 0.167, SLG: 0.167										2	0	1	2	0	0	0
1 Bengie Molina, R (1, 2) OBP: 0.188, SLG: 0.250		0-0 G6-3	0-0 10 1B 48 1B 2-H 1B		0-0 P4		0-0 76 HR 1B	0-0 1-2 3-H 1B		3	0	1	1	0	0	0
28 Buster Posey, R (5, 2) OBP: 0.500, SLG: 0.667										2	1	2	1	0	0	0
48 Pablo Sandoval, S (1, 5) OBP: 0.526, SLG: 0.824		0-0 10 2B 1B	0-0 10 1B 1-2 1B		2-1 HR		1-2 1-H HR	0-0 P5		3	2	3	1	0	0	0
76 Jesus Guzman, R (6, 5) OBP: 0.556, SLG: 1.375										2	1	1	2	0	0	2
10 Travis Ishikawa, L (1, 3) OBP: 0.421, SLG: 0.842		0-0 33 G4-3 7 1B 1-H 2B	0-0 1-2 2-3 1B		0-3 K		0-0 P4		0-3 K	4	1	2	1	0	1	0
29 Scott McClain, R (7, 3) OBP: 0.250, SLG: 0.571										1	0	0	0	0	1	0
33 Aaron Rowand, R (1, 8) OBP: 0.235, SLG: 0.529		0-0 G4-3 2-3	0-0 F9			0-0 7 F9 2B		0-0 G6-3	0-0 L6	3	0	1	0	0	0	4
59 Andres Torres, S (6, PR) OBP: 0.353, SLG: 0.333 (6, 8)										2	0	0	0	0	0	0
7 Emmanuel Burriss, S (1, 4) OBP: 0.412, SLG: 0.471		0-0 35 WP 35 S 3-H 1B		0-0 L4		0-0 F9 2-3		0-0 21 BB 35 BLK 1B	0-0 G6-3	5	1	2	1	0	0	1
35 Rich Aurilia, R (1, 10) OBP: 0.462, SLG: 0.700		1-1 P2 1-3		3-2 HR		0-0 G6-3		4-0 21 BB 1-2 1B BB		3	1	1	1	1	0	3
8 Eugenio Velez, S (8, PR) OBP: 0.267, SLG: 0.467 (8, 10)										0	1	0	0	0	0	0
Inning Stats	R: 0 H: 1 E: 0 LOB: 0 K: 1 BB: 0 S: 5 P: 5	R: 2 H: 3 E: 0 LOB: 1 K: 0 BB: 0 S: 7 P: 8	R: 1 H: 4 E: 0 LOB: 3 K: 0 BB: 0 S: 7 P: 7	R: 1 H: 1 E: 0 LOB: 0 K: 2 BB: 0 S: 10 P: 13	R: 1 H: 1 E: 0 LOB: 0 K: 1 BB: 0 S: 7 P: 9	R: 0 H: 1 E: 0 LOB: 2 K: 1 BB: 0 S: 6 P: 6	R: 2 H: 2 E: 0 LOB: 0 K: 0 BB: 0 S: 7 P: 8	R: 3 H: 3 E: 0 LOB: 2 K: 1 BB: 2 S: 8 P: 16	R: 0 H: 0 E: 0 LOB: 0 K: 1 BB: 0 S: 5 P: 5	1B: 10 SF: 0 2B: 3 SAC: 0 3B: 0 DP: 1 HR: 3 HBP: 0						

TOP

San Francisco Giants @ Los Angeles Dodgers

Camelback Ranch, Glendale, AZ

Wed Mar 04 2009, 3:05 PM EST
Att. 5,944 - Partly Cloudy - 78 F

livebaseballscorecards.com

AB	42
R	10
H	16
RBI	10
BB	2
SO	7
LOB	16

WP: 1 PA: 44
PB: 0
SB: 1
CS: 0

PITCHER		IP	WLS	BF	H	R	ER	SO	BB	IBB	HBP	BLK	WP	HR	S	P	ERA	WHIP
22 Clayton Kershaw, L ERA: 9.0	(1, 1)	2.0		9	4	2	2	1	0	0	0	0	1	0	12	13	9.00	2.000
52 James McDonald, R ERA: 4.91	(3, 1)	1.2	L	10	5	2	2	1	0	0	0	0	0	1	14	17	10.80	3.000
57 Scott Elbert, L ERA: 2.7	(4, 1)	1.1		5	1	1	1	2	0	0	0	0	0	1	10	12	6.75	0.750
59 Guillermo Mota, R ERA:	(6, 1)	1.0		4	1	0	0	1	0	0	0	0	0	0	6	6	0.00	1.000
78 Victor Garate, L ERA: 15.43	(7, 1)	1.0		5	2	2	2	0	0	0	0	0	0	1	7	8	18.00	2.000

PITCHER		IP	WLS	BF	H	R	ER	SO	BB	IBB	HBP	BLK	WP	HR	S	P	ERA	WHIP
66 Brent Leach, L ERA: 21.6	(8, 1)	0.2		6	2	3	3	1	2	0	0	1	0	0	6	14	40.50	6.000
45 Scott Strickland, R ERA: 18.0	(8, 1)	0.1		2	1	0	0	0	0	0	0	0	0	0	2	2	0.00	3.000
61 Brian Mazone, L ERA:	(9, 1)	1.0		3	0	0	0	1	0	0	0	0	0	0	5	5	0.00	0.000

BOTTOM

Batter	1	2	3	4	5	6	7	8	9	AB	R	H	RBI	BB	SO	LOB
15 Rafael Furcal, S (1, 6) OBP: 0.333, SLG: 0.250 14 Juan Castro, R (6, 6) OBP: 0.583, SLG: 0.900	F9		16 WP 16 HR 1B		G6-3		16 BB 75 1B 76 G3 BB	SF8 3-H		3 1 0 1	1 0 0 1	0 0 1 1	0 0 0 0	0 0 0 0	0 0 0 0	0 0 0 0
9 Juan Pierre, L (1, 8) 75 Xavier Paul, L (6, 8) OBP: 0.421, SLG: 0.471	G3		F8		K		76 G3 16 BB 1-2 2-H 3-H 1B	F7		3 0 2 0	0 0 1 2	0 0 0 0	0 0 0 0	0 1 0 1	1 0 0 1	1 0 1 0
16 Andre Ethier, L (1, 10) OBP: 0.364, SLG: 0.800 88 Sergio Garcia, R (7, PR) (8, 10) 77 Jamie Hoffmann, R (9, PH) OBP: 0.700, SLG: 1.167	G4-3		1-H HR		G3-1		76 G3 1-2 2-3 BB		72 E HBP	3 1 0 0 0 0	1 2 0 0 0 0	1 0 0 0 0 0	0 0 0 0 0 0	0 0 0 0 0 0	0 0 0 0 0 0	0 0 0 0 0 0
7 James Loney, L (1, 3) OBP: 0.214, SLG: 0.214 76 Doug Mientkiewicz, L (7, 3)		83 2B 33 G4-3 1B	K			G4-3	G3 1-2 2-3 3-H		K	3 1 2 0	1 0 0 1	0 0 0 1	0 0 0 3	1 0 0 1	0 1 0 3	0 0 0 0
83 Mitch Jones, R (1, 7) OBP: 0.333, SLG: 1.000 (7, 9)		33 G4-3 1-3 2B	G4-3			P4	K		F9	5 0	1 0	0 0	0 0	1 0	4 1	4 0
33 Blake DeWitt, L (1, 5) OBP: 0.263, SLG: 0.474 72 Hector Luna, R (7, 5)	G4-3 2-3 3-H			G1-3		F9		L8	E6 1-3	3 0 2 0	0 1 0 0	0 0 0 0	1 0 0 0	0 0 0 0	0 1 0 1	1 0 1 0
60 Chin-Lung Hu, R (1, 4) OBP: 0.333, SLG: 0.545	K		12 1B 1B				28 CS 1B	28 BB 3 1B BB	K	4 1	2 0	1 2	3 0	1 0	2 0	3 0
12 Brad Ausmus, R (1, 2) OBP: 0.556, SLG: 0.429 28 Danny Ardoin, R (7, 2) OBP: 0.833, SLG: 1.000	BB		17 G6-4-3 1-3 1B				3 2B 75 1B 1-2 BB	3 1B 14 SF8 1-2 BB		1 0 0 2	1 0 0 2	0 1 0 0	1 0 2 0	0 0 0 0	0 0 0 0	0 0 0 0
17 Jason Repko, R (1, 9) OBP: 0.154, SLG: 0.083 3 Delwyn Young, S (7, 7) OBP: 0.286, SLG: 0.308	F9		G6-4-3 1-2f				75 1B 1-3 2B	1-3 2-H 1B		2 0 2 1	0 0 2 1	0 0 2 1	0 0 1 0	0 0 0 0	0 0 0 0	4 0 0 0
Inning Stats	R: 0 H: 0 E: 0 LOB: 0 K: 0 BB: 0 S: 3 P: 3	R: 1 H: 2 E: 0 LOB: 2 K: 1 BB: 1 S: 7 P: 11	R: 2 H: 2 E: 0 LOB: 0 K: 1 BB: 0 S: 7 P: 10	R: 0 H: 2 E: 0 LOB: 1 K: 0 BB: 0 S: 4 P: 4	R: 0 H: 0 E: 0 LOB: 0 K: 1 BB: 0 S: 5 P: 5	R: 0 H: 0 E: 0 LOB: 0 K: 0 BB: 0 S: 3 P: 3	R: 3 H: 3 E: 0 LOB: 3 K: 1 BB: 3 S: 7 P: 19	R: 2 H: 1 E: 0 LOB: 1 K: 0 BB: 2 S: 4 P: 12	R: 0 H: 0 E: 1 LOB: 2 K: 2 BB: 0 S: 8 P: 9	1B: 7 SF: 1 2B: 2 SAC: 0 3B: 0 DP: 1 HR: 1 HBP: 1						WP: 1 PA: 43 PB: 0 SB: 0 CS: 1	

PITCHER		IP	WLS	BF	H	R	ER	SO	BB	IBB	HBP	BLK	WP	HR	S	P	ERA	WHIP
75 Barry Zito, L ERA: 5.79	(1, 1)	2.2		13	4	3	3	2	1	0	0	0	1	1	16	23	10.12	1.875
32 Pat Misch, L ERA: 22.5	(3, 1)	1.1	W	5	2	0	0	0	0	0	0	0	0	0	5	5	0.00	1.500
41 Jeremy Affeldt, L ERA: 12.0	(5, 1)	1.0	H	3	0	0	0	1	0	0	0	0	0	0	5	5	0.00	0.000
46 Bob Howry, R ERA:	(6, 1)	1.0	H	3	0	0	0	0	0	0	0	0	0	0	3	3	0.00	0.000
40 Billy Sadler, R ERA: 19.29	(7, 1)	0.1		6	3	3	3	0	3	0	0	0	0	0	3	15	81.00	18.000

PITCHER		IP	WLS	BF	H	R	ER	SO	BB	IBB	HBP	BLK	WP	HR	S	P	ERA	WHIP
70 Ronnie Ray, R ERA: 3.0	(7, 1)	0.2	H	2	0	0	0	1	0	0	0	0	0	0	4	4	0.00	0.000
67 Henry Sosa, R ERA: 10.8	(8, 1)	0.2		5	1	2	2	0	2	0	0	0	0	0	3	11	27.00	4.500
43 Alex Hinshaw, L ERA: 12.0	(8, 1)	1.1	S	6	0	0	0	2	0	0	1	0	0	0	9	10	0.00	0.000

San Francisco Giants @ Los Angeles Dodgers
Camelback Ranch, Glendale, AZ
Wed Mar 04 2009, 3:05 PM EST
Att. 5,944 - Partly Cloudy - 78 F

livebaseballscorecards.com

AB	35
R	8
H	10
RBI	8
BB	6
SO	6
LOB	18

Batter	1	2	3	4	5	6	7	8	9	AB	R	H	RBI	BB	SO	LOB
6 Travis Buck, L (1, 9) OBP: 0.316, SLG: 0.412	G6-3	G3 2-3		15 1B 1B		K			P6	4	0	1	0	0	1	1
23 Matt Carson, R (6, 9) OBP: 0.500, SLG: 0.500										1	0	0	0	0	0	0
15 Ryan Sweeney, L (1, 8) OBP: 0.611, SLG: 0.813	5 HBP 14 1B 1B	K		5 G5-4-3 1-2 1B			P6		K	3	1	2	0	0	1	1
28 Ben Copeland, L (6, 8) OBP: 0.273, SLG: 0.200										2	0	0	0	0	1	0
5 Matt Holliday, R (1, 7) OBP: 0.286, SLG: 0.308	14 1B 1-2 HBP	3-H 2B		G5-4-3 1-2f			G3-1			2	0	1	1	0	0	2
53 Jemile Weeks, S (5, 4)										1	0	0	0	0	0	0
16 Jason Giambi, L (1, 3) OBP: 0.071, SLG: 0.071	F8	F7			F7		K			3	0	0	0	0	0	3
25 Tagg Bozied, R (5, 3) OBP: 0.500, SLG: 0.571										1	0	0	0	0	1	0
14 Mark Ellis, R (1, 10) OBP: 0.143, SLG: 0.143	1-3 2-H 1B		L3		G5-3			F8		4	0	1	1	0	0	0
8 Kurt Suzuki, R (1, 2) OBP: 0.250, SLG: 0.333	G4-3		F8		E5			L7		3	0	0	0	0	0	2
35 Landon Powell, S (6, 2) OBP: 0.300, SLG: 0.125										1	0	0	0	0	0	0
21 Joe Dillon, R (1, 5) OBP: 0.300, SLG: 0.125		BBBB 2 2B 26 1B BB	BBBB BB		F7			70 S 1B		2	1	1	0	2	0	1
2 Gregorio Petit, R (1, 6) OBP: 0.250, SLG: 0.417		26 1B 1-3 2B	P4			2B		K 1-2		3	1	2	0	0	0	1
70 Adrian Cardenas, L (7, 6) OBP: 0.222, SLG: 0.222										1	0	0	0	0	1	1
26 Corey Wimberly, S (1, 4) OBP: 0.417, SLG: 0.364		6 G3 5 2B 2-H 3-H 1B		G6-3		G3-1			K	4	1	1	2	0	1	0
(5, 7)																

Oakland Athletics @ San Francisco Giants

Scottsdale Stadium, Scottsdale, AZ

Thu Mar 05 2009, 3:05 PM EST

Att. 6,357 - Partly Cloudy - 73 F

TOP

livebaseballscorecards.com

AB	35
R	4
H	9
RBI	4
BB	2
SO	6
LOB	12

Inning Stats	1	2	3	4	5	6	7	8	9
	R: 1 E: 0 K: 0 S: 5	R: 3 E: 0 K: 1 S: 8	R: 0 E: 0 K: 0 S: 3	R: 0 E: 0 K: 0 S: 4	R: 0 E: 1 K: 0 S: 4	R: 0 E: 0 K: 1 S: 5	R: 0 E: 0 K: 1 S: 5	R: 0 E: 0 K: 1 S: 6	R: 0 E: 0 K: 2 S: 7
	H: 2 LOB: 2 BB: 0 P: 6	H: 3 LOB: 1 BB: 1 P: 12	H: 0 LOB: 1 BB: 1 P: 7	H: 2 LOB: 1 BB: 0 P: 4	H: 0 LOB: 1 BB: 0 P: 4	H: 1 LOB: 0 BB: 0 P: 5	H: 0 LOB: 0 BB: 0 P: 5	H: 1 LOB: 1 BB: 0 P: 6	H: 0 LOB: 0 BB: 0 P: 7

1B: 6 SF: 0
2B: 3 SAC: 0
3B: 0 DP: 1
HR: 0 HBP: 1

WP: 0 PA: 38
PB: 0
SB: 1
CS: 0

PITCHER		IP	WLS	BF	H	R	ER	SO	BB	IBB	HBP	BLK	WP	HR	S	P	ERA	WHIP
49 Joe Martinez, R ERA: 13.5	(1, 1)	2.0	L	13	5	4	4	1	1	0	1	0	0	0	13	18	18.00	3.000
Jack Taschner, L ERA: 10.8	(3, 1)	1.1		7	2	0	0	0	1	0	0	0	0	0	6	10	0.00	2.250
56 Osiris Matos, R ERA:	(4, 1)	1.2		5	0	0	0	0	0	0	0	0	0	0	5	5	0.00	0.000
38 Brian Wilson, R ERA:	(6, 1)	1.0		3	1	0	0	1	0	0	0	0	0	0	5	5	0.00	1.000
60 Francis Beltran, R ERA:	(7, 1)	1.0		3	0	0	0	1	0	0	0	0	0	0	5	5	0.00	0.000
45 Justin Miller, R ERA:	(8, 1)	1.0		4	1	0	0	1	0	0	0	0	0	0	6	6	0.00	1.000
Luis Perdomo, R ERA: 2.25	(9, 1)	1.0		3	0	0	0	2	0	0	0	0	0	0	7	7	0.00	0.000

BOTTOM

Oakland Athletics @ San Francisco Giants

Scottsdale Stadium, Scottsdale, AZ

Thu Mar 05 2009, 3:05 PM EST
Att. 6,357 - Partly Cloudy - 73 F

livebaseballscorecards.com

Batter	1	2	3	4	5	6	7	8	9	AB	R	H	RBI	BB	SO	LOB
59 Andres Torres, S (1, 8) OBP: 0.333, SLG: 0.316	0-0 21 G6-3 76 WP 19 G4-3 1B		0-3 K		0-0 G3			0-0 F7		4	1	1	0	0	1	3
19 Kevin Frandsen, R (1, 4) OBP: 0.500, SLG: 0.692	0-0 G4-3 1-2			0-0 G6-3		0-0 L5		1-1 1-2 HBP		3	0	0	0	0	0	1
21 John Bowker, L (1, 9) OBP: 0.286, SLG: 0.294	0-0 G6-3 2-3			0-3 K		0-3 K		0-3 K		4	0	0	0	0	3	3
76 Jesus Guzman, R (1, 5) OBP: 0.462, SLG: 1.250	1-0 G5-3 3-H			0-0 HR		0-0 F9			0-3 K	4	1	1	1	0	1	0
10 Travis Ishikawa, L (1, 3) OBP: 0.364, SLG: 0.727 29 Scott McClain, R (8, 3) OBP: 0.222, SLG: 0.500		0-0 G3		0-3 K			0-0 F7		0-0 G1-3	3 1	0 0	0 0	0 0	0 0	1 0	0 0
35 Rich Aurilia, R (1, 10) OBP: 0.438, SLG: 0.583 7 Emmanuel Burriss, S (9, PH) OBP: 0.444, SLG: 0.556		4-0 23 G5-4-3 BB			0-0 G6-3		0-0 L5		0-0 2B	2 1	0 0	0 1	0 0	1 0	0 0	0 0
23 Juan Uribe, R (1, 6) OBP: 0.222, SLG: 0.389 13 Brian Bocock, R (8, 6) 28 Buster Posey, R (9, PH) OBP: 0.400, SLG: 0.500		0-0 G5-4-3 1-2f			0-0 G6-3		0-0 P6		0-0 F9	3 0 1	0 0 0	0 0 0	0 0 0	0 0 0	0 0 0	1 0 1
20 Steve Holm, R (1, 2) OBP: 0.273, SLG: 0.273 72 Eli Whiteside, R (7, 2)			0-3 K		0-0 8 1B			0-0 F7		2 1	0 0	1 0	0 0	0 0	1 0	0 0
8 Eugenio Velez, S (1, 7) OBP: 0.333, SLG: 0.500			0-3 K		0-0 1-2 1B			0-0 19 HBP 1B		3	0	2	0	0	1	0
Inning Stats	R: 1 E: 0 K: 0 S: 4 H: 1 LOB: 0 BB: 0 P: 5	R: 0 E: 0 K: 0 S: 2 H: 0 LOB: 0 BB: 1 P: 6	R: 0 E: 0 K: 3 S: 9 H: 0 LOB: 0 BB: 0 P: 9	R: 1 E: 0 K: 2 S: 8 H: 1 LOB: 0 BB: 0 P: 8	R: 0 E: 0 K: 0 S: 5 H: 2 LOB: 2 BB: 0 P: 5	R: 0 E: 0 K: 0 S: 5 H: 0 LOB: 0 BB: 0 P: 5	R: 0 E: 0 K: 0 S: 3 H: 0 LOB: 0 BB: 0 P: 3	R: 0 E: 0 K: 1 S: 7 H: 1 LOB: 2 BB: 0 P: 8	R: 0 E: 0 K: 1 S: 6 H: 1 LOB: 1 BB: 0 P: 6	1B: 4 2B: 1 3B: 0 HR: 1	SF: 0 SAC: 0 DP: 1 HBP: 1						

	AB	32
	R	2
	H	6
	RBI	1
	BB	1
	SO	8
	LOB	9

WP: 1 PB: 0 SB: 0 CS: 0 PA: 34

PITCHER	IP	WLS	BF	H	R	ER	SO	BB	IBB	HBP	BLK	WP	HR	S	P	ERA	WHIP
76 Trevor Cahill, R (1, 1) ERA: 1.8	3.0	W	10	1	1	1	3	1	0	0	0	1	0	15	20	3.00	0.667
48 Michael Wuertz, R (4, 1) ERA: 13.5	1.0	H	4	1	1	1	2	0	0	0	0	0	1	8	8	9.00	1.000
66 Jared Lansford, R (5, 1) ERA:	1.0	H	5	2	0	0	0	0	0	0	0	0	0	5	5	0.00	2.000
45 Chris Schroder, R (6, 1) ERA:	1.0	H	3	0	0	0	1	0	0	0	0	0	0	5	5	0.00	0.000
60 Jeff Gray, R (7, 1) ERA:	1.0	H	3	0	0	0	0	0	0	0	0	0	0	3	3	0.00	0.000

PITCHER	IP	WLS	BF	H	R	ER	SO	BB	IBB	HBP	BLK	WP	HR	S	P	ERA	WHIP
71 Andrew Bailey, R (8, 1) ERA:	1.0	H	5	1	0	0	1	0	0	1	0	0	0	7	8	0.00	1.000
72 Andrew Carignan, R (9, 1) ERA: 9.0	1.0	S	4	1	0	0	1	0	0	0	0	0	0	6	6	0.00	1.000

Batter	1	2	3	4	5	6	7	8	9	AB	R	H	RBI	BB	SO	LOB
2 Randy Winn, S (1, 9) OBP: 0.087, SLG: 0.048	F7	G4-3			K		CS 1-2	G4-3	FC6-4 1-2f	4	0	0	0	0	1	1
74 Matt Downs, R (8, 9) OBP: 0.182, SLG: 0.273										1	0	0	0	0	0	1
16 Edgar Renteria, R (1, 6) OBP: 0.286, SLG: 0.300	G5-3		14 FC3-6 1B		G5-3			F8		4	0	1	0	0	0	0
77 Jake Wald, R (8, 6) OBP: 1.000, SLG: 2.000										0	0	0	0	0	0	0
14 Fred Lewis, L (1, 7) OBP: 0.313, SLG: 0.533	1 2B BB		FC3-6 1 1B 1 S 35 FC5-4 1-2f		F8			3B		2	2	0	0	1	0	1
59 Andres Torres, S (7, 8) OBP: 0.364, SLG: 0.450										1	0	1	0	0	0	0
1 Bengie Molina, R (1, 2) OBP: 0.263, SLG: 0.368	35 1B 1-H 2B		35 FC5-4 1-3 1B			F8		G6-3		3	0	2	1	0	0	0
8 Eugenio Velez, S (6, 8) OBP: 0.316, SLG: 0.474										1	0	0	0	0	0	1
(7, 7)																
35 Rich Aurilia, R (1, 3) OBP: 0.421, SLG: 0.533	33 FC6-4 2-3 1B		FC5-4 1-2f 3-H			P6			K	3	0	1	1	0	0	1
29 Scott McClain, R (6, 3) OBP: 0.200, SLG: 0.444										1	0	0	0	0	1	0
33 Aaron Rowand, R (1, 8) OBP: 0.200, SLG: 0.450	FC6-4 1-2f		K			G6-3			G3	3	0	0	0	0	1	3
20 Steve Holm, R (6, 2) OBP: 0.250, SLG: 0.250										1	0	0	0	0	0	0
7 Emmanuel Burriss, S (1, 4) OBP: 0.500, SLG: 0.571		G4-3		23 G4-3 1B			2 CS 1B		57 HR HBP	3	1	2	0	0	0	0
23 Juan Uribe, R (1, 5) OBP: 0.190, SLG: 0.333		F8		G4-3 1-2f			F7		1-H HR	3	0	0	0	0	0	2
57 Ryan Rohlinger, R (7, 5) OBP: 0.400, SLG: 1.200										1	1	1	2	0	0	0
19 Kevin Frandsen, R (1, 10) OBP: 0.500, SLG: 0.647	1B			G5-3			F8		74 FC6-4 1B	4	0	2	0	0	0	1
Inning Stats	R: 1 E: 0 K: 0 S: 6 H: 2 LOB: 2 BB: 1 P: 10	R: 0 E: 0 K: 0 S: 4 H: 1 LOB: 1 BB: 0 P: 4	R: 1 E: 0 K: 1 S: 8 H: 2 LOB: 1 BB: 0 P: 8	R: 0 E: 0 K: 0 S: 3 H: 1 LOB: 0 BB: 0 P: 3	R: 0 E: 0 K: 1 S: 5 H: 0 LOB: 0 BB: 0 P: 5	R: 0 E: 0 K: 0 S: 3 H: 0 LOB: 0 BB: 0 P: 3	R: 0 E: 0 K: 0 S: 4 H: 1 LOB: 0 BB: 0 P: 4	R: 0 E: 0 K: 0 S: 4 H: 1 LOB: 1 BB: 0 P: 4	R: 2 E: 0 K: 1 S: 9 H: 2 LOB: 1 BB: 0 P: 11	1B: 7 2B: 1 3B: 1 HR: 1	SF: 0 SAC: 0 DP: 1 HBP: 1					

PITCHER	IP	WLS	BF	H	R	ER	SO	BB	IBB	HBP	BLK	WP	HR	S	P	ERA	WHIP
58 Dustin Moseley, R (1, 1) ERA: 3.6	3.0		15	5	2	2	1	1	0	0	0	0	0	18	22	6.00	2.000
38 Darren Oliver, L (4, 1) ERA:	1.0		3	1	0	0	0	0	0	0	0	0	0	3	3	0.00	1.000
66 Jose Arredondo, R (5, 1) ERA:	1.0		3	0	0	0	1	0	0	0	0	0	0	5	5	0.00	0.000
90 Matt Palmer, R (6, 1) ERA: 3.0	2.0		6	1	0	0	0	0	0	0	0	0	0	7	7	0.00	0.500
79 Eddie McKiernan, R (8, 1) ERA:	1.0	H	4	1	0	0	0	0	0	0	0	0	0	4	4	0.00	1.000

PITCHER	IP	WLS	BF	H	R	ER	SO	BB	IBB	HBP	BLK	WP	HR	S	P	ERA	WHIP
52 Jason Bulger, R (9, 1) ERA: 13.5	1.0	W	6	2	2	2	1	0	0	1	0	0	1	9	11	18.00	2.000

San Francisco Giants @ Los Angeles Angels

Tempe Diablo Stadium, Tempe, AZ

Fri Mar 06 2009, 3:05 PM EST

Att. 7,364 - Partly Cloudy - 72 F

TOP

livebaseballscorecards.com

AB	35
R	4
H	10
RBI	4
BB	1
SO	3
LOB	11

1B: 7	SF: 0	WP: 0	PA: 38
2B: 1	SAC: 0	PB: 0	
3B: 1	DP: 1	SB: 1	
HR: 1	HBP: 1	CS: 1	

Batter	1	2	3	4	5	6	7	8	9	AB	R	H	RBI	BB	SO	LOB
Chone Figgins, S (1, 5) OBP: 0.167, SLG: 0.167	L5			F7	G4-3			P4		3	0	0	0	0	0	2
43 Matthew Brown, R (6, 5) OBP: 0.600, SLG: 0.500										1	0	0	0	0	0	0
13 Maicer Izturis, S (1, 6)	K			F7		P4		G6-3		3	0	0	0	0	1	0
35 Mark Trumbo, R (7, 3) OBP: 0.375, SLG: 0.500										1	0	0	0	0	0	0
20 Juan Rivera, R (1, 7)	K			G6-3		K			95 HR 2B	3	0	0	0	0	2	0
57 Luis Figueroa, S (7, 6) OBP: 0.545, SLG: 0.556										1	1	1	0	0	0	0
8 Kendrys Morales, S (1, 3) OBP: 0.450, SLG: 0.412		G6-3			47 1B 22 G6-3 1B	44 S 44 1B 1B			2-H HR	3	1	2	0	0	0	0
95 Brad Coon, L (6, PR) (7, 7) OBP: 0.273, SLG: 0.444										1	2	1	2	0	0	0
44 Mike Napoli, R (1, 10) OBP: 0.357, SLG: 0.333		K			F8	1-H 1B				3	0	1	1	0	1	1
47 Howie Kendrick, R (1, 4) OBP: 0.500, SLG: 1.000		F9			22 G6-3 25 1B 1-3 1B		K			3	1	1	0	0	1	0
60 Ryan Mount, L (8, 4) OBP: 0.444, SLG: 0.375										0	0	0	0	0	0	0
22 Chris Pettit, R (1, 9) OBP: 0.409, SLG: 0.353			G5-3		G6-3 1-2 3-H		F9			3	0	0	1	0	0	1
28 Ryan Budde, R (1, 2)			25 G4-6-3 BB		25 1B HBP		G3-1			0	0	0	0	1	0	0
37 Ben Johnson, S (7, PH) (8, 2) OBP: 0.143, SLG: 0.286										1	0	0	0	0	0	0
25 Peter Bourjos, R (1, 8) OBP: 0.231, SLG: 0.091			G4-6-3 1-2f		1-3 2-H 1B			K		3	0	1	1	0	1	1
Inning Stats	R: 0 E: 0 K: 2 S: 7 H: 0 LOB: 0 BB: 0 P: 7	R: 0 E: 0 K: 1 S: 5 H: 0 LOB: 0 BB: 0 P: 5	R: 0 E: 0 K: 0 S: 2 H: 0 LOB: 0 BB: 1 P: 6	R: 0 E: 0 K: 0 S: 3 H: 0 LOB: 0 BB: 0 P: 3	R: 2 E: 0 K: 0 S: 6 H: 3 LOB: 2 BB: 0 P: 7	R: 1 E: 0 K: 1 S: 7 H: 2 LOB: 1 BB: 0 P: 7	R: 0 E: 0 K: 1 S: 5 H: 0 LOB: 0 BB: 0 P: 5	R: 0 E: 0 K: 1 S: 5 H: 0 LOB: 0 BB: 0 P: 5	R: 2 E: 0 K: 0 S: 3 H: 2 LOB: 0 BB: 0 P: 3	1B: 5 2B: 1 3B: 0 HR: 1	SF: 0 SAC: 0 DP: 1 HBP: 1						

BOTTOM

San Francisco Giants @ Los Angeles Angels

Tempe Diablo Stadium, Tempe, AZ

Fri Mar 06 2009, 3:05 PM EST
Att. 7,364 - Partly Cloudy - 72 F

livebaseballscorecards.com

AB	29
R	5
H	7
RBI	5
BB	1
SO	6
LOB	5

PITCHER		IP	WLS	BF	H	R	ER	SO	BB	IBB	HBP	BLK	WP	HR	S	P	ERA	WHIP
55 Tim Lincecum, R ERA:	(1, 1)	3.0		9	0	0	0	3	1	0	0	0	0	0	14	18	0.00	0.333
47 Merkin Valdez, R ERA:	(4, 1)	1.0	H	3	0	0	0	0	0	0	0	0	0	0	3	3	0.00	0.000
52 Ramon Ortiz, R ERA: 19.29	(5, 1)	1.2	B	10	4	3	3	1	0	0	1	0	0	0	11	12	16.20	2.400
49 Brandon Medders, R ERA:	(6, 1)	1.1		4	1	0	0	1	0	0	0	0	0	0	7	7	0.00	0.750
63 Waldis Joaquin, R ERA:	(8, 1)	1.0		3	0	0	0	1	0	0	0	0	0	0	5	5	0.00	0.000

PITCHER		IP	WLS	BF	H	R	ER	SO	BB	IBB	HBP	BLK	WP	HR	S	P	ERA	WHIP
40 Billy Sadler, R ERA: 27.00	(9, 1)	0.0	L	2	2	2	2	0	0	0	0	0	0	1	3	3	∞	∞

1B: 5 2B: 1 3B: 0 HR: 1 SF: 0 SAC: 0 DP: 1 HBP: 1

WP: 0 PB: 0 SB: 1 CS: 0 PA: 31

Colorado Rockies @ San Francisco Giants

Scottsdale Stadium, Scottsdale, AZ

Sat Mar 07 2009, 3:05 PM EST

Att. 11,934 - Sunny - 62 F

TOP

livebaseballscorecards.com

Batter	1	2	3	4	5	6	7	8	9	AB	R	H	RBI	BB	SO	LOB
5 Carlos González, L (1, 8) OBP: 0.250, SLG: 0.400	K		F9	12 2B BB		E4 12 1B 7 1B	F9			3	2	0	1	1	1	2
24 Dexter Fowler, S (6, 8) OBP: 0.200, SLG: 0.143										1	0	0	0	0	0	1
12 Clint Barmes, R (1, 4) OBP: 0.467, SLG: 0.933	3B		1B	2B		14 BB 7 1B		7 G4-6-3 1B		4	0	4	4	0	0	0
40 Daniel Ortmeier, S (6, 9) OBP: 0.250, SLG: 0.467										1	0	1	0	0	0	0
7 Seth Smith, L (1, 7) OBP: 0.353, SLG: 0.533	K		K	G1-3		14 BB 1B		G4-6-3		5	0	1	1	0	2	5
14 Matt Murton, R (1, 9) OBP: 0.375, SLG: 0.533	G4-3			2 1B 2 S 3 1B 1B	G5-3	3 FC5-4 BB		K		3	1	1	0	1	0	1
62 Christian Colonel, R (6, 5) OBP: 0.235, SLG: 0.294										1	0	0	0	0	1	0
2 Troy Tulowitzki, R (1, 6) OBP: 0.188, SLG: 0.250		F8		3 1B 1 SF7 1B	F8	P4			K	4	1	1	0	0	0	3
48 Jason Hirsh, R (6, 1)										1	0	0	0	0	1	0
58 Steven Register, R (9, 1)										0	0	0	0	0	0	0
3 Luis Gonzalez, R (1, 3) OBP: 0.071, SLG: 0.071		F9		56 FC1-5 50 BB 1B	G1-3	FC5-4			G6-3	5	0	1	1	0	0	3
50 Sal Fasano, R (1, 2) OBP: 0.375, SLG: 0.667	G5-3			5 BB 56 FC1-5 12 2B BB		15 G3 1 1B 5 E HBP	E4 1 FC6-4		1 1B 2B	1	2	0	0	1	0	0
64 Chris Nelson, R (6, 4) OBP: 0.250, SLG: 0.375										2	1	1	0	0	0	0
1 Jonathan Herrera, S (1, 5) OBP: 0.450, SLG: 0.400			B1-3	SF7		5 E 15 G3 12 1B 1B	FC6-4 15 CS		2-H 1B	4	1	2	2	0	0	1
(6, 6)																
56 Franklin Morales, L (1, 1) OBP: 0.500, SLG: 0.500			12 1B 1B	FC1-5 5 BB 12 2B		G3	24 WP BB			2	1	1	0	0	0	2
37 Ryan Speier, R (5, 1)										0	0	0	0	0	0	0
15 Edwin Bellorin, R (6, PH) OBP: 0.375, SLG: 0.429										1	0	0	0	1	0	2
(6, 2)																

	AB	38
	R	9
	H	13
	RBI	9
	BB	4
	SO	5
	LOB	20

Inning Stats	1	2	3	4	5	6	7	8	9
	R: 0 H: 1 E: 0 LOB: 1 K: 2 BB: 0 S: 8 P: 8	R: 0 H: 0 E: 0 LOB: 0 K: 0 BB: 0 S: 3 P: 3	R: 0 H: 2 E: 0 LOB: 2 K: 1 BB: 0 S: 7 P: 7	R: 5 H: 4 E: 0 LOB: 1 K: 0 BB: 2 S: 7 P: 16	R: 0 H: 0 E: 0 LOB: 0 K: 0 BB: 0 S: 3 P: 3	R: 3 H: 3 E: 1 LOB: 3 K: 0 BB: 1 S: 7 P: 12	R: 0 H: 0 E: 1 LOB: 1 K: 0 BB: 1 S: 3 P: 8	R: 0 H: 1 E: 0 LOB: 0 K: 1 BB: 0 S: 5 P: 5	R: 1 H: 2 E: 0 LOB: 1 K: 1 BB: 0 S: 6 P: 6

	1B: 10	SF: 1	WP: 1	PA: 44
	2B: 2	SAC: 0	PB: 0	
	3B: 1	DP: 1	SB: 1	
	HR: 0	HBP: 1	CS: 1	

PITCHER		IP	WLS	BF	H	R	ER	SO	BB	IBB	HBP	BLK	WP	HR	S	P	ERA	WHIP
18 Matt Cain, R ERA: 5.68	(1, 1)	3.0		12	3	0	0	3	0	0	0	0	0	0	18	18	0.00	1.000
70 Ronnie Ray, R ERA: 13.5	(4, 1)	1.0	L	9	4	5	5	0	2	0	0	0	0	0	7	16	45.00	6.000
46 Bob Howry, R ERA:	(5, 1)	1.0		3	0	0	0	0	0	0	0	0	0	0	3	3	0.00	0.000
32 Pat Misch, L ERA: 21.0	(6, 1)	1.0		9	3	3	2	0	1	0	1	0	0	0	7	12	18.00	4.000
41 Jeremy Affeldt, L ERA: 7.2	(7, 1)	2.0		7	1	0	0	1	1	0	0	0	1	0	8	13	0.00	1.000
67 Henry Sosa, R ERA: 10.13	(9, 1)	1.0		4	2	1	1	1	0	0	0	0	0	0	6	6	9.00	2.000

BOTTOM

Batter	1	2	3	4	5	6	7	8	9	AB	R	H	RBI	BB	SO	LOB
2 Randy Winn, S (1, 9) OBP: 0.080, SLG: 0.043	L5		F9 1-2			BB 16 1B, 76 1B	K		G5-3	2	0	0	0	0	0	1
70 Ronnie Ray, R (4, 1)										0	0	0	0	0	0	0
46 Bob Howry, L (5, 1)										0	0	0	0	0	0	0
7 Emmanuel Burriss, S (6, 4) OBP: 0.500, SLG: 0.545										1	1	0	0	1	1	0
74 Matt Downs, R (9, 4) OBP: 0.167, SLG: 0.250										1	0	0	0	0	0	1
16 Edgar Renteria, R (1, 6) OBP: 0.292, SLG: 0.304	K		G3			1B 76 1B, 33 2B 1-2	2B		1B 50 BB, 57 HR 3-H	3	0	1	0	0	1	1
13 Brian Bocock, R (6, PR) OBP: 0.333, SLG: 0.500										2	2	2	1	0	0	0
(7, 6)																
48 Pablo Sandoval, S (1, 5) OBP: 0.476, SLG: 0.737	K			K		1B 33 2B 1-2 2-H	F7		BB 57 HR 1-2	2	0	0	0	0	2	0
76 Jesus Guzman, R (6, 5) OBP: 0.467, SLG: 1.143										2	1	1	1	0	0	1
50 Conor Gillaspie, L (9, 5)										0	1	0	0	1	0	0
1 Bengie Molina, R (1, 2) OBP: 0.238, SLG: 0.333		F9		P4		F7		P6	HR 1-H 2-H	2	0	0	0	0	0	0
72 Eli Whiteside, R (6, 2)										2	0	0	0	0	0	2
67 Henry Sosa, R (9, 1)										0	0	0	0	0	0	0
57 Ryan Rohlinger, R (9, PH) OBP: 0.500, SLG: 1.667										1	1	1	3	0	0	0
10 Travis Ishikawa, L (1, 3) OBP: 0.400, SLG: 0.720		1B 21 1B		1B		F9		G4-3	G5-3	3	0	2	0	0	0	2
41 Jeremy Affeldt, L (7, 1)										0	0	0	0	0	0	0
28 Buster Posey, R (8, PH) OBP: 0.286, SLG: 0.333										2	0	0	0	0	0	0
(9, 2)																
33 Aaron Rowand, R (1, 8) OBP: 0.217, SLG: 0.478		F7		F7		2B 1-H 2-H		1B		3	0	1	2	0	0	2
59 Andres Torres, S (6, PR) OBP: 0.391, SLG: 0.476										1	0	1	0	0	0	0
(7, 8)																
21 John Bowker, L (1, 7) OBP: 0.320, SLG: 0.300	1B 1-2				F9	BB		F8		3	0	1	0	1	0	1
(4, 9)																
19 Kevin Frandsen, R (1, 4) OBP: 0.455, SLG: 0.579	F7				G6-3	G6-3			2B 8 F9, 13 1B	2	0	0	0	0	0	2
32 Pat Misch, R (6, 1)										0	0	0	0	0	0	0
29 Scott McClain, R (6, PH) OBP: 0.250, SLG: 0.545										2	1	1	0	0	0	2
(7, 3)																
18 Matt Cain, R (1, 1)			E5 2 CS		L7		F9		F9 2-3	0	0	0	0	0	0	0
35 Rich Aurilia, R (3, PH) OBP: 0.400, SLG: 0.500										1	0	0	0	0	0	0
8 Eugenio Velez, S (3, PR) OBP: 0.273, SLG: 0.409										3	0	0	0	0	0	1
(4, 7)																
Inning Stats	R: 0 E: 0 K: 2 S: 7 H: 0 LOB: 0 BB: 0 P: 7	R: 0 E: 0 K: 0 S: 5 H: 2 LOB: 2 BB: 0 P: 5	R: 0 E: 1 K: 0 S: 3 H: 0 LOB: 1 BB: 0 P: 4	R: 0 E: 0 K: 1 S: 6 H: 1 LOB: 1 BB: 0 P: 6	R: 0 E: 0 K: 0 S: 3 H: 0 LOB: 0 BB: 0 P: 3	R: 3 E: 0 K: 0 S: 6 H: 3 LOB: 2 BB: 2 P: 14	R: 0 E: 0 K: 1 S: 6 H: 1 LOB: 1 BB: 0 P: 6	R: 0 E: 0 K: 0 S: 4 H: 1 LOB: 1 BB: 0 P: 4	R: 4 E: 0 K: 0 S: 6 H: 3 LOB: 0 BB: 1 P: 10	1B: 7 2B: 3 3B: 0 HR: 1	SF: 0 SAC: 0 DP: 0 HBP: 0						

PITCHER		IP	WLS	BF	H	R	ER	SO	BB	IBB	HBP	BLK	WP	HR	S	P	ERA	WHIP
56 Franklin Morales, L ERA: 5.0	(1, 1)	4.0	W	15	3	0	0	3	0	0	0	0	0	0	21	22	0.00	0.750
37 Ryan Speier, R ERA:	(5, 1)	1.0		3	0	0	0	0	0	0	0	0	0	0	3	3	0.00	0.000
48 Jason Hirsh, R ERA: 14.04	(6, 1)	3.2	H	21	7	6	6	1	3	0	0	0	0	0	20	32	14.73	2.727
58 Steven Register, R ERA: 13.5	(9, 1)	0.1		2	1	1	1	0	0	0	0	0	0	1	2	2	27.00	3.000

PITCHER	IP	WLS	BF	H	R	ER	SO	BB	IBB	HBP	BLK	WP	HR	S	P	ERA	WHIP

Colorado Rockies @ San Francisco Giants

Scottsdale Stadium, Scottsdale, AZ

Sat Mar 07 2009, 3:05 PM EST

Att. 11,934 - Sunny - 62 F

livebaseballscorecards.com

AB	38
R	7
H	11
RBI	7
BB	3
SO	4
LOB	16

1B: 7 2B: 3 3B: 0 HR: 1 SF: 0 SAC: 0 DP: 0 HBP: 0

WP: 0 PB: 0 SB: 0 CS: 1 PA: 41

Oakland Athletics @ San Francisco Giants

Scottsdale Stadium, Scottsdale, AZ

Sun Mar 08 2009, 4:05 PM EDT

Att. 7,001 - Cloudy - 70 F

livebaseballscorecards.com

TOP

Batter	1	2	3	4	5	6	7	8	9	AB R H RBI BB SO LOB
6 Travis Buck, L (1, 9) OBP: 0.320, SLG: 0.565 65 Javier Herrera, R (6, 9) OBP: 0.714, SLG: 0.800	K		G3-4 (1-2)		P6		BB			3 0 0 0 0 1 2 0 0 0 0 1 0 0
57 Aaron Cunningham, R (1, 7) OBP: 0.389, SLG: 0.500 53 Jemile Weeks, S (7, 4)	K		G6-3 (2-3)		SF9 (3-H)		F9			3 0 0 1 0 1 2 0 0 0 0 0 0 0
15 Ryan Sweeney, L (1, 8) OBP: 0.600, SLG: 0.909 28 Ben Copeland, L (6, 8) OBP: 0.313, SLG: 0.214	1B		G4-3		2B			F8		3 0 2 0 0 0 1 1 0 0 0 0 0 0
14 Mark Ellis, R (1, 10) OBP: 0.143, SLG: 0.214 61 Joel Galarraga, R (8, PH) OBP: 0.375, SLG: 0.375 (8, 10)	F7			G3	F8			1B		3 0 0 0 0 0 2 1 0 1 0 0 0 0
21 Joe Dillon, R (1, 5) OBP: 0.353, SLG: 0.154		G6-3		BB (7 1B)		P3		K		3 0 0 0 1 1 1
7 Bobby Crosby, R (1, 6) OBP: 0.333, SLG: 0.533 40 Yung-Chi Chen, R (6, 6) OBP: 0.364, SLG: 0.727		F8		1B (1-2)		G6-3		P6		3 0 1 0 0 0 0 1 0 0 0 0 0 1
75 Chris Carter, R (1, 3) OBP: 0.267, SLG: 0.357 77 Sean Doolittle, L (6, 3) OBP: 0.545, SLG: 0.800		1B		F9		K			K	3 0 1 0 0 1 2 1 0 0 0 0 1 0
Rob Bowen, S (1, 2) OBP: 0.200, SLG: 0.222 29 Josh Donaldson, R (7, 2) OBP: 0.333, SLG: 0.625		K		K			K		G5-3	3 0 0 0 0 3 3 1 0 0 0 0 0 0
4 Eric Patterson, L (1, 4) OBP: 0.235, SLG: 0.267 (7, 7)			BB (57 G6-3, 6 G3-4)		3B (57 SF9)		L6		G5-3	3 1 1 0 1 0 0

Inning Stats	1	2	3	4	5	6	7	8	9	
	R: 0 E: 0 K: 2 S: 8 H: 1 LOB: 1 BB: 0 P: 8	R: 0 E: 0 K: 1 S: 6 H: 1 LOB: 1 BB: 0 P: 6	R: 0 E: 0 K: 0 S: 3 H: 0 LOB: 1 BB: 1 P: 7	R: 0 E: 0 K: 1 S: 6 H: 1 LOB: 2 BB: 1 P: 10	R: 1 E: 0 K: 0 S: 5 H: 2 LOB: 1 BB: 0 P: 5	R: 0 E: 0 K: 1 S: 5 H: 0 LOB: 0 BB: 0 P: 5	R: 0 E: 0 K: 1 S: 5 H: 0 LOB: 1 BB: 1 P: 9	R: 0 E: 0 K: 1 S: 6 H: 1 LOB: 1 BB: 0 P: 6	R: 0 E: 0 K: 1 S: 5 H: 0 LOB: 0 BB: 0 P: 5	1B: 4 2B: 1 3B: 1 HR: 0 SF: 1 SAC: 0 DP: 0 HBP: 0

AB	32
R	1
H	6
RBI	1
BB	3
SO	8
LOB	14

WP: 0 PB: 0 SB: 0 CS: 0 PA: 36

PITCHER		IP	WLS	BF	H	R	ER	SO	BB	IBB	HBP	BLK	WP	HR	S	P	ERA	WHIP
51 Randy Johnson, L ERA: 1.08	(1, 1)	3.1	W	15	3	0	0	3	2	0	0	0	0	0	19	27	0.00	1.500
56 Osiris Matos, R ERA: 1.59	(4, 1)	1.2	H	7	2	1	1	1	0	0	0	0	0	0	9	9	5.40	1.200
60 Francis Beltran, R ERA:	(6, 1)	2.0		7	0	0	0	2	1	0	0	0	0	0	10	14	0.00	0.500
45 Justin Miller, R ERA:	(8, 1)	1.0		4	1	0	0	1	0	0	0	0	0	0	6	6	0.00	1.000
38 Brian Wilson, R ERA:	(9, 1)	1.0		3	0	0	0	1	0	0	0	0	0	0	5	5	0.00	0.000

PITCHER	IP	WLS	BF	H	R	ER	SO	BB	IBB	HBP	BLK	WP	HR	S	P	ERA	WHIP

BOTTOM

Oakland Athletics @ San Francisco Giants

Scottsdale Stadium, Scottsdale, AZ

Sun Mar 08 2009, 4:05 PM EDT

Att. 7,001 - Cloudy - 70 F

livebaseballscorecards.com

Batter	1	2	3	4	5	6	7	8	9	AB	R	H	RBI	BB	SO	LOB
2 Randy Winn, S (1, 10) OBP: 0.107, SLG: 0.077 Roger Kieschnick, L (6, PH) (7, 10) Michael Ambort, S (8, PH) (9, 10) OBP: 1.000, SLG: 4.000	0-0 7 G6-4-3 1B		0-0 F8 ②		0-0 G6-3 ①	0-0 SF8 ② 3-H		0-0 1-H HR		3 0 1	0 0 1	1 0 1	0 1 2	0 0 0	0 0 0	1 0 0
7 Emmanuel Burriss, S (1, 4) OBP: 0.414, SLG: 0.444	0-0 ① ② G6-4-3 1-2f		0-0 E2 14 2B 1-3		0-0 P5 ② SSS	0-3 K2-3 ③		0-0 G4-3 ①		5	1	0	0	0	1	3
14 Fred Lewis, L (1, 7) OBP: 0.368, SLG: 0.722 81 Mike McBryde, R (6, 7) (7, 8) OBP: 0.500, SLG: 0.500	0-0 ③ L5		0-0 2-H 3-H 2B		0-0 48 1B 3B		0-0 28 1B 1B	0-0 F9 ②		3 2	1 0	2 1	2 0	0 0	0 0	0 0
1 Bengie Molina, R (1, 2) OBP: 0.261, SLG: 0.478 28 Buster Posey, R (5, 2) OBP: 0.400, SLG: 0.375		BBBX 3-0 HR	0-0 F8 ③		BBBB 4-0 48 1B BB		B 1 SAFE X 1-0 ① 1-2 1B	0-0 F9 ③		2 2	1 0	1 1	1 0	0 1	0 0	1 0
48 Pablo Sandoval, S (1, 5) OBP: 0.458, SLG: 0.682 50 Conor Gillaspie, L (5, PR) (6, 5)	X 0-0 F8 ①		X 0-0 L5 ①		X 0-0 1-3 3-H 1B		X 0-0 F8 ②			3 1	0 0	1 0	1 0	0 0	0 0	0 1
10 Travis Ishikawa, L (1, 3) OBP: 0.345, SLG: 0.621	X 0-0 ② G3		X 0-0 ② G3-1		SSS 0-3 ③ K		SSS 0-3 ③ K			4	0	0	0	0	2	3
33 Aaron Rowand, R (1, 8) OBP: 0.269, SLG: 0.458 Francisco Peguero, R (6, PR) (7, 7) OBP: 1.000, SLG: 1.000	X 0-0 ③ G6-3		BBBB 4-0 74 2B BB		H 1-0 74 1B 13 BB HBP		X 0-0 74 HR 1B			1 1	1 1	0 1	0 0	1 0	0 0	0 0
74 Matt Downs, R (1, 9) OBP: 0.313, SLG: 0.625		X 0-0 ① G5-3	X 0-0 1-H 2B		X 0-0 13 BB 1-3 SF8 1B		BSX 1-1 1-H HR			4	2	3	3	0	0	0
13 Brian Bocock, R (1, 6) OBP: 0.444, SLG: 0.500 77 Jake Wald, R (7, 6) OBP: 1.000, SLG: 2.000		X 0-0 7 E 14 2B 1B	X 0-0 ③ L7		BBBB 4-0 ① 1-3 3-H BB		BBBB 4-0 HR BB			2 0	1 1	1 0	0 0	1 1	0 0	1 0
Inning Stats	R: 0 E: 0 K: 0 S: 3 H: 1 LOB: 0 BB: 0 P: 3	R: 1 E: 0 K: 0 S: 4 H: 1 LOB: 0 BB: 0 P: 7	R: 2 E: 1 K: 0 S: 6 H: 2 LOB: 1 BB: 0 P: 6	R: 1 E: 0 K: 0 S: 4 H: 1 LOB: 1 BB: 1 P: 8	R: 1 E: 0 K: 1 S: 7 H: 2 LOB: 2 BB: 1 P: 11	R: 1 E: 0 K: 1 S: 5 H: 1 LOB: 1 BB: 1 P: 10	R: 0 E: 0 K: 1 S: 6 H: 2 LOB: 1 BB: 0 P: 7	R: 4 E: 0 K: 0 S: 7 H: 3 LOB: 0 BB: 1 P: 12		1B: 7 2B: 2 3B: 1 HR: 3	SF: 1 SAC: 0 DP: 1 HBP: 1			WP: 0 PB: 0 SB: 0 CS: 0	PA: 40	

	AB	R	H	RBI	BB	SO	LOB
AB	**34**						
R	**10**						
H	**13**						
RBI	**10**						
BB	**4**						
SO	**3**						
LOB	**10**						

PITCHER		IP	WLS	BF	H	R	ER	SO	BB	IBB	HBP	BLK	WP	HR	S	P	ERA	WHIP
30 Dana Eveland, L ERA: 1.29	(1, 1)	3.0	L	13	4	3	1	0	0	0	0	0	0	1	13	16	3.00	1.333
68 James Simmons, R ERA: 9.0	(4, 1)	2.0		11	3	2	2	1	2	0	0	0	0	0	11	19	9.00	2.500
66 Jared Lansford, R ERA: 2.25	(6, 1)	1.0		5	1	1	1	1	1	0	1	0	0	0	5	10	9.00	2.000
62 Ryan Webb, R ERA: 15.0	(7, 1)	2.0		11	5	4	4	1	1	0	0	0	0	2	13	19	18.00	3.000

PITCHER	IP	WLS	BF	H	R	ER	SO	BB	IBB	HBP	BLK	WP	HR	S	P	ERA	WHIP

Batter	1	2	3	4	5	6	7	8	9	AB	R	H	RBI	BB	SO	LOB
59 Andres Torres, S (1, 8) OBP: 0.407, SLG: 0.542	G6-3		3B		BB		G3-6-1			3	0	1	0	1	0	1
39 Darren Ford, R (8, 8)										0	0	0	0	0	0	0
8 Eugenio Velez, S (1, 7) OBP: 0.231, SLG: 0.346	G4-3		L8		FC2-6			K		4	0	0	0	0	1	2
21 James Simmons, R (8, 7)										0	0	0	0	0	0	0
21 John Bowker, L (1, 9) OBP: 0.310, SLG: 0.333	G4-3			2B	F9			K		4	1	1	0	0	1	1
29 Scott McClain, R (1, 10) OBP: 0.313, SLG: 0.500		F9		P6		HBP		1B		3	0	1	0	0	0	1
35 Rich Aurilia, R (1, 5) OBP: 0.435, SLG: 0.500		1B		BB		F7		G6-3		2	0	1	0	1	0	1
57 Ryan Rohlinger, R (6, 5) OBP: 0.429, SLG: 1.429										1	0	0	0	0	0	1
76 Jesus Guzman, R (1, 3) OBP: 0.421, SLG: 1.000		K		2B		F8			G6-3	4	0	1	1	0	1	2
23 Juan Uribe, R (1, 6) OBP: 0.167, SLG: 0.292		G5-3		L6		F8			G1	3	0	0	0	0	0	4
15 Ehire Adrianza, S (6, 6)										1	0	0	0	0	0	0
19 Kevin Frandsen, R (1, 4) OBP: 0.400, SLG: 0.500			F9	G5-3			G6-3		G4-3	3	0	0	0	0	0	2
18 Nick Noonan, L (8, 4)										1	0	0	0	0	0	0
20 Steve Holm, R (1, 2) OBP: 0.214, SLG: 0.214			G6-3		G5-3		BB			2	0	0	0	0	0	0
73 Jackson Williams, R (6, 2) OBP: 1.000, SLG: 1.000										0	0	0	0	1	0	0

TOP

San Francisco Giants @ Los Angeles Angels

Tempe Diablo Stadium, Tempe, AZ

Sun Mar 08 2009, 4:05 PM EDT

Att. 5,905 - Partly Cloudy - 68 F

livebaseballscorecards.com

AB	31
R	1
H	5
RBI	1
BB	3
SO	3
LOB	15

Inning Stats	1	2	3	4	5	6	7	8	9
	R: 0 E: 0 K: 0 S: 3	H: 0 LOB: 0 BB: 0 P: 3	R: 0 E: 0 K: 1 S: 6	H: 1 LOB: 1 BB: 0 P: 6	R: 0 E: 0 K: 0 S: 4	H: 1 LOB: 1 BB: 0 P: 4	R: 1 E: 0 K: 0 S: 5	H: 2 LOB: 2 BB: 1 P: 9	R: 0 E: 0 K: 0 S: 3	H: 0 LOB: 1 BB: 1 P: 7
	R: 0 E: 0 K: 0 S: 3	H: 0 LOB: 1 BB: 0 P: 4	R: 0 E: 0 K: 0 S: 2	H: 0 LOB: 0 BB: 1 P: 6	R: 0 E: 0 K: 2 S: 8	H: 1 LOB: 1 BB: 0 P: 8	R: 0 E: 0 K: 0 S: 3	H: 0 LOB: 0 BB: 0 P: 3		

PITCHER		IP	WLS	BF	H	R	ER	SO	BB	IBB	HBP	BLK	WP	HR	S	P	ERA	WHIP
34 Nick Adenhart, R ERA: 1.8	(1, 1)	3.0	W	11	2	0	0	1	0	0	0	0	0	0	13	13	0.00	0.667
33 Justin Speier, R ERA: 4.5	(4, 1)	1.0	H	6	2	1	1	0	1	0	0	0	0	0	5	9	9.00	3.000
65 Kevin Jepsen, R ERA: 4.5	(5, 1)	1.0		4	0	0	0	0	1	0	0	0	0	0	3	7	0.00	1.000
48 Ryan Brasier, R ERA:	(6, 1)	2.0		7	0	0	0	0	1	0	1	0	0	0	5	10	0.00	0.500
12 Barret Browning, L ERA: 6.75	(8, 1)	1.0		4	1	0	0	2	0	0	0	0	0	0	8	8	0.00	1.000

PITCHER		IP	WLS	BF	H	R	ER	SO	BB	IBB	HBP	BLK	WP	HR	S	P	ERA	WHIP
55 Matt Wilhite, R ERA:	(9, 1)	1.0		3	0	0	0	0	0	0	0	0	0	0	3	3	0.00	0.000

1B: 2	SF: 0
2B: 2	SAC: 0
3B: 1	DP: 1
HR: 0	HBP: 1

WP: 0	PA: 35
PB: 0	
SB: 0	
CS: 0	

Batter	1	2	3	4	5	6	7	8	9	AB	R	H	RBI	BB	SO	LOB
Chone Figgins, S (1, 5) OBP: 0.300, SLG: 0.125	F9	BB		BB	L8		P6			2	1	0	0	2	0	2
25 Peter Bourjos, R (6, 7) OBP: 0.250, SLG: 0.077		48 CS 13 S		22 E 32 3B						1	0	0	0	0	0	0
(9, 8)		1-2		2-3												
13 Maicer Izturis, S (1, 6) OBP: 0.400, SLG: 0.250	48 E 48 1B	BB		32 3B		18 G5-4-3 32 HBP 28 2B		32 G4-6-3		1	1	1	0	1	0	0
22 Chris Pettit, R (4, 8) OBP: 0.462, SLG: 0.368	1B	1-2		1-2		1B		BB		1	2	1	0	0	0	0
8 Flint Wipke, R (8, PH)				3-H						0	0	0	0	1	0	0
95 Brad Coon, L (9, 7) OBP: 0.357, SLG: 0.455				HBP						0	0	0	0	0	0	0
48 Torii Hunter, R (1, 8) OBP: 0.500, SLG: 0.500	8 2B 47 1B	CS	P4	8 SF8		18 G5-4-3		G4-6-3		2	1	1	1	0	0	0
32 Andrew Romine, S (4, 6) OBP: 0.385, SLG: 0.583	1-H	2-3		1-H 2-H		1-2		1-2f		2	1	1	2	0	0	1
	1B			3B		HBP										
8 Kendrys Morales, S (1, 3) OBP: 0.435, SLG: 0.474	47 1B 20 1B		G3-1	SF8		G5-4-3				2	1	1	1	0	0	0
18 Sean Rodríguez, R (6, 4) OBP: 0.421, SLG: 0.529	1-3			3-H		1-2f 2-3				2	0	1	0	0	0	2
	2B							1B								
47 Howie Kendrick, R (1, 4) OBP: 0.556, SLG: 0.875	20 1B 20 S		20 1B	F8		28 2B				2	0	1	1	1	0	0
43 Matthew Brown, R (6, 5) OBP: 0.600, SLG: 0.615	2-3 3-H		BB			BB				1	0	0	0	1	1	1
	1B															
20 Juan Rivera, R (1, 7) OBP: 0.444, SLG: 0.286	44 G6-4-3				77 2B					2	0	2	1	1	0	0
28 Ryan Budde, R (6, 2) OBP: 0.333, SLG: 0.286	1-3 3-H	1-2				1-3 3-H				1	0	1	1	0	0	0
56 Alberto Rosario, R (9, 2) OBP: 0.500, SLG: 0.500	1B	1B			BB	2B				0	0	0	0	0	0	0
44 Mike Napoli, R (1, 10) OBP: 0.294, SLG: 0.267	G6-4-3		K	F8	F8					3	0	0	0	0	1	5
17 Hank Conger, L (6, PH)	1-2f									1	0	0	0	0	0	2
(7, 10)																
46 Bobby Wilson, R (1, 2) OBP: 0.417, SLG: 0.300		CS		F8	L8		G1-3			2	0	0	0	0	0	1
74 Adam Pavkovich, R (6, 9) OBP: 0.333, SLG: 0.583		HBP								1	0	0	0	0	0	0
77 Reggie Willits, S (1, 9) OBP: 0.556, SLG: 0.643		K		S 22 E	1-3		F7			3	1	2	0	0	1	1
35 Mark Trumbo, R (6, 3) OBP: 0.273, SLG: 0.364				2B	2B					1	0	0	0	0	0	0
Inning Stats	R: 3 H: 5 E: 0 LOB: 1 K: 0 BB: 0 S: 9 P: 9	R: 0 H: 0 E: 0 LOB: 1 K: 1 BB: 2 S: 4 P: 13	R: 0 H: 1 E: 0 LOB: 2 K: 1 BB: 1 S: 6 P: 10	R: 4 H: 2 E: 1 LOB: 0 K: 0 BB: 1 S: 5 P: 10	R: 0 H: 1 E: 0 LOB: 2 K: 0 BB: 1 S: 4 P: 8	R: 1 H: 2 E: 0 LOB: 2 K: 0 BB: 1 S: 4 P: 9	R: 0 H: 0 E: 0 LOB: 0 K: 0 BB: 0 S: 3 P: 3	R: 0 H: 1 E: 0 LOB: 1 K: 1 BB: 1 S: 5 P: 9		1B: 7 SF: 1 2B: 4 SAC: 0 3B: 1 DP: 3 HR: 0 HBP: 3						

BOTTOM

San Francisco Giants @ Los Angeles Angels

Tempe Diablo Stadium, Tempe, AZ

Sun Mar 08 2009, 4:05 PM EDT
Att. 5,905 - Partly Cloudy - 68 F

livebaseballscorecards.com

AB	30
R	8
H	12
RBI	7
BB	7
SO	3
LOB	15

PITCHER		IP	WLS	BF	H	R	ER	SO	BB	IBB	HBP	BLK	WP	HR	S	P	ERA	WHIP
68 Kevin Pucetas, R ERA: 8.44	(1, 1)	2.2	L	14	5	3	3	1	3	0	1	0	0	0	15	28	10.12	3.000
61 Jesse English, L ERA: 18.0	(3, 1)	1.1		9	3	4	4	1	1	0	1	0	0	0	9	14	27.00	3.000
Jack Taschner, L ERA: 8.31	(5, 1)	1.0		5	1	0	0	0	1	0	0	0	0	0	4	8	0.00	2.000
40 Billy Sadler, R ERA: 21.6	(6, 1)	1.0		6	2	1	1	0	1	0	1	0	0	0	4	9	9.00	3.000
49 Brandon Medders, R ERA:	(7, 1)	1.0		3	0	0	0	0	0	0	0	0	0	0	3	3	0.00	0.000

PITCHER		IP	WLS	BF	H	R	ER	SO	BB	IBB	HBP	BLK	WP	HR	S	P	ERA	WHIP
43 Alex Hinshaw, L ERA: 9.0	(8, 1)	1.0		4	1	0	0	1	1	0	0	0	0	0	5	9	0.00	2.000

Milwaukee Brewers @ San Francisco Giants

Scottsdale Stadium, Scottsdale, AZ

Mon Mar 09 2009, 4:05 PM EDT

Att. 6,783 - Cloudy - 68 F

livebaseballscorecards.com

TOP

Batter	1	2	3	4	5	6	7	8	9	AB	R	H	RBI	BB	SO	LOB
23 Rickie Weeks Jr., R (1, 4) OBP: 0.400, SLG: 0.333 Mike Lamb, L (7, 5) OBP: 0.227, SLG: 0.200	B5-3	BB		G6-3			14 1B 3B (1-H)	F8		3 1	1 0	1 0	1 0	1 0	0 0	0 1
30 Craig Counsell, L (1, 5) OBP: 0.600, SLG: 0.647 21 Alcides Escobar, R (5, 6) OBP: 0.190, SLG: 0.300	G3	F8			HBP		G4-3		G5-3	2 2	0 0	0 0	0 0	0 0	0 0	2 1
7 J.J. Hardy, R (1, 6) OBP: 0.435, SLG: 0.636 14 Casey McGehee, R (5, 5) OBP: 0.353, SLG: 0.706 (7, 4)	1B		25 1B		P3		28 WP 1B (3-H)		HR	3 2	0 1	2 2	0 2	0 0	0 0	1 0
28 Prince Fielder, L (1, 3) OBP: 0.360, SLG: 0.211 32 Scott Thorman, L (7, PR) (7, 3) OBP: 0.429, SLG: 0.571	P5		F8		F7		24 G1-6-3 BB (1-2)		L3	3 1	0 0	0 0	0 0	1 0	0 0	3 0
25 Mike Cameron, R (1, 8) OBP: 0.273, SLG: 0.368 70 Nick Green, R (5, 1) 24 Mat Gamel, L (7, PH) OBP: 0.100, SLG: 0.400 57 Mitch Stetter, L (7, 1) 74 Omar Aguilar, R (8, 1) 97 Adam Heether, R (9, PH) OBP: 0.600, SLG: 0.500 Eddie Morlan, R (9, 1)	88 BB 16 2B 1B	1-2 1B			K		G1-6-3 (1-2f)		P5	3 0 1 0 0 1 0	1 0 0 0 0 0 0	2 0 0 0 0 0 0	0 0 0 0 0 0 0	1 0 0 0 0 0 0	1 0 2 0 0 0 0	1 0 0 0 0 0 0
88 Lorenzo Cain, R (1, 9) OBP: 0.538, SLG: 0.556 (5, 8)	BB 16 2B (1-2)	L7				K		K		3	1	0	0	1	2	2
16 Chris Duffy, L (1, 7) OBP: 0.345, SLG: 0.630 27 Brad Nelson, L (6, 7) OBP: 0.619, SLG: 0.875	18 G6-3 2B (1-H 2-H)	F7				G3		87 G4-3 9 1B 2B		3 1	0 1	1 1	2 1	0 0	0 0	2 0
18 Jason Kendall, R (1, 2) OBP: 0.200, SLG: 0.333 87 Jonathan Lucroy, R (7, 2) OBP: 0.308, SLG: 0.273	G6-3 (2-3)			G4-3		F8		G4-3 (2-3)		3 1	0 0	0 0	0 0	0 0	0 0	1 1
26 Manny Parra, L (1, 1) 9 Hernan Iribarren, L (5, 9) OBP: 0.263, SLG: 0.278	G5-3			K			23 3B BB	1B (3-H)		2 1	0 1	0 1	0 1	1 0	1 0	1 0
Inning Stats	R: 0 E: 0 K: 0 S: 4 H: 1 LOB: 1 BB: 0 P: 4	R: 2 E: 0 K: 0 S: 5 H: 2 LOB: 2 BB: 2 P: 13	R: 0 E: 0 K: 0 S: 5 H: 2 LOB: 2 BB: 0 P: 5	R: 0 E: 0 K: 1 S: 5 H: 0 LOB: 0 BB: 0 P: 5	R: 0 E: 0 K: 1 S: 5 H: 0 LOB: 1 BB: 0 P: 6	R: 0 E: 0 K: 1 S: 5 H: 0 LOB: 0 BB: 0 P: 5	R: 2 E: 0 K: 0 S: 4 H: 2 LOB: 2 BB: 2 P: 12	R: 1 E: 0 K: 1 S: 7 H: 2 LOB: 1 BB: 0 P: 7	R: 1 E: 0 K: 0 S: 4 H: 1 LOB: 0 BB: 0 P: 4	1B: 6 2B: 2 3B: 1 HR: 1	SF: 0 SAC: 0 DP: 1 HBP: 1						

	AB	36
	R	6
	H	10
	RBI	6
	BB	4
	SO	4
	LOB	18

WP: 1 PB: 0 SB: 0 CS: 0 PA: 41

PITCHER		IP	WLS	BF	H	R	ER	SO	BB	IBB	HBP	BLK	WP	HR	S	P	ERA	WHIP
75 Barry Zito, L ERA: 5.19	(1, 1)	4.0		19	5	2	2	1	2	0	0	0	0	0	19	27	4.50	1.750
46 Bob Howry, R ERA:	(5, 1)	2.0		7	0	0	0	2	0	0	1	0	0	0	10	11	0.00	0.000
47 Merkin Valdez, R ERA: 13.5	(7, 1)	0.1	B	5	2	2	2	0	2	0	0	0	1	0	3	11	54.00	12.000
63 Waldis Joaquin, R ERA: 1.93	(7, 1)	1.2		6	2	1	1	1	0	0	0	0	0	0	8	8	5.40	1.200
Luis Perdomo, R ERA: 3.6	(9, 1)	1.0	W	4	1	1	1	0	0	0	0	0	0	1	4	4	9.00	1.000

PITCHER	IP	WLS	BF	H	R	ER	SO	BB	IBB	HBP	BLK	WP	HR	S	P	ERA	WHIP

BOTTOM

Milwaukee Brewers @ San Francisco Giants

Scottsdale Stadium, Scottsdale, AZ

Mon Mar 09 2009, 4:05 PM EDT

Att. 6,783 - Cloudy - 68 F

livebaseballscorecards.com

Batter	1	2	3	4	5	6	7	8	9	AB	R	H	RBI	BB	SO	LOB
2 Randy Winn, S (1, 9) OBP: 0.100, SLG: 0.071	G1-3		F7		FC6-4 (16 2B) 1-2f 2-3		G5-3		13 1B (57 HR) 1B	2	0	0	0	0	0	0
74 Matt Downs, R (4, 9) OBP: 0.316, SLG: 0.579										3	2	1	0	0	0	2
16 Edgar Renteria, R (1, 6) OBP: 0.296, SLG: 0.346	G6-3		K		2B 1-H 3-H		K		57 HR 1-3 1B	3	0	1	2	0	1	0
13 Brian Bocock, R (5, PR) OBP: 0.455, SLG: 0.500 (6, 6)										2	1	1	0	0	1	0
48 Pablo Sandoval, S (1, 5) OBP: 0.407, SLG: 0.600	G6-3			G1-3	G3		K		HR 1-H 3-H	3	0	0	0	0	0	1
57 Ryan Rohlinger, R (6, 5) OBP: 0.444, SLG: 1.556										2	1	1	3	0	1	0
1 Bengie Molina, R (1, 2) OBP: 0.320, SLG: 0.500		21 G3 1B		BB		23 HR BB		29 G5-3 (8 1B) BB		1	0	1	0	1	0	0
72 Eli Whiteside, R (4, PR) (5, 2)										0	0	0	0	2	0	0
59 Andres Torres, S (8, PR) OBP: 0.407, SLG: 0.542 (9, 8)										0	1	0	0	0	0	0
10 Travis Ishikawa, L (1, 3) OBP: 0.323, SLG: 0.581		F7		F7		1-2 HR		G5-3 1-2		2	0	0	0	0	0	2
46 Bob Howry, L (5, 1)										0	0	0	0	0	0	0
23 Juan Uribe, R (6, PH) OBP: 0.200, SLG: 0.440										1	1	1	1	0	0	0
47 Merkin Valdez, R (7, 1)										0	0	0	0	0	0	0
29 Scott McClain, R (7, 3) OBP: 0.294, SLG: 0.467										1	0	0	0	0	0	1
21 John Bowker, L (1, 7) OBP: 0.333, SLG: 0.444		G3 1-2		K		HR		7 G4-3 8 1B BB		3	1	1	1	1	1	2
73 Jackson Williams, R (9, 2) OBP: 1.000, SLG: 1.000										0	0	0	0	0	0	0
8 Eugenio Velez, S (1, 8) OBP: 0.300, SLG: 0.379	HBP				74 FC6-4 35 S (16 2B) 1B	G3		7 G4-3 1-2 2-H 1B		3	1	2	1	0	0	0
(9, 7)																
7 Emmanuel Burriss, S (1, 4) OBP: 0.394, SLG: 0.419	P3				P5	35 S 1B		G4-3 1-2 2-3		4	0	1	0	0	0	5
75 Barry Zito, L (1, 1)		K			74 FC6-4 1-2 1B	F9 1-2		K		1	0	0	0	0	1	0
35 Rich Aurilia, R (5, 3) OBP: 0.440, SLG: 0.500										2	0	1	0	0	0	1
63 Waldis Joaquin, R (7, 1)										0	0	0	0	0	0	0
19 Kevin Frandsen, R (8, PH) OBP: 0.385, SLG: 0.478										1	0	0	0	0	1	2
Luis Perdomo, R (9, 1)										0	0	0	0	0	0	0
Inning Stats	R: 0 E: 0 K: 0 S: 3 H: 0 LOB: 0 BB: 0 P: 3	R: 0 E: 0 K: 0 S: 4 H: 1 LOB: 2 BB: 0 P: 5	R: 0 E: 0 K: 2 S: 7 H: 0 LOB: 0 BB: 0 P: 7	R: 0 E: 0 K: 1 S: 5 H: 0 LOB: 1 BB: 1 P: 9	R: 2 E: 0 K: 0 S: 7 H: 3 LOB: 1 BB: 0 P: 7	R: 2 E: 0 K: 0 S: 8 H: 3 LOB: 1 BB: 1 P: 19	R: 0 E: 0 K: 2 S: 7 H: 0 LOB: 0 BB: 0 P: 7	R: 1 E: 0 K: 1 S: 6 H: 1 LOB: 2 BB: 2 P: 14	R: 3 E: 0 K: 0 S: 4 H: 3 LOB: 0 BB: 0 P: 6	1B: 7 2B: 1 3B: 0 HR: 3	SF: 0 SAC: 0 DP: 0 HBP: 1	WP: 0 PB: 0 SB: 2 CS: 0	PA: 39				

	AB	34
	R	8
	H	11
	RBI	8
	BB	4
	SO	6
	LOB	16

PITCHER		IP	WLS	BF	H	R	ER	SO	BB	IBB	HBP	BLK	WP	HR	S	P	ERA	WHIP
26 Manny Parra, L ERA:	(1, 1)	4.0		15	1	0	0	3	1	0	1	0	0	0	19	24	0.00	0.500
70 Nick Green, R ERA: 7.2	(5, 1)	2.0	B	12	6	4	4	0	1	0	0	0	0	2	15	26	18.00	3.500
57 Mitch Stetter, L ERA: 4.5	(7, 1)	1.0		3	0	0	0	2	0	0	0	0	0	0	7	7	0.00	0.000
74 Omar Aguilar, R ERA: 3.6	(8, 1)	1.0	B	6	1	1	1	1	2	0	0	0	0	0	6	14	9.00	3.000
Eddie Morlan, R ERA: 9.0	(9, 1)	0.0	L	3	3	3	3	0	0	0	0	0	0	1	4	6	∞	∞

PITCHER	IP	WLS	BF	H	R	ER	SO	BB	IBB	HBP	BLK	WP	HR	S	P	ERA	WHIP

Batter	1	2	3	4	5	6	7	8	9	AB	R	H	RBI	BB	SO	LOB
8 Eugenio Velez, S (1, 4) (7, 7) OBP: 0.286, SLG: 0.382	G3		L9		K		G3 2-3		19 S 77 SF8 2B	5	1	1	0	0	1	5
19 Kevin Frandsen, R (1, 6) (7, 4) OBP: 0.355, SLG: 0.407	G4-3		FC6-4 1-2f		P5		E1 3-H		BBBB 2-3 BB	4	0	0	0	1	0	4
14 Fred Lewis, L (1, 7) OBP: 0.348, SLG: 0.636 77 Jake Wald, R (7, 6) OBP: 0.800, SLG: 2.000	76 S 1B			G5-3	K		F9		SF8 3-H	4 0	0 0	1 0	0 1	0 0	1 0	3 0
76 Jesus Guzman, R (1, 10) OBP: 0.458, SLG: 1.000	G6-3 1-2			21 2B 2B		BBBB 21 G4-6-3 BB			L9 2B	4	1	2	0	1	0	2
33 Aaron Rowand, R (1, 8) OBP: 0.241, SLG: 0.407 59 Andres Torres, S (6, 8) OBP: 0.393, SLG: 0.520		F9		K		L9		G3		3 1	0 0	0 0	0 0	0 0	1 0	2 0
21 John Bowker, L (1, 3) OBP: 0.378, SLG: 0.500 29 Scott McClain, R (8, 3) OBP: 0.294, SLG: 0.467		BBBB 23 G6-4-3 BB		23 1B 2B 2-H		G4-6-3 1-2f		57 E 74 1B 1B		3 0	2 0	2 0	1 0	1 0	0 0	1 0
23 Juan Uribe, R (1, 5) OBP: 0.250, SLG: 0.464 57 Ryan Rohlinger, R (7, PR) (7, 5) OBP: 0.400, SLG: 1.400		G6-4-3 1-2f		74 CS 1B 2-H			28 2B 1B	E5 74 1B 1-2 74 1B		3 1	0 1	2 0	1 0	0 0	0 0	1 1
74 Matt Downs, R (1, 9) OBP: 0.348, SLG: 0.609			F7 CS 1-2 20 1B 2B				K 1-H 2-H	1B		4	0	2	1	0	1	1
20 Steve Holm, R (1, 2) OBP: 0.313, SLG: 0.267 28 Buster Posey, R (6, 2) OBP: 0.417, SLG: 0.500			BBBB 19 FC6-4 BB		2-3 1B		8 G3 19 E 1-H 2B		K	1 2	0 1	1 1	0 1	1 0	0 1	0 0
Inning Stats	R: 0 E: 0 K: 0 S: 4 H: 1 LOB: 1 BB: 0 P: 5	R: 0 E: 0 K: 0 S: 2 H: 0 LOB: 0 BB: 1 P: 6	R: 0 E: 0 K: 0 S: 3 H: 0 LOB: 1 BB: 1 P: 7	R: 2 E: 0 K: 1 S: 8 H: 3 LOB: 0 BB: 0 P: 8	R: 0 E: 0 K: 2 S: 9 H: 2 LOB: 2 BB: 0 P: 9	R: 0 E: 0 K: 0 S: 2 H: 0 LOB: 0 BB: 1 P: 6	R: 2 E: 1 K: 1 S: 8 H: 2 LOB: 1 BB: 0 P: 9	R: 1 E: 1 K: 0 S: 5 H: 3 LOB: 1 BB: 0 P: 5	R: 1 E: 0 K: 1 S: 6 H: 1 LOB: 1 BB: 1 P: 10	1B: 6 2B: 6 3B: 0 HR: 0	SF: 1 SAC: 0 DP: 2 HBP: 0					

San Francisco Giants @ Texas Rangers

Surprise Stadium, Surprise, AZ

Tue Mar 10 2009, 4:05 PM EDT

Att. 4,375 - Sunny - 72 F

TOP

livebaseballscorecards.com

AB	35
R	6
H	12
RBI	5
BB	4
SO	5
LOB	20

WP: 0 PB: 0 SB: 2 CS: 1 PA: 41

PITCHER		IP	WLS	BF	H	R	ER	SO	BB	IBB	HBP	BLK	WP	HR	S	P	ERA	WHIP
39 Scott Feldman, R ERA: 5.4	(1, 1)	3.0		11	1	0	0	0	2	0	0	0	0	0	9	18	0.00	1.000
52 Brendan Donnelly, R ERA: 13.5	(4, 1)	1.0		5	3	2	2	1	0	0	0	0	0	0	8	8	18.00	3.000
46 Luis Mendoza, R ERA: 2.84	(5, 1)	2.0		9	3	1	1	2	1	0	0	0	0	0	12	16	4.50	2.000
45 Casey Daigle, R ERA: 1.8	(7, 1)	1.0	B	5	1	1	0	1	0	0	0	0	0	0	7	8	0.00	1.000
47 Elizardo Ramirez, R ERA:	(8, 1)	1.0	L	5	3	1	0	0	0	0	0	0	0	0	5	5	0.00	3.000

PITCHER		IP	WLS	BF	H	R	ER	SO	BB	IBB	HBP	BLK	WP	HR	S	P	ERA	WHIP
93 Bryan Corey, R ERA: 16.2	(9, 1)	1.0		5	1	1	1	1	1	0	0	0	0	0	6	10	9.00	2.000

BOTTOM

San Francisco Giants @ Texas Rangers

Surprise Stadium, Surprise, AZ

Tue Mar 10 2009, 4:05 PM EDT

Att. 4,375 - Sunny - 72 F

livebaseballscorecards.com

Batter	1	2	3	4	5	6	7	8	9	AB	R	H	RBI	BB	SO	LOB
5 Ian Kinsler, R (1, 4) OBP: 0.370, SLG: 0.520 82 Marcus Lemon, L (7, 4)	G6-3			BBBB 4-0 10 CS BB	FC5-4 10 FC6-4 1-2f		E3			2 0 0 0 1 0 2 1 0 0 0 0 0 0						
10 Michael Young, R (1, 5) OBP: 0.321, SLG: 0.320 92 John Whittleman, L (7, 5) OBP: 0.333, SLG: 1.333	G5-3			BX 1-0 9 1B 1-2 3B	FC6-4 1-2f 3-H		G6-3			3 1 1 1 0 0 1 1 0 0 0 0 0 1						
32 Josh Hamilton, L (1, 8) OBP: 0.348, SLG: 0.739 Engel Beltre, L (7, 8)	G3			SSS 0-3 K	G3			P2		3 0 0 0 0 1 2 1 0 0 0 0 0 0						
9 Hank Blalock, L (1, 10) OBP: 0.414, SLG: 0.667 25 Andruw Jones, R (8, PH) OBP: 0.379, SLG: 0.500 (9, 10)		G4-3		0-0 22 1B 3-H 1B		SSS 0-3 K		0-0 2B		3 0 1 1 0 1 0 1 0 1 0 0 0 0						
22 Marlon Byrd, R (1, 9) OBP: 0.238, SLG: 0.250 85 Grant Gerrard, L (7, 9)		G5-3		0-0 1-2 1B		G4-3		P3		3 0 1 0 0 0 0 1 0 0 0 0 0 1						
7 David Murphy, L (1, 7) OBP: 0.345, SLG: 0.655 95 Craig Gentry, R (7, 7) OBP: 0.500, SLG: 0.333		F9		0-0 G3		0-0 HR		F9		3 1 1 1 0 0 2 1 0 0 0 0 0 1						
19 Chris Davis, L (1, 3) OBP: 0.353, SLG: 0.185 12 Justin Smoak, S (7, 3) OBP: 0.438, SLG: 0.733			F7		0-0 21 E 1 1B	F8			0-0 14 G4-6-3 1B	3 1 1 0 0 0 0 1 0 1 0 0 0 0						
21 Jarrod Saltalamacchia, S (1, 2) OBP: 0.458, SLG: 0.571 14 Adam Melhuse, S (8, 2) OBP: 0.727, SLG: 0.778			SSS 0-3 K		0-0 E9 1 1B 10 FC6-4 1-3 1B		G5-3		G4-6-3 1-2f	3 1 1 0 0 1 0 1 0 0 0 0 0 1						
1 Elvis Andrus, R (1, 6) OBP: 0.370, SLG: 0.292 Casey Benjamin, L (8, 6)			B1		0-0 5 FC5-4 2-3 3-H 1B		G6-3		SSS 0-3 K	3 0 1 1 0 0 0 1 0 0 0 0 1 0						
Inning Stats	R: 0 H: 0 E: 0 LOB: 0 K: 0 BB: 0 S: 3 P: 3	R: 0 H: 0 E: 0 LOB: 0 K: 0 BB: 0 S: 3 P: 3	R: 0 H: 0 E: 0 LOB: 0 K: 1 BB: 0 S: 5 P: 5	R: 1 H: 3 E: 0 LOB: 2 K: 1 BB: 1 S: 7 P: 12	R: 2 H: 3 E: 1 LOB: 1 K: 0 BB: 0 S: 6 P: 6	R: 1 H: 1 E: 0 LOB: 0 K: 1 BB: 0 S: 6 P: 6	R: 0 H: 0 E: 1 LOB: 1 K: 0 BB: 0 S: 4 P: 4	R: 0 H: 1 E: 0 LOB: 1 K: 0 BB: 0 S: 4 P: 4	R: 0 H: 1 E: 0 LOB: 0 K: 1 BB: 0 S: 5 P: 5	1B: 6 SF: 0 2B: 1 SAC: 0 3B: 1 DP: 1 HR: 1 HBP: 0						

	AB	35
	R	4
	H	9
	RBI	4
	BB	1
	SO	4
	LOB	11

WP: 0 PA: 36
PB: 0
SB: 0
CS: 1

PITCHER		IP	WLS	BF	H	R	ER	SO	BB	IBB	HBP	BLK	WP	HR	S	P	ERA	WHIP
49 Joe Martinez, R ERA: 8.22	(1, 1)	3.2		14	3	1	1	2	1	0	0	0	0	0	17	22	2.46	1.091
61 Jesse English, L ERA: 15.43	(4, 1)	0.1	H	1	0	0	0	0	0	0	0	0	0	0	1	1	0.00	0.000
41 Jeremy Affeldt, L ERA: 7.5	(5, 1)	1.0	B	6	3	2	1	0	0	0	0	0	0	0	6	6	9.00	3.000
94 Felix Romero, R ERA: 9.0	(6, 1)	1.0		4	1	1	1	1	0	0	0	0	0	1	6	6	9.00	1.000
40 Billy Sadler, R ERA: 16.62	(7, 1)	1.0	W	4	0	0	0	0	0	0	0	0	0	0	4	4	0.00	0.000

PITCHER		IP	WLS	BF	H	R	ER	SO	BB	IBB	HBP	BLK	WP	HR	S	P	ERA	WHIP
56 Osiris Matos, R ERA: 1.35	(8, 1)	1.0	H	4	1	0	0	0	0	0	0	0	0	0	4	4	0.00	1.000
Luis Perdomo, R ERA: 3.0	(9, 1)	1.0	S	3	1	0	0	1	0	0	0	0	0	0	5	5	0.00	1.000

Japan @ San Francisco Giants

Scottsdale Stadium, Scottsdale, AZ

Wed Mar 11 2009, 4:05 PM EDT

Att. 6,592 - Partly Cloudy - 71 F

TOP

livebaseballscorecards.com

Batter	1	2	3	4	5	6	7	8	9	AB	R	H	RBI	BB	SO	LOB
51 Ichiro Suzuki, L (1, 9) OBP: 0.500, SLG: 0.333 35 Yoshiyuki Kamei, L (6, 9)	G4-3		BB	G4-3		1B	FC6			3 1	1 0	1 0	0 0	1 0	0 0	1 2
6 Hiroyuki Nakajima, R (1, 6) OBP: 0.333, SLG: 0.333 52 Munenori Kawasaki, L (5, 6) OBP: 0.500, SLG: 1.000	1B		K		G1-3	2B		G3		3 2	0 1	1 1	0 2	0 0	1 0	1 0
23 Norichika Aoki, L (1, 7) OBP: 0.800, SLG: 1.250	K		BB		2B	1B		2B		4	1	3	1	1	1	1
41 Atsunori Inaba, L (1, 10) 2 Kenji Johjima, R (6, PH) OBP: 1.000, SLG: 1.000 (6, 10)	K		L5		BB	1B		HBP		2 1	0 0	0 1	0 1	1 0	1 0	3 0
25 Shuichi Murata, R (1, 5) 7 Yasuyuki Kataoka, R (8, 5)		BB	K		SF7	K		G3-6-1		3 0	0 0	0 0	1 0	1 0	2 0	6 0
9 Michihiro Ogasawara, L (1, 3) OBP: 0.333, SLG: 0.333 24 Seiichi Uchikawa, R (6, 3) OBP: 0.500, SLG: 0.500	E5			FC4-6 1B	G3		G1-6-3 1B		F8	3 2	1 0	1 1	0 0	0 0	0 0	2 0
1 Kosuke Fukudome, L (1, 8) OBP: 0.400, SLG: 0.250	K			FC4-6		F8	BB		L8	4	0	1	0	1	1	2
10 Shinnosuke Abe, L (1, 2) 29 Yoshiyuki Ishihara, R (5, 2)	K			FC4-6		K	G1-6-3		F7	2 3	0 1	0 0	0 0	0 1	1 2	4 2
8 Akinori Iwamura, L (1, 4) OBP: 0.500, SLG: 0.500		F8		SF8		1B	BB			2	1	1	1	1	0	2
Inning Stats	R: 0 E: 0 K: 2 S: 8 H: 1 LOB: 1 BB: 0 P: 8	R: 0 E: 1 K: 2 S: 8 H: 0 LOB: 2 BB: 1 P: 12	R: 0 E: 0 K: 2 S: 7 H: 0 LOB: 2 BB: 2 P: 16	R: 1 E: 0 K: 0 S: 5 H: 2 LOB: 1 BB: 0 P: 5	R: 1 E: 0 K: 0 S: 4 H: 1 LOB: 1 BB: 1 P: 8	R: 4 E: 0 K: 2 S: 11 H: 5 LOB: 1 BB: 0 P: 11	R: 0 E: 0 K: 0 S: 3 H: 1 LOB: 2 BB: 2 P: 11	R: 0 E: 0 K: 0 S: 3 H: 1 LOB: 1 BB: 0 P: 4	R: 0 E: 0 K: 0 S: 3 H: 0 LOB: 0 BB: 0 P: 3	1B: 8 2B: 3 3B: 0 HR: 0 SF: 2 SAC: 0 DP: 2 HBP: 1	WP: 2 PB: 0 SB: 3 CS: 2 PA: 44					

	AB	35
	R	6
	H	11
	RBI	6
	BB	6
	SO	8
	LOB	26

PITCHER		IP	WLS	BF	H	R	ER	SO	BB	IBB	HBP	BLK	WP	HR	S	P	ERA	WHIP
55 Tim Lincecum, R ERA:	(1, 1)	2.1		12	1	0	0	5	3	0	0	0	0	0	19	31	0.00	1.714
61 Jesse English, L ERA:	(3, 1)	0.2		2	0	0	0	1	0	0	0	0	0	0	4	5	0.00	0.000
Jack Taschner, L ERA: 9.0	(4, 1)	1.0		5	2	1	1	0	0	0	0	0	0	0	5	5	9.00	2.000
45 Justin Miller, R ERA: 33.75	(5, 1)	1.1	L	10	4	5	5	1	1	0	0	0	2	0	11	15	33.75	3.750
43 Alex Hinshaw, L ERA:	(6, 1)	0.2		3	2	0	0	1	0	0	0	0	0	0	4	4	0.00	3.000

PITCHER		IP	WLS	BF	H	R	ER	SO	BB	IBB	HBP	BLK	WP	HR	S	P	ERA	WHIP
38 Brian Wilson, R ERA:	(7, 1)	1.0		5	1	0	0	0	2	0	0	0	0	0	3	11	0.00	3.000
60 Francis Beltran, R ERA:	(8, 1)	2.0		7	1	0	0	0	0	0	1	0	0	0	6	7	0.00	0.500

Japan @ San Francisco Giants

Scottsdale Stadium, Scottsdale, AZ

Wed Mar 11 2009, 4:05 PM EDT

Att. 6,592 - Partly Cloudy - 71 F

livebaseballscorecards.com

BOTTOM

Batter	1	2	3	4	5	6	7	8	9	AB	R	H	RBI	BB	SO	LOB
2 Randy Winn, S (1, 9) 59 Andres Torres, S (5, 9) (7, 8)	BBBB 4-0 16 1B 48 1B BB	x 0-0 ③ L7		x 0-0 ③ F8			B x 1-0 ②③ G5-3-6 1-3f		x 0-0 ③ FC6-4 1-2f	2 2	1 0	0 0	0 0	1 0	0 0	1 2
16 Edgar Renteria, R (1, 6) OBP: 0.667, SLG: 1.667 13 Brian Bocock, R (6, 6) OBP: 1.000, SLG: 1.000	x 0-0 1 F7 48 1B 10 SF7 1-3 1B		BBSx 2-1 HR		SSS 0-3 ① K			x 0-0 73 SH1-4 48 BB 74 L6-5 1B		3 1	2 0	2 1	1 0	0 0	1 0	0 0
48 Pablo Sandoval, S (1, 5) OBP: 0.750, SLG: 1.000 50 Conor Gillaspie, L (8, PR) (9, 5)	x 0-0 33 PB 1 F7 1-2 3-H 1B	x 0-0 1 G5-3 33 FC6-4 2B			x 0-0 ② G1-3			BBBB 4-0 73 SH1-4 1-2 BB		3 0	1 0	2 0	1 0	1 0	0 0	0 0
1 Bengie Molina, R (1, 2) 73 Jackson Williams, R (6, 2)	x 0-0 ① F7 1-2 2-3	x 0-0 ① G5-3 2-3			x 0-0 ③ L6			x 0-0 ① SH1-4 1-2 2-3		3 0	0 0	0 0	0 0	0 0	0 0	3 0
10 Travis Ishikawa, L (1, 3) OBP: 0.667, SLG: 1.000 29 Scott McClain, R (7, 3)	x 0-0 ② SF7 3-H	H 1-0 33 FC6-4 HBP				x 0-0 33 G5-4-3 1B		BBBB 4-0 BB		1 0	0 0	1 0	1 0	0 1	0 0	0 0
33 Aaron Rowand, R (1, 8) 74 Matt Downs, R (7, 9)	BSSSS 1-3 ③ K 2-3		x 0-0 ② FC6-4 1-2f 3-H			x 0-0 ①② G5-4-3 1-2f		x 0-0 ②③ L6-5 3-3		3 1	0 0	0 0	1 0	0 0	1 0	3 3
35 Rich Aurilia, R (1, 10) 76 Jesus Guzman, R (9, PH)		x 0-0 ① F7	SSS 0-3 ③ K			x 0-0 ③ G5-3			x 0-0 ① G4-3	3 1	0 0	0 0	0 0	0 0	1 0	1 0
8 Eugenio Velez, S (1, 7)		x 0-0 ② G1-3		x 0-0 ① F9			x 0-0 ① P2		x 0-0 ② G5-3	4	0	0	0	0	0	0
7 Emmanuel Burriss, S (1, 4) OBP: 0.750, SLG: 1.000		x 0-0 2B		x 0-0 ② L7			H 1-0 59 G5-3-6 59 S HBP		x 0-0 59 FC6-4 1B	3	0	2	0	0	0	0
Inning Stats	R: 2 E: 0 K: 1 S: 7 H: 2 LOB: 1 BB: 1 P: 12	R: 0 E: 0 K: 0 S: 4 H: 1 LOB: 1 BB: 0 P: 4	R: 2 E: 0 K: 1 S: 8 H: 2 LOB: 1 BB: 0 P: 11	R: 0 E: 0 K: 0 S: 3 H: 0 LOB: 0 BB: 0 P: 3	R: 0 E: 0 K: 1 S: 5 H: 0 LOB: 0 BB: 0 P: 5	R: 0 E: 0 K: 0 S: 3 H: 1 LOB: 0 BB: 0 P: 3	R: 0 E: 0 K: 0 S: 2 H: 0 LOB: 0 BB: 0 P: 4	R: 0 E: 0 K: 0 S: 3 H: 1 LOB: 2 BB: 2 P: 11	R: 0 E: 0 K: 0 S: 4 H: 1 LOB: 1 BB: 0 P: 4	1B: 5 2B: 4 3B: 0 HR: 1	SF: 1 SAC: 1 DP: 3 HBP: 2						

	AB	30
	R	4
	H	8
	RBI	4
	BB	3
	SO	3
	LOB	13

PITCHER		IP	WLS	BF	H	R	ER	SO	BB	IBB	HBP	BLK	WP	HR	S	P	ERA	WHIP
15 Masahiro Tanaka, R ERA: 9.0	(1, 1)	2.0		10	3	2	2	1	1	0	0	0	0	0	11	16	9.00	2.000
26 Tetsuya Utsumi, L ERA: 9.0	(3, 1)	2.0		9	2	2	2	1	0	0	1	0	0	1	11	14	9.00	1.000
16 Hideaki Wakui, R ERA:	(5, 1)	2.0	W	6	1	0	0	1	0	0	0	0	0	0	8	8	0.00	0.500
31 Shunsuke Watanabe, R ERA:	(7, 1)	2.0	H	8	1	0	0	0	2	0	1	0	0	0	5	15	0.00	1.500
19 Minoru Iwata, L ERA:	(9, 1)	1.0	S	4	1	0	0	0	0	0	0	0	0	0	4	4	0.00	1.000

PITCHER	IP	WLS	BF	H	R	ER	SO	BB	IBB	HBP	BLK	WP	HR	S	P	ERA	WHIP

Batter	1	2	3	4	5	6	7	8	9	10	AB	R	H	RBI	BB	SO	LOB
8 Eugenio Velez, S (1, 8) OBP: 0.325, SLG: 0.487	G3		14 3B 1-H 3-H 3B		16 S 1B			F9		76 2B 2B	5	1	3	2	0	0	1
(8, 7)																	
94 Felix Romero, R (10, 1)											0	0	0	0	0	0	0
16 Edgar Renteria, R (1, 6) OBP: 0.300, SLG: 0.345			G6-3		K 1-2			P2 1-2		G1-3	3	0	1	0	0	1	2
13 Brian Bocock, R (7, 6) OBP: 0.385, SLG: 0.417	14 G4-6-3 1B										2	0	0	0	0	0	2
14 Fred Lewis, L (1, 7) OBP: 0.333, SLG: 0.654	G4-6-3 1-2f		3B 3-H			G3		G4-3		57 E 29 1B 2B 2-3 SAFE	4	0	1	1	0	0	2
63 Waldis Joaquin, R (8, 1)											0	0	0	0	0	0	0
Luis Perdomo, R (9, 1)											0	0	0	0	0	0	0
76 Jesus Guzman, R (10, PH) OBP: 0.480, SLG: 1.043											1	1	1	0	0	0	0
74 Matt Downs, R (10, 9) OBP: 0.348, SLG: 0.609											0	0	0	0	0	0	0
48 Pablo Sandoval, S (1, 5) OBP: 0.419, SLG: 0.586			G3-1			10 G3-6-3 1B			F8	E6 19 1B 29 1B 21 1B 2-3	4	0	2	0	0	0	1
57 Ryan Rohlinger, R (9, 5) OBP: 0.364, SLG: 1.273		10 G1-6-3 1B									1	1	0	0	0	0	1
10 Travis Ishikawa, L (1, 3) OBP: 0.294, SLG: 0.529		G1-6-3 1-2f		F8		G3-6-3 1-2f			G5-3	19 1B 21 1B 1-2 3-H 1B	3	0	0	0	0	0	2
29 Scott McClain, R (8, 3) OBP: 0.316, SLG: 0.471											2	1	1	1	0	0	0
19 Kevin Frandsen, R (1, 4) OBP: 0.361, SLG: 0.438		P4		L5			F8		21 E 2B	21 1B 1-2 2-3 1B	5	0	2	0	0	0	0
21 John Bowker, L (1, 9) OBP: 0.381, SLG: 0.486			68 1B 20 G6-3 8 3B 1B	C C C K			P4		E6 2-3	1-3 2-H 3-H 1B	5	1	2	2	0	1	1
(10, 7)																	
20 Steve Holm, R (1, 2) OBP: 0.263, SLG: 0.222			G6-3 1-2		F7		F7		F8	F9	3	0	0	0	0	0	1
72 Eli Whiteside, R (7, 2)											2	0	0	0	0	0	4
68 Kevin Pucetas, R (1, 1) OBP: 1.000, SLG: 1.000											1	1	1	0	0	0	0
28 Buster Posey, R (5, PH) OBP: 0.385, SLG: 0.455											1	0	0	0	0	0	0
49 Brandon Medders, R (5, 1)											0	0	0	0	0	0	0
47 Merkin Valdez, R (7, 1)											0	0	0	0	0	0	0
59 Andres Torres, S (8, PH) OBP: 0.433, SLG: 0.667			8 3B 2-3 1B		F9			13 BLK 1B		HR	2	1	2	1	0	0	0
(8, 8)																	
Inning Stats	R: 0 E: 0 K: 0 S: 3 H: 1 LOB: 0 BB: 0 P: 3	R: 0 E: 0 K: 0 S: 3 H: 1 LOB: 0 BB: 0 P: 3	R: 3 E: 0 K: 0 S: 7 H: 4 LOB: 1 BB: 0 P: 7	R: 0 E: 0 K: 1 S: 5 H: 0 LOB: 0 BB: 0 P: 5	R: 0 E: 0 K: 1 S: 6 H: 1 LOB: 1 BB: 0 P: 6	R: 0 E: 0 K: 0 S: 3 H: 1 LOB: 0 BB: 0 P: 3	R: 0 E: 0 K: 0 S: 3 H: 0 LOB: 0 BB: 0 P: 3	R: 0 E: 0 K: 0 S: 5 H: 1 LOB: 1 BB: 0 P: 5	R: 0 E: 1 K: 0 S: 5 H: 1 LOB: 2 BB: 0 P: 5	R: 4 E: 1 K: 0 S: 10 H: 6 LOB: 2 BB: 0 P: 11	1B: 10 2B: 3 3B: 2 HR: 1 SF: 0 SAC: 0 DP: 3 HBP: 0						

PITCHER	IP	WLS	BF	H	R	ER	SO	BB	IBB	HBP	BLK	WP	HR	S	P	ERA	WHIP
54 Greg Reynolds, R (1, 1) ERA: 5.54	4.0		16	6	3	3	1	0	0	0	0	0	0	18	18	6.75	1.500
52 Juan Morillo, R (5, 1) ERA: 1.5	1.0		4	1	0	0	1	0	0	0	0	0	0	6	6	0.00	1.000
60 Manny Corpas, R (6, 1) ERA:	1.0		3	1	0	0	0	0	0	0	0	0	0	3	3	0.00	1.000
51 Josh Fogg, R (7, 1) ERA: 7.5	2.0		7	1	0	0	0	0	0	0	1	0	0	8	8	0.00	0.500
53 Randy Flores, L (9, 1) ERA:	1.0		5	1	0	0	0	0	0	0	0	0	0	5	5	0.00	1.000

PITCHER	IP	WLS	BF	H	R	ER	SO	BB	IBB	HBP	BLK	WP	HR	S	P	ERA	WHIP
58 Steven Register, R (10, 1) ERA: 11.57	1.0	L	9	6	4	1	0	0	0	0	0	0	1	10	11	9.00	6.000

TOP

San Francisco Giants @ Colorado Rockies

US West Sports Complex, Hi Corbett Field, Tucson, AZ

Fri Mar 13 2009, 4:10 PM EDT
Att. 4,413 - Partly Cloudy - 73 F

livebaseballscorecards.com

AB	44
R	7
H	16
RBI	7
BB	0
SO	2
LOB	17

1B: 10	SF: 0	WP: 0	PA: 44
2B: 3	SAC: 0	PB: 0	
3B: 2	DP: 3	SB: 1	
HR: 1	HBP: 0	CS: 0	

Batter	1	2	3	4	5	6	7	8	9	10	AB	R	H	RBI	BB	SO	LOB
19 Ryan Spilborghs, R (1, 8) OBP: 0.414, SLG: 0.520	BBBB 4-0 7 G4-3 7 S 17 G6-3 BB	x 0-0 ③ G4-3			x 0-0 ① G6-3		S X 0-1 ② G4-3 2-H		x 0-0 ② SF7 1-2 3-H		3	1	0	1	1	0	1
24 Dexter Fowler, S (8, 8) OBP: 0.250, SLG: 0.286											0	0	0	1	0	0	0
7 Seth Smith, L (1, 7) OBP: 0.308, SLG: 0.522	B X 1-0 ① G4-3 1-3		x 0-0 ① G4-3		x 0-0 17 G6-3 2B		x 0-0 ③ G6-3		x 0-0 ③ G6-3		5	0	1	0	0	0	2
58 Steven Register, R (10, 1)											0	0	0	0	0	0	0
17 Todd Helton, L (1, 3) OBP: 0.167, SLG: 0.667	x 0-0 ② G6-3 3-H		x 0-0 ② F9		x 0-0 ② G6-3 2-3			S S S 0-3 ① K	x 0-0 ① F8		3	0	0	1	0	0	1
60 Manny Corpas, R (6, 1)											0	0	0	0	0	0	0
14 Matt Murton, R (7, 9) OBP: 0.480, SLG: 0.545											2	0	0	0	0	1	0
9 Ian Stewart, L (1, 5) OBP: 0.313, SLG: 0.625	x 0-0 2B		x 0-0 ③ L9		x 0-0 ③ P5			x 0-0 ② P4	C C C 0-3 ② K		3	0	1	0	0	0	1
67 Michael McKenry, R (7, 2) OBP: 0.167, SLG: 0.667											2	0	0	0	0	1	0
2 Troy Tulowitzki, R (1, 6) OBP: 0.231, SLG: 0.280	BBBB 4-0 BB			x 0-0 8 1B 4 1B 1B		x 0-0 ① F8		BBBB 4-0 BB	x 0-0 ③ L7		2	0	1	0	1	0	0
6 Omar Quintanilla, L (7, 5) OBP: 0.360, SLG: 0.435											1	0	0	0	1	0	0
5 Carlos González, L (1, 9) OBP: 0.231, SLG: 0.261	x 0-0 ③ F9			x 0-0 ① F7		x 0-0 ② F7		x 0-0 ③ G3			3	0	0	0	0	0	3
64 Chris Nelson, R (7, 6) OBP: 0.200, SLG: 0.300											1	0	0	0	0	0	1
8 Yorvit Torrealba, R (1, 2) OBP: 0.348, SLG: 0.609		x 0-0 54 SH1-4 1B		x 0-0 4 1B 1-2 1B		x 0-0 ③ G6-3			x 0-0 4 FC3-6 1B		3	0	2	0	0	0	0
51 Josh Fogg, R (7, 1)											0	0	0	0	0	0	0
53 Randy Flores, L (9, 1)											0	0	0	0	0	0	0
65 Matt Miller, R (9, PH) OBP: 0.400, SLG: 0.357 (10, 7)											1	0	1	0	0	0	0
4 Eric Young Jr., S (1, 4) OBP: 0.296, SLG: 0.280		S X 0-1 ① B2		x 0-0 ② 1-2 2-H 1B				B B B 4-0 19 S 62 G5-3 19 G4-3 BB	x 0-0 ① FC3-6 62 1B 24 SF7 1-2f		3	2	1	0	1	0	2
54 Greg Reynolds, R (1, 1)		x 0-0 ② SH1-4 1-2		x 0-0 ③ G4-3			x 0-0 ① G5-3 1-2		x 0-0 24 SF7 1-3 1B		0	0	0	0	0	0	0
40 Daniel Ortmeier, S (4, PH) OBP: 0.370, SLG: 0.640											1	0	0	0	0	0	2
52 Juan Morillo, R (5, 1)											0	0	0	0	0	0	0
62 Christian Colonel, R (6, 3) OBP: 0.250, SLG: 0.259											2	0	1	0	0	0	1
Inning Stats	R: 1 H: 1 E: 0 LOB: 2 K: 0 BB: 2 S: 4 P: 13	R: 0 H: 1 E: 0 LOB: 1 K: 0 BB: 0 S: 5 P: 5	R: 0 H: 0 E: 0 LOB: 0 K: 0 BB: 0 S: 3 P: 3	R: 0 H: 3 E: 0 LOB: 2 K: 0 BB: 0 S: 5 P: 5	R: 0 H: 1 E: 0 LOB: 1 K: 0 BB: 0 S: 4 P: 4	R: 0 H: 0 E: 0 LOB: 0 K: 0 BB: 0 S: 3 P: 3	R: 1 H: 0 E: 0 LOB: 0 K: 0 BB: 1 S: 4 P: 8	R: 0 H: 0 E: 0 LOB: 1 K: 1 BB: 1 S: 5 P: 9	R: 1 H: 2 E: 0 LOB: 1 K: 0 BB: 0 S: 5 P: 5	R: 0 H: 0 E: 0 LOB: 0 K: 1 BB: 0 S: 5 P: 5	1B: 6 SF: 1 2B: 2 SAC: 1 3B: 0 DP: 0 HR: 0 HBP: 0						

PITCHER	IP	WLS	BF	H	R	ER	SO	BB	IBB	HBP	BLK	WP	HR	S	P	ERA	WHIP
68 Kevin Pucetas, R (1, 1) ERA: 5.79	4.0		18	5	1	1	0	2	0	0	0	0	0	17	26	2.25	1.750
49 Brandon Medders, R (5, 1) ERA:	2.0	H	7	1	0	0	0	0	0	0	0	0	0	7	7	0.00	0.500
47 Merkin Valdez, R (7, 1) ERA: 11.57	1.0	H	4	0	1	1	0	1	0	0	0	0	0	4	8	9.00	1.000
63 Waldis Joaquin, R (8, 1) ERA: 1.59	1.0	H	4	0	0	0	1	1	0	0	0	0	0	5	9	0.00	1.000
Luis Perdomo, R (9, 1) ERA: 3.86	1.0	W	5	2	1	1	0	0	0	0	0	0	0	5	5	9.00	2.000

PITCHER	IP	WLS	BF	H	R	ER	SO	BB	IBB	HBP	BLK	WP	HR	S	P	ERA	WHIP
94 Felix Romero, R (10, 1) ERA: 4.5	1.0		3	0	0	0	1	0	0	0	0	0	0	5	5	0.00	0.000

BOTTOM

San Francisco Giants @ Colorado Rockies

US West Sports Complex, Hi Corbett Field, Tucson, AZ

Fri Mar 13 2009, 4:10 PM EDT
Att. 4,413 - Partly Cloudy - 73 F

livebaseballscorecards.com

AB	35
R	3
H	8
RBI	3
BB	4
SO	2
LOB	14

WP: 0 PA: 41
PB: 0
SB: 2
CS: 0

San Diego Padres @ San Francisco Giants

Scottsdale Stadium, Scottsdale, AZ

Sat Mar 14 2009, 4:05 PM EDT

Att. 11,267 - Partly Cloudy - 73 F

livebaseballscorecards.com

Batter	1	2	3	4	5	6	7	8	9	AB	R	H	RBI	BB	SO	LOB
33 Jody Gerut, L (1, 8) OBP: 0.333, SLG: 0.238	0-1 8 CS 1B		2-3 ② K	3-3 ③ K 1-2		2-3 ② K 2-3		0-0 ① G3-1		4	0	1	0	0	3	3
83 Walter Silva, R (6, 1)										0	0	0	0	0	0	0
83 Beamer Weems, R (8, PH) (8, 6)										1	0	0	0	0	0	0
8 Chris Burke, R (1, 4) OBP: 0.458, SLG: 0.278	4-1 ① 5 E 1-2 BB		0-2 ③ F9		1-1 5 1B 7 2B 1B	3-2 ③ G6-3		1-1 ② G5-3		2	1	1	0	1	0	0
84 Brett Dowdy, R (5, 4) OBP: 0.400, SLG: 0.500										2	0	0	0	0	0	1
5 Kevin Kouzmanoff, R (1, 5) OBP: 0.455, SLG: 0.900	0-0 E7 1-2			0-0 ① G4-3	1-0 7 2B 1-2 1B		0-0 66 HR 1B	1-2 ③ G5-3		4	2	2	0	0	0	1
60 Sean Kazmar Jr., R (7, 4)										1	0	0	0	0	0	0
75 Will Inman, R (8, 1)										0	0	0	0	0	0	0
82 Oneli Perez, R (9, 1)										0	0	0	0	0	0	0
66 Kyle Blanks, R (1, 3) OBP: 0.409, SLG: 0.676	0-3 ② K			0-1 ② F8	1-3 ① K		1-0 1-H HR		3-3 ① K	4	1	1	2	0	2	4
86 Craig Cooper, R (9, PH) (9, 3)										1	0	0	0	0	1	0
7 Chase Headley, S (1, 7) OBP: 0.345, SLG: 0.519	1-2 ③ P5			4-1 25 1B 4 2B BB	1-1 1-H 2-H 2B		3-2 26 1B 2B		2-1 ② G4-3	3	1	2	2	1	0	2
99 Blake Tekotte, L (7, PR) (7, 7)										1	1	0	0	0	0	0
25 Will Venable, L (1, 9) OBP: 0.333, SLG: 0.351		3-1 ① F9		C 1 SAFE 0-2 4 2B 1-2 1B	2-0 ② F7		1-3 ① K		2-2 G4-3	5	1	1	0	0	1	2
(6, 8)																
4 Nick Hundley, R (1, 2) OBP: 0.389, SLG: 0.588		1-3 ② K		2-2 1 1B 1-H 2-H 2B	3-2 ③ X G5-3		1-1 2-H 1B			3	1	1	2	0	1	1
26 Jose Lobaton, S (6, 2) OBP: 0.375, SLG: 0.429										1	0	1	1	0	0	0
1 Everth Cabrera, S (1, 6) OBP: 0.250, SLG: 0.172		1-3 ③ K		0-0 97 1B 2-H 1B		4-2 33 S 63 SH3 BB	1-3 ② K			3	0	1	1	1	2	2
(8, 4)																
39 Cesár Ramos, L (1, 1)			1-3 ① K2-3	B 1 SAFE 1-0 33 PB 1-3 1B		0-0 ① SH3 1-2	1-0 ③ G4-3			1	0	0	0	0	1	0
97 Brad Chalk, L (4, PH) OBP: 1.000, SLG: 1.000										1	0	1	0	0	0	0
Jae Kuk Ryu, R (4, 1)										0	0	0	0	0	0	0
63 Luis Durango, S (6, PH) OBP: 0.250, SLG: 0.375										1	0	0	0	0	0	2
(6, 9)																

TOP

AB	38
R	8
H	12
RBI	8
BB	3
SO	11
LOB	18

Inning Stats	1	2	3	4	5	6	7	8	9
	R: 0 E: 1 K: 1 S: 10	H: 1 LOB: 2 BB: 1 P: 15	R: 0 E: 0 K: 2 S: 8	H: 0 LOB: 0 BB: 0 P: 13	R: 0 E: 0 K: 2 S: 9	H: 0 LOB: 0 BB: 0 P: 12	R: 3 E: 0 K: 1 S: 16	H: 4 LOB: 2 BB: 1 P: 26	R: 2 E: 0 K: 1 S: 16	H: 3 LOB: 1 BB: 0 P: 25	R: 0 E: 0 K: 1 S: 13	H: 0 LOB: 1 BB: 1 P: 22	R: 3 E: 0 K: 2 S: 15	H: 4 LOB: 2 BB: 0 P: 23	R: 0 E: 0 K: 0 S: 6	H: 0 LOB: 0 BB: 0 P: 8	R: 0 E: 0 K: 1 S: 9	H: 0 LOB: 0 BB: 0 P: 16

1B: 8	SF: 0	WP: 0	PA: 42
2B: 3	SAC: 1	PB: 1	
3B: 0	DP: 0	SB: 1	
HR: 1	HBP: 0	CS: 1	

PITCHER		IP	WLS	BF	H	R	ER	SO	BB	IBB	HBP	BLK	WP	HR	S	P	ERA	WHIP
18 Matt Cain, R ERA: 7.59	(1, 1)	4.1	L	22	7	5	5	7	2	0	0	0	0	0	49	75	10.38	2.077
93 Steve Edlefsen, R ERA:	(5, 1)	0.2		3	1	0	0	0	0	0	0	0	0	0	10	16	0.00	1.500
Madison Bumgarner, L ERA:	(6, 1)	1.0		4	0	0	0	1	1	0	0	0	0	0	13	22	0.00	1.000
Tim Alderson, R ERA: 27.0	(7, 1)	1.0		7	4	3	3	2	0	0	0	0	0	1	15	23	27.00	4.000
41 Jeremy Affeldt, L ERA: 6.43	(8, 1)	1.0		3	0	0	0	0	0	0	0	0	0	0	6	8	0.00	0.000

PITCHER		IP	WLS	BF	H	R	ER	SO	BB	IBB	HBP	BLK	WP	HR	S	P	ERA	WHIP
38 Brian Wilson, R ERA:	(9, 1)	1.0		3	0	0	0	1	0	0	0	0	0	0	9	16	0.00	0.000

BOTTOM

San Diego Padres @ San Francisco Giants
Scottsdale Stadium, Scottsdale, AZ
Sat Mar 14 2009, 4:05 PM EDT
Att. 11,267 - Partly Cloudy - 73 F

livebaseballscorecards.com

Batter	1	2	3	4	5	6	7	8	9	AB	R	H	RBI	BB	SO	LOB
12 Nate Schierholtz, L (1, 9) OBP: 0.429, SLG: 0.857 21 John Bowker, L (4, 9) OBP: 0.378, SLG: 0.474	B B X 2-0 ① G4-3		B X 1-0 16 G6-4-3 1B	C F T 0-2 ③ K			B B X 2-0 57 G5-4-3 1B		B C F S 1-3 ① K	2 0 1 0 0 0 0 3 0 1 0 0 2 1						
16 Edgar Renteria, R (1, 6) OBP: 0.273, SLG: 0.313 57 Ryan Rohlinger, R (6, 5) OBP: 0.308, SLG: 1.077	B X 1-0 ② F8		C X 0-1 ① ② G6-4-3 1-2f		B S B S F B C 3-3 ① K		B C X 1-1 ② ③ G5-4-3 1-2f		B B C C B C 3-3 ② K	3 0 0 0 0 1 1 2 0 0 0 0 1 1						
48 Pablo Sandoval, S (1, 5) OBP: 0.441, SLG: 0.625 13 Brian Bocock, R (6, 6) OBP: 0.400, SLG: 0.500	X 0-0 1B		B B X 2-0 2B		B X 1-0 ② P6			B C F F B F X 2-2 2B	B C B F B B C 3-3 ③ K	3 0 2 0 0 0 0 2 0 1 0 0 1 0						
1 Bengie Molina, R (1, 2) OBP: 0.286, SLG: 0.444 Madison Bumgarner, R (6, 1) Tim Alderson, R (7, 1) 41 Jeremy Affeldt, L (8, 1) 14 Fred Lewis, L (8, PH) OBP: 0.321, SLG: 0.630 38 Brian Wilson, R (9, 1)	C S F B F X 1-2 ③ G5-3		C B B C S 2-3 ③ K		B B B C F X 3-2 ③ F7			C B C S 1-3 ① K		3 0 0 0 0 1 2 0 0 0 0 0 0 0 0 0 0 0 0 0 0 0 0 0 0 0 0 0 1 0 0 0 0 1 1 0 0 0 0 0 0 0						
10 Travis Ishikawa, L (1, 3) OBP: 0.324, SLG: 0.622 85 Brett Pill, R (7, 3)		C B B F X 2-2 74 BB 1B		X 0-0 HR		C X 0-1 ① F7		C C F X 0-2 ② F8		3 1 2 1 0 0 0 1 0 0 0 0 0 1						
59 Andres Torres, S (1, 8) OBP: 0.471, SLG: 0.667	D C F F 1 SAFE F S 1-3 ① K		L B S X 1-2 19 2B 74 G4-3 1B			B C X 1-1 19 FC5-4 1B		B S F B B B 4-2 BB		3 1 2 0 1 1 1						
19 Kevin Frandsen, R (1, 4) OBP: 0.350, SLG: 0.444	1 SAFE B B F F E X 2-2 ② L6		B 1 SAFE C X 1-1 74 G4-3 1-3 2B			B 1 SAFE X 1-0 ② FC5-4 1-2f		F C D F B C 2-3 ③ K		4 0 1 0 0 1 4						
74 Matt Downs, R (1, 7) OBP: 0.370, SLG: 0.560	B B B B 4-0 1-2 BB		X 0-0 ① G4-3 2-3 3-H			B F S S 1-3 ③ K			B C B B B 4-1 28 HR BB	2 1 0 1 2 1 2						
18 Matt Cain, R (1, 1) 93 Steve Edlefsen, R (5, 1) 28 Buster Posey, R (6, 2) OBP: 0.400, SLG: 0.692	X 0-0 ③ F9		C L C 0-3 ② K			X 0-0 ① L7			B B B C X 3-1 1-H HR	2 0 0 0 0 1 3 0 0 0 0 0 0 0 2 1 1 2 0 0 0						
Inning Stats	R: 0 H: 1 E: 0 LOB: 1 K: 0 BB: 0 S: 8 P: 12	R: 0 H: 1 E: 0 LOB: 2 K: 1 BB: 1 S: 12 P: 21	R: 0 H: 2 E: 0 LOB: 1 K: 1 BB: 0 S: 7 P: 12	R: 2 H: 3 E: 0 LOB: 1 K: 2 BB: 0 S: 13 P: 15	R: 0 H: 0 E: 0 LOB: 0 K: 1 BB: 0 S: 8 P: 15	R: 0 H: 1 E: 0 LOB: 1 K: 1 BB: 0 S: 8 P: 11	R: 0 H: 1 E: 0 LOB: 0 K: 0 BB: 0 S: 4 P: 7	R: 0 H: 1 E: 0 LOB: 2 K: 2 BB: 1 S: 18 P: 27	R: 2 H: 1 E: 0 LOB: 0 K: 3 BB: 1 S: 12 P: 26	1B: 6 SF: 0 2B: 3 SAC: 0 3B: 0 DP: 2 HR: 2 HBP: 0							

	AB	36
	R	4
	H	11
	RBI	4
	BB	3
	SO	11
	LOB	17

WP: 0 PA: 39
PB: 0
SB: 0
CS: 0

PITCHER		IP	WLS	BF	H	R	ER	SO	BB	IBB	HBP	BLK	WP	HR	S	P	ERA	WHIP
39 Cesár Ramos, L ERA: 9.53	(1, 1)	3.0	W	13	4	0	0	2	1	0	0	0	0	0	27	45	0.00	1.667
Jae Kuk Ryu, R ERA: 3.0	(4, 1)	2.0	H	9	3	2	2	3	0	0	0	0	0	1	21	30	9.00	1.500
83 Walter Silva, R ERA:	(6, 1)	2.0	H	7	2	0	0	1	0	0	0	0	0	0	12	18	0.00	1.000
75 Will Inman, R ERA: 4.5	(8, 1)	1.0		7	2	2	2	2	2	0	0	0	0	1	21	37	18.00	4.000
82 Oneli Perez, R ERA: 11.57	(9, 1)	1.0		3	0	0	0	3	0	0	0	0	0	0	9	16	0.00	0.000

PITCHER	IP	WLS	BF	H	R	ER	SO	BB	IBB	HBP	BLK	WP	HR	S	P	ERA	WHIP

San Francisco Giants @ Oakland Athletics

Phoenix Municipal Stadium, Phoenix, AZ

Sat Mar 14 2009, 4:05 PM EDT

Att. 7,888 - Partly Cloudy - 73 F

livebaseballscorecards.com

Batter	1	2	3	4	5	6	7	8	9	AB	R	H	RBI	BB	SO	LOB
2 Randy Winn, S (1, 9) OBP: 0.121, SLG: 0.097 Brian Horwitz, R (5, 9) OBP: 0.500, SLG: 0.500	F8		7 2B, 1-2, 1B		F8		G6-3		76 FC5, BB, 1B	3 2	0 0	1 1	0 0	0 0	0 0	0 0
7 Emmanuel Burriss, S (1, 4) OBP: 0.405, SLG: 0.457 Charlie Culberson, R (7, 4)	P4		1-3, 2-H, 2B		F7		1B		B B B B, 1-2, BB	4 0	0 0	2 0	1 0	0 1	0 0	0 0
35 Rich Aurilia, R (1, 3) OBP: 0.429, SLG: 0.478 29 Scott McClain, R (6, 3) OBP: 0.286, SLG: 0.421	F8		S S S, K			23 1B, 33 1B, SF9, 1B	G5-3		F7	3 2	1 0	1 0	0 0	0 0	1 0	2 3
76 Jesus Guzman, R (1, 10) OBP: 0.433, SLG: 0.893		S S S, K		1B, 33 1B, 1B		F9		L3	FC5, 2-3f	5	0	1	0	0	1	3
33 Aaron Rowand, R (1, 8) OBP: 0.281, SLG: 0.433 21 James Simmons, R (6, 8) OBP: 1.000, SLG: 1.000		F8		1-2, 1B		SF9, 23 1B, 1-2, 1B		50 G4-3, 2B, 1B		3 1	0 1	2 1	0 0	0 0	0 0	0 0
23 Juan Uribe, R (1, 5) OBP: 0.258, SLG: 0.452 50 Conor Gillaspie, L (6, PR) (6, 5)		S S S, K		S S S, K		1-2, 2-3, 1B		G4-3, 1-2		3 1	0 0	1 0	0 0	0 0	2 0	2 1
Roger Kieschnick, L (1, 7) OBP: 0.400, SLG: 1.000			G6-3	77 G4-6-3, 1-2, 2-3, 1B		SF9, 2-3, 3-H		2-H, 2B		3	0	2	2	0	0	0
77 Jake Wald, R (1, 6) OBP: 0.500, SLG: 1.000 Brandon Crawford, L (7, 6)			F8	G4-6-3, 1-2f		L4		G6-3		3 1	0 0	0 0	0 0	0 0	0 0	5 1
20 Steve Holm, R (1, 2) OBP: 0.286, SLG: 0.211 73 Jackson Williams, R (6, 2) OBP: 0.750, SLG: 0.667 Matt Klimas, R (9, PH)			B B B B, 2 1B, 7 2B, BB	S S S, K		S S S, K		G4-3		1 1 1	1 0 0	0 0 0	0 0 0	1 0 0	1 1 0	0 0 0
Inning Stats	R: 0 E: 0 K: 0 S: 3 H: 0 LOB: 0 BB: 0 P: 3	R: 0 E: 0 K: 2 S: 7 H: 0 LOB: 0 BB: 0 P: 7	R: 1 E: 0 K: 1 S: 7 H: 2 LOB: 2 BB: 1 P: 11	R: 0 E: 0 K: 1 S: 7 H: 3 LOB: 2 BB: 0 P: 7	R: 0 E: 0 K: 1 S: 5 H: 0 LOB: 0 BB: 0 P: 5	R: 1 E: 0 K: 0 S: 6 H: 3 LOB: 2 BB: 0 P: 6	R: 0 E: 0 K: 1 S: 6 H: 1 LOB: 1 BB: 0 P: 6	R: 1 E: 0 K: 0 S: 5 H: 2 LOB: 1 BB: 0 P: 5	R: 0 E: 0 K: 0 S: 4 H: 1 LOB: 2 BB: 1 P: 8	1B: 10 2B: 2 3B: 0 HR: 0	SF: 1 SAC: 0 DP: 1 HBP: 0						

TOP	
AB	37
R	3
H	12
RBI	3
BB	2
SO	6
LOB	17

WP: 0 PB: 0 SB: 0 CS: 0 PA: 40

PITCHER	IP	WLS	BF	H	R	ER	SO	BB	IBB	HBP	BLK	WP	HR	S	P	ERA	WHIP
51 Dallas Braden, L (1, 1) ERA: 2.0	4.0	W	17	5	1	1	4	1	0	0	0	0	0	24	28	2.25	1.500
71 Andrew Bailey, R (5, 1) ERA:	1.0	H	3	0	0	0	1	0	0	0	0	0	0	5	5	0.00	0.000
68 James Simmons, R (6, 1) ERA: 7.71	2.0		10	4	1	1	1	0	0	0	0	0	0	12	12	4.50	2.000
62 Ryan Webb, R (8, 1) ERA: 13.5	1.0		5	2	1	1	0	0	0	0	0	0	0	5	5	9.00	2.000
72 Andrew Carignan, R (9, 1) ERA: 3.38	1.0		5	1	0	0	0	1	0	0	0	0	0	4	8	0.00	2.000

PITCHER	IP	WLS	BF	H	R	ER	SO	BB	IBB	HBP	BLK	WP	HR	S	P	ERA	WHIP

BOTTOM

San Francisco Giants @ Oakland Athletics

Phoenix Municipal Stadium, Phoenix, AZ

Sat Mar 14 2009, 4:05 PM EDT

Att. 7,888 - Partly Cloudy - 73 F

livebaseballscorecards.com

Batter	1	2	3	4	5	6	7	8	9	AB	R	H	RBI	BB	SO	LOB
6 Travis Buck, L (1, 9) OBP: 0.382, SLG: 0.517 57 Aaron Cunningham, R (7, 9) OBP: 0.414, SLG: 0.478	G4-3		G1-3		18 1B; 1-3; BB	21 2B; 1-2 2-3 3-H; BB		FC6-4; 1-2f 2-3		2 1	0 0	0 0	1 0	2 0	0 0	0 2
18 Orlando Cabrera, R (1, 10) OBP: 0.333, SLG: 0.333 21 Joe Dillon, R (5, PR) OBP: 0.346, SLG: 0.238 (6, 10)	F7		G4-3		1-3 3-H; 1B	1-3 2-H 3-H; 2B		F7		3 2	0 0	1 1	1 2	0 0	0 0	0 2
5 Matt Holliday, R (1, 7) OBP: 0.379, SLG: 0.429 23 Matt Carson, R (6, 7) OBP: 0.476, SLG: 0.722	K; 16 HR		G6-3		F8	F9				3 1	1 0	0 0	0 0	0 0	1 0	2 2
16 Jason Giambi, L (1, 3) OBP: 0.357, SLG: 0.348 10 Daric Barton, L (6, 3) OBP: 0.429, SLG: 0.333 77 Sean Doolittle, L (8, 3) OBP: 0.381, SLG: 0.700	1-H; HR			F8	P6		G6-3			3 1 0	1 0 0	1 0 0	2 0 0	0 0 0	0 0 0	2 0 0
35 Landon Powell, S (1, 2) OBP: 0.346, SLG: 0.565 61 Joel Galarraga, R (7, 2) OBP: 0.429, SLG: 0.385	HR			G6-3		E5; 26 1B; 7 E; 6 BB	G6-3			3 1	2 0	1 0	1 0	0 0	0 0	0 0
7 Bobby Crosby, R (1, 5) OBP: 0.192, SLG: 0.308 52 Jeff Baisley, R (7, 5) OBP: 0.286, SLG: 0.429	K			G6-3		FC6; 6 BB; 26 1B; 21 2B; 1-2	K			3 1	1 0	0 0	0 0	0 0	1 1	1 0
11 Rajai Davis, R (1, 8) OBP: 0.485, SLG: 0.741 28 Ben Copeland, L (7, 8) OBP: 0.333, SLG: 0.350		2 CS; 1B			26 BLK; 2 S; 26 FC4; BB	K		57 FC6-4; 26 BB; BB		2 0	1 0	1 0	0 0	1 1	1 0	2 0
2 Gregorio Petit, R (1, 6) OBP: 0.333, SLG: 0.414		F8; 1-2			K; 1-2	K		P3		4	0	0	0	0	2	5
26 Corey Wimberly, S (1, 4) OBP: 0.367, SLG: 0.269		G6-3			FC4; 6 WP; 6 S; 18 1B; 2-H	6 BB; 21 2B; 1-2 2-3; 1B		57 FC6-4; 1-2; BB		3	2	1	1	1	0	0
Inning Stats	R: 3 E: 0 K: 2 S: 10 H: 2 LOB: 0 BB: 0 P: 10	R: 0 E: 0 K: 0 S: 3 H: 1 LOB: 0 BB: 0 P: 4	R: 0 E: 0 K: 0 S: 3 H: 0 LOB: 0 BB: 0 P: 3	R: 0 E: 0 K: 0 S: 3 H: 0 LOB: 0 BB: 0 P: 3	R: 2 E: 0 K: 1 S: 9 H: 1 LOB: 2 BB: 2 P: 19	R: 3 E: 2 K: 2 S: 11 H: 2 LOB: 2 BB: 1 P: 15	R: 0 E: 0 K: 1 S: 5 H: 0 LOB: 0 BB: 0 P: 5	R: 0 E: 0 K: 0 S: 3 H: 0 LOB: 2 BB: 2 P: 11		1B: 3 2B: 1 3B: 0 HR: 2	SF: 0 SAC: 0 DP: 0 HBP: 0						

	AB	33
	R	8
	H	6
	RBI	8
	BB	5
	SO	6
	LOB	18

WP: 1 PB: 1 SB: 2 CS: 1 PA: 38

PITCHER		IP	WLS	BF	H	R	ER	SO	BB	IBB	HBP	BLK	WP	HR	S	P	ERA	WHIP
49 Joe Martinez, R ERA: 5.4	(1, 1)	4.0	L	15	3	3	0	2	0	0	0	0	0	2	19	20	0.00	0.750
40 Billy Sadler, R ERA: 18.0	(5, 1)	0.2		6	1	2	2	1	2	0	0	1	1	0	6	14	27.00	4.500
56 Osiris Matos, R ERA: 1.29	(5, 1)	0.1		1	0	0	0	0	0	0	0	0	0	0	3	5	0.00	0.000
Jack Taschner, L ERA: 6.75	(6, 1)	1.0		8	2	3	0	2	1	0	0	0	0	0	11	15	0.00	3.000
67 Henry Sosa, R ERA: 5.79	(7, 1)	2.0		8	0	0	0	1	2	0	0	0	0	0	8	16	0.00	1.000

PITCHER	IP	WLS	BF	H	R	ER	SO	BB	IBB	HBP	BLK	WP	HR	S	P	ERA	WHIP

Kansas City Royals @ San Francisco Giants

Scottsdale Stadium, Scottsdale, AZ

Sun Mar 15 2009, 4:05 PM EDT

Att. 10,041 - Sunny - 73 F

livebaseballscorecards.com

TOP

Batter	1	2	3	4	5	6	7	8	9	AB	R	H	RBI	BB	SO	LOB
2 Coco Crisp, S (1, 8) OBP: 0.525, SLG: 0.536	C SI 86 X SI 86 0-1 G5-3	1 SAFE 1 SAFE B CH 71 B CH 71 B SI 85 B SI 84 4-0 8 CS 1-2 BB		C CH 71 1 SAFE X CH 72 0-1 1-3 1B		B FF 90 B SL 78 C FF 89 1 SAFE F SL 81 F FF 92 B FF 92 F SL 83 X FF 90 3-2 G4-3 1-3	C SL 79 B SL 79 B SL 80 B SL 79 F SL 78 F SL 79 B SL 79 4-2 8 1B 1-2 2-3 3-H BB		X FF 86 0-0 1B	3	0	1	0	1	0	1
35 Mitch Maier, L (6, 8) OBP: 0.333, SLG: 0.548										1	0	1	1	1	0	0
8 Willie Bloomquist, R (1, 4) OBP: 0.343, SLG: 0.382	C SI 86 X CU 70 0-1 9 G3 14 1B 1B	B FF 85 C FC 79 B FC 78 X CH 73 2-1 G4-3 1-2 2-3		F SI 86 B CH 72 1 SAFE B SL 78 X FF 84 2-1 F7		X FF 92 0-0 F9	X SI 89 0-0 1-3 2-H 3-H 1B		C FF 94 B CH 85 F FF 93 B FF 94 C FF 92 2-3 K	5	1	2	2	0	0	5
(6, 9)																
63 Tommy Murphy, S (9, PH) OBP: 0.304, SLG: 0.300										1	0	0	0	0	1	1
(9, 9)																
9 David DeJesus, L (1, 7) OBP: 0.289, SLG: 0.343	C X 0-1 G3 1-2	C SL 78 X SI 85 0-1 F7		C SL 77 D SL 80 B CU 73 B FC 78 X SI 86 3-1 P3		X CH 81 0-0 F8	B SL 79 X SI 90 1-0 G4-3		B CU 72 B CU 70 X FF 93 2-0 F7	4	0	0	0	0	0	6
72 Chris Lubanski, L (6, 7) OBP: 0.381, SLG: 0.600										2	0	0	0	0	0	3
14 John Buck, R (1, 10) OBP: 0.500, SLG: 0.913	D CU 72 S SL 77 X SI 85 1-1 17 HR 2-H 1B		C CH 72 B CU 71 B SL 74 F CH 71 B SI 84 B SI 84 4-2 17 G5-4-3 BB		C CH 72 X SI 84 0-1 F7		F FF 91 B FF 91 F SI 80 B SL 79 T FF 92 2-2 K B SL 82 B SL 90 S SL 95 B SL 96 C SL 95 S SL 88 3-3 K			4	1	1	1	1	2	0
17 Mike Jacobs, L (1, 3) OBP: 0.422, SLG: 0.684	C SI 87 C SI 86 1 SAFE F FC 80 F FC 80 X SI 86 0-2 1-H HR		C SI 85 C SI 85 X SI 86 0-2 G5-4-3 1-2f		C CU 70 X SL 76 0-1 4 1B 2B		C CU 76 C CU 76 B CU 78 B SL 79 X FF 91 2-2 13 2B 46 1B 1B	S FF 97 B SL 84 B SL 85 C SL 96 F SL 87 B FF 98 B SL 88 4-2 BB		3	2	2	2	0	0	1
25 Kila Ka'aihue, L (6, 3) OBP: 0.450, SLG: 0.267										1	1	1	0	1	0	0
21 Miguel Olivo, R (1, 2) OBP: 0.357, SLG: 0.615	X CH 72 0-0 P6		B SI 85 C SL 76 B CH 72 B SI 84 F SI 84 F SL 76 F FF 85 B SI 85 4-2 4 CS BB		X CH 73 0-0 P4		X FF 90 0-0 P6	C SL 87 B SL 95 C SL 86 F SL 98 B FF 95 F SL 84 F FF 97 F SL 87 X SL 85 2-2 F8		3	0	0	0	1	0	2
54 J.R. House, R (7, 2) OBP: 0.214, SLG: 0.083										1	0	0	0	0	0	1
4 Alex Gordon, L (1, 5) OBP: 0.316, SLG: 0.528		B SL 76 F FF 85 B SI 85 F SI 85 X SI 86 2-2 G4-3	1 SAFE B SL 78 C FC 79 1 SAFE 1-1 CS 1-2	C FF 86 F SL 76 X 0-2 G4-3	F SI 86 C FF 85 X SL 78 0-2 2-H 1B		B FF 91 X FF 91 1-0 46 1B 1-3 35 BB 2B	C FF 94 B SL 86 B FF 95 B CU 83 C FF 94 S FF 94 3-3 K		3	0	1	1	0	0	0
13 Alberto Callaspo, S (6, 5) OBP: 0.171, SLG: 0.206										2	1	1	0	0	1	1
24 Mark Teahen, L (1, 9) OBP: 0.455, SLG: 1.000		B SI 85 X SI 85 1-0 1 1B 2B	C B X 2-1 HR	1 SAFE B SI 84 C FC 79 C SI 85 X SI 85 1-2 F7		B CU 78 B FF 92 B SL 78 B FF 90 4-0 35 BB 46 1B 8 1B BB			B FF 93 F FF 93 B FF 93 B FF 93 S FF 94 X FF 94 3-2 HR	4	4	3	2	1	0	1
(6, 4)																
1 Tony Pena Jr., R (1, 6) OBP: 0.323, SLG: 0.286		C SI 86 F CH 74 X SL 78 0-2 8 CS 2 BB 2-H 1B		X SI 84 0-0 2 1B 1B		C SL 78 B SL 82 B FF 90 B FF 90 X FF 90 3-1 2 G4-3 2 S 1B	C FF 91 B CH 82 F SI 81 F FF 92 F FF 91 B CH 81 X CU 77 2-2 35 BB 8 1B 1-2 2-3 3-H 1B		B FF 93 X FF 93 1-0 F9	3	0	3	1	0	0	0
46 Luis Hernandez, S (6, 6) OBP: 0.280, SLG: 0.217										2	1	1	1	0	0	0

	AB	R	H	RBI	BB	SO	LOB
TOP	**42**	**11**	**17**	**11**	**6**	**4**	**22**

Inning Stats	1	2	3	4	5	6	7	8	9	1B: 11	SF: 0	WP: 0	PA: 49
	R: 3 E: 0 K: 0 S: 14 H: 3 LOB: 0 BB: 0 P: 15	R: 1 E: 0 K: 0 S: 11 H: 2 LOB: 2 BB: 1 P: 20	R: 0 E: 0 K: 0 S: 10 H: 0 LOB: 0 BB: 2 P: 19	R: 1 E: 0 K: 0 S: 12 H: 3 LOB: 3 BB: 0 P: 19	R: 1 E: 0 K: 0 S: 11 H: 2 LOB: 1 BB: 0 P: 12	R: 0 E: 0 K: 0 S: 9 H: 1 LOB: 1 BB: 0 P: 15	R: 4 E: 0 K: 1 S: 18 H: 4 LOB: 2 BB: 2 P: 34	R: 0 E: 0 K: 2 S: 16 H: 0 LOB: 1 BB: 1 P: 28	R: 1 E: 0 K: 1 S: 9 H: 2 LOB: 1 BB: 0 P: 17	2B: 3 3B: 0 HR: 3	SAC: 0 DP: 1 HBP: 0	PB: 0 SB: 1 CS: 3	

PITCHER		IP	WLS	BF	H	R	ER	SO	BB	IBB	HBP	BLK	WP	HR	S	P	ERA	WHIP
75 Barry Zito, L ERA: 7.24	(1, 1)	5.0	L	26	10	6	6	0	3	0	0	0	0	2	58	85	10.80	2.600
56 Osiris Matos, R ERA: 1.13	(6, 1)	1.0		4	1	0	0	0	0	0	0	0	0	0	9	15	0.00	1.000
84 Scott Barnes, L ERA: 54.0	(7, 1)	0.2		6	3	4	4	1	1	0	0	0	0	0	13	24	54.00	6.000
61 Jesse English, L ERA: 13.5	(7, 1)	0.1		3	1	0	0	0	1	0	0	0	0	0	5	10	0.00	6.000
38 Brian Wilson, R ERA:	(8, 1)	1.0		4	0	0	0	2	1	0	0	0	0	0	16	28	0.00	1.000

PITCHER		IP	WLS	BF	H	R	ER	SO	BB	IBB	HBP	BLK	WP	HR	S	P	ERA	WHIP
43 Alex Hinshaw, L ERA: 9.0	(9, 1)	1.0		5	2	1	1	1	0	0	0	0	0	1	9	17	9.00	2.000

BOTTOM

Kansas City Royals @ San Francisco Giants

Scottsdale Stadium, Scottsdale, AZ

Sun Mar 15 2009, 4:05 PM EDT

Att. 10,041 - Sunny - 73 F

livebaseballscorecards.com

Batter	1	2	3	4	5	6	7	8	9	AB	R	H	RBI	BB	SO	LOB
2 Randy Winn, S (1, 9) OBP: 0.167, SLG: 0.176	B B C X 2-1 16 FC5-4 1B		F FF 90 X CH 84 0-1 2B		F CH 86 B FA 87 B SL 81 F FF 86 S CH 76 2-3 ② K		B SL 82 S FF 86 X FC 80 1-1 ③ G6-3		B FF 90 F FF 89 F SL 78 T SL 85 1-2 ② K	3	0	2	0	0	1	2
21 John Bowker, L (6, 9) OBP: 0.362, SLG: 0.450										2	0	0	0	0	1	3
16 Edgar Renteria, R (1, 6) OBP: 0.250, SLG: 0.286	1 SAFE C SI 90 1 SAFE F CH 82 X SL 82 0-2 ① FC5-4 14 FC4-6 1-2f		C FF 91 X SL 82 0-1 ③ G1-3		X CH 78 0-0 ③ FC5 1-2 2-3f			B FF 84 X FF 83 1-0 59 2B 28 SF9 1B	C SI 89 F CH 82 F SL 86 B FF 92 X SL 84 1-2 ③ FC6-4 1-2f	3	0	0	0	0	0	4
19 Kevin Frandsen, R (6, 6) OBP: 0.357, SLG: 0.447										2	1	1	0	0	0	1
14 Fred Lewis, L (1, 7) OBP: 0.323, SLG: 0.667	S FF 92 1 SAFE C CU 74 F FF 92 X CU 76 0-2 ② FC4-6 1 CS 1-2f			X FF 90 0-0 1 G6-3 3B		C SL 80 C FC 86 B CU 74 X SI 78 1-2 ① F9		B FF 83 X CH 78 1-0 28 SF9 76 2B 1-3 2B		3	1	1	0	0	0	1
59 Andres Torres, S (7, 7) OBP: 0.486, SLG: 0.710										1	1	1	0	0	0	0
(8, 8)																
1 Bengie Molina, R (1, 2) OBP: 0.290, SLG: 0.433	C FF 92 0-1 ③ CS 1-2	B FF 91 F FF 91 B CU 73 F SI 91 F SI 92 B SL 84 X FF 91 3-2 1B		B SI 91 X CU 72 1-0 ① G6-3 3-H		B SL 80 F CH 84 S CH 78 S CH 79 1-3 ② K		D CU 72 B CH 85 B CH 77 C CH 86 X CH 86 3-1 ① SF9 2-3 3-H		3	0	1	1	0	1	0
28 Buster Posey, R (7, 2) OBP: 0.375, SLG: 0.692										0	0	0	1	0	0	0
48 Pablo Sandoval, S (1, 5) OBP: 0.459, SLG: 0.629		B FF 92 F CH 84 C CU 73 F CU 74 T FF 92 1-2 ① K		X CU 73 0-0 10 G3-6 1B		X SL 86 0-0 1B		C CU 71 B SL 83 B SL 81 X FF 86 2-1 3-H 2B		3	0	2	0	0	1	1
76 Jesus Guzman, R (7, 5) OBP: 0.452, SLG: 0.931										1	0	1	1	0	0	0
(8, 7)																
10 Travis Ishikawa, L (1, 3) OBP: 0.300, SLG: 0.575		X 0-0 ② F8		1 SAFE B FF 91 X CH 83 1-0 ② ③ G3-6 1-2f		X FC 86 0-0 ③ F8		B SL 76 F SI 89 F FF 89 F SL 78 S SI 89 1-3 ② K		3	0	0	0	0	0	3
29 Scott McClain, R (7, 3) OBP: 0.273, SLG: 0.400										1	0	0	0	0	1	1
33 Aaron Rowand, R (1, 8) OBP: 0.286, SLG: 0.424		B FF 92 B SI 91 B FF 90 C FF 89 F FF 89 S SL 83 3-3 ③ K			S SL 81 S SL 82 X SL 82 0-2 ① G6-3		C CH 84 B CH 78 F FC 86 B CU 71 F SL 81 X FF 87 2-2 7 G6-3 1B	D SI 90 F SI 90 B SI 89 X SI 89 2-1 ③ G5-3		3	0	1	0	0	1	1
57 Ryan Rohlinger, R (7, PR) OBP: 0.286, SLG: 1.000										1	0	0	0	0	0	1
(8, 5)																
7 Emmanuel Burriss, S (1, 4) OBP: 0.415, SLG: 0.462			C SI 90 X CU 73 0-1 ① G4-3		F CH 84 S CU 77 X CU 76 0-2 16 FC5 12 BB 1B		B CH 84 C CH 84 D SL 80 X CH 84 2-1 ① G6-3 1-2		C FF 88 X SI 88 0-1 19 FC6-4 1B	4	0	2	0	0	0	1
12 Nate Schierholtz, L (1, 10) OBP: 0.444, SLG: 0.750			C CU 73 S CH 84 X FF 92 0-2 ② G6-3		1 SAFE B FF 91 B CH 83 F SI 90 B FF 91 B SI 91 4-1 16 FC5 1-2 BB		C CU 70 S SL 81 B SL 82 B FF 86 F CH 77 X FA 86 2-2 ② G5-3		C SI 87 X CH 79 0-1 ① F9	1	0	0	0	1	0	0
74 Matt Downs, R (7, PH) OBP: 0.345, SLG: 0.519										2	0	0	0	0	0	3
(8, 10)																

Inning Stats	1	2	3	4	5	6	7	8	9
	R: 0 E: 0 K: 0 S: 10 H: 1 LOB: 0 BB: 0 P: 12	R: 0 E: 0 K: 2 S: 12 H: 1 LOB: 1 BB: 0 P: 19	R: 0 E: 0 K: 0 S: 9 H: 1 LOB: 1 BB: 0 P: 9	R: 1 E: 0 K: 0 S: 4 H: 2 LOB: 0 BB: 0 P: 6	R: 0 E: 0 K: 1 S: 11 H: 1 LOB: 2 BB: 1 P: 17	R: 0 E: 0 K: 1 S: 8 H: 1 LOB: 1 BB: 0 P: 10	R: 0 E: 0 K: 0 S: 12 H: 1 LOB: 2 BB: 0 P: 19	R: 2 E: 0 K: 1 S: 12 H: 3 LOB: 1 BB: 0 P: 22	R: 0 E: 0 K: 1 S: 11 H: 1 LOB: 1 BB: 0 P: 13

1B: 8 2B: 3 3B: 1 HR: 0 SF: 1 SAC: 0 DP: 1 HBP: 0

WP: 0 PB: 0 SB: 0 CS: 1 PA: 39

	AB	36
	R	3
	H	12
	RBI	3
	BB	1
	SO	6
	LOB	22

PITCHER		IP	WLS	BF	H	R	ER	SO	BB	IBB	HBP	BLK	WP	HR	S	P	ERA	WHIP
44 Luke Hochevar, R ERA: 2.92	(1, 1)	4.1	W	18	6	1	1	2	1	0	0	0	0	0	42	57	2.08	1.615
65 Heath Phillips, L ERA: 2.45	(5, 1)	3.0	H	14	5	2	2	2	0	0	0	0	0	0	30	48	6.00	1.667
66 Franquelis Osoria, R ERA: 5.4	(8, 1)	0.2		2	0	0	0	1	0	0	0	0	0	0	6	9	0.00	0.000
Jimmy Gobble, L ERA: 4.91	(9, 1)	1.0		4	1	0	0	1	0	0	0	0	0	0	11	13	0.00	1.000

PITCHER	IP	WLS	BF	H	R	ER	SO	BB	IBB	HBP	BLK	WP	HR	S	P	ERA	WHIP

Los Angeles Angels @ San Francisco Giants

Scottsdale Stadium, Scottsdale, AZ

Mon Mar 16 2009, 4:05 PM EDT

Att. 8,987 - Sunny - 77 F

livebaseballscorecards.com

TOP

Batter	1	2	3	4	5	6	7	8	9	AB	R	H	RBI	BB	SO	LOB
Chone Figgins, S (1, 5) OBP: 0.406, SLG: 0.467	B X 1-0 24 S 48 2B 1B	B CU 77 C CH 85 C CU 77 X SI 93 1-2 ③ F8			B SI 89 C SI 90 X FF 89 1-1 47 2B 1-3 2B		B FF 92 C FF 93 B FF 93 B FF 93 S FF 94 F FF 94 X FF 95 3-2 ③ F9	S SI 88 S FF 96 S FF 96 0-3 ③ K		3	2	2	0	0	0	0
3 Brandon Wood, R (5, 5) OBP: 0.412, SLG: 0.719										2	0	0	0	0	1	3
47 Howie Kendrick, R (1, 4) OBP: 0.500, SLG: 0.727	C F F B S 1-3 ① K	S CU 79 S CU 80 F CU 79 F FF 88 B SI 88 X FF 89 1-2 48 G5-4-3 1B			B CH 85 F SI 90 X FF 90 1-1 24 1B 2-H 3-H 2B			C FF 91 X SL 79 0-1 ① G6-3	B FF 95 S FF 94 X SL 86 1-1 ① F8	3	0	2	2	0	1	1
64 Terry Evans, R (5, 9) OBP: 0.333, SLG: 0.276										2	0	0	0	0	0	0
24 Gary Matthews, S (1, 10) OBP: 0.500, SLG: 0.333	C F D D B B 4-2 48 2B 1-3 BB		1 SAFE B FF 87 1 SAFE 1 SAFE X SI 87 1-0 ① F7		B FF 90 2 SAFE C SI 90 B SL 85 F FF 90 F CH 83 F FF 90 X FF 89 2-2 48 G6-4-3 2-3 1B			B SL 80 B FF 91 S FF 92 B FF 93 B FF 92 4-1 22 1B 37 2B BB	C SL 88 S FF 97 B FF 96 B SL 89 F FF 97 S FF 96 2-3 ② K	2	1	1	0	1	0	1
44 Mike Napoli, R (8, PH) OBP: 0.308, SLG: 0.364										1	1	0	0	1	1	0
(8, 10)																
48 Torii Hunter, R (1, 8) OBP: 0.231, SLG: 0.250	C B B F 1 SAFE 1 SAFE X 2-2 8 2B 1-H 3-H 2B	B CU 77 1 SAFE B SI 86 1 SAFE X CU 76 2-0 ② ③ G5-4-3 1-2f			X SL 84 0-0 ② ③ G6-4-3 1-2f			B FF 93 D FF 92 B FF 92 C FF 91 C FF 92 F FF 94 X 3-2 37 2B 1-3 1B	B FF 94 B FF 95 F FF 93 S FF 96 F FF 97 B FF 97 F FF 97 F FF 95 S FF 97 3-3 ③ K	3	1	1	2	0	0	3
22 Chris Pettit, R (5, 8) OBP: 0.405, SLG: 0.371										2	1	1	0	0	1	0
8 Kendrys Morales, S (1, 3) OBP: 0.439, SLG: 0.649	B X 1-0 ① P6 2-H 2B			B FF 85 X CU 78 1-0 ① P6		C SI 89 S CH 83 F CH 83 F SI 90 S SL 80 0-3 ① K		F SL 86 C SI 93 D SL 85 F SL 86 X SI 94 1-2 74 WP 1-H 3-H 2B		3	0	1	1	0	1	0
37 Ben Johnson, S (6, 2) OBP: 0.308, SLG: 0.364										1	1	1	2	0	0	0
20 Juan Rivera, R (1, 7) OBP: 0.292, SLG: 0.190	C B B X 2-1 ② G6-3			B FF 86 B CU 77 X FF 87 2-0 ② G5-3		S SL 78 F SI 90 B SL 79 F CH 83 B CH 83 X SI 90 2-2 ② P4		B SL 84 B FF 94 D SI 93 B FF 92 4-0 E1 13 E 2-H BB		3	0	0	0	0	0	1
74 Adam Pavkovich, R (6, 7) OBP: 0.368, SLG: 0.500										0	0	0	0	1	0	0
13 Maicer Izturis, S (1, 6) OBP: 0.333, SLG: 0.400	X SI 93 0-0 ③ G4-3			B FF 87 S FF 88 S CH 80 B CH 81 B CU 78 X FF 86 3-2 ③ G4-3		C FF 89 B FF 90 X FF 90 1-1 ③ F8		B SI 91 2 SAFE B FF 93 B SL 86 B FF 92 4-0 2 BB 2-3 BB		3	0	0	0	1	0	1
(5, 4)																
57 Luis Figueroa, S (8, 4) OBP: 0.636, SLG: 0.684										0	0	0	0	0	0	0
5 Jeff Mathis, R (1, 2) OBP: 0.310, SLG: 0.600		B X 1-0 ① G6-3			B FF 91 F FF 92 B SL 85 F SL 85 B FF 90 X SL 84 3-2 ① F9		B FF 92 C FF 92 B FF 93 F FF 92 S FF 94 2-3 ① K	B SL 86 F FF 92 B SL 87 C SI 93 F SI 93 F SL 88 T FF 94 2-2 ② K		2	0	0	0	0	0	0
39 Robb Quinlan, R (6, 3) OBP: 0.350, SLG: 0.235										2	0	0	0	0	2	2
77 Reggie Willits, S (1, 9) OBP: 0.464, SLG: 0.455		C CU 77 B CH 85 B FF 92 C SI 91 X CU 77 2-2 ② G1-3			C FF 91 F CH 84 X FF 90 0-2 2B 47 2B 1B		C X 0-1 ② G3	B SI 94 B SI 93 B SI 90 B FF 92 4-0 1-2 BB		2	1	1	0	0	0	0
2 Erick Aybar, S (5, 6) OBP: 0.409, SLG: 0.235										1	0	0	0	1	0	0
Inning Stats	R: 3 E: 0 K: 1 S: 14 H: 3 LOB: 1 BB: 1 P: 25	R: 0 E: 0 K: 0 S: 7 H: 0 LOB: 0 BB: 0 P: 11	R: 0 E: 0 K: 0 S: 7 H: 1 LOB: 0 BB: 0 P: 11	R: 0 E: 0 K: 0 S: 5 H: 0 LOB: 0 BB: 0 P: 11	R: 2 E: 0 K: 0 S: 16 H: 4 LOB: 1 BB: 0 P: 23	R: 0 E: 0 K: 1 S: 11 H: 0 LOB: 0 BB: 0 P: 14	R: 0 E: 0 K: 1 S: 9 H: 0 LOB: 0 BB: 0 P: 14	R: 3 E: 2 K: 2 S: 19 H: 2 LOB: 3 BB: 4 P: 41	R: 0 E: 0 K: 2 S: 12 H: 0 LOB: 0 BB: 0 P: 18	1B: 5 2B: 5 3B: 0 HR: 0 SF: 0 SAC: 0 DP: 2 HBP: 0						

	AB	35
	R	8
	H	10
	RBI	7
	BB	5
	SO	7
	LOB	12

WP: 2 PA: 40
PB: 0
SB: 2
CS: 0

PITCHER		IP	WLS	BF	H	R	ER	SO	BB	IBB	HBP	BLK	WP	HR	S	P	ERA	WHIP
41 Jeremy Affeldt, L ERA: 8.0	(1, 1)	2.0		10	3	3	3	1	1	0	0	0	0	0	21	36	13.50	2.000
45 Justin Miller, R ERA:	(3, 1)	2.0		6	1	0	0	0	0	0	0	0	0	0	12	22	0.00	0.500
46 Bob Howry, R ERA: 2.57	(5, 1)	1.0	B	6	4	2	2	0	0	0	0	0	0	0	16	23	18.00	4.000
Jack Taschner, L ERA: 5.68	(6, 1)	1.0		3	0	0	0	1	0	0	0	0	0	0	11	14	0.00	0.000
47 Merkin Valdez, R ERA: 12.27	(7, 1)	1.1	L	6	1	2	2	1	1	0	0	0	0	0	16	28	13.50	1.500

PITCHER		IP	WLS	BF	H	R	ER	SO	BB	IBB	HBP	BLK	WP	HR	S	P	ERA	WHIP
Luis Perdomo, R ERA: 4.91	(8, 1)	0.1		5	1	1	1	1	3	0	0	0	1	0	9	24	27.00	12.000
63 Waldis Joaquin, R ERA: 1.29	(8, 1)	1.1		4	0	0	0	3	0	0	0	0	0	0	15	21	0.00	0.000

BOTTOM

Los Angeles Angels @ San Francisco Giants

Scottsdale Stadium, Scottsdale, AZ

Mon Mar 16 2009, 4:05 PM EDT

Att. 8,987 - Sunny - 77 F

livebaseballscorecards.com

Batter	1	2	3	4	5	6	7	8	9	AB	R	H	RBI	BB	SO	LOB
8 Eugenio Velez, S (1, 8) OBP: 0.318, SLG: 0.465 (6, 7)	C B X 1-1 35 E 7 SH1-3 1 2B 1B		X SI 92 0-0 ① F8		C SI 93 B SI 92 B SI 92 X SI 91 2-1 ① F8		B SI 90 S SL 84 F SI 92 B SI 91 T SL 87 2-2 ① K			4	1	1	0	0	1	1
7 Emmanuel Burriss, S (1, 6) OBP: 0.419, SLG: 0.450 59 Andres Torres, S (5, PR) OBP: 0.472, SLG: 0.688 (6, 8)	X 0-0 ① SH1-3 1-2		C FF 92 B CH 83 X CH 83 1-1 ② G5-3		B SI 92 F SI 91 C CH 86 H SL 89 2-2 35 1B 35 S 1 1B HBP		B SL 85 C SI 92 B SI 91 S SL 86 B SL 89 C SL 85 3-3 ② K			1 1	0 1	0 0	0 0	0 0	0 1	0 1
35 Rich Aurilia, R (1, 3) OBP: 0.484, SLG: 0.560 77 Jake Wald, R (5, PR) OBP: 0.444, SLG: 0.857 (6, 6)	2 SAFE B C B F B B 4-2 1 2B 2-3 BB		C FF 92 F FF 93 B CU 76 X SI 92 1-2 2B		B SI 91 B SI 91 F SI 92 X SI 92 2-1 1 1B 1-3 1B		F SL 86 B SL 87 S FF 92 D SL 85 F SI 92 S 2-3 ③ K			2 1	1 0	2 0	0 0	1 0	0 1	0 1
1 Bengie Molina, R (1, 2) OBP: 0.324, SLG: 0.485 73 Jackson Williams, R (5, PR) OBP: 0.600, SLG: 0.500 (6, 2)	F B F F X 1-2 1-H 3-H 2B		B CU 78 X SI 92 1-0 ③ F9		F SI 91 X SL 86 0-1 12 G1-6-3 1-3 3-H 1B			C FF 94 X FF 93 0-1 ① F8		3 1	0 0	2 0	3 0	0 0	0 0	1 0
12 Nate Schierholtz, L (1, 9) OBP: 0.333, SLG: 0.545 29 Scott McClain, R (6, 3) OBP: 0.261, SLG: 0.381	X 0-0 ② L7			C FF 92 C CU 77 S CU 78 0-3 K 23 2B	X SI 90 0-0 ② ③ G1-6-3 1-2f			C FF 94 S SL 87 B FS 84 B FS 86 X FF 94 2-2 ② F8		3 1	1 0	0 0	0 0	0 0	1 0	3 0
23 Juan Uribe, R (1, 5) OBP: 0.265, SLG: 0.471 57 Ryan Rohlinger, R (7, 5) OBP: 0.267, SLG: 0.933	B B B X 3-0 ③ G4-3			1 SAFE B SI 92 1 SAFE 1 SAFE 1 SAFE X FF 92 1-0 21 G3 19 1B 1-H 2B	C SI 92 F SL 86 X SL 84 0-2 ① P4			B SL 88 C SL 88 F FF 93 X FF 94 1-2 ③ F9		3 1	1 0	1 0	1 0	0 0	0 0	1 0
21 John Bowker, L (1, 7) OBP: 0.333, SLG: 0.409 (6, 9)		C SI 90 C SI 92 X CH 85 0-2 ① F9		C SI 92 F CH 83 X CU 77 0-2 ① G3 2-3	C SI 92 X 0-1 ② G4-3			B SI 91 S FF 91 B FF 93 X FF 91 2-1 ① G3		4	0	0	0	0	0	1
19 Kevin Frandsen, R (1, 4) OBP: 0.356, SLG: 0.439 74 Matt Downs, R (7, 4) OBP: 0.333, SLG: 0.500		C SI 91 B FF 90 S FF 92 F CU 78 F FF 92 F FF 92 F CU 78 S CH 85 1-3 ② K		X SI 92 0-0 76 CS 3-H 1B	C SL 84 B SL 84 F SI 93 X SL 86 1-2 ③ F9			C FF 93 S SL 80 S SL 81 0-3 ② K		3 1	0 0	1 0	1 0	0 0	1 1	0 0
76 Jesus Guzman, R (1, 10) OBP: 0.429, SLG: 0.879		F FF 93 X FF 91 0-1 ③ G3		B SI 92 B SI 92 F SI 91 S SI 91 B SL 84 S SI 92 3-3 ② ③ K 1-2			C SL 86 F SI 92 B SL 83 B SL 85 F SI 93 X SI 93 2-2 2B		S FF 93 S CH 86 C SL 80 0-3 ③ K	4	0	1	0	0	2	1

Inning Stats																				
	R: 2	H: 2	R: 0	H: 0	R: 0	H: 1	R: 2	H: 2	R: 1	H: 2	R: 0	H: 0	R: 0	H: 1	R: 0	H: 0	R: 0	H: 0	1B: 4	SF: 0	WP: 1	PA: 36
	E: 1	LOB: 1	E: 0	LOB: 0	E: 0	LOB: 1	E: 0	LOB: 0	E: 0	LOB: 2	E: 0	LOB: 0	E: 0	LOB: 0	E: 0	LOB: 0	E: 0	LOB: 0	2B: 4	SAC: 1	PB: 0	
	K: 0	BB: 1	K: 1	BB: 0	K: 0	BB: 0	K: 2	BB: 0	K: 0	BB: 0	E: 0	BB: 0	K: 3	BB: 0	K: 0	BB: 0	K: 2	BB: 0	3B: 0	DP: 1	SB: 1	
	S: 11	P: 20	S: 12	P: 13	S: 7	P: 10	K: 2	P: 15	S: 9	P: 15	S: 8	P: 9	S: 14	P: 23	S: 8	P: 11	S: 8	P: 10	HR: 0	HBP: 1	CS: 1	

PITCHER		IP	WLS	BF	H	R	ER	SO	BB	IBB	HBP	BLK	WP	HR	S	P	ERA	WHIP
34 Nick Adenhart, R ERA: 5.4	(1, 1)	3.1		16	4	4	4	2	1	0	0	0	1	0	37	51	10.80	1.500
68 Shane Loux, R ERA: 0.84	(4, 1)	3.2	W	14	4	1	1	4	0	0	1	0	0	0	35	54	2.46	1.091
66 Jose Arredondo, R ERA:	(8, 1)	1.0	H	3	0	0	0	0	0	0	0	0	0	0	8	11	0.00	0.000
52 Jason Bulger, R ERA: 4.5	(9, 1)	1.0	S	3	0	0	0	2	0	0	0	0	0	0	8	10	0.00	0.000

PITCHER	IP	WLS	BF	H	R	ER	SO	BB	IBB	HBP	BLK	WP	HR	S	P	ERA	WHIP

AB	33
R	5
H	8
RBI	5
BB	1
SO	8
LOB	10

Milwaukee Brewers @ San Francisco Giants

Scottsdale Stadium, Scottsdale, AZ

Tue Mar 17 2009, 4:05 PM EDT

Att. 9,241 - Partly Cloudy - 81 F

livebaseballscorecards.com

TOP

Batter	1	2	3	4	5	6	7	8	9	AB	R	H	RBI	BB	SO	LOB
23 Rickie Weeks Jr., R (1, 4) OBP: 0.422, SLG: 0.457 Mike Lamb, L (5, 4) OBP: 0.306, SLG: 0.323 (9, 3)	F SI 82 C SI 84 B FF 85 C FF 84 1-3 ① K		B SI 83 B SI 84 B SI 83 C SI 83 F CH 83 X SI 84 3-2 ② F7		B SI 92 1 SAFE F SI 93 F CH 84 S SI 94 1-3 ③ K		C CH 78 X FF 93 0-1 1-H HR		B CU 73 B FC 91 B FF 92 I IN 66 4-0 1-2 IBB	3 0 0 0 0 2 2 1 1 1 2 1 0 0						
30 Craig Counsell, L (1, 5) OBP: 0.515, SLG: 0.633 57 Mitch Stetter, L (7, 1) 93 Brendan Katin, R (8, 7)	C SI 84 F FF 84 X SI 84 0-2 ② G4-3		1 SAFE B FF 83 F SI 84 X SI 84 1-1 1-2 1B			B SI 89 X CH 88 1-0 ① G3	B FF 91 B FF 91 X FF 90 2-0 ② F8		F FC 91 S SL 85 B FC 90 S CU 72 1-3 ③ K	4 0 1 0 0 0 0 0 0 0 0 0 0 0 1 0 0 0 0 1 2						
7 J.J. Hardy, R (1, 6) OBP: 0.350, SLG: 0.486 21 Alcides Escobar, R (6, PR) OBP: 0.241, SLG: 0.321 (6, 6)	X SI 84 0-0 ③ G4-3		B CH 76 C SI 83 B CH 77 X SI 84 2-1 ③ L9			X FF 90 0-0 28 BB 1 2B 1B	B CU 76 C SL 76 X FF 91 1-1 ③ L9			3 0 1 0 0 0 2 1 1 0 0 0 0 0						
28 Prince Fielder, L (1, 3) OBP: 0.467, SLG: 0.697 3 Trot Nixon, L (6, PR) OBP: 0.231, SLG: 0.235 (6, 9)		X SI 81 0-0 ① F7		B CU 71 C CU 72 B FF 90 B FF 93 B 4-1 1 G5-4-3 BB		B CH 79 B CH 79 B FF 89 B FF 90 4-0 1-2 1 2B BB		B FF 94 X FF 94 1-0 ① P6		1 0 0 0 2 0 0 1 1 0 0 0 0 0						
1 Corey Hart, R (1, 9) OBP: 0.475, SLG: 0.921 61 Jason Bourgeois, R (6, PR) (6, 7) 12 Carlos Villanueva, R (8, 1)		B SI 81 B CH 76 S SI 83 F SI 82 B FF 83 X SI 85 3-2 2B		B FF 92 F FF 92 X FF 92 1-1 ① ② G5-4-3 1-2f		B SL 79 C CH 79 X FF 90 1-1 27 1B 1-H 2-H 2B		B FF 94 F FF 93 F CU 79 F FF 94 F FF 94 X CU 78 1-2 ② G4-3		3 0 2 2 0 0 1 1 1 0 0 0 0 0 0 0 0 0 0 0 0						
25 Mike Cameron, R (1, 8) OBP: 0.286, SLG: 0.375 88 Lorenzo Cain, R (6, 8) OBP: 0.344, SLG: 0.423		C CH 78 F SI 86 B FF 86 F CH 78 S FF 86 1-3 ② K		S FF 92 S FF 92 B FF 94 C SL 83 1-3 ③ K		B FF 90 C FF 90 S SI 89 S CH 81 1-3 ② K		S FF 94 S FF 92 F FF 93 B CU 80 B CU 81 F CU 79 B FF 94 X FF 94 3-2 ③ F9		3 0 0 0 0 3 3 1 0 0 0 0 0 0						
27 Brad Nelson, L (1, 7) OBP: 0.474, SLG: 0.533 (6, 3) 88 Brent Brewer, R (9, PR) OBP: 1.000, SLG: 2.500 (9, 4)		B FF 86 F SI 85 S SI 85 S 1-3 ③ K			C SI 93 B SI 93 X SL 81 1-1 ① P3	C FF 90 B CH 82 X FF 90 1-1 ③ 2-H 1B			S FF 91 X CU 70 0-1 S 1B	4 0 2 1 0 1 1 0 0 0 0 0 0 0						
18 Jason Kendall, R (1, 2) OBP: 0.267, SLG: 0.414 87 Jonathan Lucroy, R (7, 2) OBP: 0.250, SLG: 0.222			C SI 82 B SI 83 C FF 81 F FF 82 B SI 83 F CH 77 X SI 84 2-2 30 1B 1B		B SI 94 B SI 92 X SI 92 2-0 ② G5-3		C FF 90 F FF 92 B FF 91 B CU 76 B CU 74 S FF 91 3-3 ① K		1 SAFE C FC 91 L SL 86 F SL 84 S FC 92 0-3 ① K	3 0 1 0 0 1 0 1 0 0 0 0 1 1						
Jeff Suppan, R (1, 1) 54 David Riske, R (6, 1) 24 Mat Gamel, L (7, PH) OBP: 0.368, SLG: 0.588 (7, 5)			B SI 83 F SI 82 L SI 82 C 1-3 ① K		B SI 94 B FF 92 C SI 92 B FF 92 B FF 90 4-1 BB		B CU 75 F CU 78 B FF 92 B CH 81 F CU 77 B FF 93 4-2 HR BB		B FF 90 X FF 91 1-0 ② F8	1 0 0 0 1 1 1 0 0 0 0 0 0 0 1 1 0 0 1 0 1						
Inning Stats	R: 0 E: 0 K: 1 S: 7 H: 0 LOB: 0 BB: 0 P: 8	R: 0 E: 0 K: 2 S: 11 H: 1 LOB: 1 BB: 0 P: 16	R: 0 E: 0 K: 1 S: 15 H: 2 LOB: 2 BB: 0 P: 24	R: 0 E: 0 K: 1 S: 6 H: 0 LOB: 0 BB: 1 P: 12	R: 0 E: 0 K: 1 S: 7 H: 0 LOB: 1 BB: 1 P: 15	R: 3 E: 0 K: 1 S: 9 H: 3 LOB: 2 BB: 1 P: 17	R: 2 E: 0 K: 1 S: 10 H: 1 LOB: 0 BB: 1 P: 20	R: 0 E: 0 K: 0 S: 11 H: 0 LOB: 0 BB: 0 P: 16	R: 0 E: 0 K: 2 S: 10 H: 1 LOB: 2 BB: 1 P: 16	1B: 5 2B: 2 3B: 0 HR: 1 SF: 0 SAC: 0 DP: 1 HBP: 0	WP: 0 PB: 0 SB: 1 CS: 0 PA: 38					

PITCHER		IP	WLS	BF	H	R	ER	SO	BB	IBB	HBP	BLK	WP	HR	S	P	ERA	WHIP
Pat Misch, L ERA: 10.5	(1, 1)	3.0		12	3	0	0	4	0	0	0	0	0	0	33	48	0.00	1.000
43 Alex Hinshaw, L ERA: 7.5	(4, 1)	1.0		3	0	0	0	1	1	0	0	0	0	0	6	12	0.00	1.000
Madison Bumgarner, L ERA:	(5, 1)	1.0		4	0	0	0	1	1	0	0	0	0	0	7	15	0.00	1.000
60 Francis Beltran, R ERA: 4.5	(6, 1)	1.0		6	3	3	3	1	1	0	0	0	0	0	9	17	27.00	4.000
Tim Alderson, R ERA: 22.5	(7, 1)	1.0		5	1	2	2	1	1	0	0	0	0	1	10	20	18.00	2.000

PITCHER		IP	WLS	BF	H	R	ER	SO	BB	IBB	HBP	BLK	WP	HR	S	P	ERA	WHIP
40 Billy Sadler, R ERA: 15.0	(8, 1)	1.0		3	0	0	0	0	0	0	0	0	0	0	11	16	0.00	0.000
49 Brandon Medders, R ERA:	(9, 1)	1.0	W	5	1	0	0	2	0	1	0	0	0	0	10	16	0.00	1.000

AB	33
R	5
H	8
RBI	5
BB	5
SO	10
LOB	14

Milwaukee Brewers @ San Francisco Giants

Scottsdale Stadium, Scottsdale, AZ

Tue Mar 17 2009, 4:05 PM EDT

Att. 9,241 - Partly Cloudy - 81 F

livebaseballscorecards.com

BOTTOM

Batter	1	2	3	4	5	6	7	8	9	AB	R	H	RBI	BB	SO	LOB
2 Randy Winn, S (1, 9) OBP: 0.154, SLG: 0.162 21 John Bowker, L (7, 9) OBP: 0.327, SLG: 0.400	C FC 86 B CU 71 C CU 70 B FF 87 X FF 88 2-2 ① G3			F CU 71 B FC 82 X FC 86 1-1 ① G3-1		B FF 89 X FF 88 1-0 ② G3		D CU 70 C FF 87 F CH 81 B CU 74 F CH 83 X FF 89 2-2 ① G3 1-2		3 0 0 0 0 0 0 1 0 0 0 0 0 1						
16 Edgar Renteria, R (1, 6) OBP: 0.256, SLG: 0.316 13 Brian Bocock, R (6, PR) OBP: 0.375, SLG: 0.467 (7, 6)	B FC 85 B FF 87 X FF 87 2-0 ② G5-3			C FC 82 X FC 82 0-1 ② G5-3		C FF 89 S CH 79 X FF 89 0-2 14 1B 2B		C CU 70 B SL 83 D FF 88 B CH 82 X FF 88 3-1 ② G6-3 2-H		3 0 1 0 0 0 0 1 1 0 1 0 0 0						
14 Fred Lewis, L (1, 7) OBP: 0.324, SLG: 0.636 59 Andres Torres, S (7, 7) OBP: 0.486, SLG: 0.697 (8, 8)	B CU 73 X CU 72 1-0 ③ L6			C SI 86 B FC 84 F CH 79 X SI 85 1-2 ③ G5-3		X CH 79 0-0 48 WP 48 3B 2-H 1B		X FF 88 0-0 57 IHR 1B		3 1 1 1 0 0 0 1 1 1 0 0 0 0						
48 Pablo Sandoval, S (1, 5) OBP: 0.475, SLG: 0.684 57 Ryan Rohlinger, R (7, 5) OBP: 0.313, SLG: 1.125		B SI 86 S FC 83 B FC 84 X CH 81 2-1 ① G4-3			X CH 78 0-0 19 E 10 G3 1B	S FF 88 F FF 88 F 1 SAFE F CH 79 B FF 89 F FF 89 X CH 78 1-2 1-H 3B		B FF 84 B CH 82 F FF 85 X FF 87 2-1 1-H IHR		3 0 2 1 0 0 0 1 1 1 2 0 0 0						
10 Travis Ishikawa, L (1, 3) OBP: 0.302, SLG: 0.548 29 Scott McClain, R (7, 3) OBP: 0.250, SLG: 0.364 49 Brandon Medders, R (9, 1)		B CU 72 C CH 80 F FF 87 H FC 86 2-2 33 G6-4-3 HBP			F FC 83 B SI 86 1 SAFE F CU 73 X FC 81 1-2 ① G3 1-2	B FF 89 C FF 89 F FF 89 B CH 79 F FF 89 S FF 87 2-3 ③ K		X CU 72 0-0 ③ G6-3		2 0 0 0 0 1 3 1 0 0 0 0 0 0 0 0 0 0 0 0 0						
33 Aaron Rowand, R (1, 8) OBP: 0.263, SLG: 0.389 40 Billy Sadler, R (8, 1) 35 Rich Aurilia, R (9, 3) OBP: 0.500, SLG: 0.577		C FF 86 X FF 85 0-1 ② ③ G6-4-3 1-2f			C CU 71 C FF 84 F FC 86 X CU 74 0-2 ② F8		S SI 85 X FF 85 0-1 ① P2		S FF 87 F FF 88 B FF 88 B SL 81 B SL 81 X FF 89 3-2 76 HR 1B	3 0 0 0 0 0 2 0 0 0 0 0 0 0 1 1 1 0 0 0 0						
19 Kevin Frandsen, R (1, 4) OBP: 0.327, SLG: 0.400			C FC 85 X CU 72 0-1 ① G1-3		X FC 82 0-0 E6 2-3		C SL 78 B SI 85 F SI 86 B SL 78 X SL 79 2-2 ② G6-3		L FF 85 1 SAFE L CU 78 S SL 79 0-3 ① K	4 0 0 0 0 1 2						
20 Steve Holm, R (1, 2) OBP: 0.261, SLG: 0.190 60 Francis Beltran, R (6, 1) Tim Alderson, R (7, 1) 76 Jesus Guzman, R (7, PH) OBP: 0.432, SLG: 0.943 (8, 7)			C FF 86 X SI 86 0-1 ② G5-3		C FC 83 1 SAFE F SI 85 B FC 86 B SI 87 1 SAFE S FC 83 2-3 ③ K		B CH 81 B SI 85 C FF 86 B SL 78 F FF 85 X SL 78 3-2 ③ G6-3		C SL 77 X FF 88 0-1 1-H HR	2 0 0 0 0 1 2 0 0 0 0 0 0 0 0 0 0 0 0 0 0 2 1 1 2 0 0 0						
Pat Misch, R (1, 1) 23 Juan Uribe, R (3, PH) OBP: 0.257, SLG: 0.457 43 Alex Hinshaw, L (4, 1) Madison Bumgarner, R (5, 1) 28 Buster Posey, R (6, 2) OBP: 0.389, SLG: 0.667			B CU 71 B CH 80 C FC 82 B FC 84 X FC 85 3-1 ③ P4			C FF 89 B FF 89 B CH 79 F FF 90 X FF 89 2-2 ① G6-3		B FF 88 F FF 86 F CH 82 F SL 82 F FF 89 F SL 81 F FF 88 X SL 79 1-2 13 WP 21 G3 13 G6-3 1B		0 0 0 0 0 0 0 1 0 0 0 0 0 0 0 0 0 0 0 0 0 0 0 0 0 0 0 0 2 1 1 0 0 0 0						
Inning Stats	R: 0 H: 0 E: 0 LOB: 0 K: 0 BB: 0 S: 5 P: 10	R: 0 H: 0 E: 0 LOB: 0 K: 0 BB: 0 S: 6 P: 10	R: 0 H: 0 E: 0 LOB: 0 K: 0 BB: 0 S: 6 P: 9	R: 0 H: 0 E: 0 LOB: 0 K: 0 BB: 0 S: 7 P: 9	R: 0 H: 1 E: 1 LOB: 2 K: 1 BB: 0 S: 12 P: 15	R: 2 H: 3 E: 0 LOB: 2 K: 1 BB: 0 S: 18 P: 24	R: 0 H: 0 E: 0 LOB: 0 K: 0 BB: 0 S: 8 P: 13	R: 3 H: 3 E: 0 LOB: 0 K: 0 BB: 0 S: 17 P: 25	R: 2 H: 2 E: 0 LOB: 0 K: 1 BB: 0 S: 8 P: 11	1B: 5 SF: 0 2B: 1 SAC: 0 3B: 1 DP: 1 HR: 2 HBP: 1						

	AB	34
	R	7
	H	9
	RBI	7
	BB	0
	SO	3
	LOB	10

PITCHER		IP	WLS	BF	H	R	ER	SO	BB	IBB	HBP	BLK	WP	HR	S	P	ERA	WHIP
Jeff Suppan, R ERA: 5.06	(1, 1)	5.0		17	1	0	0	1	0	0	1	0	0	0	36	53	0.00	0.200
54 David Riske, R ERA: 12.0	(6, 1)	1.0	H	6	3	2	2	1	0	0	0	0	1	0	18	24	18.00	3.000
57 Mitch Stetter, L ERA: 2.57	(7, 1)	1.0	H	3	0	0	0	0	0	0	0	0	0	0	8	13	0.00	0.000
12 Carlos Villanueva, R ERA: 8.64	(8, 1)	1.1	L	9	5	5	5	1	0	0	0	0	1	1	25	36	33.75	3.750

PITCHER	IP	WLS	BF	H	R	ER	SO	BB	IBB	HBP	BLK	WP	HR	S	P	ERA	WHIP

WP: 2 PA: 35
PB: 0
SB: 0
CS: 0

San Francisco Giants @ Chicago Cubs

Hohokam Park, Mesa, AZ

Wed Mar 18 2009, 4:05 PM EDT

Att. 13,024 - Sunny - 79 F

TOP

livebaseballscorecards.com

Batter	1	2	3	4	5	6	7	8	9	AB	R	H	RBI	BB	SO	LOB
2 Randy Winn, S (1, 9) OBP: 0.167, SLG: 0.175 59 Andres Torres, S (5, 9) OBP: 0.487, SLG: 0.686 (6, 8)	0-0 14 BB 1B		0-3 K		0-3 K		0-3 K		0-0 28 HBP 18 HR 1-2 1B	3 0 1 0 0 2 2 2 1 1 0 0 1 0						
16 Edgar Renteria, R (1, 6) OBP: 0.262, SLG: 0.341 13 Brian Bocock, R (6, PR) OBP: 0.353, SLG: 0.438 (6, 6) 28 Buster Posey, R (9, PH) OBP: 0.421, SLG: 0.667 63 Waldis Joaquin, R (9, 1) 94 Felix Romero, R (9, 1)	0-0 F9		0-0 G6-3			0-0 1 F7 57 SF8 2B	0-3 K		1-0 18 HR 1-2 2-3 HBP	3 0 1 0 0 0 2 1 1 0 0 0 1 0 0 1 0 0 0 0 0 0 0 0 0 0 0 0 0 0 0 0 0 0 0						
14 Fred Lewis, L (1, 7) OBP: 0.351, SLG: 0.618 56 Osiris Matos, R (6, 1) 18 Nick Noonan, L (7, 4) OBP: 0.333, SLG: 1.333	4-0 1 G4-6-3 1-2 BB			0-0 P3		4-0 57 SF8 1 F7 21 1B BB		0-0 G4-3	2-1 1-H 2-H 3-H HR	1 1 0 0 2 0 0 0 0 0 0 0 0 0 2 1 1 4 0 0 0						
1 Bengie Molina, R (1, 2) OBP: 0.297, SLG: 0.444 73 Jackson Williams, R (6, 2) OBP: 0.429, SLG: 0.333	0-0 G4-6-3 1-2f			0-0 G6-3		0-0 F7 1-2 2-3		0-3 K	0-0 G5-3	3 0 0 0 0 0 4 2 0 0 0 0 1 0						
48 Pablo Sandoval, S (1, 5) OBP: 0.476, SLG: 0.675 57 Ryan Rohlinger, R (5, 5) OBP: 0.278, SLG: 1.059		0-0 G6-3		0-0 1B		0-0 SF8 2-3 3-H		0-3 K		2 0 1 0 0 0 0 1 0 0 1 0 1 0						
10 Travis Ishikawa, L (1, 3) OBP: 0.289, SLG: 0.523 Jack Taschner, L (4, 1) 21 John Bowker, L (6, PH) OBP: 0.333, SLG: 0.404 (6, 9)		0-3 K	0-3 K			0-0 3-H 1B			0-0 G3	2 0 0 0 0 2 1 0 0 0 0 0 0 0 2 0 1 1 0 0 0						
33 Aaron Rowand, R (1, 8) OBP: 0.250, SLG: 0.368 8 Eugenio Velez, S (5, 8) OBP: 0.326, SLG: 0.511 (6, 7)		0-0 L8			0-0 L8	0-0 G4-3			0-0 23 1B 3B	2 0 0 0 0 0 0 2 1 1 0 0 0 2						
7 Emmanuel Burriss, S (1, 4) OBP: 0.413, SLG: 0.442 46 Bob Howry, L (7, 1) 38 Brian Wilson, R (8, 1) 23 Juan Uribe, R (9, PH) OBP: 0.278, SLG: 0.472 (9, 6)			0-0 55 SH1-3 1B		0-0 L7	0-3 1 K			0-0 28 HBP 59 1B 18 HR 3-H 1B	3 0 1 0 0 1 0 0 0 0 0 0 0 0 0 0 0 0 0 0 0 1 1 1 1 0 0 0						
55 Tim Lincecum, L (1, 1) 76 Jesus Guzman, R (4, 3) OBP: 0.450, SLG: 1.000			0-0 1 SH1-3 1-2		0-0 1B	2-2 HR			0-0 2 P4	0 0 0 0 0 0 0 3 1 2 1 0 0 1						

| Inning Stats | | | | | |

BOTTOM

Batter	1	2	3	4	5	6	7	8	9	AB	R	H	RBI	BB	SO	LOB
12 Alfonso Soriano, R (1, 7) OBP: 0.302, SLG: 0.538	HR	1B		K	G6-3			G6-3	K	4	1	2	1	0	1	2
12 Dylan Johnston, L (6, 7)										2	0	0	0	0	1	3
2 Ryan Theriot, R (1, 6) OBP: 0.419, SLG: 0.389	BB	G5-3		1B		F9		1B		3	0	1	1	1	0	2
59 Andrés Blanco, S (7, 6) OBP: 0.361, SLG: 0.455										1	0	1	0	0	0	0
16 Aramis Ramirez, R (1, 5) OBP: 0.412, SLG: 0.586	BB		K	BB		G6-3		FC1-4		1	1	0	0	2	1	0
53 Esteban German, R (4, PR) OBP: 0.308, SLG: 0.100										2	0	0	0	0	0	1
(5, 5)																
6 Micah Hoffpauir, L (1, 3) OBP: 0.328, SLG: 0.518	3B		G3	BB		L6			K	4	1	1	1	1	1	0
17 Mike Fontenot, L (1, 4) OBP: 0.429, SLG: 0.761	1B		1B		P6		F7		2B	4	0	2	1	0	0	3
73 Bobby Scales, S (8, 4) OBP: 0.394, SLG: 0.414										1	1	1	0	0	0	0
99 So Taguchi, R (1, 9) OBP: 0.394, SLG: 0.346	FC4-6		BB		SF9		G4-3		1B	1	1	0	0	2	0	1
Chad Gaudin, R (6, 1) OBP: 1.000, SLG: 2.000										0	0	0	0	0	0	0
51 Luis Vizcaino, R (7, 1)										0	0	0	0	0	0	0
5 Corey Koskie, L (7, PH) OBP: 0.500, SLG: 0.667										1	0	0	0	0	0	0
22 Kevin Hart, R (8, 1)										0	0	0	0	0	0	0
58 Jose Ascanio, R (9, 1)										0	0	0	0	0	0	0
13 Jake Fox, R (9, PH) OBP: 0.375, SLG: 0.545										1	0	1	1	0	0	0
Paul Bako, L (1, 2) OBP: 0.269, SLG: 0.208	K		K		L6		1B		1B	4	0	1	0	0	2	4
15 Mark Johnson, L (8, 2) OBP: 0.250, SLG: 0.143										1	0	1	0	0	0	0
4 Joey Gathright, L (1, 8) OBP: 0.378, SLG: 0.303		BB		1B	SF9		F8		FC6-4	4	1	2	0	1	0	3
46 Ryan Dempster, R (1, 1) OBP: 0.333, SLG: 0.333		K		K	SF9			F7	BB	2	0	0	0	0	2	2
Brandon Guyer, R (5, PH)										1	0	0	1	0	0	0
(6, 9)																
7 Aaron Miles, S (9, PH) OBP: 0.368, SLG: 0.294										0	0	0	0	1	0	0
Inning Stats	R: 3 H: 3 E: 0 LOB: 1 K: 1 BB: 2 S: 8 P: 17	R: 0 H: 1 E: 0 LOB: 1 K: 1 BB: 1 S: 6 P: 10	R: 0 H: 1 E: 0 LOB: 2 K: 2 BB: 1 S: 8 P: 12	R: 1 H: 2 E: 0 LOB: 3 K: 2 BB: 2 S: 9 P: 17	R: 1 H: 1 E: 0 LOB: 1 K: 0 BB: 1 S: 4 P: 8	R: 0 H: 0 E: 0 LOB: 0 K: 0 BB: 0 S: 3 P: 3	R: 0 H: 1 E: 0 LOB: 1 K: 0 BB: 0 S: 4 P: 4	R: 0 H: 1 E: 0 LOB: 1 K: 0 BB: 0 S: 4 P: 4	R: 1 H: 3 E: 0 LOB: 3 K: 2 BB: 1 S: 10 P: 14	1B: 10 SF: 1 2B: 1 SAC: 0 3B: 1 DP: 0 HR: 1 HBP: 0						

PITCHER		IP	WLS	BF	H	R	ER	SO	BB	IBB	HBP	BLK	WP	HR	S	P	ERA	WHIP
55 Tim Lincecum, R ERA: 3.38	(1, 1)	3.2		20	7	4	4	6	4	0	0	0	1	1	30	47	9.82	3.000
Jack Taschner, L ERA: 5.87	(4, 1)	1.1		8	1	1	1	0	3	0	0	0	0	0	5	17	6.75	3.000
56 Osiris Matos, R ERA: 1.0	(6, 1)	1.0		3	0	0	0	0	0	0	0	0	0	0	3	3	0.00	0.000
46 Bob Howry, R ERA: 2.25	(7, 1)	1.0		4	1	0	0	0	0	0	0	0	0	0	4	4	0.00	1.000
38 Brian Wilson, R ERA:	(8, 1)	1.0	W	4	1	0	0	0	0	0	0	0	0	0	4	4	0.00	1.000

PITCHER		IP	WLS	BF	H	R	ER	SO	BB	IBB	HBP	BLK	WP	HR	S	P	ERA	WHIP
63 Waldis Joaquin, R ERA: 2.35	(9, 1)	0.2	H	6	3	1	1	1	1	0	0	0	0	0	7	11	13.50	6.000
94 Felix Romero, R ERA: 3.86	(9, 1)	0.1	S	1	0	0	0	1	0	0	0	0	0	0	3	3	0.00	0.000

San Francisco Giants @ Chicago Cubs

Hohokam Park, Mesa, AZ

Wed Mar 18 2009, 4:05 PM EDT

Att. 13,024 - Sunny - 79 F

livebaseballscorecards.com

AB	37
R	6
H	13
RBI	6
BB	8
SO	8
LOB	21

WP: 1 PA: 46
PB: 0
SB: 2
CS: 2

Batter	1	2	3	4	5	6	7	8	9	AB	R	H	RBI	BB	SO	LOB
7 Jerry Owens, L (1, 8) OBP: 0.333, SLG: 0.244	B FF 89 C FF 89 B CH 83 B CH 83 B FF 90 4-1 20 G6-3 12 S 23 2B BB	F FF 91 B CU 74 S CH 84 X CH 85 1-2 F7 ③			L B X 1-1 F8 ①		F B F B F F X 2-2 G6-4-3 ①② 1-2f		C CU 78 B FF 93 D CU 77 F FF 94 C CH 86 2-3 K ②	2	1	0	0	1	0	1
32 Brian Anderson, R (6, 8) OBP: 0.354, SLG: 0.488										2	0	0	0	0	1	4
(8, 9)																
12 A.J. Pierzynski, L (1, 2) OBP: 0.412, SLG: 0.455	B FF 90 X FF 90 1-0 G1-3 ① 1-2		C CU 73 X CH 84 0-1 G3-1 ①		C X 0-1 F8 ②		F F S 0-3 K ③		B B S B X 3-1 G3-1 ③	3	0	0	0	0	0	1
27 Ben Broussard, L (6, 3) OBP: 0.147, SLG: 0.242										2	0	0	0	0	1	3
20 Carlos Quentin, R (1, 7) OBP: 0.341, SLG: 0.462	F FF 91 F CU 74 X FF 90 1-2 G6-3 ② 2-3		B FF 91 B CU 75 F FF 92 B CH 86 X FF 92 3-1 HR		X 0-0 F9 ③			C FF 93 X CH 86 0-1 F7 ①		4	1	1	1	0	0	1
23 Jermaine Dye, R (1, 9) OBP: 0.304, SLG: 0.325	B CU 73 X FF 92 1-0 14 2B 3-H 2B		C FF 92 S FF 92 X FF 92 0-2 F8 ②			C S S 0-3 K ①		B FF 94 F FF 93 X FF 94 1-1 F9 ②		4	1	1	1	0	1	0
18 Brent Lillibridge, R (8, 8) OBP: 0.262, SLG: 0.268										0	0	0	0	0	0	0
14 Paul Konerko, R (1, 3) OBP: 0.417, SLG: 0.689	B FF 90 C CU 74 F FF 90 D CU 74 F FF 91 X FF 91 2-2 2-H 2B		B CU 74 B CU 73 F FF 92 F CH 85 X CH 86 2-2 F8 ③			C T F B B B X 3-2 HR		C FF 94 B FF 94 B F F S 2-3 K ③		3	1	2	2	0	0	0
62 Jack Egbert, L (6, 1)										0	0	0	0	0	0	0
80 Gordon Beckham, R (7, 4) OBP: 0.333, SLG: 0.606										1	0	0	0	0	1	0
10 Alexei Ramirez, R (1, 6) OBP: 0.350, SLG: 0.459	X SL 88 0-0 P5 ③			C FF 90 B SL 82 F SL 83 F FF 91 X SL 84 1-2 L5 ①		C X 0-1 P6 ②			C FF 93 X SI 92 0-1 G5-3 ①	4	0	0	0	0	0	1
7 Josh Fields, R (1, 5) OBP: 0.459, SLG: 0.606		F FF 90 X CU 70 0-1 G6-3 ①		B CU 75 X SL 86 1-0 1B		C B B B B 4-1 BB			C CU 78 B SI 94 X SI 93 1-1 44 1B 2B	3	0	2	0	1	0	0
17 Chris Getz, L (1, 4) OBP: 0.400, SLG: 0.500		F FF 90 F B C 1-3 K ②		X FF 91 0-0 F9 ②		C B B X 2-1 G4-3 ③			B CU 78 S CU 78 S CU 78 B CU 78 B CU 77 B SI 93 4-2 44 1B BB	3	0	0	0	0	1	2
78 Aaron Poreda, L (7, 1)										0	0	0	0	0	0	0
46 Adam Russell, R (8, 1)										0	0	0	0	0	0	0
74 Josh Kroeger, L (9, PH) OBP: 0.333, SLG: 0.463										0	0	0	0	1	0	0
50 John Danks, L (1, 1)		F FF 90 C FF 91 B FF 91 B FF 92 B FF 92 B FF 91 4-2 BB		X FF 89 0-0 F8 ③			C X 0-1 32 G6-4-3 1B		B FF 94 X SI 93 1-0 1-2 2-3 1B	1	0	0	0	1	0	1
44 Corky Miller, R (6, 2) OBP: 0.500, SLG: 0.944										2	0	2	0	0	0	0

Inning Stats	1	2	3	4	5	6	7	8	9
	R: 2 H: 2 E: 0 LOB: 1 K: 0 BB: 1 S: 11 P: 20	R: 0 H: 0 E: 0 LOB: 1 K: 1 BB: 1 S: 10 P: 16	R: 1 H: 1 E: 0 LOB: 0 K: 0 BB: 0 S: 10 P: 15	R: 0 H: 1 E: 0 LOB: 1 K: 0 BB: 0 S: 7 P: 9	R: 0 H: 0 E: 0 LOB: 0 K: 0 BB: 0 S: 5 P: 6	R: 1 H: 1 E: 0 LOB: 1 K: 1 BB: 1 S: 12 P: 21	R: 0 H: 1 E: 0 LOB: 0 K: 1 BB: 0 S: 10 P: 12	R: 0 H: 0 E: 0 LOB: 0 K: 1 BB: 0 S: 8 P: 11	R: 0 H: 2 E: 0 LOB: 3 K: 1 BB: 1 S: 12 P: 23

1B: 3 SF: 0
2B: 3 SAC: 0
3B: 0 DP: 1
HR: 2 HBP: 0

WP: 0 PA: 38
PB: 0
SB: 1
CS: 0

PITCHER		IP	WLS	BF	H	R	ER	SO	BB	IBB	HBP	BLK	WP	HR	S	P	ERA	WHIP
18 Matt Cain, R ERA: 7.16	(1, 1)	5.2		25	5	4	4	2	3	0	0	0	0	2	53	83	6.35	1.412
43 Alex Hinshaw, L ERA: 7.11	(6, 1)	0.1		1	0	0	0	0	0	0	0	0	0	0	2	4	0.00	0.000
46 Bob Howry, R ERA: 2.0	(7, 1)	1.0		3	1	0	0	1	0	0	0	0	0	0	10	12	0.00	1.000
47 Merkin Valdez, R ERA: 9.64	(8, 1)	1.0	W	3	0	0	0	1	0	0	0	0	0	0	8	11	0.00	0.000
41 Jeremy Affeldt, L ERA: 7.2	(9, 1)	1.0	S	6	2	0	0	1	1	0	0	0	0	0	12	23	0.00	3.000

PITCHER	IP	WLS	BF	H	R	ER	SO	BB	IBB	HBP	BLK	WP	HR	S	P	ERA	WHIP

TOP

Chicago White Sox @ San Francisco Giants

Scottsdale Stadium, Scottsdale, AZ

Thu Mar 19 2009, 4:05 PM EDT
Att. 10,533 - Partly Cloudy - 85 F

livebaseballscorecards.com

AB	34
R	4
H	8
RBI	4
BB	4
SO	5
LOB	14

BOTTOM

Batter	1	2	3	4	5	6	7	8	9	AB	R	H	RBI	BB	SO	LOB
2 Randy Winn, S (1, 9) OBP: 0.200, SLG: 0.209 8 Eugenio Velez, S (7, 7) OBP: 0.354, SLG: 0.543	C B B X 2-1 35 G5-4-3 1B		X FF 92 0-0 16 FC6-4 2-3 1B			C S B C 1-3 ① K	C B X 1-1 ② 1-H 2-H 2B	B SI 93 F SI 93 B SI 94 B CH 82 B SI 94 4-1 7 HBP 1-2 BB		3 0 2 0 0 1 0 1 0 1 1 1 0 0						
16 Edgar Renteria, R (1, 6) OBP: 0.267, SLG: 0.364 7 Emmanuel Burriss, S (6, PR) OBP: 0.417, SLG: 0.432 (7, 6)	C SI 91 S FC 86 S FF 93 0-3 ① K		F FC 85 B SI 93 B SI 93 X CH 85 2-1 ③ FC6-4 1-2f			B F B F F X 2-2 12 2B 2B	B SI 94 F FF 93 F F X SL 80 1-2 ③ P6	H SL 79 1-0 1-2 2-3 HBP		3 0 1 0 0 1 3 1 1 0 0 0 0 1						
35 Rich Aurilia, R (1, 3) OBP: 0.514, SLG: 0.571 57 Ryan Rohlinger, R (7, 5) OBP: 0.300, SLG: 1.000	C X 0-1 ② ③ G5-4-3 1-2f			B FF 91 F FF 92 X FF 92 1-1 12 G4-6-3 1B		C C B B B F B 4-2 12 2B BB		21 F7 20 1B 29 1B 1B 0-3 ③ K		2 0 1 0 1 0 1 2 1 1 0 0 1 3						
1 Bengie Molina, R (1, 2) OBP: 0.275, SLG: 0.410 20 Steve Holm, R (7, 2) OBP: 0.292, SLG: 0.227 13 Brian Bocock, R (8, PR) OBP: 0.353, SLG: 0.438 28 Buster Posey, R (9, 2) OBP: 0.421, SLG: 0.667		B FF 91 S FF 92 B FF 91 X FF 91 2-1 ① F9		C SI 92 B FC 87 X FC 87 1-1 ① F8		C F F X 0-2 ② F8		X FF 94 0-0 59 BB 29 1B 19 HBP 1-2 1B		3 0 0 0 0 0 3 1 0 1 0 0 0 0 0 1 0 0 0 0 0 0 0 0 0 0 0 0						
12 Nate Schierholtz, L (1, 7) OBP: 0.333, SLG: 0.571 21 John Bowker, L (7, 9) OBP: 0.327, SLG: 0.396		F FF 92 F CU 78 B FC 86 F FC 85 S FC 86 1-3 ② K		F SI 91 X FF 92 0-1 ② ③ G4-6-3 1-2f		C X 0-1 1-3 2-H 2B		B FF 92 X FF 92 1-0 ① F7 2-3		3 0 1 1 0 1 1 1 0 0 0 0 0 2						
23 Juan Uribe, R (1, 5) OBP: 0.256, SLG: 0.436 46 Bob Howry, L (7, 1) 47 Merkin Valdez, R (8, 1) 29 Scott McClain, R (8, PH) OBP: 0.280, SLG: 0.391 41 Jeremy Affeldt, L (9, 1)		B SI 92 F FF 93 B CU 79 B FF 93 F FF 93 F FC 86 F CH 86 F FC 86 F CH 84 3-3 ③ S CH 84 K			X 0-0 ① F9	B F X 1-2 ③ G5-3		C FF 92 B SL 81 C SL 79 B FF 91 F FF 92 B FF 92 1 SAFE X SI 93 3-2 19 HBP 59 BB 76 FC9-4 1-2 3-H 1B		3 0 0 0 0 1 2 0 0 0 0 0 0 0 0 0 0 0 0 0 0 1 1 1 1 0 0 0 0 0 0 0 0 0 0						
59 Andres Torres, S (1, 8) OBP: 0.512, SLG: 0.676			S SI 90 B CU 78 B CU 80 S CH 85 B CH 84 X FF 92 3-2 ① G4-3		B C B B C B 4-2 BB		B FF 93 X SI 92 1-0 19 S 8 2B 1B	S SL 83 C SI 92 B FF 92 B FF 91 B FF 93 F FF 91 B FF 92 4-2 19 HBP 76 E 1-2 2-3 BB		2 2 1 0 2 0 0						
19 Kevin Frandsen, R (1, 4) OBP: 0.340, SLG: 0.396			C CU 77 X FF 93 0-1 2 1B 18 SH1-4 1B		B S F S 1-3 ② K		C SI 92 B X 1-1 ① G5-3 1-2	H FA 88 1-0 76 E 1-2 2-3 3-H HBP		3 0 1 1 0 1 2						
18 Matt Cain, R (1, 1) 43 Alex Hinshaw, L (6, 1) 76 Jesus Guzman, R (7, 3) OBP: 0.452, SLG: 0.974			X FF 90 0-0 ② SH1-4 1-2		C S F F F S 0-3 ③ K		B B B B 4-0 8 2B BB	B SI 92 C FA 91 T SI 92 F SL 83 F SI 95 F SI 96 X SI 93 1-2 FC9-4 7 HBP 8 BB 1-2 2-H 3-H		1 0 0 0 0 1 1 0 0 0 0 0 0 0 1 0 0 1 1 0 1						
Inning Stats	R: 0 E: 0 K: 1 S: 7 H: 1 LOB: 0 BB: 0 P: 9	R: 0 E: 0 K: 2 S: 13 H: 0 LOB: 0 BB: 0 P: 19	R: 0 E: 0 K: 0 S: 9 H: 2 LOB: 2 BB: 0 P: 14	R: 0 E: 0 K: 0 S: 6 H: 1 LOB: 0 BB: 0 P: 8	R: 0 E: 0 K: 2 S: 12 H: 0 LOB: 1 BB: 1 P: 17	R: 1 E: 0 K: 1 S: 19 H: 2 LOB: 2 BB: 1 P: 27	R: 1 E: 0 K: 0 S: 9 H: 2 LOB: 1 BB: 1 P: 17	R: 4 E: 1 K: 1 S: 22 H: 3 LOB: 3 BB: 2 P: 39		1B: 8 2B: 3 3B: 0 HR: 0 SF: 0 SAC: 1 DP: 2 HBP: 2						

PITCHER		IP	WLS	BF	H	R	ER	SO	BB	IBB	HBP	BLK	WP	HR	S	P	ERA	WHIP
50 John Danks, L ERA: 3.18	(1, 1)	5.0		18	4	0	0	5	1	0	0	0	0	0	47	67	0.00	1.000
62 Jack Egbert, R ERA: 2.25	(6, 1)	1.0		6	2	1	1	1	1	0	0	0	0	0	19	27	9.00	3.000
78 Aaron Poreda, L ERA: 6.1	(7, 1)	1.1	L	10	5	5	5	0	2	0	0	0	0	0	21	39	33.75	5.250
46 Adam Russell, R ERA: 10.29	(8, 1)	0.2	B	5	0	0	0	1	1	0	2	0	0	0	10	17	0.00	1.500

PITCHER	IP	WLS	BF	H	R	ER	SO	BB	IBB	HBP	BLK	WP	HR	S	P	ERA	WHIP

Chicago White Sox @ San Francisco Giants

Scottsdale Stadium, Scottsdale, AZ

Thu Mar 19 2009, 4:05 PM EDT

Att. 10,533 - Partly Cloudy - 85 F

livebaseballscorecards.com

AB	31
R	6
H	11
RBI	5
BB	5
SO	7
LOB	20

WP: 0 PB: 0 SB: 1 CS: 0 PA: 39

San Francisco Giants @ Chicago White Sox

Camelback Ranch, Glendale, AZ

Fri Mar 20 2009, 4:05 PM EDT

Att. 7,275 - Sunny - 83 F

livebaseballscorecards.com

TOP

Batter	1	2	3	4	5	6	7	8	9	AB	R	H	RBI	BB	SO	LOB
59 Andres Torres, S (1, 9) (6, 8) (7, 9) OBP: 0.511, SLG: 0.650	BBBB 4-0 7 1B 76 G6-4-3 BB	F 0-1 CI 7 1B 12 CS 1-2		X 0-0 ② G3		B X 1-0 2-H 1B		X 0-0 ① FC4-6 74 G5-4-3 1-2f		3	1	1	1	1	0	2
7 Emmanuel Burriss, S (1, 4) OBP: 0.442, SLG: 0.458 74 Matt Downs, R (6, 4) OBP: 0.323, SLG: 0.483	X 0-0 76 G6-4-3 12 HBP 1-3 1B	X 0-0 1-3 2-H 1B		X 0-0 3-H 1B		X 0-0 ③ G1-3		X 0-0 ② ③ G5-4-3 1-2f		4 1	0 0	3 0	2 0	0 0	0 0	1 1
12 Nate Schierholtz, L (1, 7) (6, 9) OBP: 0.421, SLG: 0.563 81 Mike McBryde, R (7, PR) (7, 8) OBP: 0.667, SLG: 0.667	H 1-0 76 G6-4-3 1-2 HBP	B 1-0 ③ CS 3-H	BBBB 4-0 10 G4-6-3 76 1B BB	SSS 0-3 ③ K			X 0-0 76 FC5-4 1B		X 0-0 21 29 2B 1B	2 1	0 1	1 1	0 1	1 0	1 0	1 0
76 Jesus Guzman, R (1, 5) OBP: 0.435, SLG: 0.907 57 Ryan Rohlinger, R (7, PR) (7, 5) OBP: 0.286, SLG: 0.950	X 0-0 ① ② G6-4-3 1-2f 2-3 3-H		X 0-0 ① 10 G4-6-3 1-2 1B		X 0-0 ① G6-3		X 0-0 ① FC5-4 10 2B 8 1B 1-2f		SSS 0-3 ① K	4 1	0 1	1 0	0 0	0 0	0 1	3 1
10 Travis Ishikawa, L (1, 3) OBP: 0.286, SLG: 0.521 21 John Bowker, L (7, PR) (7, 3) OBP: 0.339, SLG: 0.408	X 0-0 ③ G4-3		X 0-0 ① ② G4-6-3 1-2f 2-3		X 0-0 ② F7		X 0-0 8 1B 1-3 2B		X 0-0 29 2B 1-2 1B	4 1	0 2	1 1	0 0	0 0	0 0	3 0
33 Aaron Rowand, R (1, 8) OBP: 0.256, SLG: 0.390 8 Eugenio Velez, S (6, 7) OBP: 0.360, SLG: 0.542		X 0-0 23 PB 23 1B 2B	X 0-0 ③ L4		X 0-0 ③ F8		X 0-0 2-H 3-H 1B		X 0-0 ② F8	3 2	1 0	1 1	0 2	0 0	0 0	1 2
23 Juan Uribe, R (1, 10) OBP: 0.279, SLG: 0.442 29 Scott McClain, R (9, PH) (9, 10) OBP: 0.308, SLG: 0.458		B X 1-0 59 CI 7 1B 2-H 1B		X 0-0 19 1B 20 E 1B		X 0-0 ① L5	X 0-0 ② F9		X 0-0 1-H 2-H 2B	4 1	2 0	2 1	1 2	0 0	0 0	2 0
19 Kevin Frandsen, R (1, 6) OBP: 0.357, SLG: 0.431 13 Brian Bocock, R (6, 6) OBP: 0.316, SLG: 0.389		X 0-0 ① F9		X 0-0 20 S 7 1B 1-2 1B		X 0-0 SSS 59 WP 59 1B 2B	SSS 0-3 ③ K		SSS 0-3 ③ K	3 2	2 0	2 0	0 0	0 0	0 2	1 3
20 Steve Holm, R (1, 2) OBP: 0.259, SLG: 0.200 28 Buster Posey, R (7, 2) OBP: 0.450, SLG: 0.688		X 0-0 ② F8		B X 1-0 ① G5-3 1-3 2-H		X 0-0 ② F7		X 0-0 59 FC4-6 1B		3 1	0 0	0 1	0 0	0 0	0 0	3 0

	AB	40
	R	10
	H	17
	RBI	8
	BB	2
	SO	4
	LOB	24

Inning Stats																						
	R: 1	H: 1	R: 2	H: 3	R: 0	H: 1	R: 2	H: 3	R: 0	H: 0	R: 1	H: 2	R: 2	H: 3	R: 0	H: 1	R: 2	H: 3	1B: 13	SF: 0	WP: 1	PA: 45
	E: 0	LOB: 1	E: 1	LOB: 1	E: 0	LOB: 1	E: 0	LOB: 1	E: 0	LOB: 0	E: 0	LOB: 1	E: 0	LOB: 2	E: 0	LOB: 0	E: 0	LOB: 1	2B: 4	SAC: 0	PB: 1	
	K: 0	BB: 1	K: 0	BB: 1	K: 0	BB: 1	K: 1	BB: 0	K: 0	BB: 0	K: 0	BB: 0	K: 1	BB: 0	K: 0	BB: 0	K: 2	BB: 0	3B: 0	DP: 3	SB: 2	
	S: 3	P: 8	S: 6	P: 8	S: 3	P: 7	S: 8	P: 9	S: 3	P: 3	S: 5	P: 6	S: 8	P: 8	S: 3	P: 3	S: 10	P: 10	HR: 0	HBP: 1	CS: 1	

PITCHER		IP	WLS	BF	H	R	ER	SO	BB	IBB	HBP	BLK	WP	HR	S	P	ERA	WHIP
52 Jose Contreras, R ERA: 3.6	(1, 1)	3.0		15	5	3	2	0	2	0	1	0	0	0	12	23	6.00	2.333
John Ely, R ERA: 18.0	(4, 1)	1.0	L	6	3	2	2	1	0	0	0	0	0	0	8	9	18.00	3.000
48 Jeff Marquez, R ERA: 5.23	(5, 1)	2.0		9	3	2	2	0	0	0	0	0	1	0	9	10	9.00	1.500
Carlos Torres, R ERA: 4.5	(7, 1)	2.0		8	3	1	1	1	0	0	0	0	0	0	10	10	4.50	1.500
90 John Lujan, R ERA: 9.0	(9, 1)	1.0		6	3	2	2	2	0	0	0	0	0	0	10	10	18.00	3.000

PITCHER	IP	WLS	BF	H	R	ER	SO	BB	IBB	HBP	BLK	WP	HR	S	P	ERA	WHIP

BOTTOM

San Francisco Giants @ Chicago White Sox

Camelback Ranch, Glendale, AZ

Fri Mar 20 2009, 4:05 PM EDT

Att. 7,275 - Sunny - 83 F

Batter	1	2	3	4	5	6	7	8	9	AB	R	H	RBI	BB	SO	LOB
32 Brian Anderson, R (1, 8) OBP: 0.373, SLG: 0.488	P3		10 FC6-4 BB		1B		F8		P5	2	0	1	0	1	0	0
31 Dewayne Wise, L (6, 8) OBP: 0.278, SLG: 0.441										2	0	0	0	0	0	0
10 Alexei Ramirez, R (1, 6) OBP: 0.326, SLG: 0.425	F9		FC6-4 20 1B 1-2f		B2			G5-3		3	0	0	0	0	0	2
75 Eider Torres, S (6, 6) OBP: 0.250, SLG: 0.235										1	0	0	0	0	0	0
20 Carlos Quentin, R (1, 7) OBP: 0.333, SLG: 0.442	F9		23 G5-4-3 1B 1-2		F8			F9		4	0	1	0	0	0	1
23 Jermaine Dye, R (1, 9) OBP: 0.286, SLG: 0.302		E5 25 HBP 14 2B	G5-4-3 1-2f			G6-3		27 BB 25 BB 1B		3	1	0	0	0	0	2
74 Josh Kroeger, L (7, 9) OBP: 0.348, SLG: 0.476										1	0	1	0	0	0	0
25 Jim Thome, L (1, 10) OBP: 0.333, SLG: 0.400		14 2B 15 1B HBP 1-2		G4-3		K		27 BB BB 1-2		2	1	0	0	1	1	0
14 Paul Konerko, R (1, 3) OBP: 0.431, SLG: 0.708		15 1B 39 G6-4-3 2B 1-3 2-H		G3-1		1B		BB 1-2 2-3		3	1	2	1	0	0	0
27 Ben Broussard, L (7, 3) OBP: 0.171, SLG: 0.242										0	0	0	0	1	0	0
15 Wilson Betemit, S (1, 5) OBP: 0.390, SLG: 0.676		39 G6-4-3 1B 2-3 3-H		1B		K		P3		4	0	2	1	0	1	4
39 Chris Stewart, R (1, 2) OBP: 0.250, SLG: 0.400		G6-4-3 1-2f 3-H		L5			F8		P2	2	0	0	0	0	0	2
55 Donny Lucy, R (7, 2) OBP: 0.214, SLG: 0.429										2	0	0	0	0	0	0
18 Brent Lillibridge, R (1, 4) OBP: 0.239, SLG: 0.244		G5-3			K		K		K	4	0	0	0	0	3	0
Inning Stats	R: 0 E: 0 K: 0 S: 3 H: 0 LOB: 0 BB: 0 P: 3	R: 3 E: 1 K: 0 S: 5 H: 2 LOB: 0 BB: 0 P: 6	R: 0 E: 0 K: 0 S: 3 H: 1 LOB: 1 BB: 1 P: 7	R: 0 E: 0 K: 0 S: 4 H: 1 LOB: 1 BB: 0 P: 4	R: 0 E: 0 K: 1 S: 6 H: 1 LOB: 1 BB: 0 P: 6	R: 0 E: 0 K: 2 S: 8 H: 1 LOB: 1 BB: 0 P: 8	R: 0 E: 0 K: 1 S: 5 H: 0 LOB: 0 BB: 0 P: 5	R: 0 E: 0 K: 0 S: 4 H: 1 LOB: 3 BB: 2 P: 12	R: 0 E: 0 K: 1 S: 5 H: 0 LOB: 0 BB: 0 P: 5	1B: 6 2B: 1 3B: 0 HR: 0	SF: 0 SAC: 0 DP: 2 HBP: 1	WP: 0 PB: 0 SB: 0 CS: 0	PA: 37				

livebaseballscorecards.com

	AB	33
	R	3
	H	7
	RBI	2
	BB	3
	SO	5
	LOB	11

PITCHER	IP	WLS	BF	H	R	ER	SO	BB	IBB	HBP	BLK	WP	HR	S	P	ERA	WHIP
75 Barry Zito, L (1, 1) ERA: 5.49	6.0	W	25	6	3	1	3	1	0	1	0	0	0	29	34	1.50	1.167
40 Billy Sadler, R (7, 1) ERA: 12.86	1.0		3	0	0	0	1	0	0	0	0	0	0	5	5	0.00	0.000
43 Alex Hinshaw, L (8, 1) ERA: 6.14	1.0		6	1	0	0	0	2	0	0	0	0	0	4	12	0.00	3.000
38 Brian Wilson, R (9, 1) ERA:	1.0		3	0	0	0	1	0	0	0	0	0	0	5	5	0.00	0.000

PITCHER	IP	WLS	BF	H	R	ER	SO	BB	IBB	HBP	BLK	WP	HR	S	P	ERA	WHIP

San Diego Padres @ San Francisco Giants

Scottsdale Stadium, Scottsdale, AZ

Sat Mar 21 2009, 6:10 PM EDT

Att. 11,022 - Partly Cloudy - 85 F

TOP

livebaseballscorecards.com

Batter	1	2	3	4	5	6	7	8	9	AB	R	H	RBI	BB	SO	LOB
33 Jody Gerut, L (1, 8) OBP: 0.353, SLG: 0.452	0-0 24 BB 23 SF7 22 1B 1B	0-0 G4-3		0-0 F8		0-3 K			1-1 HR	4	1	1	0	0	1	1
11 Drew Macias, L (6, 8) OBP: 0.370, SLG: 0.575										1	1	1	1	0	0	0
22 David Eckstein, R (1, 4) OBP: 0.457, SLG: 0.581	0-0 5 1B 12 SF7 24 BB 1-2 1B		0-0 5 HBP 24 1B 1B	0-0 1-2 1B		0-0 G6-3			4-0 1 1B 76 BB 25 BB BB	3	1	3	0	0	0	0
8 Chris Burke, R (5, 4) OBP: 0.429, SLG: 0.259										1	1	0	0	1	0	0
24 Brian Giles, L (1, 9) OBP: 0.333, SLG: 0.429	4-0 12 SF7 5 1B 1-2 2-3 BB		0-0 5 HBP 1-2 1B	0-0 G3			0-0 G6-3		4-0 76 BB 1 1B 1-2 BB	2	0	1	0	1	0	2
25 Will Venable, L (6, 9) OBP: 0.348, SLG: 0.372										1	0	0	0	1	0	0
23 Adrián González, L (1, 3) OBP: 0.286, SLG: 0.462	0-0 SF7 3-H		0-0 F7		0-3 K		0-3 K		0-0 76 BB 1-2 2-3 1B	3	0	0	1	0	2	2
1 Everth Cabrera, S (7, 6) OBP: 0.267, SLG: 0.286										1	0	1	0	0	0	0
5 Kevin Kouzmanoff, R (1, 5) OBP: 0.469, SLG: 0.786	0-0 12 SF7 1-2 2-3 1B		1-0 1-2 2-3 HBP		0-0 12 1B 2B		0-0 1B		0-3 K	2	0	2	0	0	0	0
2 Edgar Gonzalez, R (6, 5) OBP: 0.429, SLG: 0.455										2	0	1	0	0	1	3
12 Scott Hairston, R (1, 7) OBP: 0.357, SLG: 0.273	0-0 SF7 1-2 2-3 3-H		0-3 K		0-0 30 WP 2-3 1B		0-3 K		4-0 1-2 2-3 3-H BB	3	0	1	1	0	2	4
76 Chad Huffman, R (7, 7) OBP: 0.486, SLG: 0.600										0	0	0	1	1	0	0
30 Eliezer Alfonzo, R (1, 2) OBP: 0.333, SLG: 0.538	0-0 P3		0-0 L8		0-3 K 1-2			0-3 K	0-0 F6	3	0	0	0	0	1	7
26 Jose Lobaton, S (6, 2) OBP: 0.385, SLG: 0.364										2	0	0	0	0	1	3
15 Luis Antonio Rodriguez, S (5, 6) OBP: 0.269, SLG: 0.292		0-0 G4-3		0-0 F7	0-3 K			0-3 K	0-0 F8	3	0	0	0	0	1	2
66 Kyle Blanks, R (7, 3) OBP: 0.397, SLG: 0.630										2	0	0	0	0	1	3
83 Walter Silva, R (1, 1) OBP: 0.500, SLG: 0.500		0-3 K		0-0 22 1B 1B		0-3 K		0-0 F8		2	0	1	0	0	1	0
85 Duaner Sanchez, R (5, 1)										0	0	0	0	0	0	0
7 Chase Headley, S (6, PH) OBP: 0.286, SLG: 0.425										1	0	0	0	0	1	0
Jae Kuk Ryu, R (6, 1)										0	0	0	0	0	0	0
65 Arturo Lopez, L (6, 1)										0	0	0	0	0	0	0
10 Matt Antonelli, R (8, PH) OBP: 0.361, SLG: 0.355										1	0	0	0	0	0	0
50 Joe Thatcher, L (8, 1)										0	0	0	0	0	0	0
Inning Stats	R: 2 E: 0 K: 0 S: 6 H: 3 LOB: 2 BB: 1 P: 10	R: 0 E: 0 K: 1 S: 5 H: 0 LOB: 0 BB: 0 P: 5	R: 0 E: 0 K: 1 S: 7 H: 2 LOB: 3 BB: 0 P: 8	R: 0 E: 0 K: 0 S: 5 H: 2 LOB: 2 BB: 0 P: 5	R: 0 E: 0 K: 3 S: 11 H: 2 LOB: 2 BB: 0 P: 11	R: 0 E: 0 K: 2 S: 7 H: 0 LOB: 0 BB: 0 P: 7	R: 0 E: 0 K: 2 S: 8 H: 1 LOB: 1 BB: 0 P: 8	R: 0 E: 0 K: 2 S: 7 H: 0 LOB: 0 BB: 0 P: 7	R: 2 E: 0 K: 1 S: 8 H: 2 LOB: 3 BB: 3 P: 21	1B: 10 2B: 1 3B: 0 HR: 1	SF: 2 SAC: 0 DP: 0 HBP: 1						

AB	37
R	4
H	12
RBI	4
BB	4
SO	12
LOB	27

WP: 1 PB: 0 SB: 0 CS: 0 PA: 44

PITCHER		IP	WLS	BF	H	R	ER	SO	BB	IBB	HBP	BLK	WP	HR	S	P	ERA	WHIP
49 Joe Martinez, R ERA: 5.17	(1, 1)	4.0		21	7	2	2	2	1	0	1	0	0	0	23	28	4.50	2.000
49 Brandon Medders, R ERA:	(5, 1)	1.0		5	2	0	0	3	0	0	0	0	1	0	11	11	0.00	2.000
38 Brian Wilson, R ERA:	(6, 1)	1.0	W	3	0	0	0	2	0	0	0	0	0	0	7	7	0.00	0.000
47 Merkin Valdez, R ERA: 7.94	(7, 1)	1.0		4	1	0	0	2	0	0	0	0	0	0	8	8	0.00	1.000
41 Jeremy Affeldt, L ERA: 6.55	(8, 1)	1.0		3	0	0	0	2	0	0	0	0	0	0	7	7	0.00	0.000

PITCHER		IP	WLS	BF	H	R	ER	SO	BB	IBB	HBP	BLK	WP	HR	S	P	ERA	WHIP
60 Francis Beltran, R ERA: 7.11	(9, 1)	0.1		6	2	2	2	1	3	0	0	0	0	1	6	19	54.00	15.000
56 Osiris Matos, R ERA: 0.93	(9, 1)	0.2		2	0	0	0	0	0	0	0	0	0	0	2	2	0.00	0.000

Batter	1	2	3	4	5	6	7	8	9	AB	R	H	RBI	BB	SO	LOB
2 Randy Winn, S (1, 9) OBP: 0.208, SLG: 0.217 81 Mike McBryde, R (6, 9) OBP: 0.600, SLG: 0.600 (7, 8)	G6-3		7 FC1-5 1B 1-2 2-H		P5	7 1B 14 1B 1B 1-3 2-H		K		3 2	0 1	1 1	1 1	0 0	0 1	1 0
7 Emmanuel Burriss, S (1, 6) OBP: 0.456, SLG: 0.472	G6-3		FC1-5 14 G6-3 1-2 2-3f			14 2B 1 1B 1B 14 1B 48 1B 1B 1-2 3-H		20 G1-3 20 WP HR 1B		5	3	3	1	0	0	2
14 Fred Lewis, L (1, 7) OBP: 0.366, SLG: 0.632 20 Steve Holm, R (7, 2) OBP: 0.250, SLG: 0.192	G4-3		G6-3 1-2f			1 1B 2B 48 1B 1B 1-3 2-H		G1-3 1-3		4 1	1 0	2 0	1 0	0 0	0 0	2 1
1 Bengie Molina, R (1, 2) OBP: 0.279, SLG: 0.405 Roger Kieschnick, L (6, PR) OBP: 0.429, SLG: 1.400 (7, 9)		G6-3		P6		48 2B 76 1B 1B K 2-H 3-H		HR 3-H		3 2	0 2	1 1	2 2	0 0	0 1	0 2
48 Pablo Sandoval, S (1, 5) OBP: 0.478, SLG: 0.682 85 Brett Pill, R (7, 3)		G4-3		F7		76 1B 2B 1-3 1B 3-H		K		4 1	1 0	2 0	1 0	0 0	0 1	0 0
76 Jesus Guzman, R (1, 3) OBP: 0.440, SLG: 0.872 (7, 7)	1B			G5-3		19 1B 23 1B 1B 2-H 3-H L8				4	1	2	2	0	0	2
33 Aaron Rowand, R (1, 8) OBP: 0.239, SLG: 0.364 47 Merkin Valdez, R (7, 1) 87 Angel Villalona, R (7, PH) 41 Jeremy Affeldt, L (8, 1) 60 Francis Beltran, R (9, 1) 56 Osiris Matos, R (9, 1)	L7				G1-3	K	K			3 0 1 0 0 0	0 0 0 0 0 0	0 0 0 0 0 0	0 0 0 0 0 0	1 0 1 0 0 0	0 0 0 0 0 0	2 0 0 0 0 0
19 Kevin Frandsen, R (1, 4) OBP: 0.383, SLG: 0.463			49 SH 2 1B BB		18 WP 2B	23 1B 81 1B 1B 1-2	K			3	2	2	0	1	1	0
49 Joe Martinez, L (1, 1) 49 Brandon Medders, R (5, 1) 18 Nick Noonan, L (5, PH) OBP: 0.250, SLG: 1.000 38 Brian Wilson, R (6, 1) 23 Juan Uribe, R (6, PH) OBP: 0.289, SLG: 0.444 (7, 5)			SH 7 FC1-5 2 1B 1-2		K 2-3	81 1B 7 1B 1B 1-2 2-H	F9			0 0 1 0 2	0 0 0 0 1	0 0 0 0 1	0 0 0 0 1	0 0 1 0 0	0 0 1 0 0	0 0 1 0 0
Inning Stats	R: 0 E: 0 K: 0 S: 3 H: 0 LOB: 0 BB: 0 P: 3	R: 0 E: 0 K: 0 S: 4 H: 1 LOB: 1 BB: 0 P: 4	R: 1 E: 0 K: 0 S: 4 H: 1 LOB: 1 BB: 1 P: 8	R: 0 E: 0 K: 0 S: 3 H: 0 LOB: 0 BB: 0 P: 3	R: 0 E: 0 K: 1 S: 6 H: 1 LOB: 1 BB: 0 P: 7	R: 9 E: 0 K: 2 S: 18 H: 11 LOB: 2 BB: 0 P: 18	R: 0 E: 0 K: 2 S: 7 H: 0 LOB: 0 BB: 0 P: 7	R: 2 E: 0 K: 2 S: 9 H: 2 LOB: 0 BB: 0 P: 12		1B: 12 2B: 3 3B: 0 HR: 1		SF: 0 SAC: 1 DP: 1 HBP: 0		WP: 2 PB: 0 SB: 0 CS: 0		PA: 41

BOTTOM

San Diego Padres @ San Francisco Giants

Scottsdale Stadium, Scottsdale, AZ

Sat Mar 21 2009, 6:10 PM EDT

Att. 11,022 - Partly Cloudy - 85 F

livebaseballscorecards.com

AB	39
R	12
H	16
RBI	12
BB	1
SO	7
LOB	13

PITCHER		IP	WLS	BF	H	R	ER	SO	BB	IBB	HBP	BLK	WP	HR	S	P	ERA	WHIP
83 Walter Silva, R ERA: 1.5	(1, 1)	4.0		15	2	1	1	0	1	0	0	0	0	0	14	18	2.25	0.750
85 Duaner Sanchez, R ERA: 3.0	(5, 1)	1.0	H	4	1	0	0	1	0	0	0	0	1	0	6	7	0.00	1.000
Jae Kuk Ryu, R ERA: 11.88	(6, 1)	0.1	L	9	8	8	8	1	0	0	0	0	0	0	11	11	216.00	24.000
65 Arturo Lopez, L ERA: 3.12	(6, 1)	1.2		8	3	1	1	3	0	0	0	0	0	0	14	14	5.40	1.800
50 Joe Thatcher, L ERA: 4.15	(8, 1)	1.0		5	2	2	2	2	0	0	0	0	1	1	9	12	18.00	2.000

PITCHER	IP	WLS	BF	H	R	ER	SO	BB	IBB	HBP	BLK	WP	HR	S	P	ERA	WHIP

Batter	1	2	3	4	5	6	7	8	9	AB	R	H	RBI	BB	SO	LOB
59 Andres Torres, S (1, 8) OBP: 0.500, SLG: 0.628 Clay Timpner, L (6, 8) OBP: 0.500, SLG: 0.500	C C C 0-3 ① K		X 0-0 ② P6			X 0-0 16 WP 10 HR 1B	C X 0-1 ② F9 1-3		X 0-0 13 2B 29 SF9 2-H 1B	3 1 1 0 0 1 0 2 1 1 1 0 0 1						
16 Edgar Renteria, R (1, 6) OBP: 0.250, SLG: 0.340 13 Brian Bocock, R (6, 6) OBP: 0.381, SLG: 0.500	X 0-0 ② G4-3		X 0-0 ③ G5-3			B S S S 1-3 ① K 1-2	X 0-0 WP S 3-H 1B		X 0-0 29 SF9 1-3 2B	3 0 0 0 0 1 1 2 0 2 1 0 0 0						
12 Nate Schierholtz, L (1, 9) OBP: 0.409, SLG: 0.526 Brian Horwitz, R (6, 9) OBP: 0.750, SLG: 0.667	X 0-0 ③ G3			X 0-0 35 G5-4-3 1B		X 0-0 ② F7	B B B B 4-0 1-3 BB		X 0-0 1B	3 0 1 0 0 0 1 1 0 1 0 1 0 0						
35 Rich Aurilia, R (1, 10) OBP: 0.487, SLG: 0.516 72 Eli Whiteside, R (9, PH) (9, 10)		X 0-0 ① G6-3		X 0-0 ① ② G5-4-3 1-2f		B B B B 4-0 10 HR BB	F X 0-1 ③ F8		S S S 0-3 ① K	3 1 0 0 1 0 3 1 0 0 0 0 1 3						
10 Travis Ishikawa, L (1, 3) OBP: 0.327, SLG: 0.667 29 Scott McClain, R (6, 3) OBP: 0.321, SLG: 0.480		X 0-0 57 2B 1B		C B S X 1-2 HR		C X 0-1 1-H 2-H HR		X 0-0 1B	X 0-0 ② SF9 2-3 3-H	3 2 3 4 0 0 0 1 0 1 1 0 0 0						
57 Ryan Rohlinger, R (1, 5) OBP: 0.269, SLG: 0.840		X 0-0 1-3 2B		X 0-0 ③ G1-3		X 0-0 ③ F9		X 0-0 ① P4	X 0-0 ③ F9	5 0 1 0 0 0 3						
21 John Bowker, L (1, 7) OBP: 0.317, SLG: 0.377		X 0-0 ② G1-3			X 0-0 ① F8		X 0-0 ① F7	X 0-0 ② F8		4 0 0 0 0 0 3						
28 Buster Posey, R (1, 2) OBP: 0.435, SLG: 0.789 73 Jackson Williams, R (7, 2) OBP: 0.375, SLG: 0.286		X 0-0 ③ G5-3			X 0-0 ② F9		B X 1-0 HR	X 0-0 ③ G5-3		3 1 1 1 0 0 2 1 0 0 0 0 0 1						
8 Eugenio Velez, S (1, 4) OBP: 0.358, SLG: 0.529 74 Matt Downs, R (7, 4) OBP: 0.344, SLG: 0.533			S S S 0-3 ① K		X 0-0 ③ G3		X 0-0 F9 S 13 1B 1B		X 0-0 1B 2B	3 1 1 0 0 1 0 1 1 1 0 0 0 0						
Inning Stats	R: 0 H: 0 E: 0 LOB: 0 K: 1 BB: 0 S: 5 P: 5	R: 0 H: 2 E: 0 LOB: 2 K: 0 BB: 0 S: 5 P: 5	R: 0 H: 0 E: 0 LOB: 0 K: 1 BB: 0 S: 5 P: 5	R: 1 H: 2 E: 0 LOB: 0 K: 0 BB: 0 S: 6 P: 7	R: 0 H: 0 E: 0 LOB: 0 K: 0 BB: 0 S: 3 P: 3	R: 3 H: 2 E: 0 LOB: 0 K: 1 BB: 1 S: 8 P: 13	R: 2 H: 3 E: 0 LOB: 2 K: 0 BB: 1 S: 8 P: 13	R: 0 H: 1 E: 0 LOB: 1 K: 0 BB: 0 S: 4 P: 4	R: 2 H: 4 E: 0 LOB: 2 K: 1 BB: 0 S: 9 P: 9	1B: 8 SF: 1 2B: 3 SAC: 0 3B: 0 DP: 1 HR: 3 HBP: 0						

PITCHER		IP	WLS	BF	H	R	ER	SO	BB	IBB	HBP	BLK	WP	HR	S	P	ERA	WHIP
76 Trevor Cahill, R ERA: 3.94	(1, 1)	5.0		18	4	1	1	2	0	0	0	0	0	1	24	25	1.80	0.800
48 Michael Wuertz, R ERA: 9.72	(6, 1)	1.0	L	6	2	3	3	1	1	0	0	0	1	1	8	13	27.00	3.000
36 Russ Springer, R ERA: 5.14	(7, 1)	1.0		7	3	2	2	0	1	0	0	0	1	1	8	13	18.00	4.000
45 Chris Schroder, R ERA: 9.0	(8, 1)	2.0		11	5	2	2	1	0	0	0	0	0	0	13	13	9.00	2.500

PITCHER	IP	WLS	BF	H	R	ER	SO	BB	IBB	HBP	BLK	WP	HR	S	P	ERA	WHIP

TOP

San Francisco Giants @ Oakland Athletics

Phoenix Municipal Stadium, Phoenix, AZ

Sat Mar 21 2009, 4:05 PM EDT

Att. 7,062 - Sunny - 84 F

livebaseballscorecards.com

AB	39
R	8
H	14
RBI	8
BB	2
SO	4
LOB	18

1B: 8	SF: 1	WP: 2	PA: 42
2B: 3	SAC: 0	PB: 0	
3B: 0	DP: 1	SB: 2	
HR: 3	HBP: 0	CS: 0	

BOTTOM

San Francisco Giants @ Oakland Athletics

Phoenix Municipal Stadium, Phoenix, AZ

Sat Mar 21 2009, 4:05 PM EDT

Att. 7,062 - Sunny - 84 F

livebaseballscorecards.com

Batter	1	2	3	4	5	6	7	8	9	AB	R	H	RBI	BB	SO	LOB
1 Nomar Garciaparra, R (1, 5) OBP: 0.571, SLG: 0.667 Alex Valdez, S (5, 5)	0-0 1B	0-0 1-2 2-3 3-H 1B		0-0 P5 ①			0-0 G4-1 ①		C C C 0-3 ②	3	0	2	1	0	0	0
										2	0	0	0	0	1	1
8 Kurt Suzuki, R (1, 2) OBP: 0.306, SLG: 0.400 61 Joel Galarraga, R (7, 2) OBP: 0.409, SLG: 0.350	S S S 0-3 K ①	0-0 F8 ③		0-0 F7 ②			0-0 G5-3 ②		B C C C 1-3 1-2 K ③	3	0	0	0	0	1	4
										2	0	0	0	0	1	1
16 Jason Giambi, L (1, 3) OBP: 0.351, SLG: 0.276 77 Sean Doolittle, L (5, 3) OBP: 0.448, SLG: 0.654	0-0 P6 ②		B B B 4-0 57 2B 5 1B BB	0-0 G4-3 ③			0-0 G3 ③			2	0	0	0	1	0	1
										1	0	0	0	0	0	0
5 Matt Holliday, R (1, 7) OBP: 0.371, SLG: 0.394 23 Matt Carson, R (6, 7) OBP: 0.462, SLG: 0.619 (7, 8)	0-0 L8 ③		0-0 1-2 57 2B 1B		0-0 G3 ①			H 1-0 7 G5-4-3 57 1B HBP		3	1	1	0	0	0	1
										0	0	0	0	0	0	0
57 Aaron Cunningham, R (1, 9) OBP: 0.444, SLG: 0.657 Jermaine Mitchell, L (9, 9)		0-0 G5-3 ①	C X 0-1 1-H 2-3 7 2B 2B		C C C 0-3 K ②			0-0 1-2 7 G5-4-3 1B		4	1	2	1	0	1	0
										0	0	0	0	0	0	0
7 Bobby Crosby, R (1, 10) OBP: 0.275, SLG: 0.361		0-0 2 BB 19 HBP 26 FC3-2 1B	0-0 19 1B 2 FC1-5-2 2-H 2B		0-0 P2 ③			0-0 G5-4-3 ① ② ③ 1-2f 2-3f		4	0	2	1	0	0	2
19 Chris Denorfia, R (1, 8) OBP: 0.440, SLG: 0.455 Danny Putnam, L (7, 7) OBP: 1.000, SLG: 4.000	H 1-0 26 FC3-2 2 BB 1 1B 1-2 HBP	0-0 2 FC1-5-2 2-3 1B			0-0 P3 ①				C B C X 1-2 HR	2	1	1	0	0	0	0
										1	1	1	1	0	0	0
2 Gregorio Petit, R (1, 6) OBP: 0.311, SLG: 0.372	B B B 4-0 1 1B 26 FC3-2 1-2 2-3 BB	0-0 FC1-5-2 1-3 3-H ②			S S S 0-3 K ②				X 0-0 L6 ①	3	0	0	0	1	1	2
26 Corey Wimberly, S (1, 4) OBP: 0.317, SLG: 0.222	0-0 FC3-2 1 1B 1-2 2-3 3-Hf ②	0-0 G6-3 ③			0-0 F7 ③				B B B B 4-0 61 WP BB	3	0	0	0	1	0	5
Inning Stats	R: 0 H: 1 E: 0 LOB: 1 K: 1 BB: 0 S: 6 P: 6	R: 1 H: 2 E: 0 LOB: 3 K: 0 BB: 1 S: 5 P: 10	R: 2 H: 4 E: 0 LOB: 2 K: 0 BB: 1 S: 7 P: 11	R: 0 H: 0 E: 0 LOB: 0 K: 0 BB: 0 S: 3 P: 3	R: 0 H: 0 E: 0 LOB: 0 K: 1 BB: 0 S: 5 P: 5		R: 0 H: 0 E: 0 LOB: 0 K: 1 BB: 0 S: 5 P: 5	R: 0 H: 0 E: 0 LOB: 0 K: 0 BB: 0 S: 3 P: 3	R: 0 H: 1 E: 0 LOB: 0 K: 0 BB: 0 S: 2 P: 3	R: 1 H: 1 E: 0 LOB: 1 K: 2 BB: 1 S: 10 P: 16	1B: 6 SF: 0 2B: 2 SAC: 0 3B: 1 DP: 0 HR: 1 HBP: 2						

	AB	33
	R	4
	H	9
	RBI	4
	BB	3
	SO	5
	LOB	17

WP: 1 PA: 38
PB: 0
SB: 0
CS: 0

PITCHER	IP	WLS	BF	H	R	ER	SO	BB	IBB	HBP	BLK	WP	HR	S	P	ERA	WHIP
68 Kevin Pucetas, R (1, 1) ERA: 6.08	4.0		21	7	3	3	1	2	0	1	0	0	0	21	30	6.75	2.250
70 Ronnie Ray, R (5, 1) ERA: 10.8	1.0	W	3	0	0	0	1	0	0	0	0	0	0	5	5	0.00	0.000
45 Justin Miller, R (6, 1) ERA:	2.0	H	6	0	0	0	1	0	0	0	0	0	0	8	8	0.00	0.000
63 Waldis Joaquin, R (8, 1) ERA: 2.08	1.0	H	3	1	0	0	0	0	0	1	0	0	0	2	3	0.00	1.000
Jack Taschner, L (9, 1) ERA: 6.23	1.0		5	1	1	1	2	1	0	0	0	1	1	10	16	9.00	2.000

PITCHER	IP	WLS	BF	H	R	ER	SO	BB	IBB	HBP	BLK	WP	HR	S	P	ERA	WHIP

Batter	1	2	3	4	5	6	7	8	9	AB	R	H	RBI	BB	SO	LOB
2 Randy Winn, S (1, 9) OBP: 0.250, SLG: 0.320	HR	G3	1B			16 CS 1B		13 BB 1B		4	1	3	3	0	0	1
59 Andres Torres, S (6, PR) OBP: 0.510, SLG: 0.636										1	0	1	1	0	0	0
(6, 9)																
(8, 8)																
16 Edgar Renteria, R (1, 6) OBP: 0.250, SLG: 0.333	L8	14 2B 1 1B 1B	L6			K		BB		4	1	1	1	0	1	2
13 Brian Bocock, R (6, 6) OBP: 0.409, SLG: 0.500										0	0	0	0	1	0	0
14 Fred Lewis, L (1, 7) OBP: 0.400, SLG: 0.659	BB	1 1B 2B		48 CS 1B			K	L9		3	1	2	0	1	1	0
23 Juan Uribe, R (7, 5) OBP: 0.283, SLG: 0.435										1	0	0	0	0	0	3
1 Bengie Molina, R (1, 2) OBP: 0.298, SLG: 0.413	K	1B		P4			48 G6-4-3 1B		G6-3	4	0	2	2	0	1	2
8 Eugenio Velez, S (7, PR) OBP: 0.352, SLG: 0.519										1	0	0	0	0	0	0
(7, 7)																
48 Pablo Sandoval, S (1, 5) OBP: 0.440, SLG: 0.625	F7	K		K			G6-4-3		57 FC5 2B	4	0	0	0	0	2	4
20 Steve Holm, R (7, 2) OBP: 0.276, SLG: 0.259										1	0	1	0	0	0	0
10 Travis Ishikawa, L (1, 3) OBP: 0.351, SLG: 0.655		33 HR 1B	57 SH2-4 19 2 1B 1B		G3			G3-1	HBP	4	2	2	0	0	0	0
33 Aaron Rowand, R (1, 8) OBP: 0.260, SLG: 0.438		HR	K		F8			35 FC6-4 1B	K	4	1	2	2	0	1	1
43 Alex Hinshaw, L (8, 1)										0	0	0	0	0	0	0
29 Scott McClain, R (9, PH) OBP: 0.310, SLG: 0.462										1	0	0	0	0	1	2
19 Kevin Frandsen, R (1, 4) OBP: 0.397, SLG: 0.474		2 G3 57 WP 16 1B 1B	57 SH2-4 2 1B 1B		G1-3			FC6-4 59 1B	FC5	3	2	2	0	0	0	0
40 Billy Sadler, R (5, 1)										0	0	0	0	0	0	0
46 Bob Howry, L (7, 1)										0	0	0	0	0	0	0
35 Rich Aurilia, R (8, PH) OBP: 0.475, SLG: 0.500										1	1	0	0	0	0	1
21 John Bowker, L (8, 9) OBP: 0.317, SLG: 0.377										0	0	0	0	0	0	0
57 Ryan Rohlinger, R (9, PH) OBP: 0.259, SLG: 0.608										1	0	0	0	0	0	2
57 Jonathan Sánchez, L (1, 1)	K	SH2-4				K2-3		13 BB 59 1B BB		1	0	0	0	0	1	1
56 Osiris Matos, R (4, 1)										0	0	0	0	0	0	0
7 Emmanuel Burriss, S (5, 4) OBP: 0.458, SLG: 0.463										1	0	0	0	1	1	0
Inning Stats	R: 1 E: 0 K: 1 S: 7 H: 1 LOB: 1 BB: 1 P: 11	R: 5 E: 0 K: 2 S: 14 H: 6 LOB: 1 BB: 0 P: 15	R: 2 E: 0 K: 1 S: 8 H: 3 LOB: 1 BB: 0 P: 8	R: 0 E: 0 K: 1 S: 5 H: 1 LOB: 1 BB: 0 P: 5	R: 0 E: 0 K: 0 S: 3 H: 0 LOB: 0 BB: 0 P: 3	R: 0 E: 0 K: 2 S: 7 H: 1 LOB: 1 BB: 0 P: 7	R: 0 E: 0 K: 1 S: 5 H: 1 LOB: 1 BB: 0 P: 5	R: 1 E: 1 K: 0 S: 5 H: 2 LOB: 3 BB: 2 P: 13	R: 0 E: 0 K: 1 S: 6 H: 1 LOB: 2 BB: 0 P: 8	1B: 12 2B: 4 3B: 0 HR: 2	SF: 0 SAC: 1 DP: 3 HBP: 1	WP: 1 PB: 0 SB: 0 CS: 2	PA: 44			

PITCHER		IP	WLS	BF	H	R	ER	SO	BB	IBB	HBP	BLK	WP	HR	S	P	ERA	WHIP
45 Mark DiFelice, R ERA: 6.3	(1, 1)	2.0		14	7	6	6	3	1	0	0	0	1	2	21	26	27.00	4.000
12 Carlos Villanueva, R ERA: 7.94	(3, 1)	3.0		12	4	2	2	2	0	0	0	0	0	0	16	16	6.00	1.333
60 Todd Coffey, R ERA: 2.7	(6, 1)	2.0	W	6	2	0	0	3	0	0	0	0	0	0	12	12	0.00	1.000
66 Chris Narveson, L ERA: 6.0	(8, 1)	2.0	S	12	3	1	1	1	2	0	1	0	0	0	11	21	4.50	2.500

PITCHER	IP	WLS	BF	H	R	ER	SO	BB	IBB	HBP	BLK	WP	HR	S	P	ERA	WHIP

TOP

San Francisco Giants @ Milwaukee Brewers

Maryvale Baseball Park, Phoenix, AZ

Sun Mar 22 2009, 4:05 PM EDT

Att. 6,543 - Sunny - 80 F

livebaseballscorecards.com

AB	39
R	9
H	16
RBI	9
BB	3
SO	9
LOB	19

Batter	1	2	3	4	5	6	7	8	9	AB	R	H	RBI	BB	SO	LOB
23 Rickie Weeks Jr., R (1, 4) OBP: 0.429, SLG: 0.543	x 0-0 F9 ①		B C x 1-1 1-H HR	S S S 0-3 K ③	C C C 0-3 K ③		x 0-0 2B 2B			4	1	1	2	0	2	2
60 Todd Coffey, R (6, 1)										0	0	0	0	0	0	0
30 Craig Counsell, L (7, PH) OBP: 0.500, SLG: 0.657										1	1	1	0	0	0	0
66 Chris Narveson, L (8, 1)										0	0	0	0	0	0	0
7 J.J. Hardy, R (1, 6) OBP: 0.460, SLG: 0.750	C C C 0-3 K ②		x 0-0 1 SF3 3B		x 0-0 2 25 2B 1B	B B B B 4-0 28 1B BB	S S S 0-3 K ②			3	2	2	0	1	1	0
21 Alcides Escobar, R (6, PR) OBP: 0.268, SLG: 0.350 (7, 6)										1	0	0	0	0	1	1
1 Corey Hart, R (1, 9) OBP: 0.460, SLG: 0.911	S S S 0-3 K ③		x 0-0 SF3 ① 3-H		C C C 0-3 K ①	x 0-0 F7 ①	x 0-0 2-H 2B			3	0	0	1	0	2	2
Mike Lamb, L (7, 3) OBP: 0.298, SLG: 0.333										1	0	1	1	0	0	0
28 Prince Fielder, L (1, 3) OBP: 0.439, SLG: 0.659		x 0-0 F7 ①	x 0-0 2B		x 0-0 F8 ②	x 0-0 1-3 24 WP 1B	x 0-0 G6-3 ③			4	0	2	0	0	0	1
3 Trot Nixon, L (6, PR) OBP: 0.233, SLG: 0.216 (7, 8)										1	0	0	0	0	0	1
2 Bill Hall, R (1, 5) OBP: 0.368, SLG: 0.632		x 0-0 25 BB 1B	S S S 0-3 K ②		x 0-0 1-2 25 2B 1B	B B B B 4-0 1-2 BB		x 0-0 G1-3 ①		3	1	2	0	0	1	1
24 Mat Gamel, L (6, 5) OBP: 0.333, SLG: 0.458										1	0	0	0	1	0	0
25 Mike Cameron, R (1, 8) OBP: 0.316, SLG: 0.375	B B B B 4-0 18 FC5-4 1-2 BB	x 0-0 G5-3 ③			x 0-0 1-H 2-H 16 1B 2B	S S S 0-3 K ②		x 0-0 L7 ②		3	1	1	2	1	1	4
61 Jason Bourgeois, R (7, 7) OBP: 0.200, SLG: 0.200										1	0	0	0	0	0	0
16 Chris Duffy, L (1, 7) OBP: 0.385, SLG: 0.571	C C C 0-3 K ②			S S S 0-3 K ①	x 0-0 2-H 18 S 18 3B 1B	x 0-0 G3 ③		x 0-0 G1-3 ③		3	1	1	1	0	2	2
9 Hernan Iribarren, L (6, 4) OBP: 0.241, SLG: 0.231										2	0	0	0	0	0	3
18 Jason Kendall, R (1, 2) OBP: 0.262, SLG: 0.512	x 0-0 1-2f FC5-4 ③			B C x 1-1 HR	B x 1-0 1-H 3B		x 0-0 G6-3 ①			4	1	2	2	0	0	2
10 Vinny Rottino, R (8, 2) OBP: 0.125, SLG: 0.125										0	0	0	0	0	0	0
45 Mark DiFelice, R (1, 1)			B B B B 4-0 23 HR BB	x 0-0 G3 ②	B B B B 4-0 BB		x 0-0 HR			0	0	0	0	0	0	0
12 Carlos Villanueva, R (3, 1)										1	1	0	0	1	0	0
27 Brad Nelson, L (5, PH) OBP: 0.490, SLG: 0.700 (6, 7) (7, 9)										1	1	1	1	1	0	0
Inning Stats	R: 0 E: 0 K: 2 S: 7 H: 0 LOB: 0 BB: 0 P: 7	R: 0 E: 0 K: 1 S: 6 H: 1 LOB: 2 BB: 1 P: 10	R: 3 E: 0 K: 1 S: 9 H: 3 LOB: 1 BB: 1 P: 14	R: 1 E: 0 K: 2 S: 9 H: 1 LOB: 0 BB: 0 P: 10	R: 4 E: 0 K: 2 S: 12 H: 5 LOB: 2 BB: 1 P: 17	R: 0 E: 0 K: 1 S: 6 H: 1 LOB: 3 BB: 2 P: 14	R: 2 E: 0 K: 1 S: 8 H: 3 LOB: 1 BB: 0 P: 8	R: 0 E: 0 K: 0 S: 3 H: 0 LOB: 0 BB: 0 P: 3		1B: 5 2B: 4 3B: 2 HR: 3	SF: 1 SAC: 0 DP: 0 HBP: 0						

BOTTOM

San Francisco Giants @ Milwaukee Brewers

Maryvale Baseball Park, Phoenix, AZ

Sun Mar 22 2009, 4:05 PM EDT

Att. 6,543 - Sunny - 80 F

livebaseballscorecards.com

AB	37
R	10
H	14
RBI	10
BB	5
SO	10
LOB	19

1B: 5 SF: 1 WP: 1 PA: 43
2B: 4 SAC: 0 PB: 0
3B: 2 DP: 0 SB: 1
HR: 3 HBP: 0 CS: 0

PITCHER		IP	WLS	BF	H	R	ER	SO	BB	IBB	HBP	BLK	WP	HR	S	P	ERA	WHIP
57 Jonathan Sánchez, L ERA: 6.75	(1, 1)	3.2		18	5	4	4	5	2	0	0	0	0	2	28	38	9.82	1.909
56 Osiris Matos, R ERA: 4.22	(4, 1)	1.0		8	5	4	4	2	0	0	0	0	0	0	12	13	36.00	5.000
40 Billy Sadler, R ERA: 10.8	(5, 1)	1.1		8	1	0	0	2	3	0	0	0	1	0	9	21	0.00	3.000
46 Bob Howry, R ERA: 3.6	(7, 1)	1.0	L	6	3	2	2	1	0	0	0	0	0	1	8	8	18.00	3.000
43 Alex Hinshaw, L ERA: 5.4	(8, 1)	1.0		3	0	0	0	0	0	0	0	0	0	0	3	3	0.00	0.000

PITCHER	IP	WLS	BF	H	R	ER	SO	BB	IBB	HBP	BLK	WP	HR	S	P	ERA	WHIP

Seattle Mariners @ San Francisco Giants

Scottsdale Stadium, Scottsdale, AZ

Mon Mar 23 2009, 4:05 PM EDT

Att. 8,590 - Sunny - 68 F

livebaseballscorecards.com

Batter	1	2	3	4	5	6	7	8	9	AB	R	H	RBI	BB	SO	LOB
10 Endy Chavez, L (1, 7)	G4-3		F8			G6-3		SF7 1-2 3-H		3	0	0	1	0	0	1
7 Yuniesky Betancourt, R (1, 6) OBP: 0.387, SLG: 0.710	G5-3		4 CS 2B 2-H			G4-3		G6-3		4	0	1	1	0	0	2
4 Jose Lopez, R (1, 4) OBP: 0.300, SLG: 0.500	F9		CS 2-3	G3			5 G5-3 25 SF7 2B		13 G6-3 25 1B 2B	4	2	2	0	0	0	0
5 Mike Sweeney, R (1, 3) OBP: 0.393, SLG: 0.500		P4		F7			G5-3 2-3		G6-3 2-3	3	0	0	0	0	0	1
13 Chris Shelton, R (7, 3) OBP: 0.556, SLG: 0.763		B B HR		F9			SF7 3-H		21 G6-4-3 3-H 1B	1	0	0	0	0	0	1
25 Wladimir Balentien, R (1, 9) OBP: 0.442, SLG: 0.667		F9			C C S K		F9		G6-4-3 1-2f	3	1	2	3	0	0	0
21 Franklin Gutierrez, R (1, 8) OBP: 0.358, SLG: 0.417		G1-3			P4			G5-3		4	0	0	0	0	1	1
27 Matt Tuiasosopo, R (1, 5) OBP: 0.448, SLG: 0.660			7 2B 2B		F9			9 WP 10 SF7 2B		3	0	0	0	0	0	0
12 Michael Morse, R (8, 5) OBP: 0.362, SLG: 0.415			B2-4			G5-3		B B B 4-0 10 SF7 2-3 BB		3	2	2	0	0	0	0
71 Chris Jakubauskas, L (1, 1)										1	0	0	0	0	0	1
6 Chris Woodward, R (6, PH) OBP: 0.280, SLG: 0.500										1	0	0	0	0	0	0
53 David Aardsma, R (6, 1)										0	0	0	0	0	0	0
9 Jeff Clement, L (8, PH) OBP: 0.341, SLG: 0.286										0	0	0	0	1	0	0
94 Brent Johnson, R (8, PR) OBP: 0.667, SLG: 0.667										0	0	0	0	0	0	0
20 Denny Stark, R (8, 1)										0	0	0	0	0	0	0
67 Jesus Delgado, R (9, 1)										0	0	0	0	0	0	0
Inning Stats	R: 0 E: 0 K: 0 S: 4 / H: 0 LOB: 0 BB: 0 P: 4	R: 1 E: 0 K: 0 S: 4 / H: 1 LOB: 0 BB: 0 P: 6	R: 1 E: 0 K: 0 S: 4 / H: 2 LOB: 0 BB: 0 P: 5	R: 0 E: 0 K: 0 S: 3 / H: 0 LOB: 0 BB: 0 P: 3	R: 0 E: 0 K: 1 S: 5 / H: 0 LOB: 0 BB: 0 P: 5	R: 0 E: 0 K: 0 S: 3 / H: 0 LOB: 0 BB: 0 P: 3	R: 1 E: 0 K: 0 S: 4 / H: 1 LOB: 0 BB: 0 P: 4	R: 1 E: 0 K: 0 S: 4 / H: 1 LOB: 2 BB: 1 P: 8	R: 1 E: 0 K: 0 S: 4 / H: 2 LOB: 0 BB: 0 P: 4	1B: 1 2B: 5 3B: 0 HR: 1	SF: 2 SAC: 0 DP: 1 HBP: 0	WP: 1 PB: 0 SB: 0 CS: 1	PA: 34				

PITCHER	IP	WLS	BF	H	R	ER	SO	BB	IBB	HBP	BLK	WP	HR	S	P	ERA	WHIP
51 Randy Johnson, L (1, 1) ERA: 2.38	3.0	L	11	3	2	2	0	0	0	0	0	0	1	12	15	6.00	1.000
55 Tim Lincecum, R (4, 1) ERA: 3.78	6.0		22	4	3	3	1	1	0	0	0	1	0	23	27	4.50	0.833

PITCHER	IP	WLS	BF	H	R	ER	SO	BB	IBB	HBP	BLK	WP	HR	S	P	ERA	WHIP

TOP	
AB	30
R	5
H	7
RBI	5
BB	1
SO	1
LOB	7

BOTTOM

Seattle Mariners @ San Francisco Giants

Scottsdale Stadium, Scottsdale, AZ

Mon Mar 23 2009, 4:05 PM EDT

Att. 8,590 - Sunny - 68 F

livebaseballscorecards.com

Batter	1	2	3	4	5	6	7	8	9	AB	R	H	RBI	BB	SO	LOB
2 Randy Winn, S (1, 9) OBP: 0.255, SLG: 0.308	F8		BB		K			K		2	0	0	0	1	1	0
59 Andres Torres, S (6, 9) OBP: 0.500, SLG: 0.622 (7, 8)										1	0	0	0	0	1	0
16 Edgar Renteria, R (1, 6) OBP: 0.236, SLG: 0.315	G4-3		F9			G6-3		G2-3		3	0	0	0	0	0	1
19 Kevin Frandsen, R (7, 6) OBP: 0.391, SLG: 0.466										1	0	0	0	0	0	0
48 Pablo Sandoval, S (1, 5) OBP: 0.463, SLG: 0.692	HR		K			1B		1B		4	1	3	1	0	1	1
1 Bengie Molina, R (1, 2) OBP: 0.280, SLG: 0.388	P4			G5-3		F9		G5-3		3	0	0	0	0	0	1
28 Buster Posey, R (7, 2) OBP: 0.417, SLG: 0.750				G6-3		K				1	0	0	0	0	0	1
33 Aaron Rowand, R (1, 8) OBP: 0.245, SLG: 0.412		G6-3		BB			F7		G4-3	3	0	0	0	0	1	1
Brian Horwitz, R (7, 7) OBP: 0.600, SLG: 0.500										1	0	0	0	0	0	0
35 Rich Aurilia, R (1, 3) OBP: 0.488, SLG: 0.500		8 1B 1B		L3			F8		P3	4	0	1	0	0	0	1
21 John Bowker, L (8, 3) OBP: 0.311, SLG: 0.370																
8 Eugenio Velez, S (1, 7) OBP: 0.345, SLG: 0.500 (7, 9)		7 G6-3 1-2 1B														
7 Emmanuel Burriss, S (1, 4) OBP: 0.452, SLG: 0.446		G6-3 1-2f			G4-3		BB			2	0	0	0	1	0	2
74 Matt Downs, R (8, 4) OBP: 0.344, SLG: 0.533										0	0	0	0	0	0	0
51 Randy Johnson, R (1, 1)			F7		K		K			0	0	0	0	0	0	0
10 Travis Ishikawa, L (3, PH) OBP: 0.345, SLG: 0.643										1	0	0	0	0	0	0
55 Tim Lincecum, L (4, 1)										2	0	0	0	0	2	1
Inning Stats	R: 1 E: 0 K: 0 S: 4 H: 1 LOB: 0 BB: 0 P: 4	R: 0 E: 0 K: 0 S: 4 H: 2 LOB: 1 BB: 0 P: 4	R: 0 E: 0 K: 1 S: 5 H: 0 LOB: 1 BB: 1 P: 9	R: 0 E: 0 K: 0 S: 3 H: 0 LOB: 1 BB: 1 P: 7	R: 0 E: 0 K: 2 S: 7 H: 0 LOB: 0 BB: 0 P: 7	R: 0 E: 0 K: 1 S: 6 H: 1 LOB: 1 BB: 0 P: 6	R: 0 E: 0 K: 1 S: 5 H: 0 LOB: 1 BB: 1 P: 9	R: 0 E: 0 K: 1 S: 6 H: 1 LOB: 1 BB: 0 P: 6	R: 0 E: 0 K: 0 S: 3 H: 0 LOB: 0 BB: 0 P: 3	1B: 4 2B: 0 3B: 0 HR: 1 SF: 0 SAC: 0 DP: 1 HBP: 0						

	AB	31
	R	1
	H	5
	RBI	1
	BB	3
	SO	6
	LOB	9

WP: 0 PB: 0 SB: 0 CS: 0 PA: 34

PITCHER	IP	WLS	BF	H	R	ER	SO	BB	IBB	HBP	BLK	WP	HR	S	P	ERA	WHIP
71 Chris Jakubauskas, R (1, 1) ERA: 2.16	5.0	W	19	3	1	1	3	2	0	0	0	0	1	23	31	1.80	1.000
53 David Aardsma, R (6, 1) ERA: 2.7	2.0	H	8	1	0	0	2	1	0	0	0	0	0	11	15	0.00	1.000
20 Denny Stark, R (8, 1) ERA: 2.35	1.0	H	4	1	0	0	1	0	0	0	0	0	0	6	6	0.00	1.000
67 Jesus Delgado, R (9, 1) ERA: 7.94	1.0		3	0	0	0	0	0	0	0	0	0	0	3	3	0.00	0.000

PITCHER	IP	WLS	BF	H	R	ER	SO	BB	IBB	HBP	BLK	WP	HR	S	P	ERA	WHIP

Batter	1	2	3	4	5	6	7	8	9	AB	R	H	RBI	BB	SO	LOB
59 Andres Torres, S (1, 8) OBP: 0.482, SLG: 0.583 21 John Bowker, L (6, 7) OBP: 0.306, SLG: 0.364 (7, 9)	E5 7 1B	E5 7 3B 1-2 2-3		L3		BB			K	3 1	1 0	0 0	0 0	1 0	0 1	2 0
7 Emmanuel Burriss, S (1, 6) OBP: 0.455, SLG: 0.483 Brandon Crawford, L (7, 6)	1-2 1B	1-H 2-H 3-H 3B		G1-3		F8			10 BB 81 3B BB	4 0	0 1	2 0	3 0	0 1	0 0	2 0
14 Fred Lewis, L (1, 7) OBP: 0.388, SLG: 0.622 45 Justin Miller, R (6, 1) 47 Merkin Valdez, R (7, 1) 41 Jeremy Affeldt, L (8, 1) 18 Nick Noonan, L (9, PH) OBP: 0.200, SLG: 0.800 (9, 4)	P6	K			35 WP 35 2B 1B	P6			P6	4 0 0 0 1	1 0 0 0 0	1 0 0 0 0	0 0 0 0 0	0 0 0 0 0	1 0 0 0 0	5 0 0 0 1
35 Rich Aurilia, R (1, 3) OBP: 0.478, SLG: 0.514 10 Travis Ishikawa, L (5, PR) OBP: 0.367, SLG: 0.649 (5, 3)	P3		F9		12 G3-1 1-H 2B		23 G5-4-3 1B		81 3B 1-2 BB	3 1	0 1	1 1	1 0	0 1	0 0	2 0
12 Nate Schierholtz, L (1, 9) OBP: 0.385, SLG: 0.609 81 Mike McBryde, R (7, 8) OBP: 0.667, SLG: 1.000	G4-3		HR		G3-1 2-3		K		1-H 2-H 3B	4 1	1 0	1 1	1 2	0 0	1 0	4 0
23 Juan Uribe, R (1, 5) OBP: 0.260, SLG: 0.400 74 Matt Downs, R (7, 5) OBP: 0.333, SLG: 0.516		F8	F9		K		G5-4-3 1-2f		G5-3	4 1	0 0	0 0	0 0	0 0	1 0	3 1
19 Kevin Frandsen, R (1, 4) OBP: 0.382, SLG: 0.452 38 Brian Wilson, R (9, 1)	K	1B			F9			G4-3		4 0	0 0	1 0	0 0	0 0	1 0	2 0
20 Steve Holm, R (1, 2) OBP: 0.313, SLG: 0.310 8 Eugenio Velez, S (6, PR) OBP: 0.339, SLG: 0.491 (6, 8) (7, 7)	59 E 18 1B 7 3B BB	G5-3				2B		G5-3		2 1	1 0	1 0	0 0	1 0	0 0	1 0
18 Matt Cain, R (1, 1) OBP: 0.200, SLG: 0.200 28 Buster Posey, R (6, PH) OBP: 0.385, SLG: 0.682 (6, 2)	59 E 7 3B 1-2 1B			L4		G6-3		G3-1		2 2	1 0	1 0	0 0	0 0	0 0	0 1
Inning Stats	R: 0 E: 1 K: 0 S: 5 H: 1 LOB: 2 BB: 0 P: 5	R: 3 E: 1 K: 2 S: 10 H: 2 LOB: 1 BB: 1 P: 14	R: 1 E: 0 K: 0 S: 6 H: 2 LOB: 1 BB: 0 P: 8	R: 0 E: 0 K: 0 S: 3 H: 0 LOB: 0 BB: 0 P: 3	R: 1 E: 0 K: 1 S: 7 H: 2 LOB: 2 BB: 0 P: 8	R: 0 E: 0 K: 0 S: 4 H: 1 LOB: 2 BB: 1 P: 8	R: 0 E: 0 K: 1 S: 7 H: 1 LOB: 0 BB: 0 P: 7	R: 0 E: 0 K: 0 S: 3 H: 0 LOB: 0 BB: 0 P: 3	R: 2 E: 0 K: 1 S: 6 H: 1 LOB: 1 BB: 2 P: 14	1B: 5 2B: 2 3B: 2 HR: 1 SF: 0 SAC: 0 DP: 1 HBP: 0						

PITCHER		IP	WLS	BF	H	R	ER	SO	BB	IBB	HBP	BLK	WP	HR	S	P	ERA	WHIP
49 Doug Davis, L ERA: 6.48	(1, 1)	2.2	L	16	5	4	1	2	1	0	0	0	0	1	20	26	3.38	2.250
54 Bobby Korecky, R ERA: 8.64	(3, 1)	1.1		4	0	0	0	0	0	0	0	0	0	0	4	4	0.00	0.000
50 Chad Qualls, R ERA: 4.5	(5, 1)	1.0		5	2	1	1	1	0	0	0	0	1	0	7	8	9.00	2.000
57 Jon Rauch, R ERA: 10.29	(6, 1)	1.0		5	1	0	0	0	1	0	0	0	0	0	4	8	0.00	2.000
45 Doug Slaten, L ERA: 7.11	(7, 1)	1.0		3	1	0	0	1	0	0	0	0	0	0	7	7	0.00	1.000

PITCHER		IP	WLS	BF	H	R	ER	SO	BB	IBB	HBP	BLK	WP	HR	S	P	ERA	WHIP
47 Leo Rosales, R ERA: 4.0	(8, 1)	1.0		3	0	0	0	0	0	0	0	0	0	0	3	3	0.00	0.000
Abe Woody, R ERA: 9.0	(9, 1)	1.0		6	1	2	2	1	2	0	0	0	0	0	6	14	18.00	3.000

TOP

San Francisco Giants @ Arizona Diamondbacks

Tucson Electric Park, Tucson, AZ

Tue Mar 24 2009, 4:05 PM EDT

Att. 5,759 - Sunny - 63 F

livebaseballscorecards.com

AB	38
R	7
H	10
RBI	7
BB	4
SO	5
LOB	24

WP: 1 PB: 0 SB: 0 CS: 0 PA: 42

BOTTOM

San Francisco Giants @ Arizona Diamondbacks

Tucson Electric Park, Tucson, AZ

Tue Mar 24 2009, 4:05 PM EDT

Att. 5,759 - Sunny - 63 F

livebaseballscorecards.com

Batter	1	2	3	4	5	6	7	8	9	AB	R	H	RBI	BB	SO	LOB
2 Felipe Lopez, S (1, 4) OBP: 0.296, SLG: 0.375	22 1B 2B		F8	SF8 2-3 3-H		G3 2-3		F8		3	1	1	1	0	0	1
45 Doug Slaten, L (7, 1)										0	0	0	0	0	0	0
14 Ryan Roberts, R (8, 5) OBP: 0.436, SLG: 0.565										1	0	0	0	0	0	1
22 Eric Byrnes, R (1, 8) OBP: 0.556, SLG: 0.667	34 S 2-H 1B		10 BB 2B	K		K		G6-3		3	0	2	1	0	1	2
50 Chad Qualls, R (5, 1)										0	0	0	0	0	0	0
57 Jon Rauch, R (6, 1)										0	0	0	0	0	0	0
29 Josh Whitesell, L (6, PH) OBP: 0.442, SLG: 0.543 (7, 3)										2	0	0	0	0	1	2
34 Conor Jackson, R (1, 7) OBP: 0.267, SLG: 0.237	K 1-2		E6 10 BB	K			G5-3		P6	4	0	0	0	0	2	4
12 Chris Roberson, S (8, 7) OBP: 0.286, SLG: 0.302										1	0	0	0	0	0	0
31 Tony Clark, S (1, 3) OBP: 0.400, SLG: 0.528	F7		F7		G3		F9		12 FC5 38 DI 12 E 1B	3	0	0	0	0	0	3
25 James Skelton, L (7, 4) OBP: 0.275, SLG: 0.200										2	1	1	0	0	0	0
10 Justin Upton, R (1, 9) OBP: 0.373, SLG: 0.359	F9		1-2 2-3 BB		K		27 BB BB		FC6-4 12 E 1-2 BB	2	0	0	0	2	1	1
38 Luke Carlin, S (8, 2) OBP: 0.429, SLG: 0.313										0	0	0	0	1	0	0
27 Mark Reynolds, R (1, 5) OBP: 0.400, SLG: 0.475	16 S 1B	F8			1B		1-2 BB		FC5 FC6-4 1-2 2-H	3	0	2	0	1	0	3
12 Evan Frey, L (8, 8) OBP: 0.320, SLG: 0.467										1	0	0	0	0	0	1
19 Chris Snyder, R (1, 2) OBP: 0.412, SLG: 0.586	P3			16 1B 2 SF8 1B	K		K		FC6-4 1-2f 2-3	4	1	1	0	0	2	4
47 Leo Rosales, R (8, 1)										0	0	0	0	0	0	0
Guillermo Reyes, S (9, 6) OBP: 0.333, SLG: 0.333										1	0	0	0	0	0	2
16 Josh Wilson, R (1, 6) OBP: 0.360, SLG: 0.467	F9 1-2			2 SF8 26 BB 1-3 1B		F8		G6-3	K	4	0	1	0	0	0	1
Abe Woody, R (9, 1)										0	0	0	0	0	0	0
16 Agustin Murillo, R (9, PH)										1	0	0	0	0	1	2
49 Doug Davis, R (1, 1)	G6-3			1-2 BB		2 G3 2B		1B		1	0	0	0	0	0	1
54 Bobby Korecky, R (3, 1)										0	0	0	0	0	0	0
26 Miguel Montero, L (4, PH) OBP: 0.536, SLG: 0.714										0	0	0	0	1	0	0
74 Gerardo Parra, L (5, 8) OBP: 0.429, SLG: 0.462										2	0	2	0	0	0	0
(8, 9)																

Inning Stats																		
	R: 1	H: 2	R: 0	H: 1	R: 0	H: 1	R: 1	H: 2	R: 0	H: 1	R: 0	H: 0	R: 0	H: 1	R: 1	H: 1	1B: 7	SF: 1	WP: 0	PA: 44
	E: 0	LOB: 1	E: 0	LOB: 1	E: 1	LOB: 3	E: 0	LOB: 2	E: 0	LOB: 2	E: 0	LOB: 1	E: 0	LOB: 2	E: 1	LOB: 2	2B: 3	SAC: 0	PB: 0	
	K: 1	BB: 0	K: 0	BB: 0	S: 5	BB: 1	K: 2	BB: 1	K: 2	BB: 0	S: 6	BB: 2	S: 5	BB: 2	K: 1	BB: 1	3B: 0	DP: 0	SB: 2	
	S: 7	P: 7	S: 5	P: 5	S: 5	P: 9	S: 9	P: 13	S: 8	P: 8	K: 1	P: 6	S: 5	P: 13	S: 4	P: 4	HR: 0	HBP: 0	CS: 0	
											S: 6				S: 7	P: 11				

PITCHER		IP	WLS	BF	H	R	ER	SO	BB	IBB	HBP	BLK	WP	HR	S	P	ERA	WHIP
18 Matt Cain, R ERA: 6.33	(1, 1)	5.0	W	25	7	2	2	5	2	0	0	0	0	0	34	42	3.60	1.800
45 Justin Miller, R ERA:	(6, 1)	1.0	H	4	1	0	0	1	0	0	0	0	0	0	6	6	0.00	1.000
47 Merkin Valdez, R ERA: 6.75	(7, 1)	1.0	H	5	0	0	0	1	2	0	0	0	0	0	5	13	0.00	2.000
41 Jeremy Affeldt, L ERA: 6.0	(8, 1)	1.0	H	4	1	0	0	0	0	0	0	0	0	0	4	4	0.00	1.000
38 Brian Wilson, R ERA:	(9, 1)	1.0		6	1	1	0	1	1	0	0	0	0	0	7	11	0.00	2.000

PITCHER	IP	WLS	BF	H	R	ER	SO	BB	IBB	HBP	BLK	WP	HR	S	P	ERA	WHIP

AB	38
R	3
H	10
RBI	2
BB	5
SO	8
LOB	28

Chicago Cubs @ San Francisco Giants

Scottsdale Stadium, Scottsdale, AZ

Thu Mar 26 2009, 10:35 PM EDT
Att. 11,999 - Partly Cloudy - 73 F

TOP

livebaseballscorecards.com

Batter	1	2	3	4	5	6	7	8	9	AB	R	H	RBI	BB	SO	LOB
12 Alfonso Soriano, R (1, 7) OBP: 0.393, SLG: 0.611	C S S 0-3 ① K	S S S 0-3 ③ K	x 0-0 21 BB 25 1B 1-3 3-H 1B	x 0-0 ① FC6-4 17 G3-6 1-2f					3	0	1	1	0	2	0
53 Esteban German, R (5, 5) OBP: 0.381, SLG: 0.235									1	0	0	0	0	0	1
17 Mike Fontenot, L (1, 4) OBP: 0.385, SLG: 0.623	C S S 0-3 ② K	S S C 0-3 ① K	C C C 0-3 ② K	x 0-0 ② ③ G3-6 1-2f						4	0	0	0	0	3	3
25 Derrek Lee, R (1, 3) OBP: 0.311, SLG: 0.366	S S S 0-3 ③ K	x 0-0 ② F7	x 0-0 21 BB 1-2 3-H 1B							3	0	1	1	0	1	0
4 Joey Gathright, L (5, PR) OBP: 0.383, SLG: 0.275 (5, 8)										0	0	0	0	0	0	0
21 Milton Bradley, S (1, 9) OBP: 0.543, SLG: 0.906	x 0-0 HR	x 0-0 16 1B 1B	B B B 4-0 16 FC6-4 1-2 2-3 BB							2	1	2	1	1	0	0
6 Micah Hoffpauir, L (5, 3) OBP: 0.342, SLG: 0.563										0	0	0	0	0	0	0
16 Aramis Ramirez, R (1, 5) OBP: 0.383, SLG: 0.512	x 0-0 ① G1-3	x 0-0 1-3 1B	x 0-0 ③ FC6-4 1-2f							3	0	1	0	0	0	3
49 Carlos Marmol, R (5, 1)										0	0	0	0	0	0	0
47 Aaron Heilman, R (6, 1)										0	0	0	0	0	0	0
9 Reed Johnson, R (1, 8) OBP: 0.365, SLG: 0.508	x 0-0 ② F9	x 0-0 ③ F8		x 0-0 2 CS 1B						3	0	1	0	0	0	2
(5, 9)																
65 Josh Harrison, R (6, 9)										0	0	0	0	0	0	0
18 Geovany Soto, R (1, 2) OBP: 0.500, SLG: 0.417	x 0-0 ③ F9	x 0-0 99 F9 2 1B 12 1B 1B	x 0-0 ① F7							3	1	1	0	0	0	1
15 Mark Johnson, L (6, 2) OBP: 0.316, SLG: 0.294										0	0	0	0	0	0	0
2 Ryan Theriot, R (1, 6) OBP: 0.492, SLG: 0.520	x 0-0 ① F9	x 0-0 12 1B 25 1B 1-2 1B	C C C 0-3 ② ③ K 1-2							3	1	1	0	0	1	1
59 Andrés Blanco, S (6, 6) OBP: 0.333, SLG: 0.400										0	0	0	0	0	0	0
45 Sean Marshall, L (1, 1)	C C C 0-3 ② K	x 0-0 ① F9 2-3	B B B 4-0 53 FC6-4 BB							1	0	0	0	0	1	0
99 So Taguchi, R (5, PH) OBP: 0.391, SLG: 0.351 (5, 7)										1	0	0	0	1	0	2
Inning Stats	R: 0 E: 0 K: 3 S: 9 H: 0 LOB: 0 BB: 0 P: 9	R: 1 E: 0 K: 0 S: 4 H: 1 LOB: 0 BB: 0 P: 4	R: 0 E: 0 K: 2 S: 7 H: 0 LOB: 0 BB: 0 P: 7	R: 0 E: 0 K: 1 S: 7 H: 2 LOB: 2 BB: 0 P: 7	R: 2 E: 0 K: 1 S: 9 H: 4 LOB: 3 BB: 1 P: 13	R: 0 E: 0 K: 1 S: 5 H: 1 LOB: 1 BB: 0 P: 5	R: 0 E: 0 K: 0 S: 2 H: 0 LOB: 0 BB: 1 P: 6			1B: 7 2B: 1 3B: 0 HR: 1 SF: 0 SAC: 0 DP: 2 HBP: 0						

	AB	27
	R	3
	H	8
	RBI	3
	BB	2
	SO	8
	LOB	13

WP: 0 PB: 0 SB: 0 CS: 1 PA: 29

PITCHER		IP	WLS	BF	H	R	ER	SO	BB	IBB	HBP	BLK	WP	HR	S	P	ERA	WHIP
75 Barry Zito, L ERA: 5.47	(1, 1)	5.0	W	23	7	3	3	7	1	0	0	0	0	1	36	40	5.40	1.600
Luis Perdomo, R ERA: 3.86	(6, 1)	2.0	S	6	1	0	0	1	1	0	0	0	0	0	7	11	0.00	1.000

PITCHER	IP	WLS	BF	H	R	ER	SO	BB	IBB	HBP	BLK	WP	HR	S	P	ERA	WHIP

BOTTOM

Batter	1	2	3	4	5	6	7	8	9	AB	R	H	RBI	BB	SO	LOB
2 Randy Winn, S (1, 9) OBP: 0.254, SLG: 0.291 21 John Bowker, L (7, 9) OBP: 0.306, SLG: 0.364	F9	P4		16 CS BB		G4-3 2-3				3 0	0 0	0 0	0 0	1 0	0 0	3 0
16 Edgar Renteria, R (1, 6) OBP: 0.254, SLG: 0.304 19 Kevin Frandsen, R (6, PR) OBP: 0.382, SLG: 0.452 (7, 6)	14 BB BB		K	1 SAFE G6-3 1-2		1 WP 14 1B BB				2 0	0 0	0 0	0 0	2 0	1 0	1 0
14 Fred Lewis, L (1, 7) OBP: 0.434, SLG: 0.660 8 Eugenio Velez, S (7, 7) OBP: 0.339, SLG: 0.491	1-2 BB	48 1B 2B			1 G5-3 48 1B HBP	1 WP 1-2 3-H 1B				2 0	2 0	2 0	1 0	1 0	0 0	0 0
1 Bengie Molina, R (1, 2) OBP: 0.259, SLG: 0.358 20 Steve Holm, R (7, 2) OBP: 0.313, SLG: 0.310	F7	P6			G5-3 1-2	K 1-2 2-3				4 0	0 0	0 0	0 0	0 0	1 0	6 0
48 Pablo Sandoval, S (1, 5) OBP: 0.466, SLG: 0.679 23 Juan Uribe, R (7, 5) OBP: 0.260, SLG: 0.400	K2-3		10 1B 1B		33 E 33 2B 1B	K				4 0	2 0	2 0	2 0	0 0	2 0	5 0
33 Aaron Rowand, R (1, 8) OBP: 0.286, SLG: 0.442 Luis Perdomo, R (6, 1)		7 2B 10 G2-3 BB	10 1B BB		1-H 2B					1 0	0 0	1 0	1 0	2 0	0 0	0 0
10 Travis Ishikawa, L (1, 3) OBP: 0.365, SLG: 0.633		G2-3 1-2	1-3 2-H 1B		K					3	0	1	1	0	1	2
7 Emmanuel Burriss, S (1, 4) OBP: 0.449, SLG: 0.492		2-3 2B	G5-3		G1-3					3	0	1	0	0	0	3
75 Barry Zito, L (1, 1) 59 Andres Torres, S (6, 8) OBP: 0.491, SLG: 0.592		G1-3		G4-3		E6 2 G4-3 14 1B 1B				2 1	0 1	0 1	0 0	0 0	0 0	2 0
Inning Stats	R: 0 E: 0 K: 1 S: 5 H: 0 LOB: 2 BB: 2 P: 13	R: 0 E: 0 K: 0 S: 4 H: 1 LOB: 2 BB: 1 P: 8	R: 2 E: 0 K: 1 S: 8 H: 3 LOB: 2 BB: 1 P: 12	R: 0 E: 0 K: 0 S: 2 H: 0 LOB: 0 BB: 1 P: 6	R: 2 E: 0 K: 1 S: 7 H: 2 LOB: 1 BB: 0 P: 9	R: 1 E: 1 K: 2 S: 9 H: 2 LOB: 3 BB: 1 P: 14				1B: 5 2B: 3 3B: 0 HR: 0 SF: 0 SAC: 0 DP: 0 HBP: 1						

PITCHER		IP	WLS	BF	H	R	ER	SO	BB	IBB	HBP	BLK	WP	HR	S	P	ERA	WHIP
45 Sean Marshall, L ERA: 1.93	(1, 1)	4.0		20	4	2	2	2	5	0	0	0	0	0	19	39	4.50	2.250
49 Carlos Marmol, R ERA: 4.5	(5, 1)	1.0	L	6	2	2	2	1	0	0	1	0	0	0	7	9	18.00	2.000
47 Aaron Heilman, R ERA: 2.3	(6, 1)	1.0		6	2	1	1	2	1	0	0	0	1	0	9	14	9.00	3.000

PITCHER	IP	WLS	BF	H	R	ER	SO	BB	IBB	HBP	BLK	WP	HR	S	P	ERA	WHIP

Chicago Cubs @ San Francisco Giants

Scottsdale Stadium, Scottsdale, AZ

Thu Mar 26 2009, 10:35 PM EDT

Att. 11,999 - Partly Cloudy - 73 F

livebaseballscorecards.com

AB	25
R	5
H	8
RBI	5
BB	6
SO	5
LOB	22

WP: 1 PA: 32
PB: 0
SB: 0
CS: 1

Batter	1	2	3	4	5	6	7	8	9	AB	R	H	RBI	BB	SO	LOB
24 Grady Sizemore, L (1, 8) OBP: 0.432, SLG: 0.561	7 E 1B		L3		K		G6-3		G3	5	0	1	0	0	1	1
7 Mark DeRosa, R (1, 5) OBP: 0.316, SLG: 0.556	G5-3 1-3		2B		L7			2 F9 2 WP 1B		3	0	1	0	0	0	1
63 Rafael Betancourt, R (6, 1)										0	0	0	0	0	0	0
38 Joe Smith, R (6, 1)										0	0	0	0	0	0	0
26 Trevor Crowe, S (8, PH) OBP: 0.304, SLG: 0.422										1	0	1	0	0	0	0
(8, 7)																
41 Victor Martinez, S (1, 3) OBP: 0.333, SLG: 0.524	K		G6-3			K		F7		4	0	0	0	0	2	3
2 Jhonny Peralta, R (1, 6) OBP: 0.447, SLG: 0.717	K			HR		10 WP 12 1B 1B		F9 1-3		4	2	2	1	0	1	2
10 Kelly Shoppach, R (1, 2) OBP: 0.304, SLG: 0.595		G6-3 2B		G5-3		F7 1-2		P4		4	0	1	0	0	0	2
50 Jensen Lewis, R (8, 1)										0	0	0	0	0	0	0
12 Ben Francisco, R (1, 9) OBP: 0.385, SLG: 0.467		G6-3		K		S 2-H 1B			SF9 3B	3	0	1	1	0	1	1
88 Brandon Pinckney, R (8, 4) OBP: 1.000, SLG: 3.000										1	1	1	0	0	0	0
Asdrúbal Cabrera, S (1, 4) OBP: 0.409, SLG: 0.615		G6-3 2-3		2B		K 1-2			4 FC5-4 BB	3	0	1	0	0	1	2
79 Chris Gimenez, R (8, 2) OBP: 0.486, SLG: 0.679										0	0	0	0	1	0	0
29 Josh Barfield, R (1, 7) OBP: 0.216, SLG: 0.224		F8		G5-3			L3		SF9 3-H	3	0	0	0	0	0	2
Mickey Hall, L (8, 9)										0	0	0	1	0	0	0
31 Cliff Lee, L (1, 1)			G5-3		F8				FC5-4 1-2f	2	0	0	0	0	0	0
4 Tony Graffanino, R (6, 5) OBP: 0.357, SLG: 0.324							P5			2	0	0	0	0	0	1
Inning Stats	R: 0 E: 0 K: 2 S: 9 H: 1 LOB: 1 BB: 0 P: 11	R: 0 E: 0 K: 0 S: 5 H: 1 LOB: 1 BB: 0 P: 6	R: 0 E: 0 K: 0 S: 8 H: 1 LOB: 1 BB: 0 P: 11	R: 1 E: 0 K: 1 S: 9 H: 2 LOB: 1 BB: 0 P: 16	R: 0 E: 0 K: 1 S: 5 H: 0 LOB: 0 BB: 0 P: 6	R: 1 E: 0 K: 2 S: 10 H: 2 LOB: 1 BB: 0 P: 14	R: 0 E: 0 K: 0 S: 3 H: 0 LOB: 0 BB: 0 P: 5	R: 0 E: 0 K: 0 S: 6 H: 1 LOB: 1 BB: 0 P: 11	R: 1 E: 0 K: 0 S: 5 H: 1 LOB: 1 BB: 1 P: 12	1B: 4 2B: 3 3B: 1 HR: 1 SF: 1 SAC: 0 DP: 0 HBP: 0						

TOP

Cleveland Indians @ San Francisco Giants

Scottsdale Stadium, Scottsdale, AZ

Fri Mar 27 2009, 4:05 PM EDT

Att. 11,952 - Sunny - 66 F

livebaseballscorecards.com

AB	35
R	3
H	9
RBI	3
BB	1
SO	6
LOB	15

PITCHER		IP	WLS	BF	H	R	ER	SO	BB	IBB	HBP	BLK	WP	HR	S	P	ERA	WHIP
57 Jonathan Sánchez, L ERA: 4.61	(1, 1)	7.0	W	28	7	2	2	6	0	0	0	0	1	1	49	69	2.57	1.000
47 Merkin Valdez, R ERA: 5.87	(8, 1)	1.0		4	1	0	0	0	0	0	0	0	1	0	6	11	0.00	1.000
46 Bob Howry, R ERA: 4.22	(9, 1)	0.2		4	1	1	1	0	1	0	0	0	0	0	4	8	13.50	3.000
41 Jeremy Affeldt, L ERA: 5.84	(9, 1)	0.1		1	0	0	0	0	0	0	0	0	0	0	1	4	0.00	0.000

PITCHER	IP	WLS	BF	H	R	ER	SO	BB	IBB	HBP	BLK	WP	HR	S	P	ERA	WHIP

Batter	1	2	3	4	5	6	7	8	9	AB	R	H	RBI	BB	SO	LOB
59 Andres Torres, S (1, 8) OBP: 0.484, SLG: 0.593	X 0-0 8 1B 12 E 1B	B B F B X 3-1 8 3B 1-3 2B	B F B C F S 2-3 K ③		B B F B X 3-1 G5-3 ③		B X 1-0 G3 ③			5	2	2	0	0	1	1
8 Eugenio Velez, S (1, 7) OBP: 0.359, SLG: 0.548	X 0-0 48 1B 12 E 48 E 1-3 1B	X 0-0 48 SF7 2-H 3-H 3B		F C C 0-3 K ①		X 0-0 12 2B 2B		X 0-0 F8 ①		5	3	3	2	0	1	0
12 Nate Schierholtz, L (1, 9) OBP: 0.400, SLG: 0.630 21 John Bowker, L (7, 9) OBP: 0.317, SLG: 0.364	S X 0-1 E4 48 E 23 2B 1-2 3-H	S S S 0-3 K ①		X 0-0 35 1B 23 2B 1B		C B F F B X 2-2 74 F9 23 SF9 2-H 2B		B B B B 4-0 74 1B BB		4 0	3 0	2 0	2 0	0 1	1 0	2 0
48 Pablo Sandoval, S (1, 5) OBP: 0.459, SLG: 0.672 74 Matt Downs, R (5, 5) OBP: 0.343, SLG: 0.515	X 0-0 E7 23 2B 1-2 2-H 1B	F X 0-1 SF7 ② 3-H		X 0-0 F7 ②		X 0-0 F9 ① 2-3		X 0-0 1-2 1B		2 2	0 0	1 1	1 0	0 0	0 0	1 1
35 Rich Aurilia, R (1, 3) OBP: 0.500, SLG: 0.600 76 Jesus Guzman, R (7, 3) OBP: 0.431, SLG: 0.854	X 0-0 F8 ①	B C F X 1-2 HR		X 0-0 23 2B 1-3 1B		B F B B F F B 4-2 BB		S S S 0-3 K ②		3 1	1 0	2 0	1 0	1 0	0 1	2 2
23 Juan Uribe, R (1, 6) OBP: 0.273, SLG: 0.444	B S X 1-1 1-3 2-H 2B	C B F C 1-3 K ③		F F B B X 2-2 1-3 3-H 2B		X 0-0 SF9 ② 3-H		X 0-0 P3 ③		4	0	2	3	0	1	2
28 Buster Posey, R (1, 2) OBP: 0.367, SLG: 0.615 47 Merkin Valdez, R (8, 1) 46 Bob Howry, L (9, 1) 41 Jeremy Affeldt, L (9, 1)	F F B X 1-2 F9 ②	X 0-0 1B	S C S 0-3 K2-3 ③			S S S 0-3 K ③				4 0 0 0	0 0 0 0	1 0 0 0	0 0 0 0	0 0 0 0	2 0 0 0	5 0 0 0
19 Kevin Frandsen, R (1, 4) OBP: 0.361, SLG: 0.424	X 0-0 L7 ③		B C B F X 2-2 F8 ①		F C B C 1-3 K ①		F C F X 0-2 G5-3 ①			4	0	0	0	0	1	3
57 Jonathan Sánchez, L (1, 1) OBP: 0.250, SLG: 0.250 20 Steve Holm, R (7, PH) OBP: 0.303, SLG: 0.300 (8, 2)		X 0-0 59 2B 8 3B 1B	X 0-0 B2 ②		C X 0-1 F7 ②		C F S 0-3 K ②			3 1	1 0	1 0	0 0	0 0	0 1	1 0
Inning Stats	R: 3 E: 2 K: 0 S: 12 H: 4 LOB: 2 BB: 0 P: 14	R: 4 E: 0 K: 2 S: 15 H: 4 LOB: 0 BB: 0 P: 20	R: 0 E: 0 K: 1 S: 9 H: 1 LOB: 1 BB: 0 P: 13	R: 1 E: 0 K: 2 S: 12 H: 3 LOB: 2 BB: 0 P: 14	R: 0 E: 0 K: 1 S: 7 H: 0 LOB: 0 BB: 0 P: 11	R: 2 E: 0 K: 1 S: 13 H: 2 LOB: 1 BB: 1 P: 19	R: 0 E: 0 K: 1 S: 8 H: 0 LOB: 0 BB: 0 P: 9	R: 0 E: 0 K: 1 S: 6 H: 1 LOB: 2 BB: 1 P: 10		1B: 8 2B: 5 3B: 1 HR: 1	SF: 2 SAC: 0 DP: 0 HBP: 0			WP: 0 PB: 0 SB: 0 CS: 0	PA: 42	

PITCHER		IP	WLS	BF	H	R	ER	SO	BB	IBB	HBP	BLK	WP	HR	S	P	ERA	WHIP
31 Cliff Lee, L ERA: 12.42	(1, 1)	5.0	L	28	12	8	7	6	0	0	0	0	0	1	55	72	12.60	2.400
63 Rafael Betancourt, R ERA: 8.1	(6, 1)	0.2		5	2	2	2	0	1	0	0	0	0	0	10	16	27.00	4.500
38 Joe Smith, R ERA: 1.69	(6, 1)	1.1		4	0	0	0	2	0	0	0	0	0	0	11	12	0.00	0.000
50 Jensen Lewis, R ERA: 2.25	(8, 1)	1.0		5	1	0	0	1	1	0	0	0	0	0	6	10	0.00	2.000

PITCHER	IP	WLS	BF	H	R	ER	SO	BB	IBB	HBP	BLK	WP	HR	S	P	ERA	WHIP

BOTTOM

Cleveland Indians @ San Francisco Giants

Scottsdale Stadium, Scottsdale, AZ

Fri Mar 27 2009, 4:05 PM EDT

Att. 11,952 - Sunny - 66 F

livebaseballscorecards.com

AB	38
R	10
H	15
RBI	9
BB	2
SO	9
LOB	20

Batter	1	2	3	4	5	6	7	8	9	AB	R	H	RBI	BB	SO	LOB
2 Randy Winn, S (1, 9) OBP: 0.286, SLG: 0.310	16 2B 1B	16 1B BB			G4-3		F8	BB		3	1	2	0	1	0	0
46 Bob Howry, L (5, 1)										0	0	0	0	0	0	0
8 Eugenio Velez, S (6, 7) OBP: 0.364, SLG: 0.540	16 BB 1B									1	0	0	0	1	0	0
16 Edgar Renteria, R (1, 6) OBP: 0.290, SLG: 0.345	14 2B 2B				G5-3		21 BB 10 1B BB	K		2	1	2	2	1	0	0
19 Kevin Frandsen, R (4, 6) OBP: 0.360, SLG: 0.412	BB	1B								2	1	0	0	1	1	2
14 Fred Lewis, L (1, 7) OBP: 0.439, SLG: 0.667	48 1B 2B			G4-3	1B		10 1B BB		G4-3	4	1	2	1	0	1	3
21 John Bowker, L (6, 9) OBP: 0.323, SLG: 0.357	K									1	0	0	0	1	0	0
48 Pablo Sandoval, S (1, 5) OBP: 0.484, SLG: 0.683	10 HR 1B	33 FC6-5 10 G1-3 BB		1B	K		F8		BB	2	1	2	1	1	0	0
23 Juan Uribe, R (4, 5) OBP: 0.276, SLG: 0.429									28 CS	2	0	0	0	1	1	3
10 Travis Ishikawa, L (1, 3) OBP: 0.368, SLG: 0.662	HR	G1-3		F7		K	1B		K	5	1	2	3	0	1	2
43 Alex Hinshaw, L (7, 1)										0	0	0	0	0	0	0
28 Buster Posey, R (8, 2) OBP: 0.355, SLG: 0.593										1	0	0	0	0	1	1
49 Brandon Medders, R (8, 1)										0	0	0	0	0	0	0
33 Aaron Rowand, R (1, 8) OBP: 0.267, SLG: 0.411	F8	FC6-5 7 BB 20 1B		G5-3		G4-3	P4			4	1	0	0	0	0	2
47 Merkin Valdez, R (6, 1)										0	0	0	0	0	0	0
76 Jesus Guzman, R (7, PH) OBP: 0.423, SLG: 0.837										1	0	0	0	0	0	2
(7, 3)																
7 Emmanuel Burriss, S (1, 4) OBP: 0.446, SLG: 0.470	20 S 68 1B BB	20 1B 68 1B BB		F9		E6 20 S		G4-3		3	2	0	0	2	0	0
20 Steve Holm, R (1, 2) OBP: 0.342, SLG: 0.324	K	68 1B 16 1B 1B		K		BB		8 BB 1B		4	1	2	1	1	2	1
68 Kevin Pucetas, R (1, 1) OBP: 1.000, SLG: 1.000	16 BB 2 1B 1B	16 1B 2 BB 1B		G5-3		K		K		2	0	2	2	0	0	0
95 Dan Otero, R (3, 1)										1	0	0	0	0	0	0
93 Steve Edlefsen, R (4, 1)										0	0	0	0	0	0	0
59 Andres Torres, S (5, 9) OBP: 0.469, SLG: 0.571										2	0	0	0	0	2	3
(6, 8)																

TOP

San Francisco Giants @ San Diego Padres

Peoria Stadium, Peoria, AZ

Sat Mar 28 2009, 4:05 PM EDT

Att. 7,176 - Sunny - 72 F

livebaseballscorecards.com

AB	40
R	10
H	14
RBI	10
BB	10
SO	9
LOB	19

Inning Stats	1	2	3	4	5	6	7	8	9
	R: 6 E: 0 K: 2 S: 15	H: 7 LOB: 3 BB: 2 P: 25	R: 3 E: 0 K: 0 S: 5	H: 3 LOB: 2 BB: 3 P: 17	R: 0 E: 0 K: 0 S: 4	H: 1 LOB: 1 BB: 0 P: 4	R: 0 E: 0 K: 1 S: 5	H: 0 LOB: 0 BB: 0 P: 5	R: 0 E: 0 K: 1 S: 6	H: 1 LOB: 1 BB: 0 P: 6
	R: 0 E: 1 K: 2 S: 8	H: 0 LOB: 2 BB: 1 P: 12	R: 1 E: 0 K: 0 S: 4	H: 1 LOB: 2 BB: 2 P: 12	R: 0 E: 0 K: 2 S: 8	H: 1 LOB: 2 BB: 1 P: 12	R: 0 E: 0 K: 1 S: 4	H: 0 LOB: 1 BB: 1 P: 8		

1B: 11	SF: 0	WP: 0	PA: 50
2B: 3	SAC: 0	PB: 0	
3B: 0	DP: 1	SB: 2	
HR: 1	HBP: 0	CS: 1	

PITCHER		IP	WLS	BF	H	R	ER	SO	BB	IBB	HBP	BLK	WP	HR	S	P	ERA	WHIP
32 Chris Young, R ERA: 10.38	(1, 1)	0.2		11	7	6	6	1	2	0	0	0	0	1	12	22	81.00	13.500
39 Cesár Ramos, L ERA: 10.93	(1, 1)	2.1		13	4	3	3	1	3	0	0	0	0	0	12	24	11.57	3.000
Justin Hampson, L ERA: 10.13	(4, 1)	2.0		7	1	0	0	2	0	0	0	0	0	0	11	11	0.00	0.500
65 Arturo Lopez, L ERA: 2.53	(6, 1)	1.0		5	0	0	0	2	1	0	0	0	0	0	8	12	0.00	1.000
58 Frankie De La Cruz, R ERA: 4.26	(7, 1)	1.0		6	1	1	1	0	2	0	0	0	0	0	4	12	9.00	3.000

PITCHER		IP	WLS	BF	H	R	ER	SO	BB	IBB	HBP	BLK	WP	HR	S	P	ERA	WHIP
57 Luke Gregerson, R ERA:	(8, 1)	1.0		5	1	0	0	2	1	0	0	0	0	0	8	12	0.00	2.000
68 Greg Burke, R ERA: 3.48	(9, 1)	1.0	W	3	0	0	0	1	1	0	0	0	0	0	4	8	0.00	1.000

Batter	1	2	3	4	5	6	7	8	9	AB	R	H	RBI	BB	SO	LOB
33 Jody Gerut, L (1, 8) OBP: 0.358, SLG: 0.480	F8	2 1B 1-2 1B	F8		66 E 3-H 1B		P4		K 1-2	4	0	2	1	0	0	2
65 Arturo Lopez, L (6, 1)										0	0	0	0	0	0	0
84 Brett Dowdy, R (7, 5) OBP: 0.360, SLG: 0.348										2	0	0	0	0	1	1
2 Edgar Gonzalez, R (1, 4) OBP: 0.429, SLG: 0.586	F7	1-2 2-3 1B		F7	F9			66 1B 66 S 81 SF9 1B	2-H 1B	6	1	3	1	0	0	1
23 Adrián González, L (1, 3) OBP: 0.355, SLG: 0.667	HR	P6		L5	1 SAFE 1-2			81 SF9 77 BB 1-3 7 1B		3	1	1	1	0	0	3
66 Kyle Blanks, R (5, 3) OBP: 0.440, SLG: 0.629										2	1	1	0	0	1	1
5 Kevin Kouzmanoff, R (1, 5) OBP: 0.465, SLG: 0.684	K		49 G5-3 7 2B 1B	49 HR		K		7 1B 1-2 BB		3	2	1	0	1	2	0
77 Chris Snelling, L (7, 9) OBP: 0.364, SLG: 0.333				BB						0	0	0	0	1	0	0
49 Emil Brown, R (1, 9) OBP: 0.333, SLG: 0.447		F8	G5-3 1-2	HR 1-H		BB		SF9 2-3 3-H		3	1	1	2	1	0	1
58 Frankie De La Cruz, R (7, 1)										0	0	0	0	0	0	0
57 Luke Gregerson, L (8, 1)										0	0	0	0	0	0	0
81 Peter Ciofrone, L (8, PH) OBP: 0.182, SLG: 0.444										0	0	0	1	0	0	0
68 Greg Burke, R (9, 1)										0	0	0	0	0	0	0
7 Chase Headley, S (1, 7) OBP: 0.308, SLG: 0.500		HR	4 1B 2-H 2B	4 WP 1B	F9			30 G6-4-3 1-2 3-H 1B		5	2	4	3	0	0	1
4 Nick Hundley, R (1, 2) OBP: 0.361, SLG: 0.500	15 1B 2B	15 1B 2-H 1B	G6-3 1-2		K			G6-4-3 1-2f		3	1	2	1	0	0	1
30 Eliezer Alfonzo, R (6, PH) OBP: 0.303, SLG: 0.469										2	0	0	0	0	1	3
(7, 2)																
15 Luis Antonio Rodriguez, S (3, 6) OBP: 0.366, SLG: 0.410	2 1B 33 1B 2-H 1B	1-2 1B			11 F7 11 S 33 1B 1B		K		G5-3	3	0	3	1	0	0	0
1 Everth Cabrera, S (5, PR) OBP: 0.286, SLG: 0.321										2	1	0	0	0	1	0
(6, 6)																
32 Chris Young, R (1, 1)	K	K			F7 1-3		K		84 S 2 1B 1B	0	0	0	0	0	0	0
39 Cesár Ramos, L (1, 1)										1	0	0	0	0	1	1
12 Scott Hairston, R (3, PH) OBP: 0.308, SLG: 0.500										1	0	0	0	0	1	2
Justin Hampson, L (4, 1)										0	0	0	0	0	0	0
11 Drew Macias, L (5, PH) OBP: 0.375, SLG: 0.542										3	1	1	0	0	1	1
(6, 8)																
Inning Stats	R: 1 E: 0 K: 1 S: 8 H: 1 LOB: 0 BB: 0 P: 10	R: 2 E: 0 K: 1 S: 12 H: 5 LOB: 3 BB: 0 P: 13	R: 2 E: 0 K: 1 S: 9 H: 4 LOB: 2 BB: 0 P: 9	R: 2 E: 0 K: 0 S: 6 H: 2 LOB: 1 BB: 1 P: 14	R: 1 E: 1 K: 1 S: 7 H: 2 LOB: 2 BB: 0 P: 8	R: 0 E: 0 K: 2 S: 7 H: 0 LOB: 1 BB: 1 P: 11	R: 0 E: 0 K: 2 S: 7 H: 0 LOB: 0 BB: 0 P: 7	R: 2 E: 0 K: 0 S: 5 H: 3 LOB: 1 BB: 1 P: 10	R: 1 E: 0 K: 1 S: 6 H: 2 LOB: 1 BB: 0 P: 6	1B: 14 2B: 2 3B: 0 HR: 3 SF: 1 SAC: 0 DP: 1 HBP: 0							

PITCHER		IP	WLS	BF	H	R	ER	SO	BB	IBB	HBP	BLK	WP	HR	S	P	ERA	WHIP
68 Kevin Pucetas, R ERA: 8.04	(1, 1)	2.1		15	8	5	5	2	0	0	0	0	0	2	23	26	19.29	3.429
95 Dan Otero, R ERA: 13.5	(3, 1)	1.1		9	4	2	2	1	1	0	0	0	0	1	11	18	13.50	3.750
93 Steve Edlefsen, R ERA:	(4, 1)	0.1	H	1	0	0	0	0	0	0	0	0	1	0	1	2	0.00	0.000
46 Bob Howry, R ERA: 4.63	(5, 1)	1.0	H	5	2	1	1	1	0	0	0	0	0	0	7	8	9.00	2.000
47 Merkin Valdez, R ERA: 5.19	(6, 1)	1.0	H	4	0	0	0	2	1	0	0	0	0	0	7	11	0.00	1.000

PITCHER		IP	WLS	BF	H	R	ER	SO	BB	IBB	HBP	BLK	WP	HR	S	P	ERA	WHIP
43 Alex Hinshaw, L ERA: 5.79	(7, 1)	1.0	H	4	1	1	1	2	0	0	0	0	0	0	8	8	9.00	1.000
49 Brandon Medders, R ERA: 1.5	(8, 1)	1.2	L	9	4	2	2	1	1	0	0	0	0	0	10	15	10.80	3.000

BOTTOM

San Francisco Giants @ San Diego Padres

Peoria Stadium, Peoria, AZ

Sat Mar 28 2009, 4:05 PM EDT

Att. 7,176 - Sunny - 72 F

livebaseballscorecards.com

AB	43
R	11
H	19
RBI	11
BB	3
SO	9
LOB	18

WP: 1 PA: 47
PB: 0
SB: 3
CS: 0

Milwaukee Brewers @ San Francisco Giants

Scottsdale Stadium, Scottsdale, AZ

Sun Mar 29 2009, 4:05 PM EDT

Att. 8,532 - Overcast - 72 F

TOP

livebaseballscorecards.com

Batter	1	2	3	4	5	6	7	8	9	AB	R	H	RBI	BB	SO	LOB
23 Rickie Weeks Jr., R (1, 4) OBP: 0.437, SLG: 0.559 14 Casey McGehee, R (5, 4) OBP: 0.365, SLG: 0.673 (6, 5)	T F X 0-2 ① F9	C X 0-1 ① P3	F C X 0-2 HR	B F F B 1 SAFE X 2-2 ②③ G5-4-3 1-2f						3 1 1 1 0 0 0 1 0 0 0 0 0 1						
22 Tony Gwynn Jr., L (1, 7) (6, 8) 65 Lindsay Gulin, L (8, 1) 97 Adam Heether, R (9, 4) OBP: 0.556, SLG: 0.571	B B B B 4-0 28 E 7 BB BB	B B C C S 2-3 ② K	B B B B 4-0 7 1B BB					C S S 0-3 ① K		2 0 0 0 2 2 0 0 0 0 0 0 0 0 0 0 0 0 0 0 0						
7 J.J. Hardy, R (1, 6) OBP: 0.500, SLG: 0.860 21 Alcides Escobar, R (7, 6) OBP: 0.240, SLG: 0.306	1 SAFE B C 1 SAFE B B B 4-1 28 E 1-2 BB	C X 0-1 ③ L5	1 SAFE B 1 SAFE C B B 1 F X 3-2 1-2 1B					X 0-0 ② G5-3		2 0 1 0 1 0 0 1 0 0 0 0 0 0						
28 Prince Fielder, L (1, 3) OBP: 0.389, SLG: 0.593 60 Todd Coffey, R (5, 1) 50 Jorge Julio, R (6, 1) 47 Wes Littleton, R (7, 1) 10 Vinny Rottino, R (8, PH) OBP: 0.200, SLG: 0.143 (8, 3)	C 2 S S SAFE 0-3 ② K 1-2 2-3			X 0-0 ① G4-3	B F T F F X 1-2 ③ F7			X 0-0 27 FC4-6 1B		3 0 0 0 0 1 4 0 0 0 0 0 0 0 0 0 0 0 0 0 0 0 0 0 0 0 0 0 1 0 1 0 0 0 0						
1 Corey Hart, R (1, 9) OBP: 0.426, SLG: 0.855 27 Brad Nelson, L (6, 9) OBP: 0.453, SLG: 0.660	X 0-0 ③ P4			B F X 1-1 1B		B X 1-0 ① F7		D C F X 1-2 ③ FC4-6 1-2f		3 0 1 0 0 0 2 1 0 0 0 0 0 1						
25 Mike Cameron, R (1, 8) OBP: 0.340, SLG: 0.511 16 Chris Duffy, L (6, 7) OBP: 0.348, SLG: 0.515		B B X 2-0 18 1B 2B		C 1 SAFE C 1 B S 1-3 ② K		B C X 1-1 ② F9			F X 0-1 ① G3	3 0 1 0 0 1 1 1 0 0 0 0 0 0						
2 Bill Hall, R (1, 5) OBP: 0.289, SLG: 0.432 9 Hernan Iribarren, L (6, 4) OBP: 0.286, SLG: 0.355 98 David Johnson, R (9, 1)		X 0-0 ① F9		X 0-0 ③ G4-3		B B B X 3-0 ③ F7			C X 0-1 ② G4-3	3 0 0 0 0 0 2 1 0 0 0 0 0 0 0 0 0 0 0 0 0						
18 Jason Kendall, R (1, 2) OBP: 0.250, SLG: 0.436 77 Carlos Corporán, S (7, 2) OBP: 0.333, SLG: 0.533		C B S D X 2-2 45 G6-3 2-3 1B			F F S 0-3 ① K		C B C B X 2-2 14 G5-4-3 1B		B F S T F X 1-2 ③ L1	3 0 2 0 0 1 0 1 0 0 0 0 0 0						
45 Mark DiFelice, R (1, 1) 57 Mitch Stetter, L (4, 1) Mike Lamb, L (5, PH) OBP: 0.322, SLG: 0.373 (5, 3) 15 Logan Schafer, L (8, 8) OBP: 0.250, SLG: 0.250		X 0-0 ②③ G6-3 1-2f			B B B C F X 3-2 G3-1		B B B F S X 3-2 ① F9			1 0 0 0 0 0 2 0 0 0 0 0 0 0 2 0 0 0 0 0 1 0 0 0 0 0 0 0						
Inning Stats	R: 0 E: 1 K: 1 S: 8 H: 0 LOB: 2 BB: 2 P: 16	R: 0 E: 0 K: 0 S: 6 H: 2 LOB: 1 BB: 0 P: 10	R: 0 E: 0 K: 1 S: 7 H: 0 LOB: 0 BB: 0 P: 9	R: 0 E: 0 K: 1 S: 7 H: 1 LOB: 1 BB: 0 P: 9	R: 1 E: 0 K: 1 S: 17 H: 2 LOB: 2 BB: 1 P: 28	R: 0 E: 0 K: 0 S: 4 H: 0 LOB: 0 BB: 0 P: 9	R: 0 E: 0 K: 0 S: 9 H: 1 LOB: 0 BB: 0 P: 16	R: 0 E: 0 K: 1 S: 8 H: 1 LOB: 1 BB: 0 P: 9	R: 0 E: 0 K: 0 S: 8 H: 0 LOB: 0 BB: 0 P: 9	1B: 5 2B: 1 3B: 0 HR: 1	SF: 0 SAC: 0 DP: 2 HBP: 0						

	AB	32
	R	1
	H	7
	RBI	1
	BB	3
	SO	5
	LOB	14

PITCHER		IP	WLS	BF	H	R	ER	SO	BB	IBB	HBP	BLK	WP	HR	S	P	ERA	WHIP
49 Joe Martinez, R ERA: 4.12	(1, 1)	4.0		16	3	0	0	3	2	0	0	0	0	0	28	44	0.00	1.250
Keiichi Yabu, R ERA: 15.43	(5, 1)	2.0	L	9	2	1	1	1	1	0	0	0	0	1	21	37	4.50	1.500
52 Ramon Ortiz, R ERA: 15.88	(7, 1)	1.0		3	1	0	0	0	0	0	0	0	0	0	9	16	0.00	1.000
41 Jeremy Affeldt, L ERA: 5.4	(8, 1)	1.0		4	1	0	0	1	0	0	0	0	0	0	8	9	0.00	1.000
Luis Perdomo, R ERA: 3.48	(9, 1)	1.0		3	0	0	0	0	0	0	0	0	0	0	8	9	0.00	0.000

PITCHER	IP	WLS	BF	H	R	ER	SO	BB	IBB	HBP	BLK	WP	HR	S	P	ERA	WHIP

WP: 0 PB: 0 SB: 0 CS: 0 PA: 35

BOTTOM

Batter	1	2	3	4	5	6	7	8	9	AB	R	H	RBI	BB	SO	LOB
2 Randy Winn, S (1, 9) OBP: 0.299, SLG: 0.323	B X 1-0 7 G2-3 1B		C M F B B B X 3-2 ③ G3			X 0-0 14 E 1B		C B X 1-1 ② B2		4	0	2	0	0	0	0
7 Emmanuel Burriss, S (1, 4) OBP: 0.429, SLG: 0.449 74 Matt Downs, R (7, 4) OBP: 0.361, SLG: 0.559	T B 1 SAFE B 1 SAFE X 2-1 ① G2-3 1-2			B B F X 2-1 ① G6-3		B X 1-0 ② F8		B S B X 2-1 2B		3 1	0 0	0 1	0 0	0 0	0 0	2 0
14 Fred Lewis, L (1, 7) OBP: 0.426, SLG: 0.636	2 SAFE X 0-0 ② P2			X 0-0 35 G6-4-3 1B		B B X 2-0 FC5 1-2		C B X 1-1 ③ G3-1		4	0	1	0	0	0	3
35 Rich Aurilia, R (1, 5) OBP: 0.481, SLG: 0.571 Keiichi Yabu, R (5, 1) 59 Andres Torres, S (6, PH) OBP: 0.462, SLG: 0.561 52 Ramon Ortiz, R (7, 1) 76 Jesus Guzman, R (8, 3) OBP: 0.434, SLG: 0.860 77 Jake Wald, R (9, PR) OBP: 0.444, SLG: 0.857	B F F F X 1-2 ③ P6			C B B 1 SAFE 1 SAFE B X 3-1 ②③ G6-4-3 1-2f		F S B B T 2-2 ③ K			C B C F B F X 2-2 G1-3 2B	2 0 1 0 1 0	0 0 0 0 0 0	0 0 0 0 1 0	0 0 0 0 0 0	0 0 1 0 0 0	0 0 0 0 0 0	2 0 2 0 0 0
10 Travis Ishikawa, L (1, 3) OBP: 0.380, SLG: 0.657 8 Eugenio Velez, S (7, PR) OBP: 0.364, SLG: 0.540 41 Jeremy Affeldt, L (8, 1) Luis Perdomo, R (9, 1) John Bowker, L (9, PH) OBP: 0.318, SLG: 0.351		B S C B S 2-3 ① K			X 0-0 33 G6-4-3 23 1B 1B		B B C S B F B 4-2 33 F8 23 E BB		B B C F B F B X 3-2 ① G1-3 2-3	2 0 0 0 0 1	0 0 0 0 0 0	1 0 0 0 0 0	0 0 0 0 0 0	1 0 0 0 0 0	1 0 0 0 0 0	0 0 0 0 0 1
23 Juan Uribe, R (1, 6) OBP: 0.274, SLG: 0.417		C S S 0-3 ② K		F B 1 SAFE F X 1-2 33 G6-4-3 1B			B 1 SAFE B F F F X 2-2 ① P4 1-2		X 0-0 ② P3	4	0	1	0	0	1	3
33 Aaron Rowand, R (1, 8) OBP: 0.250, SLG: 0.383		C X 0-1 ③ G4-3		B B X 2-0 ①② G6-4-3 1-2f 2-3			C X 0-1 ② F8 2-3		C C X 0-2 ③ G5-3	4	0	0	0	0	0	6
28 Buster Posey, R (1, 2) OBP: 0.324, SLG: 0.533			C E S 0-3 ① K	F S D S 1-3 ③ K			S B X 1-1 ③ G6-3			3	0	0	0	0	2	3
49 Joe Martinez, L (1, 1) 19 Kevin Frandsen, R (5, 5) OBP: 0.351, SLG: 0.400			C B B S X 2-2 ② F8			X 0-0 ① G6-3		B X 1-0 ① F8		1 2	0 0	0 0	0 0	0 0	0 0	0 0

Inning Stats	1	2	3	4	5	6	7	8	9
	R: 0 E: 0 K: 0 S: 8 H: 1 LOB: 1 BB: 0 P: 12	R: 0 E: 0 K: 2 S: 8 H: 0 LOB: 0 BB: 0 P: 10	R: 0 E: 0 K: 1 S: 10 H: 0 LOB: 0 BB: 0 P: 15	R: 0 E: 0 K: 0 S: 5 H: 1 LOB: 0 BB: 0 P: 10	R: 0 E: 0 K: 1 S: 8 H: 2 LOB: 1 BB: 0 P: 12	R: 0 E: 1 K: 1 S: 7 H: 1 LOB: 2 BB: 0 P: 12	R: 0 E: 1 K: 0 S: 11 H: 0 LOB: 2 BB: 1 P: 18	R: 0 E: 0 K: 0 S: 7 H: 1 LOB: 1 BB: 0 P: 12	R: 0 E: 0 K: 0 S: 13 H: 1 LOB: 2 BB: 0 P: 18

1B: 5 SF: 0 PA: 34
2B: 2 SAC: 0
3B: 0 DP: 2
HR: 0 HBP: 0
WP: 0
PB: 0
SB: 0
CS: 0

PITCHER		IP	WLS	BF	H	R	ER	SO	BB	IBB	HBP	BLK	WP	HR	S	P	ERA	WHIP
45 Mark DiFelice, R ERA: 4.73	(1, 1)	3.0		10	1	0	0	3	0	0	0	0	0	0	26	37	0.00	0.333
57 Mitch Stetter, L ERA: 2.13	(4, 1)	1.0	W	3	1	0	0	0	0	0	0	0	0	0	5	10	0.00	1.000
60 Todd Coffey, R ERA: 2.31	(5, 1)	1.0	H	4	2	0	0	1	0	0	0	0	0	0	8	12	0.00	2.000
50 Jorge Julio, R ERA: 5.4	(6, 1)	1.0	H	5	1	0	0	1	0	0	0	0	0	0	7	12	0.00	1.000
47 Wes Littleton, R ERA: 11.12	(7, 1)	1.0	H	4	0	0	0	0	1	0	0	0	0	0	11	18	0.00	1.000
65 Lindsay Gulin, L ERA: 3.0	(8, 1)	1.0	H	4	1	0	0	0	0	0	0	0	0	0	7	12	0.00	1.000
98 David Johnson, R ERA:	(9, 1)	1.0	S	4	1	0	0	0	0	0	0	0	0	0	13	18	0.00	1.000

Milwaukee Brewers @ San Francisco Giants

Scottsdale Stadium, Scottsdale, AZ

Sun Mar 29 2009, 4:05 PM EDT

Att. 8,532 - Overcast - 72 F

livebaseballscorecards.com

AB	33
R	0
H	7
RBI	0
BB	1
SO	5
LOB	22

Batter	1	2	3	4	5	6	7	8	9	10	AB	R	H	RBI	BB	SO	LOB
13 Omar Vizquel, S (1, 4) OBP: 0.375, SLG: 0.327 96 Guilder Rodriguez, S (8, 4)	C T F S 0-3 K ①		C X 0-1 F9 ①		C B X 1-1 F8 ③			B B X 2-0 P3 ②		X 0-0 G4-3 ①	4 0 0 0 0 1 0 1 0 0 0 0 0 0						
Frank Catalanotto, L (1, 7) OBP: 0.368, SLG: 0.472 18 Eddie Guardado, R (8, 1) Kasey Kiker, L (9, 1) 95 Craig Gentry, R (10, PH) OBP: 0.500, SLG: 0.333 Beau Vaughan, S (10, 1) 95 A.J. Murray, S (10, 1)	B B C T F S 2-3 K ②		C B X 1-1 P2 ②			B F S B X 2-2 P6 ①		C C B X 1-2 7 E 1B		B X 1-0 7 HR 1B	4 0 1 0 0 1 0 0 0 0 0 0 0 0 0 0 0 0 0 0 0 1 1 1 0 0 0 0 0 0 0 0 0 0 0 0 0 0 0 0 0 0						
7 David Murphy, L (1, 9) OBP: 0.293, SLG: 0.485	C T F B B B S 3-3 K ③		C C S 0-3 K ③			B C B X 2-1 G3 ②		1 SAFE C X 0-1 F8 ③ 1-2		1 SAFE B 1 SAFE X 1-0 1-H HR	5 1 1 2 0 2 1						
25 Andruw Jones, R (1, 8) OBP: 0.327, SLG: 0.500		X 0-0 15 1B 2 HR 2B		B B F S X 2-2 HR		X 0-0 P6 ③			C B B S S 2-3 K ①	X 0-0 L4 ②	5 2 2 1 0 1 0						
19 Chris Davis, L (1, 3) OBP: 0.395, SLG: 0.592 12 Justin Smoak, S (4, 3) OBP: 0.357, SLG: 0.600		C C S 0-3 K ①		C X 0-1 G3 ①			C X 0-1 G3-1 ①		S B S B X 2-2 HR	S B B C B B 4-2 BB	2 0 0 0 0 1 1 2 1 1 1 1 0 0						
15 Travis Metcalf, R (1, 5) OBP: 0.232, SLG: 0.242		B B X 2-0 2 HR 2-3 1B		X 0-0 F7 ②			C B X 1-1 F7 ②		C S B B S 2-3 K ②	B C S X 1-2 G1-3 ③	5 1 1 0 0 1 1						
2 Taylor Teagarden, R (1, 2) OBP: 0.366, SLG: 0.703 14 Adam Melhuse, S (7, 2) OBP: 0.720, SLG: 0.800		C C B X 1-2 1-H 3-H HR		S C S 0-3 K ③			B B F C D B 4-2 BB		B X 1-0 41 1B		2 1 1 3 1 1 0 1 0 1 0 0 0 0						
1 Elvis Andrus, R (1, 6) OBP: 0.319, SLG: 0.318 41 Brandon Boggs, S (8, 7) OBP: 0.396, SLG: 0.533		B F X 1-1 G1-3 ②			C B S S 1-3 K ①		1 SAFE 1 S D B F B X 3-2 P3 ③		S B B X 2-1 1-2 1B		3 0 0 0 0 1 1 1 0 1 0 0 0 0						
37 Kris Benson, R (1, 1) 59 Josh Rupe, R (7, 1) 3 Joaquin Arias, R (8, PH) OBP: 0.419, SLG: 0.488 (8, 6)		C C F X 0-2 G4-3 ③			F C F S 0-3 K ②			C S T F S 0-3 K2-3 ①		B X 1-0 L8 ③	2 0 0 0 0 1 0 0 0 0 0 0 0 0 2 0 0 0 0 1 2						
Inning Stats	R: 0 H: 0 E: 0 LOB: 0 K: 3 BB: 0 S: 10 P: 15	R: 3 H: 3 E: 0 LOB: 0 K: 1 BB: 0 S: 14 P: 18	R: 0 H: 0 E: 0 LOB: 0 K: 1 BB: 0 S: 7 P: 8	R: 1 H: 1 E: 0 LOB: 0 K: 1 BB: 0 S: 9 P: 11	R: 0 H: 0 E: 0 LOB: 0 K: 2 BB: 0 S: 9 P: 11	R: 0 H: 0 E: 0 LOB: 0 K: 0 BB: 0 S: 6 P: 10	R: 0 H: 0 E: 0 LOB: 1 K: 0 BB: 1 S: 9 P: 17	R: 0 H: 1 E: 1 LOB: 1 K: 1 BB: 0 S: 10 P: 13	R: 1 H: 3 E: 0 LOB: 2 K: 2 BB: 0 S: 13 P: 23	R: 2 H: 2 E: 0 LOB: 1 K: 0 BB: 1 S: 9 P: 16	1B: 5 SF: 0 2B: 1 SAC: 0 3B: 0 DP: 0 HR: 4 HBP: 0						

PITCHER	IP	WLS	BF	H	R	ER	SO	BB	IBB	HBP	BLK	WP	HR	S	P	ERA	WHIP
18 Matt Cain, R (1, 1) ERA: 6.04	7.0		26	4	4	4	8	1	0	0	0	0	2	64	90	5.14	0.714
43 Alex Hinshaw, L (8, 1) ERA: 5.23	1.0		4	1	0	0	1	0	0	0	0	0	0	10	13	0.00	1.000
Luis Perdomo, R (9, 1) ERA: 4.09	0.2		5	3	1	1	2	0	0	0	0	0	1	12	21	13.50	4.500
49 Brandon Medders, R (9, 1) ERA: 1.46	0.1		1	0	0	0	0	0	0	0	0	0	0	1	2	0.00	0.000
94 Felix Romero, R (10, 1) ERA: 8.1	1.0	L	6	2	2	2	0	1	0	0	0	0	1	9	16	18.00	3.000

PITCHER	IP	WLS	BF	H	R	ER	SO	BB	IBB	HBP	BLK	WP	HR	S	P	ERA	WHIP

TOP

Texas Rangers @ San Francisco Giants

Scottsdale Stadium, Scottsdale, AZ

Mon Mar 30 2009, 4:05 PM EDT
Att. 4,665 - Sunny - 72 F

livebaseballscorecards.com

AB	40
R	7
H	10
RBI	7
BB	2
SO	11
LOB	6

1B: 5	SF: 0	WP: 0	PA: 42
2B: 1	SAC: 0	PB: 0	
3B: 0	DP: 0	SB: 0	
HR: 4	HBP: 0	CS: 0	

Texas Rangers @ San Francisco Giants

Scottsdale Stadium, Scottsdale, AZ

Mon Mar 30 2009, 4:05 PM EDT

Att. 4,665 - Sunny - 72 F

livebaseballscorecards.com

Batter	1	2	3	4	5	6	7	8	9	10	AB	R	H	RBI	BB	SO	LOB
2 Randy Winn, S (1, 8) OBP: 0.300, SLG: 0.323	C X 0-1 14 S 1B		C B C C 1-3 ① K	X 0-0 ③ G4-3			C B X 1-1 ③ P5		B C S B B B 4-2 BB		3	0	1	0	0	1	1
8 Eugenio Velez, S (5, 8) OBP: 0.368, SLG: 0.531											1	0	0	0	1	0	0
23 Juan Uribe, R (1, 6) OBP: 0.284, SLG: 0.508	B 1 SAFE 1 SAFE B C 1 SAFE 1 SAFE X 2-1 ① P3		F X 0-1 1-H HR		B X 1-0 ① G3-1			B C X 1-1 HR	X 0-0 ③ G4-3		5	2	2	3	0	0	2
14 Fred Lewis, L (1, 7) OBP: 0.431, SLG: 0.644	B F F B B S 3-3 ② K 1-2		C F B B B X 2-2 48 G3-1 1 HBP 1B		F B B S B X 3-2 ② G4-3			B B B C C X 3-2 2B		B B F B F X 3-2 ① G4-3	4	0	2	0	0	1	1
Brian Horwitz, R (9, 7) OBP: 0.600, SLG: 0.500											0	0	0	0	0	0	0
7 Emmanuel Burriss, S (10, PH) OBP: 0.423, SLG: 0.443											1	0	0	0	0	0	0
1 Bengie Molina, R (1, 2) OBP: 0.259, SLG: 0.339	C F B X 1-2 ③ F8		1 SAFE 1 SAFE C H 1-1 48 G3-1 1-2 HBP		B X 1-0 ③ G6-3			T X 0-1 ① F8		S S S 0-3 ② K	3	0	0	0	0	0	2
20 Steve Holm, R (9, 2) OBP: 0.333, SLG: 0.314											1	0	0	0	0	1	0
48 Pablo Sandoval, S (1, 5) OBP: 0.478, SLG: 0.683		X 0-0 10 L8 2B	F F F B B X 2-2 ② G3-1 1-2 2-3			M X 0-1 ① F8		X 0-0 ② L9		C X 0-1 1B	3	0	1	0	0	0	2
74 Matt Downs, R (7, 5) OBP: 0.368, SLG: 0.556											2	0	1	0	0	0	1
10 Travis Ishikawa, L (1, 3) OBP: 0.355, SLG: 0.611	B B C F B X 3-2 ① L8 2-3		B X 1-0 ③ P6			X 0-0 ② F7		B F F X 1-2 ③ G3		F B F F F X 1-2 ③ F8	5	0	0	0	0	0	5
12 Nate Schierholtz, L (1, 9) OBP: 0.394, SLG: 0.667	X 0-0 ② P4		C B F X 1-2 19 SF9 3B			B C F X 1-2 ③ F7			X 0-0 ① F9		3	1	1	0	0	0	1
59 Andres Torres, S (7, 9) OBP: 0.455, SLG: 0.552											1	0	0	0	0	0	0
19 Kevin Frandsen, R (1, 4) OBP: 0.333, SLG: 0.384	C X 0-1 ③ G3		S X 0-1 ① SF9 3-H				B X 1-0 ① G6-3		S F X 0-2 ② P3		3	0	0	1	0	0	1
18 Matt Cain, R (1, 1) OBP: 0.286, SLG: 0.286		C B B X 2-1 23 HR 1B	B F X 1-1 ② G6-3				F B F S 1-3 ② K		X 0-0 HR		2	1	1	0	0	0	0
35 Rich Aurilia, R (7, PH) OBP: 0.472, SLG: 0.558											1	0	0	0	0	1	0
43 Alex Hinshaw, L (8, 1)											0	0	0	0	0	0	0
Luis Perdomo, R (9, 1)											0	0	0	0	0	0	0
49 Brandon Medders, R (9, 1)											0	0	0	0	0	0	0
76 Jesus Guzman, R (9, PH) OBP: 0.444, SLG: 0.922											1	1	1	0	0	0	0
94 Felix Romero, R (10, 1)											0	0	0	0	0	0	0
Inning Stats	R: 0 H: 1 E: 0 LOB: 1 K: 1 BB: 0 S: 11 P: 17	R: 0 H: 1 E: 0 LOB: 1 K: 0 BB: 0 S: 7 P: 10	R: 2 H: 3 E: 0 LOB: 2 K: 1 BB: 0 S: 16 P: 25	R: 1 H: 1 E: 0 LOB: 0 K: 0 BB: 0 S: 8 P: 10	R: 0 H: 0 E: 0 LOB: 0 K: 0 BB: 0 S: 5 P: 10	R: 0 H: 0 E: 0 LOB: 0 K: 0 BB: 0 S: 6 P: 7	R: 0 H: 0 E: 0 LOB: 0 K: 1 BB: 0 S: 6 P: 9	R: 1 H: 2 E: 0 LOB: 1 K: 0 BB: 0 S: 11 P: 16	R: 1 H: 1 E: 0 LOB: 1 K: 0 BB: 1 S: 8 P: 12	R: 0 H: 1 E: 0 LOB: 1 K: 1 BB: 0 S: 13 P: 17	1B: 4 SF: 1 2B: 2 SAC: 0 3B: 1 DP: 0 HR: 3 HBP: 1						

BOTTOM			
AB	39	WP: 0	PA: 42
R	5	PB: 0	
H	10	SB: 1	
RBI	5	CS: 0	
BB	1		
SO	4		
LOB	16		

PITCHER		IP	WLS	BF	H	R	ER	SO	BB	IBB	HBP	BLK	WP	HR	S	P	ERA	WHIP
37 Kris Benson, R	(1, 1)	6.0		25	6	3	3	2	0	0	1	0	0	1	53	79	4.50	1.000
ERA: 4.76																		
59 Josh Rupe, R	(7, 1)	1.0	H	3	0	0	0	1	0	0	0	0	0	0	6	9	0.00	0.000
ERA: 3.75																		
18 Eddie Guardado, L	(8, 1)	1.0	B	5	2	1	1	0	0	0	0	0	0	1	11	16	9.00	2.000
ERA: 10.8																		
Kasey Kiker, L	(9, 1)	1.0	W	5	1	1	1	0	1	0	0	0	0	1	8	12	9.00	2.000
ERA: 9.0																		
Beau Vaughan, R	(10, 1)	0.2	H	3	1	0	0	1	0	0	0	0	0	0	8	11	0.00	1.500
ERA:																		

PITCHER		IP	WLS	BF	H	R	ER	SO	BB	IBB	HBP	BLK	WP	HR	S	P	ERA	WHIP
95 A.J. Murray, L	(10, 1)	0.1	S	1	0	0	0	0	0	0	0	0	0	0	5	6	0.00	0.000
ERA:																		

San Francisco Giants @ Texas Rangers

Surprise Stadium, Surprise, AZ

Tue Mar 31 2009, 4:05 PM EDT

Att. 3,981 - Sunny - 72 F

TOP

livebaseballscorecards.com

Batter	1	2	3	4	5	6	7	8	9	AB	R	H	RBI	BB	SO	LOB
7 Emmanuel Burriss, S (1, 4) OBP: 0.422, SLG: 0.440 18 Nick Noonan, L (8, 4) OBP: 0.200, SLG: 0.800	G4-3	E4 35 BB 8 BB 48 1B 2-3		G4-3			35 1B 48 2B 1B	SAFE 8 1B 35 1B 1-2 1B		5 0	3 0	2 0	0 0	0 0	0 0	1 0
8 Eugenio Velez, S (1, 8) OBP: 0.370, SLG: 0.515	G6-3	35 BB 48 1B 1-2 BB		F8			1 SAFE K	48 F8 35 1B 1-2 2-H 1B		4	1	1	1	1	1	1
35 Rich Aurilia, R (1, 3) OBP: 0.500, SLG: 0.574	1B	48 1B 1-2 2-3 3-H BB			G4-3		1 SAFE 1 SAFE 48 2B 1-3 1B	1-2 2-H 1B		4	0	3	2	1	0	0
48 Pablo Sandoval, S (1, 5) OBP: 0.472, SLG: 0.676 (6, 2) 72 Eli Whiteside, R (9, 2)	K	1-2 2-H 3-H 1B			K2-3		0-0 1-3 3-H 2B	0-0 2-3 F8		5 0	0 0	2 0	3 0	0 0	2 0	3 0
12 Nate Schierholtz, L (1, 10) OBP: 0.342, SLG: 0.571		G4-3 G3-1			G2-3		G4-3	G4-3		5	0	0	0	0	0	6
23 Juan Uribe, R (1, 6) OBP: 0.286, SLG: 0.500 74 Matt Downs, R (6, 5) OBP: 0.350, SLG: 0.526		2-2 20 2B BB 1B	F9			K	2-3 K		F9	3 2	1 0	1 0	0 0	0 0	1 1	0 2
59 Andres Torres, S (1, 7) OBP: 0.451, SLG: 0.587		L9	L6			HR		81 E 77 1B 1B	F9	5	2	2	1	0	0	1
Brian Horwitz, R (1, 9) OBP: 0.500, SLG: 0.333 81 Mike McBryde, R (6, 9) OBP: 0.625, SLG: 0.875		20 2B 1-2 BB	K			L3		G4-3 1-3	1B	2 2	1 0	0 1	0 0	1 0	1 0	0 1
20 Steve Holm, R (1, 2) OBP: 0.333, SLG: 0.342 77 Jake Wald, R (6, 6) OBP: 0.455, SLG: 0.778		7 E 35 BB 1-H 2-H 2B		K		K		7 1B 8 1B 3-H 1B	K	3 2	1 1	1 1	2 1	0 0	2 1	0 1
Inning Stats	R: 0 E: 0 K: 1 S: 10 H: 1 LOB: 1 BB: 0 P: 14	R: 5 E: 1 K: 0 S: 26 H: 3 LOB: 2 BB: 3 P: 53	R: 0 E: 0 K: 1 S: 7 H: 0 LOB: 0 BB: 0 P: 12	R: 0 E: 0 K: 1 S: 7 H: 0 LOB: 0 BB: 0 P: 10	R: 0 E: 0 K: 1 S: 9 H: 0 LOB: 0 BB: 0 P: 11	R: 1 E: 0 K: 2 S: 11 H: 1 LOB: 0 BB: 0 P: 18	R: 1 E: 0 K: 2 S: 11 H: 3 LOB: 2 BB: 0 P: 14	R: 3 E: 0 K: 0 S: 18 H: 5 LOB: 2 BB: 0 P: 26	R: 0 E: 0 K: 1 S: 12 H: 1 LOB: 1 BB: 0 P: 16	1B: 11 2B: 2 3B: 0 HR: 1 SF: 0 SAC: 0 DP: 0 HBP: 0						

	AB	42
	R	10
	H	14
	RBI	10
	BB	3
	SO	9
	LOB	16

	WP: 0	PA: 45
	PB: 0	
	SB: 0	
	CS: 0	

PITCHER	IP	WLS	BF	H	R	ER	SO	BB	IBB	HBP	BLK	WP	HR	S	P	ERA	WHIP
54 Matt Harrison, L (1, 1) ERA: 6.11	1.2	L	13	4	5	2	1	3	0	0	0	0	0	32	61	10.80	4.200
88 Pedro Strop, R (2, 1) ERA:	1.1		4	0	0	0	1	0	0	0	0	0	0	11	18	0.00	0.000
31 Jason Jennings, R (4, 1) ERA: 1.98	3.0		10	1	1	1	4	0	0	0	0	0	1	27	39	3.00	0.333
60 Warner Madrigal, R (7, 1) ERA: 11.0	1.0		6	3	1	1	2	0	0	0	0	0	0	11	14	9.00	3.000
58 Derrick Turnbow, R (8, 1) ERA: 8.1	1.0		8	5	3	3	0	0	0	0	0	0	0	18	26	27.00	5.000

PITCHER	IP	WLS	BF	H	R	ER	SO	BB	IBB	HBP	BLK	WP	HR	S	P	ERA	WHIP
50 Frank Francisco, R (9, 1) ERA: 4.09	1.0		4	1	0	0	1	0	0	0	0	0	0	12	16	0.00	1.000

Batter	1	2	3	4	5	6	7	8	9	AB	R	H	RBI	BB	SO	LOB
5 Ian Kinsler, R (1, 4) OBP: 0.370, SLG: 0.462	C B X 1-1 32 G4-1 1B		F B B B F X 3-2 ① F9		B X 1-0 ③ F7			X 0-0 ① F8		4	0	1	0	0	0	2
10 Michael Young, R (1, 5) OBP: 0.415, SLG: 0.517	C F S 0-3 ① K		B B B C S C 3-3 ② K			X 0-0 32 1B 1B		C B B F X 2-2 ② F9		4	0	1	0	0	2	3
32 Josh Hamilton, L (1, 8) OBP: 0.392, SLG: 0.740	F X 0-1 ② G4-1 1-2		S B X 1-1 1-H 2-H HR			X 0-0 1-2 1B		B F B F X 2-2 ③ G1-3		4	1	2	3	0	0	1
25 Andruw Jones, R (1, 10) OBP: 0.305, SLG: 0.464	B C B C X 2-2 ③ G6-3		S B X 1-1 ③ G6-3			X 0-0 ① L8			B C B X 2-1 ① F8	4	0	0	0	0	0	3
9 Hank Blalock, L (1, 3) OBP: 0.343, SLG: 0.500		X 0-0 ① G6-3		X 0-0 ① F8		C F B F X 1-2 ② F6			C X 0-1 ② G6-3	4	0	0	0	0	0	2
17 Nelson Cruz, R (1, 9) OBP: 0.327, SLG: 0.766		B X 1-0 ② F7		B F B C B X 3-2 ② G6-3		X 0-0 ③ F9			X 0-0 ③ P4	4	0	0	0	0	0	2
22 Marlon Byrd, R (1, 7) OBP: 0.355, SLG: 0.473		X 0-0 ③ F9		X 0-0 ③ F8			B B X 2-0 ① F7			3	0	0	0	0	0	0
21 Jarrod Saltalamacchia, S (1, 2) OBP: 0.382, SLG: 0.560			F C X 0-2 1 32 HR 1B		X 0-0 ① P4		X 0-0 ② G5-3			3	1	1	0	0	0	0
1 Elvis Andrus, R (1, 6) OBP: 0.320, SLG: 0.319			B C B C B X 3-2 32 HR 1-2 1B		C B X 1-1 ② G5-3		B B F C F X 2-2 ③ G6-3			3	1	1	0	0	0	0
Inning Stats	R: 0 E: 0 K: 1 S: 10 H: 1 LOB: 1 BB: 0 P: 13	R: 0 E: 0 K: 0 S: 3 H: 0 LOB: 0 BB: 0 P: 4	R: 3 E: 0 K: 1 S: 16 H: 3 LOB: 0 BB: 0 P: 27	R: 0 E: 0 K: 0 S: 5 H: 0 LOB: 0 BB: 0 P: 8	R: 0 E: 0 K: 0 S: 4 H: 0 LOB: 0 BB: 0 P: 6	R: 0 E: 0 K: 0 S: 8 H: 2 LOB: 2 BB: 0 P: 9	R: 0 E: 0 K: 0 S: 6 H: 0 LOB: 0 BB: 0 P: 10	R: 0 E: 0 K: 0 S: 7 H: 0 LOB: 0 BB: 0 P: 11	R: 0 E: 0 K: 0 S: 5 H: 0 LOB: 0 BB: 0 P: 7	1B: 5 2B: 0 3B: 0 HR: 1	SF: 0 SAC: 0 DP: 0 HBP: 0						

PITCHER	IP	WLS	BF	H	R	ER	SO	BB	IBB	HBP	BLK	WP	HR	S	P	ERA	WHIP
75 Barry Zito, L (1, 1) ERA: 5.12	7.0	W	27	6	3	3	2	0	0	0	0	0	1	52	77	3.86	0.857
46 Bob Howry, R (8, 1) ERA: 4.26	1.0		3	0	0	0	0	0	0	0	0	0	0	7	11	0.00	0.000
41 Jeremy Affeldt, L (9, 1) ERA: 5.02	1.0		3	0	0	0	0	0	0	0	0	0	0	5	7	0.00	0.000

PITCHER	IP	WLS	BF	H	R	ER	SO	BB	IBB	HBP	BLK	WP	HR	S	P	ERA	WHIP

BOTTOM

San Francisco Giants @ Texas Rangers

Surprise Stadium, Surprise, AZ

Tue Mar 31 2009, 4:05 PM EDT

Att. 3,981 - Sunny - 72 F

livebaseballscorecards.com

AB	33
R	3
H	6
RBI	3
BB	0
SO	2
LOB	13

1B: 5	SF: 0	WP: 0	PA: 33
2B: 0	SAC: 0	PB: 0	
3B: 0	DP: 0	SB: 0	
HR: 1	HBP: 0	CS: 0	

Batter	1	2	3	4	5	6	7	8	9	AB	R	H	RBI	BB	SO	LOB
9 Juan Pierre, L (1, 8) OBP: 0.333, SLG: 0.333	B B C F C 2-3 K		F B F X 1-2 P5			B L X 1-1 17 F9 2B	B B B C T F X 3-2 60 BB 17 1B 1-3 1B	1 SAFE X 0-0 87 FC6-4 60 PB 1-2 1B		5	1	3	0	0	1	1
Jovanny Rosario, S (8, PR) OBP: 1.000, SLG: 1.500 (8, 8)										0	0	0	0	0	0	0
60 Chin-Lung Hu, R (1, 6) OBP: 0.316, SLG: 0.358	X 0-0 G4-3			C B S X 1-2 F9		B B D C L F F F F 3-2 X L9	B B B B 4-0 76 F9 17 1B 1-2 BB	B C B B B 4-1 87 FC6-4 1-2 2-3 BB		3	0	0	0	2	0	1
99 Manny Ramirez, R (1, 7) OBP: 0.621, SLG: 0.667	F F S 0-3 K			B F B B C B 4-2 76 HR BB		C D X 1-1 F9 2-3	B S X 1-1 1-2 2-H 3-H 1B	X 0-0 FC6-4 1-2f 2-3 3-H		1	0	0	0	1	1	0
17 Jason Repko, R (4, PR) OBP: 0.326, SLG: 0.316 (4, 7)										2	1	1	2	0	0	1
87 Andrew Lambo, L (7, PR) (7, 7)										1	0	0	1	0	0	2
76 Doug Mientkiewicz, L (1, 3) OBP: 0.348, SLG: 0.650		B C C F B F F S 2-3 K		F X 0-1 1-H HR		D B C F F F B B 4-2 33 BB BB	C F B X 1-2 F9 2-3	B F X 1-1 G4-3		4	1	1	2	1	1	4
33 Blake DeWitt, L (1, 5) OBP: 0.338, SLG: 0.420		B F B C F F F C 2-3 K		C S B F F B S 2-3 K2-3		B B C B B 4-1 1-2 BB	B C C B F B T 3-2 K		B C B X 2-1 G4-3	2	0	0	0	1	2	1
26 Eric Milton, L (6, 1) OBP: 0.333, SLG: 0.333										1	0	0	0	0	1	2
80 Dwayne Pollok, R (8, 1)										0	0	0	0	0	0	0
52 Austin Gallagher, L (9, PH) OBP: 0.667, SLG: 0.500										1	0	0	0	0	0	0
75 Xavier Paul, L (1, 9) OBP: 0.400, SLG: 0.541		B B C X 2-1 G6-3		S B X 1-1 G1-3		C B X 1-1 F8		C B B B F X 3-2 E3 51 G3 51 S 14 HR	B B B B 4-0 14 S BB	4	1	0	0	1	0	4
44 A.J. Ellis, R (1, 2) OBP: 0.303, SLG: 0.355			C S F X 0-2 G6-3		C C X 0-2 L9		C B X 1-1 14 F9 67 1B 2B	B B B C C X 3-2 G3 1-3	C F F B C 1-3 K	3	1	1	0	0	0	0
51 Kenley Jansen, S (8, PH)										2	0	0	0	0	1	2
(8, 2)																
14 Juan Castro, R (1, 4) OBP: 0.429, SLG: 0.660			B X 1-0 18 G3 2B		C B B C X 2-2 F9		B S X 1-1 F9 2-3	B C X 1-1 3-H HR	C S X 0-2 G5-3 1-2	5	1	2	2	0	0	2
18 Hiroki Kuroda, R (1, 1) OBP: 0.333, SLG: 0.333			B C F F B F X 2-2 G3 2-3		B F F F S 1-3 K2-3		C X 0-1 9 1B 17 1B 3-H 1B	C S X 0-2 60 PB 9 1B 87 FC6-4 1B		1	0	0	0	0	0	1
56 Hung-Chih Kuo, L (4, 1)										0	0	0	0	0	0	0
91 Kyle Russell, L (5, PH)										1	0	0	0	0	1	0
36 Shawn Estes, R (5, 1)										0	0	0	0	0	0	0
67 Luis Maza, R (6, 5) OBP: 0.429, SLG: 0.273										2	2	2	1	0	0	0
Inning Stats	R: 0 E: 0 K: 2 S: 7 H: 0 LOB: 0 BB: 0 P: 9	R: 0 E: 0 K: 2 S: 13 H: 0 LOB: 0 BB: 0 P: 19	R: 0 E: 0 K: 0 S: 13 H: 1 LOB: 1 BB: 0 P: 17	R: 2 E: 0 K: 1 S: 14 H: 1 LOB: 1 BB: 1 P: 22	R: 0 E: 0 K: 1 S: 10 H: 0 LOB: 0 BB: 0 P: 13	R: 0 E: 0 K: 0 S: 17 H: 1 LOB: 3 BB: 2 P: 31	R: 3 E: 0 K: 1 S: 18 H: 4 LOB: 2 BB: 1 P: 32	R: 3 E: 1 K: 0 S: 16 H: 3 LOB: 2 BB: 1 P: 28	R: 0 E: 0 K: 1 S: 10 H: 0 LOB: 1 BB: 1 P: 17	1B: 5 2B: 3 3B: 0 HR: 2 SF: 0 SAC: 0 DP: 0 HBP: 0						

PITCHER		IP	WLS	BF	H	R	ER	SO	BB	IBB	HBP	BLK	WP	HR	S	P	ERA	WHIP
Madison Bumgarner, L (1, 1) ERA:		3.0		10	1	0	0	4	0	0	0	0	0	0	33	45	0.00	0.333
45 Justin Miller, R (4, 1) ERA: 1.64		2.0	B	8	1	2	2	2	1	0	0	0	0	1	24	35	9.00	1.000
49 Brandon Medders, R (6, 1) ERA: 1.35		1.0		6	1	0	0	0	2	0	0	0	0	0	17	31	0.00	3.000
Luis Perdomo, R (7, 1) ERA: 6.35		0.1	B	6	4	3	3	0	1	0	0	0	0	0	11	21	81.00	15.000
43 Alex Hinshaw, L (7, 1) ERA: 5.56		1.0		7	3	3	1	1	0	0	0	0	0	1	19	30	9.00	3.000

PITCHER		IP	WLS	BF	H	R	ER	SO	BB	IBB	HBP	BLK	WP	HR	S	P	ERA	WHIP
47 Merkin Valdez, R (8, 1) ERA: 4.82		0.2	W	3	0	0	0	0	1	0	0	0	0	0	4	9	0.00	1.500
Keiichi Yabu, R (9, 1) ERA: 12.71		1.0	S	4	0	0	0	1	1	0	0	0	0	0	10	17	0.00	1.000

TOP

Los Angeles Dodgers @ San Francisco Giants

Scottsdale Stadium, Scottsdale, AZ

Wed Apr 01 2009, 4:05 PM EDT

Att. 6,531 - Sunny - 71 F

livebaseballscorecards.com

AB	38
R	8
H	10
RBI	8
BB	6
SO	8
LOB	21

WP: 0 PB: 1 SB: 2 CS: 0 PA: 44

BOTTOM

Los Angeles Dodgers @ San Francisco Giants
Scottsdale Stadium, Scottsdale, AZ
Wed Apr 01 2009, 4:05 PM EDT
Att. 6,531 - Sunny - 71 F

livebaseballscorecards.com

Batter	1	2	3	4	5	6	7	8	9	AB	R	H	RBI	BB	SO	LOB
2 Randy Winn, S (1, 9) OBP: 0.301, SLG: 0.324	C X 0-1 16 1B 14 1B 1B		B X 1-0 G5-3 ①		X 0-0 G1-6-3 ② ③ 1-2f	C F F B X 1-2 BB 77 S 74 2B 1B	B F X 1-1 23 FC6-4 1-2 2-H 1B			3	1	1	0	0	0	1
49 Brandon Medders, R (6, 1)										0	0	0	0	0	0	0
81 Mike McBryde, R (7, 8) OBP: 0.700, SLG: 0.900										2	1	2	1	0	0	0
16 Edgar Renteria, R (1, 6) OBP: 0.292, SLG: 0.344	C B 1 X SAFE		B X 1-0 G4-3 ②			B C B C C 2-3 K ①	F B B B C H 4-2 BB 74 2B 1-2 HBP	B B B C F X 3-2 F9 ②		3	0	1	0	0	1	0
77 Jake Wald, R (7, 6) OBP: 0.462, SLG: 0.700	1-1 48 G6-4-3 14 1B 1-3 1B									1	1	0	0	0	0	2
14 Fred Lewis, L (1, 7) OBP: 0.441, SLG: 0.677	B S X 1-1 48 G6-4-3 1-2 3-H 1B		S B X 1-1 G4-3 ③			X 0-0 74 SF7 3B	B B B C B 4-1 74 2B 1-2 2-3 BB	C X 0-1 FC6-4 ③ 1-2f		3	1	2	1	0	0	0
Brian Horwitz, R (7, 7) OBP: 0.556, SLG: 0.333										0	1	0	0	1	0	0
47 Merkin Valdez, R (8, 1)										0	0	0	0	0	0	0
23 Juan Uribe, R (8, PH) OBP: 0.282, SLG: 0.493										1	0	0	0	0	0	2
Keiichi Yabu, R (9, 1)										0	0	0	0	0	0	0
48 Pablo Sandoval, S (1, 5) OBP: 0.459, SLG: 0.657	X 0-0 G6-4-3 ① ② 1-2f 2-3			S F B B S 2-3 K ①		B F X 1-1 SF7 ② 3-H	X 0-0 1-H 2-H 3-H 2B			2	0	0	0	0	1	2
74 Matt Downs, R (5, 5) OBP: 0.357, SLG: 0.564										1	0	1	4	0	0	0
10 Travis Ishikawa, L (1, 3) OBP: 0.350, SLG: 0.632	B B F C S 2-3 K ③			C X 0-1 P6 ②		C X 0-1 HR	X 0-0 L4 ③			4	1	1	1	0	1	2
92 Brad Boyer, L (8, 4)										0	0	0	0	0	0	0
33 Aaron Rowand, R (1, 8) OBP: 0.239, SLG: 0.365		B C F S 1-3 K ①		X 0-0 F7 ③		X 0-0 F9 ③		F X 0-1 F7 ①		3	0	0	0	0	1	0
Luis Perdomo, R (7, 1)										0	0	0	0	0	0	0
43 Alex Hinshaw, L (7, 1)										0	0	0	0	0	0	0
12 Nate Schierholtz, L (8, 9) OBP: 0.333, SLG: 0.556										1	0	0	0	0	0	0
7 Emmanuel Burriss, S (1, 4) OBP: 0.419, SLG: 0.462		C B B F C 2-3 K ②			X 0-0 35 1B 3B		C X 0-1 P4 ① S C X 0-2 20 WP 20 2B 2B			3	1	1	0	0	1	0
96 Adam Witter, L (8, 3) OBP: 1.000, SLG: 2.000										1	1	1	0	0	0	0
20 Steve Holm, R (1, 2) OBP: 0.348, SLG: 0.405	C B X 1-1 2B				C B X 1-1 G5-3 ①	C C F B X 1-2 G5-3 ②	B C F B X 2-2 81 1B 2-H 2B			4	1	2	1	0	0	1
Madison Bumgarner, R (1, 1)		X 0-0 G6-3 ③			B B X 2-0 2 G1-6-3 3-H 1B	X 0-0 HR	B B B C D 4-1 81 1B BB			1	0	0	0	0	0	1
45 Justin Miller, R (4, 1)										0	0	0	0	0	0	0
35 Rich Aurilia, R (5, PH) OBP: 0.508, SLG: 0.583										1	0	1	1	0	0	0
59 Andres Torres, S (6, 9) OBP: 0.466, SLG: 0.641										1	1	1	1	1	0	0
(8, 7)																
Inning Stats	R: 1 H: 3 E: 0 LOB: 1 K: 1 BB: 0 S: 10 P: 14	R: 0 H: 1 E: 0 LOB: 1 K: 2 BB: 0 S: 9 P: 13	R: 0 H: 0 E: 0 LOB: 0 K: 0 BB: 0 S: 4 P: 7	R: 0 H: 0 E: 0 LOB: 0 K: 1 BB: 0 S: 6 P: 8	R: 1 H: 2 E: 0 LOB: 0 K: 0 BB: 0 S: 5 P: 8	R: 2 H: 2 E: 0 LOB: 0 K: 1 BB: 1 S: 9 P: 12	R: 4 H: 3 E: 0 LOB: 1 K: 0 BB: 1 S: 16 P: 26	R: 2 H: 3 E: 0 LOB: 2 K: 0 BB: 1 S: 16 P: 26		1B: 6 SF: 1 2B: 4 SAC: 0 3B: 2 DP: 2 HR: 2 HBP: 1						

AB	35
R	10
H	14
RBI	10
BB	2
SO	5
LOB	11

WP: 1 PA: 39
PB: 0
SB: 1
CS: 0

PITCHER		IP	WLS	BF	H	R	ER	SO	BB	IBB	HBP	BLK	WP	HR	S	P	ERA	WHIP
18 Hiroki Kuroda, R ERA: 2.61	(1, 1)	3.0		12	4	1	1	3	0	0	0	0	0	0	23	34	3.00	1.333
56 Hung-Chih Kuo, L ERA: 6.35	(4, 1)	1.0	H	3	0	0	0	1	0	0	0	0	0	0	6	8	0.00	0.000
36 Shawn Estes, L ERA: 8.49	(5, 1)	1.0	B	4	2	1	1	0	0	0	0	0	0	0	5	8	9.00	2.000
26 Eric Milton, L ERA: 10.07	(6, 1)	2.1	L	17	7	8	8	1	2	0	1	0	1	2	34	53	30.86	3.857
80 Dwayne Pollok, R ERA:	(8, 1)	0.2		3	1	0	0	0	0	0	0	0	0	0	7	11	0.00	1.500

PITCHER		IP	WLS	BF	H	R	ER	SO	BB	IBB	HBP	BLK	WP	HR	S	P	ERA	WHIP

Oakland Athletics @ San Francisco Giants

AT&T Park, San Francisco, CA

Thu Apr 02 2009, 7:15 PM PDT

Att. 20,563 - Clear - 52 F

TOP

livebaseballscorecards.com

Batter	1	2	3	4	5	6	7	8	9	AB	R	H	RBI	BB	SO	LOB
15 Ryan Sweeney, L (1, 8) OBP: 0.371, SLG: 0.530	C SI 95 C SI 94 S CH 85 0-3 ① K		B CH 86 X FF 94 1-0 ③ G1-6-3		B FF 93 C SI 93 F FF 95 1 SAFE X SI 87 1-2 ③ FC6 1-2f		B B S B C FF 90 X FF 92 3-2 ③ F9		C SI 90 F SL 85 B CH 82 S CH 82 1-3 ③ K2-3	3	0	0	0	0	1	1
11 Rajai Davis, R (6, 8) OBP: 0.337, SLG: 0.438										2	0	0	0	0	1	1
18 Orlando Cabrera, R (1, 6) OBP: 0.375, SLG: 0.387	B FF 95 X SI 95 1-0 ② G4-3			B SI 94 B SI 93 B FF 95 C SI 94 C SI 93 X CH 85 3-2 ① G6-3		F FF 93 X SI 93 0-1 5 FC4-6 1B		C FF 94 X FF 93 0-1 E5 10 G4-3 10 WP		3	0	1	0	0	0	0
56 Cliff Pennington, S (6, PR) OBP: 0.382, SLG: 0.491										1	0	0	0	0	0	0
(6, 6)																
16 Jason Giambi, L (1, 3) OBP: 0.311, SLG: 0.220	C SI 95 C SI 94 B SI 95 S CH 86 1-3 ③ K			B CU 79 X FF 95 1-0 3 HR 1B		B FF 91 C SI 93 B SI 94 S CH 85 2-3 ① K		F FF 93 B FF 95 C SI 95 X CU 79 1-2 ① G4-3 1-3		3	1	1	0	0	2	1
10 Daric Barton, L (7, 3) OBP: 0.400, SLG: 0.606										1	0	0	0	0	0	1
5 Matt Holliday, R (1, 7) OBP: 0.400, SLG: 0.368		B F SI 94 B CU 79 X FF 95 2-1 32 G3 3 G1-3 1B		C FF 94 B FF 94 F FF 94 B CH 84 S FF 86 2-3 ② K		X FF 95 0-0 ② FC4-6 3 BB 1 1B 1-2f		C FF 95 F FF 95 C CU 80 0-3 ② K		3	0	1	0	0	1	2
19 Chris Denorfia, R (6, PR) OBP: 0.442, SLG: 0.526										1	1	0	0	0	1	1
(6, 7)																
3 Eric Chavez, L (1, 5) OBP: 0.269, SLG: 0.364		C FF 94 B FF 94 B SI 92 C SI 96 B SI 95 X CH 86 3-2 ① G1-3 1-2		X FF 93 0-0 1-H HR		B SI 94 D CH 86 B CH 84 B FF 92 4-0 1 1B 1-2 BB		B FF 94 B FF 95 B FF 94 C FF 93 X FF 94 3-1 ③ P6		2	1	1	2	1	0	1
22 Jack Hannahan, L (7, 5) OBP: 0.344, SLG: 0.302										1	0	0	0	0	0	1
32 Jack Cust, L (1, 9) OBP: 0.333, SLG: 0.418		X FF 94 0-0 ② G3 2-3		B CU 80 S CH 86 C CH 85 B CH 86 S CH 84 2-3 ③ K		X CU 72 0-0 8 FC5-4 1B 1-2 2-H			C SI 88 H SL 84 1-1 35 WP 35 1B HBP	2	0	0	0	0	1	1
1 Nomar Garciaparra, R (6, PH) OBP: 0.469, SLG: 0.700										1	0	1	1	0	0	0
6 Travis Buck, L (6, PR) OBP: 0.405, SLG: 0.556										0	1	0	0	0	0	0
(6, 9)																
8 Kurt Suzuki, R (1, 2) OBP: 0.323, SLG: 0.390		C CU 79 X FF 94 0-1 ③ L9			B S CH 84 B FF 93 X 2-1 ① F8	B CU 78 X CU 79 1-0 ③ FC5-4 1-2f			C FF 89 C SI 88 S SI 89 0-3 ① K	3	0	0	0	0	0	3
47 Gio González, R (6, 1)										0	0	0	0	0	0	0
13 Jerry Blevins, L (7, 1)										0	0	0	0	0	0	0
31 Brad Ziegler, R (8, 1)										0	0	0	0	0	0	0
40 Curtis Thigpen, R (9, PH) OBP: 0.243, SLG: 0.353										1	0	0	0	0	1	1
14 Mark Ellis, R (1, 4) OBP: 0.222, SLG: 0.204			C CU 79 C CU 79 B CH 82 B SI 95 S CH 85 2-3 ① K		C CU 79 X CU 78 0-1 E5 15 FC6		B FF 91 C FF 91 B FF 91 F CH 82 F FF 92 F FF 93 S FF 93 2-3 ① K		C SI 90 B FF 90 C SI 90 S CH 82 1-3 ② K	3	0	0	0	0	2	0
7 Bobby Crosby, R (7, 4) OBP: 0.327, SLG: 0.451										1	0	0	0	0	1	1
76 Trevor Cahill, R (1, 1)			B FF 95 C SI 92 B FF 94 C FF 93 C FF 94 2-3 ② K		C FF 93 C FF 92 1 SAFE C FF 92 0-3 ② K		B B C C X 2-2 ② F9		B SI 88 C SI 89 B SI 89 F SI 90 B CH 83 X SI 89 3-2 1-H 1B	2	0	0	0	0	2	1
35 Landon Powell, S (6, 2) OBP: 0.366, SLG: 0.514										2	0	1	1	0	0	0

	AB	35
	R	4
	H	6
	RBI	4
	BB	1
	SO	13
	LOB	16

Inning Stats																												
	R: 0 E: 0 K: 2 S: 7	H: 0 LOB: 0 BB: 0 P: 9	R: 0 E: 0 K: 0 S: 8	H: 1 LOB: 1 BB: 0 P: 13	R: 0 E: 0 K: 2 S: 7	H: 0 LOB: 0 BB: 0 P: 12	R: 2 E: 0 K: 2 S: 11	H: 2 LOB: 0 BB: 0 P: 19	R: 0 E: 1 K: 1 S: 10	H: 0 LOB: 1 BB: 0 P: 13	R: 1 E: 0 K: 1 S: 8	H: 2 LOB: 2 BB: 1 P: 15	R: 0 E: 0 K: 1 S: 11	H: 0 LOB: 0 BB: 0 P: 18	R: 0 E: 1 K: 1 S: 10	H: 0 LOB: 1 BB: 0 P: 14	R: 1 E: 0 K: 3 S: 13	H: 1 LOB: 1 BB: 0 P: 19	1B: 5 2B: 0 3B: 0 HR: 1	SF: 0 SAC: 0 DP: 0 HBP: 1	WP: 2 PB: 0 SB: 0 CS: 0	PA: 37

PITCHER		IP	WLS	BF	H	R	ER	SO	BB	IBB	HBP	BLK	WP	HR	S	P	ERA	WHIP
55 Tim Lincecum, R ERA: 4.03	(1, 1)	5.2	W	23	4	3	3	8	1	0	0	0	0	1	49	78	4.76	0.882
43 Alex Hinshaw, L ERA: 5.56	(6, 1)	0.0		1	1	0	0	0	0	0	0	0	0	0	1	1	∞	∞
45 Justin Miller, R ERA: 1.59	(6, 1)	0.1	H	1	0	0	0	0	0	0	0	0	0	0	1	2	0.00	0.000
47 Merkin Valdez, R ERA: 4.35	(7, 1)	1.0	H	3	0	0	0	1	0	0	0	0	0	0	11	18	0.00	0.000
41 Jeremy Affeldt, L ERA: 4.7	(8, 1)	1.0		4	0	0	0	1	0	0	0	0	1	0	10	14	0.00	0.000

PITCHER		IP	WLS	BF	H	R	ER	SO	BB	IBB	HBP	BLK	WP	HR	S	P	ERA	WHIP
46 Bob Howry, R ERA: 4.61	(9, 1)	1.0		5	1	1	1	3	0	0	1	0	1	0	13	19	9.00	1.000

Oakland Athletics @ San Francisco Giants

AT&T Park, San Francisco, CA

Thu Apr 02 2009, 7:15 PM PDT

Att. 20,563 - Clear - 52 F

livebaseballscorecards.com

BOTTOM

Batter	1	2	3	4	5	6	7	8	9	AB	R	H	RBI	BB	SO	LOB
2 Randy Winn, S (1, 9) OBP: 0.321, SLG: 0.314	F8	BB		16 FC5-4 BB		BB	G1-3			2	0	0	0	3	0	2
16 Edgar Renteria, R (1, 6) OBP: 0.286, SLG: 0.328	14 1B; 1 1B BB	F9		FC5-4 1-2f		SF8 3-H		G4-3		3	1	0	1	1	0	3
14 Fred Lewis, L (1, 7) OBP: 0.425, SLG: 0.642	1 S; 48 2B 1B		G4-3		G5-3	K		F8		5	1	1	0	0	1	1
1 Bengie Molina, R (1, 2) OBP: 0.286, SLG: 0.393	48 2B; 10 G4-3 1B		G3		48 G4-3; 10 1B 2B		48 3B 2B	F7		5	3	3	1	0	0	0
48 Pablo Sandoval, S (1, 5) OBP: 0.474, SLG: 0.703	10 G4-3 2B		1B	G4-3			33 SF8 3B			4	1	3	2	0	0	1
10 Travis Ishikawa, L (1, 3) OBP: 0.357, SLG: 0.620	G4-3		G4-3		1B		59 1B BB			3	0	1	2	1	0	2
33 Aaron Rowand, R (1, 8) OBP: 0.239, SLG: 0.354	G5-3			7 FC1-6 BB	P5		SF8 3-H			2	0	0	1	1	0	2
41 Jeremy Affeldt, L (8, 1)										0	0	0	0	0	0	0
46 Bob Howry, L (9, 1)										0	0	0	0	0	0	0
7 Emmanuel Burriss, S (1, 4) OBP: 0.411, SLG: 0.444		L1		FC1-6 55 SH3 1-2f		35 G4-3; 35 WP; 16 SF8 BB		F8		3	1	0	0	1	0	2
55 Tim Lincecum, L (1, 1)										1	0	0	0	0	1	0
43 Alex Hinshaw, L (6, 1)										0	0	0	0	0	0	0
45 Justin Miller, R (6, 1)										0	0	0	0	0	0	0
35 Rich Aurilia, R (6, PH) OBP: 0.500, SLG: 0.571										1	0	0	0	0	0	1
47 Merkin Valdez, R (7, 1)										0	0	0	0	0	0	0
59 Andres Torres, S (7, PH) OBP: 0.473, SLG: 0.646										1	0	1	0	0	0	0
(8, 8)		K		SH3 1-2		G4-3 1-3										
Inning Stats	R: 3 E: 0 K: 0 S: 19 H: 3 LOB: 1 BB: 1 P: 30	R: 0 E: 0 K: 1 S: 9 H: 0 LOB: 1 BB: 1 P: 17	R: 0 E: 0 K: 0 S: 5 H: 1 LOB: 1 BB: 0 P: 8	R: 0 E: 0 K: 0 S: 8 H: 0 LOB: 2 BB: 2 P: 19	R: 1 E: 0 K: 0 S: 11 H: 2 LOB: 1 BB: 0 P: 14	R: 1 E: 0 K: 1 S: 8 H: 0 LOB: 1 BB: 2 P: 23	R: 2 E: 0 K: 0 S: 12 H: 3 LOB: 2 BB: 1 P: 20	R: 0 E: 0 K: 0 S: 8 H: 0 LOB: 0 BB: 0 P: 10		1B: 5 2B: 3 3B: 1 HR: 0	SF: 2 SAC: 1 DP: 0 HBP: 0					

AB	30
R	7
H	9
RBI	7
BB	7
SO	2
LOB	14

WP: 1 PB: 0 SB: 1 CS: 0 PA: 40

PITCHER		IP	WLS	BF	H	R	ER	SO	BB	IBB	HBP	BLK	WP	HR	S	P	ERA	WHIP
76 Trevor Cahill, R ERA: 5.4	(1, 1)	5.0	L	25	6	4	4	1	4	0	0	0	0	0	52	88	7.20	2.000
47 Gio González, L ERA: 6.75	(6, 1)	1.0		7	2	3	3	1	2	0	0	0	1	0	12	28	27.00	4.000
13 Jerry Blevins, L ERA: 8.53	(7, 1)	1.0		5	1	0	0	0	1	0	0	0	0	0	8	15	0.00	2.000
31 Brad Ziegler, R ERA:	(8, 1)	1.0		3	0	0	0	0	0	0	0	0	0	0	8	10	0.00	0.000

PITCHER	IP	WLS	BF	H	R	ER	SO	BB	IBB	HBP	BLK	WP	HR	S	P	ERA	WHIP

Batter	1	2	3	4	5	6	7	8	9	10	AB	R	H	RBI	BB	SO	LOB
11 Rajai Davis, R (1, 8) OBP: 0.341, SLG: 0.429	B FF 91 C FF 90 B FF 93 B SI 90 B FF 90 4-1 14 G6-3 BB		B SI 88 S SL 81 F SI 87 F SL 85 C SI 92 1-3 K ①		C FF 91 X SL 86 0-1 G6-3 1-3 ②		F CU 78 B SI 91 S SI 91 B CU 80 X SI 89 2-2 G4-6-3 1-2f ② ③			C L B X 1-2 56 FC3-2-5 22 BB 1-2 1B	4	0	1	0	1	1	3
14 Mark Ellis, R (1, 4) OBP: 0.228, SLG: 0.212 22 Jack Hannahan, L (6, 4) OBP: 0.364, SLG: 0.302	B SL 83 1 SAFE C FF 91 F FS 86 B SL 82 1 SAFE F FF 90 X SL 83 2-2 G6-3 1-2f ① ②		C FS 85 X SI 90 0-1 1B		C FF 91 F FF 91 X SL 85 0-2 G6-3 ③			C SI 91 S CH 78 B CH 78 B FF 91 B CH 79 B SI 88 4-2 56 SH1-4 BB		B SI 92 B SI 93 B SI 89 B SI 92 4-0 56 FC3-2-5 19 WP 1-2 2-3 BB	3 0	0 1	1 0	0 0	0 2	0 0	2 0
18 Orlando Cabrera, R (1, 6) OBP: 0.371, SLG: 0.382 56 Cliff Pennington, S (6, 6) OBP: 0.377, SLG: 0.483	S FF 92 B FS 86 F SL 83 X SL 85 1-2 1B		F SI 90 X FS 86 0-1 F8 ②			X SI 91 0-0 G4-3 ①		X SI 88 0-0 SH1-4 1-2 ①		D SI 93 C SI 92 X SI 91 1-1 FC3-2-5 19 WP 1-2 2-3 3-H ① ②	3 1	0 0	1 0	0 0	0 0	0 0	1 3
5 Matt Holliday, R (1, 7) OBP: 0.382, SLG: 0.350 19 Chris Denorfia, R (6, 7) OBP: 0.444, SLG: 0.513	C FF 91 X FS 87 0-1 G3 ③		F FF 92 B FS 86 C SI 92 1 SAFE S SL 87 1-3 K ③			C CU 78 X CU 80 0-1 G5-3 ②		C SI 91 F CU 80 B FF 92 B SI 91 F SI 91 S SI 89 2-3 K ②		C SI 93 B SI 92 B SL 88 C SL 87 D SL 89 B SI 93 4-2 1-3 2-H BB	3 1	0 0	0 0	0 1	0 1	1 1	2 1
1 Nomar Garciaparra, R (1, 3) OBP: 0.486, SLG: 0.727 10 Daric Barton, L (6, PR) (6, 3) OBP: 0.378, SLG: 0.571		X 0-0 6 2B 2B	B SI 88 S FS 84 B FF 91 F FF 90 X FF 92 2-2 P4 ①			C SI 91 X SI 92 0-1 1B		X SI 91 0-0 P5 ③		B SI 91 C FF 91 B CU 72 F FF 91 X FF 91 2-2 F8 ③	3 2	1 0	2 0	0 0	0 0	0 0	0 3
7 Bobby Crosby, R (1, 5) OBP: 0.305, SLG: 0.418		B F X 1-1 P3 ①	C FS 85 B FF 92 B FS 84 S SL 83 S SL 86 2-3 K ②			C CU 76 B SI 91 1 SAFE X SI 90 1-1 L4 ③			X FF 98 0-0 G4-3 ①		4	0	0	0	0	1	2
32 Jack Cust, L (1, 10) OBP: 0.328, SLG: 0.407		B X 1-0 F7 ②	B SL 85 B SI 90 S SI 91 T SL 85 F FF 92 B SL 85 X SL 84 3-2 G4-3 ③				X SI 90 0-0 6 1B 1B		C FF 98 B SI 84 C FF 98 F SL 87 B FF 97 S SL 89 2-3 K ②		4	0	1	0	0	1	1
6 Travis Buck, L (1, 9) OBP: 0.423, SLG: 0.576		C F B X FF 93 1-2 2-H 2B			L SI 89 C SL 83 S SL 86 0-3 K ①		X SI 89 0-0 11 G4-6-3 1-2 1B		B SI 85 B SL 91 B FF 97 C FF 96 B FF 97 4-1 35 CS BB		3	0	2	1	1	1	0
40 Curtis Thigpen, R (1, 2) OBP: 0.256, SLG: 0.343 35 Landon Powell, S (6, 2) OBP: 0.372, SLG: 0.513		B SL 84 X SL 85 1-0 G5-3 ③			B SI 88 S FS 83 B FS 84 B FF 89 B FF 89 4-1 11 G6-3 11 S BB		C SI 89 C SI 89 B SI 89 S CH 76 1-3 K ①		B FF 95 F SL 88 1 SAFE C FF 96 1-2 CS 1-2 ③	B SI 93 B SI 94 S SL 87 S SI 92 X SI 93 2-2 22 BB 11 1B 56 FC3-2-5 1B	1 2	0 0	0 1	0 0	1 0	0 1	1 2
Inning Stats	R: 0 H: 1 E: 0 LOB: 1 K: 0 BB: 1 S: 10 P: 17	R: 1 H: 2 E: 0 LOB: 1 K: 0 BB: 0 S: 8 P: 12	R: 0 H: 1 E: 0 LOB: 1 K: 2 BB: 0 S: 11 P: 13	R: 0 H: 0 E: 0 LOB: 0 K: 1 BB: 0 S: 10 P: 17	R: 0 H: 0 E: 0 LOB: 1 K: 1 BB: 1 S: 9 P: 13	R: 0 H: 1 E: 0 LOB: 1 K: 0 BB: 0 S: 7 P: 8	R: 0 H: 2 E: 0 LOB: 1 K: 1 BB: 0 S: 8 P: 11	R: 0 H: 0 E: 0 LOB: 1 K: 1 BB: 1 S: 8 P: 14	R: 0 H: 0 E: 0 LOB: 0 K: 1 BB: 1 S: 8 P: 15	R: 1 H: 2 E: 0 LOB: 2 K: 0 BB: 2 S: 13 P: 27	1B: 7 SF: 0 2B: 2 SAC: 1 3B: 0 DP: 3 HR: 0 HBP: 0						

PITCHER	IP	WLS	BF	H	R	ER	SO	BB	IBB	HBP	BLK	WP	HR	S	P	ERA	WHIP
51 Randy Johnson, L (1, 1) ERA: 2.2	5.0		20	4	1	1	4	2	0	0	0	0	0	48	72	1.80	1.200
49 Joe Martinez, R (6, 1) ERA: 3.57	3.0		12	3	0	0	2	1	0	0	0	0	0	23	33	0.00	1.333
38 Brian Wilson, R (9, 1) ERA:	1.0		3	0	0	0	1	1	0	0	0	0	0	8	15	0.00	1.000
Luis Perdomo, R (10, 1) ERA: 6.75	0.2	L	5	2	1	1	0	2	0	0	0	1	0	10	22	13.50	6.000
49 Brandon Medders, R (10, 1) ERA: 1.32	0.1		1	0	0	0	0	0	0	0	0	0	0	3	5	0.00	0.000

PITCHER	IP	WLS	BF	H	R	ER	SO	BB	IBB	HBP	BLK	WP	HR	S	P	ERA	WHIP

TOP

Oakland Athletics @ San Francisco Giants

AT&T Park, San Francisco, CA

Fri Apr 03 2009, 7:15 PM PDT

Att. 23,743 - Clear - 52 F

livebaseballscorecards.com

AB	34
R	2
H	9
RBI	1
BB	6
SO	7
LOB	21

WP: 2 PA: 42
PB: 0
SB: 1
CS: 1

Batter	1	2	3	4	5	6	7	8	9	10	AB	R	H	RBI	BB	SO	LOB
2 Randy Winn, S (1, 9) OBP: 0.321, SLG: 0.306 12 Nate Schierholtz, L (7, 9) OBP: 0.341, SLG: 0.553	B SI 87 C FC 88 X SL 83 1-1 G3 ①		B SL 84 C SL 83 B FF 88 B SL 83 S SL 84 B SL 84 4-2 14 1B 16 S 1-2 BB	X FC 88 0-0 L5 ③			B SI 86 X SI 95 1-0 16 CS 1B			C SI 84 B CH 73 X SI 82 1-1 G1-3 ②	2 0 0 0 1 0 2 2 0 1 0 0 0 0					
16 Edgar Renteria, R (1, 6) OBP: 0.293, SLG: 0.313	F FF 89 B SL 84 X SI 90 1-1 G6-3 ②		B SI 88 C SL 82 B SL 85 B FC 89 B SL 85 4-1 14 1B 1-2 2-3 BB		B SL 82 B FF 87 C FF 86 F SL 83 B FF 89 S FF 88 3-3 K ①		1 SAFE C SI 96 S SL 84 0-2 CS ③ 1-2	B SL 82 X FF 89 1-0 F9 ①		B SI 84 B SI 82 B SI 83 B SI 83 4-0 BB	3 0 0 0 2 1 0					
14 Fred Lewis, L (1, 7) OBP: 0.423, SLG: 0.620	B FF 90 B FF 91 B FF 90 C FF 90 B SI 90 4-1 BB		X SL 82 0-0 48 FC5-4 1B 1-2 2-3 3-H		X SI 89 0-0 G4-3 ②			C FF 88 X SL 83 0-1 G6-3 ②		B SI 82 X SI 82 1-0 G3 ③	4 0 1 1 1 0 1					
1 Bengie Molina, R (1, 2) OBP: 0.273, SLG: 0.375 20 Steve Holm, R (6, 2) OBP: 0.340, SLG: 0.395	B SI 89 1 SAFE 1 SAFE F FF 89 X SL 84 1-1 G6-3 ③		X FF 88 0-0 F6 ②		C FF 86 S CH 81 F SL 84 F CH 82 C SL 83 0-3 K ③			B SL 82 S SL 84 X FF 88 1-1 P5 ③			3 0 0 0 0 1 4 1 0 0 0 0 0 0					
48 Pablo Sandoval, S (1, 5) OBP: 0.463, SLG: 0.675 59 Andres Torres, S (9, PR) OBP: 0.473, SLG: 0.646 (10, 8)		C FF 88 F SL 85 S 0-3 K2-3 ①	X SL 84 0-0 FC5-4 ③ 1-2f			X CH 80 0-0 L3 ①			B FF 92 B FF 92 F FF 92 B FF 92 B 4-1 35 CS BB		3 0 0 0 1 1 3 0 0 0 0 0 0 0					
35 Rich Aurilia, R (1, 3) OBP: 0.484, SLG: 0.538		B SI 87 S SI 88 S CH 81 X SL 84 1-2 F8 ②	C CH 79 B SI 87 B CH 79 B SI 88 B FF 86 4-1 23 1B BB			B SI 86 B SI 87 S SI 88 B SL 83 S SI 88 X SI 89 3-2 G5-3 ②			B FF 91 S FF 90 B FF 92 F FF 92 B SL 86 X 3-2 1-2 P6 ①②		3 0 0 0 1 0 1					
33 Aaron Rowand, R (1, 8) OBP: 0.240, SLG: 0.348 Luis Perdomo, R (10, 1) 49 Brandon Medders, R (10, 1)		X FC 89 0-0 P3 ③	C FC 88 S FC 87 T SL 83 0-2 K ①			S SI 87 C SL 84 F SL 84 B SI 88 X SL 84 1-2 F9 ③			C SL 87 B FF 89 X FF 91 1-1 1B		4 0 1 0 0 1 1 0 0 0 0 0 0 0 0 0 0 0 0 0 0					
23 Juan Uribe, R (1, 10) OBP: 0.280, SLG: 0.479 (10, 5)			C SI 87 B FF 87 X CH 80 1-1 F9 ①	X 0-0 1-3 1B			C SL 82 F FF 93 S SL 82 0-3 K ①		C FF 92 B FF 91 S SL 86 X FF 87 1-2 G1-3 ③		4 0 1 0 0 1 1					
7 Emmanuel Burriss, S (1, 4) OBP: 0.404, SLG: 0.435			M FF 88 B CU 76 B FF 87 X SI 88 2-1 16 S 2 S 14 1B 1B	B SL 82 C FF 88 1 SAFE B FF 88 L FC 88 1 SAFE S SL 81 2-3 K ②			C FF 95 C SI 87 X SL 82 0-2 G6-3 ②			C SI 83 B SI 83 B SI 83 B SI 82 C SI 81 X SI 83 3-2 G4-3 ①	4 1 1 0 0 1 2					
Inning Stats	R: 0 E: 0 K: 0 S: 7 H: 0 LOB: 1 BB: 1 P: 14	R: 0 E: 0 K: 1 S: 7 H: 0 LOB: 0 BB: 0 P: 8	R: 1 E: 0 K: 0 S: 10 H: 2 LOB: 3 BB: 2 P: 21	R: 0 E: 0 K: 2 S: 9 H: 1 LOB: 2 BB: 1 P: 15	R: 0 E: 0 K: 2 S: 9 H: 0 LOB: 0 BB: 0 P: 12	R: 0 E: 0 K: 0 S: 8 H: 0 LOB: 0 BB: 0 P: 12	R: 0 E: 0 K: 1 S: 9 H: 1 LOB: 0 BB: 0 P: 10	R: 0 E: 0 K: 0 S: 5 H: 0 LOB: 0 BB: 0 P: 7	R: 0 E: 0 K: 0 S: 9 H: 1 LOB: 1 BB: 1 P: 18	R: 0 E: 0 K: 0 S: 6 H: 0 LOB: 1 BB: 1 P: 15	1B: 5 2B: 0 3B: 0 HR: 0 SF: 0 SAC: 0 DP: 0 HBP: 0	WP: 0 PB: 0 SB: 3 CS: 2 PA: 40					

PITCHER	IP	WLS	BF	H	R	ER	SO	BB	IBB	HBP	BLK	WP	HR	S	P	ERA	WHIP
30 Dana Eveland, L (1, 1) ERA: 4.28	6.0		25	3	1	1	5	4	0	0	0	0	0	50	82	1.50	1.167
44 Santiago Casilla, R (7, 1) ERA: 0.87	1.0		3	1	0	0	1	0	0	0	0	0	0	9	10	0.00	1.000
48 Michael Wuertz, R (8, 1) ERA: 8.18	1.0		3	0	0	0	0	0	0	0	0	0	0	5	7	0.00	0.000
39 Sean Gallagher, R (9, 1) ERA: 5.12	1.0	W	4	1	0	0	0	1	0	0	0	0	0	9	18	0.00	2.000
31 Brad Ziegler, R (10, 1) ERA:	1.0	S	4	0	0	0	0	1	0	0	0	0	0	6	15	0.00	1.000

PITCHER	IP	WLS	BF	H	R	ER	SO	BB	IBB	HBP	BLK	WP	HR	S	P	ERA	WHIP

BOTTOM

Oakland Athletics @ San Francisco Giants

AT&T Park, San Francisco, CA

Fri Apr 03 2009, 7:15 PM PDT

Att. 23,743 - Clear - 52 F

livebaseballscorecards.com

AB	33
R	1
H	5
RBI	1
BB	6
SO	6
LOB	15

Batter	1	2	3	4	5	6	7	8	9	AB	R	H	RBI	BB	SO	LOB
59 Andres Torres, S (1, 7) OBP: 0.468, SLG: 0.623	C FF 90 X SI 91 0-1 P3		C CU 76 S SL 84 S SL 84 0-3 K		1 SAFE F CH 82 B SI 90 1 SAFE F SL 81 B FF 92 B CH 85 X FF 93 3-2 8 G5-3 48 1B 1-3 1B		B SI 87 B SI 89 B CH 86 B FF 87 4-0 BB		B FF 90 S FF 90 X SL 85 1-1 F8	4	1	1	0	1	1	1
8 Eugenio Velez, S (1, 4) OBP: 0.364, SLG: 0.500	X SI 92 0-0 F9		X CH 83 0-0 48 1B 1B		F SL 82 X FF 93 0-1 G5-3 1-2 3-H		1 SAFE F FF 90 F FC 87 1 SAFE B FF 91 B FF 90 B CU 76 X FF 91 3-2 P6			4	0	1	1	0	0	2
48 Pablo Sandoval, S (1, 2) OBP: 0.471, SLG: 0.675 Steve Holm, R (6, 2) OBP: 0.333, SLG: 0.386	B CU 76 F SI 91 B SL 83 B CH 83 F FF 92 F FF 94 S SI 93 3-3 K		1 SAFE F SI 90 1 SAFE X SL 80 0-1 1-2 1B		B FF 91 B SI 92 X CH 83 2-0 2-H 1B			S FF 90 F FC 87 B FF 92 B FF 90 X FF 92 2-2 F8		3 1	0 0	2 0	1 0	0 0	1 0	0 0
10 Travis Ishikawa, L (1, 3) OBP: 0.352, SLG: 0.602		C FF 88 B SI 89 X SL 82 1-1 12 E 1B	X SI 91 0-0 P5		C FF 89 B SI 88 F SI 89 C SL 81 1-3 K			C CU 75 B CU 76 B FF 91 B FF 92 C FF 90 X FC 87 3-2 G3-1		4	0	1	0	0	1	3
5 Juan Uribe, R (1, 6) OBP: 0.278, SLG: 0.468		D CH 81 S FF 90 B FF 91 B FF 91 X FF 91 3-1 L9	F CH 81 B SI 92 B SI 93 S SI 92 X SL 83 2-2 G1-3		B CH 83 B SI 87 B SI 88 C SI 88 F FF 90 X FF 92 3-2 G6-3			X FC 85 0-0 1B		4	0	1	0	0	0	1
12 Nate Schierholtz, L (1, 9) OBP: 0.311, SLG: 0.500		B SI 89 X SI 92 1-0 E4 1-2	C SL 80 X FF 91 0-1 G5-3		B CU 74 C SL 80 X FF 92 1-1 G1-3			X SI 88 0-0 F7		4	0	0	0	0	0	2
33 Aaron Rowand, R (1, 10) OBP: 0.241, SLG: 0.356 7 Emmanuel Burriss, S (9, PR) OBP: 0.404, SLG: 0.435		C FF 90 C FF 91 S SL 83 0-3 K	X CH 83 0-0 G5-3		X SI 88 0-0 G6-3				C FF 89 X SL 84 0-1 2B	4 0	0 0	1 0	0 0	0 0	1 0	2 0
74 Matt Downs, R (1, 5) OBP: 0.348, SLG: 0.535		B SI 92 X SI 91 1-0 F8	B SI 86 C CH 83 S SI 92 B SL 84 F FF 93 B SL 84 X SI 94 3-2 81 FC4 1B				F CH 80 X SI 88 0-1 F8		B FF 90 B SL 85 F FF 89 X SL 85 2-1 F9	4	0	1	0	0	0	3
81 Mike McBryde, R (1, 8) OBP: 0.538, SLG: 0.692 35 Rich Aurilia, R (9, PH) OBP: 0.477, SLG: 0.528			C FF 90 S SL 82 S SL 83 0-3 K		C CH 82 1 SAFE L FF 90 F FF 92 X SL 83 0-2 FC4 59 1B 8 G5-3 1-2f		X CH 86 0-0 G4-3		X SL 84 0-0 F7	3 1	1 0	0 0	0 0	0 0	1 0	1 1
Inning Stats	R: 0 E: 0 K: 1 S: 7 H: 0 LOB: 0 BB: 0 P: 10	R: 0 E: 1 K: 1 S: 9 H: 1 LOB: 2 BB: 0 P: 15	R: 0 E: 0 K: 2 S: 10 H: 2 LOB: 2 BB: 0 P: 10	R: 0 E: 0 K: 0 S: 6 H: 0 LOB: 0 BB: 0 P: 8	R: 2 E: 0 K: 1 S: 17 H: 3 LOB: 1 BB: 0 P: 26	R: 0 E: 0 K: 0 S: 6 H: 0 LOB: 0 BB: 0 P: 10	R: 0 E: 0 K: 0 S: 6 H: 0 LOB: 1 BB: 1 P: 13	R: 0 E: 0 K: 0 S: 8 H: 1 LOB: 1 BB: 0 P: 13	R: 0 E: 0 K: 0 S: 7 H: 1 LOB: 1 BB: 0 P: 10	1B: 7 2B: 1 3B: 0 HR: 0 SF: 0 SAC: 0 DP: 0 HBP: 0						

PITCHER	IP	WLS	BF	H	R	ER	SO	BB	IBB	HBP	BLK	WP	HR	S	P	ERA	WHIP
49 Brett Anderson, L (1, 1) ERA: 2.83	6.2	W	28	6	2	2	5	1	0	0	0	0	0	58	86	2.70	1.050
40 Andrew Bailey, R (7, 1) ERA: 0.66	1.0	H	4	1	0	0	0	0	0	0	0	0	0	10	18	0.00	1.000
13 Jerry Blevins, L (8, 1) ERA: 8.31	0.1	H	1	0	0	0	0	0	0	0	0	0	0	1	1	0.00	0.000
36 Russ Springer, R (9, 1) ERA: 4.22	1.0	S	4	1	0	0	0	0	0	0	0	0	0	7	10	0.00	1.000

PITCHER	IP	WLS	BF	H	R	ER	SO	BB	IBB	HBP	BLK	WP	HR	S	P	ERA	WHIP

TOP

San Francisco Giants @ Oakland Athletics

Oakland Coliseum, Oakland, CA

Sat Apr 04 2009, 1:05 PM PDT

Att. 11,484 - Sunny - 55 F

livebaseballscorecards.com

AB	36
R	2
H	8
RBI	2
BB	1
SO	5
LOB	16

WP: 0	PA: 37		
PB: 0			
SB: 0			
CS: 0			

BOTTOM

San Francisco Giants @ Oakland Athletics

Oakland Coliseum, Oakland, CA

Sat Apr 04 2009, 1:05 PM PDT

Att. 11,484 - Sunny - 55 F

livebaseballscorecards.com

Batter	1	2	3	4	5	6	7	8	9	AB	R	H	RBI	BB	SO	LOB
15 Ryan Sweeney, L (1, 8) OBP: 0.365, SLG: 0.514 11 Rajai Davis, R (7, 8) OBP: 0.341, SLG: 0.429	C FF 88 F FF 88 F FF 91 X CH 86 0-2 5 BB 18 S 3 BB 1B	1 SAFE C FF 90 P PO 87 B FF 89 F FF 90 F CH 84 X FF 90 2-2 ② P2			B FA 90 F FF 91 X CH 85 1-1 ① F7	C CU 70 B FF 90 C FF 90 B SL 84 S FF 91 2-3 ③ K				4 0	1 0	1 0	0 0	0 0	1 0	2 0
18 Orlando Cabrera, R (1, 6) OBP: 0.333, SLG: 0.342 Cliff Pennington, S (8, 6) OBP: 0.377, SLG: 0.483	F FF 89 1 SAFE B FF 88 S SL 83 F CU 74 F FF 91 B SL 83 S FF 91 2-3 ① K 1-2	F SL 85 X FF 91 0-1 ③ F8			C SL 84 B SL 78 X SI 90 1-1 ② F7		C FF 90 F SL 79 S SL 82 0-3 ① K2-3			4 0	0 0	0 0	0 0	0 0	2 0	2 0
16 Jason Giambi, L (1, 3) OBP: 0.328, SLG: 0.216 Daric Barton, L (7, 3) OBP: 0.395, SLG: 0.583	B CH 84 B FF 90 B FF 89 F FF 90 B CH 85 4-1 3 BB 5 BB BB	F CH 84 F CH 84 B CH 87 C FF 92 1-3 ① K			F SI 90 B SL 90 B SI 90 B FF 87 B FF 91 4-1 BB		S FF 90 X FF 92 0-1 G4-6-3 1B			1 1	0 0	0 1	0 0	2 0	1 0	0 0
5 Matt Holliday, R (1, 7) OBP: 0.380, SLG: 0.339 Chris Denorfia, R (7, 7) OBP: 0.435, SLG: 0.500	B FF 92 B SL 83 B SL 82 B FF 92 4-0 3 BB 1-2 2-3 BB	B FF 92 C FF 92 B SL 85 B SI 92 X FF 91 3-1 ② F7			F SI 90 B SL 84 F SL 83 B SL 84 F SI 90 X SL 84 2-2 ③ P3		X FF 91 0-0 ②③ G4-6-3 1-2f			2 1	0 0	0 0	0 0	1 0	0 0	1 1
3 Eric Chavez, L (1, 5) OBP: 0.310, SLG: 0.500 7 Bobby Crosby, R (7, 4) OBP: 0.317, SLG: 0.418	D CH 85 B FF 90 C CU 73 B CU 80 B FF 89 4-1 1-2 2-3 3-H BB	B CH 85 X FF 90 1-0 ③ P6				C CH 86 B SL 84 C SL 83 B SL 84 X FF 91 2-2 HR		B FF 89 S CH 81 F SI 90 B SL 81 B SI 90 B SI 90 4-2 BB		2 0	1 0	1 0	2 0	1 1	0 0	0 0
32 Jack Cust, L (1, 10) OBP: 0.324, SLG: 0.444	B FF 90 B CH 84 C FF 90 C FF 89 S CH 85 2-3 ② K			B CH 84 X FF 88 1-0 ① F8		B CH 84 B SI 90 F FF 90 C SL 85 X FF 90 2-2 HR		C FF 90 B FF 90 C FF 90 D CH 82 S SI 90 2-3 ① K		4 0	1 0	1 0	1 0	0 0	2 0	4 0
8 Kurt Suzuki, R (1, 2) OBP: 0.338, SLG: 0.403 35 Landon Powell, S (8, 2) OBP: 0.364, SLG: 0.500	B SL 83 C CU 80 D CU 73 F FF 91 B FF 93 S SL 84 3-3 ③ K			C CU 72 X CU 73 0-1 1B	F SL 85 B FF 90 X FF 90 1-1 6 G3 1B			S SI 89 1 SAFE B SI 90 F FF 91 X SI 90 1-2 ② P5		3 1	0 0	2 0	0 0	0 0	1 0	3 1
6 Travis Buck, L (1, 9) OBP: 0.402, SLG: 0.543		C FF 88 B CH 84 F FF 90 F FF 91 S CH 86 1-3 ① K		X FF 89 0-0 ② P6		D SL 82 X FF 90 1-0 ① G3 1-2		C SI 90 B SI 89 F FF 90 F FF 91 C SI 91 1-3 ③ K		4 0	0 0	0 0	0 0	0 0	2 0	3 0
14 Mark Ellis, R (1, 4) OBP: 0.233, SLG: 0.204 Jack Hannahan, L (7, 5) OBP: 0.364, SLG: 0.302		B FF 90 B FF 90 B FF 91 B FF 90 4-0 BB		F SI 89 S SL 84 C SL 84 0-3 ③ K		C SL 83 B FF 89 X SL 83 1-1 ② L8				2 0	0 0	0 0	0 0	1 0	1 0	2 0
Inning Stats	R: 1 E: 0 K: 3 S: 17 H: 1 LOB: 3 BB: 3 P: 36	R: 0 E: 0 K: 1 S: 11 H: 0 LOB: 1 BB: 1 P: 17	R: 0 E: 0 K: 1 S: 6 H: 0 LOB: 0 BB: 0 P: 11	R: 0 E: 0 K: 1 S: 7 H: 1 LOB: 1 BB: 0 P: 8	R: 0 E: 0 K: 0 S: 9 H: 0 LOB: 1 BB: 1 P: 17	R: 2 E: 0 K: 1 S: 14 H: 3 LOB: 1 BB: 0 P: 23	R: 0 E: 0 K: 1 S: 6 H: 1 LOB: 0 BB: 0 P: 6	R: 0 E: 0 K: 2 S: 12 H: 0 LOB: 1 BB: 1 P: 20		1B: 4 2B: 0 3B: 0 HR: 2	SF: 0 SAC: 0 DP: 1 HBP: 0			WP: 0 PB: 0 SB: 1 CS: 0	PA: 35	

	AB	29
	R	3
	H	6
	RBI	3
	BB	6
	SO	10
	LOB	19

PITCHER		IP	WLS	BF	H	R	ER	SO	BB	IBB	HBP	BLK	WP	HR	S	P	ERA	WHIP
18 Matt Cain, R ERA: 5.57	(1, 1)	4.0		18	2	1	1	6	4	0	0	0	0	0	41	72	2.25	1.500
52 Ramon Ortiz, R ERA: 14.73	(5, 1)	1.2	L	9	3	2	2	0	1	0	0	0	0	2	20	35	10.80	2.400
43 Alex Hinshaw, L ERA: 5.4	(6, 1)	0.1		1	0	0	0	1	0	0	0	0	0	0	3	5	0.00	0.000
47 Merkin Valdez, R ERA: 3.97	(7, 1)	1.0		3	1	0	0	1	0	0	0	0	0	0	6	6	0.00	1.000
46 Bob Howry, R ERA: 4.3	(8, 1)	1.0		4	0	0	0	2	1	0	0	0	0	0	12	20	0.00	1.000

PITCHER	IP	WLS	BF	H	R	ER	SO	BB	IBB	HBP	BLK	WP	HR	S	P	ERA	WHIP

Batter	1	2	3	4	5	6	7	8	9	AB	R	H	RBI	BB	SO	LOB
9 Juan Pierre, L (1, 7) (5, 8) OBP: 0.329, SLG: 0.329	C B S X 1-2 G4-3 ①		B B C B C X 3-2 7 S 7 1B 1B	X 0-0 F8 ③		X 0-0 G3 ③			C S X 0-2 F7 ①	4	1	1	0	0	0	1
92 Christian Lara, S (9, PH)										1	0	0	0	0	0	0
5 Mark Loretta, R (1, 4) OBP: 0.396, SLG: 0.325	B B C B X 3-1 7 BB 1B		X 0-0 L9 ①		C S B B S 2-3 K ①		B S X 1-1 71 1B 2B		S X 0-1 G6-3 ②	3	0	1	0	0	1	1
14 Juan Castro, R (5, 4) OBP: 0.397, SLG: 0.617										2	0	1	0	0	0	0
16 Andre Ethier, L (1, 9) OBP: 0.347, SLG: 0.466	C B C F S 1-3 K ②		C B F S 1-3 K ②		S B F S 1-3 K ②		C F B S 1-3 K ①		B S X 1-1 G6-3 ③	3	0	0	0	0	3	2
83 Mitch Jones, R (7, PH) (7, 9) OBP: 0.300, SLG: 0.639										2	0	0	0	0	1	1
7 James Loney, L (1, 3) OBP: 0.337, SLG: 0.348	B B B B 4-0 1-2 BB		B C X 1-1 1-H 1B		B X 1-0 27 1B 1B		B C S B B F X 3-2 2-3 1B			2	0	2	1	1	0	0
71 Valentino Pascucci, R (5, PR) (5, 3) OBP: 0.520, SLG: 0.864										1	0	1	0	0	0	0
27 Matt Kemp, R (1, 8) OBP: 0.309, SLG: 0.457	X 0-0 F9 ③		B B B B 4-0 BB		F F B F X 1-2 2-3 33 BB 1B		B C M M 1-3 K ②			2	0	1	0	1	0	2
Josh Lindblom, R (5, 1)										1	0	0	0	0	1	2
33 Blake DeWitt, L (1, 6) OBP: 0.346, SLG: 0.405		B X 1-0 G3 ①	C C F S 0-3 K ③		B B B C F B 4-2 1-2 BB		C B X 1-1 F8 ③			3	0	0	0	1	1	4
12 Brad Ausmus, R (1, 2) OBP: 0.386, SLG: 0.408	B B C F X 2-2 E5 98 G5-3		B C X 1-1 52 SH2-4 1B	C B F D F X 2-2 F7 ③				C X 0-1 L3 ①		3	0	1	0	0	0	3
51 Kenley Jansen, S (7, 2)										1	0	0	0	0	0	0
98 Josh Bell, S (1, 5)	B C B C X 2-2 G5-3 ② 1-2		B F X 1-1 P3 ①			X 0-0 G4-3 ①		X 0-0 L3 ②		4	0	0	0	0	0	2
52 James McDonald, L (1, 1) OBP: 0.250, SLG: 0.250	C C S 0-3 K ③		X 0-0 SH2-4 ② 1-2			C S B S 1-3 K ②		B X 1-0 G3-1 ③		1	0	0	0	0	1	1
87 Andrew Lambo, L (5, 7)										2	0	0	0	0	1	0
Inning Stats	R: 0 E: 0 K: 1 S: 10 H: 1 LOB: 2 BB: 1 P: 19	R: 0 E: 1 K: 1 S: 10 H: 0 LOB: 1 BB: 0 P: 15	R: 1 E: 0 K: 2 S: 13 H: 2 LOB: 2 BB: 1 P: 22	R: 0 E: 0 K: 0 S: 6 H: 1 LOB: 1 BB: 0 P: 8	R: 0 E: 0 K: 2 S: 17 H: 2 LOB: 3 BB: 1 P: 28	R: 0 E: 0 K: 1 S: 5 H: 0 LOB: 0 BB: 0 P: 6	R: 0 E: 0 K: 2 S: 14 H: 2 LOB: 2 BB: 0 P: 21	R: 0 E: 0 K: 0 S: 4 H: 0 LOB: 0 BB: 0 P: 5	R: 0 E: 0 K: 0 S: 7 H: 0 LOB: 0 BB: 0 P: 8							

TOP

Los Angeles Dodgers @ San Francisco Giants

AT&T Park, San Francisco, CA

Sun Apr 05 2009, 1:05 PM PDT

Att. 25,452 - Partly Cloudy - 66 F

livebaseballscorecards.com

AB	35
R	1
H	8
RBI	1
BB	3
SO	9
LOB	19

1B: 7 SF: 0
2B: 1 SAC: 1
3B: 0 DP: 0
HR: 0 HBP: 0

WP: 1 PA: 39
PB: 0
SB: 1
CS: 0

PITCHER		IP	WLS	BF	H	R	ER	SO	BB	IBB	HBP	BLK	WP	HR	S	P	ERA	WHIP
57 Jonathan Sánchez, L ERA: 3.93	(1, 1)	4.2	W	24	6	1	1	6	3	0	0	0	1	0	52	86	1.93	1.929
49 Brandon Medders, R ERA: 1.2	(5, 1)	1.1	H	4	0	0	0	1	0	0	0	0	0	0	9	12	0.00	0.000
45 Justin Miller, R ERA: 1.46	(7, 1)	1.0	H	5	2	0	0	2	0	0	0	0	0	0	14	21	0.00	2.000
41 Jeremy Affeldt, L ERA: 4.41	(8, 1)	1.0	H	3	0	0	0	0	0	0	0	0	0	0	4	5	0.00	0.000
38 Brian Wilson, R ERA:	(9, 1)	1.0	S	3	0	0	0	0	0	0	0	0	0	0	7	8	0.00	0.000

PITCHER	IP	WLS	BF	H	R	ER	SO	BB	IBB	HBP	BLK	WP	HR	S	P	ERA	WHIP

BOTTOM

Batter	1	2	3	4	5	6	7	8	9	AB	R	H	RBI	BB	SO	LOB
2 Randy Winn, S (1, 9) OBP: 0.321, SLG: 0.307 12 Nate Schierholtz, L (5, 9) OBP: 0.304, SLG: 0.488	C B B X 2-1 ① B1-3		C B X 1-1 16 1B / 14 1B 1B	X 0-0 ① G6-3		X 0-0 ② F7				3 1 1 0 0 0 0 1 0 0 0 0 0 1						
16 Edgar Renteria, R (1, 6) OBP: 0.295, SLG: 0.314 74 Matt Downs, R (5, 5) OBP: 0.340, SLG: 0.523	C X 0-1 ② F9		C B B 1 SAFE X 2-1 14 1B / 1 2B 1B 1-2	F C F B X 1-2 ② F9		B B S F X 2-2 ③ F7				3 1 1 0 0 0 0 1 0 0 0 0 0 1						
14 Fred Lewis, L (1, 7) OBP: 0.420, SLG: 0.608 8 Eugenio Velez, S (5, 7) OBP: 0.359, SLG: 0.493	C S D B B F F S 3-3 ③ K		B X 1-0 1 2B / 33 SF8 1B 1-2 2-H	C B B F S 2-3 ③ K			F C F F X 0-2 ① G4-3			3 1 1 1 0 2 0 1 0 0 0 0 0 0						
1 Bengie Molina, R (1, 2) OBP: 0.290, SLG: 0.403 72 Eli Whiteside, R (5, PR) (6, 2)		B C F B S 2-3 ① K	F S F X 0-2 7 1B 1-3 2-H 2B		B B S C X 2-2 5 G4-3 / 10 S 1B		B X 1-0 ② F7			3 0 2 1 0 1 0 1 0 0 0 0 0 0						
10 Travis Ishikawa, L (1, 3) OBP: 0.348, SLG: 0.581		S B B B C X 2-2 ② F7	B B D B 4-0 7 1B BB		B S B D F T 3-2 ① K 1-2		C C C 0-3 ③ K			3 0 0 0 1 2 1						
5 Juan Uribe, R (1, 5) OBP: 0.277, SLG: 0.457 (5, 6)		C B C B B X 3-2 7 BB / 33 HBP 1B	F X 0-1 ① F9		B C B F B F X 3-2 ② G4-3 2-3			F X 0-1 ① G1-3		4 0 1 0 0 0 5						
33 Aaron Rowand, R (1, 8) OBP: 0.244, SLG: 0.351 59 Andres Torres, S (6, 8) OBP: 0.463, SLG: 0.614		C H 1-1 7 BB 1-2 HBP	C B X 1-1 ② SF8 3-H		S B F S 1-3 ③ K			S B X 1-1 ② G6-3		1 0 0 1 0 1 2 1 0 0 0 0 0 0						
7 Emmanuel Burriss, S (1, 4) OBP: 0.418, SLG: 0.437		B B C D D 4-1 BB 1-2 2-3	B F X 1-1 1B 1-2 2-3			L C F X 0-2 ① L8		B C F B F F B B 4-2 BB		2 0 1 0 2 0 0						
57 Jonathan Sánchez, L (1, 1) OBP: 0.167, SLG: 0.167 49 Brandon Medders, R (5, 1) 48 Pablo Sandoval, S (6, PH) OBP: 0.477, SLG: 0.691 45 Justin Miller, R (7, 1) 41 Jeremy Affeldt, L (8, 1) 35 Rich Aurilia, R (8, PH) OBP: 0.470, SLG: 0.519 38 Brian Wilson, R (9, 1)		C B C S 1-3 ③ K	S B B C C 2-3 ③ K			X 0-0 2B		C B B X 2-1 ③ P6		2 0 0 0 0 2 6 0 0 0 0 0 0 0 1 0 1 0 0 0 0 0 0 0 0 0 0 0 0 0 0 0 0 0 0 1 0 0 0 0 0 1 0 0 0 0 0 0 0						
Inning Stats	R: 0 E: 0 K: 1 S: 9 H: 0 LOB: 0 BB: 0 P: 14	R: 0 E: 0 K: 2 S: 14 H: 1 LOB: 3 BB: 1 P: 27	R: 3 E: 0 K: 1 S: 18 H: 5 LOB: 3 BB: 1 P: 30	R: 0 E: 0 K: 1 S: 8 H: 0 LOB: 0 BB: 0 P: 11	R: 0 E: 0 K: 2 S: 13 H: 1 LOB: 2 BB: 0 P: 22	R: 0 E: 0 K: 0 S: 9 H: 1 LOB: 1 BB: 0 P: 11	R: 0 E: 0 K: 1 S: 9 H: 0 LOB: 0 BB: 0 P: 10	R: 0 E: 0 K: 0 S: 10 H: 0 LOB: 1 BB: 1 P: 17		1B: 6 2B: 2 3B: 0 HR: 0 SF: 1 SAC: 0 DP: 0 HBP: 1						

PITCHER	IP	WLS	BF	H	R	ER	SO	BB	IBB	HBP	BLK	WP	HR	S	P	ERA	WHIP
52 James McDonald, R (1, 1) ERA: 5.32	4.0	L	21	6	3	3	5	2	0	1	0	0	0	49	82	6.75	2.000
Josh Lindblom, R (5, 1) ERA: 1.38	4.0		15	2	0	0	3	1	0	0	0	0	0	41	60	0.00	0.750

PITCHER	IP	WLS	BF	H	R	ER	SO	BB	IBB	HBP	BLK	WP	HR	S	P	ERA	WHIP

Los Angeles Dodgers @ San Francisco Giants

AT&T Park, San Francisco, CA

Sun Apr 05 2009, 1:05 PM PDT

Att. 25,452 - Partly Cloudy - 66 F

livebaseballscorecards.com

AB	31
R	3
H	8
RBI	3
BB	3
SO	8
LOB	17

WP: 0 PB: 0 SB: 1 CS: 0 PA: 36

Milwaukee Brewers @ San Francisco Giants

AT&T Park, San Francisco, CA

Tue Apr 07 2009, 1:05 PM PDT

Att. 42,767 - Overcast - 58 F

livebaseballscorecards.com

Batter	1	2	3	4	5	6	7	8	9	AB	R	H	RBI	BB	SO	LOB
23 Rickie Weeks Jr., R (1, 4) OBP: 0.800, SLG: 1.000	BB	2B		HBP		F8		1B		3	1	2	1	1	0	0
1 Corey Hart, R (1, 9) OBP: 0.200, SLG: 0.200	FC6 1-2f	K		E7 1-H		F8		K		5	1	1	0	0	2	4
8 Ryan Braun, R (1, 7) OBP: 0.600, SLG: 0.500	HBP		1B	1B		K		K		4	1	2	0	0	2	2
28 Prince Fielder, L (1, 3) OBP: 0.600, SLG: 0.750	K		K	G6-4-3 3-H			2B		BB	4	0	2	1	1	2	3
7 J.J. Hardy, R (1, 6) OBP: 1.000, SLG: 1.000	K		G6-3	G6-4-3 1-2f			G6-3 2-3		G6-4-3 1-2f	5	0	0	0	0	1	7
25 Mike Cameron, R (1, 8) OBP: 1.000, SLG: 1.000		BB	1B 3-H		BB		BB		BB	1	2	1	1	4	0	0
2 Bill Hall, R (1, 5) OBP: 0.400, SLG: 0.500		K 1-2	BB 1-2		K 1-2		G6-3 1-2f		2B 1-H	4	0	1	1	1	2	4
18 Jason Kendall, R (1, 2)		G4-3 2-3	F7		FC5 2-3			K	K	5	0	0	0	0	2	5
37 Jeff Suppan, R (1, 1) OBP: 0.500, SLG: 1.000 27 Brad Nelson, L (5, PH) 73 Seth McClung, L (5, 1) 31 Dave Bush, R (7, 1) 30 Craig Counsell, L (8, PH) 50 Jorge Julio, R (8, 1)		2B 3-H		G5-3	G3			BB		2 1 0 0 0 0	1 0 0 0 0 0	1 0 0 0 0 0	1 0 0 0 1 0	0 0 0 0 0 0	0 0 0 0 0 0	0 1 0 0 0 0

TOP

AB	34
R	6
H	10
RBI	5
BB	8
SO	11
LOB	26

Inning Stats										
	R: 0 E: 0 K: 2 S: 13	H: 0 LOB: 2 BB: 1 P: 23	R: 2 E: 0 K: 2 S: 16	H: 2 LOB: 1 BB: 1 P: 27	R: 1 E: 0 K: 1 S: 15	H: 2 LOB: 2 BB: 1 P: 28	R: 2 E: 1 K: 0 S: 13	H: 3 LOB: 1 BB: 0 P: 24	R: 0 E: 0 K: 1 S: 10	H: 0 LOB: 1 BB: 1 P: 18
	R: 0 E: 0 K: 1 S: 9	H: 0 LOB: 0 BB: 0 P: 13	R: 0 E: 0 K: 0 S: 9	H: 1 LOB: 1 BB: 1 P: 15	R: 0 E: 0 K: 3 S: 12	H: 1 LOB: 2 BB: 1 P: 18	R: 1 E: 0 K: 1 S: 11	H: 1 LOB: 1 BB: 2 P: 24	1B: 6 2B: 4 3B: 0 HR: 0	SF: 0 SAC: 0 DP: 3 HBP: 2	WP: 2 PB: 0 SB: 4 CS: 0	PA: 44

PITCHER		IP	WLS	BF	H	R	ER	SO	BB	IBB	HBP	BLK	WP	HR	S	P	ERA	WHIP
55 Tim Lincecum, R ERA: 9.0	(1, 1)	3.0		17	4	3	3	5	3	0	1	0	1	0	44	78	9.00	2.333
49 Joe Martinez, R ERA: 9.0	(4, 1)	2.0	W	10	3	2	2	1	1	0	1	0	0	0	23	42	9.00	2.000
49 Brandon Medders, R ERA:	(6, 1)	1.0	H	3	0	0	0	1	0	0	0	0	0	0	9	13	0.00	0.000
41 Jeremy Affeldt, L ERA:	(7, 1)	1.0	H	4	1	0	0	0	1	0	0	0	0	0	9	15	0.00	2.000
46 Bob Howry, R ERA:	(8, 1)	1.0		5	1	0	0	3	1	0	0	0	0	0	12	18	0.00	2.000

PITCHER		IP	WLS	BF	H	R	ER	SO	BB	IBB	HBP	BLK	WP	HR	S	P	ERA	WHIP
43 Alex Hinshaw, L ERA: 13.5	(9, 1)	0.2		4	1	1	1	0	2	0	0	0	1	0	8	18	13.50	4.500
38 Brian Wilson, R ERA:	(9, 1)	0.1		1	0	0	0	1	0	0	0	0	0	0	3	6	0.00	0.000

Batter	1	2	3	4	5	6	7	8	9	AB	R	H	RBI	BB	SO	LOB
2 Randy Winn, S (1, 9) OBP: 0.400, SLG: 1.333	B SI 86 X FF 85 1-0 ① F7	B FC 85 B FF 87 F SI 89 X FC 84 2-1 ① SF8 3-H		B CH 81 B SI 87 B SI 87 B FF 86 4-0 BB		B CH 83 B FF 90 B FF 92 C FF 91 C FF 90 X FF 94 3-2 ① G1-3		X SI 93 0-0 HR		3	1	1	2	1	0	0
16 Edgar Renteria, R (1, 6) OBP: 0.400, SLG: 0.250	X SI 87 0-0 48 HBP 14 1B 10 3B 1B	C FC 85 F CU 74 F FC 85 X FF 86 0-2 ②③ G6-4-3 1-2f		1 SAFE C SI 88 C SI 88 1 SAFE D CU 73 F FF 87 1 SAFE X FC 82 1-2 ③ P4		B CU 76 B FF 90 S FF 92 F FF 93 X FF 94 2-2 ② G6-3		B SL 78 B SI 93 B SI 93 C FF 92 B FF 93 4-1 48 1B BB		4	1	1	0	1	0	2
14 Fred Lewis, L (1, 7) OBP: 0.400, SLG: 0.250	F CU 72 T FF 89 B FF 86 B FC 87 1 SAFE D CH 80 X CH 81 3-2 48 HBP 10 3B 1-2 1B	X FC 82 0-0 ① G4-3	B FF 92 C FF 92 C CU 76 F FF 93 B FF 95 B CU 76 B FF 94 4-2 1 1B 7 BB BB	C CU 77 F FF 93 B FF 93 S CU 79 1-3 ③ K		X SI 90 0-0 ① L9		4	2	1	0	1	1	1
1 Bengie Molina, R (1, 2) OBP: 0.400, SLG: 1.000	C FC 84 X FC 84 0-1 ② F9	B SI 86 X FC 83 1-0 ② F7	F FF 92 B FF 93 1 SAFE X CU 76 1-1 7 BB 33 BB 1-3 1B	B FC 82 X FC 83 1-0 HR	B FF 94 X SL 82 1-0 ② P6			5	1	2	1	0	0	3
48 Pablo Sandoval, S (1, 5) OBP: 0.600, SLG: 0.750	H FF 86 1-0 10 3B 1-2 2-3 HBP	F SI 87 B FF 85 X CU 72 1-1 ③ F8	C FF 92 F FF 93 F FF 93 F CU 78 S FF 92 0-3 ① K	F SI 90 X CU 68 0-1 33 2B	B FF 94 F SI 93 B SI 94 X CH 85 2-1 1-2 1B			4	2	2	0	0	1	2
10 Travis Ishikawa, L (1, 3) OBP: 0.400, SLG: 0.800	B FF 88 S FC 84 B FF 88 X CH 81 2-1 1-H 2-H 3-H 3B	B FF 86 F FF 84 B FF 86 C SI 87 F FC 85 B SI 87 X SI 88 3-2 33 HR 1B	X FF 94 0-0 ② P5	T SI 90 B SI 90 F SI 89 X SI 90 1-2 ① F7	C SI 95 B SI 95 S SI 94 S SL 83 1-3 ③ K			5	1	2	3	0	1	5
33 Aaron Rowand, R (1, 8) OBP: 0.750, SLG: 2.000	F FF 88 X CU 73 0-1 ③ P4	D FC 84 X FC 84 1-0 1-H HR	B FF 92 B FF 90 B SI 92 C FF 93 B FF 93 4-1 7 BB 1-2 BB	B CU 70 X SI 90 1-0 2-H 2B				3	1	2	3	1	0	1
7 Emmanuel Burriss, S (1, 4)	H FF 86 1-0 55 1B 2 SF8 HBP	S CU 70 C CH 78 C FF 88 0-3 ① K	B CU 76 B FF 92 B FF 91 D FF 90 4-0 1-2 2-3 3-H BB	F CH 82 F CU 70 C SI 91 0-3 ② K				2	1	0	1	1	2	1
55 Tim Lincecum, L (1, 1) 49 Joe Martinez, L (4, 1) 12 Nate Schierholtz, L (5, PH) 49 Brandon Medders, R (6, 1) 41 Jeremy Affeldt, L (7, 1) 8 Eugenio Velez, S (7, PH) 46 Bob Howry, L (8, 1) 43 Alex Hinshaw, L (8, 1) 38 Brian Wilson, R (9, 1)	1 SAFE 1 SAFE L CH 76 B CH 77 1 SAFE X FA 84 1-1 16 G6-4-3 1-3 1B	B SI 87 B FF 86 C FF 85 B FF 86 X FF 84 3-1 ② G4-3	B FF 91 X FF 90 1-0 ③ G3-1	D CU 70 B CU 69 X CH 83 2-0 ③ G5-3				1 0 1 0 0 0 0 1 0 0 0 0 0 0 1 0 0 0 0 0 3 0 0 0 0 0 0 0 0 0 0 0 0 0 0 1 0 0 0 0 0 1 0 0 0 0 0 0 0 0 0 0 0 0 0 0 0 0 0 0 0 0 0						
Inning Stats	R: 3 E: 0 K: 0 S: 11 H: 3 LOB: 1 BB: 0 P: 18	R: 1 E: 0 K: 0 S: 8 H: 1 LOB: 0 BB: 0 P: 12	R: 0 E: 0 K: 0 S: 4 H: 0 LOB: 0 BB: 0 P: 6	R: 2 E: 0 K: 1 S: 14 H: 2 LOB: 1 BB: 1 P: 26	R: 1 E: 0 K: 1 S: 13 H: 1 LOB: 3 BB: 3 P: 27	R: 0 E: 0 K: 1 S: 9 H: 0 LOB: 0 BB: 0 P: 15	R: 2 E: 0 K: 1 S: 11 H: 3 LOB: 1 BB: 0 P: 16	R: 1 E: 0 K: 1 S: 9 H: 2 LOB: 2 BB: 1 P: 17		1B: 6 2B: 2 3B: 1 HR: 3 SF: 1 SAC: 0 DP: 1 HBP: 2			WP: 0 PB: 0 SB: 0 CS: 0 PA: 42	

PITCHER		IP	WLS	BF	H	R	ER	SO	BB	IBB	HBP	BLK	WP	HR	S	P	ERA	WHIP
37 Jeff Suppan, R ERA: 13.5	(1, 1)	4.0	L	20	6	6	6	1	1	0	2	0	0	1	37	62	13.50	1.750
73 Seth McClung, R ERA: 4.5	(5, 1)	2.0		10	1	1	1	2	3	0	0	0	0	0	22	42	4.50	2.000
31 Dave Bush, R ERA: 18.0	(7, 1)	1.0		6	3	2	2	1	0	0	0	0	0	1	11	16	18.00	3.000
50 Jorge Julio, R ERA: 9.0	(8, 1)	1.0		6	2	1	1	1	1	0	0	0	0	1	9	17	9.00	3.000

PITCHER	IP	WLS	BF	H	R	ER	SO	BB	IBB	HBP	BLK	WP	HR	S	P	ERA	WHIP

BOTTOM

Milwaukee Brewers @ San Francisco Giants

AT&T Park, San Francisco, CA

Tue Apr 07 2009, 1:05 PM PDT

Att. 42,767 - Overcast - 58 F

livebaseballscorecards.com

AB	34
R	10
H	12
RBI	10
BB	5
SO	5
LOB	19

Milwaukee Brewers @ San Francisco Giants

AT&T Park, San Francisco, CA

Wed Apr 08 2009, 7:15 PM PDT

Att. 40,764 - Partly Cloudy - 55 F

livebaseballscorecards.com

TOP

Batter	1	2	3	4	5	6	7	8	9	AB	R	H	RBI	BB	SO	LOB
23 Rickie Weeks Jr., R (1, 4) OBP: 0.556, SLG: 0.500	B FF 89 S SI 90 S FS 85 B SL 85 T FS 86 2-2 ① K		B FS 85 C SL 84 F FS 84 B FF 91 S FF 92 2-3 ③ K		B FS 84 X FS 85 1-0 ③ P3			C FC 91 F SL 81 F FC 90 F CU 74 H CU 72 1-2 HBP		3	0	0	0	0	2	0
1 Corey Hart, R (1, 9) OBP: 0.111, SLG: 0.111	S SL 80 B FS 86 C F S 1-3 ② K			C SL 82 X FS 83 0-1 ① L5		B FF 94 X FF 93 1-0 ① G5-3		1 SAFE B FC 90 1 SAFE P PO 81 X FC 89 2-0 ② P4		4	0	0	0	0	1	1
8 Ryan Braun, R (1, 7) OBP: 0.556, SLG: 0.750	B FF 90 B FS 86 C FF 91 S SL 85 B SI 88 X FF 93 3-2 ③ F8			C SI 91 F FS 85 F FF 91 X FS 86 0-2 28 CS 2B		C SL 82 X FF 94 0-1 2B		B X FC 89 1-0 ③ P5		4	0	2	0	0	0	1
28 Prince Fielder, L (1, 3) OBP: 0.333, SLG: 0.375		C SL 85 F F SL 84 B S SL 86 1-3 ① K		S SL 83 B SL 86 B SI 93 X SL 86 2-1 ② ③ P5 2-3		C CH 85 B FF 94 F CH 86 S FF 96 1-3 ② K			B FF 91 X SL 82 1-0 ① F9	4	0	0	0	0	2	2
7 J.J. Hardy, R (1, 6)		C FS 86 C SI 93 B SL 87 B X 2-2 ② F8			C FS 83 B SI 88 C SI 91 B FF 91 B FS 86 S SL 85 3-3 ① K	C SL 84 X FF 95 0-1 ③ G4-3			B CU 74 B FF 92 B FF 91 C FF 91 X FF 91 3-1 ② F9	4	0	0	0	0	1	1
25 Mike Cameron, R (1, 8) OBP: 0.778, SLG: 1.250		B FS 86 S B FF 91 C SL 86 X 2-2 HR			C SL 85 B FS 86 B FF 91 F FF 92 F SI 92 X FF 91 2-2 ② F8		B FF 92 B FF 92 X FF 94 2-0 ① F9		B CU 74 C CU 72 B FF 91 F FF 91 B FF 91 B FF 90 4-2 BB	3	1	1	1	1	0	0
2 Bill Hall, R (1, 5) OBP: 0.375, SLG: 0.571 12 Carlos Villanueva, R (9, 1)		F S B FF 91 F F FS 83 C 1-3 ③ K			B FS 85 X SL 86 1-0 49 HR 2B		X SL 82 0-0 ② F7		1 SAFE C CU 70 F CU 70 B FF 92 B SL 82 X SL 81 2-2 ③ G3	3 0	1 0	1 0	0 0	0 0	1 0	0 0
18 Jason Kendall, R (1, 2)			B SL 83 C SL 83 X FS 85 1-1 ① G5-3		I IN 74 I IN 77 I IN 76 I IN 77 4-0 49 HR IBB		B FF 94 X FF 94 1-0 ③ L7			2	1	0	0	1	0	0
49 Yovani Gallardo, R (1, 1) OBP: 0.500, SLG: 2.000 57 Mitch Stetter, L (7, 1) 60 Todd Coffey, R (7, 1) 14 Casey McGehee, R (7, 5) 27 Brad Nelson, L (9, PH)			C SL 84 B FF 90 F FS 85 F SI 92 S FF 91 1-3 ② K		C SL 84 B SL 84 F FF 91 X FF 91 1-2 1-H 2-H HR			X FC 90 0-0 ① G6-3		2 0 0 1 1	1 0 0 0 0	1 0 0 0 0	3 0 0 0 0	0 0 0 0 0	1 0 0 0 0	0 0 0 0 1

	AB	31
	R	4
	H	5
	RBI	4
	BB	2
	SO	8
	LOB	6

Inning Stats	1	2	3	4	5	6	7	8	9
	R: 0 E: 0 K: 2 S: 10	H: 0 LOB: 0 BB: 0 P: 16	R: 1 E: 0 K: 2 S: 15	H: 1 LOB: 0 BB: 0 P: 21	R: 0 E: 0 K: 2 S: 9	H: 0 LOB: 0 BB: 0 P: 13	R: 0 E: 0 K: 0 S: 8	H: 1 LOB: 0 BB: 0 P: 10	R: 3 E: 0 K: 1 S: 12	H: 2 LOB: 0 BB: 1 P: 24	R: 0 E: 0 K: 1 S: 8	H: 1 LOB: 1 BB: 0 P: 10	R: 0 E: 0 K: 0 S: 3	H: 0 LOB: 0 BB: 0 P: 6	R: 0 E: 0 K: 0 S: 8	H: 0 LOB: 1 BB: 0 P: 11	R: 0 E: 0 K: 0 S: 8	H: 0 LOB: 1 BB: 1 P: 18

1B: 0	SF: 0	WP: 0	PA: 34
2B: 3	SAC: 0	PB: 0	
3B: 0	DP: 0	SB: 0	
HR: 2	HBP: 1	CS: 1	

PITCHER		IP	WLS	BF	H	R	ER	SO	BB	IBB	HBP	BLK	WP	HR	S	P	ERA	WHIP
51 Randy Johnson, L ERA: 7.2	(1, 1)	5.0	L	19	4	4	4	7	0	1	0	0	0	2	54	84	7.20	0.800
47 Merkin Valdez, R ERA:	(6, 1)	2.0		7	1	0	0	1	0	0	0	0	0	0	11	16	0.00	0.500
49 Brandon Medders, R ERA:	(8, 1)	1.0		4	0	0	0	0	0	0	1	0	0	0	8	11	0.00	0.000
43 Alex Hinshaw, L ERA: 5.4	(9, 1)	1.0		4	0	0	0	0	1	0	0	0	0	0	8	18	0.00	1.000

PITCHER	IP	WLS	BF	H	R	ER	SO	BB	IBB	HBP	BLK	WP	HR	S	P	ERA	WHIP

Batter	1	2	3	4	5	6	7	8	9	AB	R	H	RBI	BB	SO	LOB
2 Randy Winn, S (1, 9) OBP: 0.400, SLG: 0.714	C FF 91 B SI 91 B SI 91 B CU 78 C SI 91 B SI 92 4-2 14 E 14 S BB		B CU 77 X CH 83 1-0 ① B1-3		B SL 84 C FF 91 F CU 79 S CU 80 1-3 ② K		X CU 78 0-0 14 WP 16 S 2-H 1B		C FF 90 B CH 84 F FF 90 S SL 83 1-3 ③ K	4	0	1	1	1	2	0
16 Edgar Renteria, R (1, 6) OBP: 0.333, SLG: 0.143	B SI 89 1 SAFE C SI 89 1 SAFE X FF 90 1-1 ① L8		C CU 79 C CU 79 B FF 91 X FF 92 1-2 ② F8		F FF 92 F FF 92 F SL 85 F FF 92 B CU 81 C FF 93 1-3 ③ K		B FF 92 1 SAFE 1 SAFE F SI 91 C CU 78 B FF 90 D CU 81 F CU 80 B FF 93 4-2 14 WP 1-2 BB			3	0	0	0	1	1	1
14 Fred Lewis, L (1, 7) OBP: 0.556, SLG: 0.333	1 SAFE 1 SAFE D CU 78 F FF 91 B FF 90 B S H FF 92 4-2 1 G6-4-3 1-3 HBP		B FF 92 B SI 90 C FF 92 F FF 91 F FF 92 C CU 79 2-3 ③ K			B CH 82 C SL 84 C FF 89 F SI 90 B CU 80 F FF 93 X CU 79 2-2 1 G5-3 1B	B SL 76 S SL 78 B SL 80 B CH 80 B SL 78 4-1 1 FC6-4 1-2 2-3 BB			2	0	1	0	1	1	0
1 Bengie Molina, R (1, 2) OBP: 0.333, SLG: 0.667	C FF 90 F SI 90 F FF 90 D 1 SAFE X 1-2 ②③ G6-4-3 1-2f			B FF 90 F FF 90 B SL 83 X FF 92 2-1 48 E 1B		X FF 89 0-0 ① G5-3 1-2	B SL 84 D SI 94 F X SI 95 2-1 ③ FC6-4 1-2f			4	0	1	0	0	0	6
48 Pablo Sandoval, S (1, 5) OBP: 0.333, SLG: 0.375		B FF 90 F B CU 78 X FF 90 2-1 ① P3		B FF 90 B FF 91 X SI 89 2-0 FC4 7 FC4-6 1-2		F FF 91 F FF 90 C CU 79 0-3 ② K		S SI 94 X SI 94 0-1 ① G6-3		4	0	0	0	0	1	2
10 Travis Ishikawa, L (1, 3) OBP: 0.333, SLG: 0.556		B FF 92 F B CU 80 B FF 91 X 3-1 33 2B 7 G3-1 1B		B FF 92 X SI 89 1-0 ① F7		X SI 89 0-0 ③ G4-3		C B SI 94 B SI 94 F SI 94 X SI 95 2-2 ② G4-3		4	1	1	0	0	0	3
33 Aaron Rowand, R (1, 8) OBP: 0.625, SLG: 1.429		C FF 90 X SI 89 0-1 7 G3-1 1-3 2B		C FF 92 F FF 92 S CU 81 0-3 ② K			B CU 77 F FF 92 X FF 91 1-1 2 1B 2B	C F SL 83 F S SL 84 0-3 ③ K		4	1	2	0	0	2	2
7 Emmanuel Burriss, S (1, 4)		B X 1-0 ② G3-1 2-3 3-H		B CU 79 X CH 84 1-0 ③ FC4-6 1-2f			C CH 84 X FF 90 0-1 ① G6-3		B FF 88 S FF 88 C CU 74 B SL 83 X CH 83 2-2 ① P3	4	0	0	1	0	0	4
51 Randy Johnson, R (1, 1) 12 Nate Schierholtz, L (5, PH) 47 Merkin Valdez, R (6, 1) 35 Rich Aurilia, R (7, PH) 49 Brandon Medders, R (8, 1) 43 Alex Hinshaw, L (9, 1) 59 Andres Torres, S (9, PH)		B FF 91 C S CU 80 S 1-3 ③ K			C SL 83 X FF 90 0-1 ① G6-3		C SI 91 X CU 79 0-1 ② G5-3		C CH 81 B CU 75 F CH 84 S FF 90 1-3 ② K	1 1 0 1 0 0 1	0 0 0 0 0 0 0	0 0 0 0 0 0 0	0 0 0 0 0 0 0	0 0 0 0 0 0 0	1 0 0 1 0 0 1	1 0 0 0 0 0 0
Inning Stats	R: 0 E: 0 K: 0 S: 10 H: 0 LOB: 1 BB: 1 P: 20	R: 1 E: 0 K: 1 S: 10 H: 2 LOB: 1 BB: 0 P: 17	R: 0 E: 0 K: 1 S: 9 H: 0 LOB: 0 BB: 0 P: 13	R: 0 E: 1 K: 1 S: 8 H: 1 LOB: 2 BB: 0 P: 14	R: 0 E: 0 K: 2 S: 10 H: 0 LOB: 0 BB: 0 P: 12	R: 0 E: 0 K: 1 S: 10 H: 1 LOB: 1 BB: 0 P: 12	R: 1 E: 0 K: 0 S: 13 H: 2 LOB: 3 BB: 2 P: 24	R: 0 E: 0 K: 1 S: 9 H: 0 LOB: 0 BB: 0 P: 11	R: 0 E: 0 K: 2 S: 9 H: 0 LOB: 0 BB: 0 P: 13	1B: 4 2B: 2 3B: 0 HR: 0 SF: 0 SAC: 0 DP: 1 HBP: 1						WP: 1 PB: 0 SB: 2 CS: 0 PA: 37

PITCHER		IP	WLS	BF	H	R	ER	SO	BB	IBB	HBP	BLK	WP	HR	S	P	ERA	WHIP
49 Yovani Gallardo, R ERA: 2.7	(1, 1)	6.2	W	29	6	2	2	6	2	0	1	0	0	0	67	103	2.70	1.200
57 Mitch Stetter, L ERA:	(7, 1)	0.0		1	0	0	0	0	1	0	0	0	1	0	1	5	∞	∞
60 Todd Coffey, R ERA:	(7, 1)	1.1	H	4	0	0	0	1	0	0	0	0	0	0	11	15	0.00	0.000
12 Carlos Villanueva, R ERA:	(9, 1)	1.0	S	3	0	0	0	2	0	0	0	0	0	0	9	13	0.00	0.000

PITCHER	IP	WLS	BF	H	R	ER	SO	BB	IBB	HBP	BLK	WP	HR	S	P	ERA	WHIP

BOTTOM

Milwaukee Brewers @ San Francisco Giants

AT&T Park, San Francisco, CA

Wed Apr 08 2009, 7:15 PM PDT

Att. 40,764 - Partly Cloudy - 55 F

livebaseballscorecards.com

AB	33
R	2
H	6
RBI	2
BB	3
SO	9
LOB	20

Batter	1	2	3	4	5	6	7	8	9	AB	R	H	RBI	BB	SO	LOB
23 Rickie Weeks Jr., R (1, 4) OBP: 0.385, SLG: 0.300	C FF 90 C CU 73 D SL 87 B FF 92 X CU 75 2-2 ① F9	B FF 92 C FF 92 X FF 92 1-1 ③ F9	C CH 89 X CU 74 0-1 ① F8	B SI 91 C SI 93 F CU 77 S FF 94 1-3 ① K		4	0	0	0	0	1	1
30 Craig Counsell, L (1, 5) OBP: 0.750, SLG: 0.500 14 Casey McGehee, R (8, PH) (8, 5)	C FF 91 B CH 86 X CH 85 1-1 ② G3-1	C CU 73 B CH 84 X FF 91 1-1 28 G4-3 1B	B FF 89 C FF 89 B CU 73 B FF 90 B FF 90 4-1 BB	B SI 93 C FF 93 X FF 95 1-1 ② P4		2 1	0 0	1 0	0 0	1 0	0 0	0 0
8 Ryan Braun, R (1, 7) OBP: 0.385, SLG: 0.500	B CU 76 X SL 86 1-0 ③ F8	C FF 91 F FF 91 C FF 93 0-3 ① K	C CU 74 D SL 83 F FF 92 T FF 92 1-2 ② K	X SI 93 0-0 ③ G1-3		4	0	0	0	0	2	2
28 Prince Fielder, L (1, 3) OBP: 0.231, SLG: 0.250		B FF 89 S CH 84 X CH 85 1-1 ① F9	C FF 92 1 SAFE 1 SAFE B FF 92 B CH 86 B CU 75 F CH 85 X FF 91 3-2 ② G4-3 1-2	F FF 90 S CU 73 X FF 92 0-2 ③ L9		B SI 85 B SI 85 B SI 84 C CH 82 C CH 82 X CH 80 3-2 ① F7	4	0	0	0	0	0	2
7 J.J. Hardy, R (1, 6) OBP: 0.077, SLG: 0.077		C CU 73 C FF 91 S SL 86 0-3 ② K2-3	C CU 74 D CU 76 F CU 74 B FF 93 X SL 85 2-2 ③ F8	C CU 72 X CU 80 0-1 1 FC5-4 25 BB 18 SF8 1B	B SI 85 B FF 86 C SI 85 B SI 85 F FF 84 C SI 86 3-3 ② K	4	1	1	0	0	2	1
25 Mike Cameron, R (1, 8) OBP: 0.769, SLG: 1.143		X FF 92 0-0 ③ G6-3	B FF 90 C FF 90 X SL 84 1-1 1B	B FF 89 B CU 73 C FF 91 C FF 91 B FF 92 B FF 92 4-2 1 FC5-4 1-2 BB	C CU 74 B CU 76 B SI 88 X FF 85 2-1 2B	3	0	2	0	1	0	0
1 Corey Hart, R (1, 9) OBP: 0.154, SLG: 0.231		C FF 89 B CU 72 B SL 82 F FF 91 X CU 74 2-2 26 G4-3 2B	X FF 90 0-0 ① P4	B FF 92 B SL 84 C FF 91 B FF 90 X FF 91 3-1 ① FC5-4 1-2f 2-3	B FC 88 C FC 88 F SL 82 S CU 72 1-3 ③ K	4	0	1	0	0	1	4
18 Jason Kendall, R (1, 2)		X FF 90 0-0 ① G6-3	C FF 89 C FF 90 F FF 92 1 SAFE X SL 82 0-2 ② F7	F FF 91 X FF 92 0-1 ② SF8 3-H		2	0	0	1	0	0	2
26 Manny Parra, L (1, 1) 45 Mark DiFelice, R (5, 1) 16 Chris Duffy, L (7, PH) 54 David Riske, R (7, 1) 50 Jorge Julio, R (8, 1)		C FF 90 X CU 73 0-1 ② G4-3 2-3	S FF 91 S FF 91 S FF 92 0-3 ③ K	B FF 91 F FF 90 F CU 73 B FF 92 S CU 74 2-3 ③ K		2 0 1 0 0	0 0 0 0 0	0 0 0 0 0	0 0 0 0 0	1 0 1 0 0	2 0 1 0 0	2 0 1 0 0
Inning Stats	R: 0 E: 0 K: 0 S: 6 H: 0 LOB: 0 BB: 0 P: 10	R: 0 E: 0 K: 1 S: 6 H: 0 LOB: 0 BB: 0 P: 7	R: 0 E: 0 K: 0 S: 8 H: 1 LOB: 1 BB: 0 P: 11	R: 0 E: 0 K: 1 S: 11 H: 1 LOB: 1 BB: 0 P: 17	R: 0 E: 0 K: 1 S: 10 H: 1 LOB: 1 BB: 0 P: 11	R: 0 E: 0 K: 1 S: 9 H: 0 LOB: 1 BB: 1 P: 14	R: 1 E: 0 K: 1 S: 11 H: 1 LOB: 1 BB: 1 P: 20	R: 0 E: 0 K: 1 S: 6 H: 0 LOB: 0 BB: 0 P: 8	R: 0 E: 0 K: 2 S: 11 H: 1 LOB: 1 BB: 0 P: 20	1B: 3 2B: 2 3B: 0 HR: 0 SF: 1 SAC: 0 DP: 0 HBP: 0						

PITCHER	IP	WLS	BF	H	R	ER	SO	BB	IBB	HBP	BLK	WP	HR	S	P	ERA	WHIP
18 Matt Cain, R (1, 1) ERA: 1.29	7.0	W	27	4	1	1	5	2	0	0	0	0	0	61	90	1.29	0.857
41 Jeremy Affeldt, L (8, 1) ERA:	1.0		3	0	0	0	1	0	0	0	0	0	0	6	8	0.00	0.000
49 Joe Martinez, R (9, 1) ERA: 6.75	0.2		3	1	0	0	1	0	0	0	0	0	0	8	16	0.00	1.500
49 Brandon Medders, R (9, 1) ERA:	0.1		1	0	0	0	1	0	0	0	0	0	0	3	4	0.00	0.000

PITCHER	IP	WLS	BF	H	R	ER	SO	BB	IBB	HBP	BLK	WP	HR	S	P	ERA	WHIP

TOP

Milwaukee Brewers @ San Francisco Giants

AT&T Park, San Francisco, CA

Thu Apr 09 2009, 4:05 PM PDT

Att. 30,029 - Cloudy - 55 F

livebaseballscorecards.com

AB	31
R	1
H	5
RBI	1
BB	2
SO	8
LOB	15

Batter	1	2	3	4	5	6	7	8	9	AB	R	H	RBI	BB	SO	LOB
2 Randy Winn, S (1, 9) OBP: 0.467, SLG: 0.727	B FF 92 B FF 92 C FF 92 S FS 83 F FS 85 X FF 92 2-2 ① G6-3		S FF 92 B CU 76 X FF 91 1-1 ② F7		B FS 83 C FS 84 X CU 76 1-1 1-2 16 E 1B		C CH 69 B FF 89 B FF 87 B FF 86 F FF 86 X CH 73 3-2 16 E 2B	C CH 86 D SL 82 D CH 88 D CH 88 B SI 95 4-1 BB		4	2	2	0	1	0	0
16 Edgar Renteria, R (1, 6) OBP: 0.286, SLG: 0.167	S FF 93 C FF 92 B FF 93 D FS 84 F FF 92 B FS 83 X FF 92 3-2 ② F8		X FS 86 0-0 ③ G5-3		C FS 84 B FS 84 B FF 91 F FS 83 X FS 82 2-2 ① FC5 14 BB 1 2B 1-H 2-3f		D FF 86 C FF 86 X FF 88 1-1 E9 14 1B 1 SF9 2-H 1B	C SL 83 C SL 83 S SL 83 0-3 ③ K		5	2	1	0	0	1	3
14 Fred Lewis, L (1, 7) OBP: 0.692, SLG: 0.667	B CU 76 B CU 76 F FF 92 B FF 94 C FF 92 X FF 92 3-2 1B			C CU 75 B FF 91 F FF 91 X FS 82 1-2 1 2B 2B	1 SAFE B FF 90 C CU 76 B FF 91 B FF 93 C FF 91 F FF 91 B CU 75 4-2 1 2B 1-2 BB		B FF 87 B CH 74 C CH 76 F FF 88 F FF 88 D CH 79 F FF 88 F FF 88 1 SAFE 3-2 X CH 77 48 1B 1-3 1B			3	2	3	0	1	0	0
1 Bengie Molina, R (1, 2) OBP: 0.385, SLG: 0.833	B FF 90 X FS 84 1-0 ③ P3			B FS 82 S FS 82 B FF 90 B FS 83 X FS 84 3-1 48 WP 33 1B 2-H 2B	F SL 81 F SL 81 X SL 82 0-2 1-H 2-H 2B		X FF 88 0-0 ① SF9 3-H			3	1	2	4	0	0	1
48 Pablo Sandoval, S (1, 5) OBP: 0.462, SLG: 0.455		B FF 91 B FF 91 X FF 92 2-0 1B		F FF 92 F FF 93 B FS 82 S FS 83 1-3 ① K2-3 2-3	I IN 77 I IN 78 I IN 77 I IN 78 4-0 35 G5-4-3 IBB		F FF 89 X SI 87 0-1 35 G5-4-3 1-2 1B			3	0	2	0	1	1	1
35 Rich Aurilia, R (1, 3)		C FF 90 S FS 83 B FF 92 S FS 80 1-3 ① K		B FF 91 X FF 90 1-0 ② F8	C SL 82 S SL 82 X SL 82 0-2 ②③ G5-4-3 1-2f		B FF 88 B FF 88 C SI 88 X FF 87 2-1 ②③ G5-4-3 1-2f			4	0	0	0	0	1	6
33 Aaron Rowand, R (1, 8) OBP: 0.583, SLG: 1.091		B FS 82 C FF 91 1 SAFE 1 SAFE F FF 90 F FS 81 F FF 90 C FS 81 1-3 ② K		X 0-0 3-H 1B	S SL 82 X SL 81 0-1 ① G6-3			C SL 83 B SL 83 X SI 94 1-1 7 G4-3 1B		4	0	2	1	0	1	1
7 Emmanuel Burriss, S (1, 4)		F CU 75 B FS 83 D FS 84 1 SAFE X FF 90 2-1 ③ L8		L FS 83 C CU 75 1 SAFE 1 SAFE B FF 91 X FS 82 1-2 ③ G3			C CU 69 F CU 71 B SL 79 S SL 80 1-3 ② K	F SI 94 B FF 94 X CH 84 1-1 ① G4-3 1-2		4	0	0	0	0	1	3
18 Matt Cain, R (1, 1) 41 Jeremy Affeldt, L (8, 1) 5 Juan Uribe, R (8, PH) 49 Joe Martinez, L (9, 1) 49 Brandon Medders, R (9, 1)			B FF 90 C FF 92 F FF 92 X FF 92 1-2 ① G5-3		B FF 91 B FF 91 B FF 90 B FF 91 4-0 16 FC5 2 1B BB		C FF 86 X SL 82 0-1 ③ P4	C SL 83 F SL 83 S SL 83 0-3 ② K		2 0 1 0 0	0 0 0 0 0	0 0 0 0 0	0 0 0 0 0	1 0 1 0 0	0 0 1 0 0	0 0 1 0 0
Inning Stats	R: 0 E: 0 K: 0 S: 12 H: 1 LOB: 1 BB: 0 P: 21	R: 0 E: 0 K: 2 S: 11 H: 1 LOB: 1 BB: 0 P: 17	R: 0 E: 0 K: 0 S: 6 H: 0 LOB: 0 BB: 0 P: 8	R: 2 E: 0 K: 1 S: 13 H: 3 LOB: 1 BB: 0 P: 20	R: 3 E: 1 K: 0 S: 14 H: 2 LOB: 1 BB: 3 P: 29	R: 0 E: 0 K: 1 S: 7 H: 0 LOB: 0 BB: 0 P: 8	R: 2 E: 1 K: 0 S: 16 H: 4 LOB: 1 BB: 0 P: 25	R: 0 E: 0 K: 2 S: 11 H: 1 LOB: 2 BB: 1 P: 17		1B: 8 2B: 4 3B: 0 HR: 0 SF: 1 SAC: 0 DP: 2 HBP: 0						

PITCHER	IP	WLS	BF	H	R	ER	SO	BB	IBB	HBP	BLK	WP	HR	S	P	ERA	WHIP
26 Manny Parra, L (1, 1) ERA: 10.38	4.1	L	21	6	5	5	3	2	0	0	0	1	0	50	85	10.38	1.846
45 Mark DiFelice, R (5, 1) ERA:	1.2		6	1	0	0	1	0	1	0	0	0	0	13	18	0.00	0.600
54 David Riske, R (7, 1) ERA: 18.0	1.0		6	4	2	2	0	0	0	0	0	0	0	16	25	18.00	4.000
50 Jorge Julio, R (8, 1) ERA: 4.5	1.0		5	1	0	0	2	1	0	0	0	0	0	11	17	0.00	2.000

PITCHER	IP	WLS	BF	H	R	ER	SO	BB	IBB	HBP	BLK	WP	HR	S	P	ERA	WHIP

BOTTOM

Milwaukee Brewers @ San Francisco Giants

AT&T Park, San Francisco, CA

Thu Apr 09 2009, 4:05 PM PDT

Att. 30,029 - Cloudy - 55 F

livebaseballscorecards.com

AB	33
R	7
H	12
RBI	5
BB	4
SO	6
LOB	16

WP: 1 PA: 38
PB: 0
SB: 0
CS: 0

San Francisco Giants @ San Diego Padres

PETCO Park, San Diego, CA

Fri Apr 10 2009, 10:05 PM EDT

Att. 20,507 - Cloudy - 61 F

livebaseballscorecards.com

TOP

Batter	1	2	3	4	5	6	7	8	9	AB	R	H	RBI	BB	SO	LOB
2 Randy Winn, S (1, 9) OBP: 0.400, SLG: 0.563	C SI 90 X SI 89 0-1 ① F7		D CH 80 C SI 88 X CH 80 1-1 2-H 1B		B SL 77 C CU 74 B FF 87 F CU 75 B SI 86 X SI 89 3-2 ③ F8 1-2		C FF 93 B SL 82 D FS 87 B FF 94 F FF 93 X FF 94 3-2 ② L6		B FC 89 B FC 88 B CH 81 C SI 89 X FF 90 3-1 ② F7	5	0	1	1	0	0	3
16 Edgar Renteria, R (1, 6) OBP: 0.263, SLG: 0.235	B SI 90 C SI 91 B SL 78 C SI 90 B SI 89 F SI 90 F SI 89 S SI 90 3-3 ② K		B SI 88 C SI 87 X SI 88 1-1 ② F9			B CU 75 X SI 86 1-0 14 1B 1 1B 2B	1 SAFE 1 SAFE P PO 93 X FF 93 1-0 ③ P3		C SL 82 S FC 89 D FC 90 B CH 84 B SI 91 X FF 89 3-2 ③ G6-3 1-2	5	1	1	0	0	1	3
14 Fred Lewis, L (1, 7) OBP: 0.647, SLG: 0.583	B SI 90 S CH 82 X CH 80 1-1 ③ F7		S CH 80 B SI 89 1 SAFE 1 SAFE F SI 88 X CH 80 1-2 ③ F8			X SI 88 0-0 48 1B 1 1B 10 G3-2-3 2-3 1B		B SI 91 B CH 78 B SI 90 C SI 89 F FF 90 F FF 90 B FF 91 4-2 BB		3	0	1	0	1	0	1
1 Bengie Molina, R (1, 2) OBP: 0.353, SLG: 0.688		C SI 89 B SI 86 X CH 82 1-1 ① F9		B SL 76 X SI 89 1-0 ① G5-3		X SI 87 0-0 10 G3-2-3 48 1B 1-2 3-H 1B		D SI 88 X FF 89 1-0 ① F8		4	0	1	1	0	0	1
48 Pablo Sandoval, S (1, 5) OBP: 0.412, SLG: 0.400		F SI 89 X CH 80 0-1 ② G5-3		B CH 79 S SL 78 X SI 89 1-1 ② G6-3		B CH 80 X CH 79 1-0 10 G3-2-3 1-2 2-3 1B		D CH 79 C CU 78 F FF 91 1 SAFE S FF 90 1-3 ② K		4	0	1	0	0	1	1
10 Travis Ishikawa, L (1, 3) OBP: 0.308, SLG: 0.462		C SI 89 B SL 77 X SI 90 1-1 1B		X SI 88 0-0 ③ F7		B FF 89 F SI 89 X FF 90 1-1 ① ② G3-2-3 1-2 2-3 3-Hf		F FF 92 X CH 81 0-1 ③ F9		4	0	1	0	0	0	4
33 Aaron Rowand, R (1, 8) OBP: 0.438, SLG: 0.800		C SI 89 F CH 80 F SI 89 B SI 90 C CU 75 1-3 ③ K			B SI 86 F CU 74 X SI 89 1-1 ① G4-3	S FF 90 S SI 90 S SL 82 0-3 ③ K			C FF 91 F FC 89 X SL 80 0-2 ① F8	4	0	0	0	0	2	3
7 Emmanuel Burriss, S (1, 4) OBP: 0.375, SLG: 0.167			L SI 87 B CU 76 B CH 80 F SI 88 B SI 90 B SI 90 4-2 75 SH1-4 2 1B BB		X SI 87 0-0 2 S 1B		C FF 93 B FF 93 S FF 93 F FF 93 B FF 93 B FF 93 B FF 94 4-2 BB		B SI 92 X SI 90 1-0 5 DI 5 E 1B	2	2	2	0	2	0	0
75 Barry Zito, L (1, 1) 12 Nate Schierholtz, L (5, PH) 45 Justin Miller, R (5, 1) 8 Eugenio Velez, S (7, PH) 43 Alex Hinshaw, L (7, 1) 47 Merkin Valdez, R (8, 1) 5 Juan Uribe, R (9, PH)			M SI 90 X SI 88 0-1 ① SH1-4 1-2		S CH 80 S SI 88 C SI 87 0-3 ② K		B FF 91 B FF 92 S FF 93 1 SAFE B FF 93 X FF 93 3-1 ① F7		B FF 90 C SL 82 B SL 82 B SI 91 F SI 91 X CH 83 3-2 E6 16 DI 1-H	0 1 0 1 0 0 1	0 0 0 0 0 0 0	0 0 0 0 0 0 0	0 0 0 0 0 0 0	0 1 0 0 0 0 0	0 0 0 0 0 0 0	0 1 0 1 0 0 0
Inning Stats	R: 0 E: 0 K: 1 S: 9 H: 0 LOB: 0 BB: 0 P: 13	R: 0 E: 0 K: 1 S: 10 H: 1 LOB: 1 BB: 0 P: 13	R: 1 E: 0 K: 0 S: 11 H: 1 LOB: 1 BB: 1 P: 18	R: 0 E: 0 K: 0 S: 4 H: 0 LOB: 0 BB: 0 P: 6	R: 0 E: 0 K: 1 S: 9 H: 1 LOB: 1 BB: 0 P: 13	R: 1 E: 0 K: 1 S: 9 H: 4 LOB: 2 BB: 0 P: 12	R: 0 E: 0 K: 0 S: 10 H: 0 LOB: 1 BB: 1 P: 20	R: 0 E: 0 K: 1 S: 9 H: 0 LOB: 1 BB: 1 P: 15	R: 1 E: 1 K: 0 S: 12 H: 1 LOB: 1 BB: 0 P: 22	1B: 7 2B: 1 3B: 0 HR: 0 SF: 0 SAC: 1 DP: 1 HBP: 0						

	AB	34
	R	3
	H	8
	RBI	2
	BB	3
	SO	5
	LOB	18

	PITCHER		IP	WLS	BF	H	R	ER	SO	BB	IBB	HBP	BLK	WP	HR	S	P	ERA	WHIP
34	Shawn Hill, R	(1, 1)	5.0	W	23	7	2	2	3	1	0	0	0	0	0	47	69	3.60	1.600
	ERA: 3.6																		
57	Luke Gregerson, R	(6, 1)	1.0	H	2	0	0	0	1	0	0	0	0	0	0	5	6	0.00	0.000
	ERA:																		
45	Edward Mujica, R	(7, 1)	1.0	H	4	0	0	0	0	1	0	0	0	0	0	10	20	0.00	1.000
	ERA: 8.1																		
50	Duaner Sanchez, R	(8, 1)	1.0	H	4	0	0	0	1	1	0	0	0	0	0	9	15	0.00	1.000
	ERA:																		
46	Edwin Moreno, R	(9, 1)	1.0		5	1	1	0	0	0	0	0	0	0	0	12	22	0.00	1.000
	ERA:																		

PITCHER	IP	WLS	BF	H	R	ER	SO	BB	IBB	HBP	BLK	WP	HR	S	P	ERA	WHIP

WP: 0	PB: 0	SB: 1	CS: 0
PA: 38			

Batter	1	2	3	4	5	6	7	8	9	AB	R	H	RBI	BB	SO	LOB
12 Scott Hairston, R (1, 8) OBP: 0.333, SLG: 0.667	C SI 87 X CH 74 0-1 22 BB 24 2B 1B	C CU 72 C CU 73 F SL 77 C CH 74 0-3 ① K		F FF 86 C CU 74 F SI 88 X CU 75 0-2 ② G5-3		B CU 78 S CU 78 X CU 79 1-1 22 S 1B		B SL 82 X SL 81 1-0 1-H 2-H HR		5	2	3	3	0	1	0
22 David Eckstein, R (1, 4) OBP: 0.300, SLG: 0.353	1 SAFE B SI 86 B SI 87 B SI 86 B SI 86 4-0 24 2B 23 G5-3 1-2 BB	B SI 87 C SI 86 C CU 73 B FF 84 F FF 87 X CH 75 2-2 ② G5-3		C CH 76 B CU 74 B CH 75 B CH 74 X SI 86 3-1 24 1B 2B		1 SAFE B CU 76 C CU 76 X CU 76 1-1 ③ F7 1-2		C FF 93 X FF 95 0-1 ② G6-3		4	2	1	0	1	0	1
24 Brian Giles, L (1, 9) OBP: 0.333, SLG: 0.278	B CU 73 B FC 80 S FF 88 C FF 88 F FC 80 F SI 87 F SI 87 B CH 73 X SI 88 3-2 23 G5-3 5 1B 1-3 2-H 2B	B FF 87 C CU 72 B SI 85 B SI 86 F FF 87 B CU 74 4-2 23 1B BB		B SI 87 B FC 79 F FF 87 C CU 73 B FC 81 X CU 75 3-2 2-H 1B			B FF 92 C CU 71 B SL 83 F FF 91 B FF 92 X CU 72 3-2 ① F7	B FF 94 B FF 94 B FF 92 C FF 93 C FF 94 X FF 93 3-2 ③ F8		4	1	2	2	1	0	0
23 Adrián González, L (1, 3) OBP: 0.450, SLG: 0.467	B SI 86 S FC 79 X SL 78 1-1 G5-3 2-3 3-H	B FF 88 ① B CH 77 B FF 87 C FF 88 S CH 76 X FF 87 3-2 1-3 1B		1 SAFE B FF 88 X FC 79 1-0 ③ F7			B FF 92 B FF 92 B FF 91 B FF 91 4-0 5 FC6-4 BB			3	0	1	1	1	0	2
5 Kevin Kouzmanoff, R (1, 5) OBP: 0.188, SLG: 0.313	C SI 87 F SI 87 X FC 79 0-2 15 FC4 7 1B 3-H 1B	S CH 75 S FF 86 F FF 86 B CH 76 S FF 86 1-3 ③ K			B FF 88 X CU 79 1-0 ① G5-3		B CU 72 F FF 91 C FF 91 X FF 92 1-2 ② FC6-4 1-2f			4	0	1	1	0	1	3
7 Chase Headley, S (1, 7) OBP: 0.150, SLG: 0.250	C CH 75 X FF 87 0-1 15 FC4 1-2 1B		B SI 87 S CH 74 X FF 86 1-1 ① G5-3		C CH 80 B SI 82 F FF 87 B CU 80 B CU 80 X CU 79 3-2 ② G3		1 SAFE F FF 92 X FF 91 0-1 ③ F8			4	0	1	0	0	0	1
4 Nick Hundley, R (1, 2) OBP: 0.364, SLG: 0.125	F SI 87 B SI 86 B CU 72 C CH 75 X FC 79 2-2 ② F8		C CH 75 C CH 74 S FF 86 0-3 ② K		B CU 79 S CU 79 B FF 88 S FF 87 S CU 79 2-3 ③ K			B FF 91 X FF 91 1-0 ① G1-3		4	0	0	0	0	2	2
15 Luis Antonio Rodriguez, S (5, 6) OBP: 0.500, SLG: 0.400	B CU 74 C CH 75 B SI 88 X CH 73 2-1 FC4 1-2 2-3		X FF 87 0-0 ③ P6			B SI 86 B FF 86 B FF 87 B FF 86 4-0 57 BB		B FF 91 C FF 91 B CH 83 S FF 92 F FF 92 X CH 83 2-2 33 BB 12 HR 1B		3	1	1	0	1	0	2
34 Shawn Hill, R (1, 1) 57 Luke Gregerson, L (6, 1) 45 Edward Mujica, R (7, 1) 50 Duaner Sanchez, R (8, 1) 33 Jody Gerut, L (8, PH) OBP: 0.333, SLG: 0.300 46 Edwin Moreno, R (9, 1)	F SI 87 B CH 74 C CH 76 B CU 74 F CU 74 X CH 76 2-2 ③ P3			C SI 85 F SI 85 C SL 76 0-3 ① K		X FF 85 0-0 ①② SH5-4-1 1-3f		B FF 93 B FF 92 B FF 93 C FF 92 B FF 93 4-1 12 HR 1-2 BB		2 0 0 0 0 1 0	0 0 0 0 1 0 0	0 0 0 0 0 0 0	1 0 0 0 0 0 0	3 0 0 0 0 0 0		
Inning Stats	R: 3 E: 0 K: 0 S: 25 H: 4 LOB: 3 BB: 1 P: 39	R: 0 E: 0 K: 2 S: 17 H: 1 LOB: 2 BB: 1 P: 27	R: 0 E: 0 K: 1 S: 6 H: 0 LOB: 0 BB: 0 P: 7	R: 1 E: 0 K: 1 S: 13 H: 2 LOB: 1 BB: 0 P: 20	R: 0 E: 0 K: 1 S: 7 H: 0 LOB: 0 BB: 0 P: 13	R: 0 E: 0 K: 0 S: 5 H: 1 LOB: 1 BB: 1 P: 11	R: 0 E: 0 K: 0 S: 8 H: 0 LOB: 1 BB: 1 P: 16	R: 3 E: 0 K: 0 S: 12 H: 2 LOB: 0 BB: 1 P: 23		1B: 7 2B: 3 3B: 0 HR: 1 SF: 0 SAC: 1 DP: 1 HBP: 0						

PITCHER		IP	WLS	BF	H	R	ER	SO	BB	IBB	HBP	BLK	WP	HR	S	P	ERA	WHIP
75 Barry Zito, L ERA: 9.0	(1, 1)	4.0	L	22	7	4	4	4	2	0	0	0	0	0	61	93	9.00	2.250
45 Justin Miller, R ERA:	(5, 1)	2.0		7	1	0	0	1	1	0	0	0	0	0	12	24	0.00	1.000
43 Alex Hinshaw, L ERA: 3.38	(7, 1)	1.0		4	0	0	0	0	1	0	0	0	0	0	8	16	0.00	1.000
47 Merkin Valdez, R ERA: 9.0	(8, 1)	1.0		6	2	3	3	0	1	0	0	0	0	1	12	23	27.00	3.000

PITCHER	IP	WLS	BF	H	R	ER	SO	BB	IBB	HBP	BLK	WP	HR	S	P	ERA	WHIP

BOTTOM

San Francisco Giants @ San Diego Padres

PETCO Park, San Diego, CA

Fri Apr 10 2009, 10:05 PM EDT

Att. 20,507 - Cloudy - 61 F

livebaseballscorecards.com

AB	33
R	7
H	10
RBI	7
BB	5
SO	5
LOB	14

WP: 0	PA: 39		
PB: 0			
SB: 1			
CS: 0			

San Francisco Giants @ San Diego Padres

PETCO Park, San Diego, CA

Sat Apr 11 2009, 10:05 PM EDT

Att. 35,305 - Partly Cloudy - 63 F

livebaseballscorecards.com

TOP

Batter	1	2	3	4	5	6	7	8	9	AB	R	H	RBI	BB	SO	LOB
2 Randy Winn, S (1, 9) OBP: 0.458, SLG: 0.700	C FF 90 X FC 87 0-1 G6-3			B SI 91 X SI 92 1-0 16 1B 1 CS 2B		B FC 86 B CH 83 X FF 91 2-0 16 G6-4-3 1B			X FF 90 0-0 14 2B 2B	4	2	3	0	0	0	0
16 Edgar Renteria, R (1, 6) OBP: 0.261, SLG: 0.238	C FF 92 C SL 81 F FF 94 X CU 82 0-2 F9			X SI 93 0-0 1 CS 2-3 1B		B FC 86 1 SAFE X SI 91 1-0 G6-4-3 1-2f			C SL 80 F SI 90 B SL 80 F SL 80 S FF 92 1-3 K	4	0	1	0	0	1	2
14 Fred Lewis, L (1, 7) OBP: 0.619, SLG: 0.750	B CU 75 B FF 94 X CH 86 2-0 F7			F FF 89 F FF 92 B SI 94 D CU 79 F CU 82 F SI 92 S FC 88 2-3 K			C CU 74 X CU 74 0-1 1 SF9 3B		S SI 92 C SI 91 B SI 93 X FC 87 1-2 1 WP 2-H 2B	4	1	2	1	0	1	2
1 Bengie Molina, R (1, 2) OBP: 0.286, SLG: 0.579		C SI 91 S SI 92 X SL 80 0-2 G5-3		1 SAFE S SI 93 P PO 88 1 SAFE S SI 92 X SI 93 1-2 L4 1-2 3-H			S SL 79 X SI 92 0-1 SF9 3-H		S FF 92 C FF 94 B CU 82 S FF 94 1-3 K 2-3	3	0	0	1	0	1	2
48 Pablo Sandoval, S (1, 5) OBP: 0.333, SLG: 0.316		B SI 93 F CU 79 S SI 94 F SI 94 B CU 81 F FC 88 X SI 94 2-2 F7			F FC 87 B FF 91 X CH 84 1-1 G5-3		S FC 87 S FF 93 S FF 93 0-3 K		B FF 93 F FF 93 B FF 94 B CU 78 X FF 93 3-1 P5	4	0	0	0	0	1	1
10 Travis Ishikawa, L (1, 3) OBP: 0.250, SLG: 0.375		B SI 94 B CH 86 C FC 87 S FC 87 B CU 78 S SL 81 3-3 K			C FF 92 S SL 79 S SL 79 0-3 K		B FF 92 S FC 87 C SL 78 F CU 78 F SL 79 F SI 92 F SL 84 B SI 92 C CU 79 2-3 K			3	0	0	0	0	3	0
33 Aaron Rowand, R (1, 8) OBP: 0.421, SLG: 0.722			B SL 78 B CH 86 C SI 91 X SI 92 2-1 G4-3		C FF 91 B SL 80 X FC 86 1-1 1B			X SI 89 0-0 F9		3	0	1	0	0	0	0
7 Emmanuel Burriss, S (1, 4) OBP: 0.333, SLG: 0.143 49 Brandon Medders, R (5, 1) 43 Alex Hinshaw, L (7, 1) 59 Andres Torres, S (8, PH) 46 Bob Howry, L (8, 1)			B FF 91 X FC 87 1-0 G3		B FC 86 1 SAFE B FC 86 S FF 91 F FF 92 S CU 81 2-3 K			M CU 74 S FC 85 B CU 78 C SI 91 1-3 K		2 0 0 1 0	0 0 0 0 0	0 0 0 0 0	0 0 0 0 0	1 0 0 1 0	1 0 0 0 0
57 Jonathan Sánchez, L (1, 1) 8 Eugenio Velez, S (5, 4)			B FF 90 C FF 90 F FF 92 B CU 78 S FF 92 2-3 K			C FF 90 B CU 77 C SI 92 B CU 80 C SL 81 2-3 K		X SI 91 0-0 L8		1 2	0 0	0 0	0 0	0 0	1 1	0 0
Inning Stats	R: 0 E: 0 K: 0 S: 7 H: 0 LOB: 0 BB: 0 P: 9	R: 0 E: 0 K: 1 S: 11 H: 0 LOB: 0 BB: 0 P: 16	R: 0 E: 0 K: 1 S: 6 H: 0 LOB: 0 BB: 0 P: 11	R: 1 E: 0 K: 1 S: 11 H: 2 LOB: 0 BB: 0 P: 14	R: 0 E: 0 K: 2 S: 10 H: 1 LOB: 1 BB: 0 P: 14	R: 0 E: 0 K: 1 S: 5 H: 1 LOB: 0 BB: 0 P: 10	R: 1 E: 0 K: 2 S: 14 H: 1 LOB: 0 BB: 0 P: 16	R: 0 E: 0 K: 1 S: 5 H: 0 LOB: 0 BB: 0 P: 6	R: 1 E: 0 K: 2 S: 13 H: 2 LOB: 1 BB: 0 P: 19	1B: 3 2B: 3 3B: 1 HR: 0 SF: 1 SAC: 0 DP: 1 HBP: 0						

	AB	31
	R	3
	H	7
	RBI	2
	BB	0
	SO	11
	LOB	8

WP: 1 PB: 0 SB: 0 CS: 2 PA: 32

PITCHER		IP	WLS	BF	H	R	ER	SO	BB	IBB	HBP	BLK	WP	HR	S	P	ERA	WHIP
44 Jake Peavy, R ERA: 3.52	(1, 1)	8.1	W	30	7	3	3	10	0	0	0	0	0	0	77	106	3.24	0.840
21 Heath Bell, R ERA:	(9, 1)	0.2	S	2	0	0	0	1	0	0	0	0	1	0	5	9	0.00	0.000

PITCHER		IP	WLS	BF	H	R	ER	SO	BB	IBB	HBP	BLK	WP	HR	S	P	ERA	WHIP

BOTTOM

San Francisco Giants @ San Diego Padres

PETCO Park, San Diego, CA

Sat Apr 11 2009, 10:05 PM EDT

Att. 35,305 - Partly Cloudy - 63 F

livebaseballscorecards.com

Batter	1	2	3	4	5	6	7	8	9	AB	R	H	RBI	BB	SO	LOB
12 Scott Hairston, R (1, 8) OBP: 0.375, SLG: 0.600	C FF 94 B FF 94 F SI 94 F SL 82 S SI 94 1-3 ① K		B SI 93 F SI 92 B SL 82 F CH 84 B SL 82 B SI 93 4-2 BB		S CH 84 S FF 92 D SL 83 B CH 86 X CH 83 2-2 22 BB 23 2B 1-2 1B	C FC 90 D FF 90 X FF 90 1-1 ③ FC6-4 1-2f				3	1	1	0	1	1	1
22 David Eckstein, R (1, 4) OBP: 0.292, SLG: 0.300	B FF 94 C FF 92 S FF 93 F SI 94 F SL 83 S SL 84 1-3 ② K		C FF 92 1 SAFE F SI 92 P PO 86 B FF 92 1 SAFE S SL 80 2-3 ③ K		B FF 90 B FF 89 B FF 89 B FF 88 4-0 23 2B 1-2 2-3 BB		C FF 91 X FF 90 0-1 ① F7			3	1	0	0	1	2	1
24 Brian Giles, L (1, 9) OBP: 0.320, SLG: 0.238	C FF 95 X SI 94 0-1 ③ G5-3			C FF 92 B SL 80 F SI 91 B SL 82 B SI 92 B SI 92 4-2 23 G4-6-3 BB	C FF 90 B SI 90 B FF 89 X FF 89 2-1 ② F8		B CU 74 B FF 91 B FF 91 C FF 91 X FF 91 3-1 ② L8			3	0	0	0	1	0	3
23 Adrián González, L (1, 3) OBP: 0.417, SLG: 0.474		S FF 94 S SI 93 B FF 93 F FF 94 B SL 83 S SL 83 2-3 ① K		X SI 92 0-0 ① ② G4-6-3 1-2f	F SI 92 X FF 92 0-1 1-H 2-H 3-H 2B		X FF 92 0-0 ③ L7			4	0	1	3	0	1	1
5 Kevin Kouzmanoff, R (1, 5) OBP: 0.200, SLG: 0.263		C SL 79 F FF 94 S SI 94 0-3 ② K		F SL 81 B SI 93 B SI 92 S FF 92 B FF 93 B SI 91 4-2 BB	C FF 91 B FF 89 F FC 90 X FC 90 1-2 ③ F9			X SL 83 0-0 ① F8		3	0	0	0	1	1	1
7 Chase Headley, S (1, 7) OBP: 0.167, SLG: 0.375		C FF 93 C FF 93 B FF 93 T SI 93 1-2 ③ K		S FF 92 1 SAFE F FF 92 B FF 93 1 SAFE S SL 82 1-3 ③ K		B CU 71 X FF 90 1-0 HR		C SI 90 B SI 91 B SI 91 X SI 89 2-1 ② G3-1		4	1	1	1	0	2	1
28 Henry Blanco, R (1, 2) OBP: 0.400, SLG: 1.000			F FF 92 B SI 92 X CH 82 1-1 HR		B SI 90 B SI 90 B FF 90 C FF 88 X SI 90 3-1 HR	C CU 74 B CU 73 S SL 83 B CU 73 F SL 84 B FC 91 X FF 90 3-2 12 FC6-4 1B		B SL 84 C SL 84 F SI 92 X CH 84 1-2 ③ G4-3		4	2	3	2	0	0	0
1 Everth Cabrera, S (1, 6) OBP: 0.333, SLG: 0.400			C FF 92 B FF 93 S FF 93 X FF 93 1-2 ① F9		C FF 92 X FF 91 0-1 ① F9	B FF 92 C FC 90 F FF 90 D CU 74 S CU 73 2-3 ① K				3	0	0	0	0	1	1
44 Jake Peavy, R (1, 1) 21 Heath Bell, R (9, 1)			F FF 92 B SI 91 X SI 91 1-1 ② F9		B SI 92 B FF 92 C FF 89 B FF 90 C FF 90 B FF 91 4-2 22 BB 12 1B 23 2B BB	1 SAFE L FC 90 C FC 90 M CU 73 0-3 ② K				2 0	1 0	0 0	0 0	1 0	1 0	1 0
Inning Stats	R: 0 E: 0 K: 2 S: 11 H: 0 LOB: 0 BB: 0 P: 13	R: 0 E: 0 K: 3 S: 10 H: 0 LOB: 0 BB: 0 P: 13	R: 1 E: 0 K: 1 S: 13 H: 1 LOB: 1 BB: 1 P: 21	R: 0 E: 0 K: 1 S: 8 H: 0 LOB: 1 BB: 2 P: 17	R: 4 E: 0 K: 0 S: 16 H: 3 LOB: 1 BB: 2 P: 32	R: 1 E: 0 K: 2 S: 13 H: 2 LOB: 1 BB: 0 P: 20	R: 0 E: 0 K: 0 S: 5 H: 0 LOB: 0 BB: 0 P: 8	R: 0 E: 0 K: 0 S: 6 H: 0 LOB: 0 BB: 0 P: 9		1B: 2 2B: 1 3B: 0 HR: 3 SF: 0 SAC: 0 DP: 1 HBP: 0				WP: 0 PB: 0 SB: 0 CS: 0 PA: 34	

	AB	29
	R	6
	H	6
	RBI	6
	BB	5
	SO	9
	LOB	10

PITCHER		IP	WLS	BF	H	R	ER	SO	BB	IBB	HBP	BLK	WP	HR	S	P	ERA	WHIP
57 Jonathan Sánchez, L ERA: 9.64	(1, 1)	4.2	L	22	4	5	5	7	5	0	0	0	0	2	55	92	9.64	1.929
49 Brandon Medders, R ERA: 2.45	(5, 1)	1.1		6	2	1	1	2	0	0	0	0	0	1	16	24	6.75	1.500
43 Alex Hinshaw, L ERA: 2.45	(7, 1)	1.0		3	0	0	0	0	0	0	0	0	0	0	5	8	0.00	0.000
46 Bob Howry, R ERA:	(8, 1)	1.0		3	0	0	0	0	0	0	0	0	0	0	6	9	0.00	0.000

PITCHER	IP	WLS	BF	H	R	ER	SO	BB	IBB	HBP	BLK	WP	HR	S	P	ERA	WHIP

San Francisco Giants @ San Diego Padres

PETCO Park, San Diego, CA

Sun Apr 12 2009, 4:05 PM EDT

Att. 19,415 - Sunny - 68 F

livebaseballscorecards.com

TOP

Batter	1	2	3	4	5	6	7	8	9	AB	R	H	RBI	BB	SO	LOB
2 Randy Winn, S (1, 9) OBP: 0.429, SLG: 0.625	C FF 85 B FF 87 F FF 86 B CU 67 F FF 87 B CH 79 S FF 86 3-3 ① K			C FF 86 B FF 86 S SL 78 C SL 79 1-3 ① K		B SL 75 B SL 77 C FF 86 B FF 86 S FF 85 F SL 76 X FF 87 3-2 14 WP 14 S 1B		X SI 91 0-0 ② ③ G6-3 1-2f		4	0	1	0	0	2	1
7 Emmanuel Burriss, S (1, 4) OBP: 0.273, SLG: 0.111	B FF 86 L FF 85 S SL 78 X SL 78 1-2 ② F8			F FF 87 C SL 78 B SL 79 X FF 87 1-2 ② G5-3		B FF 84 X FF 85 1-0 ① B1			C FF 89 F SL 83 X SL 84 0-2 ① F9	4	0	0	0	0	0	1
14 Fred Lewis, L (1, 7) OBP: 0.560, SLG: 0.700	B FF 86 C FF 86 B FF 87 C FF 87 B FF 86 C FF 87 3-3 ③ K			C FF 87 B FF 88 X SL 78 1-1 ③ G3		F SL 76 1 SAFE B FF 86 S FF 86 F FF 86 B SL 76 B FF 88 S FF 86 1-3 3-3 ② K			C SL 84 X FF 91 0-1 2B	4	0	1	0	0	2	1
1 Bengie Molina, R (1, 2) OBP: 0.280, SLG: 0.522		F FF 85 B SL 78 X SL 78 1-1 ① P5			B SL 75 X SL 76 1-0 8 1B 5 1B 8 E 1B	B FF 88 S FF 87 B FF 88 X FF 88 2-1 ③ P2			F FF 91 F SL 83 F SL 84 S FF 91 0-3 ② K	4	1	1	0	0	1	2
48 Pablo Sandoval, S (1, 5) OBP: 0.280, SLG: 0.261		B FF 87 X FF 88 1-0 ② G3-1			B FF 87 F FF 86 X SL 78 1-1 ① P5		L F B X FF 87 1-2 ① L8		X SI 90 0-0 ③ G3-1	4	0	0	0	0	0	2
10 Travis Ishikawa, L (1, 3) OBP: 0.211, SLG: 0.316		B FF 86 B SL 76 F FF 87 X FF 86 2-1 ③ F7			C FF 86 D SL 77 X SL 76 1-1 ② L9		B CH 76 C FF 86 X SL 76 1-1 ② L9			3	0	0	0	0	0	1
5 Juan Uribe, R (1, 6) OBP: 0.200, SLG: 0.200			B SL 75 S SL 75 F FF 84 S SL 75 1-3 ① K		B SL 77 X FF 86 1-0 8 E 1-2 1B		F FF 85 F FF 87 B SL 78 X SL 78 1-2 ③ F7			3	0	1	0	0	1	0
8 Eugenio Velez, S (1, 8) OBP: 0.143, SLG: 0.143			X FF 86 0-0 ② F8		C SL 75 X FF 88 0-1 E7 1-2 2-H 1B			B FF 92 C SI 91 B SI 91 S SI 90 B X 3-2 ① G4-3		3	0	1	0	0	0	0
55 Tim Lincecum, L (1, 1) OBP: 0.333, SLG: 0.333 41 Jeremy Affeldt, L (6, 1) 45 Justin Miller, R (7, 1) 12 Nate Schierholtz, L (8, PH) OBP: 0.250, SLG: 0.250 38 Brian Wilson, R (8, 1)			C FF 85 S FF 88 S FF 87 0-3 ③ K		S FF 86 F FF 87 C SL 77 0-3 ③ K			B SI 91 F FF 91 B SL 84 X SI 91 2-1 2 G6-3 1B		2 0 0 1 0	0 0 0 0 0	0 0 0 1 0	0 0 0 0 0	0 0 0 0 0	2 0 0 0 0	2 0 0 0 0
Inning Stats	R: 0 H: 0 E: 0 LOB: 0 K: 2 BB: 0 S: 10 P: 17	R: 0 H: 0 E: 0 LOB: 0 K: 0 BB: 0 S: 5 P: 9	R: 0 H: 0 E: 0 LOB: 0 K: 2 BB: 0 S: 7 P: 8	R: 0 H: 0 E: 0 LOB: 0 K: 1 BB: 0 S: 8 P: 11	R: 1 H: 3 E: 1 LOB: 2 K: 1 BB: 0 S: 11 P: 15	R: 0 H: 1 E: 0 LOB: 1 K: 1 BB: 0 S: 11 P: 20	R: 0 H: 0 E: 0 LOB: 0 K: 0 BB: 0 S: 8 P: 11	R: 0 H: 1 E: 0 LOB: 0 K: 0 BB: 0 S: 6 P: 11	R: 0 H: 1 E: 0 LOB: 1 K: 1 BB: 0 S: 10 P: 10	1B: 5 2B: 1 3B: 0 HR: 0	SF: 0 SAC: 0 DP: 1 HBP: 0						

	AB	32
	R	1
	H	6
	RBI	0
	BB	0
	SO	8
	LOB	10

WP: 1 PA: 32
PB: 0
SB: 1
CS: 0

PITCHER	IP	WLS	BF	H	R	ER	SO	BB	IBB	HBP	BLK	WP	HR	S	P	ERA	WHIP
32 Chris Young, R (1, 1) ERA: 1.38	7.0	W	25	4	1	0	7	0	0	0	0	1	0	60	91	0.00	0.571
57 Luke Gregerson, R (8, 1) ERA:	2.0		7	2	0	0	1	0	0	0	0	0	0	16	21	0.00	1.000

PITCHER	IP	WLS	BF	H	R	ER	SO	BB	IBB	HBP	BLK	WP	HR	S	P	ERA	WHIP

BOTTOM

San Francisco Giants @ San Diego Padres

PETCO Park, San Diego, CA

Sun Apr 12 2009, 4:05 PM EDT

Att. 19,415 - Sunny - 68 F

livebaseballscorecards.com

Batter	1	2	3	4	5	6	7	8	9	AB	R	H	RBI	BB	SO	LOB
33 Jody Gerut, L (1, 8) OBP: 0.353, SLG: 0.357	B SI 94 F SI 93 X SI 94 1-1 ① P6		B CH 82 B SI 93 X SI 93 2-0 22 SH5-4 23 1B 2B	B SI 92 X CU 75 1-0 ① F7		B FF 91 D CU 76 B CH 82 B FF 90 4-0 22 1B 1-2 BB	C SI 86 B SI 86 F CH 78 B CH 78 S CU 76 2-3 ③ K			4	1	1	0	1	1	2
22 David Eckstein, R (1, 4) OBP: 0.286, SLG: 0.292	B FF 94 B SI 93 C SI 94 C FF 95 X CH 83 2-2 ② P3		B SI 94 X FF 93 1-0 ① SH5-4 2-3	B FF 91 B SI 92 C SI 90 C SI 90 F CH 82 X CU 78 2-2 ② L6		B CU 75 B CU 76 X FF 90 2-0 24 G6-4-3 1-2 2-3 1B		B SL 84 C FF 97 X FF 96 1-1 ① F8		4	0	1	0	0	0	0
24 Brian Giles, L (1, 9) OBP: 0.267, SLG: 0.192	C SI 95 C CH 84 B SI 95 S CH 84 1-3 ③ K		C FF 94 B SI 94 B CH 85 X CH 85 2-1 ② G4-3	B CU 76 B CU 76 F SI 92 C SI 90 C SI 93 2-3 ③ K		B SI 93 D FF 95 X FF 95 2-0 ② ③ G6-4-3 1-2f		B FF 98 X FF 97 1-0 ② G6-3		5	0	0	0	0	2	4
23 Adrián González, L (1, 3) OBP: 0.414, SLG: 0.458		C SI 94 B SI 94 C CH 82 S SI 96 1-3 ① K	B CH 85 X FF 94 1-0 7 HR 3-H 1B		C CU 75 B CH 82 S CH 81 B CH 84 X SI 93 2-2 ① G4-3		B FF 93 T SI 91 X CU 77 1-1 7 4 1B 1B	C FF 98 B CH 86 B FF 98 F FF 98 C FF 98 2-3 ③ K		5	2	2	1	0	2	0
7 Chase Headley, S (1, 7) OBP: 0.214, SLG: 0.500		B SI 93 X SI 93 1-0 ② P5	B SI 95 X SI 94 1-0 1-H HR		X SI 92 0-0 ② F8		B FF 93 X SI 92 1-0 4 E 4 1B 15 SF8 1-2 1B			4	2	2	2	0	0	0
5 Kevin Kouzmanoff, R (1, 5) OBP: 0.250, SLG: 0.304		X SI 93 0-0 4 1B 1B	B CU 77 C CH 83 B FF 95 B CU 75 X SI 92 3-1 4 2B 1B		S CU 78 S CU 79 B CU 80 S SI 93 1-3 ③ K		B FF 94 F FF 94 C CU 78 F FF 95 F FF 96 F FF 94 S CU 79 1-3 ① K			4	0	2	0	0	2	2
4 Nick Hundley, R (1, 2) OBP: 0.533, SLG: 0.667		F FF 94 1 SAFE B FF 94 B CU 76 C FF 94 1 SAFE D CU 79 F CH 84 X FF 95 3-2 15 BB 1-3 1B	X SI 92 0-0 1-3 2B			B CU 76 C FF 91 B FF 90 S CH 82 X FF 92 2-2 15 SF9 3B	B CU 77 B CU 77 X SI 92 2-0 E8 1-3 2-H 1B			4	1	4	1	0	0	0
15 Luis Antonio Rodriguez, S (5, 6) OBP: 0.500, SLG: 0.400		B FF 94 B SI 92 B SI 94 B FF 93 4-0 1-2 BB	I IN 83 I IN 81 I IN 81 I IN 82 4-0 IBB			X SI 91 0-0 ① SF9 3-H	B CU 77 X FF 94 1-0 ② SF8 3-H			0	0	0	2	2	0	0
32 Chris Young, R (1, 1) OBP: 0.400, SLG: 0.400 2 Edgar Gonzalez, R (7, PH) OBP: 0.250, SLG: 0.429 57 Luke Gregerson, L (8, 1)		C FF 94 C CU 76 S CU 79 0-3 ③ K	S FF 92 B SI 91 X FF 92 1-1 ③ G4-3			B SI 92 B SI 90 C SI 90 X FF 90 2-1 22 1B 33 BB 1B	B FF 93 D SI 93 S CU 78 F SI 86 B SL 77 B CU 77 4-2 BB			3 0 0	0 0 0	1 0 0	0 0 0	0 1 0	1 0 0	6 0 0
Inning Stats	R: 0 E: 0 K: 1 S: 8 H: 0 LOB: 0 BB: 0 P: 12	R: 0 E: 0 K: 2 S: 12 H: 2 LOB: 3 BB: 1 P: 21	R: 3 E: 0 K: 0 S: 11 H: 5 LOB: 3 BB: 1 P: 26	R: 0 E: 0 K: 1 S: 8 H: 0 LOB: 0 BB: 0 P: 13	R: 0 E: 0 K: 1 S: 7 H: 0 LOB: 0 BB: 0 P: 10	R: 1 E: 0 K: 0 S: 8 H: 3 LOB: 2 BB: 1 P: 20	R: 2 E: 1 K: 2 S: 16 H: 3 LOB: 2 BB: 1 P: 28	R: 0 E: 0 K: 1 S: 6 H: 0 LOB: 0 BB: 0 P: 10		1B: 9 2B: 2 3B: 1 HR: 1 SF: 2 SAC: 1 DP: 1 HBP: 0				WP: 0 PB: 0 SB: 0 CS: 0 PA: 40		

	AB	33
	R	6
	H	13
	RBI	6
	BB	4
	SO	8
	LOB	14

PITCHER		IP	WLS	BF	H	R	ER	SO	BB	IBB	HBP	BLK	WP	HR	S	P	ERA	WHIP
55 Tim Lincecum, R ERA: 7.56	(1, 1)	5.1	L	29	10	4	4	5	2	1	0	0	0	1	53	99	6.75	2.250
41 Jeremy Affeldt, L ERA: 2.7	(6, 1)	1.1		6	3	2	1	1	0	0	0	0	0	0	12	20	6.75	2.250
45 Justin Miller, R ERA:	(7, 1)	0.1		2	0	0	0	1	1	0	0	0	0	0	5	11	0.00	3.000
38 Brian Wilson, R ERA:	(8, 1)	1.0		3	0	0	0	1	0	0	0	0	0	0	6	10	0.00	0.000

PITCHER	IP	WLS	BF	H	R	ER	SO	BB	IBB	HBP	BLK	WP	HR	S	P	ERA	WHIP

TOP

San Francisco Giants @ Los Angeles Dodgers
Dodger Stadium, Los Angeles, CA
Mon Apr 13 2009, 1:10 PM PDT
Att. 57,097 - Partly Cloudy - 74 F

livebaseballscorecards.com

Batter	1	2	3	4	5	6	7	8	9	AB	R	H	RBI	BB	SO	LOB
2 Randy Winn, S (1, 9) OBP: 0.406, SLG: 0.571	B FF 92 F FF 90 C FF 91 B FF 92 X FF 90 2-2 ① F7		B FF 90 X FF 91 1-0 1B		B CH 84 C SI 93 B FF 93 C FF 94 B SL 78 S FC 84 3-3 ③ K			B FF 91 X FF 91 1-0 ③ L5		4	0	1	0	0	1	0
43 Alex Hinshaw, L (8, 1)										0	0	0	0	0	0	0
16 Edgar Renteria, R (1, 6) OBP: 0.222, SLG: 0.200	S FF 93 B SI 91 X FF 90 1-1 ② G5-3		B SL 77 B SI 90 C FF 93 1 SAFE F SL 79 S FF 95 2-3 ② K			C FF 90 S SL 77 B SL 80 X FC 87 1-2 ① F9			C SI 94 B SI 94 F SI 93 X SI 94 1-2 ① L5	4	0	0	0	0	1	1
14 Fred Lewis, L (1, 7) OBP: 0.517, SLG: 0.625	B FF 91 C FF 92 B SL 78 X FF 92 2-1 1B		B SI 94 B SL 79 C FF 93 B FF 93 X FC 89 3-1 ③ L4			C CH 85 B SI 92 C SL 79 F SL 80 F FF 95 S SL 81 1-3 ② K2-3			S SI 94 B SI 94 B SI 94 F SI 94 X CH 86 2-2 ② L7	4	0	1	0	0	1	1
1 Bengie Molina, R (1, 2) OBP: 0.276, SLG: 0.519	1 SAFE X FF 94 0-0 ③ F9			C FC 86 B SL 79 B CU 72 B FF 94 X FC 90 3-1 48 G3-1 10 1B 2B		B CU 72 B SI 90 F SI 91 C FC 83 T FF 96 2-2 ③ K			B SI 93 B SI 94 F SI 94 X SI 94 2-1 ③ F9	4	1	1	0	0	1	1
48 Pablo Sandoval, S (1, 5) OBP: 0.250, SLG: 0.231		X FC 89 0-0 ① F8		X FF 91 0-0 ① G3-1 2-3			B FF 88 B FF 92 C FC 86 B FF 94 F FF 91 S SL 81 3-3 ① K			3	0	0	0	0	1	1
10 Travis Ishikawa, L (1, 3) OBP: 0.227, SLG: 0.318		B SI 91 C FF 91 S FF 90 B FF 93 S SL 80 2-3 ② K		B FF 91 F FF 91 X FF 94 1-1 33 G6-4-3 1B 3-H			C B FF 90 S S 1-3 ② K			3	0	1	1	0	2	0
33 Aaron Rowand, R (1, 8) OBP: 0.409, SLG: 0.667		S FF 92 B SL 78 B SI 92 X FC 91 2-1 1B		C FF 94 B FF 93 1 SAFE 1 SAFE C SL 80 B FF 90 F FF 94 X SL 81 2-2 ② ③ G6-4-3 1-2f			F FC 88 C SL 79 S SL 81 0-3 ③ K			3	0	1	0	0	1	1
7 Emmanuel Burriss, S (1, 4) OBP: 0.250, SLG: 0.100		B SL 76 F FF 93 F FF 93 F SL 81 1 SAFE F FC 90 S FF 94 1-3 ③ K			C FF 89 F SL 79 B SL 79 B FF 93 F FC 84 S SL 80 2-3 ① K2-3			B SL 81 B FF 90 C FF 91 X FF 91 2-1 8 G4-3 1B		2	0	0	0	0	2	1
49 Brandon Medders, R (5, 1)										0	0	0	0	0	0	0
45 Justin Miller, R (7, 1)										0	0	0	0	0	0	0
5 Juan Uribe, R (8, PH) OBP: 0.333, SLG: 0.333										1	0	1	0	0	0	0
(8, 4)																
51 Randy Johnson, R (1, 1)			C FF 91 B SL 77 B FF 92 F FF 92 B FF 93 S FF 92 3-3 ① K		S FF 90 B FF 92 F SI 92 X FF 92 1-2 ② F8			B FF 91 X FF 90 1-0 ① ② G4-3 1-2f		1	0	0	0	0	1	0
47 Merkin Valdez, R (4, 1)										0	0	0	0	0	0	0
8 Eugenio Velez, S (5, PH) OBP: 0.111, SLG: 0.111										2	0	0	0	0	0	1
(5, 4)																
(8, 9)																

	AB	31
	R	1
	H	6
	RBI	1
	BB	0
	SO	11
	LOB	7

Inning Stats	1	2	3	4	5	6	7	8	9
	R: 0 E: 0 K: 0 S: 8	R: 0 E: 0 K: 2 S: 11	R: 0 E: 0 K: 2 S: 9	R: 1 E: 0 K: 0 S: 9	R: 0 E: 0 K: 2 S: 10	R: 0 E: 0 K: 2 S: 11	R: 0 E: 0 K: 3 S: 9	R: 0 E: 0 K: 0 S: 4	R: 0 E: 0 K: 0 S: 8
	H: 1 LOB: 1 BB: 0 P: 13	H: 1 LOB: 1 BB: 0 P: 16	H: 1 LOB: 1 BB: 0 P: 18	H: 2 LOB: 0 BB: 0 P: 15	H: 0 LOB: 0 BB: 0 P: 16	H: 0 LOB: 0 BB: 0 P: 15	H: 0 LOB: 0 BB: 0 P: 13	H: 1 LOB: 0 BB: 0 P: 8	H: 0 LOB: 0 BB: 0 P: 13

1B: 5 SF: 0
2B: 1 SAC: 0
3B: 0 DP: 2
HR: 0 HBP: 0

WP: 0 PA: 31
PB: 0
SB: 0
CS: 0

PITCHER		IP	WLS	BF	H	R	ER	SO	BB	IBB	HBP	BLK	WP	HR	S	P	ERA	WHIP
58 Chad Billingsley, R ERA: 2.08	(1, 1)	7.0	W	25	5	1	1	11	0	0	0	0	0	0	67	106	1.29	0.714
43 Will Ohman, L ERA: 3.0	(8, 1)	1.0		3	1	0	0	0	0	0	0	0	0	0	4	8	0.00	1.000
59 Guillermo Mota, R ERA: 8.1	(9, 1)	1.0		3	0	0	0	0	0	0	0	0	0	0	8	13	0.00	0.000

PITCHER	IP	WLS	BF	H	R	ER	SO	BB	IBB	HBP	BLK	WP	HR	S	P	ERA	WHIP

BOTTOM

San Francisco Giants @ Los Angeles Dodgers
Dodger Stadium, Los Angeles, CA
Mon Apr 13 2009, 1:10 PM PDT
Att. 57,097 - Partly Cloudy - 74 F

livebaseballscorecards.com

Batter	1	2	3	4	5	6	7	8	9	AB	R	H	RBI	BB	SO	LOB
15 Rafael Furcal, S (1, 6) OBP: 0.294, SLG: 0.290 26 Doug Mientkiewicz, L (9, 3)	C FF 88 B FS 83 B FF 89 F FS 88 S SL 84 2-3 K ①		B FS 84 C FS 84 B FF 91 X SL 84 2-1 G5-3 ② B FS 83 X FS 85 1-0 13 2B 1B 2-H 3-H	B FC 92 S FC 91 X FC 91 1-1 P5 ③		X SI 88 0-0 F8 ②			5 1 1 2 0 1 1 0 0 0 0 0 0 0						
13 Orlando Hudson, S (1, 4) OBP: 0.389, SLG: 0.697	C SL 83 B FF 90 C FS 86 X SL 85 1-2 1B		B FS 84 X SL 84 1-0 HR 1 SAFE B FF 90 B FF 89 B FS 84 C FF 90 F SL 84 X FF 91 3-2 7 BB 55 1B 2B 1-H		C FF 92 X CU 73 0-1 7 1B 3B	C SI 89 F CH 80 S CU 79 0-3 K ③			5 3 4 2 0 1 0						
99 Manny Ramirez, R (1, 7) OBP: 0.529, SLG: 0.435 43 Will Ohman, L (8, 1) 5 Mark Loretta, R (8, PH) OBP: 0.500, SLG: 0.333 (9, 5)	X FF 91 0-0 F9 ②		C SL 82 X FF 91 0-1 2B I IN 75 I IN 76 I IN 76 I IN 75 4-0 7 BB 55 1B IBB		B FF 92 F FC 85 B SL 85 B FF 91 F FC 91 B CU 72 4-2 7 1B BB		C FF 91 B CU 74 X FF 92 1-1 55 1B 16 HR 1B		2 1 1 0 2 0 1 0 0 0 0 0 0 0 1 1 1 0 0 0 0						
7 James Loney, L (1, 3) OBP: 0.429, SLG: 0.387 14 Juan Castro, R (9, 6)	B FF 91 F FF 92 S SL 83 1 SAFE X FF 92 1-2 G4-3 ③		C SL 84 B FF 91 C SI 91 B SL 88 F FS 88 B SL 86 F FF 92 F SL 86 S SL 85 3-3 K ③ B SL 84 B SL 84 B SL 83 B FF 90 4-0 55 1B BB 1-2 2-3		B FF 90 X FC 90 1-0 1B 1-3 3-H		C FF 92 B CU 71 B FF 92 F FF 92 B SL 83 X FF 92 3-2 F7 ①		4 0 1 1 1 1 3 0 0 0 0 0 0 0						
55 Russell Martin, R (1, 2) OBP: 0.281, SLG: 0.276		B FF 88 S SL 83 B SL 84 X FF 91 2-1 F9 ①		C FF 95 F FF 95 D FF 95 B FF 95 X FF 96 K ① 1-2 2-H 3-H 1B	C CU 72 X SL 84 0-1 L9 ①			B FF 93 B FF 92 X FF 93 2-0 16 HR 1B 1-2		5 1 2 2 0 1 2						
16 Andre Ethier, L (1, 9) OBP: 0.417, SLG: 0.500		B FF 89 B FF 92 C SI 90 S SL 85 S SL 86 2-3 K ② X FF 92 0-0 HR C FF 95 F FF 95 D SL 96 F FF 96 F FF 97 F SL 84 S SL 84 K CH 86 1-2 F8 ③		I IN 69 I IN 71 I IN 71 I IN 73 4-0 IBB		X FF 92 0-0 HR 1-H 2-H		4 2 2 4 1 1 2						
27 Matt Kemp, R (1, 8) OBP: 0.387, SLG: 0.536	B SL 85 C FS 85 S SL 85 B SL 86 F FF 94 X SL 87 2-2 1B		B FS 85 B FF 92 B SL 82 C FF 91 S SL 86 B SL 85 4-2 58 SH5-4 23 1B 15 1B BB	F FF 91 F SL 82 C FC 90 0-3 K ①	S FC 86 B FC 91 B SL 83 F FC 90 X FC 90 2-2 F4 ②		B FF 92 C CU 72 F FF 92 S SL 82 1-3 K ②		4 1 1 0 1 2 3						
23 Casey Blake, R (1, 5) OBP: 0.242, SLG: 0.414 59 Guillermo Mota, R (9, 1)	B FF 92 B FS 84 1 SAFE C SL 85 X FS 85 2-1 G5-3 ③		C SL 84 X FF 92 0-1 58 SH5-4 15 1B 1B 1-2	X SL 82 0-0 G6-3 ②	B FC 90 B SL 83 X FC 90 2-0 F8 ③		C CU 72 B FF 92 B FF 90 B FF 92 F FF 93 X FF 92 3-2 F8 ③		5 1 1 0 0 0 4 0 0 0 0 0 0 0						
58 Chad Billingsley, R (1, 1) OBP: 0.750, SLG: 0.500 9 Juan Pierre, L (7, PH) OBP: 0.333, SLG: 0.333 (8, 7)			B FF 90 C FF 90 S FF 90 C SL 85 1-3 K ① B SL 84 X SL 84 1-0 SH5-4 ② 1-2 2-3	B FF 92 S FF 91 X SL 83 1-1 1B		C SI 88 X CH 80 0-1 L8 ①			2 0 1 0 0 1 0 1 0 0 0 0 0 0						
Inning Stats	R: 0 E: 0 K: 1 S: 10 H: 1 LOB: 1 BB: 0 P: 14	R: 0 E: 0 K: 1 S: 11 H: 1 LOB: 1 BB: 0 P: 19	R: 1 E: 0 K: 2 S: 14 H: 2 LOB: 1 BB: 0 P: 21	R: 6 E: 0 K: 1 S: 27 H: 5 LOB: 2 BB: 3 P: 51	R: 0 E: 0 K: 1 S: 8 H: 1 LOB: 1 BB: 0 P: 10	R: 1 E: 0 K: 0 S: 11 H: 2 LOB: 3 BB: 2 P: 24	R: 0 E: 0 K: 1 S: 6 H: 0 LOB: 0 BB: 0 P: 6	R: 3 E: 0 K: 1 S: 13 H: 3 LOB: 0 BB: 0 P: 23		1B: 9 2B: 2 3B: 1 HR: 3 SF: 0 SAC: 1 DP: 0 HBP: 0						

	AB	38
	R	11
	H	15
	RBI	11
	BB	5
	SO	8
	LOB	16

WP: 0 PB: 0 SB: 0 CS: 0 PA: 44

PITCHER		IP	WLS	BF	H	R	ER	SO	BB	IBB	HBP	BLK	WP	HR	S	P	ERA	WHIP
51 Randy Johnson, L ERA: 11.42	(1, 1)	3.2	L	22	8	7	7	5	2	1	0	0	0	2	52	91	17.18	2.727
47 Merkin Valdez, R ERA: 8.1	(4, 1)	0.1		2	1	0	0	0	0	0	0	0	0	0	10	14	0.00	3.000
49 Brandon Medders, R ERA: 3.18	(5, 1)	2.0		11	3	1	1	1	1	1	0	0	0	0	19	34	4.50	2.000
45 Justin Miller, R ERA:	(7, 1)	1.0		3	0	0	0	1	0	0	0	0	0	0	6	6	0.00	0.000
43 Alex Hinshaw, L ERA: 7.71	(8, 1)	1.0		6	3	3	3	1	0	0	0	0	0	1	13	23	27.00	3.000

PITCHER	IP	WLS	BF	H	R	ER	SO	BB	IBB	HBP	BLK	WP	HR	S	P	ERA	WHIP

Batter	1	2	3	4	5	6	7	8	9	AB	R	H	RBI	BB	SO	LOB
2 Randy Winn, S (1, 9) OBP: 0.361, SLG: 0.500	B FF 93 B FF 94 C FF 93 X FF 94 2-1 F8		B FF 94 B FF 94 X FF 95 2-0 F8			X FF 93 0-0 F7		B SI 94 C SI 94 F SI 95 S SL 86 1-3 K		4	0	0	0	0	1	1
16 Edgar Renteria, R (1, 6) OBP: 0.194, SLG: 0.172	B FF 94 B FF 94 C FF 94 F CH 85 F FF 95 B CU 72 S FF 94 3-3 K			B FF 93 B FF 93 X FF 93 2-0 F8			B FF 92 C FF 93 B FF 93 S FF 94 F FF 93 S CU 72 2-3 K	C SI 96 X SI 95 0-1 G5-3		4	0	0	0	0	2	1
14 Fred Lewis, L (1, 7) OBP: 0.455, SLG: 0.536	C FF 95 B FF 93 F FF 94 B FF 94 F FF 95 B CU 72 S FF 95 3-3 K			F FF 94 B FF 94 F FF 94 B CU 74 C FF 95 2-3 K			B FF 93 F FF 93 F FF 94 C FF 94 1-3 K		C FF 97 B FF 97 F FF 97 B FF 97 F FF 97 B SL 86 F FF 96 S SL 86 3-3 K	4	0	0	0	0	4	0
1 Bengie Molina, R (1, 2) OBP: 0.273, SLG: 0.581		B FF 93 B CU 72 F FF 92 F CH 82 F FF 95 F CU 73 B FF 94 X CH 82 3-2 HR		T FF 94 B FF 93 B CU 72 S FF 93 F FF 94 S CU 73 2-3 K			F FF 94 B FF 92 B CU 70 S FF 94 B CU 73 S FF 95 3-3 K		T FF 99 S FF 100 S FF 100 0-3 K	4	1	1	1	0	3	0
48 Pablo Sandoval, S (1, 5) OBP: 0.258, SLG: 0.214 7 Emmanuel Burriss, S (8, PR) OBP: 0.240, SLG: 0.095 (8, 4)		B FF 94 S FF 95 S FF 95 F FF 95 S CU 74 1-3 K2-3			X FF 92 0-0 F7			C SL 80 H FF 91 1-1 35 1B 33 HR HBP	B FF 99 X FF 98 1-0 G6-3	2 1	0 1	0 0	0 0	0 0	1 0	0 0
35 Rich Aurilia, R (1, 3) OBP: 0.250, SLG: 0.143 59 Andres Torres, S (8, PR) 10 Travis Ishikawa, L (8, 3) OBP: 0.227, SLG: 0.318		B FF 94 C FF 94 B CU 71 F FF 95 B T 3-2 K			B FF 92 F FF 92 B FF 92 F CH 82 B CU 71 B 4-2 33 F8-3 BB			B FF 92 F FF 91 F FF 92 F FF 93 X FF 92 1-2 1-3 33 HR 1B		2 0 0	0 1 0	1 0 0	0 0 0	1 0 0	1 0 0	0 0 0
33 Aaron Rowand, R (1, 8) OBP: 0.400, SLG: 0.750		C FF 94 B FF 94 C CU 71 B CU 71 X FF 95 2-2 P3			F FF 92 D CU 72 B FF 94 X 2-1 F8-3 1-1			C SI 94 F SI 95 X SL 86 0-2 1-H 3-H HR		3	1	1	3	0	0	1
5 Juan Uribe, R (1, 4) OBP: 0.222, SLG: 0.222 (8, 5)			B FF 92 S CH 83 S FF 93 B FF 94 S FF 94 2-3 K			B FF 91 S FF 92 F FF 92 F CU 72 B CU 71 S FF 93 2-3 K		X SI 94 0-0 G4-3		3	0	0	0	0	2	1
18 Matt Cain, R (1, 1) 41 Jeremy Affeldt, L (7, 1) OBP: 1.000, SLG: 1.000 46 Bob Howry, L (8, 1) 38 Brian Wilson, R (9, 1) 8 Eugenio Velez, S (9, 7) OBP: 0.111, SLG: 0.111			C FF 94 C CU 71 C FF 93 0-3 K			C FF 92 C FF 93 B CU 71 S FF 94 1-3 K		X SI 95 0-0 1B		2 1 0 0 0	0 0 0 0 0	0 1 0 0 0	0 0 0 0 0	0 0 0 0 0	2 0 0 0 0	0 0 0 0 0
Inning Stats	R: 0 E: 0 K: 2 S: 10 H: 0 LOB: 0 BB: 0 P: 18	R: 1 E: 0 K: 2 S: 15 H: 1 LOB: 0 BB: 0 P: 24	R: 0 E: 0 K: 2 S: 7 H: 0 LOB: 0 BB: 0 P: 11	R: 0 E: 0 K: 2 S: 8 H: 0 LOB: 0 BB: 0 P: 14	R: 0 E: 0 K: 0 S: 5 H: 0 LOB: 0 BB: 1 P: 11	R: 0 E: 0 K: 2 S: 8 H: 0 LOB: 0 BB: 0 P: 11	R: 0 E: 0 K: 3 S: 10 H: 0 LOB: 0 BB: 0 P: 16	R: 3 E: 0 K: 1 S: 15 H: 3 LOB: 1 BB: 0 P: 18	R: 0 E: 0 K: 2 S: 9 H: 0 LOB: 0 BB: 0 P: 13	1B: 2 2B: 1 3B: 0 HR: 2	SF: 0 SAC: 0 DP: 1 HBP: 1			WP: 0 PB: 0 SB: 0 CS: 0	PA: 32		

PITCHER		IP	WLS	BF	H	R	ER	SO	BB	IBB	HBP	BLK	WP	HR	S	P	ERA	WHIP
22 Clayton Kershaw, L ERA: 1.5	(1, 1)	7.0		22	1	1	1	13	1	0	0	0	0	1	63	105	1.29	0.286
56 Hung-Chih Kuo, L ERA: 6.0	(8, 1)	0.0		2	1	2	2	0	0	0	1	0	0	0	5	7	∞	∞
54 Ronald Belisario, R ERA: 1.59	(8, 1)	1.0	B	5	2	1	1	1	0	0	0	0	0	1	10	11	9.00	2.000
51 Jonathan Broxton, R ERA: 1.8	(9, 1)	1.0	W	3	0	0	0	2	0	0	0	0	0	0	9	13	0.00	0.000

PITCHER	IP	WLS	BF	H	R	ER	SO	BB	IBB	HBP	BLK	WP	HR	S	P	ERA	WHIP

TOP

San Francisco Giants @ Los Angeles Dodgers
Dodger Stadium, Los Angeles, CA
Wed Apr 15 2009, 7:10 PM PDT
Att. 42,511 - Partly Cloudy - 59 F

livebaseballscorecards.com

AB	30
R	4
H	4
RBI	4
BB	1
SO	16
LOB	4

BOTTOM

San Francisco Giants @ Los Angeles Dodgers
Dodger Stadium, Los Angeles, CA
Wed Apr 15 2009, 7:10 PM PDT
Att. 42,511 - Partly Cloudy - 59 F

livebaseballscorecards.com

Batter	1	2	3	4	5	6	7	8	9	AB	R	H	RBI	BB	SO	LOB
15 Rafael Furcal, S (1, 6) OBP: 0.308, SLG: 0.306	X FF 91 0-0 13 CS 1B	C FF 92 B CU 75 C CH 86 F FF 92 B FF 93 B CH 86 F FF 92 F FF 92 X FF 92 3-2 13 1B 1B		C FF 91 B CH 86 F CU 74 B SL 86 B CU 73 S FF 93 3-3 K ③			F FF 93 B FF 93 B FF 94 F FF 94 C CU 76 2-3 K ①	B SI 90 T SI 91 B SI 90 X SI 92 2-1 F7 ③		5	0	2	0	0	2	2
13 Orlando Hudson, S (1, 4) OBP: 0.415, SLG: 0.684	B FF 91 1 SAFE L CH 84 B FF 91 B FF 91 C FF 92 X FF 92 3-2 ① 16 G3-1 99 BB 7 BB 1-2 1B	X FF 92 0-0 1-2 1B			C CH 83 C FF 91 B SL 86 F CU 75 X FF 92 1-2 ① G3-1		B SI 93 C CU 78 B CU 76 F FF 94 F FF 96 S CU 78 2-3 ② K		C SI 90 F SL 84 X CH 82 0-2 99 1B 55 FC6-2 1B	5	1	3	0	0	1	0
99 Manny Ramirez, R (1, 7) OBP: 0.513, SLG: 0.407	B FF 92 F CH 85 B FF 92 B FF 92 B CH 85 4-1 7 BB 16 G3-1 1-2 BB	B SL 84 C CH 86 X SL 86 1-1 F9 ③			F FF 93 B SL 85 C FF 93 B FF 92 B SL 85 X FF 93 3-2 ② G5-3		X SI 94 0-0 G1-3 ③		S SL 83 S SI 91 B SI 89 X SL 83 1-2 55 FC6-2 16 IBB 7 BB 1-3 1B	4	1	1	0	1	0	2
16 Andre Ethier, L (1, 9) OBP: 0.439, SLG: 0.500	B CU 72 X CH 85 1-0 ② G3-1 1-2 2-3		B CU 73 B FF 91 X CH 86 2-0 7 G6-3 1B		S CH 86 B FF 93 B FF 93 B FF 92 F CH 87 F CH 88 F FF 93 F FF 93 F FF 93 3-3 ③ K			C CU 77 B FF 94 X FF 94 1-1 55 2B 7 SF9 1B	I IN 64 I IN 67 I IN 67 I IN 67 4-0 7 BB 55 FC6-2 1-2 IBB	4	1	2	0	1	1	2
55 Russell Martin, R (1, 2) OBP: 0.297, SLG: 0.303	B CU 73 B FF 92 B CH 85 C FF 91 F FF 92 B FF 92 4-2 7 BB BB		B FF 91 1 SAFE F FF 91 B FF 91 X CH 85 2-1 ① P6			X FF 91 0-0 ① F9		B SI 90 B SI 92 X SI 91 2-0 7 SF9 27 1B 1-3 2B	F FF 98 B FF 96 B FF 99 X FF 97 2-1 ① FC6-2 7 BB 1-2 2-3 3-Hf	4	1	1	0	1	0	4
7 James Loney, L (1, 3) OBP: 0.425, SLG: 0.364	C CU 73 D CH 87 B CU 74 B FF 93 C FF 92 B FF 92 4-2 1-2 2-3 3-H BB		C FF 91 F FF 92 B SL 86 X FF 93 1-2 ② ③ G6-3 1-2f			B FF 90 B FF 90 X FF 91 2-0 ② P5		C SI 90 X FF 91 0-1 ① SF9 2-3 3-H	B FF 97 B FF 97 C FF 98 C FF 98 B FF 99 B FF 97 4-2 1-2 2-3 3-H BB	2	0	0	3	2	0	1
27 Matt Kemp, R (1, 8) OBP: 0.400, SLG: 0.563	B FF 92 S FF 92 F FF 93 S SL 86 1-3 ③ K			B CU 74 S SL 83 B SL 85 X FF 92 2-1 ① F9		B SL 84 C SL 84 B FF 91 X FF 92 2-1 2B		D SL 84 F SL 83 S SL 83 D SL 83 X SI 90 2-2 26 1B 3-H 1B		4	0	2	1	0	1	3
23 Casey Blake, R (1, 5) OBP: 0.270, SLG: 0.500		F FF 91 S FF 90 B SL 85 X SL 83 1-2 ① F7		C FF 92 B SL 86 B FF 92 X FF 93 2-1 HR		I IN 76 I IN 78 I IN 78 I IN 79 4-0 IBB		F SI 91 C FF 92 F SL 82 B SI 91 F SL 84 1 SAFE X SI 90 1-2 ② F9		3	1	1	1	1	0	1
22 Clayton Kershaw, L (1, 1) OBP: 0.200, SLG: 0.200 56 Hung-Chih Kuo, L (8, 1) 54 Ronald Belisario, R (8, 1) 26 Doug Mientkiewicz, L (8, PH) OBP: 0.250, SLG: 0.250 51 Jonathan Broxton, R (9, 1)		X FF 91 0-0 ② G6-3		C FF 91 X FF 91 0-1 ② F7		B FF 90 C FF 91 C FF 90 X CU 76 1-2 ③ G3		X SI 90 0-0 1-3 1B		3 0 0 1 0	0 0 0 0 0	0 0 0 1 0	0 0 0 0 0	0 0 0 0 0	0 0 0 0 0	2 0 0 0 0
Inning Stats	R: 1 E: 0 K: 1 S: 13 H: 2 LOB: 3 BB: 3 P: 30	R: 0 E: 0 K: 0 S: 13 H: 2 LOB: 2 BB: 0 P: 18	R: 0 E: 0 K: 0 S: 6 H: 1 LOB: 0 BB: 0 P: 11	R: 1 E: 0 K: 1 S: 9 H: 1 LOB: 0 BB: 0 P: 16	R: 0 E: 0 K: 1 S: 17 H: 0 LOB: 0 BB: 0 P: 24	R: 0 E: 0 K: 0 S: 7 H: 1 LOB: 2 BB: 1 P: 16	R: 0 E: 0 K: 2 S: 8 H: 0 LOB: 0 BB: 0 P: 12	R: 2 E: 0 K: 0 S: 16 H: 4 LOB: 2 BB: 0 P: 24	R: 1 E: 0 K: 0 S: 10 H: 2 LOB: 3 BB: 2 P: 21	1B: 10 2B: 2 3B: 0 HR: 1 SF: 1 SAC: 0 DP: 1 HBP: 0						

PITCHER		IP	WLS	BF	H	R	ER	SO	BB	IBB	HBP	BLK	WP	HR	S	P	ERA	WHIP
18 Matt Cain, R ERA: 2.08	(1, 1)	6.0		27	7	2	2	3	3	1	0	0	0	1	65	115	3.00	1.667
41 Jeremy Affeldt, L ERA: 4.15	(7, 1)	1.0		4	1	1	1	2	0	0	0	0	0	0	10	15	9.00	1.000
46 Bob Howry, R ERA: 6.0	(8, 1)	1.0	L	9	5	2	2	0	0	1	0	0	0	0	20	32	18.00	5.000
38 Brian Wilson, R ERA:	(9, 1)	0.1		2	0	0	0	0	1	0	0	0	0	0	4	10	0.00	3.000

PITCHER		IP	WLS	BF	H	R	ER	SO	BB	IBB	HBP	BLK	WP	HR	S	P	ERA	WHIP

TOP

San Francisco Giants @ Los Angeles Dodgers
Dodger Stadium, Los Angeles, CA
Thu Apr 16 2009, 7:10 PM PDT
Att. 36,553 - Clear - 61 F

livebaseballscorecards.com

Batter	1	2	3	4	5	6	7	8	9	AB	R	H	RBI	BB	SO	LOB
2 Randy Winn, S (1, 9) OBP: 0.317, SLG: 0.432	C FF 89 B FF 90 B CH 81 X FF 90 2-1 ① F7		B FF 90 C FF 90 B FF 89 X FF 89 2-1 ① G6-3		F FF 89 X CH 80 0-1 ① G5-3	T FF 91 B FF 92 C FF 92 X CH 73 1-2 ③ G4-3			C FF 90 B FF 91 B SI 91 B FF 90 C FF 90 X SI 90 3-2 ① F7	5	0	0	0	0	0	2
7 Emmanuel Burriss, S (1, 4) OBP: 0.300, SLG: 0.231	X CU 75 0-0 48 S 48 FC6-2-5 2B		S FF 91 B FF 92 B CH 82 X FF 90 2-1 ② B3		C FF 89 F FF 90 B FF 91 X FF 91 1-2 48 2B 1B		B SI 92 C SI 92 F SI 94 B SI 94 F SI 94 F SL 85 S SI 94 2-3 ① K		X FF 91 0-0 48 G4-6-3 1-2 1B	5	1	3	0	0	1	0
48 Pablo Sandoval, S (1, 5) OBP: 0.278, SLG: 0.273	B FF 92 D CH 81 B FF 92 C CH 80 X CH 82 3-1 ② FC6-2-5 2-H		S FF 91 B FF 91 S FF 92 F CH 82 B CH 82 X CH 80 2-2 1B		X CH 79 0-0 1-H 2B		X SI 94 0-0 ② G3-1		B SI 91 B SI 91 C FF 91 F FF 90 X FF 91 2-2 ②③ G4-6-3 1-2f	5	0	2	1	0	0	3
1 Bengie Molina, R (1, 2) OBP: 0.243, SLG: 0.514	C FF 90 S FF 92 1 SAFE 1 SAFE S CH 84 0-3 ③ K		F FF 90 B FF 91 X FF 89 1-1 ③ F8		X FF 90 0-0 ② F7		S SI 93 B SI 94 X SI 94 1-1 ③ F8			4	0	0	0	0	1	3
14 Fred Lewis, L (1, 7) OBP: 0.514, SLG: 0.552		B FF 90 F CH 80 C FF 92 B FF 92 B CU 77 F FF 91 B CH 81 4-2 33 G4-3 35 G6-3 16 1B BB	C FF 87 S FF 89 B CU 76 B FF 90 H FF 90 3-2 35 G4-3 35 WP HBP		B B FF 89 C FF 90 F FF 90 B FF 90 B FF 90 4-2 BB			C SI 90 B SI 94 X SI 93 1-1 33 G6-4-3 35 1B 1B		1	1	1	0	2	0	0
35 Rich Aurilia, R (1, 3) OBP: 0.250, SLG: 0.182		C FF 89 1 SAFE S CH 82 F CH 84 B FF 92 F FF 92 1 SAFE X CH 82 1-2 ① G6-3 1-2	B FF 90 C CH 80 L FF 91 X CH 82 1-2 ① G4-3 1-3		S FF 89 F CH 81 B CH 82 F FF 91 X CH 81 1-2 ③ L1			X 0-0 33 G6-4-3 1-2 1B		4	0	1	0	0	0	4
33 Aaron Rowand, R (1, 8) OBP: 0.345, SLG: 0.643		2 SAFE C FF 90 X CU 76 0-1 ② G4-3 2-3	X FF 91 0-0 ② P4			B FF 89 F FF 90 B FF 92 X FF 92 2-1 ① G6-3		B SI 92 X SI 93 1-0 ①② G6-4-3 1-2f 2-3		4	0	0	0	0	0	4
16 Edgar Renteria, R (1, 6) OBP: 0.229, SLG: 0.188		B CH 83 F FF 90 B CH 84 X CH 83 2-1 3-H 1B	I IN 72 I IN 76 I IN 76 I IN 76 4-0 IBB			C FF 92 B CU 74 X FF 92 1-1 ② G6-3		X SI 94 0-0 ③ L6		3	0	1	1	1	0	1
75 Barry Zito, L (1, 1) OBP: 0.333, SLG: 0.333 49 Brandon Medders, R (6, 1) 43 Alex Hinshaw, L (7, 1) 47 Merkin Valdez, R (7, 1) 5 Juan Uribe, R (9, PH) OBP: 0.300, SLG: 0.222		C FF 90 B FF 92 F FF 90 F CU 74 B FF 91 C FF 91 2-3 ③ K	X FF 88 0-0 ③ G3			C FF 92 F FF 92 B CU 73 B FF 92 X FF 91 2-2 1B			B FF 89 B FF 90 B FF 89 B SI 90 4-0 7 1B BB	3 0 0 0 0	0 0 0 0 0	1 0 0 0 0	0 0 0 0 0	0 0 0 0 1	1 0 0 0 0	3 0 0 0 0
Inning Stats	R: 0 E: 0 K: 1 S: 8 H: 1 LOB: 1 BB: 0 P: 13	R: 1 E: 0 K: 1 S: 16 H: 1 LOB: 1 BB: 1 P: 25	R: 0 E: 0 K: 0 S: 10 H: 1 LOB: 1 BB: 0 P: 17	R: 0 E: 0 K: 0 S: 7 H: 0 LOB: 2 BB: 1 P: 15	R: 1 E: 0 K: 0 S: 13 H: 2 LOB: 2 BB: 1 P: 19	R: 0 E: 0 K: 0 S: 10 H: 1 LOB: 1 BB: 0 P: 16	R: 0 E: 0 K: 1 S: 8 H: 0 LOB: 0 BB: 0 P: 11	R: 0 E: 0 K: 0 S: 5 H: 2 LOB: 1 BB: 0 P: 7	R: 0 E: 0 K: 0 S: 7 H: 1 LOB: 1 BB: 1 P: 16	1B: 7 2B: 2 3B: 0 HR: 0 SF: 0 SAC: 0 DP: 2 HBP: 1						

	AB	34
	R	2
	H	9
	RBI	2
	BB	4
	SO	3
	LOB	20

WP: 1 PA: 39
PB: 0
SB: 1
CS: 0

PITCHER		IP	WLS	BF	H	R	ER	SO	BB	IBB	HBP	BLK	WP	HR	S	P	ERA	WHIP
50 Eric Stults, L ERA: 2.61	(1, 1)	5.0	W	24	5	2	2	2	2	1	1	0	1	0	54	89	3.60	1.400
52 James McDonald, R ERA: 13.5	(6, 1)	1.0	H	4	1	0	0	0	0	0	0	0	0	0	10	16	0.00	1.000
54 Ronald Belisario, R ERA: 1.17	(7, 1)	2.0		7	2	0	0	1	0	0	0	0	0	0	13	18	0.00	1.000
43 Will Ohman, L ERA: 2.25	(9, 1)	1.0		4	1	0	0	0	1	0	0	0	0	0	7	16	0.00	2.000

PITCHER		IP	WLS	BF	H	R	ER	SO	BB	IBB	HBP	BLK	WP	HR	S	P	ERA	WHIP

BOTTOM

San Francisco Giants @ Los Angeles Dodgers
Dodger Stadium, Los Angeles, CA
Thu Apr 16 2009, 7:10 PM PDT
Att. 36,553 - Clear - 61 F

livebaseballscorecards.com

Batter	1	2	3	4	5	6	7	8	9	AB	R	H	RBI	BB	SO	LOB
15 Rafael Furcal, S (1, 6) OBP: 0.295, SLG: 0.366	B FF 87 B FF 87 X FF 86 2-0 HR	B FF 88 X CH 74 1-0 ② F7		C SI 88 C SI 88 B SI 89 F SI 87 B SI 89 X CH 76 2-2 ③ G5-3		B CU 75 B FC 90 C FC 91 X CU 74 2-1 ② L6		C FF 95 B FF 95 S CH 84 F FF 96 T FF 96 1-2 ① K		5	1	1	1	0	1	3
13 Orlando Hudson, S (1, 4) OBP: 0.435, SLG: 0.659	B FF 87 B SI 87 F SI 86 C CH 72 B CU 74 F FF 88 B CH 71 4-2 99 G6-3 BB	D CH 75 B CH 73 B SI 86 C SI 85 F SI 87 F FF 87 X CH 73 3-2 99 IBB 1-3 1B			B CU 72 F SI 86 B FF 86 F FF 84 B CU 76 X SI 87 3-2 ① G5-3	B FF 90 B FC 90 B FC 90 C FC 91 B FF 90 4-1 BB		X FF 95 0-0 ② FC4-6 1-2f		3	0	1	0	2	0	1
99 Manny Ramirez, R (1, 7) OBP: 0.477, SLG: 0.355	F FF 87 B FF 88 X CH 75 1-1 ①② G6-3 1-2f	I IN 67 I IN 69 I IN 69 I IN 73 4-0 1-2 IBB			X SI 88 0-0 ② G3	C CU 74 B SL 82 C FC 91 C FC 90 1-3 ③		C FF 97 B FF 98 B FF 96 F FF 97 C FF 97 2-3 ③		4	0	0	0	1	2	4
7 James Loney, L (1, 3) OBP: 0.409, SLG: 0.351	B SI 87 C FF 88 F FC 79 X FC 79 1-2 E4 55 FC6-4	C FF 88 B FC 80 F FF 88 B SI 89 C FF 89 2-3 ③			B SI 88 X SI 87 1-0 ③ L8		B FF 92 F FF 91 X FF 91 1-1 55 BB 27 E 1B			4	1	1	0	0	1	3
55 Russell Martin, R (1, 2) OBP: 0.317, SLG: 0.286	X CH 75 0-0 ③ FC6-4 1-2f		C SI 86 C CU 72 F FC 78 S FC 80 0-3 ① K			C SI 85 S CU 74 B FF 85 B FC 80 H CU 75 3-2 27 BB 16 BB 23 SF8 HBP	B FF 92 C FF 92 B CU 72 1 SAFE B FF 91 F FF 91 F FF 92 B FF 91 4-2 27 FC4-6 1-2 BB			2	1	0	0	1	1	1
16 Andre Ethier, L (1, 9) OBP: 0.444, SLG: 0.471		C FC 79 B FC 78 F FC 79 H SI 86 2-2 27 3B HBP	B CU 73 X FC 78 1-0 ② P4			B FF 88 B FF 88 B FF 88 B FF 86 4-0 23 SF8 27 BB 26 2B 1-2 BB	B FF 91 C FF 92 B CU 71 C CU 70 B SL 81 X FF 92 3-2 ① F7			2	2	0	0	1	0	2
27 Matt Kemp, R (1, 8) OBP: 0.410, SLG: 0.600		X SI 87 0-0 23 1B 1-H 3B	C SI 87 C CU 74 B FF 87 X FC 78 1-2 ③ G5-3			B CU 72 C CH 74 D FC 81 B CH 71 D FF 88 4-1 26 S 26 2B 1-2 2-3 BB	B SL 81 B FF 93 C FF 95 X FF 95 2-1 ② FC4-6 23 WP 23 S 1-2f 2-H			3	2	1	1	1	0	1
23 Casey Blake, R (1, 5) OBP: 0.268, SLG: 0.486		C CU 73 X CH 75 0-1 13 1B 3-H 1B		B CH 73 B CH 71 C SI 87 F SI 85 C CU 73 2-3 ① K		S FC 90 S FC 90 X FC 91 0-2 ① SF8 2-3 3-H	B FF 94 D SL 85 B SL 84 X FF 96 3-0 ③ L5 1-3			3	0	1	2	0	1	1
50 Eric Stults, L (1, 1) 52 James McDonald, L (6, 1) 26 Doug Mientkiewicz, L (6, PH) OBP: 0.400, SLG: 0.600 9 Juan Pierre, L (6, PR) OBP: 0.333, SLG: 0.333 54 Ronald Belisario, R (7, 1) 5 Mark Loretta, R (8, PH) OBP: 0.600, SLG: 0.500 43 Will Ohman, L (9, 1)		C FF 85 1 SAFE X FF 87 0-1 ① B1		C FF 87 C FF 88 F FC 78 B FC 80 C CU 74 1-3 ② K		C CU 73 D CU 74 X FC 90 1-1 1-H 3-H 2B		B FF 94 B FF 95 B FF 94 C FF 95 F FF 95 F FF 96 F FF 96 X FF 95 3-2 13 FC4-6 1B		2 0 1 0 0 1 0	0 0 0 0 0 0 0	0 0 1 0 0 0 0	0 0 2 0 0 0 0	1 0 0 0 0 0 0	1 0 0 0 0 0 0	1 0 0 0 0 0 0
Inning Stats	R: 1 E: 1 K: 0 S: 10 H: 1 LOB: 1 BB: 1 P: 18	R: 2 E: 0 K: 1 S: 15 H: 3 LOB: 3 BB: 1 P: 27	R: 0 E: 0 K: 1 S: 8 H: 0 LOB: 0 BB: 0 P: 10	R: 0 E: 0 K: 2 S: 11 H: 0 LOB: 0 BB: 0 P: 16	R: 0 E: 0 K: 0 S: 5 H: 0 LOB: 0 BB: 0 P: 9	R: 3 E: 0 K: 1 S: 14 H: 1 LOB: 2 BB: 3 P: 33	R: 1 E: 1 K: 0 S: 11 H: 1 LOB: 1 BB: 1 P: 24	R: 0 E: 0 K: 2 S: 13 H: 1 LOB: 1 BB: 0 P: 19		1B: 4 2B: 1 3B: 1 HR: 1	SF: 1 SAC: 0 DP: 1 HBP: 2			WP: 1 PB: 0 SB: 2 CS: 0	PA: 39	

	AB	30
	R	7
	H	7
	RBI	6
	BB	6
	SO	7
	LOB	17

PITCHER		IP	WLS	BF	H	R	ER	SO	BB	IBB	HBP	BLK	WP	HR	S	P	ERA	WHIP
75 Barry Zito, L ERA: 10.0	(1, 1)	5.0	L	25	4	6	6	4	3	1	2	0	0	1	52	94	10.80	1.400
49 Brandon Medders, R ERA: 2.7	(6, 1)	1.0		5	1	0	0	1	1	0	0	0	0	0	11	19	0.00	2.000
43 Alex Hinshaw, L ERA: 9.0	(7, 1)	0.1		3	1	1	1	0	1	0	0	0	0	0	8	16	27.00	6.000
47 Merkin Valdez, R ERA: 5.4	(7, 1)	1.2		6	1	0	0	2	0	0	0	0	1	0	16	27	0.00	0.600

PITCHER		IP	WLS	BF	H	R	ER	SO	BB	IBB	HBP	BLK	WP	HR	S	P	ERA	WHIP

Batter	1	2	3	4	5	6	7	8	9	AB	R	H	RBI	BB	SO	LOB
2 Felipe Lopez, S (1, 4) OBP: 0.422, SLG: 0.643	B SI 92 S FF 91 F SI 91 F SL 82 F FF 92 X SL 81 1-2 2B		B SL 79 B CH 81 C FF 89 S FF 90 F FF 92 B FF 91 F FF 90 X SI 91 3-2 ② G5-3			X SI 89 0-0 ① G3		B SI 88 B SI 89 F FF 90 B SI 90 C SI 90 X FF 89 3-2 34 E 34 S 1B		4	0	2	0	0	0	0
6 Stephen Drew, L (1, 6) OBP: 0.293, SLG: 0.417 11 Augie Ojeda, S (4, 6) OBP: 0.500, SLG: 0.667	X SI 90 0-0 ① F9		C SI 92 B SI 92 X FF 91 1-1 ③ G4-3			B SI 90 B SI 89 B FF 88 C SI 89 B SI 88 4-1 BB		L SI 88 L SI 89 D CH 82 X FF 90 1-2 ① P6		2 1	0 0	0 0	0 0	0 1	0 0	1 1
34 Conor Jackson, R (1, 3) OBP: 0.263, SLG: 0.333	B FF 93 C SI 92 X FF 92 1-1 ② P3			C SI 90 X FF 92 0-1 ① F8		B CH 80 B FF 89 C CH 78 X FF 88 2-1 ② F8		B SI 90 S SL 84 C SL 83 B FF 90 B CH 84 F SI 92 F SL 85 C SL 82 1-3 3-3 ② K		4	0	0	0	0	1	3
27 Mark Reynolds, R (1, 5) OBP: 0.324, SLG: 0.516	B FF 92 C CH 83 B FF 92 S FF 91 B SI 93 B FF 92 4-2 BB			C FF 91 S CH 85 B CH 87 X FF 91 1-2 ② F9		1 SAFE B FF 89 S FF 89 F FF 89 1 SAFE 1 SAFE S CH 85 1-3 ③ K		B FF 96 B FF 96 B SL 86 C FF 96 F FF 98 T FF 97 3-2 ③ K		3	0	0	0	1	2	2
24 Chris Young, R (1, 8) OBP: 0.293, SLG: 0.447	B CH 83 B CH 80 C FF 91 F FF 91 S FF 92 2-3 ③ K			X CH 84 0-0 ③ G6-3			C SI 88 X CH 84 0-1 ① F7		B FF 94 B SL 87 C FF 95 B FF 96 B FF 97 4-1 22 G1-4-3 BB	3	0	0	0	1	1	2
22 Eric Byrnes, R (1, 7) OBP: 0.241, SLG: 0.250		B CH 81 C FF 90 X CH 81 1-1 ① L7			F FF 88 C FF 90 F SI 90 X FF 90 0-2 ① L3		S FF 90 C FF 90 S FF 90 0-3 ② K		B FF 97 B FF 97 B FF 97 C FF 96 1 SAFE F FF 96 X FF 96 3-2 ①② G1-4-3 1-2f	4	0	0	0	0	1	1
10 Justin Upton, R (1, 9) OBP: 0.231, SLG: 0.217		C SI 90 C FF 91 X SI 92 0-2 ② F9			X SI 90 0-0 ② P4		X SI 91 0-0 2B		F FF 98 C SL 86 B FF 98 B SL 87 T FF 97 2-2 ③ K	4	0	1	0	0	1	0
19 Chris Snyder, R (1, 2) OBP: 0.333, SLG: 0.150		B SI 92 C FF 92 C FF 92 B FF 91 F SL 80 C FF 91 2-3 ③ K			B SI 89 B SI 88 B CH 79 B FF 88 4-0 BB		B FF 88 B CH 81 S CH 82 C FF 89 F CH 84 B CH 84 B CH 82 4-2 BB			1	0	0	0	2	1	0
15 Dan Haren, R (1, 1) 31 Tony Clark, S (7, PH) OBP: 0.200, SLG: 0.600 58 Juan Gutierrez, R (7, 1) 60 Scott Schoeneweis, L (8, 1) 57 Jon Rauch, R (8, 1)			B SI 89 B FF 90 B FF 88 C FF 89 C FF 90 F FF 89 X FF 89 3-2 ① G6-3		X FF 87 0-0 ③ F8		C CU 77 X FF 94 0-1 ③ L9			2 1 0 0 0	0 0 0 0 0	0 0 0 0 0	0 0 0 0 0	0 0 0 0 0	0 0 0 0 0	1 2 0 0 0

Inning Stats	1	2	3	4	5	6	7	8	9
	R: 0 E: 0 K: 1 S: 13	R: 0 E: 0 K: 1 S: 9	R: 0 E: 0 K: 0 S: 11	R: 0 E: 0 K: 0 S: 6	R: 0 E: 0 K: 0 S: 6	R: 0 E: 0 K: 1 S: 7	R: 0 E: 0 K: 1 S: 11	R: 0 E: 0 K: 2 S: 14	R: 0 E: 0 K: 1 S: 7
	H: 1 LOB: 2 BB: 1 P: 21	H: 0 LOB: 0 BB: 0 P: 12	H: 0 LOB: 0 BB: 0 P: 18	H: 0 LOB: 0 BB: 0 P: 7	H: 0 LOB: 1 BB: 1 P: 10	H: 0 LOB: 1 BB: 1 P: 14	H: 1 LOB: 2 BB: 1 P: 15	H: 1 LOB: 1 BB: 0 P: 24	H: 0 LOB: 0 BB: 1 P: 16

PITCHER		IP	WLS	BF	H	R	ER	SO	BB	IBB	HBP	BLK	WP	HR	S	P	ERA	WHIP
57 Jonathan Sánchez, L ERA: 3.97	(1, 1)	6.2	W	26	2	0	0	4	4	0	0	0	0	0	61	95	0.00	0.900
41 Jeremy Affeldt, L ERA: 3.86	(7, 1)	0.1	H	1	0	0	0	0	0	0	0	0	0	0	2	2	0.00	0.000
46 Bob Howry, R ERA: 4.91	(8, 1)	0.2	H	3	1	0	0	1	0	0	0	0	0	0	11	18	0.00	1.500
38 Brian Wilson, R ERA:	(8, 1)	1.1	S	4	0	0	0	2	1	0	0	0	0	0	10	22	0.00	0.750

PITCHER	IP	WLS	BF	H	R	ER	SO	BB	IBB	HBP	BLK	WP	HR	S	P	ERA	WHIP

TOP

Arizona Diamondbacks @ San Francisco Giants

AT&T Park, San Francisco, CA

Fri Apr 17 2009, 7:15 PM PDT

Att. 34,897 - Clear - 54 F

livebaseballscorecards.com

AB	29
R	0
H	3
RBI	0
BB	5
SO	7
LOB	13

1B: 1	SF: 0	WP: 0	PA: 34
2B: 2	SAC: 0	PB: 0	
3B: 0	DP: 1	SB: 1	
HR: 0	HBP: 0	CS: 0	

Batter	1	2	3	4	5	6	7	8	9	AB	R	H	RBI	BB	SO	LOB
2 Randy Winn, S (1, 9) OBP: 0.311, SLG: 0.400	C FF 90 F FF 91 T FF 92 0-2 ① **K**			C KC 78 B FS 85 B FF 91 F SI 92 X FF 93 2-2 ① **L7**	B FS 84 C KC 78 B FF 90 B KC 78 F FF 90 X KC 78 3-2 ③ **G6-3**			B SI 87 C SI 88 B SL 79 B FF 87 B SI 88 4-1 **BB**		3	0	0	0	1	1	1
7 Emmanuel Burriss, S (1, 4) OBP: 0.265, SLG: 0.200	X KC 78 0-0 ② **F8**			C KC 79 C FF 91 X FS 85 0-2 ② **G1-3**		S KC 79 S KC 79 F KC 79 C FF 91 0-3 ① **K**		L SI 86 1 SAFE B SI 86 L SI 86 D SI 86 X SI 86 2-2 ① **P3**		4	0	0	0	0	1	1
48 Pablo Sandoval, S (1, 5) OBP: 0.275, SLG: 0.297	B FF 91 C FF 91 F FC 87 S FC 87 1-3 ③ **K**			X FF 90 0-0 **1 1B 2B**		F FC 87 B FF 91 B SI 92 X KC 77 2-1 ② **G4-3**		F SI 88 1 SAFE S SI 86 S SI 89 0-3 ② **K**		4	1	1	0	0	2	1
1 Bengie Molina, R (1, 2) OBP: 0.244, SLG: 0.487		F FF 90 B FF 91 X FF 92 1-1 ① **F9**		F FF 92 X FF 91 0-1 **14 E 14 1B** **2-H** **1B**		S FC 87 B FC 87 F FF 91 B FC 89 B FC 88 F FC 86 X FF 92 3-2 ③ **L8**		1 SAFE 1 SAFE X FF 90 0-0 ③ **P4**		4	0	1	1	0	0	1
14 Fred Lewis, L (1, 7) OBP: 0.550, SLG: 0.581		C FF 91 B FF 91 B FC 87 X KC 80 2-1 **10 CS 1B**		B FF 92 C FF 92 S FC 88 B FF 91 X FF 88 2-2 **E9** **1-3** **1B**			B FF 93 C FF 93 B FF 94 F FF 94 B FF 95 F FF 94 B FF 95 4-2 **33 F8 10 S BB**			2	0	2	0	1	0	0
10 Travis Ishikawa, L (1, 3) OBP: 0.200, SLG: 0.280		1 SAFE S KC 80 1 SAFE C FF 90 F KC 81 B FF 92 C FF 93 1-3 ② ③ **K** **1-2**		B FF 90 1 SAFE C KC 78 S KC 80 S KC 80 1-3 ③ **K**			1 SAFE 1 SAFE B FF 93 C CU 80 1 SAFE F FF 94 F CU 84 1 SAFE P PO 91 2-3 ① **K** **1-2**	F FF 84 1 SAFE F FF 94 1 SAFE C FF 94		3	0	0	0	0	3	4
33 Aaron Rowand, R (1, 8) OBP: 0.313, SLG: 0.581 38 Brian Wilson, R (8, 1)			C KC 79 X FF 91 0-1 ① **G5-3**		C FF 90 S FS 85 B FF 91 F FS 84 B FS 86 X KC 78 2-2 ① **G5-3**		B CU 82 C CU 82 X FF 96 1-1 ② **F8** **2-3**			3 0	0 0	0 0	0 0	0 0	0 0	1 0
16 Edgar Renteria, R (1, 6) OBP: 0.237, SLG: 0.200			C FF 92 B FF 92 B FS 85 C KC 79 X FF 93 2-2 ② **G4-3**		X FF 90 0-0 **57 FC1-6 1B**		B FF 96 B CU 83 C FF 96 S FF 96 F FF 96 D FF 97 C CU 82 3-3 ③ **K**			3	0	1	0	0	1	1
57 Jonathan Sánchez, L (1, 1) 41 Jeremy Affeldt, L (7, 1) OBP: 1.000, SLG: 1.000 46 Bob Howry, L (8, 1) 59 Andres Torres, S (8, 8) OBP: 0.333, SLG: 1.333			C SI 91 S SI 93 C FF 93 0-3 ③ **K**		X FS 87 0-0 ② **FC1-6** **1-2f**			B SI 88 B SI 87 C SI 88 B SI 88 X SI 88 3-1 **HR**		2 0 0 1	0 0 0 1	0 0 0 1	0 0 0 1	1 0 0 0	0 0 0 0	1 0 0 0
Inning Stats	R: 0 E: 0 K: 2 S: 7 H: 0 LOB: 0 BB: 0 P: 8	R: 0 E: 0 K: 1 S: 8 H: 1 LOB: 0 BB: 0 P: 12	R: 0 E: 0 K: 1 S: 8 H: 0 LOB: 0 BB: 0 P: 10	R: 1 E: 1 K: 1 S: 15 H: 3 LOB: 2 BB: 0 P: 20	R: 0 E: 0 K: 0 S: 9 H: 1 LOB: 1 BB: 0 P: 14	R: 0 E: 0 K: 1 S: 10 H: 0 LOB: 0 BB: 0 P: 15	R: 0 E: 0 K: 2 S: 16 H: 0 LOB: 1 BB: 1 P: 25	R: 1 E: 0 K: 1 S: 10 H: 1 LOB: 1 BB: 1 P: 19		1B: 4 2B: 1 3B: 0 HR: 1	SF: 0 SAC: 0 DP: 0 HBP: 0			WP: 0 PB: 0 SB: 1 CS: 1	PA: 31	

PITCHER		IP	WLS	BF	H	R	ER	SO	BB	IBB	HBP	BLK	WP	HR	S	P	ERA	WHIP
15 Dan Haren, R ERA: 1.89	(1, 1)	6.0	L	22	5	1	1	6	0	0	0	0	0	0	57	79	1.50	0.833
58 Juan Gutierrez, R ERA: 5.06	(7, 1)	1.0		4	0	0	0	2	1	0	0	0	0	0	16	25	0.00	1.000
60 Scott Schoeneweis, L ERA: 4.5	(8, 1)	0.2		4	1	1	1	1	1	0	0	0	0	1	9	18	13.50	3.000
57 Jon Rauch, R ERA: 9.0	(8, 1)	0.1		1	0	0	0	0	0	0	0	0	0	0	1	1	0.00	0.000

PITCHER	IP	WLS	BF	H	R	ER	SO	BB	IBB	HBP	BLK	WP	HR	S	P	ERA	WHIP

BOTTOM

Arizona Diamondbacks @ San Francisco Giants

AT&T Park, San Francisco, CA

Fri Apr 17 2009, 7:15 PM PDT

Att. 34,897 - Clear - 54 F

livebaseballscorecards.com

AB	29
R	2
H	6
RBI	2
BB	2
SO	9
LOB	11

Batter	1	2	3	4	5	6	7	8	9	AB	R	H	RBI	BB	SO	LOB
11 Augie Ojeda, S (1, 6) OBP: 0.500, SLG: 0.600	C FF 92 B CU 77 X FF 94 1-1 2 CS 1B			X SI 91 0-0 1B		F SI 91 X CU 75 0-1 ① F7		D CH 84 C CU 76 B CU 78 F SI 92 F CH 84 D CU 80 S CH 84 3-3 ② K		4	0	2	0	0	1	1
34 Conor Jackson, R (1, 7) OBP: 0.238, SLG: 0.300	B SI 92 C FF 93 S FF 93 S FF 94 1-3 ① K			C FF 92 M FF 92 S SL 80 0-3 ① K		F FF 91 B CU 79 X FF 92 1-1 ② G6-3		B SI 92 B FF 93 S FF 92 C FF 93 C CU 80 2-3 ③ K		4	0	0	0	0	3	3
2 Felipe Lopez, S (1, 4) OBP: 0.408, SLG: 0.609	1 SAFE 1 SAFE B FF 92 D CH 83 F SI 93 1 SAFE F FF 93 F SI 93 S CH 84 1-2 2-3 ②③ K			1 SAFE S CH 81 C CH 82 B CU 79 F FF 92 1 SAFE F FF 92 F SI 91 X FF 93 1-2 ② F7		C CU 74 X SI 91 0-1 1B			C CU 77 S CU 76 S CU 78 0-3 ① K	4	0	1	0	0	2	2
18 Chad Tracy, L (1, 3) OBP: 0.314, SLG: 0.484 22 Eric Byrnes, R (9, PR) OBP: 0.241, SLG: 0.250 31 Tony Clark, S (9, 3) OBP: 0.200, SLG: 0.600		B SI 91 C FF 92 X SI 92 1-1 ① F7		B FF 92 B FF 91 F FF 90 F FF 90 S CH 83 2-3 ③ K		X CH 81 0-0 ③ F9			F FF 94 B CU 78 B CU 79 F FF 94 B FF 95 B CU 77 4-2 24 PB 27 1B 24 2B BB	3 0 0	0 1 0	0 0 0	0 0 0	1 0 0	1 0 0	2 0 0
27 Mark Reynolds, R (1, 5) OBP: 0.316, SLG: 0.486		B CU 79 C FF 93 C CU 76 S CU 80 1-3 ② K			B CU 73 B FF 90 X FF 89 2-0 ① G6-3		C CU 75 S CU 78 B CU 79 C SI 93 1-3 ① K		B FF 96 F FF 95 X 1-1 24 PB 24 2B 1-2 1B	4	1	1	0	0	2	0
24 Chris Young, R (1, 8) OBP: 0.289, SLG: 0.452		C FF 93 C FF 93 S CU 78 0-3 ③ K			F FF 92 X FF 92 0-1 ② P4		C CU 78 B CH 83 F FF 92 S SL 82 1-3 ② K2-3		F FF 96 C CU 82 B SL 86 B FF 96 B FF 99 X SL 86 3-2 1-H 2-H 2B	4	0	1	2	0	2	0
26 Miguel Montero, L (1, 2) OBP: 0.154, SLG: 0.083 50 Chad Qualls, R (9, 1)			B FF 92 X SI 90 1-0 ① G4-3		C CH 82 X FF 90 0-1 E4 10 1B		F FF 91 X CH 84 0-1 ③ G3-1		B FF 96 C FF 96 B CH 85 F FF 97 B FF 96 C FF 97 3-3 ② K	4 0	0 0	0 0	0 0	0 0	1 0	1 0
10 Justin Upton, R (1, 9) OBP: 0.267, SLG: 0.259			C FF 93 S CU 80 B FF 92 F CU 79 B FF 93 F CU 78 S CH 84 2-3 ② K2-3		B FF 91 X FF 91 1-0 1-2 1B			M CU 76 C CU 80 X CH 84 0-2 49 SH1-4 1B	F FF 96 B FF 98 B FF 97 X FF 97 2-1 ③ F9	4	0	2	0	0	1	1
49 Doug Davis, R (1, 1) OBP: 0.200, SLG: 0.200 19 Chris Snyder, R (9, 2) OBP: 0.333, SLG: 0.150			B FF 92 C FF 91 F SI 92 C FF 93 1-3 ③ K		F FF 91 F FF 91 S CU 78 0-3 ③ K2-3			X SI 92 0-0 ① SH1-4 1-2		2 0	0 0	0 0	0 0	0 0	2 0	2 0
Inning Stats	R: 0 E: 0 K: 2 S: 9 H: 1 LOB: 1 BB: 0 P: 13	R: 0 E: 0 K: 2 S: 8 H: 0 LOB: 0 BB: 0 P: 10	R: 0 E: 0 K: 2 S: 9 H: 0 LOB: 0 BB: 0 P: 13	R: 0 E: 0 K: 2 S: 13 H: 1 LOB: 1 BB: 0 P: 16	R: 0 E: 1 K: 1 S: 9 H: 1 LOB: 2 BB: 0 P: 12	R: 0 E: 0 K: 0 S: 7 H: 1 LOB: 1 BB: 0 P: 8	R: 0 E: 0 K: 2 S: 8 H: 0 LOB: 0 BB: 0 P: 10	R: 0 E: 0 K: 2 S: 11 H: 1 LOB: 1 BB: 0 P: 16	R: 2 E: 0 K: 2 S: 15 H: 2 LOB: 1 BB: 1 P: 28	1B: 6 2B: 2 3B: 0 HR: 0 SF: 0 SAC: 1 DP: 1 HBP: 0						

PITCHER		IP	WLS	BF	H	R	ER	SO	BB	IBB	HBP	BLK	WP	HR	S	P	ERA	WHIP
55 Tim Lincecum, R ERA: 3.86	(1, 1)	8.0		29	5	0	0	13	0	0	0	0	0	0	74	98	0.00	0.625
41 Jeremy Affeldt, L ERA: 5.4	(9, 1)	0.1	L	2	0	1	1	1	1	0	0	0	0	0	5	9	27.00	3.000
38 Brian Wilson, R ERA: 2.45	(9, 1)	0.2		4	2	1	1	1	0	0	0	0	0	0	10	19	13.50	3.000

PITCHER	IP	WLS	BF	H	R	ER	SO	BB	IBB	HBP	BLK	WP	HR	S	P	ERA	WHIP

TOP

Arizona Diamondbacks @ San Francisco Giants

AT&T Park, San Francisco, CA

Sat Apr 18 2009, 1:05 PM PDT

Att. 37,409 - Sunny - 66 F

livebaseballscorecards.com

AB	33
R	2
H	7
RBI	2
BB	1
SO	15
LOB	12

1B: 6	SF: 0	WP: 0	PA: 35
2B: 2	SAC: 1	PB: 1	
3B: 0	DP: 1	SB: 0	
HR: 0	HBP: 0	CS: 1	

Batter	1	2	3	4	5	6	7	8	9	AB	R	H	RBI	BB	SO	LOB
2 Randy Winn, S (1, 9) OBP: 0.306, SLG: 0.386	C FF 85 S CU 68 F FF 86 F FC 82 X FF 86 0-2 ① G5-3		D CU 70 S CU 72 S CU 71 D CU 73 B FC 84 F CU 71 S FC 85 3-3 ② K			B CH 78 S CU 68 B FC 83 X FC 84 2-1 ① F9		X FF 85 0-0 7 SH3-4 1B		4	0	1	0	0	1	1
7 Emmanuel Burriss, S (1, 4) OBP: 0.297, SLG: 0.242	B FC 84 B FC 82 C FF 86 B FC 84 X FC 83 3-1 E6 48 SI 1 CS 1B		B FC 86 S FC 84 D FC 84 B FC 86 C FC 85 X CU 71 3-2 ③ L3			B FF 86 B FF 86 X FC 83 2-0 48 G3 1B		X FC 82 0-0 ① SH3-4 1-2		3	0	2	0	0	0	1
48 Pablo Sandoval, S (1, 5) OBP: 0.250, SLG: 0.268	B FC 83 D CU 70 B FC 85 C FC 82 X FC 85 3-1 ② G5-3 2-3			S CU 68 F FC 83 S FC 84 0-3 ① K		1 SAFE 1 SAFE F FC 82 F FC 83 X CU 71 0-2 ② G3 1-2		C FC 83 X CU 69 0-1 ② F7		4	0	0	0	0	1	3
1 Bengie Molina, R (1, 2) OBP: 0.244, SLG: 0.465	B FF 86 C FC 84 B 2-1 ③ CS 3-H	C FF 84 S FC 82 F FC 84 B FC 84 X CH 79 1-2 33 1B 1B		C CU 70 X FF 86 0-1 ② F8		C CU 70 F CU 70 F FC 82 F FC 83 B FF 86 S FC 83 1-3 ③ K		X FC 83 0-0 ③ P2		4	0	1	0	0	1	2
14 Fred Lewis, L (1, 7) OBP: 0.545, SLG: 0.571		C FF 86 C SI 88 F FF 88 C FF 87 0-3 ① K		B FC 85 X FF 86 1-0 1B			X FF 84 0-0 16 BB 1B		C SI 92 F SL 85 S SL 87 0-3 ① K	4	0	2	0	0	2	1
33 Aaron Rowand, R (1, 8) OBP: 0.306, SLG: 0.543		X FC 85 0-0 10 G4-6-3 1B 1-2		1 SAFE X CH 78 0-0 ③ G5-3			B CU 69 1 SAFE 1 SAFE C FC 85 B FC 84 B FC 84 1 SAFE F FC 84 X CH 78 3-2 ① F9		C SI 94 B SI 94 F SL 83 S SL 88 1-3 ② K	4	0	1	0	0	1	2
10 Travis Ishikawa, L (1, 3) OBP: 0.172, SLG: 0.241		C CU 70 F FF 85 X CU 71 0-2 ② ③ G4-6-3 1-2f			X FC 84 0-0 ① F7		B CU 69 S FC 85 F CH 79 C SI 86 1-3 ② K		C SI 93 F SL 85 B SL 88 B SI 94 F SL 87 S SL 88 2-3 ③ K	4	0	0	0	0	2	3
16 Edgar Renteria, R (1, 6) OBP: 0.268, SLG: 0.243			B FC 82 B FC 85 X FC 83 2-0 55 SH1-4 2B		B CH 78 X CH 77 1-0 ② G6-3		B FC 84 B FC 82 1 SAFE B FC 82 C FC 82 B FC 82 4-1 1-2 BB			2	0	1	0	1	0	0
55 Tim Lincecum, L (1, 1) OBP: 0.200, SLG: 0.200 41 Jeremy Affeldt, L (9, 1) OBP: 1.000, SLG: 1.000 38 Brian Wilson, R (9, 1)			X FC 83 0-0 ① SH1-4 2-3		C FC 83 B CU 71 B FF 87 F FC 84 C CU 69 2-3 ③ K		X FF 86 0-0 ③ G6-3			2 0 0	0 0 0	0 0 0	0 0 0	0 0 0	1 0 0	2 0 0
Inning Stats	R: 0 E: 1 K: 0 S: 10 H: 1 LOB: 0 BB: 0 P: 18	R: 0 E: 0 K: 1 S: 12 H: 2 LOB: 1 BB: 0 P: 13	R: 0 E: 0 K: 1 S: 9 H: 1 LOB: 1 BB: 0 P: 17	R: 0 E: 0 K: 1 S: 7 H: 1 LOB: 1 BB: 0 P: 8	R: 0 E: 0 K: 1 S: 5 H: 0 LOB: 0 BB: 0 P: 8	R: 0 E: 0 K: 1 S: 11 H: 1 LOB: 1 BB: 0 P: 16	R: 0 E: 0 K: 1 S: 9 H: 1 LOB: 2 BB: 1 P: 17	R: 0 E: 0 K: 0 S: 5 H: 1 LOB: 1 BB: 0 P: 5	R: 0 E: 0 K: 3 S: 10 H: 0 LOB: 0 BB: 0 P: 13	1B: 7 2B: 1 3B: 0 HR: 0	SF: 0 SAC: 2 DP: 1 HBP: 0			WP: 0 PB: 0 SB: 1 CS: 1	PA: 35		

PITCHER		IP	WLS	BF	H	R	ER	SO	BB	IBB	HBP	BLK	WP	HR	S	P	ERA	WHIP
49 Doug Davis, L ERA: 2.57	(1, 1)	8.0	W	31	8	0	0	6	1	0	0	0	0	0	68	102	0.00	1.125
50 Chad Qualls, R ERA: 4.5	(9, 1)	1.0	S	3	0	0	0	3	0	0	0	0	0	0	10	13	0.00	0.000

PITCHER	IP	WLS	BF	H	R	ER	SO	BB	IBB	HBP	BLK	WP	HR	S	P	ERA	WHIP

BOTTOM

Arizona Diamondbacks @ San Francisco Giants
AT&T Park, San Francisco, CA
Sat Apr 18 2009, 1:05 PM PDT
Att. 37,409 - Sunny - 66 F

livebaseballscorecards.com

AB	31
R	0
H	8
RBI	0
BB	1
SO	9
LOB	15

Batter	1	2	3	4	5	6	7	8	9	AB	R	H	RBI	BB	SO	LOB
11 Augie Ojeda, S (1, 6) OBP: 0.438, SLG: 0.571	C FF 91 F SL 84 S SL 86 0-3 ① K			B FF 90 X SL 87 1-0 ① B3			X SL 86 0-0 22 SH5-4 2B		C FF 96 F FF 97 B FF 97 B SL 85 F SL 86 F FF 96 X SL 88 2-2 ③ G6-3	4	0	1	0	0	1	0
22 Eric Byrnes, R (1, 7) OBP: 0.226, SLG: 0.231	C SL 86 X FF 94 0-1 ② L9			F SI 91 S SL 87 X FF 93 0-2 ② G1-3			X FF 93 0-0 ① SH5-4 2-3			2	0	0	0	0	0	0
2 Felipe Lopez, S (1, 4) OBP: 0.385, SLG: 0.571	B SI 91 F FF 93 S SL 86 B SL 88 C FF 93 2-3 ③ K			C SL 86 B SI 92 B FS 85 S SL 88 S SL 87 2-3 ③ K			X SL 87 0-0 ② G6-3			3	0	0	0	0	2	1
31 Tony Clark, S (1, 3) OBP: 0.222, SLG: 0.529		X SL 86 0-0 ① G6-3			B FF 92 B SI 93 B FF 92 C FF 91 F FF 91 B SL 86 4-2 24 FC3-6 BB		B FF 93 B FF 92 C SL 87 F SL 87 S SL 88 2-3 ③ K			2	0	0	0	1	1	1
24 Chris Young, R (1, 8) OBP: 0.271, SLG: 0.422		C FF 92 C FF 93 B SL 88 B SL 86 F SI 94 C SL 86 2-3 ② K			C FF 92 B SL 87 X SL 88 1-1 ① FC3-6 10 CS 1-2f			B SL 86 X SL 84 1-0 ① P6		3	0	0	0	0	1	1
10 Justin Upton, R (1, 9) OBP: 0.242, SLG: 0.233		X FF 93 0-0 ③ F9			1 SAFE S SL 87 B SL 88 B FF 93 X FF 88 2-1 ②③ F8 1-2			B SI 92 S SL 85 S SL 85 B SI 92 F SI 93 B SL 84 S FF 92 3-3 ② K		3	0	0	0	0	1	1
14 Ryan Roberts, R (1, 5) OBP: 0.429, SLG: 0.200 58 Juan Gutierrez, R (6, 1) 18 Chad Tracy, L (8, PH) OBP: 0.306, SLG: 0.469 57 Jon Rauch, R (8, 1) 60 Scott Schoeneweis, L (8, 1) 56 Ramon Pena, R (8, 1)			C SL 85 F FF 91 B SI 91 X SL 87 1-2 ① G6-3			F SL 85 F FF 88 F SL 88 B SI 93 F FF 93 B SL 87 B SL 86 B SL 86 4-2 27 G6-4-3 BB		B SI 92 X FF 92 1-0 ③ P5		1 0 1 0 0 0	0 0 0 0 0 0	0 0 0 0 0 0	0 0 0 0 0 0	1 0 0 0 0 0	0 0 0 0 0 0	0 0 0 0 0 0
19 Chris Snyder, R (1, 2) OBP: 0.300, SLG: 0.130			B FF 91 C FF 92 X FS 85 1-1 ② B2-3			B FF 93 C FF 93 F FF 93 C SL 88 1-3 ① K			B FF 95 C FF 95 F FF 95 B SL 86 C FF 96 2-3 ① K	3	0	0	0	0	2	1
39 Max Scherzer, R (1, 1) 27 Mark Reynolds, R (6, PH) OBP: 0.300, SLG: 0.459 (6, 5)			C FF 91 S SL 86 C SL 87 0-3 ③ K			B FF 93 X FF 93 1-0 ②③ G6-4-3 1-2f			C FF 97 B FF 95 F FF 98 X FF 97 1-2 ② F9	1 2	0 0	0 0	0 0	0 0	1 0	0 1
Inning Stats	R: 0 E: 0 K: 2 S: 8 H: 0 LOB: 0 BB: 0 P: 10	R: 0 E: 0 K: 1 S: 6 H: 0 LOB: 0 BB: 0 P: 8	R: 0 E: 0 K: 1 S: 8 H: 0 LOB: 0 BB: 0 P: 10	R: 0 E: 0 K: 1 S: 7 H: 0 LOB: 0 BB: 0 P: 10	R: 0 E: 0 K: 0 S: 6 H: 0 LOB: 0 BB: 1 P: 13	R: 0 E: 0 K: 1 S: 8 H: 0 LOB: 0 BB: 1 P: 14	R: 0 E: 0 K: 1 S: 6 H: 1 LOB: 1 BB: 0 P: 8	R: 0 E: 0 K: 1 S: 6 H: 0 LOB: 0 BB: 0 P: 11	R: 0 E: 0 K: 1 S: 11 H: 0 LOB: 0 BB: 0 P: 16	1B: 0 2B: 1 3B: 0 HR: 0 SF: 0 SAC: 1 DP: 1 HBP: 0						

TOP

Arizona Diamondbacks @ San Francisco Giants
AT&T Park, San Francisco, CA
Sun Apr 19 2009, 1:05 PM PDT
Att. 35,350 - Sunny - 73 F

livebaseballscorecards.com

AB	25
R	0
H	1
RBI	0
BB	2
SO	9
LOB	6

PITCHER		IP	WLS	BF	H	R	ER	SO	BB	IBB	HBP	BLK	WP	HR	S	P	ERA	WHIP
51 Randy Johnson, L ERA: 6.32	(1, 1)	7.0	W	22	1	0	0	7	2	0	0	0	0	0	49	73	0.00	0.429
46 Bob Howry, R ERA: 3.86	(8, 1)	1.0	H	3	0	0	0	1	0	0	0	0	0	0	6	11	0.00	0.000
38 Brian Wilson, R ERA: 1.93	(9, 1)	1.0	S	3	0	0	0	1	0	0	0	0	0	0	11	16	0.00	0.000

PITCHER	IP	WLS	BF	H	R	ER	SO	BB	IBB	HBP	BLK	WP	HR	S	P	ERA	WHIP

BOTTOM

Arizona Diamondbacks @ San Francisco Giants
AT&T Park, San Francisco, CA
Sun Apr 19 2009, 1:05 PM PDT
Att. 35,350 - Sunny - 73 F

livebaseballscorecards.com

Batter	1	2	3	4	5	6	7	8	9	AB	R	H	RBI	BB	SO	LOB
14 Fred Lewis, L (1, 7) OBP: 0.521, SLG: 0.526	C FF 93 C FF 94 C FF 95 0-3 ① K		B FF 94 B FF 94 C FF 95 B CH 86 S FF 95 F FF 95 C FF 96 3-3 ② K		B FF 92 F FF 94 S FF 93 F FF 94 B FF 95 F FF 95 B CH 85 F FF 96 B FF 94 4-2 7 G6-3 BB		C CU 80 F SI 94 S FF 95 0-3 ① K			3	0	0	0	1	3	0
7 Emmanuel Burriss, S (1, 4) OBP: 0.268, SLG: 0.216	C FF 92 F CH 84 X FF 96 0-2 ② G1		C SL 83 B FF 94 B SL 84 F FF 95 F FF 94 X FF 95 2-2 ③ G6-3		B FF 93 1 SAFE B FF 92 C FF 92 1 SAFE F FF 92 B FF 94 F FF 93 X FF 92 3-2 ① G6-3 1-2		B CU 79 S CU 81 B FF 95 X CU 81 2-1 ② F9			4	0	0	0	0	0	1
2 Randy Winn, S (1, 9) OBP: 0.302, SLG: 0.362	B FF 94 C FF 94 X SL 85 1-1 ③ L4			C FF 93 B FF 92 F FF 93 F FF 95 B CH 84 F FF 95 B FF 93 B FF 94 4-2 33 BB 1 1B 10 SF9 BB	S SL 83 C CH 84 X FF 94 0-2 ② F7		F FF 94 B SI 94 S FF 94 S CH 84 1-3 ③ K			3	1	0	0	1	1	1
1 Bengie Molina, R (1, 2) OBP: 0.265, SLG: 0.468		S FF 94 F FF 94 X FF 93 0-2 ① F9		B FF 94 1 SAFE X FF 93 1-0 16 1B 33 BB 1-2 1B	X FF 94 0-0 ③ F8			X FF 91 0-0 48 1B 33 1B 35 G6-4-3 1B		4	1	2	0	0	0	1
33 Aaron Rowand, R (1, 8) OBP: 0.350, SLG: 0.541		F SL 82 B FF 93 B SL 85 B FF 95 S FF 94 B FF 94 4-2 48 1B BB		C FF 94 B SL 86 B FF 94 C FF 94 F FF 95 B CH 85 B FF 94 4-2 16 1B 1-2 2-3 BB		B CU 82 F FF 94 F FF 95 S CU 82 1-3 ① K		C SL 86 X SL 85 0-1 35 G6-4-3 48 1B 1-2 1B		2	0	1	0	2	1	0
48 Pablo Sandoval, S (1, 5) OBP: 0.292, SLG: 0.356		B FF 93 1 SAFE C FF 93 1 SAFE F FF 94 B FF 93 X FF 93 2-2 1-2 1B		B FF 95 F FF 94 S FF 95 B FF 97 F FF 95 B FF 95 F FF 96 S FF 96 3-3 ① K		B SI 96 F FF 96 F CU 83 F FF 96 F CU 83 F FF 96 B FF 95 X CU 81 2-2 3B		F SI 89 X SL 81 0-1 35 G6-4-3 1-2 2-3 1B		4	0	3	0	0	1	3
10 Travis Ishikawa, L (1, 3) OBP: 0.156, SLG: 0.226 35 Rich Aurilia, R (8, PH) OBP: 0.231, SLG: 0.167 (9, 3)	C FF 94 X CH 85 0-1 ② F8		S FF 96 B FF 97 X SL 86 1-1 ② SF9 3-H		S SI 96 F SI 95 F CU 83 B CU 84 S CU 82 1-3 ② K			S SL 88 B SL 88 B FF 97 F FF 96 X SL 91 2-2 ① ② G6-4-3 1-2f 2-3 3-H		2 1	0 0	0 0	1 0	0 0	1 0	3 2
16 Edgar Renteria, R (1, 6) OBP: 0.289, SLG: 0.250	F FF 94 B FF 96 B FF 95 S SL 86 S SL 87 2-3 ③ K			C SL 84 X FF 95 0-1 1-2 2-3 1B	I IN 72 I IN 76 I IN 77 I IN 76 4-0 IBB			C SL 89 B FF 96 X SI 95 1-1 ③ G6-3		3	0	1	0	1	1	3
51 Randy Johnson, R (1, 1) 46 Bob Howry, L (8, 1) 38 Brian Wilson, R (9, 1)			C FF 91 B SL 83 F FF 93 B FF 95 F FF 94 C SL 82 2-3 ① K	C FF 93 B FF 94 B FF 95 F FF 94 S FF 95 2-3 ③ K		C FF 94 C CU 81 S CU 81 0-3 ③ K				3 0 0	0 0 0	0 0 0	0 0 0	0 0 0	3 0 0	5 0 0

	AB	29
	R	2
	H	7
	RBI	1
	BB	5
	SO	11
	LOB	19

Inning Stats	1	2	3	4	5	6	7	8	9
	R: 0 E: 0 K: 1 S: 8	H: 0 LOB: 0 BB: 0 P: 9	R: 0 E: 0 K: 1 S: 13	H: 1 LOB: 2 BB: 1 P: 21	R: 0 E: 0 K: 2 S: 12	H: 0 LOB: 0 BB: 0 P: 19	R: 1 E: 0 K: 2 S: 20	H: 2 LOB: 3 BB: 2 P: 35	R: 0 E: 0 K: 0 S: 13	H: 0 LOB: 1 BB: 1 P: 20	R: 0 E: 0 K: 3 S: 16	H: 1 LOB: 2 BB: 1 P: 24	R: 0 E: 0 K: 2 S: 8	H: 0 LOB: 0 BB: 0 P: 11	R: 1 E: 0 K: 0 S: 10	H: 3 LOB: 1 BB: 0 P: 13

	1B: 6	SF: 1	WP: 0	PA: 35
	2B: 0	SAC: 0	PB: 0	
	3B: 1	DP: 1	SB: 0	
	HR: 0	HBP: 0	CS: 0	

PITCHER		IP	WLS	BF	H	R	ER	SO	BB	IBB	HBP	BLK	WP	HR	S	P	ERA	WHIP
39 Max Scherzer, R ERA: 3.6	(1, 1)	5.0	L	22	3	1	1	6	4	0	0	0	0	0	66	104	1.80	1.400
58 Juan Gutierrez, R ERA: 3.68	(6, 1)	2.0		8	1	0	0	5	0	1	0	0	0	0	24	35	0.00	0.500
57 Jon Rauch, R ERA: 10.8	(8, 1)	0.0		2	2	1	1	0	0	0	0	0	0	0	3	3	∞	∞
60 Scott Schoeneweis, L ERA: 4.5	(8, 1)	0.0		1	1	0	0	0	0	0	0	0	0	0	2	2	∞	∞
56 Ramon Pena, R ERA: 1.5	(8, 1)	1.0		2	0	0	0	0	0	0	0	0	0	0	5	8	0.00	0.000

PITCHER	IP	WLS	BF	H	R	ER	SO	BB	IBB	HBP	BLK	WP	HR	S	P	ERA	WHIP

San Diego Padres @ San Francisco Giants

AT&T Park, San Francisco, CA

Tue Apr 21 2009, 7:15 PM PDT

Att. 39,314 - Clear - 77 F

livebaseballscorecards.com

Batter	1	2	3	4	5	6	7	8	9	AB	R	H	RBI	BB	SO	LOB
33 Jody Gerut, L (1, 8) OBP: 0.381, SLG: 0.500	B FF 90 B FF 90 C FF 90 S CH 86 X CH 86 2-2 22 SH5-3 22 WP 24 1B 1B		B CH 85 B FF 90 F FF 90 X FF 91 2-1 ① F8		C CU 74 F CU 74 B FF 92 B FF 92 B SL 86 X FF 92 2-2 ② F9		F FF 93 F FF 94 F CU 78 F CU 78 F FF 94 X SI 94 0-2 22 FC3-6 1-2 1B		B CU 77 F CU 77 B SI 88 B SI 88 X SI 87 3-1 24 1B 1-2 1B	3	1	1	0	0	0	0
12 Scott Hairston, R (7, PH) OBP: 0.483, SLG: 0.778										2	0	2	0	0	0	0
(7, 8)																
22 David Eckstein, R (1, 4) OBP: 0.382, SLG: 0.429	B FF 90 X FF 91 1-0 ① SH5-3 1-3		B FF 91 C FF 90 X CU 74 1-1 24 G6-4-3 1B		C FF 92 B SL 87 F FF 92 B FF 93 X FF 92 2-2 1B		B FF 94 B FF 94 C FF 94 X FF 94 2-1 ② FC3-6 1-2f 2-3		B SL 78 C CU 79 X CU 78 1-1 ② F7	4	0	2	0	0	0	4
24 Brian Giles, L (1, 9) OBP: 0.226, SLG: 0.207	C FF 92 B CH 86 X CU 75 1-1 3-H 1B		F FF 92 X FF 92 0-1 ②③ G6-4-3 1-2f		C CU 74 F FF 93 X FF 92 0-2 ③ P3		X FF 94 0-0 ③ G4-3		B FF 91 B FF 91 C FF 91 B FF 92 C FF 91 F FF 92 X FF 92 3-2 1-3 2-H 1B	5	0	2	2	0	0	4
23 Adrián González, L (1, 3) OBP: 0.426, SLG: 0.620	B FF 92 F FF 92 F FF 92 F FF 92 F SL 84 S CH 86 1-3 ② K			F FF 91 X CH 85 0-1 7 1B 5 2B 1B		C CH 84 B FF 90 X FF 90 1-1 7 WP 1B		C FF 93 X FF 94 0-1 ① G4-3	B FF 92 X CU 72 1-0 ③ G3-1	5	1	2	0	0	1	3
7 Chase Headley, S (1, 7) OBP: 0.339, SLG: 0.444	F FF 92 X FF 91 0-1 ③ F8			B CH 85 C CU 74 B FF 91 F FF 92 X CH 86 2-2 1-2 5 2B 1B		C CU 73 F FF 89 F FF 91 F FF 91 F FF 92 F FF 93 F CU 76 S SL 85 0-3 ① K 1-2		B CU 77 C CU 76 B FF 94 F FF 95 B CU 79 F FF 95 X CU 78 3-2 5 S 1B		4	0	2	0	0	1	2
5 Kevin Kouzmanoff, R (1, 5) OBP: 0.309, SLG: 0.426		B FF 89 C FF 90 X SL 85 1-1 1B	B FF 92 X FF 91 1-0 ① 1-H 2-H 2B		C FF 91 X FF 92 0-1 ② L8			F SI 91 S SL 84 D SL 86 X SI 92 1-2 ② G6-3 1-2		4	0	2	1	0	0	2
28 Henry Blanco, R (1, 2) OBP: 0.278, SLG: 0.563		1 SAFE C CU 72 C SL 82 F FF 92 B SL 87 S FF 92 1-3 ① K	P PO 90 S SL 87 B SL 84 F FF 92 B SL 86 F FF 93 F SL 87 F SL 86 S SL 86 3-3 ② K		B FF 92 B FF 92 F SL 86 F FF 92 B SL 87 F FF 92 F FF 92 X SL 86 3-2 ③ F8		C SI 93 X SI 93 0-1 ③ F8		4	0	0	0	0	2	4
15 Luis Antonio Rodriguez, S (5, 6) OBP: 0.405, SLG: 0.379		F FF 91 C FF 92 F FF 92 B FF 92 T SL 84 1-2 ② K	D CU 74 C FF 90 X CH 86 1-1 ③ F7			C FF 92 B FC 92 C CU 73 F FC 90 F CU 73 X FC 92 1-2 22 FC3-6 12 1B 1B		C SI 90 B CH 81 B CU 80 C FF 89 F SI 90 F CU 78 B CU 78 B FF 88 4-2 12 1B 24 1B BB	3	1	1	0	1	1	2
44 Jake Peavy, R (1, 1) 2 Edgar Gonzalez, R (7, PH) OBP: 0.167, SLG: 0.353 59 Luis Perdomo, R (7, 1) 58 Frankie De La Cruz, R (8, 1) 8 Chris Burke, R (9, PH)		X 0-0 ③ P6			B FF 89 F FF 90 C FF 92 B SL 86 X FF 91 2-2 ① P6		B FC 91 X FC 91 1-0 ① F9		B FF 88 B FF 87 C FF 88 F CU 78 B FF 87 X FF 88 3-2 ① P2	2 1 0 0 1	0 0 0 0 0	0 0 0 0 0	0 0 0 0 0	0 0 0 0 0	0 0 0 0 0	1 1 0 0 1

Inning Stats																						
	R: 1 E: 0 K: 1 S: 13	H: 2 LOB: 1 BB: 0 P: 18	R: 0 E: 0 K: 2 S: 11	H: 1 LOB: 1 BB: 0 P: 14	R: 0 E: 0 K: 0 S: 6	H: 1 LOB: 0 BB: 0 P: 9	R: 1 E: 0 K: 1 S: 15	H: 3 LOB: 1 BB: 0 P: 21	R: 0 E: 0 K: 0 S: 13	H: 1 LOB: 1 BB: 0 P: 19	R: 0 E: 0 K: 1 S: 17	H: 1 LOB: 1 BB: 0 P: 21	R: 0 E: 0 K: 0 S: 15	H: 2 LOB: 2 BB: 0 P: 19	R: 0 E: 0 K: 0 S: 11	H: 1 LOB: 1 BB: 0 P: 15	R: 1 E: 0 K: 0 S: 16	H: 2 LOB: 2 BB: 1 P: 31	1B: 13 2B: 1 3B: 0 HR: 0	SF: 0 SAC: 1 DP: 1 HBP: 0	WP: 2 PB: 0 SB: 1 CS: 0	PA: 40

PITCHER		IP	WLS	BF	H	R	ER	SO	BB	IBB	HBP	BLK	WP	HR	S	P	ERA	WHIP
18 Matt Cain, R ERA: 2.37	(1, 1)	6.0	W	25	9	2	2	5	0	0	0	0	2	0	75	102	3.00	1.500
49 Brandon Medders, R ERA: 2.57	(7, 1)	0.1		2	1	0	0	0	0	0	0	0	0	0	6	8	0.00	3.000
41 Jeremy Affeldt, L ERA: 4.5	(7, 1)	1.0		5	2	0	0	0	0	0	0	0	0	0	15	20	0.00	2.000
46 Bob Howry, R ERA: 3.38	(8, 1)	0.2		2	0	0	0	0	0	0	0	0	0	0	5	6	0.00	0.000
45 Justin Miller, R ERA: 2.25	(9, 1)	0.2		4	1	1	1	0	1	0	0	0	0	0	11	22	13.50	3.000

PITCHER		IP	WLS	BF	H	R	ER	SO	BB	IBB	HBP	BLK	WP	HR	S	P	ERA	WHIP
43 Alex Hinshaw, L ERA: 8.44	(9, 1)	0.1		2	1	0	0	0	0	0	0	0	0	0	5	9	0.00	3.000

AB	38
R	3
H	14
RBI	3
BB	1
SO	5
LOB	24

San Diego Padres @ San Francisco Giants

AT&T Park, San Francisco, CA

Tue Apr 21 2009, 7:15 PM PDT

Att. 39,314 - Clear - 77 F

livebaseballscorecards.com

BOTTOM

Batter	1	2	3	4	5	6	7	8	9	AB	R	H	RBI	BB	SO	LOB
14 Fred Lewis, L (1, 7) OBP: 0.519, SLG: 0.512	C FF 90 X FC 85 0-1 7 G5-3 1B		B SI 93 B CH 84 B SI 93 S FF 92 C FC 87 B FF 93 4-2 7 G6-3 1-2 2-3 BB	B CU 77 X SI 92 1-0 ③ F7			F SI 94 B SI 91 S FC 89 B SI 92 X SL 88 2-2 ② G4-3			3	0	1	0	1	0	0
7 Emmanuel Burriss, S (1, 4) OBP: 0.244, SLG: 0.195	F SI 92 1 SAFE B FC 85 B FC 87 1 SAFE X SI 92 2-1 ① G5-3 1-2		C FC 85 B FC 86 X FC 86 1-1 ①② G6-3 1-2f 2-3 3-H		L SI 89 X CU 75 0-1 ① G6-3		C SI 94 X SL 88 0-1 ③ G4-3			4	0	0	0	0	0	3
2 Randy Winn, S (1, 9) OBP: 0.298, SLG: 0.340	C FC 86 B FF 93 D CH 86 C FC 87 S FF 94 2-3 ② K		D FC 88 C SI 94 C FC 87 X SI 94 1-2 ③ F7		B SI 90 B CH 83 B FF 91 C FF 89 B SI 91 4-1 1 G6-4-3 BB			S FC 88 S SI 92 F FC 88 T SI 93 0-2 ① K		3	0	0	0	1	2	2
1 Bengie Molina, R (1, 2) OBP: 0.283, SLG: 0.471	B SI 94 X SL 82 1-0 ③ P3			B SI 91 X SI 92 1-0 10 BB 33 G4-3 16 HR 1B	1 SAFE B SI 91 1 SAFE S SI 91 F SI 91 X SI 92 1-2 ②③ G6-4-3 1-2f			C FF 92 B SL 88 B SL 86 F SI 92 F SL 87 X FC 88 2-2 12 2B 10 1B 1B		4	2	2	0	0	0	2
33 Aaron Rowand, R (1, 8) OBP: 0.326, SLG: 0.500 49 Brandon Medders, R (7, 1) 41 Jeremy Affeldt, L (7, 1) OBP: 1.000, SLG: 1.000 46 Bob Howry, L (8, 1) 12 Nate Schierholtz, L (8, PH) OBP: 0.400, SLG: 0.600 45 Justin Miller, R (9, 1) 43 Alex Hinshaw, L (9, 1)		X FF 92 0-0 ① P3		C SI 92 X FC 86 0-1 ① G4-3 1-2		C SI 88 X SI 91 0-1 ① F9		B SL 87 D SI 92 F SI 92 X SI 92 2-1 10 1B 1-3 2B		3 0 0 0 1 0 0	0 0 0 0 1 0 0	0 0 0 0 1 0 0	0 0 0 0 1 0 0	0 0 0 0 0 0 0	0 0 0 0 0 0 0	1 0 0 0 0 0 0
48 Pablo Sandoval, S (1, 5) OBP: 0.288, SLG: 0.347		C FF 92 F FC 87 F FF 93 B CU 79 X FF 94 1-2 ② G6-3		B FF 92 F FF 93 X SI 93 1-1 10 BB 16 HR 1B		F CH 83 F FC 86 X FF 91 0-2 ② F7		F SL 88 F FC 88 F SI 93 F SL 84 X SL 88 0-2 ② L6		4	1	1	0	0	0	2
10 Travis Ishikawa, L (1, 3) OBP: 0.222, SLG: 0.294		B SI 93 C FC 88 C CU 78 C CU 80 1-3 ③ K		C FC 87 F FC 86 B CU 81 B SL 83 F SL 82 B FC 86 B CU 80 4-2 16 HR 1-2 2-3 BB		X FC 85 0-0 16 1B 2B		X FC 89 0-0 2-H 3-H 1B		3	2	2	2	1	1	0
16 Edgar Renteria, R (1, 6) OBP: 0.327, SLG: 0.364			F FF 92 X SI 92 0-1 14 BB 18 SH 7 G6-3 1B	X FC 84 0-0 1-H 2-H 3-H HR		C SI 92 B SI 92 D SL 80 X SI 92 2-1 ③ 2-H 1B		X FF 95 0-0 ③ G1-3		4	2	3	5	0	0	1
18 Matt Cain, R (1, 1) 59 Andres Torres, S (7, 8) OBP: 0.250, SLG: 1.000			X FF 90 0-0 SH 7 G6-3 14 BB 1-2	C FF 91 S FF 91 F FF 92 S SL 80 0-3 ② K			C SI 92 B CH 88 F SI 94 F SL 88 B SI 93 S SL 87 2-3 ① K			1 1	0 0	0 0	0 0	0 0	1 1	0 0
Inning Stats	R: 0 E: 0 K: 1 S: 8 H: 1 LOB: 1 BB: 0 P: 13	R: 0 E: 0 K: 1 S: 8 H: 0 LOB: 0 BB: 0 P: 10	R: 1 E: 0 K: 0 S: 10 H: 1 LOB: 1 BB: 1 P: 16	R: 4 E: 0 K: 1 S: 14 H: 3 LOB: 0 BB: 1 P: 21	R: 0 E: 0 K: 0 S: 6 H: 0 LOB: 0 BB: 1 P: 11	R: 1 E: 0 K: 0 S: 8 H: 2 LOB: 1 BB: 0 P: 10	R: 0 E: 0 K: 1 S: 9 H: 0 LOB: 0 BB: 0 P: 13	R: 2 E: 0 K: 1 S: 17 H: 3 LOB: 1 BB: 0 P: 21		1B: 7 2B: 2 3B: 0 HR: 1 SF: 0 SAC: 1 DP: 2 HBP: 0				WP: 0 PB: 0 SB: 0 CS: 0 PA: 35		

PITCHER	IP	WLS	BF	H	R	ER	SO	BB	IBB	HBP	BLK	WP	HR	S	P	ERA	WHIP
44 Jake Peavy, R (1, 1) ERA: 5.13	6.0	L	26	7	6	6	3	3	0	0	0	0	1	54	81	9.00	1.667
59 Luis Perdomo, R (7, 1) ERA: 6.75	1.2		8	3	2	2	2	0	0	0	0	0	0	25	33	10.80	1.800
58 Frankie De La Cruz, R (8, 1) ERA:	0.1		1	0	0	0	0	0	0	0	0	0	0	1	1	0.00	0.000

PITCHER	IP	WLS	BF	H	R	ER	SO	BB	IBB	HBP	BLK	WP	HR	S	P	ERA	WHIP

Batter	1	2	3	4	5	6	7	8	9	10	AB	R	H	RBI	BB	SO	LOB
12 Scott Hairston, R (1, 8) OBP: 0.471, SLG: 0.750	B SI 86 S SI 86 F SI 86 X CU 74 1-2 ① G6-3		S SI 87 F SI 87 F SI 88 B SI 88 X SI 86 1-2 ① 1-2 1B		S CH 76 X CU 74 0-1 ③ G3			B SI 91 C SI 92 X SL 84 1-1 ① 22 SH5-4 2B		B FF 97 1 SAFE F FF 95 B SL 88 C SL 87 1 SAFE B FF 96 S SL 87 3-3 ① K 1-2	5	0	2	0	0	1	2
22 David Eckstein, R (1, 4) OBP: 0.373, SLG: 0.415	B SI 86 C SI 86 C CH 73 X SL 79 1-2 ② G4-3		F CH 74 X SI 87 0-1 ③ G5-3			B SI 86 F SI 86 C SI 84 X CU 73 1-2 7 F8 23 1B 1B		F SI 90 X SI 88 0-1 ① SH5-4 2-3		C SL 89 T FF 97 F FF 97 X SL 88 0-2 ② L5	4	0	1	0	0	0	3
24 Brian Giles, L (1, 9) OBP: 0.209, SLG: 0.190 46 Edwin Moreno, R (10, 1)	F SI 87 C SL 79 B FF 88 X CU 74 1-2 ③ F9			C SI 87 F FC 79 B FC 79 S FC 81 1-3 ① K		X SI 87 0-0 ① F7		C CU 76 D CU 77 B FF 93 S FF 94 F FF 96 C CU 80 2-3 ② K		B SL 87 B SL 88 C SL 88 B SL 88 S SL 88 X FF 98 3-2 ③ G5-3	5 0	0 0	0 0	0 0	0 0	2 0	3 0
23 Adrián González, L (1, 3) OBP: 0.431, SLG: 0.604		C FF 87 B FF 87 H SI 82 2-1 7 G6-3 HBP		S CU 74 B CU 76 S FC 81 F FF 89 C SI 88 1-3 ② K		X SI 86 0-0 1-2 1B		C CU 79 D CU 80 B SI 95 S CU 79 C CU 79 2-3 ③ K			3	0	1	0	0	2	1
7 Chase Headley, S (1, 7) OBP: 0.333, SLG: 0.431		B CH 72 X SI 85 1-0 ①② G6-3 1-2f		C CH 74 B CH 75 B CU 74 B SI 88 F SI 88 X CH 74 3-2 1B		B CH 73 B SI 84 F CH 74 C CU 72 X SI 86 2-2 ② F8 2-3			B FF 94 B SL 89 F FF 96 S SL 89 X FF 96 2-2 ① P6		4	0	1	0	0	0	3
5 Kevin Kouzmanoff, R (1, 5) OBP: 0.305, SLG: 0.414		C CH 73 X CU 72 0-1 ③ G4-3		B SI 88 S SI 87 1 SAFE F FF 87 T FC 81 1-2 ③ K		B CU 74 B CH 75 C CH 75 S SI 86 F CU 76 X FC 80 2-2 ③ P2			F SL 88 X CU 78 0-1 1B		4	0	1	0	0	1	3
4 Nick Hundley, R (1, 2) OBP: 0.366, SLG: 0.444			C CH 74 F CU 71 B FF 84 F FF 85 B SI 86 B CH 74 C SI 87 3-3 ① K		B SI 87 X CH 73 1-0 ① P3		C CH 73 B SI 85 F SI 85 X FF 84 1-2 ① F8		B SL 88 1 SAFE 1 SAFE C FF 96 F FF 95 B FF 97 1 SAFE X FF 96 2-2 ② P4		4	0	0	0	0	1	1
15 Luis Antonio Rodriguez, S (1, 6) OBP: 0.391, SLG: 0.364			C SI 87 X CH 74 0-1 32 FC2-6 1B		B SI 86 B SI 86 C SI 85 X SI 85 2-1 ② L8		C SI 86 S SL 80 S SL 77 0-3 ② K		C FF 96 C SL 89 B FF 98 F FF 96 C SL 88 1-3 ③ K		4	0	1	0	0	2	1
32 Chris Young, R (1, 1) OBP: 0.333, SLG: 0.333 57 Luke Gregerson, L (8, 1) 33 Jody Gerut, L (10, PH) OBP: 0.395, SLG: 0.500 (10, 9)			L SI 86 X SI 86 0-1 ② FC2-6 12 1B 1-2f		B SI 86 X SI 86 1-0 1B		C SI 86 X CH 72 0-1 ③ G6-3			B FF 93 C SL 87 B SL 87 F SL 86 B FF 95 B FF 96 4-2 12 S BB	3 0 0	0 0 0	1 0 0	0 0 1	0 0 0	0 0 0	1 0 0
Inning Stats	R: 0 H: 0 E: 0 LOB: 0 K: 0 BB: 0 S: 9 P: 12	R: 0 H: 0 E: 0 LOB: 0 K: 0 BB: 0 S: 4 P: 7	R: 0 H: 2 E: 0 LOB: 2 K: 1 BB: 0 S: 14 P: 18	R: 0 H: 1 E: 0 LOB: 1 K: 3 BB: 0 S: 13 P: 19	R: 0 H: 1 E: 0 LOB: 1 K: 0 BB: 0 S: 6 P: 10	R: 0 H: 2 E: 0 LOB: 2 K: 0 BB: 0 S: 12 P: 17	R: 0 H: 0 E: 0 LOB: 0 K: 1 BB: 0 S: 8 P: 9	R: 0 H: 1 E: 0 LOB: 1 K: 2 BB: 0 S: 11 P: 16	R: 0 H: 1 E: 0 LOB: 1 K: 1 BB: 0 S: 12 P: 17	R: 0 H: 0 E: 0 LOB: 1 K: 1 BB: 1 S: 12 P: 22	1B: 7 2B: 1 3B: 0 HR: 0	SF: 0 SAC: 1 DP: 1 HBP: 1	WP: 0 PB: 0 SB: 1 CS: 0	PA: 39			

PITCHER		IP	WLS	BF	H	R	ER	SO	BB	IBB	HBP	BLK	WP	HR	S	P	ERA	WHIP
75 Barry Zito, L ERA: 5.63	(1, 1)	7.0		27	6	0	0	5	0	0	1	0	0	0	66	92	0.00	0.857
46 Bob Howry, R ERA: 3.18	(8, 1)	0.1		2	1	0	0	0	0	0	0	0	0	0	4	5	0.00	3.000
41 Jeremy Affeldt, L ERA: 4.05	(8, 1)	0.2		2	0	0	0	2	0	0	0	0	0	0	7	11	0.00	0.000
38 Brian Wilson, R ERA: 1.35	(9, 1)	2.0	W	8	1	0	0	2	1	0	0	0	0	0	24	39	0.00	1.000

PITCHER	IP	WLS	BF	H	R	ER	SO	BB	IBB	HBP	BLK	WP	HR	S	P	ERA	WHIP

TOP

San Diego Padres @ San Francisco Giants

AT&T Park, San Francisco, CA

Wed Apr 22 2009, 12:45 PM PDT

Att. 26,593 - Sunny - 73 F

livebaseballscorecards.com

AB	36
R	0
H	8
RBI	0
BB	1
SO	9
LOB	18

Batter	1	2	3	4	5	6	7	8	9	10	AB	R	H	RBI	BB	SO	LOB
14 Fred Lewis, L (1, 7) OBP: 0.491, SLG: 0.467	B FF 82 F FF 85 B FF 85 X FF 85 2-1 F8 ①		B FF 84 F FF 86 B FF 86 X FF 86 2-1 P6 ③		B FF 87 C FF 86 B FF 86 B FF 87 X FF 86 3-1 P6 ③			S SI 90 S SL 82 C SL 84 0-3 K ①		I IN 70 I IN 76 I IN 77 I IN 72 4-0 1 2B IBB	4	0	0	0	1	1	2
7 Emmanuel Burriss, S (1, 4) OBP: 0.265, SLG: 0.186 1 Bengie Molina, R (10, PH) OBP: 0.296, SLG: 0.500	B FF 85 C FF 85 F FF 86 F FF 87 B SL 79 B FF 86 F FF 86 X FF 87 3-2 G5-3 ②			B FF 85 F FF 85 F FF 86 B CU 67 F SL 77 F FF 87 B FF 87 B FF 86 4-2 2 S BB		C FF 84 B FF 86 B CH 76 B FF 86 B FF 83 4-1 48 1B BB		M SI 92 F SI 92 X SL 83 0-2 G3 ②		S FC 89 B FC 90 B SL 84 X CH 86 2-1 1-3 2-H 2B	2 1	0 0	0 1	0 1	2 0	0 0	0 0
2 Randy Winn, S (1, 9) OBP: 0.279, SLG: 0.315	X FF 86 0-0 B5-3 ③			C FF 87 X FF 87 0-1 F8 ① 1-2		C FF 86 X FF 85 0-1 F9 ①		F FF 90 F FF 90 S SL 85 0-3 K ③			4	0	0	0	0	1	2
48 Pablo Sandoval, S (1, 2) OBP: 0.286, SLG: 0.340		B FF 85 F FF 86 X FF 85 1-1 G1-3 ①		F FF 88 B FF 87 B FF 87 F FF 86 F FF 88 F SL 79 T FF 87 2-2 K ②		X FF 84 0-0 1B 1-2			F SI 88 F SI 90 B SL 81 X SI 90 1-2 G4-3 ①		4	0	1	0	0	1	1
16 Edgar Renteria, R (1, 6) OBP: 0.321, SLG: 0.340		B FF 86 C FF 86 B FF 86 B FF 87 T FF 86 B FF 88 4-2 5 FC5-4 BB		B FF 87 X FF 86 1-0 F9 ③		B FF 86 X FF 86 1-0 F9 ②			C SI 91 S SL 84 F SL 83 B FF 91 S SL 83 1-3 K ②		3	0	0	0	1	1	3
10 Travis Ishikawa, L (1, 3) OBP: 0.225, SLG: 0.289	T FF 87 F FF 87 F FF 86 X SL 80 0-2 F7 ②				F FF 86 T FF 86 B FF 88 B FF 87 X FF 87 2-2 75 SH1-4 5 BB 1B	X FF 87 0-0 F7 ③			C FF 90 X SI 91 0-1 G4-3 ③		4	0	1	0	0	0	3
5 Juan Uribe, R (1, 5) OBP: 0.286, SLG: 0.167	1 SAFE F FF 86 F FF 86 X SL 78 0-2 FC5-4 ③ 1-2f				F FF 85 B FF 85 D SL 76 B FF 85 B FF 85 4-1 75 SH1-4 BB 1-2		B FF 86 S FF 85 F FF 85 F FF 86 F SL 77 F FF 87 X SL 76 1-2 F8 ①			C SI 91 X FC 89 0-1 G5-3 ①	3	0	0	0	1	0	1
59 Andres Torres, S (1, 8) OBP: 0.250, SLG: 0.625			X FF 84 0-0 B3 ①		C FF 85 F FF 86 B SL 76 F SL 76 X FF 84 1-2 F9 ①		C FF 86 B CH 76 B FF 86 C FF 85 X FF 85 2-2 G1-3 ②			B SI 92 S CH 83 X CH 83 1-1 8 S 1 2B 1B	4	1	1	0	0	0	2
75 Barry Zito, L (1, 1) OBP: 0.250, SLG: 0.250 12 Nate Schierholtz, L (7, PH) OBP: 0.333, SLG: 0.500 46 Bob Howry, L (8, 1) 41 Jeremy Affeldt, L (8, 1) OBP: 1.000, SLG: 1.000 38 Brian Wilson, R (9, 1) 8 Eugenio Velez, S (10, PH) OBP: 0.100, SLG: 0.100			B FF 83 C FF 84 B FF 86 B FF 85 C FF 85 C FF 86 3-3 K ②		X FF 84 0-0 SH1-4 1-2 2-3		C SL 77 C SL 77 S FF 86 0-3 K ③			B CH 82 S CH 83 F FF 90 S CH 85 1-3 K ② 1-2	1 1 0 0 0 1	0 0 0 0 0 0	0 0 0 0 0 1	0 0 0 0 0 1	1 1 0 0 0 1	0 0 0 0 0 1	0 0 0 0 0 1
Inning Stats	R: 0 H: 0 E: 0 LOB: 0 K: 0 BB: 0 S: 8 P: 13	R: 0 H: 0 E: 0 LOB: 1 K: 0 BB: 1 S: 11 P: 16	R: 0 H: 0 E: 0 LOB: 0 K: 1 BB: 0 S: 6 P: 11	R: 0 H: 0 E: 0 LOB: 1 K: 1 BB: 1 S: 12 P: 19	R: 0 H: 1 E: 0 LOB: 2 K: 0 BB: 1 S: 11 P: 21	R: 0 H: 1 E: 0 LOB: 2 K: 0 BB: 1 S: 6 P: 11	R: 0 H: 0 E: 0 LOB: 0 K: 1 BB: 0 S: 12 P: 15	R: 0 H: 0 E: 0 LOB: 0 K: 2 BB: 0 S: 9 P: 9	R: 0 H: 0 E: 0 LOB: 0 K: 1 BB: 0 S: 9 P: 11	R: 1 H: 2 E: 0 LOB: 2 K: 1 BB: 1 S: 9 P: 17	1B: 3 2B: 1 3B: 0 HR: 0	SF: 0 SAC: 1 DP: 0 HBP: 0		WP: 0 PB: 0 SB: 2 CS: 0		PA: 38	

PITCHER		IP	WLS	BF	H	R	ER	SO	BB	IBB	HBP	BLK	WP	HR	S	P	ERA	WHIP
32 Chris Young, R ERA: 3.42	(1, 1)	7.0		27	2	0	0	3	4	0	0	0	0	0	66	106	0.00	0.857
57 Luke Gregerson, R ERA: 2.7	(8, 1)	2.0		6	0	0	0	3	0	0	0	0	0	0	18	20	0.00	0.000
46 Edwin Moreno, R ERA: 3.52	(10, 1)	0.2	L	5	2	1	1	1	0	1	0	0	0	0	9	17	13.50	3.000

PITCHER	IP	WLS	BF	H	R	ER	SO	BB	IBB	HBP	BLK	WP	HR	S	P	ERA	WHIP

BOTTOM

San Diego Padres @ San Francisco Giants

AT&T Park, San Francisco, CA

Wed Apr 22 2009, 12:45 PM PDT

Att. 26,593 - Sunny - 73 F

livebaseballscorecards.com

AB	32
R	1
H	4
RBI	1
BB	5
SO	7
LOB	15

TOP

San Francisco Giants @ Arizona Diamondbacks

Chase Field, Phoenix, AZ

Fri Apr 24 2009, 6:40 PM MST

Att. 27,731 - Partly Cloudy - 88 F

livebaseballscorecards.com

Batter	1	2	3	4	5	6	7	8	9	AB	R	H	RBI	BB	SO	LOB
14 Fred Lewis, L (1, 7) OBP: 0.484, SLG: 0.480	B FF 85 C SI 84 C SI 86 F FC 81 F FF 86 F FC 84 B FF 86 X FF 86 2-2 ① G4-3		F FC 82 F CH 77 C FF 86 0-3 ① K		B FC 81 F FC 82 D FF 86 X FC 84 2-1 ① F7		C FF 85 B FF 86 B FC 84 X CU 68 2-1 16 SH5-4 1 2B 1-2 1B	B SI 91 B SI 92 C SI 91 B SI 92 F SI 91 X SI 91 3-2 2B		5	1	2	0	0	1	1
16 Edgar Renteria, R (1, 6) OBP: 0.316, SLG: 0.392	C SI 86 C FF 85 F FC 82 B FC 82 X FF 85 1-2 HR		B CU 68 C CU 68 B CH 79 X CH 80 2-1 ② F8		F FC 83 1 SAFE B FC 82 S CU 70 B FC 83 D CU 71 F FC 82 F FC 84 F FC 83 3-2 ② ③ X CU 69 L5-3 1-1		X FF 92 0-0 ① SH5-4 1-2 2-3	B SI 92 B CU 80 C CU 79 F CU 81 F CU 81 B FF 91 X CU 80 3-2 ③ F7		4	1	1	1	0	0	2
2 Randy Winn, S (1, 9) OBP: 0.288, SLG: 0.345	X FF 84 0-0 ② F8		B CH 79 B CU 68 C FC 81 B CH 79 X FF 86 3-1 ③ F7			B CU 69 X FF 84 1-0 ① L7	D CU 80 D CU 80 B CH 82 B FF 94 4-0 1 2B BB		X FF 90 0-0 3B	4	0	1	0	1	0	0
1 Bengie Molina, R (1, 2) OBP: 0.322, SLG: 0.579	F FC 84 B FF 85 B FC 82 B FC 83 X FF 85 3-1 33 BB 1B			B SI 84 S FC 82 X FC 83 1-1 HR		C FF 84 F CH 77 F FF 86 S FC 83 0-3 ② K	F SI 94 F FF 95 X FF 95 0-2 1-3 2-H 3-H 2B		F SL 84 X FF 91 0-1 ① P5	5	1	3	3	0	1	1
33 Aaron Rowand, R (1, 8) OBP: 0.333, SLG: 0.477	B FC 80 B FC 83 S FC 82 B CU 68 C FF 85 F FC 82 D CU 70 4-2 1-2 BB			B CH 78 B FF 84 F FF 86 F FC 83 B CU 70 X FC 82 3-2 ① F8		B CU 69 B CU 68 X FF 85 2-0 48 1B 35 1B 1B	B CU 82 F FF 95 F FF 95 S CU 82 1-3 ② K		C FF 92 B FC 92 X FF 92 1-1 ② F9	4	1	1	0	1	1	3
48 Pablo Sandoval, S (1, 5) OBP: 0.311, SLG: 0.351 41 Jeremy Affeldt, L (9, 1) OBP: 1.000, SLG: 1.000	X FC 84 0-0 ③ G6-3			B CU 69 F FC 82 C CU 70 F FC 83 F CU 70 B FC 83 X CU 69 2-2 1B		C FC 83 1 SAFE 1 SAFE F FC 84 B FC 81 X FC 84 1-2 35 1B 1B	S FF 95 B FF 94 B FF 94 B FF 94 B FF 94 4-1 BB		B FF 91 X FF 92 1-0 ③ P5	4 0	0 0	2 0	0 0	1 0	0 0	3 0
35 Rich Aurilia, R (1, 3) OBP: 0.235, SLG: 0.188 10 Travis Ishikawa, L (8, 3) OBP: 0.225, SLG: 0.289		C FF 83 X CU 67 0-1 ① G3		B FC 82 1 SAFE 1 SAFE B FF 84 T CH 77 C CH 78 X FC 84 2-2 ② P4		X CH 78 0-0 7 FC6-4 1-3 2-H 1B	B FF 96 B FF 94 B FF 94 C FF 94 C FF 93 X FF 94 3-2 ③ F9			4 0	0 0	1 0	1 0	0 0	0 0	4 0
7 Emmanuel Burriss, S (1, 4) OBP: 0.245, SLG: 0.170		F FC 81 C CU 67 C FC 82 0-3 ② K		B FC 82 C FC 82 1 SAFE C CU 68 B FC 83 X CU 70 2-2 ③ G1-3		X FC 82 0-0 ③ FC6-4 1-2f		C CU 80 F CU 80 B SI 92 X CU 80 1-2 ① P5		4	0	0	0	0	1	3
55 Tim Lincecum, L (1, 1) OBP: 0.222, SLG: 0.222 5 Juan Uribe, R (9, 5) OBP: 0.286, SLG: 0.167		B FF 84 C FF 83 S FC 82 C CU 69 1-3 ③ K			C FF 84 B FC 82 B FC 82 F FF 83 X FF 86 2-2 16 L5-3 1B		S FC 81 F FC 83 S CU 67 0-3 K 16 SH5-4 14 1B 1 2B	T SI 91 C CU 80 S SI 92 0-3 ② K		4 0	1 0	1 0	0 0	3 0	0 0
Inning Stats	R: 1 E: 0 K: 0 S: 17 H: 2 LOB: 2 BB: 1 P: 27	R: 0 E: 0 K: 2 S: 8 H: 0 LOB: 0 BB: 0 P: 9	R: 0 E: 0 K: 1 S: 7 H: 0 LOB: 0 BB: 0 P: 12	R: 1 E: 0 K: 0 S: 16 H: 2 LOB: 1 BB: 0 P: 26	R: 0 E: 0 K: 0 S: 11 H: 1 LOB: 0 BB: 0 P: 18	R: 1 E: 0 K: 1 S: 11 H: 3 LOB: 2 BB: 0 P: 15	R: 2 E: 0 K: 2 S: 16 H: 2 LOB: 3 BB: 2 P: 30	R: 0 E: 0 K: 1 S: 13 H: 1 LOB: 1 BB: 0 P: 20	R: 0 E: 0 K: 0 S: 6 H: 1 LOB: 1 BB: 0 P: 8	1B: 7 2B: 3 3B: 1 HR: 2 SF: 0 SAC: 1 DP: 1 HBP: 0						

AB	38
R	5
H	12
RBI	5
BB	3
SO	7
LOB	17

WP: 1 PA: 42
PB: 0
SB: 0
CS: 0

PITCHER		IP	WLS	BF	H	R	ER	SO	BB	IBB	HBP	BLK	WP	HR	S	P	ERA	WHIP
49 Doug Davis, L ERA: 3.67	(1, 1)	6.0	L	28	9	5	5	5	1	0	0	0	1	2	75	114	7.50	1.667
58 Juan Gutierrez, R ERA: 3.72	(7, 1)	1.0		6	1	0	0	1	2	0	0	0	0	0	11	23	0.00	3.000
54 Bobby Korecky, R ERA: 7.36	(8, 1)	1.0		4	1	0	0	1	0	0	0	0	0	0	13	20	0.00	1.000
57 Jon Rauch, R ERA: 10.29	(9, 1)	1.0		4	1	0	0	0	0	0	0	0	0	0	6	8	0.00	1.000

PITCHER	IP	WLS	BF	H	R	ER	SO	BB	IBB	HBP	BLK	WP	HR	S	P	ERA	WHIP

BOTTOM

San Francisco Giants @ Arizona Diamondbacks
Chase Field, Phoenix, AZ
Fri Apr 24 2009, 6:40 PM MST
Att. 27,731 - Partly Cloudy - 88 F

livebaseballscorecards.com

Batter	1	2	3	4	5	6	7	8	9	AB	R	H	RBI	BB	SO	LOB
2 Felipe Lopez, S (1, 4) OBP: 0.386, SLG: 0.523	B SI 93 B FF 92 F SI 92 C SI 94 F CH 83 F SI 94 X CH 84 2-2 ① F8		C SI 93 B CU 76 X CH 84 1-1 ② L1-3		C CH 81 B FF 94 B CU 75 F FF 92 F SL 82 B CH 84 F SI 92 S CU 79 3-3 ③ K			C FF 92 F SI 90 B SI 90 X CU 78 1-2 ② G3		4	0	0	0	0	1	1
22 Eric Byrnes, R (1, 7) OBP: 0.279, SLG: 0.405	C SI 93 X SI 94 0-1 ① 6 2B 1B		B FF 93 S CH 84 B FF 94 X SI 92 2-1 ① 6 2-5 2B			X FF 92 0-0 ① P5		B FF 92 B CH 80 C SI 92 S CH 82 B FF 92 X CH 82 3-2 ③ G5-3		4	0	2	0	0	0	0
6 Stephen Drew, L (1, 6) OBP: 0.280, SLG: 0.386	1 SAFE B CU 76 B FF 92 X FF 93 2-0 ① 1-3 2B		D CU 77 1-0 ③ 2-5 2-3	B CH 82 C CH 82 S FF 92 F SI 94 F CH 86 B SI 94 S CH 85 2-3 ① K2-3		B FF 92 B FF 90 F FF 89 B FF 93 F FF 91 F SI 91 S CH 84 3-3 ② K			B FF 94 B SI 94 C SI 94 X SI 95 2-1 ① G4-3	4	0	1	0	0	2	0
27 Mark Reynolds, R (1, 5) OBP: 0.333, SLG: 0.558	B SI 93 F FF 92 D CU 79 S CH 83 F CH 84 S CH 84 2-3 ② K			C FF 91 X CU 74 0-1 ② G6-3		B CU 79 B FF 93 F FF 91 F FF 90 C FF 91 2-3 ③ K			B CU 78 C SI 94 C CU 78 B SI 95 F CU 78 S CU 78 2-3 ② K	4	0	0	0	0	3	2
18 Chad Tracy, L (1, 3) OBP: 0.286, SLG: 0.444	D CU 78 C SI 94 B SL 84 X FF 92 2-1 ③ G4-3			T FF 94 S CH 83 B CH 82 C FF 94 1-3 ③ K			C FF 92 S CH 83 S CH 83 0-3 ① K		C SI 95 B SI 95 C CU 79 B CU 79 X SI 95 2-2 2B	4	0	1	0	0	2	2
24 Chris Young, R (1, 8) OBP: 0.246, SLG: 0.393		C CU 74 X FF 92 0-1 ① L7			B FF 93 B CH 81 T FF 93 F SI 94 B CU 80 S CH 84 3-3 ① K		S FF 93 B CH 82 C CU 78 B CU 79 B SI 93 X SI 94 3-2 ② L7		C CU 78 F CU 78 B CU 79 B FF 95 B FF 95 F CU 79 C CU 79 3-3 ③ K	4	0	0	0	0	2	1
10 Justin Upton, R (1, 9) OBP: 0.279, SLG: 0.263		B FF 94 S CH 84 S CH 82 S FF 94 1-3 ② K			C SI 95 B FF 94 X CU 77 1-1 ② 49 1B 2B		B FF 93 B CH 83 B SI 90 C FF 92 C SI 93 B SI 93 4-2 19 WP BB			2	1	1	0	1	1	0
19 Chris Snyder, R (1, 2) OBP: 0.278, SLG: 0.138		C FF 94 X FF 93 0-1 ③ F8			T FF 93 C FF 94 S CH 84 0-3 ② K		C FF 93 F FF 93 B CH 86 B CH 82 X FF 93 2-2 ③ P3 1-2			3	0	0	0	0	1	2
49 Doug Davis, R (1, 1) OBP: 0.286, SLG: 0.286 58 Juan Gutierrez, R (7, 1) 54 Bobby Korecky, R (8, 1) 14 Ryan Roberts, R (8, PH) OBP: 0.444, SLG: 0.286 57 Jon Rauch, R (9, 1)			C FF 92 C FF 93 C FF 92 0-3 ① K		B FF 93 X FF 94 1-0 2-H 1B			S FF 92 C FF 89 B CH 84 S FF 92 1-3 ① K		2 0 0 1 0	0 0 0 0 0	1 0 0 0 0	1 0 0 0 0	0 0 0 0 0	1 0 0 1 0	0 0 0 0 0

	AB	32
	R	1
	H	6
	RBI	1
	BB	1
	SO	14
	LOB	8

Inning Stats	1	2	3	4	5	6	7	8	9	1B: 2	SF: 0	WP: 1	PA: 33
	R: 0 E: 0 K: 1 S: 14 H: 2 LOB: 2 BB: 0 P: 22	R: 0 E: 0 K: 1 S: 7 H: 0 LOB: 0 BB: 0 P: 8	R: 0 E: 0 K: 1 S: 7 H: 1 LOB: 1 BB: 0 P: 11	R: 0 E: 0 K: 2 S: 10 H: 0 LOB: 0 BB: 0 P: 13	R: 1 E: 0 K: 3 S: 14 H: 2 LOB: 1 BB: 0 P: 22	R: 0 E: 0 K: 2 S: 8 H: 0 LOB: 0 BB: 0 P: 13	R: 0 E: 0 K: 1 S: 11 H: 0 LOB: 1 BB: 1 P: 20	R: 0 E: 0 K: 1 S: 9 H: 0 LOB: 0 BB: 0 P: 14	R: 0 E: 0 K: 2 S: 13 H: 1 LOB: 1 BB: 0 P: 22	2B: 4 3B: 0 HR: 0	SAC: 0 DP: 0 HBP: 0	PB: 0 SB: 0 CS: 0	

PITCHER		IP	WLS	BF	H	R	ER	SO	BB	IBB	HBP	BLK	WP	HR	S	P	ERA	WHIP
55 Tim Lincecum, R ERA: 2.96	(1, 1)	8.0	W	30	5	1	1	12	1	0	0	0	1	0	80	123	1.12	0.750
41 Jeremy Affeldt, L ERA: 3.52	(9, 1)	1.0		4	1	0	0	2	0	0	0	0	0	0	13	22	0.00	1.000

PITCHER	IP	WLS	BF	H	R	ER	SO	BB	IBB	HBP	BLK	WP	HR	S	P	ERA	WHIP

Batter	1	2	3	4	5	6	7	8	9	AB	R	H	RBI	BB	SO	LOB
14 Fred Lewis, L (1, 7) OBP: 0.455, SLG: 0.444 57 Jonathan Sanchez, L (6, 1) 46 Bob Howry, L (7, 1) 41 Jeremy Affeldt, L (8, 1) 8 Eugenio Velez, S (9, PH) OBP: 1.000, SLG: 1.000 38 Brian Wilson, R (9, 1) OBP: 0.182, SLG: 0.182	C FF 93 B FF 94 S FF 94 F FF 95 B FF 95 S FF 94 2-3 K	B FF 93 B CH 85 X FF 94 2-0 G6-3	C FF 93 B FF 93 B FF 92 B FF 92 C FF 92 F FF 93 C FF 93 3-3 K	B FF 91 T FF 90 B FF 90 S FF 89 B FF 90 F FF 90 F FF 90 C SL 80 3-3 K		1 SAFE 1 SAFE 1 SAFE F SI 94 1 SAFE X FF 96 0-1 16 FC6-4 1-2 1B	4 0 0 0 0 3 4 0 0 0 0 0 0 0 0 0 0 0 0 0 0 0 0 0 0 0 0 0 1 0 1 0 0 0 0 0 0 0 0 0 0 0	
16 Edgar Renteria, R (1, 6) OBP: 0.323, SLG: 0.400	F FF 95 B CH 85 B FF 94 C FF 96 B FF 95 B FF 95 4-2 2 1B BB	B FF 95 C SL 84 B SL 85 X FF 94 2-1 G4-3	B FF 94 S FF 93 B FF 94 F FF 94 F FF 95 D CH 84 F FF 94 X FF 92 3-2 2 HR 1-H 2-H 2B	X FF 91 0-0 F8	C SI 96 B SL 88 F SL 88 F FF 95 D SL 89 F SI 96 X SI 96 2-2 FC6-4 1-2f 2-3	4 1 1 2 1 0 2		
2 Randy Winn, S (1, 9) OBP: 0.296, SLG: 0.397 (6, 7)	F FF 93 1 SAFE B CH 84 S FF 92 B FF 94 F FF 92 B CH 85 X FF 93 3-2 1-3 1B	C SL 83 B SL 83 F FF 94 B FF 95 S FF 92 2-3 K	B CH 84 B FF 91 B FF 91 C FF 91 X FF 93 3-1 2-H HR	C CU 73 X CH 85 0-1 G4-3	C CH 89 B SL 87 B FF 95 B CH 86 S SI 96 X FF 95 3-2 G4-3	5 1 2 2 0 1 2		
1 Bengie Molina, R (1, 2) OBP: 0.317, SLG: 0.574	X SL 86 0-0 P3	F FF 94 B FF 94 F SL 85 F FF 97 F FF 93 F FF 96 F FF 96 X SL 83 1-2 2B	F CH 82 F SI 91 F SI 90 B FF 91 X CU 80 1-2 G5-3	B FF 92 B FF 90 S SL 84 X CH 86 2-1 G5-3		4 0 1 0 0 0 2		
33 Aaron Rowand, R (1, 8) OBP: 0.320, SLG: 0.457 45 Justin Miller, R (4, 1) 12 Nate Schierholtz, L (6, PH) OBP: 0.375, SLG: 0.500 (6, 9)	S FF 94 S FF 94 S FF 96 0-3 K	S FF 94 S FF 94 S FF 96 0-3 K	B SL 79 F FF 90 X SL 82 1-1 10 G3 48 G5-3 7 1B 1B	B SI 88 F SI 88 X SI 88 1-1 G4-3		2 0 0 0 0 2 3 0 0 0 0 0 0 0 2 1 1 0 0 0 0		
48 Pablo Sandoval, S (1, 5) OBP: 0.292, SLG: 0.328 5 Juan Uribe, R (9, 5) OBP: 0.286, SLG: 0.167	B FF 93 F FF 94 C FF 95 B FF 96 X FF 94 2-2 G3-1	C FF 95 B FF 94 X FF 94 1-1 G4-3	X SI 90 0-0 G5-3 1-2	B SI 88 B SI 89 S SI 89 X SI 89 2-1 F9		4 0 0 0 0 0 2 0 0 0 0 0 0 0		
10 Travis Ishikawa, L (1, 3) OBP: 0.227, SLG: 0.286	F FF 91 S CH 84 F CH 84 B FF 96 B FF 94 X CH 85 2-2 F9	C FF 90 F FF 91 B FF 92 F FF 93 X FF 91 1-2 59 BB 16 2B 1B	B SL 81 X SL 80 1-0 G3 2-3	B SI 89 F SI 88 X SL 78 1-1 G4-3		4 1 1 0 0 0 1		
7 Emmanuel Burriss, S (1, 4) OBP: 0.246, SLG: 0.176	B SL 82 S FF 93 F FF 94 X CH 86 1-2 G5-3	S FF 92 X SL 82 0-1 F9	F FF 90 B FF 90 F CH 83 X FF 90 1-2 59 S 3-H 1B	C FF 95 X CH 88 0-1 G4-3		4 0 1 1 0 0 1		
51 Randy Johnson, R (1, 1) 59 Andres Torres, S (4, 8) OBP: 0.455, SLG: 0.625	C FF 92 C FF 93 C FF 95 0-3 K	B FF 90 B FF 91 1 SAFE B FF 91 B FF 90 4-0 16 2B 1-2 BB	1 SAFE 1 SAFE 1 SAFE B CH 83 B FF 90 B FF 89 B FF 89 4-0 1-2 BB	C SI 96 C SI 96 B SI 96 B SL 89 B CH 87 B SI 96 4-2 16 FC6-4 8 1B BB		1 0 0 0 0 1 0 0 1 0 0 3 0 0		
Inning Stats	R: 0 H: 1 E: 0 LOB: 2 K: 2 BB: 1 S: 14 P: 23	R: 0 H: 0 E: 0 LOB: 0 K: 0 BB: 0 S: 10 P: 15	R: 0 H: 0 E: 0 LOB: 0 K: 1 BB: 0 S: 6 P: 10	R: 0 H: 1 E: 0 LOB: 1 K: 2 BB: 0 S: 15 P: 19	R: 4 H: 3 E: 0 LOB: 0 K: 1 BB: 1 S: 21 P: 36	R: 1 H: 2 E: 0 LOB: 2 K: 1 BB: 1 S: 12 P: 22	R: 0 H: 0 E: 0 LOB: 0 K: 0 BB: 0 S: 5 P: 7	R: 0 H: 0 E: 0 LOB: 0 K: 0 BB: 0 S: 6 P: 10	R: 0 H: 1 E: 0 LOB: 2 K: 0 BB: 1 S: 14 P: 23	1B: 5 SF: 0 2B: 2 SAC: 0 3B: 0 DP: 0 HR: 1 HBP: 0						

TOP

San Francisco Giants @ Arizona Diamondbacks

Chase Field, Phoenix, AZ

Sat Apr 25 2009, 5:10 PM MST

Att. 37,292 - Clear - 83 F

livebaseballscorecards.com

AB	35
R	5
H	8
RBI	5
BB	4
SO	7
LOB	17

PITCHER		IP	WLS	BF	H	R	ER	SO	BB	IBB	HBP	BLK	WP	HR	S	P	ERA	WHIP
39 Max Scherzer, R ERA: 4.91	(1, 1)	4.2	L	21	5	4	4	6	2	0	0	0	0	1	62	98	7.71	1.500
54 Bobby Korecky, R ERA: 6.75	(5, 1)	0.1		1	0	0	0	0	0	0	0	0	0	0	4	5	0.00	0.000
45 Doug Slaten, L ERA: 6.75	(6, 1)	1.0		6	2	1	1	1	1	0	0	0	0	0	12	22	9.00	3.000
57 Jon Rauch, R ERA: 9.0	(7, 1)	1.0		3	0	0	0	0	0	0	0	0	0	0	5	7	0.00	0.000
60 Scott Schoeneweis, L ERA: 2.7	(8, 1)	1.0		3	0	0	0	0	0	0	0	0	0	0	6	10	0.00	0.000

PITCHER		IP	WLS	BF	H	R	ER	SO	BB	IBB	HBP	BLK	WP	HR	S	P	ERA	WHIP
56 Ramon Pena, R ERA: 2.08	(9, 1)	1.0		5	1	0	0	0	1	0	0	0	0	0	14	23	0.00	2.000

WP: 0 PA: 39
PB: 0
SB: 1
CS: 0

Batter	1	2	3	4	5	6	7	8	9	AB	R	H	RBI	BB	SO	LOB
2 Felipe Lopez, S (1, 4) OBP: 0.387, SLG: 0.522	B FF 87 X FF 90 1-0 ① L3		B SI 91 F SL 86 F SL 85 X SL 85 1-2 ① FC1-6-5 31 BB 2-3	B FS 86 B FS 86 B FF 87 C FF 87 F FF 89 1 SAFE B SL 86 4-2 11 FC3-6 1-2 BB		C FF 94 B FF 94 X FF 93 1-1 11 F9 2B		S SI 92 S CU 79 B CU 78 X FF 95 1-2 ③ G6-3		4	0	1	0	1	0	1
11 Augie Ojeda, S (1, 6) OBP: 0.400, SLG: 0.481	L FF 89 B FS 83 B FS 81 F SL 82 X FF 89 2-2 31 BB 1B		B SI 88 B SI 89 B SL 84 C SI 89 F FF 88 F SL 84 B SI 92 4-2 31 BB BB	C SI 88 X CU 78 0-1 ② FC3-6 1-2f 2-3		X SI 93 0-0 ② F9 2-3			B FF 93 C FF 94 X SL 86 1-1 ① G4-3	4	0	1	0	1	0	3
27 Mark Reynolds, R (1, 5) OBP: 0.323, SLG: 0.526	C FF 90 F FF 91 S FF 92 0-3 ② K		S SL 86 X SL 88 0-1 ② L5	C SI 87 B CU 78 1 SAFE B FF 88 X CU 76 2-1 ③ G4-3		C SI 94 B FF 93 F CH 86 F FF 93 B SL 82 F SL 82 C FF 94 2-3 ③ K			C SL 85 B FF 96 B FF 94 C FF 96 X FF 97 2-2 1B	5	0	1	0	0	2	6
31 Tony Clark, S (1, 3) OBP: 0.240, SLG: 0.409	B SI 90 1 SAFE F SL 85 F SL 86 B FF 93 B SL 86 B FF 93 4-2 1-2 BB		C SI 93 F SI 93 B FF 93 B SL 88 B FF 92 F SI 92 B SL 87 4-2 1-2 2-3 BB		B SI 88 F FF 88 B SI 88 S SI 88 F SI 90 S CU 77 2-3 ① K		B FF 90 X FF 92 1-0 ① G3-1		C FF 95 B FF 94 C SL 87 B SL 87 C FF 96 2-3 ② K	3	0	0	0	2	2	1
22 Eric Byrnes, R (1, 7) OBP: 0.292, SLG: 0.500	B SL 86 S SL 86 C SL 87 F SL 87 F FF 92 X SL 87 1-2 ③ P5		B SI 89 X SI 88 1-0 ③ G4-3		B CU 78 B SI 89 X SI 88 2-0 HR		X SI 91 0-0 2B		F FF 96 B FF 97 C FF 97 B FF 97 X FF 99 2-2 ③ G6-3	5	1	2	1	0	0	6
24 Chris Young, R (1, 8) OBP: 0.275, SLG: 0.397		B SL 85 B FS 86 C FF 88 B SI 90 B SL 84 4-1 19 L7-4 10 WP BB		B FS 86 C SL 82 C FF 91 B SL 87 B SL 85 B FF 89 4-2 10 HR BB	B FF 89 X CU 77 1-0 1B		F SI 93 B SL 85 B SL 83 D SL 83 X FF 91 3-1 ② F8			2	1	1	0	2	0	1
10 Justin Upton, R (1, 9) OBP: 0.277, SLG: 0.333		L SL 83 B SI 88 1 SAFE C SL 84 B SL 83 B SI 92 S SL 86 3-3 ① K 1-2		1 SAFE B SL 82 1 SAFE X FF 90 1-0 1-H HR	1 SAFE B CU 77 B CU 76 C CU 75 1 SAFE C CU 76 1 SAFE B CU 77 X CU 76 3-2 ② F8		C SI 92 X FF 92 0-1 ③ P3			4	1	1	2	0	1	3
19 Chris Snyder, R (1, 2) OBP: 0.275, SLG: 0.125		C SI 91 X FF 88 0-1 ② ③ L7-4 2-2		B SL 84 B SL 78 B FS 85 C FS 84 B SI 88 4-1 11 FC3-6 2 BB BB	B SI 87 C SI 87 F CU 76 1 SAFE 1 SAFE X SI 88 1-2 ③ F8			B SL 82 C SI 93 B SI 92 S SI 92 F SI 92 C SI 94 2-3 ① K		3	0	0	0	1	1	2
39 Max Scherzer, R (1, 1) OBP: 0.250, SLG: 0.500 54 Bobby Korecky, R (5, 1) 45 Doug Slaten, L (6, 1) 34 Conor Jackson, R (6, PH) OBP: 0.250, SLG: 0.269 57 Jon Rauch, R (7, 1) 60 Scott Schoeneweis, L (8, 1) 18 Chad Tracy, L (8, PH) OBP: 0.280, SLG: 0.435 56 Ramon Pena, R (9, 1)			B FF 88 T FF 89 C FF 90 X SL 87 1-2 2 FC1-6-5 2B	X FF 86 0-0 ① B2		C FF 95 B FF 93 X SI 94 1-1 ① G4-3		C FF 94 X FF 95 0-1 ② F7		2 0 0 1 0 0 1 0	0 0 0 0 0 0 0 0	1 0 0 0 0 0 0 0	0 0 0 0 0 0 0 0	0 0 0 0 0 0 0 0	0 0 0 0 0 0 0 0	1 0 0 0 0 0 0 0
Inning Stats	R: 0 E: 0 K: 1 S: 14 H: 1 LOB: 2 BB: 1 P: 22	R: 0 E: 0 K: 1 S: 6 H: 0 LOB: 0 BB: 1 P: 13	R: 0 E: 0 K: 0 S: 15 H: 1 LOB: 3 BB: 2 P: 26	R: 2 E: 0 K: 0 S: 11 H: 1 LOB: 2 BB: 3 P: 26	R: 1 E: 0 K: 1 S: 12 H: 2 LOB: 1 BB: 0 P: 21	R: 0 E: 0 K: 1 S: 10 H: 1 LOB: 1 BB: 0 P: 14	R: 0 E: 0 K: 0 S: 6 H: 1 LOB: 1 BB: 0 P: 10	R: 0 E: 0 K: 1 S: 9 H: 0 LOB: 0 BB: 0 P: 12	R: 0 E: 0 K: 1 S: 11 H: 1 LOB: 1 BB: 0 P: 18	1B: 3 2B: 4 3B: 0 HR: 2 SF: 0 SAC: 0 DP: 1 HBP: 0				WP: 1 PB: 0 SB: 0 CS: 0		PA: 41

PITCHER		IP	WLS	BF	H	R	ER	SO	BB	IBB	HBP	BLK	WP	HR	S	P	ERA	WHIP
51 Randy Johnson, L ERA: 6.16	(1, 1)	3.1		19	3	2	2	2	7	0	0	0	1	1	42	81	5.40	3.000
45 Justin Miller, R ERA: 3.18	(4, 1)	1.2	W	7	2	1	1	1	0	0	0	0	0	1	16	27	5.40	1.200
57 Jonathan Sánchez, L ERA: 3.65	(6, 1)	1.0	H	4	1	0	0	1	0	0	0	0	0	0	10	14	0.00	1.000
46 Bob Howry, R ERA: 2.57	(7, 1)	1.1	H	5	1	0	0	1	0	0	0	0	0	0	10	16	0.00	0.750
41 Jeremy Affeldt, L ERA: 3.24	(8, 1)	0.2	H	2	0	0	0	0	0	0	0	0	0	0	5	6	0.00	0.000

PITCHER		IP	WLS	BF	H	R	ER	SO	BB	IBB	HBP	BLK	WP	HR	S	P	ERA	WHIP
38 Brian Wilson, R ERA: 1.17	(9, 1)	1.0	S	4	1	0	0	1	0	0	0	0	0	0	11	18	0.00	1.000

BOTTOM

San Francisco Giants @ Arizona Diamondbacks
Chase Field, Phoenix, AZ
Sat Apr 25 2009, 5:10 PM MST
Att. 37,292 - Clear - 83 F

livebaseballscorecards.com

AB	34
R	3
H	8
RBI	3
BB	7
SO	6
LOB	24

Batter	1	2	3	4	5	6	7	8	9	10	11	12	AB	R	H	RBI	BB	SO	LOB
2 Randy Winn, S (1, 7) OBP: 0.286, SLG: 0.391	C SI 89 B SI 90 S SI 90 S FF 91 1-3 **K** ①		C SI 91 B FF 89 B SI 90 X CH 81 2-1 **G4-3** ③		F FF 89 F FF 89 B SI 90 S SI 91 1-3 **K** ①			X 0-0 **F8** ① 2-3	1 SAFE B SI 96 B SI 87 S SI 96 X SI 95 2-1 **2B** ② 1-2			X FF 93 0-0 **G1-3** ①	6	0	1	0	0	2	4
16 Edgar Renteria, R (1, 6) OBP: 0.309, SLG: 0.367	B SI 90 B SI 90 X SI 90 2-0 **G5-3** ②			X FF 86 0-0 **F9** ①	X SI 90 0-0 **G5-4-3** ②③ 1-2f			F SI 91 F SI 90 B SI 92 B SI 92 F CH 77 F SI 90 B SI 90 F CH 77 F SI 91 4-2 48 HR BB B SI 90	C CH 84 B CU 84 C CU 82 X SI 97 1-2 **G3** ③			F FF 95 C SI 94 S FF 94 0-3 **K** ②	5	1	0	0	1	1	4
48 Pablo Sandoval, S (1, 5) OBP: 0.333, SLG: 0.431 41 Jeremy Affeldt, L (8, 1) OBP: 1.000, SLG: 1.000 46 Bob Howry, L (8, 1) 38 Brian Wilson, R (9, 1) 8 Eugenio Velez, S (10, PH) OBP: 0.154, SLG: 0.154 (10, 8) 45 Justin Miller, R (12, 1)	B FF 91 S FF 87 F SI 91 F FF 89 F FF 90 F FF 90 X FF 91 1-2 **1B**			F SI 88 X SL 83 0-1 1 1B 33 1B **1B**		B SL 83 X SL 82 1-0 1 FC1-6-3 **2B**		B SI 89 1 SAFE F FF 89 F SI 90 1 SAFE B SI 88 X SI 90 2-2 **HR** 1-H 3-H	B SI 90 B SI 90 C SI 92 B SI 92 X SI 90 3-1 **G4-3** ①			B CU 78 B CU 78 F FF 95 X FF 94 2-1 **L4** ③	4 0 0 0 2	2 0 0 0 0	4 0 0 0 0	3 0 0 0 0	0 0 0 0 0	0 0 0 0 0	0 0 0 0 1
1 Bengie Molina, R (1, 2) OBP: 0.324, SLG: 0.561	C SI 90 X CH 80 0-1 **P3** ③			T SI 90 1 SAFE X SI 89 0-1 33 1B 1-3 **1B**		B SI 90 X CH 80 1-0 **FC1-6-5** ① 33 G5-4-3 2-2		S FF 90 F SI 91 B FF 89 F SL 84 B FF 91 X CH 78 2-2 33 1B **1B**		F SI 94 X SI 94 0-1 **G5-3** ②			5	0	2	0	0	0	2
33 Aaron Rowand, R (1, 8) OBP: 0.327, SLG: 0.451 49 Brandon Medders, R (10, 1) 59 Andres Torres, S (12, 8) OBP: 0.455, SLG: 0.625		C FF 89 B SI 88 F SI 89 B FF 90 B SI 90 X SI 90 3-2 **G6-3** ①		X SI 90 0-0 **1-2** ② 3-H **1B**		B FF 89 S SI 91 F SI 90 B FF 91 X CH 80 2-2 **G5-4-3** ②③ 1-2f		X FF 94 0-0 **1-2** ① **1B**		F SI 93 F SI 94 B SL 88 S SL 89 1-3 **K** ③			5 0 0	0 0 0	2 0 0	1 0 0	0 0 0	1 0 0	1 0 0
12 Nate Schierholtz, L (1, 9) OBP: 0.308, SLG: 0.462		B SI 90 X FF 90 1-0 **P5** ②		X FF 88 0-0 **L6** ②			B CU 74 X CU 72 1-0 10 L6 **2B**	B FF 95 C SL 85 F SL 88 T SL 88 F FF 94 B SI 95 S SI 95 2-3 **K** ②			X SI 93 0-0 **G3** ①		5	0	1	0	0	1	4
10 Travis Ishikawa, L (1, 3) OBP: 0.204, SLG: 0.255		B SI 90 S CH 81 B SI 91 B SI 90 C SI 90 F SI 91 X CH 80 3-2 **F8** ③		C FF 88 D CU 75 B SI 89 S CH 80 D SL 84 X CH 79 3-2 **G4-3** ③			S SI 89 X SI 89 0-1 L6 ①② 2-2	B SL 88 S FF 94 F SI 95 S SL 89 1-3 **K** ③			C SI 93 S SL 85 F SL 87 B SL 87 C SI 93 1-3 **K** ②		5	0	0	0	0	2	5
7 Emmanuel Burriss, S (1, 4) OBP: 0.258, SLG: 0.196			F SI 89 B FF 89 X CH 81 1-1 **P6** ①		L SI 88 X CH 80 0-1 18 BB **1B**		B SI 89 X SI 90 1-0 **G4-3** ③		X SI 98 0-0 2 CS **1B**		F SI 93 F SI 94 B SL 88 F SL 89 S SI 93 1-3 **K** ③		5	0	2	0	0	1	0
18 Matt Cain, R (1, 1) 14 Fred Lewis, L (8, PH) OBP: 0.463, SLG: 0.473 5 Juan Uribe, R (8, 5) OBP: 0.313, SLG: 0.286			C FF 89 B SI 90 F SI 90 F SL 85 X SL 82 1-2 **G1-3** ②		1 SAFE B SI 88 B SI 89 B SI 88 B FF 88 4-0 16 G5-4-3 1-2 **BB**			S SI 90 B SI 90 B SI 89 X SI 89 2-1 2 F8 48 HR **2B**	1 SAFE C F 1 SAFE X 0-2 **F8** ①			C CU 82 X CU 82 0-1 **2B**	1 1 2	0 1 0	0 1 1	0 0 0	1 0 0	0 0 0	0 0 1
Inning Stats	R: 0 E: 0 K: 1 S: 12 H: 1 LOB: 1 BB: 0 P: 16	R: 0 E: 0 K: 0 S: 8 H: 0 LOB: 0 BB: 0 P: 15	R: 0 E: 0 K: 0 S: 8 H: 0 LOB: 0 BB: 0 P: 12	R: 1 E: 0 K: 0 S: 10 H: 3 LOB: 2 BB: 0 P: 13	R: 0 E: 0 K: 1 S: 6 H: 1 LOB: 1 BB: 1 P: 11	R: 0 E: 0 K: 0 S: 5 H: 1 LOB: 0 BB: 0 P: 9	R: 0 E: 0 K: 0 S: 4 H: 1 LOB: 0 BB: 0 P: 6	R: 3 E: 0 K: 2 S: 25 H: 4 LOB: 2 BB: 1 P: 38	R: 0 E: 0 K: 0 S: 9 H: 2 LOB: 1 BB: 0 P: 12	R: 0 E: 0 K: 1 S: 7 H: 0 LOB: 0 BB: 0 P: 11	R: 0 E: 0 K: 2 S: 9 H: 0 LOB: 0 BB: 0 P: 11	R: 0 E: 0 K: 1 S: 8 H: 1 LOB: 1 BB: 0 P: 10	1B: 8 2B: 6 3B: 0 HR: 1	SF: 0 SAC: 0 DP: 3 HBP: 0	WP: 0 PB: 0 SB: 0 CS: 1	PA: 48

PITCHER		IP	WLS	BF	H	R	ER	SO	BB	IBB	HBP	BLK	WP	HR	S	P	ERA	WHIP
52 Jon Garland, R ERA: 5.47	(1, 1)	7.1		31	10	4	4	2	2	0	0	0	0	1	69	108	4.91	1.636
56 Ramon Pena, R ERA: 1.93	(8, 1)	0.2		3	1	0	0	2	0	0	0	0	0	0	9	12	0.00	1.500
32 Esmerling Vasquez, R ERA:	(9, 1)	1.0		4	2	0	0	0	0	0	0	0	0	0	9	12	0.00	2.000
50 Chad Qualls, R ERA: 2.25	(10, 1)	2.0		6	0	0	0	3	0	0	0	0	0	0	16	22	0.00	0.000
58 Juan Gutierrez, R ERA: 3.38	(12, 1)	1.0	W	4	1	0	0	1	0	0	0	0	0	0	8	10	0.00	1.000

PITCHER	IP	WLS	BF	H	R	ER	SO	BB	IBB	HBP	BLK	WP	HR	S	P	ERA	WHIP

TOP

San Francisco Giants @ Arizona Diamondbacks
Chase Field, Phoenix, AZ
Sun Apr 26 2009, 1:10 PM MST
Att. 31,902 - Sunny - 83 F

livebaseballscorecards.com

AB	46
R	4
H	14
RBI	4
BB	2
SO	8
LOB	22

Batter	1	2	3	4	5	6	7	8	9	10	11	12	AB	R	H	RBI	BB	SO	LOB
2 Felipe Lopez, S (1, 4) OBP: 0.370, SLG: 0.486	C FF 90 C CU 73 F SL 87 F FF 92 X CU 74 0-2 G3-1 ①		C FF 92 X CH 85 0-1 G6-3 ②		C CU 72 X CH 84 0-1 F8 ①			B FF 93 S SI 92 B SI 93 F SI 94 X CU 78 2-2 L7 ①		B FF 90 F FC 89 B CU 69 S CU 72 S CU 71 2-3 K ①		I IN 69 I IN 69 I IN 70 I IN 70 4-0 34 1B 11 BB IBB	5	0	0	0	1	1	0
11 Augie Ojeda, S (1, 6) OBP: 0.389, SLG: 0.419	C FF 90 F CU 73 F CU 75 F FF 93 B CU 75 F FF 93 F SL 84 B CU 76 F CH 87 2-3 S CH 87 K ②		B FF 92 B CH 85 B FF 92 B FF 91 4-0 34 1B BB		S CH 84 X CU 73 0-1 F8 ②			B FF 94 X FF 94 1-0 G1-3 ②		B CU 72 C FC 90 X FC 88 1-1 G4-3 ②		B CU 72 B FC 90 B FC 89 D FC 90 4-0 34 1B 1-2 2-3 BB	4	0	0	0	2	1	0
34 Conor Jackson, R (1, 7) OBP: 0.258, SLG: 0.276	C FF 93 B FF 93 F SL 86 B FF 91 C FF 94 2-3 K ③		F FF 92 X FF 92 0-1 1-3 1B		B FF 92 F FF 93 X FF 94 1-1 P3 ③			C SI 92 B FF 92 B SL 87 F FF 92 C FF 93 2-3 K ③		B FC 91 C FC 90 B SL 81 X FC 90 2-1 G5-3 ③		B CU 80 B SI 87 T SI 87 B FF 88 F SI 89 X SI 88 3-2 1-2 2-3 3-H 1B	6	0	2	1	0	2	0
18 Chad Tracy, L (1, 3) OBP: 0.273, SLG: 0.431		B CU 73 C FF 91 F CH 86 X CH 87 1-2 G1-3 ① C CU 73 B CU 74 F FF 92 B CH 86 X SL 82 2-2 F9 ③			X FF 90 0-0 G3-1 ①			C FF 93 F FF 94 F FF 94 X FF 93 0-2 27 1B 2B		B CU 72 C FC 91 B CU 73 X FF 89 2-1 F8 ①		5	1	1	0	0	0	2
27 Mark Reynolds, R (1, 5) OBP: 0.328, SLG: 0.565		B FF 92 X FF 93 1-0 HR		B FF 90 S CH 84 T CH 84 B FF 92 S FF 93 2-3 K ①		C CU 72 B SL 82 X FF 91 1-1 F8 ②			B FF 96 B FF 95 C SL 86 B FF 97 F FF 96 X FF 98 3-2 22 FC4-6 1B 2-H		C CU 74 S SL 85 X FC 91 0-2 G5-3 ②		5	1	2	2	0	1	0
22 Eric Byrnes, R (1, 8) 50 Chad Qualls, R (10, 1) 31 Tony Clark, S (11, PH) OBP: 0.269, SLG: 0.435 16 Josh Wilson, R (11, PR) 58 Juan Gutierrez, R (12, 1)	F FF 92 C CU 76 X FF 93 0-2 P4 ②		C CU 75 B SL 85 C SL 85 S FF 92 1-3 K ②			B SL 84 B CU 72 B SL 83 B FF 91 4-0 10 CS BB			S SL 88 B FF 97 B SL 89 1 SAFE F SL 87 B FF 95 F FF 97 X FF 97 3-2 FC4-6 ① 10 HR 1-2f		C CU 72 B FC 91 B FC 90 S CU 73 X CU 72 2-2 1B		3	1	0	0	1	1	1
10 Justin Upton, R (1, 9) OBP: 0.327, SLG: 0.422	B SL 86 S SL 85 B FF 92 B FF 93 F FF 93 B SL 84 4-2 BB		C CU 75 B SL 84 B SL 85 F FF 92 F FF 92 B FF 93 4-2 26 1B BB			C FF 91 C FF 90 0-2 CS ③ 1-2	C FF 91 F FF 91 X SL 84 0-2 26 L5-3 1B		B FF 96 C SL 88 1 SAFE B FF 97 B FF 96 X FF 96 3-1 1-H HR		C FC 90 S CU 73 1 SAFE S CU 73 0-3 K2-3 ③		3	1	2	2	1	1	
26 Miguel Montero, L (1, 2) OBP: 0.308, SLG: 0.318 14 Ryan Roberts, R (12, PR) OBP: 0.444, SLG: 0.286	B FF 91 X CH 84 1-0 G3 ③		1 SAFE S FF 91 X FF 91 0-1 1-3 1B				B FF 91 X FF 90 1-0 1-1 L5-3 ①②		B FF 96 F SL 87 X SL 86 1-1 L7 ②			B FC 90 C FC 91 B CU 72 B FC 90 B FC 90 4-1 11 BB 24 SH1-4 34 1B BB	4	0	1	0	1	0	2
52 Jon Garland, R (1, 1) 56 Ramon Pena, R (8, 1) 32 Esmerling Vasquez, R (9, 1) 24 Chris Young, R (9, PH) OBP: 0.271, SLG: 0.391 (10, 8)			B FF 90 C FF 91 F FF 91 B SL 85 X FF 91 2-2 F9 ①	B CU 74 F FF 90 B SL 84 B FF 91 C FF 91 X FF 91 3-2 G6-3 ③			C FF 92 F FF 92 S FF 94 0-3 K ③	B FF 96 C SL 88 B SL 87 S FF 94 B FF 96 F FF 98 X FF 95 3-2 F7 ③		L CU 73 X CU 73 0-1 SH1-4 ① 1-2	3	0	0	0	0	1	2
													0	0	0	0	0	0	0
													0	0	0	0	0	0	0
													1	0	0	0	0	0	0

Inning Stats																								
	R: 0 E: 0 K: 2 S: 16	H: 0 LOB: 0 BB: 0 P: 20	R: 1 E: 0 K: 0 S: 10	H: 1 LOB: 1 BB: 1 P: 17	R: 0 E: 0 K: 0 S: 10	H: 1 LOB: 2 BB: 1 P: 18	R: 0 E: 0 K: 2 S: 13	H: 1 LOB: 2 BB: 1 P: 23	R: 0 E: 0 K: 0 S: 6	H: 0 LOB: 0 BB: 0 P: 7	R: 0 E: 0 K: 0 S: 5	H: 0 LOB: 0 BB: 1 P: 10	R: 0 E: 0 K: 1 S: 7	H: 1 LOB: 0 BB: 0 P: 8	R: 0 E: 0 K: 1 S: 7	H: 0 LOB: 0 BB: 0 P: 12	R: 3 E: 0 K: 0 S: 19	H: 3 LOB: 0 BB: 0 P: 32	R: 0 E: 0 K: 1 S: 7	H: 0 LOB: 0 BB: 0 P: 12	R: 0 E: 0 K: 1 S: 11	H: 1 LOB: 1 BB: 0 P: 15	R: 1 E: 0 K: 0 S: 6	H: 1 LOB: 3 BB: 3 P: 21	1B: 6 2B: 2 3B: 0 HR: 2	SF: 0 SAC: 1 DP: 1 HBP: 0	PA: 49 WP: 0 PB: 0 SB: 0 CS: 1

PITCHER	IP	WLS	BF	H	R	ER	SO	BB	IBB	HBP	BLK	WP	HR	S	P	ERA	WHIP
18 Matt Cain, R (1, 1) ERA: 2.08	7.0		27	4	1	1	5	4	0	0	0	0	1	67	103	1.29	1.143
41 Jeremy Affeldt, L (8, 1) ERA: 3.0	0.2	H	2	0	0	0	0	0	0	0	0	0	0	4	7	0.00	0.000
46 Bob Howry, R (8, 1) ERA: 2.45	0.1	H	1	0	0	0	1	0	0	0	0	0	0	3	5	0.00	0.000
38 Brian Wilson, R (9, 1) ERA: 4.15	1.0	B	6	3	3	3	0	0	0	0	0	0	1	19	32	27.00	3.000
49 Brandon Medders, R (10, 1) ERA: 2.89	2.1	L	11	1	1	1	2	2	1	0	0	0	0	21	42	3.86	1.286

PITCHER	IP	WLS	BF	H	R	ER	SO	BB	IBB	HBP	BLK	WP	HR	S	P	ERA	WHIP
45 Justin Miller, R (12, 1) ERA: 3.18	0.0		1	1	0	0	0	0	0	0	0	0	0	3	6	∞	∞

BOTTOM

San Francisco Giants @ Arizona Diamondbacks

Chase Field, Phoenix, AZ

Sun Apr 26 2009, 1:10 PM MST

Att. 31,902 - Sunny - 83 F

livebaseballscorecards.com

AB	40
R	5
H	9
RBI	5
BB	7
SO	8
LOB	8

Batter	1	2	3	4	5	6	7	8	9	AB	R	H	RBI	BB	SO	LOB
15 Rafael Furcal, S (1, 6) OBP: 0.333, SLG: 0.333	F SI 87 F FF 87 X CU 74 0-2 ① G5-3		B CH 74 B CH 75 B SI 87 C SI 85 B SI 88 4-1 13 WP BB		B SI 87 C FF 86 B CH 74 F CH 74 X SI 88 2-2 ③ F9		D FF 95 D FF 94 C FF 95 C FF 96 B FF 96 D FF 97 4-2 13 1B 99 1B 1-2 BB		B SL 84 B FF 95 B FF 95 C FF 95 C FF 94 C FF 94 3-3 ③ K	3	1	0	0	2	1	0
13 Orlando Hudson, S (1, 4) OBP: 0.430, SLG: 0.531	B SI 88 B SI 88 C SI 86 C SI 87 S FC 79 2-3 ② K		C CH 74 S FC 79 B SI 86 B FC 80 B SI 87 X SI 88 3-2 ③ L9 1-2 2-3			B CH 74 F CH 73 B CU 72 S CH 73 X SL 77 2-2 ① F9	C FF 97 B FF 97 S FF 97 F FF 99 B SL 83 X FF 98 2-2 99 1B 1-3 1B 2-H			4	0	1	1	0	1	2
99 Manny Ramirez, R (1, 7) OBP: 0.464, SLG: 0.559	X SI 87 0-0 ③ P4			C FF 86 F SI 86 B CU 75 F CU 75 X FC 80 1-2 ① F9		B CH 74 X CH 75 1-0 1B	F FF 98 B CU 82 B SL 82 S SL 84 F FF 96 X SL 84 2-2 27 G6-4-3 1B 1-2 3-H			4	0	2	1	0	0	0
27 Matt Kemp, R (1, 8) OBP: 0.386, SLG: 0.556		B CH 73 C CH 74 C SL 78 B FF 85 B FC 79 F FF 86 B CH 74 4-2 16 G4-6-3 BB		C CU 72 F FC 80 F SI 87 B SI 88 X CH 74 1-2 ② F9		F SI 85 C CU 73 B FF 87 C FC 79 1-3 ② K	D FF 97 B FF 97 B FF 96 C FF 96 X FF 96 3-1 ② ③ G6-4-3 1-2f			3	0	0	0	1	1	3
16 Andre Ethier, L (1, 9) OBP: 0.429, SLG: 0.575		C SL 78 B FC 81 1 SAFE B FC 80 F SI 87 1 SAFE F FC 80 X SI 88 2-2 ① ② G4-6-3 1-2f		B SI 86 B SI 85 H SI 84 3-0 55 1B HBP		B SI 87 B SI 87 B FF 87 C FF 86 X SI 87 3-1 ③ G3		C FF 94 X CH 87 0-1 ① G6-3		3	0	0	0	0	0	2
55 Russell Martin, R (1, 2) OBP: 0.338, SLG: 0.299		X SI 88 0-0 ③ G5-3		B FF 86 C CH 74 X CH 76 1-1 1B 1-2			B CH 73 C SI 85 C CU 70 X CU 73 1-2 ① G4-3	B SL 85 C FF 96 F FF 96 B SL 83 X FF 97 2-2 E6 5 G4-6-3		4	0	1	0	0	0	0
5 Mark Loretta, R (1, 3) OBP: 0.500, SLG: 0.438 7 James Loney, L (8, 3) OBP: 0.405, SLG: 0.403			C SI 87 F CU 72 F FF 87 B CU 74 F SL 79 B SI 88 F FC 79 B SI 87 X SI 87 3-2 ① G4-3	B SI 86 X CH 76 1-0 ③ F8			B SI 86 C SI 86 B CU 72 B SI 87 F FF 86 B SI 86 4-2 23 BLK 23 HR BB	X FF 96 0-0 ② ③ G4-6-3 1-2f		3 0	1 0	0 0	0 0	1 0	0 0	3 0
23 Casey Blake, R (1, 5) OBP: 0.342, SLG: 0.541			B FF 86 C FF 86 F FC 79 X FF 88 1-2 13 WP 43 SH3-4 1B		B SI 85 X SI 86 1-0 ① F9		B CH 74 B CH 73 C SI 86 B SI 86 X SI 85 3-1 1-H HR		C FF 94 F FF 96 B SL 85 B SL 87 B FF 97 S FF 96 3-3 ① K	4	1	2	2	0	1	0
43 Randy Wolf, L (1, 1) OBP: 0.091, SLG: 0.091 9 Juan Pierre, L (7, PH) OBP: 0.444, SLG: 0.375 54 Ronald Belisario, R (7, 1) 33 Blake DeWitt, L (9, PH) OBP: 0.176, SLG: 0.125			X SI 85 0-0 ② SH3-4 1-2		C FF 86 C SL 77 X CU 74 0-2 ② G6-3		C SI 86 X SL 79 0-1 15 BB 13 1B 1B		C SL 85 B SL 87 C FF 96 S SL 86 1-3 ② K	1 1 0 1	0 1 0 0	0 1 0 0	0 0 0 0	0 0 0 0	0 0 0 1	0 0 0 0

Inning Stats										
	R: 0 E: 0 K: 1 S: 7	H: 0 LOB: 0 BB: 0 P: 9	R: 0 E: 0 K: 0 S: 8	H: 0 LOB: 0 BB: 1 P: 14	R: 0 E: 0 K: 0 S: 14	H: 1 LOB: 2 BB: 1 P: 25	R: 0 E: 0 K: 0 S: 11	H: 1 LOB: 2 BB: 0 P: 18	R: 0 E: 0 K: 0 S: 7	H: 0 LOB: 0 BB: 0 P: 10
	R: 0 E: 0 K: 1 S: 9	H: 1 LOB: 1 BB: 0 P: 16	R: 4 E: 0 K: 0 S: 21	H: 4 LOB: 1 BB: 2 P: 40	R: 0 E: 1 K: 0 S: 6	H: 0 LOB: 0 BB: 0 P: 8	R: 0 E: 0 K: 3 S: 9	H: 0 LOB: 0 BB: 0 P: 16	1B: 6 2B: 0 3B: 0 HR: 1	SF: 0 SAC: 1 DP: 3 HBP: 1	WP: 1 PB: 0 SB: 0 CS: 0	PA: 37

PITCHER		IP	WLS	BF	H	R	ER	SO	BB	IBB	HBP	BLK	WP	HR	S	P	ERA	WHIP
75 Barry Zito, L ERA: 5.24	(1, 1)	6.1		27	5	3	3	2	3	0	1	1	1	1	65	109	4.26	1.263
47 Merkin Valdez, R ERA: 5.4	(7, 1)	1.2	W	7	2	1	1	0	1	0	0	0	0	0	18	31	5.40	1.800
38 Brian Wilson, R ERA: 3.72	(9, 1)	1.0	S	3	0	0	0	3	0	0	0	0	0	0	9	16	0.00	0.000

PITCHER	IP	WLS	BF	H	R	ER	SO	BB	IBB	HBP	BLK	WP	HR	S	P	ERA	WHIP

TOP

Los Angeles Dodgers @ San Francisco Giants
AT&T Park, San Francisco, CA
Mon Apr 27 2009, 7:15 PM PDT
Att. 31,091 - Partly Cloudy - 52 F

livebaseballscorecards.com

AB	31
R	4
H	7
RBI	4
BB	4
SO	5
LOB	10

Batter	1	2	3	4	5	6	7	8	9	AB	R	H	RBI	BB	SO	LOB
14 Fred Lewis, L (1, 7) OBP: 0.451, SLG: 0.458	F FF 87 C FF 89 B FF 90 T FF 90 1-2 ① **K**	C FF 89 F FF 88 B FF 90 S FF 90 1-3 ③ **K**			B FF 87 F FF 88 C FF 89 C FF 89 1-3 ① **K**			B SI 93 F SI 92 X SI 94 1-1 16 1B 35 FC1 1B		4	1	1	0	0	3	0
16 Edgar Renteria, R (1, 6) OBP: 0.306, SLG: 0.359	X SI 89 0-0 E9 2 3B		C SI 86 B CU 65 C CU 66 F FF 89 X FF 89 1-2 ① G6-3		B CH 78 F CH 77 B CU 68 T SI 89 F FF 90 F CU 68 B CH 80 X CH 78 3-2 ② P4			B SI 92 X SI 92 1-0 1 WP 35 FC1 1 G5-3 1-3 1B		4	2	1	0	0	0	0
2 Randy Winn, S (1, 9) OBP: 0.284, SLG: 0.411 (8, 8)	B SI 89 X SI 89 1-0 33 2B 2-H 3B		X SI 88 0-0 ② G6-3		L CH 78 F FF 87 F FF 87 X CU 70 0-2 ③ G5-3			B SI 94 S SL 85 B SI 94 S SL 85 F SL 89 F SI 94 S SL 87 2-3 ① **K**		4	1	1	1	0	1	2
35 Rich Aurilia, R (1, 3) OBP: 0.238, SLG: 0.200	C SI 89 F SL 82 X FF 91 0-2 ② P3		F SI 87 X FF 88 0-1 1B			B SL 77 C SI 87 B SL 79 X CH 78 2-1 ① F7		B SI 93 B SL 86 F SI 93 F SI 94 F SI 95 X SL 88 2-2 FC1 1 G5-3 1 WP 1-2 3-H		4	0	1	1	0	0	2
33 Aaron Rowand, R (1, 8) OBP: 0.328, SLG: 0.463 47 Merkin Valdez, R (7, 1) 1 Bengie Molina, R (8, PH) OBP: 0.319, SLG: 0.552 (9, 2)	C CU 67 F FF 89 B FF 91 D CU 69 X FF 89 2-2 48 1B 3-H 2B		B FF 87 F SL 79 B CU 68 S CU 67 X CU 68 2-2 ③ F8			F SL 80 C CU 68 F SI 89 X FF 89 0-2 ② L9		B SI 94 S FF 95 F SI 96 B SI 94 F SL 88 F SI 94 F SI 95 X SL 85 2-2 ② G5-3 1-3 2-H		3 0 1	1 0 0	1 0 0	1 0 1	0 0 0	0 0 1	1 0 1
48 Pablo Sandoval, S (1, 2) OBP: 0.342, SLG: 0.426 38 Brian Wilson, R (9, 1)	F FF 89 X CU 67 0-1 2-H 1B		F FF 86 F FF 86 F FF 88 B CU 68 F SL 80 X FF 88 1-2 ① P4			S CU 68 B CU 69 X CU 68 1-1 ③ G6-3		I IN 82 I IN 74 I IN 76 I IN 77 4-0 5 S IBB		3 0	0 0	1 0	1 0	1 0	0 0	0 0
5 Juan Uribe, R (1, 5) OBP: 0.300, SLG: 0.278	B SI 87 F SI 88 X CH 78 1-1 ③ F7		B SL 80 C SI 88 B SL 81 X SL 78 2-1 7 G2-3 1B				X SI 92 0-0 ① G4-3	F SL 84 S SL 87 B SI 87 B SI 94 F SL 88 S SI 93 2-3 ③ **K** 1-2		4	0	1	0	0	1	3
7 Emmanuel Burriss, S (1, 4) OBP: 0.246, SLG: 0.186		B SI 86 L SI 87 X CH 76 1-1 ① G6-3	X CU 65 0-0 ② G2-3 1-2				C F SI 94 F B F SI 94 B SL 88 F SI 94 B SI 94 C SI 95 3-3 ② **K**			3	0	0	0	0	1	1
75 Barry Zito, L (1, 1) OBP: 0.167, SLG: 0.167 59 Andres Torres, S (7, 8) OBP: 0.417, SLG: 0.556 12 Nate Schierholtz, L (8, 9) OBP: 0.308, SLG: 0.462		C FF 86 F FF 87 F SL 77 C FF 88 0-3 ② **K**	X FF 87 0-0 ③ G6-3				C SI 94 C SI 94 B SI 95 B SL 88 X SI 93 2-2 ③ F9			2 1 0	0 0 0	0 0 0	0 0 0	0 0 0	1 0 0	1 0 0
Inning Stats	R: 3 H: 3 E: 1 LOB: 1 K: 1 BB: 0 S: 15 P: 20	R: 0 H: 0 E: 0 LOB: 0 K: 2 BB: 0 S: 9 P: 11	R: 0 H: 1 E: 0 LOB: 1 K: 0 BB: 0 S: 10 P: 13	R: 0 H: 1 E: 0 LOB: 1 K: 0 BB: 0 S: 9 P: 12	R: 0 H: 0 E: 0 LOB: 0 K: 1 BB: 0 S: 12 P: 16	R: 0 H: 0 E: 0 LOB: 0 K: 0 BB: 0 S: 8 P: 11	R: 0 H: 0 E: 0 LOB: 0 K: 1 BB: 0 S: 10 P: 15	R: 2 H: 2 E: 0 LOB: 2 K: 2 BB: 1 S: 22 P: 36		1B: 5 SF: 0 2B: 1 SAC: 0 3B: 1 DP: 0 HR: 0 HBP: 0						

PITCHER		IP	WLS	BF	H	R	ER	SO	BB	IBB	HBP	BLK	WP	HR	S	P	ERA	WHIP
43 Randy Wolf, L ERA: 3.45	(1, 1)	6.0		24	5	3	0	4	0	0	0	0	0	0	63	83	0.00	0.833
54 Ronald Belisario, R ERA: 3.68	(7, 1)	2.0	L	10	2	2	2	3	0	1	0	0	1	0	32	51	9.00	1.000

PITCHER	IP	WLS	BF	H	R	ER	SO	BB	IBB	HBP	BLK	WP	HR	S	P	ERA	WHIP

BOTTOM

Los Angeles Dodgers @ San Francisco Giants

AT&T Park, San Francisco, CA

Mon Apr 27 2009, 7:15 PM PDT

Att. 31,091 - Partly Cloudy - 52 F

livebaseballscorecards.com

AB	33
R	5
H	7
RBI	5
BB	1
SO	7
LOB	11

PA: 34

Batter	1	2	3	4	5	6	7	8	9	AB	R	H	RBI	BB	SO	LOB
15 Rafael Furcal, S (1, 6) OBP: 0.326, SLG: 0.316	C FF 94 X FF 94 0-1 ① G1-3		B CH 82 X FF 93 1-0 ① B5-3		B FF 88 C FF 89 S CH 82 S CH 84 1-3 ① K	D CU 78 D CU 78 D CU 72 C SI 90 C FC 89 B CU 72 4-2 BB		B FF 90 C CH 77 S CH 81 B FF 90 B SL 82 S FF 91 3-3 ② K		4	0	0	0	1	2	0
13 Orlando Hudson, S (1, 4) OBP: 0.408, SLG: 0.500	S SI 94 S FF 88 T FF 95 0-2 ② K		C FF 92 B CH 86 B FF 93 S CH 83 X SL 82 2-2 ② G6-3		B SI 90 C FF 90 S FF 91 B CH 84 X FF 92 2-2 ② G6-3	B CU 72 D FC 90 X FC 90 2-0 ③ F8		B CH 80 X FF 90 1-0 ③ F8		5	0	0	0	0	1	3
99 Manny Ramirez, R (1, 7) OBP: 0.494, SLG: 0.620	C FF 95 B FF 95 B FF 94 B FF 87 B FF 94 4-1 BB		C FF 93 B SI 95 S CH 87 B SL 83 B FF 94 B FA 88 4-2 55 FC5-4 BB		B SL 81 B CH 84 X SI 92 2-0 2B		C FC 89 C SL 82 B FC 89 B FC 90 B SL 84 X FC 90 3-2 27 1B 7 BB 2B		C SL 85 C SI 92 B SL 85 X CH 83 1-2 16 WP 16 2B 2B	3	2	3	0	2	0	0
55 Russell Martin, R (1, 2) OBP: 0.329, SLG: 0.282	B FF 94 C SI 92 S FF 94 1 SAFE C SL 83 1-3 ③ K		C FF 93 B FF 94 B FF 92 X CH 84 2-1 ③ FC5-4 1-2f		B CH 84 B SI 90 B FF 90 C FF 89 F FF 88 D CH 81 4-2 BB		C FC 90 X CU 74 0-1 ① P4		B SI 90 C SL 85 S SI 90 B SI 92 S SI 91 2-3 ① K	4	0	0	0	1	2	4
16 Andre Ethier, L (1, 9) OBP: 0.438, SLG: 0.584		B FF 92 F SI 93 X SI 94 1-1 E7 27 F9 7 1B		C FF 91 X SI 93 0-1 27 WP 7 E 1B	C SL 78 B SL 81 F SI 88 X SI 92 1-2 ③ G4-3		I IN 65 I IN 72 I IN 68 I IN 71 4-0 7 BB 27 1B 23 G1-2-3 IBB		F SI 91 F SL 84 B CH 83 F SI 92 F SL 84 F SI 92 F SL 84 D SL 84 B FF 92 3-2 X SL 83 2-H 27 3B 2B	4	3	2	1	1	0	2
27 Matt Kemp, R (1, 8) OBP: 0.398, SLG: 0.579		C FF 93 C SL 84 X SL 83 0-2 ① F9 2-3		F FF 92 B CH 85 F SI 92 B FF 93 B FF 91 F FF 90 X FF 90 3-2 ① F9 1-2	S CU 79 B CU 80 B SI 86 F FF 87 F CU 78 B CU 79 B CU 78 4-2 7 CS BB	C FC 90 X FC 91 0-1 7 BB 1-2 2-3 1B		S SI 92 X FF 90 0-1 2-H 3B	4	0	2	1	1	0	2
7 James Loney, L (1, 3) OBP: 0.427, SLG: 0.405		C SI 94 C SI 94 X FF 94 0-2 3-H 1B		B FF 92 F SI 91 X SI 92 1-1 E6 58 WP 2-H	B CU 78 1 SAFE B SI 86 B CU 79 C FF 86 B FF 86 4-1 ① 58 SH3-4 23 1B 1-2 BB	C CU 73 B FC 89 F CU 72 F CU 74 F CU 72 B FC 90 B FF 90 B FC 90 4-2 1-2 2-3 3-H BB		B SI 90 F SI 91 B SI 91 D SL 84 I 4-1 IBB	2	0	1	2	3	0	0
23 Casey Blake, R (1, 5) OBP: 0.333, SLG: 0.515		B SI 92 B FF 93 B FF 91 C FF 92 X FF 91 3-1 ② F9		C SI 91 B FF 91 B CH 82 C FF 89 X FF 90 2-2 ② F7		B SI 86 C SI 87 1 SAFE S CU 78 X CU 78 1-2 58 SH3-4 1B X FC 90 0-0 ② ③ G1-2-3 3-Hf		C FF 90 B SI 88 B FF 92 F SL 83 S SI 91 2-3 ② K	5	0	1	0	0	1	7
58 Chad Billingsley, R (1, 1) OBP: 0.273, SLG: 0.111 51 Jonathan Broxton, R (8, 1) 5 Mark Loretta, R (9, PH) OBP: 0.474, SLG: 0.412 43 Will Ohman, L (9, 1) OBP: 1.000, SLG: 1.000		B FF 92 S FF 91 S FF 92 B FF 94 F SL 80 B FF 93 S FF 93 3-3 ③ K		S FF 90 B CH 82 B SI 90 F FF 88 S FF 90 2-3 ③ K 2-3	X SI 86 0-0 ② SH3-4 1-2 2-3		B FF 89 C FF 89 F CH 76 F FF 90 S CH 81 1-3 ① K	X SI 90 0-0 ③ G5-3	3 0 1 0	0 0 0 0	0 0 0 0	0 0 0 0	3 0 0 0	2 0 2 0	
Inning Stats	R: 0 E: 0 K: 2 S: 9 H: 0 LOB: 1 BB: 1 P: 14	R: 1 E: 1 K: 1 S: 14 H: 1 LOB: 1 BB: 0 P: 21	R: 0 E: 0 K: 0 S: 8 H: 0 LOB: 1 BB: 1 P: 17	R: 1 E: 1 K: 1 S: 14 H: 1 LOB: 1 BB: 0 P: 22	R: 0 E: 0 K: 1 S: 12 H: 1 LOB: 2 BB: 1 P: 22	R: 0 E: 0 K: 0 S: 11 H: 1 LOB: 3 BB: 3 P: 26	R: 1 E: 0 K: 0 S: 12 H: 2 LOB: 2 BB: 2 P: 23	R: 0 E: 0 K: 2 S: 8 H: 0 LOB: 0 BB: 0 P: 13	R: 2 E: 0 K: 2 S: 20 H: 3 LOB: 2 BB: 1 P: 32	1B: 4 2B: 4 3B: 1 HR: 0 SF: 0 SAC: 1 DP: 1 HBP: 0						WP: 3 PB: 0 SB: 0 CS: 1 PA: 45

PITCHER		IP	WLS	BF	H	R	ER	SO	BB	IBB	HBP	BLK	WP	HR	S	P	ERA	WHIP
57 Jonathan Sánchez, L ERA: 2.6	(1, 1)	5.0		23	3	2	0	5	3	0	0	0	2	0	57	96	0.00	1.200
45 Justin Miller, R ERA: 2.84	(6, 1)	0.2		4	1	0	0	0	2	0	0	0	0	0	8	17	0.00	4.500
49 Brandon Medders, R ERA: 3.38	(6, 1)	1.1		8	2	1	1	0	2	1	0	0	0	0	15	32	6.75	3.000
56 Osiris Matos, R ERA:	(8, 1)	1.0		3	0	0	0	2	0	0	0	0	0	0	8	13	0.00	0.000
46 Bob Howry, R ERA: 4.32	(9, 1)	1.0	L	7	3	2	2	2	0	1	0	0	1	0	20	32	18.00	3.000

PITCHER	IP	WLS	BF	H	R	ER	SO	BB	IBB	HBP	BLK	WP	HR	S	P	ERA	WHIP

TOP

Los Angeles Dodgers @ San Francisco Giants
AT&T Park, San Francisco, CA
Tue Apr 28 2009, 7:15 PM PDT
Att. 30,482 - Clear - 56 F

livebaseballscorecards.com

AB	35
R	5
H	9
RBI	4
BB	9
SO	9
LOB	22

BOTTOM

Batter	1	2	3	4	5	6	7	8	9	AB	R	H	RBI	BB	SO	LOB
14 Fred Lewis, L (1, 7) OBP: 0.434, SLG: 0.429	F FF 90 B FF 91 B SI 90 X FF 89 2-1 ① F8		H FC 83 1-0 48 WP, 2 1B, 48 E HBP	C FF 89 S SL 81 B SL 81 S SL 81 1-3 ③ K			S FF 89 F FC 84 F FF 93 B FC 88 F FC 88 F SL 80 F FF 92 B FF 90 B FC 89 3-3 S FC 80 ① ② K 1-2		C FF 90 C SL 80 B SL 82 S FF 91 1-3 ① K	4	1	0	0	0	3	1
2 Randy Winn, S (1, 9) OBP: 0.291, SLG: 0.403	B FF 91 F FF 89 B SL 80 B FC 84 C FF 92 B FF 93 4-2 48 2B BB		1 SAFE 1 SAFE F FF 93 B FF 94 X SI 92 1-1 48 E, 10 1B 1-2 1B		C FF 90 C FF 91 B FC 89 S SL 80 1-3 ① K		F FF 94 B CU 71 S FC 90 B SL 80 S FC 90 2-3 ③ K		X FF 90 0-0 ② F8	4	1	1	0	1	2	0
48 Pablo Sandoval, S (1, 5) OBP: 0.346, SLG: 0.438	F FC 88 X FF 93 0-1 ② 1-H 2B		B FF 92 B FF 93 X FC 84 2-0 E6, 10 1B 1-3 2-H		F SL 80 S FF 94 X FF 92 0-2 ② G3-1			B FC 87 B FF 91 X FF 90 2-0 10 BB, 33 BB, 5 FC5-2 1B	B FF 91 C SI 90 B SI 91 X FF 90 2-1 ③ L9	5	0	2	1	0	0	1
1 Bengie Molina, R (1, 2) OBP: 0.301, SLG: 0.521	X SL 81 0-0 ③ F8		F SL 81 F FF 93 X SL 81 0-2 ② G5-3		F FF 95 B SL 81 F FF 93 B FF 93 S SL 82 2-3 ③ K2-3			D SL 75 F FC 90 X SL 80 1-1 ① F8		4	0	0	0	0	1	4
33 Aaron Rowand, R (1, 8) OBP: 0.355, SLG: 0.464		C FF 92 S SL 79 X FF 93 0-2 5 G4-6-3, 10 1B 1B	D CU 71 B FC 88 B SI 92 I IN 66 4-0 10 1B IBB			F FF 91 X CU 74 0-1 ① G5-3		D SL 81 B FC 89 D FF 90 B FF 93 4-0 5 FC5-2, 10 BB 1-2 35 BB BB		2	1	1	0	2	0	0
10 Travis Ishikawa, L (1, 3) OBP: 0.264, SLG: 0.286		D SL 79 X FF 92 1-0 5 G4-6-3 1-2 1B	X FF 94 0-0 ① 1-2 2-3 3-H 1B			C SL 77 B FC 84 F SL 78 H FC 89 2-2 5 2B, 7 L3-5 HBP		B SL 85 B FF 97 B FF 97 C FF 97 B FF 95 4-1 35 BB, 5 FC5-2 1-2 2-3 BB		2	0	2	1	1	0	0
5 Juan Uribe, R (1, 6) OBP: 0.292, SLG: 0.318		B FC 89 B FC 89 C FF 94 X SI 93 2-1 ① ② G4-6-3 1-2f 2-3	B FF 92 B FF 94 F SI 91 X FF 93 2-1 ③ G3			B SL 78 B FF 90 X FC 86 2-0 1-3 2B		C FF 98 F FF 99 D FF 99 B SL 87 F FF 99 B FF 98 F FF 99 X SL 89 3-2 ② FC5-2, 35 BB 1-2 2-3 3-Hf		4	0	1	0	0	0	8
7 Emmanuel Burriss, S (1, 4) OBP: 0.235, SLG: 0.177 35 Rich Aurilia, R (8, PH) OBP: 0.273, SLG: 0.200 46 Bob Howry, L (9, 1)	S FC 90 F FC 89 B FF 94 C FF 91 1-3 ③ K			C FC 88 C FC 88 B FC 86 S SL 80 1-3 ① K		F SL 81 X SL 80 0-1 ② ③ L3-5 3-3		B FF 97 B FF 96 T FF 97 B FF 97 C FF 97 B FF 98 4-2 1-2 2-3 3-H BB		3 0 0	0 0 0	0 0 0	0 1 0	0 1 0	2 0 0	3 0 0
57 Jonathan Sánchez, L (1, 1) 45 Justin Miller, R (6, 1) 49 Brandon Medders, R (6, 1) 12 Nate Schierholtz, L (7, PH) OBP: 0.357, SLG: 0.500 56 Osiris Matos, R (8, 1) 8 Eugenio Velez, S (8, PH) OBP: 0.143, SLG: 0.143 (9, 4)			B FF 90 C FF 91 C SI 90 C FF 93 1-3 ① K X FF 90 0-0 ② G1-3				C SL 78 B SL 80 X FF 93 1-1 14 CS 1B	C FF 97 S SL 88 S SL 88 0-3 ③ K		2 0 0 1 0 1	0 0 0 0 0 0	0 0 0 1 0 0	0 0 0 0 0 0	1 0 0 0 0 0	0 0 0 0 0 1	0 0 0 0 0 3

Inning Stats	1	2	3	4	5	6	7	8	9
	R: 0 E: 0 K: 0 S: 7	R: 0 E: 0 K: 1 S: 9	R: 2 E: 1 K: 1 S: 12	R: 0 E: 0 K: 2 S: 7	R: 0 E: 0 K: 2 S: 9	R: 0 E: 0 K: 0 S: 7	R: 0 E: 0 K: 2 S: 12	R: 1 E: 0 K: 1 S: 14	R: 0 E: 0 K: 1 S: 6
	H: 1 LOB: 1 BB: 1 P: 13	H: 2 LOB: 1 BB: 0 P: 13	H: 2 LOB: 3 BB: 1 P: 23	H: 0 LOB: 0 BB: 0 P: 9	H: 0 LOB: 0 BB: 0 P: 12	H: 1 LOB: 1 BB: 0 P: 11	H: 1 LOB: 0 BB: 0 P: 18	H: 1 LOB: 3 BB: 3 P: 32	H: 0 LOB: 0 BB: 0 P: 9

1B: 6 SF: 0 WP: 1 PA: 39
2B: 4 SAC: 0 PB: 0
3B: 0 DP: 3 SB: 0
HR: 0 HBP: 2 CS: 1

PITCHER		IP	WLS	BF	H	R	ER	SO	BB	IBB	HBP	BLK	WP	HR	S	P	ERA	WHIP
58 Chad Billingsley, R ERA: 2.14	(1, 1)	7.1		32	8	3	2	8	2	1	2	0	1	0	66	109	2.46	1.364
51 Jonathan Broxton, R ERA: 0.9	(8, 1)	0.2	W	4	0	0	0	1	2	0	0	0	0	0	11	22	0.00	3.000
43 Will Ohman, L ERA: 2.35	(9, 1)	1.0	S	3	0	0	0	1	0	0	0	0	0	0	6	9	0.00	0.000

PITCHER	IP	WLS	BF	H	R	ER	SO	BB	IBB	HBP	BLK	WP	HR	S	P	ERA	WHIP

Los Angeles Dodgers @ San Francisco Giants
AT&T Park, San Francisco, CA
Tue Apr 28 2009, 7:15 PM PDT
Att. 30,482 - Clear - 56 F

livebaseballscorecards.com

AB	32
R	3
H	8
RBI	3
BB	5
SO	10
LOB	20

Batter	1	2	3	4	5	6	7	8	9	AB	R	H	RBI	BB	SO	LOB
15 Rafael Furcal, S (1, 6) OBP: 0.330, SLG: 0.313	X SI 91 0-0 ① L5			B SI 92 B SI 92 C SI 90 F SI 91 S CH 84 2-3 ① K		B FF 92 B SI 92 B SI 91 C SI 90 F SI 89 B SI 92 4-2 16 FC4-6 99 1B BB		X FF 91 0-0 13 2B 16 G5-3 1-3 1B	F SL 85 B FF 96 X FF 96 1-1 ① G6-3 2-3	4	1	1	0	1	1	1
13 Orlando Hudson, S (1, 4) OBP: 0.408, SLG: 0.505	B SI 93 X FF 93 1-0 ② G3			B CU 73 B CH 80 X SI 94 2-0 1B		F FF 92 1 SAFE C CU 78 S CH 84 0-3 ① K		C CU 74 B SI 94 B CH 82 S CH 81 X CH 85 2-2 16 G5-3 1-3 2B 3-H	X SL 85 0-0 ② G5-3	5	0	2	1	0	1	2
99 Manny Ramirez, R (1, 7) OBP: 0.489, SLG: 0.600	C FF 95 X FF 95 0-1 ③ L9			B FF 93 C CU 79 X FF 94 1-1 ② F9		B FF 94 X FF 92 1-0 16 FC4-6 1-2 1B		B CU 77 F CH 83 B SI 93 B CH 83 B SI 93 4-1 16 G5-3 12 1B BB	C SL 85 B FF 95 F FF 98 X FF 99 1-2 ③ G6-3	4	1	1	0	1	0	2
16 Andre Ethier, L (1, 9) OBP: 0.420, SLG: 0.556		B SI 90 B FF 91 B SI 91 C SI 92 C SI 93 S CH 84 3-3 ① K		S CU 79 F FF 95 F FF 95 D SL 82 S CH 85 1-3 ③ K		B CU 79 D CU 77 B FF 92 C SI 90 X CH 83 3-1 ② FC4-6 1-2f 2-3		X SI 94 0-0 ①② G5-3 1-2 2-3f 3-H		4	0	0	0	0	2	5
7 James Loney, L (1, 3) OBP: 0.430, SLG: 0.395		C SI 92 X CU 76 0-1 ② G4-3			B SI 92 B FF 92 B SI 92 C FF 92 F SI 91 B CH 84 4-2 33 1B BB	B CU 77 S CH 84 C CH 83 X CH 86 1-2 ③ L6		C FF 92 C CU 78 F FF 94 B CU 79 B CU 78 B FF 95 B FF 94 4-2 12 1B BB		2	0	0	0	2	0	2
55 Russell Martin, R (1, 2) OBP: 0.318, SLG: 0.270 12 Brad Ausmus, R (7, 2) OBP: 0.500, SLG: 0.538		B FF 93 X SI 93 1-0 ③ G5-3			C FF 92 F FF 92 S CH 84 0-3 ① K		F FF 93 X FF 92 0-1 ① P6	C SI 93 B SI 93 X FF 94 1-1 1-2 2-H 1B		3 1	0 0	0 1	0 1	0 0	1 0	1 0
23 Casey Blake, R (1, 5) OBP: 0.317, SLG: 0.486			C FF 92 B CU 77 C CU 79 B CH 82 B SI 93 F FF 94 F FF 94 X SI 93 3-2 ① G5-3		B CU 77 S FF 92 S FF 94 S CH 85 1-3 ② K		C FF 92 B CU 79 B CH 82 F SI 92 B CH 85 S FF 93 3-3 ② K	C FF 97 B FF 96 C FF 98 F FF 97 B SL 86 X FF 97 2-2 ③ P5		4	0	0	0	0	2	3
50 Eric Stults, L (1, 1) 38 Ramon Troncoso, R (3, 1) 33 Blake DeWitt, L (5, PH) OBP: 0.222, SLG: 0.176 56 Hung-Chih Kuo, L (5, 1) 57 Scott Elbert, L (6, 1) OBP: 0.333, SLG: 0.667 59 Guillermo Mota, R (8, 1) 5 Mark Loretta, R (9, PH) OBP: 0.500, SLG: 0.500			C SI 94 F FF 94 S CH 84 0-3 ② K		C FF 93 X CU 78 0-1 1-2 1B		C SI 92 X SI 90 0-1 ③ L7		C FF 92 B SL 83 B FF 95 B FF 94 C FF 94 X FF 96 3-2 9 2B	1 0 1 0 1 0 0 1	0 0 0 0 0 0 0 1	0 0 1 0 0 0 0 1	0 0 0 0 0 0 0 0	0 0 0 0 0 0 0 0	1 0 0 0 0 0 0 0	0 0 0 0 0 0 0 0
9 Juan Pierre, L (1, 8) OBP: 0.455, SLG: 0.450			B SI 94 F SI 93 X CU 79 1-1 ③ G3		X FF 92 0-0 ③ F8			X FF 90 0-0 15 1B 13 2B 1B	B FF 95 X FF 96 1-0 15 G6-3 2-H 2B	4	1	2	1	0	0	2

TOP

Los Angeles Dodgers @ San Francisco Giants
AT&T Park, San Francisco, CA
Wed Apr 29 2009, 7:15 PM PDT
Att. 37,717 - Partly Cloudy - 57 F

livebaseballscorecards.com

AB	35
R	4
H	9
RBI	3
BB	4
SO	8
LOB	18

Inning Stats	1	2	3	4	5	6	7	8	9
	R: 0 E: 0 K: 0 S: 4	R: 0 E: 0 K: 1 S: 6	R: 0 E: 0 K: 1 S: 10	R: 0 E: 0 K: 2 S: 10	R: 0 E: 0 K: 2 S: 11	R: 0 E: 0 K: 1 S: 11	R: 0 E: 0 K: 1 S: 7	R: 3 E: 0 K: 0 S: 16	R: 1 E: 0 K: 0 S: 10
	H: 0 LOB: 0 BB: 0 P: 5	H: 0 LOB: 0 BB: 0 P: 10	H: 0 LOB: 0 BB: 0 P: 14	H: 1 LOB: 1 BB: 0 P: 16	H: 1 LOB: 2 BB: 1 P: 16	H: 1 LOB: 2 BB: 1 P: 20	H: 0 LOB: 0 BB: 0 P: 10	H: 4 LOB: 2 BB: 2 P: 29	H: 2 LOB: 1 BB: 0 P: 16

| | | |

Batter	1	2	3	4	5	6	7	8	9	AB	R	H	RBI	BB	SO	LOB
14 Fred Lewis, L (1, 7) OBP: 0.420, SLG: 0.403	B FF 90 B FF 90 B FF 89 C FF 89 X FF 89 3-1 ① F7	B FF 89 C FF 90 F FF 89 B FF 90 X CU 76 2-2 ② G6-3 2-3		B SI 90 B SI 92 B SI 92 X SI 91 2-1 ① L7		B FF 91 C FF 92 S FF 92 B FF 92 B FF 92 B FF 92 4-2 16 2B BB		C FF 89 B SL 89 S FF 89 S FF 89 1-3 ① K		4	1	0	0	1	1	1
16 Edgar Renteria, R (1, 6) OBP: 0.338, SLG: 0.406	C FF 90 X FF 91 0-1 48 1B 1 3B 1B	B CU 74 F FF 90 B CH 83 X CH 81 2-1 48 FC5-4 3-H 1B		C CU 77 B SI 92 F SI 91 X CU 77 1-2 ② G6-3		C SL 84 F FF 91 F SL 84 X FF 90 0-2 1-H 2B		X SL 85 0-0 5 1B 1 1B 1B		5	2	4	2	0	0	0
48 Pablo Sandoval, S (1, 5) OBP: 0.350, SLG: 0.440 5 Juan Uribe, R (4, 5) OBP: 0.333, SLG: 0.400	C FF 89 D CH 82 F FF 91 X FF 91 1-2 1 3B 1-2 1B	C FF 90 X FF 91 0-1 ③ FC5-4 1-2f		B SI 92 X SI 91 1-0 2B		B FF 92 B FF 90 S SL 85 F SL 83 S SL 85 2-3 ③ K2-3		1 SAFE X SL 84 0-0 1 1B 35 G6-3 1-2 1B		2 3	1 1	1 2	0 0	0 0	0 1	1 1
1 Bengie Molina, R (1, 2) OBP: 0.321, SLG: 0.592	D CH 81 X CH 81 1-0 1-H 2-H 3B	X CU 75 0-0 ① G4-3		X SI 91 0-0 ③ L4			X SL 90 0-0 HR	C SI 93 F SI 94 F SI 94 X SI 93 0-2 35 G6-3 33 WP 1-3 2-H 1B		5	1	3	4	0	0	1
33 Aaron Rowand, R (1, 8) OBP: 0.358, SLG: 0.450	B FF 91 C CU 75 B FF 90 F CU 76 S CU 77 2-3 ② K	F FF 90 B FF 90 B FF 92 X FF 91 2-1 35 S 12 2B 1B			B FF 93 B CU 72 X FF 93 2-0 ① F9		C SL 82 B FF 89 B SL 82 F FF 90 F SL 85 X FF 91 2-2 ① P3	S CH 84 F SI 94 B SI 93 B SI 93 H CH 83 3-2 35 G6-3 1-2 HBP		4	1	1	0	0	1	1
35 Rich Aurilia, R (1, 3) OBP: 0.259, SLG: 0.167	C CU 76 B FF 91 D CH 82 C CU 76 B CU 77 B FF 91 4-2 BB	D CU 76 F FF 90 1 SAFE C FF 90 B FF 91 X 2-2 ② P4 1-2			B FF 95 X FF 94 1-0 ② G6-3		B SL 83 F SL 81 S SL 82 B FF 90 X SL 81 2-2 ② F8	X SI 94 0-0 ② G6-3 1-2 2-3 3-H		4	0	0	1	1	0	3
12 Nate Schierholtz, L (1, 9) OBP: 0.421, SLG: 0.556	F FF 90 B FF 90 X CU 76 1-1 ③ F7		B FF 90 B CU 76 B FF 89 X FF 90 2-0 7 1B 2-H 2B		C FF 92 B SL 85 C FF 93 C SL 84 1-3 ③ K		F FF 91 X SL 85 0-1 7 1B 1B	I IN 74 I IN 75 I IN 73 I IN 75 4-0 IBB		4	1	2	1	1	1	2
7 Emmanuel Burriss, S (1, 4) OBP: 0.260, SLG: 0.197		B L FF 90 B FF 89 F FF 89 B FF 92 F FF 90 B FF 90 4-2 14 G6-3 55 SH1-3 16 1B BB	B FF 90 S CU 76 C FF 90 F CU 78 B FF 91 X CH 82 2-2 2-H 1B			X FF 90 0-0 ① G2-3	C SL 91 B FF 89 D SL 86 X FF 90 2-1 1-2 1B	B SI 92 B SI 92 S SI 92 S SI 92 F SI 93 F SI 92 F SI 93 B SI 92 F SI 92 3-3 C SI 92 K		4	1	2	1	1	1	3
55 Tim Lincecum, L (1, 1) OBP: 0.167, SLG: 0.167 41 Jeremy Affeldt, L (8, 1) OBP: 1.000, SLG: 1.000 38 Brian Wilson, R (8, 1)		B FF 89 1 SAFE C FF 90 X FF 90 1-1 ① SH1-3 1-2	C FF 91 S FF 90 F SI 92 F SI 93 C CU 78 0-3 ③ K			C FF 91 S FF 92 S FF 90 0-3 ② K	S SL 83 C FF 92 S SL 83 0-3 ③ K			3 0 0	0 0 0	0 0 0	0 0 0	0 0 0	3 0 0	3 0 0
Inning Stats	R: 2 E: 0 K: 1 S: 15 H: 3 LOB: 2 BB: 1 P: 27	R: 1 E: 0 K: 0 S: 12 H: 1 LOB: 1 BB: 1 P: 21	R: 2 E: 0 K: 1 S: 16 H: 3 LOB: 1 BB: 0 P: 24	R: 0 E: 0 K: 0 S: 7 H: 1 LOB: 1 BB: 0 P: 11	R: 0 E: 0 K: 1 S: 5 H: 0 LOB: 0 BB: 0 P: 9	R: 1 E: 0 K: 2 S: 13 H: 1 LOB: 1 BB: 1 P: 19	R: 1 E: 0 K: 1 S: 15 H: 3 LOB: 2 BB: 0 P: 21	R: 2 E: 0 K: 2 S: 19 H: 3 LOB: 3 BB: 1 P: 30		1B: 10 2B: 3 3B: 1 HR: 1 SF: 0 SAC: 1 DP: 0 HBP: 1						

BOTTOM

Los Angeles Dodgers @ San Francisco Giants

AT&T Park, San Francisco, CA

Wed Apr 29 2009, 7:15 PM PDT

Att. 37,717 - Partly Cloudy - 57 F

livebaseballscorecards.com

AB	38
R	9
H	15
RBI	9
BB	4
SO	8
LOB	16

WP: 1 PA: 44
PB: 0
SB: 1
CS: 0

PITCHER		IP	WLS	BF	H	R	ER	SO	BB	IBB	HBP	BLK	WP	HR	S	P	ERA	WHIP
50 Eric Stults, L ERA: 5.5	(1, 1)	2.2	L	17	7	5	5	1	2	0	0	0	0	0	38	67	16.88	3.375
38 Ramon Troncoso, R ERA: 1.38	(3, 1)	1.1		5	1	0	0	1	0	0	0	0	0	0	12	16	0.00	0.750
56 Hung-Chih Kuo, L ERA: 6.75	(5, 1)	1.0		3	0	0	0	1	0	0	0	0	0	0	5	9	0.00	0.000
57 Scott Elbert, L ERA: 7.11	(6, 1)	2.1		12	4	2	2	4	1	0	0	0	0	1	31	44	7.71	2.143
59 Guillermo Mota, R ERA: 7.71	(8, 1)	0.2		7	3	2	2	1	0	1	1	0	1	0	16	26	27.00	4.500

PITCHER	IP	WLS	BF	H	R	ER	SO	BB	IBB	HBP	BLK	WP	HR	S	P	ERA	WHIP

Colorado Rockies @ San Francisco Giants

AT&T Park, San Francisco, CA

Fri May 01 2009, 7:15 PM PDT

Att. 30,791 - Overcast - 62 F

livebaseballscorecards.com

TOP

Batter	1	2	3	4	5	6	7	8	9	AB	R	H	RBI	BB	SO	LOB
24 Dexter Fowler, S (1, 8) OBP: 0.360, SLG: 0.439	L SI 91 B FS 84 F FF 90 S SL 86 1-3 ① K			C SI 90 F SL 86 B FF 91 B FF 93 S SL 86 2-3 ① K		C SL 85 F SI 92 B FF 92 X SL 87 1-2 14 1B 1B		B CU 77 B SI 93 F FF 95 B SI 95 X SI 94 3-1 ② G6-3		4	0	1	0	0	2	1
14 Matt Murton, R (1, 7) OBP: 0.400, SLG: 0.400	C SI 92 F SI 93 B SI 94 B SL 88 S SL 87 2-3 ② K			F FS 85 X SI 92 0-1 ② P4		1 SAFE C SI 92 1 SAFE B FF 93 F SI 93 X SL 86 1-2 17 G4-6-3 1-3 1B		B SI 94 C CU 78 B CU 78 C FF 95 B SI 96 X CU 78 3-2 27 1B 17 1B 2-3 1B		4	0	2	0	0	1	0
17 Todd Helton, L (1, 3) OBP: 0.363, SLG: 0.443	C SI 93 B SI 92 C SI 94 B SI 94 B SL 87 S SL 87 3-3 ③ K			B SL 85 B SI 92 B SI 91 C FF 91 C SL 84 X FF 92 3-2 1B		1 SAFE X SL 86 0-0 ② ③ G4-6-3 1-2f		1 SAFE C CU 78 B CU 78 X FF 96 1-1 27 1B 1-2 3-H 1B		4	0	2	1	0	1	2
27 Garrett Atkins, R (1, 5) OBP: 0.287, SLG: 0.420		B FF 89 B SI 90 F SI 91 F SL 84 S SL 85 2-3 ① K		X SI 91 0-0 ③ F9			B FF 90 B SL 85 C SL 85 F SL 85 C FF 91 2-3 ① K	C FF 96 B FF 96 B FF 97 C SL 86 B FF 95 X FF 96 3-2 1-2 2-3 1B		4	0	1	0	0	2	1
19 Ryan Spilborghs, R (1, 9) OBP: 0.353, SLG: 0.429		F FF 92 C SI 93 C SI 93 0-3 ② K		B SI 90 C SL 84 X SL 86 1-1 ① G6-3			X FF 90 0-0 ② F9	B FF 95 C FF 97 C FF 96 B FF 98 B FF 97 S FF 96 3-3 ③ K		4	0	0	0	0	2	3
2 Troy Tulowitzki, R (1, 6) OBP: 0.320, SLG: 0.391		F SL 85 S SL 86 X SI 94 0-2 ③ F7		X FS 84 0-0 12 S 1B			B SI 92 B SI 90 T SI 89 X SI 92 2-1 ③ F9		C FF 95 B FF 93 C SL 89 B SL 88 B FF 96 X FF 97 3-2 ① F9	4	0	1	0	0	0	0
20 Chris Iannetta, R (1, 2) OBP: 0.344, SLG: 0.449			B SL 84 S SI 91 X SL 85 1-1 ① P3	S SL 84 S SL 86 F SL 87 1 SAFE S SL 87 0-3 ② K				B SI 91 B SL 81 F FF 91 X SL 82 2-1 HR	B SL 88 C FF 96 B SL 88 B FF 97 F FF 97 F FF 97 B SL 87 4-2 BB	3	1	1	1	1	1	1
12 Clint Barmes, R (1, 4) OBP: 0.286, SLG: 0.467 7 Seth Smith, L (8, PH) OBP: 0.480, SLG: 0.579 31 Matt Daley, R (8, 1) 11 Brad Hawpe, L (9, PH) OBP: 0.429, SLG: 0.576			C SL 85 B FS 85 S SL 84 F SL 86 B FF 92 X SL 86 2-2 ② F7	B SI 92 C SL 86 B SI 90 C FF 93 F FF 93 F SL 88 F SL 88 S FF 93 2-3 ③ K 1-2				B FF 93 B FF 92 B FF 92 C FF 92 C FF 93 C FF 93 3-3 ① K	C SL 87 B FF 96 1 SAFE C FF 95 X FF 97 1-2 ② F9	2 1 0 1	0 0 0 0	0 0 0 0	0 0 0 0	1 1 0 0	1 0 0 1	1 0 0 1
38 Ubaldo Jiménez, R (1, 1) OBP: 0.500, SLG: 0.250 9 Ian Stewart, L (8, PH) OBP: 0.362, SLG: 0.500 (8, 4)			B SI 91 S SI 91 F SL 86 X SL 87 1-2 ③ G6-3			B FF 90 B SI 92 C SI 91 F SI 92 B SI 92 X SL 86 3-2 ① G6-3		X FF 95 0-0 14 1B 17 1B 2B	B SL 87 B SL 87 C SL 87 B SL 87 C FF 96 S SL 87 3-3 ③ K	2 2	0 1	0 1	0 0	0 0	0 1	0 1

	AB	35
	R	2
	H	9
	RBI	2
	BB	1
	SO	12
	LOB	11

Inning Stats																														
	R: 0	E: 0	K: 3	S: 9	H: 0	LOB: 0	BB: 0	P: 15	R: 0	E: 0	K: 2	S: 9	H: 0	LOB: 0	BB: 0	P: 11	R: 0	E: 0	K: 0	S: 9	H: 0	LOB: 0	BB: 0	P: 13	R: 0	E: 0	K: 1	S: 9	H: 1	LOB: 1	BB: 0	P: 14
	R: 0	E: 0	K: 2	S: 13	H: 1	LOB: 1	BB: 0	P: 16	R: 0	E: 0	K: 0	S: 10	H: 2	LOB: 1	BB: 0	P: 15	R: 0	E: 0	K: 1	S: 6	H: 0	LOB: 0	BB: 0	P: 10	R: 2	E: 0	K: 2	S: 19	H: 5	LOB: 3	BB: 0	P: 37
	R: 0	E: 0	K: 1	S: 12	H: 0	LOB: 1	BB: 1	P: 23	1B: 7	2B: 1	3B: 0	HR: 1	SF: 0	SAC: 0	DP: 1	HBP: 0	WP: 0	PB: 0	SB: 1	CS: 0	PA: 36										

PITCHER		IP	WLS	BF	H	R	ER	SO	BB	IBB	HBP	BLK	WP	HR	S	P	ERA	WHIP
51 Randy Johnson, L ERA: 4.5	(1, 1)	7.0	W	24	4	0	0	9	0	0	0	0	0	0	65	94	0.00	0.571
46 Bob Howry, R ERA: 5.4	(8, 1)	0.0		1	1	1	1	0	0	0	0	0	0	1	2	4	∞	∞
41 Jeremy Affeldt, L ERA: 3.48	(8, 1)	0.2	H	5	3	1	1	1	0	0	0	0	0	0	11	21	13.50	4.500
38 Brian Wilson, R ERA: 3.65	(8, 1)	1.1	S	6	1	0	0	2	1	0	0	0	0	0	18	35	0.00	1.500

PITCHER		IP	WLS	BF	H	R	ER	SO	BB	IBB	HBP	BLK	WP	HR	S	P	ERA	WHIP

Batter	1	2	3	4	5	6	7	8	9	AB	R	H	RBI	BB	SO	LOB
2 Randy Winn, S (1, 9) (9, 7) OBP: 0.289, SLG: 0.392	B FF 94 C SI 95 S FF 97 B FF 98 B SI 97 C FF 96 3-3 ① K		B FF 95 M SI 95 F SL 84 B FF 96 B SI 96 F SI 96 F SI 96 B CH 89 4-2 48 S 16 BB 1 SF9 BB		B SI 93 B FF 96 X FF 94 2-0 ② F7		X SI 96 0-0 ② SF7 3-H			2	1	0	1	1	1	0
16 Edgar Renteria, R (1, 6) OBP: 0.333, SLG: 0.389	B FF 96 C SI 96 X CH 90 1-1 ② G5-3		B FF 93 B FF 94 B FF 96 B FF 94 4-0 33 FC6-4 1-2 BB		B SL 85 X FF 94 1-0 ③ G4-3		X SI 95 0-0 ③ L1			3	0	0	0	1	0	1
48 Pablo Sandoval, S (1, 5) OBP: 0.357, SLG: 0.468	F FF 96 B FF 98 B SI 97 X CH 89 2-1 3B		B SI 97 F FF 97 F SI 96 S CU 80 1-3 ① K 2-3			C CU 74 B SI 96 B CU 81 X SI 95 2-1 33 G5-3 1B		B CU 76 F SI 91 S FF 92 X CU 76 1-2 ① P5		4	0	2	0	0	1	2
1 Bengie Molina, R (1, 2) OBP: 0.305, SLG: 0.570	C FF 97 B SI 96 B SI 98 X SI 97 2-1 ③ P6		S FF 95 F FF 95 B SL 85 B SL 87 F FF 95 F SI 96 X FF 95 2-2 ② SF9 3-H			S SI 93 X SI 94 0-1 ① F8		S FF 91 X CH 82 0-1 ② G5-3		3	0	0	1	0	0	2
33 Aaron Rowand, R (1, 8) OBP: 0.338, SLG: 0.422		S FF 95 C SL 88 B FF 98 B SI 98 C SL 87 2-3 ① K	1 SAFE B SL 85 X SI 94 1-0 ③ FC6-4 1-2f			X SI 92 0-0 ② G5-3 1-2		B CU 77 F FF 90 S FF 91 B CU 77 B CH 81 X FF 90 3-2 ③ F9		4	0	0	0	0	1	2
14 Fred Lewis, L (1, 7) OBP: 0.417, SLG: 0.400 12 Nate Schierholtz, L (9, 9) OBP: 0.421, SLG: 0.556		C SL 82 X CU 77 0-1 10 2B 1B	C SI 92 S SL 85 X SL 84 0-2 ① G1-3			B SI 95 F SI 96 B FF 96 X CH 87 2-1 ③ F8				3 0	1 0	1 0	0 0	0 0	0 0	1 0
10 Travis Ishikawa, L (1, 3) OBP: 0.286, SLG: 0.327		1 SAFE 1 SAFE X FF 95 0-0 1-H 2B	B CU 76 B SI 95 B SI 95 C FF 94 C SI 93 F SI 94 F SI 95 C SI 95 3-3 ② K				S FF 96 S SL 85 B SL 88 B SI 96 B CH 89 X SI 95 3-2 8 SH5-3 7 HBP 2 SF7 1B			3	1	2	1	0	1	0
7 Emmanuel Burriss, S (1, 4) OBP: 0.263, SLG: 0.191		F FF 97 B FF 97 C SI 97 D SL 88 B SI 98 X SI 97 3-2 ② G6-3	L SI 95 X CH 86 0-1 ③ F8				L SI 94 L SI 95 H SL 85 1-2 8 SH5-3 1-2 HBP			2	0	0	0	0	0	1
51 Randy Johnson, R (1, 1) 8 Eugenio Velez, S (7, PH) OBP: 0.143, SLG: 0.143 46 Bob Howry, L (8, 1) 41 Jeremy Affeldt, L (8, 1) OBP: 1.000, SLG: 1.000 38 Brian Wilson, R (8, 1)		B SI 97 B FF 96 C FF 96 S SI 95 S FF 98 2-3 ③ K			B SI 94 C SI 95 B SL 84 F SI 93 F SL 85 X FF 94 2-2 ① P3		L FF 95 X FF 94 0-1 ① SH5-3 1-2 2-3			2 0 0 0 0	0 0 0 0 0	0 0 0 0 0	0 0 0 0 0	1 0 0 0 0	0 0 0 0 0	1 0 0 0 0
Inning Stats	R: 0 E: 0 K: 1 S: 9 H: 1 LOB: 1 BB: 0 P: 17	R: 1 E: 0 K: 2 S: 12 H: 2 LOB: 1 BB: 0 P: 19	R: 1 E: 0 K: 1 S: 13 H: 0 LOB: 1 BB: 2 P: 25	R: 0 E: 0 K: 1 S: 10 H: 0 LOB: 0 BB: 0 P: 13	R: 0 E: 0 K: 0 S: 6 H: 0 LOB: 0 BB: 0 P: 11	R: 0 E: 0 K: 0 S: 7 H: 1 LOB: 1 BB: 0 P: 11	R: 1 E: 0 K: 0 S: 9 H: 1 LOB: 1 BB: 0 P: 13	R: 0 E: 0 K: 0 S: 8 H: 0 LOB: 0 BB: 0 P: 12		1B: 3 2B: 1 3B: 1 HR: 0	SF: 2 SAC: 1 DP: 0 HBP: 1					

PITCHER		IP	WLS	BF	H	R	ER	SO	BB	IBB	HBP	BLK	WP	HR	S	P	ERA	WHIP
38 Ubaldo Jiménez, R ERA: 6.58	(1, 1)	7.0	L	29	5	3	3	5	2	0	1	0	0	0	66	109	3.86	1.000
31 Matt Daley, R ERA:	(8, 1)	1.0		3	0	0	0	0	0	0	0	0	0	0	8	12	0.00	0.000

PITCHER		IP	WLS	BF	H	R	ER	SO	BB	IBB	HBP	BLK	WP	HR	S	P	ERA	WHIP

BOTTOM

Colorado Rockies @ San Francisco Giants

AT&T Park, San Francisco, CA

Fri May 01 2009, 7:15 PM PDT

Att. 30,791 - Overcast - 62 F

livebaseballscorecards.com

AB	26
R	3
H	5
RBI	3
BB	2
SO	5
LOB	10

WP: 0 PA: 32
PB: 0
SB: 1
CS: 0

Batter	1	2	3	4	5	6	7	8	9	AB	R	H	RBI	BB	SO	LOB
19 Ryan Spilborghs, R (1, 8) (7, 7) OBP: 0.378, SLG: 0.519	B FF 90 X FF 90 1-0 HR		C FF 90 B FF 91 B CH 84 B CU 73 F FF 91 B FF 93 4-2 17 G4-3 17 S 27 1B BB		C CU 74 B SL 83 X SL 84 1-1 1-H HR		B FF 89 B CU 80 C FF 88 F CU 79 X FF 88 2-2 ① L7		C FF 88 C FF 88 B SL 80 B CH 80 B FF 89 X CH 79 3-2 24 F9 24 S 1B	4	3	3	3	1	0	0
7 Seth Smith, L (1, 7) OBP: 0.444, SLG: 0.524 24 Dexter Fowler, S (7, 8) OBP: 0.355, SLG: 0.433	C FF 90 F CU 74 B CU 74 B CH 86 X FF 92 2-2 ① F7		X FF 91 0-0 ① F9		B CU 75 S CH 86 B CU 75 X CH 86 2-1 ① G1-3		C FF 89 B CH 82 X CH 81 1-1 ② G6-3		C FF 88 B CH 78 F FF 88 F SL 80 B FF 90 F FF 89 X SL 80 2-2 ② F9 1-3	4 1	0 0	0 0	0 0	0 0	0 0	1 1
17 Todd Helton, L (1, 3) OBP: 0.365, SLG: 0.440	B FF 90 C FF 91 S CH 85 X FF 92 2-2 11 L6-4 27 BB 1B		B FF 90 S CH 84 C FF 90 X CU 74 1-2 ② G4-3 1-3		B CH 87 F FF 92 C CU 76 X CH 87 1-2 ② G4-3		C CU 80 F CH 81 F SI 89 B CU 81 F FF 88 X SI 83 1-2 1B		B FF 89 F SL 76 X FF 89 1-1 ③ F9	5	0	2	0	0	0	2
27 Garrett Atkins, R (1, 5) OBP: 0.297, SLG: 0.417	B CU 74 B FF 91 C FF 90 B CH 84 S CH 84 B FF 92 4-2 1-2 BB		B CU 74 S CH 85 F FF 91 B SL 84 X FF 92 2-2 3-H 1B		C FF 93 X FF 93 0-1 ③ F9		C FF 88 F FF 89 B CU 78 F CU 80 F CU 79 B SI 89 B CU 79 F FF 89 X CU 78 3-2 ③ G5-3			3	0	1	1	1	0	1
11 Brad Hawpe, L (1, 9) OBP: 0.419, SLG: 0.603	C CU 72 B FF 91 X CH 85 1-1 ② ③ L6-4 2-2		C CH 85 X FF 91 0-1 ③ P6			B CU 73 B FF 91 C FF 92 B FF 91 F CH 87 X FF 92 3-2 HR		X SI 88 0-0 ① F7		4	1	1	1	0	0	3
2 Troy Tulowitzki, R (1, 6) OBP: 0.329, SLG: 0.426		B FF 90 F CH 85 B FF 91 C CU 74 X SL 85 2-2 ① F9		X SL 84 0-0 9 F9-3 1B		S FF 93 B FF 93 F CH 86 B FF 94 F FF 93 C CU 77 2-3 ① K		C FF 88 C CU 80 B CU 81 X FF 89 1-2 3B		4	0	2	0	0	1	0
9 Ian Stewart, L (1, 4) OBP: 0.355, SLG: 0.471		B CU 72 C FF 91 X FF 91 1-1 ② P5		L FF 90 1 SAFE C CU 72 X FF 91 0-2 ① ② F9-3 1-1		B CH 87 C CH 86 B CU 75 B CH 87 B FF 92 4-1 BB		C FF 88 B FF 88 S CH 82 B CH 82 B CH 80 S CU 80 3-3 ② K		3	0	0	0	1	1	2
8 Yorvit Torrealba, R (1, 2) OBP: 0.296, SLG: 0.375		X CU 74 0-0 2B		B CU 77 F FF 94 S SL 88 B SL 87 B SL 85 C SL 85 3-3 ③ K		C FF 91 X SL 82 0-1 ② P4		C CU 79 S CU 80 B CU 81 S CU 79 1-3 ③ K		4	0	1	0	0	2	2
21 Jason Marquis, L (1, 1) OBP: 0.417, SLG: 0.455		C CU 73 B FF 90 S CU 73 F FF 90 F CU 74 S CU 75 1-3 ③ K2-3		C FF 90 B CH 85 B CH 85 B FF 91 B FF 91 4-1 19 HR BB		X FF 91 0-0 ③ F7			X FF 87 0-0 ① P4	3	1	0	0	1	1	2
Inning Stats	R: 1 H: 2 E: 0 LOB: 1 K: 0 BB: 1 S: 11 P: 21	R: 0 H: 1 E: 0 LOB: 1 K: 1 BB: 0 S: 11 P: 15	R: 1 H: 1 E: 0 LOB: 1 K: 0 BB: 1 S: 11 P: 18	R: 0 H: 1 E: 0 LOB: 0 K: 1 BB: 0 S: 7 P: 10	R: 2 H: 1 E: 0 LOB: 0 K: 0 BB: 1 S: 10 P: 18	R: 1 H: 1 E: 0 LOB: 1 K: 1 BB: 1 S: 11 P: 20	R: 0 H: 1 E: 0 LOB: 1 K: 0 BB: 0 S: 16 P: 23	R: 0 H: 1 E: 0 LOB: 1 K: 2 BB: 0 S: 10 P: 15	R: 0 H: 1 E: 0 LOB: 1 K: 0 BB: 0 S: 11 P: 17	1B: 5 SF: 0 2B: 3 SAC: 0 3B: 1 DP: 2 HR: 3 HBP: 0						

TOP

Colorado Rockies @ San Francisco Giants

AT&T Park, San Francisco, CA

Sat May 02 2009, 1:05 PM PDT

Att. 30,166 - Overcast - 54 F

livebaseballscorecards.com

AB	35
R	5
H	10
RBI	5
BB	4
SO	5
LOB	14

PITCHER		IP	WLS	BF	H	R	ER	SO	BB	IBB	HBP	BLK	WP	HR	S	P	ERA	WHIP
18 Matt Cain, R ERA: 3.09	(1, 1)	6.0	L	27	7	5	5	3	4	0	0	0	0	3	61	102	7.50	1.833
45 Justin Miller, R ERA: 2.16	(7, 1)	2.0		8	2	0	0	2	0	0	0	0	0	0	26	38	0.00	1.000
56 Osiris Matos, R ERA:	(9, 1)	1.0		4	1	0	0	0	0	0	0	0	0	0	11	17	0.00	1.000

PITCHER	IP	WLS	BF	H	R	ER	SO	BB	IBB	HBP	BLK	WP	HR	S	P	ERA	WHIP

Colorado Rockies @ San Francisco Giants

AT&T Park, San Francisco, CA

Sat May 02 2009, 1:05 PM PDT

Att. 30,166 - Overcast - 54 F

livebaseballscorecards.com

BOTTOM

Batter	1	2	3	4	5	6	7	8	9	AB	R	H	RBI	BB	SO	LOB
2 Randy Winn, S (1, 7) OBP: 0.290, SLG: 0.390	B SI 89 B SI 90 C SI 89 F SI 90 X CH 84 2-2 16 FC5-4 1B		B SI 91 B SI 91 F SI 90 B SI 92 X SI 92 3-1 ② P4		X CH 81 0-0 ③ F8			C SI 91 X SL 83 0-1 ② P5		3	0	1	0	0	0	3
14 Fred Lewis, L (8, PH) OBP: 0.412, SLG: 0.394										1	0	0	0	0	0	1
56 Osiris Matos, R (9, 1)										0	0	0	0	0	0	0
16 Edgar Renteria, R (1, 6) OBP: 0.318, SLG: 0.368	C SI 90 F SI 91 B SI 91 D SL 83 X SL 84 2-2 ① FC5-4 48 G4-3 1-2f		C SL 88 X SL 88 0-1 ③ F9			X SI 91 0-0 ① G4-3		F SL 84 X CH 82 0-1 ③ P4		4	0	0	0	0	0	3
48 Pablo Sandoval, S (1, 5) OBP: 0.352, SLG: 0.494	X SI 91 0-0 ② G4-3 1-2			B SI 91 B SL 86 X SL 85 2-0 ① G4-3		F SL 87 C SI 91 F SL 80 X SL 84 0-2 ② G4-3			B CU 74 X SI 90 1-0 HR	4	1	1	1	0	0	1
1 Bengie Molina, R (1, 2) OBP: 0.291, SLG: 0.542	B SL 87 X SI 92 1-0 ③ F9			B SL 87 X SL 86 1-0 ② G3		C SI 92 X SL 86 0-1 ③ P4			X SI 90 0-0 ① F9	4	0	0	0	0	0	1
33 Aaron Rowand, R (1, 8) OBP: 0.320, SLG: 0.397		C SI 90 B SI 91 S SI 90 B CU 78 F CU 74 B SI 92 F SI 91 F SI 92 S SI 91 3-3 ① K		C CU 76 F SI 91 X SI 92 0-2 ③ G3-1			B SI 90 X SI 90 1-0 ① G5-3		C SI 91 B CU 74 B CU 73 X SI 90 2-1 ② G6-3	4	0	0	0	0	1	0
12 Nate Schierholtz, L (1, 9) OBP: 0.348, SLG: 0.455		C SI 92 S SL 87 B SL 83 S SL 84 1-3 ② K			C SI 89 B SL 87 S SL 86 X SL 84 1-2 ① G3		S CU 76 F SI 90 B SL 83 B SL 83 X SL 82 2-2 ② G4-3		B CH 82 B SL 84 F SI 89 B SL 83 X SI 90 3-1 ③ G4-3	4	0	0	0	0	1	0
10 Travis Ishikawa, L (1, 3) OBP: 0.271, SLG: 0.309		B CU 76 C SI 91 B CH 83 B CH 82 X SI 90 3-1 ③ L6			B CU 75 F CU 73 B CH 81 F SI 91 B SL 83 X SL 82 3-2 ② G5-3		C CH 83 S SL 86 B SI 92 B SI 91 S SL 83 2-3 ③ K			3	0	0	0	0	1	0
7 Emmanuel Burriss, S (1, 4) OBP: 0.291, SLG: 0.214			B SI 90 X SI 90 1-0 18 G5-3 18 S 1B		C CU 79 C CH 83 X SL 84 0-2 18 1B 1B			B SI 88 B SI 89 B SI 89 C SI 88 B SI 88 4-1 BB		2	0	2	0	1	0	0
18 Matt Cain, R (1, 1) OBP: 0.300, SLG: 0.125			L SI 90 C SI 90 F SL 83 X SL 83 0-2 ① G5-3 1-3		C SI 92 X SI 93 0-1 1-2 1B			B SI 91 B SI 89 C SI 88 F SI 89 S SL 82 2-3 ① K		2	0	1	0	0	0	1
45 Justin Miller, R (7, 1)										0	0	0	0	0	0	0
8 Eugenio Velez, S (8, PH) OBP: 0.133, SLG: 0.133										1	0	0	0	0	1	1
(9, 7)																

	AB	32
	R	1
	H	5
	RBI	1
	BB	1
	SO	4
	LOB	11

Inning Stats	1	2	3	4	5	6	7	8	9
	R: 0 E: 0 K: 0 S: 8	H: 1 LOB: 1 BB: 0 P: 13	R: 0 E: 0 K: 2 S: 11	H: 0 LOB: 0 BB: 0 P: 18	R: 0 E: 0 K: 0 S: 9	H: 1 LOB: 1 BB: 0 P: 13	R: 0 E: 0 K: 0 S: 5	H: 0 LOB: 0 BB: 0 P: 8	R: 0 E: 0 K: 0 S: 12	H: 2 LOB: 2 BB: 0 P: 16	R: 0 E: 0 K: 0 S: 7	H: 0 LOB: 0 BB: 0 P: 7	R: 0 E: 0 K: 1 S: 7	H: 0 LOB: 0 BB: 0 P: 12	R: 0 E: 0 K: 1 S: 8	H: 0 LOB: 1 BB: 1 P: 14	R: 1 E: 0 K: 0 S: 6	H: 1 LOB: 0 BB: 0 P: 12

	1B: 4	SF: 0	WP: 0	PA: 33
	2B: 0	SAC: 0	PB: 0	
	3B: 0	DP: 0	SB: 1	
	HR: 1	HBP: 0	CS: 0	

PITCHER		IP	WLS	BF	H	R	ER	SO	BB	IBB	HBP	BLK	WP	HR	S	P	ERA	WHIP
21 Jason Marquis, R ERA: 3.31	(1, 1)	9.0	W	33	5	1	1	4	1	0	0	0	0	1	73	113	1.00	0.667

PITCHER	IP	WLS	BF	H	R	ER	SO	BB	IBB	HBP	BLK	WP	HR	S	P	ERA	WHIP

Batter	1	2	3	4	5	6	7	8	9	10	AB	R	H	RBI	BB	SO	LOB
24 Dexter Fowler, S (1, 8) OBP: 0.346, SLG: 0.431	F SI 86 C CU 71 B CU 72 X CU 72 1-2 ① G5-3		B CH 73 B CH 74 B SI 85 C SI 84 X SI 86 3-1 ③ F9			B SI 86 B CH 74 B SI 85 C SI 85 X SI 85 3-1 2B			B FF 93 B SL 85 F FF 94 C FF 94 S SL 85 2-3 K 11 BB 19 SH1-4	C FC 90 C FC 90 C FC 89 0-3 ② K	5	0	1	0	0	2	2
19 Ryan Spilborghs, R (1, 7) OBP: 0.362, SLG: 0.494	C SI 87 B FC 80 S CH 75 F SI 86 B SI 87 B FF 87 X SI 86 3-2 ② G6-3			B SI 86 C CH 72 C SI 86 X CU 73 1-2 ① L9		D CU 72 B CH 74 X SI 86 2-0 ③ G6-3			1 SAFE L FF 93 1 SAFE B FF 92 X FF 93 1-1 ① SH1-4 1-2	B CU 73 B FC 89 S FC 89 B FC 89 F FC 90 X FC 89 3-2 ③ P4	4	0	0	0	0	0	3
17 Todd Helton, L (1, 3) OBP: 0.371, SLG: 0.436	X SI 86 0-0 1B			B SI 87 B SI 86 X SI 86 2-0 ② F8			F SI 85 C SI 85 X CU 74 0-2 ① G1-3		I IN 68 I IN 72 I IN 72 I IN 71 4-0 11 BB IBB		3	0	1	0	1	0	0
27 Garrett Atkins, R (1, 5) OBP: 0.295, SLG: 0.402	B SI 86 S CH 74 C SI 86 D FC 81 F CU 74 B SI 86 X FF 87 3-2 ③ G6-3			C SL 78 B SI 86 X CH 73 1-1 ③ G5-3			C SI 86 B SI 86 B SI 85 B SI 86 B SI 87 4-1 11 G4-6-3 BB		C FF 96 C FF 96 S SL 92 0-3 ② K		3	0	0	0	1	1	3
11 Brad Hawpe, L (1, 9) OBP: 0.410, SLG: 0.576		C SL 76 S CU 72 S SL 78 0-3 ① K			F SI 85 C CU 72 B SI 84 B FF 86 X CU 73 2-2 ① G4-3		B SI 86 B SL 78 S FF 86 S FC 79 F FF 87 B FF 87 F SI 86 X SI 87 3-2 ②③ G4-6-3 1-2f		S FF 96 B FF 96 S FF 96 B FF 97 B FF 97 B FF 97 4-2 1-2 2-3 BB		3	0	0	0	1	1	1
2 Troy Tulowitzki, R (1, 6) OBP: 0.313, SLG: 0.403		C CH 73 X FF 85 0-1 ② F7			B CU 71 C CU 70 F CH 73 B FF 86 X CH 74 2-2 ② G5-3			X FF 94 0-0 E3 20 B3-6-4	T FF 97 X FF 98 0-1 ③ P4		4	0	0	0	0	0	3
20 Chris Iannetta, R (1, 2) OBP: 0.338, SLG: 0.423		B SI 85 F FF 85 T SI 85 T CU 74 1-2 ③ K			C CU 71 C SI 87 B CU 74 B FF 87 S FF 86 2-3 ③ K			B FF 92 X FF 93 1-0 ①② B3-6-4 1-2f		B FC 91 B SL 83 S FC 90 B FC 90 S FC 90 F FC 90 B FC 91 4-2 12 SH1-4 BB	3	0	0	0	1	2	1
12 Clint Barmes, R (1, 4) OBP: 0.288, SLG: 0.460			B SI 84 S CH 72 X SI 85 1-1 ① F9			C CH 72 B SI 84 F SI 85 B CU 73 F CH 73 X SI 86 2-2 ① L6		C FF 93 F FF 95 X FF 96 0-2 1B	1 SAFE X FC 89 0-0 ① SH1-4 1-2		3	0	1	0	0	0	0
46 Jason Hammel, R (1, 1) 49 Jason Grilli, R (7, 1) 41 Alan Embree, L (7, 1) 9 Ian Stewart, L (8, PH) OBP: 0.349, SLG: 0.462 34 Matt Belisle, R (8, 1) 7 Seth Smith, L (10, PH) OBP: 0.455, SLG: 0.524 60 Manny Corpas, R (10, 1)			S SI 86 C SI 86 B CU 73 B CU 72 F SI 87 S SI 85 2-3 ② K			B SI 86 C SI 86 C SI 85 X CH 73 1-2 ② G4-3		X FF 95 0-0 ③ F8		B CU 71 B FF 88 F FC 89 B FC 89 B FF 89 4-1 BB	2 0 0 1 0 0 0	0 0 0 0 0 0 0	0 0 0 0 0 0 0	0 0 0 0 0 1 0	0 0 0 0 0 0 0	1 0 0 0 0 0 0	0 0 0 1 0 0 0
Inning Stats	R: 0 H: 1 E: 0 LOB: 1 K: 0 BB: 0 S: 12 P: 19	R: 0 H: 0 E: 0 LOB: 0 K: 2 BB: 0 S: 8 P: 9	R: 0 H: 0 E: 0 LOB: 0 K: 1 BB: 0 S: 8 P: 14	R: 0 H: 0 E: 0 LOB: 0 K: 0 BB: 0 S: 6 P: 10	R: 0 H: 0 E: 0 LOB: 0 K: 1 BB: 0 S: 9 P: 15	R: 0 H: 1 E: 0 LOB: 1 K: 0 BB: 0 S: 10 P: 18	R: 0 H: 0 E: 0 LOB: 0 K: 0 BB: 1 S: 9 P: 16	R: 0 H: 1 E: 1 LOB: 1 K: 0 BB: 0 S: 6 P: 7	R: 0 H: 0 E: 0 LOB: 3 K: 2 BB: 2 S: 12 P: 23	R: 0 H: 0 E: 0 LOB: 2 K: 1 BB: 2 S: 11 P: 22	1B: 2 SF: 0 2B: 1 SAC: 2 3B: 0 DP: 2 HR: 0 HBP: 0						

PITCHER	IP	WLS	BF	H	R	ER	SO	BB	IBB	HBP	BLK	WP	HR	S	P	ERA	WHIP
75 Barry Zito, L (1, 1) ERA: 3.99	7.0		23	2	0	0	4	1	0	0	0	0	0	62	101	0.00	0.429
47 Merkin Valdez, R (8, 1) ERA: 4.7	1.0		4	1	0	0	0	0	0	0	0	0	0	6	7	0.00	1.000
38 Brian Wilson, R (9, 1) ERA: 3.38	1.0		6	0	0	0	2	1	1	0	0	1	0	12	23	0.00	1.000
49 Brandon Medders, R (10, 1) ERA: 3.09	1.0	W	5	0	0	0	1	2	0	0	0	0	0	11	22	0.00	2.000

PITCHER	IP	WLS	BF	H	R	ER	SO	BB	IBB	HBP	BLK	WP	HR	S	P	ERA	WHIP

TOP

Colorado Rockies @ San Francisco Giants

AT&T Park, San Francisco, CA

Sun May 03 2009, 1:05 PM PDT
Att. 30,650 - Overcast - 63 F

livebaseballscorecards.com

AB	31
R	0
H	3
RBI	0
BB	5
SO	7
LOB	14

WP: 1 PA: 38
PB: 0
SB: 0
CS: 0

Batter	1	2	3	4	5	6	7	8	9	10	AB	R	H	RBI	BB	SO	LOB
14 Fred Lewis, L (1, 7) OBP: 0.420, SLG: 0.419	B FF 92 F FF 91 X FF 92 1-1 ① G5-3		B FF 94 X FF 94 1-0 1B			C CU 76 F CU 76 B SI 92 B CU 75 X CH 84 2-2 16 F9 2B	B SL 79 F FF 92 X SL 78 1-1 ② ③ G5-4-3 1-2f			C SL 80 F SI 90 F SI 90 F SI 91 X SL 82 0-2 2-H 1B	3	0	2	0	0	0	0
1 Bengie Molina, R (7, PH) OBP: 0.287, SLG: 0.536											1	0	0	0	0	0	2
47 Merkin Valdez, R (8, 1)											0	0	0	0	0	0	0
38 Brian Wilson, R (9, 1)											0	0	0	0	0	0	0
35 Rich Aurilia, R (10, 3) OBP: 0.286, SLG: 0.200											1	0	1	1	0	0	0
16 Edgar Renteria, R (1, 6) OBP: 0.315, SLG: 0.363	B FF 93 F SI 92 X FF 93 1-1 1B		C SL 87 F SI 91 X CU 76 0-2 ③ G4-3			C FF 92 X FF 92 0-1 ① F9 2-3		S SL 82 F SL 86 B FF 93 B SI 93 F SI 92 S SL 85 2-3 ① K			4	0	1	0	0	1	2
12 Nate Schierholtz, L (1, 9) OBP: 0.296, SLG: 0.385	X FF 92 0-0 ② F9			X CH 84 0-0 ① F8		D SL 86 X SL 86 1-0 ② L4		C FF 92 B SI 93 B SL 84 X SI 93 2-1 ② L7			4	0	0	0	0	0	2
48 Pablo Sandoval, S (1, 5) OBP: 0.359, SLG: 0.488	1 SAFE X CH 85 0-0 ③ G4-3			B CH 86 S FF 94 B CH 86 F SL 85 F FF 94 X FF 94 2-2 33 G6-4-3 1B		I IN 67 I IN 68 I IN 70 I IN 70 4-0 33 S IBB		X CU 73 0-0 ③ F7			3	0	1	0	1	0	1
33 Aaron Rowand, R (1, 8) OBP: 0.316, SLG: 0.380		C CU 75 B FF 94 X SI 93 1-1 ① G6-3		S SL 85 F SI 92 X SL 84 0-2 ② ③ G6-4-3 1-2f		F SL 86 B CU 78 B FF 93 S SL 86 D SL 84 D SL 84 4-2 1-2 BB			F FF 90 X SL 83 0-1 ① G5-3		3	0	0	0	1	0	1
10 Travis Ishikawa, L (1, 3) OBP: 0.254, SLG: 0.288	S SL 87 B CH 86 B FF 94 F CH 86 C SL 85 2-3 ② K		C CU 77 B CH 84 B SI 93 B CH 84 X FF 93 3-1 ① G4-3			C CU 78 S CU 78 B FF 94 B CU 78 X CU 78 2-2 ③ G1-3			B CU 69 B FC 91 B SL 82 C SI 92 S FF 92 C SI 92 3-3 ② K		4	0	0	0	0	2	3
49 Brandon Medders, R (10, 1)											0	0	0	0	0	0	0
7 Emmanuel Burriss, S (1, 4) OBP: 0.301, SLG: 0.243	B CH 85 S SI 93 X FF 93 1-1 20 CS 1B		C CU 77 B CU 76 F CU 76 X SI 93 1-2 ② G1-3				C SL 82 S FF 93 B SL 84 X FF 92 1-2 20 E 2B		F SI 92 C SI 94 F SL 87 F SL 84 F SL 84 F FF 95 B SI 94 F SL 88 C SI 94 1-3 ③ K		4	0	2	0	0	1	0
20 Steve Holm, R (1, 2) OBP: 0.500, SLG: 0.333	1 SAFE P PO 86 1-0 ③ CS 1-2	B SI 93 B SL 85 X FF 93 2-0 ① G6-3		B SL 86 F CH 84 X SI 94 1-1 1B			X FF 92 0-0 FC1 1 G5-4-3 2-3			C SI 90 B SL 82 C SI 91 F SI 90 B SL 81 B SL 83 B SI 92 4-2 2 SH2-3 35 1B BB	3	1	1	0	1	0	1
75 Barry Zito, L (1, 1) OBP: 0.125, SLG: 0.125		C SI 93 X FF 92 0-1 ② G5-3				B FF 91 C FF 92 X SI 92 1-1 ③ G1-3	F FF 93 B FF 93 B FF 94 F SL 86 S SL 84 2-3 ① K			X SI 90 0-0 ① SH2-3 1-2	2	0	0	0	0	0	1
2 Randy Winn, S (7, PH) OBP: 0.287, SLG: 0.386											1	0	0	0	0	1	2
(8, 7)																	
Inning Stats	R: 0 H: 1 E: 0 LOB: 1 K: 0 BB: 0 S: 6 P: 8	R: 0 H: 1 E: 0 LOB: 0 K: 1 BB: 0 S: 8 P: 12	R: 0 H: 1 E: 0 LOB: 1 K: 0 BB: 0 S: 7 P: 10	R: 0 H: 1 E: 0 LOB: 0 K: 0 BB: 0 S: 8 P: 10	R: 0 H: 1 E: 0 LOB: 1 K: 0 BB: 0 S: 9 P: 15	R: 0 H: 1 E: 0 LOB: 3 K: 0 BB: 2 S: 11 P: 24	R: 0 H: 1 E: 1 LOB: 1 K: 1 BB: 0 S: 9 P: 13	R: 0 H: 0 E: 0 LOB: 0 K: 1 BB: 0 S: 7 P: 11	R: 0 H: 0 E: 0 LOB: 0 K: 2 BB: 0 S: 13 P: 17	R: 1 H: 1 E: 0 LOB: 1 K: 0 BB: 1 S: 9 P: 13	1B: 6 SF: 0 2B: 2 SAC: 1 3B: 0 DP: 2 HR: 0 HBP: 0	WP: 0 PA: 38 PB: 0 SB: 1 CS: 1					

PITCHER	IP	WLS	BF	H	R	ER	SO	BB	IBB	HBP	BLK	WP	HR	S	P	ERA	WHIP
46 Jason Hammel, R (1, 1) ERA: 3.45	6.0		24	6	0	0	1	1	1	0	0	0	0	49	79	0.00	1.167
49 Jason Grilli, R (7, 1) ERA: 1.04	0.1		3	1	0	0	1	0	0	0	0	0	0	7	10	0.00	3.000
41 Alan Embree, L (7, 1) ERA: 5.4	0.2		1	0	0	0	0	0	0	0	0	0	0	2	3	0.00	0.000
34 Matt Belisle, R (8, 1) ERA: 9.0	2.0		6	0	0	0	3	0	0	0	0	0	0	20	28	0.00	0.000
60 Manny Corpas, R (10, 1) ERA: 6.75	0.1	L	3	1	1	1	0	1	0	0	0	0	0	9	13	27.00	6.000

PITCHER	IP	WLS	BF	H	R	ER	SO	BB	IBB	HBP	BLK	WP	HR	S	P	ERA	WHIP

BOTTOM

Colorado Rockies @ San Francisco Giants

AT&T Park, San Francisco, CA

Sun May 03 2009, 1:05 PM PDT
Att. 30,650 - Overcast - 63 F

livebaseballscorecards.com

AB	33
R	1
H	8
RBI	1
BB	3
SO	5
LOB	15

Batter	1	2	3	4	5	6	7	8	9	AB	R	H	RBI	BB	SO	LOB
14 Fred Lewis, L (1, 7) OBP: 0.424, SLG: 0.416	B SI 88 F SI 90 B SI 90 F SI 90 F FF 90 S SL 84 2-3 K		B FF 90 B FS 80 X FS 81 2-0 P3			C SI 89 B SL 84 F SL 83 B SL 83 B SI 89 B SL 84 4-2 16 1B 48 1B BB		F FF 94 B SL 82 X SL 83 1-1 1B		3	1	1	0	1	1	1
16 Edgar Renteria, R (1, 6) OBP: 0.312, SLG: 0.357	B SL 84 C SI 91 B SI 91 X SL 85 2-1 G1-3			B SI 89 S SL 84 C SL 84 X SI 86 1-2 G5-3		B SL 82 C SI 89 1 SAFE D FS 79 X SI 89 2-1 48 1B 1 FC5-4 1-2 1B		1 SAFE C SL 82 C SL 82 C SL 82 0-3 K		4	1	1	0	0	1	1
48 Pablo Sandoval, S (1, 5) OBP: 0.365, SLG: 0.500	C SL 85 S FS 81 B FS 82 F SI 91 B SL 84 S FS 81 2-3 K			F FS 80 B SI 89 X FS 81 1-1 2B		X SL 85 0-0 1 FC5-4 1-3 2-H 1B		1 SAFE S SL 84 B SL 83 B FF 94 C SL 81 B SL 81 X SL 81 3-2 F8		4	0	2	1	0	1	1
1 Bengie Molina, R (1, 2) OBP: 0.286, SLG: 0.523		B SI 88 X SI 89 1-0 33 G5-4-3 1B		C SL 84 X FS 80 0-1 G6-3		X SL 85 0-0 FC5-4 1-2f 3-H		S FF 94 T FF 94 S FF 92 0-3 K		4	0	1	1	0	1	3
33 Aaron Rowand, R (1, 8) OBP: 0.301, SLG: 0.360		X SL 82 0-0 G5-4-3 1-2f		C SL 83 B SI 89 B SL 82 F SL 84 F SI 89 X SL 84 2-2 G6-3		C SI 89 F SI 89 F SL 84 S FF 89 0-3 K			C CU 79 B FF 90 S CU 80 C CU 78 1-3 K	4	0	0	0	0	2	3
2 Randy Winn, S (1, 9) OBP: 0.286, SLG: 0.372		M SI 89 B SI 90 F SI 90 B SL 85 S SL 84 2-3 K			B SL 80 X FS 78 1-0 G1-3		F SI 89 B SI 90 F FS 81 S FS 82 1-3 K		C FF 91 B FF 90 F FF 91 B FS 84 F FF 91 B CU 80 F FF 91 B FF 88 4-2 35 DI BB	3	0	0	0	1	2	0
10 Travis Ishikawa, L (1, 3) OBP: 0.254, SLG: 0.274			B SI 87 B FS 79 B SI 88 B SI 86 4-0 7 FC5-4 BB		C SI 87 B FS 79 B FS 79 F SL 83 F FS 80 B FS 82 X SI 89 3-2 F7		B FS 80 B SL 83 B SI 90 C FF 88 F SI 90 X FF 90 3-2 G4-3		F FF 90 B FS 84 B FF 90 B FF 90 F FF 90 F FF 90 C FF 90 3-3 K	3	0	0	0	1	1	1
7 Emmanuel Burriss, S (1, 4) OBP: 0.294, SLG: 0.237 46 Bob Howry, L (7, 1) 35 Rich Aurilia, R (9, PH) OBP: 0.276, SLG: 0.192			C FS 78 B FF 89 B FS 79 S SI 90 X SI 89 2-2 FC5-4 57 S 1-2f		B SI 89 F SL 83 X SL 83 1-1 F7		C SI 89 F SL 85 X SI 90 0-2 1B		B CU 81 S FF 92 C FF 92 X FF 91 1-2 F8	2 0 1	0 0 0	0 0 0	0 0 0	0 0 0	0 0 0	1 0 1
57 Jonathan Sánchez, L (1, 1) 45 Justin Miller, R (5, 1) 8 Eugenio Velez, S (5, 4) OBP: 0.118, SLG: 0.118 12 Nate Schierholtz, L (7, PH) OBP: 0.321, SLG: 0.407			B SI 87 1 SAFE L FF 87 S FF 89 B FF 89 F SL 84 S SI 90 2-3 K 1-2			X FF 89 0-0 G6-3	C SI 89 S FS 80 S FS 82 0-3 K			1 0 2 1	0 0 0 0	0 0 0 1	0 0 0 0	0 0 1 0	1 0 1 0	1 0 1 0
Inning Stats	R: 0 E: 0 K: 2 S: 10 H: 0 LOB: 0 BB: 0 P: 16	R: 0 E: 0 K: 1 S: 5 H: 1 LOB: 0 BB: 0 P: 8	R: 0 E: 0 K: 1 S: 8 H: 0 LOB: 1 BB: 1 P: 18	R: 0 E: 0 K: 0 S: 11 H: 1 LOB: 1 BB: 0 P: 15	R: 0 E: 0 K: 0 S: 7 H: 0 LOB: 0 BB: 0 P: 12	R: 2 E: 0 K: 1 S: 11 H: 2 LOB: 1 BB: 1 P: 17	R: 0 E: 0 K: 2 S: 12 H: 1 LOB: 1 BB: 0 P: 16	R: 0 E: 0 K: 2 S: 11 H: 1 LOB: 1 BB: 0 P: 15	R: 0 E: 0 K: 2 S: 14 H: 0 LOB: 1 BB: 1 P: 23	1B: 5 2B: 1 3B: 0 HR: 0	SF: 0 SAC: 0 DP: 1 HBP: 0			WP: 0 PB: 0 SB: 1 CS: 0	PA: 35	

PITCHER		IP	WLS	BF	H	R	ER	SO	BB	IBB	HBP	BLK	WP	HR	S	P	ERA	WHIP
46 Ryan Dempster, R ERA: 4.86	(1, 1)	7.0	W	27	5	2	2	7	2	0	0	0	0	0	64	102	2.57	1.000
49 Carlos Marmol, R ERA: 5.25	(8, 1)	1.0	H	4	1	0	0	2	0	0	0	0	0	0	11	15	0.00	1.000
63 Kevin Gregg, R ERA: 4.97	(9, 1)	1.0	S	4	0	0	0	2	1	0	0	0	0	0	14	23	0.00	1.000

PITCHER	IP	WLS	BF	H	R	ER	SO	BB	IBB	HBP	BLK	WP	HR	S	P	ERA	WHIP

San Francisco Giants @ Chicago Cubs

Wrigley Field, Chicago, IL

Mon May 04 2009, 7:05 PM CDT

Att. 39,112 - Cloudy - 56 F

TOP

livebaseballscorecards.com

AB	32
R	2
H	6
RBI	2
BB	3
SO	11
LOB	14

Batter	1	2	3	4	5	6	7	8	9	AB	R	H	RBI	BB	SO	LOB
12 Alfonso Soriano, R (1, 7) OBP: 0.347, SLG: 0.538	F SI 93 X SI 93 0-1 2 F8 18 BB 2B	B FF 92 B FF 91 X CH 84 2-0 ② G6-3 2-3		S SL 79 B SL 81 F CH 81 F SL 80 S SL 81 1-3 ② K		C CU 78 S CU 80 B CU 81 B CU 80 C FF 89 2-3 ① K		B FF 91 F SL 82 1 SAFE X SL 82 1-1 ③ F8		5	1	1	0	0	2	2
2 Ryan Theriot, R (1, 6) OBP: 0.376, SLG: 0.485	B FF 92 X FF 91 1-0 ① F8 2-3	X FF 92 0-0 3-H HR		B FF 90 B CH 84 F FF 90 B CH 80 B FF 89 4-1 21 S BB		C FF 87 B CU 79 F FF 85 X FF 86 1-2 ② G1-3				3	1	1	2	1	0	1
21 Milton Bradley, S (1, 9) OBP: 0.310, SLG: 0.261	B FF 92 C FF 92 F FF 92 H SL 83 2-2 18 BB 25 BB HBP	C FF 90 F CH 85 B FF 91 B FF 90 X FF 91 2-2 25 BB 1B		B FF 90 B FF 88 F FF 90 X FF 89 2-1 ③ F7 1-2		F SI 86 X CH 80 0-1 ③ G4-3				3	0	1	0	0	0	1
25 Derrek Lee, R (1, 3) OBP: 0.283, SLG: 0.356	B SI 92 S FF 92 C FF 92 B SL 81 F FF 92 B FF 92 1 SAFE B CH 82 4-2 18 BB 1-2 BB	1 SAFE B FF 91 B FF 90 C CH 81 F CH 84 B FF 91 B FF 90 4-2 1-2 BB			B FF 90 C FF 89 S CH 83 B CH 83 B SL 80 F FF 89 F FF 89 B FF 89 4-2 18 1B 16 BB 9 SF8 BB		F FF 92 C SI 93 B SL 84 B SI 92 X SI 92 2-2 ① G5-3			1	1	0	0	3	0	0
16 Aramis Ramirez, R (1, 5) OBP: 0.377, SLG: 0.544	B FF 91 C CH 80 B FF 90 S FF 91 S FF 92 2-3 ② K	X CH 84 0-0 ③ G5-3			B FF 88 1 SAFE B FF 89 B FF 87 C FF 88 S CH 81 B FF 88 4-2 18 1B 1-2 BB		F FF 91 X FF 91 0-1 ② G6-3			3	0	0	0	1	1	5
18 Geovany Soto, R (1, 2) OBP: 0.306, SLG: 0.200	C FF 92 F CH 86 B SL 82 B SL 82 B CH 86 B FF 92 4-2 1-2 2-3 3-H BB		B SI 90 S CH 82 F CH 83 X FF 91 1-2 ① G5-3		F FF 89 B SI 89 S CH 81 X CH 85 1-2 1-2 2-3 1B		B SI 92 C SL 83 X SI 92 1-1 ③ P3			3	0	1	1	1	0	0
9 Reed Johnson, R (1, 8) OBP: 0.320, SLG: 0.233	F CH 80 D FF 92 S FF 90 S SL 81 1-3 ③ K2-3		C FF 89 C FF 91 X SL 82 0-2 ② G4-3		B SI 86 B SI 86 X FF 87 2-0 ① SF8 3-H			B FF 91 F SI 92 B SL 86 B SI 91 C SI 92 X FF 92 3-2 ① F9		3	0	0	1	0	1	3
7 Aaron Miles, S (1, 4) OBP: 0.242, SLG: 0.241		C FF 90 X CH 82 0-1 12 G6-3 2 HR 2B	B FF 90 B SI 90 C FF 88 S SI 89 B FF 90 S FF 90 3-3 ③ K		X FF 85 0-0 ② F3			C SI 91 T SI 90 B FF 91 B CH 84 X FF 91 2-2 ② G6-3		4	1	1	0	0	1	2
46 Ryan Dempster, R (1, 1) 49 Carlos Marmol, R (8, 1) 6 Micah Hoffpauir, L (8, PH) OBP: 0.381, SLG: 0.541 63 Kevin Gregg, R (9, 1)		C FF 88 M SI 89 M SL 80 0-3 ① K		C FF 88 C FF 89 B FF 90 F FF 89 S SL 80 1-3 ① K	B FF 87 F FF 86 F CU 77 B CU 78 C FF 85 2-3 ③ K			F SL 84 B SL 81 B SI 90 F FF 92 F FF 91 B FF 90 B SL 81 4-2 BB		3 0 0 0	0 0 0 0	0 0 0 0	0 0 0 0	3 0 1 0	3 0 0 0	3 0 0 0
Inning Stats	R: 1 E: 0 K: 2 S: 16 H: 1 LOB: 3 BB: 2 P: 30	R: 2 E: 0 K: 1 S: 13 H: 3 LOB: 2 BB: 1 P: 21	R: 0 E: 0 K: 1 S: 9 H: 0 LOB: 0 BB: 0 P: 13	R: 0 E: 0 K: 2 S: 11 H: 0 LOB: 1 BB: 1 P: 19	R: 1 E: 0 K: 1 S: 14 H: 1 LOB: 2 BB: 2 P: 27	R: 0 E: 0 K: 1 S: 8 H: 0 LOB: 0 BB: 0 P: 11	R: 0 E: 0 K: 0 S: 7 H: 0 LOB: 0 BB: 0 P: 10	R: 0 E: 0 K: 0 S: 11 H: 0 LOB: 1 BB: 1 P: 21		1B: 2 2B: 2 3B: 0 HR: 1 SF: 1 SAC: 0 DP: 0 HBP: 1		WP: 0 PB: 0 SB: 1 CS: 0 PA: 37		

PITCHER		IP	WLS	BF	H	R	ER	SO	BB	IBB	HBP	BLK	WP	HR	S	P	ERA	WHIP
57 Jonathan Sánchez, L ERA: 3.8	(1, 1)	4.0	L	24	5	4	4	6	6	0	1	0	0	1	58	101	9.00	2.750
45 Justin Miller, R ERA: 1.74	(5, 1)	2.0		6	0	0	0	2	0	0	0	0	0	0	13	20	0.00	0.000
46 Bob Howry, R ERA: 4.35	(7, 1)	2.0		7	0	0	0	0	1	0	0	0	0	0	18	31	0.00	0.500

PITCHER	IP	WLS	BF	H	R	ER	SO	BB	IBB	HBP	BLK	WP	HR	S	P	ERA	WHIP

BOTTOM

San Francisco Giants @ Chicago Cubs

Wrigley Field, Chicago, IL

Mon May 04 2009, 7:05 PM CDT

Att. 39,112 - Cloudy - 56 F

livebaseballscorecards.com

AB	28
R	4
H	5
RBI	4
BB	7
SO	8
LOB	17

Batter	1	2	3	4	5	6	7	8	9	AB	R	H	RBI	BB	SO	LOB
14 Fred Lewis, L (1, 7) OBP: 0.402, SLG: 0.390	C CH 84 B CU 69 X SL 80 1-1 G4-3	D CU 70 X SL 80 1-0 G3 2-3			C CH 83 B CU 70 X CH 83 1-1 G3		F SL 81 X CU 71 0-1 G1-3		B SI 90 B FF 90 B FF 89 C FF 90 C FF 89 S FF 90 3-3 K	5	0	0	0	0	1	1
16 Edgar Renteria, R (1, 6) OBP: 0.327, SLG: 0.364	X SL 84 0-0 35 1B 1 HR 1B		B SL 80 C CU 68 B CU 68 X SL 84 2-1 F9		B CU 70 B SL 82 B CU 68 C SL 84 C CH 84 F SL 83 S CU 70 3-3 K			C CU 68 B CU 69 B SL 80 F SL 81 B CU 69 F SL 81 B CU 70 4-2 1 HBP 35 1B 33 2B BB	C CU 78 X FF 91 0-1 35 G3 35 S 1B	4	2	2	0	1	1	0
35 Rich Aurilia, R (1, 3) OBP: 0.294, SLG: 0.226	C CH 84 1 SAFE B SL 83 F SL 84 D CU 71 X CU 70 2-2 1 HR 1-2 1B		C CH 84 X SL 83 0-1 G1-3		F CU 70 X FF 86 0-1 G6-3			F SL 80 X SL 85 0-1 1 HBP 33 2B 1-2 1B	C FF 91 S CU 79 X SI 92 0-2 G3 1-3	5	2	2	0	0	0	1
1 Bengie Molina, R (1, 2) OBP: 0.302, SLG: 0.554	X CH 85 0-0 1-H 2-H HR		B CU 70 X SL 82 1-0 33 FC6-4 1B			B SL 79 B CU 70 C CH 84 F SL 80 F CU 69 X SL 79 2-2 G4-3		B SL 80 H FF 91 2-0 33 2B 2 1B 1-2 2-3 HBP	X CU 76 0-0 F9	4	2	2	3	0	0	1
33 Aaron Rowand, R (1, 8) OBP: 0.299, SLG: 0.367	S SL 84 B CU 72 B CU 70 X SL 82 2-1 G5-3		B CU 69 B CH 85 X SL 82 2-0 FC6-4 1-2f			B SL 79 X SL 82 1-0 G6-3		B SL 80 C FF 91 X FS 84 1-1 2 1B 48 G1-2-3 1-3 2-H 3-H 2B		4	0	1	2	0	0	1
2 Randy Winn, S (1, 9) OBP: 0.294, SLG: 0.378	B SI 86 X CH 85 1-0 B2-3			B SL 79 F CH 83 F CH 84 X SL 84 1-2 F7		C SL 79 B CU 69 X SL 84 1-1 1B		C FF 92 S FF 93 B FF 92 X FS 85 1-2 7 BB 2-3 3-H 1B		4	0	2	1	0	0	0
5 Juan Uribe, R (1, 5) OBP: 0.290, SLG: 0.345		C CU 69 X SL 84 0-1 G5-3		X SL 82 0-0 G6-3		B CU 69 T SL 81 1 SAFE B CU 68 B SL 79 X SL 82 3-1 P4		X SL 82 0-0 P3		4	0	0	0	0	0	3
7 Emmanuel Burriss, S (1, 4) OBP: 0.315, SLG: 0.253		L CH 83 B CU 69 F SL 81 B CU 70 B SL 82 X SL 82 3-2 14 S 55 SH1-4 1B		C CH 83 B SL 79 B SL 82 X SL 82 2-1 1B			X CH 82 0-0 B1	P PO 83 B FF 92 B FF 91 B FF 92 4-0 1-2 BB		3	0	2	0	1	0	0
55 Tim Lincecum, L (1, 1) OBP: 0.143, SLG: 0.143 48 Pablo Sandoval, S (8, PH) OBP: 0.361, SLG: 0.495 47 Merkin Valdez, R (8, 1) 41 Jeremy Affeldt, L (9, 1) OBP: 1.000, SLG: 1.000		X SL 84 0-0 SH1-4 1-2		B CH 84 S SL 81 F SL 82 1 SAFE F CU 70 X SL 79 1-2 G4-3			B SL 81 F CH 84 X SL 80 1-1 G6-3	X SL 85 0-0 G1-2-3 3-Hf		2 1 0 0	0 0 0 0	0 0 0 0	0 0 0 0	0 0 0 0	0 0 0 0	1 3 0 0

Inning Stats																								
	R: 3	H: 3	R: 0	H: 1	R: 0	H: 1	R: 0	H: 1	R: 0	H: 0	R: 0	H: 1	R: 0	H: 0	R: 3	H: 3	R: 0	H: 1	1B: 9	SF: 0	WP: 0	PA: 40
	E: 0	LOB: 0	E: 0	LOB: 1	E: 0	LOB: 1	E: 0	LOB: 1	E: 0	LOB: 0	E: 0	LOB: 1	E: 0	LOB: 0	E: 0	LOB: 2	E: 0	LOB: 1	2B: 1	SAC: 1	PB: 0	
	K: 0	BB: 0	K: 0	BB: 0	K: 0	BB: 0	K: 0	BB: 0	K: 0	BB: 0	K: 0	BB: 0	K: 0	BB: 0	K: 0	BB: 2	K: 1	BB: 0	3B: 0	DP: 1	SB: 2	
	S: 10	P: 16	S: 7	P: 11	S: 6	P: 11	S: 10	P: 14	S: 8	P: 12	S: 9	P: 16	S: 5	P: 6	S: 13	P: 24	S: 9	P: 12	HR: 1	HBP: 1	CS: 0	

PITCHER		IP	WLS	BF	H	R	ER	SO	BB	IBB	HBP	BLK	WP	HR	S	P	ERA	WHIP
45 Sean Marshall, L ERA: 4.15	(1, 1)	7.0	L	30	8	5	5	1	1	0	0	0	0	1	60	95	6.43	1.286
29 Jeff Samardzija, R ERA: 8.1	(8, 1)	0.1		5	2	1	1	0	1	0	1	0	0	0	7	14	27.00	9.000
48 Neal Cotts, L ERA: 4.05	(8, 1)	0.2		1	0	0	0	0	0	0	0	0	0	0	1	1	0.00	0.000
54 David Patton, R ERA: 6.94	(9, 1)	1.0		4	1	0	0	1	0	0	0	0	0	0	9	12	0.00	1.000

PITCHER	IP	WLS	BF	H	R	ER	SO	BB	IBB	HBP	BLK	WP	HR	S	P	ERA	WHIP

TOP

San Francisco Giants @ Chicago Cubs

Wrigley Field, Chicago, IL

Tue May 05 2009, 1:20 PM CDT

Att. 39,497 - Cloudy - 56 F

livebaseballscorecards.com

AB	36
R	6
H	11
RBI	6
BB	2
SO	2
LOB	11

BOTTOM

San Francisco Giants @ Chicago Cubs

Wrigley Field, Chicago, IL

Tue May 05 2009, 1:20 PM CDT

Att. 39,497 - Cloudy - 56 F

livebaseballscorecards.com

Batter	1	2	3	4	5	6	7	8	9	AB	R	H	RBI	BB	SO	LOB
4 Joey Gathright, L (1, 8) OBP: 0.214, SLG: 0.154	B SI 91 B SI 91 C SI 90 F FF 92 F CH 84 F CH 83 X CH 85 2-2 7 G1-6-3 1B	T SI 93 B FF 93 X CH 81 1-1 ③ F8	F CU 77 F SI 92 B SI 93 F FF 92 F CH 84 F CH 78 F SL 81 X CU 78 1-2 ③ FC4-6 1-2f	C FF 95 B FF 95 F FF 95 S SL 85 1-3 ② K		4	0	1	0	0	1	2
7 Aaron Miles, S (1, 6) OBP: 0.258, SLG: 0.246	B SI 92 C SI 93 1 SAFE X SI 92 1-1 ① ② G1-6-3 1-2f	C SI 92 C CU 78 B SI 93 F SI 91 B CH 83 F CU 79 B FF 93 S CH 82 3-3 ① K	B SI 90 B SI 91 C SI 88 B SI 91 C FF 91 B FF 91 4-2 25 S BB	C FF 95 B FF 95 B FF 95 X FF 95 2-1 1 S 1B		3	0	1	0	1	1	1
1 Kosuke Fukudome, L (1, 9) OBP: 0.436, SLG: 0.525	B FF 94 C SI 93 B CH 83 F FF 93 X SI 93 2-2 ③ F7	C CU 79 C CH 80 X CH 81 1-1 ② G3-1	**B FF 90** **1 SAFE** **F FF 90** **B CU 78** 1 SAFE F FF 91 X FF 92 2-2 ① F7	B FF 96 C FF 95 B FF 94 C FF 95 B FF 97 B FF 95 4-2 1-2 BB		3	0	0	0	1	0	1
25 Derrek Lee, R (1, 3) OBP: 0.282, SLG: 0.363		B FF 92 C CU 76 X SI 92 1-1 6 F9 17 G3 2B	B CU 78 F CH 81 C FF 93 F CU 80 X CH 80 1-2 ③ F8	B FF 91 B FF 92 B CU 79 C FF 92 F FF 91 S SI 92 3-3 ② K 1-2	C FF 95 B FF 97 S FF 97 T FF 97 1-2 ③ K		4	1	1	0	0	2	3
6 Micah Hoffpauir, L (1, 7) OBP: 0.356, SLG: 0.500 9 Reed Johnson, R (9, PH) OBP: 0.314, SLG: 0.227		B CU 76 C CU 76 B SI 90 B CH 83 X FF 90 3-1 ① F9 2-3	F CU 75 S CH 80 S CH 81 0-3 ① K	X CU 73 0-0 ③ F9		B CU 76 B FF 93 B FF 93 C SI 92 C FF 93 X SI 93 3-2 ① G1-3	3 1	0 0	0 0	0 0	0 0	1 0	2 0
17 Mike Fontenot, L (1, 5) OBP: 0.347, SLG: 0.476 21 Milton Bradley, S (9, PH) OBP: 0.305, SLG: 0.255		C FF 92 B CU 78 X CU 79 1-1 ② G3 3-H	B CH 81 F SI 91 F CU 72 F FF 94 F SI 94 S CH 79 1-3 ② K		B CU 76 B CH 80 C SI 90 F SI 90 X CU 79 2-2 ① F9	T FF 94 X FF 94 0-1 ② G5-3	3 1	0 0	0 0	1 0	0 0	1 0	0 0
24 Bobby Scales, S (1, 4) OBP: 0.250, SLG: 0.250		F SI 93 B CU 77 S CH 82 S CH 81 1-3 ③ K	X SI 92 0-0 55 BB 45 1B 1B		C CU 78 X CH 79 0-1 ② L9	C SI 94 S CU 77 S CU 79 0-3 ③ K	4	1	1	0	0	2	0
55 Koyie Hill, S (1, 2) OBP: 0.395, SLG: 0.424			C CU 77 S CU 70 F CH 80 C SI 94 0-3 ① K	B FF 90 B SI 92 B CU 72 B CH 80 B FF 92 4-0 45 1B 1-2 BB	F CH 84 B SI 92 B CU 73 C FF 92 F FF 91 B CH 83 X SI 92 3-2 ③ F7		2	0	0	0	1	1	0
45 Sean Marshall, L (1, 1) OBP: 0.125, SLG: 0.125 29 Jeff Samardzija, R (8, 1) 48 Neal Cotts, L (8, 1) 2 Ryan Theriot, R (8, PH) OBP: 0.373, SLG: 0.480 54 David Patton, R (9, 1)			C SI 94 C SI 93 S CH 82 0-3 ② K	F FF 93 X CH 79 0-1 4 FC4-6 1-3 2-H 1B		B FF 94 B FF 94 B FF 92 C FF 92 C FF 94 F FF 95 X FF 96 3-2 ① F9	2 0 0 1 0	0 0 0 0 0	1 0 0 0 0	1 0 0 0 0	0 0 0 0 0	1 0 0 0 0	0 0 0 0 0
Inning Stats	R: 0 E: 0 K: 0 S: 10 H: 1 LOB: 0 BB: 0 P: 15	R: 1 E: 0 K: 1 S: 9 H: 1 LOB: 0 BB: 0 P: 15	R: 0 E: 0 K: 2 S: 9 H: 0 LOB: 0 BB: 0 P: 10	R: 0 E: 0 K: 1 S: 11 H: 0 LOB: 0 BB: 0 P: 16	R: 1 E: 0 K: 2 S: 18 H: 2 LOB: 2 BB: 1 P: 24	R: 0 E: 0 K: 1 S: 9 H: 0 LOB: 1 BB: 1 P: 18	R: 0 E: 0 K: 0 S: 10 H: 0 LOB: 0 BB: 0 P: 15	R: 0 E: 0 K: 2 S: 14 H: 1 LOB: 2 BB: 1 P: 25	R: 0 E: 0 K: 1 S: 8 H: 0 LOB: 0 BB: 0 P: 11	1B: 4 2B: 1 3B: 0 HR: 0 SF: 0 SAC: 0 DP: 1 HBP: 0						

	AB	31
	R	2
	H	5
	RBI	2
	BB	3
	SO	10
	LOB	9

WP: 0 PB: 0 SB: 2 CS: 0 PA: 34

PITCHER		IP	WLS	BF	H	R	ER	SO	BB	IBB	HBP	BLK	WP	HR	S	P	ERA	WHIP
55 Tim Lincecum, R ERA: 3.05	(1, 1)	7.0	W	26	4	2	2	7	2	0	0	0	0	0	76	113	2.57	0.857
47 Merkin Valdez, R ERA: 4.15	(8, 1)	1.0		5	1	0	0	2	1	0	0	0	0	0	14	25	0.00	2.000
41 Jeremy Affeldt, L ERA: 3.18	(9, 1)	1.0		3	0	0	0	1	0	0	0	0	0	0	8	11	0.00	0.000

PITCHER	IP	WLS	BF	H	R	ER	SO	BB	IBB	HBP	BLK	WP	HR	S	P	ERA	WHIP

Batter	1	2	3	4	5	6	7	8	9	AB	R	H	RBI	BB	SO	LOB
14 Fred Lewis, L (1, 7) OBP: 0.396, SLG: 0.384	B FF 93 C FF 93 B FF 97 F SI 94 C FF 98 2-3 ① K		X CU 75 0-0 ① 1B			F SI 94 S FF 96 B FF 96 C FF 95 1-3 ② K		F FF 92 B FF 92 F FF 93 S SL 84 1-3 ① K		4	0	1	0	0	3	2
16 Edgar Renteria, R (1, 6) OBP: 0.317, SLG: 0.352 5 Juan Uribe, R (7, 6) OBP: 0.281, SLG: 0.333	B FF 96 B SI 96 C SI 96 X SI 96 2-1 ② G6-3		1 SAFE B SI 94 1 SAFE X FF 95 1-0 ③ G5-3			B CU 76 C CU 74 F SI 96 S CH 84 1-3 ③ K		F SL 83 X SL 86 0-1 ② G6-3 2-3 3-H		3 1	0 0	0 0	0 1	0 0	1 0	1 1
48 Pablo Sandoval, S (1, 5) OBP: 0.356, SLG: 0.495	B SI 98 B SI 97 B FF 96 C FF 96 X SI 97 3-1 ③ 2B			F CH 84 F FF 97 X SL 86 0-2 ① F8			F S F B F B S 2-3 ① K	B FF 92 X FF 93 1-0 ③ F7		4	0	1	0	0	1	1
1 Bengie Molina, R (1, 2) OBP: 0.293, SLG: 0.537 20 Steve Holm, R (7, 2) OBP: 0.400, SLG: 0.250	C FF 96 B FF 96 X SI 94 1-1 ③ G6-3			B SI 93 C FF 95 F SI 92 B SI 96 F FF 96 S SL 86 2-3 ② K			B FF 96 X FF 95 1-0 ② L9		F SI 91 X SL 82 0-1 ① G5-3	3 1	0 0	0 0	0 0	0 0	1 0	1 0
33 Aaron Rowand, R (1, 8) OBP: 0.300, SLG: 0.358 49 Brandon Medders, R (8, 1) 35 Rich Aurilia, R (9, PH) OBP: 0.286, SLG: 0.219		F FF 94 X FF 95 0-1 ① G6-3			B CU 72 X FF 94 1-0 ③ L9		B CU 74 C CU 74 H SI 94 2-1 10 WP 2 BB HBP		C SI 92 B SI 92 B FF 92 F FF 92 X SI 92 2-2 ② G5-3	2 0 1	0 0 0	0 0 0	0 0 0	0 0 0	0 0 0	0 0 0
2 Randy Winn, S (1, 9) OBP: 0.305, SLG: 0.380 12 Nate Schierholtz, L (7, 9) OBP: 0.310, SLG: 0.393		B CU 72 F FF 95 X SI 97 1-1 ② L7			F CH 83 X SI 93 0-1 10 G4-6-3 1B		B SI 91 F SI 94 B FF 94 B SI 92 F SI 94 B FF 97 4-2 1-2 BB		C SL 83 C SL 82 S SL 82 0-3 ③ K	2 1	0 0	1 0	0 0	1 0	0 1	0 0
10 Travis Ishikawa, L (1, 3) OBP: 0.243, SLG: 0.262		C FF 96 B SL 88 B SL 88 S FF 97 F SI 96 B SL 89 X SI 96 3-2 ③ F8			C FF 92 C SI 94 X FF 95 0-2 ① ② G4-6-3 1-2f		B FF 96 S SI 95 F SI 96 F FF 97 B CU 80 X SI 97 2-2 ③ P6 2-3			3	0	0	0	0	0	3
7 Emmanuel Burriss, S (1, 4) OBP: 0.315, SLG: 0.256			C SI 94 X CH 85 0-1 ① F8		B CU 75 B FF 96 F FF 95 F SI 95 F SI 97 B SI 95 C SI 95 3-3 ③ K			B FF 94 F SI 95 X SI 95 1-1 8 2B 5 G6-3 1B		3	1	1	0	0	1	0
51 Randy Johnson, R (1, 1) 56 Osiris Matos, R (6, 1) 8 Eugenio Velez, S (8, PH) OBP: 0.167, SLG: 0.222 (8, 8)			C FF 95 X FF 96 0-1 ② G3			B SI 94 F SI 94 S CU 74 X SL 84 1-2 ① G5-3		B FF 94 B SI 95 S SI 95 B SI 94 X SI 94 3-1 5 G6-3 1-3 2B		2 0 1	0 0 0	0 0 1	0 0 0	0 0 0	0 0 0	0 0 0
Inning Stats	R: 0 E: 0 K: 1 S: 9 H: 1 LOB: 1 BB: 0 P: 17	R: 0 E: 0 K: 0 S: 8 H: 0 LOB: 0 BB: 0 P: 12	R: 0 E: 0 K: 0 S: 6 H: 1 LOB: 1 BB: 0 P: 7	R: 0 E: 0 K: 1 S: 8 H: 0 LOB: 0 BB: 0 P: 11	R: 0 E: 0 K: 1 S: 9 H: 1 LOB: 0 BB: 0 P: 12	R: 0 E: 0 K: 2 S: 9 H: 0 LOB: 0 BB: 0 P: 12	R: 0 E: 0 K: 1 S: 13 H: 0 LOB: 2 BB: 1 P: 24	R: 1 E: 0 K: 1 S: 10 H: 2 LOB: 1 BB: 0 P: 16	R: 0 E: 0 K: 1 S: 8 H: 0 LOB: 0 BB: 0 P: 10	1B: 3 2B: 2 3B: 0 HR: 0	SF: 0 SAC: 0 DP: 1 HBP: 1					

TOP

San Francisco Giants @ Colorado Rockies

Coors Field, Denver, CO

Wed May 06 2009, 6:40 PM MDT

Att. 22,105 - Partly Cloudy - 80 F

livebaseballscorecards.com

AB	31
R	1
H	5
RBI	1
BB	1
SO	8
LOB	9

WP: 1 PB: 0 SB: 0 CS: 0 PA: 33

PITCHER		IP	WLS	BF	H	R	ER	SO	BB	IBB	HBP	BLK	WP	HR	S	P	ERA	WHIP
38 Ubaldo Jiménez, R ERA: 5.45	(1, 1)	7.0	W	27	5	1	1	6	1	0	1	0	1	0	66	103	1.29	0.857
49 Jason Grilli, R ERA: 0.93	(8, 1)	1.0		3	0	0	0	1	0	0	0	0	0	0	6	8	0.00	0.000
60 Manny Corpas, R ERA: 6.17	(9, 1)	1.0		3	0	0	0	1	0	0	0	0	0	0	8	10	0.00	0.000

PITCHER	IP	WLS	BF	H	R	ER	SO	BB	IBB	HBP	BLK	WP	HR	S	P	ERA	WHIP

Batter	1	2	3	4	5	6	7	8	9	AB	R	H	RBI	BB	SO	LOB
24 Dexter Fowler, S (1, 8) OBP: 0.340, SLG: 0.402	C FF 88 F FS 82 X FF 89 0-2 ① F9		C SL 84 B FF 92 X SL 86 1-1 ② SF8 2-3 3-H		L FF 87 X SL 84 0-1 2 G6-4-3 1-2 1B	B F S S 1-3 ③ K		B FC 90 C CU 72 B CU 70 X FC 91 2-1 2 2B 3-H 1B		4	1	2	2	0	1	1
2 Troy Tulowitzki, R (1, 6) OBP: 0.309, SLG: 0.398	B SI 87 B SL 82 C SL 81 X FF 90 2-1 ② F9		C SL 84 F SL 86 X SL 85 0-2 ③ F8		B FF 88 F FF 88 X SI 91 1-1 ②③ G6-4-3 1-2f	X FF 90 0-0 ① P3		C CU 72 B CU 74 F FC 92 X FC 90 1-2 1-H 2B		5	0	1	1	0	0	3
19 Ryan Spilborghs, R (1, 9) OBP: 0.346, SLG: 0.462 60 Manny Corpas, R (9, 1)	F FF 90 B SL 84 X SL 84 1-1 ③ L4			F SL 82 F FF 89 B FF 90 F FF 90 F SL 83 F SL 85 X SL 85 1-2 ① G6-3		B SL 81 B SL 81 B FS 87 C FF 88 B FF 89 4-1 17 2B 14 FC5-4 BB	B FF 88 B SL 80 X FF 90 2-0 ② L8	C CU 72 C CU 72 F FC 89 X CU 71 0-2 ③ F8		4 0	0 0	0 0	0 0	1 0	0 0	1 0
17 Todd Helton, L (1, 3) OBP: 0.412, SLG: 0.517 9 Ian Stewart, L (8, 5) OBP: 0.333, SLG: 0.436		F FF 88 F SL 83 X SL 84 0-2 ① G4-3		C FF 90 B SL 84 X SL 83 1-1 27 G5-4-3 1B		1 SAFE X SL 83 0-0 14 FC5-4 8 1B 1-3 2B	B FF 91 F FF 92 C FF 90 B FF 90 F FF 91 B SL 83 F SL 81 F FF 91 F FF 92 3-2 F FF 92 F FF 92 F FF 91 F FF 92 X FF 92 HR		4 0	2 0	3 0	1 0	0 0	0 0	0 0
27 Garrett Atkins, R (1, 5) OBP: 0.287, SLG: 0.367 (8, 3)		C FF 88 B SL 85 B SL 83 X FF 90 2-1 ② G6-3		B FS 87 S SL 83 X SL 85 1-1 ②③ G5-4-3 1-2f		X SL 84 0-0 FC5 14 FC5-4	B CH 81 X SL 83 1-0 ③ F9			4	0	0	0	0	0	3
14 Matt Murton, R (1, 7) OBP: 0.333, SLG: 0.667 (9, 9)		B FF 88 F FF 88 X FF 89 1-1 ③ G4-3			C FS 87 X SL 82 0-1 HR	B SI 91 S SL 86 3 SAFE X SL 86 1-1 ①② FC5-4 8 1B 12 2B 1-2f 2-3 3-H		B CU 71 F FC 90 S FC 90 B CU 72 X FC 89 2-2 ① G5-3		4	2	1	1	0	0	3
8 Yorvit Torrealba, R (1, 2) OBP: 0.387, SLG: 0.538			B FS 85 B SL 80 B SL 80 B FF 89 4-0 38 SH5-4 12 BB 24 SF8 BB		B SL 82 F SL 79 X FS 86 1-1 HR	X SL 86 0-0 12 2B 1-2 3-H 1B		B CU 73 B FC 90 B FC 91 B FC 90 4-0 12 FC5-4 BB		2	3	2	2	2	0	0
12 Clint Barmes, R (1, 4) OBP: 0.293, SLG: 0.451			B SL 81 C SL 80 B FF 90 B FF 88 B SL 82 4-1 24 SF8 38 SH5-4 1-2 BB		X SL 83 0-0 ① G5-3	F FF 91 X SL 84 0-1 38 1B 1-H 2-H 2B		B FC 90 B FC 90 C FC 89 B FC 89 X FC 90 3-1 ② FC5-4 7 3B 1-2f		3	2	1	2	1	0	1
38 Ubaldo Jiménez, R (1, 1) OBP: 0.625, SLG: 0.500 49 Jason Grilli, R (8, 1) 7 Seth Smith, L (8, PH) OBP: 0.426, SLG: 0.521 (9, 7)			B FF 90 X FF 89 1-0 ① SH5-4 1-2 2-3		C SL 83 X SL 84 0-1 24 1B 1B	X 0-0 2-H 1B		B FF 87 X FC 90 1-0 24 1B 1-H 3B		2 0 1	0 0 1	2 0 1	1 0 1	0 0 0	0 0 0	0 0 0
Inning Stats	R: 0 E: 0 K: 0 S: 7 H: 0 LOB: 0 BB: 0 P: 10	R: 0 E: 0 K: 0 S: 7 H: 0 LOB: 0 BB: 0 P: 10	R: 1 E: 0 K: 0 S: 7 H: 0 LOB: 1 BB: 2 P: 17	R: 0 E: 0 K: 0 S: 10 H: 1 LOB: 0 BB: 0 P: 13	R: 2 E: 0 K: 0 S: 11 H: 4 LOB: 1 BB: 0 P: 13	R: 4 E: 0 K: 1 S: 12 H: 4 LOB: 1 BB: 1 P: 18	R: 1 E: 0 K: 0 S: 14 H: 1 LOB: 0 BB: 0 P: 20	R: 3 E: 0 K: 0 S: 15 H: 3 LOB: 1 BB: 1 P: 28		1B: 6 2B: 3 3B: 1 HR: 3 SF: 1 SAC: 1 DP: 2 HBP: 0				WP: 0 PB: 0 SB: 0 CS: 0 PA: 39		

PITCHER	IP	WLS	BF	H	R	ER	SO	BB	IBB	HBP	BLK	WP	HR	S	P	ERA	WHIP
51 Randy Johnson, L (1, 1) ERA: 5.68	5.2	L	26	8	7	7	0	3	0	0	0	0	2	50	76	11.12	1.941
56 Osiris Matos, R (6, 1) ERA: 2.7	1.1		6	2	1	1	1	0	0	0	0	0	1	18	25	6.75	1.500
49 Brandon Medders, R (8, 1) ERA: 4.97	1.0		7	3	3	3	0	1	0	0	0	0	0	15	28	27.00	4.000

PITCHER	IP	WLS	BF	H	R	ER	SO	BB	IBB	HBP	BLK	WP	HR	S	P	ERA	WHIP

BOTTOM

San Francisco Giants @ Colorado Rockies

Coors Field, Denver, CO

Wed May 06 2009, 6:40 PM MDT

Att. 22,105 - Partly Cloudy - 80 F

livebaseballscorecards.com

AB	33
R	11
H	13
RBI	11
BB	4
SO	1
LOB	12

San Francisco Giants @ Colorado Rockies

Coors Field, Denver, CO

Thu May 07 2009, 1:10 PM MDT

Att. 23,453 - Partly Cloudy - 75 F

TOP

livebaseballscorecards.com

Batter	1	2	3	4	5	6	7	8	9	AB	R	H	RBI	BB	SO	LOB
14 Fred Lewis, L (1, 7) OBP: 0.400, SLG: 0.389	C SI 89 B SI 88 B SI 88 X SI 89 2-1 G6-3		B SI 89 B SI 89 X SI 89 2-0 7 E 48 G3 1-2 1B		S SL 82 C CU 73 B SI 89 S SL 81 1-3 K		X SI 89 0-0 1 G1-3 7 1B 1-2 3-H 1B		C FF 89 B SI 90 B FF 89 B FF 88 X SI 89 3-1 F9	4	1	2	1	0	1	0
41 Jeremy Affeldt, L (7, 1) OBP: 1.000, SLG: 1.000										0	0	0	0	0	0	0
46 Bob Howry, L (8, 1)										0	0	0	0	0	0	0
33 Aaron Rowand, R (9, PH) OBP: 0.297, SLG: 0.354										1	0	0	0	0	0	0
45 Justin Miller, R (9, 1)										0	0	0	0	0	0	0
7 Emmanuel Burriss, S (1, 4) OBP: 0.320, SLG: 0.264	B SI 90 X SI 88 1-0 G4-3		L SI 89 X SI 89 0-1 FC1 1 HR 1-3 2-H		B SI 88 B SI 89 F SI 87 C SL 81 X SL 81 2-2 48 G4-3 1B		B SI 89 X FF 90 1-0 1 G1-3 1-2 2-3 1B		C FF 90 B FF 90 C SI 90 F SL 78 F FF 90 X SL 77 1-2 G5-3	5	1	2	0	0	0	1
48 Pablo Sandoval, S (1, 5) OBP: 0.340, SLG: 0.470	C SI 91 X SI 91 0-1 F7		F SI 92 F SI 91 X SL 85 0-2 G3 3-H		F SI 90 F SI 90 F SL 84 X SI 91 0-2 G4-3 1-2		F SI 91 S SI 92 F SI 93 F SL 88 F SI 94 F SI 94 F FF 94 F SI 93 F SL 86 1-2 F FF 94 B SL 89 F SL 89 X FF 94 P6		F FF 90 S CU 72 X FF 90 0-2 E6 1 1B 2 1B	5	1	0	1	0	0	5
1 Bengie Molina, R (1, 2) OBP: 0.308, SLG: 0.600		B SI 89 F SI 89 B SL 85 X SL 83 2-1 HR	B SI 92 B SI 91 C SI 91 X SI 92 2-1 2-H HR		B CH 79 X SI 91 1-0 F8		C SI 94 F SI 94 B SL 88 X SL 86 1-2 G1-3 1-2 2-3 3-H		X FF 90 0-0 2 1B 1-3 1B	5	2	3	4	0	0	3
2 Randy Winn, S (1, 8) OBP: 0.300, SLG: 0.371		C SI 88 B SI 88 B SI 89 S SI 88 S SI 89 2-3 K	X SI 88 0-0 F7		F SI 89 B SL 83 F SL 80 B SL 82 X SI 91 2-2 G1-6-3		S FF 95 F SI 94 X SL 86 0-2 G3-1		B FF 90 X FF 89 1-0 1-2 3-H 1B	5	0	1	1	0	1	2
35 Rich Aurilia, R (1, 3) OBP: 0.250, SLG: 0.189		M SI 90 X SI 92 0-1 G5-3	X SI 89 0-0 G6-3		C SI 90 B SL 88 S SL 86 X SL 87 1-2 G6-3			C SI 90 F CH 81 X CU 76 0-2 P6	B FF 90 F FF 90 S FF 90 F FF 90 B CH 81 S CU 74 2-3 K	5	0	0	0	0	1	2
5 Juan Uribe, R (1, 6) OBP: 0.306, SLG: 0.353		B SI 92 X SI 91 1-0 1B		B SI 90 C SI 89 B SL 84 S SL 83 F SL 85 X SL 82 2-2 G5-3	B CU 74 C SI 92 B SL 86 X SL 86 2-1 G5-3			F CU 77 B CH 80 F CH 81 F FF 91 X CH 82 1-2 12 FC6-4		4	0	2	0	0	0	0
12 Nate Schierholtz, L (1, 9) OBP: 0.303, SLG: 0.375		B SI 89 C CH 79 X SI 89 1-1 G5-3	B SI 90 F SI 90 B SL 80 X SL 81 2-1 F9				B CH 80 X SL 81 1-0 18 SH 14 1B 1B	F SI 91 C SI 90 B CH 82 X CH 81 1-2 FC6-4 1-2f		4	1	1	0	0	0	2
18 Matt Cain, R (1, 1) OBP: 0.333, SLG: 0.200			C SI 89 B SI 90 X SI 89 1-1 7 FC1 14 1B 7 E 1B	B SI 90 B SI 89 S SI 87 X SL 88 2-1 F9			X SI 88 0-0 SH 7 1B 14 1B 1 G1-3 1-3	B SI 91 F FF 91 B FF 92 F SI 91 S CH 82 2-3 K		2	1	1	0	0	0	0
8 Eugenio Velez, S (7, PR) OBP: 0.158, SLG: 0.211 (7, 7)										1	1	0	0	0	1	1

	AB	41
	R	8
	H	12
	RBI	7
	BB	0
	SO	4
	LOB	16

Inning Stats	1	2	3	4	5	6	7	8	9
	R: 0 E: 0 K: 0 S: 5	H: 0 LOB: 0 BB: 0 P: 8	R: 1 E: 0 K: 1 S: 10	H: 2 LOB: 1 BB: 0 P: 16	R: 4 E: 1 K: 0 S: 12	H: 3 LOB: 0 BB: 0 P: 17	R: 0 E: 0 K: 0 S: 8	H: 0 LOB: 0 BB: 0 P: 14	R: 0 E: 0 K: 1 S: 11	H: 1 LOB: 1 BB: 0 P: 15
	R: 0 E: 0 K: 0 S: 8	H: 0 LOB: 0 BB: 0 P: 13	R: 2 E: 1 K: 0 S: 22	H: 3 LOB: 2 BB: 0 P: 26	R: 0 E: 0 K: 1 S: 13	H: 1 LOB: 1 BB: 0 P: 17	R: 1 E: 1 K: 1 S: 16	H: 2 LOB: 2 BB: 0 P: 23	1B: 10 2B: 0 3B: 0 HR: 2	SF: 0 SAC: 1 DP: 0 HBP: 0

WP: 0 PA: 42
PB: 0
SB: 0
CS: 0

PITCHER		IP	WLS	BF	H	R	ER	SO	BB	IBB	HBP	BLK	WP	HR	S	P	ERA	WHIP
21 Jason Marquis, R ERA: 3.92	(1, 1)	6.0	L	28	8	7	5	2	0	0	0	0	0	2	57	87	7.50	1.333
34 Matt Belisle, R ERA: 8.18	(7, 1)	1.0		4	1	0	0	0	0	0	0	0	0	0	19	22	0.00	1.000
31 Matt Daley, R ERA: 1.8	(8, 1)	1.0		4	1	0	0	1	0	0	0	0	0	0	13	17	0.00	1.000
32 Glendon Rusch, L ERA: 5.02	(9, 1)	1.0		6	2	1	0	1	0	0	0	0	0	0	16	23	0.00	2.000

PITCHER	IP	WLS	BF	H	R	ER	SO	BB	IBB	HBP	BLK	WP	HR	S	P	ERA	WHIP

BOTTOM

San Francisco Giants @ Colorado Rockies

Coors Field, Denver, CO

Thu May 07 2009, 1:10 PM MDT

Att. 23,453 - Partly Cloudy - 75 F

livebaseballscorecards.com

Batter	1	2	3	4	5	6	7	8	9	AB	R	H	RBI	BB	SO	LOB
24 Dexter Fowler, S (1, 8) OBP: 0.337, SLG: 0.388	B SL 89 F FF 90 B CU 73 S FF 90 F FF 91 B CU 74 B FF 91 4-2 17 G3-6-1 2 BB BB		F FF 92 B FF 92 B CH 85 F FF 92 S FF 93 2-3 ② K		B FF 91 C FF 92 C CU 74 S FF 94 1-3 ③ K			B FF 93 S FF 92 S FF 93 B FF 93 S FF 93 2-3 ① K		3	0	0	0	1	3	0
2 Troy Tulowitzki, R (1, 6) OBP: 0.307, SLG: 0.384	1 SAFE B CU 72 B FF 90 1 SAFE F SL 89 1 SAFE F SL 90 B CU 72 F SL 82 4-2 B FF 91 17 G3-6-1 1-2 BB		T FF 93 B CU 76 B CU 74 S FF 94 S FF 94 2-3 ③ K			B CU 74 F FF 92 C FF 92 B FF 94 F FF 93 S SL 86 2-3 ① K		X FF 92 0-0 ② G5-3		3	0	0	0	1	2	0
17 Todd Helton, L (1, 3) OBP: 0.406, SLG: 0.505	B CU 72 B CH 84 B FF 90 C FF 91 X CH 85 3-1 ①② G3-6-1 1-2f 2-3			C FF 93 B CU 75 X FF 92 1-1 20 BB 1B		X FF 92 0-0 ② F8		S FF 92 B SL 84 B FF 93 C FF 92 B SL 86 F FF 93 F FF 93 F SL 84 X FF 93 3-2 ③ G6-3		4	0	1	0	0	0	2
19 Ryan Spilborghs, R (1, 7) OBP: 0.352, SLG: 0.458	B FF 92 B FF 93 B FF 93 C FF 92 S CH 86 D CH 88 4-2 BB			B FF 92 B FF 92 X FF 93 2-0 ① F9		C FF 94 B FF 95 F SL 88 B SI 96 S FF 93 2-3 ③ K			B FF 87 C FF 88 X CU 80 1-1 9 DI 9 HR 1B	3	1	1	0	1	1	1
11 Brad Hawpe, L (1, 9) OBP: 0.418, SLG: 0.603	C CU 73 B CH 84 S CU 72 S FF 92 1-3 ③ K			B CH 85 B CH 84 T FF 92 B FF 91 C FF 92 X FF 91 3-2 ② F8			C SI 94 B CU 75 C CU 76 F CU 77 B CU 78 B SI 96 X SI 93 3-2 HR		B FF 86 C CU 79 B SL 80 B FF 87 F FF 86 X CU 78 3-2 ① F9	4	1	1	1	0	1	4
20 Chris Iannetta, R (1, 2) OBP: 0.351, SLG: 0.500		B SL 90 B FF 90 F FF 91 B CH 86 F FF 92 B CH 86 4-2 9 G6-3 BB		D CU 74 F FF 91 B FF 92 B FF 92 F FF 92 B FF 92 4-2 1-2 BB			B CU 78 B SI 93 X SI 94 2-0 ① F9		B CU 77 B CU 80 B FF 87 C FF 87 C CU 78 X FF 87 3-2 ② F7	2	0	0	0	2	0	1
9 Ian Stewart, L (1, 5) OBP: 0.343, SLG: 0.483		B FF 91 C CU 72 C CU 73 F FF 92 B FF 92 X CU 73 2-2 ①② G6-3 1-2f		B CU 72 F FF 91 S FF 92 B CU 74 B FF 92 F FF 92 X CH 85 3-2 ③ P5			B CU 77 C CU 77 C CU 76 B CU 78 B SI 95 B SI 95 4-2 12 FC5-4 BB		B CU 78 B FF 87 C CU 79 X CU 79 2-1 1-H HR	3	1	1	2	1	0	3
12 Clint Barmes, R (1, 4) OBP: 0.278, SLG: 0.427		B CU 74 B C F SL 86 F X 2-2 ③ G5-3			C FF 91 F CU 74 S FF 92 0-3 ① K		X SI 95 0-0 ② FC5-4 1-2f		B CU 78 C FF 89 F FF 88 X CU 80 1-2 ③ P6	4	0	0	0	0	1	1
21 Jason Marquis, L (1, 1) OBP: 0.357, SLG: 0.385			B FF 91 C FF 90 S FF 91 X FF 93 1-2 ① G1-3		C FF 92 X FF 91 0-1 ② G1-3		B SI 95 B CH 87 F SI 92 F SI 94 F SI 94 X CU 79 2-2 ③ G5-3			2	0	0	0	0	0	0
34 Matt Belisle, R (7, 1)										0	0	0	0	0	0	0
14 Matt Murton, R (7, PH) OBP: 0.300, SLG: 0.600										1	0	0	0	0	0	1
31 Matt Daley, R (8, 1)										0	0	0	0	0	0	0
32 Glendon Rusch, L (9, 1) OBP: 0.400, SLG: 0.600										0	0	0	0	0	0	0

Inning Stats	1	2	3	4	5	6	7	8	9
	R: 0 E: 0 K: 1 S: 13	H: 0 LOB: 2 BB: 3 P: 29	R: 0 E: 0 K: 0 S: 10	H: 0 LOB: 0 BB: 1 P: 18	R: 0 E: 0 K: 2 S: 9	H: 0 LOB: 0 BB: 0 P: 14	R: 0 E: 0 K: 0 S: 12	H: 1 LOB: 2 BB: 1 P: 25	R: 0 E: 0 K: 2 S: 8	H: 0 LOB: 0 BB: 0 P: 9	R: 0 E: 0 K: 2 S: 8	H: 0 LOB: 0 BB: 0 P: 12	R: 1 E: 0 K: 0 S: 12	H: 1 LOB: 1 BB: 1 P: 23	R: 0 E: 0 K: 1 S: 10	H: 0 LOB: 0 BB: 0 P: 15	R: 2 E: 0 K: 0 S: 13	H: 2 LOB: 0 BB: 0 P: 23

	AB	R	H	RBI	BB	SO	LOB
	29	3	4	3	6	8	13

	1B	SF	WP	PA
	2	0	0	35
	2B	SAC	PB	
	0	0	0	
	3B	DP	SB	
	0	2	0	
	HR	HBP	CS	
	2	0	0	

PITCHER		IP	WLS	BF	H	R	ER	SO	BB	IBB	HBP	BLK	WP	HR	S	P	ERA	WHIP
18 Matt Cain, R ERA: 2.61	(1, 1)	6.0	W	22	1	0	0	7	5	0	0	0	0	0	60	107	0.00	1.000
41 Jeremy Affeldt, L ERA: 3.65	(7, 1)	1.0		5	1	1	1	0	1	0	0	0	0	1	12	23	9.00	2.000
46 Bob Howry, R ERA: 3.97	(8, 1)	1.0		3	0	0	0	1	0	0	0	0	0	0	10	15	0.00	0.000
45 Justin Miller, R ERA: 3.18	(9, 1)	1.0		5	2	2	2	0	0	0	0	0	0	1	13	23	18.00	2.000

PITCHER	IP	WLS	BF	H	R	ER	SO	BB	IBB	HBP	BLK	WP	HR	S	P	ERA	WHIP

Batter	1	2	3	4	5	6	7	8	9	AB	R	H	RBI	BB	SO	LOB
14 Fred Lewis, L (1, 7) OBP: 0.413, SLG: 0.398 41 Jeremy Affeldt, L (7, 1) OBP: 1.000, SLG: 1.000 47 Merkin Valdez, R (8, 1) 12 Nate Schierholtz, L (8, 9) OBP: 0.294, SLG: 0.364	X FF 92 0-0 16 G4-3 1B	D FC 88 B SL 80 X FC 89 2-0 ③ G6-3	B FC 88 X FF 90 1-0 16 CS 1B	I IN 63 I IN 62 I IN 64 I IN 61 4-0 48 1B 2 BB IBB	S CU 78 X CU 79 0-1 ① F7	3 0 0 1	0 0 0 0	2 0 0 0	0 0 0 0	1 0 0 0	0 0 0 0	1 0 0 0
16 Edgar Renteria, R (1, 6) OBP: 0.330, SLG: 0.362	X FF 92 0-0 ①② G4-3 1-2f	C FF 92 B FF 94 B SL 80 B FF 88 B FF 92 4-1 48 G3 2 G3 BB	1 SAFE D SL 81 1 SAFE F FF 92 B FC 89 B FF 93 3-1 ③ CS 1-2	X FF 90 0-0 48 F8 2 1B 33 SF9 1B	B FF 90 F FF 94 S FC 88 B FC 86 X FF 94 2-2 ② SF8 2-3 3-H	C SI 92 B CU 79 X SI 93 1-1 2 CS 1B	3	1	2	1	1	0	1
2 Randy Winn, S (1, 9) OBP: 0.304, SLG: 0.366 (8, 7)	C FF 89 B FF 92 X FF 92 1-1 ③ L8	C SL 80 S FC 86 B FF 93 F FF 93 X SL 81 1-2 ① G3 1-2	X FF 90 0-0 1-2 1B	B SL 79 C SL 80 B FC 90 D SL 81 B FC 88 4-1 48 1B 1-2 BB	B SI 93 F SI 93 S CU 78 T CU 80 1-2 ②③ K 1-2	4	0	1	0	1	1	2
48 Pablo Sandoval, S (1, 2) OBP: 0.336, SLG: 0.462	F SL 77 F SL 79 F FF 92 B SL 80 X FF 90 1-2 ① G1-3	X FC 84 0-0 ② G3 2-3	B SL 81 D SL 77 B FF 93 C FF 92 X FF 92 3-1 ① F8 2-3	X FF 93 0-0 1-2 2-3 3-H 1B	4	0	1	1	0	0	3
33 Aaron Rowand, R (1, 8) OBP: 0.295, SLG: 0.345	B SI 90 S FF 92 B SL 74 B FF 92 X FF 92 3-1 ② P4	B CU 73 B SL 80 D FF 91 B FF 91 4-0 10 HBP BB	S SL 80 D SL 80 X FF 93 1-1 ② SF9 3-H	C FC 90 X FF 92 0-1 ③ L7	2	0	0	1	1	0	3
10 Travis Ishikawa, L (1, 3) OBP: 0.243, SLG: 0.250	C SL 78 C SL 79 S SL 80 0-3 ③ K	H FF 90 1-0 1-2 HBP	1 SAFE C SL 81 D FF 91 F FC 85 1 SAFE 1 SAFE P PO 86 T SL 81 2-2 ③ K	B SI 96 B SI 94 F FF 96 F SI 95 S SL 87 2-3 ① K	3	0	0	0	0	3	1
5 Juan Uribe, R (1, 5) OBP: 0.325, SLG: 0.368	C FF 92 C SL 79 F SL 80 F FF 91 X FF 93 0-2 ① L9	C FF 95 D SL 81 B FF 93 B FF 89 C FF 94 F FF 95 F FC 90 S FF 95 3-3 ③ K	B SL 77 F FC 88 F SL 80 X FF 91 1-2 8 SH5-4 7 1B 16 SF8 1B	B SL 87 B SI 96 B SI 95 C SI 95 X SI 95 3-1 8 FC4-6 1B	4	1	2	0	0	1	3
7 Emmanuel Burriss, S (1, 4) OBP: 0.327, SLG: 0.275	B FF 93 C FF 91 X FC 88 1-1 75 SH1-3 1B	C FF 90 B SL 79 L FF 93 B FF 93 S FF 92 2-3 ① K	B FF 93 D FC 91 F FF 91 C FC 90 F FF 94 X FC 89 2-2 16 SF8 8 SH5-4 48 1B 1B	F SI 96 F SI 97 X SL 89 0-2 ② F8	4	1	2	0	0	1	1
75 Barry Zito, L (1, 1) OBP: 0.111, SLG: 0.111 8 Eugenio Velez, S (7, PH) OBP: 0.150, SLG: 0.200 (7, 7) 38 Brian Wilson, R (8, 1)	M SI 92 X FF 91 0-1 ② SH1-3 1-2	C FF 90 F FF 92 B SL 79 S SL 79 1-3 ② K	B FF 93 2 SAFE B FF 91 X FF 93 2-0 ① SH5-4 1-2 2-3	F SI 97 1 SAFE B SI 97 S SL 88 X SI 98 1-2 ③ FC4-6 1-2f	1 1 0	0 0 0	0 0 0	0 0 0	0 0 0	1 0 0	0 1 0
Inning Stats	R: 0 E: 0 K: 0 S: 4 H: 1 LOB: 0 BB: 0 P: 5	R: 0 E: 0 K: 1 S: 9 H: 0 LOB: 0 BB: 0 P: 13	R: 0 E: 0 K: 0 S: 10 H: 1 LOB: 0 BB: 0 P: 13	R: 0 E: 0 K: 1 S: 11 H: 0 LOB: 3 BB: 2 P: 24	R: 0 E: 0 K: 2 S: 8 H: 1 LOB: 0 BB: 0 P: 15	R: 1 E: 0 K: 1 S: 10 H: 2 LOB: 1 BB: 0 P: 15	R: 2 E: 0 K: 0 S: 15 H: 3 LOB: 3 BB: 2 P: 30	R: 0 E: 0 K: 1 S: 11 H: 1 LOB: 1 BB: 0 P: 17	R: 0 E: 0 K: 1 S: 7 H: 1 LOB: 0 BB: 0 P: 9	1B: 10 2B: 0 3B: 0 HR: 0 SF: 2 SAC: 2 DP: 1 HBP: 1						

PITCHER		IP	WLS	BF	H	R	ER	SO	BB	IBB	HBP	BLK	WP	HR	S	P	ERA	WHIP
58 Chad Billingsley, R ERA: 2.45	(1, 1)	7.0	L	32	8	3	3	5	3	1	1	0	0	0	67	115	3.86	1.571
54 Ronald Belisario, R ERA: 2.95	(8, 1)	1.0		4	1	0	0	1	0	0	0	0	0	0	11	17	0.00	1.000
38 Ramon Troncoso, R ERA: 2.25	(9, 1)	1.0		3	1	0	0	1	0	0	0	0	0	0	7	9	0.00	1.000

PITCHER	IP	WLS	BF	H	R	ER	SO	BB	IBB	HBP	BLK	WP	HR	S	P	ERA	WHIP

TOP

San Francisco Giants @ Los Angeles Dodgers
Dodger Stadium, Los Angeles, CA
Fri May 08 2009, 7:10 PM PDT
Att. 51,209 - Clear - 72 F

livebaseballscorecards.com

AB	30
R	3
H	10
RBI	3
BB	4
SO	7
LOB	16

WP: 0	PA: 40		
PB: 0			
SB: 0			
CS: 2			

Batter	1	2	3	4	5	6	7	8	9	AB	R	H	RBI	BB	SO	LOB
15 Rafael Furcal, S (1, 6) OBP: 0.318, SLG: 0.317	C SI 88 B CH 74 X CH 74 1-1 2B		C SI 87 B SI 87 1 SAFE F FF 87 F FC 80 1 SAFE F FF 87 F CU 75 X CH 73 1-2 ② G1-4-3 1-2		S FC 80 B SI 87 C SI 88 C SI 88 1-3 ② K		B FF 94 X 1-0 ① ② G5-4-3 1-2f		B SL 89 1 SAFE C FF 95 B SL 88 C FF 95 B SL 89 F FF 97 F FF 97 X FF 97 3-2 ② ③ G6-4-3 1-2f	5	0	1	0	0	1	5
13 Orlando Hudson, S (1, 4) OBP: 0.427, SLG: 0.520	S SI 88 B SI 87 F FC 80 T FC 80 1-2 ① K		C FF 88 B FC 81 S CU 76 B CU 76 B FC 81 B CH 76 4-2 BB		C SI 87 B SI 87 B FC 80 B SI 88 B FF 87 4-1 1-2 2-3 BB		S FF 94 B CH 88 S FF 93 B FF 95 B CU 78 S FF 95 3-3 ③ K			2	0	0	0	2	2	1
16 Andre Ethier, L (1, 9) OBP: 0.423, SLG: 0.531	F FF 88 C FC 80 B SI 89 F FC 81 T SI 88 1-2 ② K		C FC 81 0-1 ③ CS 2-3	B SI 87 B FF 87 C SI 87 F SI 87 X CU 74 2-2 1B	S FF 88 B FF 89 X FC 82 1-1 ③ P2			B CU 76 B FF 92 C FF 92 C FF 94 B CU 78 F FF 94 X FF 94 3-2 ① G5-3		4	0	1	0	0	1	4
27 Matt Kemp, R (1, 8) OBP: 0.360, SLG: 0.514	B CH 75 B FC 80 C FC 79 X CU 73 2-1 ③ L9			B FF 87 F FF 87 B FF 86 X CH 73 2-1 ① L8		C CU 72 B CH 74 F SL 78 X SI 88 1-2 55 1B 23 2B 1B		B FF 97 B FF 97 C FF 97 F FF 98 B FF 98 S FF 98 3-3 ② K		4	1	1	0	0	1	2
55 Russell Martin, R (1, 2) OBP: 0.373, SLG: 0.317		B SI 87 C SI 87 C CU 71 B CU 74 X FC 78 2-2 5 G5-4-3 1B		C SI 85 1 SAFE B FF 86 F SI 86 B FF 87 F FC 80 F CU 75 F FC 81 X FC 80 2-2 ② F8		C CH 74 F FC 79 F FC 80 B SI 88 B FF 87 1 SAFE B SI 87 1 SAFE X CH 72 3-2 ① 1-3 1B		B FF 98 C FF 97 B FF 97 B FF 97 B FF 96 4-1 5 BB		3	0	2	0	1	0	1
5 Mark Loretta, R (1, 3) OBP: 0.455, SLG: 0.370 3 Xavier Paul, L (8, PR) 38 Ramon Troncoso, R (9, 1)		C SI 88 1 SAFE F FF 87 X CU 76 0-2 ① ② G5-4-3 1-2f		1 SAFE B CH 73 X CH 74 1-0 ③ P4		C FF 87 F SI 87 S FC 79 0-3 ② K		D FF 97 B FF 97 B FF 96 B FF 97 4-0 1-2 BB		3 0 0	0 0 0	0 0 0	0 0 0	1 0 0	1 0 0	3 0 0
23 Casey Blake, R (1, 5) OBP: 0.333, SLG: 0.469		C SI 88 B FF 87 B CU 74 X SI 87 2-1 ③ F8			C CH 72 F CU 72 B FF 84 F FF 86 F SI 88 B SI 87 F FC 80 F CU 76 F CU 76 2-2 ① F9	B CH 75 C SI 87 F SI 89 B SI 89 F CU 75 F FC 81 B FF 88 X CH 74 3-2 3-H 2B		S FF 97 S FF 97 F FF 98 F SL 88 B SL 89 B FF 98 F FF 98 F FF 99 F SL 88 3-3 K	4	0	1	1	0	1	2
58 Chad Billingsley, R (1, 1) OBP: 0.294, SLG: 0.200 54 Ronald Belisario, R (8, 1) 7 James Loney, L (9, 3) OBP: 0.375, SLG: 0.351			C SI 86 C CH 74 F CU 74 B SI 87 T FC 79 1-2 ① K		T SI 87 X CH 74 0-1 ③ 13 BB 9 1B 1B	S CH 75 B CH 74 B SI 89 C FF 87 F CH 74 D CU 76 X FC 80 3-2 ③ G5-3			C SL 85 B FF 95 C SL 87 X FF 96 1-2 9 FC6-4 1B	3 0 1	0 0 0	1 0 1	0 0 0	0 0 0	1 0 0	1 0 0
9 Juan Pierre, L (1, 7) OBP: 0.439, SLG: 0.405			B FF 88 F SI 87 H SI 83 2-1 16 CS 15 G1-4-3 HBP		C FF 88 D CU 74 X FC 79 1-1 13 BB 1-2 1B		B FF 94 C FF 94 B SI 94 B FF 93 B FF 92 4-1 15 G5-4-3 BB		B FF 96 F SL 88 X SL 90 1-1 ① FC6-4 15 G6-4-3 1-2f	2	0	1	0	1	0	1
Inning Stats	R: 0 E: 0 K: 2 S: 11 H: 1 LOB: 1 BB: 0 P: 16	R: 0 E: 0 K: 0 S: 8 H: 1 LOB: 0 BB: 0 P: 12	R: 0 E: 0 K: 1 S: 14 H: 0 LOB: 1 BB: 1 P: 22	R: 0 E: 0 K: 0 S: 12 H: 1 LOB: 1 BB: 0 P: 19	R: 0 E: 0 K: 1 S: 19 H: 2 LOB: 3 BB: 1 P: 28	R: 1 E: 0 K: 1 S: 19 H: 3 LOB: 1 BB: 0 P: 29	R: 0 E: 0 K: 1 S: 5 H: 0 LOB: 0 BB: 1 P: 13	R: 0 E: 0 K: 2 S: 18 H: 0 LOB: 2 BB: 2 P: 35	R: 0 E: 0 K: 0 S: 10 H: 1 LOB: 0 BB: 0 P: 15	1B: 7 2B: 2 3B: 0 HR: 0	SF: 0 SAC: 0 DP: 3 HBP: 1	WP: 0 PB: 0 SB: 0 CS: 1	PA: 38			

PITCHER	IP	WLS	BF	H	R	ER	SO	BB	IBB	HBP	BLK	WP	HR	S	P	ERA	WHIP
75 Barry Zito, L (1, 1) ERA: 3.57	6.0	W	26	8	1	1	5	2	0	1	0	0	0	83	126	1.50	1.667
41 Jeremy Affeldt, L (7, 1) ERA: 3.29	1.1	H	4	0	0	0	1	1	0	0	0	0	0	9	20	0.00	0.750
47 Merkin Valdez, R (8, 1) ERA: 4.0	0.1	H	3	0	0	0	1	2	0	0	0	0	0	4	15	0.00	6.000
38 Brian Wilson, R (8, 1) ERA: 3.07	1.1	S	4	1	0	0	1	0	0	0	0	0	0	20	28	0.00	0.750

PITCHER	IP	WLS	BF	H	R	ER	SO	BB	IBB	HBP	BLK	WP	HR	S	P	ERA	WHIP

BOTTOM

San Francisco Giants @ Los Angeles Dodgers
Dodger Stadium, Los Angeles, CA
Fri May 08 2009, 7:10 PM PDT
Att. 51,209 - Clear - 72 F

livebaseballscorecards.com

AB	31
R	1
H	9
RBI	1
BB	5
SO	8
LOB	20

Batter	1	2	3	4	5	6	7	8	9	AB	R	H	RBI	BB	SO	LOB
14 Fred Lewis, L (1, 7) OBP: 0.398, SLG: 0.381	B FF 90 B FF 89 B FF 89 C FF 89 F FF 89 S FF 89 3-3 ① **K**			B CU 72 F FF 89 B FF 90 F FF 89 B FF 92 X FF 89 3-2 ① F7		B FF 89 1 SAFE S CH 80 C FF 90 B FF 90 F FF 90 F FF 91 X FF 91 2-2 ② F7		S FF 88 C CU 76 F CU 78 X CU 76 0-2 ③ G3		4	0	0	0	0	1	2
56 Osiris Matos, R (8, 1)										0	0	0	0	0	0	0
16 Edgar Renteria, R (1, 6) OBP: 0.327, SLG: 0.367	B FF 90 C FF 90 B FF 91 B FF 90 X FF 90 3-1 ② F8			B CH 80 B S B CH 80 C F X 3-2 ② L4		1 SAFE B FF 90 X CH 81 1-0 FC5 1-3			C FF 87 B CH 81 B FF 88 F FF 88 F CH 81 B X 3-2 2B	4	0	1	0	0	0	1
2 Randy Winn, S (1, 9) OBP: 0.294, SLG: 0.352	C FF 90 B CU 77 X FF 90 1-1 ③ F8			B CH 80 X FF 90 1-0 ③ G6-3		X CH 81 0-0 ③ F8			X FF 89 0-0 ① F8	4	0	0	0	0	0	3
(8, 7)																
1 Bengie Molina, R (1, 2) OBP: 0.296, SLG: 0.577		X FF 90 0-0 ① F9			C CH 81 B FF 90 X CU 75 1-1 ① F7		C FF 88 F FF 88 B F CH 82 F B CH 82 F F CH 81 S 2-3 ① **K**		C CH 80 S CH 81 X CH 82 0-2 ② F8	4	0	0	0	0	1	1
33 Aaron Rowand, R (1, 8) OBP: 0.293, SLG: 0.352		B FF 90 S CH 80 B FF 90 X CU 76 2-1 ② F8			X 0-0 35 F9 2B		C FF 90 B CH 82 S CH 81 B CH 82 C FF 91 2-3 ② **K**		B CU 75 S CH 81 B CH 81 F FF 90 X CH 81 2-2 ③ G5-3	4	0	1	0	0	1	1
35 Rich Aurilia, R (1, 3) OBP: 0.233, SLG: 0.175		C FF 90 F FF 90 B FF 92 B CH 82 S CH 82 2-3 ③ **K**			B CU 74 B FF 90 X CH 81 2-0 ② F9 2-3		B FF 90 X 1-0 ③ F8			3	0	0	0	0	1	1
5 Juan Uribe, R (1, 5) OBP: 0.302, SLG: 0.341			X CH 78 0-0 ① G3-1		B CH 82 D CH 82 B FF 90 F FF 89 F FF 90 F CH 82 X CH 80 3-2 ③ G1-3			S FF 88 C B CH 83 F CH 80 F CH 80 B FF 91 X 2-2 ① P4		3	0	0	0	0	0	1
7 Emmanuel Burriss, S (1, 4) OBP: 0.337, SLG: 0.287			B FF 89 C FF 89 X CH 81 1-1 ② P3			X CH 79 0-0 16 E 16 FC5 1B		C FF 90 X FF 90 0-1 1B		3	0	2	0	0	0	0
57 Jonathan Sánchez, L (1, 1)			B FF 89 C FF 88 B FF 89 X FF 88 2-1 ③ P6			C FF 88 X FF 90 0-1 ① P3		C CU 73 B CU 75 F FF 90 S CH 80 1-3 ② **K**		1	0	0	0	0	0	0
8 Eugenio Velez, S (6, PH) OBP: 0.143, SLG: 0.190										1	0	0	0	0	0	1
45 Justin Miller, R (6, 1)										0	0	0	0	0	0	0
12 Nate Schierholtz, L (8, PH) OBP: 0.286, SLG: 0.353										1	0	0	0	0	1	1
(8, 9)																
Inning Stats	R: 0 E: 0 K: 1 S: 7 H: 0 LOB: 0 BB: 0 P: 14	R: 0 E: 0 K: 1 S: 6 H: 0 LOB: 0 BB: 0 P: 10	R: 0 E: 0 K: 0 S: 5 H: 0 LOB: 0 BB: 0 P: 8	R: 0 E: 0 K: 0 S: 8 H: 0 LOB: 0 BB: 0 P: 15	R: 0 E: 0 K: 0 S: 8 H: 1 LOB: 1 BB: 0 P: 14	R: 0 E: 1 K: 0 S: 10 H: 1 LOB: 2 BB: 0 P: 13	R: 0 E: 0 K: 2 S: 11 H: 0 LOB: 0 BB: 0 P: 16	R: 0 E: 0 K: 1 S: 14 H: 1 LOB: 1 BB: 0 P: 17	R: 0 E: 0 K: 0 S: 11 H: 1 LOB: 1 BB: 0 P: 16	1B: 2 2B: 2 3B: 0 HR: 0 SF: 0 SAC: 0 DP: 0 HBP: 0						

TOP

San Francisco Giants @ Los Angeles Dodgers
Dodger Stadium, Los Angeles, CA
Sat May 09 2009, 12:40 PM PDT
Att. 41,425 - Sunny - 73 F

livebaseballscorecards.com

AB	32
R	0
H	4
RBI	0
BB	0
SO	5
LOB	12

PITCHER		IP	WLS	BF	H	R	ER	SO	BB	IBB	HBP	BLK	WP	HR	S	P	ERA	WHIP
50 Eric Stults, L ERA: 3.58	(1, 1)	9.0	W	32	4	0	0	5	0	0	0	0	0	0	80	123	0.00	0.444

PITCHER	IP	WLS	BF	H	R	ER	SO	BB	IBB	HBP	BLK	WP	HR	S	P	ERA	WHIP

Batter	1	2	3	4	5	6	7	8	9	AB	R	H	RBI	BB	SO	LOB
9 Juan Pierre, L (1, 7) OBP: 0.457, SLG: 0.476	C FF 92 X SI 92 0-1 13 1B 16 G6-4-3 2B	B SI 92 B FF 91 C SI 90 B FF 91 C FF 91 X FF 91 3-2 E8 2-H 3-H 2B			C FF 90 C SL 79 F FF 92 X FF 91 0-2 ① F7	B SI 87 S SI 87 B SI 87 C SI 87 F SI 90 X SI 82 2-2 ③ F8		X FF 93 0-0 13 FC3-6 1-2 3-H 1B		5	1	3	3	0	0	1
13 Orlando Hudson, S (1, 4) OBP: 0.426, SLG: 0.523	B FF 91 B FF 91 X FF 91 2-0 16 G6-4-3 2-3 1B	B CH 84 C FF 91 X FF 92 1-1 ③ G4-3			X FF 90 0-0 27 1B 2B		C SL 78 F SI 83 X SI 82 0-2 ① G5-3	B CH 84 B FF 92 X CH 83 2-0 ② FC3-6 1-2f 2-3		5	1	2	0	0	0	3
16 Andre Ethier, L (1, 9) OBP: 0.408, SLG: 0.508 3 Xavier Paul, L (9, 9)	B FF 92 B FF 91 F FF 92 B SI 92 X FF 92 3-1 ①② G6-4-3 1-2f 3-H		F FF 90 C SL 80 S SL 82 0-3 ① K		C FF 90 F FF 91 S SL 81 0-3 ② K		F SI 87 B SI 82 C CH 80 F SI 90 F SI 82 B SI 82 F SI 89 F SL 80 X SI 82 2-2 ② G4-3	B CH 83 C CH 83 X FF 92 1-1 ③ F7		5 0	0 0	0 0	0 0	2 0	4 0
27 Matt Kemp, R (1, 8) OBP: 0.357, SLG: 0.504	X FF 93 0-0 ③ F9		B FF 91 B SL 80 C SL 80 B CH 82 X FF 90 3-1 ② G5-3		X FF 90 0-0 55 S 2-H 1B		C SI 88 B SI 89 X SL 79 1-1 ③ G2-3			4	0	1	1	0	0	0
55 Russell Martin, R (1, 2) OBP: 0.393, SLG: 0.324		B SI 91 B CH 82 B FF 90 C FF 90 B FF 90 4-1 7 FC5-4 BB	B FF 91 C FF 91 B FF 92 S SL 80 B FF 91 B FF 89 4-2 7 S BB		1 SAFE F FF 89 B FF 89 4-1 1-2 IBB			B FF 90 B FF 91 C FF 90 X CH 82 2-1 23 E 14 2B 1B		1	1	1	0	3	0	0
7 James Loney, L (1, 3) OBP: 0.364, SLG: 0.339		1 SAFE S FF 90 C FF 91 X FF 92 0-2 ① FC5-4 23 BB 14 2B 1-2f	1 SAFE C FF 90 C FF 90 1 SAFE D SL 80 B SL 82 B FF 90 C FF 90 3-3 ③ K 1-2		F SI 90 S FF 90 B SL 82 D SL 81 X SL 80 2-2 ③ P5			B FF 91 B FF 91 B FF 92 C FF 90 F FF 91 F CH 80 F FF 93 1 SAFE X CH 82 3-2 ① P5		4	1	0	0	0	1	5
23 Casey Blake, R (1, 5) OBP: 0.331, SLG: 0.455		B FF 92 C SI 90 B FF 91 B CH 81 B FF 90 4-1 14 2B 9 E 1-2 BB		C FF 89 B CH 82 B SL 79 C SL 79 X CH 83 2-2 ① F9		B SI 88 C SL 79 F SL 80 C SI 90 1-3 ① K		C FF 93 C CH 83 B FF 92 F CH 86 X FF 92 1-2 E5 14 2B 50 1B 1-2		3	2	0	0	1	1	1
14 Juan Castro, R (1, 6) OBP: 0.412, SLG: 0.563		B FF 91 F FF 91 F FF 91 X SL 82 1-2 9 E 1-3 2-H 2B		B FF 90 B FF 88 C FF 90 X FF 89 2-1 ② F7		B SI 87 F SI 88 X SI 88 1-1 50 SH2-4 1B		B FF 93 X FF 93 1-0 50 1B 9 1B 1-3 2-H 2B		4	2	3	2	0	0	0
50 Eric Stults, L (1, 1) OBP: 0.231, SLG: 0.100		B FF 91 C FF 90 B FF 91 B FF 90 X FF 91 3-1 ② G3		B FF 90 B FF 90 C FF 89 F FF 90 F FF 91 C SL 80 2-3 ③ K		1 SAFE X SI 86 0-0 ② SH2-4 1-2		X CH 82 0-0 13 FC3-6 9 1B 2-3 3-H 1B		3	0	1	1	0	1	2
Inning Stats	R: 1 E: 0 K: 0 S: 6 H: 2 LOB: 0 BB: 0 P: 11	R: 3 E: 1 K: 0 S: 15 H: 2 LOB: 1 BB: 2 P: 31	R: 0 E: 0 K: 2 S: 10 H: 0 LOB: 1 BB: 1 P: 20	R: 0 E: 0 K: 1 S: 9 H: 0 LOB: 0 BB: 0 P: 15	R: 1 E: 0 K: 1 S: 13 H: 2 LOB: 2 BB: 1 P: 19	R: 0 E: 0 K: 1 S: 10 H: 1 LOB: 1 BB: 0 P: 14	R: 0 E: 0 K: 0 S: 12 H: 0 LOB: 0 BB: 0 P: 15	R: 3 E: 1 K: 0 S: 17 H: 4 LOB: 2 BB: 0 P: 27		1B: 6 2B: 5 3B: 0 HR: 0 SF: 0 SAC: 1 DP: 1 HBP: 0						

BOTTOM

San Francisco Giants @ Los Angeles Dodgers

Dodger Stadium, Los Angeles, CA

Sat May 09 2009, 12:40 PM PDT

Att. 41,425 - Sunny - 73 F

livebaseballscorecards.com

AB	34
R	8
H	11
RBI	7
BB	4
SO	5
LOB	16

PITCHER		IP	WLS	BF	H	R	ER	SO	BB	IBB	HBP	BLK	WP	HR	S	P	ERA	WHIP
57 Jonathan Sánchez, L ERA: 4.78	(1, 1)	5.0	L	24	6	5	5	4	3	1	0	0	0	0	53	96	9.00	1.800
45 Justin Miller, R ERA: 2.7	(6, 1)	2.0		7	1	0	0	1	0	0	0	0	0	0	22	29	0.00	0.500
56 Osiris Matos, R ERA: 6.23	(8, 1)	1.0		8	4	3	2	0	0	0	0	0	0	0	17	27	18.00	4.000

PITCHER	IP	WLS	BF	H	R	ER	SO	BB	IBB	HBP	BLK	WP	HR	S	P	ERA	WHIP

Batter	1	2	3	4	5	6	7	8	9	10	11	12	13	AB	R	H	RBI	BB	SO	LOB
14 Fred Lewis, L (1, 7) OBP: 0.398, SLG: 0.370	B SI 88 B SI 88 C SI 88 B SI 89 B SI 88 4-1 48 G4-3 16 S BB	B SL 80 H FF 88 2-0 16 BB 1-2 HBP		B FF 90 C SL 80 S SL 80 X SI 89 1-2 F7		C FF 92 F FF 91 C FF 92 0-3 K		B FF 91 C SI 90 F CU 74 T SI 90 1-2 K			C FF 93 H FF 92 1-1 16 1B HBP		X CH 82 0-0 G5-3	3	0	0	0	1	2	5
41 Jeremy Affeldt, L (8, 1) OBP: 1.000, SLG: 1.000														0	0	0	0	0	0	0
47 Merkin Valdez, R (8, 1)														0	0	0	0	0	0	0
8 Eugenio Velez, S (10, 7) OBP: 0.174, SLG: 0.182														1	0	0	0	0	0	0
16 Edgar Renteria, R (1, 6) OBP: 0.333, SLG: 0.365	C SL 79 C SI 91 X FF 90 0-2 P4 1-2	B SL 81 B SI 89 B SI 90 B SL 82 C SI 90 B SI 88 4-2 1-2 2-3 3-H BB			B SI 88 C SI 87 B SI 88 B SI 87 F CH 85 X SI 87 3-2 G6-3		S SL 86 C SI 97 B SI 98 S SI 96 1-3 K	C SL 87 X FF 98 0-1 F8			1 SAFE B FF 90 B FF 90 X FF 91 2-0 1-2 1B		B SL 85 C SL 84 B CH 85 B SI 93 C SI 93 X SI 92 3-2 20 1B 48 BB 2 1B 1B	6	1	2	1	1	1	1
48 Pablo Sandoval, S (1, 5) OBP: 0.325, SLG: 0.436	X SI 91 0-0 G4-3 2-3	X SL 80 0-0 G3-1			C SL 79 X SI 88 0-1 F7		F SI 97 B SI 97 X SI 96 1-1 G5-3	C FF 98 S FF 100 B FF 99 F FF 99 F FF 99 F SL 89 B FF 98 S SL 87 2-3 K			S FF 93 S FF 92 F SI 93 B SI 93 X CU 76 1-2 G4-3		1 SAFE B SI 92 F SI 92 B CH 81 B FF 92 B SI 91 4-1 20 1B 2 1B 1-2 BB	6	1	0	0	1	1	6
1 Bengie Molina, R (1, 2) OBP: 0.289, SLG: 0.555	S SI 90 F SI 91 T FF 91 0-2 K		C SL 80 B SI 88 B SI 88 F SI 88 F SI 90 F SL 80 X SL 80 2-2 F7		B SL 80 X SL 80 1-0 G6-3		S SI 98 B SL 88 S SI 98 F SI 99 B SI 97 F SI 97 X SI 98 2-2 L8	C SL 86 X SL 87 0-1 G5-3				X SI 94 0-0 5 FC1-5 2 1B 1B	B SL 84 S CH 83 X SI 93 1-1 38 FC1-5 2 1B 1-2 2-3 1B	6	0	1	0	0	1	1
20 Steve Holm, R (12, PR) OBP: 0.500, SLG: 0.400														1	0	1	0	0	0	0
(12, 2)																				
2 Randy Winn, S (1, 9) OBP: 0.317, SLG: 0.378		B SL 77 B SI 89 F SI 88 T CH 80 B SL 80 B SI 89 4-2 7 G1-3 33 1B 55 SF8 BB	X CH 83 0-0 F9			C SI 87 B CH 80 B CH 80 X SI 86 2-1 7 1B 2B		S SI 93 B SI 94 F SI 93 B SL 89 X SI 96 2-2 7 1B 33 1B 12 SF8 1B		B FF 97 F FF 97 B CH 89 X FF 97 2-1 L7		B SI 93 X CH 84 1-0 7 1B 5 FC1-5 35 SF8 1-2 1B	S CH 85 X SI 93 0-1 38 FC1-5 1-2 2-H 3-H 1B	6	4	4	2	1	0	0
(8, 7)																				
(10, 8)																				
33 Aaron Rowand, R (1, 8) OBP: 0.298, SLG: 0.355		1 SAFE F SI 90 X SI 90 0-1 55 SF8 7 G1-3 16 BB 1-2 1B	F SI 89 F SI 91 B FF 91 S SL 80 1-3 K			C SI 91 F SI 91 B SI 92 S CU 79 1-3 K		1 SAFE B CH 78 1 SAFE X FF 88 1-0 12 SF8 7 1B 1-2 1B		B SL 86 S SL 85 F FF 98 B FF 100 F FF 98 S SL 87 2-3 K		X SI 92 0-0 FC1-5 7 1B 1-2 2-3f	L SI 91 X SI 93 0-1 FC1-5 7 FC4 1-2 2-3f	5	1	2	0	0	3	1
46 Bob Howry, L (10, 1)														0	0	0	0	0	0	0
5 Juan Uribe, R (12, PH) OBP: 0.295, SLG: 0.333														1	0	0	0	0	0	2
38 Brian Wilson, R (12, 1)														1	0	0	0	0	0	2
7 Emmanuel Burriss, S (1, 4) OBP: 0.351, SLG: 0.307		X SI 90 0-0 G1-3 1-2 2-3		C SI 88 X SL 80 0-1 55 G6-3 10 S 1B		B CU 78 X SI 93 1-0 55 BB 2-H 1B		L FF 88 X CU 73 0-1 12 SF8 1-2 2-3 1B		B FF 98 X FF 98 1-0 L6		B SI 93 S SI 91 2 SAFE S SI 93 F SI 94 B SI 95 F SI 94 X SI 93 2-2 1-2 2-3 1B	F SI 93 S CH 85 X CH 83 0-2 FC4 1-2f	7	0	4	1	0	0	4
10 Travis Ishikawa, L (1, 3) OBP: 0.250, SLG: 0.246		B SL 81 B SI 89 I IN 60 I IN 55 4-0 16 BB 14 HBP IBB				B SI 88 X CH 82 1-0 G3 1-2		C CH 79 B SI 90 S FF 90 B CU 76 S CU 74 2-3 K			B CU 71 F FF 90 F FF 93 B FF 91 X FF 93 2-2 G6-3	B SL 85 B SI 94 X SI 94 2-0 SF8 3-H		1	0	0	0	1	0	1
55 Tim Lincecum, L (1, 1) OBP: 0.176, SLG: 0.133		X SI 88 0-0 SF8 2-3 3-H		S SL 79 S SI 90 B SL 89 F SI 88 D SL 80 B SI 88 X SI 88 3-2 G6-3 2-3		C FF 91 1 SAFE 1 SAFE B FF 90 S FF 92 1 SAFE D SL 84 B FF 92 B FF 92 4-2 1-2 BB		C CU 73 C SI 90 B SI 91 X CU 74 1-2 SF8 1-2 2-3 3-H			B CH 75 C FF 92 F FF 94 F FF 92 X CH 79 1-2 F9	B CH 84 X CH 84 1-0 G4-3		3	0	0	1	0	0	1
49 Brandon Medders, R (7, 1)														0	0	0	0	0	0	0
12 Nate Schierholtz, L (8, PH) OBP: 0.263, SLG: 0.333														2	0	0	1	0	0	2
(8, 9)																				
Inning Stats	R: 0 H: 0 E: 0 LOB: 1 K: 1 BB: 1 S: 8 P: 12	R: 2 H: 1 E: 0 LOB: 3 K: 0 BB: 3 S: 9 P: 23	R: 0 H: 0 E: 0 LOB: 0 K: 1 BB: 0 S: 9 P: 12	R: 0 H: 1 E: 0 LOB: 1 K: 0 BB: 0 S: 10 P: 15	R: 0 H: 0 E: 0 LOB: 0 K: 0 BB: 0 S: 6 P: 10	R: 1 H: 2 E: 0 LOB: 2 K: 2 BB: 1 S: 12 P: 20	R: 0 H: 0 E: 0 LOB: 0 K: 1 BB: 0 S: 10 P: 14	R: 1 H: 3 E: 0 LOB: 2 K: 2 BB: 0 S: 15 P: 22	R: 0 H: 0 E: 0 LOB: 0 K: 1 BB: 0 S: 10 P: 12	R: 0 H: 0 E: 0 LOB: 0 K: 1 BB: 0 S: 7 P: 12	R: 0 H: 1 E: 0 LOB: 2 K: 0 BB: 0 S: 13 P: 20	R: 1 H: 3 E: 0 LOB: 2 K: 0 BB: 0 S: 10 P: 16	R: 2 H: 3 E: 0 LOB: 2 K: 0 BB: 1 S: 14 P: 22	1B: 13 SF: 3 2B: 1 SAC: 0 3B: 0 DP: 0 HR: 0 HBP: 2	WP: 0 PA: 61 PB: 0 SB: 2 CS: 0					

PITCHER		IP	WLS	BF	H	R	ER	SO	BB	IBB	HBP	BLK	WP	HR	S	P	ERA	WHIP
36 Jeff Weaver, R ERA: 2.57	(1, 1)	5.0		23	3	3	3	2	3	1	1	0	0	0	44	76	5.40	1.200
38 Ramon Troncoso, R ERA: 2.21	(6, 1)	0.1	H	2	1	0	0	1	0	0	0	0	0	0	4	6	0.00	3.000
43 Will Ohman, L ERA: 4.66	(6, 1)	0.2	H	3	0	0	0	1	1	0	0	0	0	0	6	10	0.00	1.500
54 Ronald Belisario, R ERA: 3.26	(7, 1)	1.0	H	4	1	1	1	1	0	0	0	0	0	0	13	19	9.00	1.000
47 Cory Wade, R ERA: 5.59	(8, 1)	1.0	B	5	2	0	0	2	0	0	0	0	0	0	12	17	0.00	2.000

PITCHER		IP	WLS	BF	H	R	ER	SO	BB	IBB	HBP	BLK	WP	HR	S	P	ERA	WHIP
51 Jonathan Broxton, R ERA: 0.56	(9, 1)	2.0		6	0	0	0	2	0	0	0	0	0	0	17	24	0.00	0.000
52 James McDonald, R ERA: 7.27	(11, 1)	1.0		5	1	0	0	0	0	0	1	0	0	0	13	20	0.00	1.000
59 Guillermo Mota, R ERA: 7.43	(12, 1)	2.0	L	13	6	3	3	0	1	0	0	0	0	0	24	38	13.50	3.500

TOP

San Francisco Giants @ Los Angeles Dodgers

Dodger Stadium, Los Angeles, CA

Sun May 10 2009, 1:10 PM PDT

Att. 37,529 - Sunny - 72 F

livebaseballscorecards.com

AB	50
R	7
H	14
RBI	7
BB	6
SO	9
LOB	30

Batter	1	2	3	4	5	6	7	8	9	10	11	12	13	AB	R	H	RBI	BB	SO	LOB
9 Juan Pierre, L (1, 7) OBP: 0.481, SLG: 0.511	B SI 93 B SI 94 C SI 93 B SI 94 4-1 15 E 13 SF9 BB		B FF 92 X FF 92 1-0 15 S 15 1B 1B		F SI 93 B SI 93 B CU 78 X SI 93 2-1 E6 1-H 13 2B 2B		B FF 88 C FC 89 1 SAFE X CU 71 1-1 1-2 1B		S FF 98 B FF 97 X FF 96 1-1 F8 ③			C FF 87 B SL 88 X FF 96 1-1 F8 ②		5	3	3	1	1	0	1
15 Rafael Furcal, S (1, 6) OBP: 0.312, SLG: 0.310	C SI 93 B SI 94 1 SAFE F CH 84 D CH 86 1 SAFE B X CH 84 3-2 G6-3 ① 1-3		C SI 90 1 SAFE L SI 92 D SI 94 F CH 84 B FF 93 X CH 84 2-2 1-H 1B		S CH 84 T SI 93 F SI 92 B SI 92 C SI 91 1-3 K ②		C FC 89 F FC 90 B FF 89 F CH 78 T FC 90 1-2 K ②			L SI 93 X FF 92 0-1 F8 ①		X SL 89 0-0 G5-3 ③		6	0	1	1	0	2	4
13 Orlando Hudson, S (1, 4) OBP: 0.416, SLG: 0.519	B B CU 77 C CH 84 F SI 94 F CH 86 X CH 84 2-2 SF9 ② 3-H		C SI 92 B SI 94 B CU 77 B CH 84 F FF 92 C SI 93 3-3 K ③		B CH 81 B CU 76 C CH 82 B CH 82 X SI 91 3-1 3-H 2B		C FF 89 C FC 90 D CU 70 F FC 90 F FC 88 X FC 90 1-2 G3 ③			B CH 84 B SI 91 X FF 93 2-0 F8 ②			C FF 95 X SL 87 0-1 G1-3 ①	5	0	1	2	0	1	3
16 Andre Ethier, L (1, 9) OBP: 0.399, SLG: 0.488	F SI 95 B CU 80 C FF 93 B SI 94 C SI 94 2-3 K ③			C CU 77 F CH 82 X CH 83 0-2 G4-3 ①	B CU 76 C SI 90 F SI 92 C FF 91 1-3 K ③			B SI 92 B CU 76 B FF 93 C FF 94 B FF 92 4-1 7 G3-6 BB		B SI 92 T SL 83 B CH 84 B SI 92 F FF 92 X CH 85 3-2 L8 ③			C FF 95 C SL 87 X SL 88 0-2 G4-3 ②	5	0	0	0	1	2	1
7 James Loney, L (1, 3) OBP: 0.348, SLG: 0.322		B SI 92 C SI 91 B CU 76 B SI 92 F SI 92 X SI 92 3-2 G6-3 ①		F FF 92 C CU 78 B SI 93 C SI 92 1-3 K ②		X SI 89 0-0 F8 ①		C CU 76 B CU 78 D SI 93 1 SAFE X FF 93 2-1 G3-6 ①② 1-2t			F SI 91 B SI 91 B CH 84 C FF 92 X SI 91 2-2 F7 ①		C SL 88 B FF 97 B FF 97 F FF 96 X FF 98 2-2 G6-3 ③	6	0	0	0	0	1	1
5 Mark Loretta, R (1, 5) OBP: 0.444, SLG: 0.367 54 Ronald Belisario, R (7, 1) 47 Cory Wade, R (8, 1) 3 Xavier Paul, L (8, PH) OBP: 0.500, SLG: 0.500 51 Jonathan Broxton, R (9, 1) 52 James McDonald, L (11, 1) 55 Russell Martin, R (11, PH) OBP: 0.390, SLG: 0.320 59 Guillermo Mota, R (12, 1)		X FF 92 0-0 L4 ②		C FF 92 B CU 79 X FF 92 1-1 1B		C SI 91 F FF 91 F CH 83 B CH 82 F FF 92 B CU 78 B CH 82 X SI 91 3-2 L8 ②		B FF 93 C FF 93 B SI 94 X FF 93 2-1 27 CS 1B			C SI 92 B SI 92 B SL 84 F FF 93 B SI 93 X SI 93 3-2 P3 ②			3	0	1	0	0	0	0
														0	0	0	0	0	0	0
														0	0	0	0	0	0	0
														1	0	1	0	0	0	0
														0	0	0	0	0	0	0
														0	0	0	0	0	0	0
														1	0	0	0	0	0	0
														0	0	0	0	0	0	0
27 Matt Kemp, R (1, 8) OBP: 0.343, SLG: 0.483		B SI 94 C CU 78 S SI 92 B CU 80 S CH 81 2-3 K ③		B CU 77 X FF 92 1-0 F8 ③		B CU 79 C CH 80 B SI 92 F FF 89 F FF 90 F SI 91 B CH 84 C CH 82 3-3 K ③		B FF 94 1-0 CS ③ 1-2	B FF 96 F FF 95 S FF 96 X FF 96 1-2 G4-3 ①		B SL 86 B SL 87 S SI 93 C SI 92 B FF 93 F SI 92 X SI 94 3-2 F9 ③			5	0	0	0	0	2	1
12 Brad Ausmus, R (1, 2) OBP: 0.435, SLG: 0.429			B FF 91 C FF 92 F CU 78 X CH 80 1-2 F8 ①		C FF 91 C CU 78 X CU 80 0-2 36 FC3-6 1B		C FC 90 C FC 91 B FC 90 S FC 90 1-3 K2-3 ①		F FF 96 F FF 96 B FF 98 F SL 85 B SL 85 B FF 96 F FF 96 C FF 96 3-3 K ②			C SL 85 B SL 89 F FF 96 B FF 95 C FF 96 2-3 K ①		5	0	1	0	0	3	0
36 Jeff Weaver, R (1, 1) OBP: 0.167, SLG: 0.167 38 Ramon Troncoso, R (6, 1) 43 Will Ohman, L (6, 1) OBP: 1.000, SLG: 1.000 23 Casey Blake, R (7, 5) OBP: 0.347, SLG: 0.500			B FF 93 B FF 91 C SI 93 S FF 91 F SI 94 C CU 80 2-3 K ②		L SI 93 X SI 93 0-1 FC3-6 ① 1-2t 9 E		C CU 72 F SL 84 F FC 91 X FC 91 0-2 9 1B 1B		B SL 86 C FF 96 B FF 97 S FF 97 F FF 98 X FF 98 2-2 1B			B SL 88 B FF 97 X FF 97 2-0 HR		2	1	0	0	0	1	1
														0	0	0	0	0	0	0
														0	0	0	0	0	0	0
														3	1	3	1	0	0	0
Inning Stats	R: 1 E: 1 K: 1 S: 11 H: 0 LOB: 0 BB: 1 P: 22	R: 0 E: 0 K: 1 S: 7 H: 0 LOB: 0 BB: 0 P: 12	R: 1 E: 0 K: 2 S: 15 H: 2 LOB: 1 BB: 0 P: 24	R: 0 E: 0 K: 1 S: 9 H: 1 LOB: 1 BB: 0 P: 12	R: 2 E: 1 K: 2 S: 16 H: 3 LOB: 1 BB: 0 P: 23	R: 0 E: 0 K: 1 S: 11 H: 0 LOB: 0 BB: 0 P: 17	R: 0 E: 0 K: 2 S: 18 H: 2 LOB: 2 BB: 0 P: 22	R: 0 E: 0 K: 0 S: 5 H: 1 LOB: 0 BB: 1 P: 14	R: 0 E: 0 K: 1 S: 14 H: 1 LOB: 1 BB: 0 P: 21	R: 0 E: 0 K: 0 S: 6 H: 0 LOB: 0 BB: 0 P: 11	R: 0 E: 0 K: 0 S: 10 H: 0 LOB: 0 BB: 0 P: 18	R: 1 E: 0 K: 1 S: 7 H: 1 LOB: 0 BB: 0 P: 12	R: 0 E: 0 K: 0 S: 8 H: 0 LOB: 0 BB: 0 P: 10	1B: 8 2B: 2 3B: 0 HR: 1	SF: 1 SAC: 0 DP: 1 HBP: 0					

PITCHER		IP	WLS	BF	H	R	ER	SO	BB	IBB	HBP	BLK	WP	HR	S	P	ERA	WHIP
55 Tim Lincecum, R ERA: 3.25	(1, 1)	6.0		25	6	4	3	8	1	0	0	0	0	0	69	110	4.50	1.167
49 Brandon Medders, R ERA: 4.61	(7, 1)	1.0		5	2	0	0	2	0	0	0	0	0	0	18	22	0.00	2.000
41 Jeremy Affeldt, L ERA: 3.14	(8, 1)	0.2		3	1	0	0	0	1	0	0	0	0	0	5	13	0.00	3.000
47 Merkin Valdez, R ERA: 3.48	(8, 1)	1.1		4	1	0	0	1	0	0	0	0	0	0	14	22	0.00	0.750
46 Bob Howry, R ERA: 3.38	(10, 1)	2.0		6	0	0	0	0	0	0	0	0	0	0	16	29	0.00	0.000

PITCHER		IP	WLS	BF	H	R	ER	SO	BB	IBB	HBP	BLK	WP	HR	S	P	ERA	WHIP
38 Brian Wilson, R ERA: 3.24	(12, 1)	2.0	W	7	1	1	1	1	0	0	0	0	0	1	15	22	4.50	0.500

BOTTOM

San Francisco Giants @ Los Angeles Dodgers

Dodger Stadium, Los Angeles, CA

Sun May 10 2009, 1:10 PM PDT

Att. 37,529 - Sunny - 72 F

livebaseballscorecards.com

AB	47
R	5
H	11
RBI	5
BB	2
SO	12
LOB	12

Batter	1	2	3	4	5	6	7	8	9	AB	R	H	RBI	BB	SO	LOB
15 Cristian Guzman, S (1, 6) OBP: 0.378, SLG: 0.489	X FF 89 0-0 ① P3		B FF 90 X SL 81 1-0 11 FC5-4 1B		B FF 90 C FF 92 S FS 85 T FF 93 1-2 ② K		X SI 88 0-0 24 L4-3 1B		C CH 77 F FF 90 C FF 92 0-3 ① K	5	0	2	0	0	2	2
24 Nick Johnson, L (1, 3) OBP: 0.389, SLG: 0.395	B FF 88 X FF 90 1-0 11 1B 1B		C FF 89 B SL 84 D SI 89 C SL 85 S SL 86 2-3 ① K		C SL 85 B SI 89 F SI 91 F SL 87 B FF 92 B SL 87 S SL 85 3-3 ③ K		B FF 87 C CU 78 B CH 80 X CH 80 2-1 ②③ L4-3 1-1		C FF 92 X FF 91 0-1 ② F7	5	0	1	0	0	2	4
11 Ryan Zimmerman, R (1, 5) OBP: 0.408, SLG: 0.630	C SL 84 B FF 91 S SL 85 X SL 86 1-2 1-3 1B		C SL 86 B FS 85 X SL 86 1-1 ② FC5-4 1-2f			C FF 89 B FS 84 S FS 83 B SI 92 X SL 85 2-2 HR		B SI 89 C CU 80 S CU 80 X CU 81 1-2 44 1B 1B	X FF 92 0-0 1-H 2-H HR	5	2	4	4	0	0	1
44 Adam Dunn, L (1, 9) OBP: 0.457, SLG: 0.655	F FF 92 1 SAFE S SL 86 S SL 86 0-3 ② K		1 SAFE S SL 85 X SL 86 0-1 ③ G3			C SI 91 B SL 85 X SL 85 1-1 34 WP 34 2B 1B		C FF 88 S FF 89 X CH 81 0-2 1-2 1B	B SL 79 B CH 81 S FF 91 B CH 83 C FF 92 B FF 91 4-2 34 1B BB	4	1	2	0	1	1	3
34 Elijah Dukes, R (1, 8) OBP: 0.351, SLG: 0.471	B SL 85 B FF 94 F SL 86 F SI 93 1 SAFE T SL 87 2-2 ③ K			B FF 89 S SL 82 S FF 92 F SI 93 F SL 86 S SL 87 1-3 ① K		B SI 91 S FS 83 D FS 85 X FF 92 2-1 10 F9 1-H 2B		X FF 90 0-0 ① F9	B FC 90 B FC 89 F FC 87 C CU 69 X FC 88 2-2 1-2 1B	5	0	2	1	0	2	4
16 Josh Willingham, R (1, 7) OBP: 0.348, SLG: 0.509		C SL 83 B FF 91 X FF 91 1-1 HR		B SI 91 C SI 89 B SL 87 S SL 86 B FF 91 S SL 86 3-3 ② K		B SI 89 F CU 80 C FF 88 0-3 ① K		C FF 91 F CH 79 B CH 83 F FF 89 B CH 81 F CH 81 F FF 91 F CH 82 B SL 84 3-2 X FF 91 ② L7	C FF 94 S FF 94 S FF 94 0-3 ③ K	5	1	1	1	0	3	5
10 Ronnie Belliard, R (1, 4) OBP: 0.200, SLG: 0.237 38 Joel Hanrahan, R (8, 1)	B SL 83 C SL 81 X SI 89 1-1 ① F8		B FF 90 B SI 90 C SL 81 X SL 84 2-1 HR		B SI 90 X SI 88 1-0 ② F9 2-3			B FF 90 S SL 82 B FF 90 F FF 91 B FF 89 F FF 90 T FF 90 3-2 ③ K		3 0	1 0	1 0	1 0	0 0	0 0	1 0
23 Wil Nieves, R (1, 2) OBP: 0.227, SLG: 0.190	B SI 91 F SI 89 B SL 85 X SI 92 2-1 ② P3		X FF 92 0-0 ③ G4-3			B FF 89 C SI 89 B SL 79 F FF 88 X FF 88 2-2 ③ F8			B FF 90 C FF 89 F FF 91 B FF 86 X FF 90 2-2 22 1B 11 HR 1B	4	1	1	0	0	0	1
45 Daniel Cabrera, R (1, 1) 26 Logan Kensing, R (5, 1) 41 Ron Villone, L (6, 1) 22 Willie Harris, L (6, 4) OBP: 0.382, SLG: 0.429 25 Austin Kearns, R (8, PH) OBP: 0.391, SLG: 0.486	C SI 90 C SI 90 S SL 86 0-3 ③ K				C FF 90 F FF 90 B SL 85 C FF 92 1-3 ① K		C SI 88 X SI 82 0-1 ① F8		C CH 82 F FF 90 B FF 85 F FF 91 X CH 81 1-2 1-2 11 HR 1B	2 0 0 2 1	0 0 0 1 0	0 0 0 1 0	0 0 0 0 0	0 0 0 0 0	2 0 0 0 1	0 0 0 0 2
Inning Stats	R: 0 H: 2 E: 0 LOB: 2 K: 2 BB: 0 S: 11 P: 15	R: 1 H: 1 E: 0 LOB: 0 K: 1 BB: 0 S: 9 P: 13	R: 0 H: 1 E: 0 LOB: 1 K: 1 BB: 0 S: 8 P: 12	R: 1 H: 1 E: 0 LOB: 0 K: 2 BB: 0 S: 11 P: 17	R: 0 H: 0 E: 0 LOB: 0 K: 3 BB: 0 S: 10 P: 15	R: 2 H: 3 E: 0 LOB: 1 K: 1 BB: 0 S: 14 P: 22	R: 0 H: 1 E: 0 LOB: 0 K: 0 BB: 0 S: 5 P: 7	R: 0 H: 2 E: 0 LOB: 2 K: 1 BB: 0 S: 18 P: 25	R: 3 H: 4 E: 0 LOB: 2 K: 2 BB: 1 S: 21 P: 30	1B: 10 SF: 0 2B: 2 SAC: 0 3B: 0 DP: 1 HR: 4 HBP: 0						WP: 1 PA: 42 PB: 0 SB: 0 CS: 0

TOP

Washington Nationals @ San Francisco Giants

AT&T Park, San Francisco, CA

Mon May 11 2009, 7:15 PM PDT

Att. 23,934 - Clear - 57 F

livebaseballscorecards.com

AB	41
R	7
H	15
RBI	7
BB	1
SO	13
LOB	23

PITCHER		IP	WLS	BF	H	R	ER	SO	BB	IBB	HBP	BLK	WP	HR	S	P	ERA	WHIP
51 Randy Johnson, L ERA: 5.89	(1, 1)	5.0	W	23	8	4	4	9	0	0	0	0	1	3	56	84	7.20	1.600
45 Justin Miller, R ERA: 2.35	(6, 1)	2.0		7	2	0	0	1	0	0	0	0	0	0	15	21	0.00	1.000
56 Osiris Matos, R ERA: 9.0	(8, 1)	1.2		10	4	3	3	2	1	0	0	0	0	1	30	43	16.20	3.000
49 Brandon Medders, R ERA: 4.61	(9, 1)	0.0		1	1	0	0	0	0	0	0	0	0	0	3	5	∞	∞
38 Brian Wilson, R ERA: 3.18	(9, 1)	0.1	S	1	0	0	0	1	0	0	0	0	0	0	3	3	0.00	0.000

PITCHER	IP	WLS	BF	H	R	ER	SO	BB	IBB	HBP	BLK	WP	HR	S	P	ERA	WHIP

BOTTOM

Washington Nationals @ San Francisco Giants
AT&T Park, San Francisco, CA
Mon May 11 2009, 7:15 PM PDT
Att. 23,934 - Clear - 57 F

livebaseballscorecards.com

Batter	1	2	3	4	5	6	7	8	9	AB	R	H	RBI	BB	SO	LOB
7 Emmanuel Burriss, S (1, 4) OBP: 0.342, SLG: 0.292	C FF 90 F FF 91 B FF 92 X CH 82 1-2 ① F7	B FF 89 S SL 80 X SL 77 1-1 ③ G3		B CH 82 C FF 92 X CH 81 1-1 ② G4-3 2-3	B CH 81 B FF 89 C FF 89 C FF 90 F SL 80 D CH 80 F SI 90 D FF 90 4-2 48 BB 16 BB 1-2 2-3 3-H BB	C SI 89 X CH 82 0-1 ③ G6-3		B FF 93 F FF 93 S SL 83 F SL 84 X SL 83 1-2 ③ F8		5	0	0	1	1	0	6
16 Edgar Renteria, R (1, 6) OBP: 0.328, SLG: 0.352	B FF 92 C FF 92 X SI 92 1-1 ② G6-3		C FF 91 C SL 81 S SL 84 0-3 ① K2-3	D SL 82 X FF 92 1-0 ③ L4	B FF 90 F SI 90 B SL 79 B FF 92 C FF 90 B FF 91 4-2 48 BB 1-2 2-3 3-H BB		C SI 87 F CH 82 F FF 88 F SL 82 B SL 83 B FF 86 B CH 83 X CH 82 3-2 ① G6-3			4	0	0	1	1	1	1
48 Pablo Sandoval, S (1, 5) OBP: 0.336, SLG: 0.447	B FF 94 B FF 94 F FF 93 F FF 93 F SL 78 S SL 80 2-3 ③ K2-3		B SI 92 X SI 92 1-0 1 1B 2 1B 1B		B CH 80 3-1 1 G6-3 14 E 2B B CH 80 B SI 91 B SI 91 C SI 92 B SI 92 1-2 2-3 3-H BB		B CH 83 B SI 89 S CH 81 X CH 82 2-1 ② G6-3			4	2	2	1	1	1	0
1 Bengie Molina, R (1, 2) OBP: 0.286, SLG: 0.539		C FF 90 X SL 81 0-1 ① G5-3	D CH 82 X FF 90 1-0 33 BB 2 1B 1-2 1B		X SI 92 0-0 ① G6-3 2-3 X FF 92 0-0 ③ F8		X SI 89 0-0 ③ L4			5	0	1	0	0	0	4
2 Randy Winn, S (1, 9) OBP: 0.336, SLG: 0.391		C FF 91 B FF 92 X CH 84 1-1 14 FC4-6 33 BB 10 WP 1B	S SI 91 X SI 91 0-1 33 BB 1-2 2-H 1B		F CH 81 H SI 91 1-1 33 S 14 E HBP	B SI 91 B FF 93 X SI 93 2-0 33 2B 1B		C FF 92 S FF 93 B FF 93 B SL 83 F FF 94 X FF 94 2-2 ① G3		4	3	3	1	0	0	0
33 Aaron Rowand, R (1, 8) OBP: 0.321, SLG: 0.385		B FF 92 B FF 92 B FF 92 C FF 91 B FF 92 4-1 14 FC4-6 1-2 BB	B SL 77 C SL 80 B SI 90 B CH 80 B FF 91 4-1 14 G4-6-3 1-2 2-3 BB		B SL 78 F FF 90 S CH 80 S SL 78 1-3 ② K 1-2	B FF 93 B FF 93 X CH 90 2-0 14 G1 10 1B 1-H 2B		C FF 92 X FF 93 0-1 14 1B 56 1B 2B		3	2	2	1	2	1	2
14 Fred Lewis, L (1, 7) OBP: 0.390, SLG: 0.362		X FF 90 0-0 ② FC4-6 10 WP 10 1B 1-2f 2-3	F FF 91 F SL 79 D SL 81 X FF 92 1-2 ②③ G4-6-3 1-2f		X CH 82 0-0 E7 51 BB 7 BB 2-H 3-H	X SI 87 0-0 ① G1 2-3		B FF 94 C FF 93 C CH 84 D SL 84 X FF 94 2-2 56 1B 2-3 1B		5	2	1	0	0	0	6
10 Travis Ishikawa, L (1, 3) OBP: 0.284, SLG: 0.288		B SL 80 X FF 91 1-0 51 1B 1-H 3-H 1B		X FF 92 0-0 7 G4-3 2B	I IN 74 I IN 75 I IN 75 I IN 75 4-0 7 BB 51 BB 16 BB IBB	D SL 80 X SL 85 1-0 3-H 1B		C FF 93 B FF 92 S SL 83 S SL 82 1-3 ② K		4	1	3	2	1	1	2
51 Randy Johnson, R (1, 1) OBP: 0.154, SLG: 0.083 45 Justin Miller, R (6, 1) 56 Osiris Matos, R (8, 1) OBP: 1.000, SLG: 1.000 49 Brandon Medders, R (9, 1) 38 Brian Wilson, R (9, 1)		C FF 89 X SI 91 0-1 1-2 1B		2 SAFE S FF 89 D SL 79 X FF 90 1-1 ① L4	B FF 90 B FF 89 D FF 88 B FF 87 4-0 16 BB 7 BB 48 BB 1-2 2-3 BB	M SI 86 B SI 87 L FF 87 M SI 88 1-3 ② K		C FF 93 B FF 94 X FF 94 1-1 1-2 3-H 1B		2 1 1 0 0	1 0 0 0 0	1 0 1 0 0	0 0 1 0 0	1 1 0 0 0	0 1 0 0 0	1 1 0 0 0
Inning Stats	R: 0 E: 0 K: 1 S: 9 H: 0 LOB: 0 BB: 0 P: 13	R: 2 E: 0 K: 0 S: 11 H: 3 LOB: 2 BB: 1 P: 18	R: 1 E: 0 K: 1 S: 11 H: 3 LOB: 2 BB: 1 P: 18	R: 0 E: 0 K: 0 S: 6 H: 1 LOB: 1 BB: 0 P: 9	R: 5 E: 1 K: 1 S: 16 H: 1 LOB: 3 BB: 5 P: 41	R: 2 E: 0 K: 1 S: 9 H: 3 LOB: 1 BB: 0 P: 15	R: 0 E: 0 K: 0 S: 8 H: 0 LOB: 0 BB: 0 P: 13	R: 1 E: 0 K: 1 S: 18 H: 3 LOB: 2 BB: 0 P: 25		1B: 10 2B: 4 3B: 0 HR: 0 SF: 0 SAC: 0 DP: 1 HBP: 1						

	AB	R	H	RBI	BB	SO	LOB
AB	38						
R		11					
H			14				
RBI				8			
BB					7		
SO						5	
LOB							23

WP: 1 PA: 46
PB: 0
SB: 1
CS: 0

PITCHER		IP	WLS	BF	H	R	ER	SO	BB	IBB	HBP	BLK	WP	HR	S	P	ERA	WHIP
45 Daniel Cabrera, R ERA: 4.98	(1, 1)	4.2	L	29	8	8	3	3	5	1	1	0	1	0	51	93	5.79	2.786
26 Logan Kensing, R ERA: 13.14	(5, 1)	0.1		4	2	2	2	0	1	0	0	0	0	0	4	12	54.00	9.000
41 Ron Villone, L ERA:	(6, 1)	2.0		7	1	0	0	1	0	0	0	0	0	0	15	22	0.00	0.500
38 Joel Hanrahan, R ERA: 6.28	(8, 1)	1.0		6	3	1	1	1	0	0	0	0	0	0	18	25	9.00	3.000

PITCHER		IP	WLS	BF	H	R	ER	SO	BB	IBB	HBP	BLK	WP	HR	S	P	ERA	WHIP

Washington Nationals @ San Francisco Giants

AT&T Park, San Francisco, CA

Tue May 12 2009, 7:15 PM PDT

Att. 25,701 - Clear - 58 F

livebaseballscorecards.com

Batter	1	2	3	4	5	6	7	8	9	AB	R	H	RBI	BB	SO	LOB
15 Cristian Guzman, S (1, 6) OBP: 0.379, SLG: 0.484	B FF 90 C FF 91 F FF 92 C FF 93 1-3 ① K		B CU 74 X FF 91 1-0 ② FC3-6 1-2f		T FF 90 X CH 85 0-1 ② F8		X FF 90 0-0 24 HR 1-3 1B	C CU 77 F CU 77 X FF 94 0-2 24 1B 1-2 2-3 1B		5	1	2	0	0	1	2
24 Nick Johnson, L (1, 3) OBP: 0.397, SLG: 0.424	B CU 75 B CH 87 F FF 92 X FF 92 2-1 ② P2		C FF 91 C FF 91 S FF 93 0-3 ③ K		B FF 91 B FF 91 B FF 91 C FF 92 F FF 91 F FF 93 B FF 92 4-2 BB		B CU 73 S CH 84 B CU 74 X FF 92 2-1 1-H 3-H HR	X SI 93 0-0 11 FC4-6 1-2 2-H 3-H 1B		4	1	2	5	1	1	1
11 Ryan Zimmerman, R (1, 5) OBP: 0.408, SLG: 0.621	C FF 92 B FF 93 X FF 93 1-1 1B			B FF 90 C FF 91 X SL 86 44 2B 22 SF9 1B	B FF 92 X FF 92 1-0 ③ P2		X CU 75 0-0 ② G5-3	C SI 92 X CU 78 0-1 ③ FC4-6 1-2f		5	1	2	0	0	0	4
44 Adam Dunn, L (1, 7) OBP: 0.448, SLG: 0.643 97 Joe Beimel, L (9, 1)	B FF 92 F FF 91 B FF 92 F CH 85 F FF 93 F FF 93 X FF 92 2-2 ③ F7			B CU 74 D CH 86 1 SAFE C FF 91 X FF 91 2-1 1-3 2B	B FF 90 C FF 91 X CU 74 1-1 ① G3	F FF 92 X FF 92 0-1 ③ F7			S FF 93 X SI 94 0-1 ① G4-3	5 0	0 0	1 0	0 0	0 0	0 0	1 0
25 Austin Kearns, R (1, 9) OBP: 0.381, SLG: 0.468		B FF 91 B FF 91 B FF 91 C FF 91 S FF 90 X FF 92 3-2 ① F9		C FF 91 B FF 92 C FF 92 S FF 93 1-3 ① K	X FF 91 0-0 22 G4-3 1B			S SI 91 B SL 83 B SI 93 S SI 90 B SI 91 F FF 92 S FF 91 3-3 ① K	S CU 71 B SL 84 S CU 72 S CU 70 1-3 ② K2-3	5	0	1	0	0	3	2
22 Willie Harris, L (1, 8) OBP: 0.359, SLG: 0.387		C FF 91 B CU 76 C CH 85 S CU 76 1-3 ② K		F CU 74 X FF 92 0-1 ② SF9 3-H	C FF 91 B FF 89 C CU 75 D CU 75 X CH 86 2-2 ② G4-3 1-2			S SI 91 B SI 91 B CH 84 F SI 91 F SI 92 B CH 83 F FF 92 B SI 91 4-2 10 1B 23 1B BB	B FC 92 C FC 90 B SI 81 X FC 90 2-1 ③ L8	3	1	0	1	1	1	1
6 Anderson Hernandez, S (1, 4) OBP: 0.378, SLG: 0.346 16 Josh Willingham, R (8, PH) OBP: 0.343, SLG: 0.500 32 Kip Wells, R (8, 1) 34 Elijah Dukes, R (9, 7) OBP: 0.351, SLG: 0.471		B FF 91 S FF 91 F CH 84 F FF 93 X CU 76 1-2 ③ G5-3		F FF 91 B CH 86 X FF 91 1-1 ③ G6-3	B FF 91 F FF 91 S FF 92 X FF 92 1-2 ③ G6-3			X FF 91 0-0 ② F7		3 1 0 0	0 0 0 0	0 0 0 0	0 0 0 0	0 0 0 0	0 0 0 0	2 1 0 0
23 Wil Nieves, R (1, 2) OBP: 0.308, SLG: 0.320			C FF 91 X FF 92 0-1 27 FC1-5 2B		C FF 90 X CU 75 0-1 27 SH1-4 1B		B CU 74 X FF 91 1-0 ① P4	C SI 91 F FF 91 F SL 85 1 SAFE B SL 84 F FF 91 X SI 92 1-2 15 1B 10 1B 24 1B 1-2 1B		4	1	3	0	0	0	0
27 Jordan Zimmermann, R (1, 1) 13 Alex Cintron, S (7, PH) OBP: 0.136, SLG: 0.050 50 Julian Tavarez, L (7, 1) 10 Ronnie Belliard, R (8, PH) OBP: 0.220, SLG: 0.256 (8, 4)			X FF 91 0-0 ① FC1-5 15 FC3-6 2-3		B FF 90 X FF 90 1-0 ① SH1-4 1-2		C FF 92 B FF 89 B FF 92 F FF 92 X CU 77 2-2 15 1B 24 HR 1B	C SL 84 D SL 85 X FF 92 1-1 15 1B 24 1B 1-2 2-H 1B		1 1 0 1	0 1 0 1	0 1 0 1	0 0 0 0	0 0 0 0	0 0 0 0	1 0 0 0
Inning Stats	R: 0 E: 0 K: 1 S: 12 H: 1 LOB: 1 BB: 0 P: 18	R: 0 E: 0 K: 1 S: 10 H: 0 LOB: 0 BB: 0 P: 15	R: 0 E: 0 K: 1 S: 7 H: 1 LOB: 1 BB: 0 P: 8	R: 1 E: 0 K: 1 S: 11 H: 2 LOB: 1 BB: 0 P: 16	R: 0 E: 0 K: 0 S: 9 H: 1 LOB: 2 BB: 1 P: 15	R: 0 E: 0 K: 0 S: 9 H: 1 LOB: 1 BB: 0 P: 13	R: 3 E: 0 K: 0 S: 10 H: 3 LOB: 0 BB: 0 P: 15	R: 3 E: 0 K: 1 S: 22 H: 4 LOB: 2 BB: 1 P: 31	R: 0 E: 0 K: 1 S: 7 H: 0 LOB: 0 BB: 0 P: 10	1B: 10 2B: 2 3B: 0 HR: 1	SF: 1 SAC: 1 DP: 0 HBP: 0						

PITCHER	IP	WLS	BF	H	R	ER	SO	BB	IBB	HBP	BLK	WP	HR	S	P	ERA	WHIP
18 Matt Cain, R (1, 1) ERA: 3.0	7.0		31	9	4	4	4	1	0	0	0	0	1	68	100	5.14	1.429
46 Bob Howry, R (8, 1) ERA: 5.14	0.2	B	5	2	3	3	1	1	0	0	0	0	0	16	25	40.50	4.500
41 Jeremy Affeldt, L (8, 1) ERA: 3.0	0.2		4	2	0	0	0	0	0	0	0	0	0	8	8	0.00	3.000
49 Brandon Medders, R (9, 1) ERA: 4.4	0.2	W	2	0	0	0	1	0	0	0	0	0	0	5	8	0.00	0.000

PITCHER	IP	WLS	BF	H	R	ER	SO	BB	IBB	HBP	BLK	WP	HR	S	P	ERA	WHIP

TOP

AB	38
R	7
H	13
RBI	7
BB	2
SO	6
LOB	15

WP: 0 PB: 0 SB: 0 CS: 0 PA: 42

BOTTOM

Batter	1	2	3	4	5	6	7	8	9	AB	R	H	RBI	BB	SO	LOB
7 Emmanuel Burriss, S (1, 4) OBP: 0.344, SLG: 0.291	F FF 93 C FF 94 S CU 78 0-3 ① K2-3		B FF 94 B FF 95 X FF 93 2-0 ① P5	B CU 78 D CU 78 B SL 82 B FF 94 4-0 16 1B BB			B SI 88 C SI 89 X SL 80 1-1 ① F7		B SI 84 X SI 84 1-0 16 E 48 HR 1B	4	1	1	0	1	1	0
16 Edgar Renteria, R (1, 6) OBP: 0.339, SLG: 0.351	C FF 94 F FF 94 H FF 94 1-2 48 G6-3 48 S 2 2B HBP		S SL 84 F FF 94 X CU 78 0-2 ② G4-3	F FF 94 S SL 84 D CU 80 D SL 84 X FF 93 2-2 1-3 2-H 3-H 1B			B SL 83 C SI 90 F SI 92 X SI 90 1-2 ② L7		1 SAFE B SI 84 B SI 85 B SI 83 C SI 83 B SI 82 4-1 48 HR 1-2 BB	3	2	1	2	1	0	0
48 Pablo Sandoval, S (1, 5) OBP: 0.346, SLG: 0.487	B FF 93 B FF 93 B FF 94 C FF 93 S FF 94 F FF 94 X CU 80 3-2 ② G6-3 1-3		B CH 86 C FF 94 X SL 83 1-1 1B	C CU 77 B FF 93 B CU 78 X CH 87 2-1 ③ G6-3			C CH 84 B SI 90 B SL 82 X CH 83 2-1 ③ 2B		B SI 83 C SI 83 B CH 78 C SI 83 X SI 84 2-2 1-H 2-H HR	5	1	3	3	0	0	3
1 Bengie Molina, R (1, 2) OBP: 0.293, SLG: 0.559	B FF 95 B CU 79 B FF 94 C FF 94 B CU 80 4-1 2 2B BB		C FF 94 B FF 93 C FF 93 T FF 94 1-2 ③ K		B FF 92 C FF 93 C SL 83 S SL 83 1-3 ① K			C X SL 84 0-1 HR		3	2	1	1	1	2	1
2 Randy Winn, S (1, 7) OBP: 0.341, SLG: 0.403	F FF 94 X FF 93 0-1 ③ 1-H 3-H 2B			C FF 92 X CH 87 0-1 33 1B 10 1B 1B	C FF 93 F CU 79 B CU 79 B CU 79 B FF 94 F SL 83 X FF 93 3-2 ② L8			C X 0-1 ① G1-3		4	1	2	2	0	0	0
33 Aaron Rowand, R (1, 8) OBP: 0.319, SLG: 0.380		F FF 93 B CU 80 X SL 84 1-1 ① G6-3		1 SAFE C FF 92 F FF 93 D CU 78 F FF 94 B SL 86 F CU 79 1 SAFE 1 SAFE 2-2 12 G4-3 10 1B 16 1B 1-2 1B	X FF 93 0-0 ③ G4-3			B CU 79 X 1-0 ② F8		4	1	1	0	0	0	0
10 Travis Ishikawa, L (1, 3) OBP: 0.294, SLG: 0.299		C FF 94 B CH 85 X CH 86 1-1 1B	C FF 94 B CU 79 X FF 94 1-1 12 G4-3 16 1B 1-2 2-H 1B			F SL 82 B FF 92 B CH 86 S FF 92 S SL 82 2-3 ① K		B SI 92 X SI 93 1-0 ③ F7		4	1	2	1	0	1	0
12 Nate Schierholtz, L (1, 9) OBP: 0.244, SLG: 0.308 5 Juan Uribe, R (9, PH) OBP: 0.289, SLG: 0.326		C FF 94 C FF 94 C FF 94 0-3 ② K	D CU 80 B CU 79 X FF 94 2-0 ① G4-3 1-2 2-3			C CU 81 X FF 93 0-1 ② L6			C SI 84 X CH 78 0-1 ① F8	3 1	0 0	0 0	0 0	0 0	1 0	3 0
18 Matt Cain, R (1, 1) OBP: 0.267, SLG: 0.154 46 Bob Howry, L (8, 1) 41 Jeremy Affeldt, L (8, 1) OBP: 1.000, SLG: 1.000 49 Brandon Medders, R (9, 1) 35 Rich Aurilia, R (9, PH) OBP: 0.208, SLG: 0.159		F FF 93 M SL 85 B SL 85 B SL 86 F FF 94 C CU 79 2-3 ③ K	B SL 83 B SL 84 C FF 94 S FF 94 S CU 81 2-3 ② K			F FF 92 B FF 94 C SL 83 S SL 82 1-3 ③ K		S SI 83 X SI 83 0-1 ② G6-3	3 0 0 0 1	0 0 0 0 0	0 0 0 0 0	0 0 0 0 0	0 0 0 0 0	3 0 0 0 0	3 0 0 0 0
Inning Stats	R: 2 H: 1 E: 0 LOB: 1 K: 1 BB: 1 S: 12 P: 20	R: 0 H: 1 E: 0 LOB: 1 K: 2 BB: 0 S: 11 P: 15	R: 0 H: 1 E: 0 LOB: 1 K: 1 BB: 0 S: 9 P: 13	R: 3 H: 4 E: 0 LOB: 2 K: 1 BB: 1 S: 18 P: 33	R: 0 H: 0 E: 0 LOB: 0 K: 1 BB: 0 S: 8 P: 12	R: 0 H: 0 E: 0 LOB: 0 K: 2 BB: 0 S: 8 P: 11	R: 0 H: 1 E: 0 LOB: 1 K: 0 BB: 0 S: 7 P: 11	R: 1 H: 1 E: 0 LOB: 0 K: 0 BB: 0 S: 6 P: 8	R: 3 H: 2 E: 1 LOB: 0 K: 0 BB: 1 S: 9 P: 16	1B: 7 SF: 0 2B: 2 SAC: 0 3B: 0 DP: 0 HR: 2 HBP: 1					WP: 0 PA: 39 PB: 0 SB: 1 CS: 0	

PITCHER	IP	WLS	BF	H	R	ER	SO	BB	IBB	HBP	BLK	WP	HR	S	P	ERA	WHIP
27 Jordan Zimmermann, R (1, 1) ERA: 5.9	6.0		27	7	5	5	8	2	0	1	0	0	0	66	104	7.50	1.500
50 Julian Tavarez, R (7, 1) ERA: 5.65	1.0		3	1	0	0	0	0	0	0	0	0	0	7	11	0.00	1.000
32 Kip Wells, R (8, 1) ERA: 4.26	1.0	H	4	1	1	1	0	0	0	0	0	0	1	6	8	9.00	1.000
97 Joe Beimel, L (9, 1) ERA: 4.09	0.2	L	5	2	3	3	0	1	0	0	0	0	1	9	16	40.50	4.500

PITCHER	IP	WLS	BF	H	R	ER	SO	BB	IBB	HBP	BLK	WP	HR	S	P	ERA	WHIP

Washington Nationals @ San Francisco Giants

AT&T Park, San Francisco, CA

Tue May 12 2009, 7:15 PM PDT

Att. 25,701 - Clear - 58 F

livebaseballscorecards.com

AB	35
R	9
H	11
RBI	9
BB	3
SO	8
LOB	10

Batter	1	2	3	4	5	6	7	8	9	AB	R	H	RBI	BB	SO	LOB
15 Cristian Guzman, S (1, 6) OBP: 0.390, SLG: 0.500	B FF 86 X SI 86 1-0 11 G4-6-3 24 1B 1B		F SI 87 B CH 71 F FC 79 X CH 74 1-2 ② F8		C CU 72 B SI 87 D CH 74 S CU 72 F CU 74 X SI 86 2-2 ② G6-3		D CU 74 2 SAFE B CH 72 X SI 86 2-0 11 WP 24 FC4 34 1B 2-3 1B		F SI 85 F CU 76 B FF 86 F CU 76 F SI 82 B SI 86 B SI 86 X FF 86 3-2 24 1B 16 2B 2B	5	2	3	0	0	0	2
24 Nick Johnson, L (1, 3) OBP: 0.411, SLG: 0.447	F SI 85 B SI 84 C SI 86 1 SAFE X CU 73 1-2 11 G4-6-3 1-2 1B		B SI 85 C FC 79 B CH 74 C SI 88 X SI 88 2-2 11 BB 1-2 1B		B CU 74 B SI 85 B SI 84 C SI 85 X SI 86 3-1 2-H 2B		C SL 79 F SI 86 F SI 88 X FC 81 0-2 FC4 11 WP 34 1B 1-2 3-H		C FF 86 F FF 86 B SI 88 B SI 87 X FF 88 2-2 11 FC6-4 2-3 1B	5	1	4	2	0	0	1
11 Ryan Zimmerman, R (1, 5) OBP: 0.408, SLG: 0.608	B SI 86 C CH 74 2 SAFE S SI 87 F SI 87 X CH 74 1-2 ① ② G4-6-3 1-2f 2-3		B CU 74 S SI 87 F SI 87 F FC 80 F FC 82 B FF 87 B FF 86 F SI 88 B CH 74 4-2 1-2 2-3 BB		B SI 86 S CH 74 B FC 80 X CH 74 2-1 ③ G6-3		B CH 73 I I I IN 68 4-0 34 1B 1-2 2-3 IBB		C CU 77 X CU 77 0-1 ① FC6-4 16 2B 1-2f 34 FC3	3	1	0	0	2	0	5
16 Josh Willingham, R (1, 7) OBP: 0.333, SLG: 0.492	C CH 74 B CU 73 S CH 73 D CU 74 F SI 87 S FC 79 2-3 ③ K		B CH 74 B CH 74 C SI 88 F SI 88 S FC 81 2-3 ③ K			B CH 72 X SI 86 1-0 ① F8	B FF 94 F FF 94 B FF 96 X FF 94 2-1 ② L5		X SI 83 0-0 34 FC3 1-3 3-H 2B	5	0	1	1	0	2	7
34 Elijah Dukes, R (1, 8) OBP: 0.353, SLG: 0.477		F SI 86 F CH 73 S CU 72 0-3 ① K		S CH 73 B CH 73 X SL 78 1-1 10 CS 2B		L CU 71 X CU 72 0-1 ② G6-3	F FF 98 F FF 98 B FF 97 X SL 83 1-2 1-2 2-H 3-H 1B		B SI 88 S CH 81 F SI 88 X SI 83 1-2 FC3 25 CS 2-3 3-H	5	0	2	3	0	1	1
25 Austin Kearns, R (1, 9) OBP: 0.373, SLG: 0.446		B FF 86 B SI 87 X SI 86 2-0 ② G6-3		X CH 74 0-0 ① P4		F SI 86 B SI 86 C CU 71 B SI 88 F CU 75 B FF 88 B SL 79 4-2 BB	C FF 97 B FF 96 S FF 96 F FF 96 X SL 85 1-2 ③ G1-3		B FF 87 S SI 82 1 SAFE B FF 86 B SI 86 C SI 86 F SI 86 1 SAFE X CH 82 3-2 ② ③ G6-3 1-2	4	0	0	0	1	0	5
10 Ronnie Belliard, R (1, 4) OBP: 0.200, SLG: 0.233		B SI 85 X SI 86 1-0 ③ F8		B CH 72 S CH 75 B CH 74 C CH 73 C SI 88 2-3 ② ③ K 2-3		1 SAFE B SI 85 B SI 86 C CH 72 F SI 87 1 SAFE B CH 73 S CH 74 3-3 ③ K		F CU 82 S CU 82 S CU 83 0-3 ① K		4	0	0	0	0	3	2
23 Wil Nieves, R (1, 2) OBP: 0.300, SLG: 0.310			C SI 86 X CU 71 0-1 ① G6-3		X SI 85 0-0 ① G5-3		C CH 71 X CU 72 0-1 15 1B 39 SH1-4 24 FC4 1B	B CU 81 S CU 81 C CU 83 S CU 81 1-3 ② K		4	1	1	0	0	1	0
39 Shairon Martis, R (1, 1) OBP: 0.267, SLG: 0.333 44 Adam Dunn, L (8, PH) OBP: 0.444, SLG: 0.638 97 Joe Beimel, L (8, 1) 32 Kip Wells, R (8, 1)			C SI 86 S SI 86 B CU 74 X SI 86 1-2 E1 11 BB 24 1B		B SI 86 B SI 83 C SI 85 X SI 86 2-1 24 2B 2B		X SI 86 0-0 ① SH1-4 1-2	X SI 90 0-0 ③ P5		2 1 0 0	1 0 0 0	1 0 0 0	0 0 0 0	0 0 0 0	0 0 0 0	0 0 0 0

Inning Stats	1	2	3	4	5	6	7	8	9
	R: 0 E: 0 K: 1 S: 12 H: 2 LOB: 1 BB: 0 P: 17	R: 0 E: 0 K: 1 S: 5 H: 0 LOB: 0 BB: 0 P: 8	R: 0 E: 1 K: 1 S: 19 H: 1 LOB: 3 BB: 1 P: 29	R: 0 E: 0 K: 1 S: 6 H: 1 LOB: 0 BB: 0 P: 9	R: 1 E: 0 K: 0 S: 11 H: 2 LOB: 1 BB: 0 P: 20	R: 0 E: 0 K: 1 S: 9 H: 0 LOB: 1 BB: 1 P: 17	R: 3 E: 0 K: 0 S: 18 H: 3 LOB: 2 BB: 1 P: 28	R: 0 E: 0 K: 2 S: 7 H: 0 LOB: 0 BB: 0 P: 8	R: 2 E: 0 K: 0 S: 18 H: 3 LOB: 1 BB: 0 P: 27

1B: 7	SF: 0	WP: 1	PA: 42
2B: 5	SAC: 1	PB: 0	
3B: 0	DP: 1	SB: 0	
HR: 0	HBP: 0	CS: 2	

PITCHER		IP	WLS	BF	H	R	ER	SO	BB	IBB	HBP	BLK	WP	HR	S	P	ERA	WHIP
75 Barry Zito, L ERA: 3.89	(1, 1)	6.1	L	30	8	4	4	5	2	1	0	0	1	0	70	114	5.68	1.579
47 Merkin Valdez, R ERA: 3.27	(7, 1)	0.2		3	1	0	0	0	0	0	0	0	0	0	10	14	0.00	1.500
45 Justin Miller, R ERA: 2.2	(8, 1)	1.0		3	0	0	0	2	0	0	0	0	0	0	7	8	0.00	0.000
37 Pat Misch, L ERA: 18.0	(9, 1)	1.0		6	3	2	2	0	0	0	0	0	0	0	18	27	18.00	3.000

PITCHER	IP	WLS	BF	H	R	ER	SO	BB	IBB	HBP	BLK	WP	HR	S	P	ERA	WHIP

TOP

Washington Nationals @ San Francisco Giants
AT&T Park, San Francisco, CA

Wed May 13 2009, 12:45 PM PDT
Att. 30,120 - Partly Cloudy - 66 F

livebaseballscorecards.com

AB	38
R	6
H	12
RBI	6
BB	3
SO	7
LOB	23

Batter	1	2	3	4	5	6	7	8	9	AB	R	H	RBI	BB	SO	LOB
7 Emmanuel Burriss, S (1, 4) OBP: 0.339, SLG: 0.281	B SI 90 B FF 89 B FF 88 B SI 90 4-0 2 G3 16 1B BB		F FF 89 X CH 84 0-1 ① L8		B FF 93 B SI 93 C FF 92 X SI 92 2-1 ③ G5-3		X SI 88 0-0 ③ G6-3		B SI 94 X SI 95 1-0 ② G6-3 2-3	4	0	0	0	1	0	2
16 Edgar Renteria, R (1, 6) OBP: 0.341, SLG: 0.362	C SI 90 D SL 82 1 SAFE B SL 82 X FF 89 2-1 2 G3 1-2 1B		C FF 90 C SI 89 B CU 78 B FF 91 S CH 82 2-3 ② K			S FF 91 F FF 92 X CH 82 0-2 ① G5-3		C SI 84 B SI 85 B SI 82 X SI 82 2-1 2 G4-3 48 1B 2B	X SL 84 0-0 ③ P4	5	1	2	0	0	1	1
2 Randy Winn, S (1, 7) OBP: 0.338, SLG: 0.393	C FF 89 X CH 80 0-1 ① G3 1-2 2-3		C CH 83 S FF 92 B SL 80 B FF 93 X CH 82 2-2 ③ G4-3			F CH 82 F SL 78 B FF 93 F FF 92 F SL 82 F FF 93 B FF 91 B CH 83 B CH 83 4-2 48 S BB		B CH 78 X SI 83 1-0 ① G4-3 2-3		3	0	0	0	1	0	3
48 Pablo Sandoval, S (1, 5) OBP: 0.344, SLG: 0.480	X CH 82 0-0 ② G1-3			B SL 79 X CU 77 1-0 ① F8		B SI 90 C FF 92 F FF 92 D SL 81 B CH 84 F FF 92 F SL 81 F CH 83 S FF 92 3-3 ② K 1-2		C CH 79 F SI 84 X FF 87 0-2 1B 3-H		4	0	1	1	0	1	3
10 Travis Ishikawa, L (1, 3) OBP: 0.307, SLG: 0.304 47 Merkin Valdez, R (7, 1) 45 Justin Miller, R (8, 1) 1 Bengie Molina, R (8, PH) OBP: 0.290, SLG: 0.555 37 Pat Misch, R (9, 1)	B SI 91 D CH 82 S CH 82 H SL 84 3-1 HBP			B CH 84 B FF 91 F SI 92 B CH 84 X SI 89 3-1 1B		X CH 82 0-0 ③ G1-3		C SI 92 F SI 93 F SI 94 X 0-2 ② F7		2 0 0 1 0	0 0 0 0 0	1 0 0 0 0	0 0 0 0 0	0 0 0 0 0	0 0 0 0 0	1 0 0 1 0
33 Aaron Rowand, R (1, 8) OBP: 0.316, SLG: 0.369	F SL 83 B SL 84 B FF 91 S SL 80 B SL 81 X SL 81 3-2 ③ P5			B FF 90 X SL 82 1-0 ② P4			C FF 89 B SL 84 B SI 87 B FF 90 B FF 90 4-1 35 WP 20 BB 35 SF7 BB	X SI 94 0-0 ③ G6-3		3	1	0	0	1	0	5
12 Nate Schierholtz, L (1, 9) OBP: 0.244, SLG: 0.349		B FF 91 B FF 88 S FF 91 F FF 91 X CH 84 2-2 ① G6-3		B CH 82 B FF 91 X SI 87 2-0 ③ G1-3			F FF 88 B CH 81 X SI 88 1-1 ① F8		F SI 92 F SI 94 F CU 82 F SI 93 X CU 81 0-2 14 2B 3B	4	1	1	0	0	0	2
20 Steve Holm, R (1, 2) OBP: 0.444, SLG: 0.286 14 Fred Lewis, L (9, PH) OBP: 0.395, SLG: 0.377		B FF 91 X FF 91 1-0 ② P2			C FF 91 B SL 83 B FF 92 X FF 90 2-1 ① G5-3		B FF 90 F FF 89 S FF 91 B FF 91 B FF 91 F FF 89 B FF 91 4-2 35 SF7 35 WP 1-2 BB		B SI 94 B SI 94 F SI 94 F SI 94 B CH 87 F SI 94 F SI 94 X SI 94 3-2 7 G6-3 3-H 2B	2 1	0 0	0 1	0 1	1 0	0 0	0 0
75 Barry Zito, L (1, 1) OBP: 0.091, SLG: 0.091 35 Rich Aurilia, R (7, 3) OBP: 0.200, SLG: 0.156		B FF 92 C FF 90 F FF 92 B FF 92 X FF 90 2-2 ③ L6			B FF 92 C FF 91 X SI 92 1-1 ② L6		B SL 80 C FF 89 X SL 80 1-1 ② SF7 1-3 2-H		C SL 86 S CH 85 S SI 94 0-3 ① K	2 1	0 0	0 0	0 1	0 0	0 1	0 1
Inning Stats	R: 0 E: 0 K: 0 S: 9 H: 1 LOB: 3 BB: 1 P: 21	R: 0 E: 0 K: 0 S: 7 H: 0 LOB: 0 BB: 0 P: 12	R: 0 E: 0 K: 1 S: 8 H: 0 LOB: 0 BB: 0 P: 12	R: 0 E: 0 K: 0 S: 5 H: 1 LOB: 1 BB: 0 P: 12	R: 0 E: 0 K: 0 S: 6 H: 0 LOB: 0 BB: 0 P: 11	R: 0 E: 0 K: 1 S: 15 H: 0 LOB: 1 BB: 1 P: 22	R: 1 E: 0 K: 0 S: 9 H: 0 LOB: 1 BB: 2 P: 19	R: 1 E: 0 K: 0 S: 11 H: 2 LOB: 1 BB: 0 P: 14	R: 1 E: 0 K: 1 S: 15 H: 2 LOB: 1 BB: 0 P: 19	1B: 3 2B: 2 3B: 1 HR: 0	SF: 1 SAC: 0 DP: 0 HBP: 1		WP: 1 PB: 0 SB: 1 CS: 0	PA: 38			

PITCHER		IP	WLS	BF	H	R	ER	SO	BB	IBB	HBP	BLK	WP	HR	S	P	ERA	WHIP
39 Shairon Martis, R ERA: 4.1	(1, 1)	7.0	W	28	2	1	1	2	4	0	1	0	1	0	59	109	1.29	0.857
97 Joe Beimel, L ERA: 4.76	(8, 1)	0.1	H	3	2	1	1	0	0	0	0	0	0	0	6	9	27.00	6.000
32 Kip Wells, R ERA: 4.4	(8, 1)	1.2	S	7	2	1	1	1	0	0	0	0	0	0	20	24	5.40	1.200

PITCHER	IP	WLS	BF	H	R	ER	SO	BB	IBB	HBP	BLK	WP	HR	S	P	ERA	WHIP

BOTTOM

Washington Nationals @ San Francisco Giants

AT&T Park, San Francisco, CA

Wed May 13 2009, 12:45 PM PDT

Att. 30,120 - Partly Cloudy - 66 F

livebaseballscorecards.com

AB	32
R	3
H	6
RBI	3
BB	4
SO	3
LOB	19

Batter	1	2	3	4	5	6	7	8	9	AB	R	H	RBI	BB	SO	LOB
1 Luis Castillo, S (1, 4) OBP: 0.383, SLG: 0.370	B FF 93 C FF 92 C FF 93 S SL 83 1-3 K2-3 ①		B SI 92 B SI 92 C SI 92 X FF 91 2-1 F9 ①	B SI 88 X FF 89 1-0 G6-3 ①② 1-2f 2-3 3-H		C SI 89 F CH 83 B SL 82 B FF 90 D SL 80 B FF 89 4-2 3 BB 1-2 BB		B FC 89 L FC 88 C CU 69 X CU 70 1-2 F8 ③		4	0	0	0	1	1	2
3 Alex Cora, L (1, 6) OBP: 0.440, SLG: 0.425	B FF 94 C FF 93 L FF 92 F FF 94 F FF 94 X SI 93 1-2 10 S 10 1B 1B		B FF 93 C SI 91 B SI 92 X FF 91 2-1 G4-3 ② B FF 91 X SI 90 1-0 G4-3 ③			C FF 88 B CH 82 B FF 89 B SI 89 B SI 88 4-1 1-2 2-3 BB			C FF 94 X FF 95 0-1 G5-3 ①	4	1	1	0	1	0	1
15 Carlos Beltrán, S (1, 8) OBP: 0.465, SLG: 0.583	C FF 92 B SI 93 F FF 93 S CH 87 1-3 K ②		C SI 92 F FF 87 F SI 93 B FF 92 X SL 82 1-2 10 2B 5 1B 1B		C FF 89 B SL 80 C SL 79 B SL 81 C FF 91 2-3 K ①	F CU 80 B CH 81 X CU 80 1-1 G4-3 ③			C FF 95 X CH 84 0-1 10 S 5 1B 2B	5	2	2	0	0	2	4
10 Gary Sheffield, R (1, 7) OBP: 0.368, SLG: 0.418 75 Francisco Rodríguez, R (9, 1)	C FF 94 F SI 92 1 SAFE 1 SAFE B FF 94 F SL 84 B FF 86 X CH 86 2-2 5 1B 1-H 1B		B FF 91 X FF 90 1-0 5 1B 17 WP 1-3 2B		C SI 91 B SI 91 B SL 80 B FF 91 X SI 89 3-1 F7 ②		C FC 89 B CU 71 S SL 82 X SL 84 1-2 G3 ①		B FF 98 B FF 97 C FF 96 B FF 95 B FF 97 4-1 17 S 5 1B 11 1B 2-3 BB	4	2	2	1	1	0	0
										0	0	0	0	0	0	0
5 David Wright, R (1, 5) OBP: 0.417, SLG: 0.508	B FF 92 F FF 92 C FF 92 1 SAFE B FF 93 1 SAFE B CH 84 X FF 93 3-2 17 S 1-3 1B		X CH 84 0-0 17 S 2-3 3-H 1B		B FF 91 B SI 91 B SI 91 B SI 89 4-0 BB		C FC 89 B FC 89 B SL 81 B SL 80 B FC 89 4-1 11 S BB		B FF 96 C FF 96 B FF 96 X FF 98 2-1 11 1B 17 S 1-2 3-H 1B	3	1	3	2	2	0	0
17 Fernando Tatis, R (1, 3) OBP: 0.385, SLG: 0.517	S FF 92 B CH 84 B CH 82 X SI 92 2-1 F9 ③ 1-2		C FF 90 B SI 90 3 SAFE F CH 83 1 SAFE B SL 83 X CH 84 2-2 G6-3 ③ 1-2 3-H		F SI 89 X FF 90 0-1 G1-3 ③		1 SAFE X FC 88 0-0 F9 ②		C SL 91 F FF 98 X SL 88 0-2 G4-3 ② 1-2 2-3	5	0	0	0	0	0	7
11 Ramon Castro, R (1, 2) OBP: 0.365, SLG: 0.436		B SI 90 C SI 91 X CH 84 1-1 F7 ①		B FF 89 F CH 81 B SI 89 B SI 90 B SI 90 4-1 33 1B 19 1B 1 G6-3 BB		B SL 78 S SI 90 B SI 90 F SI 90 C FF 91 2-3 K ① C FC 88 S CU 70 D CU 71 X SL 80 1-2 F9 ③ 1-2			B SL 91 X FF 97 1-0 19 FC6-4 2-H 3-H 1B	4	1	1	2	1	1	1
19 Ryan Church, L (1, 9) OBP: 0.330, SLG: 0.350		X SI 92 0-0 G3 ②		C SI 89 C SI 90 B SL 82 B SL 81 X FF 90 2-2 1 G6-3 33 1B 1-2 1B		C SI 80 S SI 91 B SL 82 F SL 79 B SL 80 X SL 79 3-2 G3 ②		B FC 87 B FC 90 C FC 89 B CU 70 X FC 89 3-1 G1-3 ① B SL 88 S FF 96 X SL 88 1-1 FC6-4 ③ 1-2f	5	0	1	0	0	0	1
33 John Maine, R (1, 1) OBP: 0.143, SLG: 0.143 43 Brian Stokes, R (7, 1) 28 Daniel Murphy, L (8, PH) OBP: 0.336, SLG: 0.417 39 Bobby Parnell, R (8, 1) 18 Jeremy Reed, L (9, 7) OBP: 0.391, SLG: 0.476		C SI 90 B SI 92 C FF 92 S CH 86 1-3 K ③		L CH 87 X CH 86 0-1 1 G6-3 1-2 2-3 1B		F FF 88 F FF 90 B FF 90 F SI 91 B FF 90 X SI 91 2-2 3 BB 1 BB 1B		C FC 90 C CH 76 C FC 91 0-3 K ②		3	0	2	0	0	1	0
										0	0	0	0	0	0	0
										1	0	0	0	0	1	0
										0	0	0	0	0	0	0
										0	0	0	0	0	0	0
Inning Stats	R: 1 E: 0 K: 2 S: 20 H: 3 LOB: 2 BB: 0 P: 30	R: 0 E: 0 K: 1 S: 6 H: 0 LOB: 0 BB: 0 P: 8	R: 2 E: 0 K: 0 S: 13 H: 3 LOB: 1 BB: 0 P: 21	R: 1 E: 0 K: 0 S: 8 H: 2 LOB: 1 BB: 1 P: 16	R: 0 E: 0 K: 1 S: 7 H: 0 LOB: 1 BB: 1 P: 16	R: 0 E: 0 K: 1 S: 16 H: 1 LOB: 3 BB: 2 P: 32	R: 0 E: 0 K: 0 S: 8 H: 0 LOB: 1 BB: 1 P: 14	R: 0 E: 0 K: 1 S: 8 H: 0 LOB: 0 BB: 0 P: 12	R: 3 E: 0 K: 0 S: 13 H: 3 LOB: 1 BB: 1 P: 21	1B: 10 2B: 2 3B: 0 HR: 0 SF: 0 SAC: 0 DP: 1 HBP: 0						

PITCHER		IP	WLS	BF	H	R	ER	SO	BB	IBB	HBP	BLK	WP	HR	S	P	ERA	WHIP
57 Jonathan Sánchez, L ERA: 5.06	(1, 1)	5.2		28	9	4	4	5	3	0	0	0	1	0	67	115	6.35	2.118
45 Justin Miller, R ERA: 2.16	(6, 1)	0.1		2	0	0	0	0	1	0	0	0	0	0	3	8	0.00	3.000
49 Brandon Medders, R ERA: 3.86	(7, 1)	2.0		7	0	0	0	1	1	0	0	0	0	0	16	26	0.00	0.500
38 Brian Wilson, R ERA: 4.5	(9, 1)	1.0	L	7	3	3	3	0	1	0	0	0	0	0	13	21	27.00	4.000

PITCHER	IP	WLS	BF	H	R	ER	SO	BB	IBB	HBP	BLK	WP	HR	S	P	ERA	WHIP

TOP

New York Mets @ San Francisco Giants

AT&T Park, San Francisco, CA

Thu May 14 2009, 7:15 PM PDT

Att. 30,154 - Clear - 61 F

livebaseballscorecards.com

AB	38
R	7
H	12
RBI	5
BB	6
SO	6
LOB	16

WP: 1 PA: 44
PB: 0
SB: 7
CS: 0

BOTTOM

New York Mets @ San Francisco Giants

AT&T Park, San Francisco, CA

Thu May 14 2009, 7:15 PM PDT

Att. 30,154 - Clear - 61 F

livebaseballscorecards.com

Batter	1	2	3	4	5	6	7	8	9	AB	R	H	RBI	BB	SO	LOB
7 Emmanuel Burriss, S (1, 4) OBP: 0.344, SLG: 0.297	C SI 90 B SI 90 X CH 84 1-1 48 1B 16 S 1 1B 1B	X SI 92 0-0 FC6 1-2		C SI 92 F SI 91 B SL 82 F SI 92 X SI 92 1-2 2B		B CH 84 F SI 91 F SI 92 F SI 91 C SI 92 1-3 ③ K		D SL 85 C FF 92 F FF 95 S SL 85 1-3 ② K		4	1	2	0	0	1	3
49 Brandon Medders, R (7, 1)										0	0	0	0	0	0	0
35 Rich Aurilia, R (8, PH) OBP: 0.196, SLG: 0.152										1	0	0	0	0	1	2
38 Brian Wilson, R (9, 1)										0	0	0	0	0	0	0
16 Edgar Renteria, R (1, 6) OBP: 0.336, SLG: 0.355	1 SAFE L SI 91 C SI 91 B SI 93 F SL 86 B SI 94 X SI 93 2-2 ① P4 1-2	B SI 93 X SI 92 1-0 ① F7		C SI 92 S SI 92 F SI 92 C SI 94 0-3 ③ K			C SI 88 B SL 82 F SL 84 X SI 91 1-2 ① P3	D SL 95 X FF 94 1-0 1-2 3-H 1B		5	0	1	1	0	1	4
8 Eugenio Velez, S (8, PR) OBP: 0.174, SLG: 0.182	(9, 4)									0	0	0	0	0	0	0
48 Pablo Sandoval, S (1, 5) OBP: 0.338, SLG: 0.469	C SI 93 X SI 93 0-1 2 WP 1 1B 2 SF7 2-3 1B	C CH 84 S SI 93 X SI 93 0-2 ② F9			B CH 81 X CH 82 1-0 ① F8		F CH 83 X SI 91 0-1 ② P5	D FS 88 B FS 87 X FF 94 2-0 ③ G5-3		5	1	1	0	0	0	4
1 Bengie Molina, R (1, 2) OBP: 0.310, SLG: 0.569	X SI 94 0-0 14 WP 2 WP 1-2 3-H 1B	B SI 86 X SL 86 1-0 ③ G6-3			B SI 90 B SI 90 B SI 90 C SI 91 X SI 90 3-1 2 G4-3-6 1B		B SL 81 B SI 89 B SI 90 B SI 90 4-0 BB		C FF 93 B CU 82 X FF 92 1-1 14 G3 2B	4	0	3	1	1	0	2
2 Randy Winn, S (1, 9) OBP: 0.326, SLG: 0.381	B CH 83 B SI 92 X SI 92 2-0 ② SF7 1-2 2-H	B SI 89 F SI 90 B CH 83 F SI 90 X SI 90 2-2 ① G4-3			B SI 91 S SI 91 F SI 91 X SI 92 1-2 ②③ G4-3-6 1-2f		F FF 95 X FF 96 0-1 ③ G3		T FF 93 C CH 85 C CH 87 0-3 ① K	4	0	0	1	0	1	3
14 Fred Lewis, L (1, 7) OBP: 0.395, SLG: 0.373	B CH 84 B SI 93 B SI 92 B SI 92 4-0 33 S 2-3 BB	F SI 90 F SI 92 F SL 83 X SI 92 0-2 ② L7				B CH 80 C SI 90 S CH 82 X SL 82 1-2 ① G6-3		B FF 92 B FF 94 C FF 93 C FF 92 F FF 94 X FF 92 2-2 10 SH1-3 33 BB 5 1B 1B	C CH 84 F FF 94 X CH 87 0-2 ② G3 2-3	4	1	1	0	1	0	1
33 Aaron Rowand, R (1, 8) OBP: 0.328, SLG: 0.368	C SI 92 B SI 92 F SI 92 B SI 93 B SL 87 B SI 93 4-2 1-2 BB	C SI 92 X SI 93 0-1 ③ G4-3				B SL 81 F SI 90 X SI 90 1-1 5 1B 1B		1 SAFE B FF 91 B FF 92 B FF 92 B FF 92 4-0 5 1B 10 SH1-3 16 1B 1-2 BB	X FF 94 0-0 ③ P3	3	1	1	0	2	0	1
10 Travis Ishikawa, L (1, 3) OBP: 0.297, SLG: 0.293	C SI 92 B SI 92 B SI 91 F SI 92 S SI 91 2-3 ③ K			S SI 90 S SI 90 F SI 92 F SI 92 B SI 91 B SI 93 F SI 91 B SI 91 X SI 91 3-2 ① L9		F SI 91 1 SAFE B SI 90 X SI 90 1-1 ② F8		C KC 81 X FF 94 0-1 ① SH1-3 1-2 2-3		3	0	0	0	0	1	4
57 Jonathan Sánchez, L (1, 1)		B SI 91 B SI 90 B SI 90 C SI 92 C SI 91 B SI 91 4-2 7 E BB		B FF 90 C SI 91 F SI 90 S SI 92 1-3 ② K		C SL 83 B SI 92 B SI 92 B SI 92 X SI 92 3-1 1-2 1B		B FF 96 F FF 94 B FF 94 X FF 94 2-1 16 1B 2-3 3-H 1B		1	0	0	0	1	1	0
45 Justin Miller, R (6, 1)										0	0	0	0	0	0	0
5 Juan Uribe, R (6, PH) OBP: 0.319, SLG: 0.356										2	0	2	1	0	0	0
	(7, 4)															
	(9, 6)															
Inning Stats	R: 2 E: 0 K: 1 S: 15 H: 3 LOB: 3 BB: 2 P: 30	R: 0 E: 1 K: 0 S: 8 H: 0 LOB: 2 BB: 1 P: 14	R: 0 E: 0 K: 0 S: 9 H: 0 LOB: 0 BB: 0 P: 11	R: 0 E: 0 K: 2 S: 17 H: 1 LOB: 1 BB: 0 P: 22	R: 0 E: 0 K: 0 S: 6 H: 1 LOB: 0 BB: 0 P: 11	R: 0 E: 0 K: 1 S: 13 H: 2 LOB: 2 BB: 0 P: 20	R: 0 E: 0 K: 0 S: 7 H: 0 LOB: 1 BB: 1 P: 12	R: 2 E: 0 K: 1 S: 13 H: 3 LOB: 2 BB: 1 P: 25	R: 0 E: 0 K: 1 S: 9 H: 1 LOB: 1 BB: 0 P: 10	1B: 9 2B: 2 3B: 0 HR: 0 SF: 1 SAC: 1 DP: 1 HBP: 0	WP: 2 PB: 0 SB: 2 CS: 0 PA: 43					

PITCHER		IP	WLS	BF	H	R	ER	SO	BB	IBB	HBP	BLK	WP	HR	S	P	ERA	WHIP
33 John Maine, R ERA: 4.24	(1, 1)	6.2		31	7	2	2	4	4	0	0	0	2	0	73	118	2.70	1.650
43 Brian Stokes, R ERA: 0.6	(7, 1)	0.1	H	1	0	0	0	0	0	0	0	0	0	0	2	2	0.00	0.000
39 Bobby Parnell, R ERA: 2.2	(8, 1)	1.0	W	7	3	2	2	1	1	0	0	0	0	0	13	25	18.00	4.000
75 Francisco Rodríguez, R ERA: 1.02	(9, 1)	1.0	S	4	1	0	0	1	0	0	0	0	0	0	9	10	0.00	1.000

PITCHER	IP	WLS	BF	H	R	ER	SO	BB	IBB	HBP	BLK	WP	HR	S	P	ERA	WHIP

New York Mets @ San Francisco Giants

AT&T Park, San Francisco, CA

Fri May 15 2009, 7:15 PM PDT

Att. 41,684 - Clear - 60 F

TOP

livebaseballscorecards.com

Batter	1	2	3	4	5	6	7	8	9	AB	R	H	RBI	BB	SO	LOB
3 Alex Cora, L (1, 6) OBP: 0.436, SLG: 0.409	C SI 93 B FF 93 B CU 76 F SI 93 F CH 84 X SI 95 2-2 1 FC2-6 1B		C SI 89 B CU 74 C CU 74 B CH 82 B CH 82 F SI 92 B FF 92 4-2 15 1B 1 WP BB		B SI 91 C SI 90 C FF 92 S CH 85 1-3 ① K	D CU 80 C CH 82 F CU 75 X CU 80 1-2 ③ G4-3		X FF 91 0-0 ① B5-3		4	0	1	0	1	1	2
1 Luis Castillo, S (1, 4) OBP: 0.375, SLG: 0.361	X SI 92 0-0 ① FC2-6 15 BB 5 1B 1-2f		B SI 90 B SI 92 C SI 91 C SI 92 B CH 83 X SI 92 3-2 ① G5-3 1-2		C SI 91 B CH 82 F SI 92 X SI 92 1-2 ② G5-3		B SI 89 B SI 90 C SI 89 C SI 90 B CH 81 X FF 90 3-2 10 BB 15 S 5 2B 1B	C SI 91 B FF 93 B CU 76 X SI 93 2-1 ② G6-3		5	2	1	0	0	0	2
15 Carlos Beltrán, S (1, 8) OBP: 0.469, SLG: 0.578	D SI 92 D SI 91 1 SAFE B SI 90 C SI 93 B CH 83 4-1 5 1B 1-2 BB		B CU 75 D FF 93 C SI 91 X FF 93 2-1 5 S 2-3 1B		B CU 77 B FF 91 X SI 91 2-0 ③ G3-1		C FF 90 1 SAFE B SI 91 B SI 90 C SI 90 B SI 91 B CH 85 4-2 10 BB 5 2B 1-2 BB	B SI 92 S SI 92 F SI 92 C CU 79 1-3 ③ K		3	1	1	0	2	1	0
10 Gary Sheffield, R (1, 7) OBP: 0.384, SLG: 0.441	C FF 92 F SI 94 B CH 84 S CH 84 1-3 ② K		C CU 77 D CU 78 C CH 83 1 SAFE F CH 85 X CU 77 1-2 ② P6			B FF 91 C SI 91 X FF 92 1-1 19 1B 9 SF9 2B	B FF 96 B FF 95 B FF 96 D FF 96 4-0 5 2B 1-2 2-3 BB		B FF 94 B SL 85 B SL 88 C FF 94 X FF 96 3-1 19 FC1 5 1B 19 E 1B	4	3	2	0	1	1	4
5 David Wright, R (1, 5) OBP: 0.423, SLG: 0.519	X SI 91 0-0 ③ 1-3 2-H 1B		D CU 78 C CH 82 F CH 83 C FF 92 1-3 ③ K 1-2			C CU 73 F CH 83 C SL 80 0-3 ① K	C SL 83 X SL 84 0-1 19 S 1-H 2-H 3-H 2B		B FF 95 C FF 95 1 SAFE B SL 89 C FF 95 F SL 89 F SL 90 B FF 96 1 SAFE 3-2 F SL 89 X FF 95 19 E 9 SF8 1-2 1B	5	1	3	4	0	2	3
19 Ryan Church, L (1, 9) OBP: 0.333, SLG: 0.352		B SI 92 F FF 91 X SI 91 1-1 ① F8		C CU 75 X CH 80 0-1 18 S 1B		B SI 92 C FF 91 X SI 93 1-1 18 1B 28 1B 2-3 1B	S SI 92 B FF 93 C FF 92 F CU 78 S SI 93 1-3 ① K 2-3		X SL 88 0-0 FC1 17 CS 1-3 2-H	5	1	2	0	0	1	2
9 Omir Santos, R (1, 2) OBP: 0.268, SLG: 0.420		C SI 93 S CU 75 B CU 80 C FF 94 1-3 ② K	S FF 90 C FF 90 S CU 75 0-3 ① K			S CU 79 S FF 92 F FF 92 X CU 80 0-2 ② SF9 3-H	S CU 76 B CU 78 B SI 93 F SI 93 S CU 78 2-3 ② K		C FF 96 B FF 97 B FF 95 F FF 97 F SL 90 B SL 90 X FF 98 3-2 ① SF8 3-H	3	0	0	2	0	3	2
18 Jeremy Reed, L (1, 3) OBP: 0.423, SLG: 0.500 17 Fernando Tatis, R (7, PH) OBP: 0.403, SLG: 0.542 (7, 3)		B FF 92 X FF 92 1-0 61 FC6-4 1B	C FF 90 B SI 89 F CH 82 T SI 92 1-2 ② K 1-2			1 SAFE X FF 90 0-0 28 1B 1-2 1B	B CU 77 B CU 78 B SI 93 I IN 74 4-0 IBB		B SL 89 B FF 96 B SL 89 C FF 95 S FF 96 X SL 89 3-2 ② 1-2 2B	3 1	0 0	2 1	0 0	0 1	1 0	1 0
61 Livan Hernandez, R (1, 1) OBP: 0.091, SLG: 0.091 28 Daniel Murphy, L (6, PH) OBP: 0.342, SLG: 0.423 50 Sean Green, R (6, 1) 7 José Reyes, S (7, PH) OBP: 0.353, SLG: 0.404 25 Pedro Feliciano, L (7, 1) 43 Brian Stokes, R (8, 1) 11 Ramon Castro, R (9, PH) OBP: 0.359, SLG: 0.429 75 Francisco Rodríguez, R (9, 1)		C FF 93 B FF 92 B FF 94 X FF 93 2-1 ③ FC6-4 1-2f		C FF 91 C FF 90 F CU 78 S SL 81 0-3 ③ K		F CU 78 B FF 91 B SI 91 X CH 83 2-1 1-2 2-H 1B	C SI 92 B SI 93 C CU 78 S CU 78 1-3 ③ K		X CU 79 0-0 ③ F8	2 1 0 1 0 0 1 0	0 0 0 0 0 0 0 0	0 1 0 0 0 0 0 0	0 1 0 0 0 0 0 0	1 0 0 0 0 0 0 0	2 0 0 2 0 0 1 1	0 0 0 2 0 0 0 0

	AB	38
	R	8
	H	14
	RBI	7
	BB	5
	SO	12
	LOB	21

Inning Stats	1	2	3	4	5	6	7	8	9	1B: 11	SF: 2	WP: 1	PA: 45
	R: 1 E: 0 K: 1 S: 10	H: 2 LOB: 2 BB: 1 P: 17	R: 0 E: 0 K: 1 S: 8	H: 1 LOB: 1 BB: 0 P: 13	R: 0 E: 0 K: 1 S: 15	H: 1 LOB: 2 BB: 1 P: 26	R: 0 E: 0 K: 3 S: 12	H: 1 LOB: 1 BB: 0 P: 13	R: 0 E: 0 K: 1 S: 7	H: 0 LOB: 0 BB: 0 P: 11	R: 2 E: 0 K: 1 S: 17	H: 4 LOB: 2 BB: 0 P: 22	R: 3 E: 0 K: 3 S: 17	H: 2 LOB: 2 BB: 3 P: 36	R: 0 E: 0 K: 1 S: 6	H: 0 LOB: 0 BB: 0 P: 9	R: 2 E: 1 K: 0 S: 17	H: 3 LOB: 1 BB: 0 P: 29	2B: 3 3B: 0 HR: 0	SAC: 0 DP: 0 HBP: 0	PB: 0 SB: 4 CS: 1	

PITCHER		IP	WLS	BF	H	R	ER	SO	BB	IBB	HBP	BLK	WP	HR	S	P	ERA	WHIP
55 Tim Lincecum, R ERA: 3.75	(1, 1)	6.0		30	10	5	5	8	3	0	0	0	1	0	74	114	7.50	2.167
47 Merkin Valdez, R ERA: 4.09	(7, 1)	0.0	B	2	1	1	1	0	1	0	0	0	0	0	2	6	∞	∞
41 Jeremy Affeldt, L ERA: 2.65	(7, 1)	2.0		7	0	0	0	4	0	1	0	0	0	0	16	27	0.00	0.000
38 Brian Wilson, R ERA: 4.34	(9, 1)	0.2	L	5	3	2	0	0	0	0	0	0	0	0	16	28	0.00	4.500
45 Justin Miller, R ERA: 2.12	(9, 1)	0.1		1	0	0	0	0	0	0	0	0	0	0	1	1	0.00	0.000

PITCHER	IP	WLS	BF	H	R	ER	SO	BB	IBB	HBP	BLK	WP	HR	S	P	ERA	WHIP

BOTTOM

Batter	1	2	3	4	5	6	7	8	9	AB	R	H	RBI	BB	SO	LOB
7 Emmanuel Burriss, S (1, 4) OBP: 0.331, SLG: 0.285	B SI 84 X SI 83 1-0 G3 ①	B SI 84 B CH 77 B SI 82 C SI 81 F SI 82 C SI 81 3-3 K ②		X CH 76 0-0 G4-3 ② 2-3			B SI 86 X SI 85 1-0 G1-3 ①		C FF 94 B CH 85 S CH 86 S FF 94 1-3 K ③	5	0	0	0	0	2	1
14 Fred Lewis, L (1, 7) OBP: 0.398, SLG: 0.412	B SI 84 C CH 75 B SI 85 B SL 76 X SI 84 3-1 48 1B 2B	B SI 84 C CH 76 S SI 83 F SI 84 X SI 83 1-2 HR		C SL 82 S SI 86 B CU 64 C SI 85 1-3 K ③			B SL 82 B SL 80 X SI 85 2-0 G5-3 ②			4	2	2	1	0	1	1
48 Pablo Sandoval, S (1, 5) OBP: 0.343, SLG: 0.477	B SI 85 X CH 78 1-0 1 1B 2 2B 2-H 1B	B SI 84 B SI 84 B CH 77 C SI 83 X SL 77 3-1 2B			B SI 81 B SI 83 F SL 79 X SL 82 2-1 G1-3 ①		B CH 72 S SL 83 B CH 74 B SI 86 F SL 83 S SL 82 3-3 K ③			4	1	2	1	0	1	0
1 Bengie Molina, R (1, 2) OBP: 0.308, SLG: 0.559	C SL 79 X SI 85 0-1 2 2B 35 1B 1-3 1B	X SL 82 0-0 G1-6-3 ③			C FF 84 B SI 81 B SL 82 X SL 81 2-1 F8 ②			B FF 95 X FF 94 1-0 F8 ①		4	1	1	0	0	0	1
2 Randy Winn, S (1, 9) OBP: 0.331, SLG: 0.408	X FF 85 0-0 35 1B 1-3 3-H 2B		B CH 74 F SL 79 X CH 77 1-1 G4-3 ①		B SI 84 B SI 84 X SL 80 2-0 F7 ③			B SI 94 X FF 94 1-0 3B		4	1	2	1	0	0	0
33 Aaron Rowand, R (1, 8) OBP: 0.317, SLG: 0.355	B SI 86 B SL 80 S SL 81 F SL 81 B SI 88 S CU 64 3-3 K ②		B SI 83 X SL 79 1-0 F8 ②			C SI 87 S CU 73 X CU 75 0-2 G6-3 ①		D CU 79 X SI 93 1-0 G5-3 ②		4	0	0	0	0	1	3
35 Rich Aurilia, R (1, 3) OBP: 0.218, SLG: 0.200	C SL 80 B SL 82 X SL 80 1-1 5 FC6-4 2-H 3-H 1B		C FF 84 B SL 81 X SI 84 1-1 G6-3 ③			X SI 88 0-0 55 1B 2B		B SI 93 B SI 93 X SI 93 2-0 L6 ③		4	1	2	2	0	0	1
5 Juan Uribe, R (1, 6) OBP: 0.314, SLG: 0.347	C SI 86 B CU 69 B SL 80 X SL 79 2-1 FC6-4 ③ 1-2f			F SI 83 X SL 81 0-1 7 G4-3 55 SH1-4 1B		B CU 72 C CU 73 S SI 89 B CU 73 S CU 74 2-3 K ②			C FF 93 X CH 84 0-1 F9 ①	4	0	1	0	0	1	2
55 Tim Lincecum, L (1, 1) OBP: 0.211, SLG: 0.126 47 Merkin Valdez, R (7, 1) 41 Jeremy Affeldt, L (7, 1) OBP: 1.000, SLG: 1.000 38 Brian Wilson, R (9, 1) 45 Justin Miller, R (9, 1) 8 Eugenio Velez, S (9, PH) OBP: 0.167, SLG: 0.174		B FF 84 F SI 84 B SI 85 F SI 85 S CH 78 2-3 K ①		X SI 83 0-0 SH1-4 ① 1-2		B SI 89 X SI 89 1-0 2-H 1B ③			C CU 79 B FF 93 F CU 81 B CH 87 X CH 86 2-2 G3-1 ②	2 0 0 0 0 1	0 0 0 0 0 0	1 0 0 0 0 0	1 0 0 0 0 0	0 0 0 0 0 0	1 0 0 0 0 0	0 0 0 0 0 0
Inning Stats	R: 4 H: 5 E: 0 LOB: 1 K: 1 BB: 0 S: 14 P: 25	R: 1 H: 2 E: 0 LOB: 1 K: 2 BB: 0 S: 13 P: 22	R: 0 H: 0 E: 0 LOB: 0 K: 0 BB: 0 S: 5 P: 8	R: 0 H: 1 E: 0 LOB: 1 K: 1 BB: 0 S: 7 P: 8	R: 0 H: 0 E: 0 LOB: 0 K: 0 BB: 0 S: 5 P: 11	R: 1 H: 2 E: 0 LOB: 1 K: 1 BB: 0 S: 8 P: 11	R: 0 H: 0 E: 0 LOB: 0 K: 1 BB: 0 S: 5 P: 11	R: 0 H: 1 E: 0 LOB: 1 K: 0 BB: 0 S: 4 P: 9	R: 0 H: 0 E: 0 LOB: 0 K: 1 BB: 0 S: 8 P: 11	1B: 5 SF: 0 2B: 4 SAC: 1 3B: 1 DP: 0 HR: 1 HBP: 0					WP: 0 PA: 37 PB: 0 SB: 0 CS: 0	

PITCHER	IP	WLS	BF	H	R	ER	SO	BB	IBB	HBP	BLK	WP	HR	S	P	ERA	WHIP
61 Livan Hernandez, R (1, 1) ERA: 5.59	5.0		23	8	5	5	4	0	0	0	0	0	1	44	74	9.00	1.600
50 Sean Green, R (6, 1) ERA: 8.8	1.0		4	2	1	1	1	0	0	0	0	0	0	8	11	9.00	2.000
25 Pedro Feliciano, L (7, 1) ERA: 2.87	1.0		3	0	0	0	1	0	0	0	0	0	0	5	11	0.00	0.000
43 Brian Stokes, R (8, 1) ERA: 0.56	1.0	W	4	1	0	0	0	0	0	0	0	0	0	4	9	0.00	1.000
75 Francisco Rodríguez, R (9, 1) ERA: 0.96	1.0	S	3	0	0	0	1	0	0	0	0	0	0	8	11	0.00	0.000

New York Mets @ San Francisco Giants

AT&T Park, San Francisco, CA

Fri May 15 2009, 7:15 PM PDT

Att. 41,684 - Clear - 60 F

livebaseballscorecards.com

AB	36
R	6
H	11
RBI	6
BB	0
SO	7
LOB	9

New York Mets @ San Francisco Giants

AT&T Park, San Francisco, CA

Sat May 16 2009, 1:10 PM PDT

Att. 41,336 - Sunny - 72 F

livebaseballscorecards.com

Batter	1	2	3	4	5	6	7	8	9	AB	R	H	RBI	BB	SO	LOB
1 Luis Castillo, S (1, 4) OBP: 0.376, SLG: 0.356	C FF 90 B FF 93 C SL 84 X SL 87 1-2 3 1B 3 S 15 2B 1B	B SI 90 B FS 85 C FF 90 C FF 91 B FF 92 X SL 86 3-2 ③ L8		C FS 83 X SI 93 0-1 ③ L9	C SI 89 B CU 80 C SI 89 B SI 91 B SI 90 B CU 80 4-2 BB			C SI 85 F CU 76 B CU 78 B FF 88 X FF 87 2-2 ② F9		4	1	1	0	1	0	1
3 Alex Cora, L (1, 6) OBP: 0.433, SLG: 0.429	L FF 90 1 SAFE C SL 85 X SL 86 0-2 15 S 15 2B 1-3 1B		B FF 90 C FF 91 B SL 85 C SL 84 X FF 93 2-2 ① G6-3		C FF 90 X FF 88 0-1 15 BLK 15 2B 2B C SI 90 X FF 90 0-1 ③ F8			C FF 87 C FF 88 X FF 89 0-2 ③ G6-3		5	2	2	0	0	0	3
15 Carlos Beltrán, S (1, 8) OBP: 0.473, SLG: 0.593	C SI 90 F SI 92 F SI 93 F SL 86 X SL 87 0-2 10 1B 5 G3 1-H 3-H 2B		B FF 90 X SI 89 1-0 ② G6-3		S FF 91 B SL 84 X FF 90 1-1 10 1B 5 2B 2-H 2B	B FF 95 B FF 95 C FF 95 B FF 95 X FF 95 3-1 ① G6-3			B SI 86 X CH 80 1-0 5 1B 10 BB 17 SF9 1B	5	3	3	3	0	0	0
10 Gary Sheffield, R (1, 7) OBP: 0.410, SLG: 0.460 18 Jeremy Reed, L (9, 7) OBP: 0.423, SLG: 0.500	B FF 92 B FF 90 X SI 90 2-0 5 G3 2-3 1B	C SL 86 F SL 88 X SI 92 0-2 5 1B 1B			B SL 84 C SL 85 X FF 92 1-1 5 2B 2-3 1B	C FF 97 B SL 85 X FF 96 1-1 ② G4-3			B FF 84 B SI 86 C SI 85 B SI 82 1 SAFE F SI 86 B CU 76 4-2 17 SF9 5 1B 11 1B 1-2 BB	4 0	2 0	3 0	0 0	1 0	0 0	0 0
5 David Wright, R (1, 5) OBP: 0.429, SLG: 0.529	C SI 90 X FS 84 0-1 ① G3 1-2 3-H	1 SAFE B FF 89 B FF 91 1 SAFE S FS 84 X FS 86 2-1 17 FC6-4 1-2 1B			B SL 85 X SI 90 1-0 17 F8 11 1B 1-H 3-H 2B	B FF 97 X FF 98 1-0 ③ F9			B CU 69 F SL 83 S CU 70 F FC 88 B CU 69 X FC 88 2-2 19 FC3-6 11 1B 1-2 2-3 1B	5	1	3	3	0	0	1
17 Fernando Tatis, R (1, 3) OBP: 0.375, SLG: 0.508	F SI 89 F FF 91 B FF 93 B FF 94 S SL 86 2-3 ② K	B SL 85 F FF 90 X FF 90 1-1 ③ FC6-4 1-2f			B SL 88 F FF 87 F FF 88 X FF 89 1-2 ① F8 2-3		C SI 85 B CU 75 F CU 81 F CU 77 X CU 75 1-2 ① G6-3		C CU 69 B SL 80 X FC 89 1-1 ① SF9 2-3 3-H	4	0	0	1	0	1	4
11 Ramon Castro, R (1, 2) OBP: 0.362, SLG: 0.426	T FF 91 B FF 92 F FF 92 S SL 88 1-3 ③ K			B FF 88 X FS 83 1-0 ① L5	B FF 88 B SL 80 C CU 79 C FF 89 B CU 82 X CU 78 3-2 57 SH2-3 19 1B 3-H 1B		B SI 85 C SI 86 X CU 76 1-1 ② F9		B FC 88 C CU 68 1 SAFE X FC 89 1-1 19 FC3-6 1-2 3-H 1B	5	0	2	2	0	1	1
19 Ryan Church, L (1, 9) OBP: 0.328, SLG: 0.345		L SI 88 X FF 89 0-1 ① G1-6-3		B SI 89 S SI 91 B SI 90 X SL 85 2-1 ② P6	F FF 87 F CU 79 B CU 80 X CU 80 1-2 57 SH2-3 1-2 1B		C CU 75 F FF 84 X SI 87 0-2 ③ G6-3		X FC 88 0-0 ② FC3-6 1-2f 2-3	5	0	1	0	0	0	2
57 Johan Santana, L (1, 1) OBP: 0.143, SLG: 0.077 16 Ángel Pagán, S (8, PH) 39 Bobby Parnell, R (8, 1) 28 Daniel Murphy, L (9, PH) OBP: 0.339, SLG: 0.419 22 J.J. Putz, R (9, 1)		B FF 91 B FF 91 C FF 90 C SL 84 S SL 86 2-3 ② K		C SI 92 S SL 85 X SL 86 0-2 1B	B SI 88 B FF 88 X FF 88 2-0 ② SH2-3 1-2 2-3			C SI 86 B FF 87 X CU 76 1-1 ① G6-3	D FF 91 F FC 89 B FF 89 C CU 69 X FC 89 2-2 ③ G3	2 1 0 0 1 0	0 0 0 0 0 0	1 0 0 0 0 0	0 0 0 0 0 0	1 0 0 0 0 0	0 0 0 2 0 0	0 0 0 0 2 0
Inning Stats	R: 3 E: 0 K: 2 S: 20 H: 4 LOB: 1 BB: 0 P: 26	R: 0 E: 0 K: 1 S: 8 H: 0 LOB: 0 BB: 0 P: 13	R: 0 E: 0 K: 0 S: 11 H: 2 LOB: 2 BB: 0 P: 17	R: 0 E: 0 K: 0 S: 8 H: 1 LOB: 1 BB: 0 P: 11	R: 4 E: 0 K: 0 S: 21 H: 6 LOB: 3 BB: 1 P: 35	R: 0 E: 0 K: 0 S: 5 H: 0 LOB: 0 BB: 0 P: 10	R: 0 E: 0 K: 0 S: 9 H: 0 LOB: 0 BB: 0 P: 11	R: 0 E: 0 K: 0 S: 8 H: 0 LOB: 0 BB: 0 P: 11	R: 2 E: 0 K: 0 S: 15 H: 3 LOB: 2 BB: 1 P: 26	1B: 12 2B: 4 3B: 0 HR: 0 SF: 1 SAC: 1 DP: 0 HBP: 0						

TOP	
AB	41
R	9
H	16
RBI	9
BB	2
SO	3
LOB	14

WP: 0 PB: 0 SB: 2 CS: 0 PA: 45

PITCHER		IP	WLS	BF	H	R	ER	SO	BB	IBB	HBP	BLK	WP	HR	S	P	ERA	WHIP
51 Randy Johnson, L ERA: 6.86	(1, 1)	4.0	L	23	11	7	7	3	0	0	0	1	0	0	54	77	15.75	2.750
45 Justin Miller, R ERA: 2.0	(5, 1)	1.0		6	2	0	0	0	1	0	0	0	0	0	14	25	0.00	3.000
47 Merkin Valdez, R ERA: 3.75	(6, 1)	1.0		3	0	0	0	0	0	0	0	0	0	0	5	10	0.00	0.000
37 Pat Misch, L ERA: 12.0	(7, 1)	2.0		8	1	2	2	0	1	0	0	0	0	0	20	30	9.00	1.000
49 Brandon Medders, R ERA: 3.63	(9, 1)	1.0		5	2	0	0	0	0	0	0	0	0	0	12	18	0.00	2.000

PITCHER	IP	WLS	BF	H	R	ER	SO	BB	IBB	HBP	BLK	WP	HR	S	P	ERA	WHIP

New York Mets @ San Francisco Giants

AT&T Park, San Francisco, CA

Sat May 16 2009, 1:10 PM PDT

Att. 41,336 - Sunny - 72 F

livebaseballscorecards.com

BOTTOM

Batter	1	2	3	4	5	6	7	8	9	AB	R	H	RBI	BB	SO	LOB
7 Emmanuel Burriss, S (1, 4) OBP: 0.326, SLG: 0.281	B FF 90 C FF 90 B SL 84 F FF 91 X CH 81 2-2 14 FC5-4 1B		B FF 91 C FF 91 C FF 91 X FF 93 1-2 ② G1-3		F FF 89 B CH 84 F FF 90 X CH 84 1-2 ① F9	C FF 89 X FF 89 0-1 ③ G3			C SI 95 B SI 95 F SI 95 B FS 86 X FF 94 2-2 ② G3-1	5	0	1	0	0	0	1
14 Fred Lewis, L (1, 7) OBP: 0.391, SLG: 0.412	F FF 89 C FF 92 F FF 91 B CH 80 1 SAFE X FF 93 1-2 ① FC5-4 48 G1-3 1-2f		B FF 92 X FF 91 1-0 E4 48 2B		C FF 91 S SL 82 B SL 83 X FF 93 1-2 ② G6-3		X FF 89 0-0 2 1B 2B		F SI 94 C FS 82 F SI 95 S FF 96 0-3 ③ K	5	2	1	0	0	1	1
48 Pablo Sandoval, S (1, 5) OBP: 0.347, SLG: 0.493	F FF 91 C CH 82 X CH 79 0-2 ② G1-3 1-2		X CH 79 0-0 ③ 1-H 2B		B FF 91 X FF 91 1-0 2B		X FF 89 0-0 ① P5			4	0	2	1	0	0	2
1 Bengie Molina, R (1, 2) OBP: 0.307, SLG: 0.550	F CH 81 S FF 92 D CH 82 X CH 82 1-2 ③ F7			F FF 89 X FF 86 0-1 2 E 33 1B 1B	B CH 80 X CH 78 1-0 ③ F8		F CH 81 B FF 90 F CH 80 X FF 91 1-2 ② P3			4	1	1	0	0	0	3
2 Randy Winn, S (1, 9) (9, 8) OBP: 0.329, SLG: 0.403		C CH 82 S FF 91 S CH 82 0-3 ① K	X FF 90 0-0 E5 33 1B 1-3		C SI 88 S CH 82 S CH 80 0-3 ① K	S CH 80 F FF 90 F CH 80 F FF 91 X FF 90 0-2 5 CS 2-H 1B				4	1	1	1	0	2	1
5 Juan Uribe, R (1, 6) OBP: 0.309, SLG: 0.340		C FF 91 F SL 82 S CH 82 0-3 ② K2-3	B FF 90 S FF 90 F CH 83 B FF 92 S FF 91 2-3 ① K		C FF 91 X CH 82 0-1 ② F8	B CH 82 B FF 89 S CH 79 F CH 79 1 SAFE 2-2 ③ CS 1-2	B FF 95 B KC 81 F FF 94 F FF 94 X SL 84 2-2 10 CS 1B			4	0	1	0	0	2	2
33 Aaron Rowand, R (1, 8) OBP: 0.331, SLG: 0.395		B FF 92 S CH 82 X FF 93 1-1 1B	B FF 91 X FF 91 1-0 2-H 3-H 1B		B CH 82 S CH 80 S CH 80 X CH 81 1-2 HR			F FF 94 F FF 95 B FF 96 C SL 85 1-3 ① K		4	1	3	3	0	1	1
10 Travis Ishikawa, L (1, 3) OBP: 0.295, SLG: 0.291		S FF 92 C FF 93 B FF 91 T CH 81 1-2 ③ K	1 SAFE T FF 91 F FF 92 B CH 82 X FF 92 1-2 ② F8		B FF 90 C FF 90 X FF 90 1-1 35 2B 1B			F FF 94 B FF 94 S FF 94 B FF 98 F FF 95 B FF 96 S FF 95 3-3 ②③ K 1-2		4	1	1	0	0	2	3
51 Randy Johnson, R (1, 1) OBP: 0.133, SLG: 0.071 45 Justin Miller, R (5, 1) 47 Merkin Valdez, R (6, 1) 35 Rich Aurilia, R (6, PH) OBP: 0.232, SLG: 0.235 37 Pat Misch, R (7, 1) 49 Brandon Medders, R (9, 1) 12 Nate Schierholtz, L (9, 9) OBP: 0.239, SLG: 0.341			C FF 90 S CH 81 S CH 81 0-3 ① K	B CH 80 C CH 81 S FF 91 C FF 92 1-3 ③ K	F CH 79 X SL 83 0-1 1-H 2B				F SI 94 C FS 86 F SI 95 X FS 84 0-2 ① G6-3	2 0 0 1 0 0 1	0 0 0 0 0 0 0	0 0 0 1 0 0 0	0 0 0 0 0 0 0	0 0 0 0 0 0 0	2 0 0 0 0 0 0	1 0 0 0 0 0 0
Inning Stats	R: 0 E: 0 K: 0 S: 13 H: 1 LOB: 1 BB: 0 P: 17	R: 0 E: 0 K: 3 S: 11 H: 1 LOB: 1 BB: 0 P: 13	R: 1 E: 1 K: 1 S: 8 H: 1 LOB: 1 BB: 0 P: 10	R: 2 E: 1 K: 2 S: 13 H: 2 LOB: 1 BB: 0 P: 18	R: 0 E: 0 K: 0 S: 8 H: 1 LOB: 1 BB: 0 P: 12	R: 2 E: 0 K: 1 S: 14 H: 3 LOB: 1 BB: 0 P: 16	R: 1 E: 0 K: 0 S: 12 H: 2 LOB: 0 BB: 0 P: 15	R: 0 E: 0 K: 2 S: 10 H: 1 LOB: 1 BB: 0 P: 16	R: 0 E: 0 K: 1 S: 11 H: 0 LOB: 0 BB: 0 P: 13	1B: 7 2B: 5 3B: 0 HR: 1	SF: 0 SAC: 0 DP: 1 HBP: 0			WP: 0 PB: 0 SB: 0 CS: 2	PA: 39		

	AB
AB	38
R	6
H	12
RBI	6
BB	0
SO	10
LOB	15

PITCHER		IP	WLS	BF	H	R	ER	SO	BB	IBB	HBP	BLK	WP	HR	S	P	ERA	WHIP
57 Johan Santana, L ERA: 1.36	(1, 1)	7.0	W	32	11	6	4	7	0	0	0	0	0	1	79	101	5.14	1.571
39 Bobby Parnell, R ERA: 2.08	(8, 1)	1.0	H	3	1	0	0	2	0	0	0	0	0	0	10	16	0.00	1.000
22 J.J. Putz, R ERA: 3.86	(9, 1)	1.0	S	3	0	0	0	1	0	0	0	0	0	0	11	13	0.00	0.000

PITCHER	IP	WLS	BF	H	R	ER	SO	BB	IBB	HBP	BLK	WP	HR	S	P	ERA	WHIP

New York Mets @ San Francisco Giants

AT&T Park, San Francisco, CA

Sun May 17 2009, 5:00 PM PDT

Att. 43,012 - Clear - 76 F

livebaseballscorecards.com

TOP

Batter	1	2	3	4	5	6	7	8	9	AB	R	H	RBI	BB	SO	LOB
3 Alex Cora, L (1, 6) OBP: 0.435, SLG: 0.451	C FF 91 C FF 92 F FF 94 B CU 77 X CU 76 1-2 1 SH5-4 2B		C FF 89 X CU 74 0-1 ① F9		B FF 91 B FF 92 B SL 85 C FF 94 X FF 93 3-1 ① F9		X FF 91 0-0 ③ L5			2	0	1	0	0	0	0
17 Fernando Tatis, R (3, 6) OBP: 0.365, SLG: 0.492										2	0	0	0	0	0	2
1 Luis Castillo, S (1, 4) OBP: 0.375, SLG: 0.350	L FF 92 B FF 93 B FF 91 X FF 93 2-1 ① SH5-4 2-3		C FF 91 B CH 85 C FF 91 X FF 92 1-2 ② G6-3		C FF 92 C FF 92 B FF 93 X FF 92 1-2 ② FC6-4 1-2f			B SI 92 C FF 92 C SI 93 B SI 93 B FF 94 B FF 92 4-2 15 2B BB		2	0	0	0	1	0	1
15 Carlos Beltrán, S (1, 8) OBP: 0.473, SLG: 0.594	B FF 93 C FF 93 T CU 76 D CU 77 X FF 93 2-2 ② G3		C FF 92 B CU 73 B FF 92 B FF 91 C FF 92 F FF 92 B FF 92 4-2 10 WP BB		C CU 74 B FF 91 X FF 91 1-1 ③ F8			B SI 92 X SI 92 1-0 1-3 2B		3	0	1	0	1	0	2
10 Gary Sheffield, R (1, 9) OBP: 0.390, SLG: 0.433	F FF 93 C FF 93 X SL 89 0-2 ③ G4-3		B FF 93 B CU 75 C SL 86 F FF 92 F FF 93 S FF 92 2-3 ③ K 1-2			C FF 92 C SL 85 B SL 87 X FF 93 1-2 ① G6-3		C FF 94 F FF 94 F CU 79 C FF 95 0-3 ① K		4	0	0	0	0	2	4
5 David Wright, R (1, 5) OBP: 0.436, SLG: 0.528		B FF 91 F FF 91 B SL 84 F FF 92 B FF 93 F FF 94 F FF 93 F FF 93 B CH 88 4-2 9 BB 28 BB 18 G3-2-3 BB	B CU 74 C FF 92 B FF 91 F FF 91 F SL 88 B FF 92 X FF 91 3-2 9 CS 1B			B FF 93 B FF 93 B FF 93 C FF 93 C FF 93 F FF 94 S SL 88 3-3 ② K		I IN 77 I IN 80 I IN 82 I IN 76 4-0 16 G6-4-3 IBB		2	0	1	0	2	1	0
28 Daniel Murphy, L (1, 7) OBP: 0.339, SLG: 0.411		B 1 SAFE B CH 85 B FF 92 B FF 91 4-0 18 G3-2-3 9 BB 1-2 BB	B FF 91 1 SAFE B FF 90 C FF 90 X CH 85 2-1 ① F9			F FF 93 C FF 93 B FF 94 F FF 93 X CU 78 1-2 ③ G3		B FF 94 X FF 94 1-0 ②③ G6-4-3 1-2f		2	0	0	0	1	0	1
16 Ángel Pagán, S (8, PH) (8, 7)										1	0	0	0	0	0	3
9 Omir Santos, R (1, 2) OBP: 0.283, SLG: 0.415		B F FF 92 B CU 74 F FF 92 B CU 75 F FF 92 F FF 93 B FF 93 4-2 18 G3-2-3 BB 1-2 2-3	F FF 91 1 SAFE B FF 90 C CU 76 X SL 87 1-2 ② 1B 1-2				C FF 91 X FF 93 0-1 ① F9		C FF 96 B FF 95 F FF 97 B SL 89 F FF 98 F FF 97 F FF 97 X FF 99 2-2 ① L8	3	0	1	0	1	0	0
18 Jeremy Reed, L (1, 3) OBP: 0.400, SLG: 0.464		B FF 93 B FF 92 C FF 93 X FF 92 2-1 ①② G3-2-3 1-2 2-3 3-Hf	B FF 90 X FF 91 1-0 ③ F7				C SI 92 X SI 93 0-1 1B		C FF 96 B FF 97 B SL 88 F FF 97 B FF 96 S FF 98 3-3 ② K	4	0	1	0	0	1	4
34 Mike Pelfrey, R (1, 1) OBP: 0.133, SLG: 0.077		B FF 93 C FF 93 C FF 93 F FF 94 F FF 92 B FF 94 B FF 93 X FF 93 3-2 ③ G4-3	C CH 88 B CU 71 B FF 89 B FF 92 B FF 90 4-1 1 FC6-4 BB				B SI 92 T SI 93 S SI 93 F SI 93 B SI 92 T SI 92 2-2 ② K		C FF 97 B FF 97 X SL 91 1-1 ③ G5-3	1	0	0	0	1	0	2
19 Ryan Church, L (7, PH) OBP: 0.325, SLG: 0.342										1	0	0	0	0	1	1
36 Ken Takahashi, L (7, 1)										0	0	0	0	0	0	0
50 Sean Green, R (8, 1)										0	0	0	0	0	0	0
11 Ramon Castro, R (9, PH) OBP: 0.357, SLG: 0.419										1	0	0	0	0	0	0

	AB	28
	R	0
	H	5
	RBI	0
	BB	7
	SO	5
	LOB	20

Inning Stats																								
	R: 0 E: 0 K: 0 S: 12	H: 1 LOB: 1 BB: 0 P: 17	R: 0 E: 0 K: 0 S: 16	H: 0 LOB: 2 BB: 3 P: 33	R: 0 E: 0 K: 1 S: 12	H: 0 LOB: 1 BB: 1 P: 19	R: 0 E: 0 K: 0 S: 10	H: 2 LOB: 1 BB: 0 P: 17	R: 0 E: 0 K: 0 S: 8	H: 0 LOB: 1 BB: 1 P: 17	R: 0 E: 0 K: 1 S: 11	H: 0 LOB: 0 BB: 0 P: 16	R: 0 E: 0 K: 1 S: 9	H: 1 LOB: 1 BB: 0 P: 11	R: 0 E: 0 K: 1 S: 8	H: 1 LOB: 2 BB: 2 P: 18	R: 0 E: 0 K: 1 S: 11	H: 0 LOB: 0 BB: 0 P: 17	1B: 3 2B: 2 3B: 0 HR: 0	SF: 0 SAC: 1 DP: 2 HBP: 0	WP: 1 PB: 0 SB: 0 CS: 1	PA: 36				

PITCHER		IP	WLS	BF	H	R	ER	SO	BB	IBB	HBP	BLK	WP	HR	S	P	ERA	WHIP
18 Matt Cain, R ERA: 2.65	(1, 1)	6.0	W	24	3	0	0	2	5	0	0	0	1	0	69	119	0.00	1.333
46 Bob Howry, R ERA: 4.8	(7, 1)	1.0	H	5	1	0	0	1	1	0	0	0	0	0	11	17	0.00	2.000
41 Jeremy Affeldt, L ERA: 2.5	(8, 1)	1.0	H	4	1	0	0	1	0	1	0	0	0	0	6	12	0.00	1.000
38 Brian Wilson, R ERA: 4.12	(9, 1)	1.0	S	3	0	0	0	1	0	0	0	0	0	0	11	17	0.00	0.000

PITCHER		IP	WLS	BF	H	R	ER	SO	BB	IBB	HBP	BLK	WP	HR	S	P	ERA	WHIP

Batter	1	2	3	4	5	6	7	8	9	AB	R	H	RBI	BB	SO	LOB
8 Eugenio Velez, S (1, 4) OBP: 0.143, SLG: 0.148 7 Emmanuel Burriss, S (8, 4) OBP: 0.326, SLG: 0.281	B FF 92 X SI 91 1-0 G4-3 ①		X SI 90 0-0 F8 ①		S SI 92 X SI 93 0-1 FC4-6 ② 1-2f		L CH 80 S CH 78 B CH 80 B FF 86 X CH 80 2-2 G1-6-3 ②③ 1-2f			4 0	0 0	0 0	0 0	0 0	0 0	3 0
19 Kevin Frandsen, R (1, 6)	C SL 85 F SI 91 X SI 91 0-2 G5-3 ②		C SI 91 F SI 91 F SL 82 D SL 84 S SI 92 1-3 K ②		1 SAFE C FF 89 X SI 88 0-1 L8 ③			F SI 88 X SI 90 0-1 G4-3 ①		4	0	0	0	0	1	2
48 Pablo Sandoval, S (1, 5) OBP: 0.351, SLG: 0.493	B SI 94 B SI 94 F SI 93 F SI 92 X SI 94 2-2 1 BLK 1 1B 1B		B SI 91 S FS 82 F SL 84 S SI 91 1-3 K ③			X CU 75 0-0 12 BLK 1 1B 1B		B CU 74 X SI 89 1-0 G3-1 ②		4	1	2	0	0	1	1
1 Bengie Molina, R (1, 2) OBP: 0.312, SLG: 0.548	B SI 92 X SI 92 1-0 1-H 1B			C FF 90 B FF 92 F FF 92 B SI 92 F SI 93 B SL 84 X SI 93 3-2 P6 ①		B SL 82 F SI 91 X SL 84 1-1 12 BLK 1-2 1B		B CU 75 F SI 90 F SI 90 T CU 74 1-2 K ③		4	0	2	1	0	1	0
2 Randy Winn, S (1, 7) OBP: 0.323, SLG: 0.394	B SI 90 X SI 90 1-0 F7 ③			B CU 74 F SI 92 B SI 93 B FS 85 C SI 93 X SI 93 3-2 G4-3 ②		X SI 91 0-0 L8 ①				3	0	0	0	0	0	3
12 Nate Schierholtz, L (1, 9) OBP: 0.245, SLG: 0.326		C FF 90 X SI 89 0-1 F8 ①		S CU 75 S FS 84 B SI 93 B SL 85 F SI 94 X FF 93 2-2 G1-3 ③		B SI 92 I IN 72 I IN 74 I IN 77 4-0 33 G5-4-3 1-2 2-3 IBB				2	0	0	0	1	0	0
33 Aaron Rowand, R (1, 8) OBP: 0.331, SLG: 0.393		B X 1-0 G5-3 ②			B FF 93 F SL 84 X SL 83 1-1 10 G3 10 BLK 18 1B 1B	X SI 92 0-0 G5-4-3 ②③ 1-2f				3	1	1	0	0	0	3
10 Travis Ishikawa, L (1, 3) OBP: 0.296, SLG: 0.292		B SI 89 X SI 89 1-0 G3 ③			1 SAFE X SI 92 0-0 G3 ① 1-3		C SL 76 S SL 76 B SL 78 X SL 76 1-2 46 FC2-6 1B			3	0	1	0	0	0	1
18 Matt Cain, R (1, 1) OBP: 0.353, SLG: 0.214 46 Bob Howry, L (7, 1) 41 Jeremy Affeldt, L (8, 1) OBP: 1.000, SLG: 1.000 38 Brian Wilson, R (9, 1)			B FF 90 C FF 89 B FF 92 B SI 92 B FF 90 4-1 BB		B SI 93 S SI 92 B FF 92 L SI 92 B SI 92 X FF 95 3-2 8 FC4-6 3-H 1B		X FF 84 0-0 FC2-6 ① 8 G1-6-3 1-2f			1 1 0 0	0 0 0 0	1 0 0 0	1 0 0 0	1 0 0 0	0 0 0 0	0 1 0 0
Inning Stats	R: 1 E: 0 K: 0 S: 9 H: 2 LOB: 1 BB: 0 P: 14	R: 0 E: 0 K: 0 S: 4 H: 0 LOB: 0 BB: 0 P: 6	R: 0 E: 0 K: 2 S: 9 H: 0 LOB: 1 BB: 1 P: 15	R: 0 E: 0 K: 0 S: 11 H: 0 LOB: 0 BB: 0 P: 19	R: 1 E: 0 K: 0 S: 10 H: 2 LOB: 1 BB: 0 P: 14	R: 0 E: 0 K: 0 S: 5 H: 2 LOB: 2 BB: 1 P: 10	R: 0 E: 0 K: 0 S: 7 H: 1 LOB: 0 BB: 0 P: 10	R: 0 E: 0 K: 1 S: 6 H: 0 LOB: 0 BB: 0 P: 8		1B: 7 2B: 0 3B: 0 HR: 0 SF: 0 SAC: 0 DP: 2 HBP: 0						

PITCHER		IP	WLS	BF	H	R	ER	SO	BB	IBB	HBP	BLK	WP	HR	S	P	ERA	WHIP
34 Mike Pelfrey, R ERA: 4.61	(1, 1)	6.0	L	25	6	2	2	2	1	1	0	3	0	0	48	78	3.00	1.167
36 Ken Takahashi, L ERA: 3.38	(7, 1)	1.0		3	1	0	0	0	0	0	0	0	0	0	7	10	0.00	1.000
50 Sean Green, R ERA: 8.27	(8, 1)	1.0		3	0	0	0	1	0	0	0	0	0	0	6	8	0.00	0.000

PITCHER	IP	WLS	BF	H	R	ER	SO	BB	IBB	HBP	BLK	WP	HR	S	P	ERA	WHIP

BOTTOM

New York Mets @ San Francisco Giants

AT&T Park, San Francisco, CA

Sun May 17 2009, 5:00 PM PDT

Att. 43,012 - Clear - 76 F

livebaseballscorecards.com

AB	29
R	2
H	7
RBI	2
BB	2
SO	3
LOB	14

WP: 0 PA: 31
PB: 0
SB: 0
CS: 0

San Francisco Giants @ San Diego Padres

PETCO Park, San Diego, CA

Tue May 19 2009, 10:05 PM EDT

Att. 16,175 - Clear - 68 F

livebaseballscorecards.com

Batter	1	2	3	4	5	6	7	8	9	AB	R	H	RBI	BB	SO	LOB
8 Eugenio Velez, S (1, 8) OBP: 0.182, SLG: 0.188	C FF 86 F FF 86 B CU 70 X FF 86 1-2 19 S 1B		B FF 86 F FF 86 B SL 77 X FF 86 2-1 48 F8 19 HBP 1B		B SL 76 X FF 85 1-0 ① F7		C SI 92 B SL 85 S SL 83 B SL 84 B SL 83 S SI 91 3-3 ① K		C CU 78 B CU 83 F CU 81 C FF 94 1-3 ③ K	5	0	2	0	0	2	0
19 Kevin Frandsen, R (1, 6)	C FF 85 X SL 78 0-1 ① F9 1-2		1 SAFE F FF 86 1 SAFE F FF 86 1 SAFE H FF 86 1-2 1-2 HBP		B FF 88 B FF 86 F FF 85 F FF 86 B SL 79 X FF 86 3-2 ② L9		X SI 92 0-0 ② G4-3			3	0	0	0	0	0	1
48 Pablo Sandoval, S (1, 5) OBP: 0.349, SLG: 0.483	C FF 86 F FF 87 F FF 86 B SL 80 X FF 90 1-2 ② F8		X FF 85 0-0 ② F8 2-3		B FF 86 B FF 86 F FF 87 B FF 87 B FF 87 4-1 BB		F SL 84 B SI 90 B SI 92 F SI 90 C SI 90 2-3 ③ K			3	0	0	0	1	1	3
1 Bengie Molina, R (1, 2) OBP: 0.303, SLG: 0.532	C FF 87 B FF 87 B FF 87 B SL 78 X FF 87 3-1 ③ P6		X FF 86 0-0 ③ F8		F FF 86 X FF 87 0-1 ③ P3			X FF 92 0-0 ① L8		4	0	0	0	0	0	4
2 Randy Winn, S (1, 9) OBP: 0.333, SLG: 0.411		C FF 86 C SL 76 X FF 85 0-2 2B	B FF 86 X FF 86 1-0 14 L9 14 S 1B		C FF 87 B SL 76 S SL 76 S SL 77 1-3 ① K			C SL 82 F FF 92 B SL 84 F FF 95 X FS 88 1-2 1B		4	0	3	0	0	1	0
14 Fred Lewis, L (1, 7) OBP: 0.387, SLG: 0.402		C FF 85 M FF 85 B FF 87 S FF 88 1-3 ① K	B FF 85 B FF 85 S FF 86 T FF 86 F FF 88 X SL 79 2-2 ① L9 1-3		B SL 75 F FF 85 B FF 86 B FF 86 F FF 84 F FF 86 F FF 87 B FF 87 4-2 35 1B 7 FC5-4 BB			S FF 93 1 SAFE C FF 92 S FF 92 0-3 ② K		3	1	0	0	1	2	3
35 Rich Aurilia, R (1, 3) OBP: 0.233, SLG: 0.236		C FF 88 2 SAFE S FF 88 F FF 88 S SL 79 0-3 ② K	S SL 78 B SL 79 B SL 77 F FF 87 S FF 86 2-3 ② K		B FF 86 B FF 86 F FF 85 1 SAFE X FF 85 2-1 7 FC5-4 1-3 1B			B SL 83 X FF 92 1-0 ③ F9		4	0	1	0	0	2	3
7 Emmanuel Burriss, S (1, 4) OBP: 0.324, SLG: 0.275		C FF 87 X SL 77 0-1 ③ G1-3	B FF 87 B FF 86 B FF 86 I IN 60 4-0 IBB		B FF 84 C FF 86 D SL 76 B FF 85 C FF 85 1 SAFE X FF 85 3-2 ② FC5-4 1-2f 3-H				C FF 94 X FF 95 0-1 ① G5-3	3	0	0	1	1	0	2
75 Barry Zito, L (1, 1) OBP: 0.071, SLG: 0.071 33 Aaron Rowand, R (9, PH) OBP: 0.328, SLG: 0.390			C FF 84 F FF 86 F FF 88 S SL 77 0-3 ① K	F FF 86 F FF 87 C SL 78 0-3 ③ K		X FF 84 0-0 ③ F7			S FF 94 F FF 95 F FF 95 F FF 96 S CU 84 0-3 ② K	3 1	0 0	0 0	0 0	0 0	2 1	3 0
Inning Stats	R: 0 E: 0 K: 0 S: 11 H: 1 LOB: 1 BB: 0 P: 16	R: 0 E: 0 K: 2 S: 12 H: 1 LOB: 1 BB: 0 P: 13	R: 0 E: 0 K: 1 S: 10 H: 1 LOB: 2 BB: 0 P: 13	R: 0 E: 0 K: 2 S: 11 H: 1 LOB: 2 BB: 1 P: 20	R: 0 E: 0 K: 0 S: 7 H: 0 LOB: 1 BB: 1 P: 15	R: 1 E: 0 K: 1 S: 13 H: 1 LOB: 1 BB: 1 P: 23	R: 0 E: 0 K: 2 S: 7 H: 0 LOB: 0 BB: 0 P: 12	R: 0 E: 0 K: 1 S: 9 H: 1 LOB: 1 BB: 0 P: 11	R: 0 E: 0 K: 2 S: 10 H: 0 LOB: 0 BB: 0 P: 11	1B: 5 2B: 1 3B: 0 HR: 0 SF: 0 SAC: 0 DP: 0 HBP: 1						

TOP

AB	33
R	1
H	6
RBI	1
BB	3
SO	11
LOB	19

WP: 0 PA: 37
PB: 0
SB: 2
CS: 0

PITCHER		IP	WLS	BF	H	R	ER	SO	BB	IBB	HBP	BLK	WP	HR	S	P	ERA	WHIP
32 Chris Young, R ERA: 5.07	(1, 1)	6.0	W	27	5	1	1	6	2	1	1	0	0	0	64	100	1.50	1.167
40 Greg Burke, R ERA:	(7, 1)	1.0	H	3	0	0	0	2	0	0	0	0	0	0	7	12	0.00	0.000
45 Edward Mujica, R ERA: 3.26	(8, 1)	1.0	H	4	1	0	0	1	0	0	0	0	0	0	9	11	0.00	1.000
21 Heath Bell, R ERA:	(9, 1)	1.0	S	3	0	0	0	2	0	0	0	0	0	0	10	11	0.00	0.000

PITCHER	IP	WLS	BF	H	R	ER	SO	BB	IBB	HBP	BLK	WP	HR	S	P	ERA	WHIP

Batter	1	2	3	4	5	6	7	8	9	AB	R	H	RBI	BB	SO	LOB
24 Brian Giles, L (1, 9) OBP: 0.256, SLG: 0.245	C FF 87 B SL 77 F FC 80 S CU 74 1-3 K ①		C CU 71 B SL 78 B FF 88 X FC 78 2-1 G1-3 ②		X FC 80 0-0 F7 ①		X SL 78 0-0 B1-3 ①			4	0	0	0	0	1	1
22 David Eckstein, R (1, 4) OBP: 0.309, SLG: 0.324	C SI 87 C SL 77 F CU 73 F SL 79 X FF 87 0-2 L6 ②		C FF 87 F CU 75 X SL 78 0-2 F9 ③		C SI 87 X FC 80 0-1 L7 ②		B SI 86 B SI 85 C SI 86 B SL 78 C FF 86 X SI 86 3-2 L7 ②			4	0	0	0	0	0	1
12 Scott Hairston, R (1, 8) OBP: 0.413, SLG: 0.616	X SI 88 0-0 HR			C SI 87 S CU 74 F CU 75 X CH 74 0-2 5 FC4-6 23 S 1B	B CU 73 F SI 87 B FC 80 B FC 81 B CH 73 4-1 1-2 BB		B SI 89 B SI 87 B CH 69 C SI 88 B SI 87 4-1 BB			2	1	2	1	2	0	0
23 Adrián González, L (1, 3) OBP: 0.385, SLG: 0.616	F SL 78 X CU 72 0-1 G6-3 ③			B SI 88 1 SAFE C SI 88 B SI 84 1 SAFE B SI 87 B FF 88 4-1 5 FC4-6 1-2 BB	F SI 83 X CU 74 0-1 L7 ③		S CU 74 1 SAFE B FC 82 1 SAFE 1 SAFE B FF 87 B FF 88 S FC 81 F CU 74 3-2 X FC 81 G3-1 ③			3	0	0	0	1	0	3
5 Kevin Kouzmanoff, R (1, 5) OBP: 0.281, SLG: 0.329		B CH 73 S CH 72 F SI 86 B FF 86 B FF 87 X SL 79 3-2 G4-3 ①		S CH 75 C SI 87 X SI 85 0-2 FC4-6 7 HBP 1-2f 2-3 ①		B CH 72 F SL 78 C CU 72 F FC 79 X FF 86 1-2 G6-3 ①		X SI 86 0-0 L9 ①		4	0	0	0	0	0	2
7 Chase Headley, S (1, 7) OBP: 0.312, SLG: 0.383		C CH 73 C SL 78 F CU 73 C FF 87 0-3 K ②		C CU 73 F SI 87 H CU 76 1-2 8 FC6-4 1-2 HBP		B CU 73 B CH 70 B CH 71 B FF 85 4-0 4 S BB		F SI 87 B SI 84 X SI 87 1-1 G6-3 ②		2	0	0	0	1	1	0
4 Nick Hundley, R (1, 2) OBP: 0.360, SLG: 0.454		B SL 79 X CH 74 1-0 HR		X FC 79 0-0 F9 ②		C SI 87 C CU 75 D FC 81 X FC 80 1-2 2 FC5-4 1-2 1B		B SI 88 B SI 86 B SL 76 C SI 85 S SI 86 C SI 88 3-3 K ③		4	1	2	1	0	1	3
8 Chris Burke, R (1, 6) OBP: 0.304, SLG: 0.300		B SI 88 X SI 86 1-0 F9 ③		C CH 75 F FC 80 D CU 75 X FC 82 1-2 FC6-4 1-2f ③		B CH 74 X SL 78 1-0 P3 ②				3	0	0	0	0	0	5
32 Chris Young, R (1, 1) OBP: 0.294, SLG: 0.250 2 Edgar Gonzalez, R (6, PH) OBP: 0.250, SLG: 0.440 40 Greg Burke, R (7, 1) 45 Edward Mujica, R (8, 1) 21 Heath Bell, R (9, 1)			B SI 86 B SI 86 C SI 85 F SI 85 X CH 73 2-2 G5-3 ①		B SI 85 C FF 86 X SI 86 1-1 12 BB 1B	X CU 74 0-0 FC5-4 1-2f ③				2 1 0 0 0	0 0 0 0 0	1 0 0 0 0	0 0 0 0 0	0 0 0 0 0	0 2 0 0 0	0 0 0 0 0
Inning Stats	R: 1 E: 0 K: 1 S: 11 H: 1 LOB: 0 BB: 0 P: 12	R: 1 E: 0 K: 1 S: 9 H: 1 LOB: 0 BB: 0 P: 14	R: 0 E: 0 K: 0 S: 8 H: 0 LOB: 0 BB: 0 P: 12	R: 0 E: 0 K: 0 S: 14 H: 1 LOB: 3 BB: 1 P: 20	R: 0 E: 0 K: 0 S: 8 H: 1 LOB: 2 BB: 1 P: 13	R: 0 E: 0 K: 0 S: 9 H: 1 LOB: 2 BB: 1 P: 16	R: 0 E: 0 K: 0 S: 9 H: 0 LOB: 1 BB: 1 P: 19	R: 0 E: 0 K: 1 S: 6 H: 0 LOB: 0 BB: 0 P: 10		1B: 3 2B: 0 3B: 0 HR: 2	SF: 0 SAC: 0 DP: 0 HBP: 1		WP: 0 PB: 0 SB: 2 CS: 0	PA: 34		

PITCHER	IP	WLS	BF	H	R	ER	SO	BB	IBB	HBP	BLK	WP	HR	S	P	ERA	WHIP
75 Barry Zito, L (1, 1) ERA: 3.62	8.0	L	34	5	2	2	3	4	0	1	0	0	2	74	116	2.25	1.125

PITCHER	IP	WLS	BF	H	R	ER	SO	BB	IBB	HBP	BLK	WP	HR	S	P	ERA	WHIP

BOTTOM

San Francisco Giants @ San Diego Padres

PETCO Park, San Diego, CA

Tue May 19 2009, 10:05 PM EDT

Att. 16,175 - Clear - 68 F

livebaseballscorecards.com

AB	29
R	2
H	5
RBI	2
BB	4
SO	3
LOB	17

San Francisco Giants @ San Diego Padres

PETCO Park, San Diego, CA

Wed May 20 2009, 10:05 PM EDT

Att. 15,208 - Clear - 67 F

livebaseballscorecards.com

TOP

Batter	1	2	3	4	5	6	7	8	9	AB	R	H	RBI	BB	SO	LOB
33 Aaron Rowand, R (1, 8) OBP: 0.341, SLG: 0.410	B FF 90 F FF 90 S SL 80 S SL 78 1-3 K		B SL 79 X FF 90 1-0 19 G5-4-3 1B		X FF 90 0-0 2B		C SI 91 X SI 91 0-1 19 G4-3 1B			4	0	3	0	0	1	0
19 Kevin Frandsen, R (1, 6)	X FF 91 0-0 L9		B SI 90 X SL 78 1-0 G5-4-3 1-2f		B SL 79 D SL 77 C FF 89 B FF 90 B FF 89 4-1 BB		B SL 83 F SI 91 B SI 90 1 SAFE C SI 90 1 SAFE F SI 90 X SI 90 2-2 G4-3 1-2			3	0	0	0	1	0	2
48 Pablo Sandoval, S (1, 5) OBP: 0.340, SLG: 0.469	F FF 91 B FF 90 B SL 78 X FF 88 2-1 F8		C FF 92 X SL 80 0-1 G4-3		C SL 79 X FF 91 0-1 P4		X SL 82 0-0 G4-3			4	0	0	0	0	0	3
1 Bengie Molina, R (1, 2) OBP: 0.295, SLG: 0.517		F FF 89 F FF 91 X SL 78 0-2 G3-1		B FF 90 F SL 78 S FF 90 F FF 92 F FF 92 X FF 89 1-2 G6-3	F FF 92 X SI 90 0-1 G6-3			F FF 90 B SI 91 B SL 83 X SL 83 2-1 F7		4	0	0	0	0	0	2
2 Randy Winn, S (1, 9) OBP: 0.337, SLG: 0.428		B FF 90 B SL 83 F CH 87 B SL 79 F FF 89 X FF 90 3-2 10 WP 7 1B 2B		C SL 78 F SL 76 B SL 79 B FF 91 F SL 81 F FF 91 B CH 89 X SL 78 3-2 G3		C FF 90 X SL 79 0-1 14 G6-3 2B		C SL 82 S SI 92 S SI 91 0-3 K		4	1	2	0	0	1	0
14 Fred Lewis, L (1, 7) OBP: 0.384, SLG: 0.392		C FF 90 B SI 90 X SL 79 1-1 P6		B FF 91 B CH 88 B CH 89 B FF 89 4-0 10 BB BB		B FF 90 B FF 90 C FF 88 B FF 89 S FF 89 F FF 90 F SL 79 X FF 90 3-2 G6-3 2-3		F SI 92 B SI 91 C SL 83 F SL 84 B SI 91 F SI 91 X SI 91 2-2 L9		3	0	0	0	1	0	2
10 Travis Ishikawa, L (1, 3) OBP: 0.304, SLG: 0.286		B C SL 79 F SL 78 B FF 92 B CH 87 B SL 79 4-2 7 1B 2-3 BB		B FF 88 1 SAFE F SL 79 1 SAFE B SL 78 B FF 88 B SL 79 4-1 1-2 BB		B SI 91 B FF 90 C SL 78 C FF 90 D SL 80 X SL 81 3-2 L3			B FF 93 C FF 93 B FF 93 F CU 79 B FF 95 C CU 79 3-3 K	2	0	0	0	2	1	1
7 Emmanuel Burriss, S (1, 4) OBP: 0.322, SLG: 0.274		C B SI 90 X 1-1 1-3 3-H 1B		C FF 90 F SL 77 X FF 90 0-2 G4-3		F FF 91 B SL 78 B SL 79 X FF 91 2-1 G5-3			L CU 79 X CU 83 0-1 G1-3	4	0	1	1	0	0	3
57 Jonathan Sánchez, L (1, 1) 12 Nate Schierholtz, L (7, PH) OBP: 0.240, SLG: 0.319 37 Pat Misch, R (7, 1) 49 Brandon Medders, R (7, 1) 46 Bob Howry, L (8, 1) 35 Rich Aurilia, R (9, PH) OBP: 0.230, SLG: 0.232		C FF 88 S FF 91 S SL 78 0-3 K			B FF 86 B FF 86 C FF 86 B FF 87 C FF 88 F FF 86 C FF 89 3-3 K		C SI 90 X SI 91 0-1 F7		B FF 93 S FF 94 B FF 94 F FF 94 S FF 95 2-3 K	2 1 0 0 0 1	0 0 0 0 0 0	0 0 0 0 0 0	0 0 0 0 0 0	2 0 0 0 0 1	2 0 0 0 0 0	2 0 0 0 0 0
Inning Stats	R: 0 E: 0 K: 1 S: 6 H: 0 LOB: 0 BB: 0 P: 9	R: 1 E: 0 K: 1 S: 15 H: 2 LOB: 2 BB: 1 P: 24	R: 0 E: 0 K: 0 S: 4 H: 1 LOB: 0 BB: 0 P: 6	R: 0 E: 0 K: 0 S: 14 H: 0 LOB: 2 BB: 2 P: 26	R: 0 E: 0 K: 1 S: 10 H: 1 LOB: 2 BB: 1 P: 17	R: 0 E: 0 K: 0 S: 12 H: 1 LOB: 1 BB: 0 P: 20	R: 0 E: 0 K: 0 S: 9 H: 1 LOB: 1 BB: 0 P: 11	R: 0 E: 0 K: 1 S: 10 H: 0 LOB: 0 BB: 0 P: 14	R: 0 E: 0 K: 2 S: 8 H: 0 LOB: 0 BB: 0 P: 13	1B: 3 2B: 3 3B: 0 HR: 0 SF: 0 SAC: 0 DP: 1 HBP: 0						

AB	32
R	1
H	6
RBI	1
BB	4
SO	6
LOB	15

WP: 1 PA: 36
PB: 0
SB: 0
CS: 0

PITCHER		IP	WLS	BF	H	R	ER	SO	BB	IBB	HBP	BLK	WP	HR	S	P	ERA	WHIP
49 Chad Gaudin, R ERA: 4.18	(1, 1)	6.0	W	26	5	1	1	3	4	0	0	0	1	0	61	102	1.50	1.500
40 Greg Burke, R ERA:	(7, 1)	1.0	H	4	1	0	0	0	0	0	0	0	0	0	9	11	0.00	1.000
57 Luke Gregerson, R ERA: 4.37	(8, 1)	1.0	H	3	0	0	0	1	0	0	0	0	0	0	10	14	0.00	0.000
21 Heath Bell, R ERA:	(9, 1)	1.0	S	3	0	0	0	2	0	0	0	0	0	0	8	13	0.00	0.000

PITCHER		IP	WLS	BF	H	R	ER	SO	BB	IBB	HBP	BLK	WP	HR	S	P	ERA	WHIP

Batter	1	2	3	4	5	6	7	8	9	AB	R	H	RBI	BB	SO	LOB
22 David Eckstein, R (1, 4) OBP: 0.301, SLG: 0.314	C FF 94 S FF 93 B FF 93 B FF 93 S FF 94 2-3 ① **K**		B FF 91 C FF 91 F FF 90 F FF 91 B SL 80 F SI 92 X FF 91 2-2 ① **P3**		C FF 90 F FF 91 F SL 81 B FF 90 B SL 81 F FF 90 X FF 90 2-2 ③ **P4**			B SI 93 C SI 92 X SI 92 1-1 **E5** 5 1B		4	0	0	0	0	1	0
12 Scott Hairston, R (1, 8) OBP: 0.407, SLG: 0.598	C SI 94 C SL 82 F SL 83 B FF 94 B SL 83 F FF 93 B CH 87 F FF 93 B SL 81 4-2 **BB** 23 S		B SL 79 B SI 91 C FF 90 C SI 91 X SL 82 2-2 ② **G6-3**			B FF 89 B FF 89 F FF 90 F FF 89 S SL 81 2-3 ① **K**		B SI 92 1 SAFE X FF 92 1-0 ① **F8**		3	0	0	0	1	1	1
23 Adrián González, L (1, 3) OBP: 0.376, SLG: 0.600	C FF 92 D SI 93 S FF 93 F FF 93 S SL 82 1-3 ② **K** **1-2**		X FF 92 0-0 ③ **F7**			F FF 91 B SL 80 X SI 89 1-1 ② **G6-3**		F SI 93 1 SAFE B CH 84 X FF 93 1-1 ② **P4**		4	0	0	0	0	1	2
5 Kevin Kouzmanoff, R (1, 5) OBP: 0.287, SLG: 0.354	F FF 93 B FF 94 S FF 93 B FF 93 X FF 93 2-2 ③ **G4-3**			X FF 90 0-0 **HR**		F SI 92 F SI 91 X SL 81 0-2 ③ **G6-3**		B SI 93 X SI 93 1-0 **1B** **1-3**		4	1	2	1	0	0	1
7 Chase Headley, S (1, 7) OBP: 0.310, SLG: 0.374		B FF 91 B CH 81 B FF 91 B SI 91 4-0 **BB** 24 G3-6		X FF 90 0-0 ① **F9**			F SI 85 B SI 81 B FF 84 S CH 80 B CU 75 X SI 86 3-2 ① **G5-3**	1 SAFE S SI 93 T SI 93 T SI 92 0-2 ③ **K**		3	0	0	0	1	1	2
24 Brian Giles, L (1, 9) OBP: 0.258, SLG: 0.241		B SI 91 C FF 92 1 SAFE X SI 91 1-1 ① ② **G3-6** **1-2f**		F SI 91 C SI 91 X SL 82 0-2 ② **G4-3**			B CU 74 B FF 86 B FF 84 C SI 84 B SI 85 4-1 **BB** 8 1B			2	0	0	0	1	0	1
4 Nick Hundley, R (1, 2) OBP: 0.360, SLG: 0.444		B SI 92 C FF 92 B SI 92 B FF 91 B SI 91 4-1 **BB** 8 2B		B SI 90 C FF 91 S CH 83 T SI 92 1-2 ③ **K**			B FF 90 1 SAFE C FC 90 F CU 71 1 SAFE F SL 81 B FC 90 S CU 71 2-3 ② **K**			2	1	0	0	1	2	1
8 Chris Burke, R (1, 6) OBP: 0.327, SLG: 0.349		1 SAFE 1 SAFE C FF 92 B CH 83 B SI 90 B CH 80 S FF 92 X FF 91 3-2 **2B** **1-H**			C FF 90 B CH 81 B SI 89 F FF 90 S FF 90 2-3 ① **K**		F FC 89 X FC 89 0-1 **1B** **1-2**			3	0	2	1	0	1	0
49 Chad Gaudin, R (1, 1) 40 Greg Burke, R (7, 1) Jody Gerut, L (7, PH) OBP: 0.248, SLG: 0.381 57 Luke Gregerson, L (8, 1) 21 Heath Bell, R (9, 1)		B FF 90 S FF 91 S SI 91 B FF 92 F SI 91 B SL 79 X FF 91 3-2 ③ **F9**			F SI 89 F FF 90 B SL 81 X FF 90 1-2 ② **G5-3**		C CU 71 S CU 72 F CU 70 B SL 82 X FC 89 1-2 ③ **L5**			2 0 1 0 0	0 0 0 0 0	0 0 0 0 0	0 0 0 0 0	0 0 0 0 0	0 0 0 0 0	1 0 2 0 0
Inning Stats	R: 0 E: 0 K: 2 S: 15 H: 0 LOB: 1 BB: 1 P: 24	R: 1 E: 0 K: 0 S: 10 H: 1 LOB: 1 BB: 2 P: 25	R: 0 E: 0 K: 0 S: 9 H: 0 LOB: 0 BB: 0 P: 13	R: 1 E: 0 K: 1 S: 8 H: 1 LOB: 1 BB: 0 P: 9	R: 0 E: 0 K: 1 S: 12 H: 0 LOB: 0 BB: 0 P: 17	R: 0 E: 0 K: 1 S: 8 H: 0 LOB: 0 BB: 0 P: 11	R: 0 E: 0 K: 1 S: 14 H: 1 LOB: 2 BB: 1 P: 24	R: 0 E: 1 K: 1 S: 9 H: 1 LOB: 2 BB: 0 P: 13		1B: 2 2B: 1 3B: 0 HR: 1 SF: 0 SAC: 0 DP: 1 HBP: 0						

PITCHER		IP	WLS	BF	H	R	ER	SO	BB	IBB	HBP	BLK	WP	HR	S	P	ERA	WHIP
57 Jonathan Sánchez, L ERA: 4.74	(1, 1)	6.0	L	22	2	2	2	5	3	0	0	0	0	1	62	99	3.00	0.833
37 Pat Misch, L ERA: 10.8	(7, 1)	0.1		2	0	0	0	0	1	0	0	0	0	0	4	11	0.00	3.000
49 Brandon Medders, R ERA: 3.5	(7, 1)	0.2		3	1	0	0	1	0	0	0	0	0	0	10	13	0.00	1.500
46 Bob Howry, R ERA: 4.5	(8, 1)	1.0		5	1	0	0	1	0	0	0	0	0	0	9	13	0.00	1.000

PITCHER	IP	WLS	BF	H	R	ER	SO	BB	IBB	HBP	BLK	WP	HR	S	P	ERA	WHIP

BOTTOM

San Francisco Giants @ San Diego Padres

PETCO Park, San Diego, CA

Wed May 20 2009, 10:05 PM EDT

Att. 15,208 - Clear - 67 F

livebaseballscorecards.com

AB	28
R	2
H	4
RBI	2
BB	4
SO	7
LOB	11

WP: 0 PA: 32
PB: 0
SB: 1
CS: 0

Batter	1	2	3	4	5	6	7	8	9	AB	R	H	RBI	BB	SO	LOB
33 Aaron Rowand, R (1, 8) OBP: 0.345, SLG: 0.437	X CH 90 0-0 ① P3			C SL 86 B CU 75 B FC 92 X CH 91 2-1 8 FC6 1B		B CH 91 B FC 90 X FC 92 2-0 HR		C FF 94 B FS 88 X FF 94 1-1 ③ G6-3		4	1	2	1	0	0	0
8 Eugenio Velez, S (1, 4) OBP: 0.216, SLG: 0.222 35 Rich Aurilia, R (9, 3) OBP: 0.230, SLG: 0.232	C CH 90 X SL 83 0-1 ② G5-3			B SL 85 C CH 90 F SI 92 B CH 84 1 SAFE X CH 91 2-2 ① FC6 48 G4-6-3 1-2f		X SI 92 0-0 1B			B CU 79 X FF 92 1-0 48 1B 2 1B 1B	4 0	1 0	2 0	0 0	0 0	0 0	1 0
48 Pablo Sandoval, S (1, 5) OBP: 0.338, SLG: 0.464	F SI 92 X CU 75 0-1 ③ G4-3			C SL 84 X CH 90 0-1 ②③ G4-6-3 1-2f		B CH 90 F SL 86 F SI 90 S FC 91 1-3 ③ K			B FF 94 X FF 94 1-0 1 FC5-4 1-3 1B	4	0	1	0	0	1	2
1 Bengie Molina, R (1, 2) OBP: 0.294, SLG: 0.510		B CH 91 S FF 90 F FC 92 B CU 74 F CH 92 X FF 92 2-2 ① F9			F SI 90 S FC 93 F SL 88 B CH 92 B FC 91 X CU 75 2-2 2 FC4-6 1B		X FC 90 0-0 ① F8		F FF 95 X FF 96 0-1 ① FC5-4 12 1B 2 1B 1-2f	4	0	1	0	0	0	2
2 Randy Winn, S (1, 7) OBP: 0.341, SLG: 0.430		C SI 92 B SL 84 F SL 86 S CH 92 1-3 ② K			C SL 85 X SI 90 0-1 ① FC4-6 1-2f		C CH 84 B CU 78 B SI 91 S SL 85 X CH 90 2-2 12 1B 1B		X CU 82 0-0 12 1B 1-2 3-H 1B	4	0	2	1	0	1	1
12 Nate Schierholtz, L (1, 9) OBP: 0.259, SLG: 0.333		B CH 92 X SL 86 1-0 ③ G3			C SL 85 1 SAFE X CH 91 0-1 ② P5		B SI 90 T SL 86 1 SAFE 1 SAFE P PO 86 F SL 84 B FC 90 1 SAFE X CH 90 3-2 29 G6-4-3 1-3 1B		C FF 95 S FF 93 X FF 95 0-2 1-2 2-3 1B	4	0	2	0	0	0	1
10 Travis Ishikawa, L (1, 3) OBP: 0.298, SLG: 0.280 29 Jesus Guzman, R (7, PH) (7, 3) 38 Brian Wilson, R (9, 1)			F CH 91 B CU 75 B CH 92 B SI 91 F CH 91 X FC 91 3-2 ① G4-3		1 SAFE X SI 88 0-0 ③ G3		F FF 88 F FF 88 F SL 78 B FC 88 X FF 88 1-2 ②③ G6-4-3 1-2f		B FF 95 B CU 82 F FF 93 F FF 94 F FF 94 S CU 81 2-3 ② K	2 2 0	0 0 0	0 0 0	0 0 0	0 0 0	0 1 0	1 5 0
19 Kevin Frandsen, R (1, 6)			B CH 91 C SL 86 X SL 86 1-1 ② G4-3			F FC 90 C CU 74 F FC 91 B SI 93 X CH 92 1-2 ① L8		B SL 84 C FF 92 F FF 93 F FF 93 B FF 94 S FF 93 2-3 ① K	S FF 94 F FF 94 X FF 95 0-2 ③ G6-3	4	0	0	0	0	1	3
55 Tim Lincecum, L (1, 1) OBP: 0.190, SLG: 0.158 14 Fred Lewis, L (8, PH) OBP: 0.381, SLG: 0.389 46 Bob Howry, L (8, 1) 41 Jeremy Affeldt, L (8, 1) OBP: 1.000, SLG: 1.000 7 Emmanuel Burriss, S (9, 4) OBP: 0.322, SLG: 0.274			C CH 91 C SL 86 S FC 92 0-3 ③ K			B CH 91 B CH 89 C CH 90 S CH 91 X SL 86 2-2 ② G1-3		S FS 88 C FF 94 B FF 94 S FF 94 1-3 ② K		2 1 0 0 0	0 0 0 0 0	0 0 0 0 0	0 0 0 0 0	1 1 0 0 0	0 0 0 0 0	0 0 0 0 0
Inning Stats	R: 0 E: 0 K: 0 S: 5 H: 0 LOB: 0 BB: 0 P: 5	R: 0 E: 0 K: 1 S: 8 H: 0 LOB: 0 BB: 0 P: 12	R: 0 E: 0 K: 1 S: 8 H: 0 LOB: 0 BB: 0 P: 12	R: 0 E: 0 K: 0 S: 7 H: 1 LOB: 0 BB: 0 P: 11	R: 0 E: 0 K: 0 S: 9 H: 1 LOB: 1 BB: 0 P: 11	R: 1 E: 0 K: 1 S: 12 H: 2 LOB: 1 BB: 0 P: 18	R: 0 E: 0 K: 0 S: 12 H: 2 LOB: 1 BB: 0 P: 17	R: 0 E: 0 K: 2 S: 9 H: 0 LOB: 0 BB: 0 P: 13	R: 1 E: 0 K: 1 S: 15 H: 4 LOB: 3 BB: 0 P: 19	1B: 9 2B: 0 3B: 0 HR: 1	SF: 0 SAC: 0 DP: 2 HBP: 0		WP: 0 PB: 0 SB: 0 CS: 0	PA: 35			

PITCHER		IP	WLS	BF	H	R	ER	SO	BB	IBB	HBP	BLK	WP	HR	S	P	ERA	WHIP
29 Kevin Correia, R ERA: 4.53	(1, 1)	6.1		24	6	1	1	3	0	0	0	0	0	1	57	81	1.42	0.947
54 Joe Thatcher, L ERA:	(7, 1)	0.2		1	0	0	0	0	0	0	0	0	0	0	4	5	0.00	0.000
45 Edward Mujica, R ERA: 3.1	(8, 1)	1.0		3	0	0	0	2	0	0	0	0	0	0	9	13	0.00	0.000
21 Heath Bell, R ERA: 0.5	(9, 1)	1.0	W	7	4	1	1	1	0	0	0	0	0	0	15	19	9.00	4.000

PITCHER	IP	WLS	BF	H	R	ER	SO	BB	IBB	HBP	BLK	WP	HR	S	P	ERA	WHIP

TOP

San Francisco Giants @ San Diego Padres

PETCO Park, San Diego, CA

Thu May 21 2009, 10:05 PM EDT

Att. 19,921 - Clear - 66 F

livebaseballscorecards.com

AB	35
R	2
H	10
RBI	2
BB	0
SO	6
LOB	16

Batter	1	2	3	4	5	6	7	8	9	AB	R	H	RBI	BB	SO	LOB
24 Brian Giles, L (1, 9) OBP: 0.256, SLG: 0.235	C SI 94 C FF 94 B SI 96 C SI 95 1-3 ① K		X SI 95 0-0 ② L8		B CU 76 S CH 82 B CH 84 C FF 92 F SI 94 T CH 83 2-2 ② K		C FF 93 1 SAFE C CU 79 B CH 86 F CH 84 X CH 82 1-2 ③ G1-3		B FF 97 C FF 98 F FF 96 B SL 89 B FF 99 B SL 89 4-2 12 1B 22 HBP BB 1-2 2-3	4	0	0	0	1	2	2
22 David Eckstein, R (1, 4) OBP: 0.304, SLG: 0.313	C SI 95 F FF 95 B FF 95 B F B SI 95 X 3-2 E3		B FF 93 C SI 94 F SI 93 X CH 83 1-2 2-H 1B		C CU 80 B CU 79 F FF 94 F SI 95 F FF 94 F CH 82 F CU 79 X SI 94 1-2 ③ G4-3			B FF 93 C SI 92 F SI 93 B SI 93 F FF 93 F SI 92 F SI 93 F SL 83 B SI 94 3-2 X SI 92 E4 12 FC1-6	H FF 97 1-0 12 1B 1-2 2-3 3-H HBP	4	0	1	2	0	0	0
12 Scott Hairston, R (1, 8) OBP: 0.398, SLG: 0.579	D CU 79 1 SAFE F FF 93 F FF 93 X SL 83 1-2 ② L7		1 SAFE D CU 75 X CH 83 1-0 ③ P2			X CU 78 0-0 ① G5-3		B FF 93 C SI 94 F FF 93 D SL 86 1 SAFE B SL 86 X SI 93 3-2 ① FC1-6 23 G1 1-2f	C SL 89 X SL 91 0-1 1-2 2-3 3-H 1B	5	0	1	1	0	0	3
23 Adrián González, L (1, 3) OBP: 0.373, SLG: 0.591	1 SAFE X CH 83 0-0 ③ G3			S SI 92 F CH 82 S CH 84 0-3 ① K		C SI 94 C SI 93 F SI 94 F SI 94 B SI 95 B FF 94 B CH 84 X CU 76 3-2 1B		1 SAFE F SI 94 X SI 95 0-1 1-2 ② G1		4	0	1	0	0	1	2
7 Chase Headley, S (1, 7) OBP: 0.302, SLG: 0.363		B CU 76 B CU 75 F SI 94 F FF 94 C SI 95 2-3 ① K		C CU 76 C SI 93 F SI 94 X CH 83 0-2 ② L9		F CU 93 S CU 80 C CH 85 0-3 ② K		C FF 95 B CU 80 B FF 95 X FF 95 2-1 ③ G5-3		4	0	0	0	0	2	2
5 Kevin Kouzmanoff, R (1, 5) OBP: 0.292, SLG: 0.353		C CU 77 B SL 80 B FF 94 B CH 82 F SI 92 S CH 85 3-3 ② K		B FF 93 C CU 75 H CU 78 2-1 4 BB HBP		X FF 93 0-0 ③ G3			B FF 96 S SL 90 B SL 90 F SL 91 X SL 90 2-2 24 BB 4 SH3-4 22 HBP 1B	3	1	1	0	0	1	1
4 Nick Hundley, R (1, 2) OBP: 0.359, SLG: 0.436	S SI 95 B SL 80 C FF 94 B SI 94 X CH 83 2-2 ③ G1-3			1 SAFE 1 SAFE B FF 94 1 SAFE B SI 92 B FF 93 B SI 93 4-0 1-2 BB			C CU 77 C SL 80 B FF 94 S FF 94 1-3 ① K		C FF 96 B SL 88 X 1-1 ① SH3-4 1-2	2	0	0	0	1	1	0
8 Chris Burke, R (1, 6) OBP: 0.346, SLG: 0.370 18 Tony Gwynn Jr., L (9, PH)			C SI 93 S FF 93 F CH 84 B SI 95 F CU 78 F SL 80 X CH 84 1-2 22 S 29 SH5-4 22 1B 1B	D CU 76 C CU 78 F FF 92 B CH 84 F FF 95 S CU 78 2-3 ③ K			X SI 95 0-0 24 E 1B		C SL 88 B FF 96 B FF 96 B SL 89 B SL 88 4-1 22 HBP 24 BB 12 1B BB	3 0	1 1	2 0	0 0	1 1	2 0	0 0
29 Kevin Correia, R (1, 1) OBP: 0.333, SLG: 0.375 54 Joe Thatcher, L (7, 1) 11 Drew Macias, L (7, PH) OBP: 0.500, SLG: 0.889 45 Edward Mujica, R (8, 1) 21 Heath Bell, R (9, 1) 2 Edgar Gonzalez, R (9, PH) OBP: 0.246, SLG: 0.431			X SI 94 0-0 ① SH5-4 1-2		F SI 91 B FF 93 F SI 93 S CH 82 1-3 ① K		B CU 76 1 SAFE B CU 74 C FF 93 1 SAFE F SI 93 S CH 82 2-3 ② K		S FF 98 B FF 98 S SL 91 C FF 97 1-3 ② K	1 0 1 0 0 0 1	0 0 0 0 0 0 0	0 0 0 0 0 0 0	0 0 0 0 0 0 0	0 0 1 0 0 0 0	1 0 1 0 0 0 1	0 0 1 0 0 0 2
Inning Stats	R: 0 E: 1 K: 1 S: 11 H: 0 LOB: 1 BB: 0 P: 16	R: 0 E: 0 K: 2 S: 9 H: 0 LOB: 0 BB: 0 P: 16	R: 1 E: 0 K: 0 S: 12 H: 2 LOB: 1 BB: 0 P: 15	R: 0 E: 0 K: 2 S: 12 H: 0 LOB: 2 BB: 1 P: 20	R: 0 E: 0 K: 2 S: 14 H: 0 LOB: 0 BB: 0 P: 18	R: 0 E: 0 K: 1 S: 10 H: 1 LOB: 1 BB: 0 P: 13	R: 0 E: 1 K: 2 S: 11 H: 1 LOB: 1 BB: 0 P: 15	R: 0 E: 1 K: 0 S: 14 H: 0 LOB: 1 BB: 0 P: 22	R: 2 E: 0 K: 1 S: 13 H: 2 LOB: 3 BB: 2 P: 26	1B: 6 2B: 0 3B: 0 HR: 0	SF: 0 SAC: 2 DP: 0 HBP: 2	WP: 0 PB: 0 SB: 1 CS: 0	PA: 39			

PITCHER		IP	WLS	BF	H	R	ER	SO	BB	IBB	HBP	BLK	WP	HR	S	P	ERA	WHIP
55 Tim Lincecum, R ERA: 3.45	(1, 1)	7.0		28	4	1	1	10	1	0	1	0	0	0	79	113	1.29	0.714
46 Bob Howry, R ERA: 4.41	(8, 1)	0.1		2	0	0	0	0	0	0	0	0	0	0	10	16	0.00	0.000
41 Jeremy Affeldt, L ERA: 2.41	(8, 1)	0.2		2	0	0	0	0	0	0	0	0	0	0	4	6	0.00	0.000
38 Brian Wilson, R ERA: 4.87	(9, 1)	0.2	L	7	2	2	2	1	2	0	1	0	0	0	13	26	27.00	6.000

PITCHER	IP	WLS	BF	H	R	ER	SO	BB	IBB	HBP	BLK	WP	HR	S	P	ERA	WHIP

BOTTOM

San Francisco Giants @ San Diego Padres

PETCO Park, San Diego, CA

Thu May 21 2009, 10:05 PM EDT

Att. 19,921 - Clear - 66 F

livebaseballscorecards.com

AB	32
R	3
H	6
RBI	3
BB	3
SO	11
LOB	15

Batter	1	2	3	4	5	6	7	8	9	10	11	12	AB	R	H	RBI	BB	SO	LOB
33 Aaron Rowand, R (1, 8) OBP: 0.347, SLG: 0.458	HR		K			F8			L6	G4-3		1B	5	1	2	1	0	1	0
16 Edgar Renteria, R (1, 6) OBP: 0.331, SLG: 0.344	P2			K			BB		G4-3			G5-3	4	0	0	0	1	1	1
48 Pablo Sandoval, S (1, 5) OBP: 0.333, SLG: 0.455	K			1B			P6			K		E6	5	0	1	0	0	2	2
1 Bengie Molina, R (1, 2) OBP: 0.285, SLG: 0.493	F8			F7			P5			K		F7	5	0	0	0	0	1	4
2 Randy Winn, S (1, 9) OBP: 0.333, SLG: 0.418		F8		CS	P4		F8			F9			4	0	0	0	0	0	1
29 Jesus Guzman, R (1, 10)		G1-3			G4-3			L6-3			G4-3		4	0	0	0	0	0	0
35 Rich Aurilia, R (1, 3) OBP: 0.215, SLG: 0.217		K			K			G3-1			G5-3		4	0	0	0	0	2	0
14 Fred Lewis, L (1, 7) OBP: 0.371, SLG: 0.377			K			F8		L6			K		4	0	0	0	0	2	0
7 Emmanuel Burriss, S (1, 4) OBP: 0.314, SLG: 0.266			K			F8			K			B1-3	4	0	0	0	0	2	0
Inning Stats	R: 1 E: 0 K: 1 S: 10 H: 1 LOB: 0 BB: 0 P: 19	R: 0 E: 0 K: 1 S: 8 H: 0 LOB: 0 BB: 0 P: 11	R: 0 E: 0 K: 3 S: 9 H: 0 LOB: 0 BB: 0 P: 14	R: 0 E: 0 K: 1 S: 13 H: 1 LOB: 0 BB: 0 P: 18	R: 0 E: 0 K: 1 S: 7 H: 0 LOB: 0 BB: 0 P: 10	R: 0 E: 0 K: 0 S: 9 H: 0 LOB: 0 BB: 0 P: 14	R: 0 E: 0 K: 0 S: 12 H: 0 LOB: 1 BB: 1 P: 20	R: 0 E: 0 K: 0 S: 7 H: 0 LOB: 0 BB: 0 P: 11	R: 0 E: 0 K: 1 S: 7 H: 0 LOB: 0 BB: 0 P: 10	R: 0 E: 0 K: 2 S: 9 H: 0 LOB: 0 BB: 0 P: 15	R: 0 E: 0 K: 1 S: 6 H: 0 LOB: 0 BB: 0 P: 9	R: 0 E: 1 K: 0 S: 9 H: 1 LOB: 2 BB: 0 P: 12	1B: 2 2B: 0 3B: 0 HR: 1	SF: 0 SAC: 0 DP: 0 HBP: 0		WP: 0 PB: 0 SB: 1 CS: 1	PA: 41

PITCHER		IP	WLS	BF	H	R	ER	SO	BB	IBB	HBP	BLK	WP	HR	S	P	ERA	WHIP
38 Jason Vargas, L ERA: 1.29	(1, 1)	7.0		23	2	1	1	7	1	0	0	0	0	1	68	106	1.29	0.429
57 Mark Lowe, R ERA: 3.38	(8, 1)	2.0		6	0	0	0	1	0	0	0	0	0	0	14	21	0.00	0.000
53 David Aardsma, R ERA: 1.31	(10, 1)	1.0		3	0	0	0	2	0	0	0	0	0	0	9	15	0.00	0.000
46 Sean White, R ERA: 2.11	(11, 1)	2.0	W	8	1	0	0	1	0	0	0	0	0	0	15	21	0.00	0.500

PITCHER	IP	WLS	BF	H	R	ER	SO	BB	IBB	HBP	BLK	WP	HR	S	P	ERA	WHIP

TOP

San Francisco Giants @ Seattle Mariners

Safeco Field, Seattle, WA

Fri May 22 2009, 7:10 PM PDT

Att. 38,527 - Clear - 68 F

livebaseballscorecards.com

AB	39
R	1
H	3
RBI	1
BB	1
SO	11
LOB	8

Batter	1	2	3	4	5	6	7	8	9	10	11	12	AB	R	H	RBI	BB	SO	LOB
51 Ichiro Suzuki, L (1, 9) OBP: 0.343, SLG: 0.424	B FF 88 X FF 89 1-0 F9 ①		C SI 92 C SL 87 X SL 88 0-2 FC6-4 ① 5 FC4-6 1-2f		B SL 86 X SL 85 1-0 29 FC5-4 1-2 1B	C FC 91 B FC 91 C CU 71 F FC 90 X FC 90 1-2 FC5-2 ③ 1-2 2-3 3-Hf			C CU 77 B CU 77 B SI 94 C CU 78 X CU 78 2-2 G4-3 ①		B FF 90 S SI 83 B CH 83 B SI 89 X FF 90 3-1 G4-3 ①		6	0	1	0	0	0	4
29 Adrian Beltré, R (1, 5) OBP: 0.246, SLG: 0.308	C SI 89 F SI 91 B FF 92 B SL 87 B SL 86 B FF 92 4-2 BB		C SI 91 B SI 90 B SI 93 F SI 91 F SI 94 S SL 88 2-3 K ②		B FS 86 B SI 90 C SL 86 F FS 86 X SI 93 2-2 FC5-4 ② 1-2f 2-3		B FC 90 X SL 82 1-0 E7 5 F9 1B		B FF 94 F SI 93 X SI 93 1-1 25 G3 5 1B 1B		B FF 90 C FF 90 X FF 91 1-1 F8 ②		5	0	2	0	1	1	3
5 Mike Sweeney, R (1, 10) OBP: 0.277, SLG: 0.359 10 Endy Chavez, L (9, PR) OBP: 0.333, SLG: 0.316 (10, 10)	B SI 90 F SI 90 1 SAFE B SI 92 F SL 84 X SI 92 2-2 F9 ②		1 SAFE X SI 89 0-0 FC4-6 ③ 1-2f		C SI 90 F SL 86 S FF 89 0-3 K ③		B FC 90 X FC 91 1-0 F9 ① 2-3		X SI 94 0-0 25 G3 1-2 1B		B FF 90 C FF 90 X CH 82 1-1 G4-3 ③		5 1	0 0	1 0	0 0	0 0	1 0	5 0
25 Wladimir Balentien, R (1, 7) OBP: 0.295, SLG: 0.379	C SI 93 C FF 93 B FF 93 1 SAFE S SL 87 1-3 K ③		F FF 90 B FS 84 F FF 89 F FF 93 B SL 87 S SL 87 2-3 K ①		C SI 91 B FS 86 B SI 90 F SL 86 X SL 87 2-2 2 BB 4 1B 1B		C FC 91 C CU 72 S FC 89 S FC 90 1-3 K ②		F SI 94 X SI 94 0-1 G3 ② 1-2 2-3		B FF 89 B CU 79 B SI 89 B FF 89 4-0 30 1B 4 1B BB		5	2	1	0	1	3	4
30 Russell Branyan, L (1, 3) OBP: 0.400, SLG: 0.617		B SI 89 B SI 91 B FF 90 C FF 89 T FF 91 S SL 86 3-3 K ①		B SI 90 B SL 86 B FF 92 B FF 89 4-0 BB	B SI 92 S SL 86 L SL 87 B FF 88 F SL 88 B FF 93 F SL 87 F FF 92 F SL 86 3-3 S SL 86 K ①		B CU 78 F SI 93 B SI 94 B SI 94 S FF 95 B FF 96 4-2 2 FC5-4 BB		I IN 58 I IN 59 I IN 60 I IN 58 4-0 IBB		B SI 86 C SI 86 1 SAFE S CU 75 X CU 76 1-2 4 1B 1-3 1B		3	0	1	0	3	2	1
2 Kenji Johjima, R (1, 2) OBP: 0.267, SLG: 0.349 24 Ken Griffey Jr., L (9, PH) OBP: 0.366, SLG: 0.392 32 Rob Johnson, R (10, 2) OBP: 0.239, SLG: 0.286		C SI 90 C FF 91 X SL 87 0-2 1B	C SI 90 C SI 91 B FF 93 B SI 91 S SL 88 2-3 K ②		B FS 87 B SI 92 B FF 92 B FS 87 4-0 7 1B 4 1B 51 FC5-2 1-2 BB		B SI 94 C SI 95 X SI 94 1-1 FC5-4 ③ 1-2f		B SI 94 B SI 94 S SI 94 X SI 94 2-1 F8 ③		B CU 75 C CU 74 B CU 76 B FF 87 B CU 75 4-1 4 1B BB		3 1 0	0 0 0	1 0 0	0 0 0	1 0 1	1 3 0	3 0 0
4 Jose Lopez, R (1, 4) OBP: 0.270, SLG: 0.321		C SI 90 C SL 91 B SL 86 B SL 87 X FF 92 2-2 F7 ②	1 SAFE B SI 89 C SI 90 F FS 86 F FF 92 1 SAFE B FF 92 X SL 87 2-2 F8 ③		C SL 88 F FS 86 B FF 89 B FS 85 F SI 93 F FF 88 B SI 91 X FF 88 3-2 51 FC5-2 7 1B 1-2 2-H 1B		C SI 94 X FF 93 0-1 L6 ①		C FF 91 B SL 83 F SL 83 X FF 91 1-2 F8 ①		B SI 88 X SI 86 1-0 1-2 2-3 3-H 1B	6	0	2	2	0	0	2
7 Yuniesky Betancourt, R (1, 6) OBP: 0.290, SLG: 0.360		X SI 90 0-0 L3 ③		B FF 88 C FS 83 F FS 86 B SI 93 X SL 86 2-2 P4 ①	C SI 91 B FF 88 X SI 91 1-1 51 FC5-2 1-2 2-3 1B				B SI 93 C SI 93 S CH 87 C CU 78 1-3 K ②		C CU 81 X FF 90 0-1 F8 ②		5	0	1	0	0	1	1
21 Franklin Gutierrez, R (1, 8) OBP: 0.333, SLG: 0.346			B SL 84 F SL 85 S SL 86 X SI 94 1-2 51 FC6-4 1B		B SI 89 C SL 85 X FS 86 1-1 E4 29 FC5-4 51 1B	C CU 72 F SL 85 S FC 91 0-3 K ②			B SI 92 X SI 93 1-0 G5-3 ③		C FF 90 B FF 92 B FF 90 C SL 82 S SI 92 2-3 K ③		5	0	1	0	0	2	3
Inning Stats	R: 0 E: 0 K: 1 S: 9 H: 0 LOB: 1 BB: 1 P: 17	R: 0 E: 0 K: 1 S: 10 H: 1 LOB: 1 BB: 0 P: 15	R: 0 E: 0 K: 1 S: 11 H: 1 LOB: 1 BB: 0 P: 14	R: 0 E: 0 K: 2 S: 11 H: 0 LOB: 1 BB: 1 P: 21	R: 0 E: 1 K: 1 S: 12 H: 1 LOB: 2 BB: 0 P: 18	R: 1 E: 0 K: 2 S: 24 H: 3 LOB: 3 BB: 1 P: 38	R: 0 E: 1 K: 1 S: 9 H: 1 LOB: 2 BB: 1 P: 17	R: 0 E: 0 K: 1 S: 6 H: 0 LOB: 0 BB: 0 P: 8	R: 0 E: 0 K: 0 S: 10 H: 2 LOB: 3 BB: 1 P: 19	R: 0 E: 0 K: 1 S: 8 H: 0 LOB: 0 BB: 0 P: 11	R: 0 E: 0 K: 0 S: 6 H: 0 LOB: 0 BB: 0 P: 11	R: 1 E: 0 K: 0 S: 5 H: 2 LOB: 3 BB: 2 P: 15	1B: 11 2B: 0 3B: 0 HR: 0	SF: 0 SAC: 0 DP: 0 HBP: 0	WP: 0 PB: 0 SB: 0 CS: 0	PA: 52			

PITCHER	IP	WLS	BF	H	R	ER	SO	BB	IBB	HBP	BLK	WP	HR	S	P	ERA	WHIP
51 Randy Johnson, L (1, 1) ERA: 6.26	5.1		26	6	1	1	7	3	0	0	0	0	0	70	115	1.69	1.688
49 Brandon Medders, R (6, 1) ERA: 3.26	1.1		5	1	0	0	2	0	0	0	0	0	0	12	16	0.00	0.750
41 Jeremy Affeldt, L (7, 1) ERA: 2.21	1.2		6	0	0	0	1	1	0	0	0	0	0	13	22	0.00	0.600
46 Bob Howry, R (9, 1) ERA: 4.24	0.2		5	2	0	0	0	0	1	0	0	0	0	7	14	0.00	3.000
45 Justin Miller, R (10, 1) ERA: 2.25	2.0	L	7	0	1	1	1	1	0	0	0	0	0	14	26	4.50	0.500

PITCHER	IP	WLS	BF	H	R	ER	SO	BB	IBB	HBP	BLK	WP	HR	S	P	ERA	WHIP
37 Pat Misch, L (12, 1) ERA: 10.8	0.0		3	2	0	0	0	1	0	0	0	0	0	5	11	∞	∞

BOTTOM

San Francisco Giants @ Seattle Mariners

Safeco Field, Seattle, WA

Fri May 22 2009, 7:10 PM PDT

Att. 38,527 - Clear - 68 F

livebaseballscorecards.com

AB	45
R	2
H	11
RBI	2
BB	7
SO	11
LOB	29

Batter	1	2	3	4	5	6	7	8	9	AB	R	H	RBI	BB	SO	LOB
33 Aaron Rowand, R (1, 8) OBP: 0.342, SLG: 0.449	C FF 88 B FF 90 X FF 90 1-1 G5-3		C FF 90 F CH 82 C FF 90 0-3 K		X CH 83 0-0 FC5 1-2 2-3f		B SI 94 F SL 90 F SI 95 X SI 94 1-2 G5-3	F FF 91 X FF 93 0-1 16 BB 1-2 1B		5	0	1	0	0	1	5
16 Edgar Renteria, R (1, 6) OBP: 0.327, SLG: 0.333	B SI 90 F CH 82 B SL 80 B FF 91 F FF 90 X FF 91 3-2 L9		B CH 82 B SL 80 C SL 81 B FF 90 F FF 90 C FF 90 3-3 K			C SL 79 F FF 88 F FF 89 C SI 88 0-3 K		X FF 96 1-0 G5-3 C FF 93 S SI 94 1 SAFE B FF 88 S FF 94 D CH 84 B FF 95 4-2 1-2 2-3 BB		4	0	0	0	1	2	0
48 Pablo Sandoval, S (1, 10) OBP: 0.345, SLG: 0.468 35 Rich Aurilia, R (8, PH) OBP: 0.209, SLG: 0.210 (8, 10)	C SL 80 B SL 81 X SL 80 1-1 2B			B FF 88 B SI 89 B SI 89 C FF 89 B SI 90 4-1 1 G5-4-3 BB		B SI 89 F FF 88 B SL 79 F FF 89 B FF 90 F FF 89 X SL 80 3-2 1 CS 1B		X FF 96 1-0 G6-3 C FF 94 A FF 95 B FF 88 S FF 94 2-3 K		2 2	0 0	2 0	0 0	1 0	0 1	0 3
1 Bengie Molina, R (1, 2) OBP: 0.282, SLG: 0.484	S CH 83 B CH 84 F SI 91 F FF 91 C SL 79 1-3 K			C SL 80 B CH 80 X CH 81 1-1 G5-4-3 1-2f		C FF 89 B FF 88 X SI 89 1-1 F8 1-2		B SL 83 X FF 94 1-0 7 BB 2 1B 5 2B 1B	B FF 92 X FF 92 1-0 L8	5	1	1	0	0	1	3
2 Randy Winn, S (1, 9) OBP: 0.335, SLG: 0.418		B FF 88 B FF 88 F FF 89 X FF 89 2-1 F8		C SL 80 B SL 79 X FF 89 1-1 P6			B SI 93 B SI 94 F SI 93 X SI 93 2-1 5 SH2-4 29 1B 1B	F FF 95 X FF 96 0-1 7 BB 5 2B 1-2 1B	C FF 91 S CH 83 B FF 93 B CH 83 B CH 84 F FF 91 S FF 92 3-3 K	5	1	2	0	0	1	0
29 Jesus Guzman, R (1, 3) OBP: 0.111, SLG: 0.111 7 Emmanuel Burriss, S (7, PR) OBP: 0.323, SLG: 0.271 (7, 4)		X FF 89 0-0 G6-3			B SI 88 C SI 89 X SL 79 1-1 G4-3		L SI 92 1 SAFE 1 SAFE 1 SAFE B SI 92 X SL 89 1-1 5 SH2-4 1-2 1B	B FF 97 B CH 88 F FF 98 S CH 88 F FF 99 B FF 96 D CH 88 4-2 5 2B 1-2 2-3 BB	C FF 93 B FF 93 X CH 84 1-1 5 CS 1B	3 1	0 1	1 1	0 1	0 0	0 1	0 0
5 Juan Uribe, R (1, 5) OBP: 0.328, SLG: 0.375		B FF 89 B FF 89 F SI 89 B FF 89 F FF 90 F SI 90 F FF 90 F SL 81 X FF 90 3-2 14 FC4-6 1B		C FF 89 B CH 81 X CH 82 1-1 P2		X SL 88 0-0 SH2-4 1-2 2-3	B SL 84 X FF 97 1-0 14 HR 1-H 2-H 3-H 2B	1 SAFE 1 SAFE B FF 92 1-0 CS 1-2	3	1	2	3	0	0	0
14 Fred Lewis, L (1, 7) OBP: 0.381, SLG: 0.406		B FF 90 X SI 88 1-0 FC4-6 1-2f		C FF 89 B SI 90 X FF 89 1-1 33 FC5 19 BB 1B		B SL 90 B SL 89 S SL 90 B SL 89 B FF 92 4-1 BB	B FF 96 C FF 96 F FF 97 F CH 88 B FF 96 X CH 88 2-2 2-H HR		3	1	2	2	1	0	1
19 Kevin Frandsen, R (1, 4) 12 Nate Schierholtz, L (7, PH) OBP: 0.255, SLG: 0.327 10 Travis Ishikawa, L (7, 3) OBP: 0.305, SLG: 0.280			X FF 90 0-0 G6-3	1 SAFE C SL 78 1 SAFE B SI 87 C SL 78 1 SAFE B FF 88 F SL 78 1 SAFE 4-2 B SI 80 B SL 80 33 FC5 1-2 BB		F FF 94 F SL 90 B FF 94 B FF 94 S SL 91 2-3 K	B FF 94 B FF 93 B FF 94 C FF 91 B FF 92 4-1 16 BB 33 1B BB		1 1 0	0 0 0	0 0 0	0 0 0	1 0 1	0 1 0	0 3 0
Inning Stats	R: 0 E: 0 K: 1 S: 11 H: 1 LOB: 1 BB: 0 P: 17	R: 0 E: 0 K: 0 S: 10 H: 1 LOB: 1 BB: 0 P: 16	R: 0 E: 0 K: 2 S: 7 H: 0 LOB: 0 BB: 0 P: 10	R: 0 E: 0 K: 0 S: 5 H: 0 LOB: 0 BB: 1 P: 11	R: 0 E: 0 K: 0 S: 10 H: 1 LOB: 2 BB: 1 P: 17	R: 0 E: 0 K: 1 S: 10 H: 1 LOB: 0 BB: 0 P: 14	R: 0 E: 0 K: 1 S: 12 H: 2 LOB: 3 BB: 1 P: 22	R: 5 E: 0 K: 1 S: 21 H: 5 LOB: 3 BB: 3 P: 41	R: 0 E: 0 K: 1 S: 7 H: 1 LOB: 0 BB: 0 P: 13	1B: 9 2B: 2 3B: 0 HR: 1 SF: 0 SAC: 1 DP: 1 HBP: 0						WP: 0 PB: 0 SB: 0 CS: 2 PA: 43	

TOP

San Francisco Giants @ Seattle Mariners

Safeco Field, Seattle, WA

Sat May 23 2009, 7:10 PM PDT

Att. 33,340 - Clear - 63 F

livebaseballscorecards.com

AB	35
R	5
H	12
RBI	5
BB	6
SO	7
LOB	15

PITCHER		IP	WLS	BF	H	R	ER	SO	BB	IBB	HBP	BLK	WP	HR	S	P	ERA	WHIP
49 Garrett Olson, L ERA: 3.66	(1, 1)	6.0		22	4	0	0	4	2	0	0	0	0	0	53	85	0.00	1.000
43 Miguel Batista, R ERA: 2.28	(7, 1)	1.0	H	6	2	0	0	1	1	0	0	0	0	0	12	22	0.00	3.000
57 Mark Lowe, R ERA: 5.32	(8, 1)	0.2	L	8	4	5	5	0	2	0	0	0	0	1	14	28	67.50	9.000
20 Denny Stark, R ERA: 7.56	(8, 1)	1.1		6	2	0	0	2	1	0	0	0	0	0	14	26	0.00	2.250

PITCHER	IP	WLS	BF	H	R	ER	SO	BB	IBB	HBP	BLK	WP	HR	S	P	ERA	WHIP

Batter	1	2	3	4	5	6	7	8	9	AB	R	H	RBI	BB	SO	LOB
51 Ichiro Suzuki, L (1, 9) OBP: 0.347, SLG: 0.426	C FF 90 C FF 91 F FF 93 F CH 86 X CH 88 0-2 ① G3		X FF 91 0-0 29 G6-3 10 SH1-4 1-2 1B		C FF 92 X CH 86 0-1 1B		1 SAFE B FF 91 1-0 ③ CS 1-2	F FF 92 B CH 86 C CU 73 F FF 92 B FF 94 F FF 93 X CH 87 2-2 ① G5-3		4	0	2	0	0	0	0
10 Endy Chavez, L (1, 7) OBP: 0.333, SLG: 0.316	C CU 73 X CH 86 0-1 ② G4-3		X FF 92 0-0 ① SH1-4 1-2 2-3		C FF 91 1 SAFE 1 SAFE B FF 91 S CH 84 1 SAFE B CH 85 X FF 91 2-2 ② F9			C CU 74 B CH 87 X CH 87 1-1 29 G6-4-3 1B		3	0	1	0	0	0	1
29 Adrián Beltré, R (1, 5) OBP: 0.246, SLG: 0.306	B FF 92 F FF 93 X SL 86 1-1 24 1B 1B		X FF 92 0-0 ② G6-3 2-3 3-H		C FF 91 F CH 85 X FF 91 0-2 ③ F8			X FF 92 0-0 ② ③ G6-4-3 1-2f		4	0	1	1	0	0	3
24 Ken Griffey Jr., L (1, 10) OBP: 0.362, SLG: 0.387	C FF 92 B FF 91 B FF 92 X CH 85 2-1 1-3 1B		X FF 94 0-0 ③ L8			B FF 92 B CH 85 X FF 92 2-0 ① P5			B FF 93 F FF 92 B FF 93 F FF 93 S FF 94 2-3 ① K	4	0	1	0	0	1	1
30 Russell Branyan, L (1, 3) OBP: 0.403, SLG: 0.613	F FF 92 B FF 92 S FF 92 X FF 93 1-2 ③ F8			C CU 75 B FF 94 B FF 93 S CH 87 B FF 94 C FF 93 3-3 ① K		B CH 88 B FF 92 F FF 92 F FF 92 X FF 94 2-2 4 G6-4-3 1B			S CH 88 B FF 93 B FF 93 B FF 93 X FF 93 2-1 1B	4	0	2	0	0	1	2
4 Jose Lopez, R (1, 4) OBP: 0.264, SLG: 0.313		B FF 92 F FF 91 B CU 74 X FF 92 2-1 ① F9		F CU 76 F FF 94 X FF 94 0-2 ② L7		X FF 91 0-0 ② ③ G6-4-3 1-2f			C FF 92 X FF 92 0-1 ② F7	4	0	0	0	0	0	2
2 Kenji Johjima, R (1, 2) OBP: 0.267, SLG: 0.345		C FF 91 F FF 92 C FF 92 0-3 ② K		X FF 92 0-0 3 S 1B			B FF 91 C CH 85 M FF 91 T FF 93 1-2 ① K		X FF 93 0-0 ③ F8	4	0	1	0	0	2	1
3 Ronny Cedeno, R (1, 6) OBP: 0.250, SLG: 0.375		C FF 92 F FF 92 S FF 94 0-3 ③ K		C FF 92 S FF 92 S FF 93 0-3 ③ K 1-2			B SL 88 F FF 92 B SL 86 F FF 93 X CU 75 2-2 ② P4			3	0	0	0	0	2	1
21 Franklin Gutierrez, R (1, 8) OBP: 0.340, SLG: 0.354			C FF 91 B FF 92 C CU 75 F FF 93 X SL 86 1-2 10 SH1-4 51 1B 29 G6-3 1B		B CU 75 F FF 91 F CH 86 F FF 93 B FF 90 F CU 75 B CU 76 S CH 87 3-3 ① K		X SL 85 0-0 51 CS 1B			3	1	2	0	0	1	0
Inning Stats	R: 0 E: 0 K: 0 S: 14 H: 2 LOB: 2 BB: 0 P: 18	R: 0 E: 0 K: 2 S: 8 H: 0 LOB: 0 BB: 0 P: 10	R: 1 E: 0 K: 0 S: 8 H: 2 LOB: 1 BB: 0 P: 9	R: 0 E: 0 K: 2 S: 10 H: 1 LOB: 1 BB: 0 P: 13	R: 0 E: 0 K: 1 S: 13 H: 1 LOB: 1 BB: 0 P: 18	R: 0 E: 0 K: 0 S: 5 H: 1 LOB: 0 BB: 0 P: 9	R: 0 E: 0 K: 1 S: 7 H: 1 LOB: 0 BB: 0 P: 11	R: 0 E: 0 K: 0 S: 8 H: 1 LOB: 0 BB: 0 P: 11	R: 0 E: 0 K: 1 S: 8 H: 1 LOB: 1 BB: 0 P: 12	1B: 10 2B: 0 3B: 0 HR: 0	SF: 0 SAC: 1 DP: 2 HBP: 0			WP: 0 PB: 0 SB: 1 CS: 1	PA: 35		

PITCHER	IP	WLS	BF	H	R	ER	SO	BB	IBB	HBP	BLK	WP	HR	S	P	ERA	WHIP
18 Matt Cain, R (1, 1) ERA: 2.4	9.0	W	34	10	1	1	7	0	0	0	0	0	0	81	111	1.00	1.111

PITCHER	IP	WLS	BF	H	R	ER	SO	BB	IBB	HBP	BLK	WP	HR	S	P	ERA	WHIP

BOTTOM

San Francisco Giants @ Seattle Mariners

Safeco Field, Seattle, WA

Sat May 23 2009, 7:10 PM PDT

Att. 33,340 - Clear - 63 F

livebaseballscorecards.com

AB	33
R	1
H	10
RBI	1
BB	0
SO	7
LOB	11

Batter	1	2	3	4	5	6	7	8	9	AB	R	H	RBI	BB	SO	LOB
33 Aaron Rowand, R (1, 8) OBP: 0.344, SLG: 0.447	S FF 95 C FF 95 C FF 96 0-3 ① K		B SL 85 F SL 86 F FF 96 S CH 91 1-3 ③ K		B FF 96 B FF 96 X FF 96 2-0 16 1B 1-2 3-H 1B		B CU 84 X FF 95 1-0 1-2 1B		C FF 96 C SL 85 S FF 96 0-3 ③ K 1-2	5	0	2	1	0	3	1
16 Edgar Renteria, R (1, 6) OBP: 0.325, SLG: 0.331	F FF 95 S SI 96 B FF 96 F SI 96 F FF 97 B SL 87 B FF 95 F SI 95 X SI 95 3-2 ② F9			X FF 94 0-0 ① F8	B FF 96 F SI 95 B FF 96 F SL 87 F CH 90 B CU 85 X FF 96 3-2 1-2 2-H 1B		X SI 96 0-0 ③ G5-3			4	0	1	1	0	0	2
2 Randy Winn, S (1, 9) OBP: 0.333, SLG: 0.414	B FC 96 F FF 94 X FF 95 1-1 1B			C FF 95 B CH 88 S CH 90 B SL 90 C FF 97 2-3 ② K	C FF 96 X CH 89 0-1 ③ G4-3			S FF 94 S FF 95 F FF 97 S SL 88 0-3 ① K		4	0	1	0	0	2	2
1 Bengie Molina, R (1, 10) OBP: 0.275, SLG: 0.472	C SL 86 B CU 82 X FF 95 1-1 ③ P4			F FF 96 B SI 92 C SL 88 S CH 92 1-3 ③ K		C CU 81 B SL 88 X CH 89 1-1 ① G5-3		C CU 82 F FF 95 B FF 96 F CH 91 S FF 97 1-3 ② K		4	0	0	0	0	2	1
14 Fred Lewis, L (1, 7) OBP: 0.377, SLG: 0.423		F FF 94 S FF 95 X FF 95 0-2 ① F8			C FF 95 X SL 87 0-1 E3 10 WP 22 1B	C FF 96 X CH 90 0-1 ② L4		X FF 97 0-0 HR		4	2	1	1	0	0	0
10 Travis Ishikawa, L (1, 3) OBP: 0.303, SLG: 0.271		B FF 96 C FF 95 B FF 95 S CH 90 S SL 88 2-3 ② K			B SI 95 1 SAFE B SI 94 S SI 95 F SI 94 B CH 91 B CH 91 4-2 22 1B 33 1B 1-2 BB	S FF 96 F FF 97 X FF 97 0-2 ③ G6-3		B FF 97 S CH 90 S FF 97 S SL 89 1-3 ③ K		3	1	0	0	1	2	0
5 Juan Uribe, R (1, 5) OBP: 0.306, SLG: 0.350		C FF 96 F SL 88 F CH 90 S FF 96 0-3 ③ K			X SL 87 0-0 ① F9		X FF 96 0-0 ① G6-3		T FF 93 B FF 95 S SL 83 B FF 94 S FF 95 2-3 ① K	4	0	0	0	0	2	2
7 Emmanuel Burriss, S (1, 4) OBP: 0.327, SLG: 0.278			B FF 94 C FF 94 B FF 95 F CH 89 X SL 88 2-2 ① P6		C FF 96 C FF 96 S CH 92 0-3 ② K		C FF 94 B FF 95 S CH 90 X CH 91 1-2 33 1B 1B		B FF 94 B FF 92 C FF 94 F FF 94 X FF 96 2-2 33 S 1B	4	0	2	0	0	1	2
22 Eli Whiteside, R (1, 2) OBP: 0.333, SLG: 0.333 12 Nate Schierholtz, L (9, PH) OBP: 0.250, SLG: 0.321			C FF 95 F FF 95 X CU 84 0-2 ② G5-3		X SL 87 0-0 33 1B 16 1B 1-3 2-H 1B		B FF 95 1 SAFE 1 SAFE F FF 96 S CU 84 1 SAFE B CH 90 X FF 96 2-2 ② F8		X FF 95 0-0 ② F9	3 1	1 0	1 0	1 0	0 0	0 0	1 1
Inning Stats	R: 0 E: 0 K: 1 S: 13 H: 1 LOB: 1 BB: 0 P: 18	R: 0 E: 0 K: 2 S: 10 H: 0 LOB: 0 BB: 0 P: 12	R: 0 E: 0 K: 1 S: 9 H: 0 LOB: 0 BB: 0 P: 12	R: 0 E: 0 K: 2 S: 7 H: 0 LOB: 0 BB: 0 P: 10	R: 3 E: 1 K: 1 S: 16 H: 3 LOB: 2 BB: 1 P: 25	R: 0 E: 0 K: 0 S: 7 H: 0 LOB: 0 BB: 0 P: 8	R: 0 E: 0 K: 0 S: 9 H: 2 LOB: 2 BB: 0 P: 13	R: 1 E: 0 K: 3 S: 12 H: 1 LOB: 0 BB: 0 P: 14	R: 0 E: 0 K: 2 S: 10 H: 1 LOB: 1 BB: 0 P: 14	1B: 7 2B: 0 3B: 0 HR: 1 SF: 0 SAC: 0 DP: 0 HBP: 0						

PITCHER	IP	WLS	BF	H	R	ER	SO	BB	IBB	HBP	BLK	WP	HR	S	P	ERA	WHIP
34 Félix Hernández, R (1, 1) ERA: 3.76	8.0	W	33	7	4	1	10	1	0	0	0	1	1	83	112	1.12	1.000
53 David Aardsma, R (9, 1) ERA: 1.25	1.0	S	4	1	0	0	2	0	0	0	0	0	0	10	14	0.00	1.000

PITCHER	IP	WLS	BF	H	R	ER	SO	BB	IBB	HBP	BLK	WP	HR	S	P	ERA	WHIP

TOP

San Francisco Giants @ Seattle Mariners

Safeco Field, Seattle, WA

Sun May 24 2009, 1:10 PM PDT

Att. 36,622 - Sunny - 60 F

livebaseballscorecards.com

AB	36
R	4
H	8
RBI	4
BB	1
SO	12
LOB	12

WP: 1	PA:	37	
PB: 0			
SB: 1			
CS: 0			

BOTTOM

Batter	1	2	3	4	5	6	7	8	9	AB	R	H	RBI	BB	SO	LOB
51 Ichiro Suzuki, L (1, 9) OBP: 0.351, SLG: 0.428	B SI 87 C SI 88 X FC 78 1-1 ① P4		B FF 87 X SI 87 1-0 ① L9		C SI 87 1 SAFE B FC 81 X FC 80 1-1 7 SH2-4 29 HR 1-2 1B		B FF 88 X SI 83 1-0 7 G3-6-3 1B			4	1	2	0	0	0	0
7 Yuniesky Betancourt, R (1, 6) OBP: 0.297, SLG: 0.357	B FF 87 B SI 87 B SI 87 C SI 86 B SI 87 4-1 24 HR BB		B CH 72 B SI 86 B FF 86 C SI 86 B SI 86 4-1 29 G6-4-3 BB		L SI 86 X FF 86 0-1 ① SH2-4 1-2 2-3		C FF 95 X FF 96 0-1 ②③ G3-6-3 1-2f			1	1	0	0	2	0	1
29 Adrián Beltré, R (1, 5) OBP: 0.246, SLG: 0.322	C FF 82 F CH 73 B CU 73 1 SAFE X FC 80 1-2 ② P3		1 SAFE C SI 87 B SI 86 1 SAFE X SI 87 1-1 ②③ G6-4-3 1-2f		B CU 73 F CU 74 B FC 79 X FC 81 2-1 2-H 3-H HR			S FF 98 X FF 97 0-1 ① F8		4	1	1	3	0	0	2
24 Ken Griffey Jr., L (1, 10) OBP: 0.366, SLG: 0.413	X SI 87 0-0 1-H HR			B FF 88 B FC 79 B FF 87 C FF 87 B FC 77 4-1 4 BB BB	C FF 88 B CU 73 B FC 77 C FC 80 S FF 87 2-3 ② K			C FF 98 X FF 98 0-1 ② F7		3	1	1	2	1	1	0
30 Russell Branyan, L (1, 3) OBP: 0.393, SLG: 0.596	B SI 89 B FF 88 C SI 88 S FC 80 S SI 87 2-3 ③ K			M FC 82 F FF 88 B CU 76 S CU 74 1-3 ① K	B FF 87 S FC 80 T FF 87 X FF 88 1-2 ③ F7			C FF 97 S FF 97 S FF 97 0-3 ③ K		4	0	0	0	0	3	1
4 Jose Lopez, R (1, 4) OBP: 0.271, SLG: 0.321		B SI 87 C FF 86 F FC 78 F FF 86 F CU 73 B SI 87 F FF 88 X CH 73 2-2 32 BLK 2B		B CH 73 B CH 72 C SI 87 B SI 85 B SI 86 4-1 1-2 BB		B SI 86 C SI 86 B CU 73 X SI 86 2-1 ① F9				2	0	1	0	1	0	0
25 Wladimir Balentien, R (1, 7) OBP: 0.286, SLG: 0.367		C FC 79 S SI 87 F SI 86 F CU 75 F CU 74 X SI 88 0-2 ① L8		2 SAFE B SI 87 F SI 87 S FC 81 B CU 74 S SI 87 2-3 ② K		C CU 70 F CU 74 B SI 86 S FF 86 1-3 ② K				3	0	0	0	0	2	3
32 Rob Johnson, R (1, 2) OBP: 0.229, SLG: 0.273		P PO 81 C FC 80 B CH 73 F FF 87 X FC 80 2-2 ② G5-3 2-3		B CH 74 X SI 87 1-0 ③ P3		B CU 70 X FF 87 1-0 ③ F8				3	0	0	0	0	0	3
21 Franklin Gutierrez, R (1, 8) OBP: 0.340, SLG: 0.348		B CH 74 C FC 79 B SI 88 F FC 80 X FF 86 2-2 ③ L8			B SI 85 B SI 85 B SI 85 B SI 84 4-0 7 SH2-4 51 1B 29 HR BB		C SI 84 F SI 86 B CU 75 X FC 80 1-2 ① F8			2	1	0	0	1	0	1
Inning Stats	R: 2 E: 0 K: 1 S: 10 H: 1 LOB: 0 BB: 1 P: 18	R: 0 E: 0 K: 0 S: 19 H: 1 LOB: 1 BB: 0 P: 24	R: 0 E: 0 K: 0 S: 4 H: 0 LOB: 0 BB: 1 P: 10	R: 0 E: 0 K: 2 S: 9 H: 0 LOB: 2 BB: 2 P: 21	R: 3 E: 0 K: 1 S: 12 H: 2 LOB: 0 BB: 1 P: 22	R: 0 E: 0 K: 1 S: 6 H: 0 LOB: 0 BB: 0 P: 10	R: 0 E: 0 K: 0 S: 6 H: 1 LOB: 0 BB: 0 P: 8	R: 0 E: 0 K: 1 S: 7 H: 0 LOB: 0 BB: 0 P: 7		1B: 2 2B: 1 3B: 0 HR: 2 SF: 0 SAC: 1 DP: 2 HBP: 0						

PITCHER	IP	WLS	BF	H	R	ER	SO	BB	IBB	HBP	BLK	WP	HR	S	P	ERA	WHIP
75 Barry Zito, L (1, 1) ERA: 4.02	6.1	L	28	5	5	5	5	5	0	0	1	0	2	64	111	7.11	1.579
47 Merkin Valdez, R (7, 1) ERA: 3.29	1.2		4	0	0	0	1	0	0	0	0	0	0	9	9	0.00	0.000

PITCHER	IP	WLS	BF	H	R	ER	SO	BB	IBB	HBP	BLK	WP	HR	S	P	ERA	WHIP

San Francisco Giants @ Seattle Mariners

Safeco Field, Seattle, WA

Sun May 24 2009, 1:10 PM PDT

Att. 36,622 - Sunny - 60 F

livebaseballscorecards.com

AB	26
R	5
H	5
RBI	5
BB	5
SO	6
LOB	11

Atlanta Braves @ San Francisco Giants

AT&T Park, San Francisco, CA

Mon May 25 2009, 1:05 PM PDT

Att. 40,034 - Sunny - 61 F

TOP

livebaseballscorecards.com

Batter	1	2	3	4	5	6	7	8	9	AB	R	H	RBI	BB	SO	LOB
2 Kelly Johnson, L (1, 4) OBP: 0.320, SLG: 0.434	C SI 94 T SI 94 B SL 84 B SL 82 S SI 94 2-3 **K** ①		F SI 91 X SL 82 0-1 F8 ②			B SI 90 C SI 90 B SI 90 F FF 90 F FF 91 B FF 90 F FF 90 X SI 90 3-2 16 1B 3B	B CU 77 B FF 94 B FF 94 C FF 93 C FF 93 X FF 94 3-2 G4-3 ②		F SI 95 C FF 97 B SL 88 B FF 98 X SL 87 2-2 G4-3 ③	5	1	1	0	0	1	1
14 Martín Prado, R (1, 5) OBP: 0.329, SLG: 0.476	C SI 93 B CH 86 F SI 93 S FF 93 1-3 **K** ②		B FF 92 B CH 82 C FF 92 B FF 91 F FF 90 X CH 80 3-2 L6 ③			B FF 89 B FF 90 B FF 89 C SI 88 B FF 89 4-1 16 1B 23 BB 22 BB BB	C SI 94 X CH 88 0-1 G4-3 ③			3	1	0	0	1	1	1
23 Matt Diaz, R (1, 7) OBP: 0.382, SLG: 0.481	F C CH 86 B SL 84 S SL 83 1-3 **K** ③			C SI 91 F SI 92 S FF 92 0-3 **K** ①		C CH 79 B CH 83 B FF 89 B CH 79 B FF 88 4-1 22 BB 16 1B 27 FC5-2 1-2 BB		C SI 91 B CU 78 F SI 93 X CU 77 1-2 22 FC3-6 16 1B 1B		3	0	1	0	1	2	0
16 Brian McCann, L (1, 2) OBP: 0.417, SLG: 0.543 8 David Ross, R (8, 2) OBP: 0.382, SLG: 0.491		X SI 93 0-0 27 FC6-4 1B		B SL 80 B SI 91 C SI 91 B FF 92 B SI 90 4-1 7 FC4-6 BB		B SI 91 C SI 90 F SI 90 X SL 83 1-2 27 FC5-2 22 BB 1-2 2-3 3-H 1B		F SI 92 B CU 78 F SI 93 X SI 94 1-2 22 FC3-6 1-2 1B		3 0	0 0	3 0	1 0	1 0	0 0	0 0
7 Jeff Francoeur, R (1, 9) OBP: 0.282, SLG: 0.365		F FF 92 X FF 93 0-1 L7 ①		C FF 90 F SI 89 F SI 92 B FF 91 F CH 84 X SL 81 1-2 FC4-6 ② 1-2f		S CU 79 B SL 81 S FF 89 T FF 89 1-2 **K** ①		C FC 90 B SL 83 S SL 82 B FC 91 S SL 84 2-3 **K** ①		4	0	0	0	0	2	7
22 Casey Kotchman, L (1, 3) OBP: 0.341, SLG: 0.424		S FF 93 B FF 93 X FF 92 1-1 F7 ②		1 SAFE 1 SAFE F FF 92 X SI 92 0-1 G3 ③		F FF 89 D SI 81 B FF 88 F CU 78 B FF 90 B FF 88 4-2 27 FC5-2 1-2 2-3 3-H BB		B CU 72 B FC 90 C FC 91 S CU 71 X FC 90 2-2 FC3-6 ② 1-2f 2-3		3	0	0	1	1	0	4
27 Diory Hernandez, R (1, 6) OBP: 0.231, SLG: 0.167		C FF 92 X SI 91 0-1 FC6-4 ③ 1-2f			C SI 90 X CH 84 0-1 F7 ①	B CU 78 C SI 88 X FF 87 1-1 FC5-2 ② 1-2 2-3 3-Hf		B CU 71 F FC 90 B CU 72 S SL 84 B CU 72 X FC 89 3-2 G5-3 ③		4	0	0	0	0	0	6
24 Jordan Schafer, L (1, 8) OBP: 0.324, SLG: 0.301			F SI 92 S FF 92 B FF 92 B SL 80 S SI 92 2-3 **K** ①		C SI 91 S SL 82 S SL 83 0-3 **K** ②	S CU 79 S FF 89 B FF 89 S CU 79 1-3 **K** ③			B FF 96 F FF 95 B FF 95 C FF 95 B FF 97 F FF 96 C FF 96 3-3 **K** ①	4	0	0	0	0	4	3
33 Javier Vazquez, R (1, 1) OBP: 0.150, SLG: 0.211 30 Jeff Bennett, R (6, 1) 20 Greg Norton, S (7, PH) OBP: 0.294, SLG: 0.148 38 Buddy Carlyle, L (7, 1) 10 Chipper Jones, S (9, PH) OBP: 0.444, SLG: 0.491			B FF 91 B FF 91 B FF 91 C FF 91 C FF 91 X FF 91 3-2 2B		B FF 91 C SI 90 C CH 82 F FF 91 B FF 91 F CH 82 X FF 90 2-2 F9 ③		S SI 92 B SI 94 F SI 93 B CU 78 X SI 94 2-2 G1-3 ①		B FF 97 C FF 96 C SL 85 F FF 97 B SL 88 X FF 97 2-2 F7 ②	2 0 1 0 1	0 0 0 0 0	1 0 0 0 0	0 0 0 0 0	0 0 0 0 0	0 0 0 0 0	0 0 0 0 0
Inning Stats	R: 0 E: 0 K: 3 S: 9 H: 0 LOB: 0 BB: 0 P: 13	R: 0 E: 0 K: 0 S: 7 H: 1 LOB: 1 BB: 0 P: 8	R: 0 E: 0 K: 1 S: 11 H: 1 LOB: 1 BB: 0 P: 19	R: 0 E: 0 K: 1 S: 11 H: 0 LOB: 1 BB: 1 P: 16	R: 0 E: 0 K: 1 S: 10 H: 0 LOB: 0 BB: 0 P: 12	R: 2 E: 0 K: 2 S: 20 H: 2 LOB: 3 BB: 3 P: 39	R: 0 E: 0 K: 0 S: 8 H: 0 LOB: 0 BB: 0 P: 13	R: 0 E: 0 K: 1 S: 15 H: 2 LOB: 2 BB: 0 P: 24	R: 0 E: 0 K: 1 S: 11 H: 0 LOB: 0 BB: 0 P: 18	1B: 4 2B: 1 3B: 1 HR: 0	SF: 0 SAC: 0 DP: 0 HBP: 0		WP: 0 PB: 0 SB: 0 CS: 0	PA: 37			

	AB	33
	R	2
	H	6
	RBI	2
	BB	4
	SO	10
	LOB	22

PITCHER		IP	WLS	BF	H	R	ER	SO	BB	IBB	HBP	BLK	WP	HR	S	P	ERA	WHIP
57 Jonathan Sánchez, L ERA: 4.6	(1, 1)	5.0	W	22	4	2	2	6	3	0	0	0	0	0	58	90	3.60	1.400
45 Justin Miller, R ERA: 2.14	(6, 1)	1.0	H	4	0	0	0	2	1	0	0	0	0	0	10	17	0.00	1.000
41 Jeremy Affeldt, L ERA: 2.11	(7, 1)	1.0	H	5	2	0	0	0	0	0	0	0	0	0	14	21	0.00	2.000
49 Brandon Medders, R ERA: 3.1	(8, 1)	1.0		3	0	0	0	1	0	0	0	0	0	0	9	16	0.00	0.000
38 Brian Wilson, R ERA: 4.64	(9, 1)	1.0		3	0	0	0	1	0	0	0	0	0	0	11	18	0.00	0.000

PITCHER		IP	WLS	BF	H	R	ER	SO	BB	IBB	HBP	BLK	WP	HR	S	P	ERA	WHIP

BOTTOM

Atlanta Braves @ San Francisco Giants

AT&T Park, San Francisco, CA

Mon May 25 2009, 1:05 PM PDT

Att. 40,034 - Sunny - 61 F

livebaseballscorecards.com

Batter	1	2	3	4	5	6	7	8	9	AB	R	H	RBI	BB	SO	LOB
33 Aaron Rowand, R (1, 8) OBP: 0.340, SLG: 0.445	C FF 91 X FF 91 0-1 F7 ①		C SI 93 S SL 85 S FF 93 0-3 K ③		X SI 91 0-0 F4 ②	1 SAFE X SI 91 0-0 FC6-4 ③ 1-2f		B FF 87 C FF 86 F CH 81 F SL 84 X CH 83 1-2 16 1B 2B		5	0	1	0	0	1	3
16 Edgar Renteria, R (1, 6) OBP: 0.327, SLG: 0.341	F FF 90 X SL 86 0-1 G6-3 ②			C SL 83 B SL 85 C CU 70 B CU 66 B SL 84 X FF 91 3-2 F8 ①	C SL 83 X SI 90 0-1 1-H 2-H 2B		C FF 87 B FF 88 B FF 87 F FF 87 F FF 88 B FF 88 X FF 86 3-2 F7 ①	C FF 87 X SL 83 0-1 2 G4-6-3 2-3 1B		5	0	2	2	0	0	0
2 Randy Winn, S (1, 9) OBP: 0.341, SLG: 0.422	C FF 91 B FF 91 X FF 92 1-1 G4-3 ③			B CH 80 B SI 91 B SL 85 C FF 90 X FF 90 3-1 1 WP 1 S 1B	B FF 92 B CU 73 S CH 82 B CU 76 F CH 80 D CU 72 4-2 BB		C FF 88 S SI 83 B FF 90 B SL 84 F FF 87 X FF 88 2-2 10 HR 2B	C CU 68 B SI 87 X CH 81 1-1 G4-6-3 ②③ 1-2f		4	1	2	0	1	0	2
1 Bengie Molina, R (1, 2) OBP: 0.269, SLG: 0.461		C CU 72 B CH 80 B FF 91 X SL 83 2-1 G6-3 ①		S SI 91 F SL 84 B CU 68 B SL 82 B CU 70 X FF 92 3-2 P3 ② 1-3	C CU 75 B SL 83 B SL 80 F CU 76 B CU 70 X CU 76 3-2 L7 ③		S SL 82 D SL 84 F FF 88 B CH 82 F FF 88 X SL 83 2-2 P3 ②			4	0	0	0	0	0	4
14 Fred Lewis, L (1, 7) OBP: 0.380, SLG: 0.421		B SI 90 S CH 81 S FF 92 B FF 92 B FF 92 F FF 92 S CH 78 3-3 K ②		C CU 75 S FF 92 T FF 92 0-2 K ③		B FF 90 B SI 89 C SI 90 X SI 90 2-1 10 1B 5 SF8 1B	I I IN 63 I IN 67 I IN 69 4-0 10 HR IBB			3	2	1	0	1	2	1
10 Travis Ishikawa, L (1, 3) OBP: 0.327, SLG: 0.330		S FF 92 B FF 91 X FF 92 1-1 1B			F FF 92 X CH 80 0-1 7 WP 5 S 7 1B 1B	C CU 74 1 SAFE B FF 90 S FF 90 B SL 80 X CU 66 2-2 5 SF8 12 1B 1-3 1B	S FF 88 B FF 88 B FF 87 X SL 82 2-1 1-H 2-H HR			4	3	4	3	0	0	0
5 Juan Uribe, R (1, 5) OBP: 0.303, SLG: 0.349		X FF 91 0-0 F9 ③			1 SAFE C FF 90 B FF 87 1 SAFE D SL 79 1 SAFE C SL 82 D CU 68 F FF 90 3-3 S SL 81 K ① 1-2	F FF 90 D SL 83 X FF 90 1-1 SF8 ① 1-2 3-H	F FF 88 B FF 88 B SL 83 X FF 87 2-1 1B			3	0	1	1	0	1	2
7 Emmanuel Burriss, S (1, 4) OBP: 0.325, SLG: 0.277			B SI 91 C SI 90 B CH 80 F SI 91 F FF 92 F FF 91 X CU 68 2-2 G4-3 ①	C FF 92 B CH 77 P PO 81 B SL 84 C SL 83 X FF 92 3-2 57 SH 16 2B 2-H 1B	B CH 83 B CH 79 X SL 83 2-0 F8 ②	C SI 88 X CH 80 0-1 F7 ③			4	1	1	1	0	0	2
57 Jonathan Sánchez, L (1, 1) 45 Justin Miller, R (6, 1) 12 Nate Schierholtz, L (6, PH) OBP: 0.263, SLG: 0.333 41 Jeremy Affeldt, L (7, 1) OBP: 1.000, SLG: 1.000 49 Brandon Medders, R (8, 1) 29 Jesus Guzman, R (8, PH) OBP: 0.100, SLG: 0.100 38 Brian Wilson, R (9, 1)			B SI 92 C SI 91 S FF 92 S FF 92 1-3 K ②		M FF 85 L CH 78 X CH 80 0-2 SH 16 2B 1-2	B SI 91 B CH 75 X CH 79 2-0 33 FC6-4 1 2-H 1B		B FF 86 X FF 86 1-0 G6-3 ①		1 0 1 0 0 1 0	1 0 0 0 0 0 0	0 0 1 0 0 0 0	0 0 1 0 0 0 0	0 0 0 0 0 0 0	1 0 0 0 0 0 0	0 0 0 0 0 0 0
Inning Stats	R: 0 E: 0 K: 0 S: 6 H: 0 LOB: 0 BB: 0 P: 7	R: 0 E: 0 K: 1 S: 9 H: 1 LOB: 1 BB: 0 P: 15	R: 0 E: 0 K: 2 S: 11 H: 0 LOB: 0 BB: 0 P: 14	R: 0 E: 0 K: 1 S: 11 H: 1 LOB: 1 BB: 0 P: 20	R: 3 E: 0 K: 1 S: 21 H: 3 LOB: 2 BB: 1 P: 33	R: 2 E: 0 K: 0 S: 10 H: 3 LOB: 1 BB: 0 P: 19	R: 3 E: 0 K: 0 S: 18 H: 3 LOB: 1 BB: 1 P: 33	R: 0 E: 0 K: 0 S: 9 H: 2 LOB: 1 BB: 0 P: 12		1B: 9 2B: 3 3B: 0 HR: 1 SF: 1 SAC: 1 DP: 1 HBP: 0			WP: 2 PB: 0 SB: 2 CS: 0 PA: 39	

	AB	35
	R	8
	H	13
	RBI	8
	BB	2
	SO	5
	LOB	14

PITCHER		IP	WLS	BF	H	R	ER	SO	BB	IBB	HBP	BLK	WP	HR	S	P	ERA	WHIP
33 Javier Vazquez, R ERA: 3.8	(1, 1)	5.2	L	27	8	5	5	5	1	0	0	0	2	0	67	107	7.94	1.588
30 Jeff Bennett, R ERA: 2.25	(6, 1)	0.1		1	0	0	0	0	0	0	0	0	0	0	1	1	0.00	0.000
38 Buddy Carlyle, R ERA: 8.84	(7, 1)	2.0		11	5	3	3	0	0	1	0	0	0	1	27	45	13.50	2.500

PITCHER	IP	WLS	BF	H	R	ER	SO	BB	IBB	HBP	BLK	WP	HR	S	P	ERA	WHIP

Atlanta Braves @ San Francisco Giants

AT&T Park, San Francisco, CA

Tue May 26 2009, 7:15 PM PDT

Att. 29,485 - Clear - 67 F

livebaseballscorecards.com

Batter	1	2	3	4	5	6	7	8	9	AB	R	H	RBI	BB	SO	LOB
2 Kelly Johnson, L (1, 4) OBP: 0.312, SLG: 0.421	X SI 93 0-0 ① F8		B SI 93 C SI 93 B CU 78 F SI 93 S CH 85 2-3 ① K		B CU 78 B SI 92 X FF 93 2-0 ③ F7			X SI 93 0-0 ① F8		4	0	0	0	0	1	0
22 Casey Kotchman, L (1, 3) OBP: 0.339, SLG: 0.416	C SI 93 B SI 92 B CU 75 F FF 93 X CH 85 2-2 ② G3		F CU 77 X CU 78 0-1 ② G4-3			S SI 92 F FF 93 X SI 94 0-2 ① F7		B SI 92 B SI 91 F SI 91 B SI 92 B SI 93 4-1 BB		3	0	0	0	1	0	0
10 Chipper Jones, S (1, 5) OBP: 0.439, SLG: 0.492	B FF 94 B CH 85 B FF 94 F SI 91 X SI 94 3-1 2B		B CU 77 C SI 93 S CH 84 F SI 95 S CH 84 1-3 ③ K			C CU 75 B CH 81 F CH 82 B CH 85 S CH 85 2-3 ② K		B CU 76 F CH 82 X CH 83 1-1 ② F8		4	0	1	0	0	2	1
16 Brian McCann, L (1, 2) OBP: 0.402, SLG: 0.521	D CU 78 C FF 93 D CH 83 C CH 84 S CH 83 2-3 ③ K2-3			F CU 76 B SI 95 B CH 82 C SI 94 F SI 95 B CH 84 X CH 87 3-2 ① G3-1		F CU 77 T SI 94 B SL 84 B SI 95 B FF 92 X CH 84 3-2 ③ F8		F CH 82 F FF 93 D SL 83 S CH 84 1-3 ③ K		4	0	0	0	0	2	2
18 Garret Anderson, L (1, 7) OBP: 0.293, SLG: 0.315		B SI 92 B SI 92 F SI 91 C CU 78 X SI 95 2-2 27 FC4-6 1B		B SI 93 C SI 94 B CU 78 B CH 84 B SI 93 4-1 BB			C CU 75 B SI 93 X CH 83 1-1 ① G3-1		X SI 93 0-0 ① F8	3	0	1	0	1	0	0
7 Jeff Francoeur, R (1, 9) OBP: 0.281, SLG: 0.362		X SI 93 0-0 ① L7		B FF 93 X CU 79 1-0 ② F7			B FF 92 C FF 93 F FF 92 B CH 85 F CH 85 B FF 93 X SI 94 3-2 27 1B 1B		B SI 92 B SI 93 X FF 94 2-0 ② P4	4	0	1	0	0	0	2
27 Diory Hernandez, R (1, 6) OBP: 0.235, SLG: 0.188		C SI 94 C CU 80 B SL 83 X SI 94 1-2 ② FC4-6 24 1B 1-2f		C SI 94 B SI 94 X FF 93 1-1 ③ G4-3			T FF 94 X CU 76 0-1 1-2 1B		X SI 93 0-0 ③ F8	4	0	1	0	0	0	2
24 Jordan Schafer, L (1, 8) OBP: 0.324, SLG: 0.302		B SI 93 1 SAFE B SI 93 B SI 92 C SI 92 1 SAFE X SI 92 3-1 1-2 1B			L SI 91 B CU 73 F SI 94 B CH 86 C SI 95 2-3 ① K		D CU 78 F FF 93 X FF 93 1-1 ② F7			3	0	1	0	0	1	2
54 Kris Medlen, S (1, 1) 34 Eric O'Flaherty, L (6, 1) 20 Greg Norton, S (7, PH) OBP: 0.286, SLG: 0.143 30 Jeff Bennett, R (7, 1) 46 Manny Acosta, R (8, 1)		C SI 93 F SI 93 S CH 84 0-3 ③ K			F SI 93 B SI 94 S SI 93 X SI 94 1-2 ② G6-3		C FF 94 D CU 79 F SI 93 D CH 86 S CH 84 2-3 ③ K			2 0 1 0 0	0 0 0 0 0	0 0 0 0 0	0 0 0 0 0	0 0 1 0 0	1 0 2 0 0	2 0 2 0 0
Inning Stats	R: 0 E: 0 K: 1 S: 9 H: 1 LOB: 1 BB: 0 P: 16	R: 0 E: 0 K: 1 S: 12 H: 2 LOB: 2 BB: 0 P: 18	R: 0 E: 0 K: 2 S: 9 H: 0 LOB: 0 BB: 0 P: 12	R: 0 E: 0 K: 0 S: 8 H: 0 LOB: 1 BB: 1 P: 17	R: 0 E: 0 K: 1 S: 7 H: 0 LOB: 0 BB: 0 P: 12	R: 0 E: 0 K: 1 S: 9 H: 0 LOB: 0 BB: 0 P: 14	R: 0 E: 0 K: 1 S: 13 H: 2 LOB: 2 BB: 0 P: 20	R: 0 E: 0 K: 1 S: 7 H: 0 LOB: 1 BB: 1 P: 13	R: 0 E: 0 K: 0 S: 3 H: 0 LOB: 0 BB: 0 P: 5	1B: 4 2B: 1 3B: 0 HR: 0	SF: 0 SAC: 0 DP: 0 HBP: 0					

TOP	
AB	32
R	0
H	5
RBI	0
BB	2
SO	8
LOB	13

WP: 0 PA: 34
PB: 0
SB: 0
CS: 0

PITCHER		IP	WLS	BF	H	R	ER	SO	BB	IBB	HBP	BLK	WP	HR	S	P	ERA	WHIP
55 Tim Lincecum, R ERA: 3.03	(1, 1)	8.0	W	31	5	0	0	8	2	0	0	0	0	0	74	122	0.00	0.875
46 Bob Howry, R ERA: 4.0	(9, 1)	1.0		3	0	0	0	0	0	0	0	0	0	0	3	5	0.00	0.000

PITCHER		IP	WLS	BF	H	R	ER	SO	BB	IBB	HBP	BLK	WP	HR	S	P	ERA	WHIP

Batter	1	2	3	4	5	6	7	8	9	AB	R	H	RBI	BB	SO	LOB
33 Aaron Rowand, R (1, 8) OBP: 0.337, SLG: 0.447	B FF 90 S FF 89 X FF 90 1-1 ① F8	B CU 78 X FF 89 1-0 16 1B 1-3 2-H 3-H 2B			B FF 89 B CU 78 B SI 88 C FF 88 X SI 88 3-1 ① F7		C SL 86 F SI 91 F SI 94 S SL 87 0-3 ③ K			4	1	1	2	0	1	1
16 Edgar Renteria, R (1, 6) OBP: 0.325, SLG: 0.338	B FF 90 B FF 89 C FF 89 F CH 80 X CU 79 2-2 ② G4-3	F FF 90 F CH 79 B FF 89 X CU 79 1-2 2-H 3-H 1B			X SI 90 0-0 ② G6-3			C FF 93 B CH 82 B SI 93 B SL 78 X FF 93 3-1 ① F9		4	0	1	2	0	0	0
2 Randy Winn, S (1, 9) OBP: 0.339, SLG: 0.414	B FF 90 B FF 90 B FF 90 C FF 90 F FF 90 B CH 81 4-2 BB	X FF 90 0-0 ③ F7			C SI 88 S CU 78 B CH 81 X CH 80 1-2 ③ G3-1			B SI 94 F CH 82 X FF 92 1-1 ② G6-3		3	0	0	0	1	0	1
1 Bengie Molina, R (1, 2) OBP: 0.263, SLG: 0.450	1 SAFE X SI 89 0-0 ③ L6		S FF 89 B FF 89 B CU 79 F CH 79 B CU 80 F CU 78 X SI 89 3-2 ① P3			X CU 78 0-0 ① G5-3		B SI 95 S SL 79 B FF 96 X SI 95 2-1 ③ G5-3		4	0	0	0	0	0	1
14 Fred Lewis, L (1, 7) OBP: 0.373, SLG: 0.413 59 Andres Torres, S (9, 7) OBP: 0.417, SLG: 0.556		B FF 88 C FF 87 B CU 74 F CU 76 F FF 90 S CH 81 2-3 ① K	B CU 77 B SI 90 B CH 80 F SI 88 C FF 90 X CU 78 3-2 ② G4-3			B SL 81 F FF 89 X SL 83 1-1 ② F7				3 0	0 0	0 0	0 0	0 0	1 0	0 0
10 Travis Ishikawa, L (1, 3) OBP: 0.328, SLG: 0.330		B SI 89 B FF 88 C CU 76 C CH 81 X FF 90 2-2 7 2B 33 2B 1B	F SI 89 F FF 90 B CU 79 B CH 82 B CH 81 C CU 77 3-3 ③ K			S FF 89 B SL 84 X FF 89 1-1 ③ F8				3	1	1	0	0	1	0
5 Juan Uribe, R (1, 5) OBP: 0.304, SLG: 0.348		F FF 90 1 SAFE C SI 89 B FF 90 1 SAFE D CU 79 F CU 78 X FF 90 2-2 ② F9		X FF 89 0-0 ① G4-3			C SI 91 B SI 92 C SI 91 X SL 86 1-2 55 SH3-4 1B			3	0	1	0	0	0	1
7 Emmanuel Burriss, S (1, 4) OBP: 0.325, SLG: 0.285		B SI 89 X FF 89 1-0 33 2B 1-3 2B		B SI 88 C SI 88 B SI 89 B CH 81 X FF 88 3-1 ② G4-3			X SI 92 0-0 ① F8			3	1	1	0	0	0	1
55 Tim Lincecum, L (1, 1) OBP: 0.217, SLG: 0.150 46 Bob Howry, L (9, 1)	B FF 90 B FF 88 C FF 89 D CH 81 B SI 89 4-1 33 2B 16 1B BB			C FF 90 S FF 90 T CU 78 0-2 ③ K			X SI 90 0-0 ② SH3-4 1-2			1 0	1 0	0 0	0 0	1 0	1 0	0 0
Inning Stats	R: 0 E: 0 K: 0 S: 8 H: 0 LOB: 1 BB: 1 P: 15	R: 4 E: 0 K: 1 S: 18 H: 4 LOB: 1 BB: 1 P: 31	R: 0 E: 0 K: 1 S: 10 H: 0 LOB: 0 BB: 0 P: 19	R: 0 E: 0 K: 1 S: 6 H: 0 LOB: 0 BB: 0 P: 9	R: 0 E: 0 K: 0 S: 6 H: 0 LOB: 0 BB: 0 P: 10	R: 0 E: 0 K: 0 S: 5 H: 0 LOB: 0 BB: 0 P: 7	R: 0 E: 0 K: 1 S: 9 H: 1 LOB: 1 BB: 0 P: 10	R: 0 E: 0 K: 0 S: 6 H: 0 LOB: 0 BB: 0 P: 12		1B: 3 2B: 2 3B: 0 HR: 0 SF: 0 SAC: 1 DP: 0 HBP: 0					

PITCHER		IP	WLS	BF	H	R	ER	SO	BB	IBB	HBP	BLK	WP	HR	S	P	ERA	WHIP
54 Kris Medlen, R ERA: 9.72	(1, 1)	5.1	L	22	4	4	4	3	2	0	0	0	0	0	49	85	6.75	1.125
34 Eric O'Flaherty, L ERA: 2.16	(6, 1)	0.2		2	0	0	0	0	0	0	0	0	0	0	4	6	0.00	0.000
30 Jeff Bennett, R ERA: 2.14	(7, 1)	1.0		4	1	0	0	1	0	0	0	0	0	0	9	10	0.00	1.000
46 Manny Acosta, R ERA:	(8, 1)	1.0		3	0	0	0	0	0	0	0	0	0	0	6	12	0.00	0.000

PITCHER	IP	WLS	BF	H	R	ER	SO	BB	IBB	HBP	BLK	WP	HR	S	P	ERA	WHIP

BOTTOM

Atlanta Braves @ San Francisco Giants

AT&T Park, San Francisco, CA

Tue May 26 2009, 7:15 PM PDT

Att. 29,485 - Clear - 67 F

livebaseballscorecards.com

AB	28
R	4
H	5
RBI	4
BB	2
SO	4
LOB	5

WP: 0 PA: 31
PB: 0
SB: 0
CS: 0

Atlanta Braves @ San Francisco Giants

AT&T Park, San Francisco, CA

Wed May 27 2009, 7:15 PM PDT

Att. 27,744 - Clear - 62 F

TOP

livebaseballscorecards.com

Batter	1	2	3	4	5	6	7	8	9	AB	R	H	RBI	BB	SO	LOB
27 Diory Hernandez, R (1, 6) OBP: 0.238, SLG: 0.250	B FF 89 F FF 89 B SL 83 S SL 83 B SL 84 F SL 83 C FF 89 3-3 ① K			F SL 82 F FF 90 X SL 85 0-2 22 G4-3 2B		B SI 89 F FF 89 F SI 89 F FF 92 X SL 86 1-2 ② L5	X SI 94 0-0 ③ FC4-6 1-2f			4	0	1	0	0	1	3
22 Casey Kotchman, L (1, 3) OBP: 0.337, SLG: 0.411	C SL 82 S SI 89 B SL 84 F SL 84 F SL 84 B FF 92 X SL 85 2-2 ② G3			B FF 89 C FF 89 F SL 85 F FF 91 X SL 86 1-2 ① G4-3 2-3		B FF 92 C SL 85 X SL 86 1-1 2-H 1B		C FF 95 B FF 94 X CH 87 1-1 ① G3		4	0	1	1	0	0	1
10 Chipper Jones, S (1, 5) OBP: 0.428, SLG: 0.476	B SI 89 C FF 89 C SL 84 B FS 87 C SL 86 2-3 ③ K			C SL 86 C SI 91 F SL 87 S SI 90 0-3 ② K		B SI 90 D FS 86 B SI 89 C SI 89 S SL 85 S SL 88 3-3 ③ K		B FF 96 T FF 96 B FF 96 S SI 96 S FF 97 2-3 ② K		4	0	0	0	0	4	2
14 Martín Prado, R (1, 4) OBP: 0.311, SLG: 0.448		B FS 87 F FF 90 B FS 83 C SL 82 X SL 85 2-2 ① F9		X SL 85 0-0 ③ P3			C FC 91 X SL 83 0-1 E4 16 BB 23 BB 18 1B	C FF 95 C FF 96 F FF 97 F FF 97 F FF 97 B SL 86 F FF 97 B SL 85 X FF 98 2-2 ③ G6-3		4	1	0	0	0	0	1
23 Matt Diaz, R (1, 7) OBP: 0.376, SLG: 0.463		F SI 90 X SL 84 0-1 ② G5-3			B SI 88 X SL 83 1-0 ① P4		B FC 90 B FC 90 F FC 89 D CU 71 F FC 90 B FC 90 4-2 16 BB 18 1B 1-2 BB		B FF 95 C FF 95 B FF 95 F FF 94 F FF 98 X FF 97 2-2 ① F9	3	1	0	0	1	0	0
7 Jeff Francoeur, R (1, 9) OBP: 0.275, SLG: 0.354		C SI 88 B FF 90 X FS 84 1-1 ③ G1-3			S SL 85 X SL 86 0-1 ② G4-3		X FC 89 0-0 ① F8		C SL 89 B FF 96 F FF 97 X SL 90 1-2 ② G6-3	4	0	0	0	0	0	2
8 David Ross, R (1, 2) OBP: 0.371, SLG: 0.475 16 Brian McCann, L (7, PH) OBP: 0.412, SLG: 0.536 (7, 2)			B FS 87 S SL 82 F SL 84 B FF 91 S SL 85 2-3 ① K		B SL 85 C SI 90 X FS 86 1-1 ③ G5-3		B CU 77 F SI 93 B CU 78 B FF 94 D FF 94 4-1 18 1B 1-2 2-3 BB		B SI 95 F SL 87 B SI 96 F FF 97 F FF 98 F SL 89 F FF 99 B SL 89 X FF 97 3-2 2B	2 1	0 0	0 1	0 0	0 1	1 0	0 0
24 Jordan Schafer, L (1, 8) OBP: 0.322, SLG: 0.301			X FF 91 0-0 ② G3			S SL 83 X SL 85 0-1 11 SH5-4 22 1B 1B	F SI 93 S SI 93 B SI 95 S CU 79 1-3 ② K		X FF 98 0-0 ③ P6	4	1	1	0	0	1	4
11 Kenshin Kawakami, R (1, 1) OBP: 0.188, SLG: 0.188 58 Peter Moylan, R (6, 1) 18 Garret Anderson, L (7, PH) OBP: 0.300, SLG: 0.322 34 Eric O'Flaherty, L (7, 1) 46 Manny Acosta, R (7, 1)			B SI 89 B SI 89 C SI 89 C SL 83 F SL 86 F FF 91 X SL 84 2-2 ③ L6			X SI 88 0-0 ① SH5-4 1-2	B CU 78 X FF 94 1-0 27 FC4-6 1-2 2-H 3-H 1B			1 0 1 0 0	0 0 0 0 0	0 0 1 0 0	0 0 2 0 0	0 0 0 0 0	0 0 0 0 0	0 0 0 0 0

	AB	32
	R	3
	H	5
	RBI	3
	BB	2
	SO	7
	LOB	13

Inning Stats	1	2	3	4	5	6	7	8	9
	R: 0 E: 0 K: 2 S: 12	H: 0 LOB: 0 BB: 0 P: 19	R: 0 E: 0 K: 0 S: 7	H: 0 LOB: 0 BB: 0 P: 10	R: 0 E: 0 K: 1 S: 9	H: 0 LOB: 0 BB: 0 P: 13	R: 0 E: 0 K: 1 S: 12	H: 1 LOB: 1 BB: 0 P: 13	R: 0 E: 0 K: 0 S: 5	H: 0 LOB: 0 BB: 0 P: 7
	R: 1 E: 0 K: 1 S: 12	H: 2 LOB: 1 BB: 0 P: 17	R: 2 E: 1 K: 1 S: 11	H: 1 LOB: 2 BB: 2 P: 21	R: 0 E: 0 K: 1 S: 12	H: 0 LOB: 0 BB: 0 P: 17	R: 0 E: 0 K: 0 S: 14	H: 1 LOB: 1 BB: 0 P: 20		

1B: 3	SF: 0	WP: 0	PA: 35
2B: 2	SAC: 1	PB: 0	
3B: 0	DP: 0	SB: 0	
HR: 0	HBP: 0	CS: 0	

PITCHER		IP	WLS	BF	H	R	ER	SO	BB	IBB	HBP	BLK	WP	HR	S	P	ERA	WHIP
51 Randy Johnson, L ERA: 5.71	(1, 1)	6.0	W	21	3	1	1	5	0	0	0	0	0	0	57	79	1.50	0.500
49 Brandon Medders, R ERA: 3.05	(7, 1)	0.1	H	3	0	2	0	0	1	0	0	0	0	0	5	9	0.00	3.000
41 Jeremy Affeldt, L ERA: 2.05	(7, 1)	0.2	H	4	1	0	0	1	1	0	0	0	0	0	6	12	0.00	3.000
47 Merkin Valdez, R ERA: 3.07	(8, 1)	1.0	H	3	0	0	0	1	0	0	0	0	0	0	12	17	0.00	0.000
38 Brian Wilson, R ERA: 4.43	(9, 1)	1.0	S	4	1	0	0	0	0	0	0	0	0	0	14	20	0.00	1.000

PITCHER	IP	WLS	BF	H	R	ER	SO	BB	IBB	HBP	BLK	WP	HR	S	P	ERA	WHIP

Batter	1	2	3	4	5	6	7	8	9	AB	R	H	RBI	BB	SO	LOB
33 Aaron Rowand, R (1, 8) OBP: 0.345, SLG: 0.461	C SI 89 B FF 90 X SI 90 1-1 ① F9		X FF 89 0-0 16 PB 1 S 2B	C CU 71 F CU 70 B FF 90 H FC 86 2-2 16 FC5-4 HBP		C CU 68 S CU 68 D CU 71 D SI 90 F CU 69 B FF 90 F SI 89 X CU 68 3-2 12 1B 2B 3-H	2 SAFE B SI 94 X SI 94 1-0 ② F9			4	2	2	1	0	0	2
16 Edgar Renteria, R (1, 6) OBP: 0.333, SLG: 0.338	X FF 90 0-0 2 1B 1B		B FC 86 2 SAFE B FC 87 B SI 90 B SI 89 4-0 1 F9 1 S 2-3 BB	F SI 90 B SI 91 X SI 90 1-1 ③ FC5-4 1-2f		D SI 89 F SI 89 D CU 69 B SI 89 B CU 69 4-1 12 1B BB	F SI 95 C SI 95 B FF 94 B SL 83 F SI 96 X SI 96 2-2 ③ F9			3	0	1	0	2	0	5
2 Randy Winn, S (1, 9) OBP: 0.339, SLG: 0.413 12 Nate Schierholtz, L (6, 9) OBP: 0.271, SLG: 0.339	B FF 89 F SI 89 1 SAFE F FO 84 X FF 87 1-2 1 G6-4-3 1B		F CU 71 D SI 89 B SI 90 F SI 84 1 SAFE F FC 88 X FO 85 2-2 ① F7		F FF 87 S FO 83 C SI 90 0-3 ① K	C SI 88 X CH 79 0-1 1-2 2-H 1B		C SL 76 F FF 93 X SL 82 0-2 ① P3		3 2	0 0	1 1	0 1	0 0	1 0	2 0
1 Bengie Molina, R (1, 2) OBP: 0.261, SLG: 0.443	B FF 92 X CU 71 1-0 ② ③ G6-4-3 1-2f		C SI 90 S CU 71 X CU 70 0-2 ② F9 1-3 3-H		B CU 68 X FF 89 1-0 14 G4-3 10 1B 1B	B SI 88 X SI 89 1-0 ③ G3		X SI 94 0-0 ② G6-3		5	0	1	0	0	0	5
14 Fred Lewis, L (1, 7) OBP: 0.371, SLG: 0.404 47 Merkin Valdez, R (8, 1) 19 Kevin Frandsen, R (8, PH) 38 Brian Wilson, R (9, 1)		C SI 89 F FO 84 B SI 85 B FF 88 F CU 70 B FF 90 B SI 85 4-2 5 WP 10 S 5 1B BB	B CU 70 X CU 69 1-0 ③ F7		C FO 83 X CU 68 0-1 ② G4-3 1-2		C FF 88 C FF 89 B SL 84 C SL 82 1-3 ① K	X FF 95 0-0 ③ L7		3 0 1 0	1 0 0 0	0 0 0 0	0 0 0 0	1 0 0 0	1 0 0 0	2 0 0 0
10 Travis Ishikawa, L (1, 3) OBP: 0.333, SLG: 0.336		1 SAFE B FF 90 D SI 91 1 SAFE F FF 91 B SI 91 1 SAFE F SI 91 F FF 88 3-3 S FO 85 ① K 1-2		X FO 83 0-0 ① P6	X FO 85 0-0 ③ 2-H 1B		F FF 90 F FF 90 F FF 91 X FF 90 0-2 5 1B 7 1B 1B			4	1	2	0	0	1	1
5 Juan Uribe, R (1, 5) OBP: 0.329, SLG: 0.362		C FF 92 C CU 69 B F FC 86 B CU 72 X FF 91 2-2 2-H 1B	B FF 89 C FO 83 B CU 70 B CU 68 B FF 89 4-1 51 SH1-4 7 1B BB			X CU 68 0-0 ① G3-1	D CH 79 S CH 81 D CH 83 S FF 90 F FF 91 X CH 83 2-2 7 1B 59 1B 1-2 1B			3	1	2	1	1	0	0
7 Emmanuel Burriss, S (1, 4) OBP: 0.335, SLG: 0.303		B FF 89 1 SAFE X SI 90 1-0 ② P5	D CU 70 X SI 89 1-0 51 SH1-4 1-2 1B			B FF 87 L FF 87 X FO 83 1-1 35 G3-1 33 2B 2B	B SI 90 X FF 90 1-0 59 1B 1-3 2-H 1B			4	1	3	1	0	0	1
51 Randy Johnson, R (1, 1) OBP: 0.125, SLG: 0.067 35 Rich Aurilia, R (6, PH) OBP: 0.206, SLG: 0.206 49 Brandon Medders, R (7, 1) 41 Jeremy Affeldt, L (7, 1) OBP: 1.000, SLG: 1.000 59 Andres Torres, S (7, PH) OBP: 0.462, SLG: 0.600 (8, 7)		C FF 89 C CU 69 F FF 89 X CU 69 0-2 ③ P5	C FF 89 2 SAFE B CU 70 B FF 89 X FF 89 2-1 ② SH1-4 1-2 2-3			D CU 69 X CU 69 1-0 ② G3-1 2-3	1 SAFE S CH 81 D CH 83 X SL 84 1-1 1-2 3-H 1B			1 1 0 0 1	0 0 0 0 0	0 0 0 0 1	0 0 0 0 1	0 0 0 0 1	0 0 0 0 0	1 1 0 0 0
Inning Stats	R: 0 E: 0 K: 0 S: 7 H: 2 LOB: 1 BB: 0 P: 10	R: 1 E: 0 K: 1 S: 16 H: 1 LOB: 1 BB: 1 P: 26	R: 1 E: 0 K: 0 S: 9 H: 1 LOB: 1 BB: 1 P: 16	R: 0 E: 0 K: 0 S: 9 H: 1 LOB: 3 BB: 1 P: 19	R: 0 E: 0 K: 1 S: 7 H: 2 LOB: 2 BB: 0 P: 8	R: 2 E: 0 K: 0 S: 13 H: 3 LOB: 2 BB: 1 P: 23	R: 2 E: 0 K: 1 S: 19 H: 4 LOB: 2 BB: 0 P: 27	R: 0 E: 0 K: 0 S: 5 H: 0 LOB: 0 BB: 0 P: 5		1B: 11 2B: 3 3B: 0 HR: 0 SF: 0 SAC: 1 DP: 1 HBP: 1						

PITCHER		IP	WLS	BF	H	R	ER	SO	BB	IBB	HBP	BLK	WP	HR	S	P	ERA	WHIP
11 Kenshin Kawakami, R ERA: 4.73	(1, 1)	5.2	L	29	9	4	3	2	4	0	1	0	1	0	58	98	4.76	2.294
58 Peter Moylan, R ERA: 5.06	(6, 1)	0.1		2	1	0	0	0	0	0	0	0	0	0	3	4	0.00	3.000
34 Eric O'Flaherty, L ERA: 3.18	(7, 1)	0.1		5	4	2	2	1	0	0	0	0	0	0	14	19	54.00	12.000
46 Manny Acosta, R ERA:	(7, 1)	1.2		5	0	0	0	0	0	0	0	0	0	0	10	13	0.00	0.000

PITCHER	IP	WLS	BF	H	R	ER	SO	BB	IBB	HBP	BLK	WP	HR	S	P	ERA	WHIP

BOTTOM

Atlanta Braves @ San Francisco Giants

AT&T Park, San Francisco, CA

Wed May 27 2009, 7:15 PM PDT

Att. 27,744 - Clear - 62 F

livebaseballscorecards.com

AB	35
R	6
H	14
RBI	5
BB	4
SO	3
LOB	20

WP: 1 PB: 1 SB: 3 CS: 0 PA: 41

Batter	1	2	3	4	5	6	7	8	9	AB	R	H	RBI	BB	SO	LOB
55 Skip Schumaker, L (1, 4) OBP: 0.345, SLG: 0.428	B FF 91 F FF 91 F CH 85 F FF 92 F FF 94 X FF 93 1-2 **F8** ①		C CU 74 B CU 74 S CH 87 F FF 94 B CU 76 F CH 88 F CH 88 X FF 94 2-2 **G3** ③		C CU 76 C CU 75 B FF 93 F FF 92 B CH 88 F CH 88 X CH 88 2-2 **G4-3** ③		C SI 92 D SI 92 B SI 94 C SI 92 X CU 77 2-2 **FC4-6** ② 1-2f			4	0	0	0	0	0	1
16 Chris Duncan, L (1, 7) OBP: 0.347, SLG: 0.441 46 Kyle McClellan, R (7, 1) 34 Chris Perez, R (8, 1)	B CU 76 C FF 92 B CH 87 X FF 92 2-1 **P2** ②			S CH 86 B FF 92 B FF 92 C FF 93 X FF 94 2-2 4 WP 5 1B 1B		F FF 91 F CH 86 B FF 93 C SL 85 1-3 **K** ①	B CU 77 1 SAFE B FF 94 C FF 93 B FF 94 X FF 93 3-1 **L4** ③			4 0 0	0 0 0	1 0 0	0 0 0	0 0 0	1 0 0	1 0 0
5 Albert Pujols, R (1, 3) OBP: 0.451, SLG: 0.634	C FF 94 F FF 94 B SL 86 X FF 95 1-2 **F8** ③			B FF 94 X FF 92 1-0 4 WP 1-2 1B		B FF 94 B SL 85 X FF 94 2-0 47 BB 28 1B 1B		B SL 85 B SI 94 X FF 92 2-0 **G5-3** ①		4	1	2	0	0	0	0
47 Ryan Ludwick, R (1, 9) OBP: 0.336, SLG: 0.523		C CU 74 B FF 91 X SL 84 1-1 **F8** ①		C CU 74 F FF 92 B FF 93 S FF 93 1-3 **K** ①		B FF 92 C CH 86 F FF 92 B SL 83 B SL 83 B FF 93 4-2 28 1B 4 E 1-2 BB		C SI 94 X SI 93 0-1 **G6-3** ②		3	1	0	0	1	1	2
28 Colby Rasmus, L (1, 8) OBP: 0.304, SLG: 0.394		C FF 90 B CH 85 B FF 92 F FF 91 S FF 92 2-3 **K** ②		B CU 74 B CU 74 X FF 92 2-0 **F9** ②		F CH 87 X FF 92 0-1 4 FC6-4 1-2 2-H 1B		B SI 93 C FF 93 S CH 84 F CH 86 X FF 93 1-2 **P6** ③		4	0	1	1	0	1	2
4 Yadier Molina, R (1, 2) OBP: 0.348, SLG: 0.372		X FF 92 0-0 1B		B CU 74 B SL 83 F FF 92 C CU 74 F FF 92 B FF 93 F CU 76 B SL 82 4-2 1-2 2-3 BB		F FF 92 F CH 85 X FF 92 0-2 **FC6-4** ② 1-2f 2-H			B FF 96 C FF 95 B FF 96 X FF 96 2-1 **F8** ①	3	0	1	0	1	0	1
22 Joe Thurston, L (1, 5) OBP: 0.343, SLG: 0.390		F FF 91 X FF 92 0-1 **G4-3** ③		X CH 87 0-0 **G4-3** ③		C CU 76 F FF 92 F FF 93 S FF 92 0-3 **K** ③			B FF 94 B FF 96 C FF 96 X FF 97 2-1 **P5** ②	4	0	0	0	0	1	5
35 Joel Pineiro, R (1, 1) OBP: 0.261, SLG: 0.150 24 Rick Ankiel, L (5, PH) OBP: 0.320, SLG: 0.395 54 Blaine Boyer, R (5, 1) 19 Nick Stavinoha, R (7, PH) OBP: 0.231, SLG: 0.368 (7, 7)		C FF 91 F FF 91 F SL 86 S FF 92 0-3 **K** ①		S B B CH 86 X FF 90 2-1 **P5** ①		B FF 92 X FF 91 1-0 **G1-3** ①			C FF 98 X FF 98 0-1 **F9** ③	1 1 0 2	0 0 0 0	0 0 0 0	0 0 0 0	1 0 0 0	0 0 0 0	0 0 0 0
13 Brendan Ryan, R (1, 6) OBP: 0.324, SLG: 0.354			B FF 92 C FF 93 F FF 92 B SL 84 X FF 94 2-2 **F9** ②		B CU 76 C FF 92 X FF 92 1-1 **G6-3** ②		B CU 74 X FF 92 1-0 55 FC4-6 1B			3	0	1	0	0	0	0
Inning Stats	R: 0 E: 0 K: 0 S: 10 H: 0 LOB: 0 BB: 0 P: 14	R: 0 E: 0 K: 1 S: 8 H: 1 LOB: 1 BB: 0 P: 11	R: 0 E: 0 K: 1 S: 13 H: 0 LOB: 0 BB: 0 P: 17	R: 0 E: 0 K: 1 S: 13 H: 2 LOB: 3 BB: 1 P: 23	R: 0 E: 0 K: 0 S: 9 H: 0 LOB: 0 BB: 0 P: 14	R: 2 E: 1 K: 2 S: 15 H: 2 LOB: 1 BB: 1 P: 22	R: 0 E: 0 K: 0 S: 7 H: 1 LOB: 1 BB: 0 P: 14	R: 0 E: 0 K: 0 S: 7 H: 0 LOB: 0 BB: 0 P: 10	R: 0 E: 0 K: 0 S: 6 H: 0 LOB: 0 BB: 0 P: 10	1B: 6 2B: 0 3B: 0 HR: 0	SF: 0 SAC: 0 DP: 0 HBP: 0			WP: 1 PB: 0 SB: 0 CS: 0	PA: 35		

PITCHER		IP	WLS	BF	H	R	ER	SO	BB	IBB	HBP	BLK	WP	HR	S	P	ERA	WHIP
18 Matt Cain, R ERA: 2.31	(1, 1)	6.1	W	27	6	2	1	5	2	0	0	0	1	0	70	105	1.42	1.263
41 Jeremy Affeldt, L ERA: 1.99	(7, 1)	0.2	H	2	0	0	0	0	0	0	0	0	0	0	5	10	0.00	0.000
46 Bob Howry, R ERA: 3.79	(8, 1)	1.0	H	3	0	0	0	0	0	0	0	0	0	0	7	10	0.00	0.000
38 Brian Wilson, R ERA: 4.24	(9, 1)	1.0	S	3	0	0	0	0	0	0	0	0	0	0	6	10	0.00	0.000

PITCHER	IP	WLS	BF	H	R	ER	SO	BB	IBB	HBP	BLK	WP	HR	S	P	ERA	WHIP

TOP

St. Louis Cardinals @ San Francisco Giants
AT&T Park, San Francisco, CA
Fri May 29 2009, 7:15 PM PDT
Att. 35,266 - Partly Cloudy - 60 F

livebaseballscorecards.com

AB	33
R	2
H	6
RBI	1
BB	2
SO	5
LOB	12

BOTTOM

St. Louis Cardinals @ San Francisco Giants
AT&T Park, San Francisco, CA
Fri May 29 2009, 7:15 PM PDT
Att. 35,266 - Partly Cloudy - 60 F

livebaseballscorecards.com

Batter	1	2	3	4	5	6	7	8	9	AB	R	H	RBI	BB	SO	LOB
33 Aaron Rowand, R (1, 8) OBP: 0.343, SLG: 0.462	C SI 89 B SI 89 F SI 88 F SI 88 F SI 90 B SL 85 X SI 89 2-2 16 SH1-3 48 1B 2B		C SI 87 B CH 84 F SI 88 B SI 89 F SL 85 S CH 82 2-3 ① K	X SL 83 0-0 ③ F8			F FF 92 C CU 74 B CU 77 B CU 74 F SI 92 X CU 75 2-2 ② F9			4	1	1	0	0	1	2
16 Edgar Renteria, R (1, 6) OBP: 0.333, SLG: 0.338	X SI 88 0-0 ① SH1-3 2-3		B SI 88 X SI 89 1-0 ② G6-3		X 0-0 ① F9		B SI 91 S SI 90 B SL 88 X SI 90 2-1 2 1B 1B			3	0	1	0	0	0	0
2 Randy Winn, S (1, 9) OBP: 0.342, SLG: 0.411	F CU 78 B SI 89 B SI 90 B SI 89 B SI 90 4-1 1 HBP 48 1B BB		B SI 89 C SI 89 B CH 82 F SI 88 X SI 89 2-2 ③ G6-3		B SI 94 C FF 94 F SI 93 X CU 75 1-2 ② G3-1		C SI 90 B SL 89 X SI 89 1-1 1-2 1B			3	1	1	0	1	0	0
1 Bengie Molina, R (1, 2) OBP: 0.266, SLG: 0.441	B SI 89 F SI 89 F SI 89 F SI 89 H SI 89 2-2 48 1B 1-2 HBP			C SI 86 B SI 86 F SI 87 S CH 82 1-3 ① K	F FF 94 X SI 94 0-1 1B		D CU 75 D SL 88 C CU 73 X SI 90 2-1 ③ P2			3	0	1	0	0	1	2
48 Pablo Sandoval, S (1, 3) OBP: 0.349, SLG: 0.469 38 Brian Wilson, R (9, 1)	D SI 88 X SI 90 1-0 14 G6-3 1-2 2-H 3-H 1B			B SI 88 X CH 82 1-0 14 3B 1B	F SL 87 B SI 95 X SI 93 1-1 ③ F8			F FF 94 F SL 84 B FF 93 X SL 83 1-2 ① G6-3		4 0	1 0	2 0	2 0	0 0	0 0	1 0
14 Fred Lewis, L (1, 7) OBP: 0.370, SLG: 0.416 41 Jeremy Affeldt, L (7, 1) OBP: 1.000, SLG: 1.000 46 Bob Howry, L (8, 1) 10 Travis Ishikawa, L (8, PH) OBP: 0.339, SLG: 0.336 (9, 3)	B SI 88 C SI 86 D CU 76 B SI 87 F SI 87 X SI 87 3-2 ② G6-3 1-2f			X SI 86 0-0 7 1B 1-H 3B		B SI 92 F SL 85 X CU 72 1-1 ① G3		S B FF 93 B FF 94 B F B 4-2 7 1B BB		3 0 0 0	1 0 0 0	1 0 0 0	1 0 0 1	0 0 0 0	0 0 0 0	2 0 0 0
5 Juan Uribe, R (1, 5) OBP: 0.312, SLG: 0.342		C SI 87 F SI 86 B SL 83 B SL 84 F SI 88 X SI 89 2-2 ① G6-3		S SL 84 B SI 90 B SI 88 X SL 84 2-1 ② G5-3		C SI 94 X CH 87 0-1 ② G6-3		1 SAFE S C S 0-3 ② K		4	0	0	0	0	1	2
7 Emmanuel Burriss, S (1, 4) OBP: 0.339, SLG: 0.308		C SI 88 F CH 82 X CU 78 0-2 ② P6		D CU 78 X SI 89 1-0 18 1B 3-H 1B		B SI 93 B SI 93 F FF 92 C SI 94 F CU 76 S FF 94 2-3 ③ K		B FF 94 F FF 93 F FF 92 B SL 83 X SL 82 2-2 1-3 1B		4	0	2	1	0	1	0
18 Matt Cain, R (1, 1) OBP: 0.368, SLG: 0.250 59 Andres Torres, S (7, 7) OBP: 0.400, SLG: 0.500		C SI 87 S SI 87 B SL 83 B SI 88 S SI 88 2-3 ③ K		L SI 88 B SI 88 C SI 87 X SL 83 1-2 1-2 1B			B SI 91 C SI 90 C SI 90 S CU 75 1-3 ① K	S FF 93 F FF 93 B FF 92 B FF 93 F FF 94 B SL 83 C SL 82 3-3 ③ K		2 2	0 0	1 0	0 0	0 0	1 2	0 2
Inning Stats	R: 2 E: 0 K: 0 S: 14 H: 2 LOB: 1 BB: 1 P: 26	R: 0 E: 0 K: 1 S: 10 H: 0 LOB: 0 BB: 0 P: 14	R: 0 E: 0 K: 1 S: 8 H: 0 LOB: 0 BB: 0 P: 13	R: 2 E: 0 K: 1 S: 12 H: 4 LOB: 2 BB: 0 P: 18	R: 0 E: 0 K: 0 S: 8 H: 1 LOB: 1 BB: 0 P: 10	R: 0 E: 0 K: 1 S: 8 H: 0 LOB: 0 BB: 0 P: 11	R: 0 E: 0 K: 1 S: 13 H: 2 LOB: 2 BB: 0 P: 21	R: 0 E: 0 K: 2 S: 15 H: 1 LOB: 2 BB: 1 P: 25		1B: 8 2B: 1 3B: 1 HR: 0	SF: 0 SAC: 1 DP: 1 HBP: 1		WP: 0 PB: 0 SB: 0 CS: 0	PA: 36		

	AB	32
	R	4
	H	10
	RBI	4
	BB	2
	SO	7
	LOB	11

PITCHER		IP	WLS	BF	H	R	ER	SO	BB	IBB	HBP	BLK	WP	HR	S	P	ERA	WHIP
35 Joel Pineiro, R ERA: 3.86	(1, 1)	4.0	L	19	6	4	4	3	1	0	1	0	0	0	44	71	9.00	1.750
54 Blaine Boyer, R ERA: 9.0	(5, 1)	2.0		7	1	0	0	1	0	0	0	0	0	0	16	21	0.00	0.500
46 Kyle McClellan, R ERA: 1.88	(7, 1)	1.0		5	2	0	0	1	0	0	0	0	0	0	13	21	0.00	2.000
34 Chris Perez, R ERA: 2.45	(8, 1)	1.0		5	1	0	0	2	1	0	0	0	0	0	15	25	0.00	2.000

PITCHER	IP	WLS	BF	H	R	ER	SO	BB	IBB	HBP	BLK	WP	HR	S	P	ERA	WHIP

Batter	1	2	3	4	5	6	7	8	9	AB	R	H	RBI	BB	SO	LOB
13 Brendan Ryan, R (1, 6) OBP: 0.329, SLG: 0.357	X SI 86 0-0 5 BB 1B		B FC 81 S FC 78 B CU 73 X CH 73 2-1 16 CS 1B		1 SAFE S CH 72 1 SAFE B FF 87 X CH 73 1-1 ③ FC6-4 1-2f		B FF 84 B CH 74 C CH 72 F SI 85 F CU 75 2 SAFE X FF 86 2-2 ② F8	1 SAFE C CU 78 B SI 89 1 SAFE 1 SAFE B CU 78 X FF 87 2-1 ③ FC6-4 1-2f		5	0	2	0	0	0	3
16 Chris Duncan, L (1, 7) OBP: 0.350, SLG: 0.449 30 Jason Motte, R (7, 1) 28 Colby Rasmus, L (9, PH) OBP: 0.302, SLG: 0.392 (9, 8)	1 SAFE C SI 87 S CU 72 1 SAFE D FC 82 F CU 74 X FC 80 1-2 ① F7		S FC 81 1 SAFE F FC 81 B SI 86 C SI 88 1-3 ②③ K 1-2			C FF 85 C SI 86 X FC 81 0-2 4 1B 1B	C CU 73 B FC 82 C CU 75 X CU 74 1-2 2-H 2B		X SI 87 0-0 ① F7	4 0 1	0 0 0	2 0 0	1 0 0	0 0 0	1 0 0	2 0 0
5 Albert Pujols, R (1, 3) OBP: 0.460, SLG: 0.671	B CU 74 B CU 72 B FC 80 D SI 88 4-0 1-2 BB			C SI 84 B CU 74 B FC 80 F FC 80 X SI 86 2-2 HR		B CU 74 B CH 73 C SI 86 C SI 86 C CU 74 2-3 ① K	I IN 69 I IN 72 I IN 70 I IN 70 4-0 IBB		C SI 89 X CU 81 0-1 HR	3	2	2	2	2	1	1
47 Ryan Ludwick, R (1, 9) OBP: 0.331, SLG: 0.509 31 Ryan Franklin, R (9, 1)	B CU 72 S SI 86 C SI 87 D FC 81 D SI 88 S CH 73 3-3 ② K			S CU 72 X FC 81 0-1 4 G4-6-3 1B		C CH 72 S CH 74 F CH 75 F SI 88 B SI 86 X FF 87 1-2 ② F9	B CU 71 F FC 90 B CU 71 F SL 82 X FC 89 2-2 ③ P6		S CU 79 B CU 80 C FF 88 B CU 80 C SI 89 2-3 ② K	5 0	0 0	1 0	0 0	0 0	2 0	5 0
4 Yadier Molina, R (1, 2) OBP: 0.349, SLG: 0.373	B SI 86 X FC 78 1-0 ③ F9			1 SAFE B SI 86 C SI 86 F FC 80 X SI 86 1-2 ①② G4-6-3 1-2f		B CH 71 F CH 72 X CH 73 1-1 1-2 1B		C FF 88 B SI 89 S FF 89 B SL 79 S SL 77 2-3 ① K	B CU 79 S FF 87 F FF 89 X CU 81 1-2 24 BB 1B	5	0	2	0	0	1	3
24 Rick Ankiel, L (1, 8) (9, 9)		F FC 78 B SI 86 B SI 87 S FF 87 S SI 88 2-3 ① K		B CU 73 S FC 80 C CU 74 S FC 81 1-3 ③ K		S FF 87 B SI 87 F FC 79 B SI 87 X FF 83 2-2 ③ G3		S SI 90 F SI 88 B SL 78 B FF 90 S SL 78 2-3 ② K	B FF 87 F SI 88 B FF 88 C CU 77 F FF 87 D CU 80 B CU 76 4-2 1-2 BB	4	0	0	0	1	3	2
23 Brian Barden, R (1, 5) OBP: 0.303, SLG: 0.411		B SI 86 B SI 87 T SI 87 X FC 79 2-1 ② G5-3			B FC 78 F FF 87 C FC 78 B SI 85 F FF 86 X CH 73 2-2 ① P4		C FF 86 X CH 71 0-1 ① G6-3	B SI 90 X SI 88 1-0 22 3B 1B	B FF 87 X FF 86 1-0 ③ F9	5	1	1	0	0	0	2
29 Chris Carpenter, R (1, 1) 19 Nick Stavinoha, R (7, PH) OBP: 0.250, SLG: 0.410 22 Joe Thurston, L (7, 4) OBP: 0.348, SLG: 0.412		C SI 88 C SI 88 X CU 73 0-2 ③ G5-3			C SI 87 B CH 73 S FF 86 S CH 74 1-3 ② K		C SI 86 B CH 73 X FC 79 1-1 55 2B 2B	S SI 87 B SI 88 X SI 88 1-1 1-H 55 1B 3B		2 1 1	0 1 1	0 1 1	0 0 1	0 0 0	1 0 0	0 0 0
55 Skip Schumaker, L (1, 4) OBP: 0.354, SLG: 0.442 (7, 7)			B FF 87 C FF 87 X CU 72 1-1 ① G3		B CU 72 B FC 80 B FF 86 C FF 85 X FF 87 3-1 13 FC6-4 1B		X FC 79 0-0 16 2B 2B 2-H	B SL 77 B SI 89 F SI 89 C SL 78 F SI 87 X SL 78 2-2 13 FC6-4 1B 3-H		4	1	3	2	0	0	0
Inning Stats	R: 0 E: 0 K: 1 S: 9 H: 1 LOB: 2 BB: 1 P: 18	R: 0 E: 0 K: 1 S: 8 H: 0 LOB: 0 BB: 0 P: 12	R: 0 E: 0 K: 1 S: 7 H: 1 LOB: 0 BB: 0 P: 11	R: 1 E: 0 K: 1 S: 11 H: 2 LOB: 0 BB: 0 P: 15	R: 0 E: 0 K: 1 S: 11 H: 1 LOB: 1 BB: 0 P: 18	R: 0 E: 0 K: 1 S: 16 H: 2 LOB: 2 BB: 0 P: 22	R: 2 E: 0 K: 0 S: 15 H: 3 LOB: 2 BB: 1 P: 25	R: 2 E: 0 K: 2 S: 15 H: 3 LOB: 1 BB: 0 P: 25	R: 1 E: 0 K: 1 S: 13 H: 2 LOB: 2 BB: 1 P: 21	1B: 9 2B: 3 3B: 1 HR: 2 SF: 0 SAC: 0 DP: 1 HBP: 0						

PITCHER	IP	WLS	BF	H	R	ER	SO	BB	IBB	HBP	BLK	WP	HR	S	P	ERA	WHIP
75 Barry Zito, L (1, 1) ERA: 4.02	6.2	L	30	10	3	3	6	1	1	0	0	0	1	74	116	4.05	1.650
49 Brandon Medders, R (7, 1) ERA: 3.0	0.1		1	0	0	0	0	0	0	0	0	0	0	3	5	0.00	0.000
54 Sergio Romo, R (8, 1) ERA: 27.0	0.2		5	3	2	2	2	0	0	0	0	0	0	13	21	27.00	4.500
45 Justin Miller, R (8, 1) ERA: 2.42	1.1		7	2	1	1	1	1	0	0	0	0	1	15	25	6.75	2.250

PITCHER	IP	WLS	BF	H	R	ER	SO	BB	IBB	HBP	BLK	WP	HR	S	P	ERA	WHIP

TOP

St. Louis Cardinals @ San Francisco Giants
AT&T Park, San Francisco, CA
Sat May 30 2009, 6:05 PM PDT
Att. 35,592 - Cloudy - 58 F

livebaseballscorecards.com

AB	40
R	6
H	15
RBI	6
BB	3
SO	9
LOB	18

WP: 0 PA: 43
PB: 0
SB: 0
CS: 1

Batter	1	2	3	4	5	6	7	8	9	AB	R	H	RBI	BB	SO	LOB
33 Aaron Rowand, R (1, 8) OBP: 0.341, SLG: 0.457	X SI 90 0-0 ① G6-3		C SI 88 F FC 86 F FC 86 F CU 74 F CU 75 F SI 92 X SI 93 0-2 16 G6-4-3 1B	B FC 86 B FC 86 S FC 86 B SI 92 F SI 91 X SI 91 3-2 ③ FC6-4 1-2f			X FF 98 0-0 ③ F8			4	0	1	0	0	0	1
16 Edgar Renteria, R (1, 6) OBP: 0.331, SLG: 0.331	C SI 90 B FC 86 S FC 86 B FC 86 F SI 92 B FC 86 B SI 93 4-2 BB		1 SAFE C FC 87 X SI 92 0-1 ① ② G6-4-3 1-2f		F FC 86 C CU 73 S FC 85 0-3 ① K			C FF 94 B CU 76 X FC 87 1-1 ① G6-3		3	0	0	0	1	1	1
2 Randy Winn, S (1, 9) OBP: 0.340, SLG: 0.413	C SI 91 C SI 92 B SI 92 B SI 92 F SI 92 F SI 91 X SI 92 2-2 ② P6		B SI 91 X CH 88 1-0 1 2B 2B		C SI 90 C SI 91 F SI 91 X FC 87 0-2 ② F8			S FF 95 S FF 95 S FF 95 0-3 ② K		4	1	1	0	0	1	1
1 Bengie Molina, R (1, 2) OBP: 0.266, SLG: 0.442	C FC 87 F SI 92 B FC 87 B CU 74 S FC 86 2-3 ③ K		C CU 74 X FC 88 0-1 2-H 2B		X SI 91 0-0 ③ F9			X FF 95 0-0 ③ F9		4	0	1	1	0	1	1
48 Pablo Sandoval, S (1, 3) OBP: 0.347, SLG: 0.461		B SI 91 X SI 91 1-0 ① G6-3	S CU 75 F CU 75 D CU 74 F FC 88 B SI 93 H FC 87 3-2 HBP			C CU 71 F FC 84 X CU 73 0-2 ① G4-3			X CU 75 0-0 ① G3	3	0	0	0	0	0	0
14 Fred Lewis, L (1, 7) OBP: 0.367, SLG: 0.418		X SI 92 0-0 5 3B 2B	F FC 88 B FC 87 C SI 92 F FC 86 F CU 76 F FC 88 S SI 92 1-3 ③ K			B CU 71 B CU 74 F FC 85 F FC 85 X CU 74 2-2 ② G6-3			C SI 89 B CU 74 X FF 88 1-1 ② F9	4	1	1	0	0	1	2
5 Juan Uribe, R (1, 5) OBP: 0.321, SLG: 0.377		B FC 87 B FC 88 B SI 92 X SI 92 3-0 2-H 3B		F CH 86 X CH 88 0-1 ① F9		C FC 84 B CU 74 F CU 74 B FC 85 F FC 85 S FC 84 2-3 ③ K			C FF 89 X FF 88 0-1 7 DI 1B	4	0	2	1	0	1	0
7 Emmanuel Burriss, S (1, 4) OBP: 0.331, SLG: 0.301		F FC 88 F CU 74 C SI 93 0-3 ② K		B SI 89 X SI 89 1-0 ② G4-3			C FF 95 C FF 95 S FF 97 0-3 ① K		C CU 75 C FF 89 X CH 82 0-2 ③ G1-3 1-2	4	0	0	0	0	2	2
75 Barry Zito, L (1, 1) OBP: 0.125, SLG: 0.125 49 Brandon Medders, R (7, 1) 12 Nate Schierholtz, L (7, PH) OBP: 0.267, SLG: 0.333 54 Sergio Romo, R (8, 1) 45 Justin Miller, R (8, 1)		X SI 92 0-0 ③ G5-3		C CH 87 X SI 90 0-1 33 FC6-4 1B			F FF 96 S FF 96 B FF 94 F FF 96 B FF 96 X FF 96 2-2 ② G4-3			2 0 1 0 0	0 0 0 0 0	1 0 0 0 0		0 0 0 0 0	1 0 0 0 0	
Inning Stats	R: 0 E: 0 K: 1 S: 12 H: 0 LOB: 1 BB: 1 P: 20	R: 1 E: 0 K: 1 S: 7 H: 2 LOB: 1 BB: 0 P: 11	R: 1 E: 0 K: 1 S: 21 H: 3 LOB: 2 BB: 0 P: 26	R: 0 E: 0 K: 0 S: 8 H: 1 LOB: 1 BB: 0 P: 12	R: 0 E: 0 K: 1 S: 8 H: 0 LOB: 0 BB: 0 P: 8	R: 0 E: 0 K: 1 S: 10 H: 0 LOB: 0 BB: 0 P: 14	R: 0 E: 0 K: 1 S: 8 H: 0 LOB: 0 BB: 0 P: 10	R: 0 E: 0 K: 1 S: 6 H: 0 LOB: 0 BB: 0 P: 7	R: 0 E: 0 K: 0 S: 8 H: 1 LOB: 1 BB: 0 P: 9	1B: 3 2B: 3 3B: 1 HR: 0	SF: 0 SAC: 0 DP: 1 HBP: 1		WP: 0 PB: 0 SB: 0 CS: 0	PA: 35			

PITCHER	IP	WLS	BF	H	R	ER	SO	BB	IBB	HBP	BLK	WP	HR	S	P	ERA	WHIP
29 Chris Carpenter, R (1, 1) ERA: 0.62	6.0	W	25	6	2	2	5	1	0	1	0	0	0	66	91	3.00	1.167
30 Jason Motte, R (7, 1) ERA: 3.0	2.0	H	6	0	0	0	2	0	0	0	0	0	0	14	17	0.00	0.000
31 Ryan Franklin, R (9, 1) ERA: 1.35	1.0		4	1	0	0	0	0	0	0	0	0	0	8	9	0.00	1.000

PITCHER	IP	WLS	BF	H	R	ER	SO	BB	IBB	HBP	BLK	WP	HR	S	P	ERA	WHIP

BOTTOM

St. Louis Cardinals @ San Francisco Giants
AT&T Park, San Francisco, CA
Sat May 30 2009, 6:05 PM PDT
Att. 35,592 - Cloudy - 58 F

St.

livebaseballscorecards.com

AB	33
R	2
H	7
RBI	2
BB	1
SO	7
LOB	9

TOP

St. Louis Cardinals @ San Francisco Giants
AT&T Park, San Francisco, CA
Sun May 31 2009, 1:05 PM PDT
Att. 41,440 - Overcast - 59 F

livebaseballscorecards.com

Batter	1	2	3	4	5	6	7	8	9	AB	R	H	RBI	BB	SO	LOB
13 Brendan Ryan, R (1, 6) OBP: 0.345, SLG: 0.387	B FF 94 C FF 92 B SI 92 F FF 93 B SI 94 X FF 92 3-2 G6-3 ①		B SL 80 F FF 92 B SI 91 F FF 92 F FF 92 F CH 84 F CH 86 B SL 82 F SL 81 3-2 X FF 92 5 1B 22 HBP 47 SF9 1B		C SI 91 X CH 85 0-1 22 SH2-3 19 2B 2B	C CU 73 C SL 81 F FC 91 X CU 70 0-2 G6-3 ②		C FF 96 B FF 95 B FF 96 B FF 97 F FF 96 X FF 98 3-2 1-2 1B		5	2	3	0	0	0	0
22 Joe Thurston, L (1, 4) (5, 5) OBP: 0.352, SLG: 0.405	X FF 93 0-0 F8 ②		S SI 92 C SI 92 H SL 81 1-2 19 WP 5 1B 1-2 HBP		X SL 79 0-0 SH2-3 ① 2-3	B CU 72 S SL 80 C FF 89 B FC 91 F SL 79 B FC 90 B FF 91 4-2 BB		B CU 78 B SI 92 S SI 93 B SI 93 C SI 92 S SI 94 3-3 K ③		2	0	0	0	1	1	2
5 Albert Pujols, R (1, 3) OBP: 0.468, SLG: 0.679	B SI 93 B SI 92 X SI 92 2-0 2B		B SL 82 B CH 85 X CH 84 2-0 19 WP 1-2 2-3 1B		I I I I 4-0 47 BB 19 2B IBB	B CU 72 F SL 82 C FF 90 1 SAFE D CU 73 F FF 90 1 SAFE 1 SAFE S CU 73 2-3 K ③			C FF 95 B FF 95 F SL 90 B SL 90 X FF 97 2-2 1B	4	1	3	0	1	1	1
47 Ryan Ludwick, R (1, 9) OBP: 0.326, SLG: 0.496	C SL 80 T SI 92 B SL 83 B FF 94 X SL 81 2-2 F8 ③		X SI 92 0-0 SF9 ② 3-H		1 SAFE B CH 82 C CH 80 B FF 92 B SI 89 T SI 91 F FF 92 B CH 84 4-2 19 2B 1-2 BB		B FF 94 B FF 95 X FF 95 2-0 G5-3 ①		X SL 90 0-0 F8 ①	3	0	0	1	1	0	2
19 Nick Stavinoha, R (1, 7) OBP: 0.267, SLG: 0.419		C FF 91 B SI 91 X CH 83 1-1 G5-3 ① B CH 84 B SL 82 B FF 89 B FF 91 4-0 1-2 2-3 BB		D CH 83 F FF 90 X SI 90 1-1 1-3 2-H 3-H 2B		C FF 96 X FF 97 0-1 G6-3 ②		C SL 90 D FF 97 X FF 97 1-1 F7 ②	4	0	1	2	1	0	1
4 Yadier Molina, R (1, 2) OBP: 0.351, SLG: 0.370		S SI 93 B SI 93 C SL 82 X SI 92 1-2 23 G6-3 23 PB 1B B SI 91 X SI 90 1-0 F9 ③		I IN 73 I IN 76 I IN 76 I IN 78 4-0 IBB		F FF 96 C FF 96 B FF 97 X SL 86 1-2 G5-3 ③		F SL 90 D FF 98 S SL 89 S SL 88 1-3 K ③	4	0	1	0	1	1	4
23 Brian Barden, R (1, 5) OBP: 0.297, SLG: 0.402 16 Chris Duncan, L (5, PH) OBP: 0.348, SLG: 0.446 28 Colby Rasmus, L (5, 8) OBP: 0.300, SLG: 0.389	C SI 91 F SI 93 1 SAFE B FF 92 F CH 85 F SL 82 X SL 83 1-2 G6-3 ② 1-3		F FF 90 B CH 87 F FF 92 S FF 92 1-3 K ① B CU 68 F FC 89 F FC 89 C FC 90 1-3 K ②				B FF 94 C FF 94 X FF 95 1-1 G4-3 ①		2 1 1	0 0 0	0 0 0	0 0 0	1 1 0	1 3 0	1 3 0
50 Adam Wainwright, R (1, 1) OBP: 0.161, SLG: 0.290 24 Rick Ankiel, L (8, PH) OBP: 0.311, SLG: 0.374 36 Dennys Reyes, R (8, 1) 34 Chris Perez, R (8, 1)	C SI 91 B SI 92 B SI 92 F FF 92 T SL 81 2-2 K ③		X SI 92 0-0 P4 ② F SL 82 X FC 90 0-1 F8 ③				B FF 96 C FF 98 B FF 97 X FF 97 2-1 F8 ②		3 1 0 0	0 0 0 0	0 0 0 0	0 0 0 0	1 0 0 0	4 0 0 0	4 0 0 0
55 Skip Schumaker, L (1, 8) OBP: 0.352, SLG: 0.434 (5, 4)			B SI 92 X SI 91 1-0 G3-1 ① C SI 91 B SI 91 X SI 92 1-1 G4-3 ③			F FC 87 S SL 80 B FC 90 C CU 71 1-3 K ①		B FF 97 B FF 97 C FF 95 B FF 98 B FF 96 4-1 13 1B BB		3	0	0	0	1	1	0
Inning Stats	R: 0 E: 0 K: 0 S: 8 H: 1 LOB: 1 BB: 0 P: 15	R: 0 E: 0 K: 1 S: 13 H: 1 LOB: 1 BB: 0 P: 18	R: 1 E: 0 K: 0 S: 13 H: 2 LOB: 3 BB: 1 P: 25	R: 0 E: 0 K: 1 S: 6 H: 0 LOB: 0 BB: 0 P: 8	R: 2 E: 0 K: 1 S: 13 H: 2 LOB: 3 BB: 3 P: 27	R: 0 E: 0 K: 2 S: 14 H: 0 LOB: 1 BB: 1 P: 21	R: 0 E: 0 K: 0 S: 6 H: 0 LOB: 0 BB: 0 P: 9	R: 0 E: 0 K: 1 S: 11 H: 1 LOB: 2 BB: 1 P: 24	R: 0 E: 0 K: 1 S: 9 H: 1 LOB: 1 BB: 0 P: 13	1B: 5 2B: 3 3B: 0 HR: 0 SF: 1 SAC: 1 DP: 0 HBP: 1						

	AB	R	H	RBI	BB	SO	LOB
AB	33						
R		3					
H			8				
RBI				3			
BB					6		
SO						7	
LOB							18

WP: 1 PA: 42
PB: 1
SB: 0
CS: 0

PITCHER		IP	WLS	BF	H	R	ER	SO	BB	IBB	HBP	BLK	WP	HR	S	P	ERA	WHIP
57 Jonathan Sánchez, L ERA: 4.75	(1, 1)	4.1		23	6	3	3	2	2	1	1	0	1	0	48	83	6.23	1.846
49 Brandon Medders, R ERA: 2.78	(5, 1)	1.2		7	0	0	0	3	1	1	0	0	0	0	19	31	0.00	0.600
47 Merkin Valdez, R ERA: 2.76	(7, 1)	1.2	W	7	1	0	0	0	1	0	0	0	0	0	14	27	0.00	1.200
41 Jeremy Affeldt, L ERA: 1.96	(8, 1)	0.1	H	1	0	0	0	1	0	0	0	0	0	0	3	6	0.00	0.000
38 Brian Wilson, R ERA: 4.07	(9, 1)	1.0	S	4	1	0	0	1	0	0	0	0	0	0	9	13	0.00	1.000

PITCHER	IP	WLS	BF	H	R	ER	SO	BB	IBB	HBP	BLK	WP	HR	S	P	ERA	WHIP

Batter	1	2	3	4	5	6	7	8	9	AB	R	H	RBI	BB	SO	LOB
33 Aaron Rowand, R (1, 8) OBP: 0.344, SLG: 0.464	C SI 88 B CU 71 B SI 91 X SI 91 2-1 16 1B 2 SF9 1B		B FC 84 X FC 84 1-0 ② P2		X SI 89 0-0 2 F8 48 1B 1-3 2B		C FC 84 C FC 83 F CU 73 S CU 74 0-3 ① K			4	2	2	0	0	1	1
59 Andres Torres, S (8, 8) OBP: 0.400, SLG: 0.500										0	0	0	0	0	0	0
16 Edgar Renteria, R (1, 6) OBP: 0.335, SLG: 0.331	X SI 90 0-0 48 G5-4-3 1-3 1B		C CU 72 B FC 84 F FC 84 F CU 75 B SI 91 F FC 84 D CU 74 B SI 91 4-2 BB		F FC 84 B SI 90 X SI 91 1-1 ① G6-3 3-H		C SI 91 B SI 91 B FC 85 C SI 91 B SI 91 S FC 86 3-3 ② K			3	0	1	1	1	1	1
2 Randy Winn, S (1, 9) OBP: 0.333, SLG: 0.407	B FC 86 F SI 90 B SI 91 F FC 86 F CU 73 X CU 74 2-2 ① SF9 3-H		C SI 91 B SI 91 X FC 86 1-1 ③ F9		X CU 73 0-0 ② F8 2-3		B SI 90 F CH 82 X CH 81 1-1 ③ G4-3			3	0	0	1	0	0	3
48 Pablo Sandoval, S (1, 3) OBP: 0.350, SLG: 0.467	B SI 91 F SI 90 X CU 72 1-1 ②③ G5-4-3 1-2f			F SI 90 B CU 73 S CU 74 X SI 92 1-2 ① G3-1	F CU 74 B SI 91 B CU 72 X FC 86 2-1 14 FC3-6 3-H 1B			C SL 84 F SL 82 X SL 82 0-2 14 1B 1 SF8 2B		4	1	2	1	0	0	1
14 Fred Lewis, L (1, 7) OBP: 0.376, SLG: 0.423		C SI 90 B FC 86 B SI 91 B SI 93 B SI 91 4-1 5 G4-3 BB		B CH 82 B SI 90 S CH 81 F SI 90 X CU 73 2-2 5 1B 1B	F SI 90 X CU 74 0-1 ③ FC3-6 1-2f			L SI 89 S SI 90 D SL 78 X SL 78 1-2 22 CS 2-3 1B		3	0	2	0	1	0	1
5 Juan Uribe, R (1, 5) OBP: 0.325, SLG: 0.380 49 Brandon Medders, R (5, 1) 12 Nate Schierholtz, L (6, PH) OBP: 0.262, SLG: 0.328 47 Merkin Valdez, R (7, 1) 41 Jeremy Affeldt, L (8, 1) OBP: 1.000, SLG: 1.000 1 Bengie Molina, R (8, PH) OBP: 0.265, SLG: 0.442 (9, 2)		B SI 90 1 SAFE 1 SAFE F SI 92 X SI 91 1-1 ①② G4-3 1-2f		B SI 90 B FC 85 C SI 92 1 SAFE X FC 85 2-1 1-2 1B		F CH 81 B CU 72 X SI 91 1-1 ① G4-3		F FF 93 F SL 82 X SL 84 0-2 ① SF8 3-H		2 0 1 0 0 0	0 0 0 0 0 0	1 0 0 0 0 0	0 0 0 0 0 0	0 0 0 0 0 0	0 0 0 0 0 0	1 0 0 0 0 0
22 Eli Whiteside, R (1, 2) OBP: 0.286, SLG: 0.286 38 Brian Wilson, R (9, 1)		X SI 91 0-0 ③ F8		C CU 72 F CU 73 D CU 75 X SI 92 1-2 ② P3		B SI 90 F FC 83 B CU 73 X SI 90 2-1 7 G6-3 1B		P PO 89 F FF 92 X SL 84 1-1 ②③ P6 1-2		4 0	0 0	1 0	0 0	0 0	0 0	3 0
7 Emmanuel Burriss, S (1, 4) OBP: 0.331, SLG: 0.301		B SI 90 C SI 90 B SI 91 X SI 90 2-1 57 SH1-3 1B	D CU 74 S CU 73 B SI 91 C CU 73 S CU 74 2-3 ③ K			C SI 89 X CH 82 0-1 ②③ G6-3 1-2f				3	0	1	0	0	1	3
57 Jonathan Sánchez, L (1, 1) 35 Rich Aurilia, R (5, 5) OBP: 0.229, SLG: 0.277		1 SAFE X SI 88 0-0 ① SH1-3 1-2			X SI 90 0-0 33 2B 16 G6-3 1B		C FC 82 F SI 89 B CU 74 X SI 91 1-2 HR			0 2	0 2	0 2	0 1	0 0	0 0	0 0
Inning Stats	R: 1 E: 0 K: 0 S: 9 H: 2 LOB: 0 BB: 0 P: 14	R: 0 E: 0 K: 0 S: 4 H: 0 LOB: 0 BB: 1 P: 9	R: 0 E: 0 K: 0 S: 10 H: 1 LOB: 2 BB: 1 P: 18	R: 0 E: 0 K: 1 S: 14 H: 2 LOB: 2 BB: 0 P: 22	R: 2 E: 0 K: 0 S: 9 H: 3 LOB: 1 BB: 0 P: 12	R: 0 E: 0 K: 0 S: 6 H: 1 LOB: 0 BB: 0 P: 9	R: 1 E: 0 K: 2 S: 12 H: 1 LOB: 0 BB: 0 P: 17	R: 1 E: 0 K: 0 S: 12 H: 2 LOB: 0 BB: 0 P: 13		1B: 9 2B: 2 3B: 0 HR: 1 SF: 2 SAC: 1 DP: 3 HBP: 0				WP: 0 PB: 0 SB: 0 CS: 1 PA: 34		

PITCHER	IP	WLS	BF	H	R	ER	SO	BB	IBB	HBP	BLK	WP	HR	S	P	ERA	WHIP
50 Adam Wainwright, R (1, 1) ERA: 3.38	7.0	L	30	10	4	4	3	2	0	0	0	0	1	64	101	5.14	1.714
36 Dennys Reyes, L (8, 1) ERA: 3.86	0.0		2	2	1	1	0	0	0	0	0	0	0	6	7	∞	∞
34 Chris Perez, R (8, 1) ERA: 2.3	1.0		2	0	0	0	0	0	0	0	0	0	0	6	6	0.00	0.000

PITCHER	IP	WLS	BF	H	R	ER	SO	BB	IBB	HBP	BLK	WP	HR	S	P	ERA	WHIP

BOTTOM

St. Louis Cardinals @ San Francisco Giants

AT&T Park, San Francisco, CA

Sun May 31 2009, 1:05 PM PDT

Att. 41,440 - Overcast - 59 F

livebaseballscorecards.com

AB	29
R	5
H	12
RBI	5
BB	2
SO	3
LOB	14

Batter	1	2	3	4	5	6	7	8	9	AB	R	H	RBI	BB	SO	LOB
33 Aaron Rowand, R (1, 8) OBP: 0.356, SLG: 0.494	B SI 90 F SI 90 X CH 84 1-1 HR		S KC 78 B SI 90 X CH 82 1-1 ② G6-3		D CH 82 B FF 91 S CH 81 B CH 82 B KC 80 4-1 E2 16 1B 2 1B 2-H 3-H BB		C SL 78 X SL 80 0-1 16 G4-3 2B		B FF 94 F FF 95 F FF 93 B FF 95 X FF 94 2-2 2 2B 1-H 1B	4	2	3	2	1	0	0
16 Edgar Renteria, R (1, 6) OBP: 0.331, SLG: 0.327	C FF 91 F FF 90 F KC 80 B KC 79 B KC 82 F SI 92 B FF 91 F SI 91 X FF 91 3-2 ① F8		B CH 83 X FF 90 1-0 ③ G6-3		1 SAFE X SI 90 0-0 2 1B 1-3 1B		B SL 82 F SI 90 B SL 80 X SI 90 2-1 ① G4-3 2-3		X FF 94 0-0 ② P5	5	0	1	0	0	0	2
2 Randy Winn, S (1, 9) OBP: 0.340, SLG: 0.422	B KC 78 F SI 91 S SI 91 B SI 91 B CH 83 X FF 91 3-2 2B			B SI 89 X SI 89 1-0 ① G6-3	F KC 79 X FF 91 0-1 1-2 3-H 1B		C FF 88 F SI 88 D SL 83 F FF 87 B FF 89 S SI 89 2-3 ② K		C FF 94 B FF 94 X SL 84 1-1 1-3 2B	5	0	3	1	0	1	1
1 Bengie Molina, R (1, 2) OBP: 0.258, SLG: 0.430	X SI 91 0-0 ② G5-3			C KC 76 F SI 90 S KC 81 0-3 ② K	B KC 79 B CH 82 F FF 91 X SI 91 2-1 ③ F8		B SI 88 B SL 84 S SI 89 F SI 88 S SI 90 2-3 ③ K		F FF 95 D FF 95 X FF 95 1-1 ③ P4	5	0	0	0	0	2	6
48 Pablo Sandoval, S (1, 3) OBP: 0.342, SLG: 0.457	X KC 79 0-0 ③ P4			B CH 83 S CH 82 B FF 90 X CH 81 2-1 ③ F7		X SI 88 0-0 E6 5 2B		S SI 88 B SI 88 X SI 86 1-1 ① F7		4	1	0	0	0	0	1
14 Fred Lewis, L (1, 7) OBP: 0.373, SLG: 0.419		C SI 88 B FF 88 B FF 89 X FF 90 2-1 ① F7			X KC 76 0-0 55 SH1-4 33 WP 5 1B 1B	S FF 88 C FF 90 B FF 90 B SI 89 X SI 89 2-2 ① F8		C FF 88 X SL 83 0-1 ② G5-3		4	1	1	0	0	0	1
5 Juan Uribe, R (1, 5) OBP: 0.333, SLG: 0.398		B FF 90 B CH 82 X FF 90 2-0 ② G5-3			B FF 88 X FF 88 1-0 55 SH1-4 33 E 1-2 1B	C KC 80 B SI 90 D KC 80 X FF 91 2-1 1-H 2B		B CH 82 S SI 89 S SI 89 X SL 85 1-2 ③ G4-3		4	1	2	1	0	0	0
7 Emmanuel Burriss, S (1, 4) OBP: 0.330, SLG: 0.300		B FF 90 B CH 83 X FF 90 2-0 ③ F7			X FF 90 0-0 ① F8	D SI 90 B CH 81 X FF 90 2-0 ② P6			C FF 94 B FF 94 F FF 94 X SL 85 1-2 33 DI 33 1B 1B	4	1	1	0	0	0	3
55 Tim Lincecum, L (1, 1) OBP: 0.200, SLG: 0.136 41 Jeremy Affeldt, L (7, 1) OBP: 1.000, SLG: 1.000 46 Bob Howry, L (7, 1) 47 Merkin Valdez, R (8, 1) 45 Justin Miller, R (8, 1) 12 Nate Schierholtz, L (9, PH) OBP: 0.258, SLG: 0.322			C SI 90 B SI 90 X FF 91 1-1 ① F7		X FF 89 0-0 ② SH1-4 1-2 2-3	F FF 90 C KC 80 B KC 81 F KC 81 X FF 91 1-2 ③ G6-3			X FF 94 0-0 ① P5	2 0 0 0 0 1	0 0 0 0 0 0	0 0 0 0 0 0	0 0 0 0 0 0	0 0 0 0 0 0	0 0 0 0 0 0	1 0 0 0 0 1
Inning Stats	R: 1 E: 0 K: 0 S: 13 H: 2 LOB: 1 BB: 0 P: 20	R: 0 E: 0 K: 0 S: 4 H: 0 LOB: 0 BB: 0 P: 10	R: 0 E: 0 K: 0 S: 5 H: 0 LOB: 0 BB: 0 P: 8	R: 0 E: 0 K: 1 S: 6 H: 0 LOB: 0 BB: 0 P: 9	R: 3 E: 1 K: 0 S: 10 H: 4 LOB: 2 BB: 1 P: 17	R: 1 E: 1 K: 0 S: 11 H: 1 LOB: 1 BB: 0 P: 18	R: 0 E: 0 K: 2 S: 11 H: 1 LOB: 1 BB: 0 P: 17	R: 0 E: 0 K: 0 S: 7 H: 0 LOB: 0 BB: 0 P: 9	R: 1 E: 0 K: 0 S: 12 H: 3 LOB: 2 BB: 0 P: 17	1B: 6 2B: 4 3B: 0 HR: 1 SF: 0 SAC: 1 DP: 0 HBP: 0						

PITCHER		IP	WLS	BF	H	R	ER	SO	BB	IBB	HBP	BLK	WP	HR	S	P	ERA	WHIP
35 Craig Stammen, R ERA: 5.71	(1, 1)	6.0		27	7	5	4	1	1	0	0	0	1	1	49	82	6.00	1.333
50 Julian Tavarez, R ERA: 5.31	(7, 1)	0.1		2	1	0	0	0	0	0	0	0	0	0	4	6	0.00	3.000
41 Ron Villone, L ERA:	(7, 1)	1.2	W	5	0	0	0	2	0	0	0	0	0	0	14	20	0.00	0.000
38 Joel Hanrahan, R ERA: 5.55	(9, 1)	1.0		6	3	1	1	0	0	0	0	0	0	0	12	17	9.00	3.000

PITCHER	IP	WLS	BF	H	R	ER	SO	BB	IBB	HBP	BLK	WP	HR	S	P	ERA	WHIP

TOP

San Francisco Giants @ Washington Nationals
Nationals Park, Washington, DC
Tue Jun 02 2009, 7:05 PM EDT
Att. 17,331 - Cloudy - 80 F

livebaseballscorecards.com

AB	38
R	6
H	11
RBI	4
BB	1
SO	3
LOB	16

Batter	1	2	3	4	5	6	7	8	9	AB	R	H	RBI	BB	SO	LOB
15 Cristian Guzman, S (1, 6) OBP: 0.343, SLG: 0.446	C SI 91 B SI 95 B CH 82 B SI 93 C SI 92 F FF 94 F SI 94 C FF 93 3-3 K ①	1 SAFE B SI 92 C SI 93 F CH 81 B SI 94 X CH 84 2-2 G4-3 ③ 1-2		1 SAFE F FF 93 B FF 91 1 SAFE B CH 82 B SI 91 B CH 81 4-1 BB 1-2		X CU 77 0-0 G3 ③		B FF 94 D FF 96 S FF 96 C FF 96 X FF 96 2-2 11 2B 1B 1-2 3-H		4	1	1	1	1	1	1
24 Nick Johnson, L (1, 3) OBP: 0.429, SLG: 0.443	B CU 79 C FF 93 B SI 95 F CH 84 F CH 83 X FF 94 2-2 44 F9 11 BB 1B		C CU 75 F CH 81 S CH 82 0-3 K2-3 ① C CU 76 X CU 77 0-1 F7 ③				B FF 91 B FF 90 S CH 82 X SI 91 2-1 P5 ① F CU 78 B CU 76 X CH 81 1-1 34 WP 1B	C FF 96 B FF 97 F CH 86 B FF 98 F FF 97 C SL 86 2-3 K ①		5	0	1	0	0	2	4
11 Ryan Zimmerman, R (1, 5) OBP: 0.391, SLG: 0.550	B FF 94 F SI 92 1 SAFE D CU 79 B CH 83 B FF 93 4-1 BB 1-2		B FF 92 B CU 75 X SI 93 2-0 G4-3 ②		C FF 92 S CH 83 X CH 84 0-2 G6-3 ①			B FF 97 C FF 98 B FF 98 S FF 97 F FF 98 B FF 98 X FF 98 3-2 34 2B 2B 1-H 2-H		4	1	2	2	1	0	0
44 Adam Dunn, L (1, 7) OBP: 0.399, SLG: 0.571	B FF 93 C SI 93 F FF 94 X FF 93 1-2 F9 ② 2-3		B SI 92 X FF 92 1-0 34 E 2B		C FF 94 B CH 82 S CU 78 X FF 94 1-2 P5 ②		C CU 78 B CU 78 C SI 95 S CU 79 1-3 K ② 1 SAFE F SI 93 B CH 88 D SI 95 B CU 77 B CU 78 4-1 BB 1-3	I IN 67 I IN 63 I IN 58 I IN 58 4-0 34 2B 23 SF9 IBB		4	2	1	0	1	1	3
34 Elijah Dukes, R (1, 9) OBP: 0.349, SLG: 0.474 (8, 8)	F FF 93 F FF 94 F CH 85 B CH 82 F FF 93 S SL 82 1-3 K ③		B SI 92 F FF 91 F CU 78 X SL 82 1-2 E5 2-H		C CU 79 B CU 79 F FF 94 F FF 93 B CH 85 F CU 80 S SL 81 2-3 K ③			B CU 80 X CU 80 1-0 6 FC5 2B 1-3 2-H		4	0	1	1	1	2	2
22 Willie Harris, L (1, 8) OBP: 0.398, SLG: 0.413 25 Austin Kearns, R (7, PH) OBP: 0.357, SLG: 0.388 (8, 9)		C FF 90 B CU 75 B CH 81 F FF 91 B SI 94 X SI 94 3-2 F7 ① C CU 77 C CH 80 F SL 83 S CH 84 0-3 K ③				C SI 90 X CU 78 0-1 7 1B 6 FC6 2B	T FF 94 C SI 93 X SI 93 0-2 G5-3 ③	B CU 80 B FF 88 B CU 78 I IN 67 4-0 6 FC5 IBB		3 1	1 0	1 0	0 0	0 1	1 0	1 2
7 Josh Bard, S (1, 2) OBP: 0.245, SLG: 0.353 23 Wil Nieves, R (8, PR) OBP: 0.319, SLG: 0.328 (9, 2)		X SI 94 0-0 HR		B FF 89 C CH 81 B CH 82 F SI 92 B CH 84 C CH 83 3-3 K ①		B CH 81 X FF 91 1-0 6 FC6 1B 2-3		3-1 6 1B 12 1B 1B 3-1 SF9 3-H		4 0	1 1	3 0	1 1	0 0	1 0	0 0
6 Anderson Hernandez, S (1, 4) OBP: 0.359, SLG: 0.341		F SI 93 X CH 82 0-1 15 S 1B		F SI 92 C CH 83 F SL 82 X CH 86 0-2 15 BB 1B		X FF 93 0-0 FC6 10 S 10 SF8 ① 1-2f 3-H		0-0 12 1B 15 1B 1B 1-2 FC5 1-2 2-3f		5	2	3	1	0	0	3
35 Craig Stammen, R (1, 1) OBP: 0.200, SLG: 0.200 10 Ronnie Belliard, R (6, PH) OBP: 0.227, SLG: 0.304 50 Julian Tavarez, L (7, 1) 41 Ron Villone, L (7, 1) 12 Alberto Gonzalez, R (8, PH) OBP: 0.344, SLG: 0.436 38 Joel Hanrahan, R (9, 1)		X FF 93 0-0 B2 ②		L SI 92 1 SAFE L SI 93 L CU 80 0-3 K ②		F FF 92 S SI 92 X CU 80 0-2 SF8 ② 2-H		L FF 91 L B SL 85 X SI 94 1-2 15 1B 11 2B 1B 1-3 2-H		2 0 0 0 1	0 0 0 0 1	0 0 0 0 1	0 1 0 0 1	0 0 0 0 0	1 0 0 0 0	2 0 0 0 0
Inning Stats	R: 0 E: 0 K: 2 S: 18 H: 1 LOB: 2 BB: 1 P: 29	R: 1 E: 0 K: 0 S: 10 H: 2 LOB: 1 BB: 0 P: 15	R: 1 E: 1 K: 2 S: 12 H: 1 LOB: 1 BB: 0 P: 16	R: 0 E: 0 K: 2 S: 13 H: 1 LOB: 2 BB: 1 P: 20	R: 0 E: 0 K: 1 S: 11 H: 0 LOB: 0 BB: 0 P: 14	R: 2 E: 1 K: 0 S: 8 H: 2 LOB: 0 BB: 0 P: 9	R: 0 E: 0 K: 1 S: 11 H: 1 LOB: 2 BB: 1 P: 19	R: 6 E: 0 K: 1 S: 23 H: 6 LOB: 2 BB: 2 P: 47		1B: 9 2B: 4 3B: 0 HR: 1 SF: 2 SAC: 0 DP: 0 HBP: 0				WP: 2 PB: 0 SB: 2 CS: 0	PA: 44	

PITCHER		IP	WLS	BF	H	R	ER	SO	BB	IBB	HBP	BLK	WP	HR	S	P	ERA	WHIP
55 Tim Lincecum, R ERA: 3.01	(1, 1)	6.1		30	8	4	2	7	2	0	0	0	0	1	76	110	2.84	1.579
41 Jeremy Affeldt, L ERA: 1.93	(7, 1)	0.1	H	2	0	0	0	1	1	0	0	0	1	0	4	9	0.00	3.000
46 Bob Howry, R ERA: 5.12	(7, 1)	0.1	L	4	3	3	3	0	0	0	0	0	0	0	9	13	81.00	9.000
47 Merkin Valdez, R ERA: 4.32	(8, 1)	0.1		4	2	1	1	1	0	1	0	0	0	0	11	22	27.00	6.000
45 Justin Miller, R ERA: 2.35	(8, 1)	0.2		4	1	2	2	0	0	1	0	0	0	0	6	15	27.00	1.500

PITCHER	IP	WLS	BF	H	R	ER	SO	BB	IBB	HBP	BLK	WP	HR	S	P	ERA	WHIP

BOTTOM

San Francisco Giants @ Washington Nationals
Nationals Park, Washington, DC
Tue Jun 02 2009, 7:05 PM EDT
Att. 17,331 - Cloudy - 80 F

livebaseballscorecards.com

AB	37
R	10
H	14
RBI	9
BB	5
SO	9
LOB	18

Batter	1	2	3	4	5	6	7	8	9	AB	R	H	RBI	BB	SO	LOB
33 Aaron Rowand, R (1, 8) OBP: 0.354, SLG: 0.489	S FF 92 B SL 90 F FF 92 F FF 94 F FF 94 B F C 2-3 ① K		B SL 84 F FF 92 B FF 93 X SL 85 2-1 ① G5-3			X FF 90 0-0 ① G5-3			C FF 92 X FF 93 0-1 16 2B 2 2B 1B	4	1	1	0	0	1	0
16 Edgar Renteria, R (1, 6) OBP: 0.330, SLG: 0.331	F FF 94 T FF 95 C SL 89 0-3 ② K		B SL 86 S SL 87 B FF 93 F FF 94 B CU 79 C SL 84 3-3 ② K			B FF 91 B FF 92 F FF 92 F FF 92 X SL 85 2-2 ② G5-3			1 SAFE B FF 92 X FF 92 1-0 2 2B 1-3 2B	4	1	1	0	0	2	0
2 Randy Winn, S (1, 9) OBP: 0.338, SLG: 0.424	B FF 93 B FF 94 F FF 93 B FF 94 C FF 94 F FF 94 X FF 94 3-2 ③ G3-1		C FF 93 B CH 87 X CH 88 1-1 ③ G3			B FF 92 S FF 92 X FF 92 1-1 ③ P5			D CH 85 S CH 86 F FF 94 X FF 94 1-2 1 1B 48 SF8 2-H 3-H 2B	4	1	1	2	0	0	0
1 Bengie Molina, R (1, 2) OBP: 0.258, SLG: 0.426		C F CU 78 F F S 0-3 ① K		T FF 92 T FF 93 B FF 93 B SL 86 C SL 84 2-3 ① K			X SI 87 0-0 ① P3		X FF 93 0-0 2-3 1B	4	0	1	0	0	2	0
14 Fred Lewis, L (1, 7) OBP: 0.372, SLG: 0.417 48 Pablo Sandoval, S (9, PH) OBP: 0.341, SLG: 0.457 (9, 3)		B FF 93 C SL 84 B FF 94 C CH 87 F FF 94 X FF 94 2-2 ② 10 2B 5 G4-3 1B		B CH 86 C FF 94 B FF 93 F FF 94 X FF 93 2-2 ② G6-3			C FF 88 B SL 81 X SI 86 1-1 ② G3		C SI 84 F CH 77 B SI 87 F FF 88 B CH 74 B CH 72 X SI 84 3-2 ① SF8 3-H	3 0	1 0	1 0	0 1	0 0	0 0	0 0
10 Travis Ishikawa, L (1, 3) OBP: 0.339, SLG: 0.345 59 Andres Torres, S (9, PH) OBP: 0.375, SLG: 0.462 (9, 7)		B FF 92 1 SAFE C FF 92 F CH 86 F CU 79 F FF 93 X SL 85 1-2 7 1B 1-3 2B		B FF 94 F FF 93 X FF 93 1-1 ③ F7			S FF 88 B FF 89 B FF 88 C FF 89 C SI 89 2-3 ③ K		X SI 85 0-0 ② F8	3 1	1 0	1 0	0 0	0 0	1 0	0 1
5 Juan Uribe, R (1, 5) OBP: 0.319, SLG: 0.379		C SL 84 B FF 94 X FF 94 1-1 ② G4-3 3-H			B FF 91 F FF 91 S SL 84 X SL 84 1-2 ① F8			C SI 94 B SI 95 F SL 86 X SI 96 1-2 ① P3	F CH 75 B CH 77 X SI 85 1-1 ③ G1-3	4	0	0	1	0	0	2
7 Emmanuel Burriss, S (1, 4) OBP: 0.330, SLG: 0.301		S FF 93 S FF 94 X FF 94 0-2 2-H 1B			B FF 93 F FF 93 X CH 86 1-1 ② G1-3			X SI 94 0-0 ② G4-3		3	0	1	1	0	0	0
51 Randy Johnson, R (1, 1) OBP: 0.111, SLG: 0.059 49 Brandon Medders, R (7, 1) 41 Jeremy Affeldt, L (8, 1) OBP: 1.000, SLG: 1.000 38 Brian Wilson, R (8, 1)		C FF 93 S SL 86 S SL 86 0-3 ③ K			B FF 91 B FF 91 F FF 92 B FF 92 S FF 92 C FF 93 3-3 ③ K			B SI 93 C SI 93 S SI 93 C SI 94 1-3 ③ K		2 1 0 0	0 0 0 0	0 0 0 0	0 0 0 0	2 1 0 0	1 0 0 0	0 0 0 0

TOP

San Francisco Giants @ Washington Nationals
Nationals Park, Washington, DC
Thu Jun 04 2009, 4:35 PM EDT
Cloudy - 60 F

livebaseballscorecards.com

AB	33
R	5
H	7
RBI	5
BB	0
SO	9
LOB	4

Inning Stats	1	2	3	4	5	6	7	8	9	1B	SF	WP	PA
R	0	2	0	0	0	0	0	0	3	4	1	0	34
E	0	0	0	0	0	0	0	0	0	2B	SAC	0	
K	2	2	1	1	1	0	1	1	0	3	0	PB	0	
S	13	22	7	8	8	6	6	7	14	3B	DP	0		
H	0	3	0	0	0	0	0	0	4	0	0	SB	0	
LOB	0	1	0	0	0	0	0	0	1	HR	HBP	0		
BB	0	0	0	0	0	0	0	0	0	0	0	CS	0	
P	18	26	13	13	13	9	9	9	20				

PITCHER		IP	WLS	BF	H	R	ER	SO	BB	IBB	HBP	BLK	WP	HR	S	P	ERA	WHIP
27 Jordan Zimmermann, R ERA: 5.71	(1, 1)	6.0	L	21	3	2	2	7	0	0	0	0	0	0	64	92	3.00	0.500
41 Ron Villone, L ERA:	(7, 1)	1.0		3	0	0	0	1	0	0	0	0	0	0	6	9	0.00	0.000
54 Mike MacDougal, R ERA: 8.53	(8, 1)	1.0		3	0	0	0	1	0	0	0	0	0	0	7	9	0.00	0.000
38 Joel Hanrahan, R ERA: 6.66	(9, 1)	0.0		4	4	3	3	0	0	0	0	0	0	0	7	9	∞	∞
97 Joe Beimel, L ERA: 4.64	(9, 1)	1.0		3	0	0	0	0	0	0	0	0	0	0	7	11	0.00	0.000

PITCHER	IP	WLS	BF	H	R	ER	SO	BB	IBB	HBP	BLK	WP	HR	S	P	ERA	WHIP

BOTTOM

San Francisco Giants @ Washington Nationals
Nationals Park, Washington, DC
Thu Jun 04 2009, 4:35 PM EDT
Cloudy - 60 F

livebaseballscorecards.com

Batter	1	2	3	4	5	6	7	8	9	AB	R	H	RBI	BB	SO	LOB
12 Alberto Gonzalez, R (1, 6) OBP: 0.323, SLG: 0.407	C F X 0-2 G6-3 ①			C SI 88 X FS 85 0-1 G6-3 ①		C SI 89 B SI 90 S SI 88 X SL 85 1-2 E6 24 2B		B SI 93 X SI 92 1-0 G6-3 ② 1-2		4	1	0	0	0	0	1
24 Nick Johnson, L (1, 3) OBP: 0.435, SLG: 0.449	B B X 2-0 L8 ②			B SI 91 C SI 89 F SI 92 F SI 91 F SL 84 B SI 89 B SL 84 B SI 91 4-2 BB		C SL 82 B SI 89 C SL 84 B SL 86 X SI 90 2-2 11 G6-3 1-H 2B		D CU 78 B SI 93 C SI 92 D CU 77 S SI 92 B CU 77 4-2 11 BB BB		2	0	1	1	2	0	0
11 Ryan Zimmerman, R (1, 5) OBP: 0.388, SLG: 0.542	B X 1-0 G4-3 ③			C SI 89 B FS 85 B FS 85 C FF 91 X FS 85 2-2 F9 ②		B SI 87 X SI 88 1-0 G6-3 ② 2-3		B FF 95 B SL 87 S FF 95 B SL 87 B SL 89 4-1 1-2 2-3 BB		3	0	0	0	1	0	2
44 Adam Dunn, L (1, 7) OBP: 0.392, SLG: 0.559		B FF 90 B SL 81 B FF 90 C FF 88 C FF 89 S SL 82 3-3 K ①		B FF 92 C SI 92 X SI 92 1-1 P3 ③		B SL 83 F SL 83 X SL 83 1-1 P5 ③		B FF 96 S FF 96 F FF 96 B FF 95 B FF 96 C FF 96 3-3 K ③		4	0	0	0	0	2	5
34 Elijah Dukes, R (1, 8) OBP: 0.346, SLG: 0.467		F SI 89 S FS 85 B SI 92 F SI 92 B FS 84 X SL 85 2-2 G5-3 ②			F FS 83 B SI 91 B FS 84 X SI 89 2-1 10 25 PB G4-6-3 1B		B FC 91 C FC 90 C CU 71 F FC 90 S CU 72 1-3 K ①		S FF 93 F FF 94 B SL 84 B FF 96 B FF 96 F FF 95 S FF 96 3-3 K ①	4	0	1	0	0	2	0
25 Austin Kearns, R (1, 9) OBP: 0.354, SLG: 0.378		S SI 92 C SI 90 S SI 92 0-3 K ③			B FS 82 B FF 91 B FF 90 B SI 88 4-0 10 G4-6-3 1-2 BB		F FC 89 B FC 89 C FC 89 S CU 72 1-3 K ②		C FF 95 B SI 93 C FF 96 B FF 95 F FF 97 B FF 95 S FF 96 3-3 K ②	3	0	0	0	1	3	0
10 Ronnie Belliard, R (1, 4) OBP: 0.228, SLG: 0.301			C SI 88 S FS 84 X FS 85 0-2 G6-3 ①		X SI 88 0-0 G4-6-3 ① ② 1-2f 2-3		B FC 88 X FC 88 1-0 P4 ③		B SL 85 C FF 95 S FF 95 B FF 97 B FF 95 X FF 97 3-2 1B	4	0	1	0	0	0	2
23 Wil Nieves, R (1, 2) OBP: 0.315, SLG: 0.324			C SI 88 X FS 83 0-1 G6-3 ②		B FS 83 S FS 83 C SI 89 X FF 91 1-2 G4-3 ③			F FC 89 B SL 83 X SL 84 1-1 11 BB 12 G6-3 1B	C FF 96 F FF 97 S FF 98 0-3 K ③	4	0	1	0	0	1	2
27 Jordan Zimmermann, R (1, 1) 6 Anderson Hernandez, S (6, PH) OBP: 0.357, SLG: 0.339 41 Ron Villone, L (7, 1) 54 Mike MacDougal, S (8, 1) 15 Cristian Guzman, S (8, PH) OBP: 0.341, SLG: 0.444 38 Joel Hanrahan, R (9, 1) 97 Joe Beimel, L (9, 1)			B SI 88 C SI 89 X SI 89 1-1 G1-3 ③			C SI 87 X FS 83 0-1 G1-3 ①		X SI 92 0-0 F8 ①		1 0 0 0 0 0 0 1 0 0 0 0 0 0 0 0 0 0 0 0 0 0 0 0 0 0 0 0 1 0 0 0 0 0 1 0 0 0 0 0 0 0 0 0 0 0 0 0 0						
Inning Stats	R: 0 E: 0 K: 0 S: 5 H: 0 LOB: 0 BB: 0 P: 8	R: 0 E: 0 K: 2 S: 10 H: 0 LOB: 0 BB: 0 P: 15	R: 0 E: 0 K: 0 S: 7 H: 0 LOB: 0 BB: 0 P: 8	R: 0 E: 0 K: 0 S: 11 H: 0 LOB: 1 BB: 1 P: 18	R: 0 E: 0 K: 0 S: 6 H: 1 LOB: 1 BB: 1 P: 13	R: 1 E: 1 K: 0 S: 11 H: 1 LOB: 1 BB: 0 P: 16	R: 0 E: 0 K: 2 S: 8 H: 0 LOB: 0 BB: 0 P: 11	R: 0 E: 0 K: 1 S: 10 H: 1 LOB: 3 BB: 2 P: 23	R: 0 E: 0 K: 3 S: 14 H: 1 LOB: 1 BB: 0 P: 23	1B: 3 2B: 1 3B: 0 HR: 0	SF: 0 SAC: 0 DP: 1 HBP: 0			WP: 0 PB: 1 SB: 0 CS: 0	PA: 35		

	AB	31
	R	1
	H	4
	RBI	1
	BB	4
	SO	8
	LOB	13

PITCHER		IP	WLS	BF	H	R	ER	SO	BB	IBB	HBP	BLK	WP	HR	S	P	ERA	WHIP
51 Randy Johnson, L ERA: 5.12	(1, 1)	6.0	W	22	2	1	0	2	2	0	0	0	0	0	50	78	0.00	0.667
49 Brandon Medders, R ERA: 2.66	(7, 1)	1.0	H	4	1	0	0	2	0	0	0	0	0	0	10	14	0.00	1.000
41 Jeremy Affeldt, L ERA: 1.88	(8, 1)	0.2	H	3	0	0	0	0	1	0	0	0	0	0	4	9	0.00	1.500
38 Brian Wilson, R ERA: 3.86	(8, 1)	1.1	S	6	1	0	0	4	1	0	0	0	0	0	18	34	0.00	1.500

PITCHER	IP	WLS	BF	H	R	ER	SO	BB	IBB	HBP	BLK	WP	HR	S	P	ERA	WHIP

Batter	1	2	3	4	5	6	7	8	9	AB	R	H	RBI	BB	SO	LOB
33 Aaron Rowand, R (1, 8) OBP: 0.357, SLG: 0.486	B CH 84 X 1-0 ① F8		C F X 0-2 ② L8		X CH 84 0-0 16 1B 48 2B 2-H 1B	B SI 90 C SL 73 B SI 89 B SL 75 B 4-1 BB				3	1	1	1	1	0	1
16 Edgar Renteria, R (1, 6) OBP: 0.330, SLG: 0.331	F FF 92 B B C B X 3-2 ② F9		B B X 2-0 ③ F9		X 0-0 48 2B 35 1B 1-3 1B					3	1	1	0	0	0	1
59 Andres Torres, S (1, 7) OBP: 0.368, SLG: 0.438	C C S 0-3 ③ K			C X 0-1 48 G1-3 48 S 22 1B 1B	1 SAFE C FF 92 C SL 77 B S 1-3 ② K					3	1	1	0	0	2	2
48 Pablo Sandoval, S (1, 3) OBP: 0.340, SLG: 0.460		B X 1-0 ① G4-3		F 1 SAFE X SL 77 0-1 ① G1-3 1-3	F SL 77 X SL 77 0-1 35 1B 1-3 3-H 2B					3	0	1	1	0	0	1
35 Rich Aurilia, R (1, 5) OBP: 0.247, SLG: 0.294		B B C X 2-1 1B		B CH 84 X CH 83 1-0 ② G6-3	X CH 84 0-0 2-3 3-H 1B					3	0	2	1	0	0	1
22 Eli Whiteside, R (1, 2) OBP: 0.300, SLG: 0.300		C X 0-1 ② P3		X SI 92 0-0 3-H 1B	F SI 89 B FF 93 X SL 77 1-1 ③ F9					3	0	1	1	0	0	3
12 Nate Schierholtz, L (1, 9) OBP: 0.262, SLG: 0.339		B B F X 2-1 ③ L3		C SL 78 C FF 92 S FF 93 0-3 ③ K	B SI 90 F SI 90 B SL 77 X SI 89 2-1 2B					3	0	1	0	0	1	2
7 Emmanuel Burriss, S (1, 4) OBP: 0.330, SLG: 0.307			C L B B T 2-2 ① K		B SL 76 X FF 91 1-0 33 1B 2B	X SL 75 0-0 ① F8				3	1	1	0	0	1	1
18 Matt Cain, R (1, 1) OBP: 0.364, SLG: 0.263			B C B X 2-1 1B		X SL 74 0-0 ① B1	C SL 75 F SL 76 S SL 77 0-3 ② K				3	0	1	0	0	1	2
Inning Stats	R: 0 H: 0 E: 0 LOB: 0 K: 1 BB: 0 S: 7 P: 11	R: 0 H: 1 E: 0 LOB: 1 K: 0 BB: 0 S: 7 P: 12	R: 0 H: 1 E: 0 LOB: 1 K: 1 BB: 0 S: 9 P: 15	R: 1 H: 2 E: 0 LOB: 1 K: 1 BB: 0 S: 9 P: 10	R: 3 H: 5 E: 0 LOB: 2 K: 1 BB: 0 S: 12 P: 15	R: 0 H: 1 E: 0 LOB: 2 K: 1 BB: 1 S: 7 P: 13				1B: 7 SF: 0 2B: 3 SAC: 0 3B: 0 DP: 0 HR: 0 HBP: 0						

TOP

San Francisco Giants @ Washington Nationals
Nationals Park, Washington, DC
Thu Jun 04 2009, 4:40 PM EDT
Att. 16,787 - Cloudy - 60 F

livebaseballscorecards.com

AB	27
R	4
H	10
RBI	4
BB	1
SO	5
LOB	14

WP: 0 PA: 28
PB: 0
SB: 1
CS: 0

PITCHER	IP	WLS	BF	H	R	ER	SO	BB	IBB	HBP	BLK	WP	HR	S	P	ERA	WHIP
48 Ross Detwiler, L (1, 1) ERA: 5.23	5.2	L	28	10	4	4	5	1	0	0	0	0	0	51	76	6.35	1.941

PITCHER	IP	WLS	BF	H	R	ER	SO	BB	IBB	HBP	BLK	WP	HR	S	P	ERA	WHIP

Batter	1	2	3	4	5	6	7	8	9	AB	R	H	RBI	BB	SO	LOB
15 Cristian Guzman, S (1, 6) OBP: 0.341, SLG: 0.448	B X 1-0 24 1B 11 SF8 2B	C S S 0-3 ③ K			C CH 85 X FF 91 0-1 ① G4-3					3	1	1	0	0	1	1
24 Nick Johnson, L (1, 3) OBP: 0.434, SLG: 0.447	C X SL 88 0-1 34 G3 44 WP 2-3 1B		B F B T F B X 3-2 ① P4		C CU 76 F CU 75 B FF 92 S FF 93 1-3 ② K					3	0	1	0	0	1	0
11 Ryan Zimmerman, R (1, 5) OBP: 0.392, SLG: 0.544	B X 1-0 ① SF8 3-H		C B B B C B 4-2 BB		B FF 92 B FF 92 C FF 92 S FF 93 X FF 93 2-2 1B					1	0	1	1	1	0	0
44 Adam Dunn, L (1, 7) OBP: 0.391, SLG: 0.553	B B B FF 92 B 4-0 34 G3 1-2 BB		C F 1 SAFE S 0-3 ② K		C CU 74 S CH 85 D CU 76 S FF 92 1-3 ③ K					2	0	0	0	1	2	2
34 Elijah Dukes, R (1, 9) OBP: 0.341, SLG: 0.459	S X FF 92 0-1 ② G3 1-2 2-3		B T F B B F F F X 3-2 ③ P5							2	0	0	0	0	0	3
22 Willie Harris, L (1, 8) OBP: 0.400, SLG: 0.442	C F FF 93 S 0-3 ③ K			T FF 91 B FF 92 X CH 84 1-1 3B						2	0	1	0	0	1	2
7 Josh Bard, S (1, 2) OBP: 0.236, SLG: 0.340		C CU 76 X 0-1 ① F8		C CU 74 F CU 75 X SL 87 0-2 ① F8						2	0	0	0	0	0	1
6 Anderson Hernandez, S (1, 4) OBP: 0.359, SLG: 0.349		X CU 77 0-0 2B		C FF 91 B FF 91 F FF 91 F FF 93 F B X 2-2 ② F7						2	0	1	0	0	0	1
48 Ross Detwiler, R (1, 1)		C S F B S 1-3 ② K		F F T FF 92 0-2 ③ K						2	0	0	0	0	2	2
Inning Stats	R: 1 H: 2 E: 0 LOB: 2 K: 1 BB: 1 S: 9 P: 15	R: 0 H: 1 E: 0 LOB: 1 K: 2 BB: 0 S: 10 P: 11	R: 0 H: 0 E: 0 LOB: 1 K: 1 BB: 1 S: 15 P: 25	R: 0 H: 1 E: 0 LOB: 1 K: 1 BB: 0 S: 13 P: 16	R: 0 H: 1 E: 0 LOB: 1 K: 2 BB: 0 S: 11 P: 15					1B: 2 SF: 1 2B: 2 SAC: 0 3B: 1 DP: 0 HR: 0 HBP: 0						

PITCHER	IP	WLS	BF	H	R	ER	SO	BB	IBB	HBP	BLK	WP	HR	S	P	ERA	WHIP
18 Matt Cain, R (1, 1) ERA: 2.27	5.0	W	22	5	1	1	7	2	0	0	0	1	0	58	82	1.80	1.400

PITCHER	IP	WLS	BF	H	R	ER	SO	BB	IBB	HBP	BLK	WP	HR	S	P	ERA	WHIP

BOTTOM

San Francisco Giants @ Washington Nationals

Nationals Park, Washington, DC

Thu Jun 04 2009, 4:40 PM EDT

Att. 16,787 - Cloudy - 60 F

livebaseballscorecards.com

AB	19
R	1
H	5
RBI	1
BB	2
SO	7
LOB	12

WP: 1 PA: 22
PB: 0
SB: 0
CS: 0

San Francisco Giants @ Florida Marlins

Land Shark Stadium, Miami, FL

Fri Jun 05 2009, 7:10 PM EDT

Att. 12,841 - Cloudy - 74 F

livebaseballscorecards.com

TOP

Batter	1	2	3	4	5	6	7	8	9	AB	R	H	RBI	BB	SO	LOB
33 Aaron Rowand, R (1, 8) OBP: 0.363, SLG: 0.495 38 Brian Wilson, R (9, 1)	C FF 91 C CU 78 X FF 91 0-2 14 G5-4-3 1B		F FF 90 C CU 79 X CU 79 0-2 2 1B 2B		X FF 90 0-0 1 FC5 2 S 1B		C SL 80 1 SAFE 1 SAFE F SL 80 1 SAFE S SL 81 0-3 ② K		F FF 94 F SL 83 S CH 87 0-3 ② K	5 0	0 0	3 0	0 0	0 0	2 0	1 0
14 Fred Lewis, L (1, 7) OBP: 0.365, SLG: 0.407 54 Sergio Romo, R (7, 1) 59 Andres Torres, S (9, PH) OBP: 0.350, SLG: 0.412 (9, 8)	F SI 92 ① 1 SAFE B FF 91 C CH 83 X CU 79 ② 1-2 G5-4-3 1-2f		B CH 85 F CH 84 S SI 92 B FF 92 B FF 92 X CH 85 3-2 ② F7		1 SAFE C SI 91 1 SAFE 1 SAFE S SI 90 F CH 83 1 SAFE C FF 91 0-3 ② K		B FF 90 1 SAFE 1 SAFE F FF 89 B SL 80 1 SAFE X SL 80 2-1 ③ P6		B CH 85 S FF 95 B CH 87 F FF 93 S CH 86 2-3 ③ K	4 0 1	0 0 0	0 0 0	0 0 0	0 0 0	1 0 1	4 0 0
2 Randy Winn, S (1, 9) OBP: 0.341, SLG: 0.426 (7, 7)	B SI 91 B FF 91 B SI 92 C FF 92 X FF 93 3-1 ③ F9		B FF 91 X FF 92 1-0 ③ 2-H 1B		C SI 91 1 SAFE 1 SAFE S CH 82 B CU 80 X SI 91 1-2 1 FC5 1-2 1B			B SI 86 X SI 87 1-0 ① F7		4	0	2	0	0	0	0
1 Bengie Molina, R (1, 2) OBP: 0.262, SLG: 0.428		C FF 91 B CU 80 B FF 92 S FF 92 X SL 82 2-2 ① F8		B CU 78 C CH 82 X FF 91 1-1 48 HR 1B	X SI 91 0-0 ③ FC5 1-2 2-3f			B SL 82 B SI 88 X FF 88 2-0 5 2B 1B		4	1	2	0	0	0	2
48 Pablo Sandoval, S (1, 3) OBP: 0.344, SLG: 0.478		S SI 92 B SI 93 C FF 93 X CU 82 1-2 35 BB 1B		B CU 78 S CH 82 X FF 91 1-1 1-H HR		F CU 77 F SI 92 S CH 84 0-3 ① K		B FF 86 F FF 87 1 SAFE F FO 77 F FO 78 B SI 88 1 SAFE S FF 88 2-3 ② K		4	1	2	2	0	2	1
5 Juan Uribe, R (1, 6) OBP: 0.316, SLG: 0.385		C SI 92 1 SAFE 1 SAFE F SI 92 1 SAFE F FF 91 S FF 91 0-3 ② K		X FF 92 0-0 ① L8		B CU 79 B CH 83 X SI 92 2-0 ② G6-3		X FF 88 0-0 1-3 2B		4	0	1	0	0	1	1
35 Rich Aurilia, R (1, 5) OBP: 0.260, SLG: 0.286		C FF 91 S SI 92 1 SAFE B FF 92 D SL 82 B CU 80 B CU 79 4-2 1-2 BB		B CU 80 X SI 92 1-0 ② G6-3		F FF 92 B FF 92 B CU 80 X SI 92 2-1 ③ G6-3		D SL 83 D SL 84 D SL 84 I IN 64 4-0 IBB		2	0	0	0	2	0	0
7 Emmanuel Burriss, S (1, 4) OBP: 0.323, SLG: 0.300		B CH 84 F CH 84 B SI 92 S CH 86 F FF 93 X CU 80 2-2 ③ F8		C SI 90 B CU 80 C CH 84 T CU 79 1-2 ③ K			L FF 88 C SL 80 F FF 89 X SL 80 0-2 ① G6-3	B SL 81 X SL 82 1-0 ③ L7		4	0	0	0	0	1	5
75 Barry Zito, L (1, 1) OBP: 0.111, SLG: 0.111 49 Brandon Medders, R (6, 1) 12 Nate Schierholtz, L (7, PH) OBP: 0.269, SLG: 0.344 (7, 9)			B FF 87 C FF 90 B FF 89 F FF 91 X FF 92 2-2 ① G1-3		C FF 92 F CU 79 C SI 91 0-3 ① K		C SL 80 B FF 90 X SL 81 1-1 1B		S SL 82 X SL 81 0-1 ① G3	2 0 2	0 0 0	0 0 1	0 0 0	0 0 0	1 0 0	0 0 0

Inning Stats										
	R: 0 E: 0 K: 0 S: 8	H: 1 LOB: 0 BB: 0 P: 12	R: 0 E: 0 K: 1 S: 16	H: 1 LOB: 2 BB: 1 P: 25	R: 0 E: 0 K: 0 S: 10	H: 2 LOB: 2 BB: 0 P: 16	R: 2 E: 0 K: 1 S: 9	H: 2 LOB: 0 BB: 0 P: 13	R: 0 E: 0 K: 2 S: 12	H: 2 LOB: 2 BB: 0 P: 13
	R: 0 E: 0 K: 1 S: 6	H: 0 LOB: 0 BB: 0 P: 10	R: 0 E: 0 K: 1 S: 11	H: 1 LOB: 1 BB: 0 P: 14	R: 0 E: 0 K: 1 S: 8	H: 2 LOB: 3 BB: 1 P: 18	R: 0 E: 0 K: 2 S: 8	H: 0 LOB: 0 BB: 0 P: 10	1B: 8 2B: 2 3B: 0 HR: 1	SF: 0 SAC: 0 DP: 1 HBP: 0

	AB	36
	R	2
	H	11
	RBI	2
	BB	2
	SO	9
	LOB	14

WP: 0 PA: 38
PB: 0
SB: 1
CS: 0

PITCHER		IP	WLS	BF	H	R	ER	SO	BB	IBB	HBP	BLK	WP	HR	S	P	ERA	WHIP
41 Chris Volstad, R ERA: 3.65	(1, 1)	6.0	L	25	8	2	2	5	1	0	0	0	0	1	61	89	3.00	1.500
40 Kiko Calero, R ERA: 1.93	(7, 1)	1.0		4	1	0	0	1	0	0	0	0	0	0	11	14	0.00	1.000
44 Brian Sanches, R ERA:	(8, 1)	0.2		5	2	0	0	1	0	1	0	0	0	0	7	16	0.00	3.000
53 Dan Meyer, L ERA: 2.55	(8, 1)	0.2		2	0	0	0	0	0	0	0	0	0	0	3	4	0.00	0.000
46 Juan Carlos Oviedo, R ERA: 3.25	(9, 1)	0.2		2	0	0	0	2	0	0	0	0	0	0	6	8	0.00	0.000

PITCHER		IP	WLS	BF	H	R	ER	SO	BB	IBB	HBP	BLK	WP	HR	S	P	ERA	WHIP

Batter	1	2	3	4	5	6	7	8	9	AB	R	H	RBI	BB	SO	LOB
1 Emilio Bonifácio, S (1, 5) OBP: 0.292, SLG: 0.297 18 Wes Helms, R (9, PH) OBP: 0.289, SLG: 0.309	C SI 86 B SI 87 F SI 86 X CU 72 1-2 G4-3 ①		D CH 72 X SI 87 1-0 2 FC4-6 1-2 1B		C SI 86 F FC 78 X CU 73 0-2 G6-3 ①		F FF 89 B SI 88 B SL 77 F FF 89 B SL 76 F FF 89 F FF 89 S FF 89 3-3 K ①		B FF 97 S FF 97 S FF 98 S FF 97 1-3 K ②	4 1	0 0	1 0	0 0	0 0	1 1	0 1
27 Jeremy Hermida, L (1, 7) OBP: 0.362, SLG: 0.375	B SI 88 X SI 86 1-0 G4-3 ②		C SI 87 B FC 80 X FC 82 1-1 L6 ②		B CU 68 C SI 86 F FC 80 B SI 87 F SI 84 F SI 86 X FC 81 2-2 G6-3 ②		C SL 79 X SL 78 0-1 P6 ②		B SL 86 B FF 96 C FF 96 B SL 88 F FF 96 B FF 98 4-2 2 BB BB	4	0	0	0	1	0	2
2 Hanley Ramirez, R (1, 6) OBP: 0.406, SLG: 0.540	X SI 88 0-0 F8 ③		C SI 87 B CH 74 B SI 87 F SI 87 F SI 86 X CH 75 2-2 FC4-6 1-2f ③		B CU 71 F CU 69 F FC 81 X SI 88 1-2 F9 ③		F SI 89 C FF 90 S SL 80 0-3 K ③		B FF 96 C FF 96 B FF 97 C FF 95 F FF 98 B FF 96 B FF 98 4-2 1-2 2-3 BB	4	0	0	0	1	1	2
3 Jorge Cantu, R (1, 3) OBP: 0.338, SLG: 0.469		C CU 70 C CH 72 S SI 85 0-3 K ①		C SI 85 H CU 73 1-1 29 1B 6 1B HBP		B SI 86 B SI 86 B SI 86 B SI 86 4-0 29 1B 6 BB 11 SF7 BB		C SL 74 X FF 89 0-1 P2 ①	C FF 97 S FF 98 F FF 98 F FF 98 X FF 94 0-2 G6-3 ③	3	1	0	0	1	1	3
6 Dan Uggla, R (1, 4) OBP: 0.341, SLG: 0.457		B SI 86 B FC 78 S SI 86 C SI 86 B SI 86 F CH 72 X CH 72 3-2 E6 12 BB		C SI 86 X CH 72 0-1 29 1B 1-2 1B		C FC 80 B SI 87 C SI 86 B SI 85 D FF 82 1 SAFE B SI 86 4-2 11 SF7 29 1B 1-2 BB		B FF 89 C SL 77 C SL 77 X SL 77 1-2 12 FC5-4 1B		3	0	2	0	1	0	0
12 Cody Ross, R (1, 8) OBP: 0.308, SLG: 0.453 (7, 9)		B CU 71 B SI 86 B SI 86 C SI 85 B SI 87 4-1 29 G5-4-3 1-2 BB		B CU 70 2 SAFE F SI 87 X SI 86 1-1 F6 ①		B FC 89 S SL 79 X SL 80 1-1 F8 ①		X FF 88 0-0 FC5-4 ② 1-2f		3	0	0	0	1	0	5
29 Ronny Paulino, R (1, 2) OBP: 0.337, SLG: 0.355		B SI 87 F CH 71 X CH 72 1-1 G5-4-3 ② ③ 1-2f		B SI 86 B SI 86 C SI 86 F CH 72 X SI 86 2-2 1-2 2-3 1B		F FC 89 B FC 89 B SL 81 X FC 89 2-1 11 SF7 1-2 2-3 1B		S FF 87 B SL 78 C SL 76 B SL 77 C SL 76 2-3 K ③		4	0	2	0	0	1	3
25 Brett Carroll, R (1, 9) OBP: 0.250, SLG: 0.233 11 Alejandro De Aza, L (6, PH) OBP: 0.375, SLG: 0.385 (7, 8)			C SI 86 B CU 71 B SI 86 F SI 86 B CH 71 F SI 86 F CH 71 X SI 86 3-2 F9 ①	T CH 73 B CU 73 F FC 81 F CU 74 B FC 81 S SI 87 2-3 K ②		B CU 70 X FC 89 1-0 SF7 ② 1-2 2-3 3-H			C FF 93 F FF 94 B FF 94 B FF 96 B FF 96 B FF 96 4-2 2 BB 8 SH5-3 BB	2 0	0 0	0 0	0 1	0 1	1 0	3 0
41 Chris Volstad, R (1, 1) OBP: 0.083, SLG: 0.083 7 Ross Gload, L (6, PH) OBP: 0.372, SLG: 0.364 40 Kiko Calero, R (7, 1) 44 Brian Sanches, R (8, 1) 53 Dan Meyer, R (8, 1) 46 Juan Carlos Oviedo, R (9, 1) 8 Chris Coghlan, L (9, PH) OBP: 0.337, SLG: 0.282			B SI 87 C SI 86 F SI 85 X CU 74 1-2 1 1B 1B	B SI 86 F SI 86 S FC 82 C SI 87 1-3 K ③		B FC 89 X FC 90 1-0 F7 ③			X FF 92 0-0 SH5-3 ① 1-2	2 1 0 0 0 0 0	0 0 0 0 0 0 0	1 0 0 0 0 0 0	0 0 0 0 0 0 0	0 0 0 0 0 0 0	1 0 0 0 0 0 0	3 2 0 0 0 0 0
Inning Stats	R: 0 E: 0 K: 0 S: 6 H: 0 LOB: 0 BB: 0 P: 8	R: 0 E: 1 K: 1 S: 10 H: 0 LOB: 1 BB: 1 P: 18	R: 0 E: 0 K: 0 S: 15 H: 2 LOB: 2 BB: 0 P: 23	R: 0 E: 0 K: 2 S: 15 H: 2 LOB: 3 BB: 0 P: 22	R: 0 E: 0 K: 0 S: 11 H: 0 LOB: 0 BB: 0 P: 14	R: 1 E: 0 K: 0 S: 8 H: 1 LOB: 2 BB: 2 P: 21	R: 0 E: 0 K: 2 S: 10 H: 0 LOB: 0 BB: 0 P: 13	R: 0 E: 0 K: 1 S: 9 H: 1 LOB: 1 BB: 0 P: 12	R: 0 E: 0 K: 1 S: 16 H: 0 LOB: 3 BB: 3 P: 29	1B: 6 2B: 0 3B: 0 HR: 0	SF: 1 SAC: 1 DP: 1 HBP: 1					

PITCHER	IP	WLS	BF	H	R	ER	SO	BB	IBB	HBP	BLK	WP	HR	S	P	ERA	WHIP
75 Barry Zito, L (1, 1) ERA: 3.86	5.0	W	23	4	1	1	3	3	0	1	0	0	0	59	95	1.80	1.400
49 Brandon Medders, R (6, 1) ERA: 2.55	1.0	H	4	1	0	0	0	0	0	0	0	0	0	6	11	0.00	1.000
54 Sergio Romo, R (7, 1) ERA: 6.75	2.0	H	7	1	0	0	3	0	0	0	0	0	0	19	25	0.00	0.500
38 Brian Wilson, R (9, 1) ERA: 3.71	1.0	S	6	0	0	0	1	3	0	0	0	0	0	16	29	0.00	3.000

PITCHER	IP	WLS	BF	H	R	ER	SO	BB	IBB	HBP	BLK	WP	HR	S	P	ERA	WHIP

BOTTOM

San Francisco Giants @ Florida Marlins

Land Shark Stadium, Miami, FL

Fri Jun 05 2009, 7:10 PM EDT

Att. 12,841 - Cloudy - 74 F

livebaseballscorecards.com

AB	31
R	1
H	6
RBI	1
BB	6
SO	7
LOB	24

WP: 0 PA: 40
PB: 0
SB: 0
CS: 0

Batter	1	2	3	4	5	6	7	8	9	AB	R	H	RBI	BB	SO	LOB
33 Aaron Rowand, R (1, 8) OBP: 0.364, SLG: 0.492	X FF 89 0-0 ① G5-3			B FF 88 B FF 87 B FF 91 C FF 90 X FF 88 3-1 ① P4		B FF 90 X FF 87 1-0 2 FC1-6 16 1B 1B		C SI 87 S SL 78 X SL 80 0-2 ① F8	B CH 86 S FF 94 C CH 86 B CH 88 F CH 86 F CH 85 B CH 86 F FF 95 X CH 85 3-2 1-2 2-H 3-H 1B	5	0	2	2	0	0	0
16 Edgar Renteria, R (1, 6) OBP: 0.326, SLG: 0.327	C FF 90 C CH 84 X FF 94 0-2 ② G6-3			B FF 91 X FF 92 1-0 ② L7		X FF 89 0-0 2 FC1-6 1-2 1B		C SI 88 B SI 89 B SI 87 S SI 87 B SI 89 F SI 87 X SI 87 3-2 ② G6-3	S SI 94 S FF 94 B FF 96 S SI 96 1-3 ③ K	5	0	1	0	0	1	2
2 Randy Winn, S (1, 9) OBP: 0.339, SLG: 0.419	B FF 92 X FF 91 1-0 ③ B2			C SL 76 F SL 78 S SL 81 0-3 ③ K		F CH 80 X FF 91 0-1 ① FC1-6 48 BB 1-2f 2-3		B SI 88 B SI 87 C SI 87 B SI 87 B SI 86 4-1 BB		3	0	0	0	1	1	2
1 Bengie Molina, R (1, 2) OBP: 0.262, SLG: 0.429		C FF 87 B SL 74 B CH 82 X FF 88 2-1 ① F8			C FF 90 X CH 84 0-1 59 2B 2B	F CH 84 F FF 90 F SL 78 B FF 93 1 SAFE B FF 92 S FF 90 2-3 ② K		X SI 84 0-0 ③ F8		4	1	1	0	0	1	3
48 Pablo Sandoval, S (1, 3) OBP: 0.342, SLG: 0.470		B FF 92 S FF 92 X FF 92 1-1 ② G6-3			F FF 91 B FF 93 F SL 78 X SL 80 1-2 E5 59 2B	B SL 76 B CH 82 C FF 90 C CH 84 B FF 92 F CH 83 B FF 86 4-2 1-2 BB			X SI 97 0-0 ① L3	3	1	0	0	1	0	1
5 Juan Uribe, R (1, 5) OBP: 0.313, SLG: 0.389		X SL 78 0-0 ③ G5-3			C CH 85 B FF 95 S CH 82 F FF 96 F SL 78 F SL 81 S CH 84 1-3 ① K	S SL 79 B SI 89 C SL 78 X SI 91 1-2 ③ G3			B SI 97 F SI 94 C SL 79 X SL 81 1-2 35 BB 33 1B 2B	4	1	1	0	0	1	5
59 Andres Torres, S (1, 7) OBP: 0.375, SLG: 0.450			X FF 89 0-0 ① G6-3		C FF 92 F FF 92 X CH 85 0-2 1-H 2-H 2B		L SI 88 X SI 88 0-1 ① G4-3		B FF 96 B SI 93 B FF 94 C SI 94 F SI 94 F FF 95 B SI 96 4-2 35 BB 33 1B BB	3	1	1	2	1	0	0
7 Emmanuel Burriss, S (1, 4) 12 Nate Schierholtz, L (9, PH) OBP: 0.265, SLG: 0.338			C FF 90 F FF 90 B CH 85 X CH 83 1-2 ② P4		X FF 91 0-0 ② G6-3		B SI 89 B SI 88 C SI 87 X SI 88 2-1 ② F7		B SI 96 B SI 95 C SI 95 S FF 95 S SL 82 2-3 ② K	3 1	0 0	0 0	0 0	0 0	0 1	1 2
57 Jonathan Sánchez, L (1, 1) 45 Justin Miller, R (5, 1) 10 Travis Ishikawa, L (7, PH) OBP: 0.336, SLG: 0.342 46 Bob Howry, L (7, 1) 35 Rich Aurilia, R (9, PH) OBP: 0.269, SLG: 0.286			C CH 84 B CH 84 F CH 85 S SL 74 1-3 ③ K		C FF 89 S FF 86 F FF 86 B FF 89 S SL 76 1-3 ③ K		S SI 89 X SI 89 0-1 ③ L6		S FF 97 F FF 97 B SI 97 F FF 98 B SL 83 B SL 82 B SL 81 4-2 33 1B 1-2 2-3 BB	2 0 1 0 0	0 0 0 0 0	0 0 0 0 0	0 0 0 0 0	0 0 0 0 1	2 0 0 0 0	1 0 0 0 0
Inning Stats	R: 0 E: 0 K: 0 S: 5 H: 0 LOB: 0 BB: 0 P: 6	R: 0 E: 0 K: 0 S: 5 H: 0 LOB: 0 BB: 0 P: 8	R: 0 E: 0 K: 1 S: 7 H: 0 LOB: 0 BB: 0 P: 9	R: 0 E: 0 K: 1 S: 6 H: 0 LOB: 0 BB: 0 P: 10	R: 2 E: 1 K: 2 S: 19 H: 2 LOB: 1 BB: 0 P: 22	R: 0 E: 0 K: 1 S: 14 H: 2 LOB: 3 BB: 1 P: 22	R: 0 E: 0 K: 0 S: 6 H: 0 LOB: 0 BB: 0 P: 8	R: 0 E: 0 K: 0 S: 9 H: 0 LOB: 1 BB: 1 P: 16	R: 2 E: 0 K: 2 S: 22 H: 2 LOB: 2 BB: 2 P: 37	1B: 3 2B: 3 3B: 0 HR: 0 SF: 0 SAC: 0 DP: 0 HBP: 0						

PITCHER		IP	WLS	BF	H	R	ER	SO	BB	IBB	HBP	BLK	WP	HR	S	P	ERA	WHIP
23 Andrew Miller, L ERA: 4.31	(1, 1)	5.2	W	23	4	2	1	5	1	0	0	0	0	0	53	73	1.59	0.882
35 Burke Badenhop, R ERA: 3.86	(6, 1)	2.1	H	8	0	0	0	0	1	0	0	0	0	0	18	28	0.00	0.429
22 Matt Lindstrom, R ERA: 6.17	(9, 1)	0.2	H	5	1	2	2	1	2	0	0	0	0	0	13	24	27.00	4.500
46 Juan Carlos Oviedo, R ERA: 3.21	(9, 1)	0.1	S	2	1	0	0	1	0	0	0	0	0	0	9	13	0.00	3.000

PITCHER	IP	WLS	BF	H	R	ER	SO	BB	IBB	HBP	BLK	WP	HR	S	P	ERA	WHIP

TOP

San Francisco Giants @ Florida Marlins

Land Shark Stadium, Miami, FL

Sat Jun 06 2009, 6:10 PM EDT

Att. 16,294 - Partly Cloudy - 80 F

livebaseballscorecards.com

AB	34
R	4
H	6
RBI	4
BB	4
SO	7
LOB	17

WP: 0 PA: 38
PB: 0
SB: 0
CS: 0

BOTTOM

San Francisco Giants @ Florida Marlins

Land Shark Stadium, Miami, FL

Sat Jun 06 2009, 6:10 PM EDT

Att. 16,294 - Partly Cloudy - 80 F

livebaseballscorecards.com

Batter	1	2	3	4	5	6	7	8	9	AB	R	H	RBI	BB	SO	LOB
8 Chris Coghlan, L (1, 7) OBP: 0.343, SLG: 0.293 11 Alejandro De Aza, L (8, 7) OBP: 0.375, SLG: 0.385	B SI 94 C SI 93 X SI 93 1-1 2 1 F9 1B 1B		X SI 92 0-0 2 S 2 2B 1B	B SI 91 B FF 91 B FF 90 C FF 90 X SI 90 3-1 ③ F8		F FF 85 F FF 86 B CH 79 X CH 79 1-2 ① G3-1				4 0	1 0	2 0	0 0	0 0	0 0	1 0
1 Emilio Bonifácio, S (1, 5) OBP: 0.291, SLG: 0.297	X SI 92 0-0 6 S 1-2 1B		L SI 90 C SI 92 S SI 92 0-3 ① K		B FF 91 C FF 90 S FF 91 F SI 92 S SL 81 1-3 ① K	S SI 86 S SI 87 F SI 88 F FF 88 X CU 77 0-2 ② F8				4	0	1	0	0	2	1
2 Hanley Ramirez, R (1, 6) OBP: 0.408, SLG: 0.549	B FF 94 B SI 93 S CH 81 F FF 93 C FF 92 X FF 92 3-2 ① F9 2-3		F SI 92 F FF 93 B FF 93 F CH 87 1 SAFE B FF 92 B SL 82 X FF 92 3-2 3 G3 6 2B 1-H 2B		B SL 82 S CH 84 B CH 86 X CH 83 2-1 3 2B 2B	F FF 88 B FF 88 X CU 77 1-1 ③ F8				4	2	2	1	0	0	2
3 Jorge Cantu, R (1, 3) OBP: 0.336, SLG: 0.470	C FF 92 B CH 84 S FF 92 B SL 82 1 SAFE F FF 94 B FF 94 1 SAFE F CH 84 3-2 ② F SI 82 X FF 93 P3		C CH 84 X CH 86 0-1 ② G3 2-3		B FF 92 S FF 91 S FF 92 X FF 93 1-2 6 WP 29 2B 2-H 2B		B SL 84 B FF 93 X FF 92 2-0 ① F7			4	1	1	1	0	0	3
6 Dan Uggla, R (1, 4) OBP: 0.343, SLG: 0.461	F FF 92 C FF 93 B SL 83 D SL 84 B FF 88 B CH 84 4-2 1-2 BB		X CH 85 0-0 3-H 2B		F CH 85 B FF 91 B SL 81 S CH 84 F SL 82 B SL 84 S FF 92 3-3 ② K 2-3		B SL 84 B SL 84 C FF 93 C SI 92 B SI 92 X SI 93 3-2 ② F9			3	0	1	1	1	1	1
12 Cody Ross, R (1, 8) OBP: 0.307, SLG: 0.446	C FF 93 F FF 93 X FF 94 0-2 ③ P4		C FF 90 B FF 92 B FF 91 S CH 83 F FF 92 C SL 80 2-3 ③ K		B FF 92 S FF 91 F FF 92 F SL 84 B SL 83 B FF 92 B CH 84 4-2 29 S 29 2B BB		C SI 92 F SI 92 F FF 92 B SL 86 F SI 93 S SI 93 1-3 ③ K			3	1	0	0	1	2	4
29 Ronny Paulino, R (1, 2) OBP: 0.333, SLG: 0.363		F SI 92 B SI 93 F FF 92 F FF 93 C SL 82 1-3 ① K		X CH 82 0-0 ① G6-3	B CU 78 C FF 88 B FF 87 X CU 78 2-1 1-H 3-H 2B			F SI 92 C SI 93 B SL 87 F SI 93 F FF 92 X FF 92 1-2 ① F9		4	0	1	2	0	1	0
25 Brett Carroll, R (1, 9) OBP: 0.278, SLG: 0.242		S SI 92 C FF 93 C SI 93 0-3 ② K		C FF 91 B CH 86 B CH 82 B FF 91 F SI 90 X SI 90 3-2 23 FC1-6 1B	B FF 86 D CU 78 B SI 86 I IN 69 4-0 IBB			B SL 84 B SI 92 B SI 92 C SI 91 X FF 92 3-1 ② F9		3	0	1	0	1	1	0
23 Andrew Miller, L (1, 1) OBP: 0.071, SLG: 0.071 35 Burke Badenhop, R (6, 1) 7 Ross Gload, L (8, PH) OBP: 0.367, SLG: 0.358 22 Matt Lindstrom, R (9, 1) 46 Juan Carlos Oviedo, R (9, 1)		C SI 93 F SI 92 C SI 92 0-3 ③ K		L FF 88 X SI 90 0-1 ② FC1-6 1-2f	X FF 87 0-0 ③ G6-3			F SI 92 B CH 87 X CH 86 1-1 ③ G3		3 0 0 1 0 0	0 0 0 0 0 0	0 0 0 0 0 0	0 0 0 0 0 0	1 0 0 0 0 0	3 0 0 0 0 0	3 0 0 0 0 0
Inning Stats	R: 0 E: 0 K: 0 S: 17 H: 2 LOB: 3 BB: 1 P: 28	R: 0 E: 0 K: 3 S: 10 H: 0 LOB: 0 BB: 0 P: 11	R: 2 E: 0 K: 2 S: 15 H: 3 LOB: 1 BB: 0 P: 20	R: 0 E: 0 K: 0 S: 8 H: 1 LOB: 1 BB: 0 P: 14	R: 3 E: 0 K: 2 S: 20 H: 3 LOB: 2 BB: 2 P: 37	R: 0 E: 0 K: 0 S: 10 H: 0 LOB: 0 BB: 0 P: 12	R: 0 E: 0 K: 1 S: 10 H: 0 LOB: 0 BB: 0 P: 16	R: 0 E: 0 K: 0 S: 9 H: 0 LOB: 0 BB: 0 P: 14		1B: 4 2B: 5 3B: 0 HR: 0	SF: 0 SAC: 0 DP: 0 HBP: 0			WP: 1 PB: 0 SB: 3 CS: 0	PA: 36	

	AB	33
	R	5
	H	9
	RBI	5
	BB	3
	SO	8
	LOB	15

PITCHER		IP	WLS	BF	H	R	ER	SO	BB	IBB	HBP	BLK	WP	HR	S	P	ERA	WHIP
57 Jonathan Sánchez, L ERA: 5.19	(1, 1)	4.2	L	24	8	5	5	7	2	0	0	0	1	0	67	101	9.64	2.143
45 Justin Miller, R ERA: 2.22	(5, 1)	1.1		6	1	0	0	0	0	1	0	0	0	0	13	21	0.00	0.750
46 Bob Howry, R ERA: 4.64	(7, 1)	2.0		6	0	0	0	1	0	0	0	0	0	0	19	30	0.00	0.000

PITCHER	IP	WLS	BF	H	R	ER	SO	BB	IBB	HBP	BLK	WP	HR	S	P	ERA	WHIP

San Francisco Giants @ Florida Marlins

Land Shark Stadium, Miami, FL

Sun Jun 07 2009, 5:05 PM EDT
Att. 11,505 - Cloudy - 73 F

livebaseballscorecards.com

TOP

Batter	1	2	3	4	5	6	7	8	9	AB	R	H	RBI	BB	SO	LOB
33 Aaron Rowand, R (1, 8) OBP: 0.370, SLG: 0.497	C FF 91 C SL 82 B FF 91 F SL 82 B FF 92 X FF 93 2-2 2B		C SL 83 X CU 77 0-1 1B		D FF 92 B SL 83 F FF 92 X SL 82 2-1 E5 2 BB	B FF 92 B FF 92 B FF 92 B FF 90 4-0 16 CS BB		B SL 83 B SL 82 B SI 86 C SI 92 S CH 86 X CH 86 3-2 ③ F9		4	0	2	0	1	0	2
16 Edgar Renteria, R (1, 6) OBP: 0.318, SLG: 0.318	F FF 92 B FF 91 B FF 92 X SL 81 2-1 ① G6-3		X FF 92 0-0 ③ F8		X FF 90 0-0 ① B2	B FF 90 C FF 91 C FF 91 1 SAFE F FF 92 1 SAFE 1-2 ③ CS 1-2	C SL 81 X FF 92 0-1 ① G4-3		C SL 78 S SL 80 B SL 81 B SI 89 S SL 80 2-3 ① K	5	0	0	0	0	1	4
2 Randy Winn, S (1, 9) OBP: 0.341, SLG: 0.421	C SI 90 S CU 75 S FS 84 0-3 ② K			B CU 73 B SI 89 X SI 89 2-0 1 1B 2B	B FF 92 B CU 73 B SI 90 C FF 90 B SI 89 4-1 1-2 2-3 BB		C SL 83 F FS 84 B FF 92 X SL 81 1-2 ② F9		B SL 81 B FF 89 F CH 81 F SL 79 B SL 81 S FF 88 3-3 ② K	4	1	1	0	1	2	1
1 Bengie Molina, R (1, 2) OBP: 0.265, SLG: 0.431	X SI 91 0-0 ③ G5-3			B SI 89 X SI 89 1-0 48 2B 14 FC4-2 2-H 1B	F FS 83 X SL 82 0-1 ② SF8 3-H		S FF 92 X SL 82 0-1 48 1B 1B		C SL 80 X FF 89 0-1 ③ G6-3	4	0	2	2	0	0	1
48 Pablo Sandoval, S (1, 3) OBP: 0.345, SLG: 0.476		B FS 84 S FF 91 X SI 89 1-1 ① F9		S FF 90 S FF 92 X FF 92 0-2 14 FC4-2 5 BB 1-3 2B	B CH 84 F FF 91 S CH 85 F FF 93 X FF 93 1-2 ③ F9		B CU 73 F SI 90 X FS 85 1-1 1-2 1B			4	0	2	0	0	0	2
14 Fred Lewis, L (1, 7) OBP: 0.362, SLG: 0.409 59 Andres Torres, S (9, 7) OBP: 0.375, SLG: 0.450		C SI 90 B FF 92 F CU 75 C FF 92 1-3 ② K		X CU 75 0-0 ① FC4-2 5 S 2-3 3-H	C CU 73 X CU 75 0-1 5 2B 2B		X FS 84 0-0 ③ F7			4 0	1 0	1 0	0 0	0 0	1 0	4 0
5 Juan Uribe, R (1, 5) OBP: 0.330, SLG: 0.408		S FF 92 F FF 92 F CU 78 F SL 85 X FF 92 0-2 ③ L9		1 SAFE B SL 81 S SL 84 1 SAFE D SI 90 B SL 83 S SL 85 B SL 85 4-2 ② 1-2 3-H BB		C SI 90 X CU 77 0-1 2-H 2B		S CH 85 X SL 79 0-1 55 G6-3 7 WP 1B		3	0	2	1	1	0	0
7 Emmanuel Burriss, S (1, 4) OBP: 0.312, SLG: 0.289			C SI 90 X FS 85 0-1 ① G3 B FF 93 X FS 86 1-0 ③ G4-3			B FF 93 X FF 93 1-0 ① G3		F SI 90 B CH 85 X SI 90 1-1 ① F7 1-2		4	0	0	0	0	0	4
55 Tim Lincecum, L (1, 1) OBP: 0.207, SLG: 0.192 54 Sergio Romo, R (8, 1) 38 Brian Wilson, R (9, 1)			C SI 90 B CU 74 S FF 92 B FF 92 B FF 91 F FF 90 F FF 90 S FF 90 3-3 ② K		X FF 92 0-0 2 BB 1 SF8 2B	B FF 91 S FF 92 F FF 92 B FF 93 B FF 93 T FF 91 3-2 ② K		X SI 91 0-0 ② G6-3 2-3		4 0 0	1 0 0	1 0 0	0 0 0	0 0 0	2 0 0	2 0 0
Inning Stats	R: 0 E: 0 K: 1 S: 10 H: 1 LOB: 1 BB: 0 P: 14	R: 0 E: 0 K: 1 S: 10 H: 0 LOB: 0 BB: 0 P: 12	R: 0 E: 0 K: 1 S: 10 H: 1 LOB: 1 BB: 0 P: 13	R: 1 E: 0 K: 0 S: 9 H: 3 LOB: 2 BB: 1 P: 17	R: 1 E: 1 K: 0 S: 11 H: 1 LOB: 2 BB: 1 P: 18	R: 1 E: 0 K: 1 S: 11 H: 2 LOB: 1 BB: 1 P: 20	R: 0 E: 0 K: 0 S: 10 H: 2 LOB: 2 BB: 0 P: 12	R: 0 E: 0 K: 0 S: 8 H: 1 LOB: 1 BB: 0 P: 12	R: 0 E: 0 K: 2 S: 8 H: 0 LOB: 0 BB: 0 P: 13	1B: 5 2B: 6 3B: 0 HR: 0 SF: 1 SAC: 0 DP: 0 HBP: 0						

AB	36
R	3
H	11
RBI	3
BB	3
SO	6
LOB	20

PITCHER		IP	WLS	BF	H	R	ER	SO	BB	IBB	HBP	BLK	WP	HR	S	P	ERA	WHIP
47 Ricky Nolasco, R ERA: 8.17	(1, 1)	7.0	L	33	10	3	2	4	3	0	0	0	0	0	71	106	2.57	1.857
51 Cristhian Martinez, R ERA: 3.86	(8, 1)	1.0		4	1	0	0	0	0	0	0	0	1	0	8	12	0.00	1.000
40 Kiko Calero, R ERA: 1.86	(9, 1)	1.0		3	0	0	0	2	0	0	0	0	0	0	8	13	0.00	0.000

PITCHER		IP	WLS	BF	H	R	ER	SO	BB	IBB	HBP	BLK	WP	HR	S	P	ERA	WHIP

BOTTOM

San Francisco Giants @ Florida Marlins

Land Shark Stadium, Miami, FL

Sun Jun 07 2009, 5:05 PM EDT

Att. 11,505 - Cloudy - 73 F

livebaseballscorecards.com

Batter	1	2	3	4	5	6	7	8	9	AB	R	H	RBI	BB	SO	LOB
8 Chris Coghlan, L (1, 7) OBP: 0.350, SLG: 0.329	B SI 93 B SI 92 C SI 92 B FF 93 B SI 91 4-1 1 G4-3 BB		X SI 92 0-0 ① L7			B SI 92 C SI 91 B SI 91 B SI 92 X SI 90 3-1 ① F7		X FF 92 0-0 1-H HR		3	1	1	2	1	0	1
1 Emilio Bonifácio, S (1, 5) OBP: 0.287, SLG: 0.292	C SI 92 B SI 94 1 SAFE 1 SAFE B SI 92 1 SAFE X FF 92 2-1 ① G4-3 1-2		C SI 92 C SI 91 S SL 82 0-3 ② K			X SI 91 0-0 ② B2-3		B SI 89 X SI 89 1-0 ② F8		4	0	0	0	0	1	2
2 Hanley Ramirez, R (1, 6) OBP: 0.401, SLG: 0.538	X SI 92 0-0 ② F9		C FF 92 F FF 92 B SL 81 B CH 83 F CH 82 B SI 95 S CH 83 3-3 ③ K 1-3			B CH 79 C CH 82 C SI 93 X SL 81 1-2 ③ F8		B SL 78 C SL 78 C SI 90 F FF 90 S SL 79 1-3 ③ K		4	0	0	0	0	2	2
7 Ross Gload, L (1, 3) OBP: 0.373, SLG: 0.366 25 Brett Carroll, R (9, PR) OBP: 0.278, SLG: 0.242	B CU 77 B CH 82 X SI 92 2-0 ③ F7			B CU 77 F CH 82 B FF 92 X FF 90 2-1 27 G4-6-3 1B			C CU 73 X CU 77 0-1 ① G3		B FF 94 X FF 94 1-0 12 1B 1B	4 0	0 0	2 0	0 0	0 0	0 0	1 0
6 Dan Uggla, R (1, 4) OBP: 0.342, SLG: 0.454		C SI 93 B CU 76 S CH 80 B CH 83 B SI 94 B SI 93 4-2 BB		C FF 92 C FF 92 B FF 92 B SL 81 X SI 92 2-2 ① F7			B CU 77 F SI 91 B CH 82 X FF 92 2-1 ② F9		B SL 87 B SL 88 1 SAFE B FF 96 C FF 94 C FF 96 F FF 96 F FF 97 X FF 97 3-2 ① F8	3	0	0	0	1	0	2
27 Jeremy Hermida, L (1, 9) OBP: 0.360, SLG: 0.369		B FF 91 B FF 92 F SI 90 F CU 75 X CH 82 2-2 ① P5		B CU 75 X CH 82 1-0 ②③ G4-6-3 1-2f			B CU 78 B SI 92 F SI 91 B CH 83 B SI 91 4-1 BB		C SI 93 X SI 95 0-1 ② F8	3	0	0	0	1	0	3
12 Cody Ross, R (1, 8) OBP: 0.306, SLG: 0.442		C FF 93 C FF 93 F SL 83 F FF 93 B CH 85 S CH 82 1-3 ② K	C F CU 79 B SI 91 C FF 92 1-3 ① K				C SI 93 C FF 92 X FF 92 0-2 ③ F9		F FF 96 X SL 90 0-1 1-2 1B	4	0	1	0	0	2	2
21 John Baker, L (1, 2) OBP: 0.341, SLG: 0.438		F FF 91 B SI 94 X CH 82 1-1 ③ F8			C CU 77 B SI 92 B CH 82 B FF 93 X SI 92 3-1 ② G4-3			B SI 91 X SI 92 1-0 8 HR 1B	C SL 89 S FF 97 F SI 96 S FF 97 0-3 ③ K	4	1	1	0	0	1	3
47 Ricky Nolasco, R (1, 1) OBP: 0.267, SLG: 0.214 51 Cristhian Martinez, R (8, 1) 11 Alejandro De Aza, L (8, PH) OBP: 0.353, SLG: 0.357 40 Kiko Calero, R (9, 1)			B SI 92 C SI 90 B SI 92 F SI 92 B SI 93 B SI 91 4-2 2 WP BB		B SI 92 B SI 90 B SI 90 C SI 90 C SI 91 X SI 91 3-2 ③ F9			B SI 93 S SI 92 B FF 90 C SI 92 B FF 92 F SI 91 X SI 93 3-2 ① F7		1 0 1 0	0 0 0 0	0 0 0 0	1 0 0 0	0 0 0 0	0 0 1 0	0 0 1 0
Inning Stats	R: 0 E: 0 K: 0 S: 5 H: 0 LOB: 1 BB: 1 P: 13	R: 0 E: 0 K: 1 S: 12 H: 0 LOB: 1 BB: 1 P: 20	R: 0 E: 0 K: 2 S: 10 H: 0 LOB: 1 BB: 1 P: 17	R: 0 E: 0 K: 0 S: 6 H: 1 LOB: 0 BB: 0 P: 11	R: 0 E: 0 K: 1 S: 8 H: 0 LOB: 0 BB: 0 P: 15	R: 0 E: 0 K: 0 S: 6 H: 0 LOB: 0 BB: 0 P: 10	R: 0 E: 0 K: 0 S: 8 H: 0 LOB: 1 BB: 1 P: 14	R: 2 E: 0 K: 1 S: 11 H: 2 LOB: 0 BB: 0 P: 17	R: 0 E: 0 K: 1 S: 14 H: 2 LOB: 2 BB: 0 P: 18	1B: 4 2B: 0 3B: 0 HR: 1 SF: 0 SAC: 0 DP: 1 HBP: 0						WP: 2 PB: 0 SB: 0 CS: 0 PA: 35	

	AB	31
	R	2
	H	5
	RBI	2
	BB	4
	SO	6
	LOB	17

PITCHER		IP	WLS	BF	H	R	ER	SO	BB	IBB	HBP	BLK	WP	HR	S	P	ERA	WHIP
55 Tim Lincecum, R ERA: 2.96	(1, 1)	7.1	W	28	3	2	2	4	4	0	0	0	1	1	61	110	2.46	0.955
54 Sergio Romo, R ERA: 5.4	(8, 1)	0.2	H	2	0	0	0	1	0	0	0	0	0	0	5	7	0.00	0.000
38 Brian Wilson, R ERA: 3.58	(9, 1)	1.0	S	5	2	0	0	1	0	0	0	0	0	0	14	18	0.00	2.000

PITCHER	IP	WLS	BF	H	R	ER	SO	BB	IBB	HBP	BLK	WP	HR	S	P	ERA	WHIP

San Francisco Giants @ Florida Marlins

Land Shark Stadium, Miami, FL

Mon Jun 08 2009, 7:10 PM EDT

Att. 12,068 - Overcast - 77 F

livebaseballscorecards.com

TOP

Batter	1	2	3	4	5	6	7	8	9	AB	R	H	RBI	BB	SO	LOB
33 Aaron Rowand, R (1, 8) OBP: 0.363, SLG: 0.487	F FF 93 F FF 93 F FF 94 X FF 92 0-2 ① F9		1 SAFE 1 SAFE C SL 82 C SL 83 X FF 92 0-2 ③ L7 1-2			S SL 82 C FF 91 S SL 83 0-3 ③ K			F FF 93 F FF 95 F SL 85 F SL 84 B CH 88 X SI 96 1-2 ① G3-1	4	0	0	0	0	1	1
16 Edgar Renteria, R (1, 6) OBP: 0.322, SLG: 0.322	S FF 93 B FF 93 F CH 84 B FF 93 X FF 92 2-2 ② L9			C SL 82 X FF 91 0-1 ① F7			X SL 80 0-0 2 FC6-4 1B		B FF 96 F FF 95 X SL 84 1-1 1 DI 1B	4	0	2	0	0	0	0
2 Randy Winn, S (1, 9) OBP: 0.335, SLG: 0.413	C FF 92 F FF 85 S FF 92 0-3 ③ K			C SL 80 B SL 83 B FF 91 B FF 91 X FF 90 3-1 ② G5-3			C SL 80 D CH 86 F FF 90 B FF 90 D SL 83 F FF 91 X FF 91 3-2 ① FC6-4 48 1B 1-2f		B SI 93 F SI 92 D CH 86 F FF 93 B CH 86 F FF 95 S SI 94 3-3 ② K	4	0	0	0	0	2	2
1 Bengie Molina, R (1, 2) OBP: 0.260, SLG: 0.422		F FF 92 X FF 92 0-1 ① P6		X FF 92 0-0 ③ L6			F CH 84 F FF 90 B FF 90 X FF 91 1-2 ② F9		S FF 96 F FF 96 F FF 96 X 0-2 ③ P6 1-2	4	0	0	0	0	0	2
48 Pablo Sandoval, S (1, 3) OBP: 0.345, SLG: 0.474		B FF 93 B CH 84 C FF 92 X FF 92 2-1 ② P4			F SL 80 X SL 82 0-1 ① P4		B FF 90 F FF 90 C FF 90 D SL 82 X CH 85 2-2 1-2 1B			3	0	1	0	0	0	0
5 Juan Uribe, R (1, 5) OBP: 0.321, SLG: 0.396 (8, 4)		B FF 92 C FF 93 T SL 84 F FF 93 X FF 86 1-2 ③ G6-3			F FF 91 B FF 90 B SL 80 F CH 83 B FF 92 F SL 81 F SL 82 X FF 92 3-2 ② G6-3		F FF 91 B FF 91 T FF 92 X FF 92 1-2 ③ P3			3	0	0	0	0	0	2
59 Andres Torres, S (1, 7) OBP: 0.370, SLG: 0.409			B FF 91 B FF 90 C FF 89 B FF 90 C FF 91 B FF 92 4-2 33 S BB		X FF 92 0-0 ③ F7			B FF 90 C FF 90 F SL 81 B FF 90 F FF 91 S SL 82 2-3 ① K2-3		2	0	0	0	1	1	0
7 Emmanuel Burriss, S (1, 4) OBP: 0.309, SLG: 0.286 35 Rich Aurilia, R (8, PH) OBP: 0.266, SLG: 0.282 (8, 5)			B CH 81 B FF 90 C FF 90 C FF 91 S SL 82 2-3 ① K			X SL 79 0-0 ① B1-3		B FF 91 B FF 90 C FF 90 X FF 91 2-1 ② P3		2 1	0 0	0 0	0 0	0 0	1 0	1 0
51 Randy Johnson, R (1, 1) OBP: 0.105, SLG: 0.056 12 Nate Schierholtz, L (6, PH) OBP: 0.261, SLG: 0.333 45 Justin Miller, R (6, 1) 22 Eli Whiteside, R (8, PH) OBP: 0.273, SLG: 0.273 47 Merkin Valdez, R (8, 1)			C FF 91 B FF 91 L FF 91 F FF 91 1 SAFE M FF 92 1-3 ② K			S SL 81 S SL 84 F SL 82 X FF 92 0-2 ② F8		B FF 91 C FF 91 T FF 91 S FF 93 1-3 ③ K		1 1 0 1 0	0 0 0 0 0	0 0 0 0 0	0 0 0 0 0	0 0 0 1 0	1 0 0 0 0	1 0 0 0 0
Inning Stats	R: 0 E: 0 K: 1 S: 10 H: 0 LOB: 0 BB: 0 P: 12	R: 0 E: 0 K: 0 S: 8 H: 0 LOB: 0 BB: 0 P: 11	R: 0 E: 0 K: 2 S: 12 H: 0 LOB: 1 BB: 1 P: 19	R: 0 E: 0 K: 0 S: 5 H: 0 LOB: 0 BB: 0 P: 8	R: 0 E: 0 K: 0 S: 8 H: 0 LOB: 0 BB: 0 P: 11	R: 0 E: 0 K: 1 S: 8 H: 0 LOB: 0 BB: 0 P: 8	R: 0 E: 0 K: 0 S: 14 H: 2 LOB: 2 BB: 0 P: 21	R: 0 E: 0 K: 2 S: 9 H: 0 LOB: 0 BB: 0 P: 14	R: 0 E: 0 K: 1 S: 15 H: 1 LOB: 1 BB: 0 P: 20	1B: 3 2B: 0 3B: 0 HR: 0 SF: 0 SAC: 0 DP: 0 HBP: 0						

	AB	R	H	RBI	BB	SO	LOB
Totals	30	0	3	0	1	7	9

WP: 0 PB: 0 SB: 1 CS: 0 PA: 31

PITCHER		IP	WLS	BF	H	R	ER	SO	BB	IBB	HBP	BLK	WP	HR	S	P	ERA	WHIP
45 Sean West, L ERA: 2.22	(1, 1)	8.0	W	27	2	0	0	6	1	0	0	0	0	0	74	104	0.00	0.375
46 Juan Carlos Oviedo, R ERA: 3.1	(9, 1)	1.0		4	1	0	0	1	0	0	0	0	0	0	15	20	0.00	1.000

PITCHER		IP	WLS	BF	H	R	ER	SO	BB	IBB	HBP	BLK	WP	HR	S	P	ERA	WHIP

Batter	1	2	3	4	5	6	7	8	9	AB	R	H	RBI	BB	SO	LOB
8 Chris Coghlan, L (1, 7) OBP: 0.352, SLG: 0.326 46 Juan Carlos Oviedo, R (9, 1)	C FF 89 B SL 82 X FF 91 1-1 2 S 1B	B S SL 82 B FF 89 S SL 82 S SL 84 2-3 ③ K		B FS 87 B SL 83 C FF 90 C FF 90 X SL 84 2-2 ③ L1-3		C FF 86 B CH 77 S CH 80 B CH 78 B FF 90 B CH 79 4-2 2 SF9 18 BB 1-2 BB		X FF 94 0-0 ① F9		4 0	0 0	1 0	0 0	1 0	1 0	2 0
18 Wes Helms, R (1, 5) OBP: 0.284, SLG: 0.292	S FF 87 B SL 82 F FF 90 B SL 84 F FF 91 S SL 83 2-3 ① K		C SL 80 F SL 82 B SI 87 F FF 89 X FS 79 1-2 ① G5-3		X FS 86 0-0 ① G6-3	B SI 88 C CU 79 B FF 89 B SI 89 B SI 88 4-1 1-2 2-3 BB		C FF 95 F FF 94 F FF 95 D SL 83 B FF 96 S FF 95 2-3 ② K		4	0	0	0	1	2	2
2 Hanley Ramirez, R (1, 6) OBP: 0.397, SLG: 0.533	B FF 88 X FF 90 1-0 ② P3 1-2		X FS 80 0-0 ② P4		C FS 85 B FS 80 X SL 82 1-1 6 F8 3 1B 1B	X FF 88 0-0 ② SF9 2-3 3-H		B FF 95 S FF 96 F FF 96 X FF 96 1-2 ③ G6-3		4	0	1	1	0	0	2
3 Jorge Cantu, R (1, 3) OBP: 0.339, SLG: 0.471	C SL 82 C FF 90 X SL 86 0-2 ③ G5-3		B FS 86 X FS 81 1-0 6 WP 1B		1 SAFE X FS 86 0-0 12 BB 1-2 1B	B SL 80 S CU 81 B CU 80 S CU 81 B CU 80 X FF 89 3-2 ③ G4-3				4	0	2	0	0	0	3
6 Dan Uggla, R (1, 4) OBP: 0.349, SLG: 0.454		X FF 87 0-0 ② 29 BB 25 HR 1B	F FF 89 B SL 83 B FS 83 B SL 83 F FF 91 B SL 85 4-2 1-2 BB		B FS 82 X FF 89 1-0 ② F8 2-3		C CU 80 B SI 89 H FF 88 2-1 12 G5-4-3 HBP			2	1	1	0	1	0	2
12 Cody Ross, R (1, 8) OBP: 0.305, SLG: 0.436		C SL 82 F FF 90 F FF 91 1 SAFE B SL 85 D FS 83 F SL 84 B SL 84 S SL 84 3-3 ① K	C FS 83 F SL 85 F FF 92 X SI 88 0-2 ③ G2-3		F SL 84 B SL 85 S FS 82 F SL 86 B FS 82 B FF 90 B SL 85 4-2 1-2 BB		C SI 88 X CU 80 0-1 ①② G5-4-3 1-2f			3	0	0	0	1	1	4
29 Ronny Paulino, R (1, 2) OBP: 0.340, SLG: 0.361		B FF 88 B FS 82 B SI 88 C FS 88 B SL 83 4-1 25 HR 1-2 BB		C FS 87 B FS 82 C FS 87 F SL 85 C FF 88 1-3 ① K	B FF 90 C SL 84 S FS 83 X FS 84 1-2 ③ G6-3		C CU 79 F CU 80 B SI 88 B SL 80 B SI 89 X FF 89 3-2 25 FC6-4 1B			3	1	1	0	1	1	3
25 Brett Carroll, R (1, 9) OBP: 0.325, SLG: 0.432		C SL 84 B SI 89 X SI 90 1-1 1-H 2-H HR		B FF 88 X FS 87 1-0 3B		B CU 79 X CU 80 1-0 18 BB 8 BB 2 SF9 1B	C CU 80 S CU 80 B CU 80 X CU 80 1-2 ③ FC6-4 1-2f			4	2	3	3	0	0	1
45 Sean West, R (1, 1) 11 Alejandro De Aza, L (8, PH) (9, 7) OBP: 0.389, SLG: 0.357		S SI 87 F FS 87 S SL 82 0-3 ② K	C SL 84 F SL 85 X SL 84 0-2 ② G4-3		L FF 85 L FF 86 M CU 78 0-3 ① K			B FF 93 B FF 92 S FF 94 B FF 94 B FF 94 4-1 BB		3 0	0 0	0 0	0 0	0 1	2 0	2 0
Inning Stats	R: 0 E: 0 K: 1 S: 10 H: 1 LOB: 1 BB: 0 P: 14	R: 3 E: 0 K: 3 S: 15 H: 2 LOB: 0 BB: 1 P: 25	R: 0 E: 0 K: 0 S: 12 H: 1 LOB: 2 BB: 1 P: 18	R: 0 E: 0 K: 1 S: 11 H: 1 LOB: 1 BB: 0 P: 15	R: 0 E: 0 K: 0 S: 11 H: 2 LOB: 3 BB: 1 P: 18	R: 1 E: 0 K: 1 S: 11 H: 1 LOB: 2 BB: 2 P: 23	R: 0 E: 0 K: 0 S: 9 H: 1 LOB: 1 BB: 0 P: 15	R: 0 E: 0 K: 1 S: 9 H: 0 LOB: 1 BB: 1 P: 16		1B: 7 2B: 0 3B: 1 HR: 1 SF: 1 SAC: 0 DP: 1 HBP: 1				WP: 1 PB: 0 SB: 1 CS: 0 PA: 39		

PITCHER		IP	WLS	BF	H	R	ER	SO	BB	IBB	HBP	BLK	WP	HR	S	P	ERA	WHIP
51 Randy Johnson, L ERA: 5.14	(1, 1)	5.0	L	25	7	3	3	5	3	0	0	0	1	1	59	90	5.40	2.000
45 Justin Miller, R ERA: 2.39	(6, 1)	2.0		10	2	1	1	1	2	0	1	0	0	0	20	38	4.50	2.000
47 Merkin Valdez, R ERA: 4.08	(8, 1)	1.0		4	0	0	0	1	1	0	0	0	0	0	9	16	0.00	1.000

PITCHER	IP	WLS	BF	H	R	ER	SO	BB	IBB	HBP	BLK	WP	HR	S	P	ERA	WHIP

BOTTOM

San Francisco Giants @ Florida Marlins

Land Shark Stadium, Miami, FL

Mon Jun 08 2009, 7:10 PM EDT

Att. 12,068 - Overcast - 77 F

livebaseballscorecards.com

AB	31
R	4
H	9
RBI	4
BB	6
SO	7
LOB	21

Batter	1	2	3	4	5	6	7	8	9	AB	R	H	RBI	BB	SO	LOB
33 Aaron Rowand, R (1, 8) OBP: 0.368, SLG: 0.487	B FF 86 B FF 86 B SI 86 C SI 85 F FF 88 F FF 89 X FF 89 3-2 ① G6-3		C CU 76 B FF 89 F SI 86 S CH 80 1-3 ① K		B SL 80 S CH 81 X CU 79 1-1 16 E, 16 1B, 2 1B 1B	B FF 87 X FF 87 1-0 16 E 1B 2-H		B CU 76 B SL 89 B SI 93 C SI 93 B SL 89 4-1 16 G4-6-3 1-2 BB		4	2	2	1	1	1	0
16 Edgar Renteria, R (1, 6) OBP: 0.329, SLG: 0.330	X FF 89 0-0 48 1B 1B		C SI 88 B CH 82 S CU 78 F CU 81 B FF 91 X CH 83 2-2 ② G5-3		X FF 88 0-0 ② E9 1-3 1B	C SI 92 B CU 79 F SI 94 B SI 93 F SI 95 X CH 85 2-2 E4 2-H 1B		X SI 95 0-0 ② ③ G4-6-3 1-2f		5	0	3	1	0	0	2
2 Randy Winn, S (1, 9) OBP: 0.340, SLG: 0.419	C FF 87 C SI 89 B FF 89 1 SAFE X CU 80 1-2 ② F9		C CH 81 S CU 81 B SI 91 F FF 92 F CU 82 X CU 81 1-2 48 1B 2B		X CH 82 0-0 48 HR 1B 3-H	X CU 79 0-0 ③ F8			C CU 73 C SI 92 B SL 85 B FF 93 F SI 95 F SI 94 B CU 75 B SI 93 4-2 5 2B 19 E BB	4	3	2	1	1	0	2
48 Pablo Sandoval, S (1, 3) OBP: 0.356, SLG: 0.497	B SI 89 X CH 81 1-0 1-2 1B		X CU 80 0-0 2-H 1B		B FF 89 1 SAFE S FF 89 B FF 89 F SI 88 F CU 80 B FF 90 F CU 80 X SI 88 3-2 1-H HR		B FF 88 X CH 80 1-0 14 FC4-6 1B		C SI 94 T SI 94 B FF 94 B SI 94 S SL 87 2-3 ① K	5	1	4	3	0	1	1
14 Fred Lewis, L (1, 7) OBP: 0.355, SLG: 0.400 41 Jeremy Affeldt, L (7, 1) OBP: 1.000, SLG: 1.000 46 Bob Howry, L (8, 1) 12 Nate Schierholtz, L (9, PH) OBP: 0.257, SLG: 0.328 49 Brandon Medders, R (9, 1)	B SI 90 B FF 90 S CH 81 B CU 80 X CU 76 3-1 ③ G6-3		C SI 90 C SI 89 B SI 89 B CH 82 T FF 90 2-2 ③ K		X CH 83 0-0 ③ G4-3		F FF 86 L SI 88 B SI 88 B CH 80 X SI 88 2-2 ① FC4-6 1-2f		1 SAFE B CU 73 X CH 84 1-0 ② F8	4 0 0 1 0	0 0 0 0 0	0 0 0 0 0	0 0 0 0 0	1 0 0 0 0	0 0 0 1 0	4 0 0 1 0
5 Juan Uribe, R (1, 5) OBP: 0.333, SLG: 0.453		X FF 86 0-0 HR	F CU 76 F SI 88 S CU 79 0-3 ① K		B SI 87 X CH 81 1-0 19 WP 22 WP 2B	B CH 77 B CH 79 C SI 87 X CH 80 2-1 ② F8			C CU 74 F SL 88 B CU 78 F FF 94 X CU 77 1-2 19 E 1-3 2B	5	2	3	1	0	1	1
19 Kevin Frandsen, R (1, 4) OBP: 0.167, SLG: 0.048		B CU 76 S CU 79 X FF 90 1-1 ① 1B	X FF 89 0-0 ② G6-3		S CU 79 B SI 87 F SI 88 X CU 79 1-2 ① G1-3 2-3	1 SAFE 1 SAFE S CH 79 B SI 88 X SI 88 1-1 ③ F9			B SI 94 F SI 93 D SL 89 F SI 94 X SI 94 2-2 E1 2-3 3-H	5	0	1	0	0	0	3
22 Eli Whiteside, R (1, 2) OBP: 0.313, SLG: 0.375		B FF 91 B FF 91 X SI 88 2-0 ② G5-3	C FF 89 X SI 89 0-1 ③ G5-3		S CU 78 M CU 79 B CU 80 X FF 90 1-2 33 1B 2B 3-H			C SI 94 X CU 75 0-1 33 BB 1B	F FF 94 B SI 93 X CU 76 1-1 ③ P4	5	1	2	0	0	0	2
18 Matt Cain, R (1, 1) OBP: 0.320, SLG: 0.227 59 Andres Torres, S (7, 7) OBP: 0.357, SLG: 0.391		C FF 87 C CU 77 S CU 80 0-3 ③ K			B CH 84 C SI 86 S CU 77 B CU 80 F CU 75 F FF 90 X CU 80 2-2 ① G6-3	S CU 77 S CU 77 S CU 78 0-3 ② K		X SI 95 0-0 ① B5		3 1	0 0	0 0	0 0	0 0	2 0	1 1
Inning Stats	R: 0 E: 0 K: 0 S: 11 H: 2 LOB: 2 BB: 0 P: 19	R: 1 E: 0 K: 1 S: 7 H: 2 LOB: 0 BB: 0 P: 10	R: 1 E: 0 K: 2 S: 16 H: 2 LOB: 1 BB: 0 P: 22	R: 0 E: 0 K: 1 S: 6 H: 0 LOB: 0 BB: 0 P: 6	R: 3 E: 1 K: 0 S: 15 H: 4 LOB: 0 BB: 0 P: 21	R: 3 E: 1 K: 1 S: 16 H: 4 LOB: 1 BB: 0 P: 22	R: 0 E: 0 K: 0 S: 8 H: 1 LOB: 1 BB: 0 P: 14	R: 0 E: 0 K: 0 S: 5 H: 1 LOB: 1 BB: 1 P: 9	R: 1 E: 1 K: 1 S: 17 H: 1 LOB: 2 BB: 1 P: 28	1B: 11 2B: 4 3B: 0 HR: 2 SF: 0 SAC: 0 DP: 1 HBP: 0						WP: 2 PB: 0 SB: 0 CS: 0 PA: 44	

PITCHER		IP	WLS	BF	H	R	ER	SO	BB	IBB	HBP	BLK	WP	HR	S	P	ERA	WHIP
33 Billy Buckner, R ERA: 6.75	(1, 1)	5.2	L	28	13	8	8	5	0	0	0	0	2	2	66	93	12.71	2.294
32 Esmerling Vasquez, R ERA: 5.14	(6, 1)	0.1		2	1	0	0	0	0	0	0	0	0	0	5	7	0.00	3.000
35 Clay Zavada, L ERA:	(7, 1)	1.0		4	1	0	0	0	0	0	0	0	0	0	8	14	0.00	1.000
55 Blaine Boyer, R ERA: 6.41	(8, 1)	2.0		10	2	1	0	1	2	0	0	0	0	0	22	37	0.00	2.000

PITCHER	IP	WLS	BF	H	R	ER	SO	BB	IBB	HBP	BLK	WP	HR	S	P	ERA	WHIP

TOP

San Francisco Giants @ Arizona Diamondbacks

Chase Field, Phoenix, AZ

Tue Jun 09 2009, 6:40 PM MST

Att. 22,430 - Cloudy - 92 F

livebaseballscorecards.com

AB	42
R	9
H	17
RBI	7
BB	2
SO	6
LOB	18

Batter	1	2	3	4	5	6	7	8	9	AB	R	H	RBI	BB	SO	LOB
2 Felipe Lopez, S (1, 4) OBP: 0.356, SLG: 0.430	C FF 91 F CU 74 B FF 93 X CH 87 1-2 10 FC4-6 1B	C CU 74 B CU 74 B FF 92 B FF 92 C CU 74 B FF 93 4-2 BB		B FF 92 F SL 85 B SL 84 B FF 93 B SL 85 4-1 BB		X CH 85 0-0 ③ G3			C FC 89 B CU 70 X FC 89 1-1 ① G6-3	3	0	1	0	2	0	0
18 Gerardo Parra, L (1, 7) OBP: 0.346, SLG: 0.433	C FF 91 S FF 91 S FF 92 0-3 ① K	X FF 92 0-0 ③ F7		F SL 83 S CH 86 B FF 93 F CH 86 F FF 91 S FF 92 1-3 ② K			B CH 85 B FF 91 B FF 91 B 4-0 10 FC6-4 BB		C FC 90 B SL 83 X FC 90 1-1 ② G4-3	4	0	0	0	1	2	5
10 Justin Upton, R (1, 9) OBP: 0.388, SLG: 0.586	X FF 93 0-0 ② FC4-6 1-2f		B CH 86 S FF 91 B FF 92 B FF 92 B FF 94 4-1 6 HR BB	C FF 92 T CH 87 X FF 93 0-2 ③ L6			C FF 91 B SL 83 X FF 92 1-1 ① FC6-4 6 FC4-6 1-2f		X FC 90 0-0 ③ P4	4	1	0	0	1	0	4
6 Stephen Drew, L (1, 6) OBP: 0.313, SLG: 0.397	B CU 72 B FF 92 X CH 85 2-0 ③ P6		1 SAFE B FF 91 C CU 74 X CU 73 1-1 1-H HR		C CH 85 B FF 91 S SL 84 B SL 84 F FF 92 F FF 93 X SL 86 2-2 ① P5		C SI 94 C SI 94 B SI 94 F SI 94 F CU 78 B FF 95 F SI 94 B FF 95 F SI 94 3-2 X SI 94 ② FC4-6 27 1B 1-2f			4	1	1	2	0	0	2
27 Mark Reynolds, R (1, 5) OBP: 0.362, SLG: 0.538		F FF 92 B CH 87 B FF 92 S FF 94 F FF 94 B SL 83 X FF 94 3-2 HR	F FF 93 S CU 77 B FF 94 B FF 93 S CH 89 2-3 ① K		B SL 85 X FF 93 1-0 ② G6-3		C CU 77 B SI 94 X 1-1 1-2 1B			4	1	2	1	0	1	0
26 Miguel Montero, L (1, 2) OBP: 0.353, SLG: 0.371 55 Blaine Boyer, R (8, 1)		B FF 93 S FF 93 B FF 93 S FF 94 T FF 94 2-2 ① K	B FF 94 B FF 93 F FF 94 B FF 93 X CH 86 3-1 ② P6		C FF 92 B FF 92 B FF 92 T FF 93 B FF 93 B FF 93 4-2 BB		C SI 93 X SI 94 0-1 ③ G4-3			3 0	0 0	0 0	0 0	1 0	1 0	2 0
24 Chris Young, R (1, 8) OBP: 0.233, SLG: 0.313		C FF 93 B FF 93 X SL 86 1-1 29 1B 33 SH3-1-4 1B	C FF 94 B FF 94 S CH 87 B CH 90 B FF 94 S CH 89 3-3 ③ K		C CH 86 C FF 92 B FF 93 B CH 87 C FF 93 2-3 ③ K			X FF 94 0-0 ① B1		4	1	1	0	0	2	1
29 Josh Whitesell, L (1, 3) OBP: 0.357, SLG: 0.326		C FF 92 F FF 93 B FF 92 B FF 93 X FF 92 2-2 33 SH3-1-4 1-3 1B		B CU 75 B FF 92 X FF 92 2-0 33 SH1-5-4 2B		B FF 91 X CH 83 1-0 ① G4-3		B SI 93 F FF 94 B CH 85 F FF 93 F SL 86 F FF 95 B SL 85 B FF 93 4-2 19 G5-4-3 BB		3	0	2	0	1	0	0
33 Billy Buckner, R (1, 1) 32 Esmerling Vasquez, R (6, 1) 22 Eric Byrnes, R (6, PH) OBP: 0.256, SLG: 0.365 35 Clay Zavada, L (7, 1) 19 Chris Snyder, R (8, 2) OBP: 0.362, SLG: 0.414		L FF 93 X FF 92 0-1 ② SH3-1-4 1-2 3-H		B FF 92 L FF 91 X FF 92 1-1 ① SH1-5-4 2-3		X SL 84 0-0 ② G3		C SL 83 D SL 85 B FF 93 X FF 94 2-1 ②③ G5-4-3 1-2f		0 0 1 0 1	0 0 0 0 0	0 0 0 0 0	1 0 0 0 0	0 0 0 0 0	0 0 0 0 0	0 0 0 0 1
Inning Stats	R: 0 E: 0 K: 1 S: 8 H: 1 LOB: 1 BB: 0 P: 11	R: 2 E: 0 K: 1 S: 17 H: 3 LOB: 2 BB: 1 P: 29	R: 2 E: 0 K: 2 S: 11 H: 1 LOB: 0 BB: 1 P: 24	R: 0 E: 0 K: 1 S: 12 H: 1 LOB: 2 BB: 1 P: 20	R: 0 E: 0 K: 1 S: 11 H: 0 LOB: 1 BB: 1 P: 20	R: 0 E: 0 K: 0 S: 3 H: 0 LOB: 0 BB: 0 P: 4	R: 0 E: 0 K: 0 S: 13 H: 1 LOB: 2 BB: 1 P: 22	R: 0 E: 0 K: 0 S: 7 H: 0 LOB: 0 BB: 1 P: 13	R: 0 E: 0 K: 0 S: 5 H: 0 LOB: 0 BB: 0 P: 7	1B: 4 2B: 1 3B: 0 HR: 2 SF: 0 SAC: 2 DP: 1 HBP: 0						

PITCHER	IP	WLS	BF	H	R	ER	SO	BB	IBB	HBP	BLK	WP	HR	S	P	ERA	WHIP
18 Matt Cain, R (1, 1) ERA: 2.55	6.1	W	30	6	4	4	6	5	0	0	0	0	2	64	115	5.68	1.737
41 Jeremy Affeldt, L (7, 1) ERA: 1.82	0.2		3	1	0	0	0	0	0	0	0	0	0	11	15	0.00	1.500
46 Bob Howry, R (8, 1) ERA: 4.43	1.0		3	0	0	0	0	1	0	0	0	0	0	7	13	0.00	1.000
49 Brandon Medders, R (9, 1) ERA: 2.45	1.0		3	0	0	0	0	0	0	0	0	0	0	5	7	0.00	0.000

PITCHER	IP	WLS	BF	H	R	ER	SO	BB	IBB	HBP	BLK	WP	HR	S	P	ERA	WHIP

BOTTOM

San Francisco Giants @ Arizona Diamondbacks

Chase Field, Phoenix, AZ

Tue Jun 09 2009, 6:40 PM MST

Att. 22,430 - Cloudy - 92 F

livebaseballscorecards.com

AB	31
R	4
H	7
RBI	4
BB	6
SO	6
LOB	15

WP: 0 PB: 0 SB: 0 CS: 0 PA: 39

Batter	1	2	3	4	5	6	7	8	9	AB	R	H	RBI	BB	SO	LOB
33 Aaron Rowand, R (1, 8) OBP: 0.373, SLG: 0.485	B FC 82 B FF 84 F FC 81 B FC 79 B FC 82 4-1 16 WP 16 E 16 SF8 BB	F FC 82 S CH 77 X FF 84 0-2 ③ G4-3		B FC 82 X FC 81 1-0 16 1B 1B		C CU 73 H FF 90 1-1 HBP			B SL 82 B SI 91 C SI 91 X SI 91 2-1 ① F9	3	1	1	0	1	0	1
16 Edgar Renteria, R (1, 6) OBP: 0.330, SLG: 0.333	C FF 84 B CU 64 1 SAFE F FC 82 B CU 68 X CU 68 2-2 ① SF8 1-H		B CU 67 C SI 84 B FC 82 X SI 84 2-1 2 G6-3 1 HR 1B	L FC 81 B FC 82 B CU 67 F CU 68 B FC 82 F FC 81 F FC 82 X FC 82 3-2 2 L3 1-3 1B		X FF 91 0-0 ② F8			C SI 93 B SL 85 B SL 85 B SI 93 F SI 91 X SI 92 3-2 ② F8	4	1	2	1	0	0	1
2 Randy Winn, S (1, 9) OBP: 0.338, SLG: 0.419	B SI 85 B FF 85 C FF 86 F FC 84 X FF 86 2-2 E5 48 1B		1 SAFE B CH 78 F SI 85 C FC 84 1 SAFE X CH 78 1-2 ① G6-3 1-2	F FF 86 D CU 70 X SI 86 1-1 ①② L3 1-1		C CH 85 1 SAFE F FF 90 B FF 92 F CU 74 B CU 73 B CH 84 X FF 90 3-2 ③ G1-3			C SI 91 B SI 92 X SL 83 1-1 1 1B 2B	5	1	1	0	0	0	4
1 Bengie Molina, R (1, 2) OBP: 0.264, SLG: 0.436	X FF 84 0-0 ② L4		B FF 84 B FC 81 S FF 84 B CU 67 F FC 83 X FC 83 3-2 2-H HR	S CU 70 S CU 70 F CU 69 X SI 88 0-2 ③ F8			C FF 90 B SL 84 X SL 86 1-1 ① G6-3		F SI 94 X SL 87 0-1 48 2B 2-H 1B	5	1	2	3	0	0	2
48 Pablo Sandoval, S (1, 3) OBP: 0.362, SLG: 0.503	B FC 82 X CH 76 1-0 1-2 1B		F FC 83 S FC 83 F FC 83 F CU 67 F FF 86 F FC 83 B CU 69 F CU 70 B FC 84 4-2 B FF 87 D CU 70 19 1B 59 3B BB		B SI 94 X CH 83 1-0 ① F8		L FF 91 B FF 92 F CH 86 B SL 85 S FF 93 2-3 ② K		X SI 93 0-0 1-3 2B	4	1	2	0	1	1	0
5 Juan Uribe, R (1, 5) OBP: 0.328, SLG: 0.450	C FF 85 S FC 83 B FC 84 X CU 70 1-2 ③ L5		B FC 83 D CH 79 C FC 83 1 SAFE F FC 82 F FC 81 F FC 83 S CH 79 2-3 ② K		B CU 81 B SI 94 B SI 94 C SI 93 X SI 94 3-1 2B		C FF 92 B FF 93 B SL 85 S SL 86 F SL 85 S SL 83 2-3 ③ K		C SL 85 F SL 86 X SL 85 0-2 ③ F7	5	0	1	0	0	2	5
19 Kevin Frandsen, R (1, 4) OBP: 0.179, SLG: 0.080		B FF 84 C FF 83 F CH 76 B FC 83 X SI 85 2-2 ① G4-3	B FF 85 C FF 85 F FC 82 F FC 82 X CH 79 1-2 59 3B 1B	F SI 95 F SI 95 S CU 82 0-3 ② K				B SL 83 X SL 84 1-0 ① G6-3		4	1	1	0	0	1	1
59 Andres Torres, S (1, 7) OBP: 0.375, SLG: 0.462		B SI 84 B FF 85 C FC 82 S FC 82 B FC 81 B FC 82 4-2 75 SH2 BB	B FC 84 X FF 85 1-0 1-H 2-H 3B	B SI 96 B CH 85 C CH 84 F FF 96 D CU 81 S SI 86 3-3 ③ K				X FF 93 0-0 ② G4-3		3	0	1	2	1	1	1
75 Barry Zito, L (1, 1) OBP: 0.105, SLG: 0.105 14 Fred Lewis, L (6, PH) OBP: 0.353, SLG: 0.398 47 Merkin Valdez, R (6, 1) 54 Sergio Romo, R (7, 1) 41 Jeremy Affeldt, L (8, 1) OBP: 1.000, SLG: 1.000 38 Brian Wilson, R (9, 1)		L FC 81 1 SAFE D FC 81 X FF 83 1-1 ② SH2 1-2	F FC 83 B CU 68 B FC 83 B SI 86 C FF 85 X 3-2 ③ G3			F FF 88 B CU 72 F FF 89 X FF 90 1-2 ① P4		C SL 85 F FF 93 C FF 94 0-3 ③ K		1 1 0 1 0 0	0 0 0 0 0 0	0 0 0 0 0 0	0 0 0 1 0 0	0 0 0 0 0 0	0 0 0 0 0 0	1 0 0 0 0 0
Inning Stats	R: 1 E: 2 K: 0 S: 12 H: 1 LOB: 2 BB: 1 P: 22	R: 0 E: 0 K: 0 S: 10 H: 0 LOB: 1 BB: 1 P: 17	R: 4 E: 0 K: 1 S: 28 H: 4 LOB: 1 BB: 1 P: 45	R: 0 E: 0 K: 0 S: 12 H: 2 LOB: 1 BB: 0 P: 17	R: 0 E: 0 K: 2 S: 9 H: 1 LOB: 1 BB: 0 P: 16	R: 0 E: 0 K: 0 S: 9 H: 0 LOB: 1 BB: 0 P: 14	R: 0 E: 0 K: 2 S: 9 H: 0 LOB: 0 BB: 0 P: 14	R: 0 E: 0 K: 1 S: 5 H: 0 LOB: 0 BB: 0 P: 6	R: 1 E: 0 K: 0 S: 13 H: 3 LOB: 2 BB: 0 P: 19	1B: 6 2B: 4 3B: 1 HR: 1 SF: 1 SAC: 1 DP: 1 HBP: 1						

PITCHER		IP	WLS	BF	H	R	ER	SO	BB	IBB	HBP	BLK	WP	HR	S	P	ERA	WHIP
49 Doug Davis, L ERA: 3.65	(1, 1)	4.0	L	22	7	5	4	1	3	0	0	0	1	1	62	101	9.00	2.500
32 Esmerling Vasquez, R ERA: 4.91	(5, 1)	1.0		4	1	0	0	2	0	0	0	0	0	0	9	16	0.00	1.000
57 Jon Rauch, R ERA: 4.88	(6, 1)	2.0		7	0	0	0	2	0	0	1	0	0	0	18	28	0.00	0.000
56 Ramon Pena, R ERA: 2.89	(8, 1)	1.0		3	0	0	0	1	0	0	0	0	0	0	5	6	0.00	0.000
50 Chad Qualls, R ERA: 4.18	(9, 1)	1.0		6	3	1	1	0	0	0	0	0	0	0	13	19	9.00	3.000

PITCHER	IP	WLS	BF	H	R	ER	SO	BB	IBB	HBP	BLK	WP	HR	S	P	ERA	WHIP

TOP

San Francisco Giants @ Arizona Diamondbacks
Chase Field, Phoenix, AZ
Wed Jun 10 2009, 6:40 PM MST
Att. 19,859 - Partly Cloudy - 90 F

livebaseballscorecards.com

AB	36
R	6
H	11
RBI	6
BB	3
SO	6
LOB	16

1B: 6	SF: 1	WP: 1	PA: 42
2B: 4	SAC: 1	PB: 0	
3B: 1	DP: 1	SB: 0	
HR: 1	HBP: 1	CS: 0	

BOTTOM

San Francisco Giants @ Arizona Diamondbacks
Chase Field, Phoenix, AZ
Wed Jun 10 2009, 6:40 PM MST
Att. 19,859 - Partly Cloudy - 90 F

Batter	1	2	3	4	5	6	7	8	9	AB	R	H	RBI	BB	SO	LOB
2 Felipe Lopez, S (1, 4) OBP: 0.353, SLG: 0.425	B SI 86 F SI 85 F SI 86 C CU 73 1-3 K ①	C CU 70 B SI 85 S FC 80 X FC 80 1-2 F7 ③			B SI 86 B SI 86 B SI 85 C SI 85 X SI 86 3-1 14 2B 10 1B 1B	C FF 96 F CH 88 B SL 85 B SL 85 B FF 97 X FF 98 3-2 G5-3 ②			C FF 96 C SL 88 F SL 86 S FF 96 0-3 K ①	5	1	1	0	0	2	2
14 Ryan Roberts, R (1, 5) OBP: 0.409, SLG: 0.421	B SI 87 F SI 86 F SI 87 B CH 72 F CH 74 B CU 72 B CH 71 4-2 6 S 6 1B BB		C SI 86 B CH 72 F SI 85 S CU 72 1-3 K ①		F SI 87 S SI 87 F SI 87 X SI 86 0-2 10 1B 6 2B 1-3 2B	B FF 97 S FF 97 B FF 96 C FF 96 B SL 86 B FF 97 4-2 BB			C FF 97 F SL 88 C FF 95 0-3 K ②	3	2	1	0	2	2	0
10 Justin Upton, R (1, 9) OBP: 0.389, SLG: 0.579	C CU 70 B FC 80 1 SAFE B SI 87 F FC 79 B SI 86 X SI 87 3-2 F8 ②		B SI 86 B FC 78 B SI 87 C SI 86 B SI 86 4-1 BB		C CU 72 F FF 82 X SI 87 0-2 6 2B 2-3 3-H 1B	B FF 98 B FF 97 S FF 98 S FF 97 F FF 99 C FF 98 2-3 K ③			B FF 96 F FF 97 F SL 90 B SI 95 S SL 92 2-3 K ③	4	1	1	1	1	2	2
6 Stephen Drew, L (1, 6) OBP: 0.317, SLG: 0.407	F SI 88 1 SAFE F FC 81 F FC 81 1 SAFE X SI 87 0-2 1-H 1B		C SI 87 B CU 73 X FC 78 1-1 F8 ②		C SI 88 B CU 74 B SI 85 X SI 88 2-1 27 1B 1-H 3-H 2B		C SL 77 B FF 90 F SL 77 F FF 90 B FF 90 B SL 78 X FF 88 3-2 F7 ①			4	0	2	3	0	0	1
27 Mark Reynolds, R (1, 3) OBP: 0.360, SLG: 0.532	F SI 87 C CU 73 B SI 86 S SI 86 1-3 K ③		C CH 73 B CH 72 B FC 81 B CH 71 X SI 85 3-1 F9 ③		2 SAFE B CU 71 D FC 81 X FC 79 2-0 19 BB 2-3 1B		B SL 79 X SL 77 1-0 G5-3 ②			4	0	1	0	0	1	2
24 Chris Young, R (1, 8) OBP: 0.234, SLG: 0.308		B CU 67 B SI 85 C SI 85 B SI 86 F SI 84 B SI 85 4-2 22 1B BB		F SI 86 B CU 70 C FC 76 B FC 78 C SI 87 2-3 K ①	X CH 73 0-0 P5 ②		B SL 78 C FF 89 C SI 89 B SL 75 C SL 77 2-3 K ③			3	0	0	0	1	2	2
19 Chris Snyder, R (1, 2) OBP: 0.359, SLG: 0.403		B SI 85 C CH 70 S SI 86 B CU 73 C CH 71 2-3 K ①		B SI 87 B SI 87 X SI 86 2-0 F8 ②	B SI 87 B CH 72 B FC 81 B SI 86 4-0 1-2 BB			C FF 89 B FF 89 B SL 77 X FF 89 2-1 F8 ①		3	0	0	0	1	1	1
22 Eric Byrnes, R (1, 7) OBP: 0.259, SLG: 0.367 32 Esmerling Vasquez, R (5, 1) 26 Miguel Montero, L (5, PH) OBP: 0.350, SLG: 0.367 57 Jon Rauch, R (6, 1) 56 Ramon Pena, R (8, 1) 11 Augie Ojeda, S (8, PH) OBP: 0.315, SLG: 0.313 50 Chad Qualls, R (9, 1)		B SI 86 C SI 86 1 SAFE S FC 81 F SI 86 1 SAFE X CH 71 1-2 1-2 1B		C CU 69 B SI 87 S FC 80 T FC 79 1-2 K ③	C SI 88 B CU 70 X FC 82 1-1 F9 ③			B SI 92 B SI 91 C SI 92 B SI 92 F SI 93 F SI 93 X SI 92 3-2 F9 ②		2 0 1 0 0 1 0	0 0 0 0 0 0 0	1 0 0 0 0 0 0	0 0 0 0 0 0 0	0 0 0 0 0 1 0	1 0 0 0 0 0 0	0 0 3 0 0 0 0
49 Doug Davis, R (1, 1) OBP: 0.200, SLG: 0.280 18 Gerardo Parra, L (5, 7) OBP: 0.336, SLG: 0.420		X SI 84 0-0 B2 ②			C FC 77 F CU 71 X FF 83 0-2 F7 ①	C FF 95 B FF 95 B FF 96 F FF 95 F FF 97 F FF 96 B SL 87 C FF 96 3-3 K ①		C CU 77 S SI 94 S SI 94 0-3 K ③		1 3	0 0	0 0	0 0	0 0	0 2	2 0
Inning Stats	R: 1 E: 0 K: 2 S: 16 H: 1 LOB: 1 BB: 1 P: 25	R: 0 E: 0 K: 1 S: 13 H: 1 LOB: 2 BB: 1 P: 21	R: 0 E: 0 K: 1 S: 8 H: 0 LOB: 1 BB: 1 P: 17	R: 0 E: 0 K: 2 S: 7 H: 0 LOB: 0 BB: 0 P: 12	R: 3 E: 0 K: 0 S: 18 H: 5 LOB: 3 BB: 1 P: 30	R: 0 E: 0 K: 2 S: 14 H: 0 LOB: 1 BB: 1 P: 26	R: 0 E: 0 K: 1 S: 8 H: 0 LOB: 0 BB: 0 P: 14	R: 0 E: 0 K: 1 S: 9 H: 0 LOB: 0 BB: 0 P: 14	R: 0 E: 0 K: 3 S: 10 H: 0 LOB: 0 BB: 0 P: 12	1B: 5 2B: 2 3B: 0 HR: 0 SF: 0 SAC: 0 DP: 0 HBP: 0						WP: 0 PB: 0 SB: 1 CS: 0 PA: 39	

PITCHER		IP	WLS	BF	H	R	ER	SO	BB	IBB	HBP	BLK	WP	HR	S	P	ERA	WHIP
75 Barry Zito, L ERA: 4.09	(1, 1)	5.0	W	26	7	4	4	6	4	0	0	0	0	0	62	105	7.20	2.200
47 Merkin Valdez, R ERA: 3.86	(6, 1)	1.0	H	4	0	0	0	2	1	0	0	0	0	0	14	26	0.00	1.000
54 Sergio Romo, R ERA: 3.86	(7, 1)	1.1	H	4	0	0	0	1	0	0	0	0	0	0	10	18	0.00	0.000
41 Jeremy Affeldt, L ERA: 1.78	(8, 1)	0.2	H	2	0	0	0	1	0	0	0	0	0	0	7	10	0.00	0.000
38 Brian Wilson, R ERA: 3.45	(9, 1)	1.0	S	3	0	0	0	3	0	0	0	0	0	0	10	12	0.00	0.000

PITCHER	IP	WLS	BF	H	R	ER	SO	BB	IBB	HBP	BLK	WP	HR	S	P	ERA	WHIP

livebaseballscorecards.com

AB	34
R	4
H	7
RBI	4
BB	5
SO	13
LOB	15

Batter	1	2	3	4	5	6	7	8	9	AB	R	H	RBI	BB	SO	LOB
33 Aaron Rowand, R (1, 8) OBP: 0.376, SLG: 0.490	B FF 93 X FF 93 1-0 1B		B SL 84 B SL 83 S FF 96 X FF 95 2-1 ③ F8			B CH 82 F FF 94 F CH 84 F FF 96 X CH 84 1-2 2B		B SL 86 B FF 93 S FF 93 X SL 86 2-1 ③ F8		4	0	2	0	0	0	1
46 Bob Howry, L (8, 1)										0	0	0	0	0	0	0
12 Nate Schierholtz, L (1, 9) OBP: 0.243, SLG: 0.310	C FF 92 B CH 83 S CH 83 B FF 94 X CH 84 2-2 ① F8			F CH 83 S SL 84 F FF 94 X SL 84 0-2 ① F8		B FF 93 B FF 93 S CH 84 X FF 92 2-1 ② P6			C SI 90 F SI 90 S SL 84 0-3 ① K	4	0	0	0	0	1	2
5 Juan Uribe, R (1, 5) OBP: 0.317, SLG: 0.435	1 SAFE F FF 94 B FF 94 X SL 84 1-1 ② F9			B FF 94 C FF 94 B FF 94 F SL 84 X FF 94 2-2 ② F9		F FF 94 B FF 94 F FF 94 B FF 95 X FF 93 2-2 ③ F7			C SI 93 F SL 85 F SL 88 X SI 94 0-2 E3 14 G1-3 48 1B 16 WP	4	1	0	0	0	0	2
(8, 6)																
48 Pablo Sandoval, S (1, 3) OBP: 0.364, SLG: 0.500	B FF 94 F CH 84 B FF 94 C FF 93 S FF 94 2-3 ③ K			S FF 93 B FF 95 B FF 94 C FF 94 B SL 86 F FF 96 F FF 94 B FF 95 4-2 BB			S FF 92 F FF 94 B CH 86 F CH 83 F FF 95 B FF 95 S FF 94 2-3 ① K		B SI 92 X SI 94 1-0 16 WP 14 G1-3 1-2 1B	3	0	1	0	1	2	1
14 Fred Lewis, L (1, 7) OBP: 0.346, SLG: 0.389		T FF 90 C FF 92 B FF 91 F FF 93 X FF 92 1-2 ① F8		C FF 94 S FF 94 S CH 86 0-3 ③ K			S FF 94 C FF 95 F FF 96 X FF 94 0-2 ② G3		C SI 91 B SI 94 X SI 92 1-1 ② G1-3 1-2 2-3	4	0	0	0	0	1	3
19 Kevin Frandsen, R (1, 6) OBP: 0.161, SLG: 0.071		S SL 83 X FF 92 0-1 ② G6-3			X FF 90 0-0 ① P2		B SL 84 C SL 83 X SL 84 1-1 ③ G5-3		C SL 86 S SL 87 B SL 90 S SL 88 1-3 ③ K 2-3 3-H	3	0	0	0	0	0	0
(8, 4)																
16 Edgar Renteria, R (9, PH) OBP: 0.329, SLG: 0.332										1	0	0	0	0	1	1
22 Eli Whiteside, R (1, 2) OBP: 0.278, SLG: 0.333		B FF 92 B FF 92 C FF 93 S SL 84 F SL 85 F FF 94 X FF 95 2-2 ③ P4			B FF 91 C FF 92 S FF 92 X CH 84 1-2 ② G5-3			X CH 81 0-0 35 G5-4-3 1B		2	0	0	0	0	0	0
2 Randy Winn, S (8, PH) OBP: 0.340, SLG: 0.421										1	0	1	0	0	0	0
(8, 8)																
7 Emmanuel Burriss, S (1, 4) OBP: 0.306, SLG: 0.283			C SL 82 B FF 94 B FF 92 X FF 92 2-1 ① F8		C FF 92 F CH 84 F FF 92 B SL 85 S FF 92 1-3 ③ K			F FF 91 X SL 82 0-1 ①② G5-4-3 1-2f		2	0	0	0	0	1	0
35 Rich Aurilia, R (8, PH) OBP: 0.263, SLG: 0.278										1	0	0	0	0	0	1
(8, 5)																
57 Jonathan Sánchez, L (1, 1)			B FF 90 B FF 92 B FF 93 C FF 93 C FF 94 C FF 94 3-3 ② K			B FF 90 C FF 90 B FF 92 S FF 91 S 2-3 ① K		S FF 95 S FF 95 F FF 97 F FF 96 F FF 97 B FF 96 H FF 95 2-2 HBP		2	0	0	0	0	2	0
49 Brandon Medders, R (6, 1)										0	0	0	0	0	0	0
1 Bengie Molina, R (8, PH) OBP: 0.267, SLG: 0.436										0	0	0	0	0	0	0
(8, 2)																
Inning Stats	R: 0 E: 0 K: 1 S: 9 H: 1 LOB: 1 BB: 0 P: 15	R: 0 E: 0 K: 0 S: 11 H: 0 LOB: 0 BB: 0 P: 14	R: 0 E: 0 K: 1 S: 7 H: 0 LOB: 0 BB: 0 P: 14	R: 0 E: 0 K: 1 S: 14 H: 0 LOB: 1 BB: 1 P: 20	R: 0 E: 0 K: 1 S: 8 H: 0 LOB: 0 BB: 0 P: 10	R: 0 E: 0 K: 1 S: 12 H: 1 LOB: 1 BB: 0 P: 19	R: 0 E: 0 K: 1 S: 11 H: 0 LOB: 0 BB: 0 P: 14	R: 0 E: 0 K: 0 S: 10 H: 1 LOB: 1 BB: 0 P: 14	R: 1 E: 1 K: 2 S: 13 H: 1 LOB: 1 BB: 0 P: 16	1B: 3 2B: 1 3B: 0 HR: 0 SF: 0 SAC: 0 DP: 1 HBP: 1						

PITCHER		IP	WLS	BF	H	R	ER	SO	BB	IBB	HBP	BLK	WP	HR	S	P	ERA	WHIP
39 Max Scherzer, R ERA: 3.63	(1, 1)	7.2	W	27	3	0	0	6	1	0	1	0	0	0	80	116	0.00	0.522
56 Ramon Pena, R ERA: 2.86	(8, 1)	0.1	H	1	0	0	0	0	0	0	0	0	0	0	2	4	0.00	0.000
50 Chad Qualls, R ERA: 4.01	(9, 1)	1.0	S	5	1	1	0	2	0	0	0	0	1	0	13	16	0.00	1.000

PITCHER	IP	WLS	BF	H	R	ER	SO	BB	IBB	HBP	BLK	WP	HR	S	P	ERA	WHIP

TOP

San Francisco Giants @ Arizona Diamondbacks
Chase Field, Phoenix, AZ
Thu Jun 11 2009, 12:40 PM MST
Att. 24,294 - Roof Closed - 78 F

livebaseballscorecards.com

AB	31
R	1
H	4
RBI	0
BB	1
SO	8
LOB	11

GIANTS

WP: 1	PA: 33		
PB: 0			
SB: 0			
CS: 0			

BOTTOM

San Francisco Giants @ Arizona Diamondbacks
Chase Field, Phoenix, AZ
Thu Jun 11 2009, 12:40 PM MST
Att. 24,294 - Roof Closed - 78 F

livebaseballscorecards.com

Batter	1	2	3	4	5	6	7	8	9	AB	R	H	RBI	BB	SO	LOB
14 Ryan Roberts, R (1, 5) OBP: 0.398, SLG: 0.400	C SI 92 B SI 91 B FF 92 B FF 91 B FF 92 4-1 10 WP BB	X SI 91 0-0 ③ F8		B CH 82 B FF 90 X FF 90 2-0 ③ P4 1-2 2-3		C CU 70 X FC 89 0-1 ③ F7		F SI 93 S SL 86 X SL 85 0-2 ② F9		4	0	0	0	1	0	8
50 Chad Qualls, R (9, 1)										0	0	0	0	0	0	0
22 Eric Byrnes, R (1, 7) OBP: 0.257, SLG: 0.362	X FF 91 0-0 ① F8		C SI 90 B CH 84 F CH 82 C SI 91 1-3 ① K		X CH 80 0-0 ① G6-3		B SL 82 X SL 83 1-0 E9 10 1B 1B	B SI 92 B SL 86 X FF 93 2-0 ③ G6-3 2-3		5	1	1	0	0	1	2
10 Justin Upton, R (1, 9) OBP: 0.395, SLG: 0.595	F FF 92 F SI 92 B FF 92 D SL 82 B SL 81 F SI 92 F CH 84 X SI 92 3-2 ② P4 1-2		C SL 80 X SI 90 0-1 HR		B FF 91 S SL 80 B SL 80 B CH 84 B CH 80 4-1 6 S BB		B FC 91 S FF 90 B CU 71 F FC 90 B FC 90 X CU 69 3-2 19 CS 6 BB 2-H 1B			3	1	2	2	1	0	1
6 Stephen Drew, L (1, 6) OBP: 0.315, SLG: 0.399	C FF 92 B SI 93 X FF 91 1-1 ③ G4-3		B SI 91 B SI 91 X FF 91 2-0 ② P4		1 SAFE F FF 90 B SL 80 C SI 90 X SI 90 1-2 ② G1-3 1-2		1 SAFE B FC 90 B SL 83 B FC 89 B FC 91 4-0 19 CS 1-2 BB			3	0	0	0	1	0	2
27 Mark Reynolds, R (1, 3) OBP: 0.359, SLG: 0.525		S FF 91 S FF 91 F SI 91 S SL 82 0-3 ① K	F SI 90 B CH 82 S SI 90 S SI 91 1-3 ③ K		C D SL 80 B B SI 90 B SI 90 4-1 19 PO BB		C SL 82 F FC 89 S CU 70 0-3 ① K			3	0	0	0	1	3	2
19 Chris Snyder, R (1, 2) OBP: 0.362, SLG: 0.397	C SI 92 B SI 91 B SI 92 B FF 91 B SI 90 4-1 24 2B BB		F SI 91 B CH 84 B FF 90 C CH 81 F SL 80 C SI 90 2-3 ① K	B SI 88 1 SAFE 1-0 ③ PO 1-2		B X 1-0 ① F8	B FC 90 B FC 89 B SL 80 F FC 90 S SL 84 H CU 70 4-2 ② 1-2 2-3 HBP			2	0	0	0	1	1	0
24 Chris Young, R (1, 8) OBP: 0.243, SLG: 0.323	B FF 91 X SI 90 1-0 1-3 2B		C SL 78 B SL 81 B CH 82 B SI 90 B SI 90 4-1 14 S 11 BB BB			B FF 91 S SI 89 F SL 80 B SL 81 B SI 91 X FF 89 3-2 11 G4-3 2B	B SL 83 X FC 90 1-0 ③ F9			3	0	2	0	1	0	2
11 Augie Ojeda, S (1, 4) OBP: 0.328, SLG: 0.316 (9, 5)	H SL 79 1-0 HBP			C SI 90 1 SAFE F CH 82 B SI 91 1 SAFE B CH 83 B SI 90 F SI 91 B FF 89 4-2 14 S 1-2 BB		C CH 81 C SI 90 X SI 91 0-2 ② G4-3 2-3		B SL 83 S FF 93 F FF 93 B SL 86 F FF 92 X CH 86 2-2 2 FC5-4 1B		2	0	1	0	1	0	1
39 Max Scherzer, R (1, 1) OBP: 0.304, SLG: 0.364 56 Ramon Pena, R (8, 1) 2 Felipe Lopez, S (8, PH) OBP: 0.351, SLG: 0.423 (9, 4)		F SI 90 S FF 90 F SI 91 C SI 91 0-3 ② K		B FF 88 B FF 88 X FF 89 2-0 ② B5		B SI 88 B SI 90 S SI 89 B FF 89 F SI 89 F FF 90 F FF 89 B SI 90 4-2 BB		X FF 92 0-0 ① FC5-4 22 WP 1-2f		2 0 1	0 0 0	0 0 0	0 0 0	1 0 0	1 0 0	5 0 1
Inning Stats	R: 0 E: 0 K: 0 S: 9 H: 0 LOB: 1 BB: 1 P: 17	R: 0 E: 0 K: 2 S: 11 H: 1 LOB: 3 BB: 1 P: 17	R: 1 E: 0 K: 2 S: 9 H: 1 LOB: 0 BB: 0 P: 13	R: 0 E: 0 K: 1 S: 10 H: 0 LOB: 2 BB: 2 P: 24	R: 0 E: 0 K: 0 S: 6 H: 0 LOB: 1 BB: 2 P: 16	R: 0 E: 0 K: 0 S: 13 H: 1 LOB: 2 BB: 1 P: 21	R: 1 E: 1 K: 1 S: 10 H: 2 LOB: 2 BB: 1 P: 23	R: 0 E: 1 K: 0 S: 9 H: 1 LOB: 1 BB: 0 P: 13		1B: 3 2B: 2 3B: 0 HR: 1	SF: 0 SAC: 0 DP: 0 HBP: 2		WP: 2 PB: 0 SB: 3 CS: 2	PA: 39		

	AB	R	H	RBI	BB	SO	LOB
AB	**28**						
R	**2**						
H	**6**						
RBI	**2**						
BB	**8**						
SO	**6**						
LOB	**24**						

PITCHER		IP	WLS	BF	H	R	ER	SO	BB	IBB	HBP	BLK	WP	HR	S	P	ERA	WHIP
57 Jonathan Sánchez, L ERA: 4.84	(1, 1)	5.2	L	27	3	1	1	5	7	0	1	0	1	1	56	106	1.59	1.765
49 Brandon Medders, R ERA: 2.67	(6, 1)	1.1		7	2	1	1	1	1	0	1	0	0	0	12	25	6.75	2.250
46 Bob Howry, R ERA: 4.24	(8, 1)	1.0		4	1	0	0	0	0	0	0	0	1	0	9	13	0.00	1.000

PITCHER	IP	WLS	BF	H	R	ER	SO	BB	IBB	HBP	BLK	WP	HR	S	P	ERA	WHIP

Batter	1	2	3	4	5	6	7	8	9	AB	R	H	RBI	BB	SO	LOB
18 Orlando Cabrera, R (1, 6) OBP: 0.284, SLG: 0.296	B FF 93 C FF 93 B SI 93 X FF 92 2-1 L6 ①		B CU 75 C CH 83 B FF 92 X FF 93 2-1 F8 ③		X CH 81 0-0 2-3 1B		B FF 93 F CU 74 X FF 93 1-1 FC4-6 ③ 1-2f			4	0	1	0	0	0	2
29 Adam Kennedy, L (1, 4) OBP: 0.401, SLG: 0.516	B SI 92 B SI 92 C SI 92 C CU 78 X CH 84 2-2 G3 ②			B CU 75 X SI 91 1-0 32 2B 1B	C CH 82 C CU 76 F CH 85 B FF 93 S CH 84 1-3 K2-3 ③			B SI 92 C FF 92 B CU 77 X FF 92 2-1 F7 ①		4	0	1	0	0	1	2
32 Jack Cust, L (1, 9) OBP: 0.325, SLG: 0.419	B CU 77 C SI 94 S CH 84 S CH 86 1-3 K ③			X SI 92 0-0 1-H 2B ①		B CU 75 C CH 81 S CH 83 B CH 84 B SI 94 T CH 83 3-2 K ①		C CU 78 X CU 72 0-1 G3-1 ②		4	0	1	0	0	2	0
5 Matt Holliday, R (1, 7) OBP: 0.379, SLG: 0.450		C SI 92 C SI 92 X SL 82 0-2 16 FC6 1B	F CU 78 F SI 91 F SI 94 B SI 93 B CH 85 F FF 93 B SI 93 B CH 82 4-2 BB			X SI 93 0-0 1B		B CU 78 B FF 92 F FF 94 B CU 77 C FF 94 S CH 84 3-3 K ③		3	0	2	0	1	1	0
16 Jason Giambi, L (1, 3) OBP: 0.350, SLG: 0.383		B FF 93 X SI 91 1-0 FC6 ① 35 G1-6-3 1-2f	C FF 92 F SI 92 D CH 82 S CH 82 1-3 K ②			B SI 92 F SI 94 F SI 94 X FF 94 1-2 P2 ②			C FF 92 B SI 93 X CH 82 1-1 G4-3 ①	4	0	0	0	0	1	4
35 Landon Powell, S (1, 2) OBP: 0.267, SLG: 0.377		C SI 92 S CH 83 D CH 85 F FF 94 X FF 94 1-2 G1-6-3 ②③ 1-2f	C FF 92 C SI 93 F SI 94 S CH 82 0-3 K ③			1 SAFE F FF 93 C CU 73 D CH 83 S CU 79 1-3 K ③			C CU 75 F CH 82 B CH 86 X SI 94 1-2 G1-3 ②	4	0	0	0	0	2	4
11 Rajai Davis, R (1, 8) OBP: 0.305, SLG: 0.270			F SI 91 X CU 77 0-1 P3 ①		C FF 90 H SI 90 1-1 18 1B 54 SH3 HBP		X CU 76 0-0 F7 ①		F FF 92 F FF 94 B CH 85 B CH 85 S CH 85 2-3 K ③	3	0	0	0	0	1	0
22 Jack Hannahan, L (1, 5) OBP: 0.280, SLG: 0.330			C CU 77 X SI 92 0-1 54 SH3-4 1B		1 SAFE C SI 90 1 SAFE X FF 91 0-1 F7 ①		F SI 92 X CU 75 0-1 G3-1 ②			3	0	1	0	0	0	1
54 Vin Mazzaro, R (1, 1) 5 Nomar Garciaparra, R (7, PH) OBP: 0.288, SLG: 0.408 44 Santiago Casilla, R (7, 1) 59 Edgar Gonzalez, R (8, 1)			X SI 91 0-0 SH3-4 ② 1-2		X FF 90 0-0 SH3 ② 1-2		B FF 93 B CU 77 X FF 92 2-0 18 FC4-6 1B			0 1 0 0	0 0 0 0	0 1 0 0	0 0 0 0	0 0 0 0	0 0 0 0	0 0 0 0
Inning Stats	R: 0 E: 0 K: 1 S: 8 H: 0 LOB: 0 BB: 0 P: 13	R: 0 E: 0 K: 0 S: 8 H: 1 LOB: 0 BB: 0 P: 10	R: 0 E: 0 K: 0 S: 7 H: 1 LOB: 0 BB: 0 P: 9	R: 0 E: 0 K: 2 S: 13 H: 2 LOB: 2 BB: 1 P: 19	R: 0 E: 0 K: 1 S: 9 H: 1 LOB: 2 BB: 0 P: 11	R: 0 E: 0 K: 2 S: 10 H: 1 LOB: 1 BB: 0 P: 15	R: 0 E: 0 K: 0 S: 6 H: 1 LOB: 1 BB: 0 P: 9	R: 0 E: 0 K: 1 S: 7 H: 0 LOB: 0 BB: 0 P: 12	R: 0 E: 0 K: 1 S: 8 H: 0 LOB: 0 BB: 0 P: 12	1B: 6 2B: 1 3B: 0 HR: 0 SF: 0 SAC: 2 DP: 1 HBP: 1						

PITCHER	IP	WLS	BF	H	R	ER	SO	BB	IBB	HBP	BLK	WP	HR	S	P	ERA	WHIP
55 Tim Lincecum, R (1, 1) ERA: 2.66	9.0	W	34	7	0	0	8	1	0	1	0	0	0	76	110	0.00	0.889

PITCHER	IP	WLS	BF	H	R	ER	SO	BB	IBB	HBP	BLK	WP	HR	S	P	ERA	WHIP

TOP

Oakland Athletics @ San Francisco Giants

AT&T Park, San Francisco, CA

Fri Jun 12 2009, 7:15 PM PDT

Att. 36,035 - Partly Cloudy - 62 F

livebaseballscorecards.com

AB	30
R	0
H	7
RBI	0
BB	1
SO	8
LOB	13

WP: 0 PA: 34
PB: 0
SB: 0
CS: 0

Batter	1	2	3	4	5	6	7	8	9	AB	R	H	RBI	BB	SO	LOB
33 Aaron Rowand, R (1, 8) OBP: 0.373, SLG: 0.486	B SI 93 S FF 92 X SI 93 1-1 ① G5-3			B SL 84 B SI 90 F SI 90 C SL 85 F SI 90 F SL 84 C KC 81 2-3 ① K	D SL 87 X SI 91 1-0 16 G6-4-3 1-2 2-H 3-H 1B		B SL 85 C SL 83 F SI 93 S SL 84 1-3 ③ K		4	0	1	2	0	2	0
16 Edgar Renteria, R (1, 6) OBP: 0.323, SLG: 0.325	C SI 94 X SI 94 0-1 ② G5-3			S SL 85 S SL 84 B SI 92 X SI 93 1-2 ② P5	B SL 85 X SL 84 1-0 ② ③ G6-4-3 1-2f			C SI 90 B SI 90 F SI 90 F SL 78 B SI 93 X SI 90 2-2 ① G6-3	4	0	0	0	0	0	2
2 Randy Winn, S (1, 7) OBP: 0.335, SLG: 0.414	C SI 94 C SI 94 B SI 94 S SL 86 1-3 ③ K			B SI 91 X SI 92 1-0 E5		B SI 89 X CH 88 1-0 ① G3		C SL 78 X CH 78 0-1 ② F8		4	0	0	0	0	1	0
1 Bengie Molina, R (1, 2) OBP: 0.267, SLG: 0.433		X SL 85 0-0 ① P6		S SL 85 1 SAFE C SI 92 F SL 86 1 SAFE F SI 90 P PO 87 X FF 91 1-2 ③ F7		F CH 88 X SI 90 0-1 5 1B 1B		B SL 79 X SL 76 1-0 ③ G5-3		4	0	1	0	0	0	1
48 Pablo Sandoval, S (1, 3) OBP: 0.364, SLG: 0.498		C SI 93 X SI 92 0-1 ② L8			X SL 82 0-0 5 FC6-4 1B	S SL 81 B SL 82 X SI 90 1-1 ② F7				3	0	1	0	0	0	1
5 Juan Uribe, R (1, 5) OBP: 0.317, SLG: 0.432		C SI 93 B SI 92 X 1-1 ③ F9			S SL 84 1 SAFE X SI 92 0-1 ① FC6-4 7 BB 12 1B 55 1B 1-2f	B SL 84 F FF 91 X SI 91 1-1 1-2 1B				3	1	1	0	0	0	1
12 Nate Schierholtz, L (1, 9) OBP: 0.247, SLG: 0.311		C SI 92 B SI 92 X SI 91 1-1 ① G4-3			F SI 91 B SL 84 X SI 92 1-1 55 1B 7 BB 33 1B 1-2 1B	F CH 83 B CH 81 F FF 89 F KC 79 B SL 83 F SL 83 S SL 85 2-3 ③ K				3	1	1	0	0	1	2
7 Emmanuel Burriss, S (1, 4) OBP: 0.306, SLG: 0.280		B SI 92 C SI 93 X CH 86 1-1 ② G4-3			S SL 86 B SI 92 B CH 85 B SI 92 B SI 92 4-1 55 1B 33 1B 1-2 2-3 BB		C SI 93 B CH 85 B SI 94 C SI 93 X SI 95 2-2 ① F7			2	1	0	0	1	0	0
55 Tim Lincecum, L (1, 1) OBP: 0.219, SLG: 0.207		B SI 92 C SI 92 B SI 91 S SI 92 B SI 92 C SI 92 3-3 ③ K			F FF 91 B SI 92 B FF 91 X FF 89 2-1 33 1B 1-2 2-3 3-H 1B		F SI 94 C SI 95 X SI 95 0-2 ② G6-3			3	0	1	1	0	1	0
Inning Stats	R: 0 H: 0 E: 0 LOB: 0 K: 1 BB: 0 S: 7 P: 9	R: 0 H: 0 E: 0 LOB: 0 K: 0 BB: 0 S: 5 P: 6	R: 0 H: 0 E: 0 LOB: 0 K: 1 BB: 0 S: 7 P: 12	R: 0 H: 0 E: 1 LOB: 1 K: 1 BB: 0 S: 15 P: 19	R: 3 H: 4 E: 0 LOB: 1 K: 0 BB: 1 S: 10 P: 19	R: 0 H: 2 E: 0 LOB: 2 K: 1 BB: 0 S: 12 P: 17	R: 0 H: 0 E: 0 LOB: 0 K: 1 BB: 0 S: 9 P: 12	R: 0 H: 0 E: 0 LOB: 0 K: 0 BB: 0 S: 7 P: 10		1B: 6 SF: 0 2B: 0 SAC: 0 3B: 0 DP: 1 HR: 0 HBP: 0						

BOTTOM

Oakland Athletics @ San Francisco Giants

AT&T Park, San Francisco, CA

Fri Jun 12 2009, 7:15 PM PDT

Att. 36,035 - Partly Cloudy - 62 F

livebaseballscorecards.com

AB	30
R	3
H	6
RBI	3
BB	1
SO	5
LOB	7

PITCHER		IP	WLS	BF	H	R	ER	SO	BB	IBB	HBP	BLK	WP	HR	S	P	ERA	WHIP
54 Vin Mazzaro, R ERA: 1.37	(1, 1)	6.0	L	25	6	3	3	4	1	0	0	0	0	0	56	82	4.50	1.167
44 Santiago Casilla, R ERA: 7.06	(7, 1)	1.0		3	0	0	0	1	0	0	0	0	0	0	9	12	0.00	0.000
59 Edgar Gonzalez, R ERA: 4.5	(8, 1)	1.0		3	0	0	0	0	0	0	0	0	0	0	7	10	0.00	0.000

PITCHER	IP	WLS	BF	H	R	ER	SO	BB	IBB	HBP	BLK	WP	HR	S	P	ERA	WHIP

Oakland Athletics @ San Francisco Giants

AT&T Park, San Francisco, CA

Sat Jun 13 2009, 7:05 PM PDT

Att. 37,874 - Clear - 66 F

TOP

livebaseballscorecards.com

Batter	1	2	3	4	5	6	7	8	9	AB	R	H	RBI	BB	SO	LOB
18 Orlando Cabrera, R (1, 6) OBP: 0.280, SLG: 0.291	F SI 89 B SL 83 F FF 90 B SL 84 S SL 84 2-3 ① K		C SI 89 B FS 84 B SL 84 X SI 88 2-1 ② G1-3		C FF 89 F FS 84 B FS 81 B FF 91 X SI 89 2-2 ② FC4-6 1-2f			C SI 90 X SI 90 0-1 ② G6-3		4	0	0	0	0	1	2
29 Adam Kennedy, L (1, 4) OBP: 0.397, SLG: 0.508	C FF 90 X FF 90 0-1 ② G4-3		C SL 83 X FF 91 0-1 3-H 1B		1 SAFE C SL 85 B SL 84 X SL 84 1-1 ③ G4-3			C FF 89 F FF 90 B CH 81 C SL 77 1-3 ③ K		4	0	1	1	0	1	1
32 Jack Cust, L (1, 9) OBP: 0.324, SLG: 0.413	C SI 90 S SL 84 B SL 85 B SL 85 X SL 84 2-2 ③ F7		1 SAFE C SI 91 X FF 91 0-1 ③ G4-3			B FS 87 B FS 87 F FF 89 B SL 84 B FF 89 4-1 5 FC6-4 BB			B FF 94 B FF 94 F FF 95 B FF 95 C FF 95 C FF 96 3-3 ① K	3	0	0	0	1	1	1
5 Matt Holliday, R (1, 7) OBP: 0.377, SLG: 0.446		C FS 87 S FS 84 B FF 91 B FF 92 F SL 85 F SL 84 S FS 85 2-3 ① K		C SI 88 F FF 89 F SL 84 X FS 84 0-2 ① G5-3		B SI 88 S FS 84 B FS 82 X FF 89 2-1 ① FC6-4 7 CS 1-2f			F SL 86 B FF 94 B FF 95 X SL 86 2-1 8 WP 1B	4	0	1	0	0	1	1
8 Kurt Suzuki, R (1, 2) OBP: 0.327, SLG: 0.401		C SI 88 F SI 89 X SI 92 0-2 E4		B FF 88 C FS 87 B FS 82 C FF 91 X SL 85 2-2 HR		B FF 87 B FF 88 B SI 88 C FF 89 X FF 89 3-1 ② F9			C FF 96 B SL 89 T FF 97 X FF 97 1-2 ② F9 1-2	4	1	1	1	0	0	2
7 Bobby Crosby, R (1, 3) OBP: 0.292, SLG: 0.293 56 Craig Breslow, L (7, 1) 36 Russ Springer, R (8, 1) 16 Jason Giambi, L (9, PH) OBP: 0.349, SLG: 0.381		C SI 91 X SI 92 0-1 ② F7		S SI 88 S FS 83 B FS 84 X FF 89 1-2 ② P3		1 SAFE 0-0 ③ CS 1-2	C FF 87 B FS 82 X SI 87 1-1 ① G6-3		B FF 97 X SL 88 1-0 ③ F8	3 0 0 1	0 0 0 0	0 0 0 0	0 0 0 0	0 0 0 0	0 0 0 1	1 0 0 1
11 Rajai Davis, R (1, 8) OBP: 0.294, SLG: 0.260		X SI 90 0-0 ③ F9		X FS 86 0-0 ③ G5-3			L FS 87 B FS 81 C SI 87 X SI 89 1-2 ② L4			3	0	0	0	0	0	1
22 Jack Hannahan, L (1, 5) OBP: 0.291, SLG: 0.362			B FF 90 B SL 82 C FF 89 F FF 88 X SL 83 2-2 29 1B 3B		S FS 87 X SL 84 0-1 18 FC4-6 1B		B SI 88 X SI 87 1-0 ③ G3			3	1	2	0	0	0	0
55 Josh Outman, L (1, 1) 48 Michael Wuertz, R (7, 1) 5 Nomar Garciaparra, R (7, 3) OBP: 0.283, SLG: 0.400			X SI 90 0-0 ① G1-3		B FF 88 C FF 89 B SL 84 C SI 89 M SL 85 2-3 ① K			B SL 79 B FF 89 X FF 90 2-0 ① P3		2 0 1	0 0 0	0 0 0	0 0 0	0 0 0	1 0 0	2 0 0
Inning Stats	R: 0 E: 0 K: 1 S: 8 H: 0 LOB: 0 BB: 0 P: 12	R: 0 E: 1 K: 1 S: 11 H: 0 LOB: 1 BB: 0 P: 13	R: 1 E: 0 K: 0 S: 10 H: 2 LOB: 1 BB: 0 P: 14	R: 1 E: 0 K: 0 S: 11 H: 1 LOB: 0 BB: 0 P: 14	R: 0 E: 0 K: 1 S: 10 H: 1 LOB: 1 BB: 0 P: 15	R: 0 E: 0 K: 0 S: 5 H: 0 LOB: 0 BB: 1 P: 14	R: 0 E: 0 K: 0 S: 6 H: 0 LOB: 0 BB: 0 P: 9	R: 0 E: 0 K: 1 S: 6 H: 0 LOB: 0 BB: 0 P: 9	R: 0 E: 0 K: 1 S: 9 H: 1 LOB: 1 BB: 0 P: 16	1B: 3 2B: 0 3B: 1 HR: 1 SF: 0 SAC: 0 DP: 0 HBP: 0						

	AB	32
	R	2
	H	5
	RBI	2
	BB	1
	SO	5
	LOB	12

WP: 1 PA: 34
PB: 0
SB: 0
CS: 1

PITCHER		IP	WLS	BF	H	R	ER	SO	BB	IBB	HBP	BLK	WP	HR	S	P	ERA	WHIP
51 Randy Johnson, L ERA: 4.89	(1, 1)	7.0	W	26	4	2	2	3	1	0	0	0	0	1	61	91	2.57	0.714
54 Sergio Romo, R ERA: 3.18	(8, 1)	1.0	H	3	0	0	0	1	0	0	0	0	0	0	6	9	0.00	0.000
38 Brian Wilson, R ERA: 3.34	(9, 1)	1.0	S	4	1	0	0	1	0	0	0	0	1	0	9	16	0.00	1.000

PITCHER	IP	WLS	BF	H	R	ER	SO	BB	IBB	HBP	BLK	WP	HR	S	P	ERA	WHIP

Batter	1	2	3	4	5	6	7	8	9	AB	R	H	RBI	BB	SO	LOB
33 Aaron Rowand, R (1, 8) OBP: 0.367, SLG: 0.477	F FF 90 F SL 77 F SL 80 B FF 92 S FF 91 1-3 ① K		B CU 74 X FF 91 1-0 ① G6-3			B FF 91 B FF 90 C CH 81 X SL 78 2-1 ① G5-3	1 SAFE C FF 90 S FF 91 1 SAFE S FF 92 0-3 ③ K 1-2			4	0	0	0	0	2	2
16 Edgar Renteria, R (1, 6) OBP: 0.321, SLG: 0.323	B FF 91 X FF 91 1-0 1 HR 1B		B CH 81 B CH 80 B FF 92 C FF 91 F FF 91 X FF 91 3-2 ② P3			B SL 78 X FF 91 1-0 ② G4-3		F FF 90 B FF 90 X CU 76 1-1 ① L9		4	1	1	0	0	0	0
2 Randy Winn, S (1, 9) OBP: 0.333, SLG: 0.411	C FF 90 B FF 91 F CH 79 1 SAFE S CH 79 1-3 ② K		S CH 81 C FF 92 S SL 80 0-3 ③ K			X FF 91 0-0 ③ G6-3		C FF 90 B SL 85 F FF 91 X SL 84 1-2 48 1B 1B		4	0	1	0	0	2	1
1 Bengie Molina, R (1, 2) OBP: 0.272, SLG: 0.454 14 Fred Lewis, L (7, PR) OBP: 0.346, SLG: 0.389 35 Rich Aurilia, R (8, 5) OBP: 0.259, SLG: 0.274	D CU 72 B FF 91 X CH 78 2-0 1-H HR			B CU 73 X FF 89 1-0 ① F9			C CU 74 B FF 91 B FF 91 B CU 74 F FF 93 X SL 80 3-2 48 1B 5 1B 2B	D SL 84 1 SAFE B FF 90 C FF 90 F FF 90 S SL 83 2-3 ② K		3 0 1	1 1 0	2 0 0	2 0 0	0 0 0	0 0 1	0 0 1
48 Pablo Sandoval, S (1, 3) OBP: 0.366, SLG: 0.498	X CU 73 0-0 ③ G5-3			C FF 91 F FF 91 X SL 81 0-2 ② F8			F FF 92 F FF 91 X FF 93 0-2 59 SH2-4 5 1B 7 SF9 2-3 1B	X CU 76 0-0 1-2 1B		4	1	2	0	0	0	0
5 Juan Uribe, R (1, 5) OBP: 0.317, SLG: 0.430 22 Eli Whiteside, R (8, 2) OBP: 0.263, SLG: 0.316		B FF 90 B CH 82 B FF 89 C FF 89 F FF 90 X FF 91 3-2 ① F8		B CH 82 C CH 82 C FF 92 F SL 82 B FF 93 S CH 81 2-3 ③ K			X SL 85 0-0 1-2 12 1B 59 SH2-4 1B 3-H	B FF 91 S FF 90 F FF 91 X FF 91 1-2 ③ P4		3 1	1 0	1 0	1 0	0 0	1 0	0 2
59 Andres Torres, S (1, 7) OBP: 0.382, SLG: 0.464		C FF 91 S FF 92 B SL 81 X FF 92 1-2 7 FC5-4 1B			C FF 89 B FF 90 B CH 81 F FF 91 B FF 91 X FF 91 3-2 ① F8		L FF 90 X FF 91 0-1 ① SH2-4 1-2 2-3			2	0	1	0	0	0	0
7 Emmanuel Burriss, S (1, 4) OBP: 0.302, SLG: 0.277		1 SAFE B FF 92 B CH 81 1 SAFE X FF 91 2-0 ② FC5-4 1-2f			C CU 74 C FF 92 B FF 92 F SL 82 X SL 82 1-2 ② G6-3		X SL 87 0-0 ② SF9 3-H			2	0	0	1	0	0	1
51 Randy Johnson, R (1, 1) OBP: 0.095, SLG: 0.050 12 Nate Schierholtz, L (7, PH) OBP: 0.256, SLG: 0.320 54 Sergio Romo, R (8, 1) 38 Brian Wilson, R (9, 1)		B FF 91 D FF 89 C FF 90 S FF 91 X FF 91 2-2 ③ G1-3			B FF 90 S FF 91 B FF 91 B FF 90 X FF 90 3-1 ③ L8		D SL 85 B SL 83 B FF 90 C FF 89 F SL 86 X SL 84 3-2 33 S 2-H 1B			2 1 0 0	0 0 0 0	0 1 0 0	0 1 0 0	0 0 0 0	0 0 0 0	1 0 0 0
Inning Stats	R: 2 H: 2 E: 0 LOB: 0 K: 2 BB: 0 S: 10 P: 15	R: 0 H: 1 E: 0 LOB: 1 K: 0 BB: 0 S: 10 P: 18	R: 0 H: 0 E: 0 LOB: 0 K: 1 BB: 0 S: 7 P: 11	R: 0 H: 0 E: 0 LOB: 0 K: 1 BB: 0 S: 8 P: 11	R: 0 H: 0 E: 0 LOB: 0 K: 0 BB: 0 S: 9 P: 16	R: 0 H: 0 E: 0 LOB: 0 K: 0 BB: 0 S: 4 P: 7	R: 3 H: 4 E: 0 LOB: 1 K: 1 BB: 0 S: 16 P: 22	R: 0 H: 2 E: 0 LOB: 2 K: 1 BB: 0 S: 12 P: 17		1B: 7 2B: 1 3B: 0 HR: 1	SF: 1 SAC: 1 DP: 0 HBP: 0			WP: 0 PB: 0 SB: 1 CS: 0	PA: 33	

PITCHER		IP	WLS	BF	H	R	ER	SO	BB	IBB	HBP	BLK	WP	HR	S	P	ERA	WHIP
55 Josh Outman, L ERA: 3.43	(1, 1)	6.0	L	23	5	5	5	4	0	0	0	0	0	1	54	87	7.50	0.833
48 Michael Wuertz, R ERA: 2.86	(7, 1)	0.2		3	1	0	0	0	0	0	0	0	0	0	4	4	0.00	1.500
56 Craig Breslow, L ERA: 4.5	(7, 1)	0.1		2	1	0	0	1	0	0	0	0	0	0	6	9	0.00	3.000
36 Russ Springer, R ERA: 6.04	(8, 1)	1.0		5	2	0	0	1	0	0	0	0	0	0	12	17	0.00	2.000

PITCHER	IP	WLS	BF	H	R	ER	SO	BB	IBB	HBP	BLK	WP	HR	S	P	ERA	WHIP

BOTTOM

Oakland Athletics @ San Francisco Giants

AT&T Park, San Francisco, CA

Sat Jun 13 2009, 7:05 PM PDT

Att. 37,874 - Clear - 66 F

livebaseballscorecards.com

AB	31
R	5
H	9
RBI	5
BB	0
SO	6
LOB	8

Batter	1	2	3	4	5	6	7	8	9	AB	R	H	RBI	BB	SO	LOB
29 Adam Kennedy, L (1, 4) OBP: 0.387, SLG: 0.493	B FF 91 B FF 90 C FF 91 X FF 91 2-1 ① F7		C CU 76 T FF 92 X FF 94 0-2 ② G3			B FF 92 X FF 92 1-0 ① F7		X FF 93 0-0 ③ L7		4	0	0	0	0	0	1
32 Jack Cust, L (1, 9) OBP: 0.326, SLG: 0.433	X FF 92 0-0 HR		X CU 77 0-0 2B			B CH 88 B CH 88 F FF 94 S CH 88 F FF 95 B CH 89 F FF 94 S FF 95 3-3 ② K			C CH 85 B FF 93 S CH 86 B CH 89 F FF 93 B CH 88 X FF 94 3-2 ① F7	4	1	2	1	0	1	0
5 Matt Holliday, R (1, 7) OBP: 0.372, SLG: 0.438	C FF 94 X CU 77 0-1 ② F8		B FF 92 F FF 93 X CH 88 1-1 ③ G6-3			F FF 95 B FF 94 X CH 88 1-1 ③ G5-3			B FF 95 T FF 94 F FF 93 X FF 95 1-2 ② F9	4	0	0	0	0	0	1
16 Jason Giambi, L (1, 3) OBP: 0.343, SLG: 0.374	C CU 76 C FF 93 S FF 94 0-3 ③ K			S FF 93 C FF 94 X FF 93 0-2 ① F9			C CU 77 S CH 87 B CH 88 B FF 94 X CH 88 2-2 ① F8		T FF 94 S CH 89 S CH 89 0-3 ③ K	4	0	0	0	0	2	0
8 Kurt Suzuki, R (1, 2) OBP: 0.323, SLG: 0.395		C FF 91 B CH 85 B FF 92 T FF 92 F FF 94 B CH 87 F FF 92 X FF 94 3-2 ① G4-3		B SI 92 C CH 88 F FF 93 B FF 94 T FF 93 2-2 ② K			F FF 94 F FF 94 B CU 78 X FF 95 1-2 ② F7			3	0	0	0	0	1	0
22 Jack Hannahan, L (1, 5) OBP: 0.292, SLG: 0.361		F FF 90 C FF 93 B FF 94 B FF 93 F CH 88 F FF 94 B FF 94 X FF 94 3-2 ② 1B		C CU 76 S CH 87 S FF 94 0-3 ③ K			C CU 75 B FF 93 B FF 93 B CH 88 F FF 93 C FF 94 3-3 ③ K			3	0	1	0	0	2	0
18 Orlando Cabrera, R (1, 6) OBP: 0.280, SLG: 0.296		F FF 93 X FF 93 0-1 2B			F FF 93 C CH 86 F SL 84 F FF 95 X FF 95 0-2 ① F8			F FF 92 B CU 76 X FF 92 1-1 ① P2		3	0	1	0	0	0	0
11 Rajai Davis, R (1, 8) OBP: 0.284, SLG: 0.250		T CU 74 F FF 91 X SL 83 0-2 ③ F8			C FF 95 F FF 95 B CU 79 T FF 94 1-2 ② K			F FF 93 C FF 93 X FF 94 0-2 ② P4		3	0	0	0	0	1	1
49 Brett Anderson, L (1, 1) 7 Bobby Crosby, R (5, PH) OBP: 0.290, SLG: 0.291 59 Edgar Gonzalez, R (5, 1) 5 Nomar Garciaparra, R (8, PH) OBP: 0.278, SLG: 0.392 40 Andrew Bailey, R (8, 1)			C FF 91 S FF 91 B FF 93 F FF 93 B CU 76 S FF 94 2-3 ① K		T FF 94 B CU 78 S FF 95 S FF 96 1-3 ③ K			B SI 95 X SL 88 1-0 E4		1 1 0 1 0	0 0 0 0 0	0 0 0 0 0	0 0 0 0 0	0 0 0 0 0	1 1 0 0 0	0 0 0 0 0
Inning Stats	R: 1 E: 0 K: 1 S: 8 H: 1 LOB: 0 BB: 0 P: 10	R: 0 E: 0 K: 0 S: 15 H: 2 LOB: 1 BB: 0 P: 21	R: 0 E: 0 K: 1 S: 10 H: 1 LOB: 1 BB: 0 P: 13	R: 0 E: 0 K: 2 S: 9 H: 0 LOB: 0 BB: 0 P: 11	R: 0 E: 0 K: 2 S: 11 H: 0 LOB: 0 BB: 0 P: 13	R: 0 E: 0 K: 1 S: 8 H: 0 LOB: 0 BB: 0 P: 13	R: 0 E: 0 K: 1 S: 9 H: 0 LOB: 0 BB: 0 P: 15	R: 0 E: 1 K: 0 S: 7 H: 0 LOB: 1 BB: 0 P: 9	R: 0 E: 0 K: 1 S: 10 H: 0 LOB: 0 BB: 0 P: 14	1B: 1 2B: 2 3B: 0 HR: 1 SF: 0 SAC: 0 DP: 0 HBP: 0						

PITCHER		IP	WLS	BF	H	R	ER	SO	BB	IBB	HBP	BLK	WP	HR	S	P	ERA	WHIP
18 Matt Cain, R ERA: 2.39	(1, 1)	9.0	W	31	4	1	1	9	0	0	0	0	0	1	87	119	1.00	0.444

PITCHER	IP	WLS	BF	H	R	ER	SO	BB	IBB	HBP	BLK	WP	HR	S	P	ERA	WHIP

TOP

Oakland Athletics @ San Francisco Giants

AT&T Park, San Francisco, CA

Sun Jun 14 2009, 1:05 PM PDT

Att. 37,728 - Partly Cloudy - 70 F

livebaseballscorecards.com

AB	31
R	1
H	4
RBI	1
BB	0
SO	9
LOB	3

PA: 31

WP: 0
PB: 0
SB: 0
CS: 0

Batter	1	2	3	4	5	6	7	8	9	AB	R	H	RBI	BB	SO	LOB
59 Andres Torres, S (1, 8) OBP: 0.421, SLG: 0.594	C FF 92 B FF 91 S FF 94 X FF 94 1-2 16 1B 2 SF9 2B	C SL 83 S SL 84 D SL 82 B SL 84 X SI 94 2-2 2-3 1B		F CH 81 B KC 77 C KC 75 S SL 83 1-3 ② K			S CH 77 X FF 91 0-1 16 SF8 3B			4	2	3	0	0	1	0
16 Edgar Renteria, R (1, 6) OBP: 0.320, SLG: 0.323	L SI 92 B SI 93 B CH 84 B SI 93 C SI 93 X SI 94 3-2 48 S 48 HR 2-3 1B	B SL 82 B SL 81 F CH 85 C SL 83 S SL 85 2-3 ③ K		B CH 82 C SI 88 F SI 88 S SL 83 1-3 ③ K			X SL 78 0-0 ② SF8 3-H			3	1	1	1	0	2	2
2 Randy Winn, S (1, 7) OBP: 0.328, SLG: 0.405	B SI 91 B CH 83 F FF 93 1 SAFE X SI 93 2-1 ① SF9 3-H		B CH 81 X SI 90 1-0 ① G6-3		C SI 89 F SI 89 B SL 75 X CH 76 1-2 ① G6-3		X CH 78 0-0 ③ G1-3			3	0	0	1	0	0	0
1 Bengie Molina, R (1, 2) OBP: 0.267, SLG: 0.446	T FF 92 T FF 93 1 SAFE B FF 94 S SL 84 1-3 ② K		B SI 89 F SI 89 B KC 77 F FF 91 F SL 80 X SL 83 2-2 ② F7		B SI 90 X SI 89 1-0 ② G6-3			B FC 90 S FF 95 B CU 76 T FF 94 F FF 95 S FC 90 2-3 ① K		4	0	0	0	0	2	1
48 Pablo Sandoval, S (1, 3) OBP: 0.368, SLG: 0.509	B FF 93 C CH 82 1 SAFE S FF 92 B FF 94 F SL 83 X FF 94 2-2 1-H HR		B CH 83 B KC 77 B FF 91 B FF 88 4-0 35 1B 12 IHR BB		X SI 89 0-0 ③ G3			C FF 95 B CU 78 F FC 89 S FF 95 1-3 ② K		3	2	1	2	1	1	0
35 Rich Aurilia, R (1, 5) OBP: 0.271, SLG: 0.286	B SI 93 B FF 92 B FF 90 C SI 89 X FF 91 3-1 ③ P4		F FF 90 C KC 78 F SL 82 B FF 93 1 SAFE X SL 79 1-2 12 IHR 1-3 1B			B SI 88 B SI 89 B FF 88 C SI 86 X FF 87 3-1 ① P5		B FC 90 F FF 94 B CU 77 B FF 93 X FF 93 3-1 E7 1B		4	1	2	0	0	0	0
12 Nate Schierholtz, L (1, 9) OBP: 0.268, SLG: 0.367		C SI 90 X FF 91 0-1 7 G6-3 1B	B SL 82 C SL 82 X FF 91 1-1 1-H 3-H IHR			X CH 78 0-0 ② G3		X CU 77 0-0 ③ G3		4	1	2	3	0	0	1
7 Emmanuel Burriss, S (1, 4) OBP: 0.298, SLG: 0.273		B FF 91 X CH 82 1-0 ① G6-3 1-2f ②	C CH 87 B SI 89 S SL 83 S SL 84 1-3 ③ K			B FF 90 X CH 77 1-0 ③ F8				3	0	0	0	0	1	1
18 Matt Cain, R (1, 1) OBP: 0.321, SLG: 0.280		F FF 93 B FF 92 B SL 83 B FF 93 X SI 92 3-1 59 1B 2B		B KC 74 C SI 92 B SI 92 C SI 92 T SL 81 2-2 ① K			C SI 88 B SL 76 F SL 76 B SI 91 C SI 91 2-3 ① K			3	0	1	0	0	2	0
Inning Stats	R: 3 E: 0 K: 1 S: 17 H: 3 LOB: 0 BB: 0 P: 29	R: 0 E: 0 K: 1 S: 11 H: 3 LOB: 2 BB: 0 P: 19	R: 3 E: 0 K: 1 S: 14 H: 2 LOB: 0 BB: 1 P: 24	R: 0 E: 0 K: 3 S: 9 H: 0 LOB: 0 BB: 0 P: 13	R: 0 E: 0 K: 0 S: 5 H: 0 LOB: 0 BB: 0 P: 7	R: 0 E: 0 K: 0 S: 4 H: 0 LOB: 0 BB: 0 P: 8	R: 1 E: 0 K: 1 S: 7 H: 1 LOB: 0 BB: 0 P: 9	R: 0 E: 1 K: 2 S: 10 H: 1 LOB: 1 BB: 0 P: 16		1B: 5 2B: 2 3B: 1 HR: 2 SF: 2 SAC: 0 DP: 1 HBP: 0				WP: 0 PB: 0 SB: 1 CS: 0 PA: 34		

PITCHER		IP	WLS	BF	H	R	ER	SO	BB	IBB	HBP	BLK	WP	HR	S	P	ERA	WHIP
49 Brett Anderson, L ERA: 5.77	(1, 1)	4.0	L	20	8	6	6	6	1	0	0	0	0	1	51	85	13.50	2.250
59 Edgar Gonzalez, R ERA: 4.24	(5, 1)	3.0		10	1	1	1	1	0	0	0	0	0	0	16	24	3.00	0.333
40 Andrew Bailey, R ERA: 2.52	(8, 1)	1.0		4	1	0	0	2	0	0	0	0	0	0	10	16	0.00	1.000

PITCHER	IP	WLS	BF	H	R	ER	SO	BB	IBB	HBP	BLK	WP	HR	S	P	ERA	WHIP

BOTTOM

Oakland Athletics @ San Francisco Giants

AT&T Park, San Francisco, CA

Sun Jun 14 2009, 1:05 PM PDT

Att. 37,728 - Partly Cloudy - 70 F

livebaseballscorecards.com

AB	31
R	7
H	10
RBI	7
BB	1
SO	9
LOB	5

Batter	1	2	3	4	5	6	7	8	9	AB	R	H	RBI	BB	SO	LOB
Chone Figgins, S (1, 5) OBP: 0.399, SLG: 0.411	C SI 87 C CU 71 S SL 79 0-3 K		C SI 88 S SL 78 F FC 80 B SI 88 C CU 73 1-3 K	C CH 74 X SL 79 0-1 F9		C FF 95 F FF 95 B FF 96 B SL 85 X FF 95 2-2 1B		F FC 88 B CU 71 X SI 89 1-1 FC4-6 2 FC6-4 1-2f		5	0	1	0	0	2	2
2 Erick Aybar, S (1, 6) OBP: 0.322, SLG: 0.411	C SI 87 C CU 72 X SI 87 0-2 P4		X CH 74 0-0 1B	X CH 73 0-0 1-H HR		C FF 95 X FF 94 0-1 P3		F SI 90 X SI 89 0-1 FC6-4 1-2f		5	1	2	2	0	0	2
53 Bobby Abreu, L (1, 9) OBP: 0.394, SLG: 0.421	C SI 88 B SI 88 B CU 74 X SI 88 2-1 G6-3		C SI 87 1 SAFE C FC 80 B SI 85 1 SAFE X FC 82 1-2 G4-3	B FF 88 B FF 87 C SI 87 X SI 88 2-1 HR		C FF 96 B FF 95 B CH 88 C FF 96 S FF 97 2-3 K			B SI 93 C SI 93 F SL 82 X SI 92 1-2 F7	5	1	1	1	0	1	2
48 Torii Hunter, R (1, 8) OBP: 0.397, SLG: 0.616 24 Gary Matthews, S (4, 8) OBP: 0.281, SLG: 0.320		B CU 66 C CH 72 X SI 86 1-1 F9	X CU 71 X CH 74 0-1 20 2B 39 2B 1B B CU 79 B CU 81 B FF 87 S CU 78 C FF 87 3-3 K			B FF 95 B FF 95 X FF 95 2-0 F7		X SI 93 0-0 F9	3 2	1 0	1 0	0 0	0 0	1 0	0 0
20 Juan Rivera, R (1, 7) OBP: 0.353, SLG: 0.507		B SI 87 C SL 78 X SI 86 1-1 HR		C SI 85 1 SAFE B CH 74 1 SAFE B CU 71 F FC 80 X CH 72 2-2 39 2B 1-3 2B	X SI 88 0-0 F9		C FF 97 B SL 87 B SL 85 X FF 97 2-1 G5-3		C SL 83 S SL 85 X SI 92 0-2 39 FC6-4 1B	5	2	3	1	0	0	0
39 Robb Quinlan, R (1, 3) OBP: 0.269, SLG: 0.333		X SI 86 0-0 44 1B 1B		C SI 86 C CU 74 X FC 79 0-2 44 2B 2-H 3-H 2B	C SI 87 B SL 81 X SI 88 1-1 1B		B FF 97 B FF 96 C FF 95 C FF 96 C FF 96 2-3 K		B SI 92 X SI 93 1-0 FC6-4 1-2f	5	1	3	2	0	1	1
44 Mike Napoli, R (1, 2) OBP: 0.350, SLG: 0.481		1 SAFE F SI 86 B FF 85 F SI 85 X SI 86 1-2 18 G6-4-3 1-2 1B		C CU 71 F FF 86 X FC 81 0-2 41 1B 2-H 2B	C CU 78 X SI 88 0-1 F9			B SL 82 B FC 89 X FF 89 2-0 P3		4	1	2	1	0	0	1
18 Sean Rodríguez, R (1, 4) OBP: 0.400, SLG: 1.000		C CU 70 X CU 72 0-1 G6-4-3 1-2f		C SI 87 C SI 87 B SI 87 S CU 73 1-3 K	C FF 87 X CU 79 0-1 G1-3			B FC 90 X FC 90 1-0 HR		4	1	1	1	0	1	4
41 John Lackey, R (1, 1) OBP: 0.167, SLG: 0.167 27 Vladimir Guerrero, R (8, PH) OBP: 0.296, SLG: 0.355 33 Justin Speier, R (8, 1) 40 Kevin Jepsen, R (9, 1) 40 Brian Fuentes, L (9, 1)			B SI 85 B SI 86 B SI 85 C SI 84 F SI 84 F SI 86 X SI 87 3-2 G6-3	S CH 73 D CH 76 F CH 73 F CU 73 F FF 86 F FF 86 B CH 75 F FF 87 B CU 72 3-2 X SI 87 2 HR 2-H 1B		C FF 94 B FF 94 C FF 94 X FF 96 1-2 G3		B CU 72 F CU 71 X FC 88 1-1 FC4-6 1B	3 1 0 0 0	1 0 0 0 0	1 1 0 0 0	1 0 0 0 0	0 0 0 0 0	0 0 0 0 0	0 0 0 0 0
Inning Stats	R: 0 E: 0 K: 1 S: 8 H: 0 LOB: 0 BB: 0 P: 10	R: 1 E: 0 K: 0 S: 10 H: 3 LOB: 1 BB: 0 P: 13	R: 0 E: 0 K: 1 S: 12 H: 1 LOB: 1 BB: 0 P: 17	R: 7 E: 0 K: 2 S: 29 H: 7 LOB: 0 BB: 0 P: 40	R: 0 E: 0 K: 0 S: 7 H: 1 LOB: 1 BB: 0 P: 8	R: 0 E: 0 K: 1 S: 11 H: 1 LOB: 1 BB: 0 P: 16	R: 0 E: 0 K: 1 S: 6 H: 0 LOB: 0 BB: 0 P: 12	R: 1 E: 0 K: 0 S: 8 H: 2 LOB: 1 BB: 0 P: 13	R: 0 E: 0 K: 0 S: 8 H: 1 LOB: 1 BB: 0 P: 10	1B: 9 2B: 3 3B: 0 HR: 4 SF: 0 SAC: 0 DP: 1 HBP: 0						

PITCHER		IP	WLS	BF	H	R	ER	SO	BB	IBB	HBP	BLK	WP	HR	S	P	ERA	WHIP
75 Barry Zito, L ERA: 4.72	(1, 1)	3.2	L	20	10	7	7	3	0	0	0	0	0	2	54	70	17.18	2.727
45 Justin Miller, R ERA: 2.6	(4, 1)	1.1		6	2	1	1	1	0	0	0	0	0	1	12	18	6.75	1.500
47 Merkin Valdez, R ERA: 3.48	(6, 1)	2.0		7	1	0	0	2	0	0	0	0	0	0	17	28	0.00	0.500
49 Brandon Medders, R ERA: 2.89	(8, 1)	1.0		5	2	1	1	0	0	0	0	0	0	1	8	13	9.00	2.000
46 Bob Howry, R ERA: 4.07	(9, 1)	1.0		4	1	0	0	0	0	0	0	0	0	0	8	10	0.00	1.000

PITCHER	IP	WLS	BF	H	R	ER	SO	BB	IBB	HBP	BLK	WP	HR	S	P	ERA	WHIP

TOP

Los Angeles Angels @ San Francisco Giants

AT&T Park, San Francisco, CA

Mon Jun 15 2009, 7:15 PM PDT

Att. 33,613 - Cloudy - 64 F

livebaseballscorecards.com

AB	42
R	9
H	16
RBI	9
BB	0
SO	6
LOB	12

Batter	1	2	3	4	5	6	7	8	9	AB	R	H	RBI	BB	SO	LOB
33 Aaron Rowand, R (1, 8) OBP: 0.363, SLG: 0.470	C FF 90 F SI 90 B FF 92 S FF 90 1-3 ① K		C CU 77 S CU 78 B FF 91 S FF 91 1-3 ① K		B CU 80 F SI 91 S FC 81 S FC 82 1-3 ② K		X SI 88 0-0 1-H HR		C FF 95 F CU 83 X FF 95 0-2 ① G6-3	3	0	0	0	0	3	0
47 Merkin Valdez, R (6, 1)										0	0	0	0	0	0	0
59 Andres Torres, S (7, PH) OBP: 0.425, SLG: 0.676 (8, 8)										2	1	1	2	0	0	0
16 Edgar Renteria, R (1, 6) OBP: 0.317, SLG: 0.320	B FF 90 X SI 91 1-0 2 1B 1B		C FC 81 T FF 89 X FF 92 0-2 ② F8		C FF 90 S CU 80 S CU 80 0-3 ③ K		C FF 89 F FC 81 B FC 81 B CU 79 F FC 80 F FF 88 B FF 90 X FF 88 3-2 ① G6-3		X FF 96 0-0 ② G3	5	0	1	0	0	1	0
2 Randy Winn, S (1, 7) OBP: 0.331, SLG: 0.407 (6, 8)	B SI 90 B SI 91 F FF 90 1 SAFE X SI 90 2-1 1-2 1B		C SI 90 F CH 84 B FF 91 B FF 90 S CU 80 2-3 ③ K			B FF 89 X FF 89 1-0 ① L6	F CU 75 F CH 82 B FF 89 X CH 82 1-2 22 G5-4-3 1B		B SI 96 B SI 96 B FF 94 C FF 94 C FF 94 X FF 94 3-2 22 1B 48 HR 1B	4	0	2	0	0	1	0
49 Brandon Medders, R (8, 1)										0	0	0	0	0	0	0
46 Bob Howry, L (9, 1)										0	0	0	0	0	0	0
35 Travis Ishikawa, L (9, PH) OBP: 0.341, SLG: 0.348										1	1	1	0	0	0	0
1 Bengie Molina, R (1, 2) OBP: 0.269, SLG: 0.451	F FC 81 B FF 89 F FF 90 X FF 90 1-2 ② F4			C FF 89 X FC 82 0-1 2B		X FF 89 0-0 48 1B 35 1B 1B	B CU 80 S FC 81 B CU 80 S FF 88 F FF 88 B FF 90 X SI 89 3-2 ②③ G5-4-3 1-2f		B FF 95 C FF 94 X CU 83 1-1 1-3 48 HR 1B	2	0	1	0	0	0	2
22 Eli Whiteside, R (6, 2) OBP: 0.318, SLG: 0.364										3	2	2	0	0	0	1
48 Pablo Sandoval, S (1, 3) OBP: 0.373, SLG: 0.539	S CU 78 B FF 90 X CU 78 1-1 ③ F8			B SI 90 F CU 78 F FF 89 S CU 79 1-3 ① K2-3		X CU 76 0-0 35 1B 1-3 1B		X SI 91 0-0 HR	X CU 84 0-0 1-H 3-H HR	5	2	3	4	0	1	3
35 Rich Aurilia, R (1, 5) OBP: 0.267, SLG: 0.280		C FF 89 S FC 83 B FF 90 B FF 91 S FC 83 2-3 ① K		C CU 77 X FF 89 0-1 ② F9		F FF 88 B SI 90 S CU 80 D FC 81 B FF 91 X CU 78 3-2 1-2 3-H 1B		C SI 91 X SL 81 0-1 ① P2	B SI 88 C SI 88 X SL 75 1-1 ③ F9	5	0	1	1	0	1	1
12 Nate Schierholtz, L (1, 9) OBP: 0.291, SLG: 0.390		B SI 92 C CU 78 S CU 80 X FF 91 1-2 E9 2B		H CU 78 1-0 HBP		C FF 90 S CU 78 X FF 89 0-2 ② F7		B FC 86 B SI 91 C SI 92 X FC 86 2-1 1B		3	0	2	0	0	0	2
7 Emmanuel Burriss, S (1, 4) OBP: 0.292, SLG: 0.267		F CU 79 D CU 79 F CU 79 S CU 80 1-3 ② K2-3		B CU 76 C FF 89 D CU 77 X SI 90 2-1 ③ G1-3		X CU 78 0-0 ③ G3		B SI 90 C SI 91 X FC 85 1-1 ② F8		4	0	0	0	0	1	6
75 Barry Zito, L (1, 1) OBP: 0.100, SLG: 0.100	F SI 92 F CU 79 C FF 92 0-3 ③ K				C SI 90 B CH 83 F SI 90 B FF 91 T CU 79 2-2 ① K		B FF 89 X FF 89 1-0 59 HR 1B	B CH 82 C FC 86 F SL 82 C SI 91 1-3 ③ K		1	0	0	0	0	1	1
45 Justin Miller, R (4, 1)										0	0	0	0	0	0	0
14 Fred Lewis, L (5, PH) OBP: 0.346, SLG: 0.388 (6, 7)										3	1	1	0	0	2	1
Inning Stats	R: 0 E: 0 K: 1 S: 11 H: 2 LOB: 2 BB: 0 P: 17	R: 0 E: 1 K: 3 S: 12 H: 1 LOB: 1 BB: 0 P: 16	R: 0 E: 0 K: 2 S: 9 H: 0 LOB: 0 BB: 0 P: 12	R: 0 E: 0 K: 1 S: 9 H: 1 LOB: 2 BB: 0 P: 13	R: 0 E: 0 K: 3 S: 9 H: 0 LOB: 0 BB: 0 P: 12	R: 1 E: 0 K: 0 S: 10 H: 3 LOB: 2 BB: 0 P: 14	R: 2 E: 0 K: 0 S: 14 H: 3 LOB: 0 BB: 0 P: 22	R: 1 E: 0 K: 1 S: 10 H: 2 LOB: 1 BB: 0 P: 14	R: 3 E: 0 K: 0 S: 12 H: 3 LOB: 0 BB: 0 P: 17	1B: 10 2B: 2 3B: 0 HR: 3 SF: 0 SAC: 0 DP: 1 HBP: 1						

PITCHER		IP	WLS	BF	H	R	ER	SO	BB	IBB	HBP	BLK	WP	HR	S	P	ERA	WHIP
41 John Lackey, R ERA: 6.1	(1, 1)	7.0	W	31	10	3	3	10	0	0	1	0	0	1	74	106	3.86	1.429
33 Justin Speier, R ERA: 4.81	(8, 1)	1.0		5	2	1	1	1	0	0	0	0	0	1	10	14	9.00	2.000
40 Kevin Jepsen, R ERA: 15.95	(9, 1)	0.2		5	3	3	3	0	0	0	0	0	0	1	10	14	40.50	4.500
40 Brian Fuentes, L ERA: 4.64	(9, 1)	0.1	S	1	0	0	0	0	0	0	0	0	0	0	2	3	0.00	0.000

PITCHER	IP	WLS	BF	H	R	ER	SO	BB	IBB	HBP	BLK	WP	HR	S	P	ERA	WHIP

BOTTOM

Los Angeles Angels @ San Francisco Giants

AT&T Park, San Francisco, CA

Mon Jun 15 2009, 7:15 PM PDT

Att. 33,613 - Cloudy - 64 F

livebaseballscorecards.com

AB	41
R	7
H	15
RBI	7
BB	0
SO	11
LOB	17

Los Angeles Angels @ San Francisco Giants

AT&T Park, San Francisco, CA

Tue Jun 16 2009, 7:15 PM PDT

Att. 34,716 - 63 F

TOP

Batter	1	2	3	4	5	6	7	8	9	AB	R	H	RBI	BB	SO	LOB
Chone Figgins, S (1, 5) OBP: 0.391, SLG: 0.402	1-2 F8	0-1 G1-3		3-2 F7		2-2 F8		1-3 K		5	0	0	0	0	1	4
13 Maicer Izturis, S (1, 6) OBP: 0.357, SLG: 0.381	1-1 20 2B 2B		0-2 E3 53 1B	3-1 1-H HR		0-0 F7		1-2 53 1B 1-2 1B		5	3	3	2	0	0	0
53 Bobby Abreu, L (1, 9) OBP: 0.398, SLG: 0.425	0-0 F8		0-1 20 1B 44 HR 2-H 1B	2-0 44 1B 1B		2-1 G4-3		2-1 20 FC6-4 1-3 2-H 1B		5	1	3	2	0	0	1
20 Juan Rivera, R (1, 7) OBP: 0.354, SLG: 0.510	3-0 2-H 2B		3-0 44 HR 1-2 1B	0-0 F8			1-1 G6-3	0-1 FC6-4 1-2f		5	1	2	1	0	0	3
44 Mike Napoli, R (1, 2) OBP: 0.363, SLG: 0.516	0-3 K		2-1 1-H 2-H HR	2-0 1-2 1B			1-1 1B		1-1 2B	5	1	4	3	0	1	1
8 Kendrys Morales, S (1, 3) OBP: 0.320, SLG: 0.493		2-0 18 E 2B	0-2 F8	1-3 K			1-3 K		0-3 K	5	0	1	0	0	3	4
24 Gary Matthews, S (1, 8) OBP: 0.278, SLG: 0.311		2-2 F8	0-3 ꓘ		1-1 G3		0-1 L4		4-2 18 G4-3 BB	4	0	0	0	1	1	2
18 Sean Rodríguez, R (1, 4) OBP: 0.200, SLG: 0.500		0-0 E3 2-3	1-3 K		2-2 G5-3			0-3 K2-3	1-1 G4-3 1-2f	5	0	0	0	0	2	3
Sean O'Sullivan, R (1, 1) OBP: 0.333, SLG: 0.333		2-0 F9		2-1 13 HR 1B	1-3 K			0-1 13 1B 53 1B 1B		3	1	1	0	0	1	2
27 Vladimir Guerrero, R (8, PH) OBP: 0.302, SLG: 0.360										1	1	1	0	0	0	0
33 Justin Speier, R (8, 1)										0	0	0	0	0	0	0
52 Jason Bulger, R (9, 1)										0	0	0	0	0	0	0
Inning Stats	R: 1 E: 0 K: 1 S: 11 H: 2 LOB: 1 BB: 0 P: 16	R: 0 E: 1 K: 0 S: 8 H: 1 LOB: 2 BB: 0 P: 14	R: 4 E: 1 K: 2 S: 18 H: 3 LOB: 0 BB: 0 P: 24	R: 2 E: 0 K: 1 S: 14 H: 4 LOB: 2 BB: 0 P: 27	R: 0 E: 0 K: 1 S: 8 H: 0 LOB: 0 BB: 0 P: 12	R: 0 E: 0 K: 0 S: 6 H: 0 LOB: 0 BB: 0 P: 10	R: 0 E: 0 K: 1 S: 9 H: 1 LOB: 1 BB: 0 P: 12	R: 1 E: 0 K: 2 S: 15 H: 3 LOB: 2 BB: 0 P: 19	R: 0 E: 0 K: 0 S: 9 H: 1 LOB: 1 BB: 1 P: 15	1B: 9 2B: 4 3B: 0 HR: 2	SF: 0 SAC: 0 DP: 1 HBP: 0	WP: 0 PB: 0 SB: 0 CS: 0	PA: 44			

AB	43
R	8
H	15
RBI	8
BB	1
SO	9
LOB	20

PITCHER		IP	WLS	BF	H	R	ER	SO	BB	IBB	HBP	BLK	WP	HR	S	P	ERA	WHIP
57 Jonathan Sánchez, L ERA: 5.43	(1, 1)	3.2	L	23	10	7	6	3	0	0	0	0	0	2	47	76	14.73	2.727
45 Justin Miller, R ERA: 2.4	(4, 1)	2.1		7	0	0	0	2	0	0	0	0	0	0	18	27	0.00	0.000
49 Brandon Medders, R ERA: 3.0	(7, 1)	2.0		10	4	1	1	3	0	0	0	0	0	0	24	31	4.50	2.000
41 Jeremy Affeldt, L ERA: 1.71	(9, 1)	1.0		4	1	0	0	1	1	0	0	0	0	0	9	15	0.00	2.000

PITCHER	IP	WLS	BF	H	R	ER	SO	BB	IBB	HBP	BLK	WP	HR	S	P	ERA	WHIP

livebaseballscorecards.com

Angeles Angels @ San Francisco Giants

AT&T Park, San Francisco, CA

Tue Jun 16 2009, 7:15 PM PDT

Att. 34,716 - Cloudy - 63 F

livebaseballscorecards.com

BOTTOM

Batter	1	2	3	4	5	6	7	8	9	AB	R	H	RBI	BB	SO	LOB
33 Aaron Rowand, R (1, 8) OBP: 0.357, SLG: 0.462	E5 16 G5-4-3		K			G6-3		F7		4	0	0	0	0	1	0
16 Edgar Renteria, R (1, 6) OBP: 0.316, SLG: 0.319	G5-4-3 1-2f			K		2 WP 1B		G5-3		4	0	1	0	0	1	1
2 Randy Winn, S (1, 7) OBP: 0.327, SLG: 0.402	F7			L8		K		K		3	0	0	0	0	1	1
49 Brandon Medders, R (7, 1)										0	0	0	0	0	0	0
35 Travis Ishikawa, L (8, PH) OBP: 0.339, SLG: 0.345										1	0	0	0	0	1	0
41 Jeremy Affeldt, L (9, 1) OBP: 1.000, SLG: 1.000										0	0	0	0	0	0	0
1 Bengie Molina, R (1, 2) OBP: 0.274, SLG: 0.454		F8		1B			48 2B 12 SF9 1B		K2-3	3	1	2	0	0	0	0
22 Eli Whiteside, R (9, 2) OBP: 0.304, SLG: 0.348										1	0	0	0	0	1	0
48 Pablo Sandoval, S (1, 3) OBP: 0.376, SLG: 0.543		1B		G3			12 SF9 2B 1-3		K	4	0	2	0	0	1	1
35 Rich Aurilia, R (1, 5) OBP: 0.266, SLG: 0.271		P1			P4		K		12 BB BB	3	0	0	0	1	1	3
12 Nate Schierholtz, L (1, 9) OBP: 0.289, SLG: 0.381		F9			G6-3		SF9 2-3 3-H		BB 1-2	2	0	0	1	1	0	1
37 Matt Downs, R (1, 4)			F8		F9		BB		F8	3	0	0	0	1	0	2
57 Jonathan Sánchez, L (1, 1)			K			F7	F8			1	0	0	0	0	1	0
45 Justin Miller, R (4, 1)										0	0	0	0	0	0	0
14 Fred Lewis, L (6, PH) OBP: 0.343, SLG: 0.384 (7, 7)										2	0	0	0	0	0	2

Inning Stats	1	2	3	4	5	6	7	8	9
	R: 0 E: 1 K: 0 S: 4	H: 0 LOB: 0 BB: 0 P: 8	R: 0 E: 0 K: 0 S: 11	H: 1 LOB: 1 BB: 0 P: 18	R: 0 E: 0 K: 2 S: 7	H: 0 LOB: 0 BB: 0 P: 12	R: 0 E: 0 K: 1 S: 10	H: 1 LOB: 1 BB: 0 P: 14	R: 0 E: 0 K: 0 S: 5	H: 0 LOB: 0 BB: 0 P: 10	R: 0 E: 0 K: 1 S: 10	H: 1 LOB: 1 BB: 0 P: 15	R: 1 E: 0 K: 1 S: 12	H: 2 LOB: 2 BB: 1 P: 21	R: 0 E: 0 K: 1 S: 9	H: 0 LOB: 0 BB: 0 P: 11	R: 0 E: 0 K: 2 S: 9	H: 0 LOB: 2 BB: 2 P: 25

1B: 4	SF: 1	WP: 1
2B: 1	SAC: 0	PA: 35
3B: 0	DP: 1	PB: 0
HR: 0	HBP: 0	SB: 0
		CS: 0

	AB	31
	R	1
	H	5
	RBI	1
	BB	3
	SO	8
	LOB	11

PITCHER		IP	WLS	BF	H	R	ER	SO	BB	IBB	HBP	BLK	WP	HR	S	P	ERA	WHIP
Sean O'Sullivan, R ERA: 1.29	(1, 1)	7.0	W	27	5	1	1	5	1	0	0	0	1	0	59	98	1.29	0.857
33 Justin Speier, R ERA: 4.62	(8, 1)	1.0		3	0	0	0	1	0	0	0	0	0	0	9	11	0.00	0.000
52 Jason Bulger, R ERA: 4.94	(9, 1)	1.0		5	0	0	0	2	2	0	0	0	0	0	9	25	0.00	2.000

PITCHER	IP	WLS	BF	H	R	ER	SO	BB	IBB	HBP	BLK	WP	HR	S	P	ERA	WHIP

Batter	1	2	3	4	5	6	7	8	9	AB	R	H	RBI	BB	SO	LOB
Chone Figgins, S (1, 5) OBP: 0.393, SLG: 0.408	B SI 90 B SI 92 C SI 91 B FF 92 X SI 91 3-1 ① F8			B SI 89 X FF 90 1-0 2 FC4-6 1B	C CU 75 B CH 83 C CH 80 D CU 80 X CH 85 2-2 ③ G3			C FF 93 B CU 77 F CH 83 B CH 86 B CU 78 X FF 94 3-2 13 PB 20 G5-3 2B 1-3 2-H		4	1	2	1	0	0	1
2 Erick Aybar, S (1, 6) OBP: 0.321, SLG: 0.407	C SI 94 F CU 75 F CH 84 F SI 94 X CH 82 0-2 ② G3			B FF 91 X FF 91 1-0 ① FC4-6 13 WP 20 1B 1-2f		L CU 74 X CH 80 0-1 ① G4-3		C CU 76 X CH 82 0-1 20 G5-3 20 S 1B 3-H		4	1	1	1	0	0	1
13 Maicer Izturis, S (1, 4) OBP: 0.347, SLG: 0.369	B CU 74 B SI 91 B FF 92 C SI 89 F SI 89 F FF 93 S CH 82 3-3 ③ K			C FF 92 B SI 91 X CU 76 1-1 ② F8 1-2		B FF 93 C FF 93 F FF 92 X SL 84 1-2 ② G4-3		L FF 93 B SI 93 S CH 84 F CH 85 F SL 84 S CH 85 1-3 ① K 2-3		4	0	0	0	0	2	3
20 Juan Rivera, R (1, 9) OBP: 0.352, SLG: 0.505 (8, 7)		X SI 91 0-0 ① G4-3		B FF 92 X CH 80 1-0 8 2B 1B 2-H		C SL 82 F FF 94 B SL 83 F CU 80 B FF 94 C CH 83 2-3 ③ K		F FF 92 B FF 93 1 SAFE D SL 84 X CH 84 2-1 ② G5-3 1-3 3-H		4	0	1	2	0	1	1
8 Kendrys Morales, S (1, 3) OBP: 0.319, SLG: 0.493		C FF 92 B SI 93 B CU 75 X CH 81 2-1 ② F7		C FF 92 1 SAFE C FF 93 B FF 90 D CH 83 1 SAFE F CH 83 X FF 91 2-2 1-3 2B			X FF 93 0-0 ① G4-3	C CU 76 D CH 84 S FF 91 S CH 85 1-3 ③ K		4	0	1	0	0	1	1
24 Gary Matthews, S (1, 8) OBP: 0.270, SLG: 0.301 (8, 9)		C FF 92 C SI 91 S CH 84 0-3 ③ K		F CU 75 S CU 77 S CH 83 0-3 ③ K2-3			X SI 94 0-0 ② G6-3		B SI 88 X SI 88 1-0 ① P5	4	0	0	0	0	2	2
39 Robb Quinlan, R (1, 7) OBP: 0.255, SLG: 0.315 44 Mike Napoli, R (8, 2) OBP: 0.361, SLG: 0.512			B SI 91 F FF 92 C SI 93 S SL 81 1-3 ① K		B FF 92 X FF 91 1-0 ① G6-3		C FF 93 X SI 94 0-1 ③ G1-3		B FF 89 C SL 78 B SL 76 C FF 90 S SL 76 2-3 ② K	3 1	0 0	0 0	0 0	0 0	1 1	0 0
5 Jeff Mathis, R (1, 2) OBP: 0.303, SLG: 0.245 48 Torii Hunter, R (8, PH) OBP: 0.398, SLG: 0.615 (8, 8)			B FF 92 T FF 92 S FF 93 C SL 81 1-3 ② K		C SI 91 X CH 82 0-1 32 SH1-4 1B			X FF 94 0-0 27 1B 2B 1B	B SL 76 C SL 77 X FF 89 1-1 ③ G5-3	2 2	0 1	1 1	0 0	0 0	1 0	0 0
32 Matt Palmer, R (1, 1) 40 Kevin Jepsen, R (7, 1) 27 Vladimir Guerrero, R (8, PH) OBP: 0.308, SLG: 0.366 38 Darren Oliver, R (8, 1) 33 Justin Speier, R (8, 1) 40 Brian Fuentes, L (9, 1)			C FF 92 C FF 92 B SI 94 C SI 92 1-3 ③ K		C SI 94 F FF 93 X SL 82 0-2 ② SH1-4 1-2			C CU 76 F SL 82 1 SAFE X SL 84 0-2 2B 2 1B 1B 1-2		1 0 1 0 0 0	0 0 1 0 0 0	0 0 1 0 0 0	0 0 0 0 0 0	1 0 0 0 0 0	0 0 0 0 0 0	0 0 0 0 0 0
Inning Stats	R: 0 E: 0 K: 1 S: 11 H: 0 LOB: 0 BB: 0 P: 17	R: 0 E: 0 K: 1 S: 6 H: 0 LOB: 0 BB: 0 P: 8	R: 0 E: 0 K: 3 S: 9 H: 0 LOB: 0 BB: 0 P: 12	R: 1 E: 0 K: 1 S: 12 H: 3 LOB: 2 BB: 0 P: 18	R: 0 E: 0 K: 0 S: 9 H: 1 LOB: 1 BB: 0 P: 12	R: 0 E: 0 K: 1 S: 9 H: 0 LOB: 0 BB: 0 P: 12	R: 0 E: 0 K: 0 S: 4 H: 0 LOB: 0 BB: 0 P: 4	R: 3 E: 0 K: 2 S: 19 H: 4 LOB: 1 BB: 0 P: 26	R: 0 E: 0 K: 1 S: 6 H: 0 LOB: 0 BB: 0 P: 10	1B: 6 2B: 2 3B: 0 HR: 0 SF: 0 SAC: 1 DP: 0 HBP: 0						

PITCHER		IP	WLS	BF	H	R	ER	SO	BB	IBB	HBP	BLK	WP	HR	S	P	ERA	WHIP
55 Tim Lincecum, R ERA: 2.72	(1, 1)	8.0	L	32	8	4	3	9	0	0	0	0	1	0	79	109	3.38	1.000
54 Sergio Romo, R ERA: 2.7	(9, 1)	1.0		3	0	0	0	1	0	0	0	0	0	0	6	10	0.00	0.000

PITCHER	IP	WLS	BF	H	R	ER	SO	BB	IBB	HBP	BLK	WP	HR	S	P	ERA	WHIP

TOP

Los Angeles Angels @ San Francisco Giants

AT&T Park, San Francisco, CA

Wed Jun 17 2009, 12:45 PM PDT

Att. 37,431 - Partly Cloudy - 65 F

livebaseballscorecards.com

AB	34
R	4
H	8
RBI	4
BB	0
SO	10
LOB	9

1B: 6	SF: 0	WP: 1	PA: 35
2B: 2	SAC: 1	PB: 1	
3B: 0	DP: 0	SB: 1	
HR: 0	HBP: 0	CS: 0	

BOTTOM

Los Angeles Angels @ San Francisco Giants

AT&T Park, San Francisco, CA

Wed Jun 17 2009, 12:45 PM PDT

Att. 37,431 - Partly Cloudy - 65 F

livebaseballscorecards.com

Batter	1	2	3	4	5	6	7	8	9	AB	R	H	RBI	BB	SO	LOB
59 Andres Torres, S (1, 8) (9, 7) OBP: 0.400, SLG: 0.615	C SI 88 X CH 84 0-1 ① L5		B CU 74 C CU 75 S CU 75 D CU 76 D CU 76 X FC 88 3-2 16 BB, 2 1B, 2-H, 1B		B CH 82 X CH 80 1-0 ① G4-3		B CU 83 C CU 83 S FF 96 X CU 83 1-2 ② G5-3		B SL 75 X SI 89 1-0 ③ F8	5	1	1	1	0	0	1
16 Edgar Renteria, R (1, 6) OBP: 0.319, SLG: 0.319	C SI 89 B CU 75 C SI 88 B CU 75 F FC 87 B FC 85 X FC 86 3-2 ② G6-3		1 SAFE P PO 80 1 SAFE S FC 88 1 SAFE 1 SAFE 1 SAFE B SI 89 1 SAFE 4-2 1 SAFE, P PO 81, F FF 88, B CU 74, 2 1B, 1-2, BB		B CU 75 C FC 86 B FC 85 C SI 89 F SI 89 B FC 84 T FC 86 3-2 ② K		D CU 84 B FF 95 X FF 95 2-0 ③ 2-H, 1B			3	0	1	0	1	1	0
2 Randy Winn, S (1, 7) (9, 9) OBP: 0.326, SLG: 0.399	B SI 88 F SI 88 B FC 87 X SI 89 2-1 ③ G6-3		X CU 75 0-0 1 FC6-4, 1-2, 2-H, 1B		B SI 89 X SI 89 1-0 ③ G6-3			X 0-0 ① G5-3		4	0	1	1	0	0	0
1 Bengie Molina, R (1, 2) OBP: 0.270, SLG: 0.446		C FF 88 F SI 88 C SI 88 0-3 ① K	B FC 87 X FC 86 1-0 ③ FC6-4, 1-2f			S FC 87 X SI 89 0-1 ① F9		B FF 89 F FF 89 X FF 89 1-1 ② G6-3		4	0	0	0	0	1	2
48 Pablo Sandoval, S (1, 5) OBP: 0.373, SLG: 0.536		C CU 75 B FC 86 X FF 88 1-1 ② G6-3		S CH 83 F SI 86 X SI 88 0-2 ① G2-3		F FC 87 B FC 86 B SI 88 B CH 84 C CU 75 F CU 74 X CU 74 3-2 ② F7		B FF 90 C SI 89 B SI 89 C SI 89 B SL 78 B FF 89 4-2 35 BB, BB		3	0	0	0	1	0	0
12 Nate Schierholtz, L (1, 9) OBP: 0.280, SLG: 0.368 35 Rich Aurilia, R (8, PH) OBP: 0.274, SLG: 0.271 (9, 3)		B CU 74 B SI 87 B CH 84 C FC 87 X FC 88 3-1 ③ G4-3		C CU 74 B CU 76 F SI 89 S CU 76 1-3 ② K2-3		C CH 83 S FF 88 B CU 76 S CU 77 1-3 ③ K2-3		C SI 90 B SI 90 F SI 89 B FF 90 B SL 77 F SL 76 F FF 89 B FF 89 4-2 1-2, BB		3 0	0 0	0 0	0 0	0 1	2 0	0 0
35 Travis Ishikawa, L (1, 3) OBP: 0.346, SLG: 0.388 33 Aaron Rowand, R (8, PH) OBP: 0.355, SLG: 0.459 (9, 8)			X SI 87 0-0 ① P5	B SI 89 X CH 84 1-0 2B			B SI 88 B FC 86 X SI 87 2-0 HR	C FC 85 B FC 87 F FC 85 F SL 81 S CH 82 1-3 ③ K		3 1	1 0	2 0	1 0	0 0	0 1	0 2
37 Matt Downs, R (1, 4) OBP: 0.500, SLG: 0.333			C FC 87 X SI 88 0-1 59 WP, 55 SH2-3, 59 1B, 1B	I IN 62 I IN 64 I IN 63 I IN 65 4-0 IBB			F FC 87 B FC 88 B FC 88 X FC 87 2-1 55 SH1-4, 16 1B, 1B		B SI 89 B SI 88 B SI 90 C SI 89 F SI 89 S SI 90 3-3 ① K	3	1	2	0	1	1	0
55 Tim Lincecum, L (1, 1) OBP: 0.212, SLG: 0.200 54 Sergio Romo, R (9, 1) 5 Juan Uribe, R (9, PH) OBP: 0.315, SLG: 0.426			F SI 87 D SI 88 X SI 87 1-1 ② SH2-3, 1-2	B CU 74 F SI 89 C FC 85 S CU 76 1-3 ③ K2-3			B FC 86 M FC 87 X FC 87 1-1 ① SH1-4, 1-2		B SL 75 B SI 91 F SI 90 T SI 90 F SI 90 S SL 75 2-3 ② K	1 0 1	0 0 0	0 0 0	0 0 0	0 0 1	1 0 0	2 0 0

	AB	31
	R	3
	H	7
	RBI	3
	BB	4
	SO	8
	LOB	7

Inning Stats	1	2	3	4	5	6	7	8	9	1B: 5	SF: 0	WP: 1	PA: 37
	R: 0 E: 0 K: 0 S: 8	H: 0 LOB: 0 BB: 0 P: 13	R: 0 E: 0 K: 1 S: 7	H: 0 LOB: 0 BB: 0 P: 11	R: 2 E: 0 K: 0 S: 14	H: 3 LOB: 2 BB: 1 P: 21	R: 0 E: 0 K: 2 S: 10	H: 1 LOB: 2 BB: 1 P: 17	R: 0 E: 0 K: 1 S: 6	H: 0 LOB: 0 BB: 0 P: 11	R: 0 E: 0 K: 1 S: 9	H: 0 LOB: 0 BB: 0 P: 13	R: 1 E: 0 K: 0 S: 9	H: 3 LOB: 2 BB: 0 P: 17	R: 0 E: 0 K: 1 S: 13	H: 0 LOB: 2 BB: 2 P: 23	R: 0 E: 0 K: 2 S: 8	H: 0 LOB: 0 BB: 0 P: 14	2B: 1 3B: 0 HR: 1	SAC: 2 DP: 0 HBP: 0	PB: 0 SB: 0 CS: 0	

PITCHER		IP	WLS	BF	H	R	ER	SO	BB	IBB	HBP	BLK	WP	HR	S	P	ERA	WHIP
32 Matt Palmer, R ERA: 4.13	(1, 1)	6.1		27	6	3	3	5	1	1	0	0	1	1	59	96	4.26	1.105
40 Kevin Jepsen, R ERA: 14.63	(7, 1)	0.2	W	2	1	0	0	0	0	0	0	0	0	0	4	7	0.00	1.500
38 Darren Oliver, L ERA: 3.49	(8, 1)	0.2	H	4	0	0	0	0	2	0	0	0	0	0	9	18	0.00	3.000
33 Justin Speier, R ERA: 4.56	(8, 1)	0.1	H	1	0	0	0	1	0	0	0	0	0	0	4	5	0.00	0.000
40 Brian Fuentes, L ERA: 4.43	(9, 1)	1.0	S	3	0	0	0	2	0	0	0	0	0	0	8	14	0.00	0.000

PITCHER	IP	WLS	BF	H	R	ER	SO	BB	IBB	HBP	BLK	WP	HR	S	P	ERA	WHIP

Texas Rangers @ San Francisco Giants

AT&T Park, San Francisco, CA

Fri Jun 19 2009, 7:15 PM PDT

Att. 31,241 - Clear - 63 F

livebaseballscorecards.com

TOP

Batter	1	2	3	4	5	6	7	8	9	AB	R	H	RBI	BB	SO	LOB
5 Ian Kinsler, R (1, 4) OBP: 0.341, SLG: 0.528	C FS 86 X FS 83 0-1 1 SH5-4 2B		C FS 87 B FS 87 F SL 84 X FF 90 1-2 ② P4		B SL 84 B FS 82 F SL 84 B FF 88 C SL 83 F SL 85 T FF 88 3-2 ③ K		F FF 95 B FF 96 C FF 96 S SL 84 1-3 ① K		C FF 96 B SL 90 X FF 98 1-1 ② F7	5	0	1	0	0	2	2
1 Elvis Andrus, R (1, 6) OBP: 0.328, SLG: 0.381	X FF 88 0-0 ① SH5-4 2-3		X FS 86 0-0 ③ P3			B FS 86 B SL 82 B FS 87 C FS 86 C FS 87 X SL 83 3-2 25 S 10 S 17 1B 1B	C FF 95 B FF 94 B FF 95 C FF 96 F FF 97 B FF 96 X FF 96 3-2 25 1B 1-2 1B		C SL 89 B FF 98 B FF 96 B FF 97 C FF 96 F FF 97 X FF 96 3-2 E5	4	1	2	0	0	0	0
10 Michael Young, R (1, 5) OBP: 0.363, SLG: 0.519	S FS 87 S SI 88 B FF 90 D FS 84 S SL 83 2-3 ② K			B FS 86 B FS 86 X FF 88 2-0 HR		F FS 81 B FS 81 1 SAFE B FS 87 S FS 82 X SL 85 2-2 ① F8 1-2	C SL 78 B FF 89 C FF 90 S SL 79 1-3 ② K		X SL 91 0-0 ③ G1-3	5	1	1	1	0	2	5
25 Andruw Jones, R (1, 7) OBP: 0.359, SLG: 0.500	B FF 90 C SL 82 S SL 83 F SL 84 S FF 91 1-3 ③ K			C SL 83 F FS 82 B SL 84 F FF 89 X SL 83 1-2 ① L7		B FF 90 S FS 83 B SI 90 B FS 85 F SL 86 F FF 89 B FF 88 4-2 17 1B 22 2B 2-3 BB	C SL 78 X SL 78 0-1 1-2 2-3 1B			3	1	1	0	1	1	1
17 Nelson Cruz, R (1, 9) OBP: 0.343, SLG: 0.563		C SL 82 S FS 86 B FF 87 X FS 87 1-2 ① G6-3		X SL 80 0-0 ② B2-3		F SI 88 X FS 81 0-1 22 2B 1-2 3-H 1B	C FF 90 S SL 78 B SL 79 B FF 90 X SL 79 2-2 ③ P4			4	1	1	1	0	0	3
9 Hank Blalock, L (1, 3) OBP: 0.294, SLG: 0.520 56 Darren O'Day, R (8, 1)		B SL 80 X FF 89 1-0 3B		X SL 81 0-0 ③ F7		B SL 84 B SL 84 B SL 83 F FF 91 C SL 83 S SL 84 3-3 ② K		C CU 77 C CU 78 B CU 80 F CU 79 S SI 95 1-3 ① K		4 0	0 0	1 0	0 0	0 0	2 0	2 0
22 Marlon Byrd, R (1, 8) OBP: 0.310, SLG: 0.451		S SL 82 F SL 82 F FF 89 B FF 90 F SL 83 B FF 88 X FF 91 2-2 ② P3	B FS 87 F SL 82 S FS 81 X SI 91 1-2 ① F8			X FC 90 0-0 1-H 2-H 2B		F SI 95 S CH 87 S CH 87 0-3 ② K		4	0	1	2	0	1	1
21 Jarrod Saltalamacchia, S (1, 2) OBP: 0.297, SLG: 0.388		B FF 87 F SL 84 B FF 88 S FS 84 S SL 85 2-3 ③ K			X SI 88 0-0 39 SH5-4 39 WP 1B	C CU 71 S FC 90 X FC 90 0-2 ③ F8		X SI 94 0-0 ③ F8		4	0	1	0	0	1	2
39 Scott Feldman, L (1, 1) 41 Brandon Boggs, S (7, PH) OBP: 0.286, SLG: 0.333 18 Eddie Guardado, R (7, 1) 19 Chris Davis, L (8, 3) OBP: 0.255, SLG: 0.423			F SI 89 X SL 82 0-1 ① P4		B FF 88 L FF 89 L FF 90 X SL 83 1-2 ② SH5-4 1-3		B FF 95 S FF 94 B FF 95 F FF 94 F FF 96 B FF 96 B FF 95 4-2 25 1B 1 1B BB		S FF 95 B FF 95 X FF 96 1-1 ① P5	1 0 0 1	0 0 0 0	0 0 0 0	0 0 0 0	0 1 0 0	0 0 0 0	0 0 0 0

| Inning Stats | | |

Texas Rangers @ San Francisco Giants

AT&T Park, San Francisco, CA

Fri Jun 19 2009, 7:15 PM PDT

Att. 31,241 - Clear - 63 F

livebaseballscorecards.com

BOTTOM

Batter	1	2	3	4	5	6	7	8	9	AB	R	H	RBI	BB	SO	LOB
33 Aaron Rowand, R (1, 8) OBP: 0.365, SLG: 0.480	B FC 89 X SI 90 1-0 HR		C SI 93 H SI 93 1-1 16 1B 1 1B HBP		B CU 76 B FC 89 X FF 91 2-0 16 G5-4-3 1B		B SI 86 F SI 86 1 SAFE F SI 86 X SI 85 1-2 2 FC5-2 16 SH1-4 1-2 1B			3	2	3	1	0	0	0
16 Edgar Renteria, R (1, 6) OBP: 0.320, SLG: 0.319	C SI 90 C FC 89 F SI 92 B CU 75 B SI 93 T CU 77 2-2 ① K		B SI 93 F CU 77 D CU 75 X FC 90 2-1 1 1B 1-2 3-H 1B		1 SAFE C FC 89 1 SAFE F SI 91 1 SAFE B SI 92 X CU 74 1-2 ①② G5-4-3 1-2f		B SI 86 B SI 85 X SI 86 2-0 ① SH1-4 1-2 2-3			3	0	1	1	0	1	1
2 Randy Winn, S (1, 9) OBP: 0.321, SLG: 0.393	B SI 92 F FF 90 B FC 88 B SI 92 F FC 91 X FC 90 3-2 ② P4		B FC 89 C FC 90 D CU 76 X FC 91 2-1 ② F6		B CU 74 X SI 90 1-0 ③ F8		F SI 87 F SI 86 X CH 80 0-2 ② FC5-2 2-3 3-H			4	0	0	0	0	0	4
1 Bengie Molina, R (1, 2) OBP: 0.273, SLG: 0.451	B SI 92 F SI 91 B CU 74 B SI 90 S SI 93 X SI 94 3-2 ③ F7		F SI 92 B FC 89 D CU 77 F SI 93 F FC 90 D CU 77 X SI 93 3-2 1-3 2-H 1B			X SI 91 0-0 48 1B 14 HR 2B	X SI 87 0-0 ③ F9			4	1	2	1	0	0	2
48 Pablo Sandoval, S (1, 5) OBP: 0.371, SLG: 0.531		L FC 89 X FC 89 0-1 ① G4-3	X FC 89 0-0 ③ G3			B FC 90 X SI 90 1-0 35 P4-3 2-3 1B		B SI 84 S SI 84 S FF 84 C SI 85 1-3 ① K		4	0	1	0	0	1	2
35 Travis Ishikawa, L (1, 3) OBP: 0.343, SLG: 0.408		C SI 90 B CU 76 S SI 93 B FF 91 C SI 93 2-3 ② K		C CU 74 F FC 89 B FF 91 X FF 90 1-2 ① F7		B CU 74 X FC 91 1-0 ①② P4-3 1-1f		X SI 85 0-0 HR		4	1	1	1	0	1	2
14 Fred Lewis, L (1, 7) OBP: 0.343, SLG: 0.399 47 Merkin Valdez, R (7, 1) 54 Sergio Romo, R (7, 1) 41 Jeremy Affeldt, L (8, 1) OBP: 1.000, SLG: 1.000 12 Nate Schierholtz, L (8, PH) OBP: 0.287, SLG: 0.375 38 Brian Wilson, R (9, 1)		B SI 91 S FC 90 B FC 91 F SI 92 C FF 91 2-3 ③ K		B FC 89 B SI 91 F FC 90 F FC 89 B SI 93 S FF 93 3-3 ② K		B FC 91 B FC 91 X FC 91 2-0 3-H HR		C SI 85 C SL 76 F FF 86 B SL 78 F SI 83 B SL 77 B FF 86 F SI 83 X SL 77 3-2 37 G4-3 37 S 1B		3 0 0 0 1 0	1 0 0 0 0 0	1 0 0 0 1 0	2 0 0 0 0 0	0 0 0 0 0 0	2 0 0 0 0 0	0 0 0 0 0 0
37 Matt Downs, R (1, 4) OBP: 0.500, SLG: 0.444			S FF 89 B FC 89 S SI 89 X SI 92 1-2 51 S 16 1B 2B	C CU 77 F CU 77 B FC 91 F CU 76 B SI 93 F SI 92 F CU 76 4-2 B SI 94 BB		T FC 89 X CU 76 0-1 ③ P3		1 SAFE 1 SAFE B SI 84 C SL 79 S SL 77 F SL 77 B FF 87 X SI 85 2-2 ② G4-3 1-3		3	1	1	0	1	0	1
51 Randy Johnson, R (1, 1) OBP: 0.087, SLG: 0.045 49 Brandon Medders, R (6, 1) 59 Andres Torres, S (7, 7) OBP: 0.404, SLG: 0.600			C CU 75 B CU 76 C SI 94 S CU 76 1-3 ① K 2-3	B SI 91 C FC 92 X SI 92 1-1 ③ G4-3			B SI 86 C SI 85 T SI 86 F SI 86 F SL 77 F SI 87 B CH 79 B SI 87 B SI 86 4-2 16 SH1-4 33 1B 2 FC5-2 BB	C FF 85 T SL 77 B SL 77 F FF 85 B FF 86 F SL 77 S SL 78 2-3 ③ K		2 0 1	0 0 0	0 0 0	0 0 1	1 0 1	2 0 1	2 0 1
Inning Stats	R: 1 E: 0 K: 1 S: 11 H: 1 LOB: 0 BB: 0 P: 20	R: 0 E: 0 K: 2 S: 8 H: 0 LOB: 0 BB: 0 P: 12	R: 2 E: 0 K: 1 S: 16 H: 3 LOB: 2 BB: 0 P: 26	R: 0 E: 0 K: 1 S: 14 H: 0 LOB: 1 BB: 1 P: 23	R: 0 E: 0 K: 0 S: 5 H: 1 LOB: 0 BB: 0 P: 9	R: 2 E: 0 K: 0 S: 6 H: 3 LOB: 0 BB: 0 P: 10	R: 0 E: 0 K: 0 S: 13 H: 1 LOB: 2 BB: 1 P: 20	R: 1 E: 0 K: 2 S: 19 H: 2 LOB: 1 BB: 0 P: 27		1B: 6 2B: 3 3B: 0 HR: 3 SF: 0 SAC: 1 DP: 2 HBP: 1						

	AB	32
	R	6
	H	11
	RBI	6
	BB	2
	SO	7
	LOB	15

PITCHER		IP	WLS	BF	H	R	ER	SO	BB	IBB	HBP	BLK	WP	HR	S	P	ERA	WHIP
39 Scott Feldman, R ERA: 4.02	(1, 1)	6.0	L	26	8	5	5	5	1	0	1	0	0	2	60	100	7.50	1.500
18 Eddie Guardado, L ERA: 5.68	(7, 1)	1.0		5	1	0	0	0	1	0	0	0	0	0	13	20	0.00	2.000
56 Darren O'Day, R ERA: 1.13	(8, 1)	1.0		5	2	1	1	2	0	0	0	0	0	1	19	27	9.00	2.000

PITCHER	IP	WLS	BF	H	R	ER	SO	BB	IBB	HBP	BLK	WP	HR	S	P	ERA	WHIP

Texas Rangers @ San Francisco Giants

AT&T Park, San Francisco, CA

Sat Jun 20 2009, 6:05 PM PDT

Att. 33,312 - Partly Cloudy - 61 F

livebaseballscorecards.com

Batter	1	2	3	4	5	6	7	8	9	10	11	AB	R	H	RBI	BB	SO	LOB
5 Ian Kinsler, R (1, 4) OBP: 0.345, SLG: 0.539	C FF 93 X CU 78 0-1 10 F8 10 S 1B		C FF 93 B SL 88 F SL 88 C FF 96 1-3 ② K			B SL 88 X SL 86 1-0 HR		B FF 92 F FF 92 L FF 92 X FF 94 1-2 ① F8			B FF 89 B FF 89 B FF 89 B FF 90 4-0 10 F9 7 SH3-4 BB	4	1	2	1	1	1	0
7 David Murphy, L (1, 7) OBP: 0.341, SLG: 0.381	X FF 91 0-0 ① P6		C CU 77 F CH 89 B FF 95 S FF 95 1-3 ③ K			C CU 75 C CU 76 C FF 94 0-3 ① K		B CH 86 X CH 86 1-0 ② G3			B SL 77 X FF 88 1-0 ① SH3-4 1-2	4	0	0	0	0	2	1
10 Michael Young, R (1, 5) OBP: 0.360, SLG: 0.511	C FF 92 D CH 86 X CH 86 1-1 ② F8 1-3			B FF 93 B FF 92 B FF 94 B FF 94 4-0 BB		B FF 93 F FF 93 X CU 80 1-1 ② F9		F FF 93 B FF 94 X SL 87 1-1 ③ G6-3			B SL 78 B FF 90 F FF 90 F SL 78 X SL 77 2-2 ② F9 2-3	4	0	0	0	1	0	2
17 Nelson Cruz, R (1, 9) OBP: 0.341, SLG: 0.554	C CU 77 S SL 88 B FF 93 X FF 94 1-2 ③ F8			F FF 93 X SL 86 0-1 ① P3		B SL 87 S FF 95 F FF 94 B FF 95 B SL 87 B FF 95 4-2 22 BB BB			S SL 89 X FF 97 0-1 ① F9		S SL 78 F SL 76 D SL 76 B SL 77 B FF 90 S SL 77 3-3 ③ K	4	0	0	0	1	1	3
22 Marlon Byrd, R (1, 8) OBP: 0.309, SLG: 0.444		C CU 76 S FF 92 B SL 89 S SI 95 1-3 ① K		1 SAFE F FF 93 C FF 92 S FF 92 0-3 ② K		1 SAFE 1 SAFE B FF 92 B FF 93 B FF 94 C FF 93 B FF 93 4-1 1-2 BB			F SL 89 B SL 92 X FF 96 1-1 ② G4-3			3	0	0	0	1	2	1
21 Jarrod Saltalamacchia, S (1, 2) OBP: 0.296, SLG: 0.385		C SI 94 S CH 88 X FF 94 0-2 1B		C CU 76 X FF 92 0-1 ③ F7		B FF 94 S CH 88 D CH 87 C CU 77 X FF 93 2-2 ③ F9			B SL 89 F SL 89 F FF 96 F SL 91 X SL 89 1-2 ③ G3			4	0	1	0	0	0	3
19 Chris Davis, L (1, 3) OBP: 0.251, SLG: 0.416		C FF 93 B FF 93 S FF 93 B FF 93 S CH 88 2-3 ② K			X CU 75 0-0 ① G4-3		S FF 92 F CH 86 B FF 94 F CH 87 S FF 92 1-3 ① K			S FF 94 S FF 95 B FF 96 B SL 90 B FF 97 S FF 97 3-3 ① K		4	0	0	0	0	3	1
13 Omar Vizquel, S (1, 6) OBP: 0.333, SLG: 0.394		B FF 93 X FF 92 1-0 ③ F7			C FF 91 S CU 75 F CU 77 F FF 94 F FF 95 B CH 89 B FF 94 X CU 78 2-2 ② F8		F FF 92 C CH 87 F FF 94 X SL 89 0-2 ② F7			F FF 96 C FF 96 B FF 98 B FF 97 B SL 89 X FF 97 3-2 ② G6-3		4	0	0	0	0	0	1
45 Derek Holland, S (1, 1)			C FF 90 S FF 91 S FF 92 0-3 ① K		C FF 91 F FF 92 X FF 93 0-2 ③ L4		S FF 92 S FF 92 B FF 93 F FF 93 B CH 87 X FF 94 2-2 ③ G4-3			C FF 97 F FF 98 B FF 98 B SL 91 S FF 98 2-3 ③ K		3	0	0	0	0	1	0
50 Frank Francisco, R (8, 1)												0	0	0	0	0	0	0
56 Darren O'Day, R (9, 1)												0	0	0	0	0	0	0
41 Brandon Boggs, S (10, PH) OBP: 0.250, SLG: 0.286												1	0	0	0	0	1	0
28 Jason Jennings, L (10, 1)												0	0	0	0	0	0	0
Inning Stats	R: 0 E: 0 K: 0 S: 8 H: 1 LOB: 1 BB: 0 P: 10	R: 0 E: 0 K: 2 S: 10 H: 1 LOB: 1 BB: 0 P: 14	R: 0 E: 0 K: 3 S: 9 H: 0 LOB: 0 BB: 0 P: 11	R: 0 E: 0 K: 1 S: 7 H: 0 LOB: 1 BB: 1 P: 11	R: 0 E: 0 K: 0 S: 10 H: 0 LOB: 0 BB: 0 P: 12	R: 1 E: 0 K: 1 S: 12 H: 1 LOB: 2 BB: 2 P: 24	R: 0 E: 0 K: 1 S: 12 H: 0 LOB: 0 BB: 0 P: 15	R: 0 E: 0 K: 0 S: 6 H: 0 LOB: 0 BB: 0 P: 9	R: 0 E: 0 K: 0 S: 8 H: 0 LOB: 0 BB: 0 P: 10	R: 0 E: 0 K: 2 S: 9 H: 0 LOB: 0 BB: 0 P: 17	R: 0 E: 0 K: 1 S: 7 H: 0 LOB: 1 BB: 1 P: 17	1B: 2 2B: 0 3B: 0 HR: 1	SF: 0 SAC: 1 DP: 0 HBP: 0					

PITCHER	IP	WLS	BF	H	R	ER	SO	BB	IBB	HBP	BLK	WP	HR	S	P	ERA	WHIP
18 Matt Cain, R (1, 1) ERA: 2.28	8.0		30	3	1	1	8	3	0	0	0	0	1	74	106	1.12	0.750
38 Brian Wilson, R (9, 1) ERA: 3.03	2.0		6	0	0	0	2	0	0	0	0	0	0	17	27	0.00	0.000
54 Sergio Romo, R (11, 1) ERA: 2.16	1.0	W	4	0	0	0	1	1	0	0	0	0	0	7	17	0.00	1.000

PITCHER	IP	WLS	BF	H	R	ER	SO	BB	IBB	HBP	BLK	WP	HR	S	P	ERA	WHIP

TOP	
AB	35
R	1
H	3
RBI	1
BB	4
SO	11
LOB	12

WP: 0 PA: 40
PB: 0
SB: 1
CS: 0

Texas Rangers @ San Francisco Giants

AT&T Park, San Francisco, CA

Sat Jun 20 2009, 6:05 PM PDT

Att. 33,312 - Partly Cloudy - 61 F

livebaseballscorecards.com

Batter	1	2	3	4	5	6	7	8	9	10	11	AB	R	H	RBI	BB	SO	LOB
33 Aaron Rowand, R (1, 8) OBP: 0.362, SLG: 0.487	B SI 96 X SI 94 1-0 F9 ①		B SI 94 F SI 93 X SL 85 1-1 HR		C KC 76 B KC 78 B SL 82 C SI 92 S SI 94 2-3 K ③			B FF 93 F FF 93 C FS 84 B CU 76 B FS 85 S FS 86 3-3 K ②			B C F SL 82 F F B FF 88 F S 2-3 K ①	5	1	1	1	0	3	2
16 Edgar Renteria, R (1, 6) OBP: 0.313, SLG: 0.312	C SI 94 F SI 96 C FF 95 0-3 K ②		C KC 77 B KC 79 C SI 94 B SI 94 X KC 79 2-2 F9 ②			X SI 92 0-0 L9 ①		B FF 92 B FF 93 X FF 92 2-0 P4 ③			B C F SL 82 X 1-2 G6-3 ② 2-3	5	0	0	0	0	1	1
48 Pablo Sandoval, S (1, 5) OBP: 0.380, SLG: 0.532	B SI 95 B SI 94 F FF 95 X SL 84 2-1 1B		B SI 94 C SI 93 S SI 93 X SI 95 1-2 P4 ③			S SI 95 B SI 94 B FF 92 F SI 94 B SI 94 F SI 94 F SI 95 B SI 93 4-2 1 1B BB			F SI 85 B SI 85 X SI 85 1-1 2 G4-3 1B		I I IN 58 I I 4-0 IBB	3	0	2	0	2	0	0
1 Bengie Molina, R (1, 2) OBP: 0.273, SLG: 0.448	F SI 94 X SI 94 0-1 G5-3 ③			B SI 92 X SI 92 1-0 F9 ①		C KC 73 X SI 93 0-1 2 G5-4-3 1-2 1B			F SL 78 1 SAFE S SL 77 F SL 78 F FF 86 1 SAFE S SL 76 0-3 K ①		S S 0-2 WP 3-H	5	0	1	0	0	1	3
2 Randy Winn, S (1, 9) (11, 7) OBP: 0.316, SLG: 0.386		C FF 94 B SI 93 X FF 94 1-1 G6-3 ①		X SI 92 0-0 G1-3 ②		B SI 92 B SI 91 X SI 92 2-0 G5-4-3 ②③ 1-2f			B SI 84 1 SAFE X SI 85 1-0 G4-3 ②③ 1-2f			4	0	0	0	0	0	3
35 Rich Aurilia, R (1, 3) OBP: 0.263, SLG: 0.258		B SI 94 C SI 94 F SI 94 F SI 95 B SI 96 S KC 79 2-3 K ②		X SI 93 0-0 G6-3 ③			X SI 93 0-0 F8 ①			C FF 88 F FF 88 B SL 81 X SL 81 1-2 G6-3 ①		4	0	0	0	0	1	0
59 Andres Torres, S (1, 7) OBP: 0.392, SLG: 0.614		C SI 95 B SI 93 F SI 93 F SI 96 B SL 81 B KC 79 X SI 94 3-2 3B			F SI 93 F KC 77 B SI 96 B FF 94 X SL 85 2-2 E5		C SI 94 B SI 92 S SL 84 F SL 86 F FF 95 B SL 84 X SI 94 2-2 G5-3 ②			C FF 88 F SL 81 B SL 81 S SL 81 1-3 K ②		4	0	1	0	0	1	0
54 Sergio Romo, R (11, 1)												0	0	0	0	0	0	0
37 Matt Downs, R (1, 4) OBP: 0.375, SLG: 0.308		B SI 94 S KC 78 F KC 78 S SI 95 1-3 K ③			F KC 74 D KC 76 B CH 83 B SI 93 X SI 91 3-1 G6-3 ①		F KC 78 B SL 84 B SI 93 B SI 94 X SI 93 3-1 F9 ③			C SL 80 B SL 81 F FF 88 B SI 82 F SL 81 B FC 88 S SL 80 3-3 K ③		4	0	0	0	0	2	2
18 Matt Cain, R (1, 1) OBP: 0.300, SLG: 0.259			F SI 93 X SI 92 0-1 G4-3 ①		C KC 75 C SI 93 F SI 93 S KC 75 0-3 K ②			B FF 92 F FF 93 S FF 92 B FF 93 S FF 94 2-3 K ①			B SI 88 X 1-0 16 G6-3 1 WP 2B	2	0	0	0	0	1	1
5 Juan Uribe, R (8, PH) OBP: 0.313, SLG: 0.423												1	0	0	0	0	1	0
38 Brian Wilson, R (9, 1)												0	0	0	0	0	0	0
12 Nate Schierholtz, L (11, 9) OBP: 0.295, SLG: 0.393												1	1	1	0	0	0	0
Inning Stats	R: 0 E: 0 K: 1 S: 8 H: 1 LOB: 1 BB: 0 P: 11	R: 0 E: 0 K: 2 S: 13 H: 1 LOB: 1 BB: 0 P: 20	R: 1 E: 0 K: 0 S: 10 H: 1 LOB: 0 BB: 0 P: 14	R: 0 E: 0 K: 0 S: 3 H: 0 LOB: 0 BB: 0 P: 4	R: 0 E: 1 K: 2 S: 12 H: 0 LOB: 1 BB: 0 P: 19	R: 0 E: 0 K: 0 S: 8 H: 1 LOB: 1 BB: 1 P: 14	R: 0 E: 0 K: 0 S: 8 H: 0 LOB: 0 BB: 0 P: 13	R: 0 E: 0 K: 2 S: 7 H: 0 LOB: 0 BB: 0 P: 14	R: 0 E: 0 K: 1 S: 8 H: 1 LOB: 0 BB: 0 P: 10	R: 0 E: 0 K: 2 S: 10 H: 0 LOB: 0 BB: 0 P: 15	R: 1 E: 0 K: 1 S: 12 H: 1 LOB: 1 BB: 1 P: 20	1B: 3 2B: 1 3B: 1 HR: 1	SF: 0 SAC: 0 DP: 2 HBP: 0					

PITCHER	IP	WLS	BF	H	R	ER	SO	BB	IBB	HBP	BLK	WP	HR	S	P	ERA	WHIP
45 Derek Holland, L (1, 1) ERA: 5.77	7.0		26	4	1	1	5	1	0	0	0	0	1	62	95	1.29	0.714
50 Frank Francisco, R (8, 1) ERA: 0.44	1.0		3	0	0	0	2	0	0	0	0	0	0	7	14	0.00	0.000
56 Darren O'Day, R (9, 1) ERA: 1.08	1.0		3	1	0	0	1	0	0	0	0	0	0	8	10	0.00	1.000
28 Jason Jennings, R (10, 1) ERA: 3.44	1.2	L	8	1	1	1	3	0	1	0	0	1	0	22	35	5.40	0.600

PITCHER	IP	WLS	BF	H	R	ER	SO	BB	IBB	HBP	BLK	WP	HR	S	P	ERA	WHIP

AB	38
R	2
H	6
RBI	1
BB	2
SO	11
LOB	12

WP: 1 PA: 40
PB: 0
SB: 0
CS: 0

Texas Rangers @ San Francisco Giants

AT&T Park, San Francisco, CA

Sun Jun 21 2009, 1:05 PM PDT

Att. 41,292 - Sunny - 68 F

livebaseballscorecards.com

Batter	1	2	3	4	5	6	7	8	9	AB	R	H	RBI	BB	SO	LOB
5 Ian Kinsler, R (1, 4) OBP: 0.347, SLG: 0.535	B SI 86 B SI 85 F SI 87 B CH 72 B SI 85 4-1 1 BB BB		B CH 71 B CH 71 C SL 78 B SL 78 S SL 79 B SI 85 4-2 1 F9-3 BB			B SL 77 F FC 79 X CH 70 1-1 ② G6-3		C SI 94 C SI 94 B SI 94 F SI 94 B SL 86 X SI 94 2-2 ② G4-3		2	0	0	0	2	0	0
1 Elvis Andrus, R (1, 6) OBP: 0.332, SLG: 0.380	B SI 86 1 SAFE C SI 86 B FC 79 1 SAFE B SI 86 B SI 84 4-1 17 FC5-4 1-2 BB		1 SAFE 1 SAFE X FC 81 0-0 ② ③ F9-3 1-1			B FC 79 X SI 86 1-0 ③ G1-3		C SI 94 B FF 93 B SL 86 B FF 93 C FF 92 X FF 92 3-2 1B		3	0	1	0	1	0	1
10 Michael Young, R (1, 5) OBP: 0.359, SLG: 0.506	C CU 69 B SI 86 X CH 72 1-1 ① L8			C CH 71 X CU 71 0-1 ① G6-3			B SI 85 B SI 84 B SI 84 B SI 85 4-0 25 HR BB	X FF 93 0-0 ③ P3		3	1	0	0	1	0	3
25 Andruw Jones, R (1, 7) OBP: 0.356, SLG: 0.516	C FC 80 B CU 73 F SI 87 C CU 73 1-3 ② K			C CH 71 B SI 86 B CU 73 C SL 79 X SI 86 2-2 P3			X CH 72 0-0 1-H HR		F FF 95 F FF 95 X SL 89 0-2 ① G6-3	4	1	1	2	0	1	2
17 Nelson Cruz, R (1, 9) OBP: 0.336, SLG: 0.545	B FC 80 S CH 72 B SI 86 X CU 72 2-1 ③ FC5-4 1-2f			C SI 86 C SI 87 S CU 73 0-3 ③ K			X FC 79 0-0 ① F9		X SL 89 0-0 ② F9	4	0	0	0	0	1	2
41 Brandon Boggs, S (1, 8) OBP: 0.167, SLG: 0.182		B SI 85 B SI 86 B SI 85 C SI 84 X SI 86 3-1 ① F8			C SI 86 B CH 70 B CH 72 C SL 78 C CU 71 2-3 ① K		B SI 86 F FC 79 C CU 72 B CU 74 B SI 86 S SL 79 3-3 ② K		C FF 94 B FF 94 C SL 90 S SL 88 1-3 ③ K	4	0	0	0	0	3	0
21 Jarrod Saltalamacchia, S (1, 2) OBP: 0.296, SLG: 0.384		C SI 86 B SI 86 F FC 80 F SI 86 B CH 72 B CH 72 F SL 78 F SI 88 S SI 88 3-3 ② K			F SI 87 F FC 80 S SI 86 0-3 ② K		X CH 71 0-0 1B			3	0	1	0	0	2	0
19 Chris Davis, L (1, 3) OBP: 0.248, SLG: 0.410		B SI 87 F SI 87 X SI 84 1-1 ③ L9			S FC 81 F FC 80 B FF 87 B FF 88 C CU 73 2-3 ③ K		B X 1-0 ③ G4-3			3	0	0	0	0	1	1
33 Kevin Millwood, R (1, 1) 9 Hank Blalock, L (8, PH) OBP: 0.293, SLG: 0.518 18 Eddie Guardado, R (8, 1)			B SI 85 S SI 85 F SI 85 C CU 72 1-3 ① K			S SI 85 X SI 86 0-1 ① P4		B FF 93 B SL 85 S FF 94 S FF 93 F FF 94 X SI 94 2-2 ① F8		2 1 0	0 0 0	0 0 0	0 0 0	0 0 0	1 0 0	0 0 0
Inning Stats	R: 0 E: 0 K: 1 S: 9 H: 0 LOB: 2 BB: 2 P: 21	R: 0 E: 0 K: 1 S: 10 H: 0 LOB: 0 BB: 0 P: 17	R: 0 E: 0 K: 1 S: 6 H: 0 LOB: 0 BB: 1 P: 11	R: 0 E: 0 K: 1 S: 8 H: 0 LOB: 0 BB: 0 P: 10	R: 0 E: 0 K: 3 S: 9 H: 0 LOB: 0 BB: 0 P: 13	R: 0 E: 0 K: 0 S: 5 H: 0 LOB: 0 BB: 0 P: 7	R: 2 E: 0 K: 1 S: 7 H: 2 LOB: 1 BB: 1 P: 15	R: 0 E: 0 K: 0 S: 12 H: 1 LOB: 1 BB: 0 P: 19	R: 0 E: 0 K: 1 S: 7 H: 0 LOB: 0 BB: 0 P: 8	1B: 2 2B: 1 3B: 0 HR: 1	SF: 0 SAC: 0 DP: 1 HBP: 0	WP: 0 PB: 0 SB: 0 CS: 0	PA: 33			

TOP

AB	29
R	2
H	3
RBI	2
BB	4
SO	9
LOB	9

PITCHER		IP	WLS	BF	H	R	ER	SO	BB	IBB	HBP	BLK	WP	HR	S	P	ERA	WHIP
75 Barry Zito, L ERA: 4.54	(1, 1)	7.0	W	26	2	2	2	8	4	0	0	0	0	1	54	94	2.57	0.857
46 Bob Howry, R ERA: 3.91	(8, 1)	1.0	H	4	1	0	0	0	0	0	0	0	0	0	12	19	0.00	1.000
38 Brian Wilson, R ERA: 2.94	(9, 1)	1.0	S	3	0	0	0	1	0	0	0	0	0	0	7	8	0.00	0.000

PITCHER	IP	WLS	BF	H	R	ER	SO	BB	IBB	HBP	BLK	WP	HR	S	P	ERA	WHIP

Texas Rangers @ San Francisco Giants

AT&T Park, San Francisco, CA

Sun Jun 21 2009, 1:05 PM PDT

Att. 41,292 - Sunny - 68 F

livebaseballscorecards.com

BOTTOM

Batter	1	2	3	4	5	6	7	8	9	AB	R	H	RBI	BB	SO	LOB
33 Aaron Rowand, R (1, 8) OBP: 0.364, SLG: 0.496	B FF 88 F FC 88 F SI 89 S SL 83 1-3 K ①		C SI 90 X SL 83 0-1 35 FC3-6 3B	B SI 90 X SI 90 1-0 G6-3 ③			X FF 92 0-0 16 1B 2 1B 1B			4	2	2	0	0	1	1
16 Edgar Renteria, R (1, 6) OBP: 0.312, SLG: 0.311	X FC 90 0-0 F9 ②		X FF 90 0-0 L6 ①		B SI 88 F FF 89 F SI 91 X CU 70 1-2 G5-3 ①		B FF 92 1 SAFE C SL 84 F SL 84 1 SAFE X FF 90 1-2 1-3 2 1B 1B			4	0	1	0	0	0	1
2 Randy Winn, S (1, 9) OBP: 0.319, SLG: 0.388	B SI 90 C SI 89 C FF 89 F SI 91 F FS 83 C SI 89 1-3 K ③		B CU 72 X FC 91 1-0 48 BB 35 E 1B		B SI 89 F SI 90 F FF 92 C SI 91 1-3 K ②		F FC 90 T FF 91 1 SAFE B FF 91 F FF 90 X SI 92 1-2 1-2 3-H 1B			4	1	2	1	0	2	0
48 Pablo Sandoval, S (1, 5) OBP: 0.386, SLG: 0.543		B FF 88 B FF 89 F SL 83 X SL 84 2-1 37 BB 2B	B FC 90 S FF 92 B FF 92 B FF 90 B SI 91 4-1 35 FC3-6 1-2 BB		S FF 91 F FF 90 B SI 90 X CU 70 1-2 2B		F SI 92 F SL 86 F SI 91 S SI 90 0-3 K ②			3	0	2	0	1	1	2
35 Travis Ishikawa, L (1, 3) OBP: 0.333, SLG: 0.395		X FF 89 0-0 F7 ①	S CU 71 B FC 91 X FC 90 1-1 FC3-6 ② 1-2f 2-H 3-H		T FF 91 B FF 90 C SL 84 F SI 91 S CU 72 1-3 K ③		B FF 90 S SI 92 S FF 92 D CU 73 B SI 92 F SI 91 F SI 91 S SI 93 3-3 K ③			4	0	0	1	0	2	5
14 Fred Lewis, L (1, 7) OBP: 0.346, SLG: 0.398 38 Brian Wilson, R (9, 1)		C SI 90 B FF 92 B SI 91 F SI 90 B FF 91 F FF 90 B SL 85 4-2 37 BB BB	C FF 92 X FF 92 0-1 L7 ③			B SI 88 S SL 82 X FF 90 1-1 G3 ①		B SI 86 X SI 86 1-0 22 CS 1B		3 0	0 0	1 0	0 0	1 0	0 0	1 0
37 Matt Downs, R (1, 4) OBP: 0.400, SLG: 0.313		B FF 92 B FF 90 B SL 83 C SI 91 B FF 90 4-1 1-2 2-3 BB	B FF 87 X FF 90 1-0 75 SH2-3 1B			C SI 90 F SL 84 B CU 73 B CU 71 S SL 84 2-3 K ②		B SI 86 F SI 86 F SI 87 X CH 78 1-2 F7 ①		3	0	1	0	1	1	1
22 Eli Whiteside, R (1, 2) OBP: 0.259, SLG: 0.296		C SI 92 F SI 91 B FF 93 F SI 92 B SL 85 T FF 93 2-2 K ②	D SI 89 X SI 91 1-0 F9 ①		B SI 92 X FF 90 1-0 F9 ③			1 SAFE S SI 86 B SI 86 S SI 86 B SL 77 F SL 78 S SI 88 2-3 K ② ③ 1-2		4	0	0	0	0	2	5
75 Barry Zito, L (1, 1) OBP: 0.095, SLG: 0.095 12 Nate Schierholtz, L (7, PH) OBP: 0.292, SLG: 0.389 46 Bob Howry, L (8, 1) 59 Andres Torres, S (9, 7) OBP: 0.392, SLG: 0.614		S SI 93 S FF 92 B SI 91 F FF 93 C FF 91 1-3 K ③	C CU 67 X CU 69 0-1 SH2-3 ② 1-2				S SI 90 F SL 86 B SI 92 B SI 91 F SI 91 F SI 91 T SL 84 3-2 K ①			1 1 0 0	0 0 0 0	0 0 0 0	0 0 0 0	0 0 0 0	1 1 0 0	3 0 0 0
Inning Stats	R: 0 E: 0 K: 2 S: 9 H: 0 LOB: 0 BB: 0 P: 11	R: 0 E: 0 K: 2 S: 15 H: 1 LOB: 3 BB: 2 P: 28	R: 2 E: 1 K: 0 S: 9 H: 2 LOB: 1 BB: 1 P: 15	R: 0 E: 0 K: 0 S: 5 H: 1 LOB: 1 BB: 0 P: 8	R: 0 E: 0 K: 2 S: 13 H: 1 LOB: 1 BB: 0 P: 17	R: 0 E: 0 K: 1 S: 6 H: 0 LOB: 0 BB: 0 P: 10	R: 1 E: 0 K: 3 S: 22 H: 3 LOB: 2 BB: 0 P: 30	R: 0 E: 0 K: 1 S: 9 H: 1 LOB: 0 BB: 0 P: 13		1B: 6 2B: 2 3B: 1 HR: 0 SF: 0 SAC: 1 DP: 0 HBP: 0				WP: 0 PB: 0 SB: 0 CS: 1 PA: 35		

	AB	31
	R	3
	H	9
	RBI	2
	BB	3
	SO	11
	LOB	19

PITCHER		IP	WLS	BF	H	R	ER	SO	BB	IBB	HBP	BLK	WP	HR	S	P	ERA	WHIP
33 Kevin Millwood, R ERA: 2.62	(1, 1)	7.0	L	32	8	3	2	10	3	0	0	0	0	0	79	119	2.57	1.571
18 Eddie Guardado, L ERA: 5.4	(8, 1)	1.0		3	1	0	0	1	0	0	0	0	0	0	9	13	0.00	1.000

PITCHER	IP	WLS	BF	H	R	ER	SO	BB	IBB	HBP	BLK	WP	HR	S	P	ERA	WHIP

Batter	1	2	3	4	5	6	7	8	9	AB	R	H	RBI	BB	SO	LOB
33 Aaron Rowand, R (1, 8) OBP: 0.363, SLG: 0.492	X SI 91 0-0 48 G6-3 1B		C SI 90 B KC 81 B SI 90 S SI 91 F CH 78 F SI 90 B CH 79 S SI 89 3-3 ② K		B CH 83 X SI 90 1-0 ②③ G5-4-3 1-2f			B SI 86 S SI 86 C SI 87 B CU 73 S CU 73 2-3 ③ K		4	0	1	0	0	2	2
16 Edgar Renteria, R (1, 6) OBP: 0.307, SLG: 0.306	C SI 91 F SI 90 F SI 91 B FF 93 1 SAFE D CH 80 X SI 90 2-2 ① L7		B SL 82 C SI 89 X SL 81 1-1 ③ P4			X SL 81 0-0 ① F9			C SI 87 S SI 86 F CU 73 S CU 73 0-3 ① K	4	0	0	0	0	1	1
48 Pablo Sandoval, S (1, 5) OBP: 0.384, SLG: 0.542	F SI 92 1 SAFE S SI 89 D CH 80 F CH 79 F FF 92 X CH 77 1-2 ② G6-3 1-2			B FF 91 B SI 88 F CH 79 F CH 78 F FF 92 X CH 77 2-2 1 F9 2B		B SI 86 X SI 88 1-0 ② G6-3			C SI 86 B CH 76 F CH 78 S SI 88 1-3 ② K	4	0	1	0	0	1	1
1 Bengie Molina, R (1, 2) OBP: 0.269, SLG: 0.440	B SI 88 C CH 78 X SI 89 1-1 ③ G5-3			D SI 87 B SI 89 C SI 89 X SI 90 2-1 ① F9 2-3		B CH 80 B SI 87 F SI 86 F SI 86 B SI 89 X SI 89 3-2 ③ L9			S SI 88 C SI 88 B CU 75 X SI 88 1-2 ③ F9	4	0	0	0	0	0	2
2 Randy Winn, S (1, 7) OBP: 0.315, SLG: 0.383		C SI 89 B SI 90 B CH 81 F SI 90 X CH 81 2-2 ① F9		B 3 SAFE B FF 92 S CH 80 T S 2-3 ② K			B SI 88 X CH 77 1-0 ① G3			3	0	0	0	0	1	1
14 Fred Lewis, L (1, 10) OBP: 0.341, SLG: 0.392		B SI 90 C SI 90 F CH 80 S SI 88 1-3 ② K		S F FF 92 B FF 91 T SI 91 1-2 ③ K			S SI 90 S CH 78 B SI 90 F CH 80 X SI 90 1-2 ② G4-3			3	0	0	0	0	2	1
35 Travis Ishikawa, L (1, 3) OBP: 0.340, SLG: 0.421		B SI 91 F SI 89 B CH 80 S CH 78 B SI 91 X SI 89 3-2 HR			B SI 87 B SI 89 B SI 89 C SI 89 B SI 85 4-1 37 1B BB		F SI 88 B SI 88 X CH 78 1-1 ③ F8			2	1	1	1	1	0	0
12 Nate Schierholtz, L (1, 9) OBP: 0.283, SLG: 0.376		X SI 90 0-0 ③ G4-3			B CH 82 F SI 90 F SI 91 X SL 84 1-2 ① F9			B SI 86 F SI 85 X CH 76 1-1 ① G1-3		3	0	0	0	0	0	1
37 Matt Downs, R (1, 4) OBP: 0.391, SLG: 0.316			B SI 89 B SI 89 X SI 90 2-0 ① F7		C SI 90 B CH 81 1 SAFE 1 SAFE B CH 80 X SI 90 2-1 33 G5-4-3 1-2 1B			C SI 88 F SI 86 F CU 73 S CU 74 0-3 ② K		3	0	1	0	0	1	0
Inning Stats	R: 0 E: 0 K: 0 S: 12 H: 1 LOB: 1 BB: 0 P: 16	R: 1 E: 0 K: 1 S: 10 H: 1 LOB: 0 BB: 0 P: 16	R: 0 E: 0 K: 1 S: 8 H: 0 LOB: 0 BB: 0 P: 14	R: 0 E: 0 K: 2 S: 12 H: 1 LOB: 1 BB: 0 P: 19	R: 0 E: 0 K: 0 S: 7 H: 1 LOB: 1 BB: 1 P: 15	R: 0 E: 0 K: 0 S: 5 H: 0 LOB: 0 BB: 0 P: 9	R: 0 E: 0 K: 0 S: 7 H: 0 LOB: 0 BB: 0 P: 10	R: 0 E: 0 K: 2 S: 9 H: 0 LOB: 0 BB: 0 P: 12	R: 0 E: 0 K: 2 S: 10 H: 0 LOB: 0 BB: 0 P: 12	1B: 2 2B: 1 3B: 0 HR: 1 SF: 0 SAC: 0 DP: 1 HBP: 0						

PITCHER		IP	WLS	BF	H	R	ER	SO	BB	IBB	HBP	BLK	WP	HR	S	P	ERA	WHIP
53 Trevor Cahill, R ERA: 3.68	(1, 1)	7.0	W	25	4	1	1	4	1	0	0	0	0	1	61	99	1.29	0.714
31 Brad Ziegler, R ERA: 3.62	(8, 1)	2.0	S	6	0	0	0	4	0	0	0	0	0	0	19	24	0.00	0.000

PITCHER	IP	WLS	BF	H	R	ER	SO	BB	IBB	HBP	BLK	WP	HR	S	P	ERA	WHIP

TOP

San Francisco Giants @ Oakland Athletics

Oakland Coliseum, Oakland, CA

Mon Jun 22 2009, 7:05 PM PDT

Att. 27,324 - Clear - 68 F

livebaseballscorecards.com

AB	30
R	1
H	4
RBI	1
BB	1
SO	8
LOB	9

PA: 31

WP: 0
PB: 0
SB: 0
CS: 0

Batter	1	2	3	4	5	6	7	8	9	AB	R	H	RBI	BB	SO	LOB
29 Adam Kennedy, L (1, 4) OBP: 0.376, SLG: 0.475	B SI 94 B SI 93 B FF 93 B FF 93 4-0 BB		B SL 80 C FF 92 S SL 82 F SI 92 X FF 92 1-2 ② G4-3		X FF 91 0-0 8 1B 1B	B CH 80 C CH 81 F SI 88 B SI 90 X SI 82 2-2 ②③ G3-6-3 1-2f		F FF 97 B CH 88 S FF 96 B FF 97 B FF 96 S CH 88 3-3 ③ K		4	0	1	0	1	1	3
8 Kurt Suzuki, R (1, 2) OBP: 0.327, SLG: 0.392	C FF 92 C CH 84 B FF 94 1 SAFE T FF 94 1-2 ① K		B SI 92 X FF 90 1-0 ③ L5		1 SAFE C CH 84 F FF 91 X SL 82 0-2 1-3 1B		F SI 89 X SL 80 0-1 ① P4			4	0	1	0	0	1	1
32 Jack Cust, L (1, 10) OBP: 0.319, SLG: 0.431	S SI 94 B FF 94 X FF 94 1-1 ② F7			C SL 80 X SI 92 0-1 5 S 18 2B 1B	S FF 92 S FF 92 B FF 94 F SL 83 D SL 84 X FF 92 2-2 ② P6		B CH 81 X CH 79 1-0 ② G1-3			4	1	1	0	0	0	3
5 Matt Holliday, R (1, 7) OBP: 0.370, SLG: 0.421	S SI 94 D FF 89 X CH 86 1-1 ③ G4-3			B FF 91 C B B FF 92 T FF 92 F F CH 85 B 4-2 18 2B 21 G5-3 1-2 BB	B FF 92 F CH 86 T FF 92 F FF 93 D SL 83 X FF 92 2-2 ③ F7		B SL 82 B SI 89 F CU 79 X SI 88 2-1 1B			3	1	1	0	1	0	3
18 Orlando Cabrera, R (1, 6) OBP: 0.287, SLG: 0.312		F FF 92 B FF 92 B FF 93 X CH 83 2-1 ① G3		F FF 91 X FF 92 0-1 21 G5-3 1-3 2-H 2B	C FF 90 X CH 85 0-1 11 1B 7 2B 2B		1 SAFE C FF 88 F SI 89 1 SAFE 1 SAFE X SL 80 0-2 ③ G4-3			4	1	2	1	0	0	1
11 Rajai Davis, R (1, 8) OBP: 0.302, SLG: 0.320		S FF 93 S FF 92 X FF 93 0-2 ② F9		B CH 86 F FF 92 X CH 84 1-1 ① G5-3	B FF 90 X FF 89 1-0 7 S 7 2B 2-3 1B			C FF 95 B FF 95 X FF 94 1-1 7 G6-3 3B		4	2	2	0	0	0	2
21 Ryan Sweeney, L (1, 9) OBP: 0.311, SLG: 0.322		C FF 93 B SL 83 B FF 92 X SI 92 2-1 1B		C SL 82 X SL 84 0-1 ② G5-3 2-3 3-H	C FF 90 F FF 91 S SL 84 0-3 ① K			X FF 96 0-0 ① G6-3		4	0	1	1	0	1	4
7 Bobby Crosby, R (1, 3) OBP: 0.293, SLG: 0.315		1 SAFE B FF 92 C FF 91 X SI 92 1-1 ③ P6		C FF 92 B FF 89 B CH 84 B CH 84 X FF 92 3-1 ③ F9	1 SAFE C FF 91 1 SAFE 1 SAFE B FF 91 F CH 85 B SI 92 X FF 93 2-2 22 WP 1-H 3-H 2B			C FF 97 B FF 97 F FF 96 B SL 85 F SL 83 X FF 98 2-2 ② G6-3 3-H		4	0	1	3	0	0	2
22 Jack Hannahan, L (1, 5) OBP: 0.274, SLG: 0.313			B FF 93 C SI 92 B FF 91 B FF 92 C SI 91 F FF 92 S SI 92 3-3 ① K		T FF 90 S FF 91 T FF 91 0-2 ① K	T FF 92 F FF 92 F FF 91 B SL 83 B SL 82 B SL 81 F SL 82 F FF 91 B FF 91 4-2 29 G3-6-3 2-3 BB		B FF 98 B CH 88 B FF 96 C FF 97 B FF 97 4-1 BB		2	0	0	0	2	2	0
Inning Stats	R: 0 E: 0 K: 1 S: 7 H: 0 LOB: 1 BB: 1 P: 14	R: 0 E: 0 K: 0 S: 9 H: 1 LOB: 1 BB: 0 P: 14	R: 0 E: 0 K: 1 S: 9 H: 0 LOB: 0 BB: 0 P: 14	R: 2 E: 0 K: 0 S: 14 H: 2 LOB: 1 BB: 1 P: 22	R: 0 E: 0 K: 1 S: 15 H: 2 LOB: 2 BB: 0 P: 19	R: 2 E: 0 K: 1 S: 17 H: 3 LOB: 1 BB: 1 P: 26	R: 0 E: 0 K: 0 S: 8 H: 1 LOB: 1 BB: 0 P: 11	R: 1 E: 0 K: 1 S: 11 H: 1 LOB: 1 BB: 1 P: 21		1B: 6 2B: 3 3B: 1 HR: 0 SF: 0 SAC: 0 DP: 1 HBP: 0					WP: 1 PB: 0 SB: 2 CS: 0 PA: 37	

BOTTOM

San Francisco Giants @ Oakland Athletics

Oakland Coliseum, Oakland, CA

Mon Jun 22 2009, 7:05 PM PDT

Att. 27,324 - Clear - 68 F

livebaseballscorecards.com

AB	33
R	5
H	10
RBI	5
BB	4
SO	5
LOB	19

PITCHER		IP	WLS	BF	H	R	ER	SO	BB	IBB	HBP	BLK	WP	HR	S	P	ERA	WHIP
57 Jonathan Sánchez, L ERA: 5.54	(1, 1)	5.1	L	27	8	4	4	4	3	0	0	0	1	0	68	104	6.75	2.062
45 Justin Miller, R ERA: 2.27	(6, 1)	1.2		5	1	0	0	0	0	0	0	0	0	0	11	16	0.00	0.600
47 Merkin Valdez, R ERA: 3.68	(8, 1)	1.0		5	1	1	1	1	1	0	0	0	0	0	11	21	9.00	2.000

PITCHER	IP	WLS	BF	H	R	ER	SO	BB	IBB	HBP	BLK	WP	HR	S	P	ERA	WHIP

Batter	1	2	3	4	5	6	7	8	9	AB	R	H	RBI	BB	SO	LOB
33 Aaron Rowand, R (1, 8) OBP: 0.356, SLG: 0.481	C SI 92 F SI 93 F SL 86 F SI 93 S SL 87 0-3 ① K	F SL 84 B FF 92 B SL 86 S SI 92 X SL 87 2-2 ② L5			C KC 78 F SI 93 B SL 84 F SI 92 B SL 86 F FF 93 F SL 85 X SI 95 2-2 ① G6-3		B SI 90 F SL 78 X SI 92 1-1 ① G6-3		C SL 87 C SL 86 X FF 97 0-2 ② G5-3	5	0	0	0	0	1	2
59 Andres Torres, S (1, 7) OBP: 0.375, SLG: 0.563	F SI 93 B SI 94 B SI 93 B SI 93 C SI 92 B SI 94 4-2 ③ 48 2B BB	C CH 85 X SL 86 0-1 ③ G3			B CH 86 F CH 85 C SL 81 C SI 93 1-3 ② K		L SI 90 S SI 91 B SI 92 F SI 92 B SL 77 B CH 78 X SI 92 3-2 ② G3		B SI 96 S SI 97 S SL 87 B SL 86 X SI 97 2-2 ③ G4-3	4	1	0	0	1	1	2
48 Pablo Sandoval, S (1, 5) OBP: 0.385, SLG: 0.544	1 SAFE B SI 92 1 SAFE B SI 91 X SI 93 2-0 1-H 1 SF8 2B		F KC 78 S SI 93 C FF 93 0-3 ① K		B FF 94 B CH 86 C FF 93 S CH 86 F SL 87 B SI 94 F SL 86 B SI 95 4-2 1 1B BB		X CH 79 0-0 ③ F7			3	1	1	1	1	1	0
1 Bengie Molina, R (1, 2) OBP: 0.272, SLG: 0.447	B FF 93 S SL 87 F SL 85 X SL 86 1-2 ② SF8 3-H		B SI 92 X SL 84 1-0 ② G6-3		C FF 92 F SL 86 F SL 85 1 SAFE X FF 93 0-2 35 FC4-6 1-2 1B			B SI 91 F SI 91 X SI 92 1-1 2B		3	0	2	1	0	0	0
35 Travis Ishikawa, L (1, 3) OBP: 0.331, SLG: 0.408	F SI 91 B SL 83 S SI 92 F SL 86 B SI 94 F SL 85 B SL 83 S SI 91 3-3 ③ K		C SL 84 C FF 93 S SL 85 0-3 ③ K		F SL 84 B FF 93 F SL 85 X FF 93 1-2 ③ FC4-6 1-2f			X CH 78 0-0 ① L9		4	0	0	0	0	2	3
2 Randy Winn, S (1, 10) OBP: 0.314, SLG: 0.381		S FF 91 F SI 92 F SL 81 X SI 93 0-2 16 2B 1B	C FF 91 B CH 85 X CH 84 1-1 ① F8			B CH 81 X SI 90 1-0 ① F7		S SI 91 B SI 91 B SI 92 C SI 92 S SI 93 2-3 ② K		4	1	1	0	0	1	1
16 Edgar Renteria, R (1, 6) OBP: 0.310, SLG: 0.313		1 SAFE C SI 92 X SI 91 0-1 12 1B 37 SF7 1-H 2B	C KC 79 B SL 84 B SI 93 F SI 92 X SL 84 2-2 ② F9			S SL 84 B SI 92 X SI 92 1-1 1B		B SI 92 F SI 92 X SI 92 1-1 ③ G6-3		4	1	2	1	0	0	1
12 Nate Schierholtz, L (1, 9) OBP: 0.301, SLG: 0.392		B SI 92 X CH 84 1-0 37 E 2-3 1B	B CH 84 B FF 92 F SI 92 F CH 87 X SL 85 2-2 1B			1 SAFE B SI 91 F FF 91 F FF 92 F FF 93 S SL 85 1-3 ② K		X SI 94 0-0 37 G6-3 1B		4	0	3	0	0	1	1
37 Matt Downs, R (1, 4) OBP: 0.333, SLG: 0.273		S SL 86 B SL 84 1 SAFE X SL 84 1-1 ① SF7 1-2 3-H	X FF 90 0-0 ③ P3			X SL 85 0-0 ③ F7			C SL 86 B SI 95 X SL 87 1-1 ① G6-3 1-2	3	0	0	1	0	0	3
Inning Stats	R: 2 E: 0 K: 2 S: 16 H: 1 LOB: 0 BB: 1 P: 26	R: 2 E: 1 K: 0 S: 14 H: 3 LOB: 1 BB: 0 P: 18	R: 0 E: 0 K: 2 S: 7 H: 0 LOB: 0 BB: 0 P: 8	R: 0 E: 0 K: 0 S: 9 H: 1 LOB: 1 BB: 0 P: 14	R: 0 E: 0 K: 1 S: 20 H: 1 LOB: 2 BB: 1 P: 28	R: 0 E: 0 K: 1 S: 8 H: 1 LOB: 1 BB: 0 P: 11	R: 0 E: 0 K: 0 S: 7 H: 0 LOB: 0 BB: 0 P: 11	R: 0 E: 0 K: 1 S: 8 H: 1 LOB: 1 BB: 0 P: 12	R: 0 E: 0 K: 0 S: 9 H: 1 LOB: 1 BB: 0 P: 12	1B: 6 2B: 3 3B: 0 HR: 0 SF: 2 SAC: 0 DP: 0 HBP: 0						

PITCHER		IP	WLS	BF	H	R	ER	SO	BB	IBB	HBP	BLK	WP	HR	S	P	ERA	WHIP
54 Vin Mazzaro, R ERA: 2.56	(1, 1)	6.0	L	27	7	4	4	6	2	0	0	0	0	0	74	105	6.00	1.500
59 Edgar Gonzalez, R ERA: 4.84	(7, 1)	2.0		7	1	0	0	1	0	0	0	0	0	0	15	23	0.00	0.500
44 Santiago Casilla, R ERA: 6.75	(9, 1)	1.0		4	1	0	0	0	0	0	0	0	0	0	9	12	0.00	1.000

PITCHER	IP	WLS	BF	H	R	ER	SO	BB	IBB	HBP	BLK	WP	HR	S	P	ERA	WHIP

TOP

San Francisco Giants @ Oakland Athletics

Oakland Coliseum, Oakland, CA

Tue Jun 23 2009, 7:05 PM PDT

Att. 32,854 - Clear - 70 F

livebaseballscorecards.com

AB	34
R	4
H	9
RBI	4
BB	2
SO	7
LOB	13

WP: 0	PB: 0	SB: 0
PA: 38		CS: 0

Batter	1	2	3	4	5	6	7	8	9	AB	R	H	RBI	BB	SO	LOB
29 Adam Kennedy, L (1, 4) OBP: 0.373, SLG: 0.470	B FF 92 B SI 91 B SI 91 C SI 90 S SI 90 X SI 91 3-2 L7 ①		C CU 77 F FF 94 B CH 85 B CH 84 X SI 94 2-2 F7 ③			C SI 94 X CH 82 0-1 5 2B 1B	F CU 77 B FF 95 X SL 82 1-1 F7 ③			4	0	1	0	0	0	2
32 Jack Cust, L (1, 9) OBP: 0.314, SLG: 0.424	B CU 76 S CH 83 C SI 94 B SI 94 F CH 81 S CH 83 2-3 K ②			C CH 81 F CH 81 F CH 83 S SI 96 0-3 K ①		B CU 74 1 SAFE B SI 93 S CH 82 F SI 94 C SI 96 2-3 K ①		B CH 84 C CU 75 F CH 82 S CH 85 1-3 K ①		4	0	0	0	0	4	1
5 Matt Holliday, R (1, 7) OBP: 0.368, SLG: 0.422	B SI 94 F FF 94 B SI 94 S SI 95 S FF 95 2-3 K ③			X SI 95 0-0 G6-3 ②		X CH 83 0-0 1-3 2B		X FF 95 0-0 F8 ②		4	0	1	0	0	1	0
16 Jason Giambi, L (1, 10) OBP: 0.346, SLG: 0.391		B CH 82 X SI 92 1-0 HR		C FF 94 F SI 94 F CH 84 S CH 84 0-3 K ③		S CH 86 B CH 87 S FF 96 B FF 96 B FF 96 B SI 96 4-2 8 G6-3 BB		C FF 95 C SI 96 B FF 96 S CH 83 1-3 K ③		3	1	1	1	1	2	0
8 Kurt Suzuki, R (1, 2) OBP: 0.322, SLG: 0.386		X SI 92 0-0 G6-3 ①			B SI 92 X SI 92 1-0 F7 ①	C FF 94 X SI 95 0-1 1-2f G6-3 ②③			C SI 95 F FF 95 F SI 96 S SL 84 0-3 K ①	4	0	0	0	0	1	3
21 Ryan Sweeney, L (1, 8) OBP: 0.315, SLG: 0.325		C SI 92 C CU 75 S SL 81 0-3 K ②			B CU 76 F CH 81 X FF 94 1-1 10 BB 18 1B 1B		C SI 95 X CH 84 0-1 7 FC1-4-6 18 1B 1B		C CH 85 X CH 85 0-1 G1-3 ②	4	0	2	0	0	1	0
18 Orlando Cabrera, R (1, 6) OBP: 0.289, SLG: 0.314		X FF 94 0-0 F9 ③			1 SAFE X SI 93 0-0 10 BB 1-2 1B		X CU 77 0-0 7 FC1-4-6 1-2 1B		S FF 96 F FF 96 B SL 84 X SI 97 1-2 G6-3 ③	4	0	2	0	0	0	0
10 Daric Barton, L (1, 3) OBP: 0.188, SLG: 0.143			B CU 76 B CH 81 B SI 94 C FF 93 F SI 93 S CH 84 3-3 K ①		B CU 76 S CU 74 D CH 82 B SI 94 B SI 94 4-1 5 G5-4-3 1-2 2-3 BB		F FF 95 S SI 95 D CH 85 B FF 95 B SL 83 S CH 85 3-3 K ①			2	0	0	0	1	2	2
22 Jack Hannahan, L (1, 5) OBP: 0.272, SLG: 0.310 5 Nomar Garciaparra, R (5, PH) OBP: 0.262, SLG: 0.362 7 Bobby Crosby, R (6, 5) OBP: 0.292, SLG: 0.313			C SI 94 B CH 84 S CH 84 S CH 84 1-3 K ②		X SL 85 0-0 G5-4-3 ②③ 1-2f		X FF 95 0-0 FC1-4-6 ② 1-2f 2-3			1 1 1	0 0 0	0 0 0	0 0 0	0 0 0	1 0 0	0 3 2
Inning Stats	R: 0 E: 0 K: 2 S: 10 H: 0 LOB: 0 BB: 0 P: 17	R: 1 E: 0 K: 1 S: 6 H: 1 LOB: 0 BB: 0 P: 7	R: 0 E: 0 K: 2 S: 9 H: 0 LOB: 0 BB: 0 P: 15	R: 0 E: 0 K: 2 S: 9 H: 0 LOB: 0 BB: 0 P: 9	R: 0 E: 0 K: 0 S: 6 H: 2 LOB: 2 BB: 1 P: 12	R: 0 E: 0 K: 1 S: 10 H: 2 LOB: 2 BB: 1 P: 16	R: 0 E: 0 K: 1 S: 9 H: 2 LOB: 2 BB: 0 P: 13	R: 0 E: 0 K: 2 S: 7 H: 0 LOB: 0 BB: 0 P: 9	R: 0 E: 0 K: 1 S: 9 H: 0 LOB: 0 BB: 0 P: 10	1B: 5 2B: 1 3B: 0 HR: 1 SF: 0 SAC: 0 DP: 2 HBP: 0						

PITCHER	IP	WLS	BF	H	R	ER	SO	BB	IBB	HBP	BLK	WP	HR	S	P	ERA	WHIP
55 Tim Lincecum, R (1, 1) ERA: 2.57	9.0	W	34	7	1	1	12	2	0	0	0	0	1	75	108	1.00	1.000

PITCHER	IP	WLS	BF	H	R	ER	SO	BB	IBB	HBP	BLK	WP	HR	S	P	ERA	WHIP

BOTTOM

San Francisco Giants @ Oakland Athletics

Oakland Coliseum, Oakland, CA

Tue Jun 23 2009, 7:05 PM PDT

Att. 32,854 - Clear - 70 F

livebaseballscorecards.com

AB	32
R	1
H	7
RBI	1
BB	2
SO	12
LOB	13

Batter	1	2	3	4	5	6	7	8	9	AB	R	H	RBI	BB	SO	LOB
33 Aaron Rowand, R (1, 8) OBP: 0.360, SLG: 0.486	B FF 90 F FF 90 B FF 92 F FF 92 X CH 86 2-2 1B	1 SAFE X FF 89 0-0 E7 1-H 2B		B CH 85 B CH 86 B CH 86 B FF 92 4-0 48 G5-3 59 1B 16 SF8 1-2 2-3 BB		B FF 91 B SL 87 S FF 90 B FF 92 X FF 91 3-1 ① F9		C SI 93 X SL 82 0-1 ① G6-3		4	1	2	1	1	0	0
59 Andres Torres, S (1, 7) OBP: 0.361, SLG: 0.528	C FF 90 F FF 90 F FF 91 B CU 77 C CU 78 1-3 ① K	S CU 76 S CU 78 T CU 79 0-2 ③ K		S CH 86 X CH 85 0-1 16 SF8 48 G5-3 1-2 2-3 3-H 1B		X FF 91 0-0 ② P6		C SI 94 B SL 83 S SL 84 X SL 82 1-2 ② P5		5	0	1	1	0	2	2
48 Pablo Sandoval, S (1, 10) OBP: 0.386, SLG: 0.539	C FF 91 B FF 91 C FF 92 B CH 84 X FF 92 2-2 ② F8		B FF 91 B FF 91 X CH 85 2-0 1 G6-4-3 1B	B CH 86 S FF 92 X CH 86 1-1 ① G5-3 1-2 2-3 3-H		B FF 93 B SI 92 B FF 92 B FF 93 4-0 BB		X SI 94 0-0 ③ L7		4	0	1	1	1	0	3
1 Bengie Molina, R (1, 2) OBP: 0.271, SLG: 0.440	B FF 91 1 SAFE T FF 92 B FF 91 F FF 91 D CH 85 F FF 91 T FF 93 3-2 ③ K		X FF 90 0-0 ① G6-4-3 1-2f ②	I IN 74 I IN 76 I IN 76 I IN 74 4-0 IBB		S FF 93 B FF 92 T FF 93 X SL 88 1-2 ③ F8			C SL 82 B FF 93 X SL 83 1-1 ① F7	4	0	0	0	1	1	3
16 Edgar Renteria, R (1, 6) OBP: 0.308, SLG: 0.312		C FF 90 S CU 77 C CU 78 0-3 ① K	B CH 86 S CH 84 B CU 78 X FF 92 2-1 35 1B 1B	X FF 91 0-0 ② SF8 2-3 3-H			B FF 92 S SL 86 B FF 92 X FF 87 2-1 ① G5-3		X SL 84 0-0 ② G6-3	4	0	1	1	0	1	0
35 Rich Aurilia, R (1, 3) OBP: 0.269, SLG: 0.266		C FF 91 B FF 92 S FF 93 B CU 78 X CU 79 2-2 12 HR 1B	B FF 91 C FF 91 B CH 85 X CH 85 2-1 1-2 1B	C SL 76 F SI 91 B SI 92 SI 92 B SI 91 S SI 92 3-3 ③ K			F FF 94 B FF 93 B SL 87 S SL 87 B SL 79 X FF 87 3-2 ② G5-3		S SL 85 C FF 94 X SL 84 0-2 ③ G6-3	5	1	2	0	0	1	2
5 Juan Uribe, R (1, 5) OBP: 0.311, SLG: 0.417		C FF 90 C FF 91 B FF 91 F CU 79 F CH 85 S FF 91 1-3 ② K	S CU 78 B FF 92 B FF 93 B CU 78 S FF 92 S FF 92 3-3 ③ K		F SI 89 S SL 73 B SI 92 F SI 92 B SL 80 X SL 75 2-2 ① G3		S SL 86 X SL 86 0-1 12 E 1B			4	0	1	0	0	2	3
12 Nate Schierholtz, L (1, 9) OBP: 0.308, SLG: 0.426		B CU 75 X FF 90 1-0 1-H HR		B CU 75 B CU 77 B FF 90 C FF 90 X FF 90 3-1 33 BB 37 E 59 1B 1B	B CH 77 S CH 76 C SI 92 X SL 73 1-2 ② F7		B FF 92 S CH 86 B CH 87 X CH 87 2-1 E5 1-2			4	2	2	2	0	0	1
37 Matt Downs, R (1, 4) OBP: 0.323, SLG: 0.269		B CH 85 X FF 93 1-0 33 E 1B		B CH 84 X CH 84 1-0 FC1 59 1B 33 BB 48 G5-3 1-2	X SL 77 0-0 ③ L8		B FF 87 S FF 87 D FF 88 X FF 90 2-1 ③ G5-3			4	2	1	0	0	0	3
Inning Stats	R: 0 E: 0 K: 2 S: 14 H: 1 LOB: 1 BB: 0 P: 22	R: 3 E: 1 K: 3 S: 17 H: 4 LOB: 1 BB: 0 P: 22	R: 0 E: 0 K: 1 S: 9 H: 3 LOB: 2 BB: 0 P: 18	R: 3 E: 1 K: 1 S: 11 H: 2 LOB: 2 BB: 2 P: 27	R: 0 E: 0 K: 0 S: 8 H: 0 LOB: 0 BB: 0 P: 11	R: 0 E: 0 K: 0 S: 6 H: 0 LOB: 1 BB: 1 P: 14	R: 0 E: 1 K: 0 S: 11 H: 1 LOB: 2 BB: 0 P: 20	R: 0 E: 0 K: 0 S: 6 H: 0 LOB: 0 BB: 0 P: 7	R: 0 E: 0 K: 0 S: 6 H: 0 LOB: 0 BB: 0 P: 7	1B: 9 2B: 1 3B: 0 HR: 1 SF: 1 SAC: 0 DP: 1 HBP: 0	WP: 0 PB: 0 SB: 0 CS: 0 PA: 42					

San Francisco Giants @ Oakland Athletics

Oakland Coliseum, Oakland, CA

Wed Jun 24 2009, 7:05 PM PDT
Att. 35,067 - Clear - 58 F

TOP

livebaseballscorecards.com

AB	38
R	6
H	11
RBI	6
BB	3
SO	7
LOB	17

PITCHER		IP	WLS	BF	H	R	ER	SO	BB	IBB	HBP	BLK	WP	HR	S	P	ERA	WHIP
47 Gio González, L ERA: 8.03	(1, 1)	3.2	L	23	10	6	4	6	1	1	0	0	0	1	48	83	9.82	3.000
59 Edgar Gonzalez, R ERA: 4.56	(4, 1)	1.1		4	0	0	0	1	0	0	0	0	0	0	11	17	0.00	0.000
36 Russ Springer, R ERA: 5.61	(6, 1)	1.0		4	0	0	0	0	1	0	0	0	0	0	6	14	0.00	1.000
48 Michael Wuertz, R ERA: 2.94	(7, 1)	1.0		5	1	0	0	0	0	0	0	0	0	0	11	20	0.00	1.000
44 Santiago Casilla, R ERA: 6.2	(8, 1)	2.0		6	0	0	0	0	0	0	0	0	0	0	12	14	0.00	0.000

PITCHER	IP	WLS	BF	H	R	ER	SO	BB	IBB	HBP	BLK	WP	HR	S	P	ERA	WHIP

BOTTOM

Batter	1	2	3	4	5	6	7	8	9	AB	R	H	RBI	BB	SO	LOB
29 Adam Kennedy, L (1, 4) OBP: 0.368, SLG: 0.474	B FF 88 B FF 88 C FS 88 B FS 88 X FF 88 3-1 8 1B 3B	C SL 84 B SI 89 C SL 86 F SI 91 S SL 86 1-3 ③ K		B SL 84 F SL 84 F SI 89 B SL 86 X FS 86 2-2 ③ L5 1-2 2-3			F SI 90 B SL 85 S FF 88 X SI 90 1-2 ③ G4-3		F FF 96 S SL 89 S FF 98 0-3 ③ K	5	1	1	0	0	2	4
8 Kurt Suzuki, R (1, 2) OBP: 0.325, SLG: 0.400	B FS 87 D FS 84 X SL 81 2-0 5 2B 3-H 1B		C FS 87 B FS 83 B FS 84 X FS 87 2-1 ① G6-3		C FS 87 B FS 84 F FS 88 B FS 85 X FS 88 2-2 ① G6-3			B FF 91 B FF 90 F FF 91 B FF 91 F FF 90 X FF 90 3-2 HR		4	1	2	2	0	0	0
32 Jack Cust, L (1, 9) OBP: 0.313, SLG: 0.421	F SI 88 C SL 82 C SL 85 0-3 ① K		F SI 88 X SL 84 0-1 1B		C SI 90 B SI 89 F FF 90 S SL 85 1-3 ② K			B FF 90 C SL 80 F SL 79 X FF 91 1-2 ① F7		4	0	1	0	0	2	1
5 Matt Holliday, R (1, 7) OBP: 0.367, SLG: 0.423	B FF 88 X SI 90 1-0 1-3 2B		B FS 87 B FF 88 X FF 88 2-0 ② L9		B SI 88 S FS 84 X FS 84 1-1 ③ G6-3			B SL 79 B SL 77 X FF 92 2-0 ② F9		4	0	1	0	0	0	1
16 Jason Giambi, L (1, 10) OBP: 0.341, SLG: 0.384	B SL 82 C SL 84 F SI 89 F SL 83 S SL 84 1-3 ② K		1 SAFE S SI 90 B SI 92 1 SAFE X SI 91 1-1 ③ L4			C SL 83 B FF 88 X SI 91 1-1 ① G4-3		B SI 91 C SL 78 C SL 78 B FF 90 C SL 78 2-3 ③ K		4	0	0	0	0	2	3
18 Orlando Cabrera, R (1, 6) OBP: 0.289, SLG: 0.313	C FF 88 S FS 84 S SI 90 0-3 ③ K			X FS 87 0-0 ① G5-3		B FS 88 B FS 87 B FS 88 C SI 88 F SI 89 X FF 89 3-2 7 G6-3 1B			B FF 94 F FF 94 F SL 84 F SI 94 F FF 95 B SL 87 X SI 94 2-2 ① F9	4	0	1	0	0	1	2
7 Bobby Crosby, R (1, 3) OBP: 0.291, SLG: 0.306		B FS 87 S FS 82 F FS 84 B FF 91 B FS 84 F SL 84 F SL 83 X SI 89 3-2 ① P6		C FS 88 B FS 85 B SI 91 B FF 88 B FS 87 4-1 29 WP 11 G3 BB		S FS 87 1 SAFE B FS 84 X FF 88 1-1 ②③ G6-3 1-2f			X SI 93 0-0 ② L5	3	0	0	0	1	0	1
11 Rajai Davis, R (1, 8) OBP: 0.309, SLG: 0.320		X FF 88 0-0 22 G6-3 22 S 1B		C SL 85 S FS 84 X FS 86 0-2 ② G3 1-2			F SL 82 B FS 82 B FS 87 C SL 82 B SI 89 X SL 85 3-2 ① L8		T SI 94 C FF 94 B FF 94 B SL 86 F SI 94 B SI 94 B FF 93 4-2 5 DI 5 2B BB	3	1	1	0	1	0	1
22 Jack Hannahan, L (1, 5) OBP: 0.273, SLG: 0.304 5 Nomar Garciaparra, R (9, PH) OBP: 0.274, SLG: 0.390 10 Daric Barton, L (9, PR) OBP: 0.188, SLG: 0.143		C SI 88 B SI 89 X FF 89 1-1 ② G6-3 1-3		H FS 87 1-0 29 WP HBP			C SI 90 F SI 89 S SI 89 0-3 ② K		C SI 94 X SI 95 0-1 1-H 2B	2 1 0	0 0 0	0 1 0	0 1 0	0 0 0	1 0 0	1 0 0
Inning Stats	R: 1 E: 0 K: 3 S: 14 H: 3 LOB: 2 BB: 0 P: 21	R: 0 E: 0 K: 1 S: 12 H: 1 LOB: 1 BB: 0 P: 17	R: 0 E: 0 K: 0 S: 7 H: 1 LOB: 1 BB: 0 P: 12	R: 0 E: 0 K: 0 S: 8 H: 0 LOB: 2 BB: 1 P: 15	R: 0 E: 0 K: 1 S: 8 H: 0 LOB: 0 BB: 0 P: 12	R: 0 E: 0 K: 0 S: 7 H: 1 LOB: 0 BB: 0 P: 12	R: 0 E: 0 K: 1 S: 9 H: 0 LOB: 0 BB: 0 P: 13	R: 1 E: 0 K: 1 S: 10 H: 1 LOB: 0 BB: 0 P: 18	R: 1 E: 0 K: 1 S: 14 H: 1 LOB: 1 BB: 1 P: 20	1B: 4 2B: 2 3B: 1 HR: 1 SF: 0 SAC: 0 DP: 1 HBP: 1						

PITCHER		IP	WLS	BF	H	R	ER	SO	BB	IBB	HBP	BLK	WP	HR	S	P	ERA	WHIP
51 Randy Johnson, L ERA: 4.68	(1, 1)	7.0	W	28	6	1	1	6	1	0	1	0	1	0	65	102	1.29	1.000
54 Sergio Romo, R ERA: 2.89	(8, 1)	1.0		4	1	1	1	1	0	0	0	0	0	1	10	18	9.00	1.000
46 Bob Howry, R ERA: 4.15	(9, 1)	0.2		4	1	1	1	0	1	0	0	0	0	0	11	17	13.50	3.000
38 Brian Wilson, R ERA: 2.91	(9, 1)	0.1	S	1	0	0	0	1	0	0	0	0	0	0	3	3	0.00	0.000

PITCHER	IP	WLS	BF	H	R	ER	SO	BB	IBB	HBP	BLK	WP	HR	S	P	ERA	WHIP

San Francisco Giants @ Oakland Athletics

Oakland Coliseum, Oakland, CA

Wed Jun 24 2009, 7:05 PM PDT

Att. 35,067 - Clear - 58 F

livebaseballscorecards.com

AB	34
R	3
H	8
RBI	3
BB	2
SO	8
LOB	14

Batter	1	2	3	4	5	6	7	8	9	AB	R	H	RBI	BB	SO	LOB
33 Aaron Rowand, R (1, 8) OBP: 0.355, SLG: 0.478	C FF 92 B FF 93 S CU 81 X CU 80 1-2 ① G5-3		B FF 92 B SL 86 C FF 93 S FF 93 S CU 82 2-3 ① K			C CU 80 X SL 83 0-1 ① G5-3		1 SAFE C FF 91 S CU 80 D CU 79 D SL 85 C FF 92 2-3 ① K		4	0	0	0	0	2	1
2 Randy Winn, S (1, 7) OBP: 0.310, SLG: 0.375	C FF 92 C CU 81 B FF 93 C FF 93 1-3 ② K		B CU 79 B CU 80 X FF 93 2-0 ② L7			C CH 86 S SI 93 B SI 93 B SL 84 B FF 92 X FF 92 3-2 ② F8		C FF 91 C FF 91 D CU 80 S FF 93 1-3 ② K 1-2		4	0	0	0	0	2	1
48 Pablo Sandoval, S (1, 5) OBP: 0.387, SLG: 0.548	B CH 85 B FF 93 X CH 86 2-0 HR		F SI 94 S FF 94 B CU 81 S FF 93 1-3 ③ K			B FF 93 X CU 81 1-0 ③ G6-3		F FF 93 F FF 94 B FF 94 D CU 81 F SL 84 F SI 94 B FF 94 B CU 82 4-2 BB		3	1	1	1	1	1	0
1 Bengie Molina, R (1, 2) OBP: 0.267, SLG: 0.433	X FF 93 0-0 ③ L9			B SL 84 X SL 85 1-0 ① F8			B FF 92 B SI 91 X FF 91 2-0 ① F9	B SL 83 X SL 82 1-0 ③ F7		4	0	0	0	0	0	2
35 Travis Ishikawa, L (1, 3) OBP: 0.322, SLG: 0.396		X FF 91 0-0 ① G3		B FF 93 B SI 93 F SI 93 F FF 93 S CU 81 2-3 ② K			C FF 92 S CU 80 B SI 92 S CU 81 1-3 ② K		B FF 89 X FF 88 1-0 ① F8	4	0	0	0	0	2	0
12 Nate Schierholtz, L (1, 9) OBP: 0.315, SLG: 0.438		C FF 92 X CU 80 0-1 5 1B 1B		B CH 85 S CU 79 F CU 80 F FF 93 B CU 80 B SI 94 S CU 81 3-3 ③ K			C CH 85 B CH 84 X FF 93 1-1 2B		B FF 90 B CH 81 C FF 88 S CH 83 B CU 76 S CH 83 3-3 ② K	4	0	2	0	0	2	0
5 Juan Uribe, R (1, 6) OBP: 0.316, SLG: 0.415		C FF 92 B SL 84 S FF 93 D SL 85 1 SAFE F FF 93 B FF 94 X FF 94 3-2 37 S 1-3 1B	B FF 92 B SL 84 F FF 93 B CU 79 X SI 93 3-1 ① L4				S CU 80 B CU 78 S CU 80 D CU 81 D CU 81 D CU 80 4-2 BB	F CH 82 B SL 82 F SL 80 F FF 90 S SL 82 1-3 ③ K	3	0	1	0	1	1	0
37 Matt Downs, R (1, 4) OBP: 0.294, SLG: 0.241		D CU 80 C CU 80 S CU 81 S FF 94 1-3 ② K 1-2	S SL 85 X SL 85 0-1 ② G6-3				B FF 94 X SI 92 1-0 ③ F9			3	0	0	0	0	1	4
18 Matt Cain, R (1, 1) OBP: 0.281, SLG: 0.241 59 Andres Torres, S (8, PH) OBP: 0.371, SLG: 0.528 47 Merkin Valdez, R (8, 1)		C CU 81 D CU 81 C CU 82 B FF 94 X CU 81 2-2 ③ G4-3	B FF 92 B FF 94 C FF 92 F SI 92 X CU 81 2-2 ③ G6-3					B FF 90 B FF 91 B FF 90 B FF 90 4-0 2 S BB		2 0 0	0 0 0	0 0 0	0 0 0	0 1 0	0 0 0	2 0 0
Inning Stats	R: 1 E: 0 K: 1 S: 8 H: 1 LOB: 0 BB: 0 P: 12	R: 0 E: 0 K: 1 S: 13 H: 2 LOB: 2 BB: 0 P: 19	R: 0 E: 0 K: 2 S: 7 H: 0 LOB: 0 BB: 0 P: 12	R: 0 E: 0 K: 2 S: 8 H: 0 LOB: 0 BB: 0 P: 14	R: 0 E: 0 K: 0 S: 7 H: 0 LOB: 0 BB: 0 P: 12	R: 0 E: 0 K: 0 S: 6 H: 0 LOB: 0 BB: 0 P: 10	R: 0 E: 0 K: 1 S: 9 H: 1 LOB: 2 BB: 1 P: 18	R: 0 E: 0 K: 2 S: 11 H: 0 LOB: 2 BB: 2 P: 23	R: 0 E: 0 K: 2 S: 8 H: 0 LOB: 0 BB: 0 P: 13	1B: 2 2B: 1 3B: 0 HR: 1	SF: 0 SAC: 0 DP: 0 HBP: 0			WP: 0 PB: 0 SB: 2 CS: 0	PA: 34		

TOP

San Francisco Giants @ Milwaukee Brewers

Miller Park, Milwaukee, WI

Fri Jun 26 2009, 7:05 PM CDT

Att. 37,345 - Clear - 78 F

livebaseballscorecards.com

AB	31
R	1
H	4
RBI	1
BB	3
SO	11
LOB	10

PITCHER		IP	WLS	BF	H	R	ER	SO	BB	IBB	HBP	BLK	WP	HR	S	P	ERA	WHIP
49 Yovani Gallardo, R ERA: 2.86	(1, 1)	7.2	W	30	4	1	1	9	3	0	0	0	0	1	68	118	1.17	0.913
60 Todd Coffey, R ERA: 2.72	(8, 1)	0.1	H	1	0	0	0	0	0	0	0	0	0	0	1	2	0.00	0.000
12 Carlos Villanueva, R ERA: 4.37	(9, 1)	1.0		3	0	0	0	2	0	0	0	0	0	0	8	13	0.00	0.000

PITCHER	IP	WLS	BF	H	R	ER	SO	BB	IBB	HBP	BLK	WP	HR	S	P	ERA	WHIP

Batter	1	2	3	4	5	6	7	8	9	AB	R	H	RBI	BB	SO	LOB
30 Craig Counsell, L (1, 4) OBP: 0.368, SLG: 0.435	B FF 91 F FF 91 B CH 86 C FF 92 X FF 91 2-2 8 2B 3B		C FF 91 B CU 74 X CH 85 1-1 ① B2-3		B FF 93 C FF 92 B CH 86 B FF 92 B FF 92 4-1 8 1B 7 1B 28 SF7 1-2 BB		B CU 75 C CH 84 B CH 84 C FF 90 X SL 86 2-2 ① G3-1			3	2	1	0	1	0	0
7 J.J. Hardy, R (1, 6) OBP: 0.297, SLG: 0.344	B FF 92 B CU 75 C FF 92 F FF 92 C FF 93 2-3 ① K		S FF 92 B SL 85 B FF 92 X FF 93 2-1 HR		X SL 88 0-0 8 1B 1-2 2-3 1B		C SL 85 F FF 93 F SL 84 S SL 85 0-3 ② K			4	1	2	1	0	2	1
8 Ryan Braun, R (1, 7) OBP: 0.411, SLG: 0.575	X CU 76 0-0 14 2B 3-H 2B		B SL 88 X SL 87 1-0 G5-3		S FF 94 X SL 88 0-1 14 G5-4-3 1-2 2-3 3-H 1B		C FF 93 S FF 95 S FF 94 0-3 ③ K			4	1	2	2	0	1	0
28 Prince Fielder, L (1, 3) OBP: 0.421, SLG: 0.589	C FF 93 S CH 87 S FF 94 0-3 ② K		B CU 78 F CH 88 B CH 88 B FF 94 X FF 94 3-1 ③ F8		X CH 89 0-0 ① SF7 3-H			B FF 94 B FF 96 B FF 95 C FF 95 B FF 96 4-1 1 BB BB		2	0	0	1	1	1	1
14 Casey McGehee, R (1, 5) OBP: 0.398, SLG: 0.520	X FF 93 0-0 2-H 2B			B FF 92 C CU 75 C SL 85 S SL 87 1-3 ① K	C FF 94 X SL 86 0-1 ②③ G5-4-3 1-2f			C FF 95 B SL 84 F FF 96 D SL 85 B FF 96 F FF 95 C FF 96 3-3 ① K		4	0	1	1	0	2	3
25 Mike Cameron, R (1, 8) OBP: 0.356, SLG: 0.463	B CU 76 B FF 92 S FF 93 F FF 94 B FF 95 C CU 76 3-3 ③ K			C CU 77 X SL 86 0-1 ② F8		B FF 92 B SL 86 C FF 93 B SL 85 B FF 92 4-1 18 S BB		F FF 97 B FF 96 B FF 95 X FF 95 2-1 ② F8		3	0	0	0	1	1	2
1 Corey Hart, R (1, 9) OBP: 0.316, SLG: 0.429		B CU 75 F FF 92 X SL 87 1-1 ① G6-3		B SL 86 B CH 87 B SL 85 B FF 94 4-0 BB		C FF 92 F FF 92 B FF 92 S SL 86 1-3 ① K		C SL 83 B SL 83 B FF 96 B FF 97 F FF 96 B FF 96 4-2 1-2 BB		2	0	0	0	2	1	1
18 Jason Kendall, R (1, 2) OBP: 0.318, SLG: 0.269		C FF 91 X FF 92 0-1 ② P4		1 SAFE X FF 91 0-0 ③ F7		B SL 86 B FF 92 B FF 91 C FF 92 1 SAFE F FF 91 S SL 86 3-3 ② K 1-2		B FF 96 X FF 95 1-0 ③ F8		4	0	0	0	0	1	4
49 Yovani Gallardo, R (1, 1) OBP: 0.167, SLG: 0.345 60 Todd Coffey, R (8, 1) 12 Carlos Villanueva, R (9, 1) OBP: 0.333, SLG: 0.333		C FF 93 X SL 87 0-1 ③ G1-3			B FF 91 C FF 91 S FF 92 B SL 86 B SL 88 B FF 93 4-2 7 1B 30 BB 8 1B BB		C FF 93 F FF 92 C FF 93 0-3 ③ K			2 0 0	1 0 0	0 0 0	0 0 0	1 0 0	1 0 0	1 0 0
Inning Stats	R: 2 E: 0 K: 3 S: 14 H: 3 LOB: 1 BB: 0 P: 21	R: 0 E: 0 K: 0 S: 6 H: 0 LOB: 0 BB: 0 P: 7	R: 1 E: 0 K: 0 S: 7 H: 1 LOB: 0 BB: 0 P: 14	R: 0 E: 0 K: 1 S: 6 H: 0 LOB: 1 BB: 1 P: 11	R: 2 E: 0 K: 0 S: 9 H: 2 LOB: 1 BB: 2 P: 17	R: 0 E: 0 K: 3 S: 10 H: 0 LOB: 1 BB: 1 P: 18	R: 0 E: 0 K: 2 S: 10 H: 0 LOB: 0 BB: 0 P: 12	R: 0 E: 0 K: 1 S: 10 H: 0 LOB: 2 BB: 2 P: 24		1B: 2 2B: 2 3B: 1 HR: 1 SF: 1 SAC: 0 DP: 1 HBP: 0						

PITCHER		IP	WLS	BF	H	R	ER	SO	BB	IBB	HBP	BLK	WP	HR	S	P	ERA	WHIP
18 Matt Cain, R ERA: 2.57	(1, 1)	7.0	L	30	6	5	5	9	4	0	0	0	0	1	62	100	6.43	1.429
47 Merkin Valdez, R ERA: 3.52	(8, 1)	1.0		5	0	0	0	1	2	0	0	0	0	0	10	24	0.00	2.000

PITCHER	IP	WLS	BF	H	R	ER	SO	BB	IBB	HBP	BLK	WP	HR	S	P	ERA	WHIP

BOTTOM

San Francisco Giants @ Milwaukee Brewers

Miller Park, Milwaukee, WI

Fri Jun 26 2009, 7:05 PM CDT

Att. 37,345 - Clear - 78 F

livebaseballscorecards.com

AB	28
R	5
H	6
RBI	5
BB	6
SO	10
LOB	13

San Francisco Giants @ Milwaukee Brewers

Miller Park, Milwaukee, WI

Sat Jun 27 2009, 6:05 PM CDT

Att. 42,065 - Cloudy - 83 F

TOP

livebaseballscorecards.com

Batter	1	2	3	4	5	6	7	8	9	AB	R	H	RBI	BB	SO	LOB
33 Aaron Rowand, R (1, 8) OBP: 0.359, SLG: 0.482	F FF 90 B FF 94 F FF 91 B FF 95 F FF 95 C CU 81 2-3 ① K	C FF 92 F FF 92 B FF 94 D CU 79 B FF 94 S FF 93 3-3 ② K		C FF 96 B CU 76 F SL 82 B FF 94 B FF 93 B FF 93 4-2 BB		B CU 77 B FF 86 1 SAFE X FF 87 2-0 1-3 2B			C SL 80 X SL 81 0-1 48 1B 2 1B 1 SF7 1B	4	1	2	0	1	2	2
2 Randy Winn, S (1, 7) OBP: 0.312, SLG: 0.376	C FF 93 B FF 93 X SI 92 1-1 1B	X CU 75 0-0 ③ F8		F CU 75 B SI 91 S CU 74 B FF 94 D CU 76 X FF 93 3-2 ③ F7		B FF 87 C CH 73 C CU 76 F FF 88 D CU 76 S FF 89 2-3 ③ K			B CU 72 X FF 84 1-0 1 SF7 48 1B 16 SF8 1-2 1B	5	1	2	0	0	1	5
48 Pablo Sandoval, S (1, 5) OBP: 0.391, SLG: 0.573	B FF 93 B FF 93 X FF 93 2-0 ② P6		L CH 80 X FF 92 0-1 HR		X CH 73 0-0 HR		B SI 94 F SI 94 B SI 94 B SI 95 X SI 93 3-1 ① F7		F FF 86 X CH 73 0-1 35 1B 1 SF7 1-2 2-3 1B	5	2	3	2	0	0	1
1 Bengie Molina, R (1, 2) OBP: 0.262, SLG: 0.426	B FF 91 F CU 80 F FF 92 X FF 94 1-2 ③ G3		C FF 94 X SL 83 0-1 ① G5-3		C FF 88 F FF 88 X CH 74 0-2 ① F7		B SL 85 X SI 94 1-0 ② G1-3		X SL 81 0-0 ① SF7 1-2 2-3 3-H	4	0	0	1	0	0	1
12 Nate Schierholtz, L (1, 9) OBP: 0.319, SLG: 0.431		C FF 91 X SI 90 0-1 16 2B 35 1B 1B	X CU 76 0-0 ② F7		B FF 87 B CH 74 F CH 74 B FF 87 C FF 88 S FF 88 3-3 ② K		X SI 95 0-0 ③ F8		I IN 67 I IN 66 I IN 65 I IN 65 4-0 35 1B IBB	4	1	1	0	1	1	0
16 Edgar Renteria, R (1, 6) OBP: 0.313, SLG: 0.321		B FF 94 F FF 92 D CU 81 B FF 93 X FF 92 3-1 35 1B 5 1B 1-3 2B	B FF 94 B CU 81 F FF 92 F FF 94 B FF 94 F FF 94 B FF 94 4-2 BB		B FF 87 F FF 88 B FF 86 C CH 74 F FF 89 C CU 77 2-3 ③ K		B SI 95 F SI 94 X SI 94 1-1 1B	X FC 85 0-0 ② SF8 3-H	3	1	2	1	1	1	0
35 Travis Ishikawa, L (1, 3) OBP: 0.325, SLG: 0.396		C FF 94 X FF 93 0-1 75 WP 5 1B 2-3 3-H 1B	C CU 75 B FF 94 B FF 92 X CU 73 2-1 ③ L9			B FF 87 X FF 87 1-0 ① F8		1 SAFE L SL 78 L SL 78 X SL 80 0-2 ① F8	C FF 85 S CH 73 X CH 73 0-2 1-2 2-3 1B	5	0	2	1	0	0	2
5 Juan Uribe, R (1, 4) OBP: 0.319, SLG: 0.422		C FF 94 X CU 81 0-1 75 WP 1-2 3-H 1B		C FF 92 B FF 94 S CU 76 B FF 95 F FF 94 B CU 80 F CU 73 S FF 92 3-3 ① K		C FF 88 X FF 87 0-1 75 FC6-5 2B		B SI 86 B FF 86 1 SAFE B FF 86 C SI 86 X SL 78 3-1 ② P5	B SL 80 F SL 80 F FC 85 X SL 79 1-2 ③ F8	5	0	2	1	0	1	4
75 Barry Zito, L (1, 1) OBP: 0.083, SLG: 0.083 49 Brandon Medders, R (6, 1) 35 Rich Aurilia, R (8, PH) OBP: 0.267, SLG: 0.263 54 Sergio Romo, R (8, 1) 41 Jeremy Affeldt, L (8, 1) OBP: 1.000, SLG: 1.000 38 Brian Wilson, R (9, 1)		B FF 90 C FF 91 F FF 92 X CU 76 1-2 ① G3 1-2 2-3		C FF 93 B FF 92 X FF 92 1-1 ② F7		X FF 87 0-0 ② FC6-5 33 2B 2-3		C FF 85 B SL 81 B SL 79 C FF 86 1 SAFE S SL 80 2-3 ③ K		3 0 0 0 0 0 3 0 0 0 0 0 0 0 1 0 0 0 0 1 1 0 0 0 0 0 0 0 0 0 0 0 0 0 0 0 0 0 0 0 0 0						
Inning Stats	R: 0 E: 0 K: 1 S: 10 H: 1 LOB: 1 BB: 0 P: 16	R: 2 E: 0 K: 1 S: 15 H: 4 LOB: 2 BB: 0 P: 22	R: 1 E: 0 K: 0 S: 10 H: 1 LOB: 1 BB: 1 P: 16	R: 0 E: 0 K: 1 S: 12 H: 0 LOB: 1 BB: 1 P: 23	R: 1 E: 0 K: 2 S: 11 H: 1 LOB: 0 BB: 0 P: 16	R: 0 E: 0 K: 1 S: 9 H: 2 LOB: 2 BB: 0 P: 14	R: 0 E: 0 K: 0 S: 4 H: 0 LOB: 0 BB: 0 P: 8	R: 0 E: 0 K: 1 S: 10 H: 1 LOB: 1 BB: 0 P: 16	R: 2 E: 0 K: 0 S: 13 H: 4 LOB: 3 BB: 1 P: 19	1B: 9 2B: 3 3B: 0 HR: 2 SF: 2 SAC: 0 DP: 0 HBP: 0						

	AB	39
	R	6
	H	14
	RBI	6
	BB	3
	SO	7
	LOB	19

WP: 1 PA: 44
PB: 0
SB: 0
CS: 0

PITCHER		IP	WLS	BF	H	R	ER	SO	BB	IBB	HBP	BLK	WP	HR	S	P	ERA	WHIP
73 Seth McClung, R ERA: 3.55	(1, 1)	4.0		20	6	3	3	3	2	0	0	0	1	1	47	77	6.75	2.000
52 Chris Smith, R ERA: 1.35	(5, 1)	2.0		9	3	1	1	3	0	0	0	0	0	1	20	30	4.50	1.500
60 Todd Coffey, R ERA: 2.65	(7, 1)	1.0		4	1	0	0	0	0	0	0	0	0	0	6	11	0.00	1.000
57 Mitch Stetter, L ERA: 2.52	(8, 1)	1.0		3	0	0	0	1	0	0	0	0	0	0	8	13	0.00	0.000
51 Trevor Hoffman, R ERA: 1.99	(9, 1)	1.0	W	8	4	2	2	0	0	1	0	0	0	0	13	19	18.00	4.000

PITCHER	IP	WLS	BF	H	R	ER	SO	BB	IBB	HBP	BLK	WP	HR	S	P	ERA	WHIP

Batter	1	2	3	4	5	6	7	8	9	AB	R	H	RBI	BB	SO	LOB
1 Corey Hart, R (1, 9) OBP: 0.318, SLG: 0.426	B SI 85 X SI 84 1-0 ① P5		B CU 72 F FC 81 T SI 86 X FF 83 1-2 ③ G6-3			B SI 86 B CH 72 B SI 85 B FF 83 4-0 7 G6-3 28 HR BB	D CU 72 C FC 89 X FF 88 1-1 ③ G5-3		C SL 89 F SL 90 B FF 98 F FF 99 B SL 88 B SL 90 X FF 98 3-2 7 1B 28 2B 1-2 2-H 1B	4	2	1	1	1	0	2
7 J.J. Hardy, R (1, 6) OBP: 0.299, SLG: 0.346	C SI 85 B CU 69 F CU 70 C SI 86 1-3 ② K			F SI 84 C CU 71 X FC 79 0-2 ① F7		B CU 70 B CH 69 C FC 79 B CH 70 F SI 86 F SI 87 F SI 88 F FC 80 X FC 81 3-2 ② G6-3 1-2		B FF 89 C SL 78 F SL 78 X FF 89 1-2 28 G5-3 8 1B 1B	B SL 90 X FF 97 1-0 28 2B 1-2 2-H 1B	5	0	2	1	0	1	1
8 Ryan Braun, R (1, 7) OBP: 0.414, SLG: 0.577	S SI 86 B SI 88 C SI 87 F FF 87 B CU 73 S FC 80 2-3 ③ K			B CH 71 B CH 72 C FC 80 X SI 86 2-1 2B		B SI 86 B SI 85 B SI 86 C SI 86 B SI 86 4-1 28 HR BB		B SL 78 C SL 78 F SI 87 F SL 75 X SL 76 1-2 28 G5-3 1-2 1B	C FF 98 T FF 99 B FF 98 S SL 90 1-3 ② K	4	1	2	0	1	2	2
28 Prince Fielder, L (1, 3) OBP: 0.420, SLG: 0.601		F SI 86 X FC 79 0-1 ① P6		B CU 72 X FC 80 1-0 ② P6		B FF 83 S SI 86 B FF 88 S SI 84 F FC 80 X SI 84 2-2 1-H 2-H HR		B CU 78 B SI 93 F SI 94 X SI 93 2-1 ① G5-3 1-2 2-3	B FF 97 C FF 98 X SL 87 1-1 1-3 2-H 2B	5	1	2	4	0	0	3
14 Casey McGehee, R (1, 4) OBP: 0.402, SLG: 0.544		C CU 69 B SI 85 B SI 85 C FC 78 F SI 86 X CU 73 2-2 ② G5-3		B CU 71 C CH 72 S CU 73 X FC 82 1-2 ③ F8		X SL 83 0-0 HR		I IN 80 I IN 79 I IN 81 I IN 80 4-0 25 G4-3 IBB		3	1	1	1	1	0	1
25 Mike Cameron, R (1, 8) OBP: 0.354, SLG: 0.457		B SI 86 B FC 78 X FC 78 2-0 ③ L7			B FC 79 B SI 85 B SI 86 B SI 83 4-0 11 G3-6 BB	B CU 71 S SL 82 B FC 90 S CU 70 T CU 70 2-2 ③ K		X SI 94 0-0 ② ③ G4-3 1-2f		3	0	0	0	1	1	3
11 Mike Rivera, R (1, 2) OBP: 0.314, SLG: 0.348			C SI 85 C SI 86 X SI 86 0-2 2B	F SI 85 X CU 71 0-1 ① ② G3-6 1-2f			C FC 89 F CU 70 B FC 90 B CU 69 F CU 70 S FC 88 2-3 ① K		C FF 96 S SL 89 B SL 88 B SL 90 T FF 98 2-2 ① K	4	0	1	0	0	2	1
2 Bill Hall, R (1, 5) OBP: 0.260, SLG: 0.335 30 Craig Counsell, L (9, PH) OBP: 0.371, SLG: 0.438 18 Jason Kendall, R (9, PR) OBP: 0.318, SLG: 0.269			F SI 85 S SI 85 F FC 80 F SI 86 F FC 81 F SI 87 B CH 74 S SI 87 1-3 ① K		B CU 69 C CH 72 S FF 85 B SI 86 F SI 86 X SI 87 2-2 ③ G5-3		X FC 90 0-0 60 SH3-4 1B		C SL 89 S FF 97 F SL 88 B B B X SI 97 3-2 24 BB 1 1B 1B	3 1 0	0 0 1	1 1 0	0 0 0	0 0 0	1 0 0	1 0 0
73 Seth McClung, L (1, 1) 52 Chris Smith, R (5, 1) 27 Frank Catalanotto, L (6, PH) OBP: 0.250, SLG: 0.269 60 Todd Coffey, R (7, 1) 57 Mitch Stetter, L (8, 1) 51 Trevor Hoffman, R (9, 1) 24 Mat Gamel, L (9, PH) OBP: 0.337, SLG: 0.395			B FF 87 F SI 87 F FC 80 X FC 82 1-2 ② F8			C FC 79 F FC 80 B SI 83 B FF 87 F CU 72 B SI 85 X FC 80 3-2 ① F8	1 SAFE L FC 87 L FC 89 B FC 88 X FC 88 1-2 ② SH3-4 1-2		B SL 89 B FF 97 C FF 97 B SI 97 B FF 97 4-1 1 1B 7 1B 1-2 BB	1 0 1 0 0 0 0	0 0 0 0 0 0 1	0 0 0 0 0 0 0	0 0 0 0 0 0 1	0 0 0 0 0 0 0	0 0 0 0 0 0 1	1 0 0 0 0 0 0
Inning Stats	R: 0 E: 0 K: 2 S: 8 H: 0 LOB: 0 BB: 0 P: 12	R: 0 E: 0 K: 0 S: 7 H: 0 LOB: 0 BB: 0 P: 11	R: 0 E: 0 K: 1 S: 16 H: 1 LOB: 1 BB: 0 P: 19	R: 0 E: 0 K: 0 S: 9 H: 1 LOB: 1 BB: 0 P: 13	R: 0 E: 0 K: 0 S: 6 H: 0 LOB: 0 BB: 1 P: 12	R: 4 E: 0 K: 1 S: 19 H: 2 LOB: 0 BB: 2 P: 37	R: 0 E: 0 K: 1 S: 10 H: 1 LOB: 1 BB: 0 P: 14	R: 0 E: 0 K: 0 S: 10 H: 2 LOB: 2 BB: 1 P: 18	R: 3 E: 0 K: 2 S: 18 H: 4 LOB: 3 BB: 1 P: 33	1B: 6 2B: 3 3B: 0 HR: 2	SF: 0 SAC: 1 DP: 2 HBP: 0					

PITCHER	IP	WLS	BF	H	R	ER	SO	BB	IBB	HBP	BLK	WP	HR	S	P	ERA	WHIP
75 Barry Zito, L (1, 1) ERA: 4.55	5.2		22	3	3	3	3	3	0	0	0	0	1	61	98	4.76	1.059
49 Brandon Medders, R (6, 1) ERA: 3.13	1.1	B	6	2	1	1	2	0	0	0	0	0	1	14	20	6.75	1.500
54 Sergio Romo, R (8, 1) ERA: 2.89	0.0		2	2	0	0	0	0	0	0	0	0	0	7	9	∞	∞
41 Jeremy Affeldt, L (8, 1) ERA: 1.59	1.0		3	0	0	0	0	0	1	0	0	0	0	3	9	0.00	0.000
38 Brian Wilson, R (9, 1) ERA: 3.63	0.2	L	7	4	3	3	2	1	0	0	0	0	0	18	33	40.50	7.500

PITCHER	IP	WLS	BF	H	R	ER	SO	BB	IBB	HBP	BLK	WP	HR	S	P	ERA	WHIP

BOTTOM

San Francisco Giants @ Milwaukee Brewers

Miller Park, Milwaukee, WI

Sat Jun 27 2009, 6:05 PM CDT

Att. 42,065 - Cloudy - 83 F

livebaseballscorecards.com

AB	34
R	7
H	11
RBI	7
BB	5
SO	7
LOB	15

WP: 0	PA: 40						
PB: 0							
SB: 0							
CS: 0							

San Francisco Giants @ Milwaukee Brewers

Miller Park, Milwaukee, WI

Sun Jun 28 2009, 1:05 PM CDT

Att. 43,391 - Partly Cloudy - 77 F

TOP

livebaseballscorecards.com

Batter	1	2	3	4	5	6	7	8	9	AB	R	H	RBI	BB	SO	LOB
2 Randy Winn, S (1, 8) (6, 7) OBP: 0.316, SLG: 0.378	B FF 85 X SI 84 1-0 G4-3	S SI 87 B FF 88 D CU 72 B SI 87 F FF 85 F SI 87 F FF 88 B FF 88 4-2 14 1B BB 1-2 2-3 3-H		B CH 79 S FC 84 F SI 88 S FC 83 1-3 K		B FF 86 F FF 84 X FC 80 1-1 1B		B SL 82 S SL 82 F SL 82 B SL 81 X SL 82 2-2 2-H 1B		4	0	2	2	1	1	1
14 Fred Lewis, L (1, 7) OBP: 0.339, SLG: 0.389 59 Andres Torres, S (6, 8) OBP: 0.365, SLG: 0.519	F SI 87 S CU 71 X FF 86 0-2 G6-3	F CU 72 C FF 88 B FF 86 B CU 71 X FF 88 2-2 1B 1-2 2-3 3-H			B CU 70 B FC 82 B CH 79 C SI 86 X SI 86 3-1 L7	F SI 89 B FC 86 F SI 89 B CU 72 C CU 71 2-3 K		B SL 82 F FF 88 B SL 82 S SL 83 B S 3-3 K		4 1	0 0	1 0	1 0	0 0	1 1	1 1
48 Pablo Sandoval, S (1, 5) OBP: 0.391, SLG: 0.574 5 Juan Uribe, R (6, 5) OBP: 0.315, SLG: 0.416	B FF 85 B FF 87 X SI 87 2-0 F7	F SI 87 B FF 87 S SI 88 X FF 88 1-2 L9			X SI 86 0-0 12 1B 35 1B 2B		X FC 86 0-0 G1-3		S FF 87 S CU 78 B CU 79 S CU 78 1-3 K	3 2	1 0	1 0	0 0	0 0	0 1	3 0
12 Nate Schierholtz, L (1, 9) OBP: 0.339, SLG: 0.474		C FC 85 X FC 84 0-1 35 BB 16 2B 1B	F FF 85 X CH 77 0-1 G6-3		C CH 78 F CU 78 B SI 88 X CU 72 1-2 16 G5-3 35 1B 2-3 1B		B SI 90 X FC 86 1-0 1B		F FF 88 B CH 72 S CH 74 X CH 74 1-2 HR	5	2	4	1	0	0	0
35 Travis Ishikawa, L (1, 3) OBP: 0.327, SLG: 0.392		B FF 87 1 SAFE 1 SAFE B SI 86 B FC 86 B FF 87 4-0 16 2B 2 BB 1-2 BB	X SI 86 0-0 G4-3		B FF 87 1 SAFE S FC 85 B SI 87 B FF 88 1 SAFE X FF 85 3-1 1-2 3-H 1B		B SI 89 C FF 90 F FC 86 T FC 87 1-2 K		C FF 88 B CU 76 X FF 88 1-1 G6-3	4	1	1	1	1	1	1
16 Edgar Renteria, R (1, 6) OBP: 0.311, SLG: 0.322		L FC 85 B FC 82 L SI 87 B SI 88 F FC 84 B FF 87 F FC 83 2 SAFE X FF 87 3-2 2 BB 14 1B 1-3 2-H 2B	X SI 87 0-0 G5-3		B FC 86 S FC 82 B FF 86 X FF 87 2-1 G5-3 2-3f		B FF 88 C FF 90 B FF 88 X SI 90 2-1 P4		B CU 77 B FF 87 C FF 88 S CU 78 B CU 80 X FF 89 3-2 F8	5	1	1	1	0	0	3
37 Matt Downs, R (1, 4) OBP: 0.289, SLG: 0.333		F FF 87 F FF 86 B FC 82 S CU 72 1-3 K		B FF 87 X FC 81 1-0 G5-3		B FC 81 F FC 82 B FC 84 F FC 83 X CU 72 2-2 HR		B SL 82 S SL 82 B SL 83 B SL 82 S SL 82 S SL 82 3-3 K		4	1	1	1	0	2	2
22 Eli Whiteside, R (1, 2) OBP: 0.290, SLG: 0.300		C FC 84 H CU 73 1-1 14 1B 2 BB HBP		F FC 87 X FC 81 0-1 G5-3		B FC 84 F FF 88 F FC 82 X FC 88 1-2 F8		C SL 82 F SL 83 F SL 81 B SL 82 B SL 84 X SL 80 2-2 46 SH1-3 2 1B 1B		3	1	1	0	0	0	0
56 Ryan Sadowski, R (1, 1) OBP: 0.333, SLG: 0.333 46 Bob Howry, L (7, 1) 57 Jonathan Sánchez, L (9, 1)		L FC 82 C FC 81 F CU 70 B FC 84 B FC 83 S FF 87 2-3 K		C FF 87 X SI 86 0-1 1B		C FF 87 F FC 81 F FC 79 B FF 86 X FC 80 1-2 G1-3		X SL 86 0-0 SH1-3 1-2		3 0 0	0 0 0	1 0 0	0 0 0	0 0 0	1 0 0	3 0 0

Inning Stats	1	2	3	4	5	6	7	8	9	1B: 9	SF: 0
	R: 0 H: 0 E: 0 LOB: 0 K: 0 BB: 0 S: 5 P: 8	R: 3 H: 3 E: 0 LOB: 3 K: 2 BB: 2 S: 25 P: 43	R: 0 H: 0 E: 0 LOB: 0 K: 0 BB: 0 S: 4 P: 4	R: 0 H: 1 E: 0 LOB: 1 K: 1 BB: 0 S: 8 P: 10	R: 1 H: 3 E: 0 LOB: 1 K: 0 BB: 0 S: 10 P: 19	R: 1 H: 2 E: 0 LOB: 1 K: 1 BB: 0 S: 15 P: 22	R: 0 H: 1 E: 0 LOB: 1 K: 1 BB: 0 S: 7 P: 11	R: 1 H: 2 E: 0 LOB: 1 K: 2 BB: 0 S: 14 P: 24	R: 1 H: 1 E: 0 LOB: 0 K: 1 BB: 0 S: 11 P: 17	2B: 2 3B: 0 HR: 2	SAC: 1 DP: 1 HBP: 1

	AB	38
	R	7
	H	13
	RBI	7
	BB	2
	SO	8
	LOB	15

PITCHER		IP	WLS	BF	H	R	ER	SO	BB	IBB	HBP	BLK	WP	HR	S	P	ERA	WHIP
37 Jeff Suppan, R ERA: 4.86	(1, 1)	5.2	L	28	9	5	5	3	2	0	1	0	0	1	64	101	7.94	1.941
38 Chris Narveson, L ERA: 10.29	(6, 1)	1.1		5	1	0	0	2	0	0	0	0	0	0	10	16	0.00	0.750
45 Mark DiFelice, R ERA: 1.84	(8, 1)	1.0		5	2	1	1	2	0	0	0	0	0	0	14	24	9.00	2.000
52 Chris Smith, R ERA: 1.88	(9, 1)	1.0		4	1	1	1	1	0	0	0	0	0	1	11	17	9.00	1.000

PITCHER		IP	WLS	BF	H	R	ER	SO	BB	IBB	HBP	BLK	WP	HR	S	P	ERA	WHIP

BOTTOM

San Francisco Giants @ Milwaukee Brewers

Miller Park, Milwaukee, WI

Sun Jun 28 2009, 1:05 PM CDT

Att. 43,391 - Partly Cloudy - 77 F

livebaseballscorecards.com

Batter	1	2	3	4	5	6	7	8	9	AB	R	H	RBI	BB	SO	LOB
24 Mat Gamel, L (1, 5) OBP: 0.343, SLG: 0.386	B FF 88 S SL 87 C SL 87 B CU 78 F SL 87 S FF 91 2-3 ① K		B CU 78 B CH 83 C SL 87 X SL 88 2-1 ② F7		B SI 89 B SL 88 B SL 85 B SL 90 4-0 BB			B SL 85 S FF 93 B SI 92 B FF 93 B FF 93 4-1 BB		2	0	0	0	2	1	0
7 J.J. Hardy, R (1, 6) OBP: 0.294, SLG: 0.340	X FF 90 0-0 ② G6-3		C FF 92 F FF 89 S CU 76 0-3 ③ K		C CU 77 B FF 89 B SL 85 F CH 85 B SL 88 X FF 90 3-2 ③ G3-1			C SL 85 S SL 85 S SL 86 0-3 ② K		4	0	0	0	0	2	2
8 Ryan Braun, R (1, 7) OBP: 0.415, SLG: 0.575	B FF 89 C FF 92 B FF 91 B FF 90 B FF 90 4-1 28 FC6 BB			B CU 76 C FF 88 C FF 90 B FF 92 X FF 92 2-2 ① G4-3		X SL 85 0-0 14 G6-4-3 1B		C FF 92 F SI 93 B SI 93 S SI 94 1-3 ③ K		3	0	1	0	1	1	1
28 Prince Fielder, L (1, 3) OBP: 0.421, SLG: 0.598	C CU 76 1 SAFE X FF 90 0-1 ③ FC6 1-2f			B SL 88 C CU 77 B CU 76 X SL 85 2-1 14 2B 25 FC5-2-5 1B		B CU 76 B CU 76 B FF 87 C FF 88 C FF 87 X SL 87 3-2 ① F8		H FF 94 1-0 HBP		3	0	1	0	0	0	2
14 Casey McGehee, R (1, 4) OBP: 0.397, SLG: 0.542		B FF 87 B FF 87 C FF 90 X FF 90 2-1 ① L9		X FF 88 0-0 1-3 2B		C CU 76 D CU 79 B SL 86 B FF 89 X FF 89 3-1 ②③ G6-4-3 1-2f		B SL 79 S FF 94 C FF 93 B CH 87 F FF 93 C CH 86 2-3 ① K		4	0	1	0	0	1	2
25 Mike Cameron, R (1, 8) OBP: 0.353, SLG: 0.453		B FF 90 B FF 88 C FF 90 X FF 90 2-1 1 BB 1B	B CU 76 C CU 76 S CU 77 D CU 78 D SL 87 X CU 78 3-2 ② FC5-2-5 3-H				B SI 93 F SI 93 C SL 86 X FF 93 1-2 ① F8	C FF 94 C CH 86 B FF 93 F SL 82 S SL 83 1-3 ② K		4	0	1	0	0	1	3
1 Corey Hart, R (1, 9) OBP: 0.317, SLG: 0.422		C FF 87 B SL 86 B FF 89 B SL 84 B FF 88 4-1 18 G5-4-3 1-2 BB		X SL 87 0-0 ③ F7			C SL 85 X SL 87 0-1 ② G4-3	C FF 93 C SL 83 S SL 85 0-3 ③ K		3	0	0	0	1	1	3
18 Jason Kendall, R (1, 2) OBP: 0.314, SLG: 0.265	C FF 89 D CU 76 X FF 88 1-1 ②③ G5-4-3 1-2f				B SL 89 C FF 88 F CU 77 X SL 88 1-2 ① G4-3		B SI 92 F SI 93 X SI 93 1-1 ③ L7			3	0	0	0	0	0	2
37 Jeff Suppan, R (1, 1) OBP: 0.308, SLG: 0.261 38 Chris Narveson, L (6, 1) 45 Mark DiFelice, R (8, 1) 27 Frank Catalanotto, L (8, PH) OBP: 0.241, SLG: 0.259 52 Chris Smith, R (9, 1)			C FF 89 X FF 88 0-1 ① G5-3		B SL 88 B FF 89 X FF 89 2-0 ② G1-3			B FF 93 B SI 93 C SI 93 F SI 92 S FF 92 2-3 ① K		2 0 0 1 0	0 0 0 0 0	0 0 0 0 0	0 0 0 0 0	0 0 0 1 0	0 0 0 0 0	0 0 0 0 0
Inning Stats	R: 0 E: 0 K: 1 S: 8 H: 0 LOB: 1 BB: 1 P: 14	R: 0 E: 0 K: 0 S: 7 H: 1 LOB: 1 BB: 1 P: 16	R: 0 E: 0 K: 1 S: 7 H: 0 LOB: 0 BB: 0 P: 9	R: 0 E: 0 K: 0 S: 10 H: 2 LOB: 2 BB: 0 P: 17	R: 0 E: 0 K: 0 S: 7 H: 0 LOB: 1 BB: 1 P: 17	R: 0 E: 0 K: 0 S: 6 H: 1 LOB: 0 BB: 0 P: 12	R: 0 E: 0 K: 0 S: 7 H: 0 LOB: 0 BB: 0 P: 9	R: 0 E: 0 K: 3 S: 10 H: 0 LOB: 1 BB: 1 P: 17	R: 0 E: 0 K: 3 S: 11 H: 0 LOB: 1 BB: 0 P: 15	1B: 3 2B: 1 3B: 0 HR: 0	SF: 0 SAC: 0 DP: 2 HBP: 1			WP: 0 PB: 0 SB: 0 CS: 0	PA: 34		

	AB	29
	R	0
	H	4
	RBI	0
	BB	4
	SO	8
	LOB	15

PITCHER		IP	WLS	BF	H	R	ER	SO	BB	IBB	HBP	BLK	WP	HR	S	P	ERA	WHIP
56 Ryan Sadowski, R ERA:	(1, 1)	6.0	W	23	4	0	0	2	3	0	0	0	0	0	45	85	0.00	1.167
46 Bob Howry, R ERA: 3.86	(7, 1)	2.0		7	0	0	0	3	1	0	0	0	0	0	17	26	0.00	0.500
57 Jonathan Sánchez, L ERA: 5.45	(9, 1)	1.0		4	0	0	0	3	0	0	1	0	0	0	11	15	0.00	0.000

PITCHER	IP	WLS	BF	H	R	ER	SO	BB	IBB	HBP	BLK	WP	HR	S	P	ERA	WHIP

Batter	1	2	3	4	5	6	7	8	9	AB	R	H	RBI	BB	SO	LOB
33 Aaron Rowand, R (1, 8) OBP: 0.358, SLG: 0.477	F SI 88 C SI 88 X CU 79 0-2 ① P5		B SI 89 B SI 88 X SI 89 2-0 ① F9		B S SI 87 T B CU 79 C 2-3 ① K		H SI 92 1-0 2 E / 2 FC4 / 48 SF9 / HBP	F SI 91 S CH 82 S CH 84 0-3 ② K		3	0	0	0	0	1	1
59 Andres Torres, S (7, PR) OBP: 0.359, SLG: 0.509 (7, 8)										1	1	0	0	0	1	0
2 Randy Winn, S (1, 7) OBP: 0.315, SLG: 0.378	C SI 89 B SI 89 X CU 77 1-1 1 / 1B / 2B		X SI 88 0-0 ② F7		B CU 76 X SI 88 1-0 ② G6-3		F SI 91 F CH 83 B SI 92 B SI 91 B SI 89 X SI 91 3-2 FC4 / 1 / 1B / 16 / 2B 1-3 3-H	C SI 92 B CH 84 B CH 84 F SI 91 X CH 83 2-2 ③ P6		5	2	1	1	0	0	2
48 Pablo Sandoval, S (1, 5) OBP: 0.387, SLG: 0.568	B SI 89 F SI 89 B CH 82 D CH 83 B SI 88 4-1 1 / 1B / BB		D SI 90 X SI 88 1-0 ③ G1-3		X SI 88 0-0 ③ G4-3		B SI 90 X SI 91 1-0 ② SF9 3-H		F SI 91 F SI 92 B CH 84 S SL 85 1-3 ① K	3	0	0	1	1	1	1
1 Bengie Molina, R (1, 2) OBP: 0.268, SLG: 0.430	C SI 88 X SI 88 0-1 12 / G1-6-3 / 1-3 / 2-H / 1B			C SI 88 X CU 78 0-1 ① G5-3		F SI 87 X CU 76 0-1 ① F8	C SI 92 X SL 86 0-1 12 / BB / 16 / 2B / 1-3 / 1B		C SI 92 S SI 91 X FF 86 0-2 12 / G4-6-3 / 1B	5	1	3	1	0	0	0
12 Nate Schierholtz, L (1, 9) OBP: 0.349, SLG: 0.475	B SI 88 X SI 88 1-0 ② ③ G1-6-3 / 1-2f			F SI 89 B SI 88 B CH 82 X SI 88 2-1 16 / 1B / 35 / HR / 1B		X CU 76 0-0 16 / G6-3 / 1B	B SI 91 B SI 90 B SI 92 D SI 91 4-0 16 / 2B / 1-2 / BB		X SI 91 0-0 ② ③ G4-6-3 / 1-2f	4	2	2	0	1	0	3
16 Edgar Renteria, R (1, 6) OBP: 0.314, SLG: 0.329		C SI 88 B SI 88 X CU 78 1-1 ① G6-3		C SI 88 B CU 78 1 SAFE S SI 87 D CU 78 X SI 88 2-2 35 / HR / 1-2 / 1B		B SI 87 F SI 85 S CU 76 B SI 85 1 SAFE X SI 87 2-2 ② G6-3 / 1-2	B SI 92 B SI 91 X SI 90 2-0 1-H / 2-H / 3-H / 2B		4	1	2	3	0	0	1
35 Travis Ishikawa, L (1, 3) OBP: 0.325, SLG: 0.408		C SI 89 C B S 1-3 ② K		X SI 87 0-0 1-H / 2-H / HR		B CU 77 X CH 80 1-0 ③ G3-1	B SI 91 B CH 83 X SI 91 2-0 ③ P5			4	1	1	3	0	1	3
5 Juan Uribe, R (1, 4) OBP: 0.320, SLG: 0.447		S SI 88 B SI 90 F CU 79 B CU 79 F SI 89 X SI 89 2-2 ③ P5		F CU 77 F SI 89 B CH 82 F SI 88 B CU 77 X SI 87 2-2 ② G5-3			B SI 92 C SI 92 B SI 92 F SI 90 X SI 92 2-2 55 / SH2-3 / 2 / FC4 / 2B	C SI 89 S FF 86 B SI 87 F FF 87 X SI 90 1-2 HR		4	2	2	1	0	0	0
55 Tim Lincecum, L (1, 1) OBP: 0.222, SLG: 0.212			B SI 88 C SI 87 F SI 87 B CU 77 B SI 87 F SI 88 X 3-2 1B	F SI 88 B CU 76 C CU 75 B B X SI 87 3-2 ③ G1			L SI 92 X SI 91 0-1 ① SH2-3 / 2-3	X SI 90 0-0 ① G3		3	0	1	0	0	0	0

TOP

San Francisco Giants @ St. Louis Cardinals
Busch Stadium, St. Louis, MO
Mon Jun 29 2009, 7:15 PM CDT
Att. 37,737 - Clear - 86 F

livebaseballscorecards.com

AB	36
R	10
H	12
RBI	10
BB	2
SO	4
LOB	11

Inning Stats	1	2	3	4	5	6	7	8	9			
	R: 1 E: 0 K: 0 S: 9	H: 2 LOB: 1 BB: 1 P: 15	R: 0 E: 0 K: 1 S: 9	H: 0 LOB: 0 BB: 0 P: 13	R: 0 E: 0 K: 0 S: 7	H: 1 LOB: 1 BB: 0 P: 13	R: 3 E: 0 K: 0 S: 15	H: 3 LOB: 0 BB: 0 P: 24	R: 0 E: 0 K: 1 S: 5	H: 0 LOB: 0 BB: 0 P: 8	R: 0 E: 0 K: 0 S: 7	H: 1 LOB: 1 BB: 0 P: 10
	R: 5 E: 1 K: 0 S: 13	H: 3 LOB: 2 BB: 1 P: 28	R: 1 E: 0 K: 1 S: 11	H: 1 LOB: 0 BB: 0 P: 14	R: 0 E: 0 K: 1 S: 7	H: 1 LOB: 0 BB: 0 P: 8	1B: 7 2B: 3 3B: 0 HR: 2	SF: 1 SAC: 1 DP: 2 HBP: 1	WP: 0 PB: 0 SB: 0 CS: 0	PA: 41		

PITCHER		IP	WLS	BF	H	R	ER	SO	BB	IBB	HBP	BLK	WP	HR	S	P	ERA	WHIP
48 Brad Thompson, R ERA: 4.69	(1, 1)	6.0	L	25	7	4	4	2	1	0	0	0	0	1	52	83	6.00	1.333
54 Clayton Mortensen, R ERA: 6.0	(7, 1)	3.0		16	5	6	2	2	1	0	1	0	0	1	31	50	6.00	2.000

PITCHER	IP	WLS	BF	H	R	ER	SO	BB	IBB	HBP	BLK	WP	HR	S	P	ERA	WHIP

BOTTOM

Batter	1	2	3	4	5	6	7	8	9	AB	R	H	RBI	BB	SO	LOB
55 Skip Schumaker, L (1, 4) OBP: 0.353, SLG: 0.392	C SI 94 B CU 78 X FF 95 1-1 ① G6-3			B SI 92 F CH 83 X CH 82 1-1 ① G4-3		C SI 93 B CH 83 S CU 79 S CH 83 1-3 ③ K			C FF 93 X CU 74 0-1 ② G6-3	4	0	0	0	0	1	0
7 Mark DeRosa, R (1, 5) OBP: 0.336, SLG: 0.446 (9, 3)	C SI 95 B FF 94 B CH 81 B SI 94 X FF 94 3-1 ② G5-3			B SI 94 F SI 94 B CH 85 F SI 95 X FF 95 2-2 ② L9			B SI 94 X FF 93 1-0 ① G5-3		B FF 94 X SI 92 1-0 ③ F9	4	0	0	0	0	0	0
5 Albert Pujols, R (1, 3) OBP: 0.450, SLG: 0.721 27 Tyler Greene, R (9, 5) OBP: 0.293, SLG: 0.366	C SI 97 B SL 84 S CH 86 B SI 96 S CH 85 2-3 ③ K			X CH 85 0-0 ③ L5			B SL 82 C SI 94 F B CH 82 X SL 80 2-2 2B			3 0	0 0	1 0	0 0	0 0	1 0	0 0
47 Ryan Ludwick, R (1, 9) OBP: 0.299, SLG: 0.419		B SI 94 B CU 79 B SI 94 C SI 93 F SI 94 C CH 84 3-3 ① K			F SI 94 F CU 80 X FF 94 0-2 ① L9		X 0-0 ② L8			3	0	0	0	0	1	1
16 Chris Duncan, L (1, 7) OBP: 0.337, SLG: 0.397		S CU 76 C CH 84 B SL 84 S FF 96 1-3 ② K			B CU 76 B CH 83 X SI 94 2-0 ② G4-3		B SI 95 C SI 94 B CH 85 F SI 94 S SL 84 2-3 ③ K			3	0	0	0	0	2	1
24 Rick Ankiel, L (1, 8) OBP: 0.295, SLG: 0.404		B SI 95 X FF 94 1-0 ③ G4-3			X CU 78 0-0 1B			B SI 94 C FF 93 X CH 82 1-1 ① G3-1		3	0	1	0	0	0	0
21 Jason LaRue, R (1, 2) OBP: 0.291, SLG: 0.358			X CU 76 0-0 ① G5-3		1 SAFE S FF 93 B FF 93 X CU 78 1-1 ③ G1-3			B SI 94 C FF 93 S SI 95 B CH 85 S CH 85 2-3 ② K		3	0	0	0	0	1	1
48 Brad Thompson, R (1, 1) OBP: 0.125, SLG: 0.125 22 Joe Thurston, L (6, PH) OBP: 0.340, SLG: 0.369 54 Clayton Mortensen, R (7, 1)			B SI 94 C SI 94 S FF 94 B SI 94 S CH 86 2-3 ② K			B CU 75 X CH 82 1-0 ① P6		C SI 94 F FF 93 B SI 96 B X 2-2 ③ F8		1 1 1	0 0 0	0 0 0	0 0 0	0 0 0	1 0 0	0 0 0
13 Brendan Ryan, R (1, 6) OBP: 0.340, SLG: 0.403			C SL 81 X SI 95 0-1 ③ G3			B SI 93 B FF 93 C SI 93 C CU 78 S CH 85 2-3 ② K			B FF 95 X SI 91 1-0 ① G5-3	3	0	0	0	0	1	0
Inning Stats	R: 0 E: 0 K: 1 S: 7 H: 0 LOB: 0 BB: 0 P: 13	R: 0 E: 0 K: 2 S: 7 H: 0 LOB: 0 BB: 0 P: 12	R: 0 E: 0 K: 1 S: 6 H: 0 LOB: 0 BB: 0 P: 8	R: 0 E: 0 K: 0 S: 6 H: 0 LOB: 0 BB: 0 P: 9	R: 0 E: 0 K: 0 S: 7 H: 1 LOB: 1 BB: 0 P: 10	R: 0 E: 0 K: 2 S: 7 H: 0 LOB: 0 BB: 0 P: 11	R: 0 E: 0 K: 1 S: 8 H: 1 LOB: 1 BB: 0 P: 13	R: 0 E: 0 K: 1 S: 8 H: 0 LOB: 0 BB: 0 P: 13	R: 0 E: 0 K: 0 S: 4 H: 0 LOB: 0 BB: 0 P: 6	1B: 1 2B: 1 3B: 0 HR: 0 SF: 0 SAC: 0 DP: 0 HBP: 0				WP: 0 PB: 0 SB: 0 CS: 0		PA: 29

PITCHER	IP	WLS	BF	H	R	ER	SO	BB	IBB	HBP	BLK	WP	HR	S	P	ERA	WHIP
55 Tim Lincecum, R (1, 1) ERA: 2.37	9.0	W	29	2	0	0	8	0	0	0	0	0	0	60	95	0.00	0.222

PITCHER	IP	WLS	BF	H	R	ER	SO	BB	IBB	HBP	BLK	WP	HR	S	P	ERA	WHIP

San Francisco Giants @ St. Louis Cardinals

Busch Stadium, St. Louis, MO

Mon Jun 29 2009, 7:15 PM CDT

Att. 37,737 - Clear - 86 F

livebaseballscorecards.com

AB	29
R	0
H	2
RBI	0
BB	0
SO	8
LOB	3

Batter	1	2	3	4	5	6	7	8	9	AB	R	H	RBI	BB	SO	LOB
33 Aaron Rowand, R (1, 8) OBP: 0.359, SLG: 0.475	C SI 91 S CU 75 S CU 76 0-3 ① K	B FC 89 X SI 94 1-0 ②③ G1-4-3 1-2f			X SI 92 0-0 2 2B 48 1B 1B	C SI 92 S SL 86 F SL 82 B CU 78 C CU 78 1-3 ② K			B FF 95 S FF 96 B FF 97 S FF 96 X FF 93 2-2 2 G4-3 1B	5	1	2	0	0	2	1
59 Andres Torres, S (9, PR) OBP: 0.359, SLG: 0.509 (9, 8)										0	0	0	0	0	0	0
2 Randy Winn, S (1, 7) OBP: 0.316, SLG: 0.382	C SI 93 B SI 93 C CU 74 X FC 88 1-2 48 1B 1 1B 1B		X SI 91 0-0 ① G4-3		B SI 92 1 SAFE 1 SAFE B SI 91 X SI 94 2-0 48 1B 1-3 1 SF8 2B	B SI 91 B SI 92 C CU 79 B CU 79 X SI 91 3-1 ③ F8			X FF 96 0-0 ① G4-3 1-2	5	2	2	0	0	0	1
48 Pablo Sandoval, S (1, 5) OBP: 0.391, SLG: 0.567	X CU 74 0-0 1 1B 16 1B 1-3 1B		C CU 74 B CU 74 S SI 95 B F CU 78 B F F B 4-2 1 2B 12 FC3-2 BB		X FC 89 0-0 12 G4-3 1 E 16 1B 2-3 3-H 1B		B FF 88 F SL 81 S SL 79 B FF 89 B FF 89 C SI 89 3-3 ① K		F FC 90 B FF 97 S FF 96 F FC 91 B FF 98 F FF 96 X FF 97 2-2 ② G1-3	4	2	2	1	1	1	2
1 Bengie Molina, R (1, 2) OBP: 0.270, SLG: 0.434	F SI 92 X SI 93 0-1 16 1B 1-3 3-H 1B		C SI 95 F SI 95 X CU 77 0-2 12 FC3-2 1-3 2B		P PO 87 X SI 94 1-0 ① SF8 1-2 3-H		F FF 89 X SL 80 0-1 ② G6-3		B FC 92 F FF 96 X FF 96 1-1 ③ P3	4	0	2	2	0	0	2
12 Nate Schierholtz, L (1, 9) OBP: 0.338, SLG: 0.459	C CU 74 S CU 75 D CU 74 F CU 76 C SI 93 1-3 ② K		S FC 89 X 0-1 ② FC3-2 2-3 3-H		B CU 76 B SI 94 X SI 94 2-0 ② G4-3 2-3		B SL 78 F FF 87 S SL 78 F FF 88 S SL 75 1-3 ③ K			4	0	0	0	0	2	5
16 Edgar Renteria, R (1, 6) OBP: 0.320, SLG: 0.340	B FC 87 C FC 90 D FC 88 X FC 88 2-1 1-2 3-H 1B		B SI 96 F CU 76 B FC 89 X SI 96 2-1 ③ G4-3		F SI 94 S FC 90 X FC 88 0-2 35 2B 3-H 1B			C SI 92 X SI 93 0-1 5 FC5-4 2B		4	1	3	2	0	0	2
35 Travis Ishikawa, L (1, 3) OBP: 0.323, SLG: 0.411	B SI 94 X FC 88 1-0 ③ G3-1			X SI 93 0-0 ① F8	B FC 90 X CH 86 1-0 1-H 2B			B SL 90 X SL 89 1-0 ① F7		4	0	1	1	0	0	3
5 Juan Uribe, R (1, 4) OBP: 0.311, SLG: 0.434		B FC 87 F SI 92 F FC 88 S CU 75 1-3 ① K		B CU 74 B SI 95 C SI 94 X SI 94 2-1 ② G6-3	S CU 76 B SI 93 F FC 87 D CU 76 D CU 78 S CU 76 3-3 ③ K			X SI 92 0-0 ② FC5-4 2-3		4	0	0	0	0	2	2
51 Randy Johnson, R (1, 1) OBP: 0.115, SLG: 0.080 41 Jeremy Affeldt, L (6, 1) OBP: 0.500, SLG: 0.500 54 Sergio Romo, R (8, 1) 38 Brian Wilson, R (8, 1)		B SI 92 C SI 93 B SI 93 F SI 94 X SI 94 2-2 33 G1-4-3 1B		C SI 94 F SI 95 C CU 76 0-3 ③ K		C SI 91 S SI 91 S SL 83 0-3 ① K		F SI 91 S SI 92 B CU 77 B CU 77 X SI 91 2-2 ③ G5-3		3	0	1	0	0	2	0
										1	0	0	0	0	0	1
										0	0	0	0	0	0	0
										0	0	0	0	0	0	0

TOP

San Francisco Giants @ St. Louis Cardinals
Busch Stadium, St. Louis, MO
Tue Jun 30 2009, 7:15 PM CDT
Att. 37,174 - Partly Cloudy - 82 F

livebaseballscorecards.com

AB	38
R	6
H	13
RBI	6
BB	1
SO	9
LOB	19

Inning Stats	1	2	3	4	5	6	7	8	9
	R: 2 E: 0 K: 2 S: 16	H: 4 LOB: 2 BB: 0 P: 21	R: 0 E: 0 K: 1 S: 7	H: 1 LOB: 0 BB: 0 P: 11	R: 0 E: 0 K: 0 S: 13	H: 1 LOB: 2 BB: 1 P: 19	R: 0 E: 0 K: 1 S: 6	H: 0 LOB: 0 BB: 0 P: 8	R: 4 E: 1 K: 1 S: 13	H: 5 LOB: 1 BB: 0 P: 21	R: 0 E: 0 K: 2 S: 9	H: 0 LOB: 0 BB: 0 P: 13	R: 0 E: 0 K: 2 S: 9	H: 0 LOB: 0 BB: 0 P: 13	R: 0 E: 0 K: 0 S: 7	H: 1 LOB: 1 BB: 0 P: 10	R: 0 E: 0 K: 0 S: 11	H: 1 LOB: 2 BB: 0 P: 16

| | | | | | | | | | |

Batter	1	2	3	4	5	6	7	8	9	AB	R	H	RBI	BB	SO	LOB
13 Brendan Ryan, R (1, 6) OBP: 0.335, SLG: 0.392	B FS 86 C SI 89 B FS 84 B FF 88 B FS 88 4-1 7 G5-4-3 BB		X FF 88 0-0 ③ F8			C FS 86 B FS 84 C SL 84 X SL 85 1-2 ① P6	B FF 96 X SI 94 1-0 ②③ G4-3 1-2f		B FF 97 C SL 89 S FF 97 B FF 97 X SL 91 2-2 ③ G6-3 1-2	4	0	0	0	1	0	2
7 Mark DeRosa, R (1, 5) OBP: 0.334, SLG: 0.443 52 Josh Kinney, R (6, 1) 16 Chris Duncan, L (6, PH) OBP: 0.338, SLG: 0.395 (7, 7)	C FF 89 X FS 84 0-1 ①② G5-4-3 1-2f			B FS 82 S FS 86 B FF 90 F FF 88 F FF 90 C SL 83 2-3 ① K		B SL 85 S SL 84 S FF 90 B SL 86 B SL 86 B FF 90 4-2 5 HR BB		C CU 78 B SI 94 B SI 94 S SI 95 C CU 78 2-3 ① K		2 0 1	0 0 1	0 0 1	0 0 1	0 0 1	1 0 1	1 0 0
5 Albert Pujols, R (1, 3) OBP: 0.453, SLG: 0.743	C FF 87 F FS 85 F SL 85 S SL 84 0-3 ③ K			C FF 87 F SL 84 X FF 92 0-2 HR		C FF 87 B FS 84 X FS 84 1-1 1-H HR		B SL 80 B SI 91 C FF 90 B FF 91 B SL 79 4-1 4 2B BB		3	2	2	3	1	1	0
47 Ryan Ludwick, R (1, 9) OBP: 0.302, SLG: 0.436		C FS 86 C FF 91 B FF 92 B FF 89 B SL 84 F SL 83 X FF 90 3-2 4 G1-3 2B		X FS 82 0-0 ② F7		X FS 87 0-0 3B		B SL 79 B SI 91 1 SAFE F SI 91 C SI 90 S SL 80 2-3 ② K		4	0	2	0	0	1	1
4 Yadier Molina, R (1, 2) OBP: 0.348, SLG: 0.383		X FF 88 0-0 ① G1-3 2-3		B FF 88 B FS 87 B FF 88 C FS 87 B FS 87 4-1 24 FC4-6 BB		B SL 86 B SI 88 B SL 85 C SI 89 B SI 89 4-1 24 BB BB		C SI 91 X SI 90 0-1 1-3 2B		2	0	1	0	2	0	1
24 Rick Ankiel, L (1, 8) OBP: 0.296, SLG: 0.400 43 Trever Miller, R (7, 1) 46 Kyle McClellan, R (8, 1) 55 Skip Schumaker, L (8, PH) OBP: 0.352, SLG: 0.390 30 Jason Motte, R (9, 1)		X SL 82 0-0 ② P6		B FF 92 X SL 84 1-0 ③ FC4-6 1-2f		S CU 78 B CU 79 B SI 94 D SI 94 B FF 95 4-1 27 G4-6-3 1-2 BB		F FF 97 B FF 97 F FF 98 F FF 98 X FF 99 1-2 ③ G6-3		2 0 0 1 0	0 0 0 0 0	0 0 0 0 0	1 0 0 0 0	0 0 0 0 0	2 0 0 2 0	2 0 0 1 0
27 Tyler Greene, R (1, 4) OBP: 0.282, SLG: 0.351		B FF 88 B FS 84 B FS 84 C SI 88 S SL 85 S SL 85 3-3 ③ K	B FS 86 X FF 88 1-0 ① F9			X SI 95 0-0 ②③ G4-6-3 1-2f			C FF 94 S SL 88 X FF 98 0-2 ① L9	4	0	0	0	0	1	4
29 Chris Carpenter, R (1, 1) OBP: 0.167, SLG: 0.118 28 Colby Rasmus, L (5, PH) OBP: 0.311, SLG: 0.443 (6, 7) (7, 8)			X FS 86 0-0 ① G6-3	B FS 86 C FF 90 B SL 84 X SL 83 2-1 ② F8			X SI 94 0-0 13 G4-3 1B		C SL 90 F FF 97 B FF 98 X SL 88 1-2 13 DI 1B	1 3	0 0	0 2	0 0	0 0	0 0	0 0
22 Joe Thurston, L (1, 7) OBP: 0.333, SLG: 0.361 (6, 5)			B FF 89 C FF 90 X SL 84 1-1 ② G3	C FS 88 F FF 88 B FF 89 X SL 84 1-2 ③ F7			S SI 92 B SI 94 F SI 94 B CU 80 B CU 80 S SI 94 3-3 ① K		F FF 97 X FF 98 0-1 ② P2	4	0	0	0	0	1	2
Inning Stats	R: 0 E: 0 K: 1 S: 7 H: 0 LOB: 0 BB: 1 P: 11	R: 0 E: 0 K: 1 S: 9 H: 1 LOB: 1 BB: 0 P: 15	R: 0 E: 0 K: 0 S: 4 H: 0 LOB: 0 BB: 0 P: 5	R: 1 E: 0 K: 1 S: 10 H: 1 LOB: 1 BB: 1 P: 17	R: 0 E: 0 K: 0 S: 6 H: 0 LOB: 0 BB: 0 P: 10	R: 2 E: 0 K: 0 S: 11 H: 2 LOB: 2 BB: 3 P: 25	R: 0 E: 0 K: 1 S: 5 H: 1 LOB: 0 BB: 0 P: 9	R: 0 E: 0 K: 2 S: 13 H: 1 LOB: 2 BB: 1 P: 22	R: 0 E: 0 K: 0 S: 11 H: 1 LOB: 1 BB: 0 P: 14	1B: 2 2B: 2 3B: 1 HR: 2	SF: 0 SAC: 0 DP: 3 HBP: 0			WP: 0 PB: 0 SB: 0 CS: 0	PA: 37		

PITCHER		IP	WLS	BF	H	R	ER	SO	BB	IBB	HBP	BLK	WP	HR	S	P	ERA	WHIP
51 Randy Johnson, L ERA: 4.7	(1, 1)	5.1	W	23	4	3	3	3	4	0	0	0	0	2	45	77	5.06	1.500
41 Jeremy Affeldt, L ERA: 1.48	(6, 1)	2.0	H	6	1	0	0	2	1	0	0	0	0	0	10	20	0.00	1.000
54 Sergio Romo, R ERA: 2.79	(8, 1)	0.1	H	3	1	0	0	1	1	0	0	0	0	0	6	12	0.00	6.000
38 Brian Wilson, R ERA: 3.5	(8, 1)	1.1	S	5	1	0	0	0	0	0	0	0	0	0	15	19	0.00	0.750

PITCHER	IP	WLS	BF	H	R	ER	SO	BB	IBB	HBP	BLK	WP	HR	S	P	ERA	WHIP

BOTTOM

San Francisco Giants @ St. Louis Cardinals

Busch Stadium, St. Louis, MO

Tue Jun 30 2009, 7:15 PM CDT

Att. 37,174 - Partly Cloudy - 82 F

livebaseballscorecards.com

AB	31
R	3
H	7
RBI	3
BB	6
SO	6
LOB	15

TOP

San Francisco Giants @ St. Louis Cardinals
Busch Stadium, St. Louis, MO
Wed Jul 01 2009, 7:15 PM CDT
Att. 36,928 - Partly Cloudy - 78 F

livebaseballscorecards.com

Batter	1	2	3	4	5	6	7	8	9	10	AB	R	H	RBI	BB	SO	LOB
33 Aaron Rowand, R (1, 8) OBP: 0.359, SLG: 0.474	C SI 91 X SI 92 0-1 F9 ①		C SI 93 X SI 93 0-1 1B			C FC 84 S CU 73 B CU 76 S CU 75 1-3 K ①		X FC 85 0-0 2 BB 1B		B FF 89 C FF 90 S FF 91 F FF 91 S CU 78 1-3 K ①	5	0	2	0	0	2	0
2 Randy Winn, S (1, 7) (8, 9) OBP: 0.321, SLG: 0.384	C SI 91 X SI 94 0-1 1 FC6-4 1B		B SI 91 X SI 90 1-0 L8 ②			C SI 91 B CH 81 X CH 82 1-1 1B		B CH 80 B SI 90 B SI 91 C SI 89 B SI 91 4-1 1-2 2-3 BB		X CU 78 0-0 G6-3 ②	4	0	2	0	1	0	1
48 Pablo Sandoval, S (1, 5) OBP: 0.384, SLG: 0.556	S SI 91 F SI 93 X CU 76 0-2 L4 ②		X CU 73 0-0 L9 ③			X SI 90 0-0 F7 ②		B SI 91 B SI 92 S SI 93 F SI 93 B SI 93 S CU 76 3-3 K ①		C CU 79 B FF 92 F FF 90 B CU 80 F CH 85 B CH 85 F FF 92 F CH 85 X CU 79 3-2 L6 ③	5	0	0	0	0	1	6
1 Bengie Molina, R (1, 2) OBP: 0.267, SLG: 0.430	B SI 93 X SI 92 1-0 FC6-4 ③ 1-2f			C SI 89 X SI 88 0-1 F8 ①		X CU 73 0-0 L9 ③		X CU 73 0-0 SF8 ② 3-H			3	0	0	1	0	0	2
12 Nate Schierholtz, L (1, 9) OBP: 0.328, SLG: 0.444 54 Sergio Romo, R (8, 1) 41 Jeremy Affeldt, L (9, 1) OBP: 0.500, SLG: 0.500 46 Bob Howry, L (10, 1)		S SI 90 B SI 90 F SI 90 S CU 76 1-3 K ①		X CH 81 0-0 F7 ②			C SI 90 B SI 89 F CU 70 B CU 75 X CU 73 2-2 F8 ①	C FC 87 S CU 75 S CU 75 0-3 K ③			4 0 0 0	0 0 0 0	0 0 0 0	0 0 0 0	0 0 0 0	2 0 0 0	2 0 0 0
16 Edgar Renteria, R (1, 6) OBP: 0.323, SLG: 0.340		C SI 91 B SI 89 B SI 92 C SI 92 B FC 86 X SI 92 3-2 F9 ②		C SI 90 F FC 84 X CU 76 0-2 G5-3 ③			B FC 84 F SI 92 B SI 93 B FC 85 S FC 86 B SI 92 4-2 BB		X SI 88 0-0 35 S 1B		3	0	1	0	1	0	0
35 Travis Ishikawa, L (1, 3) OBP: 0.322, SLG: 0.403		B SI 90 B CH 84 B SI 92 C SI 90 B SI 91 4-1 5 FC6-4 BB			C CH 81 C CU 72 B CU 76 F SI 95 S CU 75 1-3 K 18 CS		B CH 82 1 SAFE F SI 90 C SI 92 T CU 74 1-2 K ②		1 SAFE B SI 88 F CH 81 F CU 73 D CU 76 B CU 75 S CU 75 3-3 K ① 1-2		3	0	0	0	1	3	2
5 Juan Uribe, R (1, 4) OBP: 0.303, SLG: 0.423		C SI 91 D CU 74 S FC 87 X CU 76 1-2 FC6-4 ③ 1-2f			B FC 86 F SI 91 D SI 92 X FC 85 2-1 F8 ①		C CU 73 F SI 91 S CU 76 0-3 K ③		S FC 86 B SI 92 F CU 73 F FC 87 S SI 92 1-3 K ②		4	0	0	0	0	2	4
18 Matt Cain, R (1, 1) OBP: 0.265, SLG: 0.226 14 Fred Lewis, L (8, PH) OBP: 0.341, SLG: 0.395 (8, 7)			B SI 92 F SI 92 C SI 92 C CU 75 1-3 K ①		S FC 82 C SI 91 B CU 74 S CU 75 1-3 K ② ③ 1-2			F FC 83 F SI 91 B CU 75 F CU 76 B SI 93 X CH 83 2-2 2 BB 1 SF8 2B	C CU 73 D CU 74 B SI 92 F CU 73 S SI 93 2-3 K ③		2 2	0 1	0 1	0 0	0 1	2 1	1 1
Inning Stats	R: 0 E: 0 K: 0 S: 8 H: 1 LOB: 1 BB: 0 P: 9	R: 0 E: 0 K: 1 S: 10 H: 0 LOB: 1 BB: 1 P: 19	R: 0 E: 0 K: 1 S: 7 H: 1 LOB: 1 BB: 0 P: 9	R: 0 E: 0 K: 0 S: 6 H: 0 LOB: 0 BB: 0 P: 6	R: 0 E: 0 K: 2 S: 9 H: 0 LOB: 0 BB: 0 P: 13	R: 0 E: 0 K: 1 S: 7 H: 1 LOB: 1 BB: 0 P: 9	R: 0 E: 0 K: 2 S: 11 H: 0 LOB: 1 BB: 1 P: 18	R: 1 E: 0 K: 2 S: 13 H: 2 LOB: 2 BB: 1 P: 22	R: 0 E: 0 K: 3 S: 11 H: 1 LOB: 1 BB: 0 P: 17	R: 0 E: 0 K: 1 S: 11 H: 0 LOB: 0 BB: 0 P: 15	1B: 5 2B: 1 3B: 0 HR: 0 SF: 1 SAC: 0 DP: 0 HBP: 0	WP: 1 PB: 0 SB: 1 CS: 1 PA: 39					

PITCHER	IP	WLS	BF	H	R	ER	SO	BB	IBB	HBP	BLK	WP	HR	S	P	ERA	WHIP
50 Adam Wainwright, R (1, 1) ERA: 3.32	9.0		36	6	1	1	12	3	0	0	0	1	0	82	122	1.00	1.000
31 Ryan Franklin, R (10, 1) ERA: 0.9	1.0	W	3	0	0	0	1	0	0	0	0	0	0	11	15	0.00	0.000

PITCHER	IP	WLS	BF	H	R	ER	SO	BB	IBB	HBP	BLK	WP	HR	S	P	ERA	WHIP

AB	35
R	1
H	6
RBI	1
BB	3
SO	13
LOB	19

Batter	1	2	3	4	5	6	7	8	9	10	AB	R	H	RBI	BB	SO	LOB
55 Skip Schumaker, L (1, 4) (9, 7) OBP: 0.349, SLG: 0.387	C FF 92 X CU 75 0-1 E6 47 1B 1B		1 SAFE C CU 77 1 SAFE F FF 93 X FF 94 0-2 ① L8		C FF 92 F FF 92 X FF 95 0-2 ① L7		C CU 76 X CH 87 0-1 ③ G6-3		C FF 95 S CU 80 B X 1-2 ③ G4-3		5	1	1	0	0	0	1
28 Colby Rasmus, L (1, 8) OBP: 0.313, SLG: 0.455	X FF 93 0-0 ① B2		D CU 76 1 SAFE X FF 93 1-0 ② F8 1-2		B FF 94 B FF 94 F FF 94 F FF 94 F SL 90 B CH 88 F FF 94 X FF 95 3-2 5 1B 1B			X SI 91 0-0 ① F7		F SI 94 S CH 85 B CH 87 B SI 95 F SI 94 F SI 94 F CH 86 B SI 95 X SI 94 3-2 HR	5	1	2	1	0	0	2
5 Albert Pujols, R (1, 3) OBP: 0.460, SLG: 0.745	I IN 74 4-0 16 L4 47 1B IBB		I IN 84 4-0 47 WP IBB		B FF 95 X FF 95 1-0 47 G4-6-3 1-3 1B			B SI 91 B SI 91 S SL 81 C SI 92 X FF 92 2-2 4 FC6 16 S 1B			2	0	2	0	2	0	0
47 Ryan Ludwick, R (1, 9) OBP: 0.306, SLG: 0.434	C FF 93 B B C X 2-2 1-2 2-H 1B		F FF 93 F SL 87 B SL 87 D SL 85 B CH 88 B FF 95 4-2 1-2 2-3 BB		F SL 88 F FF 93 X FF 94 0-2 ② G4-6-3 1-2f ③			B SL 82 C SI 91 X SI 90 1-1 ② F7			3	0	1	1	1	0	3
16 Chris Duncan, L (1, 7) OBP: 0.337, SLG: 0.390 27 Tyler Greene, R (8, PR) OBP: 0.282, SLG: 0.351 (9, 4)	C FF 95 B CH 88 C CH 87 F FF 90 X FF 94 1-2 ②③ L4 2-2		S SI 95 C FF 94 S FF 90 0-3 ③ K			F FF 93 X CH 88 0-1 ① G4-3		C SL 79 B SL 79 B SI 91 F SL 80 B SL 79 F SL 80 B SL 80 4-2 4 FC6 1-2 BB			3 0	0 0	0 0	0 0	1 0	1 0	5 0
4 Yadier Molina, R (1, 2) OBP: 0.347, SLG: 0.381		C FF 92 B CU 76 X CU 76 1-1 ① F7		C FF 92 C CH 86 X FF 93 0-2 1B		C FF 93 X CH 87 0-1 ② G5-3		X SL 80 0-0 FC6 1-2 2-3			4	0	1	0	0	0	2
22 Joe Thurston, L (1, 5) OBP: 0.327, SLG: 0.353		F FF 93 F FF 93 S FF 94 0-3 ② K		S CU 75 C CU 76 S FF 94 0-3 ① K		C FF 93 C CU 78 B CU 77 X FF 95 1-2 ③ F7		C SL 80 B SL 79 F SI 91 B SI 91 F SL 79 F SL 80 S SL 79 2-3 ③ K			4	0	0	0	0	3	4
50 Adam Wainwright, R (1, 1) OBP: 0.140, SLG: 0.256 24 Rick Ankiel, L (9, PH) OBP: 0.294, SLG: 0.398 31 Ryan Franklin, R (10, 1)		T FF 93 C SL 86 X FF 94 0-2 ③ G3		1 SAFE S FF 91 F FF 92 D CU 78 B SL 89 X FF 94 2-2 ② F8			F SI 93 B FF 94 X SL 84 1-1 ① G5-3		C CU 78 S CU 78 S CU 80 0-3 ① K2-3		3 1 0	0 0 0	0 0 0	0 0 0	0 1 0	0 0 0	1 0 0
13 Brendan Ryan, R (1, 6) OBP: 0.333, SLG: 0.389			F FF 92 F CU 76 F SL 89 X SI 96 0-2 47 WP 28 E 1B	C FF 93 X FF 94 0-1 ③ P2			S SL 84 X SL 84 0-1 ② G5-3		B SI 94 S SI 94 S CH 87 S CH 88 1-3 ② K		4	0	1	0	0	1	1
Inning Stats	R: 1 H: 2 E: 1 LOB: 1 K: 0 BB: 1 S: 10 P: 17	R: 0 H: 0 E: 0 LOB: 0 K: 1 BB: 0 S: 8 P: 9	R: 0 H: 1 E: 1 LOB: 3 K: 1 BB: 2 S: 13 P: 22	R: 0 H: 1 E: 0 LOB: 1 K: 1 BB: 0 S: 11 P: 13	R: 0 H: 2 E: 0 LOB: 1 K: 0 BB: 0 S: 12 P: 16	R: 0 H: 0 E: 0 LOB: 0 K: 0 BB: 0 S: 7 P: 8	R: 0 H: 0 E: 0 LOB: 0 K: 0 BB: 0 S: 6 P: 7	R: 0 H: 1 E: 0 LOB: 3 K: 1 BB: 1 S: 15 P: 24	R: 0 H: 0 E: 0 LOB: 0 K: 2 BB: 0 S: 9 P: 11	R: 1 H: 1 E: 0 LOB: 0 K: 0 BB: 0 S: 6 P: 9	1B: 7 SF: 0 2B: 1 SAC: 0 3B: 0 DP: 2 HR: 1 HBP: 0						

PITCHER		IP	WLS	BF	H	R	ER	SO	BB	IBB	HBP	BLK	WP	HR	S	P	ERA	WHIP
18 Matt Cain, R ERA: 2.48	(1, 1)	7.0		28	6	1	1	3	1	2	0	0	1	0	67	92	1.29	1.000
54 Sergio Romo, R ERA: 2.53	(8, 1)	1.0		6	1	0	0	1	1	0	0	0	0	0	15	24	0.00	2.000
41 Jeremy Affeldt, L ERA: 1.44	(9, 1)	1.0		3	0	0	0	2	0	0	0	0	0	0	9	11	0.00	0.000
46 Bob Howry, R ERA: 3.86	(10, 1)	0.0	L	1	1	1	0	0	0	0	0	0	0	1	6	9	∞	∞

PITCHER	IP	WLS	BF	H	R	ER	SO	BB	IBB	HBP	BLK	WP	HR	S	P	ERA	WHIP

BOTTOM

San Francisco Giants @ St. Louis Cardinals
Busch Stadium, St. Louis, MO
Wed Jul 01 2009, 7:15 PM CDT
Att. 36,928 - Partly Cloudy - 78 F

livebaseballscorecards.com

AB	34
R	2
H	8
RBI	2
BB	4
SO	6
LOB	19

WP: 1 PA: 38
PB: 0
SB: 1
CS: 0

Batter	1	2	3	4	5	6	7	8	9	AB	R	H	RBI	BB	SO	LOB
33 Aaron Rowand, R (1, 8) OBP: 0.358, SLG: 0.482	C SI 92 B SI 93 F SI 93 X SL 86 1-2 ① P6		C SL 86 F SL 87 B SI 92 C FF 93 1-3 ② K		S SL 85 B SL 87 S SL 86 S SL 85 1-3 ③ K			C FF 90 B FF 91 B SL 86 X FF 91 2-1 1-H HR		4	1	1	2	0	2	2
2 Randy Winn, S (1, 9) OBP: 0.323, SLG: 0.389 (8, 7)	C SI 93 C SI 93 B FF 92 X FF 94 1-2 48 G4-3 2B		C SI 93 F CH 85 D CU 78 X CU 79 1-2 ③ F7			C FF 90 B CU 78 X SI 90 1-1 ① L6		C SI 89 B SI 91 B SI 90 B SI 89 F SI 89 X SI 90 3-2 1 1B		4	0	2	0	0	0	1
48 Pablo Sandoval, S (1, 5) OBP: 0.379, SLG: 0.548	B SI 93 F SI 93 B SI 93 X CH 84 2-1 ② G4-3 2-3			C SI 92 X CH 83 0-1 ① G4-3		B SI 91 B SI 91 B SI 93 C SI 93 F SI 92 F SI 92 S SI 93 3-3 ② K		C SI 92 B CU 76 F CU 77 B SI 92 B SI 93 S SI 92 3-3 ② K		4	0	0	0	0	2	2
1 Bengie Molina, R (1, 2) OBP: 0.270, SLG: 0.431 22 Eli Whiteside, R (8, PR) OBP: 0.290, SLG: 0.300 (8, 2)	C FF 92 F FF 93 B FF 91 F SL 88 T SL 87 1-2 ③ K			B SI 92 S SI 93 X FF 92 1-1 1B		X SL 86 0-0 ③ G6-3		F CU 76 F SI 92 B SI 92 F CU 78 X CU 76 1-2 1-2 1B		4 0	0 0	2 0	0 0	0 0	1 0	1 0
14 Fred Lewis, L (1, 7) OBP: 0.335, SLG: 0.387 49 Brandon Medders, R (8, 1)		F SI 92 X FF 92 0-1 ① F7		B SI 92 C SI 92 B FF 90 X SI 92 2-1 ② F8			F SI 91 B FF 89 C CH 83 S CU 79 1-3 ① K2-3	F SI 91 D CU 76 F SI 92 B CU 77 D CU 77 X CU 76 3-2 ③ G3		4 0	0 0	0 0	0 0	0 0	1 0	3 0
5 Juan Uribe, R (1, 6) OBP: 0.302, SLG: 0.418		B FF 92 B SI 93 F SI 92 B SI 93 X FF 93 3-1 35 G6-4-3 1B		B SL 86 F SL 87 X SL 86 1-1 ③ F9			C FF 90 F SI 92 B CH 82 F CH 84 X SL 86 1-2 ② F7		X FF 89 0-0 ① P4	4	0	1	0	0	0	1
35 Travis Ishikawa, L (1, 3) OBP: 0.320, SLG: 0.399		B SI 92 B SI 93 F SI 92 C SI 93 B CU 80 X SI 93 3-2 ② ③ G6-4-3 1-2f			X SI 91 0-0 37 G6-3 1B		X CH 82 0-0 ③ F7		C SI 90 S CU 77 B CH 84 F FF 90 S CU 78 1-3 ② K	4	0	1	0	0	1	1
37 Matt Downs, R (1, 4) OBP: 0.286, SLG: 0.306			B FF 92 B FF 93 F FF 92 B FF 93 B FF 92 4-1 75 SH1-3 BB		F SL 85 F SL 84 B SI 92 X SI 93 1-2 ① ② G6-3 1-2f			C SL 83 S SL 85 B SL 81 S SI 92 1-3 ① K	C FF 90 F FF 90 X CU 78 0-2 ③ L4	3	0	0	0	1	1	1
75 Barry Zito, L (1, 1) OBP: 0.120, SLG: 0.120 45 Justin Miller, R (5, 1) 47 Merkin Valdez, R (7, 1) 12 Nate Schierholtz, L (8, PH) OBP: 0.333, SLG: 0.449 (8, 9)			X FF 90 0-0 ① SH1-3 1-2		B FF 90 C FF 90 B SI 91 X FF 92 2-1 1B			X SI 92 0-0 33 HR 1B		1 0 0 1	0 0 0 1	1 0 0 1	0 0 0 0	0 0 0 0	0 0 0 0	0 0 0 0
Inning Stats	R: 0 E: 0 K: 1 S: 12 H: 1 LOB: 1 BB: 0 P: 17	R: 0 E: 0 K: 0 S: 7 H: 1 LOB: 0 BB: 0 P: 13	R: 0 E: 0 K: 1 S: 8 H: 0 LOB: 1 BB: 1 P: 14	R: 0 E: 0 K: 0 S: 8 H: 1 LOB: 1 BB: 0 P: 12	R: 0 E: 0 K: 1 S: 9 H: 2 LOB: 1 BB: 0 P: 13	R: 0 E: 0 K: 1 S: 7 H: 0 LOB: 0 BB: 0 P: 11	R: 0 E: 0 K: 1 S: 8 H: 0 LOB: 0 BB: 0 P: 10	R: 2 E: 0 K: 2 S: 19 H: 4 LOB: 2 BB: 0 P: 32	R: 0 E: 0 K: 1 S: 8 H: 0 LOB: 0 BB: 0 P: 9	1B: 7 2B: 1 3B: 0 HR: 1 SF: 0 SAC: 1 DP: 2 HBP: 0						

PITCHER		IP	WLS	BF	H	R	ER	SO	BB	IBB	HBP	BLK	WP	HR	S	P	ERA	WHIP
37 Todd Wellemeyer, R ERA: 5.44	(1, 1)	7.1	W	28	7	2	2	6	1	0	0	0	0	1	65	99	2.46	1.091
36 Dennys Reyes, L ERA: 4.35	(8, 1)	0.0		1	1	0	0	0	0	0	0	0	0	0	3	6	∞	∞
46 Kyle McClellan, R ERA: 2.92	(8, 1)	0.2	H	3	1	0	0	1	0	0	0	0	0	0	10	17	0.00	1.500
31 Ryan Franklin, R ERA: 0.87	(9, 1)	1.0	S	3	0	0	0	1	0	0	0	0	0	0	8	9	0.00	0.000

PITCHER	IP	WLS	BF	H	R	ER	SO	BB	IBB	HBP	BLK	WP	HR	S	P	ERA	WHIP

TOP

San Francisco Giants @ St. Louis Cardinals
Busch Stadium, St. Louis, MO
Thu Jul 02 2009, 6:15 PM CDT
Att. 41,875 - Partly Cloudy - 82 F

livebaseballscorecards.com

AB	33
R	2
H	9
RBI	2
BB	1
SO	8
LOB	12

WP: 0	PA: 35
PB: 0	
SB: 0	
CS: 0	

Batter	1	2	3	4	5	6	7	8	9	AB	R	H	RBI	BB	SO	LOB
13 Brendan Ryan, R (1, 6) OBP: 0.337, SLG: 0.398	B FF 86 C SI 86 C CU 71 F FF 86 X SI 87 1-2 55 2B 47 1B 1B	B CH 73 C CH 72 C SI 86 S CU 73 1-3 ② K			1 SAFE F FF 87 F SI 87 F CU 74 X FC 81 0-2 55 G3 47 1B 1-3 2B		C FF 96 B FF 97 B FF 96 F FF 97 X SL 85 2-2 ① F7			4	2	2	0	0	1	0
55 Skip Schumaker, L (1, 4) (9, 7) OBP: 0.351, SLG: 0.392	C SI 86 X FC 81 0-1 47 1B 4 BB 1-3 2B	S FF 87 C SI 86 B FC 82 B CU 75 X CU 72 2-2 ③ G1-3			X CU 73 0-0 ① G3 2-3 3-H		C FF 96 B CH 88 F FF 97 B SL 87 F FF 96 F CH 88 F FF 98 X CH 89 2-2 5 G4-6-3 1B			4	1	2	1	0	0	1
5 Albert Pujols, R (1, 3) OBP: 0.460, SLG: 0.740	I IN 69 I IN 71 I IN 73 I IN 71 4-0 4 BB 47 1B 16 FC3-6 IBB	C SI 87 B CH 74 S FC 78 C CU 74 1-3 ① K			I IN 64 I IN 60 I IN 61 I 4-0 47 1B IBB		B FF 99 C FF 97 X FF 99 1-1 ②③ G4-6-3 1-2f			2	1	0	0	2	1	1
47 Ryan Ludwick, R (1, 9) OBP: 0.309, SLG: 0.435	F CU 72 B CH 73 B FF 86 F FF 86 F FC 82 F FC 82 B CH 74 X FC 82 3-2 16 FC3-6 4 BB 1-2 2-3 3-H 1B	S SI 87 C SI 87 B SI 88 F FC 82 B CU 73 B CH 74 S FC 80 3-3 ② K			X SL 77 0-0 1-2 3-H 1B			C FC 91 F FC 93 B CU 75 B FC 91 F CU 72 X SI 90 2-2 ① G5-3		4	0	2	2	0	1	0
4 Yadier Molina, R (1, 2) OBP: 0.349, SLG: 0.381	F SI 88 B FF 87 B SI 87 F CH 74 B FC 82 B CH 71 4-2 16 FC3-6 1-2 2-3 3-H BB	B CU 72 C CH 73 B SI 85 F SI 86 F CU 74 X SI 87 2-2 ③ P4			B SL 79 S SI 87 X SI 88 1-1 ② L7			S SL 86 F SI 92 X FF 93 0-2 16 G3-1 1B		3	0	1	1	1	0	2
16 Chris Duncan, L (1, 7) OBP: 0.332, SLG: 0.383 31 Ryan Franklin, R (9, 1)	C FC 83 X FC 81 0-1 ① FC3-6 37 FC5-4 1-2f 2-3 3-H	F SI 83 S SL 79 C SI 87 0-3 ① K	F CH 80 F FF 88 D CU 78 B FF 87 F CH 80 X CH 80 2-2 ③ G3					D CU 73 B FF 92 F FC 90 B SI 83 X FC 91 3-1 ②③ G3-1 1-2		4 0	0 0	0 0	1 0	0 0	1 0	5 0
27 Tyler Greene, R (1, 5) OBP: 0.274, SLG: 0.340	F SI 86 S FC 82 B SI 86 B CU 74 B CU 73 S FC 82 3-3 ② K	C CU 70 B CH 73 C CU 68 F CU 73 F FC 79 F FF 87 C FF 87 1-3 ② K				S SI 88 B SL 80 S SL 80 X SL 81 1-2 ① F9				3	0	0	0	0	2	2
37 Todd Wellemeyer, R (1, 1) OBP: 0.125, SLG: 0.125 36 Dennys Reyes, R (8, 1) 46 Kyle McClellan, R (8, 1) 22 Joe Thurston, L (9, 4) OBP: 0.327, SLG: 0.353	X FC 80 0-0 ③ FC5-4 1-2f	B SI 87 F SI 85 B SI 86 X SI 85 2-1 ③ F9				C SI 88 X CU 80 0-1 ② F7				3 0 0 0	0 0 0 0	0 0 0 0	0 0 0 0	0 0 0 0	0 0 0 0	2 0 0 0
28 Colby Rasmus, L (1, 8) OBP: 0.313, SLG: 0.453		C SL 78 F SI 86 B CU 73 B SI 82 S FC 81 2-3 ① K			B FC 80 F SI 84 X SI 84 1-1 13 2B 55 G3 1B	X CH 80 0-0 ③ F7				3	1	1	0	0	1	0
Inning Stats	R: 3 E: 0 K: 1 S: 19 H: 3 LOB: 2 BB: 2 P: 34	R: 0 E: 0 K: 2 S: 9 H: 0 LOB: 0 BB: 0 P: 14	R: 0 E: 0 K: 2 S: 11 H: 0 LOB: 0 BB: 0 P: 17	R: 0 E: 0 K: 2 S: 11 H: 0 LOB: 0 BB: 0 P: 14	R: 2 E: 0 K: 0 S: 14 H: 3 LOB: 2 BB: 1 P: 22	R: 0 E: 0 K: 0 S: 6 H: 0 LOB: 0 BB: 0 P: 7	R: 0 E: 0 K: 0 S: 11 H: 1 LOB: 0 BB: 0 P: 16	R: 0 E: 0 K: 0 S: 9 H: 1 LOB: 1 BB: 0 P: 14		1B: 6 2B: 2 3B: 0 HR: 0	SF: 0 SAC: 0 DP: 1 HBP: 0			WP: 0 PB: 0 SB: 0 CS: 0	PA: 33	

PITCHER		IP	WLS	BF	H	R	ER	SO	BB	IBB	HBP	BLK	WP	HR	S	P	ERA	WHIP
75 Barry Zito, L ERA: 4.82	(1, 1)	4.1	L	21	5	5	5	7	1	2	0	0	0	0	57	91	10.38	1.385
45 Justin Miller, R ERA: 2.16	(5, 1)	1.2		6	1	0	0	0	0	0	0	0	0	0	13	17	0.00	0.600
47 Merkin Valdez, R ERA: 3.38	(7, 1)	1.0		3	1	0	0	0	0	0	0	0	0	0	11	16	0.00	1.000
49 Brandon Medders, R ERA: 3.03	(8, 1)	1.0		3	1	0	0	0	0	0	0	0	0	0	9	14	0.00	1.000

PITCHER	IP	WLS	BF	H	R	ER	SO	BB	IBB	HBP	BLK	WP	HR	S	P	ERA	WHIP

BOTTOM

San Francisco Giants @ St. Louis Cardinals

Busch Stadium, St. Louis, MO

Thu Jul 02 2009, 6:15 PM CDT

Att. 41,875 - Partly Cloudy - 82 F

livebaseballscorecards.com

AB	30
R	5
H	8
RBI	5
BB	3
SO	7
LOB	13

Batter	1	2	3	4	5	6	7	8	9	AB	R	H	RBI	BB	SO	LOB
21 Michael Bourn, L (1, 8) OBP: 0.363, SLG: 0.400	B FF 90 X FF 90 1-0 G6-3		B FF 89 F FF 88 B SL 86 X FF 89 2-1 G4-3			F FF 89 B SL 86 B SL 86 X FF 89 2-1 G4-3		B SI 94 S FF 93 B FF 93 F FF 92 B SL 83 F SI 93 X FF 93 3-2 1B		4	0	1	0	0	0	0
10 Miguel Tejada, R (1, 6) OBP: 0.359, SLG: 0.470 48 Tim Byrdak, L (8, 1)	B FF 92 C FF 90 X FF 90 1-1 G5-3			C FF 90 X FF 88 0-1 L4		B FF 91 B FF 86 S FF 90 F FF 90 S CU 78 2-3 K		B SL 79 F FF 93 X CH 85 1-1 F7		4 0	0 0	0 0	0 0	0 0	1 0	1 0
17 Lance Berkman, S (1, 3) OBP: 0.396, SLG: 0.529 2 Darin Erstad, L (7, PH) OBP: 0.231, SLG: 0.256 (7, 3)	B SI 91 B SL 87 B SL 86 C FF 89 B SL 87 4-1 BB			F SL 85 B FF 90 X CU 76 1-1 45 WP 1B			B FF 87 C FF 87 S FF 88 F CU 78 B FF 90 X FF 89 2-2 F7		S FF 93 X FF 92 0-1 L9	1 2	0 0	1 0	0 0	1 0	0 0	0 0
45 Carlos Lee, R (1, 7) OBP: 0.351, SLG: 0.476 4 Jason Michaels, R (7, PH) OBP: 0.247, SLG: 0.286 (7, 7)	C FF 91 X FF 89 0-1 G4-3			B SI 90 C FF 91 F SL 87 B SL 86 B FF 91 F FF 90 X FF 92 3-2 F7 1-2			C FF 90 B CU 78 S FF 87 B SL 85 S FF 87 2-3 K		T SI 94 F CH 87 F SI 93 B SL 84 X SL 83 1-2 G4-3	2 2	0 0	0 0	0 0	0 0	0 1	2 0
27 Geoff Blum, S (1, 5) OBP: 0.335, SLG: 0.335		C FF 88 B CU 75 X FF 90 1-1 F9		D FF 90 C SL 86 C FF 89 D CU 77 D SL 86 X SI 90 3-2 G3-1			X FF 88 0-0 9 1B 1B		F FF 94 B FF 93 S CH 86 B FF 93 S SL 82 2-3 K2-3	4	0	1	0	0	1	1
9 Hunter Pence, R (1, 9) OBP: 0.377, SLG: 0.493		B FF 90 F SI 88 B FF 89 X FF 90 2-1 G1-3			F FF 89 X CU 76 0-1 P4		C SL 85 X FF 87 0-1 1-2 1B			3	0	1	0	0	0	0
3 Kazuo Matsui, S (1, 4) OBP: 0.290, SLG: 0.321		X FF 90 0-0 G4-3			B SL 87 B SL 88 B FF 91 C FF 90 F FF 89 F FF 92 X FF 92 3-2 G6-3		B FF 87 F SL 87 S SL 86 D SL 85 F CU 77 B FF 90 X SL 86 3-2 G4-3			3	0	0	0	0	0	2
55 Humberto Quintero, R (1, 2) OBP: 0.265, SLG: 0.313			C FF 90 B FF 90 B FF 89 B FF 90 C FF 89 T FF 90 3-2 K		S FF 93 F FF 94 F FF 91 S SL 86 0-3 K			F FF 93 X FF 94 0-1 G5-3		3	0	0	0	0	2	0
52 Felipe Paulino, R (1, 1) OBP: 0.077, SLG: 0.077 36 Matt Kata, S (3, PH) OBP: 0.212, SLG: 0.226 47 Jeff Fulchino, R (3, 1) 8 Jeff Keppinger, R (8, PH) OBP: 0.341, SLG: 0.383 (8, 6)			B FF 90 C SI 88 X FF 89 1-1 G4-3			B FF 88 C FF 89 F FF 90 X SL 86 1-2 G5-3		X FF 94 0-0 F9		0 1 1 1	0 0 0 0	0 0 0 0	0 0 0 0	0 0 0 0	0 0 0 0	0 0 0 0
Inning Stats	R: 0 E: 0 K: 0 S: 6 H: 0 LOB: 1 BB: 1 P: 12	R: 0 E: 0 K: 0 S: 5 H: 0 LOB: 0 BB: 0 P: 8	R: 0 E: 0 K: 1 S: 7 H: 0 LOB: 0 BB: 0 P: 13	R: 0 E: 0 K: 0 S: 11 H: 1 LOB: 1 BB: 0 P: 18	R: 0 E: 0 K: 1 S: 10 H: 0 LOB: 0 BB: 0 P: 13	R: 0 E: 0 K: 1 S: 8 H: 0 LOB: 0 BB: 0 P: 13	R: 0 E: 0 K: 1 S: 14 H: 2 LOB: 2 BB: 0 P: 21	R: 0 E: 0 K: 0 S: 9 H: 1 LOB: 1 BB: 0 P: 13	R: 0 E: 0 K: 1 S: 9 H: 0 LOB: 0 BB: 0 P: 12	1B: 4 2B: 0 3B: 0 HR: 0	SF: 0 SAC: 0 DP: 0 HBP: 0					

TOP

Houston Astros @ San Francisco Giants

AT&T Park, San Francisco, CA

Fri Jul 03 2009, 7:15 PM PDT

Att. 42,199 - Clear - 66 F

livebaseballscorecards.com

AB	31
R	0
H	4
RBI	0
BB	1
SO	5
LOB	6

PITCHER		IP	WLS	BF	H	R	ER	SO	BB	IBB	HBP	BLK	WP	HR	S	P	ERA	WHIP
56 Ryan Sadowski, R ERA:	(1, 1)	7.0	W	25	3	0	0	4	1	0	0	0	1	0	61	98	0.00	0.571
57 Jonathan Sánchez, L ERA: 5.3	(8, 1)	2.0		7	1	0	0	1	0	0	0	0	0	0	18	25	0.00	0.500

PITCHER	IP	WLS	BF	H	R	ER	SO	BB	IBB	HBP	BLK	WP	HR	S	P	ERA	WHIP

Batter	1	2	3	4	5	6	7	8	9	AB	R	H	RBI	BB	SO	LOB
33 Aaron Rowand, R (1, 8) OBP: 0.363, SLG: 0.485	C FF 95 B FF 94 C SL 84 S SL 87 1-3 **K** ①	B SL 87 D SL 86 B CH 87 B FF 95 4-0 2 3B **BB**	F FF 90 B SL 83 B SI 92 B SI 92 X FF 92 3-1 59 1B **2B**		H FF 92 1-0 **HBP**		F FF 92 B SI 92 B CH 84 F FF 92 B SI 92 X FF 92 3-2 **G4-3** ③			2	2	1	0	1	1	0
14 Fred Lewis, L (6, 7) OBP: 0.333, SLG: 0.385										1	0	0	0	0	0	0
2 Randy Winn, S (1, 7) OBP: 0.327, SLG: 0.400	C FF 96 S FF 96 B SI 97 X FF 96 1-2 48 HR **1B**	F SL 86 B FF 96 B FF 95 F FF 95 1 SAFE D SL 87 X FF 95 3-2 **1-H** 12 1B **3-H** 3B	C FF 92 D CH 86 X SL 82 1-1 48 3B **2-H** **1B**		S FF 90 F FF 93 B CH 86 C FF 93 1-3 **K** ①			F SI 89 X SL 81 0-1 **F9** ①		2	2	2	2	0	0	0
59 Andres Torres, S (3, PH) OBP: 0.358, SLG: 0.500										3	1	1	1	0	1	1
(4, 7)																
(6, 8)																
48 Pablo Sandoval, S (1, 5) OBP: 0.380, SLG: 0.563	S FF 95 1 SAFE B FF 95 S SL 86 X FF 97 1-2 **1-H** **HR**	X SL 88 0-0 **L3** ②	F SL 82 X FF 94 0-1 12 2B **1-H** **3B**		B CH 86 T CH 85 F CH 86 F CH 87 X SL 81 1-2 **F7** ②			X CH 79 0-0 **P3** ②		5	2	2	3	0	0	2
12 Nate Schierholtz, L (1, 9) OBP: 0.350, SLG: 0.466	F FF 96 X FF 95 0-1 16 1B 16 WP 5 PB **1B**	X SL 87 0-0 16 1B 35 HR **3-H** **1B**	D CH 85 F SI 92 X SI 92 1-1 16 1B **3-H** **2B**		F SI 93 X SL 83 0-1 **G3-1** ③			S SL 82 B SL 83 B SL 83 B CH 82 B FF 89 4-1 35 1B 37 BB **BB**		4	3	3	2	1	0	1
16 Edgar Renteria, R (1, 6) OBP: 0.329, SLG: 0.346	C SL 87 C SL 85 B FF 97 B SL 85 B SL 87 X FF 96 3-2 5 PB **1-3** **1B**	B FF 94 X FF 94 1-0 35 HR **1-3** **1B**	D SL 82 D FF 92 C FF 93 F FF 94 X SL 81 2-2 **2-H** **1B**			F FF 91 X SI 92 0-1 **G6-3** ①		B SI 87 B CH 85 B SI 90 B FF 88 4-0 35 1B **1-2** **BB**		4	1	3	1	0	0	0
37 Matt Downs, R (7, 4) OBP: 0.302, SLG: 0.306										0	0	0	0	1	0	0
35 Travis Ishikawa, L (1, 3) OBP: 0.322, SLG: 0.417	B FF 96 S SL 86 B SL 87 S SL 87 C FF 95 2-3 **K** ②	C FF 95 X SL 88 0-1 **1-H** **HR** **3-H**	F FF 92 B FF 94 B CH 84 X FF 92 2-1 **G6-3** ③			S SI 94 F SI 94 B SL 84 B CH 87 B FF 94 X FF 92 3-2 **G3-1** ②		B SL 84 B SI 89 F FF 90 X FF 88 2-1 **1-2** **2-3** **1B**		5	1	2	3	0	1	3
5 Juan Uribe, R (1, 4) OBP: 0.293, SLG: 0.405	B SL 87 X SL 85 1-0 **G4-3** ③ **2-3** **3-H**	C FF 94 B SL 84 C F FF 92 B X 2-2 **F9** ③		F SL 83 B FF 93 X FF 93 1-1 **P4** ①		C FF 92 B FF 93 S SL 84 S SL 83 1-3 **K2-3** ③		X CH 85 0-0 **G1-3** ③		5	0	0	0	0	1	4
(7, 6)																
22 Eli Whiteside, R (1, 2) OBP: 0.286, SLG: 0.324		C SI 94 F FF 94 B SL 87 B SL 86 X FF 96 2-2 56 SH1-4 2 3B **2B**	B SI 92 B SL 82 S FF 91 F FF 91 B FF 93 C FF 92 3-3 **K** ①	B SL 84 B SL 83 X FF 92 2-0 **P4** ②			F SI 91 C SL 81 B CH 86 F FF 92 F SI 92 F SL 83 X SI 93 1-2 **G6-3** ①			4	1	1	0	0	1	0
56 Ryan Sadowski, R (1, 1) OBP: 0.167, SLG: 0.167		X FF 93 0-0 **SH1-4** ① **2-3**	C FF 91 C FF 92 X FF 93 0-2 **G1-3** ②	F SI 92 S SI 93 B FF 94 B SL 83 X FF 92 2-2 **G6-3** ③			B FF 91 C SI 92 F SI 92 C SI 93 1-3 **K** ②			3	0	0	0	0	1	0
57 Jonathan Sánchez, L (8, 1)										0	0	0	0	0	0	0
Inning Stats	R: 3 E: 0 K: 2 S: 18 H: 4 LOB: 1 BB: 0 P: 27	R: 6 E: 0 K: 0 S: 16 H: 5 LOB: 0 BB: 1 P: 28	R: 4 E: 0 K: 1 S: 19 H: 5 LOB: 1 BB: 0 P: 31	R: 0 E: 0 K: 0 S: 6 H: 0 LOB: 0 BB: 0 P: 11	R: 0 E: 0 K: 1 S: 9 H: 0 LOB: 1 BB: 0 P: 12	R: 0 E: 0 K: 1 S: 8 H: 0 LOB: 0 BB: 0 P: 12	R: 0 E: 0 K: 1 S: 12 H: 0 LOB: 0 BB: 0 P: 17	R: 0 E: 0 K: 0 S: 7 H: 1 LOB: 3 BB: 2 P: 17		1B: 8 2B: 3 3B: 2 HR: 2 SF: 0 SAC: 1 DP: 0 HBP: 1					

PITCHER	IP	WLS	BF	H	R	ER	SO	BB	IBB	HBP	BLK	WP	HR	S	P	ERA	WHIP
52 Felipe Paulino, R (1, 1) ERA: 6.66	2.0	L	16	9	9	8	2	1	0	0	0	1	2	34	55	36.00	5.000
47 Jeff Fulchino, R (3, 1) ERA: 3.13	5.0		21	5	4	4	4	0	0	1	0	0	0	54	83	7.20	1.000
48 Tim Byrdak, L (8, 1) ERA: 3.58	1.0		6	1	0	0	0	2	0	0	0	0	0	7	17	0.00	3.000

PITCHER	IP	WLS	BF	H	R	ER	SO	BB	IBB	HBP	BLK	WP	HR	S	P	ERA	WHIP

BOTTOM

Houston Astros @ San Francisco Giants

AT&T Park, San Francisco, CA

Fri Jul 03 2009, 7:15 PM PDT

Att. 42,199 - Clear - 66 F

livebaseballscorecards.com

AB	38
R	13
H	15
RBI	12
BB	3
SO	6
LOB	11

PA: 43

WP: 1
PB: 1
SB: 0
CS: 0

Batter	1	2	3	4	5	6	7	8	9	AB	R	H	RBI	BB	SO	LOB
21 Michael Bourn, L (1, 8) OBP: 0.359, SLG: 0.395	C SI 91 F FF 94 C CH 82 0-3 ① K		X FF 92 0-0 ② G4-3			C S CH 81 B CH 80 F SI 93 X CH 85 1-2 ① G4-3		F FC 90 B FF 90 S CH 79 F CU 70 S CU 71 1-3 ② K		4	0	0	0	0	2	0
10 Miguel Tejada, R (1, 6) OBP: 0.355, SLG: 0.464	B FF 93 C SI 92 F FF 93 B SL 83 F CH 82 X SI 95 2-2 ② G3-1		C FF 92 S CU 79 X CH 80 0-2 ③ G5-3			C SI 93 F FF 93 F FF 94 F SI 94 F SL 82 F CH 84 F CH 85 X SI 95 0-2 ② G1-3		F FC 90 X CU 70 0-1 ③ P5		4	0	0	0	0	0	0
17 Lance Berkman, S (1, 3) OBP: 0.401, SLG: 0.532	B SI 93 C SI 93 B SI 95 B CU 74 B SI 94 4-1 45 S BB			C SI 92 L FF 93 B CH 86 X SI 92 1-2 2B		B CH 83 F FF 93 B SI 94 B CH 81 B SI 91 4-1 BB			B FF 93 F FF 94 B CH 86 B FF 94 X FF 95 3-1 ① G4-3	2	0	1	0	2	0	0
45 Carlos Lee, R (1, 7) OBP: 0.347, SLG: 0.469	C FF 94 B SI 94 F FF 92 S SL 82 1-3 ③ K 1-2			B FF 93 B FF 93 C FF 91 F CH 82 F FF 93 F SI 95 S SL 80 2-3 ① K2-3		X FF 93 0-0 ③ L7			F FF 97 F FF 96 X SL 85 0-2 ② L4	4	0	0	0	0	2	3
27 Geoff Blum, S (1, 5) OBP: 0.333, SLG: 0.333		B CU 74 X FF 92 1-0 9 G3 1B		C CU 76 S CH 81 B FF 95 T SI 95 1-2 ② K			C SI 91 X CU 71 0-1 ① F9		B FF 95 X FF 96 1-0 ③ P6	4	0	1	0	0	1	1
9 Hunter Pence, R (1, 9) OBP: 0.373, SLG: 0.488		B SI 92 C SI 93 1 SAFE F FF 92 B CH 80 1 SAFE X SI 93 2-2 ① G3 1-2		B FF 93 B FF 92 F CH 81 F CH 83 S SL 81 2-3 ③ K			C SI 93 F FF 92 F FF 93 B CU 80 X SI 95 1-2 ② G4-3			3	0	0	0	0	1	2
77 Ivan Rodriguez, R (1, 2) OBP: 0.278, SLG: 0.402		B SI 92 S CH 80 F FF 92 S CH 86 1-3 ② K			F SI 90 B FF 92 F CU 78 B CH 83 S CH 83 2-3 ① K		C FF 93 F SI 94 B CH 84 X CH 80 1-2 2B			3	0	1	0	0	2	1
3 Kazuo Matsui, S (1, 4) OBP: 0.286, SLG: 0.317		C FF 92 B SI 95 X CH 83 1-1 ③ G4-3			X SI 92 0-0 ② B5-3		B FF 93 S SI 91 B FF 93 B SI 91 F FF 92 S CH 84 3-3 ③ K			3	0	0	0	0	1	2
23 Russ Ortiz, R (1, 1) OBP: 0.217, SLG: 0.318 43 Chris Sampson, R (6, 1) 2 Darin Erstad, L (8, PH) OBP: 0.228, SLG: 0.253 47 Jose Valverde, R (8, 1)			B FF 90 B SI 92 B FF 90 C FF 92 X FF 90 3-1 ① F7		C SI 93 C FF 92 B CH 82 C CH 83 1-3 ③ K			B FF 89 B FC 90 C FF 87 C FC 90 F FC 89 F FC 92 B CU 69 X FC 90 3-2 ① G3-1		2 0 1 0	0 0 0 0	0 0 0 0	0 0 0 0	1 0 0 0	0 0 0 0	0 0 0 0

Inning Stats										
	R: 0 E: 0 K: 2 S: 11	H: 0 LOB: 1 BB: 1 P: 18	R: 0 E: 0 K: 1 S: 9	H: 1 LOB: 1 BB: 0 P: 14	R: 0 E: 0 K: 0 S: 6	H: 0 LOB: 0 BB: 0 P: 9	R: 0 E: 0 K: 3 S: 14	H: 1 LOB: 1 BB: 0 P: 20	R: 0 E: 0 K: 2 S: 7	H: 0 LOB: 0 BB: 0 P: 10
	R: 0 E: 0 K: 0 S: 14	H: 0 LOB: 1 BB: 1 P: 19	R: 0 E: 0 K: 1 S: 12	H: 1 LOB: 1 BB: 0 P: 17	R: 0 E: 0 K: 1 S: 11	H: 0 LOB: 0 BB: 0 P: 15	R: 0 E: 0 K: 0 S: 6	H: 0 LOB: 0 BB: 0 P: 10	1B: 1 2B: 2 3B: 0 HR: 0	SF: 0 SAC: 0 DP: 0 HBP: 0

WP: 0 PA: 32
PB: 0
SB: 1
CS: 0

PITCHER	IP	WLS	BF	H	R	ER	SO	BB	IBB	HBP	BLK	WP	HR	S	P	ERA	WHIP
55 Tim Lincecum, R (1, 1) ERA: 2.23	7.0	W	26	3	0	0	9	2	0	0	0	0	0	73	107	0.00	0.714
49 Brandon Medders, R (8, 1) ERA: 2.94	1.0		3	0	0	0	1	0	0	0	0	0	0	11	15	0.00	0.000
47 Merkin Valdez, R (9, 1) ERA: 3.24	1.0		3	0	0	0	0	0	0	0	0	0	0	6	10	0.00	0.000

PITCHER	IP	WLS	BF	H	R	ER	SO	BB	IBB	HBP	BLK	WP	HR	S	P	ERA	WHIP

TOP

Houston Astros @ San Francisco Giants

AT&T Park, San Francisco, CA

Sat Jul 04 2009, 1:05 PM PDT

Att. 34,582 - Sunny - 67 F

livebaseballscorecards.com

AB	30
R	0
H	3
RBI	0
BB	2
SO	10
LOB	9

Batter	1	2	3	4	5	6	7	8	9	AB	R	H	RBI	BB	SO	LOB
33 Aaron Rowand, R (1, 8) OBP: 0.365, SLG: 0.486 59 Andres Torres, S (7, 8) OBP: 0.368, SLG: 0.525	F FC 89 C CU 76 B CU 77 B FF 89 F FC 90 F SL 85 F FF 90 F SI 90 C FF 91 2-3 ① K		B SL 84 X SL 86 1-0 ① F8		B FF 90 X FF 90 1-0 2 FC4-6 1B 1-2	F SL 87 F FF 90 B FF 90 B FF 92 X FF 92 2-2 2 2B 1B 1-2 2-H 3-H		X FF 94 0-0 2 G4-3 35 SF8 2B		4 1 2 2 0 1 0 1 1 1 0 0 0 0						
2 Randy Winn, S (1, 7) OBP: 0.328, SLG: 0.401	B FC 90 B CH 83 B FF 90 B FF 90 4-0 48 1B BB		C CU 74 X CU 80 0-1 ② L8		B CH 83 B FF 90 C FC 90 C FC 90 X CU 80 2-2 ② FC4-6 48 1B 1 PB 1-2f 2-3	B CH 83 X CH 83 1-0 1 2B 2B 1-H 2-H		X FS 84 0-0 ① G4-3 2-3		4 2 1 2 1 0 3						
48 Pablo Sandoval, S (1, 5) OBP: 0.388, SLG: 0.566 35 Rich Aurilia, R (6, PR) OBP: 0.264, SLG: 0.263 (7, 5)	C CH 84 D CU 80 1 SAFE X CH 84 1-1 1-2 1B		F CU 78 S FF 89 B FF 91 B SL 87 B FF 91 B CH 82 4-2 BB		X FC 89 0-0 1 S 1 1B 1-3 3-H	I I IN 57 I 4-0 1 2B 12 1B IBB		X FS 84 0-0 ② SF8 3-H		2 0 2 1 2 0 0 0 1 0 1 0 0 0						
1 Bengie Molina, R (1, 2) OBP: 0.272, SLG: 0.434 22 Eli Whiteside, R (9, 2) OBP: 0.286, SLG: 0.324	X SL 86 0-0 ② F6		F SL 85 F CU 79 B FF 91 S FF 90 1-3 ③ K		B SL 87 F FF 90 F FF 90 B FF 92 X 2-2 ③ 1-H 3-H 1B	F SL 81 B SI 87 C SI 87 X SL 84 1-2 12 1B 1-3 2-H 2B		C FF 93 B FF 95 F FF 94 X FS 86 1-2 ③ F9		5 0 2 1 0 1 3 0 0 0 0 0 0 0						
12 Nate Schierholtz, L (1, 9) OBP: 0.347, SLG: 0.459	F CH 84 B SI 89 S FF 89 S CU 79 1-3 ③ K			B FF 87 X CH 82 1-0 ① G3		G1-3 X SI 89 0-0 16 FC6-4 1B 2-3 3-H				4 0 1 1 0 1 2						
16 Edgar Renteria, R (1, 6) OBP: 0.324, SLG: 0.341		C SL 87 B CU 76 C SL 84 S CU 77 1-3 ① K		B SL 85 F FF 90 B FF 90 X SL 87 2-1 ② F9	C CU 76 C CU 77 B FC 89 B FC 90 1-3 ② K F SL 82 B SL 82 B SI 82 X SI 89 2-1 ③ FC6-4 1-2f					4 0 0 0 0 2 2						
35 Travis Ishikawa, L (1, 3) OBP: 0.321, SLG: 0.413		F CH 83 F CH 83 B SL 85 B FC 90 C FC 90 2-3 ② K		F CH 84 B SL 88 F FF 90 X CU 82 1-2 ③ G6-3		B CU 76 C CU 77 B FC 90 C FC 90 X FC 91 2-2 55 BB 5 1B 33 1B 1B	S SI 86 S CU 78 B CU 79 B SI 87 B CU 78 X SI 89 3-2 ① F7			4 1 1 0 0 1 0						
5 Juan Uribe, R (1, 4) OBP: 0.298, SLG: 0.414		B SL 87 S SL 87 X SL 87 1-1 2B			X SL 86 0-0 ① L4	C SL 86 X CU 77 0-1 55 BB 33 1B 1B 1-2	X SI 87 0-0 ② G6-3			4 1 2 0 0 0 0						
55 Tim Lincecum, L (1, 1) OBP: 0.250, SLG: 0.200 49 Brandon Medders, R (8, 1) 47 Merkin Valdez, R (9, 1)		B FC 90 S FF 90 C FC 90 B FC 90 C CU 78 2-3 ③ K			B FC 90 C FF 90 C CU 78 B CU 80 B FC 91 B FC 91 4-2 2 FC4-6 33 1B 48 1B BB	B FC 90 B FC 90 B FC 90 B FC 90 4-0 33 1B 2 2B BB 1-2 2-3	B SI 88 S SI 88 F SI 88 C CU 79 1-3 ③ K			2 2 0 0 2 2 1 0 0 0 0 0 0 0 0 0 0 0 0 0 0						
Inning Stats	R: 0 E: 0 K: 2 S: 13 H: 1 LOB: 2 BB: 1 P: 21	R: 0 E: 0 K: 3 S: 11 H: 1 LOB: 1 BB: 0 P: 17	R: 0 E: 0 K: 1 S: 8 H: 0 LOB: 1 BB: 1 P: 14	R: 0 E: 0 K: 0 S: 6 H: 0 LOB: 0 BB: 0 P: 10	R: 2 E: 0 K: 0 S: 11 H: 3 LOB: 2 BB: 1 P: 20	R: 6 E: 0 K: 1 S: 20 H: 6 LOB: 2 BB: 2 P: 38	R: 0 E: 0 K: 1 S: 7 H: 0 LOB: 0 BB: 0 P: 11	R: 1 E: 0 K: 0 S: 6 H: 1 LOB: 0 BB: 0 P: 7		1B: 8 2B: 4 3B: 0 HR: 0 SF: 1 SAC: 0 DP: 0 HBP: 0						

PITCHER		IP	WLS	BF	H	R	ER	SO	BB	IBB	HBP	BLK	WP	HR	S	P	ERA	WHIP
23 Russ Ortiz, R ERA: 4.11	(1, 1)	5.2	L	30	9	8	8	7	4	1	0	0	0	0	63	111	12.71	2.294
43 Chris Sampson, R ERA: 2.58	(6, 1)	1.1		6	2	0	0	1	0	0	0	0	0	0	13	20	0.00	1.500
47 Jose Valverde, R ERA: 4.08	(8, 1)	1.0		4	1	1	1	0	0	0	0	0	0	0	6	7	9.00	1.000

PITCHER	IP	WLS	BF	H	R	ER	SO	BB	IBB	HBP	BLK	WP	HR	S	P	ERA	WHIP

BOTTOM

Houston Astros @ San Francisco Giants

AT&T Park, San Francisco, CA

Sat Jul 04 2009, 1:05 PM PDT

Att. 34,582 - Sunny - 67 F

livebaseballscorecards.com

AB	34
R	9
H	12
RBI	8
BB	5
SO	8
LOB	11

WP: 0 PA: 40
PB: 1
SB: 1
CS: 0

Houston Astros @ San Francisco Giants

AT&T Park, San Francisco, CA

Sun Jul 05 2009, 1:05 PM PDT

Att. 30,157 - Partly Cloudy - 63 F

livebaseballscorecards.com

TOP

Batter	1	2	3	4	5	6	7	8	9	AB	R	H	RBI	BB	SO	LOB
3 Kazuo Matsui, S (1, 4) OBP: 0.284, SLG: 0.310	C FF 89 X FS 83 0-1 G6-3		C SL 82 S FS 84 B SL 84 F SI 90 X SL 84 1-2 F9 ①	B FS 80 X SI 85 1-0 F7 ③			B FF 93 C SI 94 T FF 93 F SI 92 F SI 93 F SI 93 B CH 86 B CH 84 B SI 91 4-2 10 S BB		C FF 95 F FF 95 S SL 88 0-3 K ①	4	0	0	0	1	1	3
10 Miguel Tejada, R (1, 6) OBP: 0.356, SLG: 0.472	X SI 88 0-0 HR		B FS 82 S FS 83 X FF 91 1-1 P3 ②		B CU 79 X FF 88 1-0 45 G5-4-3 17 1B 1B		B SI 93 B SI 93 T FF 94 B SI 93 F FF 94 F FF 93 S SL 86 3-3 K ② 1-2		F SL 87 B SL 87 F FF 97 C FF 98 1-3 K ②	5	1	2	1	0	2	3
17 Lance Berkman, S (1, 3) OBP: 0.398, SLG: 0.526	B FS 88 X FF 88 1-0 F9 ②		C SI 90 B FS 83 S SI 91 F SI 92 S SL 84 1-3 K ③		C SI 86 X FF 86 0-1 45 G5-4-3 1-2 1B		X SI 92 0-0 G4-3 ③		B SL 89 C SL 88 S FF 97 C FF 99 1-3 K ③	5	0	1	0	0	2	3
45 Carlos Lee, R (1, 7) OBP: 0.346, SLG: 0.466 21 Michael Bourn, L (8, PR) OBP: 0.359, SLG: 0.395 (8, 8)	B SI 87 F FS 82 B FS 82 F FF 90 F FS 84 S SL 84 2-3 K ③			X FS 87 0-0 P4 ①	B CU 79 B SI 88 X CU 77 2-0 G5-4-3 ①② 1-2f 2-3			X FF 96 0-0 77 G1-3 9 S 8 2B 1B		4 0	0 1	1 0	0 0	0 0	1 0	2 0
9 Hunter Pence, R (1, 9) OBP: 0.372, SLG: 0.495		F FS 86 B FS 82 X FS 82 1-1 G4-3 ①		C FS 86 X FS 81 0-1 HR	B SI 87 X CU 79 1-0 F9 ③			1 SAFE F FF 94 S FF 94 C SL 84 0-3 K ① 1-2		4	1	1	1	0	1	2
77 Ivan Rodriguez, R (1, 2) OBP: 0.274, SLG: 0.395		F FS 87 X SL 82 0-1 F8 ②		C FS 80 F FS 87 F FF 89 X SL 82 0-2 G6-3 ②		B SI 88 S FF 88 X CU 80 1-1 F8 ①		F FF 96 X SL 86 0-1 G1-3 ② 2-3		4	0	0	0	0	0	2
4 Jason Michaels, R (1, 8) OBP: 0.259, SLG: 0.329 (8, 7)		T FF 89 S SL 82 X FF 90 0-2 F8 ③		B SL 75 S FS 84 S FS 79 X SI 88 1-2 HR		X SI 87 0-0 G5-3 ②		B FF 97 B FF 95 B FF 96 B FF 96 4-0 8 2B 44 1B BB		3	2	1	1	1	0	0
8 Jeff Keppinger, R (1, 5) OBP: 0.351, SLG: 0.405			B FS 85 C SL 80 B FF 89 B SL 82 X FF 88 3-1 44 SH 2B	B FS 84 F FS 83 F FS 77 F FS 86 X SL 83 1-2 44 E 44 E 1B		C CU 79 C SI 89 B SI 87 B SL 82 X CU 81 2-2 G1-3 ③		B FF 95 C FF 96 X FF 96 1-1 44 1B 1-3 3-H 2B		4	2	3	1	0	0	0
44 Roy Oswalt, R (1, 1) OBP: 0.206, SLG: 0.182 22 LaTroy Hawkins, R (9, 1)			B SI 88 T SI 88 X SI 89 1-1 SH 2-3	C FS 83 S FS 84 X FS 86 0-2 E1 1-H			C FF 92 X FF 92 0-1 G6-3 ①	B FF 96 B FF 95 F FF 96 F FF 96 B FF 96 X FF 96 3-2 2-H 3-H 1B ③		3 0	0 0	1 0	2 0	0 0	0 0	0 0
Inning Stats	R: 1 E: 0 K: 1 S: 8 H: 1 LOB: 0 BB: 0 P: 11	R: 0 E: 0 K: 0 S: 7 H: 0 LOB: 0 BB: 0 P: 8	R: 0 E: 0 K: 1 S: 14 H: 1 LOB: 2 BB: 0 P: 21	R: 3 E: 1 K: 0 S: 18 H: 3 LOB: 1 BB: 0 P: 21	R: 0 E: 0 K: 0 S: 5 H: 2 LOB: 1 BB: 0 P: 9	R: 0 E: 0 K: 0 S: 6 H: 0 LOB: 0 BB: 0 P: 9	R: 0 E: 0 K: 1 S: 12 H: 0 LOB: 1 BB: 1 P: 19	R: 3 E: 0 K: 1 S: 11 H: 3 LOB: 1 BB: 1 P: 19	R: 0 E: 0 K: 3 S: 9 H: 0 LOB: 0 BB: 0 P: 11	1B: 5 2B: 2 3B: 0 HR: 3 SF: 0 SAC: 1 DP: 1 HBP: 0						

	AB	36
	R	7
	H	10
	RBI	6
	BB	2
	SO	7
	LOB	15

WP: 0 PB: 0 SB: 2 CS: 0 PA: 39

PITCHER		IP	WLS	BF	H	R	ER	SO	BB	IBB	HBP	BLK	WP	HR	S	P	ERA	WHIP
51 Randy Johnson, L ERA: 4.81	(1, 1)	3.2	L	18	5	4	3	2	0	0	0	0	0	3	46	59	7.36	1.364
45 Justin Miller, R ERA: 2.02	(4, 1)	2.1		8	2	0	0	0	0	0	0	0	0	0	12	20	0.00	0.857
46 Bob Howry, R ERA: 3.72	(7, 1)	1.0		4	0	0	0	1	1	0	0	0	0	0	12	19	0.00	1.000
47 Merkin Valdez, R ERA: 4.15	(8, 1)	1.0		6	3	3	3	1	1	0	0	0	0	0	11	19	27.00	4.000
38 Brian Wilson, R ERA: 3.41	(9, 1)	1.0		3	0	0	0	3	0	0	0	0	0	0	9	11	0.00	0.000

PITCHER		IP	WLS	BF	H	R	ER	SO	BB	IBB	HBP	BLK	WP	HR	S	P	ERA	WHIP

BOTTOM

Houston Astros @ San Francisco Giants

AT&T Park, San Francisco, CA

Sun Jul 05 2009, 1:05 PM PDT

Att. 30,157 - Partly Cloudy - 63 F

livebaseballscorecards.com

Batter	1	2	3	4	5	6	7	8	9	AB	R	H	RBI	BB	SO	LOB
33 Aaron Rowand, R (1, 8) OBP: 0.361, SLG: 0.480	X FF 93 0-0 ① F9		C FF 93 C CU 72 F FF 94 S SL 79 0-3 ③ K			C FC 83 F FF 94 B CU 64 F SL 78 X SL 78 1-2 ② G5-3		F SI 92 B CU 71 B CU 69 S FF 92 B FF 92 C FF 92 3-3 ③ K		3	0	0	0	0	1	0
46 Bob Howry, L (7, 1)										0	0	0	0	0	0	0
47 Merkin Valdez, R (8, 1)										0	0	0	0	0	0	0
59 Andres Torres, S (8, PH) OBP: 0.362, SLG: 0.517										1	0	0	0	0	1	1
38 Brian Wilson, R (9, 1)										0	0	0	0	0	0	0
2 Randy Winn, S (1, 7) OBP: 0.324, SLG: 0.396 (7, 8)	C FF 93 S CU 72 X SL 80 0-2 ② G3-1			C CH 82 B CU 72 B FF 92 F FF 91 B CU 66 F FF 93 X FF 93 3-2 E6 12 G4-6-3		B CH 84 C SI 93 C SI 93 F FC 84 X SL 79 1-2 ③ G1-3			X FF 91 0-0 ① G3	4	0	0	0	0	0	0
12 Nate Schierholtz, L (1, 9) OBP: 0.345, SLG: 0.449	B CU 71 C FF 93 B CU 71 B SI 93 B FF 94 4-1 BB			X CH 84 0-0 ① ② G4-6-3 1-2f			B CU 70 C SI 90 B FF 93 C SI 91 S FF 93 2-3 ① K		C FF 92 X CU 78 0-1 ② G3	3	0	0	0	1	1	1
1 Bengie Molina, R (1, 2) OBP: 0.269, SLG: 0.429	X FC 84 0-0 ③ G6-3			C FF 94 S FF 93 B FF 94 F SL 81 X SI 93 1-2 ③ G6-3			C FF 92 F FF 93 X FF 94 0-2 ② F8		C FF 93 B SL 88 X FF 93 1-1 ③ G4-3	3	0	0	0	0	0	1
22 Eli Whiteside, R (9, 2) OBP: 0.278, SLG: 0.314										1	0	0	0	0	0	0
35 Travis Ishikawa, L (1, 3) OBP: 0.321, SLG: 0.412		C SI 92 X CU 71 0-1 ① G3			X CH 83 0-0 16 SH2-3 1B		C FF 94 F CU 72 X SL 78 0-2 ③ G4-3			3	0	1	0	0	0	0
16 Edgar Renteria, R (1, 6) OBP: 0.322, SLG: 0.338		F FF 92 F FC 83 S FF 94 0-3 ② K			X FC 86 0-0 ① SH2-3 1-2			B FC 85 X FC 82 1-0 ① G6-3		2	0	0	0	0	1	0
35 Rich Aurilia, R (1, 5) OBP: 0.266, SLG: 0.296		C FF 93 X FC 85 0-1 ③ G1-3			X SI 93 0-0 ② G5-3			B FF 92 F FF 93 F FF 94 X SL 78 1-2 HR		3	1	1	1	0	0	1
5 Juan Uribe, R (1, 4) OBP: 0.298, SLG: 0.412			B FF 93 B FF 92 X FF 91 2-0 ① F9		F FC 86 C SI 92 B SL 79 F FF 93 B CU 71 X SI 92 2-2 ③ G6-3			B FC 83 F FC 84 C FF 93 F FF 93 X SI 92 1-2 1B		3	0	1	0	0	0	1
51 Randy Johnson, R (1, 1) OBP: 0.111, SLG: 0.077			C FF 92 C FF 92 S CU 70 0-3 ② K			B CH 82 X SI 92 1-0 ① L7		B FF 92 C CH 84 B FF 93 F CH 82 C FC 84 2-3 ② K		1	0	0	0	0	1	0
45 Justin Miller, R (4, 1)										0	0	0	0	0	0	0
14 Fred Lewis, L (6, PH) OBP: 0.330, SLG: 0.382										2	0	0	0	0	1	1
(7, 7)																
Inning Stats	R: 0 E: 0 K: 0 S: 6 H: 0 LOB: 1 BB: 1 P: 10	R: 0 E: 0 K: 1 S: 7 H: 0 LOB: 0 BB: 0 P: 7	R: 0 E: 0 K: 2 S: 8 H: 0 LOB: 0 BB: 0 P: 10	R: 0 E: 1 K: 0 S: 9 H: 0 LOB: 0 BB: 0 P: 13	R: 0 E: 0 K: 0 S: 7 H: 1 LOB: 1 BB: 0 P: 9	R: 0 E: 0 K: 0 S: 9 H: 0 LOB: 0 BB: 0 P: 12	R: 0 E: 0 K: 1 S: 9 H: 0 LOB: 0 BB: 0 P: 11	R: 1 E: 0 K: 2 S: 14 H: 2 LOB: 1 BB: 0 P: 22	R: 0 E: 0 K: 0 S: 5 H: 0 LOB: 0 BB: 0 P: 6	1B: 2 2B: 0 3B: 0 HR: 1 SF: 0 SAC: 1 DP: 1 HBP: 0						

	AB	29
	R	1
	H	3
	RBI	1
	BB	1
	SO	6
	LOB	6

PITCHER	IP	WLS	BF	H	R	ER	SO	BB	IBB	HBP	BLK	WP	HR	S	P	ERA	WHIP
44 Roy Oswalt, R (1, 1) ERA: 3.81	8.0	W	28	3	1	1	6	1	0	0	0	0	1	69	94	1.12	0.500
22 LaTroy Hawkins, R (9, 1) ERA: 2.45	1.0		3	0	0	0	0	0	0	0	0	0	0	5	6	0.00	0.000

PITCHER	IP	WLS	BF	H	R	ER	SO	BB	IBB	HBP	BLK	WP	HR	S	P	ERA	WHIP

WP: 0 PA: 31
PB: 0
SB: 0
CS: 0

Florida Marlins @ San Francisco Giants

AT&T Park, San Francisco, CA

Mon Jul 06 2009, 7:15 PM PDT

Att. 26,995 - Clear - 63 F

TOP

livebaseballscorecards.com

Batter	1	2	3	4	5	6	7	8	9	AB	R	H	RBI	BB	SO	LOB
8 Chris Coghlan, L (1, 7) OBP: 0.350, SLG: 0.342	F9		K			E6	G6-3		FC1-6	5	1	0	1	0	1	3
1 Emilio Bonifácio, S (1, 6) OBP: 0.303, SLG: 0.317	K		6 F7-4 1B			6 WP 3 1B 2B		6 G6-4-3 1B	G1-3	5	1	3	0	0	1	2
6 Dan Uggla, R (1, 4) OBP: 0.332, SLG: 0.428	HBP		F7-4			G5-3		G6-4-3		3	0	0	0	0	0	3
3 Jorge Cantu, R (1, 3) OBP: 0.329, SLG: 0.449	P5			F9		12 FC5-4 1B				4	0	1	1	0	1	1
27 Jeremy Hermida, L (1, 9) OBP: 0.349, SLG: 0.383		G3-1		F8		F8			G4-3	4	0	0	0	0	0	1
12 Cody Ross, R (1, 8) OBP: 0.340, SLG: 0.512		2B		1B		FC5-4			21 1B 18 1B 2B	4	1	3	0	0	0	1
21 John Baker, L (1, 2) OBP: 0.327, SLG: 0.421		K			L4		G3		7 BB 18 1B 8 FC1-6 1B	4	1	1	0	0	1	1
18 Wes Helms, R (1, 5) OBP: 0.300, SLG: 0.306		IBB			F8		F8		8 FC1-6 7 BB 1B	3	0	1	1	1	0	0
45 Sean West, R (1, 1)		K			K		BB		8 FC1-6 BB	2	0	0	0	0	2	2
11 Alejandro De Aza, L (7, PH) OBP: 0.400, SLG: 0.316										0	0	0	0	1	0	0
48 Brendan Donnelly, R (7, 1)										0	0	0	0	0	0	0
64 Tim Wood, R (8, 1)										0	0	0	0	0	0	0
7 Ross Gload, L (9, PH) OBP: 0.356, SLG: 0.424										0	0	0	0	1	0	0

	AB	34
	R	4
	H	9
	RBI	3
	BB	3
	SO	6
	LOB	14

Inning Stats										
	R: 0 E: 0 K: 1 S: 12	H: 0 LOB: 1 BB: 0 P: 16	R: 0 E: 0 K: 2 S: 10	H: 1 LOB: 2 BB: 1 P: 18	R: 0 E: 0 K: 1 S: 6	H: 1 LOB: 0 BB: 0 P: 9	R: 0 E: 0 K: 0 S: 7	H: 1 LOB: 1 BB: 0 P: 14	R: 0 E: 0 K: 1 S: 6	H: 0 LOB: 0 BB: 0 P: 10
	R: 2 E: 1 K: 0 S: 17	H: 2 LOB: 1 BB: 0 P: 24	R: 0 E: 0 K: 0 S: 8	H: 0 LOB: 1 BB: 1 P: 16	R: 0 E: 0 K: 1 S: 7	H: 1 LOB: 0 BB: 0 P: 13	R: 2 E: 0 K: 0 S: 21	H: 3 LOB: 2 BB: 1 P: 37	1B: 6 2B: 4 3B: 0 HR: 0	SF: 0 SAC: 0 DP: 2 HBP: 1

WP: 1 PB: 0 SB: 0 CS: 0 PA: 38

PITCHER	IP	WLS	BF	H	R	ER	SO	BB	IBB	HBP	BLK	WP	HR	S	P	ERA	WHIP
18 Matt Cain, R (1, 1) ERA: 2.42	6.2	W	27	5	2	1	5	1	1	1	0	1	0	64	105	1.35	0.900
41 Jeremy Affeldt, L (7, 1) ERA: 1.38	1.1	H	4	1	0	0	1	0	0	0	0	0	0	9	15	0.00	0.750
38 Brian Wilson, R (9, 1) ERA: 3.79	1.0	S	7	3	2	2	0	1	0	0	0	0	0	21	37	18.00	4.000

PITCHER	IP	WLS	BF	H	R	ER	SO	BB	IBB	HBP	BLK	WP	HR	S	P	ERA	WHIP

Florida Marlins @ San Francisco Giants

AT&T Park, San Francisco, CA

Mon Jul 06 2009, 7:15 PM PDT

Att. 26,995 - Clear - 63 F

livebaseballscorecards.com

BOTTOM

Batter	1	2	3	4	5	6	7	8	9	AB	R	H	RBI	BB	SO	LOB
33 Aaron Rowand, R (1, 8) OBP: 0.360, SLG: 0.475	F FF 91 F FF 93 S SL 82 0-3 ① K		B CH 84 X FF 93 1-0 ② G6-3		B FF 92 C SL 81 B FF 93 B SL 82 B FF 93 4-1 1-2 48 HR BB		F FF 92 X FF 90 0-1 ② F9			3	1	0	0	1	1	1
59 Andres Torres, S (1, 7) OBP: 0.356, SLG: 0.531	L FF 92 C SL 82 S SL 82 0-3 ② K		C SL 82 X FF 92 0-1 3B		F FF 93 S SL 83 B FF 93 X SL 83 1-2 ② F9		B FS 88 1 SAFE S FF 89 F FS 88 F CH 84 B FS 88 S FS 88 2-3 1-2 ③ K			4	0	1	0	0	2	4
48 Pablo Sandoval, S (1, 5) OBP: 0.386, SLG: 0.572	C FF 92 X SL 83 0-1 ③ F8		X FF 93 0-0 ③ P4		B FF 93 X FF 94 1-0 1-H 2-H 3-H HR			F SI 92 F SI 86 T SI 93 0-2 ① K		4	1	1	4	0	1	1
1 Bengie Molina, R (1, 2) OBP: 0.272, SLG: 0.434		B FF 90 X FF 91 1-0 16 SH5-3 12 SF8 2B		B FF 90 B FF 91 X FF 92 2-0 ① F7	B SL 81 F SL 82 S FF 93 X FF 93 1-2 ③ G4-3			C SL 84 F SI 92 X SI 93 0-2 1B		4	1	2	0	0	0	0
16 Edgar Renteria, R (1, 6) OBP: 0.319, SLG: 0.335		B FF 92 B FF 93 F FF 93 X FF 93 2-1 ① SH5-3 2-3		B FF 92 X FF 86 1-0 ② P4		B CH 82 B CH 83 X FF 90 2-0 ① F8		B SI 93 X SI 93 1-0 ② F8		3	0	0	0	0	0	1
12 Nate Schierholtz, L (1, 9) OBP: 0.336, SLG: 0.440		C SL 83 C SL 82 F FF 93 X SL 84 0-2 ② SF8 3-H		B FF 92 B SL 81 F FF 92 X FF 91 2-1 ③ L5		X CH 82 0-0 ② G3-1		C SI 92 S SI 93 S SL 85 0-3 ③ K		3	0	0	1	0	1	1
5 Juan Uribe, R (1, 4) OBP: 0.305, SLG: 0.419 41 Jeremy Affeldt, L (7, 1) OBP: 0.500, SLG: 0.500 38 Brian Wilson, R (9, 1)		B FF 92 B FF 92 B FF 85 B FF 93 4-0 BB			B SL 78 X FF 91 1-0 35 G4-3 48 HR 2B	B CH 84 C FF 92 X CH 84 1-1 ③ F9				2 0 0	1 0 0	1 0 0	0 0 0	1 0 0	0 0 0	0 0 0
35 Travis Ishikawa, L (1, 3) OBP: 0.321, SLG: 0.410		C FF 92 1 SAFE B FF 91 X FF 92 1-1 ③ G5-3			B FF 93 X FF 93 1-0 ① G4-3 2-3		C FS 88 S FS 88 B FS 89 X FF 92 1-2 59 S 1B			3	0	1	0	0	0	2
18 Matt Cain, R (1, 1) OBP: 0.278, SLG: 0.219 19 Kevin Frandsen, R (7, 4) OBP: 0.156, SLG: 0.069			B FF 91 X FF 91 1-0 ① F8		B FF 94 B FF 93 B FF 93 C FF 92 B FF 93 4-1 33 BB 48 HR BB		X FS 88 0-0 ① L7			1 1	1 0	0 0	0 0	1 0	0 0	0 1
Inning Stats	R: 0 E: 0 K: 2 S: 8 H: 0 LOB: 0 BB: 0 P: 8	R: 1 E: 0 K: 0 S: 9 H: 1 LOB: 1 BB: 1 P: 17	R: 0 E: 0 K: 0 S: 5 H: 1 LOB: 1 BB: 0 P: 7	R: 0 E: 0 K: 0 S: 4 H: 0 LOB: 0 BB: 0 P: 9	R: 4 E: 0 K: 0 S: 11 H: 2 LOB: 0 BB: 2 P: 24	R: 0 E: 0 K: 0 S: 4 H: 0 LOB: 0 BB: 0 P: 7	R: 0 E: 0 K: 1 S: 10 H: 1 LOB: 1 BB: 0 P: 13	R: 0 E: 0 K: 2 S: 10 H: 1 LOB: 1 BB: 0 P: 11		1B: 2 2B: 2 3B: 1 HR: 1 SF: 1 SAC: 1 DP: 0 HBP: 0				WP: 0 PB: 0 SB: 1 CS: 0 PA: 33		

	AB	28
	R	5
	H	6
	RBI	5
	BB	3
	SO	5
	LOB	11

PITCHER		IP	WLS	BF	H	R	ER	SO	BB	IBB	HBP	BLK	WP	HR	S	P	ERA	WHIP
45 Sean West, L ERA: 4.47	(1, 1)	6.0	L	25	4	5	5	2	3	0	0	0	0	1	41	72	7.50	1.167
48 Brendan Donnelly, R ERA:	(7, 1)	1.0		4	1	0	0	1	0	0	0	0	0	0	10	13	0.00	1.000
64 Tim Wood, R ERA:	(8, 1)	1.0		4	1	0	0	2	0	0	0	0	0	0	10	11	0.00	1.000

PITCHER	IP	WLS	BF	H	R	ER	SO	BB	IBB	HBP	BLK	WP	HR	S	P	ERA	WHIP

Batter	1	2	3	4	5	6	7	8	9	AB	R	H	RBI	BB	SO	LOB
1 Emilio Bonifácio, S (1, 6) OBP: 0.302, SLG: 0.314	C SI 87 B CU 72 X CH 75 1-1 G6-3		C SI 87 B CU 72 X FC 80 1-1 L8			D SI 86 B CH 73 B SI 86 B SI 84 4-0 1-2 BB			C SI 86 B FC 78 X FC 80 1-1 G5-3	3	0	0	0	1	0	0
18 Wes Helms, R (1, 5) OBP: 0.298, SLG: 0.304	B SI 86 X SI 86 1-0 F9			B FF 86 C CH 73 X FF 85 1-1 F9		B CH 74 F SI 85 F FC 81 X SI 87 1-2 F9			B CH 72 C CH 73 X FC 80 1-1 3 WP 1B	4	0	1	0	0	0	2
6 Dan Uggla, R (1, 4) OBP: 0.331, SLG: 0.426	S SI 86 B CH 75 B CH 75 T CH 76 F CU 74 B CU 74 C FC 81 3-3 K			B CU 71 X SI 87 1-0 3 G5-4-3 1B		F CU 72 F CU 73 F CU 74 B SI 85 F SI 85 X CH 74 1-2 P3			B SI 88 B SI 90 F FF 89 C SL 76 S SL 76 2-3 K	4	0	1	0	0	2	3
3 Jorge Cantu, R (1, 3) OBP: 0.325, SLG: 0.443		B SI 84 B SI 85 B SI 86 C SI 84 F SI 86 S CH 76 3-3 K		X SI 87 0-0 G5-4-3 1-2f			C SI 85 C CU 72 B CH 75 S CU 73 1-3 K		B SL 76 C FF 89 F SL 80 B SL 77 S SL 76 2-3 1-2 K	4	0	0	0	0	3	2
12 Cody Ross, R (1, 8) OBP: 0.340, SLG: 0.510		C CU 72 X CU 73 0-1 1B			F FC 80 X FC 79 0-1 F7		C SI 86 F SI 86 F SI 87 X SI 86 0-2 P3			3	0	1	0	0	0	0
29 Ronny Paulino, R (1, 2) OBP: 0.314, SLG: 0.391		X SI 85 0-0 F9			B SI 86 X CH 74 1-0 F7		B CU 70 S CH 73 C FF 86 B FC 80 S CH 74 2-3 K			3	0	0	0	0	1	1
27 Jeremy Hermida, L (1, 7) OBP: 0.346, SLG: 0.379		1 SAFE C FC 79 B SI 86 B SI 86 S FC 81 1 SAFE B SI 87 X FC 81 3-2 P5			B SI 87 S FC 79 B FC 79 B SI 87 X FF 86 3-1 F7			B FC 78 F FC 78 B SI 86 F SI 86 X CU 73 2-2 G4-3		3	0	0	0	0	0	1
25 Brett Carroll, R (1, 9) OBP: 0.320, SLG: 0.420			C CU 70 S CH 74 B SI 86 B SI 87 C SI 87 2-3 K			B SI 85 B SI 84 F FF 85 B FC 78 X SI 85 3-1 F8		C CU 70 F CH 73 X CU 73 0-2 G6-3		3	0	0	0	0	1	0
55 Josh Johnson, L (1, 1) OBP: 0.167, SLG: 0.206 11 Alejandro De Aza, L (8, PH) OBP: 0.385, SLG: 0.300 37 Renyel Pinto, L (8, 1)			C FF 86 C SI 86 S FC 80 0-3 K			C SI 86 X FF 86 0-1 1 BB 1B		C SI 86 B FC 82 C FC 80 B CU 76 B FC 80 X SI 87 3-2 F		2 1 0	0 0 0	1 0 0	0 0 0	0 0 0	1 0 0	0 0 0
Inning Stats	R: 0 E: 0 K: 1 S: 7 H: 0 LOB: 0 BB: 0 P: 12	R: 0 E: 0 K: 1 S: 9 H: 1 LOB: 1 BB: 0 P: 15	R: 0 E: 0 K: 2 S: 8 H: 0 LOB: 0 BB: 0 P: 11	R: 0 E: 0 K: 0 S: 4 H: 1 LOB: 0 BB: 0 P: 6	R: 0 E: 0 K: 0 S: 5 H: 0 LOB: 0 BB: 0 P: 9	R: 0 E: 0 K: 0 S: 12 H: 1 LOB: 2 BB: 1 P: 21	R: 0 E: 0 K: 2 S: 10 H: 0 LOB: 0 BB: 0 P: 13	R: 0 E: 0 K: 0 S: 9 H: 0 LOB: 0 BB: 0 P: 14	R: 0 E: 0 K: 2 S: 10 H: 1 LOB: 1 BB: 0 P: 16	1B: 4 2B: 0 3B: 0 HR: 0	SF: 0 SAC: 0 DP: 1 HBP: 0			WP: 1 PB: 0 SB: 0 CS: 0	PA: 31		

PITCHER		IP	WLS	BF	H	R	ER	SO	BB	IBB	HBP	BLK	WP	HR	S	P	ERA	WHIP
75 Barry Zito, L ERA: 4.43	(1, 1)	8.1	W	29	4	0	0	6	1	0	0	0	0	0	68	107	0.00	0.600
54 Sergio Romo, R ERA: 2.38	(9, 1)	0.2	S	2	0	0	0	2	0	0	0	0	1	0	6	10	0.00	0.000

PITCHER	IP	WLS	BF	H	R	ER	SO	BB	IBB	HBP	BLK	WP	HR	S	P	ERA	WHIP

TOP

Florida Marlins @ San Francisco Giants

AT&T Park, San Francisco, CA

Tue Jul 07 2009, 7:15 PM PDT

Att. 27,799 - Partly Cloudy - 62 F

livebaseballscorecards.com

AB	30
R	0
H	4
RBI	0
BB	1
SO	8
LOB	9

Batter	1	2	3	4	5	6	7	8	9	AB	R	H	RBI	BB	SO	LOB
33 Aaron Rowand, R (1, 8) OBP: 0.355, SLG: 0.469	C FF 95 B SL 88 F FF 95 C SI 95 1-3 ① K		X SI 95 0-0 ③ G6-3		B SL 89 F SI 95 B SL 87 C SL 88 X FF 96 2-2 ③ F8			F FF 90 B CH 81 X FF 91 1-1 ① P6		4	0	0	0	0	1	1
2 Randy Winn, S (1, 7) OBP: 0.323, SLG: 0.397	C FF 96 F CH 88 F SI 96 B SL 90 F SL 90 F FF 96 B CH 88 X CH 87 2-2 ② G3			C SL 86 F FF 93 B SL 90 B CH 86 X SI 97 2-2 48 F8 1 SF9 2B		C CH 90 X SL 86 0-1 ① F8		C FF 90 B CH 81 S CH 82 S CH 82 1-3 ② K		4	1	1	0	0	1	0
48 Pablo Sandoval, S (1, 5) OBP: 0.381, SLG: 0.564	F SL 90 F SL 90 B FF 98 X FF 96 1-2 ③ G6-3			X SL 89 0-0 ① F8 2-3		B SL 88 X CH 86 1-0 ② F7		F FF 90 B FF 91 S CH 83 F CH 84 B FF 91 B CH 83 X CH 82 3-2 ③ G5-3		4	0	0	0	0	0	1
1 Bengie Molina, R (1, 2) OBP: 0.270, SLG: 0.431		C SL 86 B SL 88 F SI 94 F SI 97 X SL 87 1-2 ① L9		X SI 96 0-0 ② SF9 3-H		X SL 88 0-0 ③ F9				2	0	0	1	0	0	0
12 Nate Schierholtz, L (1, 9) OBP: 0.329, SLG: 0.431		X FF 96 0-0 ② L7		C SL 86 C SL 88 S SL 90 0-3 ③ K			F FF 91 F SL 85 B SI 93 X CH 85 1-2 ① G4-3			3	0	0	0	0	1	0
16 Edgar Renteria, R (1, 6) OBP: 0.322, SLG: 0.338		C FF 97 B FF 97 X SL 89 1-1 ③ L4			B SL 88 X SL 86 1-0 35 G6-3 35 WP 5 HR 1B		F FF 94 F FF 95 B FF 95 X FF 96 1-2 35 WP 1B			3	1	2	0	0	0	0
35 Travis Ishikawa, L (1, 3) OBP: 0.321, SLG: 0.409			B FF 96 T FF 95 X FF 96 1-1 75 SH1-3 1B		1 SAFE B SI 95 C SI 95 1 SAFE S CH 88 X CH 87 1-2 ① G6-3 1-3		1 SAFE B FF 93 B SI 94 F FF 94 F SI 93 D CH 87 S CH 87 3-3 ② K 1-2			3	0	1	0	0	1	2
5 Juan Uribe, R (1, 4) OBP: 0.311, SLG: 0.438			C SI 94 1 SAFE B SI 95 1 SAFE F FF 96 F FF 96 S SL 89 1-3 ① K		F SI 95 F SI 95 F FF 95 B FF 96 X SI 96 1-2 3-H HR		I IN 65 I IN 60 I IN 61 I IN 65 4-0 75 FC6 IBB			2	1	1	2	1	1	1
75 Barry Zito, L (1, 1) OBP: 0.111, SLG: 0.111 54 Sergio Romo, R (9, 1)			1 SAFE L FF 93 X FF 94 0-1 ② SH1-3 1-2		B FF 94 C FF 94 C FF 94 F FF 95 B SL 88 F FF 94 S SL 89 2-3 ② K		X SL 87 0-0 ③ FC6 1-2f			2 0	0 0	0 0	0 0	0 0	1 0	2 0
Inning Stats	R: 0 E: 0 K: 1 S: 12 H: 0 LOB: 0 BB: 0 P: 16	R: 0 E: 0 K: 0 S: 7 H: 0 LOB: 0 BB: 0 P: 9	R: 0 E: 0 K: 1 S: 9 H: 1 LOB: 1 BB: 0 P: 11	R: 1 E: 0 K: 1 S: 8 H: 1 LOB: 0 BB: 0 P: 10	R: 2 E: 0 K: 1 S: 16 H: 2 LOB: 0 BB: 0 P: 23	R: 0 E: 0 K: 0 S: 4 H: 0 LOB: 0 BB: 0 P: 5	R: 0 E: 0 K: 1 S: 10 H: 1 LOB: 2 BB: 1 P: 19	R: 0 E: 0 K: 1 S: 9 H: 0 LOB: 0 BB: 0 P: 14		1B: 3 2B: 1 3B: 0 HR: 1 SF: 1 SAC: 1 DP: 0 HBP: 0					

PITCHER		IP	WLS	BF	H	R	ER	SO	BB	IBB	HBP	BLK	WP	HR	S	P	ERA	WHIP
55 Josh Johnson, R ERA: 2.82	(1, 1)	7.0	L	27	5	3	3	5	0	1	0	0	2	1	66	93	3.86	0.714
37 Renyel Pinto, L ERA: 3.0	(8, 1)	1.0		3	0	0	0	1	0	0	0	0	0	0	9	14	0.00	0.000

PITCHER	IP	WLS	BF	H	R	ER	SO	BB	IBB	HBP	BLK	WP	HR	S	P	ERA	WHIP

BOTTOM

Florida Marlins @ San Francisco Giants

AT&T Park, San Francisco, CA

Tue Jul 07 2009, 7:15 PM PDT

Att. 27,799 - Partly Cloudy - 62 F

livebaseballscorecards.com

AB	27
R	3
H	5
RBI	3
BB	1
SO	6
LOB	7

Florida Marlins @ San Francisco Giants

AT&T Park, San Francisco, CA

Wed Jul 08 2009, 12:45 PM PDT

Att. 34,157 - Sunny - 72 F

livebaseballscorecards.com

Batter	1	2	3	4	5	6	7	8	9	AB	R	H	RBI	BB	SO	LOB
8 Chris Coghlan, L (1, 7) OBP: 0.352, SLG: 0.340	B FF 87 C FF 88 B SL 86 F FF 88 B SL 88 B FF 91 4-2 1 L4-3 BB		C SL 86 C FF 89 B CU 78 S SL 87 1-3 ② K		C CU 76 B FF 90 X SL 86 1-1 1 SF9 1-3 1B		B SI 88 C CH 78 X SI 88 1-1 ① G1-3		F FF 94 C FF 94 B FF 95 S SL 82 1-3 ① K	4	0	1	0	1	2	1
1 Emilio Bonifácio, S (1, 6) OBP: 0.304, SLG: 0.322	X FF 87 0-0 ① ② L4-3 1-1		C FF 86 F SL 84 B CU 76 B CU 76 B SL 87 S FF 88 3-3 ③ K		D FF 87 X FF 88 1-0 ② SF9 1-2 3-H		B CH 77 F SI 88 X CH 78 1-1 3 1B 2B		F FF 95 F FF 96 F FF 95 X SL 84 0-2 6 HR 1-3 2B	4	2	2	1	0	1	1
6 Dan Uggla, R (1, 4) OBP: 0.335, SLG: 0.435	C FF 91 B SL 87 B FF 92 B FF 89 C FF 90 B FF 91 4-2 BB			X FF 88 0-0 ① P6	B SI 88 B FF 88 B FF 88 B FF 91 4-0 BB		C SI 89 F FF 90 D CU 80 S SI 89 1-3 ② K		B FF 95 B SL 84 B FF 97 C FF 97 X FF 97 3-1 2-H 3-H HR	3	1	1	3	2	1	1
3 Jorge Cantu, R (1, 3) OBP: 0.326, SLG: 0.442	B FF 90 F FF 87 F FF 87 F CU 76 B SL 85 X FF 89 2-2 ③ F8			C FF 89 X CU 77 0-1 27 2B 21 1B 1B	B SL 84 F FF 88 B FF 89 X SL 85 2-1 ③ G6-3		X CU 80 0-0 2-H 1B		C FF 98 F SL 83 B FF 97 B SL 85 X SL 84 2-2 ② G6-3	5	1	2	1	0	0	3
27 Jeremy Hermida, L (1, 9) OBP: 0.345, SLG: 0.381 25 Brett Carroll, R (7, 9) OBP: 0.316, SLG: 0.414		C FF 87 B CU 76 B FF 89 B FF 88 X FF 88 3-1 ① G1-3		X SL 85 0-0 1-3 21 1B 2B		B FF 86 C SL 83 X CU 76 1-1 E5 21 1B 18 G6-4-3	C CH 81 B SI 89 S SI 80 B FF 89 B CH 80 S CH 79 3-3 ③ K		S FF 97 F FF 97 S FF 96 0-3 ③ K	4 1	1 0	1 0	0 0	0 0	1 1	1 0
12 Cody Ross, R (1, 8) OBP: 0.339, SLG: 0.505		C FF 89 S CU 77 B SL 85 X FF 89 1-2 ② G5-3		C SL 86 F FF 89 C FF 89 0-3 ② K		B CU 73 S FF 87 H FF 87 2-1 18 G6-4-3 21 1B HBP		F FF 92 B SL 86 S SL 87 F SL 86 X FF 94 1-2 ① P4		3	0	0	0	0	1	2
21 John Baker, L (1, 2) OBP: 0.335, SLG: 0.427		C FF 88 B FF 90 S FF 88 B FF 91 B CU 77 X FF 88 3-2 1B		F SL 86 X SL 85 0-1 ③ 2-H 3-H 1B		C B CH 78 X CU 80 1-1 18 G6-4-3 1-2 2-3 1B		F FF 94 B FF 92 X SI 93 1-1 ② F7		4	0	3	1	0	0	0
18 Wes Helms, R (1, 5) OBP: 0.289, SLG: 0.293		B SL 85 B FF 88 C FF 89 B FF 90 X FF 89 3-1 ③ F8		B CH 85 F FF 89 B FF 92 X FF 90 2-1 ① F8		C FF 89 C FF 90 B SI 90 F SI 90 X SI 88 1-2 ① ② G6-4-3 1-2f 2-3 3-H		C FF 92 S SI 92 B SI 92 S SL 87 1-3 ③ K		4	0	0	0	0	1	3
41 Chris Volstad, R (1, 1) OBP: 0.121, SLG: 0.094			C FF 88 S FF 86 B SL 85 S CU 75 1-3 ① K2-3		C FF 89 S CU 77 B CU 74 B FF 92 B FF 90 B FF 90 4-2 8 1B 1 SF9 BB		F FF 89 X CU 79 0-1 ③ G5-3		C FF 93 X FF 94 0-1 1 2B 6 HR 1B	3	2	1	0	1	1	1
Inning Stats	R: 0 E: 0 K: 0 S: 9 H: 0 LOB: 1 BB: 2 P: 19	R: 0 E: 0 K: 0 S: 10 H: 1 LOB: 1 BB: 0 P: 20	R: 0 E: 0 K: 3 S: 9 H: 0 LOB: 0 BB: 0 P: 14	R: 1 E: 0 K: 1 S: 9 H: 3 LOB: 2 BB: 0 P: 9	R: 1 E: 0 K: 0 S: 9 H: 1 LOB: 2 BB: 2 P: 23	R: 1 E: 1 K: 0 S: 11 H: 1 LOB: 1 BB: 0 P: 16	R: 1 E: 0 K: 2 S: 11 H: 2 LOB: 1 BB: 0 P: 17	R: 0 E: 0 K: 1 S: 10 H: 0 LOB: 0 BB: 0 P: 13	R: 3 E: 0 K: 2 S: 17 H: 3 LOB: 0 BB: 0 P: 23	1B: 7 2B: 4 3B: 0 HR: 1 SF: 1 SAC: 0 DP: 2 HBP: 1	WP: 0 PB: 0 SB: 0 CS: 0 PA: 41					

PITCHER	IP	WLS	BF	H	R	ER	SO	BB	IBB	HBP	BLK	WP	HR	S	P	ERA	WHIP
56 Ryan Sadowski, R (1, 1) ERA: 1.0	5.0	L	24	5	3	2	4	4	0	1	0	0	0	49	91	3.60	1.800
45 Justin Miller, R (6, 1) ERA: 2.15	2.0		8	3	1	1	2	0	0	0	0	0	0	19	27	4.50	1.500
46 Bob Howry, R (8, 1) ERA: 3.6	1.0		3	0	0	0	1	0	0	0	0	0	0	10	13	0.00	0.000
47 Merkin Valdez, R (9, 1) ERA: 5.0	1.0		6	3	3	3	2	0	0	0	0	0	1	17	23	27.00	3.000

PITCHER	IP	WLS	BF	H	R	ER	SO	BB	IBB	HBP	BLK	WP	HR	S	P	ERA	WHIP

TOP

AB	35
R	7
H	11
RBI	6
BB	4
SO	9
LOB	13

Florida Marlins @ San Francisco Giants

AT&T Park, San Francisco, CA

Wed Jul 08 2009, 12:45 PM PDT

Att. 34,157 - Sunny - 72 F

livebaseballscorecards.com

BOTTOM

Batter	1	2	3	4	5	6	7	8	9	AB	R	H	RBI	BB	SO	LOB
33 Aaron Rowand, R (1, 8) OBP: 0.351, SLG: 0.462 47 Merkin Valdez, R (9, 1)	C SI 92 C SI 92 B CU 79 X SI 92 1-2 G6-3 ①		X SI 92 0-0 P6 ②			C CU 77 C CU 77 B FF 90 F FF 91 S CH 82 1-3 K ①		F SI 91 B CH 82 X SI 92 1-1 F7 ③		4 0	0 0	0 0	0 0	0 0	1 0	1 0
2 Randy Winn, S (1, 7) OBP: 0.322, SLG: 0.395 (9, 8)	C SI 92 F CH 84 B FF 92 B CU 80 X CH 84 2-2 G4-3 ②		F SI 92 X CH 83 0-1 G4-3 ③			X CU 78 0-0 1B			B FF 92 F SI 91 F SI 92 F FF 92 X FF 91 1-2 P5 ①	4	0	1	0	0	0	1
48 Pablo Sandoval, S (1, 5) OBP: 0.379, SLG: 0.560	C SI 93 F CH 84 F FF 93 B CH 84 B CH 84 S SI 93 2-3 K ③			L CU 78 B CH 83 X SI 92 1-1 16 1B 16 WP 1B		F SI 90 1 SAFE 1 SAFE X CH 83 0-1 F7 ②			B CH 84 F SI 92 B SI 92 X CH 84 2-1 G6-3 ②	4	0	1	0	0	1	1
12 Nate Schierholtz, L (1, 9) OBP: 0.321, SLG: 0.419		C FF 91 F CU 77 X CH 84 0-2 G4-3 ①		X SI 92 0-0 F7 ①		B SI 90 S CH 83 1 SAFE X FF 89 1-1 G4-3 ③			B CU 78 C SI 91 X CH 84 1-1 F7 ③	4	0	0	0	0	0	2
16 Edgar Renteria, R (1, 6) OBP: 0.322, SLG: 0.338		C SI 93 C CU 78 S SI 93 0-3 K ②		1 SAFE S SI 92 1 SAFE 1 SAFE F SI 91 B SI 91 B CU 78 F SI 91 B SI 93 3-2 X FF 92 35 G6-4-3 1-3 1B			C SI 91 B CU 78 B CU 77 B SI 91 C SI 91 X SI 91 3-2 G6-3 ①			3	0	1	0	0	1	0
35 Travis Ishikawa, L (1, 3) OBP: 0.321, SLG: 0.408		C SI 92 X CH 84 0-1 1B		X SI 92 0-0 G6-4-3 ②③ 1-2f			C CU 78 B SI 92 F SI 92 B FF 92 S CU 81 2-3 K ②			3	0	1	0	0	1	2
19 Kevin Frandsen, R (1, 4) OBP: 0.143, SLG: 0.063		B FF 92 1 SAFE C SI 92 F FF 91 X SI 93 1-2 P4 ③			F FF 91 B CU 79 B CU 77 X SI 92 2-1 G4-3 ①		B SI 91 B SI 92 C SI 92 X SI 93 2-1 G6-3 ③			3	0	0	0	0	0	1
22 Eli Whiteside, R (1, 2) OBP: 0.282, SLG: 0.316			X SI 91 0-0 56 SH1-3 1B		B CU 79 F SI 92 F CU 78 B CH 83 B FF 91 X SI 92 3-2 G6-3 ②			C SI 90 F CU 79 S FF 91 0-3 K ①		3	0	1	0	0	1	0
56 Ryan Sadowski, R (1, 1) OBP: 0.143, SLG: 0.143 45 Justin Miller, R (6, 1) 46 Bob Howry, L (8, 1) 14 Fred Lewis, L (8, PH) OBP: 0.329, SLG: 0.380 (9, 7)			X FF 91 0-0 SH1-3 ① 1-2		B SI 93 B SI 92 C SI 92 S SI 92 S SI 93 2-3 K ③			C CH 83 X FF 92 0-1 G3-1 ②		1 0 0 1	0 0 0 0	0 0 0 0	0 0 0 0	0 0 0 0	1 0 0 0	0 0 0 0

Inning Stats	1	2	3	4	5	6	7	8	9
	R: 0 E: 0 K: 1 S: 10 H: 0 LOB: 0 BB: 0 P: 15	R: 0 E: 0 K: 1 S: 11 H: 1 LOB: 1 BB: 0 P: 12	R: 0 E: 0 K: 0 S: 5 H: 1 LOB: 1 BB: 0 P: 5	R: 0 E: 0 K: 0 S: 8 H: 2 LOB: 1 BB: 0 P: 12	R: 0 E: 0 K: 1 S: 8 H: 0 LOB: 0 BB: 0 P: 15	R: 0 E: 0 K: 1 S: 9 H: 1 LOB: 1 BB: 0 P: 11	R: 0 E: 0 K: 1 S: 8 H: 0 LOB: 0 BB: 0 P: 15	R: 0 E: 0 K: 1 S: 7 H: 0 LOB: 0 BB: 0 P: 8	R: 0 E: 0 K: 0 S: 8 H: 0 LOB: 0 BB: 0 P: 12

1B: 5	SF: 0
2B: 0	SAC: 1
3B: 0	DP: 1
HR: 0	HBP: 0

WP: 1 PA: 31
PB: 0
SB: 0
CS: 0

AB	30
R	0
H	5
RBI	0
BB	0
SO	6
LOB	8

PITCHER	IP	WLS	BF	H	R	ER	SO	BB	IBB	HBP	BLK	WP	HR	S	P	ERA	WHIP
41 Chris Volstad, R (1, 1) ERA: 4.44	9.0	W	31	5	0	0	6	0	0	0	0	1	0	74	105	0.00	0.556

PITCHER	IP	WLS	BF	H	R	ER	SO	BB	IBB	HBP	BLK	WP	HR	S	P	ERA	WHIP

Batter	1	2	3	4	5	6	7	8	9	AB	R	H	RBI	BB	SO	LOB
1 Everth Cabrera, S (1, 6) OBP: 0.366, SLG: 0.358	B SI 92 B SI 92 F SI 91 B FF 92 B SI 92 4-1 23 L4-3 BB	C SI 92 B CU 76 B CU 76 X FF 91 2-1 ③ P6	B CU 74 C SI 91 B CU 76 B CH 82 C SI 93 S CH 84 3-3 ③ K	X SI 89 0-0 ③ G1-3						3	0	0	0	1	1	3
18 Tony Gwynn Jr., L (1, 8) OBP: 0.374, SLG: 0.403	1 SAFE 1 SAFE C FF 92 C CU 73 S CH 81 0-3 ① K	B SI 92 X FF 92 1-0 ① F8	C CU 74 S CH 80 B CH 84 F CH 84 X SI 93 1-2 23 1B 5 1B 1B	C CU 77 C CU 78 B CU 78 B SI 93 S SI 94 2-3 ① K						4	1	1	0	0	2	1
23 Adrián González, L (1, 3) OBP: 0.396, SLG: 0.539	X SI 92 0-0 ②③ L4-3 1-1	B CH 80 B SI 92 F FF 91 X CH 82 2-1 ② G3	B CU 77 B CH 80 F FF 91 C SI 92 S CH 85 2-3 ③ K	F SI 93 B FF 91 B FF 92 B SI 91 F SI 88 X CH 82 3-2 5 E 5 1B 7 G3 1-2 1B	C SI 95 X CU 79 0-1 ② G4-3					4	1	1	0	0	0	1
5 Kevin Kouzmanoff, R (1, 5) OBP: 0.278, SLG: 0.399	C SI 91 B SI 90 B CH 81 X SI 93 2-1 ① G6-3	B CU 77 B CH 80 F FF 91 C SI 92 S CH 85 2-3 ③ K	S CU 74 B SI 90 X SI 90 1-1 7 G3 E9 2 BB 1-3 2-H 1B	X SI 94 0-0 E6 7 FC5-4						4	1	1	1	0	1	0
7 Chase Headley, S (1, 7) OBP: 0.314, SLG: 0.375	C CU 76 B SI 94 S CH 80 X FF 94 1-2 ② G4-3	C CU 76 B CH 80 C FF 90 F CH 82 S CH 83 1-3 ① K	C FF 93 F CU 75 X CH 84 0-2 ① G3 2-3 3-H	B CU 78 X SI 94 1-0 ③ FC5-4 1-2f						4	0	0	1	0	1	2
25 Will Venable, L (1, 9) OBP: 0.276, SLG: 0.275	C CU 75 B CU 78 B SI 94 B FF 92 B SI 90 4-1 BB	X FF 92 0-0 ② G4-3	C FF 93 F CU 75 B FF 91 S CH 84 1-3 ② K	S FF 91 C FF 92 F FF 91 B CH 86 F FF 92 X SI 92 1-2 ① P5				3	0	0	0	1	1	1
30 Eliezer Alfonzo, R (1, 2) OBP: 0.296, SLG: 0.333	C FF 92 S SI 91 B SL 82 B SI 92 1 SAFE F CH 82 S CH 84 2-3 ③ K	B SL 80 B SI 92 B SI 90 C FF 90 S CH 83 F CH 83 F SI 92 F CH 84 F CH 83 3-2 X SI 84 ③ G5-3	B CU 77 D CH 81 B FF 92 C FF 91 F SI 92 D CH 83 4-2 2 BB 15 BB BB	B SI 92 S FF 92 F SL 85 F SI 92 S SL 84 1-3 ② K				3	0	0	0	1	2	1
15 Luis Antonio Rodriguez, S (3, 4) OBP: 0.333, SLG: 0.263	X SI 90 0-0 ① G3	B SI 89 C FF 92 B CU 74 B FF 93 F FF 91 S CH 83 3-3 ① K	B CU 74 B SI 91 B FF 90 B FF 91 4-0 2 BB 1-2 BB	X FF 92 0-0 ③ F8				3	0	0	0	1	1	0
52 Josh Geer, R (1, 1) OBP: 0.250, SLG: 0.227 59 Luis Perdomo, R (5, 1) 2 Edgar Gonzalez, R (7, PH) OBP: 0.246, SLG: 0.365 57 Luke Gregerson, L (7, 1) 43 Cla Meredith, R (8, 1)	C FF 91 X FF 92 0-1 ② F9	C FF 92 C FF 93 S FF 92 0-3 ② K	S SL 77 B SL 77 B SL 77 B FF 90 S FF 90 B SL 77 4-2 1-2 2-3 3-H BB					1 0 0 0 0 0 0 1 0 0 0 0 1 0 0 0 0 1 1 0 0 0 0 0 0 0 0 0 0 0 0 0 0 0 0							
Inning Stats	R: 0 E: 0 K: 1 S: 5 H: 0 LOB: 0 BB: 1 P: 9	R: 0 E: 0 K: 1 S: 10 H: 0 LOB: 1 BB: 1 P: 19	R: 0 E: 0 K: 0 S: 5 H: 0 LOB: 0 BB: 0 P: 7	R: 0 E: 0 K: 1 S: 6 H: 0 LOB: 0 BB: 0 P: 11	R: 0 E: 0 K: 1 S: 12 H: 0 LOB: 0 BB: 0 P: 16	R: 0 E: 0 K: 3 S: 9 H: 0 LOB: 0 BB: 0 P: 15	R: 3 E: 1 K: 1 S: 20 H: 3 LOB: 3 BB: 3 P: 38	R: 0 E: 1 K: 1 S: 7 H: 0 LOB: 1 BB: 0 P: 10	R: 0 E: 0 K: 1 S: 10 H: 0 LOB: 0 BB: 0 P: 12	1B: 3 2B: 1 3B: 0 HR: 0 SF: 0 SAC: 0 DP: 1 HBP: 0						WP: 0 PB: 0 SB: 0 CS: 0 PA: 35	

PITCHER		IP	WLS	BF	H	R	ER	SO	BB	IBB	HBP	BLK	WP	HR	S	P	ERA	WHIP
55 Tim Lincecum, R ERA: 2.33	(1, 1)	6.2	W	26	3	3	3	8	4	0	0	0	0	0	64	108	4.05	1.050
54 Sergio Romo, R ERA: 2.31	(7, 1)	0.1	H	2	0	0	0	0	1	0	0	0	0	0	3	7	0.00	3.000
41 Jeremy Affeldt, L ERA: 1.34	(8, 1)	1.0	H	4	0	0	0	1	0	0	0	0	0	0	7	10	0.00	0.000
46 Bob Howry, R ERA: 3.48	(9, 1)	1.0		3	0	0	0	1	0	0	0	0	0	0	10	12	0.00	0.000

PITCHER	IP	WLS	BF	H	R	ER	SO	BB	IBB	HBP	BLK	WP	HR	S	P	ERA	WHIP

TOP

San Diego Padres @ San Francisco Giants

AT&T Park, San Francisco, CA

Thu Jul 09 2009, 7:15 PM PDT

Att. 33,508 - Clear - 60 F

livebaseballscorecards.com

AB	30
R	3
H	3
RBI	3
BB	5
SO	10
LOB	9

BOTTOM

San Diego Padres @ San Francisco Giants

AT&T Park, San Francisco, CA

Thu Jul 09 2009, 7:15 PM PDT

Att. 33,508 - Clear - 60 F

livebaseballscorecards.com

Batter	1	2	3	4	5	6	7	8	9	AB	R	H	RBI	BB	SO	LOB
2 Randy Winn, S (1, 8) (9, 7) OBP: 0.321, SLG: 0.392	B FF 82 T SI 83 F SI 84 S SL 78 1-3 K ①		C SL 75 S SL 78 X SL 78 0-2 G1-3 ②		X CH 74 0-0 F9 ②	S FC 88 F SL 88 B FF 94 F SI 95 S SL 88 1-3 K ③		1 SAFE X FF 85 0-0 12 1B 1-3 3-H 1B		5	0	1	1	0	2	4
12 Nate Schierholtz, L (1, 9) OBP: 0.323, SLG: 0.418	B FF 84 S SL 78 B CH 74 F SL 78 B SI 87 F SL 77 X FF 86 3-2 F8 ②		B CH 73 X CH 72 1-0 G4-3 ③		B FF 84 F CH 73 B SL 79 X CH 74 2-1 48 2B 1-2 1B		C CH 78 B CH 77 S FF 89 S SL 82 1-3 K ①	S SL 78 S SL 79 X SL 78 0-2 1-2 3-H 1B		5	1	2	1	0	1	0
48 Pablo Sandoval, S (1, 5) OBP: 0.380, SLG: 0.561	C CH 76 B SI 85 F FF 86 X SL 80 1-2 1 HR 1B			X CH 81 0-0 F7 ①	X SI 85 0-0 1-H 2-H 2B		B SL 83 X SL 81 1-0 G6-3 ②	F SL 78 X FF 84 0-1 F7 ③		5	1	2	2	0	0	2
1 Bengie Molina, R (1, 2) OBP: 0.269, SLG: 0.438	C FF 86 F FF 86 B SL 81 F SL 81 F FF 87 X FF 87 1-2 1-H HR			B FF 83 X FF 84 1-0 G5-3 ②	B SL 85 F SL 86 B SI 91 F SL 86 S SL 87 2-3 K ③		F SL 82 B SL 82 B FF 90 F SL 82 S SL 84 2-3 K ③			4	1	1	2	0	2	1
21 John Bowker, L (1, 7) 46 Bob Howry, L (9, 1)	C SI 86 S SL 80 S SL 80 0-3 K ③			S CH 73 S SL 79 F SL 80 F SL 80 B FF 86 X SL 80 1-2 F8 ③		S CH 86 F CH 87 B SL 86 B FC 88 B SI 92 B SI 93 4-2 5 BB 35 1B BB		C FF 84 F FF 84 B FF 84 B CH 76 X FF 84 2-2 G3-1 ①		3 0	0 0	0 0	0 0	1 0	1 0	0 0
16 Edgar Renteria, R (1, 6) OBP: 0.321, SLG: 0.335		C FF 83 F FF 84 F SL 79 X SL 79 0-2 E6 35 L3	C SL 75 B SL 78 B CH 73 S CH 73 F SL 80 S FF 86 2-3 K ①			B FF 93 B FC 87 S FF 94 X FF 92 2-1 F9 ①		F FF 83 B FF 83 S FF 84 B CH 76 B SL 77 B FF 85 4-2 35 1B 5 1B BB		3	1	0	0	1	1	1
35 Travis Ishikawa, L (1, 3) OBP: 0.330, SLG: 0.432		B SI 83 C CH 74 F CH 73 B SI 85 F SI 85 1 SAFE X SL 79 2-2 ① ② L3 1-1			X FF 84 0-0 HR	B SI 89 B SI 93 S CH 88 B SI 93 F SI 88 X CH 89 3-2 5 BB 1-2 1B		F FF 85 1 SAFE B SL 77 X FF 85 1-1 59 PB 5 1B 59 FC3-2-5 1-3 1B		4	1	3	1	0	0	1
5 Juan Uribe, R (1, 4) OBP: 0.320, SLG: 0.459		B FF 85 C FF 85 S CH 73 F CH 76 B FF 86 F FF 86 X SL 79 2-2 ③ F8			B SL 76 X SL 78 1-0 HR	C SI 93 B FC 89 D FC 89 B SI 93 D FF 90 4-1 1-2 2-3 BB		B FF 86 X FF 86 1-0 59 FC3-2-5 59 PB 2 1B 1-2 3-H 1B		3	2	2	2	1	0	0
55 Tim Lincecum, L (1, 1) OBP: 0.256, SLG: 0.211 54 Sergio Romo, R (7, 1) 41 Jeremy Affeldt, L (8, 1) OBP: 0.500, SLG: 0.500 59 Andres Torres, S (8, PH) OBP: 0.351, SLG: 0.523 (9, 8)			B SI 83 C SI 83 T SI 84 S CH 72 1-3 K ①		X SI 83 0-0 12 1B 48 2B 1B	B SI 94 C SI 88 F FF 89 S SL 87 1-3 K ②		C FF 86 S SL 79 X SL 80 0-2 FC3-2-5 2 1B 12 1B 1-3 2-H		3 0 0 1	1 0 0 1	1 0 0 0	0 0 0 0	0 0 0 0	2 0 0 0	3 0 0 2
Inning Stats	R: 2 E: 0 K: 2 S: 18 H: 2 LOB: 0 BB: 0 P: 24	R: 0 E: 1 K: 0 S: 13 H: 0 LOB: 0 BB: 0 P: 17	R: 0 E: 0 K: 1 S: 7 H: 0 LOB: 0 BB: 0 P: 9	R: 0 E: 0 K: 0 S: 7 H: 0 LOB: 0 BB: 0 P: 9	R: 4 E: 0 K: 2 S: 14 H: 5 LOB: 1 BB: 0 P: 21	R: 0 E: 0 K: 2 S: 15 H: 1 LOB: 3 BB: 2 P: 30	R: 0 E: 0 K: 2 S: 7 H: 0 LOB: 0 BB: 0 P: 11	R: 3 E: 0 K: 0 S: 17 H: 4 LOB: 2 BB: 1 P: 25		1B: 8 2B: 2 3B: 0 HR: 3	SF: 0 SAC: 0 DP: 1 HBP: 0					

	AB	36
	R	9
	H	12
	RBI	9
	BB	3
	SO	9
	LOB	14

PITCHER		IP	WLS	BF	H	R	ER	SO	BB	IBB	HBP	BLK	WP	HR	S	P	ERA	WHIP
52 Josh Geer, R ERA: 5.79	(1, 1)	4.2	L	21	7	6	6	4	0	0	0	0	0	3	56	75	11.57	1.500
59 Luis Perdomo, R ERA: 3.77	(5, 1)	1.1		7	1	0	0	3	2	0	0	0	0	0	18	35	0.00	2.250
57 Luke Gregerson, R ERA: 3.47	(7, 1)	1.0		3	0	0	0	2	0	0	0	0	0	0	7	11	0.00	0.000
43 Cla Meredith, R ERA: 4.29	(8, 1)	1.0		8	4	3	3	0	1	0	0	0	0	0	17	25	27.00	5.000

PITCHER	IP	WLS	BF	H	R	ER	SO	BB	IBB	HBP	BLK	WP	HR	S	P	ERA	WHIP

Batter	1	2	3	4	5	6	7	8	9	AB	R	H	RBI	BB	SO	LOB
1 Everth Cabrera, S (1, 6) OBP: 0.351, SLG: 0.341	C SI 95 X FF 95 0-1 G6-3			B FF 93 F FF 92 X FF 94 1-1 B3			B SI 91 C FF 91 B FF 91 F FF 89 S SL 81 2-3 K		B SL 83 B SL 80 C FF 92 F FF 91 C SL 83 2-3 K	4	0	0	0	0	2	0
18 Tony Gwynn Jr., L (1, 8) OBP: 0.368, SLG: 0.395	B SI 96 C FF 94 F SI 94 S FF 95 1-3 K			C SI 93 B SI 93 B SI 92 F SI 91 B SI 92 X FF 90 3-2 L3			F SI 93 B SL 83 F FF 92 S SL 83 1-3 K			3	0	0	0	0	2	0
5 Kevin Kouzmanoff, R (1, 5) OBP: 0.276, SLG: 0.395	C SI 94 B SI 95 F SI 95 F SI 94 T SL 84 1-2 K			F SL 80 B SL 82 B FF 91 B FF 92 F FF 91 F SI 91 X FF 92 3-2 P3			F SL 83 S FF 92 B SI 93 S SL 84 1-3 K			3	0	0	0	0	2	0
23 Adrián González, L (1, 3) OBP: 0.393, SLG: 0.533		B FF 94 S FF 93 T SI 93 X SI 93 1-2 F7			F SI 90 B FF 92 C SL 79 S SL 84 1-3 K			B SI 92 B SI 91 B FF 91 C FF 90 X FF 90 3-1 F7		3	0	0	0	0	1	0
7 Chase Headley, S (1, 7) OBP: 0.310, SLG: 0.371		C FF 94 X SI 94 0-1 F9			C SL 80 S FF 92 F SL 83 B FF 92 F CH 86 C SL 82 1-3 K			F SL 81 X CH 87 0-1 E5 WP		3	0	0	0	0	1	0
8 Kyle Blanks, R (1, 9) OBP: 0.244, SLG: 0.225 58 Ryan Webb, R (8, 1)		X SI 94 0-0 P2			C FF 93 S SL 82 B SL 83 F SI 92 X SI 87 1-2 G5-3			B SI 92 F FF 90 B FF 91 B SL 78 X FF 89 3-1 F9 1-2		2 0	0 0	0 0	0 0	0 0	0 0	0 0
30 Eliezer Alfonzo, R (1, 2) OBP: 0.281, SLG: 0.315			X FF 94 0-0 F7			C SL 80 S SL 83 S SL 83 0-3 K		C SL 81 C SL 83 F SL 83 B FF 92 S SL 84 1-3 K		3	0	0	0	0	2	1
15 Luis Antonio Rodriguez, S (3, 4) OBP: 0.326, SLG: 0.256			C FF 95 B FF 94 B FF 94 C SI 92 X FF 94 2-2 G3			B FF 91 X SI 91 1-0 F9			C SL 80 B SL 83 X FF 92 1-1 G6-3	3	0	0	0	0	0	0
50 Josh Banks, R (1, 1) 56 Mike Ekstrom, R (5, 1) 2 Edgar Gonzalez, R (5, 9) OBP: 0.242, SLG: 0.359 Craig Stansberry, R (8, PH)			C FF 93 F FF 93 X FF 94 0-2 F7			F SL 82 B FF 92 F CH 85 F SI 91 F CH 85 C SL 83 1-3 K			B FF 93 B FF 92 X FF 91 2-0 F8	1 0 2 1	0 0 0 0	0 0 0 0	0 0 0 0	0 0 0 0	0 0 1 0	0 0 0 1
Inning Stats	R: 0 E: 0 K: 2 S: 9 H: 0 LOB: 0 BB: 0 P: 11	R: 0 E: 0 K: 0 S: 6 H: 0 LOB: 0 BB: 0 P: 7	R: 0 E: 0 K: 0 S: 7 H: 0 LOB: 0 BB: 0 P: 9	R: 0 E: 0 K: 0 S: 9 H: 0 LOB: 0 BB: 0 P: 16	R: 0 E: 0 K: 2 S: 12 H: 0 LOB: 0 BB: 0 P: 15	R: 0 E: 0 K: 2 S: 9 H: 0 LOB: 0 BB: 0 P: 11	R: 0 E: 0 K: 3 S: 9 H: 0 LOB: 0 BB: 0 P: 13	R: 0 E: 1 K: 1 S: 10 H: 0 LOB: 1 BB: 0 P: 17	R: 0 E: 0 K: 1 S: 6 H: 0 LOB: 0 BB: 0 P: 11	1B: 0 2B: 0 3B: 0 HR: 0	SF: 0 SAC: 0 DP: 0 HBP: 0					

PITCHER	IP	WLS	BF	H	R	ER	SO	BB	IBB	HBP	BLK	WP	HR	S	P	ERA	WHIP
57 Jonathan Sánchez, L (1, 1) ERA: 4.69	9.0	W	28	0	0	0	11	0	0	0	0	1	0	77	110	0.00	0.000

PITCHER	IP	WLS	BF	H	R	ER	SO	BB	IBB	HBP	BLK	WP	HR	S	P	ERA	WHIP

TOP

San Diego Padres @ San Francisco Giants

AT&T Park, San Francisco, CA

Fri Jul 10 2009, 7:15 PM PDT

Att. 30,298 - Partly Cloudy - 63 F

livebaseballscorecards.com

AB	28
R	0
H	0
RBI	0
BB	0
SO	11
LOB	2

BOTTOM

San Diego Padres @ San Francisco Giants
AT&T Park, San Francisco, CA
Fri Jul 10 2009, 7:15 PM PDT
Att. 30,298 - Partly Cloudy - 63 F

livebaseballscorecards.com

Batter	1	2	3	4	5	6	7	8	9	AB	R	H	RBI	BB	SO	LOB
33 Aaron Rowand, R (1, 8) OBP: 0.355, SLG: 0.465	B FF 85 F FF 86 F FF 87 B CU 73 F CH 76 B CH 76 S FF 86 3-3 ① **K**	X FF 87 0-0 **1B** 2-H 3-H			B FF 88 S CH 78 X FF 86 1-1 12 2B 48 HR **1B**	C FF 91 X SL 84 0-1 ② **P3**		C SL 87 B SL 86 B SL 85 S SL 87 B SL 86 X SI 96 3-2 **1B** 1-3 2-H		5	1	3	3	0	1	0
2 Randy Winn, S (1, 9) OBP: 0.320, SLG: 0.391 12 Nate Schierholtz, L (2, 9) OBP: 0.321, SLG: 0.420	C FF 86 F FF 86 B FF 89 F FF 85 F FF 90 X FF 88 1-2 ② **P5**	B CH 75 D CH 77 X CH 75 2-0 ③ **F7**			B FF 86 X CH 77 1-0 48 HR **2B** 1-3	F FF 92 B FF 92 F SL 85 F SL 86 F FF 92 C SL 84 1-3 ③ **K**		B SI 93 X CH 85 1-0 ③ **G4-3**		1 4	0 1	0 1	0 0	0 0	0 1	0 3
48 Pablo Sandoval, S (1, 5) OBP: 0.382, SLG: 0.572 19 Kevin Frandsen, R (7, 4) OBP: 0.139, SLG: 0.061	B CH 74 F FF 85 B CH 74 F CH 76 T FF 88 2-2 ③ **K**		X CH 76 0-0 16 S **1B**		X CU 71 0-0 **HR** 2-H 3-H		B FF 90 C SI 91 S SL 84 F FF 91 X SL 85 1-2 ① **P4**			3 1	1 0	2 0	3 0	0 0	1 0	0 0
35 Travis Ishikawa, L (1, 3) OBP: 0.328, SLG: 0.439		B FF 84 X FF 85 1-0 5 E **3B**	B FF 88 X CU 71 1-0 ① **P6**		C SI 89 F SI 90 F FF 90 S SL 84 0-3 ① **K**		F SI 92 B SI 92 C SL 83 F SL 83 S FF 92 1-3 ② **K**			4	1	1	0	0	2	1
16 Edgar Renteria, R (1, 6) OBP: 0.321, SLG: 0.331		B FF 87 F FF 88 B FF 87 B FF 85 B FF 84 4-1 5 E 21 F7 22 1B **BB**	B FF 88 B CU 70 S CH 77 D CH 78 F FF 87 F FF 85 X FF 85 3-2 ② **L7** 1-2		C FF 91 X SL 84 0-1 ② **G6-3**		B FF 92 F FF 91 C SI 93 X SL 85 1-2 ③ **L4**			3	1	0	0	1	0	1
21 John Bowker, L (1, 7) 59 Andres Torres, S (9, 7) OBP: 0.351, SLG: 0.523		F CH 75 X FF 87 0-1 ① **F7** 1-2	X CU 69 0-0 ③ **P6**		H SL 85 1-0 5 1B **HBP**			C SI 96 B SL 86 C SL 86 S SL 88 1-3 ① **K**		3 0	0 0	0 0	0 0	0 0	1 0	3 0
5 Juan Uribe, R (1, 4) OBP: 0.330, SLG: 0.466 (7, 5)		B FF 89 X FF 86 1-0 E8 22 1B 33 1B **1B** 2-3 3-H	F FF 87 B FF 87 B CH 78 C CH 74 X CH 77 2-2 ① **P6**	X SL 82 0-0 **1B** 1-2				X SI 96 0-0 22 1B 33 1B **1B**		4	2	3	1	0	0	0
22 Eli Whiteside, R (1, 2) OBP: 0.302, SLG: 0.333		B FF 86 X FF 88 1-0 57 SH1-4 33 1B **1B** 2-3 3-H	C FF 88 B CU 72 B FF 84 F FF 84 F CH 78 B FF 87 F FF 84 F FF 84 F FF 86 3-2 ② **F7**	C FF 91 B SI 92 S SL 84 B SL 84 B SL 84 C SI 92 3-3 ③ **K**				F SI 97 X SI 96 0-1 33 1B **1B** 1-2		4	1	2	1	0	1	2
57 Jonathan Sánchez, L (1, 1)		1 SAFE X FF 84 0-0 ② **SH1-4** 1-2	T FF 86 C FF 86 S CU 70 0-3 ③ **K**			C SI 89 T SI 90 S FF 90 0-3 ① **K**		C SI 95 F SI 96 S SI 96 0-3 ② **K**		3	0	0	0	0	3	2
Inning Stats	R: 0 E: 0 K: 2 S: 12 H: 0 LOB: 0 BB: 0 P: 18	R: 4 E: 1 K: 0 S: 9 H: 4 LOB: 1 BB: 1 P: 18	R: 0 E: 0 K: 0 S: 7 H: 1 LOB: 1 BB: 0 P: 11	R: 0 E: 0 K: 1 S: 13 H: 0 LOB: 0 BB: 0 P: 18	R: 3 E: 0 K: 2 S: 14 H: 4 LOB: 2 BB: 0 P: 20	R: 0 E: 0 K: 2 S: 10 H: 0 LOB: 0 BB: 0 P: 11	R: 0 E: 0 K: 1 S: 11 H: 0 LOB: 0 BB: 0 P: 14	R: 1 E: 0 K: 2 S: 13 H: 3 LOB: 2 BB: 0 P: 18		1B: 9 2B: 1 3B: 1 HR: 1	SF: 0 SAC: 1 DP: 0 HBP: 1		WP: 0 PB: 0 SB: 1 CS: 0	PA: 38		

PITCHER	IP	WLS	BF	H	R	ER	SO	BB	IBB	HBP	BLK	WP	HR	S	P	ERA	WHIP
50 Josh Banks, R (1, 1) ERA: 7.48	4.0	L	21	8	7	7	3	1	0	0	0	0	1	45	71	15.75	2.250
56 Mike Ekstrom, R (5, 1) ERA:	3.0		11	1	0	0	5	0	0	1	0	0	0	31	39	0.00	0.333
58 Ryan Webb, R (8, 1) ERA: 6.75	1.0		6	3	1	1	2	0	0	0	0	0	0	13	18	9.00	3.000

PITCHER	IP	WLS	BF	H	R	ER	SO	BB	IBB	HBP	BLK	WP	HR	S	P	ERA	WHIP

AB	35
R	8
H	12
RBI	8
BB	1
SO	10
LOB	12

San Diego Padres @ San Francisco Giants

AT&T Park, San Francisco, CA

Sat Jul 11 2009, 6:05 PM PDT

Att. 38,112 - Cloudy - 63 F

livebaseballscorecards.com

Batter	1	2	3	4	5	6	7	8	9	AB	R	H	RBI	BB	SO	LOB
1 Everth Cabrera, S (1, 6) OBP: 0.347, SLG: 0.348	C FF 91 C FF 91 B FF 94 B FF 94 F FF 94 F FF 94 X FF 94 2-2 ① G4-3	C SI 86 B CH 75 F SI 86 X CH 75 1-2 ③ G3			S SI 85 B CH 79 B CH 78 X SI 86 2-1 ③ F8			B SI 89 X SI 89 1-0 18 S 18 E 2B		4	1	1	0	0	0	2
18 Tony Gwynn Jr., L (1, 8) OBP: 0.371, SLG: 0.394	B FF 93 C FF 94 C CU 78 F FF 94 X SL 88 1-2 23 1B 1B		B CU 76 C FF 86 S CH 76 X CH 76 1-2 ① G3			C FC 91 B FC 90 X FC 90 1-1 ① G4-3		B SI 93 C SI 93 B CU 77 B SI 93 B SI 92 4-1 2-H BB		3	0	1	0	1	0	0
23 Adrián González, L (1, 3) OBP: 0.391, SLG: 0.530	C CU 74 S CU 76 X FF 93 0-2 1-2 1B		B CH 76 B SI 87 X SI 87 2-0 ② F9			C CU 70 B SL 84 C CU 72 B CU 70 S CU 70 2-3 ② K		1 SAFE X CU 77 0-0 ② F7		4	0	1	0	0	1	1
5 Kevin Kouzmanoff, R (1, 5) OBP: 0.273, SLG: 0.390	C FF 92 B FF 92 B CH 85 F FF 93 X FF 93 2-2 ② F9		F SI 88 S SI 89 B SL 80 X CU 80 1-2 ③ G5-3			S SL 84 C FF 89 B CU 72 B CU 68 F FF 89 F SL 81 X FC 88 2-2 ③ G6-3		B FF 94 S SL 87 1 SAFE D SL 87 F FF 95 1 SAFE F FF 95 S SL 88 2-3 ③ K		4	0	0	0	0	1	3
7 Chase Headley, S (1, 7) OBP: 0.310, SLG: 0.369	C CU 77 S FF 94 B FF 94 B FF 94 C CU 78 2-3 ③ K			F SI 87 X SI 88 0-1 2 G6-4-3 1B			X SI 89 0-0 ① G4-3		C SL 87 B FF 94 F FF 95 B SL 88 F FF 97 F FF 97 X FF 98 2-2 ① L7	4	0	1	0	0	1	2
25 Will Venable, L (1, 9) OBP: 0.274, SLG: 0.273		F FF 91 X CH 86 0-1 ① G1-3		C SI 86 B CH 76 S CH 75 S CH 76 1-3 ① K			C SI 90 X SI 89 0-1 1B		B SL 89 F FF 97 S FF 98 F FF 98 B FF 98 S FF 98 2-3 ② K	4	0	1	0	0	2	1
2 Edgar Gonzalez, R (1, 4) OBP: 0.242, SLG: 0.364		C FF 92 B CU 78 X CH 86 1-1 46 1B 2B		S CU 76 1 SAFE B SI 88 X CU 77 1-1 ②③ G6-4-3 1-2f			B FF 89 X SL 76 1-0 ② F7		B SL 89 B SL 89 B FF 98 C FF 98 S FF 98 S FF 98 3-3 ③ K	4	0	1	0	0	1	2
26 Jose Lobaton, S (1, 2)		C CU 77 F FF 92 S FF 94 0-3 ② K			B CH 77 X SI 86 1-0 ① F7		B SL 76 F FF 88 1 SAFE B SI 87 B SI 88 X FF 89 3-1 ③ P3			3	0	0	0	0	1	2
46 Tim Stauffer, R (1, 1) OBP: 0.500, SLG: 0.500 15 Luis Antonio Rodriguez, S (PH) OBP: 0.324, SLG: 0.254 45 Edward Mujica, R (8, 1) OBP: 1.000, SLG: 1.000		B FF 93 X FF 92 1-0 2-3 1B			C CU 77 F CU 78 B CU 77 B FF 87 F CU 76 C SI 87 2-3 ② K			C SI 89 F CH 80 X SI 90 0-2 ① G1-3		2 1 0	0 0 0	1 0 0	0 0 0	0 0 0	1 0 0	0 0 0

Inning Stats	1	2	3	4	5	6	7	8	9
	R: 0 E: 0 K: 1 S: 18	H: 2 LOB: 2 BB: 0 P: 25	R: 0 E: 0 K: 1 S: 11	H: 2 LOB: 2 BB: 0 P: 14	R: 0 E: 0 K: 0 S: 7	H: 0 LOB: 0 BB: 0 P: 11	R: 0 E: 0 K: 1 S: 7	H: 1 LOB: 0 BB: 0 P: 9	R: 0 E: 0 K: 1 S: 7	H: 0 LOB: 0 BB: 0 P: 12	R: 0 E: 0 K: 1 S: 10	H: 0 LOB: 0 BB: 0 P: 15	R: 0 E: 0 K: 0 S: 6	H: 1 LOB: 1 BB: 0 P: 10	R: 1 E: 0 K: 1 S: 10	H: 1 LOB: 1 BB: 1 P: 17	R: 0 E: 0 K: 2 S: 12	H: 0 LOB: 0 BB: 0 P: 19

| | | |

San Diego Padres @ San Francisco Giants

Sat Jul 11 2009, 6:05 PM PDT
AT&T Park, San Francisco, CA
Att. 38,112 - Cloudy - 63 F

livebaseballscorecards.com

Batter	1	2	3	4	5	6	7	8	9	AB	R	H	RBI	BB	SO	LOB
33 Aaron Rowand, R (1, 8) OBP: 0.353, SLG: 0.465	C FF 90 B CH 81 F FF 91 B FF 92 F SL 86 X SL 86 2-2 ① F7			F SL 85 F CH 80 S FF 92 0-3 ① K		1 SAFE C SL 86 P PO 82 B SL 84 C SL 83 1 SAFE X FF 89 2-2 1-3 2B		B SL 82 S FS 87 B FF 92 S FS 86 B SI 92 X FF 92 3-2 ② G5-3		4	0	1	0	0	1	0
2 Randy Winn, S (1, 7) (8, 9) OBP: 0.322, SLG: 0.392	C SI 92 C SI 90 B SL 85 B CH 82 S FF 92 2-3 ② K			B CH 80 C CH 79 X FF 92 1-1 48 HR 1B		S SL 84 F SL 85 F FF 89 B FF 90 F SL 84 S CH 78 1-3 ① K		X FF 92 0-0 35 1B 48 1B		4	1	2	0	0	2	2
48 Pablo Sandoval, S (1, 5) OBP: 0.387, SLG: 0.583	B SI 92 B CH 82 S FF 92 S FF 92 S FF 92 2-3 ③ K			X SI 90 0-0 1-H HR		I IN 69 I IN 71 I IN 72 I IN 70 4-0 IBB		B SI 91 F FS 88 B SI 93 F SI 92 1 SAFE 1 SAFE B FF 92 X SI 92 3-2 1-2 35 1B		3	1	2	2	1	1	0
35 Travis Ishikawa, L (1, 3) OBP: 0.327, SLG: 0.435		C CU 74 X FF 90 0-1 ① G3-1		B CU 76 S CH 80 S CH 79 F FF 90 F CH 81 B SL 86 F FF 92 F FF 91 X FF 91 2-2 ② F7		C CU 75 X SL 83 0-1 ② F8		F FS 87 X SI 93 0-1 1-2 2-3 16 FC6-4 1B		4	0	1	0	0	0	3
16 Edgar Renteria, R (1, 6) OBP: 0.316, SLG: 0.326		S SL 84 B FF 91 S CH 81 X SL 85 1-2 ② G6-3		B FF 90 F SL 85 B FF 91 B CH 81 X FF 90 3-1 ③ L9		X SL 86 0-0 ③ L9		B SL 83 C FF 93 F FF 93 B FF 94 X FF 92 2-2 ③ FC6-4 1-2f		4	0	0	0	0	0	6
12 Nate Schierholtz, L (1, 9) OBP: 0.316, SLG: 0.413 38 Brian Wilson, R (8, 1)		F SI 90 S FF 92 B FF 91 S SL 85 1-3 ③ K		B CU 74 F FF 91 X FF 89 1-1 ① G3-1		C CU 73 F SL 83 B FF 88 F CH 79 X SL 84 1-2 ① F9				3 0	0 0	0 0	0 0	0 0	1 0	0 0
5 Juan Uribe, R (1, 4) OBP: 0.324, SLG: 0.458		B FF 90 X SL 84 1-0 ① G6-3		X SL 86 0-0 ② F8		B FF 89 S SL 83 X FF 88 1-1 ② F9				3	0	0	0	0	0	0
22 Eli Whiteside, R (1, 2) OBP: 0.283, SLG: 0.311		B FF 90 F FF 91 S FF 90 F SL 86 C SL 85 1-3 ② K		C SL 86 B FF 89 B CH 80 X FF 89 2-1 ③ F8		F FF 89 F FF 90 B SL 84 S SL 83 1-3 ③ K				3	0	0	0	0	2	0
18 Matt Cain, R (1, 1) OBP: 0.278, SLG: 0.219 45 Justin Miller, R (2, 1) 49 Brandon Medders, R (6, 1) 14 Fred Lewis, L (6, PH) OBP: 0.332, SLG: 0.383 54 Sergio Romo, R (7, 1) 41 Jeremy Affeldt, L (8, 1) OBP: 0.500, SLG: 0.500 59 Andres Torres, S (8, 7) OBP: 0.347, SLG: 0.515		C FF 91 S FF 91 X FF 91 0-2 ③ G3				C SL 84 X CH 79 0-1 33 2B 1B		L FS 85 S SI 91 C SI 91 0-3 ① K		0 1 0 1 0 0 1	0 0 0 0 0 0 0	0 0 0 1 0 0 0	0 0 0 0 0 0 0	0 0 0 0 0 0 0	0 0 0 0 0 1 0	0 0 0 0 0 0 0
Inning Stats	R: 0 E: 0 K: 2 S: 10 H: 0 LOB: 0 BB: 0 P: 16	R: 0 E: 0 K: 1 S: 8 H: 0 LOB: 0 BB: 0 P: 10	R: 0 E: 0 K: 1 S: 8 H: 0 LOB: 0 BB: 0 P: 10	R: 2 E: 0 K: 1 S: 15 H: 2 LOB: 0 BB: 0 P: 21	R: 0 E: 0 K: 0 S: 5 H: 0 LOB: 0 BB: 0 P: 8	R: 0 E: 0 K: 1 S: 14 H: 2 LOB: 3 BB: 1 P: 20	R: 0 E: 0 K: 1 S: 9 H: 0 LOB: 0 BB: 0 P: 12	R: 0 E: 0 K: 1 S: 15 H: 3 LOB: 3 BB: 0 P: 23		1B: 5 2B: 1 3B: 0 HR: 1	SF: 0 SAC: 0 DP: 0 HBP: 0					

PITCHER		IP	WLS	BF	H	R	ER	SO	BB	IBB	HBP	BLK	WP	HR	S	P	ERA	WHIP
46 Tim Stauffer, R ERA: 2.57	(1, 1)	7.0	L	26	4	2	2	7	0	1	0	0	0	1	69	97	2.57	0.571
45 Edward Mujica, R ERA: 2.95	(8, 1)	1.0		6	3	0	0	1	0	0	0	0	0	0	15	23	0.00	3.000

PITCHER	IP	WLS	BF	H	R	ER	SO	BB	IBB	HBP	BLK	WP	HR	S	P	ERA	WHIP

AB	31
R	2
H	7
RBI	2
BB	1
SO	8
LOB	11

WP: 0 PA: 32
PB: 0
SB: 0
CS: 0

San Diego Padres @ San Francisco Giants

AT&T Park, San Francisco, CA

Sun Jul 12 2009, 1:05 PM PDT

Att. 41,913 - Partly Cloudy - 66 F

livebaseballscorecards.com

TOP

Batter	1	2	3	4	5	6	7	8	9	AB	R	H	RBI	BB	SO	LOB
1 Everth Cabrera, S (1, 6) OBP: 0.340, SLG: 0.340	B SI 85 X SI 86 1-0 25 1B 5 HR 1B	B CU 71 C FC 80 B CH 74 X FC 80 2-1 ③ G6-3		B SI 85 C FC 78 B CU 73 C CH 74 X CU 73 2-2 ③ G3		B FF 89 B FC 89 F FF 88 S CH 78 F CU 71 F CH 78 F FC 90 F FC 90 C CU 71 2-3 ① K		S FF 96 B FF 95 F FF 95 X FF 96 1-2 ② F7		5	1	1	0	0	1	1
25 Will Venable, L (1, 8) OBP: 0.313, SLG: 0.367 (9, 9)	C FC 80 X FC 80 0-1 5 HR 1-2 1B	X SI 85 0-0 5 1B 30 HR 1B	C CU 71 X FC 78 0-1 23 G3 5 1B 7 1B 1B	X FC 90 0-0 ② L9		C CH 86 X FF 96 0-1 HR			5	4	4	1	0	0	0
5 Kevin Kouzmanoff, R (1, 5) OBP: 0.280, SLG: 0.405	F SI 85 S CH 74 F SI 84 B SI 86 B FC 81 X CH 74 2-2 1-H 2-H HR	F SI 86 X SI 85 0-1 30 HR 1-2 1B	1 SAFE C CU 71 F FC 80 B SI 83 F SI 85 X CU 72 1-2 7 1B 23 G3 15 1B 1-2 1B	S CU 71 X CU 72 0-1 1B		C SL 86 B SL 83 C SL 84 S SL 86 1-3 ③ K			5	3	4	3	0	1	0
23 Adrián González, L (1, 3) OBP: 0.387, SLG: 0.523 18 Tony Gwynn Jr., L (9, PH) OBP: 0.374, SLG: 0.394 (9, 8)	S FC 79 B SI 86 X SI 84 1-1 ① P5	B FC 80 X FC 80 1-0 ① L7	F SI 83 X SI 84 0-1 ① G3 1-2 2-3	B FC 89 C FF 88 F FC 90 F FC 90 X CU 70 1-2 ③ G4-3				B SL 86 B FF 93 C FF 92 B FF 93 F FF 91 B FF 92 4-2 BB	4 0	0 0	0 0	0 0	0 1	0 0	5 0
7 Chase Headley, S (1, 7) OBP: 0.308, SLG: 0.366	F CU 70 B CH 74 F CU 71 F FC 81 X SI 86 1-2 ② P4	X SI 84 0-0 ② L7	C CU 72 F CU 74 B SI 84 X CU 74 1-2 8 BB 15 1B 2-3 3-H 1B				B FF 94 F FF 94 F CH 85 F SL 85 B SL 85 F FF 95 B CH 87 F CH 86 F FF 97 3-3 ① S FF 96 K		X SI 92 0-0 ① F8	5	1	1	1	0	1	3
30 Eliezer Alfonzo, R (1, 2) OBP: 0.274, SLG: 0.356	C CU 70 F SI 86 B SI 85 S CU 73 1-3 ③ K	X SI 85 0-0 1-H 2-H HR	C CU 71 S CU 72 F CU 71 B FC 90 S CU 72 1-3 ② K				B FF 97 B FF 96 F FF 95 S FF 97 B FF 98 S FF 98 3-3 ② K		X FF 94 0-0 ② P3	5	1	1	3	0	3	3
8 Kyle Blanks, R (1, 9) OBP: 0.260, SLG: 0.227 (9, 3)		C CU 70 F FF 85 X SI 87 0-2 ① P4 S CH 75 S CH 74 B SI 86 B CU 73 X SI 86 2-2 ③ F8	C FF 91 B CU 71 B CU 69 B FC 90 C CU 69 B CU 70 4-2 15 1B 1-2 BB				B FF 96 C SL 83 B FF 97 F FF 97 B FF 97 X SL 83 3-2 1B		C SL 87 F SI 93 B SI 93 S CH 87 1-3 ③ K	4	0	1	0	1	1	1
15 Luis Antonio Rodriguez, S (3, 4) OBP: 0.329, SLG: 0.262		X SI 85 0-0 29 SH3-4 1B		C CU 69 C CH 75 F CU 73 X CU 72 0-2 ① G5-3	X FC 90 0-0 1-2 2-H 3-H 1B		B FF 97 F FF 96 X CH 86 1-1 ③ G4-3			4	0	2	2	0	0	1
29 Kevin Correia, R (1, 1) OBP: 0.231, SLG: 0.240 57 Luke Gregerson, L (6, 1) 2 Edgar Gonzalez, R (8, PH) OBP: 0.241, SLG: 0.361 37 Mike Adams, R (8, 1) 21 Heath Bell, R (9, 1)		L SI 84 B CU 71 X SI 85 1-1 ② SH3-4 1-2		C SI 85 B SI 86 X SI 86 1-1 ② P3	F FC 89 S CU 71 F CU 72 F FC 90 F FC 90 D CU 71 B CU 73 X FC 90 2-2 ③ P3			F FF 93 S SL 83 B FF 96 F SL 84 B SL 84 F FF 95 F FF 96 X SL 84 2-2 ① G5-3		2 0 1 0 0	0 0 0 0 0	0 0 0 0 0	0 0 0 0 0	0 0 0 0 0	0 0 0 0 0	2 0 0 0 0
Inning Stats	R: 3 E: 0 K: 1 S: 16 H: 3 LOB: 0 BB: 0 P: 22	R: 0 E: 0 K: 0 S: 8 H: 1 LOB: 1 BB: 0 P: 11	R: 3 E: 0 K: 0 S: 9 H: 3 LOB: 0 BB: 0 P: 12	R: 0 E: 0 K: 0 S: 9 H: 0 LOB: 0 BB: 0 P: 12	R: 3 E: 0 K: 1 S: 24 H: 4 LOB: 2 BB: 1 P: 33	R: 0 E: 0 K: 1 S: 14 H: 1 LOB: 1 BB: 0 P: 17	R: 0 E: 0 K: 2 S: 15 H: 1 LOB: 1 BB: 0 P: 25	R: 1 E: 0 K: 1 S: 14 H: 1 LOB: 0 BB: 0 P: 18	R: 0 E: 0 K: 1 S: 7 H: 0 LOB: 1 BB: 1 P: 12	1B: 11 2B: 0 3B: 0 HR: 3	SF: 0 SAC: 1 DP: 0 HBP: 0					

	AB	40
	R	10
	H	14
	RBI	10
	BB	2
	SO	7
	LOB	16

	WP: 0	PA: 43
	PB: 0	
	SB: 0	
	CS: 0	

PITCHER		IP	WLS	BF	H	R	ER	SO	BB	IBB	HBP	BLK	WP	HR	S	P	ERA	WHIP
75 Barry Zito, L ERA: 5.01	(1, 1)	4.1	L	23	10	9	9	1	0	0	0	0	0	2	53	70	18.69	2.308
49 Brandon Medders, R ERA: 2.72	(5, 1)	1.2		8	2	0	0	2	1	0	0	0	0	0	27	37	0.00	1.800
47 Merkin Valdez, R ERA: 4.97	(7, 1)	2.0		8	2	1	1	3	0	0	0	0	0	1	29	43	4.50	1.000
46 Bob Howry, R ERA: 3.38	(9, 1)	1.0		4	0	0	0	1	1	0	0	0	0	0	7	12	0.00	1.000

PITCHER	IP	WLS	BF	H	R	ER	SO	BB	IBB	HBP	BLK	WP	HR	S	P	ERA	WHIP

Batter	1	2	3	4	5	6	7	8	9	AB	R	H	RBI	BB	SO	LOB
33 Aaron Rowand, R (1, 8) OBP: 0.348, SLG: 0.458	C SL 85 X SL 87 0-1 G6-3 ①		X SL 87 0-0 G5-3 ②		C SI 92 B SI 92 F SL 87 F CU 77 B SI 92 X SI 93 2-2 P6 ③		C SL 81 F SL 80 B FF 89 B FF 89 S CH 79 2-3 K2-3 ②		C FF 93 C CU 81 S FF 94 0-3 K ③	5	0	0	0	0	2	3
2 Randy Winn, S (1, 9) OBP: 0.321, SLG: 0.391	B SI 92 C SI 91 F SL 86 X CU 76 1-2 48 1B 1B		X CH 85 0-0 G4-3 ③			B CH 83 S CH 83 F SL 88 B CH 92 C FC 92 2-3 K ①	S CH 77 B SL 82 X CH 78 1-1 P3 ③			4	0	1	0	0	1	1
48 Pablo Sandoval, S (1, 5) OBP: 0.385, SLG: 0.578	X SL 87 0-0 1 G5-4-3 1-2 1B			T CH 92 F CH 91 X CU 77 0-2 G4-3 ①		C CU 79 F SL 88 B CH 92 F CH 92 X CU 78 1-2 G6-3 ②		B CH 83 S FF 92 F FF 92 F FF 93 B SI 94 B FF 93 S FF 93 3-3 K ①		4	0	1	0	0	1	0
1 Bengie Molina, R (1, 2) OBP: 0.269, SLG: 0.439	B SI 91 X SL 86 1-0 G5-4-3 ② ③ 1-2f			B SI 92 S SI 93 S CU 78 X CU 78 1-2 F7 ②		B CH 92 B CH 92 X CH 91 2-0 16 1B 2B		S FF 93 X FF 93 0-1 P3 ②		4	1	1	0	0	0	2
35 Travis Ishikawa, L (1, 3) OBP: 0.324, SLG: 0.430 49 Brandon Medders, R (5, 1) 12 Nate Schierholtz, L (6, PH) OBP: 0.320, SLG: 0.413 47 Merkin Valdez, R (7, 1) 35 Rich Aurilia, R (8, PH) OBP: 0.264, SLG: 0.293 46 Bob Howry, L (9, 1)		S SI 92 B SI 91 B CU 77 F CH 92 X SL 85 2-2 P5 ①		C CU 78 B CH 92 F SL 89 B CU 77 X CU 77 2-2 G4-3 ③		B SL 86 F SL 85 B CU 76 2 SAFE B SL 85 B SL 83 4-1 16 1B 21 1B BB		B FF 93 F SL 89 X CH 84 1-1 G5-3 ③		2 0 0 0 0 0 0 0 0 0 0 0 0 0 0 0 0 1 0 0 0 0 0 0 0 0 0 0 1 0 0 0 0 0 0 0 0	0 0 1 0 0 1 0 0	0 0 0 0 0 0 0 0	0 0 0 0 0 0 0 0	0 0 0 0 0 0 0 0
16 Edgar Renteria, R (1, 6) OBP: 0.317, SLG: 0.326 19 Kevin Frandsen, R (9, 6) OBP: 0.162, SLG: 0.088		C SL 87 F FC 92 B SI 94 C SI 94 1-3 K ②			X CH 89 0-0 G5-3 ①	B CH 91 B CH 92 C SL 84 F SL 85 B FC 90 X CH 91 3-2 21 1B 1-3 2-H 1B			B FF 91 B FF 90 F FF 90 F FF 91 X CU 82 2-2 14 2B 1B	3 1	0 1	1 1	1 1	0 0	1 0	0 0
21 John Bowker, L (1, 7) OBP: 0.333, SLG: 0.500 (5, 3)		B CH 94 B SL 86 B SI 92 C CH 90 S SL 87 S CH 92 3-3 K ③			B SI 91 B SI 90 X SI 91 2-0 HR	B SL 82 F SL 85 B CU 75 B SL 82 F SL 84 F FC 91 X SL 82 3-2 1-3 3-H 1B			C CU 79 S CU 81 B FF 93 F FF 93 S CU 82 1-3 K ①	4	1	2	2	0	2	1
5 Juan Uribe, R (1, 4) OBP: 0.328, SLG: 0.464			B SL 87 S SL 86 F SI 92 B SI 92 X SI 93 2-2 75 SH3-4 1B		B SL 86 B SL 87 B SL 86 C CH 90 X CH 90 3-1 14 G4-3 2B	S SL 80 S SL 80 S SL 82 0-3 K ③			B FF 92 X CU 81 1-0 L5 ②	4	0	2	0	0	1	3
75 Barry Zito, L (1, 1) OBP: 0.111, SLG: 0.111 14 Fred Lewis, L (5, 7) OBP: 0.332, SLG: 0.387			X CH 90 0-0 SH3-4 ① 1-2		F CH 91 B SL 84 X SL 86 1-1 G4-3 ② 2-3		B FF 88 F FF 87 F CH 78 F SL 82 S SL 81 1-3 K ①		B CU 78 X CU 80 1-0 1-H 2B	0 3	0 0	0 1	0 1	0 0	0 1	0 1
Inning Stats	R: 0 E: 0 K: 0 S: 7 H: 2 LOB: 1 BB: 0 P: 9	R: 0 E: 0 K: 2 S: 9 H: 0 LOB: 0 BB: 0 P: 15	R: 0 E: 0 K: 0 S: 6 H: 1 LOB: 1 BB: 0 P: 8	R: 0 E: 0 K: 0 S: 9 H: 0 LOB: 0 BB: 0 P: 12	R: 1 E: 0 K: 0 S: 10 H: 2 LOB: 1 BB: 0 P: 18	R: 2 E: 0 K: 2 S: 19 H: 3 LOB: 2 BB: 1 P: 34	R: 0 E: 0 K: 2 S: 9 H: 0 LOB: 0 BB: 0 P: 13	R: 0 E: 0 K: 1 S: 8 H: 0 LOB: 0 BB: 0 P: 12	R: 1 E: 0 K: 2 S: 12 H: 2 LOB: 1 BB: 0 P: 17	1B: 6 2B: 3 3B: 0 HR: 1 SF: 0 SAC: 1 DP: 1 HBP: 0						

PITCHER		IP	WLS	BF	H	R	ER	SO	BB	IBB	HBP	BLK	WP	HR	S	P	ERA	WHIP
29 Kevin Correia, R ERA: 4.5	(1, 1)	5.2	W	25	8	3	3	3	1	0	0	0	0	1	57	93	4.76	1.588
57 Luke Gregerson, R ERA: 3.35	(6, 1)	1.1		4	0	0	0	3	0	0	0	0	0	0	12	16	0.00	0.000
37 Mike Adams, R ERA: 1.38	(8, 1)	1.0		3	0	0	0	1	0	0	0	0	0	0	8	12	0.00	0.000
21 Heath Bell, R ERA: 1.69	(9, 1)	1.0		5	2	1	1	2	0	0	0	0	0	0	12	17	9.00	2.000

PITCHER	IP	WLS	BF	H	R	ER	SO	BB	IBB	HBP	BLK	WP	HR	S	P	ERA	WHIP

BOTTOM

San Diego Padres @ San Francisco Giants

AT&T Park, San Francisco, CA

Sun Jul 12 2009, 1:05 PM PDT
Att. 41,913 - Partly Cloudy - 66 F

livebaseballscorecards.com

AB	35
R	4
H	10
RBI	4
BB	1
SO	9
LOB	11

WP: 0	PA: 37		
PB: 0			
SB: 0			
CS: 0			

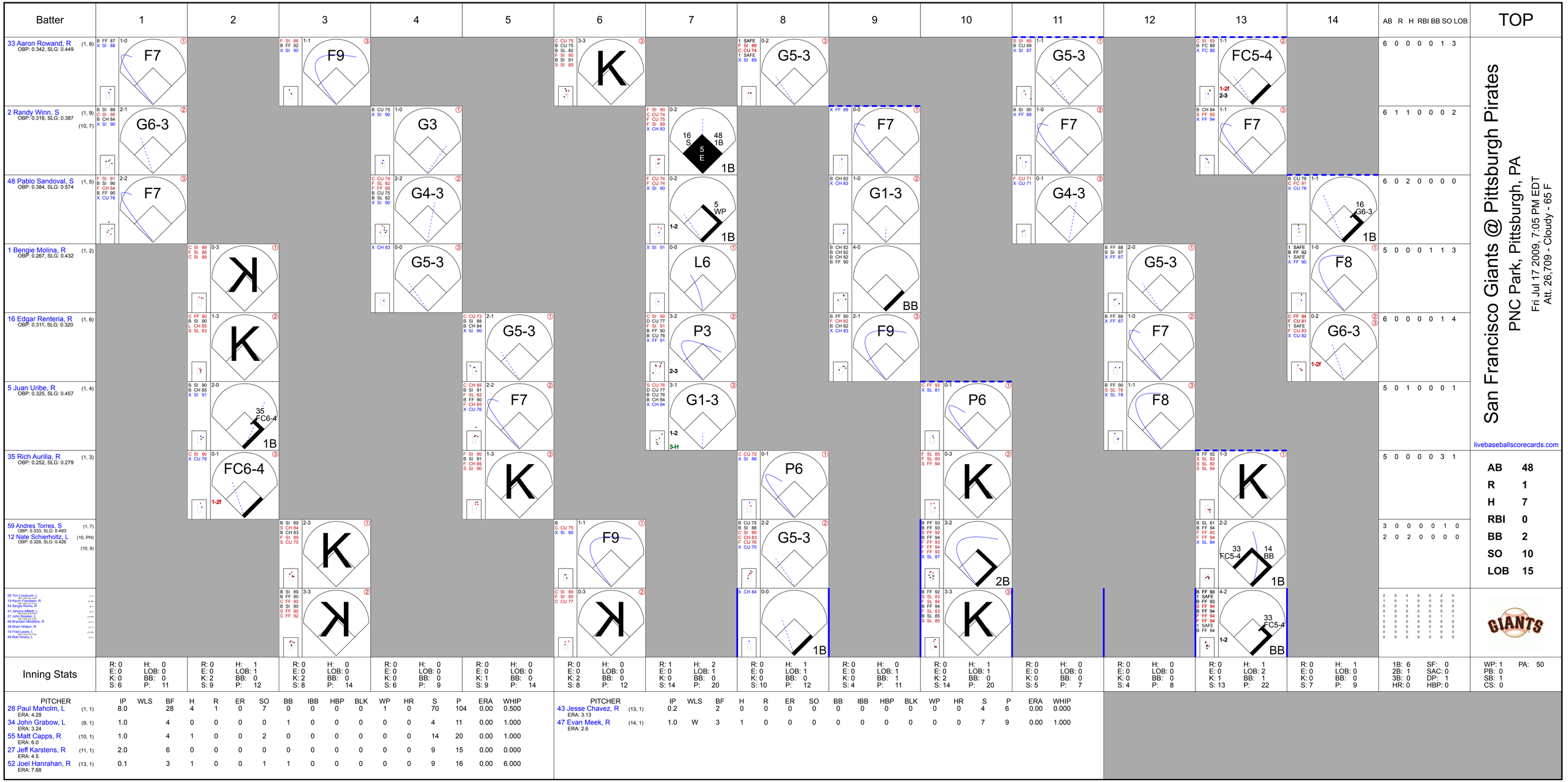
Batter
1
2
3
4
5
6
7
8
9
10
11
12
13
14
AB R H RBI BB SO LOB
TOP
33 Aaron Rowand, R (1, 8) OBP: 0.342, SLG: 0.449
2 Randy Winn, S (1, 9) (10, 7) OBP: 0.318, SLG: 0.387
48 Pablo Sandoval, S (1, 5) OBP: 0.384, SLG: 0.574
1 Bengie Molina, R (1, 2) OBP: 0.267, SLG: 0.432
16 Edgar Renteria, R (1, 6) OBP: 0.311, SLG: 0.320
5 Juan Uribe, R (1, 4) OBP: 0.325, SLG: 0.457
35 Rich Aurilia, R (1, 3) OBP: 0.252, SLG: 0.279
59 Andres Torres, S (1, 7) OBP: 0.333, SLG: 0.493
12 Nate Schierholtz, L (10, PH) (10, 9) OBP: 0.328, SLG: 0.426
55 Tim Lincecum, L
19 Kevin Frandsen, R
54 Sergio Romo, R
41 Jeremy Affeldt, L
21 John Bowker, L
49 Brandon Medders, R
38 Brian Wilson, R
14 Fred Lewis, L
46 Bob Howry, L
San Francisco Giants @ Pittsburgh Pirates
PNC Park, Pittsburgh, PA
Fri Jul 17 2009, 7:05 PM EDT
Att. 26,709 - Cloudy - 65 F
livebaseballscorecards.com
AB 48
R 1
H 7
RBI 0
BB 2
SO 10
LOB 15
Inning Stats
PITCHER IP WLS BF H R ER SO BB IBB HBP BLK WP HR S P ERA WHIP
28 Paul Maholm, L (1, 1) ERA: 4.28 8.0 28 4 1 0 7 0 0 0 0 1 0 70 104 0.00 0.500
34 John Grabow, L (9, 1) ERA: 3.24 1.0 4 0 0 0 1 0 0 0 0 0 0 4 11 0.00 1.000
55 Matt Capps, R (10, 1) ERA: 6.0 1.0 4 1 0 0 2 0 0 0 0 0 0 14 20 0.00 1.000
27 Jeff Karstens, R (11, 1) ERA: 4.5 2.0 6 0 0 0 0 0 0 0 0 0 0 9 15 0.00 0.000
52 Joel Hanrahan, R (13, 1) ERA: 7.68 0.1 3 1 0 0 1 1 0 0 0 0 0 9 16 0.00 6.000
PITCHER IP WLS BF H R ER SO BB IBB HBP BLK WP HR S P ERA WHIP
43 Jesse Chavez, R (13, 1) ERA: 3.13 0.2 2 0 0 0 0 0 0 0 0 0 0 4 6 0.00 0.000
47 Evan Meek, R (14, 1) ERA: 2.6 1.0 W 3 1 0 0 0 0 0 0 0 0 0 0 7 9 0.00 1.000
1B: 6 SF: 0
2B: 1 SAC: 0
3B: 0 DP: 1
HR: 0 HBP: 0
WP: 1 PA: 50
PB: 0
SB: 1
CS: 0

BOTTOM

Batter	1	2	3	4	5	6	7	8	9	10	11	12	13	14	AB	R	H	RBI	BB	SO	LOB
22 Andrew McCutchen, R (1, 6) OBP: 0.331, SLG: 0.438	F7		K			F8		F8		F8			F7		6	0	0	0	0	1	1
12 Freddy Sanchez, R (1, 4) OBP: 0.358, SLG: 0.480	P1			41 G4-3 2B		1B		BB		K			F8		5	0	2	0	1	1	1
46 Garrett Jones, L (1, 9) OBP: 0.365, SLG: 0.833	HR			P6		K		G4-3			F9			HR	6	2	2	2	0	1	3
41 Ryan Doumit, S (1, 2) OBP: 0.227, SLG: 0.397	K			G4-3 2-3			K		G5-3		G4-3				5	0	0	0	0	2	1
25 Adam LaRoche, L (1, 3) OBP: 0.331, SLG: 0.440		F7		F8			K		F7		K				5	0	0	0	0	2	1
44 Brandon Moss, L (1, 7) OBP: 0.314, SLG: 0.381		BB 15 CS			F7		15 WP 2 1B 1B		BB 15 FC4-6			G4-3			3	0	1	0	2	0	0
15 Andy LaRoche, R (1, 5) OBP: 0.338, SLG: 0.386		K 1-2			K		K 2 1B 1-2		FC4-6 1-2f			G6-3			5	0	0	0	0	3	3
2 Jack Wilson, R (1, 6) OBP: 0.300, SLG: 0.398			P6		K		1B 1-2 2-H			L5		G4-3			5	0	1	0	0	1	0
28 Paul Maholm, L 24 Delwyn Young, R 34 John Grabow, L 55 Matt Capps, R 5 Ramon Vazquez, L 27 Jeff Karstens, R 52 Joel Hanrahan, R 43 Jesse Chavez, R 16 Jeff Salazar, L 47 Evan Meek, R			G6-3			K		K		BB			K		2 1 0 0 0 0 0 0 1 0	0 0 0 0 0 0 0 0 0 0	0 0 0 0 0 0 0 0 0 0	0 0 0 0 1 0 0 0 0 0	1 0 0 0 0 0 0 0 1 0	0 0 0 0 0 0 0 0 0 0
Inning Stats	R: 1 E: 0 K: 1 S: 10 H: 1 LOB: 0 BB: 0 P: 18	R: 0 E: 0 K: 1 S: 8 H: 0 LOB: 1 BB: 1 P: 15	R: 0 E: 0 K: 1 S: 7 H: 0 LOB: 0 BB: 0 P: 14	R: 0 E: 0 K: 0 S: 9 H: 1 LOB: 1 BB: 0 P: 15	R: 0 E: 0 K: 2 S: 11 H: 0 LOB: 0 BB: 0 P: 14	R: 0 E: 0 K: 2 S: 11 H: 1 LOB: 1 BB: 0 P: 18	R: 0 E: 0 K: 3 S: 18 H: 2 LOB: 2 BB: 0 P: 24	R: 0 E: 0 K: 1 S: 11 H: 0 LOB: 1 BB: 1 P: 17	R: 0 E: 0 K: 0 S: 6 H: 0 LOB: 1 BB: 1 P: 13	R: 0 E: 0 K: 1 S: 10 H: 0 LOB: 1 BB: 1 P: 18	R: 0 E: 0 K: 1 S: 7 H: 0 LOB: 0 BB: 0 P: 10	R: 0 E: 0 K: 0 S: 4 H: 0 LOB: 0 BB: 0 P: 9	R: 0 E: 0 K: 1 S: 10 H: 0 LOB: 0 BB: 0 P: 16	R: 1 E: 0 K: 0 S: 2 H: 1 LOB: 0 BB: 0 P: 2	1B: 3 2B: 2 3B: 0 HR: 2	SF: 0 SAC: 0 DP: 1 HBP: 0			WP: 1 PB: 0 SB: 0 CS: 1	PA: 48	

PITCHER		IP	WLS	BF	H	R	ER	SO	BB	IBB	HBP	BLK	WP	HR	S	P	ERA	WHIP
55 Tim Lincecum, R ERA: 2.27	(1, 1)	7.0		26	5	1	1	10	1	0	0	0	1	1	74	118	1.29	0.857
54 Sergio Romo, R ERA: 2.63	(8, 1)	0.2		3	0	0	0	1	1	0	0	0	0	0	8	13	0.00	1.500
41 Jeremy Affeldt, L ERA: 1.27	(8, 1)	1.1		5	0	0	0	0	1	0	0	0	0	0	9	17	0.00	0.750
49 Brandon Medders, R ERA: 2.65	(10, 1)	1.0		4	0	0	0	1	1	0	0	0	0	0	10	18	0.00	1.000
38 Brian Wilson, R ERA: 3.48	(11, 1)	2.0		6	0	0	0	1	0	0	0	0	0	0	11	19	0.00	0.000

PITCHER		IP	WLS	BF	H	R	ER	SO	BB	IBB	HBP	BLK	WP	HR	S	P	ERA	WHIP
46 Bob Howry, R ERA: 3.55	(13, 1)	1.0	L	4	1	1	1	1	0	0	0	0	0	1	12	18	9.00	1.000

San Francisco Giants @ Pittsburgh Pirates
PNC Park, Pittsburgh, PA
Fri Jul 17 2009, 7:05 PM EDT
Att. 26,709 - Cloudy - 65 F

livebaseballscorecards.com

AB	44
R	2
H	6
RBI	2
BB	4
SO	14
LOB	10

San Francisco Giants @ Pittsburgh Pirates

PNC Park, Pittsburgh, PA

Sat Jul 18 2009, 7:05 PM EDT

Att. 37,023 - Cloudy - 66 F

livebaseballscorecards.com

TOP

Batter	1	2	3	4	5	6	7	8	9	AB	R	H	RBI	BB	SO	LOB
2 Randy Winn, S (1, 8) OBP: 0.315, SLG: 0.382	B FF 90 C FF 93 F FF 91 X FF 93 1-2 ① G5-3		C FF 90 B CU 80 F FF 91 B CU 79 X SI 89 2-2 ① FC4-6 48 FC6 1-2f			X FF 88 0-0 ① F8		B FF 91 S CH 83 S CH 82 F CH 84 F FF 91 F FF 92 B CH 83 B CH 83 X FF 90 3-2 ③ G6-3		4	0	0	0	0	0	1
21 John Bowker, L (1, 7) OBP: 0.294, SLG: 0.400	C FF 92 B FF 94 S CH 83 X FF 94 1-2 ② L8		1 SAFE B CH 81 C SI 88 B CH 82 S FF 88 S CH 82 2-3 ② K			B FF 88 X CH 82 1-0 ② G4-3			C FF 93 X CH 85 0-1 12 G3 48 1B 1B	4	0	1	0	0	1	1
48 Pablo Sandoval, S (1, 5) OBP: 0.383, SLG: 0.570	F FF 90 B CH 83 F CH 84 F CU 79 X CU 78 1-2 ③ L9		1 SAFE X CH 82 0-0 ③ FC6 1-2f			C CH 80 S CU 81 S CU 80 0-3 ③ K2-3			X SL 82 0-0 12 G3 1B 1-2	4	0	1	0	0	1	1
12 Nate Schierholtz, L (1, 9) OBP: 0.326, SLG: 0.422		X FF 90 0-0 ① G4-3		C FF 93 F SL 85 F FF 93 S FF 92 0-3 ① K			X FF 89 0-0 35 FC1-6 1B		C SI 94 F FF 93 X FF 94 0-2 ① G3 1-2 2-3	4	0	1	0	0	1	2
35 Travis Ishikawa, L (1, 3) OBP: 0.318, SLG: 0.421		B FF 93 C FF 89 F CH 82 B FF 92 F CU 78 S CU 79 2-3 ② K		S CU 80 B FF 91 B FF 90 B CH 82 F FF 90 F FF 94 C FF 93 3-3 ② K			X SI 88 0-0 ① FC1-6 1-2f		S CU 83 S SL 85 F SL 84 F FF 94 S FF 94 0-3 ② K	4	0	0	0	0	3	3
5 Juan Uribe, R (1, 4) OBP: 0.323, SLG: 0.450		B FF 90 B FF 90 B FF 90 B FF 93 4-0 16 1B BB		F CH 83 B CU 80 X CU 81 1-1 ③ L6			B CU 78 1 SAFE B CH 81 F FF 89 F FF 93 X FF 89 2-2 ② P3		X SL 84 0-0 ③ G5-3	3	0	0	0	0	1	3
16 Edgar Renteria, R (1, 6) OBP: 0.314, SLG: 0.323		B FF 90 C FF 93 D CU 79 X FF 89 2-1 1-2 1B			C FF 92 X FF 92 0-1 22 G6-4-3 1B		C CU 79 D CU 80 1 SAFE F FF 88 F FF 94 S CU 78 1-3 ③ K			3	0	2	0	0	1	1
22 Eli Whiteside, R (1, 2) OBP: 0.265, SLG: 0.292		B FF 90 B FF 90 F FF 93 B CU 78 C CU 78 X CU 78 3-2 ③ G5-3			X FF 89 0-0 ①② G6-4-3 1-2f			L FF 89 S CH 82 F CH 83 B CH 82 S CH 82 1-3 ① K		3	0	0	0	0	1	3
75 Barry Zito, L (1, 1) OBP: 0.138, SLG: 0.107 49 Brandon Medders, R (7, 1) 33 Aaron Rowand, R (8, PH) OBP: 0.341, SLG: 0.447 47 Merkin Valdez, R (8, 1)			B FF 91 B FF 88 B FF 92 C FF 91 C FF 92 B FF 92 4-2 2 FC4-6 BB		B FF 92 B FF 92 C FF 92 X FF 90 2-1 ③ G4-3			B FF 90 X FF 89 1-0 ② F9		1 0 1 0	0 0 0 0	0 0 0 0	0 0 0 0	1 0 0 0	0 0 0 0	0 0 0 0
Inning Stats	R: 0 E: 0 K: 0 S: 10 H: 0 LOB: 0 BB: 0 P: 13	R: 0 E: 0 K: 1 S: 10 H: 1 LOB: 2 BB: 1 P: 21	R: 0 E: 0 K: 1 S: 9 H: 0 LOB: 1 BB: 1 P: 17	R: 0 E: 0 K: 2 S: 10 H: 0 LOB: 0 BB: 0 P: 14	R: 0 E: 0 K: 0 S: 5 H: 1 LOB: 0 BB: 0 P: 7	R: 0 E: 0 K: 1 S: 5 H: 0 LOB: 0 BB: 0 P: 6	R: 0 E: 0 K: 1 S: 9 H: 1 LOB: 1 BB: 0 P: 12	R: 0 E: 0 K: 1 S: 12 H: 0 LOB: 0 BB: 0 P: 17	R: 0 E: 0 K: 1 S: 12 H: 2 LOB: 2 BB: 0 P: 12	1B: 5 2B: 0 3B: 0 HR: 0 SF: 0 SAC: 0 DP: 1 HBP: 0						

	AB	R	H	RBI	BB	SO	LOB
	31	0	5	0	2	8	15

WP: 0 PA: 33
PB: 0
SB: 0
CS: 0

PITCHER		IP	WLS	BF	H	R	ER	SO	BB	IBB	HBP	BLK	WP	HR	S	P	ERA	WHIP
37 Charlie Morton, R ERA: 3.21	(1, 1)	7.0	W	25	3	0	0	6	2	0	0	0	0	0	58	90	0.00	0.714
34 John Grabow, L ERA: 3.16	(8, 1)	1.0	H	3	0	0	0	1	0	0	0	0	0	0	12	17	0.00	0.000
55 Matt Capps, R ERA: 5.81	(9, 1)	1.0	S	5	2	0	0	1	0	0	0	0	0	0	12	12	0.00	2.000

PITCHER	IP	WLS	BF	H	R	ER	SO	BB	IBB	HBP	BLK	WP	HR	S	P	ERA	WHIP

Batter	1	2	3	4	5	6	7	8	9	AB	R	H	RBI	BB	SO	LOB
22 Andrew McCutchen, R (1, 8) OBP: 0.335, SLG: 0.439	B SI 85 F SI 86 X CH 74 1-1 12 FC6-4 1B		C CH 74 X CU 70 0-1 ② G4-3			X SL 77 0-0 12 S 1B		B FF 93 F FF 93 F FF 94 C FF 94 1-3 ① K		4	0	2	0	0	1	0
12 Freddy Sanchez, R (1, 4) OBP: 0.354, SLG: 0.474	F FC 79 1 SAFE 1 SAFE F SL 78 X CU 73 0-2 ① FC6-4 46 2B 41 SF7 1-2f		C SI 88 B SI 86 B SI 86 B FC 80 X SI 86 3-1 ③ G4-3			1 SAFE C CH 74 B SI 86 C SI 86 S SI 86 1-3 ② K 1-2		X FF 94 0-0 ② G6-3		4	1	0	0	0	1	2
46 Garrett Jones, L (1, 7) OBP: 0.357, SLG: 0.808	B FC 79 F FC 80 F SI 85 B SI 86 X SI 87 2-2 1-3 2B			F SL 78 C CU 73 X CU 74 0-2 ① G4-3		X SI 86 0-0 ③ F8		X FF 95 0-0 ③ G3-1		4	0	1	0	0	0	1
41 Ryan Doumit, S (1, 2) OBP: 0.232, SLG: 0.400	C FC 80 F FC 80 D CU 73 X CU 74 1-2 ② SF7 3-H			B SI 86 C SL 78 B SI 86 F CH 75 X SI 88 2-2 ② F9			C SL 77 B CH 73 X CH 74 1-1 24 1B 15 1B 1B			2	1	1	1	0	0	0
25 Adam LaRoche, L (1, 3) OBP: 0.329, SLG: 0.436	C FC 81 B SI 85 B FF 82 C SI 87 B SI 87 X FF 82 3-2 ③ F9			X SI 87 0-0 ③ P3			B SI 88 S SI 85 B FC 81 S FC 80 T CU 74 2-2 ① K			3	0	0	0	0	1	2
24 Delwyn Young, S (1, 9) OBP: 0.382, SLG: 0.412		B SI 84 S SI 85 C FC 78 F CU 72 B SI 86 X CU 72 2-2 ① L7			X SI 86 0-0 ① F9		F SI 86 B SI 87 B SI 87 X FC 81 2-1 15 1B 1-2 1B			3	0	1	0	0	0	0
15 Andy LaRoche, R (1, 5) OBP: 0.338, SLG: 0.386		X CH 74 0-0 ② G5-3			B SI 86 B SI 85 C SL 77 X CH 74 2-1 ② F9		B CU 70 F CU 72 B SI 87 F SI 86 F CU 73 B SI 87 F FC 81 X CU 74 3-2 1-2 2-H 1B			3	0	1	1	0	0	0
2 Jack Wilson, R (1, 6) OBP: 0.297, SLG: 0.393		C SI 86 X FC 79 0-1 ③ P2			C SI 87 F CU 74 B SI 87 F SI 87 X CH 74 1-2 ③ F7		X FF 90 0-0 ② F4			3	0	0	0	0	0	2
37 Charlie Morton, R (1, 1) 18 Jeff Salazar, L (7, PH) 34 John Grabow, L (8, 1) 55 Matt Capps, R (9, 1)			B SI 84 C SI 84 F SI 85 F SL 79 S CU 73 1-3 ① K			C SI 84 B SL 77 B SI 85 F SI 85 C SI 86 2-3 ① K	B CU 71 S CU 71 F CU 73 B FC 91 C FC 91 2-3 ③ K			2 1 0 0	0 0 0 0	0 0 0 0	0 0 0 0	0 0 0 0	2 1 0 0	0 2 0 0
Inning Stats	R: 1 E: 0 K: 0 S: 14 H: 2 LOB: 1 BB: 0 P: 21	R: 0 E: 0 K: 0 S: 7 H: 0 LOB: 0 BB: 0 P: 9	R: 0 E: 0 K: 1 S: 8 H: 0 LOB: 0 BB: 0 P: 12	R: 0 E: 0 K: 0 S: 7 H: 0 LOB: 0 BB: 0 P: 9	R: 0 E: 0 K: 0 S: 7 H: 0 LOB: 0 BB: 0 P: 10	R: 0 E: 0 K: 2 S: 8 H: 1 LOB: 1 BB: 0 P: 11	R: 1 E: 0 K: 2 S: 16 H: 3 LOB: 2 BB: 0 P: 26	R: 0 E: 0 K: 1 S: 5 H: 0 LOB: 0 BB: 0 P: 6		1B: 5 2B: 1 3B: 0 HR: 0	SF: 1 SAC: 0 DP: 0 HBP: 0		WP: 0 PB: 0 SB: 1 CS: 0	PA: 30		

PITCHER		IP	WLS	BF	H	R	ER	SO	BB	IBB	HBP	BLK	WP	HR	S	P	ERA	WHIP
75 Barry Zito, L ERA: 4.89	(1, 1)	6.1	L	25	6	2	2	4	0	0	0	0	0	0	63	92	2.84	0.947
49 Brandon Medders, R ERA: 2.61	(7, 1)	0.2		2	0	0	0	1	0	0	0	0	0	0	4	6	0.00	0.000
47 Merkin Valdez, R ERA: 4.8	(8, 1)	1.0		3	0	0	0	1	0	0	0	0	0	0	5	6	0.00	0.000

PITCHER	IP	WLS	BF	H	R	ER	SO	BB	IBB	HBP	BLK	WP	HR	S	P	ERA	WHIP

BOTTOM

San Francisco Giants @ Pittsburgh Pirates
PNC Park, Pittsburgh, PA
Sat Jul 18 2009, 7:05 PM EDT
Att. 37,023 - Cloudy - 66 F

livebaseballscorecards.com

AB	29
R	2
H	6
RBI	2
BB	0
SO	6
LOB	9

Batter	1	2	3	4	5	6	7	8	9	AB	R	H	RBI	BB	SO	LOB
33 Aaron Rowand, R (1, 8) OBP: 0.336, SLG: 0.440	B SI 90 F SI 90 F FF 89 B FF 91 X SI 90 2-2 ① G4-3		B SI 89 C CU 74 X SI 89 1-1 ② G6-3		C CU 74 F SI 89 F SI 90 S SL 80 0-3 ③ K		X SI 88 0-0 ② G5-3		B FF 94 S CU 80 S CU 83 B CU 83 B CU 81 F CU 79 S CU 80 3-3 ③ K	5	0	0	0	0	2	2
2 Randy Winn, S (1, 7) OBP: 0.317, SLG: 0.386	C SI 90 B SI 91 S CH 83 F CH 82 X FF 91 1-2 48 G3-1 1B		B SI 90 C SI 90 X SI 90 1-1 ③ G1-3			B SI 87 F SI 87 B SI 88 X CH 80 2-1 48 2B 2B	B SI 87 X SI 88 1-0 ③ F8			4	1	2	0	0	0	0
48 Pablo Sandoval, S (1, 5) OBP: 0.381, SLG: 0.569	X SI 90 0-0 ② G3-1 1-2			B CH 81 X CH 80 1-0 ① G4-3		X CU 73 0-0 1 2B 12 2B 2B 2-H		B FF 93 B CH 83 C FF 93 F CH 86 F FF 94 F SL 84 S SL 84 2-3 ① K		4	1	1	1	0	1	1
1 Bengie Molina, R (1, 2) OBP: 0.276, SLG: 0.441	B CU 76 B SI 91 B CH 84 B SI 90 4-0 BB			B CU 74 C CU 72 X SI 89 1-1 1B		X SI 88 0-0 12 2B 2B 2-3		X FF 94 0-0 1B		3	1	3	0	1	0	0
12 Nate Schierholtz, L (1, 9) OBP: 0.324, SLG: 0.424	C CU 76 D CU 75 C SI 90 S SL 82 1-3 ③ K			F SI 89 X CU 76 0-1 ② L8		F SL 79 D SL 80 S SL 80 D SL 80 F SI 89 D SL 80 X SL 80 3-2 16 F9 21 SF8 2B 2-H 3-H		S FF 93 C FF 94 B SL 85 X FF 95 1-2 ② F7		4	1	1	2	0	1	4
16 Edgar Renteria, R (1, 6) OBP: 0.310, SLG: 0.319		B SI 88 X CH 82 1-0 ① G6-3		B SI 89 C CU 75 F CU 75 S FF 89 1-3 ③ K		B SI 89 X CH 80 1-0 ① F9 2-3		S FF 94 S SL 84 D SL 85 D SL 84 X FF 94 2-2 ③ F8		4	0	0	0	0	1	3
21 John Bowker, L (1, 3) OBP: 0.250, SLG: 0.353 35 Travis Ishikawa, L (6, 3) OBP: 0.316, SLG: 0.419		C FF 89 B CU 74 X SI 89 1-1 ② G1-6-3			X SI 88 0-0 ① G4-3	X SL 80 0-0 ② SF8 3-H			B FF 92 B FF 92 C FF 91 F FF 93 X FF 92 2-2 ① G6-3	2 1	0 0	0 0	1 0	0 0	0 0	0 0
19 Kevin Frandsen, R (1, 4) OBP: 0.190, SLG: 0.154		C SI 88 B SI 89 X CH 82 1-1 ③ F8			C SI 87 B CU 75 B CU 72 X SI 89 2-1 ② G3	X SI 88 0-0 ③ G4-3			B FF 92 X FF 90 1-0 2B	4	0	1	0	0	0	0
18 Matt Cain, R (1, 1) OBP: 0.282, SLG: 0.257 54 Sergio Romo, R (8, 1) 41 Jeremy Affeldt, L (8, 1) OBP: 0.500, SLG: 0.500 14 Fred Lewis, L (9, PH) OBP: 0.333, SLG: 0.385 38 Brian Wilson, R (9, 1)			C SI 88 C SI 90 S CU 74 0-3 ① K		X SI 90 0-0 2B		C CU 72 B CU 72 B SI 88 S CH 80 C CU 72 2-3 ① K		C CU 79 C CU 81 S CU 84 0-3 ② K	3 0 0 1 0	0 0 0 0 0	1 0 0 0 0	0 0 0 0 0	0 0 0 1 0	2 0 0 1 0	0 0 0 1 0
Inning Stats	R: 0 E: 0 K: 1 S: 11 H: 1 LOB: 2 BB: 1 P: 19	R: 0 E: 0 K: 0 S: 5 H: 0 LOB: 0 BB: 0 P: 8	R: 0 E: 0 K: 1 S: 7 H: 0 LOB: 0 BB: 0 P: 9	R: 0 E: 0 K: 1 S: 8 H: 1 LOB: 1 BB: 0 P: 11	R: 0 E: 0 K: 1 S: 8 H: 1 LOB: 1 BB: 0 P: 10	R: 4 E: 0 K: 0 S: 11 H: 4 LOB: 0 BB: 0 P: 17	R: 0 E: 0 K: 1 S: 5 H: 0 LOB: 0 BB: 0 P: 8	R: 0 E: 0 K: 1 S: 12 H: 1 LOB: 1 BB: 0 P: 17	R: 0 E: 0 K: 2 S: 11 H: 1 LOB: 1 BB: 0 P: 17	1B: 3 2B: 6 3B: 0 HR: 0 SF: 1 SAC: 0 DP: 0 HBP: 0						

PITCHER		IP	WLS	BF	H	R	ER	SO	BB	IBB	HBP	BLK	WP	HR	S	P	ERA	WHIP
57 Zach Duke, L ERA: 3.38	(1, 1)	7.0	L	29	7	4	4	5	1	0	0	0	0	0	55	82	5.14	1.143
52 Joel Hanrahan, R ERA: 7.47	(8, 1)	1.0		4	1	0	0	1	0	0	0	0	0	0	12	17	0.00	1.000
56 Donnie Veal, L ERA: 3.52	(9, 1)	0.1		1	0	0	0	0	0	0	0	0	0	0	3	5	0.00	0.000
47 Evan Meek, R ERA: 2.55	(9, 1)	0.2		3	1	0	0	2	0	0	0	0	0	0	8	12	0.00	1.500

PITCHER	IP	WLS	BF	H	R	ER	SO	BB	IBB	HBP	BLK	WP	HR	S	P	ERA	WHIP

San Francisco Giants @ Pittsburgh Pirates

PNC Park, Pittsburgh, PA

Sun Jul 19 2009, 1:35 PM EDT

Att. 24,842 - Sunny - 74 F

TOP

livebaseballscorecards.com

AB	35
R	4
H	9
RBI	4
BB	1
SO	8
LOB	11

WP: 0	PA: 37
PB: 0	
SB: 0	
CS: 0	

BOTTOM

Batter	1	2	3	4	5	6	7	8	9	AB	R	H	RBI	BB	SO	LOB
22 Andrew McCutchen, R (1, 8) OBP: 0.344, SLG: 0.440	B FF 92 B FF 93 B FF 93 B FF 93 4-0 12 S BB		B CU 77 C SL 84 F FF 94 F SL 87 C FF 94 1-3 ② K		C CU 76 D CU 78 D SL 82 C CH 86 F SL 85 F FF 92 F FF 92 F SL 86 B CU 77 4-2 F SL 84 D CU 76 BB			F FF 90 C SL 78 X SL 78 0-2 46 G3 41 1B 12 1B 1B		2	1	1	0	2	1	0
12 Freddy Sanchez, R (1, 4) OBP: 0.353, SLG: 0.471	B FF 93 C CU 76 B FF 94 C CU 76 F FF 94 C FF 94 2-3 ① K 1-2		B CU 76 C FF 94 B FF 94 X CH 88 2-1 ③ F8		C CU 75 F FF 93 S FF 93 0-3 ③ K			B FF 88 X FF 90 1-0 46 G3 41 1B 1-2 1B		4	1	1	0	0	2	3
46 Garrett Jones, L (1, 9) OBP: 0.333, SLG: 0.750	C CU 75 B FF 92 S FF 93 S FF 94 1-3 ② K			B CU 75 B FF 92 S SL 86 C CU 75 S FF 93 2-3 ① K		C CU 76 T CH 86 X FF 94 0-2 ① F9		S CU 78 C CU 78 D CU 78 X SI 95 1-2 ① G3 1-2 2-3		4	0	0	0	0	2	3
41 Ryan Doumit, S (1, 2) OBP: 0.247, SLG: 0.406	B CU 78 B FF 93 C CH 86 B FF 95 S FF 95 X CH 88 3-2 ③ G4-3			B CH 87 X FF 93 1-0 ② 1B		B CU 78 C CH 87 B CH 87 F FF 94 B CH 89 X CH 88 3-2 ② G3		B CU 79 S CH 86 S CU 79 X CU 78 1-2 25 G4-6-3 2-H 3-H 1B		4	0	2	2	0	0	1
25 Adam LaRoche, L (1, 3) OBP: 0.328, SLG: 0.437		B CU 77 F FF 93 C FF 94 C SL 85 1-3 ① K		X FF 94 0-0 2B		C FF 94 B CU 79 S CU 78 B FF 94 X CU 79 2-2 ③ G4-3		B SI 96 B CU 78 B SI 95 X SI 95 3-0 ②③ G4-6-3 1-2f		4	0	1	0	0	1	1
44 Brandon Moss, L (1, 7) OBP: 0.313, SLG: 0.392		C FF 94 S FF 94 B FF 95 B FF 95 F CH 88 B CH 90 X FF 95 3-2 HR		S CH 87 S CH 86 S CH 88 0-3 ③ K			X CH 86 0-0 ① G4-3		X FF 96 0-0 ① G3	4	1	1	1	0	1	1
15 Andy LaRoche, R (1, 5) OBP: 0.340, SLG: 0.385		B FF 94 C SL 86 X SL 87 1-1 ② G3			X SL 84 0-0 ① G5-3		C FF 93 X CU 76 0-1 1B		B B B SL 88 C FF 95 C SL 88 B FF 99 4-2 BB	3	0	1	0	1	0	0
2 Jack Wilson, R (1, 6) OBP: 0.297, SLG: 0.392 5 Ramón Vázquez, L (9, PH) OBP: 0.353, SLG: 0.277	B FF 94 S CU 78 F CU 79 S FF 94 1-3 ③ K				C FF 92 B FF 93 C FF 92 X FF 93 1-2 57 SH1-4 1B		C FF 92 T FF 92 X FF 94 0-2 ② F8		X FF 97 0-0 ② P6	3 1	0 0	1 0	0 0	0 0	1 0	1 1
57 Zach Duke, L (1, 1) OBP: 0.263, SLG: 0.286 18 Jeff Salazar, L (7, PH) 52 Joel Hanrahan, R (8, 1) 56 Donnie Veal, L (9, 1) 47 Evan Meek, R (9, 1) 24 Delwyn Young, S (9, PH) OBP: 0.379, SLG: 0.409			C FF 91 C FF 92 F FF 93 B CU 78 F FF 94 B CH 88 X FF 93 2-2 ① G4-3		X FF 92 0-0 ② SH1-4 1-2		B CU 76 X CH 86 1-0 ③ G3		B FF 98 F FF 97 C FF 99 F FF 100 F SL 88 S FF 99 1-3 ③ K	1 1 0 0 0 0 1	0 0 0 0 0 0 0	0 0 0 0 0 0 1	0 0 0 0 0 0 1	0 1 0 0 0 0 1	0 0 0 0 0 0 1	0 1 0 0 0 0 1
Inning Stats	R: 0 E: 0 K: 2 S: 10 H: 0 LOB: 1 BB: 1 P: 20	R: 1 E: 0 K: 2 S: 12 H: 1 LOB: 0 BB: 0 P: 18	R: 0 E: 0 K: 1 S: 11 H: 0 LOB: 0 BB: 0 P: 16	R: 0 E: 0 K: 2 S: 8 H: 2 LOB: 1 BB: 0 P: 11	R: 0 E: 0 K: 1 S: 15 H: 1 LOB: 2 BB: 1 P: 20	R: 0 E: 0 K: 0 S: 9 H: 0 LOB: 0 BB: 0 P: 14	R: 0 E: 0 K: 0 S: 7 H: 1 LOB: 1 BB: 0 P: 8	R: 2 E: 0 K: 0 S: 11 H: 3 LOB: 0 BB: 0 P: 17	R: 0 E: 0 K: 1 S: 9 H: 0 LOB: 1 BB: 1 P: 14	1B: 6 2B: 1 3B: 0 HR: 1 SF: 0 SAC: 1 DP: 1 HBP: 0						WP: 0 PB: 0 SB: 1 CS: 0 PA: 36

PITCHER	IP	WLS	BF	H	R	ER	SO	BB	IBB	HBP	BLK	WP	HR	S	P	ERA	WHIP
18 Matt Cain, R (1, 1) ERA: 2.32	7.0	W	27	5	1	1	8	2	0	0	0	0	1	72	107	1.29	1.000
54 Sergio Romo, R (8, 1) ERA: 3.95	0.0		2	2	2	2	0	0	0	0	0	0	0	4	5	∞	∞
41 Jeremy Affeldt, L (8, 1) ERA: 1.24	1.0	H	3	1	0	0	0	0	0	0	0	0	0	7	12	0.00	1.000
38 Brian Wilson, R (9, 1) ERA: 3.4	1.0	S	4	0	0	0	1	1	0	0	0	0	0	9	14	0.00	1.000

PITCHER	IP	WLS	BF	H	R	ER	SO	BB	IBB	HBP	BLK	WP	HR	S	P	ERA	WHIP

San Francisco Giants @ Pittsburgh Pirates

PNC Park, Pittsburgh, PA

Sun Jul 19 2009, 1:35 PM EDT

Att. 24,842 - Sunny - 74 F

livebaseballscorecards.com

AB	32
R	3
H	8
RBI	3
BB	3
SO	9
LOB	13

Batter	1	2	3	4	5	6	7	8	9	AB	R	H	RBI	BB	SO	LOB
33 Aaron Rowand, R (1, 8) OBP: 0.335, SLG: 0.438	C FF 94 F FF 94 B SL 86 H FF 94 2-2 2 1B HBP	C SL 85 S CU 76 S CU 77 0-3 ② K			X FF 93 0-0 ① G1-3		X FF 94 0-0 ② SF8 3-H		X FF 90 0-0 ② L4	2	0	0	1	0	1	3
59 Andres Torres, S (8, 8) OBP: 0.329, SLG: 0.486										1	0	0	0	0	0	1
2 Randy Winn, S (1, 7) OBP: 0.321, SLG: 0.391	B FF 91 1 SAFE B FF 92 B FF 93 C FF 94 X FF 93 3-1 1-2 1B	F FF 94 X CU 76 0-1 1-3 2-H 3-H 2B			C FF 93 X FF 94 0-1 ② F7		1 SAFE 1 SAFE B FF 93 F FF 92 B FF 93 1 SAFE S SL 82 B SL 82 B FF 95 4-2 1-2 BB		F SI 92 F SI 92 B CH 82 C CH 81 1-3 ③ K	4	0	2	2	1	1	1
48 Pablo Sandoval, S (1, 5) OBP: 0.377, SLG: 0.562	C FF 93 F FF 94 S SL 82 0-3 K	B FF 94 F FF 95 S SL 84 S CU 77 1-3 ③ K2-3			B FF 94 F SL 84 F SL 84 F CU 76 B SL 81 X CU 77 2-2 ③ G3-1		B FF 94 F CU 76 F SL 82 X FF 95 1-2 ③ G1-3			4	0	0	0	0	2	6
1 Bengie Molina, R (1, 2) OBP: 0.276, SLG: 0.436	X SL 82 0-0 ② F7		X FF 94 0-0 ① F7			B CU 76 X SL 85 1-0 ① G6-3		B FF 91 B FF 92 B FF 92 B FF 90 4-0 BB		3	0	0	0	1	0	2
12 Nate Schierholtz, L (1, 9) OBP: 0.317, SLG: 0.414	S CH 83 B FF 94 F SL 82 D CU 75 S FF 94 2-3 ③ K		C FF 92 B FF 94 F FF 94 F CU 76 X SL 84 1-2 ② P5			C FF 94 F FF 94 B FF 95 F FF 94 S SL 83 1-3 ② K		B FF 93 C FF 91 F FF 92 S SL 82 1-3 ① K		4	0	0	0	0	3	3
16 Edgar Renteria, R (1, 6) OBP: 0.310, SLG: 0.318		B FF 91 C FF 93 C FF 93 F CU 76 X SL 82 1-2 21 1B 2 2B 1B	S FF 94 B FF 95 F FF 95 C FF 96 1-3 ③ K			C FF 93 B FF 96 S FF 95 S FF 96 1-3 ③ K		X FF 93 0-0 ② F8		4	1	1	0	0	2	1
19 Kevin Frandsen, R (8, 6) OBP: 0.190, SLG: 0.154										0	0	0	0	0	0	0
21 John Bowker, L (1, 3) OBP: 0.250, SLG: 0.333		C FF 93 S SL 83 B SL 81 X SL 84 1-2 57 BB 2 2B 1-3 1B	C FF 93 F FF 94 B SL 82 C CU 76 1-3 ① K				B CU 74 C FF 94 F SL 82 X CU 77 1-2 ① G6-3	B FF 94 X FF 94 1-0 ③ G6-3		4	1	1	0	0	1	1
5 Juan Uribe, R (1, 4) OBP: 0.322, SLG: 0.456		C FF 93 S FF 94 S FF 93 0-3 ① K	C FF 95 B FF 96 B SL 86 S SL 85 C FF 96 2-3 ② K				B FF 95 X SL 83 1-0 33 SF8 3B		C FF 91 C FF 91 F FF 90 S CU 78 0-3 ① K	4	1	1	0	0	3	2
57 Jonathan Sánchez, L (1, 1) 14 Fred Lewis, L (7, PH) OBP: 0.336, SLG: 0.385 54 Sergio Romo, R (7, 1) 45 Justin Miller, R (7, 1) 46 Bob Howry, L (8, 1) 35 Rich Aurilia, R (9, PH) OBP: 0.259, SLG: 0.286		B FF 92 B FF 90 B FF 92 C FF 92 B FF 93 4-1 2 2B 1-2 BB	B FF 93 B FF 94 C FF 95 S FF 95 S FF 96 2-3 ③ K				B FF 93 B FF 93 C SL 83 C CU 76 F FF 95 B SL 84 D CU 77 4-2 2 S BB		B FF 91 X FF 91 1-0 1B	1	0	0	0	1	1	0
										0	0	0	0	1	0	0
										0	0	0	0	0	0	0
										0	0	0	0	0	0	0
										0	0	0	0	0	0	0
										1	0	1	0	0	0	0
Inning Stats	R: 0 E: 0 K: 2 S: 11 H: 1 LOB: 2 BB: 0 P: 18	R: 2 E: 0 K: 3 S: 19 H: 3 LOB: 2 BB: 1 P: 26	R: 0 E: 0 K: 1 S: 8 H: 0 LOB: 0 BB: 0 P: 10	R: 0 E: 0 K: 3 S: 9 H: 0 LOB: 0 BB: 0 P: 14	R: 0 E: 0 K: 0 S: 7 H: 0 LOB: 0 BB: 0 P: 9	R: 0 E: 0 K: 2 S: 8 H: 0 LOB: 0 BB: 0 P: 11	R: 1 E: 0 K: 0 S: 13 H: 1 LOB: 2 BB: 2 P: 24	R: 0 E: 0 K: 1 S: 5 H: 0 LOB: 1 BB: 1 P: 11	R: 0 E: 0 K: 2 S: 9 H: 1 LOB: 1 BB: 0 P: 11	1B: 4 2B: 1 3B: 1 HR: 0 SF: 1 SAC: 0 DP: 0 HBP: 1						

PITCHER		IP	WLS	BF	H	R	ER	SO	BB	IBB	HBP	BLK	WP	HR	S	P	ERA	WHIP
48 Tommy Hanson, R ERA: 3.0	(1, 1)	7.0	W	30	5	3	3	11	3	0	1	0	0	0	75	112	3.86	1.143
51 Michael Gonzalez, L ERA: 3.27	(8, 1)	1.0		4	0	0	0	1	1	0	0	0	0	0	5	11	0.00	1.000
54 Kris Medlen, R ERA: 5.5	(9, 1)	1.0		4	1	0	0	2	0	0	0	0	0	0	9	11	0.00	1.000

PITCHER	IP	WLS	BF	H	R	ER	SO	BB	IBB	HBP	BLK	WP	HR	S	P	ERA	WHIP

TOP

San Francisco Giants @ Atlanta Braves

Turner Field, Atlanta, GA

Mon Jul 20 2009, 7:00 PM EDT

Att. 21,988 - Partly Cloudy - 81 F

livebaseballscorecards.com

AB	32
R	3
H	6
RBI	3
BB	4
SO	14
LOB	20

WP: 0	PA: 38		
PB: 0			
SB: 1			
CS: 0			

Batter	1	2	3	4	5	6	7	8	9	AB	R	H	RBI	BB	SO	LOB
13 Nate McLouth, L (1, 8) OBP: 0.342, SLG: 0.458	B SI 94 C SI 93 B SI 94 C SI 93 B SL 82 C SI 94 3-3 ① K		B FF 93 S FF 92 B SI 93 X FF 92 2-1 ① 14 G4-3 14 S 10 HR 1B		B SI 92 B SI 91 F SI 91 B FF 91 F SI 91 X SL 81 3-2 ③ F8		B SI 87 B FF 88 B SI 86 C FF 87 B CU 77 4-1 14 WP 16 1B BB	F FF 94 X CH 87 0-1 ① SF9 3-H		3	2	1	1	1	1	0
14 Martín Prado, R (1, 4) OBP: 0.382, SLG: 0.488 (9, 5)	B SI 94 C SI 93 F SI 94 B SL 84 B SL 82 B FF 92 4-2 10 WP BB		C SI 92 B SI 93 B SL 81 X FF 93 2-1 ② G4-3 1-3			B FF 91 X SI 91 1-0 ① L7	F FF 86 C CU 79 D CU 78 B SI 87 X FF 89 2-2 ① L4 1-2	F FF 93 F SL 86 B FF 94 X FF 93 1-2 ② F8		4	0	0	0	1	0	3
10 Chipper Jones, S (1, 5) OBP: 0.408, SLG: 0.482 26 Brooks Conrad, S (8, PR) OBP: 0.382, SLG: 0.688 (9, 4)	C SL 80 S SI 93 S SL 83 0-3 ② K 1-2		B SI 94 D SL 85 B FF 94 X FF 92 3-1 HR 3-H			C FF 93 B SI 88 B CH 84 S CH 81 F SI 93 S SL 83 2-3 ② K	B SI 86 B FF 87 B SI 88 C SI 88 F SI 88 C CH 78 3-3 ② K	B SI 93 F FF 93 B SL 88 C FF 92 B FF 93 X FF 92 3-2 1B 1-3		5 0	1 0	2 0	2 0	0 0	3 0	2 0
16 Brian McCann, L (1, 2) OBP: 0.372, SLG: 0.490 54 Kris Medlen, S (9, 1)	C SI 93 F SI 93 B SL 85 D SL 85 F SI 94 S SI 94 2-3 ③ K		X SL 81 0-0 ③ G3			B SI 92 X SL 79 1-0 ③ G4-3	S CH 77 X CH 77 0-1 2-H 1B	B SI 92 B SI 92 F FF 93 B FF 93 F FF 92 X CH 86 3-2 ③ F8		5 0	0 0	1 0	1 0	0 0	1 0	3 0
19 Yunel Escobar, R (1, 6) OBP: 0.369, SLG: 0.470		B FF 93 C SI 93 C SL 82 B SI 94 F FF 94 X SL 84 2-2 ① F9	B SL 80 X FF 92 1-0 23 CS 1B				18 1B 23 3B 1B B CU 78 4-0 BB			3	1	2	0	1	0	0
18 Garret Anderson, L (1, 7) OBP: 0.318, SLG: 0.438 51 Michael Gonzalez, R (8, 1) 8 David Ross, R (9, 2) OBP: 0.375, SLG: 0.533		X SI 94 0-0 HR	C SL 81 C FF 92 B SI 92 C SL 83 1-3 ① K				B FF 89 C SL 78 B SL 76 X SI 89 2-1 1-2 23 3B 1B C CH 79 X CH 80 0-1 G2-3			4 0 0	2 0 0	2 0 0	1 0 0	0 0 0	1 0 0	3 0 0
23 Matt Diaz, R (1, 9) OBP: 0.378, SLG: 0.473 (8, 7)		B SL 80 F FF 93 S SI 94 C SI 94 1-3 ② K	1 SAFE B SI 92 1 SAFE B CH 82 X SI 92 2-0 ② ③ F9 1-2				L SL 78 L SL 78 F SL 78 B FF 92 X SL 77 1-2 1-H 2-H 22 1B 3B	X FF 93 0-0 22 E 25 1B 1B		4	2	2	2	0	1	1
22 Casey Kotchman, L (1, 3) OBP: 0.353, SLG: 0.398		B SI 94 F FF 94 C SL 82 B SL 84 B SL 83 X FF 93 3-2 ③ F8			B SL 80 C SI 92 X SI 92 1-1 ① G6-3		B SL 78 X SI 90 1-0 3-H 25 HR 1B	X SI 92 0-0 25 1B 13 SF9 E6 1-2		4	2	1	1	0	0	1
48 Tommy Hanson, R (1, 1) OBP: 0.125, SLG: 0.125 25 Ryan Church, L (7, PH) OBP: 0.337, SLG: 0.378 (8, 9)			C SI 92 S SI 93 S SI 93 0-3 ① K		C SI 91 S SI 92 S SI 92 0-3 ② K		B SI 87 C FF 86 F SI 86 X CH 76 1-2 1-H HR	C FF 93 B SI 93 B SI 93 S FF 94 B FF 93 F FF 93 X FF 92 3-2 1-3 2-H 10 1B 1B		2 2	0 1	0 2	0 3	0 0	2 0	0 0
Inning Stats	R: 0 E: 0 K: 3 S: 12 H: 0 LOB: 1 BB: 1 P: 21	R: 1 E: 0 K: 1 S: 11 H: 1 LOB: 0 BB: 0 P: 17	R: 2 E: 0 K: 1 S: 10 H: 2 LOB: 0 BB: 0 P: 17	R: 0 E: 0 K: 1 S: 5 H: 1 LOB: 0 BB: 0 P: 9	R: 0 E: 0 K: 1 S: 8 H: 0 LOB: 0 BB: 0 P: 12	R: 0 E: 0 K: 1 S: 6 H: 0 LOB: 0 BB: 0 P: 10	R: 6 E: 0 K: 1 S: 24 H: 6 LOB: 2 BB: 2 P: 42	R: 2 E: 1 K: 0 S: 17 H: 3 LOB: 2 BB: 0 P: 27		1B: 9 2B: 0 3B: 1 HR: 3 SF: 1 SAC: 0 DP: 0 HBP: 0						

PITCHER		IP	WLS	BF	H	R	ER	SO	BB	IBB	HBP	BLK	WP	HR	S	P	ERA	WHIP
57 Jonathan Sánchez, L ERA: 4.68	(1, 1)	6.0		22	4	3	3	8	1	0	0	0	1	2	52	86	4.50	0.833
54 Sergio Romo, R ERA: 6.59	(7, 1)	0.0	L	4	4	4	4	0	0	0	0	0	0	0	10	14	∞	∞
45 Justin Miller, R ERA: 2.36	(7, 1)	1.0		7	2	2	2	1	2	0	0	0	1	1	14	28	18.00	4.000
46 Bob Howry, R ERA: 3.71	(8, 1)	1.0		7	3	2	1	0	0	0	0	0	0	0	17	27	9.00	3.000

PITCHER	IP	WLS	BF	H	R	ER	SO	BB	IBB	HBP	BLK	WP	HR	S	P	ERA	WHIP

BOTTOM

San Francisco Giants @ Atlanta Braves

Turner Field, Atlanta, GA

Mon Jul 20 2009, 7:00 PM EDT
Att. 21,988 - Partly Cloudy - 81 F

livebaseballscorecards.com

AB	36
R	11
H	13
RBI	11
BB	3
SO	9
LOB	13

WP: 2 PA: 40
PB: 0
SB: 1
CS: 1

Batter	1	2	3	4	5	6	7	8	9	AB	R	H	RBI	BB	SO	LOB
2 Randy Winn, S (1, 8) OBP: 0.325, SLG: 0.393	C SI 89 F SL 81 B CH 84 X SL 80 1-2 21 1B 1B		C SI 90 X SI 90 0-1 1B		C SL 81 B SL 81 B SL 81 F SI 90 B FC 86 F SL 81 F SI 90 B SI 90 4-2 48 FC4-6 1-2 BB		B SI 90 F CH 80 F SI 91 B SL 79 B SI 90 F SI 89 X SI 89 3-2 ③ F8			3	0	2	0	1	0	0
49 Brandon Medders, R (8, 1)										0	0	0	0	0	0	0
21 John Bowker, L (1, 9) OBP: 0.250, SLG: 0.320	B SI 88 1 SAFE B SI 89 F SI 89 1 SAFE X SI 89 2-1 35 G4-6-3 1-2 1B		F SL 81 1 SAFE S FC 87 1 SAFE B CH 84 F FC 86 B CH 84 F FC 87 D SL 83 3-2 ③ F SL 82 X FC 87 G3		F FC 85 C SL 81 B SI 90 B SI 90 F SI 90 C SI 89 2-3 ② K			B FF 89 C FF 90 S SL 83 F FF 92 C SL 82 1-3 ① K		4	0	1	0	0	2	3
48 Pablo Sandoval, S (1, 5) OBP: 0.375, SLG: 0.558	C SL 81 S CH 85 S CH 85 0-3 ① K			X CH 83 0-0 14 FC3-6 1B	X SI 89 0-0 ③ FC4-6 1-2f			C CH 82 X SI 92 0-1 ② G6-3		4	0	1	0	0	1	4
35 Travis Ishikawa, L (1, 3) OBP: 0.315, SLG: 0.416	C SL 82 F CH 85 X CH 85 0-2 ② ③ G4-6-3 1-2f			X SI 89 0-0 ① F7		B B SI 87 B C SI 87 X SI 87 3-1 ① G3		B FF 93 S FF 91 B SL 83 F FF 91 X FF 92 2-2 1B		4	0	1	0	0	0	3
14 Fred Lewis, L (1, 7) OBP: 0.331, SLG: 0.378		F SI 88 B SI 88 B CH 84 C SL 82 S FC 86 2-3 ① K		C SI 89 B SI 90 B FC 86 X SI 88 2-1 ② FC3-6 1-2f		C SL 80 S SI 89 B SI 89 X 1-2 ② L9		S SL 82 X SL 83 0-1 ③ G1-3		4	0	0	0	0	1	2
16 Edgar Renteria, R (1, 6) OBP: 0.308, SLG: 0.316		B SI 89 X SI 90 1-0 ② G5-3		1 SAFE B SI 88 C SI 89 X SI 90 1-1 ③ G5-3		B SI 88 B X SI 89 2-0 37 FC6-4 1B			F FF 94 B FF 94 S FF 93 B SL 82 B FF 94 X FF 94 3-2 ① G3	2	0	0	0	0	0	1
45 Justin Miller, R (4, 1)										0	0	0	0	0	0	0
12 Nate Schierholtz, L (6, PH) OBP: 0.321, SLG: 0.417										1	0	1	0	0	0	0
47 Merkin Valdez, R (6, 1)										0	0	0	0	0	0	0
59 Andres Torres, S (8, 8) OBP: 0.325, SLG: 0.479										1	0	0	0	0	0	0
37 Matt Downs, R (1, 4) OBP: 0.298, SLG: 0.325		S SI 89 F SI 89 B SI 90 X SI 90 1-2 ③ G6-3			C SI 87 S SI 88 F SI 89 B SI 88 X SL 81 1-2 5 1B 2B	C D SI 89 F X SI 90 1-2 ③ FC6-4 1-2f			F FF 95 F SL 81 B FF 95 F CH 85 S SL 82 1-3 ② K	4	1	1	0	0	1	1
22 Eli Whiteside, R (1, 2) OBP: 0.245, SLG: 0.269			C SI 88 C SI 88 X SL 82 0-2 ① G5-3		X SI 89 0-0 ① P3		B SI 90 C SI 90 B SI 92 S SI 90 C SI 92 2-3 ① K		S FF 95 C FF 94 B SL 84 X FF 95 1-2 ③ G3-1	4	0	0	0	0	1	1
56 Ryan Sadowski, R (1, 1) OBP: 0.125, SLG: 0.125			C SI 88 S SI 89 S SI 90 0-3 ② K		S SL 82 B SL 82 F SL 82 X SI 90 1-2 2 BB 2-H 1B		B SI 91 B SL 78 C SI 89 B SI 91 X SI 90 3-1 ② F8			1	0	0	0	0	1	0
5 Juan Uribe, R (4, 6) OBP: 0.324, SLG: 0.457										2	0	1	1	0	0	0

Inning Stats	1	2	3	4	5	6	7	8	9
	R: 0 E: 0 K: 1 S: 11 H: 2 LOB: 1 BB: 0 P: 14	R: 0 E: 0 K: 1 S: 7 H: 0 LOB: 0 BB: 0 P: 11	R: 0 E: 0 K: 1 S: 14 H: 1 LOB: 1 BB: 0 P: 17	R: 0 E: 0 K: 0 S: 6 H: 1 LOB: 1 BB: 0 P: 9	R: 1 E: 0 K: 1 S: 17 H: 2 LOB: 2 BB: 1 P: 25	R: 0 E: 0 K: 0 S: 9 H: 1 LOB: 1 BB: 0 P: 16	R: 0 E: 0 K: 1 S: 9 H: 0 LOB: 0 BB: 0 P: 17	R: 0 E: 0 K: 1 S: 11 H: 1 LOB: 1 BB: 0 P: 14	R: 0 E: 0 K: 1 S: 10 H: 0 LOB: 0 BB: 0 P: 15

1B: 7	SF: 0	WP: 0	PA: 35
2B: 1	SAC: 0	PB: 0	
3B: 0	DP: 1	SB: 0	
HR: 0	HBP: 0	CS: 0	

PITCHER		IP	WLS	BF	H	R	ER	SO	BB	IBB	HBP	BLK	WP	HR	S	P	ERA	WHIP
32 Derek Lowe, R ERA: 4.26	(1, 1)	6.0	W	25	7	1	1	4	1	0	0	0	0	0	64	92	1.50	1.333
58 Peter Moylan, R ERA: 4.28	(7, 1)	1.0		3	0	0	0	1	0	0	0	0	0	0	9	17	0.00	0.000
34 Eric O'Flaherty, L ERA: 3.21	(8, 1)	1.0		4	1	0	0	1	0	0	0	0	0	0	11	14	0.00	1.000
46 Manny Acosta, R ERA: 4.15	(9, 1)	1.0		3	0	0	0	1	0	0	0	0	0	0	10	15	0.00	0.000

PITCHER	IP	WLS	BF	H	R	ER	SO	BB	IBB	HBP	BLK	WP	HR	S	P	ERA	WHIP

TOP

San Francisco Giants @ Atlanta Braves

Turner Field, Atlanta, GA

Tue Jul 21 2009, 7:00 PM EDT

Att. 25,135 - Partly Cloudy - 84 F

livebaseballscorecards.com

AB	34
R	1
H	8
RBI	1
BB	1
SO	7
LOB	15

San Francisco Giants @ Atlanta Braves

Turner Field, Atlanta, GA

Tue Jul 21 2009, 7:00 PM EDT

Att. 25,135 - Partly Cloudy - 84 F

livebaseballscorecards.com

BOTTOM

Batter	1	2	3	4	5	6	7	8	9	AB	R	H	RBI	BB	SO	LOB
13 Nate McLouth, L (1, 8) OBP: 0.341, SLG: 0.455	B FF 88 X FF 87 1-0 F7		B FF 88 C FF 88 B FF 89 S SL 87 X FF 90 2-2 F7	C FF 89 B SL 86 B SL 87 F SL 85 F CU 76 S CU 77 2-3 K	C CU 76 F F CU 77 X 0-2 1-2 2-3 1B		C FF 96 F FF 96 B SL 85 B SL 83 X FF 97 2-2 F7			4	0	1	0	0	1	2
58 Peter Moylan, R (7, 1)										0	0	0	0	0	0	0
20 Greg Norton, S (7, PH) OBP: 0.286, SLG: 0.156										1	0	0	0	0	0	0
34 Eric O'Flaherty, L (8, 1)										0	0	0	0	0	0	0
46 Manny Acosta, R (9, 1)										0	0	0	0	0	0	0
14 Martín Prado, R (1, 4) OBP: 0.387, SLG: 0.491	C FF 90 B FF 92 X CU 76 1-1 16 2B 1B		C FF 90 X FF 88 0-1 10 2B 18 SF9 1-2 1B	C SL 85 D SL 81 B SL 88 X FF 88 2-1 10 BB 16 HR 2-H 1B	B FF 87 D B FF 86 C F FF 88 F S FF 87 3-3 K			C SL 83 F CU 72 C FC 91 0-3 K		5	3	3	1	0	2	3
10 Chipper Jones, S (1, 5) OBP: 0.408, SLG: 0.482	S FF 90 B SL 87 B FF 88 C CU 75 B SL 89 X CU 77 3-2 F7		X CU 76 0-0 18 SF9 19 1B 1-3 2-H 2B	F SL 86 B FF 87 B SL 86 B SI 88 B FF 87 4-1 16 HR 1-2 BB		F B FF 96 B F FF 96 F X FF 96 2-2 G6-3		X FC 92 0-0 G4-3		4	2	1	1	1	0	1
16 Brian McCann, L (1, 2) OBP: 0.379, SLG: 0.508	1 SAFE B FF 89 B CU 75 F SL 88 1 SAFE X FF 88 2-1 1-H 2B		I I I I 4-0 19 1B IBB	D CU 77 X FF 88 1-0 1-H 2-H HR		B B CH 87 B FF 96 B FF 95 4-0 18 FC4-6 BB		B CU 73 C CU 69 S CU 72 B CU 70 S CU 70 2-3 K		3	1	2	4	2	1	0
18 Garret Anderson, L (1, 7) OBP: 0.314, SLG: 0.433	B CU 74 B CU 74 C FF 89 F FF 89 S SL 87 2-3 K		B FF 88 S SL 86 X 1-1 SF9 2-3 3-H	C FF 86 B CH 77 B CH 76 S CU 78 F CU 79 S CU 78 2-3 K		B FF 96 X FF 94 1-0 FC4-6 19 1B 1-2f				3	0	0	1	0	2	2
19 Yunel Escobar, R (1, 6) OBP: 0.371, SLG: 0.470		X FF 87 0-0 G6-3	C SL 87 X FF 88 0-1 1-2 3-H 1B		C FF 87 X FF 88 0-1 F8	C FF 96 B FF 96 S SL 85 X FF 97 1-2 1-3 1B				4	0	2	1	0	0	0
22 Casey Kotchman, L (1, 3) OBP: 0.352, SLG: 0.396		C FF 90 X FF 89 0-1 G4-3	C FF 89 X SL 86 0-1 G3		C CU 76 B CH 78 X 1-1 13 1B 32 BB 1B	C FF 97 B FF 97 X CH 87 1-1 G5-3				4	0	1	0	0	0	4
25 Ryan Church, L (1, 9) OBP: 0.339, SLG: 0.378 (7, 8)		C FF 89 X CU 77 0-1 G4-3		B FF 86 F FF 87 B CH 79 B FF 89 B SL 86 4-1 32 SH3-4 14 1B BB	B FF 87 X 1-0 F7		B FF 94 B CH 85 B FF 95 C FF 95 F FF 94 X FF 95 3-2 23 G4-3 1B			3	1	1	0	1	0	1
32 Derek Lowe, R (1, 1) OBP: 0.286, SLG: 0.194 23 Matt Diaz, R (7, 9) OBP: 0.376, SLG: 0.470			C FF 88 B SL 85 S FF 88 B SL 85 X FF 88 2-2 14 1B 10 2B 1B	B CH 85 1 SAFE B FF 86 L FF 88 X FF 88 2-1 SH3-4 1-2	B CU 76 B FF 86 B FF 86 C C FF 86 F F FF 86 B 4-2 13 1B 1-2 BB		B FF 96 S FF 96 B FF 94 X FF 94 2-1 G4-3 1-2f			1 1	1 0	1 0	0 0	1 0	0 0	0 1
Inning Stats	R: 1 E: 0 K: 1 S: 11 H: 2 LOB: 1 BB: 0 P: 20	R: 0 E: 0 K: 0 S: 5 H: 0 LOB: 0 BB: 0 P: 5	R: 3 E: 0 K: 0 S: 15 H: 4 LOB: 2 BB: 1 P: 24	R: 4 E: 0 K: 2 S: 15 H: 2 LOB: 0 BB: 2 P: 32	R: 0 E: 0 K: 1 S: 17 H: 2 LOB: 3 BB: 1 P: 26	R: 0 E: 0 K: 0 S: 10 H: 1 LOB: 2 BB: 1 P: 19	R: 0 E: 0 K: 0 S: 8 H: 1 LOB: 0 BB: 0 P: 15	R: 0 E: 0 K: 2 S: 7 H: 0 LOB: 0 BB: 0 P: 9		1B: 9 2B: 2 3B: 0 HR: 1 SF: 1 SAC: 1 DP: 1 HBP: 0						

	AB	33
	R	8
	H	12
	RBI	8
	BB	5
	SO	6
	LOB	14

WP: 0 PA: 40
PB: 0
SB: 0
CS: 0

PITCHER	IP	WLS	BF	H	R	ER	SO	BB	IBB	HBP	BLK	WP	HR	S	P	ERA	WHIP
56 Ryan Sadowski, R (1, 1) ERA: 4.15	3.2	L	22	8	8	8	2	2	1	0	0	0	1	42	75	19.64	2.727
45 Justin Miller, R (4, 1) ERA: 2.28	1.1		7	2	0	0	2	1	0	0	0	0	0	21	32	0.00	2.250
47 Merkin Valdez, R (6, 1) ERA: 4.5	2.0		8	2	0	0	0	1	0	0	0	0	0	18	34	0.00	1.500
49 Brandon Medders, R (8, 1) ERA: 2.54	1.0		3	0	0	0	2	0	0	0	0	0	0	7	9	0.00	0.000

PITCHER	IP	WLS	BF	H	R	ER	SO	BB	IBB	HBP	BLK	WP	HR	S	P	ERA	WHIP

Batter	1	2	3	4	5	6	7	8	9	AB	R	H	RBI	BB	SO	LOB
2 Randy Winn, S (1, 8) (8, 7) OBP: 0.324, SLG: 0.391	C FF 89 X FF 91 0-1 F8		B FF 91 B CH 83 C FF 91 B CH 84 X FF 91 3-1 F7			S CH 83 S CH 83 B CH 84 S CH 83 1-3 K		F FF 92 C FF 94 F FF 93 B FF 93 1 SAFE X SL 85 1-2 33 FC6-4 1-2 3-H 1B		4	0	1	1	0	1	0
21 John Bowker, L (1, 7) OBP: 0.226, SLG: 0.286 33 Aaron Rowand, R (8, PH) OBP: 0.334, SLG: 0.436 41 Jeremy Affeldt, L (8, 1) OBP: 0.500, SLG: 0.500	F FF 89 B FF 91 F FF 91 B CH 83 B FF 91 X FF 90 3-2 F8			C FF 89 X CH 82 0-1 G3			C FF 90 F FF 91 B FF 92 B FF 91 X CH 84 2-2 G1-3	C FF 93 B SL 83 B SL 81 F FF 93 X SL 84 2-2 FC6-4 1-2f		3 1 0	0 0 0	0 0 0	0 0 0	0 0 0	0 0 0	0 2 0
48 Pablo Sandoval, S (1, 5) OBP: 0.371, SLG: 0.551	B CH 83 B CH 83 F FF 92 X SL 79 2-1 F7			C FF 91 B FF 90 X CH 82 1-1 G5-3			S FF 92 B CH 84 F FF 91 S SL 81 1-3 K		X FF 92 0-0 B5-3	4	0	0	0	0	1	0
1 Bengie Molina, R (1, 2) OBP: 0.279, SLG: 0.437		B FF 90 C CH 82 B CH 82 F SL 80 X FF 92 2-2 1B		B FF 92 C FF 91 F FF 92 X FF 93 1-2 G6-3			B CH 82 F CH 83 B CH 84 S FF 93 X CH 84 2-2 1B		C FF 92 S FC 88 X FC 88 0-2 G4-3	4	0	2	0	0	0	0
12 Nate Schierholtz, L (1, 9) OBP: 0.319, SLG: 0.413		C FF 90 B CH 82 B CH 81 X FF 90 2-1 F8			B CH 81 F SI 89 F FF 91 F FF 94 C FF 92 1-3 K		F FF 91 C FF 92 S FF 93 0-3 K		C SI 94 S FF 92 B SL 81 X FF 92 1-2 35 DI 35 1B 1B	4	1	1	0	0	2	2
35 Travis Ishikawa, L (1, 3) OBP: 0.314, SLG: 0.413		B FF 91 F FF 91 F FF 91 T FF 92 1-2 K			S SL 81 X FF 92 0-1 P5			B FF 89 B FF 90 F FF 89 F CH 83 F CH 83 B FF 93 F FF 92 X FF 92 3-2 F7	S FF 94 X FF 95 0-1 1-H 1B	4	0	1	1	0	1	1
5 Juan Uribe, R (1, 6) OBP: 0.322, SLG: 0.458		C FF 92 F FF 94 B FF 92 B FF 93 D SL 84 F SL 81 S FF 94 3-3 K			F FF 93 B FF 92 F FF 92 F FF 93 S SL 80 1-3 K			B SL 82 F SL 78 X SL 79 1-1 37 F9 2 1B 2B	C FC 89 B FC 88 B FC 88 F FC 90 S FC 93 2-3 K	4	1	1	0	0	3	2
37 Matt Downs, R (1, 4) OBP: 0.280, SLG: 0.302			X FF 90 0-0 P3			C FF 91 C FF 91 F FF 90 F FF 94 B CH 84 F CH 83 F FF 94 S CH 84 1-3 K		X FF 92 0-0 F9 2-3		3	0	0	0	0	1	1
55 Tim Lincecum, L (1, 1) OBP: 0.239, SLG: 0.195 14 Fred Lewis, L (6, PH) OBP: 0.329, SLG: 0.376 46 Bob Howry, L (6, 1) 59 Andres Torres, S (8, PH) OBP: 0.333, SLG: 0.479 (8, 8)			C FF 89 S CH 82 F FF 91 X CH 83 0-2 G3-1			S FF 91 C FF 92 B CH 83 T FF 93 1-2 K		B FF 93 B CH 83 B FF 93 B FF 91 4-0 2 1B BB		1 1 0 0	0 0 0 0	0 0 0 0	0 0 0 1	0 0 0 0	0 1 0 0	0 0 0 0
Inning Stats	R: 0 E: 0 K: 0 S: 7 H: 0 LOB: 0 BB: 0 P: 12	R: 0 E: 0 K: 2 S: 12 H: 1 LOB: 1 BB: 0 P: 20	R: 0 E: 0 K: 0 S: 7 H: 0 LOB: 0 BB: 0 P: 10	R: 0 E: 0 K: 0 S: 7 H: 0 LOB: 0 BB: 0 P: 9	R: 0 E: 0 K: 2 S: 10 H: 0 LOB: 0 BB: 0 P: 12	R: 0 E: 0 K: 3 S: 13 H: 0 LOB: 0 BB: 0 P: 16	R: 0 E: 0 K: 2 S: 12 H: 1 LOB: 1 BB: 0 P: 17	R: 1 E: 0 K: 0 S: 15 H: 2 LOB: 2 BB: 1 P: 26	R: 1 E: 0 K: 1 S: 12 H: 2 LOB: 1 BB: 0 P: 15	1B: 5 2B: 1 3B: 0 HR: 0 SF: 0 SAC: 0 DP: 0 HBP: 0						

PITCHER		IP	WLS	BF	H	R	ER	SO	BB	IBB	HBP	BLK	WP	HR	S	P	ERA	WHIP
49 Jair Jurrjens, R ERA: 2.67	(1, 1)	7.2	W	27	3	1	1	9	1	0	0	0	0	0	76	112	1.17	0.522
51 Michael Gonzalez, L ERA: 3.25	(8, 1)	0.1	H	2	1	0	0	0	0	0	0	0	0	0	7	10	0.00	3.000
Rafael Soriano, R ERA: 1.58	(9, 1)	1.0	S	5	2	1	1	1	0	0	0	0	0	0	12	15	9.00	2.000

PITCHER	IP	WLS	BF	H	R	ER	SO	BB	IBB	HBP	BLK	WP	HR	S	P	ERA	WHIP

TOP

San Francisco Giants @ Atlanta Braves

Turner Field, Atlanta, GA

Wed Jul 22 2009, 7:00 PM EDT

Att. 34,672 - Cloudy - 81 F

livebaseballscorecards.com

AB	33
R	2
H	6
RBI	2
BB	1
SO	10
LOB	8

PA: 34

WP: 0
PB: 0
SB: 0
CS: 0

BOTTOM

San Francisco Giants @ Atlanta Braves

Turner Field, Atlanta, GA

Wed Jul 22 2009, 7:00 PM EDT

Att. 34,672 - Cloudy - 81 F

livebaseballscorecards.com

Batter	1	2	3	4	5	6	7	8	9	AB	R	H	RBI	BB	SO	LOB
13 Nate McLouth, L (1, 8) OBP: 0.340, SLG: 0.456	B FF 93 B SI 92 B SI 94 C SI 92 T FF 93 S CH 84 3-3 ① K	F CU 75 C FF 94 D CH 85 C FF 93 1-3 ③ K		1 SAFE B FF 91 C CU 73 1 SAFE X FF 90 1-1 1-3 2B			C FF 92 B CH 87 S SL 86 S CH 86 1-3 ① K			4	0	1	0	0	3	1
14 Martín Prado, R (1, 4) OBP: 0.384, SLG: 0.486	C SI 95 B CU 76 F CU 73 B SL 82 F FF 95 T CH 85 2-2 ② K		C FF 91 X SI 93 0-1 19 HR 10 G5-3 1B	C SI 92 X SL 80 0-1 ② P3			B SI 92 B SL 86 X FF 92 2-0 ② L9			4	1	1	0	0	1	2
10 Chipper Jones, S (1, 5) OBP: 0.406, SLG: 0.479	X CU 79 0-0 16 S 16 1B 1B		C CH 84 1 SAFE X FF 93 0-1 ① G5-3 1-2	B CH 82 F CH 82 B CU 79 X CH 79 2-1 ③ L9			B CH 87 F FF 92 S FF 92 X SL 86 1-2 ③ G3-1			4	1	1	0	0	0	3
16 Brian McCann, L (1, 2) OBP: 0.377, SLG: 0.504	S FF 94 B CH 86 X FF 95 1-1 18 1B 1-H 1B		F CH 80 D CH 83 F SI 95 C SL 83 1-3 ② K		C CU 75 B CH 80 S CH 83 S CU 79 1-3 ① K			C CU 77 C CU 78 F SI 93 X CU 78 0-2 ① F8		4	0	1	1	0	2	1
18 Garret Anderson, L (1, 7) OBP: 0.320, SLG: 0.433 Rafael Soriano, R (9, 1)	C CU 79 1 SAFE X CU 80 0-1 19 FC6-4 1-2 1B		B FF 94 B FF 92 B CH 81 B FF 92 4-0 19 HR BB		C FF 92 B CH 84 B CH 81 B FF 92 F SI 93 X CH 84 3-2 ② G3			B FF 95 B CU 78 S FF 94 C CU 78 B CH 88 F CU 77 B CU 77 4-2 19 G6-4-3 BB		2 0	1 0	1 0	0 0	2 0	0 0	0 0
19 Yunel Escobar, R (1, 6) OBP: 0.370, SLG: 0.477	X FF 93 0-0 ③ FC6-4 1-2f		C SL 81 B SL 83 X FF 94 1-1 1-H 2-H HR		C FF 93 C CU 80 B CH 83 C FF 93 1-3 ③ K			B SI 94 X SI 93 1-0 ② ③ G6-4-3 1-2f		4	1	1	3	0	1	3
22 Casey Kotchman, L (1, 3) OBP: 0.352, SLG: 0.396		F SI 93 S CH 83 X CH 86 0-2 1B	B CH 83 F FF 92 F CH 82 F FF 91 B CU 80 F FF 93 S CH 84 2-3 ③ K				B SI 91 B SL 85 C FF 91 S FF 92 S FF 93 2-3 ① K			3	0	1	0	0	2	0
25 Ryan Church, L (1, 9) OBP: 0.339, SLG: 0.375		C CU 76 C CU 78 B FF 92 B FF 94 T CH 84 2-2 ① K		C FF 91 B CH 84 B SI 92 B FF 89 B FF 91 4-1 13 2B BB			F FF 92 S CH 86 B FF 92 F FF 92 C FF 93 1-3 ② K			2	0	0	0	1	2	1
49 Jair Jurrjens, R (1, 1) OBP: 0.200, SLG: 0.186 51 Michael Gonzalez, R (8, 1) 23 Matt Diaz, R (9, 7) OBP: 0.376, SLG: 0.470		C SI 92 L FF 93 L SL 82 0-3 ② K		B FF 91 L SI 89 B FF 90 C SI 91 X FF 92 2-2 ① B1			S FF 92 C FF 92 B FF 93 X SL 86 1-2 ③ F8			3 0 0	0 0 0	0 0 0	0 0 0	0 0 0	1 0 0	2 0 0
Inning Stats	R: 1 E: 0 K: 2 S: 13 H: 3 LOB: 2 BB: 0 P: 19	R: 0 E: 0 K: 3 S: 12 H: 1 LOB: 1 BB: 0 P: 15	R: 3 E: 0 K: 2 S: 14 H: 2 LOB: 0 BB: 1 P: 22	R: 0 E: 0 K: 0 S: 10 H: 1 LOB: 2 BB: 1 P: 19	R: 0 E: 0 K: 2 S: 9 H: 0 LOB: 0 BB: 0 P: 14	R: 0 E: 0 K: 2 S: 10 H: 0 LOB: 0 BB: 0 P: 14	R: 0 E: 0 K: 1 S: 7 H: 0 LOB: 0 BB: 0 P: 11	R: 0 E: 0 K: 0 S: 8 H: 0 LOB: 0 BB: 1 P: 13		1B: 5 2B: 1 3B: 0 HR: 1 SF: 0 SAC: 0 DP: 1 HBP: 0				WP: 0 PB: 0 SB: 1 CS: 0 PA: 33		

	AB	30
	R	4
	H	7
	RBI	4
	BB	3
	SO	12
	LOB	13

PITCHER		IP	WLS	BF	H	R	ER	SO	BB	IBB	HBP	BLK	WP	HR	S	P	ERA	WHIP
55 Tim Lincecum, R ERA: 2.45	(1, 1)	5.0	L	24	7	4	4	9	2	0	0	0	0	1	58	89	7.20	1.800
46 Bob Howry, R ERA: 3.5	(6, 1)	2.0		6	0	0	0	3	0	0	0	0	0	0	17	25	0.00	0.000
41 Jeremy Affeldt, L ERA: 1.21	(8, 1)	1.0		3	0	0	0	0	1	0	0	0	0	0	8	13	0.00	1.000

PITCHER	IP	WLS	BF	H	R	ER	SO	BB	IBB	HBP	BLK	WP	HR	S	P	ERA	WHIP

San Francisco Giants @ Atlanta Braves

Turner Field, Atlanta, GA

Thu Jul 23 2009, 1:00 PM EDT

Att. 31,727 - Cloudy - 80 F

TOP

livebaseballscorecards.com

Batter	1	2	3	4	5	6	7	8	9	AB	R	H	RBI	BB	SO	LOB
2 Randy Winn, S (1, 8) (8, 7) OBP: 0.328, SLG: 0.395	B FF 91 F FF 90 S FF 88 F FF 88 F FF 91 X CU 69 G1-3		B FF 90 C FO 84 B FO 84 B FF 91 X FF 90 F7		C FF 90 S FO 85 B FF 91 D CU 71 B FO 83 B SI 90 1-2 48 FC1-6 BB		X CH 82 0-0 2B	C SI 92 B SL 81 X SL 80 1-1 E9 14 1B 1-H 2-H 1B		4	1	2	1	1	0	0
14 Fred Lewis, L (1, 7) OBP: 0.331, SLG: 0.374 41 Jeremy Affeldt, L (8, 1) OBP: 0.500, SLG: 0.500 38 Brian Wilson, R (9, 1)	B FF 92 F FF 92 B FF 88 F FF 88 B FF 92 B FF 91 4-2 48 2B BB	C CU 68 F FO 85 F FO 84 B FF 91 F CU 68 B FF 91 B FF 92 X FF 92 3-2 G5-3			B SI 92 B FF 91 S FF 91 F FF 90 X FF 91 2-2 F8		B F FF 90 B SI 91 2 SAFE X CH 82 2-1 F8	B SL 79 B SL 79 X SI 91 2-0 48 S 2-H 1B		4 0 0	1 0 0	1 0 0	1 0 0	1 0 0	0 0 0	3 0 0
48 Pablo Sandoval, S (1, 5) OBP: 0.372, SLG: 0.551	C FF 92 1 SAFE 1 SAFE B FF 88 B FF 88 F FF 92 X FF 92 2-2 1-H 2B		B SI 86 S FO 85 B SI 92 B FF 91 F FO 85 F FF 91 B CU 68 4-2 BB		S CU 70 X FO 84 0-1 FC1-6 1-2f 2-3		X CU 79 0-0 F7	F SI 90 B SI 88 C SL 79 X CH 82 1-2 F7 1-2		4	0	1	1	1	0	4
1 Bengie Molina, R (1, 2) OBP: 0.275, SLG: 0.430	C FF 93 F CU 72 F FF 92 X CU 70 0-2 F7		D FF 89 F FF 91 X FO 86 1-1 F8		B FO 85 B CU 69 S FO 86 X SI 91 2-1 F9		B FF 92 X CU 80 1-0 L6		B FF 93 C SL 79 C SI 93 B SL 81 B SL 81 C SL 78 3-3 K	5	0	0	0	0	1	5
12 Nate Schierholtz, L (1, 9) OBP: 0.327, SLG: 0.418	B CU 70 B SI 87 F FF 92 X FF 92 2-1 F9			B FO 84 C FF 91 F FF 90 B FO 86 X FO 85 2-2 F9		F FF 90 B FF 89 C SL 82 B SL 83 X FF 91 2-2 35 FC3-6 1B		C SL 80 C FF 93 F SL 84 X FF 93 0-2 5 SH 35 1B 1B	X FF 92 0-0 35 G5-4-3 1B	5	1	3	0	0	0	1
35 Travis Ishikawa, L (1, 3) OBP: 0.320, SLG: 0.417		F FF 89 X FC 87 0-1 75 FC6-4 1B		C FF 91 B FF 91 X FO 84 1-1 1B	X SL 83 0-0 FC3-6 37 1B 1-2f			L FF 94 X SL 77 0-1 5 SH 2 1B 1-2 1B	S SL 81 C SI 93 X SI 95 0-2 G5-4-3 1-2f	5	1	3	0	0	0	2
5 Juan Uribe, R (1, 6) OBP: 0.318, SLG: 0.451		1 SAFE B FF 92 1 SAFE B FF 89 X FF 92 2-0 P6		X FF 90 0-0 F9	C FF 89 1 SAFE 1 SAFE F CH 80 F CH 80 B FF 91 S CU 80 1-3 K			X SI 88 0-0 SH 2 1B 2 E 1-2 2-H		3	1	0	0	0	1	3
37 Matt Downs, R (1, 4) OBP: 0.278, SLG: 0.298	S FF 92 B CU 70 T CU 69 B FF 92 S CU 68 2-3 K		B CU 70 S SI 85 B CU 64 B FF 91 X FF 91 3-1 P6		X FF 91 0-0 1-2 1B			L SI 90 B SL 78 L SI 89 B SI 92 S SL 81 2-3 K		4	0	1	0	0	2	4
75 Barry Zito, L (1, 1) OBP: 0.156, SLG: 0.129 21 John Bowker, L (8, PH) OBP: 0.219, SLG: 0.276 59 Andres Torres, S (8, 8) OBP: 0.333, SLG: 0.479	C FF 92 C FF 91 B FF 91 X CU 69 1-2 FC6-4 1-2f				C FF 88 F FF 88 X FF 89 0-2 48 FC1-6 2 BB 1B	F FF 93 S CH 82 2 SAFE S CH 81 0-3 K		S SL 80 B SL 80 C SI 93 S SL 80 1-3 K		3 1 0	0 0 0	1 0 0	0 0 0	0 1 0	1 2 0	3 2 0
Inning Stats	R: 1 H: 1 E: 0 LOB: 1 K: 0 BB: 1 S: 16 P: 25	R: 0 H: 1 E: 0 LOB: 1 K: 1 BB: 0 S: 9 P: 14	R: 0 H: 0 E: 0 LOB: 1 K: 0 BB: 1 S: 13 P: 24	R: 0 H: 1 E: 0 LOB: 1 K: 0 BB: 0 S: 8 P: 14	R: 0 H: 1 E: 0 LOB: 2 K: 0 BB: 1 S: 12 P: 20	R: 0 H: 2 E: 0 LOB: 2 K: 2 BB: 0 S: 12 P: 15	R: 0 H: 1 E: 0 LOB: 1 K: 0 BB: 0 S: 5 P: 8	R: 4 H: 4 E: 2 LOB: 1 K: 2 BB: 0 S: 19 P: 26	R: 0 H: 1 E: 0 LOB: 0 K: 1 BB: 0 S: 7 P: 10	1B: 10 2B: 2 3B: 0 HR: 0	SF: 0 SAC: 1 DP: 1 HBP: 0					

	AB	38
	R	5
	H	12
	RBI	3
	BB	3
	SO	6
	LOB	27

PITCHER		IP	WLS	BF	H	R	ER	SO	BB	IBB	HBP	BLK	WP	HR	S	P	ERA	WHIP
11 Kenshin Kawakami, R ERA: 4.04	(1, 1)	5.0		22	4	1	1	1	3	0	0	0	0	0	58	97	1.80	1.400
34 Eric O'Flaherty, L ERA: 3.18	(6, 1)	0.1		2	1	0	0	0	0	0	0	0	0	0	4	6	0.00	3.000
54 Kris Medlen, R ERA: 5.25	(6, 1)	1.2		7	2	0	0	2	0	0	0	0	0	0	13	17	0.00	1.200
51 Michael Gonzalez, L ERA: 3.25	(8, 1)	0.0	L	1	1	1	0	0	0	0	0	0	0	0	4	4	∞	∞
36 Boone Logan, L ERA: 2.16	(8, 1)	0.0		1	1	0	0	0	0	0	0	0	0	0	2	2	∞	∞

PITCHER		IP	WLS	BF	H	R	ER	SO	BB	IBB	HBP	BLK	WP	HR	S	P	ERA	WHIP
58 Peter Moylan, R ERA: 4.17	(8, 1)	1.0		6	2	3	0	2	0	0	0	0	0	0	13	20	0.00	2.000
46 Manny Acosta, R ERA: 3.97	(9, 1)	1.0		3	1	0	0	1	0	0	0	0	0	0	7	10	0.00	1.000

Batter	1	2	3	4	5	6	7	8	9	AB	R	H	RBI	BB	SO	LOB
13 Nate McLouth, L (1, 8) OBP: 0.336, SLG: 0.450	C SI 86 B CU 73 X FC 77 1-1 P6 ①		C SI 87 X CU 72 0-1 G4-6-3 ②③ 1-2f		B SI 87 S FC 80 B CU 75 X SI 87 2-1 F8 ③			C FF 94 B FF 95 C CU 77 B CU 77 X SI 92 2-2 G4-6-3 ①② 1-2f		4	0	0	0	0	0	2
14 Martín Prado, R (1, 4) OBP: 0.390, SLG: 0.486 (8, 3)	C SI 87 B SI 86 C CU 73 X CU 74 1-2 F7 ②			B SI 85 C CH 73 B SI 85 B SI 86 B SI 85 4-1 8 BB 19 BB BB		B SI 85 B CH 69 B SI 86 B SI 85 4-0 19 CS BB		B SI 93 B CH 86 X SI 92 2-0 1B		2	0	1	0	2	0	0
10 Chipper Jones, S (1, 5) OBP: 0.401, SLG: 0.472	F SI 87 X CH 74 0-1 G3 ③			F CH 72 F SI 86 C SI 86 0-3 K ①		X CH 73 0-0 F9 ①		C CU 76 B SI 94 X SI 94 1-1 G1-3 ③		4	0	0	0	0	1	3
19 Yunel Escobar, R (1, 6) OBP: 0.371, SLG: 0.486		B SI 86 B FC 80 X SI 86 2-0 HR		B CH 73 F CH 74 B SI 87 B FC 81 C CH 74 B FC 81 4-2 8 BB 1-2 BB		B FF 86 F CH 71 B SI 86 F SI 86 F CU 74 B CH 73 1 SAFE C CU 72 3-3 K ②③ 1-2			C SL 83 B FF 96 F SL 87 X SL 86 1-2 F8 ①	3	1	1	1	1	1	1
23 Matt Diaz, R (1, 7) OBP: 0.373, SLG: 0.465		X SI 87 0-0 22 CS 1B		F CU 72 F SI 87 F SI 87 C SI 87 0-3 K ②			X SI 85 0-0 G5-3 ①		C FF 95 X SL 87 0-1 G6-3 ②	4	0	1	0	0	1	2
8 David Ross, R (1, 2) OBP: 0.383, SLG: 0.533 16 Brian McCann, L (9, PH) OBP: 0.380, SLG: 0.509		B CU 70 C CH 73 D CH 74 F FC 78 F SI 86 1 SAFE B CU 73 S SI 86 3-3 K ①		D FC 80 F FC 79 S CU 73 D CU 76 F FC 80 B CU 75 B FF 86 4-2 1-2 2-3 BB			F SI 86 F CU 72 X SI 85 0-2 22 FC4-6 1B		S FF 97 B FF 97 S FF 97 X FF 97 1-2 2B	2 1	0 0	1 1	0 0	1 0	1 0	1 0
22 Casey Kotchman, L (1, 3) OBP: 0.348, SLG: 0.391 46 Manny Acosta, R (9, 1) 20 Greg Norton, S (9, PH) OBP: 0.281, SLG: 0.152		B SI 85 B FC 81 S SI 87 C SI 87 F SI 85 X CU 74 2-2 G1-3 ②③ 1-2		C CU 72 S FC 82 B CU 75 S FC 82 1-3 K ③			D CU 72 1 SAFE C FC 79 C CU 73 B CU 74 X SI 84 2-2 FC4-6 ② 1-2f		B FF 96 C SL 86 C FF 97 B SL 88 B SL 88 X FF 97 3-2 G4-3 ③	3 0 1	0 0 0	0 0 0	0 0 0	0 0 0	1 0 0	5 0 1
25 Ryan Church, L (1, 9) OBP: 0.336, SLG: 0.371			B CU 71 X FC 78 1-0 F9 ①		C C CU 72 X FC 79 0-2 F9 ①		C SI 87 C SI 87 F FC 81 F SI 85 B SI 88 F CU 75 F FC 79 B FC 81 S SI 84 2-3 K ③			3	0	0	0	0	1	1
11 Kenshin Kawakami, R (1, 1) OBP: 0.200, SLG: 0.111 27 Diory Hernandez, R (5, PH) OBP: 0.194, SLG: 0.235 34 Eric O'Flaherty, L (6, 1) 54 Kris Medlen, S (6, 1) 51 Michael Gonzalez, R (8, 1) 36 Boone Logan, R (8, 1) 58 Peter Moylan, R (8, 1) 2 Kelly Johnson, L (8, 4) OBP: 0.288, SLG: 0.362			C SI 86 B SI 86 B SI 86 B SI 86 C SI 84 F SI 86 B SI 86 4-2 13 G4-6-3 BB		B B X 2-0 P3 ②			C C CU 76 F SI 92 B CU 77 X FF 95 1-2 13 G4-6-3 1B		0 1 0 0 0 0 0 1	0 0 0 0 0 0 0 0	0 0 0 0 0 0 0 1	0 0 0 0 0 0 0 0	1 0 0 0 0 0 0 0	0 0 0 0 0 0 0 0	0 0 0 0 0 0 0 0
Inning Stats	R: 0 E: 0 K: 0 S: 7 H: 0 LOB: 0 BB: 0 P: 9	R: 1 E: 0 K: 1 S: 10 H: 2 LOB: 0 BB: 0 P: 17	R: 0 E: 0 K: 0 S: 6 H: 0 LOB: 0 BB: 1 P: 11	R: 0 E: 0 K: 3 S: 16 H: 0 LOB: 3 BB: 3 P: 29	R: 0 E: 0 K: 0 S: 6 H: 0 LOB: 0 BB: 0 P: 10	R: 0 E: 0 K: 1 S: 5 H: 0 LOB: 1 BB: 1 P: 12	R: 0 E: 0 K: 1 S: 14 H: 1 LOB: 1 BB: 0 P: 18	R: 0 E: 0 K: 0 S: 10 H: 2 LOB: 1 BB: 0 P: 16	R: 0 E: 0 K: 0 S: 11 H: 1 LOB: 1 BB: 0 P: 16	1B: 4 2B: 2 3B: 0 HR: 1	SF: 0 SAC: 0 DP: 3 HBP: 0	WP: 0 PB: 0 SB: 0 CS: 2	PA: 34			

BOTTOM

San Francisco Giants @ Atlanta Braves

Turner Field, Atlanta, GA

Thu Jul 23 2009, 1:00 PM EDT
Att. 31,727 - Cloudy - 80 F

livebaseballscorecards.com

AB	29
R	1
H	6
RBI	1
BB	5
SO	6
LOB	16

PITCHER		IP	WLS	BF	H	R	ER	SO	BB	IBB	HBP	BLK	WP	HR	S	P	ERA	WHIP
75 Barry Zito, L ERA: 4.68	(1, 1)	7.0	W	26	3	1	1	6	5	0	0	0	0	1	64	106	1.29	1.143
41 Jeremy Affeldt, L ERA: 1.17	(8, 1)	1.0		4	2	0	0	0	0	0	0	0	0	0	10	16	0.00	2.000
38 Brian Wilson, R ERA: 3.32	(9, 1)	1.0		4	1	0	0	0	0	0	0	0	0	0	11	16	0.00	1.000

PITCHER	IP	WLS	BF	H	R	ER	SO	BB	IBB	HBP	BLK	WP	HR	S	P	ERA	WHIP

San Francisco Giants @ Colorado Rockies

Coors Field, Denver, CO

Fri Jul 24 2009, 7:10 PM MDT

Att. 40,524 - Partly Cloudy - 89 F

livebaseballscorecards.com

TOP

Batter	1	2	3	4	5	6	7	8	9	AB	R	H	RBI	BB	SO	LOB
2 Randy Winn, S (1, 8) (8, 7) OBP: 0.325, SLG: 0.391	B FF 93 C FF 93 C FF 94 B FF 95 F CH 85 X FF 93 2-2 ① G4-3		B SI 91 C FF 92 B CH 86 C FF 92 S FF 92 2-3 ③ K			F SL 84 S SL 84 F CU 76 B FF 92 X FF 92 1-2 ① G4-3		C FF 92 X CH 82 0-1 ① F9		4	0	0	0	0	1	0
14 Fred Lewis, L (1, 7) OBP: 0.341, SLG: 0.396 59 Andres Torres, S (8, 8) OBP: 0.333, SLG: 0.479	S SL 86 B FF 94 X FF 93 1-1 48 G4-3 1B			X CH 84 0-0 ① 48 1B 1 G4-6-3 2B		S FF 94 B CU 76 B SL 83 X FF 92 2-1 1 1B 3B		B FF 94 C FF 93 B CU 73 B FF 94 B FF 92 4-1 48 G5-4-3 BB		3 0	2 0	3 0	0 0	1 0	0 0	0 0
48 Pablo Sandoval, S (1, 5) OBP: 0.373, SLG: 0.549	S FF 93 S FF 93 B FF 93 X CU 78 1-2 ② G4-3 1-2			B FF 91 B FF 91 T FF 92 F CU 76 X CU 75 2-2 1 G4-6-3 2-3 1B		B FF 92 F FF 93 B FF 94 B FF 94 I IN 69 4-1 1 1B 12 FC2 IBB		X FF 94 0-0 ②③ G5-4-3 1-2f		3	0	1	0	1	0	2
1 Bengie Molina, R (1, 2) OBP: 0.274, SLG: 0.428	B SL 86 F FF 93 X SL 84 1-1 ③ F8			B SL 85 F FF 92 X SL 86 1-1 ①② G4-6-3 1-2f 3-H		F FF 93 X FF 93 0-1 12 E 1-3 3-H 1B			B FF 93 X FF 93 1-0 ① F9	4	0	1	1	0	0	2
12 Nate Schierholtz, L (1, 9) OBP: 0.325, SLG: 0.431		B CU 76 X FF 91 1-0 ① P6		C FF 93 X FF 93 0-1 HR		B SL 93 C CU 78 S CU 78 D CU 78 B FF 93 X CU 79 3-2 ② FC2 1-3 3-H			F FC 93 X FF 93 0-1 ② P5	4	1	1	1	0	0	2
35 Travis Ishikawa, L (1, 3) OBP: 0.315, SLG: 0.409		C FF 93 B CU 78 X FF 92 1-1 ② P6		S SL 87 C CU 77 S CU 76 0-3 ③ K		F FF 93 C CU 77 D CU 78 X FF 94 1-2 ③ G3-1			B FF 93 X FF 93 1-0 ③ G3	4	0	0	0	0	1	2
5 Juan Uribe, R (1, 6) OBP: 0.313, SLG: 0.444		B SI 93 B SL 86 F SI 93 C FF 92 B SL 85 X FF 92 3-2 ③ G6-3			B FF 92 X FF 92 1-0 ① G6-3		C FF 93 B SL 88 F FF 94 S SL 88 1-3 ① K			3	0	0	0	0	1	0
37 Matt Downs, R (1, 4) OBP: 0.263, SLG: 0.280			C FF 92 C FF 92 X FF 93 0-2 ① G5-3		B SL 83 X FF 91 1-0 ② G6-3		X FF 94 0-0 ② G6-3			3	0	0	0	0	0	0
18 Matt Cain, R (1, 1) OBP: 0.286, SLG: 0.263 41 Jeremy Affeldt, L (8, 1) OBP: 0.500, SLG: 0.500 38 Brian Wilson, R (9, 1)			C FF 92 S SL 85 B FF 91 B FF 92 F FF 90 X FF 92 2-2 ② 1B		C FF 90 B FF 92 C FF 92 B SL 85 B FF 91 F FF 92 F SI 92 F FF 92 X FF 92 3-2 ③ F9		C FF 94 B FF 95 B SI 94 F FF 92 F SL 88 S SL 88 2-3 ③ K			3 0 0	0 0 0	1 0 0	0 0 0	0 0 0	1 0 0	0 0 0
Inning Stats	R: 0 E: 0 K: 0 S: 11 H: 1 LOB: 1 BB: 0 P: 16	R: 0 E: 0 K: 0 S: 6 H: 0 LOB: 0 BB: 0 P: 11	R: 0 E: 0 K: 1 S: 10 H: 1 LOB: 0 BB: 0 P: 14	R: 2 E: 0 K: 1 S: 11 H: 3 LOB: 0 BB: 0 P: 14	R: 0 E: 0 K: 0 S: 8 H: 0 LOB: 0 BB: 0 P: 13	R: 1 E: 1 K: 0 S: 15 H: 2 LOB: 2 BB: 1 P: 26	R: 0 E: 0 K: 2 S: 8 H: 0 LOB: 0 BB: 0 P: 11	R: 0 E: 0 K: 0 S: 4 H: 0 LOB: 0 BB: 1 P: 8	R: 0 E: 0 K: 0 S: 4 H: 0 LOB: 0 BB: 0 P: 6	1B: 4 2B: 1 3B: 1 HR: 1 SF: 0 SAC: 0 DP: 2 HBP: 0						

	AB	31
	R	3
	H	7
	RBI	2
	BB	2
	SO	4
	LOB	8

PITCHER		IP	WLS	BF	H	R	ER	SO	BB	IBB	HBP	BLK	WP	HR	S	P	ERA	WHIP
46 Jason Hammel, R ERA: 4.28	(1, 1)	6.0	L	24	7	3	3	2	0	1	0	0	0	1	61	94	4.50	1.167
58 Juan Rincon, R ERA: 5.24	(7, 1)	1.0		3	0	0	0	2	0	0	0	0	0	0	8	11	0.00	0.000
56 Franklin Morales, L ERA: 1.88	(8, 1)	1.0		3	0	0	0	0	1	0	0	0	0	0	4	8	0.00	1.000
63 Rafael Betancourt, R ERA: 3.41	(9, 1)	1.0		3	0	0	0	0	0	0	0	0	0	0	4	6	0.00	0.000

PITCHER	IP	WLS	BF	H	R	ER	SO	BB	IBB	HBP	BLK	WP	HR	S	P	ERA	WHIP

Batter	1	2	3	4	5	6	7	8	9	AB	R	H	RBI	BB	SO	LOB
24 Dexter Fowler, S (1, 8) OBP: 0.358, SLG: 0.385	C FF 92 B FF 93 B CU 77 F FF 94 F FF 94 B SL 88 B FF 94 4-2 27 CS BB			B FF 92 C FF 92 C CH 86 X SL 88 1-2 ① G5-3		C SL 86 B FF 92 X CH 85 1-1 ② L8		B SI 95 S SI 94 B CH 86 B SI 94 F SI 93 X SI 94 3-2 ② G5-3		3	0	0	0	1	0	0
19 Ryan Spilborghs, R (1, 7) OBP: 0.327, SLG: 0.439	B FF 94 B FF 92 X 2-0 ① F9			B FF 94 B FF 94 B FF 94 C FF 93 C FF 93 F FF 93 F FF 94 X CH 87 3-2 ② G1-3		B CU 78 B FF 93 B FF 93 X FF 93 3-0 27 2B 2B		C CU 80 X CH 89 0-1 ③ G6-3		4	1	1	0	0	0	1
17 Todd Helton, L (1, 3) OBP: 0.407, SLG: 0.525	B FF 93 X FF 93 1-0 ② P3			C CU 79 B CH 87 B CH 88 X CH 87 2-1 ③ F7		B FF 94 C FF 93 B FF 93 F SL 87 B FF 94 B CH 86 4-2 27 2B BB			B FF 95 C SL 86 B FF 97 C FF 96 B FF 96 B FF 97 4-2 11 1B BB	2	0	0	0	2	0	1
27 Garrett Atkins, R (1, 5) OBP: 0.297, SLG: 0.335	B FF 92 1 SAFE C FF 94 1-1 ③ CS 1-2	C FF 93 B FF 93 B SL 88 X CH 87 2-1 ① G5-3			C FF 92 B SL 85 T FF 92 X FF 94 1-2 ① F9	B FF 93 X CH 86 1-0 1-3 2-H 2B			C SL 88 S FF 96 B SL 88 F FF 96 B SL 94 B FF 96 X FF 98 3-2 ① F8	4	0	1	1	0	0	1
11 Brad Hawpe, L (1, 9) OBP: 0.399, SLG: 0.575		B FF 95 C CU 77 C CH 88 B FF 94 S SL 87 2-3 ② K			S FF 93 S CH 88 B FF 94 F FF 95 F SL 87 B FF 94 B FF 94 F SL 86 F FF 94 4-2 B SL 89 9 1B BB	S CH 88 B CH 88 S SL 86 C SL 89 1-3 ③ K			B SL 90 B FF 96 X SL 88 2-0 1-2 2 G6-4-3 1B	3	0	1	0	1	2	2
2 Troy Tulowitzki, R (1, 6) OBP: 0.335, SLG: 0.478		B FF 96 X FF 95 1-0 ③ F9			F FF 92 B SL 86 X FF 93 1-1 ② F8		C SL 85 C FF 92 S SL 88 0-3 ① K		C SL 89 B SL 90 B FF 99 F FF 100 X FF 97 2-2 ②③ G6-4-3 1-2f	4	0	0	0	0	1	3
9 Ian Stewart, L (1, 4) OBP: 0.323, SLG: 0.500			B FF 92 F FF 92 B FF 94 F FF 93 B CH 89 B CH 88 4-2 20 G6-4-3 BB		B CU 76 B FF 93 F FF 93 B FF 94 F SL 85 F FF 93 B FF 94 X FF 93 3-2 1-3 1B		C CU 76 B FF 93 B SI 93 S CH 87 B SL 86 C SL 86 3-3 ② K			2	0	1	0	1	1	0
20 Chris Iannetta, R (1, 2) OBP: 0.336, SLG: 0.447			X FF 93 0-0 ①② G6-4-3 1-2f		B SL 84 B SL 84 X FF 94 2-0 ③ P4		B SI 95 C SL 87 C SL 86 F SL 88 B FF 94 X SL 86 2-2 ③ G1-3			3	0	0	0	0	0	3
46 Jason Hammel, R (1, 1) OBP: 0.172, SLG: 0.148 5 Carlos Gonzalez, L (6, PH) OBP: 0.290, SLG: 0.357 58 Juan Rincon, R (7, 1) 56 Franklin Morales, L (8, 1) OBP: 0.500, SLG: 0.500 7 Seth Smith, L (8, PH) OBP: 0.393, SLG: 0.486 63 Rafael Betancourt, R (9, 1)			C FF 92 C SL 86 B FF 95 F SL 87 S FF 95 1-3 ③ K			L FF 92 X CH 87 0-1 ① G3		B CU 79 B SI 95 X SI 95 2-0 ① G4-3		1 1 0 0 1 0	0 0 0 0 0 0	0 0 0 0 0 0	0 0 0 0 0 0	1 0 0 0 0 0	0 0 0 0 0 0	0 0 0 0 0 0
Inning Stats	R: 0 E: 0 K: 0 S: 6 H: 0 LOB: 0 BB: 1 P: 14	R: 0 E: 0 K: 1 S: 6 H: 0 LOB: 0 BB: 0 P: 11	R: 0 E: 0 K: 1 S: 7 H: 0 LOB: 0 BB: 1 P: 12	R: 0 E: 0 K: 0 S: 10 H: 0 LOB: 0 BB: 0 P: 16	R: 0 E: 0 K: 0 S: 17 H: 1 LOB: 2 BB: 1 P: 28	R: 1 E: 0 K: 1 S: 11 H: 2 LOB: 2 BB: 1 P: 21	R: 0 E: 0 K: 2 S: 10 H: 0 LOB: 0 BB: 0 P: 15	R: 0 E: 0 K: 0 S: 6 H: 0 LOB: 0 BB: 0 P: 11	R: 0 E: 0 K: 0 S: 10 H: 1 LOB: 1 BB: 1 P: 21	1B: 2 2B: 2 3B: 0 HR: 0	SF: 0 SAC: 0 DP: 2 HBP: 0		WP: 0 PB: 0 SB: 0 CS: 1	PA: 34			

PITCHER	IP	WLS	BF	H	R	ER	SO	BB	IBB	HBP	BLK	WP	HR	S	P	ERA	WHIP
18 Matt Cain, R (1, 1) ERA: 2.27	7.0	W	26	3	1	1	5	4	0	0	0	0	0	67	117	1.29	1.000
41 Jeremy Affeldt, L (8, 1) ERA: 1.14	1.0	H	3	0	0	0	0	0	0	0	0	0	0	6	11	0.00	0.000
38 Brian Wilson, R (9, 1) ERA: 3.25	1.0	S	4	1	0	0	0	1	0	0	0	0	0	10	21	0.00	2.000

PITCHER	IP	WLS	BF	H	R	ER	SO	BB	IBB	HBP	BLK	WP	HR	S	P	ERA	WHIP

BOTTOM

San Francisco Giants @ Colorado Rockies

Coors Field, Denver, CO

Fri Jul 24 2009, 7:10 PM MDT

Att. 40,524 - Partly Cloudy - 89 F

livebaseballscorecards.com

AB	28
R	1
H	4
RBI	1
BB	5
SO	5
LOB	11

Batter	1	2	3	4	5	6	7	8	9	AB	R	H	RBI	BB	SO	LOB
2 Randy Winn, S (1, 7) (8, 8) OBP: 0.324, SLG: 0.395	B FF 90 B FF 91 C FF 91 X FF 93 2-1 F8			B FF 93 F FF 95 F FS 84 F SL 89 S CU 80 1-3 K		B FF 92 B FS 84 C FF 94 X FS 84 2-1 G6-3		C FF 90 F FF 93 X CU 76 0-2 14 G6-3 3B		4	1	1	0	0	1	0
59 Andres Torres, S (1, 8) OBP: 0.333, SLG: 0.473 14 Fred Lewis, L (8, PH) (8, 7) OBP: 0.340, SLG: 0.394	C FF 94 F FF 94 B SL 89 T SL 88 1-2 K			L FF 95 C FS 84 F SL 88 S CU 80 0-3 K2-3		X FF 94 0-0 48 2B 1B		F FF 92 B FC 93 B CH 85 F FF 92 X FF 92 2-2 G6-3 3-H		3 1	1 0	1 0	0 1	0 0	2 0	0 0
48 Pablo Sandoval, S (1, 3) OBP: 0.374, SLG: 0.554	F FF 96 X FF 93 0-1 G6-3			X FF 93 0-0 2B		F SL 90 1 SAFE F FF 94 B SL 87 1 SAFE 1 SAFE F SL 86 B FF 94 F FS 85 1-H 2-2 X FF 84 1 L9 2B		F FF 91 C FF 92 S SL 84 0-3 K		4	0	2	1	0	1	0
1 Bengie Molina, R (1, 2) OBP: 0.271, SLG: 0.423		B FF 93 B FF 95 F FF 95 C FS 84 S SL 90 2-3 K		F FF 94 X SL 88 0-1 F7		B FF 93 X FF 93 1-0 L9 2-3			S FF 93 C SL 81 F SL 84 B FF 93 B FF 94 X SL 82 2-2 G6-3	4	0	0	0	0	1	2
16 Edgar Renteria, R (1, 6) OBP: 0.307, SLG: 0.313		S FF 95 C FF 95 F SL 89 B SL 89 B FF 95 X FS 86 2-2 L6			C FF 92 B FF 94 F FS 85 F CU 79 X CU 78 1-2 G6-3	B FF 95 B FF 94 F FF 95 X FF 96 2-1 G5-3			B FF 93 C SI 90 B SL 82 B FF 93 F SI 90 F SL 82 B SI 91 4-2 5 WP BB	3	0	0	0	1	0	1
12 Nate Schierholtz, L (1, 9) OBP: 0.324, SLG: 0.427		C CU 76 X FF 96 0-1 G4-3			X SL 82 0-0 37 G6-3 5 1B 1B		B CU 71 B SL 84 C FF 94 C FF 94 S FS 86 2-3 K		C SI 89 F SI 91 F SL 84 S SL 84 0-3 K	4	0	1	0	0	2	1
5 Juan Uribe, R (1, 5) OBP: 0.317, SLG: 0.445			F FF 94 S CU 77 S CU 78 0-3 K		C FS 85 F SL 88 B CU 78 1 SAFE X CU 78 1-2 37 G6-3 1-2 1B		F FF 94 X FS 84 0-1 37 G6-3 1B		F FF 93 B FF 94 B CH 84 F SI 90 S SL 85 2-3 K 1-2	4	0	2	0	0	2	1
37 Matt Downs, R (1, 4) OBP: 0.250, SLG: 0.264			X FF 95 0-0 G4-3		F FF 96 F FF 95 B SL 90 F CU 79 B FF 96 F FF 95 F SL 89 X FS 86 1-2 2-3 2-2 G6-3		F FF 94 X SL 88 0-1 G6-3 1-2f			3	0	0	0	0	0	3
57 Jonathan Sánchez, L (1, 1) 45 Justin Miller, R (6, 1) 54 Sergio Romo, R (7, 1) 33 Aaron Rowand, R (8, PH) OBP: 0.333, SLG: 0.435 47 Merkin Valdez, R (8, 1)			B FF 93 C FF 93 B FF 94 S FF 94 C FF 95 2-3 K		F FF 92 B FF 95 X FF 94 1-1 G3-1			X FF 92 0-0 F8		2 0 0 1 0	0 0 0 0 0	0 0 0 0 0	0 0 0 0 0	1 0 0 0 0	0 0 0 0 0	2 0 0 0 0
Inning Stats	R: 0 E: 0 K: 1 S: 7 H: 0 LOB: 0 BB: 0 P: 10	R: 0 E: 0 K: 1 S: 9 H: 0 LOB: 0 BB: 0 P: 13	R: 0 E: 0 K: 2 S: 7 H: 0 LOB: 0 BB: 0 P: 9	R: 0 E: 0 K: 2 S: 11 H: 1 LOB: 1 BB: 0 P: 12	R: 0 E: 0 K: 0 S: 16 H: 2 LOB: 2 BB: 0 P: 21	R: 1 E: 0 K: 0 S: 11 H: 2 LOB: 1 BB: 0 P: 18	R: 0 E: 0 K: 1 S: 7 H: 1 LOB: 0 BB: 0 P: 9	R: 1 E: 0 K: 1 S: 10 H: 1 LOB: 0 BB: 0 P: 12	R: 0 E: 0 K: 2 S: 14 H: 0 LOB: 1 BB: 1 P: 22	1B: 4 2B: 2 3B: 1 HR: 0	SF: 0 SAC: 0 DP: 1 HBP: 0			WP: 1 PB: 0 SB: 0 CS: 0	PA: 34		

TOP

San Francisco Giants @ Colorado Rockies

Coors Field, Denver, CO

Sat Jul 25 2009, 6:10 PM MDT

Att. 42,201 - Cloudy - 76 F

livebaseballscorecards.com

AB	33
R	2
H	7
RBI	2
BB	1
SO	10
LOB	10

PITCHER		IP	WLS	BF	H	R	ER	SO	BB	IBB	HBP	BLK	WP	HR	S	P	ERA	WHIP
29 Jorge De La Rosa, L ERA: 4.78	(1, 1)	7.1	W	28	7	2	2	7	0	0	0	0	0	0	72	96	2.46	0.955
63 Rafael Betancourt, R ERA: 3.34	(8, 1)	0.2		2	0	0	0	1	0	0	0	0	0	0	6	8	0.00	0.000
45 Jhoulys Chacín, R ERA:	(9, 1)	1.0		4	0	0	0	2	1	0	0	0	1	0	14	22	0.00	1.000

PITCHER	IP	WLS	BF	H	R	ER	SO	BB	IBB	HBP	BLK	WP	HR	S	P	ERA	WHIP

BOTTOM

San Francisco Giants @ Colorado Rockies
Coors Field, Denver, CO
Sat Jul 25 2009, 6:10 PM MDT
Att. 42,201 - Cloudy - 76 F

livebaseballscorecards.com

Batter	1	2	3	4	5	6	7	8	9	AB	R	H	RBI	BB	SO	LOB
24 Dexter Fowler, S (1, 8) OBP: 0.359, SLG: 0.381	C SI 94 F SI 95 X SL 84 0-2 ① G3		C SL 82 B SI 94 C FF 93 T SI 93 1-2 ② K		F SI 91 C SL 82 C SL 83 0-3 ① K		B FF 91 B SI 91 B FF 91 C FF 90 F FF 90 B SL 78 4-2 12 F9-6 BB	F FF 96 B CH 87 B FF 96 B FF 96 B FF 95 4-1 BB		3	0	0	0	2	2	0
12 Clint Barmes, R (1, 4) OBP: 0.311, SLG: 0.463	C SI 94 S SL 84 B SL 85 B SI 94 F SL 84 X SL 83 2-2 ② G5-3		S SL 82 F SL 84 B FF 93 X SI 94 1-2 ③ F9		C SI 93 S SL 82 F SL 83 B SL 84 B FF 87 B SL 81 B SL 78 4-2 17 CS BB		B SL 75 S FF 90 1 SAFE B SL 76 1 SAFE F FF 90 F SL 76 1 SAFE F SL 77 2-2 ①② F9-6 F FF 90 X FF 90 1-2	B FF 96 F FF 95 B FF 96 X FF 95 2-1 ③ L8		4	0	0	0	1	0	3
17 Todd Helton, L (1, 3) OBP: 0.405, SLG: 0.521	C SI 95 C SI 94 T SI 95 0-2 ③ K			B SL 82 X SI 93 1-0 27 BB 2 HR 1B	B SI 90 C FF 92 F SL 81 F SI 93 B SI 91 X SL 82 2-2 ②③ G1-3 1-2		F FF 90 B CH 83 B SL 76 B SL 76 X SI 89 3-1 ③ F8			4	1	1	0	0	1	1
27 Garrett Atkins, R (1, 5) OBP: 0.301, SLG: 0.336 9 Ian Stewart, L (7, 5) OBP: 0.326, SLG: 0.502		C SI 94 B SI 94 C SI 94 S SL 85 1-3 ① K		B FF 93 C FF 91 F FF 93 B FF 94 B FF 93 F CH 83 B CH 82 4-2 2 HR 1-2 BB		C FF 90 F SL 82 B FF 92 B FF 92 F FF 91 X SL 80 2-2 11 1B 2 2B 1B		C FF 96 X CH 86 0-1 11 1B 2 1B 1B		2 1	2 1	1 1	0 0	1 0	1 0	0 0
11 Brad Hawpe, L (1, 9) OBP: 0.403, SLG: 0.576		H SL 80 1-0 19 BB HBP		C SI 91 B SI 94 B SL 80 F SL 80 S SL 84 2-3 ① K		C SI 90 C SI 91 X SI 92 0-2 2 2B 20 SF8 1-3 1B		S FF 97 S FF 96 X FF 97 0-2 19 FC4-6 2 1B 1-2 1B		3	2	2	0	0	1	2
2 Troy Tulowitzki, R (1, 6) OBP: 0.340, SLG: 0.494		X SI 94 0-0 ② F9		X SI 93 0-0 1-H 2-H HR		D SL 81 B CH 84 B CH 82 C SL 76 C SL 80 X SL 82 3-2 20 SF8 1-3 3-H 2B		C FF 98 F FF 97 X SL 84 0-2 19 FC4-6 1-2 2-H 1B		4	1	3	5	0	0	1
19 Ryan Spilborghs, R (1, 7) OBP: 0.329, SLG: 0.435		B SI 94 1 SAFE S SI 93 B SL 82 B SL 82 B CH 84 4-1 1-2 BB		S SI 94 B SL 81 B SL 80 B CH 85 B FF 93 4-1 BB		C CU 76 B FF 86 S CU 77 S CU 78 1-3 ① K		B FF 96 F FF 96 X FF 97 1-1 ① FC4-6 20 2B 7 SF9 1-2f 2-3		2	1	0	0	2	1	4
20 Chris Iannetta, R (1, 2) OBP: 0.335, SLG: 0.450		C FF 94 C SI 93 B SL 84 B SL 83 X FF 88 2-2 ③ F7		1 SAFE C SL 79 B FF 91 S CH 85 1 SAFE X SI 93 1-2 ② F9		B CU 77 B CU 78 X CU 77 2-0 ② SF8 2-3 3-H		F FF 97 F FF 97 B FF 97 X FF 96 1-2 7 SF9 1-3 3-H 2B		3	0	1	2	0	0	3
29 Jorge De La Rosa, L (1, 1) OBP: 0.118, SLG: 0.091 63 Rafael Betancourt, R (8, 1) 7 Seth Smith, L (8, PH) OBP: 0.392, SLG: 0.486 45 Jhoulys Chacín, R (9, 1)			C SI 93 X SI 93 0-1 ① G6-3	X FF 90 0-0 ③ G3		S FF 85 D CH 79 F FF 86 S CU 75 1-3 ③ K		X FF 96 0-0 ② SF9 2-3 3-H		3 0 0 0	0 0 0 0	0 0 0 0	0 0 1 0	0 0 0 0	1 0 0 0	2 0 0 0
Inning Stats	R: 0 E: 0 K: 1 S: 10 H: 0 LOB: 0 BB: 0 P: 12	R: 0 E: 0 K: 1 S: 8 H: 0 LOB: 2 BB: 1 P: 16	R: 0 E: 0 K: 1 S: 8 H: 0 LOB: 0 BB: 0 P: 10	R: 3 E: 0 K: 1 S: 13 H: 2 LOB: 1 BB: 2 P: 25	R: 0 E: 0 K: 1 S: 10 H: 0 LOB: 0 BB: 1 P: 16	R: 2 E: 0 K: 2 S: 17 H: 3 LOB: 1 BB: 0 P: 26	R: 0 E: 0 K: 0 S: 11 H: 0 LOB: 0 BB: 1 P: 20	R: 3 E: 0 K: 0 S: 17 H: 4 LOB: 2 BB: 1 P: 25		1B: 6 2B: 3 3B: 0 HR: 1 SF: 2 SAC: 0 DP: 1 HBP: 1					WP: 0 PB: 0 SB: 0 CS: 1 PA: 38	

AB	29
R	8
H	9
RBI	8
BB	6
SO	7
LOB	16

PITCHER		IP	WLS	BF	H	R	ER	SO	BB	IBB	HBP	BLK	WP	HR	S	P	ERA	WHIP
57 Jonathan Sánchez, L ERA: 4.92	(1, 1)	5.0	L	24	5	5	5	5	4	0	1	0	0	0	59	94	9.00	1.800
45 Justin Miller, R ERA: 2.23	(6, 1)	1.0		3	0	0	0	2	0	0	0	0	0	0	7	11	0.00	0.000
54 Sergio Romo, R ERA: 6.14	(7, 1)	1.0		3	0	0	0	0	1	0	0	0	0	0	11	20	0.00	1.000
47 Merkin Valdez, R ERA: 5.18	(8, 1)	1.0		8	4	3	3	0	1	0	0	0	0	0	17	25	27.00	5.000

PITCHER	IP	WLS	BF	H	R	ER	SO	BB	IBB	HBP	BLK	WP	HR	S	P	ERA	WHIP

San Francisco Giants @ Colorado Rockies

Coors Field, Denver, CO

Sun Jul 26 2009, 1:10 PM MDT

Att. 40,723 - Partly Cloudy - 78 F

livebaseballscorecards.com

Batter	1	2	3	4	5	6	7	8	9	AB	R	H	RBI	BB	SO	LOB
2 Randy Winn, S (1, 8) (6, 9) OBP: 0.321, SLG: 0.391	C SI 85 F FF 89 B CU 80 B SI 90 X SI 88 2-2 G4-3		F SI 87 X SI 88 0-1 G3		B SI 89 X SI 89 1-0 G6-3		1 SAFE B SI 88 1 SAFE X SI 88 1-0 G4-3			4	0	0	0	0	0	2
14 Fred Lewis, L (1, 7) OBP: 0.342, SLG: 0.396	B SI 87 B SI 88 F SI 88 X SI 88 2-1 G4-3		B SI 86 B SI 87 C SI 88 F SI 86 X SI 92 2-2 48 PO 1B			B FF 85 B SI 85 X SI 88 2-0 48 G6-3 16 1B 1B		F FF 94 C CU 73 S CU 75 0-3 K		4	1	2	0	0	1	0
48 Pablo Sandoval, S (1, 5) OBP: 0.373, SLG: 0.550	X SI 88 0-0 G1-3		1 SAFE 0-0 PO 1-2	B SI 84 B SI 86 X SI 88 2-0 16 G4-6-3 35 1B 1B		1 SAFE 1 SAFE B SI 86 F SI 89 B SI 84 X SI 89 2-1 G6-3 1-2		B FF 95 S FF 95 X FF 96 1-1 F8		4	0	1	0	0	0	1
35 Travis Ishikawa, L (1, 3) OBP: 0.318, SLG: 0.411		B SI 84 C SI 86 B SI 85 F SI 87 F SI 89 X FF 88 2-2 16 2B 21 G3 1B		C SI 87 X SI 86 0-1 16 G4-6-3 1-2 1B		2 SAFE F SI 91 X SI 90 0-1 G6-3		C FF 96 S CU 74 S FF 96 0-3 K		4	1	2	0	0	1	1
16 Edgar Renteria, R (1, 6) OBP: 0.309, SLG: 0.318		D SI 88 B SI 87 C SI 88 1 SAFE X SI 87 2-1 21 G3 1-3 2B	F SI 89 C SI 90 B SI 90 B SI 90 X SI 91 2-2 G4-6-3 1-2f 2-3		X SI 90 0-0 2-H 1B			C SL 83 B SI 93 B SI 92 S SL 83 F SI 92 X SL 85 2-2 P6	4	0	2	1	0	0	2
21 John Bowker, L (1, 9) 47 Merkin Valdez, R (8, 1) 12 Nate Schierholtz, L (9, PH) OBP: 0.200, SLG: 0.250 OBP: 0.322, SLG: 0.425	B SI 88 X SI 90 1-0 G3 2-3 3-H		X SI 92 0-0 G4-3		X SI 86 0-0 G4-3			S SI 93 F SI 94 F SI 90 B CH 82 X CH 85 1-2 G4-3	3 0 1	0 0 0	0 0 0	1 0 0	0 0 0	0 0 0	3 0 0
5 Juan Uribe, R (1, 4) OBP: 0.311, SLG: 0.437	X SL 84 0-0 P4		C SL 82 B SI 88 B SI 88 X SI 90 2-1 G1-3			X CU 78 0-0 G5-3		C SL 84 B SL 85 S SL 84 B SL 84 B SI 93 S SL 84 3-3 K	4	0	0	0	0	1	1
22 Eli Whiteside, R (1, 2) OBP: 0.232, SLG: 0.255	C SI 90 C SI 89 F SI 91 F FF 90 B SL 87 S SI 90 1-3 K		X SI 89 0-0 G4-3			B SI 87 X SI 87 1-0 L7			3	0	0	0	0	1	1
56 Ryan Sadowski, R (1, 1) 45 Justin Miller, R (3, 1) 33 Aaron Rowand, R (5, PH) 46 Bob Howry, L (5, 1) 49 Brandon Medders, R (6, 1) 59 Andres Torres, S (6, 8) OBP: 0.111, SLG: 0.111 OBP: 0.335, SLG: 0.440 OBP: 0.341, SLG: 0.480			C SI 86 M SI 87 B SI 89 S SI 89 1-3 K		C SI 87 X SL 82 0-1 2B	X SI 86 0-0 1B			1 0 1 0 0 1	0 0 0 0 0 0	0 0 1 0 0 1	0 0 0 0 0 0	1 0 0 0 0 0	0 0 0 0 0 0	0 0 0 0 0 0
Inning Stats	R: 0 E: 0 K: 0 S: 6 H: 0 LOB: 0 BB: 0 P: 10	R: 1 E: 0 K: 1 S: 13 H: 2 LOB: 1 BB: 0 P: 19	R: 0 E: 0 K: 1 S: 8 H: 1 LOB: 0 BB: 0 P: 11	R: 0 E: 0 K: 0 S: 7 H: 2 LOB: 1 BB: 0 P: 11	R: 0 E: 0 K: 0 S: 6 H: 1 LOB: 1 BB: 0 P: 9	R: 1 E: 0 K: 0 S: 7 H: 2 LOB: 1 BB: 0 P: 11	R: 0 E: 0 K: 0 S: 4 H: 1 LOB: 1 BB: 0 P: 6	R: 0 E: 0 K: 2 S: 8 H: 0 LOB: 0 BB: 0 P: 9	R: 0 E: 0 K: 1 S: 11 H: 0 LOB: 0 BB: 0 P: 17	1B: 7 2B: 2 3B: 0 HR: 0 SF: 0 SAC: 0 DP: 1 HBP: 0						

TOP	
AB	34
R	2
H	9
RBI	2
BB	0
SO	5
LOB	11
PA:	35

WP: 0 PB: 0 SB: 0 CS: 0

PITCHER		IP	WLS	BF	H	R	ER	SO	BB	IBB	HBP	BLK	WP	HR	S	P	ERA	WHIP
28 Aaron Cook, R ERA: 3.87	(1, 1)	7.0	W	28	9	2	2	2	0	0	0	0	0	0	51	77	2.57	1.286
56 Franklin Morales, L ERA: 1.76	(8, 1)	1.0	H	3	0	0	0	2	0	0	0	0	0	0	8	9	0.00	0.000
16 Huston Street, R ERA: 2.55	(9, 1)	1.0	S	3	0	0	0	1	0	0	0	0	0	0	11	17	0.00	0.000

PITCHER	IP	WLS	BF	H	R	ER	SO	BB	IBB	HBP	BLK	WP	HR	S	P	ERA	WHIP

BOTTOM

San Francisco Giants @ Colorado Rockies

Coors Field, Denver, CO

Sun Jul 26 2009, 1:10 PM MDT

Att. 40,723 - Partly Cloudy - 78 F

livebaseballscorecards.com

Batter	1	2	3	4	5	6	7	8	9	AB	R	H	RBI	BB	SO	LOB
7 Seth Smith, L (1, 7) OBP: 0.398, SLG: 0.486 24 Dexter Fowler, S (6, PR) OBP: 0.360, SLG: 0.383 (7, 8)	B FF 91 B FF 92 B FF 91 C FF 91 F SL 88 X SL 88 3-2 17 G4-3 12 S 11 1B 1B		B FF 89 B FF 89 B SL 87 B FF 90 4-0 17 1B 2 SF8 BB	C CU 78 S CH 76 B CH 76 B CU 78 X CU 77 2-2 ② F9		C CU 71 B FC 89 B CH 79 B FC 89 B CU 67 4-1 BB		X FF 96 0-0 1-2 1B		2 1	2 0	1 1	0 0	2 0	0 0	1 0
12 Clint Barmes, R (1, 4) OBP: 0.307, SLG: 0.456	B FF 92 1 SAFE F CU 77 F CU 78 B FF 89 B SL 85 X FF 92 3-2 ① F8 1-2		C FF 90 F SL 83 D CU 75 D FF 88 F CU 78 1 SAFE 1 SAFE F FF 88 C FF 91 2-3 ① K	F CU 77 B FF 88 X CU 78 1-1 ③ F8		B FC 90 1 SAFE X CU 89 1-0 ③ F7		C SL 83 F SL 83 S FF 96 0-3 ③ K		5	0	0	0	0	2	6
17 Todd Helton, L (1, 3) OBP: 0.404, SLG: 0.518	B FF 91 B FF 92 C CU 78 X CU 78 2-1 ② G4-3 2-3		B FF 89 B CH 80 C FF 89 X SL 89 2-1 11 BB 9 1B 1-3 1B		B FF 93 C FF 94 F SL 86 F FF 93 F FF 93 X SL 86 1-2 ① G3		B FC 88 B CU 68 C FC 89 X FF 87 2-1 ① F8			4	1	1	0	0	0	1
11 Brad Hawpe, L (1, 9) OBP: 0.404, SLG: 0.573	F SL 88 X SL 88 0-1 2 BB 3-H 1B		B FF 89 S CU 76 C CU 77 D CU 77 D CU 79 B SL 89 4-2 9 1B 1-2 BB		B FF 93 B FF 93 B FF 94 X FF 93 3-0 ② F7		B CU 70 B CH 80 F FC 89 X FF 89 2-1 ② G3			3	0	1	1	1	0	0
2 Troy Tulowitzki, R (1, 6) OBP: 0.344, SLG: 0.495	B FF 93 B FF 93 B FF 92 C FF 92 B FF 93 4-1 1-2 BB		B FF 89 B FF 90 B SL 87 C FF 91 X FF 90 3-1 ② SF8 3-H		B SL 88 B SL 87 B FF 93 C FF 93 F FF 93 F SL 84 X FF 94 3-2 9 WP 9 S 1B		C FC 90 B FC 90 B CU 70 B FC 88 C FC 89 B SL 77 4-2 BB			1	0	1	1	2	0	0
9 Ian Stewart, L (1, 5) OBP: 0.325, SLG: 0.498	C CU 79 B SL 88 B FF 90 F SL 88 X CU 79 2-2 ③ G3		C SL 88 X CU 78 0-1 1-3 2-H 1B		B FF 93 C FF 91 F FF 94 D SL 88 B SL 87 X FF 94 3-2 ③ F7 1-3		1 SAFE C FC 89 B FC 89 S FC 88 1 SAFE 1 SAFE B FC 89 S FC 89 2-3 ③ K			4	0	1	1	0	1	4
5 Carlos González, L (1, 8) OBP: 0.288, SLG: 0.373 (7, 7)		F SL 85 F SL 86 S CU 77 0-3 ① K	X CU 76 0-0 ③ P5			B FF 93 F FF 93 S FF 92 F FF 94 B SL 87 F FF 93 F SL 84 F FF 94 F SL 86 2-2 F CH 87 F FF 93 X SL 86 8 SF9 3B		C FF 93 B FF 94 S CH 84 B FF 94 X CH 86 2-2 ① F8		4	1	1	0	0	1	2
8 Yorvit Torrealba, R (1, 2) OBP: 0.311, SLG: 0.354		X CU 77 0-0 28 F8-3 1B		C CU 76 C SI 88 B FF 88 F FF 89 X FF 88 1-2 ① G6-3		F CU 70 B FC 88 X FC 88 1-1 ① SF9 3-H		C FF 94 S SL 82 B FF 94 B SL 84 X FF 95 2-2 27 CS 1B		3	0	2	1	0	0	0
28 Aaron Cook, R (1, 1) OBP: 0.195, SLG: 0.162 56 Franklin Morales, L (8, 1) OBP: 0.500, SLG: 0.500 27 Garrett Atkins, R (8, PH) OBP: 0.304, SLG: 0.336 16 Huston Street, R (9, 1)		1 SAFE B FF 88 X FF 90 1-0 ②③ F8-3 1-1		X FF 86 0-0 2B		B SL 81 F FC 88 B CU 70 F FC 89 B FC 88 X FC 89 3-2 ② G6-3		B SL 82 S SL 81 B FF 95 C FF 95 B FF 95 B FF 96 4-2 ② 24 1B 1-2 BB		3 0 0 0 0	0 0 0 0 0	1 0 0 0 0	0 0 0 0 0	0 0 1 0 0	0 0 0 0 0	1 0 0 0 0
Inning Stats	R: 1 E: 0 K: 0 S: 14 H: 2 LOB: 2 BB: 1 P: 28	R: 0 E: 0 K: 1 S: 5 H: 1 LOB: 0 BB: 0 P: 6	R: 2 E: 0 K: 1 S: 14 H: 2 LOB: 2 BB: 2 P: 29	R: 0 E: 0 K: 0 S: 10 H: 1 LOB: 1 BB: 0 P: 14	R: 0 E: 0 K: 0 S: 13 H: 1 LOB: 1 BB: 0 P: 23	R: 1 E: 0 K: 0 S: 17 H: 1 LOB: 1 BB: 1 P: 28	R: 0 E: 0 K: 1 S: 9 H: 0 LOB: 1 BB: 1 P: 19	R: 0 E: 0 K: 1 S: 12 H: 2 LOB: 2 BB: 1 P: 20		1B: 8 2B: 2 3B: 1 HR: 0 SF: 2 SAC: 0 DP: 1 HBP: 0			WP: 1 PB: 0 SB: 2 CS: 1 PA: 38		

	AB	30
	R	4
	H	10
	RBI	4
	BB	6
	SO	4
	LOB	15

PITCHER	IP	WLS	BF	H	R	ER	SO	BB	IBB	HBP	BLK	WP	HR	S	P	ERA	WHIP
56 Ryan Sadowski, R (1, 1) ERA: 4.81	2.2	L	15	5	3	3	2	3	0	0	0	0	0	32	62	10.12	3.000
45 Justin Miller, R (3, 1) ERA: 2.17	1.1		5	1	0	0	0	0	0	0	0	0	0	11	15	0.00	0.750
46 Bob Howry, R (5, 1) ERA: 3.65	1.0		5	2	1	1	0	0	0	0	0	1	0	23	35	9.00	2.000
49 Brandon Medders, R (6, 1) ERA: 2.41	2.0		8	0	0	0	1	2	0	0	0	0	0	16	35	0.00	1.000
47 Merkin Valdez, R (8, 1) ERA: 5.03	1.0		5	2	0	0	1	1	0	0	0	0	0	12	20	0.00	3.000

PITCHER	IP	WLS	BF	H	R	ER	SO	BB	IBB	HBP	BLK	WP	HR	S	P	ERA	WHIP

Pittsburgh Pirates @ San Francisco Giants

AT&T Park, San Francisco, CA

Mon Jul 27 2009, 7:15 PM PDT

Att. 40,008 - Partly Cloudy - 63 F

TOP

livebaseballscorecards.com

Batter	1	2	3	4	5	6	7	8	9	AB	R	H	RBI	BB	SO	LOB
22 Andrew McCutchen, R (1, 8) OBP: 0.341, SLG: 0.439	C FF 94 F SL 82 B CH 85 F FF 95 S CH 86 1-3 ① K2-3		B FF 94 B FF 93 B SI 92 C FF 92 C SI 93 F SI 94 B SI 94 4-2 ① BB			F FF 92 C SI 92 X FF 94 0-2 ③ E6 24 2B 46 G3	X CU 76 0-0 ③ L7			3	1	0	0	1	1	1
24 Delwyn Young, S (1, 4) OBP: 0.383, SLG: 0.436	T SI 95 C FF 94 B CH 86 S SI 95 1-3 ② K		S SI 94 S FF 93 C FF 94 0-3 ③ K			F FF 92 F FF 93 1 SAFE X FF 94 0-2 ② 46 G3 41 SF9 1-3 2B		C CU 75 X CH 83 0-1 ① G4-3		4	1	1	0	0	2	1
46 Garrett Jones, L (1, 9) OBP: 0.379, SLG: 0.761	B SI 96 B CH 83 S FF 95 F FF 94 X FF 94 2-2 ③ L7			C CU 74 S CH 83 S CH 85 0-3 ① K		D CU 76 X CU 77 1-0 ① G3 2-3 3-H		C CU 73 F CU 78 S CH 86 0-3 ② K		4	0	0	1	0	2	1
41 Ryan Doumit, S (1, 2) OBP: 0.269, SLG: 0.465		B FF 93 B SI 92 X FF 93 2-0 1B		C CU 74 X FF 95 0-1 ② G3		C FF 94 X SI 93 0-1 ② SF9 3-H		X CU 78 0-0 ③ P5		3	0	1	1	0	0	0
51 Steve Pearce, R (1, 3) OBP: 0.314, SLG: 0.355		B FF 92 X FF 92 1-0 ① F8		C SI 94 C CU 78 S CH 87 0-3 ③ K		B CU 79 B CU 78 C FF 91 X FF 92 2-1 2B			C SI 91 C CU 77 B CH 86 S CH 86 1-3 ① K	4	0	1	0	0	2	1
44 Brandon Moss, L (1, 7) OBP: 0.312, SLG: 0.389		C CU 76 C FF 93 1 SAFE S CH 85 0-3 ② K			B SI 92 B CH 83 B FF 92 C SI 89 B SI 90 4-1 15 CS BB	T SI 92 S CH 84 S SI 87 0-3 ③ K2-3			X CH 84 0-0 ② F8	3	0	0	0	1	2	2
15 Andy LaRoche, R (1, 5) OBP: 0.332, SLG: 0.374		B FF 92 C FF 94 C FF 94 C FF 94 1-3 ③ K			C CU 79 B FF 92 C CH 83 B SI 92 F FF 93 D CH 85 S CH 84 3-3 ①② K 1-2		B SI 91 X CU 78 1-0 ① F7		S SI 95 B CH 86 F CH 86 S CH 86 1-3 ③ K	4	0	0	0	0	3	2
2 Jack Wilson, R (1, 6) OBP: 0.304, SLG: 0.387			X FF 93 0-0 ① F9		C SI 94 B FF 95 B CU 71 B FF 92 C SI 92 B CH 85 4-2 BB		X FF 90 0-0 1B			2	0	1	0	1	0	0
28 Paul Maholm, L (1, 1) OBP: 0.140, SLG: 0.150 18 Jeff Salazar, L (7, PH) OBP: 0.125, SLG: 0.067 47 Evan Meek, R (7, 1) 34 John Grabow, L (8, 1)			C SI 92 C FF 93 B CH 82 B SI 94 S CH 85 2-3 ② K		C FF 92 B SI 92 C FF 92 C FF 93 1-3 ③ K		C CU 76 B CU 78 B FF 93 D CH 83 S CH 82 F CH 83 S CH 85 3-3 ② K			2	0	0	0	0	2	1
										1	0	0	0	0	1	1
										0	0	0	0	0	0	0
										0	0	0	0	0	0	0

	AB	30
	R	2
	H	4
	RBI	2
	BB	3
	SO	15
	LOB	10

Inning Stats									
	R: 0 E: 0 K: 2 S: 10	H: 0 LOB: 0 BB: 0 P: 14	R: 0 E: 0 K: 2 S: 8	H: 1 LOB: 1 BB: 0 P: 12	R: 0 E: 0 K: 2 S: 10	H: 0 LOB: 1 BB: 1 P: 16	R: 0 E: 0 K: 2 S: 8	H: 0 LOB: 0 BB: 0 P: 8	R: 0 E: 0 K: 2 S: 10	H: 0 LOB: 1 BB: 2 P: 22	R: 2 E: 1 K: 1 S: 14	H: 2 LOB: 1 BB: 0 P: 17	R: 0 E: 0 K: 1 S: 7	H: 1 LOB: 1 BB: 0 P: 11	R: 0 E: 0 K: 1 S: 6	H: 0 LOB: 0 BB: 0 P: 6	R: 0 E: 0 K: 2 S: 7	H: 0 LOB: 0 BB: 0 P: 9	1B: 2 2B: 3 3B: 0 HR: 0	SF: 1 SAC: 0 DP: 1 HBP: 0	WP: 0 PB: 0 SB: 0 CS: 1	PA: 34

PITCHER	IP	WLS	BF	H	R	ER	SO	BB	IBB	HBP	BLK	WP	HR	S	P	ERA	WHIP
55 Tim Lincecum, R (1, 1) ERA: 2.3	9.0	W	34	4	2	0	15	3	0	0	0	0	0	80	115	0.00	0.778

PITCHER	IP	WLS	BF	H	R	ER	SO	BB	IBB	HBP	BLK	WP	HR	S	P	ERA	WHIP

Batter	1	2	3	4	5	6	7	8	9	AB	R	H	RBI	BB	SO	LOB
59 Andres Torres, S (1, 8) OBP: 0.337, SLG: 0.494	B SI 88 B SI 90 C FF 89 L CH 84 F SI 88 B CH 85 F FF 91 X SI 91 3-2 ① G6-3	C CH 84 S CU 76 B CU 75 X CU 76 1-2 2 1B 1-H 2-H 3B			B CH 82 F CH 84 X FF 89 1-1 ① F8		X FF 94 0-0 ② B1-3			4	1	1	2	0	0	0
2 Randy Winn, S (1, 9) OBP: 0.322, SLG: 0.392	B SI 90 X SI 90 1-0 ② G6-3	C CU 75 F FC 85 X SL 83 0-2 ③ 3-H 1B			C CU 73 C SI 90 X CU 75 0-2 E1 48 1B		B FF 94 C FF 91 S FF 94 X CU 82 1-2 ③ L1			4	0	2	1	0	0	0
48 Pablo Sandoval, S (1, 5) OBP: 0.377, SLG: 0.556	B SI 90 X CH 84 1-0 1 2B		B CH 83 B CH 83 X SI 90 2-0 ① G6-3		C CH 84 X SI 90 0-1 2-3 1B			B FF 89 F CH 82 B CH 81 B FF 89 S FF 90 F FF 89 F FF 89 F FF 91 X CH 82 3-2 1 G6-4-3 1B		4	1	3	0	0	0	0
1 Bengie Molina, R (1, 2) OBP: 0.271, SLG: 0.424	X SI 90 0-0 2-H 2B		B CU 74 C CU 73 F CH 84 S SL 81 1-3 ② K		F FF 86 F CU 76 S FF 90 0-3 ② K			X CH 83 0-0 ① ② 1-2f G6-4-3		4	0	1	1	0	2	3
16 Edgar Renteria, R (1, 6) OBP: 0.309, SLG: 0.315	F SI 88 C FF 90 B CU 74 B SL 82 B FF 90 X FF 91 3-2 ③ G5-3		X SI 86 0-0 ③ G5-3		B SI 85 S CU 76 X CU 76 1-1 ③ F8			B FF 90 B CH 81 B CH 82 C FF 88 F CH 82 F FF 91 F FF 88 B CH 83 4-2 8 BB 35 BB BB		3	0	0	0	1	0	3
29 Jesus Guzman, R (1, 3) OBP: 0.154, SLG: 0.154 35 Travis Ishikawa, L (7, 3) OBP: 0.321, SLG: 0.411		F SI 87 B FF 89 C CH 84 F CU 75 X SI 90 1-2 8 1B 55 FC5-2 1B		F CH 82 X FF 88 0-1 ① G5-3		B CH 82 X SI 89 2-0 ① G4-3		B FF 90 B SL 84 D CH 81 B FF 90 4-0 8 BB 1-2 BB		3 0	0 0	1 0	0 0	0 1	0 0	0 0
8 Eugenio Velez, S (1, 7) OBP: 0.244, SLG: 0.231		S CH 84 B FF 88 X CH 84 1-1 55 FC5-2 5 FC5 1-3 1B		F SI 89 X SI 90 0-1 ② G5-3		X SI 90 0-0 ② G5-3		B CH 83 C CH 81 D CH 83 B CH 81 B FF 90 4-1 1-2 2-3 BB		3	0	1	0	1	0	0
5 Juan Uribe, R (1, 4) OBP: 0.310, SLG: 0.431		X CH 84 0-0 FC5 59 WP 55 FC5-2 59 3B 1-2		B CU 74 C CU 72 B SI 89 F SI 91 B FF 90 B SI 91 4-2 55 WP BB		C SI 90 B CH 85 F CH 81 B FF 89 X CU 75 2-2 ③ F7		C CH 82 B CH 84 X CH 83 1-1 ③ F7		3	1	0	0	1	0	5
55 Tim Lincecum, L (1, 1) OBP: 0.224, SLG: 0.182		X FF 90 0-0 ① ② FC5-2 59 WP 59 3B 1-2 2-3 3-H		C SI 90 S CU 75 B CU 76 S SL 82 1-3 ③ K 1-2			C FF 91 B FF 91 F FF 88 C CU 77 1-3 ① K			3	1	0	0	0	2	4
Inning Stats	R: 1 H: 2 E: 0 LOB: 1 K: 0 BB: 0 S: 11 P: 19	R: 3 H: 4 E: 0 LOB: 1 K: 0 BB: 0 S: 14 P: 17	R: 0 H: 0 E: 0 LOB: 0 K: 1 BB: 0 S: 5 P: 8	R: 0 H: 0 E: 0 LOB: 1 K: 1 BB: 1 S: 9 P: 14	R: 0 H: 2 E: 1 LOB: 2 K: 1 BB: 0 S: 12 P: 14	R: 0 H: 0 E: 0 LOB: 0 K: 0 BB: 0 S: 5 P: 9	R: 0 H: 0 E: 0 LOB: 0 K: 1 BB: 0 S: 7 P: 9	R: 0 H: 1 E: 0 LOB: 3 K: 0 BB: 3 S: 14 P: 30		1B: 6 SF: 0 2B: 2 SAC: 0 3B: 1 DP: 2 HR: 0 HBP: 0						

BOTTOM

Pittsburgh Pirates @ San Francisco Giants

AT&T Park, San Francisco, CA

Mon Jul 27 2009, 7:15 PM PDT

Att. 40,008 - Partly Cloudy - 63 F

livebaseballscorecards.com

AB	31
R	4
H	9
RBI	4
BB	4
SO	4
LOB	15

WP: 2 PA: 35
PB: 0
SB: 0
CS: 0

PITCHER		IP	WLS	BF	H	R	ER	SO	BB	IBB	HBP	BLK	WP	HR	S	P	ERA	WHIP
28 Paul Maholm, L ERA: 4.7	(1, 1)	6.0	L	26	8	4	4	3	1	0	0	0	2	0	56	81	6.00	1.500
47 Evan Meek, R ERA: 3.54	(7, 1)	1.0		3	0	0	0	1	0	0	0	0	0	0	7	9	0.00	0.000
34 John Grabow, L ERA: 3.57	(8, 1)	1.0		6	1	0	0	0	3	0	0	0	0	0	14	30	0.00	4.000

PITCHER	IP	WLS	BF	H	R	ER	SO	BB	IBB	HBP	BLK	WP	HR	S	P	ERA	WHIP

Pittsburgh Pirates @ San Francisco Giants

AT&T Park, San Francisco, CA

Tue Jul 28 2009, 7:15 PM PDT

Att. 35,972 - Cloudy - 57 F

TOP

livebaseballscorecards.com

Batter	1	2	3	4	5	6	7	8	9	AB	R	H	RBI	BB	SO	LOB
22 Andrew McCutchen, R (1, 8) OBP: 0.338, SLG: 0.438	X SI 87 0-0 24 1B 2B		C SI 86 X CH 74 0-1 ① F8	1 SAFE C CU 71 F CU 73 B SI 87 1 SAFE 1 SAFE F SI 88 X CH 74 1-2 ③ FC6-4 1-2f		C FF 89 F SL 78 S SL 76 0-3 ③ K			C FF 95 B SL 89 B FF 97 F FF 96 F FF 96 S SL 91 2-3 ① K	5	1	1	0	0	2	3
24 Delwyn Young, S (1, 9) OBP: 0.389, SLG: 0.437	C SI 87 X SI 88 0-1 ① 2-H 1B		C SI 86 F SI 87 F SI 87 X FC 80 0-2 ② P5		F FC 78 C FC 78 X SI 87 0-2 1B		C SI 92 B CH 85 F CH 85 F CU 78 B FF 94 F CH 86 B FF 95 B SI 93 4-2 41 FC5-4 BB		B FF 95 B FF 97 X FF 96 2-0 E5	4	0	2	1	1	0	0
46 Garrett Jones, L (1, 7) OBP: 0.370, SLG: 0.742	C CU 72 F CU 74 F FC 82 F B FC 81 X SI 87 1-2 ② P6		B SI 89 B FC 79 X FC 79 2-0 41 1B 2B		C SI 87 S FF 88 B FF 88 F CU 75 F FC 80 B SI 88 X SI 88 2-2 ① P5		C SI 94 F SI 94 B SI 95 X CU 78 1-2 ① F8		B FF 97 1 SAFE F FF 96 F SL 88 X FF 97 1-2 ② F8	5	0	1	0	0	0	3
41 Ryan Doumit, S (1, 2) OBP: 0.274, SLG: 0.462	B CU 74 B CH 75 B FC 77 C SI 87 X CH 74 3-1 1B		C CU 73 X CH 75 0-1 51 BB 2-3 1B		F FC 80 F FF 86 B SI 87 C CU 74 1-3 ② K		B FF 94 F SI 95 1 SAFE S SI 93 F FF 94 X CU 78 1-2 ② FC5-4 1-2f		C SL 90 B SL 88 F FF 97 C SL 88 1-3 ③ K	5	0	2	0	0	2	3
51 Steve Pearce, R (1, 3) OBP: 0.308, SLG: 0.324	B SI 88 F SI 87 1 SAFE C CU 73 S CU 74 1-3 ③ K		B SI 87 B SI 86 B CH 75 B SI 86 4-0 1-2 BB		C CU 72 1 SAFE F CU 73 1 SAFE X CU 74 0-2 ③ F9		D CU 78 X SI 94 1-0 ③ L6			3	0	0	0	1	1	3
15 Andy LaRoche, R (1, 5) OBP: 0.333, SLG: 0.377		C SI 86 X CH 74 0-1 ① G4-3	C SI 87 F FC 81 B FC 82 D FC 82 F SI 89 X FC 81 2-2 ③ F9			B CH 75 B CH 73 B SI 87 B SI 86 4-0 5 1B BB		B SI 92 X SI 90 1-0 5 G3 36 SF7 2B		3	1	1	0	1	0	3
5 Ramón Vázquez, L (1, 4) OBP: 0.355, SLG: 0.283		C SI 87 C CU 73 F FC 81 B SI 85 F SI 85 S SI 86 1-3 ② K		F SI 87 B SI 87 B SI 85 C FC 78 X FC 80 2-2 ① G4-3		C FC 79 C SI 87 X FC 79 0-2 1-2 1B		X SI 94 0-0 ① G3 2-3		4	0	1	0	0	1	1
36 Luis Alfonso Cruz, R (1, 6) OBP: 0.375, SLG: 0.429		X SI 87 0-0 1B	C CU 72 B CH 75 X CH 75 1-1 22 FC6-4 1B			D CU 71 F CH 73 X CU 73 1-1 ① F8		B CU 70 X CU 68 1-0 ② SF7 3-H		3	0	2	1	0	0	2
37 Charlie Morton, R (1, 1) OBP: 0.083, SLG: 0.083 43 Jesse Chavez, R (7, 1) 44 Brandon Moss, L (8, PH) OBP: 0.311, SLG: 0.387 52 Joel Hanrahan, R (8, 1)		B SI 86 F SI 87 F SI 88 B CU 74 S CU 73 2-3 ③ K		1 SAFE L SI 85 L SI 86 L CU 72 0-3 ② K		B SI 87 L SI 85 M SI 86 L CU 74 1-3 ② K		B FF 89 B CH 78 B FC 89 C SI 89 C CU 68 S CU 68 3-3 ③ K		3 0 1 0	0 0 0 0	0 0 0 0	0 0 0 0	3 0 1 0	4 0 0 0

	AB	36
	R	2
	H	10
	RBI	2
	BB	3
	SO	10
	LOB	22

Inning Stats																								
	R: 1 E: 0 K: 1 S: 13	H: 3 LOB: 1 BB: 0 P: 18	R: 0 E: 0 K: 2 S: 11	H: 1 LOB: 1 BB: 0 P: 14	R: 0 E: 0 K: 0 S: 13	H: 2 LOB: 3 BB: 1 P: 21	R: 0 E: 0 K: 1 S: 12	H: 1 LOB: 1 BB: 0 P: 16	R: 0 E: 0 K: 1 S: 14	H: 1 LOB: 1 BB: 0 P: 17	R: 0 E: 0 K: 2 S: 11	H: 1 LOB: 2 BB: 1 P: 17	R: 0 E: 0 K: 0 S: 12	H: 0 LOB: 1 BB: 1 P: 19	R: 1 E: 0 K: 1 S: 6	H: 1 LOB: 0 BB: 0 P: 11	R: 0 E: 1 K: 2 S: 11	H: 0 LOB: 1 BB: 0 P: 17	1B: 7 2B: 3 3B: 0 HR: 0	SF: 1 SAC: 0 DP: 0 HBP: 0	WP: 0 PB: 0 SB: 0 CS: 0	PA: 40	

PITCHER		IP	WLS	BF	H	R	ER	SO	BB	IBB	HBP	BLK	WP	HR	S	P	ERA	WHIP
75 Barry Zito, L ERA: 4.54	(1, 1)	5.2		27	9	1	1	6	2	0	0	0	0	0	71	100	1.59	1.941
54 Sergio Romo, R ERA: 6.0	(6, 1)	0.1	W	1	0	0	0	1	0	0	0	0	0	0	3	3	0.00	0.000
41 Jeremy Affeldt, L ERA: 1.33	(7, 1)	1.1	H	6	1	1	1	0	1	0	0	0	0	0	14	22	6.75	1.500
49 Brandon Medders, R ERA: 2.38	(8, 1)	0.2	H	2	0	0	0	1	0	0	0	0	0	0	4	8	0.00	0.000
38 Brian Wilson, R ERA: 3.18	(9, 1)	1.0	S	4	0	0	0	2	0	0	0	0	0	0	11	17	0.00	0.000

PITCHER	IP	WLS	BF	H	R	ER	SO	BB	IBB	HBP	BLK	WP	HR	S	P	ERA	WHIP

Pittsburgh Pirates @ San Francisco Giants

AT&T Park, San Francisco, CA

Tue Jul 28 2009, 7:15 PM PDT

Att. 35,972 - Cloudy - 57 F

livebaseballscorecards.com

BOTTOM

Batter	1	2	3	4	5	6	7	8	9	AB	R	H	RBI	BB	SO	LOB
59 Andres Torres, S (1, 8) OBP: 0.340, SLG: 0.494	C FF 93 B SI 89 M FF 90 S FF 94 1-3 ① K		B CH 82 C FF 93 X CH 84 1-1 ① G3		L CH 81 X FF 93 0-1 ① F7		B FF 95 X FF 95 1-0 2 SH5-4 48 1B 2B	S FF 94 F FF 94 H FF 94 1-2 HBP		4	1	1	0	0	1	1
2 Randy Winn, S (1, 9) OBP: 0.322, SLG: 0.389	B FF 90 X FF 89 1-0 ② P6		C FF 89 B CH 82 F SI 90 F FF 93 F SL 87 B CH 82 X FF 94 2-2 ② F8		B CU 80 B CU 79 B FF 92 B FF 92 4-0 1-2 BB		B FF 95 C FF 94 X FF 95 1-1 ① SH5-4 2-3	B SL 82 B FF 95 F FF 93 X FF 94 2-1 ③ F9		3	0	0	0	1	0	2
48 Pablo Sandoval, S (1, 5) OBP: 0.378, SLG: 0.555	C FF 89 X SI 87 0-1 1 FC5-4 1B		F CU 81 S FF 94 B FF 93 S CU 80 1-3 ③ K		S CU 80 F CU 80 X FF 94 0-2 ② F8		D CH 87 X CH 86 1-0 1 1B 3-H 1B			4	0	2	1	0	1	2
1 Bengie Molina, R (1, 2) OBP: 0.274, SLG: 0.425	B SI 88 B FF 93 C FF 93 X FF 89 2-1 ③ FC5-4 1-2f			B FF 93 B CU 80 X FF 90 2-0 8 BB 1B	C CU 81 S CU 81 B CU 82 F CU 82 S FF 94 1-3 ③ K		X FC 90 0-0 1-3 1B			4	0	2	0	0	1	3
14 Fred Lewis, L (1, 7) OBP: 0.341, SLG: 0.393		X FF 94 0-0 ① G1-3		B SI 86 F SI 88 S FF 93 C FF 94 1-3 ① K		B CH 82 C CH 83 S CU 81 B FF 93 X CU 82 2-2 23 S 8 2B 1B	F FF 94 B FF 94 B FF 94 X FF 93 2-1 ② P5			4	1	1	0	0	1	3
23 Ryan Garko, R (1, 3) OBP: 0.356, SLG: 0.457 38 Brian Wilson, R (9, 1)		B FF 94 X SL 89 1-0 ② F8		C FF 94 B CU 81 X FF 88 1-1 ② P6		1 SAFE B FF 92 B CH 81 1 SAFE C CH 81 F FF 93 D CU 82 X FF 94 3-2 ① L4 1-2	X FC 88 0-0 ③ G5-3			4 0	0 0	0 0	0 0	0 0	0 0	4 0
8 Eugenio Velez, S (1, 4) OBP: 0.289, SLG: 0.357		B FF 94 B SI 88 X FF 91 2-0 HR		S FF 94 S FF 94 F FF 95 F FF 94 F FF 93 B CU 81 B CU 81 B FF 93 B FF 89 4-2 1-2 BB		B CU 79 B CU 80 X FF 93 2-0 5 F9 2-H 2B		B FF 95 B FF 93 X FF 93 2-0 ① F7		3	1	2	2	1	0	0
5 Juan Uribe, R (1, 6) OBP: 0.313, SLG: 0.432		B FF 93 F FF 89 B FF 94 X FF 89 2-1 75 FC6 1B		C CU 81 S CU 81 F FF 94 S CU 81 0-3 ③ K		B CU 81 B FF 88 B CU 79 X FF 93 3-0 ② F9 2-3		B FF 94 F FF 94 B FF 94 F FF 94 X SL 83 2-2 35 S 1B		4	0	2	0	0	1	3
75 Barry Zito, L (1, 1) OBP: 0.176, SLG: 0.125 54 Sergio Romo, R (6, 1) 29 Jesus Guzman, R (6, PH) OBP: 0.143, SLG: 0.143 41 Jeremy Affeldt, L (7, 1) OBP: 0.500, SLG: 0.500 49 Brandon Medders, R (8, 1) 35 Travis Ishikawa, L (8, PH) OBP: 0.319, SLG: 0.409 (9, 3)		C SI 88 F FF 93 X FF 93 0-2 ③ FC6 1-2f			B FF 87 B FF 87 C FF 92 B FF 92 B FF 92 4-1 2 BB BB	F FF 94 B CU 80 F SI 89 B FF 94 F CU 80 F FF 94 F FF 94 X CU 79 2-2 ③ P5		1 SAFE B FF 94 F FF 94 1 SAFE F FF 94 B SL 83 B FF 95 S FF 94 3-3 ② K 1-2		1 0 1 0 0 0 1	0 0 0 0 0 0 0	0 0 0 0 0 0 1	0 0 0 0 0 0 1	0 0 0 0 0 0 1	1 0 1 0 0 0 1	1 0 1 0 0 0 1
Inning Stats	R: 0 E: 0 K: 1 S: 8 H: 1 LOB: 1 BB: 0 P: 12	R: 1 E: 0 K: 0 S: 8 H: 2 LOB: 1 BB: 0 P: 13	R: 0 E: 0 K: 1 S: 10 H: 0 LOB: 0 BB: 0 P: 14	R: 0 E: 0 K: 2 S: 15 H: 1 LOB: 2 BB: 1 P: 23	R: 0 E: 0 K: 1 S: 10 H: 0 LOB: 2 BB: 2 P: 19	R: 1 E: 0 K: 0 S: 14 H: 2 LOB: 1 BB: 0 P: 26	R: 1 E: 0 K: 0 S: 8 H: 3 LOB: 2 BB: 0 P: 13	R: 0 E: 0 K: 1 S: 11 H: 1 LOB: 2 BB: 0 P: 21		1B: 7 2B: 2 3B: 0 HR: 1 SF: 0 SAC: 1 DP: 0 HBP: 1			WP: 0 PB: 0 SB: 2 CS: 0 PA: 38	

	AB	33
	R	3
	H	10
	RBI	3
	BB	3
	SO	6
	LOB	21

PITCHER		IP	WLS	BF	H	R	ER	SO	BB	IBB	HBP	BLK	WP	HR	S	P	ERA	WHIP
37 Charlie Morton, R ERA: 3.72	(1, 1)	6.0	L	27	6	2	2	5	3	0	0	0	0	1	65	107	3.00	1.500
43 Jesse Chavez, R ERA: 3.7	(7, 1)	1.0		6	3	1	1	0	0	0	0	0	0	0	8	13	9.00	3.000
52 Joel Hanrahan, R ERA: 6.7	(8, 1)	1.0		5	1	0	0	1	0	0	1	0	0	0	11	21	0.00	1.000

PITCHER	IP	WLS	BF	H	R	ER	SO	BB	IBB	HBP	BLK	WP	HR	S	P	ERA	WHIP

Pittsburgh Pirates @ San Francisco Giants

AT&T Park, San Francisco, CA

Wed Jul 29 2009, 12:45 PM PDT

Att. 37,582 - Partly Cloudy - 68 F

livebaseballscorecards.com

Batter	1	2	3	4	5	6	7	8	9	10	AB	R	H	RBI	BB	SO	LOB
22 Andrew McCutchen, R (1, 8) OBP: 0.332, SLG: 0.430	C FF 92 X SL 86 0-1 F8 ①		C SL 88 X FF 92 0-1 F9 ②			C SI 91 C SL 86 S FF 94 0-3 K ①		1 SAFE 1 SAFE 1 SAFE X FF 92 0-0 F8 ③			4	0	0	0	0	1	2
15 Andy LaRoche, R (1, 5) OBP: 0.330, SLG: 0.372	C FF 92 C FF 93 X SL 87 0-2 F9 ②		C FF 92 X SL 88 0-1 P2 ③			S FF 94 C FF 94 B FF 95 X SI 94 1-2 G4-3 ②			B FF 94 C SL 86 S SL 86 B FF 95 X SL 87 2-2 G6-3 ①		4	0	0	0	0	0	1
24 Delwyn Young, S (1, 4) OBP: 0.381, SLG: 0.427	C SI 93 B CH 88 X FF 93 1-1 P5 ③			B CU 77 X CH 86 1-0 G3-1 ①		S CH 88 B CH 88 T FF 94 B FF 95 X FF 94 2-2 F7 ③			F CH 87 B CH 87 F SI 92 F FF 95 F FF 94 S CH 88 1-3 K ②		4	0	0	0	0	1	0
46 Garrett Jones, L (1, 7) OBP: 0.375, SLG: 0.729		C SI 92 X CH 85 0-1 44 S 1B		C CH 86 B SI 93 B CU 77 B CH 87 S SI 93 F SI 93 F CH 88 X CH 88 3-2 F7 ②			B CU 78 B SI 92 B SI 92 B SI 92 4-0 51 CS BB		C CU 79 X CU 78 0-1 G6-3 ③		3	0	1	0	1	0	0
51 Steve Pearce, R (1, 3) OBP: 0.279, SLG: 0.289		F FF 91 C CU 78 B SL 87 C FF 92 1-3 K ①		B CU 78 C CU 77 B CU 79 S FF 94 B SL 86 X SL 87 3-2 P5 ③			B CU 76 B CU 76 C FF 93 1 SAFE 1 SAFE S FF 92 B CU 78 X SL 86 3-2 1-2 F9 ①②			X FF 94 0-0 P4 ①	4	0	0	0	0	1	2
44 Brandon Moss, L (1, 9) OBP: 0.310, SLG: 0.385		B FF 92 S CU 77 F CH 87 D CH 88 B CU 77 C CH 87 3-3 1-2 K ②			B CH 85 S FF 92 B CH 85 B CH 86 F SI 91 F SI 92 X CH 86 3-2 5 FC3-6 1B		X FF 94 0-0 L6 ③			C FF 94 B FF 94 B SL 88 F SL 88 F FF 96 F SI 95 B FF 96 F SL 87 S FF 96 3-3 K ②	4	0	1	0	0	2	1
5 Ramón Vázquez, L (1, 6) OBP: 0.346, SLG: 0.275		B FF 93 S FF 93 X CH 86 1-1 G4-3 ③			B FF 92 F SI 90 F SI 91 F FF 92 F FF 92 X CH 87 1-2 1-2f FC3-6 ①			C SI 91 X CH 87 0-1 G4-3 ①		C FF 95 C FF 96 B SI 96 S SL 88 1-3 K	4	0	0	0	0	1	2
35 Jason Jaramillo, S (1, 2) OBP: 0.325, SLG: 0.386 55 Matt Capps, R (10, 1)			C FF 91 B FF 92 F CH 86 X FF 94 1-2 57 SH3-4 1B		X FF 92 0-0 P5 ②			C CH 86 B CH 87 X SI 93 1-1 F8 ②		C FF 96 C FF 96 B SI 96 1 SAFE X FF 98 1-2 G5-3 ③	4 0	0 0	1 0	0 0	0 0	0 0	2 0
57 Zach Duke, L (1, 1) OBP: 0.238, SLG: 0.256 18 Jeff Salazar, L (8, PH) OBP: 0.176, SLG: 0.067 John Grabow, L (8, 1) 41 Ryan Doumit, S (10, 2) OBP: 0.274, SLG: 0.462			X FF 92 0-0 SH3-4 ① 1-2		C SI 92 X SI 92 0-1 G4-3 ③			B CU 75 B SI 93 B CH 87 C FF 93 B FF 92 4-1 BB			1 0 0 0	0 0 0 0	0 0 0 0	0 1 0 0	0 0 0 0	0 0 0 0	1 0 0 0

Inning Stats	1	2	3	4	5	6	7	8	9	10
	R: 0 E: 0 K: 0 S: 7	H: 0 LOB: 0 BB: 0 P: 8	R: 0 E: 0 K: 2 S: 10	H: 1 LOB: 1 BB: 0 P: 15	R: 0 E: 0 K: 0 S: 8	H: 1 LOB: 1 BB: 0 P: 9	R: 0 E: 0 K: 0 S: 9	H: 0 LOB: 0 BB: 0 P: 16	R: 0 E: 0 K: 0 S: 12	H: 1 LOB: 1 BB: 0 P: 16
	R: 0 E: 0 K: 1 S: 9	H: 0 LOB: 0 BB: 0 P: 12	R: 0 E: 0 K: 0 S: 4	H: 0 LOB: 0 BB: 1 P: 11	R: 0 E: 0 K: 0 S: 6	H: 0 LOB: 1 BB: 1 P: 11	R: 0 E: 0 K: 1 S: 10	H: 0 LOB: 0 BB: 0 P: 13	R: 0 E: 0 K: 2 S: 13	H: 0 LOB: 1 BB: 0 P: 18

	AB	32
	R	0
	H	3
	RBI	0
	BB	2
	SO	6
	LOB	11

1B: 3 SF: 0 PA: 35
2B: 0 SAC: 1
3B: 0 DP: 0
HR: 0 HBP: 0

WP: 1
PB: 0
SB: 1
CS: 1

PITCHER	IP	WLS	BF	H	R	ER	SO	BB	IBB	HBP	BLK	WP	HR	S	P	ERA	WHIP
18 Matt Cain, R (1, 1) ERA: 2.12	9.0		31	3	0	0	4	2	0	0	0	0	0	75	111	0.00	0.556
38 Brian Wilson, R (10, 1) ERA: 3.11	1.0	W	4	0	0	0	2	0	0	0	0	1	0	13	18	0.00	0.000

PITCHER	IP	WLS	BF	H	R	ER	SO	BB	IBB	HBP	BLK	WP	HR	S	P	ERA	WHIP

Pittsburgh Pirates @ San Francisco Giants

AT&T Park, San Francisco, CA

Wed Jul 29 2009, 12:45 PM PDT

Att. 37,582 - Partly Cloudy - 68 F

livebaseballscorecards.com

Batter	1	2	3	4	5	6	7	8	9	10	AB	R	H	RBI	BB	SO	LOB
59 Andres Torres, S (1, 8) OBP: 0.333, SLG: 0.471	C SI 87 F SI 89 X SI 89 0-2 G3 ①		C CH 81 B SI 87 B CU 73 F FF 88 F CU 74 X CU 73 2-2 L6-4 ②③ 2-2		X CH 80 0-0 F8 ③			C FF 90 F FF 90 B FF 90 X CH 83 1-2 F7 ①		B SI 94 B SI 93 B FF 93 C FF 92 B SL 85 4-1 2 1B BB	4	0	0	0	1	0	2
2 Randy Winn, S (1, 9) OBP: 0.320, SLG: 0.386	B SI 89 B SI 89 C SI 90 X CH 83 2-1 P4 ②			F CU 74 X SI 88 0-1 G4-3 ①		B SI 86 S SI 86 X CU 73 1-1 F9 ①		F FF 90 C FF 90 F SL 81 S CH 83 0-3 K ②		X SL 84 0-0 1-3 2-H 1B	5	0	1	1	0	1	0
48 Pablo Sandoval, S (1, 5) OBP: 0.377, SLG: 0.552	X SI 89 0-0 G3 ③			B FF 88 X CH 81 1-0 1 FC5-4 1B		B CH 81 F SI 87 B CH 79 X SI 87 2-1 G6-3 ②		F FF 91 B FF 91 X CH 82 1-1 F7 ③			4	0	1	0	0	0	0
1 Bengie Molina, R (1, 2) OBP: 0.273, SLG: 0.423		C F CH 81 F FF 88 B CH 80 B FF 89 F SI 89 F FF 90 F CU 74 X FF 89 2-2 16 FC5 23 1B 1B		B FF 89 B CH 82 1 SAFE 1 SAFE X FF 88 2-0 FC5-4 ② 23 WP 1-2f		B SI 88 X SI 87 1-0 G5-3 ③			C FF 89 B CH 82 X CH 82 1-1 F8 ①		4	0	1	0	0	0	1
23 Ryan Garko, R (1, 3) OBP: 0.358, SLG: 0.455		C SI 89 X FF 89 0-1 16 FC5 1-2 1B		B FF 87 B SI 88 S CH 81 B CH 81 B CU 74 4-1 16 FC6-4 1-2 BB			B SI 85 C CH 80 X SI 86 1-1 G1-3 ①		S CH 83 X CH 82 0-1 P6 ②		3	0	1	0	1	0	0
16 Edgar Renteria, R (1, 6) OBP: 0.308, SLG: 0.315		L SL 79 B CU 74 F CU 74 X FF 88 1-2 FC5 ① 8 G6-4-3 1-2 2-3f		X CH 81 0-0 FC6-4 ③ 1-2f			C CU 71 B SI 87 C FF 87 F CH 81 F SI 88 F FF 88 B CU 73 B SI 89 X FF 88 3-2 5 FC6-4 8 1B 1B		C FF 89 B FF 91 S CH 83 T CH 83 1-2 K ③		4	0	1	0	0	1	4
8 Eugenio Velez, S (1, 7) OBP: 0.306, SLG: 0.370		X SI 87 0-0 G6-4-3 ②③ 1-2f			X SI 87 0-0 G5-3 ①		1 SAFE B SI 87 1 SAFE X CH 80 1-0 5 FC6-4 1-2 1B			B FF 93 F FF 93 X FF 94 1-1 5 SH3 2 1B 1B	4	1	2	0	0	0	2
5 Juan Uribe, R (1, 4) OBP: 0.314, SLG: 0.431			C SI 87 X FF 88 0-1 59 L6-4 18 SH2-4 1B		C SI 88 B CH 81 X CH 80 1-1 E5 18 S		B CH 80 F CH 80 B SI 87 D CH 81 X SI 87 3-1 FC6-4 ② 18 FC4-6 1-2f 2-3			1 SAFE 1 SAFE X FF 93 0-0 SH3 ① 1-2	3	0	1	0	0	0	2
18 Matt Cain, R (1, 1) OBP: 0.273, SLG: 0.250 38 Brian Wilson, R (10, 1) 14 Fred Lewis, L (10, PH) OBP: 0.340, SLG: 0.391			L SI 87 1 SAFE X SI 87 0-1 SH2-4 ① 1-2		C CU 72 S SI 87 S CU 73 0-3 K ② 1-2		S CU 74 B CU 73 X CU 73 1-1 FC4-6 ③ 1-2f			C SL 84 S SL 85 B FF 94 B SL 85 F FF 95 S SL 85 2-3 K ② 1-2	2 0 1	0 0 0	0 0 0	0 0 0	1 0 1	3 0 1	
Inning Stats	R: 0 H: 0 E: 0 LOB: 0 K: 0 BB: 0 S: 6 P: 8	R: 0 H: 2 E: 0 LOB: 1 K: 0 BB: 0 S: 13 P: 16	R: 0 H: 1 E: 0 LOB: 0 K: 0 BB: 0 S: 9 P: 11	R: 0 H: 1 E: 0 LOB: 2 K: 0 BB: 1 S: 6 P: 13	R: 0 H: 0 E: 1 LOB: 1 K: 1 BB: 0 S: 7 P: 8	R: 0 H: 0 E: 0 LOB: 0 K: 0 BB: 0 S: 5 P: 9	R: 0 H: 2 E: 0 LOB: 2 K: 0 BB: 0 S: 13 P: 22	R: 0 H: 0 E: 0 LOB: 0 K: 1 BB: 0 S: 9 P: 11	R: 0 H: 0 E: 0 LOB: 0 K: 1 BB: 0 S: 7 P: 9	R: 1 H: 2 E: 0 LOB: 2 K: 1 BB: 1 S: 9 P: 16	1B: 8 SF: 0 2B: 1 SAC: 2 3B: 0 DP: 2 HR: 0 HBP: 0						

PITCHER		IP	WLS	BF	H	R	ER	SO	BB	IBB	HBP	BLK	WP	HR	S	P	ERA	WHIP
57 Zach Duke, L ERA: 3.26	(1, 1)	7.0		27	6	0	0	1	1	0	0	0	1	0	59	87	0.00	1.000
John Grabow, L ERA: 3.42	(8, 1)	2.0		6	0	0	0	2	0	0	0	0	0	0	16	20	0.00	0.000
55 Matt Capps, R ERA: 6.15	(10, 1)	0.2	L	5	2	1	1	1	1	0	0	0	0	0	9	16	13.50	4.500

PITCHER	IP	WLS	BF	H	R	ER	SO	BB	IBB	HBP	BLK	WP	HR	S	P	ERA	WHIP

AB	34
R	1
H	8
RBI	1
BB	2
SO	4
LOB	15

WP: 1 PA: 38
PB: 0
SB: 1
CS: 0

Batter	1	2	3	4	5	6	7	8	9	AB	R	H	RBI	BB	SO	LOB
11 Jimmy Rollins, S (1, 6) OBP: 0.287, SLG: 0.383	B FF 94 C FF 94 F CH 86 S SL 84 1-3 ① K		C SL 79 F FF 92 F FF 87 X SL 84 0-2 26 S 2B		S SL 80 F FF 91 B FF 91 B SL 82 X CH 83 2-2 ③ F8		X SI 88 0-0 ③ G1-3			4	0	1	0	0	1	0
26 Chase Utley, L (1, 4) OBP: 0.424, SLG: 0.557	B FF 95 B FF 94 C SI 94 B SI 94 C FF 94 B SI 94 4-2 6 2B BB		C FF 91 B FF 93 B FF 91 C SL 81 F CH 86 S FF 92 2-3 ① K 2-3			B FF 90 B FF 90 C FF 89 S FF 90 X FF 90 2-2 HR		C FF 95 B CH 87 F FF 95 X CH 87 1-2 ① F7		3	2	1	1	1	1	1
28 Jayson Werth, R (1, 9) OBP: 0.378, SLG: 0.497	C FF 93 C CH 86 S FF 94 0-3 ② K		B SL 82 C CH 83 B SL 82 B FF 91 X CH 82 3-1 ② P6			X CH 82 0-0 ① F8		C FF 97 F FF 96 X SL 85 0-2 1B		4	0	1	0	0	1	2
6 Ryan Howard, L (1, 3) OBP: 0.351, SLG: 0.542	S FF 95 B FF 94 B FF 94 X SI 94 2-1 1-H 2B		D SL 82 C SL 81 B SL 83 S CH 85 X SL 85 2-2 ③ G6-3			C SL 80 X SL 82 0-1 ② G3		C FF 97 B FF 97 T FF 97 1 SAFE S FF 98 1-3 ② K		4	0	1	1	0	1	2
29 Raul Ibanez, L (1, 7) OBP: 0.370, SLG: 0.640	B SL 82 B FF 93 S FF 93 B SL 82 B FF 93 4-1 BB			C SI 91 X FF 87 0-1 ① G6-3		C FF 90 B SL 81 S SL 81 B FF 92 B FF 90 B SL 80 4-2 10 2B BB		B FF 97 C FF 95 B FF 96 X FF 96 2-1 ③ L7		2	0	0	0	2	0	1
10 Ben Francisco, R (1, 8) OBP: 0.335, SLG: 0.423	C CH 83 C FF 93 F SL 84 F SL 85 S SL 85 0-3 ③ K			C SI 92 B CH 86 X CH 84 1-1 ② G5-3		C SI 88 X CU 80 0-1 1-3 2B			C FF 91 F SI 92 B CH 86 F FF 93 B SI 92 F FF 93 S SL 86 2-3 ① K	4	0	1	0	0	2	2
7 Pedro Feliz, R (1, 5) OBP: 0.338, SLG: 0.399		B SI 91 C CH 84 X SL 82 1-1 ① G5-3		C SL 80 F FF 93 B SL 84 F CH 87 B SL 82 B SL 83 X CH 85 3-2 ③ F7		C CU 79 D CU 81 X CU 79 1-1 ③ G5-3			X FF 92 0-0 ② F9	4	0	0	0	0	0	2
Carlos Ruiz, R (1, 2) OBP: 0.325, SLG: 0.369		B FF 92 B SI 92 B SI 92 C FF 89 X FF 90 3-1 ② G6-3		C FF 90 C CH 86 B FA 88 S FF 92 1-3 ① K			B SI 89 X SI 88 1-0 ① F9		C SI 93 X FF 93 0-1 ③ F9	4	0	0	0	0	1	0
31 Rodrigo Lopez, R (1, 1) 4 Eric Bruntlett, R (5, PH) OBP: 0.196, SLG: 0.185 38 Kyle Kendrick, R (5, 1) 19 Greg Dobbs, L (7, PH) OBP: 0.304, SLG: 0.431 52 Tyler Walker, R (7, 1)		C FF 91 S SI 93 S FF 93 0-3 ③ K			B FF 91 B FF 91 B FF 90 C FF 90 C FF 89 S SI 91 3-3 ② K		B SI 88 S FF 88 B CH 79 F SI 90 B FF 88 X FF 89 3-2 ② F7			1 1 0 1 0	0 0 0 0 0	0 0 0 0 0	0 0 0 0 0	0 0 0 0 0	1 1 0 0 0	0 0 0 0 0

Inning Stats										
	R: 1 E: 0 K: 3 S: 16	H: 1 LOB: 2 BB: 2 P: 27	R: 0 E: 0 K: 1 S: 7	H: 0 LOB: 0 BB: 0 P: 11	R: 0 E: 0 K: 1 S: 13	H: 1 LOB: 1 BB: 0 P: 20	R: 0 E: 0 K: 0 S: 8	H: 0 LOB: 0 BB: 0 P: 12	R: 0 E: 0 K: 2 S: 9	H: 0 LOB: 0 BB: 0 P: 15
	R: 1 E: 0 K: 0 S: 12	H: 2 LOB: 2 BB: 1 P: 19	R: 0 E: 0 K: 0 S: 5	H: 0 LOB: 0 BB: 0 P: 9	R: 0 E: 0 K: 1 S: 11	H: 1 LOB: 1 BB: 0 P: 15	R: 0 E: 0 K: 1 S: 8	H: 0 LOB: 0 BB: 0 P: 10	1B: 1 2B: 3 3B: 0 HR: 1	SF: 0 SAC: 0 DP: 0 HBP: 0

PITCHER		IP	WLS	BF	H	R	ER	SO	BB	IBB	HBP	BLK	WP	HR	S	P	ERA	WHIP
57 Jonathan Sánchez, L ERA: 4.81	(1, 1)	5.2	W	23	3	2	2	7	3	0	0	0	0	1	61	99	3.18	1.059
45 Justin Miller, R ERA: 2.11	(6, 1)	1.1		5	1	0	0	0	0	0	0	0	0	0	9	14	0.00	0.750
47 Merkin Valdez, R ERA: 4.89	(8, 1)	1.0		4	1	0	0	1	0	0	0	0	0	0	11	15	0.00	1.000
46 Bob Howry, R ERA: 3.55	(9, 1)	1.0		3	0	0	0	1	0	0	0	0	0	0	8	10	0.00	0.000

PITCHER	IP	WLS	BF	H	R	ER	SO	BB	IBB	HBP	BLK	WP	HR	S	P	ERA	WHIP

TOP

Philadelphia Phillies @ San Francisco Giants
AT&T Park, San Francisco, CA
Thu Jul 30 2009, 7:15 PM PDT
Att. 36,603 - Cloudy - 61 F

livebaseballscorecards.com

AB	32
R	2
H	5
RBI	2
BB	3
SO	9
LOB	10

WP: 0 PA: 35
PB: 0
SB: 1
CS: 0

BOTTOM

Philadelphia Phillies @ San Francisco Giants
AT&T Park, San Francisco, CA
Thu Jul 30 2009, 7:15 PM PDT
Att. 36,603 - Cloudy - 61 F

livebaseballscorecards.com

Batter	1	2	3	4	5	6	7	8	9	AB	R	H	RBI	BB	SO	LOB
59 Andres Torres, S (1, 8) OBP: 0.337, SLG: 0.472 2 Randy Winn, S (3, 8) OBP: 0.323, SLG: 0.385 (5, 9)	B FF 85 X SI 86 1-0 8 S 8 E 1B	B FF 86 X FF 86 1-0 ③ F9		S FF 87 B CH 83 B SI 88 S SL 79 B FF 88 B FF 88 4-2 8 1B 48 2B BB		B FC 85 B SI 90 B SI 90 B SI 90 4-0 8 G5-4-3 BB		C FF 89 C FF 90 B CH 84 S CH 78 1-3 ② K		2 1	1 1	1 0	0 0	0 2	0 1	1 1
8 Eugenio Velez, S (1, 9) OBP: 0.333, SLG: 0.412 (5, 8)	1 SAFE 1 SAFE 1 SAFE B SI 86 1 SAFE B FF 87 F SI 86 X CH 82 2-1 E9 48 SF8 1-H 2B		C FF 86 X SI 87 0-1 48 CS 1B	B CH 82 C SI 87 B FF 88 F CH 81 X SI 88 2-2 48 2B 1-2 2-H 3-H 1B		B FC 85 C SI 90 D CH 84 F FC 84 X FC 86 2-2 ②③ G5-4-3 1-2f		B SL 81 S SL 81 F SL 80 B SL 77 S SL 82 2-3 K 1-2		5	2	3	3	0	1	2
48 Pablo Sandoval, S (1, 5) OBP: 0.377, SLG: 0.562	F SL 80 X FF 86 0-1 ① SF8 3-H		B CH 80 F CH 80 X SL 80 1-1 ① 1-2 HR	F FF 87 C SI 89 X SI 89 0-2 1-H 2-H 2B			F CH 77 X FF 90 0-1 ① F7	B SI 89 C SI 90 F FF 90 X SL 82 1-2 ③ L6		4	1	2	4	0	0	2
1 Bengie Molina, R (1, 2) OBP: 0.273, SLG: 0.421	C FF 86 B CH 81 F SI 85 B SI 90 B FF 86 X SI 87 3-2 1B		F CH 79 F SI 88 S SL 81 0-3 ② K	2 SAFE F FF 87 C SL 79 F CH 82 B FF 88 X SL 81 1-2 ③ F7			C FF 91 B FF 89 B FF 89 F SL 82 B SL 81 X SL 82 3-2 ② L5			4	0	1	0	0	1	1
23 Ryan Garko, R (1, 3) OBP: 0.357, SLG: 0.450 47 Merkin Valdez, R (8, 1) 46 Bob Howry, L (9, 1)	B SI 88 C SI 88 X CH 82 1-1 ② L4		X SI 88 0-0 ③ L6		B FC 83 C SI 90 X SI 90 1-1 ① P4		C SL 83 H FF 91 1-1 14 E HBP			3 0 0	0 0 0	0 0 0	0 0 0	0 0 0	0 0 0	1 0 0
14 Fred Lewis, L (1, 7) OBP: 0.335, SLG: 0.385	C SL 79 B FF 85 B FF 85 X FF 85 2-1 ③ G4-3			C CH 82 B SI 88 B FF 87 C SI 88 B FF 88 S SI 86 3-3 ① K	F SI 90 B FC 84 X CH 83 1-1 ② F9		D SL 82 F SL 82 B FF 91 X SI 90 2-1 E4 1-2			4	0	0	0	0	1	2
16 Edgar Renteria, R (1, 6) OBP: 0.310, SLG: 0.317		F FF 85 F SI 84 X FF 87 0-2 ① G6-3		B FF 87 C SL 80 F CH 81 X SI 87 1-2 5 E 5 FC5 8 1B 1B	X SI 90 0-0 1B		B SI 91 X SI 91 1-0 ③ F9			4	1	2	0	0	0	2
5 Juan Uribe, R (1, 4) OBP: 0.308, SLG: 0.424		X CH 78 0-0 ② G3		C SL 80 X SI 87 0-1 FC5 8 1B 1-3	F CH 81 F CH 82 X SI 91 0-2 ③ L7			T SL 81 B SL 83 F SL 82 B FF 89 S CH 78 2-3 ① K		4	1	0	0	0	1	2
57 Jonathan Sánchez, L (1, 1) 45 Justin Miller, R (6, 1) 35 Travis Ishikawa, L (8, 3) OBP: 0.322, SLG: 0.409		B FF 84 B FF 85 B FF 84 B FF 83 4-0 BB		X FF 88 0-0 ② L1		C SI 89 F SI 91 S FC 83 0-3 ① K		F SL 82 B FF 90 B FF 90 B SL 81 T FF 90 B FF 90 4-2 8 WP BB		1 1 0	0 0 0	0 0 0	0 0 0	1 0 1	0 1 0	2 0 0
Inning Stats	R: 2 E: 1 K: 0 S: 12 H: 3 LOB: 1 BB: 0 P: 21	R: 0 E: 0 K: 0 S: 5 H: 0 LOB: 1 BB: 1 P: 10	R: 1 E: 0 K: 1 S: 8 H: 2 LOB: 0 BB: 0 P: 9	R: 4 E: 1 K: 1 S: 21 H: 3 LOB: 1 BB: 1 P: 32	R: 0 E: 0 K: 0 S: 8 H: 1 LOB: 1 BB: 0 P: 10	R: 0 E: 0 K: 1 S: 6 H: 0 LOB: 0 BB: 1 P: 12	R: 0 E: 1 K: 0 S: 9 H: 0 LOB: 2 BB: 0 P: 16	R: 0 E: 0 K: 3 S: 14 H: 0 LOB: 2 BB: 1 P: 24		1B: 6 2B: 2 3B: 0 HR: 1	SF: 1 SAC: 0 DP: 1 HBP: 1		WP: 1 PB: 0 SB: 1 CS: 1	PA: 39		

	AB	33
	R	7
	H	9
	RBI	7
	BB	4
	SO	6
	LOB	16

PITCHER		IP	WLS	BF	H	R	ER	SO	BB	IBB	HBP	BLK	WP	HR	S	P	ERA	WHIP
31 Rodrigo Lopez, R ERA: 3.62	(1, 1)	4.0	L	22	8	7	3	2	2	0	0	0	0	1	46	72	6.75	2.500
38 Kyle Kendrick, R ERA: 6.75	(5, 1)	2.0		7	1	0	0	1	1	0	0	0	0	0	14	22	0.00	1.000
52 Tyler Walker, R ERA: 3.0	(7, 1)	2.0		10	0	0	0	3	1	0	1	0	1	0	23	40	0.00	0.500

PITCHER	IP	WLS	BF	H	R	ER	SO	BB	IBB	HBP	BLK	WP	HR	S	P	ERA	WHIP

Batter	1	2	3	4	5	6	7	8	9	AB	R	H	RBI	BB	SO	LOB
11 Jimmy Rollins, S (1, 6) OBP: 0.289, SLG: 0.382	B SI 89 X SI 88 1-0 ① P5	C CU 78 B CU 77 X FF 90 1-1 ③ G4-3		D CU 78 B FF 88 B FF 87 C CH 84 S SL 85 C FF 89 3-3 ③ K			B FF 88 B FC 88 B FF 86 B FC 88 4-0 6 S, 26 BB, 29 BB, BB	X SI 93 0-0 2-3 1B		4	1	1	0	1	1	2
10 Ben Francisco, R (1, 8) OBP: 0.333, SLG: 0.424	B FF 92 B FF 89 X FF 90 2-0 E5, 26 BB	C FF 89 X CU 76 0-1 ① F7	F FF 91 B FF 91 X FF 93 1-1 2B			1 SAFE B SL 80 1 SAFE X FC 89 1-0 ① F7	S SI 92 B SI 92 X SI 92 1-1 ① SF7, 3-H		4	0	1	1	0	0	1
26 Chase Utley, L (1, 4) OBP: 0.426, SLG: 0.555	B FF 88 F SI 87 B CU 75 B SI 89 B SI 89 4-1 1-2 BB	C FF 88 B CH 80 X SL 86 1-1 6 WP, 1B	C FF 93 B FF 94 D CH 86 B CH 85 X FF 93 3-1 ① F7			B CU 69 1 SAFE B FF 89 D CU 69 1 SAFE B FF 87 4-0 29 BB, 6 S, 28 1B, 1-2 BB	B SI 92 X SI 92 1-0 ② F8		3	1	1	0	2	0	2
6 Ryan Howard, L (1, 3) OBP: 0.351, SLG: 0.537	B CU 76 C CU 76 B SL 87 B FF 88 C FF 90 F CU 78 S SI 90 3-3 ② K	B CU 76 B FF 89 B CU 76 S SI 88 B FF 89 4-1 1-2 BB	C FF 95 S FF 95 D SL 85 C FF 96 1-3 ② K			B CU 77 B CU 78 B SI 94 C FF 94 F SI 94 H CU 77 4-2 29 BB, 28 1B, 1-2, 2-3 HBP	S SI 92 D CH 86 B SI 92 C FF 92 S CH 85 2-3 ③ K		3	1	0	0	1	3	4
29 Raul Ibanez, L (1, 7) OBP: 0.368, SLG: 0.631	B CU 76 C FF 89 B SL 88 C CU 77 F SL 88 F CU 78 F CU 77 X CU 76 2-2 ③ F8	X SL 87 0-0 ② L4	C FF 95 B CH 88 X FF 95 1-1 ③ F7			D SI 95 B CU 78 D SI 93 B FF 93 4-0 7 F9, 28 1B, 1-2, 2-3, 3-H BB	C FF 88 C SL 76 F SL 77 B SI 90 B SL 77 S FF 90 2-3 ① K		4	0	0	1	1	1	5
28 Jayson Werth, R (1, 9) OBP: 0.378, SLG: 0.504		B FF 90 C FF 90 B SL 86 X SL 86 2-1 HR	B FF 88 C FF 89 F FF 89 B FF 88 X FF 89 2-2 ③ P3		C FF 94 B FF 94 X FF 95 1-1 ① G6-3	F SI 93 B FF 94 F FF 94 B CU 78 F FF 94 X FF 96 2-2 1-2, 2-H, 3-H 1B		B SL 76 X FF 89 1-0 ② L7	5	1	2	3	0	0	2
7 Pedro Feliz, R (1, 5) OBP: 0.339, SLG: 0.398		B CU 75 B FF 91 B FF 89 B FF 90 4-0 34 G3, 23 G1-3, BB	C SL 86 B FF 88 B CU 78 X SL 86 2-1 ① P3		C FF 96 X FF 96 0-1 23 G3, 1B	C SI 91 X FF 91 0-1 ② F9, 2-3	C SI 90 F SL 76 X SL 75 0-2 ③ G6-3		4	0	1	0	1	0	2
23 Paul Bako, L (1, 2) OBP: 0.245, SLG: 0.222		B FF 88 C FF 88 C CU 75 X FF 89 1-2 ① G1-3, 1-2	B FF 88 B FF 90 B FF 89 C FF 89 F FF 90 S SL 88 3-3 ② K		X FF 93 0-0 ② G3, 1-2	C SI 92 F SI 92 B FF 91 F CH 83 1 SAFE X SL 84 1-2 ③ F9			4	0	0	0	0	1	4
34 Cliff Lee, L (1, 1) OBP: 0.300, SLG: 0.333		B FF 88 B FF 89 S FF 89 C FF 91 F CU 77 F FF 92 X CU 77 2-2 ② G3, 2-3	B FF 90 C FF 89 X FF 91 1-1 1B		C FF 95 X FF 96 0-1 ③ L7		B FF 91 X FF 92 1-0 11 1B, 10 SF7, 2B		4	1	2	0	0	0	2

Inning Stats																								
	R: 0	H: 0	R: 1	H: 1	R: 0	H: 1	R: 0	H: 1	R: 0	H: 1	R: 0	H: 1	R: 3	H: 1	R: 1	H: 2	R: 0	H: 0	1B: 5	SF: 1	WP: 1	PA: 43
	E: 1	LOB: 2	E: 0	LOB: 1	E: 0	LOB: 2	E: 0	LOB: 1	E: 0	LOB: 1	E: 0	LOB: 2	E: 0	LOB: 1	E: 0	LOB: 1	E: 0	LOB: 0	2B: 2	SAC: 0	PB: 0	
	K: 1	BB: 1	K: 0	BB: 1	K: 0	BB: 0	K: 2	BB: 0	K: 1	BB: 0	K: 0	BB: 3	K: 0	BB: 0	K: 1	BB: 0	K: 1	BB: 0	3B: 0	DP: 0	SB: 2	
	S: 13	P: 25	S: 12	P: 22	S: 9	P: 16	S: 10	P: 19	S: 9	P: 15	S: 7	P: 8	S: 13	P: 33	S: 8	P: 13	S: 8	P: 11	HR: 1	HBP: 1	CS: 0	

PITCHER		IP	WLS	BF	H	R	ER	SO	BB	IBB	HBP	BLK	WP	HR	S	P	ERA	WHIP
56 Ryan Sadowski, R ERA: 4.45	(1, 1)	4.0	L	19	3	1	1	3	3	0	0	0	1	1	44	82	2.25	1.500
47 Merkin Valdez, R ERA: 4.62	(5, 1)	2.0		8	2	0	0	1	0	0	0	0	0	0	16	23	0.00	1.000
49 Brandon Medders, R ERA: 2.79	(7, 1)	0.1		3	0	2	2	0	2	0	0	0	0	0	1	10	54.00	6.000
41 Jeremy Affeldt, L ERA: 1.55	(7, 1)	0.0		3	1	1	1	0	1	0	1	0	0	0	6	16	∞	∞
46 Bob Howry, R ERA: 3.63	(7, 1)	1.2		7	2	1	1	1	0	0	0	0	0	0	14	20	5.40	1.200

PITCHER		IP	WLS	BF	H	R	ER	SO	BB	IBB	HBP	BLK	WP	HR	S	P	ERA	WHIP
54 Sergio Romo, R ERA: 5.63	(9, 1)	1.0		3	0	0	0	1	0	0	0	0	0	0	8	11	0.00	0.000

TOP

Philadelphia Phillies @ San Francisco Giants
AT&T Park, San Francisco, CA

Fri Jul 31 2009, 7:15 PM PDT
Att. 33,934 - Partly Cloudy - 63 F

livebaseballscorecards.com

AB	35
R	5
H	8
RBI	5
BB	6
SO	6
LOB	24

Batter	1	2	3	4	5	6	7	8	9	AB	R	H	RBI	BB	SO	LOB
2 Randy Winn, S (1, 9) OBP: 0.320, SLG: 0.381	C FF 89 S FC 86 C FF 91 0-3 ① K			F FC 84 X FC 85 0-1 ① F8		B CH 83 X FC 86 1-0 ③ G4-3		C SI 90 B CH 83 S FC 85 X FF 89 1-2 ③ F9		4	0	0	0	0	1	2
8 Eugenio Velez, S (1, 7) OBP: 0.345, SLG: 0.407	B FC 86 S SI 91 X FC 88 1-1 ② G1-3			S CU 74 F FC 85 C SI 91 0-3 ② K			B FC 83 B FC 82 B SI 89 B FF 88 4-0 BB		C CH 84 B FC 85 X FC 86 1-1 1 G4-6-3 1B	3	0	1	0	1	1	0
48 Pablo Sandoval, S (1, 5) OBP: 0.373, SLG: 0.556	F FF 92 B FF 92 X FC 87 1-1 ③ G1-3			F FC 86 F FC 86 X FC 87 0-2 ③ F8			B SI 89 B CH 87 B FF 88 C FF 87 F SI 89 1 SAFE S FC 85 3-3 ① K		F CH 83 B FF 90 S FC 85 B FF 90 X CU 74 2-2 ① P6	4	0	0	0	0	1	2
1 Bengie Molina, R (1, 2) OBP: 0.270, SLG: 0.416		B SI 91 F SI 90 B CH 84 X FC 86 2-1 ① F8			X FC 84 0-0 ① F8		C CH 82 B FF 90 F CH 83 X FF 89 1-2 ② P6		X SI 92 0-0 ②③ G4-6-3 1-2f	4	0	0	0	0	0	2
23 Ryan Garko, R (1, 3) OBP: 0.357, SLG: 0.446		F FC 87 F FC 86 B CH 85 B FF 91 F CH 85 F FF 92 F SI 92 B SI 91 F FC 86 4-2 33 G4-6-3 BB			C FC 84 B CU 74 S CH 83 B FF 91 X SI 91 2-2 ② G4-3		F SI 89 F FC 85 X CU 78 0-2 ③ P4			2	0	0	0	1	0	1
33 Aaron Rowand, R (1, 8) OBP: 0.335, SLG: 0.442		B FC 86 X FC 85 1-0 ②③ G4-6-3 1-2f			F FC 85 X FF 91 0-1 ③ F9			C CU 72 S CH 82 F FF 91 X CU 78 0-2 16 B1-3 5 SF9 2B		3	1	1	0	0	0	1
16 Edgar Renteria, R (1, 6) OBP: 0.307, SLG: 0.314			B SI 89 X FC 84 1-0 ① G6-3			B SI 90 B CH 84 C FC 85 S SI 90 B FF 90 F FC 86 C SI 91 3-3 ① K		X SI 90 0-0 ① B1-3 2-3		3	0	0	0	0	1	1
5 Juan Uribe, R (1, 4) OBP: 0.309, SLG: 0.429			C FC 84 C CH 84 B FF 90 F FF 90 X CU 74 1-2 ② G6-3			X FC 86 0-0 2B		B CU 72 X FC 85 1-0 ② SF9 3-H		2	0	1	1	0	0	0
56 Ryan Sadowski, R (1, 1) OBP: 0.100, SLG: 0.100 47 Merkin Valdez, R (5, 1) 29 Jesus Guzman, R (6, PH) OBP: 0.133, SLG: 0.133 49 Brandon Medders, R (7, 1) 41 Jeremy Affeldt, L (7, 1) OBP: 0.500, SLG: 0.500 46 Bob Howry, L (7, 1) 35 Travis Ishikawa, L (8, PH) OBP: 0.325, SLG: 0.412 54 Sergio Romo, R (9, 1)			C SI 90 F SI 91 F FF 91 S FC 87 0-3 ③ K			B FC 86 F CH 82 B FC 85 C FF 90 C FF 90 2-3 ② K		C FF 90 B SL 81 X FC 85 1-1 1B		1 0 1 0 0 0 1	0 0 0 0 0 0 0	0 0 0 0 0 0 1	0 0 0 0 0 0 0	0 0 1 0 0 0 0	1 0 1 0 0 0 0	0 0 1 0 0 0 0
Inning Stats	R: 0 E: 0 K: 1 S: 7 H: 0 LOB: 0 BB: 0 P: 9	R: 0 E: 0 K: 0 S: 11 H: 0 LOB: 0 BB: 1 P: 18	R: 0 E: 0 K: 1 S: 9 H: 0 LOB: 0 BB: 0 P: 11	R: 0 E: 0 K: 1 S: 8 H: 0 LOB: 0 BB: 0 P: 8	R: 0 E: 0 K: 0 S: 6 H: 0 LOB: 0 BB: 0 P: 8	R: 0 E: 0 K: 2 S: 9 H: 1 LOB: 1 BB: 0 P: 15	R: 0 E: 0 K: 1 S: 9 H: 0 LOB: 1 BB: 1 P: 17	R: 1 E: 0 K: 0 S: 11 H: 2 LOB: 1 BB: 0 P: 14	R: 0 E: 0 K: 0 S: 6 H: 1 LOB: 0 BB: 0 P: 9	1B: 2 2B: 2 3B: 0 HR: 0 SF: 1 SAC: 0 DP: 2 HBP: 0						

PITCHER		IP	WLS	BF	H	R	ER	SO	BB	IBB	HBP	BLK	WP	HR	S	P	ERA	WHIP
34 Cliff Lee, L ERA: 3.02	(1, 1)	9.0	W	31	4	1	1	6	2	0	0	0	0	0	76	109	1.00	0.667

PITCHER	IP	WLS	BF	H	R	ER	SO	BB	IBB	HBP	BLK	WP	HR	S	P	ERA	WHIP

BOTTOM

Philadelphia Phillies @ San Francisco Giants
AT&T Park, San Francisco, CA
Fri Jul 31 2009, 7:15 PM PDT
Att. 33,934 - Partly Cloudy - 63 F

livebaseballscorecards.com

AB	28
R	1
H	4
RBI	1
BB	2
SO	6
LOB	10

Batter	1	2	3	4	5	6	7	8	9	AB	R	H	RBI	BB	SO	LOB
11 Jimmy Rollins, S (1, 6) OBP: 0.288, SLG: 0.381	C SI 92 C CU 74 S CH 84 0-3 ① K		B CU 75 X CH 83 1-0 28 S 1B		B CH 82 B CU 72 F FF 92 B FF 93 S CH 82 F CH 84 X SI 93 3-2 ① F7		C CU 71 X CH 80 0-1 ② G4-3			4	0	1	0	0	1	1
28 Jayson Werth, R (1, 8) OBP: 0.382, SLG: 0.505	B FF 93 C SI 91 C SL 82 X FF 94 1-2 26 G4-3 1B		B FF 92 1 SAFE B FF 92 1 SAFE B FF 90 B SI 92 4-0 1-3 BB		F FF 94 X SI 93 0-1 6 1B 1-2 1B		C SI 94 S SL 81 S SL 82 0-3 ③ K2-3			3	0	2	0	1	1	0
26 Chase Utley, L (1, 4) OBP: 0.422, SLG: 0.549	B SI 91 B FF 90 F SI 91 1 SAFE D CU 76 C CH 82 X CH 84 3-2 ② G4-3 1-2		B CU 72 C FF 93 F CH 84 1 SAFE X CH 84 1-2 ③ G1-3		B SI 93 C CU 75 C CH 84 B SI 94 F CH 84 S CH 85 2-3 ② K			B CU 74 B SI 91 C FF 92 F FF 92 X CH 84 2-2 ① F7		4	0	0	0	0	1	5
6 Ryan Howard, L (1, 3) OBP: 0.350, SLG: 0.535	B CU 74 S CH 82 S CH 84 D CH 85 C CH 84 2-3 ③ K			B CU 73 X CU 74 1-0 ① F7	B SI 94 S CH 84 D CH 85 B FF 94 X CH 84 3-1 1-2 2-3 1B			B CU 74 B CH 81 C FF 93 S CH 82 S CH 84 2-3 ② K		4	0	1	0	0	2	1
29 Raul Ibanez, L (1, 7) OBP: 0.366, SLG: 0.627		B SI 92 B CU 74 F FF 92 X CU 76 2-1 ① G3		C FF 91 X CH 81 0-1 7 1B 1B	X CU 76 0-0 ③ G4-3			B CU 75 C SI 92 T CH 82 B CH 85 X CH 84 2-2 ③ F7		4	0	1	0	0	0	3
12 Matt Stairs, L (1, 9) OBP: 0.380, SLG: 0.419		B SI 92 B SI 89 C FF 90 C CU 76 F CH 84 X CH 84 2-2 ② G4-3		B FF 91 B SI 89 X CH 85 2-0 ② F9		B SI 92 F CU 75 B CH 82 F CH 82 X CH 84 2-2 ① G4-3			B FF 96 C FF 96 B FF 97 X FF 97 2-1 ① F7	4	0	0	0	0	0	1
7 Pedro Feliz, R (1, 5) OBP: 0.338, SLG: 0.396		B CU 76 S SL 81 B SI 94 F SL 80 F CH 83 S CH 86 2-3 ③ K		F SL 80 X CU 79 0-1 1-2 1B		F FF 92 X SL 79 0-1 ② P6			S SL 90 X SL 91 0-1 ② G6-3	4	0	1	0	0	1	0
23 Paul Bako, L (1, 2) OBP: 0.231, SLG: 0.208 8 Shane Victorino, S (9, PH) OBP: 0.382, SLG: 0.472			X SI 91 0-0 ① F8	C CU 75 S CH 82 S CH 83 0-3 ③ K		F FF 92 B SI 92 S CH 82 S CH 85 1-3 ③ K			C FF 96 X SL 87 0-1 ③ G4-3	3 1	0 0	0 0	0 0	0 0	2 0	2 0
56 Joe Blanton, R (1, 1) OBP: 0.162, SLG: 0.061 61 Chan Ho Park, R (8, 1) OBP: 0.313, SLG: 0.385			B SI 91 C FF 91 X SI 93 1-1 ② G1-3		C FF 92 B CU 78 X FF 91 1-1 6 1B 28 1B 1B		B FF 91 X FF 91 1-0 ① G5-3			3 0	0 0	1 0	0 0	0 0	0 0	0 0
Inning Stats	R: 0 E: 0 K: 2 S: 12 H: 1 LOB: 1 BB: 0 P: 18	R: 0 E: 0 K: 1 S: 10 H: 0 LOB: 0 BB: 0 P: 16	R: 0 E: 0 K: 0 S: 7 H: 1 LOB: 2 BB: 1 P: 14	R: 0 E: 0 K: 1 S: 9 H: 2 LOB: 2 BB: 0 P: 12	R: 0 E: 0 K: 1 S: 15 H: 3 LOB: 3 BB: 0 P: 24	R: 0 E: 0 K: 1 S: 8 H: 0 LOB: 0 BB: 0 P: 11	R: 0 E: 0 K: 1 S: 6 H: 0 LOB: 0 BB: 0 P: 7	R: 0 E: 0 K: 1 S: 9 H: 0 LOB: 0 BB: 0 P: 15	R: 0 E: 0 K: 0 S: 6 H: 0 LOB: 0 BB: 0 P: 8	1B: 7 2B: 0 3B: 0 HR: 0	SF: 0 SAC: 0 DP: 0 HBP: 0			WP: 0 PB: 0 SB: 2 CS: 0	PA: 35	

TOP

Philadelphia Phillies @ San Francisco Giants
AT&T Park, San Francisco, CA

Sat Aug 01 2009, 6:05 PM PDT
Att. 42,694 - Partly Cloudy - 58 F

livebaseballscorecards.com

AB	34
R	0
H	7
RBI	0
BB	1
SO	8
LOB	13

PITCHER		IP	WLS	BF	H	R	ER	SO	BB	IBB	HBP	BLK	WP	HR	S	P	ERA	WHIP
55 Tim Lincecum, R ERA: 2.18	(1, 1)	8.0	W	32	7	0	0	8	1	0	0	0	0	0	76	117	0.00	1.000
38 Brian Wilson, R ERA: 3.04	(9, 1)	1.0	S	3	0	0	0	0	0	0	0	0	0	0	6	8	0.00	0.000

PITCHER	IP	WLS	BF	H	R	ER	SO	BB	IBB	HBP	BLK	WP	HR	S	P	ERA	WHIP

BOTTOM

Philadelphia Phillies @ San Francisco Giants
AT&T Park, San Francisco, CA
Sat Aug 01 2009, 6:05 PM PDT
Att. 42,694 - Partly Cloudy - 58 F

livebaseballscorecards.com

Batter	1	2	3	4	5	6	7	8	9	AB	R	H	RBI	BB	SO	LOB
8 Eugenio Velez, S (1, 4) (9, 8) OBP: 0.339, SLG: 0.397	C FF 88 B CH 81 X CH 81 1-1 ① G3		S CU 74 B CH 80 C CU 74 B CH 82 S CU 74 2-3 ③ K 2-3			B FF 89 C SI 89 X CH 82 1-1 2 WP 1B	F CU 74 B FF 90 C CU 74 F CU 74 B FF 91 F SL 83 S CU 74 2-3 ③ K			4	0	1	0	0	2	3
2 Randy Winn, S (1, 9) OBP: 0.317, SLG: 0.377	C SI 88 B FF 88 B CH 82 F FF 89 X SI 90 2-2 ② L7			C SL 80 S CH 81 B SI 89 B CH 82 X SL 82 2-2 ① F7		B SI 88 C SI 90 L CH 82 F SI 91 1 SAFE 1 SAFE F CH 80 B SI 91 X CU 75 2-2 ① P4 1-2		B SI 92 F SI 90 C SL 87 B SL 82 C SI 91 2-3 ① K		4	0	0	0	0	1	1
48 Pablo Sandoval, S (1, 5) OBP: 0.372, SLG: 0.551	X CU 74 0-0 ③ L8			X FF 90 0-0 ② B1-3		X FF 90 0-0 ② F8		B SL 86 B SI 91 B CU 78 B SI 92 4-0 1 1B BB		3	0	0	0	1	0	1
1 Bengie Molina, R (1, 2) OBP: 0.270, SLG: 0.414		C SI 89 F CH 82 B FF 91 X SI 90 1-2 ① G1-3		C SI 90 X SI 89 0-1 ③ G6-3		B SI 91 X CU 75 1-0 ③ G6-3		C SL 87 F SL 86 F SI 94 X CH 84 0-2 16 FC6-4 1-2 1B		4	0	1	0	0	0	1
35 Travis Ishikawa, L (1, 3) OBP: 0.328, SLG: 0.413		B SI 89 C FF 90 C FF 90 B CH 82 C FF 92 2-3 ② K			B FF 90 X SI 89 1-0 33 CS 1B		B FF 90 X FF 90 1-0 14 F8 33 HBP 5 SF7 1B	S SL 87 S SL 83 F SL 83 B SI 93 S SL 85 1-3 ② K		4	1	2	0	0	2	2
33 Aaron Rowand, R (1, 8) OBP: 0.338, SLG: 0.445 16 Edgar Renteria, R (8, PH) (9, 6) OBP: 0.307, SLG: 0.313		S SI 88 S SL 84 X SI 91 0-2 ③ G6-3			C FC 84 S FC 84 X FF 90 0-2 ① 14 1B 5 SF9 1-2 2B		H SI 88 1-0 55 1B 1-2 HBP	S SL 87 B SL 84 X SI 93 1-1 ③ FC6-4 1-2f		2 1	1 0	1 0	0 0	0 0	0 0	0 2
14 Fred Lewis, L (1, 7) OBP: 0.338, SLG: 0.388			B SI 88 B SI 88 C SI 88 F FF 89 X SI 89 2-2 8 WP 55 SH1-4 1B		B CH 83 X FF 90 1-0 2-3 1B		B CH 81 C FF 90 B CU 75 F CH 82 D CU 74 X CH 82 3-2 ① F8 2-3			3	0	2	0	0	0	2
5 Juan Uribe, R (1, 6) (9, 4) OBP: 0.305, SLG: 0.427			C FC 84 F SI 89 1 SAFE T FC 85 0-2 ① K		F SL 84 B SI 91 S CH 83 B CU 76 X SI 90 2-2 ② SF9 3-H		B FF 90 B CH 82 F CU 76 X SI 90 2-1 ② SF7 3-H			1	0	0	2	0	1	1
55 Tim Lincecum, L (1, 1) OBP: 0.235, SLG: 0.196 38 Brian Wilson, R (9, 1)			L SI 89 L CH 80 F FF 90 B CH 80 X CH 81 1-2 ② SH1-4 1-2		F FF 90 C FF 92 B SI 91 C CH 82 1-3 ③ K		B SI 90 B SI 90 C SI 87 B SI 87 X SI 87 3-1 1-2 1B			2 0	0 0	1 0	0 0	0 0	1 0	1 0
Inning Stats	R: 0 E: 0 K: 0 S: 6 H: 0 LOB: 0 BB: 0 P: 9	R: 0 E: 0 K: 1 S: 9 H: 0 LOB: 0 BB: 0 P: 12	R: 0 E: 0 K: 2 S: 13 H: 1 LOB: 1 BB: 0 P: 18	R: 0 E: 0 K: 0 S: 6 H: 0 LOB: 0 BB: 0 P: 8	R: 1 E: 0 K: 1 S: 11 H: 3 LOB: 1 BB: 0 P: 16	R: 0 E: 0 K: 0 S: 9 H: 1 LOB: 1 BB: 0 P: 13	R: 1 E: 0 K: 1 S: 13 H: 2 LOB: 2 BB: 0 P: 25	R: 0 E: 0 K: 2 S: 13 H: 1 LOB: 2 BB: 1 P: 21		1B: 7 2B: 1 3B: 0 HR: 0 SF: 2 SAC: 1 DP: 0 HBP: 1						

	AB	28
	R	2
	H	8
	RBI	2
	BB	1
	SO	7
	LOB	14

WP: 2 PB: 0 SB: 0 CS: 1 PA: 33

PITCHER		IP	WLS	BF	H	R	ER	SO	BB	IBB	HBP	BLK	WP	HR	S	P	ERA	WHIP
56 Joe Blanton, R ERA: 4.02	(1, 1)	7.0	L	28	7	2	2	5	0	0	1	0	2	0	67	101	2.57	1.000
61 Chan Ho Park, R ERA: 4.9	(8, 1)	1.0		5	1	0	0	2	1	0	0	0	0	0	13	21	0.00	2.000

PITCHER	IP	WLS	BF	H	R	ER	SO	BB	IBB	HBP	BLK	WP	HR	S	P	ERA	WHIP

Batter	1	2	3	4	5	6	7	8	9	AB	R	H	RBI	BB	SO	LOB
11 Jimmy Rollins, S (1, 6) OBP: 0.290, SLG: 0.389	C FC 77 S SI 87 B CU 73 X FC 78 1-2 ① P3			B CH 74 X FC 78 1-0 HR	B CU 73 X CH 75 1-0 ③ G4-3			B FF 89 C FC 90 B CU 69 F FC 88 X CU 71 2-2 10 1B 1B		4	1	2	1	0	0	1
10 Ben Francisco, R (1, 9) OBP: 0.335, SLG: 0.425	B SI 87 F SI 87 B SI 86 F FC 80 X SI 87 2-2 26 G6-3 1B			C CU 71 S CU 74 S CU 74 0-3 ① K		C FC 77 S CU 75 T CU 75 0-2 ① K		B CU 70 B SL 80 C FC 87 1 SAFE X SL 82 2-1 1-2 1B		4	0	2	0	0	2	0
26 Chase Utley, L (1, 4) OBP: 0.420, SLG: 0.546	B SI 87 B SI 87 C SI 86 X FF 82 2-1 ②③ G6-3 1-2f			B FC 79 C FC 78 X CU 74 1-1 28 S 28 E 1B		B FF 88 C FC 78 F SI 87 F SI 88 X FC 81 1-2 ② G3		C FF 95 S SI 93 C FF 94 0-3 ② K		4	1	1	0	0	1	3
6 Ryan Howard, L (1, 3) OBP: 0.347, SLG: 0.529		C FC 77 B SI 86 C FF 85 F CU 73 B CU 74 X FC 78 2-2 ① F9		C SI 88 S CU 74 B SI 88 1 SAFE F CU 75 S FF 87 1-3 ② K		F SI 88 C SI 88 C CU 75 0-3 ③ K		X FF 93 0-0 ③ F9		4	0	0	0	0	2	3
28 Jayson Werth, R (1, 8) OBP: 0.381, SLG: 0.503		C SI 88 B FC 80 B CH 75 B FC 79 X SI 88 3-1 ② F9		C CU 73 B SI 87 B CH 75 C 1 SAFE B FF 87 F FF 87 X FF 87 3-2 E4 7 CS 1-H 1B			B FF 90 C FF 89 C SL 78 X FF 89 1-2 ① F9		B FF 90 C SI 92 C SI 92 B SL 85 B SI 91 X SI 92 3-2 ① G6-3	4	0	1	0	0	0	0
7 Pedro Feliz, R (1, 5) OBP: 0.337, SLG: 0.395		C SI 88 B CU 74 X CH 73 1-1 ③ P4		B FC 79 B CH 76 B FC 79 3-0 ③ CS 2-3	F SI 86 C CU 74 X CU 74 0-2 ① G6-3		B SL 76 B SL 76 F FF 89 B SI 90 S FF 89 F FF 90 F FF 90 X FF 90 3-2 1B		S SI 92 B SI 92 B SL 84 S FF 92 X SI 93 2-2 ② F9	4	0	1	0	0	0	0
4 Eric Bruntlett, R (1, 7) OBP: 0.202, SLG: 0.205 19 Greg Dobbs, L (7, PH) OBP: 0.299, SLG: 0.424 (7, 7)			C SI 85 F SI 86 B SI 87 X SI 87 1-2 ① F9		B FC 77 B SI 86 X SI 85 2-0 1B 2B		F SI 90 X SI 89 0-1 ② F8		C SI 92 B CH 84 X FF 92 1-1 ③ F7	2 2	1 0	1 0	0 0	0 0	0 0	0 1
Carlos Ruiz, R (1, 2) OBP: 0.325, SLG: 0.368			C FC 79 B CH 74 B CH 75 B SI 86 X SI 87 3-1 ② F8	C CH 76 B SI 87 C CU 73 B CU 74 X SI 86 2-2 35 G1-3 2-H 1B			B SL 77 X SI 88 1-0 ③ F8			3	0	1	1	0	0	1
35 Cole Hamels, L (1, 1) OBP: 0.162, SLG: 0.222 61 Chan Ho Park, R (6, 1) OBP: 0.313, SLG: 0.385 46 Ryan Madsen, L (7, 1) 8 Shane Victorino, S (8, PH) OBP: 0.382, SLG: 0.470 47 Scott Eyre, L (8, 1)			C FF 88 C FC 79 C CU 74 0-3 ③ K	F FC 78 F FC 81 B CU 74 X CU 74 1-2 ② G1-3 2-3				B FC 88 B SL 77 B FC 87 C FC 88 C FF 87 X FC 89 3-2 ① F8		2 0 0 1 0	0 0 0 0 0	0 0 0 0 0	0 0 0 0 0	1 0 0 0 0	1 0 0 0 0
Inning Stats	R: 0 E: 0 K: 0 S: 8 H: 1 LOB: 0 BB: 0 P: 13	R: 0 E: 0 K: 0 S: 8 H: 0 LOB: 0 BB: 0 P: 14	R: 0 E: 0 K: 1 S: 8 H: 0 LOB: 0 BB: 0 P: 12	R: 2 E: 1 K: 2 S: 14 H: 3 LOB: 0 BB: 0 P: 23	R: 1 E: 0 K: 0 S: 11 H: 2 LOB: 1 BB: 0 P: 17	R: 0 E: 0 K: 2 S: 10 H: 0 LOB: 0 BB: 0 P: 11	R: 0 E: 0 K: 0 S: 11 H: 1 LOB: 1 BB: 0 P: 16	R: 0 E: 0 K: 1 S: 12 H: 2 LOB: 2 BB: 0 P: 19	R: 0 E: 0 K: 0 S: 8 H: 0 LOB: 0 BB: 0 P: 14	1B: 7 2B: 1 3B: 0 HR: 1	SF: 0 SAC: 0 DP: 1 HBP: 0	WP: 0 PB: 0 SB: 1 CS: 1	PA: 35			

PITCHER		IP	WLS	BF	H	R	ER	SO	BB	IBB	HBP	BLK	WP	HR	S	P	ERA	WHIP
75 Barry Zito, L ERA: 4.47	(1, 1)	6.0	W	22	6	3	2	5	0	0	0	0	0	1	59	90	3.00	1.000
54 Sergio Romo, R ERA: 5.29	(7, 1)	1.0		4	1	0	0	0	0	0	0	0	0	0	11	16	0.00	1.000
49 Brandon Medders, R ERA: 2.76	(8, 1)	0.1		3	2	0	0	0	0	0	0	0	0	0	8	15	0.00	6.000
41 Jeremy Affeldt, L ERA: 1.52	(8, 1)	0.2	H	2	0	0	0	1	0	0	0	0	0	0	4	4	0.00	0.000
46 Bob Howry, R ERA: 3.54	(9, 1)	1.0		3	0	0	0	0	0	0	0	0	0	0	8	14	0.00	0.000

PITCHER	IP	WLS	BF	H	R	ER	SO	BB	IBB	HBP	BLK	WP	HR	S	P	ERA	WHIP

TOP

Philadelphia Phillies @ San Francisco Giants
AT&T Park, San Francisco, CA

Sun Aug 02 2009, 1:05 PM PDT
Att. 42,744 - Partly Cloudy - 66 F

livebaseballscorecards.com

AB	34
R	3
H	9
RBI	2
BB	0
SO	6
LOB	10

BOTTOM

Philadelphia Phillies @ San Francisco Giants
AT&T Park, San Francisco, CA
Sun Aug 02 2009, 1:05 PM PDT
Att. 42,744 - Partly Cloudy - 66 F

livebaseballscorecards.com

Batter	1	2	3	4	5	6	7	8	9	AB	R	H	RBI	BB	SO	LOB
8 Eugenio Velez, S (1, 7) OBP: 0.343, SLG: 0.397	C FF 87 B CU 74 B FF 90 B FF 89 X FF 90 3-1 ① G1-6-3		S CH 80 B FF 91 S CH 80 C FF 92 1-3 ① K		X FF 90 0-0 21 2B 1-3 1B	C CU 76 B CU 79 S SL 87 B SL 85 F SI 92 B SI 90 X SI 90 3-2 1-3 2-H 3-H 1B		S CH 78 D SL 78 1 SAFE X CH 78 1-1 ②③ G4-6-3 1-2f		5	1	2	2	0	1	1
21 Freddy Sanchez, R (1, 4) OBP: 0.336, SLG: 0.446	B CH 79 X CH 80 1-0 48 G5-4-3 1B		C FF 90 C CH 82 X FF 92 0-2 ② F9		B CH 80 T FF 90 X FF 91 1-1 48 E 1-H 3-H 2B	F SL 85 1 SAFE X CH 84 0-1 ② L5				4	1	2	2	0	0	2
48 Pablo Sandoval, S (1, 5) OBP: 0.371, SLG: 0.548	F FF 90 F FF 90 B FF 92 X CH 80 1-2 ②③ G5-4-3 1-2f		X CH 81 0-0 ③ F8		S FF 92 B FF 92 X CU 77 1-1 E3 2-H 1B	X CH 82 0-0 ③ F7				4	0	1	0	0	0	3
23 Ryan Garko, R (1, 3) OBP: 0.355, SLG: 0.443 49 Brandon Medders, R (8, 1) 41 Jeremy Affeldt, L (8, 1) OBP: 0.500, SLG: 0.500 46 Bob Howry, L (9, 1)		C CU 73 B CU 75 S CH 78 X FF 89 1-2 33 3B 1B	C CH 77 B FF 88 C CH 79 X FF 90 1-2 ① G1-3	C FF 90 B FF 92 B CU 75 X CH 80 2-1 ③ G6-3		B FF 92 S CH 83 S CH 83 F FF 94 F SI 94 X CH 81 1-2 ① G1-3			4 0 0 0	1 0 0 0	1 0 0 0	0 0 0 0	0 0 0 0	0 0 0 0	1 0 0 0
33 Aaron Rowand, R (1, 8) OBP: 0.340, SLG: 0.452		L FF 90 B FF 90 X FF 89 1-1 1-H 3B	F FF 88 B CH 81 S CU 75 X CU 77 1-2 ② F8		B FF 86 X FF 86 1-0 16 2B 2 1B 1B	F FF 95 X FF 94 0-1 ② G5-3				4	1	2	1	0	0	0
16 Edgar Renteria, R (1, 6) OBP: 0.309, SLG: 0.316		C FF 90 B FF 91 D CH 81 F CH 80 F CU 77 X FF 92 2-2 ① P4	C CU 74 B FF 90 B CU 76 X FF 90 2-1 ③ L5		B CH 77 1 SAFE X CH 79 1-0 2 1B 8 1B 1-3 2B	B SI 94 C SI 93 B CH 83 F SI 94 B FF 95 B FF 95 4-2 BB				3	1	1	0	1	0	1
2 Randy Winn, S (1, 9) OBP: 0.318, SLG: 0.377		B FF 91 C CU 76 F FF 92 B CH 82 F FF 93 B FF 94 B CU 79 4-2 BB			B FF 88 B FF 88 X FF 87 2-0 ① G5-3	C CU 74 B CU 75 X CU 74 1-1 22 S 8 1B 2-3 3-H 1B	X FC 91 0-0 ③ G4-3			3	1	1	1	1	0	1
22 Eli Whiteside, R (1, 2) OBP: 0.250, SLG: 0.259		F CH 81 1 SAFE F FF 89 F FF 92 S FF 92 0-3 ② K			C FF 89 X CU 74 0-1 ② G5-3	B FF 88 I IN 69 I IN 67 I IN 64 4-0 8 1B 1-2 IBB		B FF 89 S CH 80 F FF 90 X SL 79 1-2 35 FC3-6 1B		3	0	1	0	1	1	2
75 Barry Zito, L (1, 1) OBP: 0.194, SLG: 0.147 1 Bengie Molina, R (6, PH) OBP: 0.269, SLG: 0.413 54 Sergio Romo, R (7, 1) 35 Travis Ishikawa, L (8, 3) OBP: 0.327, SLG: 0.412		C FF 92 X CU 77 0-1 ③ G4-3			C FF 87 B FF 88 X CH 80 1-1 8 1B 21 2B 1B	S CH 89 X CH 82 0-1 ① F7		S FF 88 X SL 79 0-1 ① FC3-6 8 G4-6-3 1-2f		2 1 0 1	1 0 0 0	1 0 0 0	0 0 0 0	0 0 0 0	0 0 0 0	2 3 0 1
Inning Stats	R: 0 E: 0 K: 0 S: 6 H: 1 LOB: 0 BB: 0 P: 11	R: 1 E: 0 K: 1 S: 18 H: 2 LOB: 2 BB: 1 P: 26	R: 0 E: 0 K: 1 S: 7 H: 0 LOB: 0 BB: 0 P: 8	R: 0 E: 0 K: 0 S: 8 H: 0 LOB: 0 BB: 0 P: 12	R: 3 E: 1 K: 0 S: 12 H: 4 LOB: 1 BB: 0 P: 19	R: 3 E: 0 K: 0 S: 13 H: 4 LOB: 2 BB: 1 P: 23	R: 0 E: 0 K: 0 S: 10 H: 0 LOB: 1 BB: 1 P: 15	R: 0 E: 0 K: 0 S: 7 H: 1 LOB: 0 BB: 0 P: 9		1B: 9 2B: 2 3B: 1 HR: 0 SF: 0 SAC: 0 DP: 2 HBP: 0				WP: 0 PB: 0 SB: 1 CS: 0 PA: 37		

	AB	34
	R	7
	H	12
	RBI	6
	BB	3
	SO	2
	LOB	17

PITCHER		IP	WLS	BF	H	R	ER	SO	BB	IBB	HBP	BLK	WP	HR	S	P	ERA	WHIP
35 Cole Hamels, L ERA: 4.68	(1, 1)	5.0	L	26	10	7	6	2	1	1	0	0	0	0	55	87	10.80	2.200
61 Chan Ho Park, R ERA: 4.83	(6, 1)	1.0		4	1	0	0	0	0	0	0	0	0	0	9	12	0.00	1.000
46 Ryan Madson, R ERA: 3.33	(7, 1)	1.0		4	0	0	0	0	1	0	0	0	0	0	10	15	0.00	1.000
47 Scott Eyre, L ERA: 2.01	(8, 1)	1.0		3	1	0	0	0	0	0	0	0	0	0	7	9	0.00	1.000

PITCHER		IP	WLS	BF	H	R	ER	SO	BB	IBB	HBP	BLK	WP	HR	S	P	ERA	WHIP

Batter	1	2	3	4	5	6	7	8	9	AB	R	H	RBI	BB	SO	LOB
8 Eugenio Velez, S (1, 7) OBP: 0.347, SLG: 0.397	C FF 89 S FC 85 B FC 88 X CU 77 1-2 G6-3 ①	B FF 87 X FF 90 1-0 2-H 1B ③		C FF 90 B FC 86 S FC 86 B FC 85 B FF 90 F FC 87 X SI 82 3-2 G3 ③		B CH 78 T CH 76 C FF 87 C SI 87 1-3 K ③			X FF 95 0-0 48 2B 1B	5	1	2	0	0	1	3
21 Freddy Sanchez, R (1, 4) OBP: 0.334, SLG: 0.442	B SI 86 B FF 91 X SI 85 2-0 G6-3 ②		B CU 75 B CH 77 C FF 88 B CH 76 X SI 82 3-1 48 E 48 1B 1 SF9 1B		C FF 87 X FC 86 0-1 G6-3 ①		B SI 88 X SI 88 1-0 G5-3 ①		B FS 85 S FF 96 F FF 96 X FS 86 1-2 F8 ②	5	1	1	0	0	0	1
48 Pablo Sandoval, S (1, 5) OBP: 0.374, SLG: 0.551	X FF 88 0-0 1 1B 23 1B 1B		S FF 89 B FF 90 B CH 78 B CH 78 F FC 86 1 SAFE X FF 89 3-2 E1 23 BB 1-3 1B		B CU 78 X CU 77 1-0 G6-3 ②		X SI 88 0-0 B2-3 ②		C FS 86 B FS 85 B FS 87 B FS 88 X FS 86 3-1 1-H 2B	5	1	3	1	0	0	0
1 Bengie Molina, R (1, 2) OBP: 0.268, SLG: 0.411	C FF 91 F SI 85 X FF 91 0-2 23 1B 1-2 1B		F CH 79 S FC 87 B FC 88 D CU 79 F SI 87 F FC 87 B FF 91 F FC 86 X SI 83 3-2 SF9 ① 3-H		C CH 79 X CU 77 0-1 G6-3 ③		C SL 82 S SL 84 B SL 84 B SL 84 S CU 78 2-3 K ③		F FS 86 X FF 96 0-1 G5-3 ③	4	0	1	1	0	1	1
23 Ryan Garko, R (1, 3) OBP: 0.364, SLG: 0.447 14 Fred Lewis, L (8, PR) OBP: 0.338, SLG: 0.388 20 John Bowker, L (8, 3) OBP: 0.200, SLG: 0.250	C SI 86 X SI 84 0-1 33 FC6-4 1-2 2-H 1B		B CH 80 B CH 79 B CH 78 B SI 84 4-0 1-2 BB			F FF 89 C FF 89 B FC 81 F CU 78 H FF 90 2-2 16 2B HBP		B FF 94 B FF 94 X FF 94 2-0 33 G5-3 1B		2 0 0	0 0 0	2 0 0	1 0 0	1 0 0	0 0 0	0 0 0
33 Aaron Rowand, R (1, 8) OBP: 0.336, SLG: 0.446	B FF 91 F FC 87 B FF 90 X FF 91 2-1 FC6-4 ③ 1-2f		S SI 85 S CH 80 F CU 78 C FF 90 0-3 K ②			F FC 86 F SI 84 C SI 86 0-3 K ①		C FF 93 S FF 94 B SL 82 F SL 83 X FF 94 1-2 G5-3 ① 1-2		4	0	0	0	0	2	6
16 Edgar Renteria, R (1, 6) OBP: 0.311, SLG: 0.321		C FF 89 B FC 87 B CU 76 B FF 90 X SI 83 3-1 18 SH3-4 8 1B 1B	B FC 86 S CH 80 F FF 90 B FF 88 C FF 91 2-3 K ③			S SI 84 F CH 80 X FF 90 0-2 1-3 2B		B SL 84 F FF 94 X FF 94 1-1 G6-3 ②		4	0	2	0	0	1	4
2 Randy Winn, S (1, 9) OBP: 0.318, SLG: 0.374		1 SAFE B SI 82 F FF 89 X FC 87 1-1 P4 ①		C FF 87 X CU 76 0-1 L3 ①		I IN 66 I IN 65 I IN 62 I IN 63 4-0 IBB		C SL 84 D SL 82 B FF 95 F SL 82 F SL 83 X SL 82 2-2 G1-3 ③		3	0	0	0	1	0	3
18 Matt Cain, R (1, 1) OBP: 0.261, SLG: 0.238 35 Travis Ishikawa, L (9, PH) OBP: 0.325, SLG: 0.410		X SI 85 0-0 SH3-4 ② 1-2		S SI 84 S CH 78 S FC 85 0-3 K ②		B SI 81 C SI 81 P PO 83 M SI 82 C FF 88 2-3 K ②			C FS 82 B FS 84 B FF 94 S FF 93 S FS 86 2-3 K ①	2 1	0 0	0 0	0 0	0 0	2 1	3 0
Inning Stats	R: 1 H: 3 E: 0 LOB: 2 K: 0 BB: 0 S: 12 P: 17	R: 0 H: 2 E: 0 LOB: 2 K: 0 BB: 0 S: 6 P: 11	R: 1 H: 2 E: 1 LOB: 2 K: 2 BB: 1 S: 18 P: 33	R: 0 H: 0 E: 0 LOB: 0 K: 1 BB: 0 S: 9 P: 12	R: 0 H: 0 E: 0 LOB: 0 K: 0 BB: 0 S: 5 P: 6	R: 0 H: 1 E: 0 LOB: 3 K: 3 BB: 1 S: 16 P: 24	R: 0 H: 0 E: 0 LOB: 0 K: 1 BB: 0 S: 5 P: 8	R: 0 H: 1 E: 0 LOB: 2 K: 0 BB: 0 S: 11 P: 17	R: 1 H: 2 E: 0 LOB: 1 K: 1 BB: 0 S: 11 P: 17	1B: 9 2B: 2 3B: 0 HR: 0	SF: 1 SAC: 1 DP: 0 HBP: 1			WP: 0 PB: 0 SB: 0 CS: 0	PA: 40		

PITCHER		IP	WLS	BF	H	R	ER	SO	BB	IBB	HBP	BLK	WP	HR	S	P	ERA	WHIP
11 Mike Hampton, L ERA: 5.14	(1, 1)	6.0	W	28	8	2	1	6	1	1	1	0	0	0	66	103	1.50	1.500
43 Chris Sampson, R ERA: 3.66	(7, 1)	1.0	H	3	0	0	0	1	0	0	0	0	0	0	5	8	0.00	0.000
50 Alberto Arias, R ERA: 2.27	(8, 1)	1.0	H	4	1	0	0	0	0	0	0	0	0	0	11	17	0.00	1.000
47 Jose Valverde, R ERA: 2.9	(9, 1)	1.0	S	5	2	1	1	1	0	0	0	0	0	0	11	17	9.00	2.000

PITCHER	IP	WLS	BF	H	R	ER	SO	BB	IBB	HBP	BLK	WP	HR	S	P	ERA	WHIP

TOP

San Francisco Giants @ Houston Astros

Minute Maid Park, Houston, TX

Mon Aug 03 2009, 7:05 PM CDT
Att. 29,835 - Roof Closed - 73 F

livebaseballscorecards.com

AB	35
R	3
H	11
RBI	3
BB	2
SO	8
LOB	21

BOTTOM

San Francisco Giants @ Houston Astros

Minute Maid Park, Houston, TX

Mon Aug 03 2009, 7:05 PM CDT

Att. 29,835 - Roof Closed - 73 F

livebaseballscorecards.com

Batter	1	2	3	4	5	6	7	8	9	AB	R	H	RBI	BB	SO	LOB
21 Michael Bourn, L (1, 8) OBP: 0.360, SLG: 0.407	B FF 92 F FF 92 F FF 93 X SL 86 1-2 E6 9 G4-3 3 S		B CU 77 F FF 93 B CH 88 B CH 88 C FF 93 X FF 93 3-2 1B			X FF 93 0-0 3 HR 3B		C CU 74 B CH 85 C CH 85 B CU 76 X FF 93 2-2 ① G4-3		4	1	2	0	0	0	0
3 Kazuo Matsui, S (1, 4) OBP: 0.309, SLG: 0.349	B FF 92 B FF 92 C FF 93 X FF 93 2-1 ① P5 1-2		B FF 92 X FF 92 1-0 ③ F7			B CU 76 C FF 94 F FF 94 B FF 94 F SL 87 B FF 95 X FF 94 3-2 3-H HR		L FF 93 S CH 89 B FF 95 C SL 87 1-3 ② K		4	1	1	2	0	1	2
9 Hunter Pence, R (1, 9) OBP: 0.359, SLG: 0.463	S FF 93 X SL 87 0-1 ② G4-3 2-3			M SL 88 B FF 93 C FF 93 F FF 94 B SL 88 F SL 88 X SL 87 2-2 ① G2-3		F CU 78 X SL 87 0-1 ① G4-3		B SL 87 F SL 86 B FF 95 F SL 88 F SL 85 X FF 95 2-2 45 1B 3B		4	1	1	0	0	0	1
45 Carlos Lee, R (1, 7) OBP: 0.359, SLG: 0.504 47 Jose Valverde, R (9, 1)	B SL 87 X FF 95 1-0 ③ F8			C FF 95 B FF 95 S FF 94 X FF 96 1-2 10 G4-6-3 1B		X SL 86 0-0 2B		B FF 96 B FF 96 C FF 96 X SL 90 2-1 3-H 1B		4 0	0 0	3 0	1 0	0 0	0 0	1 0
10 Miguel Tejada, R (1, 6) OBP: 0.354, SLG: 0.465		C FF 92 B SL 86 T FF 92 S FF 94 1-3 ① K		F FF 93 B SL 87 F FF 93 X SL 86 1-2 ② ③ G4-6-3 1-2f		C FF 93 X FF 93 0-1 ② P4		X FF 94 0-0 ③ F9		4	0	0	0	0	1	3
27 Geoff Blum, S (1, 3) OBP: 0.330, SLG: 0.381		B FF 93 S CH 87 F CU 78 B FF 94 F CH 87 C FF 94 2-3 ② K			S CU 77 S CU 77 F FF 94 F FF 95 X CU 78 0-2 HR	T FF 94 S CH 88 X CH 88 0-2 ③ G4-3				3	1	1	1	0	1	1
77 Ivan Rodriguez, R (1, 2) OBP: 0.278, SLG: 0.391		B FF 94 F FF 94 B SL 88 F SL 87 F FF 95 S FF 95 2-3 ③ K			C SL 86 X FF 94 0-1 ① G6-3		F SL 84 B SL 84 S FF 92 X FF 92 1-2 ① G6-3			3	0	0	0	0	1	0
8 Jeff Keppinger, R (1, 5) OBP: 0.339, SLG: 0.398			B FF 91 C FF 91 B SL 85 X FF 93 2-1 ① G6-3		C SL 86 X FF 94 0-1 ② F9		F FF 94 B FF 93 F SL 87 B SL 87 B FF 95 X SL 83 3-2 ② G6-3			3	0	0	0	0	0	0
11 Mike Hampton, R (1, 1) OBP: 0.316, SLG: 0.400 43 Chris Sampson, R (7, 1) 36 Matt Kata, S (7, PH) OBP: 0.222, SLG: 0.233 50 Alberto Arias, R (8, 1) 4 Jason Michaels, R (9, 7) OBP: 0.263, SLG: 0.345			C FF 94 C SL 86 S SL 86 0-3 ② K		X SL 86 0-0 ③ G6-3		X SI 93 0-0 ③ G4-3			2 0 0 1 0 0	0 0 0 0 0 0	0 0 0 0 0 0	0 0 0 0 0 0	0 0 0 0 0 0	1 0 0 0 0 0	0 0 0 0 0 0
Inning Stats	R: 0 E: 1 K: 0 S: 8 H: 0 LOB: 1 BB: 0 P: 12	R: 0 E: 0 K: 3 S: 11 H: 0 LOB: 0 BB: 0 P: 16	R: 0 E: 0 K: 1 S: 9 H: 1 LOB: 1 BB: 0 P: 15	R: 0 E: 0 K: 0 S: 11 H: 1 LOB: 0 BB: 0 P: 15	R: 1 E: 0 K: 0 S: 10 H: 1 LOB: 0 BB: 0 P: 10	R: 2 E: 0 K: 0 S: 13 H: 3 LOB: 1 BB: 0 P: 16	R: 0 E: 0 K: 0 S: 7 H: 0 LOB: 0 BB: 0 P: 11	R: 1 E: 0 K: 1 S: 13 H: 2 LOB: 1 BB: 0 P: 20		1B: 3 2B: 1 3B: 2 HR: 2 SF: 0 SAC: 0 DP: 1 HBP: 0						

PITCHER	IP	WLS	BF	H	R	ER	SO	BB	IBB	HBP	BLK	WP	HR	S	P	ERA	WHIP
18 Matt Cain, R (1, 1) ERA: 2.25	8.0	L	32	8	4	4	5	0	0	0	0	0	2	82	115	4.50	1.000

PITCHER	IP	WLS	BF	H	R	ER	SO	BB	IBB	HBP	BLK	WP	HR	S	P	ERA	WHIP

AB	32
R	4
H	8
RBI	4
BB	0
SO	5
LOB	8

WP: 0 PA: 32
PB: 0
SB: 1
CS: 0

Batter	1	2	3	4	5	6	7	8	9	AB	R	H	RBI	BB	SO	LOB
8 Eugenio Velez, S (1, 7) OBP: 0.359, SLG: 0.419	C FF 96 B FF 95 F FF 95 B SL 85 B FF 96 X FF 97 3-2 ① G4-3	B CU 77 B CU 77 S SL 86 B SL 87 X FF 96 3-1 21 FC5-4 2-3 3-H 1B		X FF 96 0-0 48 1B 1B	B X CU 77 1-0 ③ FC6-4 1-2f			F CH 85 B CH 86 F FF 90 X FF 90 1-2 5 G5-4-3 1 1B 2B	C CH 80 B FF 90 F SL 81 B FF 89 S FF 89 2-3 ③ K	6	1	3	1	0	1	3
21 Freddy Sanchez, R (1, 4) OBP: 0.335, SLG: 0.448	C SI 96 C CU 77 B FF 96 B SI 97 X SI 96 2-2 ② G1-3	F FF 95 B SL 87 B FF 96 F FF 96 F FF 96 X CH 87 2-2 ③ FC5-4 1-2f		X FF 94 0-0 ② F8		X FF 90 0-0 HR		B FF 89 B FF 89 B FF 89 B FF 89 4-0 5 G5-4-3 BB		4	1	1	1	1	0	3
48 Pablo Sandoval, S (1, 5) OBP: 0.377, SLG: 0.560 5 Juan Uribe, R (6, 5) OBP: 0.304, SLG: 0.425	B SI 97 B SL 85 F SL 86 F SL 85 B FF 98 D SL 85 4-2 1 2B BB		C CU 76 T FF 95 S SL 84 0-3 ① K	X CU 76 0-0 1-3 1B		F KC 78 X KC 78 0-1 HR		B CH 85 F KC 80 B CH 85 F KC 80 F KC 81 X CH 86 2-2 ①② G5-4-3 1-2f 2-3		3 1	2 0	2 0	1 0	1 0	1 0	0 2
1 Bengie Molina, R (1, 2) OBP: 0.272, SLG: 0.416	C FF 96 B FF 96 B SL 85 F CH 84 F SI 96 D SL 87 X SI 96 3-2 1-H 2B		B FF 96 X FF 95 1-0 2 1B 23 HBP 33 1B 1B	B CH 85 F SL 85 D CU 76 B CH 86 X CH 85 3-1 ③ F8		C FF 90 X FF 92 0-1 ① F8		X KC 82 0-0 23 1B 3-H 1B		5	1	3	2	0	0	2
23 Ryan Garko, R (1, 3) OBP: 0.365, SLG: 0.444 Waldis Joaquin, R (9, 1)	B CU 76 C FF 96 F FF 96 F FF 96 X CH 87 1-2 ③ F8		B FF 96 C CH 84 F SL 85 H FF 96 2-2 2 1B 33 1B 1-2 HBP		X FF 93 0-0 ① P3	C CH 84 F FF 91 B FF 92 S KC 81 1-3 ② K		C FF 92 F FF 91 B SL 82 F FF 92 F SL 85 B FF 93 X FF 92 2-2 2 FC5-4 1-2 1B		4 0	1 0	1 0	0 0	0 0	1 0	1 0
2 Randy Winn, S (1, 9) OBP: 0.321, SLG: 0.375		C CU 75 B CH 84 B CH 84 C FF 95 F FF 96 F CH 89 X CH 88 2-2 16 1B 33 G4-3 8 1B 1B	X CU 77 0-0 33 1B 1-2 2-3 1B	C FF 95 B CU 73 B FF 94 B CH 85 B CH 86 4-1 33 2B BB	X FF 91 0-0 ③ G4-3			S CH 86 B CH 87 B CH 86 C FF 92 X KC 82 2-2 ③ FC5-4 1-2f		4	2	2	0	1	0	2
33 Aaron Rowand, R (1, 8) OBP: 0.337, SLG: 0.449		B SL 84 1 SAFE X FF 95 1-0 ① G4-3 1-2	C CU 76 F SL 86 X SI 96 0-2 16 G6-4-3 1-3 2-H 3-H 1B	B SI 86 X FC 84 1-0 57 1B 1-H 2B			S CH 83 C FF 90 X CH 86 0-2 ① G5-3		C CH 84 B FF 89 F FF 89 X SL 79 1-2 ① F7	5	0	2	3	0	0	1
16 Edgar Renteria, R (1, 6) OBP: 0.312, SLG: 0.321		C SL 86 B FF 96 B FF 96 X CH 87 2-1 8 1B 57 SH1-4 2-3 1B	X FF 94 0-0 ②③ G6-4-3 1-2f	B SI 88 F SI 88 C CU 74 B FF 89 T FF 89 2-2 ② K			S KC 79 B FF 91 B CH 86 X FF 91 2-1 ② G4-3		B FF 89 B FF 89 B CH 83 B FF 88 4-0 BB	4	0	1	0	1	1	3
57 Jonathan Sánchez, L (1, 1) OBP: 0.138, SLG: 0.038 45 Justin Miller, R (8, 1) 35 Travis Ishikawa, L (8, 3) OBP: 0.324, SLG: 0.408		L FF 95 B FF 92 X FF 94 1-1 ② SH1-4 1-2		C FF 92 S FF 94 B FF 94 B SL 83 S FF 94 2-3 ① K	S SI 88 D FC 74 X SI 89 1-1 8 FC6-4 2-3 1B		C FF 92 X SL 84 0-1 ③ G6-3		S SL 80 B SL 82 S SL 82 B SL 84 B SL 83 S SL 80 3-3 ② K	3 0 1	0 0 0	1 0 0	0 0 0	0 0 0	1 0 1	0 0 1
Inning Stats	R: 1 E: 0 K: 0 S: 16 H: 1 LOB: 1 BB: 1 P: 29	R: 1 E: 0 K: 0 S: 16 H: 3 LOB: 2 BB: 0 P: 27	R: 2 E: 0 K: 1 S: 11 H: 3 LOB: 1 BB: 0 P: 14	R: 0 E: 0 K: 1 S: 8 H: 2 LOB: 2 BB: 0 P: 13	R: 1 E: 0 K: 1 S: 9 H: 2 LOB: 2 BB: 1 P: 18	R: 2 E: 0 K: 1 S: 9 H: 2 LOB: 0 BB: 0 P: 10	R: 0 E: 0 K: 0 S: 7 H: 0 LOB: 0 BB: 0 P: 9	R: 1 E: 0 K: 0 S: 16 H: 3 LOB: 2 BB: 1 P: 27	R: 0 E: 0 K: 2 S: 9 H: 0 LOB: 1 BB: 1 P: 19	1B: 11 2B: 3 3B: 0 HR: 2 SF: 0 SAC: 1 DP: 2 HBP: 1						

PITCHER		IP	WLS	BF	H	R	ER	SO	BB	IBB	HBP	BLK	WP	HR	S	P	ERA	WHIP
52 Felipe Paulino, R ERA: 7.28	(1, 1)	4.1	L	24	9	5	5	2	2	0	1	0	0	0	53	89	10.38	2.538
26 Doug Brocail, R ERA: 5.4	(5, 1)	0.2		4	2	0	0	1	0	0	0	0	0	0	7	12	0.00	3.000
53 Wesley Wright, L ERA: 6.11	(6, 1)	3.0		14	5	3	3	1	1	0	0	0	0	2	32	46	9.00	2.000
48 Tim Byrdak, L ERA: 3.13	(9, 1)	1.0		4	0	0	0	2	1	0	0	0	0	0	9	19	0.00	1.000

PITCHER	IP	WLS	BF	H	R	ER	SO	BB	IBB	HBP	BLK	WP	HR	S	P	ERA	WHIP

TOP

San Francisco Giants @ Houston Astros

Minute Maid Park, Houston, TX

Tue Aug 04 2009, 7:05 PM CDT
Att. 29,747 - Roof Closed - 73 F

livebaseballscorecards.com

AB	40
R	8
H	16
RBI	8
BB	4
SO	6
LOB	18

WP: 0	PA: 46																	
PB: 0																		
SB: 0																		
CS: 0																		

BOTTOM

San Francisco Giants @ Houston Astros

Minute Maid Park, Houston, TX

Tue Aug 04 2009, 7:05 PM CDT

Att. 29,747 - Roof Closed - 73 F

livebaseballscorecards.com

Batter	1	2	3	4	5	6	7	8	9	AB	R	H	RBI	BB	SO	LOB
21 Michael Bourn, L (1, 8) OBP: 0.360, SLG: 0.405 4 Jason Michaels, R (7, 8) OBP: 0.260, SLG: 0.341	C SI 94 B FF 94 B SI 94 B FF 94 C SI 92 F FF 93 B SI 93 4-2 9 3 G4-3 S BB		L SI 92 B SL 83 C SL 80 S FF 93 1-3 ② K			C FF 92 B SL 82 B SL 80 F FF 91 X SL 82 2-2 ② G6-3		C CU 82 S CU 82 S SL 82 0-3 ② K		2 1	0 0	0 0	0 0	1 0	1 1	0 2
3 Kazuo Matsui, S (1, 4) OBP: 0.308, SLG: 0.347	B FF 92 C FF 93 C CH 83 S FF 94 1-3 ① K 1-2		B SL 82 X FF 92 1-0 ③ P6			B FF 92 C FF 91 X SL 81 1-1 9 FC5-4 1B		B SI 90 F FF 89 B CH 82 B CU 81 C FF 90 X SI 90 3-2 ③ F9		4	0	1	0	0	1	3
9 Hunter Pence, R (1, 9) OBP: 0.358, SLG: 0.460	X SL 82 0-0 ② G4-3 2-3			F SL 80 X SL 84 0-1 45 CS 1B		B FF 92 X CH 81 1-0 ③ FC5-4 1-2f			B FF 98 X SI 97 1-0 ① G6-3	4	0	1	0	0	0	2
45 Carlos Lee, R (1, 7) OBP: 0.360, SLG: 0.505	B SI 95 B CH 85 D CH 86 I 4-0 IBB			B FF 93 C SL 81 1 SAFE B FF 93 C FF 93 B FF 93 S CH 84 3-3 ①② K 1-2			B FF 93 B CH 85 X CH 84 2-0 ① F7		X FF 98 0-0 10 1B 41 FC5-4 2B	3	1	1	0	1	1	1
10 Miguel Tejada, R (1, 6) OBP: 0.353, SLG: 0.463	B FF 94 1 SAFE X FF 93 1-0 ③ F7			C FF 94 B SL 83 B SL 84 F CH 83 F FF 93 S SL 83 2-3 ③ K			X FF 92 0-0 ② F9		B FF 98 T FF 98 X SI 97 1-1 41 FC5-4 2-3 1B	4	0	1	0	0	1	2
41 Chris Coste, R (1, 3) OBP: 0.325, SLG: 0.356 (6, 2)		C FF 93 B CH 86 C FF 93 C SL 84 1-3 ① K			X FF 93 0-0 ① P3		C SL 81 B FF 94 T SL 82 B FF 92 F FF 93 S FF 92 2-3 ③ K		S SI 98 X FF 97 0-1 ② FC5-4 1-2f 3-H	4	0	0	1	0	2	1
8 Jeff Keppinger, R (1, 5) OBP: 0.342, SLG: 0.400		B FF 94 C FF 94 B SI 95 F CH 83 F FF 95 F SL 82 B CH 86 X FF 93 3-2 ② P6			B FF 93 B SI 94 C FF 93 F FF 92 B FF 92 X FF 92 3-2 55 G6-4-3 1B			F FF 91 B SL 81 B CH 85 C CH 83 X FF 91 2-2 27 BB 1B	B FF 97 C SL 86 C SI 97 B SL 85 T SI 98 2-2 ③ K	4	0	2	0	0	1	1
55 Humberto Quintero, R (1, 2) OBP: 0.287, SLG: 0.326 53 Wesley Wright, R (6, 1) OBP: 0.500, SLG: 0.500 27 Geoff Blum, S (8, PH) OBP: 0.332, SLG: 0.381 48 Tim Byrdak, L (9, 1)		F SI 94 B SL 82 C SL 80 S FF 94 1-3 ③ K			S CH 80 F CH 86 X SL 84 0-2 ②③ G6-4-3 1-2f			B FF 92 D CH 83 C CH 82 B CH 79 S CH 81 B SL 80 4-2 1-2 BB		2 0 0 0	0 0 0 0	0 0 0 0	0 0 1 0	1 0 0 0	0 0 0 0	1 0 0 0
52 Felipe Paulino, R (1, 1) OBP: 0.067, SLG: 0.067 26 Doug Brocail, L (5, 1) 36 Matt Kata, S (6, 3) OBP: 0.213, SLG: 0.222			C FF 91 C FF 93 S SL 84 0-3 ① K			C FF 92 F CH 86 B FF 93 X SL 81 1-2 ① G3		B FF 91 B FF 90 B SI 90 C FF 88 X FF 90 3-1 ① F8		1 0 2	0 0 0	0 0 0	0 0 0	0 0 0	1 0 0	0 0 2
Inning Stats	R: 0 E: 0 K: 1 S: 8 H: 0 LOB: 2 BB: 2 P: 18	R: 0 E: 0 K: 2 S: 11 H: 0 LOB: 0 BB: 0 P: 16	R: 0 E: 0 K: 2 S: 7 H: 0 LOB: 0 BB: 0 P: 9	R: 0 E: 0 K: 2 S: 9 H: 1 LOB: 0 BB: 0 P: 14	R: 0 E: 0 K: 0 S: 7 H: 1 LOB: 0 BB: 0 P: 10	R: 0 E: 0 K: 0 S: 9 H: 1 LOB: 1 BB: 0 P: 14	R: 0 E: 0 K: 1 S: 6 H: 0 LOB: 0 BB: 0 P: 10	R: 0 E: 0 K: 1 S: 13 H: 1 LOB: 2 BB: 1 P: 25	R: 1 E: 0 K: 1 S: 9 H: 2 LOB: 1 BB: 0 P: 13	1B: 5 2B: 2 3B: 0 HR: 0 SF: 0 SAC: 0 DP: 2 HBP: 0						WP: 0 PB: 0 SB: 1 CS: 1 PA: 34	

PITCHER		IP	WLS	BF	H	R	ER	SO	BB	IBB	HBP	BLK	WP	HR	S	P	ERA	WHIP
57 Jonathan Sánchez, L ERA: 4.49	(1, 1)	7.0	W	26	4	0	0	8	2	1	0	0	0	0	62	102	0.00	0.857
45 Justin Miller, R ERA: 2.06	(8, 1)	1.0		3	0	0	0	1	0	0	0	0	0	0	8	14	0.00	0.000
Waldis Joaquin, R ERA: 9.0	(9, 1)	1.0		5	2	1	1	1	0	0	0	0	0	0	9	13	9.00	2.000

PITCHER	IP	WLS	BF	H	R	ER	SO	BB	IBB	HBP	BLK	WP	HR	S	P	ERA	WHIP

AB	31
R	1
H	6
RBI	1
BB	3
SO	10
LOB	15

San Francisco Giants @ Houston Astros

Minute Maid Park, Houston, TX

Wed Aug 05 2009, 1:05 PM CDT

Att. 31,710 - Roof Closed - 73 F

TOP

livebaseballscorecards.com

Batter	1	2	3	4	5	6	7	8	9	AB	R	H	RBI	BB	SO	LOB
8 Eugenio Velez, S (1, 7) OBP: 0.349, SLG: 0.405	B FF 87 B FC 86 C FF 87 C FF 85 B FF 86 C FF 88 3-3 ① K		B CH 80 X CH 80 1-0 ① P4		C FF 87 X CU 79 0-1 ② G3-1	C CH 81 F CU 78 F SI 88 C FF 87 0-3 ③ K			X FF 93 0-0 21 G5-3 2 G1-3 20 WP 1B	5	1	1	0	0	2	1
2 Randy Winn, S (1, 9) OBP: 0.320, SLG: 0.373	C SI 88 T CU 77 C FF 86 0-3 ② K		C SI 88 B CH 80 B CH 80 B FC 86 X FF 86 2-1 21 1B 48 1B 1-2 1B		B CH 80 B FF 88 B SI 89 C SI 88 F SI 89 X FF 85 3-2 ③ F7		C FF 87 S CH 78 B CH 82 B FF 90 X SL 81 2-2 ① F7		B FF 92 F FF 92 X SL 82 1-1 ① G1-3 1-2	5	1	1	0	0	1	1
21 Freddy Sanchez, R (1, 4) OBP: 0.338, SLG: 0.450	S FC 82 B FC 84 X SI 88 1-1 48 2B 1B		F FF 87 X FF 87 0-1 48 1B 1-2 2-3 1B			C SI 89 X CU 78 0-1 ① G6-3	B FF 89 X FF 89 1-0 23 3B 1B		X FF 92 0-0 ② G5-3 2-3	5	1	3	0	0	0	1
48 Pablo Sandoval, S (1, 5) OBP: 0.382, SLG: 0.565	B FF 88 F CH 79 X CH 80 1-1 1-3 2B		X FF 87 0-0 23 CS 1-3 2-H 3-H 1B			B CU 78 C FC 82 X CU 79 1-1 23 WP 23 1B 1B	S CH 77 B CH 82 1 SAFE C FF 88 S FF 90 1-3 ② K		H FF 94 1-0 20 WP 20 3B HBP	4	2	3	2	0	1	1
23 Ryan Garko, R (1, 3) OBP: 0.360, SLG: 0.453 54 Sergio Romo, R (8, 1) 41 Jeremy Affeldt, L (8, 1) OBP: 0.500, SLG: 0.500 20 John Bowker, L (9, PH) OBP: 0.222, SLG: 0.333 46 Bob Howry, L (9, 1) 38 Brian Wilson, R (9, 1)	C SI 87 B FC 84 X SI 88 1-1 F8		B SI 89 B SI 88 F SI 89 B SI 88 S FC 83 X FC 84 3-2 ② ③ P6 1-2			B SI 89 S CU 80 B CH 79 X CU 79 1-2 33 2B 22 HR 1-H 1B	C CU 80 S SL 81 B FF 88 B SI 89 X CU 77 2-2 1-H 3B		B SL 84 B SL 84 X FF 94 2-0 1-H 3-H 3B	4	1	2	2	0	0	4
33 Aaron Rowand, R (1, 8) OBP: 0.335, SLG: 0.448		C SI 87 X CU 79 0-1 ① G5-3		X FC 87 0-0 ① F8		B SI 89 X SI 88 1-0 22 HR 1-3 2B	C SL 81 B SL 82 S SI 88 S SI 89 1-3 ③ K		F FF 95 B FF 93 F FF 94 D SL 84 S SL 83 2-3 ③ K	5	1	1	0	0	2	2
16 Edgar Renteria, R (1, 6) OBP: 0.311, SLG: 0.318		X SI 88 0-0 ② F9		B FF 88 S FF 87 F SI 90 B FF 89 B FC 85 X FF 88 3-2 ② F8		I IN 77 I IN 77 I IN 81 I IN 83 4-0 22 HR IBB		F SI 91 F SL 84 B SL 82 B SI 94 B FF 93 X FF 93 3-2 ① G5-3		3	1	0	0	1	0	0
22 Eli Whiteside, R (1, 2) OBP: 0.250, SLG: 0.306		C SI 87 B FF 87 X SI 87 1-1 ③ G1		B FF 87 B FC 87 S FF 88 F FF 89 C SI 90 2-3 ③ K		X SI 89 0-0 1-H 2-H 3-H HR		C FF 93 B FF 95 X SL 84 1-1 ② P4		4	1	1	4	0	1	0
49 Joe Martinez, L (1, 1) 14 Fred Lewis, L (6, PH) OBP: 0.337, SLG: 0.387 49 Brandon Medders, R (6, 1) 35 Travis Ishikawa, L (8, PH) OBP: 0.323, SLG: 0.406 (8, 3)			C SI 88 X FF 85 0-1 E6 21 1B 2 1B 48 1B		C SI 88 X CH 80 0-1 ① G6-3	S CH 81 B CU 79 C CU 78 B FF 87 F CU 80 C FF 89 2-3 ② K		C CH 83 S SL 82 B FF 94 F SI 93 S SI 94 1-3 ③ K		2	1	0	0	0	0	0 1 0 0 0 0 1 0 0 0 0 0 0 0 0 1 0 0 0 0 1 0
Inning Stats	R: 0 E: 0 K: 2 S: 12 H: 2 LOB: 2 BB: 0 P: 18	R: 0 E: 0 K: 0 S: 5 H: 0 LOB: 0 BB: 0 P: 6	R: 2 E: 1 K: 0 S: 11 H: 3 LOB: 1 BB: 0 P: 17	R: 0 E: 0 K: 1 S: 7 H: 0 LOB: 0 BB: 0 P: 12	R: 0 E: 0 K: 0 S: 7 H: 0 LOB: 0 BB: 0 P: 10	R: 5 E: 0 K: 2 S: 17 H: 4 LOB: 0 BB: 1 P: 26	R: 1 E: 0 K: 2 S: 13 H: 2 LOB: 1 BB: 0 P: 20	R: 0 E: 0 K: 1 S: 9 H: 0 LOB: 0 BB: 0 P: 14	R: 2 E: 0 K: 1 S: 8 H: 2 LOB: 1 BB: 0 P: 14	1B: 8 2B: 2 3B: 2 HR: 1 SF: 0 SAC: 0 DP: 0 HBP: 1						

	AB	40
	R	10
	H	13
	RBI	9
	BB	1
	SO	9
	LOB	10

WP: 2 PA: 42
PB: 0
SB: 0
CS: 1

PITCHER		IP	WLS	BF	H	R	ER	SO	BB	IBB	HBP	BLK	WP	HR	S	P	ERA	WHIP
38 Brian Moehler, R ERA: 5.31	(1, 1)	6.0	L	28	9	7	6	5	0	1	0	0	1	1	59	89	9.00	1.500
48 Tim Byrdak, L ERA: 3.32	(7, 1)	0.2		3	1	1	1	1	0	0	0	0	0	0	7	11	13.50	1.500
43 Chris Sampson, R ERA: 3.63	(7, 1)	0.1		2	1	0	0	1	0	0	0	0	0	0	6	9	0.00	3.000
47 Jeff Fulchino, R ERA: 3.51	(8, 1)	1.0		3	0	0	0	1	0	0	0	0	0	0	9	14	0.00	0.000
50 Alberto Arias, R ERA: 2.66	(9, 1)	1.0		6	2	2	2	1	0	0	1	0	1	0	8	14	18.00	2.000

PITCHER	IP	WLS	BF	H	R	ER	SO	BB	IBB	HBP	BLK	WP	HR	S	P	ERA	WHIP

Batter	1	2	3	4	5	6	7	8	9	AB	R	H	RBI	BB	SO	LOB
3 Kazuo Matsui, S (1, 4) OBP: 0.306, SLG: 0.345	C SI 90 B SI 90 S SI 90 F CU 81 X SI 91 1-2 ① L6	C CH 76 B SI 90 X CU 80 1-1 2-H 8 S 1B		B SI 89 C SI 89 C CH 76 F CH 76 X SI 91 1-2 ③ FC5-4 1-2f			B SI 89 X CU 70 1-0 ② G4-3 1-2		C SI 94 B CH 86 F FF 94 B FF 94 F FF 94 S SL 86 2-3 ② K	5	0	1	1	0	1	2
8 Jeff Keppinger, R (1, 5) OBP: 0.343, SLG: 0.397	B SI 92 C SI 92 X SI 91 1-1 ② G6-3	C SI 90 B SI 90 D CU 81 B SI 88 F SI 90 X SI 90 3-2 ③ G6-3 1-2			B SI 90 B SI 89 B SI 88 C SI 88 C SI 88 X SI 86 3-2 ① G5-3		C SL 83 B FF 88 D CU 72 F FC 90 X CU 70 2-2 2-H 9 FC6-4 1B		B FF 94 B FF 94 C FF 94 B FF 95 F FF 95 H FF 94 4-2 9 HR HBP	4	1	1	1	0	0	1
9 Hunter Pence, R (1, 9) OBP: 0.358, SLG: 0.467	B SI 92 F SI 91 B CU 81 T CU 81 X SI 92 2-2 1B		B CU 80 B CU 78 B SI 91 C SI 89 X SI 88 3-1 ① G4-3		B CU 81 F SI 90 F SI 91 B CU 81 X CU 80 2-2 ② G6-3		1 SAFE C FC 90 B CU 71 X SL 83 1-1 ③ FC6-4 1-2f		C SL 86 B SL 87 X SL 85 1-1 1-H HR	5	1	2	2	0	0	1
45 Carlos Lee, R (1, 7) OBP: 0.361, SLG: 0.509	B SI 91 B SI 90 X FF 89 2-0 ③ P6		C SI 92 X SI 92 0-1 2B		C SI 92 S CH 77 B SI 92 S CU 82 1-3 ③ K			B FF 92 C FF 92 B SL 78 X FF 92 2-1 ① F9	F FF 94 B FF 95 B FF 94 S SL 85 X SI 94 2-2 2B	5	0	2	0	0	1	1
10 Miguel Tejada, R (1, 6) OBP: 0.351, SLG: 0.460		C SI 92 S SI 90 B SI 92 F SI 91 X CU 82 1-2 ① F9	B SI 92 F CU 80 C CU 80 B SI 90 X CU 80 2-2 ② G5-3			B SL 81 B FC 87 X FC 88 2-0 ① F9		B FF 92 X FF 91 1-0 77 G1 27 BB 1B	C FF 92 S FF 98 F FF 98 X SL 89 0-2 ③ G4-3	5	0	1	0	0	0	2
27 Geoff Blum, S (1, 3) OBP: 0.334, SLG: 0.381		C CU 81 B SI 92 B SI 91 X CU 80 2-1 4 2B 77 1B 1B	B SI 89 C SI 90 X SI 91 1-1 ③ P3			C CU 71 S CU 69 F CU 68 X FC 90 0-2 ② G1-3		B SI 92 F SI 93 D CU 79 D FF 93 B FF 93 4-1 1-2 77 G1 BB		3	1	1	0	1	0	1
77 Ivan Rodriguez, R (1, 2) OBP: 0.278, SLG: 0.389		C SI 90 F SI 90 1 SAFE B SI 90 B CH 82 F SI 90 F SI 91 F SI 90 X SI 89 2-2 1-2 4 2B 1B		C SI 92 C CU 80 S CU 82 0-3 ① K		X SL 82 0-0 ③ G1-3		X SI 93 0-0 ② G1 1-2 2-3		4	1	1	0	0	1	2
4 Jason Michaels, R (1, 8) OBP: 0.260, SLG: 0.348		B CU 78 X SI 90 1-0 1-H 2-H 3 1B 2B		F SI 91 C CU 82 S CU 84 0-3 ② K2-3			C SL 81 X CU 68 0-1 ① F9	C CU 79 B CU 78 T CH 86 D CU 80 D FF 95 C CU 79 3-3 ③ K		4	1	1	2	0	2	2
38 Brian Moehler, R (1, 1) OBP: 0.034, SLG: 0.034 48 Tim Byrdak, L (7, 1) 43 Chris Sampson, R (7, 1) 36 Matt Kata, S (7, PH) OBP: 0.229, SLG: 0.239 47 Jeff Fulchino, R (8, 1) OBP: 0.333, SLG: 0.667 50 Alberto Arias, R (9, 1) 41 Chris Coste, R (9, PH) OBP: 0.324, SLG: 0.353		F SI 90 C CU 80 B CU 80 F SI 90 S CU 80 1-3 ② K		B SI 92 F SI 89 X CU 80 1-1 3 FC5-4 1B			B CU 70 X FC 90 1-0 3 G4-3 8 1B 1B		B FF 94 S FF 94 S FF 94 B FF 92 F FF 93 S SL 85 2-3 ① K	2 0 0 1 0 0 0 1	0 0 0 1 0 0 0 0	1 0 0 1 0 0 0 0	0 0 0 1 0 0 0 0	0 0 0 0 0 0 0 1	1 0 0 0 0 0 0 0	1 0 0 1 0 0 0 0
Inning Stats	R: 0 E: 0 K: 0 S: 10 H: 1 LOB: 1 BB: 0 P: 16	R: 3 E: 0 K: 1 S: 22 H: 4 LOB: 1 BB: 0 P: 33	R: 0 E: 0 K: 0 S: 9 H: 1 LOB: 1 BB: 0 P: 15	R: 0 E: 0 K: 2 S: 12 H: 1 LOB: 1 BB: 0 P: 14	R: 0 E: 0 K: 1 S: 9 H: 0 LOB: 0 BB: 0 P: 15	R: 0 E: 0 K: 0 S: 6 H: 0 LOB: 0 BB: 0 P: 8	R: 1 E: 0 K: 0 S: 9 H: 2 LOB: 1 BB: 0 P: 14	R: 0 E: 0 K: 1 S: 8 H: 1 LOB: 2 BB: 1 P: 18	R: 2 E: 0 K: 2 S: 19 H: 2 LOB: 1 BB: 0 P: 30	1B: 8 2B: 3 3B: 0 HR: 1 SF: 0 SAC: 0 DP: 0 HBP: 1						

PITCHER		IP	WLS	BF	H	R	ER	SO	BB	IBB	HBP	BLK	WP	HR	S	P	ERA	WHIP
49 Joe Martinez, R ERA: 5.87	(1, 1)	5.0	W	22	7	3	3	4	0	0	0	0	0	0	62	93	5.40	1.400
49 Brandon Medders, R ERA: 2.84	(6, 1)	2.0		8	2	1	1	0	0	0	0	0	0	0	15	22	4.50	1.000
54 Sergio Romo, R ERA: 5.19	(8, 1)	0.1		2	1	0	0	0	0	0	0	0	0	0	3	6	0.00	3.000
41 Jeremy Affeldt, L ERA: 1.5	(8, 1)	0.2		3	0	0	0	1	1	0	0	0	0	0	5	12	0.00	1.500
46 Bob Howry, R ERA: 3.92	(9, 1)	0.2		5	2	2	2	2	0	0	1	0	0	1	15	26	27.00	3.000

PITCHER		IP	WLS	BF	H	R	ER	SO	BB	IBB	HBP	BLK	WP	HR	S	P	ERA	WHIP
38 Brian Wilson, R ERA: 3.02	(9, 1)	0.1		1	0	0	0	0	0	0	0	0	0	0	4	4	0.00	0.000

BOTTOM

San Francisco Giants @ Houston Astros

Minute Maid Park, Houston, TX

Wed Aug 05 2009, 1:05 PM CDT
Att. 31,710 - Roof Closed - 73 F

livebaseballscorecards.com

AB	39
R	6
H	12
RBI	6
BB	1
SO	7
LOB	13

WP: 0 PA: 41
PB: 0
SB: 1
CS: 0

Cincinnati Reds @ San Francisco Giants

AT&T Park, San Francisco, CA

Fri Aug 07 2009, 7:15 PM PDT

Att. 41,744 - Clear - 66 F

TOP

livebaseballscorecards.com

Batter	1	2	3	4	5	6	7	8	9	AB	R	H	RBI	BB	SO	LOB
3 Willy Taveras, R (1, 8) OBP: 0.276, SLG: 0.287	F SI 92 B FF 95 C SI 93 S CH 84 1-3 K2-3 ①		B FF 94 X SI 92 1-0 B1-3 ③		X CU 77 0-0 E6 2 1B		C SI 92 X CU 78 0-1 G4-3 ②		X FF 97 0-0 SH1-3 ① 1-2	4	1	0	0	0	1	0
2 Alex Gonzalez, R (1, 6) OBP: 0.250, SLG: 0.291	S FF 94 B FF 94 B CU 75 B SI 94 X SI 94 3-1 P3 ②			B FF 93 X FF 93 1-0 4 1B 25 E 1B	C FF 93 B SI 93 X 1-1 2-H 1B		B SL 81 F FF 94 X FF 93 1-1 F9 ③		B SL 90 F FF 98 B FF 99 F FF 97 B SL 89 B SL 88 4-2 4 BB 19 BB 27 E BB	4	2	2	1	1	0	0
19 Joey Votto, L (1, 3) OBP: 0.405, SLG: 0.578	B SI 94 S CU 76 C CH 84 B CH 86 X CH 84 2-2 G6-3 ③			C SI 92 D CH 84 B CH 84 F CU 74 S FF 93 2-3 K ①	B FF 92 F SI 91 1 SAFE B FF 92 S CU 74 B FF 92 X CH 85 3-2 G4-3 ③			B CU 77 B SI 92 C FF 93 B SI 93 B SI 93 4-1 4 2B 17 1B BB	B FF 97 C FF 98 S FF 97 B FF 98 F SL 90 F FF 98 B FF 99 B FF 98 4-2 27 E 4 BB 25 E 1-2 2-3 BB	3	2	0	0	2	1	2
4 Brandon Phillips, R (1, 4) OBP: 0.330, SLG: 0.459		C FF 92 F CU 75 C SL 82 0-3 K ①		F FF 94 B FF 94 B SI 94 F FF 94 1 SAFE D CH 84 F CH 85 X FF 94 3-2 25 E 1-2 1B		X CU 77 0-0 F7 ①		B FF 88 C FF 89 X FF 89 1-1 17 1B 1-3 2B	B SL 90 F FF 99 B FF 97 B FF 99 B FF 96 4-1 25 E 27 E 17 WP 1-2 2-3 3-H BB	4	2	2	1	1	1	0
27 Scott Rolen, R (1, 5) OBP: 0.365, SLG: 0.474		B FF 94 X SI 94 1-0 F9 ②		S FF 93 X SI 94 0-1 F8 ②		C FF 92 B SI 93 B CU 77 X FF 93 2-1 25 1B 31 FC5-4 2B		C SL 77 F SL 76 D SL 76 B FF 91 S SL 75 2-3 K ① B CU 70 C SL 82 X CU 70 1-1 E2 17 WP 25 E 17 SF8 1-2 2-3 3-H		5	2	1	0	0	1	6
25 Wladimir Balentien, R (1, 9) OBP: 0.283, SLG: 0.367		B SI 92 S CU 76 B SL 82 S SI 93 F CH 86 B FF 96 F CH 85 B SI 94 4-2 BB		C SI 92 D CH 85 C SL 83 B CH 86 X SI 94 2-2 E8 1-3 2-H 1B		C FF 93 S SL 82 X CH 83 0-2 31 FC5-4 2-3 1B		B FF 89 C SL 76 B SL 75 B SL 75 B FF 90 4-1 17 1B BB C FC 89 X CU 70 0-1 E5 17 WP 1-2 2-3 3-H		3	0	2	1	2	0	2
31 Jonny Gomes, R (1, 7) OBP: 0.351, SLG: 0.530 17 Laynce Nix, L (8, PH) OBP: 0.292, SLG: 0.444 (8, 7)		F CU 78 1 SAFE C SL 82 S SL 82 0-3 K ③		S CU 78 F SL 83 D SL 84 F SL 83 B FF 94 B CH 86 F CH 86 C SL 83 3-3 K ③		B SI 93 X SL 83 1-0 FC5-4 ② 1-2f 3-H		B FF 97 C SL 89 B SL 88 X SL 91 2-1 29 G4-3 1-2 2-H 3-H 1B C SL 82 B CU 71 C FC 90 X CU 70 1-2 SF8 ② 1-2 2-H 3-H	3 0 0 1 0 2 4 1 0 1 3 0 0 0	3 1	0 0	0 1	1 3	0 0	2 0	4 0
29 Ryan Hanigan, R (1, 2) OBP: 0.390, SLG: 0.351			X FF 93 0-0 G6-3 ①		B SI 90 B FF 91 C FF 91 X SI 92 2-1 G6-3 ① 1 SAFE C FF 93 F CU 77 1 SAFE F FF 94 B CH 85 F CH 84 F CH 83 S CH 84 1-3 K ③			B FF 97 C FF 97 F SL 93 B FF 96 X FF 96 2-2 G4-3 1-2f C FC 88 C CU 70 D CU 68 X FC 89 1-2 G4-3 ③	5	0	0	0	0	1	4
34 Homer Bailey, R (1, 1) 40 Nick Masset, R (7, 1) 25 David Weathers, R (8, 1) 15 Drew Sutton, S (9, PH) OBP: 0.240, SLG: 0.292 48 Francisco Cordero, R (9, 1)			C SI 92 C FF 93 F FF 93 X SL 82 0-2 G3 ②		F FF 92 B FF 93 F CU 79 F CH 81 S FF 93 1-3 K ②		S FF 91 F SL 81 B CH 82 B SL 82 F FF 93 F SI 91 B CU 79 X FF 93 3-2 G4-3 ①		S FF 95 X FF 95 0-1 19 BB 3 SH1-3 4 BB 1B	3 0 0 0 1 0	0 0 0 1 0	0 0 0 1 0	0 0 0 1 0	0 0 0 0 0	1 0 0 0 0	0 0 0 0 0

	AB	R	H	RBI	BB	SO	LOB
	36	10	9	7	6	8	18

Inning Stats	1	2	3	4	5	6	7	8	9	1B	SF	WP	PA
R	0	0	0	1	1	1	0	2	5	7	1	1	44
E	0	0	0	1	1	0	0	0	2	2B	2	SAC	1	PB	0
K	1	2	0	2	1	1	0	1	0	3B	0	DP	1	SB	0
S	8	11	6	18	12	13	9	12	20	HR	0	HBP	0	CS	0
H	0	0	0	3	1	2	0	2	1						
LOB	0	1	0	2	1	0	0	1	1						
BB	0	1	0	0	0	0	0	2	3						
P	14	16	7	29	19	17	13	27	35						

PITCHER		IP	WLS	BF	H	R	ER	SO	BB	IBB	HBP	BLK	WP	HR	S	P	ERA	WHIP
55 Tim Lincecum, R ERA: 2.2	(1, 1)	7.0		29	6	3	2	7	1	0	0	0	0	0	77	115	2.57	1.000
41 Jeremy Affeldt, L ERA: 1.71	(8, 1)	0.0		1	0	1	1	0	1	0	0	0	0	0	1	5	∞	∞
54 Sergio Romo, R ERA: 5.6	(8, 1)	0.1	H	3	1	0	0	1	1	0	0	0	0	0	6	13	0.00	6.000
38 Brian Wilson, R ERA: 3.14	(8, 1)	1.0	L	7	2	5	2	0	3	0	0	0	0	0	15	31	18.00	5.000
49 Brandon Medders, R ERA: 2.8	(9, 1)	0.2		4	0	1	0	0	0	0	0	0	1	0	10	13	0.00	0.000

PITCHER	IP	WLS	BF	H	R	ER	SO	BB	IBB	HBP	BLK	WP	HR	S	P	ERA	WHIP

Cincinnati Reds @ San Francisco Giants

AT&T Park, San Francisco, CA

Fri Aug 07 2009, 7:15 PM PDT

Att. 41,744 - Clear - 66 F

livebaseballscorecards.com

Batter	1	2	3	4	5	6	7	8	9	AB	R	H	RBI	BB	SO	LOB
8 Eugenio Velez, S (1, 7) OBP: 0.352, SLG: 0.440	C SI 94 F CH 87 F SI 96 S KC 79 0-3 ① K2-3		B SI 95 C CH 84 C KC 76 B FF 95 F FF 94 X SI 95 2-2 ① G3-1		X FF 94 0-0 1-H HR		L KC 74 F FF 93 F KC 76 F FF 95 X KC 78 0-2 21 FC6-2 48 1B 2-3 1B		C CH 85 B SL 88 S CH 87 F FF 94 B CH 87 B CH 86 F CH 86 F FF 94 F SL 87 3-2 ① P5	5	2	2	2	0	1	1
21 Freddy Sanchez, R (1, 4) OBP: 0.339, SLG: 0.448	X SI 95 0-0 ② L4		B SL 86 S SL 86 X SI 95 1-1 ② G4-3		C SL 88 B SL 88 S KC 80 F FF 96 X SL 85 1-2 48 G5-3 1B		1 SAFE X FC 88 0-0 ① FC6-2 48 1B 1-2 3-H		B FF 92 B SL 86 C FF 93 B FF 93 F FF 93 B SL 88 4-2 48 1B 1-2 BB	4	0	1	0	1	0	2
48 Pablo Sandoval, S (1, 5) OBP: 0.385, SLG: 0.564	B FF 95 B SI 95 F SI 93 B SI 94 B SI 94 4-1 1 HR BB		X CH 89 0-0 ③ L9		1 SAFE B FF 94 B FF 96 B SI 95 F SI 95 X KC 77 3-2 ② 1-2 G5-3		F SL 80 S SI 94 B SI 94 F SI 94 F SL 83 B FF 93 F FS 89 F FS 90 X SI 94 2-2 1-2 2-H 1B		C FF 95 C FF 94 F CH 87 X FF 95 0-2 1-2 2-3 1B	4	1	2	1	1	0	1
1 Bengie Molina, R (1, 2) OBP: 0.272, SLG: 0.421	C SI 94 B SL 87 B SL 86 S FF 95 F FF 95 B FF 94 F FF 94 X KC 75 3-2 1-H HR			X FF 94 0-0 ① F8	F SI 96 B SI 95 B FF 97 X SI 97 2-1 ③ F8		B FS 89 F FC 89 B FF 94 B FC 89 X FF 93 3-1 ② P6		B FF 95 S SL 89 X FF 95 1-1 ② F8	5	1	1	2	0	0	6
2 Randy Winn, S (1, 9) OBP: 0.316, SLG: 0.368	C SI 95 C FF 94 B FF 96 F CH 88 F FF 95 T SI 90 1-2 ③ K			B FF 95 B CH 87 X FF 94 2-0 ② L3		B FF 94 S FF 94 X KC 75 1-1 ① G3-1	S FS 88 C FS 88 F FF 94 B SI 93 B FS 89 S SL 83 2-3 ③ K		B CH 87 B CH 86 S FF 95 C FF 95 B CH 87 X FF 95 3-2 ③ G4-3	5	0	0	0	0	2	5
23 Ryan Garko, R (1, 3) OBP: 0.365, SLG: 0.450		C SI 94 B FF 95 B SI 94 F FF 94 X SI 94 2-2 ① F8		C FF 94 F FF 94 F FF 95 B FF 95 X SL 86 1-2 33 FC6-4 1B		B FF 95 B SI 94 X FF 94 2-0 ② G6-3		C FF 88 B FF 88 F FF 88 B SL 82 F FF 88 X FF 88 2-2 ① F8		4	0	1	0	0	0	0
33 Aaron Rowand, R (1, 8) OBP: 0.334, SLG: 0.446		C FF 94 B SL 86 X SL 88 1-1 ② G5-3		X FF 94 0-0 ③ FC6-4 1-2f		B SL 87 C SL 85 X SL 87 1-1 1B		X FF 89 0-0 ② P4		4	0	1	0	0	0	1
16 Edgar Renteria, R (1, 6) OBP: 0.311, SLG: 0.317		X SI 95 0-0 1B			B FF 93 C SL 84 B FF 94 X FF 94 2-1 ① F9	B FF 93 C SL 84 B FF 94 X FF 94 2-0 ③ F9	1 SAFE B FF 95 D SL 86 1 SAFE X SI 94	B FF 87 C FF 87 B FF 88 F FF 88 S SI 87 2-3 ③ K		4	0	1	0	0	1	1
55 Tim Lincecum, L (1, 1) OBP: 0.245, SLG: 0.208 14 Fred Lewis, L (7, PH) OBP: 0.339, SLG: 0.393 41 Jeremy Affeldt, L (8, 1) OBP: 0.500, SLG: 0.500 54 Sergio Romo, R (8, 1) 38 Brian Wilson, R (8, 1) 49 Brandon Medders, R (9, 1) 35 Rich Aurilia, R (9, PH) OBP: 0.265, SLG: 0.292	B SI 93 X FF 93 1-0 ③ G6-3				B FF 94 C SI 92 F SI 95 F FF 95 B SL 83 F FF 94 B CH 87 X FF 93 3-2 8 HR 1B		B CH 88 C SI 95 F CH 88 B FF 95 B KC 76 F FF 94 F FF 95 X SI 96 3-2 8 1B 21 FC6-2 2B		X FF 92 0-0 48 1B 21 BB 1B	2 1 0 0 0 0 0 1	1 0 0 0 0 0 0 0	1 1 0 0 0 0 0 1	0 0 0 0 0 0 0 0	0 0 0 0 0 0 0 0	0 0 0 0 0 0 0 0	1 0 0 0 0 0 0 0
Inning Stats	R: 2 E: 0 K: 2 S: 16 H: 1 LOB: 0 BB: 1 P: 24	R: 0 E: 0 K: 0 S: 7 H: 1 LOB: 1 BB: 0 P: 11	R: 0 E: 0 K: 0 S: 7 H: 0 LOB: 0 BB: 0 P: 10	R: 0 E: 0 K: 0 S: 7 H: 1 LOB: 1 BB: 0 P: 10	R: 2 E: 0 K: 0 S: 17 H: 3 LOB: 1 BB: 0 P: 28	R: 0 E: 0 K: 0 S: 6 H: 1 LOB: 1 BB: 0 P: 12	R: 1 E: 0 K: 1 S: 24 H: 3 LOB: 2 BB: 0 P: 34	R: 0 E: 0 K: 1 S: 8 H: 0 LOB: 0 BB: 0 P: 12	R: 0 E: 0 K: 0 S: 21 H: 2 LOB: 3 BB: 1 P: 32	1B: 9 2B: 1 3B: 0 HR: 2 SF: 0 SAC: 0 DP: 0 HBP: 0						

BOTTOM

AB	39
R	5
H	12
RBI	5
BB	2
SO	4
LOB	18

WP: 0 PB: 0 SB: 0 CS: 0 PA: 41

PITCHER		IP	WLS	BF	H	R	ER	SO	BB	IBB	HBP	BLK	WP	HR	S	P	ERA	WHIP
34 Homer Bailey, R ERA: 7.11	(1, 1)	6.0		28	9	5	5	2	1	0	0	0	0	2	70	108	7.50	1.667
40 Nick Masset, R ERA: 2.79	(7, 1)	1.0		4	1	0	0	1	0	0	0	0	0	0	14	21	0.00	1.000
25 David Weathers, R ERA: 3.32	(8, 1)	1.0	W	3	0	0	0	1	0	0	0	0	0	0	8	12	0.00	0.000
48 Francisco Cordero, R ERA: 1.66	(9, 1)	1.0		6	2	0	0	0	1	0	0	0	0	0	21	32	0.00	3.000

PITCHER	IP	WLS	BF	H	R	ER	SO	BB	IBB	HBP	BLK	WP	HR	S	P	ERA	WHIP

Cincinnati Reds @ San Francisco Giants

AT&T Park, San Francisco, CA

Sat Aug 08 2009, 1:05 PM PDT

Att. 37,057 - Sunny - 72 F

TOP

livebaseballscorecards.com

Batter	1	2	3	4	5	6	7	8	9	AB	R	H	RBI	BB	SO	LOB
3 Willy Taveras, R (1, 8) OBP: 0.273, SLG: 0.284	M SI 87 F CU 73 F CU 73 B SI 87 F FC 81 X SI 88 1-2 ① L6		B CH 73 C SL 77 F CU 72 X CU 73 1-2 ② G5-3		C SL 78 B CU 72 F FC 79 F SI 86 X FF 87 1-2 ③ P3			C FF 94 B SL 87 F SI 94 X SI 93 1-2 ② P4		4	0	0	0	0	0	0
2 Alex Gonzalez, R (1, 6) OBP: 0.250, SLG: 0.290	C SI 86 B CU 72 X CH 75 1-1 ② G5-3		C CU 72 X CH 73 0-1 ③ F7			C SI 86 B CU 74 T SI 86 X SI 86 1-2 ① F7		B SI 93 C SL 85 C SI 93 B SI 94 X SL 86 2-2 1B		4	0	1	0	0	0	0
19 Joey Votto, L (1, 3) OBP: 0.400, SLG: 0.569	B SI 88 S SL 80 B SI 86 X SI 85 2-1 ③ G1-3			S FC 79 F SL 79 B SL 79 B SI 88 T SI 85 2-2 ① K		B SI 86 C SI 88 C FC 80 B FC 81 B CU 74 S SI 88 3-3 ② K		C SI 94 D CU 79 C SI 94 1 SAFE B CU 79 B SI 94 S FF 94 3-3 ③ K		4	0	0	0	0	3	1
4 Brandon Phillips, R (1, 4) OBP: 0.332, SLG: 0.461		B FF 86 C CU 70 F CU 73 B SI 87 F SI 87 F SI 88 B CU 73 B SL 78 4-2 25 2B BB		F CU 71 B FF 87 X SI 87 1-1 31 1B 2B		B CH 75 X CH 74 1-0 ③ F7			B FF 94 C SL 88 X SL 90 1-1 ① F8	3	2	1	0	1	0	0
25 Wladimir Balentien, R (1, 9) OBP: 0.293, SLG: 0.378		S SI 86 B SI 86 1 SAFE B CH 74 F SI 86 1 SAFE 1 SAFE 1 SAFE B CU 72 3-2 X CH 73 31 G1-3 1-H 2B		F CH 73 B SI 86 B SI 86 D SI 87 C FC 80 C SI 86 3-3 ② K			C SI 85 B CU 73 B SL 78 C SL 78 F FF 87 B CU 73 B SI 86 4-2 23 1B BB		F FF 95 B SI 94 B SL 89 X FF 95 2-1 31 G1-4-3 1B	3	0	2	1	1	1	1
31 Jonny Gomes, R (1, 7) OBP: 0.349, SLG: 0.523		B CU 71 C SI 86 X CU 73 1-1 ① G1-3 2-3		B CU 72 C CH 73 X CU 74 1-1 2-H 1B			B SI 93 C SL 84 F SL 84 B SI 93 X SL 84 2-2 ① F7		C SL 90 X SL 89 0-1 ②③ G1-4-3 1-2f	4	0	1	1	0	0	3
23 Adam Rosales, R (1, 5) OBP: 0.286, SLG: 0.323		C CU 71 F CU 74 B SI 85 S SI 86 1-3 ② K		B CU 71 F SL 78 X SI 87 1-1 ③ F9			B FF 93 X SI 93 1-0 29 G5-4-3 1-2 1B			3	0	1	0	0	1	2
29 Ryan Hanigan, R (1, 2) OBP: 0.385, SLG: 0.346		C CU 72 B SI 87 B SI 87 C SL 78 X CU 74 2-2 ③ L4			B SI 84 C SI 85 F SI 85 X SI 87 1-2 ① G6-3		C SI 93 C FF 93 F SI 92 F SL 86 X SI 94 0-2 ②③ G5-4-3 1-2f			3	0	0	0	0	0	3
61 Bronson Arroyo, R (1, 1) OBP: 0.128, SLG: 0.179 15 Drew Sutton, S (8, PH) OBP: 0.231, SLG: 0.280 46 Carlos Fisher, R (8, 1)			B SI 86 C SI 86 B SL 76 X SI 86 2-1 ① B1-3		F SI 87 C SL 78 X CU 72 0-2 ② G5-3			X SI 92 0-0 ① G3		2 1 0	0 0 0	0 0 0	0 0 0	0 0 0	0 0 0	0 0 0

Inning Stats	1	2	3	4	5	6	7	8	9
	R: 0 H: 0 E: 0 LOB: 0 K: 0 BB: 0 S: 9 P: 13	R: 1 H: 1 E: 0 LOB: 1 K: 1 BB: 1 S: 15 P: 26	R: 0 H: 0 E: 0 LOB: 0 K: 0 BB: 0 S: 7 P: 10	R: 1 H: 2 E: 0 LOB: 1 K: 2 BB: 0 S: 12 P: 20	R: 0 H: 0 E: 0 LOB: 0 K: 0 BB: 0 S: 10 P: 12	R: 0 H: 0 E: 0 LOB: 0 K: 1 BB: 0 S: 7 P: 12	R: 0 H: 1 E: 0 LOB: 1 K: 0 BB: 1 S: 12 P: 19	R: 0 H: 1 E: 0 LOB: 1 K: 1 BB: 0 S: 10 P: 16	R: 0 H: 1 E: 0 LOB: 0 K: 0 BB: 0 S: 6 P: 9

AB	31
R	2
H	6
RBI	2
BB	2
SO	5
LOB	10

1B: 4 SF: 0 WP: 0 PA: 33
2B: 2 SAC: 0 PB: 0
3B: 0 DP: 2 SB: 0
HR: 0 HBP: 0 CS: 0

PITCHER		IP	WLS	BF	H	R	ER	SO	BB	IBB	HBP	BLK	WP	HR	S	P	ERA	WHIP
75 Barry Zito, L ERA: 4.4	(1, 1)	6.0	W	23	3	2	2	4	2	0	0	0	0	0	63	100	3.00	0.833
46 Bob Howry, R ERA: 3.77	(7, 1)	1.2	H	6	2	0	0	0	0	0	0	0	0	0	16	22	0.00	1.200
41 Jeremy Affeldt, L ERA: 1.7	(8, 1)	0.1	H	1	0	0	0	1	0	0	0	0	0	0	3	6	0.00	0.000
38 Brian Wilson, R ERA: 3.08	(9, 1)	1.0	S	3	1	0	0	0	0	0	0	0	0	0	6	9	0.00	1.000

PITCHER	IP	WLS	BF	H	R	ER	SO	BB	IBB	HBP	BLK	WP	HR	S	P	ERA	WHIP

BOTTOM

Cincinnati Reds @ San Francisco Giants

AT&T Park, San Francisco, CA

Sat Aug 08 2009, 1:05 PM PDT

Att. 37,057 - Sunny - 72 F

livebaseballscorecards.com

Batter	1	2	3	4	5	6	7	8	9	AB	R	H	RBI	BB	SO	LOB
8 Eugenio Velez, S (1, 9) (7, 7) OBP: 0.359, SLG: 0.477	C CU 69 B SI 87 B CH 80 S CH 80 X SI 83 2-2 48 G4-3 21 G1-3 1 2B 1B		B SI 88 X CH 81 1-0 ① FC4-6 21 S 1-2f			C CU 70 B SI 89 X CH 83 1-1 HR	B CU 71 C CU 69 X FF 88 1-1 E5			4	2	2	1	0	0	1
21 Freddy Sanchez, R (1, 4) OBP: 0.338, SLG: 0.446	B SI 87 1 SAFE C CU 70 1 SAFE X SI 88 1-1 ① G1-3 1-2		1 SAFE C SI 88 B SI 88 1 SAFE F CH 76 1 SAFE B SL 77 S CU 71 2-3 ② K 1-2			X CH 75 0-0 48 E 1 1B 1B	1 SAFE 1 SAFE C SI 88 B SL 76 1 SAFE X CU 67 1-1 ③ L6			4	1	1	0	0	1	3
48 Pablo Sandoval, S (1, 5) OBP: 0.381, SLG: 0.558	S FF 88 C SI 90 F SI 89 F FF 89 B SI 87 B FF 89 X SI 85 2-2 ② G4-3 2-3		X SI 89 0-0 ③ F7			F SL 73 B SI 88 S SL 74 B FF 88 B SI 88 X SL 72 3-2 ① P6 1-3		X SL 82 0-0 ① G6-3		4	0	0	0	0	0	3
1 Bengie Molina, R (1, 2) OBP: 0.276, SLG: 0.436	C SI 90 X SI 89 0-1 3-H 2B			C SI 86 B SI 89 F SL 73 B SL 78 F SI 90 B CU 68 X CU 67 3-2 ① F7		X SI 88 0-0 35 FC5-4 3-H 1B		B FF 91 B FF 91 F FF 93 X FF 93 2-1 HR		4	1	3	3	0	0	0
35 Travis Ishikawa, L (1, 3) OBP: 0.321, SLG: 0.401	S CH 80 B SI 87 B SL 74 X CH 80 2-1 ③ L9			B SI 88 S CU 71 F SI 89 X FF 89 1-2 ② F8		F CU 68 S SI 84 B SI 85 F SL 72 X FF 89 1-2 ② FC5-4 14 1B 1-2f		B SL 82 F SI 92 S SL 84 F SL 85 B SL 85 B SL 81 B SI 93 4-2 BB		3	0	0	0	1	0	2
14 Fred Lewis, L (1, 7) OBP: 0.343, SLG: 0.397 41 Jeremy Affeldt, L (8, 1) OBP: 0.500, SLG: 0.500 23 Ryan Garko, R (8, PH) OBP: 0.364, SLG: 0.448 38 Brian Wilson, R (9, 1)		X SI 85 0-0 33 G5-4-3 1B		C CU 69 B SL 73 X CH 82 1-1 ③ G4-3		B SI 89 C CU 67 C SL 72 B SI 85 X SL 72 2-2 1-2 1B		C FF 93 B FF 94 X SL 84 1-1 ② P4		3 0 1 0	0 0 0 0	2 0 0 0	0 0 0 0	0 0 0 0	0 0 0 0	0 0 1 0
33 Aaron Rowand, R (1, 8) OBP: 0.331, SLG: 0.441		1 SAFE C SL 73 B SL 76 P PO 82 F SL 74 1 SAFE X SI 88 2-2 ① ② G5-4-3 1-2f			S CH 76 F SL 74 F SI 86 S SL 77 0-3 ① K	C SL 75 T SI 88 B FF 88 F SI 88 B SL 76 X CU 67 2-2 ③ P1		B FF 93 1 SAFE F FF 92 F FF 94 1 SAFE X FF 94 1-2 ③ F9		4	0	0	0	0	1	4
16 Edgar Renteria, R (1, 6) OBP: 0.308, SLG: 0.314		C CH 77 F SI 88 B SI 86 X SL 77 1-2 ③ G3			B SL 72 X CU 66 1-0 ② F7		C SI 87 L SI 87 X SI 88 0-2 ① P4			3	0	0	0	0	0	0
75 Barry Zito, L (1, 1) OBP: 0.184, SLG: 0.139 46 Bob Howry, L (7, 1) 2 Randy Winn, S (7, 9) OBP: 0.315, SLG: 0.367			C CH 77 S FF 84 X FF 88 0-2 E6 8 FC4-6		B CU 68 C SI 87 X SI 88 1-1 ③ G4-3		X SI 88 0-0 ② L7			2 0 1	0 0 0	0 0 0	0 0 0	0 0 0	0 0 0	0 0 0

Inning Stats	1	2	3	4	5	6	7	8	9
	R: 1 E: 0 K: 0 S: 14 H: 2 LOB: 1 BB: 0 P: 21	R: 0 E: 0 K: 0 S: 8 H: 1 LOB: 0 BB: 0 P: 10	R: 0 E: 1 K: 1 S: 8 H: 0 LOB: 1 BB: 0 P: 11	R: 0 E: 0 K: 0 S: 9 H: 0 LOB: 0 BB: 0 P: 14	R: 0 E: 0 K: 1 S: 7 H: 0 LOB: 0 BB: 0 P: 9	R: 2 E: 1 K: 0 S: 18 H: 4 LOB: 2 BB: 0 P: 27	R: 0 E: 1 K: 0 S: 8 H: 0 LOB: 1 BB: 0 P: 10	R: 1 E: 0 K: 0 S: 11 H: 1 LOB: 1 BB: 1 P: 19	

	AB	33
	R	4
	H	8
	RBI	4
	BB	1
	SO	2
	LOB	14

1B: 5 SF: 0 WP: 0 PA: 34
2B: 1 SAC: 0 PB: 0
3B: 0 DP: 1 SB: 1
HR: 2 HBP: 0 CS: 0

PITCHER		IP	WLS	BF	H	R	ER	SO	BB	IBB	HBP	BLK	WP	HR	S	P	ERA	WHIP
61 Bronson Arroyo, R ERA: 5.04	(1, 1)	7.0	L	29	7	3	3	2	0	0	0	0	0	1	72	102	3.86	1.000
46 Carlos Fisher, R ERA: 2.88	(8, 1)	1.0		5	1	1	1	0	1	0	0	0	0	1	11	19	9.00	2.000

PITCHER	IP	WLS	BF	H	R	ER	SO	BB	IBB	HBP	BLK	WP	HR	S	P	ERA	WHIP

Batter	1	2	3	4	5	6	7	8	9	AB	R	H	RBI	BB	SO	LOB
3 Willy Taveras, R (1, 8) OBP: 0.272, SLG: 0.283	F FF 92 X SL 86 0-1 G1-3		C FF 92 B SL 85 F FF 92 B SL 86 B SL 87 F FF 93 F FF 93 C FF 93 3-3 K		X SL 84 0-0 2 S 25 1B 1B		S FF 91 B FF 91 L FF 91 S CU 77 1-3 K		C FF 88 B CU 80 B CU 79 B FF 88 F FF 89 X SI 88 3-2 F9	5	1	1	0	0	2	0
2 Alex Gonzalez, R (1, 6) OBP: 0.250, SLG: 0.286 7 Paul Janish, R (7, 6) OBP: 0.296, SLG: 0.261	B FF 92 T FF 92 F SL 87 B SL 87 S FF 93 2-3 K		X FF 92 0-0 F7		B CH 88 F SL 84 D CU 74 B FF 91 B FF 92 4-1 25 1B 1-2 BB		C FF 92 C CU 76 S SL 85 0-3 K		B CU 80 X CU 79 1-0 P6	3 1	0 0	0 0	0 0	1 0	2 0	0 0
4 Brandon Phillips, R (1, 4) OBP: 0.330, SLG: 0.465	B FF 92 B FF 93 X SI 94 2-0 HR		B SL 89 C SL 87 X FF 95 1-1 F8		C SL 86 B SL 85 C SL 87 X FF 94 1-2 L8		B CU 76 B SL 86 C SL 85 S CU 77 X CU 79 2-2 G6-3		F CU 81 B CU 80 B FF 90 S CU 78 X CU 80 2-2 G1-3	5	1	1	1	0	0	2
19 Joey Votto, L (1, 3) OBP: 0.398, SLG: 0.563	B CU 77 F CH 86 B FF 94 S FF 94 B FF 95 F CH 88 F CH 88 B FF 95 4-2 BB			B FF 91 S CH 84 B FF 92 T FF 92 X CH 85 2-2 G6-3	X CH 83 0-0 L8			F CH 90 B CH 83 X CH 82 1-1 L9		3	0	0	0	1	0	2
25 Wladimir Balentien, R (1, 9) OBP: 0.303, SLG: 0.383	S FF 93 B FF 92 C SL 86 C FF 94 1-3 K			C SL 87 S FF 93 X SI 94 0-2 17 1B 23 WP 1B	X SL 85 0-0 1-3 2-H 1B			B FF 92 F FF 92 B FF 93 B FF 92 B FF 93 4-1 30 WP 23 1B BB		3	1	2	1	1	1	1
17 Laynce Nix, L (1, 7)		B CU 73 F FF 92 X FF 92 1-1 L8		X CU 75 0-0 23 WP 1-3 23 HR 1B	C CH 85 F FF 93 B SL 87 S CH 87 1-3 K			C FF 92 B FF 93 S FF 92 S FF 93 1-3 K		4	1	1	0	0	2	3
23 Adam Rosales, R (1, 5) OBP: 0.296, SLG: 0.352		X FF 91 0-0 1B		B CH 88 F FF 93 B SL 86 X FF 92 2-1 1-H 3-H HR		C CU 75 B SL 85 F FF 92 X FF 92 1-2 L9		1 SAFE X FF 92 0-0 30 WP 1-2 1B		4	1	3	2	0	0	0
30 Craig Tatum, R (1, 2) OBP: 0.310, SLG: 0.208		X FF 91 0-0 F7		C FF 93 B SL 88 X CU 77 1-1 G1-3		C FF 92 C FF 93 F FF 94 B CU 77 B SL 88 X FF 93 2-2 F9		B SL 80 B SL 81 I IN 64 I IN 60 4-0 1-2 2-3 IBB		3	0	0	0	1	0	1
39 Aaron Harang, R (1, 1) OBP: 0.159, SLG: 0.233 40 Nick Masset, R (8, 1) 48 Francisco Cordero, R (9, 1)		F FF 91 F FF 91 X SL 86 0-2 G4-3		X FF 94 0-0 G6-3		C FF 92 B CU 75 T FF 92 S FF 94 1-3 K		C FF 92 B FF 92 X FF 92 1-1 G3		4 0 0	0 0 0	0 0 0	0 0 0	0 0 0	1 0 0	4 0 0
Inning Stats	R: 1 E: 0 K: 2 S: 13 H: 1 LOB: 1 BB: 1 P: 22	R: 0 E: 0 K: 0 S: 7 H: 1 LOB: 1 BB: 0 P: 8	R: 0 E: 0 K: 1 S: 8 H: 0 LOB: 0 BB: 0 P: 12	R: 3 E: 0 K: 0 S: 12 H: 3 LOB: 0 BB: 0 P: 17	R: 1 E: 0 K: 1 S: 10 H: 2 LOB: 2 BB: 1 P: 16	R: 0 E: 0 K: 1 S: 10 H: 0 LOB: 0 BB: 0 P: 14	R: 0 E: 0 K: 2 S: 9 H: 0 LOB: 0 BB: 0 P: 12	R: 0 E: 0 K: 1 S: 9 H: 1 LOB: 3 BB: 2 P: 20	R: 0 E: 0 K: 0 S: 7 H: 0 LOB: 0 BB: 0 P: 13	1B: 6 2B: 0 3B: 0 HR: 2		SF: 0 SAC: 0 DP: 0 HBP: 0			WP: 2 PB: 0 SB: 1 CS: 0	PA: 39

TOP

Cincinnati Reds @ San Francisco Giants

AT&T Park, San Francisco, CA

Sun Aug 09 2009, 1:05 PM PDT

Att. 36,705 - Sunny - 76 F

livebaseballscorecards.com

AB	35
R	5
H	8
RBI	4
BB	4
SO	8
LOB	13

PITCHER		IP	WLS	BF	H	R	ER	SO	BB	IBB	HBP	BLK	WP	HR	S	P	ERA	WHIP
18 Matt Cain, R ERA: 2.44	(1, 1)	7.0	L	30	7	5	5	7	2	0	0	0	1	2	69	101	6.43	1.286
47 Merkin Valdez, R ERA: 4.5	(8, 1)	1.0		6	1	0	0	1	1	1	0	0	1	0	9	20	0.00	2.000
45 Justin Miller, R ERA: 2.02	(9, 1)	1.0		3	0	0	0	0	0	0	0	0	0	0	7	13	0.00	0.000

PITCHER	IP	WLS	BF	H	R	ER	SO	BB	IBB	HBP	BLK	WP	HR	S	P	ERA	WHIP

Cincinnati Reds @ San Francisco Giants

AT&T Park, San Francisco, CA

Sun Aug 09 2009, 1:05 PM PDT

Att. 36,705 - Sunny - 76 F

livebaseballscorecards.com

BOTTOM

Batter	1	2	3	4	5	6	7	8	9	AB	R	H	RBI	BB	SO	LOB
8 Eugenio Velez, S (1, 7) (7, 8) OBP: 0.365, SLG: 0.489	F8		G4-3			21 1B 48 G6-3 2B		48 G4-6-3 21 1B 1B		4	1	2	0	0	0	0
21 Freddy Sanchez, R (1, 4) OBP: 0.340, SLG: 0.447	K		K			48 G6-3 1B		48 G4-6-3 1B		4	0	2	0	0	2	0
48 Pablo Sandoval, S (1, 5) OBP: 0.380, SLG: 0.555	1 WP 1B			G4-3		G6-3		G4-6-3		4	0	1	0	0	0	3
1 Bengie Molina, R (1, 2) OBP: 0.274, SLG: 0.431	K			G6-3		F9		F8		4	0	0	0	0	1	2
2 Randy Winn, S (1, 9) OBP: 0.317, SLG: 0.367		K		BB			L8		23 G6-4-3 1B	3	0	1	0	1	1	0
23 Ryan Garko, R (1, 3) OBP: 0.362, SLG: 0.443		G5-3		P3			16 FC4-6 BB		G6-4-3	3	0	0	0	1	0	2
33 Aaron Rowand, R (1, 8) OBP: 0.332, SLG: 0.441		1B			K		K		2B	2	0	1	0	0	1	0
14 Fred Lewis, L (7, 7) OBP: 0.344, SLG: 0.402										2	0	1	0	0	1	1
16 Edgar Renteria, R (1, 6) OBP: 0.305, SLG: 0.311		G5-3			G5-3		FC4-6		L4	4	0	0	0	0	0	3
18 Matt Cain, R (1, 1) OBP: 0.250, SLG: 0.227			P5		K			21 1B 8 1B 48 G4-6-3 1B		2	0	0	0	0	1	0
47 Merkin Valdez, R (8, 1)										0	0	0	0	0	0	0
35 Rich Aurilia, R (8, PH) OBP: 0.271, SLG: 0.299										1	1	1	0	0	0	0
45 Justin Miller, R (9, 1)										0	0	0	0	0	0	0

	AB	33
	R	2
	H	9
	RBI	0
	BB	2
	SO	7
	LOB	11

Inning Stats	1	2	3	4	5	6	7	8	9
	R: 0 E: 0 K: 2 S: 12	H: 1 LOB: 1 BB: 0 P: 18	R: 0 E: 0 K: 1 S: 11	H: 1 LOB: 1 BB: 0 P: 13	R: 0 E: 0 K: 1 S: 8	H: 0 LOB: 0 BB: 0 P: 10	R: 0 E: 0 K: 0 S: 6	H: 0 LOB: 1 BB: 1 P: 11	R: 0 E: 0 K: 2 S: 8	H: 0 LOB: 0 BB: 0 P: 14	R: 1 E: 0 K: 0 S: 12	H: 2 LOB: 0 BB: 0 P: 16	R: 0 E: 0 K: 1 S: 8	H: 0 LOB: 1 BB: 1 P: 13	R: 1 E: 0 K: 0 S: 10	H: 3 LOB: 1 BB: 0 P: 14	R: 0 E: 0 K: 0 S: 8	H: 2 LOB: 1 BB: 0 P: 11

	1B: 7	SF: 0	WP: 1	PA: 35
	2B: 2	SAC: 0	PB: 0	
	3B: 0	DP: 3	SB: 0	
	HR: 0	HBP: 0	CS: 0	

PITCHER		IP	WLS	BF	H	R	ER	SO	BB	IBB	HBP	BLK	WP	HR	S	P	ERA	WHIP
39 Aaron Harang, R ERA: 4.43	(1, 1)	7.0	W	29	7	2	2	7	2	0	0	0	1	0	71	104	2.57	1.286
40 Nick Masset, R ERA: 2.74	(8, 1)	1.0	H	2	0	0	0	0	0	0	0	0	0	0	4	5	0.00	0.000
48 Francisco Cordero, R ERA: 1.62	(9, 1)	1.0	S	4	2	0	0	0	0	0	0	0	0	0	8	11	0.00	2.000

PITCHER	IP	WLS	BF	H	R	ER	SO	BB	IBB	HBP	BLK	WP	HR	S	P	ERA	WHIP

Batter	1	2	3	4	5	6	7	8	9	AB	R	H	RBI	BB	SO	LOB
15 Rafael Furcal, S (1, 6) OBP: 0.333, SLG: 0.362	B FF 95 B SI 94 B FF 94 C FF 93 B FF 93 4-1 BB		D SL 79 B CH 79 F CH 81 X SL 79 2-1 G5-3 ② 2-3	C FF 92 F FF 92 S FF 92 0-3 K ③			F SI 88 B SI 87 F SI 88 B CU 79 C CU 79 2-3 K ①		1 SAFE 1 SAFE C FF 91 1 SAFE X FF 92 0-1 55 CS 1B 1-2	4	0	1	0	1	2	2
55 Russell Martin, R (1, 2) OBP: 0.375, SLG: 0.331	1 SAFE C FF 94 X CH 84 0-1 F7 ①		C SL 80 X FF 93 0-1 F9 ③		B FF 90 B FF 89 C CH 83 X FF 91 2-1 99 FC5-4 1B		C SL 80 B SL 81 X SI 89 1-1 G4-3 ②		B SL 76 C FF 91 L FF 91 F SL 83 F SL 84 B FF 95 B FF 96 X SL 83 3-2 G6-3 ① ② 1-2 2-3	5	0	1	0	0	0	4
16 Andre Ethier, L (1, 9) OBP: 0.360, SLG: 0.505	B FF 94 B SL 79 C FF 91 1 SAFE C SI 92 B SL 81 S SL 83 3-3 K ②			B SL 81 X CH 80 1-0 G3-1 ①	B FF 90 C SI 90 X SL 80 1-1 F7 ①		B CH 80 B SI 88 B CU 77 B FF 87 4-0 99 1B BB		B FF 97 F FF 96 B FF 95 X CH 86 2-1 F8 ③	4	0	0	0	1	1	3
99 Manny Ramirez, R (1, 7) OBP: 0.433, SLG: 0.580	B FF 94 C CH 82 C SL 82 B SL 85 1 SAFE D SI 88 C SL 82 3-3 K ③			B FF 93 S FF 92 F CH 86 B FF 93 B SL 83 X FF 92 3-2 13 BB 23 BB 27 2B 1B	B SL 82 B SI 88 S CH 85 F SL 82 1 SAFE X SI 89 2-2 FC5-4 ② 1-2f		C CU 78 D CU 78 X SI 89 1-1 1-3 1B			4	1	2	0	0	1	2
23 Casey Blake, R (1, 5) OBP: 0.366, SLG: 0.480		C SL 78 B SL 80 C CH 82 C FF 94 1-3 K ①		B CH 82 B CH 82 B FF 92 C FF 90 B SI 90 4-1 13 BB 27 2B 1-2 BB	C SI 88 S CF 93 S SL 84 0-3 K ③		C SI 88 S CU 80 D CU 79 S CU 81 1-3 K ③			3	1	0	0	1	3	3
13 Orlando Hudson, S (1, 4) OBP: 0.363, SLG: 0.432 14 Juan Castro, R (8, 4) OBP: 0.360, SLG: 0.390		B FF 92 B FF 91 C CH 84 B CH 82 C FF 91 S CH 82 3-3 K ②		F SL 78 F SL 82 B FF 92 B FF 93 B CH 82 B CH 82 4-2 27 2B 1-2 2-3 BB	C SI 88 C CH 80 F CU 80 B CH 79 X CH 79 1-2 2B			B SI 88 F SL 78 C FF 89 F CH 81 B FF 90 B SL 78 S SL 76 3-3 K ①		3 0	1 0	1 0	0 0	1 0	2 0	0 0
27 Matt Kemp, R (1, 8) OBP: 0.374, SLG: 0.490		C SL 81 F FF 94 F FF 93 F CH 86 F SL 85 X SL 83 0-2 G1-3 ③		F CH 84 X CH 87 0-1 5 1B 1-H 2-H 3-H 2B	L CU 78 S SL 80 S SL 81 0-3 K ①			C SL 76 C FF 90 B SL 76 X SL 75 1-2 G5-3 ②		4	1	1	3	0	1	1
5 Mark Loretta, R (1, 3) OBP: 0.325, SLG: 0.281			B FF 92 B SI 90 C FF 90 X FF 90 2-1 15 G5-3 18 SH3-4 1B	B SL 77 C CH 78 B FF 91 B CH 82 X CH 81 3-1 18 SH2-4 2-H 1B		C FF 90 X CU 78 0-1 G6-3 ②		B FF 90 F SI 88 B SI 89 B SL 75 X FF 90 3-1 G5-3 ③		4	0	2	1	0	0	1
18 Hiroki Kuroda, R (1, 1) OBP: 0.167, SLG: 0.118 56 Hung-Chih Kuo, L (7, 1) 54 Ronald Belisario, R (7, 1) 52 George Sherrill, L (8, 1) 9 Juan Pierre, L (9, PH) OBP: 0.375, SLG: 0.395 51 Jonathan Broxton, R (9, 1)			X CH 86 0-0 SH3-4 ① 1-2	1 SAFE X FF 89 0-0 SH2-4 ② 1-2		S CU 78 X CU 80 0-1 P4 ③			B FF 92 X FF 91 1-0 55 CS 15 1B 1B	1 0 0 0 1 0	0 0 0 0 0 0	0 0 0 0 1 0	0 0 0 0 0 0	0 0 0 0 0 0	0 0 0 0 0 0	1 0 0 0 0 0

TOP

Los Angeles Dodgers @ San Francisco Giants
AT&T Park, San Francisco, CA
Mon Aug 10 2009, 7:15 PM PDT
Att. 40,522 - Clear - 64 F

livebaseballscorecards.com

AB	33
R	4
H	9
RBI	4
BB	4
SO	10
LOB	17

Inning Stats	1	2	3	4	5	6	7	8	9			
	R: 0 E: 0 K: 2 S: 9	H: 0 LOB: 1 BB: 1 P: 19	R: 0 E: 0 K: 2 S: 12	H: 0 LOB: 0 BB: 0 P: 16	R: 0 E: 0 K: 0 S: 7	H: 1 LOB: 1 BB: 0 P: 11	R: 4 E: 0 K: 1 S: 15	H: 3 LOB: 1 BB: 2 P: 30	R: 0 E: 0 K: 1 S: 10	H: 1 LOB: 1 BB: 0 P: 15	R: 0 E: 0 K: 1 S: 11	H: 1 LOB: 2 BB: 1 P: 12
	R: 0 E: 0 K: 2 S: 10	H: 1 LOB: 2 BB: 1 P: 19	R: 0 E: 0 K: 1 S: 9	H: 0 LOB: 0 BB: 0 P: 16	R: 0 E: 0 K: 0 S: 10	H: 2 LOB: 1 BB: 0 P: 16	1B: 7 2B: 2 3B: 0 HR: 0	SF: 0 SAC: 2 DP: 0 HBP: 0	WP: 0 PB: 0 SB: 0 CS: 2	PA: 39		

PITCHER		IP	WLS	BF	H	R	ER	SO	BB	IBB	HBP	BLK	WP	HR	S	P	ERA	WHIP
57 Jonathan Sánchez, L ERA: 4.61	(1, 1)	5.0	L	23	5	4	4	6	3	0	0	0	0	0	53	91	7.20	1.600
45 Justin Miller, R ERA: 1.94	(6, 1)	2.0		9	2	0	0	3	1	0	0	0	0	0	21	31	0.00	1.500
54 Sergio Romo, R ERA: 5.3	(8, 1)	1.0		3	0	0	0	1	0	0	0	0	0	0	9	16	0.00	0.000
47 Merkin Valdez, R ERA: 4.38	(9, 1)	1.0		4	2	0	0	0	0	0	0	0	0	0	10	16	0.00	2.000

PITCHER	IP	WLS	BF	H	R	ER	SO	BB	IBB	HBP	BLK	WP	HR	S	P	ERA	WHIP

Batter	1	2	3	4	5	6	7	8	9	AB	R	H	RBI	BB	SO	LOB
8 Eugenio Velez, S (1, 8) OBP: 0.360, SLG: 0.479	B SI 91 C SI 92 F SI 91 F FS 87 X FS 88 1-2 F9 ①		C CU 79 F SI 94 B SI 92 X SI 91 1-2 G4-3 ①			F SI 93 X FF 92 0-1 21 G4-6-3 1B		C FF 89 F FF 90 F SL 74 X FF 90 0-2 G6-3 ② 2-3		4	0	1	0	0	0	1
21 Freddy Sanchez, R (1, 4) OBP: 0.337, SLG: 0.442	S SL 83 S SL 85 B SL 86 X FS 86 1-2 F9 ②		B SI 93 C FS 85 X SI 94 1-1 G5-3 ②			X SI 93 0-0 G4-6-3 ①② 1-2f		F FF 90 X FF 89 0-1 G6-3 ③		4	0	0	0	0	0	2
48 Pablo Sandoval, S (1, 5) OBP: 0.379, SLG: 0.552	B FF 92 B SI 92 S SI 92 B SI 93 C SI 92 X FS 88 3-2 1 1B ③		S F FF 92 B FS 86 F FF 94 F SI 89 B SI 95 F SI 90 X SI 94 2-2 F7 ③			B SI 94 F SI 94 F FF 93 X FF 94 1-2 G4-3 ③			C FF 97 X FF 97 0-1 L6 ①	4	0	1	0	0	0	0
1 Bengie Molina, R (1, 2) OBP: 0.276, SLG: 0.440	B SI 92 X SL 85 1-0 1-2 1B ①			C SI 93 B SI 93 X SI 93 1-1 F8 ①			C CU 81 X SI 94 0-1 G5-3 ①		B FC 97 B FF 96 X FF 96 2-0 HR	4	1	2	1	0	0	0
2 Randy Winn, S (1, 9) OBP: 0.318, SLG: 0.368	C CU 81 B FF 91 B SI 94 F FF 93 X SI 90 2-2 G4-3 ③			C SI 93 B SI 93 S FF 93 S FF 93 1-3 K ②			B SI 94 F SI 93 F SI 95 B FF 92 X FF 92 2-2 1B		X FF 97 0-0 14 FC5-4 1B	4	0	2	0	0	1	2
14 Fred Lewis, L (1, 7) OBP: 0.343, SLG: 0.399		B SI 91 X FF 92 1-0 35 HR 1B		B SI 94 F SI 94 F FF 93 X SI 89 1-2 G6-3 ③			B FF 95 C FF 94 B FF 94 B FF 93 S FF 93 T FF 95 3-2 K ②		B FF 97 X FF 98 1-0 FC5-4 23 DI ② 1-2f	4	0	1	0	0	1	2
35 Travis Ishikawa, L (1, 3) OBP: 0.327, SLG: 0.416 23 Ryan Garko, R (7, PH) OBP: 0.360, SLG: 0.440 (8, 3)		1 SAFE C CU 81 D FS 88 B SI 93 S SL 83 F SL 83 1 SAFE D SI 89 F SI 94 3-2 X SL 83 ① 1-2 HR			B SI 92 B SI 93 C SI 91 F SI 93 B FF 93 B SI 91 4-2 16 FC5-4 BB		B SI 94 F SI 94 X SL 85 1-1 G4-3 ③		B FF 100 B FF 99 X FF 98 2-0 G4-3 ③ 1-2	1 2	1 0	1 0	1 0	1 0	0 0	0 2
16 Edgar Renteria, R (1, 6) OBP: 0.305, SLG: 0.314		S SI 92 S SL 85 S SI 93 0-3 K ②			C SI 93 B SI 93 F SI 92 F FF 94 X SL 85 1-2 FC5-4 35 G6-3 ① 1-2f			B FC 89 C FC 89 X SL 74 1-1 8 G6-3 2B		3	0	1	0	0	1	1
57 Jonathan Sánchez, L (1, 1) OBP: 0.133, SLG: 0.037 35 Rich Aurilia, R (5, PH) OBP: 0.269, SLG: 0.296 45 Justin Miller, R (6, 1) 54 Sergio Romo, R (8, 1) 33 Aaron Rowand, R (8, PH) OBP: 0.331, SLG: 0.440 47 Merkin Valdez, R (9, 1)		C SI 92 F SI 93 B SI 89 F SI 94 X SL 86 1-2 G3 ③			B SI 94 X SI 94 1-0 G6-3 ②③ 1-2f			X FF 89 0-0 G6-3 ①		1 1 0 0 0 1 0	0 0 0 0 0 0 0	0 0 0 0 0 0 0	0 0 0 0 0 0 0	0 0 0 0 0 0 0	0 1 0 0 0 1 0	0 1 0 0 0 1 0
Inning Stats	R: 0 E: 0 K: 0 S: 14 H: 2 LOB: 2 BB: 0 P: 22	R: 1 E: 0 K: 1 S: 13 H: 2 LOB: 0 BB: 0 P: 18	R: 0 E: 0 K: 0 S: 11 H: 0 LOB: 0 BB: 0 P: 15	R: 0 E: 0 K: 1 S: 8 H: 0 LOB: 0 BB: 0 P: 11	R: 0 E: 0 K: 0 S: 7 H: 0 LOB: 0 BB: 1 P: 13	R: 0 E: 0 K: 0 S: 6 H: 1 LOB: 0 BB: 0 P: 7	R: 0 E: 0 K: 1 S: 10 H: 1 LOB: 1 BB: 0 P: 16	R: 0 E: 0 K: 0 S: 9 H: 1 LOB: 1 BB: 0 P: 10	R: 1 E: 0 K: 0 S: 6 H: 2 LOB: 1 BB: 0 P: 11	1B: 6 2B: 1 3B: 0 HR: 2 SF: 0 SAC: 0 DP: 2 HBP: 0						WP: 0 PB: 0 SB: 0 CS: 0 PA: 34

PITCHER		IP	WLS	BF	H	R	ER	SO	BB	IBB	HBP	BLK	WP	HR	S	P	ERA	WHIP
18 Hiroki Kuroda, R ERA: 4.21	(1, 1)	6.1	W	23	6	1	1	2	1	0	0	0	0	1	64	93	1.42	1.105
56 Hung-Chih Kuo, L ERA: 4.63	(7, 1)	0.1	H	1	0	0	0	1	0	0	0	0	0	0	3	6	0.00	0.000
54 Ronald Belisario, R ERA: 2.37	(7, 1)	0.1	H	1	0	0	0	0	0	0	0	0	0	0	2	3	0.00	0.000
52 George Sherrill, L ERA: 2.12	(8, 1)	1.0	H	4	1	0	0	0	0	0	0	0	0	0	9	10	0.00	1.000
51 Jonathan Broxton, R ERA: 2.96	(9, 1)	1.0	S	5	2	1	1	0	0	0	0	0	0	1	6	11	9.00	2.000

PITCHER	IP	WLS	BF	H	R	ER	SO	BB	IBB	HBP	BLK	WP	HR	S	P	ERA	WHIP

BOTTOM

Los Angeles Dodgers @ San Francisco Giants
AT&T Park, San Francisco, CA
Mon Aug 10 2009, 7:15 PM PDT
Att. 40,522 - Clear - 64 F

livebaseballscorecards.com

AB	33
R	2
H	9
RBI	2
BB	1
SO	3
LOB	12

Batter	1	2	3	4	5	6	7	8	9	AB	R	H	RBI	BB	SO	LOB
15 Rafael Furcal, S (1, 6) OBP: 0.333, SLG: 0.360	B SI 89 X SI 88 1-0 ① L6		B SI 89 F SI 89 X CU 79 1-1 55 SH3-4 1-2 1B		B CU 79 C SI 89 B SI 90 B SI 89 C SI 87 B SI 85 4-2 55 E 16 2B BB	S FC 90 X CU 70 0-1 ② P6	C FF 91 C CH 84 B SL 84 C FF 92 1-3 ③ K			4	1	1	0	1	1	0
55 Russell Martin, R (1, 2) OBP: 0.371, SLG: 0.327	C SI 91 C CU 80 X CU 82 0-2 ② G6-3		X SI 90 0-0 ① SH3-4 1-2 2-3		1 SAFE F SI 89 1 SAFE 1 SAFE S CU 80 F CU 81 1 SAFE X CU 81 0-2 FC1 16 2B 1-2	C FC 91 C FC 88 B FC 90 B CU 71 X CU 69 2-2 ③ L5		B FF 92 B SL 84 C SI 91 F FF 92 F SL 84 B SL 84 X FF 92 3-2 ① P6		4	1	0	0	0	0	1
16 Andre Ethier, L (1, 9) OBP: 0.363, SLG: 0.511	F SI 91 C CH 78 B SI 92 B CH 80 F SI 91 B SI 89 X SI 89 3-2 2B		F CU 81 F SI 91 B CU 82 B CU 82 X CH 78 2-2 ② L9		F SI 91 B SI 90 X CH 76 1-1 99 2B 1-H 2-H 2B		B FC 87 C FC 89 S CU 70 X FC 89 1-2 99 HR 1B	B SL 83 C SI 92 B SI 91 F SI 92 X SI 92 2-2 ② L7		5	2	3	2	0	0	2
99 Manny Ramirez, R (1, 7) OBP: 0.440, SLG: 0.600 9 Juan Pierre, L (8, 7) OBP: 0.375, SLG: 0.395	I IN 63 I IN 63 I IN 65 I IN 66 4-0 IBB		I IN 62 I IN 64 I IN 67 I IN 65 4-0 23 FC6-4 IBB		C CU 80 S SI 92 B CU 82 F CU 81 X SI 91 1-2 23 G4-3 7 1B 2-H 2B		F FC 90 B SI 89 C FC 90 X CU 70 1-2 1-H HR	C SI 92 B SI 92 C FF 92 B SI 93 C SI 93 3-3 ③ K		3 0	2 0	2 0	3 0	2 0	1 0	0 0
23 Casey Blake, R (1, 5) OBP: 0.364, SLG: 0.475	C CU 79 F SI 89 X SI 88 0-2 ③ G5-3		C SI 91 C SI 89 X CU 83 0-2 ③ FC6-4 1-2f		B SI 92 B SI 91 X SI 90 2-0 ① G4-3 2-3		C FC 90 C FC 90 B FC 89 B FC 88 B CU 70 B FC 89 4-2 7 1B 27 HR BB		C FF 93 C CU 78 B CU 79 F FF 94 C CU 78 1-3 ① K	4	1	0	0	1	1	6
7 James Loney, L (1, 3)		C SI 90 F SI 90 S CU 81 0-3 ① K		B CU 78 C SI 88 X CH 75 1-1 ① F7	C SI 91 X CU 82 0-1 3-H 1B		B FF 90 X FC 89 1-0 1-2 27 HR 1B		B FF 95 C SI 93 B CU 78 B CU 77 B SI 93 4-1 27 G6-3 BB	4	1	2	1	1	1	0
27 Matt Kemp, R (1, 8) OBP: 0.372, SLG: 0.494		C SI 92 S CU 83 B SI 90 X CU 82 1-2 ② G6-3		S CU 80 B SI 91 C SI 89 F CU 82 B SI 92 S SI 90 2-3 ② K	B FF 92 B FF 93 X FF 93 2-0 ② F8		C FC 90 C FC 89 X FC 89 0-2 1-H 2-H HR		C SI 94 X FF 95 0-1 ②③ G6-3 1-2f	5	1	1	3	0	1	2
14 Juan Castro, R (1, 4) OBP: 0.355, SLG: 0.384		B SI 91 B CU 80 F SI 90 X SI 91 2-1 ③ G6-3		B SI 91 F SI 90 B SI 91 X SI 91 2-1 1B	1 SAFE B FF 92 B FF 93 B FF 92 C FF 93 C FF 94 S FF 95 3-3 ③ K		B FC 90 B FC 89 B FC 89 C FC 89 X FC 90 3-1 ① L9			4	0	1	0	0	1	1
43 Randy Wolf, L (1, 1) OBP: 0.160, SLG: 0.188 31 James McDonald, L (9, 1)			B SI 89 C SI 88 B SI 89 X SI 87 2-1 55 SH3-4 15 1B 1B	X SI 88 0-0 ③ G4-3		C FC 90 B FC 90 S FC 89 B CU 69 S CU 68 2-3 ① K	B SI 90 C SI 89 B SI 91 S FF 91 B FF 91 F SI 91 F SI 91 S FF 91 3-3 ② K			4 0	0 0	1 0	0 0	0 0	2 0	1 0
Inning Stats	R: 0 E: 0 K: 0 S: 11 H: 1 LOB: 2 BB: 1 P: 19	R: 0 E: 0 K: 1 S: 8 H: 0 LOB: 0 BB: 0 P: 11	R: 0 E: 0 K: 0 S: 11 H: 2 LOB: 3 BB: 1 P: 20	R: 0 E: 0 K: 1 S: 9 H: 1 LOB: 1 BB: 0 P: 14	R: 4 E: 1 K: 1 S: 19 H: 3 LOB: 1 BB: 1 P: 32	R: 0 E: 0 K: 1 S: 8 H: 0 LOB: 0 BB: 0 P: 12	R: 5 E: 0 K: 2 S: 22 H: 4 LOB: 0 BB: 1 P: 36	R: 0 E: 0 K: 1 S: 10 H: 0 LOB: 0 BB: 0 P: 18	R: 0 E: 0 K: 1 S: 7 H: 0 LOB: 0 BB: 1 P: 12	1B: 6 2B: 3 3B: 0 HR: 2 SF: 0 SAC: 1 DP: 1 HBP: 0						

TOP

Los Angeles Dodgers @ San Francisco Giants
AT&T Park, San Francisco, CA
Tue Aug 11 2009, 7:15 PM PDT
Att. 41,167 - Partly Cloudy - 58 F

livebaseballscorecards.com

AB	37
R	9
H	11
RBI	9
BB	5
SO	8
LOB	13

WP: 0 PB: 0 SB: 0 CS: 0 PA: 43

PITCHER		IP	WLS	BF	H	R	ER	SO	BB	IBB	HBP	BLK	WP	HR	S	P	ERA	WHIP
49 Joe Martinez, R ERA: 6.0	(1, 1)	4.1	L	24	7	4	3	2	1	2	0	0	0	0	54	87	6.23	1.846
47 Merkin Valdez, R ERA: 4.31	(5, 1)	0.2		2	0	0	0	1	0	0	0	0	0	0	4	9	0.00	0.000
49 Brandon Medders, R ERA: 3.69	(6, 1)	1.1		9	4	5	5	1	1	0	0	0	0	2	22	36	33.75	3.750
46 Bob Howry, R ERA: 3.63	(7, 1)	1.2		5	0	0	0	3	0	0	0	0	0	0	18	30	0.00	0.000
41 Jeremy Affeldt, L ERA: 1.66	(9, 1)	1.0		3	0	0	0	1	1	0	0	0	0	0	7	12	0.00	1.000

PITCHER	IP	WLS	BF	H	R	ER	SO	BB	IBB	HBP	BLK	WP	HR	S	P	ERA	WHIP

Batter	1	2	3	4	5	6	7	8	9	AB	R	H	RBI	BB	SO	LOB
8 Eugenio Velez, S (1, 4) OBP: 0.356, SLG: 0.465	B SI 86 F SI 88 F CU 66 X FF 88 1-2 G4-3		X CU 68 0-0 G4-3 2-3 3-H		B CU 67 X FF 87 1-0 F9			B SI 88 F SI 88 H CU 66 2-1 HBP		3	0	0	1	0	0	2
2 Randy Winn, S (1, 9) OBP: 0.316, SLG: 0.365	C SI 88 X FF 88 0-1 F8		C CH 78 F SI 89 B FF 89 B FF 89 F FF 90 B CH 79 F CH 79 F FF 90 F SI 89 3-2 X SI 89 G6-3			B CH 76 X SI 88 1-0 F8		X SI 88 0-0 F8		4	0	0	0	0	0	2
48 Pablo Sandoval, S (1, 5) OBP: 0.378, SLG: 0.549	T FF 88 F FF 89 S FF 88 0-3 K			B FF 86 B FF 87 X FF 87 2-0 P6		X CU 68 0-0 L8			B FF 93 F FF 92 X CH 78 1-1 5 G5-4-3 1B	4	0	1	0	0	1	0
1 Bengie Molina, R (1, 2) OBP: 0.274, SLG: 0.437 46 Bob Howry, L (7, 1) 41 Jeremy Affeldt, L (9, 1) OBP: 0.500, SLG: 0.500 5 Juan Uribe, R (9, PH) OBP: 0.302, SLG: 0.423		C SI 87 X SI 86 0-1 F8		B SI 88 X CH 78 1-0 G4-3		B SI 88 C SI 88 X CU 68 1-1 G6-3			C FF 92 C FF 93 X CU 76 0-2 G5-4-3 1-2f	3 0 0 1	0 0 0 0	0 0 0 0	0 0 0 0	0 0 0 0	0 0 0 0	0 0 0 1
23 Ryan Garko, R (1, 3) OBP: 0.358, SLG: 0.437		F SI 88 X CU 66 0-1 P4		B SL 77 B CU 67 F SI 88 F SL 78 X CU 67 2-2 1B			C SI 86 B CU 66 F CU 66 F FF 88 F FF 88 X FF 89 1-2 L7		X FF 94 0-0 P3	4	0	1	0	0	0	0
33 Aaron Rowand, R (1, 8) OBP: 0.328, SLG: 0.436		C FF 88 S FF 87 X FF 88 0-2 P3		C CU 67 B FF 86 S CU 67 1 SAFE 1 SAFE S FF 89 1-3 K			F SL 77 C CU 67 F FF 90 B FF 89 B CU 68 X FF 89 2-2 F8			3	0	0	0	0	1	1
14 Fred Lewis, L (1, 7) OBP: 0.343, SLG: 0.396			B FF 88 F FF 88 B FF 89 B FF 89 B FF 90 4-1 49 SH1-4 16 1B 8 G4-3 BB		F FF 87 S FF 88 B FF 89 X FF 90 1-2 F7		C FF 89 B FF 90 S FF 90 B FF 90 S FF 90 2-3 K			2	1	0	0	1	1	0
16 Edgar Renteria, R (1, 6) OBP: 0.308, SLG: 0.317			B SI 89 C SI 89 1 SAFE 1 SAFE D CU 68 F SI 88 F SI 88 B FF 88 1 SAFE 3-2 F SI 89 1 SAFE F SI 88 F SI 89 X SL 78 8 G4-3 49 SH1-4 1-2 1B		B CU 66 X SI 88 1-0 1B			C SI 86 B FF 85 B FF 86 X FF 87 2-1 F9		3	0	2	0	0	0	0
49 Joe Martinez, L (1, 1) 47 Merkin Valdez, R (5, 1) 35 Rich Aurilia, R (5, PH) OBP: 0.267, SLG: 0.294 49 Brandon Medders, R (6, 1) 22 Eli Whiteside, R (7, 2) OBP: 0.246, SLG: 0.302			X SL 78 0-0 SH1-4 1-2 2-3		C SI 88 B FF 86 X FF 87 1-1 F7			C SI 87 B CU 67 F CU 67 X FF 89 1-2 L4		0 0 1 0 1	0 0 0 0 0	0 0 0 0 0	0 0 0 0 0	0 0 0 0 0	0 0 0 0 0	0 0 1 0 0
Inning Stats	R: 0 E: 0 K: 1 S: 8 H: 0 LOB: 0 BB: 0 P: 9	R: 0 E: 0 K: 0 S: 7 H: 0 LOB: 0 BB: 0 P: 7	R: 1 E: 0 K: 0 S: 17 H: 1 LOB: 1 BB: 1 P: 27	R: 0 E: 0 K: 1 S: 8 H: 1 LOB: 1 BB: 0 P: 14	R: 0 E: 0 K: 0 S: 7 H: 1 LOB: 1 BB: 0 P: 11	R: 0 E: 0 K: 0 S: 4 H: 0 LOB: 0 BB: 0 P: 6	R: 0 E: 0 K: 1 S: 12 H: 0 LOB: 0 BB: 0 P: 17	R: 0 E: 0 K: 0 S: 7 H: 0 LOB: 1 BB: 0 P: 12	R: 0 E: 0 K: 0 S: 6 H: 1 LOB: 0 BB: 0 P: 7	1B: 4 2B: 0 3B: 0 HR: 0 SF: 0 SAC: 1 DP: 1 HBP: 1						

PITCHER	IP	WLS	BF	H	R	ER	SO	BB	IBB	HBP	BLK	WP	HR	S	P	ERA	WHIP
43 Randy Wolf, L (1, 1) ERA: 3.43	8.0	W	29	3	1	1	3	1	0	1	0	0	0	70	103	1.12	0.500
31 James McDonald, R (9, 1) ERA: 4.04	1.0		3	1	0	0	0	0	0	0	0	0	0	6	7	0.00	1.000

PITCHER	IP	WLS	BF	H	R	ER	SO	BB	IBB	HBP	BLK	WP	HR	S	P	ERA	WHIP

BOTTOM

Los Angeles Dodgers @ San Francisco Giants

AT&T Park, San Francisco, CA

Tue Aug 11 2009, 7:15 PM PDT

Att. 41,167 - Partly Cloudy - 58 F

livebaseballscorecards.com

AB	29
R	1
H	4
RBI	1
BB	1
SO	3
LOB	7

PB: 0
SB: 0
CS: 0
PA: 32

Batter	1	2	3	4	5	6	7	8	9	10	AB	R	H	RBI	BB	SO	LOB
15 Rafael Furcal, S (1, 6) OBP: 0.333, SLG: 0.359	C SI 92 F FF 92 C SI 95 0-3 K			B FF 91 F CH 82 F CU 75 X CH 83 1-2 L9		D CU 77 C CH 83 X FF 93 1-1 G4-3 3-H			B CU 77 C CH 85 X CH 84 1-1 55 F8 16 1B 1B		4	1	1	1	0	1	0
55 Russell Martin, R (1, 2) (10, 5) OBP: 0.368, SLG: 0.323	F FF 93 X CU 75 0-1 G6-3			F FF 92 F SI 93 B CH 82 X SI 92 1-2 G1-3		C CU 75 X SL 83 0-1 G4-3			C SL 80 S CH 83 D CH 86 X FF 95 1-2 F8 1-2		4	0	0	0	0	0	1
16 Andre Ethier, L (1, 9) OBP: 0.364, SLG: 0.510	B SI 94 B CU 75 B CH 84 X SI 93 3-0 L7			T CU 75 S CH 85 B CH 83 B SL 84 F CH 85 F SI 94 B SI 92 F CH 84 X CH 85 3-2 1B			B CU 72 C CH 80 C SI 93 X CH 85 1-2 G3		B CH 84 S CH 83 F CH 83 B FF 94 F CH 85 X CH 86 2-2 2-H 1B		4	0	2	1	0	0	0
99 Manny Ramirez, R (1, 7) OBP: 0.437, SLG: 0.592		B CH 81 B FF 92 B CU 80 C SI 95 B CH 86 4-1 23 G3-6-1 BB		B FF 93 S SL 83 F SL 84 1 SAFE S CH 85 1-3 K			B SL 81 B FF 92 X CH 84 2-0 F7		C FF 97 B FF 98 C SL 88 B FF 98 F FF 99 B SL 89 S SL 89 3-3 K		3	0	0	0	1	2	2
23 Casey Blake, R (1, 5) (10, 3) OBP: 0.361, SLG: 0.470		F FF 93 C CU 76 1 SAFE F CH 84 X CH 84 0-2 G3-6-1 1-2f			B CU 76 C FF 91 X SI 93 1-1 G4-3		C CU 77 T FF 95 F SI 95 F SL 81 F CH 85 S CH 86 0-3 K			C FF 94 B SL 88 F SL 87 F FF 96 F FF 98 B FF 98 T SL 88 2-2 K	4	0	0	0	0	2	1
7 James Loney, L (1, 3) OBP: 0.351, SLG: 0.389 59 Guillermo Mota, R (10, 1) OBP: 0.500, SLG: 0.500		X SI 93 0-0 G6-3			B FF 92 B SI 91 C FF 94 F CH 82 B FF 94 F FF 92 X CH 84 3-2 F8			B CU 74 C SI 92 B CH 83 F CH 83 B CH 85 C FF 94 3-3 K		F SI 98 C SI 97 X FF 98 0-2 E6	4 0	0 0	0 0	0 0	0 0	1 0	0 0
27 Matt Kemp, R (1, 8) OBP: 0.369, SLG: 0.490			B CU 75 B CU 78 X SI 92 2-0 G6-3		C CU 79 S SL 82 B SL 82 T SI 95 1-2 K			C SL 81 F SL 80 S SL 83 0-3 K2-3		C SL 89 S FF 99 D SL 89 1 SAFE B FF 99 1 SAFE B SL 89 F SL 90 S FF 98 3-3 K	4	0	0	0	0	3	1
14 Juan Castro, R (1, 4) OBP: 0.347, SLG: 0.375 13 Orlando Hudson, S (8, PH) OBP: 0.362, SLG: 0.431 52 George Sherrill, L (8, 1) 12 Brad Ausmus, R (10, PH) OBP: 0.364, SLG: 0.408 (10, 2)			B SI 93 B FF 92 C SI 91 X CU 76 2-1 G5-3			F SI 90 C SI 91 B SL 81 X CH 83 1-2 G1-3		C CU 79 B CU 73 F CH 84 F FF 95 B CH 86 S SL 82 2-3 K		B FF 97 C SL 87 B SL 90 S FF 98 F FF 99 C FF 99 2-3 K	2 1 0 1	0 0 0 0	0 0 0 0	0 0 0 0	0 1 0 1	0 0 0 1	0 0 0 1
36 Jeff Weaver, R (1, 1) OBP: 0.273, SLG: 0.273 31 James McDonald, L (4, 1) 56 Hung-Chih Kuo, L (5, 1) 9 Juan Pierre, L (6, PH) OBP: 0.377, SLG: 0.403 54 Ronald Belisario, R (6, 1) 38 Ramon Troncoso, R (7, 1) 5 Mark Loretta, R (8, 4) OBP: 0.323, SLG: 0.279			S FF 92 B CH 82 F FF 92 X CH 86 1-2 G4-3			X SI 92 0-0 15 G4-3 3B			C SI 94 F SI 95 B SL 82 X CH 84 1-2 G5-3		1 0 0 1 0 0 1	0 0 0 1 0 0 0	0 0 0 0 0 0 0	0 0 0 0 0 0 0	0 0 0 0 0 0 0	0 0 0 0 0 0 0	0 0 0 0 0 0 0

Inning Stats	1	2	3	4	5	6	7	8	9	10
	R: 0 E: 0 K: 1 S: 6	R: 0 E: 0 K: 0 S: 6	R: 0 E: 0 K: 0 S: 6	R: 0 E: 0 K: 1 S: 15	R: 0 E: 0 K: 1 S: 9	R: 1 E: 0 K: 0 S: 8	R: 0 E: 0 K: 1 S: 10	R: 0 E: 0 K: 3 S: 10	R: 1 E: 0 K: 1 S: 16	R: 0 E: 1 K: 3 S: 16
	H: 0 LOB: 0 BB: 0 P: 9	H: 0 LOB: 0 BB: 1 P: 10	H: 0 LOB: 0 BB: 0 P: 11	H: 1 LOB: 1 BB: 0 P: 21	H: 0 LOB: 0 BB: 0 P: 14	H: 1 LOB: 0 BB: 0 P: 10	H: 0 LOB: 0 BB: 0 P: 13	H: 0 LOB: 0 BB: 0 P: 15	H: 2 LOB: 1 BB: 0 P: 24	H: 0 LOB: 1 BB: 0 P: 23

PITCHER	IP	WLS	BF	H	R	ER	SO	BB	IBB	HBP	BLK	WP	HR	S	P	ERA	WHIP
55 Tim Lincecum, R (1, 1) ERA: 2.19	8.2		30	4	2	2	7	1	0	0	0	0	0	82	120	2.08	0.577
38 Brian Wilson, R (9, 1) ERA: 3.0	1.1	W	5	0	0	0	4	0	0	0	0	0	0	20	30	0.00	0.000

PITCHER	IP	WLS	BF	H	R	ER	SO	BB	IBB	HBP	BLK	WP	HR	S	P	ERA	WHIP

TOP

Los Angeles Dodgers @ San Francisco Giants

AT&T Park, San Francisco, CA

Wed Aug 12 2009, 12:45 PM PDT

Att. 43,300 - Partly Cloudy - 70 F

livebaseballscorecards.com

AB	34
R	2
H	4
RBI	2
BB	1
SO	11
LOB	6

1B: 3	SF: 0	WP: 0	PA: 35
2B: 0	SAC: 0	PB: 0	
3B: 1	DP: 1	SB: 0	
HR: 0	HBP: 0	CS: 0	

Batter	1	2	3	4	5	6	7	8	9	10	AB	R	H	RBI	BB	SO	LOB
8 Eugenio Velez, S (1, 8) (10, 7) OBP: 0.349, SLG: 0.462	C SI 88 B CH 82 X CH 81 1-1 F8 ①	X CU 78 0-0 L8 ③			F FF 93 X FF 93 0-1 21 1B 2B	X SI 94 0-0 FC5-6 21 G6-4-3 1-2f ①		X FF 90 0-0 G5-3 ③			5	1	1	0	0	0	5
21 Freddy Sanchez, R (1, 4) OBP: 0.337, SLG: 0.442	B SL 80 C SL 80 C SI 91 B SL 81 F SL 81 X SI 92 2-2 1B		F SL 80 F SL 78 B SI 91 B SI 91 F SL 81 F SI 90 F SL 80 X SL 80 2-2 F9 ①		C FF 92 S CU 75 B FF 94 X CU 75 1-2 12 G4-3 14 BB 2-H 1B	1 SAFE 1 SAFE P PO 90 F SI 94 F SI 94 X SI 95 1-2 G6-4-3 ②③ 1-2f			B SL 73 S FF 90 C FF 89 X FF 92 1-2 G5-3 ①		5	1	2	1	0	0	1
48 Pablo Sandoval, S (1, 5) OBP: 0.378, SLG: 0.549	S SI 91 B SI 92 F SI 91 B SI 92 B SI 91 X SI 93 3-2 F8 ②		F SI 91 F SI 92 F SI 91 S SI 91 0-3 K ②		F CH 83 B FF 89 C SI 96 B CU 78 B CU 77 B 4-2 14 BB 12 G4-3 BB		C SI 93 F CU 80 B SI 93 F CU 79 F CU 79 B CU 79 X CU 78 2-2 G6-3 ①		X FF 90 0-0 2B		4	0	1	0	1	1	1
1 Bengie Molina, R (1, 2) OBP: 0.275, SLG: 0.433	C SI 92 B SL 81 C SL 82 B SL 82 1 SAFE B SI 93 C SL 82 3-3 K ③		B SI 90 S SL 82 B SI 92 F SL 81 B SL 81 B SI 90 4-2 12 FC5-4 BB		F CU 74 B CU 76 S FF 93 S FF 96 1-3 K ①		B SI 93 B SI 94 B SI 92 C FF 91 F SI 93 X SI 92 3-2 G5-3 ②		I IN 53 I IN 54 I IN 54 I IN 54 4-0 33 G5-4-3 IBB		3	0	0	0	2	2	3
12 Nate Schierholtz, L (1, 9) OBP: 0.325, SLG: 0.434 33 Aaron Rowand, R (9, PH) OBP: 0.327, SLG: 0.435 (10, 8)		B SI 90 C CU 75 S CU 77 X CU 77 1-2 5 FC5-2 3B	X SI 91 0-0 FC5-4 ③ 1-2f		C FF 94 X SL 82 0-1 G4-3 ② 1-2 2-3		C SI 94 B CU 82 B SI 91 B SI 92 B SI 92 4-1 BB		B FF 90 F FF 89 X FF 88 1-1 G5-4-3 ②③ 1-2f		3 1	0 0	1 0	0 0	1 0	0 0	3 2
35 Travis Ishikawa, L (1, 3) OBP: 0.332, SLG: 0.413	C SI 92 F SI 90 B CH 84 H FF 92 2-2 5 FC5-2 14 BB HBP			F FF 93 C CU 75 B CU 78 B FF 95 F FF 94 B CU 77 S FF 94 3-3 K ① B FF 94 B FF 94 B FF 94 C FF 93 S SL 84 B FF 95 4-2 14 BB BB		C SI 92 B SI 92 X SI 92 1-1 G4-3 ③			C SI 94 B SI 94 T SI 94 B SI 93 B SI 94 B FF 93 4-2 5 HR BB	2	1	0	0	2	1	1
14 Fred Lewis, L (1, 7) OBP: 0.349, SLG: 0.402 2 Randy Winn, S (8, 7) OBP: 0.314, SLG: 0.363 (10, 9)	B SI 91 B CH 83 B CH 82 C SI 89 C SI 89 B SI 90 4-2 5 FC5-2 1-2 BB			B FF 94 C FF 94 B CU 76 X FF 94 2-1 2B B FF 94 B FF 93 B FF 93 C FF 93 B FF 93 4-1 1-2 2-3 3-H BB			B FC 88 B FF 90 F FF 90 B FF 90 F FF 89 X FF 90 3-2 G3 ①	C SI 93 B FF 93 F SI 93 1 SAFE B SI 92 X SI 93 2-2 F7 ①	1 2	0 0	1 0	1 0	2 0	0 0	0 1
5 Juan Uribe, R (1, 6) OBP: 0.304, SLG: 0.435	T SL 81 F SL 80 X SL 82 0-2 FC5-2 ① 1-2 2-3 3-Hf			F CU 74 F FF 94 S FF 94 0-3 K ② B FF 94 C FF 94 T FF 94 F FF 95 B FF 94 T FF 96 2-2 K ③			C SL 71 B FF 88 C FF 90 X FF 90 1-2 55 SH1-4 1B	F SL 85 S SL 86 X SI 92 0-2 1-H HR	5	1	2	2	0	2	7
55 Tim Lincecum, L (1, 1) OBP: 0.250, SLG: 0.200 38 Brian Wilson, R (9, 1)	C SI 91 F SI 92 S SI 91 0-3 K ②			S FF 92 S FF 95 S FF 95 0-3 K ③		B SI 94 C SI 93 S SI 94 F SI 96 B SI 96 B SI 95 B SI 96 4-2 8 FC5-6 BB		B FF 90 L FF 90 X FF 91 1-1 SH1-4 ② 1-2		2 0	0 0	0 0	0 0	1 0	2 0	4 0
Inning Stats	R: 0 E: 0 K: 1 S: 12 H: 1 LOB: 1 BB: 0 P: 21	R: 0 E: 0 K: 1 S: 14 H: 1 LOB: 3 BB: 1 P: 21	R: 0 E: 0 K: 1 S: 13 H: 0 LOB: 1 BB: 1 P: 19	R: 0 E: 0 K: 3 S: 12 H: 1 LOB: 1 BB: 0 P: 17	R: 2 E: 0 K: 2 S: 19 H: 2 LOB: 3 BB: 3 P: 35	R: 0 E: 0 K: 0 S: 8 H: 0 LOB: 0 BB: 1 P: 12	R: 0 E: 0 K: 0 S: 11 H: 0 LOB: 1 BB: 1 P: 21	R: 0 E: 0 K: 0 S: 9 H: 1 LOB: 1 BB: 0 P: 14	R: 0 E: 0 K: 0 S: 6 H: 1 LOB: 1 BB: 1 P: 12	R: 2 E: 0 K: 0 S: 8 H: 1 LOB: 0 BB: 1 P: 14	1B: 3 2B: 3 3B: 1 HR: 1	SF: 0 SAC: 1 DP: 2 HBP: 1		WP: 0 PB: 0 SB: 0 CS: 0	PA: 44			

PITCHER		IP	WLS	BF	H	R	ER	SO	BB	IBB	HBP	BLK	WP	HR	S	P	ERA	WHIP
36 Jeff Weaver, R ERA: 3.71	(1, 1)	3.0		14	2	0	0	3	2	0	1	0	0	0	39	61	0.00	1.333
31 James McDonald, R ERA: 4.33	(4, 1)	1.1		8	3	2	2	4	1	0	0	0	0	0	22	33	13.50	3.000
56 Hung-Chih Kuo, L ERA: 4.38	(5, 1)	0.2		4	0	0	0	1	2	0	0	0	0	0	9	19	0.00	3.000
54 Ronald Belisario, R ERA: 2.32	(6, 1)	1.0		3	0	0	0	0	1	0	0	0	0	0	8	12	0.00	1.000
38 Ramon Troncoso, R ERA: 2.71	(7, 1)	1.0		4	0	0	0	0	1	0	0	0	0	0	11	21	0.00	1.000
52 George Sherrill, L ERA: 2.03	(8, 1)	2.0		8	2	0	0	0	0	1	0	0	0	0	15	26	0.00	1.000
59 Guillermo Mota, R ERA: 3.72	(10, 1)	0.1	L	3	1	2	2	0	1	0	0	0	0	1	8	14	54.00	6.000

BOTTOM

Los Angeles Dodgers @ San Francisco Giants

AT&T Park, San Francisco, CA

Wed Aug 12 2009, 12:45 PM PDT

Att. 43,300 - Partly Cloudy - 70 F

livebaseballscorecards.com

AB	33
R	4
H	8
RBI	4
BB	9
SO	8
LOB	28

San Francisco Giants @ New York Mets

Citi Field, Flushing, NY

Fri Aug 14 2009, 7:10 PM EDT

Att. 38,997 - Partly Cloudy - 78 F

livebaseballscorecards.com

TOP

Batter	1	2	3	4	5	6	7	8	9	AB	R	H	RBI	BB	SO	LOB
8 Eugenio Velez, S (1, 7) OBP: 0.336, SLG: 0.444	B FF 93 F FF 92 B FF 93 F FF 93 F FF 95 F FF 95 F SL 88 C SL 87 2-3 ① K		B FF 92 B FF 91 F FF 92 C FF 94 X KC 84 2-2 ② FC6-4 1-2f			B FF 93 B FF 94 S FF 94 F FF 94 S FF 96 2-3 ② K		X SI 86 0-0 ② FC3-6 1-2f 2-3		4	0	0	0	0	2	3
21 Freddy Sanchez, R (1, 4) OBP: 0.336, SLG: 0.440	C FF 93 C FF 94 F FF 94 F FF 96 X SL 88 0-2 ② G6-3		B FF 93 1 SAFE X FF 92 1-0 ③ F9			F SL 87 X SL 88 0-1 1B		B SI 87 F SI 87 B CH 75 X SI 88 2-1 ③ G5-3		4	0	1	0	0	0	3
48 Pablo Sandoval, S (1, 5) OBP: 0.377, SLG: 0.546	C FF 96 X FS 90 0-1 1B			S FF 92 X FF 92 0-1 ① F9		B FF 92 B FF 94 B FF 94 F FF 93 S FF 95 X FF 96 3-2 ③ F7			B FF 93 F FF 92 X FF 93 1-1 ① P6	4	0	1	0	0	0	1
1 Bengie Molina, R (1, 2) OBP: 0.273, SLG: 0.429	B FF 94 F FF 94 B FF 94 F FF 94 B FF 98 X FF 95 3-2 ③ G5-3			C FF 94 B SL 87 F SL 86 X SL 90 1-2 ② G6-3			B FF 95 F FF 96 X FF 96 1-1 ① F7		S FF 93 B CH 84 S FF 92 F FF 93 X CH 86 1-2 ② G6-3	4	0	0	0	0	0	1
23 Ryan Garko, R (1, 3) OBP: 0.354, SLG: 0.431		B FF 92 C FF 91 F KC 83 F SL 88 X FF 94 1-2 ① G4-3		C FF 95 S FF 94 B FF 97 X FF 96 1-2 ③ G3-1			C CU 82 F SI 96 X FF 97 0-2 ② L8		F FF 92 B CH 85 F CU 78 F FF 92 X FF 92 1-2 ③ G6-3	4	0	0	0	0	0	0
12 Nate Schierholtz, L (1, 9) OBP: 0.321, SLG: 0.427		B FF 94 B FF 93 X FF 93 2-0 ② L7			X FF 92 0-0 ① G6-3		C FF 96 B FF 97 S CU 81 X CH 84 1-2 ③ F8			3	0	0	0	0	0	0
33 Aaron Rowand, R (1, 8) OBP: 0.325, SLG: 0.431		B FF 95 F FF 95 C FF 96 S FF 94 1-3 ③ K			C FF 93 S SL 86 S SL 85 0-3 ② K			F SI 95 T CU 81 S CU 82 0-3 ① K		3	0	0	0	0	3	0
16 Edgar Renteria, R (1, 6) OBP: 0.311, SLG: 0.320			B FF 92 B FF 92 B FF 93 C FF 92 F FF 91 X FF 94 3-2 8 FC6-4 1B		F FF 94 F SL 87 B SL 90 B FF 95 C SL 86 2-3 ③ K			C FF 96 B SI 96 X SI 96 1-1 8 FC3-6 14 BB 1B		3	0	2	0	0	1	0
75 Barry Zito, L (1, 1) OBP: 0.175, SLG: 0.132 45 Justin Miller, R (6, 1) 14 Fred Lewis, L (8, PH) OBP: 0.352, SLG: 0.402 47 Merkin Valdez, R (8, 1)			L FF 92 L FF 93 1 SAFE L FF 94 0-3 ① K			C FF 92 B FF 92 F FF 92 F FF 94 C FF 95 1-3 ① K		B FF 95 B FF 96 B SI 93 B FF 94 4-0 8 FC3-6 1-2 BB		2 0 0 0	0 0 0 0	0 0 0 0	0 0 1 0	0 0 0 0	2 0 0 0	1 0 0 0
Inning Stats	R: 0 H: 1 E: 0 LOB: 1 K: 1 BB: 0 S: 16 P: 21	R: 0 H: 0 E: 0 LOB: 0 K: 1 BB: 0 S: 8 P: 12	R: 0 H: 1 E: 0 LOB: 1 K: 1 BB: 0 S: 10 P: 16	R: 0 H: 0 E: 0 LOB: 0 K: 0 BB: 0 S: 8 P: 10	R: 0 H: 0 E: 0 LOB: 0 K: 2 BB: 0 S: 7 P: 9	R: 0 H: 1 E: 0 LOB: 1 K: 2 BB: 0 S: 12 P: 18	R: 0 H: 0 E: 0 LOB: 0 K: 0 BB: 0 S: 8 P: 10	R: 0 H: 1 E: 0 LOB: 2 K: 1 BB: 1 S: 8 P: 15	R: 0 H: 0 E: 0 LOB: 0 K: 0 BB: 0 S: 10 P: 13	1B: 4 2B: 0 3B: 0 HR: 0	SF: 0 SAC: 0 DP: 0 HBP: 0					

AB	31
R	0
H	4
RBI	0
BB	1
SO	8
LOB	9

PITCHER		IP	WLS	BF	H	R	ER	SO	BB	IBB	HBP	BLK	WP	HR	S	P	ERA	WHIP
39 Bobby Parnell, R ERA: 3.5	(1, 1)	6.0	W	21	3	0	0	7	0	0	0	0	0	0	61	86	0.00	0.500
43 Brian Stokes, R ERA: 3.04	(7, 1)	1.1	H	6	1	0	0	1	1	0	0	0	0	0	13	20	0.00	1.500
25 Pedro Feliciano, L ERA: 3.09	(8, 1)	0.2	H	2	0	0	0	0	0	0	0	0	0	0	3	5	0.00	0.000
75 Francisco Rodríguez, R ERA: 3.29	(9, 1)	1.0	S	3	0	0	0	0	0	0	0	0	0	0	10	13	0.00	0.000

PITCHER	IP	WLS	BF	H	R	ER	SO	BB	IBB	HBP	BLK	WP	HR	S	P	ERA	WHIP

Batter	1	2	3	4	5	6	7	8	9	AB	R	H	RBI	BB	SO	LOB
16 Ángel Pagán, S (1, 8) OBP: 0.335, SLG: 0.475	C SI 85 B CH 71 F CU 71 X SI 86 1-2 HR		B SI 86 B CH 73 B SI 87 B SI 85 4-0 1 CS BB		F CU 73 C FC 78 F CU 74 F CU 74 X SI 88 0-2 ③ P3			B FF 91 F FF 92 B CH 83 B CH 84 F FF 92 X FF 93 3-2 ① F8		3	1	1	1	0	1	
1 Luis Castillo, S (1, 4) OBP: 0.394, SLG: 0.352	B SI 87 B SI 86 C SI 85 B CH 73 F SI 86 C SI 86 3-3 ① K		C SI 86 B SI 86 1 SAFE B CH 75 B SI 86 3-1 ③ CS 1-2	B SI 87 B SI 86 C SI 85 F FC 77 X CU 74 2-2 12 2B 1B		B SI 85 C SI 84 B CH 72 B CH 71 B SI 86 4-1 5 2B 10 SF8 BB		C FF 91 C FF 94 B SL 84 F FF 93 F FF 94 X CH 87 1-2 ② F8		3	2	1	0	1	1	0
5 David Wright, R (1, 5) OBP: 0.414, SLG: 0.468	C SI 87 F SI 86 X SI 89 0-2 ② F9			X SI 87 0-0 ① F9		C CH 74 C FC 79 X SI 86 0-2 12 G6-3 1-3 2B		F FF 95 F FF 95 X SL 83 0-2 ③ F8		4	0	1	0	0	0	1
10 Gary Sheffield, R (1, 7) OBP: 0.381, SLG: 0.472 19 Cory Sullivan, L (9, 7) OBP: 0.339, SLG: 0.442	C SI 87 B SI 87 C CU 73 B FC 79 B CU 73 S FC 80 3-3 ③ K			S SI 86 X CH 75 0-1 ② F8		X CU 78 0-0 ① SF8 3-H				2 0	0 0	0 0	1 0	0 0	1 0	1 0
12 Jeff Francoeur, R (1, 9) OBP: 0.297, SLG: 0.388		B FC 77 F FC 78 X CU 71 1-1 ① F9		B SI 87 X SI 86 1-0 1-H 2B		X CU 80 0-0 ② G6-3 2-3				3	0	1	1	0	0	1
17 Fernando Tatis, R (1, 3) OBP: 0.310, SLG: 0.413 43 Brian Stokes, R (7, 1) 25 Pedro Feliciano, L (8, 1) 75 Francisco Rodríguez, R (9, 1)		B SI 87 C SI 87 C CU 73 F CU 74 F SI 88 B CH 74 F SI 88 F SI 88 F FC 79 2-2 ② X CH 73 P3		S SI 88 C SI 87 B SI 87 B CU 75 S FC 79 2-3 ③ K		C SI 90 B CU 81 B SI 87 X CU 80 2-1 ③ G6-3				3 0 0 0	0 0 0 0	0 0 0 0	0 0 0 0	1 0 0 0	2 0 0 0
9 Omir Santos, R (1, 2) OBP: 0.297, SLG: 0.401		C SI 87 F CU 72 X FC 80 0-2 ③ L7			X SI 86 0-0 39 SH1-4 1B		C SI 90 X CU 81 0-1 ① G1-3			3	0	1	0	0	0	0
11 Anderson Hernandez, S (1, 6) OBP: 0.318, SLG: 0.325			B CU 72 C SI 86 F CH 72 F SI 86 X SI 87 1-2 ① F8		S SI 86 F FC 80 B SI 86 S SI 86 1-3 ① K		C SI 89 X CH 80 0-1 ② L6			3	0	0	0	0	1	1
39 Bobby Parnell, R (1, 1) OBP: 0.333, SLG: 0.333 28 Daniel Murphy, L (7, 3) OBP: 0.311, SLG: 0.370			C SI 85 S SI 86 S CU 74 0-3 ② K		C CU 72 X FC 80 0-1 ② SH1-4 1-2		C SI 91 S CH 81 B SI 88 B CH 80 S CU 82 2-3 ③ K			1 1	0 0	0 0	0 0	0 0	1 1	0 0
Inning Stats	R: 1 E: 0 K: 2 S: 12 H: 1 LOB: 0 BB: 0 P: 19	R: 0 E: 0 K: 0 S: 13 H: 0 LOB: 0 BB: 0 P: 16	R: 0 E: 0 K: 1 S: 8 H: 0 LOB: 0 BB: 1 P: 16	R: 1 E: 0 K: 1 S: 10 H: 2 LOB: 1 BB: 0 P: 15	R: 0 E: 0 K: 1 S: 11 H: 1 LOB: 1 BB: 0 P: 12	R: 1 E: 0 K: 0 S: 8 H: 1 LOB: 1 BB: 1 P: 14	R: 0 E: 0 K: 1 S: 7 H: 0 LOB: 0 BB: 0 P: 9	R: 0 E: 0 K: 0 S: 11 H: 0 LOB: 0 BB: 0 P: 15		1B: 2 2B: 2 3B: 0 HR: 1 SF: 1 SAC: 1 DP: 0 HBP: 0				WP: 0 PB: 0 SB: 0 CS: 1 PA: 31		

PITCHER		IP	WLS	BF	H	R	ER	SO	BB	IBB	HBP	BLK	WP	HR	S	P	ERA	WHIP
75 Barry Zito, L ERA: 4.44	(1, 1)	5.0	L	21	5	3	3	5	2	0	0	0	0	1	58	86	5.40	1.400
45 Justin Miller, R ERA: 1.87	(6, 1)	2.0		6	0	0	0	1	0	0	0	0	0	0	11	15	0.00	0.000
47 Merkin Valdez, R ERA: 4.2	(8, 1)	1.0		3	0	0	0	0	0	0	0	0	0	0	11	15	0.00	0.000

PITCHER	IP	WLS	BF	H	R	ER	SO	BB	IBB	HBP	BLK	WP	HR	S	P	ERA	WHIP

BOTTOM

San Francisco Giants @ New York Mets

Citi Field, Flushing, NY

Fri Aug 14 2009, 7:10 PM EDT

Att. 38,997 - Partly Cloudy - 78 F

livebaseballscorecards.com

AB	26
R	3
H	5
RBI	3
BB	2
SO	6
LOB	7

Batter	1	2	3	4	5	6	7	8	9	10	AB	R	H	RBI	BB	SO	LOB
8 Eugenio Velez, S (1, 7) OBP: 0.322, SLG: 0.425	C CH 80 B FF 90 B CH 83 F SI 90 S FF 91 2-3 K ①		F FF 90 X CH 82 0-1 G6-3 ③		S CH 81 X CH 82 0-1 G5-3 ③		C CH 82 F CH 83 X FF 90 0-2 G6-3 ①		C FF 91 X FF 92 0-1 G2-3 ①		5	0	0	0	0	1	1
21 Freddy Sanchez, R (1, 4) OBP: 0.335, SLG: 0.437	S FF 90 F SI 90 B FF 90 X SL 83 1-2 G5-3 ②			X CH 82 0-0 F8 ①		C CH 84 X FF 91 0-1 48 1B 1 2B 1B	B FF 88 B CH 83 X SI 88 2-0 F8 ②		F FF 90 X CU 79 0-1 G5-3 ②		5	1	1	0	0	0	0
48 Pablo Sandoval, S (1, 5) OBP: 0.382, SLG: 0.555	B FF 90 F FF 90 B FF 91 B FF 86 F CH 83 B FF 91 4-2 BB			F SI 89 F FF 89 B FF 90 X CH 83 1-2 23 F8 1 1B 1B		X FF 89 0-0 1 2B 23 1B 1-2 1B	B FF 92 B FF 91 X CH 84 2-0 HR		B FF 93 B FF 93 C CH 84 X CH 86 2-1 G4-3 ③		4	2	3	1	1	0	0
1 Bengie Molina, R (1, 2) OBP: 0.279, SLG: 0.442	B FF 88 S FF 89 B CH 80 F SI 89 S CH 83 2-3 K ③			X FF 89 0-0 1-2 1B		X CH 82 0-0 23 1B 33 FC6-4 1-3 2-H 2B	C FF 91 B FF 91 F SI 90 H FF 92 2-2 HBP			S FF 92 X FF 91 0-1 HR	4	2	3	2	0	1	1
23 Ryan Garko, R (1, 3) OBP: 0.353, SLG: 0.429 35 Travis Ishikawa, L (7, 3) OBP: 0.331, SLG: 0.411		F FF 89 F FF 90 B CH 82 X FF 90 1-2 G6-3 ①		D CH 82 B SI 89 C CH 80 F FF 89 B CH 80 X FF 91 3-2 F8 ② 2-3		S CH 84 B FF 91 F FF 90 F SL 85 B FF 90 F CH 83 F CH 82 X FF 91 2-2 33 FC6-4 2-3 3-H 1B	B CU 75 X SI 89 1-0 F7 ③		B FF 93 C FF 91 B CU 79 B FF 92 X FF 90 3-1 F7 ①	4 1	0 0	1 0	1 0	0 0	0 0	3 0
33 Aaron Rowand, R (1, 8) OBP: 0.321, SLG: 0.425		B FF 90 F FF 90 C FF 91 F SL 82 S CH 83 1-3 K ②		S CH 83 B FF 90 X FF 90 1-1 P4 ③		C CH 81 B FF 89 F FF 89 X CH 82 1-2 FC6-4 12 FC4-6 1-2f 3-H		S SI 91 T SI 90 S CU 76 0-3 K ①		B CU 77 S CU 77 C FF 91 X FF 92 1-2 P3 ②	5	0	0	1	0	2	3
12 Nate Schierholtz, L (1, 9) OBP: 0.323, SLG: 0.431		B SI 89 X FF 89 1-0 L5 ③			B SL 82 X FF 87 1-0 2B	B CH 81 B CH 79 F CH 82 X FF 90 2-1 FC4-6 16 1B 1-2f		B SI 91 X SI 91 1-0 16 FC6-4 1B		C CU 77 F CH 86 B CH 86 X CH 86 1-2 G3 ③	5	0	2	0	0	0	1
16 Edgar Renteria, R (1, 6) OBP: 0.310, SLG: 0.319			B SI 86 C SI 89 F FF 90 F FF 90 B SL 84 B CH 82 X FF 90 3-2 P3 ①		D SL 83 F FF 89 F FF 89 S SL 85 1-3 K ①	X FF 89 0-0 1-2 1B		X SI 90 0-0 FC6-4 18 WP 1-2f			4	0	1	0	0	1	2
18 Matt Cain, R (1, 1) OBP: 0.231, SLG: 0.208 41 Jeremy Affeldt, L (8, 1) OBP: 0.500, SLG: 0.500 38 Brian Wilson, R (8, 1)			C FF 88 C FF 90 B FF 90 X CH 81 1-2 G6-3 ②		B FF 90 S SI 90 S FF 90 B FF 91 S FF 90 2-3 K ②	C FF 89 F FF 89 B FF 90 S CH 82 1-3 K ③		B SI 91 B SI 91 F SI 90 B SI 90 S SI 90 S SI 90 3-3 K ③ 1-2			4 0 0	0 0 0	0 0 0	0 0 0	0 0 0	3 0 0	4 0 0
Inning Stats	R: 0 E: 0 K: 2 S: 11 H: 0 LOB: 1 BB: 1 P: 20	R: 0 E: 0 K: 1 S: 8 H: 0 LOB: 0 BB: 0 P: 11	R: 0 E: 0 K: 0 S: 9 H: 0 LOB: 0 BB: 0 P: 13	R: 0 E: 0 K: 0 S: 10 H: 2 LOB: 2 BB: 0 P: 15	R: 0 E: 0 K: 2 S: 9 H: 1 LOB: 1 BB: 0 P: 13	R: 3 E: 0 K: 1 S: 19 H: 5 LOB: 2 BB: 0 P: 25	R: 1 E: 0 K: 0 S: 8 H: 1 LOB: 1 BB: 0 P: 15	R: 0 E: 0 K: 2 S: 8 H: 1 LOB: 1 BB: 0 P: 12	R: 0 E: 0 K: 0 S: 6 H: 0 LOB: 0 BB: 0 P: 8	R: 1 E: 0 K: 0 S: 10 H: 1 LOB: 0 BB: 0 P: 15	1B: 7 2B: 2 3B: 0 HR: 2 SF: 0 SAC: 0 DP: 0 HBP: 1						WP: 1 PB: 0 SB: 0 CS: 0 PA: 43

PITCHER		IP	WLS	BF	H	R	ER	SO	BB	IBB	HBP	BLK	WP	HR	S	P	ERA	WHIP
57 Johan Santana, L ERA: 3.1	(1, 1)	6.2		31	9	4	4	6	1	0	1	0	0	1	0	110	5.40	1.500
50 Sean Green, R ERA: 4.88	(7, 1)	1.1		5	1	0	0	2	0	0	0	0	1	0	9	14	0.00	0.750
75 Francisco Rodríguez, R ERA: 3.33	(9, 1)	2.0	L	7	1	1	1	0	0	0	0	0	0	1	16	23	4.50	0.500

PITCHER	IP	WLS	BF	H	R	ER	SO	BB	IBB	HBP	BLK	WP	HR	S	P	ERA	WHIP

TOP

San Francisco Giants @ New York Mets

Citi Field, Flushing, NY

Sat Aug 15 2009, 4:10 PM EDT
Att. 39,652 - Sunny - 84 F

livebaseballscorecards.com

AB	41
R	5
H	11
RBI	5
BB	1
SO	8
LOB	15

Batter	1	2	3	4	5	6	7	8	9	10	AB	R	H	RBI	BB	SO	LOB
19 Cory Sullivan, L (1, 8) OBP: 0.328, SLG: 0.421	C FF 90 X CU 74 0-1 ① G4-3		C FF 93 B CH 86 B FF 94 X FF 94 2-1 ③ F7			B FF 90 B FF 91 C FF 91 F CH 85 X CH 86 2-2 ① G4-3		C CH 85 X FF 91 0-1 17 1B 2-H 1B		B SI 94 B FF 96 C FF 95 F FF 96 B FF 97 X FF 96 3-2 ① G4-3	5	1	1	1	0	0	0
1 Luis Castillo, S (1, 4) OBP: 0.399, SLG: 0.356	B FF 92 C FF 91 X FF 92 1-1 1B			C SI 91 C CU 74 F SL 86 X SL 86 0-2 10 F8 5 HBP 28 SF9 1B		B FF 92 C FF 93 B CH 85 F FF 92 X FF 93 2-2 10 FC5-4 1B		B SI 92 B SI 94 C FF 94 B SI 94 C FF 94 B FF 95 4-2 17 1B 10 SF9 BB		C SI 96 B SI 97 C SL 87 C FF 99 1-3 ② K	4	2	3	0	1	1	0
5 David Wright, R (1, 5) OBP: 0.414, SLG: 0.467 17 Fernando Tatis, R (4, PR) OBP: 0.311, SLG: 0.412 (5, 5)	C CU 74 X FF 92 0-1 ② F8			S FF 92 T FF 93 F FF 94 1 SAFE H FF 93 1-2 28 SF9 1-2 HBP		B FF 92 C FF 92 F FF 93 C FF 94 1-3 ② K		C FF 97 C SL 89 F FF 99 X SL 88 0-2 10 SF9 1-3 2-H 1B		X FF 97 0-0 ③ F9	1	0	0	0	0	0	1
											3	0	1	1	0	1	1
10 Gary Sheffield, R (1, 7) OBP: 0.375, SLG: 0.466 75 Francisco Rodríguez, R (9, 1)	C CU 74 T FF 94 S FF 93 0-3 ③ K			B FF 94 F FF 93 B SL 88 F FF 94 B SL 87 F SL 86 F FF 94 X FF 95 3-2 ① F8 2-3		B FF 94 D SL 86 B FF 93 X FF 93 3-0 ③ FC5-4 1-2f		C SL 89 B FF 96 B FF 96 X SL 89 2-1 ② SF9 1-2 3-H			3	0	0	1	0	1	4
											0	0	0	0	0	0	0
28 Daniel Murphy, L (1, 3) OBP: 0.313, SLG: 0.371		F FF 91 B FF 92 B CH 86 F CH 87 X FF 93 2-2 ① L7		X FF 93 0-0 ② SF9 1-2 3-H			C SI 90 X CH 85 0-1 23 G3-6-3 1B	I IN 75 I IN 80 I IN 84 I IN 84 4-0 IBB			2	0	1	1	1	0	0
12 Jeff Francoeur, R (1, 9) OBP: 0.294, SLG: 0.384		X FF 93 0-0 ② F9		B FF 94 B SL 87 C SL 87 X FF 93 2-1 ③ G4-3			C FF 90 X FF 92 0-1 ① L8	B FF 98 X FF 98 1-0 ③ F9			4	0	0	0	0	0	5
23 Brian Schneider, L (1, 2) OBP: 0.288, SLG: 0.336		C SI 93 C CH 87 B FF 94 F FF 93 F FF 93 F FF 94 B SL 89 X SI 94 2-2 ③ F9			C CU 74 X CH 84 0-1 ① G5-3		X FF 90 0-0 ② ③ G3-6-3 1-2f		C SL 88 B SL 89 F FF 96 B SL 89 F FF 98 B FF 98 X FF 99 3-2 ① G3-1		4	0	0	0	0	0	1
11 Anderson Hernandez, S (1, 6) OBP: 0.317, SLG: 0.324			X SI 92 0-0 ① G1-3		B SI 92 C FF 91 B CU 76 C FF 93 F FF 94 F FF 93 X SL 87 2-2 ② G3-1			B SI 90 B FF 92 C FF 91 F FF 92 X SL 88 2-2 18 G3-1 19 1B 1B	C FF 97 C SI 98 S SI 97 0-3 ② K		4	1	1	0	0	1	0
57 Johan Santana, L (1, 1) OBP: 0.244, SLG: 0.200 50 Sean Green, R (7, 1) 18 Jeremy Reed, L (8, PH) OBP: 0.298, SLG: 0.336 (9, 7)			C FF 92 C SI 92 F CU 78 F SL 86 F SL 88 X FF 95 0-2 ② G4-3		C FF 92 S CH 86 X CH 88 0-2 ③ G4-3			B FF 91 X CH 84 1-0 ① G3-1 1-2	F FF 98 B SI 98 C SL 88 F SL 89 X SI 98 1-2 ③ G4-3		2	0	0	0	0	0	0
											0	0	0	0	0	0	0
											2	0	0	0	0	0	1
Inning Stats	R: 0 E: 0 K: 1 S: 9 H: 1 LOB: 1 BB: 0 P: 10	R: 0 E: 0 K: 0 S: 10 H: 0 LOB: 0 BB: 0 P: 14	R: 0 E: 0 K: 0 S: 9 H: 0 LOB: 0 BB: 0 P: 11	R: 1 E: 0 K: 0 S: 15 H: 1 LOB: 2 BB: 0 P: 21	R: 0 E: 0 K: 0 S: 10 H: 0 LOB: 0 BB: 0 P: 12	R: 0 E: 0 K: 1 S: 10 H: 1 LOB: 1 BB: 0 P: 18	R: 0 E: 0 K: 0 S: 5 H: 1 LOB: 0 BB: 0 P: 5	R: 3 E: 0 K: 0 S: 15 H: 3 LOB: 2 BB: 2 P: 29	R: 0 E: 0 K: 1 S: 11 H: 0 LOB: 0 BB: 0 P: 15	R: 0 E: 0 K: 1 S: 7 H: 0 LOB: 0 BB: 0 P: 11	1B: 7 2B: 0 3B: 0 HR: 0 SF: 2 SAC: 0 DP: 1 HBP: 1						

PITCHER		IP	WLS	BF	H	R	ER	SO	BB	IBB	HBP	BLK	WP	HR	S	P	ERA	WHIP
18 Matt Cain, R ERA: 2.49	(1, 1)	7.1		28	6	3	3	2	0	0	1	0	0	0	74	100	3.68	0.818
41 Jeremy Affeldt, L ERA: 1.87	(8, 1)	0.0		1	0	0	0	0	1	0	0	0	0	0	2	6	∞	∞
38 Brian Wilson, R ERA: 2.85	(8, 1)	2.2	W	10	1	1	1	2	0	1	0	0	0	0	25	40	3.38	0.375

PITCHER	IP	WLS	BF	H	R	ER	SO	BB	IBB	HBP	BLK	WP	HR	S	P	ERA	WHIP

BOTTOM

San Francisco Giants @ New York Mets

Citi Field, Flushing, NY

Sat Aug 15 2009, 4:10 PM EDT

Att. 39,652 - Sunny - 84 F

livebaseballscorecards.com

AB	34
R	4
H	7
RBI	4
BB	2
SO	4
LOB	13

WP: 0 PB: 0 SB: 0 CS: 0 PA: 39

San Francisco Giants @ New York Mets

Citi Field, Flushing, NY

Sun Aug 16 2009, 1:10 PM EDT

Att. 38,793 - Partly Cloudy - 87 F

livebaseballscorecards.com

TOP

Batter	1	2	3	4	5	6	7	8	9	AB	R	H	RBI	BB	SO	LOB
8 Eugenio Velez, S (1, 8) OBP: 0.336, SLG: 0.440	C FF 90 X SI 92 0-1 F7 ①		F SI 94 B SL 86 B FS 84 B SI 94 B FF 95 4-1 BB		C SI 96 F SI 95 F SI 93 X FF 94 0-2 2-H 1B			B FF 93 X FF 92 1-0 2 2B 2B		3	1	2	1	1	0	0
2 Randy Winn, S (1, 9) (8, 7) OBP: 0.314, SLG: 0.364	C SI 92 B SI 91 S SI 93 S SI 92 1-3 K ②		C SI 93 D SI 92 F SI 94 C SI 93 1-3 K ③		X SI 93 0-0 G1-3 ③			B FF 93 B FS 82 S FS 82 S FF 93 F SI 94 B SI 95 F SI 92 F SI 94 X SI 93 3-2 2-H 2B		4	0	1	1	0	2	2
21 Freddy Sanchez, R (1, 4) OBP: 0.332, SLG: 0.432	F FF 93 S SI 92 S SI 94 0-3 K ③			C SL 84 C SI 93 B SL 87 F SI 93 S FF 97 1-3 K ①		B SI 93 B SL 84 F SI 91 B SI 94 C FF 94 X SI 94 3-2 G5-3 ①		C CU 79 F FF 95 F SI 96 B CU 81 F SI 96 F FF 96 F FF 97 T SI 97 1-2 K ②		4	0	0	0	0	3	1
48 Pablo Sandoval, S (1, 5) OBP: 0.380, SLG: 0.551		F CU 74 B SI 93 F FF 92 B SI 92 X SI 93 2-2 E6 14 G5-3		B SI 94 S SI 94 F SI 94 B SI 93 X SI 94 2-2 G4-3 ②		F SI 94 B SI 93 B FF 95 X SI 94 2-1 F8 ②		I IN 57 I IN 65 I IN 62 I IN 59 4-0 IBB		3	0	0	0	1	0	0
14 Fred Lewis, L (1, 7) OBP: 0.352, SLG: 0.405 23 Ryan Garko, R (8, PH) OBP: 0.352, SLG: 0.427 54 Sergio Romo, R (8, 1) 41 Jeremy Affeldt, L (9, 1) OBP: 0.500, SLG: 0.500		B SI 92 F SI 92 S FF 93 B SI 92 X SI 94 2-2 G5-3 ① 1-2		C CU 76 B SI 94 F FF 93 B SI 95 X SI 96 2-2 2B		C SI 95 B FF 91 B FS 82 X SI 93 2-1 G3 ③		B CH 74 S CH 74 B CH 76 C CH 75 F CH 77 D CU 77 X CH 78 3-2 L4 ③		3 1 0 0	0 0 0 0	1 0 0 0	0 0 0 0	0 0 0 0	0 0 0 0	1 2 0 0
35 Travis Ishikawa, L (1, 3) OBP: 0.326, SLG: 0.404		B SI 92 B SI 92 X SI 93 2-0 F7 ②		X FS 83 0-0 G3-1 ③			X FS 80 0-0 G1-3 ①		C CU 77 F CH 86 F FF 92 B CH 88 B FF 93 C CU 80 2-3 K ①	4	0	0	0	0	1	2
5 Juan Uribe, R (1, 6) OBP: 0.300, SLG: 0.428		B SL 87 X SI 92 1-0 G6-3 ③			F SL 86 X SI 92 0-1 G5-3 ①		B SI 95 B FF 93 X SI 91 2-0 G6-3 ②		S FF 94 S CU 82 B CU 82 F CH 89 B FF 93 B CH 87 S CH 85 3-3 K ②	4	0	0	0	0	1	1
22 Eli Whiteside, R (1, 2) OBP: 0.246, SLG: 0.299			C SI 92 F SI 91 B SL 85 B SI 95 X SI 92 2-2 P6 ①		B SL 85 S SL 85 X SI 94 1-1 57 SH1-4 8 1B 1B		F SI 93 X SL 85 0-1 G6-3 ③		F CU 79 B CU 81 B CH 86 B FF 90 F FF 90 S FF 91 3-3 K ③	4	1	1	0	0	1	0
57 Jonathan Sánchez, L (1, 1) OBP: 0.129, SLG: 0.036 12 Nate Schierholtz, L (8, PH) OBP: 0.321, SLG: 0.429 (8, 9)			C SI 93 S FF 94 B SI 94 B SI 92 S SI 94 2-3 K ②		X FF 92 0-0 SH1-4 ② 1-2			C SI 94 F FS 81 X SI 93 0-2 G6-3 ①		1 1	0 0	0 0	0 0	0 0	1 0	0 0
Inning Stats	R: 0 E: 0 K: 2 S: 8 H: 0 LOB: 0 BB: 0 P: 9	R: 0 E: 1 K: 0 S: 8 H: 0 LOB: 1 BB: 0 P: 15	R: 0 E: 0 K: 2 S: 10 H: 0 LOB: 1 BB: 1 P: 19	R: 0 E: 0 K: 1 S: 11 H: 1 LOB: 1 BB: 0 P: 16	R: 1 E: 0 K: 0 S: 10 H: 2 LOB: 1 BB: 0 P: 11	R: 0 E: 0 K: 0 S: 7 H: 0 LOB: 0 BB: 0 P: 14	R: 0 E: 0 K: 0 S: 4 H: 0 LOB: 0 BB: 0 P: 6	R: 1 E: 0 K: 1 S: 21 H: 2 LOB: 2 BB: 1 P: 33	R: 0 E: 0 K: 3 S: 11 H: 0 LOB: 0 BB: 0 P: 19	1B: 2 2B: 3 3B: 0 HR: 0 SF: 0 SAC: 1 DP: 0 HBP: 0						

	AB	32
	R	2
	H	5
	RBI	2
	BB	2
	SO	9
	LOB	9

WP: 0 PA: 35
PB: 0
SB: 0
CS: 0

PITCHER		IP	WLS	BF	H	R	ER	SO	BB	IBB	HBP	BLK	WP	HR	S	P	ERA	WHIP
34 Mike Pelfrey, R ERA: 4.75	(1, 1)	7.1		29	5	2	2	5	1	0	0	0	0	0	68	104	2.46	0.818
43 Brian Stokes, R ERA: 3.02	(8, 1)	0.1		2	0	0	0	1	0	1	0	0	0	0	7	12	0.00	0.000
25 Pedro Feliciano, L ERA: 3.06	(8, 1)	0.1		1	0	0	0	0	0	0	0	0	0	0	4	7	0.00	0.000
75 Francisco Rodríguez, R ERA: 3.27	(9, 1)	1.0	W	3	0	0	0	3	0	0	0	0	0	0	11	19	0.00	0.000

PITCHER		IP	WLS	BF	H	R	ER	SO	BB	IBB	HBP	BLK	WP	HR	S	P	ERA	WHIP

Batter	1	2	3	4	5	6	7	8	9	AB	R	H	RBI	BB	SO	LOB
16 Ángel Pagán, S (1, 8) OBP: 0.333, SLG: 0.476	C SI 92 C SI 94 B SL 83 B SL 83 X SI 94 2-2 ① F9		C SL 78 B SL 82 X FF 92 1-1 ① P4		B SI 93 X CH 82 1-0 1 HR 2B			C FF 89 B SI 89 F FF 89 B CH 82 F SL 76 C SL 76 2-3 ① K		4	1	1	0	0	1	0
1 Luis Castillo, S (1, 4) OBP: 0.398, SLG: 0.364	B SI 92 T SI 93 F SI 92 F SI 94 B SL 83 F SL 83 S FF 93 2-3 ② K		B SI 92 C SI 93 X CH 82 1-1 ② F9		B SI 91 B FF 90 B SI 92 C SI 89 X FF 90 3-1 2-H HR			B FF 89 F FF 89 F FF 90 B SL 77 B FF 88 F FF 90 X FF 90 3-2 ② G4-3		4	1	1	2	0	1	0
10 Gary Sheffield, R (1, 7) OBP: 0.377, SLG: 0.464 75 Francisco Rodríguez, R (9, 1)	B SL 82 B FF 93 B CH 80 B FF 91 4-0 12 1B BB		C SI 92 B CH 86 B CH 81 C SI 91 B SL 82 X CH 82 3-2 1B		B SL 77 T FF 91 B FF 90 F SL 80 X SI 91 2-2 ③ P3			B SL 77 C SL 77 F SL 76 B SL 75 X FF 89 2-2 ③ G6-3		3 0	0 0	1 0	0 0	1 0	0 0	0 0
12 Jeff Francoeur, R (1, 9) OBP: 0.296, SLG: 0.385	B FF 92 X SL 77 1-0 1-2 1B		F SI 92 1 SAFE X SI 92 0-1 ③ G1-3			B CH 82 S SI 91 F SI 91 B SI 92 S SL 80 2-3 ① K			X SL 78 0-0 17 SH1-4 28 1B 1B	4	1	2	0	0	1	1
17 Fernando Tatis, R (1, 5) OBP: 0.311, SLG: 0.409	F SI 92 C SI 94 F SI 93 S SL 84 0-3 ③ K			B SL 76 B SL 80 B FF 90 C FF 91 B FF 91 4-1 9 G1-6-3 BB		F SI 90 B SI 91 S CH 81 B SI 92 B SL 79 S CH 81 3-3 ② K			1 SAFE X FF 88 0-0 ① SH1-4 1-2	2	0	0	0	1	2	2
28 Daniel Murphy, L (1, 3) OBP: 0.312, SLG: 0.370		X SI 92 0-0 ① F8		B SI 92 F SI 92 X FF 91 1-1 ① F8		X SL 81 0-0 ③ G4-3			C CU 79 B SI 94 D CU 80 S FF 95 F FF 95 X CU 79 2-2 2-H 1B	4	0	1	1	0	0	1
9 Omir Santos, R (1, 2) OBP: 0.293, SLG: 0.395		B SI 94 B SI 93 S SI 91 F SI 92 B SI 93 F FF 93 S FF 92 3-3 ② K		1 SAFE B SI 92 F CH 79 F SI 92 X SL 82 1-2 ② ③ G1-6-3 1-2f			S FF 91 B CH 82 S SI 90 C FF 91 1-3 ① K			3	0	0	0	0	2	1
11 Anderson Hernandez, S (1, 6) OBP: 0.321, SLG: 0.323		B FF 92 B SI 91 B SI 92 B SI 93 4-0 BB			C SI 91 S CH 83 X CH 86 0-2 ① G4-3		F SI 90 B SL 79 B CH 82 B SI 89 B FF 90 4-1 34 CS BB			1	0	0	0	2	0	0
34 Mike Pelfrey, R (1, 1) OBP: 0.122, SLG: 0.128 43 Brian Stokes, R (8, 1) 25 Pedro Feliciano, L (8, 1) 19 Cory Sullivan, L (9, 7) OBP: 0.328, SLG: 0.421		C FF 90 X SL 80 0-1 ③ G6-3			F SI 92 B SL 78 B SI 91 B SI 91 C FF 92 C SI 92 3-3 ② K			B SI 88 L CH 86 1 SAFE 1 SAFE X FF 89 1-1 ② ③ F9 1-2		3 0 0 0	0 0 0 0	0 0 0 0	0 0 0 0	1 0 0 0	0 0 0 0	2 0 0 0
Inning Stats	R: 0 E: 0 K: 2 S: 13 H: 1 LOB: 2 BB: 1 P: 22	R: 0 E: 0 K: 1 S: 7 H: 0 LOB: 1 BB: 1 P: 14	R: 0 E: 0 K: 0 S: 9 H: 1 LOB: 1 BB: 0 P: 14	R: 0 E: 0 K: 0 S: 6 H: 0 LOB: 0 BB: 1 P: 12	R: 2 E: 0 K: 1 S: 12 H: 2 LOB: 0 BB: 0 P: 21	R: 0 E: 0 K: 2 S: 7 H: 0 LOB: 0 BB: 0 P: 12	R: 0 E: 0 K: 1 S: 6 H: 0 LOB: 1 BB: 1 P: 12	R: 0 E: 0 K: 1 S: 11 H: 0 LOB: 0 BB: 0 P: 18	R: 1 E: 0 K: 0 S: 6 H: 2 LOB: 1 BB: 0 P: 8	1B: 4 2B: 1 3B: 0 HR: 1 SF: 0 SAC: 1 DP: 1 HBP: 0						WP: 0 PB: 0 SB: 0 CS: 1 PA: 33

PITCHER		IP	WLS	BF	H	R	ER	SO	BB	IBB	HBP	BLK	WP	HR	S	P	ERA	WHIP
57 Jonathan Sánchez, L ERA: 4.49	(1, 1)	7.0		27	4	2	2	7	4	0	0	0	0	1	60	107	2.57	1.143
54 Sergio Romo, R ERA: 5.4	(8, 1)	1.1	L	5	1	1	1	1	0	0	0	0	0	0	13	20	6.75	0.750
41 Jeremy Affeldt, L ERA: 1.87	(9, 1)	0.0		1	1	0	0	0	0	0	0	0	0	0	4	6	∞	∞

PITCHER	IP	WLS	BF	H	R	ER	SO	BB	IBB	HBP	BLK	WP	HR	S	P	ERA	WHIP

BOTTOM

San Francisco Giants @ New York Mets

Citi Field, Flushing, NY

Sun Aug 16 2009, 1:10 PM EDT

Att. 38,793 - Partly Cloudy - 87 F

livebaseballscorecards.com

AB	28
R	3
H	6
RBI	3
BB	4
SO	8
LOB	7

San Francisco Giants @ New York Mets

Citi Field, Flushing, NY

Mon Aug 17 2009, 7:10 PM EDT

Att. 38,584 - Partly Cloudy - 85 F

TOP

livebaseballscorecards.com

Batter	1	2	3	4	5	6	7	8	9	AB	R	H	RBI	BB	SO	LOB
8 Eugenio Velez, S (1, 7) OBP: 0.339, SLG: 0.455	C FF 84 C FF 85 X FF 87 0-2 21 1B 1B		B SL 81 C CH 78 X FF 83 1-1 ① L9		B SI 85 X SL 81 1-0 21 SF9 3B	X SI 89 0-0 ② G6-3 3-H		X CU 75 0-0 ①② G4-6-3 1-2f 3-H		5	1	2	1	0	0	2
21 Freddy Sanchez, R (1, 4) OBP: 0.333, SLG: 0.433	C FF 86 1 SAFE X SL 81 0-1 1 G1-6-4-3 1-2 1B		B CU 64 X SL 82 1-0 48 2B 1B		B SI 85 C SI 86 B CU 64 F FF 86 X FF 88 2-2 ① SF9 3-H	B SL 85 C SL 85 X CU 74 1-1 ③ G5-3		C SL 84 X CU 72 0-1 ③ F9		4	1	2	1	0	0	1
48 Pablo Sandoval, S (1, 5) OBP: 0.378, SLG: 0.549	B FF 86 X FF 85 1-0 ① P5		F SI 85 X CH 78 0-1 1 FC1-6-5 1-H 2B		X FF 86 0-0 ② F8		F SI 89 S FF 89 B FF 89 B FF 89 B SI 89 F FF 88 S SI 88 3-3 ① K		F FF 89 S FF 89 F FF 90 T FF 90 0-2 ① K	5	0	1	1	0	2	2
1 Bengie Molina, R (1, 2) OBP: 0.278, SLG: 0.439 22 Eli Whiteside, R (9, PR) OBP: 0.246, SLG: 0.299 (9, 2)	B SI 86 F SL 81 2 SAFE X SI 87 1-1 ②③ G1-6-4-3 1-2f		B SL 82 B SL 82 C SL 82 B SI 86 X CU 65 3-1 ② FC1-6-5 2-3		X FF 86 0-0 ③ G5-3		B SI 90 X SL 85 1-0 ② F8		B FF 90 X FF 91 1-0 35 FC3-6 1B	5 0	0 0	1 0	0 0	0 0	0 0	3 0
23 Ryan Garko, R (1, 3) OBP: 0.350, SLG: 0.425 35 Travis Ishikawa, L (7, 3) OBP: 0.325, SLG: 0.402		X FF 84 0-0 ① G6-3	B SI 87 C SL 82 S CU 64 B SI 87 X SI 86 2-2 ③ G5-3			B SI 84 X SI 84 1-0 2 2B 12 2B 1B	X SL 85 0-0 ③ P3		C FF 85 B FF 90 B FS 82 B FF 90 X FF 90 3-1 ② FC3-6 2 1B 33 1B 1-2f	4 1	1 1	1 0	0 0	0 0	0 0	1 1
2 Randy Winn, S (1, 9) OBP: 0.317, SLG: 0.369		B CU 68 C SI 85 C SI 84 F FF 86 X SL 83 1-2 ② G4-3		B CH 76 B FF 83 X SL 82 2-0 ① F8		X SI 84 0-0 12 2B 1-3 2B		F FF 89 C SI 91 B SI 90 X FF 91 1-2 33 1B 16 1B 1B	B FF 85 X FF 90 1-0 33 1B 1-2 1B	5	2	3	0	0	0	0
33 Aaron Rowand, R (1, 8) OBP: 0.327, SLG: 0.439		C FF 86 X SI 86 0-1 16 1B 1B		F SL 82 B SL 82 X SL 83 1-1 HR		B SI 86 F FF 85 B SI 85 C CU 64 B SI 86 X CU 66 3-2 ① G5-3		B CU 71 C FF 90 B FF 89 X SI 91 2-1 16 1B 14 1B 1-2 1B	C FF 91 X FF 90 0-1 1-2 2-H 1B	5	2	4	2	0	0	2
16 Edgar Renteria, R (1, 6) OBP: 0.314, SLG: 0.321		X SI 85 0-0 1-2 1B		C FF 86 X SL 75 0-1 ② L8		I IN 76 I IN 77 I IN 78 I IN 76 4-0 12 2B 8 G6-3 IBB		F SL 85 B SI 89 X SL 77 1-1 14 1B 8 G4-6-3 1-2 2-H 1B	X CU 76 0-0 ③ P2	4	2	2	1	1	0	2
49 Joe Martinez, L (1, 1) 12 Nate Schierholtz, L (6, PH) OBP: 0.324, SLG: 0.437 49 Brandon Medders, R (6, 1) 46 Bob Howry, L (7, 1) 14 Fred Lewis, L (8, PH) OBP: 0.354, SLG: 0.408 45 Justin Miller, R (8, 1) 47 Merkin Valdez, R (9, 1)		B FF 86 S SI 85 S SI 85 S FF 87 1-3 ③ K		C SI 84 X SI 85 0-1 ③ F7		B SI 85 S SI 85 B SI 86 X SI 85 2-1 1-3 2-H 3-H 2B		C CU 75 S FF 90 B FF 90 F SI 91 F CU 76 B FF 90 B CH 83 X SI 90 3-2 8 G4-6-3 1-3 2-H 1B		2 1 0 0 1 0 0	0 0 0 0 0 0 0	0 1 0 0 1 0 0	0 2 0 0 1 0 0	1 0 0 0 0 0 0	0 0 0 0 0 0 0	2 0 0 0 0 0 0
Inning Stats	R: 0 E: 0 K: 0 S: 8 H: 2 LOB: 1 BB: 0 P: 10	R: 0 E: 0 K: 1 S: 11 H: 2 LOB: 2 BB: 0 P: 13	R: 1 E: 0 K: 0 S: 10 H: 2 LOB: 1 BB: 0 P: 17	R: 1 E: 0 K: 0 S: 7 H: 1 LOB: 0 BB: 0 P: 10	R: 1 E: 0 K: 0 S: 6 H: 1 LOB: 0 BB: 0 P: 9	R: 3 E: 0 K: 0 S: 10 H: 3 LOB: 1 BB: 1 P: 21	R: 0 E: 0 K: 1 S: 6 H: 0 LOB: 0 BB: 0 P: 10	R: 3 E: 0 K: 0 S: 15 H: 4 LOB: 0 BB: 0 P: 22	R: 1 E: 0 K: 1 S: 11 H: 3 LOB: 2 BB: 0 P: 16	1B: 13 2B: 3 3B: 1 HR: 1	SF: 1 SAC: 0 DP: 2 HBP: 0	WP: 0 PB: 0 SB: 0 CS: 0	PA: 44				

	AB	42
	R	10
	H	18
	RBI	9
	BB	1
	SO	3
	LOB	16

PITCHER		IP	WLS	BF	H	R	ER	SO	BB	IBB	HBP	BLK	WP	HR	S	P	ERA	WHIP
61 Livan Hernandez, R ERA: 5.47	(1, 1)	5.1	L	27	11	6	6	1	0	1	0	0	0	1	49	76	10.12	2.062
64 Elmer Dessens, R ERA: 3.63	(6, 1)	1.2		5	0	0	0	1	0	0	0	0	0	0	9	14	0.00	0.000
44 Tim Redding, R ERA: 6.42	(8, 1)	1.0		6	4	3	3	0	0	0	0	0	0	0	15	22	27.00	4.000
27 Nelson Figueroa, R ERA: 6.14	(9, 1)	1.0		6	3	1	1	1	0	0	0	0	0	0	11	16	9.00	3.000

PITCHER	IP	WLS	BF	H	R	ER	SO	BB	IBB	HBP	BLK	WP	HR	S	P	ERA	WHIP

BOTTOM

Batter	1	2	3	4	5	6	7	8	9	AB	R	H	RBI	BB	SO	LOB
19 Cory Sullivan, L (1, 8) OBP: 0.348, SLG: 0.426	C SI 90 X SI 91 0-1 10 E/ 28 1B 1B		B SI 92 C SI 92 X FF 91 1-1 1 BB 10 1B 1B	B CU 80 B FF 91 X SI 90 2-0 ③ G3			C FC 90 B FC 89 D CU 70 1 SAFE B CU 71 B FC 90 4-1 1-2 BB		C FF 94 X CH 87 0-1 ②③ G4-6-3 1-2f	4	1	2	0	1	0	3
1 Luis Castillo, S (1, 4) OBP: 0.396, SLG: 0.361	C SI 90 1 SAFE X SI 90 0-1 ① L6		B SI 91 1 SAFE C FF 91 B CH 80 1 SAFE B SI 90 B SI 89 4-1 10 1B 1-2 BB		B SI 92 B SI 89 C SI 87 C SI 90 B FF 92 F SI 87 X SI 89 3-2 ① G6-3		C SI 92 B SI 93 X SI 94 1-1 ② F7			3	0	0	0	1	0	3
10 Gary Sheffield, R (1, 7) OBP: 0.379, SLG: 0.463	C SI 92 1 SAFE B CU 81 B SI 90 X SI 91 2-1 FC5 28 1B 1-2		F SI 90 B FF 93 B FF 90 B CU 82 X FF 91 3-1 1-2 2-H 1B		B CU 83 B CU 77 B SI 92 B FF 88 4-0 28 F8-4-3 BB		C SI 93 F SL 86 B FF 94 B FF 92 C SL 86 2-3 ③ K			3	0	1	1	1	1	3
28 Daniel Murphy, L (1, 3) OBP: 0.314, SLG: 0.374	F SI 92 X CU 82 0-1 ② 1-2 2-H 1B		X FF 92 0-0 ② P5		B FF 91 S FF 90 1 SAFE B SI 91 1 SAFE F FF 90 F SI 91 B CU 80 X FF 90 3-2 ②③ F8-4-3 1-1			B SI 88 B FF 88 X FF 88 2-0 2B		4	0	2	0	0	0	3
12 Jeff Francoeur, R (1, 9) OBP: 0.296, SLG: 0.384	F FF 90 F CU 83 S CU 83 0-3 ③ K		X SI 93 0-0 ③ F9			X FC 90 0-0 17 L5-3 1B		B FF 90 B CU 80 X CU 80 2-0 ① G6-3		4	0	1	0	0	1	5
17 Fernando Tatis, R (1, 5) OBP: 0.306, SLG: 0.402		X SI 93 0-0 ① G4-3		C SI 91 S SI 91 B CU 82 S CU 83 1-3 ① K		B SL 82 B FC 92 C FF 90 X SL 83 2-1 ①② L5-3 1-1		C FF 90 X FF 91 0-1 ② L6		4	0	0	0	0	1	2
23 Brian Schneider, L (1, 2) OBP: 0.280, SLG: 0.326		B SI 92 X SI 90 1-0 ② G4-3		X SI 92 0-0 E5 61 11 SH5-4 1B		B FC 91 C SL 83 F FC 91 S CU 70 1-3 ③ K		C SI 89 X CH 81 0-1 ③ G3		4	0	0	0	0	1	1
11 Anderson Hernandez, S (1, 6) OBP: 0.320, SLG: 0.321		C FF 92 C CU 83 X FF 93 0-2 ③ G5-3		B SI 91 F SI 91 X SI 89 1-1 ① 61 SH5-4 1-2 1B			C FF 91 B SL 82 B FC 91 F FC 90 F FC 91 F CU 70 X FC 91 2-2 ① F7		B FF 93 B FF 92 C F FF 92 X FF 93 2-2 ① G6-3	4	0	1	0	0	0	0
61 Livan Hernandez, R (1, 1) OBP: 0.146, SLG: 0.125 64 Elmer Dessens, R (6, 1) 18 Jeremy Reed, L (7, PH) OBP: 0.303, SLG: 0.341 44 Tim Redding, R (8, 1) OBP: 0.071, SLG: 0.071 27 Nelson Figueroa, R (9, 1) OBP: 0.500, SLG: 1.000 29 Andy Green, R (9, PH)			B SI 92 C SI 88 X SI 91 1-1 ① F9	X FF 89 0-0 ② SH5-4 1-2 2-3			X FF 92 0-0 19 BB 1B		B FF 95 F FF 95 B FF 96 B FF 94 B FF 95 4-1 19 G4-6-3 BB	1 0 1 0 0 0	0 0 0 0 0 0	0 0 1 0 0 0	0 0 0 0 0 1	0 0 0 0 0 0	0 0 0 0 0 0	0 0 0 0 0 0
Inning Stats	R: 0 H: 2 E: 1 LOB: 2 K: 1 BB: 0 S: 11 P: 13	R: 0 H: 0 E: 0 LOB: 0 K: 0 BB: 0 S: 5 P: 6	R: 1 H: 2 E: 0 LOB: 2 K: 0 BB: 1 S: 9 P: 18	R: 0 H: 1 E: 1 LOB: 2 K: 1 BB: 0 S: 8 P: 12	R: 0 H: 0 E: 0 LOB: 0 K: 0 BB: 1 S: 8 P: 18	R: 0 H: 1 E: 0 LOB: 0 K: 1 BB: 0 S: 6 P: 9	R: 0 H: 1 E: 0 LOB: 2 K: 1 BB: 1 S: 12 P: 21	R: 0 H: 1 E: 0 LOB: 1 K: 0 BB: 0 S: 6 P: 10	R: 0 H: 0 E: 0 LOB: 0 K: 0 BB: 1 S: 6 P: 12	1B: 7 2B: 3 3B: 0 HR: 0	SF: 0 SAC: 1 DP: 3 HBP: 0			WP: 0 PB: 0 SB: 0 CS: 0	PA: 37		

PITCHER	IP	WLS	BF	H	R	ER	SO	BB	IBB	HBP	BLK	WP	HR	S	P	ERA	WHIP
49 Joe Martinez, R (1, 1) ERA: 4.76	5.0	W	22	5	1	1	2	2	0	0	0	0	0	41	67	1.80	1.400
49 Brandon Medders, R (6, 1) ERA: 3.59	1.1		6	2	0	0	1	1	0	0	0	0	0	13	22	0.00	2.250
46 Bob Howry, R (7, 1) ERA: 3.57	0.2		2	0	0	0	1	0	0	0	0	0	0	5	8	0.00	0.000
45 Justin Miller, R (8, 1) ERA: 1.83	1.0		4	1	0	0	0	0	0	0	0	0	0	6	10	0.00	1.000
47 Merkin Valdez, R (9, 1) ERA: 4.1	1.0		3	0	0	0	0	1	0	0	0	0	0	6	12	0.00	1.000

PITCHER	IP	WLS	BF	H	R	ER	SO	BB	IBB	HBP	BLK	WP	HR	S	P	ERA	WHIP

San Francisco Giants @ New York Mets

Citi Field, Flushing, NY

Mon Aug 17 2009, 7:10 PM EDT

Att. 38,584 - Partly Cloudy - 85 F

livebaseballscorecards.com

AB	32
R	1
H	8
RBI	1
BB	4
SO	4
LOB	20

Batter	1	2	3	4	5	6	7	8	9	10	AB	R	H	RBI	BB	SO	LOB
8 Eugenio Velez, S (1, 7) OBP: 0.346, SLG: 0.452	C FF 94 X FF 94 0-1 G6-3 ①		F FF 94 B SL 88 F CH 88 F SL 88 X FF 95 1-2 1B			X FF 94 0-0 1 BB 16 1B 2 2B 1B	B FC 92 F FC 91 X CH 87 1-1 G4-3 ① 2-3		D FF 94 B FF 92 F FF 92 B FF 92 B FF 92 4-1 1-2 BB	S CH 74 C SC 67 F SC 66 S SI 84 0-3 K ③	5	1	2	0	1	1	3
16 Edgar Renteria, R (1, 6) OBP: 0.312, SLG: 0.319	C FF 94 X FF 94 0-1 L9 ②		D FF 93 X FF 93 1-0 F7 ③			X FF 92 0-0 1 BB 2 2B 1-2 1B	B FC 90 X FC 90 1-0 G6-3 ②		B FF 93 X FF 91 1-0 P5 ③		5	1	1	0	0	0	4
48 Pablo Sandoval, S (1, 5) OBP: 0.377, SLG: 0.545	B FF 95 F FF 95 F FF 96 B FF 94 T FF 95 2-2 K ③			S FF 95 B FF 94 B SI 91 X FF 93 2-1 G3-1 ①		B FF 93 F FF 93 F FF 93 B FF 94 2 SAFE B FF 94 S SI 92 3-3 K ②	F FC 90 F FF 91 B FC 91 D CH 88 S FC 90 2-3 K ③			F SL 84 X FF 94 0-1 2 BB 23 2B 1B	5	1	1	0	0	3	3
1 Bengie Molina, R (1, 2) OBP: 0.280, SLG: 0.436		C FF 93 B FF 94 F FF 90 B FF 95 B FF 95 B FF 94 4-2 23 G6-4-3 BB		S SL 87 S FF 94 B FF 94 B FF 95 S FF 95 2-3 K ②		B FF 93 S FF 94 B FF 94 B FF 95 B FF 94 4-1 2 2B 23 1B 1-2 2-3 BB		F FF 94 S SL 80 B FF 94 F C 1-3 K ①		C SL 87 S SL 88 B FF 94 B FF 96 S FF 94 2-3 K ①	3	1	0	0	2	3	1
2 Randy Winn, S (1, 9) OBP: 0.320, SLG: 0.373		X FF 92 0-0 P2 ①		B FF 93 C CH 88 C CH 86 X FF 89 1-2 23 CS 1B		X FF 92 0-0 23 1B 1-3 2-H 3-H 2B		B FS 90 S FF 95 X FF 94 1-1 G6-3 ②		S CH 86 B FF 94 B FF 94 F SL 88 B FF 95 F FF 94 1 SAFE 1 SAFE B SL 90 4-2 23 2B 1-2 BB	4	2	2	2	1	0	1
23 Ryan Garko, R (1, 3) OBP: 0.351, SLG: 0.428 38 Brian Wilson, R (10, 1)		B FF 93 B FF 92 F FF 95 X FF 95 2-1 G6-4-3 ②③ 1-2f		1 SAFE C FF 93 0-1 CS ③ 1-2	C B X FF 94 1-1 F9 ①	B FF 95 C FF 93 F FF 94 X FF 95 1-2 33 BB 2-H 3-H 1B		F FF 95 B SL 79 X FF 94 2-1 F8 ③		C SL 88 X FF 94 0-1 33 1B 5 SF8 1-H 2-H 2B	5 0	1 0	2 0	4 0	0 0	0 0	1 0
33 Aaron Rowand, R (1, 8) OBP: 0.328, SLG: 0.437			B FF 94 B FF 93 X FF 94 2-0 G6-3 ①		B KC 78 F FF 94 B B F FF 94 X 3-2 L9 ②	B SL 85 F FF 93 B SL 86 B KC 75 B FF 93 4-1 5 FC6-4 1-2 BB			C FC 88 C SL 79 X FC 89 0-2 G6-3 ①	B SL 88 X SL 88 1-0 35 1B 2-3 1B	4	0	1	0	1	0	0
5 Juan Uribe, R (1, 4) OBP: 0.302, SLG: 0.439			F FF 93 F FF 93 F SL 86 X SL 85 0-2 HR		X KC 76 0-0 F8 ③	C FC 90 X CH 86 0-1 FC6-4 ③ 1-2f			B FF 94 B SL 87 C FF 94 F FF 95 B SL 81 B FC 90 4-2 8 BB BB	B FF 94 D SL 89 X SL 89 2-0 SF8 ② 3-H	3	1	1	2	1	0	2
55 Tim Lincecum, L (1, 1) OBP: 0.241, SLG: 0.192 14 Fred Lewis, L (7, PH) OBP: 0.356, SLG: 0.414 41 Jeremy Affeldt, L (7, 1) OBP: 0.500, SLG: 0.500 54 Sergio Romo, R (8, 1) 12 Nate Schierholtz, L (9, PH) OBP: 0.323, SLG: 0.435 46 Bob Howry, L (9, 1) 35 Travis Ishikawa, L (10, PH) OBP: 0.327, SLG: 0.405 (10, 3)			B FF 92 C FF 92 B FF 94 F FF 92 B FF 94 X FF 93 3-2 G5-3 ②			B FF 92 C FF 91 B KC 75 C FF 92 C FF 92 2-3 K ① C FC 89 X FC 85 0-1 8 G4-3 2B		C SL 81 1 SAFE C FF 93 S FF 93 0-3 K ②	1 SAFE B SI 84 C SL 74 1 SAFE B FF 80 F SL 73 B SC 67 F SC 66 X SI 84 3-2 1-2 1B	2 1 0 0 1 0 1 0	0 0 0 0 0 0 0 0	0 1 0 0 0 0 0 1	0 0 0 0 0 0 1 0	1 0 0 0 1 0 0 0	0 0 0 0 1 0 0 0	0 0 0 0 1 0 0 0
Inning Stats	R: 0 E: 0 K: 1 S: 7 H: 0 LOB: 0 BB: 0 P: 9	R: 0 E: 0 K: 0 S: 5 H: 0 LOB: 0 BB: 1 P: 11	R: 1 E: 0 K: 0 S: 13 H: 2 LOB: 1 BB: 0 P: 20	R: 0 E: 0 K: 1 S: 9 H: 1 LOB: 0 BB: 0 P: 14	R: 0 E: 0 K: 0 S: 6 H: 0 LOB: 0 BB: 0 P: 10	R: 4 E: 0 K: 2 S: 16 H: 4 LOB: 2 BB: 2 P: 30	R: 0 E: 0 K: 1 S: 8 H: 1 LOB: 1 BB: 0 P: 12	R: 0 E: 0 K: 1 S: 8 H: 0 LOB: 0 BB: 0 P: 12	R: 0 E: 0 K: 1 S: 10 H: 0 LOB: 2 BB: 2 P: 19	R: 3 E: 0 K: 2 S: 20 H: 4 LOB: 2 BB: 1 P: 32	1B: 8 2B: 3 3B: 0 HR: 1	SF: 1 SAC: 0 DP: 1 HBP: 0						

PITCHER		IP	WLS	BF	H	R	ER	SO	BB	IBB	HBP	BLK	WP	HR	S	P	ERA	WHIP
34 Homer Bailey, R ERA: 7.53	(1, 1)	5.2		25	7	5	5	4	3	0	0	0	0	1	54	92	7.94	1.765
51 Jared Burton, R ERA: 5.36	(6, 1)	1.1		5	1	0	0	1	0	0	0	0	0	0	10	14	0.00	0.750
40 Nick Masset, R ERA: 2.85	(8, 1)	1.1		5	0	0	0	1	1	0	0	0	0	0	13	21	0.00	0.750
53 Arthur Rhodes, L ERA: 2.45	(9, 1)	0.2		3	0	0	0	1	1	0	0	0	0	0	5	10	0.00	1.500
48 Francisco Cordero, R ERA: 2.3	(10, 1)	0.2	L	6	3	3	3	1	1	0	0	0	0	0	12	21	40.50	6.000

PITCHER		IP	WLS	BF	H	R	ER	SO	BB	IBB	HBP	BLK	WP	HR	S	P	ERA	WHIP
52 Daniel Herrera, L ERA: 2.4	(10, 1)	0.1		2	1	0	0	1	0	0	0	0	0	0	8	11	0.00	3.000

TOP

San Francisco Giants @ Cincinnati Reds

Great American Ball Park, Cincinnati, OH

Tue Aug 18 2009, 7:10 PM EDT
Att. 13,334 - Partly Cloudy - 84 F

livebaseballscorecards.com

AB	39
R	8
H	12
RBI	8
BB	6
SO	9
LOB	16

WP: 0	PA: 47		
PB: 0			
SB: 0			
CS: 1			

Batter	1	2	3	4	5	6	7	8	9	10	AB	R	H	RBI	BB	SO	LOB
21 Chris Dickerson, L (1, 9) (8, 8) OBP: 0.362, SLG: 0.370	C FF 92 B CU 75 B CU 79 B FF 93 X FF 93 3-1 ① G3	D CU 76 B FF 91 F FF 90 B FF 92 S SI 90 X FF 90 3-2 ① 19 FC4-6 1B 1-2 3-H		C FF 92 C SI 95 D D CH 82 X CH 82 2-2 ③ F8			B FF 94 X 1-0 ② F8			C SL 87 F FF 96 F FF 97 B SL 89 S SL 88 1-3 ① K	5	0	1	1	0	1	2
3 Willy Taveras, R (1, 8) OBP: 0.273, SLG: 0.284 40 Nick Masset, R (8, 1) 53 Arthur Rhodes, L (9, 1) 48 Francisco Cordero, R (10, 1) 52 Daniel Herrera, L (10, 1) 60 Kevin Barker, L (10, PH)	C FF 93 F FF 93 B CH 86 B CH 84 X 2-2 ② F8	X FF 91 0-0 ② F4			B FF 88 B FF 89 C FF 88 C CU 75 X CU 79 2-2 ① F7		B SI 93 F SI 93 L CH 88 X SI 95 1-2 ③ G1-3			B FF 95 B FF 96 T FF 96 B SL 88 F FF 96 F FF 98 C FF 96 3-3 ② K	4 0 0 0 0 1	0 0 0 0 0 0	0 0 0 0 0 1	0 0 0 0 0 1	0 0 0 0 0 0	0 0 0 0 0 1	2 0 0 0 0 1
19 Joey Votto, L (1, 3) OBP: 0.397, SLG: 0.551	C FF 93 B CH 84 F FF 94 B FF 93 B CH 85 S 3-3 ③ K	D CU 78 C FF 91 S FF 92 B FF 91 X CH 83 2-2 ③ FC4-6 1-2f			B CH 81 X CH 81 1-0 HR			B SI 94 F SI 94 B SI 95 F SI 94 S CU 79 2-3 ① K		S FF 96 B SI 96 B FF 97 X SL 89 2-1 ③ G3	5	1	1	1	0	2	3
4 Brandon Phillips, R (1, 4) OBP: 0.323, SLG: 0.449		C SL 81 X CU 80 0-1 ① 23 S 25 1B 7 BB 1B	X FF 90 0-0 ① F9		B FF 92 X SL 80 1-0 ② G4-3			C SL 76 F FF 90 B SL 76 S SL 77 1-3 ② K			4	1	1	0	0	1	0
25 Wladimir Balentien, R (1, 7) OBP: 0.297, SLG: 0.366		S FF 92 X CU 75 0-1 7 BB 23 S 34 1B 1B 1-2	C FF 91 B FF 91 S FF 91 S FF 92 1-3 ② K		X FF 92 0-0 ③ F7			C FF 91 C SL 77 B FF 91 C 1-3 ③ K			4	1	1	0	0	2	0
23 Adam Rosales, R (1, 5) OBP: 0.294, SLG: 0.326		B FF 93 C FF 93 S SL 82 X CH 85 1-2 ① G5-3 1-2 2-3	X FF 93 0-0 ③ G6-3			B FF 90 B FF 90 C FF 90 B B 4-1 29 G4-3 BB			B FF 91 C FF 92 B SL 86 F FF 92 X SL 84 2-2 ① G5-3		3	0	0	0	1	0	2
29 Ryan Hanigan, R (1, 2) OBP: 0.370, SLG: 0.344	I I I I	4-0 7 BB 34 1B IBB		B FF 91 B FF 90 C FF 92 F FF 91 X CH 82 2-2 34 SH3-4 1B		B FF 89 1 SAFE C FF 90 B CU 78 X 2-1 ① ② G4-3 1-2f			F FF 91 B FF 91 X FF 92 1-1 ② P4		3	1	1	0	1	0	1
7 Paul Janish, R (1, 6) OBP: 0.289, SLG: 0.245	B FF 93 B SI 90 B FF 91 B FF 91 4-0 34 1B 21 1B BB 1-2 2-3 3-H			X FF 91 0-0 ① F8		B CU 73 X FF 89 1-0 ③ G5-3			S SL 84 B SL 84 B SL 84 X FF 92 2-1 ③ F9		3	1	0	1	1	0	1
34 Homer Bailey, R (1, 1) OBP: 0.053, SLG: 0.053 51 Jared Burton, R (6, 1) 31 Jonny Gomes, R (7, PH) OBP: 0.355, SLG: 0.580 17 Laynce Nix, L (8, 9) OBP: 0.297, SLG: 0.451	B FF 93 C FF 91 X FF 93 1-1 21 1B 1-3 2-H 3-H 1B			L SI 92 1 SAFE X 0-1 ② SH3-4 1-2			C FF 95 F CH 87 C CU 78 0-3 ① K		B FF 93 C FF 94 B FF 96 X FF 95 2-1 2B	1 0 1 1	0 0 0 0	1 0 0 1	2 0 0 0	0 0 1 0	0 0 0 0	0 0 0 0
Inning Stats	R: 0 H: 0 E: 0 LOB: 0 K: 1 BB: 0 S: 8 P: 16	R: 4 H: 4 E: 0 LOB: 2 K: 0 BB: 2 S: 16 P: 31	R: 0 H: 0 E: 0 LOB: 0 K: 1 BB: 0 S: 5 P: 6	R: 0 H: 1 E: 0 LOB: 1 K: 0 BB: 0 S: 9 P: 13	R: 1 H: 1 E: 0 LOB: 0 K: 0 BB: 0 S: 6 P: 10	R: 0 H: 0 E: 0 LOB: 0 K: 0 BB: 1 S: 4 P: 11	R: 0 H: 0 E: 0 LOB: 0 K: 1 BB: 0 S: 7 P: 9	R: 0 H: 0 E: 0 LOB: 0 K: 3 BB: 0 S: 9 P: 13	R: 0 H: 0 E: 0 LOB: 0 K: 0 BB: 0 S: 7 P: 12	R: 0 H: 1 E: 0 LOB: 1 K: 2 BB: 0 S: 12 P: 20	1B: 5 2B: 1 3B: 0 HR: 1	SF: 0 SAC: 1 DP: 1 HBP: 0					WP: 0 PB: 0 SB: 2 CS: 0	PA: 39

PITCHER		IP	WLS	BF	H	R	ER	SO	BB	IBB	HBP	BLK	WP	HR	S	P	ERA	WHIP
55 Tim Lincecum, R ERA: 2.37	(1, 1)	6.0		26	6	5	5	2	2	1	0	0	0	1	48	87	7.50	1.333
41 Jeremy Affeldt, L ERA: 1.81	(7, 1)	1.1		4	0	0	0	2	0	0	0	0	0	0	10	14	0.00	0.000
54 Sergio Romo, R ERA: 5.23	(8, 1)	0.2		2	0	0	0	2	0	0	0	0	0	0	6	8	0.00	0.000
46 Bob Howry, R ERA: 3.5	(9, 1)	1.0	W	3	0	0	0	0	0	0	0	0	0	0	7	12	0.00	0.000
38 Brian Wilson, R ERA: 2.8	(10, 1)	1.0	S	4	1	0	0	2	0	0	0	0	0	0	12	20	0.00	1.000

PITCHER	IP	WLS	BF	H	R	ER	SO	BB	IBB	HBP	BLK	WP	HR	S	P	ERA	WHIP

BOTTOM

San Francisco Giants @ Cincinnati Reds

Great American Ball Park, Cincinnati, OH

Tue Aug 18 2009, 7:10 PM EDT
Att. 13,334 - Partly Cloudy - 84 F

livebaseballscorecards.com

AB	35
R	5
H	7
RBI	5
BB	3
SO	8
LOB	12

San Francisco Giants @ Cincinnati Reds

Great American Ball Park, Cincinnati, OH

Wed Aug 19 2009, 7:10 PM EDT

Att. 11,302 - Partly Cloudy - 84 F

livebaseballscorecards.com

TOP

Batter	1	2	3	4	5	6	7	8	9	AB	R	H	RBI	BB	SO	LOB
8 Eugenio Velez, S (1, 4) OBP: 0.336, SLG: 0.438	2-2 F7		0-2 L3		0-0 G3			0-1 G5-3		4	0	0	0	0	0	0
16 Edgar Renteria, R (1, 6) OBP: 0.314, SLG: 0.321	0-3 K		1-1 1B 12 G4-6-3			3-2 G6-3		0-0 1B 12 2B		4	1	2	0	0	1	0
12 Nate Schierholtz, L (1, 9) OBP: 0.326, SLG: 0.445	1-1 2B		0-1 G4-6-3 1-2f			1-2 K		1-2 2B 1-H		4	0	2	1	0	1	1
1 Bengie Molina, R (1, 2) OBP: 0.277, SLG: 0.431	2-2 P6			1-1 G5-3		0-0 G6-3		1-0 F7		4	0	0	0	0	0	2
2 Randy Winn, S (1, 7) OBP: 0.317, SLG: 0.370		1-3 K		0-1 F7			0-0 G4-3	2-3 K		4	0	0	0	0	2	1
23 Ryan Garko, R (1, 3) OBP: 0.353, SLG: 0.429 / 38 Brian Wilson, R (9, 1)		1-2 1B 5 BB 33 1B		0-1 1B			1-1 G6-3		1-0 P6	4 / 0	0 / 0	2 / 0	0 / 0	0 / 0	0 / 0	0 / 0
33 Aaron Rowand, R (1, 8) OBP: 0.329, SLG: 0.437		1-0 1B 5 BB 1-2		0-3 K			1-2 1B 5 2B		0-0 G1-3	4	0	2	0	0	1	1
5 Juan Uribe, R (1, 5) OBP: 0.308, SLG: 0.446		4-1 BB 75 G4-3 1-2 2-3			3-1 F7		0-1 2B 1-3		1-1 1B	3	0	2	0	1	0	0
75 Barry Zito, L (1, 1) OBP: 0.167, SLG: 0.125 / 14 Fred Lewis, L (7, PH) OBP: 0.355, SLG: 0.412 / 54 Sergio Romo, R (7, 1) / 41 Jeremy Affeldt, L (8, 1) OBP: 0.500, SLG: 0.500 / 35 Travis Ishikawa, L (9, PH) OBP: 0.326, SLG: 0.403 (9, 3)		0-0 G4-3 1-2f			0-1 G4-3		1-0 P4		0-0 F7	2 / 1 / 0 / 0 / 1	0 / 0 / 0 / 0 / 0	0 / 0 / 0 / 0 / 0	0 / 0 / 0 / 0 / 0	0 / 0 / 0 / 0 / 0	0 / 0 / 0 / 0 / 0	3 / 2 / 0 / 0 / 1

Inning Stats

	1	2	3	4	5	6	7	8	9
R	0	0	0	0	0	0	0	1	0
E	0	0	0	0	0	0	0	0	0
K	1	1	0	1	0	1	0	1	0
S	12	9	7	10	5	7	11	10	5
H	1	2	1	1	0	0	2	2	1
LOB	1	2	0	1	0	0	2	1	1
BB	0	1	0	0	0	0	0	0	0
P	17	16	8	11	8	11	14	14	7

1B: 7, 2B: 3, 3B: 0, HR: 0, SF: 0, SAC: 0, DP: 2, HBP: 0

WP: 0, PB: 0, SB: 0, CS: 0, PA: 36

AB	35
R	1
H	10
RBI	1
BB	1
SO	5
LOB	11

PITCHER	IP	WLS	BF	H	R	ER	SO	BB	IBB	HBP	BLK	WP	HR	S	P	ERA	WHIP
61 Bronson Arroyo, R (1, 1) ERA: 4.56	8.0	L	32	9	1	1	5	1	0	0	0	0	0	71	99	1.12	1.250
40 Nick Masset, R (9, 1) ERA: 2.8	1.0		4	1	0	0	0	0	0	0	0	0	0	5	7	0.00	1.000

PITCHER	IP	WLS	BF	H	R	ER	SO	BB	IBB	HBP	BLK	WP	HR	S	P	ERA	WHIP

Batter	1	2	3	4	5	6	7	8	9	AB	R	H	RBI	BB	SO	LOB
6 Drew Stubbs, R (1, 8) OBP: 0.250, SLG: 0.500	X SI 86 0-0 ① F7		C SI 89 C CU 73 S CU 74 0-3 ③ K			B CU 71 X FC 78 1-0 7 SH5-3 2B			C FF 96 F FF 95 B FF 99 B FF 99 B SL 87 C 3-3 ① K	4	0	1	0	0	2	0
7 Paul Janish, R (1, 6) OBP: 0.284, SLG: 0.240 21 Chris Dickerson, L (9, PH) OBP: 0.360, SLG: 0.369	B SI 88 C SI 88 C CU 73 X SI 87 1-2 ② G1-3			C CU 71 B FC 79 F CH 75 X SI 88 1-2 ① F8		D CU 73 X FC 80 1-0 ② SH5-3 2-3			B FF 95 C SL 88 B FF 98 F FF 98 B SL 89 S 3-3 ② K	2 1	0 0	0 0	0 0	0 0	0 1	0 0
19 Joey Votto, L (1, 3) OBP: 0.397, SLG: 0.551 60 Kevin Barker, L (1, PH) (2, 3)	C SI 88 F SI 89 B CH 79 B FC 81 C FC 81 2-3 ③ K			F SI 89 B X FC 81 1-1 ② L3		F SI 89 B SI 88 X CU 74 1-1 ③ G4-3			B FF 96 C FF 98 B FF 98 X SL 89 2-1 ③ G4-3	0 4	0 0	0 0	0 0	0 0	0 1	0 1
4 Brandon Phillips, R (1, 4) OBP: 0.321, SLG: 0.446		B SI 87 T FC 80 B SI 87 S FC 81 F FF 82 B CH 76 X FC 80 3-2 ① G5-3		F CH 73 S CH 76 X CH 75 0-2 ③ G3			F FF 92 C SL 78 B SL 77 B SL 76 S SL 78 2-3 ① K			3	0	0	0	0	1	0
31 Jonny Gomes, R (1, 9) OBP: 0.355, SLG: 0.574		B CU 74 B CH 74 B FC 79 B SI 87 4-0 BB			F SI 87 B CU 73 C CU 74 F SI 89 C SI 88 1-3 ① K		B SL 77 B FF 92 C FF 92 F SL 78 B FF 92 F SL 78 S SL 77 3-3 ② K			2	0	0	0	1	2	0
25 Wladimir Balentien, R (1, 7) OBP: 0.293, SLG: 0.361		B SI 88 F SI 88 C SI 88 F SI 88 X CU 76 1-2 ② F7			X SI 88 0-0 ② L7		C FF 90 B FF 91 F FF 90 B FF 92 S SL 76 2-3 ③ K			3	0	0	0	0	1	1
23 Adam Rosales, R (1, 5) OBP: 0.294, SLG: 0.326		C CH 76 1 SAFE F CU 75 B SI 88 B SI 88 1 SAFE X SI 89 2-2 ③ P4			B CH 77 B FC 80 C FC 75 B SI 88 X SI 88 3-1 1B			B FF 91 C SL 78 C SL 78 X SL 77 1-2 ① P2		3	0	1	0	0	0	1
29 Ryan Hanigan, R (1, 2) OBP: 0.366, SLG: 0.340			C SI 88 X SI 88 0-1 ① F8		1 SAFE B CH 74 B SI 88 C CH 74 X SI 88 2-1 ③ F9			X FF 91 0-0 ② L5		3	0	0	0	0	0	1
61 Bronson Arroyo, R (1, 1) OBP: 0.114, SLG: 0.159 17 Laynce Nix, L (8, PH) OBP: 0.296, SLG: 0.449 40 Nick Masset, R (9, 1)			B SI 88 B FC 79 C SI 88 C FC 81 F CU 74 X FF 83 2-2 ② F7			C CH 74 C CU 71 B SI 87 S SI 88 1-3 ① K		C FF 95 S SI 95 B CU 80 C CU 82 1-3 ③ K		2 1 0	0 0 0	0 0 0	0 0 0	0 0 0	1 1 0	0 0 0
Inning Stats	R: 0 E: 0 K: 1 S: 7 H: 0 LOB: 0 BB: 0 P: 10	R: 0 E: 0 K: 0 S: 11 H: 0 LOB: 1 BB: 1 P: 21	R: 0 E: 0 K: 1 S: 9 H: 0 LOB: 0 BB: 0 P: 11	R: 0 E: 0 K: 0 S: 8 H: 0 LOB: 0 BB: 0 P: 10	R: 0 E: 0 K: 1 S: 9 H: 1 LOB: 1 BB: 0 P: 15	R: 0 E: 0 K: 1 S: 7 H: 1 LOB: 1 BB: 0 P: 11	R: 0 E: 0 K: 3 S: 10 H: 0 LOB: 0 BB: 0 P: 17	R: 0 E: 0 K: 1 S: 7 H: 0 LOB: 0 BB: 0 P: 9	R: 0 E: 0 K: 2 S: 8 H: 0 LOB: 0 BB: 0 P: 16	1B: 1 2B: 1 3B: 0 HR: 0 SF: 0 SAC: 1 DP: 0 HBP: 0						

PITCHER		IP	WLS	BF	H	R	ER	SO	BB	IBB	HBP	BLK	WP	HR	S	P	ERA	WHIP
75 Barry Zito, L ERA: 4.26	(1, 1)	6.0		21	2	0	0	4	1	0	0	0	0	0	51	78	0.00	0.500
54 Sergio Romo, R ERA: 4.84	(7, 1)	1.2	W	5	0	0	0	3	0	0	0	0	0	0	14	22	0.00	0.000
41 Jeremy Affeldt, L ERA: 1.8	(8, 1)	0.1	H	1	0	0	0	1	0	0	0	0	0	0	3	4	0.00	0.000
38 Brian Wilson, R ERA: 2.75	(9, 1)	1.0	S	3	0	0	0	2	0	0	0	0	0	0	8	16	0.00	0.000

PITCHER	IP	WLS	BF	H	R	ER	SO	BB	IBB	HBP	BLK	WP	HR	S	P	ERA	WHIP

BOTTOM

San Francisco Giants @ Cincinnati Reds

Great American Ball Park, Cincinnati, OH

Wed Aug 19 2009, 7:10 PM EDT

Att. 11,302 - Partly Cloudy - 84 F

livebaseballscorecards.com

AB	28
R	0
H	2
RBI	0
BB	1
SO	10
LOB	4

1B: 1	SF: 0	WP: 0	PA: 30
2B: 1	SAC: 1	PB: 0	
3B: 0	DP: 0	SB: 0	
HR: 0	HBP: 0	CS: 0	

Batter	1	2	3	4	5	6	7	8	9	10	AB	R	H	RBI	BB	SO	LOB
8 Eugenio Velez, S (1, 4) OBP: 0.324, SLG: 0.422	C FF 88 S FF 88 F FF 89 F FF 91 X CU 71 0-2 ① L8		B FF 91 X CU 75 1-0 ③ F8		B FF 92 F FF 92 X FF 93 1-1 ② F7		X FF 91 0-0 ② P6		X CH 75 0-0 ② L7		5	0	0	0	0	0	3
5 Juan Uribe, R (1, 6) OBP: 0.306, SLG: 0.439 (8, 5)	B FF 87 X FF 88 1-0 ② P4			B SL 81 B FF 89 C FF 90 B SL 85 B FF 91 4-1 2 1B 12 1B 23 WP BB	B FF 91 X FF 91 1-0 ③ G4-3		B FF 92 B SL 85 C FF 92 X FF 93 2-1 ③ L9		C SL 76 C SI 86 B SC 64 S SC 70 1-3 ③ K		4	1	0	0	1	1	3
12 Nate Schierholtz, L (1, 9) OBP: 0.328, SLG: 0.444	B FF 88 X FF 89 1-0 1B			C FF 91 X CH 82 0-1 23 WP 2 1B 1-2 1B		X FF 89 0-0 ① P4		S SL 83 X SL 83 0-1 ① G5-3		S FF 95 X FF 96 0-1 ① F7	5	0	2	0	0	0	0
48 Pablo Sandoval, S (1, 5) OBP: 0.379, SLG: 0.548 (8, 3)	F CU 74 X CU 71 0-1 ③ G4-3			C FF 92 F FF 92 B FF 93 B CH 84 X CU 76 2-2 ① F8		F CU 74 F FF 90 X FF 91 0-2 2 1B 1B		C FF 94 F FF 94 B FF 93 X FF 95 1-2 2 1B 2B		F CH 86 B FF 95 F SL 89 B FF 96 X FF 96 2-2 2 CS 1B	5	0	3	0	0	0	3
2 Randy Winn, S (1, 7) OBP: 0.320, SLG: 0.372		B FF 87 F FF 88 B CU 72 F FF 90 F FF 92 B FF 92 X SL 85 3-2 ① G3		B CU 74 X FF 92 1-0 23 WP 1-2 2-3 1B		1 SAFE B FF 90 X FF 90 1-0 1-2 1B		X FF 93 0-0 16 G6-4-3 2-3 1B		B FF 96 F FF 96 T FF 97 T FF 96 1-2 ②③ K 1-2	5	0	3	0	0	1	1
23 Ryan Garko, R (1, 3) OBP: 0.350, SLG: 0.424 35 Travis Ishikawa, L (6, 3) OBP: 0.326, SLG: 0.403 16 Edgar Renteria, R (8, PH) OBP: 0.313, SLG: 0.320 (8, 6)		C FF 90 B SL 81 B FF 90 F FF 92 S SL 83 2-3 ② K		D SL 85 C FF 93 B FF 94 F FF 94 F SL 85 S SL 85 2-3 ② K 1-2 2-3 3-H		X FF 90 0-0 ② F8		F FF 92 B FF 93 F FF 94 X FF 94 1-2 ②③ G6-4-3 1-2f			3 0 1	0 0 0	0 0 0	0 0 0	0 0 0	2 0 0	4 0 2
33 Aaron Rowand, R (1, 8) OBP: 0.331, SLG: 0.436		B FF 91 S FF 91 S FF 92 S FF 92 1-3 ③ K		B FF 93 B SL 83 I IN 82 I IN 82 4-0 IBB		X SL 82 0-0 ③ F7			X FF 93 0-0 14 1B 1B		3	0	1	0	1	1	2
22 Eli Whiteside, R (1, 2) OBP: 0.247, SLG: 0.310			B FF 87 T FF 88 B SL 80 F FF 90 S FF 93 2-3 ① K	C FF 93 S FF 93 F FF 94 X SL 84 0-2 ③ F8			X FF 89 0-0 18 SH5-4 2B		1 SAFE L FC 90 B FF 95 1 SAFE B FC 91 1 SAFE X FF 94 2-1 ① B2		4	0	1	0	0	1	4
18 Matt Cain, R (1, 1) OBP: 0.222, SLG: 0.200 14 Fred Lewis, L (9, PH) OBP: 0.357, SLG: 0.414 46 Bob Howry, L (9, 1)			C FF 88 X FF 90 0-1 ② F8	C SL 86 C SL 79 B SL 80 B FF 90 B FF 90 X FF 90 3-2 ① P4		X CH 84 0-0 ① SH5-4 2-3			D FS 90 X FF 95 1-0 1-2 1B		2 1 0	0 0 0	0 1 0	0 0 0	0 0 0	0 0 0	0 0 0
Inning Stats	R: 0 H: 1 E: 0 LOB: 1 K: 0 BB: 0 S: 9 P: 11	R: 0 H: 0 E: 0 LOB: 0 K: 2 BB: 0 S: 10 P: 16	R: 0 H: 0 E: 0 LOB: 0 K: 1 BB: 0 S: 6 P: 9	R: 1 H: 2 E: 0 LOB: 3 K: 1 BB: 2 S: 15 P: 28	R: 0 H: 0 E: 0 LOB: 0 K: 0 BB: 0 S: 6 P: 11	R: 0 H: 2 E: 0 LOB: 2 K: 0 BB: 0 S: 7 P: 8	R: 0 H: 1 E: 0 LOB: 1 K: 0 BB: 0 S: 5 P: 7	R: 0 H: 2 E: 0 LOB: 1 K: 0 BB: 0 S: 9 P: 11	R: 0 H: 2 E: 0 LOB: 2 K: 1 BB: 0 S: 8 P: 12	R: 0 H: 1 E: 0 LOB: 0 K: 1 BB: 0 S: 8 P: 11	1B: 9 2B: 2 3B: 0 HR: 0	SF: 0 SAC: 1 DP: 1 HBP: 0						

PITCHER		IP	WLS	BF	H	R	ER	SO	BB	IBB	HBP	BLK	WP	HR	S	P	ERA	WHIP
39 Aaron Harang, R ERA: 4.21	(1, 1)	7.0		29	6	1	1	4	1	1	0	0	1	0	58	90	1.29	1.000
53 Arthur Rhodes, L ERA: 2.4	(8, 1)	1.0		4	2	0	0	0	0	0	0	0	0	0	9	11	0.00	2.000
40 Nick Masset, R ERA: 2.78	(9, 1)	0.1		3	2	0	0	0	0	0	0	0	0	0	4	7	0.00	6.000
52 Daniel Herrera, L ERA: 2.37	(9, 1)	0.2		2	0	0	0	1	0	0	0	0	0	0	4	5	0.00	0.000
48 Francisco Cordero, R ERA: 2.25	(10, 1)	1.0	W	3	1	0	0	1	0	0	0	0	0	0	8	11	0.00	1.000

PITCHER	IP	WLS	BF	H	R	ER	SO	BB	IBB	HBP	BLK	WP	HR	S	P	ERA	WHIP

TOP

San Francisco Giants @ Cincinnati Reds

Great American Ball Park, Cincinnati, OH

Thu Aug 20 2009, 12:35 PM EDT
Att. 13,390 - Partly Cloudy - 81 F

livebaseballscorecards.com

AB	38
R	1
H	11
RBI	0
BB	2
SO	6
LOB	22

1B: 9	SF: 0	WP: 1	PA: 41
2B: 2	SAC: 1	PB: 0	
3B: 0	DP: 1	SB: 0	
HR: 0	HBP: 0	CS: 1	

Batter	1	2	3	4	5	6	7	8	9	10	AB	R	H	RBI	BB	SO	LOB
21 Chris Dickerson, L (1, 9) OBP: 0.365, SLG: 0.371	B FF 91 B FF 91 B FF 92 C FF 93 F FF 93 B CH 87 4-2 19 G4-3 6 S BB		F FF 92 X CU 78 0-1 1B		B FF 91 S FF 93 B FF 94 B FF 94 F FF 94 X FF 95 3-2 ① F8		B FF 92 B CH 87 C FF 95 X FF 95 2-1 1-2 1B		X FF 93 0-0 ③ F7		4	0	2	0	1	0	1
6 Drew Stubbs, R (1, 8) OBP: 0.222, SLG: 0.667	1 SAFE B FF 93 F FF 92 B SL 85 F FF 94 B FF 94 C FF 95 3-3 ① K 1-2		1 SAFE B SL 83 C SL 83 1 SAFE B FF 93 F FF 94 X FF 93 2-2 ① F7		S FF 94 C FF 95 B FF 95 S SL 90 1-3 ② K		B CU 78 F SL 87 C FF 95 C FF 96 1-3 ② K			B SL 85 B FF 94 X FF 93 2-0 HR	5	1	1	1	0	3	4
19 Joey Votto, L (1, 3) OBP: 0.393, SLG: 0.544	B B FF 94 C FF 93 S CH 87 B CH 87 F FF 95 X FF 94 3-2 ② G4-3 2-3		1 SAFE X FF 92 0-0 ② F7		B CH 89 S CH 88 F CH 89 X FA 89 1-2 ③ G1-3		C FF 95 F FF 95 B FF 96 F FF 94 B CH 88 X FF 95 2-2 ③ F8				4	0	0	0	0	0	4
4 Brandon Phillips, R (1, 4) OBP: 0.320, SLG: 0.445 15 Drew Sutton, S (3, PH) OBP: 0.195, SLG: 0.282 (4, 4)	F FF 94 F FF 94 B FF 95 X FF 95 1-2 ③ F9		C FF 94 X FF 93 0-1 ③ P4			F FF 93 X FF 93 0-1 ① P4		X FF 91 0-0 ① G4-3			1 3	0 0	0 0	0 0	0 0	0 0	1 1
17 Laynce Nix, L (1, 7) OBP: 0.303, SLG: 0.465		X FF 92 0-0 ① G5-3		C FF 92 B FF 93 B SL 86 X FF 94 2-1 30 E 1B		C FF 93 X CH 86 0-1 HR		F FF 93 F FF 94 X FF 95 0-2 7 CS 1B			4	1	3	1	0	0	0
23 Adam Rosales, R (1, 5) OBP: 0.293, SLG: 0.325		C FF 93 C CU 78 F FF 94 F SL 87 B FF 95 X CU 79 1-2 7 1B 1B		X FF 94 0-0 ① L9		C SL 87 X FF 95 0-1 ② G4-3		C FF 93 X FF 93 0-1 ② L5			4	0	1	0	0	0	2
7 Paul Janish, R (1, 6) OBP: 0.283, SLG: 0.241		C FF 93 X FF 92 0-1 1-2 1B		C SL 86 X SL 85 0-1 ② L6		X FF 94 0-0 ③ L4		D SL 87 C SL 86 B FF 94 2-1 ③ CS 1-2	F FF 94 C FF 94 B SL 87 B FF 94 F FF 94 X FF 94 2-2 ① G6-3		4	0	1	0	0	0	1
30 Craig Tatum, R (1, 2) OBP: 0.233, SLG: 0.135		C SL 86 F SL 86 F FF 95 X FF 94 0-2 ② F8		X FF 94 0-0 FC5 1-2		S SL 86 B SL 86 X SL 86 1-1 ① L5			B FF 95 F FF 94 B FF 93 X FF 94 2-1 E4		4	0	0	0	0	0	3
39 Aaron Harang, R (1, 1) OBP: 0.167, SLG: 0.234 60 Kevin Barker, L (7, PH) OBP: 0.143, SLG: 0.143 61 Bronson Arroyo, R (7, PR) OBP: 0.114, SLG: 0.159 53 Arthur Rhodes, L (8, 1) 40 Nick Masset, R (9, 1) 52 Daniel Herrera, L (9, 1) 31 Jonny Gomes, R (9, PH) OBP: 0.353, SLG: 0.571 48 Francisco Cordero, R (10, 1)		T FF 93 F FF 95 F SL 85 X SL 85 0-2 ③ G6-3		X FF 94 0-0 ③ G4-3		B FF 93 C FF 94 X FF 94 1-1 21 1B 1B			S SL 88 S SL 86 B SL 86 S SL 87 1-3 ② K		2 1 0 0 0 0 0 1	0 0 0 0 0 0 0 0	0 1 0 0 0 0 0 0	0 0 0 0 0 0 0 1	0 0 0 0 0 0 0 1	0 0 0 0 0 0 0 0	4 0 0 0 0 0 0 0
Inning Stats	R: 0 H: 0 E: 0 LOB: 1 K: 1 BB: 1 S: 12 P: 23	R: 0 H: 2 E: 0 LOB: 2 K: 0 BB: 0 S: 16 P: 17	R: 0 H: 1 E: 0 LOB: 1 K: 0 BB: 0 S: 8 P: 10	R: 0 H: 1 E: 1 LOB: 2 K: 0 BB: 0 S: 7 P: 9	R: 0 H: 0 E: 0 LOB: 0 K: 1 BB: 0 S: 9 P: 14	R: 1 H: 1 E: 0 LOB: 0 K: 0 BB: 0 S: 7 P: 7	R: 0 H: 2 E: 0 LOB: 2 K: 1 BB: 0 S: 13 P: 20	R: 0 H: 1 E: 0 LOB: 0 K: 0 BB: 0 S: 7 P: 9	R: 0 H: 0 E: 1 LOB: 1 K: 1 BB: 0 S: 10 P: 15	R: 1 H: 1 E: 0 LOB: 0 K: 0 BB: 0 S: 1 P: 3	1B: 7 2B: 0 3B: 0 HR: 2	SF: 0 SAC: 0 DP: 0 HBP: 0			WP: 0 PB: 0 SB: 1 CS: 1	PA: 39		

PITCHER		IP	WLS	BF	H	R	ER	SO	BB	IBB	HBP	BLK	WP	HR	S	P	ERA	WHIP
18 Matt Cain, R ERA: 2.43	(1, 1)	8.0		33	8	1	1	3	1	0	0	0	0	1	79	109	1.12	1.125
46 Bob Howry, R ERA: 3.61	(9, 1)	1.0	L	5	1	1	1	1	0	0	0	0	0	1	11	18	9.00	1.000

PITCHER	IP	WLS	BF	H	R	ER	SO	BB	IBB	HBP	BLK	WP	HR	S	P	ERA	WHIP

BOTTOM

San Francisco Giants @ Cincinnati Reds

Great American Ball Park, Cincinnati, OH

Thu Aug 20 2009, 12:35 PM EDT
Att. 13,390 - Partly Cloudy - 81 F

livebaseballscorecards.com

AB	37
R	2
H	9
RBI	2
BB	1
SO	4
LOB	22

Batter	1	2	3	4	5	6	7	8	9	AB	R	H	RBI	BB	SO	LOB
8 Eugenio Velez, S (1, 7) OBP: 0.320, SLG: 0.410	G4-3	G6-3		G6-3		G3-1		16 BB 2-3 BB		4	0	0	0	1	0	2
16 Edgar Renteria, R (1, 6) OBP: 0.317, SLG: 0.322	48 BB 1 2B 1B		P4		1 G6-3 48 S 1B		F7	1-2 BB		4	1	2	0	1	0	0
48 Pablo Sandoval, S (1, 5) OBP: 0.379, SLG: 0.545	1 2B 12 SF9 1-2 BB		G6-3		F8 1-2		1 E 1B	P6		4	1	1	0	1	0	4
1 Bengie Molina, R (1, 2) OBP: 0.278, SLG: 0.433	35 1B 1-3 2-H 2B		F8		G6-3 2-3		E7 1-3 1B		G6-3	5	1	2	1	0	0	1
12 Nate Schierholtz, L (1, 9) OBP: 0.326, SLG: 0.440	SF9 3-H			35 E 33 HR BB	F8		P4		K	2	1	0	1	1	0	3
54 Sergio Romo, R (7, 1)										0	0	0	0	0	0	0
41 Jeremy Affeldt, L (7, 1) OBP: 0.500, SLG: 0.500										0	0	0	0	0	0	0
23 Ryan Garko, R (9, PH) OBP: 0.349, SLG: 0.423										1	0	0	0	0	1	0
38 Brian Wilson, R (9, 1)										0	0	0	0	0	0	0
35 Travis Ishikawa, L (1, 3) OBP: 0.324, SLG: 0.399	2-H 1B			E4 33 HR 1-2		G4-3	P5		L7	5	1	1	1	0	0	3
33 Aaron Rowand, R (1, 8) OBP: 0.335, SLG: 0.447	G6-3			1-H 2-H HR		5 E 5 1B 1B		8 WP 2 G4-3 1B		4	1	3	3	0	0	1
5 Juan Uribe, R (1, 4) OBP: 0.305, SLG: 0.436		G4-3		P2		E8 1-3 1B		K		4	0	1	0	0	1	1
57 Jonathan Sánchez, L (1, 1) OBP: 0.121, SLG: 0.033		F9		G4-3		K		G4-3 1-2		2	0	0	0	0	0	0
14 Fred Lewis, L (6, PH) OBP: 0.356, SLG: 0.413										1	0	0	0	0	1	2
49 Brandon Medders, R (6, 1)										0	0	0	0	0	0	0
2 Randy Winn, S (7, 9) OBP: 0.319, SLG: 0.371										1	0	0	0	0	0	1
Inning Stats	R: 3 E: 0 K: 0 S: 15 H: 3 LOB: 1 BB: 1 P: 28	R: 0 E: 0 K: 0 S: 7 H: 0 LOB: 0 BB: 0 P: 10	R: 0 E: 0 K: 0 S: 5 H: 0 LOB: 0 BB: 0 P: 5	R: 3 E: 1 K: 0 S: 11 H: 1 LOB: 0 BB: 1 P: 19	R: 0 E: 0 K: 0 S: 12 H: 1 LOB: 1 BB: 0 P: 18	R: 0 E: 1 K: 1 S: 11 H: 2 LOB: 2 BB: 0 P: 12	R: 0 E: 1 K: 0 S: 11 H: 2 LOB: 2 BB: 0 P: 16	R: 0 E: 0 K: 1 S: 13 H: 1 LOB: 3 BB: 2 P: 26	R: 0 E: 0 K: 1 S: 8 H: 0 LOB: 0 BB: 0 P: 11	1B: 8 2B: 1 3B: 0 HR: 1	SF: 1 SAC: 0 DP: 0 HBP: 0					

TOP

San Francisco Giants @ Colorado Rockies

Coors Field, Denver, CO

Fri Aug 21 2009, 7:10 PM MDT
Att. 43,666 - Partly Cloudy - 83 F

livebaseballscorecards.com

AB	37
R	6
H	10
RBI	6
BB	4
SO	3
LOB	18

WP: 1 PB: 0 SB: 1 CS: 0 PA: 42

PITCHER		IP	WLS	BF	H	R	ER	SO	BB	IBB	HBP	BLK	WP	HR	S	P	ERA	WHIP
28 Aaron Cook, R ERA: 4.47	(1, 1)	3.0	L	14	3	4	4	0	2	0	0	0	0	0	27	47	12.00	1.667
51 Josh Fogg, R ERA: 2.25	(4, 1)	3.0		14	4	2	1	1	0	0	0	0	0	1	34	45	3.00	1.333
49 Adam Eaton, R ERA: 7.85	(7, 1)	2.0		11	3	0	0	1	2	0	0	0	1	0	24	42	0.00	2.500
97 Joe Beimel, L ERA: 3.64	(9, 1)	1.0		3	0	0	0	1	0	0	0	0	0	0	8	11	0.00	0.000

PITCHER	IP	WLS	BF	H	R	ER	SO	BB	IBB	HBP	BLK	WP	HR	S	P	ERA	WHIP

BOTTOM

San Francisco Giants @ Colorado Rockies

Coors Field, Denver, CO

Fri Aug 21 2009, 7:10 PM MDT

Att. 43,666 - Partly Cloudy - 83 F

livebaseballscorecards.com

Batter	1	2	3	4	5	6	7	8	9	AB	R	H	RBI	BB	SO	LOB
24 Dexter Fowler, S (1, 8) OBP: 0.374, SLG: 0.419	C FF 91 F FF 95 B SI 94 F SL 84 F CH 83 B SL 84 B CH 82 F SI 94 B FF 93 4-2 19 G4-3 17 E BB		C SI 92 F SI 95 B FF 94 F FF 94 B SI 94 B SI 92 B SI 91 4-2 BB		X FF 92 0-0 19 G6-4-3 1-2 1B		C FF 90 B CH 78 1 SAFE B CH 79 B FC 90 F FF 90 1 SAFE B CU 70 4-2 19 WP 1-2 BB		C FF 93 C SL 88 B FF 95 X SL 87 1-2 17 1B 27 1B 1B	2	2	2	0	3	0	0
19 Ryan Spilborghs, R (1, 7) OBP: 0.318, SLG: 0.408	B FF 92 C FF 91 C FF 93 X SL 83 1-2 G4-3 1-2 ①		B SL 78 X SI 92 1-0 F8 ①		S CH 80 B FF 91 B SL 78 X FF 91 2-1 G6-4-3 1-2f ② ③		C SL 79 F FF 92 B SL 76 B FF 91 B SL 75 F SL 77 B SL 76 4-2 1-2 2-3 BB		C SL 87 F SI 94 C FF 96 0-3 ② K	4	0	0	0	1	1	5
17 Todd Helton, L (1, 3) OBP: 0.405, SLG: 0.494	F SI 94 C FF 94 B FF 94 X CH 86 1-2 E7 2-H 1B		C FF 93 X FF 93 0-1 ② F8			B FC 90 C FF 88 B CU 71 X FC 89 2-1 12 1B 1B	B CU 80 B FF 95 C FF 96 F FF 96 D CU 81 X FF 96 3-2 ② ③ G1-2-3 3-Hf		C FF 95 B FF 96 F FF 97 B FF 98 B SL 88 X FF 97 3-2 27 1B 1-3 1B	5	0	3	0	0	0	4
27 Garrett Atkins, R (1, 5) OBP: 0.307, SLG: 0.340	C SI 94 B SL 84 F FF 94 S FF 95 1-3 ② K		1 SAFE 1 SAFE B SI 93 F SI 93 B FF 93 B CH 84 S FF 93 S SL 81 3-3 ③ K			B FC 91 X SL 79 1-0 ① F7		B FF 95 C SI 94 B CH 88 X FF 95 2-1 ① G6-3	C SL 89 B SL 91 X SL 89 1-1 1-2 3-H 1B	5	0	1	1	0	2	3
11 Brad Hawpe, L (1, 9) OBP: 0.387, SLG: 0.533 49 Adam Eaton, R (7, 1) 7 Seth Smith, L (8, PH) OBP: 0.389, SLG: 0.489 97 Joe Beimel, L (9, 1) 6 Omar Quintanilla, L (9, PH) OBP: 0.283, SLG: 0.196	S SL 82 B SL 80 S FF 93 B FF 94 B SI 94 D SL 81 4-2 BB			B SI 90 C FF 91 C SI 92 S SL 82 1-3 ① K		C FF 90 F SL 83 C SI 86 T CU 72 0-2 ② K		C FF 96 B CU 80 B FF 96 X SI 96 2-1 HR	B FF 98 F FF 98 C FF 98 S FF 99 1-3 ③ K	2 0 1 0 1	0 0 1 0 0	0 0 1 0 0	0 0 1 0 0	1 0 0 0 0	2 0 0 0 1	1 0 0 0 2
12 Clint Barmes, R (1, 6) OBP: 0.298, SLG: 0.468	C SL 81 S FF 95 S FF 95 0-3 ③ K			B SL 81 B FF 92 B FF 91 C FF 92 X CH 81 3-1 ② F7		D SL 84 B FC 90 C FC 90 F CU 72 X CU 68 2-2 1-2 1B		C CU 80 S CU 80 B CU 81 F SI 96 B SI 96 S CU 81 2-3 ② K		4	0	1	0	0	2	2
20 Chris Iannetta, R (1, 2) OBP: 0.329, SLG: 0.440		B FF 93 B FF 93 C FF 91 C SL 81 S FF 94 2-3 ① K		S FF 93 B SL 82 F FF 92 C FF 93 1-3 ③ K		X SL 83 0-0 ③ G4-3		B SI 95 F SI 96 B CU 80 X SI 94 2-1 2B		4	0	1	0	0	2	2
9 Ian Stewart, L (1, 4) OBP: 0.315, SLG: 0.456		B FF 93 C SL 81 B FF 93 B FF 92 C FF 91 F SL 81 S FF 93 3-3 ② K			S FF 91 F FF 93 S SL 82 0-3 ① K		C FC 90 C CH 78 B FC 89 X CU 71 1-2 ① G3	B CU 80 B FF 95 F FF 96 X FF 95 2-1 ③ G4-1		4	0	0	0	0	2	1
28 Aaron Cook, R (1, 1) OBP: 0.208, SLG: 0.143 51 Josh Fogg, R (4, 1) OBP: 0.222, SLG: 0.125 5 Carlos González, L (7, 9) OBP: 0.350, SLG: 0.543		B FF 93 C FF 92 B CH 82 F FF 94 F FF 93 X FF 94 2-2 ③ F8			B FF 91 B FF 91 C FF 91 B FF 91 B FF 90 4-1 24 1B BB		F FC 90 B FF 90 H FC 90 2-1 19 WP 24 BB 17 G1-2-3 HBP		C SL 86 X FF 95 0-1 ① L8	1 0 1	0 0 0	0 0 0	0 1 0	0 0 0	0 0 0	0 0 0
Inning Stats	R: 1 E: 1 K: 2 S: 19 H: 1 LOB: 2 BB: 2 P: 30	R: 0 E: 0 K: 2 S: 11 H: 0 LOB: 0 BB: 0 P: 18	R: 0 E: 0 K: 1 S: 9 H: 0 LOB: 1 BB: 1 P: 17	R: 0 E: 0 K: 2 S: 8 H: 0 LOB: 0 BB: 0 P: 13	R: 0 E: 0 K: 1 S: 7 H: 1 LOB: 1 BB: 1 P: 13	R: 0 E: 0 K: 1 S: 11 H: 2 LOB: 2 BB: 0 P: 16	R: 0 E: 0 K: 0 S: 12 H: 0 LOB: 2 BB: 2 P: 26	R: 1 E: 0 K: 1 S: 12 H: 2 LOB: 1 BB: 0 P: 22	R: 1 E: 0 K: 2 S: 16 H: 3 LOB: 2 BB: 0 P: 22	1B: 7 2B: 1 3B: 0 HR: 1 SF: 0 SAC: 0 DP: 2 HBP: 1	WP: 1 PB: 0 SB: 0 CS: 0 PA: 41					

PITCHER		IP	WLS	BF	H	R	ER	SO	BB	IBB	HBP	BLK	WP	HR	S	P	ERA	WHIP
57 Jonathan Sánchez, L ERA: 4.3	(1, 1)	5.0	W	20	2	1	0	8	4	0	0	0	0	0	54	91	0.00	1.200
49 Brandon Medders, R ERA: 3.49	(6, 1)	1.1		8	2	0	0	1	1	0	1	0	0	0	17	29	0.00	2.250
54 Sergio Romo, R ERA: 4.84	(7, 1)	0.0		1	0	0	0	0	1	0	0	0	1	0	3	7	∞	∞
41 Jeremy Affeldt, L ERA: 1.93	(7, 1)	1.2	H	6	2	1	1	1	0	0	0	0	0	1	15	28	5.40	1.200
38 Brian Wilson, R ERA: 2.86	(9, 1)	1.0		6	3	1	1	2	0	0	0	0	0	0	16	22	9.00	3.000

PITCHER	IP	WLS	BF	H	R	ER	SO	BB	IBB	HBP	BLK	WP	HR	S	P	ERA	WHIP

Batter	1	2	3	4	5	6	7	8	9	AB	R	H	RBI	BB	SO	LOB
2 Randy Winn, S (1, 7) OBP: 0.319, SLG: 0.370	C FF 91 X FS 84 0-1 G1-3	X FF 93 0-0 G6-3		B FF 93 C FF 95 C FF 95 B SL 88 F SL 87 B FF 95 X FS 85 3-2 1-H 1B			B FF 94 F FF 95 B FF 95 F FF 94 B FF 95 X FF 95 3-2 F7		B FF 90 B FF 90 C FF 90 S FF 90 X FF 91 2-2 E4 48 HR	4	0	1	1	0	0	1
46 Bob Howry, L (7, 1)										0	0	0	0	0	0	0
35 Travis Ishikawa, L (9, PH) OBP: 0.322, SLG: 0.398										1	1	0	0	0	0	0
16 Edgar Renteria, R (1, 6) OBP: 0.313, SLG: 0.318	C FF 93 X FF 94 0-1 G6-3		L FF 93 B FF 93 B FS 83 F FS 82 B SL 88 F FF 94 X FF 96 3-2 L4	B FF 93 B FF 94 X FF 94 2-0 F8			X FF 95 0-0 G6-3		B FF 90 T FF 90 X FF 90 1-1 P4	5	0	0	0	0	0	2
48 Pablo Sandoval, S (1, 5) OBP: 0.381, SLG: 0.557	X FF 94 0-0 G6-3		B SL 89 B FF 93 F FF 95 X FF 95 2-1 23 WP 23 HR 2B		B CU 75 B FF 93 X FF 94 2-0 G5-3			C FF 90 X CU 81 0-1 23 HR 2B	B FF 91 X FF 91 1-0 1-H HR	5	3	3	2	0	0	0
1 Bengie Molina, R (1, 2) OBP: 0.280, SLG: 0.434		F FF 93 X FF 94 0-1 23 G4-3 33 1B 2B	F FF 95 C CU 78 S FF 93 0-3 K		S CU 76 F FF 93 B CU 78 B CU 79 B FF 94 D FS 87 4-2 23 P4-1 BB			F FF 90 F FF 90 B FF 92 S FF 91 1-3 K	B SI 93 F SI 92 F SI 94 S SL 86 1-3 K	4	1	1	0	1	3	2
23 Ryan Garko, R (1, 3) OBP: 0.350, SLG: 0.442		B FF 94 X FF 94 1-0 G4-3 2-3	B FS 85 B FS 85 F FF 94 X FS 85 2-1 2-H HR		F FF 94 D FS 86 S SL 87 X FF 94 1-2 P4-1 1-1f			B CU 83 X CU 82 1-0 2-H HR	C SI 94 B SI 94 F SI 93 C SI 95 1-3 K	5	2	2	4	0	1	2
33 Aaron Rowand, R (1, 8) OBP: 0.336, SLG: 0.455		C FF 94 X FS 86 0-1 12 HR 3-H 1B	C FF 96 C CU 76 S SL 90 0-3 K			C CU 74 B FF 94 F SL 85 S SL 86 1-3 K		S FF 91 S FF 91 X FF 91 0-2 HR		4	2	2	2	0	2	0
12 Nate Schierholtz, L (1, 9) OBP: 0.325, SLG: 0.450		1 SAFE C FF 94 X SL 88 0-1 1-H HR		X FF 94 0-0 F7		B FF 94 T FF 92 S SL 85 X FF 95 1-2 G3		F FF 91 B CH 83 B CH 80 X FF 91 2-1 F8		4	1	1	2	0	0	0
5 Juan Uribe, R (1, 4) OBP: 0.302, SLG: 0.431		B FF 95 S FF 95 S FF 95 B FF 95 S CU 77 2-3 K		C FF 92 B CU 76 C CU 77 B FF 95 F FF 95 S SL 89 2-3 K		X CU 77 0-0 F8		C CU 81 F FF 91 F FF 90 F FF 90 F CU 83 B CU 82 F FF 91 B FF 91 F CH 82 4-2 B CH 80 B FF 90 BB		3	0	0	0	0	2	0
47 Merkin Valdez, R (6, 1)										0	0	0	0	0	0	0
14 Fred Lewis, L (7, 7) OBP: 0.358, SLG: 0.413										0	0	0	0	1	0	0
49 Joe Martinez, L (1, 1) OBP: 0.286, SLG: 0.429		C FF 94 X SL 84 0-1 2B		C FF 96 X CU 76 0-1 2 WP 2 1B 1B			C FF 94 C FF 95 S FF 95 0-3 K	X FF 93 0-0 L7		2	1	2	0	0	0	0
45 Justin Miller, R (6, 1)										0	0	0	0	0	0	0
8 Eugenio Velez, S (6, 4) OBP: 0.315, SLG: 0.404										2	0	0	0	0	1	1
Inning Stats	R: 0 E: 0 K: 0 S: 5 H: 0 LOB: 0 BB: 0 P: 5	R: 3 E: 0 K: 1 S: 13 H: 4 LOB: 1 BB: 0 P: 16	R: 2 E: 0 K: 2 S: 14 H: 2 LOB: 0 BB: 0 P: 21	R: 1 E: 0 K: 1 S: 12 H: 2 LOB: 1 BB: 0 P: 19	R: 0 E: 0 K: 0 S: 6 H: 0 LOB: 0 BB: 1 P: 13	R: 0 E: 0 K: 1 S: 7 H: 0 LOB: 0 BB: 0 P: 9	R: 0 E: 0 K: 1 S: 7 H: 0 LOB: 0 BB: 0 P: 10	R: 3 E: 0 K: 1 S: 19 H: 3 LOB: 1 BB: 1 P: 27	R: 2 E: 1 K: 2 S: 12 H: 1 LOB: 0 BB: 0 P: 18	1B: 3 2B: 5 3B: 0 HR: 5 SF: 0 SAC: 0 DP: 1 HBP: 0						

PITCHER		IP	WLS	BF	H	R	ER	SO	BB	IBB	HBP	BLK	WP	HR	S	P	ERA	WHIP
29 Jorge De La Rosa, L ERA: 4.76	(1, 1)	6.0	W	26	8	6	6	5	1	0	0	0	2	2	57	83	9.00	1.500
56 Franklin Morales, L ERA: 2.52	(7, 1)	1.0		3	0	0	0	1	0	0	0	0	0	0	7	10	0.00	0.000
31 Matt Daley, R ERA: 4.11	(8, 1)	0.2		6	3	3	3	1	1	0	0	0	0	2	18	26	40.50	6.000
63 Rafael Betancourt, R ERA: 2.59	(8, 1)	0.1		1	0	0	0	0	0	0	0	0	0	0	1	1	0.00	0.000
77 Matt Herges, R ERA: 3.86	(9, 1)	0.1		3	1	2	1	0	0	0	0	0	0	1	6	10	27.00	3.000

PITCHER		IP	WLS	BF	H	R	ER	SO	BB	IBB	HBP	BLK	WP	HR	S	P	ERA	WHIP
16 Huston Street, R ERA: 3.14	(9, 1)	0.2		2	0	0	0	2	0	0	0	0	0	0	6	8	0.00	0.000

TOP

San Francisco Giants @ Colorado Rockies

Coors Field, Denver, CO

Sat Aug 22 2009, 6:10 PM MDT
Att. 47,178 - Partly Cloudy - 94 F

livebaseballscorecards.com

AB	39
R	11
H	12
RBI	11
BB	2
SO	9
LOB	8

WP: 2	PA: 41
PB: 0	
SB: 0	
CS: 0	

BOTTOM

Batter	1	2	3	4	5	6	7	8	9	AB	R	H	RBI	BB	SO	LOB
5 Carlos González, L (1, 7) OBP: 0.356, SLG: 0.539	B FF 90 C FF 90 X CU 81 1-1 ① G5-3		C FF 93 F CU 79 B FF 92 S CU 83 1-3 ② K		B CU 80 X CU 80 1-0 17 G4-6-3 1B	S SL 78 F CH 77 D CU 78 D CU 81 B FF 89 B FF 89 4-2 24 3B 24 3B BB	B FF 96 B CH 87 B FF 95 C FF 96 B FF 96 4-1 17 BB 24 BB 2 SF9 1-2 2-3 BB			3	2	1	0	2	1	0
24 Dexter Fowler, S (1, 8) OBP: 0.379, SLG: 0.432	C FF 91 B FF 92 X FF 91 1-1 17 G3 3B		C CU 81 F FF 93 B CU 84 B CU 82 B FF 92 B FF 90 4-2 BB		X FF 90 0-0 ① B3	F FF 88 S CH 80 B FF 90 D CU 80 X CH 78 2-2 ② 17 WP 1-H 3-H 3B	B FF 96 B FF 95 B FF 95 C FF 96 F FF 95 B FF 96 4-2 2 SF9 17 BB 1-2 2-3 3-H BB			3	2	2	2	2	0	1
17 Todd Helton, L (1, 3) OBP: 0.404, SLG: 0.499 6 Omar Quintanilla, L (8, 6) OBP: 0.283, SLG: 0.196	B FF 92 X CU 81 1-0 ② G3 3-H		X FF 90 0-0 ③ G6-3		D CH 78 X SI 91 1-0 ②③ G4-6-3 1-2f	C FF 88 F FF 90 B CU 80 B SL 80 X FF 89 2-2 HR 3-H	C FF 93 C FF 94 D SL 87 B FF 95 F FF 94 D SL 89 B FF 93 4-2 1-2 2-3 3-H BB			4 0	1 0	1 0	3 0	1 0	0 0	2 0
2 Troy Tulowitzki, R (1, 6) OBP: 0.363, SLG: 0.538 27 Garrett Atkins, R (8, 3) OBP: 0.307, SLG: 0.340	S FF 92 X FF 92 0-1 ③ G6-3			C FF 92 L CU 82 X CU 82 0-2 11 2B 9 SF9 1B		B FF 85 F FF 91 C FF 88 X FF 87 1-2 11 1B 9 HR 1B R CU 79 C CU 75 B FF 89 B FF 89 B CU 79 4-1 BB	X FF 94 0-0 ② SF9 2-3 3-H			3 0	2 0	2 0	1 0	1 0	0 0	0 0
11 Brad Hawpe, L (1, 9) OBP: 0.387, SLG: 0.534 31 Matt Daley, R (8, 1) 63 Rafael Betancourt, R (8, 1) 77 Matt Herges, L (9, 1) 16 Huston Street, R (9, 1)		B SI 92 F FF 92 S FF 92 X CH 80 1-2 ① G1-3		X FF 91 0-0 9 E 12 1B 1-3 2B		B FF 91 C FF 80 C CU 80 X CU 82 1-2 9 HR 1B 1-3 K	B FF 94 F FF 93 D SL 85 B FF 93 F FF 94 X FF 92 3-2 ③ G3			5 0 0 0 0	2 0 0 0 0	2 0 0 0 0	0 0 0 0 0	0 0 0 0 0	1 0 0 0 0	3 0 0 0 0
9 Ian Stewart, L (1, 5) OBP: 0.316, SLG: 0.465		B FF 93 B CH 79 B SI 92 C FF 89 X FF 88 3-1 1B		S FF 92 B FF 92 F CU 81 X CU 79 1-2 ① SF9 2-3 3-H		B CU 82 X FF 92 1-0 2-H 3-H HR	C FF 94 B CH 86 B CH 87 X FF 95 2-1 ① F7	F FF 93 S FF 93 B FF 93 B FF 93 F SL 86 F FF 93 C FF 94 2-3 ① K		4	1	2	4	0	1	0
12 Clint Barmes, R (1, 4) OBP: 0.300, SLG: 0.467		C SI 91 F CU 81 D CU 83 X SI 91 1-2 ② F7		C CU 82 S CU 82 B FF 91 F CU 82 X FF 94 1-2 8 S 3-H 1B		B CU 80 F CU 80 B FF 89 B CU 80 X FF 88 3-1 ① P6	B FF 96 C FF 95 B SL 83 F SL 85 X FF 96 2-2 8 S 19 1B 1B	F FF 92 B SL 87 X FF 94 1-1 ② P4		5	1	2	1	0	0	1
8 Yorvit Torrealba, R (1, 2) OBP: 0.325, SLG: 0.351		B FF 91 C SI 91 X CU 81 1-1 ③ G1-3		F FF 92 S CU 82 S CU 83 0-3 ② K 1-2		B FF 88 S CU 81 B CU 80 X FF 89 2-1 7 3B 1B	B FF 96 F FF 96 1 SAFE B FF 95 B FF 96 C SL 83 F SL 84 B FF 97 4-2 5 BB 19 1B 24 BB 1-2 BB	X FF 93 0-0 ③ F8		4	2	1	0	1	1	2
29 Jorge De La Rosa, L (1, 1) OBP: 0.178, SLG: 0.205 7 Seth Smith, L (6, PH) OBP: 0.391, SLG: 0.500 56 Franklin Morales, L (7, 1) OBP: 0.400, SLG: 0.400 19 Ryan Spilborghs, R (7, PH) OBP: 0.320, SLG: 0.410 (8, 9)			B FF 90 C FF 89 X SI 91 1-1 ① G4-3	F FF 92 X FF 92 0-1 ③ G1-3		C FF 88 D CH 79 X CU 80 1-1 1-H 24 3B 3B	D FF 96 S FF 96 F FF 95 B SL 84 X FF 97 2-2 24 BB 5 BB 17 BB 1-2 2-H 1B			2 1 0 1	0 0 0 1	0 1 0 1	0 1 0 1	0 0 0 0	0 0 0 0	1 0 0 0
Inning Stats	R: 1 H: 1 E: 0 LOB: 0 K: 0 BB: 0 S: 7 P: 10	R: 0 H: 1 E: 0 LOB: 1 K: 0 BB: 0 S: 10 P: 16	R: 0 H: 0 E: 0 LOB: 1 K: 1 BB: 1 S: 8 P: 14	R: 2 H: 3 E: 1 LOB: 1 K: 1 BB: 0 S: 16 P: 18	R: 0 H: 1 E: 0 LOB: 0 K: 0 BB: 0 S: 3 P: 5	R: 7 H: 7 E: 0 LOB: 1 K: 1 BB: 2 S: 26 P: 48	R: 4 H: 2 E: 0 LOB: 2 K: 0 BB: 4 S: 22 P: 47	R: 0 H: 0 E: 0 LOB: 0 K: 1 BB: 0 S: 8 P: 11		1B: 9 SF: 2 2B: 1 SAC: 0 3B: 3 DP: 1 HR: 2 HBP: 0						

PITCHER		IP	WLS	BF	H	R	ER	SO	BB	IBB	HBP	BLK	WP	HR	S	P	ERA	WHIP
49 Joe Martinez, R ERA: 5.73	(1, 1)	5.0		24	9	6	5	2	1	0	0	0	0	1	51	73	9.00	2.000
45 Justin Miller, R ERA: 2.47	(6, 1)	0.2	L	7	4	4	4	0	2	0	0	0	1	1	15	33	54.00	9.000
47 Merkin Valdez, R ERA: 4.89	(6, 1)	0.2		7	2	4	4	1	3	0	0	0	0	0	19	38	54.00	7.500
46 Bob Howry, R ERA: 3.49	(7, 1)	1.2		6	0	0	0	1	1	0	0	0	0	0	15	25	0.00	0.600

PITCHER	IP	WLS	BF	H	R	ER	SO	BB	IBB	HBP	BLK	WP	HR	S	P	ERA	WHIP

San Francisco Giants @ Colorado Rockies

Coors Field, Denver, CO

Sat Aug 22 2009, 6:10 PM MDT

Att. 47,178 - Partly Cloudy - 94 F

livebaseballscorecards.com

AB	35
R	14
H	15
RBI	13
BB	7
SO	4
LOB	10

WP: 1	PA: 44		
PB: 0			
SB: 2			
CS: 0			

Batter	1	2	3	4	5	6	7	8	9	AB	R	H	RBI	BB	SO	LOB
8 Eugenio Velez, S (1, 4) OBP: 0.314, SLG: 0.407	B SI 95 F FF 95 B SL 88 F FF 98 S FF 99 2-3 ① K	B SI 96 C SL 86 S SL 89 B CH 85 S SL 89 2-3 ③ K2-3			B SL 87 B SI 97 X SI 96 2-0 ② F8 X SI 94 0-0 ③ F7			C SL 85 C CU 78 X CU 78 0-2 2 G4-3 2B		4	0	1	0	0	2	0
2 Randy Winn, S (1, 7) OBP: 0.320, SLG: 0.370	C FF 97 B FF 99 X SL 89 1-1 1 1B 48 G4-3 1B		B FF 91 B FF 95 C FF 94 B CH 86 B FF 94 4-1 BB					B FF 95 X SI 96 1-0 ① G4-3 2-3		3	0	1	0	1	0	1
48 Pablo Sandoval, S (1, 5) OBP: 0.380, SLG: 0.555	B CH 85 1 SAFE B SI 97 B FF 95 C SI 96 X SL 89 3-1 ② G4-3 1-2		1 SAFE F FF 95 B CU 77 S SL 86 B SI 97 F CU 79 S CU 80 2-3 ① K			B FF 98 X FF 99 1-0 1 CS 1B		F SL 89 F FF 97 B FF 97 B CU 80 B FF 97 X CU 80 3-2 ② G3		4	0	1	0	0	1	3
1 Bengie Molina, R (1, 2) OBP: 0.280, SLG: 0.432	C FF 98 F FF 96 B SL 86 X FF 98 1-2 2-3 1B		C SL 87 X FF 96 0-1 ② L5			C FF 97 F CH 87 B SL 86 D SL 88 1 SAFE 1 SAFE F FF 98 B CU 79 S SL 87 3-3 ① ② K 1-2		F SI 97 B FF 97 X SL 88 1-1 ③ L7		4	0	1	0	0	1	3
12 Nate Schierholtz, L (1, 9) OBP: 0.320, SLG: 0.442	C CU 79 F SI 98 S CU 79 S FF 98 1-3 ③ K		B FF 95 F CH 86 F FF 97 S CU 81 1-3 ③ K			F SI 98 X CH 88 0-1 ③ G3			C SL 84 F SI 93 B SI 93 X CH 84 1-2 ① F8	4	0	0	0	0	2	3
23 Ryan Garko, R (1, 3) OBP: 0.349, SLG: 0.441 35 Travis Ishikawa, L (7, 3) OBP: 0.321, SLG: 0.396		X FF 96 0-0 16 HR 1B	C FF 95 X CU 77 0-1 ① G6-3				F FF 94 B CH 86 B FF 95 X CH 87 2-1 ① G5-3		F SI 93 C CH 84 B SI 94 B CH 84 S SI 93 2-3 ② K	3 1	1 0	1 0	0 0	0 0	0 1	0 0
33 Aaron Rowand, R (1, 8) OBP: 0.333, SLG: 0.451		B FF 95 X FF 94 1-0 ① P3	B SL 87 C SL 87 B FF 95 S SL 86 S CU 80 2-3 ② K				B SL 86 B CH 88 S FF 98 C SL 87 B SL 87 F SI 98 X SL 86 3-2 ② G5-3		B SI 94 F SI 92 F SI 93 B SL 84 S SL 84 2-3 ③ K	4	0	0	0	0	2	1
16 Edgar Renteria, R (1, 6) OBP: 0.316, SLG: 0.327		B FF 94 C FF 96 B FF 94 C SL 87 X FF 95 2-2 1-H HR	C FF 97 B FF 98 S SL 88 X CU 80 1-2 ③ F9				F SI 97 F FF 97 B SL 88 B CH 88 B FS 88 B SL 89 4-2 BB			2	1	1	2	1	0	0
55 Tim Lincecum, L (1, 1) OBP: 0.230, SLG: 0.182 41 Jeremy Affeldt, L (8, 1) OBP: 0.500, SLG: 0.500 54 Sergio Romo, R (8, 1)		B FF 96 C FF 96 F FF 96 C CU 79 1-3 ② K			C SI 93 B SI 94 F FF 97 F FF 97 S CU 80 1-3 ① K		B SI 95 X FF 94 1-0 ③ G1-3			3 0 0	0 0 0	0 0 0	0 0 0	0 0 0	2 0 0	1 0 0
Inning Stats	R: 0 E: 0 K: 2 S: 13 H: 2 LOB: 2 BB: 0 P: 21	R: 2 E: 0 K: 2 S: 11 H: 2 LOB: 0 BB: 0 P: 17	R: 0 E: 0 K: 2 S: 10 H: 0 LOB: 1 BB: 1 P: 17	R: 0 E: 0 K: 1 S: 8 H: 0 LOB: 0 BB: 0 P: 11	R: 0 E: 0 K: 1 S: 6 H: 0 LOB: 0 BB: 0 P: 9	R: 0 E: 0 K: 1 S: 7 H: 1 LOB: 0 BB: 0 P: 11	R: 0 E: 0 K: 0 S: 9 H: 0 LOB: 1 BB: 1 P: 19	R: 0 E: 0 K: 0 S: 9 H: 1 LOB: 1 BB: 0 P: 14	R: 0 E: 0 K: 2 S: 9 H: 0 LOB: 0 BB: 0 P: 14	1B: 4 2B: 2 3B: 0 HR: 1 SF: 0 SAC: 0 DP: 1 HBP: 0						

PITCHER	IP	WLS	BF	H	R	ER	SO	BB	IBB	HBP	BLK	WP	HR	S	P	ERA	WHIP
38 Ubaldo Jiménez, R (1, 1) ERA: 3.36	8.0	W	31	6	2	2	9	2	0	0	0	0	1	73	119	2.25	1.000
16 Huston Street, R (9, 1) ERA: 3.08	1.0	S	3	0	0	0	2	0	0	0	0	0	0	9	14	0.00	0.000

PITCHER	IP	WLS	BF	H	R	ER	SO	BB	IBB	HBP	BLK	WP	HR	S	P	ERA	WHIP

TOP

San Francisco Giants @ Colorado Rockies

Coors Field, Denver, CO

Sun Aug 23 2009, 1:10 PM MDT

Att. 48,704 - Partly Cloudy - 89 F

livebaseballscorecards.com

AB	32
R	2
H	6
RBI	2
BB	2
SO	11
LOB	12

BOTTOM

Batter	1	2	3	4	5	6	7	8	9	AB	R	H	RBI	BB	SO	LOB
7 Seth Smith, L (1, 7) OBP: 0.389, SLG: 0.508	B SI 93 X SI 93 1-0 F8 ①		B CU 76 B CH 82 C FF 94 C FF 92 S SL 82 2-3 K ①		X CU 76 0-0 F7 ③		B SL 78 X CH 81 1-0 2-H HR	F FF 91 B FF 91 F SL 76 X FF 91 1-2 G6-3 ③		4	1	1	2	0	1	2
19 Ryan Spilborghs, R (8, 7) OBP: 0.319, SLG: 0.409										1	0	0	0	0	0	3
24 Dexter Fowler, S (1, 8) OBP: 0.375, SLG: 0.427	B FF 95 C SL 78 S SI 93 F SI 95 F CH 84 B CH 83 S SL 83 2-3 K ②		B FF 94 C FF 93 C SL 79 S SL 84 1-3 K ②			C CU 76 B FF 91 B CU 74 F FF 92 B SL 83 X CH 84 3-2 F7 ①	C CH 83 F CH 82 F FF 93 B FF 92 X CH 82 1-2 P6 ②			4	0	0	0	0	2	1
17 Todd Helton, L (1, 3) OBP: 0.403, SLG: 0.496	C CU 74 C SI 94 S SL 83 0-3 K2-3 ③		B CU 75 B FF 91 C CU 75 B FF 93 F SL 82 F CH 85 X SL 82 3-2 F8 ③			B FF 94 B FF 93 C CH 84 F CU 77 F SL 84 X CH 84 2-2 11 BB 9 1B 1B	B FF 92 B FF 88 C FF 90 X CU 75 2-1 F7 ③			4	1	1	0	0	1	1
2 Troy Tulowitzki, R (1, 6) OBP: 0.362, SLG: 0.535		C SI 93 S FF 93 X SL 85 0-2 G6-3 ①		F FF 93 C SL 80 X SL 83 0-2 G6-3 ①		B FF 92 X SL 82 1-0 F7 ②		C SI 95 B SI 95 B SI 95 X FF 96 2-1 9 G1-3 11 E 12 HBP 1B		4	1	1	0	0	0	1
11 Brad Hawpe, L (1, 9) OBP: 0.388, SLG: 0.531		S SI 93 B FF 93 B CH 86 B FF 94 B CU 74 4-1 20 BB BB		B FF 93 S FF 93 B CH 84 F FF 93 B SL 84 S CH 83 3-3 K ②		B FF 93 B SI 91 B FF 88 C FF 92 S FF 93 D CH 85 4-2 20 WP 9 1B 1-2 BB		1 SAFE C SI 97 S FF 97 F SI 97 D CU 81 F SI 96 B SI 96 B SI 96 X SI 96 3-2 FC3 12 HBP 9 G1-3 1-2		2	0	0	0	2	1	1
9 Ian Stewart, L (1, 5) OBP: 0.315, SLG: 0.463		C CU 75 B FF 93 F FF 93 D CH 84 C SL 82 2-3 K ②		C FF 94 X CH 83 0-1 G4-3 ③		C FF 93 X FF 94 0-1 1-2 2-H 1B		B CU 78 S SI 96 L SI 95 X CU 80 1-2 G1-3 ① 1-2 2-3		4	0	1	1	0	1	3
20 Chris Iannetta, R (1, 2) OBP: 0.334, SLG: 0.438	B FF 96 B FF 94 F FF 90 1 SAFE B FF 94 B CU 74 4-1 1-2 BB				H FF 92 1-0 HBP	F SL 81 C FF 93 B SL 84 B CH 85 S CH 86 2-3 K ③ 2-3		B SI 96 B SI 96 C CU 79 F SI 97 D CU 81 B CU 80 4-2 12 HBP BB		1	0	0	0	2	1	2
6 Omar Quintanilla, L (1, 4) OBP: 0.286, SLG: 0.188 27 Garrett Atkins, R (8, PH) OBP: 0.307, SLG: 0.339 16 Huston Street, R (9, 1)	D CU 74 B CU 76 F FF 90 B CH 82 S FF 94 X CH 85 3-2 F7 ③				C FF 91 C CH 83 X SL 83 0-2 F9 ①		B CU 76 B FF 92 B SI 92 C FF 91 B FF 91 4-1 38 SH2-4 7 HR BB	C SL 78 C SL 76 S SL 76 0-3 K ②		2	1	0	0	1	0	3
										1	0	0	0	0	1	3
										0	0	0	0	0	0	0
38 Ubaldo Jiménez, R (1, 1) OBP: 0.308, SLG: 0.234 12 Clint Barmes, R (8, PH) OBP: 0.301, SLG: 0.467 (9, 4)			B SI 92 C FF 90 B CU 75 B FF 92 B FF 93 4-1 BB		X FF 92 0-0 B3-4 ②		L FF 93 1 SAFE F FF 93 D SL 84 1 SAFE X SL 81 1-2 SH2-4 ① 1-2	B FF 91 H SL 75 2-0 1-2 2-3 3-H HBP		1	0	0	0	1	0	1
										0	0	0	1	0	0	0
Inning Stats	R: 0 E: 0 K: 2 S: 9 H: 0 LOB: 0 BB: 0 P: 12	R: 0 E: 0 K: 1 S: 11 H: 0 LOB: 2 BB: 2 P: 24	R: 0 E: 0 K: 2 S: 11 H: 0 LOB: 1 BB: 1 P: 21	R: 0 E: 0 K: 1 S: 8 H: 0 LOB: 0 BB: 0 P: 11	R: 0 E: 0 K: 0 S: 5 H: 0 LOB: 1 BB: 0 P: 6	R: 1 E: 0 K: 1 S: 15 H: 2 LOB: 2 BB: 1 P: 27	R: 2 E: 0 K: 0 S: 11 H: 1 LOB: 0 BB: 1 P: 20	R: 1 E: 1 K: 1 S: 18 H: 1 LOB: 3 BB: 1 P: 31		1B: 3 2B: 0 3B: 0 HR: 1 SF: 0 SAC: 1 DP: 0 HBP: 2				WP: 1 PB: 0 SB: 0 CS: 0 PA: 37		

PITCHER		IP	WLS	BF	H	R	ER	SO	BB	IBB	HBP	BLK	WP	HR	S	P	ERA	WHIP
55 Tim Lincecum, R ERA: 2.43	(1, 1)	7.0	L	30	3	3	3	7	5	0	1	0	1	1	70	121	3.86	1.143
41 Jeremy Affeldt, L ERA: 1.91	(8, 1)	0.1		4	1	1	0	0	1	0	0	0	0	0	12	22	0.00	6.000
54 Sergio Romo, R ERA: 4.7	(8, 1)	0.2		3	0	0	0	1	0	0	1	0	0	0	6	9	0.00	0.000

PITCHER	IP	WLS	BF	H	R	ER	SO	BB	IBB	HBP	BLK	WP	HR	S	P	ERA	WHIP

San Francisco Giants @ Colorado Rockies

Coors Field, Denver, CO

Sun Aug 23 2009, 1:10 PM MDT

Att. 48,704 - Partly Cloudy - 89 F

livebaseballscorecards.com

AB	28
R	4
H	4
RBI	4
BB	6
SO	8
LOB	21

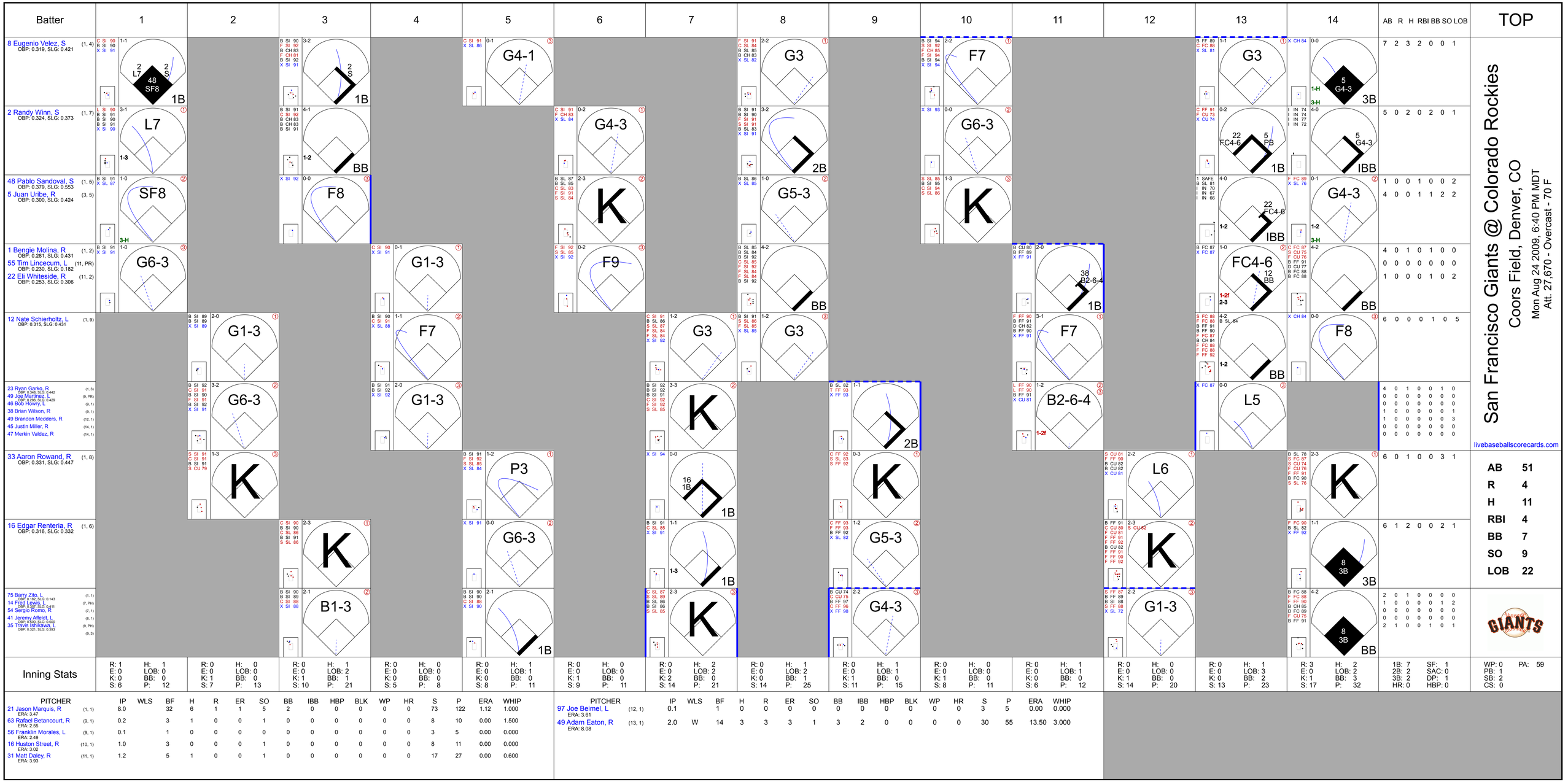
Batter
1
2
3
4
5
6
7
8
9
10
11
12
13
14
AB R H RBI BB SO LOB
TOP
8 Eugenio Velez, S (1, 4) OBP: 0.319, SLG: 0.421
2 Randy Winn, S (1, 7) OBP: 0.324, SLG: 0.373
48 Pablo Sandoval, S (1, 5) OBP: 0.379, SLG: 0.553
5 Juan Uribe, R (3, 5) OBP: 0.300, SLG: 0.424
1 Bengie Molina, R (1, 2) OBP: 0.281, SLG: 0.431
55 Tim Lincecum, L (11, PR) OBP: 0.230, SLG: 0.182
22 Eli Whiteside, R (11, 2) OBP: 0.253, SLG: 0.306
12 Nate Schierholtz, L (1, 9) OBP: 0.315, SLG: 0.431
23 Ryan Garko, R (1, 3) OBP: 0.348, SLG: 0.442
49 Joe Martinez, L (9, PR) OBP: 0.286, SLG: 0.429
46 Bob Howry, L (9, 1)
38 Brian Wilson, R (9, 1)
49 Brandon Medders, R (12, 1)
45 Justin Miller, R (14, 1)
47 Merkin Valdez, R (14, 1)
33 Aaron Rowand, R (1, 8) OBP: 0.331, SLG: 0.447
16 Edgar Renteria, R (1, 6) OBP: 0.316, SLG: 0.332
75 Barry Zito, L (1, 1) OBP: 0.182, SLG: 0.143
14 Fred Lewis, L (7, PH) OBP: 0.357, SLG: 0.411
54 Sergio Romo, R (7, 1)
41 Jeremy Affeldt, L (8, 1) OBP: 0.250, SLG: 0.000
35 Travis Ishikawa, L (9, PH) OBP: 0.321, SLG: 0.393
(9, 3)
Inning Stats
R: 1 E: 0 K: 0 S: 6
H: 1 LOB: 0 BB: 0 P: 12
R: 0 E: 0 K: 1 S: 7
H: 0 LOB: 0 BB: 0 P: 13
R: 0 E: 0 K: 1 S: 10
H: 1 LOB: 2 BB: 1 P: 21
R: 0 E: 0 K: 0 S: 5
H: 0 LOB: 0 BB: 0 P: 8
R: 0 E: 0 K: 0 S: 8
H: 1 LOB: 1 BB: 0 P: 11
R: 0 E: 0 K: 1 S: 9
H: 0 LOB: 0 BB: 0 P: 11
R: 0 E: 0 K: 2 S: 14
H: 2 LOB: 2 BB: 0 P: 21
R: 0 E: 0 K: 0 S: 14
H: 1 LOB: 2 BB: 1 P: 25
R: 0 E: 0 K: 1 S: 11
H: 1 LOB: 1 BB: 0 P: 15
R: 0 E: 0 K: 1 S: 8
H: 0 LOB: 0 BB: 0 P: 11
R: 0 E: 0 K: 0 S: 6
H: 1 LOB: 1 BB: 0 P: 12
R: 0 E: 0 K: 1 S: 14
H: 0 LOB: 0 BB: 0 P: 20
R: 0 E: 0 K: 0 S: 13
H: 1 LOB: 3 BB: 2 P: 23
R: 3 E: 0 K: 1 S: 17
H: 2 LOB: 2 BB: 3 P: 32
1B: 7 2B: 2 3B: 2 HR: 0
SF: 1 SAC: 0 DP: 1 HBP: 0
WP: 0 PB: 1 SB: 2 CS: 0
PA: 59
PITCHER IP WLS BF H R ER SO BB IBB HBP BLK WP HR S P ERA WHIP
21 Jason Marquis, R (1, 1) ERA: 3.47 8.0 32 6 1 1 5 2 0 0 0 0 0 73 122 1.12 1.000
63 Rafael Betancourt, R (9, 1) ERA: 2.55 0.2 3 1 0 0 1 0 0 0 0 0 0 8 10 0.00 1.500
56 Franklin Morales, L (9, 1) ERA: 2.49 0.1 1 0 0 0 0 0 0 0 0 0 0 3 5 0.00 0.000
16 Huston Street, R (10, 1) ERA: 3.02 1.0 3 0 0 0 1 0 0 0 0 0 0 8 11 0.00 0.000
31 Matt Daley, R (11, 1) ERA: 3.93 1.2 5 1 0 0 1 0 0 0 0 0 0 17 27 0.00 0.600
PITCHER IP WLS BF H R ER SO BB IBB HBP BLK WP HR S P ERA WHIP
97 Joe Beimel, L (12, 1) ERA: 3.61 0.1 1 0 0 0 0 0 0 0 0 0 0 3 5 0.00 0.000
49 Adam Eaton, R (13, 1) ERA: 8.08 2.0 W 14 3 3 3 1 3 2 0 0 0 0 30 55 13.50 3.000
San Francisco Giants @ Colorado Rockies
Coors Field, Denver, CO
Mon Aug 24 2009, 6:40 PM MDT
Att. 27,670 - Overcast - 70 F
livebaseballscorecards.com
AB 51
R 4
H 11
RBI 4
BB 7
SO 9
LOB 22

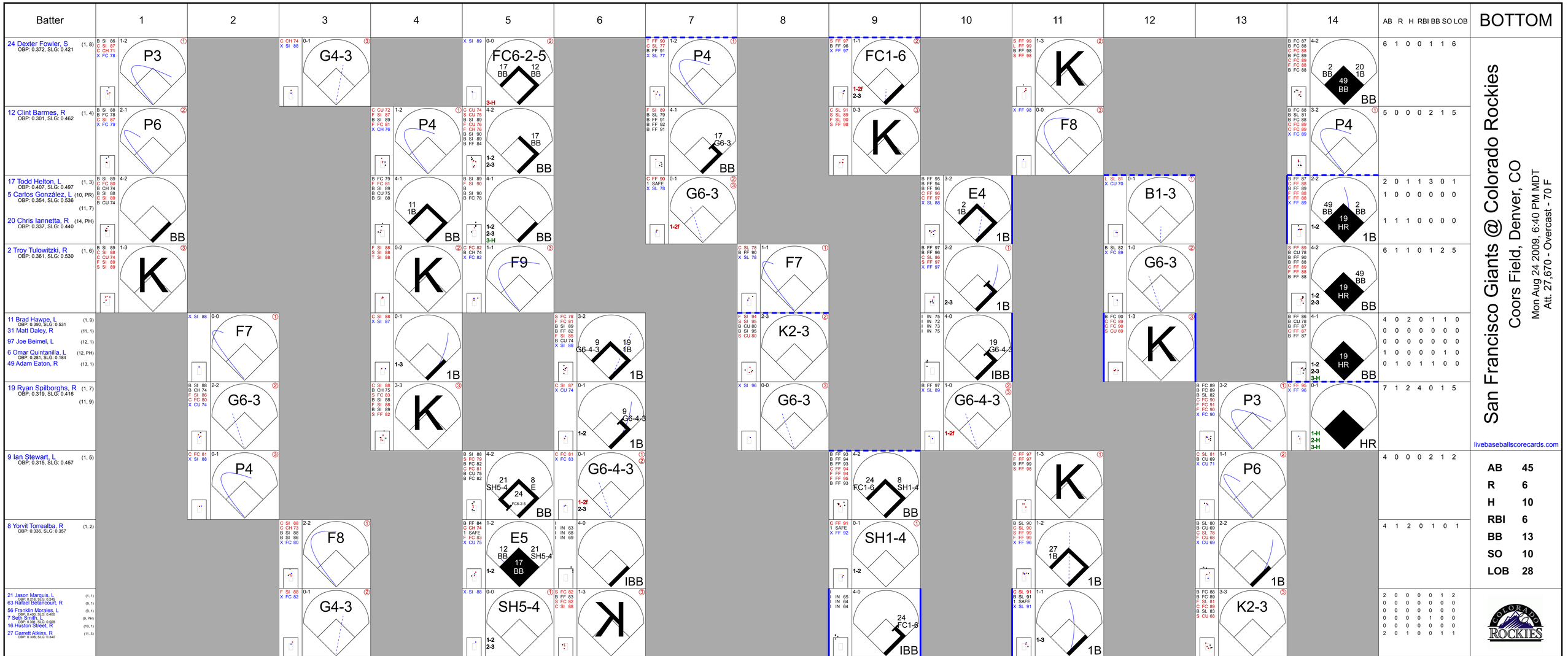
Batter
1
2
3
4
5
6
7
8
9
10
11
12
13
14
AB R H RBI BB SO LOB
BOTTOM
24 Dexter Fowler, S (1, 8) OBP: 0.372, SLG: 0.421
12 Clint Barmes, R (1, 4) OBP: 0.301, SLG: 0.462
17 Todd Helton, L (1, 3) OBP: 0.407, SLG: 0.497
5 Carlos González, L (10, PR) OBP: 0.354, SLG: 0.536 (11, 7)
20 Chris Iannetta, R (14, PH) OBP: 0.337, SLG: 0.440
2 Troy Tulowitzki, R (1, 6) OBP: 0.361, SLG: 0.530
11 Brad Hawpe, L (1, 9) OBP: 0.390, SLG: 0.531
31 Matt Daley, R (11, 1)
97 Joe Beimel, L (12, 1)
6 Omar Quintanilla, L (12, PH) OBP: 0.281, SLG: 0.184
49 Adam Eaton, R (13, 1)
19 Ryan Spilborghs, R (1, 7) OBP: 0.319, SLG: 0.416 (11, 9)
9 Ian Stewart, L (1, 5) OBP: 0.315, SLG: 0.457
8 Yorvit Torrealba, R (1, 2) OBP: 0.336, SLG: 0.357
21 Jason Marquis, L (1, 1) OBP: 0.218, SLG: 0.245
63 Rafael Betancourt, R (9, 1)
56 Franklin Morales, L (9, 1) OBP: 0.400, SLG: 0.400
7 Seth Smith, L (9, PH) OBP: 0.091, SLG: 0.909
16 Huston Street, R (10, 1)
27 Garrett Atkins, R (11, 3) OBP: 0.308, SLG: 0.340
P3
G4-3
P6
P4
F8
K
E4
B1-3
G6-3
F7
K2-3
F9
FC6-2-5
FC1-6
SH1-4
E5
SH5-4
G6-4-3
K
BB
IBB
HR
1B
Inning Stats
R: 0 E: 0 K: 1 S: 11 H: 0 LOB: 1 BB: 1 P: 19
R: 0 E: 0 K: 0 S: 6 H: 0 LOB: 0 BB: 0 P: 8
R: 0 E: 0 K: 0 S: 7 H: 0 LOB: 0 BB: 0 P: 9
R: 0 E: 0 K: 2 S: 14 H: 1 LOB: 2 BB: 1 P: 22
R: 1 E: 1 K: 0 S: 14 H: 0 LOB: 3 BB: 3 P: 28
R: 0 E: 0 K: 1 S: 11 H: 2 LOB: 2 BB: 1 P: 19
R: 0 E: 0 K: 0 S: 6 H: 0 LOB: 0 BB: 1 P: 11
R: 0 E: 0 K: 1 S: 6 H: 0 LOB: 0 BB: 0 P: 9
R: 0 E: 0 K: 1 S: 11 H: 0 LOB: 2 BB: 2 P: 20
R: 0 E: 1 K: 0 S: 7 H: 2 LOB: 2 BB: 1 P: 17
R: 0 E: 0 K: 2 S: 13 H: 2 LOB: 2 BB: 0 P: 17
R: 0 E: 0 K: 1 S: 6 H: 0 LOB: 0 BB: 0 P: 8
R: 0 E: 0 K: 1 S: 12 H: 1 LOB: 1 BB: 0 P: 21
R: 5 E: 0 K: 0 S: 16 H: 2 LOB: 0 BB: 3 P: 33
1B: 9 2B: 0 3B: 0 HR: 1 SF: 0 SAC: 2 DP: 3 HBP: 0
WP: 0 PB: 0 SB: 0 CS: 0 PA: 60
PITCHER IP WLS BF H R ER SO BB IBB HBP BLK WP HR S P ERA WHIP
75 Barry Zito, L (1, 1) ERA: 4.09 6.0 27 3 1 0 4 5 1 0 0 0 0 0 63 105 0.00 1.333
54 Sergio Romo, R (7, 1) ERA: 4.44 1.1 4 0 0 0 0 1 0 0 0 0 0 0 8 14 0.00 0.750
41 Jeremy Affeldt, L (8, 1) ERA: 1.89 0.2 2 0 0 0 1 0 0 0 0 0 0 0 4 6 0.00 0.000
46 Bob Howry, R (9, 1) ERA: 3.47 0.1 3 0 0 0 0 1 1 0 0 0 0 0 5 13 0.00 3.000
38 Brian Wilson, R (9, 1) ERA: 2.73 2.2 11 4 0 0 3 0 1 0 0 0 0 0 26 41 0.00 1.500
PITCHER IP WLS BF H R ER SO BB IBB HBP BLK WP HR S P ERA WHIP
49 Brandon Medders, R (12, 1) ERA: 3.51 2.1 9 1 1 1 2 1 0 0 0 0 0 0 24 42 3.86 0.857
45 Justin Miller, R (14, 1) ERA: 2.96 0.0 L 3 1 0 0 0 2 0 0 0 0 0 0 8 18 ∞ ∞
47 Merkin Valdez, R (14, 1) ERA: 5.1 0.0 B 1 1 4 4 0 0 0 0 0 0 0 1 2 2 ∞ ∞
San Francisco Giants @ Colorado Rockies
Coors Field, Denver, CO
Mon Aug 24 2009, 6:40 PM MDT
Att. 27,670 - Overcast - 70 F
livebaseballscorecards.com
AB 45
R 6
H 10
RBI 6
BB 13
SO 10
LOB 28
COLORADO ROCKIES

Batter	1	2	3	4	5	6	7	8	9	AB	R	H	RBI	BB	SO	LOB
6 Stephen Drew, L (1, 6) OBP: 0.327, SLG: 0.452	C SI 91 B SI 92 S CH 86 F FF 94 X CH 88 1-2 ① G1-3		C FF 93 C CU 77 B CU 78 B CH 87 X CH 87 2-2 14 BB 1B		X SL 86 0-0 14 1B 2-H 3-H 2B		B FF 94 X FF 93 1-0 ③ G3		C SL 89 B FF 96 B FF 96 F FF 97 B FF 98 B FF 98 4-2 14 1B 1-2 BB	4	0	2	2	1	0	0
14 Ryan Roberts, R (1, 7) OBP: 0.385, SLG: 0.443	B SI 94 B FF 94 B SI 93 B FF 92 4-0 18 G5-3 BB		B SL 85 B SL 85 B FF 94 B FF 92 4-0 1-2 BB		S FF 93 X FF 93 0-1 18 G5-4-3 2-3 1B			B SI 89 B SI 91 B SI 90 C SI 89 B SI 90 4-1 26 CS BB	C SL 89 C SL 90 F SL 88 F FF 98 X SL 88 0-2 1-3 2-H 3-H 1B	2	0	2	2	3	0	0
18 Chad Tracy, L (1, 5) OBP: 0.294, SLG: 0.372	B SI 92 1 SAFE C SI 92 X CH 86 1-1 ② G5-3 1-2		C FF 94 F FF 94 F FF 95 X SL 88 0-2 ③ G3-1		X CH 86 0-0 ② ③ G5-4-3 1-2f			B SI 90 B SI 92 C FF 93 S SI 93 D FF 93 X FF 94 3-2 ① F9	C SL 78 S SL 80 D SL 77 B SL 77 F SL 78 X SL 76 2-2 ③ G4-3	5	0	0	0	0	0	8
26 Miguel Montero, L (1, 2) OBP: 0.345, SLG: 0.482	B FF 93 C SL 86 X CH 87 1-1 ③ G1			C CH 85 B FF 93 B SI 92 F CH 86 C SL 87 2-3 ① K	X SI 91 0-0 ① F7			1 SAFE B CU 78 F FF 94 C CU 78 B CU 78 F FF 94 B FF 94 B CU 78 4-2 ② 1-2 BB		3	0	0	0	1	1	1
29 Brandon Allen, L (1, 3) OBP: 0.231, SLG: 0.167		B SI 92 X CH 87 1-0 ① G4-3		S SI 93 B FF 92 B SI 94 F CH 86 S FF 93 2-3 ② K	C SI 92 C CU 77 F CU 77 X CU 77 0-2 ② G3			S FF 93 B SI 94 X CU 78 1-2 ③ P6		4	0	0	0	0	1	1
18 Gerardo Parra, L (1, 8) OBP: 0.318, SLG: 0.405		B SI 92 C SI 92 B FF 94 B CH 87 F FF 94 X FF 93 3-2 ② P5		B SL 89 B SI 93 X SI 93 2-1 ③ F8	B SI 92 B FF 92 F SI 92 B SI 92 F FF 92 B SI 92 4-2 28 2B BB				C FF 92 B SI 93 B SI 94 F FF 95 X SI 95 2-2 ① G4-3	3	0	0	0	1	0	0
28 Alex Romero, L (1, 9) OBP: 0.336, SLG: 0.359		C SL 89 C CU 78 B CU 80 F FF 95 X FF 94 1-2 ③ G6-3			L CU 77 B CU 79 B CH 86 F FF 92 F CU 78 B FF 93 B CH 86 4-2 15 SH1-4 11 CI 6 2B BB	1 SAFE 1 SAFE B SI 90 C CH 84 X CH 82 1-1 ③ 1-H 2B			C FF 92 C SL 86 C SI 95 0-3 ② K	3	1	1	0	1	1	0
11 Augie Ojeda, S (1, 4) OBP: 0.341, SLG: 0.335			B SI 91 X SI 92 1-0 ① F8		B FF 93 B SI 93 F FF 92 2-1 CI 15 SH1-4 6 2B 1-2		B FF 92 F FF 93 F CU 76 X CU 76 1-2 ① G2-3		C FF 92 B SL 87 X FF 95 1-1 4 WP 4 DI 14 1B 1B	3	2	1	0	0	0	0
15 Dan Haren, R (1, 1) OBP: 0.250, SLG: 0.351 57 Jon Rauch, R (8, 1) 4 Rusty Ryal, R (9, PH) OBP: 0.417, SLG: 0.650			C FF 92 B SL 86 C FF 92 C FF 93 1-3 ② K		X SI 93 0-0 ① SH1-4 1-2 2-3		S FF 92 B FF 93 C SL 86 F SL 87 B FF 95 T FF 93 2-2 ② K		C SL 86 S SL 88 B FF 96 D SL 88 B FF 96 F B 4-2 6 DI 14 1B 1-3 BB	2 0 0	0 0 1	0 0 0	0 0 0	0 0 1	2 0 0	0 0 0
Inning Stats	R: 0 E: 0 K: 0 S: 8 H: 0 LOB: 1 BB: 1 P: 15	R: 0 E: 0 K: 0 S: 8 H: 0 LOB: 0 BB: 0 P: 13	R: 0 E: 0 K: 1 S: 11 H: 1 LOB: 2 BB: 1 P: 19	R: 0 E: 0 K: 2 S: 8 H: 0 LOB: 0 BB: 0 P: 14	R: 2 E: 1 K: 0 S: 9 H: 2 LOB: 1 BB: 1 P: 15	R: 0 E: 0 K: 0 S: 9 H: 1 LOB: 2 BB: 1 P: 14	R: 0 E: 0 K: 1 S: 8 H: 0 LOB: 0 BB: 0 P: 12	R: 0 E: 0 K: 0 S: 10 H: 0 LOB: 1 BB: 2 P: 22	R: 2 E: 0 K: 1 S: 22 H: 2 LOB: 2 BB: 2 P: 35	1B: 4 2B: 2 3B: 0 HR: 0 SF: 0 SAC: 1 DP: 1 HBP: 0						

PITCHER		IP	WLS	BF	H	R	ER	SO	BB	IBB	HBP	BLK	WP	HR	S	P	ERA	WHIP
18 Matt Cain, R ERA: 2.39	(1, 1)	7.0		28	4	2	1	4	4	0	0	0	0	0	61	102	1.29	1.143
46 Bob Howry, R ERA: 3.47	(8, 1)	0.0		1	0	0	0	0	1	0	0	0	0	0	1	5	∞	∞
41 Jeremy Affeldt, L ERA: 1.85	(8, 1)	1.0	W	3	0	0	0	0	1	0	0	0	0	0	9	17	0.00	1.000
38 Brian Wilson, R ERA: 3.0	(9, 1)	0.2	H	6	2	2	2	1	2	0	0	0	1	0	18	29	27.00	6.000
54 Sergio Romo, R ERA: 4.38	(9, 1)	0.1	S	1	0	0	0	0	0	0	0	0	0	0	4	6	0.00	0.000

PITCHER	IP	WLS	BF	H	R	ER	SO	BB	IBB	HBP	BLK	WP	HR	S	P	ERA	WHIP

TOP

Arizona Diamondbacks @ San Francisco Giants

AT&T Park, San Francisco, CA

Tue Aug 25 2009, 7:15 PM PDT

Att. 37,492 - Clear - 64 F

livebaseballscorecards.com

AB	29
R	4
H	6
RBI	4
BB	8
SO	5
LOB	10

WP: 1	PA: 39		
PB: 0			
SB: 0			
CS: 1			

BOTTOM

Arizona Diamondbacks @ San Francisco Giants
AT&T Park, San Francisco, CA
Tue Aug 25 2009, 7:15 PM PDT
Att. 37,492 - Clear - 64 F

livebaseballscorecards.com

Batter	1	2	3	4	5	6	7	8	9	AB	R	H	RBI	BB	SO	LOB
8 Eugenio Velez, S (1, 4) OBP: 0.311, SLG: 0.410	B FF 90 F SI 91 X FS 87 1-1 G6-3 ①		C KC 76 B FS 85 B KC 76 F SI 90 F FF 92 X KC 78 2-2 G4-3 ①		F KC 80 F FS 85 S FS 85 0-3 K ②		B KC 78 X KC 78 1-0 F9 ②			4	0	0	0	0	1	3
16 Edgar Renteria, R (1, 6) OBP: 0.315, SLG: 0.331	B SI 92 C FF 91 F SI 90 X FS 85 1-2 G6-3 ②		F FF 89 B FC 87 X FF 90 1-1 2 WP 1B		C FS 87 D FS 85 B FF 89 X FF 88 2-1 G6-3 ③		F FF 88 B SI 89 B SI 90 B FS 88 X FC 86 3-1 G6-3 ③			4	0	1	0	0	0	3
2 Randy Winn, S (1, 8) OBP: 0.323, SLG: 0.374 (9, 7)	C SI 91 X FS 88 0-1 12 WP 2B		F KC 79 1 SAFE C FF 90 B FS 85 F FS 85 C SI 90 1-3 K ② 1-2			B KC 77 F SI 90 B FS 88 S KC 79 X SI 91 2-2 F8 ①		X CU 73 0-0 G4-3 ①		4	0	1	0	0	1	1
12 Nate Schierholtz, L (1, 9) OBP: 0.313, SLG: 0.426	B KC 77 C KC 78 B FS 84 C KC 79 D FS 86 F FF 92 F KC 80 C KC 79 3-3 K ③ 2-3		X KC 80 0-0 G6-3 ③			C KC 78 F FF 90 F FS 86 S FS 85 0-3 K ②		F CU 75 B SL 84 B CU 75 B FF 91 B CU 74 4-1 14 BB 35 HR BB		3	1	0	0	1	2	2
14 Fred Lewis, L (1, 7) OBP: 0.355, SLG: 0.407 54 Sergio Romo, R (9, 1)		F FF 90 C FF 89 B SI 91 F FS 85 B FS 86 C FF 92 2-3 K ①	B KC 77 C KC 78 C KC 78 X FC 86 1-2 G4-3 ①			F SI 92 F FF 90 X FS 85 0-2 G1-3 ③		B SI 91 C FF 90 F FF 90 B FF 92 B FF 89 B FF 90 4-2 35 HR 1-2 BB		3 0	1 0	0 0	0 0	1 0	1 0	0 0
35 Travis Ishikawa, L (1, 3) OBP: 0.324, SLG: 0.410		B SI 91 B KC 78 C FF 92 X KC 78 2-1 G3 ②	B SI 92 C SI 91 B FF 90 F KC 78 S SI 92 2-3 K ②				B KC 76 C KC 77 X KC 77 1-1 5 E 48 WP 2B	C CU 74 X SL 87 0-1 1-H 2-H HR		4	2	2	3	0	1	0
5 Juan Uribe, R (1, 5) OBP: 0.300, SLG: 0.433		B KC 78 C FS 86 X FS 86 1-1 HR	B KC 80 C FF 91 S FS 84 B FS 87 F FF 93 X SI 93 2-2 F8 ③				X FF 88 0-0 E3 48 WP 2-3	B SL 86 B SL 86 X FF 91 2-0 P3 ②		4	1	1	1	0	0	1
22 Eli Whiteside, R (1, 2) OBP: 0.266, SLG: 0.329		C FF 92 X FF 90 0-1 2B			B SI 89 C SI 90 S FC 86 X FF 88 1-2 18 SH1-4 1B		F FC 86 X SI 89 0-1 L5 ①	S SL 84 X SL 84 0-1 P4 ③		4	0	2	0	0	0	2
18 Matt Cain, R (1, 1) OBP: 0.218, SLG: 0.196 48 Pablo Sandoval, S (7, PH) OBP: 0.380, SLG: 0.553 75 Barry Zito, L (7, PR) OBP: 0.182, SLG: 0.143 46 Bob Howry, L (8, 1) 41 Jeremy Affeldt, L (8, 1) OBP: 0.500, SLG: 0.500 38 Brian Wilson, R (9, 1) 33 Aaron Rowand, R (9, 8) OBP: 0.331, SLG: 0.447		X FC 86 0-0 F9 ③			B FC 83 X FC 85 1-0 SH1-4 ① 1-2		B FS 84 I IN 73 I IN 70 I IN 73 4-0 IBB 1-2 3-H			1 0 0 0 0 0 0	0 0 0 0 0 0 0	0 0 0 0 0 0 0	0 1 0 0 0 0 0	0 0 0 0 0 0 0	0 0 0 0 0 0 0	1 0 0 0 0 0 0
Inning Stats	R: 0 E: 0 K: 1 S: 12 H: 1 LOB: 1 BB: 0 P: 17	R: 1 E: 0 K: 1 S: 11 H: 2 LOB: 1 BB: 0 P: 16	R: 0 E: 0 K: 1 S: 11 H: 1 LOB: 1 BB: 0 P: 15	R: 0 E: 0 K: 1 S: 10 H: 0 LOB: 0 BB: 0 P: 15	R: 0 E: 0 K: 1 S: 9 H: 1 LOB: 1 BB: 0 P: 13	R: 0 E: 0 K: 1 S: 10 H: 0 LOB: 0 BB: 0 P: 12	R: 1 E: 1 K: 0 S: 8 H: 1 LOB: 2 BB: 1 P: 17	R: 3 E: 0 K: 0 S: 9 H: 1 LOB: 0 BB: 2 P: 19		1B: 2 2B: 3 3B: 0 HR: 2 SF: 0 SAC: 1 DP: 0 HBP: 0			WP: 3 PB: 0 SB: 0 CS: 0 PA: 35	

	AB	31
	R	5
	H	7
	RBI	4
	BB	3
	SO	6
	LOB	13

PITCHER		IP	WLS	BF	H	R	ER	SO	BB	IBB	HBP	BLK	WP	HR	S	P	ERA	WHIP
15 Dan Haren, R ERA: 2.73	(1, 1)	7.0		29	6	2	2	6	0	1	0	0	3	1	71	105	2.57	0.857
57 Jon Rauch, R ERA: 4.14	(8, 1)	1.0	L	6	1	3	3	0	2	0	0	0	0	1	9	19	27.00	3.000

PITCHER	IP	WLS	BF	H	R	ER	SO	BB	IBB	HBP	BLK	WP	HR	S	P	ERA	WHIP

Batter	1	2	3	4	5	6	7	8	9	AB	R	H	RBI	BB	SO	LOB
14 Ryan Roberts, R (1, 4) OBP: 0.381, SLG: 0.451	C SI 94 C FF 96 X FF 94 0-2 HR	C SL 81 X CH 85 0-1 ③ FC6-4 1-2f			C SL 80 S SL 82 F SL 80 B CH 85 X CH 85 1-2 ② G4-3		B FF 89 B SL 76 B FF 90 C FF 90 X FF 89 3-1 ① F9		C FC 87 X CU 72 0-1 ③ G1-3	5	1	1	1	0	0	2
11 Augie Ojeda, S (1, 5) OBP: 0.336, SLG: 0.329	C FF 93 B FF 94 C CH 80 S SL 84 1-3 K 10 E 10 S		C FF 90 X FF 93 0-1 ① G6-3		X FF 92 0-0 ③ P2		B FF 90 X FF 90 1-0 ② F9			4	0	0	0	0	1	0
6 Stephen Drew, L (1, 6) OBP: 0.324, SLG: 0.447	C FF 92 F FF 94 B FF 94 F FF 93 X SL 82 1-2 ① P5		B SL 80 X FF 91 1-0 ② F8			C FF 90 B FF 92 B SL 81 X CH 80 2-1 ① G4-3	B FF 90 B CH 80 B FF 89 C FF 90 C FF 90 S FF 90 3-3 ③ K			4	0	0	0	0	1	1
10 Justin Upton, R (1, 9) OBP: 0.375, SLG: 0.542	C SL 81 1 SAFE B SL 82 S SL 82 S SL 85 1-3 ② K 1-3		F FF 93 X FF 92 0-1 26 WP 2B			B SL 80 B CH 82 B CH 84 B FF 92 4-0 26 WP 18 1B BB		B CU 78 B CU 78 X CU 77 2-0 ① G6-3		3	1	1	0	1	1	1
26 Miguel Montero, L (1, 2) OBP: 0.344, SLG: 0.479	C SL 82 C SI 94 S SL 85 0-3 ③ K		B SL 81 F SL 79 B SL 83 B FF 92 C SI 91 S FF 91 3-3 ③ K 2-3			D FF 90 D SL 79 C SL 77 S FF 90 S FF 90 2-3 ② K 1-2		X SI 86 0-0 4 WP 1B		4	0	1	0	0	3	3
4 Rusty Ryal, R (1, 3) OBP: 0.429, SLG: 0.609 29 Brandon Allen, L (8, 3) OBP: 0.231, SLG: 0.167		B FF 92 F SI 92 B SL 81 S CH 83 B FF 93 F FF 92 X SL 80 3-2 28 FC6-4 18 1B 1B		C SL 78 X FF 92 0-1 ① F8		I I I 4-0 18 1B 28 1B IBB		B CU 76 S CU 77 C SI 87 B SI 86 S CU 76 2-3 ② K 1-2		3 0	1 0	1 0	0 0	1 0	1 0	1 0
18 Gerardo Parra, L (1, 7) OBP: 0.320, SLG: 0.406 50 Chad Qualls, R (8, 1)		B FF 92 X FF 90 1-0 28 FC6-4 1-2 1B		C FF 91 B SI 93 X FF 90 1-1 ② G6-3		F SL 78 X SL 80 0-1 28 1B 1-2 2-H 1B		C CH 79 B SI 86 X SI 86 1-1 ③ G3-1		4 0	0 0	2 0	1 0	0 0	0 0	1 0
28 Alex Romero, L (1, 8) OBP: 0.333, SLG: 0.355 (8, 7)	C FF 92 B SL 80 X SL 80 1-1 ① FC6-4 14 FC6-4 1-2f 2-3		B FF 91 C FF 91 X SL 80 1-1 ③ G1-3			C FF 91 X FF 91 0-1 1-3 2-H 1B			C CU 69 F CU 70 X CU 69 0-2 ① P5	4	0	1	1	0	0	2
49 Doug Davis, R (1, 1) OBP: 0.143, SLG: 0.204 16 Trent Oeltjen, L (8, 8) OBP: 0.266, SLG: 0.500	B SI 90 B FF 90 C SI 92 C FF 93 F FF 94 B SL 80 S FF 91 3-3 ② K				C FF 90 F FF 92 F SL 80 B SL 81 F FF 92 F SI 92 S CH 84 1-3 ① K	S FF 89 F FF 90 S FF 90 0-3 ③ K			C CU 70 X FC 87 0-1 ② F9	3 1	0 0	0 0	0 0	0 0	3 0	4 0
Inning Stats	R: 1 E: 1 K: 3 S: 16 H: 1 LOB: 1 BB: 0 P: 19	R: 0 E: 0 K: 1 S: 13 H: 2 LOB: 2 BB: 0 P: 21	R: 0 E: 0 K: 1 S: 8 H: 1 LOB: 1 BB: 0 P: 12	R: 0 E: 0 K: 0 S: 6 H: 0 LOB: 0 BB: 0 P: 8	R: 0 E: 0 K: 1 S: 11 H: 0 LOB: 0 BB: 0 P: 13	R: 2 E: 0 K: 2 S: 12 H: 2 LOB: 2 BB: 2 P: 24	R: 0 E: 0 K: 1 S: 6 H: 0 LOB: 0 BB: 0 P: 13	R: 0 E: 0 K: 1 S: 7 H: 1 LOB: 1 BB: 0 P: 12	R: 0 E: 0 K: 0 S: 7 H: 0 LOB: 0 BB: 0 P: 7	1B: 5 2B: 1 3B: 0 HR: 1 SF: 0 SAC: 0 DP: 0 HBP: 0						

TOP

Arizona Diamondbacks @ San Francisco Giants

AT&T Park, San Francisco, CA

Wed Aug 26 2009, 7:15 PM PDT

Att. 27,645 - Clear - 64 F

livebaseballscorecards.com

AB	35
R	3
H	7
RBI	3
BB	2
SO	10
LOB	15

PITCHER		IP	WLS	BF	H	R	ER	SO	BB	IBB	HBP	BLK	WP	HR	S	P	ERA	WHIP
57 Jonathan Sánchez, L ERA: 4.27	(1, 1)	7.0		30	6	3	3	9	1	1	0	0	2	1	72	110	3.86	1.000
45 Justin Miller, R ERA: 2.91	(8, 1)	1.0	W	4	1	0	0	1	0	0	0	0	1	0	7	12	0.00	1.000
49 Brandon Medders, R ERA: 3.44	(9, 1)	1.0	S	3	0	0	0	0	0	0	0	0	0	0	7	7	0.00	0.000

PITCHER	IP	WLS	BF	H	R	ER	SO	BB	IBB	HBP	BLK	WP	HR	S	P	ERA	WHIP

BOTTOM

Arizona Diamondbacks @ San Francisco Giants

AT&T Park, San Francisco, CA

Wed Aug 26 2009, 7:15 PM PDT

Att. 27,645 - Clear - 64 F

livebaseballscorecards.com

Batter	1	2	3	4	5	6	7	8	9	AB	R	H	RBI	BB	SO	LOB
8 Eugenio Velez, S (1, 7) OBP: 0.310, SLG: 0.406	C FF 83 B FF 86 F FF 84 S CU 69 1-3 K2-3 ①		1 SAFE B FF 83 D FF 85 X FC 83 2-0 1-3 1B			B FF 82 C FF 83 B CU 69 X FC 82 2-1 G6-3 ①		B SI 83 X FC 82 1-0 G5-3 ②		4	0	1	0	0	1	0
16 Edgar Renteria, R (1, 6) OBP: 0.317, SLG: 0.329	B FF 84 X FF 84 1-0 G6-3 ②		X FC 82 0-0 P4 ③			B CH 79 C CH 79 B FC 80 B FC 82 C FC 82 F FC 84 B FC 84 4-2 BB		C CU 69 B SI 87 C FF 84 B CU 71 F FC 83 B FC 83 B CH 80 4-2 2 1B 1 HR BB		2	1	0	0	2	0	2
2 Randy Winn, S (1, 9) OBP: 0.323, SLG: 0.373	C FF 85 F CU 69 F FF 86 C FF 85 0-3 K ③			B FF 84 X CU 67 1-0 G6-3 ①		B FC 83 X FC 81 1-0 B2 ②		1 SAFE X FC 84 0-0 1 HR 1-2 1B		4	1	1	0	0	1	1
23 Ryan Garko, R (1, 3) OBP: 0.345, SLG: 0.438 1 Bengie Molina, R (8, PH) OBP: 0.283, SLG: 0.439 49 Brandon Medders, R (9, 1)		C FC 81 X FC 82 0-1 P6 ①		F CH 80 F FC 81 X FC 82 0-2 G5-3 ②		C FC 82 X CU 70 0-1 G5-3 ③		C SL 83 F SL 86 X SL 88 0-2 1-H 2-H HR		3 1 0	0 1 0	0 1 0	0 3 0	0 0 0	0 0 0	1 0 0
33 Aaron Rowand, R (1, 8) OBP: 0.330, SLG: 0.443		B FF 84 F FF 84 B CU 69 B FC 82 B FF 84 4-1 29 G6-4-3 BB		X FF 85 0-0 F8 ③			C FC 81 B CH 80 S CH 79 C CU 69 1-3 K ①	X SI 93 0-0 G6-3 ③		3	0	0	0	1	1	0
29 Ryan Rohlinger, R (1, 5)		C FF 84 X FC 83 0-1 G6-4-3 ② ③ 1-2f			B FF 83 B SI 84 X FC 83 2-0 F8 ①		B CH 78 B FF 83 X FC 82 2-0 F8 ②			3	0	0	0	0	0	1
5 Juan Uribe, R (1, 4) OBP: 0.303, SLG: 0.444			C FC 82 F CU 68 B CH 79 S CU 70 1-3 K2-3 ①		C CH 80 S CU 70 F FC 83 F CU 71 B FC 83 F CU 72 B CU 69 B CU 69 F FC 83 4-2 B CH 79 BB		B CH 79 X CH 79 1-0 HR			2	1	1	1	1	1	0
22 Eli Whiteside, R (1, 2) OBP: 0.256, SLG: 0.316			X FC 83 0-0 L5 ②		B FC 82 D FF 85 B FC 82 C FC 82 C FC 81 X FC 80 3-2 F8 ②		B FC 82 X FF 85 1-0 F9 ③			3	0	0	0	0	0	1
57 Jonathan Sánchez, L (1, 1) OBP: 0.143, SLG: 0.063 45 Justin Miller, R (8, 1) 14 Fred Lewis, L (8, PH) OBP: 0.354, SLG: 0.405 35 Travis Ishikawa, L (9, 3) OBP: 0.324, SLG: 0.410			C FF 84 X FC 83 0-1 8 1B 1B		C FF 83 C FF 82 B CU 71 F CU 68 S FF 84 1-3 K ③			B FF 81 X CU 67 1-0 G4-3 ①		2 0 1 0	0 0 0 0	1 0 0 0	0 0 0 0	0 0 0 0	1 0 0 0	1 0 0 0
Inning Stats	R: 0 E: 0 K: 2 S: 8 H: 0 LOB: 0 BB: 0 P: 10	R: 0 E: 0 K: 0 S: 5 H: 0 LOB: 0 BB: 1 P: 9	R: 0 E: 0 K: 1 S: 8 H: 2 LOB: 2 BB: 0 P: 11	R: 0 E: 0 K: 0 S: 5 H: 0 LOB: 0 BB: 0 P: 6	R: 0 E: 0 K: 1 S: 14 H: 0 LOB: 1 BB: 1 P: 24	R: 0 E: 0 K: 0 S: 8 H: 0 LOB: 1 BB: 1 P: 15	R: 1 E: 0 K: 1 S: 6 H: 1 LOB: 0 BB: 0 P: 11	R: 3 E: 0 K: 0 S: 10 H: 2 LOB: 0 BB: 1 P: 16		1B: 3 2B: 0 3B: 0 HR: 2	SF: 0 SAC: 0 DP: 1 HBP: 0		WP: 0 PB: 0 SB: 0 CS: 0	PA: 32	

	AB	28
	R	4
	H	5
	RBI	4
	BB	4
	SO	5
	LOB	7

PITCHER		IP	WLS	BF	H	R	ER	SO	BB	IBB	HBP	BLK	WP	HR	S	P	ERA	WHIP
49 Doug Davis, L ERA: 3.75	(1, 1)	7.2		30	4	3	3	5	4	0	0	0	0	1	60	98	3.52	1.043
50 Chad Qualls, R ERA: 3.73	(8, 1)	0.1	L	2	1	1	1	0	0	0	0	0	0	1	4	4	27.00	3.000

PITCHER	IP	WLS	BF	H	R	ER	SO	BB	IBB	HBP	BLK	WP	HR	S	P	ERA	WHIP

Batter	1	2	3	4	5	6	7	8	9	AB	R	H	RBI	BB	SO	LOB
6 Stephen Drew, L (1, 6) OBP: 0.325, SLG: 0.454	C SI 90 F SI 91 S CU 82 0-3 K2-3	B SI 90 B SI 89 C SI 89 1 SAFE S SI 87 X CH 78 2-2 1-H 3B		X SI 91 0-0 2B	C FF 96 B FF 96 F FF 97 X SL 85 1-2 F7			B SI 91 S FF 92 B SI 92 X FF 92 2-1 F7		5	0	2	1	0	1	1
14 Ryan Roberts, R (1, 4) OBP: 0.378, SLG: 0.443	B SI 92 B SI 92 C SI 92 B SI 92 B SI 88 4-1 10 1B 27 1B BB	X SI 92 0-0 G5-3		D CU 80 B SI 90 F SI 91 C CU 80 X CU 81 2-2 F9		X FF 96 0-0 E4 10 2B		C SI 91 X SI 91 0-1 G6-3		4	2	0	0	1	0	2
10 Justin Upton, R (1, 9) OBP: 0.376, SLG: 0.543	B SI 89 X SI 89 1-0 27 1B 26 2B 1-3 1B	S CU 82 C SI 91 B CU 82 B SI 92 F SI 91 C CU 83 2-3 K			B SI 89 X SI 90 1-0 G5-3	B SL 83 B SL 82 C FF 96 B FF 97 S FF 97 F FF 98 X FF 96 3-2 26 PB 1-H 2B		C SI 92 X SL 85 0-1 G6-3		5	1	2	1	0	1	1
27 Mark Reynolds, R (1, 5) OBP: 0.372, SLG: 0.599 11 Augie Ojeda, S (6, 5) OBP: 0.335, SLG: 0.327	B SI 91 F SI 91 B SI 90 S CU 81 X CU 81 2-2 26 2B 18 SF7 1-3 3-H 1B	X SI 90 0-0 G6-3			B SI 90 F CU 79 S SI 91 X CU 82 1-2 HR	B FF 98 B SL 86 C FF 98 B SL 84 C FF 98 S SL 84 3-3 K			B SI 91 X SI 90 1-0 G3	4 1	2 0	2 0	2 0	0 0	1 0	1 0
26 Miguel Montero, L (1, 2) OBP: 0.348, SLG: 0.483	F SI 90 X CH 80 0-1 1-3 3-H 2B	C SI 90 B SI 91 S CU 82 X CU 81 1-2 F7			C CU 80 B CU 78 F SI 90 B SI 91 B SI 90 B SI 88 4-2 18 1B 29 HR BB	T SI 97 B SI 97 B CH 87 S FF 97 C SI 98 2-3 K 2-3			B CH 86 S FF 92 B SI 92 T SI 92 X SI 92 2-2 18 2B 1B	4	2	2	1	1	1	1
18 Gerardo Parra, L (1, 7) OBP: 0.324, SLG: 0.413 55 Blaine Boyer, R (9, 1)	S CU 82 F SI 92 D FF 84 F CU 83 B SI 93 B SI 92 X CU 80 3-2 SF7 3-H	C SI 91 B SI 92 X SI 91 1-1 1B			B SI 88 C CU 77 F CU 76 F CU 79 X CU 79 1-2 29 HR 1-2 1B	S FF 98 F FF 96 S SL 87 0-3 K			B SI 91 X SI 92 1-0 29 2B 1-H 2B	4 0	2 0	3 0	2 0	0 0	1 0	1 0
29 Brandon Allen, L (1, 3) OBP: 0.278, SLG: 0.471	B SI 91 C CH 80 F SI 92 S CU 83 1-3 K	B SI 88 S CH 78 S CH 79 D CU 82 F CU 81 1 SAFE F SI 89 F SI 90 B CU 81 3-2 X SI 88 F8			F SI 89 B CH 78 C CH 76 X CH 76 1-2 1-H 2-H HR		C SI 90 B SI 91 X SL 83 1-1 G4-3		D SI 87 X CH 85 1-0 16 F9 2-H 2B	5	1	2	4	0	1	2
16 Trent Oeltjen, L (1, 8) OBP: 0.261, SLG: 0.478		B SI 91 X SI 90 1-0 6 S 6 3B 1B		C CU 78 B SI 90 F SI 90 S CU 81 1-3 K	F FF 94 B SL 82 S SL 84 S SL 84 1-3 K		B SL 84 C SI 91 S CH 85 B SL 84 S SI 91 2-3 K		F SI 91 X SL 85 0-1 F9 2-3	5	1	1	0	0	3	1
48 Yusmeiro Petit, R (1, 1) OBP: 0.080, SLG: 0.042 18 Chad Tracy, L (7, PH) OBP: 0.293, SLG: 0.371 32 Esmerling Vasquez, R (7, 1) 35 Clay Zavada, L (8, 1) 28 Alex Romero, L (9, PH) OBP: 0.331, SLG: 0.352 (9, 7)		B CH 81 L SI 87 L SI 88 1 SAFE B CU 80 L FF 87 2-3 K		B SI 91 C SI 88 X SI 90 1-1 G6-3	B FF 95 C FF 94 B FF 95 C FF 95 B FF 96 F FF 97 X FF 96 3-2 1B		B SI 91 B SI 91 F SI 92 S SI 91 F SI 91 B CH 85 F SI 92 F SI 91 S SI 92 3-3 K		C SL 83 F SL 85 B SI 90 X CH 84 1-2 G4-3	3 1 0 0 1	0 0 0 0 0	1 0 0 0 0	0 0 0 0 0	0 1 0 0 0	1 0 0 0 0	1 0 0 0 1
Inning Stats	R: 3 E: 0 K: 2 S: 17 H: 3 LOB: 1 BB: 1 P: 28	R: 1 E: 0 K: 2 S: 12 H: 2 LOB: 1 BB: 0 P: 19	R: 0 E: 0 K: 0 S: 12 H: 1 LOB: 1 BB: 0 P: 17	R: 0 E: 0 K: 1 S: 9 H: 1 LOB: 1 BB: 0 P: 13	R: 4 E: 0 K: 1 S: 23 H: 4 LOB: 1 BB: 1 P: 36	R: 1 E: 1 K: 3 S: 14 H: 1 LOB: 1 BB: 0 P: 22	R: 0 E: 0 K: 2 S: 11 H: 0 LOB: 0 BB: 0 P: 17	R: 0 E: 0 K: 0 S: 6 H: 0 LOB: 0 BB: 0 P: 8	R: 2 E: 0 K: 0 S: 11 H: 3 LOB: 1 BB: 0 P: 17	1B: 7 2B: 5 3B: 1 HR: 2 SF: 1 SAC: 0 DP: 0 HBP: 0						

TOP

Arizona Diamondbacks @ San Francisco Giants

AT&T Park, San Francisco, CA

Thu Aug 27 2009, 7:15 PM PDT

Att. 28,575 - Partly Cloudy - 70 F

livebaseballscorecards.com

AB	42
R	11
H	15
RBI	11
BB	2
SO	11
LOB	12

WP: 0 PB: 1 SB: 1 CS: 0 PA: 45

PITCHER		IP	WLS	BF	H	R	ER	SO	BB	IBB	HBP	BLK	WP	HR	S	P	ERA	WHIP
49 Joe Martinez, R ERA: 7.52	(1, 1)	4.1	L	25	10	8	8	5	2	0	0	0	0	2	63	98	16.61	2.769
47 Merkin Valdez, R ERA: 4.91	(5, 1)	1.2		8	2	1	0	4	0	0	0	0	0	0	24	37	0.00	1.200
46 Bob Howry, R ERA: 3.61	(7, 1)	3.0		12	3	2	2	2	0	0	0	0	0	0	28	42	6.00	1.000

PITCHER	IP	WLS	BF	H	R	ER	SO	BB	IBB	HBP	BLK	WP	HR	S	P	ERA	WHIP

BOTTOM

Batter	1	2	3	4	5	6	7	8	9	AB	R	H	RBI	BB	SO	LOB
8 Eugenio Velez, S (1, 4) OBP: 0.308, SLG: 0.402	B FF 86 C FF 86 C FF 88 S CU 73 1-3 **K** ①		C CU 75 X 0-1 F7 ③		X FF 89 0-0 1B		S CH 83 B CH 83 B SI 92 B SI 94 X SI 91 3-1 P6 ② **2-3**			4	0	1	0	0	1	1
16 Edgar Renteria, R (1, 6) OBP: 0.318, SLG: 0.330 29 Ryan Rohlinger, R (5, PH) (6, 5)	B FF 87 C FF 87 B FF 87 B FF 83 C FF 88 F FF 88 X FF 87 3-2 G5-3 ②			X SL 82 0-0 5 BB 14 1B 1B	C SL 83 X CU 75 0-1 L5 ③		B CU 83 F FF 93 F SI 96 B FF 94 S CH 83 2-3 **K** ③			2 2	0 0	1 0	0 0	0 0	0 1	0 2
2 Randy Winn, S (1, 9) OBP: 0.320, SLG: 0.369 (5, 8)	C FF 88 F FF 89 B FF 89 X FF 89 1-2 G4-3 ③			C FF 88 F FF 87 X CU 75 0-2 P4 ①		C FF 87 B CU 76 B CH 74 F FF 87 S SL 81 2-3 **K** ①		B SI 87 X FF 88 1-0 P4 ①		4	0	0	0	0	1	1
35 Travis Ishikawa, L (1, 3) OBP: 0.323, SLG: 0.412		B FF 87 B FF 86 X FF 86 2-0 F9 ①		C CU 75 C FF 88 B FF 89 S CU 77 1-3 **K** ②		B FF 87 X FF 87 1-0 2B		B FF 87 X FF 88 1-0 L9 ②		4	0	1	0	0	1	1
14 Fred Lewis, L (1, 7) OBP: 0.356, SLG: 0.404		B FF 87 B CH 77 C FF 87 B FF 88 F FF 87 B FF 88 4-2 BB		F CH 78 X FF 89 0-1 5 BB **1-2** 1B		B CH 77 C FF 88 X FF 88 1-1 E5		C FF 88 B CH 81 X CH 81 1-1 G6-3 ③		3	0	1	0	1	0	1
5 Juan Uribe, R (1, 5) OBP: 0.303, SLG: 0.440 (6, 6)		C FF 88 X CU 75 0-1 P5 ②		C FF 89 B FF 88 D CU 77 C FF 89 B FC 89 B CH 79 4-2 **1-2** **2-3** BB		B FF 88 F FF 89 F FF 89 C FF 88 1-3 **K** ②			X SI 94 0-0 G4-3 ①	3	0	0	0	1	1	3
33 Aaron Rowand, R (1, 8) OBP: 0.329, SLG: 0.441 47 Merkin Valdez, R (5, 1) 23 Ryan Garko, R (6, PH) OBP: 0.344, SLG: 0.436 46 Bob Howry, L (7, 1)		X SL 82 0-0 G1-3 ③		C CU 76 F FF 88 C FF 90 0-3 **K** ③		S SL 81 D CU 76 S SL 83 F FF 88 F FF 89 D CU 76 D SL 82 X FF 89 3-2 P3 ③			F SI 94 S SI 95 F SI 95 F SI 94 S FF 96 0-3 **K** ②	2 0 1 1	0 0 0 0	0 0 0 0	0 0 0 0	1 0 0 0	4 0 2 0	
22 Eli Whiteside, R (1, 2) OBP: 0.256, SLG: 0.313			C FF 87 B CU 76 F SL 84 B FF 88 X FF 89 2-2 P3 ①		C FF 87 B SL 78 X SL 77 1-1 F8 ①		B SI 93 B SI 92 F FF 94 S SI 94 X FF 95 2-2 8 WP 12 E 1B		S SI 96 X SI 96 0-1 G6-3 ③	4	0	1	0	0	0	0
49 Joe Martinez, L (1, 1) OBP: 0.250, SLG: 0.375 12 Nate Schierholtz, L (5, 9) OBP: 0.311, SLG: 0.422			C FF 89 C FF 88 B CU 76 X FF 90 1-2 L3 ②		C FF 87 B FF 88 B CH 77 B FF 88 X FF 88 3-1 F8 ②		C SI 90 S CH 83 F CH 83 X SI 94 0-2 L1-5 ① **1-2**			1 2	0 0	0 0	0 0	0 0	0 0	0 1
Inning Stats	R: 0 E: 0 K: 1 S: 10 H: 0 LOB: 0 BB: 0 P: 15	R: 0 E: 0 K: 0 S: 6 H: 0 LOB: 1 BB: 1 P: 12	R: 0 E: 0 K: 0 S: 8 H: 0 LOB: 0 BB: 0 P: 11	R: 0 E: 0 K: 2 S: 14 H: 2 LOB: 3 BB: 1 P: 19	R: 0 E: 0 K: 0 S: 7 H: 1 LOB: 1 BB: 0 P: 11	R: 0 E: 1 K: 2 S: 14 H: 1 LOB: 2 BB: 0 P: 22	R: 0 E: 1 K: 1 S: 12 H: 1 LOB: 1 BB: 0 P: 19	R: 0 E: 0 K: 0 S: 4 H: 0 LOB: 0 BB: 0 P: 7	R: 0 E: 0 K: 1 S: 8 H: 0 LOB: 0 BB: 0 P: 8	1B: 4 2B: 1 3B: 0 HR: 0 SF: 0 SAC: 0 DP: 0 HBP: 0						WP: 1 PB: 0 SB: 0 CS: 0 PA: 35	

PITCHER		IP	WLS	BF	H	R	ER	SO	BB	IBB	HBP	BLK	WP	HR	S	P	ERA	WHIP
48 Yusmeiro Petit, R ERA: 5.59	(1, 1)	6.0	W	25	4	0	0	5	2	0	0	0	0	0	59	90	0.00	1.000
32 Esmerling Vasquez, R ERA: 3.48	(7, 1)	1.0		4	1	0	0	1	0	0	0	0	1	0	12	19	0.00	1.000
35 Clay Zavada, L ERA: 2.79	(8, 1)	1.0		3	0	0	0	0	0	0	0	0	0	0	4	7	0.00	0.000
55 Blaine Boyer, R ERA: 4.23	(9, 1)	1.0		3	0	0	0	1	0	0	0	0	0	0	8	8	0.00	0.000

PITCHER	IP	WLS	BF	H	R	ER	SO	BB	IBB	HBP	BLK	WP	HR	S	P	ERA	WHIP

Arizona Diamondbacks @ San Francisco Giants
AT&T Park, San Francisco, CA
Thu Aug 27 2009, 7:15 PM PDT
Att. 28,575 - Partly Cloudy - 70 F

livebaseballscorecards.com

AB	33
R	0
H	5
RBI	0
BB	2
SO	7
LOB	16

Colorado Rockies @ San Francisco Giants

AT&T Park, San Francisco, CA

Fri Aug 28 2009, 7:15 PM PDT

Att. 39,047 - Cloudy - 75 F

livebaseballscorecards.com

TOP

Batter	1	2	3	4	5	6	7	8	9	AB	R	H	RBI	BB	SO	LOB
3 Eric Young Jr., S (1, 8) OBP: 0.267, SLG: 0.267	C SI 93 B FF 93 F SI 93 S SI 94 1-3 ① K		L FF 93 X FF 93 0-1 1B		S CU 76 S CU 77 S CU 80 0-3 ③ K			B CU 77 F SI 92 B CU 80 F FF 93 B CU 79 X SI 94 3-2 ② G1-3		4	0	1	0	0	2	1
7 Seth Smith, L (1, 7) OBP: 0.385, SLG: 0.504	B FF 95 C CU 77 S CU 80 B SL 85 F SI 96 S SL 82 2-3 ② K		1 SAFE B CU 76 B SI 92 S SI 90 X FF 92 2-1 ③ G5-3			C SI 91 B CH 81 S CH 83 B SI 94 F FF 94 F CH 82 F SL 82 F SL 81 B SI 93 3-3 ① K		B CH 84 S SI 92 B FF 92 F SI 92 B CU 80 X SI 91 3-2 ③ G4-3		4	0	0	0	0	2	1
17 Todd Helton, L (1, 3) OBP: 0.409, SLG: 0.493	B SI 94 B FF 93 C SI 91 B SI 93 X SI 92 3-1 ③ G4-3			C SI 92 B CU 76 C CU 76 X CU 80 1-2 2 FC6-4 1B		B CH 82 B FF 90 C SI 90 B SI 90 F SI 91 D CU 80 4-2 2 G5-3 2 WP BB			B FF 94 B SI 95 C FF 95 F FF 96 B SI 96 X FF 96 3-2 1B	3	0	2	0	1	0	0
2 Troy Tulowitzki, R (1, 6) OBP: 0.365, SLG: 0.529		B SI 92 B FF 92 F FF 93 F CU 78 B CH 86 F SI 93 B SL 81 4-2 11 CS BB		C CU 77 C CU 79 X FF 92 0-2 ① FC6-4 11 CS 1-2f		C FF 93 F FF 92 B SL 83 X CU 80 1-2 ② G5-3 1-3			B SL 90 C FF 96 B FF 97 S FF 98 T FF 98 2-2 ① K	3	0	0	0	1	1	3
11 Brad Hawpe, L (1, 9) OBP: 0.384, SLG: 0.527		C CU 78 D CU 79 B SI 95 C SI 93 B FF 94 C CH 85 3-3 ① ② K 1-2		B SI 92 C CU 75 B CH 83 C FF 92 X CU 80 2-2 ② 1-2 2B		B CH 85 S CU 77 B FF 94 F CU 77 S SL 82 2-3 ③ K			S FF 96 S FF 97 X FF 98 0-2 ② F8	4	0	1	0	0	2	3
20 Chris Iannetta, R (1, 2) OBP: 0.331, SLG: 0.431		C SI 93 B CU 79 C SI 95 B CU 80 B CH 86 B FF 94 4-2 BB		X CU 80 0-0 ③ F9			B SI 91 C SI 90 X CU 75 1-1 ① F8		C FF 97 D SL 88 B FF 98 S FF 99 S FF 99 2-3 ③ K	3	0	0	0	1	1	2
9 Ian Stewart, L (1, 5) OBP: 0.314, SLG: 0.451		B FF 92 S SI 90 F FF 93 S CH 85 1-3 ③ K			B CU 74 B SI 89 C SI 90 B FF 92 X SI 89 3-1 38 SH3-4 1B		C SI 92 F CU 75 F CU 80 F SL 81 C FF 93 0-3 ② K			3	0	1	0	0	2	1
12 Clint Barmes, R (1, 4) OBP: 0.298, SLG: 0.459			C SI 88 X CU 75 0-1 ① G1-3		X CU 78 0-0 ① P4		C SI 93 X CU 78 0-1 ③ G5-3			3	0	0	0	0	0	1
38 Ubaldo Jiménez, R (1, 1) OBP: 0.302, SLG: 0.229 19 Ryan Spilborghs, R (8, PH) OBP: 0.321, SLG: 0.424 31 Matt Daley, R (8, 1)			C FF 93 X FF 93 0-1 ② G3		1 SAFE C SI 93 B FF 91 1 SAFE S SL 80 X SL 82 1-2 ② SH3-4 1-2			B FF 90 F SI 90 X CU 78 1-1 ① L7		1 1 0	0 0 0	0 0 0	0 0 0	0 0 0	0 0 0	0 0 0
Inning Stats	R: 0 E: 0 K: 2 S: 9 H: 0 LOB: 0 BB: 0 P: 15	R: 0 E: 0 K: 2 S: 11 H: 0 LOB: 1 BB: 2 P: 23	R: 0 E: 0 K: 0 S: 8 H: 1 LOB: 1 BB: 0 P: 10	R: 0 E: 0 K: 0 S: 10 H: 2 LOB: 1 BB: 0 P: 13	R: 0 E: 0 K: 1 S: 9 H: 1 LOB: 1 BB: 0 P: 13	R: 0 E: 0 K: 2 S: 18 H: 0 LOB: 1 BB: 1 P: 28	R: 0 E: 0 K: 1 S: 9 H: 0 LOB: 0 BB: 0 P: 10	R: 0 E: 0 K: 0 S: 8 H: 0 LOB: 0 BB: 0 P: 15	R: 0 E: 0 K: 2 S: 12 H: 1 LOB: 1 BB: 0 P: 19	1B: 4 2B: 2 3B: 0 HR: 0 SF: 0 SAC: 1 DP: 1 HBP: 0						

	AB	29
	R	0
	H	5
	RBI	0
	BB	3
	SO	10
	LOB	12

WP: 1 PA: 33
PB: 0
SB: 0
CS: 2

PITCHER		IP	WLS	BF	H	R	ER	SO	BB	IBB	HBP	BLK	WP	HR	S	P	ERA	WHIP
55 Tim Lincecum, R ERA: 2.33	(1, 1)	8.0	W	29	4	0	0	8	3	0	0	0	1	0	82	127	0.00	0.875
38 Brian Wilson, R ERA: 2.95	(9, 1)	1.0	S	4	1	0	0	2	0	0	0	0	0	0	12	19	0.00	1.000

PITCHER	IP	WLS	BF	H	R	ER	SO	BB	IBB	HBP	BLK	WP	HR	S	P	ERA	WHIP

Colorado Rockies @ San Francisco Giants

AT&T Park, San Francisco, CA

Fri Aug 28 2009, 7:15 PM PDT

Att. 39,047 - Cloudy - 75 F

livebaseballscorecards.com

BOTTOM

Batter	1	2	3	4	5	6	7	8	9	AB	R	H	RBI	BB	SO	LOB
8 Eugenio Velez, S (1, 7) OBP: 0.313, SLG: 0.405	C SI 96 C SI 99 X SI 99 0-2 SH5-3 2 16 S 1B	S SL 89 F SI 98 D CU 80 X CH 88 1-2 ② G2-3 1-2 2-3		B SL 88 F SI 98 X CU 81 1-1 ③ G1-3		B CH 84 F SI 97 X CH 88 1-1 16 FC5-4 1B 2-H				4	0	2	1	0	0	4
16 Edgar Renteria, R (1, 6) OBP: 0.317, SLG: 0.328	B SI 97 B SL 86 B SI 97 B FF 96 4-0 2 SH5-3 BB 1-2	S SI 97 B SL 89 B FF 98 C CH 87 B CU 81 S SL 88 3-3 ③ K			C SL 86 C CU 78 B CU 78 B SL 88 B CU 78 S SI 96 3-3 ① K	1 SAFE B SI 94 1 SAFE X FF 94 1-0 ③ FC5-4 1-2f				3	0	0	0	1	2	3
2 Randy Winn, S (1, 9) OBP: 0.318, SLG: 0.367	X SI 94 0-0 ① SH5-3 1-2 2-3		C SI 92 C CU 78 X CH 85 0-2 ① G1-3		B CU 76 S CH 87 B SI 95 C CU 77 S SI 99 2-3 ② K		F SI 92 B SI 95 X CU 76 1-1 ① G3-1			3	0	0	0	0	1	0
48 Pablo Sandoval, S (1, 5) OBP: 0.381, SLG: 0.558	I IN 68 I IN 72 I IN 74 I IN 74 4-0 IBB		F SI 99 X CU 79 0-1 ② G1-3		S SI 97 B CU 72 F CH 86 X CU 78 1-2 HR		S SI 96 B SI 97 X SI 96 1-1 ② P5			3	1	1	1	1	0	0
35 Travis Ishikawa, L (1, 3) OBP: 0.322, SLG: 0.409	X SI 98 0-0 ② F6		B CU 77 B SI 98 C SI 97 B CH 88 S SI 97 S CH 87 3-3 ③ K		B SI 97 X SI 96 1-0 5 FC4-6 1B		C CU 77 X CU 77 0-1 ③ G4-3			4	0	1	0	0	1	3
5 Juan Uribe, R (1, 4) OBP: 0.305, SLG: 0.451	C FF 99 B SI 99 B SL 89 X SI 98 2-1 ③ G6-3			X SL 86 0-0 33 1B 2B	D CH 86 B SI 96 F SL 86 X SI 97 2-1 ③ FC4-6 1-2f			S FF 88 B FF 90 X FF 89 1-1 22 B3-5 3B		4	0	2	0	0	0	4
33 Aaron Rowand, R (1, 8) OBP: 0.330, SLG: 0.440		C SL 85 H SI 96 1-1 55 FC1-5 22 1B HBP		B CH 89 B FF 96 C SL 87 X FF 96 2-1 22 FC1-6 1B 2-3		X SI 95 0-0 ① F9		C CU 78 X SI 90 0-1 ① G1		3	0	1	0	0	0	1
22 Eli Whiteside, R (1, 2) OBP: 0.267, SLG: 0.314		1 SAFE B SI 96 C FF 96 X FF 96 1-1 8 G2-3 55 FC1-5 1B 1-2		C SL 87 D FF 97 F CU 78 B CU 78 F FF 98 X SL 86 2-2 ① FC1-6 55 FC2-6 1-2f		B SI 95 B SL 85 B SI 97 C FF 91 B SI 96 4-1 55 SH3 8 1B BB		B SI 90 X FF 90 1-0 ②③ B3-5 3-3f		3	1	1	0	1	0	3
55 Tim Lincecum, L (1, 1) OBP: 0.222, SLG: 0.175 38 Brian Wilson, R (9, 1)		L FF 94 X FF 96 0-1 ① FC1-5 8 G2-3 1-2 2-3f		S SI 98 X FF 96 0-1 ② FC2-6 1-2f		X SI 93 0-0 ② SH3 1-2				2 0	0 0	0 0	0 0	0 0	0 0	4 0
Inning Stats	R: 0 E: 0 K: 0 S: 7 H: 1 LOB: 3 BB: 2 P: 17	R: 0 E: 0 K: 1 S: 11 H: 1 LOB: 2 BB: 0 P: 17	R: 0 E: 0 K: 1 S: 8 H: 0 LOB: 0 BB: 0 P: 11	R: 0 E: 0 K: 0 S: 11 H: 2 LOB: 2 BB: 0 P: 16	R: 1 E: 0 K: 2 S: 12 H: 2 LOB: 1 BB: 0 P: 21	R: 1 E: 0 K: 0 S: 6 H: 1 LOB: 1 BB: 1 P: 12	R: 0 E: 0 K: 0 S: 6 H: 0 LOB: 0 BB: 0 P: 8	R: 0 E: 0 K: 0 S: 5 H: 1 LOB: 0 BB: 0 P: 7								

AB	29
R	2
H	8
RBI	2
BB	3
SO	4
LOB	22

1B: 5 SF: 0
2B: 2 SAC: 2
3B: 1 DP: 1
HR: 1 HBP: 1

WP: 0 PA: 35
PB: 0
SB: 1
CS: 0

PITCHER	IP	WLS	BF	H	R	ER	SO	BB	IBB	HBP	BLK	WP	HR	S	P	ERA	WHIP
38 Ubaldo Jiménez, R (1, 1) ERA: 3.33	7.0	L	32	7	2	2	4	2	1	1	0	0	1	61	102	2.57	1.286
31 Matt Daley, R (8, 1) ERA: 3.79	1.0		3	1	0	0	0	0	0	0	0	0	0	5	7	0.00	1.000

PITCHER	IP	WLS	BF	H	R	ER	SO	BB	IBB	HBP	BLK	WP	HR	S	P	ERA	WHIP

Colorado Rockies @ San Francisco Giants

AT&T Park, San Francisco, CA

Sat Aug 29 2009, 6:05 PM PDT

Att. 41,200 - Clear - 75 F

livebaseballscorecards.com

TOP

Batter	1	2	3	4	5	6	7	8	9	AB	R	H	RBI	BB	SO	LOB
3 Eric Young Jr., S (1, 8) OBP: 0.263, SLG: 0.263	B SI 87 C SI 86 M SI 87 S CU 74 1-3 K		S CH 76 B CU 74 S CH 77 F CU 75 X FC 81 1-2 L3-6 2-2			X CH 74 0-0 2 FC6-4 1-2 1B		X FF 85 0-0 L8	B FF 95 C FF 96 X SL 87 1-1 1B 1-2	4	0	1	0	0	1	1
17 Todd Helton, L (9, PH) OBP: 0.410, SLG: 0.494										1	0	1	0	0	0	0
12 Clint Barmes, R (1, 4) OBP: 0.297, SLG: 0.457	C CH 74 B CU 73 C SI 88 B SI 88 T CU 74 2-2 K		B CU 72 B FC 76 C FC 78 X CH 74 2-1 2 CS 1B			C CU 74 X SI 86 0-1 B2		B FC 78 C CH 72 X CH 73 1-1 G5-3	D SL 89 C FF 97 C FF 96 X FF 97 1-2 F8	5	0	1	0	0	1	4
2 Troy Tulowitzki, R (1, 6) OBP: 0.362, SLG: 0.524	C CH 76 F SI 89 S CU 73 0-3 K			C FC 78 B SI 87 B SI 87 B SI 87 C SI 88 F SI 86 S FC 79 3-3 K 1-2		B CU 74 X CH 74 1-0 FC6-4 27 BB 1-2f 2-3		F SI 87 B SI 87 S SI 88 B SI 88 C CU 74 2-3 K		4	0	0	0	0	3	3
27 Garrett Atkins, R (1, 3) OBP: 0.309, SLG: 0.335		C SI 87 X SI 88 0-1 11 FC9-6 1B		B FC 80 B FC 79 X SI 87 2-0 P4		B CU 73 B CU 72 B FC 81 B SI 87 4-0 1-2 BB			B FF 86 B FF 86 C SI 87 C FF 86 X CU 73 2-2 G1-3	3	0	1	0	1	0	0
11 Brad Hawpe, L (1, 9) OBP: 0.382, SLG: 0.532		B FC 79 X FC 79 1-0 FC9-6 1-2f			C SI 88 X CU 74 0-1 L6	X SI 88 0-0 F7			F FC 78 B FF 89 X FC 81 1-1 HR	4	1	1	1	0	0	4
19 Ryan Spilborghs, R (1, 7) OBP: 0.320, SLG: 0.421		C FC 80 F CH 76 D CU 75 B CU 75 X SI 89 2-2 F9			F FF 89 B SI 88 B FF 88 B CH 72 X SI 87 3-1 1B		C FC 75 B CU 73 C SI 87 F CU 74 F FC 78 X CH 74 1-2 G1-3		B SI 90 S FF 91 C SL 78 S SL 77 1-3 K	4	0	1	0	0	1	1
9 Ian Stewart, L (1, 5) OBP: 0.316, SLG: 0.451		C SI 89 B SI 89 B SI 89 D FC 80 F SI 88 F FC 81 F FF 88 S SI 86 3-3 K			C CU 73 B CU 75 F CU 75 B FC 82 B CU 76 X FC 82 3-2 F9		X SI 88 0-0 8 FC5-4 1B		C SI 91 B CH 83 F SI 90 B SL 79 X SL 78 2-2 8 1B 7 1B 1B	4	1	2	0	0	1	2
8 Yorvit Torrealba, R (1, 2) OBP: 0.345, SLG: 0.366			B SI 86 X SI 86 1-0 3 L3-6 21 SH1-4 1B		1 SAFE B CH 76 X CH 73 1-0 G1-3		B CH 74 B FC 80 C FF 87 B SI 87 F SI 88 X SI 87 3-2 FC5-4 1-2f		B FF 90 C FF 90 B FF 91 X FF 91 2-1 7 WP 7 1B 1-3 1B	4	1	2	0	0	0	2
21 Jason Marquis, L (1, 1) OBP: 0.232, SLG: 0.259			S SI 86 X FC 80 0-1 SH1-4 1-2			C FF 88 X FC 79 0-1 2 FC6-4 3 1B 1B	C CU 73 C CU 74 F CU 75 C SI 88 0-3 K		C FF 93 C CU 78 B CU 80 B CU 80 X FF 96 2-2 17 1B 1-H 3-H 1B	1	0	1	0	0	0	0
5 Carlos González, L (7, PH) OBP: 0.358, SLG: 0.535										1	0	0	0	0	1	1
97 Joe Beimel, L (7, 1)										0	0	0	0	0	0	0
77 Matt Herges, L (8, 1)										0	0	0	0	0	0	0
7 Seth Smith, L (9, PH) OBP: 0.387, SLG: 0.506										1	0	1	2	0	0	0

	AB	36
	R	3
	H	12
	RBI	3
	BB	1
	SO	8
	LOB	18

Inning Stats	1	2	3	4	5	6	7	8	9
	R: 0 E: 0 K: 3 S: 9 H: 0 LOB: 0 BB: 0 P: 12	R: 0 E: 0 K: 1 S: 11 H: 1 LOB: 1 BB: 0 P: 17	R: 0 E: 0 K: 0 S: 7 H: 1 LOB: 0 BB: 0 P: 9	R: 0 E: 0 K: 1 S: 7 H: 1 LOB: 0 BB: 0 P: 14	R: 0 E: 0 K: 0 S: 8 H: 1 LOB: 1 BB: 0 P: 15	R: 0 E: 0 K: 0 S: 7 H: 2 LOB: 3 BB: 1 P: 12	R: 0 E: 0 K: 1 S: 13 H: 1 LOB: 1 BB: 0 P: 17	R: 0 E: 0 K: 1 S: 6 H: 0 LOB: 0 BB: 0 P: 9	R: 3 E: 0 K: 1 S: 21 H: 5 LOB: 2 BB: 0 P: 33

1B: 11	SF: 0	WP: 1	PA: 38
2B: 2	SAC: 1	PB: 0	
3B: 0	DP: 2	SB: 0	
HR: 1	HBP: 0	CS: 1	

PITCHER		IP	WLS	BF	H	R	ER	SO	BB	IBB	HBP	BLK	WP	HR	S	P	ERA	WHIP
75 Barry Zito, L ERA: 3.94	(1, 1)	8.1	W	32	8	1	1	7	1	0	0	0	0	1	73	113	1.08	1.080
54 Sergio Romo, R ERA: 5.04	(9, 1)	0.1		3	2	0	0	1	0	0	0	0	0	0	8	13	0.00	6.000
41 Jeremy Affeldt, L ERA: 1.85	(9, 1)	0.0		1	1	2	2	0	0	0	0	0	1	0	3	5	∞	∞
38 Brian Wilson, R ERA: 2.93	(9, 1)	0.1	S	2	1	0	0	0	0	0	0	0	0	0	5	7	0.00	3.000

PITCHER	IP	WLS	BF	H	R	ER	SO	BB	IBB	HBP	BLK	WP	HR	S	P	ERA	WHIP

BOTTOM

Colorado Rockies @ San Francisco Giants

AT&T Park, San Francisco, CA

Sat Aug 29 2009, 6:05 PM PDT

Att. 41,200 - Clear - 75 F

livebaseballscorecards.com

Batter	1	2	3	4	5	6	7	8	9	AB	R	H	RBI	BB	SO	LOB
8 Eugenio Velez, S (1, 8) (9, 7) OBP: 0.311, SLG: 0.398	C SI 90 F SI 90 B SL 84 B SL 84 S SI 90 2-3 K		F SI 90 B SI 91 B SI 90 B SI 90 F SI 89 B SI 90 4-2 16 1B 2 SF7 BB		C SI 89 X SI 88 0-1 G3-1	B SI 88 X SI 88 1-0 F7				3	1	0	0	1	1	1
16 Edgar Renteria, R (1, 6) OBP: 0.316, SLG: 0.327	C SI 90 B SI 90 X SL 85 1-1 G6-3		D SI 88 X SI 90 1-0 48 1B 1-3 1B		B SI 89 B SL 85 C SI 90 X SI 90 2-1 F7		F SI 84 B SI 84 X SI 86 1-1 L9			4	0	1	0	0	0	0
2 Randy Winn, S (1, 7) (9, 9) OBP: 0.316, SLG: 0.365	C SI 89 B SI 90 X SI 90 1-1 G6-3		F SI 90 F SI 90 B CH 82 X CH 84 1-2 SF7 3-H		C SI 91 X CH 83 0-1 G4-3		C SI 84 F CH 76 F FF 88 X CH 77 0-2 G6-3			3	0	0	1	0	0	0
48 Pablo Sandoval, S (1, 5) OBP: 0.385, SLG: 0.568 29 Ryan Rohlinger, R (7, 5)		F SI 90 C SI 90 B SI 90 F SI 90 X SI 91 1-2 HR	F SI 89 C SI 90 B SI 89 B SL 86 X SL 82 2-2 1-3 1B			X SI 89 0-0 35 1B 5 2B 1B	B SI 85 B SI 83 B SI 85 C SI 84 B SI 83 4-1 BB			3 0	2 0	3 0	1 0	0 1	0 0	0 0
35 Travis Ishikawa, L (1, 3) OBP: 0.321, SLG: 0.407		C SI 89 B SI 88 F SL 85 X CH 84 1-2 G4-3	F SL 83 S SL 84 X SL 84 0-2 G3			B SI 89 S SI 89 X SI 89 1-1 5 2B 12 SF9 1-2 1B	F FF 87 S FF 88 X SL 70 0-2 F8			4	1	1	0	0	0	3
5 Juan Uribe, R (1, 4) OBP: 0.308, SLG: 0.456		B SI 91 B SI 91 C SI 90 X SI 90 2-1 12 G4-3 1B		C SL 83 X SL 84 0-1 F9		S SI 90 X SI 89 0-1 12 SF9 22 3B 1-3 2-H 2B		C SI 88 B CU 73 B CU 74 B SI 89 X FF 89 3-1 G4-3		4	1	2	1	0	0	0
12 Nate Schierholtz, L (1, 9) OBP: 0.310, SLG: 0.425		B SI 88 B SI 89 C SI 89 X SI 88 2-1 G4-3 1-2		C SI 89 B SL 84 F SL 84 X SL 82 1-2 2B		D SI 89 S SL 86 F SL 85 B SI 89 X SL 84 2-2 SF9 2-3 3-H		C SI 90 X CH 80 0-1 G3-1		3	0	1	1	0	0	1
22 Eli Whiteside, R (1, 2) OBP: 0.266, SLG: 0.333		C SI 90 D SL 86 D SL 85 S SL 86 B SI 90 S SL 84 3-3 K		X SI 89 0-0 G6-3		X SI 89 0-0 3B 3-H		C SI 90 S SI 90 S SI 90 0-3 K		4	0	1	1	0	2	2
75 Barry Zito, L (1, 1) OBP: 0.170, SLG: 0.133 54 Sergio Romo, R (9, 1) 41 Jeremy Affeldt, L (9, 1) OBP: 0.500, SLG: 0.500 38 Brian Wilson, R (9, 1) 33 Aaron Rowand, R (9, 8) OBP: 0.330, SLG: 0.440			C SI 89 F SI 89 X SL 83 0-2 G1-3	X SI 88 0-0 G1-3		P PO 85 B SI 87 C SI 87 X SI 87 2-1 G4-3				3 0 0 0 0	0 0 0 0 0	0 0 0 0 0	0 0 0 0 0	0 0 0 0 0	0 0 0 0 0	2 0 0 0 0
Inning Stats	R: 0 E: 0 K: 1 S: 7 H: 0 LOB: 0 BB: 0 P: 11	R: 1 E: 0 K: 1 S: 14 H: 2 LOB: 1 BB: 0 P: 23	R: 1 E: 0 K: 0 S: 15 H: 2 LOB: 2 BB: 1 P: 23	R: 0 E: 0 K: 0 S: 7 H: 1 LOB: 1 BB: 0 P: 8	R: 0 E: 0 K: 0 S: 6 H: 0 LOB: 0 BB: 0 P: 8	R: 3 E: 0 K: 0 S: 13 H: 4 LOB: 1 BB: 0 P: 18	R: 0 E: 0 K: 0 S: 10 H: 0 LOB: 1 BB: 1 P: 15	R: 0 E: 0 K: 1 S: 7 H: 0 LOB: 0 BB: 0 P: 10		1B: 5 2B: 2 3B: 1 HR: 1 SF: 2 SAC: 0 DP: 0 HBP: 0				WP: 0 PB: 0 SB: 0 CS: 0 PA: 35		

	AB	31
	R	5
	H	9
	RBI	5
	BB	2
	SO	3
	LOB	9

PITCHER		IP	WLS	BF	H	R	ER	SO	BB	IBB	HBP	BLK	WP	HR	S	P	ERA	WHIP
21 Jason Marquis, R ERA: 3.6	(1, 1)	6.0	L	28	9	5	5	2	1	0	0	0	0	1	62	91	7.50	1.667
97 Joe Beimel, L ERA: 3.51	(7, 1)	1.0		4	0	0	0	0	1	0	0	0	0	0	10	15	0.00	1.000
77 Matt Herges, R ERA: 3.34	(8, 1)	1.0		3	0	0	0	1	0	0	0	0	0	0	7	10	0.00	0.000

PITCHER	IP	WLS	BF	H	R	ER	SO	BB	IBB	HBP	BLK	WP	HR	S	P	ERA	WHIP

Colorado Rockies @ San Francisco Giants

AT&T Park, San Francisco, CA

Sun Aug 30 2009, 1:05 PM PDT

Att. 42,570 - Partly Cloudy - 70 F

TOP

livebaseballscorecards.com

Batter	1	2	3	4	5	6	7	8	9	AB	R	H	RBI	BB	SO	LOB
5 Carlos González, L (1, 8) OBP: 0.359, SLG: 0.528	F FF 90 F FF 92 B FF 92 B FF 93 D SL 87 B FF 92 4-2 17 G3 17 S 2 2B BB		C CH 85 X CH 86 0-1 ② G3		C FF 90 X CH 84 0-1 ① L6		X CU 72 0-0 19 CS 1B	S SI 96 B SI 96 C CU 80 S CU 80 1-3 ③ K		4	1	1	0	1	1	2
19 Ryan Spilborghs, R (1, 7) OBP: 0.321, SLG: 0.419	C FF 92 B SL 84 1 SAFE F FF 91 S FF 93 1-3 ① K		X SL 86 0-0 17 1B 1B		C SL 85 C CU 76 B FF 93 S FF 94 1-3 ② K		1 SAFE B FF 87 B FF 89 F FF 89 D FF 85 C FF 91 1 SAFE B FF 91 4-2 ① 17 1B 2 1B 1-2 BB		C FF 92 B SI 92 B SL 88 S FF 94 C FF 96 2-3 ① K	4	1	1	0	1	3	1
17 Todd Helton, L (1, 3) OBP: 0.412, SLG: 0.502	C FF 92 C CU 77 B FF 94 F FF 93 F SL 88 F FF 93 X FF 92 1-2 ② G3 1-3		D CH 84 1 SAFE F FF 91 X FF 90 1-1 1-3 1B		F FF 93 B CU 77 B CU 77 B CH 87 X FF 93 3-1 HR		X FF 89 0-0 2 1B 1-3 1B		C FF 94 B SI 96 X FF 97 1-1 ② P4	5	1	3	1	0	0	1
2 Troy Tulowitzki, R (1, 6) OBP: 0.366, SLG: 0.536	B FF 92 S SL 86 X SL 87 1-1 3-H 2B		X FF 92 0-0 ③ P3		B FF 94 B SL 87 C FF 94 F FF 93 X FF 94 2-2 HR		X SL 80 0-0 11 G4-6-3 1-2 3-H 1B		S FF 98 F FF 96 B FF 98 X FF 98 1-2 11 BB 1B	5	1	4	3	0	0	2
11 Brad Hawpe, L (1, 9) OBP: 0.383, SLG: 0.531	B FF 92 B FF 92 F SL 86 S FF 93 F FF 92 B FF 93 S FF 93 3-3 ③ K			B CH 84 S CH 85 B FF 92 S FF 92 F FF 93 B CH 88 X FF 93 3-2 9 G6-3 12 FC4-2-5-3 2B	C CU 78 F CH 87 F FF 94 B CU 78 F SL 86 S SL 88 1-3 ③ K		B FF 88 X CU 68 1-0 ②③ G4-6-3 1-2f		C FF 96 B SL 90 F FF 96 B FF 97 B FF 97 B FF 97 4-2 1-2 BB	4	0	1	0	1	2	3
9 Ian Stewart, L (1, 5) OBP: 0.319, SLG: 0.462		B CU 75 C FF 91 S CH 84 F FF 92 F FF 94 X CH 88 1-2 8 CS 1B		C CU 76 C FF 92 X CU 77 0-2 ① G6-3 2-3		C FF 92 B FF 92 B CU 77 F CH 86 X CH 85 2-2 12 SF8 3B		B SI 91 B FF 94 B FF 93 C FF 94 F FF 94 X FF 95 3-2 8 1B 2B	B FF 96 C FF 96 S FF 97 S FF 97 1-3 ③ K	5	1	3	0	0	1	3
12 Clint Barmes, R (1, 4) OBP: 0.295, SLG: 0.454	C FF 92 B FF 92 S SL 87 1 SAFE 1 SAFE 1 SAFE 1 SAFE S FF 92 1-3 ① K			X SI 94 0-0 ② FC4-2-5-3 3-H	C SL 87 B FF 92 X FF 92 1-1 ① SF8 3-H		C CU 78 X FF 95 0-1 ① B1		3	0	0	1	0	1	3
8 Yorvit Torrealba, R (1, 2) OBP: 0.350, SLG: 0.365	C SL 85 B CU 76 S SL 86 B FF 93 X FF 94 2-2 ②③ G2-3 1-2			I IN 78 I IN 80 I IN 79 I IN 79 4-0 IBB	C CU 77 F CU 77 X FF 93 0-2 ② F9		B CU 80 C CU 78 X CU 79 1-1 2-3 1B		3	0	1	0	1	0	1
46 Jason Hammel, R (1, 1) OBP: 0.140, SLG: 0.122 56 Franklin Morales, L (6, 1) OBP: 0.400, SLG: 0.400 63 Rafael Betancourt, R (7, 1) 27 Garrett Atkins, R (8, PH) OBP: 0.308, SLG: 0.334 58 Juan Rincon, R (8, 1) 97 Joe Beimel, L (8, 1) 31 Matt Daley, R (8, 1)			B FF 89 C FF 91 B FF 90 S FF 91 S FF 91 2-3 ① K	F SL 86 B SL 86 B FF 91 S FF 91 S FF 92 2-3 ③ K	B FF 92 B FF 92 C FF 92 S FF 91 F FF 92 S FF 92 2-3 ③ K		D SI 95 C SI 94 C SI 95 C CU 80 1-3 ② K		3 0 0 0 0 3 2 0 0 0 0 0 0 0 0 0 0 0 0 0 0 1 0 0 0 0 1 2 0 0 0 0 0 0 0 0 0 0 0 0 0 0 0 0 0 0 0 0 0						
Inning Stats	R: 1 E: 0 K: 2 S: 17 H: 1 LOB: 1 BB: 1 P: 27	R: 0 E: 0 K: 1 S: 11 H: 1 LOB: 0 BB: 0 P: 15	R: 0 E: 0 K: 1 S: 9 H: 2 LOB: 2 BB: 0 P: 12	R: 0 E: 0 K: 1 S: 11 H: 1 LOB: 2 BB: 1 P: 20	R: 2 E: 0 K: 2 S: 15 H: 2 LOB: 0 BB: 0 P: 22	R: 1 E: 0 K: 1 S: 12 H: 1 LOB: 0 BB: 0 P: 17	R: 1 E: 0 K: 0 S: 6 H: 3 LOB: 1 BB: 1 P: 11	R: 0 E: 0 K: 2 S: 13 H: 2 LOB: 2 BB: 0 P: 19	R: 0 E: 0 K: 2 S: 13 H: 1 LOB: 2 BB: 1 P: 22	1B: 8 2B: 3 3B: 1 HR: 2 SF: 1 SAC: 0 DP: 1 HBP: 0						

	AB	37
	R	5
	H	14
	RBI	5
	BB	4
	SO	12
	LOB	20

WP: 0 PA: 42
PB: 0
SB: 1
CS: 2

PITCHER		IP	WLS	BF	H	R	ER	SO	BB	IBB	HBP	BLK	WP	HR	S	P	ERA	WHIP
18 Matt Cain, R ERA: 2.5	(1, 1)	6.0		27	8	4	4	8	1	1	0	0	0	2	75	113	6.00	1.500
43 Alex Hinshaw, L ERA: 9.53	(7, 1)	0.1		3	2	1	1	0	1	0	0	0	0	0	4	8	27.00	9.000
49 Brandon Medders, R ERA: 3.4	(7, 1)	0.2	W	2	1	0	0	0	0	0	0	0	0	0	2	3	0.00	1.500
41 Jeremy Affeldt, L ERA: 1.81	(8, 1)	1.0	H	5	2	0	0	2	0	0	0	0	0	0	13	19	0.00	2.000
38 Brian Wilson, R ERA: 2.89	(9, 1)	1.0		5	1	0	0	2	1	0	0	0	0	0	13	22	0.00	2.000

PITCHER	IP	WLS	BF	H	R	ER	SO	BB	IBB	HBP	BLK	WP	HR	S	P	ERA	WHIP

BOTTOM

Colorado Rockies @ San Francisco Giants

AT&T Park, San Francisco, CA

Sun Aug 30 2009, 1:05 PM PDT

Att. 42,570 - Partly Cloudy - 70 F

livebaseballscorecards.com

Batter	1	2	3	4	5	6	7	8	9	AB	R	H	RBI	BB	SO	LOB
8 Eugenio Velez, S (1, 7) (7, 9) (8, 7) OBP: 0.319, SLG: 0.406	B FF 92 B FF 92 X FF 92 2-0 F9 ①			X SI 92 0-0 16 1B 12 SF7 1B		B FF 92 S CH 84 B CH 82 B FF 92 B SI 92 4-1 16 2B BB	B FF 95 F FF 95 C FF 95 S FF 95 1-3 K ②	1 SAFE X SI 85 0-0 2 FC5-2 1-3 3-H 2B		4	1	2	1	1	1	3
16 Edgar Renteria, R (1, 6) OBP: 0.322, SLG: 0.341	X FF 92 0-0 P6 ②			1 SAFE 1 SAFE C FF 92 1 SAFE X FF 91 0-1 1-3 1B		C SL 86 B FF 92 F FF 92 X SL 85 1-2 1-3 2-H 2B	B FF 91 X FF 91 1-0 1-H 2-H 3-H HR	I SAFE I IN 65 I IN 65 I IN 65 4-0 2 FC5-2 IBB		4	1	3	5	1	0	0
12 Nate Schierholtz, L (1, 9) OBP: 0.308, SLG: 0.423 1 Bengie Molina, R (6, PH) OBP: 0.282, SLG: 0.438 43 Alex Hinshaw, L (7, 1) 49 Brandon Medders, R (7, 1) 2 Randy Winn, S (7, PH) (8, 9) OBP: 0.317, SLG: 0.365	C FF 92 X FF 93 0-1 F9 ③			S FF 92 X SI 92 0-1 SF7 3-H ①		B FF 95 S FF 92 S FF 95 F FF 95 B FF 95 S FF 96 2-3 K ①	F FF 91 B CH 86 S CH 86 X CH 86 1-2 48 S 1B	X CH 77 0-0 FC5-2 1-2 2-3 3-Hf ①		1 1 0 0 2	0 0 0 0 0	0 0 0 0 1	1 0 0 0 0	0 0 0 0 0	0 1 0 0 0	0 2 0 0 3
48 Pablo Sandoval, S (1, 5) OBP: 0.383, SLG: 0.563 38 Brian Wilson, R (9, 1)		S CU 77 X SL 85 0-1 L6 ①		S FF 92 X FF 92 0-1 F8 ②		B FF 96 F FF 96 F FF 94 B FF 96 B FF 94 C FF 96 3-3 K ②	1 SAFE S FF 91 1 SAFE B FF 92 C FF 92 1 SAFE B FF 92 B SL 80 B FF 92 4-2 1-2 BB	F SI 86 F SI 83 D CH 77 S CH 77 1-3 K ②		4 0	0 0	0 0	0 0	1 0	2 0	6 0
35 Travis Ishikawa, L (1, 3) OBP: 0.319, SLG: 0.404 23 Ryan Garko, R (6, PH) (7, 3) OBP: 0.342, SLG: 0.432		B SI 92 X FF 92 1-0 P6 ②		X SI 92 0-0 F9 ③		B FF 95 X FF 96 1-0 G5-3 ③	C SL 82 B FF 92 F FF 92 S SL 82 1-3 K2-3 ③	B FF 88 F FF 87 C FF 89 B SI 89 B CU 79 X FF 88 3-2 P3 ③		2 3	0 0	0 0	0 0	0 1	0 7	1 7
5 Juan Uribe, R (1, 4) OBP: 0.310, SLG: 0.454		B SI 93 C FF 92 B CU 76 X FF 93 2-1 F8 ③			C SL 84 X SI 90 0-1 G6-3 ①		B CU 67 B FF 91 C FF 93 B FF 92 C FF 93 B FF 93 4-2 14 HBP 33 1B 16 HR BB	X SL 82 0-0 E9 29 1B 1B		3	2	1	0	1	0	0
33 Aaron Rowand, R (1, 8) OBP: 0.334, SLG: 0.441			F FF 92 H CU 76 1-1 22 G4-6-3 HBP		C FF 91 B SL 84 F SL 85 B SI 92 X SL 83 2-2 F8 ②		X FF 94 0-0 14 HBP 16 HR 1-2 1B	B SL 86 B SL 86 D SL 88 C FF 92 F SL 85 D SL 88 4-2 22 HBP 29 1B BB		2	2	1	0	1	0	0
22 Eli Whiteside, R (1, 2) OBP: 0.265, SLG: 0.323			C FF 91 X FF 90 0-1 G4-6-3 1-2f ① ②		C FF 92 B CU 77 F SL 83 S SL 84 1-3 K ③		T FF 92 C FF 93 F FF 95 B FF 95 F FF 95 B CU 74 S FF 96 2-3 K ①	H FF 91 1-0 29 1B 8 2B 1-2 HBP		3	1	0	0	0	2	3
18 Matt Cain, R (1, 1) OBP: 0.214, SLG: 0.192 14 Fred Lewis, L (6, PH) (7, 7) OBP: 0.360, SLG: 0.410 41 Jeremy Affeldt, L (8, 1) OBP: 0.500, SLG: 0.500 29 Ryan Rohlinger, R (8, PH) (9, 5) OBP: 0.286, SLG: 0.167			B FF 92 C SI 92 C FF 92 F SL 84 S FF 93 1-3 K ③			B CU 76 X FF 90 1-0 16 2B 2B	B CU 73 B FF 94 F FF 94 F FF 95 F FF 96 H FF 96 3-2 16 HR 1-2 2-3 HBP	D SL 86 S SL 86 S SL 87 F SL 88 F FF 94 X SL 89 1-2 8 2B 2 FC5-2 1-3 2-H 3-H 1B		1 1 0 1	0 2 0 0	0 1 0 1	0 0 0 2	0 0 0 0	1 0 0 0	0 0 0 0
Inning Stats	R: 0 E: 0 K: 0 S: 4 H: 0 LOB: 0 BB: 0 P: 6	R: 0 E: 0 K: 0 S: 5 H: 0 LOB: 0 BB: 0 P: 8	R: 0 E: 0 K: 1 S: 7 H: 0 LOB: 0 BB: 0 P: 9	R: 1 E: 0 K: 0 S: 8 H: 2 LOB: 1 BB: 0 P: 8	R: 0 E: 0 K: 1 S: 8 H: 0 LOB: 0 BB: 0 P: 11	R: 1 E: 0 K: 2 S: 13 H: 2 LOB: 2 BB: 2 P: 25	R: 4 E: 0 K: 3 S: 23 H: 3 LOB: 2 BB: 2 P: 40	R: 3 E: 1 K: 1 S: 16 H: 3 LOB: 3 BB: 2 P: 30		1B: 6 2B: 3 3B: 0 HR: 1 SF: 1 SAC: 0 DP: 1 HBP: 3		WP: 0 PB: 0 SB: 1 CS: 0 PA: 41		

	AB	32
	R	9
	H	10
	RBI	9
	BB	5
	SO	8
	LOB	25

PITCHER		IP	WLS	BF	H	R	ER	SO	BB	IBB	HBP	BLK	WP	HR	S	P	ERA	WHIP
46 Jason Hammel, R ERA: 4.4	(1, 1)	5.0		20	4	2	2	2	1	0	1	0	0	0	37	53	3.60	1.000
56 Franklin Morales, L ERA: 3.03	(6, 1)	1.2	H	8	1	3	3	4	1	0	1	0	0	0	22	38	16.20	1.200
63 Rafael Betancourt, R ERA: 3.12	(7, 1)	0.1	L	4	2	1	1	1	1	0	0	0	0	1	9	16	27.00	9.000
58 Juan Rincon, R ERA: 6.28	(8, 1)	0.0		4	2	3	3	0	1	0	1	0	0	0	8	14	∞	∞
97 Joe Beimel, L ERA: 3.47	(8, 1)	0.2		4	1	0	0	1	0	1	0	0	0	0	5	10	0.00	1.500

PITCHER		IP	WLS	BF	H	R	ER	SO	BB	IBB	HBP	BLK	WP	HR	S	P	ERA	WHIP
31 Matt Daley, R ERA: 3.76	(8, 1)	0.1		1	0	0	0	0	0	0	0	0	0	0	3	6	0.00	0.000

Batter	1	2	3	4	5	6	7	8	9	AB	R	H	RBI	BB	SO	LOB
8 Eugenio Velez, S (1, 7) OBP: 0.314, SLG: 0.399 1 Bengie Molina, R (9, PH) OBP: 0.281, SLG: 0.437	C FF 89 B FF 90 B CU 75 S CH 80 B CH 82 S CH 82 3-3 ① K		S CH 79 F FF 90 F FF 89 X CH 80 0-2 ③ G1-3			C CH 82 B CU 75 T FF 91 S CU 77 1-3 ③ K			F FF 88 S CH 79 S CH 81 0-3 ② K	3 1	0 0	0 0	0 0	0 0	2 1	0 1
16 Edgar Renteria, R (1, 6) OBP: 0.319, SLG: 0.337	B FF 90 C CH 82 C CU 76 S CH 82 1-3 ② K			B FF 88 B FF 88 C FF 89 X FF 89 2-1 ① G6-3			C CU 73 X FF 89 0-1 ① G6-3		C FF 90 X FF 90 0-1 ③ P3	4	0	0	0	0	1	1
33 Aaron Rowand, R (1, 8) OBP: 0.332, SLG: 0.438	C FF 90 F CU 78 B FF 91 X CH 82 1-2 ③ P5			C CH 80 S CH 80 X FF 89 0-2 ② F8			S CH 80 F FF 89 F FF 91 X FF 91 0-2 ② F8			3	0	0	0	0	0	0
23 Ryan Garko, R (1, 3) OBP: 0.342, SLG: 0.434		C CH 79 B CH 80 B FF 90 X FF 90 2-1 2B		B CH 80 B FF 90 X CH 81 2-0 ③ G5-3			B FF 89 B CU 75 B CH 80 C CH 79 F FF 90 S CH 81 3-3 ③ K			3	0	1	0	0	1	0
5 Juan Uribe, R (1, 4) OBP: 0.307, SLG: 0.449		B FF 90 D CU 76 X CH 81 2-0 ① L9			C FF 87 C CH 77 X CU 75 0-2 ① G3			S CH 78 B CU 75 F FF 89 B FF 89 X CH 80 2-2 ① P4		3	0	0	0	0	0	1
2 Randy Winn, S (1, 9) OBP: 0.315, SLG: 0.363		F FF 89 B FF 91 B FF 90 B CU 75 S CH 81 F CH 80 X CH 82 3-2 ② P3			C FF 88 B FF 88 X CH 80 1-1 ② G6-3			F CH 80 F FF 90 F FF 90 B FF 90 B FF 91 X FF 90 2-2 ② G6-3		3	0	0	0	0	0	1
29 Ryan Rohlinger, R (1, 5) OBP: 0.200, SLG: 0.111		C CH 82 D CU 77 X CH 81 1-1 ③ G4-3			B FF 89 B FF 90 C CH 80 S FF 91 B CH 82 S CH 81 3-3 ③ K			F CH 80 X CH 81 0-1 ③ P4		3	0	0	0	0	1	1
22 Eli Whiteside, R (1, 2) OBP: 0.260, SLG: 0.316 35 Rich Aurilia, R (9, PH) OBP: 0.273, SLG: 0.300 56 Andres Torres, S (9, PR) OBP: 0.337, SLG: 0.472			C FF 87 C CH 79 B FF 88 X FF 89 1-2 ① F7			S CH 79 B CH 80 S CH 80 B FF 90 F CU 76 F CH 81 S FF 91 2-3 ① K			B FF 89 C CH 78 X CH 80 1-1 48 CS 1B	2 1 0	0 0 0	0 1 0	0 0 0	0 0 0	1 0 0	0 0 0
57 Jonathan Sánchez, L (1, 1) OBP: 0.135, SLG: 0.059 49 Brandon Medders, R (7, 1) 48 Pablo Sandoval, S (9, PH) OBP: 0.384, SLG: 0.563 14 Fred Lewis, L (9, PR) OBP: 0.360, SLG: 0.410			C FF 87 C FF 89 B FF 90 S FF 90 1-3 ② K			S FF 90 C CU 75 C FF 90 0-3 ② K			1 SAFE S CH 79 B CH 78 1 SAFE 1 SAFE F FF 89 1 SAFE B CH 80 B FF 91 4-2 ① BB B FF 90 1-2	2 0 0 0	0 0 0 0	0 0 0 0	0 0 1 0	0 0 0 0	2 0 0 0	0 0 0 0
Inning Stats	R: 0 E: 0 K: 2 S: 9 H: 0 LOB: 0 BB: 0 P: 14	R: 0 E: 0 K: 0 S: 9 H: 1 LOB: 1 BB: 0 P: 17	R: 0 E: 0 K: 1 S: 10 H: 0 LOB: 0 BB: 0 P: 12	R: 0 E: 0 K: 0 S: 6 H: 0 LOB: 0 BB: 0 P: 10	R: 0 E: 0 K: 1 S: 8 H: 0 LOB: 0 BB: 0 P: 12	R: 0 E: 0 K: 3 S: 11 H: 0 LOB: 0 BB: 0 P: 14	R: 0 E: 0 K: 1 S: 9 H: 0 LOB: 0 BB: 0 P: 12	R: 0 E: 0 K: 0 S: 9 H: 0 LOB: 0 BB: 0 P: 13	R: 0 E: 0 K: 1 S: 9 H: 1 LOB: 1 BB: 1 P: 14	1B: 1 2B: 1 3B: 0 HR: 0	SF: 0 SAC: 0 DP: 0 HBP: 0				WP: 0 PB: 0 SB: 0 CS: 1	PA: 29	

PITCHER	IP	WLS	BF	H	R	ER	SO	BB	IBB	HBP	BLK	WP	HR	S	P	ERA	WHIP
35 Cole Hamels, L (1, 1) ERA: 4.26	9.0	W	29	2	0	0	9	1	0	0	0	0	0	80	118	0.00	0.333

PITCHER	IP	WLS	BF	H	R	ER	SO	BB	IBB	HBP	BLK	WP	HR	S	P	ERA	WHIP

TOP

San Francisco Giants @ Philadelphia Phillies
Citizens Bank Park, Philadelphia, PA
Tue Sep 01 2009, 7:05 PM EDT
Att. 44,679 - Clear - 71 F

livebaseballscorecards.com

AB	28
R	0
H	2
RBI	0
BB	1
SO	9
LOB	5

BOTTOM

San Francisco Giants @ Philadelphia Phillies
Citizens Bank Park, Philadelphia, PA
Tue Sep 01 2009, 7:05 PM EDT
Att. 44,679 - Clear - 71 F

livebaseballscorecards.com

Batter	1	2	3	4	5	6	7	8	9	AB	R	H	RBI	BB	SO	LOB
11 Jimmy Rollins, S (1, 6) OBP: 0.288, SLG: 0.412	C SI 94 B CH 86 F SI 93 F SL 84 X SL 84 1-2 G5-3 ①		F CH 87 F FF 92 B FF 92 X CH 86 1-2 G6-3 ③		C SL 83 B FF 92 F CH 86 D SL 83 X FF 87 2-2 G5-3 ③ 1-2		C CU 72 S CU 71 S CU 70 0-3 K ③			4	0	0	0	0	1	2
8 Shane Victorino, S (1, 8) OBP: 0.373, SLG: 0.462	B FF 94 C FF 93 B FF 93 C SI 93 S FF 93 2-3 K ②			F SI 92 B CH 86 S FF 93 X SL 83 1-2 26 G4-3 6 2B 26 S 1B		B FF 91 C FF 91 X CH 83 1-1 L6 ①		C CU 71 X FC 89 0-1 F8 ①		4	1	1	0	0	1	0
26 Chase Utley, L (1, 4) OBP: 0.421, SLG: 0.550	C SI 94 B FF 93 B SL 82 S FF 93 X SI 94 2-2 P6 ③			B SI 92 C FF 91 C SI 92 X SI 92 1-2 G4-3 ① 1-3		B FF 92 C CH 82 B SI 91 B SL 78 F SI 90 F FF 91 B CH 81 4-2 6 S BB		X FF 90 0-0 F8 ②		3	0	0	0	1	0	1
6 Ryan Howard, L (1, 3) OBP: 0.353, SLG: 0.572		F SL 80 B SL 83 B SL 82 S CH 82 S SI 95 2-3 K ①		S SL 82 B FF 92 D SL 84 F SL 81 D SL 83 X SL 81 3-2 28 PB 2B 3-H		1 SAFE C SI 93 B SI 92 S SL 80 B FF 92 B FF 92 S CH 82 3-3 K ② 1-2		B CU 72 F CU 68 B CU 70 B SI 80 X CU 69 3-1 2B		4	0	2	1	0	2	1
28 Jayson Werth, R (1, 9) OBP: 0.372, SLG: 0.516		B FF 93 X CH 82 1-0 F8 ②		B FF 92 C FF 92 S SL 81 F FF 92 B FF 88 S SL 83 2-3 K ② 2-3		4-0 IBB		C FF 88 F FF 89 B FC 89 S CU 69 1-3 K ③		3	0	0	0	1	2	2
29 Raul Ibanez, L (1, 7) OBP: 0.347, SLG: 0.560		C SI 94 S FF 93 F FF 93 F CH 86 B FF 88 B SL 83 B SI 93 B SI 93 4-2 BB		C SL 83 S FF 94 B SI 93 B FF 92 F SI 93 S SL 84 2-3 K ③		X SL 79 0-0 G3 ③				2	0	0	0	1	1	3
7 Pedro Feliz, R (1, 5) OBP: 0.322, SLG: 0.392		C CH 84 B FF 94 B SI 92 F SL 80 D SL 84 S SL 82 3-3 K2-3 ③			F SL 80 F CH 85 B SL 82 B SL 82 X CH 85 2-2 35 FC5-6 1B		C CU 69 B CU 70 B SL 81 X SL 88 2-1 G6-3 ①			3	0	1	0	0	1	1
Carlos Ruiz, R (1, 2) OBP: 0.340, SLG: 0.410			F SI 93 C SI 92 F SL 85 X SL 84 0-2 G6-3 ①		F FF 92 B FF 92 B FF 91 F CH 82 F FF 92 S SL 80 2-3 K ①		B FC 90 S CU 70 F SI 88 B CU 72 X FC 89 2-2 35 SH2-4 1B			3	0	1	0	0	1	1
35 Cole Hamels, L (1, 1) OBP: 0.146, SLG: 0.191			C FF 92 F SI 92 B SI 93 S SL 82 1-3 K ②		B FF 89 B FF 90 X FF 91 2-0 FC5-6 11 S ② 1-2f		1 SAFE X SI 89 0-0 SH2-4 ② 1-2			2	0	0	0	0	1	1
Inning Stats	R: 0 E: 0 K: 1 S: 10 H: 0 LOB: 0 BB: 0 P: 15	R: 0 E: 0 K: 2 S: 11 H: 0 LOB: 1 BB: 1 P: 21	R: 0 E: 0 K: 1 S: 10 H: 0 LOB: 0 BB: 0 P: 12	R: 1 E: 0 K: 2 S: 17 H: 2 LOB: 1 BB: 0 P: 26	R: 0 E: 0 K: 1 S: 11 H: 1 LOB: 1 BB: 0 P: 19	R: 0 E: 0 K: 1 S: 9 H: 0 LOB: 2 BB: 2 P: 21	R: 0 E: 0 K: 1 S: 9 H: 1 LOB: 1 BB: 0 P: 13	R: 0 E: 0 K: 1 S: 8 H: 1 LOB: 1 BB: 0 P: 12		1B: 3 2B: 2 3B: 0 HR: 0 SF: 0 SAC: 1 DP: 0 HBP: 0						

	AB	28
	R	1
	H	5
	RBI	1
	BB	3
	SO	10
	LOB	12

WP: 0 PA: 32
PB: 1
SB: 3
CS: 0

PITCHER		IP	WLS	BF	H	R	ER	SO	BB	IBB	HBP	BLK	WP	HR	S	P	ERA	WHIP
57 Jonathan Sánchez, L ERA: 4.15	(1, 1)	6.0	L	24	3	1	1	8	2	1	0	0	0	0	68	114	1.50	0.833
49 Brandon Medders, R ERA: 3.27	(7, 1)	2.0		8	2	0	0	2	0	0	0	0	0	0	17	25	0.00	1.000

PITCHER	IP	WLS	BF	H	R	ER	SO	BB	IBB	HBP	BLK	WP	HR	S	P	ERA	WHIP

Batter	1	2	3	4	5	6	7	8	9	AB	R	H	RBI	BB	SO	LOB
56 Andres Torres, S (1, 7) OBP: 0.343, SLG: 0.467	C FF 88 B FF 89 F SL 82 F FF 90 X FF 90 1-2 ① G6-3		B FF 89 B CH 80 C FF 89 B CH 81 C FF 88 S FF 90 3-3 ③ K		D CU 74 B FF 90 B FF 89 C FF 88 F FF 90 F FF 91 F FF 92 F FF 92 X FF 92 3-2 2-H 1B		L FF 91 B FC 87 F FC 87 B SI 90 B SI 91 B SI 91 4-2 16 G6-3 BB			3	0	1	1	1	1	0
16 Edgar Renteria, R (1, 6) OBP: 0.318, SLG: 0.336	B CU 74 X CH 81 1-0 ② G5-3			B CH 80 C FF 89 B CU 72 X SL 82 2-1 5 1B 1B	1 SAFE B FF 89 X FF 89 1-0 ③ L4		1 SAFE 1 SAFE B SI 90 1 SAFE C FC 87 X SI 89 1-1 ②③ G6-3 1-2f			4	0	1	0	0	0	2
48 Pablo Sandoval, S (1, 5) OBP: 0.381, SLG: 0.558 29 Ryan Rohlinger, R (8, 5) OBP: 0.200, SLG: 0.111	B FF 90 X FF 90 1-0 ③ F9			F FF 90 1 SAFE F FF 90 B FF 90 F FF 92 X CH 81 1-2 ① F9		X FF 88 B B CH 79 B FF 88 F FF 89 F B 0-0 ① F8 4-2 5 HR BB		S CH 81 B SI 91 F CH 82 F FF 88 F SI 90 X CH 81 1-2 ① G4-3		4 0	0 0	0 0	0 0	0 0	0 0	1 0
23 Ryan Garko, R (1, 3) OBP: 0.344, SLG: 0.435 35 Travis Ishikawa, L (6, 3) OBP: 0.318, SLG: 0.402		C SL 81 B CU 74 B FF 88 X FF 89 2-1 5 1B 1B		C FF 90 S FF 91 S FF 89 0-3 ② K		B B CH 79 B FF 88 F FF 89 F B 4-2 5 HR BB		C CH 81 S CH 82 S FF 92 0-3 ② K		2 1	1 0	1 0	0 0	1 0	1 1	1 0
5 Juan Uribe, R (1, 4) OBP: 0.316, SLG: 0.466		B FF 88 B FF 89 F FF 89 S CH 80 X FF 90 2-2 12 G6-4-3 1-2 1B		X CH 81 0-0 33 FC6-4 1-2 1B		S FF 90 B SI 90 F FF 90 X CU 74 1-2 1-H HR		B SI 92 F SI 89 B SI 92 B FC 88 C FC 89 B CH 81 4-2 BB		3	1	3	2	1	0	0
33 Aaron Rowand, R (1, 8) OBP: 0.331, SLG: 0.443		B FF 90 B FF 89 X FF 88 2-0 ① F8		F FF 91 S FF 91 B FF 92 X FF 92 1-2 ③ FC6-4 1-2f		X FF 90 0-0 HR		B SI 89 C FC 88 S CH 83 X SI 91 1-2 ③ F7		4	1	1	1	0	0	5
12 Nate Schierholtz, L (1, 9) OBP: 0.307, SLG: 0.424		B SL 83 C FF 90 F FF 89 F FF 91 B SL 84 X FF 91 2-2 ②③ G6-4-3 1-2f			X SL 81 0-0 56 1B 2B	S FF 90 B FF 90 F FF 90 S FF 90 1-3 ② K			C SI 91 S SL 81 S SL 81 0-3 ① K	4	1	1	0	0	2	2
22 Eli Whiteside, R (1, 2) OBP: 0.250, SLG: 0.303			C FF 87 B FF 88 B CH 79 S CH 78 C FF 89 2-3 ① K		B CH 79 F FF 88 T FF 90 B FF 92 S FF 91 2-3 ① K	C FF 89 X CH 81 0-1 ③ P6			C SL 83 F FF 91 S SL 83 0-3 ② K	4	0	0	0	0	3	1
31 Brad Penny, R (1, 1) 14 Fred Lewis, L (9, PH) OBP: 0.359, SLG: 0.409 41 Jeremy Affeldt, L (9, 1) OBP: 0.500, SLG: 0.500			C FF 88 T SL 83 T FF 90 0-2 ② K		F FF 90 B FF 91 C FF 91 F FF 91 B FF 92 F FF 92 F SL 84 F FF 93 S CU 74 2-3 ② K2-3		F SI 91 X FC 87 0-1 ① F7		B SL 82 C SL 83 B CH 80 F SL 83 C FF 92 2-3 ③ K	3 1 0	0 0 0	0 0 0	0 0 0	0 0 0	2 1 0	1 0 0
Inning Stats	R: 0 E: 0 K: 0 S: 6 H: 0 LOB: 0 BB: 0 P: 9	R: 0 E: 0 K: 0 S: 10 H: 2 LOB: 1 BB: 0 P: 18	R: 0 E: 0 K: 3 S: 9 H: 0 LOB: 0 BB: 0 P: 14	R: 0 E: 0 K: 1 S: 13 H: 2 LOB: 2 BB: 0 P: 17	R: 1 E: 0 K: 2 S: 18 H: 2 LOB: 1 BB: 0 P: 26	R: 3 E: 0 K: 1 S: 12 H: 2 LOB: 0 BB: 1 P: 18	R: 0 E: 0 K: 0 S: 6 H: 0 LOB: 0 BB: 1 P: 11	R: 0 E: 0 K: 1 S: 13 H: 0 LOB: 1 BB: 1 P: 19	R: 0 E: 0 K: 3 S: 9 H: 0 LOB: 0 BB: 0 P: 11	1B: 5 2B: 1 3B: 0 HR: 2	SF: 0 SAC: 0 DP: 2 HBP: 0			WP: 0 PB: 0 SB: 0 CS: 0	PA: 36		

PITCHER		IP	WLS	BF	H	R	ER	SO	BB	IBB	HBP	BLK	WP	HR	S	P	ERA	WHIP
43 J.A. Happ, L ERA: 2.77	(1, 1)	6.0	L	26	8	4	4	7	1	0	0	0	0	2	68	102	6.00	1.500
37 Chad Durbin, R ERA: 4.98	(7, 1)	2.0		7	0	0	0	1	2	0	0	0	0	0	19	30	0.00	1.000
57 Jack Taschner, L ERA: 5.14	(9, 1)	0.1		1	0	0	0	1	0	0	0	0	0	0	3	3	0.00	0.000
52 Tyler Walker, R ERA: 1.93	(9, 1)	0.2		2	0	0	0	2	0	0	0	0	0	0	6	8	0.00	0.000

PITCHER	IP	WLS	BF	H	R	ER	SO	BB	IBB	HBP	BLK	WP	HR	S	P	ERA	WHIP

TOP

San Francisco Giants @ Philadelphia Phillies
Citizens Bank Park, Philadelphia, PA
Wed Sep 02 2009, 7:05 PM EDT
Att. 45,086 - Clear - 74 F

livebaseballscorecards.com

AB	33
R	4
H	8
RBI	4
BB	3
SO	11
LOB	13

BOTTOM

San Francisco Giants @ Philadelphia Phillies
Citizens Bank Park, Philadelphia, PA
Wed Sep 02 2009, 7:05 PM EDT
Att. 45,086 - Clear - 74 F

livebaseballscorecards.com

Batter	1	2	3	4	5	6	7	8	9	AB	R	H	RBI	BB	SO	LOB
11 Jimmy Rollins, S (1, 6) OBP: 0.289, SLG: 0.412	B FF 91 B FF 94 S FF 93 X FF 93 2-1 ① G4-3			C FS 84 B FF 95 X FF 96 1-1 26 G4-6-3 1B		C FF 93 B CU 79 X FF 94 1-1 8 G4-3 1B		B FS 84 B FF 93 F FF 94 X FF 92 2-1 ③ G4-3 1-2		4	0	2	0	0	0	1
8 Shane Victorino, S (1, 8) OBP: 0.371, SLG: 0.459	C FF 94 S CU 79 B CU 80 S FF 97 1-3 ② K			T FF 94 B FF 93 1 SAFE 1 SAFE X SI 94 1-1 ① P4		C FF 92 F FF 95 X CU 79 0-2 ② G4-3 1-2			B FF 94 C FF 93 F CU 79 S SI 95 1-3 ① K	4	0	0	0	0	2	2
26 Chase Utley, L (1, 4) OBP: 0.418, SLG: 0.545	C FF 95 B FS 87 X FS 86 1-1 ③ F7			1 SAFE C FF 92 X FS 85 0-1 ②③ G4-6-3 1-2f		C CU 78 B CU 79 X FF 95 1-1 ③ F7			B FF 95 C FF 95 F SI 94 C CU 81 1-3 ② K	4	0	0	0	0	1	2
6 Ryan Howard, L (1, 3) OBP: 0.353, SLG: 0.570		S CU 79 B FF 95 B FF 96 B FF 96 F FF 96 X FF 96 3-2 ① G4-3			X FS 83 0-0 7 FC5-4 28 BB 1B		B FF 94 F FF 95 F CU 80 C SI 95 1-3 ① K		B SI 95 B FF 95 S FF 96 F SI 96 F CU 81 B FF 95 X FF 96 3-2 ③ P6	4	0	1	0	0	1	0
28 Jayson Werth, R (1, 9) OBP: 0.374, SLG: 0.516		B FS 86 B FF 94 B FF 95 C FF 96 X FF 95 3-1 29 G1-6-3 1B			B FF 94 B CU 78 D FS 85 B FF 92 4-0 7 FC5-4 1-2 BB		B CU 79 X FF 94 1-0 ② F8			2	0	1	0	1	0	0
29 Raul Ibanez, L (1, 7) OBP: 0.345, SLG: 0.556		S FF 94 F FF 95 1 SAFE B FF 96 F FF 96 X FS 86 1-2 ②③ G1-6-3 1-2f			C FF 94 F FF 94 F CU 79 B FF 95 B FF 96 B FS 85 X FF 96 3-2 ① F7		C FF 95 S CU 80 B CU 80 B FF 95 B FF 96 X FF 95 3-2 ③ G3			3	0	0	0	0	0	3
7 Pedro Feliz, R (1, 5) OBP: 0.320, SLG: 0.390			B FF 93 X FF 96 1-0 ① P4		C CU 79 X FF 95 0-1 ② FC5-4 FC6-4 1-2f 2-3			F FF 92 F CU 78 X FS 85 0-2 ① F7		3	0	0	0	0	0	2
Carlos Ruiz, R (1, 2) OBP: 0.340, SLG: 0.410			B FF 96 X FF 96 1-0 ② P3		B FF 95 B CU 80 C CU 78 F FF 96 X FS 84 2-2 ③ FC6-4 1-2f			C FS 84 C CU 78 F FF 93 B FF 93 F CU 79 B FS 83 B FF 94 F SI 94 X FF 95 3-2 11 WP 1B		3	0	1	0	0	0	2
43 J.A. Happ, L (1, 1) OBP: 0.100, SLG: 0.103 9 Miguel Cairo, R (6, PH) OBP: 0.105, SLG: 0.105 37 Chad Durbin, R (7, 1) OBP: 0.200, SLG: 0.200 10 Ben Francisco, R (8, PH) OBP: 0.327, SLG: 0.426 57 Jack Taschner, L (9, 1) 52 Tyler Walker, R (9, 1)			C FF 96 X FF 96 0-1 ③ G1			C FF 94 B CU 79 X FF 96 1-1 ① G6-3		B FF 90 X FF 93 1-0 ② P3		1 1 0 1 0 0	0 0 0 0 0 0	0 0 0 0 0 0	0 0 0 0 0 0	0 0 0 0 0 0	0 0 0 0 0 0	0 0 0 1 0 0
Inning Stats	R: 0 E: 0 K: 1 S: 7 H: 0 LOB: 0 BB: 0 P: 11	R: 0 E: 0 K: 0 S: 9 H: 1 LOB: 0 BB: 0 P: 16	R: 0 E: 0 K: 0 S: 4 H: 0 LOB: 0 BB: 0 P: 6	R: 0 E: 0 K: 0 S: 6 H: 1 LOB: 0 BB: 0 P: 8	R: 0 E: 0 K: 0 S: 10 H: 1 LOB: 2 BB: 1 P: 19	R: 0 E: 0 K: 0 S: 9 H: 1 LOB: 1 BB: 0 P: 12	R: 0 E: 0 K: 1 S: 7 H: 0 LOB: 0 BB: 0 P: 12	R: 0 E: 0 K: 0 S: 12 H: 1 LOB: 1 BB: 0 P: 18	R: 0 E: 0 K: 2 S: 10 H: 0 LOB: 0 BB: 0 P: 15	1B: 5 2B: 0 3B: 0 HR: 0	SF: 0 SAC: 0 DP: 2 HBP: 0	WP: 1 PB: 0 SB: 0 CS: 0	PA: 31				

PITCHER		IP	WLS	BF	H	R	ER	SO	BB	IBB	HBP	BLK	WP	HR	S	P	ERA	WHIP
31 Brad Penny, R ERA: 5.28	(1, 1)	8.0	W	28	5	0	0	2	1	0	0	0	1	0	64	102	0.00	0.750
41 Jeremy Affeldt, L ERA: 1.78	(9, 1)	1.0		3	0	0	0	2	0	0	0	0	0	0	10	15	0.00	0.000

PITCHER	IP	WLS	BF	H	R	ER	SO	BB	IBB	HBP	BLK	WP	HR	S	P	ERA	WHIP

Batter	1	2	3	4	5	6	7	8	9	AB	R	H	RBI	BB	SO	LOB
8 Eugenio Velez, S (1, 7) OBP: 0.318, SLG: 0.423	0-0 HR		2-3 K			0-1 48 G4-3 2B		2-3 K2-3		4	1	2	1	0	2	0
16 Edgar Renteria, R (1, 6) OBP: 0.316, SLG: 0.333	0-1 G6-3		3-3 K			0-0 G6-3		1-1 G6-3		4	0	0	0	0	1	1
48 Pablo Sandoval, S (1, 5) OBP: 0.380, SLG: 0.558	1-2 2B			0-0 G1-3		2-2 G4-3			2-3 K2-3	4	0	1	0	0	1	1
1 Bengie Molina, R (1, 2) OBP: 0.279, SLG: 0.433	2-3 K			0-2 G6-3		1-1 F8			3-1 P3	4	0	0	0	0	1	2
2 Randy Winn, S (1, 9) OBP: 0.314, SLG: 0.362	1-3 K			2-1 G6-3			1-1 L4		0-2 14 S 5 S 1B	4	0	1	0	0	1	1
5 Juan Uribe, R (1, 4) OBP: 0.319, SLG: 0.468		0-3 K			0-1 F9		0-0 2B		4-1 14 FC4 BB	3	0	1	0	1	1	0
35 Travis Ishikawa, L (1, 3) OBP: 0.314, SLG: 0.398		3-1 F8			1-1 P4		1-3 K			3	0	0	0	0	1	1
14 Fred Lewis, L (9, PH) OBP: 0.358, SLG: 0.407									1-2 FC4	1	0	0	0	0	0	2
33 Aaron Rowand, R (1, 8) OBP: 0.331, SLG: 0.442		2-3 K			0-0 1B		1-0 G6-3			3	0	1	0	0	1	1
55 Tim Lincecum, L (1, 1) OBP: 0.215, SLG: 0.169			0-3 K		2-3 K					2	0	0	0	0	2	1
12 Nate Schierholtz, L (8, PH) OBP: 0.306, SLG: 0.423								0-0 G3		1	0	0	0	0	0	0
54 Sergio Romo, R (8, 1)										0	0	0	0	0	0	0
Inning Stats	R: 1 E: 0 K: 2 S: 13 H: 2 LOB: 1 BB: 0 P: 17	R: 0 E: 0 K: 2 S: 8 H: 0 LOB: 0 BB: 0 P: 13	R: 0 E: 0 K: 3 S: 10 H: 0 LOB: 0 BB: 0 P: 15	R: 0 E: 0 K: 0 S: 6 H: 0 LOB: 0 BB: 0 P: 8	R: 0 E: 0 K: 1 S: 9 H: 1 LOB: 1 BB: 0 P: 12	R: 0 E: 0 K: 0 S: 9 H: 1 LOB: 1 BB: 0 P: 12	R: 0 E: 0 K: 1 S: 7 H: 1 LOB: 1 BB: 0 P: 10	R: 0 E: 0 K: 1 S: 6 H: 0 LOB: 0 BB: 0 P: 9	R: 0 E: 0 K: 1 S: 12 H: 1 LOB: 2 BB: 1 P: 22	1B: 2 2B: 3 3B: 0 HR: 1			SF: 0 SAC: 0 DP: 0 HBP: 0			

TOP

San Francisco Giants @ Philadelphia Phillies
Citizens Bank Park, Philadelphia, PA
Thu Sep 03 2009, 7:05 PM EDT
Att. 45,156 - Partly Cloudy - 72 F

livebaseballscorecards.com

AB	33
R	1
H	6
RBI	1
BB	1
SO	11
LOB	10

WP: 0 PB: 0 SB: 2 CS: 0 PA: 34

PITCHER	IP	WLS	BF	H	R	ER	SO	BB	IBB	HBP	BLK	WP	HR	S	P	ERA	WHIP
45 Pedro Martinez, R (1, 1) ERA: 3.52	7.0	W	26	5	1	1	9	0	0	0	0	0	1	62	87	1.29	0.714
46 Ryan Madson, R (8, 1) ERA: 3.18	1.0	H	3	0	0	0	1	0	0	0	0	0	0	6	9	0.00	0.000
54 Brad Lidge, R (9, 1) ERA: 6.89	1.0	S	5	1	0	0	1	1	0	0	0	0	0	12	22	0.00	2.000

PITCHER	IP	WLS	BF	H	R	ER	SO	BB	IBB	HBP	BLK	WP	HR	S	P	ERA	WHIP

BOTTOM

San Francisco Giants @ Philadelphia Phillies
Citizens Bank Park, Philadelphia, PA
Thu Sep 03 2009, 7:05 PM EDT
Att. 45,156 - Partly Cloudy - 72 F

livebaseballscorecards.com

Batter	1	2	3	4	5	6	7	8	9	AB	R	H	RBI	BB	SO	LOB
11 Jimmy Rollins, S (1, 6) OBP: 0.289, SLG: 0.413	X FF 92 0-0 ① G4-3		C FF 92 X CH 84 0-1 2B			C FF 90 B CU 72 B SI 91 X SI 90 2-1 ① F8		C SL 78 B SI 90 B SL 77 F FF 90 S SL 77 2-3 ① K		4	0	1	0	0	1	0
8 Shane Victorino, S (1, 8) OBP: 0.368, SLG: 0.455	B SI 92 X FF 92 1-0 ② F7		C SI 93 X FF 93 0-1 ③ G4-3			C SI 91 X FF 91 0-1 ② G3		B SI 91 F FF 90 X FF 90 1-1 ② G1-3		4	0	0	0	0	0	1
26 Chase Utley, L (1, 4) OBP: 0.417, SLG: 0.542	C SI 93 C CH 81 C CH 85 0-3 ③ K			B CU 74 B FF 91 B SI 92 C FF 91 F CU 76 F CH 83 F CH 84 S CH 82 3-3 ① K		C CU 76 H FF 92 1-1 6 2B HBP		C SI 91 B SI 90 X SL 78 1-1 ③ F7		3	1	0	0	0	2	0
6 Ryan Howard, L (1, 3) OBP: 0.353, SLG: 0.570		C FF 94 C FF 93 F CH 83 S CH 85 0-3 ① K2-3		S CU 79 B FF 92 C FF 92 B FF 93 S SL 84 2-3 ② K		C CU 76 X SI 93 0-1 1-H 2B				3	0	1	1	0	2	0
28 Jayson Werth, R (1, 9) OBP: 0.374, SLG: 0.521		B FF 94 B FF 93 B SI 90 C FF 91 C SI 90 X SL 80 3-2 HR		C FF 92 B CH 84 F SI 91 X FF 95 1-2 ③ G6-3		B FF 92 S SI 92 B FF 89 F FF 91 S CH 83 2-3 ③ K				3	1	1	1	0	1	1
29 Raul Ibanez, L (1, 7) OBP: 0.343, SLG: 0.551		C FF 94 B CH 83 C SI 93 F SL 84 S SI 95 1-3 ② K			C FF 90 B FF 93 B CH 82 C CH 82 S CH 83 2-3 ① K2-3		C SI 90 S CH 80 F CH 81 S CH 82 0-3 ① K2-3			3	0	0	0	0	3	0
7 Pedro Feliz, R (1, 5) OBP: 0.318, SLG: 0.387		C FF 93 X CU 76 0-1 ③ G6-3			F FF 93 X SI 94 0-1 ② G5-3		X SI 92 0-0 ② P6			3	0	0	0	0	0	0
Carlos Ruiz, R (1, 2) OBP: 0.343, SLG: 0.414			C FF 91 C FF 93 B FF 94 C CH 86 1-3 ① K		B FF 93 F SI 91 B CU 78 B SL 81 B FF 93 4-1 45 FC6 BB		B SI 92 X FF 90 1-0 2B			2	0	1	0	1	1	0
45 Pedro Martinez, R (1, 1) OBP: 0.125, SLG: 0.125 12 Matt Stairs, L (7, PH) OBP: 0.349, SLG: 0.352 46 Ryan Madson, L (8, 1) 54 Brad Lidge, R (9, 1)			B SI 92 B SI 92 C FF 93 F SI 91 S FF 94 2-3 ② K		B FF 93 F FF 91 X FF 92 1-1 ③ FC6 1-2f		D CH 82 B CU 75 S CU 75 B CH 83 C FF 92 S CH 82 3-3 ③ K			2 1 0 0	0 0 0 0	0 0 0 0	0 0 0 0	1 1 0 0	1 1 0 0	1 1 0 0
Inning Stats	R: 0 E: 0 K: 1 S: 5 H: 0 LOB: 0 BB: 0 P: 6	R: 1 E: 0 K: 2 S: 13 H: 1 LOB: 0 BB: 0 P: 17	R: 0 E: 0 K: 2 S: 10 H: 1 LOB: 1 BB: 0 P: 13	R: 0 E: 0 K: 2 S: 11 H: 0 LOB: 0 BB: 0 P: 17	R: 0 E: 0 K: 1 S: 8 H: 0 LOB: 1 BB: 1 P: 15	R: 1 E: 0 K: 1 S: 10 H: 1 LOB: 1 BB: 0 P: 15	R: 0 E: 0 K: 2 S: 9 H: 1 LOB: 1 BB: 0 P: 13	R: 0 E: 0 K: 1 S: 7 H: 0 LOB: 0 BB: 0 P: 11		1B: 0 2B: 3 3B: 0 HR: 1 SF: 0 SAC: 0 DP: 0 HBP: 1				WP: 0 PB: 0 SB: 0 CS: 0 PA: 30		

	AB	28
	R	2
	H	4
	RBI	2
	BB	1
	SO	12
	LOB	4

PITCHER		IP	WLS	BF	H	R	ER	SO	BB	IBB	HBP	BLK	WP	HR	S	P	ERA	WHIP
55 Tim Lincecum, R ERA: 2.34	(1, 1)	7.0	L	27	4	2	2	11	1	0	1	0	0	1	66	96	2.57	0.714
54 Sergio Romo, R ERA: 4.85	(8, 1)	1.0		3	0	0	0	1	0	0	0	0	0	0	7	11	0.00	0.000

PITCHER	IP	WLS	BF	H	R	ER	SO	BB	IBB	HBP	BLK	WP	HR	S	P	ERA	WHIP

San Francisco Giants @ Milwaukee Brewers

Miller Park, Milwaukee, WI

Fri Sep 04 2009, 7:05 PM CDT

Att. 37,511 - Partly Cloudy - 69 F

livebaseballscorecards.com

TOP

Batter	1	2	3	4	5	6	7	8	9	AB	R	H	RBI	BB	SO	LOB
8 Eugenio Velez, S (1, 7) OBP: 0.315, SLG: 0.428 38 Brian Wilson, R (9, 1)	C CU 72 X CH 81 0-1 F7		B CU 76 C CH 83 S CU 76 X CU 77 1-2 G6-3		B CH 82 F CU 75 D CU 77 1 SAFE X CU 76 2-1 G4-3 1-2		B SL 86 C SI 96 X SI 97 1-1 E6		B CU 75 B CH 83 S CH 82 B CH 83 S CH 84 F CH 85 X CH 84 3-2 3B	5 0	0 0	1 0	0 0	0 0	0 0	1 0
16 Edgar Renteria, R (1, 6) OBP: 0.314, SLG: 0.330	B SI 88 C SI 89 B CU 75 X FC 87 2-1 G1-3		X SI 89 0-0 F8			B CU 74 C CH 80 B FC 76 B FF 87 B FF 90 4-1 1 WP 12 E BB	C SI 96 B SI 94 1 SAFE X FF 94 1-1 F8		B SL 83 X CH 84 1-0 G5-3	4	1	0	0	1	0	2
48 Pablo Sandoval, S (1, 5) OBP: 0.379, SLG: 0.554	B CH 81 B SI 90 B SI 88 B SI 88 4-0 BB		B SI 86 X FA 84 1-0 G4-3			B FF 89 C SI 88 C FF 88 B SI 89 1 SAFE X CH 83 2-2 F7	S SI 96 B SI 97 B SI 96 F SL 86 X SL 84 2-2 F8			3	0	0	0	1	0	2
1 Bengie Molina, R (1, 2) OBP: 0.279, SLG: 0.438	B SI 92 X FC 85 1-0 G5-3			B FF 85 C FC 84 F SI 89 B SI 88 B FC 86 X FC 86 3-2 G6-3		1 SAFE 1 SAFE C SI 88 S FF 86 B FC 85 B SI 90 B SI 84 X FF 87 3-2 F8 1-2		X SI 96 0-0 HR		4	1	1	1	0	0	2
5 Juan Uribe, R (1, 4) OBP: 0.318, SLG: 0.463		B CU 72 C SI 88 B CU 75 X FF 86 2-1 G6-3		C SI 90 X SI 89 0-1 G5-3		C SI 91 B SI 89 D CU 77 B FC 86 B FC 86 4-1 12 E 33 1B BB		B SL 84 S SL 84 X SL 83 1-1 F7		3	1	0	0	1	0	0
12 Nate Schierholtz, L (1, 9) OBP: 0.305, SLG: 0.418		B SI 90 B SI 85 B SI 90 B SI 88 4-0 33 HBP BB		B FA 84 B FA 84 C SI 90 S SI 85 X FC 83 2-2 G4-3		B SI 91 F SI 85 X CH 84 1-1 E8 33 1B 1-3 2-H		X SI 96 0-0 G6-3		3	0	0	0	1	0	1
33 Aaron Rowand, R (1, 8) OBP: 0.333, SLG: 0.441		B SI 90 F SI 89 C SI 84 D CU 78 B FC 77 H SI 90 4-2 1-2 HBP	B CU 76 B CU 75 S SI 87 C SI 90 B SI 91 S SI 90 3-3 K			F FF 90 B SI 91 1 SAFE B FC 77 F SI 90 X SI 91 2-2 1-3 3-H 1B		B SI 96 C SL 85 X SI 96 1-1 G5-3		3	0	1	1	0	1	0
35 Travis Ishikawa, L (1, 3) OBP: 0.314, SLG: 0.396		B FC 87 C SI 90 S FF 90 B SI 91 F CU 76 C SI 91 2-3 K	C CU 75 B CU 74 B FC 84 X FF 90 2-1 8 E 1B			B SL 84 C SL 84 F SL 84 S SL 84 1-3 K			C FF 90 S FF 90 S SL 84 0-3 K	4	0	1	0	0	3	4
75 Barry Zito, L (1, 1) OBP: 0.167, SLG: 0.130 14 Fred Lewis, L (5, PH) OBP: 0.357, SLG: 0.429 45 Justin Miller, R (6, 1) 46 Bob Howry, L (6, 1) 45 Dan Runzler, L (6, 1) 20 John Bowker, L (7, PH) OBP: 0.214, SLG: 0.214 49 Brandon Medders, R (7, 1) 41 Jeremy Affeldt, L (8, 1) OBP: 0.500, SLG: 0.500 2 Randy Winn, S (8, PH) OBP: 0.214, SLG: 0.321 (8, 1)		F CH 83 F CU 77 B FF 89 F CU 77 F FF 91 S FC 87 1-3 K	X CU 74 0-0 F7			B SI 96 C SI 96 X SI 97 1-1 F8		S CU 74 F FF 91 X SL 83 0-2 P6	1 0 0 0 0 1 2 1 0 0 0 0 0 1 0 0 0 0 0 0 0 0 0 0 0 0 0 0 0 0 0 0 0 0 0 1 0 0 0 0 0 0 0 0 0 0 0 0 0 0 0 0 0 0 0 0 1 0 0 0 0 0 0							

Inning Stats	1	2	3	4	5	6	7	8	9
	R: 0 E: 0 K: 0 S: 5	H: 0 LOB: 1 BB: 1 P: 12	R: 0 E: 0 K: 2 S: 13	H: 0 LOB: 2 BB: 1 P: 26	R: 0 E: 0 K: 0 S: 5	H: 0 LOB: 0 BB: 0 P: 7	R: 0 E: 0 K: 0 S: 8	H: 0 LOB: 0 BB: 0 P: 13	R: 0 E: 1 K: 1 S: 8	H: 1 LOB: 1 BB: 0 P: 15	R: 2 E: 1 K: 1 S: 16	H: 1 LOB: 2 BB: 2 P: 33	R: 0 E: 1 K: 0 S: 9	H: 0 LOB: 1 BB: 0 P: 14	R: 1 E: 0 K: 0 S: 6	H: 1 LOB: 0 BB: 0 P: 8	R: 0 E: 0 K: 1 S: 11	H: 1 LOB: 1 BB: 0 P: 15

AB	33
R	3
H	4
RBI	2
BB	4
SO	5
LOB	15

1B: 2	SF: 0	WP: 1	PA: 38
2B: 0	SAC: 0	PB: 0	
3B: 1	DP: 0	SB: 0	
HR: 1	HBP: 1	CS: 0	

PITCHER		IP	WLS	BF	H	R	ER	SO	BB	IBB	HBP	BLK	WP	HR	S	P	ERA	WHIP
37 Jeff Suppan, R ERA: 4.97	(1, 1)	5.2		25	2	2	0	3	4	0	1	0	1	0	52	102	0.00	1.059
45 Mark DiFelice, R ERA: 3.62	(6, 1)	0.1		1	0	0	0	1	0	0	0	0	0	0	3	4	0.00	0.000
60 Todd Coffey, R ERA: 2.78	(7, 1)	2.0	L	8	1	1	1	0	0	0	0	0	0	1	15	22	4.50	0.500
12 Carlos Villanueva, R ERA: 5.85	(9, 1)	1.0		4	1	0	0	1	0	0	0	0	0	0	11	15	0.00	1.000

PITCHER		IP	WLS	BF	H	R	ER	SO	BB	IBB	HBP	BLK	WP	HR	S	P	ERA	WHIP

Batter	1	2	3	4	5	6	7	8	9	AB	R	H	RBI	BB	SO	LOB
3 Felipe Lopez, S (1, 4) OBP: 0.371, SLG: 0.427	B SI 87 C SI 88 X SL 79 1-1 16 FC4-6 1B		F SI 88 B SI 89 F CU 74 X CU 76 1-2 E4 16 G4-6-3		B SI 90 B SI 90 B FF 89 C SI 90 F SI 89 F SI 90 B CU 79 4-2 28 BB 22 BB BB	B SI 94 F SI 94 F SI 94 B SI 95 F SI 94 B SL 86 B FF 94 4-2 BB		B SI 93 B SI 94 S SI 95 C FF 95 X CU 82 2-2 ③ G5-3		3	0	1	0	2	0	1
16 Jason Bourgeois, R (1, 9) OBP: 0.300, SLG: 0.421 22 Jody Gerut, L (5, PH) OBP: 0.265, SLG: 0.350 (6, 9)	C SI 88 S CU 73 F SI 88 X CU 75 0-2 ① FC4-6 28 S 8 S 28 G6-3 1-2f		1 SAFE C CH 74 F FF 88 F FC 82 F SI 89 1 SAFE F FF 88 F FC 82 X CH 74 0-2 ① ② G4-6-3 1-2f		B FF 89 B FF 88 B FF 88 B SI 89 4-0 28 BB 1-2 BB	C SI 95 S SI 96 C SI 96 0-3 ③ K			B FF 98 X FF 98 1-0 ① G3	2 2	1 0	0 0	0 0	0 1	0 1	2 2
8 Ryan Braun, R (1, 7) OBP: 0.383, SLG: 0.553	B SI 89 F SI 88 B SI 89 B SI 89 F CH 75 B CU 75 4-2 28 S 25 1B 1-2 BB		B SI 90 B SI 89 F SI 88 B FC 82 F SI 90 B SI 90 4-2 BB		C FF 90 F SI 90 B CU 80 F CU 80 B FF 90 F FF 91 B SI 89 F FF 90 F SL 80 3-3 S FF 89 K		B FC 92 X FC 92 1-0 ① F8		X FF 99 0-0 28 FC5-4 1B	3	1	1	0	2	1	2
28 Prince Fielder, L (1, 3) OBP: 0.411, SLG: 0.585	B FF 89 B FC 83 S FF 89 F FC 82 X FC 82 2-2 ② G6-3 1-2 2-H		1 SAFE C SI 89 F SI 90 1 SAFE S FF 89 0-3 ③ K		F SI 90 B SI 89 B FF 83 B SI 89 F SI 89 D SL 80 4-2 1-2 2-3 BB		B FC 92 B CU 71 B CU 72 B SI 91 4-0 BB		B FF 99 B FF 99 C SI 100 B FF 100 X FF 101 3-1 ② FC5-4 1-2f	3	0	0	1	2	1	3
14 Casey McGehee, R (1, 5) OBP: 0.356, SLG: 0.504	B CU 73 F FC 82 B CH 74 F FF 88 B FF 89 F CU 76 F CU 76 B SI 90 4-2 25 1B BB		F SI 89 F SI 89 B SI 88 B CH 75 S FF 88 2-3 ① K	X SI 94 0-0 ② L4			C FF 92 X CU 70 0-1 ② L5		X FF 100 0-0 ③ P3	4	0	0	0	1	1	5
25 Mike Cameron, R (1, 8) OBP: 0.353, SLG: 0.452	F FF 88 C SI 88 X CU 76 0-2 ③ 1-3 2-H		C CH 74 B SI 90 B SI 89 F SI 89 F SI 89 F FC 82 X 2-2 ② P4	F SI 93 B SI 95 B SI 94 X SI 94 2-1 ③ F9			B FC 91 B FC 91 F FC 92 1 SAFE X CU 71 2-1 ③ F9			4	0	1	1	0	0	4
18 Jason Kendall, R (1, 2) OBP: 0.336, SLG: 0.296		B SI 87 C SI 87 F SI 87 B SI 87 B SI 88 B SI 88 4-2 21 CS BB	B SI 90 B FC 80 C SI 89 F FC 79 F CU 75 B FC 82 F SI 89 F SI 88 B SI 90 4-2 21 1B BB			C SI 93 F SI 94 B SI 94 B FF 94 X FF 95 2-2 21 SH3-4 1B		C FC 90 C SL 82 S CU 70 0-3 ① K		2	0	1	0	2	1	0
21 Alcides Escobar, R (1, 6) OBP: 0.310, SLG: 0.345		C CH 75 B FC 82 S FC 80 F SI 89 B SI 89 S FC 81 2-3 ① ② K 1-2		C SI 89 1 SAFE B CU 75 X CH 73 1-1 1-2 1B		1 SAFE L FF 91 X SI 92 0-1 ① SH3-4 1-2		F FC 92 B FC 91 B CU 71 F SL 80 F FC 91 X CU 70 2-2 ② G5-3		3	0	1	0	0	1	1
37 Jeff Suppan, R (1, 1) OBP: 0.258, SLG: 0.200 45 Mark DiFelice, R (6, 1) 27 Frank Catalanotto, L (6, PH) OBP: 0.371, SLG: 0.393 60 Todd Coffey, R (7, 1) 30 Craig Counsell, L (8, PH) OBP: 0.359, SLG: 0.423 12 Carlos Villanueva, R (9, 1) OBP: 0.222, SLG: 0.125		B SI 88 C SI 87 C FC 79 B CU 75 B FC 81 C SI 89 3-3 ③ K	B SI 87 B SI 88 C SI 88 B SI 89 C SI 89 C SI 89 3-3 ③ K			F SI 94 C SI 95 S SI 95 0-3 ② K		B CU 70 X FF 90 1-0 1B	2 0 1 0 0 1 0	0 0 0 0 0 0 0	0 0 0 0 0 0 0	0 0 0 0 0 0 0	2 0 1 0 0 1 0	0 0 1 0 0 0 0	2 0 1 0 0 0 0
Inning Stats	R: 2 H: 2 E: 0 LOB: 2 K: 0 BB: 2 S: 18 P: 29	R: 0 H: 0 E: 0 LOB: 0 K: 2 BB: 1 S: 9 P: 18	R: 0 H: 0 E: 1 LOB: 1 K: 1 BB: 1 S: 14 P: 19	R: 0 H: 1 E: 0 LOB: 2 K: 2 BB: 1 S: 18 P: 30	R: 0 H: 0 E: 0 LOB: 3 K: 1 BB: 3 S: 15 P: 32	R: 0 H: 1 E: 0 LOB: 2 K: 1 BB: 1 S: 14 P: 20	R: 0 H: 0 E: 0 LOB: 1 K: 0 BB: 1 S: 5 P: 12	R: 0 H: 1 E: 0 LOB: 1 K: 1 BB: 0 S: 11 P: 16	R: 0 H: 1 E: 0 LOB: 1 K: 0 BB: 0 S: 5 P: 9	1B: 6 2B: 0 3B: 0 HR: 0	SF: 0 SAC: 1 DP: 1 HBP: 0			WP: 0 PB: 0 SB: 3 CS: 1	PA: 41	

PITCHER		IP	WLS	BF	H	R	ER	SO	BB	IBB	HBP	BLK	WP	HR	S	P	ERA	WHIP
75 Barry Zito, L ERA: 3.95	(1, 1)	4.0		18	3	2	2	5	5	0	0	0	0	0	59	96	4.50	2.000
45 Justin Miller, R ERA: 2.89	(5, 1)	0.1		4	0	0	0	1	3	0	0	0	0	0	12	27	0.00	9.000
46 Bob Howry, R ERA: 3.52	(5, 1)	1.1		6	1	0	0	1	1	0	0	0	0	0	14	22	0.00	1.500
45 Dan Runzler, L ERA:	(6, 1)	0.1		1	0	0	0	1	0	0	0	0	0	0	3	3	0.00	0.000
49 Brandon Medders, R ERA: 3.18	(7, 1)	1.2	W	7	1	0	0	1	1	0	0	0	0	0	13	23	0.00	1.200

PITCHER		IP	WLS	BF	H	R	ER	SO	BB	IBB	HBP	BLK	WP	HR	S	P	ERA	WHIP
41 Jeremy Affeldt, L ERA: 1.76	(8, 1)	0.1	H	1	0	0	0	0	0	0	0	0	0	0	3	5	0.00	0.000
38 Brian Wilson, R ERA: 2.84	(9, 1)	1.0	S	4	1	0	0	0	0	0	0	0	0	0	5	9	0.00	1.000

BOTTOM

San Francisco Giants @ Milwaukee Brewers

Miller Park, Milwaukee, WI

Fri Sep 04 2009, 7:05 PM CDT
Att. 37,511 - Partly Cloudy - 69 F

livebaseballscorecards.com

AB	30
R	2
H	6
RBI	2
BB	10
SO	9
LOB	23

San Francisco Giants @ Milwaukee Brewers

Miller Park, Milwaukee, WI

Sat Sep 05 2009, 3:05 PM CDT

Att. 30,254 - Sunny - 72 F

livebaseballscorecards.com

TOP

Batter	1	2	3	4	5	6	7	8	9	AB	R	H	RBI	BB	SO	LOB
8 Eugenio Velez, S (1, 4) OBP: 0.323, SLG: 0.442	B FF 94 F CH 86 B CU 81 F CH 84 X CU 82 2-2 ① G1-3		C CU 80 B CU 80 B CU 81 1 SAFE 1 SAFE B SI 94 B FF 95 4-1 2 G1-6-3 1-2 BB		X CH 86 0-0 2 2B 3B		B FF 89 X CH 82 1-0 2 G1-3 2 S 1B			3	1	2	0	1	0	0
2 Randy Winn, S (1, 7) (8, 9) OBP: 0.313, SLG: 0.362	C FF 95 B FF 95 F CH 86 B SI 97 F FF 95 X CU 82 2-2 ② G4-3		B CH 86 B SI 94 S CH 84 X CH 86 2-1 ② ③ G1-6-3 1-2f		F SI 95 B SI 95 F SI 94 B SI 95 X SI 94 2-2 3-H 2B		B FF 90 S FF 90 F FF 91 B SL 84 X SL 83 2-2 ② G1-3 1-3			4	0	1	1	0	0	3
48 Pablo Sandoval, S (1, 5) OBP: 0.376, SLG: 0.549	B CH 87 S SI 95 B SI 96 B FF 96 X CH 87 3-1 ③ G6-3			F FF 94 B CU 82 F CH 86 S SI 95 1-3 ① K	S SI 96 F CU 82 F SI 95 F FF 95 B CU 83 S SI 96 1-3 ① K		B FF 91 S SL 82 F FF 91 X SL 83 1-2 ③ F9			4	0	0	0	0	2	2
1 Bengie Molina, R (1, 2) OBP: 0.276, SLG: 0.434		F SI 95 B FF 89 F CH 88 S FF 96 1-3 ① K		B SL 88 B FF 96 X SI 95 2-0 ② F9	X SL 86 0-0 ② F9			C SL 80 F FF 89 S SL 83 0-3 ① K		4	0	0	0	0	2	1
5 Juan Uribe, R (1, 6) OBP: 0.320, SLG: 0.473		F FF 95 B CU 83 X CU 82 1-1 1B		F FF 96 S SL 87 B CH 88 F CU 82 B SL 88 B FF 97 F CU 81 X CH 85 3-2 HR	B SI 96 B FF 95 F SI 96 X SL 89 2-1 ③ G5-3			C SL 82 B FF 90 B FF 85 B SL 82 X FF 90 3-1 ② F7		4	1	2	1	0	0	1
12 Nate Schierholtz, L (1, 9) OBP: 0.304, SLG: 0.415 38 Brian Wilson, R (8, 1)		B SI 94 B CH 83 F SI 93 C SI 94 S CU 81 2-3 ② K		C CH 86 B CU 83 B FF 96 S CH 86 B FF 94 X FF 96 3-2 33 2B 1B	B SI 93 C FF 94 X CU 82 1-2 ① G1-3			B CH 79 C CU 74 F FF 85 F FF 92 F SL 84 F CU 78 B FF 91 B SL 83 X CH 81 3-2 ③ F9		4 0	1 0	1 0	0 0	0 0	1 0	1 0
33 Aaron Rowand, R (1, 8) OBP: 0.332, SLG: 0.442		C FF 95 B CU 83 X FF 95 1-1 ③ P3		1 SAFE B SI 95 S CH 84 X SI 94 1-1 1-H 2B	B CU 82 F SI 95 S SL 87 X SI 96 2-2 ② F9				C SI 93 B SI 94 C SI 93 B SI 93 S SL 82 2-3 ① K	4	0	1	1	0	1	1
35 Travis Ishikawa, L (1, 3) OBP: 0.316, SLG: 0.393			B SI 94 B SI 94 F SI 93 B SI 94 B SI 94 4-1 8 BB BB	I I I I IN 54 4-0 IBB	B CH 86 C FF 96 X FF 96 1-1 ③ L8				B SI 94 B SI 93 C SI 92 C SI 92 C SI 92 2-3 ② K	2	0	0	0	2	1	0
18 Matt Cain, R (1, 1) OBP: 0.203, SLG: 0.182 41 Jeremy Affeldt, L (8, 1) OBP: 0.500, SLG: 0.500 56 Andres Torres, S (8, 7) OBP: 0.340, SLG: 0.462			L FF 93 B SI 94 B SI 93 1 SAFE L SI 92 C CU 80 2-3 ① K	D FF 88 C FF 95 C SI 94 S CU 82 1-3 ③ K			C FF 90 C SL 81 S SL 83 0-3 ① K		M SL 82 C SL 83 B SL 84 X SI 94 1-2 ③ G6-3	3 0 1	0 0 0	0 0 0	0 0 0	0 0 0	3 0 0	3 0 0

Inning Stats	1	2	3	4	5	6	7	8	9
	R: 0 E: 0 K: 0 S: 9	R: 0 E: 0 K: 2 S: 10	R: 0 E: 0 K: 1 S: 7	R: 2 E: 0 K: 2 S: 17	R: 1 E: 0 K: 1 S: 12	R: 0 E: 0 K: 0 S: 8	R: 0 E: 0 K: 1 S: 10	R: 0 E: 0 K: 1 S: 11	R: 0 E: 0 K: 2 S: 9
	H: 0 LOB: 0 BB: 0 P: 16	H: 1 LOB: 1 BB: 0 P: 15	H: 0 LOB: 1 BB: 2 P: 19	H: 3 LOB: 2 BB: 1 P: 32	H: 2 LOB: 1 BB: 0 P: 17	H: 0 LOB: 0 BB: 0 P: 12	H: 1 LOB: 1 BB: 0 P: 14	H: 0 LOB: 0 BB: 0 P: 17	H: 0 LOB: 0 BB: 0 P: 14

	AB	33
	R	3
	H	7
	RBI	3
	BB	3
	SO	10
	LOB	12

1B: 3 SF: 0
2B: 2 SAC: 0
3B: 1 DP: 1
HR: 1 HBP: 0

WP: 0 PA: 36
PB: 0
SB: 1
CS: 0

PITCHER		IP	WLS	BF	H	R	ER	SO	BB	IBB	HBP	BLK	WP	HR	S	P	ERA	WHIP
49 Yovani Gallardo, R ERA: 3.59	(1, 1)	6.0	L	26	6	3	3	6	2	1	0	0	0	1	63	111	4.50	1.333
12 Carlos Villanueva, R ERA: 5.7	(7, 1)	2.0		7	1	0	0	2	0	0	0	0	0	0	21	31	0.00	0.500
50 Claudio Vargas, R ERA: 2.54	(9, 1)	1.0		3	0	0	0	2	0	0	0	0	0	0	9	14	0.00	0.000

PITCHER		IP	WLS	BF	H	R	ER	SO	BB	IBB	HBP	BLK	WP	HR	S	P	ERA	WHIP

BOTTOM

San Francisco Giants @ Milwaukee Brewers

Miller Park, Milwaukee, WI

Sat Sep 05 2009, 3:05 PM CDT
Att. 30,254 - Sunny - 72 F

livebaseballscorecards.com

Batter	1	2	3	4	5	6	7	8	9	AB	R	H	RBI	BB	SO	LOB
3 Felipe Lopez, S (1, 4) OBP: 0.370, SLG: 0.425	B FF 93 C FF 93 C CU 77 B SL 88 X FF 96 2-2 ① G4-1		C SI 94 F CH 88 B SI 95 B SI 95 B FF 96 C FF 97 3-3 ③ K			F FF 90 X CU 76 0-1 ① G4-3		C SI 94 B CU 82 B CU 82 B SI 94 X SI 95 3-1 8 FC5-4 16 E 1B 3-H		4	0	1	1	0	1	0
27 Frank Catalanotto, L (1, 9) OBP: 0.364, SLG: 0.384 16 Jason Bourgeois, R (8, PH) OBP: 0.286, SLG: 0.400 50 Claudio Vargas, R (9, 1)	X FF 93 0-0 ② G4-3			B FF 92 C FF 93 B CH 86 C FF 94 X SI 94 2-2 ① G4-3		B CH 86 F FF 93 B FF 94 F CH 87 X FF 95 2-2 ② F8		D SI 95 B SI 95 D SI 95 C FF 96 F SI 96 F SI 96 X SI 96 3-2 FC1 8 FC5-4 1-2		3 1 0	0 0 0	0 0 0	0 0 0	0 0 0	0 0 0	0 1 0
8 Ryan Braun, R (1, 7) OBP: 0.382, SLG: 0.550	F FF 94 S SI 94 X FF 96 0-2 ③ P4			B SI 95 B SL 89 F FF 97 C FF 97 F FF 97 X FF 97 2-2 28 2B 1B		B CU 79 S FF 89 S SL 90 B FF 97 B FF 92 X SI 96 3-2 ③ G5-3		S FF 100 B FF 101 B SL 92 X FF 101 2-1 ② FC5-4 28 FC4-6 1-2f 2-3		4	1	1	0	0	0	2
28 Prince Fielder, L (1, 3) OBP: 0.412, SLG: 0.586		B FF 93 F FF 93 F FF 94 B FF 95 X FF 95 2-2 ① F9		X SI 95 0-0 ① 14 F8 2B 1-H			B FF 92 B CH 87 B FF 94 B SI 94 4-0 22 FC4-6 14 BB BB	B FF 101 F FF 101 S FF 101 F FF 102 X FF 102 1-2 ③ FC4-6 1-2f		3	0	1	1	1	0	2
14 Casey McGehee, R (1, 5) OBP: 0.358, SLG: 0.502		C FF 94 F SL 89 X SI 95 0-2 7 FC6-4 1B		C FF 96 F SI 95 D SL 88 X SI 95 1-2 ② F8 2-3			F SI 93 D CU 78 B SL 87 C FF 95 D SL 87 B FF 96 4-2 22 FC4-6 BB 1-2		X FF 97 0-0 ① F9	3	0	1	0	1	0	1
22 Jody Gerut, L (1, 8) OBP: 0.264, SLG: 0.348 (9, 9)		S FF 93 F FF 94 C SI 94 0-3 ② K		D SI 90 B FF 97 F FF 97 F FF 97 F FF 96 F SI 90 F FF 97 F FF 97 B FF 97 3-3 ③ S SI 80 K			C CH 87 F FF 95 X CH 88 0-2 ① FC4-6 7 CS 1-2f 2-3		C FF 97 X FF 99 0-1 1B	4	0	1	0	0	2	4
7 J.J. Hardy, R (1, 6) OBP: 0.297, SLG: 0.360		C SI 94 F FF 94 B SI 95 X SL 88 1-2 ③ FC6-4 1-2f			B CU 75 C FF 94 X SI 93 1-1 ① F8		D SL 88 F FF 94 S SL 86 B SL 90 X FF 96 2-2 ②③ G4-3 1-2		B SL 90 B FF 100 1 SAFE 1 SAFE S FF 100 B FF 100 S FF 102 C FF 100 3-3 ② K	4	0	0	0	0	1	4
18 Jason Kendall, R (1, 2) OBP: 0.335, SLG: 0.298			B FF 92 F FF 93 F SL 88 S SL 87 1-3 ① K		C FF 94 B CH 88 F FF 96 X SL 87 1-2 ② G1-3			X FF 92 0-0 25 G1-3 3 1B 2B	C FF 101 X FF 102 0-1 ③ F8	4	1	1	0	0	1	1
49 Yovani Gallardo, R (1, 1) OBP: 0.193, SLG: 0.315 12 Carlos Villanueva, R (7, 1) OBP: 0.222, SLG: 0.125 10 Corey Patterson, L (8, PH) OBP: 0.133, SLG: 0.133 25 Mike Cameron, R (8, PH) OBP: 0.352, SLG: 0.451 (9, 8)			B FF 95 C FF 94 F SL 88 S FF 97 1-3 ② K		C FF 94 F SL 87 F FF 97 X FF 90 0-2 ③ G1			B SI 94 X SI 94 1-0 ① G1-3 2-3		2 0 0 1	0 0 0 0	0 0 0 0	0 0 0 0	1 0 0 0	0 0 0 0	0 0 0 1
Inning Stats	R: 0 E: 0 K: 0 S: 7 H: 0 LOB: 0 BB: 0 P: 9	R: 0 E: 0 K: 1 S: 12 H: 1 LOB: 1 BB: 0 P: 15	R: 0 E: 0 K: 3 S: 9 H: 0 LOB: 0 BB: 0 P: 14	R: 1 E: 0 K: 1 S: 18 H: 2 LOB: 1 BB: 0 P: 26	R: 0 E: 0 K: 0 S: 9 H: 0 LOB: 0 BB: 0 P: 11	R: 0 E: 0 K: 0 S: 9 H: 0 LOB: 0 BB: 0 P: 14	R: 0 E: 0 K: 0 S: 8 H: 0 LOB: 1 BB: 2 P: 18	R: 1 E: 1 K: 0 S: 14 H: 2 LOB: 2 BB: 0 P: 24	R: 0 E: 0 K: 1 S: 8 H: 1 LOB: 1 BB: 0 P: 11	1B: 4 2B: 2 3B: 0 HR: 0 SF: 0 SAC: 0 DP: 0 HBP: 0						WP: 0 PB: 0 SB: 0 CS: 1 PA: 35	

	AB	33
	R	2
	H	6
	RBI	2
	BB	2
	SO	6
	LOB	16

PITCHER		IP	WLS	BF	H	R	ER	SO	BB	IBB	HBP	BLK	WP	HR	S	P	ERA	WHIP
18 Matt Cain, R ERA: 2.51	(1, 1)	7.0	W	26	4	2	2	5	2	0	0	0	0	0	73	108	2.57	0.857
41 Jeremy Affeldt, L ERA: 1.75	(8, 1)	0.1	H	3	1	0	0	0	0	0	0	0	0	0	7	14	0.00	3.000
38 Brian Wilson, R ERA: 2.77	(8, 1)	1.2	S	6	1	0	0	1	0	0	0	0	0	0	14	20	0.00	0.600

PITCHER	IP	WLS	BF	H	R	ER	SO	BB	IBB	HBP	BLK	WP	HR	S	P	ERA	WHIP

Batter	1	2	3	4	5	6	7	8	9	10	11	12	AB	R	H	RBI	BB	SO	LOB
8 Eugenio Velez, S (1, 7) OBP: 0.319, SLG: 0.439	B SI 92 B SI 91 F SI 91 X SL 83 2-1 48 1B 2B	B SI 90 B FS 84 F FS 85 B FS 84 X SI 91 3-1 ③ F7			X FF 92 0-0 ② F8		B SL 86 C FF 91 D CH 85 1 SAFE X FS 85 2-1 ② FC3-6 1-2f		B CU 73 B CH 76 C FF 87 S CH 75 S CH 75 2-3 ③ K			B SI 87 F FF 88 B SL 81 B SL 80 X SI 88 3-1 ① F8	6	1	1	0	0	1	3
16 Edgar Renteria, R (1, 6) OBP: 0.315, SLG: 0.333	L SI 91 X SL 86 0-1 ① G6-3		C FF 90 B CH 85 C SI 92 X SL 88 1-2 ① L9		B FF 92 B SL 85 X SI 90 2-0 2B		1 SAFE 1 SAFE B SL 85 X FS 85 1-0 ③ G5-3			B SL 84 C SI 96 F SI 95 B SL 85 F SI 96 F FF 97 F SL 85 X SI 97 2-2 48 BB 1B		B FF 89 B SL 82 C FF 88 X FF 87 2-1 ② F7	6	0	2	0	0	0	2
48 Pablo Sandoval, S (1, 5) OBP: 0.380, SLG: 0.548	S SI 90 B SI 90 X CH 85 1-1 2 1B 2-H 1B		B FS 86 B SI 92 B SI 93 B SI 92 4-0 5 FC5-4 BB		I IN 68 I IN 70 I IN 72 I IN 72 4-0 IBB			C SI 88 B SI 89 B FF 88 B CH 85 X CH 84 3-1 ① G3-1		B SI 95 B SI 93 B SI 95 B SI 94 4-0 1-2 BB		C SL 83 C SL 83 B SL 83 C FF 89 1-3 ③ K	3	0	1	1	3	1	0
5 Juan Uribe, R (1, 4) OBP: 0.315, SLG: 0.466	C SI 91 B SI 91 F FS 86 S CH 84 1-3 ② K		F FF 91 B FF 93 X SI 92 1-1 ② FC5-4 1-2f		C SI 91 C SI 90 B SL 83 B FS 84 X SI 90 2-2 ③ F9			B SI 90 F FF 91 B SL 84 B FF 91 F SL 86 X SI 90 3-2 ② F9		X SI 95 0-0 ① B2			5	0	0	0	0	1	6
2 Randy Winn, S (1, 9) OBP: 0.316, SLG: 0.364 54 Sergio Romo, R (8, 1) 1 Bengie Molina, R (10, PH) OBP: 0.275, SLG: 0.433 46 Bob Howry, L (10, 1) 47 Merkin Valdez, R (11, 1)	B SI 87 C SI 91 S CH 85 1 SAFE F SI 90 1 SAFE X SL 85 1-2 1B		B SI 92 B SI 92 X SI 90 2-0 ③ G3			F CH 84 X FF 90 0-1 33 23 G5-4-3 1B		B SI 89 B SI 88 B SI 88 B SI 89 4-0 BB		S SL 85 2 SAFE X SL 86 0-1 ② F9			3	0	2	0	1	0	1
23 Ryan Garko, R (1, 3) OBP: 0.344, SLG: 0.434 35 Travis Ishikawa, L (6, 3) OBP: 0.314, SLG: 0.390	C FS 83 F SI 90 F FS 83 B FS 84 X SL 86 1-2 ③ G4-3			B SI 90 X SI 91 1-0 ① F8		C SI 90 X SI 90 0-1 33 G5-4-3 1-2 1B		1 SAFE X SI 89 0-0 ③ F8		B SI 96 F SL 84 S SI 97 D SL 85 S SL 86 2-3 ③ K			3	0	1	0	0	0	2
													2	0	0	0	0	1	3
33 Aaron Rowand, R (1, 8) OBP: 0.328, SLG: 0.437		F SI 90 C SI 91 B CH 85 F SL 86 F SI 90 F CH 85 F SI 90 B SL 86 X SI 91 2-2 ① G6-3		B SI 92 X SL 85 1-0 ② F8		B SI 87 X SI 91 1-0 ① ② ③ G5-4-3 1-2f 2-3f			X FF 87 0-0 ① F7		F SI 94 B SI 84 B SL 84 X SI 93 2-1 ① L5	5	0	0	0	0	0	2
22 Eli Whiteside, R (1, 2) OBP: 0.248, SLG: 0.298		S SI 87 B FS 86 S SL 86 B SI 92 F FS 84 X SL 88 2-2 57 SH1-4 1B		B SI 92 C SL 87 C SI 92 B SI 92 X CH 86 2-2 ③ L7			X SL 83 0-0 ① L8		F FF 87 F CH 75 B CH 76 F FF 87 B SL 80 S CH 76 2-3 ② K		X SL 83 0-0 ② G1-3	5	0	1	0	0	1	0
57 Jonathan Sánchez, L (1, 1) OBP: 0.132, SLG: 0.057 20 John Bowker, L (7, PH) OBP: 0.237, SLG: 0.343 49 Brandon Medders, R (7, 1) 45 Dan Runzler, L (8, 1) 12 Nate Schierholtz, L (8, 9) OBP: 0.305, SLG: 0.416		M FS 84 X FS 85 0-1 ② SH1-4 1-2			C FF 91 B SI 90 B SI 90 T SI 90 B CH 83 X SI 90 3-2 ① G3-1			B CH 84 F CH 82 X FS 84 1-1 8 FC3-6 1B		B CH 76 B CH 75 X FF 87 2-0 1B		B SI 93 B SI 92 X CH 84 2-0 ③ F7	1	0	0	0	0	0	0
													1	0	1	0	0	0	0
													0	0	0	0	0	0	0
													0	0	0	0	0	0	0
													2	0	1	0	0	0	0
Inning Stats	R: 1 E: 0 K: 1 S: 17 H: 3 LOB: 2 BB: 0 P: 23	R: 0 E: 0 K: 0 S: 15 H: 1 LOB: 1 BB: 0 P: 22	R: 0 E: 0 K: 0 S: 6 H: 0 LOB: 1 BB: 1 P: 14	R: 0 E: 0 K: 0 S: 5 H: 0 LOB: 0 BB: 0 P: 9	R: 0 E: 0 K: 0 S: 8 H: 1 LOB: 2 BB: 1 P: 19	R: 0 E: 0 K: 0 S: 5 H: 2 LOB: 0 BB: 0 P: 6	R: 0 E: 0 K: 0 S: 6 H: 1 LOB: 1 BB: 0 P: 10	R: 0 E: 0 K: 0 S: 6 H: 0 LOB: 1 BB: 1 P: 16	R: 0 E: 0 K: 2 S: 9 H: 1 LOB: 1 BB: 0 P: 15	R: 0 E: 0 K: 1 S: 12 H: 1 LOB: 2 BB: 1 P: 20	R: 0 E: 0 K: 0 S: 4 H: 0 LOB: 0 BB: 0 P: 8	R: 0 E: 0 K: 1 S: 7 H: 0 LOB: 0 BB: 0 P: 13	1B: 8 2B: 2 3B: 1 HR: 0 SF: 0 SAC: 1 DP: 0 HBP: 0	WP: 0 PB: 0 SB: 0 CS: 0 PA: 48					

PITCHER	IP	WLS	BF	H	R	ER	SO	BB	IBB	HBP	BLK	WP	HR	S	P	ERA	WHIP
41 Braden Looper, R (1, 1) ERA: 4.77	7.0		29	8	1	1	1	1	1	0	0	0	0	0	103	1.29	1.286
20 David Weathers, R (8, 1) ERA: 3.51	1.0		4	0	0	0	0	1	0	0	0	0	0	6	16	0.00	1.000
51 Trevor Hoffman, R (9, 1) ERA: 1.67	1.0		4	1	0	0	2	0	0	0	0	0	0	9	15	0.00	1.000
60 Todd Coffey, R (10, 1) ERA: 2.74	1.0		5	1	0	0	1	1	0	0	0	0	0	12	20	0.00	2.000
50 Claudio Vargas, R (11, 1) ERA: 2.45	1.0		3	0	0	0	0	0	0	0	0	0	0	4	8	0.00	0.000

PITCHER	IP	WLS	BF	H	R	ER	SO	BB	IBB	HBP	BLK	WP	HR	S	P	ERA	WHIP
57 Mitch Stetter, L (12, 1) ERA: 3.83	1.0	W	3	0	0	0	1	0	0	0	0	0	0	7	13	0.00	0.000

TOP

San Francisco Giants @ Milwaukee Brewers

Miller Park, Milwaukee, WI

Sun Sep 06 2009, 1:05 PM CDT

Att. 36,590 - Sunny - 74 F

livebaseballscorecards.com

AB	43
R	1
H	10
RBI	1
BB	4
SO	5
LOB	21

Batter	1	2	3	4	5	6	7	8	9	10	11	12	AB	R	H	RBI	BB	SO	LOB
3 Felipe Lopez, S (1, 4) OBP: 0.369, SLG: 0.423	B FF 93 C FF 94 F CH 85 T SI 95 1-2 ① K		B FF 95 B FF 95 C FF 95 C SL 82 X SL 84 2-2 ② G3			B SL 81 B SI 93 S FF 93 B FF 92 B FF 93 4-1 8 1B 14 1B BB	C FF 92 1 SAFE B FC 91 B CU 69 X FF 91 2-1 1-2 1B		S CH 86 B CH 85 C SL 79 B SL 78 B FF 92 S SL 79 3-3 ③ K		C SI 98 C CH 88 B FF 98 C FF 99 1-3 ② K		5	1	1	0	1	3	1
16 Jason Bourgeois, R (1, 9) OBP: 0.222, SLG: 0.308	B FF 94 B FF 93 F FF 94 C FF 93 X SL 84 2-2 ② F7		B FF 94 F SL 82 X FF 93 1-1 ③ P5			B FF 93 L FF 93 1 SAFE 1 SAFE X CH 82 1-1 ① F8	S SL 83 X CU 72 0-1 ③ L8			C SI 94 B SL 87 F SI 93 X CH 85 1-2 ① F8	C FF 99 S FF 98 F FF 100 X SL 88 0-2 ③ G4-3		6	0	0	0	0	0	4
8 Ryan Braun, R (1, 7) OBP: 0.383, SLG: 0.551	B FF 94 F FF 94 B SL 84 F CH 84 S FF 94 2-3 ③ K			S SL 82 X FF 96 0-1 ① F9		B FF 93 C SL 80 X SL 82 1-1 14 1B 1-2 1B		X SL 81 0-0 7 S 2B		B SI 94 B SI 94 B SI 94 C SI 94 B SI 95 4-1 14 1B BB		B FF 98 F FF 98 F FF 98 F FF 98 S SI 99 1-3 ① K	5	0	2	0	1	2	0
28 Prince Fielder, L (1, 3) OBP: 0.411, SLG: 0.591		B SI 94 B FF 93 S CH 81 S CH 82 B SL 85 F FF 94 X CH 84 3-2 2B		B SL 81 B FF 94 F SI 94 F FF 93 S SL 83 2-3 ② K		C FF 92 C SL 82 B FF 93 X SL 83 1-2 ② P5		X SL 85 0-0 ① F8		B SI 94 S CH 87 C SI 95 D SL 86 S CH 86 2-3 ② K		S FF 99 X SL 88 0-1 HR	6	1	2	1	0	2	4
14 Casey McGehee, R (1, 5) OBP: 0.362, SLG: 0.502		B SL 82 S SI 94 F CH 85 S FF 95 1-3 ① K		C FF 87 B FF 90 B FF 94 B SL 82 B FF 93 4-1 BB		B SL 82 B SL 80 F FF 87 X SL 79 2-1 1-2 2-H 1B		B SI 96 B SI 97 C SL 80 B SI 97 X SI 96 3-1 ② P3		C SI 94 X SI 93 0-1 7 BB 1-3 1B			4	0	2	1	1	1	2
7 J.J. Hardy, R (1, 6) OBP: 0.298, SLG: 0.358		S FF 95 B FF 95 B FF 94 F CH 81 S FF 95 2-3 ② K		F FF 94 C FF 95 S SL 84 0-3 ③ K		C SL 79 B FF 93 B FF 92 D CH 79 X FF 93 3-1 ③ P3		C SL 80 B SI 97 D SL 81 B SI 95 B SL 79 4-1 2-3 BB		B SI 94 B SL 86 D SL 87 C FF 94 B FF 95 4-1 1-2 BB			3	0	0	0	2	2	4
18 Jason Kendall, R (1, 2) OBP: 0.333, SLG: 0.295		B SL 82 B SL 80 C FF 95 B FF 95 B CH 84 4-1 BB		B SI 94 F FF 93 X FF 93 1-1 ① P6			C CU 72 B FF 90 B FC 89 X FC 90 2-1 ① F7	C SL 78 B SL 79 F SL 79 S SL 78 1-3 ③ K2-3		D SL 88 B SI 94 B FF 92 C SI 91 C SI 91 X SI 90 3-2 ③ L5			4	0	0	0	1	1	5
22 Jody Gerut, L (1, 8) OBP: 0.263, SLG: 0.344		C FF 93 B FF 95 S FF 93 B FF 95 C SL 84 2-3 ③ K		C FF 94 X SL 84 0-1 ② G4-3			C FC 92 C CH 79 F CU 71 S FC 91 0-3 ② K		C SI 92 B SL 78 X CH 84 1-1 ① L8		F FF 96 F FF 96 F SL 85 B SL 85 B FF 97 X FF 97 2-2 10 SH5-3 1B		5	0	1	0	0	2	2
41 Braden Looper, R (1, 1) 30 Craig Counsell, L (7, PH) 0/F 1-0, 0-2, 0-2 20 David Weathers, R (8, 1) 51 Trevor Hoffman, R (9, 1) 27 Frank Catalanotto, L (9, PH) 0/F 0-2, 0-2 60 Todd Coffey, R (10, 1) 50 Claudio Vargas, R (11, 1) 10 Corey Patterson, L (11, PH) 0/F 0-2, 0-2, 0-2 57 Mitch Stetter, L (12, 1)			S FF 94 T FF 94 C SL 84 0-3 ① K			C FF 92 S SL 82 B SL 84 C SL 84 1-3 ③ K	S FC 91 B FC 91 B CU 70 B CU 70 C FC 90 B FC 90 4-2 3 1B BB		C SI 93 B SI 93 F SL 79 F SL 81 F FF 92 S CH 85 1-3 ② K		B FF 96 X FF 96 1-0 ① SH5-3 1-2	2	0	0	0	0	2	0
Inning Stats	R: 0 E: 0 K: 2 S: 9 H: 0 LOB: 0 BB: 0 P: 14	R: 0 E: 0 K: 3 S: 14 H: 1 LOB: 2 BB: 1 P: 26	R: 0 E: 0 K: 1 S: 8 H: 0 LOB: 0 BB: 0 P: 11	R: 0 E: 0 K: 2 S: 10 H: 0 LOB: 1 BB: 1 P: 16	R: 0 E: 0 K: 1 S: 7 H: 0 LOB: 0 BB: 0 P: 9	R: 1 E: 0 K: 0 S: 12 H: 2 LOB: 2 BB: 1 P: 24	R: 0 E: 0 K: 1 S: 12 H: 1 LOB: 2 BB: 1 P: 20	R: 0 E: 0 K: 1 S: 8 H: 1 LOB: 2 BB: 1 P: 16	R: 0 E: 0 K: 2 S: 10 H: 0 LOB: 0 BB: 0 P: 15	R: 0 E: 0 K: 1 S: 13 H: 1 LOB: 3 BB: 2 P: 27	R: 0 E: 0 K: 1 S: 12 H: 1 LOB: 1 BB: 0 P: 16	R: 1 E: 0 K: 1 S: 6 H: 1 LOB: 0 BB: 0 P: 7	1B: 5 2B: 2 3B: 0 HR: 1	SF: 0 SAC: 1 DP: 0 HBP: 0	WP: 0 PB: 0 SB: 1 CS: 0	PA: 49

PITCHER		IP	WLS	BF	H	R	ER	SO	BB	IBB	HBP	BLK	WP	HR	S	P	ERA	WHIP
57 Jonathan Sánchez, L ERA: 4.03	(1, 1)	6.0		24	3	1	1	9	3	0	0	0	0	0	60	100	1.50	1.000
49 Brandon Medders, R ERA: 3.12	(7, 1)	1.0		6	2	0	0	1	1	0	0	0	0	0	13	21	0.00	3.000
45 Dan Runzler, L ERA:	(8, 1)	0.2		3	0	0	0	0	1	0	0	0	0	0	4	11	0.00	1.500
54 Sergio Romo, R ERA: 4.61	(8, 1)	1.1		4	0	0	0	3	0	0	0	0	0	0	13	19	0.00	0.000
46 Bob Howry, R ERA: 3.46	(10, 1)	1.0		6	1	0	0	1	2	0	0	0	0	0	13	27	0.00	3.000

PITCHER		IP	WLS	BF	H	R	ER	SO	BB	IBB	HBP	BLK	WP	HR	S	P	ERA	WHIP
47 Merkin Valdez, R ERA: 4.96	(11, 1)	1.1	L	6	2	1	1	2	0	0	0	0	0	1	18	23	6.75	1.500

BOTTOM

San Francisco Giants @ Milwaukee Brewers

Miller Park, Milwaukee, WI

Sun Sep 06 2009, 1:05 PM CDT

Att. 36,590 - Sunny - 74 F

livebaseballscorecards.com

AB	41
R	2
H	8
RBI	2
BB	7
SO	16
LOB	22

San Diego Padres @ San Francisco Giants

AT&T Park, San Francisco, CA

Mon Sep 07 2009, 1:05 PM PDT

Att. 37,132 - Sunny - 72 F

livebaseballscorecards.com

TOP

Batter	1	2	3	4	5	6	7	8	9	AB	R	H	RBI	BB	SO	LOB
1 Everth Cabrera, S (1, 6) OBP: 0.354, SLG: 0.387	B FF 92 C FF 92 B CU 79 X FF 93 2-1 E6 18 FC6-4		B SI 96 B FF 96 F FF 95 F FF 95 F CU 79 B FF 96 X FF 96 3-2 ③ G3		B CU 79 F FF 94 S CU 80 X CU 80 1-2 ③ FC4 1-2f			B SI 98 B FF 96 B SI 96 C SI 96 B SI 96 4-1 18 FC6-4 BB	C FF 95 F FF 96 S FF 97 0-3 ③ K	4	0	0	0	1	1	4
18 Tony Gwynn Jr., L (1, 8) OBP: 0.334, SLG: 0.328	B FF 92 B FF 92 F FF 92 1 SAFE X FF 94 2-1 ① FC6-4 23 FC4-6 1-2f			B FF 93 C FF 94 C CU 79 F FF 95 B FS 86 X FF 96 2-2 ① G5-3		B FF 93 C FF 93 B FS 86 B FF 94 X FF 92 3-1 ① G3-1		B SI 97 B SI 96 C SI 96 X SI 97 2-1 ② FC6-4 23 WP 1-2f		4	0	0	0	0	0	2
23 Adrián González, L (1, 3) OBP: 0.403, SLG: 0.556	F FF 93 B FF 95 X FS 88 1-1 ② FC4-6 1-2f			B FS 88 S FF 95 X FF 97 1-1 ② G3-1		B FF 94 X FF 94 1-0 HR		B SI 98 F FF 97 B SI 97 C SI 96 F SI 85 T SI 98 3-2 ③ K 2-3		4	1	1	1	0	1	2
5 Kevin Kouzmanoff, R (1, 5) OBP: 0.303, SLG: 0.415	S FF 94 C FF 95 S FF 96 0-3 ③ K			S FF 96 S FF 96 S FF 96 0-3 ③ K		B FF 95 F FF 95 B FF 96 F FF 96 B FF 95 F FF 95 X FF 95 3-2 ② L7			F SI 97 S SI 98 B SI 96 F SI 96 S SL 87 1-3 ① K	4	0	0	0	0	3	1
25 Will Venable, L (1, 9) OBP: 0.338, SLG: 0.466		F FF 93 S CU 79 S CU 80 0-3 ① K			B FF 95 C FF 94 B FS 87 X FF 95 2-1 4 2B 3B	C CU 80 B FS 89 F CU 80 F CU 80 C FF 96 1-3 ③ K			C FF 89 F CU 71 X CU 74 0-2 4 HR 1B	4	2	2	0	0	2	0
11 Drew Macias, L (1, 7) OBP: 0.309, SLG: 0.326		C FF 94 F FS 89 X FF 96 0-2 ② F7			B FF 96 F FF 95 D CU 79 X CU 77 2-1 ① P5		C CU 78 C CU 80 X FF 95 0-2 ① P5		B FF 88 B FF 91 F FF 90 F FF 90 B FF 91 S FF 91 3-3 ② K	4	0	0	0	0	1	2
4 Nick Hundley, R (1, 2) OBP: 0.307, SLG: 0.383		X FF 96 0-0 ③ G5-3			D CU 79 F FF 96 B FF 96 X FF 95 2-1 3-H 2B		B CU 79 S FS 85 C SI 94 C FF 96 1-3 ② K		C CU 72 F FF 91 F FF 91 B CU 71 B CU 71 X FF 90 2-2 1-H HR	4	1	2	3	0	1	0
15 Luis Antonio Rodriguez, S (3, 4) OBP: 0.326, SLG: 0.273			B FF 93 B FF 93 X FF 94 2-0 ① G4-3		B FF 95 D FS 87 F FF 94 B FF 93 X FF 93 3-1 ② F8		C CU 78 F FS 83 X CU 79 0-2 ③ G4-3		B FF 91 C FF 90 B FF 91 B FF 90 F FF 88 B FF 91 4-2 7 DI BB	3	0	0	0	1	0	1
33 Clayton Richard, L (1, 1) OBP: 0.105, SLG: 0.167 14 Oscar Salazar, R (5, PH) OBP: 0.409, SLG: 0.580 55 Adam Russell, R (5, 1) 45 Edward Mujica, R (7, 1) OBP: 0.667, SLG: 0.667 2 Edgar Gonzalez, R (8, PH) OBP: 0.257, SLG: 0.367 63 Sean Gallagher, R (8, 1) 7 Chase Headley, S (9, PH) OBP: 0.333, SLG: 0.384			B FF 94 C FF 95 S FF 95 B FF 96 S FF 96 2-3 ② K		B FF 96 B CU 80 B FF 95 C FF 95 B FF 95 4-1 1 FC4 BB			C SI 96 X SI 98 0-1 ① G5-3	B FF 95 B FF 95 B FF 95 C FF 96 B FF 96 4-1 1-2 BB	1 0 0 0 1 0 0 0	0 0 0 0 0 0 0 0	0 0 0 0 0 0 0 0	0 0 0 0 0 0 0 0	0 1 0 0 0 0 0 1	1 0 0 0 0 0 0 0	0 0 0 0 0 0 0 0
Inning Stats	R: 0 E: 1 K: 1 S: 9 H: 0 LOB: 1 BB: 0 P: 14	R: 0 E: 0 K: 1 S: 7 H: 0 LOB: 0 BB: 0 P: 7	R: 0 E: 0 K: 1 S: 8 H: 0 LOB: 0 BB: 0 P: 15	R: 0 E: 0 K: 1 S: 9 H: 0 LOB: 0 BB: 0 P: 12	R: 1 E: 0 K: 0 S: 12 H: 2 LOB: 2 BB: 1 P: 26	R: 1 E: 0 K: 1 S: 11 H: 1 LOB: 0 BB: 0 P: 19	R: 0 E: 0 K: 1 S: 9 H: 0 LOB: 0 BB: 0 P: 10	R: 0 E: 1 K: 1 S: 9 H: 0 LOB: 1 BB: 1 P: 18	R: 2 E: 0 K: 3 S: 20 H: 2 LOB: 2 BB: 2 P: 34	1B: 1 2B: 1 3B: 1 HR: 2	SF: 0 SAC: 0 DP: 0 HBP: 0					

	AB	33
	R	4
	H	5
	RBI	4
	BB	4
	SO	10
	LOB	12

WP: 1 PB: 0 SB: 0 CS: 0 PA: 37

PITCHER		IP	WLS	BF	H	R	ER	SO	BB	IBB	HBP	BLK	WP	HR	S	P	ERA	WHIP
31 Brad Penny, R ERA: 5.15	(1, 1)	7.0	W	26	3	2	2	6	1	0	0	0	0	1	65	103	2.57	0.571
60 Waldis Joaquin, R ERA: 3.86	(8, 1)	1.1		5	0	0	0	2	1	0	0	0	1	0	13	23	0.00	0.750
43 Alex Hinshaw, L ERA: 12.0	(9, 1)	0.1		4	2	2	2	1	1	0	0	0	0	1	12	21	54.00	9.000
47 Merkin Valdez, R ERA: 4.93	(9, 1)	0.1		2	0	0	0	1	1	0	0	0	0	0	4	8	0.00	3.000

PITCHER	IP	WLS	BF	H	R	ER	SO	BB	IBB	HBP	BLK	WP	HR	S	P	ERA	WHIP

BOTTOM

San Diego Padres @ San Francisco Giants
AT&T Park, San Francisco, CA
Mon Sep 07 2009, 1:05 PM PDT
Att. 37,132 - Sunny - 72 F

livebaseballscorecards.com

Batter	1	2	3	4	5	6	7	8	9	AB	R	H	RBI	BB	SO	LOB
8 Eugenio Velez, S (1, 7) OBP: 0.325, SLG: 0.437	X FF 89 0-0 ① G6-3		B CH 80 B CH 82 C FF 89 B SL 84 B SL 84 4-1 21 SH1-3 48 2B BB	C CU 76 B FF 90 B CU 75 F CH 82 B FF 92 F FF 91 X FF 90 3-2 ① G4-3		B CH 84 S CH 85 B SL 80 F SI 95 B SI 94 B SI 95 4-2 21 CS BB		C SL 85 C CU 71 B FF 90 X CU 73 1-2 21 1B 1B		3	1	1	0	2	0	0
21 Freddy Sanchez, R (1, 4) OBP: 0.334, SLG: 0.434	C FF 90 B FF 90 B SL 85 B FF 90 X FF 90 3-1 1B		X FF 91 0-0 ① SH1-3 1-2	B CH 82 F FF 90 B FF 89 F CU 78 X FF 92 2-2 ② F8		1 SAFE B SL 82 1-0 ③ CS 1-2	B SL 80 B SL 82 X FF 92 2-0 ① F9	C SL 91 C SL 84 B FF 91 B FF 91 D CU 72 X SL 86 3-2 1-2 1B		4	0	2	0	0	0	0
48 Pablo Sandoval, S (1, 3) OBP: 0.380, SLG: 0.549	F FF 90 1 SAFE 1 SAFE X FF 90 0-1 ② L8		F SL 87 X SL 88 0-1 1 1B 2-H 2B	F FF 90 B FF 91 B CU 79 F CU 79 X SL 82 2-2 ③ F9			X FS 84 0-0 1 1B 5 HR 1B	S FF 91 B FF 91 B FF 91 X CU 73 2-1 ③ F8		5	2	2	1	0	0	3
1 Bengie Molina, R (1, 2) OBP: 0.277, SLG: 0.434 22 Eli Whiteside, R (9, 2) OBP: 0.248, SLG: 0.298	1 SAFE B FF 91 C SL 86 F FF 91 1 SAFE F FF 93 X SL 87 1-2 ③ P4		D CH 84 X CH 82 1-0 5 HR 2-H 1B		B SI 94 B SI 93 C SI 94 F SI 92 B SL 78 X SI 94 3-2 ① L8		C FF 90 X FF 92 0-1 5 HR 1-2 1B			4 0	2 0	2 0	1 0	0 0	0 0	1 0
5 Juan Uribe, R (1, 5) OBP: 0.320, SLG: 0.495		B CH 82 B FF 90 T FF 90 X FF 90 2-1 16 WP 3B	D CH 82 X SL 86 1-0 1-H HR		F SI 94 T SL 80 B SL 82 F SI 96 S SL 83 1-3 ② K		D SL 83 F FF 92 B FF 92 F FF 93 X FF 93 2-2 1-H 2-H HR			4	3	3	5	0	1	0
16 Edgar Renteria, R (1, 6) OBP: 0.316, SLG: 0.339		B SL 86 B FF 90 C FF 92 B CH 84 C FF 91 F SL 88 F FF 93 C FF 93 3-3 ① K 3-H	F FF 90 B CH 83 X CH 83 1-1 HR		B SL 84 C SI 94 B SI 94 B SI 94 C SI 94 B SI 95 4-2 33 S BB		B SL 81 B SL 83 C FF 93 F FF 93 C FF 94 2-3 ② K			3	1	1	1	1	2	0
33 Aaron Rowand, R (1, 8) OBP: 0.328, SLG: 0.437 60 Waldis Joaquin, R (8, 1) 43 Alex Hinshaw, L (9, 1) 47 Merkin Valdez, R (9, 1)		C CU 78 B SL 86 S SL 80 B FF 94 B SL 82 F SL 87 X FF 93 3-2 2B	F FF 92 X FF 92 0-1 ② F8		C SL 83 C SL 82 B SL 86 X SL 85 1-2 ③ G6-3 1-2		C SL 82 S FS 87 S FF 93 0-3 ③ K			4 0 0 0	0 0 0 0	1 0 0 0	0 0 0 0	0 0 0 0	1 0 0 0	1 0 0 0
56 Andres Torres, S (1, 9) OBP: 0.336, SLG: 0.454 (8, 8)		D CH 83 C FF 90 X SL 87 1-1 ② F7	S CU 78 X FF 91 0-1 1B		B SI 93 S SI 94 X SI 94 1-1 ① P5			C FF 93 S CU 74 B FF 91 S CU 74 1-3 ① K		4	0	1	0	0	1	1
31 Brad Penny, R (1, 1) 12 Nate Schierholtz, L (8, 9) OBP: 0.304, SLG: 0.414		C FF 91 F SL 88 S FF 94 0-3 ③ K	F FF 90 S SL 81 S SL 83 0-3 ③ K		C SI 93 B SI 94 C SI 94 X SL 84 1-2 ② G4-3			B CU 74 B CH 82 X FF 91 2-0 ② F8		3 1	0 0	0 0	0 0	0 0	2 0	2 0
Inning Stats	R: 0 E: 0 K: 0 S: 9 H: 1 LOB: 1 BB: 0 P: 13	R: 1 E: 0 K: 2 S: 16 H: 2 LOB: 1 BB: 0 P: 25	R: 5 E: 0 K: 1 S: 15 H: 5 LOB: 1 BB: 1 P: 22	R: 0 E: 0 K: 0 S: 10 H: 0 LOB: 0 BB: 0 P: 17	R: 0 E: 0 K: 1 S: 12 H: 0 LOB: 1 BB: 1 P: 21	R: 0 E: 0 K: 2 S: 7 H: 0 LOB: 0 BB: 0 P: 14	R: 3 E: 0 K: 2 S: 13 H: 3 LOB: 0 BB: 0 P: 19	R: 0 E: 0 K: 1 S: 12 H: 2 LOB: 2 BB: 0 P: 21		1B: 7 2B: 2 3B: 1 HR: 3 SF: 0 SAC: 1 DP: 0 HBP: 0				WP: 1 PB: 0 SB: 1 CS: 1 PA: 40		

	AB	35
	R	9
	H	13
	RBI	8
	BB	3
	SO	7
	LOB	8

PITCHER		IP	WLS	BF	H	R	ER	SO	BB	IBB	HBP	BLK	WP	HR	S	P	ERA	WHIP
33 Clayton Richard, L ERA: 4.88	(1, 1)	4.0	L	21	8	6	6	3	1	0	0	0	1	2	50	77	13.50	2.250
55 Adam Russell, R ERA: 1.69	(5, 1)	2.0		7	0	0	0	1	2	0	0	0	0	0	19	35	0.00	1.000
45 Edward Mujica, R ERA: 3.51	(7, 1)	1.0		6	3	3	3	2	0	0	0	0	0	1	13	19	27.00	3.000
63 Sean Gallagher, R ERA: 7.63	(8, 1)	1.0		5	2	0	0	1	0	0	0	0	0	0	12	21	0.00	2.000

PITCHER	IP	WLS	BF	H	R	ER	SO	BB	IBB	HBP	BLK	WP	HR	S	P	ERA	WHIP

San Diego Padres @ San Francisco Giants

AT&T Park, San Francisco, CA

Tue Sep 08 2009, 7:15 PM PDT

Att. 34,524 - Clear - 65 F

livebaseballscorecards.com

TOP

Batter	1	2	3	4	5	6	7	8	9	AB	R	H	RBI	BB	SO	LOB
1 Everth Cabrera, S (1, 6) OBP: 0.351, SLG: 0.381	C FF 89 B FF 89 B FF 88 B FF 88 C FF 88 X FF 87 3-2 ① G1-3		B CH 83 F FF 87 B FF 87 S FF 88 C FF 89 2-3 ② K		S CU 76 X CU 75 0-1 ② G6-3 1-2		C SI 90 B SI 89 C SL 78 D SL 77 B SL 77 B SL 77 4-2 1-2 BB		T SI 91 X SI 90 0-1 ① F8	4	0	0	0	1	1	1
22 David Eckstein, R (1, 4) OBP: 0.323, SLG: 0.338	C FF 89 F FF 89 F CU 81 B CU 78 F FF 88 B CU 78 X FF 89 2-2 ② F9		B FF 88 B FF 88 B FF 86 C FF 87 B FF 88 4-1 BB		C CU 76 X FF 87 0-1 ③ G3		X FF 90 0-0 ③ F8		C SI 90 F SI 92 F SI 92 X SI 92 0-2 ② G6-3	4	0	0	0	1	0	3
23 Adrián González, L (1, 3) OBP: 0.403, SLG: 0.553	X FF 90 0-0 ③ G4-3		C CU 76 B FF 89 B FF 88 F FF 88 F CU 78 X CU 78 2-2 ③ G4-3			B FF 88 X CU 77 1-0 ① L8		X SI 94 0-0 5 1B 7 1B 1B	F SI 92 B CH 85 F SI 90 H SL 86 2-2 HBP	4	1	1	0	0	0	1
5 Kevin Kouzmanoff, R (1, 5) OBP: 0.304, SLG: 0.421 30 Eliezer Alfonzo, R (9, 2) OBP: 0.202, SLG: 0.261		B FF 88 F FF 88 B FF 89 F FF 88 B CH 82 X FF 87 3-2 ① G4-3		B FF 87 X FF 86 1-0 HR		B SL 82 B FC 89 B SL 82 C FC 88 F SL 80 F CU 68 C SL 82 3-3 ② K		B FF 95 X FF 94 1-0 7 1B 1-2 1B	X SI 92 0-0 ③ F9	5 0	1 0	2 0	1 0	0 0	1 0	1 0
7 Chase Headley, S (1, 7) OBP: 0.337, SLG: 0.393 (9, 5)		B FF 89 X FF 88 1-0 HR		C FF 89 F CH 81 B CU 76 F CU 77 B CH 82 X FF 87 2-2 14 G5-4-3 1B		B CU 71 C CU 70 X FC 88 1-1 ③ G4-3		F FF 95 B FF 94 D CH 88 X FF 96 2-1 1-3 2-H 1B		4	1	3	2	0	0	0
14 Oscar Salazar, R (1, 9) OBP: 0.396, SLG: 0.560 18 Tony Gwynn Jr., L (7, 8) OBP: 0.334, SLG: 0.328 15 Luis Antonio Rodriguez, S (8, PH) OBP: 0.325, SLG: 0.271 11 Drew Macias, L (8, 8)		C FF 90 B FF 89 X CU 78 1-1 ② G5-3		X FF 87 0-0 ① ② G5-4-3 1-2f			C FC 88 X CU 70 0-1 ① P3	B SI 95 X SI 96 1-0 ① G6-3		3 0 1 0	0 0 0 0	0 0 0 0	0 0 0 0	0 0 0 0	0 0 0 0	1 0 2 0
25 Will Venable, L (1, 8) OBP: 0.344, SLG: 0.482 (7, 9)		C FF 90 X CU 80 0-1 1B		B CU 80 C FF 87 C FF 88 C FF 87 1-3 ③ K			B FF 90 B CH 80 B FC 89 C FC 90 X CU 70 3-1 HR	H SI 94 1-0 HBP		3	1	2	1	0	1	0
4 Nick Hundley, R (1, 2) OBP: 0.302, SLG: 0.376 (9, 7)		1 SAFE D CU 78 X FF 88 1-0 ③ G1-3			C FF 87 B CU 78 S FF 87 C CU 78 1-3 ① K		C SL 82 S CU 70 X CU 69 0-2 ② F8	F SI 94 X SI 94 0-1 ② L4		4	0	0	0	0	1	4
29 Kevin Correia, R (1, 1) OBP: 0.174, SLG: 0.159 2 Edgar Gonzalez, R (7, PH) OBP: 0.262, SLG: 0.372 55 Adam Russell, R (7, 1) 57 Luke Gregerson, L (7, 1) 28 Henry Blanco, R (8, PH) OBP: 0.304, SLG: 0.376 58 Ryan Webb, R (8, 1) 21 Heath Bell, R (9, 1)			B FF 88 C FF 88 F FF 90 B CU 78 S FF 89 2-3 ① K2-3		F FF 88 B FF 88 X FF 88 1-1 1 G6-3 1B		S SL 82 X SL 81 0-1 1 S 1B	T SI 95 B CU 79 X SI 93 1-1 ③ G5-3		2 1 0 0 1 0 0	0 0 0 0 0 0 0	1 1 0 0 0 0 0	0 0 0 0 0 0 0	0 0 0 0 0 0 0	1 0 0 0 0 0 0	0 0 0 0 3 0 0
Inning Stats	R: 0 E: 0 K: 0 S: 9 H: 0 LOB: 0 BB: 0 P: 14	R: 1 E: 0 K: 0 S: 9 H: 2 LOB: 1 BB: 0 P: 15	R: 0 E: 0 K: 2 S: 11 H: 0 LOB: 1 BB: 1 P: 21	R: 1 E: 0 K: 1 S: 9 H: 2 LOB: 0 BB: 0 P: 13	R: 0 E: 0 K: 1 S: 9 H: 1 LOB: 1 BB: 0 P: 11	R: 0 E: 0 K: 1 S: 7 H: 0 LOB: 0 BB: 0 P: 12	R: 1 E: 0 K: 0 S: 12 H: 2 LOB: 2 BB: 1 P: 19	R: 1 E: 0 K: 0 S: 9 H: 3 LOB: 3 BB: 0 P: 15	R: 0 E: 0 K: 0 S: 9 H: 0 LOB: 1 BB: 0 P: 11	1B: 7 2B: 0 3B: 0 HR: 3 SF: 0 SAC: 0 DP: 1 HBP: 2						

AB	36
R	4
H	10
RBI	4
BB	2
SO	5
LOB	16

PITCHER		IP	WLS	BF	H	R	ER	SO	BB	IBB	HBP	BLK	WP	HR	S	P	ERA	WHIP
40 Madison Bumgarner, L ERA: 3.38	(1, 1)	5.1		21	5	2	2	4	1	0	0	0	0	2	48	76	3.38	1.125
49 Brandon Medders, R ERA: 3.2	(6, 1)	1.1	B	6	2	1	1	1	0	0	0	0	0	1	15	22	6.75	1.500
54 Sergio Romo, R ERA: 4.55	(7, 1)	0.1		2	0	0	0	0	1	0	0	0	0	0	3	7	0.00	3.000
41 Jeremy Affeldt, L ERA: 1.89	(8, 1)	1.0	L	7	3	1	1	0	0	0	1	0	0	0	9	15	9.00	3.000
46 Bob Howry, R ERA: 3.4	(9, 1)	1.0		4	0	0	0	0	0	0	1	0	0	0	9	11	0.00	0.000

PITCHER		IP	WLS	BF	H	R	ER	SO	BB	IBB	HBP	BLK	WP	HR	S	P	ERA	WHIP

WP: 0 PA: 40
PB: 0
SB: 1
CS: 0

Batter	1	2	3	4	5	6	7	8	9	AB	R	H	RBI	BB	SO	LOB
8 Eugenio Velez, S (1, 7) OBP: 0.332, SLG: 0.436	B SI 89 T CH 90 C SL 84 B CU 76 F SL 84 F SL 82 B CH 83 S SL 85 3-3 **K** ①	B SL 84 B CH 89 C SL 85 B SL 85 1 SAFE B SL 85 4-1 1-2 **BB**		B CH 84 B CH 87 F SL 87 F SL 87 F SL 84 X FC 88 2-2 21 CS 2-H **1B**			B CH 83 B CH 83 B SI 93 B SI 92 4-0 48 FC3-6 21 1B **BB**		B FF 93 C CU 81 X FF 94 1-1 **F7** ③	3	0	1	1	2	1	0
21 Freddy Sanchez, R (1, 4) OBP: 0.333, SLG: 0.432	X CH 91 0-0 **F9** ②	S SL 84 X SI 91 0-1 **G4-3** ③		B SL 85 C CH 85 B SI 88 2-1 **CS** ③ 1-2	C SI 91 C CU 76 B CU 77 T CU 76 1-2 **K** ①		B SI 91 B SL 80 C SI 91 1 SAFE F SL 80 X SI 93 2-2 48 FC3-6 1-2 **1B**			4	0	1	0	0	1	2
48 Pablo Sandoval, S (1, 3) OBP: 0.381, SLG: 0.550	B SI 92 F CU 77 X CU 76 1-1 1 WP 1 1B **2B**		F SL 88 B SL 89 B FC 90 C SL 85 F CH 89 X FC 90 2-2 **P6** ①		X SI 92 0-0 **1B**		B SI 93 X SI 94 1-0 **FC3-6** ② 1-2f 2-3			4	1	2	0	0	0	2
1 Bengie Molina, R (1, 2) OBP: 0.277, SLG: 0.432	B SI 91 S CH 90 C CH 92 B SL 85 F SL 85 X SI 94 2-2 2-H **1B**		C CU 77 X SL 88 0-1 **F9** ②		F CH 87 F CH 89 F SL 86 B CH 89 1 SAFE F CU 75 1 SAFE X CU 75 1-2 **P6** ②		B SL 83 C FF 91 X SL 83 1-1 **P6** ③			4	0	1	1	0	0	3
5 Juan Uribe, R (1, 5) OBP: 0.320, SLG: 0.492	B SL 85 B CH 85 B SL 86 F CH 90 X SI 89 3-1 **F8** ③		F SL 88 B CU 78 B CH 90 F SI 92 X CU 77 2-2 **1B**		X CU 76 0-0 **G5-3** ③			C SL 87 F SL 84 B SI 96 B SI 96 X SL 87 2-2 **G5-3** ①		4	0	1	0	0	0	2
2 Randy Winn, S (1, 9) OBP: 0.315, SLG: 0.362 54 Sergio Romo, R (7, 1) 41 Jeremy Affeldt, L (8, 1) OBP: 0.500, SLG: 0.500 20 John Bowker, L (8, PH) OBP: 0.231, SLG: 0.333 46 Bob Howry, L (9, 1)		C SI 90 B SI 90 S CH 84 X CH 90 1-2 **G3-1** ①	B CH 85 B CH 84 D CH 84 C SI 90 S SI 89 S SI 90 3-3 **K** ③			F CU 74 B FC 89 F CH 85 F FC 91 C CH 91 1-3 **K** ①		C CH 81 B SL 87 C SI 96 F SI 96 B SL 86 S SL 85 2-3 **K** ②		3 0 0 1 0	0 0 0 0 0	0 0 0 0 0	0 0 0 0 0	2 0 0 1 0	1 0 0 0 0	0 0 0 0 0
33 Aaron Rowand, R (1, 8) OBP: 0.329, SLG: 0.445		F SL 86 X SL 84 0-1 **HR**		B CU 75 B FC 90 F SL 86 F CH 91 X CU 77 2-2 16 G5-3 8 1B **1B**		C CU 77 X SL 87 0-1 **G6-3** ②		B SI 96 S SL 88 C SI 95 S SL 88 1-3 **K2-3** ③		4	2	2	1	0	1	0
16 Edgar Renteria, R (1, 6) OBP: 0.316, SLG: 0.339		F CH 92 C CU 76 X CU 77 0-2 8 BB **1B**		L SL 85 P PO 82 1 SAFE B SI 89 F SI 90 1 SAFE D SL 86 F SL 85 1 SAFE 3-2 X SL 84 **G5-3** ① 1-2		F SI 93 B SI 92 B CH 91 F FF 91 F CU 79 B SL 85 F SL 86 X FC 92 3-2 **G2** ③			F FF 93 S FF 94 F FF 95 F FF 94 B CU 83 X CU 82 1-2 **G6-3** ①	4	0	1	0	0	0	1
40 Madison Bumgarner, R (1, 1) 49 Brandon Medders, R (6, 1) 12 Nate Schierholtz, L (7, 9) OBP: 0.302, SLG: 0.411		S CH 89 M SL 85 B SL 85 1 SAFE 1 SAFE S SL 84 1-3 **K** ②		C SI 89 B SL 85 S SL 85 X SI 91 1-2 **L7** ②			B SL 79 X SI 93 1-0 **L7** ①		B CU 80 B CU 79 C CH 85 X FF 93 2-1 **P5** ②	2 0 2	0 0 0	0 0 0	0 0 0	0 0 0	1 0 0	2 0 0
Inning Stats	R: 1 H: 2 E: 0 LOB: 1 K: 1 BB: 0 S: 14 P: 23	R: 1 H: 2 E: 0 LOB: 2 K: 1 BB: 1 S: 14 P: 20	R: 0 H: 1 E: 0 LOB: 1 K: 1 BB: 0 S: 12 P: 19	R: 1 H: 2 E: 0 LOB: 0 K: 0 BB: 0 S: 16 P: 25	R: 0 H: 1 E: 0 LOB: 1 K: 1 BB: 0 S: 10 P: 12	R: 0 H: 0 E: 0 LOB: 0 K: 1 BB: 0 S: 11 P: 15	R: 0 H: 1 E: 0 LOB: 2 K: 0 BB: 1 S: 7 P: 16	R: 0 H: 0 E: 0 LOB: 0 K: 2 BB: 0 S: 10 P: 15	R: 0 H: 0 E: 0 LOB: 0 K: 0 BB: 0 S: 9 P: 13	1B: 7 2B: 1 3B: 0 HR: 1	SF: 0 SAC: 0 DP: 0 HBP: 0			WP: 1 PB: 0 SB: 0 CS: 1	PA: 38		

PITCHER	IP	WLS	BF	H	R	ER	SO	BB	IBB	HBP	BLK	WP	HR	S	P	ERA	WHIP
29 Kevin Correia, R (1, 1) ERA: 4.3	6.0		26	8	3	3	5	1	0	0	0	1	1	77	114	4.50	1.500
55 Adam Russell, R (7, 1) ERA: 1.5	0.2		4	1	0	0	0	1	0	0	0	0	0	5	13	0.00	3.000
57 Luke Gregerson, R (7, 1) ERA: 3.03	0.1	W	1	0	0	0	0	0	0	0	0	0	0	2	3	0.00	0.000
58 Ryan Webb, R (8, 1) ERA: 4.24	1.0	H	3	0	0	0	2	0	0	0	0	0	0	10	15	0.00	0.000
21 Heath Bell, R (9, 1) ERA: 2.02	1.0	S	3	0	0	0	0	0	0	0	0	0	0	9	13	0.00	0.000

PITCHER	IP	WLS	BF	H	R	ER	SO	BB	IBB	HBP	BLK	WP	HR	S	P	ERA	WHIP

BOTTOM

San Diego Padres @ San Francisco Giants

AT&T Park, San Francisco, CA

Tue Sep 08 2009, 7:15 PM PDT

Att. 34,524 - Clear - 65 F

livebaseballscorecards.com

AB	35
R	3
H	9
RBI	3
BB	2
SO	7
LOB	13

Batter	1	2	3	4	5	6	7	8	9	AB	R	H	RBI	BB	SO	LOB
1 Everth Cabrera, S (1, 6) OBP: 0.352, SLG: 0.380	C SI 87 B CH 74 C CH 72 X SI 87 1-2 23 PB 22 S 23 1B 1B		C SI 86 C CU 70 B CU 73 B FC 80 F FC 78 B CH 72 B SI 86 4-2 22 SH5-3 22 S 23 HR BB	D CU 73 F FC 80 S FC 80 X FC 81 1-2 ③ G5-3		C SI 96 F SI 96 F SL 87 S SL 87 0-3 ③ K		C SL 78 C SL 76 B SL 75 B FF 90 X CH 83 2-2 ③ FC6-4 1-2f		4	2	1	0	1	1	6
22 David Eckstein, R (1, 4) OBP: 0.323, SLG: 0.337	1 SAFE 1 SAFE B SI 86 1 SAFE B SI 86 X SI 86 2-0 ① G6-3 1-2		1 SAFE B CH 73 C FF 86 1 SAFE B FC 80 B FF 86 X SI 87 3-1 ① SH5-3 1-3		C SI 85 F CU 71 F FC 77 F FC 79 B SI 86 X CH 74 1-2 ① G3		B SI 95 B SI 95 C SI 95 B SI 97 C SI 96 C SI 96 3-3 ① K		C FF 92 F FF 93 B SL 88 X FF 95 1-2 ① 1B	4	0	1	0	0	1	1
23 Adrián González, L (1, 3) OBP: 0.405, SLG: 0.559	C FC 80 B SI 86 B SI 85 B SI 86 X FC 79 3-1 14 L4-6 7 1B 2-H 1B		C FC 81 B FF 82 F FF 87 X SI 88 1-2 3-H HR		C FC 79 B SI 85 X CU 74 1-1 ② G3		B SI 95 F SL 84 F SI 95 H SI 96 2-2 HBP		C SL 88 F SL 89 B SI 95 F FF 96 X FF 98 1-2 ② F8	4	1	2	3	0	0	0
7 Chase Headley, S (1, 5) OBP: 0.337, SLG: 0.396	C CH 74 S CH 73 B SI 87 X SI 87 1-2 1-2 1B		C CU 72 B CH 72 B CH 72 S FC 78 X FC 80 2-2 ② G5-3		F FF 87 B SI 86 S CU 74 X CU 75 1-2 ③ G6-3		F SI 94 S SL 84 B SI 95 S SL 85 1-3 ② K		B FF 97 X SL 87 1-0 2B	5	0	2	0	0	1	1
14 Oscar Salazar, R (1, 7) OBP: 0.385, SLG: 0.573 21 Heath Bell, R (9, 1)	B SI 87 B CH 73 X SI 87 2-0 ② ③ L4-6 2-3		C SI 86 X CH 73 0-1 ③ G1-3			B SI 95 B SI 96 C FF 95 X SI 96 2-1 HR	1 SAFE F SI 93 B SL 86 C SL 83 B SI 94 B SL 82 S SL 84 3-3 ③ K		B SL 89 B SL 89 F SL 87 B FF 96 S SL 87 X SL 88 3-2 ③ F9	5 0	1 0	1 0	1 0	0 0	1 0	4 0
25 Will Venable, L (1, 8) OBP: 0.343, SLG: 0.478 (6, 9)		B FF 86 C SI 88 F SI 85 B FF 88 F SI 88 S FC 80 2-3 ① K		C SI 86 S CU 73 F FF 86 F CU 74 C CU 74 0-3 ① K		C FF 97 X SI 85 0-1 2 G6-3 1B 1B		B SI 94 B SI 93 C SI 94 F SI 94 F SI 94 F SL 82 S SI 95 2-3 ① K		4	0	1	0	0	3	0
2 Edgar Gonzalez, R (1, 9) OBP: 0.264, SLG: 0.371 18 Tony Gwynn Jr., L (6, 8) OBP: 0.333, SLG: 0.327		B SI 86 B SI 87 B SI 86 C SI 85 X CH 71 3-1 ② F9	S CU 70 B FF 85 B SI 86 F FC 78 B CU 74 X SI 85 3-2 49 SH5-4 28 BB 1B 1B		B SL 85 1 SAFE C SI 96 X SL 85 1-1 ① G6-3 1-2		C SI 94 X SL 83 0-1 ② P4		3 1	0 0	1 0	0 0	0 0	0 0	1 0
28 Henry Blanco, R (1, 2) OBP: 0.318, SLG: 0.385		C SI 86 B CU 72 F CU 74 X 1-2 2B	B CH 71 1 SAFE 1 SAFE B SI 86 B SI 85 B SI 85 4-0 49 SH5-4 1-2 BB		B SL 87 B SL 86 B SI 97 B SI 95 4-0 BB		B SL 82 B SI 86 B SI 94 B SI 94 4-0 49 BB BB		1	0	1	0	3	0	0
49 Wade LeBlanc, L (1, 1) OBP: 0.286, SLG: 0.167 57 Luke Gregerson, L (8, 1) 11 Drew Macias, L (9, 7) OBP: 0.309, SLG: 0.326		B SI 88 C FC 79 X FC 80 1-1 ③ G3	X SI 83 0-0 ② SH5-4 1-2 2-3		C L SI 96 L 0-3 ② K		B SI 93 C SI 94 C SI 94 B SI 95 B SI 93 B SI 93 4-2 1 FC6-4 1-2 BB		2 0 0	0 0 0	0 0 0	0 0 0	1 0 0	1 0 0	3 0 0
Inning Stats	R: 1 E: 0 K: 0 S: 10 H: 3 LOB: 1 BB: 0 P: 19	R: 0 E: 0 K: 1 S: 11 H: 1 LOB: 1 BB: 0 P: 18	R: 2 E: 0 K: 0 S: 13 H: 1 LOB: 0 BB: 1 P: 23	R: 0 E: 0 K: 1 S: 12 H: 1 LOB: 2 BB: 1 P: 20	R: 0 E: 0 K: 0 S: 10 H: 0 LOB: 0 BB: 0 P: 13	R: 1 E: 0 K: 2 S: 13 H: 2 LOB: 2 BB: 1 P: 20	R: 0 E: 0 K: 3 S: 11 H: 0 LOB: 1 BB: 0 P: 20	R: 0 E: 0 K: 1 S: 12 H: 0 LOB: 2 BB: 2 P: 24	R: 0 E: 0 K: 0 S: 11 H: 2 LOB: 1 BB: 0 P: 17	1B: 6 2B: 3 3B: 0 HR: 2 SF: 0 SAC: 2 DP: 1 HBP: 1						

PITCHER		IP	WLS	BF	H	R	ER	SO	BB	IBB	HBP	BLK	WP	HR	S	P	ERA	WHIP
75 Barry Zito, L ERA: 3.99	(1, 1)	5.0	L	22	6	3	3	2	2	0	0	0	0	1	56	93	5.40	1.600
60 Waldis Joaquin, R ERA: 4.91	(6, 1)	1.1		7	2	1	1	3	1	0	0	0	0	1	16	26	6.75	2.250
45 Dan Runzler, L ERA:	(7, 1)	1.1		7	0	0	0	3	2	0	1	0	0	0	17	33	0.00	1.500
54 Sergio Romo, R ERA: 4.5	(8, 1)	0.1		1	0	0	0	0	0	0	0	0	0	0	3	5	0.00	0.000
38 Brian Wilson, R ERA: 2.73	(9, 1)	1.0		4	2	0	0	0	0	0	0	0	0	0	11	17	0.00	2.000

PITCHER	IP	WLS	BF	H	R	ER	SO	BB	IBB	HBP	BLK	WP	HR	S	P	ERA	WHIP

TOP

San Diego Padres @ San Francisco Giants

AT&T Park, San Francisco, CA

Wed Sep 09 2009, 12:45 PM PDT

Att. 30,312 - Sunny - 74 F

livebaseballscorecards.com

AB	33
R	4
H	10
RBI	4
BB	5
SO	8
LOB	16

WP: 0 PA: 41
PB: 1
SB: 2
CS: 0

Batter	1	2	3	4	5	6	7	8	9	AB	R	H	RBI	BB	SO	LOB
56 Andres Torres, S (1, 7) OBP: 0.336, SLG: 0.480 8 Eugenio Velez, S (8, PH) OBP: 0.330, SLG: 0.433 (9, 7)	C FF 85 S CH 73 B FF 85 X CH 72 1-2 L9		B CH 70 B CU 80 C CH 80 B FF 86 X CH 80 3-1 2-H HR			C CU 70 X CU 80 0-1 F7		B SI 90 C SL 81 S SL 83 S SL 83 1-3 K		3 1	1 0	1 0	2 0	0 0	0 1	0 2
21 Freddy Sanchez, R (1, 4) OBP: 0.330, SLG: 0.428	C FF 84 B FF 86 X CH 76 1-1 G5-3		B CU 73 C FF 86 C FF 86 B FF 86 S CH 73 2-3 K			C FF 85 B FF 85 F FC 82 F FF 86 X CH 72 1-2 G5-3		B SL 82 X SL 82 1-0 P6		4	0	0	0	0	1	2
48 Pablo Sandoval, S (1, 3) OBP: 0.381, SLG: 0.549	B CH 72 F FC 81 X CH 71 1-1 G1-3			B FC 80 B CH 71 B FF 85 B FF 84 4-0 1 1B BB		B FF 85 B CH 71 F FC 80 X FF 85 2-1 F9			B FF 93 B FF 93 C FF 92 F FF 93 B FF 94 X FF 92 3-2 16 FC6-4 1B	3	0	1	0	1	0	0
1 Bengie Molina, R (1, 2) OBP: 0.279, SLG: 0.433		C FF 86 F FF 86 X CH 72 0-2 5 G5-4-3 1B		B CH 75 C FF 85 S FF 84 X FF 85 1-2 16 G6-4-3 1-2 1B			B SI 85 X CU 79 1-0 F8		F FF 92 F CU 83 F FF 94 X FF 92 0-2 L9	4	0	2	0	0	0	1
5 Juan Uribe, R (1, 5) OBP: 0.316, SLG: 0.486		B CH 72 D CH 73 X CH 80 2-0 G5-4-3 1-2f		C SI 85 C FF 85 B FF 85 D CH 73 X FF 85 2-2 F4			B CU 79 X CH 79 1-0 G6-3		C CU 80 F CU 80 B FF 93 T CU 83 1-2 K	4	0	0	0	0	1	4
16 Edgar Renteria, R (1, 6) OBP: 0.313, SLG: 0.336		C FF 85 X CU 73 0-1 G5-3		B CH 71 C FF 86 X FC 81 1-1 G6-4-3 1-2f			B FF 85 B CU 79 C FF 86 X CH 71 2-1 F8		F FF 93 F FF 94 B FF 94 B FF 94 X CU 84 2-2 FC6-4 1-2f	4	0	0	0	0	0	3
33 Aaron Rowand, R (1, 8) OBP: 0.329, SLG: 0.443			B CH 78 X FF 85 1-0 P3		C CU 71 F FC 81 S CH 73 0-3 K			B CU 71 B CU 79 B CH 80 B FC 83 4-0 12 BB BB		2	0	0	0	1	1	0
12 Nate Schierholtz, L (1, 9) OBP: 0.306, SLG: 0.412			S FC 80 B CU 79 C FF 85 F CU 72 B CH 71 X FC 79 2-2 75 SH1-4 56 HR 1B		X FC 82 0-0 G4-3			B FC 83 C CH 79 F CU 78 F CU 71 B FF 83 B CU 78 D CH 73 4-2 1-2 BB		2	1	1	0	1	0	0
75 Barry Zito, L (1, 1) OBP: 0.167, SLG: 0.130 13 Jesus Guzman, R (5, PH) OBP: 0.125, SLG: 0.125 60 Waldis Joaquin, R (6, 1) 45 Dan Runzler, L (7, 1) 54 Sergio Romo, R (8, 1) 9 Kevin Frandsen, R (8, PH) OBP: 0.86, SLG: 0.150 38 Brian Wilson, R (9, 1)			B FC 83 X FC 81 1-0 SH1-4 1-2		B CU 72 B FC 80 C FF 86 B FF 86 S FC 81 S CH 73 3-3 K			B SI 89 L SI 89 B FF 90 B FF 90 X FF 90 3-1 B5		0 1 0 0 0 0 1 0	0 0 0 0 0 0 0 0	0 0 0 0 0 0 0 0	0 0 0 0 0 0 0 0	0 1 0 0 0 0 1 0	0 0 0 0 0 0 0 2	0 0 0 0 0 0 0 0
Inning Stats	R: 0 E: 0 K: 0 S: 7 H: 0 LOB: 0 BB: 0 P: 10	R: 0 E: 0 K: 0 S: 6 H: 1 LOB: 0 BB: 0 P: 8	R: 2 E: 0 K: 1 S: 11 H: 2 LOB: 0 BB: 0 P: 20	R: 0 E: 0 K: 0 S: 8 H: 1 LOB: 1 BB: 1 P: 16	R: 0 E: 0 K: 2 S: 7 H: 0 LOB: 0 BB: 0 P: 10	R: 0 E: 0 K: 0 S: 8 H: 0 LOB: 0 BB: 0 P: 11	R: 0 E: 0 K: 0 S: 4 H: 0 LOB: 0 BB: 0 P: 8	R: 0 E: 0 K: 1 S: 9 H: 0 LOB: 2 BB: 2 P: 22	R: 0 E: 0 K: 1 S: 13 H: 1 LOB: 1 BB: 0 P: 19	1B: 4 2B: 0 3B: 0 HR: 1	SF: 0 SAC: 1 DP: 2 HBP: 0			WP: 0 PB: 0 SB: 0 CS: 0	PA: 33		

PITCHER		IP	WLS	BF	H	R	ER	SO	BB	IBB	HBP	BLK	WP	HR	S	P	ERA	WHIP
49 Wade LeBlanc, L ERA: 5.01	(1, 1)	7.0	W	26	4	2	2	3	3	0	0	0	0	1	54	94	2.57	1.000
57 Luke Gregerson, R ERA: 2.98	(8, 1)	1.0	H	3	0	0	0	1	0	0	0	0	0	0	6	11	0.00	0.000
21 Heath Bell, R ERA: 1.98	(9, 1)	1.0	S	4	1	0	0	1	0	0	0	0	0	0	13	19	0.00	1.000

PITCHER	IP	WLS	BF	H	R	ER	SO	BB	IBB	HBP	BLK	WP	HR	S	P	ERA	WHIP

BOTTOM

San Diego Padres @ San Francisco Giants

AT&T Park, San Francisco, CA

Wed Sep 09 2009, 12:45 PM PDT

Att. 30,312 - Sunny - 74 F

livebaseballscorecards.com

AB	29
R	2
H	5
RBI	2
BB	3
SO	5
LOB	14

Batter	1	2	3	4	5	6	7	8	9	AB	R	H	RBI	BB	SO	LOB
15 Rafael Furcal, S (1, 6) OBP: 0.323, SLG: 0.354	C FF 91 C FF 92 F CU 76 X FF 93 0-2 ① F9	B CU 76 X SI 92 1-0 ③ F7			B CU 76 F FF 91 X FF 91 1-1 ② L4		F FF 95 B FF 96 F CH 86 F FF 96 X FF 96 1-2 16 1B 16 WP 99 1B 1B	B SI 89 C SI 86 B SI 89 X SI 87 2-1 ① P5		5	1	1	0	0	0	2
5 Mark Loretta, R (9, 5) OBP: 0.309, SLG: 0.259										0	0	0	0	0	0	0
16 Andre Ethier, L (1, 9) OBP: 0.365, SLG: 0.524	B FF 93 B SI 93 C CH 87 B CH 88 C FF 93 F FF 94 X CH 87 3-2 27 1B 7 2B 1B		B SI 91 C CU 76 B FF 91 C CU 76 S SL 85 2-3 ① K		B CU 76 F CU 75 B FF 91 X CU 74 2-1 ③ G6-3		S FF 97 1 SAFE C FF 96 F FF 97 B SL 86 F SI 98 F CH 89 F FF 97 X FF 97 1-2 27 BB 99 1B 7 SF9 1-3 1B	C SI 90 B SI 90 F SI 90 F CU 81 B CU 81 B SI 88 F CH 77 X SI 88 3-2 ② P6		5	2	2	0	0	1	1
99 Manny Ramirez, R (1, 7) OBP: 0.425, SLG: 0.556	C FF 94 B FF 94 B SL 86 B SL 87 F FF 95 F FF 93 C SL 86 3-3 ② K		F FF 94 B SI 92 B SL 87 F FF 94 X FF 94 2-2 ② G3-1			B SL 84 F SL 86 C SI 92 X SL 87 1-2 ① G4-3	X FF 98 0-0 7 SF9 27 BB 23 1B 1B 1-2 3-H	B SI 91 B SI 90 B SI 89 B FF 90 4-0 27 2B BB		4	1	1	1	1	1	1
9 Juan Pierre, L (8, PR) OBP: 0.377, SLG: 0.395										0	1	0	0	0	0	0
(8, 7)																
27 Matt Kemp, R (1, 8) OBP: 0.363, SLG: 0.503	B FF 93 C CU 76 B SL 87 X SL 86 2-1 7 2B 1-2 1B		C CU 77 B FF 93 B FF 93 S CH 87 S CH 88 2-3 ③ K			B CU 78 F SI 92 B FF 91 B CU 78 C SI 92 X SI 93 3-2 ② G6-3	B FF 97 C FF 96 B SL 87 F FF 97 D SL 88 B FF 97 4-2 23 1B 55 2B BB 1-2 2-3	F SI 89 X SI 91 0-1 1-H 2B		4	2	2	1	1	1	0
17 Jason Repko, R (9, 8)										0	0	0	0	0	0	0
7 James Loney, L (1, 3) OBP: 0.354, SLG: 0.400	B FF 93 F FF 92 X CH 85 1-1 1-H 2-H 2B			B SI 91 F SI 91 X FF 92 1-1 ① F7		F SI 93 X SI 92 0-1 23 HR 1B	B SI 90 C SI 92 X SI 92 1-1 ① SF9 2-3 3-H	B SI 90 B SI 89 C SI 91 X SI 90 2-1 ③ G1-3		4	1	2	3	0	0	2
23 Casey Blake, R (1, 5) OBP: 0.356, SLG: 0.467	B CU 76 B FF 92 C FF 93 C FF 93 B SL 85 S FF 93 3-3 ③ K			B FF 92 C FF 92 C SI 91 B SL 85 F SI 92 B SL 87 B FF 94 4-2 3 G5-4-3 BB		B CU 77 B SI 91 X SI 92 2-0 1-H HR	B SI 92 B SI 91 F FF 92 X SI 90 2-1 55 2B 1B 1-3 3-H		X SI 89 0-0 ① G1-3	3	2	2	3	1	1	1
14 Juan Castro, R (7, 5) OBP: 0.333, SLG: 0.367										1	0	0	0	0	0	0
(9, 6)																
3 Ronnie Belliard, R (1, 4) OBP: 0.299, SLG: 0.401		X FF 91 0-0 ① L7		B FF 91 B SI 92 C FF 92 X FF 92 2-1 ② ③ G5-4-3 1-2f		C FF 92 X CU 78 0-1 2B	F SL 82 X SI 92 0-1 ② P4		X CU 78 0-0 ② G2-3	5	0	1	0	0	0	3
55 Russell Martin, R (1, 2) OBP: 0.356, SLG: 0.322		C FF 91 F CU 76 B SL 86 X FF 93 1-2 ② G4-3			B FF 90 F FF 90 X FF 91 1-1 18 SH3 1B	I IN 80 I IN 80 I IN 79 I IN 80 4-0 IBB	F SI 93 B SI 92 D SL 83 B SI 92 F SI 92 F SI 92 X SL 82 3-2 1-H 3-H 2B		B SI 87 X SI 88 1-0 ③ G1-3	4	0	2	2	1	0	0
49 A.J. Ellis, R (9, 2)										0	0	0	0	0	0	0
18 Hiroki Kuroda, R (1, 1) OBP: 0.200, SLG: 0.130		B FF 92 C FF 92 B SL 88 B FF 93 C FF 93 B FF 94 4-2 BB			B FF 92 X FF 92 1-0 ① SH3 1-2	S FF 92 F SL 86 S SL 85 0-3 ③ K	S FF 92 F SI 92 C FF 92 0-3 ③ K			2	0	0	0	1	2	3
38 Ramon Troncoso, R (9, 1)										0	0	0	0	0	0	0

TOP

Los Angeles Dodgers @ San Francisco Giants
AT&T Park, San Francisco, CA
Fri Sep 11 2009, 7:15 PM PDT
Att. 39,212 - Partly Cloudy - 69 F

livebaseballscorecards.com

AB	37
R	10
H	13
RBI	10
BB	5
SO	6
LOB	13

Inning Stats	1	2	3	4	5	6	7	8	9
	R: 2 E: 0 K: 2 S: 19	R: 0 E: 0 K: 0 S: 7	R: 0 E: 0 K: 2 S: 9	R: 0 E: 0 K: 0 S: 7	R: 0 E: 0 K: 0 S: 7	R: 2 E: 0 K: 1 S: 14	R: 5 E: 0 K: 1 S: 27	R: 1 E: 0 K: 0 S: 11	R: 0 E: 0 K: 0 S: 3
	H: 3 LOB: 1 BB: 0 P: 31	H: 0 LOB: 1 BB: 1 P: 13	H: 0 LOB: 0 BB: 0 P: 15	H: 0 LOB: 0 BB: 1 P: 14	H: 1 LOB: 1 BB: 0 P: 12	H: 3 LOB: 2 BB: 1 P: 24	H: 5 LOB: 1 BB: 1 P: 39	H: 1 LOB: 2 BB: 1 P: 22	H: 0 LOB: 0 BB: 0 P: 4

1B: 8	SF: 1	WP: 1	PA: 44
2B: 4	SAC: 1	PB: 0	
3B: 0	DP: 1	SB: 0	
HR: 1	HBP: 0	CS: 0	

PITCHER		IP	WLS	BF	H	R	ER	SO	BB	IBB	HBP	BLK	WP	HR	S	P	ERA	WHIP
18 Matt Cain, R ERA: 2.61	(1, 1)	6.0	L	27	7	4	4	5	2	1	0	0	0	1	63	109	6.00	1.500
47 Merkin Valdez, R ERA: 5.72	(7, 1)	0.0		4	3	4	4	0	1	0	0	0	1	0	14	20	∞	∞
46 Bob Howry, R ERA: 3.49	(7, 1)	1.0		5	2	1	1	1	0	0	0	0	0	0	13	19	9.00	2.000
49 Joe Martinez, R ERA: 7.31	(8, 1)	2.0		8	1	1	1	0	1	0	0	0	0	0	14	26	4.50	1.000

PITCHER		IP	WLS	BF	H	R	ER	SO	BB	IBB	HBP	BLK	WP	HR	S	P	ERA	WHIP

BOTTOM

Los Angeles Dodgers @ San Francisco Giants
AT&T Park, San Francisco, CA
Fri Sep 11 2009, 7:15 PM PDT
Att. 39,212 - Partly Cloudy - 69 F

livebaseballscorecards.com

Batter	1	2	3	4	5	6	7	8	9	AB	R	H	RBI	BB	SO	LOB
8 Eugenio Velez, S (1, 7) (8, 8) OBP: 0.324, SLG: 0.425	B SI 90 C SI 90 X SI 92 1-1 F7 ①		C SL 82 B SI 93 F SI 94 B SI 90 X SI 92 2-2 L6 ②			B CU 82 X SI 92 1-0 F8 ②			C C SI 94 B CU 79 B SI 93 F SI 93 X SI 92 2-2 G4-3 ①	4	0	0	0	0	0	0
21 Freddy Sanchez, R (1, 4) OBP: 0.328, SLG: 0.425 35 Rich Aurilia, R (8, 5) OBP: 0.270, SLG: 0.297	C SI 92 B SI 92 C SI 92 F FS 87 S SL 86 1-3 K ②		F FF 93 S FS 86 S SL 88 0-3 K ③			S FF 94 B SL 86 X SL 86 1-1 G5-3 ③			F SI 91 C SI 93 B CU 79 X CU 77 1-2 P5 ②	3 0 0 0 0 2 0 1 0 0 0 0 0 0						
48 Pablo Sandoval, S (1, 3) OBP: 0.379, SLG: 0.546 35 Travis Ishikawa, L (8, 3) OBP: 0.316, SLG: 0.392	S SI 94 F SI 94 X FF 93 0-2 P5 ③			B SI 93 F FF 92 B SI 93 B SI 93 X SI 93 3-1 F7 ①			B SI 91 C SI 91 X SL 85 1-1 F8 ①		B SI 91 F SI 92 B CU 77 B SI 91 X SI 93 3-1 9 2B 1B	3 0 0 0 0 0 0 1 1 1 0 0 0 0						
1 Bengie Molina, R (1, 2) OBP: 0.279, SLG: 0.432 9 Kevin Frandsen, R (8, 4) OBP: 0.205, SLG: 0.195		B SI 93 X SL 85 1-0 5 2B 12 G6-3 1B		S FF 94 B FF 92 F SI 94 S SL 87 1-3 K ②			X FF 93 0-0 F8 ②		S SI 89 B SI 92 B SI 94 X SI 93 2-1 1-H 2B	3 1 1 0 0 1 0 1 0 1 1 0 0 0						
5 Juan Uribe, R (1, 5) OBP: 0.316, SLG: 0.488 49 Joe Martinez, L (8, 1) OBP: 0.250, SLG: 0.375 23 Ryan Garko, R (9, PH) OBP: 0.343, SLG: 0.432		X SI 92 0-0 12 G6-3 1-3 2B		X 0-0 G6-3 ③			C SL 83 B SI 94 B SL 86 F SI 93 S SL 85 2-3 K ③		F SI 91 B CU 76 X SI 92 1-1 G6-3 ③	3 0 1 0 0 1 0 0 0 0 0 0 0 0 1 0 0 0 0 0 1						
12 Nate Schierholtz, L (1, 9) OBP: 0.303, SLG: 0.407		B SI 93 B SL 84 X SI 93 2-0 G6-3 ① 2-3 3-H	C CU 82 B SI 89 X FF 92 1-1 L3 ①					B SI 92 X SI 90 1-0 P6 ①		3 0 0 1 0 0 1						
33 Aaron Rowand, R (1, 8) OBP: 0.328, SLG: 0.441 20 John Bowker, L (8, 7) OBP: 0.250, SLG: 0.405		F SI 93 X SI 94 0-1 G5-3 ②	C SL 87 S SL 86 X SL 86 0-2 G5-3 ②					B CU 80 B CU 80 X SI 92 2-0 29 G5-3 3B		2 0 0 0 0 0 1 1 1 1 0 0 0 0						
16 Edgar Renteria, R (1, 6) OBP: 0.312, SLG: 0.334 29 Ryan Rohlinger, R (8, 6) OBP: 0.182, SLG: 0.100		B SI 93 C SL 87 B SI 94 X SI 93 2-1 G6-3 ③	B FF 94 X SI 92 1-0 F8 ③					B SI 93 B SI 92 B SI 91 C FF 92 S SI 92 X SI 93 3-2 G5-3 ② 3-H		2 0 0 0 0 0 1 1 0 0 1 0 0 0						
18 Matt Cain, R (1, 1) OBP: 0.200, SLG: 0.179 14 Fred Lewis, L (6, PH) OBP: 0.356, SLG: 0.404 47 Merkin Valdez, R (7, 1) 46 Bob Howry, L (7, 1) 28 Buster Posey, R (8, 2)			C SI 92 B SL 85 X SI 93 1-1 G5-3 ①			C SI 92 B FF 92 B FF 91 X SI 93 2-1 G2-3 ①		B SL 84 C FF 93 F SL 86 B SL 85 S FF 93 2-3 K ③		1 0 0 0 0 0 0 1 0 0 0 0 0 0 0 0 0 0 0 0 0 0 0 0 0 0 0 0 1 0 0 0 0 1 0						
Inning Stats	R: 0 H: 0 E: 0 LOB: 0 K: 1 BB: 0 S: 9 P: 11	R: 1 H: 2 E: 0 LOB: 1 K: 0 BB: 0 S: 7 P: 12	R: 0 H: 0 E: 0 LOB: 0 K: 1 BB: 0 S: 8 P: 11	R: 0 H: 0 E: 0 LOB: 0 K: 1 BB: 0 S: 6 P: 10	R: 0 H: 0 E: 0 LOB: 0 K: 0 BB: 0 S: 6 P: 8	R: 0 H: 0 E: 0 LOB: 0 K: 0 BB: 0 S: 5 P: 9	R: 0 H: 0 E: 0 LOB: 0 K: 1 BB: 0 S: 6 P: 9	R: 1 H: 1 E: 0 LOB: 0 K: 1 BB: 0 S: 8 P: 16	R: 1 H: 2 E: 0 LOB: 1 K: 0 BB: 0 S: 13 P: 22	1B: 2 SF: 0 2B: 2 SAC: 0 3B: 1 DP: 0 HR: 0 HBP: 0						

	AB	32
	R	3
	H	5
	RBI	3
	BB	0
	SO	5
	LOB	4

WP: 0 PA: 32
PB: 0
SB: 0
CS: 0

PITCHER	IP	WLS	BF	H	R	ER	SO	BB	IBB	HBP	BLK	WP	HR	S	P	ERA	WHIP
18 Hiroki Kuroda, R (1, 1) ERA: 4.0	8.0	W	27	3	2	2	5	0	0	0	0	0	0	55	86	2.25	0.375
38 Ramon Troncoso, R (9, 1) ERA: 2.59	1.0		5	2	1	1	0	0	0	0	0	0	0	13	22	9.00	2.000

PITCHER	IP	WLS	BF	H	R	ER	SO	BB	IBB	HBP	BLK	WP	HR	S	P	ERA	WHIP

Batter	1	2	3	4	5	6	7	8	9	AB	R	H	RBI	BB	SO	LOB
15 Rafael Furcal, S (1, 6) OBP: 0.322, SLG: 0.354	C FF 94 B FF 93 F FF 93 X SL 83 1-2 G4-3		F FF 90 B SI 92 B SL 79 C FF 92 C SI 91 2-3 K	B FF 90 C CH 79 F SL 80 B FF 91 B CH 84 X CH 83 3-2 G6-3		C FF 90 S CU 72 B FC 89 B CU 68 B FC 87 X CU 70 3-2 2-H 2B		C SI 93 F SI 85 F SL 86 X SI 96 0-2 1-2f FC6-4 9 G5-3	B FF 95 B FF 95 B FF 95 C FF 95 X FF 95 3-1 G4-3	5	0	1	1	0	1	1
14 Juan Castro, R (9, PH) OBP: 0.330, SLG: 0.364										1	0	0	0	0	0	1
(9, 6)																
9 Juan Pierre, L (1, 8) OBP: 0.375, SLG: 0.390	C SI 94 B SL 83 B SL 80 B FF 92 C FF 92 C FF 92 3-3 K		B SI 91 F SI 90 X SI 91 1-1 G1-3		C FF 88 B SL 80 B SI 89 B FF 88 B SI 89 4-1 99 S 27 2B BB	F FC 89 B FC 89 F CU 70 F FC 88 S FC 88 1-3 K		C FF 94 B SI 93 B SI 82 F SI 93 X SI 95 2-2 G5-3 1-2		4	1	0	0	1	2	2
(7, 7)																
99 Manny Ramirez, R (1, 7) OBP: 0.426, SLG: 0.562	F FF 93 X FF 93 0-1 G5-3		T FF 92 B SL 80 C SL 81 X CH 87 1-2 27 FC5-4 1B		1 SAFE B FF 90 S CH 81 X FF 90 1-1 F8 1-2		B SI 95 B SI 95 F SI 95 B SL 86 X SI 95 3-1 27 WP 3B	C SI 94 C SI 85 H SI 97 1-2 HBP		4	1	2	0	0	0	1
56 Hung-Chih Kuo, L (7, 1)										0	0	0	0	0	0	0
26 Doug Mientkiewicz, L (8, PH) OBP: 0.400, SLG: 0.444										0	0	0	0	0	0	0
54 Ronald Belisario, R (8, 1)										0	0	0	0	0	0	0
3 Ronnie Belliard, R (9, 5) OBP: 0.299, SLG: 0.401																
27 Matt Kemp, R (1, 9) OBP: 0.362, SLG: 0.502		B FF 91 F FF 92 B CH 85 B FF 92 C FF 90 X FF 92 3-2 E4 23 1B 23 S 44 1B	B FF 91 B FF 91 X FF 91 2-0 1-2f FC5-4		C SL 82 X FF 89 0-1 2-H 2B		C SI 96 F SI 96 F SL 88 B SI 95 B FF 89 F SI 97 S SI 96 2-3 3-H K2-3	B SI 89 C CU 78 S CU 78 F CU 78 X SI 90 1-2 P3		5	1	1	1	0	1	3
(7, 8)																
23 Casey Blake, R (1, 5) OBP: 0.361, SLG: 0.468		C SI 91 B FF 91 C FF 92 X FF 92 1-2 55 BB 44 1B 1-3 1B		B FF 90 B SL 75 B FF 90 B FF 91 4-0 7 1B 55 HR BB	C FC 90 D CU 73 F FC 89 C FC 89 1-3		C SI 96 F SI 96 X SI 96 0-2 55 G5-3 7 BB 1B		C SI 85 B CU 77 B CU 78 B CU 77 B FF 88 4-1 7 HR BB	3	2	2	0	2	1	1
31 James McDonald, L (9, 1)										0	0	0	0	0	0	0
7 James Loney, L (1, 3) OBP: 0.356, SLG: 0.407		C SI 92 F SI 92 S SL 82 0-3 K		1 SAFE C FF 90 C SI 90 B FF 91 B SI 90 X SL 77 2-2 1-2 55 HR 1B	D CU 72 X SL 83 1-0 G4-3		B SI 95 B SI 95 B SI 94 B SI 95 4-0 1-2 55 G5-3 BB		B SI 85 D SI 87 F FF 86 B CU 75 X FF 85 3-1 1-H HR	4	2	2	2	1	1	3
55 Russell Martin, R (1, 2) OBP: 0.358, SLG: 0.329		B FF 92 B CH 81 C FF 91 B FF 91 B FF 91 4-1 44 1B 1-2 BB		B SI 90 B SL 78 C FF 90 B FF 88 X FF 90 3-1 1-H 2-H HR		C CU 72 B SL 81 F SL 82 B CU 72 B FC 88 B FF 89 4-2 13 G4-3 15 2B BB	B SI 95 C SI 96 B SI 96 X SI 95 2-1 1-2 2-3 G5-3		X CU 75 0-0 F9	3	2	1	3	2	0	2
13 Orlando Hudson, S (1, 4) OBP: 0.355, SLG: 0.415		C SL 76 B FF 92 X FF 92 1-1 P4		B FF 90 S CH 81 B FF 91 F FF 90 X SL 81 2-2 G6-3		X FC 89 0-0 1-2 G4-3	C FF 96 X SI 84 0-1 G4-3		B SI 83 S CH 77 B CH 77 B FF 84 B FF 83 4-1 BB	4	0	0	0	1	0	6
44 Vicente Padilla, R (1, 1) OBP: 0.200, SLG: 0.200		C SI 90 S SL 79 B SL 82 F SL 80 X SL 82 1-2 1-3 2-H 3-H 1B		B FF 89 B FF 91 C FF 89 S FF 89 F FF 89 S CH 81 2-3 K		C FC 89 C CU 71 S CU 69 0-3 K2-3		B FF 94 C SI 94 B SI 83 B SL 85 B SI 92 4-1 15 FC6-4 BB	C FF 94 F FF 95 B SL 82 B SL 83 F FF 95 F FF 96 X FF 95 2-2 F7	3	0	1	1	0	2	1
16 Andre Ethier, L (7, 9) OBP: 0.365, SLG: 0.523										1	0	0	0	1	0	1
Inning Stats	R: 0 E: 0 K: 1 S: 8 H: 0 LOB: 0 BB: 0 P: 12	R: 1 E: 1 K: 1 S: 16 H: 2 LOB: 2 BB: 1 P: 26	R: 0 E: 0 K: 1 S: 9 H: 1 LOB: 1 BB: 0 P: 15	R: 3 E: 0 K: 1 S: 15 H: 2 LOB: 0 BB: 1 P: 31	R: 1 E: 0 K: 1 S: 9 H: 1 LOB: 1 BB: 1 P: 16	R: 1 E: 0 K: 2 S: 13 H: 1 LOB: 1 BB: 1 P: 21	R: 1 E: 0 K: 1 S: 14 H: 2 LOB: 2 BB: 1 P: 25	R: 0 E: 0 K: 0 S: 14 H: 0 LOB: 2 BB: 1 P: 22	R: 2 E: 0 K: 0 S: 12 H: 1 LOB: 1 BB: 2 P: 28	1B: 5 2B: 2 3B: 1 HR: 2 SF: 0 SAC: 0 DP: 0 HBP: 1	WP: 1 PB: 0 SB: 2 CS: 0 PA: 46					

PITCHER		IP	WLS	BF	H	R	ER	SO	BB	IBB	HBP	BLK	WP	HR	S	P	ERA	WHIP
57 Jonathan Sánchez, L ERA: 4.16	(1, 1)	4.1	L	21	5	5	4	4	3	0	0	0	0	1	51	92	8.31	1.846
49 Brandon Medders, R ERA: 3.26	(5, 1)	1.2		8	2	1	1	3	1	0	0	0	0	0	19	29	5.40	1.800
60 Waldis Joaquin, R ERA: 5.06	(7, 1)	1.2		10	2	1	1	1	2	0	1	0	1	0	24	42	5.40	2.400
45 Justin Miller, R ERA: 3.18	(8, 1)	0.2		5	1	2	2	0	2	0	0	0	0	1	9	21	27.00	4.500
47 Merkin Valdez, R ERA: 5.63	(9, 1)	0.2		2	0	0	0	0	0	0	0	0	0	0	7	12	0.00	0.000

PITCHER	IP	WLS	BF	H	R	ER	SO	BB	IBB	HBP	BLK	WP	HR	S	P	ERA	WHIP

TOP

Los Angeles Dodgers @ San Francisco Giants
AT&T Park, San Francisco, CA
Sat Sep 12 2009, 6:05 PM PDT
Att. 41,710 - Overcast - 63 F

livebaseballscorecards.com

AB	37
R	9
H	10
RBI	8
BB	8
SO	8
LOB	22

BOTTOM

Los Angeles Dodgers @ San Francisco Giants
AT&T Park, San Francisco, CA
Sat Sep 12 2009, 6:05 PM PDT
Att. 41,710 - Overcast - 63 F

livebaseballscorecards.com

Batter	1	2	3	4	5	6	7	8	9	AB	R	H	RBI	BB	SO	LOB
8 Eugenio Velez, S (1, 4) OBP: 0.319, SLG: 0.417	C FF 90 C FF 94 T CU 74 0-2 ① **K**		B CU 70 C FF 92 F CU 75 F CU 77 X SI 93 1-2 ② **G4-3** 2-3		B CU 72 F SI 93 F SI 94 B SI 94 F CU 76 S CU 76 2-3 ② **K**		X FF 94 0-0 ③ **F7**			4	0	0	0	0	2	4
16 Edgar Renteria, R (1, 6) OBP: 0.309, SLG: 0.331	S FF 93 C FF 95 X CU 75 0-2 ② **F8**		B CU 75 F SI 94 X SI 93 1-1 ③ **L1**		B CU 74 C SI 93 F SI 93 B FF 94 X SI 93 2-2 ③ **G6-3**			B SI 94 B SI 93 C SI 94 F SI 95 S SI 93 2-3 ① **K**		4	0	0	0	0	1	3
48 Pablo Sandoval, S (1, 3) OBP: 0.377, SLG: 0.541	B EP 50 X FF 95 1-0 ③ **G6-3**			B FS 79 X FF 92 1-0 ① **G4-3**		C FF 92 B CH 88 B SI 88 X FF 91 2-1 ① **F7**		S SI 94 B SI 95 X SI 93 1-1 ② **F9**		4	0	0	0	0	0	0
1 Bengie Molina, R (1, 2) OBP: 0.279, SLG: 0.430		F FF 91 X SI 93 0-1 5 G6-3 1B		C SI 90 X CU 65 0-1 ② **G6-3**		F FF 91 S SL 81 B SI 90 X CU 75 1-2 ② **P4**		F SI 95 X SI 94 0-1 ③ **G3**		4	0	1	0	0	0	0
5 Juan Uribe, R (1, 5) OBP: 0.318, SLG: 0.486		C SL 84 X SI 93 0-1 ① ② **G6-3** 1-2f		B EP 56 B SI 91 F FF 92 X SI 93 2-1 **1B**		S FF 93 B SL 84 B SI 92 B FF 90 S FF 92 B SI 91 4-2 **BB**			C FF 93 S CH 77 F FF 94 S CU 76 0-3 ① **K**	3	0	1	0	1	1	1
20 John Bowker, L (1, 7) OBP: 0.238, SLG: 0.385 49 Brandon Medders, R (5, 1) 14 Fred Lewis, L (6, PH) OBP: 0.354, SLG: 0.403 60 Waldis Joaquin, R (7, 1) 45 Justin Miller, R (8, 1) 47 Merkin Valdez, R (9, 1) 35 Travis Ishikawa, L (9, PH) OBP: 0.315, SLG: 0.391		C EP 59 S FF 93 C SI 93 0-3 ③ **K**		C FF 91 X CU 74 0-1 ③ **L9**		1 SAFE C FF 90 B CU 73 S FF 91 X CU 76 1-2 ③ **G4-3**			C FF 94 B FF 94 C FF 95 B CU 77 S CU 76 2-3 ② **K**	2 0 1 0 0 0 1	0 0 0 0 0 0 0	0 0 0 0 0 0 0	0 0 0 0 0 0 0	0 0 0 0 0 0 0	1 0 0 0 0 0 1	1 0 1 0 0 0 0
2 Randy Winn, S (1, 9) (5, 7) OBP: 0.316, SLG: 0.360			C FF 92 B SI 92 F CU 74 B FF 94 B SI 92 B SI 94 4-2 57 SH 57 SH **BB**		B FF 91 F FF 91 B FF 91 F FF 92 F CU 76 B SI 91 F FF 92 F FF 91 B FF 92 4-2 12 2B **BB**		S FF 93 F FF 95 B FF 94 F FF 92 B CH 87 B FF 95 S FF 95 3-3 ① **K**		B FF 94 X FF 94 1-0 ③ **G3**	2	1	0	0	2	1	0
33 Aaron Rowand, R (1, 8) OBP: 0.326, SLG: 0.438			C SI 91 F SI 92 C CU 76 0-3 ① **K**		F SI 92 C CU 73 S FF 94 0-3 ① **K**		S SL 86 B FF 94 X FF 93 1-1 ② **G5-3**			3	0	0	0	0	2	2
57 Jonathan Sánchez, L (1, 1) OBP: 0.132, SLG: 0.057 12 Nate Schierholtz, L (5, 9) OBP: 0.308, SLG: 0.415			X SI 92 0-0 SH 8 G4-3 1-H		C EP 56 X FF 91 0-1 1-3 **2B**		C FF 96 X SL 86 0-1 **1B**			0 2	0 0	0 2	0 0	0 0	0 0	0 0
Inning Stats	R: 0 E: 0 K: 1 S: 7 H: 0 LOB: 0 BB: 0 P: 8	R: 0 E: 0 K: 1 S: 7 H: 1 LOB: 0 BB: 0 P: 7	R: 1 E: 1 K: 1 S: 12 H: 0 LOB: 1 BB: 1 P: 18	R: 0 E: 0 K: 0 S: 7 H: 1 LOB: 1 BB: 0 P: 10	R: 0 E: 0 K: 2 S: 17 H: 1 LOB: 2 BB: 1 P: 25	R: 0 E: 0 K: 0 S: 10 H: 0 LOB: 1 BB: 1 P: 18	R: 0 E: 0 K: 1 S: 9 H: 1 LOB: 1 BB: 0 P: 13	R: 0 E: 0 K: 1 S: 7 H: 0 LOB: 0 BB: 0 P: 10	R: 0 E: 0 K: 2 S: 8 H: 0 LOB: 0 BB: 0 P: 11	1B: 3 2B: 1 3B: 0 HR: 0	SF: 0 SAC: 1 DP: 1 HBP: 0			WP: 0 PB: 0 SB: 0 CS: 0	PA: 34		

	AB	30
	R	1
	H	4
	RBI	0
	BB	3
	SO	9
	LOB	12

PITCHER		IP	WLS	BF	H	R	ER	SO	BB	IBB	HBP	BLK	WP	HR	S	P	ERA	WHIP
44 Vicente Padilla, R ERA: 4.42	(1, 1)	6.0	W	24	3	1	0	5	3	0	0	0	0	0	60	86	0.00	1.000
56 Hung-Chih Kuo, L ERA: 2.66	(7, 1)	1.0		4	1	0	0	1	0	0	0	0	0	0	9	13	0.00	1.000
54 Ronald Belisario, R ERA: 2.0	(8, 1)	1.0		3	0	0	0	1	0	0	0	0	0	0	7	10	0.00	0.000
31 James McDonald, R ERA: 4.07	(9, 1)	1.0		3	0	0	0	2	0	0	0	0	0	0	8	11	0.00	0.000

PITCHER	IP	WLS	BF	H	R	ER	SO	BB	IBB	HBP	BLK	WP	HR	S	P	ERA	WHIP

Batter	1	2	3	4	5	6	7	8	9	AB	R	H	RBI	BB	SO	LOB
15 Rafael Furcal, S (1, 6) OBP: 0.321, SLG: 0.352	B FF 93 C FF 94 C CU 79 F CU 79 F FF 94 B FS 86 X FF 95 2-2 ① L3		B FF 93 B FF 94 C FF 93 B FF 94 B FF 94 4-1 BB		C FF 93 B FS 87 F FS 88 X FF 95 1-2 ③ G4-3		X FS 84 0-0 ③ G4-3			3	0	0	0	1	0	0
9 Juan Pierre, L (1, 7) OBP: 0.374, SLG: 0.388	B FF 94 X FF 95 1-0 ② F7		C FF 92 X FS 86 0-1 ③ F8			C FF 92 X FS 84 0-1 16 G4-3 1B		B FF 94 B FF 94 C FF 94 X FF 94 2-1 ① F7		4	0	1	0	0	0	1
16 Andre Ethier, L (1, 9) OBP: 0.366, SLG: 0.522	C FF 94 B FF 95 B FS 88 F FF 94 B FF 95 X FS 88 3-2 27 FC5-4 1B			X FS 85 0-0 ① G4-3		C CU 78 F FF 94 X CU 79 0-2 ① G4-3 1-2		C SI 95 B SI 95 B SI 95 S FF 95 F FF 95 H CU 80 3-2 7 WP HBP		3	0	1	0	0	0	1
27 Matt Kemp, R (1, 8) OBP: 0.361, SLG: 0.500	C FF 93 1 SAFE S FS 86 X FS 87 0-2 ③ FC5-4 1-2f			B FF 93 B FS 87 X FF 95 2-0 23 PB 7 CI 1B		B FS 87 X SI 94 1-0 ② F7		C SI 93 C CU 81 B CU 80 S FF 94 1-3 ② K		4	0	1	0	0	1	3
7 James Loney, L (1, 3) OBP: 0.358, SLG: 0.406		B CU 78 B FF 94 B FF 94 C FF 94 F FF 95 B FS 88 4-2 3 L8-3 BB		B FF 92 B FS 87 C FF 93 1 SAFE F FS 87 2-2 CI 1-2		D FS 86 F FF 95 F FS 86 X CU 80 1-2 ③ F8		D CU 80 C FF 94 B FF 95 D SI 95 B FF 95 4-1 1-2 BB		1	0	0	0	2	0	1
23 Casey Blake, R (1, 5) OBP: 0.360, SLG: 0.466		X FF 93 0-0 ① F8		C CU 79 C CU 79 D FS 87 F FF 95 D CU 80 S SI 94 2-3 ② K 2-3			C FS 89 C FS 85 B CU 78 X FF 92 1-2 55 HR 1B	C SL 78 B SL 77 C FF 90 F SL 77 B SL 75 S SL 74 2-3 ③ K		4	1	1	0	0	2	5
3 Ronnie Belliard, R (1, 4) OBP: 0.294, SLG: 0.394		B FF 94 1 SAFE X FS 86 1-0 ②③ L8-3 1-1		C FF 96 F FF 96 X CU 81 0-2 ③ G5-3			B CU 77 C FF 92 F FS 85 C FF 93 1-3 ① K		C FF 92 B SI 93 F FF 94 X FF 94 1-2 ① F8	4	0	0	0	0	1	4
55 Russell Martin, R (1, 2) OBP: 0.357, SLG: 0.335			X FF 93 0-0 ① G6-3		C CU 77 B FF 94 B FS 87 X FF 95 2-1 ① F9		B FS 85 B FF 92 C SI 93 B SI 93 X SI 93 3-1 1-H HR		C SL 86 C SL 88 X SL 89 0-2 ② L5	4	1	1	2	0	0	0
58 Chad Billingsley, R (1, 1) OBP: 0.000, SLG: 0.000 26 Doug Mientkiewicz, L (8, PH) 36 Jeff Weaver, R (8, 1) OBP: 0.231, SLG: 0.231 54 Ronald Belisario, R (8, 1) 57 Scott Elbert, L (8, 1) OBP: 0.286, SLG: 0.429 5 Mark Loretta, R (7, PH) OBP: 0.357, SLG: 0.357 38 Ramon Troncoso, R (7, 1) 37 Charlie Haeger, R (8, 1) 13 Orlando Hudson, S (9, PH) OBP: 0.304, SLG: 0.414			C FF 92 F FF 95 X CU 78 0-2 ② G6-3	B FF 92 X FF 93 1-0 ② G4-3		C SI 92 F FF 93 X FF 95 0-2 ② G3		C FF 94 S SL 88 X SI 95 0-2 ③ G6-3	1 0 0 0 0 0 0 1 0 0 0 0 0 0 0 0 0 0 0 0 0 0 0 0 0 0 0 0 0 0 0 0 0 0 0 1 0 0 0 0 0 0 0 0 0 0 0 0 0 0 0 0 0 0 0 0 1 0 0 0 0 0 0							
Inning Stats	R: 0 E: 0 K: 0 S: 12 H: 1 LOB: 1 BB: 0 P: 18	R: 0 E: 0 K: 0 S: 4 H: 0 LOB: 0 BB: 1 P: 9	R: 0 E: 0 K: 0 S: 7 H: 0 LOB: 1 BB: 1 P: 11	R: 0 E: 1 K: 1 S: 11 H: 1 LOB: 2 BB: 0 P: 17	R: 0 E: 0 K: 0 S: 6 H: 0 LOB: 0 BB: 0 P: 10	R: 0 E: 0 K: 0 S: 9 H: 1 LOB: 1 BB: 0 P: 11	R: 2 E: 0 K: 1 S: 12 H: 2 LOB: 0 BB: 0 P: 17	R: 0 E: 0 K: 2 S: 13 H: 0 LOB: 2 BB: 1 P: 25	R: 0 E: 0 K: 0 S: 9 H: 0 LOB: 0 BB: 0 P: 10	1B: 4 2B: 1 3B: 0 HR: 1 SF: 0 SAC: 0 DP: 1 HBP: 1							

PITCHER		IP	WLS	BF	H	R	ER	SO	BB	IBB	HBP	BLK	WP	HR	S	P	ERA	WHIP
31 Brad Penny, R ERA: 5.04	(1, 1)	7.0	W	28	5	2	2	2	2	0	0	0	0	1	61	93	2.57	1.000
41 Jeremy Affeldt, L ERA: 1.87	(8, 1)	0.2		4	0	0	0	1	1	0	1	0	1	0	9	19	0.00	1.500
54 Sergio Romo, R ERA: 4.45	(8, 1)	0.1		1	0	0	0	1	0	0	0	0	0	0	4	6	0.00	0.000
38 Brian Wilson, R ERA: 2.69	(9, 1)	1.0		3	0	0	0	0	0	0	0	0	0	0	9	10	0.00	0.000

PITCHER	IP	WLS	BF	H	R	ER	SO	BB	IBB	HBP	BLK	WP	HR	S	P	ERA	WHIP

TOP

Los Angeles Dodgers @ San Francisco Giants
AT&T Park, San Francisco, CA
Sun Sep 13 2009, 1:05 PM PDT
Att. 40,579 - Overcast - 70 F

livebaseballscorecards.com

AB	31
R	2
H	5
RBI	2
BB	3
SO	4
LOB	15

WP: 1	PA: 36		
PB: 1			
SB: 0			
CS: 0			

Batter	1	2	3	4	5	6	7	8	9	AB	R	H	RBI	BB	SO	LOB
56 Andres Torres, S (1, 8) OBP: 0.339, SLG: 0.471	C FF 91 B FC 89 X FF 92 1-1 21 G6-3 1B		B FF 88 B FC 88 C FF 90 F FC 87 F SL 79 C FC 84 2-3 ① K	D CU 72 F FC 88 B SL 80 F SL 81 S SL 80 2-3 ③ K		B SI 92 B CH 84 F SI 90 B SI 91 F SI 90 F SI 90 F SI 90 B SI 91 4-2 21 WP 21 1B 1-2 2-3 3-H BB		F CU 71 F KN 67 X CU 75 0-2 ② P5		4	1	1	1	1	2	2
21 Freddy Sanchez, R (1, 4) OBP: 0.329, SLG: 0.425	1 SAFE B FF 90 X SI 90 1-0 ①② G6-3 1-2f		B FF 91 C FC 88 B CU 65 S FF 92 X FF 94 2-2 ② G6-3		X SI 86 0-0 2 1B 48 FC3-6-2 1B	B SI 93 B SI 93 S SI 92 X SI 94 2-1 48 1B 1-H 2-H 3-H 1B		C CU 72 B KN 74 S KN 72 S KN 75 1-3 ③ K		5	0	2	2	0	1	1
2 Randy Winn, S (1, 7) OBP: 0.317, SLG: 0.362	C FF 93 F CU 67 B FF 91 S SL 79 1-3 ③ K		B FF 93 B SI 88 X FF 88 2-0 48 E 1B		S CU 73 X SI 88 0-1 48 FC3-6-2 1-3 1B	S SI 94 B SI 94 F SI 94 B SI 95 S SI 94 2-3 ② K				4	0	2	0	0	2	1
48 Pablo Sandoval, S (1, 5) OBP: 0.377, SLG: 0.541		B SI 89 X FF 88 1-0 5 HR 1B	1 SAFE D SL 77 B FF 91 C FF 91 1 SAFE X SL 80 2-1 ③ G6-3 1-2		F SI 89 F SL 79 F FF 89 B FF 90 X SI 89 1-2 ①② FC3-6-2 1-2 3-H	S SI 96 B SI 94 X SI 95 1-1 1-3 1B				4	1	2	0	0	0	3
12 Nate Schierholtz, L (1, 9) OBP: 0.307, SLG: 0.416		F FC 88 C SL 76 S SL 79 0-3 ① K	C SL 77 S FC 89 B FF 90 F FC 89 X SL 79 1-2 5 1B 35 2B 2B	C CU 76 F CU 76 1 SAFE S SL 80 0-3 ③ K	B FF 93 B FF 94 F FF 92 S FF 93 F FF 94 F FF 93 F SL 88 X SL 88 2-2 ③ G4-3				4	1	1	0	0	2	4
5 Juan Uribe, R (1, 6) OBP: 0.323, SLG: 0.498		B FF 90 B FF 93 C FC 89 S FC 84 X FC 86 2-2 1-H HR	B SL 79 F FF 91 D CU 69 X FF 93 2-1 35 2B 1B 2-3		C CU 78 F SL 79 B SL 79 X SL 79 1-2 22 1B 35 1B 56 BB 1B	B SI 90 S SI 91 C SI 92 S CU 78 1-3 ① K				4	2	3	2	0	1	0
35 Travis Ishikawa, L (1, 3) OBP: 0.321, SLG: 0.399		X SI 91 0-0 22 WP 1B	X FC 90 0-0 1-3 3-H 2B		C CU 76 B SI 90 F CU 77 F SL 79 X CU 77 1-2 56 BB 22 1B 21 WP 1-2 1B	C CU 75 B SI 91 S CU 78 S CU 78 1-3 ② K				4	1	3	1	0	1	0
22 Eli Whiteside, R (1, 2) OBP: 0.248, SLG: 0.296		B SL 78 B SI 92 S FF 92 S FF 92 B FF 92 F FF 91 F FF 91 F SL 79 F FF 93 3-3 ② S FF 82 K 1-2	S SL 81 X SL 81 0-1 ① P4		B SI 91 S SL 80 X SL 81 1-1 21 WP 56 BB 21 1B 1-2 2-3 1B	B SI 90 F SI 90 S CU 76 B CU 77 C SI 91 2-3 ③ K				4	1	1	0	0	2	3
31 Brad Penny, R (1, 1) 41 Jeremy Affeldt, L (8, 1) OBP: 0.500, SLG: 0.500 54 Sergio Romo, R (8, 1) 35 Rich Aurilia, R (8, PH) OBP: 0.268, SLG: 0.295 38 Brian Wilson, R (9, 1)		C FF 91 X SL 78 0-1 ③ G6-3	S SL 80 C SI 80 S SL 80 0-3 ② K2-3	C SL 81 C SI 91 S SL 82 0-3 ① K			B KN 72 F KN 71 S CU 71 B KN 73 X CU 72 2-2 ① P3		3 0 0 1 0	0 0 0 0 0	0 0 0 0 0	0 0 0 0 0	2 0 0 0 0	6 0 0 0 0
Inning Stats	R: 0 E: 0 K: 1 S: 6 H: 1 LOB: 0 BB: 0 P: 9	R: 2 E: 0 K: 2 S: 17 H: 3 LOB: 1 BB: 0 P: 23	R: 0 E: 1 K: 1 S: 10 H: 1 LOB: 1 BB: 0 P: 18	R: 1 E: 0 K: 2 S: 15 H: 3 LOB: 2 BB: 0 P: 20	R: 0 E: 0 K: 1 S: 10 H: 2 LOB: 1 BB: 0 P: 11	R: 4 E: 0 K: 2 S: 29 H: 5 LOB: 2 BB: 1 P: 43	R: 0 E: 0 K: 3 S: 9 H: 0 LOB: 0 BB: 0 P: 13	R: 0 E: 0 K: 1 S: 9 H: 0 LOB: 0 BB: 0 P: 12		1B: 12 2B: 3 3B: 0 HR: 1	SF: 0 SAC: 0 DP: 2 HBP: 0			WP: 2 PB: 0 SB: 0 CS: 0	PA: 38	

PITCHER		IP	WLS	BF	H	R	ER	SO	BB	IBB	HBP	BLK	WP	HR	S	P	ERA	WHIP
58 Chad Billingsley, R ERA: 3.99	(1, 1)	4.0	L	19	8	3	3	6	0	0	0	0	1	1	48	70	6.75	2.000
36 Jeff Weaver, R ERA: 3.84	(5, 1)	1.1		9	5	4	4	2	1	0	0	0	0	0	26	34	27.00	4.500
54 Ronald Belisario, R ERA: 1.99	(6, 1)	0.1		3	2	0	0	1	0	0	0	0	1	0	7	12	0.00	6.000
57 Scott Elbert, L ERA: 5.29	(6, 1)	0.1		1	0	0	0	0	0	0	0	0	0	0	6	8	0.00	0.000
38 Ramon Troncoso, R ERA: 2.56	(7, 1)	1.0		3	0	0	0	3	0	0	0	0	0	0	9	13	0.00	0.000

PITCHER		IP	WLS	BF	H	R	ER	SO	BB	IBB	HBP	BLK	WP	HR	S	P	ERA	WHIP
37 Charlie Haeger, R ERA: 3.44	(8, 1)	1.0		3	0	0	0	1	0	0	0	0	0	0	9	12	0.00	0.000

BOTTOM

Los Angeles Dodgers @ San Francisco Giants
AT&T Park, San Francisco, CA
Sun Sep 13 2009, 1:05 PM PDT
Att. 40,579 - Overcast - 70 F

livebaseballscorecards.com

AB	37
R	7
H	15
RBI	6
BB	1
SO	13
LOB	20

Batter	1	2	3	4	5	6	7	8	9	AB	R	H	RBI	BB	SO	LOB
3 Eric Young Jr., S (1, 4) OBP: 0.372, SLG: 0.425	C SI 94 B CU 75 B FF 94 B SI 91 C FF 93 B CH 84 4-2 17 G4-3 BB		C FF 91 S CU 76 B SL 80 C SI 93 1-3 ① K		B SI 91 T SI 92 X FF 92 1-1 5 S 1B		C CU 74 X CH 82 0-1 ② G1-3		C SI 91 B CH 85 S SI 92 S SI 92 1-3 ② K	4	0	1	0	1	2	0
5 Carlos González, L (1, 8) OBP: 0.353, SLG: 0.515	L FF 92 1 SAFE S FF 92 S FF 94 0-3 ① K		B CU 77 F SI 93 B FF 93 X SI 93 2-1 2 FC5-4 17 S 1B		C FF 93 S CU 78 S CH 84 0-3 ② K 1-2		F CU 77 F CU 71 B SL 79 B SI 92 X CH 83 2-2 17 WP 3B		B SI 91 B SI 92 C SI 91 S SI 90 T SI 91 2-2 ③ K	5	1	2	0	0	3	2
17 Todd Helton, L (1, 3) OBP: 0.414, SLG: 0.494	1 SAFE B CU 75 B CU 75 X FF 92 2-0 ② G4-3 1-2		B FF 91 B FF 92 C SI 90 B CU 76 B FF 92 4-1 2 FC5-4 1-2 BB		B CU 77 C FF 92 B CU 79 S CH 84 X CH 84 2-2 ③ G1-3		B SI 90 F SI 89 D CU 77 S CH 83 D CH 84 B FF 92 4-2 3-H BB			2	0	0	0	2	0	2
2 Troy Tulowitzki, R (1, 6) OBP: 0.364, SLG: 0.521	C SI 91 X SI 94 0-1 ③ G5-3		X FF 92 0-0 ② FC5-4 1-2f 2-3			B FF 91 C SI 90 F SI 91 F CH 85 X SI 93 1-2 ① G3-1	B FF 91 F SI 90 F CH 81 T CH 83 1-2 ③ K			4	0	0	0	0	1	4
7 Seth Smith, L (1, 7) OBP: 0.395, SLG: 0.545		B SI 92 B FF 92 C FF 93 C CU 75 S SL 81 2-3 ① K	S CU 77 S CU 78 S SL 83 0-3 ③ K			C FF 92 X CU 77 0-1 11 FC4-6 1B		B FF 94 C FF 93 B CU 79 C FF 94 S CU 79 2-3 ① K		4	0	1	0	0	3	2
11 Brad Hawpe, L (1, 9) OBP: 0.383, SLG: 0.511		B SI 94 C SI 92 B CH 85 B SI 94 F FF 93 S CH 84 3-3 ② K		C SI 90 S CU 74 S SI 91 0-3 ① K		D CU 76 1 SAFE F FF 92 X CU 78 1-1 ② FC4-6 8 1B 1-2f		B FF 94 B FF 94 B FF 93 B FF 93 4-0 BB		3	0	0	0	1	2	1
8 Yorvit Torrealba, R (1, 2) OBP: 0.341, SLG: 0.365		C SI 94 X CU 80 0-1 9 BB 1B		B SI 93 C SI 92 X CH 81 1-1 ② F8		B SI 91 C CU 76 B FF 93 X SI 91 2-1 1-2 1B		X FF 94 0-0 ② F8		4	0	2	0	0	0	1
9 Ian Stewart, L (1, 5) OBP: 0.323, SLG: 0.478 27 Garrett Atkins, R (8, PH) OBP: 0.307, SLG: 0.342 (8, 5)		B FF 91 B CU 73 B FF 92 B SI 90 4-0 1-2 BB	C CU 76 B CH 82 S SI 91 S SL 81 1-3 ③ K			B CU 75 D CU 76 F FF 91 C CU 78 C CH 83 2-3 ③ K		S FF 94 B SI 94 F FF 94 S CU 80 1-3 ③ K		2 1	0 0	0 0	0 0	1 0	2 1	2 1
46 Jason Hammel, R (1, 1) OBP: 0.160, SLG: 0.146 24 Dexter Fowler, S (7, PH) OBP: 0.385, SLG: 0.411 58 Juan Rincon, R (7, 1) 53 Randy Flores, L (8, 1) 52 Joel Peralta, R (8, 1) 18 Mike McCoy, R (9, PH)		B FF 92 C FF 91 C CU 78 X CU 80 1-2 ③ P6			C FF 91 C FF 90 B FF 91 S CH 83 1-3 ① K		B SI 91 B SI 91 X FF 90 2-0 ① F9		B SI 90 C SI 90 X SI 90 1-1 ① G5-3	2 1 0 0 0 0	0 0 0 0 0 0	0 0 0 0 0 0	0 0 0 0 0 0	0 0 0 0 0 0	1 0 0 0 0 0	2 0 0 0 0 0
Inning Stats	R: 0 E: 0 K: 1 S: 8 H: 0 LOB: 1 BB: 1 P: 14	R: 0 E: 0 K: 2 S: 11 H: 1 LOB: 2 BB: 1 P: 21	R: 0 E: 0 K: 2 S: 10 H: 1 LOB: 2 BB: 1 P: 17	R: 0 E: 0 K: 2 S: 8 H: 0 LOB: 0 BB: 0 P: 10	R: 0 E: 0 K: 2 S: 11 H: 1 LOB: 1 BB: 0 P: 15	R: 0 E: 0 K: 1 S: 13 H: 2 LOB: 2 BB: 0 P: 19	R: 1 E: 0 K: 1 S: 11 H: 1 LOB: 1 BB: 1 P: 20	R: 0 E: 0 K: 2 S: 7 H: 0 LOB: 1 BB: 1 P: 14	R: 0 E: 0 K: 2 S: 8 H: 0 LOB: 0 BB: 0 P: 12	1B: 5 2B: 0 3B: 1 HR: 0 SF: 0 SAC: 0 DP: 0 HBP: 0						

PITCHER		IP	WLS	BF	H	R	ER	SO	BB	IBB	HBP	BLK	WP	HR	S	P	ERA	WHIP
55 Tim Lincecum, R ERA: 2.3	(1, 1)	7.0	W	31	6	1	1	11	4	0	0	0	1	0	72	116	1.29	1.429
41 Jeremy Affeldt, L ERA: 1.83	(8, 1)	1.0	H	4	0	0	0	2	1	0	0	0	0	0	7	14	0.00	1.000
46 Bob Howry, R ERA: 3.43	(9, 1)	1.0		3	0	0	0	2	0	0	0	0	0	0	8	12	0.00	0.000

PITCHER	IP	WLS	BF	H	R	ER	SO	BB	IBB	HBP	BLK	WP	HR	S	P	ERA	WHIP

TOP

Colorado Rockies @ San Francisco Giants

AT&T Park, San Francisco, CA

Mon Sep 14 2009, 7:15 PM PDT

Att. 31,307 - Partly Cloudy - 66 F

livebaseballscorecards.com

AB	33
R	1
H	6
RBI	0
BB	5
SO	15
LOB	17

COLORADO ROCKIES

WP: 1 PA: 38
PB: 0
SB: 2
CS: 0

Colorado Rockies @ San Francisco Giants

AT&T Park, San Francisco, CA

Mon Sep 14 2009, 7:15 PM PDT

Att. 31,307 - Partly Cloudy - 66 F

livebaseballscorecards.com

BOTTOM

Batter	1	2	3	4	5	6	7	8	9	AB	R	H	RBI	BB	SO	LOB
8 Eugenio Velez, S (1, 7) OBP: 0.316, SLG: 0.423	C FF 93 F CU 77 S CU 77 0-3 ① **K**	B CU 77 F CU 78 C FF 93 X SL 85 1-2 ② **SF9** 2-3 3-H		B FF 92 S CH 84 X SI 92 1-1 ③ **G1-3**			B FF 92 C FF 91 C CH 79 S SL 87 1-3 ② **K2-3**	B CU 78 X FF 92 1-0 **3B** 1-H 2-H 3-H		4	0	1	4	0	2	1
21 Freddy Sanchez, R (1, 4) OBP: 0.328, SLG: 0.422	B FF 93 X SI 92 1-0 ② **L8**	C SL 85 X FF 92 0-1 ③ **G4-3**			C SL 84 F FF 93 B CU 77 B FF 91 F CU 77 F SL 84 F FF 92 F CU 77 X FF 92 2-2 **2 FC6-4 1B**		C SL 85 B FF 87 F SL 85 X SL 84 1-2 ③ **F8**	C FF 91 D FS 82 B CU 77 B FF 91 F FF 92 F FF 91 F FF 90 X CU 76 3-2 ③ **F9**		5	0	1	0	0	0	2
2 Randy Winn, S (1, 9) OBP: 0.319, SLG: 0.361	C SI 92 B CH 84 B CH 83 B FF 92 X FF 92 3-1 **1B**		C FF 90 C CH 83 B FF 91 F CU 75 B CU 76 F CU 77 X FF 92 2-2 ① **G6-3**		D FF 92 B CH 84 B FF 92 C FF 92 X FF 91 3-1 ① **FC6-4 1 S** 1-2f			B FF 92 B SL 84 F FF 92 B FF 93 B FF 90 4-1 **1 S 5 1B BB**		3	1	1	0	1	0	1
48 Pablo Sandoval, S (1, 5) OBP: 0.375, SLG: 0.537 29 Ryan Rohlinger, R (9, 5) OBP: 0.182, SLG: 0.100	B FF 93 F FF 92 F FF 92 F FF 92 B CH 85 S SL 85 2-3 ③ **K**		X CH 85 0-0 ② **G4-3**		X FF 92 0-0 ② **F7**			F SL 86 1 SAFE F FF 92 D SL 87 F SL 87 1 SAFE F SI 93 S FF 93 1-3 ① **K**		4 0	0 0	0 0	0 0	0 0	2 0	3 0
1 Bengie Molina, R (1, 2) OBP: 0.283, SLG: 0.439 22 Eli Whiteside, R (9, 2) OBP: 0.248, SLG: 0.296		S FF 92 B SL 84 X SI 92 1-1 **35 1B 5 1B 33 1B 1B**	X FF 92 0-0 **HR**		1 SAFE C SL 83 B SL 83 X CU 77 1-1 ③ **F8** 1-2			P PO 77 I I I I 4-0 **35 1B 5 1B 14 BB IBB** 1-2		3 0	3 0	2 0	1 0	1 0	0 0	1 0
5 Juan Uribe, R (1, 6) OBP: 0.325, SLG: 0.498		X SL 84 0-0 **35 1B 33 1B 1B** 1-2	S SL 85 F FF 93 S CU 77 0-3 ③ **K**			S CU 76 F FF 91 B FF 90 S CU 77 1-3 ① **K**		X SL 86 0-0 **14 BB 35 1B 8 3B 1B** 1-2 2-H		4	2	2	1	0	2	0
35 Travis Ishikawa, L (1, 3) OBP: 0.323, SLG: 0.401		C FF 92 S CH 84 X CH 84 0-2 **55 SH5-4 33 1B 8 SF9 1B** 1-2 2-3		B SI 92 S CH 85 F SI 93 B CH 82 F CH 84 X FF 92 2-2 ① **G3**		B FF 91 S FF 89 F FF 91 B CU 78 C CU 78 2-3 ② **K**		F SL 80 D FF 89 F FF 90 B FF 90 X SL 82 2-2 **14 BB 8 3B 1B** 1-2 2-3		4	2	2	0	0	1	0
33 Aaron Rowand, R (1, 8) OBP: 0.325, SLG: 0.436		C CU 77 B SI 92 S CU 78 X FF 92 1-2 **8 SF9 55 SH5-4 1B** 1-2 2-H 3-H		B FF 92 X SL 84 1-0 ② **F7**		X FF 92 0-0 ③ **G4-3**		B CU 78 C CU 79 B CU 77 F FF 92 X CU 78 2-2 ② **F8**		4	0	1	2	0	0	3
55 Tim Lincecum, L (1, 1) OBP: 0.227, SLG: 0.169 12 Nate Schierholtz, L (7, PH) OBP: 0.306, SLG: 0.415 41 Jeremy Affeldt, L (8, 1) OBP: 0.500, SLG: 0.500 14 Fred Lewis, L (8, PH) OBP: 0.356, SLG: 0.403 46 Bob Howry, L (9, 1)		L FF 91 X SI 92 0-1 ① **SH5-4** 1-2 2-3		B FF 93 C FF 92 B FF 93 B SI 91 B FF 91 4-1 **BB**			X SL 83 0-0 ① **G3-1**	B FS 81 B CU 78 D FF 93 B FF 91 4-0 **8 3B BB** 1-2 2-3 3-H		0 1 0 0 0	0 0 0 1 0	0 0 0 0 0	0 0 0 1 0	1 0 0 1 0	0 0 0 0 0	0 0 0 0 0
Inning Stats	R: 0 E: 0 K: 2 S: 10 H: 1 LOB: 1 BB: 0 P: 16	R: 3 E: 0 K: 0 S: 16 H: 4 LOB: 1 BB: 0 P: 19	R: 1 E: 0 K: 1 S: 10 H: 1 LOB: 0 BB: 0 P: 12	R: 0 E: 0 K: 0 S: 8 H: 0 LOB: 1 BB: 1 P: 16	R: 0 E: 0 K: 0 S: 12 H: 1 LOB: 1 BB: 0 P: 18	R: 0 E: 0 K: 2 S: 7 H: 0 LOB: 0 BB: 0 P: 10	R: 0 E: 0 K: 1 S: 7 H: 0 LOB: 0 BB: 0 P: 9	R: 5 E: 0 K: 1 S: 20 H: 3 LOB: 1 BB: 3 P: 40		1B: 8 2B: 0 3B: 1 HR: 1 SF: 1 SAC: 1 DP: 0 HBP: 0					

	AB	32
	R	9
	H	10
	RBI	9
	BB	4
	SO	7
	LOB	11

WP: 0 PB: 0 SB: 2 CS: 0 PA: 38

PITCHER		IP	WLS	BF	H	R	ER	SO	BB	IBB	HBP	BLK	WP	HR	S	P	ERA	WHIP
46 Jason Hammel, R ERA: 4.38	(1, 1)	6.0	L	26	7	4	4	5	1	0	0	0	0	1	63	91	6.00	1.333
58 Juan Rincon, R ERA: 6.11	(7, 1)	1.1		7	1	3	3	2	1	1	0	0	0	0	15	25	20.25	1.500
53 Randy Flores, L ERA: 5.4	(8, 1)	0.0		1	1	0	0	0	0	0	0	0	0	0	3	5	∞	∞
52 Joel Peralta, R ERA: 6.46	(8, 1)	0.2		4	1	2	2	0	1	0	0	0	0	0	9	19	27.00	3.000

PITCHER	IP	WLS	BF	H	R	ER	SO	BB	IBB	HBP	BLK	WP	HR	S	P	ERA	WHIP

Colorado Rockies @ San Francisco Giants

AT&T Park, San Francisco, CA

Tue Sep 15 2009, 7:15 PM PDT

Att. 30,353 - Clear - 66 F

livebaseballscorecards.com

Batter	1	2	3	4	5	6	7	8	9	AB	R	H	RBI	BB	SO	LOB
3 Eric Young Jr., S (1, 4) OBP: 0.340, SLG: 0.386	C SI 88 B CU 72 B SL 79 F SI 87 S CU 74 2-3 ① K	X CH 72 0-0 ② G5-3	X SI 86 0-0 E1 1-2	X SI 86 0-0 ②③ G1-6-3 1-2f				4	0	0	0	0	1	3
5 Carlos González, L (1, 7) OBP: 0.355, SLG: 0.513	H SI 86 1-0 17 S HBP	C SI 87 S CU 73 X CU 74 0-2 2-H 1B	C SI 87 S FC 82 X FC 81 0-2 ③ F8			X SI 94 0-0 ① G1-3		3	0	1	1	0	0	2
17 Todd Helton, L (1, 3) OBP: 0.412, SLG: 0.491 6 Omar Quintanilla, L (7, 5) OBP: 0.279, SLG: 0.208	1 SAFE F FF 86 B SI 87 B FC 79 B FF 87 C FC 81 C CU 74 3-3 ② K 1-2	B CU 73 F FC 80 1 SAFE F FF 87 1 SAFE C CU 74 1-3 ③ K	T FC 79 C SI 85 B SL 79 B CU 75 C CU 74 2-3 ① K			C SI 94 B SI 94 F SI 94 X SL 82 1-2 ② G4-3		3 1	0 0	0 0	0 0	0 0	3 0	2 0
2 Troy Tulowitzki, R (1, 6) OBP: 0.364, SLG: 0.526 12 Clint Barmes, R (8, PH) OBP: 0.289, SLG: 0.441 (8, 6)	S FF 87 B FF 87 F FC 80 F SI 87 F SI 87 C CU 74 1-3 ③ K	C CH 72 X CH 73 0-1 ① G6-3	X SI 87 0-0 HR	C SI 95 C SI 95 B SI 95 B SL 82 X SI 96 2-2 ③ F9				3 1	1 0	1 0	1 0	0 0	1 0	1 0
27 Garrett Atkins, R (1, 5) OBP: 0.303, SLG: 0.338 (7, 3)	C FF 85 B CU 71 S CU 72 B SI 87 B FC 78 X SL 78 3-2 ① P6	C SI 87 F CH 72 B SI 86 S CU 74 1-3 ② K	X CH 74 0-0 ② L6	C SI 96 X SI 96 0-1 ① G5-3				4	0	0	0	0	1	0
19 Ryan Spilborghs, R (1, 9) OBP: 0.313, SLG: 0.402	F SI 87 B FF 85 F SI 86 F CU 74 X CU 74 1-2 ② G6-3	C CH 74 F SI 86 B CU 74 F FC 81 S SI 86 1-3 ③ K	X FC 79 0-0 1B	C SI 96 B SL 85 S SI 96 X SI 96 1-2 ② F8				4	0	1	0	0	1	0
8 Yorvit Torrealba, R (1, 2) OBP: 0.335, SLG: 0.359 39 Paul Phillips, R (8, 2) OBP: 0.412, SLG: 0.442	C SI 87 C SI 86 S CH 76 0-3 ③ K	C CH 73 C CU 72 B CU 73 X SL 78 1-2 ① F7	X CH 73 0-0 ③ G6-3	B SI 95 B SI 95 F SI 96 B SI 96 B FF 96 4-1 BB				3 0	0 0	0 0	0 0	0 1	1 0	1 0
24 Dexter Fowler, S (1, 8) OBP: 0.368, SLG: 0.413	C CH 73 B SI 86 B SI 86 X SI 86 2-1 5 38 SH3-4 1B	B SI 87 B CH 73 C SI 86 X SI 87 2-1 3 E 1B	B SI 84 B SL 77 C SI 84 B SL 77 B SI 85 4-1 3 G1-6-3 BB	F SI 96 B SI 95 B SI 83 S SI 98 X SI 98 2-2 ③ F9				3	1	2	0	1	0	1
38 Ubaldo Jiménez, R (1, 1) OBP: 0.310, SLG: 0.245 34 Matt Belisle, R (3, 1) 14 Matt Murton, R (5, PH) OBP: 0.302, SLG: 0.408 51 Josh Fogg, R (5, 1) OBP: 0.200, SLG: 0.111 18 Mike McCoy, R (7, PH) 77 Matt Herges, L (7, 1)	1 SAFE B FF 85 X SI 84 1-0 ① SH3-4 1-2	B CH 74 C CH 70 D CU 73 S CH 73 F CU 73 S FF 86 2-3 ② K	B FF 85 C CH 69 X CH 71 1-1 ① F8					0 0 1 0 1 0	0 0 0 0 0 0	0 0 0 0 0 0	0 0 0 0 0 0	0 0 1 0 0 0	0 0 1 0 1 0	0 0 1 0 1 0

TOP	
AB	31
R	2
H	5
RBI	2
BB	2
SO	9
LOB	12

Inning Stats	1	2	3	4	5	6	7	8	9			
	R: 0 E: 0 K: 3 S: 11	H: 0 LOB: 1 BB: 0 P: 18	R: 0 E: 0 K: 1 S: 10	H: 0 LOB: 0 BB: 0 P: 14	R: 1 E: 0 K: 1 S: 10	H: 2 LOB: 1 BB: 0 P: 14	R: 0 E: 0 K: 2 S: 9	H: 0 LOB: 0 BB: 0 P: 11	R: 0 E: 1 K: 1 S: 13	H: 1 LOB: 2 BB: 0 P: 18	R: 1 E: 0 K: 1 S: 7	H: 2 LOB: 1 BB: 0 P: 9
	R: 0 E: 0 K: 0 S: 4	H: 0 LOB: 0 BB: 1 P: 9	R: 0 E: 0 K: 0 S: 7	H: 0 LOB: 0 BB: 0 P: 10	R: 0 E: 0 K: 0 S: 9	H: 0 LOB: 1 BB: 1 P: 16	1B: 4 2B: 0 3B: 0 HR: 1	SF: 0 SAC: 1 DP: 1 HBP: 1	WP: 0 PB: 0 SB: 1 CS: 0	PA: 35		

PITCHER		IP	W/L/S	BF	H	R	ER	SO	BB	IBB	HBP	BLK	WP	HR	S	P	ERA	WHIP
75 Barry Zito, L	(1, 1)	7.0	W	28	5	2	2	9	1	0	1	0	0	1	64	93	2.57	0.857
ERA: 3.94																		
45 Dan Runzler, L	(8, 1)	1.0		3	0	0	0	0	0	0	0	0	0	0	7	10	0.00	0.000
ERA:																		
60 Waldis Joaquin, R	(9, 1)	1.0		4	0	0	0	0	1	0	0	0	0	0	9	16	0.00	1.000
ERA: 4.26																		

PITCHER	IP	W/L/S	BF	H	R	ER	SO	BB	IBB	HBP	BLK	WP	HR	S	P	ERA	WHIP

BOTTOM

Colorado Rockies @ San Francisco Giants

AT&T Park, San Francisco, CA

Tue Sep 15 2009, 7:15 PM PDT

Att. 30,353 - Clear - 66 F

livebaseballscorecards.com

Batter	1	2	3	4	5	6	7	8	9	AB	R	H	RBI	BB	SO	LOB
8 Eugenio Velez, S (1, 7) OBP: 0.318, SLG: 0.420	B FF 97 B FF 98 B FF 96 B FF 94 4-0 21 1B 1 E BB	C CU 76 T SI 97 B CU 80 F CH 85 S SL 88 1-3 ② K	C CU 78 F FF 94 B CH 86 X CH 85 1-2 2-3 3-H 1B		C CH 78 T CH 78 S FF 84 0-3 ② K		B SI 89 X SI 89 1-0 ① F8			4	1	1	1	1	2	1
21 Freddy Sanchez, R (1, 4) OBP: 0.326, SLG: 0.420	B FF 95 C SI 95 C SL 85 B FF 97 1 SAFE X FF 97 2-2 1 E 2 BB 5 1B 1-3 1B	B SI 96 C SL 84 B CU 79 C CH 86 F CH 87 B SI 96 C SL 84 3-3 ③ K	1 SAFE C FF 91 B FF 92 B FF 90 X SI 92 2-1 ③ G5-3		C FC 83 X SL 76 0-1 ③ G5-3		F SI 90 X SI 89 0-1 ② G6-3			5	1	1	0	0	1	3
2 Randy Winn, S (1, 9) OBP: 0.321, SLG: 0.361	B SI 97 B CH 86 F FF 96 B SI 98 D SI 98 4-1 5 1B 1 E 35 SF8 1-2 BB		B SI 93 S CH 84 B SI 96 B SI 95 F SI 94 F SL 84 F SI 96 X SI 96 3-2 1 HBP 48 1B 5 2B 1B	F FF 90 B FF 93 B SL 87 F FF 91 X CU 75 2-2 ① G3-1		T CH 83 B CH 79 F CH 79 B SI 85 B SI 86 F CH 80 B CH 79 4-2 48 BB 1 1B BB	C SI 90 B CH 79 F CH 81 X SI 89 1-2 ③ G6-3			3	3	1	0	2	0	0
48 Pablo Sandoval, S (1, 5) OBP: 0.377, SLG: 0.538 29 Ryan Rohlinger, R (9, 5) OBP: 0.182, SLG: 0.100	C CU 79 B SI 99 F FF 98 S FF 98 1-3 ① K		F FF 95 X CH 86 0-1 1 HBP 5 2B 1-2 1B	X CU 75 0-0 1 1B 2B		B FF 83 1 SAFE F FF 84 B FC 84 B CH 83 B CH 79 4-1 1 1B 35 1B 1-2 BB		C CU 73 F CH 79 B SI 89 S SI 88 1-3 ① K		4 0	2 0	2 0	0 0	1 0	2 0	3 0
1 Bengie Molina, R (1, 2) OBP: 0.286, SLG: 0.439 22 Eli Whiteside, R (9, 2) OBP: 0.248, SLG: 0.296	B SL 90 F FF 98 S FF 97 B SL 88 X CU 80 2-2 E5 5 1B 1-2 2-3 3-H		B SL 87 F SI 95 F FF 94 F CU 78 B CH 86 H SI 94 3-2 5 2B 33 FC6 1-2 2-3 HBP	S FF 91 X FF 94 0-1 35 FC6 2-3 1B		D SL 76 C SI 85 C FC 82 X CH 83 1-2 5 FC5-4 1-3 2-H 1B		C SI 90 F SI 89 F CH 81 X SI 89 0-2 ② P5		4 0	1 0	2 0	2 0	0 0	0 0	2 0
5 Juan Uribe, R (1, 6) OBP: 0.326, SLG: 0.500	B SI 98 B SI 96 C SL 86 F FF 98 F FF 97 D SL 82 X FF 98 3-2 1-2 2-3 3-H 1B		C CU 78 B SI 96 X FF 96 1-1 75 SH1-4 8 1B 1-3 2-H 3-H 2B	B SI 94 C CU 75 D FF 93 B SI 91 F SI 92 S SL 87 3-3 ② K		C FC 83 S SI 84 X FC 82 0-2 ① FC5-4 35 1B 33 G5-3 1-2f		B SI 89 F SI 88 F SI 89 F CU 76 B SI 88 S CH 80 2-3 ③ K		5	2	2	3	0	2	4
35 Travis Ishikawa, L (1, 3) OBP: 0.322, SLG: 0.400	D CU 79 C SL 86 C SI 98 B CH 88 X CH 88 2-2 ② SF8 3-H		C SI 96 S SL 87 B SL 86 F FF 96 B SL 86 S CH 87 2-3 ① K	X FF 92 0-0 ③ FC6 1-2f		D CH 81 S CH 80 F FF 84 B FC 83 B FC 82 F CH 79 X CH 80 3-2 33 G5-3 1-3 3-H 1B				3	0	1	2	0	1	4
33 Aaron Rowand, R (1, 8) OBP: 0.323, SLG: 0.432 56 Andres Torres, S (9, 8) OBP: 0.339, SLG: 0.471	C SL 87 S SL 88 C SL 84 0-3 ③ K		B SL 84 B CU 78 C SL 84 X SI 95 2-1 FC6 8 1B 75 SH1-4 3-H		F FC 81 F CH 76 B SI 86 X CH 77 1-2 E5 75 SH3-4	B FC 82 X FC 84 1-0 ② G5-3 1-2 3-H				4 0	0 0	0 0	2 0	0 0	1 0	4 0
75 Barry Zito, L (1, 1) OBP: 0.160, SLG: 0.125 45 Dan Runzler, L (8, 1) 60 Waldis Joaquin, R (9, 1)		C SI 93 B SI 95 B SI 95 C SI 95 F SI 97 B CU 79 F SI 96 C FF 95 3-3 ① K	X FF 93 0-0 ② SH1-4 1-2 2-3		X FF 84 0-0 ① SH3-4 1-2	B SI 86 X SI 84 1-0 ③ G4-3				2 0 0	0 0 0	0 0 0	0 0 0	0 0 0	1 0 0	1 0 0
Inning Stats	R: 3 E: 1 K: 2 S: 20 H: 2 LOB: 2 BB: 2 P: 38	R: 0 E: 0 K: 3 S: 13 H: 0 LOB: 0 BB: 0 P: 20	R: 4 E: 0 K: 1 S: 24 H: 4 LOB: 2 BB: 0 P: 38	R: 0 E: 0 K: 1 S: 10 H: 2 LOB: 2 BB: 0 P: 15	R: 0 E: 1 K: 1 S: 9 H: 0 LOB: 1 BB: 0 P: 10	R: 3 E: 0 K: 0 S: 16 H: 2 LOB: 1 BB: 2 P: 30	R: 0 E: 0 K: 0 S: 6 H: 0 LOB: 0 BB: 0 P: 8	R: 0 E: 0 K: 2 S: 11 H: 0 LOB: 0 BB: 0 P: 14		1B: 8 2B: 2 3B: 0 HR: 0 SF: 1 SAC: 2 DP: 0 HBP: 1						

	AB	34
	R	10
	H	10
	RBI	10
	BB	4
	SO	10
	LOB	22

WP: 0 PA: 42
PB: 0
SB: 0
CS: 0

PITCHER		IP	WLS	BF	H	R	ER	SO	BB	IBB	HBP	BLK	WP	HR	S	P	ERA	WHIP
38 Ubaldo Jiménez, R ERA: 3.55	(1, 1)	2.2	L	19	6	7	6	6	2	0	1	0	0	0	55	92	20.25	3.000
34 Matt Belisle, R ERA: 6.46	(3, 1)	1.1		6	2	0	0	1	0	0	0	0	0	0	12	19	0.00	1.500
51 Josh Fogg, R ERA: 3.77	(5, 1)	2.0		11	2	3	3	1	2	0	0	0	0	0	25	40	13.50	2.000
77 Matt Herges, R ERA: 3.48	(7, 1)	2.0		6	0	0	0	2	0	0	0	0	0	0	17	22	0.00	0.000

PITCHER	IP	WLS	BF	H	R	ER	SO	BB	IBB	HBP	BLK	WP	HR	S	P	ERA	WHIP

Batter	1	2	3	4	5	6	7	8	9	AB	R	H	RBI	BB	SO	LOB
5 Carlos González, L (1, 8) (7, 7) OBP: 0.352, SLG: 0.504	B FF 91 C SI 92 B CU 74 F SI 92 X FF 92 2-2 ① F7		F SI 91 B SI 92 B CU 75 B CH 85 B FF 92 4-1 17 E 17 S BB		F CU 74 S FF 92 X CH 86 0-2 ① F9		C SI 94 C SI 96 B SI 96 S SL 85 1-3 ② K		X FF 90 0-0 ② F7	4	0	0	0	1	1	0
7 Seth Smith, L (1, 7) OBP: 0.392, SLG: 0.540 24 Dexter Fowler, S (7, PH) (7, 8) OBP: 0.369, SLG: 0.414	C SI 92 X SI 92 0-1 ② F7		X FF 92 0-0 ② F8		C CU 75 S CH 86 X FF 93 0-2 ② G6-3		C SI 95 F SI 96 B SI 95 B SI 95 X SL 83 2-2 1B		B SL 77 C SI 90 C SL 76 S CH 81 1-3 ③ K	3 2	0 0	0 1	0 0	0 0	0 1	1 0
17 Todd Helton, L (1, 3) OBP: 0.409, SLG: 0.487	S FF 93 X SI 93 0-1 E8 2 1B		1 SAFE B SI 91 B CH 84 C CH 85 X CH 85 2-1 ③ G3 1-3		B FF 92 F FF 92 B SI 92 F SI 92 F SL 89 F CH 86 X CU 76 2-2 ③ G3		1 SAFE F SI 93 C SI 94 1 SAFE F SI 95 1 SAFE P PO 87 C SI 94 1-3 ③ K			4	0	0	0	0	1	2
2 Troy Tulowitzki, R (1, 6) OBP: 0.367, SLG: 0.534	C SI 92 X FF 92 0-1 1-2 1B			F FF 92 B SL 83 F FF 93 F SI 93 B FF 95 F SI 92 X CH 86 2-2 HR		B SL 86 C SL 84 X SI 92 1-1 ① F8		B FC 91 X FC 90 1-0 11 FC6-5 11 WP 1B		4	1	3	1	0	0	0
11 Brad Hawpe, L (1, 9) OBP: 0.380, SLG: 0.506 19 Ryan Spilborghs, R (8, PR) (8, 9) OBP: 0.313, SLG: 0.402	F SI 92 C SI 92 B FF 93 X CU 78 1-2 ③ G4-3			B CU 76 X CH 86 1-0 ① G3-1		S FF 92 B CH 85 X FF 92 1-1 ② P6		F FF 94 B SI 93 X FF 95 1-1 ① FC6-5 8 E 1-3		4 0	0 0	0 0	0 0	0 0	0 0	3 0
8 Yorvit Torrealba, R (1, 2) OBP: 0.339, SLG: 0.358		C FF 90 B CU 75 X FF 92 1-1 ① F8		B SL 86 B SL 86 B SI 92 B FF 92 4-0 12 2B BB		B CU 76 C FF 93 F FF 92 F SI 92 X SL 88 1-2 9 HR 1B		B FF 94 B SI 94 C FF 95 B FF 95 X FF 95 3-1 E6 1-2		3	2	1	0	1	0	1
9 Ian Stewart, L (1, 5) OBP: 0.323, SLG: 0.483		C CU 75 C FF 92 S FF 93 0-3 ② K		F FF 93 B SI 92 S CH 85 S CH 85 1-3 ② K		1 SAFE 1 SAFE B CH 85 F FF 92 1 SAFE B FF 92 X CH 86 2-1 1-H HR		C CU 79 C CU 78 B CU 78 B FF 94 S CU 79 2-3 ② K		4	1	1	2	0	3	3
12 Clint Barmes, R (1, 4) OBP: 0.289, SLG: 0.441		B CU 76 C SL 84 F SL 83 X FF 93 1-2 ③ G6-3		X FF 93 0-0 1-H 2B		B SL 86 X SL 87 1-0 ③ F7		C CU 79 F CU 80 F CU 78 S CU 79 0-3 ③ K2-3		4	0	1	1	0	1	2
29 Jorge De La Rosa, L (1, 1) OBP: 0.145, SLG: 0.167 3 Eric Young Jr., S (9, PH) OBP: 0.333, SLG: 0.378 56 Franklin Morales, L (9, 1) OBP: 0.400, SLG: 0.400 63 Rafael Betancourt, R (9, 1)			B CH 89 C FF 90 S CH 85 S CH 85 1-3 ① K	S FF 91 F FF 92 S CH 86 0-3 ③ K			C SI 94 X SI 94 0-1 ① G1-3		C SI 89 X SL 77 0-1 ① F7	3 1 0 0	0 0 0 0	0 0 0 0	0 0 0 0	0 0 0 0	2 0 0 0	1 0 0 0

Inning Stats	1	2	3	4	5	6	7	8	9
	R: 0 E: 1 K: 0 S: 12	R: 0 E: 0 K: 1 S: 8	R: 0 E: 0 K: 1 S: 7	R: 2 E: 0 K: 2 S: 13	R: 0 E: 0 K: 0 S: 11	R: 2 E: 0 K: 0 S: 11	R: 0 E: 0 K: 2 S: 13	R: 0 E: 1 K: 2 S: 12	R: 0 E: 0 K: 1 S: 6
	H: 1 LOB: 2 BB: 0 P: 15	H: 0 LOB: 0 BB: 0 P: 10	H: 0 LOB: 1 BB: 1 P: 14	H: 2 LOB: 1 BB: 1 P: 21	H: 0 LOB: 0 BB: 0 P: 13	H: 2 LOB: 0 BB: 0 P: 17	H: 1 LOB: 1 BB: 0 P: 16	H: 1 LOB: 2 BB: 0 P: 19	H: 0 LOB: 0 BB: 0 P: 7

PITCHER	IP	WLS	BF	H	R	ER	SO	BB	IBB	HBP	BLK	WP	HR	S	P	ERA	WHIP
18 Matt Cain, R (1, 1) ERA: 2.71	6.0	L	26	5	4	4	4	2	0	0	0	0	2	62	90	6.00	1.167
45 Dan Runzler, L (7, 1) ERA:	1.0		4	1	0	0	2	0	0	0	0	0	0	13	16	0.00	1.000
49 Brandon Medders, R (8, 1) ERA: 3.26	0.0		1	1	0	0	0	0	0	0	0	0	0	1	2	∞	∞
41 Jeremy Affeldt, L (8, 1) ERA: 1.8	1.0		4	0	0	0	2	0	0	0	0	1	0	11	17	0.00	0.000
54 Sergio Romo, R (9, 1) ERA: 4.3	1.0		3	0	0	0	1	0	0	0	0	0	0	6	7	0.00	0.000

PITCHER	IP	WLS	BF	H	R	ER	SO	BB	IBB	HBP	BLK	WP	HR	S	P	ERA	WHIP

TOP

Colorado Rockies @ San Francisco Giants

AT&T Park, San Francisco, CA

Wed Sep 16 2009, 7:15 PM PDT

Att. 38,696 - Clear - 65 F

livebaseballscorecards.com

AB	36
R	4
H	7
RBI	4
BB	2
SO	9
LOB	13

1B: 4	SF: 0
2B: 1	SAC: 0
3B: 0	DP: 0
HR: 2	HBP: 0

WP: 1	PA:	38
PB: 0		
SB: 1		
CS: 0		

BOTTOM

Colorado Rockies @ San Francisco Giants

AT&T Park, San Francisco, CA

Wed Sep 16 2009, 7:15 PM PDT

Att. 38,696 - Clear - 65 F

livebaseballscorecards.com

Batter	1	2	3	4	5	6	7	8	9	AB	R	H	RBI	BB	SO	LOB
56 Andres Torres, S (1, 7) OBP: 0.336, SLG: 0.472	C FF 90 X FF 93 0-1 ① P4			C FF 92 X FS 85 0-1 48 FC6-3 2B		C FF 94 S FF 94 B FF 95 B FS 88 F SL 87 S FS 87 2-3 ① K 1-2 2-3		C FF 91 C CU 74 F CU 76 B FF 92 B SL 81 S FF 93 2-3 ③ K		4	0	1	0	0	2	2
21 Freddy Sanchez, R (1, 4) OBP: 0.326, SLG: 0.418	B FF 93 B FF 93 C FF 92 X FF 93 2-1 ② G6-3			F FF 94 B SL 87 F FF 93 S SL 85 1-3 ① K		S FS 86 C FF 94 S SL 89 0-3 ② K			C FF 94 F FF 94 F FF 93 B FF 94 B CH 83 X FF 94 2-2 48 1B 1 1B 1B	4	1	1	0	0	2	3
48 Pablo Sandoval, S (1, 3) OBP: 0.376, SLG: 0.536	B FF 94 F FS 85 C FF 94 X CU 78 1-2 ③ G3			X FF 93 0-0 ②③ FC6-3 2-2		B FF 95 F FF 95 S FF 94 B FF 94 F SL 87 F FF 94 F SL 87 S FF 94 2-3 ③ K			C FF 95 B FF 94 B FF 93 X FF 94 2-1 5 FC6 1 1B 5 E 1B 1-2	4	1	1	0	0	1	3
1 Bengie Molina, R (1, 2) OBP: 0.286, SLG: 0.438 22 Eli Whiteside, R (9, PR) OBP: 0.248, SLG: 0.296		B CU 72 C FF 94 X FS 86 1-1 ① G6-3			X FS 85 0-0 ① P4		C FF 92 B CU 74 X CU 75 1-1 ① F8		B CH 83 X CH 84 1-0 5 E 2 G3-1 1B 1-2 2-H	4 0	0 1	1 0	1 0	0 0	0 0	0 0
5 Juan Uribe, R (1, 5) OBP: 0.331, SLG: 0.500 8 Eugenio Velez, S (9, PR) OBP: 0.318, SLG: 0.420		C FF 94 B SL 87 X FF 94 1-1 16 G5-4-3 1B			B FF 94 B FS 85 B FF 94 B FF 91 4-0 BB		C FF 92 C FF 92 F SL 85 F SL 82 F CU 77 B FF 93 F SL 82 H FF 93 2-2 33 FC5-4 HBP		C FF 92 X FF 93 0-1 FC6 2 G3-1 16 S 1-3 2-H	2 0	0 0	1 0	0 0	1 0	0 0	1 0
16 Edgar Renteria, R (1, 6) OBP: 0.307, SLG: 0.328		B FF 93 C FS 85 X FF 93 1-1 ②③ G5-4-3 1-2f			C FF 94 F SL 88 B SL 86 F SL 86 B FF 95 F FF 94 S FF 95 2-3 ② K		B FF 93 C FF 93 X FS 86 1-1 ② L5		B FF 91 C FF 91 B SL 82 X SL 81 2-1 ① P4 1-2	4	0	0	0	0	1	5
33 Aaron Rowand, R (1, 8) OBP: 0.321, SLG: 0.430 2 Randy Winn, S (9, PH) OBP: 0.321, SLG: 0.361			B FF 94 S FS 84 B FF 94 X FF 95 2-1 ① F9		C CU 75 S FS 86 B FS 86 F SL 86 B FF 95 S FF 94 2-3 ③ K		S FS 86 B FF 93 S FF 93 X FS 86 1-2 ③ FC5-4 1-2f		B CH 85 C FF 90 F FF 91 F FF 91 X SL 80 1-2 ② G3-1 2-3 3-H	3 1	0 0	0 0	0 1	0 0	1 0	2 2
12 Nate Schierholtz, L (1, 9) OBP: 0.305, SLG: 0.410			C FF 95 B CU 76 B FF 95 F FF 95 S FS 86 2-3 ② K		B FF 93 B FF 93 B FF 91 B FF 91 4-0 56 WP 35 1B BB			B FF 92 X SL 90 1-0 ① F7	C FF 92 B FF 91 F FF 92 F SL 82 B FF 92 B FF 92 S FF 92 3-3 ③ K	3	0	0	0	1	2	2
18 Matt Cain, R (1, 1) OBP: 0.197, SLG: 0.175 35 Rich Aurilia, R (6, PH) OBP: 0.274, SLG: 0.301 14 Fred Lewis, L (6, PR) OBP: 0.356, SLG: 0.403 45 Dan Runzler, L (7, 1) 49 Brandon Medders, R (8, 1) 41 Jeremy Affeldt, L (8, 1) OBP: 0.500, SLG: 0.500 23 Ryan Garko, R (8, PH) OBP: 0.342, SLG: 0.431 54 Sergio Romo, R (9, 1)			C FF 94 B FS 85 S FF 94 C CU 79 1-3 ③ K			C FF 92 F FF 94 F SL 87 X SL 86 0-2 1-2 1B		C FF 89 F FS 82 X FS 84 0-2 ② F9		1 1 0 0 0 0 1 0	0 0 0 0 0 0 0 0	0 1 0 0 0 0 0 0	0 0 0 0 0 0 0 0	1 0 0 0 0 0 0 0	0 0 0 0 0 0 0 0	0 0 0 0 0 0 0 0
Inning Stats	R: 0 E: 0 K: 0 S: 7 H: 0 LOB: 0 BB: 0 P: 10	R: 0 E: 0 K: 0 S: 6 H: 1 LOB: 0 BB: 0 P: 9	R: 0 E: 0 K: 2 S: 8 H: 0 LOB: 0 BB: 0 P: 13	R: 0 E: 0 K: 1 S: 6 H: 1 LOB: 0 BB: 0 P: 7	R: 0 E: 0 K: 2 S: 10 H: 0 LOB: 1 BB: 1 P: 18	R: 0 E: 0 K: 3 S: 17 H: 1 LOB: 2 BB: 1 P: 25	R: 0 E: 0 K: 0 S: 13 H: 0 LOB: 1 BB: 0 P: 18	R: 0 E: 0 K: 1 S: 8 H: 0 LOB: 0 BB: 0 P: 11	R: 3 E: 1 K: 1 S: 19 H: 3 LOB: 2 BB: 0 P: 30	1B: 5 2B: 2 3B: 0 HR: 0 SF: 0 SAC: 0 DP: 2 HBP: 1						WP: 1 PB: 0 SB: 1 CS: 0 PA: 35	

PITCHER		IP	WLS	BF	H	R	ER	SO	BB	IBB	HBP	BLK	WP	HR	S	P	ERA	WHIP
29 Jorge De La Rosa, L ERA: 4.17	(1, 1)	8.0	W	28	3	0	0	9	2	0	1	0	1	0	75	111	0.00	0.625
56 Franklin Morales, L ERA: 3.0	(9, 1)	0.0		3	3	3	1	0	0	0	0	0	0	0	7	12	∞	∞
63 Rafael Betancourt, R ERA: 2.7	(9, 1)	1.0	S	4	0	0	0	1	0	0	0	0	0	0	12	18	0.00	0.000

PITCHER	IP	WLS	BF	H	R	ER	SO	BB	IBB	HBP	BLK	WP	HR	S	P	ERA	WHIP

AB	32
R	3
H	6
RBI	2
BB	2
SO	10
LOB	20

San Francisco Giants @ Los Angeles Dodgers

Dodger Stadium, Los Angeles, CA

Fri Sep 18 2009, 7:10 PM PDT

Att. 53,679 - Clear - 80 F

livebaseballscorecards.com

TOP

Batter	1	2	3	4	5	6	7	8	9	AB	R	H	RBI	BB	SO	LOB
8 Eugenio Velez, S (1, 7) OBP: 0.324, SLG: 0.442	C FF 91 F FF 95 B CU 74 B SI 92 B SI 94 F FF 93 F FF 93 X FF 94 3-2 HR		B FF 93 C FF 93 B CU 75 X FF 94 2-1 21 1B 21 S 48 HR 1B	F SI 94 B SI 95 X FF 95 1-1 ② P6		C CU 79 D CU 77 X SI 92 1-1 2-H 2B		C FF 94 F FF 91 1 SAFE B SL 80 F SL 81 X FC 90 1-2 ③ L9 1-2		5	2	3	2	0	0	1
21 Freddy Sanchez, R (1, 4) OBP: 0.324, SLG: 0.416	C FF 95 B SL 84 X SI 94 1-1 E4 2 BB		C CU 69 S FS 86 F FF 95 X SL 84 0-2 2 FC3-6 1-3 1B	C SI 95 B SI 95 B FF 95 F FF 95 X CU 77 2-2 ③ G6-3		B SL 86 B SI 95 X SI 94 2-0 ③ G6-3			B FC 88 X FF 94 1-0 ① P3	5	0	1	0	0	0	1
2 Randy Winn, S (1, 9) OBP: 0.322, SLG: 0.360 54 Sergio Romo, R (7, 1) 41 Jeremy Affeldt, L (8, 1) OBP: 0.500, SLG: 0.500 20 John Bowker, L (9, PH) OBP: 0.256, SLG: 0.385 38 Brian Wilson, R (9, 1)	B FF 92 1 SAFE B FF 92 B FF 94 B FF 93 4-0 1 G5-4-3 1-2 BB		C FF 95 S SI 94 X FF 95 0-2 ① FC3-6 48 HR 1-2f		B FF 93 F FF 93 B FF 94 X FF 93 2-1 1 G5-4-3 1B		B SI 93 X SI 94 1-0 ① G6-3		B SL 77 C FC 88 S CU 66 B FF 92 B SL 77 F FC 88 B FF 92 4-2 1 5 1B BB	3 0 0 0 0	1 0 0 1 0	1 0 0 0 0	0 0 0 1 0	1 0 0 0 0	0 0 0 0 0	2 0 0 0 0
48 Pablo Sandoval, S (1, 5) OBP: 0.374, SLG: 0.539	B FF 95 F FF 94 B FF 94 S FF 95 F FF 95 X FF 95 2-2 ① F7		X CH 86 0-0 1-H 3-H HR	F FS 86 S FF 95 X FF 92 0-2 ① P5		B SI 95 S SL 87 F SI 95 X SI 96 1-2 ② G4-3		F SL 78 B FF 92 B FF 92 X FC 90 2-1 ② P4		5	1	1	3	0	0	4
1 Bengie Molina, R (1, 2) OBP: 0.285, SLG: 0.435	B CU 68 F FF 95 X SI 96 1-1 ②③ G5-4-3 1-2f		C FF 94 S SL 86 S FF 95 0-3 ② K	1 SAFE X SL 84 0-0 ②③ G5-4-3 1-2f		C SI 96 B SL 87 X SI 96 1-1 ③ G5-3		F SL 80 D SL 81 S FF 92 D CU 67 X SL 81 2-2 5 E 5 1B 1-2 1B		5	0	1	0	0	1	3
5 Juan Uribe, R (1, 6) OBP: 0.332, SLG: 0.499		B FF 93 C SI 94 B FF 96 X SI 94 2-1 ① G4-3	X FS 85 0-0 35 1B 1B	F SI 92 X CU 77 0-1 ① F7		C FF 94 B SL 78 B SI 90 F FF 93 B SL 77 X FC 88 3-2 ① G5-3		D SL 80 B FF 93 C FC 89 F FC 88 X SL 79 2-2 1-3 2-H E9 1B		5	0	2	1	0	0	0
35 Travis Ishikawa, L (1, 3) OBP: 0.326, SLG: 0.405		B EP 52 C FF 94 F CU 73 B SI 94 F CU 76 F CU 74 F FF 93 F SL 87 X CU 77 2-2 ② L4	X EP 63 0-0 1-2 1B	B SI 93 F SI 93 F CU 79 X CU 79 1-2 33 K2-3 14 2B 2B		X FF 91 0-0 ② G4-3		C FF 92 B SL 79 F SL 78 B FF 93 B SI 93 B SL 79 4-2 BB		4	1	2	0	1	0	0
33 Aaron Rowand, R (1, 8) OBP: 0.321, SLG: 0.436		B FF 95 X SI 94 1-0 1B	C SI 92 S CU 76 F CU 76 F FF 94 F FF 95 B CU 75 F SL 83 X SI 95 1-2 ③ G1-3			C SI 92 F SI 93 S CU 78 0-3 ② K2-3 2-3		B FF 93 B FF 90 X FF 94 2-0 HR	C SI 95 X SL 87 0-1 ③ P3	5	1	2	1	0	1	6
57 Jonathan Sánchez, L (1, 1) OBP: 0.125, SLG: 0.054 46 Bob Howry, L (5, 1) 14 Fred Lewis, L (6, PH) OBP: 0.358, SLG: 0.409 49 Brandon Medders, R (6, 1) 45 Dan Runzler, L (6, 1) 12 Nate Schierholtz, L (7, 9) OBP: 0.307, SLG: 0.412		C FF 92 S FF 92 B SI 90 F FF 93 F CU 76 S FF 94 1-3 ③ K	C SI 92 S FF 92 S FF 92 S FF 94 1-3 ① K			B CU 78 B FF 92 X SI 93 2-0 8 2B 3-H 2B		B FF 92 C FF 92 X SL 78 1-1 8 S 1B		2 0 1 0 0 1	0 0 1 0 0 0	0 0 1 0 0 1	0 0 1 0 0 0	2 0 0 0 0 0	1 0 0 0 0 0	0 0 0 0 0 0
Inning Stats	R: 1 E: 1 K: 0 S: 13 H: 1 LOB: 1 BB: 1 P: 24	R: 0 E: 0 K: 1 S: 15 H: 1 LOB: 1 BB: 0 P: 21	R: 3 E: 0 K: 1 S: 22 H: 5 LOB: 2 BB: 0 P: 25	R: 0 E: 0 K: 1 S: 8 H: 0 LOB: 0 BB: 0 P: 12	R: 0 E: 0 K: 0 S: 6 H: 1 LOB: 0 BB: 0 P: 8	R: 2 E: 0 K: 1 S: 12 H: 3 LOB: 1 BB: 0 P: 18	R: 0 E: 0 K: 0 S: 6 H: 0 LOB: 0 BB: 0 P: 9	R: 1 E: 0 K: 0 S: 11 H: 2 LOB: 1 BB: 0 P: 18	R: 1 E: 1 K: 0 S: 16 H: 2 LOB: 3 BB: 2 P: 31	1B: 9 2B: 3 3B: 0 HR: 3 SF: 0 SAC: 0 DP: 2 HBP: 0						

	AB	41
	R	8
	H	15
	RBI	8
	BB	3
	SO	4
	LOB	18

WP: 0 PA: 44
PB: 0
SB: 2
CS: 0

PITCHER		IP	WLS	BF	H	R	ER	SO	BB	IBB	HBP	BLK	WP	HR	S	P	ERA	WHIP
44 Vicente Padilla, R ERA: 4.52	(1, 1)	5.0		23	8	4	4	3	1	0	0	0	0	2	64	90	7.20	1.800
38 Ramon Troncoso, R ERA: 2.75	(6, 1)	0.2	L	5	3	2	2	1	0	0	0	0	0	0	11	15	27.00	4.500
54 Ronald Belisario, R ERA: 1.92	(6, 1)	1.1		4	0	0	0	0	0	0	0	0	0	0	7	12	0.00	0.000
58 Chad Billingsley, R ERA: 4.05	(8, 1)	1.2		11	4	2	2	0	2	0	0	0	0	1	25	47	10.80	3.600
59 Guillermo Mota, R ERA: 3.32	(9, 1)	0.1		1	0	0	0	0	0	0	0	0	0	0	2	2	0.00	0.000

PITCHER		IP	WLS	BF	H	R	ER	SO	BB	IBB	HBP	BLK	WP	HR	S	P	ERA	WHIP

Batter	1	2	3	4	5	6	7	8	9	AB	R	H	RBI	BB	SO	LOB
15 Rafael Furcal, S (1, 6) OBP: 0.323, SLG: 0.355	B FF 93 B FF 93 B FF 92 B FF 92 4-0 55 G5-4-3 BB		C FF 93 B X 1-1 ② P3		X SI 92 0-0 HR		D SI 94 C SI 94 F SL 82 F SI 95 B SI 95 B SI 94 F SL 83 B SI 94 4-2 1-2 BB		C FF 96 C SL 91 F FF 97 C SL 90 0-3 ② K	3	1	1	1	2	1	0
55 Russell Martin, R (1, 2) OBP: 0.353, SLG: 0.335	B FF 92 ① 1 SAFE ② C FF 93 B FF 91 F CH 80 X CH 84 2-2 G5-4-3 1-2f		X FF 93 0-0 ③ F8		S SL 86 X SL 85 0-1 ② G3		C SL 78 S SL 77 B SL 76 C SL 76 1-3 ② K		S FF 98 F FF 100 B FF 96 X FF 98 1-2 ③ G5-3	5	0	0	0	0	1	3
16 Andre Ethier, L (1, 9) OBP: 0.365, SLG: 0.528	C SI 95 C SI 94 F SL 83 H SL 82 1-2 99 2B HBP			X SI 92 0-0 99 HR 1B	C SI 93 B CH 84 X CH 84 1-1 ③ G4-3		B SL 76 S FF 90 D SL 75 F SL 76 S CH 83 2-3 ③ K			3	2	1	0	0	1	2
99 Manny Ramirez, R (1, 7) OBP: 0.419, SLG: 0.564	B FF 94 X CH 81 1-0 1-H 2B			B FF 93 B FF 93 C SL 77 F FF 93 F FF 93 B SL 82 F CH 86 F CH 85 F CH 86 3-2 X FF 88 1-H HR		C SL 82 C SL 80 B SL 81 F FC 90 S CU 72 1-3 ① K		C FF 91 F SL 77 S SL 77 0-3 ① K	4	1	2	3	0	2	0
27 Matt Kemp, R (1, 8) OBP: 0.364, SLG: 0.505	B FF 94 B FF 93 X FF 93 2-0 ③ L1			C SL 77 F FF 93 F SI 92 B SL 80 X SL 80 1-2 7 F8 7 S 1B		B FC 89 B SL 83 B SL 80 B FF 90 4-0 BB		C FF 90 B FF 90 X SL 77 1-1 23 1B	3	0	2	0	1	0	1
23 Casey Blake, R (1, 5) OBP: 0.366, SLG: 0.470		C SL 77 B FF 92 B SL 78 B FF 91 B CH 80 4-1 13 G6-3 BB		1 SAFE C FF 91 B FF 91 C SI 91 X FF 91 1-2 ① F7		B FC 90 D SL 82 F FF 90 1 SAFE B FC 89 S SL 85 F SL 82 F CU 71 1 SAFE 3-2 1 SAFE X SL 80 ② P6		C SL 75 S SL 75 X SL 75 0-2 1-2 1B	3	0	1	0	1	0	2
7 James Loney, L (1, 3) OBP: 0.354, SLG: 0.399	C FF 93 B SI 93 C FF 93 S SI 94 1-3 ① K			1 SAFE B FF 92 C FF 93 X FF 93 1-1 ② F8 1-3		F SI 95 X SI 95 0-1 ③ G1-3		F FF 94 B CU 79 B CU 79 X FF 95 2-1 ② F7	4	0	0	0	0	1	5
13 Orlando Hudson, S (1, 4) OBP: 0.354, SLG: 0.417 25 Jim Thome, L (8, PH) OBP: 0.368, SLG: 0.486 14 Juan Castro, R (9, 4) OBP: 0.321, SLG: 0.353	C FF 92 X FF 93 0-1 ② ③ G6-3 1-2f			B SL 79 C CH 81 B SL 81 C FF 92 C SL 82 2-3 ③ K			B SI 94 X SI 94 1-0 15 BB 1B	D CU 79 F FF 93 D FF 96 F FF 96 B CU 80 C CU 80 3-3 ③ K	3 1 0	0 0 0	1 0 0	0 0 0	0 0 0	1 1 0	2 2 0
44 Vicente Padilla, R (1, 1) OBP: 0.182, SLG: 0.182 5 Mark Loretta, R (5, PH) OBP: 0.304, SLG: 0.257 38 Ramon Troncoso, R (6, 1) 54 Ronald Belisario, R (6, 1) 3 Ronnie Belliard, R (7, PH) OBP: 0.304, SLG: 0.417 58 Chad Billingsley, R (8, 1) OBP: 0.250, SLG: 0.286 59 Guillermo Mota, R (9, 1) OBP: 0.333, SLG: 0.333 9 Juan Pierre, L (9, PH) OBP: 0.373, SLG: 0.393			B FF 89 C FF 93 F FF 93 S FF 94 1-3 ① K		C FF 90 B SL 79 F SL 80 B FF 92 F SL 81 B CH 84 F FF 92 X FF 90 3-2 ① F8		C SI 94 C SI 94 B SI 96 F SI 96 B SI 95 X SL 83 2-2 ① P4		B FF 94 B FF 95 C FF 94 X FF 96 2-1 ① G6-3	1 1 0 0 1 0 1 0 0 1	0 0 0 0 0 0 0 0 0 0	0 0 0 0 0 0 0 0 0 0	0 0 0 0 0 0 0 0 0 0	0 0 0 0 0 0 0 0 0 0	1 0 0 0 0 0 1 0 0 0	0 0 0 0 0 0 0 0 0 0
Inning Stats	R: 1 H: 1 E: 0 LOB: 1 K: 0 BB: 1 S: 8 P: 18	R: 0 H: 0 E: 0 LOB: 0 K: 1 BB: 1 S: 6 P: 11	R: 0 H: 0 E: 0 LOB: 0 K: 1 BB: 0 S: 6 P: 8	R: 2 H: 3 E: 0 LOB: 1 K: 1 BB: 0 S: 20 P: 28	R: 1 H: 1 E: 0 LOB: 0 K: 0 BB: 0 S: 10 P: 14	R: 0 H: 0 E: 0 LOB: 1 K: 2 BB: 1 S: 11 P: 19	R: 0 H: 1 E: 0 LOB: 2 K: 2 BB: 1 S: 15 P: 25	R: 0 H: 2 E: 0 LOB: 2 K: 2 BB: 0 S: 13 P: 19	R: 0 H: 0 E: 0 LOB: 0 K: 1 BB: 0 S: 9 P: 12	1B: 5 2B: 1 3B: 0 HR: 2	SF: 0 SAC: 0 DP: 2 HBP: 1			WP: 0 PB: 0 SB: 1 CS: 0	PA: 38		

PITCHER		IP	WLS	BF	H	R	ER	SO	BB	IBB	HBP	BLK	WP	HR	S	P	ERA	WHIP
57 Jonathan Sánchez, L ERA: 4.29	(1, 1)	4.1		19	5	4	4	3	2	0	1	0	0	2	46	74	8.31	1.615
46 Bob Howry, R ERA: 3.39	(5, 1)	0.2	W	2	0	0	0	0	0	0	0	0	0	0	4	5	0.00	0.000
49 Brandon Medders, R ERA: 3.23	(6, 1)	0.2	H	3	0	0	0	1	1	0	0	0	0	0	9	17	0.00	1.500
45 Dan Runzler, L ERA:	(6, 1)	0.2	H	4	1	0	0	0	1	0	0	0	0	0	11	18	0.00	3.000
54 Sergio Romo, R ERA: 4.15	(7, 1)	1.0	H	5	2	0	0	3	0	0	0	0	0	0	14	18	0.00	2.000

PITCHER		IP	WLS	BF	H	R	ER	SO	BB	IBB	HBP	BLK	WP	HR	S	P	ERA	WHIP
41 Jeremy Affeldt, L ERA: 1.78	(8, 1)	0.2	H	2	0	0	0	1	0	0	0	0	0	0	5	10	0.00	0.000
38 Brian Wilson, R ERA: 2.65	(9, 1)	1.0		3	0	0	0	1	0	0	0	0	0	0	9	12	0.00	0.000

BOTTOM

San Francisco Giants @ Los Angeles Dodgers
Dodger Stadium, Los Angeles, CA
Fri Sep 18 2009, 7:10 PM PDT
Att. 53,679 - Clear - 80 F

livebaseballscorecards.com

AB	33
R	4
H	8
RBI	4
BB	4
SO	9
LOB	18

Batter	1	2	3	4	5	6	7	8	9	AB	R	H	RBI	BB	SO	LOB
8 Eugenio Velez, S (1, 7) OBP: 0.320, SLG: 0.436	C SI 89 X SI 89 0-1 E7 21 SH1 2 SF9	C CU 74 X SI 90 0-1 ③ F7			C CU 74 F FF 86 F CH 77 B CH 77 X CU 76 1-2 ② L9			C SI 86 F SL 84 B CU 75 B FF 87 C SI 88 2-3 ① K	B CU 75 D CU 75 F SI 88 F SI 91 X SL 81 2-2 ③ F7	3	1	0	0	0	0	2
(5, 9)										2	0	0	0	0	1	3
20 John Bowker, L (7, 9) OBP: 0.244, SLG: 0.366																
21 Freddy Sanchez, R (1, 4) OBP: 0.325, SLG: 0.416	X FF 88 0-0 ① SH1 2-3		C CU 74 B CU 76 B CU 76 B SI 89 X SI 89 3-1 1B		C SI 91 F SI 90 B FF 86 B SI 90 F SI 91 B CU 78 X SI 91 3-2 ③ P3			C FF 88 B CU 74 B SI 88 X SI 88 2-1 1B		2	0	1	0	0	0	0
9 Kevin Frandsen, R (7, 4) OBP: 0.222, SLG: 0.214										1	0	1	0	0	0	0
2 Randy Winn, S (1, 9) OBP: 0.321, SLG: 0.360	B SI 89 F SI 90 B SI 89 X SI 90 2-1 ② SF9 3-H		F SI 89 F FF 87 S SI 90 0-3 ① K			C CU 72 B SL 84 B SI 90 S SI 89 B SI 90 X SI 90 3-2 ① F8		S FF 87 X SI 88 0-1 ② L7		1	0	0	1	0	1	1
60 Waldis Joaquin, R (3, 1)										0	0	0	0	0	0	0
14 Fred Lewis, L (5, 7) OBP: 0.356, SLG: 0.406										2	0	0	0	0	0	1
48 Pablo Sandoval, S (1, 5) OBP: 0.376, SLG: 0.541	B SI 90 X SI 90 1-0 2B		F FF 87 F FF 87 1 SAFE B SI 89 1 SAFE B FF 91 S SL 86 2-3 ② K			B FF 86 X FF 88 1-0 1B		X FF 88 0-0 ③ P4		3	0	2	0	0	1	1
35 Rich Aurilia, R (7, 5) OBP: 0.272, SLG: 0.298										1	0	0	0	0	0	1
5 Juan Uribe, R (1, 6) OBP: 0.329, SLG: 0.494	F CU 76 X SI 90 0-1 ③ F7		C CU 77 X SI 90 0-1 ③ G5-3			B SI 88 X SI 89 1-0 ② F8			C SI 90 X SL 81 0-1 28 1B 13 1B 1B	3	0	0	0	0	0	3
29 Ryan Rohlinger, R (7, 6) OBP: 0.250, SLG: 0.182										1	0	1	0	0	0	0
35 Travis Ishikawa, L (1, 3) OBP: 0.326, SLG: 0.404		B SI 89 X SI 89 1-0 ① G6-3		X SI 88 0-0 22 G6-4-3 1B		B CH 76 F SI 89 S CU 75 D CU 76 X CH 76 2-2 ③ F8			B SI 89 C SI 90 F SI 90 B SL 81 F SL 82 X SI 92 2-2 28 1B 1-2 1B	3	0	1	0	0	0	1
49 Joe Martinez, L (6, 1) OBP: 0.250, SLG: 0.375										0	0	0	0	0	0	0
40 Madison Bumgarner, R (8, 1)										0	0	0	0	0	0	0
13 Jesus Guzman, R (9, PH) OBP: 0.176, SLG: 0.176										1	0	1	0	0	0	0
33 Aaron Rowand, R (1, 8) OBP: 0.322, SLG: 0.435		F SI 89 B SI 90 X FF 86 1-1 31 1B 1B		C SI 88 X SI 88 0-1 ① F9			X SI 87 0-0 ① F8		C CU 74 B SI 89 F CH 84 B SL 80 C SL 81 2-3 ① K	3	0	1	0	0	0	1
56 Andres Torres, S (7, 8) OBP: 0.333, SLG: 0.468										1	0	0	0	0	1	2
22 Eli Whiteside, R (1, 2) OBP: 0.243, SLG: 0.291		C SI 89 X CU 75 0-1 ② P2		1 SAFE S CU 75 B SI 88 X SI 89 1-1 ②③ G6-4-3 1-2f			B SI 87 X FF 87 1-0 ② G3-1		S SL 82 C SL 80 B SL 80 X SI 93 1-2 1-2 2-3 1B	2	0	0	0	0	0	2
28 Buster Posey, R (7, PH) OBP: 0.333, SLG: 0.333										2	0	1	0	0	0	0
(7, 2)																
31 Brad Penny, R (1, 1) OBP: 0.067, SLG: 0.067		X SI 89 0-0 1-2 1B			C CU 73 S SL 84 B SI 90 B SL 85 F FF 90 X CU 77 2-2 ① G3		B SI 87 F FF 87 S FF 88 B CU 76 F FF 89 X CU 75 2-2 ③ P6		C SI 92 X SI 91 0-1 ② P1	1	0	1	0	0	0	0
12 Nate Schierholtz, L (3, 9) OBP: 0.306, SLG: 0.411										1	0	0	0	0	0	0
47 Merkin Valdez, R (5, 1)										0	0	0	0	0	0	0
51 Randy Johnson, R (6, 1) OBP: 0.111, SLG: 0.077										0	0	0	0	0	0	0
23 Ryan Garko, R (6, 3) OBP: 0.340, SLG: 0.429										2	0	0	0	0	0	3
Inning Stats	R: 1 E: 1 K: 0 S: 8 H: 1 LOB: 1 BB: 0 P: 11	R: 0 E: 0 K: 0 S: 8 H: 2 LOB: 2 BB: 0 P: 10	R: 0 E: 0 K: 2 S: 10 H: 1 LOB: 1 BB: 0 P: 15	R: 0 E: 0 K: 0 S: 5 H: 1 LOB: 0 BB: 0 P: 6	R: 0 E: 0 K: 0 S: 12 H: 0 LOB: 0 BB: 0 P: 18	R: 0 E: 0 K: 0 S: 8 H: 1 LOB: 1 BB: 0 P: 15	R: 0 E: 0 K: 0 S: 6 H: 0 LOB: 0 BB: 0 P: 9	R: 0 E: 0 K: 1 S: 8 H: 1 LOB: 1 BB: 0 P: 12	R: 0 E: 0 K: 1 S: 17 H: 3 LOB: 3 BB: 0 P: 24	1B: 9 2B: 1 3B: 0 HR: 0 SF: 1 SAC: 1 DP: 1 HBP: 0						

PITCHER		IP	WLS	BF	H	R	ER	SO	BB	IBB	HBP	BLK	WP	HR	S	P	ERA	WHIP
21 Jon Garland, R ERA: 4.02	(1, 1)	8.0	W	31	7	1	0	3	0	0	0	0	0	0	65	96	0.00	0.875
36 Jeff Weaver, R ERA: 3.79	(9, 1)	1.0		6	3	0	0	1	0	0	0	0	0	0	17	24	0.00	3.000

PITCHER	IP	WLS	BF	H	R	ER	SO	BB	IBB	HBP	BLK	WP	HR	S	P	ERA	WHIP

TOP

San Francisco Giants @ Los Angeles Dodgers

Dodger Stadium, Los Angeles, CA

Sat Sep 19 2009, 1:10 PM PDT

Att. 52,438 - Sunny - 87 F

livebaseballscorecards.com

AB	35
R	1
H	10
RBI	1
BB	0
SO	4
LOB	21

WP: 0	PA: 37		
PB: 0			
SB: 0			
CS: 0			

Batter	1	2	3	4	5	6	7	8	9	AB	R	H	RBI	BB	SO	LOB
15 Rafael Furcal, S (1, 6) OBP: 0.324, SLG: 0.357	C FF 93 X FF 94 0-1 27 FC6-4 99 S 7 1B 1B	B FF 97 C FF 95 F CU 80 B CU 79 B FS 87 F FS 86 F FF 98 X FF 97 3-2 ② F9		C SI 96 B SL 86 S SI 95 S SI 85 1-3 ② K		B FS 88 B FS 87 B FS 87 C SL 87 X FF 89 3-1 16 2B 2B	X SI 92 0-0 9 1B 16 BB 1-2 1B			4	2	2	0	0	1	0
14 Juan Castro, R (7, PH) OBP: 0.327, SLG: 0.359 (8, 6)										1	0	1	0	0	0	0
16 Andre Ethier, L (1, 9) OBP: 0.365, SLG: 0.528	C FF 94 1 SAFE B FF 94 X FS 88 1-1 ① L8	B FF 95 X FF 97 1-0 ③ F7		B SI 97 C SI 94 B SI 87 F SI 85 B SI 99 C SI 96 3-3 ③ K		B FF 91 B SL 83 X FF 90 2-0 2-H 2B	B CU 80 B CU 81 C SI 91 F SI 91 D CU 81 B SI 92 4-2 9 1B 1-2 2-3 BB			4	0	1	1	1	1	1
99 Manny Ramirez, R (1, 7) OBP: 0.421, SLG: 0.563	B FF 95 C FF 94 B FF 94 B CU 80 B FF 96 4-1 27 FC6-4 1-2 BB	C FF 94 F FF 94 B FF 95 B FS 86 F FF 95 C FS 88 2-3 ① K			B SL 84 B FF 96 F FF 97 C SI 98 B FF 98 4-2 7 1B 23 E BB	B FF 90 B FF 90 C FF 89 F SL 85 B SL 84 X SL 83 3-2 ① L9	C SI 91 F CU 82 F CU 82 X SI 90 0-2 17 FC6-4 1-2 2-3 3-H 1B			1	1	0	0	2	1	0
9 Juan Pierre, L (6, 7) OBP: 0.374, SLG: 0.394										2	0	1	1	0	0	1
27 Matt Kemp, R (1, 8) OBP: 0.363, SLG: 0.508	F FF 96 D FS 88 S FF 96 F FF 97 X CU 81 1-2 ② FC6-4 23 BB 7 1B 3 HR 1-2f 2-3	B FS 84 F FF 97 B FF 95 X FS 85 2-1 HR	C FF 98 F FF 97 B SI 96 B SL 86 B FF 97 X FF 98 3-2 ① F8	B CU 80 F SI 91 F SI 90 S CU 82 1-3 ② K	C CU 81 X CU 82 0-1 ③ FC6-4 1-2f					4	2	1	1	0	1	4
17 Jason Repko, R (7, 8)										1	0	0	0	0	0	3
7 James Loney, L (1, 3) OBP: 0.357, SLG: 0.407	B CU 79 B FF 95 B FS 88 X FF 94 3-0 23 BB 3 HR 1-2 3-H 1B	X FF 94 0-0 HR	X SI 97 0-0 23 E 55 1B 1-3 1B	D CU 81 B CH 79 B SI 90 C SI 90 X SI 90 3-1 ③ G6-3			C FF 92 B CU 80 F FF 91 S FF 91 1-3 ① K			4	3	3	2	0	0	1
26 Doug Mientkiewicz, L (8, PH) OBP: 0.333, SLG: 0.364 (9, 3)										1	0	0	0	0	1	0
23 Casey Blake, R (1, 5) OBP: 0.366, SLG: 0.468	C FF 96 B FS 88 D FS 89 B FF 95 B FF 96 4-1 3 HR 1-2 2-3 BB	B FF 94 C FF 95 B CU 78 B FS 84 X FF 95 3-1 ② G4-3	C FF 99 F SL 87 B SL 84 X SL 86 1-2 E4 21 WP 55 1B 1-2 3-H			C SI 88 B CH 80 B SI 90 X SI 88 2-1 HR	X FF 91 0-0 ② G3			2	1	0	1	1	0	1
33 Blake DeWitt, L (7, PH) OBP: 0.205, SLG: 0.351 (8, 5)										2	1	1	1	0	0	0
3 Ronnie Belliard, R (1, 4) OBP: 0.306, SLG: 0.427	F FF 95 F FF 96 B FF 97 X FS 89 1-2 1-H 2-H HR 3-H	B FF 94 C FF 94 F FF 96 B FF 96 B FF 96 B FF 96 4-2 55 S BB	B SL 84 D SI 98 B FF 98 C FF 97 X FF 98 3-1 ② F9			X SI 90 0-0 ① F8	B CH 83 S FF 91 C CU 79 T FF 91 1-2 ③ K			4	1	1	4	1	1	2
55 Russell Martin, R (1, 2) OBP: 0.354, SLG: 0.335	B FF 96 B FF 96 B FS 90 C FF 96 X FF 97 3-1 ③ G6-3	B SI 95 C SL 86 F SI 96 F SL 87 X SI 97 1-2 ③ G5-3 1-2	D FF 97 B SL 86 X SI 98 2-0 21 WP 1-2 2-H 1B			B CU 81 F SI 89 B CU 82 B SI 90 C SI 91 B SI 89 4-2 16 BB 14 1B 9 1B BB				3	1	1	1	1	0	1
49 A.J. Ellis, R (9, 2)										0	0	0	0	0	0	0
21 Jon Garland, R (1, 1) OBP: 0.101, SLG: 0.088		C FF 95 X FF 96 0-1 ① G4-3		B FF 96 B FF 95 C SI 95 X SI 95 2-1 ① G4-3	C FF 97 B B SI 96 X FF 96 2-1 ③ G1-3 1-2 2-3		C SI 90 B SI 91 C SI 89 C FF 90 1-3 ② K			4	0	0	0	0	1	3
36 Jeff Weaver, R (9, 1) OBP: 0.231, SLG: 0.231										0	0	0	0	0	0	0
Inning Stats	R: 5 E: 0 K: 0 S: 16 H: 3 LOB: 0 BB: 2 P: 33	R: 0 E: 0 K: 0 S: 8 H: 0 LOB: 0 BB: 0 P: 12	R: 2 E: 0 K: 1 S: 16 H: 2 LOB: 1 BB: 1 P: 28	R: 0 E: 0 K: 2 S: 8 H: 0 LOB: 0 BB: 0 P: 14	R: 2 E: 1 K: 0 S: 14 H: 2 LOB: 2 BB: 1 P: 29	R: 1 E: 0 K: 1 S: 11 H: 2 LOB: 1 BB: 0 P: 23	R: 2 E: 0 K: 1 S: 17 H: 3 LOB: 3 BB: 2 P: 28	R: 0 E: 0 K: 2 S: 7 H: 0 LOB: 0 BB: 0 P: 9									

PITCHER		IP	WLS	BF	H	R	ER	SO	BB	IBB	HBP	BLK	WP	HR	S	P	ERA	WHIP
31 Brad Penny, R ERA: 5.35	(1, 1)	2.2	L	16	5	7	7	1	3	0	0	0	0	3	36	68	23.62	3.000
60 Waldis Joaquin, R ERA: 3.52	(3, 1)	1.1		4	0	0	0	2	0	0	0	0	0	0	12	19	0.00	0.000
47 Merkin Valdez, R ERA: 5.7	(5, 1)	1.0		7	2	2	1	0	1	0	0	0	1	0	14	29	9.00	3.000
51 Randy Johnson, L ERA: 4.89	(6, 1)	0.1		3	2	1	1	0	0	0	0	0	0	0	6	14	27.00	6.000
49 Joe Martinez, R ERA: 7.5	(6, 1)	1.2		10	3	2	2	2	2	0	0	0	0	1	22	37	10.80	3.000

PITCHER		IP	WLS	BF	H	R	ER	SO	BB	IBB	HBP	BLK	WP	HR	S	P	ERA	WHIP
40 Madison Bumgarner, L ERA: 2.84	(8, 1)	1.0		3	0	0	0	2	0	0	0	0	0	0	7	9	0.00	0.000

BOTTOM

San Francisco Giants @ Los Angeles Dodgers

Dodger Stadium, Los Angeles, CA

Sat Sep 19 2009, 1:10 PM PDT

Att. 52,438 - Sunny - 87 F

livebaseballscorecards.com

AB	37
R	12
H	12
RBI	12
BB	6
SO	7
LOB	17

1B: 6	SF: 0	WP: 1	PA: 43
2B: 2	SAC: 0	PB: 0	
3B: 0	DP: 0	SB: 2	
HR: 4	HBP: 0	CS: 0	

Batter	1	2	3	4	5	6	7	8	9	AB	R	H	RBI	BB	SO	LOB
56 Andres Torres, S (1, 7) OBP: 0.339, SLG: 0.522	C FF 89 S CU 67 B FF 91 F CU 68 X CU 70 1-2 HR		B CU 69 X FF 89 1-0 ② G1-3			S FF 88 B FF 88 X SL 82 1-1 HR		B FC 89 C FC 91 X FC 91 1-1 ② G4-3		4	2	2	2	0	0	0
21 Freddy Sanchez, R (1, 4) OBP: 0.324, SLG: 0.414	B FF 90 S FF 89 X FF 90 1-1 48 BB 1B		C FF 89 B SL 81 X CH 80 1-1 ③ G5-3			F CH 78 C FF 89 B FF 87 B SL 80 B FF 89 C SI 89 3-3 ① K		C FF 91 F SL 75 B FC 91 F SL 74 S FC 91 1-3 ③ K		4	0	1	0	0	2	0
2 Randy Winn, S (1, 9) OBP: 0.320, SLG: 0.358	L FF 90 D CU 69 1 SAFE X CH 79 1-1 ① F8			B FF 89 F SI 89 F FF 88 F FF 90 X FF 89 1-2 ① G6-3		B FF 89 B CH 79 B FF 89 B FF 88 4-0 48 G1-3 BB			B FF 98 C FF 96 B FF 98 X FF 97 2-1 ① G4-3	3	0	0	0	1	0	1
48 Pablo Sandoval, S (1, 5) OBP: 0.377, SLG: 0.540	B B FF 88 B FF 89 B 4-0 1 G4-6-3 1-2 BB			B SI 91 C SI 91 S CU 70 X FF 90 1-2 1B		B FF 88 B CU 69 X SI 88 2-0 ② G1-3 1-2			B SL 90 S FF 97 F FF 98 T FF 100 1-2 ② K	3	0	1	0	1	1	1
1 Bengie Molina, R (1, 2) OBP: 0.283, SLG: 0.431	C SI 89 F CU 68 X FF 90 0-2 ②③ G4-6-3 1-2f			B X SI 89 1-0 ② F8		F CU 68 F SI 90 B FF 91 S FF 92 1-3 ③ K			C FF 99 S FF 99 F FF 99 S SL 91 0-3 ③ K	4	0	0	0	0	2	4
5 Juan Uribe, R (1, 6) OBP: 0.329, SLG: 0.493		X SI 87 0-0 ① L4		X CH 79 0-0 ③ F8			B SI 88 X FF 88 1-0 33 G5-4-3 1B			3	0	1	0	0	0	1
23 Ryan Garko, R (1, 3) OBP: 0.338, SLG: 0.425		C SI 88 B SL 82 F SL 81 X FF 88 1-2 ② G1-3			B CU 66 X FF 88 1-0 ① P6		F FF 95 B FF 95 B FF 94 X FF 95 2-1 ① L9			3	0	0	0	0	0	1
33 Aaron Rowand, R (1, 8) OBP: 0.320, SLG: 0.432		B FF 88 C SL 79 C CU 68 B FF 89 F FF 91 B FF 91 X SL 79 3-2 ③ F8			C SL 79 F FF 88 B FF 90 S CU 68 1-3 ② K		B SL 83 S FF 95 F FF 95 F SL 86 X FF 96 1-2 ②③ G5-4-3 1-2f			3	0	0	0	0	1	1
55 Tim Lincecum, L (1, 1) OBP: 0.221, SLG: 0.164 49 Brandon Medders, R (5, 1) 46 Bob Howry, L (7, 1) 35 Rich Aurilia, R (8, PH) OBP: 0.270, SLG: 0.296 60 Waldis Joaquin, R (8, 1)			B FF 88 B FF 88 C FF 88 F FF 90 F FF 89 F FF 90 B CU 69 X FF 90 3-2 ① G5-3		C FF 88 X FF 89 0-1 ③ G5-3			C FC 90 S FF 90 B FF 90 F SL 76 C FC 93 1-3 ① K		2 0 0 1 0	0 0 0 0 0	0 0 0 0 0	0 0 0 0 0	0 0 0 1 0	0 0 0 0 0	0 0 0 0 0
Inning Stats	R: 1 E: 0 K: 0 S: 11 H: 2 LOB: 1 BB: 1 P: 18	R: 0 E: 0 K: 0 S: 8 H: 0 LOB: 1 BB: 0 P: 12	R: 0 E: 0 K: 0 S: 8 H: 0 LOB: 0 BB: 0 P: 13	R: 0 E: 0 K: 0 S: 9 H: 1 LOB: 1 BB: 0 P: 12	R: 0 E: 0 K: 1 S: 6 H: 0 LOB: 0 BB: 0 P: 8	R: 1 E: 0 K: 2 S: 9 H: 1 LOB: 1 BB: 1 P: 20	R: 0 E: 0 K: 0 S: 7 H: 1 LOB: 0 BB: 0 P: 11	R: 0 E: 0 K: 2 S: 10 H: 0 LOB: 0 BB: 0 P: 13	R: 0 E: 0 K: 2 S: 9 H: 0 LOB: 0 BB: 0 P: 12	1B: 3 2B: 0 3B: 0 HR: 2 SF: 0 SAC: 0 DP: 2 HBP: 0						

PITCHER		IP	WLS	BF	H	R	ER	SO	BB	IBB	HBP	BLK	WP	HR	S	P	ERA	WHIP
43 Randy Wolf, L ERA: 3.24	(1, 1)	6.0	W	24	5	2	2	3	2	0	0	0	0	2	52	85	3.00	1.167
56 Hung-Chih Kuo, L ERA: 2.36	(7, 1)	1.0	H	2	0	0	0	0	0	0	0	0	0	0	6	9	0.00	0.000
52 George Sherrill, L ERA: 1.7	(8, 1)	1.0		3	0	0	0	2	0	0	0	0	0	0	10	13	0.00	0.000
51 Jonathan Broxton, R ERA: 2.39	(9, 1)	1.0		3	0	0	0	2	0	0	0	0	0	0	9	12	0.00	0.000

PITCHER	IP	WLS	BF	H	R	ER	SO	BB	IBB	HBP	BLK	WP	HR	S	P	ERA	WHIP

TOP

San Francisco Giants @ Los Angeles Dodgers
Dodger Stadium, Los Angeles, CA
Sun Sep 20 2009, 1:10 PM PDT
Att. 53,233 - Sunny - 81 F

livebaseballscorecards.com

AB	30
R	2
H	5
RBI	2
BB	2
SO	7
LOB	9

WP: 0 PA: 32
PB: 0
SB: 0
CS: 0

Batter	1	2	3	4	5	6	7	8	9	AB	R	H	RBI	BB	SO	LOB
15 Rafael Furcal, S (1, 6) OBP: 0.325, SLG: 0.361	C FF 93 C CU 76 X SL 82 0-2 ① F9	C CU 76 B SL 79 B FF 93 X SI 94 2-1 ② F8	B CU 72 B CH 80 B SI 91 B SI 90 4-0 99 F9 16 S 27 WP BB	X FF 92 0-0 27 WP 3B			3	2	1	0	1	0	1
16 Andre Ethier, L (1, 9) OBP: 0.366, SLG: 0.532	C CU 77 F FF 94 B SL 83 B CH 84 S SI 96 2-3 ② K	C SL 80 D SL 79 B FF 94 B CU 78 C SI 94 X CH 85 3-2 1-H HR	1 SAFE B SI 92 C SI 89 B FF 92 B CU 74 C FF 91 B CU 76 4-2 23 FC5 27 WP 1-2 BB	C SI 93 F SI 93 B SI 92 S SL 88 1-3 ① K			3	1	1	2	1	2	1
99 Manny Ramirez, R (1, 7) OBP: 0.422, SLG: 0.559 9 Juan Pierre, L (9, 7) OBP: 0.374, SLG: 0.394	B FF 95 B SL 84 C SL 82 F SI 93 B SI 95 4-1 BB	B SL 84 C FF 92 S SI 94 F SI 93 B CH 82 F FF 93 B CH 85 X SI 93 3-2 ③ G6-3	B FC 90 C SL 83 F SI 90 X FC 91 1-2 ① F9 2-3	I IN 63 I IN 72 I IN 70 I IN 71 4-0 27 WP IBB			2 0	0 0	0 0	0 0	2 0	0 0	2 0
27 Matt Kemp, R (1, 8) OBP: 0.362, SLG: 0.506	B FF 95 F FF 94 B FF 94 X SL 83 2-1 ③ F8		C SI 92 X FF 92 0-1 23 SH5-4 7 1B 3 1B 1B	F SL 82 T SI 90 B FC 89 B CU 69 F CU 70 F FC 90 S CU 70 2-3 ② K 1-2 3-H	B SI 92 B SL 87 S SI 93 F SI 93 X SL 86 2-2 ② F8 1-2 3-H		4	1	1	0	0	1	3
7 James Loney, L (1, 3) OBP: 0.359, SLG: 0.408		C FF 94 C FF 94 B SI 95 F SI 92 X CH 86 1-2 ① G1-3	1 SAFE B FF 92 S CU 74 B CU 77 X FF 92 2-1 23 SH5-4 3 1B 1-2 1B	I IN 69 I IN 66 I IN 70 I IN 72 4-0 23 FC5 IBB	I IN 65 I IN 69 I IN 67 I IN 67 4-0 IBB		2	1	1	0	2	0	0
23 Casey Blake, R (1, 5) OBP: 0.364, SLG: 0.465		C CU 76 C SL 81 S SL 82 0-3 ② K	B FF 92 X SI 92 1-0 ① SH5-4 1-2 2-3	B CU 72 B FC 90 X SI 90 2-0 ③ FC5 1-2 2-3f	B SI 92 B SI 92 B SI 93 C FF 92 X FF 92 3-1 ③ F8		3	0	0	0	0	1	4
3 Ronnie Belliard, R (1, 4) OBP: 0.305, SLG: 0.424		B SI 93 S SL 79 S CU 80 B FF 94 S FF 95 2-3 ③ K	B CU 80 X SI 93 1-0 2-H 3-H 1B	B FC 91 C SI 89 S SL 82 B SL 82 B FC 90 F SL 81 F FC 90 S FC 91 3-3 ① K	F SI 97 X SL 86 0-1 ① P3		4	0	1	2	0	2	0
55 Russell Martin, R (1, 2) OBP: 0.351, SLG: 0.332			B CU 71 C SI 91 C SL 80 F CH 85 X FF 93 1-2 ① F8	1 SAFE T SI 91 D CH 82 B CU 73 X SI 92 2-1 ② P5	C FF 91 B FC 89 X SL 84 1-1 ② G5-3		C SI 96 X SL 87 0-1 ② G6-3			4	0	0	0	0	0	1
43 Randy Wolf, L (1, 1) OBP: 0.203, SLG: 0.277 56 Hung-Chih Kuo, L (7, 1) 52 George Sherrill, L (8, 1) 25 Jim Thome, L (8, PH) OBP: 0.367, SLG: 0.484 51 Jonathan Broxton, R (9, 1)			B FF 93 B FF 94 B SI 90 B FF 89 4-0 16 HR BB	S FF 92 B FF 92 B CU 74 B SI 91 C FF 91 X FF 90 3-2 ③ F8	B FC 92 F FC 90 C FF 90 S CU 69 1-3 ③ K		B SI 97 F SI 95 B SI 96 C SI 85 B SI 98 T SI 83 3-2 ③ K			2 0 0 1 0	1 0 0 0 0	0 0 0 0 0	0 0 0 0 0	1 0 0 1 0	1 0 0 0 0	1 0 0 0 0
Inning Stats	R: 0 E: 0 K: 1 S: 9 H: 0 LOB: 1 BB: 1 P: 17	R: 0 E: 0 K: 2 S: 10 H: 0 LOB: 0 BB: 0 P: 13	R: 2 E: 0 K: 0 S: 14 H: 1 LOB: 0 BB: 1 P: 27	R: 2 E: 0 K: 0 S: 11 H: 3 LOB: 1 BB: 0 P: 20	R: 1 E: 0 K: 1 S: 11 H: 0 LOB: 2 BB: 3 P: 28	R: 0 E: 0 K: 2 S: 10 H: 0 LOB: 0 BB: 0 P: 15	R: 1 E: 0 K: 1 S: 9 H: 1 LOB: 2 BB: 2 P: 23	R: 0 E: 0 K: 1 S: 7 H: 0 LOB: 0 BB: 0 P: 10		1B: 3 2B: 0 3B: 1 HR: 1	SF: 0 SAC: 1 DP: 0 HBP: 0		WP: 2 PB: 0 SB: 1 CS: 0	PA: 36	

PITCHER	IP	WLS	BF	H	R	ER	SO	BB	IBB	HBP	BLK	WP	HR	S	P	ERA	WHIP
55 Tim Lincecum, R (1, 1) ERA: 2.47	4.0	L	20	4	5	5	3	4	0	0	0	0	1	46	87	11.25	2.000
49 Brandon Medders, R (5, 1) ERA: 3.13	2.0		7	0	0	0	3	0	1	0	0	1	0	19	33	0.00	0.000
46 Bob Howry, R (7, 1) ERA: 3.49	1.0		6	1	1	1	1	0	2	0	0	1	0	9	23	9.00	1.000
60 Waldis Joaquin, R (8, 1) ERA: 3.12	1.0		3	0	0	0	1	0	0	0	0	0	0	7	10	0.00	0.000

PITCHER	IP	WLS	BF	H	R	ER	SO	BB	IBB	HBP	BLK	WP	HR	S	P	ERA	WHIP

BOTTOM

San Francisco Giants @ Los Angeles Dodgers

Dodger Stadium, Los Angeles, CA

Sun Sep 20 2009, 1:10 PM PDT

Att. 53,233 - Sunny - 81 F

livebaseballscorecards.com

AB	28
R	6
H	5
RBI	4
BB	7
SO	8
LOB	13

TOP

San Francisco Giants @ Arizona Diamondbacks
Chase Field, Phoenix, AZ
Mon Sep 21 2009, 6:40 PM MST
Att. 25,384 - Clear - 105 F

livebaseballscorecards.com

Batter	1	2	3	4	5	6	7	8	9	AB	R	H	RBI	BB	SO	LOB
8 Eugenio Velez, S (1, 7) (8, 4) OBP: 0.321, SLG: 0.433	S FF 87 X SL 81 0-1 E3 21 1B	B CH 81 S SI 85 B SI 88 X CH 83 2-1 1-2 1B		D CU 78 F SL 84 X CU 82 1-1 ② G4-3 2-3 3-H		B FF 88 X FF 88 1-0 ① F8		I IN 71 I IN 71 I IN 74 I IN 68 4-0 14 FC4-6 IBB		4	0	1	1	1	0	1
21 Freddy Sanchez, R (1, 4) OBP: 0.326, SLG: 0.416 9 Kevin Frandsen, R (1, 4) OBP: 0.208, SLG: 0.200 14 Fred Lewis, L (8, PH) OBP: 0.355, SLG: 0.404 56 Andres Torres, S (8, 7) OBP: 0.339, SLG: 0.522	T SI 87 1 SAFE 1 SAFE B SI 86 L SL 83 F CU 79 1 SAFE X CU 80 1-2 ① 48 FC4 48 E 2 BB 1-2 1B	X SL 84 0-0 ③ G6-3		D SL 84 B SL 85 S SL 85 B FF 90 S SL 84 F SI 88 X FF 89 3-2 ③ L4		F FF 87 B FF 89 B FF 89 X FF 89 2-1 ② B5-3		B CH 82 F CH 82 F SI 95 X SI 96 1-2 ② FC4-6 1-2f 2-3 3-H		1 3 1 0	1 0 0 0	1 0 0 0	0 0 1 0	0 0 0 0	0 3 2 0	0 0 0 0
2 Randy Winn, S (1, 9) OBP: 0.320, SLG: 0.355 54 Sergio Romo, R (7, 1) OBP: 0.239, SLG: 0.357 20 John Bowker, L (8, PH) 41 Jeremy Affeldt, L (8, 1) OBP: 0.500, SLG: 0.500 38 Brian Wilson, R (9, 1)	D FF 88 B SI 88 S CH 82 D CU 79 F SI 87 D SI 88 4-2 48 E 1-2 BB	C FF 88 B SI 89 B CH 84 F CH 83 F FF 90 B SL 85 F SI 89 F SI 89 C FF 91 3-3 ① K	X SI 84 0-0 ① F9	B FF 88 B CH 76 C FF 88 X FF 90 2-1 ③ G3		C CH 82 S SI 95 F SI 95 F CH 83 X SI 95 0-2 ③ F9		3 0 1 0	0 0 0 0	0 0 0 0	0 0 0 0	1 0 0 0	1 0 0 0	0 0 2 0
48 Pablo Sandoval, S (1, 5) OBP: 0.377, SLG: 0.541	D SI 88 X SI 87 1-0 FC4 1 S 1-3 2-H	B FF 90 X FF 91 X SL 86 1-1 1B	B FF 86 F SI 86 B CU 79 F SL 85 B CU 82 F FF 87 F FF 89 X SI 89 3-2 1 1B 2B		B FF 94 B CU 78 F FF 94 X FF 92 2-1 ① F9			X SI 94 0-0 ① G5-3	5	1	2	0	0	0	1
1 Bengie Molina, R (1, 2) OBP: 0.282, SLG: 0.429	B SL 84 F FF 88 S CU 78 F CU 80 F FF 89 F CU 80 B FF 89 F CU 80 F CU 79 2-3 ② S SL 83 K 1-2	S FF 90 X CU 83 0-1 ② P3	X SL 85 0-0 35 BB 5 1B 33 SF8 2-H 1B		F SI 94 B CU 80 B SI 93 B CU 79 X SI 94 3-1 ② G4-3			B SI 94 C SI 82 X SI 94 1-1 ② G6-3	5	1	1	1	0	1	3
5 Juan Uribe, R (1, 6) OBP: 0.330, SLG: 0.492	C CU 78 B CU 78 S SL 82 B FF 88 F SL 82 F CU 80 X SL 84 2-2 ③ F7	B SL 82 D SL 84 B FF 89 X SL 84 3-1 ③ G6-3	F SL 82 F CU 80 D CU 80 B FF 87 X SL 83 2-2 35 BB 1-2 1B		C CU 80 B SI 92 S CU 80 F CU 80 B SI 93 B CU 80 F CU 81 F CU 82 S SI 94 3-3 ③ K			B SL 83 X SI 93 1-0 1B	5	0	2	0	0	1	3
35 Travis Ishikawa, L (1, 3) OBP: 0.330, SLG: 0.401		F FF 87 B CH 84 X CH 84 1-1 ① G4-3	S CH 81 B SL 85 B CH 83 B FF 86 B FF 87 4-1 75 SH2-3 33 HBP 8 G4-3 BB	F CH 78 B FF 91 B FF 87 B CH 80 F FF 90 D CH 81 4-2 1-2 2-3 BB			B SI 92 S CH 78 B SI 92 B CH 82 B SI 94 4-1 33 E 33 1B 14 FC4-6 BB	S FF 93 X SI 93 0-1 ③ L5	2	2	0	0	3	0	1
33 Aaron Rowand, R (1, 8) OBP: 0.321, SLG: 0.432		S FF 90 B SL 84 F SI 90 S CU 81 1-3 ② K	B CU 83 F SI 89 H SI 88 2-1 8 G4-3 75 SH2-3 1-2 HBP	B SL 85 S SL 83 X SL 85 1-1 ② SF8 3-H			X SI 94 0-0 E1 14 FC4-6 1-3 1B		2	0	1	1	0	1	0
75 Barry Zito, L (1, 1) OBP: 0.173, SLG: 0.122 46 Bob Howry, L (5, 1) 45 Dan Runzler, L (6, 1) 12 Nate Schierholtz, L (7, 9) OBP: 0.305, SLG: 0.409		C FF 88 F FF 89 B CU 79 B CU 80 B FF 90 B FF 89 4-2 8 1B BB	X FF 86 0-0 ① SH2-3 1-2 2-3	C FF 90 S FF 90 B FF 90 X SI 91 1-2 ③ G6-3			B CH 82 B CU 80 T SI 95 X SI 93 2-1 ① P6		1 0 0 1	0 0 0 0	0 0 0 0	0 0 0 0	1 0 0 0	0 0 0 0	2 0 0 2
Inning Stats	R: 1 E: 2 K: 1 S: 22 H: 1 LOB: 2 BB: 1 P: 32	R: 0 E: 0 K: 1 S: 10 H: 1 LOB: 2 BB: 1 P: 18	R: 0 E: 0 K: 1 S: 12 H: 1 LOB: 1 BB: 0 P: 19	R: 1 E: 0 K: 0 S: 9 H: 0 LOB: 1 BB: 1 P: 19	R: 2 E: 0 K: 0 S: 18 H: 3 LOB: 2 BB: 1 P: 29	R: 0 E: 0 K: 0 S: 5 H: 0 LOB: 0 BB: 0 P: 10	R: 0 E: 0 K: 1 S: 10 H: 0 LOB: 0 BB: 0 P: 18	R: 1 E: 1 K: 0 S: 12 H: 1 LOB: 2 BB: 2 P: 23	R: 0 E: 0 K: 0 S: 6 H: 1 LOB: 1 BB: 0 P: 8	1B: 7 2B: 1 3B: 0 HR: 0 SF: 1 SAC: 1 DP: 0 HBP: 1						

	AB	34
	R	5
	H	8
	RBI	4
	BB	6
	SO	4
	LOB	20

WP: 0 PB: 0 SB: 1 CS: 0 PA: 43

PITCHER		IP	WLS	BF	H	R	ER	SO	BB	IBB	HBP	BLK	WP	HR	S	P	ERA	WHIP
33 Billy Buckner, R ERA: 6.75	(1, 1)	4.1		24	6	4	3	3	3	0	1	0	0	0	64	104	6.23	2.077
47 Leo Rosales, R ERA: 4.65	(5, 1)	0.2		3	0	0	0	0	1	0	0	0	0	0	7	13	0.00	1.500
48 Yusmeiro Petit, R ERA: 5.85	(6, 1)	1.0		3	0	0	0	0	0	0	0	0	0	0	5	10	0.00	0.000
46 Daniel Schlereth, L ERA: 7.04	(7, 1)	1.0		3	0	0	0	1	0	0	0	0	0	0	10	18	0.00	0.000
32 Esmerling Vasquez, R ERA: 4.56	(8, 1)	1.0	L	6	1	1	1	0	1	1	0	0	0	0	12	23	9.00	2.000

PITCHER		IP	WLS	BF	H	R	ER	SO	BB	IBB	HBP	BLK	WP	HR	S	P	ERA	WHIP
55 Blaine Boyer, R ERA: 4.41	(9, 1)	1.0		4	1	0	0	0	0	0	0	0	0	0	6	8	0.00	1.000

Batter	1	2	3	4	5	6	7	8	9	AB	R	H	RBI	BB	SO	LOB
24 Chris Young, R (1, 8) OBP: 0.308, SLG: 0.393	B SI 85 B SI 84 B SI 83 B SI 83 4-0 27 HR BB		C CH 69 B CH 74 F FC 78 F CU 73 B SI 85 X FC 78 2-2 6 G4-6-3 1B		B CU 71 C SI 85 C CU 71 D CU 75 S CH 73 2-3 ① K		B SI 93 C SL 83 F SI 92 F SL 82 B SL 83 X SI 93 2-2 1B		F FF 97 B SL 89 C SL 88 B SL 87 B FF 98 C SL 87 3-3 ② K	4	1	2	0	1	2	2
6 Stephen Drew, L (1, 6) OBP: 0.324, SLG: 0.433	C SI 85 C CU 71 S FC 79 0-3 ① K		C SI 85 F SI 85 X FC 81 0-2 ①② G4-6-3 1-2f		C CU 73 S FC 79 B FC 82 X CU 74 1-2 FC3 10 1B 1-2 2-3		B SI 92 1 SAFE C SI 92 L SL 82 B SL 80 X SL 82 2-2 ① F7		C FF 96 B FF 98 C SL 88 C SL 88 F FF 98 X FF 97 1-2 1B	5	0	1	0	0	1	5
10 Justin Upton, R (1, 9) OBP: 0.371, SLG: 0.547	B CU 70 B CH 72 1 SAFE X CH 72 2-0 ② F8		F CU 74 B SI 85 S SI 86 B CU 74 B CH 75 X FC 80 3-2 ③ P5		B CU 74 F CH 74 B CU 74 X CH 72 2-1 1-3 2-H 3-H 1B		C SL 76 B SL 75 X SL 75 1-1 ② P6		B SL 86 C SL 87 B FF 97 B SL 89 C SL 88 F SL 88 F FF 96 F SL 88 C FF 98 3-3 ③ K	5	0	1	2	0	1	3
27 Mark Reynolds, R (1, 5) OBP: 0.359, SLG: 0.563	X SI 86 0-0 1-H HR			C FC 78 S CU 72 B SI 86 F FC 79 F CU 74 F CH 72 F SI 87 B CU 74 B FC 79 4-2 B CU 73 14 1B BB	B SL 84 X SI 92 1-0 ② L6		B SL 76 1 SAFE S SL 75 X SL 76 1-1 ③ F8			3	1	1	2	1	0	3
14 Ryan Roberts, R (1, 4) OBP: 0.373, SLG: 0.416 11 Augie Ojeda, S (8, 4) OBP: 0.332, SLG: 0.333	C SI 86 S CH 72 B CH 73 X CU 72 1-2 1B			X CH 74 0-0 ① 1-3 1B	B FF 92 B FF 93 S FF 92 D SL 85 C FF 92 F FF 92 F SL 84 X FF 92 3-2 ③ F9			B FF 93 B FF 93 B FF 93 C FF 93 B FF 94 4-1 28 FC6-4 BB		3 0 2 0 0 0 2 0 0 0 0 1 0 0						
22 Eric Byrnes, R (1, 7) OBP: 0.258, SLG: 0.361	1 SAFE B SI 84 C CH 72 S FC 78 T SI 86 1-2 ③ K			1 SAFE C FC 78 B SI 87 X CH 73 1-1 ② P5		S SL 86 B SL 85 B FF 91 X FF 92 2-1 ① P4		B CU 78 F FF 94 C CU 78 B CU 77 B CU 77 X FF 94 3-2 ① P5	4	0	0	0	0	1	3
29 Brandon Allen, L (1, 3) OBP: 0.283, SLG: 0.411 4 Rusty Ryal, R (8, PH) OBP: 0.353, SLG: 0.500 (9, 3)		B FC 78 F FC 78 C CU 71 F FC 78 S SI 86 1-3 ① K		F FC 79 B CU 73 F SI 86 1 SAFE F SI 87 X CU 73 1-2 ③ G1-3		F SI 92 B CH 84 B SL 86 X CH 85 2-1 ② F8		C CU 78 X CU 78 0-1 ② F9	3 0 0 0 0 1 1 1 0 0 0 0 0 1							
28 John Hester, R (1, 2) OBP: 0.381, SLG: 0.600		B SI 87 C CH 74 B CH 73 C FC 78 B CU 73 X CH 73 3-2 ② P4			C SI 85 S CH 74 B CH 74 F SI 86 B CU 74 F CU 74 B CH 72 X SI 85 3-2 6 E 10 1B 2B		C FF 92 B SL 86 X SL 86 1-1 28 FC6-4 1B		B SI 94 C CU 78 X CU 78 1-1 ③ FC6-4 1-2f	4	1	2	0	0	0	1
33 Billy Buckner, R (1, 1) OBP: 0.267, AVG: 0.400 47 Leo Rosales, R (6, 1) 38 Luke Carlin, S (5, PH) OBP: 0.364, SLG: 0.714 48 Yusmeiro Petit, R (8, 1) OBP: 0.000, SLG: 0.000 28 Alex Romero, L (6, PH) OBP: 0.214, SLG: 0.286 46 Daniel Schlereth, L (7, 1) 32 Esmerling Vasquez, R (8, 1) 55 Blaine Boyer, R (9, 1) 18 Gerardo Parra, L (9, PH) OBP: 0.364, SLG: 0.636		C SI 86 X SI 86 0-1 ③ G1-3			C FC 78 D CH 74 B CU 72 B CH 71 B SI 86 4-1 6 E 10 1B BB		C SI 92 F SI 93 B SI 95 1 SAFE X SL 82 1-2 ③ FC6-4 1-2f		C FF 95 B FF 97 T FF 97 F FF 98 S FF 98 1-3 ① K	1 0 0 0 0 0 0 0 0 0 0 0 0 0 0 1 0 0 1 0 0 0 0 0 0 0 0 0 1 0 0 0 0 0 1 0 0 0 0 0 0 0 0 0 0 0 0 0 0 0 0 0 0 0 0 0 1 0 0 0 0 1 0							
Inning Stats	R: 2 E: 0 K: 2 S: 11 H: 2 LOB: 1 BB: 1 P: 19	R: 0 E: 0 K: 1 S: 9 H: 0 LOB: 0 BB: 0 P: 13	R: 0 E: 0 K: 0 S: 10 H: 1 LOB: 0 BB: 0 P: 15	R: 0 E: 0 K: 0 S: 13 H: 1 LOB: 1 BB: 1 P: 19	R: 2 E: 1 K: 1 S: 20 H: 2 LOB: 2 BB: 1 P: 36	R: 0 E: 0 K: 0 S: 9 H: 1 LOB: 1 BB: 0 P: 15	R: 0 E: 0 K: 0 S: 11 H: 1 LOB: 1 BB: 0 P: 17	R: 0 E: 0 K: 0 S: 8 H: 0 LOB: 1 BB: 1 P: 16	R: 0 E: 0 K: 3 S: 17 H: 1 LOB: 1 BB: 0 P: 25	1B: 7 2B: 1 3B: 0 HR: 1 SF: 0 SAC: 0 DP: 1 HBP: 0						

PITCHER		IP	WLS	BF	H	R	ER	SO	BB	IBB	HBP	BLK	WP	HR	S	P	ERA	WHIP
75 Barry Zito, L ERA: 3.99	(1, 1)	4.1		21	6	4	3	4	3	0	0	0	0	1	57	92	6.23	2.077
46 Bob Howry, R ERA: 3.41	(5, 1)	1.1		5	1	0	0	0	0	0	0	0	0	0	12	21	0.00	0.750
45 Dan Runzler, L ERA:	(6, 1)	0.2		3	1	0	0	0	0	0	0	0	0	0	10	15	0.00	1.500
54 Sergio Romo, R ERA: 4.06	(7, 1)	0.2	W	2	0	0	0	0	0	0	0	0	0	0	4	6	0.00	0.000
41 Jeremy Affeldt, L ERA: 1.75	(8, 1)	1.0	H	4	0	0	0	0	1	0	0	0	0	0	8	16	0.00	1.000

PITCHER		IP	WLS	BF	H	R	ER	SO	BB	IBB	HBP	BLK	WP	HR	S	P	ERA	WHIP
38 Brian Wilson, R ERA: 2.61	(9, 1)	1.0	S	4	1	0	0	3	0	0	0	0	0	0	17	25	0.00	1.000

BOTTOM

San Francisco Giants @ Arizona Diamondbacks

Chase Field, Phoenix, AZ

Mon Sep 21 2009, 6:40 PM MST

Att. 25,384 - Clear - 105 F

livebaseballscorecards.com

AB	35
R	4
H	9
RBI	4
BB	4
SO	7
LOB	22

WP: 0 PA: 39
PB: 0
SB: 0
CS: 0

TOP

San Francisco Giants @ Arizona Diamondbacks

Chase Field, Phoenix, AZ

Tue Sep 22 2009, 6:40 PM MST

Att. 25,584 - Clear - 100 F

livebaseballscorecards.com

Batter	1	2	3	4	5	6	7	8	9	AB	R	H	RBI	BB	SO	LOB
8 Eugenio Velez, S (1, 7) (8, 4) OBP: 0.327, SLG: 0.441	C FF 84 B SI 84 X CH 77 1-1 48 G6-3 1 WP 2B	B CH 79 C FF 86 F FC 84 F CU 70 S CU 68 1-3 ③ K2-3			C FC 82 X FC 81 0-1 ① F8		B FC 82 B FF 82 F FC 80 B FC 79 X FC 80 3-1 1B		B FF 93 C FF 93 C CU 78 X CU 82 1-2 56 1B 48 3B 1B	5	2	3	0	0	1	1
56 Andres Torres, S (1, 9) OBP: 0.348, SLG: 0.542	B FC 82 M FF 85 X CH 78 1-1 ① G5-3		B CH 77 C CH 77 X CH 74 1-1 48 1B 3B		X FC 82 0-0 48 1B 1B		F FC 80 F CU 68 S SI 85 0-3 ② K		B SI 92 C FF 93 B FF 93 F FF 94 F FF 95 X CU 82 2-2 1-3 48 3B 1B	5	2	3	0	0	1	2
48 Pablo Sandoval, S (1, 5) OBP: 0.379, SLG: 0.545	X FC 85 0-0 ② G6-3 2-3		B FC 84 X FC 84 1-0 5 L4-3 3-H 1B		F SI 85 X SI 86 0-1 13 G6-4-3 1-2 1B		F FC 81 X FC 81 0-1 ③ P4		C CU 78 B SI 94 S FF 95 B FF 94 F FF 94 F CU 80 B FF 95 X CU 83 3-2 1-H 2 SF9 3-H 3B	5	1	3	3	0	0	2
1 Bengie Molina, R (1, 2) OBP: 0.281, SLG: 0.427 49 Brandon Medders, R (5, 1) 51 Randy Johnson, R (7, 1) OBP: 0.111, SLG: 0.077 35 Rich Aurilia, R (8, PH) OBP: 0.288, SLG: 0.293 47 Merkin Valdez, R (8, 1) 2 Randy Winn, S (9, PH) OBP: 0.319, SLG: 0.355	B SI 87 B SI 85 B FC 84 C FC 83 X FC 84 3-1 ③ F8 3-H		F SI 85 X FC 83 0-1 ① P3		C CH 78 B FF 86 C CU 68 X CU 69 1-2 ② ③ G6-4-3 1-2f			B CH 77 X FF 84 1-0 ① F9	F SI 85 X FC 83 0-1 ① SF9 3-H	2 0 0 0 1 0 0	0 0 0 0 0 0 0	0 0 0 0 0 0 0	0 0 0 0 0 0 1	0 0 0 0 0 0 0	0 0 0 0 0 0 0	1 0 0 0 0 0 0
5 Juan Uribe, R (1, 6) OBP: 0.328, SLG: 0.487		C FC 83 X CU 67 0-1 ① F7	X CH 78 0-0 ② ③ L4-3 1-1			F FC 82 X FC 82 0-1 ① F8		F FC 80 B SI 86 B CU 67 S CU 68 F FF 86 F SI 87 F CU 70 F FC 83 X SI 87 2-2 33 BB 23 WP 14 G3 1B	C FF 95 B SI 95 F FF 94 B CU 83 F CU 81 F CU 84 S FF 94 2-3 ② K	5	1	1	0	0	1	1
23 Ryan Garko, R (1, 3) OBP: 0.344, SLG: 0.427		C SI 84 C SI 85 B FC 84 X CH 79 1-2 9 BB 18 3B 1B		C SI 83 C CU 68 B FF 85 F CU 68 X FC 82 1-2 1B		F FC 82 C FC 81 B FC 81 B CU 67 B CU 68 B FC 83 4-2 BB		C FF 86 B CH 77 B CH 78 B FC 84 B CH 78 4-1 14 G3 33 BB 1-2 BB	X FF 94 0-0 ③ F7	3	1	2	0	2	0	0
33 Aaron Rowand, R (1, 8) OBP: 0.321, SLG: 0.430		B FC 83 F FC 83 X CH 78 1-1 ② F7		B FC 82 X FC 82 1-0 ① F7		B FC 83 S CH 78 F CU 69 F FF 85 X CU 69 1-2 ② F7		B FC 80 B FC 81 B FC 83 C FC 82 B FC 82 4-1 14 G3 1-2 2-3 BB		3	0	0	0	1	0	3
9 Kevin Frandsen, R (1, 4) OBP: 0.216, SLG: 0.191 14 Fred Lewis, L (8, PH) OBP: 0.354, SLG: 0.403 (8, 7)	B SI 85 B FF 86 B FC 82 B FC 82 4-0 18 3B 1-2 BB		C FF 84 B FC 82 X FC 81 1-1 ② F9			X CH 79 0-0 ③ F9		B FF 94 X SI 94 1-0 ② G3 1-2 2-3 3-H		2 1	1 0	0 0	0 1	1 0	0 0	2 2
18 Matt Cain, R (1, 1) OBP: 0.210, SLG: 0.224 60 Waldis Joaquin, R (3, 1) 40 Madison Bumgarner, R (3, 1) 22 Eli Whiteside, R (3, 2) OBP: 0.239, SLG: 0.286 13 Jesus Guzman, R (5, PH) OBP: 0.167, SLG: 0.167 20 John Bowker, L (8, PH) OBP: 0.234, SLG: 0.349 28 Buster Posey, R (8, 2) OBP: 0.333, SLG: 0.333	C FC 83 B FC 84 B FC 83 C FC 82 B FC 83 X FC 81 3-2 1-H 2-H 3B		1 SAFE B FC 83 B CH 78 B FC 82 C FC 82 C FC 82 X FC 83 3-2 ③ G4-3			C FF 83 X CH 77 0-1 ① G6-3	C CU 83 B CU 85 X FF 94 1-1 ③ F9		1 0 0 2 1 1 0	0 0 0 0 0 0 0	1 0 0 0 0 0 0	2 0 0 0 0 0 0	0 0 0 0 0 0 0	0 0 0 1 2 2 0
Inning Stats	R: 1 E: 0 K: 0 S: 7 H: 1 LOB: 0 BB: 0 P: 12	R: 2 E: 0 K: 1 S: 14 H: 2 LOB: 1 BB: 1 P: 24	R: 1 E: 0 K: 0 S: 6 H: 2 LOB: 0 BB: 0 P: 8	R: 0 E: 0 K: 0 S: 10 H: 1 LOB: 1 BB: 0 P: 16	R: 0 E: 0 K: 0 S: 8 H: 2 LOB: 1 BB: 0 P: 9	R: 0 E: 0 K: 0 S: 9 H: 0 LOB: 1 BB: 1 P: 14	R: 0 E: 0 K: 1 S: 9 H: 1 LOB: 1 BB: 0 P: 12	R: 1 E: 0 K: 0 S: 13 H: 1 LOB: 2 BB: 2 P: 26	R: 3 E: 0 K: 1 S: 20 H: 3 LOB: 0 BB: 0 P: 28	1B: 9 2B: 2 3B: 3 HR: 0 SF: 1 SAC: 0 DP: 2 HBP: 0						

PITCHER		IP	W/L/S	BF	H	R	ER	SO	BB	IBB	HBP	BLK	WP	HR	S	P	ERA	WHIP
49 Doug Davis, L ERA: 4.09	(1, 1)	7.1	W	34	10	5	5	2	4	0	0	0	2	0	73	116	6.14	1.909
58 Juan Gutierrez, R ERA: 4.26	(8, 1)	1.2		8	3	3	3	1	0	0	0	0	0	0	23	33	16.20	1.800

PITCHER		IP	W/L/S	BF	H	R	ER	SO	BB	IBB	HBP	BLK	WP	HR	S	P	ERA	WHIP

AB	37
R	8
H	13
RBI	7
BB	4
SO	3
LOB	19

WP: 2	PA: 42		
PB: 0			
SB: 0			
CS: 0			

BOTTOM

San Francisco Giants @ Arizona Diamondbacks
Chase Field, Phoenix, AZ
Tue Sep 22 2009, 6:40 PM MST
Att. 25,584 - Clear - 100 F

livebaseballscorecards.com

Batter	1	2	3	4	5	6	7	8	9	AB	R	H	RBI	BB	SO	LOB
24 Chris Young, R (1, 8) OBP: 0.309, SLG: 0.392	B FF 90 B SL 83 F FF 92 F SL 84 B SL 85 S FF 93 3-3 ① **K**	C FF 92 B FF 91 F SL 82 X SL 84 1-2 ③ **P4**	F SL 88 S FF 96 B SL 88 B FF 99 B FF 95 B SL 85 4-2 **10 1B** 1-2 2-3 3-H **BB**		D FF 89 B FF 90 C FF 89 X CU 70 2-1 ① **FC3-6 6 F8-3** 1-2f			B FF 94 F FF 95 F FF 94 B FF 95 F FF 95 B SL 82 X FF 95 3-2 **26 CS 6 G4-3 1B**		4	0	1	0	1	1	2
6 Stephen Drew, L (1, 6) OBP: 0.323, SLG: 0.431	F FF 92 X CU 76 0-1 ② **G4-3**	C FF 91 0-1 X FF 92 **10 2B 26 1B 1B** X FF 91 2-1 **SF9** 3-H			1 SAFE C FF 88 B CH 77 X FC 89 1-1 ② ③ **F8-3** 1-1			X FF 95 0-0 ① **G4-3** 1-2		4	1	1	1	0	0	2
10 Justin Upton, R (1, 9) OBP: 0.373, SLG: 0.549	B FF 91 S FF 92 C SL 85 X SL 86 1-2 ③ **G6-3**	B FF 93 S FF 92 F SL 82 F FF 92 B SL 85 X CH 86 1-2 1-3 **26 1B 2B** C FF 90 B CU 77 S CU 77 B CU 78 F CU 78 X FF 91 2-2 1-2 2-3 **1B**				B CU 72 B CU 70 F FC 89 X FF 89 2-1 ① **G6-3**		C FF 96 B SL 82 F SL 84 F FF 96 B SL 82 B SL 82 B FF 97 4-2 **26 1B BB**		4	1	2	0	1	0	0
26 Miguel Montero, L (1, 2) OBP: 0.359, SLG: 0.481		C FF 91 F CH 85 F FF 92 X FF 92 0-2 **27 2B 1B** C CU 76 B FF 93 X FF 92 2-1 2-H 3-H **18 2B 1B** F CU 79 F FF 90 F CU 79 F CU 78 F CU 73 X CU 77 0-2 ③ **F9**				B SL 80 C FC 90 B FC 89 S CU 70 X CU 70 2-2 ② **G6-3**		C S FF 93 B CH 86 F CH 87 X 1-2 ② **27 FC5-4** 1-2 2-3 **1B**		5	2	3	2	0	0	3
27 Mark Reynolds, R (1, 5) OBP: 0.357, SLG: 0.562		B SL 87 X FF 93 1-0 **18 WP 18 G4-3** 1-H **2B** F SL 87 F SL 86 S FF 92 0-3 ① **K** S CU 78 S FF 91 B FF 89 S CU 74 1-3 ① **K**				B FF 89 S SL 82 F CU 70 B SL 87 S CU 68 2-3 ③ **K**		B FF 96 B FF 95 B FF 95 C FF 96 X FF 96 3-1 ③ **FC5-4** 1-2f		5	1	1	1	0	3	3
18 Gerardo Parra, L (1, 7) OBP: 0.328, SLG: 0.409		B FF 92 S FF 92 X CU 76 1-1 ① **G4-3** 2-H C FF 91 X CU 76 0-1 **29 1B** 1-H **2B** F FF 90 B CU 74 F CU 77 B FF 89 B FF 90 F CU 78 F FF 89 C FF 89 3-3 ② **K**					F SL 81 F SL 84 S SL 83 0-3 ① **K**			4	1	1	2	0	2	0
4 Rusty Ryal, R (1, 4) OBP: 0.400, SLG: 0.638		B CU 76 B SL 85 S FF 93 X SL 86 2-1 **29 2B 1B**	S FF 96 D SL 87 S FF 96 B FF 97 F SL 86 B SL 86 F FF 98 F FF 96 B SL 87 4-2 **49 1B 29 1B 24 WP BB**	F FF 90 B CH 83 B CH 82 B FF 89 X FF 89 3-1 **3B**			B FF 89 B SL 84 X FF 88 2-0 **HR**			3	3	3	1	1	0	0
29 Brandon Allen, L (1, 3) OBP: 0.291, SLG: 0.426		B CU 76 C CU 75 B FF 90 X CH 86 2-1 **1-H 2B**	C FF 96 B FF 94 B SI 83 X FF 96 2-1 **24 WP 6 SF9 49 1B** 1-2 2-H **1B** B CU 80 B FF 89 C CU 78 S CU 79 F CU 77 B FF 89 F CU 77 C FF 90 3-3 ③ **K**				F SI 89 F SL 82 B SI 90 S SL 82 1-3 ② **K**			4	1	2	2	0	2	1
49 Doug Davis, R (1, 1) OBP: 0.153, SLG: 0.203 58 Juan Gutierrez, R (8, 1)		S FF 92 S FF 92 S FF 92 0-3 ② **K**	X FF 95 0-0 **10 1B 24 WP** 1-2 2-3 **1B**		B FC 89 X FC 89 1-0 **24 FC3-6** **1B**		B SI 88 F SI 89 B SL 84 F SI 89 S SL 83 2-3 ③ **K**			4 0	0 0	2 0	0 0	0 0	2 0	1 0
Inning Stats	R: 0 E: 0 K: 1 S: 8 H: 0 LOB: 0 BB: 0 P: 12	R: 3 E: 0 K: 1 S: 17 H: 4 LOB: 1 BB: 0 P: 24	R: 6 E: 0 K: 1 S: 36 H: 7 LOB: 3 BB: 2 P: 51	R: 0 E: 0 K: 3 S: 15 H: 1 LOB: 1 BB: 0 P: 25	R: 0 E: 0 K: 0 S: 5 H: 1 LOB: 0 BB: 0 P: 9	R: 0 E: 0 K: 1 S: 8 H: 0 LOB: 0 BB: 0 P: 14	R: 1 E: 0 K: 3 S: 10 H: 1 LOB: 0 BB: 0 P: 15	R: 0 E: 0 K: 0 S: 14 H: 2 LOB: 2 BB: 1 P: 25		1B: 10 2B: 5 3B: 1 HR: 1 SF: 1 SAC: 0 DP: 1 HBP: 0						

AB	37
R	10
H	16
RBI	9
BB	3
SO	10
LOB	12

PITCHER		IP	WLS	BF	H	R	ER	SO	BB	IBB	HBP	BLK	WP	HR	S	P	ERA	WHIP
18 Matt Cain, R ERA: 2.99	(1, 1)	2.1	L	15	8	7	7	3	0	0	0	0	1	0	39	53	27.00	3.429
60 Waldis Joaquin, R ERA: 5.19	(3, 1)	0.0		4	2	1	1	0	2	0	0	0	1	0	10	20	∞	∞
40 Madison Bumgarner, L ERA: 2.25	(3, 1)	1.2		7	2	1	1	3	0	0	0	0	0	0	27	39	5.40	1.200
49 Brandon Medders, R ERA: 3.03	(5, 1)	2.0		6	1	0	0	1	0	0	0	0	0	0	13	23	0.00	0.500
51 Randy Johnson, L ERA: 4.94	(7, 1)	1.0		4	1	1	1	3	0	0	0	0	0	1	10	15	9.00	1.000

PITCHER		IP	WLS	BF	H	R	ER	SO	BB	IBB	HBP	BLK	WP	HR	S	P	ERA	WHIP
47 Merkin Valdez, R ERA: 5.59	(8, 1)	1.0		5	2	0	0	0	1	0	0	0	0	0	14	25	0.00	3.000

San Francisco Giants @ Arizona Diamondbacks

Chase Field, Phoenix, AZ

Wed Sep 23 2009, 7:10 PM MST

Att. 25,860 - Clear - 95 F

livebaseballscorecards.com

TOP

Batter	1	2	3	4	5	6	7	8	9	AB	R	H	RBI	BB	SO	LOB
8 Eugenio Velez, S (1, 4) (8, 7) OBP: 0.320, SLG: 0.432	C SI 91 F FF 92 X CU 79 0-2 ① G4-3	B CU 75 C CU 74 F FF 88 F SL 82 F SL 82 F SI 91 D CU 77 X SL 81 2-2 ③ G4-3			S CU 76 B FF 89 C FF 88 F CU 77 F FF 88 B CU 79 X CU 77 2-2 ② G1-3		B SI 94 C SI 90 1 SAFE S SI 94 X SI 94 1-2 ② F7		S CH 76 S CU 77 X SI 88 0-2 ② G4-3	5	0	0	0	0	0	4
56 Andres Torres, S (1, 8) OBP: 0.343, SLG: 0.528	B SI 91 B SI 90 C SI 89 X SI 90 2-1 ② F7		X FF 88 0-0 ① B5-3		S FF 89 C FF 89 S FF 90 0-3 ③ K		S SI 93 T SI 94 B FF 94 X FF 93 1-2 2 E 48 1B 1-3 1B		B SI 88 C CU 75 X SI 88 1-1 ③ G4-3	5	1	1	0	0	1	0
2 Randy Winn, S (1, 9) OBP: 0.317, SLG: 0.353	B SI 91 F SI 90 C SI 90 B FF 92 B SL 82 F SL 80 X SL 82 3-2 ③ F8		C FF 88 X CH 78 0-1 ② G3			C CH 77 F FF 88 X FF 89 0-2 ① G4-3	F CH 84 F SI 94 F SI 94 F SI 94 X SI 92 0-2 E3 48 1B 1-2 3-H			4	0	0	0	0	0	1
48 Pablo Sandoval, S (1, 5) OBP: 0.381, SLG: 0.545		C CU 74 F FF 88 B FF 90 B FF 89 B SL 83 B FF 86 4-2 5 2B BB	S SI 89 C SI 90 B FF 89 F FF 91 X CH 79 1-2 ③ P5			B FF 87 S FF 88 F FF 89 B FF 90 B FF 89 F CU 76 F FF 89 B FF 87 4-2 5 HR BB	X SI 92 0-0 ③ 1-3 2-H 1B			2	2	1	1	2	0	0
5 Juan Uribe, R (1, 6) OBP: 0.332, SLG: 0.500		B FF 87 F FF 87 X FF 88 1-1 35 G4-3 1-H 2B		B FF 87 B SI 88 X FF 86 2-0 ① G6-3		B SL 80 X FF 86 1-0 1-H HR		B SI 91 F CU 79 B SI 93 B SI 94 B FF 93 4-1 BB		3	1	2	3	1	0	0
20 John Bowker, L (1, 7) OBP: 0.240, SLG: 0.333 9 Kevin Frandsen, R (8, PH) OBP: 0.212, SLG: 0.188 (8, 4)		C CU 75 C CU 76 T SL 82 0-2 ① K		C FF 89 C CH 78 B SL 82 F SL 82 B FF 88 B CU 76 B FF 87 4-2 BB		B CU 74 B FF 88 S CH 78 S FF 88 S CU 78 2-3 ② K		C CU 79 X FF 93 0-1 ① L8		2 1	0 0	0 0	0 0	1 0	2 0	1 1
35 Travis Ishikawa, L (1, 3) OBP: 0.326, SLG: 0.396		C SI 88 B FF 88 F CU 76 B SL 82 X SL 83 2-2 ② G4-3 2-3		X FF 87 0-0 ② F8		C CU 75 B FF 89 F FF 88 B CU 78 X CU 76 2-2 ③ G3-1		S FF 92 B FF 93 F FF 93 C CU 78 1-3 ② K		4	0	0	0	0	1	3
22 Eli Whiteside, R (1, 2) OBP: 0.240, SLG: 0.278		H FF 90 1-0 57 BB HBP		C FF 86 X SL 78 0-1 ③ P3			F SI 93 F SI 95 B FF 94 S SI 95 1-3 ① K	X FF 94 0-0 ③ G5-3		3	0	0	0	0	1	2
57 Jonathan Sánchez, L (1, 1) OBP: 0.143, SLG: 0.053 46 Bob Howry, L (6, 1) 14 Fred Lewis, L (7, PH) OBP: 0.356, SLG: 0.403 54 Sergio Romo, R (7, 1) 41 Jeremy Affeldt, L (8, 1) OBP: 0.500, SLG: 0.500 12 Nate Schierholtz, L (9, PH) OBP: 0.304, SLG: 0.408 38 Brian Wilson, R (9, 1)		B FF 87 B FF 87 B SI 88 B FF 88 4-0 1-2 BB			B SI 87 C SI 88 B SI 88 C FF 88 C CU 74 2-3 ① K		C CH 86 B SL 82 B SL 81 F SI 94 F SI 94 F SI 94 B SI 94 B SI 94 4-2 56 1B 2 E BB		C CU 74 S CU 77 F CU 76 S SI 90 0-3 ① K	1 0 0 0 0 0 1 0	0 0 1 0 0 0 0 0	0 0 0 0 0 0 0 0	0 0 0 1 0 0 0 0	1 0 0 0 0 0 1 0	1 0 0 0 0 0 0 0	0 0 0 0 0 0 0 0
Inning Stats	R: 0 E: 0 K: 0 S: 9 H: 0 LOB: 0 BB: 0 P: 14	R: 1 E: 0 K: 1 S: 16 H: 1 LOB: 3 BB: 2 P: 30	R: 0 E: 0 K: 0 S: 7 H: 0 LOB: 0 BB: 0 P: 8	R: 0 E: 0 K: 0 S: 7 H: 0 LOB: 1 BB: 1 P: 13	R: 0 E: 0 K: 2 S: 11 H: 0 LOB: 0 BB: 0 P: 15	R: 2 E: 0 K: 1 S: 14 H: 1 LOB: 0 BB: 1 P: 23	R: 2 E: 1 K: 1 S: 19 H: 2 LOB: 2 BB: 1 P: 26	R: 0 E: 0 K: 1 S: 7 H: 0 LOB: 1 BB: 1 P: 12	R: 0 E: 0 K: 1 S: 9 H: 0 LOB: 0 BB: 0 P: 10	1B: 2 2B: 1 3B: 0 HR: 1 SF: 0 SAC: 0 DP: 0 HBP: 1						

	AB	31
	R	5
	H	4
	RBI	4
	BB	6
	SO	7
	LOB	12

WP: 0 PB: 0 SB: 0 CS: 0 PA: 38

PITCHER		IP	WLS	BF	H	R	ER	SO	BB	IBB	HBP	BLK	WP	HR	S	P	ERA	WHIP
57 Kevin Mulvey, R ERA: 8.84	(1, 1)	6.0	L	25	2	3	3	4	4	0	1	0	0	1	64	103	4.50	1.000
55 Blaine Boyer, R ERA: 4.33	(7, 1)	1.0		6	2	2	0	1	1	0	0	0	0	0	19	26	0.00	3.000
46 Daniel Schlereth, L ERA: 6.61	(8, 1)	1.0		4	0	0	0	1	1	0	0	0	0	0	7	12	0.00	1.000
44 Bryan Augenstein, R ERA: 7.31	(9, 1)	1.0		3	0	0	0	1	0	0	0	0	0	0	9	10	0.00	0.000

PITCHER		IP	WLS	BF	H	R	ER	SO	BB	IBB	HBP	BLK	WP	HR	S	P	ERA	WHIP

Batter	1	2	3	4	5	6	7	8	9	AB	R	H	RBI	BB	SO	LOB
24 Chris Young, R (1, 8) OBP: 0.308, SLG: 0.388	B FF 91 B SI 92 C FF 91 B SI 91 B SI 91 4-1 26 FC3-6 14 BB BB		C SL 77 X SI 91 0-1 ① F8	X SI 91 0-0 ① F9	B SL 77 B FF 90 F FF 88 C SL 76 F SL 75 B SL 73 X SL 75 3-2 ② F7		B SL 89 B FF 97 B SL 90 C FF 95 T FF 96 S FF 98 3-3 ③ K 1-2	4	0	0	0	1	1	1
14 Ryan Roberts, R (1, 4) OBP: 0.378, SLG: 0.419	B FF 91 1 SAFE F CH 79 C SI 91 D SL 82 F FF 92 B CH 83 B CH 81 4-2 26 FC3-6 1-2 BB		B SI 92 X CH 78 1-0 1B	C SI 91 X SL 80 0-1 ② P4	B FF 86 F FF 88 B SL 77 B FF 88 F FF 88 X FF 89 3-2 1B			3	0	2	0	1	0	0
10 Justin Upton, R (1, 9) OBP: 0.371, SLG: 0.545	C SI 92 C SI 92 S SL 83 0-3 ① K		D SL 76 C SL 77 F SI 91 S SL 81 1-3 ② K	B SL 80 C SL 77 B SL 80 C SI 91 C SL 81 2-3 ③ K	C SL 77 B FF 89 S SL 76 S SL 76 1-3 ③ K			4	0	0	0	0	4	4
26 Miguel Montero, L (1, 2) OBP: 0.358, SLG: 0.479	C SI 92 X SI 93 0-1 ② FC3-6 1-2f 2-3		F SI 91 F SI 91 D SL 82 1 SAFE T SL 81 1-2 ③ K			B SI 90 X SI 90 1-0 4 3B 1B		M CU 78 S CU 79 S CU 79 0-3 ① K		4	1	1	0	0	2	3
27 Mark Reynolds, R (1, 5) OBP: 0.357, SLG: 0.560	C SL 78 S SI 92 S SI 92 0-3 ③ K			C SL 76 B SL 81 B SL 77 X CH 82 2-1 22 1B 1B		C SI 90 F SI 90 F SL 81 F SL 82 S SI 90 0-3 ① K		F FF 94 C CU 80 B CU 79 X FF 95 1-2 ② G5-3		4	0	1	0	0	2	3
4 Rusty Ryal, R (1, 3) OBP: 0.390, SLG: 0.647		C FF 91 B SL 80 S FF 91 F SL 81 S SL 81 1-3 ① K		S SI 90 S SI 90 B SI 91 F SI 91 1 SAFE 1 SAFE S SL 80 1-3 ① K		F SI 90 S SI 90 B SI 90 X SL 81 1-2 18 SF7 1-H 3B		B FF 94 X FF 95 1-0 ③ L9		4	1	1	1	0	2	1
22 Eric Byrnes, R (1, 7) OBP: 0.261, SLG: 0.362 18 Gerardo Parra, L (6, PH) OBP: 0.327, SLG: 0.408 (7, 7)		C SI 92 F SI 92 F SL 81 X SL 80 0-2 ② P4		C SI 91 X SI 91 0-1 1-2 1B		B CH 84 C FF 92 D SL 86 F SI 92 F FF 92 B CH 82 F SI 92 X FF 92 3-2 ② SF7 3-H		C FF 95 F FF 96 B FF 97 F SL 88 F FF 97 S FF 98 1-3 ① K	2 1	0 0	1 0	0 1	0 0	0 1	0 0
11 Augie Ojeda, S (1, 6) OBP: 0.335, SLG: 0.336		B SI 92 B SI 92 C SI 91 X SI 91 2-1 1B		C SI 91 C SL 79 X SL 80 0-2 ② F4		S FF 92 F FF 91 C FF 92 0-3 ③ K			C FF 95 B FF 96 X SL 90 1-1 24 DI 1B	4	0	2	0	0	1	2
57 Kevin Mulvey, R (1, 1) 55 Blaine Boyer, R (7, 1) 28 Alex Romero, L (7, PH) OBP: 0.312, SLG: 0.345 46 Daniel Schlereth, L (8, 1) 44 Bryan Augenstein, R (9, 1) 18 Chad Tracy, L (9, PH) OBP: 0.294, SLG: 0.354		C SI 91 X SI 91 0-1 ③ F8		B SI 91 C SI 89 S SL 78 S SL 80 1-3 ③ K			B FF 89 B FF 89 C FF 89 C FF 89 F CH 81 F FF 89 S CH 82 2-3 ① K		C FF 96 F FF 97 F FF 97 B FF 96 B FF 98 F FF 98 C SL 91 2-3 ② K	2 0 1 0 0 0 1	0 0 0 0 0 0 0	0 0 0 0 0 0 0	0 0 0 0 0 0 0	1 0 1 0 0 0 1	3 0 0 0 0 0 1	0 0 0 0 0 0 1
Inning Stats	R: 0 E: 0 K: 2 S: 12 H: 0 LOB: 2 BB: 2 P: 20	R: 0 E: 0 K: 1 S: 12 H: 1 LOB: 1 BB: 0 P: 15	R: 0 E: 0 K: 2 S: 9 H: 1 LOB: 1 BB: 0 P: 12	R: 0 E: 0 K: 2 S: 14 H: 2 LOB: 2 BB: 0 P: 18	R: 0 E: 0 K: 1 S: 6 H: 0 LOB: 0 BB: 0 P: 8	R: 2 E: 0 K: 2 S: 17 H: 2 LOB: 0 BB: 0 P: 22	R: 0 E: 0 K: 2 S: 15 H: 1 LOB: 1 BB: 0 P: 24	R: 0 E: 0 K: 1 S: 7 H: 0 LOB: 0 BB: 0 P: 9	R: 0 E: 0 K: 3 S: 15 H: 1 LOB: 1 BB: 0 P: 22	1B: 7 2B: 0 3B: 1 HR: 0	SF: 1 SAC: 0 DP: 0 HBP: 0			WP: 0 PB: 0 SB: 0 CS: 0	PA: 37		

PITCHER		IP	WLS	BF	H	R	ER	SO	BB	IBB	HBP	BLK	WP	HR	S	P	ERA	WHIP
57 Jonathan Sánchez, L ERA: 4.25	(1, 1)	5.1	W	24	6	2	2	9	2	0	0	0	0	0	62	84	3.38	1.500
46 Bob Howry, R ERA: 3.38	(6, 1)	0.2	H	2	0	0	0	1	0	0	0	0	0	0	8	11	0.00	0.000
54 Sergio Romo, R ERA: 3.94	(7, 1)	1.0	H	4	1	0	0	2	0	0	0	0	0	0	15	24	0.00	1.000
41 Jeremy Affeldt, L ERA: 1.72	(8, 1)	1.0	H	3	0	0	0	1	0	0	0	0	0	0	7	9	0.00	0.000
38 Brian Wilson, R ERA: 2.57	(9, 1)	1.0	S	4	1	0	0	3	0	0	0	0	0	0	15	22	0.00	1.000

PITCHER	IP	WLS	BF	H	R	ER	SO	BB	IBB	HBP	BLK	WP	HR	S	P	ERA	WHIP

BOTTOM

San Francisco Giants @ Arizona Diamondbacks
Chase Field, Phoenix, AZ
Wed Sep 23 2009, 7:10 PM MST
Att. 25,860 - Clear - 95 F

livebaseballscorecards.com

AB	34
R	2
H	8
RBI	2
BB	2
SO	16
LOB	18

Batter	1	2	3	4	5	6	7	8	9	AB	R	H	RBI	BB	SO	LOB
1 Kosuke Fukudome, L (1, 9) OBP: 0.375, SLG: 0.421	X FF 92 0-0 13 G6-4-3 1B		B FF 94 B FF 93 B FS 89 B FF 93 4-0 25 FC6-4 1-2 BB		B CU 77 B SI 93 B FF 93 C FF 92 F FF 94 X FF 94 3-2 ② F7			X CU 78 0-0 13 G4-6-3 1B		3	0	2	0	1	0	0
13 Andrés Blanco, S (1, 6) OBP: 0.312, SLG: 0.353	B FF 92 B FF 92 C FF 92 1 SAFE B FF 93 F FF 92 F FF 93 F FF 93 X FF 93 3-2 ①② G6-4-3 1-2f		F FF 94 F FF 94 T CU 82 0-2 ② K		B FF 92 X FF 94 1-0 ③ P2			X FF 93 0-0 ②③ G4-6-3 1-2f		4	0	0	0	0	1	4
25 Derrek Lee, R (1, 3) OBP: 0.391, SLG: 0.585 27 Sam Fuld, L (9, 7) OBP: 0.379, SLG: 0.342	C FF 92 B FF 93 B FF 94 F FF 94 B CU 79 F FF 94 X FF 93 3-2 ③ G6-3		F FF 94 B FF 95 B CU 81 S FS 88 X FF 95 2-2 ③ FC6-4 1-2f			C CU 79 B FF 94 C CU 81 B FS 89 B FF 95 S CU 80 3-3 ① K			B FF 97 B FF 98 C FF 96 F FF 97 B SL 88 B FF 97 4-2 28 S 28 HR BB	3 0	1 0	0 0	0 0	1 0	1 0	2 0
6 Micah Hoffpauir, L (1, 7) OBP: 0.300, SLG: 0.440 (9, 3)		F FF 92 B FF 92 X CU 78 1-1 ① F7		C FF 93 X FS 85 0-1 17 1B 28 G4-6-3 2B		B FS 88 B FF 94 X FF 94 2-0 ② F9			X FF 97 0-0 ① P5	4	1	1	0	0	0	1
17 Mike Fontenot, L (1, 4) OBP: 0.308, SLG: 0.387		C FF 92 B FS 88 X FS 86 1-1 ② F7		B FF 94 C FF 94 B CU 79 B CU 78 F FF 94 X FF 95 3-2 28 G4-6-3 2-3 1B		C FF 93 X CU 80 0-1 ③ G1-3			1 SAFE X FF 95 0-0 ② P6	4	0	1	0	0	0	1
28 Jeff Baker, R (1, 5) OBP: 0.355, SLG: 0.446		X FF 94 0-0 2B		B FF 95 X CU 79 1-0 ①② G4-6-3 1-2f 3-H			S CU 78 B FF 94 X FF 95 1-1 ① F8		1 SAFE C SL 89 S SL 86 B SL 87 B SL 86 X FF 97 2-2 1-H HR	4	1	2	2	0	0	1
55 Koyie Hill, S (1, 2) OBP: 0.312, SLG: 0.324		B CU 79 C CU 78 B FF 94 X FF 93 2-1 ③ F8		S CU 79 X FF 93 0-1 21 WP 1B			X FS 86 0-0 ② B2-3		C FF 97 B SL 89 C FF 97 F SL 90 F SL 88 S FF 97 1-3 ③ K	4	0	1	0	0	1	1
21 Tyler Colvin, L (1, 8) OBP: 0.250, SLG: 0.154			C FF 92 B FS 85 S FF 94 S CU 79 1-3 ① K	S FF 93 D FF 93 X CU 80 1-1 ③ G1-3 1-2			S FF 94 S FF 94 F FF 94 F CU 78 F FF 94 S CU 80 0-3 ③ K			3	0	0	0	0	2	1
46 Ryan Dempster, R (1, 1) OBP: 0.188, SLG: 0.150 24 Bobby Scales, S (8, PH) OBP: 0.317, SLG: 0.426 47 Aaron Heilman, R (8, 1) 49 Carlos Marmol, R (9, 1)			X FF 94 0-0 1 BB 1B		B FF 92 X FF 92 1-0 ① G6-3			C CU 78 X CU 78 0-1 ① G6-3		2 1 0 0	0 0 0 0	1 0 0 0	0 0 0 0	0 0 0 0	0 0 0 0	0 0 0 0
Inning Stats	R: 0 E: 0 K: 0 S: 10 H: 1 LOB: 0 BB: 0 P: 16	R: 0 E: 0 K: 0 S: 7 H: 1 LOB: 1 BB: 0 P: 11	R: 0 E: 0 K: 2 S: 10 H: 1 LOB: 2 BB: 1 P: 17	R: 1 E: 0 K: 0 S: 10 H: 3 LOB: 1 BB: 0 P: 15	R: 0 E: 0 K: 0 S: 5 H: 0 LOB: 0 BB: 0 P: 10	R: 0 E: 0 K: 1 S: 6 H: 0 LOB: 0 BB: 0 P: 11	R: 0 E: 0 K: 1 S: 9 H: 0 LOB: 0 BB: 0 P: 10	R: 0 E: 0 K: 0 S: 4 H: 1 LOB: 0 BB: 0 P: 4	R: 2 E: 0 K: 1 S: 12 H: 1 LOB: 0 BB: 1 P: 19	1B: 5 2B: 2 3B: 0 HR: 1 SF: 0 SAC: 0 DP: 3 HBP: 0						

PITCHER	IP	WLS	BF	H	R	ER	SO	BB	IBB	HBP	BLK	WP	HR	S	P	ERA	WHIP
31 Brad Penny, R (1, 1) ERA: 5.15	8.0		29	7	1	1	4	1	0	0	0	1	0	61	94	1.12	1.000
38 Brian Wilson, R (9, 1) ERA: 2.79	1.0	L	5	1	2	2	1	1	0	0	0	0	1	12	19	18.00	2.000

PITCHER	IP	WLS	BF	H	R	ER	SO	BB	IBB	HBP	BLK	WP	HR	S	P	ERA	WHIP

TOP

Chicago Cubs @ San Francisco Giants

AT&T Park, San Francisco, CA

Thu Sep 24 2009, 7:15 PM PDT

Att. 31,603 - Partly Cloudy - 64 F

livebaseballscorecards.com

AB	32
R	3
H	8
RBI	2
BB	2
SO	5
LOB	11

WP: 1	PA: 34		
PB: 0			
SB: 1			
CS: 0			

BOTTOM

Chicago Cubs @ San Francisco Giants

AT&T Park, San Francisco, CA

Thu Sep 24 2009, 7:15 PM PDT

Att. 31,603 - Partly Cloudy - 64 F

livebaseballscorecards.com

Batter	1	2	3	4	5	6	7	8	9	AB	R	H	RBI	BB	SO	LOB
8 Eugenio Velez, S (1, 4) OBP: 0.319, SLG: 0.429	B FS 84 C SI 88 X SI 90 1-1 56 CS 1B		C FS 84 C FS 81 F SI 91 F FS 81 X SI 90 0-2 ② L7		C FS 81 F SI 90 B SL 86 B SI 91 S SL 85 2-3 ② K2-3 2-3		F SL 82 S FS 81 B SL 84 S FS 82 1-3 ③ K2-3			4	0	1	0	0	2	2
56 Andres Torres, S (1, 9) OBP: 0.333, SLG: 0.512 (9, 7)	1 SAFE P PO 85 B SL 83 X SI 90 2-0 ①② G3 1-2		C SI 90 B SI 91 B SL 84 B SL 84 C SI 90 S SL 84 2-3 ③ K		C SI 91 B SI 91 S SL 85 D SL 86 B SI 92 X SI 92 3-2 ③ F9			B SI 92 C CH 81 F CH 81 B SI 92 B CH 82 X SI 93 3-2 ① G1-3		4	0	0	0	0	1	2
48 Pablo Sandoval, S (1, 5) OBP: 0.380, SLG: 0.543	B SI 91 X SI 91 1-0 1B			X SL 83 0-0 ① F7		C SI 90 X FS 80 0-1 ① F8		B CH 81 X CH 81 1-0 ② F8		4	0	1	0	0	0	0
1 Bengie Molina, R (1, 2) OBP: 0.280, SLG: 0.425 22 Eli Whiteside, R (5, 2) OBP: 0.236, SLG: 0.274	C SI 92 X SL 85 0-1 ③ G2-3			B SL 83 C SL 83 S FS 80 B FS 80 F SL 85 B SI 91 F SL 85 S FS 80 3-3 ② K		C SL 83 X SL 84 0-1 ② G5-3		C SL 80 B SL 80 F SI 93 S SL 81 1-3 ③ K		2 2	0 0	0 0	0 0	0 0	1 1	1 0
5 Juan Uribe, R (1, 6) OBP: 0.332, SLG: 0.497		C SL 84 B SL 84 B SI 88 X SL 84 2-1 ① G1-3		B SI 92 B SL 85 S SL 85 X SL 85 2-1 20 2B 1B		B SI 91 F SL 90 F SL 84 F SI 90 B SL 84 B SL 84 S FF 81 3-3 ③ K			C SL 85 B SL 84 F SL 86 S FF 94 1-3 ① K	4	1	1	0	0	2	0
20 John Bowker, L (1, 7) OBP: 0.264, SLG: 0.438 2 Randy Winn, S (9, 9) OBP: 0.318, SLG: 0.354		B SI 88 C SI 90 B FS 81 S FS 80 F SI 89 X SI 92 2-2 ② F7		S SL 84 S SL 83 D SL 84 X SI 91 1-2 1-H 2B			C FS 79 B FS 79 B SL 84 B FS 80 X SL 83 3-1 HR		B FF 94 B FF 94 F FF 93 S FF 94 X SL 84 2-2 35 BB 1B	3 1	1 0	2 1	2 0	0 0	0 0	0 0
35 Travis Ishikawa, L (1, 3) OBP: 0.328, SLG: 0.394		B SI 90 B SL 82 B SI 91 C FF 88 B SI 91 4-1 BB		B SI 91 S SL 85 X SL 84 1-1 ③ G3			B SI 90 B FS 81 X SI 89 2-0 ① G4-3		B FF 93 B FF 93 P PO 83 C FF 95 1 SAFE F FF 94 F SL 85 F SL 85 1 SAFE 4-2 B FF 95 1-2 BB	2	0	0	0	2	0	1
33 Aaron Rowand, R (1, 8) OBP: 0.320, SLG: 0.428		B SI 90 C SL 84 S SL 84 X SI 91 1-2 ③ G6-3			B SI 87 B SI 89 C SI 90 S SL 84 B SL 84 X SL 84 3-2 8 WP 31 SH1-4 1B		F SI 91 C SL 84 B SL 82 S FS 81 1-3 ② K		C SL 87 C SL 85 S SL 87 0-3 ② K	4	0	1	0	0	2	3
31 Brad Penny, R (1, 1) OBP: 0.118, SLG: 0.118 38 Brian Wilson, R (9, 1) 14 Fred Lewis, L (9, PH) OBP: 0.355, SLG: 0.401			F SI 90 S SI 84 X SL 82 0-2 ① G5-3		C SI 88 B SI 88 X SI 88 1-1 ① SH1-4 1-2		S SI 90 X SI 89 0-1 1B		B FF 94 F SL 84 C SL 85 F SL 85 S SL 85 1-3 ③ K	2 0 1	0 0 0	1 0 0	0 0 0	0 0 1	0 0 2	0 0 0

Inning Stats	1	2	3	4	5	6	7	8	9
	R: 0 E: 0 K: 0 S: 7	H: 2 LOB: 1 BB: 0 P: 10	R: 0 E: 0 K: 0 S: 10	H: 0 LOB: 1 BB: 1 P: 19	R: 0 E: 0 K: 1 S: 11	H: 0 LOB: 0 BB: 0 P: 13	R: 1 E: 0 K: 1 S: 13	H: 2 LOB: 1 BB: 0 P: 20	R: 0 E: 0 K: 1 S: 11	H: 1 LOB: 1 BB: 0 P: 20	R: 0 E: 0 K: 1 S: 8	H: 0 LOB: 0 BB: 0 P: 11	R: 1 E: 0 K: 2 S: 11	H: 2 LOB: 1 BB: 0 P: 18	R: 0 E: 0 K: 1 S: 7	H: 0 LOB: 0 BB: 0 P: 12	R: 0 E: 0 K: 3 S: 18	H: 1 LOB: 2 BB: 1 P: 25

	AB	R	H	RBI	BB	SO	LOB
AB	33						
R	2						
H	8						
RBI	2						
BB	2						
SO	10						
LOB	11						

	1B: 6	SF: 0	WP: 1	PA: 36
	2B: 1	SAC: 1	PB: 0	
	3B: 0	DP: 0	SB: 0	
	HR: 1	HBP: 0	CS: 1	

PITCHER		IP	WLS	BF	H	R	ER	SO	BB	IBB	HBP	BLK	WP	HR	S	P	ERA	WHIP
46 Ryan Dempster, R ERA: 3.68	(1, 1)	7.0		28	7	2	2	6	1	0	0	0	1	1	71	111	2.57	1.143
47 Aaron Heilman, R ERA: 4.02	(8, 1)	1.0	W	3	0	0	0	1	0	0	0	0	0	0	7	12	0.00	0.000
49 Carlos Marmol, R ERA: 3.42	(9, 1)	1.0	S	5	1	0	0	3	1	0	0	0	0	0	18	25	0.00	2.000

PITCHER	IP	WLS	BF	H	R	ER	SO	BB	IBB	HBP	BLK	WP	HR	S	P	ERA	WHIP

Chicago Cubs @ San Francisco Giants

AT&T Park, San Francisco, CA

Fri Sep 25 2009, 7:15 PM PDT

Att. 33,970 - Clear - 66 F

TOP

livebaseballscorecards.com

Batter	1	2	3	4	5	6	7	8	9	AB	R	H	RBI	BB	SO	LOB
1 Kosuke Fukudome, L (1, 9) OBP: 0.375, SLG: 0.422	F SI 91 B CU 78 F FF 94 S CH 84 1-3 ① **K**		B CH 84 B FF 91 B SI 92 X FF 91 3-0 ② **G3** 2-3			B CH 81 B SI 89 C FF 90 X CU 78 2-1 2 1B 2B	C CH 80 B FF 90 B CH 82 B FF 90 B CH 86 4-1 2 FC6-4 1-2 BB		C FF 90 S FF 90 S FF 89 0-3 ③ **K**	4	1	1	0	1	2	2
2 Ryan Theriot, R (1, 6) OBP: 0.345, SLG: 0.376	B SI 93 B CH 84 X FF 93 2-0 1B		X CU 77 0-0 ③ **G5-3**			B SI 90 B FF 92 M CU 74 X CU 77 2-1 28 BB 2-H 1B	B CH 80 C S CH 82 X 1-2 ③ **FC6-4** 1-2f			4	0	2	1	0	0	3
6 Micah Hoffpauir, L (1, 3) OBP: 0.295, SLG: 0.432	1 SAFE F SI 92 1 SAFE F FF 93 B CH 84 S 1-3 ② **K**			B FF 91 F CU 73 X CU 72 1-1 ① **G3**		1 SAFE S CH 81 B FF 91 S CH 81 S CH 82 1-3 ① **K**		B SI 94 F SI 94 X SL 82 1-1 ① **F7**		4	0	0	0	0	2	2
28 Jeff Baker, R (1, 5) OBP: 0.358, SLG: 0.441	B SI 92 X SL 80 1-0 ③ **F8**			S CU 80 B CH 82 S CU 78 B CH 83 B CU 78 B SL 80 4-2 BB		1 SAFE B CU 75 B FF 91 B FF 90 C FF 87 B FF 89 4-1 17 G6-3 1-2 BB		B SI 94 X SI 94 1-0 ② **L9**		2	0	0	0	2	0	1
17 Mike Fontenot, L (1, 4) OBP: 0.305, SLG: 0.383		C CU 72 X CU 75 0-1 ① **G3**		B FF 90 B CU 74 X FF 91 2-0 ② **P4**		B CH 82 X FF 89 1-0 ②③ **G6-3** 1-2f		B SI 95 X SI 94 1-0 ③ **G3**		4	0	0	0	0	0	3
24 Bobby Scales, S (1, 7) OBP: 0.315, SLG: 0.420 21 Tyler Colvin, L (9, 8) OBP: 0.250, SLG: 0.154		B SI 92 X FF 89 1-0 ② **G4-3**		S CU 75 C FF 91 B CH 83 S CH 82 1-3 ③ **K**			F CU 74 X CH 81 0-1 27 1B 27 WP 38 FC6-4 1B		F SI 88 B SL 80 X SL 81 1-1 ① **G6-3**	4 0	1 0	1 0	0 0	0 0	1 0	1 0
55 Koyie Hill, S (1, 2) OBP: 0.307, SLG: 0.318		C FF 92 B SI 91 B CU 78 B CH 82 X SI 92 3-1 ③ **G5-3**			B CH 80 S FF 88 S CH 82 S CH 81 1-3 ① **K**		L FF 90 B FF 91 L CH 81 F CH 83 S CH 83 1-3 ① **K**		B SI 88 F FF 89 X FF 89 1-1 ② **F8**	4	0	0	0	0	2	1
27 Sam Fuld, L (1, 8) OBP: 0.396, SLG: 0.364 (9, 7)			B SI 90 X FF 91 1-0 1 G3 38 SH1-4 1B		X SI 92 0-0 ② **F7**		F CU 75 1 SAFE T CU 74 B CH 84 F CH 83 X FF 91 1-2 38 FC6-4 1-3 1B		B FF 90 X FF 89 1-0 38 2B 1B	4	1	3	0	0	0	0
38 Carlos Zambrano, S (1, 1) OBP: 0.217, SLG: 0.448			M CU 76 B CU 77 B SI 91 X FF 91 2-1 ① **SH1-4** 1-2		B FF 90 B FF 92 B FF 90 C SI 87 C SI 90 S CH 82 3-3 ③ **K**		X CH 82 0-0 ② **FC6-4** 1 BB 1-2f 3-H		S SL 82 X SL 83 0-1 1-H 2B	3	0	1	2	0	1	1
Inning Stats	R: 0 E: 0 K: 2 S: 8 H: 1 LOB: 1 BB: 0 P: 13	R: 0 E: 0 K: 0 S: 5 H: 0 LOB: 0 BB: 0 P: 9	R: 0 E: 0 K: 0 S: 5 H: 1 LOB: 1 BB: 0 P: 11	R: 0 E: 0 K: 1 S: 8 H: 0 LOB: 1 BB: 1 P: 16	R: 0 E: 0 K: 2 S: 7 H: 0 LOB: 0 BB: 0 P: 11	R: 1 E: 0 K: 1 S: 9 H: 2 LOB: 1 BB: 1 P: 19	R: 1 E: 0 K: 1 S: 15 H: 2 LOB: 2 BB: 1 P: 22	R: 0 E: 0 K: 0 S: 4 H: 0 LOB: 0 BB: 0 P: 7	R: 1 E: 0 K: 1 S: 10 H: 2 LOB: 1 BB: 0 P: 13	1B: 6 2B: 2 3B: 0 HR: 0 SF: 0 SAC: 1 DP: 1 HBP: 0						

	AB	33
	R	3
	H	8
	RBI	3
	BB	3
	SO	8
	LOB	14

WP: 1 PA: 37
PB: 0
SB: 0
CS: 0

PITCHER		IP	WLS	BF	H	R	ER	SO	BB	IBB	HBP	BLK	WP	HR	S	P	ERA	WHIP
55 Tim Lincecum, R ERA: 2.47	(1, 1)	7.0	L	29	6	2	2	7	3	0	0	0	1	0	57	101	2.57	1.286
45 Dan Runzler, L ERA:	(8, 1)	1.0		3	0	0	0	0	0	0	0	0	0	0	4	7	0.00	0.000
51 Randy Johnson, L ERA: 4.98	(9, 1)	1.0		5	2	1	1	1	0	0	0	0	0	0	10	13	9.00	2.000

PITCHER	IP	WLS	BF	H	R	ER	SO	BB	IBB	HBP	BLK	WP	HR	S	P	ERA	WHIP

BOTTOM

Chicago Cubs @ San Francisco Giants

AT&T Park, San Francisco, CA

Fri Sep 25 2009, 7:15 PM PDT

Att. 33,970 - Clear - 66 F

livebaseballscorecards.com

Batter	1	2	3	4	5	6	7	8	9	AB	R	H	RBI	BB	SO	LOB
8 Eugenio Velez, S (1, 4) OBP: 0.315, SLG: 0.422	C SI 90 F SI 91 B FS 84 C FF 93 1-3 ① K		X SI 94 0-0 ③ G4-3			B SI 92 X FF 92 1-0 ① F7			C SI 93 F SI 94 F SL 82 X FF 95 0-2 ① G5-3	4	0	0	0	0	1	1
2 Randy Winn, S (1, 9) OBP: 0.318, SLG: 0.352	B SI 94 C SI 93 X SI 86 1-1 ② G4-3			C SI 92 B SI 90 B SL 81 C SI 94 B SI 85 B FF 94 4-2 ② 48 FC6 BB		X SI 93 0-0 ② F8			B SI 94 B SI 92 B SI 91 C SI 91 X SI 92 3-1 ② L5	3	0	0	0	1	0	1
48 Pablo Sandoval, S (1, 5) OBP: 0.378, SLG: 0.539	C SI 94 F SI 96 F FF 94 S SI 95 0-3 ③ K			S SI 93 S FS 85 B SI 86 X SI 92 1-2 ① FC6 5 G3 1-2f		B SI 93 F SI 92 X FS 86 1-1 ③ G4-3			X SI 96 0-0 ③ L7	4	0	0	0	0	1	2
5 Juan Uribe, R (1, 6) OBP: 0.332, SLG: 0.496		B SI 92 B SI 92 C FF 92 X SI 92 2-1 1B		X SI 93 0-0 ② G3 2-3			B FF 92 C SL 80 S SL 82 S SL 85 1-3 ① K			3	0	1	0	0	1	1
20 John Bowker, L (1, 7) OBP: 0.250, SLG: 0.412		C SI 91 B FF 90 X FF 90 1-1 ① F8		F FS 84 B SI 94 B FF 93 B FF 93 X SI 95 3-1 ③ G4-3			C FF 95 B SI 96 B SI 94 B SI 87 F SI 94 X FF 94 3-2 ② F7			3	0	0	0	0	0	2
35 Travis Ishikawa, L (1, 3) OBP: 0.326, SLG: 0.390		X SI 92 0-0 ② F7			C SI 94 X FS 82 0-1 ① F7		S SI 94 B FF 93 F SI 91 X SI 94 1-2 ③ G6-3			3	0	0	0	0	0	1
28 Buster Posey, R (1, 2) OBP: 0.167, SLG: 0.167		C SI 94 S FF 94 B FF 94 S SL 84 1-3 ③ K			B SI 94 X SI 93 1-0 ② G6-3			C SI 92 S SL 82 S FF 94 0-3 ① K		3	0	0	0	0	2	1
33 Aaron Rowand, R (1, 8) OBP: 0.318, SLG: 0.426			S SI 93 C SI 92 B CU 69 S FF 95 1-3 ① K		B SI 94 F SI 94 X SI 94 1-1 ③ G1-3			F SI 94 B FF 95 S FF 94 C SL 82 1-3 ② K		3	0	0	0	0	2	0
55 Tim Lincecum, L (1, 1) OBP: 0.229, SLG: 0.175 45 Dan Runzler, L (8, 1) 14 Fred Lewis, L (8, PH) OBP: 0.354, SLG: 0.400 51 Randy Johnson, R (9, 1) OBP: 0.111, SLG: 0.077			C SI 92 B SI 95 S SI 94 S SI 95 1-3 ② K			C SI 90 X SI 91 0-1 1B		C SI 94 B FF 94 B SI 88 X FF 94 2-1 ③ F7		2 0 1 0	0 0 0 0	1 0 0 0	0 0 0 0	0 0 0 0	1 0 0 0	0 0 0 0
Inning Stats	R: 0 E: 0 K: 2 S: 9 H: 0 LOB: 0 BB: 0 P: 11	R: 0 E: 0 K: 1 S: 8 H: 1 LOB: 1 BB: 0 P: 12	R: 0 E: 0 K: 2 S: 7 H: 0 LOB: 0 BB: 0 P: 9	R: 0 E: 1 K: 0 S: 8 H: 0 LOB: 1 BB: 1 P: 16	R: 0 E: 0 K: 0 S: 5 H: 0 LOB: 0 BB: 0 P: 7	R: 0 E: 0 K: 0 S: 6 H: 1 LOB: 1 BB: 0 P: 8	R: 0 E: 0 K: 1 S: 9 H: 0 LOB: 0 BB: 0 P: 14	R: 0 E: 0 K: 2 S: 8 H: 0 LOB: 0 BB: 0 P: 11	R: 0 E: 0 K: 0 S: 7 H: 0 LOB: 0 BB: 0 P: 10	1B: 2 2B: 0 3B: 0 HR: 0	SF: 0 SAC: 0 DP: 0 HBP: 0			WP: 0 PB: 0 SB: 0 CS: 0		PA: 30	

	AB	29
	R	0
	H	2
	RBI	0
	BB	1
	SO	8
	LOB	9

PITCHER	IP	WLS	BF	H	R	ER	SO	BB	IBB	HBP	BLK	WP	HR	S	P	ERA	WHIP
38 Carlos Zambrano, R (1, 1) ERA: 3.69	9.0	W	30	2	0	0	8	1	0	0	0	0	0	67	98	0.00	0.333

PITCHER	IP	WLS	BF	H	R	ER	SO	BB	IBB	HBP	BLK	WP	HR	S	P	ERA	WHIP

Chicago Cubs @ San Francisco Giants

AT&T Park, San Francisco, CA

Sat Sep 26 2009, 1:10 PM PDT

Att. 35,885 - Sunny - 79 F

livebaseballscorecards.com

TOP

Batter	1	2	3	4	5	6	7	8	9	AB	R	H	RBI	BB	SO	LOB
2 Ryan Theriot, R (1, 6) OBP: 0.344, SLG: 0.375	X SI 86 0-0 ① F9		C CH 73 B SL 79 F CH 73 F CU 73 X SI 87 1-2 99 2B 5 1B 1B	C SI 85 F CU 71 X SL 78 0-2 ① P4		C CU 69 B SL 82 C FF 87 S CU 70 1-3 ② K		S SL 88 S SL 85 B SL 89 X SI 94 1-2 ② G4-3		5	1	1	0	0	1	1
99 So Taguchi, R (1, 7) OBP: 0.429, SLG: 0.571 1 Kosuke Fukudome, L (6, PH) OBP: 0.377, SLG: 0.423 (6, 9)	C SI 86 C CH 73 C CU 73 0-3 ② K		X CH 74 0-0 5 1B 1-3 2B	B CH 73 B SI 85 B SI 84 C SI 84 C SI 85 X SI 86 3-2 ② G3-1		X FC 88 0-0 2-H 1B		B SI 92 S CH 84 B CH 87 B SI 94 F SI 94 F SI 93 B SI 92 4-2 16 FC6-4 BB		3 1	1 0	1 1	0 1	0 1	1 0	0 0
16 Aramis Ramirez, R (1, 5) OBP: 0.391, SLG: 0.527	X CH 72 0-0 ③ G6-3		B CU 74 B FF 86 B SI 86 I IN 68 4-0 9 BB 5 1B 18 L1-3 IBB	B SI 86 X CH 73 1-0 HR		1 SAFE S SL 80 C CU 66 1 SAFE X CU 68 0-2 ③ P3		C FF 92 S SL 85 1 SAFE B SL 87 X SL 86 1-2 ③ FC6-4 1-2f		4	2	1	1	1	0	2
5 Jake Fox, R (1, 3) OBP: 0.327, SLG: 0.505 6 Micah Hoffpauir, L (6, 3) OBP: 0.300, SLG: 0.437		C CH 74 B CU 71 X CU 72 1-1 28 G5-4-3 1B	F CH 74 B FC 80 B CU 72 S SI 86 X CU 73 2-2 18 L1-3 9 BB 1-2 2-H 3-H 1B	F SI 86 B SI 86 F FC 79 S FC 80 1-3 ③ K			F FF 94 B SI 96 X SI 94 1-1 28 FC1-6 28 S 1B		F FF 90 B CH 83 X CH 83 1-1 28 WP 18 1B 1B	3 2	0 1	2 2	2 0	0 0	1 0	0 0
28 Jeff Baker, R (1, 4) OBP: 0.350, SLG: 0.430		B CH 74 C SI 86 S CH 73 F CU 73 F SI 86 X FC 81 1-2 ① ② G5-4-3 1-2f	X FC 80 0-0 ① F7	F CU 70 X FF 87 0-1 ① G6-3			B FF 96 C SL 84 S SI 97 B FF 98 X SI 97 2-2 ① FC1-6 9 1B 1-2		C CH 90 B SL 80 F FF 91 B SL 80 F CH 84 F FF 92 B CH 85 X FF 92 3-2 ① L3 1-2	5	0	0	0	0	0	5
9 Reed Johnson, R (1, 9) OBP: 0.343, SLG: 0.414 (6, 7)		B FF 87 X SI 86 1-0 27 BB 2B	B FF 87 B SI 86 C CH 73 B CU 72 B FC 79 4-1 18 L1-3 1-2 2-3 BB		C SL 80 F FC 89 F CU 69 B CU 69 F CU 69 B CU 70 B FF 89 B FC 87 4-2 18 G5-4-3 BB		C SI 96 F SI 97 F SI 96 F SI 96 X SI 97 0-2 1-2 1B		S FF 92 X FF 93 0-1 ② G6-3	3	0	2	0	2	0	1
18 Geovany Soto, R (1, 2) OBP: 0.319, SLG: 0.386		B CH 74 B CU 72 C FC 80 B CH 74 D CH 75 4-1 27 BB BB	F SI 86 X FC 79 0-1 ② L1-3 1-2 2-3 3-H		C CU 68 D SL 80 1 SAFE X FF 87 1-1 ② ③ G5-4-3 1-2f		X SI 95 0-0 ② L8		B FF 93 X FF 93 1-0 2-H 1B	4	0	1	2	1	0	5
27 Sam Fuld, L (1, 8) OBP: 0.406, SLG: 0.363		B FC 81 B CU 71 B FC 81 C FF 87 F FC 83 B CU 74 4-2 1-2 2-3 BB	I IN 71 I IN 69 I IN 74 I IN 73 4-0 IBB			C CU 70 F SL 83 B FC 88 B CU 68 B SL 87 X FF 89 3-2 7 SH1-3 1 1B 1B	F SI 95 F SI 86 B SI 98 F SL 85 F SI 98 X FF 98 1-2 ③ G3		D CH 85 B FF 93 X FF 93 2-0 ③ F8	3	1	1	0	2	0	3
32 Tom Gorzelanny, R (1, 1) OBP: 0.200, SLG: 0.143 7 Aaron Miles, S (6, PH) OBP: 0.220, SLG: 0.237 33 Esmailin Caridad, R (6, 1) 17 Mike Fontenot, L (8, PH) OBP: 0.304, SLG: 0.382 43 John Grabow, L (8, 1) 49 Carlos Marmol, R (9, 1)		F FC 80 S FF 88 S FF 86 0-3 ③ K	X FC 80 0-0 ③ F9			X CU 69 0-0 ① SH1-3 1-2		B SI 92 F FF 92 S CH 87 F CH 85 F SI 93 X CH 86 1-2 ① G3		2 0 0 1 0 0	0 0 0 0 0 0	0 0 0 0 0 0	0 0 0 0 0 0	1 0 0 0 0 0	6 0 0 0 0 0	

Inning Stats	1	2	3	4	5	6	7	8	9
	R: 0 E: 0 K: 1 S: 5	H: 0 LOB: 0 BB: 0 P: 5	R: 0 E: 0 K: 1 S: 14	H: 2 LOB: 3 BB: 2 P: 25	R: 3 E: 0 K: 0 S: 13	H: 3 LOB: 3 BB: 3 P: 28	R: 1 E: 0 K: 1 S: 10	H: 1 LOB: 0 BB: 0 P: 15	R: 0 E: 0 K: 0 S: 8	H: 0 LOB: 0 BB: 1 P: 13	R: 1 E: 0 K: 1 S: 11	H: 2 LOB: 2 BB: 0 P: 15	R: 0 E: 0 K: 0 S: 16	H: 2 LOB: 2 BB: 0 P: 20	R: 0 E: 0 K: 0 S: 14	H: 0 LOB: 1 BB: 1 P: 21	R: 1 E: 0 K: 0 S: 11	H: 2 LOB: 1 BB: 0 P: 18

	AB	R	H	RBI	BB	SO	LOB
	36	6	12	6	7	4	23

1B: 9 SF: 0 WP: 1 PA: 44
2B: 2 SAC: 1 PB: 0
3B: 0 DP: 2 SB: 1
HR: 1 HBP: 0 CS: 0

PITCHER	IP	WLS	BF	H	R	ER	SO	BB	IBB	HBP	BLK	WP	HR	S	P	ERA	WHIP
75 Barry Zito, L (1, 1) ERA: 4.1	4.0	L	22	6	4	4	3	3	2	0	0	0	1	42	73	9.00	2.250
49 Brandon Medders, R (5, 1) ERA: 3.07	2.0		8	2	1	1	1	1	0	0	0	0	0	19	28	4.50	1.500
60 Waldis Joaquin, R (7, 1) ERA: 4.66	1.0		5	2	0	0	0	0	0	0	0	0	0	16	20	0.00	2.000
46 Bob Howry, R (8, 1) ERA: 3.32	1.0		4	0	0	0	0	1	0	0	0	0	0	14	21	0.00	1.000
47 Merkin Valdez, R (9, 1) ERA: 5.66	1.0		5	2	1	1	0	0	0	0	0	1	0	11	18	9.00	2.000

PITCHER	IP	WLS	BF	H	R	ER	SO	BB	IBB	HBP	BLK	WP	HR	S	P	ERA	WHIP

Chicago Cubs @ San Francisco Giants

AT&T Park, San Francisco, CA

Sat Sep 26 2009, 1:10 PM PDT

Att. 35,885 - Sunny - 79 F

livebaseballscorecards.com

BOTTOM

Batter	1	2	3	4	5	6	7	8	9	AB	R	H	RBI	BB	SO	LOB
8 Eugenio Velez, S (1, 7) (7, 4) OBP: 0.309, SLG: 0.413	B SI 88 X SI 90 1-0 ① G5-3		B CH 85 B SI 92 C SI 92 X FF 92 2-1 ① F7	C SL 80 S FF 93 X FF 93 0-2 ③ G4-3			C CU 75 F FF 93 C FF 94 0-3 ① K		C SL 85 X FF 96 0-1 ③ F9	5	0	0	0	0	1	4
56 Andres Torres, S (1, 8) OBP: 0.326, SLG: 0.500 20 John Bowker, L (7, PH) OBP: 0.246, SLG: 0.404 46 Bob Howry, L (8, 1) 47 Merkin Valdez, R (9, 1)	B FF 90 F FF 91 B CH 84 S CH 84 F FF 91 S SL 79 2-3 K 48 1B		C SL 75 F FF 93 S FF 92 0-3 ② K		B SL 78 X FF 90 1-0 ① F9		C FF 92 C FF 94 D CU 79 X FF 93 1-2 ② F8 2-3			3 1 0 0	0 0 0 0	0 0 0 0	0 0 0 0	0 0 0 0	2 0 0 0	1 1 0 0
48 Pablo Sandoval, S (1, 5) OBP: 0.379, SLG: 0.537	X FF 90 0-0 ② 1-3 1B		B FF 93 B SL 80 B SI 92 B SI 91 4-0 5 1B 1-2 BB		F FF 91 B FF 92 B CH 86 X CH 85 2-1 ② G4-3		X FF 94 0-0 ③ F9			3	0	1	0	1	0	1
5 Juan Uribe, R (1, 6) OBP: 0.336, SLG: 0.507	C SL 74 F FF 91 B FF 91 B FF 92 F SL 80 S FF 91 2-3 ③ K		S SL 80 F SL 79 F FF 93 B FF 93 X SL 82 1-2 1-3 2-H 1B		B FF 91 X CH 86 1-0 1B			F FF 90 B FF 91 S CH 81 X CH 83 1-2 HR		4	1	3	2	0	1	1
23 Ryan Garko, R (1, 3) OBP: 0.343, SLG: 0.423		B CH 82 B SI 91 B FF 90 C FF 88 F FF 90 F SI 89 F FF 91 B CH 83 4-2 12 FC6-4 28 E BB	B SI 93 B CH 85 F FF 93 F SI 92 B FF 93 F CH 85 X FF 94 3-2 ③ L6		B SL 80 F SL 82 B FF 93 X SI 91 2-1 ③ G3			B FF 90 X FF 90 1-0 ① G6-3		3	0	0	0	1	0	3
28 Buster Posey, R (1, 2) OBP: 0.100, SLG: 0.100		S CH 84 C SI 91 B CH 86 X FF 92 1-2 FC3 12 FC6-4 1-2	B SL 73 B SI 91 C SI 91 B SI 92 F FF 92 C FF 93 3-3 ① K		B FF 92 F FF 92 F FF 94 F FF 96 B FF 94 X FF 93 2-2 ① L9			X FF 90 0-0 ② G4-3		4	0	0	0	0	1	1
12 Nate Schierholtz, L (1, 9) OBP: 0.304, SLG: 0.406	F SI 90 X SL 81 0-1 ① FC6-4 9 G4-3 1-2f 2-3		F SI 91 X SI 91 1-1 13 1B 1B		C CU 77 B SL 83 C FF 94 S FF 96 1-3 ② K			C FF 92 X CH 82 0-1 ③ G3		4	0	1	0	0	1	2
9 Kevin Frandsen, R (1, 4) OBP: 0.204, SLG: 0.180 14 Fred Lewis, L (6, PH) OBP: 0.352, SLG: 0.397 (7, 7)	B FF 91 X SI 91 1-0 ② ③ G4-3 1-2f		D CH 86 C SI 91 B SL 82 1 SAFE B FF 92 F FF 92 F FF 92 S FF 93 3-3 ② K		B CU 74 B FF 94 T FF 92 F FF 93 F FF 95 C CU 79 2-3 ③ K				B FF 93 B FF 93 C FF 94 B FF 94 X FF 93 3-1 ① F9	2 2	0 0	0 0	0 0	0 0	1 1	3 0
75 Barry Zito, L (1, 1) OBP: 0.189, SLG: 0.122 13 Jesus Guzman, R (4, PH) OBP: 0.211, SLG: 0.211 49 Brandon Medders, R (5, 1) 60 Waldis Joaquin, R (7, 1) 2 Randy Winn, S (7, PH) OBP: 0.318, SLG: 0.354 (8, 8)			B FF 89 B FF 90 C FF 88 F FF 89 B FF 90 B FF 90 4-2 48 BB 5 1B BB	B FF 93 S SL 82 B FF 93 X SI 91 2-1 1-3 1B			F FF 90 S FF 93 B FF 96 B CU 79 F FF 94 F FF 94 F FF 95 B CU 76 X FF 91 3-2 20 F8 2B		C FF 94 S SL 84 F SL 84 S SL 83 0-3 ② K	0 1 0 0 2	1 0 0 0 0	0 1 0 0 0	0 0 0 0 0	1 0 0 0 0	0 0 0 0 1	0 0 0 0 0
Inning Stats	R: 0 E: 0 K: 2 S: 10 H: 1 LOB: 1 BB: 0 P: 15	R: 0 E: 1 K: 0 S: 10 H: 0 LOB: 1 BB: 1 P: 16	R: 1 E: 0 K: 1 S: 15 H: 1 LOB: 2 BB: 2 P: 29	R: 0 E: 0 K: 2 S: 14 H: 2 LOB: 2 BB: 0 P: 23	R: 0 E: 0 K: 0 S: 6 H: 1 LOB: 1 BB: 0 P: 12	R: 0 E: 0 K: 2 S: 11 H: 0 LOB: 0 BB: 0 P: 16	R: 0 E: 0 K: 1 S: 13 H: 1 LOB: 1 BB: 0 P: 17	R: 1 E: 0 K: 0 S: 7 H: 1 LOB: 0 BB: 0 P: 9	R: 0 E: 0 K: 1 S: 8 H: 0 LOB: 0 BB: 0 P: 11	1B: 5 2B: 1 3B: 0 HR: 1	SF: 0 SAC: 0 DP: 1 HBP: 0					

	AB	34
	R	2
	H	7
	RBI	2
	BB	3
	SO	9
	LOB	17

WP: 1 PB: 0 SB: 0 CS: 0 PA: 37

PITCHER		IP	WLS	BF	H	R	ER	SO	BB	IBB	HBP	BLK	WP	HR	S	P	ERA	WHIP
32 Tom Gorzelanny, L ERA: 4.7	(1, 1)	5.0	W	23	5	1	1	5	3	0	0	0	1	0	55	95	1.80	1.600
33 Esmailin Caridad, R ERA: 1.65	(6, 1)	2.0		7	1	0	0	3	0	0	0	0	0	0	24	33	0.00	0.500
43 John Grabow, L ERA: 3.18	(8, 1)	1.0		4	1	1	1	0	0	0	0	0	0	1	7	9	9.00	1.000
49 Carlos Marmol, R ERA: 3.38	(9, 1)	1.0		3	0	0	0	1	0	0	0	0	0	0	8	11	0.00	0.000

PITCHER	IP	WLS	BF	H	R	ER	SO	BB	IBB	HBP	BLK	WP	HR	S	P	ERA	WHIP

Chicago Cubs @ San Francisco Giants

AT&T Park, San Francisco, CA

Sun Sep 27 2009, 1:05 PM PDT

Att. 38,330 - Partly Cloudy - 81 F

livebaseballscorecards.com

Batter	1	2	3	4	5	6	7	8	9	AB	R	H	RBI	BB	SO	LOB
2 Ryan Theriot, R (1, 6) OBP: 0.342, SLG: 0.372	B FF 92 C FF 92 X FF 92 1-1 ① F9		F SL 87 C FF 92 B FF 93 B FF 93 X FF 93 2-2 ② F9			B SL 85 X FF 90 1-0 ① F8		B FF 92 F FF 93 B CH 86 C SL 86 B FF 92 X FF 93 3-2 ② F8 2-3		4	0	0	0	0	0	3
1 Kosuke Fukudome, L (1, 9) OBP: 0.376, SLG: 0.424	B CU 76 B SI 91 B FF 92 C FF 92 C FF 92 F SI 93 F SI 93 X CH 87 3-2 2B		C CU 76 F FF 92 B FF 93 B FF 94 F CU 77 S SL 86 2-3 ③ K			B CH 86 B FF 92 S FF 92 X FF 93 2-1 ② G4-3		F FF 94 S SL 88 S SL 86 0-3 ③ K		4	0	1	0	0	2	3
16 Aramis Ramirez, R (1, 5) OBP: 0.386, SLG: 0.520	X SL 86 0-0 ② F8			F FF 91 B FF 92 F CU 78 F SL 87 F FF 92 S SL 87 1-3 ① K		F FF 93 B SI 92 B FF 92 X SL 89 2-1 ③ G6-3			B SL 78 C FF 89 F FF 89 S SL 77 1-3 ① K	4	0	0	0	0	2	1
5 Jake Fox, R (1, 3) OBP: 0.322, SLG: 0.495	B FF 92 X FF 92 1-0 ③ F7			B FF 93 S SL 86 C FF 92 F SL 88 S FF 93 1-3 ② K			F SL 86 S FF 92 S FF 93 0-3 ① K		S SI 89 B SI 90 X SL 76 1-1 ② P3	4	0	0	0	0	2	1
28 Jeff Baker, R (1, 4) OBP: 0.348, SLG: 0.431		F FF 91 C FF 93 B CU 78 S SL 86 1-3 ① K		B FF 94 B SL 86 S SL 87 C FF 94 C FF 95 2-3 ③ K			B FF 92 B FF 90 C FF 93 B FF 92 X FF 92 3-1 ② F8		C SL 75 B SL 75 F SL 75 B SL 76 X SL 77 2-2 24 3B 2B	4	1	1	0	0	2	0
24 Bobby Scales, S (1, 7) OBP: 0.313, SLG: 0.431		X FF 91 0-0 ② P6			C FF 91 X FF 90 0-1 ① G3		F FF 92 C CU 76 F FF 94 B SL 86 C FF 93 1-3 ③ K		B FF 89 B FF 89 B FF 90 C FF 88 C FF 89 X FF 89 3-2 2-H 3B	4	0	1	1	0	1	0
55 Koyie Hill, S (1, 2) OBP: 0.310, SLG: 0.318		X FF 92 0-0 ③ F7			B CH 86 B CH 85 C FF 93 F FF 92 X SL 89 2-2 1B			X FF 92 0-0 ① F7	B FF 92 B FF 93 C FF 92 B CU 79 S FF 93 F FF 92 B FF 93 4-2 9 DI BB	3	0	1	0	1	0	0
27 Sam Fuld, L (1, 8) OBP: 0.404, SLG: 0.354 9 Reed Johnson, R (9, PH) OBP: 0.341, SLG: 0.412			B SI 91 X FF 92 1-0 ① G4-3		C FF 91 S FF 92 X FF 92 0-2 ② F9			C FF 92 B CH 86 F CH 85 F FF 94 B CU 78 B FF 93 F FF 94 F FF 94 B FF 94 4-2 2 F8 6 BB BB	B FF 95 S FF 96 F FF 97 F FF 98 B SL 87 S FF 97 2-3 ③ K 1-2	2 1	0 0	0 0	0 0	1 0	0 1	1 2
36 Randy Wells, R (1, 1) OBP: 0.213, SLG: 0.244 45 Sean Marshall, L (6, 1) OBP: 0.286, SLG: 0.231 44 Jeff Stevens, R (6, 1) 6 Micah Hoffpauir, L (8, PH) OBP: 0.303, SLG: 0.437 64 Justin Berg, R (8, 1)			X FF 92 0-0 2B		C SL 86 B SL 86 F FF 92 F CU 78 X SL 85 1-2 ③ L6			D CH 86 B FF 92 F FF 92 B FF 93 B FF 93 4-1 1-2 BB		2 0 0 0 0	0 0 0 0 0	1 0 0 0 0	0 0 0 1 0	0 0 0 0 0	0 0 0 0 0	1 0 0 0 0
Inning Stats	R: 0 E: 0 K: 0 S: 9 H: 1 LOB: 1 BB: 0 P: 14	R: 0 E: 0 K: 1 S: 5 H: 0 LOB: 0 BB: 0 P: 6	R: 0 E: 0 K: 1 S: 9 H: 1 LOB: 1 BB: 0 P: 14	R: 0 E: 0 K: 3 S: 12 H: 0 LOB: 0 BB: 0 P: 16	R: 0 E: 0 K: 0 S: 12 H: 1 LOB: 1 BB: 0 P: 15	R: 0 E: 0 K: 0 S: 5 H: 0 LOB: 0 BB: 0 P: 10	R: 0 E: 0 K: 2 S: 9 H: 0 LOB: 0 BB: 0 P: 13	R: 0 E: 0 K: 1 S: 13 H: 0 LOB: 2 BB: 2 P: 24	R: 1 E: 0 K: 2 S: 18 H: 2 LOB: 2 BB: 1 P: 31	1B: 1 2B: 3 3B: 1 HR: 0 SF: 0 SAC: 0 DP: 0 HBP: 0						

TOP

AB	32
R	1
H	5
RBI	1
BB	3
SO	10
LOB	12

PITCHER		IP	WLS	BF	H	R	ER	SO	BB	IBB	HBP	BLK	WP	HR	S	P	ERA	WHIP
18 Matt Cain, R ERA: 2.88	(1, 1)	8.0	W	29	3	0	0	8	2	0	0	0	0	0	74	112	0.00	0.625
54 Sergio Romo, R ERA: 4.13	(9, 1)	0.2		4	2	1	1	1	0	0	0	0	0	0	11	18	13.50	3.000
41 Jeremy Affeldt, L ERA: 1.72	(9, 1)	0.0		1	0	0	0	0	1	0	0	0	0	0	3	7	∞	∞
38 Brian Wilson, R ERA: 2.78	(9, 1)	0.1	S	1	0	0	0	1	0	0	0	0	0	0	4	6	0.00	0.000

PITCHER	IP	WLS	BF	H	R	ER	SO	BB	IBB	HBP	BLK	WP	HR	S	P	ERA	WHIP

Chicago Cubs @ San Francisco Giants

AT&T Park, San Francisco, CA

Sun Sep 27 2009, 1:05 PM PDT

Att. 38,330 - Partly Cloudy - 81 F

livebaseballscorecards.com

Batter	1	2	3	4	5	6	7	8	9	AB	R	H	RBI	BB	SO	LOB
8 Eugenio Velez, S (1, 4) OBP: 0.310, SLG: 0.413	X FF 90 0-0 2 G6-3 14 1B 5 FC5-4 1B	D SL 87 X FF 90 1-0 ② G6-3		B FF 90 X FF 91 1-0 ③ G4-3		S FF 91 X SL 86 0-1 2 1B 48 1B 1B 3-H	F FF 92 X FF 91 0-1 ③ G4-3			5	2	2	1	0	0	3
14 Fred Lewis, L (1, 7) OBP: 0.355, SLG: 0.398 56 Andres Torres, S (6, PH) OBP: 0.329, SLG: 0.500 (7, 8)	X FF 89 0-0 5 FC5-4 2 G6-3 1B 1-2	B FF 90 B SL 85 B FF 90 B FF 91 4-0 BB			S CH 83 S CH 84 F CH 82 C FF 92 0-3 ① K	C SL 88 1 SAFE F SL 87 S CU 76 0-3 ② K		S SI 91 X SI 92 0-1 2 G4-3 1B		2 2	0 0	1 1	0 0	1 0	1 1	0 1
2 Randy Winn, S (1, 8) OBP: 0.317, SLG: 0.353 (7, 9)	L FF 88 D SL 86 B SI 88 L FF 90 B FF 89 X SI 90 3-2 ① G6-3 1-2 2-3	B FF 91 X SL 86 1-0 ③ F9			B FF 91 C SI 90 C FF 92 X FF 92 1-2 ② G1-3	X SI 92 0-0 48 1B 1B 1-2		F SI 91 B SI 90 X SI 92 1-1 ① G4-3 1-2		5	0	1	0	0	0	5
48 Pablo Sandoval, S (1, 5) OBP: 0.381, SLG: 0.537	I IN 73 I I I IN 73 4-0 5 FC5-4 IBB		S CH 83 F FF 91 F FF 91 F FF 92 B CH 83 F SL 86 X CH 84 1-2 ① G4-3		F FF 90 B SL 86 B CH 84 X CH 85 2-1 5 1B 1B	F SL 86 F SL 85 B FF 92 B FF 92 X CU 76 2-2 1-2 2-H 1B		F SI 92 X SI 93 0-1 ② F7		4	0	2	1	1	0	1
5 Juan Uribe, R (1, 6) OBP: 0.337, SLG: 0.505	D SL 85 X SL 86 1-0 ② FC5-4 1-2f 2-3 3-H		X SL 84 0-0 35 FC6-4 1B		X SL 86 0-0 1-2 1B	B FF 91 X SL 84 1-0 ③ F9		S SI 91 X SI 91 0-1 ③ P3		5	0	2	1	0	0	5
20 John Bowker, L (1, 9) OBP: 0.246, SLG: 0.393 (7, 7)	B SI 89 X SI 89 1-0 ③ G4-3 3-H		B FF 90 X FF 90 1-0 ② L6		D CH 84 B FF 92 B CH 84 X FF 91 3-0 ③ G3		X SL 82 0-0 18 SH5-4 22 S 1B			4	0	1	0	0	0	5
35 Travis Ishikawa, L (1, 3) OBP: 0.328, SLG: 0.391		B SI 89 X FF 90 1-0 22 2B 1B	B FF 90 D CH 84 F SI 89 X SI 89 2-1 ③ FC6-4 1-2f			B CH 84 X FF 90 1-0 22 2B 1B	B FF 90 1 SAFE C FF 91 1 SAFE F FF 90 S FF 92 1-3 ① K			4	2	2	0	0	1	2
22 Eli Whiteside, R (1, 2) OBP: 0.252, SLG: 0.300		C FF 90 X SL 84 0-1 18 SH5-4 2B 1-H		L FF 89 S SL 84 X FF 91 0-2 ① G5-3		S FF 91 X SI 91 0-1 18 SH5-4 8 1B 2B 1-H	B FF 91 1 SAFE S FF 91 B FF 91 B FF 91 S FF 92 F FF 91 B FF 91 4-2 18 SH5-4 BB 1-2			3	1	2	2	1	0	0
18 Matt Cain, R (1, 1) OBP: 0.206, SLG: 0.220 54 Sergio Romo, R (9, 1) 41 Jeremy Affeldt, L (9, 1) OBP: 0.500, SLG: 0.500 38 Brian Wilson, R (9, 1)		B FF 90 X FF 90 1-0 ① SH5-4 2-3		B FF 91 F FF 90 B FF 91 B FF 91 X FF 91 3-1 ② F7		C FF 90 X FF 90 0-1 ① SH5-4 2-3	X FF 91 0-0 ② SH5-4 1-2 2-3			1 0 0 0	0 0 0 0	0 0 0 0	0 0 0 0	0 0 0 0	0 0 0 0	0 0 0 0
Inning Stats	R: 1 H: 2 E: 0 LOB: 2 K: 0 BB: 1 S: 7 P: 16	R: 1 H: 2 E: 0 LOB: 2 K: 0 BB: 1 S: 6 P: 14	R: 0 H: 1 E: 0 LOB: 1 K: 0 BB: 0 S: 10 P: 14	R: 0 H: 0 E: 0 LOB: 0 K: 0 BB: 0 S: 6 P: 10	R: 0 H: 2 E: 0 LOB: 2 K: 1 BB: 0 S: 11 P: 17	R: 3 H: 5 E: 0 LOB: 2 K: 1 BB: 1 S: 15 P: 19	R: 0 H: 1 E: 0 LOB: 2 K: 1 BB: 0 S: 10 P: 15	R: 0 H: 1 E: 0 LOB: 1 K: 0 BB: 0 S: 8 P: 9		1B: 12 SF: 0 2B: 2 SAC: 3 3B: 0 DP: 0 HR: 0 HBP: 0						

AB	35
R	5
H	14
RBI	5
BB	3
SO	3
LOB	22

WP: 0 PA: 41
PB: 0
SB: 1
CS: 0

PITCHER		IP	WLS	BF	H	R	ER	SO	BB	IBB	HBP	BLK	WP	HR	S	P	ERA	WHIP
36 Randy Wells, R ERA: 3.18	(1, 1)	5.1	L	28	10	5	5	1	1	1	0	0	0	0	47	79	8.44	2.062
45 Sean Marshall, L ERA: 4.38	(6, 1)	0.1		3	2	0	0	1	0	0	0	0	0	0	7	9	0.00	6.000
44 Jeff Stevens, R ERA: 7.59	(6, 1)	1.1		6	1	0	0	1	1	0	0	0	0	0	11	17	0.00	1.500
64 Justin Berg, R ERA:	(8, 1)	1.0		4	1	0	0	0	0	0	0	0	0	0	8	9	0.00	1.000

PITCHER	IP	WLS	BF	H	R	ER	SO	BB	IBB	HBP	BLK	WP	HR	S	P	ERA	WHIP

Batter	1	2	3	4	5	6	7	8	9	AB	R	H	RBI	BB	SO	LOB
24 Chris Young, R (1, 8) OBP: 0.307, SLG: 0.384	C SI 94 B FF 94 F FF 93 B SL 83 F SI 94 B FF 94 X FF 93 3-2 6 FC3-6 1B		C SL 76 C FF 92 B SL 81 B SL 82 X CH 82 2-2 ② L8		C SL 78 B SL 81 X FF 90 1-1 ③ G5-3		C SI 94 B SI 95 C SI 95 C SL 82 1-3 ③ K			4	0	1	0	0	1	2
6 Stephen Drew, L (1, 6) OBP: 0.318, SLG: 0.428	1 SAFE F FF 93 X FF 91 0-1 ① FC3-6 1-2f		B FF 92 B FF 91 S FF 91 C SL 76 F SL 82 S SL 82 2-3 ③ K2-3			B FF 89 B SI 90 X FF 89 2-0 ① G4-3		C FF 92 C CU 78 F CU 78 X CU 78 0-2 ① L9		4	0	0	0	0	1	2
10 Justin Upton, R (1, 9) OBP: 0.374, SLG: 0.546	F FF 93 C SL 80 B FF 93 B SL 82 1 SAFE S SL 80 2-3 ② K			M SL 80 B SL 83 B CH 82 C SL 79 S SL 82 2-3 ① K		B SL 78 B FF 90 X SL 77 2-0 ② G6-3		S FF 93 B SI 94 F CU 78 B CU 80 B CU 78 X FF 94 3-2 HR		4	1	1	1	0	2	1
27 Mark Reynolds, R (1, 5) OBP: 0.354, SLG: 0.555	F SL 79 X SL 83 0-1 ③ P3			B SI 92 S CH 82 B FF 92 B CH 82 X FF 91 3-1 ② G5-3		B SL 80 C SL 79 B FF 90 B CH 84 B SL 79 4-1 26 HR BB		C CU 79 S CU 78 B CU 78 B CU 79 C FF 94 2-3 ② K		3	1	0	0	1	1	1
26 Miguel Montero, L (1, 2) OBP: 0.358, SLG: 0.489		C FF 91 B SL 80 X FF 93 1-1 ① G5-3		B SL 78 S SL 78 X FF 92 1-1 HR		C FF 92 B FF 91 D SL 81 B SL 80 C SL 78 F SL 80 X CH 86 3-2 1-H HR		C FF 93 B CU 79 B CU 79 C FF 92 S CU 79 2-3 ③ K		4	2	2	3	0	1	0
14 Ryan Roberts, R (1, 7) OBP: 0.372, SLG: 0.417		B FF 93 B FF 92 C FF 92 X SL 78 2-1 ② F8		B SI 91 F SL 79 F FF 91 B FF 90 X CH 81 2-2 2B		B SI 92 C SL 83 B SL 83 S SI 91 C SI 90 2-3 ③ K			C FF 89 S FF 89 B SL 77 X SL 76 1-2 ① G1-3	4	0	1	0	0	1	0
4 Rusty Ryal, R (1, 3) OBP: 0.365, SLG: 0.600 18 Gerardo Parra, L (9, PH) OBP: 0.324, SLG: 0.404		B FF 93 C CH 80 F FF 93 S SL 83 1-3 ③ K		F FF 92 D SL 82 B CH 85 S CH 80 X SL 82 2-2 ③ G1-3			B SI 91 F SL 83 B SL 84 F SI 92 B FF 92 T SI 90 3-2 ① K		B SI 88 B SI 88 C FF 89 F SI 89 X CH 82 2-2 ② F7	3 1	0 0	0 0	0 0	0 0	2 0	1 0
11 Augie Ojeda, S (1, 4) OBP: 0.342, SLG: 0.350			C FF 92 S CH 84 X SL 82 0-2 ① G5-3		B FF 89 L FF 90 B CH 84 C FF 90 X SL 81 2-2 ① L6		B SI 91 B FF 90 B SI 90 B SI 90 4-0 BB		B SI 87 C FF 89 B FF 89 X FF 88 2-1 18 DI 1B	3	0	1	0	1	0	0
49 Doug Davis, R (1, 1) ERA: 4.27, WHIP: 1.227 22 Eric Byrnes, R (5, PH) OBP: 0.345, SLG: 0.514 48 Yusmeiro Petit, R (8, 1) ERA: 3.86, WHIP: 1.286 47 Leo Rosales, R (6, 1) 28 Alex Romero, L (7, PH) OBP: 0.000, SLG: 0.000 28 John Hester, R (7, PH) ERA: 0.00, WHIP: 0.000 35 Clay Zavada, L (7, 1) 56 Daniel Cabrera, R (8, 1) 18 Chad Tracy, L (9, PH) OBP: 0.361, SLG: 0.588			B FF 92 B FF 91 C FF 91 X FF 91 2-1 1B		B FF 92 F FF 90 X FF 90 1-1 ② F8		S SI 94 C SI 96 S SI 96 0-3 ② K		C SL 78 S CH 83 D CH 81 D CH 83 F SL 78 F SL 80 F CH 83 B FF 88 X SL 77 3-2 1-2 F9	1 1 0 0 0 0 1 0 0 1	0 0 0 0 0 0 0 0 0 0	1 0 0 0 0 0 0 0 0 0	0 0 0 0 0 0 1 0 0 0	0 0 0 0 0 0 1 0 0 0	0 0 0 0 0 0 1 0 0 1	0 0 0 0 0 0 0 0 0 0
Inning Stats	R: 0 E: 0 K: 1 S: 11 H: 1 LOB: 1 BB: 0 P: 16	R: 0 E: 0 K: 1 S: 7 H: 0 LOB: 0 BB: 0 P: 11	R: 0 E: 0 K: 1 S: 12 H: 1 LOB: 1 BB: 0 P: 18	R: 1 E: 0 K: 1 S: 13 H: 2 LOB: 1 BB: 0 P: 23	R: 0 E: 0 K: 0 S: 7 H: 0 LOB: 0 BB: 0 P: 11	R: 2 E: 0 K: 1 S: 10 H: 1 LOB: 0 BB: 1 P: 23	R: 0 E: 0 K: 3 S: 9 H: 0 LOB: 1 BB: 1 P: 17	R: 1 E: 0 K: 2 S: 13 H: 1 LOB: 0 BB: 0 P: 20	R: 0 E: 0 K: 0 S: 14 H: 1 LOB: 1 BB: 0 P: 22	1B: 3 2B: 1 3B: 0 HR: 3 SF: 0 SAC: 0 DP: 0 HBP: 0						

TOP

Arizona Diamondbacks @ San Francisco Giants
AT&T Park, San Francisco, CA
Tue Sep 29 2009, 7:15 PM PDT
Att. 28,039 - Partly Cloudy - 60 F

livebaseballscorecards.com

AB	34
R	4
H	7
RBI	4
BB	2
SO	10
LOB	9

WP: 0 PA: 36
PB: 0
SB: 0
CS: 0

PITCHER		IP	WLS	BF	H	R	ER	SO	BB	IBB	HBP	BLK	WP	HR	S	P	ERA	WHIP
57 Jonathan Sánchez, L ERA: 4.27	(1, 1)	5.2	W	23	5	3	3	4	1	0	0	0	0	2	57	97	4.76	1.059
46 Bob Howry, R ERA: 3.29	(6, 1)	0.2	H	3	0	0	0	2	1	0	0	0	0	0	6	15	0.00	1.500
45 Dan Runzler, L ERA:	(7, 1)	0.2	H	2	0	0	0	2	0	0	0	0	0	0	6	7	0.00	0.000
41 Jeremy Affeldt, L ERA: 1.84	(8, 1)	1.0		4	1	1	1	2	0	0	0	0	0	1	13	20	9.00	1.000
54 Sergio Romo, R ERA: 4.01	(9, 1)	1.0		4	1	0	0	0	0	0	0	0	0	0	14	22	0.00	1.000

PITCHER	IP	WLS	BF	H	R	ER	SO	BB	IBB	HBP	BLK	WP	HR	S	P	ERA	WHIP

BOTTOM

Arizona Diamondbacks @ San Francisco Giants
AT&T Park, San Francisco, CA
Tue Sep 29 2009, 7:15 PM PDT
Att. 28,039 - Partly Cloudy - 60 F

livebaseballscorecards.com

Batter	1	2	3	4	5	6	7	8	9	AB	R	H	RBI	BB	SO	LOB
8 Eugenio Velez, S (1, 4) OBP: 0.311, SLG: 0.409	C FC 82 X FF 85 0-1 1 S 48 1B 23 WP 1B	C FF 84 C CH 76 D CU 69 F CU 68 B FC 84 B CU 69 S FC 82 3-3 ① K		C CU 66 B CU 66 F FC 82 B CU 68 S CH 78 2-3 ① K	S CH 76 F CU 75 D CU 76 D CU 77 F FF 89 B CU 76 B CH 79 4-2 2-3 BB		L CH 81 X CH 82 0-1 ② G6-3	F SL 78 F SI 92 B SI 94 X SI 93 1-2 ③ F7		5	1	1	0	1	2	3
56 Andres Torres, S (1, 7) OBP: 0.331, SLG: 0.507	L FC 81 S FC 82 B FC 82 1 SAFE D CU 69 F FC 83 F FC 80 F CU 69 1 SAFE 3-2 ① D CU 69 X FF 87 F9	C FF 79 B CU 69 S CU 69 B FC 82 B SI 86 F FC 81 F FC 81 F FF 85 F FC 81 4-2 F FC 81 F FC 80 B CH 78 1-2 BB		C CU 67 X FC 83 0-1 ② P2	C FF 90 1 SAFE 1 SAFE B FF 89 B CU 76 C FF 88 X FF 89 2-2 ③ F9		B SI 88 C CH 81 F FF 89 B FF 89 X CH 82 2-2 48 HR 3B			4	1	1	0	1	0	3
48 Pablo Sandoval, S (1, 5) OBP: 0.384, SLG: 0.547	C FC 82 S CU 69 F FC 84 D CU 68 X CU 70 1-2 23 WP 5 BB 33 BB 1B	F FC 82 X FC 82 0-1 ② ③ G5-3 2-3f		B CU 69 C CU 68 F SI 86 X FF 85 1-2 1 HR 1B		B FF 87 X CU 75 1-0 1 1B 2B	B FF 89 B SL 81 C CH 82 S FF 88 F FF 89 B FF 89 X FF 88 3-2 3-H HR			5	4	4	2	0	0	2
1 Bengie Molina, R (1, 2) OBP: 0.285, SLG: 0.441	B FC 84 F FC 83 S CU 71 B FC 80 S CH 76 2-3 ② K 2-3		B CU 69 B CU 67 S CH 78 S CH 77 X CU 69 2-2 33 1B 23 1B 1B	X FC 82 0-0 1-H HR		D SL 76 S FF 87 S FF 86 X FF 86 1-2 5 FC3-4 2-H 1B	S CH 81 X CH 82 0-1 HR			5	2	4	4	0	1	2
5 Juan Uribe, R (1, 6) OBP: 0.337, SLG: 0.501	B FC 82 B FC 83 D CH 79 B FC 81 4-0 33 BB 23 WP 1-2 BB		C SI 86 X CU 69 0-1 ① L5	B CH 80 F CH 78 B CU 71 F FC 81 B CU 69 F CH 78 B FF 85 4-2 BB		B SL 83 S CH 78 D SL 84 F FF 89 X CH 81 2-2 ① FC3-4 23 1B 1-2f	B FF 88 C SI 88 S FF 89 B CH 83 B CH 82 X CH 81 3-2 ③ F8			3	0	0	0	2	0	2
23 Ryan Garko, R (1, 3) OBP: 0.347, SLG: 0.425 35 Travis Ishikawa, L (7, 3) OBP: 0.330, SLG: 0.391	C FC 83 B FC 84 S CU 69 D CU 71 F CU 69 B FC 84 B CH 79 4-2 33 BB 1-2 2-3 3-H BB		D CH 78 D CH 78 S CH 77 X FC 82 2-1 33 1B 1-2 1B	D CH 79 D CH 79 S CH 79 S CH 78 D CH 79 X CH 79 3-2 ③ G6-3		C CH 85 D SI 87 F FF 88 B FF 91 X CH 81 2-2 1-2 1B	B FF 91 C SI 91 B SI 91 C SI 92 B SL 81 B SI 93 4-2 2 1B BB		3 0	0 0	2 0	0 0	1 1	0 0	1 0
33 Aaron Rowand, R (1, 8) OBP: 0.319, SLG: 0.424	B CU 70 F FC 84 B CH 80 D CH 80 B FC 85 4-1 1-2 2-3 3-H BB		C CU 68 X CU 70 0-1 57 FC6 1-2 2-3 1B		F FF 86 B CH 76 B CH 74 S FF 86 F FF 88 S CU 76 2-3 ① K	X CH 86 0-0 ② F7		F FF 90 F SI 91 F FF 93 F SL 79 F SL 79 F FF 93 C SL 78 0-3 ① K		4	0	1	1	1	2	3
2 Randy Winn, S (1, 9) OBP: 0.318, SLG: 0.353	X FC 82 0-0 ③ F9		C CU 69 F CU 71 X FC 83 0-2 ② F4		X FF 88 0-0 8 WP 57 SH1-3 1B	F CH 79 B FF 89 F CH 81 X CH 80 1-2 ③ L8		S FF 91 F SI 93 X SI 92 0-2 1-2 1B		5	0	2	0	0	0	8
57 Jonathan Sánchez, L (1, 1) OBP: 0.159, SLG: 0.051 46 Bob Howry, L (6, 1) 45 Dan Runzler, L (7, 1) 35 Rich Aurilia, R (7, PH) OBP: 0.266, SLG: 0.291 41 Jeremy Affeldt, L (8, 1) OBP: 0.500, SLG: 0.500 12 Nate Schierholtz, L (8, PH) OBP: 0.303, SLG: 0.404 54 Sergio Romo, R (9, 1)		C FF 83 H FF 84 1-1 48 G5-3 56 BB HBP	C FC 82 B FC 87 B FC 84 F FC 81 X FC 82 2-2 ③ FC6 1-2f	L FF 84 B FF 87 X FF 87 1-1 ② SH1-3 1-2			C CH 80 S FF 89 S CH 82 0-3 ① K	S SL 77 F SL 79 C SI 92 0-3 ② K		1 0 0 1 0 1 0	0 0 0 0 0 0 0	0 0 0 0 0 0 0	0 0 0 0 0 0 0	0 0 0 0 0 0 0	0 0 0 1 0 1 0	3 0 0 0 0 2 0
Inning Stats	R: 2 E: 0 K: 1 S: 20 H: 2 LOB: 3 BB: 3 P: 38	R: 0 E: 0 K: 1 S: 15 H: 0 LOB: 1 BB: 1 P: 23	R: 0 E: 0 K: 0 S: 15 H: 3 LOB: 3 BB: 0 P: 21	R: 2 E: 0 K: 1 S: 15 H: 2 LOB: 1 BB: 1 P: 25	R: 0 E: 0 K: 1 S: 13 H: 1 LOB: 2 BB: 1 P: 22	R: 1 E: 0 K: 0 S: 14 H: 3 LOB: 2 BB: 0 P: 21	R: 3 E: 0 K: 1 S: 17 H: 3 LOB: 0 BB: 0 P: 25	R: 0 E: 0 K: 2 S: 18 H: 1 LOB: 2 BB: 1 P: 23								

AB	37
R	8
H	15
RBI	7
BB	7
SO	7
LOB	29

1B: 10 2B: 1 3B: 1 HR: 3	SF: 0 SAC: 1 DP: 1 HBP: 1	WP: 2 PB: 0 SB: 1 CS: 0	PA: 46
---	---	---	---

PITCHER		IP	WLS	BF	H	R	ER	SO	BB	IBB	HBP	BLK	WP	HR	S	P	ERA	WHIP
49 Doug Davis, L ERA: 4.19	(1, 1)	4.0	L	24	7	4	4	3	5	0	1	0	1	1	65	107	9.00	3.000
48 Yusmeiro Petit, R ERA: 5.89	(5, 1)	1.0		7	3	1	1	1	1	0	0	0	1	0	17	28	9.00	4.000
47 Leo Rosales, R ERA: 4.57	(6, 1)	1.0		4	1	0	0	0	0	0	0	0	0	0	10	15	0.00	1.000
35 Clay Zavada, L ERA: 3.42	(7, 1)	1.0		6	3	3	3	1	0	0	0	0	0	2	17	25	27.00	3.000
56 Daniel Cabrera, R ERA: 6.07	(8, 1)	1.0		5	1	0	0	2	1	0	0	0	0	0	18	23	0.00	2.000

PITCHER	IP	WLS	BF	H	R	ER	SO	BB	IBB	HBP	BLK	WP	HR	S	P	ERA	WHIP

Batter	1	2	3	4	5	6	7	8	9	AB	R	H	RBI	BB	SO	LOB
6 Stephen Drew, L (1, 6) OBP: 0.319, SLG: 0.428	B FF 95 F FF 94 X FF 94 1-1 26 1B 1B		C FF 92 X FS 89 0-1 14 FC6-4 1-2 1B		B FS 87 F FF 94 C FS 88 B FS 89 X FF 95 2-2 ① G4-1		X FF 93 0-0 ③ F8			4	0	2	0	0	0	1
14 Ryan Roberts, R (1, 4) OBP: 0.367, SLG: 0.411	B FF 92 1 SAFE B FF 92 X SI 94 2-0 ① P4		X FS 88 0-0 ① FC6-4 1-2f 2-3		C FF 92 B FS 88 X FS 87 1-1 ② F8			C FF 93 C FF 92 F FS 87 F FF 94 B CU 79 X SI 94 1-2 ① P3		4	0	0	0	0	0	3
10 Justin Upton, R (1, 9) OBP: 0.371, SLG: 0.542	B FS 87 S FS 88 S SI 94 F FF 94 F CU 81 B CU 80 S FS 88 2-3 ② K		C FS 88 B FF 94 B FS 88 S FF 94 S FF 96 2-3 ② K		C FS 88 B FF 94 F CU 79 C FF 94 1-3 ③ K			B FF 94 X FF 94 1-0 ② F9		4	0	0	0	0	3	3
26 Miguel Montero, L (1, 2) OBP: 0.357, SLG: 0.487	1 SAFE X FF 93 0-0 1-2 1B		C CU 80 0-1 ③ CS 3-H	B FF 94 F CU 81 B FF 94 S FF 94 B FF 94 S FF 90 3-3 ① K		X CU 80 0-0 ① G3		B FS 87 X FS 87 1-0 ③ G4-3		4	0	1	0	0	1	0
27 Mark Reynolds, R (1, 5) OBP: 0.353, SLG: 0.552	B FF 94 B CU 80 F FF 94 S FF 95 S FF 95 2-3 ③ K			B FF 95 X FF 94 1-0 18 FC4-6 1B		B FF 94 F FS 87 B FS 86 F FS 88 X FF 95 2-2 ② F8			B FS 86 B FF 93 T FF 94 X FF 94 2-1 ① F9	4	0	1	0	0	1	2
18 Gerardo Parra, L (1, 8) OBP: 0.321, SLG: 0.400		C FF 92 F CU 79 X 0-2 ① G4-3		F CU 79 X FS 87 0-1 ② FC4-6 22 E 22 E 1-2f		B CU 80 B FS 88 X FF 93 2-0 ③ G1-3			C FF 92 X FS 90 0-1 ② G5-3	4	1	0	0	0	0	1
22 Eric Byrnes, R (1, 7) OBP: 0.260, SLG: 0.362		F FF 95 B FF 94 F CU 81 X FS 88 1-2 ② G1-3		B SI 94 B FS 88 B FF 93 C FF 94 X FF 94 3-1 E1 1-H			C FF 92 X CU 79 0-1 28 FC5-4 1B		X SI 93 0-0 ③ G6-3	4	0	1	0	0	0	0
29 Brandon Allen, L (1, 3) OBP: 0.292, SLG: 0.396		C FF 94 X 0-1 ③ P2		B FF 94 D CH 90 C FS 88 B FF 95 B FS 88 4-1 BB			X FF 92 0-0 ① P5			2	0	0	0	1	0	1
57 Kevin Mulvey, R (1, 1) OBP: 0.143, SLG: 0.143 28 Alex Romero, L (7, PH) OBP: 0.308, SLG: 0.340 55 Blaine Boyer, R (7, 1) 46 Daniel Schlereth, L (8, 1)			C FF 94 X FF 94 0-1 14 FC6-4 6 1B 26 CS 1B	B FS 87 F FF 93 S SI 93 D CU 80 X FF 96 2-2 ③ G1-3			B FF 92 C FF 93 X FS 86 1-1 ② FC5-4 1-2f			2 1 0 0	0 0 0 0	1 0 0 0	0 0 0 0	0 0 0 0	0 0 0 0	2 1 0 0
Inning Stats	R: 0 E: 0 K: 2 S: 12 H: 2 LOB: 2 BB: 0 P: 19	R: 0 E: 0 K: 0 S: 8 H: 0 LOB: 0 BB: 0 P: 9	R: 0 E: 0 K: 1 S: 9 H: 2 LOB: 1 BB: 0 P: 11	R: 1 E: 1 K: 1 S: 12 H: 1 LOB: 2 BB: 1 P: 25	R: 0 E: 0 K: 1 S: 8 H: 0 LOB: 0 BB: 0 P: 12	R: 0 E: 0 K: 0 S: 5 H: 0 LOB: 0 BB: 0 P: 9	R: 0 E: 0 K: 0 S: 6 H: 1 LOB: 1 BB: 0 P: 7	R: 0 E: 0 K: 0 S: 7 H: 0 LOB: 0 BB: 0 P: 10	R: 0 E: 0 K: 0 S: 5 H: 0 LOB: 0 BB: 0 P: 7	1B: 6 2B: 0 3B: 0 HR: 0	SF: 0 SAC: 0 DP: 0 HBP: 0					

PITCHER	IP	WLS	BF	H	R	ER	SO	BB	IBB	HBP	BLK	WP	HR	S	P	ERA	WHIP
31 Brad Penny, R (1, 1) ERA: 4.88	9.0	W	34	6	1	0	5	1	0	0	0	0	0	72	109	0.00	0.778

PITCHER	IP	WLS	BF	H	R	ER	SO	BB	IBB	HBP	BLK	WP	HR	S	P	ERA	WHIP

TOP

Arizona Diamondbacks @ San Francisco Giants

AT&T Park, San Francisco, CA

Wed Sep 30 2009, 7:15 PM PDT

Att. 29,473 - Clear - 62 F

livebaseballscorecards.com

AB	33
R	1
H	6
RBI	0
BB	1
SO	5
LOB	14

WP: 0 PA: 35
PB: 0
SB: 0
CS: 1

Batter	1	2	3	4	5	6	7	8	9	AB	R	H	RBI	BB	SO	LOB
8 Eugenio Velez, S (1, 4) OBP: 0.310, SLG: 0.408	B SI 88 B SI 90 X SI 88 2-0 14 G6-3 1B	B CU 74 X CU 74 1-0 ② SF8 3-H			X SI 85 0-0 ① L8		B CH 87 F SI 93 F SI 92 X SI 94 1-2 ③ G6-3			3	0	1	1	0	0	1
14 Fred Lewis, L (1, 7) OBP: 0.350, SLG: 0.392 56 Andres Torres, S (9, 7) OBP: 0.331, SLG: 0.507	1 SAFE C SI 89 B CH 78 X CH 78 1-1 ①② G6-3 1-2f	F SI 89 C FF 89 B SI 90 X SL 82 1-2 ③ G3			C SI 87 B SL 79 B FF 86 C CH 76 F FF 87 C FF 88 2-3 ② K			X SI 94 0-0 ① L6		4 0	0 0	0 0	0 0	0 0	1 0	2 0
48 Pablo Sandoval, S (1, 5) OBP: 0.385, SLG: 0.545	B CU 77 B CU 75 B SI 89 B SI 89 4-0 BB		B SI 87 X CH 78 1-0 ① F8		X SI 88 0-0 ③ G4-3			B FF 94 B CU 79 B CU 80 B FF 92 4-0 BB		2	0	0	0	2	0	0
5 Juan Uribe, R (1, 6) OBP: 0.334, SLG: 0.496	C SI 90 D SL 83 B SI 90 S SL 82 X SI 90 2-2 ③ L7		B CU 74 X FF 87 1-0 ② F8			C SL 78 S SL 80 B SI 85 F FF 86 S CU 74 1-3 ① K		B SI 94 C CU 78 F FF 94 B FF 93 F FF 93 S CU 81 2-3 ② K		4	0	0	0	0	2	2
20 John Bowker, L (1, 9) OBP: 0.246, SLG: 0.383 12 Nate Schierholtz, L (9, 9) OBP: 0.303, SLG: 0.404		B CH 78 B SI 88 B FF 87 C FF 87 F FF 88 X SI 88 3-2 33 HBP 22 1B 35 1B 1B	B SI 88 T CH 76 C SL 81 B SL 82 X SL 82 2-2 ③ F7			B CU 72 B CU 73 B FF 86 C SI 86 S CH 75 C FF 86 3-3 ② K		C CU 78 F SI 93 D CU 81 B CU 80 S CU 79 2-3 ③ K		4 0	1 0	1 0	0 0	0 0	2 0	1 0
35 Travis Ishikawa, L (1, 3) OBP: 0.330, SLG: 0.391		X SI 88 0-0 33 HBP 22 1B 1-2 1B		B CU 73 F FF 86 S CU 75 B FF 90 S CU 75 2-3 ① K		B CU 74 F SI 86 B FF 87 S CU 74 B FF 88 X CU 74 3-2 ③ G3-1				3	1	1	0	0	1	0
33 Aaron Rowand, R (1, 8) OBP: 0.319, SLG: 0.422		F SL 82 F SI 88 H CU 76 1-2 31 SH1-4 22 1B 8 SF8 1-2 2-3 HBP		C FF 87 X SI 87 0-1 ② G5-3			B SI 92 X SI 92 1-0 ① F9			2	1	0	0	0	0	0
22 Eli Whiteside, R (1, 2) OBP: 0.269, SLG: 0.341		S SL 80 B SL 80 X SL 81 1-1 31 SH1-4 1-2 2-H 3-H 1B		S SL 81 B SI 86 F SI 86 X FF 86 1-2 HR			C FF 92 X SI 93 0-1 1B			3	1	3	3	0	0	0
31 Brad Penny, R (1, 1) OBP: 0.105, SLG: 0.105	L X 0-1 ① SH1-4 1-2 2-3			X SI 85 0-0 ③ G5-3			B FF 92 X SI 93 1-0 ② B1			2	0	0	0	0	0	1
Inning Stats	R: 0 E: 0 K: 0 S: 6 H: 1 LOB: 1 BB: 1 P: 15	R: 3 E: 0 K: 0 S: 14 H: 3 LOB: 1 BB: 0 P: 21	R: 0 E: 0 K: 0 S: 5 H: 0 LOB: 0 BB: 0 P: 9	R: 1 E: 0 K: 1 S: 9 H: 1 LOB: 0 BB: 0 P: 12	R: 0 E: 0 K: 1 S: 6 H: 0 LOB: 0 BB: 0 P: 8	R: 0 E: 0 K: 2 S: 10 H: 0 LOB: 0 BB: 0 P: 17	R: 0 E: 0 K: 0 S: 7 H: 1 LOB: 1 BB: 0 P: 10	R: 0 E: 0 K: 2 S: 8 H: 0 LOB: 1 BB: 1 P: 16		1B: 5 2B: 0 3B: 0 HR: 1 SF: 1 SAC: 1 DP: 1 HBP: 1				WP: 0 PB: 0 SB: 0 CS: 0 PA: 32		

PITCHER		IP	WLS	BF	H	R	ER	SO	BB	IBB	HBP	BLK	WP	HR	S	P	ERA	WHIP
57 Kevin Mulvey, R ERA: 8.14	(1, 1)	6.0	L	24	5	4	4	4	1	0	1	0	0	1	50	82	6.00	1.000
55 Blaine Boyer, R ERA: 4.17	(7, 1)	1.0		4	1	0	0	0	0	0	0	0	0	0	7	10	0.00	1.000
46 Daniel Schlereth, L ERA: 5.89	(8, 1)	1.0		4	0	0	0	2	1	0	0	0	0	0	8	16	0.00	1.000

PITCHER	IP	WLS	BF	H	R	ER	SO	BB	IBB	HBP	BLK	WP	HR	S	P	ERA	WHIP

BOTTOM

Arizona Diamondbacks @ San Francisco Giants
AT&T Park, San Francisco, CA
Wed Sep 30 2009, 7:15 PM PDT
Att. 29,473 - Clear - 62 F

livebaseballscorecards.com

AB	27
R	4
H	6
RBI	4
BB	2
SO	6
LOB	7

Batter	1	2	3	4	5	6	7	8	9	AB	R	H	RBI	BB	SO	LOB
24 Chris Young, R (1, 8) OBP: 0.307, SLG: 0.382	B SI 92 X SI 91 1-0 ① F7			C CU 75 B CH 80 B CU 78 B FF 90 F SI 89 H CU 78 4-2 6 SH1-4 HBP		B SI 90 B CU 76 B FF 88 C FF 88 F SI 89 S CH 82 3-3 ② K		C SI 92 X SI 93 0-1 ② P3		3	0	0	0	0	1	3
6 Stephen Drew, L (1, 6) OBP: 0.319, SLG: 0.428	B FF 88 X SI 89 1-0 ② G6-3			L SI 89 1 SAFE X CU 74 0-1 ① SH1-4 1-2		B SI 90 X SI 88 1-0 ③ G4-3		B SI 95 C SI 93 S SI 94 X SI 95 1-2 10 1B 1-2 2-3 3-H 1B		3	0	1	1	0	0	0
10 Justin Upton, R (1, 9) OBP: 0.370, SLG: 0.540	C SI 88 B CU 80 F CU 78 B CU 80 X CU 79 2-2 ③ G6-3			D CU 77 B FF 89 X CU 76 2-0 ② P3			F SI 88 F CU 76 X CH 80 0-2 ① F7	X SI 95 0-0 1-2 2-H 3-H 1B		4	0	1	2	0	0	1
26 Miguel Montero, L (1, 2) OBP: 0.357, SLG: 0.483		B SI 91 F CU 74 X CU 73 1-1 ① P6		B CU 74 B CU 74 B SI 91 B SI 88 4-0 BB			C SI 90 F CH 80 S CH 81 0-3 ② K	B SI 95 B SI 95 C SI 95 S SL 82 C SL 81 2-3 ③ K		3	0	0	0	1	2	2
27 Mark Reynolds, R (1, 5) OBP: 0.353, SLG: 0.550		C FF 90 B CU 80 X CU 72 1-1 ② P6		S CU 79 D CU 80 F FF 89 B CH 82 F SL 82 S CH 82 2-3 ③ K			B CU 72 B CU 76 B FF 90 C SI 89 F SI 91 S CH 83 3-3 ③ K		B SI 89 S SL 82 B SL 83 F SL 83 X FF 92 2-2 14 G6-4-3 1B	4	0	1	0	0	2	2
18 Gerardo Parra, L (1, 7) OBP: 0.322, SLG: 0.400 14 Ryan Roberts, R (9, PH) OBP: 0.366, SLG: 0.410		C SI 90 C CU 73 B CH 82 S CH 83 1-3 ③ K			B FF 89 B SI 88 C FF 90 S CH 83 X CH 82 2-2 ① G4-3			B SI 91 B FF 90 F SI 89 X CH 82 2-1 11 1B 18 BB 6 1B 1B	B SI 90 B SI 90 X SI 89 2-0 ①② 1-2f G6-4-3	3 1	1 0	1 0	0 0	0 0	1 0	0 1
18 Chad Tracy, L (1, 3) OBP: 0.304, SLG: 0.387			C FF 90 B CU 73 F FF 90 F SI 92 B CH 83 S CH 82 2-3 ① K2-3		B CU 75 B CH 80 C FF 90 X CU 75 2-1 11 G4-6-3 1B			B CU 72 B FF 89 B SI 88 B FF 90 4-0 6 1B 11 1B 10 1B 1-2 BB	B SL 85 B FF 91 C FF 91 B SL 84 X FF 92 3-1 ③ G4-3	3	1	1	0	1	1	0
11 Augie Ojeda, S (1, 4) OBP: 0.342, SLG: 0.350			B SI 91 B CU 74 C SI 89 C FF 89 X SI 92 2-2 ② F8		B CU 76 X FF 90 1-0 ②③ 1-2f G4-6-3			X SI 92 0-0 6 1B 10 1B 1-2 2-3 1B		3	1	1	0	0	0	1
15 Dan Haren, R (1, 1) OBP: 0.269, SLG: 0.356 47 Leo Rosales, R (7, 1) 22 Eric Byrnes, R (8, PH) OBP: 0.259, SLG: 0.361 32 Esmerling Vasquez, R (8, 1)			B FF 88 C SI 88 C CU 78 B CH 82 F SI 92 C SI 91 2-3 ③ K			C SI 89 F FF 90 F SI 90 X CH 81 0-2 ① G5-3		B SI 91 S SL 84 X SL 84 1-1 ① F2		2 0 1 0	0 0 0 0	0 0 0 0	0 0 0 0	1 0 0 0	0 0 3 0	0 0 0 0
Inning Stats	R: 0 E: 0 K: 0 S: 5 H: 0 LOB: 0 BB: 0 P: 9	R: 0 E: 0 K: 1 S: 7 H: 0 LOB: 0 BB: 0 P: 10	R: 0 E: 0 K: 2 S: 11 H: 0 LOB: 0 BB: 0 P: 17	R: 0 E: 0 K: 1 S: 9 H: 0 LOB: 2 BB: 1 P: 21	R: 0 E: 0 K: 0 S: 6 H: 1 LOB: 0 BB: 0 P: 11	R: 0 E: 0 K: 1 S: 8 H: 0 LOB: 0 BB: 0 P: 12	R: 0 E: 0 K: 2 S: 9 H: 0 LOB: 0 BB: 0 P: 12	R: 3 E: 0 K: 1 S: 14 H: 4 LOB: 2 BB: 1 P: 24	R: 0 E: 0 K: 0 S: 6 H: 1 LOB: 0 BB: 0 P: 13	1B: 6 2B: 0 3B: 0 HR: 0 SF: 0 SAC: 1 DP: 2 HBP: 1						

PITCHER		IP	WLS	BF	H	R	ER	SO	BB	IBB	HBP	BLK	WP	HR	S	P	ERA	WHIP
55 Tim Lincecum, R ERA: 2.48	(1, 1)	7.0	W	25	2	2	2	7	2	0	1	0	0	0	57	100	2.57	0.571
46 Bob Howry, R ERA: 3.39	(8, 1)	0.2		3	1	0	0	0	0	0	0	0	0	0	5	6	0.00	1.500
45 Dan Runzler, L ERA:	(8, 1)	0.1		3	2	1	1	1	0	0	0	0	0	0	7	10	27.00	6.000
51 Randy Johnson, L ERA: 4.93	(9, 1)	1.0		3	1	0	0	0	0	0	0	0	0	0	6	13	0.00	1.000

PITCHER	IP	WLS	BF	H	R	ER	SO	BB	IBB	HBP	BLK	WP	HR	S	P	ERA	WHIP

TOP

Arizona Diamondbacks @ San Francisco Giants

AT&T Park, San Francisco, CA

Thu Oct 01 2009, 12:45 PM PDT

Att. 27,941 - Sunny - 76 F

livebaseballscorecards.com

AB	30
R	3
H	6
RBI	3
BB	2
SO	8
LOB	13

WP: 0 PA: 34
PB: 0
SB: 0
CS: 0

Batter	1	2	3	4	5	6	7	8	9	AB	R	H	RBI	BB	SO	LOB
8 Eugenio Velez, S (1, 4) OBP: 0.313, SLG: 0.410	F SI 90 X FF 90 0-1 56 CS 1B		S KC 80 B FF 92 C KC 78 F FS 86 B FS 86 F FS 86 C KC 79 2-3 ③ K		C KC 78 F FF 90 B FS 85 F SI 89 B KC 79 X FS 85 2-2 ② G4-1		X CH 80 0-0 56 3B 1B			4	1	2	0	0	1	0
56 Andres Torres, S (1, 8) OBP: 0.342, SLG: 0.550	B SI 90 X SI 90 1-0 ①② B3 1-2			C KC 78 F FS 88 X FS 86 0-2 48 1B 48 E 1B	C SI 88 B FF 90 X FF 90 1-1 HR		1 SAFE B FF 89 B SI 89 1 SAFE X FF 89 2-0 48 SF7 1-H 3B			4	3	3	2	0	0	1
48 Pablo Sandoval, S (1, 5) OBP: 0.385, SLG: 0.549	B FF 91 S FF 91 B FC 87 F FS 88 S FS 86 2-3 ③ K			B SI 91 X FS 86 1-0 E5 1 2B 1-H 1B	F SI 91 X FS 88 0-1 3B		X CH 82 0-0 ① SF7 3-H			3	1	2	1	0	1	0
1 Bengie Molina, R (1, 2) OBP: 0.285, SLG: 0.442		C FF 90 F SI 90 X FS 87 0-2 ① P4		B SI 90 F SI 91 X SI 90 1-1 2 G4-3 35 FC4-6 2-H 2B	B FC 83 S SI 90 X FS 87 1-1 ③ F8		B SI 92 X FF 90 1-0 ② F9			4	1	1	1	0	0	1
2 Randy Winn, S (1, 9) OBP: 0.319, SLG: 0.354		B SI 92 X FF 90 1-0 20 G6-3 20 PB 1B		X KC 78 0-0 ① G4-3 2-3		B SI 89 X SI 89 1-0 35 G6-3 20 S 29 2B 1B	B SI 92 S CH 80 F SI 92 T FF 92 1-2 ③ K			4	1	2	0	0	1	1
20 John Bowker, L (1, 7) OBP: 0.246, SLG: 0.365		B KC 79 C KC 79 B FS 87 B FF 90 X SI 90 3-1 ② G6-3 1-3		B KC 78 B KC 79 B KC 77 C SI 89 F SI 91 B SI 92 4-2 35 FC4-6 BB	B FF 89 S KC 76 C SI 90 B SI 91 B FS 85 C KC 77 3-3 ① K 1-2			B CH 81 B SI 94 B SI 93 C SI 94 F SI 94 X FF 95 3-2 ① F7		3	0	0	0	1	1	2
35 Rich Aurilia, R (1, 3) OBP: 0.258, SLG: 0.281 35 Travis Ishikawa, L (9, 3) OBP: 0.330, SLG: 0.391		S FC 87 S FC 87 D FS 87 X FC 86 1-2 ③ P5		D FC 87 X FS 87 1-0 ② FC4-6 1-2f 3-H	F FS 87 F FS 87 B FF 89 B FC 83 X FC 86 2-2 ② G6-3 2-3			B FF 96 B FF 95 T SI 95 B FF 96 X FF 95 3-1 ② F8		4 0	0 0	0 0	1 0	0 0	0 0	3 0
29 Ryan Rohlinger, R (1, 6) OBP: 0.250, SLG: 0.267			C FS 87 C FF 91 F FS 86 S FS 85 0-3 ① K	F FS 88 S FC 86 X FC 87 0-2 ③ G3		F FC 88 F FC 85 B FC 85 X FS 84 1-2 3-H 2B		B SI 97 F SI 96 F CU 80 F SI 97 X SI 97 1-2 ③ G4-3		4	0	1	1	0	1	1
55 Tim Lincecum, L (1, 1) OBP: 0.219, SLG: 0.167 46 Bob Howry, L (8, 1) 45 Dan Runzler, L (8, 1) 51 Randy Johnson, R (9, 1) OBP: 0.111, SLG: 0.077			C FF 93 F SI 93 S KC 81 0-3 ② K		B SI 90 F FF 89 C KC 77 F KC 78 B SI 90 F KC 75 F KC 77 S SI 91 2-3 ① K	S SI 88 B KC 78 S FF 90 B FS 88 S KC 76 2-3 ③ K				3 0 0 0	0 0 0 0	0 0 0 0	0 0 0 0	3 0 0 0	1 0 0 0	
Inning Stats	R: 0 E: 0 K: 1 S: 6 H: 1 LOB: 0 BB: 0 P: 9	R: 0 E: 0 K: 0 S: 9 H: 1 LOB: 1 BB: 0 P: 14	R: 0 E: 0 K: 3 S: 12 H: 0 LOB: 0 BB: 0 P: 14	R: 3 E: 1 K: 0 S: 13 H: 3 LOB: 1 BB: 1 P: 20	R: 1 E: 0 K: 1 S: 16 H: 2 LOB: 1 BB: 0 P: 22	R: 1 E: 0 K: 2 S: 13 H: 2 LOB: 1 BB: 0 P: 22	R: 2 E: 0 K: 1 S: 7 H: 2 LOB: 0 BB: 0 P: 11	R: 0 E: 0 K: 0 S: 9 H: 0 LOB: 0 BB: 0 P: 16		1B: 6 2B: 2 3B: 2 HR: 1 SF: 1 SAC: 0 DP: 0 HBP: 0			WP: 0 PB: 1 SB: 1 CS: 1 PA: 35		

PITCHER		IP	WLS	BF	H	R	ER	SO	BB	IBB	HBP	BLK	WP	HR	S	P	ERA	WHIP
15 Dan Haren, R ERA: 3.14	(1, 1)	6.0	L	27	9	5	5	7	1	0	0	0	0	1	69	101	7.50	1.667
47 Leo Rosales, R ERA: 4.87	(7, 1)	1.0		5	2	2	2	1	0	0	0	0	0	0	7	11	18.00	2.000
32 Esmerling Vasquez, R ERA: 4.42	(8, 1)	1.0		3	0	0	0	0	0	0	0	0	0	0	9	16	0.00	0.000

PITCHER	IP	WLS	BF	H	R	ER	SO	BB	IBB	HBP	BLK	WP	HR	S	P	ERA	WHIP

BOTTOM

Arizona Diamondbacks @ San Francisco Giants

AT&T Park, San Francisco, CA

Thu Oct 01 2009, 12:45 PM PDT

Att. 27,941 - Sunny - 76 F

livebaseballscorecards.com

AB	33
R	7
H	11
RBI	6
BB	1
SO	8
LOB	10

San Francisco Giants @ San Diego Padres

PETCO Park, San Diego, CA

Fri Oct 02 2009, 10:05 PM EDT

Att. 26,776 - Overcast - 69 F

livebaseballscorecards.com

TOP

Batter	1	2	3	4	5	6	7	8	9	AB	R	H	RBI	BB	SO	LOB
8 Eugenio Velez, S (1, 4) OBP: 0.307, SLG: 0.402	X CH 92 0-0 G4-3		B SL 88 F SL 86 X CU 76 1-1 G4-3 1-2 2-3			C SL 86 F CU 76 B CU 76 S FF 92 1-3 K	D SL 87 X SI 98 1-0 E6 56 2B 1-2 3-H		B SL 78 X SI 94 1-0 F7	5	1	0	1	0	1	4
56 Andres Torres, S (1, 9) OBP: 0.338, SLG: 0.545 (8, 7)	C CH 92 F SL 87 F CU 77 F SL 86 C FC 92 0-3 K		C CU 77 F FC 89 S CU 79 0-3 K			X SL 85 0-0 B1-3	B SI 97 F SI 97 B SL 89 X SI 96 2-1 48 WP 2B 1-H 2-H		S FF 95 B FF 95 X SL 78 1-1 P6	5	0	1	2	0	2	3
48 Pablo Sandoval, S (1, 5) OBP: 0.385, SLG: 0.552	B CH 94 F FC 91 X FF 93 1-1 G4-3			C CU 76 B CU 77 X FC 90 1-1 HR		B SI 92 B CH 91 F CH 92 B SL 88 F SL 86 X CU 76 3-2 F7	F SI 97 S SL 89 B SL 88 B SI 95 X SL 88 2-2 G6-3 2-3			4	1	1	1	0	0	1
5 Juan Uribe, R (1, 6)		C CH 93 X CU 77 0-1 G6-3		B SI 93 S SI 92 F SI 92 B CU 77 X CH 92 2-2 F8			B SL 86 X SI 86 1-0 HR 3-2 P2			4	1	1	1	0	0	1
20 John Bowker, L (1, 7) 23 Ryan Garko, R (8, PH) OBP: 0.346, SLG: 0.424 54 Sergio Romo, R (8, 1) 41 Jeremy Affeldt, L (8, 1) OBP: 0.500, SLG: 0.500		C CH 92 C CH 91 F SL 85 B FF 92 F CH 92 B CU 77 X CU 78 2-2 G3		C CH 93 B SI 92 X SL 85 1-1 G3-1			B SI 92 X SL 86 1-0 33 1B 35 1B 2B	B FF 95 X FF 94 1-0 G6-3		3 1 0 0	1 0 0 0	1 0 0 0	0 0 0 0	0 0 0 0	0 0 0 0	0 0 0 0
33 Aaron Rowand, R (1, 8) OBP: 0.319, SLG: 0.421		F SL 88 S CH 93 B SL 86 X SL 88 1-2 F9		B FF 91 B SL 87 X SL 86 2-0 G5-3			B CH 92 X CH 90 1-0 28 FC6 28 E 35 1B 2-3 1B	B FF 95 X FF 94 1-0 G4-3		4	1	1	0	0	0	0
35 Travis Ishikawa, L (1, 3) OBP: 0.331, SLG: 0.390			B SL 87 B CH 93 B SL 88 C CH 91 B CH 88 4-1 8 G4-3 28 1B BB		B SI 91 B SI 91 X SI 90 2-0 L8	B CH 85 F FC 89 B CU 75 B SL 86 X SL 85 3-1 28 E 8 E 1B 1-2 3-H	B FF 93 X FF 93 1-0 F8		3	1	1	1	1	0	0
28 Buster Posey, R (1, 2) OBP: 0.143, SLG: 0.143			C SI 91 B SI 93 F SL 88 F SL 87 F CH 92 B CU 76 X SL 87 2-2 8 G4-3 1B 1-2		B SL 87 B FC 92 X SL 87 2-0 F9	L SI 95 X SI 95 0-1 FC6 8 E 56 2B 1-3 2-H		F SI 95 B SL 79 X FF 94 1-1 F8	4	1	1	0	0	0	1
75 Barry Zito, L (1, 1) OBP: 0.182, SLG: 0.118 49 Brandon Medders, R (6, 1) 14 Fred Lewis, L (7, PH) OBP: 0.349, SLG: 0.391 45 Dan Runzler, L (7, 1) 12 Nate Schierholtz, L (8, 9) OBP: 0.305, SLG: 0.404			C SL 89 M SI 91 B SI 91 M SI 91 1-3 K		C SI 91 F SL 86 B CU 76 B CU 76 X SL 86 2-2 G1	B SL 85 T SI 95 F SI 96 S SL 89 1-3 K		B FF 95 B FF 95 F FF 95 B FF 95 B SI 94 4-1 BB	2 0 1 0 0	0 0 0 0 0	0 0 0 0 0	0 0 0 0 1	0 0 1 0 0	1 0 0 0 0	2 0 2 0 0
Inning Stats	R: 0 E: 0 K: 1 S: 8 H: 0 LOB: 0 BB: 0 P: 9	R: 0 E: 0 K: 0 S: 10 H: 0 LOB: 0 BB: 0 P: 13	R: 0 E: 0 K: 2 S: 14 H: 1 LOB: 2 BB: 1 P: 22	R: 1 E: 0 K: 0 S: 8 H: 1 LOB: 0 BB: 0 P: 14	R: 0 E: 0 K: 0 S: 5 H: 0 LOB: 0 BB: 0 P: 11	R: 0 E: 0 K: 1 S: 8 H: 0 LOB: 0 BB: 0 P: 12	R: 6 E: 2 K: 1 S: 19 H: 5 LOB: 1 BB: 0 P: 34	R: 0 E: 0 K: 0 S: 3 H: 0 LOB: 0 BB: 0 P: 6	R: 0 E: 0 K: 0 S: 6 H: 0 LOB: 1 BB: 1 P: 13	1B: 3 2B: 2 3B: 0 HR: 2 SF: 0 SAC: 0 DP: 0 HBP: 0						

	AB	36
	R	7
	H	7
	RBI	6
	BB	2
	SO	5
	LOB	14

WP: 1 PB: 0 SB: 0 CS: 0 PA: 38

PITCHER		IP	WLS	BF	H	R	ER	SO	BB	IBB	HBP	BLK	WP	HR	S	P	ERA	WHIP
29 Kevin Correia, R ERA: 3.91	(1, 1)	6.0	L	25	6	5	3	4	1	0	0	0	0	2	58	92	4.50	1.167
58 Ryan Webb, R ERA: 3.55	(7, 1)	1.0		6	1	2	0	1	0	0	0	0	1	0	14	23	0.00	1.000
44 Aaron Poreda, L ERA: 2.7	(8, 1)	1.0		3	0	0	0	0	0	0	0	0	0	0	3	6	0.00	0.000
39 Ernesto Frieri, R ERA:	(9, 1)	1.0		4	0	0	0	0	1	0	0	0	0	0	6	13	0.00	1.000

PITCHER		IP	WLS	BF	H	R	ER	SO	BB	IBB	HBP	BLK	WP	HR	S	P	ERA	WHIP

Batter	1	2	3	4	5	6	7	8	9	AB	R	H	RBI	BB	SO	LOB
1 Everth Cabrera, S (1, 6) OBP: 0.340, SLG: 0.364	B SI 87 C SI 87 F SI 86 X FC 80 1-2 G1-3 ①		F SI 85 X CU 71 0-1 B1-3 ①		B FC 81 C CH 76 B CU 74 S FC 80 C SI 87 2-3 K ③		C SI 94 1 SAFE 1 SAFE 1 SAFE B SL 82 F SI 95 B SL 82 X SL 84 2-2 G2-3 ③			4	0	0	0	0	1	2
22 David Eckstein, R (1, 4) OBP: 0.321, SLG: 0.329	B SI 86 C SI 88 B CH 74 F SI 89 F FC 80 X FF 88 2-2 F9 ②		C SI 86 C CU 72 F CU 73 X CH 76 0-2 F9 ②			C SI 86 F FC 78 F FC 80 F CU 74 X CU 75 0-2 G5-3 ①		B FF 90 B FF 90 C FF 90 X FF 89 2-1 F9 ①		4	0	0	0	0	0	0
23 Adrián González, L (1, 3) OBP: 0.405, SLG: 0.552	B FF 88 B FF 88 C SI 89 B SI 86 B SI 86 4-1 7 BB 14 1B BB		B FF 87 S FC 80 F SI 84 C FF 81 1-3 K ③			S FC 80 F CU 74 F FC 81 B FF 88 X CU 75 1-2 7 G3 1B		B SL 79 F FF 91 B SI 90 S SL 79 B CH 83 B SL 77 4-2 7 G1-6-3 BB		2	1	1	0	2	1	0
7 Chase Headley, S (1, 5) OBP: 0.340, SLG: 0.395	B SI 87 B CH 73 B SI 86 C SI 86 T SI 87 B SI 88 4-2 14 1B 1-2 BB			X FC 77 0-0 F7 ①		1 SAFE B CU 70 X CU 70 1-0 G3 ② 1-2		X FF 93 0-0 G1-6-3 ②③ 1-2f		3	0	0	0	1	0	2
14 Oscar Salazar, R (1, 7) OBP: 0.373, SLG: 0.511	X CH 76 0-0 1-2 2-H 1B			C SI 87 B SI 87 C CU 72 B FF 86 X FC 80 2-2 G6-3 ②		C CU 69 B FC 90 X SI 90 1-1 G5-3 ③			C FF 94 B CU 78 B FF 94 X SI 93 2-1 G6-3 ①	4	0	1	1	0	0	1
25 Will Venable, L (1, 9) OBP: 0.327, SLG: 0.446	D CU 73 F SI 86 S FC 80 C CU 75 1-3 K ③			B FC 79 S FC 80 B CH 73 F FC 79 F FF 87 X CU 74 2-2 P4 ③			C SI 95 B SI 95 S SI 95 F SI 95 S SL 84 1-3 K ①		F FF 95 F FF 95 S CU 80 0-3 K ②	4	0	0	0	0	3	2
28 Henry Blanco, R (1, 2) OBP: 0.320, SLG: 0.382		F SI 86 C CU 71 S CU 73 0-3 K2-3 ①			C CH 75 B SI 86 F FC 78 S CU 75 1-3 K ①		S SI 96 F SI 97 B SI 96 B SI 96 B SI 96 X SI 96 3-2 HR		S SI 94 C CU 80 S CU 80 0-3 K ③	4	1	1	1	0	3	0
18 Tony Gwynn Jr., L (1, 8) OBP: 0.348, SLG: 0.342		B SI 87 C SI 88 C CU 71 B CU 74 X CU 74 2-2 G1-3 ②			X FC 80 0-0 P6 ②		B SI 96 B SI 95 C SI 96 B SI 95 B SI 96 4-1 BB			2	0	0	0	1	0	0
29 Kevin Correia, R (1, 1) OBP: 0.175, SLG: 0.164		C SI 88 S CH 72 B SI 85 C CU 73 1-3 K ③			T SI 88 F SI 87 F CU 74 F SI 87 X CH 76 0-2 1B		B SI 95 B SI 95 C SI 94 S SL 83 C SL 85 2-3 K ②			2	0	1	0	0	1	0
58 Ryan Webb, R (7, 1)										0	0	0	0	0	0	0
2 Edgar Gonzalez, R (7, PH) OBP: 0.280, SLG: 0.375										1	0	0	0	0	1	1
44 Aaron Poreda, L (8, 1)										0	0	0	0	0	0	0
39 Ernesto Frieri, R (9, 1)										0	0	0	0	0	0	0
Inning Stats	R: 1 E: 0 K: 1 S: 14 H: 1 LOB: 2 BB: 2 P: 26	R: 0 E: 0 K: 2 S: 9 H: 0 LOB: 0 BB: 0 P: 12	R: 0 E: 0 K: 1 S: 9 H: 0 LOB: 0 BB: 0 P: 10	R: 0 E: 0 K: 0 S: 8 H: 0 LOB: 0 BB: 0 P: 12	R: 0 E: 0 K: 2 S: 12 H: 1 LOB: 1 BB: 0 P: 15	R: 0 E: 0 K: 0 S: 12 H: 1 LOB: 1 BB: 0 P: 15	R: 1 E: 0 K: 2 S: 14 H: 1 LOB: 1 BB: 1 P: 26	R: 0 E: 0 K: 0 S: 5 H: 0 LOB: 0 BB: 1 P: 11	R: 0 E: 0 K: 2 S: 8 H: 0 LOB: 0 BB: 0 P: 10	1B: 3 2B: 0 3B: 0 HR: 1 SF: 0 SAC: 0 DP: 1 HBP: 0						WP: 0 PB: 0 SB: 0 CS: 0 PA: 34

PITCHER	IP	WLS	BF	H	R	ER	SO	BB	IBB	HBP	BLK	WP	HR	S	P	ERA	WHIP
75 Barry Zito, L (1, 1) ERA: 4.03	5.1		21	3	1	1	6	2	0	0	0	0	0	61	85	1.69	0.938
49 Brandon Medders, R (6, 1) ERA: 3.04	0.2	W	2	0	0	0	0	0	0	0	0	0	0	3	5	0.00	0.000
45 Dan Runzler, L (7, 1) ERA: 1.04	1.0		5	1	1	1	2	1	0	0	0	0	1	14	26	9.00	2.000
54 Sergio Romo, R (8, 1) ERA: 3.97	0.1		2	0	0	0	0	1	0	0	0	0	0	4	10	0.00	3.000
41 Jeremy Affeldt, L (8, 1) ERA: 1.79	1.2		4	0	0	0	2	0	0	0	0	0	0	9	11	0.00	0.000

PITCHER	IP	WLS	BF	H	R	ER	SO	BB	IBB	HBP	BLK	WP	HR	S	P	ERA	WHIP

BOTTOM

San Francisco Giants @ San Diego Padres

PETCO Park, San Diego, CA

Fri Oct 02 2009, 10:05 PM EDT

Att. 26,776 - Overcast - 69 F

livebaseballscorecards.com

AB	30
R	2
H	4
RBI	2
BB	4
SO	10
LOB	8

San Francisco Giants @ San Diego Padres

PETCO Park, San Diego, CA

Sat Oct 03 2009, 10:05 PM EDT

Att. 25,732 - Partly Cloudy - 66 F

livebaseballscorecards.com

TOP

Batter	1	2	3	4	5	6	7	8	9	AB	R	H	RBI	BB	SO	LOB
8 Eugenio Velez, S (1, 4) OBP: 0.303, SLG: 0.396	B FC 82 S FF 87 B FF 87 S CH 76 C FF 88 2-3 ① K		B CH 74 C FF 87 C FF 88 S SI 87 1-3 ③ K			X FC 82 0-0 ② FC6-4 56 BB 1-2f			X CU 78 0-0 ① F7	4	0	0	0	0	2	1
56 Andres Torres, S (1, 7) OBP: 0.335, SLG: 0.534	C FF 88 B CU 73 B FF 84 B FC 83 C FF 87 X CH 77 3-2 ② G5-3			B SI 85 F FC 82 X CH 72 1-1 ① G1-3		L FC 82 B FC 81 B CH 73 B FF 87 B FC 83 4-1 1-2 BB			C CU 79 B FF 93 S SI 92 S FF 94 1-3 ② K	3	0	0	0	1	1	0
48 Pablo Sandoval, S (1, 5) OBP: 0.385, SLG: 0.551	C FC 84 B FF 88 X CH 76 1-1 5 FC6-4 1B			C FF 86 C FF 86 F FF 86 C FF 87 0-3 ② K		X CH 75 0-0 ③ F9			B FF 93 B FF 93 C CU 80 B SI 93 B FF 92 4-1 BB	3	0	1	0	1	1	2
5 Juan Uribe, R (1, 6) OBP: 0.330, SLG: 0.496	C FF 87 F FC 83 X FF 88 0-2 ③ FC6-4 1-2f			S CU 73 S CH 72 B FF 87 B CH 72 S CU 73 2-3 ③ K			X FC 82 0-0 ① F9		B FF 94 B CU 80 C FF 94 S FF 94 F FF 94 F FF 94 F FF 95 F FF 95 S CU 82 2-3 ③ K	4	0	0	0	0	2	2
23 Ryan Garko, R (1, 3) OBP: 0.343, SLG: 0.420		B CU 71 F FC 80 C CH 72 B FF 88 S CH 73 2-3 ① K			B CH 74 B CH 74 X FC 82 2-0 ① P6		B FC 82 X CH 74 1-0 ② L7			3	0	0	0	0	1	0
33 Aaron Rowand, R (1, 8) OBP: 0.317, SLG: 0.419		F FC 82 T FF 86 S FF 87 0-3 ② K			B CH 74 X FF 87 1-0 ② F9		C CU 72 F CU 74 B CH 72 B CH 73 X FC 83 2-2 ③ G5-3			3	0	0	0	0	1	0
28 Buster Posey, R (1, 2) OBP: 0.118, SLG: 0.118		C FF 87 F CH 72 B FF 86 B CH 74 B FF 87 X CH 74 3-2 ③ G6-3			C B CU 74 C FC 82 B FF 87 B FF 88 X CH 75 3-2 ③ F8			C SL 91 X SL 89 0-1 ① G3-1		3	0	0	0	0	0	0
12 Nate Schierholtz, L (1, 9) OBP: 0.302, SLG: 0.400			C FF 85 S FF 87 B FF 86 C FF 88 1-3 ① K			C CU 72 X FC 82 0-1 ① F8		B SL 89 S SL 88 F SL 89 S FF 95 1-3 ② K		3	0	0	0	0	2	0
18 Matt Cain, R (1, 1) OBP: 0.203, SLG: 0.217 13 Jesus Guzman, R (6, PH) OBP: 0.250, SLG: 0.250 40 Madison Bumgarner, R (6, 1) 14 Fred Lewis, L (8, PH) OBP: 0.348, SLG: 0.390 60 Waldis Joaquin, R (8, 1)			B FF 86 C FF 88 B CH 74 S FC 82 F FC 84 S CH 74 2-3 ② K			C CH 75 C FF 86 B CU 73 X FF 86 1-2 8 FC6-4 1B		B CU 83 S SL 89 F SL 90 B FF 95 C FF 95 2-3 ③ K		1 1 0 1 0	0 0 0 0 0	0 1 0 0 0	0 0 0 0 0	0 0 0 1 0	1 0 0 0 0	0 0 0 0 0
Inning Stats	R: 0 H: 1 E: 0 LOB: 1 K: 1 BB: 0 S: 11 P: 17	R: 0 H: 0 E: 0 LOB: 0 K: 2 BB: 0 S: 9 P: 14	R: 0 H: 0 E: 0 LOB: 0 K: 3 BB: 0 S: 10 P: 14	R: 0 H: 0 E: 0 LOB: 0 K: 2 BB: 0 S: 9 P: 12	R: 0 H: 0 E: 0 LOB: 0 K: 0 BB: 0 S: 5 P: 11	R: 0 H: 1 E: 0 LOB: 2 K: 0 BB: 1 S: 8 P: 13	R: 0 H: 0 E: 0 LOB: 0 K: 0 BB: 0 S: 5 P: 8	R: 0 H: 0 E: 0 LOB: 0 K: 2 BB: 0 S: 8 P: 11	R: 0 H: 0 E: 0 LOB: 1 K: 2 BB: 1 S: 12 P: 19	1B: 2 SF: 0 2B: 0 SAC: 0 3B: 0 DP: 0 HR: 0 HBP: 0						

AB	29
R	0
H	2
RBI	0
BB	2
SO	12
LOB	5

WP: 0 PA: 31
PB: 0
SB: 0
CS: 0

PITCHER		IP	WLS	BF	H	R	ER	SO	BB	IBB	HBP	BLK	WP	HR	S	P	ERA	WHIP
49 Wade LeBlanc, L ERA: 3.69	(1, 1)	7.0	W	24	2	0	0	8	1	0	0	0	0	0	57	89	0.00	0.429
37 Mike Adams, R ERA: 0.75	(8, 1)	1.0	H	3	0	0	0	2	0	0	0	0	0	0	8	11	0.00	0.000
21 Heath Bell, R ERA: 2.75	(9, 1)	1.0	S	4	0	0	0	2	1	0	0	0	0	0	12	19	0.00	1.000

PITCHER	IP	WLS	BF	H	R	ER	SO	BB	IBB	HBP	BLK	WP	HR	S	P	ERA	WHIP

BOTTOM

San Francisco Giants @ San Diego Padres

PETCO Park, San Diego, CA

Sat Oct 03 2009, 10:05 PM EDT

Att. 25,732 - Partly Cloudy - 66 F

livebaseballscorecards.com

Batter	1	2	3	4	5	6	7	8	9	AB	R	H	RBI	BB	SO	LOB
18 Tony Gwynn Jr., L (1, 8) OBP: 0.348, SLG: 0.342	C FF 92 C CU 76 T FF 94 0-2 ① K		B FF 92 F FF 92 X CH 87 1-1 22 1B, 23 1B, 1B	C CU 76 B SL 86 B FF 92 X FF 93 2-1 ③ P6			1 SAFE C FF 91 1 SAFE X FF 91 0-1 ① SH1-4 1-2			3	1	1	0	0	1	0
22 David Eckstein, R (1, 4) OBP: 0.324, SLG: 0.329	C FF 94 F FF 95 B FF 95 B SL 88 B FF 95 F FF 96 F FF 95 F FF 95 F FF 95 4-2 7 1B, 23 1B, BB		1 SAFE C FF 92 C CU 76 1 SAFE X CU 77 0-2 25 F8, 23 1B, 1-3, 1B		C FF 91 B FF 90 F SL 85 F FF 93 B FF 93 F FF 93 B FF 93 X FF 94 3-2 ① G4-3		B SI 92 B FF 90 B FF 90 B SI 90 4-0 23 F8, BB			2	1	1	0	2	0	0
23 Adrián González, L (1, 3) OBP: 0.407, SLG: 0.554	B CU 76 C FF 94 D CH 87 X FF 94 2-1 7 1B, 1-2, 1B		F CU 77 F FF 95 F FF 95 X FF 95 0-2 5 HBP, 1-2, 3-H, 1B		C FF 93 X FF 93 0-1 1B		C FF 91 B CU 82 X CU 79 1-1 ② F8, 1-2, 2-3			4	0	3	1	0	0	2
7 Chase Headley, S (1, 7) OBP: 0.341, SLG: 0.394	S FF 94 C CH 88 B CH 87 X SL 88 1-2 1-2, 2-H, 1B		B FF 94 C FF 94 B CU 77 S FF 94 F FF 95 F FF 94 S FF 95 2-3 ① K		X FF 93 0-0 ② P6		I IN 77 I IN 78 I IN 78 I IN 78 4-0 IBB			3	0	1	1	1	1	3
25 Will Venable, L (1, 9) OBP: 0.323, SLG: 0.440	B FF 94 F FF 94 B FF 95 F CU 76 F FF 96 D CH 88 S FF 95 3-3 ② K		C CU 78 F FF 94 B FF 94 X CU 78 1-2 ② F8, 2-3		X FF 93 0-0 ③ P5		B FF 92 X FF 90 1-0 ③ F9			4	0	0	0	0	1	8
5 Kevin Kouzmanoff, R (1, 5) OBP: 0.303, SLG: 0.422	F FF 95 F FF 94 B FF 95 F FF 94 F FF 95 X FF 94 1-2 ③ G4-3		F FF 94 F FF 94 F FF 94 H FF 94 1-2 1-2, HBP			B FF 91 F FF 90 S CH 84 X CH 84 1-2 ① F8		B FF 96 B SI 98 B FF 97 C SI 98 F FF 98 S SI 99 3-3 ① K		3	0	0	0	0	1	2
4 Nick Hundley, R (1, 2) OBP: 0.317, SLG: 0.413		C FF 93 S SL 87 B SL 88 F FF 94 B FF 94 C CU 78 2-3 ① K	F FF 94 B SL 89 C CU 77 B SL 88 X FF 94 2-2 ③ F9			B SI 92 F FF 91 T CH 84 F CU 77 S CH 82 1-3 ② K		B SI 100 C SL 89 X SL 88 1-1 ② G5-3		4	0	0	0	0	2	3
1 Everth Cabrera, S (1, 6) OBP: 0.339, SLG: 0.361		B CU 76 F FF 94 L FF 94 B FF 94 B CU 77 F FF 94 F FF 95 F FF 94 X FF 94 3-2 ② G6-3		L FF 91 B FF 92 C CU 75 S FF 92 1-3 ① K		C FF 92 B FF 91 B CH 82 F FF 92 X CU 75 2-2 ③ G4-3		F SI 97 B SI 86 C SI 97 H SI 99 2-2 HBP		3	0	0	0	0	1	0
49 Wade LeBlanc, L (1, 1) OBP: 0.143, SLG: 0.077 3 Luis Durango, S (7, PH) OBP: 0.700, SLG: 0.625 37 Mike Adams, R (8, 1) 11 Drew Macias, L (8, PH) OBP: 0.326, SLG: 0.320 21 Heath Bell, R (9, 1)		C FF 92 C CU 77 B FF 94 F FF 94 X CU 78 1-2 ③ G4-3		C FF 91 T FF 92 X FF 93 0-2 ② G6-3			B FF 90 C FF 90 X FF 90 1-1 23 F8, 18 SH1-4, 1B	1 SAFE B FF 95 F SI 96 F SI 96 1 SAFE T SI 97 1-2 ③ K		2 1 0 1 0	0 0 0 0 0	0 1 0 0 0	0 0 0 0 0	0 0 0 1 0	0 0 0 1 0	0 0 0 1 0
Inning Stats	R: 1 H: 2 E: 0 LOB: 2 K: 2 BB: 1 S: 23 P: 34	R: 0 H: 0 E: 0 LOB: 0 K: 1 BB: 0 S: 14 P: 20	R: 1 H: 3 E: 0 LOB: 3 K: 1 BB: 0 S: 23 P: 30	R: 0 H: 0 E: 0 LOB: 0 K: 1 BB: 0 S: 8 P: 11	R: 0 H: 1 E: 0 LOB: 1 K: 0 BB: 0 S: 9 P: 12	R: 0 H: 0 E: 0 LOB: 0 K: 1 BB: 0 S: 10 P: 14	R: 0 H: 1 E: 0 LOB: 3 K: 0 BB: 2 S: 7 P: 18	R: 0 H: 0 E: 0 LOB: 1 K: 2 BB: 0 S: 10 P: 17		1B: 7 SF: 0 2B: 0 SAC: 1 3B: 0 DP: 0 HR: 0 HBP: 2						WP: 0 PA: 36 PB: 0 SB: 0 CS: 0

	AB	30
	R	2
	H	7
	RBI	2
	BB	3
	SO	8
	LOB	19

PITCHER		IP	WLS	BF	H	R	ER	SO	BB	IBB	HBP	BLK	WP	HR	S	P	ERA	WHIP
18 Matt Cain, R ERA: 2.89	(1, 1)	5.0	L	23	6	2	2	5	1	0	1	0	0	0	77	107	3.60	1.400
40 Madison Bumgarner, L ERA: 1.8	(6, 1)	2.0		9	1	0	0	1	1	1	0	0	0	0	17	32	0.00	1.000
60 Waldis Joaquin, R ERA: 4.22	(8, 1)	1.0		4	0	0	0	2	0	0	1	0	0	0	10	17	0.00	0.000

PITCHER		IP	WLS	BF	H	R	ER	SO	BB	IBB	HBP	BLK	WP	HR	S	P	ERA	WHIP

TOP

San Francisco Giants @ San Diego Padres

PETCO Park, San Diego, CA

Sun Oct 04 2009, 4:05 PM EDT

Att. 25,082 - Partly Cloudy - 67 F

livebaseballscorecards.com

Batter	1	2	3	4	5	6	7	8	9	10	AB	R	H	RBI	BB	SO	LOB
8 Eugenio Velez, S (1, 7) OBP: 0.308, SLG: 0.400	C FF 88 F FF 90 B CU 73 X FF 91 1-2 48 1B 56 1B 5 G6-4-3 1B		B CH 80 S SL 83 X SL 83 1-1 48 56 G4-6-3 5 1B 1-2 2B 1B		C SL 81 B CU 72 X FF 89 1-1 ① G6-3		C SL 84 F SL 84 S SL 83 0-3 K 56 S		C CU 80 B SI 93 F CU 80 X FF 94 1-2 56 S 1B		5	2	3	0	0	1	0
56 Andres Torres, S (1, 9) (6, 8) OBP: 0.343, SLG: 0.533	X FF 90 0-0 5 48 G6-4-3 1B 1-2 1B		X FF 90 0-0 48 G4-6-3 1-2 2-3 1B		B FF 89 B CH 82 S FF 90 B FF 90 B SL 83 4-1 5 S BB		L FF 90 1 SAFE S SL 82 1 SAFE B SL 84 S SL 84 1-3 ② K 1-2		1 SAFE C FF 91 1 SAFE C CU 81 C FF 94 0-3 ③ K 1-2		4	0	2	0	1	2	2
48 Pablo Sandoval, S (1, 5) OBP: 0.387, SLG: 0.556	S FF 91 C FF 91 X FF 91 0-2 5 G6-4-3 1-2 2-3 1B		X FF 90 0-0 ①② G4-6-3 1-2f 2-3 3-H		X SI 93 0-0 ② F8		I IN 71 I IN 71 I IN 71 I IN 71 4-0 IBB			X SI 94 0-0 HR	4	1	2	1	1	0	3
5 Juan Uribe, R (1, 6) OBP: 0.329, SLG: 0.495	B CH 82 X SL 84 1-0 ①② G6-4-3 1-2f 2-3 3-H		F CU 74 X SL 84 0-1 23 1B 3-H 2B		B SI 94 1 SAFE F CH 82 P PO 84 C SI 94 X SI 96 2-2 ③ F9 1-2		S SL 84 S SL 84 B SL 84 S FC 91 1-3 ③ K			C SL 88 B SL 86 X 1-1 ① F8	5	0	1	1	0	1	5
23 Ryan Garko, R (1, 3) OBP: 0.344, SLG: 0.421 35 Travis Ishikawa, L (6, PH) OBP: 0.329, SLG: 0.387 (6, 3)	S SL 84 B SI 90 S CU 73 D CU 73 B SL 85 X FF 93 3-2 ③ G1-3		F FF 91 C CH 84 B FF 92 D CU 75 X FF 92 2-2 ③ 2-H 1B			B SL 81 C SI 96 S SL 83 S SL 85 1-3 ① K		C FF 90 F FF 89 S SI 95 0-3 ① K		C FF 87 B FF 88 S FC 86 S SL 76 1-3 ② K	2 3	0 0	1 0	0 0	0 0	0 3	1 0
33 Aaron Rowand, R (1, 8) 49 Brandon Medders, R (6, 1) 51 Randy Johnson, R (7, 1) OBP: 0.111, SLG: 0.077 20 John Bowker, L (8, PH) OBP: 0.247, SLG: 0.373 41 Jeremy Affeldt, L (8, 1) OBP: 0.500, SLG: 0.500 35 Rich Aurilia, R (10, PH) OBP: 0.256, SLG: 0.279 38 Brian Wilson, R (10, 1)		C CH 79 F SL 82 B SI 90 S CU 74 1-3 ① K		B CU 72 F CH 80 B FF 91 X CH 82 2-1 22 FC5-4 1B		S SI 94 B SL 83 B SL 83 C SI 94 B SI 96 B SI 94 4-2 BB		F FF 89 S SI 95 B FF 94 B SI 96 F SL 90 X CU 80 2-2 G6-3		C FF 87 S FC 86 B FF 87 F SL 75 X FC 87 1-2 ③ F8	2 0 0 1 0 0 1	0 0 0 0 0 0 0	1 0 0 0 0 0 0	0 0 0 0 0 0 0	1 0 0 0 0 0 0	1 0 0 0 0 0 0	0 0 0 0 0 0 0
29 Ryan Rohlinger, R (1, 4) OBP: 0.200, SLG: 0.211	F FF 90 B FF 90 B CU 72 F FF 91 X SL 84 2-2 ② G5-3			S CH 83 F SI 92 1 SAFE 1 SAFE F FF 91 C FF 92 0-3 ① K		F CH 84 1 SAFE S SL 83 1 SAFE B SI 95 C SI 93 1-3 ② K		F SL 87 S FF 94 S SL 89 0-3 ③ K			4	0	0	0	0	3	2
22 Eli Whiteside, R (1, 2) OBP: 0.269, SLG: 0.339	C FF 91 S CU 73 B CU 72 F FF 90 F SL 82 F FF 91 F CU 75 B CU 74 X FF 92 2-2 ③ F9			B CH 84 1 SAFE X FF 91 1-0 ② FC5-4 1-2f		1 SAFE C SI 93 F SI 94 F SI 96 S SL 83 0-3 ③ K			B CU 78 B FF 90 C FF 90 S FF 90 F FF 92 F FF 92 F FF 92 X FF 92 2-2 2 F7-3 1B	4	0	1	0	0	1	2
57 Jonathan Sánchez, L (1, 1) OBP: 0.174, SLG: 0.073 2 Randy Winn, S (6, 9) OBP: 0.318, SLG: 0.353		C F X SL 82 0-2 56 8 1B 1B 48 G4-6-3 1B		C FF 91 B FF 92 B FF 92 S FF 92 F FF 92 C CU 73 2-3 ③ K			B CH 77 F FF 90 S SL 82 F SL 83 S SL 83 1-3 ① K		B FF 91 X FF 91 1-0 ①② F7-3 1-1	2 2	1 0	1 0	0 0	0 0	1 1	1 1

Inning Stats																						
	R: 1	H: 3	R: 0	H: 0	R: 2	H: 5	R: 0	H: 1	R: 0	H: 0	R: 0	H: 0	R: 0	H: 0	R: 0	H: 2	R: 1	H: 1	1B: 10	SF: 0	WP: 0	PA: 42
	E: 0	LOB: 1	E: 0	LOB: 0	E: 0	LOB: 2	E: 0	LOB: 1	E: 0	LOB: 1	E: 0	LOB: 0	E: 0	LOB: 0	E: 0	LOB: 1	E: 0	LOB: 0	2B: 2	SAC: 0	PB: 1	
	K: 0	BB: 0	K: 1	BB: 0	K: 0	BB: 0	K: 2	BB: 0	K: 3	BB: 1	K: 4	BB: 1	K: 2	BB: 0	K: 1	BB: 0	K: 1	BB: 0	3B: 0	DP: 3	SB: 3	
	S: 11	P: 16	S: 13	P: 18	S: 12	P: 15	S: 11	P: 16	S: 12	P: 18	S: 13	P: 20	S: 10	P: 12	S: 13	P: 17	S: 10	P: 13	HR: 1	HBP: 0	CS: 0	

PITCHER		IP	WLS	BF	H	R	ER	SO	BB	IBB	HBP	BLK	WP	HR	S	P	ERA	WHIP
34 Cesár Ramos, L ERA: 3.07	(1, 1)	4.1		20	9	3	3	3	1	0	0	0	0	0	50	73	6.23	2.308
55 Adam Russell, R ERA: 3.65	(5, 1)	1.2		6	0	0	0	3	1	0	0	0	0	0	17	24	0.00	0.600
57 Luke Gregerson, R ERA: 3.24	(7, 1)	1.0		5	0	0	0	4	0	1	0	0	0	0	13	20	0.00	0.000
37 Mike Adams, R ERA: 0.73	(8, 1)	1.0		3	0	0	0	2	0	0	0	0	0	0	10	12	0.00	0.000
21 Heath Bell, R ERA: 2.71	(9, 1)	1.0		4	2	0	0	1	0	0	0	0	0	0	13	17	0.00	2.000

PITCHER		IP	WLS	BF	H	R	ER	SO	BB	IBB	HBP	BLK	WP	HR	S	P	ERA	WHIP
58 Ryan Webb, R ERA: 3.86	(10, 1)	0.1	L	2	1	1	1	0	0	0	0	0	0	1	3	4	27.00	3.000
54 Joe Thatcher, L ERA: 2.8	(10, 1)	0.2		2	0	0	0	1	0	0	0	0	0	0	7	9	0.00	0.000

AB	39
R	4
H	12
RBI	2
BB	3
SO	14
LOB	17

Batter	1	2	3	4	5	6	7	8	9	10	AB	R	H	RBI	BB	SO	LOB
1 Everth Cabrera, S (1, 6) OBP: 0.342, SLG: 0.361	C SI 93 B FF 93 B SI 93 B SI 91 C FF 92 F FF 92 B SI 92 4-2 23 CS BB		X FF 93 0-0 ② G6-3			B CH 79 B FF 91 C FF 91 C SI 91 X SL 82 2-2 22 HR 1B	C SL 82 H 1-1 22 P5 HBP			C FF 96 X SI 94 0-1 E7	3	1	1	0	1	0	0
22 David Eckstein, R (1, 4) OBP: 0.323, SLG: 0.334	C SI 92 F FF 91 1 SAFE S SL 81 0-3 ① K		C SI 92 X FF 92 0-1 ③ F9			1 SAFE B FF 91 X FF 90 1-0 1-H HR	B FF 89 X 1-0 ② P5 1-2 2-3 3-H			X FF 96 0-0 ① B5-4	5	1	1	3	0	1	4
23 Adrián González, L (1, 3) OBP: 0.407, SLG: 0.551	C SI 93 1 SAFE 1 SAFE B SL 83 B SL 81 S CH 84 X SI 93 2-2 ②③ F7 1-2			F SI 92 C SI 94 B SL 83 B SI 93 S FF 87 2-3 ① K		S SL 79 B SI 92 C CH 85 B SL 83 B FF 91 B SL 85 4-2 7 BB BB	F S SL 84 C 0-3 ③ K			I IN 78 I IN 82 I IN 79 I IN 84 4-0 IBB	3	0	0	0	2	2	3
7 Chase Headley, S (1, 7) OBP: 0.342, SLG: 0.392		B SL 76 B FF 91 B FF 92 C FF 92 B SI 92 4-1 14 FC4 5 1B BB		X CH 84 0-0 ② G5-3		B FF 91 B FF 92 B SI 90 C FF 91 F SI 92 D CH 83 4-2 1-2 BB		B SI 92 B FF 93 X FF 92 2-0 ① G4-3		S FF 98 B FF 97 F SL 91 B FF 98 C SL 91 2-3 ② K	3	0	0	0	2	1	2
5 Kevin Kouzmanoff, R (1, 5) OBP: 0.302, SLG: 0.420		C FF 92 X FF 92 0-1 14 FC4 1-2 1B		B FF 93 X FF 91 1-0 ③ F8		B CU 69 F FF 88 B SI 90 F FC 90 B FC 91 F CU 70 S SL 81 3-3 ② K		B CU 78 B CU 78 C FF 93 X FF 92 2-1 ② G6-3		B SL 90 F SL 93 F FF 99 S FF 99 1-3 ③ K	5	0	1	0	0	2	4
14 Oscar Salazar, R (1, 9) OBP: 0.364, SLG: 0.496 21 Heath Bell, R (9, 1) 58 Ryan Webb, R (10, 1) 54 Joe Thatcher, L (10, 1)		L FF 92 B CH 86 B CH 81 C SL 76 F SL 82 X SL 82 2-2 ① FC4 3 FC6 1-2f 2-3			B FF 91 S CH 83 X CH 83 1-1 ① F9	C SL 82 B CU 70 F CU 69 F FC 90 F SL 83 B FC 90 X CU 70 2-2 ③ F8		B FF 93 F FF 92 B CH 86 F SI 92 X CU 78 2-2 ③ F8			4	0	0	0	0	0	4
											0	0	0	0	0	0	0
											0	0	0	0	0	0	0
											0	0	0	0	0	0	0
4 Nick Hundley, R (1, 2) OBP: 0.313, SLG: 0.406		S FF 94 C SL 84 F FF 93 B FF 92 F CH 87 S 1-3 ② K			S SL 79 B SL 80 B CH 81 F CH 81 B FF 92 X SL 79 3-2 ② L7		C FF 88 S SL 81 S SL 83 0-3 K 15 SH1-4 3 1B 22 P5		B SI 91 B SI 92 X SI 93 2-0 ① F9		4	1	0	0	0	2	2
3 Luis Durango, S (1, 8) OBP: 0.615, SLG: 0.545 18 Tony Gwynn Jr., L (8, 8) OBP: 0.350, SLG: 0.344		C FF 92 B SL 81 F SL 77 B FF 93 X SL 83 2-2 ③ FC6 1-2f			C FF 92 B FF 92 S FF 91 F FF 91 X CH 86 1-2 ③ P4		X FS 87 0-0 22 P5 15 SH1-4 1-2 1B		B FF 93 C SI 91 X CU 79 1-1 11 G6-4-3 1B		3	0	1	0	0	0	2
											1	0	1	0	0	0	0
34 Cesár Ramos, L (1, 1) 55 Adam Russell, R (5, 1) 2 Edgar Gonzalez, R (6, PH) OBP: 0.278, SLG: 0.373 57 Luke Gregerson, L (7, 1) 15 Luis Antonio Rodriguez, S (7, PH) OBP: 0.319, SLG: 0.260 37 Mike Adams, R (8, 1) 11 Drew Macias, L (9, 9) OBP: 0.322, SLG: 0.316			C FF 90 B SI 91 F FF 91 X SL 80 1-2 ① G1-3			C SL 79 B SL 82 X FF 90 1-1 ① G5-3	X FF 88 0-0 ① SH1-4 1-2 2-3		C FF 93 F FF 92 X FF 94 0-2 ②③ G6-4-3 1-2f		1	0	0	0	0	0	0
											0	0	0	0	0	0	0
											1	0	0	0	0	0	0
											0	0	0	0	0	0	0
											0	0	0	0	0	0	0
											0	0	0	0	0	0	0
											1	0	0	0	0	0	1
Inning Stats	R: 0 E: 0 K: 1 S: 9 H: 0 LOB: 0 BB: 1 P: 15	R: 0 E: 1 K: 1 S: 15 H: 1 LOB: 2 BB: 1 P: 24	R: 0 E: 0 K: 0 S: 6 H: 0 LOB: 0 BB: 0 P: 7	R: 0 E: 0 K: 1 S: 5 H: 0 LOB: 0 BB: 0 P: 8	R: 0 E: 0 K: 0 S: 9 H: 0 LOB: 0 BB: 0 P: 14	R: 2 E: 0 K: 1 S: 19 H: 2 LOB: 2 BB: 2 P: 36	R: 1 E: 0 K: 2 S: 10 H: 1 LOB: 2 BB: 0 P: 12	R: 0 E: 0 K: 0 S: 6 H: 0 LOB: 0 BB: 0 P: 12	R: 0 E: 0 K: 0 S: 6 H: 1 LOB: 0 BB: 0 P: 9	R: 0 E: 1 K: 2 S: 9 H: 0 LOB: 2 BB: 1 P: 16	1B: 4 2B: 0 3B: 0 HR: 1 SF: 0 SAC: 1 DP: 1 HBP: 1	WP: 0 PB: 1 SB: 0 CS: 1 PA: 41					

PITCHER		IP	WLS	BF	H	R	ER	SO	BB	IBB	HBP	BLK	WP	HR	S	P	ERA	WHIP
57 Jonathan Sánchez, L ERA: 4.24	(1, 1)	5.1		22	3	2	2	3	4	0	0	0	0	1	54	90	3.38	1.312
49 Brandon Medders, R ERA: 3.01	(6, 1)	0.2	H	2	0	0	0	1	0	0	0	0	0	0	9	14	0.00	0.000
51 Randy Johnson, L ERA: 4.88	(7, 1)	1.0	B	6	1	1	0	2	0	0	1	0	0	0	10	12	0.00	1.000
41 Jeremy Affeldt, L ERA: 1.73	(8, 1)	2.0	W	6	1	0	0	0	0	0	0	0	0	0	12	21	0.00	0.500
38 Brian Wilson, R ERA: 2.74	(10, 1)	1.0	S	5	0	0	0	2	0	1	0	0	0	0	9	16	0.00	0.000

PITCHER	IP	WLS	BF	H	R	ER	SO	BB	IBB	HBP	BLK	WP	HR	S	P	ERA	WHIP

BOTTOM

San Francisco Giants @ San Diego Padres

PETCO Park, San Diego, CA

Sun Oct 04 2009, 4:05 PM EDT
Att. 25,082 - Partly Cloudy - 67 F

livebaseballscorecards.com

AB	34
R	3
H	5
RBI	3
BB	5
SO	8
LOB	22