

San Francisco Giants - 2010

Batter	1	2	3	4	5	6	7	8	9	10	AB	R	H	RBI	BB	SO	LOB	TOP									
33 Aaron Rowand, R OBP: 0.667, SLG: 1.000 47 Darren Ford, R OBP: 0.333, SLG: 0.333	0-1 14 3B 1B		0-1 14 12 14 G4-3 1B	3-2 SF9		3-2 28 83 WP CS 1B		2-3 K		2-2 G1-2-3	2	2	2	1	0	0	0										
14 Fred Lewis, L OBP: 0.333, SLG: 1.000 83 Thomas Neal, R 81 Wendell Fairley, L	1-1 17 HR 3B		3-2 G4-3	0-1 P3		2-2 SAFE SAFE SAFE 28 WP HBP		2-3 K		3-H K	3	1	1	1	0	0	1										
12 Nate Schierholtz, L OBP: 0.333, SLG: 0.333 28 Buster Posey, R	0-3 K		0-1 1B			3-2 L1		1-0 F8		3-H F8	3	0	1	1	0	1	1										
17 Aubrey Huff, L OBP: 0.667, SLG: 2.000 35 Brett Pill, R	0-0 HR		1-3 K			4-2 1 2B BB		3-2 G5-3		3-2 L8	2	1	1	2	1	1	1										
1 Bengie Molina, R OBP: 0.333, SLG: 1.000 82 Roger Kieschnick, L	0-3 K		0-3 G6-3			1-3 2B		2-2 G5-3		4-0 34 20 S BB 1B	3	0	1	0	0	1	1										
20 John Bowker, L OBP: 0.400, SLG: 0.250	2-1 G3			0-1 9 2B 2 2B 1B		1-2 L3		1-3 K		4-1 84 34 1B BB BB	4	1	1	0	1	1	2										
9 Kevin Frandsen, R OBP: 0.333, SLG: 0.667 34 Matt Downs, R OBP: 1.000, SLG: 1.000		3-3 K		2-1 2B		1-2 G5-3		1-0 50 S 1B		4-2 84 1B BB	3	1	1	0	0	1	2										
29 Ryan Rohlinger, R 50 Conor Gillaspie, L 84 Jesus Guzman, R 80 Nick Noonan, L		2-3 K		2-2 P3		1-1 P6		3-2 SAFE SAFE 1-2 P4		2-2 1-2 2-3 3-H 1B	3	0	0	0	0	1	2										
2 Emmanuel Burriss, S 79 Brandon Crawford, L		2-3 K		0-1 33 S 33 SF9 2B		3-2 47 83 1B CS 2B		3-1 P6		1-2 2-3 3-H 1B	3	1	2	2	0	1	0										
Inning Stats	R: 3 E: 0 K: 2 S: 14	H: 3 LOB: 0 BB: 0 P: 17	R: 0 E: 0 K: 3 S: 9	H: 0 LOB: 0 BB: 0 P: 16	R: 1 E: 0 K: 1 S: 12	H: 2 LOB: 1 BB: 0 P: 19	R: 3 E: 0 K: 0 S: 15	H: 3 LOB: 0 BB: 0 P: 22	R: 0 E: 0 K: 0 S: 12	H: 2 LOB: 3 BB: 0 P: 26	R: 0 E: 0 K: 1 S: 9	H: 0 LOB: 0 BB: 0 P: 15	R: 0 E: 0 K: 1 S: 9	H: 1 LOB: 1 BB: 0 P: 18	R: 0 E: 0 K: 1 S: 7	H: 0 LOB: 0 BB: 0 P: 13	R: 1 E: 0 K: 0 S: 12	H: 1 LOB: 2 BB: 3 P: 28	1B: 7 2B: 4 3B: 1 HR: 1	SF: 1 DP: 1 HBP: 1	WP: 2 PB: 0 SB: 3 CS: 2	PA: 46					
PITCHER	IP 2.0	WLS 9	BF 3	H 3	R 3	ER 3	SO 5	BB 0	IBB 0	HBP 0	BLK 0	WP 0	HR 1	S 23	P 33	ERA 13.50	WHIP 1.500										
58 Doug Fister, R ERA: 13.5																											
39 Mike Koplove, R ERA: 13.5																											
37 Jesus Colome, R ERA: 18.0																											
97 Kenn Kasparek, R ERA: 18.0																											
96 Anthony Vasquez, L ERA: 18.0																											

San Francisco Giants @ Seattle Mariners
Peoria Stadium, Peoria, AZ
Wed Mar 03 2010, 3:05 PM - 7:00 PM EST
Att: 6,635 - Sunny - 66 F

livebaseballscorecards.com

GIANTS

AB 40
R 8
H 13
RBI 8
BB 4
SO 9
LOB 21

Batter	1	2	3	4	5	6	7	8	9	10	AB	R	H	RBI	BB	SO	LOB	BOTTOM									
51 Ichiro Suzuki, L OBP: 0.333, SLG: 0.333 12 Ryan Langerhans, L	0-2 E5 15 BB 24 SF9 9 BB 1B		0-0 F9	1-1 15 9 G4-3 1B		4-1 67 67 WP S SF9 BB		4-0 67 SH1-3 BB		4-2 BB	3	1	1	0	0	0	0										
9 Chone Figgins, S 6 Chris Woodward, R	4-1 SAFE 24 SF9 4 BB 1B		4-1 F9	0-1 G4-3		0-1 L8		2-1 F9		2-2 G5-3	1	1	0	0	2	0	1										
15 Milton Bradley, S 67 Ezequiel Carrera, L	4-1 SAFE 4 BB 13 1B BB		4-1 SAFE 4 FC5 24 BB BB	1-0 G5-3		2-1 SF9		0-0 SH1-3		0-2 G3	1	1	0	0	2	0	1										
24 Ken Griffey Jr., L 60 Brad Nelson, L 61 Mike Wilson, R	1-0 SF9		4-0 4 FC5 BB	1-1 P5		4-2 27 2B BB		2-0 P6		2-3 K	0	0	0	1	1	0	0										
4 Jose Lopez, R 27 Matt Tuiasosopo, R	0-1 13 1B 1B		1-1 FC5			0-2 F7		0-2 1H 2B		2-0 G6-3	3	0	1	1	0	0	3										
13 Casey Kotchman, L 20 Mike Carp, L	0-1 1B		1-2 G4-3			2-2 10 1B 1B		1-3 K		3-2 55 75 2B G6-3 1B	3	0	2	1	0	0	0										
1 Eric Byrnes, R 55 Michael Saunders, L	0-3 K		1-0 G1-3			2-2 P2		2-3 K		1-2 75 7 G6-3 1B 2B	3	0	0	0	0	1	3										
10 Adam Moore, R 48 Guillermo Quiroz, R 75 Dustin Ackley, L 41 Eliezer Alfonzo, R	2-0 F9		2-2 1B			0-1 2 FC6-4 1B		1-3 K		0-2 G6-3	3	0	2	0	0	0	2										
2 Jack Wilson, R 7 Jack Hannahan, L		1-2 F9	2-0 F7			1-1 FC6-4		3-2 G1-3		2-3 3-H 1B	3	0	0	0	0	0	3										
Inning Stats	R: 3 E: 1 K: 1 S: 21	H: 2 LOB: 2 BB: 2 P: 32	R: 0 E: 0 K: 0 S: 8	H: 0 LOB: 3 BB: 3 P: 22	R: 0 E: 0 K: 0 S: 11	H: 1 LOB: 1 BB: 0 P: 17	R: 0 E: 0 K: 0 S: 7	H: 1 LOB: 1 BB: 0 P: 10	R: 0 E: 0 K: 0 S: 12	H: 2 LOB: 2 BB: 0 P: 19	R: 2 E: 0 K: 2 S: 19	H: 3 LOB: 2 BB: 0 P: 31	R: 0 E: 0 K: 2 S: 9	H: 0 LOB: 0 BB: 0 P: 13	1B: 8 2B: 2 3B: 0 HR: 0	SF: 2 DP: 0 HBP: 0	WP: 1 PB: 0 SB: 2 CS: 0	PA: 50									
PITCHER	IP 1.0	WLS 8	BF 2	H 3	R 2	ER 2	SO 1	BB 2	IBB 0	HBP 0	BLK 0	WP 0	HR 0	S 15	P 27	ERA 0.00	WHIP 0.600										
55 Tim Lincecum, R ERA: 18.0																											
65 Steve Edlefsen, R ERA: 18.0																											
43 Alex Hinshaw, L ERA: 18.0																											
60 Waldis Joaquin, R ERA: 18.0																											
70 Felix Romero, R ERA: 18.0																											

San Francisco Giants @ Seattle Mariners
Peoria Stadium, Peoria, AZ
Wed Mar 03 2010, 3:05 PM - 7:00 PM EST
Att: 6,635 - Sunny - 66 F

livebaseballscorecards.com

SEATTLE MARINERS

AB 38
R 7
H 10
RBI 7
BB 9
SO 6
LOB 21

Batter	1	2	3	4	5	6	7	8	9	AB	R	H	RBI	BB	SO	LOB	TOP					
3 Eric Young Jr., S OBP: 0.250, SLG: 0.500										5	0	1	0	0	2	1	Colorado Rockies @ San Francisco Giants Scottsdale Stadium, Scottsdale, AZ Fri Mar 05 2010, 3:14 PM - 5:42 PM EST Att: 8,261 - Sunny - 65 F					
18 Jonathan Herrera, S OBP: 0.400, SLG: 0.375										3	1	2	1	1	1	0						
5 Carlos González, L OBP: 0.500, SLG: 0.600										3	0	2	0	0	0	1						
75 Chris Frey, L OBP: 0.200, SLG: 0.200										2	0	0	0	0	2	1						
6 Melvin Mora, R 48 Esmil Rogers, R 41 Jimmy Gobble, L 32 Justin Speier, R										3	0	0	1	0	0	4						
7 Seth Smith, L 83 Robby Hammock, R										1	0	0	0	0	0	0						
20 Chris Iannetta, R 39 Paul Phillips, R										1	0	1	0	1	0	0						
72 Mike Pauk, L OBP: 0.167, SLG: 0.167										1	1	1	0	1	0	0						
50 Héctor Gómez, R OBP: 0.250, SLG: 0.750										4	0	1	2	0	0	2						
26 Jeff Francis, L 67 Chaz Roe, R 74 Darin Holcomb, R										1	0	0	0	0	1	1						
Inning Stats	R: 0 E: 0 K: 1 S: 7	H: 2 LOB: 2 BB: 0 P: 7	R: 0 E: 0 K: 1 S: 6	H: 1 LOB: 1 BB: 0 P: 6	R: 1 E: 0 K: 0 S: 5	H: 2 LOB: 1 BB: 0 P: 5	R: 0 E: 0 K: 0 S: 3	H: 0 LOB: 1 BB: 1 P: 7	R: 0 E: 0 K: 2 S: 9	H: 0 LOB: 1 BB: 1 P: 14	R: 0 E: 0 K: 1 S: 7	H: 0 LOB: 0 BB: 0 P: 7	R: 0 E: 0 K: 0 S: 3	H: 1 LOB: 0 BB: 0 P: 3	R: 1 E: 0 K: 1 S: 6	H: 1 LOB: 1 BB: 1 P: 10	1B: 4 2B: 3 3B: 1 HR: 0	SF: 1 SAC: 0 DP: 1 HBP: 1	WP: 0 PB: 0 SB: 0 CS: 0	PA: 39		
PITCHER	IP WLS BF H R ER SO BB IBB HBP BLK WP HR S P ERA WHIP	IP WLS BF H R ER SO BB IBB HBP BLK WP HR S P ERA WHIP	IP WLS BF H R ER SO BB IBB HBP BLK WP HR S P ERA WHIP	IP WLS BF H R ER SO BB IBB HBP BLK WP HR S P ERA WHIP	IP WLS BF H R ER SO BB IBB HBP BLK WP HR S P ERA WHIP	IP WLS BF H R ER SO BB IBB HBP BLK WP HR S P ERA WHIP	IP WLS BF H R ER SO BB IBB HBP BLK WP HR S P ERA WHIP	IP WLS BF H R ER SO BB IBB HBP BLK WP HR S P ERA WHIP	IP WLS BF H R ER SO BB IBB HBP BLK WP HR S P ERA WHIP	IP WLS BF H R ER SO BB IBB HBP BLK WP HR S P ERA WHIP	IP WLS BF H R ER SO BB IBB HBP BLK WP HR S P ERA WHIP	IP WLS BF H R ER SO BB IBB HBP BLK WP HR S P ERA WHIP	IP WLS BF H R ER SO BB IBB HBP BLK WP HR S P ERA WHIP	IP WLS BF H R ER SO BB IBB HBP BLK WP HR S P ERA WHIP	IP WLS BF H R ER SO BB IBB HBP BLK WP HR S P ERA WHIP	IP WLS BF H R ER SO BB IBB HBP BLK WP HR S P ERA WHIP	IP WLS BF H R ER SO BB IBB HBP BLK WP HR S P ERA WHIP	IP WLS BF H R ER SO BB IBB HBP BLK WP HR S P ERA WHIP	IP WLS BF H R ER SO BB IBB HBP BLK WP HR S P ERA WHIP	IP WLS BF H R ER SO BB IBB HBP BLK WP HR S P ERA WHIP	IP WLS BF H R ER SO BB IBB HBP BLK WP HR S P ERA WHIP	IP WLS BF H R ER SO BB IBB HBP BLK WP HR S P ERA WHIP

Batter	1	2	3	4	5	6	7	8	9	AB	R	H	RBI	BB	SO	LOB	BOTTOM					
33 Aaron Rowand, R 62 Francisco Peguero, R										2	0	1	1	1	0	0	Colorado Rockies @ San Francisco Giants Scottsdale Stadium, Scottsdale, AZ Fri Mar 05 2010, 3:14 PM - 5:42 PM EST Att: 8,261 - Sunny - 65 F					
12 Nate Schierholtz, L 8 Eugenio Velez, S										2	1	0	0	1	0	2						
48 Pablo Sandoval, S 29 Ryan Rohlinger, R										3	0	1	1	0	0	2						
17 Aubrey Huff, L 35 Brett Pill, R										2	0	0	0	1	0	2						
1 Benjie Molina, R 83 Thomas Neal, R 51 Tony Pena Jr., R 64 Rafael Cova, R										3	2	3	2	0	0	0						
20 John Bowker, L 38 Brian Wilson, R 53 Denny Bautista, R 84 Jesus Guzman, R										2	1	1	0	1	0	1						
5 Juan Uribe, R 79 Brandon Crawford, L										2	0	1	0	0	0	2						
34 Matt Downs, R 80 Nick Noonan, L										2	1	1	0	1	0	0						
18 Matt Cain, R 85 Steve Johnson, R 28 Buster Posey, R										0	0	0	0	0	0	0						
Inning Stats	R: 0 E: 0 K: 0 S: 3	H: 0 LOB: 1 BB: 1 P: 7	R: 4 E: 0 K: 0 S: 7	H: 4 LOB: 1 BB: 1 P: 13	R: 0 E: 0 K: 0 S: 3	H: 1 LOB: 0 BB: 1 P: 7	R: 0 E: 0 K: 2 S: 7	H: 0 LOB: 0 BB: 0 P: 7	R: 3 E: 0 K: 0 S: 7	H: 3 LOB: 2 BB: 1 P: 12	R: 0 E: 0 K: 1 S: 4	H: 0 LOB: 0 BB: 1 P: 8	R: 0 E: 0 K: 0 S: 4	H: 1 LOB: 1 BB: 0 P: 4	R: 0 E: 0 K: 0 S: 4	H: 0 LOB: 0 BB: 0 P: 4		1B: 5 2B: 2 3B: 0 HR: 2	SF: 0 SAC: 1 DP: 2 HBP: 0	WP: 0 PB: 0 SB: 0 CS: 1	PA: 37	
PITCHER	IP WLS BF H R ER SO BB IBB HBP BLK WP HR S P ERA WHIP	IP WLS BF H R ER SO BB IBB HBP BLK WP HR S P ERA WHIP	IP WLS BF H R ER SO BB IBB HBP BLK WP HR S P ERA WHIP	IP WLS BF H R ER SO BB IBB HBP BLK WP HR S P ERA WHIP	IP WLS BF H R ER SO BB IBB HBP BLK WP HR S P ERA WHIP	IP WLS BF H R ER SO BB IBB HBP BLK WP HR S P ERA WHIP	IP WLS BF H R ER SO BB IBB HBP BLK WP HR S P ERA WHIP	IP WLS BF H R ER SO BB IBB HBP BLK WP HR S P ERA WHIP	IP WLS BF H R ER SO BB IBB HBP BLK WP HR S P ERA WHIP	IP WLS BF H R ER SO BB IBB HBP BLK WP HR S P ERA WHIP	IP WLS BF H R ER SO BB IBB HBP BLK WP HR S P ERA WHIP	IP WLS BF H R ER SO BB IBB HBP BLK WP HR S P ERA WHIP	IP WLS BF H R ER SO BB IBB HBP BLK WP HR S P ERA WHIP	IP WLS BF H R ER SO BB IBB HBP BLK WP HR S P ERA WHIP	IP WLS BF H R ER SO BB IBB HBP BLK WP HR S P ERA WHIP	IP WLS BF H R ER SO BB IBB HBP BLK WP HR S P ERA WHIP	IP WLS BF H R ER SO BB IBB HBP BLK WP HR S P ERA WHIP	IP WLS BF H R ER SO BB IBB HBP BLK WP HR S P ERA WHIP	IP WLS BF H R ER SO BB IBB HBP BLK WP HR S P ERA WHIP	IP WLS BF H R ER SO BB IBB HBP BLK WP HR S P ERA WHIP	IP WLS BF H R ER SO BB IBB HBP BLK WP HR S P ERA WHIP	IP WLS BF H R ER SO BB IBB HBP BLK WP HR S P ERA WHIP

AB	33
R	4
H	8
RBI	4
BB	4
SO	7
LOB	20

AB	29
R	7
H	9
RBI	7
BB	7
SO	3
LOB	17



Batter	1	2	3	4	5	6	7	8	9	AB	R	H	RBI	BB	SO	LOB	TOP					
6 Stephen Drew, L (1, 6) OBP: 0.667, SLG: 0.600	0-0 G6-4-3 1B				0-0 1-3 2B	0-0 G5-3		0-0 1B		2	1	2	0	1	0	0	Arizona Diamondbacks @ San Francisco Giants Scottsdale Stadium, Scottsdale, AZ Sat Mar 06 2010, 3:16 PM - 6:08 PM EST Att: 11,887 - Partly Cloudy - 70 F					
11 Augie Ojeda, S (5, 6) OBP: 0.250, SLG: 0.250										2	0	1	0	0	0	0						
15 Jake Wald, R (8, PR) OBP: 0.000, SLG: 0.000										0	0	0	0	0	0	0						
24 Chris Young, R (1, 8) OBP: 0.500, SLG: 1.125	0-0 1-2 1B				0-0 1-H 2B	1-0 HR		0-0 1B		4	2	3	3	0	1	3						
79 Konrad Schmidt, R (6, 2)										1	0	0	0	0	0	1						
34 Conor Jackson, R (1, 7) OBP: 0.429, SLG: 0.500	0-0 1-2 2-3 G6-4-3				0-0 2-H 2B	0-0 G4-3		0-0 2B		4	1	1	1	0	0	2						
78 Collin Cowgill, R (7, 7)										1	0	0	0	0	0	1						
27 Mark Reynolds, R (1, 5) OBP: 0.333, SLG: 0.333	4-0 BB				0-0 2-3 2B	1-0 HBP		0-0 P3		2	0	0	0	1	0	1						
59 Ed Rogers, R (6, PR) OBP: 0.333, SLG: 0.333										1	0	0	0	0	0	1						
26 Miguel Montero, L (1, 2) OBP: 0.667, SLG: 0.500	0-3 K				0-0 21 BB	4-0 21 CS		0-0 2B		2	0	1	1	2	1	2						
45 Jose Marte, R (6, 1)										0	0	0	0	0	0	0						
64 Roque Mercedes, S (7, 1)										0	0	0	0	0	0	0						
55 Blaine Boyer, R (8, 1)										0	0	0	0	0	0	0						
28 John Hester, R (9, PH) OBP: 0.500, SLG: 1.000	0-0 1-2 2-3 G6-4-3				0-0 3-H 1B	0-0 G4-3		0-0 2B		1	1	1	0	0	0	0						
21 Jeff Bailey, R (1, 3) OBP: 0.500, SLG: 0.333					0-1 CS	0-3 K		0-0 2B		2	0	1	0	1	1	0						
29 Brandon Allen, L (6, PH) OBP: 0.600, SLG: 1.250										2	0	1	1	0	1	2						
2 Kelly Johnson, L (1, 4) OBP: 0.500, SLG: 0.600	4-0 1-2 BB				0-0 F7	0-0 67 F9		0-0 G1-3		2	0	1	0	1	0	2						
71 Evan Frey, L (6, 8)										2	0	0	0	0	0	1						
67 Cole Gillespie, R (1, 9) OBP: 0.333, SLG: 0.833	0-2 K				0-3 K	0-0 F9		0-3 K		3	0	0	0	0	2	3						
60 Mark Hallberg, R (6, 4)										1	0	0	0	0	1	0						
36 Edwin Jackson, R (1, 1)	0-0 1-2 2-3 SH1-4				0-0 6 1B	0-3 K		0-0 G4-3		0	0	0	0	0	0	0						
58 Juan Gutierrez, R (3, 1)										0	0	0	0	0	0	0						
77 Sean Coughlin, L (4, PH) OBP: 0.500, SLG: 1.000										1	1	1	0	0	0	0						
44 Bryan Augenstein, R (4, 1)										1	0	0	0	0	0	1						
61 Kyler Newby, R (5, 1)										0	0	0	0	0	0	0						
12 Drew Macias, L (8, 9) OBP: 0.250, SLG: 0.500										2	0	0	0	0	0	2						
Inning Stats	R: 0 E: 0 K: 1 S: 6	H: 2 LOB: 2 BB: 1 P: 10	R: 0 E: 0 K: 2 S: 8	H: 1 LOB: 3 BB: 2 P: 16	R: 0 E: 0 K: 0 S: 3	H: 0 LOB: 2 BB: 2 P: 11	R: 4 E: 0 K: 1 S: 10	H: 5 LOB: 1 BB: 0 P: 8	R: 0 E: 0 K: 2 S: 8	H: 1 LOB: 2 BB: 0 P: 8	R: 1 E: 0 K: 1 S: 6	H: 1 LOB: 0 BB: 1 P: 12	R: 0 E: 0 K: 1 S: 5	H: 0 LOB: 0 BB: 0 P: 5	R: 0 E: 0 K: 0 S: 4	H: 1 LOB: 1 BB: 0 P: 4	R: 1 E: 0 K: 0 S: 4	H: 2 LOB: 1 BB: 0 P: 5	1B: 7 2B: 5 3B: 0 HR: 1	SF: 0 SAC: 1 DP: 2 HBP: 2	WP: 0 PB: 0 SB: 0 CS: 1	PA: 46
PITCHER	IP WLS BF H R ER SO BB IBB HBP BLK WP HR S P ERA WHIP	2.0 11 3 0 0 3 3 0 0 0 0 0 0 14 26 0.00 3.000	1.0 5 0 0 0 0 2 0 0 0 0 0 0 3 11 0.00 2.000	1.0 7 5 4 4 1 0 0 0 0 0 0 0 10 10 36.00 5.000	1.0 W 4 1 0 0 2 0 0 0 0 0 0 8 8 0.00 1.000	1.0 6 1 1 1 1 1 0 1 0 0 0 1 6 12 9.00 2.000	1.0 3 0 0 0 1 0 0 0 0 0 0 0 14 26 0.00 3.000	1.0 4 1 0 0 0 0 0 0 0 0 0 0 10 10 36.00 5.000	1.0 5 2 1 1 0 0 0 0 1 0 0 0 6 12 9.00 2.000	PITCHER	IP WLS BF H R ER SO BB IBB HBP BLK WP HR S P ERA WHIP	7.1 3 0 0 0 1 0 0 0 0 0 0 0 5 5 0.00 0.000	8.1 1 0 0 0 0 0 0 0 0 0 0 0 4 4 0.00 1.000	9.1 1 0 0 0 0 0 0 0 0 0 0 0 2 5 9.00 2.000	13.5	5.00 0.000	9.00 2.000	0 0 0 0 0 0 0 0 0 0 0 0 0 5 5 0.00 0.000	0 0 0 0 0 0 0 0 0 0 0 0 0 4 4 0.00 1.000	0 0 0 0 0 0 0 0 0 0 0 0 0 4 5 9.00 2.000		
Batter	1	2	3	4	5	6	7	8	9	AB	R	H	RBI	BB	SO	LOB	BOTTOM					
33 Aaron Rowand, R (1, 8) OBP: 0.596, SLG: 0.500	0-3 K		0-3 K		1-0 16 1B	0-0 L6		0-0 79 HR		2	1	0	1	0	2	0	Arizona Diamondbacks @ San Francisco Giants Scottsdale Stadium, Scottsdale, AZ Sat Mar 06 2010, 3:16 PM - 6:08 PM EST Att: 11,887 - Partly Cloudy - 70 F					
28 Buster Posey, R (6, 3) OBP: 0.167, SLG: 0.167					1-2 2-3 3-H HBP			2-H 3-H 1B		2	1	1	1	0	0	0						
16 Edgar Renteria, R (1, 6) OBP: 0.167, SLG: 0.167	0-0 F9				0-0 L5	0-0 K		0-0 HR		3	0	1	2	0	0	0						
79 Brandon Crawford, L (5, PR) OBP: 0.333, SLG: 0.833					1-3 2-H 3-H 1B			1-H HR		2	1	0	0	0	0	0						
48 Pablo Sandoval, S (1, 5) OBP: 0.333, SLG: 0.556	0-0 G6-3				0-0 G1-3	0-0 17 1B		0-0 F8		3	0	1	2	0	0	0						
50 Conor Gillaspie, L (5, PR) OBP: 0.333, SLG: 0.556					1-H 3-H 2B			0-0 F8		2	1	0	0	0	0	0						
17 Aubrey Huff, L (1, 3) OBP: 0.556, SLG: 0.857					0-0 P2	0-0 32 BB				3	1	2	1	0	0	0						
83 Thomas Neal, R (6, 7)					2-H 20 HR	1B				1	0	0	0	0	1	0						
1 Benjie Molina, R (1, 2) OBP: 0.714, SLG: 1.286	0-1 K				0-0 34 BB					1	0	1	0	0	0	0						
32 Steve Holm, R (5, 2) OBP: 0.750, SLG: 0.667	1-H 20 FC4-6				0-0 31 1B					2	2	2	0	1	0	0						
20 John Bowker, L (1, 7) OBP: 0.250, SLG: 0.545					0-0 K					3	1	1	3	0	1	2						
49 Brandon Medders, R (8, 1) OBP: 0.250, SLG: 0.545					0-0 K					0	0	0	0	0	0	0						
45 Dan Runzler, L (7, 1) OBP: 0.250, SLG: 0.545					0-0 K					0	0	0	0	0	0	0						
40 Madison Bumgarner, R (7, PH) OBP: 0.250, SLG: 0.545					0-0 K					1	0	0	0	0	0	1						
54 Sergio Romo, R (8, 1) OBP: 0.250, SLG: 0.545					0-0 K					0	0	0	0	0	0	0						
60 Waldis Joaquin, R (8, 1) OBP: 0.250, SLG: 0.545					0-0 K					0	0	0	0	0	0	0						
8 Eugenio Velez, S (1, 9) OBP: 0.625, SLG: 0.500	0-0 G4-3				0-0 33 BB					3	2	2	0	1	0	1						
34 Matt Downs, R (1, 4) OBP: 0.600, SLG: 0.625					0-0 34 BB					4	1	2	0	0	0	2						
57 Jonathan Sánchez, L (1, 1)					0-0 34 BB					0	0	0	0	0	0	0						
41 Jeremy Affeldt, L (3, 1) OBP: 0.250, SLG: 0.545					0-0 34 BB					0	0	0	0	0	0	0						
85 Steve Johnson, R (8, 1) OBP: 0.250, SLG: 0.545					0-0 34 BB					1	0	0	0	0	0	1						
49 Joe Martinez, L (4, 1)					0-0 34 BB					0	0	0	0	0	0	0						
56 Osiris Matos, R (5, 1)					0-0 34 BB					0	0	0	0	0	0	0						
62 Francisco Peguero, R (5, PH) OBP: 0.250, SLG: 0.545					0-0 34 BB					3	0	0	0	0	0	5						
Inning Stats	R: 0 E: 0 K: 1 S: 5	H: 0 LOB: 0 BB: 0 P: 5	R: 0 E: 0 K: 0 S: 5	H: 2 LOB: 1 BB: 0 P: 5	R: 0 E: 0 K: 2 S: 7	H: 0 LOB: 0 BB: 0 P: 7	R: 0 E: 0 K: 0 S: 3	H: 0 LOB: 0 BB: 0 P: 3	R: 9 E: 0 K: 1 S: 12	H: 7 LOB: 2 BB: 2 P: 22	R: 0 E: 0 K: 1 S: 5	H: 0 LOB: 0 BB: 0 P: 5	R: 0 E: 0 K: 1 S: 6	H: 1 LOB: 1 BB: 0 P: 6	R: 3 E: 0 K: 0 S: 6	H: 4 LOB: 0 BB: 0 P: 6	1B: 11 2B: 1 3B: 0 HR: 2	SF: 0 SAC: 0 DP: 0 HBP: 1	WP: 0 PB: 1 SB: 1 CS: 0	PA: 39		
PITCHER	IP WLS BF H R ER SO BB IBB HBP BLK WP HR S P ERA WHIP	2.0 7 3 0 0 0 2 0 0 0 0 0 0 7 7 0.00 1.000	1.0 3 0 0 0 0 2 0 0 0 0 0 0 7 7 0.00 0.000	1.2 L 11 4 7 7 1 1 0 1 0 0 0 11 16 37.80 3.000	1.0 5 3 2 2 0 1 0 0 0 0 0 1 9 54.00 12.000	1.0 3 0 0 0 0 1 0 0 0 0 0 0 5 5 0.00 0.000	1.0 3 0 0 0 1 0 0 0 0 0 0 0 7 7 0.00 1.000	1.0 4 1 0 0 0 0 0 0 0 0 0 0 4 9 54.00 12.000	1.0 6 4 3 3 0 0 0 0 0 0 0 0 6 6 27.00 4.000	PITCHER	IP WLS BF H R ER SO BB IBB HBP BLK WP HR S P ERA WHIP	7.1 3 0 0 0 1 0 0 0 0 0 0 0 5 5 0.00 1.000	8.1 1 0 0 0 0 0 0 0 0 0 0 0 4 4 0.00 1.000	8.1 1 0 0 0 0 0 0 0 0 0 0 0 2 5 9.00 2.000	27.0	0.00 0.000	27.00 4.000	0 0 0 0 0 0 0 0 0 0 0 0 0 6 6 0.00 1.000	0 0 0 0 0 0 0 0 0 0 0 0 0 6 6 27.00 4.000			

Batter	1	2	3	4	5	6	7	8	9	AB	R	H	RBI	BB	SO	LOB	TOP																		
56 Andres Torres, S OBP: 0.429, SLG: 0.857 Matt Yourkin, R (7, 1)	P6						F9		K2-3	4	0	2	0	0	0	1	San Francisco Giants @ Milwaukee Brewers Maryvale Baseball Park, Phoenix, AZ Sat Mar 06 2010, 3:15 PM - 5:54 PM EST Att: 4,186 - Sunny - 73 F																		
65 Steve Edlefsen, R (8, 1)			3B			2B				0	0	0	0	0	0	0																			
77 Héctor Sánchez, S (9, PH)										0	0	0	0	0	0	0																			
14 Fred Lewis, L OBP: 0.250, SLG: 0.500 72 Daniel Turpen, R (6, 1)	K		F8			F8	FC6-4			3	0	0	0	0	1	2																			
47 Darren Ford, R OBP: 0.250, SLG: 0.250 (7, PH)							1-2			0	0	0	0	0	0	0																			
12 Nate Schierholtz, L OBP: 0.333, SLG: 0.375 81 Wendell Fairley, L OBP: 0.500, SLG: 1.000 (1, 9)				G3		E3				3	0	1	0	0	0	0																			
84 Juan Uribe, R OBP: 0.333, SLG: 0.833 66 Eric Hacker, S (4, 1)	L6				F8					2	0	0	0	0	0	1																			
Byung-Hyun Kim, R (5, 1)										0	0	0	0	0	0	0																			
84 Jesus Guzman, R OBP: 0.600, SLG: 1.000 (6, PH)						1-3	2B			0	0	0	0	0	0	0																			
22 Eli Whiteside, R OBP: 0.400, SLG: 0.800 73 Jackson Williams, R (7, 2)		K								3	1	1	0	0	1	2																			
29 Ryan Rohlinger, R (1, 5)										0	0	0	0	0	0	0																			
9 Kevin Frandsen, R OBP: 0.500, SLG: 0.625 (4, 6)										2	0	0	0	2	0	2																			
78 Ehire Adrianza, S (8, PH)																																			
35 Brett Pill, R (1, 3)																																			
76 Johnny Monell, L (9, PH)																																			
68 Kevin Pucetas, R (1, 1)																																			
80 Nick Noonan, L OBP: 0.200, SLG: 0.200 (4, 4)																																			
Inning Stats	R: 0 E: 0 K: 1 S: 6	H: 1 LOB: 1 BB: 0 P: 6	R: 0 E: 0 K: 1 S: 5	H: 0 LOB: 0 BB: 0 P: 5	R: 0 E: 0 K: 1 S: 6	H: 1 LOB: 1 BB: 0 P: 6	R: 1 E: 0 K: 0 S: 4	H: 2 LOB: 2 BB: 1 P: 8	R: 0 E: 1 K: 1 S: 7	H: 1 LOB: 2 BB: 0 P: 7	R: 0 E: 0 K: 0 S: 4	H: 1 LOB: 1 BB: 0 P: 4	R: 0 E: 0 K: 0 S: 3	H: 1 LOB: 2 BB: 1 P: 8	R: 0 E: 0 K: 2 S: 7	H: 0 LOB: 0 BB: 0 P: 7	1B: 2 2B: 5 3B: 1 HR: 0	SF: 0 SAC: 0 DP: 1 HBP: 1	WP: 0 PA: 37 CS: 0																
PITCHER	IP	WLS	BF	H	R	ER	SO	BB	IBB	HBP	BLK	WP	HR	S	P	ERA	WHIP	PITCHER	IP	WLS	BF	H	R	ER	SO	BB	IBB	HBP	BLK	WP	HR	S	P	ERA	WHIP
43 Randy Wolf, L ERA: 4.5	2.0		7	1	0	0	2	0	0	0	0	0	0	10	11	0.00	0.500																		
73 Kameron Loe, R ERA: 4.5	2.0	9	3	1	1	1	1	1	0	0	0	0	0	10	14	4.50	2.000																		
39 Chris Capuano, L ERA: 4.5	2.0	W	9	2	0	0	3	0	0	0	0	0	0	15	15	0.00	1.000																		
50 John Halama, L ERA: 4.5	2.0		9	2	0	0	0	1	0	1	0	0	0	7	12	0.00	1.500																		
46 Claudio Vargas, R ERA: 4.5	1.0		3	0	0	0	2	0	0	0	0	0	0	7	7	0.00	0.000																		

AB 34
R 1
H 8
RBI 1
BB 2
SO 8
LOB 15



AB 34
R 12
H 12
RBI 11
BB 3
SO 4
LOB 16




Batter	1	2	3	4	5	6	7	8	9	10	AB	R	H	RBI	BB	SO	LOB	TOP				
15 Rafael Furcal, S (1.6)	F8	G4-3			G4-3	FC6-4						3	0	0	0	0	3	Los Angeles Dodgers @ San Francisco Giants Scottsdale Stadium, Scottsdale, AZ Mon Mar 08 2010, 3:13 PM - 6:03 PM EST Att. 8,301 - Cloudy - 57 F				
21 Nick Green, R OBP: 0.500, SLG: 0.333 (5.6)												2	0	1	0	0	2					
27 Matt Kemp, R OBP: 0.444, SLG: 0.875 17 Jason Repko, R (5.8)	HR				K				P6			3	1	1	1	0	1					
16 Andre Ethier, L OBP: 0.222, SLG: 0.125 61 Prentice Redman, R (5.9)	G4-3				P6							3	0	1	0	0	0					
99 Manny Ramirez, R OBP: 0.607, SLG: 0.714 3 Ronnie Belliard, R OBP: 0.400, SLG: 0.250 (7.10)	F9				FC6-4							2	0	0	0	0	1					
7 James Loney, L OBP: 0.222, SLG: 0.143 72 Russell Mitchell, R (6.3)		F9			K							3	0	0	0	1	1					
23 Casey Blake, R OBP: 0.600, SLG: 0.500 30 Angel Berroa, R OBP: 0.600, SLG: 0.600 (3.5)					G6-3							2	0	1	0	0	0					
33 Blake DeWitt, L OBP: 0.889, SLG: 1.000 60 Chin-Lung Hu, R OBP: 0.200, SLG: 0.200 (8.4)												1	0	1	0	0	0					
5 Reed Johnson, R OBP: 0.400, SLG: 0.400 75 Xavier Paul, L OBP: 0.143, SLG: 0.167 (6.7)												2	0	2	0	2	0					
9 A.J. Ellis, R 71 Lucas May, R OBP: 0.500, SLG: 0.500 (7.2)												1	0	0	0	0	0					
Inning Stats	R: 1 E: 0 K: 0 S: 5	H: 1 LOB: 0 BB: 0 P: 9	R: 0 E: 0 K: 0 S: 5	H: 2 LOB: 3 BB: 1 P: 9	R: 0 E: 0 K: 1 S: 5	H: 0 LOB: 1 BB: 1 P: 7	R: 0 E: 0 K: 1 S: 6	H: 1 LOB: 1 BB: 0 P: 6	R: 1 E: 0 K: 0 S: 6	H: 3 LOB: 2 BB: 0 P: 6	R: 0 E: 0 K: 2 S: 7	H: 0 LOB: 0 BB: 0 P: 7	R: 0 E: 0 K: 0 S: 3	H: 0 LOB: 1 BB: 1 P: 7	R: 0 E: 0 K: 0 S: 4	H: 1 LOB: 1 BB: 0 P: 4	R: 0 E: 0 K: 0 S: 5	H: 3 LOB: 2 BB: 0 P: 5	1B: 9 2B: 1 3B: 0 HR: 1	SF: 0 SAC: 0 DP: 0 HBP: 1	WP: 0 PB: 0 SB: 0 CS: 1	PA: 44
PITCHER	IP	WLS	BF	H	R	ER	SO	BB	IBB	HBP	BLK	WP	HR	S	P	ERA	WHIP					
75 Barry Zito, L ERA: 3.86	3.0		14	3	1	1	1	1	0	0	0	0	0	15	23	3.00	1.333					
37 Todd Wellemeyer, R ERA: 3.6	3.0		14	4	1	1	1	1	0	0	0	0	0	15	19	3.00	1.667					
59 Guillermo Mota, R ERA:	1.0		3	0	0	0	2	0	0	0	0	0	0	7	7	0.00	0.000					
67 Henry Sosa, R ERA:	1.0		3	0	0	0	0	1	0	0	0	0	0	3	7	0.00	1.000					
70 Felix Romero, R ERA:	1.0		4	1	0	0	0	0	0	0	0	0	0	4	4	0.00	1.000					
PITCHER	IP	WLS	BF	H	R	ER	SO	BB	IBB	HBP	BLK	WP	HR	S	P	ERA	WHIP					
53 Denny Bautista, R ERA: 6.0	10.1		5	3	0	0	0	0	0	0	0	0	0	0	5	5	0.00	3.000				

AB	39
R	2
H	11
RBI	2
BB	3
SO	4
LOB	16



Batter	1	2	3	4	5	6	7	8	9	10	AB	R	H	RBI	BB	SO	LOB	BOTTOM				
33 Aaron Rowand, R OBP: 0.583, SLG: 0.500 56 Andres Torres, S OBP: 0.375, SLG: 0.750 (5.8)												2	1	1	0	1	1	Los Angeles Dodgers @ San Francisco Giants Scottsdale Stadium, Scottsdale, AZ Mon Mar 08 2010, 3:13 PM - 6:03 PM EST Att. 8,301 - Cloudy - 57 F				
16 Edgar Renteria, R OBP: 0.222, SLG: 0.222 79 Brandon Crawford, L OBP: 0.250, SLG: 0.825 (5.6)												1	0	0	0	0	0					
48 Pablo Sandoval, S OBP: 0.600, SLG: 1.000 29 Ryan Rohlinger, R OBP: 0.273, SLG: 0.111 (6.5)												3	0	1	1	0	0					
1 Bengie Molina, R OBP: 0.333, SLG: 0.500 22 Eli Whiteside, R OBP: 0.500, SLG: 0.833 47 Darren Ford, R OBP: 0.250, SLG: 0.250 35 Brett Pill, R (9.3)												2	0	0	0	1	0					
14 Fred Lewis, L OBP: 0.167, SLG: 0.333 (1.10)												4	0	0	0	0	1					
5 Juan Uribe, R OBP: 0.333, SLG: 0.778 28 Buster Posey, R OBP: 0.143, SLG: 0.143 (9.2)												3	0	1	0	0	0					
20 John Bowker, L OBP: 0.438, SLG: 0.692 83 Thomas Neal, R (7.7)												2	1	1	0	1	1					
9 Kevin Frandsen, R OBP: 0.400, SLG: 0.500 34 Matt Downs, R OBP: 0.545, SLG: 0.556 (7.4)												1	0	0	0	0	0					
8 Eugenio Velez, S OBP: 0.545, SLG: 0.444 82 Roger Kieschnick, L OBP: 0.667, SLG: 0.500 62 Francisco Peguero, R (10. PR)												3	0	1	1	0	1					
Inning Stats	R: 1 E: 0 K: 0 S: 4	H: 2 LOB: 1 BB: 1 P: 8	R: 0 E: 0 K: 1 S: 6	H: 1 LOB: 2 BB: 1 P: 10	R: 0 E: 0 K: 1 S: 5	H: 0 LOB: 1 BB: 1 P: 9	R: 0 E: 0 K: 0 S: 6	H: 3 LOB: 2 BB: 0 P: 6	R: 0 E: 0 K: 0 S: 3	H: 0 LOB: 0 BB: 0 P: 5	R: 0 E: 0 K: 1 S: 5	H: 0 LOB: 0 BB: 0 P: 5	R: 0 E: 0 K: 0 S: 4	H: 1 LOB: 1 BB: 0 P: 4	R: 0 E: 0 K: 1 S: 5	H: 0 LOB: 0 BB: 0 P: 5	R: 1 E: 0 K: 1 S: 6		H: 2 LOB: 1 BB: 0 P: 6	1B: 7 2B: 1 3B: 1 HR: 0	SF: 0 SAC: 2 DP: 1 HBP: 0	WP: 0 PB: 0 SB: 0 CS: 1
PITCHER	IP	WLS	BF	H	R	ER	SO	BB	IBB	HBP	BLK	WP	HR	S	P	ERA	WHIP					
58 Chad Billingsley, R ERA: 4.5	2.0		10	3	1	1	1	1	0	0	0	0	0	11	15	4.50	2.500					
22 Clayton Kershaw, L ERA: 4.5	2.0		6	0	0	0	1	0	0	0	0	0	0	8	8	0.00	0.000					
83 Josh Towers, R ERA:	2.0		6	1	0	0	1	0	0	0	0	0	0	9	9	0.00	0.500					
37 Carlos Monasterios, R ERA:	2.0		6	1	0	0	1	0	0	0	0	0	0	8	9	0.00	0.500					
73 Jon Link, R ERA:	1.0		3	0	0	0	1	0	0	0	0	0	0	5	5	0.00	0.000					
PITCHER	IP	WLS	BF	H	R	ER	SO	BB	IBB	HBP	BLK	WP	HR	S	P	ERA	WHIP					
79 Francisco Felix, R ERA: 27.0	0.2		4	2	1	1	1	0	0	0	0	0	0	6	6	13.50	3.000					

AB	34
R	3
H	9
RBI	3
BB	3
SO	6
LOB	15



Batter	1	2	3	4	5	6	7	8	9	AB	R	H	RBI	BB	SO	LOB	TOP			
1 Juan Pierre, L (1,7) 30 Alejandro De Aza, L (6,7) OBP: 0.250, SLG: 0.333 OBP: 0.556, SLG: 0.429										3	1	1	0	0	0	1	Chicago White Sox @ San Francisco Giants Scottsdale Stadium, Scottsdale, AZ Tue Mar 09 2010, 4:09 PM - 6:23 PM EST Att: 5,547 - Overcast - 50 F livebaseballscorecards.com			
11 Omar Vizquel, S (1,6) 18 Brent Lillibridge, R (6,6) OBP: 0.111, SLG: 0.111 OBP: 0.400, SLG: 0.375										3	0	0	0	0	0	2				
20 Carlos Quentin, R (1,9) 63 Stefan Gartrell, R (6,9) OBP: 0.167, SLG: 0.727 OBP: 0.400, SLG: 0.600										2	0	0	1	0	0	0				
14 Paul Konerko, R (1,10) 75 C.J. Retherford, R (8, PR) (8,10) OBP: 0.286, SLG: 0.571 OBP: 0.167, SLG: 0.333										4	1	2	0	0	1	0				
7 Mark Kotsay, L (1,3) 74 Josh Kroeger, L (6,3) OBP: 0.500, SLG: 0.500 OBP: 0.222, SLG: 0.222										3	0	2	1	0	1	0				
25 Andrew Jones, R (1,8) 76 Jordan Danks, L (7,8) OBP: 0.444, SLG: 0.375 OBP: 0.364, SLG: 0.125										3	0	1	0	0	0	2				
23 Mark Teahen, L (1,5) 24 Dayan Viciedo, R (7,5) OBP: 0.091, SLG: 0.091 OBP: 0.143, SLG: 0.143										3	0	0	0	0	0	3				
26 Tyler Flowers, R (1,2) 55 Donny Lucy, R (7,2) OBP: 0.571, SLG: 0.250 OBP: 0.400, SLG: 0.250										3	0	0	0	0	1	2				
5 Jayson Nix, R (1,4) OBP: 0.545, SLG: 0.800										2	0	1	0	0	0	0				
Inning Stats	R: 1 E: 0 K: 0 S: 4	H: 1 LOB: 0 BB: 0 P: 4	R: 0 E: 0 K: 1 S: 6	H: 1 LOB: 1 BB: 0 P: 6	R: 0 E: 0 K: 0 S: 3	H: 0 LOB: 0 BB: 0 P: 3	R: 1 E: 0 K: 0 S: 6	H: 2 LOB: 1 BB: 0 P: 7	R: 0 E: 0 K: 0 S: 5	H: 1 LOB: 1 BB: 0 P: 5	R: 0 E: 0 K: 2 S: 7	H: 0 LOB: 0 BB: 0 P: 7	R: 0 E: 0 K: 1 S: 6	H: 1 LOB: 3 BB: 1 P: 11	R: 0 E: 0 K: 3 S: 9	H: 0 LOB: 0 BB: 0 P: 9		1B: 5 2B: 2 3B: 0 HR: 0	SF: 1 SAC: 0 DP: 0 HBP: 1	WP: 1 PB: 0 SB: 2 CS: 1
PITCHER	IP WLS BF H R ER SO BB IBB HBP BLK WP HR S P ERA WHIP																			
18 Matt Cain, R (1,1) ERA: 3.0	3.0	11	2	1	1	1	1	0	0	0	0	0	0	1	0	13	13	3.00	0.667	
41 Jeremy Affeldt, L (4,1) ERA: 6.0	1.0	5	2	1	1	0	0	0	0	0	0	0	0	1	0	6	7	9.00	2.000	
38 Brian Wilson, R (5,1) ERA: 4.5	2.0	7	1	0	0	2	0	0	0	0	0	0	0	0	0	12	12	0.00	0.500	
85 Steve Johnson, R (7,1) ERA:	1.0	6	1	0	0	1	1	0	1	0	0	0	0	0	0	6	11	0.00	2.000	
45 Dan Runzler, L (8,1) ERA:	1.0	W 3	1	0	0	2	0	0	0	0	0	0	0	0	0	7	7	0.00	1.000	
Batter	1	2	3	4	5	6	7	8	9	AB	R	H	RBI	BB	SO	LOB	BOTTOM			
33 Aaron Rowand, R (1,8) 8 Eugenio Velez, S (7,8) OBP: 0.533, SLG: 0.545 OBP: 0.583, SLG: 0.500										3	1	1	0	0	1	0	Chicago White Sox @ San Francisco Giants Scottsdale Stadium, Scottsdale, AZ Tue Mar 09 2010, 4:09 PM - 6:23 PM EST Att: 5,547 - Overcast - 50 F livebaseballscorecards.com			
16 Edgar Renteria, R (1,6) 9 Kevin Frandsen, R (7,6) OBP: 0.250, SLG: 0.182 OBP: 0.364, SLG: 0.455										2	0	0	0	1	0	1				
48 Pablo Sandoval, S (1,10) 20 John Bowker, L (6, PH) (7,10) OBP: 0.286, SLG: 0.429 OBP: 0.444, SLG: 0.667										2	0	0	0	0	0	1				
5 Juan Uribe, R (1,4) 34 Matt Downs, R (5,4) OBP: 0.273, SLG: 0.636 OBP: 0.536, SLG: 0.545										2	0	0	0	0	1	1				
7 Mark DeRosa, R (1,7) 14 Fred Lewis, L (5,7) 83 Thomas Neal, R (9,8) OBP: 0.500, SLG: 0.500 OBP: 0.214, SLG: 0.571										2	0	1	0	0	0	0				
28 Buster Posey, R (1,2) OBP: 0.273, SLG: 0.545										2	1	1	2	0	0	1				
56 Andres Torres, S (1,9) OBP: 0.250, SLG: 0.500										4	0	0	0	0	3	3				
29 Ryan Rohlinger, R (1,5) 50 Conor Gillaspie, L (8,5) OBP: 0.214, SLG: 0.083										3	0	0	0	0	2	1				
35 Brett Pill, R (1,3) 47 Darren Ford, R (8, PR) (8, PR) 80 Nick Noonan, L (9,4) OBP: 0.167, SLG: 0.182 OBP: 0.250, SLG: 0.250 OBP: 0.200, SLG: 0.200										3	0	1	0	0	1	0				
Inning Stats	R: 0 E: 1 K: 2 S: 8	H: 0 LOB: 1 BB: 0 P: 8	R: 0 E: 0 K: 1 S: 6	H: 2 LOB: 1 BB: 0 P: 7	R: 0 E: 0 K: 1 S: 5	H: 0 LOB: 1 BB: 1 P: 9	R: 0 E: 0 K: 0 S: 3	H: 0 LOB: 0 BB: 0 P: 3	R: 0 E: 0 K: 1 S: 5	H: 0 LOB: 0 BB: 0 P: 5	R: 1 E: 0 K: 0 S: 5	H: 2 LOB: 1 BB: 0 P: 5	R: 0 E: 0 K: 2 S: 7	H: 0 LOB: 0 BB: 0 P: 7	R: 5 E: 1 K: 2 S: 13	H: 5 LOB: 1 BB: 0 P: 13		1B: 5 2B: 3 3B: 0 HR: 2	SF: 0 SAC: 0 DP: 1 HBP: 0	WP: 1 PB: 0 SB: 0 CS: 0
PITCHER	IP WLS BF H R ER SO BB IBB HBP BLK WP HR S P ERA WHIP																			
50 John Danks, L (1,1) ERA:	3.0	12	2	0	0	4	0	0	0	0	0	0	0	0	0	3	3	0.00	0.000	
57 Ramon Pena, R (4,1) ERA:	1.0	H 3	0	0	0	0	0	0	0	0	0	0	0	0	0	3	3	0.00	0.000	
78 Charlie Leesman, L (5,1) ERA:	1.0	H 3	0	0	0	1	0	0	0	0	0	0	0	0	0	5	5	0.00	0.000	
52 Carlos Torres, R (6,1) ERA: 2.25	2.0	H 8	2	1	1	2	0	0	0	0	0	0	0	0	0	12	12	4.50	1.000	
54 Johnny Nunez, R (8,1) ERA: 19.29	1.0	L 8	5	5	5	2	0	0	0	0	2	13	13	45.00	5.000					

Batter	1	2	3	4	5	6	7	8	9	AB	R	H	RBI	BB	SO	LOB	TOP					
33 Aaron Rowand, R (1, 10) OBP: 0.474, SLG: 0.467 84 Jesus Guzman, R (9, PH) OBP: 0.500, SLG: 0.833 (9, 10)										4	1	1	0	0	1	0						
8 Eugenio Velez, S (1, 8) OBP: 0.500, SLG: 0.385 62 Francisco Peguero, R (7, 8) (8, 9)										3	1	0	1	0	1	1						
48 Pablo Sandoval, S (1, 5) OBP: 0.278, SLG: 0.556 50 Conor Gillaspie, L (7, 5)										4	1	1	4	0	0	0						
17 Aubrey Huff, L (1, 3) OBP: 0.462, SLG: 0.727 35 Brett Pill, R (8, 3) OBP: 0.167, SLG: 0.182										4	0	1	0	0	1	0						
1 Bengie Molina, R (1, 2) OBP: 0.615, SLG: 0.909 22 Eji Whiteside, R (5, 2) OBP: 0.429, SLG: 0.714										2	0	1	0	1	0	1						
12 Nate Schierholtz, L (1, 9) OBP: 0.385, SLG: 0.364 47 Darren Ford, R (8, PR) OBP: 0.250, SLG: 0.250 (8, 8)										3	0	1	0	1	0	2						
5 Juan Uribe, R (1, 6) OBP: 0.286, SLG: 0.538 79 Brandon Crawford, L (6, PR) OBP: 0.222, SLG: 0.556 (6, 6)										2	0	0	0	1	0	3						
20 John Bowker, L (1, 7) OBP: 0.429, SLG: 0.611 83 Thomas Neal, R (6, 7)										3	1	1	0	0	0	1						
9 Kevin Frandsen, R (1, 4) OBP: 0.357, SLG: 0.429 80 Nick Noonan, L (7, 4) OBP: 0.167, SLG: 0.167										3	1	1	0	0	0	1						
Inning Stats	R: 0 E: 0 K: 1 S: 5	H: 0 LOB: 0 BB: 0 P: 5	R: 0 E: 0 K: 0 S: 4	H: 1 LOB: 1 BB: 0 P: 4	R: 5 E: 0 K: 0 S: 7	H: 5 LOB: 1 BB: 1 P: 14	R: 0 E: 1 K: 0 S: 4	H: 0 LOB: 1 BB: 0 P: 4	R: 0 E: 0 K: 1 S: 6	H: 0 LOB: 1 BB: 1 P: 6	R: 0 E: 0 K: 1 S: 5	H: 0 LOB: 0 BB: 0 P: 5	R: 0 E: 0 K: 1 S: 5	H: 0 LOB: 1 BB: 1 P: 9	R: 0 E: 0 K: 0 S: 3	H: 0 LOB: 0 BB: 0 P: 3	1B: 5 2B: 1 3B: 0 HR: 1	SF: 0 SAC: 0 DP: 2 HBP: 1	WP: 0 PB: 0 SB: 0 CS: 0	PA: 37		
PITCHER	IP WLS BF H R ER SO ERA WHIP	IP WLS BF H R ER SO ERA WHIP	IP WLS BF H R ER SO ERA WHIP	IP WLS BF H R ER SO ERA WHIP	IP WLS BF H R ER SO ERA WHIP	IP WLS BF H R ER SO ERA WHIP	IP WLS BF H R ER SO ERA WHIP	IP WLS BF H R ER SO ERA WHIP	IP WLS BF H R ER SO ERA WHIP	IP WLS BF H R ER SO ERA WHIP	IP WLS BF H R ER SO ERA WHIP	IP WLS BF H R ER SO ERA WHIP	IP WLS BF H R ER SO ERA WHIP	IP WLS BF H R ER SO ERA WHIP	IP WLS BF H R ER SO ERA WHIP	IP WLS BF H R ER SO ERA WHIP	IP WLS BF H R ER SO ERA WHIP	IP WLS BF H R ER SO ERA WHIP	IP WLS BF H R ER SO ERA WHIP	IP WLS BF H R ER SO ERA WHIP	IP WLS BF H R ER SO ERA WHIP	IP WLS BF H R ER SO ERA WHIP

San Francisco Giants @ Chicago Cubs
Hohokam Park, Mesa, AZ
Wed Mar 10 2010, 3:11 PM - 8:22 PM EST
Att: 9,381 - Partly Cloudy - 55 F

AB	33
R	5
H	7
RBI	5
BB	3
SO	4
LOB	10



Batter	1	2	3	4	5	6	7	8	9	AB	R	H	RBI	BB	SO	LOB	BOTTOM					
2 Ryan Theriot, R (1, 6) OBP: 0.714, SLG: 0.846 67 Starlin Castro, R (6, 6) OBP: 0.545, SLG: 0.818										3	0	3	0	0	0	0						
24 Marlon Byrd, R (1, 8) OBP: 0.286, SLG: 0.571 27 Sam Fuld, L (6, 8) OBP: 0.200, SLG: 0.800										3	0	1	0	0	1	2						
25 Derrek Lee, R (1, 3) OBP: 0.286, SLG: 0.818 6 Micah Hoffpauir, L (4, PR) OBP: 0.250, SLG: 0.100 (5, 3)										1	0	0	0	1	1	0						
16 Aramis Ramirez, R (1, 5) OBP: 0.214, SLG: 0.308 56 Brad Snyder, L (6, PR) OBP: 0.545, SLG: 0.889 (7, 7)										3	0	2	1	0	1	0						
22 Xavier Nady, R (1, 10) OBP: 0.667, SLG: 0.500 9 Chad Tracy, L (8, PH) OBP: 0.571, SLG: 0.400 (9, 10)										2	0	1	0	1	0	2						
12 Alfonso Soriano, R (1, 7) OBP: 0.091, SLG: 0.182 65 Darwin Barney, R (6, PR) (7, 4)										3	0	0	0	0	1	5						
28 Jeff Baker, R (1, 4) (7, 5)										3	0	0	0	1	1	5						
55 Koyie Hill, S (1, 2) OBP: 0.250, SLG: 0.250 75 Chris Robinson, R (7, 2) OBP: 0.400, SLG: 0.250										3	0	0	0	0	1	4						
63 James Adduci, L (1, 9) OBP: 0.250, SLG: 0.273										4	0	0	0	0	2	0						
Inning Stats	R: 0 E: 0 K: 1 S: 5	H: 1 LOB: 0 BB: 0 P: 5	R: 0 E: 0 K: 2 S: 8	H: 1 LOB: 1 BB: 0 P: 8	R: 0 E: 0 K: 2 S: 8	H: 1 LOB: 1 BB: 0 P: 8	R: 1 E: 0 K: 1 S: 6	H: 1 LOB: 2 BB: 2 P: 15	R: 0 E: 0 K: 1 S: 6	H: 2 LOB: 1 BB: 0 P: 6	R: 0 E: 0 K: 0 S: 4	H: 1 LOB: 0 BB: 0 P: 3	R: 0 E: 0 K: 2 S: 7	H: 0 LOB: 2 BB: 2 P: 15	R: 0 E: 0 K: 0 S: 4	H: 1 LOB: 1 BB: 0 P: 4	1B: 8 2B: 1 3B: 0 HR: 0	SF: 0 SAC: 0 DP: 2 HBP: 0	WP: 1 PB: 0 SB: 1 CS: 0	PA: 38		
PITCHER	IP WLS BF H R ER SO ERA WHIP	IP WLS BF H R ER SO ERA WHIP	IP WLS BF H R ER SO ERA WHIP	IP WLS BF H R ER SO ERA WHIP	IP WLS BF H R ER SO ERA WHIP	IP WLS BF H R ER SO ERA WHIP	IP WLS BF H R ER SO ERA WHIP	IP WLS BF H R ER SO ERA WHIP	IP WLS BF H R ER SO ERA WHIP	IP WLS BF H R ER SO ERA WHIP	IP WLS BF H R ER SO ERA WHIP	IP WLS BF H R ER SO ERA WHIP	IP WLS BF H R ER SO ERA WHIP	IP WLS BF H R ER SO ERA WHIP	IP WLS BF H R ER SO ERA WHIP	IP WLS BF H R ER SO ERA WHIP	IP WLS BF H R ER SO ERA WHIP	IP WLS BF H R ER SO ERA WHIP	IP WLS BF H R ER SO ERA WHIP	IP WLS BF H R ER SO ERA WHIP	IP WLS BF H R ER SO ERA WHIP	IP WLS BF H R ER SO ERA WHIP

San Francisco Giants @ Chicago Cubs
Hohokam Park, Mesa, AZ
Wed Mar 10 2010, 3:11 PM - 8:22 PM EST
Att: 9,381 - Partly Cloudy - 55 F

AB	33
R	1
H	9
RBI	1
BB	5
SO	9
LOB	24



Batter	1	2	3	4	5	6	7	8	9	AB	R	H	RBI	BB	SO	LOB	TOP				
51 Ichiro Suzuki, L OBP: 0.263, SLG: 0.412 55 Michael Saunders, L OBP: 0.214, SLG: 0.429		G1-3		L4	F7			P6		4	1	1	0	0	0	7	Seattle Mariners @ San Francisco Giants Scottsdale Stadium, Scottsdale, AZ Thu Mar 11 2010, 3:18 PM - 6:04 PM EST Att: 10,762 - Partly Cloudy - 60 F				
9 Chone Figgins, S 75 Dustin Ackley, L OBP: 0.250, SLG: 0.333		G3						P6		1	2	0	0	3	0	2					
13 Casey Kotchman, L 20 Mike Carp, L OBP: 0.250, SLG: 0.333	L7		K					F7		4	0	1	2	0	2	3					
4 Jose Lopez, R 6 Chris Woodward, R OBP: 0.143, SLG: 0.231	K									4	1	1	0	0	1	4					
3 Ryan Garko, R 99 Johemyn Chavez, R, PR										3	0	1	2	1	1	1					
1 Eric Byrnes, R 67 Ezequiel Carrera, L OBP: 0.385, SLG: 0.333	G5-3		E3							4	1	2	0	0	1	3					
12 Ryan Langerhans, L 17 Corey Patterson, L OBP: 0.286, SLG: 0.308										3	0	1	1	0	1	1					
10 Adam Moore, R 48 Guillermo Quiroz, R OBP: 0.143, SLG: 0.143			CS					G6-3		2	0	1	0	2	0	0					
16 Josh Wilson, R 93 Nick Franklin, S OBP: 0.333, SLG: 0.200								P4		1	1	1	0	2	0	0					
Inning Stats	R: 2 E: 0 K: 1 S: 7	H: 2 LOB: 1 BB: 1 P: 11	R: 0 E: 0 K: 1 S: 6	H: 1 LOB: 2 BB: 1 P: 10	R: 2 E: 1 K: 2 S: 9	H: 3 LOB: 0 BB: 0 P: 9	R: 2 E: 0 K: 0 S: 4	H: 2 LOB: 1 BB: 2 P: 12	R: 0 E: 0 K: 0 S: 4	H: 1 LOB: 3 BB: 2 P: 12	R: 0 E: 0 K: 1 S: 5	H: 0 LOB: 0 BB: 0 P: 5	R: 0 E: 0 K: 1 S: 3	H: 0 LOB: 0 BB: 0 P: 3	R: 0 E: 0 K: 2 S: 8	H: 1 LOB: 1 BB: 0 P: 8		1B: 8 2B: 3 3B: 0 HR: 0	SF: 0 SAC: 0 DP: 1 HBP: 0	WP: 0 PB: 0 SB: 4 CS: 1	PA: 44
PITCHER	IP WLS BF H R ER SO BB IBB HBP BLK WP HR S P ERA WHIP	IP WLS BF H R ER SO BB IBB HBP BLK WP HR S P ERA WHIP	IP WLS BF H R ER SO BB IBB HBP BLK WP HR S P ERA WHIP	IP WLS BF H R ER SO BB IBB HBP BLK WP HR S P ERA WHIP	IP WLS BF H R ER SO BB IBB HBP BLK WP HR S P ERA WHIP	IP WLS BF H R ER SO BB IBB HBP BLK WP HR S P ERA WHIP	IP WLS BF H R ER SO BB IBB HBP BLK WP HR S P ERA WHIP	IP WLS BF H R ER SO BB IBB HBP BLK WP HR S P ERA WHIP	IP WLS BF H R ER SO BB IBB HBP BLK WP HR S P ERA WHIP	55 Tim Lincecum, R ERA: 9.92	54 Sergio Romo, R ERA: 0.00	40 Madison Bumgarner, L ERA: 4.5	43 Alex Hinshaw, L ERA: 0.00	56 Osiris Matos, R ERA: 0.00	59 Guillermo Mota, R ERA: 0.00	45 Dan Ruzler, L ERA: 0.00					



Batter	1	2	3	4	5	6	7	8	9	AB	R	H	RBI	BB	SO	LOB	BOTTOM				
33 Aaron Rowand, R 62 Francisco Peguero, R OBP: 0.500, SLG: 0.500			K							3	0	2	0	0	1	0	Seattle Mariners @ San Francisco Giants Scottsdale Stadium, Scottsdale, AZ Thu Mar 11 2010, 3:18 PM - 6:04 PM EST Att: 10,762 - Partly Cloudy - 60 F				
16 Edgar Renteria, R 79 Brandon Crawford, L OBP: 0.200, SLG: 0.143	K									3	0	0	0	0	1	2					
48 Pablo Sandoval, S 29 Ryan Rohlinger, R OBP: 0.188, SLG: 0.071	L9									2	1	1	0	0	0	0					
17 Aubrey Huff, L 28 Buster Posey, R OBP: 0.250, SLG: 0.500										3	0	1	0	0	0	1					
7 Mark DeRosa, R 81 Wendell Fairley, L OBP: 0.333, SLG: 0.667										2	0	2	2	1	0	0					
1 Bengie Molina, R 22 Eli Whiteside, R OBP: 0.333, SLG: 0.556										2	0	0	0	0	0	3					
5 Juan Uribe, R 80 Nick Noonan, L OBP: 0.143, SLG: 0.143										2	0	0	0	0	0	1					
14 Fred Lewis, L OBP: 0.176, SLG: 0.471										3	0	0	0	0	0	0					
56 Andres Torres, S 82 Roger Kieschnick, L OBP: 0.667, SLG: 0.500										3	0	0	0	0	0	0					
Inning Stats	R: 0 E: 0 K: 1 S: 5	H: 1 LOB: 0 BB: 0 P: 5	R: 0 E: 0 K: 0 S: 3	H: 0 LOB: 1 BB: 1 P: 7	R: 0 E: 0 K: 1 S: 5	H: 0 LOB: 0 BB: 0 P: 5	R: 1 E: 0 K: 0 S: 5	H: 2 LOB: 1 BB: 0 P: 5	R: 0 E: 0 K: 0 S: 3	H: 0 LOB: 0 BB: 0 P: 3	R: 1 E: 0 K: 1 S: 8	H: 3 LOB: 2 BB: 0 P: 8	R: 0 E: 0 K: 1 S: 5	H: 0 LOB: 0 BB: 0 P: 5	R: 0 E: 0 K: 1 S: 5	H: 0 LOB: 0 BB: 0 P: 5		1B: 5 2B: 1 3B: 0 HR: 0	SF: 0 SAC: 0 DP: 1 HBP: 0	WP: 0 PB: 0 SB: 0 CS: 1	PA: 33
PITCHER	IP WLS BF H R ER SO BB IBB HBP BLK WP HR S P ERA WHIP	IP WLS BF H R ER SO BB IBB HBP BLK WP HR S P ERA WHIP	IP WLS BF H R ER SO BB IBB HBP BLK WP HR S P ERA WHIP	IP WLS BF H R ER SO BB IBB HBP BLK WP HR S P ERA WHIP	IP WLS BF H R ER SO BB IBB HBP BLK WP HR S P ERA WHIP	IP WLS BF H R ER SO BB IBB HBP BLK WP HR S P ERA WHIP	IP WLS BF H R ER SO BB IBB HBP BLK WP HR S P ERA WHIP	IP WLS BF H R ER SO BB IBB HBP BLK WP HR S P ERA WHIP	IP WLS BF H R ER SO BB IBB HBP BLK WP HR S P ERA WHIP	35 Ian Snell, R ERA: 1.8	37 Jesus Colome, R ERA: 0.00	57 Mark Lowe, R ERA: 6.0	54 Kanekoa Teixeira, R ERA: 0.00	43 Brandon League, R ERA: 6.0	23 Shawn Kelley, R ERA: 3.6						



Batter	1	2	3	4	5	6	7	8	9	AB	R	H	RBI	BB	SO	LOB	TOP							
56 Andres Torres, S OBP: 0.379, SLG: 0.692										4	1	1	1	2	2	3								
14 Fred Lewis, L OBP: 0.333, SLG: 0.621										3	1	1	2	2	1	3								
48 Pablo Sandoval, S OBP: 0.241, SLG: 0.448										4	0	0	0	0	0	4								
50 Conor Gillaspie, L OBP: 0.444, SLG: 0.500										4	0	2	0	1	1	0								
20 John Bowker, L OBP: 0.389, SLG: 0.467										4	0	2	0	1	1	0								
7 Mark DeRosa, R OBP: 0.583, SLG: 0.600										3	0	0	0	1	1	4								
83 Thomas Neal, R OBP: 0.222, SLG: 0.125										1	0	0	0	0	0	2								
28 Buster Posey, R OBP: 0.462, SLG: 0.640										4	1	2	0	0	1	1								
73 Jackson Williams, R OBP: 0.333, SLG: 0.399										1	1	0	1	0	0	1								
79 Brandon Crawford, L OBP: 0.250, SLG: 0.399										4	1	1	1	1	2	2								
80 Nick Noonan, L OBP: 0.333, SLG: 0.429										5	1	2	0	0	1	2								
47 Darren Ford, R OBP: 0.462, SLG: 0.667										4	1	2	3	0	2	0								
Inning Stats	R: 2 H: 1 E: 0 K: 1 S: 15	H: 1 BB: 2 P: 26	R: 1 H: 1 E: 0 K: 2 S: 10	H: 1 BB: 0 P: 13	R: 0 H: 1 E: 0 K: 0 S: 11	H: 1 BB: 0 P: 17	R: 2 H: 2 E: 0 K: 1 S: 17	H: 2 BB: 2 P: 32	R: 1 H: 2 E: 0 K: 1 S: 13	H: 2 BB: 0 P: 19	R: 0 H: 0 E: 0 K: 2 S: 13	H: 0 BB: 3 P: 27	R: 1 H: 3 E: 0 K: 2 S: 14	H: 3 BB: 0 P: 21	R: 1 H: 2 E: 0 K: 1 S: 11	H: 2 BB: 1 P: 19	R: 0 H: 0 E: 0 K: 1 S: 6	H: 0 BB: 0 P: 7	1B: 8 2B: 2 3B: 1 HR: 1	SF: 1 SAC: 0 DP: 0 HBP: 0	WP: 0 PB: 0 SB: 1 CS: 1	PA: 46		
PITCHER	IP WLS BF H R ER SO BB IBB HBP BLK WP HR S P ERA WHIP	3.2 L 19 5 5 5 4 3 0 0 0 0 0 1 50 80 12.27 2.182	2.0 12 2 1 1 2 4 0 0 0 0 0 0 26 51 4.50 3.000	1.1 7 3 1 1 3 0 0 0 0 0 0 0 17 24 6.75 2.250	2.0 8 2 1 1 2 0 0 0 0 0 0 0 17 26 4.50 1.000																			

San Francisco Giants @ Texas Rangers
 Surprise Stadium, Surprise, AZ
 Mon Mar 15 2010, 9:08 PM - 12:09 AM EDT
 Att. 6,116 - Clear - 74 F

livebaseballscorecards.com

AB 38
 R 8
 H 12
 RBI 8
 BB 7
 SO 11
 LOB 22


GIANTS

Batter	1	2	3	4	5	6	7	8	9	AB	R	H	RBI	BB	SO	LOB	BOTTOM	
20 Julio Borbon, L OBP: 0.351, SLG: 0.324										3	1	0	0	1	0	2		
68 Craig Gentry, R OBP: 0.318, SLG: 0.211										1	0	0	0	0	0	0		
10 Michael Young, R OBP: 0.500, SLG: 0.933										3	1	1	0	0	0	0		
3 Hernan Iribarren, L OBP: 0.143, SLG: 0.143										2	0	0	0	0	0	0		
32 Josh Hamilton, L OBP: 0.500, SLG: 0.933										1	0	0	0	0	0	0		
41 Brandon Boggs, S OBP: 0.182, SLG: 0.100										2	0	0	0	1	0	0		
27 Vladimir Guerrero, R OBP: 0.259, SLG: 0.304										3	0	0	1	0	0	1		
17 Nelson Cruz, R OBP: 0.533, SLG: 0.667										2	1	1	1	1	0	1		
18 Mitch Moreland, L OBP: 0.476, SLG: 0.500										0	1	0	0	1	0	0		
71 Matthew Brown, R OBP: 0.647, SLG: 1.077										2	0	2	1	1	0	0		
12 Justin Smoak, S OBP: 0.333, SLG: 0.385										1	1	1	1	0	0	0		
14 Joaquin Arias, R OBP: 0.320, SLG: 0.273										3	0	0	0	0	1	5		
65 Marcus Lemon, L OBP: 0.500, SLG: 0.556										1	0	0	0	0	0	1		
21 Jarrod Saltalamacchia, R OBP: 0.300, SLG: 0.700										2	0	0	0	0	1	1		
51 Max Ramirez, R OBP: 0.333, SLG: 0.444										2	0	2	1	0	0	0		
1 Elvis Andrus, R OBP: 0.281, SLG: 0.323										3	0	0	0	0	1	2		
6 Esteban German, R OBP: 0.458, SLG: 0.333										1	0	0	0	0	0	1		
Inning Stats	R: 0 H: 0 E: 0 K: 0 S: 6	H: 0 LOB: 0 BB: 0 P: 9	R: 1 H: 1 E: 0 K: 0 S: 8	H: 1 LOB: 1 BB: 1 P: 12	R: 2 H: 2 E: 0 K: 0 S: 14	H: 2 LOB: 3 BB: 2 P: 28	R: 0 H: 0 E: 0 K: 1 S: 8	H: 0 LOB: 0 BB: 0 P: 12	R: 0 H: 0 E: 0 K: 0 S: 7	H: 0 LOB: 1 BB: 1 P: 12	R: 0 H: 2 E: 0 K: 2 S: 16	H: 2 LOB: 2 BB: 0 P: 26	R: 0 H: 0 E: 0 K: 0 S: 4	H: 0 LOB: 0 BB: 0 P: 7	R: 2 H: 2 E: 0 K: 0 S: 14	H: 2 LOB: 1 BB: 1 P: 22	R: 0 H: 0 E: 0 K: 0 S: 7	H: 0

Batter	1	2	3	4	5	6	7	8	9	AB	R	H	RBI	BB	SO	LOB	TOP		
56 Andres Torres, S OBP: 0.375, SLG: 0.655 81 Wendell Fairley, L OBP: 0.400, SLG: 0.600	P3			G6-3 1B		G3		L6		3	1	1	0	0	0	0			
8 Eugenio Velez, S OBP: 0.345, SLG: 0.269 82 Roger Kieschnick, L OBP: 0.500, SLG: 0.429	B2-3			G6-3		G6-3			K	3	0	0	0	0	0	1			
16 Edgar Renteria, R OBP: 0.368, SLG: 0.250 32 Steve Holm, R OBP: 0.600, SLG: 0.500	K			G1-6-3 1B		G6-3			84 PB 79 BB BB	3	0	1	1	0	1	0			
1 Bengie Molina, R OBP: 0.458, SLG: 0.619 79 Brandon Crawford, L OBP: 0.286, SLG: 0.389	F8			G1-6-3					84 PB BB	3	0	1	0	0	0	1			
20 John Bowker, L OBP: 0.359, SLG: 0.424 84 Jesus Guzman, R OBP: 0.455, SLG: 0.600	L4					K			K	3	0	0	0	0	1	1			
5 Juan Uribe, R OBP: 0.154, SLG: 0.292 34 Matt Downs, R OBP: 0.417, SLG: 0.476	G5-3					G5-3			F7	3	0	0	0	0	0	1			
28 Buster Posey, R OBP: 0.449, SLG: 0.607 Brett Pill, R OBP: 0.136, SLG: 0.143				G1-3					G6-3	3	0	1	0	0	0	0			
83 Thomas Neal, R OBP: 0.250, SLG: 0.182 62 Francisco Peguero, R OBP: 0.231, SLG: 0.308				G3-1						3	0	1	0	0	1	1			
29 Ryan Rohlinger, R OBP: 0.212, SLG: 0.138 50 Conor Gillaspie, L OBP: 0.444, SLG: 0.500	F8					K				0	0	0	0	0	0	0			
						G6-3			F9	3	0	0	0	0	0	1			
Inning Stats	R: 0 H: 0 E: 0 K: 1 S: 5	H: 0 LOB: 0 BB: 0 P: 5	R: 0 H: 0 E: 0 K: 0 S: 3	H: 0 LOB: 0 BB: 0 P: 3	R: 0 H: 0 E: 0 K: 0 S: 3	H: 0 LOB: 0 BB: 0 P: 3	R: 1 H: 2 E: 0 K: 0 S: 4	H: 2 LOB: 0 BB: 0 P: 4	R: 0 H: 1 E: 0 K: 2 S: 8	H: 1 LOB: 1 BB: 0 P: 8	R: 0 H: 0 E: 0 K: 0 S: 3	H: 0 LOB: 0 BB: 0 P: 3	R: 0 H: 1 E: 0 K: 0 S: 4	H: 1 LOB: 1 BB: 0 P: 4	R: 0 H: 1 E: 0 K: 2 S: 7	H: 0 LOB: 2 BB: 2 P: 15	1B: 5 2B: 0 3B: 0 HR: 0	SF: 0 SAC: 0 DP: 1 HBP: 0	WP: 0 PA: 33 PB: 1 SB: 0 CS: 0
PITCHER	IP WLS BF H R ER SO BB IBB HBP BLK WP HR S P ERA WHIP																		
37 Jake Westbrook, R ERA: 6.75	4.0 W 13 2 1 1 1 0 0 0 0 0 0 0 15 15 2.25 0.500																		
31 Jamey Wright, R ERA: 1.5	1.0 H 4 1 0 0 2 0 0 0 0 0 0 0 8 8 0.00 1.000																		
56 Saul Rivera, R ERA: 1.5	1.0 H 3 0 0 0 0 0 0 0 0 0 0 0 3 3 0.00 0.000																		
73 Frank Herrmann, R ERA: 11.57	1.0 H 4 1 0 0 0 0 0 0 0 0 0 0 4 4 0.00 1.000																		
40 Jess Todd, R ERA: 8.1	1.0 4 1 0 0 0 0 0 0 0 0 0 0 4 4 0.00 1.000																		
PITCHER	IP WLS BF H R ER SO BB IBB HBP BLK WP HR S P ERA WHIP																		
54 Chris Perez, R ERA:	1.0 5 0 0 0 2 2 0 0 0 0 0 0 7 15 0.00 2.000																		

San Francisco Giants @ Cleveland Indians
Goodyear Ballpark, Goodyear, AZ
Tue Mar 16 20:10, 4:09 PM - 6:42 PM EDT
Att: 5,225 - Sunny - 76 F

AB 31
R 1
H 5
RBI 1
BB 2
SO 5
LOB 11



Batter	1	2	3	4	5	6	7	8	9	AB	R	H	RBI	BB	SO	LOB	BOTTOM
4 Trevor Crowe, S OBP: 0.412, SLG: 0.400 84 Donnie Webb, S OBP: 0.500, SLG: 0.500	K			G3-1 BB				G6-4-3		2	1	1	2	2	1	0	
24 Grady Sizemore, L OBP: 0.400, SLG: 0.583 39 Brian Bixler, R OBP: 0.294, SLG: 0.250	G4-3			L9						3	0	0	0	0	0	3	
17 Shin-Soo Choo, L OBP: 0.391, SLG: 0.650 26 Austin Kearns, R OBP: 0.278, SLG: 0.250	HR			G3-1						3	1	1	2	0	0	1	
48 Travis Hafner, L OBP: 0.444, SLG: 0.308 78 Beau Mills, L OBP: 0.200, SLG: 0.111	K									3	0	1	3	1	1	0	
2 Jhonny Peralta, R OBP: 0.368, SLG: 0.556 68 Wes Hodges, R OBP: 0.333, SLG: 0.500										3	0	1	0	0	1	2	
12 Mark Grudzielanek, R OBP: 0.368, SLG: 0.333 74 Numan Romero, S OBP: 0.500, SLG: 0.333	P3			G4-3						3	0	0	0	0	1	2	
25 Andy Marte, R OBP: 0.375, SLG: 0.389	K									2	1	0	0	2	1	1	
30 Lou Marson, R OBP: 0.333, SLG: 0.333 65 Damaso Espino, R	F9									3	1	1	0	0	0	1	
66 Jason Donald, R OBP: 0.250, SLG: 0.143 70 Carlos Rivero, R OBP: 0.273, SLG: 0.364										2	1	0	0	1	0	2	
Inning Stats	R: 1 H: 1 E: 0 K: 2 S: 9	H: 1 LOB: 1 BB: 0 P: 11	R: 0 H: 1 E: 0 K: 1 S: 6	H: 1 LOB: 0 BB: 0 P: 6	R: 1 H: 0 E: 0 K: 1 S: 5	H: 0 LOB: 2 BB: 3 P: 17	R: 2 H: 2 E: 0 K: 0 S: 6	H: 2 LOB: 1 BB: 1 P: 10	R: 0 H: 0 E: 0 K: 0 S: 3	H: 0 LOB: 0 BB: 0 P: 3	R: 3 H: 3 E: 0 K: 0 S: 6	H: 3 LOB: 2 BB: 1 P: 10	R: 0 H: 0 E: 0 K: 1 S: 4	H: 0 LOB: 1 BB: 2 P: 12	1B: 4 2B: 2 3B: 0 HR: 1	SF: 0 SAC: 0 DP: 1 HBP: 0	WP: 0 PA: 37 PB: 0 SB: 1 CS: 0
PITCHER	IP WLS BF H R ER SO BB IBB HBP BLK WP HR S P ERA WHIP																
55 Tim Lincecum, R ERA: 9.39	4.0 L 20 4 4 4 4 4 0 0 0 0 0 0 6 6 9.00 2.000																
68 Kevin Pucetas, R ERA:	2.0 6 0 0 0 0 0 0 0 0 0 0 0 6 6 0.00 0.000																
66 Eric Hacker, R ERA: 14.29	1.0 7 3 3 3 0 1 0 0 0 0 0 0 6 10 27.00 4.000																
65 Steve Edlefsen, R ERA: 9.53	1.0 4 0 0 0 1 2 0 0 0 0 0 0 4 12 0.00 2.000																
PITCHER	IP WLS BF H R ER SO BB IBB HBP BLK WP HR S P ERA WHIP																

San Francisco Giants @ Cleveland Indians
Goodyear Ballpark, Goodyear, AZ
Tue Mar 16 20:10, 4:09 PM - 6:42 PM EDT
Att: 5,225 - Sunny - 76 F

AB 30
R 7
H 7
RBI 7
BB 7
SO 5
LOB 18



Batter	1	2	3	4	5	6	7	8	9	AB	R	H	RBI	BB	SO	LOB	TOP										
56 Andres Torres, S (1, 8) OBP: 0.371, SLG: 0.613 47 Darren Ford, R (5, 8) OBP: 0.533, SLG: 0.714	F8		G6-3							2	0	0	0	1	0	0	San Francisco Giants @ Oakland Athletics Phoenix Municipal Stadium, Phoenix, AZ Wed Mar 17 2010, 4:09 PM - 7:08 PM EDT Att: 8,758 - Sunny - 82 F										
16 Edgar Renteria, R (1, 6) OBP: 0.276, SLG: 0.222 79 Brandon Crawford, L (5, 6) OBP: 0.304, SLG: 0.368	F8		E5							3	0	0	0	0	0	1											
48 Pablo Sandoval, S (1, 5) OBP: 0.219, SLG: 0.406 29 Ryan Rohlinger, R (6, 5) OBP: 0.257, SLG: 0.194	G5-3		G4-3							3	0	0	0	0	0	1											
17 Aubrey Huff, L (1, 3) OBP: 0.429, SLG: 0.680 20 John Bowker, L (6, 3) OBP: 0.341, SLG: 0.400										3	0	1	0	0	0	0											
7 Mark DeRosa, R (1, 7) OBP: 0.467, SLG: 0.462 14 Fred Lewis, L (6, 7) OBP: 0.353, SLG: 0.633 8 Eugenio Velez, S (9, PH) OBP: 0.367, SLG: 0.296 (9, 7)	FC5-4									3	0	0	0	0	0	1											
1 Benoit Molina, R (1, 2) OBP: 0.444, SLG: 0.583 62 Francisco Peguero, R (7, PR) OBP: 0.200, SLG: 0.267 (7, 9)	F8									3	0	1	0	0	1	1											
5 Juan Uribe, R (1, 4) OBP: 0.324, SLG: 0.444 22 Eli Whiteside, R (7, 2) OBP: 0.294, SLG: 0.375										3	1	2	1	0	0	1											
28 Buster Posey, R (1, 10) OBP: 0.394, SLG: 0.531	G5-3									4	0	0	0	0	1	4											
12 Nate Schierholtz, L (1, 9) OBP: 0.357, SLG: 0.615 9 Kevin Frandsen, R (7, 4) OBP: 0.214, SLG: 0.250										3	1	1	1	0	1	0											
Inning Stats	R: 0 E: 0 K: 0 S: 3	H: 0 LOB: 0 BB: 0 P: 3	R: 0 E: 0 K: 0 S: 5	H: 2 LOB: 2 BB: 0 P: 5	R: 0 E: 1 K: 0 S: 4	H: 0 LOB: 1 BB: 0 P: 4	R: 0 E: 0 K: 1 S: 5	H: 0 LOB: 0 BB: 0 P: 5	R: 1 E: 0 K: 1 S: 8	H: 1 LOB: 1 BB: 1 P: 13	R: 0 E: 0 K: 0 S: 3	H: 0 LOB: 0 BB: 0 P: 3	R: 3 E: 0 K: 0 S: 9	H: 4 LOB: 2 BB: 1 P: 13	R: 0 E: 0 K: 1 S: 7	H: 1 LOB: 1 BB: 0 P: 7		R: 2 E: 1 K: 2 S: 11	H: 3 LOB: 2 BB: 0 P: 11	1B: 9 2B: 1 3B: 0 HR: 1	SF: 0 SAC: 0 DP: 0 HBP: 0	WP: 0 PB: 0 SB: 4 CS: 0	PA: 42				
PITCHER	IP	WLS	BF	H	R	ER	SO	BB	IBB	HBP	BLK	WP	HR	S	P	ERA	WHIP										
Brett Anderson, L (1, 1) ERA: 3.24	4.0	B	15	2	0	0	1	0	0	0	0	0	0	17	17	0.00	0.500										
39 Brad Kilby, L (5, 1) ERA: 10.8	2.0	L	8	1	1	1	1	1	0	0	0	0	1	11	16	4.50	1.000										
64 Justin Souza, R (7, 1) ERA: 15.75	0.2	L	7	4	3	3	0	1	0	0	0	0	0	8	12	40.50	7.500										
45 Marcus McBeth, R (7, 1) ERA: 6.23	1.1		5	1	0	0	1	0	0	0	0	0	0	8	8	0.00	0.750										
70 Sam Demel, R (9, 1) ERA: 11.25	1.0		7	3	2	1	2	0	0	0	0	0	0	11	11	9.00	3.000										

Batter	1	2	3	4	5	6	7	8	9	AB	R	H	RBI	BB	SO	LOB	BOTTOM										
1 Eric Patterson, L (1, 8) OBP: 0.300, SLG: 0.296 25 Matt Carson, R (7, 8)										2	1	1	0	1	0	2	San Francisco Giants @ Oakland Athletics Phoenix Municipal Stadium, Phoenix, AZ Wed Mar 17 2010, 4:09 PM - 7:08 PM EDT Att: 8,758 - Sunny - 82 F										
14 Mark Ellis, R (1, 4) OBP: 0.400, SLG: 0.364 61 Adrian Cardenas, L (8, 4) OBP: 0.471, SLG: 0.400	P3									4	0	0	0	0	1	4											
8 Kurt Suzuki, R (1, 2) OBP: 0.333, SLG: 0.550 35 Landon Powell, S (7, 2) OBP: 0.211, SLG: 0.235	F7									2	0	0	0	1	0	1											
5 Kevin Kouzmanoff, R (1, 5) OBP: 0.240, SLG: 0.480 50 Jake Fox, R (8, 5) OBP: 0.115, SLG: 0.200										3	0	2	1	0	0	0											
3 Eric Chavez, L (1, 3) OBP: 0.235, SLG: 0.706 10 Daric Barton, L (6, 3) OBP: 0.556, SLG: 0.619	G4-3									3	0	0	0	0	0	4											
32 Jack Cust, L (1, 10) OBP: 0.385, SLG: 0.609 19 Anthony Recker, R (9, PH) OBP: 0.500, SLG: 0.833										3	0	0	0	0	3	3											
Ryan Sweeney, L (1, 9) OBP: 0.333, SLG: 0.320 18 Gabe Gross, L (6, PR) OBP: 0.333, SLG: 0.429 (7, 9)	F8									3	0	2	0	0	0	0											
6 Travis Buck, L (1, 7) OBP: 0.348, SLG: 0.667 23 Michael Taylor, R (7, 7) OBP: 0.160, SLG: 0.250										2	0	0	0	1	0	2											
2 Cliff Pennington, S (1, 6) OBP: 0.478, SLG: 0.471 2 Gregorio Petit, R (8, 6) OBP: 0.600, SLG: 0.971	FC6-4									3	0	1	0	0	0	1											
Inning Stats	R: 1 E: 0 K: 0 S: 6	H: 2 LOB: 1 BB: 0 P: 6	R: 0 E: 0 K: 1 S: 5	H: 0 LOB: 1 BB: 1 P: 9	R: 0 E: 0 K: 1 S: 6	H: 1 LOB: 3 BB: 2 P: 14	R: 0 E: 0 K: 1 S: 7	H: 2 LOB: 2 BB: 0 P: 7	R: 0 E: 0 K: 0 S: 3	H: 0 LOB: 0 BB: 0 P: 3	R: 0 E: 0 K: 1 S: 5	H: 1 LOB: 1 BB: 0 P: 5	R: 0 E: 0 K: 1 S: 5	H: 0 LOB: 0 BB: 0 P: 5	R: 0 E: 0 K: 0 S: 3	H: 0 LOB: 0 BB: 0 P: 3		R: 0 E: 0 K: 1 S: 5	H: 0 LOB: 0 BB: 0 P: 5	1B: 5 2B: 1 3B: 0 HR: 0	SF: 0 SAC: 0 DP: 0 HBP: 0	WP: 0 PB: 0 SB: 1 CS: 1	PA: 35				
PITCHER	IP	WLS	BF	H	R	ER	SO	BB	IBB	HBP	BLK	WP	HR	S	P	ERA	WHIP										
75 Barry Zito, L (1, 1) ERA: 3.38	3.1		17	4	1	1	2	3	0	0	0	0	0	5	5	0.00	1.500										
51 Tony Pena Jr., R (4, 1) ERA: 2.45	0.2		3	1	0	0	1	0	0	0	0	0	0	5	5	0.00	1.500										
37 Todd Wellemeyer, R (5, 1) ERA: 1.8	1.0		3	0	0	0	0	0	0	0	0	0	0	3	3	0.00	0.000										
41 Jeremy Affeldt, L (6, 1) ERA: 3.0	2.0	W	6	1	0	0	2	0	0	0	0	0	0	10	10	0.00	0.500										
67 Henry Sosa, R (8, 1) ERA:	1.0	H	3	0	0	0	0	0	0	0	0	0	0	3	3	0.00	0.000										
PITCHER	IP	WLS	BF	H	R	ER	SO	BB	IBB	HBP	BLK	WP	HR	S	P	ERA	WHIP										
46 Santiago Casilla, R (9, 1) ERA: 7.1	1.0		3	0	0	0	1	0	0	0	0	0	0	5	5	0.00	0.000										

AB	40
R	6
H	11
RBI	5
BB	2
SO	5
LOB	16

AB	32
R	1
H	6
RBI	1
BB	3
SO	6
LOB	17



Batter	1	2	3	4	5	6	7	8	9	AB	R	H	RBI	BB	SO	LOB	TOP				
13 Asdrúbal Cabrera, S OBP: 0.571, SLG: 0.909 66 Jason Donald, R OBP: 0.304, SLG: 0.300	G4-3		24 1B 7 1B BB		K		7 1B 3B		K	1 1 0 0 1 0 0 3 1 1 1 0 2 0							Cleveland Indians @ San Francisco Giants Scottsdale Stadium, Scottsdale, AZ Fri Mar 19 2010, 4:12 PM - 7:12 PM EDT Att: 12,017 - Partly Cloudy - 71 F				
24 Grady Sizemore, L OBP: 0.476, SLG: 0.588 Lucas Montero, S OBP: 0.667, SLG: 1.500	1B		2 WP 7 1B 1-3 SF8 2-H		7 G6-4-3 1B		7 1B BB		K	3 1 3 1 0 0 0 1 0 0 0 1 1 0											
7 Matt LaPorta, R OBP: 0.385, SLG: 0.500 91 Matt McBride, R OBP: 0.500, SLG: 0.500	F9		2 WP 1B		2 WP 1B		1-2 1B		1B	4 0 2 2 0 0 2 1 0 1 0 0 0 0											
2 Johnny Peralta, R OBP: 0.259, SLG: 0.400 74 Níman Romero, S OBP: 0.400, SLG: 0.250	F8		SF8		SF8		3-H 1B		K	3 0 0 1 0 2 3 1 0 0 0 0 1 1											
26 Austin Kearns, R OBP: 0.310, SLG: 0.280 38 Joe Smith, R 93 Cristo Amal, R	F8		BB		K		K			3 0 0 0 1 2 2 0 0 0 0 0 0 0 0 0 0 0 0 0 0											
1 Luis Valbuena, L OBP: 0.280, SLG: 0.261 49 Tony Sipp, L	F8		G4-3		G4-3		G4-3		G6-3	4 0 0 0 0 0 2 0 0 0 0 0 0 0											
30 Lou Marson, R OBP: 0.242, SLG: 0.267 65 Damaso Espino, R OBP: 0.500, SLG: 0.714	G6-3				G6-3		8 SF8 3B		8 BB BB	2 0 0 0 0 0 0 1 1 1 0 1 0 0											
8 Chris Gimenez, R OBP: 0.136, SLG: 0.105			24 1B 13 BB 1B		K		SF8		84 G4-6-3 BB	2 1 1 1 1 1 0											
63 Justin Masterson, R 31 Jamey Wright, R 68 Wes Hodges, R 84 Donnie Webb, S			K		K		3-H 2B		G4-6-3	2 0 0 0 0 2 1 0 0 0 0 0 0 0 1 1 1 0 0 0 0 1 0 0 0 0 0 2											
Inning Stats	R: 0 E: 0 K: 0 S: 4	H: 1 LOB: 1 BB: 0 P: 4	R: 0 E: 0 K: 0 S: 3	H: 0 LOB: 0 BB: 0 P: 3	R: 3 E: 0 K: 1 S: 9	H: 3 LOB: 2 BB: 2 P: 17	R: 0 E: 0 K: 2 S: 7	H: 0 LOB: 1 BB: 0 P: 7	R: 0 E: 0 K: 2 S: 7	H: 0 LOB: 0 BB: 0 P: 7	R: 3 E: 0 K: 2 S: 11	H: 4 LOB: 2 BB: 1 P: 15	R: 0 E: 0 K: 0 S: 2	H: 0 LOB: 1 BB: 2 P: 10	R: 0 E: 0 K: 3 S: 10	H: 1 LOB: 1 BB: 0 P: 10		1B: 7 2B: 1 3B: 2 HR: 0	SF: 2 SAC: 0 DP: 2 HBP: 0	WP: 1 PB: 0 SB: 0 CS: 0	PA: 40
PITCHER	IP WLS BF H R ER SO BB IBB HBP BLK WP HR S P ERA WHIP	IP WLS BF H R ER SO BB IBB HBP BLK WP HR S P ERA WHIP	IP WLS BF H R ER SO BB IBB HBP BLK WP HR S P ERA WHIP	IP WLS BF H R ER SO BB IBB HBP BLK WP HR S P ERA WHIP	IP WLS BF H R ER SO BB IBB HBP BLK WP HR S P ERA WHIP	IP WLS BF H R ER SO BB IBB HBP BLK WP HR S P ERA WHIP	IP WLS BF H R ER SO BB IBB HBP BLK WP HR S P ERA WHIP	IP WLS BF H R ER SO BB IBB HBP BLK WP HR S P ERA WHIP	IP WLS BF H R ER SO BB IBB HBP BLK WP HR S P ERA WHIP	IP WLS BF H R ER SO BB IBB HBP BLK WP HR S P ERA WHIP	IP WLS BF H R ER SO BB IBB HBP BLK WP HR S P ERA WHIP	IP WLS BF H R ER SO BB IBB HBP BLK WP HR S P ERA WHIP	IP WLS BF H R ER SO BB IBB HBP BLK WP HR S P ERA WHIP	IP WLS BF H R ER SO BB IBB HBP BLK WP HR S P ERA WHIP	IP WLS BF H R ER SO BB IBB HBP BLK WP HR S P ERA WHIP	IP WLS BF H R ER SO BB IBB HBP BLK WP HR S P ERA WHIP	IP WLS BF H R ER SO BB IBB HBP BLK WP HR S P ERA WHIP	IP WLS BF H R ER SO BB IBB HBP BLK WP HR S P ERA WHIP	IP WLS BF H R ER SO BB IBB HBP BLK WP HR S P ERA WHIP	IP WLS BF H R ER SO BB IBB HBP BLK WP HR S P ERA WHIP	IP WLS BF H R ER SO BB IBB HBP BLK WP HR S P ERA WHIP

AB	33
R	6
H	10
RBI	6
BB	5
SO	11
LOB	13



Batter	1	2	3	4	5	6	7	8	9	AB	R	H	RBI	BB	SO	LOB	BOTTOM				
8 Eugenio Velez, S OBP: 0.441, SLG: 0.433 20 John Bowker, L OBP: 0.333, SLG: 0.389	16 CS BB	9 1B 16 S 17 1B		16 1B 3B			9 S 1B		K	3 2 3 0 1 0 0 1 0 0 0 0 1 1							Cleveland Indians @ San Francisco Giants Scottsdale Stadium, Scottsdale, AZ Fri Mar 19 2010, 4:12 PM - 7:12 PM EDT Att: 12,017 - Partly Cloudy - 71 F				
16 Edgar Renteria, R OBP: 0.303, SLG: 0.258 56 Andres Torres, S OBP: 0.371, SLG: 0.613	48 1B 17 2B	K		9 CS 1B			K			4 1 2 1 0 2 3 0 0 0 0 0 0 0											
48 Pablo Sandoval, S 9 Kevin Frandsen, R	17 2B 1B	17 1B 1B		F8			G5-3			1 1 1 0 0 0 0 3 0 1 1 0 0 2											
17 Aubrey Huff, L 47 Darren Ford, R	1 1B 2B	1B		G5-3			G5-3			3 1 2 3 1 0 0 0 0 0 0 0 0 0											
7 Mark DeRosa, R 29 Ryan Rohlinger, R	K	L7		G5-3			G4-3			4 0 0 0 0 1 5 0 0 0 0 0 0 0											
1 Bengie Molina, R 53 Denny Bautista, R 59 Guillermo Mota, R 45 Dan Runzler, L 54 Sergio Romo, R 84 Jesus Guzman, R 38 Brian Wilson, R	1B			K			G6-3			3 0 1 1 0 0 1 0 1 0 0 0 0 0 0 0 0 0 0 0 0 0											
5 Juan Uribe, R 34 Matt Downs, R	K			P4			P5		28 PB 28 2B BB	3 0 0 0 0 1 1 0 1 0 0 1 0 0											
12 Nate Schierholtz, L 62 Francisco Peguero, R				P5			K		P6	3 0 0 0 0 1 0 1 0 0 0 0 0 1											
57 Jonathan Sánchez, L 35 Travis Ishikawa, L 60 Waldis Joaquin, R 28 Buster Posey, R	8 1B 9 1B 2B			G3-1			K		1-H 2B	1 1 1 0 0 0 0 1 0 0 0 0 0 0 0 0 0 0 0 0 0 2 0 1 1 0 1 0											
Inning Stats	R: 3 E: 0 K: 2 S: 11	H: 4 LOB: 1 BB: 1 P: 15	R: 2 E: 0 K: 1 S: 9	H: 4 LOB: 2 BB: 0 P: 9	R: 0 E: 0 K: 1 S: 5	H: 0 LOB: 0 BB: 0 P: 5	R: 1 E: 0 K: 0 S: 5	H: 2 LOB: 0 BB: 0 P: 5	R: 0 E: 0 K: 0 S: 3	H: 0 LOB: 0 BB: 0 P: 3	R: 0 E: 0 K: 2 S: 7	H: 0 LOB: 0 BB: 0 P: 7	R: 0 E: 0 K: 1 S: 7	H: 1 LOB: 2 BB: 1 P: 11	R: 1 E: 0 K: 1 S: 7	H: 1 LOB: 1 BB: 1 P: 11		1B: 8 2B: 3 3B: 1 HR: 0	SF: 0 SAC: 0 DP: 0 HBP: 0	WP: 0 PB: 1 SB: 2 CS: 2	PA: 37
PITCHER	IP WLS BF H R ER SO BB IBB HBP BLK WP HR S P ERA WHIP	IP WLS BF H R ER SO BB IBB HBP BLK WP HR S P ERA WHIP	IP WLS BF H R ER SO BB IBB HBP BLK WP HR S P ERA WHIP	IP WLS BF H R ER SO BB IBB HBP BLK WP HR S P ERA WHIP	IP WLS BF H R ER SO BB IBB HBP BLK WP HR S P ERA WHIP	IP WLS BF H R ER SO BB IBB HBP BLK WP HR S P ERA WHIP	IP WLS BF H R ER SO BB IBB HBP BLK WP HR S P ERA WHIP	IP WLS BF H R ER SO BB IBB HBP BLK WP HR S P ERA WHIP	IP WLS BF H R ER SO BB IBB HBP BLK WP HR S P ERA WHIP	IP WLS BF H R ER SO BB IBB HBP BLK WP HR S P ERA WHIP	IP WLS BF H R ER SO BB IBB HBP BLK WP HR S P ERA WHIP	IP WLS BF H R ER SO BB IBB HBP BLK WP HR S P ERA WHIP	IP WLS BF H R ER SO BB IBB HBP BLK WP HR S P ERA WHIP	IP WLS BF H R ER SO BB IBB HBP BLK WP HR S P ERA WHIP	IP WLS BF H R ER SO BB IBB HBP BLK WP HR S P ERA WHIP	IP WLS BF H R ER SO BB IBB HBP BLK WP HR S P ERA WHIP	IP WLS BF H R ER SO BB IBB HBP BLK WP HR S P ERA WHIP	IP WLS BF H R ER SO BB IBB HBP BLK WP HR S P ERA WHIP	IP WLS BF H R ER SO BB IBB HBP BLK WP HR S P ERA WHIP	IP WLS BF H R ER SO BB IBB HBP BLK WP HR S P ERA WHIP	IP WLS BF H R ER SO BB IBB HBP BLK WP HR S P ERA WHIP



Batter	1	2	3	4	5	6	7	8	9	AB	R	H	RBI	BB	SO	LOB	TOP											
3 Aaron Miles, S OBP: 0.143, SLG: 0.077										2	0	1	0	0	0	0	Cincinnati Reds @ San Francisco Giants Scottsdale Stadium, Scottsdale, AZ Sat Mar 20 2010, 4:13 PM - 6:31 PM EDT Att. 12,055 - Sunny - 66 F											
43 Miguel Cairo, R OBP: 0.409, SLG: 0.556										2	0	0	0	0	0	2												
16 Chris Burke, R OBP: 0.333, SLG: 0.444										2	0	1	0	0	0	1												
17 Laynce Nix, L OBP: 0.286, SLG: 0.500										2	0	0	0	0	1	0												
19 Joey Votto, L OBP: 0.324, SLG: 0.345										1	0	1	0	1	0	0												
80 Danny Dorn, L OBP: 0.250, SLG: 0.571										2	0	0	0	0	1	0												
31 Jonny Gomes, R OBP: 0.290, SLG: 0.645										2	0	0	0	0	1	3												
25 Vladimir Valentin, R OBP: 0.333, SLG: 0.545										1	0	0	0	1	0	0												
64 Juan Francisco, L OBP: 0.320, SLG: 0.565										2	0	0	0	0	1	2												
70 Todd Frazier, R OBP: 0.273, SLG: 0.211										2	0	0	0	0	1	1												
55 Ramon Hernandez, R OBP: 0.471, SLG: 0.417										2	0	0	0	0	0	0												
26 Wilkin Castillo, S OBP: 0.333, SLG: 0.533										1	0	0	0	0	0	0												
66 Logan Ondrusek, R OBP: 0.222, SLG: 0.125										0	0	0	0	0	0	0												
28 Chris Heisey, R OBP: 0.349, SLG: 0.526										1	0	0	0	1	0	0												
Luis Terrero, R										1	0	0	0	0	0	0												
7 Paul Janish, R OBP: 0.389, SLG: 0.733										2	0	1	0	0	0	0												
73 Zack Cozart, R OBP: 0.222, SLG: 0.125										1	0	0	0	0	0	0												
71 Travis Wood, R										1	0	0	0	0	0	0												
76 Mike Leake, R										1	0	0	0	0	1	2												
74 Brandon Yarbrough, L										1	0	0	0	0	0	0												
Inning Stats	R: 0 E: 0 K: 0 S: 5	H: 1 LOB: 1 BB: 1 P: 9	R: 0 E: 0 K: 1 S: 5	H: 0 LOB: 0 BB: 0 P: 5	R: 0 E: 0 K: 0 S: 3	H: 0 LOB: 0 BB: 0 P: 3	R: 0 E: 0 K: 1 S: 6	H: 2 LOB: 1 BB: 0 P: 6	R: 0 E: 0 K: 1 S: 6	H: 1 LOB: 2 BB: 1 P: 10	R: 0 E: 0 K: 2 S: 7	H: 0 LOB: 0 BB: 1 P: 11	R: 0 E: 0 K: 0 S: 3	H: 0 LOB: 0 BB: 0 P: 3	R: 0 E: 0 K: 1 S: 5	H: 0 LOB: 0 BB: 0 P: 5	1B: 4 2B: 0 3B: 0 HR: 0	SF: 0 SAC: 0 DP: 1 HBP: 0	WP: 0 PB: 0 SB: 0 CS: 1	PA: 32								
PITCHER	IP	WLS	BF	H	R	ER	SO	BB	IBB	HBP	BLK	WP	HR	S	P	ERA	WHIP											
37 Todd Wellemeyer, R ERA: 1.2	(1, 1)	5.0	W	19	4	0	0	3	2	0	0	0	0	0	25	33	0.00	1.200										
43 Alex Hinshaw, L ERA: 1.8	(6, 1)	1.0		4	0	0	2	1	0	0	0	0	0	0	3	3	0.00	1.000										
70 Felix Romero, R ERA: 1.8	(7, 1)	1.0		3	0	0	0	0	0	0	0	0	0	0	3	3	0.00	0.000										
54 Sergio Romo, R ERA: 5.4	(8, 1)	1.0		3	0	0	0	0	0	0	0	0	0	0	3	3	0.00	0.000										
46 Santiago Casilla, R ERA: 5.4	(9, 1)	1.0		3	0	0	0	1	0	0	0	0	0	0	5	5	0.00	0.000										



Batter	1	2	3	4	5	6	7	8	9	AB	R	H	RBI	BB	SO	LOB	BOTTOM											
56 Andres Torres, S OBP: 0.410, SLG: 0.606										2	1	1	0	1	1	0	Cincinnati Reds @ San Francisco Giants Scottsdale Stadium, Scottsdale, AZ Sat Mar 20 2010, 4:13 PM - 6:31 PM EDT Att. 12,055 - Sunny - 66 F											
47 Darren Ford, R OBP: 0.500, SLG: 0.667										1	0	0	0	0	0	0												
16 Edgar Renteria, R OBP: 0.429, SLG: 0.353										3	1	1	1	0	0	2												
79 Brandon Crawford, L OBP: 0.320, SLG: 0.381										2	1	1	0	0	0	0												
7 Mark DeRosa, R OBP: 0.394, SLG: 0.350										3	1	1	0	0	0	0												
22 Eli Whiteside, R OBP: 0.316, SLG: 0.444										2	0	1	2	0	1	0												
17 Aubrey Huff, L OBP: 0.466, SLG: 0.800										2	1	1	2	1	0	0												
43 Alex Hinshaw, L ERA: 1.8										0	0	0	0	0	0	0												
8 Eugenio Velez, S OBP: 0.429, SLG: 0.419										1	0	0	0	0	0	1												
70 Felix Romero, R OBP: 0.188, SLG: 0.250										0	0	0	0	0	0	0												
62 Francisco Pequero, R OBP: 0.424, SLG: 0.533										0	0	0	0	0	0	0												
1 Bengie Molina, R OBP: 0.290, SLG: 0.188										3	0	1	0	0	0	2												
29 Ryan Rohlinger, R OBP: 0.250, SLG: 0.188										1	1	0	0	0	1	1												
5 Juan Uribe, R OBP: 0.229, SLG: 0.406										2	0	1	0	1	0	2												
34 Matt Downs, R OBP: 0.462, SLG: 0.545										1	0	1	0	0	0	0												
20 John Bowker, L OBP: 0.348, SLG: 0.400										4	0	2	1	0	1	2												
84 Jesus Guzman, R OBP: 0.417, SLG: 0.545										0	0	0	0	0	0	0												
12 Nate Schierholtz, L OBP: 0.286, SLG: 0.485										4	0	0	0	0	1	4												
54 Sergio Romo, R ERA: 5.4										0	0	0	0	0	0	0												
46 Santiago Casilla, R ERA: 5.4										0	0	0	0	0	0	0												
37 Todd Wellemeyer, R ERA: 2.7	(1, 1)	3.0	L	15	3	3	2	4	2	0	0	0	0	0	0	0												
76 Mike Leake, R ERA: 3.38	(4, 1)	3.0		17	7	3	3	1	1	0	0	0	0	0	18	22	9.00	2.667										
66 Logan Ondrusek, R ERA: 0.500	(7, 1)	2.0		7	1	0	0	2	0	0	0	0	0	0	11	11	0.00	0.500										
Inning Stats	R: 3 E: 1 K: 2 S: 10	H: 2 LOB: 1 BB: 1 P: 17	R: 0 E: 0 K: 2 S: 6	H: 0 LOB: 0 BB: 0 P: 7	R: 0 E: 0 K: 0 S: 4	H: 1 LOB: 2 BB: 1 P: 8	R: 0 E: 0 K: 0 S: 5	H: 2 LOB: 2 BB: 0 P: 5	R: 1 E: 0 K: 0 S: 6	H: 3 LOB: 2 BB: 0 P: 6	R: 2 E: 0 K: 1 S: 7	H: 2 LOB: 1 BB: 1 P: 11	R: 0 E: 0 K: 1 S: 6	H: 1 LOB: 1 BB: 0 P: 6	R: 0 E: 0 K: 1 S: 5	H: 0 LOB: 0 BB: 0 P: 5	1B: 7 2B: 2 3B: 0 HR: 2	SF: 0 SAC: 0 DP: 0 HBP: 1	WP: 0 PB: 0 SB: 0 CS: 1	PA: 40								
PITCHER	IP	WLS	BF	H	R	ER	SO	BB	IBB	HBP	BLK	WP	HR	S	P	ERA	WHIP											
71 Travis Wood, L ERA: 2.7	(1, 1)	3.0		15	3	3	2	4	2	0	0	0	0	0	0	0	6.00	1.667										
76 Mike Leake, R ERA: 3.38	(4, 1)	3.0		17	7	3	3	1	1	0	0	0	0	0	18	22	9.00	2.667										
66 Logan Ondrusek, R ERA: 0.500	(7, 1)	2.0		7	1	0	0	2	0	0	0	0	0	0	11	11	0.00	0.500										



Batter	1	2	3	4	5	6	7	8	9	AB	R	H	RBI	BB	SO	LOB	TOP										
33 Aaron Rowand, R (1.8) OBP: 0.576, SLG: 0.692 47 Darren Ford, R (5.8) OBP: 0.444, SLG: 0.588	4-0 56 HBP 20 HR BB	1-0 1-H 1B			0-0 G6-3	0-0 G1-3		0-0 FC1-2		2	1	1	1	1	0	0											
56 Andres Torres, S (1.9) OBP: 0.429, SLG: 0.588 8 Eugenio Velez, S (5.9) OBP: 0.405, SLG: 0.394	1-0 20 HR HBP	0-0 F7			4-0 20 FC4-6 BB		0-0 F7		0-0 F7	1	1	0	0	1	0	1											
20 John Bowker, L (1.7) OBP: 0.333, SLG: 0.444	2-0 1-H 2-H HR		0-0 G4-3		0-0 FC4-6 29 BB 35 1B		0-0 G3		0-0 G3	5	1	1	3	0	0	1											
35 Travis Ishikawa, L (1.3) OBP: 0.143, SLG: 0.143 Matt Yourkin, R (7.1)	0-0 F7		0-0 F8		0-0 29 BB 1B		0-0 G4-3		0-3 K	4	0	1	0	0	0	0											
60 Waldis Joaquin, R (7.1) 84 Jesus Guzman, R (9,PH) OBP: 0.385, SLG: 0.500 53 Denny Bautista, R (9.1)	0-0 F7		0-0 F8		1-2 29 BB 1B		0-0 G4-3		0-0 K	0	0	0	0	0	0	0											
29 Ryan Rohlinger, R (1.5) OBP: 0.275, SLG: 0.200	0-0 P3		0-0 F8		1-2 2-3 BB		0-0 P6			3	0	1	0	1	0	0											
22 Eli Whiteside, R (1.2) OBP: 0.273, SLG: 0.381 32 Steve Holm, R (6.2) OBP: 0.636, SLG: 0.556	0-0 F7		0-0 F8		0-0 P2		0-0 FC6 34 FC6 47 FC1-2 62 G5-3 1B			3	0	0	0	0	0	4											
9 Kevin Frandsen, R (1.4) OBP: 0.235, SLG: 0.285 67 Henry Sosa, R (6.1) 62 Francisco Pequero, R (7.9) OBP: 0.176, SLG: 0.235		0-0 G5-3		0-0 G6-3		0-0 79 CS 1B		0-0 G5-3		3	0	1	0	0	0	0											
79 Brandon Crawford, L (1.6) OBP: 0.345, SLG: 0.375	0-0 F7		0-0 F8		0-3 68 F9 1B		0-3 K		4-0 47 FC1-2 34 FC6 BB	3	0	1	0	1	1	1											
68 Kevin Pucetas, R (1.1) 34 Matt Downs, R (6,PH) OBP: 0.464, SLG: 0.583	4-0 33 WP 33 1B BB		1-0 F9		0-0 2B		0-0 FC6 47 FC1-2			1	1	0	0	1	0	1											
Inning Stats	R: 3 E: 0 K: 0 S: 4	H: 1 LOB: 0 BB: 1 P: 11	R: 1 E: 0 K: 0 S: 4	H: 1 LOB: 1 BB: 1 P: 9	R: 0 E: 0 K: 0 S: 4	H: 1 LOB: 1 BB: 0 P: 4	R: 0 E: 0 K: 0 S: 3	H: 1 LOB: 1 BB: 0 P: 4	R: 0 E: 0 K: 1 S: 6	H: 2 LOB: 1 BB: 0 P: 6	R: 0 E: 0 K: 0 S: 3	H: 0 LOB: 0 BB: 0 P: 3	R: 0 E: 0 K: 0 S: 5	H: 1 LOB: 3 BB: 1 P: 9	R: 0 E: 0 K: 1 S: 5	H: 0 LOB: 0 BB: 0 P: 5	1B: 6 2B: 1 3B: 0 HR: 1	SF: 0 SAC: 0 DP: 0 HBP: 1	WP: 1 PB: 0 SB: 0 CS: 1	PA: 40							
PITCHER	IP	WLS	BF	H	R	ER	SO	BB	IBB	HBP	BLK	WP	HR	S	P	ERA	WHIP										
36 Edwin Jackson, R (1.1) ERA: 8.25	4.2	L	23	5	4	4	0	4	0	1	0	1	1	18	39	7.71	1.929										
47 Leo Rosales, R (5.1) ERA: 5.14	1.1		5	2	0	0	1	0	0	0	0	0	0	7	7	0.00	1.500										
50 Chad Qualls, R (7.1) ERA: 11.81	1.0		3	0	0	0	0	0	0	0	0	0	0	3	3	0.00	0.000										
22 Aaron Heilman, R (8.1) ERA: 12.0	1.0		6	1	0	0	0	1	0	0	0	0	0	5	9	0.00	2.000										
35 Clay Zavada, L (9.1) ERA: 7.11	1.0		3	0	0	0	1	0	0	0	0	0	0	5	5	0.00	0.000										

San Francisco Giants @ Arizona Diamondbacks
Tucson Electric Park, Tucson, AZ
Sun Mar 21 2010, 4:16 PM - 6:52 PM EDT
Att: 10,601 - Sunny - 76 F

AB 34
R 4
H 8
RBI 4
BB 5
SO 2
LOB 15



Batter	1	2	3	4	5	6	7	8	9	AB	R	H	RBI	BB	SO	LOB	BOTTOM											
34 Conor Jackson, R (1.7) OBP: 0.500, SLG: 0.697 67 Cole Gillespie, R (6.7) OBP: 0.382, SLG: 0.710	0-0 6 1B 6 S 10 G6-4-3 1B		0-0 10 G1-3 2B		0-0 FC5-4 1-2 BB		0-0 FC1-6 1-2 2-3 BB			3	1	2	0	0	0	1												
6 Stephen Drew, L (1.6) OBP: 0.482, SLG: 0.559 29 Brandon Allen, L (7,PH) OBP: 0.467, SLG: 0.667 22 Aaron Heilman, R (8.1) 35 Clay Zavada, L (9.1)	1-0 10 G6-4-3 1B		0-0 L6		0-0 G3		0-0 G1-3			3	0	1	0	0	0	2												
10 Justin Upton, R (1.9) OBP: 0.436, SLG: 0.594 18 Gerardo Parra, L (7.9) OBP: 0.293, SLG: 0.270	0-0 G6-4-3		0-0 G1-3		0-0 G4-3		0-0 F7			3	0	0	0	0	0	2												
25 Adam LaRoche, L (1.3) OBP: 0.367, SLG: 0.600 11 Augie Ojeda, S (7.4) OBP: 0.335, SLG: 0.423	0-0 F8		0-0 G4-3		0-3 K		0-0 G4-3			3	0	0	0	0	1	1												
27 Mark Reynolds, R (1.5) OBP: 0.405, SLG: 0.581 47 Leo Rosales, R (5.1) 77 Sean Coughlin, L (6,PH) OBP: 0.563, SLG: 0.800 50 Chad Qualls, R (7.1)	0-0 E5 2 S FC6-5		0-0 G6-3		0-0 K		0-0 G1-3			2	0	0	0	0	0	0												
12 Drew Macias, L (8.8) OBP: 0.273, SLG: 0.333 2 Kelly Johnson, L (1.4) OBP: 0.384, SLG: 0.370 21 Jeff Bailey, R (7.3) OBP: 0.591, SLG: 0.889	1-0 FC6-5 1-3 S		0-0 G4-3		0-0 P6		0-0 HR		0-0 E7 14 E 28 G6-4-3 2B	2	2	2	1	0	0	0												
26 Miguel Montero, L (1.2) OBP: 0.297, SLG: 0.200 59 Ed Rogers, R (7,PR) OBP: 0.235, SLG: 0.133 Chris Owings, R (9.6)	0-0 F9		0-0 P6		0-0 E7 67 FC1-6 24 BB		0-0 FC6 28 G6-4-3			3	0	0	0	0	0	1												
24 Chris Young, R (1.8) OBP: 0.375, SLG: 0.571 28 John Hester, R (8.2) OBP: 0.421, SLG: 0.471	4-0 1-2 BB		0-0 F8		0-0 F8		0-0 G6-4-3			1	0	0	0	2	0	0												
36 Edwin Jackson, R (1.1) 14 Ryan Roberts, R (5.5) OBP: 0.325, SLG: 0.382	0-0 P4		0-0 P4		4-0 34 FC5-4 BB		0-0 F8		0-0 2B	1	0	0	0	0	2	2												
Inning Stats	R: 1 E: 0 K: 0 S: 4	H: 2 LOB: 0 BB: 0 P: 5	R: 0 E: 0 K: 0 S: 4	H: 0 LOB: 1 BB: 1 P: 9	R: 0 E: 0 K: 0 S: 4	H: 1 LOB: 1 BB: 0 P: 4	R: 0 E: 0 K: 0 S: 3	H: 0 LOB: 0 BB: 0 P: 3	R: 0 E: 0 K: 2 S: 7	H: 0 LOB: 1 BB: 0 P: 7	R: 1 E: 1 K: 0 S: 5	H: 1 LOB: 2 BB: 1 P: 9	R: 0 E: 0 K: 0 S: 3	H: 0 LOB: 0 BB: 0 P: 3	R: 1 E: 1 K: 0 S: 4	H: 2 LOB: 1 BB: 0 P: 4	1B: 3 2B: 2 3B: 0 HR: 1	SF: 0 SAC: 0 DP: 2 HBP: 0	WP: 0 PB: 0 SB: 3 CS: 0	PA: 36								
PITCHER	IP	WLS	BF	H	R	ER	SO	BB	IBB	HBP	BLK	WP	HR	S	P	ERA	WHIP											
68 Kevin Pucetas, R (1.1) ERA: 0.64	5.0	W	20	3	1	1	0	2	0	0	0	0	0	7	7	0.00	1.000											
67 Henry Sosa, R (6.1) ERA: 7.71	1.0	H	3	0	0	0	2	0	0	0	0	0	0	1	3	7	27.00	6.000										
Matt Yourkin, L (7.1) ERA: 7.71	0.1	H	4	1	1	1	0	1	0	0	0	0	0	5	5	0.00	0.000											
60 Waldis Joaquin, R (7.1) ERA: 3.52	1.2	H	5	0	0	0	0	0	0	0	0	0	0	5	5	0.00	0.000											
53 Denny Bautista, R (9.1) ERA: 2.57	1.0	S	4	2	1	0	0	0	0	0	0	0	0	4	4	0.00	2.000											

San Francisco Giants @ Arizona Diamondbacks
Tucson Electric Park, Tucson, AZ
Sun Mar 21 2010, 4:16 PM - 6:52 PM EDT
Att: 10,601 - Sunny - 76 F

AB 33
R 3
H 6
RBI 2
BB 3
SO 2
LOB 19



Batter	1	2	3	4	5	6	7	8	9	AB	R	H	RBI	BB	SO	LOB	TOP								
20 Julio Borbon, L (1,8) 68 Craig Gentry, R (8,8) OBP: 0.322, SLG: 0.321 OBP: 0.346, SLG: 0.227										4	1	1	0	0	0	1	Texas Rangers @ San Francisco Giants Scottsdale Stadium, Scottsdale, AZ Mon Mar 22 2010, 4:12 PM - 7:03 PM EDT Att: 8,701 - Sunny - 73 F								
10 Michael Young, R (1,5) 71 Matthew Brown, R (8,5) OBP: 0.474, SLG: 0.500 OBP: 0.533, SLG: 0.826										4	1	3	1	0	0	1									
7 David Murphy, L (1,7) OBP: 0.255, SLG: 0.457										4	0	1	0	1	2	3									
27 Vladimir Guerrero, R (1,9) 58 Guillermo Moscoso, R (7,1) 97 Engel Beltré, L (8,9) OBP: 0.292, SLG: 0.499 OBP: 0.333, SLG: 0.200										4	0	2	2	0	0	4									
19 Chris Davis, L (1,3) OBP: 0.412, SLG: 0.542										4	0	0	0	0	1	4									
14 Joaquin Arias, R (1,4) 84 Erik Morrison, R (8,4) OBP: 0.357, SLG: 0.306										4	0	2	0	0	1	0									
2 Taylor Teagarden, R (1,2) 61 Kevin Richardson, R (7,2) OBP: 0.198, SLG: 0.176										3	0	0	0	0	1	2									
1 Elvis Andrus, R (1,6) 6 Esteban German, R (8,6) OBP: 0.286, SLG: 0.383 OBP: 0.412, SLG: 0.533										4	1	1	1	0	0	2									
36 C.J. Wilson, L (1,1) 41 Brandon Boggs, S (8, PH) 76 Alexi Ogando, R (6, 1) 94 Joey Butler, R (7,9) 22 Tanner Scheppers, R (8, 1) OBP: 0.500, SLG: 1.000 OBP: 0.143, SLG: 0.100										2	1	1	0	0	0	0									
Inning Stats	R: 1 E: 0 K: 0 S: 5	H: 2 LOB: 1 BB: 0 P: 5	R: 0 E: 0 K: 2 S: 7	H: 0 LOB: 0 BB: 0 P: 7	R: 0 E: 0 K: 0 S: 5	H: 2 LOB: 2 BB: 0 P: 5	R: 0 E: 0 K: 0 S: 3	H: 1 LOB: 0 BB: 0 P: 3	R: 3 E: 0 K: 1 S: 10	H: 4 LOB: 1 BB: 0 P: 12	R: 0 E: 0 K: 1 S: 6	H: 1 LOB: 1 BB: 0 P: 6	R: 0 E: 0 K: 1 S: 6	H: 1 LOB: 2 BB: 1 P: 10	R: 0 E: 0 K: 0 S: 3	H: 0 LOB: 1 BB: 1 P: 7		R: 0 E: 0 K: 2 S: 7	H: 0 LOB: 1 BB: 0 P: 8	1B: 7 2B: 3 3B: 0 HR: 1	SF: 0 SAC: 0 DP: 0 HBP: 1	WP: 0 PB: 0 SB: 0 CS: 1	PA: 40		
PITCHER	IP WLS BF H R ER SO BB IBB HBP BLK WP HR S P ERA WHIP																								
75 Barry Zito, L (1, 1) ERA: 4.4	6.1	28	10	4	4	4	4	0	0	0	0	0	0	0	1	37		39	5.68	1.579					
49 Brandon Medders, R (7, 1) ERA: 3.18	0.2	4	1	0	0	1	1	0	0	0	0	0	0	0	0	5	9	0.00	3.000						
41 Jeremy Affeldt, L (8, 1) ERA: 2.57	1.0	4	0	0	0	1	0	0	0	0	0	0	0	0	3	7	0.00	1.000							
59 Guillermo Mota, R (9, 1) ERA: 4.26	1.0	W	4	0	0	0	2	0	0	1	0	0	0	0	7	8	0.00	0.000							

Batter	1	2	3	4	5	6	7	8	9	AB	R	H	RBI	BB	SO	LOB	BOTTOM							
33 Aaron Rowand, R (1,8) 47 Darren Ford, R (8,8) OBP: 0.556, SLG: 0.643 OBP: 0.450, SLG: 0.684										2	1	0	0	0	0	0	Texas Rangers @ San Francisco Giants Scottsdale Stadium, Scottsdale, AZ Mon Mar 22 2010, 4:12 PM - 7:03 PM EDT Att: 8,701 - Sunny - 73 F							
16 Edgar Renteria, R (1,6) 29 Ryan Rohlinger, R (6, FR) OBP: 0.308, SLG: 0.378 OBP: 0.286, SLG: 0.194										3	0	1	0	0	1	1								
7 Mark DeRosa, R (1,5) 9 Kevin Frandsen, R (6, 5) OBP: 0.360, SLG: 0.318 OBP: 0.222, SLG: 0.257										2	1	0	0	1	0	1								
17 Aubrey Huff, L (1,3) 35 Travis Ishikawa, L (7,3) OBP: 0.474, SLG: 0.758 OBP: 0.125, SLG: 0.125										3	1	1	1	0	0	0								
1 Bengie Molina, R (1,2) 49 Brandon Medders, R (7, 1) 41 Jeremy Affeldt, L (8, 1) 84 Jesus Guzman, R (8, PH) 56 Andres Torres, S (8, FR) OBP: 0.308, SLG: 0.535 OBP: 0.428, SLG: 0.588											3	0	1	0	0	2								
5 Juan Uribe, R (1,4) 34 Matt Downs, R (3,4) OBP: 0.250, SLG: 0.455 OBP: 0.452, SLG: 0.556									1	0	1	2	0	0	0	0								
12 Nate Schierholtz, L (1,9) 59 Guillermo Mota, R (9, 1) OBP: 0.308, SLG: 0.535									3	0	1	1	1	0	2	0								
8 Eugenio Velez, S (1,7) OBP: 0.366, SLG: 0.351									4	0	0	0	0	2	5									
75 Barry Zito, L (1, 1) 28 Buster Posey, R (7,2) OBP: 0.405, SLG: 0.556										2	0	0	0	0	0	0								
Inning Stats	R: 3 E: 0 K: 0 S: 5	H: 2 LOB: 1 BB: 1 P: 11	R: 0 E: 0 K: 1 S: 5	H: 0 LOB: 0 BB: 0 P: 5	R: 0 E: 0 K: 1 S: 5	H: 0 LOB: 0 BB: 0 P: 5	R: 0 E: 0 K: 0 S: 4	H: 1 LOB: 1 BB: 0 P: 4	R: 0 E: 0 K: 0 S: 4	H: 1 LOB: 1 BB: 0 P: 4	R: 0 E: 0 K: 1 S: 6	H: 1 LOB: 2 BB: 1 P: 10	R: 0 E: 0 K: 1 S: 6	H: 1 LOB: 1 BB: 0 P: 6	R: 1 E: 0 K: 1 S: 7	H: 2 LOB: 2 BB: 0 P: 7		R: 1 E: 0 K: 0 S: 4	H: 1 LOB: 1 BB: 1 P: 8	1B: 5 2B: 2 3B: 2 HR: 0	SF: 1 SAC: 0 DP: 0 HBP: 1	WP: 0 PB: 1 SB: 2 CS: 0	PA: 39	
PITCHER	IP WLS BF H R ER SO BB IBB HBP BLK WP HR S P ERA WHIP																							
36 C.J. Wilson, L (1, 1) ERA: 4.5	5.0	21	4	3	3	2	1	0	1	0	0	0	0	0	6	10		0.00	2.000					
76 Alexi Ogando, R (8, 1) ERA: 5.14	1.0	H	5	1	0	0	1	0	0	0	0	0	0	0	11	11	5.40	1.200						
58 Guillermo Moscoso, R (7, 1) ERA: 5.14	1.2	H	7	2	1	1	2	0	0	0	0	0	0	0	11	11	5.40	1.200						
22 Tanner Scheppers, R (8, 1) ERA: 3.0	1.0	L	6	2	1	1	0	0	0	0	0	0	0	6	10	9.00	2.000							

AB	37
R	4
H	11
RBI	4
BB	2
SO	7
LOB	21



AB	34
R	5
H	9
RBI	5
BB	3
SO	5
LOB	16



Batter	1	2	3	4	5	6	7	8	9	AB	R	H	RBI	BB	SO	LOB	TOP										
33 Aaron Rowand, R OBP: 0.538, SLG: 0.813 62 Francisco Peguero, R OBP: 0.167, SLG: 0.222	0-0 48 1B 16 G5-3 17 1B 1B		0-0 L9			0-0 G6-3		0-0 P2		3	1	1	0	0	0	0	San Francisco Giants @ Cincinnati Reds Goodyear Ballpark, Goodyear, AZ Wed Mar 24 2010, 4:15 PM - 6:50 PM EDT Att: 4,062 - Sunny - 82 F										
16 Edgar Renteria, R OBP: 0.296, SLG: 0.432 41 Jeremy Affeldt, L	0-0 G5-3		0-0 G6-3			0-0 G5-3		1-2 HR		4	1	1	1	0	0	1											
49 Brandon Medders, R	1-2									0	0	0	0	0	0	0											
48 Pablo Sandoval, S OBP: 0.275, SLG: 0.475 95 Drew Bieri, R	0-0 17 1B 2-3 1B		0-0 F7			0-3 K		0-0 G6-3		3	0	1	0	0	1	0											
17 Aubrey Huff, L OBP: 0.467, SLG: 0.718 88 Brandon Belt, L OBP: 1.000, SLG: 1.000	0-0 1-3 3-H 1B									1	0	1	0	0	0	0											
7 Mark DeRosa, R OBP: 0.344, SLG: 0.310 84 Jesus Guzman, R OBP: 0.400, SLG: 0.500	0-0 G6-3									3	1	1	0	0	0	1											
5 Juan Uribe, R OBP: 0.231, SLG: 0.417 47 Darren Ford, R OBP: 0.476, SLG: 0.700										1	0	1	0	0	0	0											
12 Nate Schierholtz, L OBP: 0.293, SLG: 0.486 82 Brock Bond, S										3	0	0	0	0	0	0											
22 Eli Whiteside, R OBP: 0.269, SLG: 0.333										1	0	0	0	0	0	2											
57 Jonathan Sánchez, L OBP: 0.333, SLG: 0.667 59 Guillermo Mota, R 79 Brandon Crawford, L OBP: 0.323, SLG: 0.346										3	0	0	0	1	1	3											
Inning Stats	R: 1 E: 0 K: 0 S: 5	H: 3 LOB: 1 BB: 0 P: 5	R: 0 E: 0 K: 0 S: 3	H: 0 LOB: 1 BB: 1 P: 7	R: 0 E: 0 K: 0 S: 3	H: 0 LOB: 0 BB: 0 P: 3	R: 0 E: 0 K: 0 S: 3	H: 0 LOB: 0 BB: 0 P: 3	R: 0 E: 0 K: 1 S: 5	H: 0 LOB: 0 BB: 0 P: 5	R: 1 E: 1 K: 1 S: 7	H: 1 LOB: 1 BB: 0 P: 7	R: 1 E: 0 K: 0 S: 6	H: 1 LOB: 0 BB: 0 P: 7	R: 0 E: 0 K: 1 S: 7	H: 2 LOB: 2 BB: 0 P: 7	1B: 6 2B: 0 3B: 0 HR: 1	SF: 0 SAC: 0 DP: 0 HBP: 0	WP: 0 PA: 35 PB: 0 SB: 0 CS: 0								
PITCHER	IP	WLS	BF	H	R	ER	SO	BB	IBB	HBP	BLK	WP	HR	S	P	ERA	WHIP										
34 Homer Bailey, R ERA: 3.08	5.0		18	3	1	1	0	1	0	0	0	0	0	17	21	1.80	0.800										
53 Arthur Rhodes, L ERA: 3.08	1.0	H	3	0	0	0	1	0	0	0	0	0	0	5	5	0.00	0.000										
48 Francisco Cordero, R ERA: 6.0	1.0	H	5	1	1	0	1	0	0	0	0	0	0	7	7	0.00	1.000										
51 Jared Burton, R ERA: 6.0	1.0	W	4	1	1	1	0	0	0	0	0	0	1	6	7	9.00	1.000										
52 Daniel Herrera, L ERA: 3.6	1.0		5	2	0	0	1	0	0	0	0	0	0	7	7	0.00	2.000										

Batter	1	2	3	4	5	6	7	8	9	AB	R	H	RBI	BB	SO	LOB	BOTTOM										
21 Chris Dickerson, L OBP: 0.405, SLG: 0.543 6 Drew Stubbs, R OBP: 0.350, SLG: 0.757	0-0 19 S 19 G4-3 2 S 1B		0-0 E4 19 G6-3 2 SH2-4 1B			0-3 K		1-2 FC6-4		2	1	1	0	0	0	1	San Francisco Giants @ Cincinnati Reds Goodyear Ballpark, Goodyear, AZ Wed Mar 24 2010, 4:15 PM - 6:50 PM EDT Att: 4,062 - Sunny - 82 F										
2 Orlando Cabrera, R OBP: 0.230, SLG: 0.270 48 Francisco Cordero, R 51 Jared Burton, R 64 Juan Francisco, L 17 Liam Hendriks, L 52 Daniel Herrera, L	1-0 F8		0-0 SH2-4			0-0 G5-3		2-H HR		2	0	0	0	0	0	2											
19 Joey Votto, L OBP: 0.364, SLG: 0.286 43 Miguel Cairo, R OBP: 0.333, SLG: 0.423	1-0 G4-3		0-0 G6-3			0-0 F7		2-H FC1 16 G6-3 3 2B		2	0	0	2	0	0	1											
4 Brandon Phillips, R OBP: 0.263, SLG: 0.250 16 Chris Burke, R OBP: 0.313, SLG: 0.333	0-0 G6-3		0-0 L7			0-0 F8		2-H G6-3		2	0	0	0	0	0	1											
27 Scott Rolen, R OBP: 0.417, SLG: 0.448 3 Aaron Miles, S OBP: 0.200, SLG: 0.167										2	0	0	0	0	0	1											
32 Jay Bruce, L OBP: 0.333, SLG: 0.559 15 Drew Sutton, S OBP: 0.435, SLG: 0.421										2	0	0	0	0	1	2											
25 Vladimir Balentien, R OBP: 0.264, SLG: 0.533 31 Jonny Gomes, R OBP: 0.282, SLG: 0.632										1	1	1	0	1	0	0											
29 Ryan Hanigan, R OBP: 0.350, SLG: 0.579 37 Corky Miller, R OBP: 0.353, SLG: 0.429										2	1	0	0	0	0	2											
34 Homer Bailey, R 7 Paul Janish, R OBP: 0.417, SLG: 0.810										2	1	2	1	0	0	0											
Inning Stats	R: 1 E: 0 K: 0 S: 4	H: 1 LOB: 0 BB: 0 P: 6	R: 0 E: 0 K: 1 S: 5	H: 0 LOB: 1 BB: 1 P: 9	R: 1 E: 1 K: 0 S: 4	H: 2 LOB: 0 BB: 0 P: 4	R: 0 E: 0 K: 1 S: 6	H: 1 LOB: 1 BB: 0 P: 6	R: 0 E: 0 K: 1 S: 6	H: 1 LOB: 1 BB: 0 P: 6	R: 7 E: 1 K: 0 S: 11	H: 5 LOB: 0 BB: 1 P: 16	R: 0 E: 0 K: 1 S: 6	H: 1 LOB: 0 BB: 1 P: 16	R: 0 E: 0 K: 1 S: 6	H: 1 LOB: 1 BB: 0 P: 6		1B: 3 2B: 7 3B: 0 HR: 1	SF: 0 SAC: 1 DP: 1 HBP: 0	WP: 0 PA: 38 PB: 0 SB: 2 CS: 0							
PITCHER	IP	WLS	BF	H	R	ER	SO	BB	IBB	HBP	BLK	WP	HR	S	P	ERA	WHIP										
57 Jonathan Sánchez, L ERA: 3.86	0.2		3	1	0	0	1	0	0	0	0	0	0	5	5	0.00	1.500										
41 Jeremy Affeldt, L ERA: 2.45	0.1	L	4	2	3	1	0	0	0	0	0	0	0	4	4	27.00	6.000										
49 Brandon Medders, R ERA: 8.53	0.2		6	3	4	3	0	1	0	0	0	0	1	7	12	40.50	6.000										

AB	34
R	3
H	7
RBI	2
BB	1
SO	3
LOB	10



Batter	1	2	3	4	5	6	7	8	9	AB	R	H	RBI	BB	SO	LOB	TOP			
56 Andres Torres, S OBP: 0.420, SLG: 0.610										3	0	0	0	1	1	0	San Francisco Giants @ Kansas City Royals Surprise Stadium, Surprise, AZ Wed Mar 24 2010, 9:08 PM - 11:22 PM EDT Att. 2,177 - Overcast - 66 F			
8 Eugenio Velez, S OBP: 0.348, SLG: 0.333										4	1	1	0	0	0	1				
14 Fred Lewis, L 88 Joe Borchard, S										3	0	0	0	0	2	1				
35 Travis Ishikawa, L OBP: 0.308, SLG: 0.250										4	2	2	0	0	1	0				
28 Buster Posey, R OBP: 0.429, SLG: 0.550										3	2	2	0	0	1	0				
20 John Bowker, L OBP: 0.356, SLG: 0.577										4	2	3	7	0	0	1				
29 Ryan Rohlinger, R OBP: 0.295, SLG: 0.171										4	0	0	0	0	3	1				
9 Kevin Frandsen, R OBP: 0.238, SLG: 0.250										3	0	0	0	0	1	1				
92 Ryan Lomand, R										1	0	0	0	0	1	0				
34 Matt Downs, R 81 Juan Ciriaco, R										3	0	0	0	0	1	1				
Inning Stats	R: 0 E: 0 K: 1 S: 7	H: 0 LOB: 0 BB: 0 P: 12	R: 2 E: 0 K: 2 S: 12	H: 3 LOB: 1 BB: 0 P: 19	R: 0 E: 0 K: 1 S: 7	H: 0 LOB: 0 BB: 0 P: 10	R: 1 E: 0 K: 3 S: 15	H: 1 LOB: 0 BB: 0 P: 22	R: 0 E: 0 K: 1 S: 5	H: 0 LOB: 0 BB: 0 P: 7	R: 4 E: 0 K: 0 S: 11	H: 3 LOB: 0 BB: 0 P: 18	R: 0 E: 0 K: 1 S: 10	H: 1 LOB: 1 BB: 0 P: 17	R: 0 E: 0 K: 2 S: 9	H: 0 LOB: 0 BB: 0 P: 13	1B: 5 2B: 1 HR: 2	SF: 0 SAC: 0 DP: 1 HBP: 1	WP: 0 PB: 0 SB: 1 CS: 0	PA: 36
PITCHER	IP WLS BF H R ER SO BB IBB HBP BLK WP HR S P ERA WHIP																			
40 Kyle Farnsworth, R ERA: 9.24	5.0 L 19 4 3 3 8 0 0 0 0 0 1 46 70 5.40 0.800																			
57 Brad Thompson, R ERA: 4.5	2.0 10 3 4 4 1 1 0 0 0 0 1 21 35 18.00 2.000																			
59 Philip Humber, R ERA: 10.38	1.0 4 1 0 0 0 0 0 0 0 0 0 7 10 0.00 1.000																			
65 Josh Rupe, R ERA: 2.57	1.0 3 0 0 0 2 0 0 0 0 0 0 9 13 0.00 0.000																			

Batter	1	2	3	4	5	6	7	8	9	AB	R	H	RBI	BB	SO	LOB	BOTTOM					
8 Willie Bloomquist, R OBP: 0.500, SLG: 0.524										3	0	0	0	0	0	2	San Francisco Giants @ Kansas City Royals Surprise Stadium, Surprise, AZ Wed Mar 24 2010, 9:08 PM - 11:22 PM EDT Att. 2,177 - Overcast - 66 F					
41 Buck Coats, L OBP: 0.214, SLG: 0.154										3	0	1	0	0	0	0						
72 Irving Falu, S OBP: 0.333, SLG: 0.385										3	0	1	0	0	0	0						
90 Marc Maddox, R										3	0	1	0	0	0	1						
9 David DeJesus, L OBP: 0.252, SLG: 0.389										1	0	0	0	0	0	0						
75 Derrick Robinson, S										3	0	0	0	0	0	0						
25 Kila Ka'aihue, L OBP: 0.415, SLG: 0.600										3	0	0	0	0	2	2						
86 Ryan Eigsti, R										1	0	0	0	0	1	0						
11 Josh Fields, R Ed Lucas, R										3	0	0	0	0	0	1						
46 Wilson Betemit, S OBP: 0.389, SLG: 0.552										2	0	0	0	1	0	0						
3 Yuniesky Betancourt, R 76 Anthony Seratelli, S										3	0	0	0	0	0	2						
64 Scott Thorman, L OBP: 0.324, SLG: 0.250										3	0	1	0	0	1	2						
73 Nick Van Stratten, R OBP: 0.500, SLG: 0.500										0	0	0	0	0	0	0						
26 Vance Wilson, R OBP: 0.318, SLG: 0.429										2	0	1	0	0	1	0						
63 Edwin Bellorin, R OBP: 0.429, SLG: 0.429										1	0	0	0	0	0	0						
Inning Stats	R: 0 E: 0 K: 0 S: 11	H: 1 LOB: 1 BB: 0 P: 21	R: 0 E: 0 K: 0 S: 7	H: 0 LOB: 1 BB: 1 P: 14	R: 0 E: 0 K: 1 S: 8	H: 0 LOB: 0 BB: 0 P: 9	R: 0 E: 0 K: 1 S: 7	H: 1 LOB: 0 BB: 0 P: 10	R: 0 E: 0 K: 0 S: 12	H: 2 LOB: 2 BB: 0 P: 16	R: 0 E: 0 K: 1 S: 9	H: 0 LOB: 0 BB: 0 P: 10	R: 0 E: 0 K: 1 S: 7	H: 0 LOB: 1 BB: 0 P: 12	R: 0 E: 0 K: 1 S: 8	H: 0 LOB: 0 BB: 0 P: 13	R: 0 E: 0 K: 1 S: 6	H: 0 LOB: 0 BB: 0 P: 8	1B: 4 2B: 0 3B: 0 HR: 0	SF: 0 SAC: 0 DP: 1 HBP: 0	WP: 0 PB: 0 SB: 1 CS: 0	PA: 32
PITCHER	IP WLS BF H R ER SO BB IBB HBP BLK WP HR S P ERA WHIP																					
67 Henry Sosa, R ERA: 1.5	2.0 W 8 1 0 0 2 0 0 0 0 0 0 15 19 0.00 0.500																					
91 Horacio Ramirez, L ERA: 1.93	2.0 H 6 1 0 0 2 0 0 0 0 0 0 12 16 0.00 2.000																					
51 Tony Pena Jr., R ERA: 2.0	1.0 H 5 2 0 0 0 0 0 0 0 0 0 8 13 0.00 0.000																					
53 Denny Bautista, R ERA: 3.12	2.0 7 0 0 0 2 0 0 0 0 0 0 16 22 0.00 0.000																					
60 Wladis Joaquin, R ERA: 3.12	1.0 3 0 0 0 1 0 0 0 0 0 0 8 13 0.00 0.000																					

Batter	1	2	3	4	5	6	7	8	9	AB	R	H	RBI	BB	SO	LOB	TOP							
2 Erick Aybar, S (1,6) OBP: 0.297, SLG: 0.281										4	1	3	1	0	1	1	Los Angeles Angels @ San Francisco Giants Scottsdale Stadium, Scottsdale, AZ Fri Mar 26 2010, 4:15 PM - 7:05 PM EDT Att: 12,087 - Partly Cloudy - 68 F							
94 Gary Patchett, R (7,6) OBP: 0.400, SLG: 0.429										1	0	0	0	0	1	1								
47 Howie Kendrick, R (1,4) OBP: 0.320, SLG: 0.490										4	0	1	1	0	1	2								
9 Alexi Amarista, L (7,4) OBP: 0.167, SLG: 0.273										1	0	0	0	0	0	1								
48 Toni Hunter, R (1,8) OBP: 0.471, SLG: 0.700										2	0	1	0	1	0	0								
52 Jason Bulger, R (6,1) OBP: 0.211, SLG: 0.297										0	0	0	0	0	0	0								
39 Robb Quinlan, R (7,7) OBP: 0.211, SLG: 0.297										2	0	0	0	0	0	2								
55 Hideki Matsui, L (1,7) OBP: 0.353, SLG: 0.400										3	0	0	0	0	2	3								
83 Michael Ryan, L (5,7) OBP: 0.452, SLG: 0.640										1	0	0	0	0	0	1								
8 Kendrys Morales, S (1,3) OBP: 0.438, SLG: 0.622										4	0	1	0	0	0	4								
58 Michael Kohn, R (7,1) OBP: 0.211, SLG: 0.297										0	0	0	0	0	0	0								
45 Francisco Rodriguez, R (8,1) OBP: 0.211, SLG: 0.297										0	0	0	0	0	0	0								
20 Juan Rivera, R (1,9) OBP: 0.298, SLG: 0.500										3	0	0	0	0	0	1								
74 Jeremy Moore, L (6,8) OBP: 0.444, SLG: 0.286										1	0	0	0	0	1	0								
3 Brandon Wood, R (1,5) OBP: 0.250, SLG: 0.207										4	1	1	0	0	2	1								
12 Freddy Sandoval, S (8,5) OBP: 0.250, SLG: 0.207										0	0	0	0	0	0	0								
46 Bobby Wilson, R (1,2) OBP: 0.435, SLG: 0.421										2	0	1	1	1	0	0								
28 Ryan Budde, R (7,2) OBP: 0.435, SLG: 0.421										1	0	0	0	0	0	0								
38 Trevor Reckling, L (1,1) OBP: 0.485, SLG: 0.800										2	0	0	0	0	2	3								
6 Jeremy Hill, R (5,1) OBP: 0.485, SLG: 0.800										0	0	0	0	0	0	0								
22 Cory Aldridge, L (6,9) OBP: 0.485, SLG: 0.800										2	1	2	0	0	0	0								
Inning Stats	R: 0 E: 0 K: 2 S: 8	H: 2 LOB: 1 BB: 0 P: 8	R: 0 E: 0 K: 2 S: 8	H: 1 LOB: 2 BB: 1 P: 12	R: 0 E: 0 K: 1 S: 6	H: 1 LOB: 2 BB: 1 P: 10	R: 1 E: 0 K: 2 S: 9	H: 2 LOB: 1 BB: 0 P: 9	R: 0 E: 0 K: 0 S: 3	H: 0 LOB: 0 BB: 0 P: 3	R: 0 E: 0 K: 1 S: 5	H: 0 LOB: 0 BB: 0 P: 5	R: 2 E: 1 K: 0 S: 7	H: 3 LOB: 2 BB: 0 P: 7	R: 0 E: 0 K: 1 S: 5	H: 0 LOB: 0 BB: 0 P: 5	R: 0 E: 0 K: 1 S: 6	H: 1 LOB: 1 BB: 0 P: 6	1B: 7 2B: 1 3B: 2 HR: 0	SF: 0 SAC: 0 DP: 0 HBP: 0	WP: 0 PB: 0 SB: 0 CS: 1	PA: 39		
PITCHER	IP WLS BF H R ER SO BB IBB HBP BLK WP HR S P ERA WHIP	IP WLS BF H R ER SO BB IBB HBP BLK WP HR S P ERA WHIP	IP WLS BF H R ER SO BB IBB HBP BLK WP HR S P ERA WHIP	IP WLS BF H R ER SO BB IBB HBP BLK WP HR S P ERA WHIP	IP WLS BF H R ER SO BB IBB HBP BLK WP HR S P ERA WHIP	IP WLS BF H R ER SO BB IBB HBP BLK WP HR S P ERA WHIP	IP WLS BF H R ER SO BB IBB HBP BLK WP HR S P ERA WHIP	IP WLS BF H R ER SO BB IBB HBP BLK WP HR S P ERA WHIP	IP WLS BF H R ER SO BB IBB HBP BLK WP HR S P ERA WHIP	IP WLS BF H R ER SO BB IBB HBP BLK WP HR S P ERA WHIP	IP WLS BF H R ER SO BB IBB HBP BLK WP HR S P ERA WHIP	IP WLS BF H R ER SO BB IBB HBP BLK WP HR S P ERA WHIP	IP WLS BF H R ER SO BB IBB HBP BLK WP HR S P ERA WHIP	IP WLS BF H R ER SO BB IBB HBP BLK WP HR S P ERA WHIP	IP WLS BF H R ER SO BB IBB HBP BLK WP HR S P ERA WHIP	IP WLS BF H R ER SO BB IBB HBP BLK WP HR S P ERA WHIP	IP WLS BF H R ER SO BB IBB HBP BLK WP HR S P ERA WHIP	IP WLS BF H R ER SO BB IBB HBP BLK WP HR S P ERA WHIP	IP WLS BF H R ER SO BB IBB HBP BLK WP HR S P ERA WHIP	IP WLS BF H R ER SO BB IBB HBP BLK WP HR S P ERA WHIP	IP WLS BF H R ER SO BB IBB HBP BLK WP HR S P ERA WHIP	IP WLS BF H R ER SO BB IBB HBP BLK WP HR S P ERA WHIP	IP WLS BF H R ER SO BB IBB HBP BLK WP HR S P ERA WHIP	IP WLS BF H R ER SO BB IBB HBP BLK WP HR S P ERA WHIP
55 Tim Lincecum, R (1,1) ERA: 6.94	4.0	19	6	1	1	7	2	0	0	0	0	0	0	0	0	0	0	0	0	2.25	2.000			
60 Waldis Joaquin, R (5,1) ERA: 2.53	2.0	6	0	0	0	1	0	0	0	0	0	0	0	0	0	0	0	0	0	0.00	0.000			
49 Brandon Medders, R (7,1) ERA: 9.82	1.0	B	7	3	2	2	0	0	0	0	0	0	0	0	0	0	0	0	0	18.00	3.000			
41 Jeremy Affeldt, L (8,1) ERA: 2.16	1.0	W	3	0	0	0	1	0	0	0	0	0	0	0	0	0	0	0	0	0.00	0.000			
59 Guillermo Mota, R (9,1) ERA: 3.39	1.0	S	4	1	0	0	1	0	0	0	0	0	0	0	0	0	0	0	0	0.00	1.000			

Batter	1	2	3	4	5	6	7	8	9	AB	R	H	RBI	BB	SO	LOB	BOTTOM
33 Aaron Rowand, R (1,8) OBP: 0.543, SLG: 0.711										3	1	2	1	0	1	0	Los Angeles Angels @ San Francisco Giants Scottsdale Stadium, Scottsdale, AZ Fri Mar 26 2010, 4:15 PM - 7:05 PM EDT Att: 12,087 - Partly Cloudy - 68 F
20 John Bowker, L (6,9) OBP: 0.369, SLG: 0.596										2	0	0	0	0	0	3	
59 Guillermo Mota, R (9,1) OBP: 0.369, SLG: 0.596										0	0	0	0	0	0	0	
16 Edgar Renteria, R (1,6) OBP: 0.350, SLG: 0.426										3	0	1	1	0	0	1	
79 Brandon Crawford, L (5, PR) OBP: 0.313, SLG: 0.333										1	0	0	0	0	1	1	
56 Andres Torres, S (1,9) OBP: 0.418, SLG: 0.578										3	1	1	0	1	0	1	
17 Aubrey Huff, L (1,3) OBP: 0.438, SLG: 0.667										3	0	0	0	0	0	4	
28 Buster Posey, R (6,3) OBP: 0.442, SLG: 0.585										1	0	1	1	0	0	0	
90 Tyler Graham, R (8, PR) OBP: 0.241, SLG: 0.296										0	1	0	0	0	0	0	
14 Fred Lewis, L (1,7) OBP: 0.317, SLG: 0.528										2	0	0	0	1	1	0	
49 Brandon Medders, R (7,1) ERA: 9.82										0	0	0	0	0	0	0	
41 Jeremy Affeldt, L (8,1) ERA: 2.16										0	0	0	0	0	0	0	
34 Matt Downs, R (8, PH) OBP: 0.444, SLG: 0.516										0	1	0	0	1	0	0	
8 Eugenio Velez, S (1,4) OBP: 0.353, SLG: 0.340										4	0	2	0	0			

Batter	1	2	3	4	5	6	7	8	9	AB	R	H	RBI	BB	SO	LOB	TOP								
56 Andres Torres, S (1.8) OBP: 0.417, SLG: 0.571	B5-3		2B		BB		P5		K	4	1	1	0	1	1	0	San Francisco Giants @ Los Angeles Angels Tempe Diablo Stadium, Tempe, AZ Sat Mar 27 2010, 4:11 PM - 7:00 PM EDT Att: 8,805 - Sunny - 70 F livebaseballscorecards.com								
7 Mark DeRosa, R (1.7) OBP: 0.325, SLG: 0.297	L7		F7				K			4	1	1	0	0	1	1									
8 Eugenio Velez, S (7.7)					1B					0	0	0	0	0	0	0									
48 Pablo Sandoval, S (1.5) OBP: 0.313, SLG: 0.457				1B						3	1	1	0	1	0	0									
29 Ryan Rohlinger, R (7.5) OBP: 0.240, SLG: 0.159	L9			1B			F7			0	0	0	0	0	0	0									
1 Bengie Molina, R (1.2) OBP: 0.438, SLG: 0.578		K								4	0	2	3	0	1	0									
22 Eli Whiteside, R (8.2) OBP: 0.241, SLG: 0.296										0	0	0	0	0	0	0									
5 Juan Uribe, R (1.6) OBP: 0.319, SLG: 0.452										3	0	2	0	1	0	0									
79 Brandon Crawford, L (8.6) OBP: 0.310, SLG: 0.333										0	0	0	0	0	0	0									
28 Buster Posey, R (1.10) OBP: 0.404, SLG: 0.533										4	0	0	0	0	1	6									
Mike McBryde, R (8.10)										0	0	0	0	0	0	0									
12 Nate Schierholtz, L (1.9) OBP: 0.294, SLG: 0.440										3	0	0	0	0	2	4									
20 John Bowker, L (6.9) OBP: 0.364, SLG: 0.586										1	0	0	0	0	0	1									
35 Travis Ishikawa, L (1.3) OBP: 0.217, SLG: 0.182										4	0	0	0	0	2	3									
34 Matt Downs, R (1.4) OBP: 0.400, SLG: 0.457										4	0	0	0	0	1	0									
Inning Stats	R: 0 E: 0 K: 0 S: 3	H: 0 LOB: 0 BB: 0 P: 3	R: 0 E: 0 K: 2 S: 7	H: 0 LOB: 1 BB: 1 P: 11	R: 0 E: 0 K: 1 S: 6	H: 1 LOB: 1 BB: 0 P: 6	R: 0 E: 0 K: 3 S: 12	H: 3 LOB: 3 BB: 0 P: 12	R: 3 E: 0 K: 0 S: 5	H: 3 LOB: 1 BB: 2 P: 13	R: 0 E: 0 K: 0 S: 3	H: 0 LOB: 0 BB: 0 P: 3	R: 0 E: 0 K: 1 S: 5	H: 0 LOB: 0 BB: 0 P: 5	R: 0 E: 1 K: 0 S: 4	H: 0 LOB: 1 BB: 0 P: 4	R: 0 E: 0 K: 2 S: 7	H: 0 LOB: 0 BB: 0 P: 7	1B: 5 2B: 2 HR: 0	SF: 0 SAC: 0 DP: 1 HBP: 0	WP: 0 PB: 0 SB: 0 CS: 0	PA: 37			
PITCHER	IP	WLS	BF	H	R	ER	SO	BB	IBB	HBP	BLK	WP	HR	S	P	ERA	WHIP								
51 Joe Saunders, L (1.1) ERA: 6.0	4.1		23	7	3	3	6	3	0	0	0	0	0	32	44	6.23	2.308								
Bobby Cassevah, R (5.1) ERA: 1.5	1.2	W	4	0	0	0	0	0	0	0	0	0	0	4	4	0.00	0.000								
40 Kevin Jepsen, R (7.1) ERA: 2.25	1.0	H	3	0	0	0	1	0	0	0	0	0	0	5	5	0.00	0.000								
62 Scot Shields, R (8.1) ERA: 4.5	1.0	H	4	0	0	0	0	0	0	0	0	0	0	4	4	0.00	0.000								
56 Fernando Rodney, R (9.1) ERA: 4.5	1.0	S	3	0	0	0	2	0	0	0	0	0	0	7	7	0.00	0.000								

Batter	1	2	3	4	5	6	7	8	9	AB	R	H	RBI	BB	SO	LOB	BOTTOM								
2 Erick Aybar, S (1.6) OBP: 0.341, SLG: 0.294	F9									2	2	1	0	2	0	0	San Francisco Giants @ Los Angeles Angels Tempe Diablo Stadium, Tempe, AZ Sat Mar 27 2010, 4:11 PM - 7:00 PM EDT Att: 8,805 - Sunny - 70 F livebaseballscorecards.com								
27 Andrew Romine, S (8.6) OBP: 0.375, SLG: 0.167										0	0	0	0	0	0	0									
53 Bobby Abreu, L (1.9) OBP: 0.276, SLG: 0.480										3	1	1	2	0	1	1									
42 Terry Evans, R (7.9) OBP: 0.250, SLG: 0.333										1	0	0	0	0	0	1									
48 Toni Hunter, R (1.8) OBP: 0.486, SLG: 0.727										3	0	2	1	0	0	0									
25 Peter Bourjos, R (6. PR) OBP: 0.273, SLG: 0.310										1	1	0	0	0	0	0									
55 Hideki Matsui, L (1.10) OBP: 0.351, SLG: 0.394										3	0	1	1	0	0	1									
44 Mike Napoli, R (8. PH) OBP: 0.421, SLG: 0.875										0	0	0	0	1	0	0									
8 Kendrys Morales, S (1.3) OBP: 0.431, SLG: 0.604										3	0	1	0	0	1	2									
83 Michael Ryan, L (8.3) OBP: 0.469, SLG: 0.640										0	0	0	0	1	0	0									
20 Juan Rivera, R (1.7) OBP: 0.300, SLG: 0.489										3	0	1	0	0	0	1									
22 Cory Aldridge, L (7.7) OBP: 0.471, SLG: 0.774										1	0	0	0	0	1	2									
13 Maicer Izturis, S (1.4) OBP: 0.442, SLG: 0.514										1	0	0	0	0	0	1									
6 Hainley Statia, S (4.4) OBP: 0.211, SLG: 0.118										2	0	0	0	1	0	2									
5 Jeff Mathis, R (1.2) OBP: 0.243, SLG: 0.344										3	0	0	0	0	0	3									
3 Brandon Wood, R (1.5) OBP: 0.333, SLG: 0.382										3	0	0	0	0	1	0									
39 Robb Quinlan, R (8.5) OBP: 0.211, SLG: 0.297										0	0	0	0	0	0	0									
Inning Stats	R: 0 E: 0 K: 1 S: 6	H: 1 LOB: 1 BB: 0 P: 6	R: 0 E: 0 K: 0 S: 3	H: 1 LOB: 0 BB: 0 P: 3	R: 2 E: 0 K: 1 S: 8	H: 2 LOB: 0 BB: 0 P: 9	R: 0 E: 0 K: 1 S: 5	H: 0 LOB: 0 BB: 0 P: 5	R: 0 E: 0 K: 0 S: 3	H: 0 LOB: 0 BB: 0 P: 3	R: 2 E: 0 K: 0 S: 6	H: 3 LOB: 3 BB: 2 P: 14	R: 0 E: 0 K: 0 S: 3	H: 0 LOB: 0 BB: 1 P: 7	R: 0 E: 0 K: 1 S: 5	H: 0 LOB: 2 BB: 2 P: 13	1B: 5 2B: 1 3B: 0 HR: 1	SF: 0 SAC: 0 DP: 1 HBP: 0	WP: 0 PB: 0 SB: 0 CS: 1	PA: 35					
PITCHER	IP	WLS	BF	H	R	ER	SO	BB	IBB	HBP	BLK	WP	HR	S	P	ERA	WHIP								
75 Barry Zito, L (1.1) ERA: 5.03	5.1	L	22	6	4	4	3	1	0	0	0	0	0	3	7	0.00	3.000								
67 Henry Sosa, R (6.1) ERA: 1.5	0.2		4	1	0	0	0	1	0	0	0	0	0	3	7	0.00	3.000								
54 Sergio Romo, R (7.1) ERA: 1.5	0.2		3	0	0	0	0	1	0	0	0	0	0	2	6	0.00	1.500								
45 Dan Runzler, L (7.1) ERA: 1.5	0.1		0	0	0	0	0	0	0	0	0	0	0	1	1	0.00	0.000								
38 Brian Wilson, R (8.1) ERA: 1.64	1.0		5	0	0	0	1	2	0	0	0	0	0	5	13	0.00	2.000								

Batter	1	2	3	4	5	6	7	8	9	AB	R	H	RBI	BB	SO	LOB	TOP					
33 Aaron Rowand, R OBP: 0.519, SLG: 0.644	E3 8 HR	F8		G5-3						4	1	1	1	0	0	2	San Francisco Giants @ Milwaukee Brewers Maryvale Baseball Park, Phoenix, AZ Mon Mar 29 2010, 4:15 PM - 7:08 PM EDT Att. 4,628 - Overcast - 81 F livebaseballscorecards.com					
34 Matt Downs, R OBP: 0.442, SLG: 0.526										1	0	1	0	0	0	0						
8 Eugenio Velez, S OBP: 0.335, SLG: 0.382	1-H HR			12 3B	1B					5	2	2	2	0	1	2						
12 Nate Schierholtz, L OBP: 0.293, SLG: 0.590	G5-3			35 SF7	3B					4	3	2	1	1	0	0						
20 John Bowker, L OBP: 0.378, SLG: 0.631				P6						3	1	2	2	1	0	1						
28 Buster Posey, R OBP: 0.330, SLG: 0.590					HR					1	0	0	0	0	0	1						
35 Travis Ishikawa, L OBP: 0.241, SLG: 0.222	F7			SF7						4	0	2	2	0	0	1						
22 Eli Whiteside, R OBP: 0.292, SLG: 0.259	K			L8						4	0	0	0	0	1	3						
60 Waldir Joaquin, R										0	0	0	0	0	0	0						
54 Sergio Romo, R										1	0	0	0	0	0	1						
89 Shanton Schoop, R										0	0	0	0	0	0	0						
70 Felix Romero, R										0	0	0	0	0	0	0						
65 Steve Edlefsen, R										0	0	0	0	0	0	0						
79 Brandon Crawford, L OBP: 0.316, SLG: 0.313				57 SH1-3	BB					4	0	1	0	1	0	3						
29 Ryan Rohlinger, R OBP: 0.236, SLG: 0.184				F8						4	1	1	0	0	0	2						
57 Jonathan Sánchez, L OBP: 0.250, SLG: 0.500				SH1-3						1	0	0	0	0	0	1						
32 Steve Holm, R OBP: 0.615, SLG: 0.545				SH2-3						1	0	0	0	0	0	0						
Inning Stats	R: 2 E: 1 K: 1 S: 9	H: 2 LOB: 0 BB: 10	R: 0 E: 0 K: 0 S: 6	H: 0 LOB: 1 BB: 1	R: 2 E: 0 K: 0 S: 8	H: 2 LOB: 0 BB: 0	R: 0 E: 0 K: 0 S: 8	H: 1 LOB: 1 BB: 0	R: 2 E: 0 K: 1 S: 10	H: 1 LOB: 0 BB: 1	R: 1 E: 0 K: 0 S: 11	H: 2 LOB: 1 BB: 0	R: 0 E: 0 K: 0 S: 4	H: 1 LOB: 2 BB: 8	R: 0 E: 0 K: 0 S: 4	H: 1 LOB: 1 BB: 0	R: 1 E: 0 K: 0 S: 9	H: 2 LOB: 1 BB: 13	1B: 6 2B: 3 3B: 1 HR: 2	SF: 1 SAC: 2 DP: 0 HBP: 0	WP: 1 PB: 0 CS: 0	PA: 43
PITCHER	IP WLS BF H R ER SO BB IBB HBP BLK WP HR S P ERA WHIP																					
31 Dave Bush, R ERA: 4.34	6.0 L 29 8 7 6 2 2 0 0 0 0 1 2 52 78 9.00 1.667																					
51 Trevor Hoffman, R ERA: 8.75	1.0 5 1 0 0 0 1 0 0 0 0 0 4 8 0.00 2.000																					
32 LaTroy Hawkins, R ERA: 7.2	1.0 4 1 0 0 0 0 0 0 0 0 0 4 4 0.00 1.000																					
60 Todd Coffey, R ERA: 1.64	1.0 5 2 1 1 0 0 0 0 0 0 0 9 13 9.00 2.000																					
Batter	1	2	3	4	5	6	7	8	9	AB	R	H	RBI	BB	SO	LOB	BOTTOM					
27 Carlos Gómez, R OBP: 0.317, SLG: 0.377	K									3	0	0	0	0	1	0	San Francisco Giants @ Milwaukee Brewers Maryvale Baseball Park, Phoenix, AZ Mon Mar 29 2010, 4:15 PM - 7:08 PM EDT Att. 4,628 - Overcast - 81 F livebaseballscorecards.com					
63 Adam Stern, L OBP: 0.447, SLG: 0.606										2	1	1	2	0	0	1						
22 Jody Gerut, L OBP: 0.192, SLG: 0.360	P6									4	0	0	0	0	2	1						
93 Erik Miller, R OBP: 0.750, SLG: 0.667										1	0	1	0	0	0	0						
23 Rickie Weeks Jr., R OBP: 0.424, SLG: 0.910										3	1	2	1	0	0	0						
78 Joe Koshansky, L OBP: 0.636, SLG: 0.889	28 1B									2	1	2	1	0	0	0						
28 Prince Fielder, L OBP: 0.351, SLG: 0.431										1	0	1	0	1	0	0						
90 Eric Farris, R OBP: 0.500, SLG: 0.571										2	0	1	1	0	0	2						
15 Jim Edmonds, L OBP: 0.360, SLG: 0.500										3	0	0	0	0	2	4						
2 Joe Inglett, L OBP: 0.311, SLG: 0.324	K									1	0	0	0	1	0	1						
16 George Kottaras, L OBP: 0.381, SLG: 0.718										2	0	0	0	1	2	2						
79 Martín Maldonado, R OBP: 0.444, SLG: 0.286										2	0	0	0	0	0	4						
21 Alcides Escobar, R OBP: 0.370, SLG: 0.460										2	0	0	0	0	1	1						
93 Ray Olmedo, S OBP: 0.300, SLG: 0.300										1	1	1	0	0	0	0						
66 Taylor Green, L OBP: 0.273, SLG: 0.200										4	1	1	1	0	2	1						
31 Dave Bush, R ERA: 4.24										2	0	0	0	0	1	1						
51 Trevor Hoffman, R ERA: 8.75										1	1	1	0	0	0	0						
30 Craig Counsell, L OBP: 0.646, SLG: 0.824										0	0	0	0	0	0	0						
32 LaTroy Hawkins, R ERA: 7.2										0	0	0	0	0	0	0						
60 Todd Coffey, R ERA: 1.64										1	0	1	0	0	0	0						
97 Chadwin Slang, R OBP: 1.000, SLG: 2.000										1	0	1	0	0	0	0						
Inning Stats	R: 0 E: 0 K: 2 S: 13	H: 2 LOB: 2 BB: 0	R: 0 E: 0 K: 2 S: 13	H: 0 LOB: 1 BB: 1	R: 0 E: 0 K: 1 S: 5	H: 0 LOB: 0 BB: 0	R: 0 E: 0 K: 3 S: 10	H: 0 LOB: 1 BB: 0	R: 0 E: 0 K: 1 S: 5	H: 0 LOB: 0 BB: 0	R: 1 E: 1 K: 0 S: 9	H: 1 LOB: 1 BB: 1	R: 1 E: 0 K: 0 S: 6	H: 2 LOB: 1 BB: 0	R: 0 E: 0 K: 0 S: 6	H: 2 LOB: 0 BB: 8	R: 1 E: 1 K: 0 S: 11	H: 5 LOB: 3 BB: 1	1B: 9 2B: 1 3B: 0 HR: 2	SF: 0 SAC: 1 DP: 1 HBP: 1	WP: 1 PB: 0 CS: 0	PA: 42
PITCHER	IP WLS BF H R ER SO BB IBB HBP BLK WP HR S P ERA WHIP																					
57 Jonathan Sánchez, L ERA: 4.24	6.0 W 24 3 1 1 0 2 0 0 0 0 1 1 55 83 1.50 0.833																					
60 Waldir Joaquin, R ERA: 2.31	1.0 5 2 1 0 0 0 0 0 0 0 0 5 6 0.00 2.000																					
54 Sergio Romo, R ERA: 0.84	1.0 4 2 1 1 0 0 0 0 0 0 0 1 6 8 9.00 2.000																					
70 Felix Romero, R ERA: 5.68	0.1 6 5 3 3 0 0 0 0 0 0 0 9 12 81.00 15.000																					
65 Steve Edlefsen, R ERA: 9.53	0.2 S 3 0 0 0 0 1 0 0 0 0 0 2 6 0.00 1.500																					

Batter	1	2	3	4	5	6	7	8	9	AB	R	H	RBI	BB	SO	LOB	TOP								
2 Ryan Theriot, R (1, 6) 77 DJ LeMahieu, R (6, 6) OBP: 0.467, SLG: 0.463 OBP: 0.429, SLG: 0.333	1-2 G6-3		3-2 21 3B 1B			0-0 F7		0-0 G4-3		3	1	1	1	0	0	0									
21 Tyler Colvin, L (1, 9) OBP: 0.457, SLG: 0.714	1-0 F7		3-2 1-H 3B			1-1 G3		3-2 9 HR 1B		4	1	2	1	0	0	0									
25 Derrek Lee, R (1, 3) 9 Chad Tracy, L (7, 3) OBP: 0.310, SLG: 0.500 OBP: 0.349, SLG: 0.421	3-2 F8		0-0 G6-3			1-3 K		0-0 1-H HR		3	0	0	0	0	1	1									
16 Aramis Ramirez, R (1, 5) 61 Logan Watkins, L (7, PR) OBP: 0.273, SLG: 0.344 OBP: 0.333, SLG: 0.333		1-1 F7		2-3 K			0-1 24 2B 17 1B 1B	0-0 28 S 1B		3	0	1	0	0	1	0									
24 Marlon Byrd, R (1, 8) 28 Jeff Baker, R (7, 5) OBP: 0.364, SLG: 0.615 OBP: 0.302, SLG: 0.417		0-3 K		0-0 P4			0-0 17 1B 2B	1-3 K		3	0	1	0	0	1	0									
12 Alfonso Soriano, R (1, 7) 56 Brad Snyder, L (7, 9) OBP: 0.260, SLG: 0.375 OBP: 0.476, SLG: 0.588		1-1 G5-3		0-0 F9			3-2 P4		0-0 1B	3	0	0	0	0	0	3									
17 Mike Fontenot, L (1, 4) 53 Richard Jones, L (7, 7)			4-2 2 WP 2 1B BB			0-0 F7		1-1 2-H 3-H 2-2 1B		2	1	1	1	1	0	0									
55 Koyie Hill, S (1, 2)			2-3 K			0-0 F8		0-3 K		4	0	0	0	0	2	4									
32 Tom Gorzelanny, R (1, 1) 18 Geovany Soto, R (8, PH) 49 Carlos Marmol, R (8, 1) 43 John Grabow, L (9, 1)			1-0 B3			0-0 P5		0-3 K		2	0	0	0	0	0	1									
Inning Stats	R: 0 E: 0 K: 0 S: 7	H: 0 LOB: 0 BB: 0 P: 12	R: 0 E: 0 K: 1 S: 7	H: 0 LOB: 0 BB: 0 P: 9	R: 2 E: 0 K: 1 S: 16	H: 2 LOB: 1 BB: 1 P: 29	R: 0 E: 0 K: 1 S: 8	H: 0 LOB: 0 BB: 0 P: 10	R: 0 E: 0 K: 0 S: 3	H: 0 LOB: 0 BB: 0 P: 3	R: 0 E: 0 K: 1 S: 6	H: 0 LOB: 0 BB: 0 P: 8	R: 1 E: 0 K: 0 S: 11	H: 3 LOB: 2 BB: 0 P: 17	R: 2 E: 0 K: 2 S: 13	H: 3 LOB: 1 BB: 0 P: 17	R: 0 E: 0 K: 1 S: 8	H: 1 LOB: 1 BB: 0 P: 10	1B: 6 2B: 1 3B: 1 HR: 1	SF: 0 SAC: 0 DP: 0 HBP: 0	WP: 1 PB: 0 SB: 1 CS: 0	PA: 36			
PITCHER	IP WLS BF H R ER SO BB IBB HBP BLK WP HR S P ERA WHIP																								
37 Todd Wellemeyer, R (1, 1) ERA: 2.0	7.0	26	5	3	3	4	1	0	0	0	0	0	0	1	0	58	88	3.86	0.857						
45 Dan Runzler, L (8, 1) ERA:	0.2	2	0	0	0	1	0	0	0	0	0	0	0	0	0	4	4	0.00	0.000						
59 Guillermo Mota, R (8, 1) ERA: 4.82	0.1	L	4	3	2	2	1	0	0	0	0	0	0	1	9	13	54.00	9.000							
41 Jeremy Affeldt, L (9, 1) ERA: 1.86	0.1		2	1	0	0	0	0	0	0	0	0	0	0	4	6	0.00	3.000							
38 Brian Wilson, R (9, 1) ERA: 1.42	0.2		2	0	0	0	1	0	0	0	0	0	0	0	4	4	0.00	0.000							

Chicago Cubs @ San Francisco Giants
 Scottsdale Stadium, Scottsdale, AZ
 Tue Mar 30 2010, 4:07 PM - 6:39 PM EDT
 Att: 11,447 - Sunny - 77 F

AB 35
 R 5
 H 9
 RBI 5
 BB 1
 SO 7
 LOB 12



Batter	1	2	3	4	5	6	7	8	9	AB	R	H	RBI	BB	SO	LOB	BOTTOM							
33 Aaron Rowand, R (1, 8) 12 Nate Schierholz, L (6, 9) OBP: 0.544, SLG: 0.708 OBP: 0.299, SLG: 0.491	0-1 16 G6-3 48 G4-3 2B		2-2 2B			0-0 1B		0-0 G3		3	1	3	0	0	0	0								
16 Edgar Renteria, R (1, 6) 34 Matt Downs, R (9, 4) OBP: 0.281, SLG: 0.389 OBP: 0.442, SLG: 0.526	0-1 G6-3		0-0 G6-3			0-0 G4-3		3-2 G5-3		4	0	0	0	0	0	2								
48 Pablo Sandoval, S (1, 5) 79 Brandon Crawford, L (9, 6) OBP: 0.291, SLG: 0.415 OBP: 0.316, SLG: 0.313	0-0 G4-3		1-1 G1-4-3			1-2 G6-3		0-0 F8		4	0	0	1	0	0	1								
17 Aubrey Huff, L (1, 3) 29 Ryan Rohlinger, R (8, PR) OBP: 0.436, SLG: 0.646 OBP: 0.236, SLG: 0.194	2-3 K			2-2 7 HR 1B		0-1 F7		4-2 7 E BB		3	1	1	0	1	1	0								
7 Mark DeRosa, R (1, 7) 41 Jeremy Affeldt, L (9, 1) 38 Brian Wilson, R (9, 1) OBP: 0.340, SLG: 0.409		1-1 F8		3-2 1-H HR		0-1 2B		2-1 G1-3		4	1	2	2	0	0	1								
1 Bengie Molina, R (1, 2) OBP: 0.389, SLG: 0.510		1-1 L5		0-0 F7		2-2 G5-3		1-2 F8		4	0	0	0	0	0	1								
5 Juan Uribe, R (1, 4) 45 Dan Runzler, L (8, 1) 59 Guillermo Mota, R (8, 1) 28 Buster Posey, R (9, 3) OBP: 0.327, SLG: 0.415 OBP: 0.373, SLG: 0.490		0-1 1B		1-1 G5-3			0-0 56 SH5-4 2B	3-2 G4-3		3	0	2	0	0	0	0								
56 Andres Torres, S (1, 9) OBP: 0.406, SLG: 0.547		0-0 F9		1-1 F9			0-0 SH5-4	2-2 1B		3	0	1	0	0	0	1								
37 Todd Wellemeyer, R (1, 1) 8 Eugenio Velez, S (7, PH) OBP: 0.328, SLG: 0.368			2-3 K			1-1 G5-3		0-0 G6-3		2	0	0	0	0	1	0								
Inning Stats	R: 1 E: 0 K: 1 S: 9	H: 1 LOB: 0 BB: 0 P: 11	R: 0 E: 0 K: 0 S: 7	H: 1 LOB: 1 BB: 0 P: 9	R: 0 E: 0 K: 1 S: 11	H: 1 LOB: 1 BB: 0 P: 16	R: 2 E: 0 K: 0 S: 11	H: 2 LOB: 0 BB: 0 P: 18	R: 0 E: 0 K: 0 S: 4	H: 1 LOB: 1 BB: 0 P: 5	R: 0 E: 0 K: 0 S: 10	H: 1 LOB: 1 BB: 0 P: 13	R: 0 E: 0 K: 0 S: 4	H: 1 LOB: 1 BB: 0 P: 4	R: 0 E: 1 K: 0 S: 9	H: 0 LOB: 2 BB: 1 P: 18	R: 0 E: 0 K: 0 S: 11	H: 1 LOB: 1 BB: 0 P: 19	1B: 4 2B: 4 3B: 0 HR: 1	SF: 0 SAC: 1 DP: 0 HBP: 0	WP: 0 PB: 0 SB: 0 CS: 0	PA: 36		
PITCHER	IP WLS BF H R ER SO BB IBB HBP BLK WP HR S P ERA WHIP																							
32 Tom Gorzelanny, L (1, 1) ERA: 3.32	7.0	28	8	3	3	2	1	0	0	0	0	0	0	0	11	20	0.00	0.750						
49 Carlos Marmol, R (8, 1) ERA: 4.35	1.1	H	5	0	0	0	0	1	0	0	0	0	0	0	0	0	0.00	0.750						
43 John Grabow, L (9, 1) ERA: 4.35	0.2	S	3	1	0	0	0	0	0	0	0	0	0	0	9	17	0.00	1.500						

Chicago Cubs @ San Francisco Giants
 Scottsdale Stadium, Scottsdale, AZ
 Tue Mar 30 2010, 4:07 PM - 6:39 PM EDT
 Att: 11,447 - Sunny - 77 F

AB 34
 R 3
 H 9
 RBI 3
 BB 1
 SO 2
 LOB 9



Batter	1	2	3	4	5	6	7	8	9	AB	R	H	RBI	BB	SO	LOB	TOP																	
8 Eugenio Velez, S OBP: 0.348, SLG: 0.419										5	1	3	1	0	1	1	San Francisco Giants @ Los Angeles Dodgers Camelback Ranch, Glendale, AZ Wed Mar 31 2010, 4:12 PM - 7:00 PM EDT Att: 8,014 - Partly Cloudy - 79 F																	
7 Mark DeRosa, R OBP: 0.347, SLG: 0.413 12 Nate Schierholz, L OBP: 0.290, SLG: 0.483										2	0	1	0	0	0	1																		
48 Pablo Sandoval, S OBP: 0.298, SLG: 0.418 29 Ryan Rohlinger, R OBP: 0.241, SLG: 0.192										2	0	1	1	0	0	1																		
17 Aubrey Huff, L OBP: 0.421, SLG: 0.620 35 Travis Ishikawa, L OBP: 0.226, SLG: 0.207 43 Alex Hinshaw, L (7, 1) 79 Matt Klimas, R (9, PH) 60 Waldis Joaquin, R (9, 1)										2	0	0	0	0	0	1																		
5 Juan Uribe, R OBP: 0.333, SLG: 0.531 67 Henry Sosa, R (4, 1) 56 Andres Torres, S OBP: 0.415, SLG: 0.574 53 Denny Bautista, R (6, 1) 32 Steve Holm, R OBP: 0.533, SLG: 0.462										2	1	1	1	0	1	0																		
20 John Bowker, L OBP: 0.372, SLG: 0.609										4	0	1	0	0	0	1																		
28 Buster Posey, R OBP: 0.364, SLG: 0.462										3	0	0	0	1	0	1																		
79 Brandon Crawford, L OBP: 0.310, SLG: 0.333										4	1	1	0	0	1	3																		
91 Horacio Ramirez, L (1, 1) 34 Matt Downs, R OBP: 0.457, SLG: 0.537										1	1	0	0	0	0	0																		
Inning Stats	R: 0 E: 0 K: 1 S: 5	H: 1 LOB: 0 BB: 0 P: 5	R: 0 E: 0 K: 1 S: 5	H: 0 LOB: 0 BB: 0 P: 5	R: 3 E: 1 K: 0 S: 7	H: 3 LOB: 1 BB: 0 P: 7	R: 1 E: 0 K: 0 S: 6	H: 1 LOB: 0 BB: 0 P: 8	R: 0 E: 0 K: 1 S: 6	H: 1 LOB: 1 BB: 0 P: 10	R: 1 E: 0 K: 3 S: 11	H: 2 LOB: 1 BB: 0 P: 11	R: 0 E: 0 K: 0 S: 4	H: 1 LOB: 1 BB: 0 P: 5	R: 1 E: 0 K: 0 S: 6	H: 3 LOB: 2 BB: 0 P: 6		1B: 9 2B: 3 3B: 1 HR: 1	SF: 0 SAC: 0 DP: 1 HBP: 0	WP: 1 PB: 0 SB: 2 CS: 0	PA: 41													
PITCHER	IP WLS BF H R ER SO BB IBB HBP BLK WP HR S P ERA WHIP																																	
44 Vicente Padilla, R ERA: 5.71	3.0	L	13	4	3	1	2	0	0	0	0	0	0	0	17	17	3.00	1.333																
48 Russ Ortiz, R ERA: 2.5	3.0		13	3	1	1	2	1	0	0	0	0	0	1	18	24	3.00	1.333																
67 John Ely, R ERA: 6.0	3.0		15	6	2	2	3	0	0	0	0	1	0	21	22	6.00	2.000																	

Batter	1	2	3	4	5	6	7	8	9	AB	R	H	RBI	BB	SO	LOB	BOTTOM																	
15 Rafael Furcal, S OBP: 0.281, SLG: 0.214 21 Nick Green, R OBP: 0.250, SLG: 0.188										2	0	0	0	0	1	0	San Francisco Giants @ Los Angeles Dodgers Camelback Ranch, Glendale, AZ Wed Mar 31 2010, 4:12 PM - 7:00 PM EDT Att: 8,014 - Partly Cloudy - 79 F																	
55 Russell Martin, R (1, 2) 82 Justin Knoedler, R OBP: 0.364, SLG: 0.222										2	1	0	0	1	1	0																		
99 Manny Ramirez, R OBP: 0.341, SLG: 0.436 95 Andrew Lambo, L (4, 7)										2	0	0	0	0	1	0																		
7 James Loney, L OBP: 0.373, SLG: 0.468 76 John Lindsey, R OBP: 1.000, SLG: 2.000										2	0	1	0	0	0	0																		
3 Ronnie Belliard, R OBP: 0.216, SLG: 0.278 96 Pedro Báez, R OBP: 0.222, SLG: 0.250										3	0	2	0	0	0	0																		
0 Garrett Anderson, L OBP: 0.333, SLG: 0.448 98 Jay Gibbons, L OBP: 0.273, SLG: 0.222										2	0	0	0	0	1	2																		
5 Reed Johnson, R OBP: 0.360, SLG: 0.370 Preston Mattingly, R OBP: 0.200, SLG: 0.200										2	0	0	0	0	0	4																		
14 Jamey Carroll, R OBP: 0.412, SLG: 0.414 94 Cesar Suarez, R OBP: 0.500, SLG: 0.500 63 Argenis Reyes, S OBP: 0.111, SLG: 0.111										2	0	0	0	0	1	3																		
44 Vicente Padilla, R (1, 1) 48 Russ Ortiz, R OBP: 2.000, SLG: 2.000 67 John Ely, R (7, 1) 84 Timo Perez, L OBP: 0.200, SLG: 0.200										1	0	0	0	0	1	0																		
Inning Stats	R: 0 E: 0 K: 3 S: 9	H: 0 LOB: 0 BB: 0 P: 9	R: 0 E: 0 K: 3 S: 12	H: 3 LOB: 3 BB: 0 P: 12	R: 0 E: 0 K: 0 S: 3	H: 0 LOB: 0 BB: 0 P: 3	R: 0 E: 0 K: 0 S: 3	H: 0 LOB: 0 BB: 0 P: 3	R: 0 E: 0 K: 1 S: 6	H: 1 LOB: 1 BB: 0 P: 6	R: 2 E: 0 K: 2 S: 10	H: 3 LOB: 3 BB: 1 P: 15	R: 0 E: 0 K: 1 S: 4	H: 0 LOB: 1 BB: 1 P: 9	R: 0 E: 0 K: 1 S: 5	H: 0 LOB: 1 BB: 1 P: 9		R: 0 E: 0 K: 0 S: 3	H: 0 LOB: 0 BB: 0 P: 3	1B: 4 2B: 2 3B: 0 HR: 1	SF: 0 SAC: 0 DP: 1 HBP: 1	WP: 0 PB: 0 SB: 0 CS: 0	PA: 37											
PITCHER	IP WLS BF H R ER SO BB IBB HBP BLK WP HR S P ERA WHIP																																	
91 Horacio Ramirez, L ERA: 2.3	3.0	W	12	3	0	0	6	0	0	0	0	0	0	0	9	9	0.00	0.500																
67 Henry Sosa, R ERA: 5.84	1.1		10	3	2	2	3	2	0	1	0	0	0	1	13	23	13.50	3.750																
43 Alex Hinshaw, L ERA: 2.35	1.2	H	5	0	0	0	1	1	0	0	0	0	0	6	10	0.00	0.600																	
60 Waldis Joaquin, R ERA: 2.13	1.0		3	0	0	0	0	0	0	0	0	0	0	3	3	0.00	0.000																	

AB	40
R	6
H	13
RBI	4
BB	1
SO	7
LOB	19



AB	33
R	2
H	7
RBI	2
BB	3
SO	11
LOB	21



Batter	1	2	3	4	5	6	7	8	9	AB	R	H	RBI	BB	SO	LOB	TOP					
4 Coco Crisp, S OBP: 0.474, SLG: 0.722 1 Eric Patterson, L OBP: 0.355, SLG: 0.409										4	1	3	2	0	1	0	Oakland Athletics @ San Francisco Giants AT&T Park, San Francisco, CA Thu Apr 01 2010, 7:18 PM - 10:30 PM PDT Att: 24,955 - Partly Cloudy - 53 F					
11 Rajai Davis, R OBP: 0.234, SLG: 0.279 6 Travis Buck, L OBP: 0.346, SLG: 0.644										5	1	1	1	0	0	5						
Ryan Sweeney, L OBP: 0.373, SLG: 0.419 18 Gabe Gross, L OBP: 0.362, SLG: 0.380										4	1	2	0	1	0	2						
5 Kevin Kouzmanoff, R OBP: 0.263, SLG: 0.451 35 Landon Powell, S OBP: 0.200, SLG: 0.194										5	1	3	2	0	0	1						
8 Kurt Suzuki, R OBP: 0.263, SLG: 0.451 13 Jerry Blevins, L OBP: 0.352, SLG: 0.413 56 Craig Breslow, L OBP: 0.352, SLG: 0.413 66 Tyson Ross, R OBP: 0.352, SLG: 0.413										4	2	3	2	0	0	1						
10 Danic Barton, L OBP: 0.507, SLG: 0.478										3	1	0	0	2	3	3						
14 Mark Ellis, R OBP: 0.443, SLG: 0.400 16 Eric Sogard, L OBP: 0.407, SLG: 0.500										4	1	2	1	0	0	0						
2 Cliff Pennington, S OBP: 0.443, SLG: 0.429 7 Adam Rosales, R OBP: 0.369, SLG: 0.426										3	0	1	0	1	0	3						
58 Justin Duchschere, R OBP: 0.212, SLG: 0.333										3	0	0	0	0	3	3						
50 Jake Fox, R OBP: 0.212, SLG: 0.333										2	0	2	0	0	0	0						
Inning Stats	R: 3 E: 0 K: 2 S: 15	H: 2 LOB: 0 BB: 1 P: 24	R: 0 E: 0 K: 1 S: 9	H: 0 LOB: 0 BB: 0 P: 14	R: 2 E: 1 K: 1 S: 24	H: 5 LOB: 3 BB: 0 P: 36	R: 0 E: 0 K: 1 S: 12	H: 1 LOB: 1 BB: 2 P: 20	R: 3 E: 0 K: 1 S: 19	H: 3 LOB: 2 BB: 2 P: 32	R: 0 E: 0 K: 1 S: 9	H: 1 LOB: 1 BB: 0 P: 13	R: 0 E: 0 K: 0 S: 9	H: 2 LOB: 2 BB: 0 P: 14	R: 1 E: 0 K: 2 S: 17	H: 2 LOB: 2 BB: 1 P: 27	R: 0 E: 0 K: 2 S: 14	H: 1 LOB: 1 BB: 0 P: 22	1B: 11 2B: 5 3B: 0 HR: 1	SF: 1 SAC: 0 DP: 0 HBP: 0	WP: 2 PB: 0 SB: 1 CS: 0	PA: 48
PITCHER	IP	WLS	BF	H	R	ER	SO	BB	IBB	HBP	BLK	WP	HR	S	P	ERA	WHIP					
75 Barry Zito, L ERA: 6.35	3.0	L	17	7	5	5	4	1	0	0	0	0	0	1	48	74	15.00	2.667				
68 Kevin Pucetas, R ERA: 2.89	1.2		11	4	3	3	2	2	0	0	0	0	0	30	51	16.20	3.600					
49 Brandon Medders, R ERA: 8.31	1.1		5	1	0	0	1	0	0	0	0	0	0	10	14	0.00	0.750					
41 Jeremy Affeldt, L ERA: 1.69	1.0		5	2	0	0	0	0	0	0	0	1	0	9	14	0.00	2.000					
54 Sergio Romo, R ERA: 1.54	1.0		6	2	1	1	2	1	0	0	0	0	0	17	27	9.00	3.000					
PITCHER	IP	WLS	BF	H	R	ER	SO	BB	IBB	HBP	BLK	WP	HR	S	P	ERA	WHIP					
45 Dan Runzler, L ERA:	1.0		4	1	0	0	2	0	0	0	0	0	0	14	22	0.00	1.000					

Batter	1	2	3	4	5	6	7	8	9	AB	R	H	RBI	BB	SO	LOB	BOTTOM					
33 Aaron Rowand, R OBP: 0.517, SLG: 0.667 35 Travis Ishikawa, L OBP: 0.250, SLG: 0.233										3	0	0	0	0	1	1	Oakland Athletics @ San Francisco Giants AT&T Park, San Francisco, CA Thu Apr 01 2010, 7:18 PM - 10:30 PM PDT Att: 24,955 - Partly Cloudy - 53 F					
16 Edgar Renteria, R OBP: 0.283, SLG: 0.386 29 Ryan Rohlinger, R OBP: 0.237, SLG: 0.189										3	0	1	0	0	1	0						
48 Pablo Sandoval, S OBP: 0.317, SLG: 0.421 79 Brandon Crawford, L OBP: 0.302, SLG: 0.324										2	0	1	0	1	0	0						
17 Aubrey Huff, L OBP: 0.400, SLG: 0.585 41 Jeremy Affeldt, L OBP: 0.343, SLG: 0.413										3	0	0	0	0	1	4						
7 Mark DeRosa, R OBP: 0.327, SLG: 0.388 34 Matt Downs, R OBP: 0.447, SLG: 0.524										3	0	0	0	0	0	0						
1 Bengie Molina, R OBP: 0.393, SLG: 0.500 22 Eli Whiteside, R OBP: 0.200, SLG: 0.242										1	0	0	0	1	1	0						
5 Juan Uribe, R OBP: 0.333, SLG: 0.519 54 Sergio Romo, R OBP: 0.302, SLG: 0.324 45 Dan Runzler, L OBP: 0.302, SLG: 0.324										3	0	1	0	0	1	1						
12 Nate Schierholz, L OBP: 0.281, SLG: 0.467 56 Andres Torres, S OBP: 0.409, SLG: 0.564										2	0	0	0	0	1	0						
75 Barry Zito, L ERA: 5.54 28 Buster Posey, R OBP: 0.367, SLG: 0.493 68 Kevin Pucetas, R ERA: 2.89 49 Brandon Medders, R ERA: 8.31 20 John Bowker, L OBP: 0.375, SLG: 0.606										0	0	0	0	0	0	0						
Inning Stats	R: 0 E: 0 K: 1 S: 7	H: 0 LOB: 0 BB: 0 P: 12	R: 0 E: 0 K: 2 S: 7	H: 0 LOB: 1 BB: 1 P: 14	R: 0 E: 0 K: 1 S: 7	H: 0 LOB: 0 BB: 0 P: 12	R: 0 E: 0 K: 1 S: 7	H: 1 LOB: 0 BB: 0 P: 10	R: 0 E: 0 K: 1 S: 7	H: 0 LOB: 0 BB: 0 P: 11	R: 0 E: 0 K: 0 S: 12	H: 2 LOB: 3 BB: 1 P: 25	R: 0 E: 0 K: 0 S: 9	H: 1 LOB: 1 BB: 0 P: 14	R: 0 E: 0 K: 1 S: 13	H: 1 LOB: 1 BB: 0 P: 21		R: 0 E: 0 K: 0 S: 7	H: 0 LOB: 0 BB: 0 P: 11	1B: 5 2B: 0 3B: 0 HR: 0	SF: 0 SAC: 0 DP: 0 HBP: 0	WP: 1 PB: 0 SB: 0 CS: 0
PITCHER	IP	WLS	BF	H	R	ER	SO	BB	IBB	HBP	BLK	WP	HR	S	P	ERA	WHIP					
58 Justin Duchschere, R ERA: 5.54	6.0	W	22	3	0	0	6	2	0	0	0	1	0	47	84	0.00	0.833					
13 Jerry Blevins, L ERA: 4.63	1.0		4	1	0	0	0	0	0	0	0	0	0	9	14	0.00	1.000					
56 Craig Breslow, L ERA: 1.59	1.0		4	1	0	0	1	0	0	0	0	0	0	13	21	0.00	1.000					
66 Tyson Ross, R ERA: 2.79	1.0		3	0	0	0	0	0	0	0	0	0	0	7	11	0.00	0.000					
PITCHER	IP	WLS	BF	H	R	ER	SO	BB	IBB	HBP	BLK	WP	HR	S	P	ERA	WHIP					
45 Dan Runzler, L ERA:	1.0		4	1	0	0	2	0	0	0	0	0	0	14	22	0.00	1.000					



Batter	1	2	3	4	5	6	7	8	9	AB	R	H	RBI	BB	SO	LOB	TOP							
51 Ichiro Suzuki, L (1,9) OBP: 0.317, SLG: 0.324																	2 1 1 0 0 0 0							
27 Matt Tuiasosopo, R (3,9) OBP: 0.367, SLG: 0.607																	2 1 1 1 0 0 0							
9 Chone Figgins, S (1,4) OBP: 0.421, SLG: 0.390																	2 0 0 0 0 1 1							
6 Chris Woodward, R (3,4) OBP: 0.222, SLG: 0.225																	2 1 1 0 0 0 0							
21 Franklin Gutierrez, R (1,8) OBP: 0.333, SLG: 0.500																	0 0 0 0 2 0 0							
12 Ryan Langerhans, L (3,PR) OBP: 0.308, SLG: 0.290																	2 1 1 0 0 0 1							
4 Jose Lopez, R (1,5) OBP: 0.333, SLG: 0.463																	2 0 1 1 0 0 1							
83 Travis Denker, R (3,5) OBP: 0.364, SLG: 0.636																	2 0 0 0 0 0 2							
1 Eric Byrnes, R (1,7) OBP: 0.333, SLG: 0.431																	3 2 1 0 1 0 4							
13 Casey Kotchman, L (1,3) OBP: 0.382, SLG: 0.387																	0 0 0 0 1 0 0							
59 Tommy Everidge, R (2,3) OBP: 0.375, SLG: 0.619																	2 1 1 2 1 0 0							
10 Adam Moore, R (1,2) OBP: 0.306, SLG: 0.412																	4 0 2 2 0 0 3							
2 Jack Wilson, R (1,6) OBP: 0.385, SLG: 0.444																	1 0 0 0 1 0 0							
16 Josh Wilson, R (3,PR) OBP: 0.417, SLG: 0.350																	1 0 0 0 1 0 1							
38 Jason Vargas, L (1,1) OBP: 0.222, SLG: 0.222																	3 0 0 0 0 3 4							
94 James Jones, L (6,PH) OBP: 0.500, SLG: 0.625																	1 0 0 0 0 0 2							
99 Michael Pineda, R (6,1) ERA: 3.52																	0 0 0 0 0 0 0							
Inning Stats	R: 1 E: 0 K: 0 S: 14	H: 2 LOB: 3 BB: 2 P: 29	R: 0 E: 0 K: 1 S: 7	H: 0 LOB: 0 BB: 0 P: 9	R: 2 E: 0 K: 2 S: 20	H: 1 LOB: 3 BB: 4 P: 41	R: 0 E: 1 K: 0 S: 14	H: 1 LOB: 2 BB: 0 P: 18	R: 0 E: 0 K: 1 S: 7	H: 1 LOB: 1 BB: 0 P: 9	R: 4 E: 1 K: 0 S: 19	H: 4 LOB: 2 BB: 1 P: 33									1B: 5 2B: 3 3B: 0 HR: 1	SF: 0 SAC: 0 DP: 0 HBP: 0	WP: 0 PB: 0 SB: 1 CS: 0	PA: 36
PITCHER	IP WLS BF H R ER SO BB IBB HBP BLK WP HR S P ERA WHIP																IP WLS BF H R ER SO BB IBB HBP BLK WP HR S P ERA WHIP							
37 Todd Wellemeyer, R (1,1) ERA: 2.7	3.0 L 18 3 3 3 3 6 0 0 0 0 0 0 41 79 9.00 3.000																							
91 Horacio Ramirez, L (4,1) ERA: 3.52	2.2 16 6 4 3 1 0 0 0 0 0 1 38 53 10.12 2.250																							
Henry Sosa, R (6,1) ERA: 3.52	0.1 2 0 0 0 0 1 0 0 0 0 0 0 2 7 0.00 3.000																							

Seattle Mariners @ San Francisco Giants
AT&T Park, San Francisco, CA
 Sun Apr 04 2010, 12:07 PM - 2:00 PM PDT
 Att: 23,052 - Cloudy - 53 F

livebaseballscores.com

AB 29
R 7
H 9
RBI 6
BB 7
SO 4
LOB 19

Batter	1	2	3	4	5	6	7	8	9	AB	R	H	RBI	BB	SO	LOB	BOTTOM							
33 Aaron Rowand, R (1,8) OBP: 0.492, SLG: 0.625																	1 0 0 0 0 1 0							
56 Andres Torres, S (2,8) OBP: 0.413, SLG: 0.548																	2 0 1 0 0 0 0							
8 Eugenio Velez, S (1,4) OBP: 0.333, SLG: 0.451																	3 0 0 0 0 1 2							
7 Mark DeRosa, R (1,7) OBP: 0.292, SLG: 0.345																	1 0 0 0 0 1 0							
79 Brandon Crawford, L (2,6) OBP: 0.313, SLG: 0.333																	2 1 1 0 0 1 0							
17 Aubrey Huff, L (1,3) OBP: 0.385, SLG: 0.552																	1 0 0 0 0 0 0							
35 Travis Ishikawa, L (3,3) OBP: 0.263, SLG: 0.278																	2 0 1 0 0 0 0							
20 John Bowker, L (1,9) OBP: 0.386, SLG: 0.623																	2 0 1 1 0 0 0							
12 Nate Schierholz, L (6,PH) OBP: 0.314, SLG: 0.515																	1 0 1 0 0 0 0							
22 Eli Whiteside, R (1,2) OBP: 0.195, SLG: 0.211																	3 0 0 0 0 0 4							
Matt Downs, R (1,5) OBP: 0.420, SLG: 0.489																	2 0 0 0 0 0 2							
Ryan Rohlinger, R (1,6) OBP: 0.231, SLG: 0.186																	2 0 0 0 0 0 2							
37 Todd Wellemeyer, R (1,1) ERA: 2.83																	1 0 1 0 0 0 0							
91 Horacio Ramirez, L (4,1) ERA: 2.83																	1 0 0 0 0 0 0							
Henry Sosa, R (6,1) ERA: 2.83																	0 0 0 0 0 0 0							
Inning Stats	R: 0 E: 0 K: 2 S: 8	H: 0 LOB: 0 BB: 0 P: 12	R: 0 E: 1 K: 0 S: 8	H: 0 LOB: 0 BB: 0 P: 9	R: 0 E: 0 K: 0 S: 13	H: 2 LOB: 2 BB: 0 P: 16	R: 1 E: 0 K: 0 S: 14	H: 3 LOB: 2 BB: 0 P: 18	R: 0 E: 0 K: 1 S: 6	H: 0 LOB: 0 BB: 0 P: 6	R: 0 E: 0 K: 1 S: 8	H: 1 LOB: 1 BB: 0 P: 11									1B: 6 2B: 0 3B: 0 HR: 0	SF: 0 SAC: 0 DP: 1 HBP: 0	WP: 0 PB: 0 SB: 0 CS: 0	PA: 24
PITCHER	IP WLS BF H R ER SO BB IBB HBP BLK WP HR S P ERA WHIP																IP WLS BF H R ER SO BB IBB HBP BLK WP HR S P ERA WHIP							
38 Jason Vargas, L (1,1) ERA: 2.83	5.0 W 20 5 1 1 3 0 0 0 0 0 0 49 61 1.80 1.000																							
99 Michael Pineda, R (6,1) ERA: 2.83	0.2 4 1 0 0 1 0 0 0 0 0 0 0 8 11 0.00 1.500																							

Seattle Mariners @ San Francisco Giants
AT&T Park, San Francisco, CA
 Sun Apr 04 2010, 12:07 PM - 2:00 PM PDT
 Att: 23,052 - Cloudy - 53 F

livebaseballscores.com

AB 24
R 1
H 6
RBI 1
BB 0
SO 4
LOB 10

Batter	1	2	3	4	5	6	7	8	9	AB	R	H	RBI	BB	SO	LOB	TOP							
33 Aaron Rowand, R (1,8)	G6-3	G6-3			K		G6-3		K	5	0	0	0	0	2	2	San Francisco Giants @ Houston Astros Minute Maid Park, Houston, TX Mon Apr 05 2010, 6:10 PM - 8:43 PM CDT Att: 43,836 - Partly Cloudy - 77 F							
16 Edgar Renteria, R (1,6)	F8		17 G4-6-3 48 1B		1B		2B			3	0	2	1	1	0	0								
48 Pablo Sandoval, S (1,5)	F8		17 G4-6-3 1B		G1-6-3		K2-3			4	0	1	0	0	1	2								
17 Aubrey Huff, L (1,3)			G4-6-3						F9	4	1	1	0	0	0	2								
35 Travis Ishikawa, L (8,3)			1B							0	0	0	0	0	0	0								
7 Mark DeRosa, R (1,7)			1B		G1-3				HR	3	2	1	1	1	1	1								
1 Bengie Molina, R (1,2)			1B		F8				G4-3	4	1	2	1	0	0	0								
20 John Bowker, L (1,9)			1B		F9				G4-3	4	0	1	1	0	1	1								
54 Sergio Romo, R (8,1)										0	0	0	0	0	0	0								
49 Brandon Medders, R (9,1)										0	0	0	0	0	0	0								
38 Brian Wilson, R (9,1)										0	0	0	0	0	0	0								
5 Juan Uribe, R (1,4)									K	3	1	2	1	0	1	0								
55 Tim Lincecum, L (1,1)									G3	1	0	0	0	0	0	1								
12 Nate Schierholtz, L (8,9)										1	0	0	0	0	0	0								
Inning Stats	R: 0 E: 0 K: 0 S: 7	H: 0 LOB: 0 BB: 0 P: 12	R: 3 E: 0 K: 0 S: 13	H: 3 LOB: 1 BB: 1 P: 22	R: 0 E: 0 K: 0 S: 5	H: 1 LOB: 1 BB: 1 P: 10	R: 0 E: 0 K: 0 S: 10	H: 1 LOB: 1 BB: 0 P: 14	R: 0 E: 0 K: 1 S: 8	H: 1 LOB: 0 BB: 0 P: 13	R: 0 E: 0 K: 2 S: 11	H: 1 LOB: 1 BB: 0 P: 16	R: 1 E: 0 K: 1 S: 13	H: 2 LOB: 1 BB: 0 P: 16	R: 1 E: 0 K: 0 S: 10	H: 1 LOB: 0 BB: 0 P: 12	R: 0 E: 0 K: 2 S: 9	H: 0 LOB: 0 BB: 0 P: 11	1B: 8 2B: 1 3B: 0 HR: 1	SF: 1 SAC: 2 DP: 2 HBP: 0	WP: 0 PB: 0 SB: 0 CS: 0	PA: 37		
PITCHER	IP WLS BF H R ER SO BB IBB HBP BLK WP HR S P ERA WHIP	IP WLS BF H R ER SO BB IBB HBP BLK WP HR S P ERA WHIP	IP WLS BF H R ER SO BB IBB HBP BLK WP HR S P ERA WHIP	IP WLS BF H R ER SO BB IBB HBP BLK WP HR S P ERA WHIP	IP WLS BF H R ER SO BB IBB HBP BLK WP HR S P ERA WHIP	IP WLS BF H R ER SO BB IBB HBP BLK WP HR S P ERA WHIP	IP WLS BF H R ER SO BB IBB HBP BLK WP HR S P ERA WHIP	IP WLS BF H R ER SO BB IBB HBP BLK WP HR S P ERA WHIP	IP WLS BF H R ER SO BB IBB HBP BLK WP HR S P ERA WHIP	IP WLS BF H R ER SO BB IBB HBP BLK WP HR S P ERA WHIP	IP WLS BF H R ER SO BB IBB HBP BLK WP HR S P ERA WHIP	IP WLS BF H R ER SO BB IBB HBP BLK WP HR S P ERA WHIP	IP WLS BF H R ER SO BB IBB HBP BLK WP HR S P ERA WHIP	IP WLS BF H R ER SO BB IBB HBP BLK WP HR S P ERA WHIP	IP WLS BF H R ER SO BB IBB HBP BLK WP HR S P ERA WHIP	IP WLS BF H R ER SO BB IBB HBP BLK WP HR S P ERA WHIP	IP WLS BF H R ER SO BB IBB HBP BLK WP HR S P ERA WHIP	IP WLS BF H R ER SO BB IBB HBP BLK WP HR S P ERA WHIP	IP WLS BF H R ER SO BB IBB HBP BLK WP HR S P ERA WHIP	IP WLS BF H R ER SO BB IBB HBP BLK WP HR S P ERA WHIP	IP WLS BF H R ER SO BB IBB HBP BLK WP HR S P ERA WHIP	IP WLS BF H R ER SO BB IBB HBP BLK WP HR S P ERA WHIP	IP WLS BF H R ER SO BB IBB HBP BLK WP HR S P ERA WHIP	IP WLS BF H R ER SO BB IBB HBP BLK WP HR S P ERA WHIP
44 Roy Oswalt, R (1,1)	6.0	L	25	7	3	3	3	2	0	0	0	0	0	0	0	0	4.50	1.500						
43 Chris Sampson, R (7,1)	1.0	5	2	1	1	1	0	0	0	0	0	0	0	0	0	13	16	9.00	2.000					
48 Tim Lincecum, L (8,1)	1.0	4	1	1	1	0	0	0	0	0	0	0	0	0	1	10	12	9.00	1.000					
63 Sammy Gervacio, R (9,1)	1.0	3	0	0	0	2	0	0	0	0	0	0	0	0	9	11	0.00	0.000						

Batter	1	2	3	4	5	6	7	8	9	AB	R	H	RBI	BB	SO	LOB	BOTTOM							
21 Michael Bourn, L (1,8)	G1-4-3								K	4	0	1	0	0	2	1	San Francisco Giants @ Houston Astros Minute Maid Park, Houston, TX Mon Apr 05 2010, 6:10 PM - 8:43 PM CDT Att: 43,836 - Partly Cloudy - 77 F							
3 Kazuo Matsui, S (1,4)	K				G1-3					4	0	2	0	0	1	0								
9 Hunter Pence, R (1,9)	K2-3				K					4	0	0	0	0	2	4								
45 Carlos Lee, R (1,7)										4	1	2	0	0	0	2								
27 Geoff Blum, S (1,3)										4	1	1	0	0	0	1								
77 Pedro Feliz, R (1,5)										4	0	1	1	0	1	1								
46 J.R. Towles, R (1,2)										4	0	1	1	0	1	1								
12 Tommy Manzella, R (1,6)										4	0	1	0	0	1	1								
44 Roy Oswalt, R (1,1)										1	0	0	0	0	0	0								
18 Cory Sullivan, L (6,PH)										1	0	0	0	0	0	1								
43 Chris Sampson, R (7,1)										0	0	0	0	0	0	0								
48 Tim Lincecum, L (8,1)										0	0	0	0	0	0	0								
8 Jeff Keppinger, R (8,PH)										1	0	0	0	0	0	1								
63 Sammy Gervacio, R (9,1)										1	0	0	0	0	0	0								
4 Jason Michaels, R (9,PH)										1	0	0	0	0	0	1								
Inning Stats	R: 0 E: 0 K: 2 S: 8	H: 0 LOB: 0 BB: 0 P: 11	R: 0 E: 0 K: 0 S: 10	H: 1 LOB: 0 BB: 0 P: 12	R: 0 E: 0 K: 1 S: 11	H: 0 LOB: 0 BB: 0 P: 15	R: 0 E: 0 K: 1 S: 13	H: 1 LOB: 1 BB: 0 P: 20	R: 0 E: 0 K: 1 S: 8	H: 2 LOB: 2 BB: 0 P: 15	R: 0 E: 0 K: 2 S: 7	H: 0 LOB: 0 BB: 0 P: 13	R: 0 E: 0 K: 1 S: 14	H: 2 LOB: 2 BB: 0 P: 19	R: 2 E: 0 K: 1 S: 17	H: 3 LOB: 1 BB: 0 P: 21	1B: 7 2B: 2 3B: 0 HR: 0	SF: 0 SAC: 0 DP: 0 HBP: 0	WP: 0 PB: 0 SB: 0 CS: 0	PA: 36				
PITCHER	IP WLS BF H R ER SO BB IBB HBP BLK WP HR S P ERA WHIP	IP WLS BF H R ER SO BB IBB HBP BLK WP HR S P ERA WHIP	IP WLS BF H R ER SO BB IBB HBP BLK WP HR S P ERA WHIP	IP WLS BF H R ER SO BB IBB HBP BLK WP HR S P ERA WHIP	IP WLS BF H R ER SO BB IBB HBP BLK WP HR S P ERA WHIP	IP WLS BF H R ER SO BB IBB HBP BLK WP HR S P ERA WHIP	IP WLS BF H R ER SO BB IBB HBP BLK WP HR S P ERA WHIP	IP WLS BF H R ER SO BB IBB HBP BLK WP HR S P ERA WHIP	IP WLS BF H R ER SO BB IBB HBP BLK WP HR S P ERA WHIP	IP WLS BF H R ER SO BB IBB HBP BLK WP HR S P ERA WHIP	IP WLS BF H R ER SO BB IBB HBP BLK WP HR S P ERA WHIP	IP WLS BF H R ER SO BB IBB HBP BLK WP HR S P ERA WHIP	IP WLS BF H R ER SO BB IBB HBP BLK WP HR S P ERA WHIP	IP WLS BF H R ER SO BB IBB HBP BLK WP HR S P ERA WHIP	IP WLS BF H R ER SO BB IBB HBP BLK WP HR S P ERA WHIP	IP WLS BF H R ER SO BB IBB HBP BLK WP HR S P ERA WHIP	IP WLS BF H R ER SO BB IBB HBP BLK WP HR S P ERA WHIP	IP WLS BF H R ER SO BB IBB HBP BLK WP HR S P ERA WHIP	IP WLS BF H R ER SO BB IBB HBP BLK WP HR S P ERA WHIP	IP WLS BF H R ER SO BB IBB HBP BLK WP HR S P ERA WHIP	IP WLS BF H R ER SO BB IBB HBP BLK WP HR S P ERA WHIP	IP WLS BF H R ER SO BB IBB HBP BLK WP HR S P ERA WHIP	IP WLS BF H R ER SO BB IBB HBP BLK WP HR S P ERA WHIP	IP WLS BF H R ER SO BB IBB HBP BLK WP HR S P ERA WHIP
55 Tim Lincecum, R (1,1)	7.0	W	25	4	0	0	0	0	0	0	0	0	0	0	0	0	0.00	0.571						
54 Sergio Romo, R (8,1)	1.0	5	2	0	0	1	0	0	0	0	0	0	0	0	0	14	19	0.00	2.000					
49 Brandon Medders, R (9,1)	0.1	4	3	2	2	0	0	0	0	0	0	0	0	0	10	14	54.00	9.000						
38 Brian Wilson, R (9,1)	0.2	S	2	0	0	0	1	0	0	0	0	0	0	0	7	7	0.00	0.000						



Batter	1	2	3	4	5	6	7	8	9	AB	R	H	RBI	BB	SO	LOB	TOP										
33 Aaron Rowand, R (1,8) C FF 92 B CU 76 X FF 92	2-1 F9		0-1 G5-4-3		2-2 G6-3		0-0 G4-3		0-3 K	5	0	0	0	0	1	3											
16 Edgar Renteria, R (1,6) OBP: 0.625, SLG: 0.667 B FF 92 X FF 92	1-0 F8			3-2 G5-4-3 1B		4-0 48 BB 17 BB		1-2 G6-3		3	1	1	0	1	0	0											
48 Pablo Sandoval, S (1,5) OBP: 0.375, SLG: 0.286 B FF 92 X FF 91	1-0 1B		0-1 G5-4-3		1-2 1B		1-3 FC5-4 17 BB 1 SF9		1-3 K	3	1	1	0	1	1	1											
17 Aubrey Huff, L (1,3) OBP: 0.375, SLG: 0.375 35 Travis Ishikawa, L (8,3) B FF 90 X SI 91	1-0 F9		2-1 1B		2-1 7 BB 1B		2-1 FC5-4 1B		1-2 F8	4	0	2	1	0	0	1											
7 Mark DeRosa, R (1,7) OBP: 0.500, SLG: 0.833 B FF 89 B FF 90 B FF 90 B FF 90		4-0 5 BB G6-4-3		0-1 1B		1-2 1B		0-2 L1-3		3	1	1	0	1	0	2											
1 Bengie Molina, R (1,2) OBP: 0.250, SLG: 0.286 C CU 76 B CU 76 F CU 76 1 SAFE B FF 91 S CU 79	2-3 K		0-2 F9		0-0 SF9		0-0 G5-3		2-0 G5-3	3	0	0	1	0	1	3											
5 Juan Uribe, R (1,4) OBP: 0.375, SLG: 0.429 B FF 91 B CU 77 B CU 77 F FF 91 1 SAFE X FC 89	3-1 G6-4-3		2-3 K		2-3 K		0-0 56 BB 1B		1-0 P3	4	0	1	1	0	1	1											
56 Andres Torres, S (1,9) C FF 90 S CU 75 S CU 77	1-3 K		0-1 E1		4-2 75 SH1-4 1B		1-2 BB		1-2 G1-3	3	0	0	0	1	1	0											
75 Barry Zito, L (1,1) OBP: 0.500, SLG: 0.500 60 Wladis Joaquin, R (7,1) 45 Dan Runzler, L (7,1) 54 Sergio Romo, R (8,1) 20 John Bowker, L (9,PH) 38 Brian Wilson, R (9,1)	1-1 33 BB G5-4-3 1B		0-1 SH1-4		0-1 K		1-3 K		1-0 1B	2	0	1	0	0	1	2											
Inning Stats	R: 0 E: 0 K: 0 S: 5	H: 1 LOB: 1 BB: 0 P: 10	R: 0 E: 0 K: 1 S: 5	H: 0 LOB: 0 BB: 1 P: 14	R: 0 E: 0 K: 1 S: 7	H: 1 LOB: 0 BB: 0 P: 9	R: 0 E: 0 K: 0 S: 12	H: 3 LOB: 2 BB: 0 P: 17	R: 0 E: 1 K: 1 S: 12	H: 0 LOB: 1 BB: 0 P: 16	R: 3 E: 0 K: 1 S: 14	H: 2 LOB: 3 BB: 3 P: 30	R: 0 E: 0 K: 1 S: 8	H: 0 LOB: 0 BB: 0 P: 10	R: 0 E: 0 K: 0 S: 8	H: 0 LOB: 0 BB: 0 P: 11	R: 0 E: 0 K: 1 S: 8	H: 1 LOB: 1 BB: 0 P: 11	1B: 8 2B: 0 3B: 0 HR: 0	SF: 1 DP: 3 HBP: 0	WP: 0 PA: 37 PB: 0 SB: 0 CS: 0						
PITCHER	IP	WLS	BF	H	R	ER	SO	BB	IBB	HBP	BLK	WP	HR	S	P	ERA	WHIP										
51 Wandy Rodriguez, L (1,1) ERA: 4.5	6.0	L	27	7	3	3	4	4	0	0	0	0	0	55	96	4.50	1.833										
47 Jeff Fulchino, R (7,1)	1.0		3	0	0	0	1	0	0	0	0	0	0	8	10	0.00	0.000										
37 Brandon Lyon, R (8,1)	1.0		3	0	0	0	0	0	0	0	0	0	0	8	11	0.00	0.000										
22 Matt Lindstrom, R (9,1)	1.0		4	1	0	0	1	0	0	0	0	0	0	8	11	0.00	1.000										

San Francisco Giants @ Houston Astros
Minute Maid Park, Houston, TX
Tue Apr 06 2010, 7:06 PM - 9:43 PM CDT
Att: 24,237 - Partly Cloudy - 73 F

AB 31
R 3
H 8
RBI 3
BB 4
SO 6
LOB 13



Batter	1	2	3	4	5	6	7	8	9	AB	R	H	RBI	BB	SO	LOB	BOTTOM										
21 Michael Bourn, L (1,8) OBP: 0.125, SLG: 0.125 C SI 86 X FC 80	0-2 F7		1-3 K		2-3 K		1-0 G4-3			4	0	0	0	0	2	1											
8 Jeff Keppinger, R (1,4) OBP: 0.500, SLG: 1.333 C SI 86 B SI 86 B CU 74 X FF 82	2-2 2B		4-1 BB		2-1 2B		4-1 FC4-6 BB			2	0	2	0	2	0	0											
9 Hunter Pence, R (1,9) B SI 87 F CU 74 D CU 74 X CH 76	2-1 G5-3		2-3 K		1-1 F7		1-1 FC4-6		1-2 1B	4	0	0	0	0	1	5											
45 Carlos Lee, R (1,7) OBP: 0.250, SLG: 0.250 C CU 74 X SI 87	0-1 F7		0-3 K		3-1 P3		0-0 P6			4	0	0	0	0	1	3											
77 Pedro Feliz, R (1,3) OBP: 0.125, SLG: 0.125 B FF 84 C CH 74 B FF 85 X SI 86	2-1 P5		0-1 P6		2-2 G4-3		1-0 G6-3			4	0	0	0	0	0	0											
23 Chris Johnson, R (1,5) S CH 76 X SI 86	0-1 F9		0-2 P4		0-3 K		2-2 G4-3			4	0	0	0	0	1	0											
55 Humberto Quintero, R (1,2) OBP: 0.250, SLG: 0.250 F SI 86 X CU 73	0-1 G5-3		2-2 L9		2-0 F8		3-3 K			4	0	1	0	0	1	0											
12 Tommy Manzella, R (1,6) OBP: 0.286, SLG: 0.167 S FF 86 X CH 75	0-1 G5-3		2-0 F8		2-2 HBP		1-2 HBP			2	0	0	0	0	0	0											
51 Wandy Rodriguez, S (1,1) OBP: 0.500, SLG: 0.500 47 Jeff Fulchino, R (7,1)	1-1 K		2-3 K		0-0 P4					2	0	1	0	0	1	0											
27 Geoff Blum, S (7,PH) OBP: 0.200, SLG: 0.400 37 Brandon Lyon, R (8,1) 22 Matt Lindstrom, R (9,1)	1-1 8 BB 1B		2-3 K							1	0	0	0	0	0	2											
Inning Stats	R: 0 E: 0 K: 0 S: 10	H: 1 LOB: 1 BB: 0 P: 14	R: 0 E: 0 K: 2 S: 14	H: 0 LOB: 0 BB: 1 P: 22	R: 0 E: 0 K: 1 S: 12	H: 0 LOB: 0 BB: 0 P: 12	R: 0 E: 0 K: 1 S: 9	H: 1 LOB: 1 BB: 0 P: 17	R: 0 E: 0 K: 1 S: 13	H: 1 LOB: 2 BB: 0 P: 17	R: 0 E: 0 K: 0 S: 5	H: 0 LOB: 1 BB: 1 P: 11	R: 0 E: 0 K: 1 S: 7	H: 0 LOB: 0 BB: 0 P: 13	R: 0 E: 0 K: 1 S: 7	H: 0 LOB: 0 BB: 0 P: 13	1B: 2 2B: 2 3B: 0 HR: 0	SF: 0 DP: 0 HBP: 1	WP: 0 PA: 34 PB: 0 SB: 0 CS: 0								
PITCHER	IP	WLS	BF	H	R	ER	SO	BB	IBB	HBP	BLK	WP	HR	S	P	ERA	WHIP										
75 Barry Zito, L (1,1)	6.0	W	22	3	0	0	5	1	0	0	0	0	0	12	16	0.00	1.500										
60 Wladis Joaquin, R (7,1)	0.2	H	4	1	0	0	1	0	0	1	0	0	0	3	8	0.00	1.500										
45 Dan Runzler, L (7,1)	0.2	H	3	0	0	0	0	1	0	0	0	0	0	3	4	0.00	0.000										
54 Sergio Romo, R (8,1)	0.2	H	2	0	0	0	0	0	0	0	0	0	0	3	4	0.00	0.000										
38 Brian Wilson, R (9,1)	1.0	S	3	0	0	0	1	0	0	0	0	0	0	7	13	0.00	0.000										

San Francisco Giants @ Houston Astros
Minute Maid Park, Houston, TX
Tue Apr 06 2010, 7:06 PM - 9:43 PM CDT
Att: 24,237 - Partly Cloudy - 73 F

AB 31
R 0
H 4
RBI 0
BB 2
SO 7
LOB 11



Batter	1	2	3	4	5	6	7	8	9	AB	R	H	RBI	BB	SO	LOB	TOP			
33 Aaron Rowand, R OBP: 0.250, SLG: 0.375										6	1	4	2	0	0	1				
16 Edgar Renteria, R OBP: 0.786, SLG: 0.818										5	1	5	2	1	0	0				
48 Pablo Sandoval, S OBP: 0.357, SLG: 0.385										6	0	2	0	0	0	7				
17 Aubrey Huff, L 59 Guillermo Mota, R										6	0	1	0	0	0	8				
7 Mark DeRosa, R 41 Jeremy Afeldt, L										3	1	1	0	1	0	4				
35 Travis Ishikawa, L 20 John Bowler, L 12 Nate Schierholz, L										4	1	1	2	0	0	3				
5 Juan Uribe, R										5	2	2	1	0	1	0				
22 Eli Whiteside, R										3	1	1	0	1	0	1				
18 Matt Cain, R 8 Eugenio Velez, S										2	0	0	0	0	2	1				
Inning Stats	R: 0 H: 2 E: 0 K: 0 S: 14	H: 2 LOB: 1 BB: 0 P: 18	R: 2 H: 3 E: 0 K: 0 S: 15	H: 3 LOB: 1 BB: 0 P: 26	R: 1 H: 3 E: 0 K: 0 S: 7	H: 3 LOB: 0 BB: 0 P: 8	R: 0 H: 0 E: 0 K: 2 S: 9	H: 0 LOB: 0 BB: 0 P: 11	R: 0 H: 2 E: 0 K: 1 S: 9	H: 2 LOB: 2 BB: 0 P: 14	R: 1 H: 2 E: 0 K: 0 S: 11	H: 2 LOB: 1 BB: 1 P: 17	R: 2 H: 2 E: 1 K: 0 S: 15	H: 2 LOB: 2 BB: 1 P: 25	R: 4 H: 5 E: 0 K: 0 S: 14	H: 5 LOB: 2 BB: 1 P: 24	1B: 13 2B: 3 3B: 1 HR: 2	SF: 0 SAC: 2 DP: 2 HBP: 0	WP: 1 PB: 0 SB: 0 CS: 0	PA: 49
PITCHER	IP: 6.0 WLS: 0 BF: 29 ERA: 6.0	WLS: 1 BF: 4 ERA: 4.5	H: 12 R: 4 ER: 4 SO: 3	H: 4 R: 0 ER: 0 SO: 0	H: 4 R: 2 ER: 1 SO: 0	H: 0 R: 0 ER: 0 SO: 0	H: 7 R: 12 ER: 0 SO: 0	H: 6 R: 27.0 ER: 0 SO: 0	H: 9 R: 17 ER: 0 SO: 0	H: 10 R: 108.0 ER: 15.000	IP: 0.2 WLS: 0 BF: 3 ERA: 0.00	WLS: 0 BF: 3 ERA: 0.00	H: 1 R: 0 ER: 0 SO: 0	H: 0 R: 0 ER: 0 SO: 0	H: 0 R: 0 ER: 0 SO: 0	H: 0 R: 0 ER: 0 SO: 0	WP: 0 HR: 0 S: 4 P: 8	ERA: 0.00 WHIP: 1.500		

San Francisco Giants @ Houston Astros
Minute Maid Park, Houston, TX
Wed Apr 07 2010, 1:05 PM - 4:08 PM CDT
Att: 21,599 - Roof Closed - 73 F

AB	43
R	10
H	19
RBI	8
BB	4
SO	3
LOB	26



Batter	1	2	3	4	5	6	7	8	9	AB	R	H	RBI	BB	SO	LOB	BOTTOM					
21 Michael Bourn, L 3 Kazuo Matsui, S										4	0	1	1	0	0	1						
9 Hunter Pence, R										4	1	0	0	0	1	0						
45 Carlos Lee, R										4	0	0	0	0	1	1						
27 Geoff Blum, S 38 Brian Moehler, R										4	1	1	0	0	0	1						
77 Pedro Feliz, R										4	0	2	1	0	0	1						
8 Jeff Keppinger, R										4	1	1	0	0	1	2						
46 J.R. Towles, R										4	0	0	0	0	1	2						
39 Brett Myers, R 48 Tim Lincecum, L 18 Cory Sullivan, L 63 Sammy Gervacio, R 43 Chris Sampson, R 47 Jeff Fulchino, R 23 Chris Johnson, R										2	0	1	0	0	1	0						
Inning Stats	R: 0 H: 0 E: 0 K: 0 S: 5	H: 0 LOB: 0 BB: 0 P: 9	R: 0 H: 1 E: 0 K: 0 S: 12	H: 1 LOB: 0 BB: 0 P: 18	R: 0 H: 1 E: 0 K: 0 S: 9	H: 1 LOB: 1 BB: 0 P: 14	R: 1 H: 1 E: 1 K: 2 S: 12	H: 1 LOB: 0 BB: 0 P: 15	R: 0 H: 0 E: 0 K: 1 S: 7	H: 0 LOB: 0 BB: 0 P: 10	R: 0 H: 0 E: 0 K: 1 S: 6	H: 0 LOB: 0 BB: 0 P: 9	R: 3 H: 4 E: 0 K: 1 S: 20	H: 4 LOB: 1 BB: 0 P: 31	R: 0 H: 0 E: 0 K: 1 S: 9	H: 0 LOB: 0 BB: 0 P: 12	R: 0 H: 0 E: 0 K: 0 S: 7	H: 0 LOB: 0 BB: 0 P: 9	1B: 4 2B: 2 3B: 1 HR: 0	SF: 0 SAC: 0 DP: 0 HBP: 0	WP: 0 PB: 0 SB: 0 CS: 0	PA: 35
PITCHER	IP: 6.2 WLS: 0 BF: 27 ERA: 4.05	WLS: 1 BF: 5 ERA: 4.05	H: 6 R: 4 ER: 3 SO: 5	H: 3 R: 0 ER: 0 SO: 1	H: 3 R: 0 ER: 0 SO: 0	H: 0 R: 0 ER: 0 SO: 0	H: 14 R: 20 ER: 0 SO: 0	H: 6 R: 66 ER: 0 SO: 0	H: 7 R: 9 ER: 0 SO: 0	H: 9 R: 40.5 ER: 0.750	IP: 1.1 WLS: 0 BF: 5 ERA: 4.05	WLS: 0 BF: 5 ERA: 4.05	H: 1 R: 0 ER: 0 SO: 0	H: 0 R: 0 ER: 0 SO: 0	H: 0 R: 0 ER: 0 SO: 0	H: 0 R: 0 ER: 0 SO: 0	H: 0 R: 0 ER: 0 SO: 0	WP: 0 HR: 0 S: 9 P: 12	ERA: 4.05 WHIP: 0.900			

San Francisco Giants @ Houston Astros
Minute Maid Park, Houston, TX
Wed Apr 07 2010, 1:05 PM - 4:08 PM CDT
Att: 21,599 - Roof Closed - 73 F

AB	35
R	4
H	7
RBI	4
BB	0
SO	6
LOB	10



Batter	1	2	3	4	5	6	7	8	9	AB	R	H	RBI	BB	SO	LOB	TOP					
24 Nate McLouth, L OBP: 0.421, SLG: 0.154	G4-3		K		F8		25 HBP 19 SH3-4 14 FC6-4 BB	14 FC1-6 BB		3	1	0	0	2	1	0	<p>Atlanta Braves @ San Francisco Giants</p> <p>AT&T Park, San Francisco, CA</p> <p>Sat Apr 10 2010, 7:08 PM - 10:13 PM PDT</p> <p>Att. 42,985 - Overcast - 57 F</p>					
14 Martin Prado, R OBP: 0.667, SLG: 0.700	16 BB 1B		K		16 G3 1B		SH3-4	FC1-6 16 WP		4	0	2	0	0	1	2						
16 Brian McCann, L OBP: 0.500, SLG: 0.462	25 C4-6-3 BB		F7		G3		19 FC6-4 22 HBP 1B	G4-3		3	1	0	0	2	0	2						
25 Troy Glaus, R OBP: 0.333, SLG: 0.238	G4-6-3				G6-3		19 FC6-4 HBP		G6-3	4	0	0	1	0	0	3						
19 Yunel Escobar, R OBP: 0.261, SLG: 0.318	P4						19 FC6-4 22 1B		G6-3	5	0	1	1	0	0	2						
22 Jason Heyward, L OBP: 0.391, SLG: 0.650	4 FC6-4 23 E 1B				4 1B BB		HR		20 2B BB	3	2	3	2	2	0	0						
23 Matt Diaz, R OBP: 0.222, SLG: 0.222	FC5				K		F7		4 BLK 4 1B 2B	4	0	0	0	0	1	5						
58 Peter Moylan, R ERA: 7.71	FC6-4						FC6-4		1-H 4 1B	0	0	0	0	0	0	0						
40 Takashi Saito, L ERA: 7.71	FC6-4						FC6-4		1-H 4 1B	1	1	1	1	0	0	0						
20 Eric Hinske, L OBP: 0.500, SLG: 1.250	FC6-4						F8		53 WP 16 WP 1B	5	1	2	1	0	0	2						
43 Jesse Chavez, R ERA: 10.13	FC5-4						14 SH3-4 25 HBP 24 WP 1B		F8	2	0	0	0	0	1	5						
4 Omar Infante, R OBP: 0.286, SLG: 0.231	FC6-4								2-H 1B	3	1	1	0	0	1	2						
32 Derek Lowe, R ERA: 7.71	FC5-4								F8	2	0	0	0	0	1	5						
53 Melky Cabrera, S OBP: 0.280, SLG: 0.190	FC5-4								F8	3	1	1	0	0	1	2						
Inning Stats	R: 0 E: 0 K: 0 S: 7	H: 1 LOB: 1 BB: 1 P: 14	R: 0 E: 1 K: 0 S: 11	H: 1 LOB: 2 BB: 2 P: 14	R: 0 E: 0 K: 2 S: 7	H: 0 LOB: 0 BB: 0 P: 11	R: 0 E: 0 K: 2 S: 12	H: 2 LOB: 3 BB: 1 P: 19	R: 0 E: 0 K: 0 S: 7	H: 1 LOB: 1 BB: 0 P: 10	R: 1 E: 0 K: 0 S: 8	H: 1 LOB: 0 BB: 0 P: 11	R: 3 E: 0 K: 0 S: 15	H: 2 LOB: 2 BB: 2 P: 33	R: 1 E: 1 K: 1 S: 11	H: 0 LOB: 1 BB: 1 P: 20	R: 2 E: 0 K: 0 S: 17	H: 2 LOB: 1 BB: 1 P: 29	1B: 7 2B: 2 3B: 0 HR: 1	SF: 0 SAC: 1 DP: 1 HBP: 1	WP: 4 PB: 0 SB: 1 CS: 0	PA: 45
PITCHER	IP ERA WLS BF H R ER SO BB IBB HBP BLK WP HR S P ERA WHIP	6.1 5.68 L 31 7 4 4 4 3 1 1 0 1 1 57 97 5.68 1.579	0.1 7.71 1 0 0 0 0 0 0 0 0 0 0 0 4 6 10 0.00 3.000	0.1 7.71 2 1 0 0 0 0 0 0 0 0 1 1 0 23 41 10.80 2.400	0.1 7.71 1 0 0 0 0 0 0 0 0 0 1 0 5 8 0.00 0.000	PITCHER										IP ERA WLS BF H R ER SO BB IBB HBP BLK WP HR S P ERA WHIP						
37 Todd Wellemeyer, R ERA: 5.68	6.1 5.68 L 31 7 4 4 4 3 1 1 0 1 1 57 97 5.68 1.579	0.1 7.71 1 0 0 0 0 0 0 0 0 0 0 0 4 6 10 0.00 3.000	0.1 7.71 2 1 0 0 0 0 0 0 0 0 1 1 0 23 41 10.80 2.400	0.1 7.71 1 0 0 0 0 0 0 0 0 0 1 0 5 8 0.00 0.000	PITCHER										IP ERA WLS BF H R ER SO BB IBB HBP BLK WP HR S P ERA WHIP							
49 Brandon Medders, R ERA: 7.71	0.1 7.71 1 0 0 0 0 0 0 0 0 0 0 0 4 6 10 0.00 3.000	0.1 7.71 2 1 0 0 0 0 0 0 0 0 0 0 1 0 23 41 10.80 2.400	0.1 7.71 1 0 0 0 0 0 0 0 0 0 1 0 5 8 0.00 0.000	PITCHER										IP ERA WLS BF H R ER SO BB IBB HBP BLK WP HR S P ERA WHIP								
45 Dan Runzler, L ERA: 7.71	0.1 7.71 2 1 0 0 0 0 0 0 0 0 0 0 1 0 23 41 10.80 2.400	0.1 7.71 1 0 0 0 0 0 0 0 0 0 1 0 5 8 0.00 0.000	PITCHER										IP ERA WLS BF H R ER SO BB IBB HBP BLK WP HR S P ERA WHIP									
60 Waldis Joaquin, R ERA: 10.13	0.1 7.71 1 0 0 0 0 0 0 0 0 0 1 0 5 8 0.00 0.000	PITCHER										IP ERA WLS BF H R ER SO BB IBB HBP BLK WP HR S P ERA WHIP										
59 Guillermo Mota, R ERA: 10.13	PITCHER										IP ERA WLS BF H R ER SO BB IBB HBP BLK WP HR S P ERA WHIP											
Batter	1	2	3	4	5	6	7	8	9	AB	R	H	RBI	BB	SO	LOB	BOTTOM					
33 Aaron Rowand, R OBP: 0.296, SLG: 0.370	16 CS 1B		G4-3		G6-3		G6-3		16 G4-6-3 1B	5	0	2	1	0	0	0	<p>Atlanta Braves @ San Francisco Giants</p> <p>AT&T Park, San Francisco, CA</p> <p>Sat Apr 10 2010, 7:08 PM - 10:13 PM PDT</p> <p>Att. 42,985 - Overcast - 57 F</p>					
16 Edgar Renteria, R OBP: 0.283, SLG: 0.762	K		G6-3		F8		G1-3		G4-6-3 1B	5	0	0	0	0	1	3						
48 Pablo Sandoval, S OBP: 0.348, SLG: 0.381	G1-3		G6-3				7 G5-4-3 17 BB 1B		7 S BB	3	0	1	0	1	0	0						
17 Aubrey Huff, L OBP: 0.273, SLG: 0.200	G5-3		20 FC3-6 5 BB 1B		7 G5-4-3 BB		G5-4-3		K	2	1	0	0	2	1	1						
7 Mark DeRosa, R OBP: 0.421, SLG: 0.429	20 2B BB		20 FC3-6 BB		G5-4-3		K		K	2	0	0	0	2	1	3						
20 John Bowker, L OBP: 0.278, SLG: 0.471	2B		5 FC3-6 1B		5 BB IBB		P4		P4	3	0	1	0	1	0	3						
5 Juan Uribe, R OBP: 0.500, SLG: 0.529	IBB		22 CS 1B		3-H 1B		G6-3		8 1B 33 1B BB	1	1	1	1	3	0	0						
22 Eli Whiteside, R OBP: 0.250, SLG: 0.143	K		K		G6-3		G4-3		F7	3	0	0	0	0	2	8						
8 Eugenio Velez, S OBP: 0.600, SLG: 0.750	K		K		G1-3		G4-3		F7	1	0	1	0	0	0	0						
37 Todd Wellemeyer, R ERA: 5.68	0.1 7.71 1 0 0 0 0 0 0 0 0 0 0 1 0 23 41 10.80 2.400	PITCHER										IP ERA WLS BF H R ER SO BB IBB HBP BLK WP HR S P ERA WHIP										
49 Brandon Medders, R ERA: 7.71	0.1 7.71 2 1 0 0 0 0 0 0 0 0 0 0 1 0 23 41 10.80 2.400	PITCHER										IP ERA WLS BF H R ER SO BB IBB HBP BLK WP HR S P ERA WHIP										
45 Dan Runzler, L ERA: 7.71	0.1 7.71 1 0 0 0 0 0 0 0 0 0 1 0 5 8 0.00 0.000	PITCHER										IP ERA WLS BF H R ER SO BB IBB HBP BLK WP HR S P ERA WHIP										
60 Waldis Joaquin, R ERA: 10.13	PITCHER										IP ERA WLS BF H R ER SO BB IBB HBP BLK WP HR S P ERA WHIP											
59 Guillermo Mota, R ERA: 10.13	PITCHER										IP ERA WLS BF H R ER SO BB IBB HBP BLK WP HR S P ERA WHIP											
Inning Stats	R: 0 E: 0 K: 1 S: 11	H: 1 LOB: 0 BB: 0 P: 15	R: 0 E: 0 K: 2 S: 13	H: 1 LOB: 3 BB: 2 P: 24	R: 0 E: 0 K: 0 S: 6	H: 0 LOB: 0 BB: 0 P: 11	R: 1 E: 0 K: 1 S: 10	H: 1 LOB: 1 BB: 2 P: 24	R: 0 E: 0 K: 0 S: 12	H: 0 LOB: 0 BB: 0 P: 16	R: 0 E: 0 K: 0 S: 9	H: 1 LOB: 3 BB: 3 P: 22	R: 0 E: 0 K: 0 S: 7	H: 0 LOB: 0 BB: 0 P: 13	R: 0 E: 0 K: 2 S: 9	H: 0 LOB: 1 BB: 1 P: 20	R: 1 E: 0 K: 0 S: 12	H: 2 LOB: 1 BB: 1 P: 18	1B: 5 2B: 1 3B: 0 HR: 0	SF: 0 SAC: 0 DP: 2 HBP: 0	WP: 0 PB: 0 SB: 1 CS: 2	PA: 38
PITCHER	IP ERA WLS BF H R ER SO BB IBB HBP BLK WP HR S P ERA WHIP	6.0 4.5 H 3 0 0 0 0 5 2 0 0 0 0 7 13 0.00 0.000	1.0 4.0 0 0 0 2 1 0 0 0 0 0 0 9 20 0.00 1.000	1.0 3.0 2 1 1 0 1 0 0 0 0 0 0 12 18 9.00 3.000	PITCHER										IP ERA WLS BF H R ER SO BB IBB HBP BLK WP HR S P ERA WHIP							
32 Derek Lowe, R ERA: 4.5	6.0 4.5 H 3 0 0 0 0 5 2 0 0 0 0 7 13 0.00 0.000	1.0 4.0 0 0 0 2 1 0 0 0 0 0 0 9 20 0.00 1.000	1.0 3.0 2 1 1 0 1 0 0 0 0 0 0 12 18 9.00 3.000	PITCHER										IP ERA WLS BF H R ER SO BB IBB HBP BLK WP HR S P ERA WHIP								
58 Peter Moylan, R ERA: 4.5	1.0 4.0 0 0 0 2 1 0 0 0 0 0 0 9 20 0.00 1.000	PITCHER										IP ERA WLS BF H R ER SO BB IBB HBP BLK WP HR S P ERA WHIP										
40 Takashi Saito, R ERA: 4.5	1.0 3.0 2 1 1 0 1 0 0 0 0 0 0 12 18 9.00 3.000	PITCHER										IP ERA WLS BF H R ER SO BB IBB HBP BLK WP HR S P ERA WHIP										
43 Jesse Chavez, R ERA: 3.0	PITCHER										IP ERA WLS BF H R ER SO BB IBB HBP BLK WP HR S P ERA WHIP											

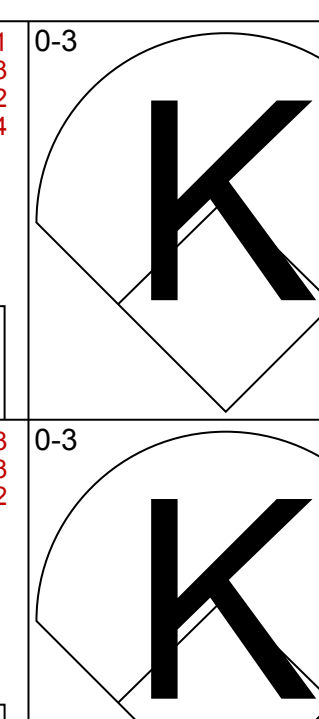
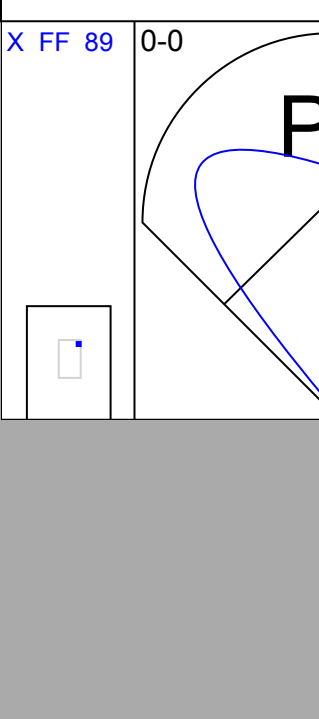
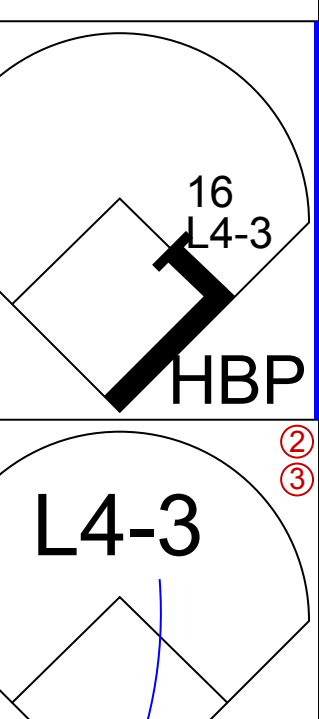
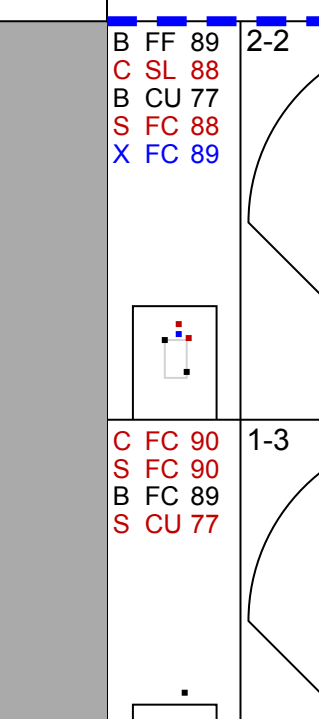
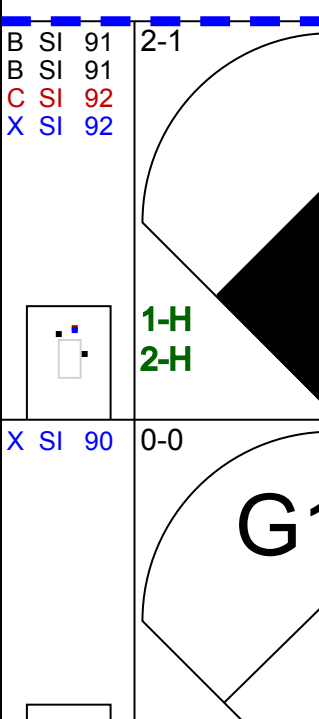
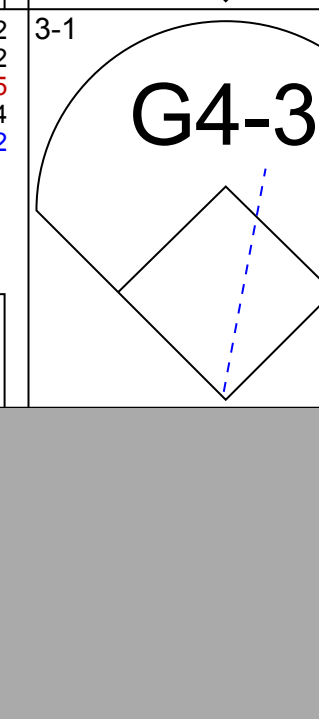
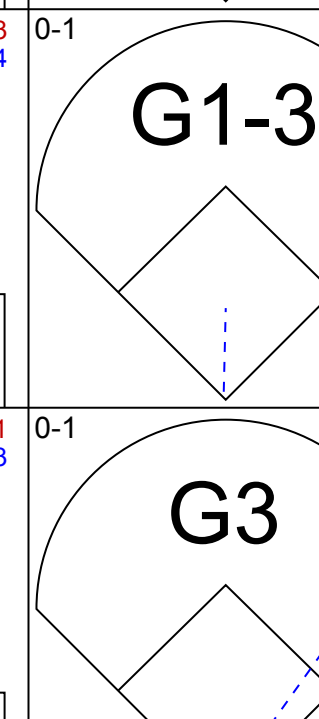

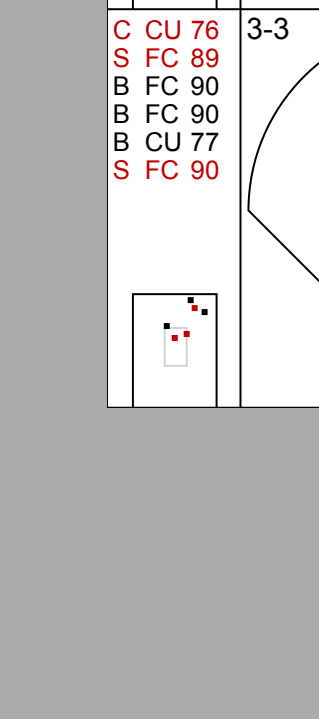
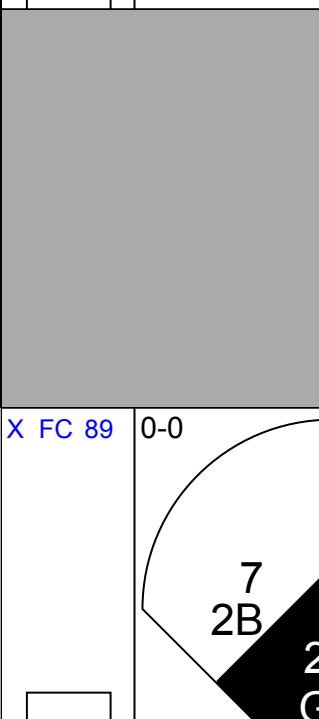


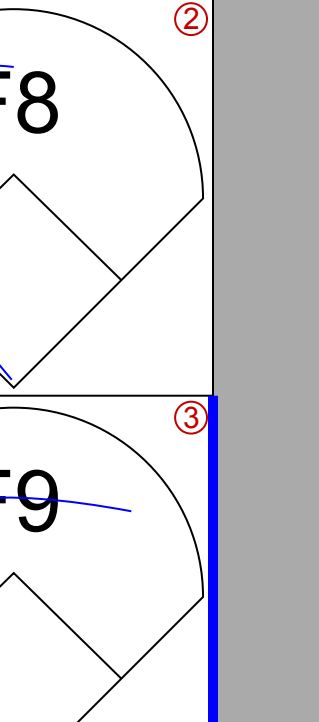

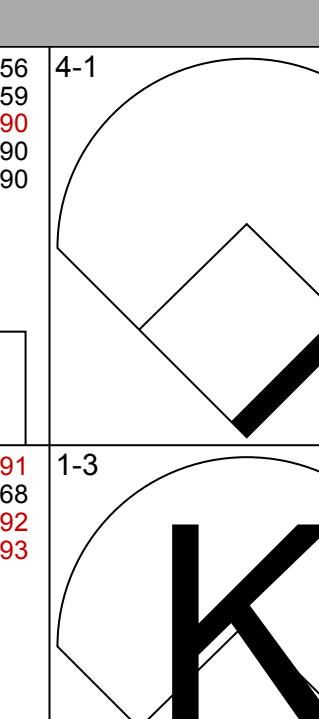
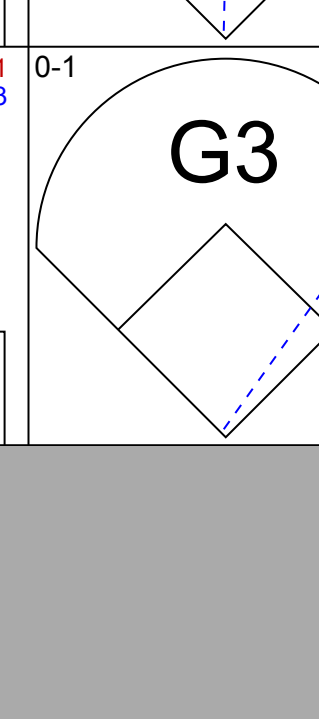
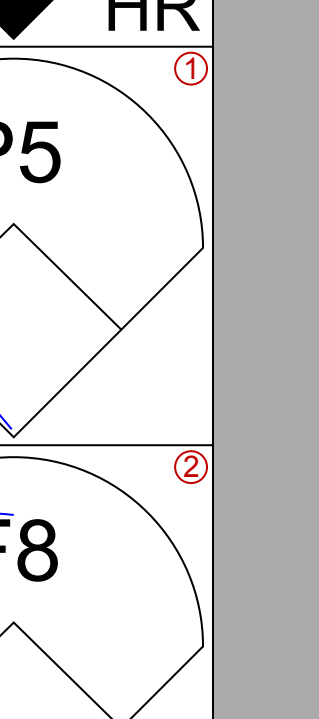
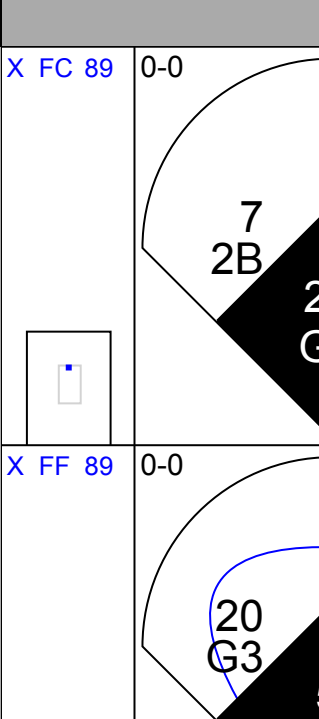
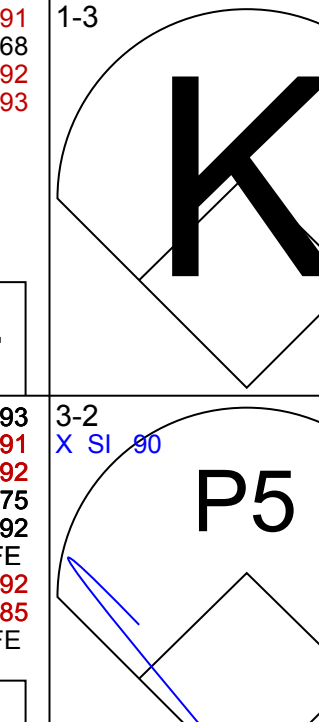
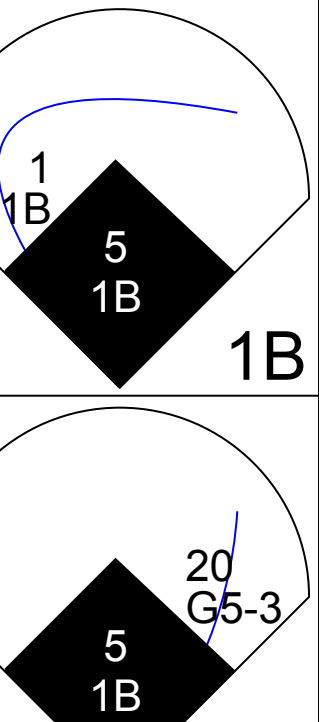
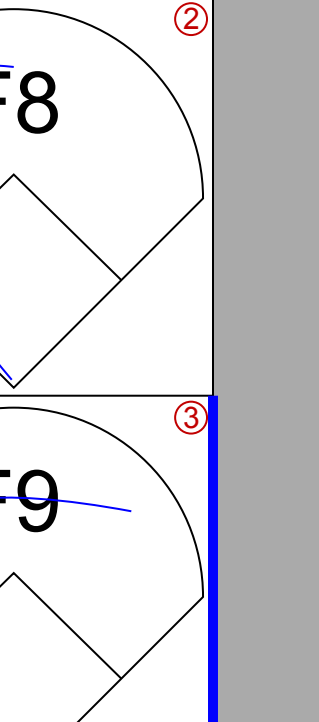
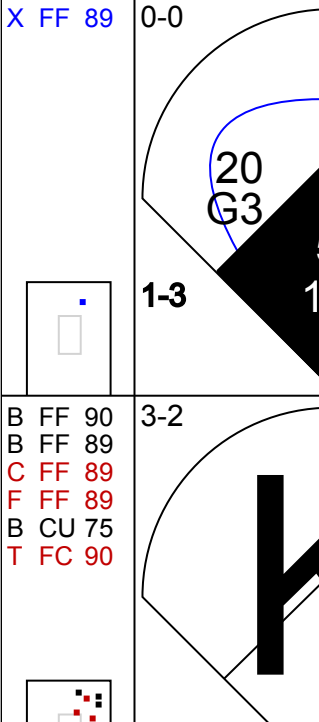
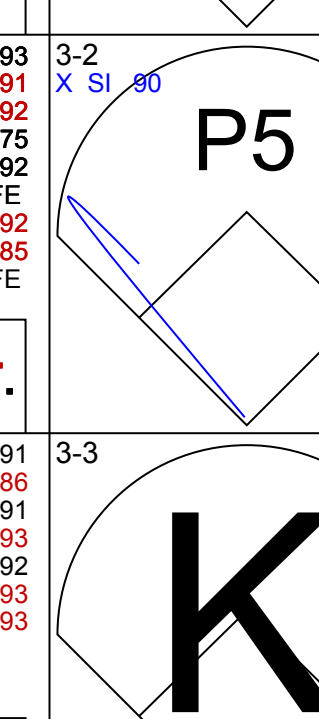
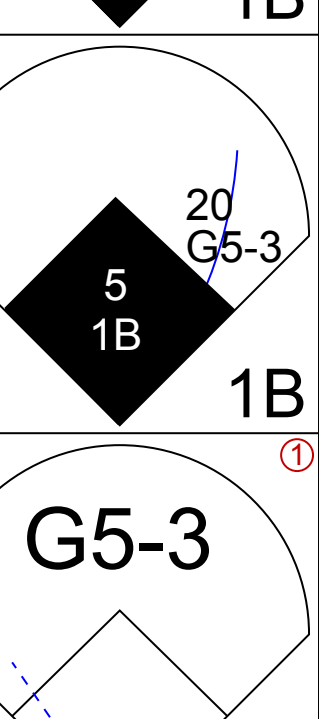
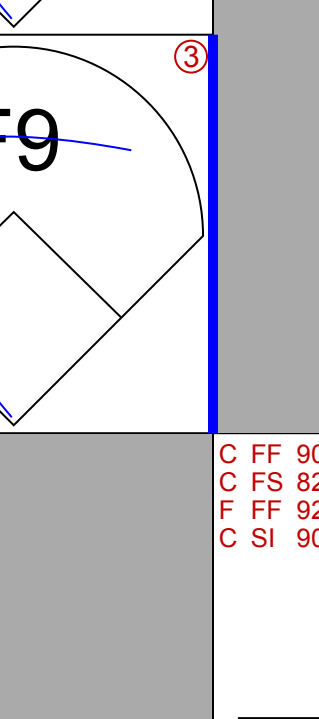
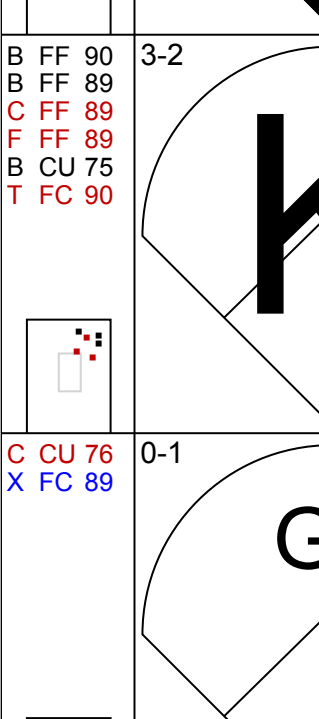
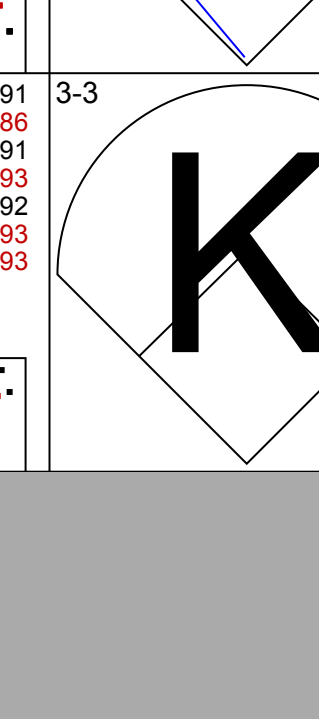
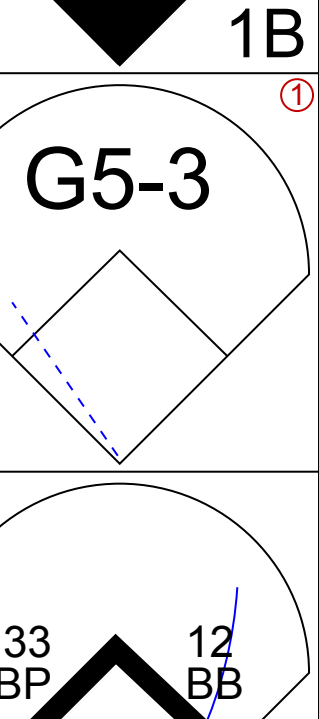
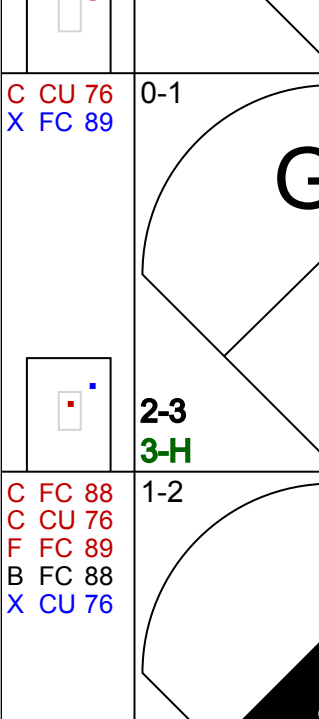
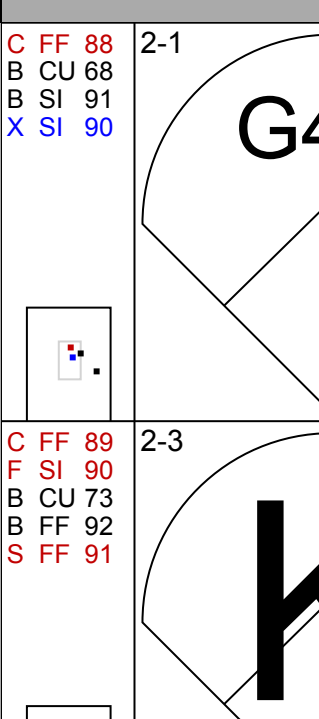
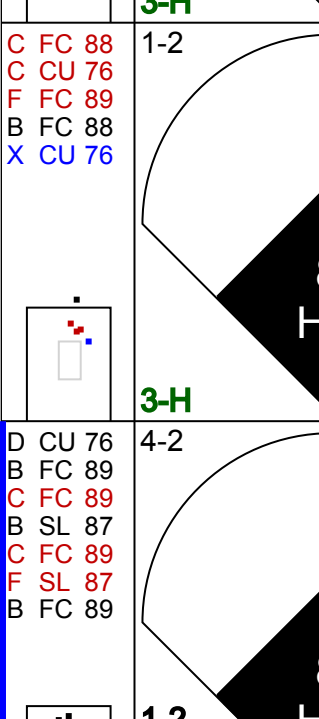
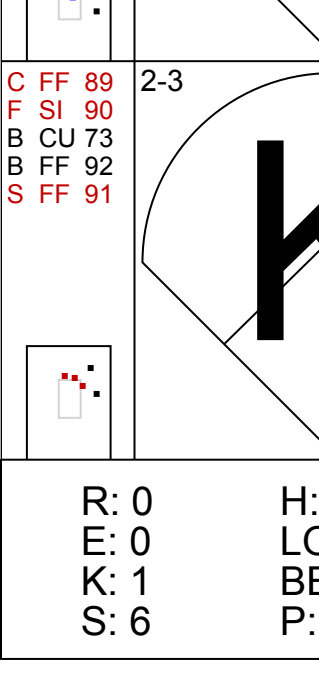
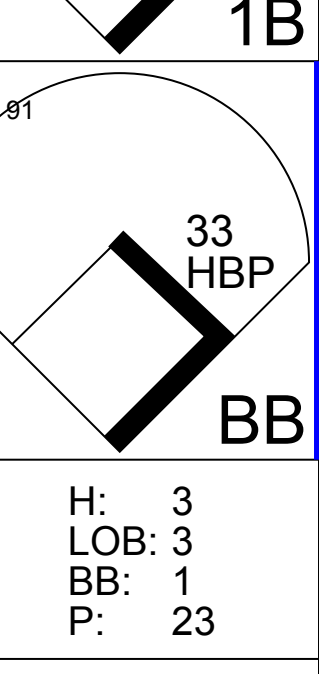
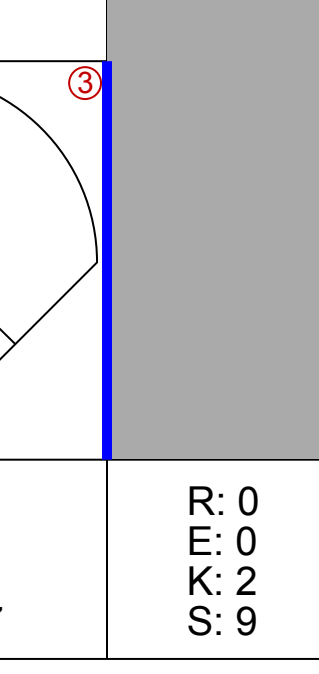
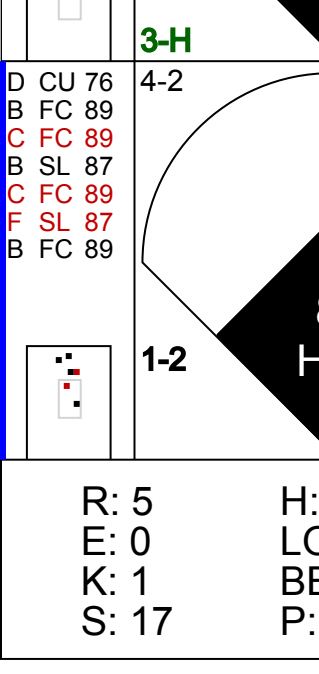
Batter	1	2	3	4	5	6	7	8	9	AB	R	H	RBI	BB	SO	LOB	TOP			
53 Melky Cabrera, S OBP: 0.241, SLG: 0.160										4	0	0	0	0	1	0	Atlanta Braves @ San Francisco Giants AT&T Park, San Francisco, CA Sun Apr 11 2010, 5:15 PM - 7:34 PM PDT Att: 38,062 - Partly Cloudy - 50 F			
14 Martín Prado, R OBP: 0.607, SLG: 0.667										4	0	1	0	0	0	0				
20 Eric Hinske, L OBP: 0.429, SLG: 0.833										2	1	0	0	1	1	1				
25 Troy Glaus, R OBP: 0.320, SLG: 0.227										1	0	0	0	0	0	0				
16 Brian McCann, L OBP: 0.500, SLG: 0.647										4	1	2	2	0	1	1				
19 Yunel Escobar, R OBP: 0.222, SLG: 0.269										4	0	0	0	0	1	1				
22 Jason Heyward, L OBP: 0.370, SLG: 0.708										4	1	1	1	0	1	1				
23 Matt Diaz, R OBP: 0.231, SLG: 0.231										4	0	1	0	0	2	0				
4 Omar Infante, R OBP: 0.294, SLG: 0.313										3	0	1	0	0	2	1				
11 Kenshin Kawakami, R OBP: 0.294, SLG: 0.313										2	0	0	0	0	1	1				
7 Brooks Conrad, S OBP: 0.294, SLG: 0.313										1	0	0	0	0	1	0				
54 Kris Medlen, S OBP: 0.294, SLG: 0.313										0	0	0	0	0	0	0				
34 Eric O'Flaherty, L OBP: 0.294, SLG: 0.313										0	0	0	0	0	0	0				
Inning Stats	R: 2 H: 1 E: 0 K: 1 S: 10	H: 1 LOB: 0 BB: 1 P: 22	R: 0 H: 1 E: 0 K: 1 S: 11	H: 1 LOB: 1 BB: 0 P: 14	R: 0 H: 1 E: 0 K: 2 S: 9	H: 1 LOB: 1 BB: 0 P: 12	R: 0 H: 1 E: 0 K: 2 S: 16	H: 0 LOB: 0 BB: 0 P: 21	R: 0 H: 1 E: 0 K: 0 S: 8	H: 1 LOB: 1 BB: 0 P: 12	R: 0 H: 0 E: 0 K: 3 S: 12	H: 0 LOB: 0 BB: 0 P: 16	R: 0 H: 0 E: 0 K: 0 S: 9	H: 0 LOB: 0 BB: 0 P: 16	R: 1 H: 1 E: 0 K: 1 S: 9	H: 1 LOB: 0 BB: 0 P: 14	1B: 2 2B: 2 3B: 0 HR: 2	SF: 0 SAC: 0 DP: 0 HBP: 0	WP: 0 PB: 0 SB: 0 CS: 0	PA: 34
PITCHER	IP: 7.0 WLS: W BF: 27 ERA: 1.29	H: 5 R: 2 ER: 2 SO: 10	BB: 1 IBB: 0 HBP: 0 BLK: 0	WP: 0 HR: 1 S: 76 P: 108	ERA: 2.57 WHIP: 0.857	IP: 2.0 WLS: S BF: 7 ERA: 2.08	H: 1 R: 1 ER: 1 SO: 1	BB: 0 IBB: 0 HBP: 0 BLK: 0	WP: 0 HR: 1 S: 18 P: 30	ERA: 4.50 WHIP: 0.500										

Batter	1	2	3	4	5	6	7	8	9	AB	R	H	RBI	BB	SO	LOB	BOTTOM			
33 Aaron Rowand, R OBP: 0.290, SLG: 0.355										4	0	1	0	0	0	0	Atlanta Braves @ San Francisco Giants AT&T Park, San Francisco, CA Sun Apr 11 2010, 5:15 PM - 7:34 PM PDT Att: 38,062 - Partly Cloudy - 50 F			
8 Eugenio Velez, S OBP: 0.333, SLG: 0.375										4	1	0	0	0	1					
48 Pablo Sandoval, S OBP: 0.407, SLG: 0.640										4	3	3	2	0	0	0				
17 Aubrey Huff, L OBP: 0.308, SLG: 0.217										3	2	1	1	1	0	0				
35 Travis Ishikawa, L OBP: 0.250, SLG: 1.000										4	0	1	1	0	0	2				
7 Mark DeRosa, R OBP: 0.391, SLG: 0.389										4	0	1	1	0	0	2				
1 Bengie Molina, R OBP: 0.250, SLG: 0.267										4	0	1	1	0	0	1				
20 John Bowker, L OBP: 0.286, SLG: 0.450										3	0	1	0	0	1	0				
41 Jeremy Affeldt, L OBP: 0.250, SLG: 0.267										3	0	0	0	0	0	1				
5 Juan Uribe, R OBP: 0.440, SLG: 0.450										2	0	0	0	0	1	1				
55 Tim Lincecum, L OBP: 0.250, SLG: 0.267										1	0	0	0	0	1	0				
12 Nate Schierholtz, L OBP: 0.250, SLG: 0.267										1	0	0	0	0	1	0				
Inning Stats	R: 0 H: 0 E: 0 K: 0 S: 7	H: 0 LOB: 0 BB: 0 P: 8	R: 0 H: 0 E: 0 K: 1 S: 6	H: 0 LOB: 0 BB: 0 P: 11	R: 0 H: 0 E: 0 K: 1 S: 7	H: 0 LOB: 0 BB: 0 P: 11	R: 1 H: 2 E: 0 K: 0 S: 8	H: 2 LOB: 1 BB: 0 P: 14	R: 0 H: 1 E: 0 K: 0 S: 6	H: 1 LOB: 1 BB: 0 P: 7	R: 2 H: 2 E: 1 K: 0 S: 8	H: 2 LOB: 1 BB: 1 P: 14	R: 0 H: 0 E: 0 K: 2 S: 10	H: 0 LOB: 0 BB: 0 P: 15	R: 3 H: 3 E: 1 K: 1 S: 17	H: 3 LOB: 1 BB: 0 P: 23	1B: 6 2B: 0 3B: 1 HR: 1	SF: 0 SAC: 0 DP: 0 HBP: 0	WP: 0 PB: 0 SB: 0 CS: 0	PA: 34
PITCHER	IP: 6.0 WLS: L BF: 24 ERA: 3.0	H: 3 R: 2 ER: 2 SO: 2	BB: 0 IBB: 0 HBP: 0 BLK: 0	WP: 0 HR: 1 S: 15 P: 21	ERA: 13.50 WHIP: 1.500	IP: 0.2 WLS: O BF: 4 ERA: 0.00	H: 1 R: 1 ER: 0 SO: 1	BB: 0 IBB: 0 HBP: 0 BLK: 0	WP: 0 HR: 0 S: 12 P: 17	ERA: 0.00 WHIP: 1.500										

Batter	1	2	3	4	5	6	7	8	9	AB	R	H	RBI	BB	SO	LOB	TOP			
3 Akinori Iwamura, L (1,4) OBP: 0.341, SLG: 0.472	G3-1		G3			K		G4-3		4	0	0	0	0	1	1	Pittsburgh Pirates @ San Francisco Giants AT&T Park, San Francisco, CA Wed Apr 14 2010, 12:47 PM - 2:54 PM PDT Att: 29,028 - Cloudy - 59 F			
22 Andrew McCutchen, R (1,8) OBP: 0.377, SLG: 0.351	BB		F8			G5-3		F9		3	0	0	0	1	0	1				
85 Lastings Milledge, R (1,7) OBP: 0.270, SLG: 0.336	1B					K2-3		G5-3		4	0	2	0	0	1	0				
46 Garrett Jones, L (1,9) OBP: 0.375, SLG: 0.545	L8					K				2	0	0	0	2	1	2				
41 Ryan Doumit, S (1,2) OBP: 0.265, SLG: 0.344	K					K				4	0	0	0	0	3	6				
2 Bobby Crosby, R (1,3) OBP: 0.417, SLG: 0.600	F8									2	0	0	0	1	1	0				
6 Jeff Clement, L (9,PH) OBP: 0.200, SLG: 0.273						BB				1	0	0	0	0	1	1				
15 Andy LaRoche, R (1,5) OBP: 0.344, SLG: 0.333	L8					G5-4-3		L7		3	0	0	0	0	0	1				
37 Charlie Morton, R (1,1)										2	0	0	0	0	2	0				
58 John Raynor, R (7,PH) OBP: 0.500, SLG: 0.333										1	0	0	0	0	1	0				
43 Jack Taschner, L (7,1)										0	0	0	0	0	0	0				
52 Joel Hanrahan, R (8,1)										0	0	0	0	0	0	0				
5 Ronny Cedeno, R (1,6) OBP: 0.323, SLG: 0.387										3	0	1	0	0	2	0				
Inning Stats	R: 0 E: 0 K: 1 S: 9	H: 1 LOB: 2 BB: 1 P: 16	R: 0 E: 0 K: 1 S: 8	H: 0 LOB: 0 BB: 0 P: 9	R: 0 E: 0 K: 1 S: 8	H: 0 LOB: 0 BB: 0 P: 13	R: 0 E: 0 K: 3 S: 12	H: 0 LOB: 0 BB: 0 P: 16	R: 0 E: 0 K: 1 S: 4	H: 2 LOB: 3 BB: 1 P: 8	R: 0 E: 0 K: 2 S: 10	H: 0 LOB: 0 BB: 0 P: 16	R: 0 E: 0 K: 1 S: 8	H: 0 LOB: 0 BB: 0 P: 13	R: 0 E: 0 K: 2 S: 10	H: 0 LOB: 1 BB: 1 P: 17	1B: 2 2B: 1 3B: 0 HR: 0	SF: 0 SAC: 0 DP: 1 HBP: 0	WP: 0 PB: 0 SB: 0 CS: 0	PA: 33
PITCHER	IP WLS BF H R ER SO BB IBB HBP BLK WP HR S P ERA WHIP	IP WLS BF H R ER SO BB IBB HBP BLK WP HR S P ERA WHIP	IP WLS BF H R ER SO BB IBB HBP BLK WP HR S P ERA WHIP	IP WLS BF H R ER SO BB IBB HBP BLK WP HR S P ERA WHIP	IP WLS BF H R ER SO BB IBB HBP BLK WP HR S P ERA WHIP	IP WLS BF H R ER SO BB IBB HBP BLK WP HR S P ERA WHIP	IP WLS BF H R ER SO BB IBB HBP BLK WP HR S P ERA WHIP	IP WLS BF H R ER SO BB IBB HBP BLK WP HR S P ERA WHIP	IP WLS BF H R ER SO BB IBB HBP BLK WP HR S P ERA WHIP	IP WLS BF H R ER SO BB IBB HBP BLK WP HR S P ERA WHIP	IP WLS BF H R ER SO BB IBB HBP BLK WP HR S P ERA WHIP	IP WLS BF H R ER SO BB IBB HBP BLK WP HR S P ERA WHIP	IP WLS BF H R ER SO BB IBB HBP BLK WP HR S P ERA WHIP	IP WLS BF H R ER SO BB IBB HBP BLK WP HR S P ERA WHIP	IP WLS BF H R ER SO BB IBB HBP BLK WP HR S P ERA WHIP	IP WLS BF H R ER SO BB IBB HBP BLK WP HR S P ERA WHIP	IP WLS BF H R ER SO BB IBB HBP BLK WP HR S P ERA WHIP			
57 Jonathan Sánchez, L (1,1) ERA: 2.19	8.0	W	29	3	0	0	11	3	0	0	0	0	0	0	0	0	0.00	0.750		
38 Brian Wilson, R (9,1) ERA:	1.0		4	0	0	0	2	1	0	0	0	0	0	0	0	0	0.00	1.000		

Batter	1	2	3	4	5	6	7	8	9	AB	R	H	RBI	BB	SO	LOB	BOTTOM			
33 Aaron Rowand, R (1,8) OBP: 0.333, SLG: 0.477	G6-3	G6-4-3								4	1	2	2	0	0	1	Pittsburgh Pirates @ San Francisco Giants AT&T Park, San Francisco, CA Wed Apr 14 2010, 12:47 PM - 2:54 PM PDT Att: 29,028 - Cloudy - 59 F			
16 Edgar Renteria, R (1,6) OBP: 0.447, SLG: 0.529	F9		F9			G4-3				4	0	1	0	0	0	0				
48 Pablo Sandoval, S (1,5) OBP: 0.390, SLG: 0.553	G5-3		G1-3			G3-1				4	0	0	0	0	1	2				
17 Aubrey Huff, L (1,3) OBP: 0.385, SLG: 0.455		IHR	F8							4	1	2	1	0	1	0				
7 Mark DeRosa, R (1,7) OBP: 0.333, SLG: 0.333		K				G6-3		L3		4	0	0	0	0	1	1				
20 John Bowler, L (1,9) OBP: 0.308, SLG: 0.417										3	1	1	0	0	1	1				
12 Nate Schierholtz, L (7,9) OBP: 0.280, SLG: 0.429		1B						G4-3		1	0	0	0	0	0	0				
5 Juan Uribe, R (1,4) OBP: 0.405, SLG: 0.438		1B								3	1	1	0	0	1	1				
22 Eli Whiteside, R (1,2) OBP: 0.364, SLG: 0.700										3	2	2	3	0	0	0				
57 Jonathan Sánchez, L (1,1) ERA: 2.19										2	0	1	0	0	1	0				
38 Brian Wilson, R (9,1) ERA:										0	0	0	0	0	0	0				
Inning Stats	R: 0 E: 0 K: 0 S: 8	H: 5 LOB: 0 BB: 0 P: 20	R: 0 E: 0 K: 0 S: 7	H: 0 LOB: 0 BB: 0 P: 12	R: 0 E: 0 K: 2 S: 8	H: 0 LOB: 0 BB: 0 P: 11	R: 2 E: 0 K: 0 S: 6	H: 2 LOB: 1 BB: 0 P: 10	R: 0 E: 0 K: 2 S: 10	H: 2 LOB: 2 BB: 0 P: 17	R: 0 E: 0 K: 1 S: 8	H: 0 LOB: 0 BB: 0 P: 11	R: 0 E: 0 K: 1 S: 8	H: 0 LOB: 0 BB: 0 P: 11	R: 0 E: 0 K: 2 S: 10	H: 0 LOB: 0 BB: 0 P: 17	1B: 5 2B: 2 3B: 0 HR: 3	SF: 0 SAC: 1 DP: 1 HBP: 0	WP: 0 PB: 0 SB: 0 CS: 0	PA: 33
PITCHER	IP WLS BF H R ER SO BB IBB HBP BLK WP HR S P ERA WHIP	IP WLS BF H R ER SO BB IBB HBP BLK WP HR S P ERA WHIP	IP WLS BF H R ER SO BB IBB HBP BLK WP HR S P ERA WHIP	IP WLS BF H R ER SO BB IBB HBP BLK WP HR S P ERA WHIP	IP WLS BF H R ER SO BB IBB HBP BLK WP HR S P ERA WHIP	IP WLS BF H R ER SO BB IBB HBP BLK WP HR S P ERA WHIP	IP WLS BF H R ER SO BB IBB HBP BLK WP HR S P ERA WHIP	IP WLS BF H R ER SO BB IBB HBP BLK WP HR S P ERA WHIP	IP WLS BF H R ER SO BB IBB HBP BLK WP HR S P ERA WHIP	IP WLS BF H R ER SO BB IBB HBP BLK WP HR S P ERA WHIP	IP WLS BF H R ER SO BB IBB HBP BLK WP HR S P ERA WHIP	IP WLS BF H R ER SO BB IBB HBP BLK WP HR S P ERA WHIP	IP WLS BF H R ER SO BB IBB HBP BLK WP HR S P ERA WHIP	IP WLS BF H R ER SO BB IBB HBP BLK WP HR S P ERA WHIP	IP WLS BF H R ER SO BB IBB HBP BLK WP HR S P ERA WHIP	IP WLS BF H R ER SO BB IBB HBP BLK WP HR S P ERA WHIP				
37 Charlie Morton, R (1,1) ERA: 13.5	6.0	L	25	6	3	0	2	0	0	0	0	0	0	0	0	0	0.00	1.333		
43 Jack Taschner, L (7,1) ERA: 5.4	1.0		5	2	0	0	2	0	0	0	0	0	0	0	0	0	0.00	2.000		
52 Joel Hanrahan, R (8,1) ERA:	1.0		3	0	0	0	1	0	0	0	0	0	0	0	0	0	0.00	0.000		

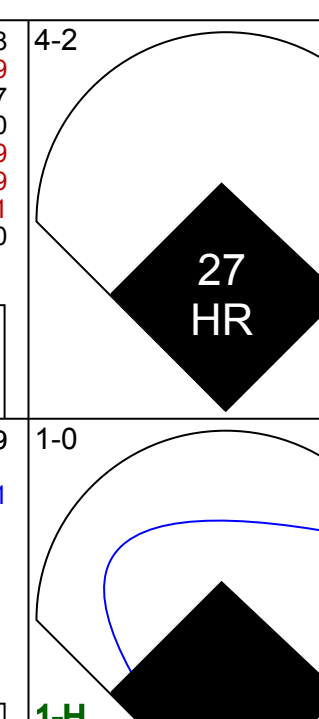
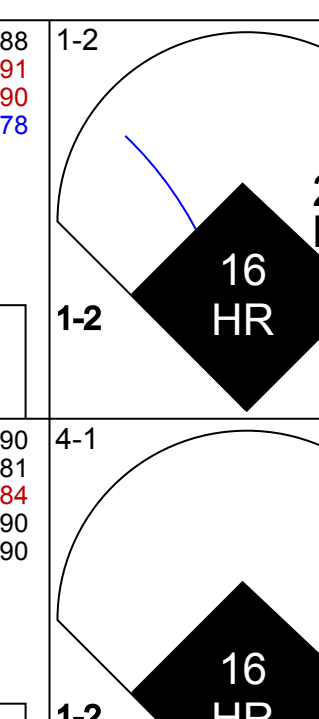
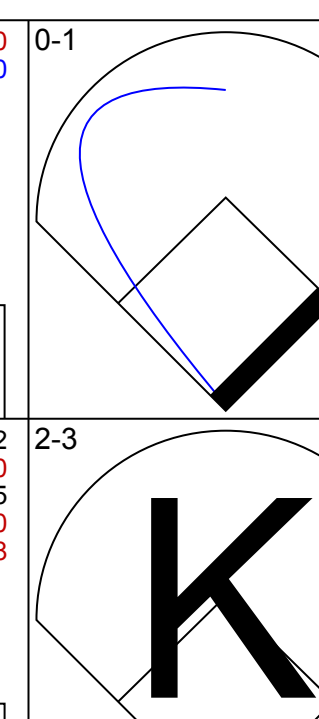
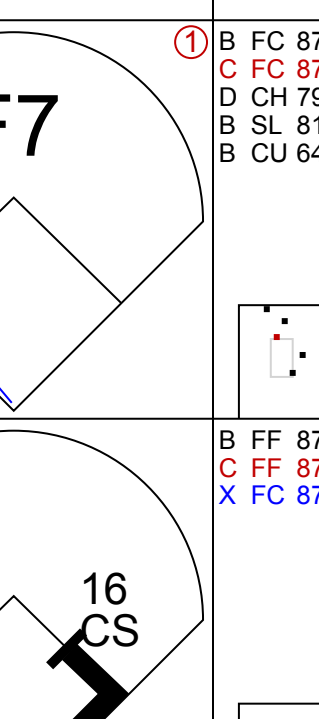
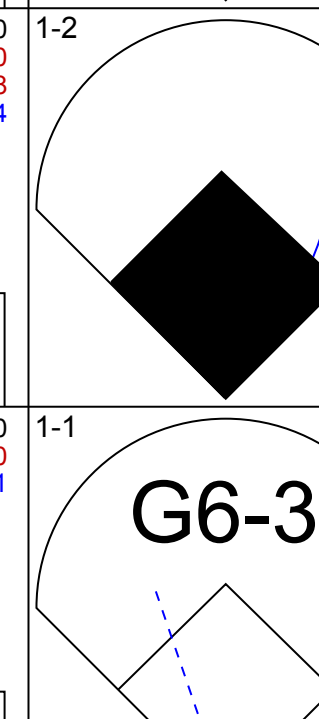
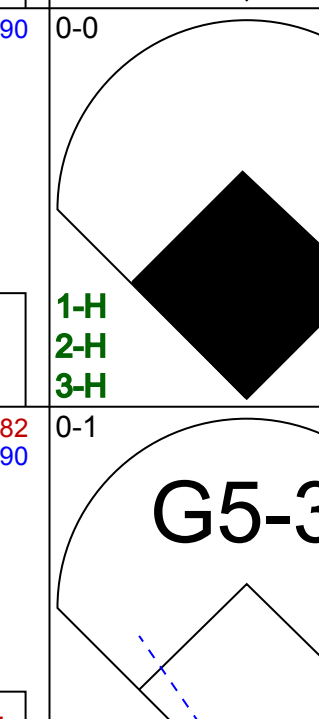
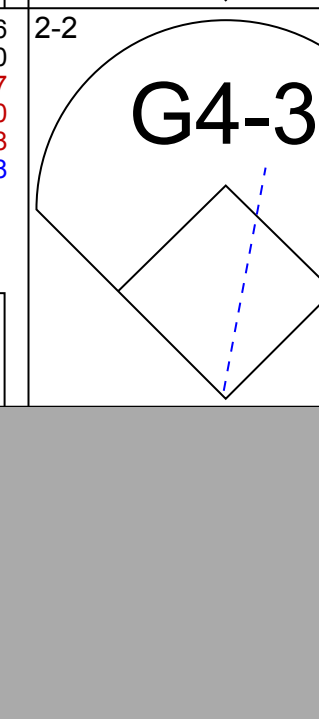
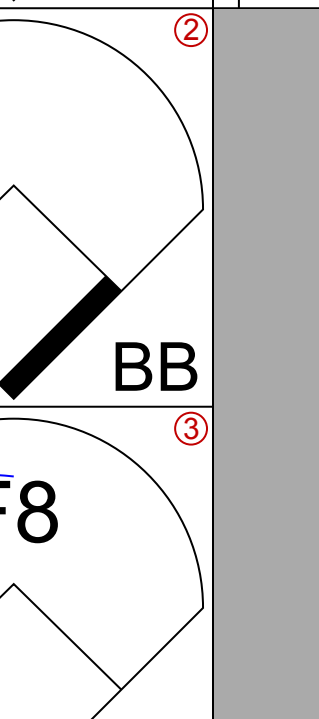
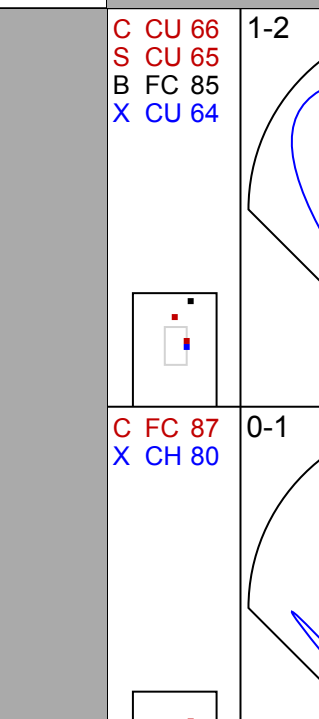
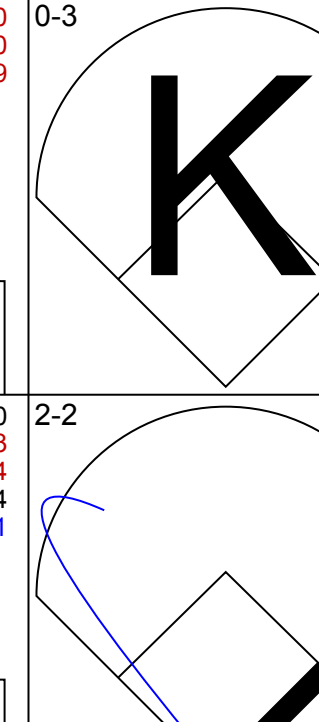


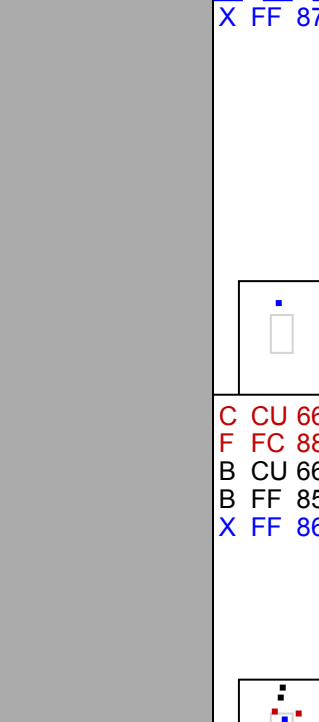
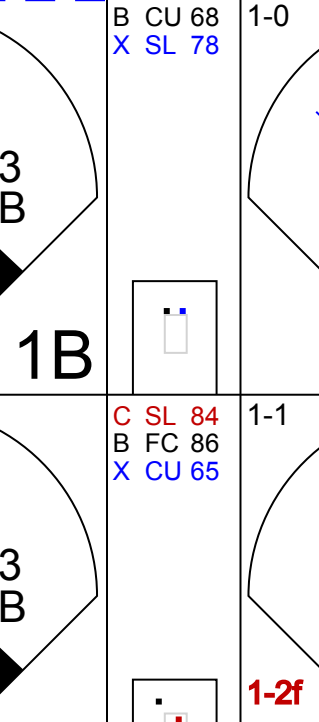
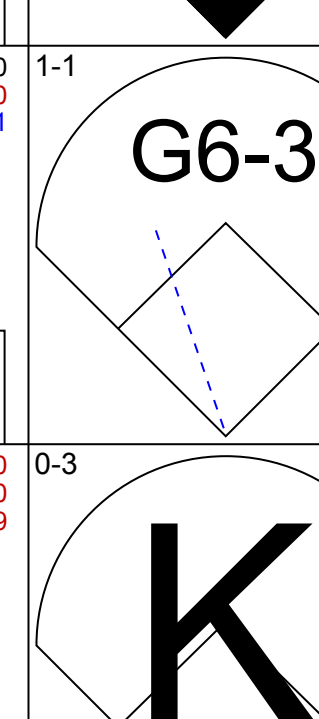
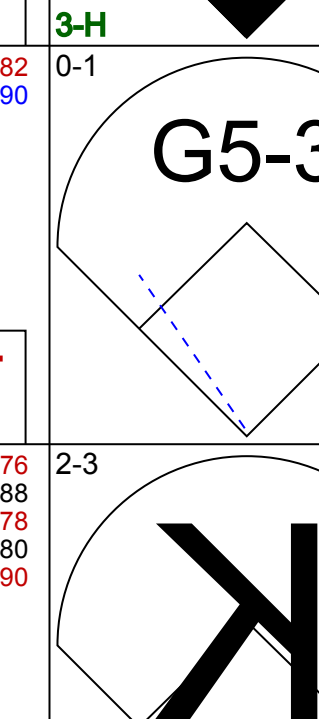
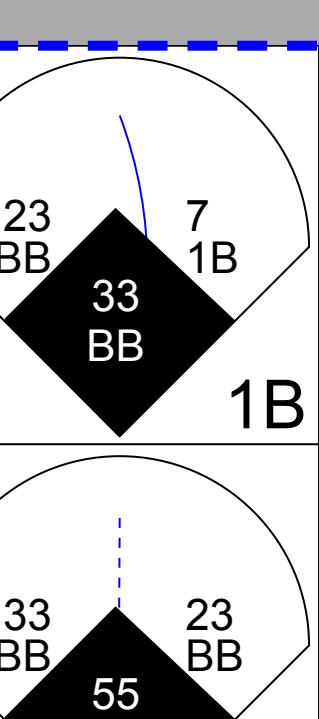
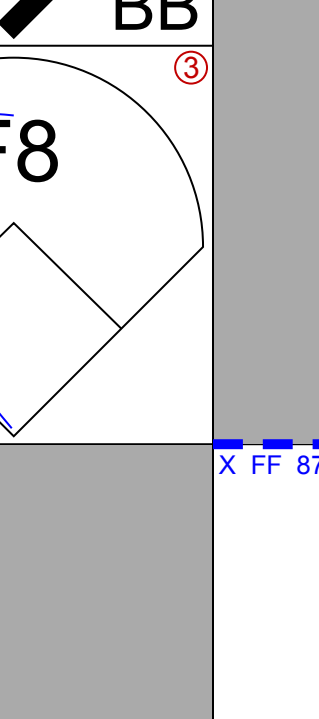
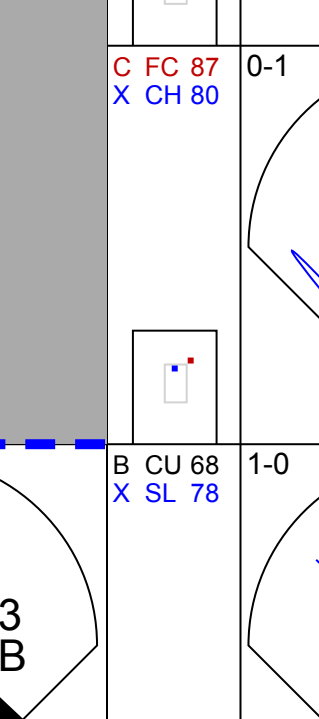
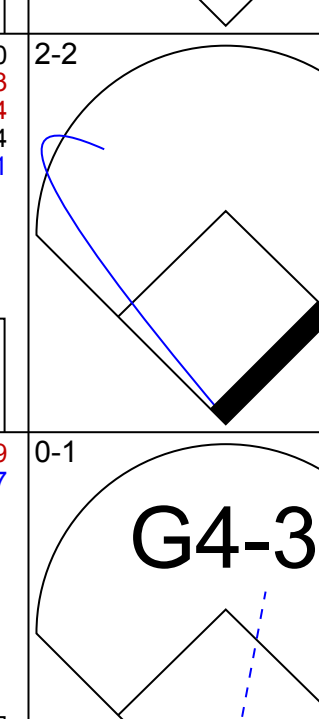


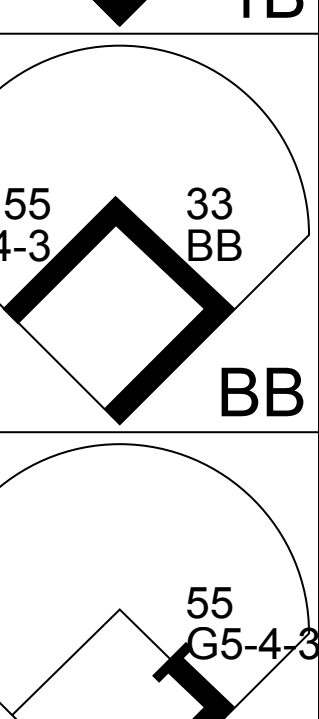
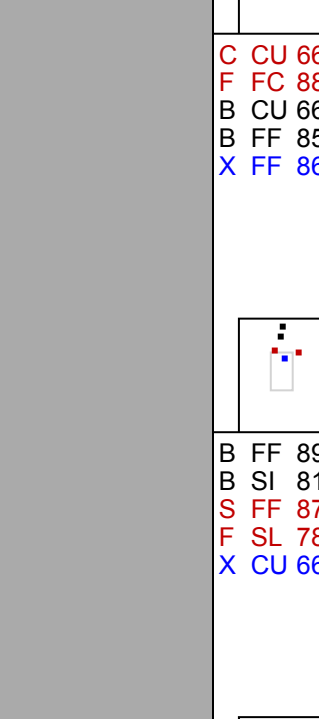
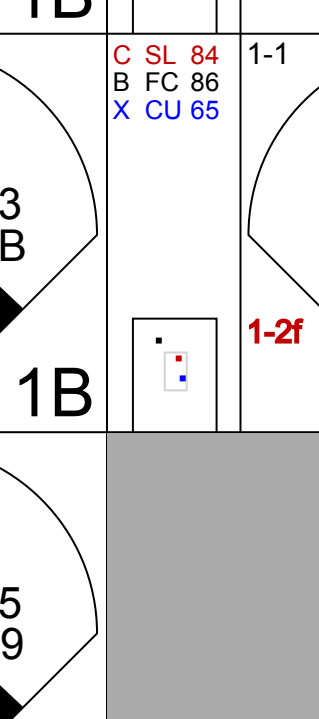

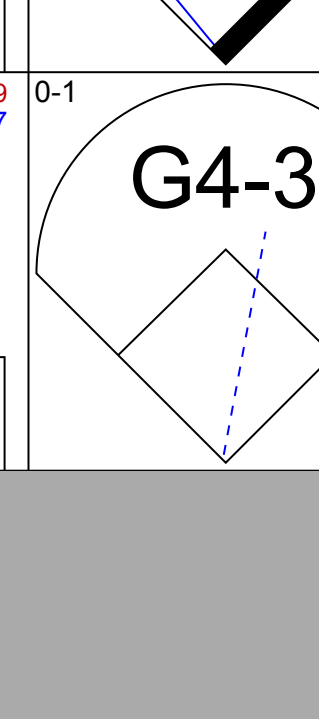
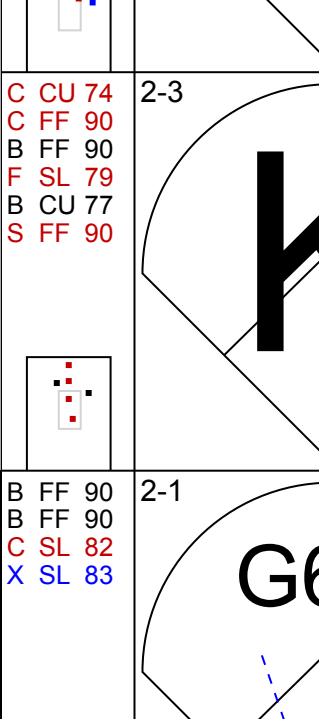
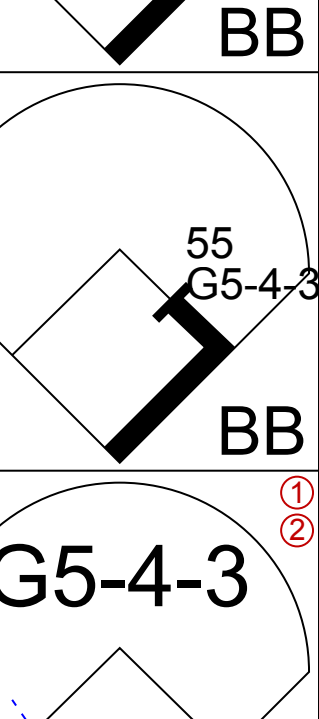
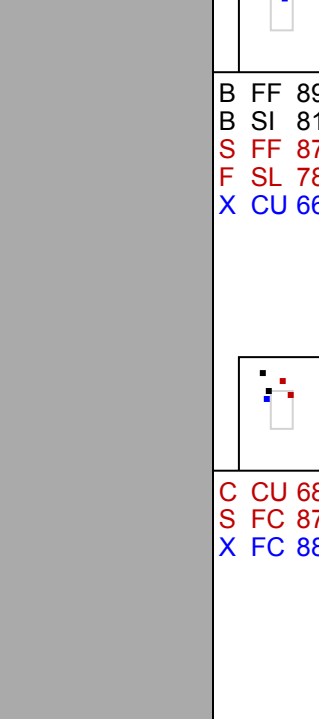
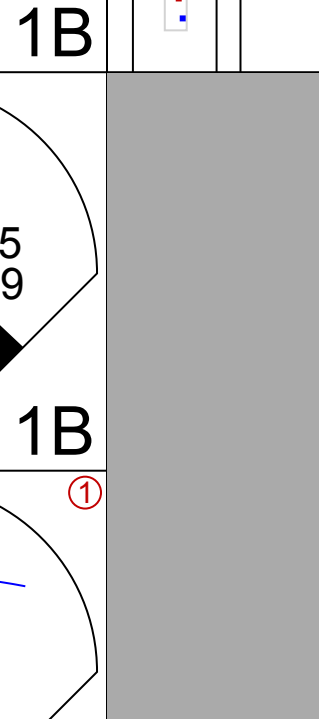



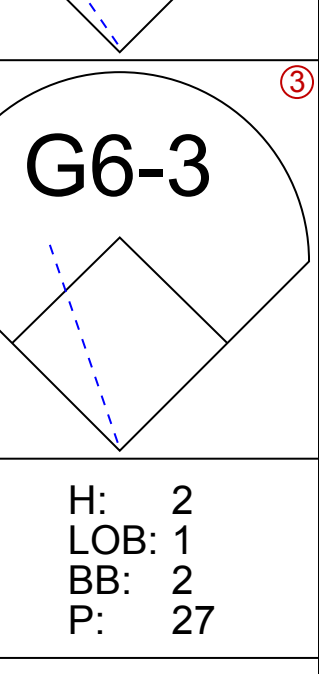
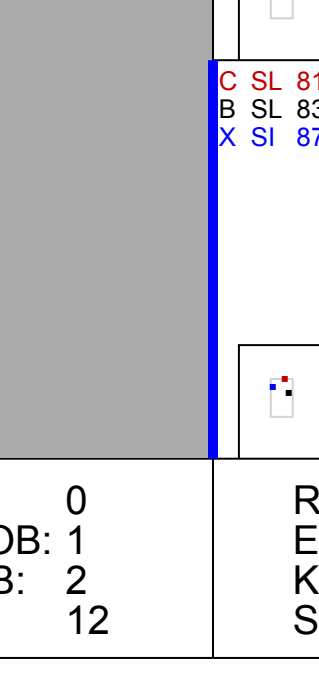
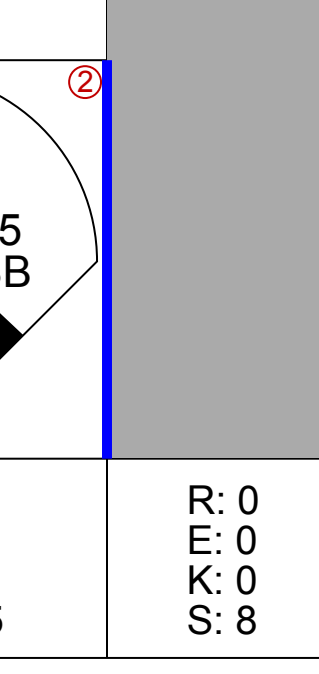

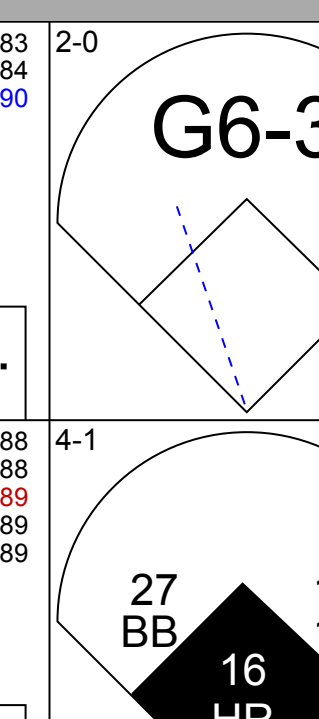
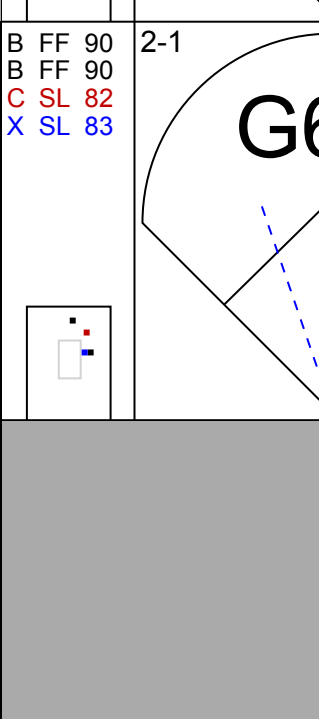
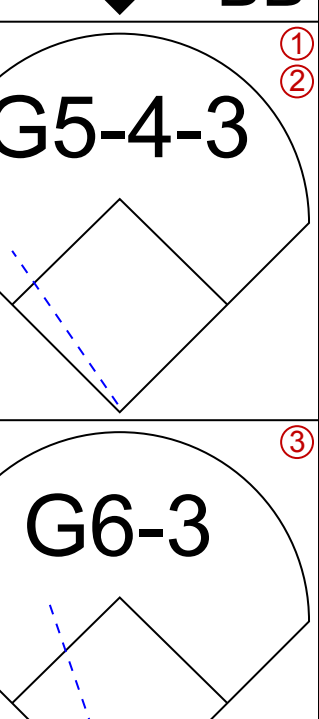
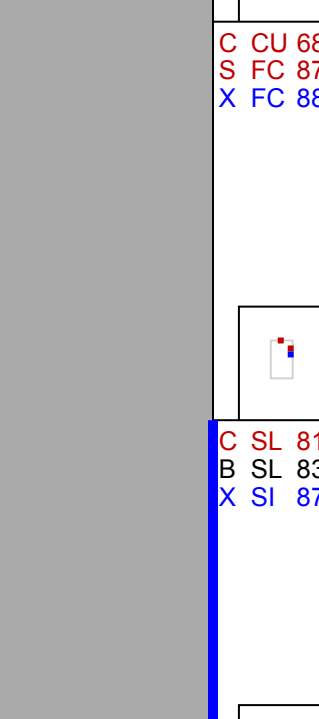
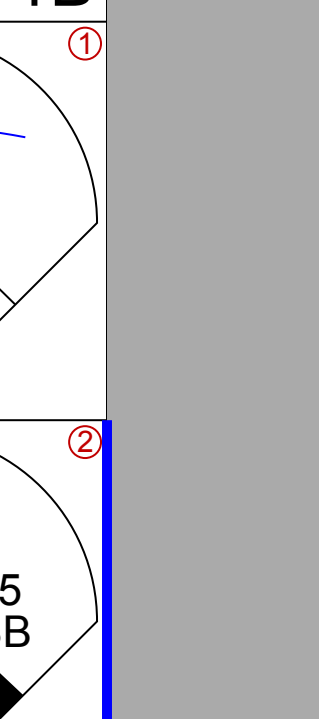

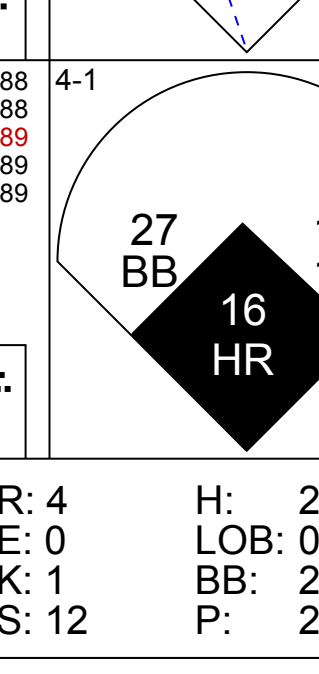

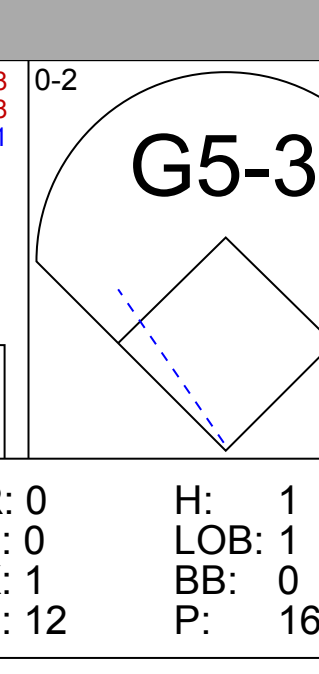
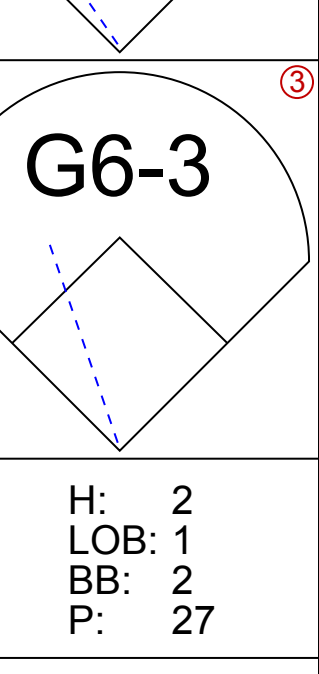
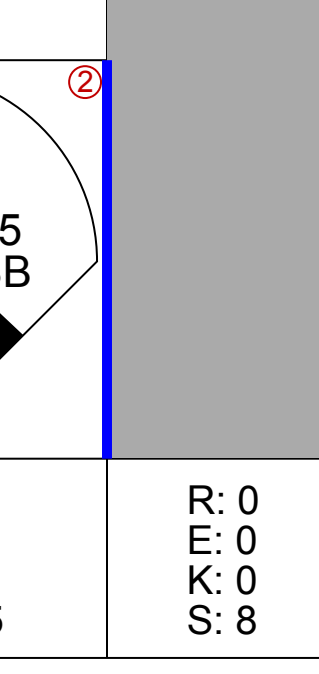


Batter	1	2	3	4	5	6	7	8	9	AB	R	H	RBI	BB	SO	LOB	TOP					
33 Aaron Rowand, R (1,8) OBP: 0.333, SLG: 0.457 8 Eugenio Velez, S (5,FR) OBP: 0.385, SLG: 0.917										2	0	0	0	1	0	2	0 0 0 0 1 0					
16 Edgar Renteria, R (1,6) OBP: 0.395, SLG: 0.462										5	0	0	0	0	2	3	5 0 0 0 0 2 3					
48 Pablo Sandoval, S (1,5) OBP: 0.378, SLG: 0.595										4	1	1	1	0	1	0	4 1 1 1 0 1 0					
17 Aubrey Huff, L (1,3) OBP: 0.395, SLG: 0.444										3	1	1	0	1	0	0	3 1 1 0 1 0 0					
7 Mark DeRosa, R (1,7) OBP: 0.350, SLG: 0.382										4	2	2	0	0	1	1	4 2 2 0 0 1 1					
1 Bengie Molina, R (1,2) OBP: 0.494, SLG: 0.640 22 Eli Whiteside, R (6,2) OBP: 0.333, SLG: 0.636										3	1	1	0	0	0	1	3 1 1 0 0 0 1					
20 John Bowker, L (1,9) OBP: 0.267, SLG: 0.357										4	0	0	1	0	2	4	4 0 0 1 0 2 4					
5 Juan Uribe, R (1,4) OBP: 0.415, SLG: 0.444										4	1	2	3	0	1	0	4 1 2 3 0 1 0					
37 Todd Wellemeyer, R (1,1) 12 Nate Scherholz, L (5,PH) 60 Waldis Joaquin, R (5,1) 56 Andres Torres, S (7,PH) 49 Brandon Medders, R (7,1) 35 Travis Ishikawa, L (6,PH) OBP: 0.400, SLG: 1.000										1	0	0	0	0	0	0	1 0 0 0 0 0 0					
Inning Stats	R: 0 E: 0 K: 2 S: 9	H: 0 LOB: 0 BB: 0 P: 12	R: 0 E: 0 K: 2 S: 13	H: 0 LOB: 1 BB: 1 P: 24	R: 0 E: 0 K: 1 S: 6	H: 0 LOB: 0 BB: 0 P: 10	R: 0 E: 0 K: 0 S: 5	H: 0 LOB: 0 BB: 0 P: 6	R: 2 E: 0 K: 0 S: 14	H: 3 LOB: 3 BB: 1 P: 23	R: 1 E: 0 K: 0 S: 8	H: 1 LOB: 0 BB: 0 P: 11	R: 0 E: 0 K: 2 S: 12	H: 0 LOB: 0 BB: 0 P: 17	R: 0 E: 0 K: 2 S: 9	H: 0 LOB: 0 BB: 0 P: 15	R: 5 E: 0 K: 1 S: 17	H: 4 LOB: 0 BB: 1 P: 27	1B: 5 2B: 2 3B: 0 HR: 2	SF: 0 SAC: 0 DP: 1 HBP: 1	WP: 0 PB: 0 SB: 0 CS: 0	PA: 38
PITCHER	IP	WLS	BF	H	R	ER	SO	BB	IBB	HBP	BLK	WP	HR	S	P	ERA	WHIP					
44 Vicente Padilla, R (1,1) ERA: 8.04	7.0	W	27	4	3	3	7	2	0	1	0	0	1	67	103	3.86	0.857					
48 Russ Ortiz, R (8,1) ERA: 12.0	1.2		9	3	4	4	3	1	0	0	0	0	0	23	37	21.60	2.400					
38 Ramon Troncoso, R (9,1) ERA: 3.0	0.1		2	1	1	1	0	0	0	0	0	0	1	3	5	27.00	3.000					

San Francisco Giants @ Los Angeles Dodgers
 Dodger Stadium, Los Angeles, CA
 Fri Apr 16 2010, 7:12 PM - 10:09 PM PDT
 Att: 49,319 - Clear - 64 F

AB 34
 R 8
 H 8
 RBI 8
 BB 3
 SO 10
 LOB 11



Batter	1	2	3	4	5	6	7	8	9	AB	R	H	RBI	BB	SO	LOB	BOTTOM					
15 Rafael Furcal, S (1,6) OBP: 0.431, SLG: 0.432										3	2	2	0	2	0	0	3 2 2 0 2 0 0					
27 Matt Kemp, R (1,8) OBP: 0.385, SLG: 0.756										3	2	1	2	2	1	4	3 2 1 2 2 1 4					
16 Andre Ethier, L (1,9) OBP: 0.441, SLG: 0.710										4	2	2	5	1	0	1	4 2 2 5 1 0 1					
99 Manny Ramirez, R (1,7) OBP: 0.421, SLG: 0.548 5 Reed Johnson, R (4,7) OBP: 0.333, SLG: 0.590										2	0	0	0	0	0	0	2 0 0 0 0 0 0					
7 James Loney, L (1,3) OBP: 0.340, SLG: 0.388										5	2	3	0	0	2	0	5 2 3 0 0 2 0					
23 Casey Blake, R (1,5) OBP: 0.432, SLG: 0.576										4	0	2	0	1	0	1	4 0 2 0 1 0 1					
33 Blake DeWitt, L (1,4) OBP: 0.441, SLG: 0.240										3	0	1	2	1	1	1	3 0 1 2 1 1 1					
55 Russell Martin, R (1,2) OBP: 0.486, SLG: 0.500										4	0	0	0	0	0	4	4 0 0 0 0 0 4					
44 Vicente Padilla, R (1,1) 9 Garret Anderson, L (7,PH) 48 Russ Ortiz, R (8,1) 38 Ramon Troncoso, R (9,1)										2	1	0	0	1	0	1	2 1 0 0 1 0 1					
Inning Stats	R: 3 E: 0 K: 1 S: 18	H: 3 LOB: 1 BB: 1 P: 27	R: 4 E: 0 K: 1 S: 12	H: 2 LOB: 0 BB: 2 P: 25	R: 0 E: 0 K: 1 S: 9	H: 0 LOB: 0 BB: 0 P: 14	R: 0 E: 0 K: 1 S: 12	H: 1 LOB: 1 BB: 0 P: 16	R: 2 E: 0 K: 0 S: 14	H: 2 LOB: 1 BB: 2 P: 27	R: 0 E: 0 K: 0 S: 4	H: 0 LOB: 1 BB: 2 P: 12	R: 1 E: 0 K: 0 S: 15	H: 3 LOB: 3 BB: 1 P: 25	R: 0 E: 0 K: 0 S: 8	H: 1 LOB: 0 BB: 0 P: 11	1B: 9 2B: 0 3B: 0 HR: 3	SF: 0 SAC: 0 DP: 1 HBP: 0	WP: 0 PB: 0 SB: 0 CS: 1	PA: 42		
PITCHER	IP	WLS	BF	H	R	ER	SO	BB	IBB	HBP	BLK	WP	HR	S	P	ERA	WHIP					
37 Todd Wellemeyer, R (1,1) ERA: 9.58	4.0	L	21	6	7	7	4	3	0	0	0	0	0	18	39	9.00	3.000					
60 Waldis Joaquin, R (5,1) ERA: 9.64	2.0		10	2	2	2	0	4	0	0	0	0	0	23	36	4.50	2.500					
49 Brandon Medders, R (7,1) ERA: 8.44	2.0		11	4	1	1	0	1	0	0	0	0	0	23	36	4.50	2.500					

San Francisco Giants @ Los Angeles Dodgers
 Dodger Stadium, Los Angeles, CA
 Fri Apr 16 2010, 7:12 PM - 10:09 PM PDT
 Att: 49,319 - Clear - 64 F

AB 34
 R 10
 H 12
 RBI 9
 BB 8
 SO 4
 LOB 15



Batter	1	2	3	4	5	6	7	8	9	AB	R	H	RBI	BB	SO	LOB	TOP										
55 Skip Schumaker, L OBP: 0.300, SLG: 0.333	G4-3		1B		K		K		K	5	0	1	0	0	3	3	St. Louis Cardinals @ San Francisco Giants AT&T Park, San Francisco, CA Fri Apr 23 2010, 7:17 PM - 9:50 PM PDT Att. 42,860 - Clear - 60 F										
47 Ryan Ludwick, R OBP: 0.400, SLG: 0.598	K		BB		K		F7			3	0	0	0	1	2	2											
5 Albert Pujols, R OBP: 0.397, SLG: 0.631	2B		P4				K		K	4	0	1	0	0	2	2											
7 Matt Holliday, R OBP: 0.348, SLG: 0.565	P5		G4-6-3						G3	4	1	1	0	0	0	3											
28 Colby Rasmus, L OBP: 0.414, SLG: 0.702	BB		BB		K		F7		2B	3	0	1	0	1	1	1											
4 Yadier Molina, R OBP: 0.317, SLG: 0.393	1B		1B		G6-3		1B		F8	4	0	2	1	0	0	1											
23 David Freese, R OBP: 0.340, SLG: 0.333	G1-3		G1-3		G6-3		G5-3		K	4	0	0	0	0	1	3											
13 Brendan Ryan, R OBP: 0.278, SLG: 0.250	K		K		L8		BB		K	2	0	0	0	1	1	2											
3 Felipe Lopez, S OBP: 0.314, SLG: 0.436	K		K		1B		G3		K	1	0	0	0	0	1	0											
54 Jaime Garcia, L OBP: 0.296, SLG: 0.167	K		K		1B		G3		1B	2	0	1	0	0	1	2											
8 Allen Craig, R OBP: 0.176, SLG: 0.067										1	0	0	0	0	0	0											
53 Blake Hawksworth, R OBP: 0.317, SLG: 0.067										0	0	0	0	0	0	0											
41 Mitchell Boggs, R OBP: 0.300, SLG: 0.600										1	0	1	0	0	0	0											
Inning Stats	R: 0 H: 1 E: 0 K: 1 S: 11	H: 1 LOB: 1 BB: 0 P: 16	R: 0 H: 1 E: 0 K: 2 S: 13	H: 1 LOB: 2 BB: 1 P: 24	R: 0 H: 1 E: 0 K: 0 S: 4	H: 1 LOB: 1 BB: 1 P: 12	R: 0 H: 0 E: 0 K: 1 S: 6	H: 0 LOB: 0 BB: 0 P: 11	R: 0 H: 1 E: 0 K: 2 S: 10	H: 1 LOB: 1 BB: 0 P: 14	R: 1 H: 2 E: 0 K: 1 S: 14	H: 2 LOB: 1 BB: 0 P: 22	R: 0 H: 0 E: 0 K: 1 S: 13	H: 0 LOB: 1 BB: 1 P: 21	R: 0 H: 1 E: 0 K: 1 S: 12	H: 1 LOB: 1 BB: 0 P: 18	R: 0 H: 1 E: 0 K: 3 S: 13	H: 1 LOB: 1 BB: 0 P: 19	1B: 6 2B: 2 3B: 0 HR: 0	SF: 0 SAC: 0 DP: 1 HBP: 0	WP: 0 PB: 0 SB: 2 CS: 0	PA: 37					
PITCHER	IP	WLS	BF	H	R	ER	SO	BB	IBB	HBP	BLK	WP	HR	S	P	ERA	WHIP										
55 Tim Lincecum, R ERA: 1.0	7.0	W	29	6	1	1	8	3	0	0	0	0	0	71	120	1.29	1.286										
54 Sergio Romo, R ERA: 1.17	1.0	H	4	1	0	0	1	0	0	0	0	0	0	12	18	0.00	1.000										
38 Brian Wilson, R ERA:	1.0	S	4	1	0	0	3	0	0	0	0	0	0	13	19	0.00	1.000										

Batter	1	2	3	4	5	6	7	8	9	AB	R	H	RBI	BB	SO	LOB	BOTTOM										
56 Andres Torres, S OBP: 0.240, SLG: 0.182	G6-4-3				L9		G5-3			4	1	1	0	0	0	2	St. Louis Cardinals @ San Francisco Giants AT&T Park, San Francisco, CA Fri Apr 23 2010, 7:17 PM - 9:50 PM PDT Att. 42,860 - Clear - 60 F										
7 Mark DeRosa, R OBP: 0.353, SLG: 0.378	E6		BB		F9		G4-3			4	1	2	0	0	0	0											
48 Pablo Sandoval, S OBP: 0.394, SLG: 0.556	G1-3		BB		G1-3		F8			4	0	1	0	0	0	1											
17 Aubrey Huff, L OBP: 0.362, SLG: 0.390	G3		FC4		BB		K			3	2	0	0	1	1	2											
35 Travis Ishikawa, L OBP: 0.425, SLG: 1.000			FC5		1B					0	0	0	0	0	0	0											
1 Benjie Molina, R OBP: 0.380, SLG: 0.432	BB		FC5		1B		G6-3			3	0	1	0	1	0	2											
5 Juan Uribe, R OBP: 0.384, SLG: 0.474	G5-3		F7		G4-6-3		K			4	0	0	0	0	1	6											
Matt Downs, R OBP: 0.600, SLG: 0.500			1B		BB		G4-3			3	0	1	0	1	1	0											
12 Nate Schierholz, L OBP: 0.414, SLG: 0.440			1B		1B		G3-1			2	0	1	1	0	0	0											
55 Tim Lincecum, L ERA: 1.42			FC1-5		1B		G3-1			3	0	0	0	0	1	5											
54 Sergio Romo, R ERA:			FC1-5		K					0	0	0	0	0	0	0											
38 Brian Wilson, R ERA: 4.5			G6-4-3							0	0	0	0	0	0	0											
Inning Stats	R: 1 H: 2 E: 1 K: 0 S: 9	H: 2 LOB: 2 BB: 1 P: 14	R: 0 H: 1 E: 0 K: 0 S: 4	H: 1 LOB: 1 BB: 0 P: 7	R: 2 H: 3 E: 1 K: 1 S: 18	H: 3 LOB: 3 BB: 1 P: 28	R: 0 H: 0 E: 0 K: 0 S: 8	H: 0 LOB: 0 BB: 0 P: 14	R: 1 H: 1 E: 0 K: 1 S: 9	H: 1 LOB: 0 BB: 1 P: 17	R: 0 H: 0 E: 0 K: 0 S: 6	H: 0 LOB: 0 BB: 0 P: 9	R: 0 H: 0 E: 0 K: 1 S: 7	H: 0 LOB: 0 BB: 0 P: 9	R: 0 H: 0 E: 0 K: 1 S: 9	H: 0 LOB: 0 BB: 0 P: 12	1B: 6 2B: 1 3B: 0 HR: 0	SF: 0 SAC: 0 DP: 2 HBP: 1	WP: 1 PB: 0 SB: 0 CS: 0	PA: 34							
PITCHER	IP	WLS	BF	H	R	ER	SO	BB	IBB	HBP	BLK	WP	HR	S	P	ERA	WHIP										
54 Jaime Garcia, L ERA: 1.42	6.0	L	28	7	4	2	2	3	0	1	0	1	0	54	89	3.00	1.667										
53 Blake Hawksworth, R ERA:	1.0		3	0	0	0	1	0	0	0	0	0	0	7	9	0.00	0.000										
41 Mitchell Boggs, R ERA: 4.5	1.0		3	0	0	0	1	0	0	0	0	0	0	9	12	0.00	0.000										

AB	34
R	1
H	8
RBI	1
BB	3
SO	12
LOB	20




Batter	1	2	3	4	5	6	7	8	9	AB	R	H	RBI	BB	SO	LOB	TOP					
3 Felipe Lopez, S OBP: 0.354, SLG: 0.442										4	0	2	0	0	2	0	St. Louis Cardinals @ San Francisco Giants AT&T Park, San Francisco, CA Sat Apr 24 2010, 6:06 PM - 8:32 PM PDT Att: 41,785 - Clear - 62 F					
47 Ryan Ludwick, R OBP: 0.392, SLG: 0.484										3	0	0	0	1	1							
5 Albert Pujols, R OBP: 0.367, SLG: 0.594										4	0	0	0	0	1	3						
7 Matt Holliday, R OBP: 0.357, SLG: 0.561										4	0	2	0	0	1	0						
4 Yadier Molina, R OBP: 0.313, SLG: 0.373										3	0	0	0	1	0	3						
23 David Freese, R OBP: 0.340, SLG: 0.319										2	0	0	0	1	1							
8 Allen Craig, R OBP: 0.156, SLG: 0.056										3	0	0	0	0	1	1						
22 Joe Mather, R OBP: 0.235, SLG: 0.250										3	0	0	0	0	2	0						
13 Brendan Ryan, R OBP: 0.263, SLG: 0.235										3	0	0	0	0	2	0						
50 Adam Wainwright, R (1, 1) OBP: 0.286, SLG: 0.333										3	0	0	0	0	1	0						
Inning Stats	R: 0 H: 0 E: 0 K: 2 S: 9	H: 0 LOB: 0 BB: 0 P: 11	R: 0 H: 0 E: 0 K: 1 S: 12	H: 0 LOB: 1 BB: 2 P: 22	R: 0 H: 0 E: 0 K: 0 S: 5	H: 0 LOB: 0 BB: 0 P: 7	R: 0 H: 2 E: 0 K: 0 S: 6	H: 2 LOB: 2 BB: 1 P: 11	R: 0 H: 0 E: 0 K: 2 S: 12	H: 0 LOB: 0 BB: 0 P: 18	R: 0 H: 1 E: 0 K: 1 S: 11	H: 1 LOB: 1 BB: 0 P: 16	R: 0 H: 0 E: 0 K: 1 S: 7	H: 0 LOB: 1 BB: 1 P: 13	R: 0 H: 0 E: 0 K: 3 S: 10	H: 0 LOB: 0 BB: 0 P: 16	R: 0 H: 1 E: 0 K: 0 S: 11	H: 1 LOB: 1 BB: 0 P: 16	1B: 4 2B: 1 3B: 0 HR: 0	SF: 0 SAC: 0 DP: 2 HBP: 0	WP: 0 PB: 0 SB: 0 CS: 1	PA: 32
PITCHER	IP WLS BF H R ER SO BB IBB HBP BLK WP HR S P ERA WHIP	8.0 W 28 3 0 0 10 3 0 0 0 0 0 72 114 0.00 0.750	1.0 S 4 1 0 0 0 0 0 0 0 0 0 11 16 0.00 1.000																			

Batter	1	2	3	4	5	6	7	8	9	AB	R	H	RBI	BB	SO	LOB	BOTTOM			
8 Eugenio Velez, S OBP: 0.308, SLG: 0.457										3	0	0	0	0	0	0	St. Louis Cardinals @ San Francisco Giants AT&T Park, San Francisco, CA Sat Apr 24 2010, 6:06 PM - 8:32 PM PDT Att: 41,785 - Clear - 62 F			
16 Edgar Renteria, R OBP: 0.344, SLG: 0.397									4	0	1	0	0	0	1					
48 Pablo Sandoval, S OBP: 0.413, SLG: 0.561									3	0	2	0	1	0	1					
17 Aubrey Huff, L OBP: 0.342, SLG: 0.371									3	0	0	1	0	0	2					
35 Travis Ishikawa, L OBP: 0.425, SLG: 1.000									0	0	0	0	0	0	0					
7 Mark DeRosa, R OBP: 0.364, SLG: 0.362									2	0	0	0	0	0	0					
1 Bengie Molina, R OBP: 0.370, SLG: 0.417									4	0	1	0	0	0	4					
5 Juan Uribe, R OBP: 0.373, SLG: 0.483									1	0	1	0	0	0	0					
20 John Bowker, L OBP: 0.220, SLG: 0.282									2	0	0	0	0	2	0					
38 Brian Wilson, R OBP: 0.269, SLG: 0.217									0	0	0	0	0	0	0					
12 Nate Schierholtz, L OBP: 0.406, SLG: 0.464									3	1	1	0	0	1	2					
75 Barry Zito, L OBP: 0.111, SLG: 0.111									2	0	0	0	0	1	2					
56 Andres Torres, S (8, PH) OBP: 0.269, SLG: 0.217									1	1	1	1	0	0	0					
Inning Stats	R: 0 H: 0 E: 0 K: 0 S: 9	H: 2 LOB: 2 BB: 0 P: 15	R: 0 H: 1 E: 0 K: 0 S: 12	H: 1 LOB: 1 BB: 0 P: 14	R: 0 H: 0 E: 0 K: 1 S: 7	H: 0 LOB: 0 BB: 0 P: 11	R: 0 H: 0 E: 0 K: 0 S: 5	H: 0 LOB: 0 BB: 0 P: 7	R: 0 H: 1 E: 0 K: 1 S: 6	H: 0 LOB: 0 BB: 0 P: 9	R: 0 H: 0 E: 0 K: 1 S: 6	H: 0 LOB: 0 BB: 0 P: 9	R: 2 H: 3 E: 0 K: 0 S: 17	H: 3 LOB: 3 BB: 0 P: 26	R: 0 H: 0 E: 0 K: 0 S: 17	H: 0 LOB: 0 BB: 0 P: 15	1B: 6 2B: 1 3B: 0 HR: 0	SF: 1 SAC: 1 DP: 2 HBP: 2	WP: 0 PB: 0 SB: 0 CS: 0	PA: 33
PITCHER	IP WLS BF H R ER SO BB IBB HBP BLK WP HR S P ERA WHIP	8.0 L 33 7 2 2 4 1 0 2 2 0 0 76 112 2.25 1.000																		

AB	29
R	0
H	4
RBI	0
BB	3
SO	10
LOB	9



AB	28
R	2
H	7
RBI	2
BB	1
SO	4
LOB	12



Batter	1	2	3	4	5	6	7	8	9	AB R H RBI BB SO LOB	TOP											
55 Skip Schumaker, L (1.4) OBP: 0.293, SLG: 0.324	G1-3		L4		G3		G6-4-3		G6-3	5 0 1 0 0 0 0	St. Louis Cardinals @ San Francisco Giants AT&T Park, San Francisco, CA Sun Apr 25 2010, 1:07 PM - 3:55 PM PDT Att: 40,230 - Sunny - 69 F											
47 Ryan Ludwick, R (1.9) OBP: 0.385, SLG: 0.471	K		F8		F8		FC5			4 0 1 0 0 0 1												
5 Albert Pujols, R (1.3) OBP: 0.386, SLG: 0.644	HR						G6-4-3			4 1 3 1 0 0 2												
7 Matt Holliday, R (1.7) OBP: 0.338, SLG: 0.529	K		P3		F8		F8			4 0 0 0 0 1 4												
28 Colby Rasmus, L (1.8) OBP: 0.419, SLG: 0.706							K			4 1 2 0 0 2 0												
23 David Freese, R (1.5) OBP: 0.357, SLG: 0.340	K		SH3-4				G4-3			3 0 2 0 0 1 1												
4 Yadier Molina, R (1.2) OBP: 0.294, SLG: 0.355							G4-3			3 0 0 1 0 0 3												
13 Brendan Ryan, R (1.6) OBP: 0.279, SLG: 0.226										2 0 0 0 2 0 0												
33 Brad Penny, R (1.1)										3 0 0 0 0 2 4												
30 Jason Motte, R (8.1)										0 0 0 0 0 0 0												
3 Felipe Lopez, S (9.7) OBP: 0.347, SLG: 0.432										1 0 0 0 0 0 0												
31 Ryan Franklin, R (9.1)										0 0 0 0 0 0 0												
Inning Stats	R: 1 H: 1 E: 0 K: 2 S: 17	H: 1 LOB: 0 BB: 0 P: 24	R: 0 H: 1 E: 0 K: 1 S: 16	H: 1 LOB: 2 BB: 1 P: 28	R: 0 H: 1 E: 0 K: 0 S: 12	H: 1 LOB: 1 BB: 0 P: 14	R: 1 H: 1 E: 0 K: 0 S: 11	H: 1 LOB: 0 BB: 0 P: 15	R: 0 H: 2 E: 0 K: 1 S: 12	H: 2 LOB: 2 BB: 0 P: 17	R: 0 H: 1 E: 0 K: 2 S: 13	H: 1 LOB: 2 BB: 1 P: 23	R: 0 H: 1 E: 1 K: 0 S: 11	H: 1 LOB: 1 BB: 0 P: 18	R: 0 H: 1 E: 0 K: 1 S: 8	H: 1 LOB: 0 BB: 0 P: 12	R: 0 H: 0 E: 0 K: 0 S: 7	H: 0 LOB: 0 BB: 0 P: 9	1B: 7 2B: 1 3B: 0 HR: 1	SF: 1 SAC: 1 DP: 2 HBP: 0	WP: 0 PB: 0 SB: 2 CS: 0	PA: 37
PITCHER	IP WLS BF H R ER SO BB IBB HBP BLK WP HR S P ERA WHIP											IP WLS BF H R ER SO BB IBB HBP BLK WP HR S P ERA WHIP										
18 Matt Cain, R (1.1) ERA: 3.8	5.0 L 22 6 2 2 4 1 0 0 0 0 0 1 68 98 3.60 1.400																					
45 Dan Runzler, L (6.1) ERA: 3.0	1.0 6 2 0 0 2 0 1 0 0 0 0 0 16 28 0.00 2.000																					
59 Guillermo Mota, R (7.1) ERA: 2.45	1.0 3 0 0 0 2 0 0 0 0 0 0 0 8 13 0.00 0.000																					
41 Jeremy Affeldt, L (8.1) ERA: 6.14	1.0 3 0 0 0 0 0 0 0 0 0 0 0 7 9 0.00 0.000																					

AB 33
R 2
H 9
RBI 2
BB 2
SO 7
LOB 15



Batter	1	2	3	4	5	6	7	8	9	AB R H RBI BB SO LOB	BOTTOM									
8 Eugenio Velez, S (1.7) OBP: 0.279, SLG: 0.410	F7		G6-3				G4-3		G6-3	4 0 0 0 0 0 1	St. Louis Cardinals @ San Francisco Giants AT&T Park, San Francisco, CA Sun Apr 25 2010, 1:07 PM - 3:55 PM PDT Att: 40,230 - Sunny - 69 F									
16 Edgar Renteria, R (1.6) OBP: 0.324, SLG: 0.371	F9						G5-3		K	4 0 0 0 0 2 0										
48 Pablo Sandoval, S (1.5) OBP: 0.430, SLG: 0.586	G6-3						G4-3		G6-3	4 0 3 0 0 0 0										
1 Bengie Molina, R (1.2) OBP: 0.362, SLG: 0.404							G4-3		F7	4 0 1 0 0 0 3										
7 Mark DeRosa, R (1.4) OBP: 0.339, SLG: 0.333	F9						G5-3		F8	4 0 0 0 0 0 2										
35 Travis Ishikawa, L (1.3) OBP: 0.273, SLG: 0.600	G4-3-6						F7		G3-1	4 0 0 0 0 0 1										
12 Nate Schierholz, L (1.9) OBP: 0.417, SLG: 0.500							F9			4 0 2 0 0 0 0										
56 Andres Torres, S (1.8) OBP: 0.333, SLG: 0.333									G4-3	4 0 3 0 0 0 1										
18 Matt Cain, R (1.1) ERA: 0.94										0 0 0 0 0 0 0										
20 John Bowker, L (5.7) OBP: 0.214, SLG: 0.275										1 0 0 0 0 0 0										
45 Dan Runzler, L (8.1)										0 0 0 0 0 0 0										
59 Guillermo Mota, R (7.1)										0 0 0 0 0 0 0										
17 Aubrey Huff, L (7.7) OBP: 0.308, SLG: 0.365										1 0 0 0 0 0 2										
41 Jeremy Affeldt, L (8.1)										0 0 0 0 0 0 0										
49 Brandon Medders, R (9.1)										0 0 0 0 0 0 0										
Inning Stats	R: 0 H: 0 E: 0 K: 0 S: 7	H: 1 LOB: 0 BB: 0 P: 11	R: 0 H: 1 E: 0 K: 0 S: 7	H: 1 LOB: 1 BB: 0 P: 9	R: 0 H: 1 E: 0 K: 1 S: 11	H: 1 LOB: 1 BB: 0 P: 17	R: 0 H: 1 E: 0 K: 0 S: 5	H: 1 LOB: 1 BB: 0 P: 9	R: 0 H: 2 E: 0 K: 0 S: 8	H: 2 LOB: 2 BB: 0 P: 14	R: 0 H: 1 E: 0 K: 1 S: 10	H: 1 LOB: 1 BB: 0 P: 17	R: 0 H: 1 E: 0 K: 0 S: 11	H: 1 LOB: 1 BB: 0 P: 17	R: 0 H: 1 E: 0 K: 0 S: 9	H: 1 LOB: 1 BB: 0 P: 11	1B: 6 2B: 3 3B: 0 HR: 0	SF: 0 SAC: 1 DP: 1 HBP: 0	WP: 0 PB: 0 SB: 0 CS: 0	PA: 35
PITCHER	IP WLS BF H R ER SO BB IBB HBP BLK WP HR S P ERA WHIP											IP WLS BF H R ER SO BB IBB HBP BLK WP HR S P ERA WHIP								
33 Brad Penny, R (1.1) ERA: 0.94	7.2 W 30 8 0 0 2 0 0 0 0 0 0 0 3 3 0.00 1.043																			
30 Jason Motte, R (8.1) ERA: 2.57	0.1 H 1 0 0 0 0 0 0 0 0 0 0 3 3 0.00 0.000																			
31 Ryan Franklin, R (9.1) ERA: 4.0	1.0 S 4 1 0 0 0 0 0 0 0 0 0 9 11 0.00 1.000																			

AB 34
R 0
H 9
RBI 0
BB 0
SO 2
LOB 11



Batter	1	2	3	4	5	6	7	8	9	AB	R	H	RBI	BB	SO	LOB	TOP					
8 Shane Victorino, S OBP: 0.271, SLG: 0.425	F9		BB				G4-3		K	5	1	3	0	0	1	0	Philadelphia Phillies @ San Francisco Giants AT&T Park, San Francisco, CA Mon Apr 26 2010, 7:18 PM - 10:00 PM PDT Att: 30,035 - Cloudy - 53 F					
27 Placido Polanco, R OBP: 0.363, SLG: 0.486	BB		L8				K		F9	4	0	1	0	1	1	2						
26 Chase Utley, L OBP: 0.438, SLG: 0.600									K	2	0	0	1	2	1	1						
6 Ryan Howard, L OBP: 0.299, SLG: 0.458	F8						G4-3			3	0	0	0	1	1	5						
28 Javson Werth, R OBP: 0.405, SLG: 0.600	K									2	0	0	0	2	2	5						
10 Ben Francisco, R OBP: 0.283, SLG: 0.235										4	0	0	0	0	1	8						
21 Wilson Valdez, R OBP: 0.167, SLG: 0.167										3	0	0	0	0	2	0						
3 Ross Gload, L OBP: 0.313, SLG: 0.313										1	0	0	0	0	0	0						
7 Juan Castro, R OBP: 0.341, SLG: 0.385										0	0	0	0	0	0	0						
Carlos Ruiz, R OBP: 0.426, SLG: 0.347										3	0	0	0	1	0	0						
34 Roy Halladay, R OBP: 0.167, SLG: 0.167										3	0	0	0	0	2	1						
19 Greg Dobbs, L OBP: 0.256, SLG: 0.474										1	0	0	0	0	0	0						
58 Antonio Bastardo, R ERA: 0.93										0	0	0	0	0	0	0						
Inning Stats	R: 0 E: 0 K: 1 S: 12	H: 1 LOB: 2 BB: 1 P: 21	R: 0 E: 0 K: 1 S: 11	H: 0 LOB: 1 BB: 1 P: 17	R: 0 E: 0 K: 1 S: 16	H: 1 LOB: 3 BB: 1 P: 26	R: 0 E: 0 K: 2 S: 11	H: 0 LOB: 0 BB: 0 P: 16	R: 1 E: 0 K: 1 S: 12	H: 1 LOB: 2 BB: 2 P: 27	R: 0 E: 0 K: 1 S: 7	H: 0 LOB: 0 BB: 0 P: 7	R: 0 E: 0 K: 2 S: 15	H: 1 LOB: 3 BB: 2 P: 27	R: 0 E: 0 K: 0 S: 9	H: 0 LOB: 0 BB: 0 P: 10	R: 0 E: 0 K: 2 S: 9	H: 0 LOB: 0 BB: 0 P: 11	1B: 2 2B: 2 3B: 0 HR: 0	SF: 0 SAC: 0 DP: 0 HBP: 1	WP: 0 PB: 0 SB: 2 CS: 0	PA: 39
PITCHER	IP WLS BF H R ER SO BB IBB HBP BLK WP HR S P ERA WHIP	5.0 W 24 3 1 1 6 5 0 1 0 0 0 62 107 1.80 1.600	1.1 H 5 1 0 0 2 0 0 0 0 0 0 13 15 0.00 0.750	0.2 H 4 0 0 0 1 2 0 0 0 0 0 9 19 0.00 3.000	2.0 6 0 0 0 2 0 0 0 0 0 0 18 21 0.00 0.000																	

Batter	1	2	3	4	5	6	7	8	9	AB	R	H	RBI	BB	SO	LOB	BOTTOM			
56 Andres Torres, S OBP: 0.324, SLG: 0.323	F8	F9					P5			4	0	1	0	0	0	1	Philadelphia Phillies @ San Francisco Giants AT&T Park, San Francisco, CA Mon Apr 26 2010, 7:18 PM - 10:00 PM PDT Att: 30,035 - Cloudy - 53 F			
16 Edgar Renteria, R OBP: 0.333, SLG: 0.379										4	1	2	0	0	1	1				
48 Pablo Sandoval, S OBP: 0.434, SLG: 0.595										4	2	2	0	0	0	1				
17 Aubrey Huff, L OBP: 0.333, SLG: 0.358										4	0	1	1	0	1	2				
35 Travis Ishikawa, L OBP: 0.273, SLG: 0.600										0	0	0	0	0	0	0				
7 Mark DeRosa, R OBP: 0.349, SLG: 0.333										3	0	1	2	1	1	1				
12 Nate Schierholtz, L OBP: 0.375, SLG: 0.444										4	0	0	0	0	1	2				
20 John Bowker, L OBP: 0.222, SLG: 0.302										3	1	1	0	0	1	1				
41 Jeremy Affeldt, L ERA: 2.25										0	0	0	0	0	0	0				
54 Sergio Romo, R ERA: 0.93										1	0	0	0	0	1	1				
22 Eli Whiteside, R OBP: 0.389, SLG: 0.882										3	1	2	2	0	1	0				
57 Jonathan Sánchez, L OBP: 0.167, SLG: 0.167										1	0	0	0	0	0	1				
Matt Downs, R OBP: 0.500, SLG: 0.400										1	0	0	0	0	0	0				
59 Guillermo Mota, R ERA: 1.69										0	0	0	0	0	0	0				
8 Eugenio Velez, S OBP: 0.273, SLG: 0.400										1	0	0	0	0	0	0				
Inning Stats	R: 2 E: 0 K: 0 S: 11	H: 3 LOB: 1 BB: 0 P: 17	R: 1 E: 0 K: 0 S: 9	H: 2 LOB: 1 BB: 0 P: 13	R: 0 E: 0 K: 0 S: 7	H: 0 LOB: 0 BB: 0 P: 9	R: 0 E: 0 K: 2 S: 13	H: 0 LOB: 0 BB: 0 P: 18	R: 0 E: 0 K: 2 S: 9	H: 1 LOB: 1 BB: 0 P: 14	R: 1 E: 0 K: 1 S: 13	H: 2 LOB: 1 BB: 1 P: 18	R: 1 E: 0 K: 0 S: 10	H: 2 LOB: 1 BB: 0 P: 15	R: 0 E: 0 K: 2 S: 11	H: 0 LOB: 1 BB: 1 P: 17	1B: 6 2B: 3 3B: 0 HR: 1	SF: 0 SAC: 0 DP: 0 HBP: 0	WP: 1 PB: 0 SB: 0 CS: 0	PA: 34
PITCHER	IP WLS BF H R ER SO BB IBB HBP BLK WP HR S P ERA WHIP	7.0 L 30 3 0 0 0 2 1 0 0 0 0 11 17 0.00 1.000																		



Batter	1	2	3	4	5	6	7	8	9	AB	R	H	RBI	BB	SO	LOB	TOP					
3 Eric Young Jr. S OBP: 0.400, SLG: 0.389										4	0	0	0	0	0	0						
24 Dexter Fowler S OBP: 0.340, SLG: 0.412										3	0	0	0	1	1	0						
5 Carlos González L OBP: 0.356, SLG: 0.524										4	0	1	0	0	2	1						
2 Troy Tulowitzki R OBP: 0.356, SLG: 0.442										3	1	1	0	1	0	1						
17 Todd Helton L OBP: 0.375, SLG: 0.320										3	0	1	1	1	0	1						
9 Ian Stewart L OBP: 0.374, SLG: 0.500										3	0	0	0	0	2	3						
97 Joe Beimel L										0	0	0	0	0	0	0						
63 Rafael Betancourt R										1	0	0	0	0	0	1						
23 Jason Giambi L OBP: 0.370, SLG: 0.167										3	0	0	0	0	3	3						
21 Miguel Olivo R OBP: 0.317, SLG: 0.569										3	0	0	0	0	3	3						
19 Ryan Spilborghs R OBP: 0.292, SLG: 0.357										3	0	0	0	0	2	2						
48 Esmil Rogers R										1	0	0	0	0	1	0						
7 Seth Smith L OBP: 0.278, SLG: 0.500										1	0	0	0	0	0	0						
34 Matt Bettsie R OBP: 0.667, SLG: 1.000										0	0	0	0	0	0	0						
6 Melvin Mora R OBP: 0.333, SLG: 0.459										1	0	0	0	0	0	0						
Inning Stats	R: 0 E: 0 K: 1 S: 14	H: 0 LOB: 0 BB: 0 P: 16	R: 0 E: 0 K: 2 S: 12	H: 0 LOB: 2 BB: 2 P: 22	R: 0 E: 0 K: 2 S: 17	H: 0 LOB: 1 BB: 1 P: 27	R: 0 E: 0 K: 1 S: 9	H: 1 LOB: 1 BB: 0 P: 11	R: 0 E: 0 K: 0 S: 8	H: 0 LOB: 0 BB: 0 P: 13	R: 0 E: 0 K: 0 S: 6	H: 0 LOB: 0 BB: 0 P: 8	R: 0 E: 0 K: 2 S: 9	H: 0 LOB: 0 BB: 0 P: 12	R: 0 E: 0 K: 0 S: 11	H: 0 LOB: 0 BB: 0 P: 14	R: 1 E: 0 K: 1 S: 14	H: 2 LOB: 1 BB: 0 P: 24	1B: 2 2B: 1 3B: 0 HR: 0	SF: 0 DP: 0 HBP: 0	WP: 1 PB: 0 SB: 1 CS: 0	PA: 33
PITCHER	IP WLS BF H R ER SO BB IBB HBP BLK WP HR S P ERA WHIP																					
18 Matt Cain R ERA: 2.84	8.0 W 28 1 0 0 8 3 0 0 0 0 0 0 86 123 0.00 0.500																					
59 Guillermo Mota R ERA: 0.96	1.0 5 2 1 1 1 0 0 0 0 0 1 0 14 24 9.00 2.000																					

Colorado Rockies @ San Francisco Giants
 AT&T Park, San Francisco, CA
 Sat May 01 2010, 1:07 PM - 3:46 PM PDT
 Att: 39,211 - Sunny - G3 F

AB 30
 R 1
 H 3
 RBI 1
 BB 3
 SO 9
 LOB 12

Batter	1	2	3	4	5	6	7	8	9	AB	R	H	RBI	BB	SO	LOB	BOTTOM				
56 Andres Torres S OBP: 0.358, SLG: 0.348										3	0	1	0	1	0	1					
20 John Bowker L OBP: 0.250, SLG: 0.313										2	0	1	1	1	1	0					
48 Pablo Sandoval S OBP: 0.416, SLG: 0.549										4	0	0	0	0	1	5					
1 Bengie Molina R OBP: 0.408, SLG: 0.463										3	2	1	1	1	1	0					
17 Aubrey Huff L OBP: 0.362, SLG: 0.457										4	2	3	1	0	0	0					
59 Guillermo Mota R										0	0	0	0	0	0	0					
7 Mark DeRosa R OBP: 0.321, SLG: 0.286										4	0	1	0	0	1	3					
5 Juan Uribe R OBP: 0.364, SLG: 0.500										4	1	1	3	0	0	1					
12 Nate Schierholz L OBP: 0.448, SLG: 0.549										3	1	1	0	1	1	0					
18 Matt Cain R OBP: 0.125, SLG: 0.125										2	0	1	0	0	1	0					
35 Travis Ishikawa L OBP: 0.214, SLG: 0.462										1	0	0	0	0	0	1					
Inning Stats	R: 0 E: 0 K: 0 S: 7	H: 1 LOB: 0 BB: 0 P: 9	R: 4 E: 0 K: 0 S: 26	H: 2 LOB: 3 BB: 45	R: 1 E: 0 K: 1 S: 11	H: 1 LOB: 0 BB: 0 P: 13	R: 0 E: 0 K: 1 S: 13	H: 1 LOB: 2 BB: 1 P: 25	R: 0 E: 0 K: 1 S: 8	H: 1 LOB: 0 BB: 0 P: 13	R: 0 E: 0 K: 1 S: 9	H: 1 LOB: 1 BB: 0 P: 11	R: 0 E: 0 K: 2 S: 11	H: 0 LOB: 0 BB: 0 P: 14	R: 1 E: 0 K: 0 S: 11	H: 3 LOB: 1 BB: 0 P: 17	R: 1 E: 0 K: 1 S: 14	H: 7 LOB: 1 3B: 0 HR: 3	SF: 1 SAC: 1 DP: 3 HBP: 0	WP: 0 PB: 0 SB: 1 CS: 0	PA: 36
PITCHER	IP WLS BF H R ER SO BB IBB HBP BLK WP HR S P ERA WHIP																				
48 Esmil Rogers R ERA: 5.63	4.0 L 21 5 5 4 2 4 0 0 0 0 0 0 2 57 9.00 2.250																				
34 Matt Bettsie R ERA: 3.31	2.0 7 2 0 0 2 0 0 0 0 0 0 0 17 24 0.00 1.000																				
97 Joe Beimel L ERA: 1.17	1.0 3 0 0 0 2 0 0 0 0 0 0 0 11 14 0.00 0.000																				
63 Rafael Betancourt R ERA: 5.79	1.0 5 3 1 1 0 0 0 0 0 0 0 1 11 17 9.00 3.000																				

Colorado Rockies @ San Francisco Giants
 AT&T Park, San Francisco, CA
 Sat May 01 2010, 1:07 PM - 3:46 PM PDT
 Att: 39,211 - Sunny - G3 F

AB 30
 R 6
 H 10
 RBI 6
 BB 4
 SO 6
 LOB 11

Batter	1	2	3	4	5	6	7	8	9	AB	R	H	RBI	BB	SO	LOB	TOP									
33 Aaron Rowand, R OBP: 0.354, SLG: 0.564	F9	K		5 BB 22 PB 56 BB		G4-3		HR		4	2	1	2	1	1	2	San Francisco Giants @ New York Mets Citi Field, Flushing, NY Sun May 09 2010, 1:13 PM - 4:58 PM EDT Att: 35,641 - Cloudy - 53 F									
56 Andres Torres, S OBP: 0.356, SLG: 0.356	F9		22 HBP 5 BB	22 PB 5 BB		48 G5-4-3 1B		48 G6-3 48 S		2	0	1	0	3	0	0										
48 Pablo Sandoval, S OBP: 0.333, SLG: 0.435	K		F9	L3		G5-4-3		G6-3		5	0	0	0	0	1	6										
5 Juan Uribe, R OBP: 0.339, SLG: 0.411		12 BB 1B	22 HBP	22 PB						0	1	0	1	4	0	0										
22 Eli Whiteside, R OBP: 0.394, SLG: 0.667	P4			F9		P3		G5-3		4	0	0	0	0	0	6										
12 Nate Schierholz, L OBP: 0.422, SLG: 0.527	29 WP 1B 29 G6-3	F5		P5		K		G3-1		5	1	1	0	0	1	4										
Matt Downs, R OBP: 0.435, SLG: 0.538	29 WP 1B	F8		P4		K				5	0	2	1	0	1	4										
29 Ryan Rohlinger, R OBP: 0.667, SLG: 0.500	G6-3		55 FC1-6 BB			L7		F7		2	0	1	1	1	0	1										
17 Aubrey Huff, L OBP: 0.356, SLG: 0.467										2	0	0	0	0	0	1										
55 Tim Lincecum, L OBP: 0.236, SLG: 0.156										2	1	0	0	0	1	2										
45 Dan Runzler, L OBP: 0.302, SLG: 0.350										0	0	0	0	0	0	0										
54 Sergio Romo, R OBP: 0.243, SLG: 0.047										0	0	0	0	0	0	0										
20 John Bowker, L OBP: 0.249, SLG: 0.276										0	0	0	0	0	0	0										
41 Jeremy Afeldt, L OBP: 0.243, SLG: 0.291										0	0	0	0	0	0	0										
38 Brian Wilson, R OBP: 0.366, SLG: 0.306										1	0	0	0	0	0	1										
Inning Stats	R: 0 E: 0 K: 1 S: 9	H: 0 LOB: 0 BB: 0 P: 14	R: 2 E: 0 K: 1 S: 12	H: 2 LOB: 2 BB: 2 P: 28	R: 0 E: 0 K: 0 S: 14	H: 0 LOB: 3 BB: 2 P: 35	R: 2 E: 0 K: 0 S: 17	H: 0 LOB: 2 BB: 4 P: 37	R: 0 E: 0 K: 0 S: 11	H: 1 LOB: 1 BB: 0 P: 14	R: 0 E: 0 K: 0 S: 4	H: 1 LOB: 1 BB: 4 P: 4	R: 0 E: 0 K: 2 S: 10	H: 0 LOB: 1 BB: 1 P: 16	R: 2 E: 0 K: 0 S: 17	H: 1 LOB: 1 BB: 2 P: 34	R: 0 E: 0 K: 1 S: 9	H: 1 LOB: 1 BB: 0 P: 14	1B: 5 2B: 0 3B: 0 HR: 1	SF: 0 SAC: 0 DP: 1 HBP: 2	WP: 1 PB: 1 SB: 1 CS: 0	PA: 45				
PITCHER	IP WLS BF H R ER SO BB IBB HBP BLK WP HR S P ERA WHIP																									
46 Oliver Pérez, L ERA: 4.5	3.1	20	2	4	3	2	7	0	1	0	1	0	44	98	8.10	2.700										
22 Raul Valdes, L ERA: 2.76	3.2	14	2	0	0	3	2	0	0	0	0	0	33	50	0.00	1.091										
32 Jenny Mejia, R ERA: 2.63	0.1	L	4	1	2	2	0	0	0	0	1	11	23	54.00	9.000											
38 Fernando Nieve, R ERA: 3.5	0.2		3	0	0	0	0	0	1	0	0	0	6	11	0.00	0.000										
25 Pedro Feliciano, L ERA: 1.29	1.0		4	1	0	0	1	0	0	0	0	0	9	14	0.00	1.000										

AB	32
R	6
H	6
RBI	5
BB	11
SO	6
LOB	27



Batter	1	2	3	4	5	6	7	8	9	AB	R	H	RBI	BB	SO	LOB	BOTTOM										
16 Angel Pagán, S OBP: 0.327, SLG: 0.369	7 BB 13 G6-3 1B		K		G4-3		7 BB 17 BB 44 1B	SH1-4		4	1	2	0	0	1	1	San Francisco Giants @ New York Mets Citi Field, Flushing, NY Sun May 09 2010, 1:13 PM - 4:58 PM EDT Att: 35,641 - Cloudy - 53 F										
13 Alex Cora, L OBP: 0.265, SLG: 0.296	G6-3		L8		G1-3		7 BB 44 1B	K		3	0	0	0	0	0	1											
17 Frank Catalanotto, L OBP: 0.302, SLG: 0.350							44 1B			0	0	0	0	0	0	0											
32 Jenny Mejia, R OBP: 0.302, SLG: 0.350										0	0	0	0	0	0	0											
36 Fernando Nieve, R OBP: 0.243, SLG: 0.047										0	0	0	0	0	0	0											
4 Henry Blanco, R OBP: 0.243, SLG: 0.047										1	0	0	0	0	1	1											
27 Frank Catalanotto, L OBP: 0.302, SLG: 0.350										0	0	0	0	0	0	0											
25 Pedro Feliciano, L ERA: 1.29										0	0	0	0	0	0	0											
7 José Reyes, S OBP: 0.290, SLG: 0.316	44 S 1B		G4-3		G4-3		44 1B 29 1B	K		4	2	2	0	1	1	1											
44 Jason Bay, R OBP: 0.346, SLG: 0.389				F8		29 1B 12 1B	12 E 5 SF9			4	1	2	2	1	1	2											
5 David Wright, R OBP: 0.400, SLG: 0.528										4	0	0	1	0	4	5											
29 Ike Davis, L OBP: 0.437, SLG: 0.544										3	0	2	1	2	1	1											
12 Jeff Francoeur, R OBP: 0.315, SLG: 0.426				F7						5	0	1	1	0	2	5											
21 Rod Barajas, R OBP: 0.253, SLG: 0.570										4	0	0	0	0	1	6											
46 Oliver Pérez, L OBP: 0.111, SLG: 0.111										1	0	0	0	0	1	1											
22 Raul Valdes, L OBP: 0.500, SLG: 0.500										1	0	1	0	0	0	0											
19 Gary Matthews, S OBP: 0.229, SLG: 0.186										1	0	0	0	0	1	0											
1 Luis Castillo, S OBP: 0.366, SLG: 0.306										1	0	1	0	0	0	0											
Inning Stats	R: 0 E: 0 K: 2 S: 15	H: 2 LOB: 2 BB: 0 P: 24	R: 0 E: 0 K: 2 S: 12	H: 1 LOB: 1 BB: 0 P: 17	R: 0 E: 0 K: 1 S: 7	H: 0 LOB: 0 BB: 1 P: 10	R: 0 E: 0 K: 1 S: 10	H: 0 LOB: 1 BB: 1 P: 18	R: 0 E: 0 K: 1 S: 10	H: 1 LOB: 2 BB: 0 P: 14	R: 2 E: 0 K: 1 S: 18	H: 3 LOB: 2 BB: 1 P: 33	R: 3 E: 1 K: 1 S: 16	H: 2 LOB: 3 BB: 3 P: 37	R: 0 E: 0 K: 2 S: 9	H: 1 LOB: 1 BB: 0 P: 13	R: 0 E: 0 K: 3 S: 13	H: 1 LOB: 1 BB: 0 P: 21	1B: 10 2B: 1 3B: 0 HR: 0	SF: 1 SAC: 1 DP: 1 HBP: 0	WP: 0 PB: 0 SB: 2 CS: 0	PA: 43					
PITCHER	IP WLS BF H R ER SO BB IBB HBP BLK WP HR S P ERA WHIP																										
55 Tim Lincecum, R ERA: 1.86	6.0	26	7	2	2	8	2	0	0	0	0	0	7	18	81.00	9.000											
45 Dan Runzler, L ERA: 4.26	0.1	H	4	1	3	3	1	2	0	0	0	0	0	9	19	0.00	1.500										
54 Sergio Romo, R ERA: 4.3	0.2	W	5	1	0	0	0	0	1	0	0	0	0	3	5	0.00	3.000										
41 Jeremy Afeldt, L ERA: 2.84	0.1	H	2	1	0	0	0	0	0	0	0	0	0	3	5	0.00	3.000										
38 Brian Wilson, R ERA: 2.19	1.2	S	6	1	0	0	5	0	0	0	0	0	19	29	0.00	0.600											

AB	36
R	5
H	11
RBI	5
BB	5
SO	14
LOB	24



Batter	1	2	3	4	5	6	7	8	9	AB	R	H	RBI	BB	SO	LOB	TOP					
12 Scott Hairston, R OBP: 0.365, SLG: 0.529	F8	BB		F8		G3	BB			3	0	0	0	2	0	2	San Diego Padres @ San Francisco Giants AT&T Park, San Francisco, CA Tue May 11 2010, 7:19 PM - 10:40 PM PDT Att: 33,249 - Clear - 61 F					
22 David Eckstein, R OBP: 0.339, SLG: 0.369	BB	1B		BB		BB	BB			2	0	2	2	3	0	0						
23 Adrián González, L OBP: 0.394, SLG: 0.477	BB			L7		BB	BB			4	0	2	0	1	1	6						
7 Chase Headley, S OBP: 0.357, SLG: 0.406	P2			L8		F9	P6		K	5	0	0	0	0	1	5						
88 Kyle Blanks, R OBP: 0.311, SLG: 0.371	K			K		BB	BB		BB	2	1	0	0	3	2	3						
8 Yovani Torreslas, R OBP: 0.375, SLG: 0.392	G5-3	G5-3		G5-3		F9	F9		G4-6-3	5	0	1	1	0	0	5						
14 Oscar Salazar, R OBP: 0.286, SLG: 0.250																						
57 Luke Gregerson, L																						
37 Mike Adams, R																						
25 Will Venable, L OBP: 0.288, SLG: 0.430																						
21 Heath Bell, R																						
15 Jerry Hairston, R OBP: 0.243, SLG: 0.257																						
49 Wade LeBlanc, L OBP: 0.500, SLG: 0.500																						
58 Ryan Webb, R																						
18 Tony Gwynn Jr., L OBP: 0.326, SLG: 0.303																						
Inning Stats	R: 0 E: 0 K: 1 S: 18	H: 1 LOB: 2 BB: 1 P: 28	R: 2 E: 0 K: 0 S: 13	H: 3 LOB: 2 BB: 1 P: 20	R: 0 E: 0 K: 1 S: 7	H: 1 LOB: 1 BB: 0 P: 10	R: 0 E: 0 K: 0 S: 11	H: 0 LOB: 3 BB: 3 P: 25	R: 1 E: 0 K: 0 S: 12	H: 1 LOB: 2 BB: 2 P: 25	R: 0 E: 0 K: 0 S: 9	H: 1 LOB: 3 BB: 2 P: 21	R: 0 E: 1 K: 1 S: 18	H: 1 LOB: 3 BB: 2 P: 28	R: 0 E: 0 K: 1 S: 7	H: 0 LOB: 0 BB: 0 P: 11	1B: 7 2B: 1 3B: 0 HR: 0	SF: 0 2B: 1 3B: 0 DP: 1 HBP: 0	WP: 1 PB: 0 SB: 3 CS: 1	PA: 45		
PITCHER	IP WLS BF H R ER SO BB IBB HBP BLK WP HR S P ERA WHIP	PITCHER																				
75 Barry Zito, L ERA: 1.9	5.0 L 27 6 3 3 2 6 1 0 0 1 0 61 108 5.40 2.400																					
53 Denny Bautista, R ERA:	1.0 6 1 0 0 0 2 0 0 0 0 0 9 21 0.00 3.000																					
49 Brandon Medders, R ERA: 4.5	0.2 5 1 0 0 0 2 0 0 0 0 0 15 24 0.00 4.500																					
45 Dan Runzler, L ERA: 3.86	1.1 4 0 0 0 2 1 0 0 0 0 0 10 16 0.00 0.750																					
54 Sergio Romo, R ERA: 4.02	1.0 3 0 0 0 0 0 0 0 0 0 0 6 11 0.00 0.000																					
Batter	1	2	3	4	5	6	7	8	9	AB	R	H	RBI	BB	SO	LOB	BOTTOM					
33 Aaron Rowand, R OBP: 0.345, SLG: 0.537	G4-3	K		F7		K			F9	4	0	0	0	1	2	4	San Diego Padres @ San Francisco Giants AT&T Park, San Francisco, CA Tue May 11 2010, 7:19 PM - 10:40 PM PDT Att: 33,249 - Clear - 61 F					
56 Andres Torres, S OBP: 0.365, SLG: 0.333	SH5-3			F8		F7			G4-3	4	0	0	0	0	2							
48 Pablo Sandoval, S OBP: 0.336, SLG: 0.445	G4-3			BB		G4-3			G4-3	4	1	1	0	1	0	1						
1 Bengie Molina, R OBP: 0.417, SLG: 0.458						G5-3				2	0	1	0	2	0	0						
22 Eli Whiteside, R OBP: 0.392, SLG: 0.645	BB			BB					P2	1	0	0	0	0	1							
17 Aubrey Huff, L OBP: 0.362, SLG: 0.477	G4-3									4	1	2	1	0	0	3						
5 Juan Uribe, R OBP: 0.345, SLG: 0.429										3	0	1	1	1	2	3						
Matt Downs, R OBP: 0.400, SLG: 0.488										4	0	0	0	0	1	4						
12 Nate Schierholz, L OBP: 0.414, SLG: 0.513										4	0	1	0	0	0	0						
75 Barry Zito, L OBP: 0.143, SLG: 0.143																						
53 Denny Bautista, R ERA: 2.45																						
35 Travis Ishikawa, L ERA: 1.45																						
49 Brandon Medders, R ERA: 3.6																						
20 John Bowker, L OBP: 0.295, SLG: 0.295																						
54 Sergio Romo, R ERA: 1.2																						
Inning Stats	R: 0 E: 0 K: 0 S: 9	H: 0 LOB: 2 BB: 1 P: 19	R: 0 E: 0 K: 1 S: 9	H: 1 LOB: 1 BB: 1 P: 16	R: 1 E: 0 K: 2 S: 18	H: 2 LOB: 2 BB: 1 P: 29	R: 0 E: 0 K: 0 S: 11	H: 1 LOB: 1 BB: 0 P: 15	R: 1 E: 0 K: 0 S: 11	H: 2 LOB: 1 BB: 1 P: 18	R: 0 E: 0 K: 1 S: 11	H: 1 LOB: 0 BB: 0 P: 15	R: 0 E: 0 K: 1 S: 9	H: 1 LOB: 2 BB: 0 P: 12	R: 0 E: 0 K: 1 S: 8	H: 0 LOB: 0 BB: 0 P: 13	R: 0 E: 0 K: 0 S: 10	H: 0 LOB: 1 BB: 1 P: 19	1B: 4 2B: 2 3B: 2 HR: 0	SF: 0 2B: 2 SAC: 2 DP: 0 HBP: 0	WP: 0 PB: 0 SB: 1 CS: 0	PA: 40
PITCHER	IP WLS BF H R ER SO BB IBB HBP BLK WP HR S P ERA WHIP	PITCHER																				
49 Wade LeBlanc, L ERA: 1.61	4.2 W 24 4 2 2 3 4 0 0 0 0 0 56 94 3.86 2.143																					
58 Ryan Webb, R ERA: 2.45	1.1 W 5 1 0 0 1 0 0 0 0 0 0 13 18 0.00 0.750																					
57 Luke Gregerson, R ERA: 1.45	1.0 H 4 1 0 0 1 0 0 0 0 0 0 9 12 0.00 1.000																					
37 Mike Adams, R ERA: 3.6	1.0 H 3 0 0 0 1 0 0 0 0 0 0 8 13 0.00 0.000																					
21 Heath Bell, R ERA: 1.2	1.0 S 4 0 0 0 0 1 0 0 0 0 0 10 19 0.00 1.000																					

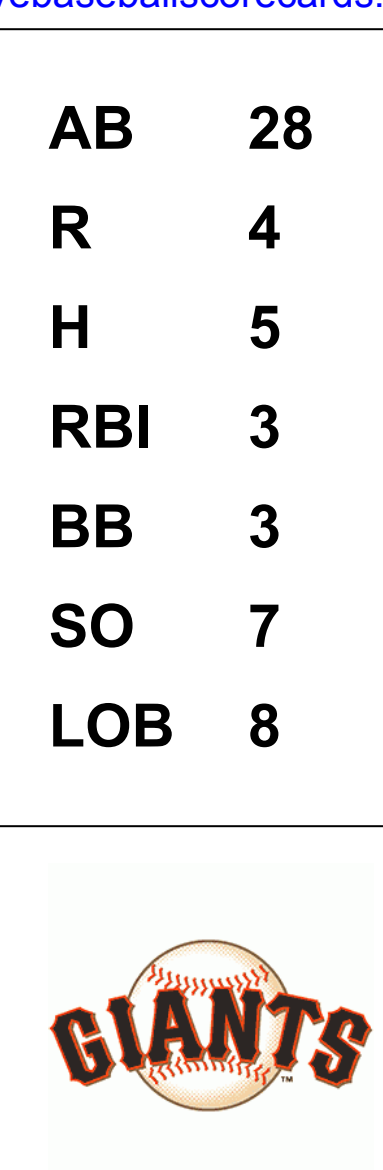
Batter	1	2	3	4	5	6	7	8	9	AB	R	H	RBI	BB	SO	LOB	TOP			
21 Michael Bourn, L (1,8) OBP: 0.362, SLG: 0.357	G6-3		G3		F7			1B		4	1	1	0	0	0	1	Houston Astros @ San Francisco Giants AT&T Park, San Francisco, CA Fri May 14 2010, 7:17 PM - 9:58 PM PDT Att: 38,646 - Clear - 57 F			
8 Jeff Keppinger, R (1,4) OBP: 0.327, SLG: 0.350	K		G4-3			G5-3		BB		3	0	0	0	1	1					
17 Lance Berkman, S (1,3) OBP: 0.364, SLG: 0.493	2B				F8	F7		1B		4	0	2	1	0	0	0				
45 Carlos Lee, R (1,7) OBP: 0.237, SLG: 0.277	G5-3				F9	F7		G4-6-3		4	0	0	0	0	0	3				
9 Hunter Pence, R (1,9) OBP: 0.273, SLG: 0.432		F8			HR			1B		4	1	3	1	0	0	0				
77 Pedro Feliz, R (1,5) OBP: 0.236, SLG: 0.296	L8				F7			1B		4	0	0	0	0	0	2				
12 Tommy Manzella, R (1,6) OBP: 0.234, SLG: 0.241						G5-3		K		3	0	0	0	1	1	2				
36 Kevin Cash, R (1,2)						P4		F7		3	0	0	0	0	0	2				
27 Geoff Blum, S (9,PH) OBP: 0.339, SLG: 0.383		P6						K		1	0	0	0	0	1	1				
52 Felipe Paulino, R (1,1) OBP: 0.417, SLG: 0.455										2	0	1	0	0	1	0				
73 Gustavo Chacin, L (5,1)										0	0	0	0	0	0	0				
38 Brian Moehler, R (7,1)										0	0	0	0	0	0	0				
18 Cory Sullivan, L (8,PH) OBP: 0.200, SLG: 0.212										1	0	0	0	0	1	0				
47 Jeff Fulchino, R (8,1)										0	0	0	0	0	0	0				
Inning Stats	R: 0 E: 0 K: 13 S: 13	H: 1 LOB: 1 BB: 0 P: 17	R: 0 E: 0 K: 9 S: 9	H: 0 LOB: 1 BB: 1 P: 17	R: 0 E: 0 K: 7 S: 7	H: 0 LOB: 0 BB: 0 P: 9	R: 1 E: 0 K: 8 S: 8	H: 1 LOB: 0 BB: 0 P: 10	R: 0 E: 0 K: 9 S: 9	H: 0 LOB: 0 BB: 0 P: 14	R: 0 E: 0 K: 8 S: 8	H: 1 LOB: 1 BB: 0 P: 10	R: 1 E: 0 K: 10 S: 10	H: 2 LOB: 1 BB: 1 P: 21	R: 0 E: 0 K: 10 S: 10	H: 1 LOB: 1 BB: 0 P: 14	1B: 5 2B: 1 3B: 0 HR: 1	SF: 0 SAC: 0 DP: 1 HBP: 0	WP: 0 PB: 0 SB: 0 CS: 0	PA: 35
PITCHER	IP WLS BF H R ER SO BB IBB HBP BLK WP HR S P ERA WHIP																			
37 Todd Wellemeyer, R (1,1) ERA: 5.25	7.1 W 29 5 2 2 4 2 0 0 0 0 0 1 69 106 2.46 0.955																			
59 Guillermo Mota, R (8,1) ERA: 1.42	0.2 2 1 0 0 0 0 0 0 0 0 0 3 6 0.00 1.500																			
54 Sergio Romo, R (9,1) ERA: 3.78	1.0 4 1 0 0 1 0 0 0 0 0 0 10 14 0.00 1.000																			

Batter	1	2	3	4	5	6	7	8	9	AB	R	H	RBI	BB	SO	LOB	BOTTOM			
33 Aaron Rowand, R (1,8) OBP: 0.310, SLG: 0.468	G6-3				G5-3			K		4	1	0	0	1	1	1	Houston Astros @ San Francisco Giants AT&T Park, San Francisco, CA Fri May 14 2010, 7:17 PM - 9:58 PM PDT Att: 38,646 - Clear - 57 F			
56 Andres Torres, S (1,7) OBP: 0.398, SLG: 0.414	BB					P6		3B		4	2	3	2	1	0	0				
48 Pablo Sandoval, S (1,5) OBP: 0.336, SLG: 0.432	BB					F7		2B		4	0	2	1	0	0	2				
29 Ryan Rohlinger, R (6,PR) OBP: 0.500, SLG: 0.333	1B					F7		1B		0	0	0	0	0	0	0				
1 Bengie Molina, R (1,2) OBP: 0.415, SLG: 0.446	F9					K		K		4	1	1	0	1	2	5				
17 Aubrey Huff, L (1,3) OBP: 0.353, SLG: 0.455	1B					K		F9		5	0	1	1	0	2	5				
54 Sergio Romo, R (9,1) ERA: 3.78						K		F9		0	0	0	0	0	0	0				
5 Juan Uribe, R (1,6) OBP: 0.339, SLG: 0.407	K					K		F9		4	1	1	0	0	2	2				
12 Nate Schierholz, L (1,9) OBP: 0.409, SLG: 0.489						K		1B		3	1	2	1	1	1	0				
Matt Downs, R (1,4) OBP: 0.361, SLG: 0.434						F7		1B		3	1	1	1	1	0	1				
37 Todd Wellemeyer, R (1,1) OBP: 0.091, SLG: 0.091								G5-4-3		2	0	0	0	0	1	2				
59 Guillermo Mota, R (8,1) ERA: 1.42								BB		0	0	0	0	0	0	0				
35 Travis Ishikawa, L (6,PH) OBP: 0.294, SLG: 0.563								1B		1	1	1	0	0	0	0				
Inning Stats	R: 1 E: 0 K: 1 S: 11	H: 2 LOB: 2 BB: 1 P: 21	R: 3 E: 0 K: 1 S: 15	H: 3 LOB: 1 BB: 1 P: 26	R: 0 E: 0 K: 3 S: 12	H: 0 LOB: 0 BB: 0 P: 16	R: 0 E: 0 K: 1 S: 5	H: 0 LOB: 0 BB: 0 P: 9	R: 3 E: 0 K: 1 S: 19	H: 3 LOB: 2 BB: 2 P: 30	R: 0 E: 0 K: 1 S: 14	H: 2 LOB: 2 BB: 0 P: 21	R: 0 E: 0 K: 8 S: 8	H: 0 LOB: 1 BB: 1 P: 16	R: 1 E: 0 K: 10 S: 10	H: 2 LOB: 2 BB: 0 P: 16	1B: 8 2B: 3 3B: 1 HR: 0	SF: 0 SAC: 1 DP: 1 HBP: 1	WP: 3 PB: 0 SB: 1 CS: 0	PA: 41
PITCHER	IP WLS BF H R ER SO BB IBB HBP BLK WP HR S P ERA WHIP																			
52 Felipe Paulino, R (1,1) ERA: 5.72	4.2 L 26 8 7 7 7 4 0 0 0 0 0 0 60 100 13.50 2.571																			
73 Gustavo Chacin, L (5,1) ERA: 1.1	6 2 0 0 1 0 0 0 0 0 0 0 16 23 0.00 1.500																			
38 Brian Moehler, R (7,1) ERA: 3.78	1.0 3 0 0 0 0 1 0 0 0 0 0 8 16 0.00 1.000																			
47 Jeff Fulchino, R (8,1) ERA: 4.97	6 2 1 1 1 0 0 0 1 0 1 0 10 16 9.00 2.000																			

Batter	1	2	3	4	5	6	7	8	9	AB	R	H	RBI	BB	SO	LOB	TOP						
8 Jeff Keppinger, R OBP: 0.316, SLG: 0.336										4	0	0	0	0	1	0	Houston Astros @ San Francisco Giants AT&T Park, San Francisco, CA Sun May 16 2010, 1:06 PM - 3:16 PM PDT Att: 40,582 - Cloudy - 57 F						
4 Jason Michaels, R OBP: 0.219, SLG: 0.419										4	1	1	0	0	0	0							
17 Lance Berkman, S OBP: 0.354, SLG: 0.463										4	0	1	0	0	0	1							
45 Carlos Lee, R OBP: 0.247, SLG: 0.301										4	1	2	1	0	0	1							
9 Hunter Pence, R OBP: 0.265, SLG: 0.421										4	0	1	1	0	2	0							
77 Pedro Feliz, R OBP: 0.244, SLG: 0.303										4	1	1	0	0	0	2							
12 Tommy Manzzella, R OBP: 0.242, SLG: 0.233										1	0	0	0	1	0	0							
27 Geoff Blum, S OBP: 0.344, SLG: 0.387									3	0	1	1	0	1	1								
21 Michael Bourn, L OBP: 0.370, SLG: 0.357									1	0	1	0	0	0	0								
36 Kevin Cash, R OBP: 0.067, SLG: 0.133									3	0	0	0	0	1	1								
18 Cory Sullivan, L OBP: 0.243, SLG: 0.257									1	0	0	0	0	1	2								
39 Brett Myers, R OBP: 0.059, SLG: 0.059									3	0	0	0	0	1	1								
3 Kazuo Matsui, S OBP: 0.208, SLG: 0.164									1	0	0	0	0	1	2								
Inning Stats	R: 1 H: 3 E: 0 K: 1 S: 17	H: 3 LOB: 2 BB: 0 P: 25	R: 0 H: 0 E: 0 K: 1 S: 6	H: 0 LOB: 0 BB: 1 P: 10	R: 0 H: 0 E: 0 K: 0 S: 5	H: 0 LOB: 0 BB: 0 P: 8	R: 1 H: 1 E: 0 K: 0 S: 8	H: 1 LOB: 0 BB: 0 P: 14	R: 0 H: 0 E: 0 K: 1 S: 12	H: 0 LOB: 0 BB: 0 P: 16	R: 0 H: 0 E: 0 K: 0 S: 4	H: 0 LOB: 1 BB: 0 P: 8	R: 1 H: 2 E: 0 K: 1 S: 11	H: 2 LOB: 1 BB: 0 P: 16	R: 0 H: 1 E: 0 K: 0 S: 6	H: 1 LOB: 2 BB: 0 P: 10	R: 0 H: 2 E: 0 K: 2 S: 15	H: 2 LOB: 2 BB: 0 P: 24	1B: 6 2B: 2 3B: 0 HR: 1	SF: 0 SAC: 1 DP: 1 HBP: 0	WP: 0 PA: 36 PB: 0 SB: 0 CS: 0		
PITCHER	IP WLS BF H R ER SO BB IBB HBP BLK WP HR S P ERA WHIP	7.0 W 27 6 3 3 4 1 0 0 0 0 1 63 97 3.86 1.000	1.0 H 4 1 0 0 0 0 0 0 0 0 0 6 10 0.00 1.000	1.0 S 5 2 0 0 2 0 0 0 0 0 0 15 24 0.00 2.000	ERA: 2.15	ERA: 2.53	ERA: 1.76																

Batter	1	2	3	4	5	6	7	8	9	AB	R	H	RBI	BB	SO	LOB	BOTTOM					
33 Aaron Rowand, R OBP: 0.315, SLG: 0.485										3	2	1	1	1	0	0	Houston Astros @ San Francisco Giants AT&T Park, San Francisco, CA Sun May 16 2010, 1:06 PM - 3:16 PM PDT Att: 40,582 - Cloudy - 57 F					
56 Andres Torres, S OBP: 0.407, SLG: 0.481										3	2	2	2	1	1	0						
48 Pablo Sandoval, S OBP: 0.333, SLG: 0.427										4	0	1	0	0	0	2						
1 Bengie Molina, R OBP: 0.404, SLG: 0.430										4	0	1	0	0	0	2						
17 Aubrey Huff, L OBP: 0.349, SLG: 0.442										2	0	0	0	1	2	1						
5 Juan Uribe, R OBP: 0.346, SLG: 0.439										3	0	0	0	0	1	3						
12 Nate Schierholz, L OBP: 0.394, SLG: 0.462										3	0	0	0	0	0	0						
Matt Downs, R OBP: 0.328, SLG: 0.390										3	0	0	0	0	1	0						
75 Barry Zito, L OBP: 0.125, SLG: 0.125										2	0	0	0	0	1	0						
20 John Bowker, L OBP: 0.273, SLG: 0.339										1	0	0	0	0	1	0						
41 Jeremy Affeldt, L OBP: 0.273, SLG: 0.339										0	0	0	0	0	0	0						
38 Brian Wilson, R OBP: 0.273, SLG: 0.339										0	0	0	0	0	0	0						
Inning Stats	R: 2 H: 2 E: 0 K: 0 S: 11	H: 2 LOB: 1 BB: 2 P: 24	R: 0 H: 0 E: 0 K: 2 S: 7	H: 0 LOB: 0 BB: 0 P: 10	R: 0 H: 0 E: 0 K: 1 S: 7	H: 0 LOB: 0 BB: 0 P: 8	R: 0 H: 0 E: 0 K: 2 S: 7	H: 0 LOB: 0 BB: 0 P: 11	R: 0 H: 0 E: 0 K: 0 S: 4	H: 0 LOB: 0 BB: 0 P: 7	R: 2 H: 3 E: 0 K: 1 S: 10	H: 3 LOB: 1 BB: 0 P: 17	R: 0 H: 0 E: 0 K: 1 S: 9	H: 0 LOB: 0 BB: 0 P: 12	R: 0 H: 0 E: 0 K: 0 S: 8	H: 0 LOB: 1 BB: 1 P: 15	1B: 2 2B: 1 3B: 0 HR: 2	SF: 0 SAC: 0 DP: 1 HBP: 0	WP: 1 PA: 31 PB: 0 SB: 1 CS: 0			
PITCHER	IP WLS BF H R ER SO BB IBB HBP BLK WP HR S P ERA WHIP	8.0 L 31 5 4 4 7 3 0 0 0 0 1 2 63 104 4.50 1.000																				

AB	34
R	3
H	9
RBI	3
BB	1
SO	6
LOB	8



Batter	1	2	3	4	5	6	7	8	9	AB	R	H	RBI	BB	SO	LOB	TOP					
33 Aaron Rowand, R OBP: 0.304, SLG: 0.467	G4-3		G5-3				F9	K		4	0	0	0	0	1	0	San Francisco Giants @ San Diego Padres PETCO Park, San Diego, CA Mon May 17 2010, 10:06 PM - 1:02 AM EDT Att: 20,568 - Partly Cloudy - 66 F					
56 Andres Torres, S OBP: 0.400, SLG: 0.463	K		F8				F7	48 BB		3	0	0	0	1	1	0						
48 Pablo Sandoval, S OBP: 0.344, SLG: 0.428	G5-3									2	1	1	0	2	0	0						
1 Bengie Molina, R OBP: 0.407, SLG: 0.427										3	0	1	0	1	0	3						
17 Aubrey Huff, L OBP: 0.353, SLG: 0.447										3	0	1	0	1	0	3						
5 Juan Uribe, R OBP: 0.343, SLG: 0.432										4	0	1	1	0	3	3						
Matt Downs, R OBP: 0.314, SLG: 0.371										3	0	0	0	0	0	4						
8 Eugenio Velez, S OBP: 0.265, SLG: 0.364										1	0	0	0	0	1	1						
12 Nate Schierholtz, L OBP: 0.380, SLG: 0.443										4	0	0	0	0	0	5						
18 Matt Cain, R OBP: 0.071, SLG: 0.071										2	0	0	0	0	0	2						
45 Dan Runzler, L OBP: 0.269, SLG: 0.333										0	0	0	0	0	0	0						
54 Sergio Romo, R OBP: 0.269, SLG: 0.333										0	0	0	0	0	0	0						
20 John Bowker, L OBP: 0.269, SLG: 0.333										1	0	0	0	0	1	0						
53 Denny Bautista, R OBP: 0.269, SLG: 0.333										0	0	0	0	0	0	0						
Inning Stats	R: 0 E: 0 K: 1 S: 5	H: 0 LOB: 0 BB: 0 P: 8	R: 0 E: 0 K: 1 S: 12	H: 0 LOB: 2 BB: 2 P: 23	R: 0 E: 0 K: 1 S: 5	H: 0 LOB: 0 BB: 0 P: 9	R: 1 E: 0 K: 0 S: 14	H: 3 LOB: 2 BB: 0 P: 22	R: 0 E: 0 K: 1 S: 10	H: 0 LOB: 0 BB: 0 P: 16	R: 0 E: 0 K: 0 S: 4	H: 0 LOB: 0 BB: 0 P: 8	R: 0 E: 0 K: 1 S: 8	H: 0 LOB: 0 BB: 0 P: 12	R: 0 E: 0 K: 2 S: 10	H: 0 LOB: 2 BB: 2 P: 20	R: 0 E: 0 K: 2 S: 13	H: 1 LOB: 1 BB: 0 P: 21	1B: 3 2B: 1 3B: 0 HR: 0	SF: 0 SAC: 0 DP: 1 HBP: 0	WP: 0 PB: 0 SB: 0 CS: 0	PA: 35
PITCHER	IP WLS BF H R ER SO BB IBB HBP BLK WP HR S P ERA WHIP																					
33 Clayton Richard, L ERA: 2.94	7.0 W 26 3 1 1 5 3 0 0 0 0 0 0 58 98 1.29 0.857																					
37 Mike Adams, R ERA: 3.0	1.0 H 5 0 0 0 2 2 0 0 0 0 0 0 10 20 0.00 2.000																					
21 Heath Bell, R ERA: 1.06	1.0 S 4 1 0 0 2 0 0 0 0 0 0 0 13 21 0.00 1.000																					

AB	30
R	1
H	4
RBI	1
BB	5
SO	9
LOB	19



Batter	1	2	3	4	5	6	7	8	9	AB	R	H	RBI	BB	SO	LOB	BOTTOM			
18 Tony Gwynn Jr., L OBP: 0.306, SLG: 0.269	L7		F8				P4	P4		4	0	0	0	0	0	2	San Francisco Giants @ San Diego Padres PETCO Park, San Diego, CA Mon May 17 2010, 10:06 PM - 1:02 AM EDT Att: 20,568 - Partly Cloudy - 66 F			
22 David Eckstein, R OBP: 0.352, SLG: 0.372	F9									4	2	2	0	1	0	1				
23 Adrián González, L OBP: 0.376, SLG: 0.469										2	1	1	1	2	1	1				
7 Chase Headley, S OBP: 0.345, SLG: 0.377										4	0	2	1	1	0	3				
8 Yorvit Torrealba, R OBP: 0.384, SLG: 0.391										2	0	0	0	2	1	3				
25 Will Venable, L OBP: 0.304, SLG: 0.414										2	0	1	0	1	0	1				
14 Oscar Salazar, R OBP: 0.279, SLG: 0.211										0	0	0	0	0	0	0				
16 Matt Stairs, L OBP: 0.214, SLG: 0.240										1	0	0	0	0	1	3				
37 Mike Adams, R OBP: 0.279, SLG: 0.211										0	0	0	0	0	0	0				
21 Heath Bell, R OBP: 0.283, SLG: 0.324										3	0	0	1	0	1	3				
15 Jerry Hairston, R OBP: 0.266, SLG: 0.270										3	0	1	0	1	0	4				
33 Clayton Richard, L OBP: 0.250, SLG: 0.308										2	0	0	0	0	2	1				
13 Chris Denorfia, R OBP: 1.000, SLG: 1.000										1	0	1	0	0	0	0				
Inning Stats	R: 1 E: 0 K: 0 S: 10	H: 1 LOB: 1 BB: 1 P: 16	R: 0 E: 0 K: 1 S: 11	H: 2 LOB: 1 BB: 0 P: 16	R: 0 E: 0 K: 1 S: 15	H: 1 LOB: 1 BB: 0 P: 22	R: 0 E: 0 K: 0 S: 6	H: 0 LOB: 1 BB: 1 P: 12	R: 1 E: 0 K: 2 S: 19	H: 2 LOB: 2 BB: 1 P: 32	R: 0 E: 0 K: 1 S: 10	H: 0 LOB: 2 BB: 2 P: 21	R: 1 E: 0 K: 1 S: 12	H: 1 LOB: 3 BB: 2 P: 24	R: 0 E: 0 K: 0 S: 10	H: 1 LOB: 2 BB: 1 P: 20	1B: 7 2B: 0 3B: 0 HR: 1	SF: 0 SAC: 3 DP: 0 HBP: 1	WP: 0 PB: 0 SB: 1 CS: 1	PA: 40
PITCHER	IP WLS BF H R ER SO BB IBB HBP BLK WP HR S P ERA WHIP																			
18 Matt Cain, R ERA: 3.33	6.0 L 28 6 2 2 2 5 0 0 0 0 0 0 71 119 3.00 1.833																			
45 Dan Runzler, L ERA: 4.3	0.1 4 1 1 1 0 1 1 0 0 0 0 6 17 27.00 6.000																			
54 Sergio Romo, R ERA: 3.63	0.2 3 0 0 0 1 0 0 0 1 0 0 6 7 0.00 0.000																			
53 Denny Bautista, R ERA:	1.0 5 1 0 0 0 0 0 1 0 0 0 0 10 20 0.00 1.000																			

AB	28
R	3
H	8
RBI	3
BB	8
SO	6
LOB	22



Batter	1	2	3	4	5	6	7	8	9	10	11	12	AB	R	H	RBI	BB	SO	LOB	TOP				
33 Aaron Rowand, R OBP: 0.311, SLG: 0.473														7	1	3	0	0	3	2				
56 Andres Torres, S OBP: 0.406, SLG: 0.494														5	1	2	2	0	1	3				
48 Pablo Sandoval, S OBP: 0.337, SLG: 0.417														6	1	1	0	0	2	6				
17 Aubrey Huff, L OBP: 0.346, SLG: 0.435														6	0	1	0	0	0	2				
5 Juan Uribe, R OBP: 0.343, SLG: 0.427														6	1	2	0	0	1	0				
12 Nate Schenker, L OBP: 0.275, SLG: 0.329														4	0	1	1	0	0	2				
20 John Bowker, L OBP: 0.275, SLG: 0.329														0	0	1	0	0	0	0				
59 Guillermo Mota, R OBP: 0.275, SLG: 0.329														0	0	0	0	0	0	0				
45 Dan Runzler, L OBP: 0.275, SLG: 0.329														0	0	0	0	0	0	0				
29 Ryan Rohlinger, R OBP: 0.275, SLG: 0.329														0	0	0	0	0	0	0				
38 Brian Wilson, R OBP: 0.275, SLG: 0.329														0	0	0	0	0	0	0				
22 Eli Whiteside, R OBP: 0.372, SLG: 0.575														6	1	2	1	0	2	3				
Matt Downs, R OBP: 0.342, SLG: 0.403														5	1	3	2	1	2	0				
57 Jonathan Sánchez, L OBP: 0.167, SLG: 0.167														2	0	0	0	0	1	3				
35 Travis Ishikawa, L OBP: 0.278, SLG: 0.329														1	0	0	0	0	0	0				
49 Brandon Medders, R OBP: 0.275, SLG: 0.329														2	0	1	1	0	0	1				
8 Eugenio Velez, S OBP: 0.275, SLG: 0.329														0	0	0	0	0	0	0				
Inning Stats	R: 0 E: 0 K: 12	H: 1 LOB: 1 BB: 0 P: 17	R: 0 E: 0 K: 1	H: 0 LOB: 0 BB: 0 P: 13	R: 0 E: 0 K: 3	H: 0 LOB: 0 BB: 0 P: 15	R: 2 E: 0 K: 0	H: 4 LOB: 3 BB: 1 P: 29	R: 0 E: 0 K: 0	H: 0 LOB: 0 BB: 0 P: 13	R: 0 E: 0 K: 2	H: 0 LOB: 0 BB: 0 P: 14	R: 2 E: 0 K: 1	H: 4 LOB: 2 BB: 0 P: 20	R: 0 E: 0 K: 1	H: 1 LOB: 1 BB: 0 P: 11	R: 0 E: 0 K: 2	H: 1 LOB: 2 BB: 0 P: 19	R: 3 E: 0 K: 0	H: 4 LOB: 1 BB: 0 P: 26	1B: 15 2B: 3 3B: 0 HR: 1	SF: 0 SAC: 1 DP: 1 HBP: 1	WP: 1 PB: 0 SB: 0 CS: 0	PA: 55
PITCHER	IP ERA WLS BF H R ER SO BB IBB HBP BLK WP HR S P ERA WHIP	6.0 3.28 1.0 3 0 0 0 2 0 0 0 0 0 0 10 14 0.00 0.000	7.1 2.08 0.1 4 3 1 0 0 0 0 0 0 0 0 1 8 11 54.00 9.000	8.1 1.5 0.2 3 1 0 0 0 0 0 0 0 0 0 7 9 0.00 1.500	9.1 1.0 1.0 5 2 0 0 1 0 0 0 0 0 0 13 21 0.00 2.000	4.5 3.32 1.1 6 1 0 0 2 0 0 1 0 0 0 14 23 0.00 0.750	12.1 12.0 0.2 6 4 3 3 0 0 0 0 0 0 0 14 22 40.50 6.000	10.1 1.0 1.0 4 6 1 0 0 9 11 0.00 1.000	11.1 1.1 1.1 6 1 0 0 2 0 0 1 0 0 0 14 23 0.00 0.750	12.1 12.0 0.2 6 4 3 3 0 0 0 0 0 0 0 14 22 40.50 6.000														

San Francisco Giants @ San Diego Padres
 PETCO Park, San Diego, CA
 Tue May 18 2010, 10:07 PM - 2:12 AM EDT
 Att. 19,565 - Partly Cloudy - 68 F

AB 52
 R 7
 H 18
 RBI 7
 BB 1
 SO 12
 LOB 22



Batter	1	2	3	4	5	6	7	8	9	10	11	12	AB	R	H	RBI	BB	SO	LOB	BOTTOM	
15 Jerry Hairston, R OBP: 0.269, SLG: 0.273														6	0	2	2	0	2	2	
22 David Eckstein, R OBP: 0.351, SLG: 0.378														6	0	2	2	0	1	1	
23 Adrián González, L OBP: 0.380, SLG: 0.483														4	0	1	0	2	0	0	
7 Chase Headley, S OBP: 0.339, SLG: 0.399														6	1	1	0	0	2	5	
4 Nick Hundley, R OBP: 0.341, SLG: 0.342														3	0	1	0	2	1	1	
34 César Ramos, L OBP: 0.297, SLG: 0.260														0	0	0	0	0	0	0	
14 Oscar Salazar, R OBP: 0.289, SLG: 0.225														2	1	1	0	0	1	0	
18 Tony Gwynn Jr., L OBP: 0.297, SLG: 0.260														3	0	0	0	0	1	2	
13 Chris Denorfia, R OBP: 0.500, SLG: 0.500														5	2	2	1	0	1	1	
1 Everth Cabrera, S OBP: 0.256, SLG: 0.263														5	1	1	0	0	1	4	
38 Matt Lincecum, L OBP: 0.300, SLG: 0.300														2	0	0	0	0	0	2	
25 Wade Barrett, R OBP: 0.275, SLG: 0.329														0	0	0	0	0	0	0	
38 Matt Lincecum, L OBP: 0.300, SLG: 0.300														0	0	0	0	0	0	0	
25 Wade Barrett, R OBP: 0.275, SLG: 0.329														0	0	0	0	0	0	0	
38 Matt Lincecum, L OBP: 0.300, SLG: 0.300														0	0	0	0	0	0	0	
25 Wade Barrett, R OBP: 0.275, SLG: 0.329														0	0	0	0	0	0	0	
38 Matt Lincecum, L OBP: 0.300, SLG: 0.300														0	0	0	0	0	0	0	
25 Wade Barrett, R OBP: 0.275, SLG: 0.329														0	0	0	0	0	0	0	
38 Matt Lincecum, L OBP: 0.300, SLG: 0.300														0	0	0	0	0	0	0	
25 Wade Barrett, R OBP: 0.275, SLG: 0.329														0	0	0	0	0	0	0	
38 Matt Lincecum, L OBP: 0.300, SLG: 0.300														0	0	0	0	0	0	0	
25 Wade Barrett, R OBP: 0.275, SLG: 0.329														0	0	0	0	0	0	0	
38 Matt Lincecum, L OBP: 0.300, SLG: 0.300														0	0	0	0	0	0	0	
25 Wade Barrett, R OBP: 0.275, SLG: 0.329														0	0	0	0	0	0	0	
38 Matt Lincecum, L OBP: 0.300, SLG: 0.300														0	0	0	0	0	0	0	
25 Wade Barrett, R OBP: 0.275, SLG: 0.329														0	0	0	0	0	0	0	


Batter	1	2	3	4	5	6	7	8	9	AB R H RBI BB SO LOB	TOP											
33 Aaron Rowand, R OBP: 0.287, SLG: 0.442	G5-3		K			G5-3			F8	4 0 0 0 0 1 0	San Francisco Giants @ Oakland Athletics Oakland Coliseum, Oakland, CA Sat May 22 2010, 1:04 PM - 3:23 PM PDT Att: 35,067 - Partly Cloudy - 53 F livebaseballscorecards.com											
16 Edgar Renteria, R OBP: 0.394, SLG: 0.388	P3		G1-3			B5-3			48 1B	4 0 1 0 0 0 0												
21 Freddy Sanchez, R OBP: 0.250, SLG: 0.333	1B		F7			K2-3			K	4 0 1 0 0 2 1												
48 Pablo Sandoval, S OBP: 0.344, SLG: 0.422	F7				G4-3		G1-3		BB	3 0 0 0 1 0 1												
1 Bengie Molina, R OBP: 0.361, SLG: 0.373		F8			F8		F9		K	4 0 0 0 0 1 2												
17 Aubrey Huff, L OBP: 0.357, SLG: 0.446		56 1B BB			F7		P6			2 0 0 0 1 0 0												
56 Andres Torres, S OBP: 0.388, SLG: 0.480		1B			F8		G5-3			3 0 1 0 0 0 0												
Matt Downs, R OBP: 0.333, SLG: 0.380		F8			L3		F9			3 0 0 0 0 0 2												
20 John Bowker, L OBP: 0.278, SLG: 0.394										2 0 0 0 0 2 2												
5 Juan Uribe, R OBP: 0.353, SLG: 0.443										1 0 0 0 0 1 0												
12 Nate Schierholz, L OBP: 0.365, SLG: 0.423										0 0 0 0 0 0 0												
Inning Stats	R: 0 E: 0 K: 0 S: 9	H: 1 LOB: 1 BB: 0 P: 13	R: 0 E: 0 K: 1 S: 9	H: 1 LOB: 2 BB: 1 P: 17	R: 0 E: 0 K: 1 S: 8	H: 0 LOB: 0 BB: 0 P: 13	R: 0 E: 0 K: 0 S: 6	H: 0 LOB: 0 BB: 0 P: 11	R: 0 E: 0 K: 1 S: 9	H: 0 LOB: 0 BB: 0 P: 15	R: 0 E: 0 K: 1 S: 5	H: 0 LOB: 0 BB: 0 P: 5	R: 0 E: 0 K: 0 S: 6	H: 0 LOB: 0 BB: 0 P: 9	R: 0 E: 0 K: 1 S: 6	H: 0 LOB: 0 BB: 0 P: 12	R: 0 E: 0 K: 2 S: 20	H: 1 LOB: 2 BB: 1 P: 30	1B: 3 2B: 0 3B: 0 HR: 0	SF: 0 SAC: 0 DP: 0 HBP: 0	WP: 0 PB: 0 SB: 1 CS: 0	PA: 32
PITCHER	IP WLS BF H R ER SO BB IBB HBP BLK WP HR S P ERA WHIP																					
47 Gio González, L ERA: 3.46	(1, 1) 8.0 W 27 2 0 0 5 1 0 0 0 0 0 0 58 95 0.00 0.375																					
40 Andrew Bailey, R ERA: 1.08	(9, 1) 1.0 S 5 1 0 0 2 1 0 0 0 0 0 0 20 30 0.00 2.000																					

Batter	1	2	3	4	5	6	7	8	9	AB R H RBI BB SO LOB	BOTTOM									
4 Coco Crisp, S OBP: 0.250, SLG: 0.500	G4-3		SF7		G6-3			K		3 0 0 1 0 1 1	San Francisco Giants @ Oakland Athletics Oakland Coliseum, Oakland, CA Sat May 22 2010, 1:04 PM - 3:23 PM PDT Att: 35,067 - Partly Cloudy - 53 F livebaseballscorecards.com									
10 Danic Barton, L OBP: 0.381, SLG: 0.404	F9		K		F7			P5		4 0 0 0 0 1 2										
Ryan Sweeney, L OBP: 0.349, SLG: 0.386	L7				14 F9 32 BB 1B		8 F9 2B	F9		4 0 2 0 0 0 0										
8 Kurt Suzuki, R OBP: 0.347, SLG: 0.452		14 G4-6-3 1B		1 SAFE F FF 89 S FF 90 B CU 76 X CU 74	F7		F9			3 0 1 0 0 0 2										
32 Jack Cust, L OBP: 0.428, SLG: 0.304		F9		1 SAFE B FF 89 D CH 84 F FF 91 B FF 91 X FF 91			K			2 0 0 0 1 1 2										
14 Mark Ellis, R OBP: 0.351, SLG: 0.353		G4-6-3		B CU 73 B FF 91 F FF 91 F FF 90 X FF 91	F9		F8			3 0 0 0 0 0 4										
7 Adam Rosales, R OBP: 0.336, SLG: 0.377				H FF 89 1-0	F8			2 G4-6-3 1B		2 1 1 0 0 0 2										
2 Cliff Pennington, S OBP: 0.318, SLG: 0.363			1 SAFE L FF 89 1 SAFE F FF 90 C CU 74 X CU 75	E3			K			3 0 0 0 0 1 2										
11 Raiji Davis, R OBP: 0.283, SLG: 0.313			B FF 91 1-0	SH5-4				P2		2 0 1 0 0 0 0										
Inning Stats	R: 0 E: 0 K: 0 S: 9	H: 0 LOB: 0 BB: 0 P: 14	R: 0 E: 0 K: 0 S: 6	H: 1 LOB: 0 BB: 0 P: 9	R: 1 E: 1 K: 1 S: 8	H: 0 LOB: 1 BB: 0 P: 13	R: 0 E: 0 K: 0 S: 13	H: 1 LOB: 2 BB: 1 P: 21	R: 0 E: 0 K: 1 S: 10	H: 1 LOB: 1 BB: 0 P: 17		R: 0 E: 0 K: 1 S: 9	H: 1 LOB: 0 BB: 0 P: 14	R: 0 E: 0 K: 0 S: 7	H: 1 LOB: 0 BB: 0 P: 10	R: 0 E: 0 K: 1 S: 10	H: 0 LOB: 0 BB: 0 P: 15	1B: 4 2B: 1 3B: 0 HR: 0	SF: 1 SAC: 1 DP: 2 HBP: 1	WP: 0 PB: 0 SB: 1 CS: 0
PITCHER	IP WLS BF H R ER SO BB IBB HBP BLK WP HR S P ERA WHIP																			
18 Matt Cain, R ERA: 2.88	(1, 1) 8.0 L 30 5 1 0 4 1 0 1 0 0 0 0 72 113 0.00 0.750																			

AB 30
R 0
H 3
RBI 0
BB 2
SO 7
LOB 8



AB 26
R 1
H 5
RBI 1
BB 1
SO 4
LOB 15



Batter	1	2	3	4	5	6	7	8	9	AB	R	H	RBI	BB	SO	LOB	TOP				
56 Andres Torres, S (1, 9) OBP: 0.383, SLG: 0.466										3	0	0	0	1	1	1	San Francisco Giants @ Oakland Athletics Oakland Coliseum, Oakland, CA Sun May 23 20:10, 1:07 PM - 3:48 PM PDT Att: 35,067 - Sunny - 59 F				
21 Freddy Sanchez, R (1, 4) OBP: 0.200, SLG: 0.283										4	0	0	0	0	2	2					
48 Pablo Sandoval, S (1, 5) OBP: 0.342, SLG: 0.418										4	0	1	0	0	1	1					
17 Aubrey Huff, L (1, 3) OBP: 0.360, SLG: 0.440										2	0	0	0	2	1	0					
5 Juan Uribe, R (1, 10) OBP: 0.344, SLG: 0.430										4	0	0	0	0	1	3					
33 Aaron Rowand, R (1, 8) OBP: 0.281, SLG: 0.432										3	0	0	0	0	1	1					
16 Edgar Renteria, R (1, 6) OBP: 0.363, SLG: 0.388										3	0	1	0	0	0	1					
20 John Bowker, L (1, 7) OBP: 0.272, SLG: 0.384										2	0	0	0	0	1	1					
Matt Downs, R (8, PH) OBP: 0.329, SLG: 0.375										1	0	0	0	0	1	0					
12 Nate Schierholz, L (8, 9) OBP: 0.365, SLG: 0.423										1	0	1	0	0	0	0					
22 Eli Whiteside, R (1, 2) OBP: 0.340, SLG: 0.532										2	0	0	0	0	1	1					
1 Bengie Molina, R (8, PH) OBP: 0.366, SLG: 0.378										1	0	1	0	0	0	0					
Inning Stats	R: 0 E: 0 K: 2 S: 13	H: 1 LOB: 0 BB: 0 P: 17	R: 0 E: 0 K: 2 S: 7	H: 0 LOB: 0 BB: 0 P: 12	R: 0 E: 0 K: 2 S: 13	H: 0 LOB: 2 BB: 2 P: 20	R: 0 E: 0 K: 1 S: 11	H: 0 LOB: 1 BB: 0 P: 24	R: 0 E: 0 K: 1 S: 8	H: 0 LOB: 1 BB: 0 P: 13	R: 0 E: 0 K: 1 S: 8	H: 0 LOB: 1 BB: 1 P: 11	R: 0 E: 0 K: 1 S: 7	H: 1 LOB: 1 BB: 1 P: 15	R: 0 E: 0 K: 0 S: 7	H: 0 LOB: 0 BB: 0 P: 13	1B: 3 2B: 0 3B: 0 HR: 0	SF: 0 SAC: 0 DP: 0 HBP: 0	WP: 1 PB: 0 SB: 2 CS: 1	PA: 33	
PITCHER	IP WLS BF H R ER SO BB IBB HBP BLK WP HR S P ERA WHIP	6.0 W 4 0 0 0 8 2 0 0 0 0 0 60 97 0.00 0.667	7.1 L 4 0 0 0 1 1 0 0 0 1 0 7 15 0.00 1.000	8.1 H 1 0 0 0 1 0 0 0 0 0 0 4 5 0.00 0.000	8.1 H 3 1 0 0 0 0 0 0 0 0 0 7 10 0.00 1.500	9.1 S 3 0 0 0 0 0 0 0 0 0 0 7 13 0.00 0.000															
11 Rajai Davis, R (1, 8) OBP: 0.288, SLG: 0.308										2	1	0	0	2	1	0	San Francisco Giants @ Oakland Athletics Oakland Coliseum, Oakland, CA Sun May 23 20:10, 1:07 PM - 3:48 PM PDT Att: 35,067 - Sunny - 59 F				
10 Daric Barton, L (1, 3) OBP: 0.380, SLG: 0.399									2	0	0	0	1	0	1						
8 Kurt Suzuki, R (1, 2) OBP: 0.343, SLG: 0.443									4	1	1	1	0	0	1						
5 Kevin Kouzmanoff, R (1, 5) OBP: 0.294, SLG: 0.359										3	0	2	0	1	1						
7 Adam Rosales, R (1, 7) OBP: 0.336, SLG: 0.376										3	1	1	0	0	1						
Ryan Sweeney, L (8, 9) OBP: 0.353, SLG: 0.390										1	0	1	1	0	0						
14 Mark Ellis, R (1, 4) OBP: 0.350, SLG: 0.333										2	0	0	0	1	3						
50 Jake Fox, R (1, 10) OBP: 0.283, SLG: 0.315									3	0	1	1	1	1	2						
18 Gabe Gross, L (1, 9) OBP: 0.269, SLG: 0.270									4	0	0	0	0	1	4						
2 Cliff Pennington, S (1, 6) OBP: 0.313, SLG: 0.356										3	0	0	0	0	1						
Inning Stats	R: 0 E: 0 K: 0 S: 8	H: 0 LOB: 0 BB: 0 P: 9	R: 0 E: 0 K: 1 S: 11	H: 1 LOB: 1 BB: 1 P: 17	R: 0 E: 0 K: 0 S: 10	H: 0 LOB: 1 BB: 1 P: 18	R: 0 E: 0 K: 0 S: 8	H: 0 LOB: 1 BB: 1 P: 12	R: 0 E: 0 K: 2 S: 12	H: 0 LOB: 1 BB: 1 P: 22	R: 1 E: 0 K: 0 S: 9	H: 2 LOB: 1 BB: 0 P: 13	R: 2 E: 0 K: 2 S: 14	H: 3 LOB: 3 BB: 2 P: 28	1B: 5 2B: 1 3B: 0 HR: 0	SF: 0 SAC: 2 DP: 1 HBP: 0	WP: 1 PB: 0 SB: 0 CS: 0	PA: 35			
PITCHER	IP WLS BF H R ER SO BB IBB HBP BLK WP HR S P ERA WHIP	7.0 L 28 3 2 0 0 5 0 0 0 0 0 4 5 0.00 1.143	8.1 L 3 2 0 0 0 0 0 0 0 0 0 4 5 0.00 6.000	8.1 L 1 1 1 1 0 0 0 0 0 0 0 2 4 ∞ ∞	8.1 L 3 0 0 0 2 1 0 0 0 1 0 6 13 0.00 1.500																

AB	29
R	0
H	3
RBI	0
BB	3
SO	10
LOB	11



AB	27
R	3
H	6
RBI	3
BB	6
SO	6
LOB	15



Batter	1	2	3	4	5	6	7	8	9	AB	R	H	RBI	BB	SO	LOB	TOP										
1 Nyer Morgan, L (1,8) OBP: 0.337, SLG: 0.365	L7		P5			B2-3		G4-3		4	0	0	0	0	0	2	Washington Nationals @ San Francisco Giants AT&T Park, San Francisco, CA Tue May 25 2010, 7:16 PM - 9:44 PM PDT Att: 27,981 - Cloudy - 57 F										
15 Cristian Guzman, S (1,4) OBP: 0.384, SLG: 0.425	G5-3		G6-3			F7		G1-3		4	0	0	0	0	0	2											
11 Ryan Zimmerman, R (1,5) OBP: 0.368, SLG: 0.569	G6-3			F8						4	1	1	0	0	1	0											
44 Adam Dunn, L (1,3) OBP: 0.377, SLG: 0.520		K		P5						4	1	1	0	0	2	0											
16 Josh Willingham, R (1,7) OBP: 0.421, SLG: 0.496		G5-3		F8						4	0	1	1	0	1	0											
2 Roger Bernadina, L (1,9) OBP: 0.325, SLG: 0.457					F9					2	0	0	0	0	0	2											
6 Ian Desmond, R (1,6) OBP: 0.309, SLG: 0.407					F7					2	0	1	1	0	0	0											
23 Wil Nieves, R (1,2) OBP: 0.230, SLG: 0.317					G5-3					2	0	0	0	0	1	0											
61 Livan Hernandez, R (1,1) 12 Alberto Gonzalez, R (6,PH) 39 Tyler Walker, R (6,1) 17 Sean Burnett, L (7,1) 20 Adam Kennedy, L (8,PH) 43 Miguel Batista, R (8,1) OBP: 0.333, SLG: 0.333										0	0	0	0	0	0	0											
Inning Stats	R: 0 E: 0 K: 0 S: 6	H: 0 LOB: 0 BB: 0 P: 7	R: 0 E: 0 K: 1 S: 8	H: 0 LOB: 0 BB: 0 P: 17	R: 0 E: 0 K: 0 S: 12	H: 1 LOB: 2 BB: 1 P: 20	R: 0 E: 0 K: 0 S: 7	H: 0 LOB: 0 BB: 0 P: 9	R: 0 E: 0 K: 1 S: 5	H: 0 LOB: 0 BB: 0 P: 7	R: 0 E: 0 K: 1 S: 6	H: 0 LOB: 0 BB: 0 P: 8	R: 2 E: 0 K: 0 S: 10	H: 3 LOB: 1 BB: 0 P: 17	R: 0 E: 0 K: 1 S: 9	H: 0 LOB: 0 BB: 0 P: 13	R: 0 E: 0 K: 3 S: 9	H: 0 LOB: 0 BB: 0 P: 15	1B: 4 2B: 0 3B: 0 HR: 0	SF: 1 SAC: 1 DP: 0 HBP: 1	WP: 0 PB: 0 SB: 0 CS: 0	PA: 33					
PITCHER	IP	WLS	BF	H	R	ER	SO	BB	IBB	HBP	BLK	WP	HR	S	P	ERA	WHIP										
37 Todd Wellemeyer, R (1,1) ERA: 5.36	6.0	W	23	4	2	2	2	1	0	1	0	0	0	48	73	3.00	0.833										
54 Sergio Romo, R (7,1) ERA: 3.32	1.0	H	3	0	0	0	0	0	0	0	0	0	0	6	12	0.00	0.000										
59 Guillermo Mota, R (8,1) ERA: 1.2	1.0	H	3	0	0	0	1	0	0	0	0	0	0	9	13	0.00	0.000										
38 Brian Wilson, R (9,1) ERA: 2.6	1.0	S	3	0	0	0	3	0	0	0	0	0	0	9	15	0.00	0.000										

Batter	1	2	3	4	5	6	7	8	9	AB	R	H	RBI	BB	SO	LOB	BOTTOM										
56 Andres Torres, S (1,9) OBP: 0.395, SLG: 0.486	G6-3		K							4	1	3	0	0	1	0	Washington Nationals @ San Francisco Giants AT&T Park, San Francisco, CA Tue May 25 2010, 7:16 PM - 9:44 PM PDT Att: 27,981 - Cloudy - 57 F										
16 Edgar Renteria, R (1,6) OBP: 0.372, SLG: 0.395	G1-3									3	1	2	1	0	0	1											
35 Travis Ishikawa, L (8,3) OBP: 0.318, SLG: 0.474										0	0	0	0	0	0	0											
21 Freddy Sanchez, R (1,4) OBP: 0.217, SLG: 0.318	G6-3									3	1	1	2	0	1	3											
48 Pablo Sandoval, S (1,3) OBP: 0.346, SLG: 0.422	F7									3	0	1	1	1	0	2											
17 Aubrey Huff, L (1,7) OBP: 0.358, SLG: 0.431										3	0	0	0	1	1	4											
59 Guillermo Mota, R (8,1) 38 Brian Wilson, R (9,1)										0	0	0	0	0	0	0											
5 Juan Uribe, R (1,5) OBP: 0.335, SLG: 0.417										4	0	0	0	0	2	2											
1 Bengie Molina, R (1,2) OBP: 0.355, SLG: 0.366	G4-3									4	0	0	0	0	0	0											
33 Aaron Rowand, R (1,8) OBP: 0.273, SLG: 0.419										4	0	0	0	0	1	0											
37 Todd Wellemeyer, R (1,1) OBP: 0.133, SLG: 0.133										2	1	1	0	0	0	0											
54 Sergio Romo, R (7,1) 20 John Bowker, L (7,PH) OBP: 0.280, SLG: 0.392										0	0	0	0	0	0	0											
Inning Stats	R: 0 E: 0 K: 0 S: 9	H: 1 LOB: 1 BB: 0 P: 13	R: 0 E: 0 K: 2 S: 7	H: 0 LOB: 0 BB: 0 P: 12	R: 0 E: 0 K: 1 S: 10	H: 0 LOB: 0 BB: 0 P: 11	R: 0 E: 0 K: 1 S: 10	H: 1 LOB: 2 BB: 1 P: 19	R: 4 E: 0 K: 0 S: 13	H: 5 LOB: 1 BB: 0 P: 20	R: 0 E: 0 K: 1 S: 8	H: 0 LOB: 0 BB: 0 P: 13	R: 0 E: 0 K: 1 S: 19	H: 2 LOB: 3 BB: 1 P: 27	R: 0 E: 0 K: 0 S: 5	H: 0 LOB: 0 BB: 0 P: 7	1B: 6 2B: 3 3B: 0 HR: 0	SF: 0 SAC: 2 DP: 0 HBP: 0	WP: 0 PB: 0 SB: 0 CS: 0	PA: 35							
PITCHER	IP	WLS	BF	H	R	ER	SO	BB	IBB	HBP	BLK	WP	HR	S	P	ERA	WHIP										
61 Livan Hernandez, R (1,1) ERA: 2.08	5.0	L	23	7	4	4	4	1	0	0	0	0	0	25	37	0.00	1.200										
39 Tyler Walker, R (6,1) ERA: 4.56	1.2		8	2	0	0	2	0	1	0	0	0	0	2	3	0.00	0.000										
17 Sean Burnett, L (7,1) ERA: 2.45	0.1		1	0	0	0	0	0	0	0	0	0	0	2	3	0.00	0.000										
43 Miguel Batista, R (8,1) ERA: 4.6	1.0		3	0	0	0	0	0	0	0	0	0	0	5	7	0.00	0.000										

Batter	1	2	3	4	5	6	7	8	9	AB	R	H	RBI	BB	SO	LOB	TOP										
30 Justin Maxwell, R OBP: 0.395, SLG: 0.276	P3	E5		FC4-6			44 2B 16 SF8 BB		K	3	1	0	0	2	1	1	Washington Nationals @ San Francisco Giants AT&T Park, San Francisco, CA Thu May 27 2010, 12:46 PM - 3:29 PM PDT Att: 28,251 - Rain - 60 F										
15 Cristian Guzman, S OBP: 0.354, SLG: 0.413 1 Nyer Morgan, L OBP: 0.332, SLG: 0.358	F7	G4-3		FC4-6			F8		G3	4	0	0	0	0	0	5											
44 Adam Dunn, L OBP: 0.378, SLG: 0.553	HR								K	5	1	2	1	0	2	0											
11 Ryan Zimmerman, R OBP: 0.373, SLG: 0.552	K									2	0	1	0	2	1	0											
16 Josh Willingham, R OBP: 0.435, SLG: 0.535		HR		P3						3	1	2	2	0	0	1											
6 Ian Desmond, R OBP: 0.306, SLG: 0.399		G5-3		FC6-4						4	0	0	0	0	1	5											
12 Alberto Gonzalez, R OBP: 0.391, SLG: 0.405 20 Adam Kennedy, L OBP: 0.338, SLG: 0.367		SH1-4					F8		G4-6-3	3	1	2	0	0	0	0											
25 Carlos Maldonado, R OBP: 0.275, SLG: 0.380 45 Doug Slaten, L							G6-3		G4-6-3	2	0	0	0	1	1	1											
35 Craig Stammen, R OBP: 0.333, SLG: 0.444 17 Sean Burnett, L 39 Tyler Walker, R 2 Roger Bernadina, L 23 Wil Nieves, R		SH1-4		SH2-4			G4-3		F8	1	0	0	0	0	0	0											
Inning Stats	R: 1 E: 0 K: 1 S: 9	H: 1 LOB: 0 BB: 0 P: 13	R: 2 E: 1 K: 0 S: 15	H: 2 LOB: 2 BB: 1 P: 26	R: 0 E: 0 K: 1 S: 8	H: 0 LOB: 1 BB: 1 P: 15	R: 0 E: 0 K: 1 S: 8	H: 1 LOB: 2 BB: 1 P: 13	R: 0 E: 0 K: 0 S: 6	H: 2 LOB: 0 BB: 0 P: 9	R: 0 E: 0 K: 0 S: 8	H: 0 LOB: 0 BB: 0 P: 11	R: 1 E: 0 K: 1 S: 14	H: 1 LOB: 2 BB: 2 P: 25	R: 0 E: 0 K: 0 S: 10	H: 1 LOB: 0 BB: 0 P: 17		R: 0 E: 0 K: 2 S: 9	H: 0 LOB: 0 BB: 0 P: 15	1B: 4 2B: 2 3B: 0 HR: 2	SF: 1 SAC: 2 DP: 2 HBP: 0	WP: 0 PB: 0 SB: 1 CS: 0	PA: 39				
PITCHER	IP	WLS	BF	H	R	ER	SO	BB	IBB	HBP	BLK	WP	HR	S	P	ERA	WHIP										
75 Barry Zito, L ERA: 2.94	6.1		31	7	4	3	3	4	1	0	0	0	2	60	102	4.26	1.737										
46 Santiago Casilla, R ERA: 1.13	0.2	W	2	0	0	0	1	0	0	0	0	0	0	8	10	0.00	0.000										
59 Guillermo Mota, R ERA: 1.13	1.0	H	3	1	0	0	0	0	0	0	0	0	0	10	17	0.00	1.000										
38 Brian Wilson, R ERA: 2.45	1.0	S	3	0	0	0	2	0	0	0	0	0	0	9	15	0.00	0.000										

AB 31
R 4
H 8
RBI 3
BB 5
SO 6
LOB 14



Batter	1	2	3	4	5	6	7	8	9	AB	R	H	RBI	BB	SO	LOB	BOTTOM										
56 Andres Torres, S OBP: 0.386, SLG: 0.496	G4-3		G4-3				L7			4	1	1	0	0	0	1	Washington Nationals @ San Francisco Giants AT&T Park, San Francisco, CA Thu May 27 2010, 12:46 PM - 3:29 PM PDT Att: 28,251 - Rain - 60 F										
21 Freddy Sanchez, R OBP: 0.290, SLG: 0.321	17 1B 5 1B									2	1	2	2	2	0	0											
48 Pablo Sandoval, S OBP: 0.337, SLG: 0.414	L7		G4-6-3				G3			4	0	0	0	0	1	5											
17 Aubrey Huff, L OBP: 0.361, SLG: 0.450	5 1B									4	1	3	1	0	0	0											
5 Juan Uribe, R OBP: 0.343, SLG: 0.442	33 FC5-4									4	0	2	1	0	0	1											
33 Aaron Rowand, R OBP: 0.272, SLG: 0.417	FC5-4									4	0	0	0	0	0	4											
20 John Bowker, L ERA: 3.68 59 Guillermo Mota, R		G3								3	1	0	0	0	0	0											
29 Ryan Rohlinger, R OBP: 0.333, SLG: 0.200 38 Brian Wilson, R										0	0	0	0	0	0	0											
22 Eli Whiteside, R OBP: 0.327, SLG: 0.510 1 Bengie Molina, R OBP: 0.347, SLG: 0.364		P6								2	0	0	0	0	0	0											
75 Barry Zito, L OBP: 0.167, SLG: 0.118 46 Santiago Casilla, R 12 Nate Schierholtz, L OBP: 0.370, SLG: 0.421		G1-3								1	0	0	0	1	0	0											
Inning Stats	R: 1 E: 0 K: 0 S: 10	H: 3 LOB: 2 BB: 0 P: 15	R: 0 E: 0 K: 0 S: 7	H: 0 LOB: 0 BB: 0 P: 13	R: 0 E: 0 K: 0 S: 4	H: 0 LOB: 0 BB: 1 P: 9	R: 1 E: 0 K: 0 S: 9	H: 2 LOB: 0 BB: 0 P: 13	R: 0 E: 0 K: 0 S: 11	H: 0 LOB: 2 BB: 2 P: 20	R: 0 E: 0 K: 0 S: 5	H: 0 LOB: 0 BB: 0 P: 10	R: 3 E: 1 K: 1 S: 13	H: 3 LOB: 0 BB: 0 P: 20	R: 0 E: 0 K: 0 S: 10	H: 1 LOB: 2 BB: 1 P: 17	R: 0 E: 0 K: 1 S: 9	H: 0 LOB: 0 BB: 0 P: 15	1B: 7 2B: 1 3B: 0 HR: 1	SF: 0 SAC: 0 DP: 2 HBP: 0	WP: 1 PB: 1 SB: 0 CS: 1	PA: 35					
PITCHER	IP	WLS	BF	H	R	ER	SO	BB	IBB	HBP	BLK	WP	HR	S	P	ERA	WHIP										
35 Craig Stammen, R ERA: 5.6	6.1		26	5	3	3	0	3	0	0	0	0	0	5	6												
17 Sean Burnett, L ERA: 3.68	0.0	L	2	2	0	0	0	0	0	0	0	0	0	5	6												
39 Tyler Walker, R ERA: 4.44	0.2	B	2	1	2	1	1	0	0	0	0	0	0	4	9	13.50	1.500										
45 Doug Slaten, L ERA: 1.17	1.0		5	1	0	0	0	1	0	0	0	1	0	10	17	0.00	2.000										

AB 31
R 5
H 9
RBI 5
BB 4
SO 1
LOB 14



Batter	1	2	3	4	5	6	7	8	9	AB	R	H	RBI	BB	SO	LOB	TOP					
2 Kelly Johnson, L (1,4) OBP: 0.359, SLG: 0.554	G4-3		F7			F7			G4-3	4	0	0	0	0	0	0	Arizona Diamondbacks @ San Francisco Giants AT&T Park, San Francisco, CA Fri May 28 2010, 7:17 PM - 9:34 PM PDT Att: 31,495 - Clear - 62 F					
34 Conor Jackson, R (1,7) OBP: 0.317, SLG: 0.309	F8			G6-3		K			G4-3	4	0	0	0	0	1	0						
6 Stephen Drew, L (1,6) OBP: 0.367, SLG: 0.491	G4-3			P6					F8	3	0	0	0	0	0	0						
10 Justin Upton, R (1,9) OBP: 0.320, SLG: 0.430		G5-3			K				K	3	0	0	0	0	2	0						
25 Adam LaRoche, L (1,3) OBP: 0.361, SLG: 0.503		G1-3			K				K	3	0	0	0	0	2	0						
27 Mark Reynolds, R (1,5) OBP: 0.343, SLG: 0.506									K	2	0	1	0	0	1	0						
24 Chris Young, R (1,8) OBP: 0.351, SLG: 0.469									P4	3	0	0	0	0	0	2						
28 John Hester, R (1,2) OBP: 0.256, SLG: 0.256									F8	2	0	0	0	0	1	1						
8 Gerardo Parra, L (8,PH) OBP: 0.281, SLG: 0.341										1	0	0	0	0	0	0						
19 Chris Snyder, R (8,2) OBP: 0.357, SLG: 0.417										0	0	0	0	0	0	0						
36 Edwin Jackson, R (1,1) OBP: 0.174, SLG: 0.273										2	0	0	0	0	2	0						
50 Chad Qualls, R (8,1) OBP: 0.375, SLG: 0.405									F9	1	0	0	0	0	0	0						
4 Rusty Ryal, R (9,PH) OBP: 0.375, SLG: 0.405										1	0	0	0	0	0	0						
Inning Stats	R: 0 H: 0 E: 0 K: 0 S: 15	H: 0 LOB: 0 BB: 0 P: 19	R: 0 H: 1 E: 0 K: 0 S: 7	H: 1 LOB: 1 BB: 0 P: 10	R: 0 H: 0 E: 0 K: 2 S: 7	H: 0 LOB: 0 BB: 0 P: 12	R: 0 H: 0 E: 0 K: 1 S: 6	H: 0 LOB: 0 BB: 0 P: 10	R: 0 H: 0 E: 0 K: 2 S: 9	H: 0 LOB: 0 BB: 0 P: 11	R: 0 H: 0 E: 0 K: 2 S: 9	H: 0 LOB: 0 BB: 0 P: 14	R: 0 H: 0 E: 0 K: 2 S: 8	H: 0 LOB: 0 BB: 0 P: 10	R: 0 H: 0 E: 0 K: 1 S: 10	H: 0 LOB: 0 BB: 0 P: 14	R: 0 H: 0 E: 0 K: 0 S: 15	H: 0 LOB: 0 BB: 0 P: 22	1B: 0 2B: 2 3B: 0 HR: 0	SF: 0 SAC: 0 DP: 0 HBP: 1	WP: 0 PB: 0 SB: 0 CS: 0	PA: 29
PITCHER 18 Matt Cain, R (1,1) ERA: 2.5	IP: 9.0 WLS: W BF: 29 H: 1 R: 0 ER: 0 SO: 9 BB: 0 IBB: 0 HBP: 1 BLK: 0 WP: 0 HR: 0 S: 83 P: 122 ERA: 0.00 WHIP: 0.111															PITCHER						

Batter	1	2	3	4	5	6	7	8	9	AB	R	H	RBI	BB	SO	LOB	BOTTOM				
56 Andres Torres, S (1,7) OBP: 0.390, SLG: 0.500	2B		F8		FC3-6					3	2	1	0	1	0	2	Arizona Diamondbacks @ San Francisco Giants AT&T Park, San Francisco, CA Fri May 28 2010, 7:17 PM - 9:34 PM PDT Att: 31,495 - Clear - 62 F				
21 Freddy Sanchez, R (1,4) OBP: 0.343, SLG: 0.387	1B				BB					3	0	2	1	1	0	1					
48 Pablo Sandoval, S (1,5) OBP: 0.340, SLG: 0.435	K		SF7							3	1	2	3	0	1	1					
17 Aubrey Huff, L (1,3) OBP: 0.369, SLG: 0.451	BB									2	1	1	0	2	1	1					
5 Juan Uribe, R (1,6) OBP: 0.341, SLG: 0.444	G5-3				K					4	0	1	0	0	1	5					
1 Bengie Molina, R (1,2) OBP: 0.336, SLG: 0.353	G5-3				K					4	0	0	0	0	1	2					
33 Aaron Rowand, R (1,8) OBP: 0.265, SLG: 0.408	F9				K					3	0	0	1	0	1	0					
12 Nate Schierholtz, L (1,9) OBP: 0.366, SLG: 0.409	G6-3				K					3	0	0	0	1	1	0					
18 Matt Cain, R (1,1) OBP: 0.111, SLG: 0.059					FC3-6					3	1	0	0	1	2	3					
Inning Stats	R: 1 H: 2 E: 0 K: 1 S: 11	H: 2 LOB: 1 BB: 1 P: 18	R: 0 H: 0 E: 0 K: 0 S: 6	H: 0 LOB: 0 BB: 0 P: 10	R: 1 H: 1 E: 0 K: 1 S: 10	H: 1 LOB: 1 BB: 1 P: 17	R: 0 H: 0 E: 0 K: 2 S: 8	H: 0 LOB: 0 BB: 0 P: 11	R: 1 H: 1 E: 0 K: 2 S: 13	H: 1 LOB: 3 BB: 2 P: 25	R: 0 H: 0 E: 0 K: 0 S: 6	H: 0 LOB: 0 BB: 0 P: 11	R: 0 H: 0 E: 0 K: 1 S: 4	H: 0 LOB: 0 BB: 1 P: 10	R: 2 H: 3 E: 0 K: 1 S: 14	H: 3 LOB: 2 BB: 1 P: 21		1B: 3 2B: 4 3B: 0 HR: 1	SF: 2 SAC: 0 DP: 2 HBP: 0	WP: 3 PB: 0 SB: 1 CS: 0	PA: 36
PITCHER 36 Edwin Jackson, R (1,1) ERA: 6.03 50 Chad Qualls, R (8,1) ERA: 7.02	IP: 7.0 WLS: L BF: 29 H: 4 R: 3 ER: 3 SO: 7 BB: 5 IBB: 0 HBP: 0 BLK: 0 WP: 3 HR: 0 S: 58 P: 102 ERA: 3.86 WHIP: 1.286															PITCHER					



Batter	1	2	3	4	5	6	7	8	9	10	AB	R	H	RBI	BB	SO	LOB	TOP								
2 Kelly Johnson, L OBP: 0.373, SLG: 0.563	(1,4) B SI 88 4-0 B FF 88 B SI 88 B FF 88		B CU 77 1-0 X SI 89			X CH 82 0-0		B CU 79 2-2 B FF 95 C FF 95 F SI 95 X CU 79	1 SAFE 0-0 X CH 83		4	2	4	0	1	0	0									
10 Justin Upton, R OBP: 0.321, SLG: 0.425	(1,9) B FF 89 2-3 C FF 89 F FF 89 B SL 83 S SL 83		1 SAFE 0-0 X FF 90	F8		C FF 90 3-2 C FF 91 F FF 91 B SI 91 B SI 94 B SI 94 X FF 91	F9	B CU 79 4-0 B FF 94 B SI 94 B SI 96	B SI 93 2-1 C SL 84 X SL 96		4	1	1	1	1	1	2									
6 Stephen Drew, L OBP: 0.362, SLG: 0.475	(1,6) D CU 76 1-1 F FF 89 X FF 89		1 SAFE 1-2 1 SAFE FF 91 1 SAFE FF 91 F FF 91 X CU 78	F8		B FF 91 4-0 B FF 82 B CH 82 F FF 90		X FF 96 0-0	1 X SI 94 0-0		3	0	0	0	1	0	3									
27 Mark Reynolds, R OBP: 0.333, SLG: 0.483	(1,5) X SI 91 0-0		B SL 82 3-1 F SL 83 B FF 91 B FF 91	CS		B FF 90 2-3 C FF 91 F FF 91 B SI 94 1 SAFE SL 84	K	B SI 94 4-0 B SI 87 B SI 85 B SI 85			4	0	0	0	1	3	2									
25 Adam LaRoche, L OBP: 0.367, SLG: 0.500	(1,3) X FF 87 0-0		1 SAFE 0-1 X CH 81	G3		L CH 77 4-1 B CH 79 B CU 77 B FF 90 B CH 83		B CU 78 4-0 D FF 95 B FF 95			3	1	1	1	2	1	0									
24 Chris Young, R OBP: 0.340, SLG: 0.451	(1,8) C FF 90 0-2 F SI 90 F SI 93		C SL 82 1-3 B SL 83 F FF 91 F FF 91 S SL 85	K		S FF 90 0-2 S FF 90 X FF 98	F7	D SI 94 3-2 D SI 87 B SI 94 F SI 94 F SI 94 X SI 94	1-2 2-3 3H		4	0	0	1	0	2	2									
8 Gerardo Parra, L OBP: 0.277, SLG: 0.333	(1,7) C FF 90 0-3 C SI 91 F FF 91		B CH 80 1-1 C FF 90 X CH 82	G4-3		S FF 90 0-1 X FF 90		B SI 93 3-1 S CH 85 X CH 85			4	0	1	0	0	1	3									
19 Chris Snyder, R OBP: 0.365, SLG: 0.438	(1,2) C SL 83 1-2 B SL 83 X FF 92		C FF 90 2-1 B SL 83 F FF 91	F8		1 SAFE 0-0 X FF 90		C SL 84 1-1 X SI 94			4	1	2	2	0	0	0									
31 Ian Kennedy, R OBP: 0.336, SLG: 0.485	(1,11) B FF 87 2-3 B FF 90 F FF 89 C FF 89 C FF 83		B FF 87 0-1 X SL 82	F8		B SI 96 1-3 B SI 96 C SI 97 S FF 94	K	C SL 84 0-1 X SI 93			2	0	0	0	0	1	0									
4 Rusby Spivey, L OBP: 0.328, SLG: 0.445	(7,9)										0	0	0	0	0	1	2									
22 Aaron Heilman, R ERA: 4.08	(7,1)										0	0	0	0	0	0	0									
14 Ryan Roberts, R OBP: 0.303, SLG: 0.333	(8,9)										1	0	1	0	0	0	0									
50 Chad Qualls, R ERA: 7.64	(9,1)										0	0	0	0	0	0	0									
49 Carlos Rosa, R ERA: 4.76	(10,1)										0	0	0	0	0	0	0									
Inning Stats	R: 0 E: 0 K: 1 S: 7	H: 0 LOB: 1 BB: 1 P: 14	R: 2 E: 0 K: 3 S: 14	H: 2 LOB: 0 BB: 0 P: 17	R: 0 E: 0 K: 0 S: 7	H: 1 LOB: 0 BB: 0 P: 12	R: 0 E: 0 K: 2 S: 9	H: 0 LOB: 0 BB: 0 P: 13	R: 0 E: 0 K: 0 S: 6	H: 1 LOB: 1 BB: 1 P: 9	R: 0 E: 0 K: 1 S: 9	H: 2 LOB: 2 BB: 3 P: 18	R: 0 E: 0 K: 1 S: 10	H: 1 LOB: 1 BB: 1 P: 15	R: 2 E: 1 K: 0 S: 10	H: 1 LOB: 2 BB: 3 P: 28	R: 1 E: 0 K: 0 S: 8	H: 3 LOB: 0 BB: 0 P: 11	R: 0 E: 0 K: 2 S: 9	H: 0 LOB: 0 BB: 0 P: 12	1B: 8 2B: 1 3B: 0 HR: 1	SF: 1 SAC: 1 DP: 0 HBP: 0	WP: 0 PB: 0 SB: 1 CS: 1	PA: 43		
PITCHER	IP WLS BF H R ER SO BB IBB HBP BLK WP HR S P ERA WHIP	IP WLS BF H R ER SO BB IBB HBP BLK WP HR S P ERA WHIP	IP WLS BF H R ER SO BB IBB HBP BLK WP HR S P ERA WHIP	IP WLS BF H R ER SO BB IBB HBP BLK WP HR S P ERA WHIP	IP WLS BF H R ER SO BB IBB HBP BLK WP HR S P ERA WHIP	IP WLS BF H R ER SO BB IBB HBP BLK WP HR S P ERA WHIP	IP WLS BF H R ER SO BB IBB HBP BLK WP HR S P ERA WHIP	IP WLS BF H R ER SO BB IBB HBP BLK WP HR S P ERA WHIP	IP WLS BF H R ER SO BB IBB HBP BLK WP HR S P ERA WHIP	IP WLS BF H R ER SO BB IBB HBP BLK WP HR S P ERA WHIP	IP WLS BF H R ER SO BB IBB HBP BLK WP HR S P ERA WHIP	IP WLS BF H R ER SO BB IBB HBP BLK WP HR S P ERA WHIP	IP WLS BF H R ER SO BB IBB HBP BLK WP HR S P ERA WHIP	IP WLS BF H R ER SO BB IBB HBP BLK WP HR S P ERA WHIP	IP WLS BF H R ER SO BB IBB HBP BLK WP HR S P ERA WHIP	IP WLS BF H R ER SO BB IBB HBP BLK WP HR S P ERA WHIP	IP WLS BF H R ER SO BB IBB HBP BLK WP HR S P ERA WHIP	IP WLS BF H R ER SO BB IBB HBP BLK WP HR S P ERA WHIP	IP WLS BF H R ER SO BB IBB HBP BLK WP HR S P ERA WHIP	IP WLS BF H R ER SO BB IBB HBP BLK WP HR S P ERA WHIP	IP WLS BF H R ER SO BB IBB HBP BLK WP HR S P ERA WHIP	IP WLS BF H R ER SO BB IBB HBP BLK WP HR S P ERA WHIP	IP WLS BF H R ER SO BB IBB HBP BLK WP HR S P ERA WHIP	IP WLS BF H R ER SO BB IBB HBP BLK WP HR S P ERA WHIP	IP WLS BF H R ER SO BB IBB HBP BLK WP HR S P ERA WHIP	IP WLS BF H R ER SO BB IBB HBP BLK WP HR S P ERA WHIP

Arizona Diamondbacks @ San Francisco Giants
 AT&T Park, San Francisco, CA
 Sun May 30 2010, 1:07 PM - 4:39 PM PDT
 Att. 41,394 - Sunny - 70 F

AB	34
R	5
H	10
RBI	5
BB	6
SO	10
LOB	14



Batter	1	2	3	4	5	6	7	8	9	10	AB	R	H	RBI	BB	SO	LOB	BOTTOM									
56 Andres Torres, S OBP: 0.401, SLG: 0.496	(1,8) C FF 88 2-2 B SI 88 B SI 88 X CH 79	X FF 88 0-0				C SI 89 0-1 X SI 89		F CH 81 0-2 S CH 82 X CH 81	B SI 93 1-1 X SL 87		6	2	4	1	0	0	0										
21 Freddy Sanchez, R OBP: 0.422, SLG: 0.405	(1,4) C SI 87 4-2 1 SAFE D CH 79 B SI 89 B FF 90		B KC 76 2-1 B FF 86 X SI 87	G6-4-3		B SI 89 1-2 C CH 79 C FF 87 X CH 79	F8	B CH 81 4-2 C SI 90 C FF 87 S CH 82 B SI 91 D CH 80	B SI 93 1-1 1 SAFE B SI 93 1 SAFE X SI 93		3	1	2	1	2	0	0										
48 Pablo Sandoval, S OBP: 0.338, SLG: 0.433	(1,5) B FF 86 2-3 F SI 88 S SL 86 S FF 90		F SI 87 0-1 X SL 84	P6		F FF 88 1-3 S FF 89 B SI 91	K	C SI 82 2-3 D CH 82 B SI 92 F SI 91	B SI 94 0-1 X SI 94		5	0	0	1	0	3	6										
17 Aubrey Huff, L OBP: 0.378, SLG: 0.473	(1,7) D KC 77 4-0 B SI 89 B CH 79 B CH 79		C SI 88 3-1 B SI 89 D CH 81 X SI 88	G6-4-3		X FF 86 0-0	F7	B SI 93 3-2 F CU 83 B CH 82 B SI 90 X SI 90	B SI 93 1-0 X SI 93		4	1	2	1	1	0	1										
1 Bengie Molina, R OBP: 0.315, SLG: 0.343	(1,2) B SI 89 1-0 X FF 89		C SI 86 0-1 X CH 78	G6-3		C FF 87 0-1 X FF 89	F9	B SI 92 1-3 F SI 91 S CH 80	F SI 94 1-2 1 SAFE F SI 89 X SI 89		4	0	0	1	0	1	2										
38 Brian Wilson, R ERA: 3.38	(10,1)										0	0	0	0	0	0	0										
28 Buster Posey, R OBP: 0.667, SLG: 0.889	(1,3) C KC 76 1-1 D KC 77 X SI 90		B KC 76 2-2 B KC 76 F FF 88 X CH 78			C FF 88 1-1 B KC 76 X KC 76		C SI 90 0-1 X CU 83			5	0	3	1	0	0	0										
12 Nate Schierholtz, L OBP: 0.357, SLG: 0.391	(1,9) C FF 89 2-2 F KC 76 B SI 89 X CH 80		B KC 76 4-1 F KC 76 C FF 89 B SI 89			B FF 89 1-0 X CH 79	G4-3	C CH 82 0-2 F CH 80 X CH 76			4	0	0	0	1	1	3										
29 Ryan Rohlinger, R OBP: 0.313, SLG: 0.214	(1,6) B SI 88 2-3 B SI 88 F FF 89 F FF 89		C SI 89 2-3 D KC 77 B SI 89 B SI 90	K		C SI 89 0-2 X SI 92		B SI 94 1-1 B SI 94 F SI 91 S CH 80	B SI 88 1-1 B CH 86 B CH 86 F SI 94 F SI 94 X SI 88		3	0	1	0	0	2	2										
5 Juan Uribe, R OBP: 0.358, SLG: 0.474	(8,6)										2	1	1	0	0	0	0										
37 Todd Wellemeyer, R ERA: 5.03	(1,1)										2	0	0	0	0	2	2										
46 Santiago Casilla, R ERA: 3.38	(7,1)										0	0	0	0	0	0	0										
18 Matt Cain, R ERA: 3.38	(7,9)										0	0	0	0	0	0	0										
41 Jeremy Affeldt, L ERA: 4.08	(8,1)										0	0	0	0	0	0	0										
59 Guillermo Mota, R ERA: 1.53	(8,1)										0	0	0	0	0	0	0										
35 Travis Ishikawa, L OBP: 0.328, SLG: 0.345	(10,2)										1	1	1	0	0	0	0										
Inning Stats	R: 2 E: 0 K: 1 S: 15	H: 2 LOB: 2 BB: 2 P: 31	R: 0 E: 0 K: 2 S: 8	H: 0 LOB: 0 BB: 0 P: 12	R: 0 E: 0 K: 0 S: 6	H: 1 LOB: 1 BB: 0 P: 11	R: 0 E: 0 K: 2 S: 12	H: 1 LOB: 2 BB: 1 P: 21	R: 0 E: 0 K: 1 S: 9	H: 0 LOB: 0 BB: 0 P: 11	R: 0 E: 0 K: 1 S: 6	H: 1 LOB: 1 BB: 1 P: 8	R: 0 E: 0 K: 1 S: 15	H: 2 LOB: 2 BB: 1 P: 22	R: 1 E: 0 K: 1 S: 12	H: 1 LOB: 0 BB: 0 P: 16	R: 2 E: 0 K: 0 S: 16	H: 4 LOB: 2 BB: 0 P: 21	R: 1 E: 0 K: 1 S: 15	H: 3 LOB: 3 BB: 0 P: 23	1B: 11 2B: 3 3B: 0 HR: 1	SF: 1 SAC: 1 DP: 0 HBP: 0	WP: 1 PB: 0 SB: 0 CS: 0	PA: 46			
PITCHER	IP WLS BF H R ER SO BB IBB HBP BLK WP HR S P ERA WHIP	IP WLS BF H R ER SO BB IBB HBP BLK WP HR S P ERA WHIP	IP WLS BF H R ER SO BB IBB HBP BLK WP HR S P ERA WHIP	IP WLS BF H R ER SO BB IBB HBP BLK WP HR S P ERA WHIP	IP WLS BF H R ER SO BB IBB HBP BLK WP HR S P ERA WHIP	IP WLS BF H R ER SO BB IBB HBP BLK WP HR S P ERA WHIP	IP WLS BF H R ER SO BB IBB HBP BLK WP HR S P ERA WHIP	IP WLS BF H R ER SO BB IBB HBP BLK WP HR S P ERA WHIP	IP WLS BF H R ER SO BB IBB HBP BLK WP HR S P ERA WHIP	IP WLS BF H R ER SO BB IBB HBP BLK WP HR S P ERA WHIP	IP WLS BF H R ER SO BB IBB HBP BLK WP HR S P ERA WHIP	IP WLS BF H R ER SO BB IBB HBP BLK WP HR S P ERA WHIP	IP WLS BF H R ER SO BB IBB HBP BLK WP HR S P ERA WHIP	IP WLS BF H R ER SO BB IBB HBP BLK WP HR S P ERA WHIP	IP WLS BF H R ER SO BB IBB HBP BLK WP HR S P ERA WHIP	IP WLS BF H R ER SO BB IBB HBP BLK WP HR S P ERA WHIP	IP WLS BF H R ER SO BB IBB HBP BLK WP HR S P ERA WHIP	IP WLS BF H R ER SO BB IBB HBP BLK WP HR S P ERA WHIP	IP WLS BF H R ER SO BB IBB HBP BLK WP HR S P ERA WHIP	IP WLS BF H R ER SO BB IBB HBP BLK WP HR S P ERA WHIP	IP WLS BF H R ER SO BB IBB HBP BLK WP HR S P ERA WHIP	IP WLS BF H R ER SO BB IBB HBP BLK WP HR S P ERA WHIP	IP WLS BF H R ER SO BB IBB HBP BLK WP HR S P ERA WHIP	IP WLS BF H R ER SO BB IBB HBP BLK WP HR S P ERA WHIP	IP WLS BF H R ER SO BB IBB HBP BLK WP HR S P ERA WHIP	IP WLS BF H R ER SO BB IBB HBP BLK WP HR S P ERA WHIP	IP WLS BF H R ER SO BB IBB HBP BLK WP HR S P ERA WHIP

Arizona Diamondbacks @ San Francisco Giants
 AT&T Park, San Francisco, CA
 Sun May 30 2010, 1:07 PM - 4:39 PM PDT
 Att. 41,394 - Sunny - 70 F

AB	40
R	6
H	15
RBI	6
BB	4
SO	9
LOB	16



Batter	1	2	3	4	5	6	7	8	9	AB	R	H	RBI	BB	SO	LOB	TOP				
5 Carlos González, L (1.8) OBP: 0.342, SLG: 0.500	F7		G4-3		G4-3				K2-3	4	0	0	0	1	1	0	Colorado Rockies @ San Francisco Giants AT&T Park, San Francisco, CA Mon May 31 2010, 1:08 PM - 3:45 PM PDT Att: 42,645 - Cloudy - 66 F				
7 Seth Smith, L (1.7) OBP: 0.333, SLG: 0.548	G1-3		K						G4-3	5	1	1	0	0	1	1					
17 Todd Helton, L (1.3) OBP: 0.376, SLG: 0.329	G3-1		K						P6	5	0	1	1	0	1	0					
2 Troy Tulowitzki, R (1.6) OBP: 0.386, SLG: 0.489										3	1	1	0	1	0	1					
11 Brad Hawpe, L (1.9) OBP: 0.385, SLG: 0.536										2	0	1	0	2	0	0					
21 Miguel Olivo, R (1.2) OBP: 0.370, SLG: 0.562										3	0	0	0	0	2	4					
9 Ian Stewart, L (1.5) OBP: 0.354, SLG: 0.446										2	2	1	0	2	0	2					
12 Clint Barnes, R (1.4) OBP: 0.265, SLG: 0.351										4	0	1	2	0	1	5					
38 Ubaldo Jiménez, R (1.1) OBP: 0.097, SLG: 0.097										4	0	0	0	0	1	6					
Inning Stats	R: 0 E: 0 K: 0 S: 8	H: 0 LOB: 0 BB: 0 P: 11	R: 2 E: 0 K: 1 S: 19	H: 1 LOB: 1 BB: 2 P: 32	R: 0 E: 0 K: 2 S: 10	H: 0 LOB: 0 BB: 0 P: 14	R: 0 E: 0 K: 0 S: 10	H: 2 LOB: 3 BB: 1 P: 21	R: 1 E: 0 K: 0 S: 14	H: 2 LOB: 2 BB: 1 P: 24	R: 0 E: 0 K: 0 S: 5	H: 0 LOB: 0 BB: 0 P: 10	R: 0 E: 0 K: 3 S: 9	H: 0 LOB: 1 BB: 1 P: 14	R: 0 E: 0 K: 1 S: 9	H: 0 LOB: 0 BB: 0 P: 14	1B: 5 2B: 1 3B: 0 HR: 0	SF: 0 SAC: 1 DP: 0 HBP: 0	WP: 0 PB: 0 SB: 2 CS: 0	PA: 39	
PITCHER	IP WLS BF H R ER SO BB IBB HBP BLK WP HR S P ERA WHIP	IP WLS BF H R ER SO BB IBB HBP BLK WP HR S P ERA WHIP	IP WLS BF H R ER SO BB IBB HBP BLK WP HR S P ERA WHIP	IP WLS BF H R ER SO BB IBB HBP BLK WP HR S P ERA WHIP	IP WLS BF H R ER SO BB IBB HBP BLK WP HR S P ERA WHIP	IP WLS BF H R ER SO BB IBB HBP BLK WP HR S P ERA WHIP	IP WLS BF H R ER SO BB IBB HBP BLK WP HR S P ERA WHIP	IP WLS BF H R ER SO BB IBB HBP BLK WP HR S P ERA WHIP	IP WLS BF H R ER SO BB IBB HBP BLK WP HR S P ERA WHIP	IP WLS BF H R ER SO BB IBB HBP BLK WP HR S P ERA WHIP	IP WLS BF H R ER SO BB IBB HBP BLK WP HR S P ERA WHIP	IP WLS BF H R ER SO BB IBB HBP BLK WP HR S P ERA WHIP	IP WLS BF H R ER SO BB IBB HBP BLK WP HR S P ERA WHIP	IP WLS BF H R ER SO BB IBB HBP BLK WP HR S P ERA WHIP	IP WLS BF H R ER SO BB IBB HBP BLK WP HR S P ERA WHIP	IP WLS BF H R ER SO BB IBB HBP BLK WP HR S P ERA WHIP	IP WLS BF H R ER SO BB IBB HBP BLK WP HR S P ERA WHIP	IP WLS BF H R ER SO BB IBB HBP BLK WP HR S P ERA WHIP	IP WLS BF H R ER SO BB IBB HBP BLK WP HR S P ERA WHIP	IP WLS BF H R ER SO BB IBB HBP BLK WP HR S P ERA WHIP	IP WLS BF H R ER SO BB IBB HBP BLK WP HR S P ERA WHIP



Batter	1	2	3	4	5	6	7	8	9	AB	R	H	RBI	BB	SO	LOB	BOTTOM					
56 Andres Torres, S (1.9) OBP: 0.391, SLG: 0.481	K		G3						G4-3	4	0	0	0	0	1	0	Colorado Rockies @ San Francisco Giants AT&T Park, San Francisco, CA Mon May 31 2010, 1:08 PM - 3:45 PM PDT Att: 42,645 - Cloudy - 66 F					
21 Freddy Sanchez, R (1.4) OBP: 0.408, SLG: 0.390	K								G5-3	4	0	1	0	0	2	0						
48 Pablo Sandoval, S (1.5) OBP: 0.346, SLG: 0.444										4	0	3	0	0	0	1						
17 Aubrey Huff, L (1.7) OBP: 0.380, SLG: 0.468										2	0	0	0	2	0	1						
5 Juan Uribe, R (1.6) OBP: 0.350, SLG: 0.463										4	0	0	0	0	1	4						
28 Buster Posey, R (1.3) OBP: 0.500, SLG: 0.667										3	0	0	0	0	1	1						
53 Denny Bautista, R (8.1) OBP: 1.000, SLG: 1.000										0	0	0	0	0	0	0						
1 Bengie Molina, R (1.2) OBP: 0.321, SLG: 0.336										3	0	0	0	0	0	1						
33 Aaron Rowand, R (1.8) OBP: 0.259, SLG: 0.396										2	0	0	0	0	2	0						
45 Dan Runzler, L (6.1)										0	0	0	0	0	0	0						
35 Travis Ishikawa, L (8.3) OBP: 0.346, SLG: 0.565										1	0	0	0	0	1	0						
55 Tim Lincecum, L (1.1) OBP: 0.174, SLG: 0.136										1	0	0	0	0	1	0						
20 John Bowker, L (6.9) OBP: 0.258, SLG: 0.358										2	0	0	0	0	0	0						
Inning Stats	R: 0 E: 0 K: 2 S: 14	H: 1 LOB: 0 BB: 0 P: 21	R: 0 E: 0 K: 2 S: 12	H: 0 LOB: 1 BB: 1 P: 19	R: 0 E: 0 K: 2 S: 7	H: 0 LOB: 0 BB: 0 P: 10	R: 0 E: 0 K: 1 S: 9	H: 1 LOB: 1 BB: 0 P: 15	R: 0 E: 0 K: 0 S: 9	H: 0 LOB: 0 BB: 0 P: 10	R: 0 E: 0 K: 0 S: 6	H: 1 LOB: 1 BB: 0 P: 10	R: 0 E: 0 K: 0 S: 7	H: 0 LOB: 0 BB: 0 P: 13	R: 0 E: 0 K: 1 S: 5	H: 0 LOB: 0 BB: 0 P: 9	R: 0 E: 0 K: 0 S: 11	H: 1 LOB: 2 BB: 1 P: 21	1B: 3 2B: 1 3B: 0 HR: 0	SF: 0 SAC: 0 DP: 0 HBP: 0	WP: 2 PB: 0 SB: 0 CS: 1	PA: 33
PITCHER	IP WLS BF H R ER SO BB IBB HBP BLK WP HR S P ERA WHIP	IP WLS BF H R ER SO BB IBB HBP BLK WP HR S P ERA WHIP	IP WLS BF H R ER SO BB IBB HBP BLK WP HR S P ERA WHIP	IP WLS BF H R ER SO BB IBB HBP BLK WP HR S P ERA WHIP	IP WLS BF H R ER SO BB IBB HBP BLK WP HR S P ERA WHIP	IP WLS BF H R ER SO BB IBB HBP BLK WP HR S P ERA WHIP	IP WLS BF H R ER SO BB IBB HBP BLK WP HR S P ERA WHIP	IP WLS BF H R ER SO BB IBB HBP BLK WP HR S P ERA WHIP	IP WLS BF H R ER SO BB IBB HBP BLK WP HR S P ERA WHIP	IP WLS BF H R ER SO BB IBB HBP BLK WP HR S P ERA WHIP	IP WLS BF H R ER SO BB IBB HBP BLK WP HR S P ERA WHIP	IP WLS BF H R ER SO BB IBB HBP BLK WP HR S P ERA WHIP	IP WLS BF H R ER SO BB IBB HBP BLK WP HR S P ERA WHIP	IP WLS BF H R ER SO BB IBB HBP BLK WP HR S P ERA WHIP	IP WLS BF H R ER SO BB IBB HBP BLK WP HR S P ERA WHIP	IP WLS BF H R ER SO BB IBB HBP BLK WP HR S P ERA WHIP	IP WLS BF H R ER SO BB IBB HBP BLK WP HR S P ERA WHIP	IP WLS BF H R ER SO BB IBB HBP BLK WP HR S P ERA WHIP	IP WLS BF H R ER SO BB IBB HBP BLK WP HR S P ERA WHIP	IP WLS BF H R ER SO BB IBB HBP BLK WP HR S P ERA WHIP	IP WLS BF H R ER SO BB IBB HBP BLK WP HR S P ERA WHIP	



Batter	1	2	3	4	5	6	7	8	9	10	11	AB	R	H	RBI	BB	SO	LOB	TOP								
5 Carlos González, L OBP: 0.337, SLG: 0.489	(1, 8) 3 FF 87 X FC 80 1B FC4-6		(2, 1) B FC 78 C SL 78 B CU 72 X FC 79 P6			(1, 0-3) C SI 86 F CH 86 C CU 73 X FC 74 K		(1, 2) C SI 84 F CH 86 B SI 94 X SI 84 G5-3		(0-0) X FF 97 G5-3	(1, 1) B SI 92 F SI 92 X SI 92 G5-3	6	0	1	0	0	1	5									
19 Ryan Spilborghs, R OBP: 0.337, SLG: 0.370	(1, 7) 1 SAFE 1 SAFE C SI 86 B SI 86 1 SAFE B CU 72 D CU 75 F SI 85 FC4-6			(0-1) C SL 76 X FF 85 P2		(0-1) C CH 74 X CU 72 G6-3		(1, 1) C SI 90 B SI 86 X SL 87 F9		(1-2) F FF 95 S FF 95 X FF 95 FC5-2			5	0	1	0	0	0	3								
17 Todd Helton, L OBP: 0.379, SLG: 0.335	(1, 3) C SI 88 1 SAFE B SI 88 F FF 88 S SI 88 K			(4-0) B SL 77 B SI 77 B SI 84 BB		(1-2) B SL 79 C SI 70 B SI 84 X CU 75 G6-3				(2-2) F SL 85 B SI 87 B SI 86 F SL 86 X SI 84 6B 2B			3	0	1	0	1	1	2								
18 Jonathan Herrera, S	(9, PR) (9, 5)												1	0	0	0	0	0	2								
2 Troy Tulowitzki, R OBP: 0.377, SLG: 0.476	(1, 6) C CH 76 1 SAFE X FF 88 L4			(0-0) X CH 76 P6		(2-1) B CU 72 C SI 86 C FC 74 X CH 74 G6-3				(0-3) C FF 95 C FF 95 S FF 95 K			5	0	0	0	0	1	4								
11 Brad Hawpe, L OBP: 0.378, SLG: 0.518	(1, 9) B FF 85 T SL 78 B FC 80 B CU 75 F FF 88 C FC 79 K			(1-3) S FF 88 B FF 88 C FF 77 C FF 79 K				(1-2) C SI 77 B CU 72 F CU 75 X FC 76 F8		(4-0) I IN 83 I IN 82 I IN 83 I IN 83 6B IBB			4	0	0	0	1	3	1								
21 Miguel Olivo, R OBP: 0.354, SLG: 0.564	(1, 2) B SI 86 B SI 87 B CH 74 B SI 86 BB			(4-1) B SI 84 B CH 75 B SI 86 BB		(4-0) B SI 73 CH 71 B SI 84 B SI 83 12 FC5-4 BB		(1-2) B SI 86 B CH 73 S CH 75 F CU 75 X CU 75 6 2B 12 SF8-5 1B		(1-3) S FF 96 T FF 96 S FF 97 S FF 97 K			3	2	2	0	2	1	2								
6 Melvin Mora, R OBP: 0.333, SLG: 0.379	(1, 5) 1 SAFE C SI 84 B CH 75 C SI 84 K			(1-3) 1 SAFE C SI 84 B CH 75 C SI 84 K		(0-2) 1 SAFE C SI 85 C CU 72 X FF 88 F7		(1-0) B SI 78 F FF 88 X CH 74 12 SF8-5 2B		(1-0) B SL 88 X FF 96 K			4	0	2	0	1	1	2								
12 Clint Barmes, R OBP: 0.289, SLG: 0.361	(1, 4) B SI 86 F SI 87 S CU 73 K			(2-3) B SI 84 F SI 87 S CU 73 K		(0-0) 1 SAFE X SI 85 FC5-4		(3-2) C CU 71 B FF 86 B FF 89 D CU 76 X FC 81 SF8-5		(0-1) C SL 91 X SL 88 K			4	0	2	2	0	1	1								
46 Jason Hammel, R 7 Joe Beimel, L 34 Matt Belsie, R 23 Jason Castro, L 63 Rafael Betancourt, R 9 Ian Stewart, L 60 Manny Corpas, R	(1, 1) (7, 1) (8, PR) (10, PR) (10, 1) (11, 1) (11, 1)			(2-3) C SI 86 B FF 85 F SI 77 F CU 73 B CU 72 S CH 74 K		(3-2) B SI 86 C SI 85 C SI 85 C SI 85 K		(2-5) C CH 85 B SI 85 S CH 84 S CH 85 K		(3-2) B FF 95 B FF 93 F FF 95 F FF 96 B SI 86 X SL 86 19 FC5-2 5 G5-3 1B	(4-2) C SI 92 S SI 92 D SI 85 F SI 82 B SI 86 K			2	0	0	0	0	2	1							
Inning Stats	R: 0 E: 0 K: 1 S: 12	H: 1 LOB: 1 BB: 0 P: 16	R: 0 E: 0 K: 2 S: 8	H: 0 LOB: 0 BB: 1 P: 16	R: 0 E: 0 K: 2 S: 11	H: 0 LOB: 0 BB: 0 P: 17	R: 0 E: 0 K: 1 S: 6	H: 0 LOB: 1 BB: 1 P: 11	R: 0 E: 0 K: 1 S: 7	H: 1 LOB: 1 BB: 0 P: 14	R: 1 E: 0 K: 0 S: 12	H: 2 LOB: 0 BB: 0 P: 18	R: 0 E: 0 K: 1 S: 8	H: 0 LOB: 0 BB: 0 P: 12	R: 0 E: 0 K: 2 S: 10	H: 2 LOB: 3 BB: 1 P: 18	R: 0 E: 0 K: 0 S: 11	H: 2 LOB: 2 BB: 0 P: 16	R: 1 E: 0 K: 1 S: 18	H: 2 LOB: 3 BB: 2 P: 31	1B: 6 2B: 5 3B: 0 HR: 0	SF: 1 SAC: 0 DP: 1 HBP: 0	WP: 0 PB: 0 SB: 0 CS: 1	PA: 46			
PITCHER	IP ERA WLS BF H R ER SO BB IBB HBP BLK WP HR S P ERA WHIP	7.0 2.78 1.0 3 0 0 1 8 3 0 0 0 0 0 8 129 106 0.00 1.000	8.1 1.45 2.0 10 4 0 0 2 0 1 0 0 0 0 21 34 2.00 2.000	11.1 2.45 0.2 5 2 1 1 1 1 0 0 0 0 14 22 13.50 4.500	11.1 4.35 0.1 2 0 0 0 0 1 0 0 0 0 0 4 9 0.00 3.000																						

Colorado Rockies @ San Francisco Giants
 AT&T Park, San Francisco, CA
 Tue Jun 01 2010, 7:16 PM - 10:57 PM PDT
 Att: 31,198 - Party Cloudy - 61 F

livebaseballscorecards.com

AB 39
R 2
H 10
RBI 2
BB 6
SO 12
LOB 23

WP: 0 PA: 46
PB: 0
SB: 0
CS: 1




Batter	1	2	3	4	5	6	7	8	9	10	11	AB	R	H	RBI	BB	SO	LOB	BOTTOM								
56 Andres Torres, S OBP: 0.385, SLG: 0.493	(1, 9) B SI 91 X SI 92 F9			(2-1) B SI 91 X SI 92 HR				(2-2) C CH 88 C SI 92 B SI 90 B CU 74 X FF 90 G6-3			(1-1) F SI 90 X SI 91 G3	5	1	1	1	0	1	2									
21 Freddy Sanchez, R OBP: 0.407, SLG: 0.391	(1, 4) B SI 93 C SI 92 X SL 85 G6-3			(2-1) B FF 93 C SI 92 B SI 85 X FF 93 48 G6-4-3 1B			(3-2) C SI 84 B SI 84 B SI 84 X SI 92 G5-3			(2-3) C SI 90 B SI 84 F FF 92 F CH 84 B CU 74 S FF 92 K			5	0	2	0	0	1	0								
48 Pablo Sandoval, S OBP: 0.338, SLG: 0.433	(1, 5) X CU 76 G4-3			(0-0) X FF 91 G6-4-3			(1-3) C FF 92 C CU 76 S FF 92 K			(0-3) C CU 74 F FF 92 F FF 93 S CU 77 K			5	0	0	0	0	2	2								
17 Aubrey Huff, L OBP: 0.382, SLG: 0.474	(1, 7) B CU 76 C SI 92 B SI 82 B SI 92 B SI 91 C CU 77 K			(3-3) B CU 76 C SI 92 B SI 82 B SI 92 B SI 91 C CU 77 K			(1-2) F SI 91 B SI 91 B CU 78 X CU 77 2B			(0-0) X SI 92 K			4	0	2	0	0	2	0								
5 Juan Uribe, R OBP: 0.342, SLG: 0.451	(1, 6) B SL 84 C SI 93 B SI 84 X SL 84 G6-3			(2-1) B SI 84 C SI 93 B SI 84 X SL 84 G6-3			(1-0) B SI 92 X SI 93 F9			(1-0) X SI 91 F9			4	0	0	0	0	0	2								
28 Buster Posey, R OBP: 0.438, SLG: 0.563	(1, 3) B SI 92 F FF 93 B SI 85 X FF 92 G5-3						(1-1) C SL 84 X FF 89 G6-3			(3-2) F SI 91 B SI 83 B SI 82 B SI 93 E SI 92 X SI 93 1 G4-3 1B			4	0	1	0	0	0	0								
1 Bengie Molina, R OBP: 0.313, SLG: 0.326	(1, 2) B SI 92 X FF 92 L9			(1-0) B SI 92 X FF 92 L9			(1-2) C SL 83 C CU 76 B SI 92 X CU 77 F7			(1-1) B FF 92 1 SAFE X FF 92 G4-3			4	0	0	0	0	0	1								
33 Aaron Rowand, R OBP: 0.259, SLG: 0.392	(1, 8) B SI 84 F SI 84 S SI 84 K			(1-3) B SI 84 F SI 84 S SI 84 K			(0-0) X SI 91 7B 1B			(1-2) C SL 85 B SI 77 X SL 84 E3 1B			4	0	1	0	0	2	0								
75 Barry Zito, L 20 John Lannan, L 59 Guillermo Mota, R 38 Brian Wilson, R 35 Travis Ishikawa, L 46 Santiago Casilla, R 45 Dan Runzler, L	(1, 1) (7, PR) (8, 1) (8, 1) (10, 1) (11, 1) (11, 1)			(1-3) C SI 94 B CU 77 C SI 93 K			(3-2) B SI 92 B SI 91 B SI 91 B SI 91 K			(2-3) C SI 72 B SI 87 C FF 88 S SI 75 K			2	0	1	0	0	1	0								
Inning Stats	R: 0 E: 0 K: 0 S: 4	H: 0 LOB: 0 BB: 0 P: 7	R: 0 E: 0 K: 1 S: 9	H: 0 LOB: 0 BB: 0 P: 17	R: 0 E: 0 K: 2 S: 7	H: 0 LOB: 0 BB: 0 P: 10	R: 1 E: 0 K: 0 S: 9	H: 3 LOB: 1 BB: 0 P: 15	R: 0 E: 0 K: 1 S: 15	H: 2 LOB: 2 BB: 0 P: 23	R: 0 E: 0 K: 1 S: 8	H: 1 LOB: 1 BB: 0 P: 13	R: 0 E: 0 K: 2 S: 12	H: 0 LOB: 0 BB: 0 P: 16	R: 0 E: 0 K: 1 S: 10	H: 0 LOB: 0 BB: 0 P: 17	R: 0 E: 0 K: 2 S: 10	H: 0 LOB: 0 BB: 0 P: 13	R: 0 E: 0 K: 0 S: 6	H: 1 LOB: 0 BB: 0 P: 9	1B: 6 2B: 1 3B: 0 HR: 1	SF: 0 SAC: 0 DP: 3 HBP: 0	WP: 0 PB: 0 SB: 0 CS: 0	PA: 39			
PITCHER	IP ERA WLS BF H R ER SO BB IBB HBP BLK WP HR S P ERA WHIP	6.2 6.09 0.1 7 0 0 1 5 0 0 0 0 0 1 60 98 1.35 1.050	8.1 0.47 2.0 6 0 0 0 3 0 0 0 0 0 0 24 33 0.00 0.000	10.1 W 3 1.0 S 3	1.0 S 3	1.0 S 3																					

Colorado Rockies @ San Francisco Giants
 AT&T Park, San Francisco, CA
 Tue Jun 01 2010, 7:16 PM - 10:57 PM PDT
 Att: 31,198 - Party Cloudy - 61 F

livebaseballscorecards.com


AB 39
R 1
H 8
RBI 1
BB 0
SO 11
LOB 8



Batter	1	2	3	4	5	6	7	8	9	AB	R	H	RBI	BB	SO	LOB	TOP					
5 Carlos González, L (1.8) OBP: 0.335, SLG: 0.484	F7		K					F8		4	0	1	0	0	1	1	Colorado Rockies @ San Francisco Giants AT&T Park, San Francisco, CA Wed Jun 02 2010, 7:15 PM - 9:31 PM PDT Att: 30,697 - Cloudy - 65 F					
7 Seth Smith, L (1.7) OBP: 0.322, SLG: 0.527	P5		F7					L9		4	0	0	0	0	0	3						
17 Todd Helton, L (1.3) OBP: 0.371, SLG: 0.327	G1-3							K		4	0	0	0	0	1	0						
2 Troy Tulowitzki, R (1.6) OBP: 0.379, SLG: 0.492	F7							P3		4	1	2	1	0	0	0						
11 Brad Hawpe, L (1.9) OBP: 0.367, SLG: 0.500	F7							F7		4	0	0	0	0	0	1						
20 Chris Iannetta, R (1.2) OBP: 0.217, SLG: 0.286								G6-3		4	0	1	0	0	0	0						
9 Ian Stewart, L (1.5) OBP: 0.352, SLG: 0.439			K							3	0	0	0	0	3	1						
18 Jonathan Herrera, S (1.4)										2	0	0	0	1	0	0						
26 Jeff Francis, L (1.1)										0	0	0	0	2	0	0						
53 Randy Flores, L (6.1)										0	0	0	0	0	0	0						
19 Ryan Spilborghs, R (7.7) OBP: 0.333, SLG: 0.366										1	0	0	0	0	0	1						
31 Matt Daley, R (7.1)										0	0	0	0	0	0	0						
56 Franklin Morales, L (8.1)										0	0	0	0	0	0	0						
Inning Stats	R: 0 E: 0 K: 0 S: 6	H: 0 LOB: 0 BB: 0 P: 10	R: 0 E: 0 K: 1 S: 13	H: 1 LOB: 1 BB: 0 P: 20	R: 0 E: 0 K: 1 S: 8	H: 0 LOB: 1 BB: 1 P: 17	R: 1 E: 0 K: 0 S: 6	H: 1 LOB: 0 BB: 0 P: 11	R: 0 E: 0 K: 1 S: 13	H: 1 LOB: 2 BB: 1 P: 21	R: 0 E: 0 K: 0 S: 5	H: 1 LOB: 0 BB: 0 P: 7	R: 0 E: 0 K: 1 S: 8	H: 0 LOB: 1 BB: 1 P: 14	R: 0 E: 0 K: 1 S: 10	H: 0 LOB: 0 BB: 0 P: 14	R: 0 E: 0 K: 0 S: 6	H: 0 LOB: 0 BB: 0 P: 8	1B: 3 2B: 0 3B: 0 HR: 1	SF: 0 SAC: 0 DP: 1 HBP: 0	WP: 0 PB: 0 SB: 0 CS: 0	PA: 33
PITCHER	IP WLS BF H R ER SO BB IBB HBP BLK WP HR S P ERA WHIP																					
18 Matt Cain, R (1.1) ERA: 2.36	8.0 W 30 4 1 1 5 3 0 0 0 0 0 1 69 114 1.12 0.875																					
38 Brian Wilson, R (9.1) ERA: 2.01	1.0 S 3 0 0 0 0 0 0 0 0 0 0 0 6 8 0.00 0.000																					

Batter	1	2	3	4	5	6	7	8	9	AB	R	H	RBI	BB	SO	LOB	BOTTOM			
56 Andres Torres, S (1.9) OBP: 0.375, SLG: 0.479	F7							K		4	0	0	0	0	2	0	Colorado Rockies @ San Francisco Giants AT&T Park, San Francisco, CA Wed Jun 02 2010, 7:15 PM - 9:31 PM PDT Att: 30,697 - Cloudy - 65 F			
21 Freddy Sanchez, R (1.4) OBP: 0.414, SLG: 0.388	F7							K		3	1	1	0	1	1	0				
48 Pablo Sandoval, S (1.5) OBP: 0.341, SLG: 0.437	G6-3									3	1	1	1	1	0	1				
5 Juan Uribe, R (1.6) OBP: 0.340, SLG: 0.446	F8							K		4	0	1	0	0	1	2				
1 Benjie Molina, R (1.2) OBP: 0.313, SLG: 0.327	L5									3	0	1	1	0	1	1				
17 Aubrey Huff, L (1.7) OBP: 0.382, SLG: 0.472	G4-3									3	1	1	0	0	0	1				
12 Nate Schierholtz, L (9.9) OBP: 0.397, SLG: 0.391										0	0	0	0	0	0	0				
28 Buster Posey, R (1.3) OBP: 0.474, SLG: 0.579										3	1	2	0	0	0	0				
33 Aaron Rowand, R (1.8) OBP: 0.260, SLG: 0.398										3	0	1	2	0	0	1				
18 Matt Cain, R (1.1) OBP: 0.095, SLG: 0.050										3	0	0	0	0	1	1				
38 Brian Wilson, R (9.1) ERA: 3.75										0	0	0	0	0	0	0				
Inning Stats	R: 0 E: 0 K: 0 S: 8	H: 0 LOB: 0 BB: 0 P: 15	R: 0 E: 0 K: 0 S: 6	H: 0 LOB: 0 BB: 0 P: 9	R: 0 E: 0 K: 0 S: 7	H: 1 LOB: 0 BB: 0 P: 8	R: 0 E: 0 K: 0 S: 5	H: 1 LOB: 0 BB: 0 P: 7	R: 2 E: 0 K: 2 S: 15	H: 4 LOB: 1 BB: 0 P: 23	R: 2 E: 0 K: 1 S: 13	H: 2 LOB: 1 BB: 1 P: 23	R: 0 E: 0 K: 0 S: 7	H: 0 LOB: 0 BB: 0 P: 9	R: 0 E: 0 K: 3 S: 18	H: 0 LOB: 1 BB: 1 P: 28	1B: 6 2B: 3 3B: 0 HR: 0	SF: 0 SAC: 0 DP: 3 HBP: 0	WP: 0 PB: 0 SB: 0 CS: 1	PA: 31
PITCHER	IP WLS BF H R ER SO BB IBB HBP BLK WP HR S P ERA WHIP																			
26 Jeff Francis, L (1.1) ERA: 3.7	5.2 L 23 8 4 4 3 1 0 0 0 0 0 0 2 4 6.35 1.588																			
53 Randy Flores, L (6.1) ERA: 3.97	0.1 1 0 0 0 0 0 0 0 0 0 0 0 2 4 0.00 0.000																			
31 Matt Daley, R (7.1) ERA: 3.44	1.0 3 0 0 0 0 0 0 0 0 0 0 0 7 9 0.00 0.000																			
56 Franklin Morales, L (8.1) ERA: 3.75	1.0 4 0 0 0 3 1 0 0 0 0 0 0 0 18 28 0.00 1.000																			

AB 30
R 1
H 4
RBI 1
BB 3
SO 5
LOB 7



AB 29
R 4
H 8
RBI 4
BB 2
SO 6
LOB 7



Batter	1	2	3	4	5	6	7	8	9	AB	R	H	RBI	BB	SO	LOB	TOP						
56 Andres Torres, S OBP: 0.378, SLG: 0.475										4	0	1	0	1	2	4							
21 Freddy Sanchez, R OBP: 0.331, SLG: 0.455										4	1	2	0	1	0	1							
48 Pablo Sandoval, S OBP: 0.331, SLG: 0.424										5	2	1	0	0	0	2							
17 Aubrey Huff, L OBP: 0.385, SLG: 0.477										5	1	1	0	0	1	3							
38 Brian Wilson, R										0	0	0	0	0	0	0							
5 Juan Uribe, R OBP: 0.338, SLG: 0.462										5	0	2	4	0	1	0							
9 Pat Burrell, R OBP: 0.295, SLG: 0.348										4	1	2	0	0	1	1							
59 Guillermo Mota, R										0	0	0	0	0	0	0							
35 Travis Ishikawa, L OBP: 0.333, SLG: 0.519										0	0	0	0	0	0	0							
28 Buster Posey, R OBP: 0.496, SLG: 0.576										3	1	2	0	0	0	1							
33 Aaron Rowand, R OBP: 0.254, SLG: 0.382										4	0	1	0	0	0	3							
75 Barry Zito, L OBP: 0.227, SLG: 0.190										2	0	1	2	0	1	3							
54 Sergio Romo, R										0	0	0	0	0	0	0							
46 Santiago Casilla, R										0	0	0	0	0	0	0							
12 Nate Schierholz, L OBP: 0.364, SLG: 0.388										1	0	0	0	0	1	0							
Inning Stats	R: 0 E: 0 K: 1 S: 9	H: 0 LOB: 1 BB: 1 P: 21	R: 2 E: 0 K: 2 S: 19	H: 3 LOB: 1 BB: 0 P: 23	R: 2 E: 0 K: 0 S: 7	H: 3 LOB: 0 BB: 0 P: 11	R: 0 E: 0 K: 0 S: 8	H: 2 LOB: 2 BB: 0 P: 9	R: 0 E: 0 K: 1 S: 8	H: 2 LOB: 0 BB: 0 P: 10	R: 0 E: 0 K: 1 S: 19	H: 2 LOB: 3 BB: 0 P: 28	R: 2 E: 0 K: 1 S: 13	H: 3 LOB: 1 BB: 0 P: 21	R: 0 E: 0 K: 1 S: 10	H: 0 LOB: 1 BB: 1 P: 15	R: 0 E: 0 K: 0 S: 7	H: 0 LOB: 0 BB: 0 P: 9	1B: 12 2B: 1 3B: 0 HR: 0	SF: 0 SAC: 1 DP: 0 HBP: 1	WP: 1 PB: 0 SB: 0 CS: 0	PA: 41	
PITCHER	IP WLS BF H R ER SO BB IBB HBP BLK WP HR S P ERA WHIP	IP WLS BF H R ER SO BB IBB HBP BLK WP HR S P ERA WHIP	IP WLS BF H R ER SO BB IBB HBP BLK WP HR S P ERA WHIP	IP WLS BF H R ER SO BB IBB HBP BLK WP HR S P ERA WHIP	IP WLS BF H R ER SO BB IBB HBP BLK WP HR S P ERA WHIP	IP WLS BF H R ER SO BB IBB HBP BLK WP HR S P ERA WHIP	IP WLS BF H R ER SO BB IBB HBP BLK WP HR S P ERA WHIP	IP WLS BF H R ER SO BB IBB HBP BLK WP HR S P ERA WHIP	IP WLS BF H R ER SO BB IBB HBP BLK WP HR S P ERA WHIP	IP WLS BF H R ER SO BB IBB HBP BLK WP HR S P ERA WHIP	IP WLS BF H R ER SO BB IBB HBP BLK WP HR S P ERA WHIP	IP WLS BF H R ER SO BB IBB HBP BLK WP HR S P ERA WHIP	IP WLS BF H R ER SO BB IBB HBP BLK WP HR S P ERA WHIP	IP WLS BF H R ER SO BB IBB HBP BLK WP HR S P ERA WHIP	IP WLS BF H R ER SO BB IBB HBP BLK WP HR S P ERA WHIP	IP WLS BF H R ER SO BB IBB HBP BLK WP HR S P ERA WHIP	IP WLS BF H R ER SO BB IBB HBP BLK WP HR S P ERA WHIP	IP WLS BF H R ER SO BB IBB HBP BLK WP HR S P ERA WHIP	IP WLS BF H R ER SO BB IBB HBP BLK WP HR S P ERA WHIP	IP WLS BF H R ER SO BB IBB HBP BLK WP HR S P ERA WHIP	IP WLS BF H R ER SO BB IBB HBP BLK WP HR S P ERA WHIP	IP WLS BF H R ER SO BB IBB HBP BLK WP HR S P ERA WHIP	IP WLS BF H R ER SO BB IBB HBP BLK WP HR S P ERA WHIP

San Francisco Giants @ Cincinnati Reds
Great American Ball Park, Cincinnati, OH
Mon Jun 07 2010, 7:14 PM - 10:13 PM EDT
Att: 18,457 - Partly Cloudy - 74 F

AB	37
R	6
H	13
RBI	6
BB	2
SO	7
LOB	18



Batter	1	2	3	4	5	6	7	8	9	AB	R	H	RBI	BB	SO	LOB	BOTTOM		
2 Orlando Cabrera, R OBP: 0.297, SLG: 0.358										5	0	0	0	0	2	3			
4 Brandon Phillips, R OBP: 0.349, SLG: 0.453										4	0	1	0	0	0	0			
19 Joey Volto, L OBP: 0.406, SLG: 0.554										3	0	0	0	0	0	2			
27 Scott Rolen, R OBP: 0.354, SLG: 0.594										3	2	1	0	1	1	1			
31 Jonny Gomes, R OBP: 0.356, SLG: 0.512										3	0	0	1	0	0	1			
32 Jay Bruce, L OBP: 0.388, SLG: 0.473										4	2	3	1	0	1	0			
6 Drew Stubbs, R OBP: 0.327, SLG: 0.411										3	1	1	1	1	2	0			
55 Ramon Hernandez, R OBP: 0.397, SLG: 0.405										3	0	1	0	1	0	2			
47 Johnny Cueto, R OBP: 0.167, SLG: 0.167										2	0	0	0	0	2	1			
43 Miguel Cairo, R OBP: 0.339, SLG: 0.424										1	0	1	2	0	0	0			
52 Daniel Herrera, L ERA: 4.02										0	0	0	0	0	0	0			
58 Emerico Del Rosario, R ERA: 1.59										0	0	0	0	0	0	0			
53 Arthur Rhodes, L ERA: 0.36										0	0	0	0	0	0	0			
66 Logan Ondrusek, R ERA: 10.81										0	0	0	0	0	0	0			
17 Laynce Nix, L OBP: 0.263, SLG: 0.493										1	0	0	0	0	0	0			
Inning Stats	R: 0 E: 0 K: 1 S: 8	H: 0 LOB: 0 BB: 0 P: 12	R: 1 E: 0 K: 0 S: 9	H: 2 LOB: 1 BB: 1 P: 16	R: 0 E: 0 K: 1 S: 9	H: 0 LOB: 0 BB: 0 P: 10	R: 2 E: 0 K: 1 S: 13	H: 2 LOB: 0 BB: 0 P: 19	R: 0 E: 0 K: 1 S: 8	H: 2 LOB: 2 BB: 0 P: 16	R: 2 E: 0 K: 1 S: 15	H: 2 LOB: 2 BB: 2 P: 29	R: 0 E: 0 K: 1 S: 10	H: 0 LOB: 1 BB: 0 P: 14	R: 0 E: 0 K: 2 S: 9	H: 0 LOB: 0 BB: 0 P: 14	R: 0 E: 0 K: 0 S: 5	H: 0 LOB: 0 BB: 0 P: 7	1B:

Batter	1	2	3	4	5	6	7	8	9	AB	R	H	RBI	BB	SO	LOB	TOP																		
56 Andres Torres, S OBP: 0.390, SLG: 0.479										3	0	1	0	2	1	0	San Francisco Giants @ Cincinnati Reds Great American Ball Park, Cincinnati, OH Thu Jun 10 2010, 12:36 PM - 4:03 PM EDT Att: 19,241 - Partly Cloudy - 81 F livebaseballscorecards.com																		
21 Freddy Sanchez, R OBP: 0.409, SLG: 0.392										5	0	1	1	0	1	5																			
48 Pablo Sandoval, S OBP: 0.332, SLG: 0.418										5	1	2	0	0	1	2																			
17 Aubrey Huff, L OBP: 0.396, SLG: 0.498										3	1	2	2	2	0	0																			
12 Nate Schierholz, L OBP: 0.366, SLG: 0.390										0	0	0	0	0	0	0																			
5 Juan Uribe, R OBP: 0.344, SLG: 0.472										2	1	1	0	3	0	3																			
28 Buster Posey, R OBP: 0.479, SLG: 0.600										5	1	2	0	0	1	5																			
1 Bengie Molina, R OBP: 0.319, SLG: 0.333										4	0	2	1	0	0	2																			
46 Santiago Casilla, R										0	0	0	0	0	0	0																			
34 Matt Downs, R										1	0	0	0	0	0	1																			
59 Guillermo Mota, R										0	0	0	0	0	0	0																			
33 Aaron Rowand, R OBP: 0.263, SLG: 0.398										3	2	1	1	1	0	2																			
37 Todd Wellemeyer, R OBP: 0.100, SLG: 0.100										2	0	0	0	0	0	3																			
53 Denny Bautista, R OBP: 1.000, SLG: 1.000										0	0	0	0	0	0	0																			
9 Pat Burrell, R OBP: 0.307, SLG: 0.354										1	0	0	1	0	0	1																			
54 Sergio Romo, R										0	0	0	0	0	0	0																			
22 Eli Whiteside, R OBP: 0.319, SLG: 0.545										2	0	1	0	0	0	0																			
Inning Stats	R: 1 E: 0 K: 2 S: 14	H: 2 LOB: 2 BB: 1 P: 22	R: 1 E: 0 K: 0 S: 10	H: 1 LOB: 1 BB: 1 P: 15	R: 2 E: 0 K: 0 S: 18	H: 4 LOB: 2 BB: 1 P: 28	R: 0 E: 0 K: 0 S: 10	H: 2 LOB: 2 BB: 1 P: 15	R: 1 E: 1 K: 0 S: 12	H: 2 LOB: 2 BB: 1 P: 21	R: 0 E: 0 K: 1 S: 8	H: 0 LOB: 3 BB: 2 P: 16	R: 1 E: 0 K: 0 S: 10	H: 2 LOB: 1 BB: 0 P: 15	R: 0 E: 0 K: 1 S: 9	H: 0 LOB: 1 BB: 1 P: 16	R: 0 E: 0 K: 0 S: 6	H: 0 LOB: 0 BB: 0 P: 10	1B: 9 2B: 2 3B: 0 HR: 2	SF: 0 SAC: 0 DP: 3 HBP: 1	WP: 0 PB: 0 SB: 0 CS: 2	PA: 46													
PITCHER	IP 4.1	WLS 26	BF 11	H 5	R 5	ER 5	SO 2	BB 4	IBB 0	HBP 0	BLK 0	WP 0	HR 2	S 59	P 91	ERA 10.38	WHIP 3.462	PITCHER	IP 1.0	WLS 3	BF 0	H 0	R 0	ER 0	SO 0	BB 0	IBB 0	HBP 0	BLK 0	WP 0	HR 0	S 6	P 10	ERA 0.00	WHIP 0.000
44 Mike Leake, R ERA: 2.68	(1, 1)	4.1	26	11	5	5	2	4	0	0	0	0	2	59	91	10.38	3.462	48 Francisco Cordero, R ERA: 3.9	(9, 1)	1.0	3	0	0	0	0	0	0	0	0	6	10	0.00	0.000		
58 Eneiro Del Rosario, R ERA: 1.23	(5, 1)	0.2	3	0	0	0	0	1	0	0	0	0	0	5	10	0.00	1.500																		
52 Daniel Herrera, L ERA: 3.98	(6, 1)	0.1	3	0	0	0	0	2	0	0	0	0	0	6	14	0.00	6.000																		
40 Nick Masset, R ERA: 7.27	(6, 1)	1.0	6	2	1	1	0	0	0	0	1	0	0	10	14	9.00	2.000																		
53 Arthur Rhodes, L ERA: 0.33	(7, 1)	1.2	W	5	0	0	0	1	0	0	0	0	0	11	19	0.00	0.600																		

Batter	1	2	3	4	5	6	7	8	9	AB	R	H	RBI	BB	SO	LOB	BOTTOM			
4 Brandon Phillips, R OBP: 0.361, SLG: 0.472										5	2	4	2	0	0	0	San Francisco Giants @ Cincinnati Reds Great American Ball Park, Cincinnati, OH Thu Jun 10 2010, 12:36 PM - 4:03 PM EDT Att: 19,241 - Partly Cloudy - 81 F livebaseballscorecards.com			
7 Paul Janish, R OBP: 0.459, SLG: 0.457										3	1	1	0	1	1	3				
53 Arthur Rhodes, L										0	0	0	0	0	0	0				
17 Laynce Nix, L OBP: 0.286, SLG: 0.475										1	0	0	0	0	0	1				
48 Francisco Cordero, R										0	0	0	0	0	0	0				
19 Joey Volto, L OBP: 0.409, SLG: 0.539										3	1	1	2	2	0	2				
27 Scott Rolen, R OBP: 0.360, SLG: 0.601										4	0	0	1	0	0	5				
31 Jonny Gomes, R OBP: 0.365, SLG: 0.520										4	0	2	1	0	1	0				
32 Jay Bruce, L OBP: 0.358, SLG: 0.456										4	0	2	1	0	1	1				
6 Drew Stubbs, R OBP: 0.324, SLG: 0.419										3	0	0	0	0	3	4				
40 Nick Masset, R										1	0	0	0	0	0	0				
2 Orlando Cabrera, R OBP: 0.305, SLG: 0.374										0	0	0	0	0	0	0				
55 Ramon Hernandez, R OBP: 0.385, SLG: 0.391										4	1	1	0	0	0	3				
44 Mike Leake, R OBP: 0.444, SLG: 0.440										1	1	0	0	1	0	0				
58 Eneiro Del Rosario, R ERA: 5.52	(5, 1)	2.0	8	1	0	0	0	1	0	0	0	0	0	0	0	0				
52 Daniel Herrera, L ERA: 2.81	(6, 1)	1.0	H	4	1	0	0	1	0	0	0	0	0	12	19	0.00	1.000			
28 Chris Heisey, R OBP: 0.351, SLG: 0.667	(6, 8)	2.0	H	9	2	0	0	3	1	0	0	0	0	20	31	0.00	1.500			
Inning Stats	R: 0 E: 0 K: 0 S: 11	H: 0 LOB: 1 BB: 1 P: 19	R: 0 E: 0 K: 1 S: 11	H: 1 LOB: 1 BB: 0 P: 16	R: 4 E: 0 K: 1 S: 16	H: 4 LOB: 2 BB: 2 P: 32	R: 0 E: 0 K: 0 S: 18	H: 1 LOB: 1 BB: 0 P: 24	R: 0 E: 0 K: 1 S: 12	H: 2 LOB: 3 BB: 1 P: 21	R: 0 E: 0 K: 2 S: 8	H: 0 LOB: 0 BB: 0 P: 10	R: 3 E: 0 K: 0 S: 15	H: 4 LOB: 0 BB: 0 P: 21	R: 0 E: 0 K: 0 S: 6	H: 0 LOB: 0 BB: 0 P: 10	1B: 10 2B: 3 3B: 1 HR: 0	SF: 1 SAC: 0 DP: 1 HBP: 0	WP: 1 PB: 0 SB: 0 CS: 0	PA: 40
PITCH																				

Batter	1	2	3	4	5	6	7	8	9	AB	R	H	RBI	BB	SO	LOB	TOP			
14 Mark Ellis, R OBP: 0.358, SLG: 0.371										3	0	1	0	1	0	1				
10 Darc Barton, L OBP: 0.398, SLG: 0.432										3	0	1	0	0	1	1				
Ryan Sweeney, L OBP: 0.357, SLG: 0.413										4	1	0	0	0	0	3				
5 Kevin Kouzmanoff, R OBP: 0.315, SLG: 0.397											4	0	3	1	0	1				
18 Gabe Gross, L OBP: 0.301, SLG: 0.359											3	0	0	0	0	2				
7 Adam Rosales, R OBP: 0.340, SLG: 0.396											4	0	1	0	0	3				
11 Landon Powell, S OBP: 0.367, SLG: 0.360											3	0	0	0	0	2				
1 Eric Patterson, L OBP: 0.255, SLG: 0.420											3	0	0	0	0	2				
50 Jake Fox, R OBP: 0.272, SLG: 0.337											4	1	1	0	0	1				
2 Cliff Pennington, S OBP: 0.286, SLG: 0.314											2	0	0	0	0	1				
47 Gio González, R										0	0	0	0	0	0	0				
31 Brad Ziegler, R										0	0	0	0	0	0	0				
66 Tyson Ross, R										0	0	0	0	0	0	0				
32 Jack Cust, L										1	0	1	1	0	0	0				
13 Jerry Blevins, L										0	0	0	0	0	0	0				
Inning Stats	R: 1 E: 0 K: 0 S: 14	H: 2 LOB: 1 BB: 0 P: 19	R: 0 E: 0 K: 1 S: 7	H: 0 LOB: 0 BB: 0 P: 8	R: 0 E: 0 K: 1 S: 9	H: 0 LOB: 1 BB: 1 P: 19	R: 0 E: 0 K: 2 S: 9	H: 0 LOB: 0 BB: 0 P: 13	R: 0 E: 0 K: 1 S: 7	H: 0 LOB: 0 BB: 0 P: 9	R: 0 E: 0 K: 1 S: 9	H: 2 LOB: 1 BB: 0 P: 10	R: 0 E: 0 K: 1 S: 8	H: 3 LOB: 1 BB: 0 P: 16	R: 0 E: 0 K: 2 S: 11	H: 2 LOB: 2 BB: 0 P: 16	1B: 7 2B: 1 3B: 1 HR: 0	SF: 0 SAC: 1 DP: 2 HBP: 0	WP: 2 PB: 0 SB: 1 CS: 0	PA: 35
PITCHER	IP	WLS	BF	H	R	ER	SO	BB	IBB	HBP	BLK	WP	HR	S	P	ERA	WHIP			
55 Tim Lincecum, R ERA: 3.12	8.0	W	30	7	2	2	7	1	0	0	0	1	0	74	107	2.25	1.000			
41 Jeremy Affeldt, L ERA: 4.53	0.2		4	2	0	0	1	0	0	0	0	0	0	7	11	0.00	3.000			
38 Brian Wilson, R ERA: 2.42	0.1	S	1	0	0	0	1	0	0	0	0	0	0	4	5	0.00	0.000			

Oakland Athletics @ San Francisco Giants
AT&T Park, San Francisco, CA
Fri Jun 11 2010, 7:16 PM - 9:36 PM PDT
Att: 41,817 - Clear - 70 F

AB	33
R	2
H	9
RBI	2
BB	1
SO	9
LOB	12



Batter	1	2	3	4	5	6	7	8	9	AB	R	H	RBI	BB	SO	LOB	BOTTOM			
56 Andres Torres, S OBP: 0.392, SLG: 0.474										2	1	0	0	2	0	3				
21 Freddy Sanchez, R OBP: 0.412, SLG: 0.410										4	1	2	0	0	1	1				
28 Buster Posey, R OBP: 0.462, SLG: 0.612										4	0	1	1	0	0	2				
5 Juan Uribe, R OBP: 0.351, SLG: 0.475										3	2	2	0	1	0	1				
9 Pat Burrell, R OBP: 0.308, SLG: 0.382										3	1	1	2	0	0	3				
12 Nate Schierholz, L OBP: 0.363, SLG: 0.367										4	1	2	2	0	0	0				
1 Bengie Molina, R OBP: 0.319, SLG: 0.345										3	0	0	0	1	0	0				
48 Pablo Sandoval, S OBP: 0.331, SLG: 0.413										3	0	0	0	1	2	0				
33 Aaron Rowand, R OBP: 0.263, SLG: 0.391										3	0	0	0	0	2	3				
55 Tim Lincecum, L OBP: 0.138, SLG: 0.107										0	0	0	0	0	0	0				
41 Jeremy Affeldt, L										0	0	0	0	0	0	0				
38 Brian Wilson, R										0	0	0	0	0	0	0				
Inning Stats	R: 0 E: 0 K: 0 S: 8	H: 1 LOB: 2 BB: 1 P: 18	R: 0 E: 0 K: 1 S: 12	H: 1 LOB: 2 BB: 2 P: 24	R: 2 E: 0 K: 1 S: 14	H: 1 LOB: 0 BB: 1 P: 21	R: 0 E: 0 K: 2 S: 10	H: 0 LOB: 0 BB: 0 P: 15	R: 0 E: 0 K: 0 S: 5	H: 1 LOB: 0 BB: 0 P: 10	R: 2 E: 0 K: 1 S: 19	H: 2 LOB: 1 BB: 0 P: 28	R: 2 E: 0 K: 1 S: 12	H: 2 LOB: 1 BB: 1 P: 20	R: 0 E: 0 K: 0 S: 3	H: 0 LOB: 0 BB: 0 P: 4	1B: 4 2B: 1 3B: 1 HR: 2	SF: 0 SAC: 0 DP: 2 HBP: 0	WP: 1 PB: 0 SB: 0 CS: 0	PA: 35
PITCHER	IP	WLS	BF	H	R	ER	SO	BB	IBB	HBP	BLK	WP	HR	S	P	ERA	WHIP			
47 Gio González, L ERA: 3.79	5.1	L	24	6	4	4	4	4	0	0	0	0	0	60	105	6.75	1.875			
31 Brad Ziegler, R ERA: 2.7	0.2		2	0	0	0	1	0	0	0	0	0	0	8	11	0.00	0.000			
66 Tyson Ross, R ERA: 6.32	1.0		6	2	2	2	1	1	0	0	0	1	0	12	20	18.00	3.000			
13 Jerry Blevins, L ERA: 4.3	1.0		3	0	0	0	0	0	0	0	0	0	0	3	4	0.00	0.000			

Oakland Athletics @ San Francisco Giants
AT&T Park, San Francisco, CA
Fri Jun 11 2010, 7:16 PM - 9:36 PM PDT
Att: 41,817 - Clear - 70 F

AB	30
R	6
H	8
RBI	5
BB	5
SO	6
LOB	14



Batter	1	2	3	4	5	6	7	8	9	AB	R	H	RBI	BB	SO	LOB	TOP					
11 Rajai Davis, R OBP: 0.302, SLG: 0.348	G6-3		P4		G6-3		1B	FC6-4		5	0	1	0	0	0	3	<p>Oakland Athletics @ San Francisco Giants</p> <p>AT&T Park, San Francisco, CA</p> <p>Sat Jun 12 2010, 6:06 PM - 8:50 PM PDT</p> <p>Att: 36,861 - Clear - 73 F</p> <p>livebaseballscorecards.com</p>					
10 Danie Barton, L OBP: 0.398, SLG: 0.429	1B		G4-3		BB		K		L3	4	0	1	0	1	1							
14 Mark Ellis, R OBP: 0.360, SLG: 0.366	FC4		G6-3		F9					4	1	1	0	1	0	2						
5 Kevin Kouzmanoff, R OBP: 0.320, SLG: 0.406	1B									5	1	3	1	0	1	1						
32 Jack Cust, L OBP: 0.371, SLG: 0.390	G4-3									3	0	1	0	2	0	2						
50 Jake Fox, R OBP: 0.284, SLG: 0.327										3	0	0	0	0	2	2						
11 Landon Powell, S OBP: 0.355, SLG: 0.346	K									2	0	0	0	0	1	4						
25 Matt Carson, R OBP: 0.360, SLG: 0.413										3	1	1	1	0	1	2						
Ryan Sweeney, L OBP: 0.360, SLG: 0.413	HR									0	0	0	0	1	0	0						
2 Cliff Pennington, S OBP: 0.282, SLG: 0.310										3	0	0	0	0	0	2						
48 Michael Wuerz, R OBP: 0.359, SLG: 0.359	G6-3									0	0	0	1	1	0	0						
18 Gabe Gross, L OBP: 0.342, SLG: 0.415										0	0	0	0	0	0	0						
56 Craig Breslow, L										0	0	0	0	0	0	0						
15 Ben Sheets, R										2	0	0	0	0	2	0						
7 Adam Rosales, R										2	1	1	1	0	1	3						
Inning Stats	R: 0 E: 0 K: 0 S: 15	H: 2 LOB: 2 BB: 0 P: 20	R: 1 E: 0 K: 2 S: 15	H: 1 LOB: 0 BB: 0 P: 20	R: 0 E: 0 K: 0 S: 10	H: 0 LOB: 2 BB: 0 P: 15	R: 0 E: 0 K: 2 S: 13	H: 1 LOB: 2 BB: 1 P: 21	R: 0 E: 0 K: 1 S: 7	H: 0 LOB: 1 BB: 1 P: 12	R: 0 E: 0 K: 0 S: 4	H: 0 LOB: 0 BB: 0 P: 4	R: 1 E: 0 K: 1 S: 14	H: 2 LOB: 1 BB: 0 P: 18	R: 2 E: 0 K: 2 S: 13	H: 1 LOB: 3 BB: 4 P: 32	R: 0 E: 0 K: 1 S: 10	H: 2 LOB: 2 BB: 0 P: 14	1B: 6 2B: 1 3B: 0 HR: 2	SF: 0 SAC: 0 DP: 0 HBP: 0	WP: 1 PB: 0 SB: 0 CS: 0	PA: 42
PITCHER	IP WLS BF H R ER SO BB IBB HBP BLK WP HR S P ERA WHIP																					
75 Barry Zito, L ERA: 3.1	7.0 W 29 6 2 2 6 2 0 0 0 0 2 78 110 2.57 1.143																					
59 Guillermo Mota, R ERA: 3.22	0.0 3 1 2 2 0 2 0 0 0 0 0 5 13 = =																					
46 Santiago Casilla, R ERA: 1.13	0.1 H 2 0 0 0 1 1 0 0 0 0 1 0 3 8 0.00 3.000																					
41 Jeremy Affeldt, L ERA: 4.43	0.0 1 0 0 0 0 1 0 0 0 0 0 0 0 4 = =																					
38 Brian Wilson, R ERA: 2.28	1.2 S 7 2 0 0 2 0 0 0 0 0 0 0 15 21 0.00 1.200																					

Batter	1	2	3	4	5	6	7	8	9	AB	R	H	RBI	BB	SO	LOB	BOTTOM			
56 Andres Torres, S OBP: 0.394, SLG: 0.480	1B									4	1	2	1	0	0	1	<p>Oakland Athletics @ San Francisco Giants</p> <p>AT&T Park, San Francisco, CA</p> <p>Sat Jun 12 2010, 6:06 PM - 8:50 PM PDT</p> <p>Att: 36,861 - Clear - 73 F</p> <p>livebaseballscorecards.com</p>			
21 Freddy Sanchez, R OBP: 0.406, SLG: 0.402	P4		E6		F7					4	1	1	0	0	0	2				
17 Aubrey Huff, L OBP: 0.393, SLG: 0.502	G3									4	1	1	1	0	0	2				
5 Juan Uribe, R OBP: 0.358, SLG: 0.478	1B									3	0	2	2	1	0	1				
9 Pat Burrell, R OBP: 0.322, SLG: 0.400										3	0	2	0	1	1	1				
59 Guillermo Mota, R										0	0	0	0	0	0	0				
46 Santiago Casilla, R										0	0	0	0	0	0	0				
41 Jeremy Affeldt, L										0	0	0	0	0	0	0				
38 Brian Wilson, R										0	0	0	0	0	0	0				
28 Buster Posey, R OBP: 0.429, SLG: 0.566	FC6-4		G6-4-3		G5-3					4	0	0	0	0	0	7				
48 Pablo Sandoval, S OBP: 0.333, SLG: 0.424										3	2	1	1	1	0	1				
1 Bengie Molina, R OBP: 0.312, SLG: 0.337	G5-3									4	0	0	0	0	0	1				
75 Barry Zito, L OBP: 0.240, SLG: 0.208										3	0	1	0	0	1	1				
12 Nate Schierholtz, L OBP: 0.360, SLG: 0.363	K									1	0	0	0	0	0	0				
Inning Stats	R: 1 E: 0 K: 0 S: 13	H: 3 LOB: 2 BB: 0 P: 22	R: 1 E: 1 K: 1 S: 11	H: 1 LOB: 1 BB: 1 P: 19	R: 2 E: 1 K: 0 S: 13	H: 2 LOB: 1 BB: 1 P: 21	R: 0 E: 0 K: 0 S: 6	H: 1 LOB: 1 BB: 0 P: 8	R: 0 E: 0 K: 1 S: 12	H: 0 LOB: 1 BB: 1 P: 16	R: 1 E: 0 K: 0 S: 8	H: 1 LOB: 0 BB: 0 P: 13	R: 0 E: 0 K: 0 S: 16	H: 2 LOB: 2 BB: 0 P: 20	R: 0 E: 0 K: 0 S: 9	H: 0 LOB: 0 BB: 0 P: 13	1B: 6 2B: 2 3B: 1 HR: 1	SF: 0 SAC: 0 DP: 1 HBP: 0	WP: 0 PB: 0 SB: 0 CS: 1	PA: 37
PITCHER	IP WLS BF H R ER SO BB IBB HBP BLK WP HR S P ERA WHIP																			
15 Ben Sheets, R ERA: 4.93	6.0 L 28 8 3 3 2 3 0 0 0 0 0 1 63 99 4.50 1.833																			
48 Michael Wuerz, R ERA: 5.73	1.0 5 2 0 0 0 0 0 0 0 0 0 16 20 0.00 2.000																			
56 Craig Breslow, L ERA: 2.63	1.0 3 0 0 0 0 0 0 0 0 0 0 9 13 0.00 0.000																			

Batter	1	2	3	4	5	6	7	8	9	AB	R	H	RBI	BB	SO	LOB	TOP					
6 Corey Patterson, L (1.7) OBP: 0.322, SLG: 0.396										4	1	2	0	0	1	0	<p>Baltimore Orioles @ San Francisco Giants AT&T Park, San Francisco, CA Mon Jun 14 20:10, 7:17 PM - 9:54 PM PDT Att: 33,822 - Clear - 61 F</p> <p>livebaseballscorecards.com</p>					
9 Miguel Tejada, R (1.5) OBP: 0.303, SLG: 0.361										4	0	1	0	0	1	2						
21 Nick Markakis, L (1.9) OBP: 0.385, SLG: 0.417										3	0	0	0	1	0	2						
23 Ty Wigington, R (1.4) OBP: 0.360, SLG: 0.502										4	0	2	1	0	0	2						
10 Adam Jones, R (1.8) OBP: 0.286, SLG: 0.390										4	0	0	0	0	2	2						
32 Matt Wieters, S (1.2) OBP: 0.300, SLG: 0.341										4	1	1	1	0	2	0						
25 Garrett Atkins, R (1.3) OBP: 0.282, SLG: 0.292										3	0	1	0	1	1	0						
3 Cesar Izturis, S (1.6) OBP: 0.278, SLG: 0.244										4	0	1	0	0	0	2						
24 Chris Tillman, R (1.1) 49 Jason Berken, R (3.1) 16 Luis Montanez, R (5. PH) 37 Matt Albers, L (5.1) 2 Julio Lugo, R (7. PH) 50 Frank Mata, R (7.1) 29 David Hernandez, R (8.1) 40 Scott Moore, L (9. PH)										1	0	0	0	0	0	1						
Inning Stats	R: 0 E: 0 K: 0 S: 10	H: 1 LOB: 1 BB: 0 P: 13	R: 1 E: 0 K: 1 S: 13	H: 2 LOB: 1 BB: 0 P: 20	R: 0 E: 0 K: 0 S: 11	H: 1 LOB: 1 BB: 1 P: 21	R: 0 E: 0 K: 1 S: 8	H: 0 LOB: 0 BB: 0 P: 12	R: 0 E: 0 K: 1 S: 7	H: 0 LOB: 0 BB: 0 P: 12	R: 0 E: 0 K: 0 S: 8	H: 1 LOB: 1 BB: 0 P: 10	R: 0 E: 0 K: 1 S: 11	H: 1 LOB: 1 BB: 0 P: 13	R: 1 E: 0 K: 2 S: 14	H: 2 LOB: 1 BB: 0 P: 19		R: 0 E: 0 K: 2 S: 11	H: 0 LOB: 1 BB: 1 P: 15	1B: 5 2B: 2 3B: 0 HR: 1	SF: 0 SAC: 0 DP: 1 HBP: 0	WP: 2 PB: 0 SB: 0 CS: 0
PITCHER	IP WLS BF H R ER SO BB IBB HBP BLK WP HR S P ERA WHIP	IP WLS BF H R ER SO BB IBB HBP BLK WP HR S P ERA WHIP	IP WLS BF H R ER SO BB IBB HBP BLK WP HR S P ERA WHIP	IP WLS BF H R ER SO BB IBB HBP BLK WP HR S P ERA WHIP	IP WLS BF H R ER SO BB IBB HBP BLK WP HR S P ERA WHIP	IP WLS BF H R ER SO BB IBB HBP BLK WP HR S P ERA WHIP	IP WLS BF H R ER SO BB IBB HBP BLK WP HR S P ERA WHIP	IP WLS BF H R ER SO BB IBB HBP BLK WP HR S P ERA WHIP	IP WLS BF H R ER SO BB IBB HBP BLK WP HR S P ERA WHIP	IP WLS BF H R ER SO BB IBB HBP BLK WP HR S P ERA WHIP	IP WLS BF H R ER SO BB IBB HBP BLK WP HR S P ERA WHIP	IP WLS BF H R ER SO BB IBB HBP BLK WP HR S P ERA WHIP	IP WLS BF H R ER SO BB IBB HBP BLK WP HR S P ERA WHIP	IP WLS BF H R ER SO BB IBB HBP BLK WP HR S P ERA WHIP	IP WLS BF H R ER SO BB IBB HBP BLK WP HR S P ERA WHIP	IP WLS BF H R ER SO BB IBB HBP BLK WP HR S P ERA WHIP						

Batter	1	2	3	4	5	6	7	8	9	AB	R	H	RBI	BB	SO	LOB	BOTTOM					
56 Andres Torres, S (1.8) OBP: 0.401, SLG: 0.495										3	2	2	2	2	1	0	<p>Baltimore Orioles @ San Francisco Giants AT&T Park, San Francisco, CA Mon Jun 14 20:10, 7:17 PM - 9:54 PM PDT Att: 33,822 - Clear - 61 F</p> <p>livebaseballscorecards.com</p>					
21 Freddy Sanchez, R (1.4) OBP: 0.406, SLG: 0.407										4	0	2	4	0	0	2						
17 Aubrey Huff, L (1.9) OBP: 0.393, SLG: 0.526										2	0	0	1	1	1	0						
5 Juan Uribe, R (1.6) OBP: 0.354, SLG: 0.488										4	1	1	0	0	0	2						
9 Pat Burrell, R (1.7) OBP: 0.331, SLG: 0.432										3	1	2	1	0	1	0						
12 Nate Schierholz, L (8.9) OBP: 0.350, SLG: 0.377										1	0	0	0	0	0	1						
28 Buster Posey, R (1.3) OBP: 0.391, SLG: 0.508										4	1	1	0	0	1	2						
41 Jeremy Affeldt, L (9.1)										0	0	0	0	0	0	0						
48 Pablo Sandoval, S (1.5) OBP: 0.342, SLG: 0.427										3	2	1	1	1	1	0						
22 Eli Whiteside, R (1.2) OBP: 0.342, SLG: 0.537										1	2	0	0	3	0	0						
57 Jonathan Sanchez, L (1.1) OBP: 0.095, SLG: 0.095										2	0	0	0	0	1	2						
54 Sergio Romo, R (8.1) 35 Travis Ishikawa, L (8. PH)										0	0	0	0	0	0	0						
Inning Stats	R: 1 E: 0 K: 0 S: 7	H: 1 LOB: 0 BB: 0 P: 12	R: 5 E: 0 K: 1 S: 22	H: 5 LOB: 1 BB: 1 P: 32	R: 0 E: 0 K: 3 S: 11	H: 0 LOB: 0 BB: 0 P: 16	R: 0 E: 0 K: 0 S: 5	H: 0 LOB: 2 BB: 1 P: 13	R: 0 E: 0 K: 0 S: 8	H: 0 LOB: 1 BB: 1 P: 16	R: 0 E: 0 K: 0 S: 6	H: 0 LOB: 0 BB: 0 P: 11	R: 0 E: 0 K: 2 S: 13	H: 0 LOB: 0 BB: 0 P: 18	R: 4 E: 1 K: 0 S: 15	H: 2 LOB: 2 BB: 4 P: 35	R: 4 E: 1 K: 0 S: 15	H: 2 LOB: 2 BB: 4 P: 35	1B: 4 2B: 3 3B: 1 HR: 1	SF: 2 SAC: 1 DP: 2 HBP: 0	WP: 0 PB: 0 SB: 0 CS: 0	PA: 38
PITCHER	IP WLS BF H R ER SO BB IBB HBP BLK WP HR S P ERA WHIP	IP WLS BF H R ER SO BB IBB HBP BLK WP HR S P ERA WHIP	IP WLS BF H R ER SO BB IBB HBP BLK WP HR S P ERA WHIP	IP WLS BF H R ER SO BB IBB HBP BLK WP HR S P ERA WHIP	IP WLS BF H R ER SO BB IBB HBP BLK WP HR S P ERA WHIP	IP WLS BF H R ER SO BB IBB HBP BLK WP HR S P ERA WHIP	IP WLS BF H R ER SO BB IBB HBP BLK WP HR S P ERA WHIP	IP WLS BF H R ER SO BB IBB HBP BLK WP HR S P ERA WHIP	IP WLS BF H R ER SO BB IBB HBP BLK WP HR S P ERA WHIP	IP WLS BF H R ER SO BB IBB HBP BLK WP HR S P ERA WHIP	IP WLS BF H R ER SO BB IBB HBP BLK WP HR S P ERA WHIP	IP WLS BF H R ER SO BB IBB HBP BLK WP HR S P ERA WHIP	IP WLS BF H R ER SO BB IBB HBP BLK WP HR S P ERA WHIP	IP WLS BF H R ER SO BB IBB HBP BLK WP HR S P ERA WHIP	IP WLS BF H R ER SO BB IBB HBP BLK WP HR S P ERA WHIP	IP WLS BF H R ER SO BB IBB HBP BLK WP HR S P ERA WHIP						



Batter	1	2	3	4	5	6	7	8	9	AB R H RBI BB SO LOB	TOP											
6 Corey Patterson, L (1, 7) OBP: 0.325, SLG: 0.396										5 2 2 0 0 1 0	<p>Baltimore Orioles @ San Francisco Giants AT&T Park, San Francisco, CA Tue Jun 15 2010, 7:17 PM - 9:57 PM PDT Att: 35,498 - Clear - 60 F</p> <p>livebaseballscorecards.com</p> <p>AB 35 R 4 H 9 RBI 3 BB 2 SO 5 LOB 18</p>											
9 Miguel Tejada, R (1, 5) OBP: 0.305, SLG: 0.367										4 1 3 0 0 0 0												
21 Nick Markakis, L (1, 9) OBP: 0.390, SLG: 0.428										3 0 2 0 1 0 2												
23 Ty Wigington, R (8, 3) OBP: 0.358, SLG: 0.495										3 0 0 2 1 0 4												
30 Luke Scott, L (1, 3) OBP: 0.337, SLG: 0.514										4 0 0 0 0 0 5												
2 Julio Lugo, R (8, 4) OBP: 0.282, SLG: 0.210										0 0 0 0 0 0 0												
10 Adam Jones, R (1, 8) OBP: 0.289, SLG: 0.403										4 1 2 1 0 1 2												
32 Matt Wieters, S (1, 2) OBP: 0.294, SLG: 0.335										4 0 0 0 0 0 3												
3 Cesar Izturis, S (1, 6) OBP: 0.272, SLG: 0.239										4 0 0 0 0 1 1												
34 Jake Arrieta, R (1, 1)										3 0 0 0 0 1 1												
13 Will Ohman, L (8, 1)										0 0 0 0 0 0 0												
40 Scott Moore, L (9, PH) OBP: 0.297, SLG: 0.371										1 0 0 0 0 1 0												
29 David Hernandez, R (9, 1)										0 0 0 0 0 0 0												
Inning Stats	R: 1 E: 0 K: 0 S: 8	H: 2 LOB: 1 BB: 0 P: 12	R: 0 E: 0 K: 0 S: 8	H: 1 LOB: 1 BB: 0 P: 12	R: 1 E: 0 K: 1 S: 12	H: 2 LOB: 1 BB: 0 P: 17	R: 1 E: 0 K: 1 S: 12	H: 1 LOB: 0 BB: 0 P: 18	R: 1 E: 0 K: 0 S: 10	H: 0 LOB: 1 BB: 1 P: 14	R: 0 E: 0 K: 0 S: 10	H: 0 LOB: 0 BB: 0 P: 15	R: 0 E: 0 K: 0 S: 6	H: 0 LOB: 0 BB: 0 P: 8	R: 0 E: 0 K: 1 S: 12	H: 1 LOB: 2 BB: 1 P: 23	R: 0 E: 0 K: 2 S: 9	H: 0 LOB: 0 BB: 0 P: 14	1B: 6 2B: 2 3B: 0 HR: 1	SF: 0 SAC: 0 DP: 1 HBP: 0	WP: 1 PB: 0 CS: 1	PA: 37
PITCHER	IP WLS BF H R ER SO BB IBB HBP BLK WP HR S P ERA WHIP											IP WLS BF H R ER SO BB IBB HBP BLK WP HR S P ERA WHIP										
49 Joe Martinez, R (1, 1) ERA: 5.68	6.1 L 27 8 4 4 2 1 0 0 0 0 0 1 58 90 5.68 1.421																					
45 Dan Runzler, L (7, 1) ERA: 3.5	1.0 5 1 0 0 0 1 0 0 0 0 0 0 9 18 0.00 2.000																					
59 Guillermo Mota, R (8, 1) ERA: 3.09	0.2 2 0 0 0 1 0 0 0 0 0 1 0 9 11 0.00 0.000																					
53 Denny Bautista, R (9, 1) ERA: 3.31	1.0 3 0 0 0 2 0 0 0 0 0 0 0 9 14 0.00 0.000																					

Batter	1	2	3	4	5	6	7	8	9	AB R H RBI BB SO LOB	BOTTOM											
56 Andres Torres, S (1, 8) OBP: 0.398, SLG: 0.486										3 0 0 0 1 1 2	<p>Baltimore Orioles @ San Francisco Giants AT&T Park, San Francisco, CA Tue Jun 15 2010, 7:17 PM - 9:57 PM PDT Att: 35,498 - Clear - 60 F</p> <p>livebaseballscorecards.com</p> <p>AB 30 R 1 H 3 RBI 1 BB 3 SO 5 LOB 13</p>											
21 Freddy Sanchez, R (1, 4) OBP: 0.400, SLG: 0.400										4 0 1 0 0 0 3												
17 Aubrey Huff, L (1, 9) OBP: 0.391, SLG: 0.519										3 0 0 0 1 0 3												
53 Denny Bautista, R (9, 1) OBP: 1.000, SLG: 1.000										0 0 0 0 0 0 0												
5 Juan Uribe, R (1, 6) OBP: 0.349, SLG: 0.479										4 0 0 0 0 0 2												
9 Pat Burrell, R (1, 7) OBP: 0.321, SLG: 0.417										4 0 0 0 0 2 1												
28 Buster Posey, R (1, 3) OBP: 0.382, SLG: 0.484										3 0 0 0 1 0 1												
48 Pablo Sandoval, S (1, 5) OBP: 0.341, SLG: 0.437										4 1 1 1 0 0 1												
1 Bengie Molina, R (1, 2) OBP: 0.313, SLG: 0.337										3 0 1 0 0 1 0												
22 Eli Whiteside, R (8, PR) OBP: 0.342, SLG: 0.537										0 0 0 0 0 0 0												
49 Joe Martinez, L (1, 1) ERA: 2.77	7.0 W 26 3 1 1 3 2 0 0 0 0 0 1 57 95 1.29 0.714																					
13 Will Ohman, L (8, 1) ERA: 2.95	1.0 H 4 0 0 0 1 0 0 1 0 1 0 8 11 0.00 0.000																					
29 David Hernandez, R (9, 1) ERA: 4.59	1.0 S 4 0 0 0 1 1 0 0 0 0 0 0 0 13 18 0.00 1.000																					
Inning Stats	R: 0 E: 0 K: 0 S: 9	H: 0 LOB: 0 BB: 0 P: 16	R: 0 E: 0 K: 1 S: 8	H: 0 LOB: 0 BB: 0 P: 12	R: 1 E: 0 K: 0 S: 9	H: 1 LOB: 1 BB: 1 P: 19	R: 0 E: 0 K: 0 S: 6	H: 0 LOB: 1 BB: 1 P: 13	R: 0 E: 0 K: 2 S: 12	H: 0 LOB: 0 BB: 0 P: 14	R: 0 E: 0 K: 0 S: 5	H: 1 LOB: 1 BB: 0 P: 10	R: 0 E: 0 K: 0 S: 6	H: 0 LOB: 0 BB: 0 P: 9	R: 0 E: 0 K: 1 S: 10	H: 1 LOB: 2 BB: 0 P: 13	R: 0 E: 0 K: 1 S: 13	H: 0 LOB: 1 BB: 1 P: 18	1B: 2 2B: 0 3B: 0 HR: 1	SF: 0 SAC: 0 DP: 0 HBP: 1	WP: 1 PB: 0 CS: 0	PA: 34
PITCHER	IP WLS BF H R ER SO BB IBB HBP BLK WP HR S P ERA WHIP											IP WLS BF H R ER SO BB IBB HBP BLK WP HR S P ERA WHIP										
34 Jake Arrieta, R (1, 1) ERA: 2.77	7.0 W 26 3 1 1 3 2 0 0 0 0 0 1 57 95 1.29 0.714																					
13 Will Ohman, L (8, 1) ERA: 2.95	1.0 H 4 0 0 0 1 0 0 1 0 1 0 8 11 0.00 0.000																					
29 David Hernandez, R (9, 1) ERA: 4.59	1.0 S 4 0 0 0 1 1 0 0 0 0 0 0 0 13 18 0.00 1.000																					

Batter	1	2	3	4	5	6	7	8	9	AB	R	H	RBI	BB	SO	LOB	TOP										
56 Andres Torres, S OBP: 0.390, SLG: 0.467										3	0	0	0	1	1	1	San Francisco Giants @ Toronto Blue Jays Rogers Centre, Toronto, ON Sat Jun 19 2010, 1:09 PM - 3:23 PM EDT Att: 20,666 - Cloudy - 70 F										
21 Freddy Sanchez, R OBP: 0.393, SLG: 0.396										3	0	0	0	0	0	3											
17 Aubrey Huff, L OBP: 0.396, SLG: 0.537										4	0	0	0	0	0	2											
5 Juan Uribe, R OBP: 0.348, SLG: 0.484										4	0	0	0	0	1	1											
9 Pat Burrell, R OBP: 0.326, SLG: 0.413 12 Nate Schierholz, L OBP: 0.343, SLG: 0.365										3	0	1	0	0	1	0											
48 Pablo Sandoval, S OBP: 0.341, SLG: 0.433										3	0	1	0	0	0	1											
28 Buster Posey, R OBP: 0.347, SLG: 0.437										3	0	0	0	0	0	1											
16 Edgar Renteria, R OBP: 0.371, SLG: 0.404										3	0	1	0	0	0	1											
1 Benjie Molina, R OBP: 0.308, SLG: 0.337										3	0	1	0	0	0	1											
Inning Stats	R: 0 E: 0 K: 2 S: 9	H: 0 LOB: 1 BB: 0 P: 14	R: 0 E: 0 K: 1 S: 6	H: 1 LOB: 1 BB: 0 P: 10	R: 0 E: 0 K: 0 S: 12	H: 1 LOB: 1 BB: 0 P: 20	R: 0 E: 0 K: 0 S: 4	H: 0 LOB: 0 BB: 0 P: 8	R: 0 E: 0 K: 0 S: 9	H: 0 LOB: 0 BB: 0 P: 14	R: 0 E: 0 K: 0 S: 6	H: 0 LOB: 0 BB: 0 P: 10	R: 0 E: 0 K: 0 S: 11	H: 0 LOB: 0 BB: 0 P: 18	R: 0 E: 0 K: 0 S: 9	H: 1 LOB: 2 BB: 0 P: 18	R: 0 E: 0 K: 0 S: 9	H: 0 LOB: 0 BB: 0 P: 11	1B: 2 2B: 2 HR: 0	SF: 0 SAC: 0 HBP: 1	WP: 0 PB: 0 SB: 0 CS: 0	PA: 32					
PITCHER	IP	WLS	BF	H	R	ER	SO	BB	IBB	HBP	BLK	WP	HR	S	P	ERA	WHIP										
51 Jesse Litsch, R ERA: 6.75	(1, 1)	7.0	24	3	0	0	3	0	0	1	0	0	0	57	94	0.00	0.429										
57 Shawn Camp, R ERA: 2.48	(8, 1)	1.0	W	5	1	0	0	0	1	0	0	0	0	9	18	0.00	1.000										
63 Kevin Gregg, R ERA: 4.03	(9, 1)	1.0	S	3	0	0	0	0	0	0	0	0	0	9	11	0.00	0.000										

Batter	1	2	3	4	5	6	7	8	9	AB	R	H	RBI	BB	SO	LOB	BOTTOM											
15 Fred Lewis, L OBP: 0.330, SLG: 0.469										3	1	1	0	1	1	1	San Francisco Giants @ Toronto Blue Jays Rogers Centre, Toronto, ON Sat Jun 19 2010, 1:09 PM - 3:23 PM EDT Att: 20,666 - Cloudy - 70 F											
2 Aaron Hill, R OBP: 0.284, SLG: 0.375										4	1	1	2	0	0	1												
26 Adam Lind, L OBP: 0.271, SLG: 0.350 1 Dewayne Wise, L OBP: 0.286, SLG: 0.429										4	0	2	0	0	0	1												
10 Vernon Wells, R OBP: 0.332, SLG: 0.560										4	0	1	0	0	0	1												
11 Alex Gonzalez, R OBP: 0.310, SLG: 0.504										4	0	1	1	0	1	0												
19 José Bautista, R OBP: 0.350, SLG: 0.526										3	0	0	0	1	0	2												
35 Lyle Overbay, L OBP: 0.316, SLG: 0.407										3	0	1	0	0	1	1												
14 John Buck, R OBP: 0.300, SLG: 0.527										3	0	0	0	0	0	1												
12 Edwin Encarnación, R OBP: 0.307, SLG: 0.483										3	0	1	0	0	0	0												
Inning Stats	R: 0 E: 0 K: 1 S: 10	H: 1 LOB: 1 BB: 0 P: 13	R: 0 E: 0 K: 1 S: 11	H: 0 LOB: 0 BB: 0 P: 17	R: 0 E: 0 K: 0 S: 9	H: 1 LOB: 0 BB: 0 P: 11	R: 0 E: 0 K: 0 S: 9	H: 0 LOB: 0 BB: 0 P: 15	R: 0 E: 0 K: 0 S: 10	H: 1 LOB: 1 BB: 0 P: 15	R: 0 E: 0 K: 0 S: 8	H: 1 LOB: 1 BB: 0 P: 11	R: 0 E: 0 K: 1 S: 8	H: 0 LOB: 1 BB: 1 P: 13	R: 3 E: 0 K: 0 S: 17	H: 4 LOB: 2 BB: 1 P: 31	1B: 6 2B: 1 3B: 0 HR: 1	SF: 0 SAC: 0 DP: 1 HBP: 0	WP: 1 PB: 0 SB: 0 CS: 0	PA: 33								
PITCHER	IP	WLS	BF	H	R	ER	SO	BB	IBB	HBP	BLK	WP	HR	S	P	ERA	WHIP											
18 Matt Cain, R ERA: 2.16	(1, 1)	7.2	L	30	6	3	3	3	2	0	0	0	0	73	113	3.52	1.043											
46 Santiago Casilla, R ERA: 0.84	(8, 1)	0.1		3	2	0	0	0	0	0	0	0	1	0	9	13	0.00	6.000										



Batter	1	2	3	4	5	6	7	8	9	AB	R	H	RBI	BB	SO	LOB	TOP					
56 Andres Torres, S OBP: 0.389, SLG: 0.460										5	1	1	1	1	2	4						
21 Freddy Sanchez, R OBP: 0.394, SLG: 0.423										5	1	2	3	0	1	1						
17 Aubrey Huff, L OBP: 0.399, SLG: 0.550										4	3	2	1	1	1	1						
12 Nate Schierholz, L OBP: 0.343, SLG: 0.365										4	0	0	0	0	0	0						
5 Juan Uribe, R OBP: 0.349, SLG: 0.485										4	0	1	1	1	1	3						
9 Pat Burrell, R OBP: 0.329, SLG: 0.432										4	1	1	2	1	1	3						
28 Buster Posey, R OBP: 0.338, SLG: 0.421										5	1	1	0	0	2	4						
35 Travis Ishikawa, L OBP: 0.364, SLG: 0.517										0	0	0	0	0	0	0						
16 Edgar Renteria, R OBP: 0.392, SLG: 0.424										3	1	2	0	2	0	0						
33 Aaron Rowand, R OBP: 0.261, SLG: 0.382										5	1	1	0	0	1	4						
22 Eli Whiteside, R OBP: 0.329, SLG: 0.534										5	0	1	0	0	2	5						
Inning Stats	R: 0 H: 1 E: 0 K: 3 S: 12	H: 1 LOB: 2 BB: 1 P: 23	R: 0 H: 1 E: 0 K: 2 S: 14	H: 1 LOB: 2 BB: 1 P: 22	R: 1 H: 1 E: 0 K: 0 S: 10	H: 1 LOB: 0 BB: 0 P: 18	R: 1 H: 1 E: 0 K: 1 S: 12	H: 1 LOB: 0 BB: 0 P: 16	R: 0 H: 0 E: 0 K: 2 S: 10	H: 0 LOB: 3 BB: 3 P: 23	R: 5 H: 5 E: 0 K: 1 S: 20	H: 5 LOB: 1 BB: 1 P: 36	R: 0 H: 1 E: 0 K: 1 S: 15	H: 1 LOB: 0 BB: 0 P: 20	R: 2 H: 1 E: 1 K: 1 S: 12	H: 1 LOB: 0 BB: 0 P: 18	R: 0 H: 1 E: 0 K: 0 S: 8	H: 1 LOB: 1 BB: 0 P: 11	1B: 5 2B: 3 3B: 1 HR: 3	SF: 0 SAC: 0 DP: 1 HBP: 0	WP: 1 PB: 0 SB: 0 CS: 0	PA: 46
PITCHER	IP: 5.0 WLS: 0 BF: 24 ERA: 3.24	WLS: L 6 4 5 5 0 1 0 0 0 0 1 0 1 4 26 135.00 15.000	H: 4 R: 2 ER: 1 SO: 8	H: 2 R: 5 ER: 5 SO: 0	BB: 4 IBB: 1 HBP: 0 BLK: 0	BB: 0 IBB: 0 HBP: 0 BLK: 0	WP: 0 HR: 1 S: 58 P: 102	HR: 1 S: 14 P: 26	ERA: 1.80 WHIP: 1.600	PITCHER	IP: 6.1 WLS: 0 BF: 26 ERA: 6.39	WLS: L 7 2 0 0 2 0 0 0 0 0 1 0 21 30 0.00 1.200	H: 6 R: 2 ER: 0 SO: 2	H: 0 R: 0 ER: 0 SO: 0	BB: 1 IBB: 0 HBP: 0 BLK: 0	WP: 0 HR: 0 S: 21 P: 29	HR: 0 S: 14 P: 36	ERA: 0.00 WHIP: 1.000				

San Francisco Giants @ Toronto Blue Jays
Rogers Centre, Toronto, ON
Sun Jun 20 2010, 1:10 PM - 4:36 PM EDT
Att: 21,431 - Sunny - 81 F

livebaseballscorecards.com

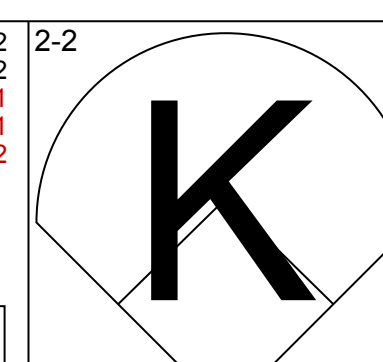
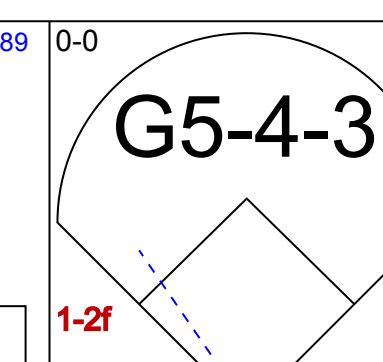
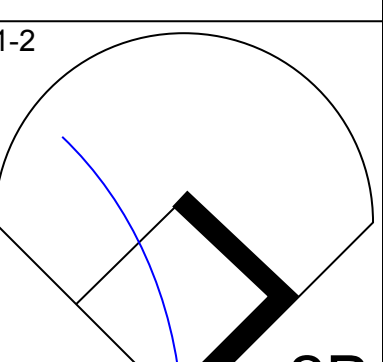
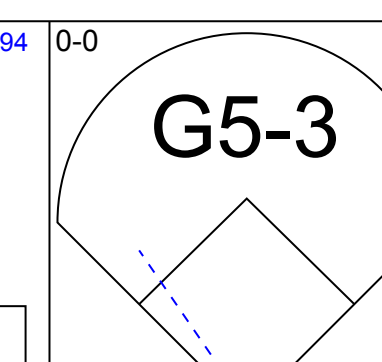
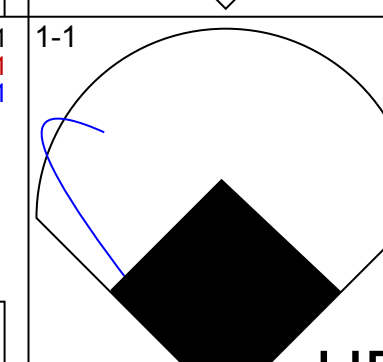
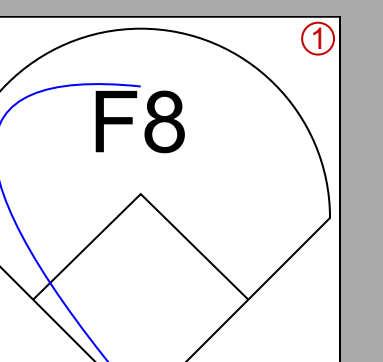
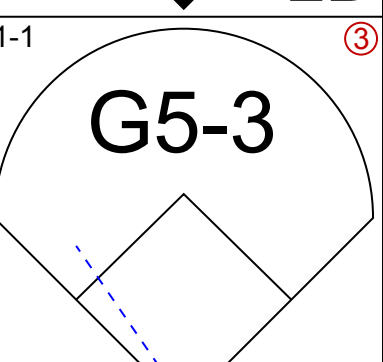
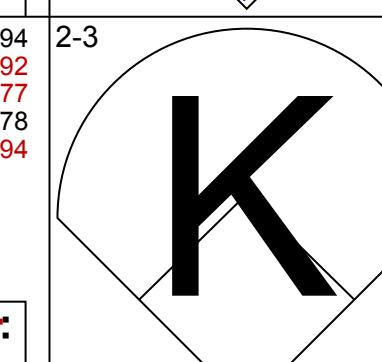
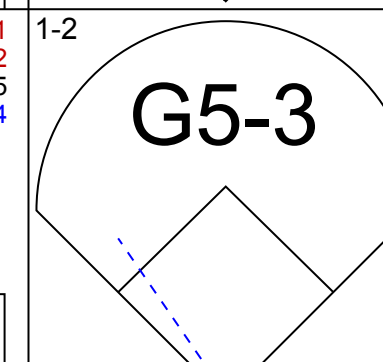
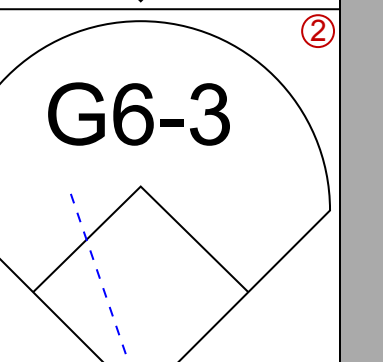
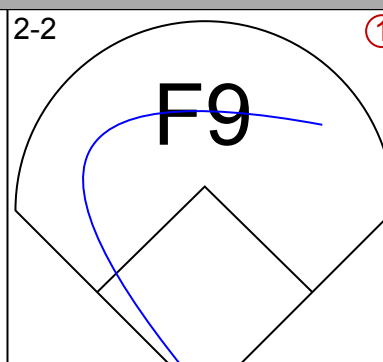
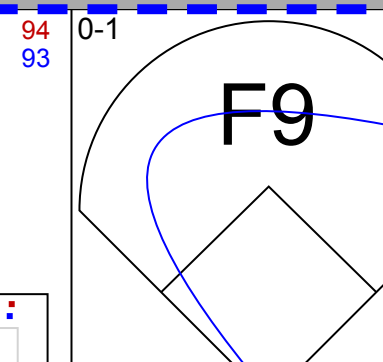
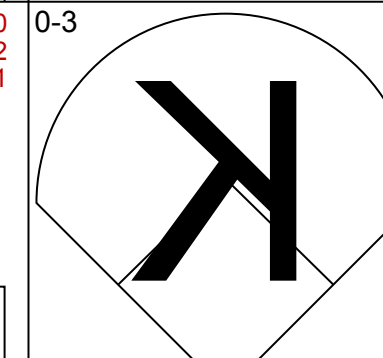
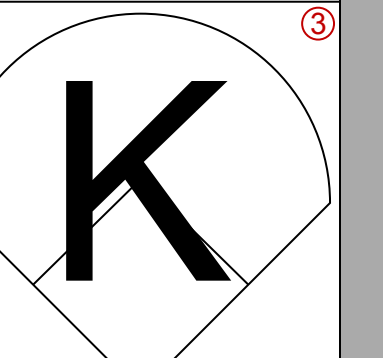
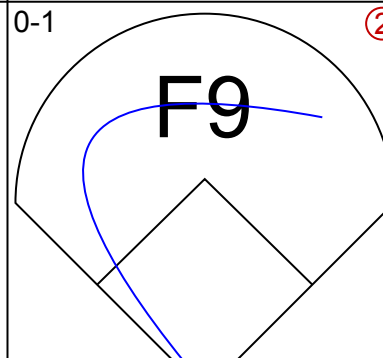
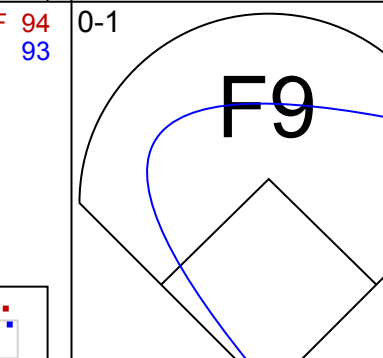
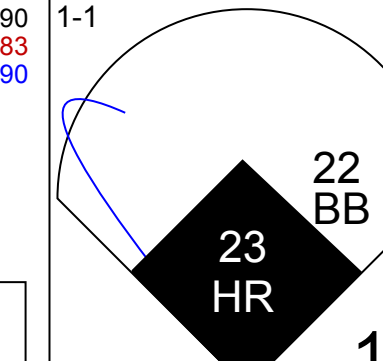
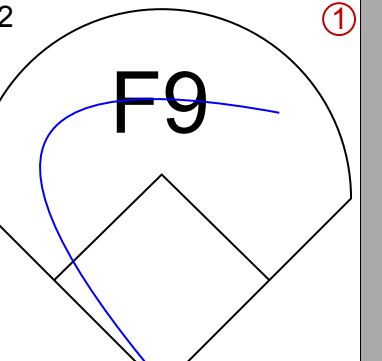
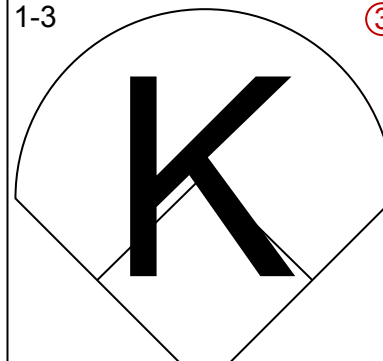
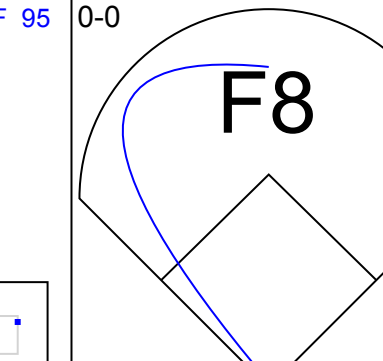
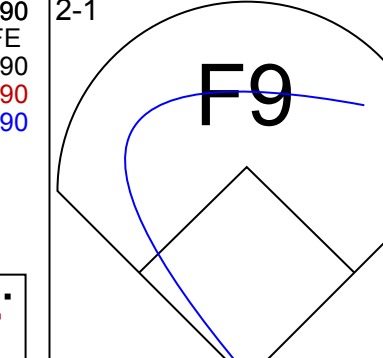
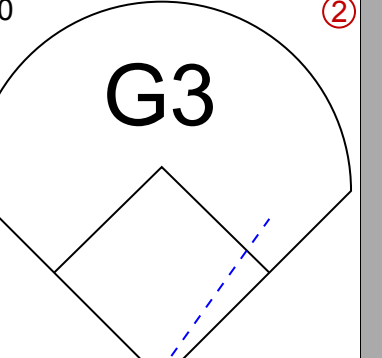
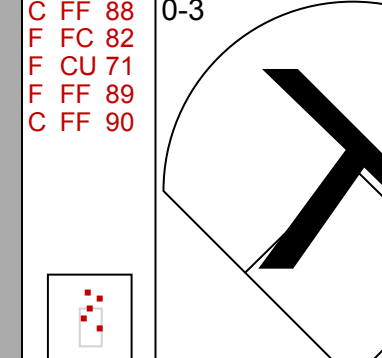
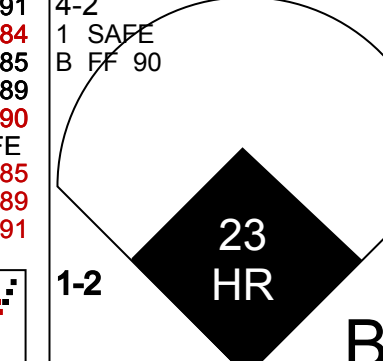
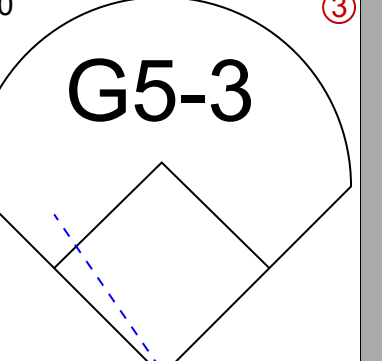
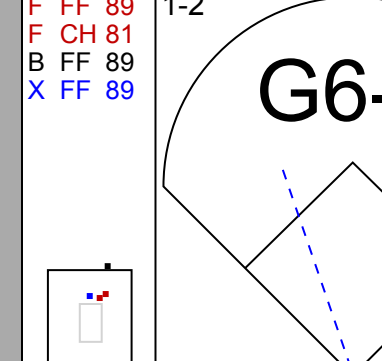
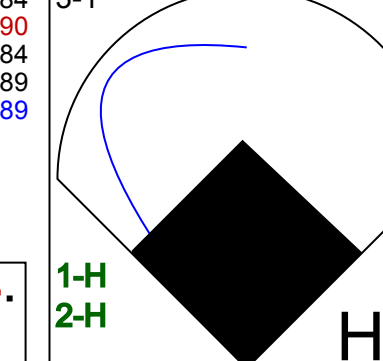
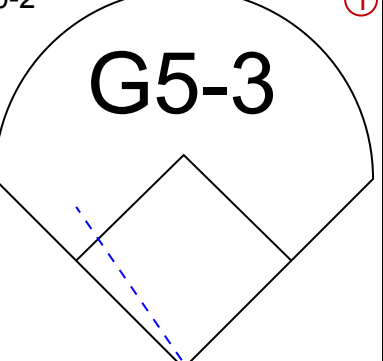
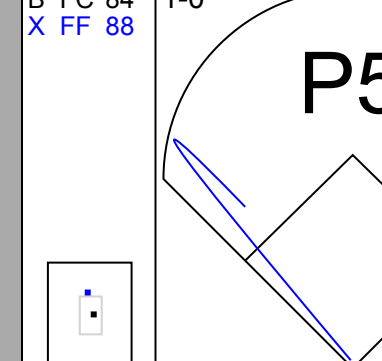
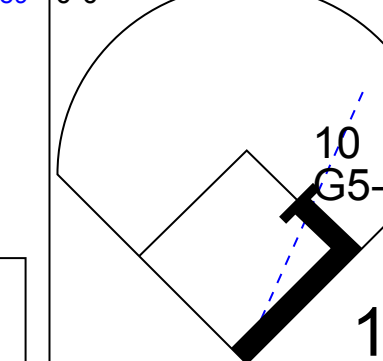
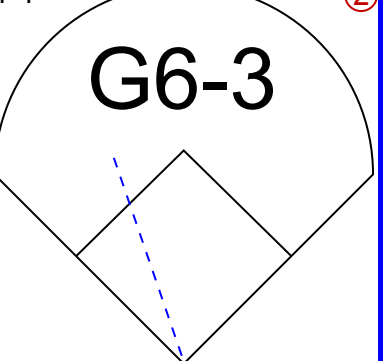
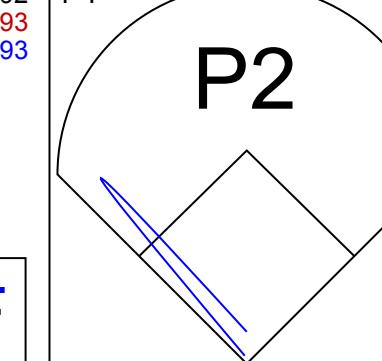
AB 40
R 9
H 12
RBI 8
BB 6
SO 11
LOB 25

Batter	1	2	3	4	5	6	7	8	9	AB	R	H	RBI	BB	SO	LOB	BOTTOM					
15 Fred Lewis, L OBP: 0.332, SLG: 0.465										4	1	1	0	1	0	0						
2 Aaron Hill, R OBP: 0.287, SLG: 0.372										2	0	0	0	2	0	0						
6 John McDonald, R OBP: 0.283, SLG: 0.489										1	1	1	2	0	0	0						
26 Adam Lind, L OBP: 0.277, SLG: 0.357										4	0	2	0	1	2	4						
10 Vernon Wells, R OBP: 0.328, SLG: 0.551										4	0	0	0	0	2	3						
1 Dewayne Wise, L OBP: 0.250, SLG: 0.375										1	1	0	0	0	0	1						
11 Alex Gonzalez, R OBP: 0.305, SLG: 0.496										4	1	0	0	0	0	1						
21 Nick Green, R OBP: 0.200, SLG: 0.111										1	0	0	0	0	0	1						
19 José Bautista, R OBP: 0.354, SLG: 0.529										4	2	2	1	1	1	0						
35 Lyle Overbay, L OBP: 0.318, SLG: 0.402										3	0	0	0	1	2	1						
14 John Buck, R OBP: 0.309, SLG: 0.532										4	0	3	3	0	0	0						
12 Edwin Encarnación, R OBP: 0.298, SLG: 0.467										4	0	0	0	0	1	4						
Inning Stats	R: 0 H: 0 E: 0 K: 2 S: 12	H: 0 LOB: 1 BB: 1 P: 23	R: 2 H: 1 E: 1 K: 2 S: 16	H: 1 LOB: 3 BB: 4 P: 34	R: 1 H: 2 E: 0 K: 1 S: 10	H: 2 LOB: 2 BB: 0 P: 19	R: 0 H: 1 E: 0 K: 0 S: 9	H: 1 LOB: 1 BB: 0 P: 15	R: 0 H: 0 E: 0 K: 1 S: 8	H: 0 LOB: 0 BB: 0 P: 12	R: 0 H: 0 E: 0 K: 0 S: 7	H: 0 LOB: 0 BB: 0 P: 12	R: 0 H: 0 E: 0 K: 0 S: 5	H: 0 LOB: 1 BB: 1 P: 12	R: 0 H: 1 E: 0 K: 1 S: 11	H: 1 LOB: 0 BB: 0 P: 16	R: 3 H: 4 E: 0 K: 1 S: 15	H: 4 LOB: 1 BB: 0 P: 24	1B: 6 2B: 2 3B: 0 HR: 1	SF: 0 SAC: 0 DP: 1 HBP: 1	WP: 1 PB: 0 SB: 0 CS: 0	PA: 43
PITCHER	IP: 2.2 WLS: 1 BF: 8 ERA: 2.9	WLS: W 8 1 0 0 0 1 0 0 0 0 0 0 12 24 0.00 0.500	H: 3 R: 3 ER: 2 SO: 3	H: 2 R: 3 ER: 3 SO: 0	BB: 5 IBB: 0 HBP: 1 BLK: 0	BB: 0 IBB: 0 HBP: 0 BLK: 0	WP: 0 HR: 0 S: 7 P: 19	HR: 0 S: 12 P: 36	ERA: 6.75 WHIP: 3.000	PITCHER	IP: 0.1 WLS: 0 BF: 1 ERA: 2.12	WLS: S 1 0 0 0 0 0 0 0 0 0 0 11 16 0.00 1.000	H: 0 R: 0 ER: 0 SO: 0	H: 0 R: 0 ER: 0 SO: 0	BB: 0 IBB: 0 HBP: 0 BLK: 0	WP: 0 HR: 0 S: 4 P: 6	HR: 0 S: 11 P: 24	HR: 0 S: 4 P: 6	ERA: 0.00 WHIP: 0.000			

San Francisco Giants @ Toronto Blue Jays
Rogers Centre, Toronto, ON
Sun Jun 20 2010, 1:10 PM - 4:36 PM EDT
Att: 21,431 - Sunny - 81 F

livebaseballscorecards.com

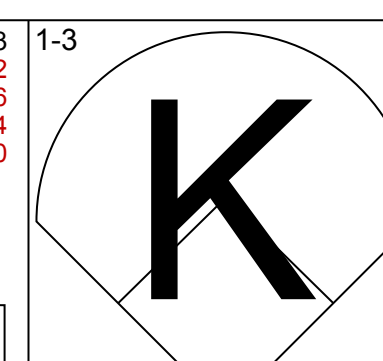
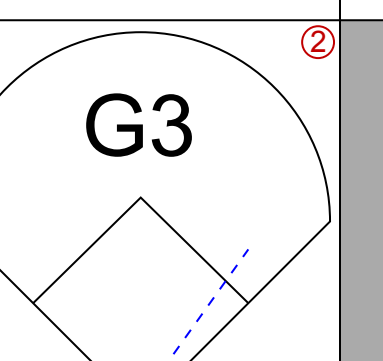
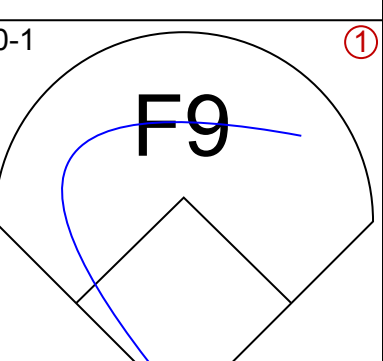

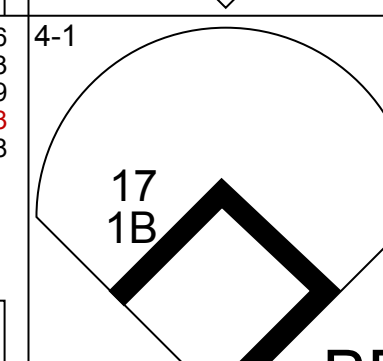
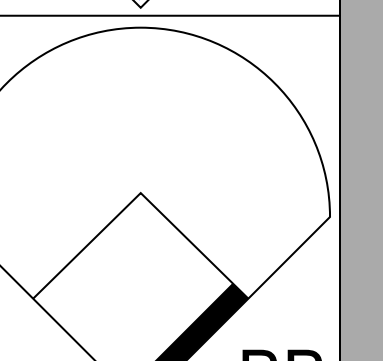
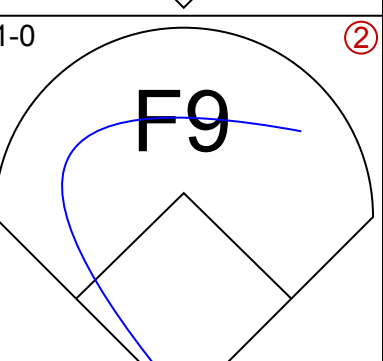

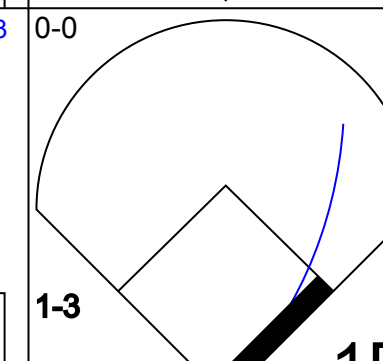
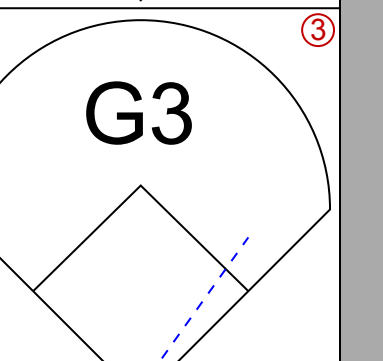
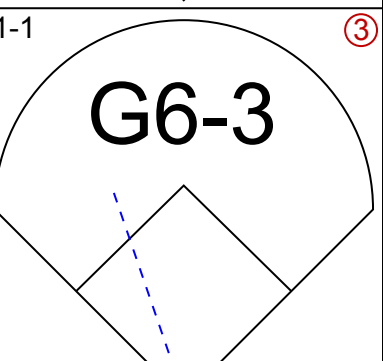

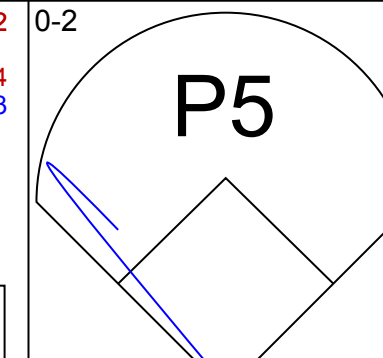
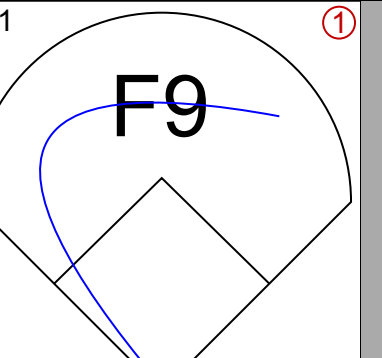
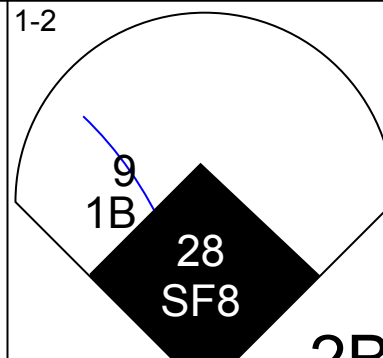
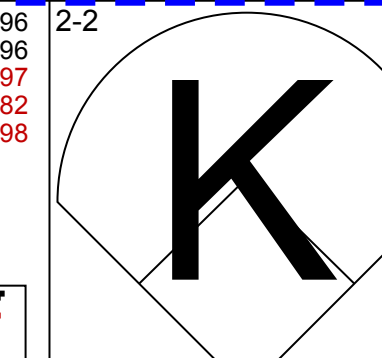
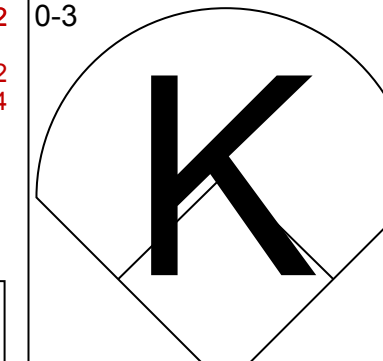
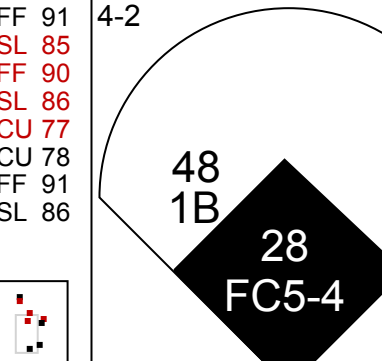
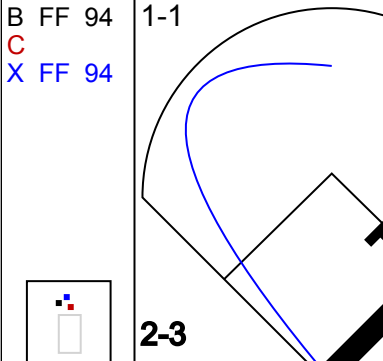
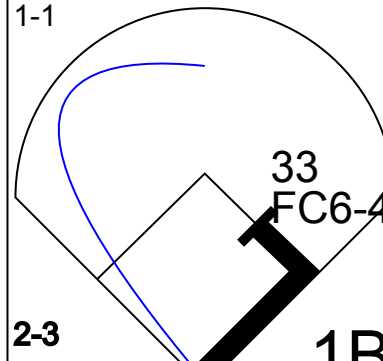
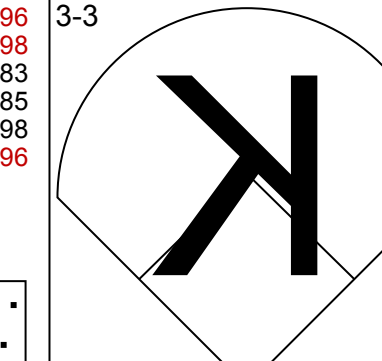
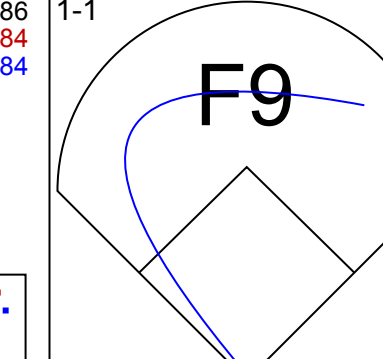
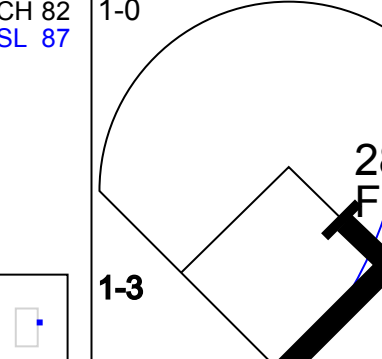

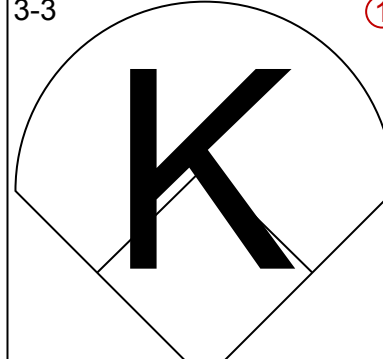
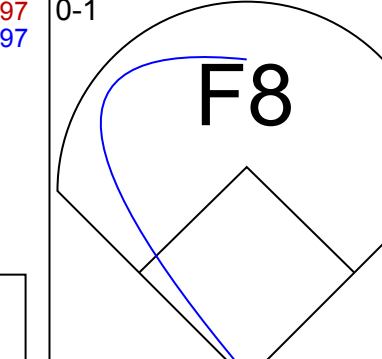
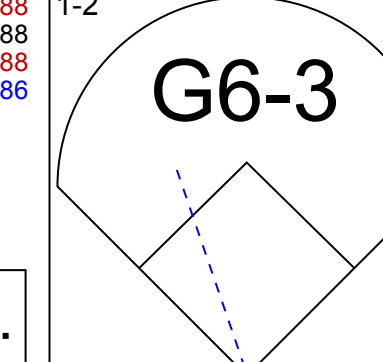
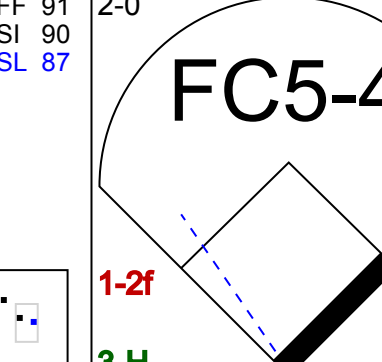
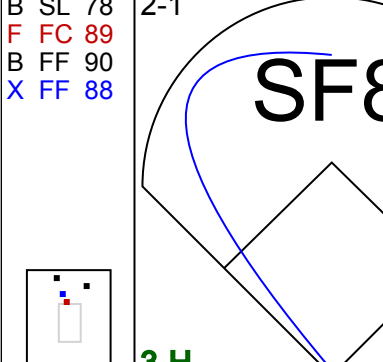
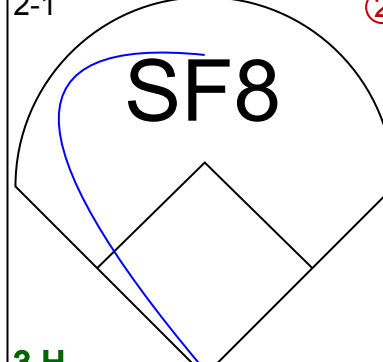
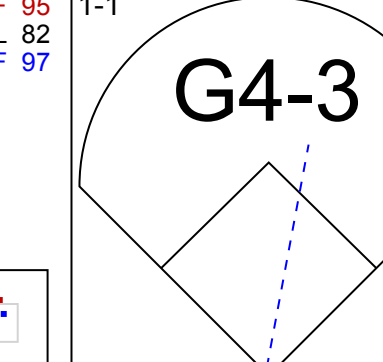
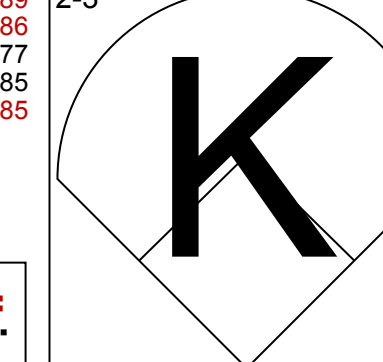
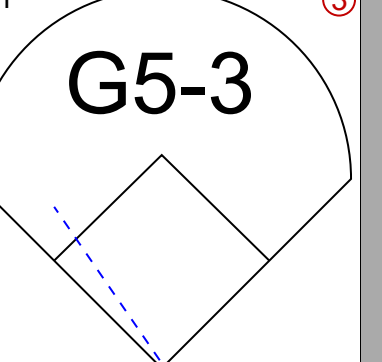
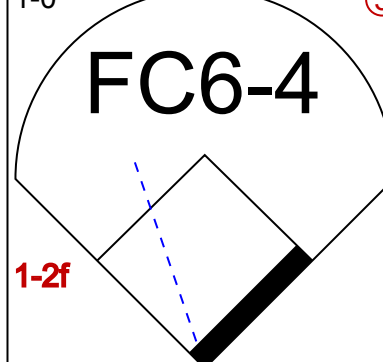
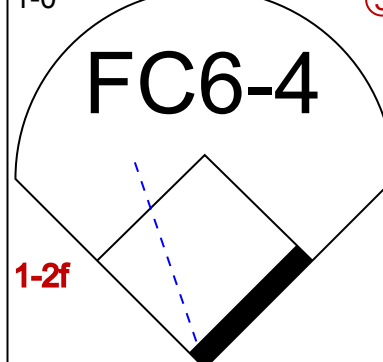
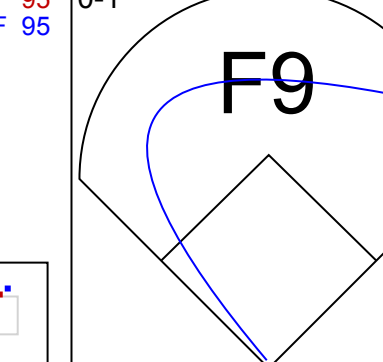
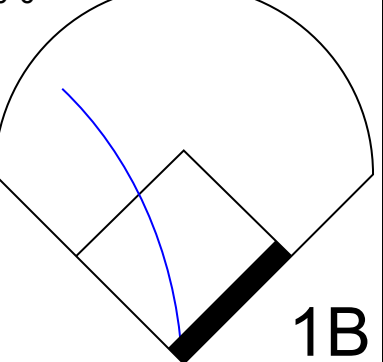

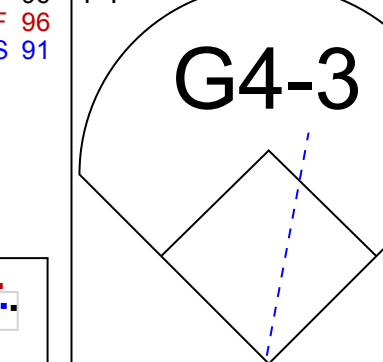

AB 36
R 6
H 9
RBI 6
BB 6
SO 8
LOB 15

Batter	1	2	3	4	5	6	7	8	9	AB	R	H	RBI	BB	SO	LOB	TOP																		
10 Marco Scutaro, R OBP: 0.352, SLG: 0.384										4	0	1	0	0	1	1																			
54 Darrell McDonald, R OBP: 0.329, SLG: 0.405										4	1	1	1	0	1	1																			
41 Victor Martinez, S OBP: 0.343, SLG: 0.482										4	0	0	0	0	0	0																			
20 Kevin Youkilis, R OBP: 0.425, SLG: 0.588										4	0	0	0	0	2	0																			
29 Adrián Beltré, R OBP: 0.377, SLG: 0.535										4	1	1	0	0	1	0																			
60 Daniel Nava, S OBP: 0.385, SLG: 0.522										3	0	0	0	0	1	1																			
22 Bill Hall, R OBP: 0.329, SLG: 0.395										2	1	0	0	1	0	0																			
23 Mike Cameron, R OBP: 0.330, SLG: 0.362										3	1	1	3	0	0	0																			
11 Clay Buchholz, L ERA: 4.91										1	0	0	0	0	0	0																			
Inning Stats	R: 1 E: 0 K: 2 S: 11	H: 1 LOB: 0 BB: 0 P: 15	R: 3 E: 0 K: 0 S: 13	H: 3 LOB: 0 BB: 1 P: 23	R: 0 E: 0 K: 1 S: 10	H: 0 LOB: 0 BB: 0 P: 15	R: 0 E: 0 K: 0 S: 5	H: 0 LOB: 0 BB: 0 P: 8	R: 0 E: 0 K: 1 S: 10	H: 1 LOB: 1 BB: 0 P: 13	R: 0 E: 0 K: 1 S: 8	H: 0 LOB: 0 BB: 0 P: 11	R: 0 E: 0 K: 1 S: 9	H: 0 LOB: 0 BB: 0 P: 11	R: 0 E: 0 K: 1 S: 6	H: 0 LOB: 0 BB: 0 P: 9	R: 0 E: 0 K: 0 S: 5	H: 0 LOB: 0 BB: 0 P: 5	1B: 2 2B: 1 3B: 0 HR: 2	SF: 0 SAC: 0 DP: 1 HBP: 0	WP: 0 PB: 0 CS: 0	PA: 32													
PITCHER	IP WLS BF H R ER SO BB IBB HBP BLK WP HR S P ERA WHIP																																		
40 Madison Bumgarner, L ERA: 5.14	(1, 1)	7.0	L	26	5	4	4	5	1	0	0	0	0	0	2	66	96	5.14	0.857																
41 Jeremy Affeldt, L ERA: 4.97	(8, 1)	1.0		3	0	0	0	1	0	0	0	0	0	0	0	6	9	0.00	0.000																
53 Denny Bautista, R ERA: 2.45	(9, 1)	1.0		3	0	0	0	0	0	0	0	0	0	0	5	5	0.00	0.000																	

Boston Red Sox @ San Francisco Giants
 AT&T Park, San Francisco, CA
 Sat Jun 26 2010, 4:14 PM - 6:58 PM PDT
 Att: 42,178 - Sunny - 69 F

AB 31
 R 4
 H 5
 RBI 4
 BB 1
 SO 6
 LOB 3



Batter	1	2	3	4	5	6	7	8	9	AB	R	H	RBI	BB	SO	LOB	BOTTOM																	
56 Andres Torres, S OBP: 0.377, SLG: 0.452										4	0	0	0	0	2	2																		
16 Edgar Renteria, R OBP: 0.396, SLG: 0.425										2	0	0	0	2	0	2																		
17 Aubrey Huff, L OBP: 0.389, SLG: 0.520										4	0	1	0	0	1	3																		
5 Juan Uribe, R OBP: 0.343, SLG: 0.482										4	1	1	0	0	1	2																		
9 Pat Burrell, R OBP: 0.329, SLG: 0.435										3	1	1	0	1	2	2																		
48 Pablo Sandoval, S OBP: 0.334, SLG: 0.419										4	0	1	0	0	1	2																		
28 Buster Posey, R OBP: 0.337, SLG: 0.414										3	0	0	2	0	0	1																		
33 Aaron Rowand, R OBP: 0.269, SLG: 0.381										4	0	0	0	0	1	2																		
40 Madison Bumgarner, R OBP: 0.500, SLG: 0.500										2	0	1	0	0	0	0																		
21 Freddy Sanchez, R OBP: 0.306, SLG: 0.394										1	0	1	0	0	0	0																		
41 Jeremy Affeldt, L ERA: 4.91										0	0	0	0	0	0	0																		
53 Denny Bautista, R OBP: 1.000, SLG: 1.000										0	0	0	0	0	0	0																		
35 Travis Ishikawa, L OBP: 0.179, SLG: 0.915										1	0	0	0	0	0	0																		
Inning Stats	R: 0 E: 0 K: 2 S: 12	H: 1 LOB: 2 BB: 1 P: 17	R: 0 E: 0 K: 1 S: 8	H: 0 LOB: 0 BB: 0 P: 12	R: 0 E: 0 K: 0 S: 10	H: 0 LOB: 1 BB: 1 P: 18	R: 1 E: 0 K: 0 S: 10	H: 1 LOB: 1 BB: 1 P: 17	R: 0 E: 0 K: 1 S: 6	H: 2 LOB: 1 BB: 0 P: 8	R: 0 E: 0 K: 2 S: 13	H: 1 LOB: 1 BB: 0 P: 19	R: 0 E: 0 K: 2 S: 8	H: 0 LOB: 0 BB: 0 P: 13	R: 0 E: 0 K: 0 S: 6	H: 0 LOB: 0 BB: 0 P: 8	1B: 4 2B: 2 3B: 0 HR: 0	SF: 1 SAC: 0 DP: 0 HBP: 0	WP: 0 PB: 0 CS: 0	PA: 36														
PITCHER	IP WLS BF H R ER SO BB IBB HBP BLK WP HR S P ERA WHIP																																	
11 Clay Buchholz, R ERA: 2.45	(1, 1)	1.0		5	1	0	0	2	1	0	0	0	0	0	0	0	0.00	1.000																
48 Scott Atchison, R ERA: 4.13	(2, 1)	2.1	W	10	1	1	1	1	2	0	0	0	0	0	25	42	3.86	1.286																
56 Ramon E Ramirez, R ERA: 4.13	(4, 1)	0.2	H	2	0	0	0	0	0	0	0	0	0	0	3	5	0.00	0.000																
17 Manny Delcarmen, R ERA: 3.24	(5, 1)	1.0	H	6	3	1	1	0	0	0	0	0	0	11	15	9.00	3.000																	
62 Dustin Richardson, L ERA: 4.5	(6, 1)	1.0	H	3	0	0	0	1	0	0	0	0	0	6	12	0.00	0.000																	
37 Hideki Okajima, L ERA: 5.26	(7, 1)	1.0	H	4	1	0	0	2	0	0	0	0	0	0	0	0	0.00	0.000																
51 Daniel Bard, R ERA: 2.06	(8, 1)	1.0	H	3	0	0	0	2	0	0	0	0	0	0	0	0	0.00	0.000																
58 Jonathan Papelbon, R ERA: 3.86	(9, 1)	1.0	S	3	0	0	0	0	0	0	0	0	0	0	0	0	0.00	0.000																

Boston Red Sox @ San Francisco Giants
 AT&T Park, San Francisco, CA
 Sat Jun 26 2010, 4:14 PM - 6:58 PM PDT
 Att: 42,178 - Sunny - 69 F

AB 32
 R 2
 H 6
 RBI 2
 SO 8
 LOB 16



Batter	1	2	3	4	5	6	7	8	9	AB	R	H	RBI	BB	SO	LOB	TOP								
15 Rafael Furcal, S OBP: 0.367, SLG: 0.450										4	1	2	0	1	1	0	Los Angeles Dodgers @ San Francisco Giants AT&T Park, San Francisco, CA Mon Jun 28 2010, 7:16 PM - 10:37 PM PDT Att: 34,626 - Clear - 67 F								
5 Reed Johnson, R OBP: 0.325, SLG: 0.402										4	1	1	0	0	3	3									
16 Andre Ethier, L OBP: 0.370, SLG: 0.552										3	0	0	1	0	1	1									
99 Manny Ramirez, R OBP: 0.409, SLG: 0.522										3	0	3	1	1	0	0									
27 Matt Kemp, R OBP: 0.316, SLG: 0.455										0	0	0	0	0	0	0									
3 Ronnie Belliard, R OBP: 0.333, SLG: 0.411										4	1	0	0	0	0	4									
54 Ronald Belisario, R										0	0	0	0	0	0	0									
56 Hung-Chih Kuo, L										0	0	0	0	0	0	0									
23 Casey Blake, R OBP: 0.342, SLG: 0.442										4	1	2	2	0	0	2									
17 A.J. Ellis, R OBP: 0.310, SLG: 0.250										3	0	1	0	1	1	1									
14 Jamey Carroll, R OBP: 0.387, SLG: 0.319										3	0	0	0	0	1	2									
58 Chad Billingsley R OBP: 0.241, SLG: 0.192										2	0	0	0	0	2	0									
9 Garret Anderson, L OBP: 0.265, SLG: 0.299										1	0	0	0	0	1	1									
36 Jeff Weaver, R OBP: 0.300, SLG: 0.500										0	0	0	0	0	0	0									
7 James Loney, L OBP: 0.346, SLG: 0.429										1	0	0	0	0	0	0									
Inning Stats	R: 0 E: 0 K: 1 S: 9	H: 0 LOB: 0 BB: 0 P: 10	R: 0 E: 0 K: 0 S: 20	H: 1 LOB: 2 BB: 1 P: 30	R: 2 E: 0 K: 1 S: 17	H: 3 LOB: 1 BB: 0 P: 26	R: 0 E: 0 K: 1 S: 9	H: 1 LOB: 0 BB: 0 P: 12	R: 0 E: 0 K: 0 S: 15	H: 0 LOB: 0 BB: 0 P: 22	R: 0 E: 0 K: 0 S: 9	H: 0 LOB: 0 BB: 0 P: 13	R: 0 E: 0 K: 2 S: 11	H: 1 LOB: 2 BB: 1 P: 18	R: 2 E: 0 K: 0 S: 21	H: 2 LOB: 0 BB: 0 P: 30	R: 0 E: 0 K: 2 S: 8	H: 0 LOB: 0 BB: 0 P: 14	1B: 6 2B: 3 3B: 0 HR: 1	SF: 1 SAC: 1 DP: 2 HBP: 0	WP: 1 PB: 0 SB: 1 CS: 1	PA: 37			
PITCHER	IP	WLS	BF	H	R	ER	SO	BB	IBB	HBP	BLK	WP	HR	S	P	ERA	WHIP								
75 Barry Zito, L ERA: 3.43	6.0		24	6	2	2	6	2	0	0	0	1	0	79	113	3.00	1.333								
53 Denny Bautista, R ERA: 2.25	1.0		5	1	0	0	2	0	1	0	0	0	0	11	18	0.00	1.000								
46 Santiago Casilla, R ERA: 2.03	1.0	L	5	2	2	2	0	0	0	0	0	0	1	21	30	18.00	2.000								
59 Guillermo Mota, R ERA: 2.76	1.0		3	0	0	0	2	0	0	0	0	0	0	8	14	0.00	0.000								

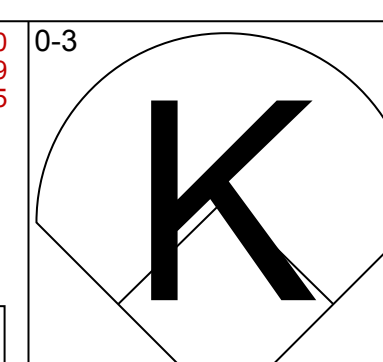
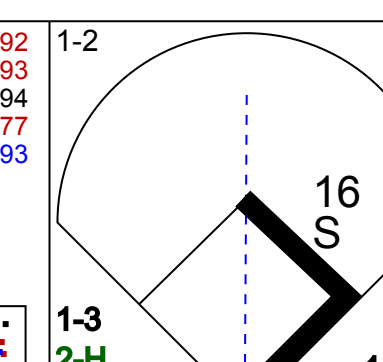
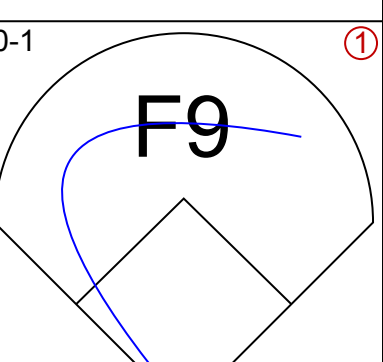
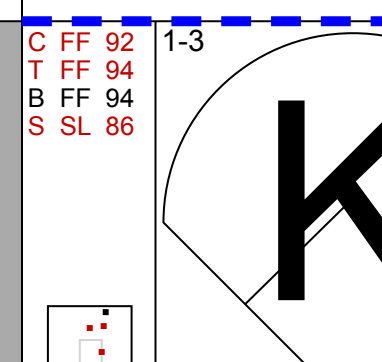
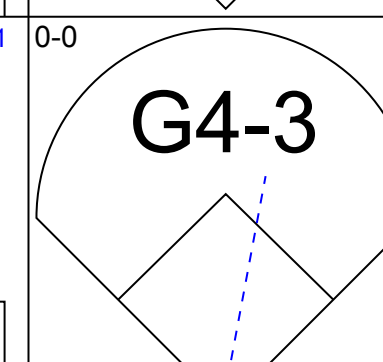
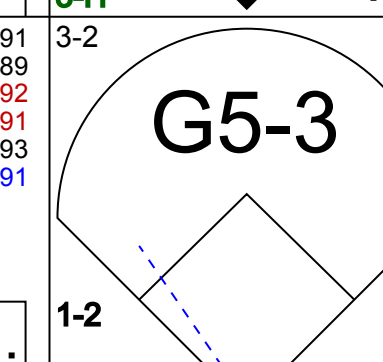
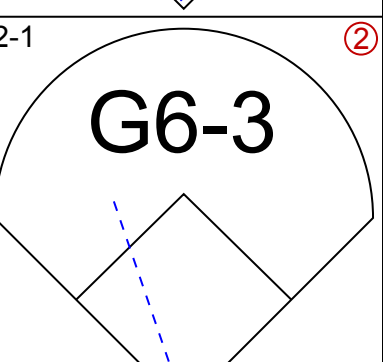
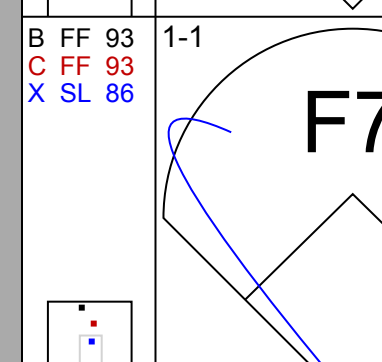
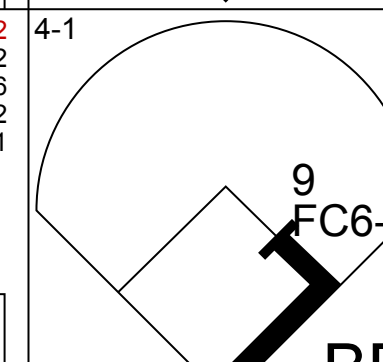
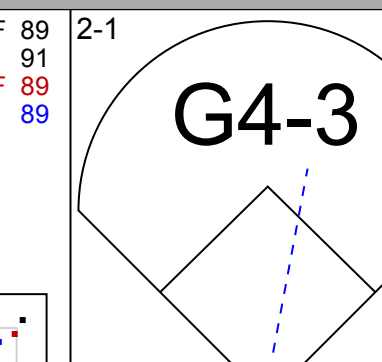
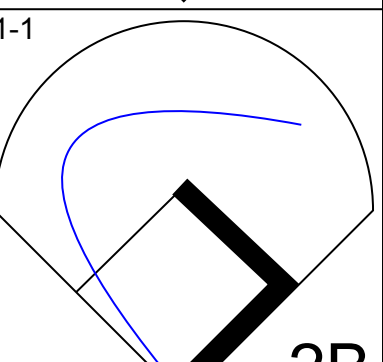

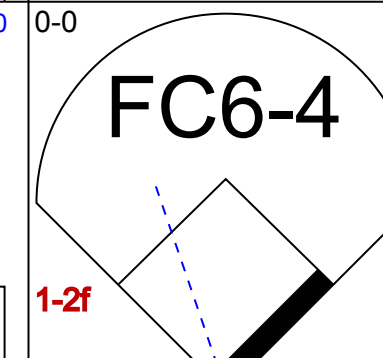
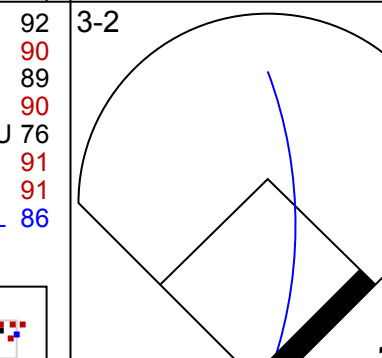
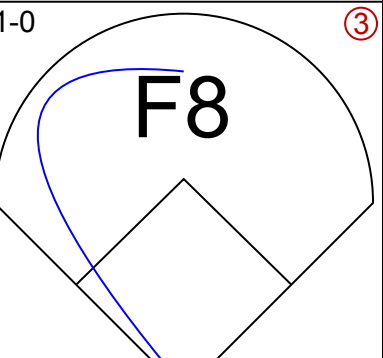


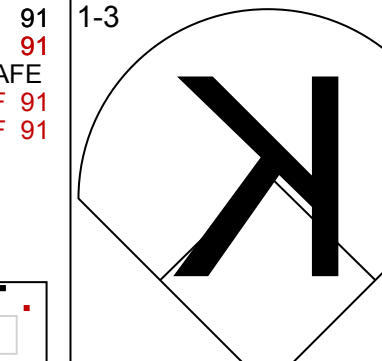


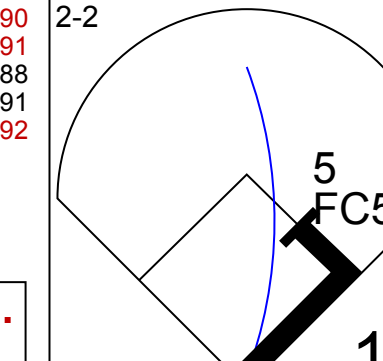
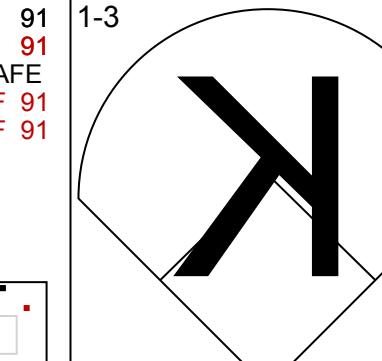


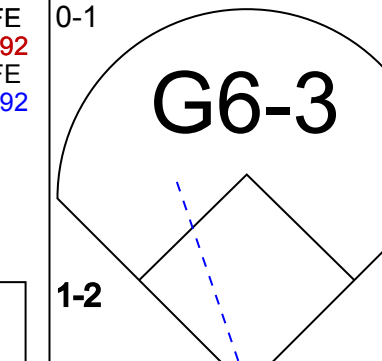
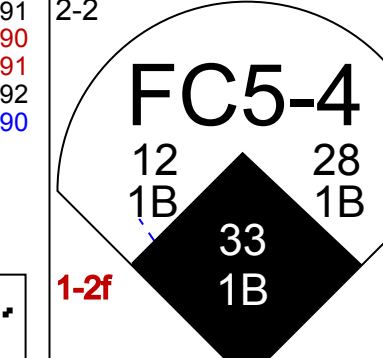
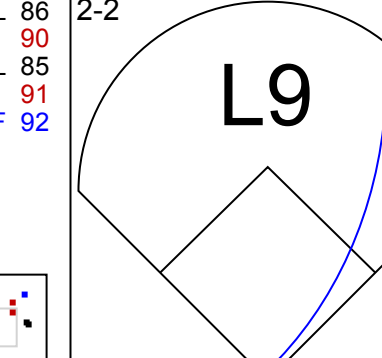


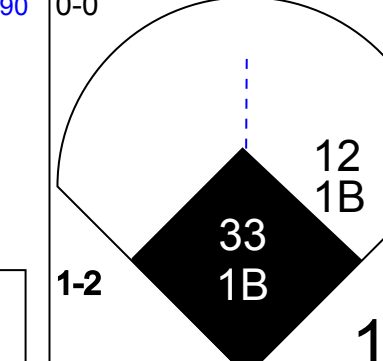
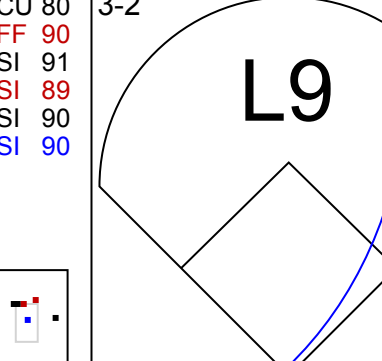


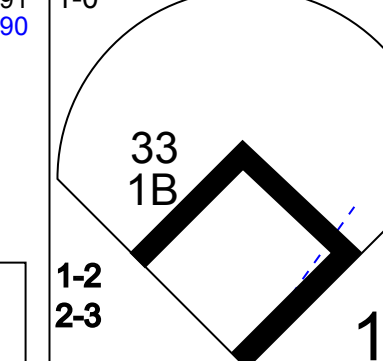




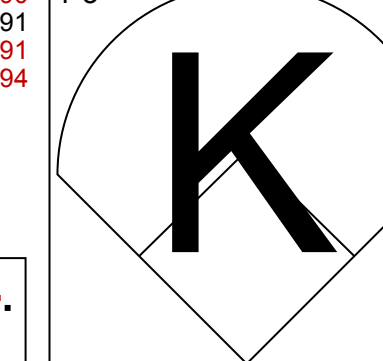
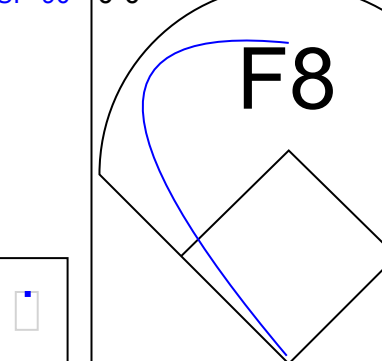


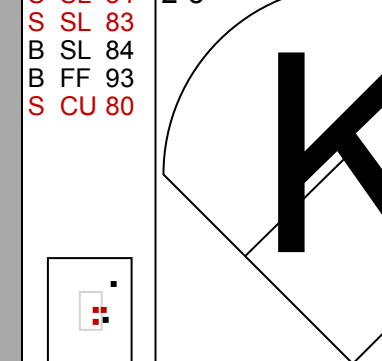

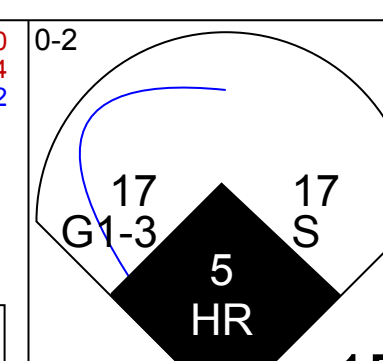
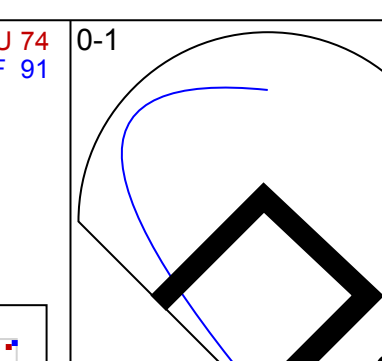
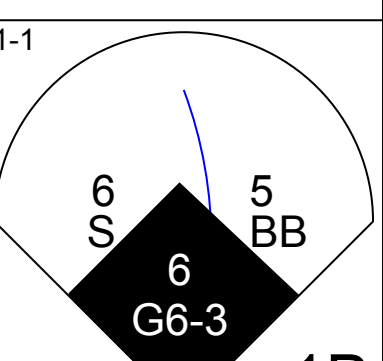
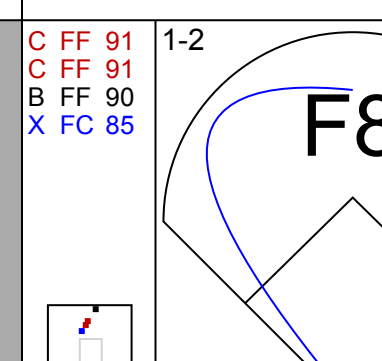
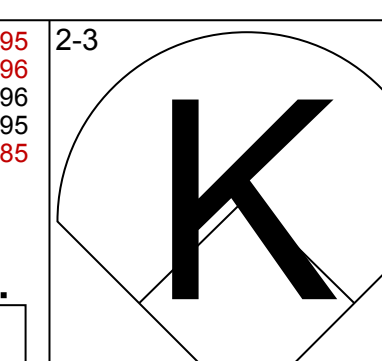
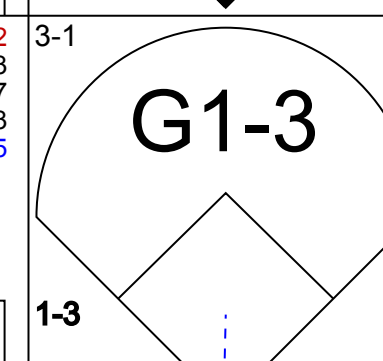
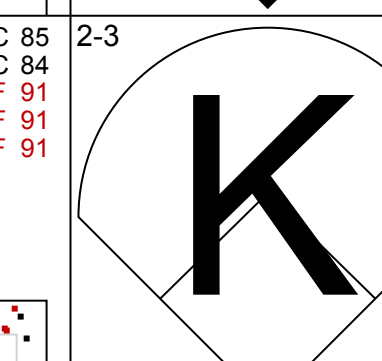
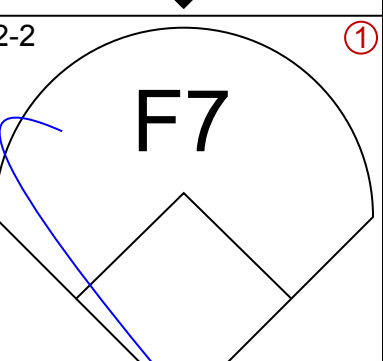
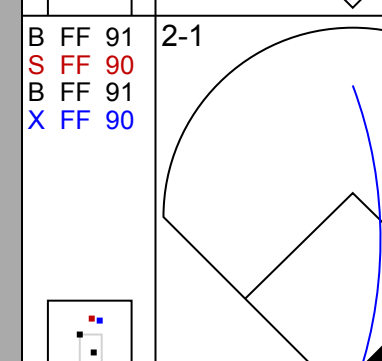
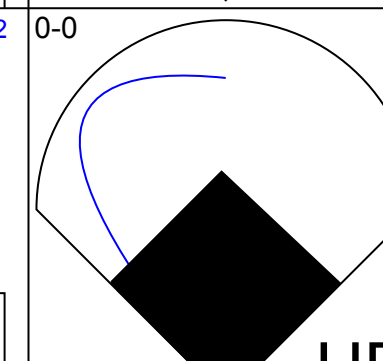
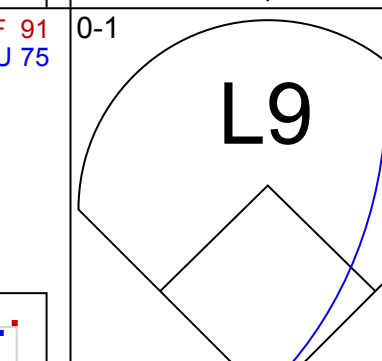
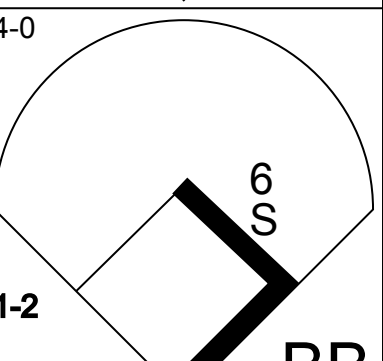
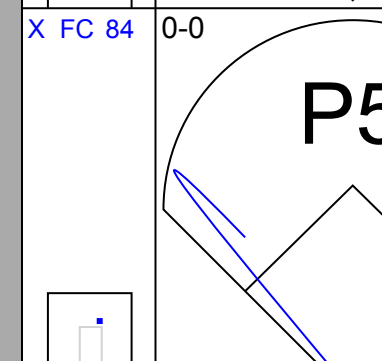
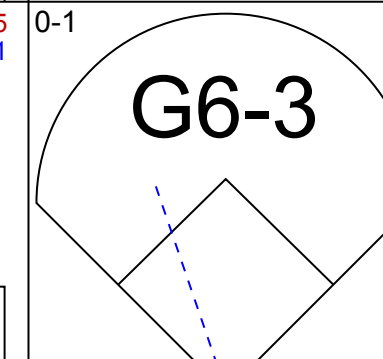

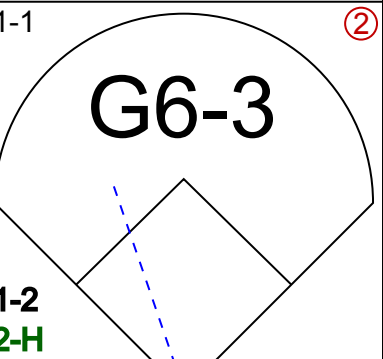

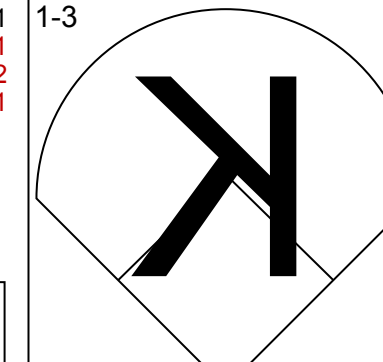

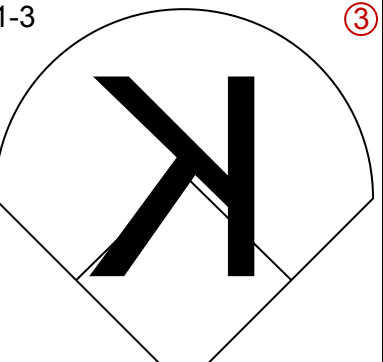













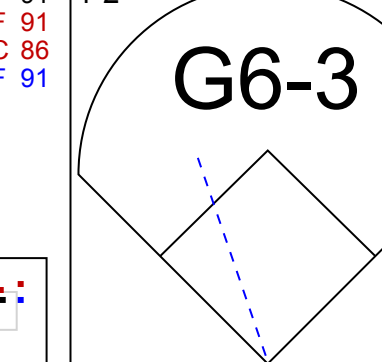
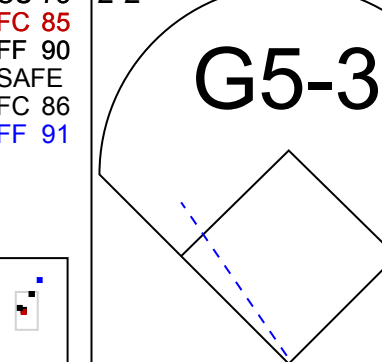
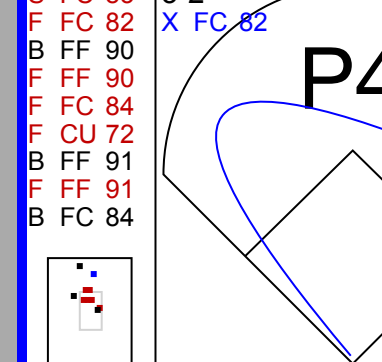
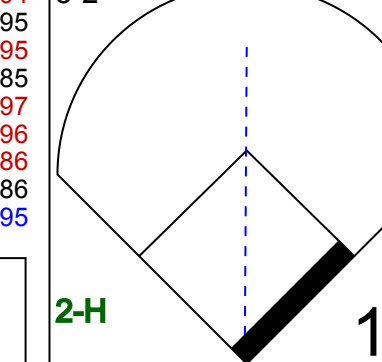
AB 32
R 4
H 9
RBI 4
BB 3
SO 10
LOB 14



Batter	1	2	3	4	5	6	7	8	9	AB	R	H	RBI	BB	SO	LOB	BOTTOM								
56 Andres Torres, S OBP: 0.373, SLG: 0.442										3	1	0	0	1	1	2	Los Angeles Dodgers @ San Francisco Giants AT&T Park, San Francisco, CA Mon Jun 28 2010, 7:16 PM - 10:37 PM PDT Att: 34,626 - Clear - 67 F								
21 Freddy Sanchez, R OBP: 0.359, SLG: 0.381										4	0	1	1	0	1	1									
17 Aubrey Huff, L OBP: 0.385, SLG: 0.512										4	0	2	1	0	0	0									
5 Juan Uribe, R OBP: 0.342, SLG: 0.476										3	0	0	0	1	0	3									
9 Pat Burrell, R OBP: 0.333, SLG: 0.437										3	0	2	0	0	0	0									
33 Aaron Rowand, R OBP: 0.275, SLG: 0.387										1	0	1	0	0	0	0									
48 Pablo Sandoval, S OBP: 0.334, SLG: 0.415										2	0	1	0	1	0	1									
28 Buster Posey, R OBP: 0.320, SLG: 0.391										1	0	0	0	0	1	2									
16 Edgar Renteria, R OBP: 0.359, SLG: 0.412										4	0	0	0	0	1	6									
1 Bengie Molina, R OBP: 0.307, SLG: 0.330										3	0	0	0	0	0	2									
75 Barry Zito, L ERA: 3.43	6.0		22	5	2	2	3	2	0	0	0	0	0	0	0	0									
35 Travis Ishikawa, L OBP: 0.285, SLG: 0.399	1.0	W	4	2	0	0	0	0	0	0	0	0	0	0	0	0									
53 Denny Bautista, R ERA: 2.25	1.0	H	3	1	0	0	0	0	0	0	0	0	0	0	0	0									
46 Santiago Casilla, R ERA: 2.03	1.0	S	5	1	0	0	1	1	0	0	0	0	0	0	0	0									
12 Nate Scherholz, L OBP: 0.162, SLG: 0.096																									
59 Guillermo Mota, R ERA: 2.76																									
Inning Stats	R: 1 E: 0 K: 1 S: 14	H: 1 LOB: 1 BB: 0 P: 26	R: 0 E: 0 K: 1 S: 10	H: 1 LOB: 0 BB: 0 P: 17	R: 0 E: 0 K: 1 S: 8	H: 0 LOB: 0 BB: 0 P: 12	R: 0 E: 0 K: 0 S: 4	H: 0 LOB: 0 BB: 0 P: 9	R: 0 E: 0 K: 0 S: 3	H: 0 LOB: 0 BB: 1 P: 9	R: 1 E: 0 K: 0 S: 15	H: 3 LOB: 2 BB: 0 P: 25	R: 0 E: 0 K: 0 S: 20	H: 2 LOB: 2 BB: 0 P: 29	R: 0 E: 0 K: 0 S: 9	H: 1 LOB: 0 BB: 0 P: 13	R: 0 E: 0 K: 1 S: 12	H: 1 LOB: 2 BB: 1 P: 22	1B: 8 2B: 3 3B: 0 HR: 0	SF: 0 SAC: 0 DP: 5 HBP: 0	WP: 0 PB: 0 SB: 1 CS: 1	PA: 34			
PITCHER	IP	WLS	BF	H	R	ER	SO	BB	IBB	HBP	BLK	WP	HR	S	P	ERA	WHIP								
58 Chad Billingsley, R ERA: 4.25	6.0		22	5	2	2	3	2	0	0	0	0	0	54	98	3.00	1.167								
36 Jeff Weaver, R ERA: 3.09	1.0		4	2	0	0	0	0	0	0	0	0	0	20	29	0.00	2.000								
54 Ronald Belisario, R ERA: 4.16	1.0		3	1	0	0	0	0	0	0	0	0	0	9	13	0.00	1.000								
56 Hung-Chih Kuo, L ERA: 1.11	1.0		5	1	0	0	1	1	0	0	0	0	0	12	22	0.00	2.000								

AB 31
R 2
H 9
RBI 2
BB 3
SO 4
LOB 17



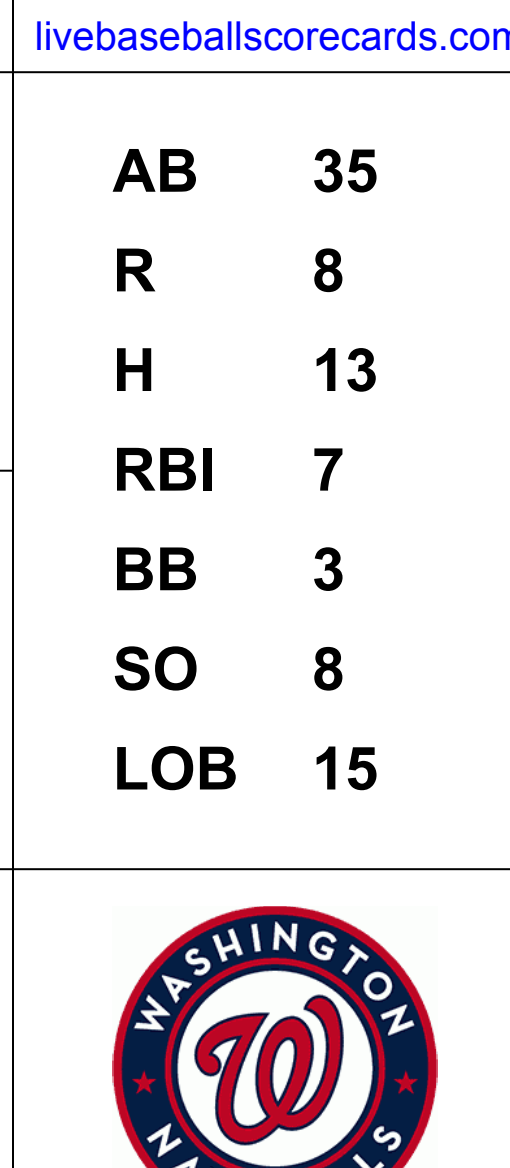
Batter	1	2	3	4	5	6	7	8	9	AB	R	H	RBI	BB	SO	LOB	TOP					
33 Aaron Rowand, R OBP: 0.282, SLG: 0.404										4	0	1	2	0	2	0	San Francisco Giants @ Colorado Rockies Coors Field, Denver, CO Thu Jul 01 2010, 6:42 PM - 9:36 PM MDT Att: 32,134 - Partly Cloudy - 85 F					
16 Edgar Renteria, R OBP: 0.373, SLG: 0.393										4	0	0	0	0	0	2						
17 Aubrey Huff, L OBP: 0.371, SLG: 0.500										3	0	1	0	1	1	0						
9 Pat Burrell, R OBP: 0.339, SLG: 0.451										4	0	1	0	0	1	2						
56 Andres Torres, S OBP: 0.371, SLG: 0.443										0	0	0	0	0	0	0						
48 Pablo Sandoval, S OBP: 0.331, SLG: 0.409										4	0	1	0	0	1	2						
5 Juan Uribe, R OBP: 0.311, SLG: 0.460										4	1	0	0	0	0	4						
28 Buster Posey, R OBP: 0.321, SLG: 0.416										4	2	2	1	0	0	0						
12 Nate Schierholtz, L OBP: 0.340, SLG: 0.360										4	0	1	0	0	1	0						
40 Madison Bumgarner, R OBP: 0.167, SLG: 0.167										3	0	0	0	0	2	3						
59 Guillermo Mota, R OBP: 0.366, SLG: 0.514										0	0	0	0	0	0	0						
Inning Stats	R: 0 E: 0 K: 1 S: 6	H: 0 LOB: 1 BB: 1 P: 10	R: 2 E: 0 K: 1 S: 19	H: 4 LOB: 2 BB: 0 P: 29	R: 0 E: 0 K: 1 S: 13	H: 1 LOB: 1 BB: 0 P: 21	R: 0 E: 0 K: 0 S: 5	H: 0 LOB: 0 BB: 0 P: 8	R: 0 E: 0 K: 0 S: 7	H: 1 LOB: 0 BB: 0 P: 11	R: 1 E: 0 K: 0 S: 8	H: 1 LOB: 0 BB: 0 P: 14	R: 0 E: 0 K: 2 S: 8	H: 0 LOB: 0 BB: 0 P: 12	R: 0 E: 0 K: 2 S: 12	H: 0 LOB: 2 BB: 0 P: 13	R: 0 E: 0 K: 1 S: 8	H: 0 LOB: 0 BB: 0 P: 13	1B: 5 2B: 1 3B: 0 HR: 1	SF: 0 SAC: 0 DP: 0 HBP: 0	WP: 1 PB: 0 SB: 1 CS: 0	PA: 36
PITCHER	IP	WLS	BF	H	R	ER	SO	BB	IBB	HBP	BLK	WP	HR	S	P	ERA	WHIP					
28 Aaron Cook, R ERA: 4.66	6.1	W	27	7	3	3	4	1	0	0	0	0	1	61	98	4.26	1.263					
34 Matt Belisle, R ERA: 2.81	0.2	H	2	0	0	0	1	0	0	0	0	0	0	5	7	0.00	0.000					
63 Rafael Betancourt, R ERA: 4.97	1.0	H	4	0	0	0	2	0	0	0	0	1	0	12	13	0.00	0.000					
16 Huston Street, R ERA: 3.38	1.0		3	0	0	0	1	0	0	0	0	0	0	8	13	0.00	0.000					
Batter	1	2	3	4	5	6	7	8	9	AB	R	H	RBI	BB	SO	LOB	BOTTOM					
24 Dexter Fowler, S OBP: 0.328, SLG: 0.322										5	2	3	0	0	1	1	San Francisco Giants @ Colorado Rockies Coors Field, Denver, CO Thu Jul 01 2010, 6:42 PM - 9:36 PM MDT Att: 32,134 - Partly Cloudy - 85 F					
17 Todd Helton, L OBP: 0.342, SLG: 0.316										4	0	1	0	0	1	3						
5 Carlos González, L OBP: 0.329, SLG: 0.496										3	1	1	2	1	0	2						
6 Melvin Mora, R OBP: 0.324, SLG: 0.328										4	0	0	1	0	0	1						
19 Ryan Spilborghs, R OBP: 0.347, SLG: 0.471										4	1	1	0	0	2	1						
21 Miguel Olivo, R OBP: 0.371, SLG: 0.550										4	2	2	1	0	1	0						
12 Clint Barmes, R OBP: 0.306, SLG: 0.400										4	1	2	1	0	0	0						
18 Jonathan Herrera, S OBP: 0.295, SLG: 0.289										4	0	1	0	0	1	2						
28 Aaron Cook, R OBP: 0.222, SLG: 0.266										2	0	0	0	0	0	2						
34 Matt Belisle, R OBP: 0.200, SLG: 0.087										0	0	0	0	0	0	0						
9 Ian Stewart, L OBP: 0.333, SLG: 0.464										1	0	0	0	0	0	0						
63 Rafael Betancourt, R OBP: 0.366, SLG: 0.514										0	0	0	0	0	0	0						
23 Jason Giambi, L OBP: 0.326, SLG: 0.735										1	0	1	0	0	0	0						
16 Huston Street, R ERA: 3.38										0	0	0	0	0	0	0						
Inning Stats	R: 2 E: 0 K: 1 S: 11	H: 2 LOB: 0 BB: 0 P: 15	R: 0 E: 0 K: 2 S: 8	H: 0 LOB: 0 BB: 0 P: 12	R: 0 E: 0 K: 1 S: 10	H: 1 LOB: 1 BB: 0 P: 13	R: 1 E: 0 K: 0 S: 11	H: 3 LOB: 2 BB: 0 P: 17	R: 1 E: 0 K: 1 S: 11	H: 1 LOB: 1 BB: 1 P: 20	R: 0 E: 0 K: 0 S: 9	H: 1 LOB: 0 BB: 0 P: 15	R: 0 E: 0 K: 0 S: 13	H: 1 LOB: 0 BB: 0 P: 19	R: 3 E: 1 K: 1 S: 25	H: 3 LOB: 1 BB: 0 P: 36	1B: 9 2B: 0 3B: 2 HR: 1	SF: 0 SAC: 0 DP: 1 HBP: 0	WP: 0 PB: 0 SB: 3 CS: 0	PA: 37		
PITCHER	IP	WLS	BF	H	R	ER	SO	BB	IBB	HBP	BLK	WP	HR	S	P	ERA	WHIP					
40 Madison Bumgarner, L ERA: 4.5	7.0	L	30	9	4	3	5	1	0	0	0	0	0	73	111	3.86	1.429					
59 Guillermo Mota, R ERA: 2.9	0.2		5	2	3	1	0	0	0	0	0	0	0	16	22	13.50	3.000					
45 Dan Runzler, L ERA: 3.21	0.1		2	1	0	0	1	0	0	0	0	0	0	9	14	0.00	3.000					

Batter	1	2	3	4	5	6	7	8	9	AB	R	H	RBI	BB	SO	LOB	TOP									
56 Andres Torres, S (1,8) OBP: 0.378, SLG: 0.483 33 Aaron Rowand, R (5,PH) OBP: 0.276, SLG: 0.390										2	1	1	1	0	1	0	San Francisco Giants @ Washington Nationals Nationals Park, Washington, DC Fri Jul 09 2010, 7:09 PM - 9:48 PM EDT Att: 34,723 - Partly Cloudy - 87 F									
21 Freddy Sanchez, R (1,4) OBP: 0.347, SLG: 0.387										3	0	0	0	1	0	0										
17 Aubrey Huff, L (1,9) OBP: 0.380, SLG: 0.548										4	0	0	0	0	1	1										
9 Pat Burrell, R (1,7) OBP: 0.332, SLG: 0.414										4	0	0	0	0	1	1										
28 Buster Posey, R (1,2) OBP: 0.371, SLG: 0.519										4	0	1	0	0	1	0										
48 Pablo Sandoval, S (1,5) OBP: 0.321, SLG: 0.389										3	0	0	0	0	3	2										
35 Travis Ishikawa, L (1,3) OBP: 0.387, SLG: 0.552										3	0	2	0	0	1	0										
16 Edgar Renteria, R (1,6) OBP: 0.354, SLG: 0.366										3	0	0	0	0	1	2										
18 Matt Cain, R (1,1) OBP: 0.121, SLG: 0.094 59 Guillermo Mota, R (7,1)										2	0	0	0	0	1	1										
12 Nate Schierholz, L (8,PH) OBP: 0.333, SLG: 0.315 53 Denny Bautista, R (8,1) OBP: 1.000, SLG: 1.000										0	0	0	0	0	0	0										
Inning Stats	R: 1 H: 1 E: 0 K: 0 S: 8	H: 1 LOB: 0 BB: 0 P: 17	R: 0 H: 0 E: 0 K: 2 S: 11	H: 0 LOB: 0 BB: 0 P: 13	R: 0 H: 0 E: 0 K: 2 S: 8	H: 0 LOB: 0 BB: 0 P: 14	R: 0 H: 1 E: 0 K: 2 S: 17	H: 1 LOB: 2 BB: 1 P: 29	R: 0 H: 1 E: 0 K: 1 S: 12	H: 1 LOB: 1 BB: 0 P: 15	R: 0 H: 0 E: 0 K: 1 S: 5	H: 0 LOB: 0 BB: 0 P: 7	R: 0 H: 1 E: 0 K: 1 S: 10	H: 1 LOB: 1 BB: 0 P: 16	R: 0 H: 0 E: 0 K: 1 S: 9	H: 0 LOB: 0 BB: 0 P: 12	R: 0 H: 0 E: 0 K: 1 S: 8	H: 0 LOB: 0 BB: 0 P: 10	1B: 2 2B: 1 3B: 0 HR: 1	SF: 0 SAC: 0 DP: 0 HBP: 0	WP: 0 PB: 0 SB: 0 CS: 0	PA: 32				
PITCHER	IP WLS BF H R ER SO BB IBB HBP BLK WP HR S P ERA WHIP	IP WLS BF H R ER SO BB IBB HBP BLK WP HR S P ERA WHIP	IP WLS BF H R ER SO BB IBB HBP BLK WP HR S P ERA WHIP	IP WLS BF H R ER SO BB IBB HBP BLK WP HR S P ERA WHIP	IP WLS BF H R ER SO BB IBB HBP BLK WP HR S P ERA WHIP	IP WLS BF H R ER SO BB IBB HBP BLK WP HR S P ERA WHIP	IP WLS BF H R ER SO BB IBB HBP BLK WP HR S P ERA WHIP	IP WLS BF H R ER SO BB IBB HBP BLK WP HR S P ERA WHIP	IP WLS BF H R ER SO BB IBB HBP BLK WP HR S P ERA WHIP	IP WLS BF H R ER SO BB IBB HBP BLK WP HR S P ERA WHIP	IP WLS BF H R ER SO BB IBB HBP BLK WP HR S P ERA WHIP	IP WLS BF H R ER SO BB IBB HBP BLK WP HR S P ERA WHIP	IP WLS BF H R ER SO BB IBB HBP BLK WP HR S P ERA WHIP	IP WLS BF H R ER SO BB IBB HBP BLK WP HR S P ERA WHIP	IP WLS BF H R ER SO BB IBB HBP BLK WP HR S P ERA WHIP	IP WLS BF H R ER SO BB IBB HBP BLK WP HR S P ERA WHIP	IP WLS BF H R ER SO BB IBB HBP BLK WP HR S P ERA WHIP	IP WLS BF H R ER SO BB IBB HBP BLK WP HR S P ERA WHIP	IP WLS BF H R ER SO BB IBB HBP BLK WP HR S P ERA WHIP	IP WLS BF H R ER SO BB IBB HBP BLK WP HR S P ERA WHIP	IP WLS BF H R ER SO BB IBB HBP BLK WP HR S P ERA WHIP	IP WLS BF H R ER SO BB IBB HBP BLK WP HR S P ERA WHIP	IP WLS BF H R ER SO BB IBB HBP BLK WP HR S P ERA WHIP	IP WLS BF H R ER SO BB IBB HBP BLK WP HR S P ERA WHIP	IP WLS BF H R ER SO BB IBB HBP BLK WP HR S P ERA WHIP	IP WLS BF H R ER SO BB IBB HBP BLK WP HR S P ERA WHIP

AB	31
R	1
H	4
RBI	1
BB	1
SO	11
LOB	8



Batter	1	2	3	4	5	6	7	8	9	AB	R	H	RBI	BB	SO	LOB	BOTTOM									
1 Nyer Morgan, L (1,8) OBP: 0.313, SLG: 0.317										5	1	2	1	0	1	1	San Francisco Giants @ Washington Nationals Nationals Park, Washington, DC Fri Jul 09 2010, 7:09 PM - 9:48 PM EDT Att: 34,723 - Partly Cloudy - 87 F									
2 Roger Bernadina, L (1,9) OBP: 0.347, SLG: 0.439										5	1	1	0	0	1	3										
11 Ryan Zimmerman, R (1,5) OBP: 0.381, SLG: 0.523										4	0	0	0	0	1	2										
44 Adam Dunn, L (1,3) OBP: 0.370, SLG: 0.593										4	3	3	3	0	1	0										
15 Cristian Guzman, S (1,6) OBP: 0.343, SLG: 0.375 6 Ian Desmond, R (8,6) OBP: 0.298, SLG: 0.402										2	2	1	0	2	0	0										
22 Willie Harris, L (1,7) OBP: 0.271, SLG: 0.336										4	0	3	1	0	1	2										
20 Adam Kennedy, L (1,4) OBP: 0.318, SLG: 0.328 22 Drew Storen, S (7,1) OBP: 0.500, SLG: 0.500 62 Joel Peralta, R (9,1)										2	0	0	0	1	0	3										
23 Wil Nieves, R (1,2) OBP: 0.218, SLG: 0.257										4	0	2	2	0	0	2										
37 Stephen Strasburg, R (1,1) OBP: 0.083, SLG: 0.083 17 Sean Burnett, L (7,1) OBP: 0.329, SLG: 0.373										2	0	0	0	0	2	1										
12 Alberto Gonzalez, R (7,4) OBP: 0.329, SLG: 0.373										2	1	1	0	0	0	0										
Inning Stats	R: 1 H: 1 E: 1 K: 2 S: 8	H: 2 LOB: 1 BB: 0 P: 12	R: 0 H: 2 E: 0 K: 0 S: 7	H: 2 LOB: 1 BB: 0 P: 10	R: 0 H: 0 E: 0 K: 1 S: 7	H: 0 LOB: 0 BB: 0 P: 10	R: 1 H: 2 E: 0 K: 1 S: 15	H: 2 LOB: 1 BB: 0 P: 24	R: 0 H: 1 E: 0 K: 1 S: 12	H: 1 LOB: 1 BB: 0 P: 16	R: 2 H: 2 E: 0 K: 1 S: 9	H: 2 LOB: 2 BB: 2 P: 21	R: 4 H: 4 E: 0 K: 1 S: 18	H: 4 LOB: 1 BB: 1 P: 28	R: 0 H: 1 E: 0 K: 1 S: 7	H: 1 LOB: 1 BB: 0 P: 13	1B: 6 2B: 4 3B: 1 HR: 2	SF: 0 SAC: 0 DP: 1 HBP: 0	WP: 1 PB: 0 SB: 1 CS: 0	PA: 38						
PITCHER	IP WLS BF H R ER SO BB IBB HBP BLK WP HR S P ERA WHIP	IP WLS BF H R ER SO BB IBB HBP BLK WP HR S P ERA WHIP	IP WLS BF H R ER SO BB IBB HBP BLK WP HR S P ERA WHIP	IP WLS BF H R ER SO BB IBB HBP BLK WP HR S P ERA WHIP	IP WLS BF H R ER SO BB IBB HBP BLK WP HR S P ERA WHIP	IP WLS BF H R ER SO BB IBB HBP BLK WP HR S P ERA WHIP	IP WLS BF H R ER SO BB IBB HBP BLK WP HR S P ERA WHIP	IP WLS BF H R ER SO BB IBB HBP BLK WP HR S P ERA WHIP	IP WLS BF H R ER SO BB IBB HBP BLK WP HR S P ERA WHIP	IP WLS BF H R ER SO BB IBB HBP BLK WP HR S P ERA WHIP	IP WLS BF H R ER SO BB IBB HBP BLK WP HR S P ERA WHIP	IP WLS BF H R ER SO BB IBB HBP BLK WP HR S P ERA WHIP	IP WLS BF H R ER SO BB IBB HBP BLK WP HR S P ERA WHIP	IP WLS BF H R ER SO BB IBB HBP BLK WP HR S P ERA WHIP	IP WLS BF H R ER SO BB IBB HBP BLK WP HR S P ERA WHIP	IP WLS BF H R ER SO BB IBB HBP BLK WP HR S P ERA WHIP	IP WLS BF H R ER SO BB IBB HBP BLK WP HR S P ERA WHIP	IP WLS BF H R ER SO BB IBB HBP BLK WP HR S P ERA WHIP	IP WLS BF H R ER SO BB IBB HBP BLK WP HR S P ERA WHIP	IP WLS BF H R ER SO BB IBB HBP BLK WP HR S P ERA WHIP	IP WLS BF H R ER SO BB IBB HBP BLK WP HR S P ERA WHIP	IP WLS BF H R ER SO BB IBB HBP BLK WP HR S P ERA WHIP	IP WLS BF H R ER SO BB IBB HBP BLK WP HR S P ERA WHIP	IP WLS BF H R ER SO BB IBB HBP BLK WP HR S P ERA WHIP	IP WLS BF H R ER SO BB IBB HBP BLK WP HR S P ERA WHIP	IP WLS BF H R ER SO BB IBB HBP BLK WP HR S P ERA WHIP



Batter	1	2	3	4	5	6	7	8	9	AB	R	H	RBI	BB	SO	LOB	TOP			
33 Aaron Rowand, R OBP: 0.281, SLG: 0.400										5	1	1	0	0	1	0				
21 Freddy Sanchez, R OBP: 0.348, SLG: 0.360										2	2	1	0	1	0	0				
17 Aubrey Huff, L OBP: 0.384, SLG: 0.544										3	2	1	0	1	0	1				
28 Buster Posey, R OBP: 0.389, SLG: 0.569										3	1	1	2	1	1	1				
35 Travis Ishikawa, L OBP: 0.394, SLG: 0.538										3	0	2	3	0	0	0				
5 Juan Uribe, R OBP: 0.320, SLG: 0.438										4	0	1	1	0	2	2				
48 Pablo Sandoval, S OBP: 0.322, SLG: 0.382										4	0	0	0	0	1	4				
38 Brian Wilson, R										0	0	0	0	0	0	0				
12 Nate Schierholtz, L OBP: 0.316, SLG: 0.369										4	0	0	0	0	1	0				
40 Madison Bumgarner, R OBP: 0.154, SLG: 0.154										3	0	0	0	0	0	0				
47 Chris Ray, R										0	0	0	0	0	0	0				
41 Jeremy Affeldt, L										0	0	0	0	0	0	0				
54 Sergio Romo, R										0	0	0	0	0	0	0				
16 Edgar Renteria, R OBP: 0.350, SLG: 0.361										1	0	0	0	0	1	0				
Inning Stats	R: 2 H: 2 E: 0 K: 1 S: 14	H: 2 R: 2 LOB: 2 BB: 2 P: 26	R: 0 H: 0 E: 0 K: 0 S: 7	H: 0 R: 0 LOB: 0 BB: 0 P: 10	R: 3 H: 3 E: 0 K: 1 S: 13	H: 3 R: 0 LOB: 0 BB: 0 P: 21	R: 0 H: 0 E: 0 K: 1 S: 9	H: 0 R: 0 LOB: 0 BB: 0 P: 12	R: 0 H: 0 E: 0 K: 1 S: 11	H: 0 R: 0 LOB: 0 BB: 0 P: 14	R: 0 H: 0 E: 0 K: 1 S: 9	H: 0 R: 0 LOB: 0 BB: 0 P: 11	R: 1 H: 2 E: 0 K: 1 S: 14	H: 2 R: 1 LOB: 2 BB: 1 P: 21	R: 0 H: 0 E: 0 K: 1 S: 8	H: 0 R: 0 LOB: 0 BB: 0 P: 11	1B: 6 2B: 0 3B: 1 HR: 0	SF: 1 SAC: 1 DP: 0 HBP: 0	WP: 0 PB: 0 SB: 0 CS: 0	PA: 37
PITCHER	IP	WLS	BF	H	R	ER	SO	BB	IBB	HBP	BLK	WP	HR	S	P	ERA	WHIP			
61 Livan Hernandez, R ERA: 3.37	5.0	L	22	5	5	5	4	2	0	0	0	0	0	54	83	9.00	1.400			
45 Doug Slaten, L ERA: 2.79	2.0		6	0	0	0	1	0	0	0	0	0	0	13	16	0.00	0.000			
22 Drew Storen, R ERA: 2.45	0.2		5	2	1	1	0	1	0	0	0	0	0	10	16	13.50	4.500			
17 Sean Burnett, L ERA: 2.64	0.1		1	0	0	0	1	0	0	0	0	0	0	4	5	0.00	0.000			
55 Matt Capps, R ERA: 3.19	1.0		3	0	0	0	1	0	0	0	0	0	0	8	11	0.00	0.000			

San Francisco Giants @ Washington Nationals
Nationals Park, Washington, DC
Sun Jul 11 2010, 1:39 PM - 4:43 PM EDT
Att: 22,403 - Sunny - 87 F

AB 32
R 6
H 7
RBI 6
BB 3
SO 7
LOB 8

Batter	1	2	3	4	5	6	7	8	9	AB	R	H	RBI	BB	SO	LOB	BOTTOM			
1 Nyer Morgan, L OBP: 0.314, SLG: 0.316										4	0	1	0	0	1	2				
15 Cristian Guzman, S OBP: 0.343, SLG: 0.359										4	0	1	1	0	1	3				
55 Matt Capps, R										0	0	0	0	0	0	0				
11 Ryan Zimmerman, R OBP: 0.383, SLG: 0.526										4	0	1	0	1	0	1				
44 Adam Dunn, L OBP: 0.372, SLG: 0.588										5	0	3	1	0	1	1				
16 Josh Willingham, R OBP: 0.411, SLG: 0.502										4	0	1	0	1	1	4				
7 Ivan Rodriguez, R OBP: 0.325, SLG: 0.389										5	0	2	0	0	1	5				
38 Michael Morse, R OBP: 0.364, SLG: 0.521										4	0	0	0	0	1	6				
6 Ian Desmond, R OBP: 0.297, SLG: 0.395										3	1	1	0	1	2	1				
61 Livan Hernandez, R ERA: 3.37										1	0	0	0	0	0	0				
30 Justin Maxwell, R ERA: 2.97										1	0	0	0	0	0	0				
45 Doug Slaten, L ERA: 2.79										0	0	0	0	0	0	0				
12 Drew Storen, R ERA: 2.45										0	0	0	0	0	0	0				
22 Matt Capps, R ERA: 3.19										0	0	0	0	0	0	0				
17 Sean Burnett, L ERA: 2.64										0	0	0	0	0	0	0				
55 Matt Capps, R ERA: 3.19										0	0	0	0	0	0	0				
20 Adam Kennedy, L										0	0	0	0	0	0	0				
Inning Stats	R: 0 H: 1 E: 1 K: 1 S: 7	H: 1 R: 1 LOB: 1 BB: 0 P: 11	R: 0 H: 1 E: 1 K: 1 S: 9	H: 1 R: 0 LOB: 1 BB: 0 P: 12	R: 0 H: 0 E: 0 K: 1 S: 14	H: 0 R: 0 LOB: 0 BB: 0 P: 22	R: 0 H: 1 E: 0 K: 1 S: 12	H: 1 R: 0 LOB: 1 BB: 0 P: 15	R: 0 H: 0 E: 0 K: 1 S: 7	H: 0 R: 0 LOB: 0 BB: 0 P: 9	R: 0 H: 3 E: 0 K: 1 S: 20	H: 3 R: 2 LOB: 3 BB: 2 P: 31	R: 0 H: 1 E: 0 K: 1 S: 13	H: 1 R: 0 LOB: 2 BB: 1 P: 19	R: 0 H: 0 E: 0 K: 0 S: 13	H: 0 R: 0 LOB: 1 BB: 1 P: 19	1B: 10 2B: 0 3B: 0 HR: 0	SF: 0 SAC: 0 DP: 2 HBP: 2	WP: 0 PB: 0 SB: 1 CS: 0	PA: 42
PITCHER	IP	WLS	BF	H	R	ER	SO	BB	IBB	HBP	BLK	WP	HR	S	P	ERA	WHIP			
40 Madison Bumgarner, L ERA: 2.97	6.0	W	26	7	1	1	6	0	0	2	0	0	0	72	103	1.50	1.167			
47 Chris Ray, R ERA: 3.05	0.1		4	1	0	0	0	2	0	0	0	0	0	7	18	0.00	9.000			
41 Jeremy Affeldt, L ERA: 4.56	0.0		1	1	1	1	0	0	0	0	0	0	0	1	3	*	*			
54 Sergio Romo, R ERA: 2.21	1.1	H	6	1	0	0	2	1	0	0	0	0	0	14	19	0.00	1.500			
38 Brian Wilson, R ERA: 1.91	1.1	S	5	0	0	0	0	1	0	0	0	0	0	17	24	0.00	0.750			

San Francisco Giants @ Washington Nationals
Nationals Park, Washington, DC
Sun Jul 11 2010, 1:39 PM - 4:43 PM EDT
Att: 22,403 - Sunny - 87 F

AB 36
R 2
H 10
RBI 2
BB 4
SO 8
LOB 24

Batter	1	2	3	4	5	6	7	8	9	AB	R	H	RBI	BB	SO	LOB	TOP					
16 Angel Pagán, S OBP: 0.367, SLG: 0.467	G3		L7		F9			F7		4	0	0	0	0	0	4	New York Mets @ San Francisco Giants AT&T Park, San Francisco, CA Thu Jul 15 2010, 7:17 PM - 9:28 PM PDT Att: 38,416 - Clear - 69 F					
13 Alex Cora, L OBP: 0.292, SLG: 0.297	1B		G4-3			K		P5		4	0	1	0	0	1	2						
5 David Wright, R OBP: 0.387, SLG: 0.526	F8			G6-3		K			G5-3	4	0	0	0	0	1	1						
15 Carlos Beltrán, S OBP: 0.250, SLG: 0.250	F8			1B		G1-3			G4-3	4	0	1	0	0	0	1						
29 Ike Davis, L OBP: 0.332, SLG: 0.430	F8		L7			K			G4-3	4	0	0	0	0	1	1						
44 Jason Bay, R OBP: 0.357, SLG: 0.424	K				BB					2	0	1	0	1	1	0						
30 Josh Thole, L OBP: 0.565, SLG: 0.550	K				1B					3	0	1	0	0	1	1						
11 Rubén Tejada, R OBP: 0.299, SLG: 0.263					F9			G1-3		3	0	1	0	0	0	2						
43 R.A. Dickey, R OBP: 0.333, SLG: 0.294					B3					1	0	0	0	0	0	1						
23 Chris Carter, L OBP: 0.288, SLG: 0.423					SH3-4					1	0	1	0	0	0	0						
64 Elmer Dessens, R OBP: 0.288, SLG: 0.423										0	0	0	0	0	0	0						
25 Pedro Feliciano, L OBP: 0.288, SLG: 0.423										0	0	0	0	0	0	0						
39 Bobby Parnell, R OBP: 0.288, SLG: 0.423										0	0	0	0	0	0	0						
Inning Stats	R: 0 H: 1 E: 0 K: 0 S: 10	H: 1 LOB: 1 BB: 0 P: 16	R: 0 H: 0 E: 0 K: 2 S: 7	H: 0 LOB: 0 BB: 0 P: 11	R: 0 H: 1 E: 0 K: 0 S: 9	H: 1 LOB: 1 BB: 0 P: 12	R: 0 H: 1 E: 0 K: 0 S: 6	H: 1 LOB: 0 BB: 0 P: 10	R: 0 H: 1 E: 0 K: 1 S: 5	H: 1 LOB: 2 BB: 1 P: 15	R: 0 H: 0 E: 0 K: 2 S: 10	H: 0 LOB: 0 BB: 0 P: 11	R: 0 H: 1 E: 0 K: 1 S: 5	H: 1 LOB: 0 BB: 0 P: 5	R: 0 H: 1 E: 0 K: 0 S: 12	H: 1 LOB: 0 BB: 0 P: 15	R: 0 H: 0 E: 0 K: 0 S: 9	H: 0 LOB: 0 BB: 0 P: 15	1B: 6 2B: 0 3B: 0 HR: 0	SF: 0 SAC: 1 DP: 1 HBP: 0	WP: 0 PB: 0 SB: 1 CS: 1	PA: 32
PITCHER 55 Tim Lincecum, R ERA: 2.94	IP: 9.0 WLS: W BF: 32 H: 6 R: 0 ER: 0 SO: 5 BB: 1 IBB: 0 HBP: 0 BLK: 0 WP: 0 HR: 0 S: 77 P: 110 ERA: 0.00 WHIP: 0.778																					


Batter	1	2	3	4	5	6	7	8	9	AB	R	H	RBI	BB	SO	LOB	BOTTOM			
33 Aaron Rowand, R OBP: 0.285, SLG: 0.402	G3-1		1B		G5-3			1B		4	1	2	0	0	0	0	New York Mets @ San Francisco Giants AT&T Park, San Francisco, CA Thu Jul 15 2010, 7:17 PM - 9:28 PM PDT Att: 38,416 - Clear - 69 F			
21 Freddy Sanchez, R OBP: 0.341, SLG: 0.353	K		L9			G6-3		FC1-5		4	0	0	0	0	1	3				
17 Aubrey Huff, L OBP: 0.366, SLG: 0.542	F8		G3-4			1B		BB		3	0	1	0	1	0	1				
56 Andres Torres, S OBP: 0.378, SLG: 0.483								BB		0	0	0	0	0	0	0				
28 Buster Posey, R OBP: 0.392, SLG: 0.567		1B	G6-3			1B		FC3		4	1	2	1	0	0	3				
35 Travis Ishikawa, L OBP: 0.373, SLG: 0.507	G5-3				K			G4-6-3		4	0	0	0	0	1	5				
5 Juan Uribe, R OBP: 0.317, SLG: 0.434	G3				F7					3	0	0	0	0	0	1				
48 Pablo Sandoval, S OBP: 0.322, SLG: 0.385					L7					3	0	1	1	0	1	0				
12 Nate Schierholtz, L OBP: 0.317, SLG: 0.364					F9			F8		2	0	0	0	1	0	0				
55 Tim Lincecum, L OBP: 0.140, SLG: 0.119					F7			1B		3	0	1	0	0	0	2				
Inning Stats	R: 0 H: 0 E: 0 K: 1 S: 11	H: 2 LOB: 2 BB: 1 P: 23	R: 1 H: 2 E: 0 K: 0 S: 13	H: 2 LOB: 1 BB: 1 P: 23	R: 0 H: 1 E: 0 K: 0 S: 9	H: 1 LOB: 0 BB: 0 P: 9	R: 0 H: 0 E: 0 K: 1 S: 6	H: 0 LOB: 0 BB: 0 P: 7	R: 0 H: 2 E: 0 K: 0 S: 10	H: 2 LOB: 1 BB: 0 P: 14	R: 0 H: 0 E: 0 K: 1 S: 12	H: 0 LOB: 0 BB: 0 P: 17	R: 1 H: 2 E: 0 K: 0 S: 9	H: 2 LOB: 2 BB: 1 P: 16	R: 0 H: 0 E: 0 K: 0 S: 9	H: 0 LOB: 0 BB: 0 P: 15	1B: 6 2B: 1 3B: 0 HR: 0	SF: 0 SAC: 0 DP: 1 HBP: 0	WP: 1 PB: 0 SB: 0 CS: 0	PA: 32
PITCHER 43 R.A. Dickey, R ERA: 2.63	IP: 7.0 WLS: L BF: 26 H: 5 R: 1 ER: 1 SO: 1 BB: 0 IBB: 0 HBP: 0 BLK: 0 WP: 1 HR: 0 S: 67 P: 96 ERA: 1.29 WHIP: 0.714																			
64 Elmer Dessens, R ERA: 1.53	0.1	3	2	1	1	0	0	0	0	0	0	5	7	27.00	6.000					
25 Pedro Feliciano, L ERA: 2.34	0.0	1	0	0	0	0	1	0	0	0	0	4	∞	∞						
39 Bobby Parnell, R ERA: 1.54	0.2	2	0	0	0	0	0	0	0	0	4	5	0.00	0.000						

Batter	1	2	3	4	5	6	7	8	9	AB	R	H	RBI	BB	SO	LOB	TOP										
11 Rubén Tejada, R OBP: 0.300, SLG: 0.265 23 Chris Carter, L OBP: 0.284, SLG: 0.417	F8			15 CS 1B					K	3	0	1	0	0	1	1											
44 Jason Bay, R OBP: 0.333, SLG: 0.419	K			F9					G2	4	0	0	0	0	2	1											
5 David Wright, R OBP: 0.386, SLG: 0.523	K			K					1B	4	0	1	0	0	2	1											
15 Carlos Beltrán, S OBP: 0.250, SLG: 0.375		P3		CS	G5-3				K	4	0	1	0	0	1	1											
12 Jeff Francoeur, R OBP: 0.300, SLG: 0.389		L7			P4				P3	3	0	0	0	0	0	1											
29 Ike Davis, L OBP: 0.329, SLG: 0.426	K				K				F8	3	0	0	0	0	2	0											
21 Rod Barajas, R OBP: 0.272, SLG: 0.426				P3					P3	3	0	0	0	0	1	0											
13 Alex Cora, L OBP: 0.279, SLG: 0.293 2 Justin Turner, R (8, PH)				K					G3-1	2	0	0	0	0	1	0											
49 Jonathon Niese, L OBP: 0.303, SLG: 0.250 16 Ángel Pagán, S OBP: 0.366, SLG: 0.465 39 Bobby Parnell, R (8, 1)				K					BB	0	0	0	0	0	0	0											
									F8	1	0	0	0	1	1	0											
										1	0	0	0	0	0	1											
										0	0	0	0	0	0	0											
Inning Stats	R: 0 E: 0 K: 2 S: 11	H: 0 LOB: 0 BB: 0 P: 17	R: 0 E: 0 K: 1 S: 6	H: 0 LOB: 0 BB: 0 P: 8	R: 0 E: 0 K: 1 S: 10	H: 0 LOB: 0 BB: 0 P: 16	R: 0 E: 0 K: 1 S: 8	H: 1 LOB: 0 BB: 0 P: 13	R: 0 E: 0 K: 1 S: 10	H: 0 LOB: 0 BB: 0 P: 13	R: 0 E: 0 K: 2 S: 12	H: 0 LOB: 1 BB: 1 P: 18	R: 0 E: 0 K: 1 S: 9	H: 1 LOB: 1 BB: 0 P: 11	R: 0 E: 0 K: 0 S: 9	H: 0 LOB: 1 BB: 1 P: 16	R: 0 E: 0 K: 2 S: 11	H: 1 LOB: 1 BB: 0 P: 17	1B: 2 2B: 1 3B: 0 HR: 0	SF: 0 SAC: 0 DP: 0 HBP: 0	WP: 0 PB: 0 SB: 0 CS: 1	PA: 32					
PITCHER	IP	WLS	BF	H	R	ER	SO	BB	IBB	HBP	BLK	WP	HR	S	P	ERA	WHIP										
75 Barry Zito, L ERA: 3.51 38 Brian Wilson, R ERA: 1.86	8.0	W	27	2	0	0	10	2	0	0	0	0	0	75	112	0.00	0.500										
	1.0	S	4	1	0	0	2	0	0	0	0	0	0	11	17	0.00	1.000										

New York Mets @ San Francisco Giants
 AT&T Park, San Francisco, CA
 Fri Jul 16 2010, 7:42 PM - 9:54 PM PDT
 Att: 41,869 - Overcast - 63 F

livebaseballscorecards.com

AB 29
R 0
H 3
RBI 0
BB 2
SO 12
LOB 6





Batter	1	2	3	4	5	6	7	8	9	AB	R	H	RBI	BB	SO	LOB	BOTTOM										
56 Andres Torres, S OBP: 0.373, SLG: 0.476	F9			K					F9-3	4	0	0	0	0	2	2											
16 Edgar Renteria, R OBP: 0.346, SLG: 0.364	17 2B			G5-3					G4-3	4	0	1	0	0	0	0											
17 Aubrey Huff, L OBP: 0.392, SLG: 0.547 38 Brian Wilson, R (9, 1)	28 C4-6-3 1B			28 2B 9 FC4 BB					9 1B	3	1	3	0	1	0	0											
28 Buster Posey, R OBP: 0.389, SLG: 0.566	G4-6-3			9 FC4 2B					F9	4	0	1	0	0	0	4											
9 Pat Burrell, R OBP: 0.335, SLG: 0.412 12 Nate Schierholtz, L OBP: 0.317, SLG: 0.364				FC4					G6-4-3 BB	2	0	1	1	1	0	1											
5 Juan Uribe, R OBP: 0.314, SLG: 0.429	G6-4-3			K					1B	0	0	0	0	0	0	0											
48 Pablo Sandoval, S OBP: 0.322, SLG: 0.384	K			L8					F8	3	0	0	0	0	1	5											
33 Aaron Rowand, R OBP: 0.285, SLG: 0.398				F9					33 FC6-4 1B	2	0	0	0	1	0	1											
75 Barry Zito, L OBP: 0.194, SLG: 0.167 35 Travis Ishikawa, L OBP: 0.373, SLG: 0.507				G1-3					75 FC3-6 BB	2	0	0	0	0	0	1											
									56 F9-3 BB	0	0	0	0	0	0	0											
									SH1-4	2	0	0	0	0	0	0											
Inning Stats	R: 0 E: 0 K: 0 S: 15	H: 2 LOB: 1 BB: 0 P: 19	R: 0 E: 0 K: 1 S: 10	H: 0 LOB: 0 BB: 1 P: 17	R: 0 E: 0 K: 1 S: 6	H: 0 LOB: 0 BB: 0 P: 11	R: 1 E: 0 K: 1 S: 12	H: 1 LOB: 2 BB: 1 P: 17	R: 0 E: 0 K: 0 S: 7	H: 0 LOB: 0 BB: 1 P: 12	R: 0 E: 0 K: 0 S: 10	H: 2 LOB: 2 BB: 0 P: 15	R: 0 E: 0 K: 1 S: 9	H: 1 LOB: 1 BB: 0 P: 12	R: 0 E: 0 K: 0 S: 7	H: 1 LOB: 0 BB: 0 P: 7	R: 0 E: 0 K: 0 S: 7	H: 1 LOB: 0 BB: 0 P: 7	1B: 5 2B: 3 3B: 0 HR: 0	SF: 0 SAC: 1 DP: 4 HBP: 0	WP: 0 PB: 0 SB: 0 CS: 0	PA: 31					
PITCHER	IP	WLS	BF	H	R	ER	SO	BB	IBB	HBP	BLK	WP	HR	S	P	ERA	WHIP										
49 Jonathon Niese, L ERA: 3.44 39 Bobby Parnell, R ERA: 1.42	7.0	L	28	6	1	1	4	3	0	0	0	0	0	69	103	1.29	1.286										
	1.0		3	1	0	0	0	0	0	0	0	0	0	7	7	0.00	1.000										


New York Mets @ San Francisco Giants
 AT&T Park, San Francisco, CA
 Fri Jul 16 2010, 7:42 PM - 9:54 PM PDT
 Att: 41,869 - Overcast - 63 F

livebaseballscorecards.com

AB 27
R 1
H 7
RBI 1
BB 3
SO 4
LOB 16



Batter	1	2	3	4	5	6	7	8	9	AB	R	H	RBI	BB	SO	LOB	TOP				
16 Angel Pagán, S OBP: 0.364, SLG: 0.459	(1, 9) P5		(2) G2-3			(1) K		(4-2) SF3 BB	(3) K	4	0	0	0	1	2	2	<p>New York Mets @ San Francisco Giants AT&T Park, San Francisco, CA Sat Jul 17 2010, 6:07 PM - 8:52 PM PDT Att. 42,599 - Clear - 67 F</p> <p>livebaseballscorecards.com</p> <p>AB 33 R 4 H 7 RBI 4 BB 2 SO 4 LOB 13</p> 				
13 Alex Cora, L OBP: 0.274, SLG: 0.288 2 Justin Turner, R (8, PH) (8, 4)	(1, 4) P5		(3) G3			(2) G4-3		(0-0) F8		3	0	0	0	0	0	0					
5 David Wright, R OBP: 0.395, SLG: 0.521	(1, 5) G5-3			(1-1) 1B		(2-0) F9		(2-2) SF3		3	0	1	1	0	0	0					
15 Carlos Beltrán, S OBP: 0.333, SLG: 0.583		(1-1) 1B		(2-0) F9		(0-0) 3B		(1-2) L7		4	1	2	0	0	0	2					
29 Ike Davis, L OBP: 0.331, SLG: 0.448		(1-3) K		(0-0) F7		(0-1) HR		(0-0) HR		4	2	3	0	1	2						
44 Jason Bay, R OBP: 0.352, SLG: 0.415		(4-1) BB		(3-2) G6-3		(0-0) F7		(1-0) L8		3	0	0	0	1	0	1					
21 Rod Barajas, R OBP: 0.288, SLG: 0.419		(0-2) P3		(0-2) G6-3		(1-1) F8		(0-1) L6		4	0	0	0	0	0	2					
11 Rubén Tejada, R OBP: 0.298, SLG: 0.257		(2-2) F8		(3-3) K		(0-1) G3		(3-2) 23 1B HBP		3	0	0	0	0	1	2					
47 Hisanori Takahashi, L OBP: 0.077, SLG: 0.077 38 Fernando Nieve, R OBP: 0.299, SLG: 0.387 22 Raul Valdes, L OBP: 0.223, SLG: 0.374 64 Elmer Dessens, R (7, 1) 30 Josh Thole, L OBP: 0.303, SLG: 0.571 75 Francisco Rodriguez, R OBP: 0.293, SLG: 0.425	(1, 1) G1-3		(1-1) P3			(2-2) P3		(2-1) 2 F8 5 SF3 16 BB 1B	(1-3) 1B	1	0	0	0	0	0	0					
Inning Stats	R: 0 E: 0 K: 10 S: 10	H: 0 LOB: 0 BB: 0 P: 13	R: 0 E: 0 K: 11 S: 13	H: 1 LOB: 1 BB: 1 P: 21	R: 0 E: 0 K: 0 S: 7	H: 0 LOB: 0 BB: 0 P: 9	R: 0 E: 0 K: 0 S: 7	H: 1 LOB: 1 BB: 0 P: 10	R: 0 E: 0 K: 1 S: 9	H: 0 LOB: 0 BB: 0 P: 14	R: 0 E: 0 K: 1 S: 9	H: 0 LOB: 0 BB: 0 P: 13	R: 2 E: 0 K: 0 S: 8	H: 2 LOB: 0 BB: 0 P: 10	R: 1 E: 0 K: 0 S: 11	H: 1 LOB: 1 BB: 1 P: 20		R: 1 E: 0 K: 1 S: 12	H: 2 LOB: 2 BB: 0 P: 19	1B: 4 2B: 0 3B: 1 HR: 2	SF: 1 SAC: 0 DP: 0 HBP: 1
PITCHER	IP WLS BF H R ER SO BB IBB HBP BLK WP HR S P ERA WHIP	7.0 W 26 4 2 2 3 1 0 0 0 0 1 63 93 2.57 0.714	0.0 2 1 1 1 0 1 0 0 0 0 0 4 10 ∞ ∞	1.0 3 0 0 0 0 0 0 0 0 0 7 10 0.00 0.000	0.2 5 2 1 1 0 0 0 0 1 0 9 15 13.50 3.000	0.1 S 1 0 0 0 1 0 0 0 0 0 0 3 4 0.00 0.000															


Batter	1	2	3	4	5	6	7	8	9	AB	R	H	RBI	BB	SO	LOB	BOTTOM		
56 Andres Torres, S OBP: 0.371, SLG: 0.482	(1, 8) P4	(2-1) HR		(0-0) F7		(0-1) F8		(2-3) K		5	1	1	3	0	1	1	<p>New York Mets @ San Francisco Giants AT&T Park, San Francisco, CA Sat Jul 17 2010, 6:07 PM - 8:52 PM PDT Att. 42,599 - Clear - 67 F</p> <p>livebaseballscorecards.com</p> <p>AB 34 R 8 H 12 RBI 8 BB 3 SO 9 LOB 12</p> 		
21 Freddy Sanchez, R OBP: 0.333, SLG: 0.344	(1, 4) F8	(3-2) F9		(1-3) K		(2-3) K		(3-3) K		5	0	0	0	0	3	1			
17 Aubrey Huff, L OBP: 0.390, SLG: 0.541	(1, 9) K		(0-2) G4-3		(1-3) K		(0-1) 5 1B 12 1B 48 2B 1B	(0-2) G6-3		5	1	1	0	0	2	0			
28 Buster Posey, R OBP: 0.391, SLG: 0.591		(1-0) 5 1B 2B	(1-2) HR	(1-2) K		(2-3) K		(0-0) F9		4	2	2	1	0	1	1			
9 Pat Burrell, R OBP: 0.340, SLG: 0.410 12 Nate Schierholz, L OBP: 0.320, SLG: 0.368	(1, 7) P6	(4-2) 48 1B BB	(1-1) P6	(4-2) 5 HBP BB		(2-0) 5 1B 48 2B 1B		(2-0) 48 2B 35 1B L7-2 1B		1	1	0	0	2	0	0			
5 Juan Uribe, R OBP: 0.322, SLG: 0.438	(1, 5) 18 SH3-4 56 HR 1B	(0-1) 48 1B 2B	(0-0) 48 1B 2B	(3-2) 48 1B HBP		(0-1) 48 2B 35 1B L7-2 1B		(0-1) 48 2B 35 1B L7-2 1B		3	1	3	1	0	0	0			
48 Pablo Sandoval, S OBP: 0.326, SLG: 0.391	(1, 3) 18 SH3-4 56 HR 1B	(1-0) 18 SH3-4 56 HR 1B	(0-0) 18 SH3-4 56 HR 1B	(0-1) F8		(1-2) 1-3 2-H 3-H		(0-0) 1-3 2-H 3-H		4	1	3	3	0	0	2			
16 Edgar Renteria, R OBP: 0.345, SLG: 0.357	(1, 6) K	(1-3) K	(3-2) L1		(3-1) G1-3		(1-2) 48 2B 35 1B L7-2 1B	(3-1) G1-3		3	0	0	0	1	1	4			
18 Matt Cain, R OBP: 0.143, SLG: 0.147 35 Travis Ishikawa, L OBP: 0.266, SLG: 0.500 47 Chris Ray, R OBP: 0.223, SLG: 0.374 41 Jeremy Affeldt, L OBP: 0.299, SLG: 0.387 46 Santiago Casilla, R OBP: 0.293, SLG: 0.425 38 Brian Wilson, R OBP: 0.293, SLG: 0.425	(1, 1) SH3-4	(0-0) SH3-4	(1-3) K	(1-3) K		(1-2) 56 F8 2B		(1-2) L7-2		2	0	1	0	0	1	0			
Inning Stats	R: 0 E: 0 K: 1 S: 13	H: 0 LOB: 0 BB: 0 P: 19	R: 5 E: 0 K: 1 S: 13	H: 4 LOB: 0 BB: 1 P: 22	R: 1 E: 0 K: 0 S: 17	H: 3 LOB: 2 BB: 0 P: 22	R: 0 E: 0 K: 2 S: 7	H: 0 LOB: 0 BB: 0 P: 9	R: 0 E: 0 K: 2 S: 12	H: 0 LOB: 0 BB: 1 P: 22	R: 0 E: 0 K: 1 S: 10	H: 1 LOB: 1 BB: 0 P: 16	R: 2 E: 0 K: 0 S: 9	H: 4 LOB: 2 BB: 1 P: 15	R: 0 E: 0 K: 2 S: 15	H: 0 LOB: 0 BB: 0 P: 20		1B: 6 2B: 5 3B: 0 HR: 2	SF: 0 SAC: 1 DP: 1 HBP: 1
PITCHER	IP WLS BF H R ER SO BB IBB HBP BLK WP HR S P ERA WHIP	2.2 L 16 7 6 6 2 1 0 0 0 0 0 12 17 0.00 0.000	1.1 4 0 0 0 2 0 0 0 0 0 0 0 12 17 0.00 0.000	2.1 12 3 2 2 3 1 0 1 0 0 0 26 44 7.71 1.714	0.2 4 2 0 0 0 0 0 1 0 0 0 5 9 0.00 3.000	1.0 3 0 0 0 2 0 0 0 0 0 0 15 20 0.00 0.000													

Batter	1	2	3	4	5	6	7	8	9	10	AB	R	H	RBI	BB	SO	LOB	TOP			
16 Ángel Paquán, S OBP: 0.362, SLG: 0.458	P5		2H 2B		F8			P4	K		5	0	1	1	0	1	1				
2 Justin Turner, R OBP: 0.125, SLG: 0.133	L9		F8		FC5-4			2B		G6-3	5	1	1	0	0	0	2				
5 David Wright, R OBP: 0.385, SLG: 0.526	G1-3				HR			2B		G4-3	4	1	1	1	1	0	0				
44 Jason Bay, R OBP: 0.356, SLG: 0.418			12 G1-3 1B		F8			F3		29 2B 1B	5	1	3	0	0	0	2				
29 Ike Davis, L OBP: 0.333, SLG: 0.457	F7							K			5	0	3	2	0	1	2				
12 Jeff Francoeur, R OBP: 0.297, SLG: 0.382	G1-3				K			2B		K	4	0	0	0	0	3	4				
4 Henry Blanco, R OBP: 0.330, SLG: 0.397			F7		L5			K2-3		P2	4	0	0	0	0	1	4				
11 Rubén Tejada, R OBP: 0.297, SLG: 0.250					G5-3			G6-3		G1-3	3	1	0	0	1	0	0				
57 Johan Santana, L OBP: 0.154, SLG: 0.282			57 G6-3 2B																		
23 Chris Carter, L OBP: 0.288, SLG: 0.419			G6-3					K		F8	3	0	1	0	0	1	1				
75 Francisco Rodríguez, R OBP: 0.288, SLG: 0.419											1	0	0	0	0	0	0				
											0	0	0	0	0	0	0				
Inning Stats	R: 0 E: 0 K: 0 S: 9	H: 0 LOB: 0 BB: 0 P: 12	R: 0 E: 0 K: 0 S: 7	H: 1 LOB: 0 BB: 0 P: 10	R: 1 E: 0 K: 1 S: 10	H: 1 LOB: 1 BB: 1 P: 20	R: 0 E: 0 K: 0 S: 8	H: 1 LOB: 1 BB: 0 P: 12	R: 0 E: 0 K: 2 S: 7	H: 0 LOB: 0 BB: 0 P: 8	R: 1 E: 0 K: 1 S: 20	H: 2 LOB: 3 BB: 1 P: 31	R: 0 E: 0 K: 1 S: 7	H: 0 LOB: 0 BB: 0 P: 11	R: 1 E: 0 K: 1 S: 14	H: 2 LOB: 1 BB: 0 P: 20	1B: 5 2B: 4 3B: 0 HR: 1	SF: 0 SAC: 0 DP: 0 HBP: 1	WP: 0 PB: 0 SB: 0 CS: 0	PA: 42	
PITCHER	IP WLS BF H R ER SO	IP WLS BF H R ER SO	IP WLS BF H R ER SO	IP WLS BF H R ER SO	IP WLS BF H R ER SO	IP WLS BF H R ER SO	IP WLS BF H R ER SO	IP WLS BF H R ER SO	IP WLS BF H R ER SO	IP WLS BF H R ER SO	IP WLS BF H R ER SO	IP WLS BF H R ER SO	IP WLS BF H R ER SO	IP WLS BF H R ER SO	IP WLS BF H R ER SO	IP WLS BF H R ER SO	ERA WHIP	ERA WHIP			
57 Jonathan Sánchez, L ERA: 3.42	7.0	27	6	2	2	5	1	0	0	0	0	0	0	0	0	0	0	2.57	1.000		
47 Chris Ray, R ERA: 3.46	0.2	5	2	1	1	0	1	0	0	0	0	0	0	0	0	0	0	15	23	13.50	4.500
53 Denny Bautista, R ERA: 2.86	0.1	2	0	0	0	0	0	0	0	0	0	0	0	0	0	0	0	5	8	0.00	0.000
59 Guillermo Mota, R ERA: 3.12	1.0	3	0	0	0	1	0	0	0	0	0	0	0	0	0	0	0	7	11	0.00	0.000
38 Brian Wilson, R ERA: 2.23	1.0	L	5	2	1	1	1	0	0	0	0	0	0	0	0	0	0	14	20	9.00	2.000

New York Mets @ San Francisco Giants
 AT&T Park, San Francisco, CA
 Sun Jul 18 2010, 1:06 PM - 4:18 PM PDT
 Att. 37,326 - Partly Cloudy - 71 F

livebaseballscorecards.com

AB 39
 R 4
 H 10
 RBI 4
 BB 2
 SO 7
 LOB 16




Batter	1	2	3	4	5	6	7	8	9	10	AB	R	H	RBI	BB	SO	LOB	BOTTOM				
56 Andres Torres, S OBP: 0.371, SLG: 0.487	P3		F9					G5-3			5	0	2	0	0	0	0					
21 Freddy Sanchez, R OBP: 0.335, SLG: 0.345	17 1B 28 SF9		17 1B		G5-3			F9		FC5-2 17 DI	5	1	2	0	0	0	3					
17 Aubrey Huff, L OBP: 0.390, SLG: 0.539	1B				G1-3			G3		G3	5	0	2	0	0	0	4					
28 Buster Posey, R OBP: 0.386, SLG: 0.582	SF9		K					G2-3		G6-3	4	0	1	1	0	1	2					
9 Pat Burrell, R OBP: 0.336, SLG: 0.404	G5-3		F9					K		F8	5	0	1	0	0	1	3					
48 Pablo Sandoval, S OBP: 0.331, SLG: 0.395								F6			2	0	1	0	2	0	2					
16 Edgar Renteria, R OBP: 0.349, SLG: 0.368			2B		G1-4-3			5 G1-4-3 BB		22 SH5-4 35 1B BB	1	1	1	0	0	0	0					
5 Juan Uribe, R OBP: 0.323, SLG: 0.436			K		G1-4-3			FC6-4			4	1	1	0	1	1	4					
22 Eli Whiteside, R OBP: 0.315, SLG: 0.444			K		F8			F9		SH5-4	4	0	0	0	0	2	5					
57 Jonathan Sánchez, L OBP: 0.246, SLG: 0.218								F7			2	0	0	0	0	1	1					
33 Aaron Rowand, R OBP: 0.344, SLG: 0.387											1	0	0	0	0	0	0					
47 Chris Ray, R ERA: 3.46											0	0	0	0	0	0	0					
53 Denny Bautista, R ERA: 2.86											0	0	0	0	0	0	0					
59 Guillermo Mota, R ERA: 3.12											0	0	0	0	0	0	0					
38 Brian Wilson, R ERA: 2.23											1	0	1	2	0	0	0					
											0	0	0	0	0	0	0					
Inning Stats	R: 1 E: 0 K: 0 S: 11	H: 2 LOB: 1 BB: 0 P: 15	R: 0 E: 0 K: 3 S: 11	H: 1 LOB: 1 BB: 0 P: 13	R: 0 E: 0 K: 1 S: 13	H: 2 LOB: 2 BB: 0 P: 20	R: 0 E: 0 K: 0 S: 4	H: 0 LOB: 0 BB: 1 P: 9	R: 0 E: 0 K: 0 S: 10	H: 1 LOB: 1 BB: 0 P: 15	R: 0 E: 0 K: 0 S: 11	H: 2 LOB: 2 BB: 0 P: 17	R: 0 E: 0 K: 1 S: 13	H: 0 LOB: 0 BB: 0 P: 16	R: 2 E: 0 K: 0 S: 20	H: 3 LOB: 2 BB: 1 P: 27	R: 0 E: 0 K: 1 S: 9	H: 1 LOB: 2 BB: 1 P: 20	1B: 8 2B: 4 3B: 0 HR: 0	SF: 1 SAC: 1 DP: 0 HBP: 0	WP: 0 PB: 0 SB: 1 CS: 0	PA: 44
PITCHER	IP WLS BF H R ER SO	IP WLS BF H R ER SO	IP WLS BF H R ER SO	IP WLS BF H R ER SO	IP WLS BF H R ER SO	IP WLS BF H R ER SO	IP WLS BF H R ER SO	IP WLS BF H R ER SO	IP WLS BF H R ER SO	IP WLS BF H R ER SO	IP WLS BF H R ER SO	IP WLS BF H R ER SO	IP WLS BF H R ER SO	IP WLS BF H R ER SO	IP WLS BF H R ER SO	IP WLS BF H R ER SO	ERA WHIP	ERA WHIP				
57 Johan Santana, L ERA: 2.87	8.0	32	8	1	1	5	1	0	0	0	0	0	0	0	0	0	0	1.12	1.125			
75 Francisco Rodríguez, R ERA: 2.88	2.0	W	12	4	2	2	1	1	0	0	0	0	0	0	0	0	0	9.00	2.500			

New York Mets @ San Francisco Giants
 AT&T Park, San Francisco, CA
 Sun Jul 18 2010, 1:06 PM - 4:18 PM PDT
 Att. 37,326 - Partly Cloudy - 71 F

livebaseballscorecards.com

AB 39
 R 3
 H 12
 RBI 3
 BB 3
 SO 6
 LOB 24



Batter	1	2	3	4	5	6	7	8	9	AB R H RBI BB SO LOB	TOP											
56 Andres Torres, S OBP: 0.372, SLG: 0.488										4 1 1 2 0 1 1	<p>San Francisco Giants @ Los Angeles Dodgers Dodger Stadium, Los Angeles, CA Tue Jul 20 2010, 7:12 PM - 10:27 PM PDT Att: 53,381 - Clear - 71 F</p> <p>livebaseballscores.com</p>											
21 Freddy Sanchez, R OBP: 0.329, SLG: 0.340										5 1 1 0 0 1 5												
28 Buster Posey, R OBP: 0.386, SLG: 0.568										5 1 2 1 0 1 1												
9 Pat Burrell, R OBP: 0.333, SLG: 0.398										3 1 0 1 1 1 0												
41 Jeremy Affeldt, L										0 0 0 0 0 0 0												
48 Pablo Sandoval, S OBP: 0.332, SLG: 0.399										4 1 1 2 1 0 3												
5 Juan Uribe, R OBP: 0.325, SLG: 0.438										4 0 2 0 0 0 1												
12 Nate Schierholz, L OBP: 0.319, SLG: 0.383										0 1 0 0 0 0 0												
16 Edgar Renteria, R OBP: 0.351, SLG: 0.365										3 1 0 1 1 0 2												
33 Aaron Rowand, R OBP: 0.288, SLG: 0.395										1 0 0 0 1 1 0												
55 Tim Lincecum, L OBP: 0.381, SLG: 0.514										2 0 0 0 0 0 2												
53 Denny Bautista, R OBP: 1.000, SLG: 1.000										0 0 0 0 0 0 0												
8 Eugenio Velez, S OBP: 0.225, SLG: 0.390										0 0 0 0 0 0 0												
46 Santiago Casilla, R OBP: 0.225, SLG: 0.390										0 0 0 0 0 0 0												
17 Aubrey Huff, L OBP: 0.289, SLG: 0.534										0 0 0 0 1 0 0												
35 Travis Ishikawa, L OBP: 0.356, SLG: 0.507										0 0 0 0 0 0 0												
Inning Stats	R: 0 E: 0 K: 1 S: 9	H: 0 LOB: 0 BB: 0 P: 15	R: 1 E: 0 K: 2 S: 14	H: 1 LOB: 2 BB: 2 P: 28	R: 0 E: 0 K: 1 S: 7	H: 0 LOB: 0 BB: 0 P: 10	R: 0 E: 0 K: 0 S: 7	H: 0 LOB: 0 BB: 0 P: 10	R: 0 E: 0 K: 2 S: 8	H: 0 LOB: 0 BB: 0 P: 9	R: 3 E: 1 K: 0 S: 19	H: 3 LOB: 1 BB: 0 P: 31	R: 0 E: 0 K: 0 S: 6	H: 0 LOB: 0 BB: 0 P: 8	R: 0 E: 0 K: 1 S: 8	H: 0 LOB: 0 BB: 0 P: 13	R: 3 E: 0 K: 0 S: 13	H: 3 LOB: 3 BB: 3 P: 26	1B: 4 2B: 3 3B: 0 HR: 0	SF: 1 SAC: 2 DP: 1 HBP: 2	WP: 0 PB: 0 SB: 0 CS: 0	PA: 41
PITCHER	IP WLS BF H R ER SO BB IBB HBP BLK WP HR S P ERA WHIP											IP WLS BF H R ER SO BB IBB HBP BLK WP HR S P ERA WHIP										
22 Clayton Kershaw, L ERA: 3.15	6.0 26 4 4 2 6 1 1 2 0 0 0 64 104 3.00 0.833																					
56 Hung-Chih Kuo, L ERA: 0.89	2.0 H 6 0 0 0 1 0 0 0 0 0 0 14 20 0.00 0.000																					
51 Jonathan Broxton, R ERA: 3.15	0.1 L 4 1 3 3 0 1 1 0 0 0 0 0 7 16 81.00 6.000																					
52 George Sherrill, L ERA: 7.48	0.0 B 1 1 0 0 0 0 0 0 0 0 0 2 2 = =																					
59 Travis Schlichting, R ERA: 2.5	0.2 4 1 0 0 0 1 0 0 0 0 0 4 8 0.00 3.000																					

Batter	1	2	3	4	5	6	7	8	9	AB R H RBI BB SO LOB	BOTTOM											
15 Rafael Furcal, S OBP: 0.391, SLG: 0.524										4 1 1 0 1 2 1	<p>San Francisco Giants @ Los Angeles Dodgers Dodger Stadium, Los Angeles, CA Tue Jul 20 2010, 7:12 PM - 10:27 PM PDT Att: 53,381 - Clear - 71 F</p> <p>livebaseballscores.com</p>											
30 Xavier Paul, L OBP: 0.318, SLG: 0.370										4 2 3 1 0 0 0												
3 Ronnie Belliard, R OBP: 0.309, SLG: 0.345										1 0 0 0 0 1 1												
16 Andre Ethier, L OBP: 0.377, SLG: 0.545										4 2 1 2 1 1 2												
7 James Loney, L OBP: 0.358, SLG: 0.434										3 0 0 0 1 0 2												
27 Matt Kemp, R OBP: 0.317, SLG: 0.460										3 0 0 0 0 0 4												
33 Blake DeWitt, L OBP: 0.358, SLG: 0.377										4 0 2 1 0 1 0												
51 Jonathan Broxton, R ERA: 2.73										0 0 0 0 0 0 0												
52 George Sherrill, L ERA: 7.48										0 0 0 0 0 0 0												
59 Travis Schlichting, R ERA: 2.5										0 0 0 0 0 0 0												
23 Casey Blake, R OBP: 0.328, SLG: 0.410										4 0 2 1 0 0 1												
55 Russell Martin, R OBP: 0.346, SLG: 0.330										3 0 0 0 1 1 1												
22 Clayton Kershaw, L ERA: 3.15										2 0 0 0 0 1 3												
56 Hung-Chih Kuo, L ERA: 0.89										0 0 0 0 0 0 0												
14 Jamey Carroll, R OBP: 0.389, SLG: 0.335										1 0 0 0 0 0 0												
Inning Stats	R: 3 E: 0 K: 0 S: 9	H: 2 LOB: 1 BB: 0 P: 21	R: 0 E: 0 K: 1 S: 10	H: 1 LOB: 0 BB: 0 P: 15	R: 2 E: 0 K: 0 S: 14	H: 3 LOB: 3 BB: 2 P: 26	R: 0 E: 0 K: 1 S: 8	H: 0 LOB: 0 BB: 0 P: 11	R: 0 E: 0 K: 0 S: 4	H: 1 LOB: 1 BB: 0 P: 10	R: 0 E: 0 K: 2 S: 8	H: 0 LOB: 0 BB: 0 P: 17	R: 0 E: 0 K: 0 S: 6	H: 1 LOB: 1 BB: 1 P: 16	R: 0 E: 0 K: 1 S: 8	H: 0 LOB: 0 BB: 0 P: 11	R: 0 E: 0 K: 2 S: 12	H: 1 LOB: 1 BB: 0 P: 20	1B: 4 2B: 4 3B: 0 HR: 1	SF: 0 SAC: 1 DP: 1 HBP: 1	WP: 0 PB: 0 SB: 1 CS: 0	PA: 39
PITCHER	IP WLS BF H R ER SO BB IBB HBP BLK WP HR S P ERA WHIP											IP WLS BF H R ER SO BB IBB HBP BLK WP HR S P ERA WHIP										
55 Tim Lincecum, R ERA: 3.18	4.2 24 7 5 5 2 2 1 1 0 0 0 43 80 9.64 1.929																					
53 Denny Bautista, R ERA: 2.73	1.1 4 0 0 0 2 0 0 0 0 0 0 10 20 0.00 0.000																					
46 Santiago Casilla, R ERA: 2.25	2.0 W 7 1 0 0 1 0 1 0 0 0 0 14 27 0.00 0.500																					
41 Jeremy Affeldt, L ERA: 4.11	1.0 S 4 1 0 0 2 0 0 0 0 0 0 12 20 0.00 1.000																					

San Francisco Giants @ Los Angeles Dodgers
Dodger Stadium, Los Angeles, CA
Tue Jul 20 2010, 7:12 PM - 10:27 PM PDT
Att: 53,381 - Clear - 71 F

AB 31
R 7
H 7
RBI 7
BB 5
SO 7
LOB 15



San Francisco Giants @ Los Angeles Dodgers
Dodger Stadium, Los Angeles, CA
Tue Jul 20 2010, 7:12 PM - 10:27 PM PDT
Att: 53,381 - Clear - 71 F

AB 33
R 5
H 9
RBI 5
BB 4
SO 7
LOB 15



Batter	1	2	3	4	5	6	7	8	9	AB	R	H	RBI	BB	SO	LOB	TOP			
56 Andres Torres, S (1, 8) OBP: 0.370, SLG: 0.483	G3-1		BB		G4-3			G4-3		3	0	0	0	1	0	1	San Francisco Giants @ Los Angeles Dodgers Dodger Stadium, Los Angeles, CA Wed Jul 21 2010, 7:14 PM - 9:39 PM PDT Att: 45,151 - Clear - 71 F			
21 Freddy Sanchez, R (1, 4) OBP: 0.332, SLG: 0.343	K		FC1-4-6					1B		4	0	2	0	0	1	2				
17 Aubrey Huff, L (1, 7) OBP: 0.388, SLG: 0.533	G4-3				2B		F7		L8	4	0	1	0	0	0	2				
28 Buster Posey, R (1, 2)		F8		G4-3				L8		4	0	1	0	0	0	2				
48 Pablo Sandoval, S (1, 5) OBP: 0.329, SLG: 0.394	G5-3		G4-3				F7		K	4	0	0	0	0	1	3				
5 Juan Uribe, R (1, 6) OBP: 0.321, SLG: 0.432	P4		G5-3				G3-1		G6-3	4	0	0	0	0	0	3				
35 Travis Ishikawa, L (1, 3) OBP: 0.376, SLG: 0.481			K				G3		G4-3	4	0	0	0	0	1	0				
12 Nate Schierholtz, L (1, 9) OBP: 0.324, SLG: 0.391			BB				F7			2	0	1	0	1	0	0				
75 Barry Zito, L (1, 1) OBP: 0.182, SLG: 0.156			SH1-4				G6-3			2	0	0	0	0	0	1				
54 Sergio Romo, R (8, 1)			SH1-4				G6-3		G1-3	0	0	0	0	0	0	0				
Inning Stats	R: 0 E: 0 K: 1 S: 7	H: 0 LOB: 0 BB: 0 P: 10	R: 0 E: 0 K: 0 S: 9	H: 0 LOB: 0 BB: 0 P: 13	R: 0 E: 0 K: 1 S: 9	H: 0 LOB: 2 BB: 2 P: 20	R: 0 E: 0 K: 0 S: 10	H: 1 LOB: 1 BB: 0 P: 16	R: 0 E: 0 K: 0 S: 12	H: 2 LOB: 2 BB: 0 P: 17	R: 0 E: 0 K: 0 S: 8	H: 0 LOB: 0 BB: 0 P: 10	R: 0 E: 0 K: 1 S: 8	H: 1 LOB: 1 BB: 0 P: 11	R: 0 E: 0 K: 1 S: 11	H: 0 LOB: 0 BB: 0 P: 16	1B: 3 2B: 2 3B: 0 HR: 0	SF: 0 SAC: 1 DP: 0 HBP: 0	WP: 0 PB: 0 SB: 0 CS: 0	PA: 34
PITCHER 58 Chad Billingsley, R (1, 1) ERA: 4.22	IP: 9.0 WLS: W BF: 34 H: 5 R: 0 ER: 0 SO: 3	BB: 2 IBB: 0 HBP: 0 BLK: 0	WP: 0 HR: 0 S: 80 P: 125 ERA: 0.00 WHIP: 0.778											PITCHER	IP: 9.0 WLS: W BF: 34 H: 5 R: 0 ER: 0 SO: 3	BB: 2 IBB: 0 HBP: 0 BLK: 0	WP: 0 HR: 0 S: 80 P: 125 ERA: 0.00 WHIP: 0.778			

Batter	1	2	3	4	5	6	7	8	9	AB	R	H	RBI	BB	SO	LOB	BOTTOM	
15 Rafael Furcal, S (1, 6) OBP: 0.393, SLG: 0.522	BB		F8		P3			1B		3	1	1	0	1	0	0	San Francisco Giants @ Los Angeles Dodgers Dodger Stadium, Los Angeles, CA Wed Jul 21 2010, 7:14 PM - 9:39 PM PDT Att: 45,151 - Clear - 71 F	
14 Jamey Carroll, R (1, 7) OBP: 0.388, SLG: 0.335	FC6-4		1B				F8		SH1-3	3	0	1	0	0	0	1		
16 Andre Ethier, L (1, 9) OBP: 0.376, SLG: 0.540	FC3-6		K				F9		BB	3	0	0	0	1	1	2		
27 Matt Kemp, R (1, 8) OBP: 0.317, SLG: 0.457	F7		F8				1B		K	4	0	1	0	0	1	4		
23 Casey Blake, R (1, 5) OBP: 0.330, SLG: 0.421		HR			G6-3		FC6-4		1B	4	1	2	2	0	0	1		
7 James Loney, L (1, 3) OBP: 0.357, SLG: 0.432			1B		K				P3	4	0	1	0	0	1	2		
3 Ronnie Belliard, R (1, 4) OBP: 0.309, SLG: 0.344			1B		P4					3	0	1	0	0	0	0		
30 Xavier Paul, L (8, 7) OBP: 0.318, SLG: 0.370			1B				G3-1			0	0	0	0	0	0	0		
55 Russell Martin, R (1, 2) OBP: 0.346, SLG: 0.328		G1-6-3			L4				BB	2	0	0	0	1	0	2		
58 Chad Billingsley, R (1, 1) OBP: 0.205, SLG: 0.167		K			K				L9	3	0	0	0	0	2	2		
Inning Stats	R: 0 E: 0 K: 0 S: 11	H: 0 LOB: 1 BB: 1 P: 18	R: 1 E: 0 K: 1 S: 12	H: 3 LOB: 1 BB: 0 P: 18	R: 0 E: 0 K: 1 S: 9	H: 1 LOB: 1 BB: 0 P: 14	R: 0 E: 0 K: 1 S: 11	H: 0 LOB: 0 BB: 0 P: 17	R: 0 E: 0 K: 0 S: 10	H: 1 LOB: 1 BB: 0 P: 16	R: 0 E: 0 K: 0 S: 7	H: 0 LOB: 1 BB: 1 P: 13	R: 1 E: 0 K: 1 S: 13	H: 2 LOB: 2 BB: 1 P: 21	1B: 6 2B: 0 3B: 0 HR: 1	SF: 0 SAC: 1 DP: 1 HBP: 0	WP: 0 PB: 0 SB: 0 CS: 0	PA: 33
PITCHER 75 Barry Zito, L (1, 1) ERA: 3.45	IP: 7.1 WLS: L BF: 30 H: 6 R: 2 ER: 2 SO: 4	BB: 3 IBB: 0 HBP: 0 BLK: 0	WP: 0 HR: 1 S: 69 P: 112 ERA: 2.46 WHIP: 1.227											PITCHER	IP: 0.2 WLS: L BF: 3 H: 1 R: 0 ER: 0 SO: 1	BB: 0 IBB: 0 HBP: 0 BLK: 0	WP: 0 HR: 0 S: 10 P: 14 ERA: 0.00 WHIP: 1.500	

livebaseballscores.com

GIANTS

Dodgers

Batter	1	2	3	4	5	6	7	8	9	10	AB	R	H	RBI	BB	SO	LOB	TOP							
2 Hanley Ramirez, R OBP: 0.368, SLG: 0.448											5	2	2	0	0	2	0	Florida Marlins @ San Francisco Giants AT&T Park, San Francisco, CA Wed Jul 28 2010, 4:06 PM - 7:09 PM PDT Att. 35,945 - Sunny - 64 F							
20 Logan Morrison, L OBP: 0.333, SLG: 0.566											5	0	2	1	0	0	0								
1 Emilio Bonifacio, S OBP: 0.286, SLG: 0.381											0	1	0	0	0	0	0								
15 Gaby Sanchez, R OBP: 0.361, SLG: 0.463											4	1	0	1	1	1	1								
6 Dan Uggla, R OBP: 0.354, SLG: 0.509											4	1	2	3	1	0	2								
3 Jorge Cantu, R OBP: 0.208, SLG: 0.408											4	0	1	0	0	0	2								
31 Burke Badenhop, R OBP: 0.215, SLG: 0.397											0	0	0	0	0	0	0								
18 Wes Helms, R OBP: 0.215, SLG: 0.397											1	0	0	0	0	1	1								
32 Clay Hensley, R OBP: 0.215, SLG: 0.397											0	0	0	0	0	0	0								
12 Cody Ross, R OBP: 0.325, SLG: 0.404											5	0	0	0	0	2	2								
27 Giancarlo Stanton, R OBP: 0.291, SLG: 0.450											5	1	1	0	0	3	2								
29 Ronny Paulino, R OBP: 0.320, SLG: 0.373											5	2	2	1	0	1	2								
59 Alex Sanabia, R OBP: 0.417, SLG: 1.000											1	0	0	0	0	1	0								
34 Jorge Sosa, R OBP: 0.417, SLG: 1.000											1	0	0	0	0	1	0								
22 Donnie Murphy, R OBP: 0.417, SLG: 1.000											2	1	1	3	0	1	0								
Inning Stats	R: 0 E: 0 K: 1 S: 8	H: 0 LOB: 0 BB: 0 P: 9	R: 0 E: 0 K: 2 S: 14	H: 1 LOB: 2 BB: 1 P: 20	R: 1 E: 0 K: 1 S: 11	H: 2 LOB: 2 BB: 1 P: 21	R: 1 E: 0 K: 3 S: 12	H: 1 LOB: 0 BB: 0 P: 16	R: 0 E: 0 K: 0 S: 5	H: 0 LOB: 0 BB: 0 P: 8	R: 0 E: 0 K: 0 S: 6	H: 0 LOB: 0 BB: 0 P: 12	R: 5 E: 0 K: 2 S: 15	H: 4 LOB: 0 BB: 0 P: 23	R: 0 E: 0 K: 1 S: 9	H: 0 LOB: 0 BB: 0 P: 16	R: 2 E: 0 K: 2 S: 16	H: 3 LOB: 1 BB: 0 P: 24	R: 0 E: 0 K: 1 S: 10	H: 0 LOB: 0 BB: 0 P: 16	1B: 4 2B: 4 3B: 0 HR: 3	SF: 0 DP: 0 HBP: 0	WP: 1 PB: 0 SB: 0 CS: 0	PA: 44	
PITCHER	IP WLS BF H R ER SO BB IBB HBP BLK WP HR S P ERA WHIP	IP WLS BF H R ER SO BB IBB HBP BLK WP HR S P ERA WHIP	IP WLS BF H R ER SO BB IBB HBP BLK WP HR S P ERA WHIP	IP WLS BF H R ER SO BB IBB HBP BLK WP HR S P ERA WHIP	IP WLS BF H R ER SO BB IBB HBP BLK WP HR S P ERA WHIP	IP WLS BF H R ER SO BB IBB HBP BLK WP HR S P ERA WHIP	IP WLS BF H R ER SO BB IBB HBP BLK WP HR S P ERA WHIP	IP WLS BF H R ER SO BB IBB HBP BLK WP HR S P ERA WHIP	IP WLS BF H R ER SO BB IBB HBP BLK WP HR S P ERA WHIP	IP WLS BF H R ER SO BB IBB HBP BLK WP HR S P ERA WHIP	IP WLS BF H R ER SO BB IBB HBP BLK WP HR S P ERA WHIP	IP WLS BF H R ER SO BB IBB HBP BLK WP HR S P ERA WHIP	IP WLS BF H R ER SO BB IBB HBP BLK WP HR S P ERA WHIP	IP WLS BF H R ER SO BB IBB HBP BLK WP HR S P ERA WHIP	IP WLS BF H R ER SO BB IBB HBP BLK WP HR S P ERA WHIP	IP WLS BF H R ER SO BB IBB HBP BLK WP HR S P ERA WHIP	IP WLS BF H R ER SO BB IBB HBP BLK WP HR S P ERA WHIP	IP WLS BF H R ER SO BB IBB HBP BLK WP HR S P ERA WHIP	IP WLS BF H R ER SO BB IBB HBP BLK WP HR S P ERA WHIP	IP WLS BF H R ER SO BB IBB HBP BLK WP HR S P ERA WHIP	IP WLS BF H R ER SO BB IBB HBP BLK WP HR S P ERA WHIP	IP WLS BF H R ER SO BB IBB HBP BLK WP HR S P ERA WHIP	IP WLS BF H R ER SO BB IBB HBP BLK WP HR S P ERA WHIP	IP WLS BF H R ER SO BB IBB HBP BLK WP HR S P ERA WHIP	IP WLS BF H R ER SO BB IBB HBP BLK WP HR S P ERA WHIP

AB	42
R	9
H	11
RBI	9
BB	2
SO	13
LOB	12


WP	1	PA	44
PB	0		
SB	0		
CS	0		


Batter	1	2	3	4	5	6	7	8	9	10	AB	R	H	RBI	BB	SO	LOB	BOTTOM						
56 Andres Torres, S OBP: 0.376, SLG: 0.511											6	2	4	3	0	0	0	Florida Marlins @ San Francisco Giants AT&T Park, San Francisco, CA Wed Jul 28 2010, 4:06 PM - 7:09 PM PDT Att. 35,945 - Sunny - 64 F						
21 Freddy Sanchez, R OBP: 0.328, SLG: 0.332											5	1	1	0	0	0	1							
17 Aubrey Huff, L OBP: 0.400, SLG: 0.546											3	2	2	1	1	0	0							
38 Brian Wilson, R OBP: 0.353, SLG: 0.447											0	0	0	0	0	0	0							
35 Travis Ishikawa, L OBP: 0.353, SLG: 0.447											1	0	0	0	0	0	1							
47 Chris Ray, R OBP: 0.324, SLG: 0.452											0	0	0	0	0	0	0							
28 Buster Posey, R OBP: 0.401, SLG: 0.558											4	1	1	0	1	0	3							
5 Juan Uribe, R OBP: 0.324, SLG: 0.452											5	2	3	4	0	1	3							
48 Pablo Sandoval, S OBP: 0.324, SLG: 0.382											5	0	1	0	0	0	3							
33 Aaron Rowand, R OBP: 0.296, SLG: 0.407											5	1	2	1	0	1	0							
16 Edgar Renteria, R OBP: 0.355, SLG: 0.380											5	1	2	0	0	1	1							
57 Jonathan Sánchez, L OBP: 0.182, SLG: 0.182											3	0	0	0	0	1	1							
53 Denny Bautista, R OBP: 1.000, SLG: 1.000											0	0	0	0	0	0	0							
54 Sergio Romo, R OBP: 0.317, SLG: 0.373											2	0	1	0	0	1	0							
Inning Stats	R: 4 E: 0 K: 0 S: 16	H: 6 LOB: 1 BB: 0 P: 24	R: 0 E: 0 K: 0 S: 5	H: 0 LOB: 0 BB: 0 P: 8	R: 3 E: 0 K: 0 S: 13	H: 3 LOB: 0 BB: 0 P: 21	R: 0 E: 0 K: 1 S: 7	H: 0 LOB: 0 BB: 0 P: 10	R: 0 E: 1 K: 0 S: 7	H: 1 LOB: 1 BB: 0 P: 11	R: 2 E: 0 K: 0 S: 9	H: 2 LOB: 0 BB: 0 P: 14	R: 0 E: 0 K: 0 S: 7	H: 0 LOB: 1 BB: 0 P: 13	R: 0 E: 0 K: 1 S: 8	H: 1 LOB: 2 BB: 0 P: 16	R: 0 E: 0 K: 0 S: 7	H: 4 LOB: 3 BB: 0 P: 10	1B: 15 2B: 0 3B: 1 HR: 1	SF: 0 DP: 0 HBP: 0	WP: 1 PB: 0 SB: 0 CS: 0	PA: 46		
PITCHER	IP WLS BF H R ER SO BB IBB HBP BLK WP HR S P ERA WHIP	IP WLS BF H R ER SO BB IBB HBP BLK WP HR S P ERA WHIP	IP WLS BF H R ER SO BB IBB HBP BLK WP HR S P ERA WHIP	IP WLS BF H R ER SO BB IBB HBP BLK WP HR S P ERA WHIP	IP WLS BF H R ER SO BB IBB HBP BLK WP HR S P ERA WHIP	IP WLS BF H R ER SO BB IBB HBP BLK WP HR S P ERA WHIP	IP WLS BF H R ER SO BB IBB HBP BLK WP HR S P ERA WHIP	IP WLS BF H R ER SO BB IBB HBP BLK WP HR S P ERA WHIP	IP WLS BF H R ER SO BB IBB HBP BLK WP HR S P ERA WHIP	IP WLS BF H R ER SO BB IBB HBP BLK WP HR S P ERA WHIP	IP WLS BF H R ER SO BB IBB HBP BLK WP HR S P ERA WHIP	IP WLS BF H R ER SO BB IBB HBP BLK WP HR S P ERA WHIP	IP WLS BF H R ER SO BB IBB HBP BLK WP HR S P ERA WHIP	IP WLS BF H R ER SO BB IBB HBP BLK WP HR S P ERA WHIP	IP WLS BF H R ER SO BB IBB HBP BLK WP HR S P ERA WHIP	IP WLS BF H R ER SO BB IBB HBP BLK WP HR S P ERA WHIP	IP WLS BF H R ER SO BB IBB HBP BLK WP HR S P ERA WHIP	IP WLS BF H R ER SO BB IBB HBP BLK WP HR S P ERA WHIP	IP WLS BF H R ER SO BB IBB HBP BLK WP HR S P ERA WHIP	IP WLS BF H R ER SO BB IBB HBP BLK WP HR S P ERA WHIP	IP WLS BF H R ER SO BB IBB HBP BLK WP HR S P ERA WHIP	IP WLS BF H R ER SO BB IBB HBP BLK WP HR S P ERA WHIP	IP WLS BF H R ER SO BB IBB HBP BLK WP HR S P ERA WHIP	IP WLS BF H R ER SO BB IBB HBP BLK WP HR S P ERA WHIP

AB	44
R	10
H	17
RBI	9
BB	2
SO	5
LOB	13

WP	1	PA	46
PB	0		
SB	0		
CS	0		



Batter	1	2	3	4	5	6	7	8	9	AB R H RBI BB SO LOB	TOP											
21 Scott Podsednik, L (1,7) OBP: 0.391, SLG: 0.398	P3			G3		G4-3		G1-3		4 0 1 0 0 0 1	<p>Los Angeles Dodgers @ San Francisco Giants AT&T Park, San Francisco, CA Sun Aug 01 2010, 5:11 PM - 7:54 PM PDT Att. 42,922 - Clear - 64 F</p> <p>livebaseballscorecards.com</p> <p>AB 30 R 0 H 4 RBI 0 BB 2 SO 9 LOB 10</p> 											
13 Ryan Theriot, R (1,4) OBP: 0.316, SLG: 0.324	G6-3			K		G1-3		K		4 0 0 0 0 2 1												
15 Rafael Furcal, S (1,6)	F7			G3		L8		BB		3 0 0 0 1 0 1												
7 James Loney, L (1,3)				BB		L6		K		3 0 1 0 1 1 1												
27 Matt Kemp, R (1,8) OBP: 0.316, SLG: 0.452	FC1-4			FC6-4		K		F8		4 0 0 0 0 1 4												
23 Casey Blake, R (1,5) OBP: 0.318, SLG: 0.404	K			K		K		K		3 0 0 0 0 3 1												
30 Xavier Paul, L (1,9) OBP: 0.279, SLG: 0.317				K		G3		F8		3 0 0 0 0 1 0												
55 Russell Martin, R (1,2) OBP: 0.344, SLG: 0.329				G6-3				G5-3		3 0 1 0 0 0 0												
22 Clayton Kershaw, L (1,1) OBP: 0.077, SLG: 0.053				K		FC6-4				2 0 0 0 0 1 1												
14 Jamey Carroll, R (8,PH) OBP: 0.372, SLG: 0.318				K		FC6-4				1 0 1 0 0 0 0												
26 Octavio Dotel, R (8,1)				K						0 0 0 0 0 0 0												
Inning Stats	R: 0 E: 0 K: 0 S: 11	H: 0 LOB: 0 BB: 0 P: 18	R: 0 E: 0 K: 1 S: 7	H: 1 LOB: 0 BB: 0 P: 11	R: 0 E: 0 K: 2 S: 9	H: 0 LOB: 0 BB: 0 P: 14	R: 0 E: 0 K: 1 S: 12	H: 1 LOB: 2 BB: 1 P: 23	R: 0 E: 0 K: 1 S: 10	H: 0 LOB: 1 BB: 0 P: 12	R: 0 E: 0 K: 0 S: 11	H: 0 LOB: 0 BB: 0 P: 16	R: 0 E: 0 K: 2 S: 9	H: 0 LOB: 0 BB: 0 P: 16	R: 0 E: 0 K: 0 S: 11	H: 1 LOB: 1 BB: 0 P: 16	R: 0 E: 0 K: 2 S: 13	H: 0 LOB: 1 BB: 1 P: 25	1B: 4 2B: 0 3B: 0 HR: 0	SF: 0 SAC: 0 DP: 0 HBP: 0	WP: 0 PB: 0 SB: 1 CS: 1	PA: 32
PITCHER	IP WLS BF H R ER SO BB IBB HBP BLK WP HR S P ERA WHIP											IP WLS BF H R ER SO BB IBB HBP BLK WP HR S P ERA WHIP										
18 Matt Cain, R (1,1) ERA: 2.98	7.2 W 27 4 0 0 7 1 0 0 0 0 0 0 0 0 0.00 0.652																					
49 Javier López, L (8,1) ERA: 2.77	0.1 H 1 0 0 0 0 0 0 0 0 0 0 2 2 0.00 0.000																					
38 Brian Wilson, R (9,1) ERA: 2.28	1.0 S 4 0 0 0 2 1 0 0 0 0 0 0 0 13 0.00 1.000																					

Batter	1	2	3	4	5	6	7	8	9	AB R H RBI BB SO LOB	BOTTOM									
56 Andres Torres, S (1,9) OBP: 0.373, SLG: 0.503	L6			G4-3		G6-3				4 0 1 0 0 0 0	<p>Los Angeles Dodgers @ San Francisco Giants AT&T Park, San Francisco, CA Sun Aug 01 2010, 5:11 PM - 7:54 PM PDT Att. 42,922 - Clear - 64 F</p> <p>livebaseballscorecards.com</p> <p>AB 31 R 2 H 6 RBI 2 BB 5 SO 6 LOB 17</p> 									
21 Freddy Sanchez, R (1,4) OBP: 0.320, SLG: 0.317				F8		G5-3		K		3 0 0 0 1 1 1										
17 Aubrey Huff, L (1,3) OBP: 0.397, SLG: 0.550				BB						4 0 1 0 0 0 1										
38 Brian Wilson, R (9,1)				L1-6-3		G4-3				0 0 0 0 0 0 0										
28 Buster Posey, R (1,2) OBP: 0.392, SLG: 0.537				F8		L6				3 0 0 0 1 0 1										
9 Pat Burrell, R (1,7) OBP: 0.333, SLG: 0.415				G6-3		K				3 1 1 0 0 1 0										
12 Nate Schierholtz, L (7,9) OBP: 0.313, SLG: 0.367								F8		1 0 0 0 0 0 2										
48 Pablo Sandoval, S (1,5) OBP: 0.324, SLG: 0.381				E1						4 0 1 0 0 1 1										
33 Aaron Rowand, R (1,8) OBP: 0.302, SLG: 0.495										2 1 1 0 2 0 1										
16 Edgar Renteria, R (1,6) OBP: 0.346, SLG: 0.376				K						3 0 1 2 1 1 3										
18 Matt Cain, R (1,1) OBP: 0.119, SLG: 0.122										3 0 0 0 0 2 6										
49 Javier López, L (8,1)										0 0 0 0 0 0 0										
35 Travis Ishikawa, L (8,PH) OBP: 0.346, SLG: 0.429										1 0 0 0 0 0 1										
Inning Stats	R: 0 E: 0 K: 0 S: 8	H: 0 LOB: 1 BB: 1 P: 14	R: 0 E: 1 K: 2 S: 14	H: 1 LOB: 2 BB: 0 P: 20	R: 0 E: 0 K: 0 S: 8	H: 0 LOB: 0 BB: 0 P: 13	R: 0 E: 0 K: 1 S: 10	H: 1 LOB: 3 BB: 1 P: 19	R: 0 E: 0 K: 0 S: 4	H: 0 LOB: 0 BB: 0 P: 7	R: 2 E: 0 K: 2 S: 17	H: 2 LOB: 1 BB: 1 P: 29	R: 0 E: 0 K: 1 S: 8	H: 2 LOB: 2 BB: 1 P: 15	R: 0 E: 0 K: 0 S: 10	H: 0 LOB: 1 BB: 1 P: 21	1B: 3 2B: 2 3B: 1 HR: 0	SF: 0 SAC: 0 DP: 0 HBP: 0	WP: 0 PB: 0 SB: 1 CS: 1	PA: 36
PITCHER	IP WLS BF H R ER SO BB IBB HBP BLK WP HR S P ERA WHIP											IP WLS BF H R ER SO BB IBB HBP BLK WP HR S P ERA WHIP								
22 Clayton Kershaw, L (1,1) ERA: 2.94	7.0 L 32 6 2 2 6 1 3 0 0 0 0 0 0 0 2.57 1.000																			
26 Octavio Dotel, R (8,1) ERA: 4.17	1.0 4 0 0 0 0 1 0 0 0 0 0 0 10 21 0.00 1.000																			

Batter	1	2	3	4	5	6	7	8	9	AB	R	H	RBI	BB	SO	LOB	TOP			
56 Andres Torres, S OBP: 0.375, SLG: 0.512										6	2	3	2	0	0	1				
21 Freddy Sanchez, R OBP: 0.321, SLG: 0.329										6	1	2	1	0	1	2				
17 Aubrey Huff, L OBP: 0.399, SLG: 0.551										5	2	2	0	1	0	0				
28 Buster Posey, R OBP: 0.399, SLG: 0.538										5	1	3	2	1	1	2				
46 Santiago Casilla, R										3	2	2	2	1	1	1				
9 Pat Burrell, R OBP: 0.340, SLG: 0.433										5	1	3	1	0	0	2				
12 Nate Schierholz, L OBP: 0.311, SLG: 0.365										5	0	2	1	0	0	2				
35 Travis Ishikawa, L OBP: 0.357, SLG: 0.456										5	0	2	1	0	0	2				
48 Pablo Sandoval, S OBP: 0.325, SLG: 0.384										3	0	0	0	2	2	4				
16 Edgar Renteria, R OBP: 0.347, SLG: 0.371										3	0	1	0	0	0	3				
57 Jonathan Sánchez, L OBP: 0.195, SLG: 0.192										0	0	0	0	0	0	0				
52 Ramon E. Ramirez, R ERA: 4.15										0	0	0	0	0	0	0				
49 Javier López, L ERA: 2.73										0	0	0	0	0	0	0				
47 Chris Ray, R ERA: 2.73										0	0	0	0	0	0	0				
5 Juan Uribe, R OBP: 0.345, SLG: 0.457										0	0	0	0	0	0	0				
22 Eli Whiteside, R OBP: 0.316, SLG: 0.433										0	0	0	0	0	0	0				
Inning Stats	R: 4 H: 6 E: 0 K: 1 S: 17	H: 6 R: 5 ER: 5 LOB: 2 BB: 1 P: 36	R: 0 H: 0 E: 0 K: 0 S: 5	H: 0 R: 0 ER: 0 LOB: 0 BB: 0 P: 8	R: 1 H: 2 E: 0 K: 1 S: 8	H: 2 R: 2 ER: 2 LOB: 2 BB: 1 P: 14	R: 1 H: 3 E: 0 K: 2 S: 15	H: 3 R: 1 ER: 1 LOB: 1 BB: 0 P: 19	R: 0 H: 1 E: 0 K: 1 S: 10	H: 1 R: 0 ER: 0 LOB: 0 BB: 0 P: 14	R: 1 H: 1 E: 0 K: 0 S: 10	H: 1 R: 0 ER: 0 LOB: 2 BB: 2 P: 22	R: 0 H: 0 E: 0 K: 0 S: 6	H: 0 R: 0 ER: 0 LOB: 1 BB: 1 P: 11	R: 0 H: 1 E: 0 K: 0 S: 9	H: 1 R: 0 ER: 0 LOB: 1 BB: 0 P: 24	1B: 12 2B: 4 3B: 0 HR: 3	SF: 0 SAC: 1 DP: 0 HBP: 0	WP: 0 PA: 49 PB: 0 SB: 0 CS: 1	
PITCHER	IP WLS BF H R ER SO BB IBB HBP BLK WP HR S P ERA WHIP	3.0 L 18 8 5 5 2 1 1 0 0 0 1 30 58 15.00 3.000	2.2 14 5 2 2 3 2 0 0 0 0 1 33 52 6.75 2.625	1.1 5 0 0 0 0 1 0 0 0 0 0 8 14 0.00 0.750	0.0 4 1 0 0 0 0 0 0 0 0 0 9 11 0.00 1.000	1.0 8 5 3 3 0 0 0 0 0 0 1 15 24 27.00 5.000														
28 Aaron Cook, R ERA: 5.34																				
35 Taylor Buchholz, R ERA: 4.15																				
53 Randy Flores, L ERA: 2.92																				
97 Joe Beimel, L ERA: 2.73																				
60 Manny Corpas, R ERA: 4.63																				
Batter	1	2	3	4	5	6	7	8	9	AB	R	H	RBI	BB	SO	LOB	BOTTOM			
19 Ryan Spilborghs, R OBP: 0.361, SLG: 0.460										2	0	0	0	1	1	0				
7 Seth Smith, L OBP: 0.339, SLG: 0.530										2	0	0	0	0	1	3				
17 Todd Helton, L OBP: 0.338, SLG: 0.311										3	0	1	0	1	1	3				
5 Carlos González, L OBP: 0.348, SLG: 0.545										4	0	0	0	0	1	4				
2 Troy Tulowitzki, R OBP: 0.369, SLG: 0.489										3	0	0	0	1	1	0				
6 Melvin Mora, R OBP: 0.360, SLG: 0.392										4	0	1	0	0	0	2				
21 Miguel Olivo, R OBP: 0.355, SLG: 0.518										4	0	0	0	0	3	1				
11 Brad Hawpe, L OBP: 0.344, SLG: 0.445										2	0	0	0	2	2	0				
12 Clint Barmes, R OBP: 0.315, SLG: 0.382										3	0	0	0	1	1	1				
28 Aaron Cook, R ERA: 5.34																				
35 Taylor Buchholz, R ERA: 4.15																				
53 Randy Flores, L ERA: 2.92																				
9 Ian Stewart, L ERA: 2.73																				
97 Joe Beimel, L ERA: 2.73																				
60 Manny Corpas, R ERA: 4.63																				
20 Chris Iannetta, R OBP: 0.346, SLG: 0.483																				
Inning Stats	R: 0 H: 1 E: 0 K: 0 S: 9	H: 1 R: 0 ER: 0 LOB: 2 BB: 1 P: 18	R: 0 H: 0 E: 0 K: 3 S: 12	H: 0 R: 0 ER: 0 LOB: 0 BB: 0 P: 17	R: 0 H: 0 E: 0 K: 3 S: 10	H: 0 R: 0 ER: 0 LOB: 0 BB: 0 P: 14	R: 0 H: 0 E: 0 K: 1 S: 6	H: 0 R: 0 ER: 0 LOB: 0 BB: 0 P: 9	R: 0 H: 1 E: 0 K: 1 S: 9	H: 1 R: 0 ER: 0 LOB: 1 BB: 0 P: 13	R: 0 H: 0 E: 0 K: 1 S: 17	H: 0 R: 0 ER: 0 LOB: 3 BB: 3 P: 33	R: 0 H: 0 E: 0 K: 1 S: 9	H: 0 R: 0 ER: 0 LOB: 0 BB: 0 P: 12	R: 0 H: 0 E: 0 K: 2 S: 9	H: 0 R: 0 ER: 0 LOB: 1 BB: 1 P: 14	1B: 2 2B: 1 3B: 0 HR: 0	SF: 0 SAC: 0 DP: 0 HBP: 0	WP: 0 PA: 37 PB: 0 SB: 0 CS: 0	
PITCHER	IP WLS BF H R ER SO BB IBB HBP BLK WP HR S P ERA WHIP	6.0 W 25 3 0 0 0 4 0 0 0 0 0 8 14 0.00 1.167	0.1 2 0 0 0 1 1 0 0 0 0 0 8 14 0.00 3.000	0.2 3 0 0 0 0 1 0 0 0 0 0 7 13 0.00 1.500	1.0 3 0 0 0 1 0 0 0 0 0 0 9 12 0.00 0.000	1.0 4 0 0 0 2 1 0 0 0 0 0 9 14 0.00 1.000														
57 Jonathan Sánchez, L ERA: 3.38																				
52 Ramon E. Ramirez, R ERA: 4.43																				
49 Javier López, L ERA: 2.73																				
47 Chris Ray, R ERA: 3.19																				
46 Santiago Casilla, R ERA: 3.34																				

San Francisco Giants @ Colorado Rockies
Coors Field, Denver, CO
Tue Aug 03 2010, 6:42 PM - 9:46 PM MDT
Att: 43,549 - Partly Cloudy - 78 F

AB 43
R 10
H 19
RBI 10
BB 5
SO 5
LOB 18



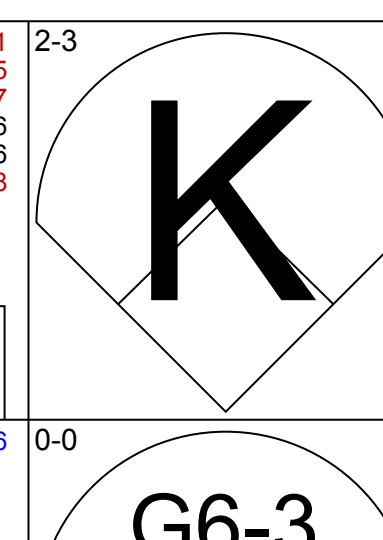
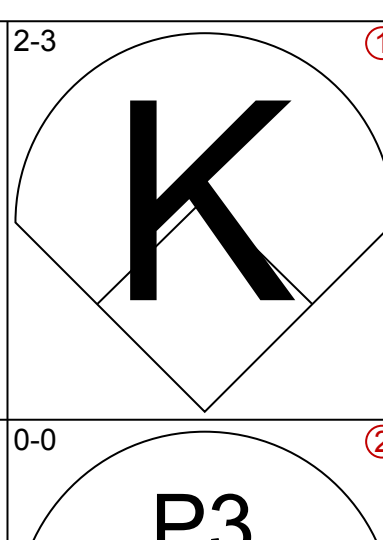
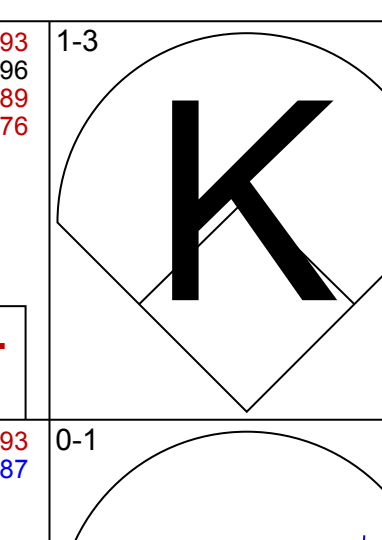
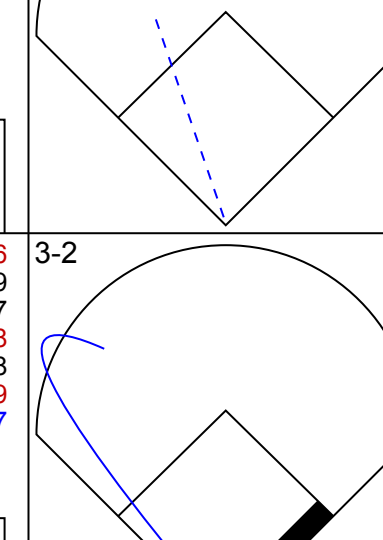
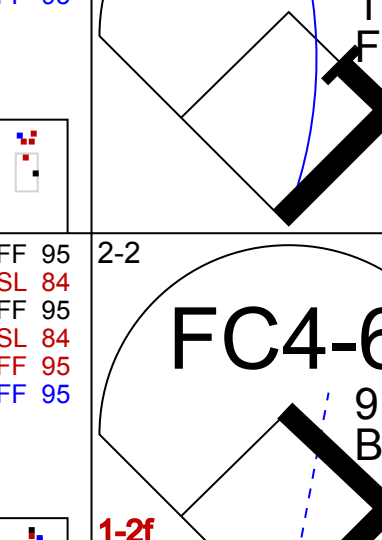
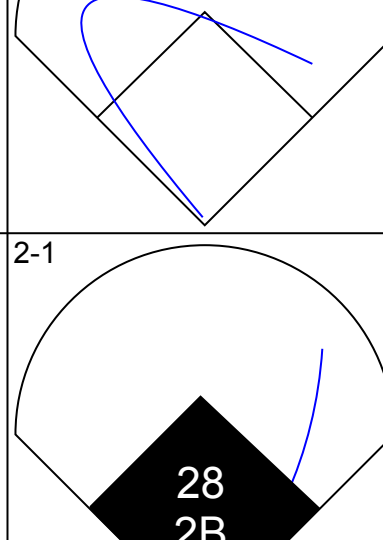
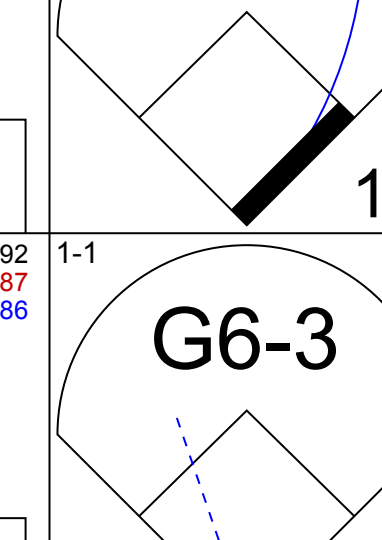
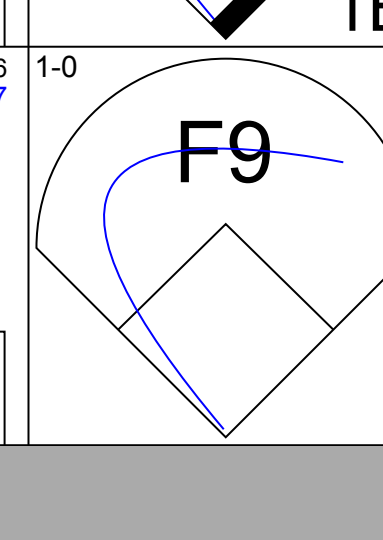
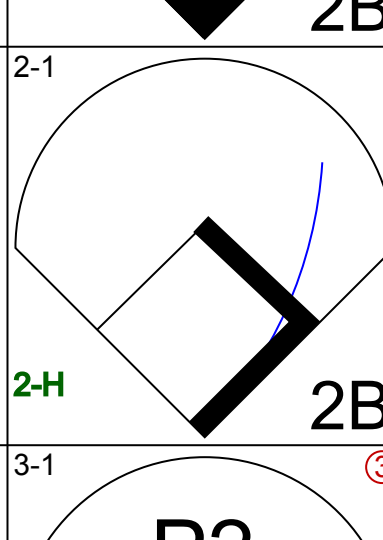

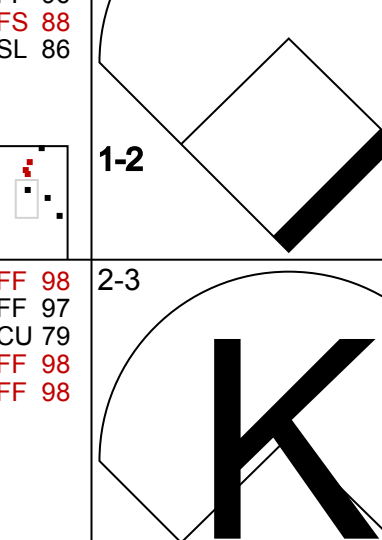
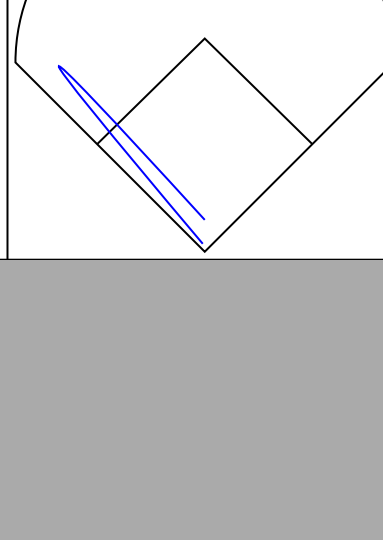


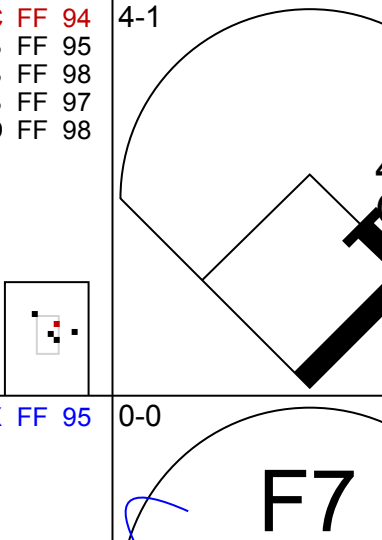

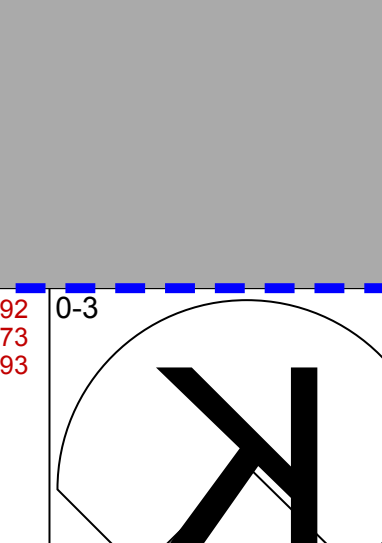

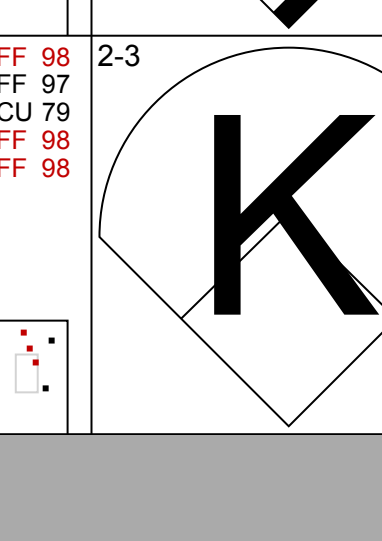


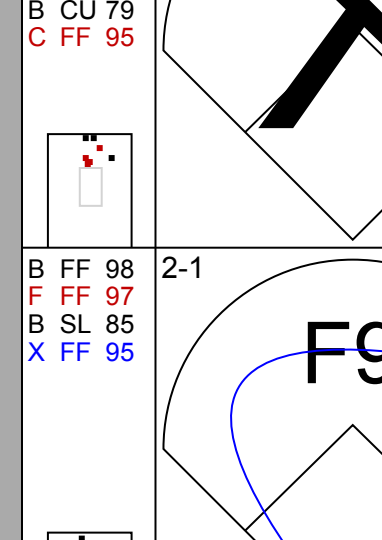
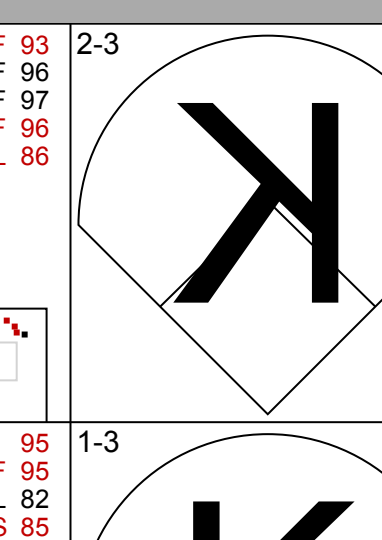
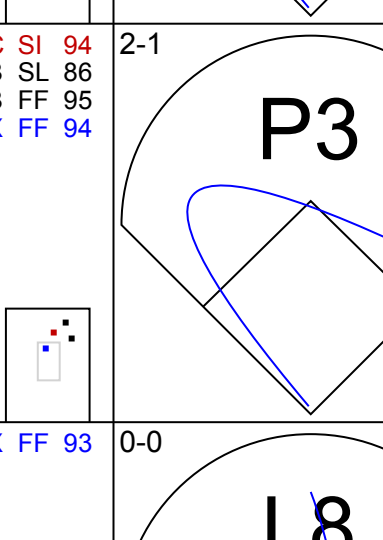
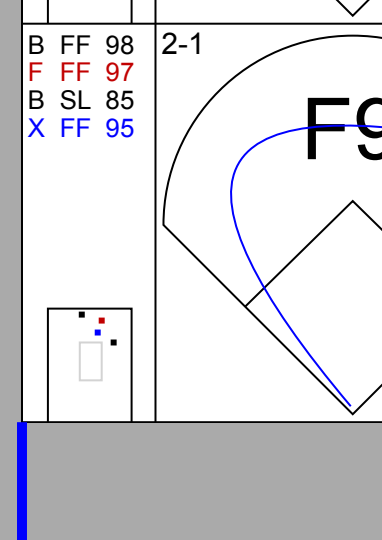
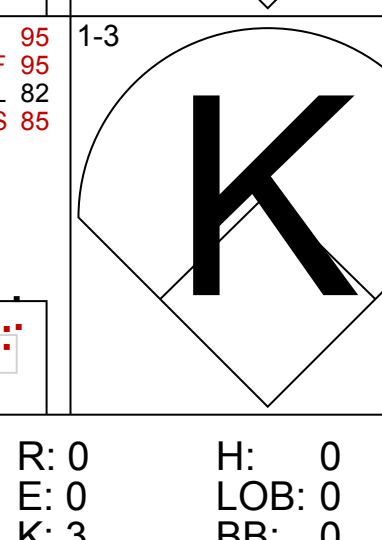
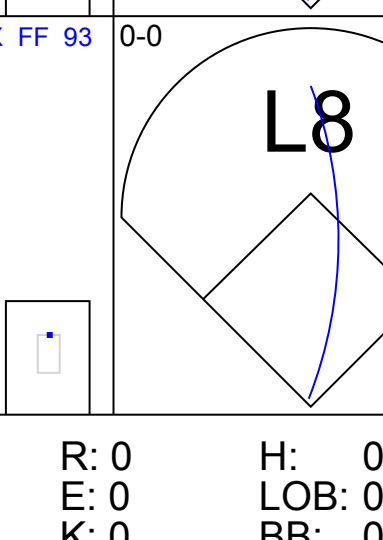
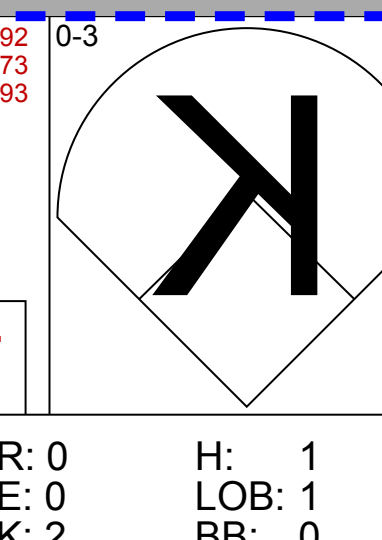
WP: 0 PA: 49
PB: 0
SB: 0
CS: 1

San Francisco Giants @ Colorado Rockies
Coors Field, Denver, CO
Tue Aug 03 2010, 6:42 PM - 9:46 PM MDT
Att: 43,549 - Partly Cloudy - 78 F

AB 30
R 0
H 3
RBI 0
BB 7
SO 13
LOB 16



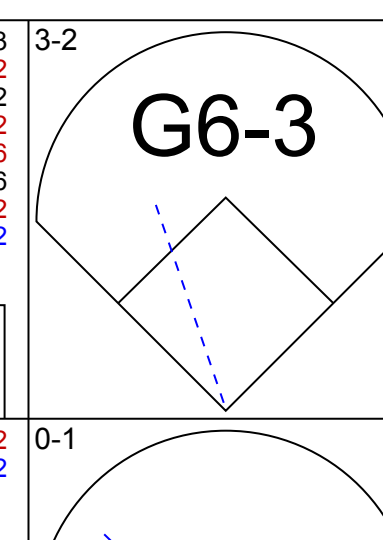
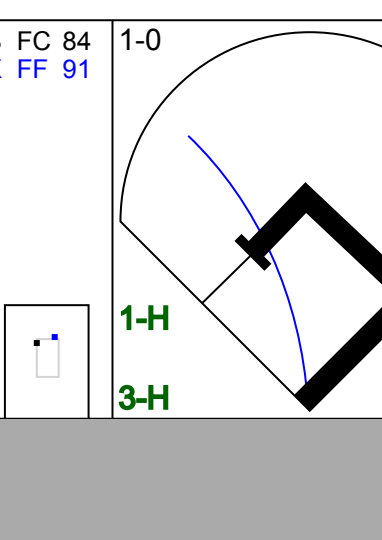
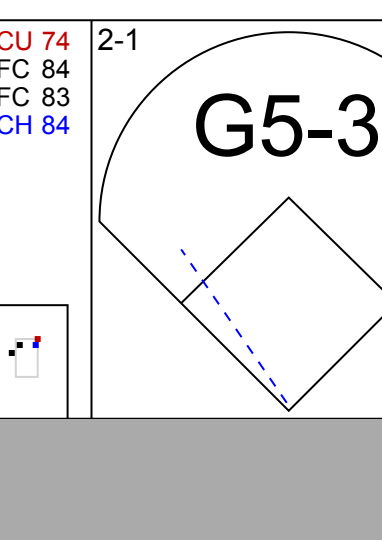
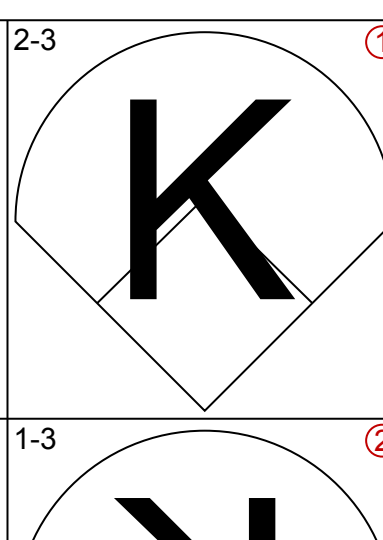
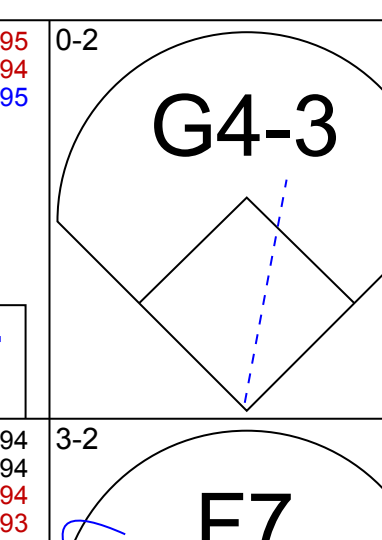
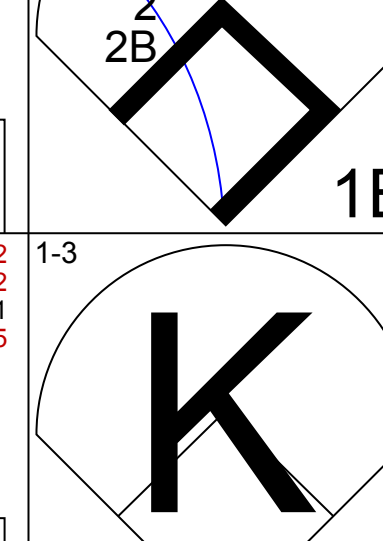
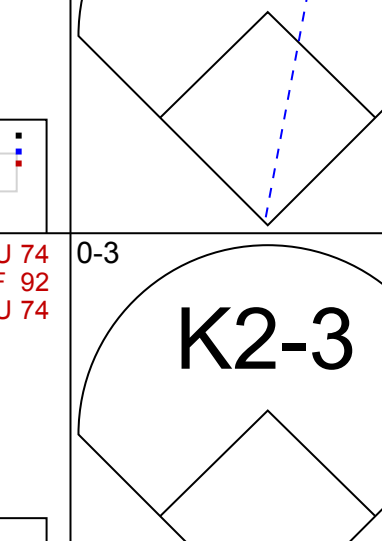
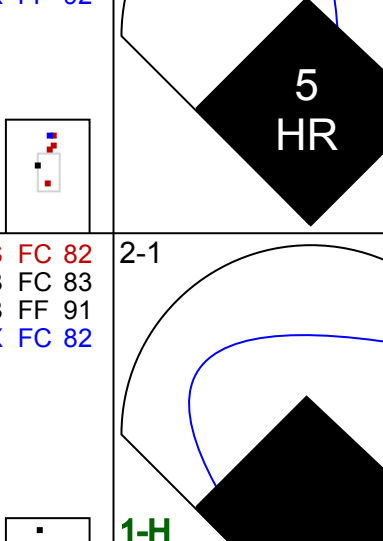
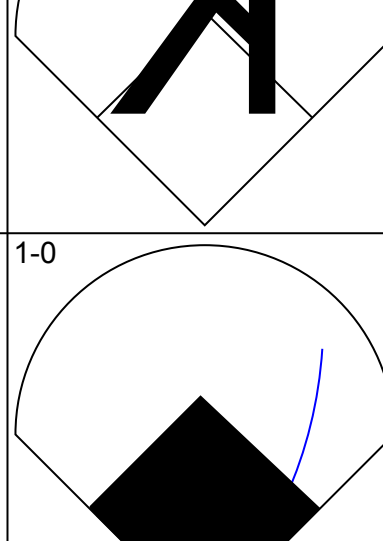
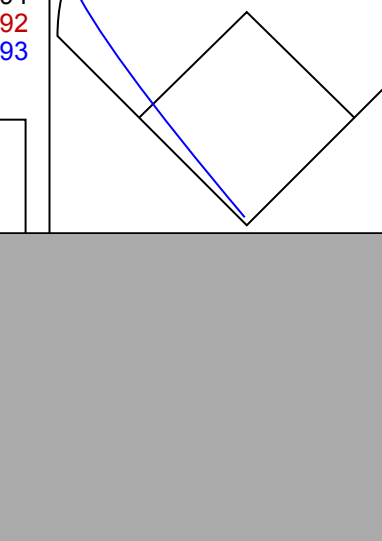
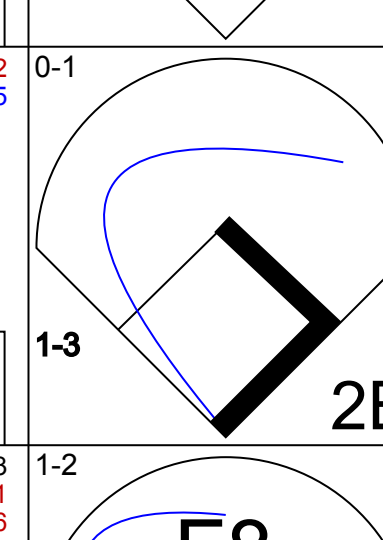
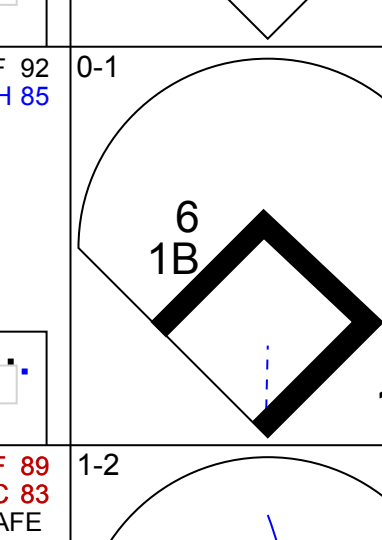
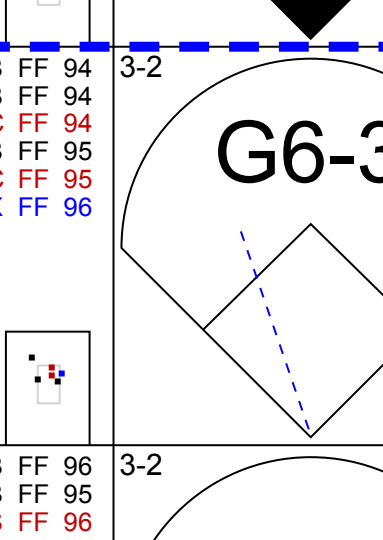
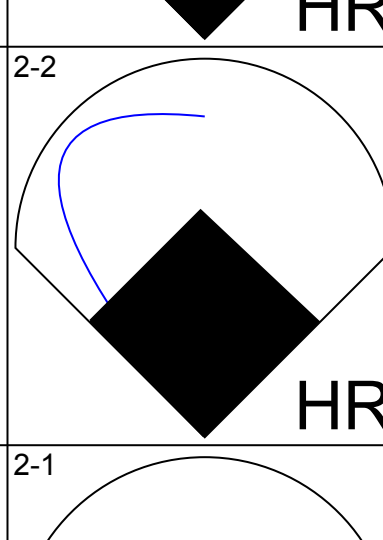
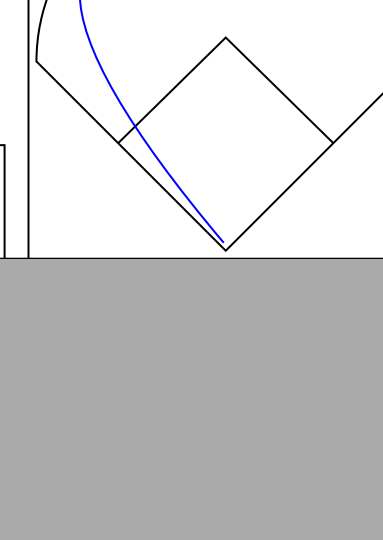
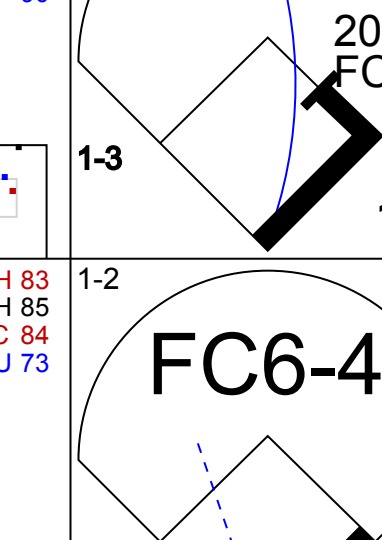
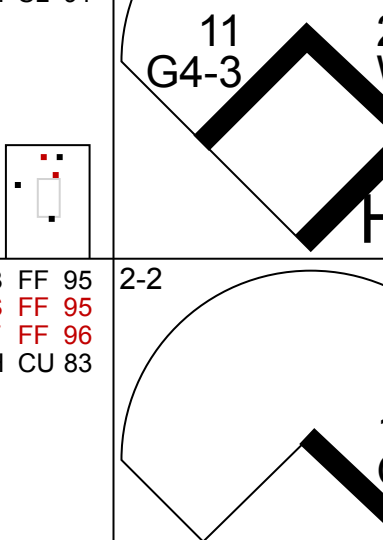
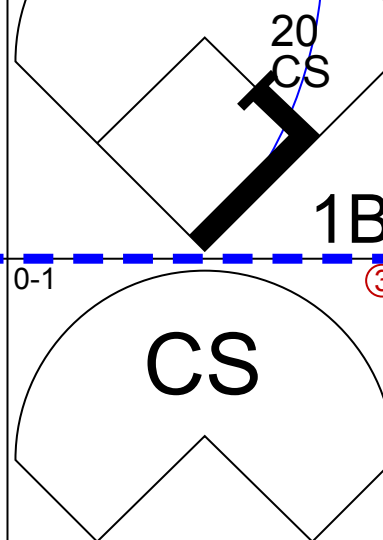



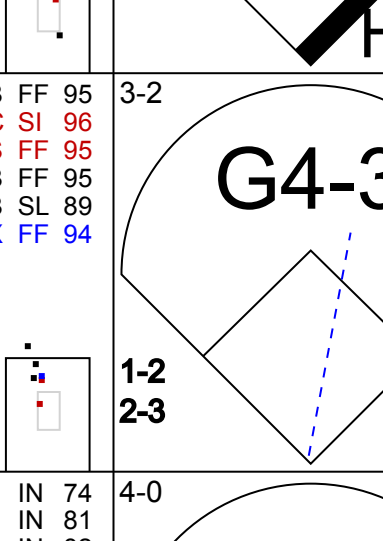



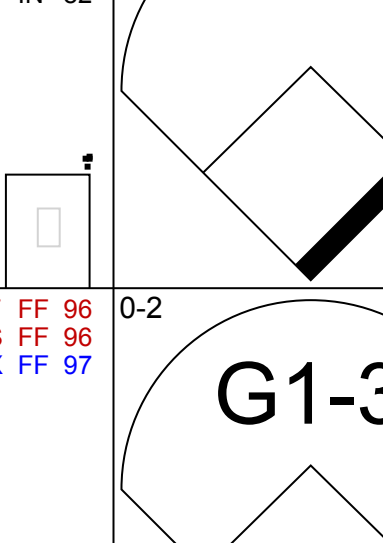

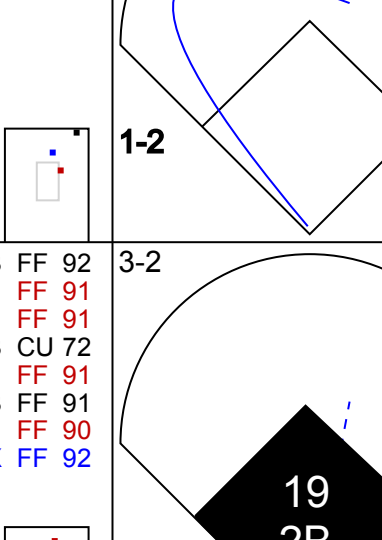

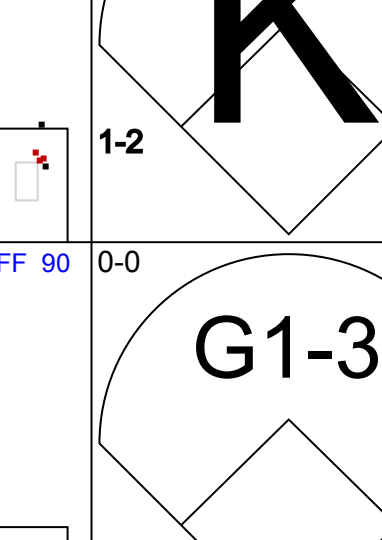
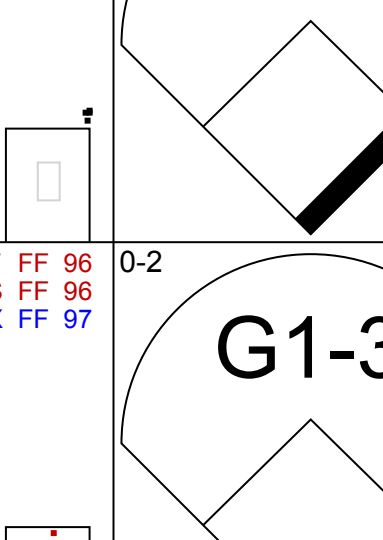
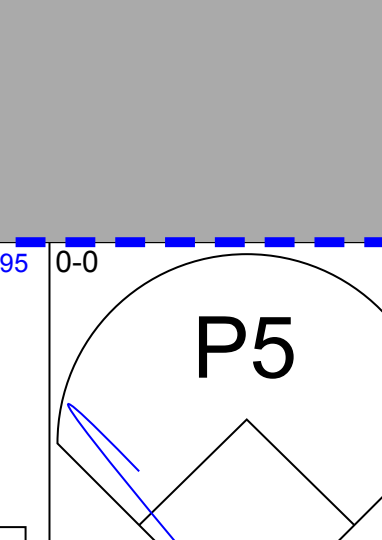
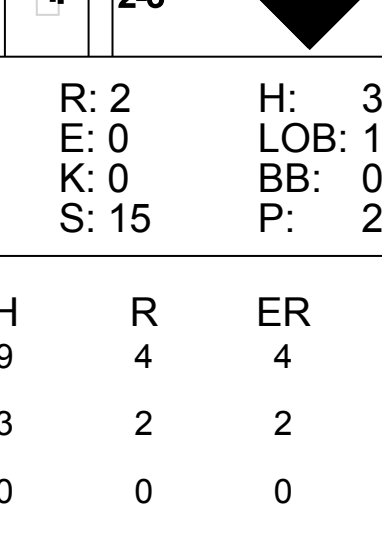
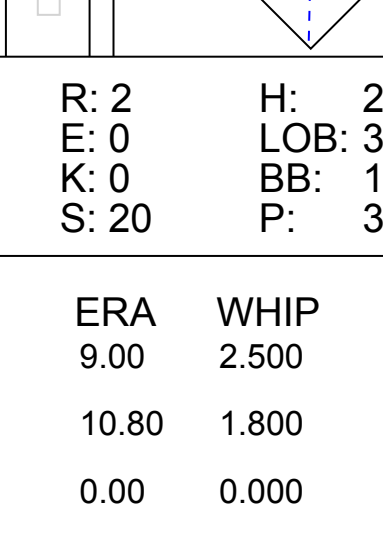
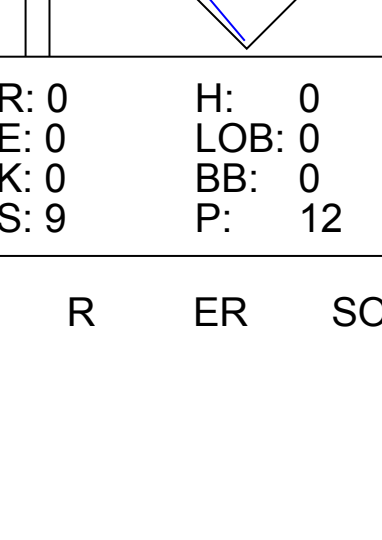



WP: 0 PA: 37
PB: 0
SB: 0
CS: 0

Batter	1	2	3	4	5	6	7	8	9	AB	R	H	RBI	BB	SO	LOB	TOP						
56 Andres Torres, S (1,8) OBP: 0.372, SLG: 0.506										4	0	0	0	0	4	0							
21 Freddy Sanchez, R (1,4) OBP: 0.323, SLG: 0.332										4	0	2	0	0	0	0							
17 Aubrey Huff, L (1,9) OBP: 0.400, SLG: 0.553										4	1	2	0	0	0	2							
28 Buster Posey, R (1,2) OBP: 0.398, SLG: 0.540										3	0	1	1	0	0	2							
22 Eli Whiteside, R (7,2) OBP: 0.313, SLG: 0.429										1	0	0	0	0	1	0							
9 Pat Burrell, R (1,7) OBP: 0.344, SLG: 0.431										1	0	0	0	2	0	1							
46 Santiago Casilla, R (6,1)										0	0	0	0	0	0	0							
59 Guillermo Mota, R (8,1)										0	0	0	0	0	0	0							
33 Aaron Rowand, R (8,PH) OBP: 0.301, SLG: 0.404										1	0	0	0	0	1	0							
35 Travis Ishikawa, L (1,3) OBP: 0.345, SLG: 0.439										4	0	0	0	0	3	3							
48 Pablo Sandoval, S (1,5) OBP: 0.323, SLG: 0.381										3	0	0	0	0	2	1							
16 Edgar Renteria, R (1,6) OBP: 0.342, SLG: 0.365										3	0	0	0	0	1	0							
40 Madison Bumgarner, R (1,1) OBP: 0.182, SLG: 0.143										2	0	0	0	0	1	0							
53 Denny Bautista, R (5,1) OBP: 1.000, SLG: 1.000										0	0	0	0	0	0	0							
12 Nate Schierholz, L (6,9) OBP: 0.310, SLG: 0.363										1	0	0	0	0	1	0							
Inning Stats	R: 0 E: 0 K: 1 S: 10	H: 1 LOB: 1 BB: 0 P: 16	R: 0 E: 0 K: 1 S: 6	H: 0 LOB: 1 BB: 1 P: 13	R: 0 E: 0 K: 3 S: 9	H: 0 LOB: 0 BB: 0 P: 14	R: 0 E: 0 K: 1 S: 18	H: 1 LOB: 2 BB: 1 P: 29	R: 0 E: 0 K: 0 S: 4	H: 0 LOB: 0 BB: 0 P: 7	R: 1 E: 0 K: 1 S: 11	H: 2 LOB: 1 BB: 0 P: 20	R: 0 E: 0 K: 2 S: 11	H: 0 LOB: 0 BB: 0 P: 19	R: 0 E: 0 K: 2 S: 10	H: 1 LOB: 1 BB: 0 P: 12	R: 0 E: 0 K: 3 S: 10	H: 0 LOB: 0 BB: 0 P: 16	1B: 3 2B: 3 3B: 0 HR: 0	SF: 0 SAC: 0 DP: 1 HBP: 0	WP: 0 PB: 0 SB: 0 CS: 1	PA: 33	
PITCHER	IP WLS BF H R ER SO BB IBB HBP BLK WP HR S P ERA WHIP	7.0 W 26 4 1 1 9 2 0 0 0 0 0 69 118 1.29 0.857	1.0 4 1 0 0 2 0 0 0 0 0 0 10 12 0.00 1.000	1.0 3 0 0 0 3 0 0 0 0 0 0 10 16 0.00 0.000																			

San Francisco Giants @ Colorado Rockies
Coors Field, Denver, CO
Wed Aug 04 2010, 1:14 PM - 4:03 PM MDT
Att: 37,278 - Partly Cloudy - 80 F


AB	31
R	1
H	5
RBI	1
BB	2
SO	14
LOB	9



Batter	1	2	3	4	5	6	7	8	9	AB	R	H	RBI	BB	SO	LOB	BOTTOM					
19 Ryan Spilborghs, R (1,7) OBP: 0.357, SLG: 0.459										5	0	1	2	0	1	1						
17 Todd Helton, L (1,3) OBP: 0.339, SLG: 0.313										5	1	2	0	0	1	0						
5 Carlos González, L (1,8) OBP: 0.349, SLG: 0.559										4	2	2	3	0	2	1						
2 Troy Tulowitzki, R (1,6) OBP: 0.375, SLG: 0.508										4	1	3	1	0	0	0						
6 Melvin Mora, R (1,5) OBP: 0.364, SLG: 0.393										2	0	1	0	0	0	2						
9 Ian Stewart, L (5,PR) OBP: 0.346, SLG: 0.450										1	0	1	0	0	0	0						
20 Chris Iannetta, R (1,2) OBP: 0.351, SLG: 0.459										3	1	1	0	0	0	2						
11 Brad Hawpe, L (1,9) OBP: 0.343, SLG: 0.440										3	0	0	0	1	0	3						
34 Matt Belisle, R (8,1) OBP: 0.500, SLG: 0.667										0	0	0	0	0	0	0						
63 Rafael Betancourt, R (9,1) ERA: 2.86										0	0	0	0	0	0	0						
12 Clint Barmes, R (1,4) OBP: 0.315, SLG: 0.379										3	0	0	0	1	1	2						
38 Ubaldo Jiménez, R (1,1) OBP: 0.148, SLG: 0.132										3	1	1	0	0	0	4						
24 Dexter Fowler, S (8,8) OBP: 0.350, SLG: 0.385										1	0	0	0	0	0	0						
Inning Stats	R: 0 E: 0 K: 1 S: 15	H: 2 LOB: 2 BB: 0 P: 20	R: 2 E: 0 K: 0 S: 15	H: 3 LOB: 1 BB: 0 P: 24	R: 0 E: 0 K: 1 S: 13	H: 2 LOB: 2 BB: 0 P: 18	R: 0 E: 0 K: 1 S: 9	H: 0 LOB: 1 BB: 1 P: 17	R: 2 E: 0 K: 0 S: 20	H: 2 LOB: 3 BB: 1 P: 38	R: 2 E: 0 K: 2 S: 13	H: 3 LOB: 0 BB: 0 P: 21	R: 0 E: 0 K: 0 S: 6	H: 0 LOB: 0 BB: 0 P: 11	R: 0 E: 0 K: 0 S: 9	H: 0 LOB: 0 BB: 0 P: 12	1B: 7 2B: 2 3B: 0 HR: 3	SF: 0 SAC: 0 DP: 0 HBP: 2	WP: 1 PB: 0 SB: 1 CS: 1	PA: 39		
PITCHER	IP WLS BF H R ER SO BB IBB HBP BLK WP HR S P ERA WHIP	4.0 L 21 3 2 2 2 1 0 0 0 0 2 25 48 10.80 1.800	1.2 11 3 2 2 2 0 1 2 0 0 1 2 48 10.80 1.800	1.1 3 0 0 0 0 0 0 0 0 0 0 7 12 0.00 0.000	1.0 3 0 0 0 0 0 0 0 0 0 0 9 12 0.00 0.000																	

San Francisco Giants @ Colorado Rockies
Coors Field, Denver, CO
Wed Aug 04 2010, 1:14 PM - 4:03 PM MDT
Att: 37,278 - Partly Cloudy - 80 F

AB	34
R	6
H	12
RBI	6
BB	2
SO	5
LOB	15



Batter	1	2	3	4	5	6	7	8	9	AB	R	H	RBI	BB	SO	LOB	TOP			
56 Andres Torres, S OBP: 0.374, SLG: 0.510										5	1	3	1	0	1	1	San Francisco Giants @ Atlanta Braves Turner Field, Atlanta, GA Thu Aug 05 2010, 7:11 PM - 9:48 PM EDT Att: 24,538 - Partly Cloudy - 91 F			
21 Freddy Sanchez, R OBP: 0.324, SLG: 0.335										4	0	1	0	1	2	1				
17 Aubrey Huff, L OBP: 0.398, SLG: 0.552										4	0	1	1	0	1	4				
28 Buster Posey, R OBP: 0.391, SLG: 0.530										4	0	0	0	0	1	2				
5 Juan Uribe, R OBP: 0.326, SLG: 0.459										3	0	1	0	1	0	1				
9 Pat Burrell, R OBP: 0.339, SLG: 0.423										4	0	0	0	0	0	3				
48 Pablo Sandoval, S OBP: 0.324, SLG: 0.385										4	0	2	0	0	0	1				
33 Aaron Rowand, R OBP: 0.300, SLG: 0.399									3	1	0	0	1	1	1					
55 Tim Lincecum, L OBP: 0.111, SLG: 0.094										3	0	0	0	0	0	3				
49 Javier López, L OBP: 0.341, SLG: 0.363										0	0	0	0	0	0	0				
Inning Stats	R: 1 E: 0 K: 1 S: 11	H: 2 LOB: 1 BB: 0 P: 16	R: 1 E: 0 K: 0 S: 16	H: 2 LOB: 3 BB: 2 P: 27	R: 0 E: 0 K: 0 S: 9	H: 1 LOB: 1 BB: 0 P: 16	R: 0 E: 0 K: 0 S: 4	H: 0 LOB: 0 BB: 0 P: 7	R: 0 E: 0 K: 0 S: 14	H: 1 LOB: 2 BB: 1 P: 26	R: 0 E: 0 K: 2 S: 12	H: 0 LOB: 0 BB: 0 P: 8	R: 0 E: 0 K: 0 S: 8	H: 0 LOB: 0 BB: 0 P: 11	R: 0 E: 0 K: 1 S: 11	H: 1 LOB: 1 BB: 0 P: 14	1B: 3 2B: 5 3B: 0 HR: 0	SF: 0 SAC: 0 DP: 0 HBP: 0	WP: 1 PB: 0 SB: 0 CS: 0	PA: 38
PITCHER	IP WLS BF H R ER SO BB IBB HBP BLK WP HR S P ERA WHIP																			
49 Jair Jurrjens, R ERA: 4.48	6.0 W 28 7 2 2 3 3 0 0 0 0 1 0 66 106 3.00 1.667																			
39 Jonny Venters, L ERA: 1.15	1.0 H 3 0 0 0 2 0 0 0 0 0 0 0 8 8 0.00 0.000																			
40 Takashi Saito, R ERA: 3.21	1.0 H 3 0 0 0 0 0 0 0 0 0 0 0 8 11 0.00 0.000																			
13 Billy Wagner, L ERA: 1.74	1.0 S 4 1 0 0 1 0 0 0 0 0 0 0 11 14 0.00 1.000																			

Batter	1	2	3	4	5	6	7	8	9	AB	R	H	RBI	BB	SO	LOB	BOTTOM			
4 Omar Infante, R OBP: 0.375, SLG: 0.410										4	0	2	0	0	0	0	San Francisco Giants @ Atlanta Braves Turner Field, Atlanta, GA Thu Aug 05 2010, 7:11 PM - 9:48 PM EDT Att: 24,538 - Partly Cloudy - 91 F			
22 Jason Heyward, L OBP: 0.379, SLG: 0.447										3	0	1	0	1	1	2				
10 Chipper Jones, S OBP: 0.374, SLG: 0.397										4	0	0	0	0	1	5				
16 Brian McCann, L OBP: 0.389, SLG: 0.476										3	0	0	0	1	1	2				
20 Eric Hinske, L OBP: 0.335, SLG: 0.482										4	1	1	1	0	1	3				
28 Rick Ankiel, L OBP: 0.314, SLG: 0.436									3	1	0	0	1	1	0					
2 Alex Gonzalez, R OBP: 0.303, SLG: 0.486									3	1	1	2	0	0	0					
53 Melky Cabrera, S OBP: 0.329, SLG: 0.377										3	0	1	0	0	0	0				
49 Jair Jurrjens, R OBP: 0.160, SLG: 0.045										2	0	0	0	0	1	0				
39 Jonny Venters, L ERA: 3.15										0	0	0	0	0	0	0				
24 Dory Hernandez, R(7,PH)										1	0	0	0	0	1	1				
40 Takashi Saito, L ERA: 2.61										0	0	0	0	0	0	0				
13 Billy Wagner, L ERA: 1.74										0	0	0	0	0	0	0				
Inning Stats	R: 0 E: 0 K: 3 S: 10	H: 1 LOB: 2 BB: 1 P: 18	R: 2 E: 0 K: 0 S: 12	H: 1 LOB: 1 BB: 1 P: 21	R: 0 E: 0 K: 1 S: 11	H: 0 LOB: 1 BB: 1 P: 20	R: 0 E: 0 K: 1 S: 9	H: 0 LOB: 0 BB: 0 P: 10	R: 0 E: 0 K: 1 S: 12	H: 1 LOB: 1 BB: 0 P: 17	R: 1 E: 0 K: 0 S: 8	H: 1 LOB: 0 BB: 0 P: 12	R: 0 E: 0 K: 1 S: 13	H: 2 LOB: 2 BB: 0 P: 14	R: 0 E: 0 K: 0 S: 6	H: 0 LOB: 0 BB: 0 P: 8	1B: 3 2B: 1 3B: 0 HR: 2	SF: 0 SAC: 0 DP: 0 HBP: 0	WP: 0 PB: 0 SB: 0 CS: 0	PA: 33
PITCHER	IP WLS BF H R ER SO BB IBB HBP BLK WP HR S P ERA WHIP																			
55 Tim Lincecum, R ERA: 3.15	6.1 L 28 6 3 3 7 3 0 0 0 0 0 0 68 104 4.26 1.421																			
49 Javier López, L ERA: 2.61	1.2 5 0 0 0 0 0 0 0 0 0 0 13 16 0.00 0.000																			

AB	35
R	2
H	8
RBI	2
BB	3
SO	6
LOB	17



AB	30
R	3
H	6
RBI	3
BB	3
SO	7
LOB	13



Batter	1	2	3	4	5	6	7	8	9	10	11	AB	R	H	RBI	BB	SO	LOB	TOP				
56 Andres Torres, S OBP: 0.375, SLG: 0.508												5	1	2	0	0	0	2					
21 Freddy Sanchez, R OBP: 0.319, SLG: 0.328												5	0	0	0	0	1	2					
17 Aubrey Huff, L OBP: 0.398, SLG: 0.548												3	2	0	1	1	0	0					
28 Buster Posey, R OBP: 0.388, SLG: 0.521												4	0	0	0	1	0	1					
5 Juan Uribe, R OBP: 0.321, SLG: 0.453												5	0	0	0	0	0	4					
48 Pablo Sandoval, S OBP: 0.323, SLG: 0.381												4	0	0	1	1	0	1					
9 Pat Burrell, R OBP: 0.348, SLG: 0.433												2	0	2	1	2	0	0					
35 Travis Ishikawa, L OBP: 0.339, SLG: 0.423												4	0	0	0	1	2	7					
75 Barry Zito, L OBP: 0.199, SLG: 0.139												1	0	0	0	0	1	2					
33 Agron Rowland, R OBP: 0.199, SLG: 0.139												0	0	0	0	0	1	0					
47 Chris Ray, R OBP: 0.199, SLG: 0.139												0	0	0	0	0	0	0					
54 Sergio Romo, R OBP: 0.199, SLG: 0.139												0	0	0	0	0	0	0					
12 Nate Schierholtz, L OBP: 0.199, SLG: 0.139												0	0	0	0	0	1	0					
49 Javier López, L OBP: 0.199, SLG: 0.139												0	0	0	0	0	0	0					
38 Brian Wilson, R OBP: 0.199, SLG: 0.139												0	0	0	0	0	0	0					
Inning Stats	R: 1 E: 0 K: 0 S: 14	H: 1 LOB: 0 BB: 0 P: 20	R: 0 E: 0 K: 1 S: 13	H: 1 LOB: 2 BB: 1 P: 21	R: 0 E: 0 K: 0 S: 7	H: 0 LOB: 0 BB: 0 P: 12	R: 0 E: 0 K: 0 S: 3	H: 0 LOB: 0 BB: 0 P: 5	R: 0 E: 0 K: 1 S: 8	H: 0 LOB: 1 BB: 1 P: 14	R: 0 E: 0 K: 0 S: 8	H: 0 LOB: 0 BB: 0 P: 11	R: 0 E: 2 K: 0 S: 9	H: 0 LOB: 2 BB: 1 P: 16	R: 0 E: 0 K: 0 S: 7	H: 1 LOB: 0 BB: 1 P: 12	R: 1 E: 0 K: 0 S: 11	H: 0 LOB: 2 BB: 3 P: 26	1B: 3 2B: 1 3B: 0 HR: 0	SF: 1 SAC: 1 DP: 3 HBP: 1	WP: 0 PB: 0 SB: 2 CS: 1	PA: 44	
PITCHER	IP: 7.0 WLS: 3 BF: 26 ERA: 3.69	WLS: 1 BF: 3 ERA: 1.13	WLS: 1 BF: 6 ERA: 1.13	WLS: 1 BF: 8 ERA: 2.56	WLS: 1 BF: 1 ERA: 0.00	WLS: 0 BF: 0 ERA: 0.00	WLS: 0 BF: 0 ERA: 0.00	WLS: 0 BF: 0 ERA: 0.00	WLS: 0 BF: 0 ERA: 0.00	WLS: 0 BF: 0 ERA: 0.00	WLS: 0 BF: 0 ERA: 0.00	WLS: 0 BF: 0 ERA: 0.00	WLS: 0 BF: 0 ERA: 0.00	WLS: 0 BF: 0 ERA: 0.00	WLS: 0 BF: 0 ERA: 0.00	WLS: 0 BF: 0 ERA: 0.00	WLS: 0 BF: 0 ERA: 0.00	WLS: 0 BF: 0 ERA: 0.00	WLS: 0 BF: 0 ERA: 0.00	WLS: 0 BF: 0 ERA: 0.00	WLS: 0 BF: 0 ERA: 0.00	WLS: 0 BF: 0 ERA: 0.00	WLS: 0 BF: 0 ERA: 0.00

San Francisco Giants @ Atlanta Braves
Turner Field, Atlanta, GA
Fri Aug 06 2010, 9:21 PM - 12:32 AM EDT
Att: 42,178 - Cloudy - 75 F

livebaseballscores.com
AB 33
R 3
H 4
RBI 3
BB 8
SO 4
LOB 19



Batter	1	2	3	4	5	6	7	8	9	10	11	AB	R	H	RBI	BB	SO	LOB	BOTTOM					
4 Omar Infante, R OBP: 0.371, SLG: 0.406												5	0	1	0	0	1	0						
22 Jason Heyward, L OBP: 0.374, SLG: 0.441												5	0	0	0	0	1	1						
10 Chipper Jones, S OBP: 0.377, SLG: 0.414												5	1	3	1	0	1	0						
23 Matt Diaz, R OBP: 0.277, SLG: 0.436												5	0	0	0	0	1	2						
16 Brian McCann, L OBP: 0.386, SLG: 0.475												5	0	1	0	0	2	0						
25 Troy Glaus, R OBP: 0.353, SLG: 0.403												4	0	0	0	0	2	1						
58 Peter Moylan, R OBP: 0.277, SLG: 0.436												0	0	0	0	0	0	0						
38 Mike Dunn, L OBP: 0.277, SLG: 0.436												0	0	0	0	0	0	0						
2 Alex Gonzalez, R OBP: 0.304, SLG: 0.492												3	1	1	1	1	1	1						
28 Rick Ankiel, L OBP: 0.312, SLG: 0.425												3	0	0	0	1	3	1						
48 Tommy Hanson, R OBP: 0.119, SLG: 0.122												2	0	0	0	0	2	0						
53 Melky Cabrera, S OBP: 0.328, SLG: 0.376												1	0	0	0	0	2	0						
39 Jonny Venters, L OBP: 0.328, SLG: 0.376												0	0	0	0	0	0	0						
13 Billy Wagner, L OBP: 0.328, SLG: 0.376												0	0	0	0	0	0	0						
20 Eric Hinske, L OBP: 0.333, SLG: 0.480												1	0	0	0	0	1	0						
Inning Stats	R: 0 E: 0 K: 0 S: 8	H: 1 LOB: 1 BB: 0 P: 15	R: 0 E: 0 K: 2 S: 12	H: 1 LOB: 1 BB: 0 P: 18	R: 0 E: 0 K: 1 S: 10	H: 0 LOB: 0 BB: 0 P: 14	R: 0 E: 0 K: 1 S: 7	H: 0 LOB: 0 BB: 0 P: 9	R: 1 E: 0 K: 2 S: 13	H: 1 LOB: 0 BB: 0 P: 25	R: 1 E: 0 K: 2 S: 11	H: 1 LOB: 1 BB: 0 P: 16	R: 0 E: 0 K: 1 S: 8	H: 0 LOB: 0 BB: 0 P: 11	R: 0 E: 0 K: 1 S: 9	H: 0 LOB: 0 BB: 0 P: 14	R: 0 E: 0 K: 2 S: 9	H: 1 LOB: 0 BB: 0 P: 11	R: 0 E: 0 K: 1 S: 10	H: 0 LOB: 0 BB: 0 P: 16	1B: 2 2B: 2 3B: 0 HR: 2	SF: 0 SAC: 0 DP: 0 HBP: 0	WP: 0 PB: 0 SB: 0 CS: 0	PA: 41
PITCHER	IP: 7.0 WLS: 4 BF: 27 ERA: 3.35	WLS: 1 BF: 4 ERA: 3.12	WLS: 0 BF: 3 ERA: 2.23	WLS: 1 BF: 4 ERA: 2.55	WLS: 0 BF: 1 ERA: 0.00	WLS: 0 BF: 0 ERA: 0.00	WLS: 0 BF: 0 ERA: 0.00	WLS: 0 BF: 0 ERA: 0.00	WLS: 0 BF: 0 ERA: 0.00	WLS: 0 BF: 0 ERA: 0.00	WLS: 0 BF: 0 ERA: 0.00	WLS: 0 BF: 0 ERA: 0.00	WLS: 0 BF: 0 ERA: 0.00	WLS: 0 BF: 0 ERA: 0.00	WLS: 0 BF: 0 ERA: 0.00	WLS: 0 BF: 0 ERA: 0.00	WLS: 0 BF: 0 ERA: 0.00	WLS: 0 BF: 0 ERA: 0.00	WLS: 0 BF: 0 ERA: 0.00	WLS: 0 BF: 0 ERA: 0.00	WLS: 0 BF: 0 ERA: 0.00	WLS: 0 BF: 0 ERA: 0.00	WLS: 0 BF: 0 ERA: 0.00	

San Francisco Giants @ Atlanta Braves
Turner Field, Atlanta, GA
Fri Aug 06 2010, 9:21 PM - 12:32 AM EDT
Att: 42,178 - Cloudy - 75 F

livebaseballscores.com
AB 39
R 2
H 6
RBI 2
BB 2
SO 15
LOB 8



Batter	1	2	3	4	5	6	7	8	9	AB	R	H	RBI	BB	SO	LOB	TOP					
56 Andres Torres, S OBP: 0.371, SLG: 0.503										4	0	0	0	0	3	0	San Francisco Giants @ Atlanta Braves Turner Field, Atlanta, GA Sat Aug 07 2010, 7:15 PM - 9:35 PM EDT Att: 47,305 - Partly Cloudy - 89 F					
21 Freddy Sanchez, R OBP: 0.315, SLG: 0.324									4	0	0	0	0	1	0							
17 Aubrey Huff, L OBP: 0.397, SLG: 0.544									3	0	0	0	1	1	0							
28 Buster Posey, R OBP: 0.391, SLG: 0.520									2	0	1	0	0	0	0							
5 Juan Uribe, R OBP: 0.319, SLG: 0.449									3	0	0	0	0	0	3							
9 Pat Burrell, R OBP: 0.348, SLG: 0.436									3	0	1	0	0	1	0							
48 Pablo Sandoval, S OBP: 0.323, SLG: 0.380									3	0	1	0	0	0	1							
33 Aaron Rowand, R OBP: 0.299, SLG: 0.395									3	0	0	0	0	2	2							
18 Matt Cain, R OBP: 0.116, SLG: 0.119									1	0	0	0	0	1	0							
12 Nate Schottz, L OBP: 0.379, SLG: 0.418									1	0	0	0	0	0	0							
52 Ramon E Ramirez, R ERA: 4.33									0	0	0	0	0	0	0							
46 Santiago Casilla, R ERA: 2.77									0	0	0	0	0	0	0							
35 Travis Ishikawa, L ERA: 3.27									0	0	0	0	0	1	0							
59 Guillermo Mota, R ERA: 3.27									0	0	0	0	0	0	0							
Inning Stats	R: 0 H: 0 E: 0 K: 1 S: 14	H: 0 LOB: 0 BB: 0 P: 18	R: 0 H: 0 E: 0 K: 1 S: 7	H: 0 LOB: 0 BB: 0 P: 11	R: 0 H: 0 E: 0 K: 2 S: 11	H: 0 LOB: 0 BB: 0 P: 13	R: 0 H: 0 E: 0 K: 1 S: 7	H: 0 LOB: 0 BB: 0 P: 10	R: 0 H: 1 E: 0 K: 0 S: 13	H: 1 LOB: 0 BB: 0 P: 20	R: 0 H: 1 E: 0 K: 0 S: 5	H: 1 LOB: 0 BB: 0 P: 8	R: 0 H: 0 E: 0 K: 0 S: 10	H: 0 LOB: 2 BB: 1 P: 17	R: 0 H: 1 E: 0 K: 1 S: 9	H: 1 LOB: 1 BB: 0 P: 15	R: 0 H: 0 E: 0 K: 3 S: 10	H: 0 LOB: 0 BB: 0 P: 11	1B: 2 2B: 1 3B: 0 HR: 0	SF: 0 SAC: 0 DP: 2 HBP: 1	WP: 0 PB: 0 SB: 0 CS: 0	PA: 30
PITCHER	IP WLS BF H R ER SO BB IBB HBP BLK WP HR S P ERA WHIP																					
15 Tim Hudson, R ERA: 2.24	8.0 W 27 3 0 0 6 1 0 1 0 0 0 0 76 112 0.00 0.500																					
13 Billy Wagner, L ERA: 1.66	1.0 S 3 0 0 0 3 0 0 0 0 0 0 0 10 11 0.00 0.000																					

Batter	1	2	3	4	5	6	7	8	9	AB	R	H	RBI	BB	SO	LOB	BOTTOM					
4 Omar Infante, R OBP: 0.369, SLG: 0.403										4	0	1	0	0	0	0	San Francisco Giants @ Atlanta Braves Turner Field, Atlanta, GA Sat Aug 07 2010, 7:15 PM - 9:35 PM EDT Att: 47,305 - Partly Cloudy - 89 F					
22 Jason Heyward, L OBP: 0.375, SLG: 0.443									3	1	1	0	1	2	1							
10 Chipper Jones, S OBP: 0.379, SLG: 0.418									4	1	2	0	0	0	1							
13 Billy Wagner, L ERA: 1.66									0	0	0	0	0	0	0							
16 Brian McCann, L OBP: 0.382, SLG: 0.469									4	0	0	0	0	0	4							
20 Eric Hinske, L OBP: 0.341, SLG: 0.480									0	1	0	0	2	0	0							
53 Melky Cabrera, S OBP: 0.328, SLG: 0.376									0	0	0	0	0	0	0							
2 Alex Gonzalez, R OBP: 0.302, SLG: 0.489									3	0	0	0	0	1	5							
25 Troy Glaus, R OBP: 0.353, SLG: 0.403									3	0	1	2	0	0	2							
28 Rick Ankiel, L OBP: 0.313, SLG: 0.431									3	0	1	1	0	2	0							
15 Tim Hudson, R OBP: 0.236, SLG: 0.309									3	0	0	0	0	1	2							
7 Brooks Conrad, S OBP: 0.300, SLG: 0.467									0	0	0	0	0	0	0							
Inning Stats	R: 0 H: 2 E: 0 K: 1 S: 11	H: 0 LOB: 1 BB: 0 P: 21	R: 0 H: 0 E: 0 K: 1 S: 5	H: 0 LOB: 0 BB: 0 P: 8	R: 0 H: 0 E: 0 K: 1 S: 9	H: 0 LOB: 0 BB: 0 P: 15	R: 3 H: 4 E: 0 K: 1 S: 22	H: 4 LOB: 2 BB: 1 P: 34	R: 0 H: 0 E: 0 K: 0 S: 9	H: 0 LOB: 0 BB: 1 P: 15	R: 0 H: 0 E: 0 K: 0 S: 6	H: 0 LOB: 0 BB: 1 P: 10	R: 0 H: 0 E: 0 K: 1 S: 10	H: 0 LOB: 0 BB: 0 P: 13	R: 0 H: 0 E: 0 K: 1 S: 12	H: 0 LOB: 0 BB: 0 P: 18	R: 0 H: 0 E: 0 K: 3 S: 10	H: 0 LOB: 0 BB: 0 P: 11	1B: 3 2B: 4 3B: 0 HR: 0	SF: 0 SAC: 0 DP: 3 HBP: 1	WP: 0 PB: 0 SB: 0 CS: 1	PA: 31
PITCHER	IP WLS BF H R ER SO BB IBB HBP BLK WP HR S P ERA WHIP																					
18 Matt Cain, R ERA: 3.08	5.0 L 22 6 3 3 4 1 1 1 0 0 0 0 56 93 0.00 1.400																					
52 Ramon E Ramirez, R ERA: 4.33	1.0 3 0 0 0 0 1 0 0 0 0 0 0 6 10 0.00 1.000																					
46 Santiago Casilla, R ERA: 2.77	1.0 3 0 0 0 1 0 0 0 0 0 0 0 10 13 0.00 0.000																					
59 Guillermo Mota, R ERA: 3.27	1.0 3 0 0 0 1 0 0 0 0 0 0 0 12 18 0.00 0.000																					

AB 28
R 0
H 3
RBI 0
BB 1
SO 9
LOB 7



AB 27
R 3
H 6
RBI 3
BB 3
SO 6
LOB 15



Batter	1	2	3	4	5	6	7	8	9	10	11	AB	R	H	RBI	BB	SO	LOB	TOP						
21 Tyler Colvin, L OBP: 0.312, SLG: 0.519	F7	G6-4-3		G4-3		FC6-5		CI			K	5	0	1	1	0	1	1							
13 Starlin Castro, R OBP: 0.355, SLG: 0.444	2B		G4-3		G4-3	FC6-5		K		K		6	1	2	0	0	1	3							
22 Xavier Nady, R OBP: 0.299, SLG: 0.344	L9			2B							G6-3	6	0	2	0	0	2	3							
16 Aramis Ramirez, R OBP: 0.278, SLG: 0.419	2B	BB		F9		F8				G4-3		4	1	0	0	1	1	2							
24 Marlon Byrd, R OBP: 0.372, SLG: 0.460	1B		E5		F9			G1-3			1B	5	0	2	1	0	0	2							
12 Alfonso Soriano, R OBP: 0.353, SLG: 0.516	2B			IBB		G5-3		K		F9		4	0	1	1	1	1	1							
9 Blake DeWitt, L OBP: 0.354, SLG: 0.382	K			G4-3				F8			BB	4	1	1	0	0	1	5							
62 Marcos Mateo, R						1B						0	0	0	0	0	0	0							
55 Koyie Hill, S OBP: 0.231, SLG: 0.246		G6-4-3		G6-3		G6-3		G4-3		G3-1		5	0	1	0	0	0	3							
38 Carlos Zambrano, S ERA: 3.36	K			K				K			K	3	0	0	0	0	0	2	1						
64 Justin Berg, R ERA: 4.82												0	0	0	0	0	0	0	0						
40 James Russell, L ERA: 4.25												0	0	0	0	0	0	0	0						
48 Andrew Cashner, R ERA: 5.52												0	0	0	0	0	0	0	0						
45 Sean Marshall, L ERA: 2.5												0	0	0	0	0	0	0	0						
17 Mike Fontenot, L OBP: 0.307, SLG: 0.419												2	0	0	0	0	2	0							
1 Kosuke Fukudome, L OBP: 0.307, SLG: 0.419												0	0	0	0	1	0	0							
Inning Stats	R: 2 E: 0 K: 1 S: 16	H: 3 LOB: 2 BB: 1 P: 26	R: 0 E: 0 K: 1 S: 10	H: 1 LOB: 0 BB: 0 P: 10	R: 0 E: 1 K: 0 S: 12	H: 1 LOB: 3 BB: 1 P: 21	R: 0 E: 0 K: 1 S: 10	H: 0 LOB: 0 BB: 0 P: 11	R: 0 E: 0 K: 0 S: 9	H: 1 LOB: 1 BB: 0 P: 18	R: 1 E: 0 K: 0 S: 11	H: 3 LOB: 2 BB: 0 P: 15	R: 0 E: 0 K: 1 S: 7	H: 0 LOB: 0 BB: 0 P: 12	R: 0 E: 1 K: 0 S: 13	H: 0 LOB: 1 BB: 0 P: 19	R: 0 E: 0 K: 0 S: 13	H: 1 LOB: 2 BB: 1 P: 23	R: 0 E: 0 K: 2 S: 9	H: 1 LOB: 1 BB: 0 P: 14	1B: 9 2B: 2 3B: 0 HR: 0	SF: 0 SAC: 0 DP: 1 HBP: 0	WP: 0 PB: 0 SB: 1 CS: 0	PA: 48	
PITCHER	IP 5.2	WLS 28	BF 3	H 9	R 3	ER 3	SO 3	BB 1	IBB 1	HBP 0	BLK 0	WP 0	HR 0	S 67	P 100	ERA 4.76	WHIP 1.765								
40 Madison Bumgarner, L ERA: 3.36	59 Guillermo Mota, R ERA: 3.16	54 Sergio Romo, R ERA: 2.19	38 Brian Wilson, R ERA: 2.19	52 Ramon E Ramirez, R ERA: 4.14	49 Javier Lopez, L ERA: 2.51	47 Chris Ray, R ERA: 3.22																			

Chicago Cubs @ San Francisco Giants
AT&T Park, San Francisco, CA
Mon Aug 09 2010, 7:16 PM - 10:54 PM PDT
Att. 41,943 - Party Cloudy - 60 F

livebaseballscores.com

AB 44
R 3
H 11
RBI 3
BB 3
SO 11
LOB 21



Batter	1	2	3	4	5	6	7	8	9	10	11	AB	R	H	RBI	BB	SO	LOB	BOTTOM							
56 Andres Torres, S OBP: 0.374, SLG: 0.505	P5	K			1B	E7		K			2B	5	1	2	1	1	2	5								
16 Edgar Renteria, R OBP: 0.341, SLG: 0.362	F8		G1-4-3		1B	F8		F9			1B	6	2	2	0	0	0	3								
17 Aubrey Huff, L OBP: 0.395, SLG: 0.535	BB		BB		L4			K		G1-3		4	0	1	0	2	1	2								
28 Buster Posey, R OBP: 0.388, SLG: 0.515	L4		L4-3		2B	F9		K		K		5	0	1	1	1	1	2								
9 Pat Burrell, R OBP: 0.353, SLG: 0.444											1B	3	0	2	1	2	1	1								
40 Pablo Sandoz, R ERA: 5.46												3	0	0	0	0	0	2								
12 Neil Schonholz, L ERA: 4.25												1	0	0	0	0	0	1								
38 Brian Wilson, R ERA: 2.19												1	0	0	0	0	0	1								
40 James Russell, L ERA: 4.25												0	0	0	0	0	0	1								
48 Andrew Cashner, R ERA: 5.52												0	0	0	0	0	0	1								
45 Sean Marshall, L ERA: 2.5												0	0	0	0	0	0	1								
5 Juan Uribe, R OBP: 0.319, SLG: 0.446	G6-4-3											3	0	0	0	2	1	2								
35 Travis Ishikawa, L OBP: 0.354, SLG: 0.462	BB											3	1	2	0	1	1	2								
40 Madison Bumgarner, R ERA: 3.36												1	0	0	0	1	0	2								
2 Emmanuel Burriss, S ERA: 4.25												1	0	0	0	0	0	1								
21 Freddy Sanchez, R OBP: 0.315, SLG: 0.321												1	0	0	0	1	1	1								
Inning Stats	R: 0 E: 0 K: 0 S: 10	H: 0 LOB: 1 BB: 1 P: 18	R: 0 E: 0 K: 1 S: 8	H: 1 LOB: 3 BB: 3 P: 20	R: 0 E: 0 K: 0 S: 5	H: 1 LOB: 2 BB: 1 P: 12	R: 0 E: 0 K: 1 S: 12	H: 1 LOB: 1 BB: 1 P: 19	R: 2 E: 0 K: 1 S: 14	H: 2 LOB: 1 BB: 1 P: 26	R: 1 E: 1 K: 0 S: 11	H: 2 LOB: 2 BB: 0 P: 16	R: 0 E: 0 K: 1 S: 9	H: 0 LOB: 0 BB: 1 P: 13	R: 0 E: 0 K: 1 S: 8	H: 0 LOB: 2 BB: 0 P: 18	R: 0 E: 0 K: 1 S: 9	H: 1 LOB: 1 BB: 0 P: 14	R: 0 E: 0 K: 2 S: 11	H: 2 LOB: 2 BB: 0 P: 16	R: 1 E: 0 K: 0 S: 4	H: 2 LOB: 2 BB: 1 P: 9	1B: 7 2B: 5 3B: 0 HR: 0	SF: 1 SAC: 1 DP: 2 HBP: 0	WP: 1 PB: 0 SB: 0 CS: 0	PA: 50
PITCHER	IP 5.0	WLS 3	BF 24	H 4	R 2	ER 2	SO 3	BB 7	IBB 0	HBP 0	BLK 0	WP 1	HR 0	S 49	P 95	ERA 3.60	WHIP 2.200									
38 Carlos Zambrano, R ERA: 5.46	64 Justin Berg, R ERA: 4.82	40 James Russell, L ERA: 4.25	48 Andrew Cashner, R ERA: 5.52	45 Sean Marshall, L ERA: 2.5	62 Marcos Mateo, R ERA: 6.75																					

Chicago Cubs @ San Francisco Giants
AT&T Park, San Francisco, CA
Mon Aug 09 2010, 7:16 PM - 10:54 PM PDT
Att. 41,943 - Party Cloudy - 60 F

livebaseballscores.com

AB 37
R 4
H 11
RBI 3
BB 11
SO 8
LOB 25



Batter	1	2	3	4	5	6	7	8	9	AB	R	H	RBI	BB	SO	LOB	TOP										
15 Jerry Hairston, R OBP: 0.310, SLG: 0.376										3	0	1	0	1	0	0											
10 Miguel Tejada, R OBP: 0.304, SLG: 0.357										4	0	0	0	0	1	2											
23 Adrián González, L OBP: 0.390, SLG: 0.511										4	0	1	0	0	1	1											
47 Ryan Ludwick, R OBP: 0.339, SLG: 0.491										4	1	2	0	0	1	1											
8 Yorvit Torrealba, R OBP: 0.378, SLG: 0.388										3	1	0	0	0	0	3											
7 Chase Headley, S OBP: 0.328, SLG: 0.390										4	1	2	2	0	1	2											
12 Scott Hairston, R OBP: 0.307, SLG: 0.375										1	0	0	1	1	0	2											
57 Luke Gregerson, L ERA: 2.2										0	0	0	0	0	0	0											
37 Mike Adams, R ERA: 1.99										0	0	0	0	0	0	0											
18 Tony Gwynn Jr., L OBP: 0.315, SLG: 0.297										3	0	0	0	1	1	4											
13 Chris Denorfia, R OBP: 0.342, SLG: 0.472										0	0	0	0	0	0	0											
21 Heath Bell, R ERA: 3.33										2	0	0	0	0	1	0											
33 Clayton Richard, L OBP: 0.205, SLG: 0.220										2	0	0	0	0	1	1											
25 Will Venable, L OBP: 0.321, SLG: 0.409										2	0	0	0	0	1	1											
Inning Stats	R: 0 E: 0 K: 2 S: 13	H: 1 LOB: 1 BB: 0 P: 18	R: 2 E: 0 K: 1 S: 9	H: 1 LOB: 0 BB: 0 P: 15	R: 0 E: 0 K: 1 S: 7	H: 0 LOB: 0 BB: 1 P: 14	R: 0 E: 0 K: 0 S: 12	H: 1 LOB: 2 BB: 1 P: 21	R: 0 E: 0 K: 1 S: 10	H: 0 LOB: 0 BB: 0 P: 14	R: 1 E: 0 K: 1 S: 12	H: 2 LOB: 2 BB: 0 P: 17	R: 0 E: 0 K: 1 S: 5	H: 0 LOB: 0 BB: 0 P: 8	R: 0 E: 0 K: 1 S: 11	H: 1 LOB: 1 BB: 0 P: 14	R: 0 E: 0 K: 0 S: 13	H: 0 LOB: 0 BB: 1 P: 21	1B: 2 2B: 4 3B: 1 HR: 0	SF: 1 SAC: 0 DP: 1 HBP: 1	WP: 1 PB: 0 SB: 1 CS: 2	PA: 37					
PITCHER	IP	WLS	BF	H	R	ER	SO	BB	IBB	HBP	BLK	WP	HR	S	P	ERA	WHIP										
57 Jonathan Sánchez, L ERA: 3.8	5.1	L	24	5	3	3	4	2	0	1	0	1	0	58	92	5.06	1.312										
46 Santiago Casilla, R ERA: 2.2	1.2		5	0	0	0	2	0	0	0	0	0	0	10	15	0.00	0.000										
52 Ramon E Ramirez, R ERA: 3.94	1.1		6	1	0	0	1	1	0	0	0	0	0	14	22	0.00	1.500										
49 Javier López, L ERA: 2.7	0.1		1	0	0	0	0	0	0	0	0	0	0	6	8	0.00	0.000										
47 Chris Ray, R ERA: 3.33	0.1		0	0	0	0	0	0	0	0	0	0	0	4	5	0.00	0.000										

San Diego Padres @ San Francisco Giants
AT&T Park, San Francisco, CA
Fri Aug 13 2010, 7:17 PM - 10:17 PM PDT
Att: 42,722 - Cloudy - 58 F

livebaseballscorecards.com

AB 31
R 3
H 6
RBI 3
BB 3
SO 7
LOB 16



Batter	1	2	3	4	5	6	7	8	9	AB	R	H	RBI	BB	SO	LOB	BOTTOM										
56 Andres Torres, S OBP: 0.376, SLG: 0.503										3	1	1	0	1	2	2											
21 Freddy Sanchez, R OBP: 0.323, SLG: 0.336										4	0	1	0	0	0	2											
2 Emmanuel Burriss, S OBP: 0.500, SLG: 0.500										0	0	0	0	0	0	0											
17 Aubrey Huff, L OBP: 0.393, SLG: 0.530										4	1	1	1	0	0	1											
28 Buster Posey, R OBP: 0.381, SLG: 0.498										4	0	1	0	0	0	1											
9 Pat Burrell, R OBP: 0.357, SLG: 0.477										3	0	1	1	1	0	1											
48 Pablo Sandoval, S OBP: 0.328, SLG: 0.395										3	0	0	0	1	0	3											
5 Juan Uribe, R OBP: 0.321, SLG: 0.444										4	0	1	0	0	0	2											
33 Aaron Rowand, R OBP: 0.300, SLG: 0.399										4	0	1	0	0	2	2											
57 Jonathan Sánchez, L ERA: 3.8										2	0	0	0	0	0	2											
46 Santiago Casilla, R ERA: 2.2										0	0	0	0	0	0	0											
12 Nate Schierholtz, L OBP: 0.179, SLG: 0.179										0	0	0	0	0	0	0											
52 Ramon E Ramirez, R ERA: 3.94										0	0	0	0	0	0	0											
49 Javier López, L ERA: 2.7										0	0	0	0	0	0	0											
47 Chris Ray, R ERA: 3.33										0	0	0	0	0	0	0											
Inning Stats	R: 2 E: 0 K: 0 S: 16	H: 2 LOB: 1 BB: 1 P: 26	R: 0 E: 0 K: 1 S: 12	H: 2 LOB: 0 BB: 0 P: 17	R: 0 E: 0 K: 0 S: 5	H: 0 LOB: 0 BB: 0 P: 10	R: 0 E: 0 K: 0 S: 10	H: 0 LOB: 0 BB: 1 P: 19	R: 0 E: 0 K: 0 S: 6	H: 1 LOB: 0 BB: 0 P: 9	R: 0 E: 0 K: 0 S: 7	H: 1 LOB: 1 BB: 0 P: 12	R: 0 E: 0 K: 1 S: 7	H: 0 LOB: 0 BB: 0 P: 10	R: 0 E: 0 K: 1 S: 11	H: 1 LOB: 1 BB: 0 P: 15	R: 0 E: 0 K: 1 S: 13	H: 0 LOB: 1 BB: 1 P: 22	1B: 6 2B: 1 3B: 0 HR: 0	SF: 0 SAC: 0 DP: 1 HBP: 0	WP: 1 PB: 0 SB: 0 CS: 1	PA: 35					
PITCHER	IP	WLS	BF	H	R	ER	SO	BB	IBB	HBP	BLK	WP	HR	S	P	ERA	WHIP										
33 Clayton Richard, L ERA: 3.8	6.0	W	24	6	2	2	1	2	0	0	0	1	0	56	93	3.00	1.333										
57 Luke Gregerson, R ERA: 2.37	1.0	H	3	0	0	0	1	0	0	0	0	0	0	7	10	0.00	0.000										
37 Mike Adams, R ERA: 1.99	1.0	H	4	1	0	0	1	0	0	0	0	0	0	11	15	0.00	1.000										
21 Heath Bell, R ERA: 1.78	1.0	S	4	0	0	0	1	1	0	0	0	0	0	13	22	0.00	1.000										

San Diego Padres @ San Francisco Giants
AT&T Park, San Francisco, CA
Fri Aug 13 2010, 7:17 PM - 10:17 PM PDT
Att: 42,722 - Cloudy - 58 F

livebaseballscorecards.com

AB 32
R 2
H 7
RBI 2
BB 3
SO 4
LOB 16



Batter	1	2	3	4	5	6	7	8	9	10	11	AB	R	H	RBI	BB	SO	LOB	TOP					
15 Jerry Hairston, R OBP: 0.310, SLG: 0.375	(1,4) 1-1 B FF 92 C FF 92 X FF 92 1B	(1,4) 2-2 C FF 92 B FF 92 C CU 74 B CH 84 X CH 84 F7			(1,4) 2-1 C CU 74 B CH 84 X CH 84 F7		(1,4) 1-1 B FF 92 C FF 92 X FF 92 1B		(1,4) 1-0 B FF 92 C FF 92 X FF 92 F7		(1,4) 0-3 C SL 79 S SL 79 K	6	1	2	0	0	1	2						
10 Miguel Tejada, R OBP: 0.306, SLG: 0.362	(1,6) 4-1 B FF 92 C FF 92 B FF 91 B FF 91 B FC 92 BB		(1,6) 0-0 X FF 91 2B		(1,6) 1-1 B FC 84 C FF 91 X CH 84 2B		(1,6) 2-1 D CH 84 B FF 91 C FF 91 B FF 91 X CH 84 F9		(1,6) 0-1 C FF 97 X FF 94 G4-3		(1,6) 0-2 C FF 97 F SL 89 X KC 83 G1-3	5	1	2	0	1	0	1						
23 Adrián González, L OBP: 0.391, SLG: 0.512	(1,3) 1-1 B FC 86 C FF 92 X CU 76 P5		(1,3) 0-0 X FC 85 F8		(1,3) 0-0 X FF 91 2B		(1,3) 2-2 1 SAFE C FC 87 C FF 92 1 SAFE B CU 77 F FF 91 FC 86 X CU 76 L7		(1,3) 4-0 B FF 95 B FF 97 I IN 92 47B		(1,3) 1-2 B FF 97 F SL 89 F SL 89 F SL 89 X SI 98 47 WP 1B	5	0	2	1	1	0	4						
47 Ryan Ludwick, R OBP: 0.342, SLG: 0.489	(1,9) 1-2 C FF 91 B FF 91 X FF 91 F3		(1,9) 0-0 X CH 84 L4-5		(1,9) 0-2 F FC 86 C FF 91 X CH 84 P6		(1,9) 0-1 C FF 93 X SL 84 SH1-4 7B 1B		(1,9) 1-2 C SL 88 F SL 89 F FF 97 X SI 96 1B		(1,9) 4-2 B SI 96 C FF 97 B KC 92 B SI 96 B SI 97 4B BB	5	0	2	0	1	0	4						
7 Chase Headley, S OBP: 0.338, SLG: 0.391	(1,5) 1-2 B FF 92 C FF 92 X FC 86 2B				(1,5) 2-1 B FF 91 B FF 90 X FF 90 G4-3																			
46 Tim Stauffer, R OBP: 0.167, SLG: 0.333	(11,1) 1-3 1-3 2-H 2B				(11,1) 1-2 B FC 84 C FF 85 X FF 92 E5 12 G6-4-3																			
12 Scott Hairston, R OBP: 0.307, SLG: 0.372	(1,7) 4-1 B CH 85 B FF 92 B FC 84 C FF 92 B CH 82 BB				(1,7) 1-1 B CH 84 C FF 92 1 SAFE X CH 84 G6-4-3																			
18 Tony Gwynn Jr., L OBP: 0.313, SLG: 0.295	(8,8) 0-0 C FF 92 X FF 92 G1-3				(8,8) 1-1 B CH 84 C FF 92 1 SAFE X CH 84 P6																			
13 Chris Denorfia, R OBP: 0.344, SLG: 0.476	(1,8) 0-1 C FF 92 X FF 92 G1-3				(1,8) 1-1 C CH 83 B FF 91 X FF 91 F9																			
57 Luke Gregerson, L OBP: 0.276, SLG: 0.338	(10,9) 0-1 C FF 92 X FF 92 G1-3				(10,9) 1-1 B CH 83 C FF 91 X FF 91 F9																			
16 Matt Stairs, L OBP: 0.276, SLG: 0.338	(10,9) 0-1 C FF 92 X FF 92 G1-3				(10,9) 1-1 B CH 83 C FF 91 X FF 91 F9																			
37 Mike Adams, R OBP: 0.276, SLG: 0.338	(10,9) 0-1 C FF 92 X FF 92 G1-3				(10,9) 1-1 B CH 83 C FF 91 X FF 91 F9																			
1 Everth Cabrera, S OBP: 0.276, SLG: 0.338	(10,9) 0-1 C FF 92 X FF 92 G1-3				(10,9) 1-1 B CH 83 C FF 91 X FF 91 F9																			
4 Nick Hundley, R OBP: 0.306, SLG: 0.386	(1,2) 1-1 B FF 92 C FF 92 X FF 91 G4-3				(1,2) 0-0 1 SAFE X FF 91 G4-3																			
38 Mat Latos, R OBP: 0.323, SLG: 0.408	(8,7) 0-3 S FF 91 F FF 92 S FF 92 K				(8,7) 1-0 B CU 76 X FF 92 G6-3																			
39 Ernesto Frieri, R OBP: 0.323, SLG: 0.408	(8,7) 0-3 S FF 91 F FF 92 S FF 92 K				(8,7) 1-0 B CU 76 X FF 92 G6-3																			
54 Joe Thatcher, L OBP: 0.323, SLG: 0.408	(8,7) 0-3 S FF 91 F FF 92 S FF 92 K				(8,7) 1-0 B CU 76 X FF 92 G6-3																			
25 Will Venable, L OBP: 0.323, SLG: 0.408	(8,7) 0-3 S FF 91 F FF 92 S FF 92 K				(8,7) 1-0 B CU 76 X FF 92 G6-3																			
Inning Stats	R: 1 E: 0 K: 0 S: 14	H: 2 LOB: 3 BB: 2 P: 26	R: 0 E: 0 K: 1 S: 8	H: 0 LOB: 0 BB: 0 P: 11	R: 0 E: 0 K: 0 S: 3	H: 1 LOB: 0 BB: 0 P: 3	R: 0 E: 1 K: 0 S: 10	H: 2 LOB: 2 BB: 0 P: 13	R: 0 E: 0 K: 0 S: 5	H: 0 LOB: 0 BB: 0 P: 7	R: 0 E: 0 K: 1 S: 12	H: 1 LOB: 1 BB: 0 P: 17	R: 0 E: 0 K: 0 S: 10	H: 2 LOB: 3 BB: 1 P: 16	R: 0 E: 0 K: 1 S: 10	H: 1 LOB: 2 BB: 1 P: 17	R: 0 E: 0 K: 2 S: 12	H: 1 LOB: 2 BB: 1 P: 20	R: 0 E: 0 K: 1 S: 13	H: 1 LOB: 2 BB: 1 P: 20	1B: 7 2B: 7 3B: 0 HR: 0	SF: 0 SAC: 1 DP: 2 HBP: 0	WP: 2 PB: 0 SB: 1 CS: 0	PA: 51
PITCHER	IP 7.0	WLS 0	BF 24	H 8	R 2	ER 2	SO 2	BB 2	IBB 0	HBP 0	BLK 0	WP 0	HR 0	S 6	P 11	ERA 0.00	WHIP 3.000							
40 Madison Bumgarner, L ERA: 3.27	(1,1)																							
47 Chris Ray, R ERA: 3.28	(8,1)																							
49 Javier López, L ERA: 2.68	(8,1)																							
38 Brian Wilson, R ERA: 2.06	(9,1)																							
54 Sergio Romo, R ERA: 2.02	(10,1)																							
PITCHER	IP 11.1	WLS 1.0	BF 45	H 10	R 5	ER 4	SO 1	BB 1	IBB 0	HBP 0	BLK 0	WP 0	HR 0	S 13	P 20	ERA 0.00	WHIP 2.000							
46 Santiago Casilla, R ERA: 2.14	(11,1)																							

San Diego Padres @ San Francisco Giants
AT&T Park, San Francisco, CA
Sat Aug 14 2010, 1:12 PM - 4:46 PM PDT
Att: 42,293 - Cloudy - 61 F

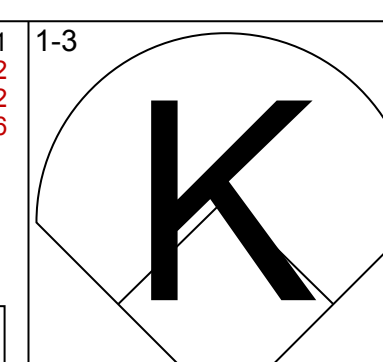
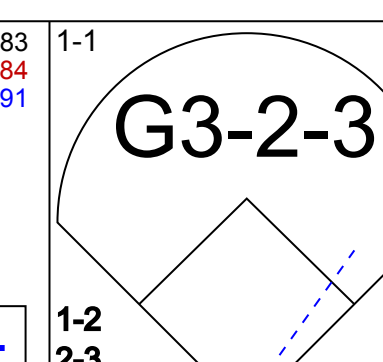
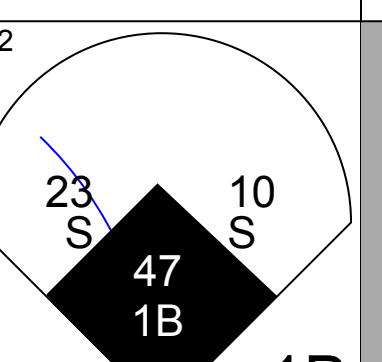
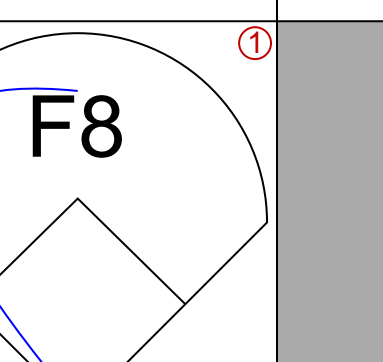
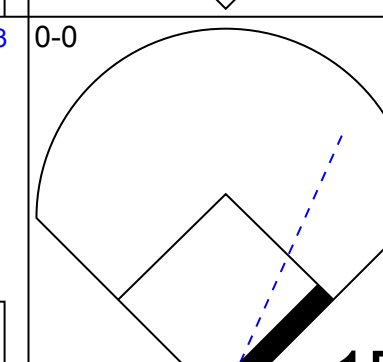
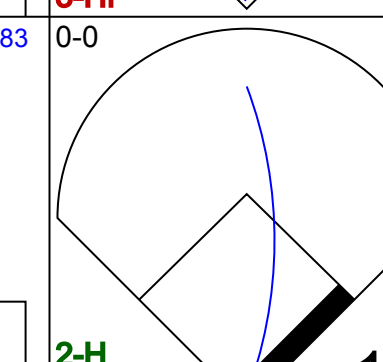
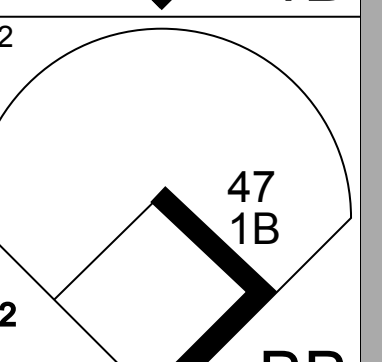
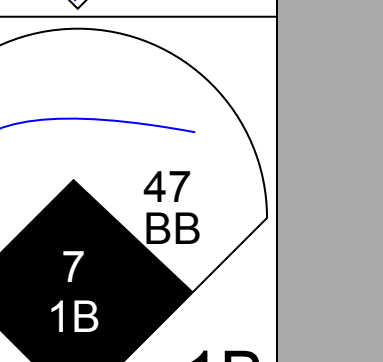
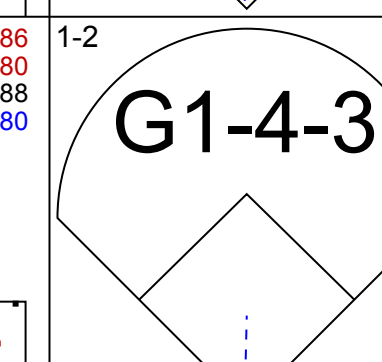
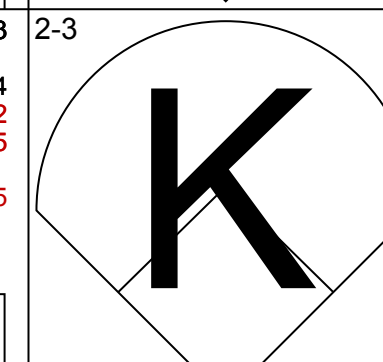
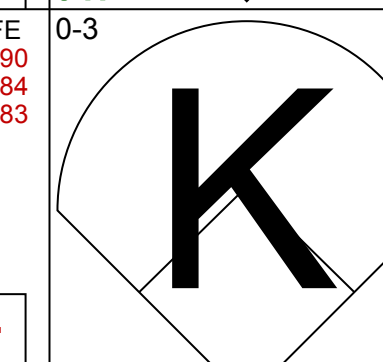
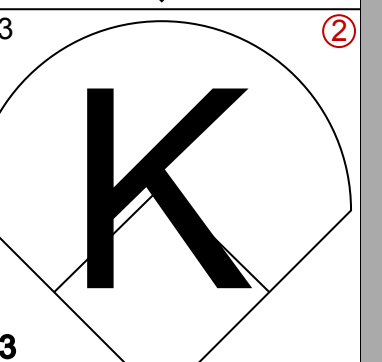
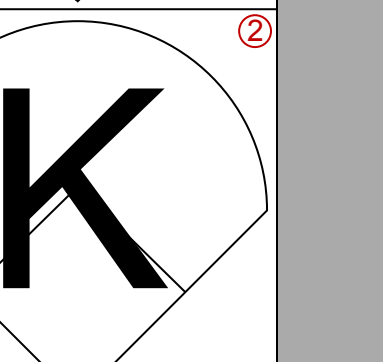
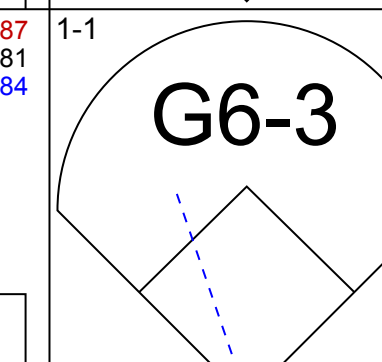
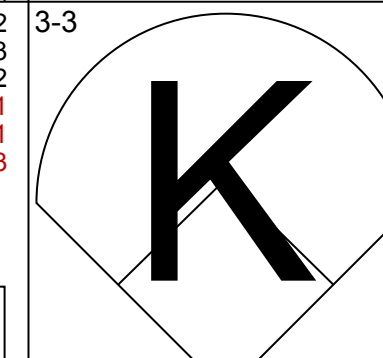
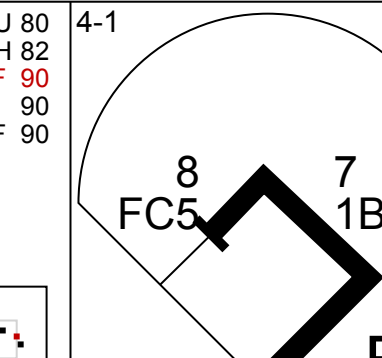
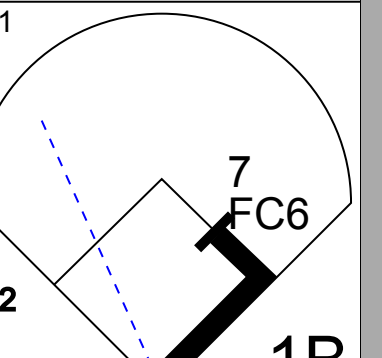
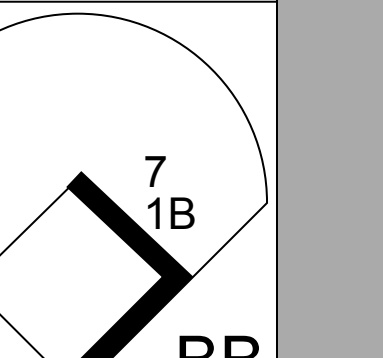
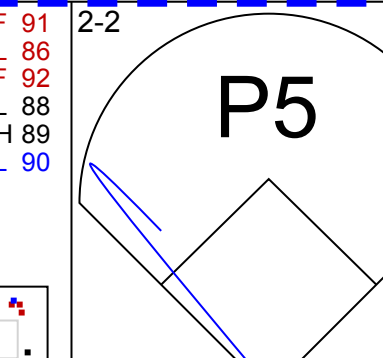
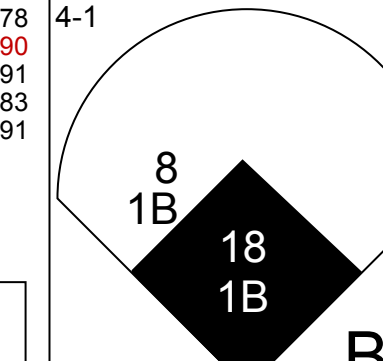
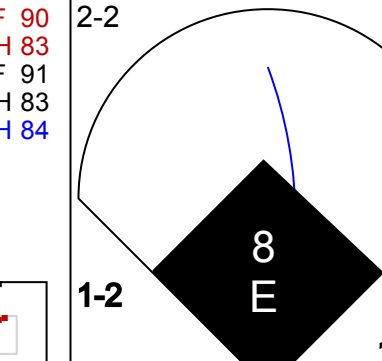
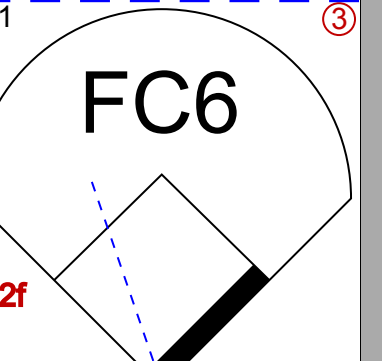
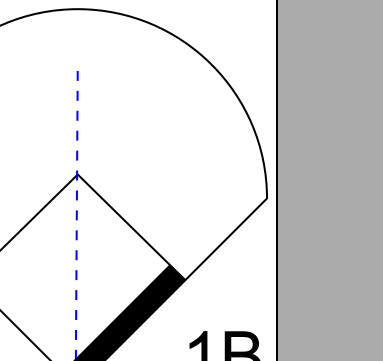
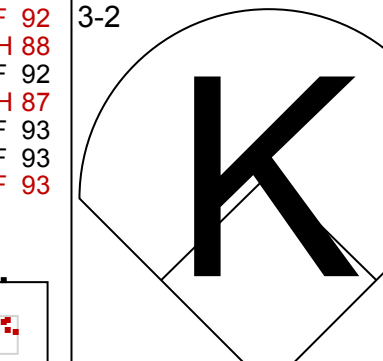

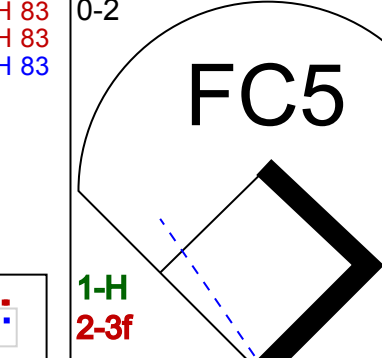
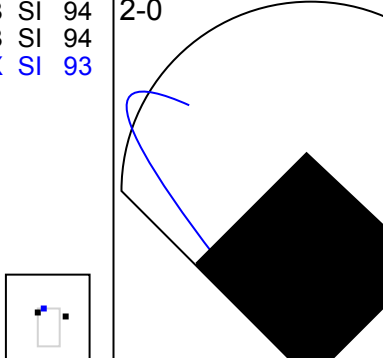
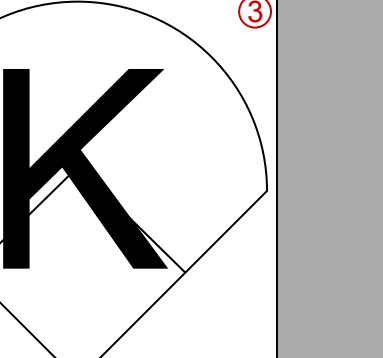
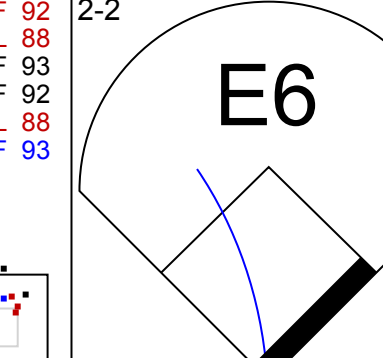

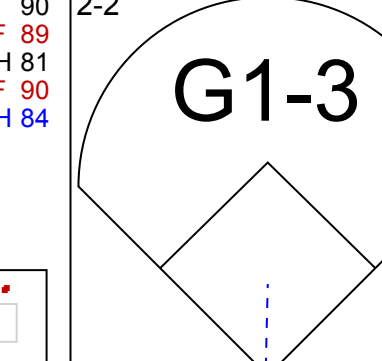
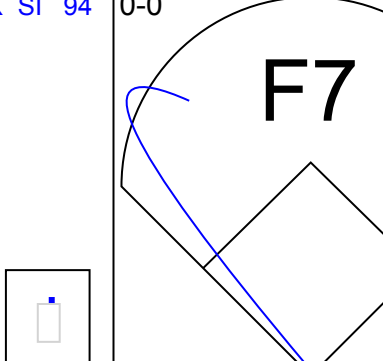
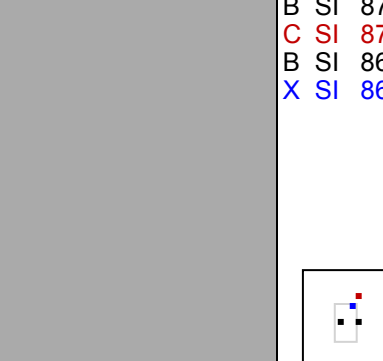
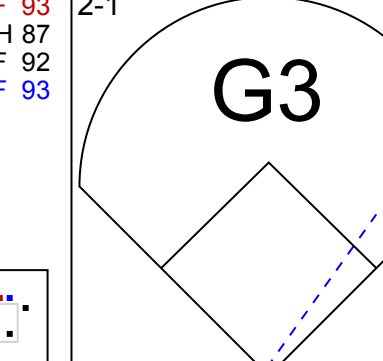

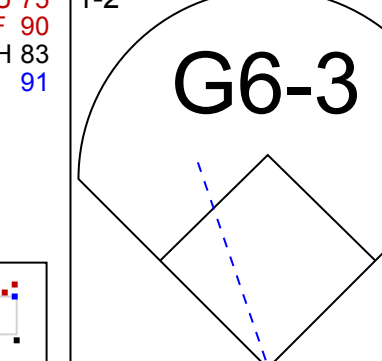
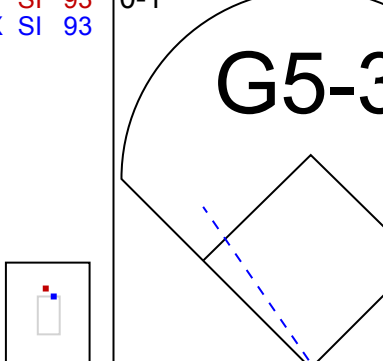


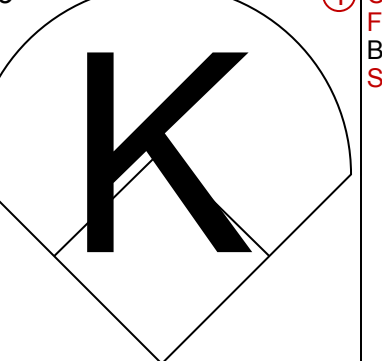
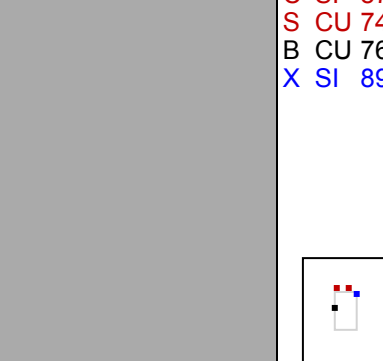
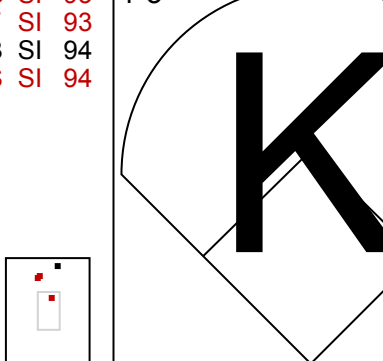
AB	44
R	2
H	13
RBI	2
BB	6
SO	6
LOB	31



Batter	1	2	3	4	5	6	7	8	9	10	11	AB	R	H	RBI	BB	SO	LOB	BOTTOM					
56 Andres Torres, S OBP: 0.374, SLG: 0.501	(1,8) 0-3 C SI 91 S SL 84 S SL 83 K		(1,8) 2-0 B SI 94 B SI 92 X FF 92 14 WP 2B				(1,8) 2-3 B CU 78 B SI 93 C SI 92 S SL 84 S SL 84 K		(1,8) 2-3 1 SAFE T FF 95 B FC 87 B FF 96 C SL 76 K		(1,8) 1-0 B FS 87 X FS 86 F8	5	0	1	0	0	3	3						
14 Mike Fontenot, L OBP: 0.332, SLG: 0.406	(1,4) 2-2 C FF 94 B FC 94 C FF 94 B FC 94 X SI 91 2B		(1,4) 3-3 S SL 82 C CU 79 D SI 84 B SI 84 S SL 85 K				(1,4) 1-0 B SL 82 X FS 82 P6																	
17 Aubrey Huff, L OBP: 0.391, SLG: 0.529	(1,9) 1-3 C SI 92 S SL 82 B SI 92 F FF 93 B FC 93 C SI 93 K				(1,9) 1-0 B CH 80 X CH 82 P2																			
9 Pat Burrell, R OBP: 0.351, SLG: 0.467	(1,7) 2-1 B CH 83 C CH 83 B FF 95 X SI 83 G5-3				(1,7) 3-2 F FF 94 B FF 96 B FC 95 B SI 94 B FS 82 X SI 96 G6-3																			
28 Buster Posey, R OBP: 0.381, SLG: 0.500	(1,2) 2-3 C SI 92 B FF 95 B FC 94 F FC 95 S SL 85 K				(1,2) 1-2 F SI 95 B FF 95 C SI 94 X SL 84 1B																			
48 Pablo Sandoval, S OBP: 0.331, SLG: 0.401	(1,5) 2-3 F SI 94 B SI 94 B FF 95 F FC 95 S SL 82 K				(1,5) 1-2 B SI 91 C SL 83 F SI 94 X SI 94 P3																			
5 Juan Uribe, R OBP: 0.322, SLG: 0.444	(1,6) 1-2 C FF 96 S SL 84 B FF 95 X SL 84 F7																							
35 Travis Ishikawa, L OBP: 0.333, SLG: 0.429	(1,3) 1-3 C SL 83 C CH 80 F SI 93 X SI 92 K				(1,3) 1-2 B SI 88 C SI 80 C SI 84 X SI 92 FC5 40 SH1-4 1B																			
40 Madison Bumgarner, R ERA: 3.27	(1,1)																							
12 Nate Schenkerz, L OBP: 0.276, SLG: 0.338	(10,9)																							
47 Chris Ray, R ERA: 3.28	(8,1)																							
49 Javier López, L ERA: 2.68	(8,1)																							
38 Brian Wilson, R ERA: 2.06	(9,1)																							
6 Jose Guillen, R OBP: 0.276, SLG: 0.338	(10,9)																							
54 Sergio Romo, R ERA: 2.02	(10,1)																							
46 Santiago Casilla, R ERA: 2.14	(11,1)																							
Inning Stats	R: 0 E: 0 K: 2 S: 16	H: 1 LOB: 1 BB: 0 P: 21	R: 0 E: 0 K: 2 S: 12	H: 0 LOB: 0 BB: 0 P: 17	R: 0 E: 0 K: 3 S: 10	H: 1 LOB: 1 BB: 0 P: 17	R: 0 E: 0 K: 0 S: 13	H: 1 LOB: 1 BB: 0 P: 19	R: 0 E: 1 K: 1 S: 11	H: 2 LOB: 2 BB: 0 P: 15	R: 0 E: 0 K: 1 S: 9	H: 0 LOB: 0 BB: 0 P: 15	R: 1 E: 0 K: 1 S: 13	H: 1 LOB: 1 BB: 1 P: 21	R: 0 E: 0 K: 0 S: 12	H: 2 LOB: 2 BB: 1 P: 17	R: 0 E: 0 K: 0 S: 7	H: 0 LOB: 0 BB: 0 P: 10	R: 0 E: 0 K: 1 S: 7	H: 0 LOB: 0 BB: 0 P: 11	1B: 4 2B: 4 3B: 0 HR: 1	SF: 0 SAC: 1 DP: 0 HBP: 0	WP: 1 PB: 0 SB: 0 CS: 0	PA: 43
PITCHER	IP 6.0	WLS 2	BF 24	H 5	R 0	ER 0	SO 9	BB 0	IBB 0	HBP 0	BLK 0	WP 0	HR 0	S 7	P 11	ERA 0.00	WHIP 0.000							
38 Mat Latos, R ERA: 2.32	(1,1)																							
39 Ernesto Frieri, R ERA: 0.82	(7,1)																							
54 Joe Thatcher, L ERA: 1.44	(7,1)																							
57 Luke Gregerson, R ERA: 2.48	(8,1)																							
45 Edward Mujica, R ERA: 3.36	(9,1)																							
PITCHER	IP 10.1	WLS 0.0	BF 33	H 10	R 2	ER 1	SO 0	BB 0	IBB 0	HBP 0	BLK 0	WP 0	HR 0	S 7	P 11	ERA 0.00	WHIP 0.000							
37 Mike Adams, R ERA: 1.94	(10,1)																							
46 Tim Stauffer, R ERA: 1.01	(11,1)																							

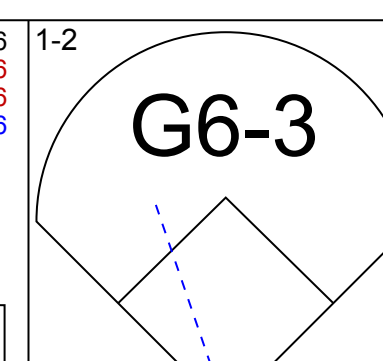
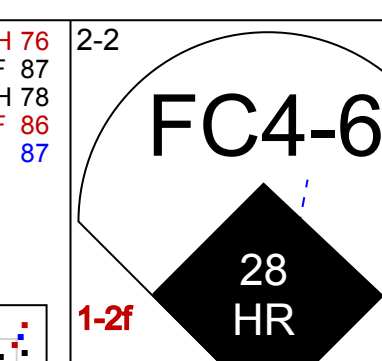
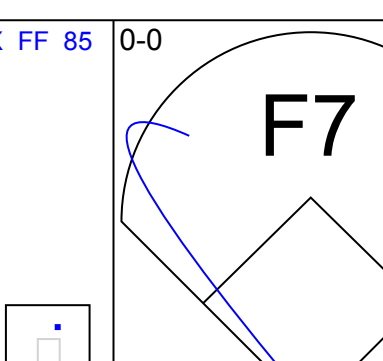
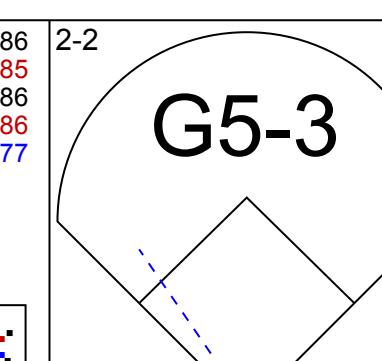
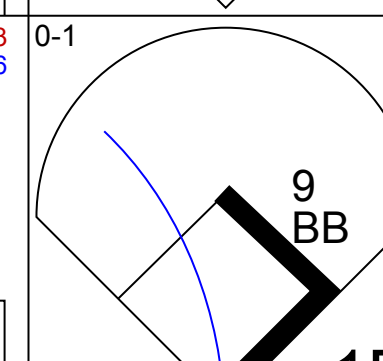
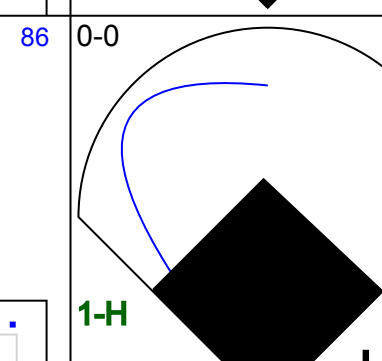
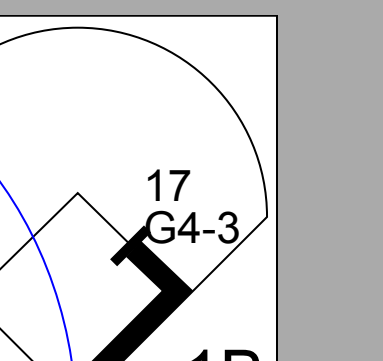
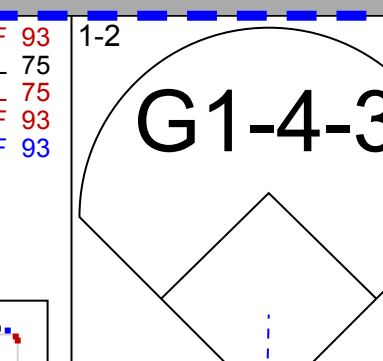
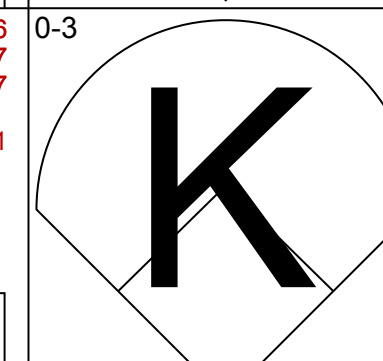
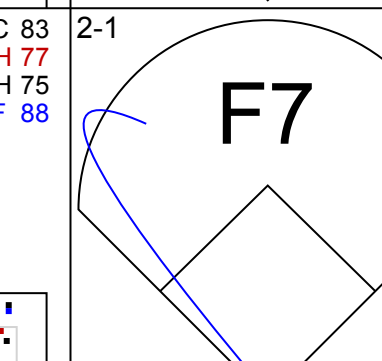
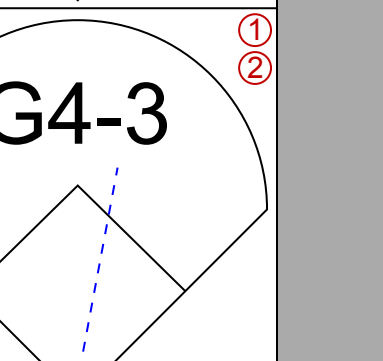
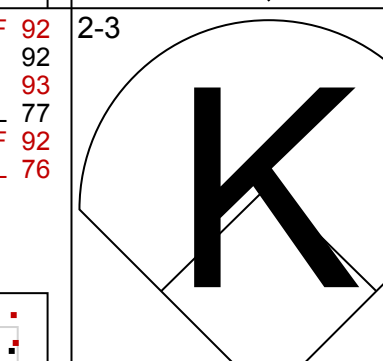
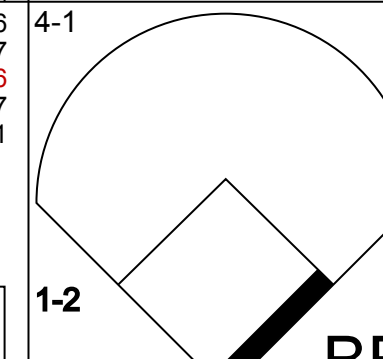
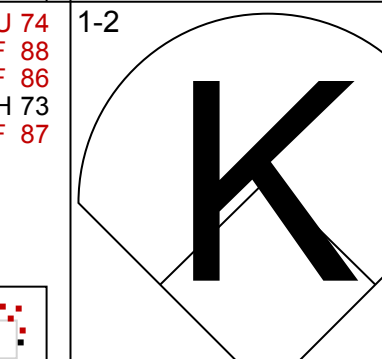
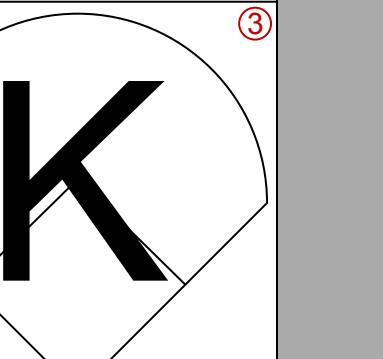
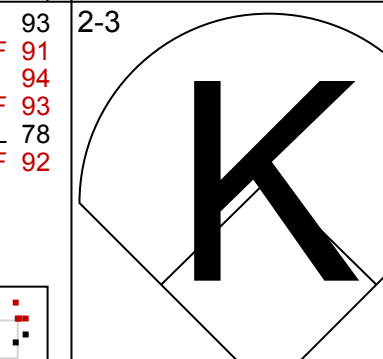
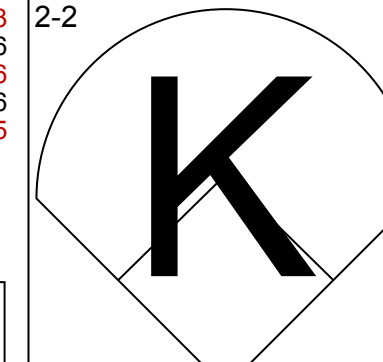
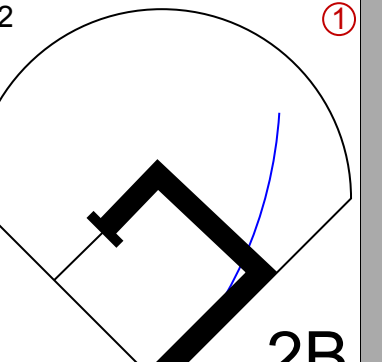
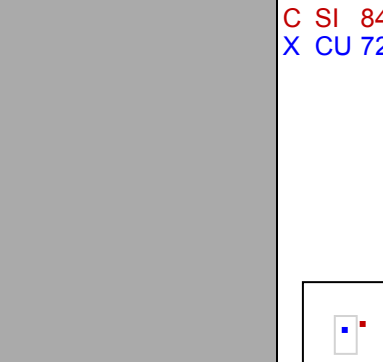

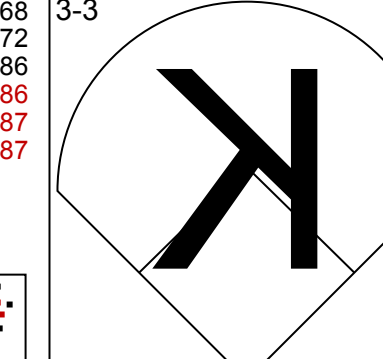

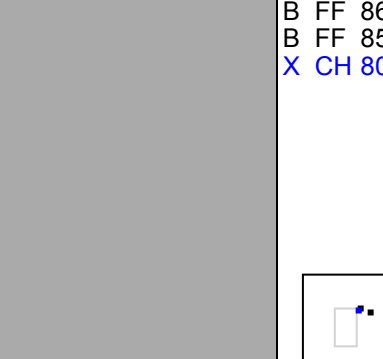

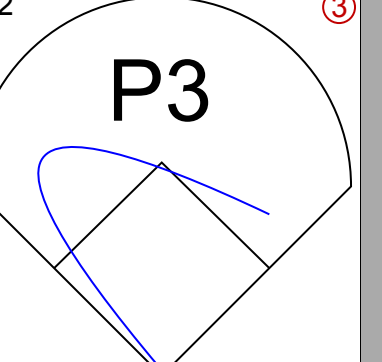
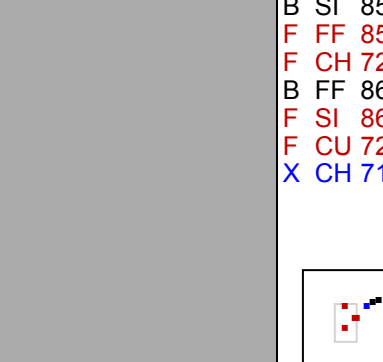

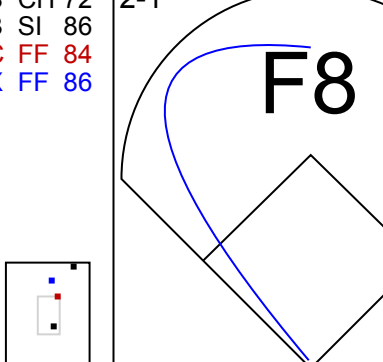
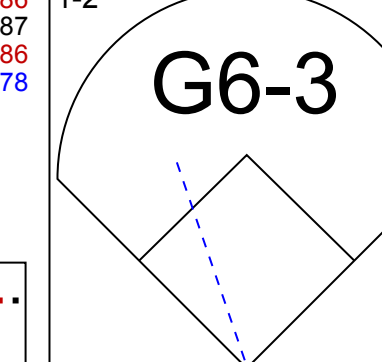
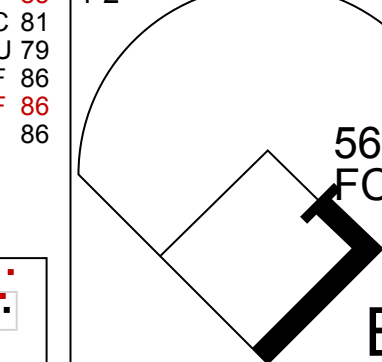
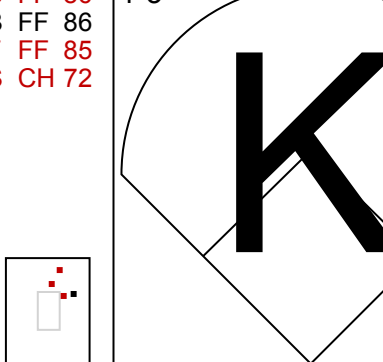
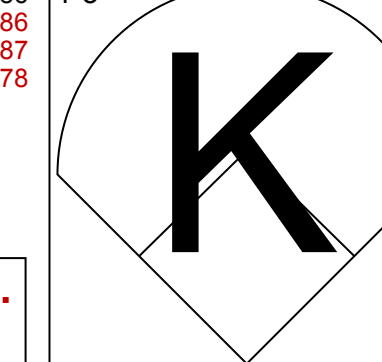
San Diego Padres @ San Francisco Giants
AT&T Park, San Francisco, CA
Sat Aug 14 2010, 1:12 PM - 4:46 PM PDT
Att: 42,293 - Cloudy - 61 F

AB	39
R	3
H	

Batter	1	2	3	4	5	6	7	8	9	AB	R	H	RBI	BB	SO	LOB	TOP							
25 Will Venable, L (1,7)										5	1	1	0	0	1	3	<p>San Diego Padres @ San Francisco Giants AT&T Park, San Francisco, CA Sun Aug 15 2010, 1:09 PM - 3:52 PM PDT Att: 42,834 - Partly Cloudy - 61 F</p>							
10 Miguel Tejada, R (1,6)										4	1	3	2	1	0	0								
23 Adrián González, L (1,3)										5	0	0	0	0	4	5								
47 Ryan Ludwick, R (1,9)										3	0	1	1	2	1	1								
7 Chase Headley, S (1,5)										4	2	2	1	1	1	2								
8 Yovit Torresblat, R (1,2)										5	2	2	1	0	1	3								
18 Tony Gwynn Jr., L (1,8)										5	0	1	1	0	0	2								
1 Everth Cabrera, S (1,4)										4	1	1	1	0	0	1								
49 Wade LeBlanc, L (1,1)										3	1	0	0	0	2	0								
54 Joe Thatcher, L (8,1)										0	0	0	0	0	0	0								
39 Ernesto Frieri, R (9,1)										0	0	0	0	0	0	0								
Inning Stats	R: 0 E: 0 K: 3 S: 10	H: 1 LOB: 1 BB: 0 P: 16	R: 4 E: 0 K: 1 S: 16	H: 4 LOB: 1 BB: 1 P: 26	R: 1 E: 0 K: 0 S: 13	H: 1 LOB: 1 BB: 1 P: 22	R: 1 E: 0 K: 2 S: 20	H: 2 LOB: 2 BB: 1 P: 32	R: 1 E: 0 K: 1 S: 7	H: 1 LOB: 0 BB: 0 P: 10	R: 1 E: 0 K: 2 S: 15	H: 2 LOB: 2 BB: 1 P: 27	R: 0 E: 0 K: 0 S: 6	H: 0 LOB: 0 BB: 0 P: 9	R: 0 E: 0 K: 0 S: 8	H: 0 LOB: 0 BB: 0 P: 13	R: 0 E: 0 K: 1 S: 14	H: 0 LOB: 1 BB: 0 P: 23	1B: 10 2B: 0 3B: 0 HR: 1	SF: 0 SAC: 1 DP: 1 HBP: 0	WP: 0 PB: 0 SB: 2 CS: 0	PA: 43		
PITCHER	IP WLS BF H R ER SO BB IBB HBP BLK WP HR S P ERA WHIP	IP WLS BF H R ER SO BB IBB HBP BLK WP HR S P ERA WHIP	IP WLS BF H R ER SO BB IBB HBP BLK WP HR S P ERA WHIP	IP WLS BF H R ER SO BB IBB HBP BLK WP HR S P ERA WHIP	IP WLS BF H R ER SO BB IBB HBP BLK WP HR S P ERA WHIP	IP WLS BF H R ER SO BB IBB HBP BLK WP HR S P ERA WHIP	IP WLS BF H R ER SO BB IBB HBP BLK WP HR S P ERA WHIP	IP WLS BF H R ER SO BB IBB HBP BLK WP HR S P ERA WHIP	IP WLS BF H R ER SO BB IBB HBP BLK WP HR S P ERA WHIP	IP WLS BF H R ER SO BB IBB HBP BLK WP HR S P ERA WHIP	IP WLS BF H R ER SO BB IBB HBP BLK WP HR S P ERA WHIP	IP WLS BF H R ER SO BB IBB HBP BLK WP HR S P ERA WHIP	IP WLS BF H R ER SO BB IBB HBP BLK WP HR S P ERA WHIP	IP WLS BF H R ER SO BB IBB HBP BLK WP HR S P ERA WHIP	IP WLS BF H R ER SO BB IBB HBP BLK WP HR S P ERA WHIP	IP WLS BF H R ER SO BB IBB HBP BLK WP HR S P ERA WHIP	IP WLS BF H R ER SO BB IBB HBP BLK WP HR S P ERA WHIP	IP WLS BF H R ER SO BB IBB HBP BLK WP HR S P ERA WHIP	IP WLS BF H R ER SO BB IBB HBP BLK WP HR S P ERA WHIP	IP WLS BF H R ER SO BB IBB HBP BLK WP HR S P ERA WHIP	IP WLS BF H R ER SO BB IBB HBP BLK WP HR S P ERA WHIP	IP WLS BF H R ER SO BB IBB HBP BLK WP HR S P ERA WHIP	IP WLS BF H R ER SO BB IBB HBP BLK WP HR S P ERA WHIP	IP WLS BF H R ER SO BB IBB HBP BLK WP HR S P ERA WHIP

AB 38
R 8
H 11
RBI 7
BB 4
SO 10
LOB 17



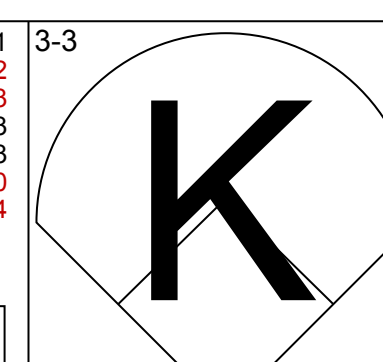
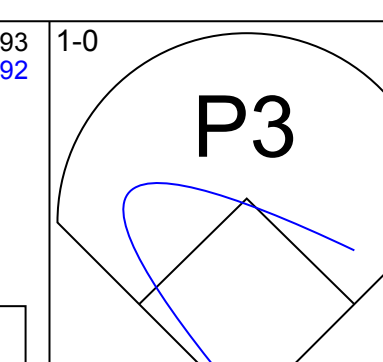
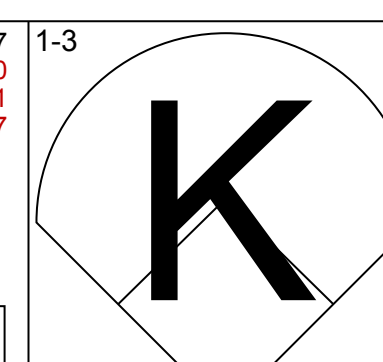
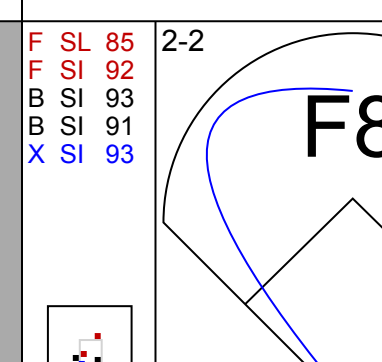
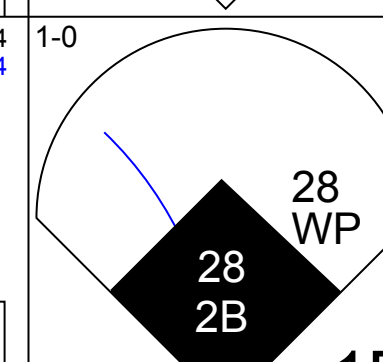
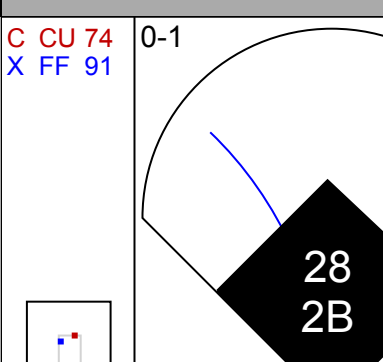
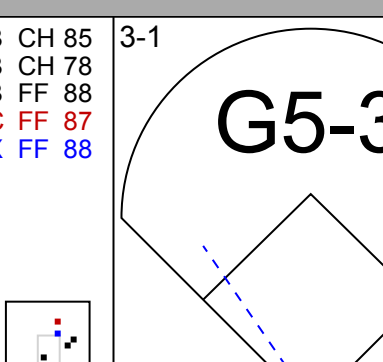
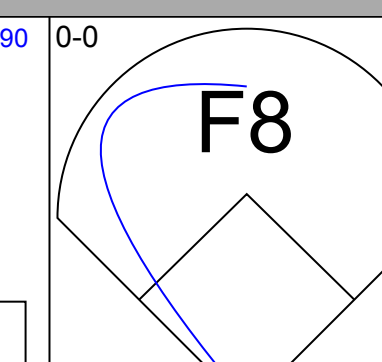
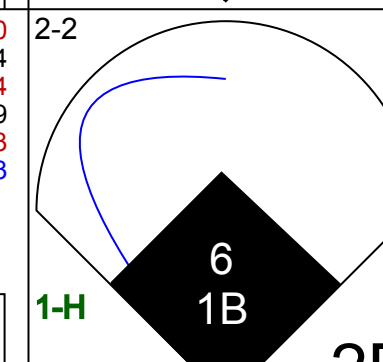
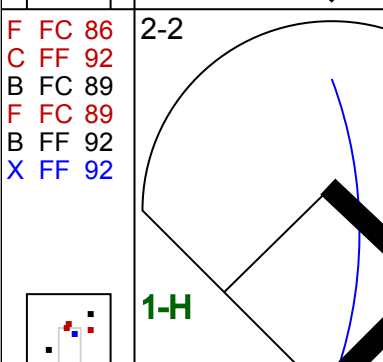
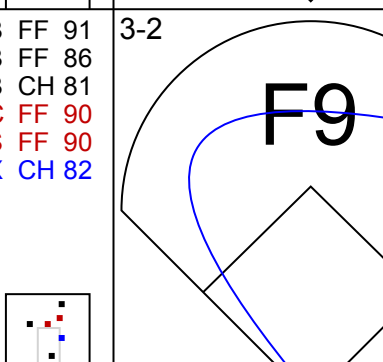
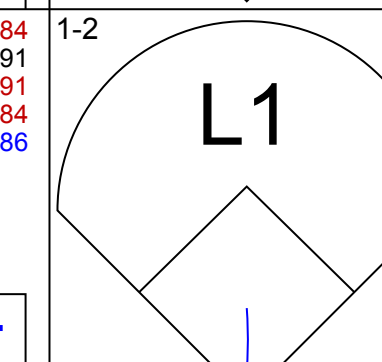
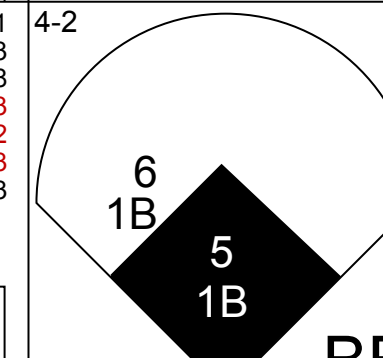
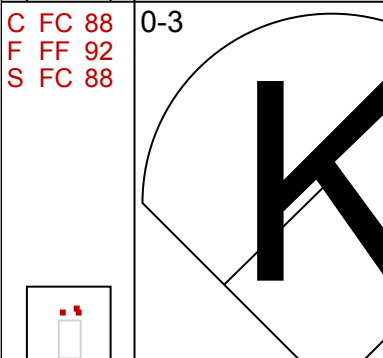
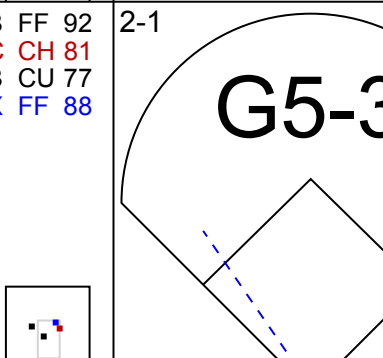
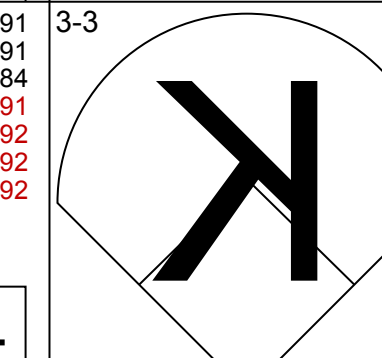
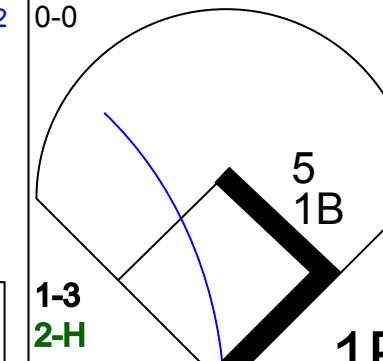
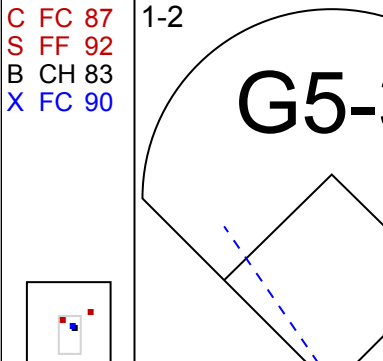


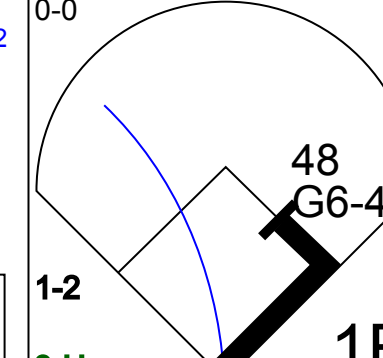
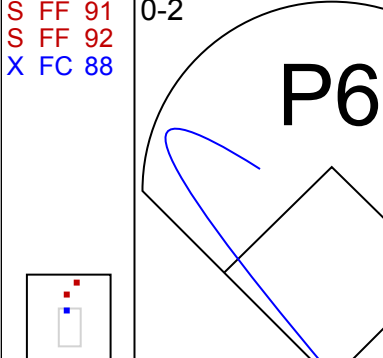
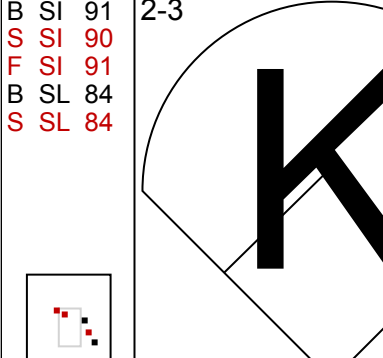
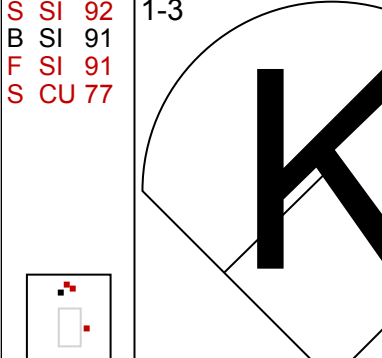
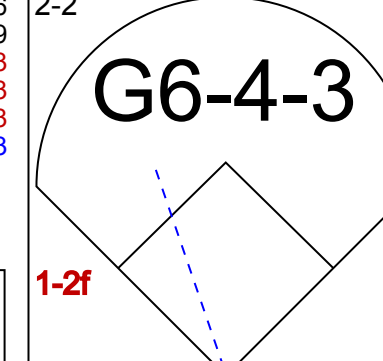

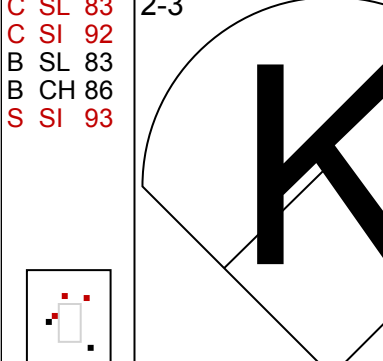
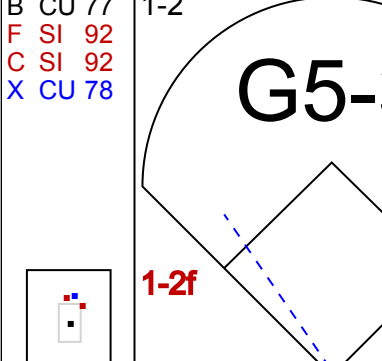





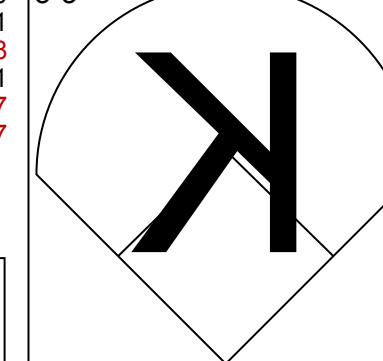


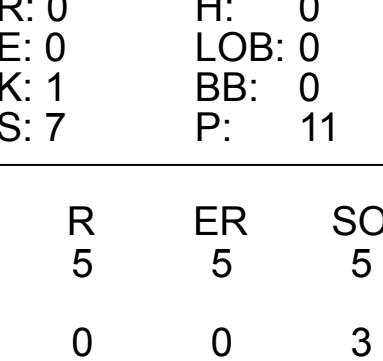
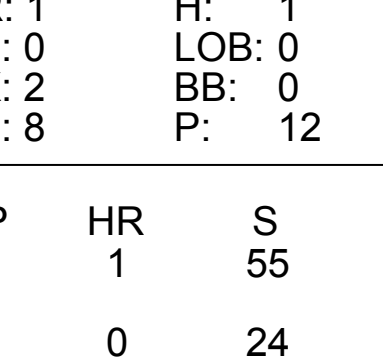
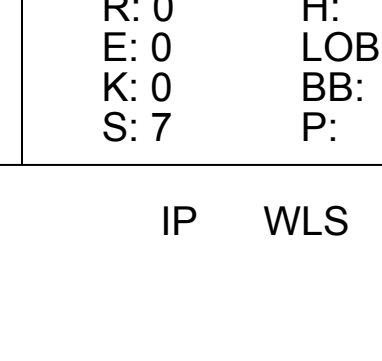
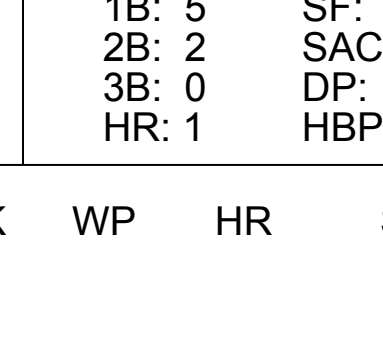



Batter	1	2	3	4	5	6	7	8	9	AB	R	H	RBI	BB	SO	LOB	BOTTOM							
56 Andres Torres, S (1,8)										4	1	0	0	0	0	1	<p>San Diego Padres @ San Francisco Giants AT&T Park, San Francisco, CA Sun Aug 15 2010, 1:09 PM - 3:52 PM PDT Att: 42,834 - Partly Cloudy - 61 F</p>							
28 Buster Posey, R (1,2)										4	1	3	2	0	0	0								
17 Aubrey Huff, L (1,3)										4	0	0	0	0	2	2								
9 Pat Burrell, R (1,7)										3	0	0	0	1	3	0								
6 Jose Guillen, R (1,9)										3	0	1	0	0	1	2								
48 Pablo Sandoval, S (1,5)										3	0	0	0	0	1	0								
5 Juan Uribe, R (1,6)										3	0	0	0	0	0	0								
21 Freddy Sanchez, R (1,4)										3	0	0	0	0	1	0								
55 Tim Lincecum, L (1,1)										0	0	0	0	1	0	0								
59 Guillermo Mota, R (4,1)										1	0	0	0	0	1	0								
49 Javier López, L (7,1)										0	0	0	0	0	0	0								
33 Aaron Rowand, R (8,PH)										0	0	0	0	0	1	0								
52 Ramon E Ramirez, R (9,1)										0	0	0	0	0	0	0								
Inning Stats	R: 0 E: 0 K: 2 S: 13	H: 1 LOB: 2 BB: 1 P: 20	R: 0 E: 0 K: 2 S: 8	H: 0 LOB: 0 BB: 0 P: 15	R: 2 E: 0 K: 1 S: 12	H: 1 LOB: 0 BB: 1 P: 21	R: 0 E: 0 K: 0 S: 8	H: 1 LOB: 0 BB: 0 P: 15	R: 0 E: 0 K: 1 S: 6	H: 0 LOB: 0 BB: 0 P: 9	R: 0 E: 0 K: 1 S: 8	H: 1 LOB: 0 BB: 0 P: 9	R: 0 E: 0 K: 0 S: 8	H: 0 LOB: 0 BB: 0 P: 12	R: 0 E: 0 K: 1 S: 9	H: 0 LOB: 0 BB: 0 P: 13	R: 0 E: 0 K: 2 S: 12	H: 0 LOB: 0 BB: 0 P: 17	1B: 2 2B: 1 3B: 0 HR: 1	SF: 0 SAC: 0 DP: 1 HBP: 0	WP: 0 PB: 0 SB: 0 CS: 0	PA: 31		
PITCHER	IP WLS BF H R ER SO BB IBB HBP BLK WP HR S P ERA WHIP	IP WLS BF H R ER SO BB IBB HBP BLK WP HR S P ERA WHIP	IP WLS BF H R ER SO BB IBB HBP BLK WP HR S P ERA WHIP	IP WLS BF H R ER SO BB IBB HBP BLK WP HR S P ERA WHIP	IP WLS BF H R ER SO BB IBB HBP BLK WP HR S P ERA WHIP	IP WLS BF H R ER SO BB IBB HBP BLK WP HR S P ERA WHIP	IP WLS BF H R ER SO BB IBB HBP BLK WP HR S P ERA WHIP	IP WLS BF H R ER SO BB IBB HBP BLK WP HR S P ERA WHIP	IP WLS BF H R ER SO BB IBB HBP BLK WP HR S P ERA WHIP	IP WLS BF H R ER SO BB IBB HBP BLK WP HR S P ERA WHIP	IP WLS BF H R ER SO BB IBB HBP BLK WP HR S P ERA WHIP	IP WLS BF H R ER SO BB IBB HBP BLK WP HR S P ERA WHIP	IP WLS BF H R ER SO BB IBB HBP BLK WP HR S P ERA WHIP	IP WLS BF H R ER SO BB IBB HBP BLK WP HR S P ERA WHIP	IP WLS BF H R ER SO BB IBB HBP BLK WP HR S P ERA WHIP	IP WLS BF H R ER SO BB IBB HBP BLK WP HR S P ERA WHIP	IP WLS BF H R ER SO BB IBB HBP BLK WP HR S P ERA WHIP	IP WLS BF H R ER SO BB IBB HBP BLK WP HR S P ERA WHIP	IP WLS BF H R ER SO BB IBB HBP BLK WP HR S P ERA WHIP	IP WLS BF H R ER SO BB IBB HBP BLK WP HR S P ERA WHIP	IP WLS BF H R ER SO BB IBB HBP BLK WP HR S P ERA WHIP	IP WLS BF H R ER SO BB IBB HBP BLK WP HR S P ERA WHIP	IP WLS BF H R ER SO BB IBB HBP BLK WP HR S P ERA WHIP	IP WLS BF H R ER SO BB IBB HBP BLK WP HR S P ERA WHIP

AB 29
R 2
H 4
RBI 2
BB 2
SO 10
LOB 5



Batter	1	2	3	4	5	6	7	8	9	AB	R	H	RBI	BB	SO	LOB	TOP										
56 Andres Torres, S OBP: 0.369, SLG: 0.496										4	1	1	0	0	1	0	San Francisco Giants @ Philadelphia Phillies Citizens Bank Park, Philadelphia, PA Tue Aug 17 2010, 7:08 PM - 10:00 PM EDT Att: 45,401 - Partly Cloudy - 87 F										
28 Buster Posey, R OBP: 0.388, SLG: 0.516										4	0	2	0	0	0	1											
17 Aubrey Huff, L OBP: 0.364, SLG: 0.519										4	0	0	0	0	1	3											
47 Chris Ray, R										0	0	0	0	0	0	0											
52 Ramon E Ramirez, R										0	0	0	0	0	0	0											
9 Pat Burrell, R OBP: 0.348, SLG: 0.470										4	1	1	1	0	1	0											
48 Pablo Sandoval, S OBP: 0.328, SLG: 0.397										4	0	1	0	0	1	0											
6 Jose Guillen, R OBP: 0.315, SLG: 0.438										4	1	2	1	0	1	1											
5 Juan Uribe, R OBP: 0.316, SLG: 0.436										4	0	0	0	0	3	2											
14 Mike Fontenot, L OBP: 0.326, SLG: 0.399										3	0	0	0	0	0	0											
75 Barry Zito, L OBP: 0.143, SLG: 0.122										2	0	0	0	0	2	0											
46 Santiago Casilla, R										0	0	0	0	0	0	0											
35 Travis Ishikawa, L OBP: 0.331, SLG: 0.425										1	0	0	0	0	0	0											
Inning Stats	R: 2 H: 3 E: 0 K: 1 S: 10	H: 3 LOB: 0 BB: 0 P: 19	R: 0 H: 0 E: 0 K: 1 S: 8	H: 0 LOB: 0 BB: 0 P: 9	R: 0 H: 1 E: 0 K: 1 S: 9	H: 1 LOB: 1 BB: 0 P: 14	R: 0 H: 1 E: 0 K: 2 S: 18	H: 1 LOB: 1 BB: 0 P: 25	R: 0 H: 0 E: 0 K: 1 S: 6	H: 0 LOB: 0 BB: 0 P: 9	R: 0 H: 0 E: 0 K: 0 S: 6	H: 0 LOB: 0 BB: 0 P: 7	R: 1 H: 1 E: 0 K: 1 S: 18	H: 1 LOB: 0 BB: 0 P: 23	R: 0 H: 0 E: 0 K: 2 S: 10	H: 0 LOB: 1 BB: 0 P: 15	R: 0 H: 1 E: 0 K: 1 S: 9	H: 1 LOB: 1 BB: 0 P: 13	1B: 4 2B: 1 3B: 0 HR: 2	SF: 0 SAC: 0 DP: 1 HBP: 0	WP: 0 PB: 1 SB: 0 CS: 0	PA: 34					
PITCHER	IP	WLS	BF	H	R	ER	SO	BB	IBB	HBP	BLK	WP	HR	S	P	ERA	WHIP										
44 Roy Oswalt, R ERA: 3.36	7.0	W	26	6	3	3	7	0	0	0	0	0	2	75	106	3.86	0.857										
46 Ryan Madson, R ERA: 3.45	1.0	H	4	0	0	0	2	0	0	0	0	0	0	10	15	0.00	0.000										
37 Chad Durbin, R ERA: 3.42	1.0		4	1	0	0	1	0	0	0	0	0	0	9	13	0.00	1.000										


Batter	1	2	3	4	5	6	7	8	9	AB	R	H	RBI	BB	SO	LOB	BOTTOM										
11 Jimmy Rollins, S OBP: 0.338, SLG: 0.360										5	1	2	3	0	0	0	San Francisco Giants @ Philadelphia Phillies Citizens Bank Park, Philadelphia, PA Tue Aug 17 2010, 7:08 PM - 10:00 PM EDT Att: 45,401 - Partly Cloudy - 87 F										
26 Chase Utley, L OBP: 0.377, SLG: 0.457										5	0	0	0	0	2												
27 Placido Polanco, R OBP: 0.357, SLG: 0.430										5	1	4	0	0	1												
28 Jayson Werth, R OBP: 0.395, SLG: 0.527										4	1	1	0	0	4												
8 Shane Victorino, S OBP: 0.317, SLG: 0.445										4	1	2	2	0	3												
5 Mike Sweeney, R OBP: 0.331, SLG: 0.432										3	2	1	0	1	1												
29 Raul Ibanez, L OBP: 0.352, SLG: 0.423										3	1	2	0	1	0	1											
51 Carlos Ruiz, R OBP: 0.383, SLG: 0.429										3	2	1	2	1	1	3											
44 Roy Oswalt, R ERA: 3.36										2	0	0	0	0	2												
46 Ryan Madson, L ERA: 3.56										0	0	0	0	0	0	0											
3 Ross Gload, L OBP: 0.345, SLG: 0.505										1	0	0	0	0	2												
37 Chad Durbin, R ERA: 3.78										0	0	0	0	0	0	0											
Inning Stats	R: 0 H: 1 E: 1 K: 0 S: 13	H: 1 LOB: 2 BB: 0 P: 19	R: 0 H: 1 E: 0 K: 0 S: 7	H: 1 LOB: 0 BB: 0 P: 11	R: 0 H: 0 E: 0 K: 0 S: 6	H: 0 LOB: 0 BB: 0 P: 10	R: 0 H: 1 E: 0 K: 0 S: 8	H: 1 LOB: 0 BB: 0 P: 12	R: 2 H: 2 E: 0 K: 0 S: 17	H: 2 LOB: 1 BB: 1 P: 26	R: 2 H: 3 E: 0 K: 2 S: 19	H: 3 LOB: 2 BB: 1 P: 30	R: 0 H: 1 E: 0 K: 0 S: 9	H: 1 LOB: 1 BB: 0 P: 14	R: 5 H: 4 E: 1 K: 0 S: 17	H: 4 LOB: 1 BB: 1 P: 32	1B: 10 2B: 3 3B: 0 HR: 0	SF: 0 SAC: 1 DP: 2 HBP: 0	WP: 1 PB: 0 SB: 1 CS: 0	PA: 39							
PITCHER	IP	WLS	BF	H	R	ER	SO	BB	IBB	HBP	BLK	WP	HR	S	P	ERA	WHIP										
75 Barry Zito, L ERA: 3.56	5.0	L	23	4	4	4	0	1	0	0	0	0	0	91	7.20	1.800											
46 Santiago Casilla, R ERA: 2.02	2.0		8	1	0	0	2	0	1	0	0	0	0	19	31	0.00	0.500										
47 Chris Ray, R ERA: 4.05	0.0		4	3	4	4	0	1	0	0	0	0	0	7	15	∞	∞										
52 Ramon E Ramirez, R ERA: 3.78	1.0		5	1	1	0	0	0	0	0	1	0	0	10	17	0.00	1.000										

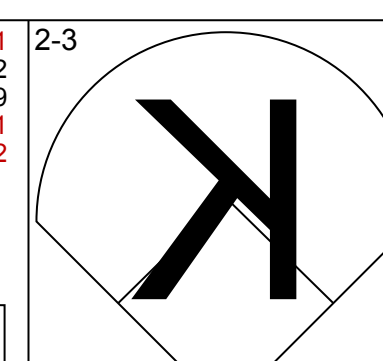
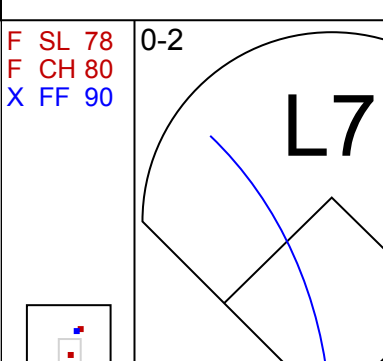
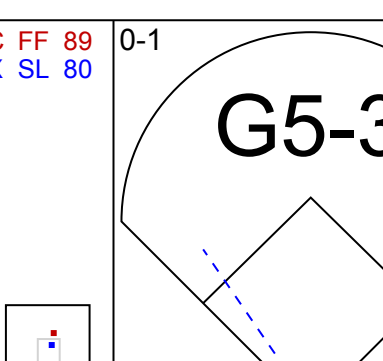
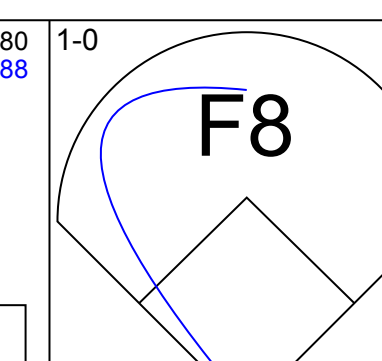
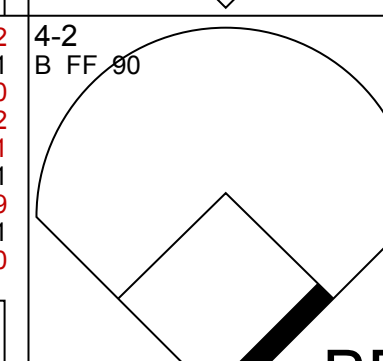
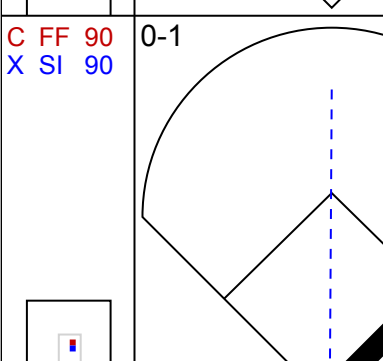
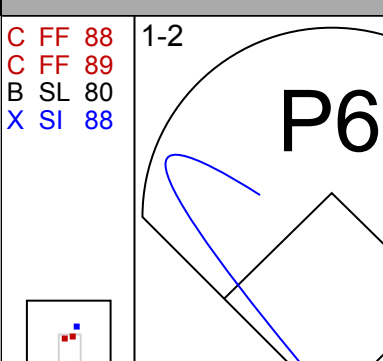
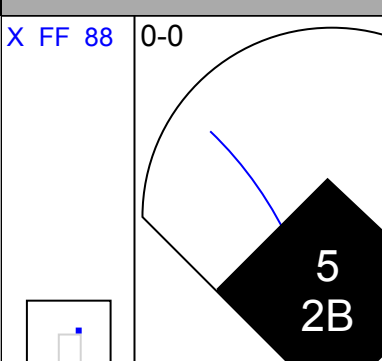
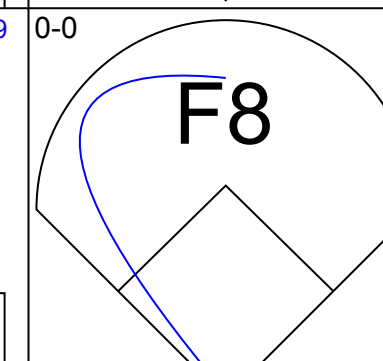
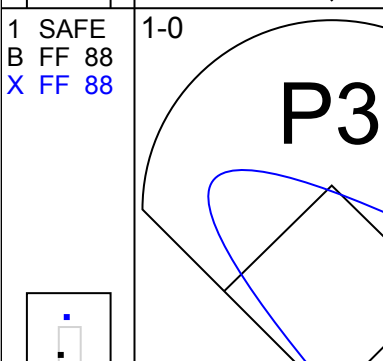
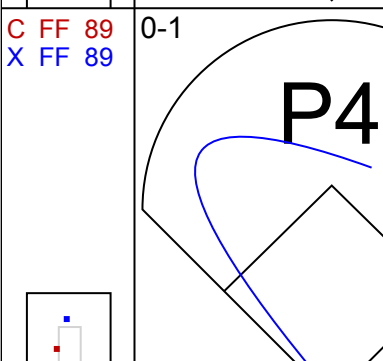
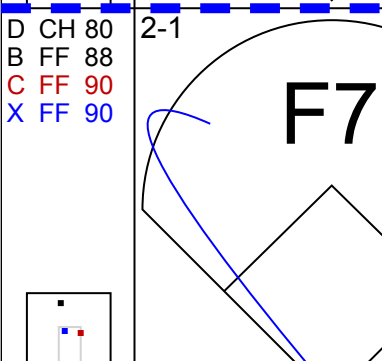
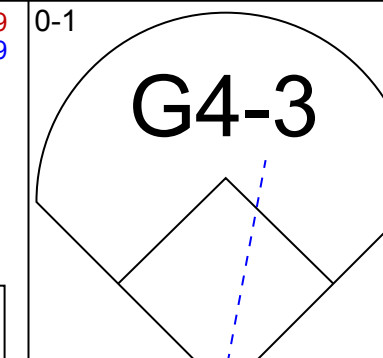
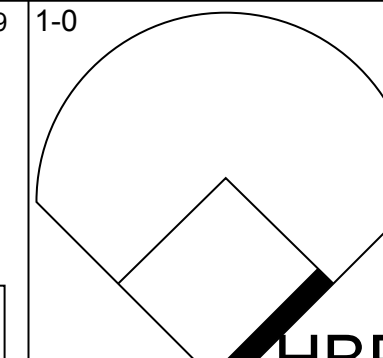
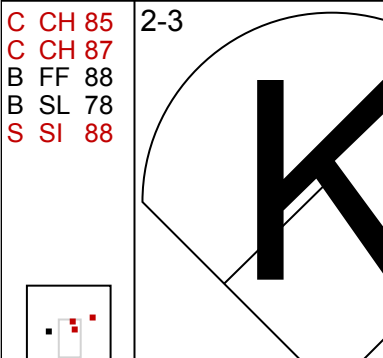
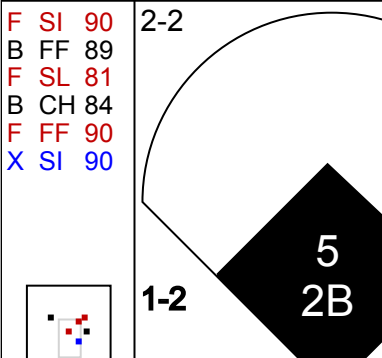
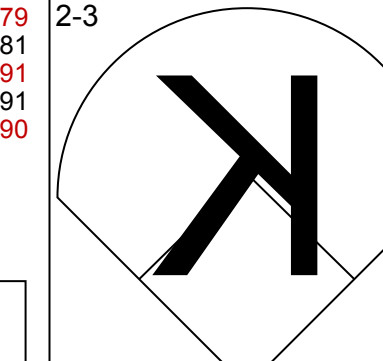
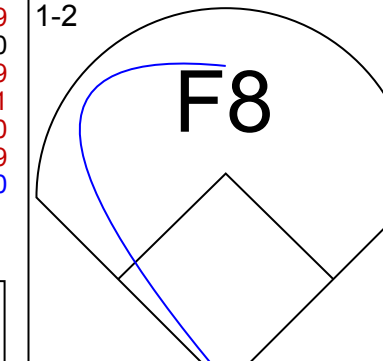
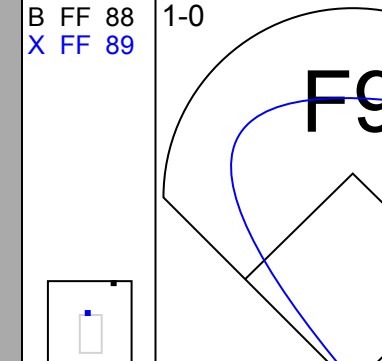
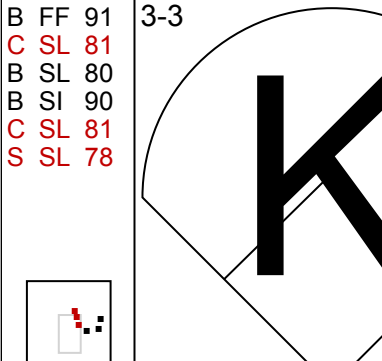


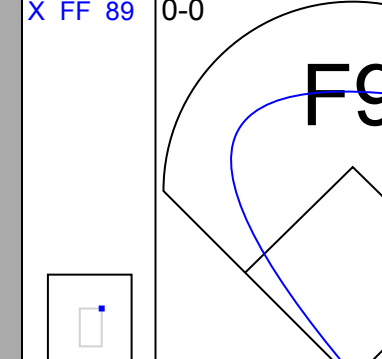
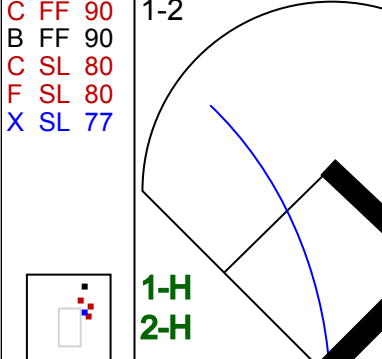


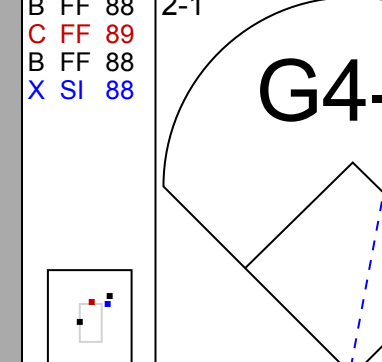
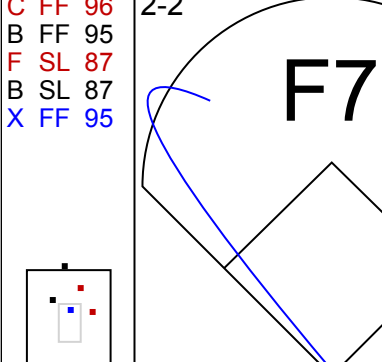
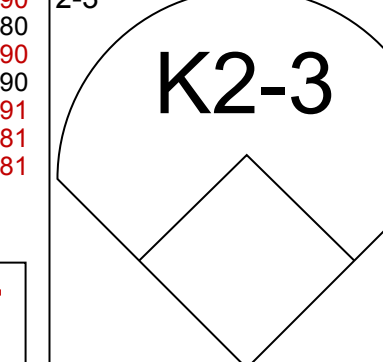
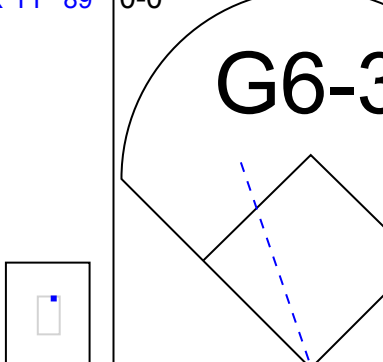
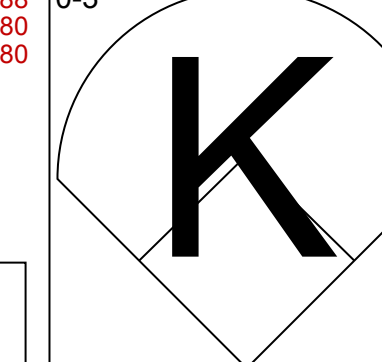


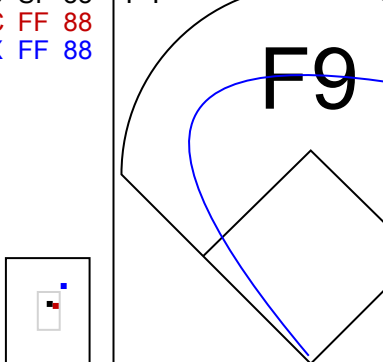
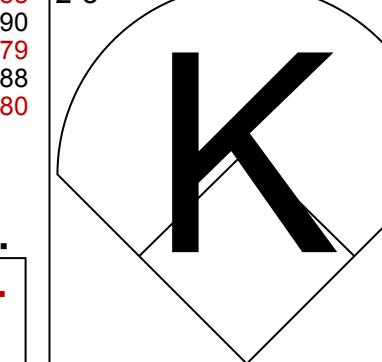

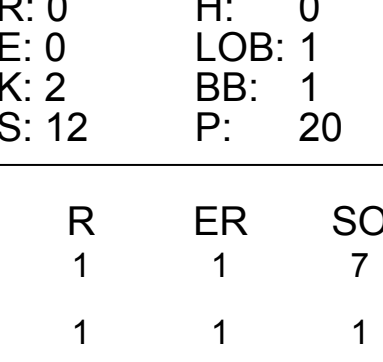
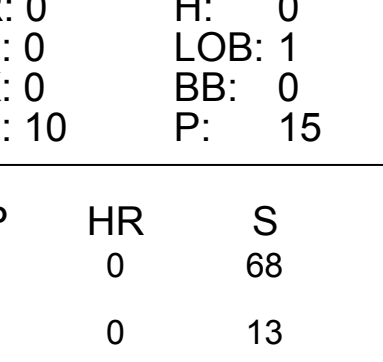
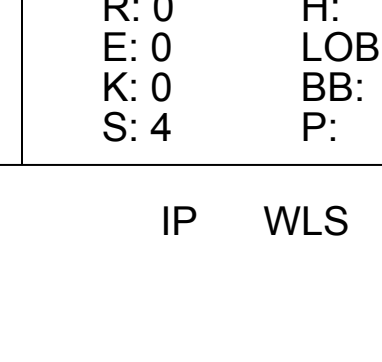
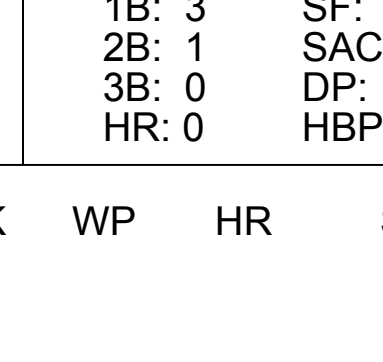




Batter	1	2	3	4	5	6	7	8	9	AB	R	H	RBI	BB	SO	LOB	TOP			
33 Aaron Rowand, R OBP: 0.295, SLG: 0.392										4	0	0	0	0	2	0				
21 Freddy Sanchez, R OBP: 0.322, SLG: 0.325										4	2	2	0	0	0	0				
28 Buster Posey, R OBP: 0.388, SLG: 0.519										4	1	2	2	0	0	0				
9 Pat Burrell, R OBP: 0.345, SLG: 0.473										3	1	0	0	1	2	1				
56 Andres Torres, S OBP: 0.308, SLG: 0.501										0	0	0	0	0	0	0				
6 Jose Guillen, R OBP: 0.318, SLG: 0.439										4	0	2	1	0	0	1				
12 Nate Schierholz, L OBP: 0.313, SLG: 0.359										0	0	0	0	0	0	0				
5 Juan Uribe, R OBP: 0.313, SLG: 0.429										4	0	1	1	0	2	2				
48 Pablo Sandoval, S OBP: 0.325, SLG: 0.399										4	1	1	1	0	1	3				
22 Eli Whiteside, R OBP: 0.306, SLG: 0.409										3	0	0	0	0	0	0				
57 Jonathan Sánchez, L OBP: 0.167, SLG: 0.167										3	0	0	0	0	2	0				
54 Sergio Romo, R OBP: 0.308, SLG: 0.409										0	0	0	0	0	0	0				
38 Brian Wilson, R OBP: 0.313, SLG: 0.429										0	0	0	0	0	0	0				
Inning Stats	R: 3 H: 4 E: 0 K: 1 S: 18	H: 4 LOB: 1 BB: 1 P: 30	R: 0 H: 0 E: 0 K: 1 S: 7	H: 0 LOB: 0 BB: 0 P: 11	R: 1 H: 2 E: 0 K: 1 S: 15	H: 2 LOB: 1 BB: 0 P: 18	R: 1 H: 1 E: 0 K: 2 S: 8	H: 1 LOB: 0 BB: 0 P: 12	R: 0 H: 0 E: 0 K: 0 S: 7	H: 0 LOB: 0 BB: 0 P: 15	R: 0 H: 0 E: 0 K: 2 S: 8	H: 0 LOB: 0 BB: 0 P: 13	R: 0 H: 0 E: 0 K: 1 S: 9	H: 0 LOB: 0 BB: 0 P: 13	R: 0 H: 1 E: 0 K: 1 S: 7	H: 3 LOB: 1 BB: 0 P: 11	1B: 5 2B: 2 3B: 0 HR: 1	SF: 0 SAC: 0 DP: 2 HBP: 0	WP: 1 PB: 0 SB: 0 CS: 0	PA: 34
PITCHER	IP WLS BF H R ER SO BB IBB HBP BLK WP HR S P ERA WHIP	IP WLS BF H R ER SO BB IBB HBP BLK WP HR S P ERA WHIP	IP WLS BF H R ER SO BB IBB HBP BLK WP HR S P ERA WHIP	IP WLS BF H R ER SO BB IBB HBP BLK WP HR S P ERA WHIP	IP WLS BF H R ER SO BB IBB HBP BLK WP HR S P ERA WHIP	IP WLS BF H R ER SO BB IBB HBP BLK WP HR S P ERA WHIP	IP WLS BF H R ER SO BB IBB HBP BLK WP HR S P ERA WHIP	IP WLS BF H R ER SO BB IBB HBP BLK WP HR S P ERA WHIP	IP WLS BF H R ER SO BB IBB HBP BLK WP HR S P ERA WHIP	IP WLS BF H R ER SO BB IBB HBP BLK WP HR S P ERA WHIP	IP WLS BF H R ER SO BB IBB HBP BLK WP HR S P ERA WHIP	IP WLS BF H R ER SO BB IBB HBP BLK WP HR S P ERA WHIP	IP WLS BF H R ER SO BB IBB HBP BLK WP HR S P ERA WHIP	IP WLS BF H R ER SO BB IBB HBP BLK WP HR S P ERA WHIP	IP WLS BF H R ER SO BB IBB HBP BLK WP HR S P ERA WHIP	IP WLS BF H R ER SO BB IBB HBP BLK WP HR S P ERA WHIP	IP WLS BF H R ER SO BB IBB HBP BLK WP HR S P ERA WHIP	IP WLS BF H R ER SO BB IBB HBP BLK WP HR S P ERA WHIP	IP WLS BF H R ER SO BB IBB HBP BLK WP HR S P ERA WHIP	IP WLS BF H R ER SO BB IBB HBP BLK WP HR S P ERA WHIP

San Francisco Giants @ Philadelphia Phillies
Citizens Bank Park, Philadelphia, PA
Thu Aug 19 2010, 7:08 PM - 9:41 PM EDT
Att: 45,449 - Partly Cloudy - 88 F

livebaseballscorecards.com

AB 33
R 5
H 8
RBI 5
SO 9
LOB 7




Batter	1	2	3	4	5	6	7	8	9	AB	R	H	RBI	BB	SO	LOB	BOTTOM					
11 Jimmy Rollins, S OBP: 0.338, SLG: 0.380										4	0	0	0	0	1	0						
8 Shane Victorino, S OBP: 0.318, SLG: 0.443										3	1	2	0	1	0	0						
27 Placido Polanco, R OBP: 0.351, SLG: 0.422										4	0	0	0	0	0	3						
26 Chase Utley, L OBP: 0.380, SLG: 0.460										3	1	1	0	0	1	1						
28 Jayson Werth, R OBP: 0.393, SLG: 0.524										4	0	0	0	0	2	3						
5 Mike Sweeney, R OBP: 0.336, SLG: 0.438										3	0	1	2	1	0	1						
29 Raul Ibanez, L OBP: 0.350, SLG: 0.423										4	0	0	0	0	0	3						
51 Carlos Ruiz, R OBP: 0.380, SLG: 0.432										3	0	0	0	0	2	1						
35 Cole Hamels, L OBP: 0.157, SLG: 0.196										1	0	0	0	0	1	0						
10 Ben Francisco, R OBP: 0.323, SLG: 0.410										1	0	0	0	0	0	0						
57 David Herndon, R OBP: 0.167, SLG: 0.167										0	0	0	0	0	0	0						
21 Wilson Valdez, R OBP: 0.279, SLG: 0.354										1	0	0	0	0	1	0						
55 Danys Baez, R OBP: 0.306, SLG: 0.409										0	0	0	0	0	0	0						
Inning Stats	R: 0 H: 0 E: 0 K: 1 S: 12	H: 0 LOB: 1 BB: 1 P: 18	R: 0 H: 0 E: 0 K: 2 S: 12	H: 0 LOB: 1 BB: 1 P: 20	R: 0 H: 1 E: 0 K: 1 S: 9	H: 1 LOB: 0 BB: 0 P: 10	R: 0 H: 0 E: 0 K: 0 S: 10	H: 0 LOB: 0 BB: 0 P: 15	R: 0 H: 0 E: 0 K: 0 S: 5	H: 0 LOB: 0 BB: 0 P: 6	R: 0 H: 0 E: 0 K: 1 S: 8	H: 0 LOB: 0 BB: 0 P: 11	R: 0 H: 0 E: 0 K: 0 S: 4	H: 0 LOB: 0 BB: 0 P: 7	R: 0 H: 0 E: 0 K: 2 S: 7	H: 3 LOB: 1 BB: 0 P: 10	R: 2 H: 3 E: 0 K: 1 S: 17	H: 3 LOB: 1 BB: 0 P: 27	1B: 3 2B: 1 3B: 0 HR: 0	SF: 0 SAC: 0 DP: 0 HBP: 1	WP: 0 PB: 0 SB: 0 CS: 0	PA: 34
PITCHER	IP WLS BF H R ER SO BB IBB HBP BLK WP HR S P ERA WHIP	IP WLS BF H R ER SO BB IBB HBP BLK WP HR S P ERA WHIP	IP WLS BF H R ER SO BB IBB HBP BLK WP HR S P ERA WHIP	IP WLS BF H R ER SO BB IBB HBP BLK WP HR S P ERA WHIP	IP WLS BF H R ER SO BB IBB HBP BLK WP HR S P ERA WHIP	IP WLS BF H R ER SO BB IBB HBP BLK WP HR S P ERA WHIP	IP WLS BF H R ER SO BB IBB HBP BLK WP HR S P ERA WHIP	IP WLS BF H R ER SO BB IBB HBP BLK WP HR S P ERA WHIP	IP WLS BF H R ER SO BB IBB HBP BLK WP HR S P ERA WHIP	IP WLS BF H R ER SO BB IBB HBP BLK WP HR S P ERA WHIP	IP WLS BF H R ER SO BB IBB HBP BLK WP HR S P ERA WHIP	IP WLS BF H R ER SO BB IBB HBP BLK WP HR S P ERA WHIP	IP WLS BF H R ER SO BB IBB HBP BLK WP HR S P ERA WHIP	IP WLS BF H R ER SO BB IBB HBP BLK WP HR S P ERA WHIP	IP WLS BF H R ER SO BB IBB HBP BLK WP HR S P ERA WHIP	IP WLS BF H R ER SO BB IBB HBP BLK WP HR S P ERA WHIP	IP WLS BF H R ER SO BB IBB HBP BLK WP HR S P ERA WHIP	IP WLS BF H R ER SO BB IBB HBP BLK WP HR S P ERA WHIP	IP WLS BF H R ER SO BB IBB HBP BLK WP HR S P ERA WHIP	IP WLS BF H R ER SO BB IBB HBP BLK WP HR S P ERA WHIP		

San Francisco Giants @ Philadelphia Phillies
Citizens Bank Park, Philadelphia, PA
Thu Aug 19 2010, 7:08 PM - 9:41 PM EDT
Att: 45,449 - Partly Cloudy - 88 F

livebaseballscorecards.com

AB 31
R 2
H 4
RBI 2
SO 8
LOB 12



Batter	1	2	3	4	5	6	7	8	9	AB	R	H	RBI	BB	SO	LOB	TOP				
56 Andres Torres, S (1, 8) OBP: 0.366, SLG: 0.498										5	0	1	1	0	3	2	San Francisco Giants @ St. Louis Cardinals Busch Stadium, St. Louis, MO Fri Aug 20 2010, 7:16 PM - 10:07 PM CDT Att: 43,822 - Cloudy - 81 F				
28 Buster Posey, R (1, 2) OBP: 0.388, SLG: 0.524										5	1	2	1	0	0	2					
17 Aubrey Huff, L (1, 3) OBP: 0.387, SLG: 0.524										3	1	2	2	2	0	2					
9 Pat Burrell, R (1, 7) OBP: 0.346, SLG: 0.468										3	0	0	0	2	1	4					
35 Travis Ishikawa, L (8, 3) OBP: 0.326, SLG: 0.430										4	0	1	0	0	1	3					
6 Jose Guillen, R (1, 9) OBP: 0.317, SLG: 0.438										1	0	0	0	0	1	0					
12 Nate Schierholz, L (7, 9) OBP: 0.312, SLG: 0.357										5	1	2	1	0	0	3					
48 Pablo Sandoval, S (1, 5) OBP: 0.323, SLG: 0.408										4	2	2	0	1	2	0					
14 Mike Fontenot, L (1, 6) OBP: 0.333, SLG: 0.400										5	1	2	0	0	1	2					
21 Freddy Sanchez, R (1, 4) OBP: 0.323, SLG: 0.327										5	1	2	0	0	1	2					
40 Madison Bumgarner, R (1, 1) OBP: 0.207, SLG: 0.148										4	0	1	1	0	1	2					
54 Sergio Romo, R (8, 1) OBP: 0.234, SLG: 0.391										0	0	0	0	0	0	0					
33 Aaron Rowand, R (9, PH) OBP: 0.234, SLG: 0.391										1	0	0	0	0	0	2					
38 Brian Wilson, R (9, 1) OBP: 0.234, SLG: 0.391										0	0	0	0	0	0	0					
Inning Stats	R: 0 H: 0 E: 0 K: 1 S: 11	H: 0 LOB: 2 P: 22	R: 2 H: 4 E: 0 K: 1 S: 21	H: 4 LOB: 2 P: 29	R: 1 H: 1 E: 0 K: 1 S: 12	H: 1 LOB: 0 P: 19	R: 0 H: 0 E: 0 K: 2 S: 8	H: 0 LOB: 0 P: 13	R: 0 H: 2 E: 0 K: 1 S: 16	H: 2 LOB: 0 P: 20	R: 0 H: 0 E: 0 K: 1 S: 8	H: 0 LOB: 0 P: 10	R: 2 H: 2 E: 0 K: 1 S: 15	H: 2 LOB: 1 P: 25	R: 1 H: 3 E: 0 K: 1 S: 20	H: 3 LOB: 3 P: 29	R: 0 H: 1 E: 0 K: 1 S: 8	H: 1 LOB: 2 P: 14	1B: 8 2B: 3 3B: 0 HR: 2	SF: 0 SAC: 0 DP: 0 HBP: 0	WP: 0 PA: 45
PITCHER	IP WLS BF H R ER SO BB IBB HBP BLK WP HR S P ERA WHIP	IP WLS BF H R ER SO BB IBB HBP BLK WP HR S P ERA WHIP	IP WLS BF H R ER SO BB IBB HBP BLK WP HR S P ERA WHIP	IP WLS BF H R ER SO BB IBB HBP BLK WP HR S P ERA WHIP	IP WLS BF H R ER SO BB IBB HBP BLK WP HR S P ERA WHIP	IP WLS BF H R ER SO BB IBB HBP BLK WP HR S P ERA WHIP	IP WLS BF H R ER SO BB IBB HBP BLK WP HR S P ERA WHIP	IP WLS BF H R ER SO BB IBB HBP BLK WP HR S P ERA WHIP	IP WLS BF H R ER SO BB IBB HBP BLK WP HR S P ERA WHIP	IP WLS BF H R ER SO BB IBB HBP BLK WP HR S P ERA WHIP	IP WLS BF H R ER SO BB IBB HBP BLK WP HR S P ERA WHIP	IP WLS BF H R ER SO BB IBB HBP BLK WP HR S P ERA WHIP	IP WLS BF H R ER SO BB IBB HBP BLK WP HR S P ERA WHIP	IP WLS BF H R ER SO BB IBB HBP BLK WP HR S P ERA WHIP	IP WLS BF H R ER SO BB IBB HBP BLK WP HR S P ERA WHIP	IP WLS BF H R ER SO BB IBB HBP BLK WP HR S P ERA WHIP	IP WLS BF H R ER SO BB IBB HBP BLK WP HR S P ERA WHIP	IP WLS BF H R ER SO BB IBB HBP BLK WP HR S P ERA WHIP	IP WLS BF H R ER SO BB IBB HBP BLK WP HR S P ERA WHIP	IP WLS BF H R ER SO BB IBB HBP BLK WP HR S P ERA WHIP	IP WLS BF H R ER SO BB IBB HBP BLK WP HR S P ERA WHIP
35 Jake Westbrook, R (1, 1) ERA: 4.48	6.0	L	27	7	3	3	7	2	0	0	0	0	0	1	76	113	4.50	1.500			
53 Blake Hawksworth, R (7, 1) ERA: 5.19	1.0		6	2	2	2	1	1	0	0	0	0	0	1	15	25	18.00	3.000			
48 Mike MacDougal, R (8, 1) ERA: 5.15	1.1		10	4	1	1	2	2	0	0	0	0	0	0	25	39	6.75	4.500			
41 Mitchell Boggs, R (9, 1) ERA: 3.86	0.2		2	0	0	0	0	0	0	0	0	0	0	0	3	4	0.00	0.000			

Batter	1	2	3	4	5	6	7	8	9	AB	R	H	RBI	BB	SO	LOB	BOTTOM				
3 Felipe Lopez, S (1, 4) OBP: 0.321, SLG: 0.358										5	0	1	0	0	2	3	San Francisco Giants @ St. Louis Cardinals Busch Stadium, St. Louis, MO Fri Aug 20 2010, 7:16 PM - 10:07 PM CDT Att: 43,822 - Cloudy - 81 F				
8 Allen Craig, R (1, 9) OBP: 0.221, SLG: 0.254										4	0	1	0	0	1	1					
55 Skip Schumaker, L (9, PH) OBP: 0.331, SLG: 0.342										1	0	1	0	0	0	0					
5 Albert Pujols, R (1, 3) OBP: 0.410, SLG: 0.596										4	1	2	1	1	0	0					
7 Matt Holliday, R (1, 7) OBP: 0.373, SLG: 0.523										5	0	1	0	0	2	4					
77 Pedro Feliz, R (1, 5) OBP: 0.247, SLG: 0.314										4	2	2	0	0	0	1					
4 Yadier Molina, R (1, 2) OBP: 0.321, SLG: 0.326										4	0	2	0	0	0	0					
19 Jon Jay, L (1, 8) OBP: 0.401, SLG: 0.521										4	0	2	1	0	1	1					
35 Jake Westbrook, R (1, 1) OBP: 0.182, SLG: 0.200										2	0	0	0	0	1	4					
53 Blake Hawksworth, R (7, 1) ERA: 3.2										0	0	0	0	0	0	0					
12 Aaron Miles, S (7, PH) OBP: 0.333, SLG: 0.355										2	0	0	0	0	0	1					
13 Brendan Ryan, R (1, 6) OBP: 0.284, SLG: 0.300										3	0	1	1	0	0	1					
48 Mike MacDougal, S (8, 1) OBP: 0.331, SLG: 0.342										0	0	0	0	0	0	0					
41 Mitchell Boggs, R (9, 1) OBP: 0.331, SLG: 0.342										0	0	0	0	0	0	0					
44 Randy Winn, S (9, PH) OBP: 0.318, SLG: 0.358										1	0	0	0	0	0	0					
Inning Stats	R: 0 H: 0 E: 0 K: 1 S: 7	H: 0 LOB: 0 P: 10	R: 1 H: 4 E: 0 K: 2 S: 18	H: 4 LOB: 3 P: 24	R: 0 H: 1 E: 0 K: 0 S: 7	H: 1 LOB: 1 P: 8	R: 0 H: 1 E: 0 K: 0 S: 7	H: 1 LOB: 1 P: 9	R: 0 H: 1 E: 0 K: 0 S: 9	H: 1 LOB: 1 P: 16	R: 0 H: 0 E: 0 K: 1 S: 8	H: 0 LOB: 0 P: 13	R: 0 H: 1 E: 0 K: 0 S: 8	H: 1 LOB: 1 P: 10	R: 2 H: 3 E: 0 K: 1 S: 18	H: 3 LOB: 2 P: 23	R: 0 H: 2 E: 0 K: 1 S: 14	H: 2 LOB: 2 P: 17	1B: 11 2B: 1 3B: 0 HR: 1	SF: 0 SAC: 0 DP: 1 HBP: 0	WP: 0 PA: 40
PITCHER	IP WLS BF H R ER SO BB IBB HBP BLK WP HR S P ERA WHIP	IP WLS BF H R ER SO BB IBB HBP BLK WP HR S P ERA WHIP	IP WLS BF H R ER SO BB IBB HBP BLK WP HR S P ERA WHIP	IP WLS BF H R ER SO BB IBB HBP BLK WP HR S P ERA WHIP	IP WLS BF H R ER SO BB IBB HBP BLK WP HR S P ERA WHIP	IP WLS BF H R ER SO BB IBB HBP BLK WP HR S P ERA WHIP	IP WLS BF H R ER SO BB IBB HBP BLK WP HR S P ERA WHIP	IP WLS BF H R ER SO BB IBB HBP BLK WP HR S P ERA WHIP	IP WLS BF H R ER SO BB IBB HBP BLK WP HR S P ERA WHIP	IP WLS BF H R ER SO BB IBB HBP BLK WP HR S P ERA WHIP	IP WLS BF H R ER SO BB IBB HBP BLK WP HR S P ERA WHIP	IP WLS BF H R ER SO BB IBB HBP BLK WP HR S P ERA WHIP	IP WLS BF H R ER SO BB IBB HBP BLK WP HR S P ERA WHIP	IP WLS BF H R ER SO BB IBB HBP BLK WP HR S P ERA WHIP	IP WLS BF H R ER SO BB IBB HBP BLK WP HR S P ERA WHIP	IP WLS BF H R ER SO BB IBB HBP BLK WP HR S P ERA WHIP	IP WLS BF H R ER SO BB IBB HBP BLK WP HR S P ERA WHIP	IP WLS BF H R ER SO BB IBB HBP BLK WP HR S P ERA WHIP	IP WLS BF H R ER SO BB IBB HBP BLK WP HR S P ERA WHIP	IP WLS BF H R ER SO BB IBB HBP BLK WP HR S P ERA WHIP	IP WLS BF H R ER SO BB IBB HBP BLK WP HR S P ERA WHIP
40 Madison Bumgarner, L (1, 1) ERA: 3.2	7.0	W	30	9	2	2	5	1	0	0	0	0	0	0	69	97	2.57	1.429			
54 Sergio Romo, R (8, 1) ERA: 2.31	1.0		5	2	1	1	1	0	0	0	0	0	0	0	13	16	9.00	2.000			
38 Brian Wilson, R (9, 1) ERA: 2.01	1.0	S	5	2	0	0	1	0	0	0	0	0	0	0	14	17	0.00	2.000			



Batter	1	2	3	4	5	6	7	8	9	AB	R	H	RBI	BB	SO	LOB	TOP										
56 Andres Torres, S OBP: 0.365, SLG: 0.493	F8		G6-3					P2	L5	4	0	0	0	1	0	1	San Francisco Giants @ St. Louis Cardinals Busch Stadium, St. Louis, MO Sat Aug 21 2010, 6:15 PM - 8:54 PM CDT Att. 44,477 - Clear - 83 F										
28 Buster Posey, R OBP: 0.389, SLG: 0.524	K									4	1	2	0	0	1	1											
17 Aubrey Huff, L OBP: 0.388, SLG: 0.523										3	0	1	0	1	0	1											
9 Pat Burrell, R OBP: 0.345, SLG: 0.468	F7									4	0	1	0	0	1	3											
6 Jose Guillen, R OBP: 0.319, SLG: 0.438										4	0	2	1	0	0	1											
48 Pablo Sandoval, S OBP: 0.323, SLG: 0.404										4	0	0	0	0	1	4											
14 Mike Fontenot, L OBP: 0.332, SLG: 0.397										4	0	1	0	0	1	1											
21 Freddy Sanchez, R OBP: 0.322, SLG: 0.326										4	0	1	0	0	0	1											
55 Tim Lincecum, L 52 Ramon E. Ramirez, R 12 Nate Schierholz, L 41 Jeremy Affeldt, L 59 Guillermo Mota, R 35 Travis Ishikawa, L										2	0	0	0	0	1	0											
Inning Stats	R: 0 E: 0 K: 1 S: 7	H: 0 LOB: 1 BB: 1 P: 14	R: 0 E: 0 K: 0 S: 12	H: 1 LOB: 1 BB: 0 P: 21	R: 0 E: 0 K: 1 S: 9	H: 1 LOB: 1 BB: 0 P: 13	R: 0 E: 0 K: 1 S: 7	H: 0 LOB: 1 BB: 0 P: 12	R: 0 E: 0 K: 0 S: 10	H: 1 LOB: 1 BB: 0 P: 15	R: 0 E: 0 K: 1 S: 10	H: 0 LOB: 0 BB: 0 P: 15	R: 1 E: 0 K: 1 S: 16	H: 3 LOB: 2 BB: 0 P: 24	R: 0 E: 0 K: 1 S: 9	H: 1 LOB: 1 BB: 0 P: 11		1B: 7 2B: 1 3B: 0 HR: 0	SF: 0 SAC: 0 DP: 0 HBP: 0	WP: 0 PB: 0 SB: 0 CS: 0	PA: 37						
PITCHER	IP	WLS	BF	H	R	ER	SO	BB	IBB	HBP	BLK	WP	HR	S	P	ERA	WHIP										
29 Chris Carpenter, R ERA: 2.88	7.1	W	29	5	1	1	4	2	0	0	0	0	0	66	111	1.23	0.955										
43 Trevor Miller, L ERA: 4.19	0.0		1	1	0	0	0	0	0	0	0	0	0	2	4	∞	∞										
46 Kyle McClellan, R ERA: 1.87	0.2	H	3	1	0	0	1	0	0	0	0	0	0	8	12	0.00	1.500										
31 Ryan Franklin, R ERA: 3.28	1.0		4	1	0	0	1	0	0	0	0	0	0	9	11	0.00	1.000										

AB	35
R	1
H	8
RBI	1
BB	2
SO	6
LOB	14



Batter	1	2	3	4	5	6	7	8	9	AB	R	H	RBI	BB	SO	LOB	BOTTOM										
55 Skip Schumaker, L OBP: 0.327, SLG: 0.338	G4-3		G4-3							4	0	0	0	0	0	1	San Francisco Giants @ St. Louis Cardinals Busch Stadium, St. Louis, MO Sat Aug 21 2010, 6:15 PM - 8:54 PM CDT Att. 44,477 - Clear - 83 F										
44 Randy Winn, S OBP: 0.316, SLG: 0.374	G6-3									4	1	1	1	0	2	1											
5 Albert Pujols, R OBP: 0.409, SLG: 0.593	G5-3									4	1	1	0	0	0	0											
7 Matt Holliday, R OBP: 0.375, SLG: 0.521										3	1	1	0	1	1	1											
19 Jon Jay, L OBP: 0.400, SLG: 0.518										3	0	1	1	0	0	1											
4 Yadier Molina, R OBP: 0.323, SLG: 0.326										3	1	1	0	1	0	2											
77 Pedro Feliz, R OBP: 0.250, SLG: 0.323										4	1	2	2	0	1	3											
13 Brendan Ryan, R OBP: 0.286, SLG: 0.304										3	0	1	1	1	0	1											
29 Chris Carpenter, R 43 Trevor Miller, R 46 Kyle McClellan, R 31 Ryan Franklin, R										3	0	0	0	0	1	4											
Inning Stats	R: 0 E: 0 K: 0 S: 9	H: 0 LOB: 0 BB: 0 P: 11	R: 0 E: 0 K: 1 S: 15	H: 0 LOB: 1 BB: 1 P: 23	R: 0 E: 0 K: 0 S: 8	H: 0 LOB: 0 BB: 0 P: 10	R: 1 E: 0 K: 0 S: 10	H: 1 LOB: 0 BB: 0 P: 15	R: 2 E: 0 K: 2 S: 12	H: 2 LOB: 1 BB: 1 P: 19	R: 1 E: 0 K: 1 S: 13	H: 3 LOB: 3 BB: 1 P: 21	R: 0 E: 0 K: 1 S: 5	H: 0 LOB: 0 BB: 0 P: 7	R: 1 E: 0 K: 0 S: 14	H: 2 LOB: 1 BB: 0 P: 21		1B: 5 2B: 1 3B: 1 HR: 1	SF: 0 SAC: 1 DP: 0 HBP: 0	WP: 0 PB: 0 SB: 2 CS: 0	PA: 35						
PITCHER	IP	WLS	BF	H	R	ER	SO	BB	IBB	HBP	BLK	WP	HR	S	P	ERA	WHIP										
55 Tim Lincecum, R ERA: 3.72	5.1	L	24	6	4	4	4	2	0	0	0	0	0	4	8	0.00	0.000										
52 Ramon E Ramirez, R ERA: 3.73	0.2		3	0	0	0	0	0	1	0	0	0	0	4	8	0.00	0.000										
41 Jeremy Affeldt, L ERA: 4.38	1.0		3	0	0	0	1	0	0	0	0	0	0	5	7	0.00	0.000										
59 Guillermo Mota, R ERA: 4.31	1.0		5	2	1	1	0	0	0	0	0	0	0	14	21	9.00	2.000										



Batter	1	2	3	4	5	6	7	8	9	AB	R	H	RBI	BB	SO	LOB	TOP					
33 Aaron Rowand, R OBP: 0.291, SLG: 0.386	G5-3			G6-3			P4		FC5-4	4	0	0	0	0	0	1	San Francisco Giants @ St. Louis Cardinals Busch Stadium, St. Louis, MO Sun Aug 22 2010, 1:18 PM - 3:59 PM CDT Att: 42,638 - Partly Cloudy - 88 F					
21 Freddy Sanchez, R OBP: 0.320, SLG: 0.322	G5-3			P3			K			3	0	0	0	0	1	0						
28 Buster Posey, R OBP: 0.386, SLG: 0.518 46 Santiago Casilla, R (7, 1)	L5			G5-3			K			3	0	0	0	0	1	0						
9 Pat Burrell, R OBP: 0.348, SLG: 0.470		G6-4-3 1B				G6-4-3 1B			P4	3	0	2	0	0	0	0						
6 Jose Guillen, R OBP: 0.317, SLG: 0.436 52 Ramon E Ramirez, R (6, 1)		G6-4-3				G6-4-3			K	2	0	0	0	0	0	2						
35 Travis Ishikawa, L OBP: 0.331, SLG: 0.423									K	0	0	0	0	0	0	0						
48 Pablo Sandoval, S OBP: 0.321, SLG: 0.402									G6-3	1	0	0	0	0	1	0						
5 Juan Uribe, R OBP: 0.311, SLG: 0.426									G1-3	3	0	0	0	0	1	0						
22 Eli Whiteside, R OBP: 0.298, SLG: 0.398									G1-3	3	0	0	0	0	1	0						
75 Barry Zito, L OBP: 0.140, SLG: 0.119 59 Guillermo Mota, R (4, 1) 49 Javier López, L (5, 1) 12 Nate Schierholz, L (6, PH) (6, 9)										1	0	0	0	0	0	0						
Inning Stats	R: 0 E: 0 K: 0 S: 6	H: 0 LOB: 0 BB: 0 P: 10	R: 0 E: 0 K: 0 S: 5	H: 1 LOB: 0 BB: 0 P: 6	R: 0 E: 0 K: 2 S: 9	H: 0 LOB: 0 BB: 0 P: 11	R: 0 E: 0 K: 0 S: 8	H: 0 LOB: 0 BB: 0 P: 14	R: 0 E: 0 K: 1 S: 9	H: 0 LOB: 0 BB: 0 P: 9	R: 0 E: 0 K: 1 S: 6	H: 0 LOB: 0 BB: 0 P: 8	R: 0 E: 0 K: 2 S: 7	H: 0 LOB: 0 BB: 0 P: 9	R: 0 E: 0 K: 1 S: 8	H: 0 LOB: 0 BB: 0 P: 13	R: 0 E: 0 K: 0 S: 7	H: 1 LOB: 1 BB: 0 P: 9	1B: 3 2B: 0 3B: 0 HR: 0	SF: 0 SAC: 0 DP: 2 HBP: 0	WP: 0 PB: 0 SB: 0 CS: 0	PA: 28
PITCHER 54 Jaime Garcia, L ERA: 2.42	IP: 9.0 WLS: W BF: 28 H: 3 R: 0 ER: 0 SO: 6 BB: 0 IBB: 0 HBP: 0 BLK: 0 WP: 0 HR: 0 S: 65 P: 89 ERA: 0.00 WHIP: 0.333															PITCHER						

Batter	1	2	3	4	5	6	7	8	9	AB	R	H	RBI	BB	SO	LOB	BOTTOM			
13 Brendan Ryan, R OBP: 0.291, SLG: 0.309	F8			F9			19 1B			4	1	2	1	1	0	0	San Francisco Giants @ St. Louis Cardinals Busch Stadium, St. Louis, MO Sun Aug 22 2010, 1:18 PM - 3:59 PM CDT Att: 42,638 - Partly Cloudy - 88 F			
19 Jon Jay, L OBP: 0.311, SLG: 0.523	G4-3						5 BB			4	1	3	1	1	0	0				
5 Albert Pujols, R OBP: 0.411, SLG: 0.592 12 Aaron Miles, S OBP: 0.333, SLG: 0.355	F7						FC6-4			3	1	1	1	2	0	2				
7 Matt Holliday, R OBP: 0.373, SLG: 0.518 44 Randy Winn, S OBP: 0.316, SLG: 0.374	F8			P3			P6			5	0	1	1	0	1	5				
3 Felipe Lopez, S OBP: 0.324, SLG: 0.358	K			SF8						2	2	1	1	2	1	0				
77 Pedro Feliz, R OBP: 0.252, SLG: 0.325				FC6-4			F8			5	0	2	0	0	0	3				
4 Yadier Molina, R OBP: 0.326, SLG: 0.331							P4			4	2	2	1	1	0	3				
8 Allen Craig, R OBP: 0.233, SLG: 0.309	F9									5	1	2	3	0	0	3				
54 Jaime Garcia, L OBP: 0.204, SLG: 0.170				K2-3			G5-3			5	1	1	0	0	3	1				
Inning Stats	R: 0 E: 0 K: 0 S: 7	H: 0 LOB: 0 BB: 0 P: 13	R: 0 E: 0 K: 1 S: 11	H: 1 LOB: 2 BB: 1 P: 19	R: 3 E: 0 K: 1 S: 22	H: 3 LOB: 1 BB: 1 P: 32	R: 2 E: 0 K: 1 S: 10	H: 3 LOB: 2 BB: 1 P: 19	R: 3 E: 0 K: 0 S: 17	H: 4 LOB: 2 BB: 1 P: 28	R: 0 E: 0 K: 0 S: 7	H: 1 LOB: 1 BB: 0 P: 12	R: 0 E: 0 K: 1 S: 14	H: 1 LOB: 3 BB: 2 P: 27	R: 1 E: 0 K: 1 S: 15	H: 2 LOB: 1 BB: 1 P: 25		1B: 12 2B: 2 3B: 0 HR: 1	SF: 1 SAC: 0 DP: 1 HBP: 0	WP: 1 PB: 0 SB: 2 CS: 0
PITCHER 75 Barry Zito, L ERA: 3.75 59 Guillermo Mota, R ERA: 4.78 49 Javier López, L ERA: 2.54 52 Ramon E Ramirez, R ERA: 3.61 46 Santiago Casilla, R ERA: 2.18	IP: 3.2 WLS: L BF: 20 H: 8 R: 3 ER: 3 SO: 0 BB: 1 IBB: 1 HBP: 0 BLK: 0 WP: 0 HR: 1 S: 48 P: 75 ERA: 12.27 WHIP: 2.455															PITCHER				



Batter	1	2	3	4	5	6	7	8	9	AB	R	H	RBI	BB	SO	LOB	TOP								
6 Stephen Drew, L OBP: 0.344, SLG: 0.443										5	1	1	0	0	0	2	Arizona Diamondbacks @ San Francisco Giants AT&T Park, San Francisco, CA Sat Aug 28 2010, 6:10 PM - 8:57 PM PDT Att: 41,250 - Partly Cloudy - 68 F								
10 Justin Upton, R OBP: 0.356, SLG: 0.442										5	0	1	0	0	1	3									
2 Kelly Johnson, L OBP: 0.369, SLG: 0.489										4	1	1	0	1	1	1									
24 Chris Young, R OBP: 0.343, SLG: 0.471										2	3	0	0	3	1	1									
25 Adam LaRoche, L OBP: 0.336, SLG: 0.493										5	2	2	3	0	0	3									
27 Mark Reynolds, R OBP: 0.325, SLG: 0.461										3	2	1	3	2	1	1									
26 Miguel Montero, L OBP: 0.350, SLG: 0.462										4	1	1	3	0	0	1									
14 Ryan Roberts, R OBP: 0.185, SLG: 0.192										4	1	1	0	1	2	2									
41 Daniel Hudson, R OBP: 0.200, SLG: 0.214										1	0	0	0	0	0	0									
4 Rusty Ryal, R OBP: 0.337, SLG: 0.377										1	0	0	0	0	1	0									
38 Sam Demel, R OBP: 0.245, SLG: 0.306										0	0	0	0	0	0	1									
19 Ryan Church, L OBP: 0.245, SLG: 0.306										0	0	0	0	0	0	0									
39 Jordan Norberto, L OBP: 0.291, SLG: 0.383										0	0	0	0	0	0	0									
Inning Stats	R: 6 H: 3 E: 1 K: 0 S: 22	H: 3 LOB: 2 BB: 3 P: 38	R: 0 H: 0 E: 1 K: 0 S: 15	H: 0 LOB: 1 BB: 1 P: 26	R: 0 H: 1 E: 0 K: 0 S: 7	H: 1 LOB: 0 BB: 0 P: 11	R: 3 H: 2 E: 0 K: 2 S: 13	H: 2 LOB: 1 BB: 1 P: 24	R: 0 H: 0 E: 0 K: 1 S: 9	H: 0 LOB: 0 BB: 0 P: 13	R: 0 H: 0 E: 0 K: 1 S: 6	H: 0 LOB: 0 BB: 0 P: 8	R: 0 H: 0 E: 0 K: 2 S: 11	H: 0 LOB: 0 BB: 0 P: 14	R: 0 H: 1 E: 0 K: 1 S: 14	H: 1 LOB: 1 BB: 2 P: 19	R: 2 H: 1 E: 0 K: 0 S: 11	H: 1 LOB: 1 BB: 2 P: 21	1B: 4 2B: 2 3B: 0 HR: 2	SF: 0 SAC: 1 DP: 0 HBP: 2	WP: 0 PB: 0 SB: 0 CS: 0	PA: 45			
PITCHER	IP: 3.2 WLS: L BF: 25 ERA: 4.07	H: 6 R: 9 ER: 7 SO: 1	BB: 4 IBB: 1 HBP: 2 BLK: 0	WP: 0 HR: 1 S: 54 P: 94	ERA: 17.18 WHIP: 2.727	IP: 2.1 WLS: 7 BF: 0 ERA: 3.55	H: 0 R: 0 ER: 0 SO: 3	BB: 0 IBB: 0 HBP: 0 BLK: 0	WP: 0 HR: 18 S: 26 P: 36	ERA: 0.00 WHIP: 0.000	IP: 7.1 WLS: 2.0 BF: 7 ERA: 2.25	H: 1 R: 0 ER: 0 SO: 3	BB: 0 IBB: 0 HBP: 0 BLK: 0	WP: 0 HR: 25 S: 33 P: 60	ERA: 0.00 WHIP: 0.500	IP: 9.1 WLS: 1.0 BF: 6 ERA: 2.56	H: 1 R: 2 ER: 2 SO: 0	BB: 2 IBB: 0 HBP: 0 BLK: 0	WP: 1 HR: 11 S: 21 P: 21	ERA: 18.00 WHIP: 3.000					


Batter	1	2	3	4	5	6	7	8	9	AB	R	H	RBI	BB	SO	LOB	BOTTOM					
56 Andres Torres, S OBP: 0.366, SLG: 0.500										4	1	1	0	0	2	1	Arizona Diamondbacks @ San Francisco Giants AT&T Park, San Francisco, CA Sat Aug 28 2010, 6:10 PM - 8:57 PM PDT Att: 41,250 - Partly Cloudy - 68 F					
21 Freddy Sanchez, R OBP: 0.338, SLG: 0.359										4	1	1	0	0	1	1						
17 Aubrey Huff, L OBP: 0.390, SLG: 0.523										3	0	0	1	1	1	1						
9 Pat Burrell, R OBP: 0.342, SLG: 0.455										4	0	0	1	0	1	2						
6 Jose Guillen, R OBP: 0.322, SLG: 0.443										1	0	0	0	0	0	1						
52 Ramon E. Ramirez, R OBP: 0.220, SLG: 0.371										0	0	0	0	0	0	1						
12 Nate Schierholtz, L OBP: 0.220, SLG: 0.371										0	0	0	0	0	0	1						
49 Javier Lopez, L OBP: 0.220, SLG: 0.371										0	0	0	0	0	0	1						
35 Travis Ishikawa, L OBP: 0.220, SLG: 0.371										0	0	0	0	0	0	1						
54 Sergio Romo, R OBP: 0.220, SLG: 0.371										0	0	0	0	0	0	1						
48 Pablo Sandoval, S OBP: 0.328, SLG: 0.422										3	1	1	1	1	0	2						
5 Juan Uribe, R OBP: 0.313, SLG: 0.433										3	0	0	0	1	1	1						
22 Eli Whiteside, R OBP: 0.297, SLG: 0.393										4	0	1	0	0	1	1						
75 Barry Zito, L OBP: 0.136, SLG: 0.116										1	0	0	0	0	0	3						
33 Aaron Rowand, R OBP: 0.291, SLG: 0.383										2	0	0	0	0	0	1						
Inning Stats	R: 1 H: 1 E: 0 K: 0 S: 6	H: 1 LOB: 0 BB: 0 P: 9	R: 0 H: 1 E: 0 K: 0 S: 11	H: 1 LOB: 2 BB: 1 P: 18	R: 0 H: 1 E: 0 K: 1 S: 10	H: 1 LOB: 2 BB: 1 P: 20	R: 1 H: 1 E: 0 K: 0 S: 8	H: 1 LOB: 0 BB: 0 P: 11	R: 0 H: 0 E: 0 K: 2 S: 10	H: 0 LOB: 0 BB: 0 P: 15	R: 0 H: 0 E: 0 K: 1 S: 11	H: 0 LOB: 0 BB: 0 P: 16	R: 0 H: 0 E: 0 K: 2 S: 9	H: 0 LOB: 0 BB: 0 P: 13	R: 1 H: 0 E: 1 K: 0 S: 6	H: 0 LOB: 1 BB: 0 P: 9	R: 0 H: 0 E: 0 K: 1 S: 8	H: 0 LOB: 1 BB: 1 P: 16	1B: 1 2B: 2 3B: 1 HR: 1	SF: 0 SAC: 0 DP: 2 HBP: 2	WP: 1 PB: 0 SB: 0 CS: 0	PA: 36
PITCHER	IP: 7.0 WLS: W BF: 28 ERA: 3.03	H: 4 R: 2 ER: 2 SO: 6	BB: 2 IBB: 0 HBP: 0 BLK: 0	WP: 0 HR: 2 S: 65 P: 102	ERA: 2.57 WHIP: 0.857	IP: 1.0 WLS: 4 BF: 4 ERA: 5.46	H: 0 R: 1 ER: 0 SO: 0	BB: 0 IBB: 0 HBP: 0 BLK: 0	WP: 0 HR: 6 S: 9 P: 16	ERA: 0.00 WHIP: 0.000	IP: 9.1 WLS: 1.0 BF: 4 ERA: 6.0	H: 0 R: 0 ER: 0 SO: 1	BB: 1 IBB: 0 HBP: 0 BLK: 0	WP: 0 HR: 8 S: 16 P: 16	ERA: 0.00 WHIP: 1.000							



Batter	1	2	3	4	5	6	7	8	9	AB	R	H	RBI	BB	SO	LOB	TOP					
1 Eric Young Jr, S OBP: 0.327, SLG: 0.309 18 Jonathan Herrera, S OBP: 0.349, SLG: 0.337	E4 CS 1B		G5-3			G4-3		P3		4	0	1	0	0	0	2						
24 Dexter Fowler, S OBP: 0.350, SLG: 0.408	K				P4	K			BB	3	1	0	0	1	2	1						
5 Carlos González, L OBP: 0.360, SLG: 0.596	K				K				E4 1H 3B	4	1	1	1	0	2	1						
6 Melvin Mora, R OBP: 0.359, SLG: 0.373		G6-3			G6-3				F9	4	0	0	0	0	0	0						
17 Todd Helton, L OBP: 0.350, SLG: 0.368						G4-3			G5-3	3	0	1	0	1	0	0						
19 Ryan Spillborghs, R OBP: 0.348, SLG: 0.463										4	0	2	0	0	0	1						
21 Miguel Olivo, R OBP: 0.324, SLG: 0.461									G4-3	4	0	2	0	0	0	3						
12 Clint Barnes, R OBP: 0.303, SLG: 0.355										3	0	0	0	0	0	4						
29 Jorge De La Rosa, L OBP: 0.148, SLG: 0.185 23 Jason Giambi, L OBP: 0.394, SLG: 0.371 63 Rafael Betancourt, R 16 Huston Street, R	K									2	0	0	0	0	1	3						
Inning Stats	R: 0 E: 1 K: 2 S: 10	H: 1 LOB: 0 BB: 0 P: 16	R: 0 E: 0 K: 0 S: 7	H: 0 LOB: 0 BB: 1 P: 17	R: 0 E: 0 K: 1 S: 8	H: 1 LOB: 1 BB: 0 P: 11	R: 0 E: 0 K: 1 S: 7	H: 0 LOB: 0 BB: 0 P: 13	R: 0 E: 0 K: 1 S: 8	H: 2 LOB: 2 BB: 0 P: 17	R: 0 E: 0 K: 1 S: 5	H: 0 LOB: 0 BB: 0 P: 10	R: 0 E: 0 K: 0 S: 5	H: 0 LOB: 0 BB: 0 P: 7	R: 0 E: 0 K: 1 S: 9	H: 1 LOB: 1 BB: 0 P: 11	R: 2 E: 1 K: 0 S: 12	H: 2 LOB: 1 BB: 1 P: 24	1B: 5 2B: 0 3B: 2 HR: 0	SF: 0 SAC: 0 DP: 1 HBP: 0	WP: 1 PB: 0 CS: 1	PA: 34
PITCHER	IP	WLS	BF	H	R	ER	SO	BB	IBB	HBP	BLK	WP	HR	S	P	ERA	WHIP					
57 Jonathan Sánchez, L ERA: 3.34 38 Brian Wilson, R ERA: 2.01	8.0		29	5	1	1	6	2	0	0	0	1	0	69	108	1.12	0.875					
57 Jonathan Sánchez, L ERA: 3.34 38 Brian Wilson, R ERA: 2.01	1.0	L	5	2	1	1	0	0	0	0	0	0	0	10	18	9.00	2.000					

Colorado Rockies @ San Francisco Giants
AT&T Park, San Francisco, CA
Mon Aug 30 2010, 7:18 PM - 9:56 PM PDT
Att: 30,224 - Partly Cloudy - 67 F


AB 32
R 2
H 7
RBI 1
BB 2
SO 6
LOB 16



Batter	1	2	3	4	5	6	7	8	9	AB	R	H	RBI	BB	SO	LOB	BOTTOM					
56 Andres Torres, S OBP: 0.366, SLG: 0.498	F9		F7							4	0	0	0	0	2	1						
21 Freddy Sanchez, R OBP: 0.341, SLG: 0.364										4	0	1	0	0	1	1						
17 Aubrey Huff, L OBP: 0.390, SLG: 0.521										2	1	0	0	2	1	1						
9 Pat Burrell, R OBP: 0.345, SLG: 0.459 35 Travis Ishikawa, L OBP: 0.316, SLG: 0.403										2	0	1	0	1	1	1						
28 Buster Posey, R OBP: 0.370, SLG: 0.502										4	0	1	1	0	1	3						
13 Cody Ross, R OBP: 0.314, SLG: 0.400										3	0	0	0	0	2	2						
48 Pablo Sandoval, S OBP: 0.330, SLG: 0.424										3	0	1	0	0	1	1						
5 Juan Uribe, R OBP: 0.310, SLG: 0.427										2	0	0	0	1	1	1						
57 Jonathan Sánchez, L ERA: 4.28 38 Brian Wilson, R ERA: 4.07 16 Huston Street, R ERA: 4.32										3	0	0	0	0	1	1						
Inning Stats	R: 0 E: 0 K: 2 S: 12	H: 2 LOB: 2 BB: 0 P: 22	R: 0 E: 0 K: 1 S: 5	H: 1 LOB: 0 BB: 0 P: 9	R: 0 E: 0 K: 1 S: 9	H: 0 LOB: 0 BB: 0 P: 13	R: 1 E: 0 K: 0 S: 15	H: 1 LOB: 1 BB: 2 P: 26	R: 0 E: 0 K: 1 S: 7	H: 0 LOB: 1 BB: 1 P: 14	R: 0 E: 0 K: 1 S: 5	H: 0 LOB: 0 BB: 1 P: 9	R: 0 E: 0 K: 3 S: 10	H: 0 LOB: 0 BB: 0 P: 15	R: 0 E: 0 K: 2 S: 8	H: 0 LOB: 0 BB: 0 P: 11	R: 0 E: 0 K: 0 S: 5	H: 0 LOB: 0 BB: 0 P: 8	1B: 3 2B: 1 3B: 0 HR: 0	SF: 0 SAC: 0 DP: 3 HBP: 0	WP: 0 PB: 0 CS: 0	PA: 32
PITCHER	IP	WLS	BF	H	R	ER	SO	BB	IBB	HBP	BLK	WP	HR	S	P	ERA	WHIP					
29 Jorge De La Rosa, L ERA: 4.28 63 Rafael Betancourt, R ERA: 4.07 16 Huston Street, R ERA: 4.32	7.0		26	4	1	1	9	4	0	0	0	0	0	63	108	1.29	1.143					
29 Jorge De La Rosa, L ERA: 4.28 63 Rafael Betancourt, R ERA: 4.07 16 Huston Street, R ERA: 4.32	1.0	W	3	0	0	0	2	0	0	0	0	0	0	8	11	0.00	0.000					
29 Jorge De La Rosa, L ERA: 4.28 63 Rafael Betancourt, R ERA: 4.07 16 Huston Street, R ERA: 4.32	1.0	S	3	0	0	0	0	0	0	0	0	0	0	5	8	0.00	0.000					

Colorado Rockies @ San Francisco Giants
AT&T Park, San Francisco, CA
Mon Aug 30 2010, 7:18 PM - 9:56 PM PDT
Att: 30,224 - Partly Cloudy - 67 F

AB 28
R 1
H 4
RBI 1
BB 4
SO 11
LOB 12



Batter	1	2	3	4	5	6	7	8	9	AB	R	H	RBI	BB	SO	LOB	TOP					
1 Eric Young Jr. S OBP: 0.315, SLG: 0.296	G5-6-3		F8		F8		P5			4	0	0	0	0	0	0						
24 Dexter Fowler S OBP: 0.347, SLG: 0.403	L6		F9		L7			K		4	0	0	0	0	1	0						
5 Carlos González L OBP: 0.361, SLG: 0.597	P5							G3		3	0	1	0	1	0	0						
6 Melvin Mora R OBP: 0.365, SLG: 0.390		21 1B 12 SF9 23 G1	G5-3					HR		3	2	2	1	1	0	1						
23 Jason Giambi L OBP: 0.397, SLG: 0.378 56 Franklin Morales L	G1							K		3	0	1	0	0	1	1						
19 Ryan Spillborghs R OBP: 0.327, SLG: 0.458		21 1B								3	0	0	0	1	0	3						
21 Miguel Olivo R OBP: 0.326, SLG: 0.462										4	0	2	0	0	0	2						
12 Clint Barnes R OBP: 0.300, SLG: 0.352	SF9									3	0	0	1	0	1	2						
48 Esmil Rogers R OBP: 0.290, SLG: 0.333 51 Matt Reynolds L										3	0	0	0	0	2	2						
34 Matt Beisle R OBP: 0.400, SLG: 0.500 97 Joe Beigel L										0	0	0	0	0	0	0						
18 Jonathan Herrera S OBP: 0.348, SLG: 0.337										0	0	0	0	0	0	0						
Inning Stats	R: 0 E: 0 K: 0 S: 5	H: 0 LOB: 0 BB: 0 P: 6	R: 1 E: 0 K: 1 S: 10	H: 1 LOB: 2 BB: 2 P: 21	R: 0 E: 0 K: 0 S: 11	H: 1 LOB: 1 BB: 0 P: 18	R: 0 E: 0 K: 0 S: 10	H: 2 LOB: 1 BB: 0 P: 16	R: 0 E: 0 K: 1 S: 8	H: 0 LOB: 0 BB: 0 P: 9	R: 0 E: 0 K: 0 S: 13	H: 1 LOB: 2 BB: 1 P: 24	R: 0 E: 0 K: 0 S: 7	H: 0 LOB: 0 BB: 0 P: 9	R: 1 E: 0 K: 2 S: 10	H: 1 LOB: 0 BB: 0 P: 13	R: 0 E: 0 K: 1 S: 7	H: 0 LOB: 0 BB: 0 P: 8	1B: 3 2B: 3 3B: 0 HR: 1	SF: 1 SAC: 0 DP: 1 HBP: 1	WP: 0 PB: 0 SB: 0 CS: 1	PA: 35
PITCHER	IP WLS BF H R ER SO BB IBB HBP BLK WP HR S P ERA WHIP																					
40 Madison Bumgarner L ERA: 3.76	6.0	25	5	1	1	2	3	0	1	0	0	0	57	94	1.50	1.333						
52 Ramon E Ramirez R ERA: 3.49	1.0	3	0	0	0	0	0	0	0	0	0	0	7	9	0.00	0.000						
41 Jeremy Affeldt L ERA: 4.5	1.0	W	4	1	1	2	0	0	0	0	0	1	10	13	9.00	1.000						
38 Brian Wilson R ERA: 1.97	1.0	S	3	0	0	1	0	0	0	0	0	0	7	8	0.00	0.000						

Colorado Rockies @ San Francisco Giants
AT&T Park, San Francisco, CA
Tue Aug 31 2010, 7:16 PM - 9:52 PM PDT
Att: 31,099 - Partly Cloudy - 68 F

AB 30
R 2
H 6
RBI 2
BB 3
SO 5
LOB 11



Batter	1	2	3	4	5	6	7	8	9	AB	R	H	RBI	BB	SO	LOB	BOTTOM			
56 Andres Torres S OBP: 0.365, SLG: 0.502	G4-3		G5-3		K			HR		4	1	1	1	0	1	1				
21 Freddy Sanchez R OBP: 0.342, SLG: 0.369	G4-3		G5-3				F9	E1		4	2	2	0	0	0	0				
17 Aubrey Huff L OBP: 0.388, SLG: 0.516	G4-3						P5	K		4	0	0	0	0	1	2				
9 Pat Burrell R OBP: 0.347, SLG: 0.455							G5-3			2	1	0	0	2	1	0				
6 Jose Guillen R OBP: 0.323, SLG: 0.431 12 Nate Schierholz L OBP: 0.330, SLG: 0.371	G5-3									2	0	0	0	0	0	1				
13 Cody Ross R OBP: 0.315, SLG: 0.400										0	0	0	0	1	0	0				
28 Buster Posey R OBP: 0.372, SLG: 0.505										4	0	2	2	0	0	0				
48 Pablo Sandoval S OBP: 0.330, SLG: 0.421										3	0	0	0	1	1	4				
5 Juan Uribe R OBP: 0.312, SLG: 0.427										3	1	1	0	1	1	3				
40 Madison Bumgarner R ERA: 3.76 52 Ramon E Ramirez R ERA: 3.49 35 Travis Ishikawa L OBP: 0.286, SLG: 0.466 41 Jeremy Affeldt L ERA: 4.5 33 Aaron Rowand R OBP: 0.299, SLG: 0.352 38 Brian Wilson R ERA: 1.97										2	0	1	1	0	1	0				
Inning Stats	R: 1 E: 0 K: 0 S: 8	H: 1 LOB: 1 BB: 1 P: 14	R: 0 E: 0 K: 0 S: 3	H: 0 LOB: 0 BB: 1 P: 7	R: 0 E: 0 K: 1 S: 7	H: 0 LOB: 0 BB: 0 P: 8	R: 0 E: 0 K: 1 S: 5	H: 0 LOB: 0 BB: 0 P: 8	R: 1 E: 1 K: 1 S: 10	H: 2 LOB: 1 BB: 0 P: 16	R: 0 E: 0 K: 0 S: 6	H: 0 LOB: 0 BB: 0 P: 11	R: 0 E: 0 K: 2 S: 13	H: 1 LOB: 2 BB: 0 P: 22	R: 3 E: 1 K: 2 S: 15	H: 3 LOB: 3 BB: 3 P: 33	1B: 3 2B: 3 3B: 0 HR: 1	SF: 0 SAC: 0 DP: 1 HBP: 1	WP: 1 PB: 0 SB: 0 CS: 0	PA: 36
PITCHER	IP WLS BF H R ER SO BB IBB HBP BLK WP HR S P ERA WHIP																			
48 Esmil Rogers R ERA: 5.37	6.0	24	4	2	2	3	2	0	1	1	0	42	74	3.00	1.000					
51 Matt Reynolds L ERA:	0.1	1	0	0	0	1	0	0	0	0	0	3	3	0.00	0.000					
34 Matt Beisle R ERA: 2.86	0.2	L	4	2	2	1	0	0	0	0	1	11	16	27.00	3.000					
97 Joe Beigel L ERA: 2.63	0.1	4	1	1	1	1	1	1	0	0	0	4	13	27.00	6.000					
56 Franklin Morales L ERA: 6.75	0.2	3	0	0	0	1	0	1	0	0	7	13	0.00	0.000						

Colorado Rockies @ San Francisco Giants
AT&T Park, San Francisco, CA
Tue Aug 31 2010, 7:16 PM - 9:52 PM PDT
Att: 31,099 - Partly Cloudy - 68 F

AB 30
R 5
H 7
RBI 4
BB 5
SO 7
LOB 16



Batter	1	2	3	4	5	6	7	8	9	AB	R	H	RBI	BB	SO	LOB	TOP										
1 Eric Young Jr. S OBP: 0.313, SLG: 0.287	G4-3		K ²⁴ BB		K		K			3	0	0	0	1	2	3	Colorado Rockies @ San Francisco Giants AT&T Park, San Francisco, CA Wed Sep 01 2010, 6:16 PM - 8:24 PM PDT Att: 31,186 - Clear - 77 F										
24 Dexter Fowler S OBP: 0.343, SLG: 0.398	G3		K			K		G4-3		4	0	0	0	0	2	1											
5 Carlos González L OBP: 0.364, SLG: 0.604								G4-3		4	1	3	1	0	0	0											
2 Troy Tulowitzki R OBP: 0.382, SLG: 0.497	L5							G4-3		4	0	0	0	0	1	2											
17 Todd Helton L OBP: 0.347, SLG: 0.364			K					G4-3		4	0	0	0	0	2	1											
7 Seth Smith L OBP: 0.313, SLG: 0.487	G3							K2-3		4	0	0	0	0	1	0											
6 Melvin Mora R OBP: 0.363, SLG: 0.388	L8							F8		4	0	1	0	0	0	0											
21 Miguel Olivo R OBP: 0.323, SLG: 0.457			F8					F8		3	0	0	0	0	0	1											
38 Ubaldo Jiménez R OBP: 0.134, SLG: 0.121			K					E6		3	0	1	0	0	1	1											
Inning Stats	R: 0 H: 1 E: 0 K: 0 S: 10	H: 1 LOB: 1 BB: 0 P: 18	R: 0 H: 0 E: 0 K: 1 S: 8	H: 0 LOB: 0 BB: 0 P: 12	R: 0 H: 0 E: 0 K: 2 S: 10	H: 0 LOB: 1 BB: 1 P: 18	R: 1 H: 1 E: 0 K: 0 S: 6	H: 1 LOB: 0 BB: 0 P: 8	R: 0 H: 1 E: 0 K: 2 S: 10	H: 1 LOB: 1 BB: 0 P: 13	R: 0 H: 1 E: 0 K: 2 S: 11	H: 1 LOB: 2 BB: 0 P: 14	R: 0 H: 0 E: 0 K: 1 S: 6	H: 0 LOB: 0 BB: 0 P: 7	R: 0 H: 0 E: 0 K: 0 S: 10	H: 0 LOB: 0 BB: 0 P: 13	1B: 4 2B: 0 3B: 0 HR: 1	SF: 0 SAC: 0 DP: 0 HBP: 0	WP: 0 PB: 0 SB: 1 CS: 0	PA: 34							
PITCHER	IP	WLS	BF	H	R	ER	SO	BB	IBB	HBP	BLK	WP	HR	S	P	ERA	WHIP										
55 Tim Lincecum R ERA: 3.68	8.0	W	31	5	1	1	9	1	0	0	0	0	1	69	103	1.12	0.750										
38 Brian Wilson R ERA: 1.94	1.0	S	3	0	0	0	0	0	0	0	0	0	0	10	13	0.00	0.000										

Batter	1	2	3	4	5	6	7	8	9	AB	R	H	RBI	BB	SO	LOB	BOTTOM										
56 Andres Torres S OBP: 0.362, SLG: 0.498	F8		K2-3			K		K		4	0	0	0	0	3	1	Colorado Rockies @ San Francisco Giants AT&T Park, San Francisco, CA Wed Sep 01 2010, 6:16 PM - 8:24 PM PDT Att: 31,186 - Clear - 77 F										
21 Freddy Sanchez R OBP: 0.344, SLG: 0.370	K2-3					G4-3				4	0	2	0	0	1	0											
17 Aubrey Huff L OBP: 0.385, SLG: 0.512	L7					K				4	0	0	0	0	1	2											
9 Pat Burrell R OBP: 0.344, SLG: 0.451			E5							3	0	0	0	0	1	1											
13 Cody Ross R OBP: 0.315, SLG: 0.400			K			K		F8		0	0	0	0	0	0	0											
6 Jose Guillen R OBP: 0.323, SLG: 0.430			K					P4		3	1	1	0	0	1	1											
28 Buster Posey R OBP: 0.375, SLG: 0.503			F9							1	0	0	0	2	0	1											
48 Pablo Sandoval S OBP: 0.328, SLG: 0.419			P5							3	0	0	0	0	2	4											
14 Mike Fontenot L OBP: 0.340, SLG: 0.396			P6							2	0	1	1	1	0	0											
34 Darren Ford R OBP: 0.312, SLG: 0.427										0	1	0	0	0	0	0											
5 Juan Uribe R OBP: 0.312, SLG: 0.427										0	0	0	0	0	0	0											
55 Tim Lincecum L OBP: 0.133, SLG: 0.103			K							2	0	0	0	0	1	2											
38 Brian Wilson R ERA: 2.69										0	0	0	0	0	0	0											
Inning Stats	R: 0 H: 0 E: 0 K: 1 S: 8	H: 0 LOB: 0 BB: 0 P: 12	R: 0 H: 0 E: 1 K: 1 S: 7	H: 0 LOB: 1 BB: 0 P: 11	R: 0 H: 0 E: 0 K: 2 S: 7	H: 0 LOB: 0 BB: 0 P: 12	R: 0 H: 0 E: 0 K: 2 S: 7	H: 0 LOB: 0 BB: 0 P: 11	R: 1 H: 2 E: 0 K: 1 S: 9	H: 2 LOB: 1 BB: 1 P: 18	R: 0 H: 1 E: 0 K: 1 S: 8	H: 1 LOB: 1 BB: 0 P: 11	R: 0 H: 0 E: 0 K: 1 S: 7	H: 0 LOB: 1 BB: 1 P: 15	R: 1 H: 1 E: 0 K: 1 S: 12	H: 1 LOB: 1 BB: 1 P: 24	1B: 4 2B: 1 3B: 0 HR: 0	SF: 0 SAC: 1 DP: 2 HBP: 0	WP: 1 PB: 0 SB: 0 CS: 1	PA: 30							
PITCHER	IP	WLS	BF	H	R	ER	SO	BB	IBB	HBP	BLK	WP	HR	S	P	ERA	WHIP										
38 Ubaldo Jiménez R ERA: 2.69	8.0	L	30	4	2	2	10	3	0	0	0	1	0	65	114	2.25	0.875										



Batter	1	2	3	4	5	6	7	8	9	AB	R	H	RBI	BB	SO	LOB	TOP							
56 Andres Torres, S OBP: 0.359, SLG: 0.493										4	0	0	0	0	2	0	San Francisco Giants @ Los Angeles Dodgers Dodger Stadium, Los Angeles, CA Fri Sep 03 2010, 7:12 PM - 9:35 PM PDT Att. 43,046 - Clear - 76 F							
21 Freddy Sanchez, R OBP: 0.340, SLG: 0.366										4	1	0	0	0	0	0								
17 Aubrey Huff, L OBP: 0.384, SLG: 0.510										4	1	1	0	0	1	0								
9 Pat Burrell, R OBP: 0.346, SLG: 0.448										2	0	0	0	2	0	2								
6 Jose Guillen, R OBP: 0.320, SLG: 0.426										4	0	0	0	0	1	4								
28 Buster Posey, R OBP: 0.374, SLG: 0.502										3	0	1	2	0	1	1								
48 Pablo Sandoval, S OBP: 0.326, SLG: 0.416										3	0	0	0	0	1	2								
5 Juan Uribe, R OBP: 0.310, SLG: 0.424										3	0	0	0	0	0	0								
75 Barry Zito, L ERA: 3.54										1	0	0	0	0	0	0								
12 Nate Schierholz, L ERA: 3.88										1	0	0	0	0	0	0								
47 Chris Ray, R ERA: 2.4										0	0	0	0	0	0	0								
46 Santiago Casilla, R ERA: 2.4										0	0	0	0	0	0	0								
35 Travis Ishikawa, L ERA: 4.4										0	0	0	0	0	0	0								
41 Jeremy Affeldt, L ERA: 4.4										0	0	0	0	0	0	0								
Inning Stats	R: 0 E: 0 K: 1 S: 8	H: 0 LOB: 0 BB: 0 P: 11	R: 0 E: 0 K: 1 S: 10	H: 0 LOB: 1 BB: 1 P: 16	R: 0 E: 0 K: 0 S: 10	H: 0 LOB: 0 BB: 0 P: 16	R: 2 E: 1 K: 1 S: 13	H: 2 LOB: 1 BB: 0 P: 17	R: 0 E: 0 K: 2 S: 10	H: 0 LOB: 0 BB: 0 P: 14	R: 0 E: 0 K: 2 S: 9	H: 0 LOB: 1 BB: 1 P: 19	R: 0 E: 0 K: 0 S: 6	H: 0 LOB: 0 BB: 0 P: 9	R: 0 E: 0 K: 0 S: 9	H: 0 LOB: 0 BB: 0 P: 14	R: 0 E: 0 K: 0 S: 10	H: 0 LOB: 0 BB: 0 P: 13	1B: 2 2B: 0 3B: 0 HR: 0	SF: 0 SAC: 0 DP: 0 HBP: 0	WP: 0 PB: 0 SB: 0 CS: 0	PA: 32		
PITCHER	IP WLS BF H R ER SO BB IBB HBP BLK WP HR S P ERA WHIP	8.0 W 29 2 2 0 7 2 0 0 0 0 0 75 116 0.00 0.500	1.0 S 3 0 0 0 0 0 0 0 0 0 0 10 13 0.00 0.000																					

AB	30
R	2
H	2
RBI	2
BB	2
SO	7
LOB	9



Batter	1	2	3	4	5	6	7	8	9	AB	R	H	RBI	BB	SO	LOB	BOTTOM					
15 Rafael Furcal, S OBP: 0.379, SLG: 0.489										4	0	1	0	0	1	2	San Francisco Giants @ Los Angeles Dodgers Dodger Stadium, Los Angeles, CA Fri Sep 03 2010, 7:12 PM - 9:35 PM PDT Att. 43,046 - Clear - 76 F					
13 Ryan Theriot, R OBP: 0.334, SLG: 0.339										4	0	1	0	0	1	2						
16 Andre Ethier, L OBP: 0.355, SLG: 0.499										3	0	0	0	1	1	0						
27 Matt Kemp, R OBP: 0.313, SLG: 0.441										3	1	1	0	1	0	2						
23 Casey Blake, R OBP: 0.333, SLG: 0.419										3	2	2	0	1	0	0						
3 Ronnie Belliard, R OBP: 0.297, SLG: 0.329										1	0	0	0	0	1	1						
7 James Loney, L OBP: 0.334, SLG: 0.402										2	0	0	0	0	1	2						
5 Reed Johnson, R OBP: 0.316, SLG: 0.403										4	0	0	0	0	1	5						
28 Rod Barajas, R OBP: 0.287, SLG: 0.462										1	1	1	2	1	0	0						
58 Chad Billingsley, R OBP: 0.200, SLG: 0.157										3	0	1	2	0	1	1						
56 Hung-Chih Kuo, L ERA: 1.43										0	0	0	0	0	0	0						
Inning Stats	R: 0 E: 0 K: 0 S: 7	H: 1 LOB: 1 BB: 1 P: 11	R: 2 E: 0 K: 3 S: 14	H: 2 LOB: 0 BB: 0 P: 19	R: 0 E: 0 K: 2 S: 8	H: 0 LOB: 0 BB: 0 P: 13	R: 2 E: 0 K: 0 S: 14	H: 1 LOB: 2 BB: 3 P: 29	R: 0 E: 0 K: 1 S: 8	H: 0 LOB: 0 BB: 0 P: 9	R: 0 E: 0 K: 0 S: 6	H: 0 LOB: 0 BB: 0 P: 11	R: 0 E: 0 K: 0 S: 5	H: 1 LOB: 1 BB: 0 P: 10	R: 0 E: 0 K: 1 S: 12	H: 2 LOB: 2 BB: 0 P: 15	1B: 6 2B: 0 3B: 0 HR: 1	SF: 0 SAC: 1 DP: 2 HBP: 1	WP: 0 PB: 0 SB: 0 CS: 0	PA: 34		
PITCHER	IP WLS BF H R ER SO BB IBB HBP BLK WP HR S P ERA WHIP	4.0 L 19 4 4 4 4 3 1 0 0 0 0 14 20 0.00 0.000	2.0 6 0 0 0 1 0 0 0 0 0 0 14 20 0.00 0.000	1.0 4 1 0 0 0 0 0 0 1 0 0 5 10 0.00 1.000	1.0 5 2 0 0 1 0 0 0 0 0 0 12 15 0.00 2.000																	

AB	28
R	4
H	7
RBI	4
BB	4
SO	7
LOB	15



Batter	1	2	3	4	5	6	7	8	9	AB	R	H	RBI	BB	SO	LOB	TOP				
33 Aaron Rowand, R OBP: 0.290, SLG: 0.383 48 Pablo Sandoval, S OBP: 0.325, SLG: 0.416										4	0	1	0	0	0	0					
21 Freddy Sanchez, R OBP: 0.340, SLG: 0.384 34 Darren Ford, R OBP: 0.359, SLG: 0.493										2	0	0	0	1	0	0					
17 Aubrey Huff, L OBP: 0.383, SLG: 0.506										3	0	0	0	1	0	1					
28 Buster Posey, R OBP: 0.373, SLG: 0.508										4	1	1	1	0	0	3					
6 Jose Guillen, R OBP: 0.318, SLG: 0.423 38 Brian Wilson, R										4	0	0	0	0	4	2					
13 Cody Ross, R OBP: 0.317, SLG: 0.400										3	1	1	0	1	1	0					
5 Juan Uribe, R OBP: 0.309, SLG: 0.429										4	1	1	2	0	1	1					
16 Edgar Renteria, R OBP: 0.340, SLG: 0.376										4	1	1	1	0	1	1					
18 Matt Cain, R OBP: 0.125, SLG: 0.127 9 Pat Burrell, R OBP: 0.346, SLG: 0.462										2	0	0	0	0	1	1					
12 Nate Schierholz, L OBP: 0.319, SLG: 0.369										0	0	0	0	0	0	0					
Inning Stats	R: 0 E: 0 K: 1 S: 13	H: 1 LOB: 2 BB: 1 P: 20	R: 0 E: 0 K: 0 S: 8	H: 0 LOB: 1 BB: 1 P: 15	R: 0 E: 0 K: 0 S: 8	H: 0 LOB: 0 BB: 0 P: 11	R: 0 E: 0 K: 2 S: 8	H: 0 LOB: 0 BB: 0 P: 12	R: 0 E: 0 K: 0 S: 7	H: 0 LOB: 0 BB: 0 P: 10	R: 1 E: 0 K: 2 S: 9	H: 1 LOB: 0 BB: 0 P: 12	R: 2 E: 0 K: 0 S: 15	H: 2 LOB: 2 BB: 1 P: 26	R: 2 E: 0 K: 2 S: 15	H: 3 LOB: 1 BB: 0 P: 22	1B: 2 2B: 1 3B: 0 HR: 4	SF: 0 SAC: 1 DP: 0 HBP: 0	WP: 0 PB: 0 SB: 1 CS: 0	PA: 37	
PITCHER	IP: 7.0 WLS: 0.1 BF: 26 ERA: 3.55	WLS: H BF: 3 ERA: 4.3	H: 1 R: 1 ER: 1 SO: 1	R: 1 ER: 0 SO: 0	BB: 1 IBB: 0 HBP: 0 BLK: 0	WP: 0 HR: 1 S: 10	P: 93 ERA: 27.00 WHIP: 6.000	IP: 7.0 WLS: 0.2 BF: 26 ERA: 1.41	WLS: H BF: 2 ERA: 1.41	H: 0 R: 0 ER: 0 SO: 0	R: 0 ER: 0 SO: 0	BB: 0 IBB: 0 HBP: 0 BLK: 0	WP: 0 HR: 1 S: 10	P: 18 ERA: 18.00 WHIP: 3.000	IP: 7.0 WLS: 0.1 BF: 26 ERA: 3.55	WLS: H BF: 3 ERA: 4.3	H: 1 R: 1 ER: 1 SO: 1	R: 1 ER: 0 SO: 0	BB: 1 IBB: 0 HBP: 0 BLK: 0	WP: 0 HR: 1 S: 10	P: 93 ERA: 27.00 WHIP: 6.000

San Francisco Giants @ Los Angeles Dodgers
 Dodger Stadium, Los Angeles, CA
 Sat Sep 04 2010, 7:11 PM - 9:55 PM PDT
 Att. 48,220 - Clear - 79 F

AB 33
 R 5
 H 7
 RBI 5
 BB 3
 SO 9
 LOB 10



Batter	1	2	3	4	5	6	7	8	9	AB	R	H	RBI	BB	SO	LOB	BOTTOM				
21 Scott Podsednik, L OBP: 0.346, SLG: 0.379										4	0	0	0	0	1	0					
15 Rafael Furcal, S OBP: 0.377, SLG: 0.484										3	1	0	0	1	0	0					
16 Andre Ethier, L OBP: 0.354, SLG: 0.497										4	0	1	0	0	0	1					
7 James Loney, L OBP: 0.335, SLG: 0.404										4	1	2	0	0	0	1					
23 Casey Blake, R OBP: 0.337, SLG: 0.425										4	1	3	1	0	1	0					
31 Jay Gibbons, L OBP: 0.406, SLG: 0.655 27 Matt Kemp, R OBP: 0.313, SLG: 0.440										3	1	1	3	0	1	1					
14 Jamey Carroll, R OBP: 0.384, SLG: 0.534										4	0	2	0	0	0	1					
28 Rod Barajas, R OBP: 0.283, SLG: 0.455										4	0	0	0	0	0	3					
29 Ted Lilly, L OBP: 0.102, SLG: 0.043 26 Octavio Dotel, R ERA: 2.39 56 Hung-Chih Kuo, L ERA: 1.41 51 Jonathan Broxton, R ERA: 3.7 5 Reed Johnson, R OBP: 0.314, SLG: 0.400										3	0	0	0	0	3	1					
Inning Stats	R: 0 E: 0 K: 0 S: 11	H: 1 LOB: 1 BB: 0 P: 14	R: 0 E: 0 K: 1 S: 8	H: 0 LOB: 0 BB: 0 P: 13	R: 0 E: 0 K: 1 S: 9	H: 0 LOB: 0 BB: 0 P: 13	R: 4 E: 0 K: 1 S: 19	H: 4 LOB: 1 BB: 1 P: 27	R: 0 E: 0 K: 1 S: 10	H: 2 LOB: 1 BB: 0 P: 12	R: 0 E: 0 K: 2 S: 10	H: 0 LOB: 0 BB: 0 P: 14	R: 0 E: 0 K: 0 S: 6	H: 0 LOB: 0 BB: 0 P: 9	R: 0 E: 0 K: 0 S: 9	H: 2 LOB: 2 BB: 0 P: 13	1B: 6 2B: 2 3B: 0 HR: 1	SF: 0 SAC: 0 DP: 0 HBP: 0	WP: 0 PB: 0 SB: 1 CS: 0	PA: 36	
PITCHER	IP: 7.0 WLS: 1.0 BF: 28 ERA: 3.18	WLS: W BF: 3 ERA: 2.39	H: 0 R: 0 ER: 0 SO: 0	R: 0 ER: 0 SO: 0	BB: 0 IBB: 0 HBP: 0 BLK: 0	WP: 0 HR: 1 S: 7	P: 100 ERA: 5.14 WHIP: 1.143	IP: 7.0 WLS: 1.0 BF: 28 ERA: 3.18	WLS: W BF: 3 ERA: 2.39	H: 0 R: 0 ER: 0 SO: 0	R: 0 ER: 0 SO: 0	BB: 0 IBB: 0 HBP: 0 BLK: 0	WP: 0 HR: 1 S: 7	P: 100 ERA: 5.14 WHIP: 1.143	IP: 7.0 WLS: 1.0 BF: 28 ERA: 3.18	WLS: W BF: 3 ERA: 2.39	H: 0 R: 0 ER: 0 SO: 0	R: 0 ER: 0 SO: 0	BB: 0 IBB: 0 HBP: 0 BLK: 0	WP: 0 HR: 1 S: 7	P: 100 ERA: 5.14 WHIP: 1.143

San Francisco Giants @ Los Angeles Dodgers
 Dodger Stadium, Los Angeles, CA
 Sat Sep 04 2010, 7:11 PM - 9:55 PM PDT
 Att. 48,220 - Clear - 79 F

AB 35
 R 4
 H 9
 RBI 4
 BB 1
 SO 6
 LOB 11



Batter	1	2	3	4	5	6	7	8	9	AB	R	H	RBI	BB	SO	LOB	TOP					
56 Andres Torres, S OBP: 0.353, SLG: 0.485										5	1	1	0	0	0	1						
21 Freddy Sanchez, R OBP: 0.338, SLG: 0.369										4	1	1	1	0	0	2						
17 Aubrey Huff, L OBP: 0.361, SLG: 0.509										4	1	1	2	0	0	0						
28 Buster Posey, R OBP: 0.373, SLG: 0.505										4	2	2	0	0	0	0						
9 Pat Burrell, R OBP: 0.349, SLG: 0.464										3	1	1	2	0	1	1						
13 Cody Ross, R OBP: 0.317, SLG: 0.397										0	0	0	0	1	0	0						
6 Joss Guillen, R OBP: 0.318, SLG: 0.423										4	0	2	1	0	0	1						
12 Nate Schierholz, L OBP: 0.320, SLG: 0.380										0	0	0	0	0	0	0						
5 Juan Uribe, R OBP: 0.311, SLG: 0.433										4	0	0	0	0	0	3						
16 Edgar Renteria, R OBP: 0.340, SLG: 0.378										4	0	1	0	0	0	1						
55 Tim Lincecum, L OBP: 0.127, SLG: 0.098										3	0	0	0	0	0	2						
49 Javier Lopez, L										0	0	0	0	0	0	0						
35 Travis Ishikawa, L										0	0	0	0	0	0	0						
33 Arton Rowand, R										1	0	0	0	0	1	0						
54 Sergio Romo, R										0	0	0	0	0	0	0						
41 Jeremy Affeldt, L										0	0	0	0	0	0	0						
Inning Stats	R: 3 E: 0 K: 0 S: 14	H: 4 LOB: 1 BB: 0 P: 18	R: 0 E: 0 K: 0 S: 9	H: 1 LOB: 1 BB: 0 P: 13	R: 0 E: 0 K: 1 S: 7	H: 0 LOB: 0 BB: 0 P: 8	R: 0 E: 0 K: 0 S: 5	H: 0 LOB: 0 BB: 0 P: 7	R: 1 E: 0 K: 0 S: 4	H: 1 LOB: 0 BB: 0 P: 6	R: 2 E: 0 K: 0 S: 13	H: 3 LOB: 1 BB: 0 P: 20	R: 0 E: 0 K: 0 S: 8	H: 0 LOB: 0 BB: 0 P: 13	R: 0 E: 0 K: 0 S: 11	H: 0 LOB: 1 BB: 0 P: 18	R: 0 E: 0 K: 1 S: 5	H: 0 LOB: 0 BB: 0 P: 9	1B: 2 2B: 4 3B: 0 HR: 3	SF: 0 SAC: 0 DP: 0 HBP: 0	WP: 0 PB: 0 SB: 0 CS: 0	PA: 37
PITCHER	IP WLS BF H R ER SO BB IBB HBP BLK WP HR S P ERA WHIP																					
54 Barry Enright, R ERA: 2.95	(1, 1) 6.0 L 27 9 6 6 1 0 0 0 0 0 0 3 52 72 9.00 1.500																					
38 Sam Demel, R ERA: 5.58	(7, 1) 1.0 3 0 0 0 0 0 0 0 0 0 0 8 13 0.00 0.000																					
49 Carlos Rosa, R ERA: 6.28	(8, 1) 1.0 4 0 0 0 0 0 1 0 0 0 0 0 11 18 0.00 1.000																					
47 Leo Rosales, R ERA: 7.36	(9, 1) 0.1 1 0 0 0 0 0 0 0 0 0 0 0 1 1 0.00 0.000																					
21 Mike Hampton, L ERA:	(9, 1) 0.2 2 0 0 0 0 1 0 0 0 0 0 0 4 8 0.00 0.000																					

San Francisco Giants @ Arizona Diamondbacks
Chase Field, Phoenix, AZ
Tue Sep 07 2010, 6:42 PM - 8:56 PM MST
Att: 19,423 - Partly Cloudy - 97 F

AB 36
R 6
H 9
RBI 6
BB 1
SO 2
LOB 11



Batter	1	2	3	4	5	6	7	8	9	AB	R	H	RBI	BB	SO	LOB	BOTTOM					
6 Stephen Drew, L OBP: 0.342, SLG: 0.439										4	0	0	0	1	0							
2 Kelly Johnson, L OBP: 0.382, SLG: 0.480										4	1	1	0	0	0							
24 Chris Young, R OBP: 0.345, SLG: 0.470										4	1	1	2	0	2	0						
25 Adam LaRoche, L OBP: 0.330, SLG: 0.480										4	0	1	0	0	2	0						
26 Miguel Montero, L OBP: 0.338, SLG: 0.439										4	1	2	0	0	0	1						
29 Brandon Allen, L OBP: 0.286, SLG: 0.571										3	0	0	0	0	3	2						
13 Tony Abreu, S OBP: 0.257, SLG: 0.312										3	0	1	1	0	0	1						
8 Gerardo Parra, L OBP: 0.301, SLG: 0.365										3	0	0	0	0	2	1						
54 Barry Enright, R ERA: 3.69	(1, 1) 6.2 W 25 5 3 3 11 0 0 0 0 0 0 7 68 94 4.05 0.750																					
49 Javier Lopez, L ERA: 2.3	(7, 1) 1.1 H 4 0 0 0 0 0 0 0 0 0 0 7 10 0.00 0.000																					
54 Sergio Romo, R ERA: 2.5	(9, 1) 0.1 H 2 1 0 0 1 0 0 0 0 0 0 6 9 0.00 3.000																					
41 Jeremy Affeldt, L ERA: 4.23	(9, 1) 0.2 S 1 0 0 0 0 0 0 0 0 0 0 1 2 0.00 0.000																					
Inning Stats	R: 0 E: 0 K: 1 S: 7	H: 0 LOB: 0 BB: 0 P: 13	R: 0 E: 0 K: 2 S: 7	H: 0 LOB: 0 BB: 0 P: 9	R: 0 E: 0 K: 2 S: 10	H: 0 LOB: 0 BB: 0 P: 14	R: 0 E: 0 K: 1 S: 7	H: 0 LOB: 0 BB: 0 P: 10	R: 0 E: 0 K: 1 S: 13	H: 1 LOB: 1 BB: 0 P: 17	R: 0 E: 0 K: 2 S: 9	H: 0 LOB: 0 BB: 0 P: 11	R: 3 E: 0 K: 2 S: 16	H: 4 LOB: 1 BB: 0 P: 21	R: 0 E: 0 K: 0 S: 6	H: 0 LOB: 0 BB: 0 P: 9	R: 0 E: 0 K: 1 S: 7	H: 1 LOB: 0 BB: 0 P: 11	1B: 3 2B: 0 3B: 2 HR: 1	SF: 0 SAC: 0 DP: 1 HBP: 0	WP: 0 PB: 0 SB: 0 CS: 0	PA: 32
PITCHER	IP WLS BF H R ER SO BB IBB HBP BLK WP HR S P ERA WHIP																					
55 Tim Lincecum, R ERA: 3.69	(1, 1) 6.2 W 25 5 3 3 11 0 0 0 0 0 0 7 68 94 4.05 0.750																					
49 Javier Lopez, L ERA: 2.3	(7, 1) 1.1 H 4 0 0 0 0 0 0 0 0 0 0 7 10 0.00 0.000																					
54 Sergio Romo, R ERA: 2.5	(9, 1) 0.1 H 2 1 0 0 1 0 0 0 0 0 0 6 9 0.00 3.000																					
41 Jeremy Affeldt, L ERA: 4.23	(9, 1) 0.2 S 1 0 0 0 0 0 0 0 0 0 0 1 2 0.00 0.000																					

San Francisco Giants @ Arizona Diamondbacks
Chase Field, Phoenix, AZ
Tue Sep 07 2010, 6:42 PM - 8:56 PM MST
Att: 19,423 - Partly Cloudy - 97 F

AB 32
R 3
H 6
RBI 3
BB 0
SO 12
LOB 5



Batter	1	2	3	4	5	6	7	8	9	AB	R	H	RBI	BB	SO	LOB	TOP					
56 Andres Torres, S OBP: 0.351, SLG: 0.481	F8		F8		P5			G4-3		4	0	0	0	0	0	1						
21 Freddy Sanchez, R OBP: 0.337, SLG: 0.376	HR		F9			G6-3		L6		4	1	1	1	0	0	1						
17 Aubrey Huff, L OBP: 0.382, SLG: 0.509	F9					G4-3				4	0	2	0	0	0	0						
28 Buster Posey, R OBP: 0.369, SLG: 0.498	F7		G2-3			K		FC6-4		4	0	0	0	0	1	3						
6 Jose Guillen, R OBP: 0.320, SLG: 0.426		G6-3								4	0	2	0	0	1	0						
48 Pablo Sandoval, S OBP: 0.326, SLG: 0.415										2	0	1	0	1	1	1						
34 Darren Ford, R (7, PR)										0	0	0	0	0	0	0						
16 Edgar Renteria, R OBP: 0.339, SLG: 0.377										1	0	0	0	0	1	1						
5 Juan Uribe, R OBP: 0.308, SLG: 0.429										4	0	0	0	0	0	4						
13 Cody Ross, R OBP: 0.317, SLG: 0.394										3	0	0	0	1	0	2						
75 Barry Zito, L OBP: 0.149, SLG: 0.130										2	0	1	0	0	0	0						
35 Travis Ishikawa, L OBP: 0.359, SLG: 0.392										1	0	0	0	0	0	2						
41 Jeremy Affeldt, L (7, PH)										0	0	0	0	0	0	0						
45 Dan Runzler, L (8, 1)										0	0	0	0	0	0	0						
46 Santiago Casilla, R (8, 1)										0	0	0	0	0	0	0						
Inning Stats	R: 1 H: 1 E: 0 K: 0 S: 11	H: 1 LOB: 0 BB: 0 P: 15	R: 0 H: 0 E: 0 K: 0 S: 10	H: 0 LOB: 1 BB: 1 P: 18	R: 0 H: 2 E: 0 K: 0 S: 13	H: 2 LOB: 2 BB: 0 P: 22	R: 0 H: 1 E: 0 K: 1 S: 5	H: 1 LOB: 0 BB: 0 P: 8	R: 0 H: 0 E: 0 K: 0 S: 5	H: 0 LOB: 0 BB: 0 P: 8	R: 0 H: 0 E: 0 K: 1 S: 9	H: 0 LOB: 0 BB: 0 P: 10	R: 0 H: 1 E: 0 K: 1 S: 11	H: 1 LOB: 2 BB: 1 P: 20	R: 0 H: 1 E: 0 K: 0 S: 9	H: 1 LOB: 1 BB: 0 P: 16	R: 0 H: 1 E: 0 K: 1 S: 11	H: 1 LOB: 1 BB: 0 P: 19	1B: 5 2B: 1 3B: 0 HR: 1	SF: 0 SAC: 0 DP: 1 HBP: 0	WP: 0 PB: 0 SB: 1 CS: 0	PA: 35
PITCHER	IP WLS BF H R ER SO BB IBB HBP BLK WP HR S P ERA WHIP																					
41 Daniel Hudson, R ERA: 2.86	7.0 W 27 5 1 1 3 2 0 0 0 0 0 1 64 101 1.29 1.000																					
32 Esmerling Vasquez, R ERA: 4.29	1.0 H 4 1 0 0 0 0 0 0 0 0 0 0 9 16 0.00 1.000																					
58 Juan Gutierrez, R ERA: 5.47	1.0 S 4 1 0 0 1 0 0 0 0 0 0 0 11 19 0.00 1.000																					

San Francisco Giants @ Arizona Diamondbacks
Chase Field, Phoenix, AZ
Wed Sep 08 2010, 6:41 PM - 9:09 PM MST
Att: 19,971 - Clear - 95 F

AB 33
R 1
H 7
RBI 1
BB 2
SO 4
LOB 15



Batter	1	2	3	4	5	6	7	8	9	AB	R	H	RBI	BB	SO	LOB	BOTTOM			
6 Stephen Drew, L OBP: 0.343, SLG: 0.444	F9				P5					4	1	2	1	0	0	0				
14 Ryan Roberts, R OBP: 0.214, SLG: 0.300	F9									4	0	0	0	0	0	2				
5 Cole Gillespie, R OBP: 0.259, SLG: 0.338										0	0	0	0	0	0	0				
2 Kelly Johnson, L OBP: 0.363, SLG: 0.480	K									4	0	2	1	0	2	0				
24 Chris Young, R OBP: 0.345, SLG: 0.467										3	1	0	0	1	1	2				
25 Adam LaRoche, L OBP: 0.331, SLG: 0.478										2	0	0	0	2	0	1				
27 Mark Reynolds, R OBP: 0.330, SLG: 0.467										4	0	0	0	0	2	4				
26 Miguel Montero, L OBP: 0.342, SLG: 0.443										2	1	1	1	1	1	0				
8 Gerardo Parra, L OBP: 0.305, SLG: 0.367										1	0	1	0	1	0	0				
41 Daniel Hudson, R ERA: 4.14										2	0	0	0	0	1	3				
4 Rusty Ryan, R OBP: 0.327, SLG: 0.368										1	0	0	0	0	0	1				
32 Esmerling Vasquez, R ERA: 4.34										0	0	0	0	0	0	0				
58 Juan Gutierrez, R ERA: 5.47										0	0	0	0	0	0	0				
Inning Stats	R: 0 H: 0 E: 0 K: 1 S: 9	H: 0 LOB: 0 BB: 0 P: 15	R: 1 H: 1 E: 0 K: 1 S: 9	H: 1 LOB: 3 BB: 3 P: 23	R: 1 H: 2 E: 0 K: 1 S: 10	H: 2 LOB: 1 BB: 0 P: 14	R: 0 H: 1 E: 0 K: 2 S: 11	H: 1 LOB: 1 BB: 0 P: 17	R: 0 H: 0 E: 0 K: 1 S: 8	H: 0 LOB: 0 BB: 0 P: 15	R: 0 H: 0 E: 0 K: 1 S: 8	H: 0 LOB: 0 BB: 0 P: 11	R: 1 H: 1 E: 1 K: 0 S: 10	H: 1 LOB: 1 BB: 1 P: 20	R: 0 H: 1 E: 0 K: 0 S: 8	H: 1 LOB: 1 BB: 1 P: 14	1B: 4 2B: 1 3B: 1 HR: 0	SF: 0 SAC: 1 DP: 2 HBP: 0	WP: 0 PB: 0 SB: 0 CS: 0	PA: 33
PITCHER	IP WLS BF H R ER SO BB IBB HBP BLK WP HR S P ERA WHIP																			
75 Barry Zito, L ERA: 4.14	6.0 L 24 4 2 2 2 7 2 1 0 0 0 0 0 55 95 3.00 1.000																			
41 Jeremy Affeldt, L ERA: 4.34	1.0 5 1 1 1 0 1 0 0 0 0 0 0 10 20 9.00 2.000																			
45 Dan Runzler, L ERA: 3.3	0.0 1 1 0 0 0 0 0 0 0 0 0 0 3 4 ∞ ∞																			
46 Santiago Casilla, R ERA: 2.28	1.0 3 0 0 0 0 0 0 1 0 0 0 0 0 5 10 0.00 0.000																			

San Francisco Giants @ Arizona Diamondbacks
Chase Field, Phoenix, AZ
Wed Sep 08 2010, 6:41 PM - 9:09 PM MST
Att: 19,971 - Clear - 95 F

AB 27
R 3
H 6
RBI 3
BB 5
SO 7
LOB 13



Batter	1	2	3	4	5	6	7	8	9	AB	R	H	RBI	BB	SO	LOB	TOP			
56 Andres Torres, S (1,8) OBP: 0.346, SLG: 0.476										4	0	0	0	0	2	0				
21 Freddy Sanchez, R (1,4) OBP: 0.339, SLG: 0.377										3	0	0	0	0	0	0				
48 Pablo Sandoval, S (9, PH) OBP: 0.323, SLG: 0.411										1	0	0	0	0	0	0				
17 Aubrey Huff, L (1,3) OBP: 0.365, SLG: 0.515										3	0	1	0	0	1	0				
34 Darren Ford, R (9, PR)										0	0	0	0	0	0	0				
28 Buster Posey, R (1,2) OBP: 0.365, SLG: 0.500										4	0	0	0	0	2	2				
6 Jose Guillen, R (1,9) OBP: 0.317, SLG: 0.422										3	0	1	0	0	1	0				
9 Pat Burrell, R (1,7) OBP: 0.354, SLG: 0.471										1	0	0	0	2	1	0				
5 Juan Uribe, R (1,5) OBP: 0.313, SLG: 0.436										1	0	0	0	2	1	0				
16 Edgar Renteria, R (1,6) OBP: 0.333, SLG: 0.370										3	0	0	0	0	1	3				
40 Madison Bumgarner, R (1,1) OBP: 0.200, SLG: 0.182										2	0	0	0	0	0	3				
14 Mike Fontenot, L (8, PH) OBP: 0.335, SLG: 0.389										1	0	0	0	0	1	0				
52 Ramon E Ramirez, R (8,1)										0	0	0	0	0	0	0				
Inning Stats	R: 0 E: 0 K: 1 S: 9	H: 0 LOB: 0 BB: 0 P: 12	R: 0 E: 0 K: 1 S: 12	H: 2 LOB: 3 BB: 1 P: 21	R: 0 E: 0 K: 1 S: 8	H: 0 LOB: 0 BB: 0 P: 10	R: 0 E: 0 K: 1 S: 11	H: 0 LOB: 1 BB: 1 P: 21	R: 0 E: 0 K: 0 S: 7	H: 1 LOB: 0 BB: 0 P: 11	R: 0 E: 0 K: 2 S: 8	H: 0 LOB: 0 BB: 0 P: 9	R: 0 E: 0 K: 2 S: 8	H: 0 LOB: 0 BB: 0 P: 15	R: 0 E: 0 K: 1 S: 7	H: 0 LOB: 1 BB: 0 P: 10	1B: 2 2B: 2 3B: 0 HR: 0	SF: 0 SAC: 0 DP: 2 HBP: 1	WP: 0 PB: 0 SB: 0 CS: 1	PA: 31
PITCHER	IP	WLS	BF	H	R	ER	SO	BB	IBB	HBP	BLK	WP	HR	S	P	ERA	WHIP			
46 Tim Stauffer, R (1,1) ERA: 1.54	6.0	W	22	3	0	0	5	2	0	0	0	0	0	55	85	0.00	0.833			
57 Luke Gregerson, R (7,1) ERA: 3.29	1.0	H	3	0	0	0	2	0	0	0	0	0	0	8	9	0.00	0.000			
37 Mike Adams, R (8,1) ERA: 1.76	1.0	H	3	0	0	0	2	0	0	0	0	0	0	8	15	0.00	0.000			
21 Heath Bell, R (9,1) ERA: 1.67	1.0	S	3	0	0	0	1	0	0	1	0	0	0	7	10	0.00	0.000			

San Francisco Giants @ San Diego Padres
PETCO Park, San Diego, CA
 Sat Sep 11 2010, 4:11 PM - 6:18 PM EDT
 Att: 41,123 - Sunny - 72 F

AB 28
R 0
H 3
RBI 0
BB 2
SO 10
LOB 9

Batter	1	2	3	4	5	6	7	8	9	AB	R	H	RBI	BB	SO	LOB	BOTTOM			
13 Chris Denorria, R (1,8) OBP: 0.339, SLG: 0.441										4	0	0	0	0	1	2				
22 David Eckstein, R (1,4) OBP: 0.321, SLG: 0.332										3	0	1	0	0	0	0				
47 Ryan Ludwick, R (1,9) OBP: 0.330, SLG: 0.441										3	0	0	0	0	1	1				
25 Will Venable, L (9,9) OBP: 0.310, SLG: 0.392										0	0	0	0	0	0	0				
23 Adrián González, L (1,3) OBP: 0.394, SLG: 0.516										3	0	1	0	0	1	0				
10 Miguel Tejada, R (1,6) OBP: 0.308, SLG: 0.373										3	0	0	0	0	0	1				
14 Oscar Salazar, R (1,7) OBP: 0.319, SLG: 0.297										2	0	0	0	0	0	0				
28 Aaron Cunningham, R (7,7) OBP: 0.337, SLG: 0.462										1	0	0	0	0	0	0				
7 Chase Headley, S (1,5) OBP: 0.324, SLG: 0.383										3	0	0	0	0	1	0				
8 Yorvit Torrealba, R (1,2) OBP: 0.362, SLG: 0.387										3	1	2	1	0	0	0				
46 Tim Stauffer, R (1,1) OBP: 0.180, SLG: 0.220										1	0	0	0	0	0	0				
12 Scott Hairston, R (5, PH) OBP: 0.200, SLG: 0.182										1	0	0	0	0	0	0				
57 Luke Gregerson, L (7,1) ERA: 3.29										0	0	0	0	0	0	0				
37 Mike Adams, R (8,1) ERA: 1.76										0	0	0	0	0	0	0				
16 Matt Stairs, L (8, PH) OBP: 0.300, SLG: 0.390										1	0	1	0	0	0	0				
21 Heath Bell, R (9,1) ERA: 1.67										0	0	0	0	0	0	0				
Inning Stats	R: 0 E: 0 K: 0 S: 6	H: 1 LOB: 0 BB: 0 P: 9	R: 0 E: 0 K: 0 S: 4	H: 0 LOB: 0 BB: 0 P: 7	R: 1 E: 0 K: 2 S: 12	H: 1 LOB: 0 BB: 0 P: 17	R: 0 E: 0 K: 2 S: 10	H: 0 LOB: 0 BB: 0 P: 13	R: 0 E: 0 K: 0 S: 6	H: 0 LOB: 0 BB: 0 P: 9	R: 0 E: 0 K: 0 S: 7	H: 0 LOB: 0 BB: 0 P: 10	R: 0 E: 0 K: 0 S: 10	H: 1 LOB: 1 BB: 0 P: 14	R: 0 E: 0 K: 0 S: 15	H: 2 LOB: 2 BB: 0 P: 21	1B: 4 2B: 0 3B: 0 HR: 1	SF: 0 SAC: 0 DP: 1 HBP: 0	WP: 0 PB: 0 SB: 0 CS: 0	PA: 28
PITCHER	IP	WLS	BF	H	R	ER	SO	BB	IBB	HBP	BLK	WP	HR	S	P	ERA	WHIP			
40 Madison Bumgarner, L (1,1) ERA: 3.29	7.0	L	23	3	1	1	4	0	0	0	0	0	0	55	79	1.29	0.429			
52 Ramon E Ramirez, R (8,1) ERA: 3.34	1.0		5	2	0	0	0	0	0	0	0	0	0	15	21	0.00	2.000			

San Francisco Giants @ San Diego Padres
PETCO Park, San Diego, CA
 Sat Sep 11 2010, 4:11 PM - 6:18 PM EDT
 Att: 41,123 - Sunny - 72 F

AB 28
R 1
H 5
RBI 1
BB 0
SO 4
LOB 4

Batter	1	2	3	4	5	6	7	8	9	AB R H RBI BB SO LOB	TOP											
15 Rafael Furcal, S OBP: 0.376, SLG: 0.466										2 0 0 0 2 0 0	<p>Los Angeles Dodgers @ San Francisco Giants AT&T Park, San Francisco, CA Tue Sep 14 2010, 7:18 PM - 9:32 PM PDT Att: 36,076 - Clear - 61 F</p> <p>livebaseballscores.com</p> <p>AB 26 R 1 H 1 RBI 0 BB 3 SO 9 LOB 8</p>											
16 Andre Ethier, L OBP: 0.353, SLG: 0.489										3 0 0 0 1 2 1												
23 Casey Blake, R OBP: 0.329, SLG: 0.414										4 0 0 0 0 3 2												
27 Matt Kemp, R OBP: 0.312, SLG: 0.434										4 0 1 0 0 1 3												
31 Jay Gibbons, L OBP: 0.380, SLG: 0.652										3 0 0 0 0 1 1												
7 James Loney, L OBP: 0.338, SLG: 0.413										0 0 0 0 0 0 0												
28 Rod Barajas, R OBP: 0.283, SLG: 0.447										3 0 0 0 0 1 1												
14 Jamey Carroll, R OBP: 0.377, SLG: 0.338										3 0 0 0 0 1 0												
5 Reed Johnson, R OBP: 0.306, SLG: 0.380										2 1 0 0 0 0 0												
22 Clayton Kershaw, L OBP: 0.057, SLG: 0.038										2 0 0 0 0 0 0												
Inning Stats	R: 0 E: 0 K: 1 S: 6	H: 0 LOB: 0 BB: 1 P: 12	R: 0 E: 0 K: 1 S: 7	H: 1 LOB: 0 BB: 0 P: 11	R: 0 E: 0 K: 0 S: 8	H: 0 LOB: 0 BB: 0 P: 12	R: 0 E: 0 K: 2 S: 8	H: 0 LOB: 0 BB: 0 P: 11	R: 0 E: 0 K: 1 S: 9	H: 0 LOB: 0 BB: 0 P: 12	R: 1 E: 0 K: 1 S: 14	H: 0 LOB: 3 BB: 2 P: 29	R: 0 E: 0 K: 1 S: 8	H: 0 LOB: 0 BB: 0 P: 11	R: 0 E: 0 K: 0 S: 5	H: 0 LOB: 0 BB: 0 P: 8	R: 0 E: 0 K: 2 S: 10	H: 0 LOB: 0 BB: 0 P: 12	1B: 1 2B: 0 3B: 0 HR: 0	SF: 0 SAC: 1 DP: 1 HBP: 1	WP: 0 PB: 0 SB: 0 CS: 1	PA: 31
PITCHER	IP WLS BF H R ER SO BB IBB HBP BLK WP HR S P ERA WHIP											IP WLS BF H R ER SO BB IBB HBP BLK WP HR S P ERA WHIP										
75 Barry Zito, L ERA: 4.02	5.2 L 21 1 1 0 5 3 0 1 0 0 0 0 49 82 0.00 0.706																					
46 Santiago Casilla, R ERA: 2.2	0.1 1 0 0 0 1 0 0 0 0 0 0 0 3 5 0.00 0.000																					
52 Ramon E Ramirez, R ERA: 3.23	2.0 6 0 0 0 1 0 0 0 0 0 0 0 13 19 0.00 0.000																					
49 Javier López, L ERA: 2.28	0.1 1 0 0 0 1 0 0 0 0 0 0 0 3 3 0.00 0.000																					
54 Sergio Romo, R ERA: 2.41	0.2 2 0 0 0 1 0 0 0 0 0 0 0 7 9 0.00 0.000																					

Batter	1	2	3	4	5	6	7	8	9	AB R H RBI BB SO LOB	BOTTOM											
13 Cody Ross, R OBP: 0.315, SLG: 0.393										4 0 1 0 0 1 0	<p>Los Angeles Dodgers @ San Francisco Giants AT&T Park, San Francisco, CA Tue Sep 14 2010, 7:18 PM - 9:32 PM PDT Att: 36,076 - Clear - 61 F</p> <p>livebaseballscores.com</p> <p>AB 30 R 0 H 4 RBI 0 BB 0 SO 4 LOB 4</p>											
21 Freddy Sanchez, R OBP: 0.337, SLG: 0.374										4 0 2 0 0 0 1												
34 Darren Ford, R (9, FR)										0 0 0 0 0 0 0												
17 Aubrey Huff, L OBP: 0.385, SLG: 0.512										4 0 0 0 0 2 2												
28 Buster Posey, R OBP: 0.366, SLG: 0.504										3 0 0 0 0 0 0												
9 Pat Burrell, R OBP: 0.353, SLG: 0.470										3 0 0 0 0 1 0												
5 Juan Uribe, R OBP: 0.315, SLG: 0.438										3 0 1 0 0 0 0												
48 Pablo Sandoval, S OBP: 0.321, SLG: 0.406										3 0 0 0 0 0 1												
33 Aaron Rowand, R OBP: 0.282, SLG: 0.372										3 0 0 0 0 0 0												
75 Barry Zito, L ERA: 4.02	9.0 W 30 4 0 0 4 0 0 0 0 0 0 0 72 111 0.00 0.444																					
46 Santiago Casilla, R ERA: 2.2																						
8 Eugenio Velez, S ERA: 3.00																						
52 Ramon E Ramirez, R ERA: 3.23																						
49 Javier López, L ERA: 2.28																						
54 Sergio Romo, R ERA: 2.41																						
6 Jose Guillen, R ERA: 3.34, SLG: 0.418																						
Inning Stats	R: 0 E: 0 K: 0 S: 6	H: 0 LOB: 0 BB: 0 P: 11	R: 0 E: 0 K: 1 S: 10	H: 0 LOB: 0 BB: 0 P: 15	R: 0 E: 0 K: 0 S: 7	H: 0 LOB: 0 BB: 0 P: 9	R: 0 E: 0 K: 1 S: 6	H: 1 LOB: 0 BB: 0 P: 8	R: 0 E: 0 K: 0 S: 6	H: 1 LOB: 1 BB: 0 P: 9	R: 0 E: 0 K: 0 S: 11	H: 1 LOB: 1 BB: 0 P: 17	R: 0 E: 0 K: 1 S: 8	H: 0 LOB: 0 BB: 0 P: 15	R: 0 E: 0 K: 0 S: 7	H: 0 LOB: 0 BB: 0 P: 12	R: 0 E: 0 K: 1 S: 11	H: 1 LOB: 1 BB: 0 P: 15	1B: 3 2B: 1 3B: 0 HR: 0	SF: 0 SAC: 0 DP: 1 HBP: 0	WP: 0 PB: 0 SB: 0 CS: 0	PA: 30
PITCHER	IP WLS BF H R ER SO BB IBB HBP BLK WP HR S P ERA WHIP											IP WLS BF H R ER SO BB IBB HBP BLK WP HR S P ERA WHIP										
22 Clayton Kershaw, L ERA: 2.85	9.0 W 30 4 0 0 4 0 0 0 0 0 0 0 72 111 0.00 0.444																					

Batter	1	2	3	4	5	6	7	8	9	AB	R	H	RBI	BB	SO	LOB	TOP					
15 Rafael Furcal, S OBP: 0.372, SLG: 0.461	G3		P4			L8			F7	4	0	0	0	0	0	1	Los Angeles Dodgers @ San Francisco Giants AT&T Park, San Francisco, CA Wed Sep 15 2010, 7:16 PM - 9:49 PM PDT Att: 34,685 - Partly Cloudy - 62 F					
13 Ryan Theriot, R OBP: 0.322, SLG: 0.322	F9		F9			B1-3			K	4	0	0	0	0	1							
16 Andre Ethier, L OBP: 0.354, SLG: 0.496	L7				P6				HR	4	1	2	1	0	0							
31 Jay Gibbons, L OBP: 0.352, SLG: 0.600	K		P2			F7			K	4	0	0	0	0	2	1						
23 Casey Blake, R OBP: 0.327, SLG: 0.411	F8		K			P3				3	0	0	0	0	1	1						
7 James Loney, L OBP: 0.338, SLG: 0.412	G4-3					F9				3	0	1	0	0	0	1						
27 Matt Kemp, R OBP: 0.311, SLG: 0.432	FC5-4					K				3	0	0	0	0	1	1						
28 Rod Barajas, R OBP: 0.281, SLG: 0.442			P6			K			G5-3	3	0	0	0	0	1	0						
58 Chad Billingsley R OBP: 0.203, SLG: 0.164									F7	2	0	1	0	0	1	0						
76 John Lindsey, R OBP: 0.143, SLG: 0.143										1	0	0	0	0	0	0						
52 George Sherrill, L										0	0	0	0	0	0	0						
74 Kenley Jansen, S OBP: 1.000, SLG: 1.000										0	0	0	0	0	0	0						
Inning Stats	R: 0 E: 0 K: 0 S: 7	H: 0 LOB: 0 BB: 0 P: 15	R: 0 E: 0 K: 1 S: 8	H: 1 LOB: 1 BB: 0 P: 14	R: 0 E: 0 K: 0 S: 9	H: 1 LOB: 1 BB: 0 P: 12	R: 0 E: 0 K: 1 S: 7	H: 0 LOB: 0 BB: 0 P: 9	R: 0 E: 0 K: 2 S: 10	H: 0 LOB: 0 BB: 0 P: 13	R: 0 E: 0 K: 1 S: 8	H: 0 LOB: 0 BB: 0 P: 10	R: 0 E: 0 K: 0 S: 12	H: 1 LOB: 1 BB: 0 P: 18	R: 0 E: 0 K: 0 S: 6	H: 0 LOB: 0 BB: 0 P: 6	R: 1 E: 0 K: 2 S: 9	H: 1 LOB: 0 BB: 0 P: 16	1B: 3 2B: 0 3B: 0 HR: 1	SF: 0 SAC: 0 DP: 0 HBP: 0	WP: 0 PB: 0 SB: 0 CS: 0	PA: 31
PITCHER	IP WLS BF H R ER SO BB IBB HBP BLK WP HR S P ERA WHIP																					
18 Matt Cain, R ERA: 3.08	7.0 W 24 3 0 0 5 0 0 0 0 0 0 0 61 91 0.00 0.429																					
54 Sergio Romo, R ERA: 2.37	1.0 H 3 0 0 0 0 0 0 0 0 0 0 6 6 0.00 0.000																					
38 Brian Wilson, R ERA: 1.9	1.0 S 4 1 1 1 2 0 0 0 0 0 0 1 9 16 9.00 1.000																					

Batter	1	2	3	4	5	6	7	8	9	AB	R	H	RBI	BB	SO	LOB	BOTTOM			
8 Eugenio Velez, S OBP: 0.268, SLG: 0.340	G4-3		G6-3						G1-3	3	0	0	0	1	0	1	Los Angeles Dodgers @ San Francisco Giants AT&T Park, San Francisco, CA Wed Sep 15 2010, 7:16 PM - 9:49 PM PDT Att: 34,685 - Partly Cloudy - 62 F			
14 Mike Fontenot, L OBP: 0.332, SLG: 0.385	L3		G3			F7			CS	4	0	1	1	0	0	2				
17 Aubrey Huff, L OBP: 0.385, SLG: 0.513	BB		K						CS	3	1	1	0	1	2	0				
28 Buster Posey, R OBP: 0.370, SLG: 0.506	1B					F9			1B	3	0	2	0	1	0	0				
5 Juan Uribe, R OBP: 0.317, SLG: 0.439	1B					P3			1B	4	0	2	0	0	0	2				
48 Pablo Sandoval, S OBP: 0.318, SLG: 0.403	K					G3			FC4	4	0	0	1	0	2	6				
13 Cody Ross, R OBP: 0.313, SLG: 0.390	G6-3					K			F8	4	0	0	0	0	2	4				
12 Nate Schierholtz, L OBP: 0.319, SLG: 0.381	K					E4			F9	4	0	0	0	0	2	2				
18 Matt Cain, R OBP: 0.115, SLG: 0.117	G6-3					SH3-4				1	0	0	0	0	0	0				
35 Travis Ishikawa, L OBP: 0.313, SLG: 0.403										1	0	1	0	0	0	0				
2 Emmanuel Burriss, S OBP: 0.500, SLG: 0.500										0	1	0	0	0	0	0				
54 Sergio Romo, R										0	0	0	0	0	0	0				
38 Brian Wilson, R										0	0	0	0	0	0	0				
Inning Stats	R: 0 E: 0 K: 1 S: 14	H: 2 LOB: 3 BB: 1 P: 22	R: 0 E: 0 K: 1 S: 10	H: 0 LOB: 0 BB: 0 P: 16	R: 0 E: 0 K: 1 S: 6	H: 0 LOB: 0 BB: 0 P: 10	R: 0 E: 0 K: 0 S: 5	H: 0 LOB: 0 BB: 0 P: 9	R: 0 E: 0 K: 1 S: 11	H: 0 LOB: 2 BB: 1 P: 19	R: 0 E: 0 K: 2 S: 13	H: 2 LOB: 2 BB: 0 P: 18	R: 1 E: 0 K: 1 S: 13	H: 2 LOB: 1 BB: 0 P: 20	R: 1 E: 0 K: 1 S: 12	H: 1 LOB: 2 BB: 1 P: 20	1B: 5 2B: 2 3B: 0 HR: 0	SF: 0 SAC: 1 DP: 0 HBP: 0	WP: 2 PB: 0 SB: 0 CS: 1	PA: 36
PITCHER	IP WLS BF H R ER SO BB IBB HBP BLK WP HR S P ERA WHIP																			
58 Chad Billingsley, R ERA: 3.55	7.0 L 29 6 1 1 7 2 0 0 0 0 0 0 72 114 1.29 1.143																			
52 George Sherrill, L ERA: 6.48	0.0 2 1 1 1 0 0 1 0 0 0 0 2 6 - - -																			
74 Kenley Jansen, R ERA: 0.92	1.0 4 0 0 0 1 0 0 0 0 0 1 0 10 14 0.00 0.000																			

Batter	1	2	3	4	5	6	7	8	9	AB	R	H	RBI	BB	SO	LOB	TOP
23 Rickie Weeks Jr. R OBP: 0.357, SLG: 0.464	G5-3	1B		1B		K	G5-3			5	0	2	0	0	1	2	Milwaukee Brewers @ San Francisco Giants AT&T Park, San Francisco, CA Fri Sep 17 2010, 7:17 PM - 9:44 PM PDT Att: 41,835 - Partly Cloudy - 65 F
1 Cory Hart R OBP: 0.335, SLG: 0.530	G6-3	F7		K		1B	1B	F9		5	0	1	0	0	1	5	
8 Ryan Braun, R OBP: 0.364, SLG: 0.498	2B		F9			2B	1B	K		5	2	3	0	0	1	0	
28 Prince Fielder, L OBP: 0.404, SLG: 0.490	1B	F7		1B		1B	G1-4-3	G3		4	0	1	1	1	0	2	
14 Casey McGehee, R OBP: 0.378, SLG: 0.466	K		1B	FC6-4		FC6-4	G6-3	F9		5	0	1	0	0	1	3	
27 Carlos Gómez, R OBP: 0.291, SLG: 0.357		G5-3	FC1-5-4		FC6		2B	G4-3		5	1	2	1	0	0	2	
21 Alcides Escobar, R OBP: 0.294, SLG: 0.335	1B	F7		K		BB	BB	G4-3		4	0	1	0	1	1	3	
16 George Kottaras, L OBP: 0.301, SLG: 0.402	FC5-4		G6-3	G3-1		FC1		G3		5	0	0	0	0	0	5	
43 Randy Wolf, L OBP: 0.243, SLG: 0.294	FC5		FC5			K	G6-3			4	0	1	0	0	1	3	
Inning Stats	R: 1 E: 0 K: 1 S: 11	H: 2 LOB: 1 BB: 0 P: 15	R: 0 E: 1 K: 0 S: 13	H: 2 LOB: 3 BB: 0 P: 20	R: 0 E: 0 K: 0 S: 10	H: 1 LOB: 1 BB: 0 P: 13	R: 0 E: 0 K: 1 S: 14	H: 2 LOB: 2 BB: 0 P: 18	R: 1 E: 0 K: 0 S: 12	H: 1 LOB: 2 BB: 1 P: 19	R: 0 E: 0 K: 1 S: 6	H: 0 LOB: 0 BB: 0 P: 14	R: 0 E: 0 K: 0 S: 9	H: 1 LOB: 1 BB: 0 P: 10	1B: 8 2B: 4 3B: 0 HR: 0	SF: 0 SAC: 0 DP: 0 HBP: 0	
PITCHER	IP WLS BF H R ER SO BB IBB HBP BLK WP HR S P ERA WHIP																
40 Madison Bumgarner, L ERA: 3.27	5.2 L 29 9 2 2 5 1 0 0 0 0 0 0 71 97 3.18 1.765																
47 Chris Ray, R ERA: 3.78	0.1 3 1 1 0 0 0 0 0 0 0 0 0 7 12 0.00 3.000																
59 Guillermo Mota, R ERA: 4.74	0.1 3 1 1 0 0 0 0 0 0 0 0 0 7 12 0.00 3.000																
41 Jeremy Affeldt, L ERA: 4.13	1.2 6 0 0 0 1 0 0 0 0 0 0 0 11 21 0.00 0.000																
46 Santiago Casilla, R ERA: 2.12	0.2 3 1 0 0 0 0 0 0 0 0 0 0 7 8 0.00 1.500																
49 Javier López, L ERA: 2.26	0.1 1 0 0 0 0 0 0 0 0 0 0 0 2 2 0.00 0.000																

Batter	1	2	3	4	5	6	7	8	9	AB	R	H	RBI	BB	SO	LOB	BOTTOM		
16 Edgar Renteria, R OBP: 0.336, SLG: 0.379	G5-3		P6			F9			F8	4	0	0	0	0	0	1	Milwaukee Brewers @ San Francisco Giants AT&T Park, San Francisco, CA Fri Sep 17 2010, 7:17 PM - 9:44 PM PDT Att: 41,835 - Partly Cloudy - 65 F		
21 Freddy Sanchez, R OBP: 0.337, SLG: 0.377	K			G6-3		F9	F9	F9		4	0	0	0	0	1	0			
17 Aubrey Huff, L OBP: 0.385, SLG: 0.519	F9			K		BB	BB	K		3	0	0	0	1	2	0			
28 Buster Posey, R OBP: 0.367, SLG: 0.511		G1-3		F7		G1-3	G1-3	G1-3		3	0	0	0	0	0	1			
9 Pat Burrell, R OBP: 0.352, SLG: 0.466		G5-3				G6-3	G6-3	G6-3		3	0	1	0	0	0	1			
5 Juan Uribe, R OBP: 0.314, SLG: 0.433		K		P2				BB		2	0	0	0	1	1	1			
6 Jose Guillen, R OBP: 0.320, SLG: 0.428				G5-4-3				K		3	0	1	0	0	1	2			
13 Cody Ross, R OBP: 0.313, SLG: 0.390						G6-3		F9		3	0	1	0	0	0	1			
40 Madison Bumgarner, R ERA: 3.27										1	0	0	0	0	0	2			
33 Aaron Rowand, R ERA: 3.78										0	0	0	0	0	0	0			
59 Guillermo Mota, R ERA: 4.74										0	0	0	0	0	0	0			
41 Jeremy Affeldt, L ERA: 4.13										0	0	0	0	0	0	0			
29 Ryan Rohlinger, R ERA: 4.13										1	0	0	0	0	1	1			
46 Santiago Casilla, R ERA: 2.12										0	0	0	0	0	0	0			
49 Javier López, L ERA: 2.26										0	0	0	0	0	0	0			
Inning Stats	R: 0 E: 0 K: 1 S: 7	H: 0 LOB: 0 BB: 0 P: 11	R: 0 E: 0 K: 1 S: 9	H: 0 LOB: 0 BB: 0 P: 14	R: 0 E: 0 K: 0 S: 8	H: 2 LOB: 1 BB: 0 P: 10	R: 0 E: 0 K: 1 S: 6	H: 0 LOB: 0 BB: 0 P: 6	R: 0 E: 0 K: 0 S: 6	H: 1 LOB: 0 BB: 0 P: 8	R: 0 E: 0 K: 0 S: 5	H: 0 LOB: 0 BB: 0 P: 8	R: 0 E: 0 K: 2 S: 12	H: 0 LOB: 1 BB: 1 P: 22	R: 0 E: 0 K: 1 S: 7	H: 0 LOB: 0 BB: 0 P: 11	1B: 3 2B: 0 3B: 0 HR: 0	SF: 0 SAC: 0 DP: 2 HBP: 0	WP: 0 PB: 0 CS: 0 PA: 30
PITCHER	IP WLS BF H R ER SO BB IBB HBP BLK WP HR S P ERA WHIP																		
43 Randy Wolf, L ERA: 4.32	9.0 W 30 3 0 0 6 2 0 0 0 0 0 0 72 111 0.00 0.556																		

Batter	1	2	3	4	5	6	7	8	9	AB	R	H	RBI	BB	SO	LOB	TOP										
23 Rickie Weeks Jr. R OBP: 0.357, SLG: 0.462										4	0	1	0	0	1	1	Milwaukee Brewers @ San Francisco Giants AT&T Park, San Francisco, CA Sat Sep 18 2010, 6:06 PM - 8:41 PM PDT Att: 41,767 - Cloudy - 66 F										
1 Cory Hart R OBP: 0.335, SLG: 0.528										4	0	1	0	0	2												
8 Ryan Braun, R OBP: 0.361, SLG: 0.495										4	0	0	0	0	2												
28 Prince Fielder, L OBP: 0.406, SLG: 0.490										2	0	1	0	2	0												
14 Casey McGehee R OBP: 0.335, SLG: 0.464										4	1	1	0	0	2	3											
27 Carlos Gómez R OBP: 0.291, SLG: 0.355										4	1	1	0	0	1												
21 Alcides Escobar R OBP: 0.292, SLG: 0.332										4	0	0	0	0	4												
20 Jonathan Lucroy R OBP: 0.309, SLG: 0.353										4	0	1	2	0	0												
49 Yovani Gallardo R OBP: 0.338, SLG: 0.534										2	0	0	0	1	2												
50 Kameron Loe R OBP: 0.331, SLG: 0.389										0	0	0	0	0	0												
2 Joe Inglett L OBP: 0.331, SLG: 0.389										1	0	0	0	0	0												
59 John Axford R OBP: 0.331, SLG: 0.389										0	0	0	0	0	0												
Inning Stats	R: 0 E: 0 K: 1 S: 9	H: 0 LOB: 0 BB: 0 P: 11	R: 0 E: 0 K: 1 S: 10	H: 0 LOB: 1 BB: 1 P: 17	R: 0 E: 0 K: 0 S: 8	H: 1 LOB: 1 BB: 0 P: 9	R: 2 E: 0 K: 1 S: 14	H: 4 LOB: 2 BB: 0 P: 22	R: 0 E: 0 K: 0 S: 7	H: 0 LOB: 0 BB: 0 P: 13	R: 0 E: 0 K: 0 S: 10	H: 0 LOB: 0 BB: 0 P: 11	R: 0 E: 0 K: 0 S: 11	H: 0 LOB: 1 BB: 1 P: 17	R: 0 E: 0 K: 1 S: 7	H: 0 LOB: 0 BB: 0 P: 9	R: 0 E: 0 K: 0 S: 8	H: 0 LOB: 0 BB: 0 P: 16	1B: 6 2B: 0 3B: 0 HR: 0	SF: 0 SAC: 0 DP: 0 HBP: 0	WP: 0 PB: 0 SB: 1 CS: 0	PA: 36					
PITCHER	IP	WLS	BF	H	R	ER	SO	BB	IBB	HBP	BLK	WP	HR	S	P	ERA	WHIP										
55 Tim Lincecum R ERA: 3.6	5.0	L	23	6	2	2	3	1	1	0	0	0	0	48	72	3.60	1.400										
52 Ramon E Ramirez R ERA: 3.14	2.0		7	0	0	0	0	1	0	0	0	0	0	21	28	0.00	0.500										
45 Dan Runzler L ERA: 3.26	0.1		1	0	0	0	0	0	0	0	0	0	0	2	2	0.00	0.000										
54 Sergio Romo R ERA: 2.34	0.2		2	0	0	0	1	0	0	0	0	0	0	5	7	0.00	0.000										
38 Brian Wilson R ERA: 1.87	1.0		3	0	0	0	0	0	0	0	0	0	0	8	16	0.00	0.000										

Batter	1	2	3	4	5	6	7	8	9	AB	R	H	RBI	BB	SO	LOB	BOTTOM										
14 Mike Fontenot L OBP: 0.333, SLG: 0.385										4	0	1	0	0	3	Milwaukee Brewers @ San Francisco Giants AT&T Park, San Francisco, CA Sat Sep 18 2010, 6:06 PM - 8:41 PM PDT Att: 41,767 - Cloudy - 66 F											
5 Juan Uribe R OBP: 0.312, SLG: 0.429										4	0	0	0	2	4												
17 Aubrey Huff L OBP: 0.383, SLG: 0.515										4	0	0	0	3	1												
28 Buster Posey R OBP: 0.366, SLG: 0.508										4	0	1	0	0	1		0										
9 Pat Burrell R OBP: 0.348, SLG: 0.461										4	0	0	0	0	2		1										
48 Pablo Sandoval S OBP: 0.318, SLG: 0.403										3	1	1	0	0	0		1										
6 Jose Guillen R OBP: 0.320, SLG: 0.427										3	0	1	0	0	0		1										
13 Cody Ross R OBP: 0.313, SLG: 0.389										3	0	1	0	0	1		2										
55 Tim Lincecum L ERA: 3.55	7.0	W	26	5	1	1	6	1	0	0	0	0	0	60	101		0.857										
50 Kameron Loe R ERA: 2.6	1.0	H	3	0	0	0	0	0	0	0	0	0	0	11	15		0.00	0.000									
59 John Axford R ERA: 2.15	1.0	S	3	0	0	0	3	0	0	0	0	0	0	14	21	0.00	0.000										
Inning Stats	R: 0 E: 0 K: 2 S: 11	H: 1 LOB: 1 BB: 0 P: 18	R: 0 E: 0 K: 1 S: 10	H: 1 LOB: 0 BB: 0 P: 18	R: 0 E: 0 K: 1 S: 9	H: 1 LOB: 0 BB: 0 P: 14	R: 0 E: 0 K: 0 S: 7	H: 0 LOB: 0 BB: 0 P: 12	R: 1 E: 0 K: 0 S: 12	H: 2 LOB: 2 BB: 1 P: 22	R: 0 E: 0 K: 1 S: 5	H: 0 LOB: 0 BB: 0 P: 9	R: 0 E: 0 K: 1 S: 6	H: 0 LOB: 0 BB: 0 P: 8	R: 0 E: 0 K: 0 S: 11	H: 0 LOB: 0 BB: 0 P: 15	R: 0 E: 0 K: 3 S: 14	H: 0 LOB: 0 BB: 0 P: 21	1B: 5 2B: 1 3B: 0 HR: 0	SF: 0 SAC: 1 DP: 1 HBP: 0	WP: 0 PB: 0 SB: 0 CS: 1	PA: 32					
PITCHER	IP	WLS	BF	H	R	ER	SO	BB	IBB	HBP	BLK	WP	HR	S	P	ERA	WHIP										
49 Yovani Gallardo R ERA: 3.55	7.0		26	5	1	1	6	1	0	0	0	0	0	60	101	0.857											
50 Kameron Loe R ERA: 2.6	1.0		3	0	0	0	0	0	0	0	0	0	0	11	15	0.00	0.000										
59 John Axford R ERA: 2.15	1.0		3	0	0	0	3	0	0	0	0	0	0	14	21	0.00	0.000										

Batter	1	2	3	4	5	6	7	8	9	AB	R	H	RBI	BB	SO	LOB	TOP						
13 Cody Ross, R (1,8) OBP: 0.313, SLG: 0.387										3	0	1	0	1	2	0	San Francisco Giants @ Chicago Cubs Wrigley Field, Chicago, IL Tue Sep 21 2010, 8:19 PM - 10:36 PM CDT Att: 36,364 - Overcast - 70 F						
21 Freddy Sanchez, R (1,4) OBP: 0.339, SLG: 0.375										2	0	0	0	1	1	3							
17 Aubrey Huff, L (1,3) OBP: 0.382, SLG: 0.510										3	0	0	0	1	0	2							
28 Buster Posey, R (1,2)										4	1	1	1	0	1	4							
9 Pat Burrell, R (1,7) OBP: 0.351, SLG: 0.466										3	0	0	0	1	1	0							
12 Nate Schierholz, L (8,9) OBP: 0.320, SLG: 0.319										0	0	0	0	0	0	0							
6 Jose Guillen, R (1,9) OBP: 0.319, SLG: 0.430										4	0	0	0	0	2	1							
54 Sergio Romo, R (8,1)										0	0	0	0	0	0	0							
38 Brian Wilson, R (9,1)										0	0	0	0	0	0	0							
48 Pablo Sandoval, S (1,5) OBP: 0.319, SLG: 0.401										3	0	1	0	1	1	0							
5 Juan Uribe, R (1,6) OBP: 0.311, SLG: 0.427										4	0	2	0	0	0	1							
18 Matt Cain, R (1,1) OBP: 0.113, SLG: 0.115										1	0	0	0	0	1	3							
35 Travis Ishikawa, L (7,PH) OBP: 0.311, SLG: 0.395										1	0	0	0	0	0	0							
52 Ramon E Ramirez, R (7,1)										0	0	0	0	0	0	0							
8 Eugenio Velez, S (8,7) OBP: 0.263, SLG: 0.333										1	0	0	0	0	0	0							
Inning Stats	R: 0 E: 0 K: 1 S: 6	H: 0 LOB: 0 BB: 0 P: 13	R: 0 E: 0 K: 3 S: 15	H: 2 LOB: 3 BB: 1 P: 25	R: 0 E: 0 K: 1 S: 9	H: 0 LOB: 1 BB: 1 P: 20	R: 0 E: 0 K: 3 S: 10	H: 0 LOB: 0 BB: 0 P: 18	R: 0 E: 0 K: 0 S: 12	H: 1 LOB: 3 BB: 2 P: 24	R: 0 E: 0 K: 0 S: 8	H: 0 LOB: 0 BB: 0 P: 16	R: 0 E: 0 K: 1 S: 8	H: 1 LOB: 0 BB: 0 P: 9	R: 1 E: 0 K: 0 S: 12	H: 1 LOB: 0 BB: 0 P: 18	R: 0 E: 0 K: 0 S: 8	H: 0 LOB: 0 BB: 0 P: 11	1B: 4 2B: 0 3B: 0 HR: 1	SF: 0 SAC: 1 DP: 1 HBP: 1	WP: 0 PB: 0 SB: 0 CS: 1	PA: 36	
PITCHER	IP WLS BF H R ER SO BB IBB HBP BLK WP HR S P ERA WHIP	IP WLS BF H R ER SO BB IBB HBP BLK WP HR S P ERA WHIP	IP WLS BF H R ER SO BB IBB HBP BLK WP HR S P ERA WHIP	IP WLS BF H R ER SO BB IBB HBP BLK WP HR S P ERA WHIP	IP WLS BF H R ER SO BB IBB HBP BLK WP HR S P ERA WHIP	IP WLS BF H R ER SO BB IBB HBP BLK WP HR S P ERA WHIP	IP WLS BF H R ER SO BB IBB HBP BLK WP HR S P ERA WHIP	IP WLS BF H R ER SO BB IBB HBP BLK WP HR S P ERA WHIP	IP WLS BF H R ER SO BB IBB HBP BLK WP HR S P ERA WHIP	IP WLS BF H R ER SO BB IBB HBP BLK WP HR S P ERA WHIP	IP WLS BF H R ER SO BB IBB HBP BLK WP HR S P ERA WHIP	IP WLS BF H R ER SO BB IBB HBP BLK WP HR S P ERA WHIP	IP WLS BF H R ER SO BB IBB HBP BLK WP HR S P ERA WHIP	IP WLS BF H R ER SO BB IBB HBP BLK WP HR S P ERA WHIP	IP WLS BF H R ER SO BB IBB HBP BLK WP HR S P ERA WHIP	IP WLS BF H R ER SO BB IBB HBP BLK WP HR S P ERA WHIP	IP WLS BF H R ER SO BB IBB HBP BLK WP HR S P ERA WHIP	IP WLS BF H R ER SO BB IBB HBP BLK WP HR S P ERA WHIP	IP WLS BF H R ER SO BB IBB HBP BLK WP HR S P ERA WHIP	IP WLS BF H R ER SO BB IBB HBP BLK WP HR S P ERA WHIP	IP WLS BF H R ER SO BB IBB HBP BLK WP HR S P ERA WHIP	IP WLS BF H R ER SO BB IBB HBP BLK WP HR S P ERA WHIP	IP WLS BF H R ER SO BB IBB HBP BLK WP HR S P ERA WHIP

Batter	1	2	3	4	5	6	7	8	9	AB	R	H	RBI	BB	SO	LOB	BOTTOM						
9 Blake DeWitt, L (1,4) OBP: 0.333, SLG: 0.363										4	0	1	0	0	0	0	San Francisco Giants @ Chicago Cubs Wrigley Field, Chicago, IL Tue Sep 21 2010, 8:19 PM - 10:36 PM CDT Att: 36,364 - Overcast - 70 F						
13 Starlin Castro, R (1,6) OBP: 0.311, SLG: 0.418										2	0	0	0	1	1	0							
24 Marlon Byrd, R (1,8) OBP: 0.348, SLG: 0.437										4	0	0	0	0	0	3							
16 Aramis Ramirez, R (1,5) OBP: 0.295, SLG: 0.453										3	0	0	0	0	1	1							
22 Xavier Nady, R (1,3) OBP: 0.318, SLG: 0.375										3	0	0	0	0	0	1							
1 Kosuke Fukudome, L (1,9) OBP: 0.379, SLG: 0.446										3	0	1	0	0	1	0							
12 Alfonso Soriano, R (1,7) OBP: 0.315, SLG: 0.491										3	0	0	0	0	0	1							
55 Koyie Hill, S (1,2) OBP: 0.247, SLG: 0.302										3	0	0	0	0	1	0							
38 Carlos Zambrano, S (1,1) OBP: 0.250, SLG: 0.319										1	0	0	0	0	0	0							
5 Sam Fuld, L (6,PH) OBP: 0.200, SLG: 0.300										1	0	0	0	0	0	0							
48 Andrew Cashner, R (7,1)										0	0	0	0	0	0	0							
19 Bobby Seals, S (8,PH) OBP: 0.333, SLG: 0.200										0	0	0	0	0	0	0							
57 Scott Maine, L (9,1) ERA: 1.84										0	0	0	0	0	0	0							
Inning Stats	R: 0 E: 0 K: 0 S: 10	H: 0 LOB: 0 BB: 1 P: 16	R: 0 E: 0 K: 0 S: 7	H: 1 LOB: 0 BB: 0 P: 13	R: 0 E: 0 K: 0 S: 4	H: 0 LOB: 0 BB: 0 P: 10	R: 0 E: 0 K: 1 S: 11	H: 0 LOB: 1 BB: 0 P: 14	R: 0 E: 0 K: 1 S: 6	H: 0 LOB: 0 BB: 0 P: 11	R: 0 E: 0 K: 0 S: 11	H: 1 LOB: 1 BB: 0 P: 18	R: 0 E: 0 K: 1 S: 8	H: 0 LOB: 0 BB: 0 P: 11	R: 0 E: 0 K: 1 S: 9	H: 0 LOB: 0 BB: 0 P: 14	R: 0 E: 0 K: 0 S: 8	H: 0 LOB: 0 BB: 0 P: 12	1B: 2 2B: 0 3B: 0 HR: 0	SF: 0 SAC: 0 DP: 1 HBP: 1	WP: 0 PB: 0 SB: 0 CS: 1	PA: 30	
PITCHER	IP WLS BF H R ER SO BB IBB HBP BLK WP HR S P ERA WHIP	IP WLS BF H R ER SO BB IBB HBP BLK WP HR S P ERA WHIP	IP WLS BF H R ER SO BB IBB HBP BLK WP HR S P ERA WHIP	IP WLS BF H R ER SO BB IBB HBP BLK WP HR S P ERA WHIP	IP WLS BF H R ER SO BB IBB HBP BLK WP HR S P ERA WHIP	IP WLS BF H R ER SO BB IBB HBP BLK WP HR S P ERA WHIP	IP WLS BF H R ER SO BB IBB HBP BLK WP HR S P ERA WHIP	IP WLS BF H R ER SO BB IBB HBP BLK WP HR S P ERA WHIP	IP WLS BF H R ER SO BB IBB HBP BLK WP HR S P ERA WHIP	IP WLS BF H R ER SO BB IBB HBP BLK WP HR S P ERA WHIP	IP WLS BF H R ER SO BB IBB HBP BLK WP HR S P ERA WHIP	IP WLS BF H R ER SO BB IBB HBP BLK WP HR S P ERA WHIP	IP WLS BF H R ER SO BB IBB HBP BLK WP HR S P ERA WHIP	IP WLS BF H R ER SO BB IBB HBP BLK WP HR S P ERA WHIP	IP WLS BF H R ER SO BB IBB HBP BLK WP HR S P ERA WHIP	IP WLS BF H R ER SO BB IBB HBP BLK WP HR S P ERA WHIP	IP WLS BF H R ER SO BB IBB HBP BLK WP HR S P ERA WHIP	IP WLS BF H R ER SO BB IBB HBP BLK WP HR S P ERA WHIP	IP WLS BF H R ER SO BB IBB HBP BLK WP HR S P ERA WHIP	IP WLS BF H R ER SO BB IBB HBP BLK WP HR S P ERA WHIP	IP WLS BF H R ER SO BB IBB HBP BLK WP HR S P ERA WHIP	IP WLS BF H R ER SO BB IBB HBP BLK WP HR S P ERA WHIP	IP WLS BF H R ER SO BB IBB HBP BLK WP HR S P ERA WHIP



Batter	1	2	3	4	5	6	7	8	9	AB	R	H	RBI	BB	SO	LOB	TOP
13 Cody Ross, R OBP: 0.313, SLG: 0.388										4	0	1	0	0	0	0	San Francisco Giants @ Chicago Cubs Wrigley Field, Chicago, IL Wed Sep 22 2010, 7:07 PM - 9:29 PM CDT Att: 37,285 - Cloudy - 64 F
21 Freddy Sanchez, R OBP: 0.341, SLG: 0.379										4	0	2	0	0	1	2	
17 Aubrey Huff, L OBP: 0.361, SLG: 0.508										4	0	1	0	0	1	1	
28 Buster Posey, R OBP: 0.369, SLG: 0.516										4	0	0	0	0	3	2	
9 Pat Burrell, R OBP: 0.353, SLG: 0.464 2 Emmanuel Burriss, S OBP: 0.500, SLG: 0.950										3	0	1	0	1	1	2	
6 Jose Guillen, R OBP: 0.318, SLG: 0.431										4	0	1	0	0	2	2	
48 Pablo Sandoval, S 14 Mike Fontenot, L OBP: 0.332, SLG: 0.383										2	0	0	0	0	1	1	
5 Juan Uribe, R OBP: 0.309, SLG: 0.424										3	0	0	0	0	1	1	
57 Jonathan Sánchez, L 47 Chris Ray, R 35 Travis Ishikawa, L 46 Santiago Casilla, R										2	0	0	0	0	0	1	
Inning Stats	R: 0 H: 2 E: 0 K: 2 S: 13	H: 1 LOB: 1 BB: 0 P: 18	R: 0 H: 0 E: 0 K: 0 S: 7	H: 1 LOB: 1 BB: 0 P: 10	R: 0 H: 0 E: 0 K: 0 S: 6	H: 0 LOB: 0 BB: 0 P: 9	R: 0 H: 0 E: 0 K: 2 S: 8	H: 0 LOB: 0 BB: 0 P: 10	R: 0 H: 1 E: 0 K: 0 S: 8	H: 1 LOB: 0 BB: 0 P: 11	R: 0 H: 1 E: 0 K: 1 S: 10	H: 1 LOB: 2 BB: 1 P: 17	R: 0 H: 0 E: 0 K: 3 S: 11	H: 0 LOB: 1 BB: 1 P: 20	1B: 3 2B: 4 3B: 0 HR: 0	SF: 0 SAC: 0 DP: 2 HBP: 0	
PITCHER	IP WLS BF H R ER SO BB IBB HBP BLK WP HR S P ERA WHIP																
36 Randy Wells, R ERA: 4.28	7.2 W 28 6 0 0 6 1 0 0 0 0 0 0 64 91 0.00 0.913																
49 Carlos Marmol, R ERA: 2.72	1.1 S 5 0 0 0 4 1 0 0 0 0 0 0 14 24 0.00 0.750																

Batter	1	2	3	4	5	6	7	8	9	AB	R	H	RBI	BB	SO	LOB	BOTTOM
15 Darwin Barney, R OBP: 0.309, SLG: 0.302										3	0	0	0	1	0	1	San Francisco Giants @ Chicago Cubs Wrigley Field, Chicago, IL Wed Sep 22 2010, 7:07 PM - 9:29 PM CDT Att: 37,285 - Cloudy - 64 F
13 Starlin Castro, R OBP: 0.350, SLG: 0.417										4	0	1	0	0	0	0	
24 Marlon Byrd, R OBP: 0.347, SLG: 0.436										4	0	1	0	0	2	2	
16 Aramis Ramirez, R OBP: 0.292, SLG: 0.449										4	0	0	0	0	0	1	
22 Xavier Nady, R OBP: 0.317, SLG: 0.371										3	0	0	0	1	1	1	
12 Alfonso Soriano, R 5 Sam Fuld, L OBP: 0.200, SLG: 0.300										3	0	1	0	0	1	1	
1 Kosuke Fukudome, L OBP: 0.381, SLG: 0.455										2	1	1	1	1	1	1	
55 Koyie Hill, S OBP: 0.249, SLG: 0.308										3	1	1	0	0	1	1	
36 Randy Wells, R 49 Carlos Marmol, R										2	0	0	0	1	2	0	
Inning Stats	R: 0 H: 0 E: 0 K: 1 S: 10	H: 0 LOB: 0 BB: 0 P: 13	R: 0 H: 0 E: 0 K: 1 S: 7	H: 0 LOB: 0 BB: 0 P: 10	R: 1 H: 2 E: 0 K: 2 S: 18	H: 2 LOB: 1 BB: 1 P: 32	R: 0 H: 1 E: 0 K: 1 S: 12	H: 1 LOB: 0 BB: 0 P: 19	R: 1 H: 1 E: 0 K: 1 S: 10	H: 1 LOB: 0 BB: 0 P: 14	R: 0 H: 0 E: 0 K: 1 S: 14	H: 0 LOB: 1 BB: 1 P: 21	R: 0 H: 0 E: 0 K: 1 S: 10	H: 1 LOB: 1 BB: 0 P: 14	1B: 3 2B: 1 3B: 0 HR: 1	SF: 0 SAC: 0 DP: 0 HBP: 0	
PITCHER	IP WLS BF H R ER SO BB IBB HBP BLK WP HR S P ERA WHIP																
57 Jonathan Sánchez, L ERA: 3.18	5.2 L 23 4 2 1 6 2 0 0 0 0 0 0 65 102 1.59 1.059																
47 Chris Ray, R ERA: 3.63	1.1 5 0 0 0 2 2 0 0 0 0 0 0 16 27 0.00 1.500																
46 Santiago Casilla, R ERA: 2.02	1.0 4 1 0 0 0 0 0 0 0 0 0 0 10 14 0.00 1.000																

Batter	1	2	3	4	5	6	7	8	9	AB	R	H	RBI	BB	SO	LOB	TOP										
14 Mike Fontenot, L (1.5) OBP: 0.332, SLG: 0.386										6	2	2	0	0	0	4	San Francisco Giants @ Chicago Cubs Wrigley Field, Chicago, IL Thu Sep 23 20:10, 6:08 PM - 8:55 PM CDT Att: 34,481 - Cloudy - 85 F										
21 Freddy Sanchez, R (1.4) OBP: 0.366, SLG: 0.387										5	1	4	1	0	0	0											
2 Emmanuel Burriss, S (7.4) OBP: 0.400, SLG: 0.400										1	0	0	0	0	0	0											
17 Aubrey Huff, L (1.3) OBP: 0.311, SLG: 0.524										2	0	0	0	1	1	3											
35 Travis Ishikawa, L (3.3) OBP: 0.315, SLG: 0.390										2	0	0	0	1	0	0											
28 Buster Posey, R (1.2) OBP: 0.370, SLG: 0.524										4	2	2	2	0	0	4											
22 Eli Whiteside, R (6.2) OBP: 0.299, SLG: 0.397										1	1	1	0	0	0	0											
9 Pat Burrell, R (1.7) OBP: 0.351, SLG: 0.460										3	1	0	0	1	1	3											
33 Aaron Rowand, R (5.8) OBP: 0.279, SLG: 0.367										1	0	1	0	0	0	0											
6 Joss Guillen, R (1.9) OBP: 0.322, SLG: 0.432										1	2	1	0	0	0	0											
12 Nate Schierholz, L (4.9) OBP: 0.317, SLG: 0.374										2	0	0	0	0	1	2											
5 Juan Uribe, R (1.6) OBP: 0.323, SLG: 0.437										4	2	2	6	0	0	1											
48 Pablo Sandoval, S (8. PH) OBP: 0.319, SLG: 0.401										1	0	1	1	0	0	0											
13 Cody Ross, R (1.8) OBP: 0.315, SLG: 0.396										5	1	3	1	0	1	2											
59 Guillermo Mota, R (5.7) OBP: 0.319, SLG: 0.401										0	0	0	0	0	0	0											
45 Dan Runzler, L (9.1) OBP: 0.259, SLG: 0.327										0	0	0	0	0	0	0											
40 Madison Bumgarner, R (1.1) OBP: 0.225, SLG: 0.211										4	1	2	0	0	1	2											
8 Eugenio Velez, S (8. PH) OBP: 0.259, SLG: 0.327										1	0	0	0	0	0	2											
Inning Stats	R: 1 E: 0 K: 0 S: 7	H: 2 LOB: 1 BB: 1 P: 14	R: 9 E: 0 K: 2 S: 35	H: 8 LOB: 2 BB: 1 P: 56	R: 1 E: 0 K: 1 S: 12	H: 2 LOB: 2 BB: 0 P: 21	R: 0 E: 0 K: 1 S: 12	H: 2 LOB: 2 BB: 0 P: 20	R: 0 E: 0 K: 0 S: 10	H: 1 LOB: 1 BB: 1 P: 16	R: 1 E: 0 K: 1 S: 10	H: 1 LOB: 0 BB: 0 P: 17	R: 0 E: 0 K: 0 S: 6	H: 0 LOB: 0 BB: 0 P: 10	R: 1 E: 0 K: 0 S: 14	H: 3 LOB: 2 BB: 0 P: 22	R: 0 E: 0 K: 0 S: 6	H: 0 LOB: 0 BB: 0 P: 9	1B: 13 2B: 2 3B: 0 HR: 4	SF: 0 SAC: 0 DP: 3 HBP: 2	WP: 1 PB: 0 SB: 0 CS: 0	PA: 48					
PITCHER	IP: 1.2 WLS: L BF: 15 H: 7 R: 8 ER: 9 SO: 2 BB: 2 IBB: 0 HBP: 2 BLK: 0 WP: 1 HR: 1 S: 30 P: 53 ERA: 48.60 WHIP: 5.400	IP: 2.2 WLS: 16 BF: 8 H: 2 R: 2 ER: 2 SO: 1 BB: 0 IBB: 0 HBP: 0 BLK: 0 WP: 2 HR: 43 S: 69 P: 6.75 ERA: 3.375	IP: 1.2 WLS: 5 BF: 1 H: 1 R: 1 ER: 1 SO: 2 BB: 0 IBB: 0 HBP: 0 BLK: 0 WP: 1 HR: 13 S: 22 P: 5.40 ERA: 0.600	IP: 1.0 WLS: 3 BF: 0 H: 0 R: 0 ER: 0 SO: 0 BB: 0 IBB: 0 HBP: 0 BLK: 0 WP: 0 HR: 6 S: 10 P: 0.00 ERA: 0.000	IP: 1.0 WLS: 6 BF: 3 H: 0 R: 0 ER: 0 SO: 0 BB: 0 IBB: 0 HBP: 0 BLK: 0 WP: 0 HR: 14 S: 22 P: 9.00 ERA: 3.000	PITCHER	IP: 1.0 WLS: 1.0 BF: 3 H: 0 R: 0 ER: 0 SO: 0 BB: 0 IBB: 0 HBP: 0 BLK: 0 WP: 0 HR: 0 S: 6 P: 1.00 ERA: 0.00 WHIP: 0.000	IP: 1.0 WLS: 3 BF: 0 H: 0 R: 0 ER: 0 SO: 0 BB: 0 IBB: 0 HBP: 0 BLK: 0 WP: 0 HR: 6 S: 9 P: 0.00 ERA: 0.000	IP: 1.0 WLS: 3 BF: 0 H: 0 R: 0 ER: 0 SO: 0 BB: 0 IBB: 0 HBP: 0 BLK: 0 WP: 0 HR: 6 S: 9 P: 0.00 ERA: 0.000	IP: 1.0 WLS: 3 BF: 0 H: 0 R: 0 ER: 0 SO: 0 BB: 0 IBB: 0 HBP: 0 BLK: 0 WP: 0 HR: 6 S: 9 P: 0.00 ERA: 0.000	IP: 1.0 WLS: 3 BF: 0 H: 0 R: 0 ER: 0 SO: 0 BB: 0 IBB: 0 HBP: 0 BLK: 0 WP: 0 HR: 6 S: 9 P: 0.00 ERA: 0.000	IP: 1.0 WLS: 3 BF: 0 H: 0 R: 0 ER: 0 SO: 0 BB: 0 IBB: 0 HBP: 0 BLK: 0 WP: 0 HR: 6 S: 9 P: 0.00 ERA: 0.000	IP: 1.0 WLS: 3 BF: 0 H: 0 R: 0 ER: 0 SO: 0 BB: 0 IBB: 0 HBP: 0 BLK: 0 WP: 0 HR: 6 S: 9 P: 0.00 ERA: 0.000	IP: 1.0 WLS: 3 BF: 0 H: 0 R: 0 ER: 0 SO: 0 BB: 0 IBB: 0 HBP: 0 BLK: 0 WP: 0 HR: 6 S: 9 P: 0.00 ERA: 0.000	IP: 1.0 WLS: 3 BF: 0 H: 0 R: 0 ER: 0 SO: 0 BB: 0 IBB: 0 HBP: 0 BLK: 0 WP: 0 HR: 6 S: 9 P: 0.00 ERA: 0.000	IP: 1.0 WLS: 3 BF: 0 H: 0 R: 0 ER: 0 SO: 0 BB: 0 IBB: 0 HBP: 0 BLK: 0 WP: 0 HR: 6 S: 9 P: 0.00 ERA: 0.000	IP: 1.0 WLS: 3 BF: 0 H: 0 R: 0 ER: 0 SO: 0 BB: 0 IBB: 0 HBP: 0 BLK: 0 WP: 0 HR: 6 S: 9 P: 0.00 ERA: 0.000	IP: 1.0 WLS: 3 BF: 0 H: 0 R: 0 ER: 0 SO: 0 BB: 0 IBB: 0 HBP: 0 BLK: 0 WP: 0 HR: 6 S: 9 P: 0.00 ERA: 0.000	IP: 1.0 WLS: 3 BF: 0 H: 0 R: 0 ER: 0 SO: 0 BB: 0 IBB: 0 HBP: 0 BLK: 0 WP: 0 HR: 6 S: 9 P: 0.00 ERA: 0.000	IP: 1.0 WLS: 3 BF: 0 H: 0 R: 0 ER: 0 SO: 0 BB: 0 IBB: 0 HBP: 0 BLK: 0 WP: 0 HR: 6 S: 9 P: 0.00 ERA: 0.000	IP: 1.0 WLS: 3 BF: 0 H: 0 R: 0 ER: 0 SO: 0 BB: 0 IBB: 0 HBP: 0 BLK: 0 WP: 0 HR: 6 S: 9 P: 0.00 ERA: 0.000	IP: 1.0 WLS: 3 BF: 0 H: 0 R: 0 ER: 0 SO: 0 BB: 0 IBB: 0 HBP: 0 BLK: 0 WP: 0 HR: 6 S: 9 P: 0.00 ERA: 0.000	IP: 1.0 WLS: 3 BF: 0 H: 0 R: 0 ER: 0 SO: 0 BB: 0 IBB: 0 HBP: 0 BLK: 0 WP: 0 HR: 6 S: 9 P: 0.00 ERA: 0.000	IP: 1.0 WLS: 3 BF: 0 H: 0 R: 0 ER: 0 SO: 0 BB: 0 IBB: 0 HBP: 0 BLK: 0 WP: 0 HR: 6 S: 9 P: 0.00 ERA: 0.000	IP: 1.0 WLS: 3 BF: 0 H: 0 R: 0 ER: 0 SO: 0 BB: 0 IBB: 0 HBP: 0 BLK: 0 WP: 0 HR: 6 S: 9 P: 0.00 ERA: 0.000	IP: 1.0 WLS: 3 BF: 0 H: 0 R: 0 ER: 0 SO: 0 BB: 0 IBB: 0 HBP: 0 BLK: 0 WP: 0 HR: 6 S: 9 P: 0.00 ERA: 0.000	IP: 1.0 WLS: 3 BF: 0 H: 0 R: 0 ER: 0 SO: 0 BB: 0 IBB: 0 HBP: 0 BLK: 0 WP: 0 HR: 6 S: 9 P: 0.00 ERA: 0.000
15 Darwin Barney, R (1.4) OBP: 0.319, SLG: 0.303										3	0	1	0	1	1	2	San Francisco Giants @ Chicago Cubs Wrigley Field, Chicago, IL Thu Sep 23 20:10, 6:08 PM - 8:55 PM CDT Att: 34,481 - Cloudy - 85 F										
13 Starlin Castro, R (1.6) OBP: 0.351, SLG: 0.418										4	0	2	0	0	0	1											
24 Marion Byrd, R (1.8) OBP: 0.345, SLG: 0.433										3	0	0	0	0	1	3											
5 Sam Fuld, L (7.8) OBP: 0.182, SLG: 0.273										3	0	1	0	0	0	0											
16 Aramis Ramirez, R (1.5) OBP: 0.293, SLG: 0.448										1	0	0	0	0	1	0											
19 Bobby Seales, S (7.5) OBP: 0.296, SLG: 0.167										3	0	0	0	0	0	2											
22 Xavier Nady, R (1.3) OBP: 0.314, SLG: 0.367										0	0	0	0	0	0	0											
40 James Russell, L (7.1) OBP: 0.293, SLG: 0.453										4	0	2	0	0	0	0											
64 Justin Berg, R (8.1) OBP: 0.244, SLG: 0.243										2	0	0	0	0	0	1											
6 Micah Hoffpauir, L (7.3) OBP: 0.244, SLG: 0.243										2	0	0	0	0	0	2											
55 Koyie Hill, S (1.2) OBP: 0.250, SLG: 0.309										3	0	1	0	0	1	0											
46 Ryan Dempster, R (1.1) OBP: 0.143, SLG: 0.161										0	0	0	0	0	0	0											
20 Thomas Diamond, R (2.1) OBP: 0.222, SLG: 0.125										1	0	0	0	0	1	0											
56 Brad Snyder, L (5.9) OBP: 0.222, SLG: 0.125										2	0	0	0	0	2	2											
Inning Stats	R: 0 E: 0 K: 1 S: 9	H: 2 LOB: 2 BB: 0 P: 12	R: 0 E: 0 K: 1 S: 9	H: 0 LOB: 0 BB: 0 P: 12	R: 0 E: 0 K: 2 S: 14	H: 1 LOB: 2 BB: 1 P: 20	R: 0 E: 0 K: 1 S: 10	H: 1 LOB: 1 BB: 0 P: 16	R: 0 E: 0 K: 0 S: 5	H: 0 LOB: 0 BB: 0 P: 6	R: 0 E: 0 K: 3 S: 16	H: 2 LOB: 2 BB: 0 P: 23	R: 0 E: 0 K: 1 S: 6	H: 0 LOB: 0 BB: 0 P: 10	R: 0 E: 0 K: 2 S: 8	H: 0 LOB: 0 BB: 0 P: 15	1B: 5 2B: 2 3B: 0 HR: 0	SF: 0 SAC: 0 DP: 0 HBP: 0	WP: 1 PB: 0 SB: 0 CS: 0	PA: 34							
PITCHER	IP: 7.0 WLS: W BF: 28 H: 7 R: 0 ER: 0 SO: 9 BB: 1 IBB: 0 HBP: 0 BLK: 0 WP: 1 HR: 0 S: 73 P: 103 ERA: 0.00 WHIP: 1.143	IP: 1.0 WLS: 3 BF: 0 H: 0 R: 0 ER: 0 SO: 0 BB: 0 IBB: 0 HBP: 0 BLK: 0 WP: 0 HR: 6 S: 10 P: 0.00 ERA: 0.000	IP: 1.0 WLS: 3 BF: 0 H: 0 R: 0 ER: 0 SO: 0																								

Batter	1	2	3	4	5	6	7	8	9	AB	R	H	RBI	BB	SO	LOB	TOP								
14 Mike Fontenot, L (1,5) OBP: 0.331, SLG: 0.381										3	0	0	0	1	1	0									
21 Freddy Sanchez, R (1,4) OBP: 0.343, SLG: 0.383										4	0	0	0	0	1	2									
17 Aubrey Huff, L (1,3) OBP: 0.379, SLG: 0.503										4	0	0	0	0	2	0									
35 Travis Ishikawa, L (9,3) OBP: 0.315, SLG: 0.390										0	0	0	0	0	0	0									
28 Buster Posey, R (1,2) OBP: 0.369, SLG: 0.520										3	1	0	0	1	1	0									
9 Pat Burrell, R (1,7) OBP: 0.351, SLG: 0.468										3	1	1	2	0	1	0									
56 Andres Torres, S (7,8) OBP: 0.345, SLG: 0.475										1	0	0	0	0	0	0									
6 Jose Guillen, R (1,9) OBP: 0.322, SLG: 0.431										3	0	1	0	0	1	0									
38 Brian Wilson, R (9,1) OBP: 0.322, SLG: 0.431										0	0	0	0	0	0	0									
5 Juan Uribe, R (1,6) OBP: 0.311, SLG: 0.435										2	0	0	0	1	1	1									
13 Cody Ross, R (1,8) OBP: 0.315, SLG: 0.396										3	0	1	0	0	0	1									
55 Tim Lincecum, L (1,1) OBP: 0.147, SLG: 0.108										2	0	0	0	0	2	1									
12 Nate Schierholz, L (9,9) OBP: 0.317, SLG: 0.314										0	0	0	0	0	0	0									
Inning Stats	R: 0 E: 0 K: 3 S: 11	H: 0 LOB: 0 BB: 0 P: 16	R: 0 E: 0 K: 1 S: 9	H: 0 LOB: 0 BB: 0 P: 14	R: 0 E: 0 K: 0 S: 14	H: 0 LOB: 2 BB: 2 P: 26	R: 0 E: 0 K: 2 S: 11	H: 0 LOB: 0 BB: 0 P: 16	R: 0 E: 0 K: 1 S: 8	H: 2 LOB: 1 BB: 0 P: 14	R: 0 E: 0 K: 0 S: 7	H: 0 LOB: 0 BB: 0 P: 12	R: 2 E: 0 K: 1 S: 10	H: 1 LOB: 0 BB: 1 P: 22	R: 0 E: 0 K: 1 S: 6	H: 0 LOB: 0 BB: 0 P: 8	R: 0 E: 0 K: 1 S: 6	H: 0 LOB: 0 BB: 0 P: 7	1B: 2 2B: 1 3B: 0 HR: 1	SF: 0 SAC: 1 DP: 1 HBP: 0	WP: 0 PB: 0 SB: 0 CS: 0	PA: 32			
PITCHER	IP	WLS	BF	H	R	ER	SO	BB	IBB	HBP	BLK	WP	HR	S	P	ERA	WHIP								
45 Jhoulys Chacin, R (1,1) ERA: 3.26	7.0	L	26	3	2	2	8	3	0	0	0	0	1	70	120	2.57	0.857								
51 Matt Reynolds, L (8,1) ERA: 1.69	1.1		4	0	0	0	1	0	0	0	0	0	0	8	11	0.00	0.000								
63 Rafael Betancourt, R (9,1) ERA: 3.86	0.2		2	0	0	0	1	0	0	0	0	0	0	4	4	0.00	0.000								

San Francisco Giants @ Colorado Rockies
Coors Field, Denver, CO
Fri Sep 24 2010, 6:12 PM - 8:31 PM MDT
Att. 49,071 - Clear - 80 F


AB	28
R	2
H	3
RBI	2
BB	3
SO	10
LOB	5



Batter	1	2	3	4	5	6	7	8	9	AB	R	H	RBI	BB	SO	LOB	BOTTOM								
1 Eric Young Jr., S (1,4) OBP: 0.328, SLG: 0.301										4	0	1	1	0	2	0									
24 Dexter Fowler, S (1,8) OBP: 0.341, SLG: 0.383										3	0	0	0	0	1	1									
23 Jason Giambi, L (9,PH) OBP: 0.382, SLG: 0.404										1	0	0	0	0	0	0									
5 Carlos González, L (1,7) OBP: 0.382, SLG: 0.606										3	0	0	0	0	1	0									
2 Troy Tulowitzki, R (1,6) OBP: 0.383, SLG: 0.574										3	0	0	0	0	0	0									
17 Todd Helton, L (1,3) OBP: 0.359, SLG: 0.363										3	0	0	0	0	1	0									
6 Melvin Mora, R (1,5) OBP: 0.360, SLG: 0.407										1	0	0	0	0	1	0									
9 Ian Stewart, L (5,5) OBP: 0.343, SLG: 0.456										2	0	0	0	0	1	0									
7 Seth Smith, L (1,9) OBP: 0.319, SLG: 0.478										3	1	1	0	0	0	0									
21 Miguel Olivo, R (1,2) OBP: 0.317, SLG: 0.447										3	0	0	0	0	2	1									
45 Jhoulys Chacin, R (1,1) OBP: 0.103, SLG: 0.079										2	0	0	0	0	1	1									
51 Matt Reynolds, L (8,1) ERA: 1.69										0	0	0	0	0	0	0									
63 Rafael Betancourt, R (9,1) ERA: 3.86										0	0	0	0	0	0	0									
18 Jonathan Herrera, S (9,PH) OBP: 0.351, SLG: 0.348										1	0	0	0	0	0	0									
Inning Stats	R: 0 E: 0 K: 1 S: 8	H: 0 LOB: 0 BB: 0 P: 11	R: 0 E: 0 K: 1 S: 9	H: 0 LOB: 0 BB: 0 P: 13	R: 0 E: 0 K: 2 S: 9	H: 0 LOB: 0 BB: 0 P: 13	R: 0 E: 0 K: 1 S: 7	H: 0 LOB: 0 BB: 0 P: 9	R: 0 E: 0 K: 1 S: 9	H: 0 LOB: 0 BB: 0 P: 13	R: 1 E: 0 K: 2 S: 13	H: 2 LOB: 1 BB: 0 P: 18	R: 0 E: 0 K: 1 S: 9	H: 0 LOB: 0 BB: 0 P: 15	R: 0 E: 0 K: 0 S: 10	H: 0 LOB: 0 BB: 0 P: 14	R: 0 E: 0 K: 1 S: 7	H: 0 LOB: 0 BB: 0 P: 8	1B: 1 2B: 1 3B: 0 HR: 0	SF: 0 SAC: 0 DP: 0 HBP: 0	WP: 0 PB: 0 SB: 0 CS: 0	PA: 29			
PITCHER	IP	WLS	BF	H	R	ER	SO	BB	IBB	HBP	BLK	WP	HR	S	P	ERA	WHIP								
55 Tim Lincecum, R (1,1) ERA: 3.51	8.0	W	26	2	1	1	9	0	0	0	0	0	0	74	106	1.12	0.250								
38 Brian Wilson, R (9,1) ERA: 1.82	1.0	S	3	0	0	0	1	0	0	0	0	0	0	7	8	0.00	0.000								

San Francisco Giants @ Colorado Rockies
Coors Field, Denver, CO
Fri Sep 24 2010, 6:12 PM - 8:31 PM MDT
Att. 49,071 - Clear - 80 F

AB	29
R	1
H	2
RBI	1
BB	0
SO	10
LOB	3



Batter	1	2	3	4	5	6	7	8	9	AB	R	H	RBI	BB	SO	LOB	TOP		
13 Cody Ross, R OBP: 0.318, SLG: 0.407										3	2	1	1	2	1	1			
21 Freddy Sanchez, R OBP: 0.345, SLG: 0.403										4	1	2	2	0	1	1			
14 Mike Fontenot, L OBP: 0.332, SLG: 0.382										0	0	0	0	0	0	0			
17 Aubrey Huff, L OBP: 0.383, SLG: 0.513										4	1	2	0	0	1	1			
28 Buster Posey, R OBP: 0.368, SLG: 0.513										3	0	1	0	1	0	2			
9 Pat Burrell, R OBP: 0.349, SLG: 0.463										3	0	0	1	0	2	4			
12 Nate Schierholz, L OBP: 0.314, SLG: 0.311										0	0	0	0	0	0	0			
6 Jose Guillen, R OBP: 0.319, SLG: 0.425										3	0	0	0	1	0	2			
33 Aaron Rowand, R OBP: 0.279, SLG: 0.367										0	0	0	0	0	0	0			
5 Juan Uribe, R OBP: 0.307, SLG: 0.429										4	0	0	0	0	1	3			
48 Pablo Sandoval, S OBP: 0.320, SLG: 0.402										3	0	0	0	1	1	0			
18 Matt Cain, R OBP: 0.106, SLG: 0.108										4	0	0	0	0	3	1			
Inning Stats	R: 2 H: 2 E: 0 K: 1 S: 16	H: 2 LOB: 2 BB: 2 P: 28	R: 0 H: 0 E: 0 K: 1 S: 10	H: 0 LOB: 1 BB: 1 P: 19	R: 1 H: 1 E: 0 K: 0 S: 7	H: 1 LOB: 0 BB: 0 P: 11	R: 0 H: 0 E: 0 K: 1 S: 10	H: 0 LOB: 1 BB: 1 P: 18	R: 0 H: 1 E: 0 K: 0 S: 8	H: 1 LOB: 1 BB: 1 P: 15	R: 1 H: 1 E: 0 K: 3 S: 10	H: 1 LOB: 0 BB: 0 P: 16	R: 0 H: 1 E: 0 K: 1 S: 12	H: 1 LOB: 1 BB: 0 P: 16	R: 0 H: 0 E: 0 K: 2 S: 8	H: 0 LOB: 0 BB: 8 P: 8	1B: 2 2B: 2 3B: 0 HR: 2	SF: 1 SAC: 0 DP: 2 HBP: 0	WP: 0 PA: 37 PB: 0 SB: 0 CS: 0
PITCHER	IP: 6.0 WLS: L BF: 26 ERA: 4.24	H: 4 R: 3 ER: 3 SO: 4	H: 1 R: 1 ER: 1 SO: 3	H: 1 R: 0 ER: 0 SO: 1	H: 0 R: 0 ER: 0 SO: 0	H: 0 R: 0 ER: 0 SO: 0	H: 1 R: 1 ER: 0 SO: 16	H: 1 R: 0 ER: 0 SO: 16	H: 0 R: 0 ER: 0 SO: 8	H: 0 R: 0 ER: 0 SO: 8	H: 0 R: 0 ER: 0 SO: 10	H: 0 R: 0 ER: 0 SO: 16	H: 1 R: 0 ER: 0 SO: 12	H: 1 R: 0 ER: 0 SO: 8	H: 0 R: 0 ER: 0 SO: 8	H: 0 R: 0 ER: 0 SO: 8	1B: 2 2B: 2 3B: 0 HR: 2	SF: 1 SAC: 0 DP: 2 HBP: 0	WP: 0 PA: 37 PB: 0 SB: 0 CS: 0
29 Jorge De La Rosa, L ERA: 4.24	6.0	L	26	4	3	3	4	4	1	0	0	0	0	0	1	58	100	4.50	1.333
51 Matt Reynolds, L ERA: 2.12	1.0		4	1	1	1	3	0	0	0	0	0	0	0	1	10	16	9.00	1.000
34 Matt Belisle, R ERA: 2.88	1.0		4	1	0	0	1	0	0	0	0	0	0	0	12	16	0.00	1.000	
63 Rafael Betancourt, R ERA: 3.73	1.0		3	0	0	0	2	0	0	0	0	0	0	0	8	8	0.00	0.000	

San Francisco Giants @ Colorado Rockies
Coors Field, Denver, CO
Sun Sep 26 2010, 1:11 PM - 3:52 PM MDT
Att: 32,594 - Sunny - 83 F

AB	31
R	4
H	6
RBI	4
BB	5
SO	10
LOB	15



Batter	1	2	3	4	5	6	7	8	9	AB	R	H	RBI	BB	SO	LOB	BOTTOM				
1 Eric Young Jr., S OBP: 0.319, SLG: 0.292										4	0	0	0	0	2	0					
63 Rafael Betancourt, R										0	0	0	0	0	0	0					
18 Jonathan Herrera, S OBP: 0.346, SLG: 0.344										4	0	0	0	0	0	0					
5 Carlos González, L OBP: 0.382, SLG: 0.606										4	0	1	0	0	1	0					
2 Troy Tulowitzki, R OBP: 0.385, SLG: 0.583										4	0	0	0	0	0	1					
23 Jason Giambi, L OBP: 0.378, SLG: 0.398										4	0	0	0	0	2	2					
19 Ryan Spillborghs, R OBP: 0.363, SLG: 0.448										2	0	0	0	1	0	0					
15 Jay Payton, R OBP: 0.435, SLG: 0.652										3	1	1	0	0	1	2					
21 Miguel Olivo, R OBP: 0.314, SLG: 0.444										3	0	0	0	0	2	3					
20 Chris Iannetta, R OBP: 0.330, SLG: 0.420										0	0	0	0	0	0	0					
29 Jorge De La Rosa, L OBP: 0.179, SLG: 0.231										1	0	0	0	0	0	0					
24 Dexter Fowler, S OBP: 0.347, SLG: 0.394										1	0	0	0	0	0	0					
51 Matt Reynolds, L										0	0	0	0	0	0	0					
34 Matt Belisle, R OBP: 0.346, SLG: 0.350										0	0	0	0	0	0	0					
6 Melvin Mora, R OBP: 0.350, SLG: 0.428										1	1	1	2	0	0	0					
Inning Stats	R: 0 H: 0 E: 0 K: 0 S: 7	H: 0 LOB: 0 BB: 0 P: 10	R: 0 H: 0 E: 0 K: 0 S: 4	H: 0 LOB: 0 BB: 0 P: 5	R: 0 H: 0 E: 0 K: 0 S: 6	H: 0 LOB: 0 BB: 0 P: 8	R: 0 H: 0 E: 0 K: 0 S: 8	H: 0 LOB: 0 BB: 0 P: 14	R: 0 H: 0 E: 0 K: 3 S: 16	H: 0 LOB: 2 BB: 1 P: 26	R: 0 H: 0 E: 0 K: 1 S: 11	H: 0 LOB: 0 BB: 0 P: 13	R: 0 H: 0 E: 0 K: 1 S: 8	H: 0 LOB: 0 BB: 0 P: 8	R: 2 H: 2 E: 0 K: 2 S: 12	H: 2 LOB: 0 BB: 0 P: 17	R: 0 H: 1 E: 0 K: 1 S: 8	H: 1 LOB: 1 BB: 0 P: 12	1B: 2 2B: 0 3B: 0 HR: 1	SF: 0 SAC: 0 DP: 0 HBP: 0	WP: 0 PA: 32 PB: 0 SB: 1 CS: 0
PITCHER	IP: 9.0 WLS: W BF: 32 ERA: 2.95	H: 3 R: 2 ER: 2 SO: 8	H: 2 R: 2 ER: 2 SO: 8	H: 2 R: 2 ER: 2 SO: 8	H: 0 R: 0 ER: 0 SO: 6	H: 0 R: 0 ER: 0 SO: 8	H: 0 R: 0 ER: 0 SO: 14	H: 0 R: 0 ER: 0 SO: 14	H: 1 R: 1 ER: 0 SO: 113	H: 2 R: 2 ER: 2 SO: 113	H: 0 R: 0 ER: 0 SO: 11	H: 0 R: 0 ER: 0 SO: 13	H: 0 R: 0 ER: 0 SO: 8	H: 0 R: 0 ER: 0 SO: 8	H: 2 R: 2 ER: 0 SO: 12	H: 2 R: 2 ER: 0 SO: 17	H: 1 R: 1 ER: 0 SO: 12	1B: 2 2B: 0 3B: 0 HR: 1	SF: 0 SAC: 0 DP: 0 HBP: 0	WP: 0 PA: 32 PB: 0 SB: 1 CS: 0	
18 Matt Cain, R ERA: 2.95	9.0	W	32	3	2	2	8	1	0	0	0	0	0	0	0	0	113	2.00	0.444		

San Francisco Giants @ Colorado Rockies
Coors Field, Denver, CO
Sun Sep 26 2010, 1:11 PM - 3:52 PM MDT
Att: 32,594 - Sunny - 83 F

AB	31
R	2
H	3
RBI	2
BB	1
SO	8
LOB	8



Batter	1	2	3	4	5	6	7	8	9	AB	R	H	RBI	BB	SO	LOB	TOP
6 Stephen Drew, L (1,6) OBP: 0.351, SLG: 0.456										3	0	0	0	1	2	2	<p>Arizona Diamondbacks @ San Francisco Giants AT&T Park, San Francisco, CA Tue Sep 28 2010, 7:16 PM - 10:00 PM PDT Att: 37,449 - Partly Cloudy - 73 F</p>
14 Ryan Roberts, R (1,7) OBP: 0.227, SLG: 0.365										4	0	1	0	0	0	1	
2 Kelly Johnson, L (1,4) OBP: 0.368, SLG: 0.501										3	1	2	1	1	1	0	
24 Chris Young, R (1,8) OBP: 0.341, SLG: 0.457										4	0	0	0	0	2	3	
25 Adam LaRoche, L (1,3) OBP: 0.321, SLG: 0.464										4	1	1	0	0	1	2	
13 Tony Abreu, S (1,5) OBP: 0.274, SLG: 0.326										4	0	0	0	0	1	1	
26 Miguel Montero, L (1,2) OBP: 0.342, SLG: 0.451										3	0	1	0	1	0	0	
5 Cole Gillespie, R (1,9) OBP: 0.274, SLG: 0.364										2	0	0	0	1	2	1	
8 Gerardo Parra, L (9, PH) OBP: 0.307, SLG: 0.374										1	0	0	0	0	1	0	
13 Rodrigo Lopez, R (1,1) OBP: 0.106, SLG: 0.392										1	0	0	1	0	0	0	
21 Mike Hampton, R (6,1) OBP: 0.249, SLG: 0.354										0	0	0	0	0	0	0	
29 Brandon Allen, L (7, PH) OBP: 0.249, SLG: 0.354										0	0	0	0	0	0	0	
39 Jordan Norberto, L (7,1) OBP: 0.116, SLG: 0.155										0	0	0	0	0	0	0	
55 Blaine Boyer, R (7,1) OBP: 0.116, SLG: 0.155										0	0	0	0	0	0	0	
32 Esmerling Vasquez, R (8,1) OBP: 0.116, SLG: 0.155										0	0	0	0	0	0	0	
Inning Stats	R: 0 E: 0 K: 1 S: 10	H: 0 LOB: 1 BB: 2 P: 21	R: 1 E: 0 K: 2 S: 13	H: 1 LOB: 2 BB: 2 P: 25	R: 1 E: 0 K: 1 S: 10	H: 1 LOB: 0 BB: 0 P: 13	R: 0 E: 0 K: 1 S: 10	H: 1 LOB: 0 BB: 0 P: 12	R: 0 E: 0 K: 1 S: 8	H: 0 LOB: 0 BB: 0 P: 11	R: 0 E: 0 K: 2 S: 13	H: 2 LOB: 2 BB: 0 P: 18	R: 0 E: 0 K: 1 S: 10	H: 0 LOB: 0 BB: 0 P: 15	1B: 3 2B: 1 3B: 0 HR: 1	SF: 1 SAC: 0 DP: 0 HBP: 0	WP: 1 PA: 35 PB: 0 SB: 0 CS: 1
PITCHER	IP WLS BF H R ER SO BB IBB HBP BLK WP HR S P ERA WHIP	IP WLS BF H R ER SO BB IBB HBP BLK WP HR S P ERA WHIP	IP WLS BF H R ER SO BB IBB HBP BLK WP HR S P ERA WHIP	IP WLS BF H R ER SO BB IBB HBP BLK WP HR S P ERA WHIP	IP WLS BF H R ER SO BB IBB HBP BLK WP HR S P ERA WHIP	IP WLS BF H R ER SO BB IBB HBP BLK WP HR S P ERA WHIP	IP WLS BF H R ER SO BB IBB HBP BLK WP HR S P ERA WHIP	IP WLS BF H R ER SO BB IBB HBP BLK WP HR S P ERA WHIP	IP WLS BF H R ER SO BB IBB HBP BLK WP HR S P ERA WHIP	IP WLS BF H R ER SO BB IBB HBP BLK WP HR S P ERA WHIP	IP WLS BF H R ER SO BB IBB HBP BLK WP HR S P ERA WHIP	IP WLS BF H R ER SO BB IBB HBP BLK WP HR S P ERA WHIP	IP WLS BF H R ER SO BB IBB HBP BLK WP HR S P ERA WHIP	IP WLS BF H R ER SO BB IBB HBP BLK WP HR S P ERA WHIP	IP WLS BF H R ER SO BB IBB HBP BLK WP HR S P ERA WHIP	IP WLS BF H R ER SO BB IBB HBP BLK WP HR S P ERA WHIP	ERA WHIP
57 Jonathan Sánchez, L (1,1) ERA: 3.15	6.0 W 24 3 2 2 6 3 1 0 0 1 1 57 91 3.00 1.000																
52 Ramon E Ramirez, R (7,1) ERA: 3.04	1.0 H 3 0 0 0 2 0 0 0 0 0 0 7 13 0.00 0.000																
54 Sergio Romo, R (8,1) ERA: 2.28	0.1 H 2 1 0 0 1 0 0 0 0 0 0 5 6 0.00 3.000																
49 Javier López, L (8,1) ERA: 2.4	0.0 1 1 0 0 0 0 0 0 0 0 0 1 1 = =																
38 Brian Wilson, R (8,1) ERA: 1.98	1.2 S 5 0 0 0 2 0 0 0 0 0 0 17 26 0.00 0.000																

Batter	1	2	3	4	5	6	7	8	9	AB	R	H	RBI	BB	SO	LOB	BOTTOM		
56 Andres Torres, S (1,8) OBP: 0.344, SLG: 0.482										5	1	1	0	0	3	2	<p>Arizona Diamondbacks @ San Francisco Giants AT&T Park, San Francisco, CA Tue Sep 28 2010, 7:16 PM - 10:00 PM PDT Att: 37,449 - Partly Cloudy - 73 F</p>		
14 Mike Fontenot, L (1,4) OBP: 0.335, SLG: 0.381										3	1	1	1	1	0	1			
17 Aubrey Huff, L (1,3) OBP: 0.362, SLG: 0.510										3	0	0	0	1	1	2			
13 Cody Ross, R (8,7) OBP: 0.318, SLG: 0.407										0	0	0	0	0	0	0			
28 Buster Posey, R (1,2) OBP: 0.365, SLG: 0.508										4	0	0	0	0	0	3			
9 Pat Burrell, R (1,7) OBP: 0.350, SLG: 0.463										4	0	2	1	0	0	0			
8 Eugenio Velez, S (7, PR) OBP: 0.259, SLG: 0.327										0	0	0	0	0	0	0			
54 Sergio Romo, R (8,1) ERA: 2.28										0	0	0	0	0	0	0			
49 Javier López, L (8,1) ERA: 2.4										0	0	0	0	0	0	0			
38 Brian Wilson, R (8,1) ERA: 1.98										0	0	0	0	0	0	0			
6 Jose Guillen, R (1,9) OBP: 0.317, SLG: 0.423										3	0	0	0	0	0	2			
52 Ramon E Ramirez, R (7,1) ERA: 3.04										0	0	0	0	0	0	0			
35 Travis Ishikawa, L (7, PH) OBP: 0.324, SLG: 0.397										1	0	1	0	0	0	0			
5 Juan Uribe, R (1,6) OBP: 0.309, SLG: 0.438										4	1	2	1	0	0	2			
48 Pablo Sandoval, S (1,5) OBP: 0.323, SLG: 0.405										3	1	2	0	1	0	0			
57 Jonathan Sánchez, L (1,1) ERA: 3.15										1	0	0	0	0	1	2			
12 Nate Schierholtz, L (6, PH) OBP: 0.316, SLG: 0.312										2	0	1	1	0	1	0			
Inning Stats	R: 0 E: 0 K: 1 S: 11	H: 0 LOB: 1 BB: 1 P: 17	R: 0 E: 0 K: 1 S: 10	H: 1 LOB: 1 BB: 1 P: 20	R: 1 E: 0 K: 0 S: 11	H: 3 LOB: 0 BB: 0 P: 19	R: 1 E: 0 K: 0 S: 11	H: 2 LOB: 1 BB: 0 P: 17	R: 0 E: 0 K: 1 S: 9	H: 0 LOB: 0 BB: 0 P: 11	R: 1 E: 0 K: 1 S: 11	H: 2 LOB: 1 BB: 0 P: 15	R: 1 E: 0 K: 1 S: 12	H: 2 LOB: 2 BB: 1 P: 24	R: 0 E: 0 K: 2 S: 9	H: 0 LOB: 0 BB: 0 P: 13	1B: 6 2B: 2 3B: 1 HR: 1	SF: 0 SAC: 1 DP: 0 HBP: 0	WP: 2 PA: 37 PB: 0 SB: 0 CS: 0
PITCHER	IP WLS BF H R ER SO BB IBB HBP BLK WP HR S P ERA WHIP	IP WLS BF H R ER SO BB IBB HBP BLK WP HR S P ERA WHIP	IP WLS BF H R ER SO BB IBB HBP BLK WP HR S P ERA WHIP	IP WLS BF H R ER SO BB IBB HBP BLK WP HR S P ERA WHIP	IP WLS BF H R ER SO BB IBB HBP BLK WP HR S P ERA WHIP	IP WLS BF H R ER SO BB IBB HBP BLK WP HR S P ERA WHIP	IP WLS BF H R ER SO BB IBB HBP BLK WP HR S P ERA WHIP	IP WLS BF H R ER SO BB IBB HBP BLK WP HR S P ERA WHIP	IP WLS BF H R ER SO BB IBB HBP BLK WP HR S P ERA WHIP	IP WLS BF H R ER SO BB IBB HBP BLK WP HR S P ERA WHIP	IP WLS BF H R ER SO BB IBB HBP BLK WP HR S P ERA WHIP	IP WLS BF H R ER SO BB IBB HBP BLK WP HR S P ERA WHIP	IP WLS BF H R ER SO BB IBB HBP BLK WP HR S P ERA WHIP	IP WLS BF H R ER SO BB IBB HBP BLK WP HR S P ERA WHIP	IP WLS BF H R ER SO BB IBB HBP BLK WP HR S P ERA WHIP	IP WLS BF H R ER SO BB IBB HBP BLK WP HR S P ERA WHIP	ERA WHIP		
13 Rodrigo Lopez, R (1,1) ERA: 5.05	5.2 L 27 8 3 3 2 1 1 0 0 0 0 59 93 4.76 1.588																		
21 Mike Hampton, L (6,1) ERA: 1.16	0.1 1 0 0 0 1 0 0 0 0 0 0 4 6 0.00 0.000																		
39 Jordan Norberto, L (7,1) ERA: 1.16	0.1 2 0 1 1 1 1 0 0 0 0 1 0 5 11 27.00 3.000																		
55 Blaine Boyer, R (7,1) ERA: 4.34	0.2 4 2 0 0 0 0 0 0 0 0 0 7 13 0.00 3.000																		
32 Esmerling Vasquez, R (8,1) ERA: 4.7	1.0 3 0 0 0 2 0 0 0 0 0 0 9 13 0.00 0.000																		



Batter	1	2	3	4	5	6	7	8	9	AB	R	H	RBI	BB	SO	LOB	TOP					
6 Stephen Drew, L (1, 6) OBP: 0.352, SLG: 0.461										5	1	2	1	0	1	2	Arizona Diamondbacks @ San Francisco Giants AT&T Park, San Francisco, CA Wed Sep 29 2010, 7:16 PM - 9:49 PM PDT Att: 38,228 - Clear - 68 F					
13 Tony Abreu, S (1, 5) OBP: 0.245, SLG: 0.319										4	0	0	0	0	1	2						
27 Mark Reynolds, R (6, PH) OBP: 0.321, SLG: 0.437										0	0	0	0	1	0	0						
2 Kelly Johnson, L (1, 4) OBP: 0.368, SLG: 0.498										3	0	0	0	2	3	2						
24 Chris Young, R (1, 8) OBP: 0.343, SLG: 0.456										3	0	1	0	2	1	3						
25 Adam LaRoche, L (1, 3) OBP: 0.318, SLG: 0.461										4	0	0	0	0	3	4						
26 Miguel Montero, L (1, 2) OBP: 0.337, SLG: 0.445										4	0	0	0	0	2	3						
29 Brandon Allen, L (1, 7) OBP: 0.422, SLG: 0.444										3	0	1	0	0	2	0						
4 Rusty Ryan, R (6, PH) OBP: 0.310, SLG: 0.347										1	0	1	0	0	0	0						
8 Gerardo Parra, L (1, 9) OBP: 0.310, SLG: 0.375										4	0	2	0	0	0	2						
31 Ian Kennedy, R (1, 1) OBP: 0.290, SLG: 0.322										0	0	0	0	0	0	0						
19 Ryan Schifano, L (6, PH) OBP: 0.294, SLG: 0.326										1	0	0	0	0	1	1						
77 D.J. Carrasco, R (6, 1) OBP: 0.294, SLG: 0.326										0	0	0	0	0	0	0						
21 Mike Hampton, R (6, 1) OBP: 0.294, SLG: 0.326										0	0	0	0	0	0	0						
38 Sam Demel, R (6, 1) OBP: 0.294, SLG: 0.326										0	0	0	0	0	0	0						
11 Augie Ojeda, S (6, PH) OBP: 0.294, SLG: 0.326										1	0	1	0	0	0	0						
Inning Stats	R: 1 E: 0 K: 1 S: 13	H: 1 LOB: 2 BB: 2 P: 24	R: 0 E: 0 K: 1 S: 14	H: 2 LOB: 2 BB: 0 P: 18	R: 0 E: 0 K: 3 S: 11	H: 1 LOB: 1 BB: 0 P: 13	R: 0 E: 0 K: 1 S: 9	H: 1 LOB: 1 BB: 0 P: 16	R: 0 E: 0 K: 2 S: 7	H: 0 LOB: 1 BB: 1 P: 16	R: 0 E: 0 K: 2 S: 11	H: 1 LOB: 1 BB: 0 P: 15	R: 0 E: 0 K: 1 S: 7	H: 0 LOB: 1 BB: 1 P: 12	R: 0 E: 0 K: 2 S: 10	H: 1 LOB: 1 BB: 0 P: 13	R: 0 E: 0 K: 1 S: 13	H: 1 LOB: 2 BB: 1 P: 22	1B: 6 2B: 1 3B: 0 HR: 1	SF: 0 SAC: 2 DP: 0 HBP: 0	WP: 0 PB: 0 SB: 0 CS: 0	PA: 40
PITCHER	IP: 7.0 WLS: W BF: 31 ERA: 3.43	WLS: H BF: 4 ERA: 2.35	H: 6 R: 1 ER: 1 SO: 11	R: 1 ER: 0 SO: 2	BB: 4 IBB: 0 HBP: 0 BLK: 0	IBB: 0 HBP: 0 BLK: 0	WP: 0 HR: 1 S: 72 P: 114	HR: 1 S: 10 P: 13	ERA: 1.29 WHIP: 1.429	PITCHER	IP: 1.0 WLS: S BF: 5 ERA: 1.83	WLS: H BF: 4 ERA: 2.35	H: 1 R: 0 ER: 0 SO: 1	BB: 1 IBB: 0 HBP: 0 BLK: 0	WP: 0 HR: 0 S: 10 P: 13	HR: 0 S: 13	ERA: 0.00 WHIP: 1.000	ERA: 0.00 WHIP: 2.000	1B: 0 2B: 0 3B: 0 HR: 0	SF: 0 SAC: 0 DP: 0 HBP: 0	WP: 0 PB: 0 SB: 0 CS: 0	PA: 31

Batter	1	2	3	4	5	6	7	8	9	AB	R	H	RBI	BB	SO	LOB	BOTTOM					
56 Andres Torres, S (1, 8) OBP: 0.343, SLG: 0.480										4	0	1	0	0	0	0	Arizona Diamondbacks @ San Francisco Giants AT&T Park, San Francisco, CA Wed Sep 29 2010, 7:16 PM - 9:49 PM PDT Att: 38,228 - Clear - 68 F					
14 Mike Fontenot, L (1, 4) OBP: 0.329, SLG: 0.374										4	0	0	0	0	1	1						
17 Aubrey Huff, L (1, 3) OBP: 0.382, SLG: 0.510										4	1	2	0	0	0	1						
28 Buster Posey, R (1, 2) OBP: 0.364, SLG: 0.504										3	1	0	0	1	1	2						
9 Pat Burrell, R (1, 7) OBP: 0.350, SLG: 0.471										3	1	1	3	0	0	0						
13 Cody Ross, R (6, 7) OBP: 0.318, SLG: 0.407										0	0	0	0	0	0	0						
6 Jesse Guillen, R (1, 9) OBP: 0.317, SLG: 0.421										2	0	0	0	1	0	0						
12 Nate Schierholtz, L (7, 9) OBP: 0.310, SLG: 0.372										0	0	0	0	0	0	0						
5 Juan Uribe, R (1, 6) OBP: 0.307, SLG: 0.435										3	0	0	0	0	2	1						
48 Pablo Sandoval, S (1, 5) OBP: 0.323, SLG: 0.405										3	0	1	0	0	0	1						
55 Tim Lincecum, L (1, 1) OBP: 0.143, SLG: 0.104										2	0	0	0	0	2	1						
8 Eugenio Velez, S (7, PH) OBP: 0.254, SLG: 0.321										1	0	0	0	0	1	0						
49 Javier López, L (6, 1) OBP: 0.318, SLG: 0.407										0	0	0	0	0	0	0						
38 Brian Wilson, R (6, 1) OBP: 0.318, SLG: 0.407										0	0	0	0	0	0	0						
Inning Stats	R: 0 E: 0 K: 0 S: 10	H: 1 LOB: 1 BB: 0 P: 18	R: 0 E: 0 K: 1 S: 13	H: 0 LOB: 1 BB: 1 P: 20	R: 0 E: 0 K: 2 S: 12	H: 0 LOB: 0 BB: 0 P: 16	R: 3 E: 0 K: 1 S: 15	H: 3 LOB: 1 BB: 1 P: 25	R: 0 E: 0 K: 0 S: 9	H: 1 LOB: 1 BB: 0 P: 13	R: 0 E: 0 K: 1 S: 8	H: 0 LOB: 0 BB: 0 P: 11	R: 0 E: 0 K: 1 S: 6	H: 0 LOB: 0 BB: 0 P: 9	R: 0 E: 0 K: 1 S: 8	H: 0 LOB: 0 BB: 0 P: 10	1B: 4 2B: 0 3B: 0 HR: 1	SF: 0 SAC: 0 DP: 0 HBP: 0	WP: 0 PB: 0 SB: 1 CS: 0	PA: 31		
PITCHER	IP: 5.0 WLS: L BF: 22 ERA: 3.8	WLS: 6 BF: 6 ERA: 3.68	H: 3 R: 3 ER: 3 SO: 4	R: 3 ER: 0 SO: 4	BB: 2 IBB: 0 HBP: 0 BLK: 0	IBB: 0 HBP: 0 BLK: 0	WP: 0 HR: 1 S: 59 P: 92	HR: 1 S: 14 P: 20	ERA: 5.40 WHIP: 1.400	PITCHER	IP: 2.0 WLS: 0 BF: 2 ERA: 3.68	WLS: 0 BF: 2 ERA: 3.68	H: 0 R: 0 ER: 0 SO: 0	BB: 0 IBB: 0 HBP: 0 BLK: 0	WP: 0 HR: 0 S: 7 P: 10	HR: 0 S: 5 P: 7	HR: 0 S: 3 P: 3	ERA: 0.00 WHIP: 0.000	1B: 0 2B: 0 3B: 0 HR: 0	SF: 0 SAC: 0 DP: 0 HBP: 0	WP: 0 PB: 0 SB: 0 CS: 0	PA: 31

livebaseballscores.com



Batter	1	2	3	4	5	6	7	8	9	AB	R	H	RBI	BB	SO	LOB	TOP			
25 Will Venable, L OBP: 0.327, SLG: 0.412										4	0	0	0	1	1	3	San Diego Padres @ San Francisco Giants AT&T Park, San Francisco, CA Fri Oct 01 2010, 7:20 PM - 10:33 PM PDT Att: 42,409 - Partly Cloudy - 66 F livebaseballscorecards.com			
22 David Eckstein, R OBP: 0.323, SLG: 0.329										4	2	2	0	0	0	1				
10 Miguel Tejada, R OBP: 0.313, SLG: 0.382										4	0	1	0	1	2	4				
23 Adrián González, L OBP: 0.391, SLG: 0.513										4	1	2	3	1	1	2				
47 Ryan Ludwick, R OBP: 0.328, SLG: 0.424										4	1	1	1	0	3	2				
18 Tony Gwynn Jr., L OBP: 0.304, SLG: 0.287										0	0	0	0	0	0	0				
16 Matt Stairs, L OBP: 0.306, SLG: 0.475										2	1	1	1	0	0	0				
13 Chris Denorfia, R OBP: 0.329, SLG: 0.429										2	0	0	0	0	0	2				
21 Heath Bell, R										0	0	0	0	0	0	0				
8 Yorvit Torrealba, R OBP: 0.345, SLG: 0.386										4	0	0	0	0	0	2				
7 Chase Headley, S OBP: 0.325, SLG: 0.374										4	0	2	0	0	0	0				
33 Clayton Richard, L OBP: 0.172, SLG: 0.160										2	1	1	0	0	1	1				
58 Ryan Weir, R										0	0	0	0	0	0	0				
54 Joe Thatcher, L										0	0	0	0	0	0	0				
57 Luke Gregerson, L										0	0	0	0	0	0	0				
37 Mike Adams, R										0	0	0	0	0	0	0				
28 Aaron Cunningham, R OBP: 0.331, SLG: 0.617										1	0	1	0	0	0	0				
Inning Stats	R: 0 H: 1 E: 0 K: 1 S: 14	H: 1 LOB: 2 BB: 1 P: 22	R: 1 H: 1 E: 0 K: 0 S: 9	H: 1 LOB: 0 BB: 0 P: 15	R: 3 H: 3 E: 0 K: 2 S: 18	H: 3 LOB: 0 BB: 0 P: 23	R: 1 H: 2 E: 0 K: 1 S: 15	H: 2 LOB: 1 BB: 0 P: 20	R: 1 H: 2 E: 0 K: 1 S: 10	H: 2 LOB: 2 BB: 1 P: 16	R: 0 H: 1 E: 0 K: 0 S: 14	H: 0 LOB: 0 BB: 0 P: 11	R: 0 H: 0 E: 0 K: 0 S: 5	H: 0 LOB: 0 BB: 0 P: 8	R: 0 H: 1 E: 0 K: 1 S: 10	H: 2 LOB: 2 BB: 1 P: 20	1B: 7 2B: 1 3B: 0 HR: 3	SF: 0 SAC: 1 DP: 1 HBP: 1	WP: 1 PB: 0 SB: 1 CS: 0	PA: 40
PITCHER	IP WLS BF H R ER SO BB IBB HBP BLK WP HR S P ERA WHIP	PITCHER																		
18 Matt Cain, R ERA: 3.14	4.0 L 21 9 6 6 4 1 0 0 0 0 0 3 61 88 13.50 2.500																			
45 Dan Runzler, L ERA: 3.03	0.2 3 0 0 0 1 1 0 0 0 0 1 0 4 9 0.00 1.500																			
47 Chris Ray, R ERA: 3.88	1.1 5 1 0 0 0 0 0 0 0 0 0 0 15 18 0.00 0.750																			
59 Guillermo Mota, R ERA: 4.42	2.0 6 0 0 0 2 0 0 0 0 0 0 0 13 19 0.00 0.000																			
41 Jeremy Affeldt, L ERA: 4.14	1.0 5 1 0 0 1 1 0 1 0 0 0 0 10 20 0.00 2.000																			
Batter	1	2	3	4	5	6	7	8	9	AB	R	H	RBI	BB	SO	LOB	BOTTOM			
56 Andres Torres, S OBP: 0.345, SLG: 0.484										4	0	1	1	1	0	4	San Diego Padres @ San Francisco Giants AT&T Park, San Francisco, CA Fri Oct 01 2010, 7:20 PM - 10:33 PM PDT Att: 42,409 - Partly Cloudy - 66 F livebaseballscorecards.com			
21 Freddy Sanchez, R OBP: 0.343, SLG: 0.398										4	0	1	1	1	0	4				
17 Aubrey Huff, L OBP: 0.383, SLG: 0.506										4	0	1	0	1	1	2				
28 Buster Posey, R OBP: 0.361, SLG: 0.505										5	0	0	0	0	0	4				
9 Pat Burrell, R OBP: 0.347, SLG: 0.467										4	1	1	0	0	0	2				
6 Jose Guillen, R OBP: 0.316, SLG: 0.419										2	0	0	0	0	0	0				
47 Chris Ray, R										0	0	0	0	0	0	0				
33 Aaron Rowand, R OBP: 0.281, SLG: 0.378										0	1	1	2	0	0	0				
59 Guillermo Mota, R										0	0	0	0	0	0	0				
14 Mike Fontenot, L OBP: 0.332, SLG: 0.377										1	0	1	0	0	0	0				
5 Juan Uribe, R OBP: 0.307, SLG: 0.432										3	1	1	0	1	1	1				
16 Edgar Renteria, R OBP: 0.332, SLG: 0.374										3	0	0	0	0	1	2				
48 Pablo Sandoval, S OBP: 0.322, SLG: 0.400										1	0	0	0	0	0	1				
41 Jeremy Affeldt, L										0	0	0	0	0	0	0				
18 Matt Cain, R OBP: 0.119, SLG: 0.121										1	0	1	0	0	0	0				
45 Dan Runzler, L										0	0	0	0	0	0	0				
13 Cody Ross, R OBP: 0.322, SLG: 0.414										3	1	3	0	0	0	0				
Inning Stats	R: 0 H: 0 E: 0 K: 0 S: 13	H: 1 LOB: 2 BB: 0 P: 10	R: 0 H: 2 E: 0 K: 0 S: 14	H: 2 LOB: 2 BB: 0 P: 19	R: 0 H: 0 E: 0 K: 1 S: 8	H: 0 LOB: 0 BB: 0 P: 11	R: 1 H: 2 E: 0 K: 0 S: 13	H: 2 LOB: 1 BB: 0 P: 21	R: 3 H: 4 E: 0 K: 1 S: 21	H: 4 LOB: 2 BB: 1 P: 32	R: 0 H: 0 E: 0 K: 0 S: 8	H: 0 LOB: 0 BB: 0 P: 9	R: 0 H: 2 E: 0 K: 0 S: 15	H: 2 LOB: 2 BB: 0 P: 20	R: 0 H: 0 E: 0 K: 0 S: 5	H: 0 LOB: 0 BB: 1 P: 12	1B: 7 2B: 4 3B: 0 HR: 1	SF: 0 SAC: 0 DP: 2 HBP: 0	WP: 0 PB: 1 SB: 1 CS: 0	PA: 40
PITCHER	IP WLS BF H R ER SO BB IBB HBP BLK WP HR S P ERA WHIP	PITCHER																		
33 Clayton Richard, L ERA: 3.75	5.1 W 24 7 3 3 3 1 0 0 0 0 0 0 8 16 0.00 6.000																			
58 Ryan Webb, R ERA: 2.91	0.1 H 3 1 0 0 1 1 0 0 0 0 0 0 8 16 0.00 6.000																			
54 Joe Thatcher, L ERA: 1.29	0.0 1 1 1 1 0 0 0 0 0 0 0 0 2 2 ∞ ∞																			
57 Luke Gregerson, R ERA: 3.16	1.1 H 4 0 0 0 1 0 0 0 0 0 0 0 9 11 0.00 0.000																			
37 Mike Adams, R ERA: 1.78	0.2 H 4 2 0 0 0 0 0 0 0 0 0 0 11 15 0.00 3.000																			
21 Heath Bell, R ERA: 1.83	1.1 S 4 0 0 0 0 0 0 0 0 0 0 0 9 9 0.00 0.750																			

Batter	1	2	3	4	5	6	7	8	9	AB	R	H	RBI	BB	SO	LOB	TOP					
13 Chris Denorfia, R OBP: 0.330, SLG: 0.429										5	1	2	0	0	0	1						
22 David Eckstein, R OBP: 0.323, SLG: 0.328										4	1	1	0	0	0	1						
10 Miguel Tejada, R OBP: 0.314, SLG: 0.383										4	1	2	1	0	0	0						
23 Adrián González, L OBP: 0.392, SLG: 0.512										3	0	1	0	1	1	2						
47 Ryan Ludwick, R OBP: 0.325, SLG: 0.421										4	0	0	0	0	1	5						
18 Tony Gwynn Jr., L OBP: 0.304, SLG: 0.287										0	0	0	0	0	0	0						
8 Yovani Torresola, R OBP: 0.344, SLG: 0.382										3	0	0	1	1	2	2						
12 Scott Hairston, R OBP: 0.297, SLG: 0.349										1	0	0	1	1	0	1						
25 Will Venable, L OBP: 0.325, SLG: 0.410										2	0	0	0	0	0	0						
7 Chase Headley, S OBP: 0.326, SLG: 0.377										4	0	2	0	0	1	3						
46 Tim Stauffer, R OBP: 0.263, SLG: 0.294										2	1	1	0	1	1	0						
57 Luke Gregerson, L OBP: 0.318, SLG: 0.336										0	0	0	0	0	0	0						
14 Oscar Salazar, R OBP: 0.318, SLG: 0.336										1	0	0	0	0	1	1						
37 Mike Adams, R OBP: 0.318, SLG: 0.336										0	0	0	0	0	0	0						
21 Heath Bell, R OBP: 0.318, SLG: 0.336										0	0	0	0	0	0	0						
Inning Stats	R: 2 E: 0 K: 1 S: 17	H: 2 LOB: 3 BB: 3 P: 33	R: 0 E: 0 K: 1 S: 7	H: 0 LOB: 0 BB: 0 P: 8	R: 1 E: 1 K: 2 S: 13	H: 3 LOB: 3 BB: 0 P: 19	R: 1 E: 0 K: 0 S: 5	H: 2 LOB: 1 BB: 1 P: 9	R: 0 E: 0 K: 1 S: 9	H: 0 LOB: 0 BB: 0 P: 13	R: 0 E: 0 K: 0 S: 10	H: 1 LOB: 1 BB: 0 P: 13	R: 0 E: 0 K: 1 S: 7	H: 0 LOB: 0 BB: 0 P: 11	R: 0 E: 0 K: 1 S: 7	H: 1 LOB: 1 BB: 0 P: 9	R: 0 E: 0 K: 0 S: 7	H: 0 LOB: 0 BB: 0 P: 9	1B: 7 2B: 2 3B: 0 HR: 0	SF: 0 SAC: 2 DP: 1 HBP: 0	WP: 0 PA: 39 PB: 0 SB: 0 CS: 0	
PITCHER	IP WLS BF H R ER SO BB IBB HBP BLK WP HR S P ERA WHIP	3.0 L 18 5 4 3 4 3 1 0 0 0 0 38 65 9.00 2.667	4.1 19 8 3 0 1 0 0 0 0 0 0 18 25 0.00 1.286	6.1 5 0 0 0 1 0 0 0 0 0 0 12 16 0.00 0.000	8.1 4 1 0 0 1 0 0 0 0 0 0 7 9 0.00 1.000	9.1 3 0 0 0 0 0 0 0 0 0 0 7 9 0.00 0.000																
75 Barry Zito, L ERA: 4.15																						
47 Chris Ray, R ERA: 3.72																						
46 Santiago Casilla, R ERA: 2.91																						
54 Sergio Romo, R ERA: 2.2																						
59 Guillermo Mota, R ERA: 4.33																						
Batter	1	2	3	4	5	6	7	8	9	AB	R	H	RBI	BB	SO	LOB	BOTTOM					
56 Andres Torres, S OBP: 0.342, SLG: 0.480										4	0	0	0	0	0	0						
14 Mike Fontenot, L OBP: 0.331, SLG: 0.375										4	0	1	0	0	2	0						
17 Aubrey Huff, L OBP: 0.384, SLG: 0.504										2	0	0	0	2	1	1						
28 Buster Posey, R OBP: 0.358, SLG: 0.500										4	0	0	0	0	1	3						
9 Pat Burrell, R OBP: 0.346, SLG: 0.468										4	1	1	0	0	1	0						
5 Juan Uribe, R OBP: 0.310, SLG: 0.441										3	1	2	1	0	0	0						
48 Pablo Sandoval, S OBP: 0.324, SLG: 0.410										4	0	2	1	0	0	1						
34 Darren Ford, R OBP: 0.310, SLG: 0.441										0	0	0	0	0	0	0						
13 Cody Ross, R OBP: 0.320, SLG: 0.410										2	0	0	0	0	1	1						
46 Santiago Casilla, R OBP: 0.320, SLG: 0.410										1	0	0	0	0	0	1						
35 Travis Ishikawa, L OBP: 0.320, SLG: 0.410										0	0	0	0	0	0	0						
54 Sergio Romo, R OBP: 0.320, SLG: 0.410										0	0	0	0	0	0	0						
59 Guillermo Mota, R OBP: 0.320, SLG: 0.410										1	0	0	0	0	0	2						
6 Jose Guillen, R OBP: 0.320, SLG: 0.410										0	0	0	0	0	0	0						
75 Barry Zito, L OBP: 0.135, SLG: 0.118										1	0	0	0	0	0	0						
47 Chris Ray, R OBP: 0.135, SLG: 0.118										0	0	0	0	0	0	0						
12 Nate Schierholtz, L OBP: 0.312, SLG: 0.387										2	0	0	0	0	0	1						
Inning Stats	R: 0 E: 0 K: 0 S: 6	H: 1 LOB: 0 BB: 0 P: 8	R: 0 E: 0 K: 1 S: 6	H: 0 LOB: 0 BB: 0 P: 9	R: 0 E: 0 K: 1 S: 7	H: 0 LOB: 0 BB: 0 P: 11	R: 0 E: 0 K: 1 S: 11	H: 0 LOB: 1 BB: 1 P: 20	R: 0 E: 0 K: 1 S: 11	H: 0 LOB: 1 BB: 1 P: 16	R: 0 E: 0 K: 1 S: 11	H: 0 LOB: 2 BB: 1 P: 18	R: 1 E: 0 K: 0 S: 8	H: 2 LOB: 1 BB: 0 P: 13	R: 0 E: 0 K: 2 S: 13	H: 0 LOB: 0 BB: 0 P: 18	R: 1 E: 0 K: 0 S: 10	H: 3 LOB: 2 BB: 0 P: 17	1B: 3 2B: 2 3B: 0 HR: 1	SF: 0 SAC: 0 DP: 2 HBP: 1	WP: 0 PA: 35 PB: 0 SB: 0 CS: 0	
PITCHER	IP WLS BF H R ER SO BB IBB HBP BLK WP HR S P ERA WHIP	6.1 W 25 8 0 0 0 2 0 0 0 0 0 3 4 0.00 0.000	0.2 H 2 0 0 0 0 0 0 0 0 0 0 0 3 4 0.00 0.000	1.0 H 3 0 0 0 2 0 0 0 0 0 0 13 18 0.00 0.000	1.0 S 5 3 1 1 0 0 0 0 0 0 0 10 17 9.00 3.000																	
46 Tim Stauffer, R ERA: 1.85																						
57 Luke Gregerson, R ERA: 3.13																						
37 Mike Adams, R ERA: 1.76																						
21 Heath Bell, R ERA: 1.93																						

San Diego Padres @ San Francisco Giants
 AT&T Park, San Francisco, CA
 Sat Oct 02 2010, 1:11 PM - 3:54 PM PDT
 Att: 42,653 - Sunny - 69 F

livebaseballscorecards.com



San Diego Padres @ San Francisco Giants
 AT&T Park, San Francisco, CA
 Sat Oct 02 2010, 1:11 PM - 3:54 PM PDT
 Att: 42,653 - Sunny - 69 F

Batter	1	2	3	4	5	6	7	8	9	AB	R	H	RBI	BB	SO	LOB	TOP						
13 Chris Denorfia, R OBP: 0.335, SLG: 0.433										4	0	3	0	0	0	0	San Diego Padres @ San Francisco Giants AT&T Park, San Francisco, CA Sun Oct 03 2010, 1:06 PM - 4:10 PM PDT Att: 42,822 - Partly Cloudy - 65 F						
22 David Eckstein, R OBP: 0.321, SLG: 0.326										3	0	0	0	0	0	2							
10 Miguel Tejada, R OBP: 0.312, SLG: 0.381										4	0	0	0	0	2	4							
23 Adrián González, L OBP: 0.393, SLG: 0.511										3	0	1	0	1	0	1							
47 Ryan Ludwick, R OBP: 0.325, SLG: 0.418										3	0	0	0	1	1	2							
8 Yonni Torresalva, R OBP: 0.343, SLG: 0.378										3	0	0	0	1	1	2							
12 Scott Hairston, R 58 Ryan Webb, R 54 Joe Thatcher, L 57 Luke Gregerson, L 39 Ernesto Frieri, R 3 Luis Durango, S										3	0	0	0	0	1	2							
7 Chase Headley, S OBP: 0.327, SLG: 0.375										2	0	0	0	2	1	0							
38 Mat Latos, R 25 Will Venable, L										2	0	0	0	0	2	3							
Inning Stats	R: 0 E: 0 K: 1 S: 7	H: 1 LOB: 1 BB: 0 P: 7	R: 0 E: 0 K: 2 S: 8	H: 0 LOB: 2 BB: 2 P: 19	R: 0 E: 0 K: 1 S: 15	H: 1 LOB: 1 BB: 1 P: 21	R: 0 E: 0 K: 1 S: 10	H: 0 LOB: 1 BB: 1 P: 16	R: 0 E: 0 K: 0 S: 8	H: 0 LOB: 0 BB: 0 P: 11	R: 0 E: 0 K: 0 S: 7	H: 1 LOB: 1 BB: 1 P: 14	R: 0 E: 0 K: 3 S: 21	H: 1 LOB: 2 BB: 0 P: 29	R: 0 E: 0 K: 1 S: 9	H: 0 LOB: 0 BB: 0 P: 12		R: 0 E: 0 K: 1 S: 12	H: 0 LOB: 0 BB: 0 P: 17	1B: 4 2B: 0 3B: 0 HR: 0	SF: 0 SAC: 1 DP: 1 HBP: 0	WP: 0 PB: 0 SB: 0 CS: 0	PA: 36
PITCHER	IP: 5.0 WLS: 2 BF: 23 ERA: 3.07	W: 2 L: 1 H: 6 S: 15	H: 3 R: 0 ER: 0 S: 15	R: 0 LOB: 2 BB: 2 P: 19	BB: 4 IBB: 1 HBP: 0 BLK: 0	IBB: 1 HBP: 0 BLK: 0	WP: 0 HR: 0 S: 20 P: 27	HR: 0 S: 20 P: 27	ERA: 0.00 WHIP: 1.400		PITCHER	IP: 1.0 WLS: 1 BF: 3 ERA: 1.81	W: 1 L: 0 H: 3 S: 17	H: 0 R: 0 ER: 0 S: 17	BB: 0 IBB: 0 HBP: 0 BLK: 0	WP: 0 HR: 0 S: 12 P: 17	ERA: 0.00 WHIP: 0.000						

Batter	1	2	3	4	5	6	7	8	9	AB	R	H	RBI	BB	SO	LOB	BOTTOM					
56 Andres Torres, S OBP: 0.343, SLG: 0.479										3	0	1	0	1	2	1	San Diego Padres @ San Francisco Giants AT&T Park, San Francisco, CA Sun Oct 03 2010, 1:06 PM - 4:10 PM PDT Att: 42,822 - Partly Cloudy - 65 F					
21 Freddy Sanchez, R 14 Mike Fontenot, L										4	1	1	1	0	0	3						
17 Aubrey Huff, L										4	0	2	1	0	1	2						
28 Buster Posey, R										4	1	1	1	0	0	2						
9 Pat Burrell, R 13 Cody Ross, R										3	0	2	0	0	0	0						
5 Juan Uribe, R										4	0	1	0	0	0	2						
6 Jose Guillen, R 12 Nate Schierholtz, L										3	0	0	0	0	0	3						
48 Pablo Sandoval, S										4	0	1	0	0	0	2						
57 Jonathan Sánchez, L 46 Santiago Casilla, R 52 Ramon E Ramirez, R 8 Eugenio Velez, S 49 Javier López, L 54 Sergio Romo, R 38 Brian Wilson, R										2	1	1	0	0	1	0						
Inning Stats	R: 0 E: 0 K: 0 S: 14	H: 2 LOB: 1 BB: 0 P: 20	R: 0 E: 0 K: 0 S: 9	H: 0 LOB: 0 BB: 0 P: 13	R: 2 E: 0 K: 1 S: 11	H: 3 LOB: 1 BB: 0 P: 15	R: 0 E: 0 K: 2 S: 9	H: 1 LOB: 1 BB: 0 P: 9	R: 0 E: 0 K: 1 S: 8	H: 2 LOB: 2 BB: 0 P: 12	R: 0 E: 0 K: 1 S: 11	H: 2 LOB: 1 BB: 1 P: 13	R: 0 E: 0 K: 0 S: 11	H: 1 LOB: 2 BB: 1 P: 16	R: 1 E: 0 K: 0 S: 16	H: 2 LOB: 1 BB: 0 P: 20		1B: 8 2B: 1 3B: 1 HR: 1	SF: 0 SAC: 0 DP: 1 HBP: 0	WP: 1 PB: 0 SB: 0 CS: 0	PA: 35	
PITCHER	IP: 6.0 WLS: 2 BF: 25 ERA: 2.92	W: 2 L: 1 H: 10 S: 20	H: 2 R: 2 ER: 2 S: 13	R: 0 LOB: 0 BB: 0 P: 13	BB: 0 IBB: 0 HBP: 0 BLK: 0	IBB: 0 HBP: 0 BLK: 0	WP: 1 HR: 0 S: 12 P: 15	HR: 0 S: 12 P: 15	ERA: 3.00 WHIP: 1.333		PITCHER	IP: 1.0 WLS: 1 BF: 3 ERA: 1.81	W: 1 L: 0 H: 3 S: 17	H: 0 R: 0 ER: 0 S: 17	BB: 0 IBB: 0 HBP: 0 BLK: 0	WP: 0 HR: 0 S: 12 P: 17	ERA: 0.00 WHIP: 0.000					



Batter	1	2	3	4	5	6	7	8	9	10	11	AB	R	H	RBI	BB	SO	LOB	TOP				
4 Omar Infante, R OBP: 0.400, SLG: 0.444	(1.5) F FF 93 X SL 87 1B		B FF 92 2-2 C FF 91 C FF 92 X FF 92	F8		C CH 88 4-1 D CH 85 D CH 84 B FF 92	B FL 91 1-2 C SL 86 C CU 79 X FF 92		C SL 92 1-3 B SL 91 S FF 96	K		F FF 94 1-3 B SL 88 C SL 86	5	0	2	0	1	2	0				
22 Jason Heyward, L	(1.9) C FF 91 1-2 B FF 92 X SL 93	P2	C CU 80 1-3 B FF 92 F FF 93 C FF 94	K		B FL 92 2-2 F FF 92 C CU 79 C FF 94	B SI 88 3-3 D CU 77 C CU 77 B SI 89 C CU 77		C FF 95 0-1 X SI 96	G6-3			5	0	0	0	0	2	4				
27 Derrek Lee, R	(1.3) 1 SAFE X FF 91	F9	B FF 93 3-2 C SL 87 B SL 89 X CU 80	F7		C CH 86 3-1 B FF 91 B CH 85 X FF 92		C FF 90 2-2 B SL 80 B SL 79 X SL 79		C FF 90 3-3 B FF 98 B SL 91 S FF 91	K		5	2	2	0	0	1	1				
16 Brian McCann, L	(1.2) D CU 80 4-0 B CH 85 B SI 92 B SI 90	BB				C FF 91 2-3 B CU 78 S CH 85 B FF 93 S CH 86		F SI 89 1-1 X SI 89		B FF 91 2-1 B CH 87 C FF 92 X FF 94	F9		4	1	2	1	1	1	0				
53 Melky Cabrera, S	(1.7) B FF 92 1-1 C CH 86 X CH 86	G4-3	F FF 92 0-3 F CH 85 S FF 92	K		B FF 92 2-0 C SL 86 X SI 91		C SL 91 1-2 F SI 89 F SI 89 X SL 91		F FF 93 0-1 X CH 89	G4-3		5	1	0	1	0	1	4				
7 Brooks Conrad, S	(1.4) B FF 92 2-0 C FF 91 F FF 92 X CH 87	F7	B CH 86 1-0 X FF 91	F7		C CH 86 0-3 C CH 85 S FF 92		L FF 96 0-1 X FF 96		B SI 94 1-1 S FF 94 X CH 86	G3		4	0	1	0	0	1	1				
13 Billy Wagner, L	(10.1)												0	0	0	0	0	0	0				
43 Kyle Farnsworth, R	(10.1)												0	0	0	0	0	0	0				
2 Alex Gonzalez, R	(1.6) B FF 92 1-2 C FF 91 F FF 92 X CH 87	G6-3	S FF 91 0-2 X FF 92	F7		C FF 93 0-2 X SI 92		S FF 96 0-1 X FF 96					5	0	1	2	0	0	2				
28 Rick Ankiel, L	(1.8) X FF 92 0-0					B FF 91 2-2 C FF 91 F FF 92 X CU 78		S CH 84 1-3 B FF 92 S CH 86 S FF 92		B FF 97 1-1 X FF 97	F7		5	1	2	1	0	1	1				
48 Tommy Hanson, R	(1.1)												1	0	0	0	0	1	1				
13 Mike Dunn, L	(1.1)												1	0	0	0	0	0	0				
38 Jonny Venters, L	(1.1)												1	0	0	0	0	0	0				
46 Craig Kimbrel, R	(1.1)												1	0	0	0	0	0	0				
24 Droy Hernandez, R	(1.1)												1	0	0	0	0	0	0				
Inning Stats	R: 0 E: 0 K: 0 S: 8	H: 1 LOB: 2 BB: 1 P: 14	R: 0 E: 0 K: 1 S: 8	H: 1 LOB: 1 BB: 0 P: 11	R: 0 E: 0 K: 1 S: 10	H: 0 LOB: 0 BB: 0 P: 16	R: 0 E: 0 K: 2 S: 10	H: 1 LOB: 1 BB: 0 P: 13	R: 0 E: 0 K: 1 S: 11	H: 1 LOB: 1 BB: 0 P: 17	R: 3 E: 1 K: 1 S: 20	H: 3 LOB: 1 BB: 0 P: 28	R: 0 E: 0 K: 2 S: 11	H: 0 LOB: 0 BB: 0 P: 15	R: 0 E: 0 K: 0 S: 6	H: 0 LOB: 0 BB: 0 P: 9	R: 1 E: 0 K: 1 S: 12	H: 1 LOB: 0 BB: 0 P: 18	1B: 9 2B: 1 3B: 0 HR: 1	SF: 0 SAC: 1 DP: 1 HBP: 0	WP: 0 PB: 0 SB: 0 CS: 0	PA: 46	
18 Matt Cain, R ERA: 9.0	(1.1) IP 6.2 WLS 1 BF 28		H 7 R 1 ER 0 SO 6		BB 2 IBB 0 HBP 0 BLK 0	WP 0 HR 0 S 66 P 102	ERA 0.00 WHIP 1.350																
49 Javier López, L	(7.1) 0.1 H 1		0 0 0 1		0 0 0 0	0 0 4 7	0.00 0.000																
54 Sergio Romo, R	(8.1) 0.0 2 2 2 0		0 0 0 0		0 0 0 0	0 0 5 8	∞ ∞																
38 Brian Wilson, R	(8.1) 2.0 B 8		1 1 0 3		0 0 0 0	0 0 26 35	0.00 0.500																
52 Ramon E Ramirez, R ERA: 4.5	(10.1) 2.0 L 7		1 1 1 1		0 0 0 0	0 0 1 18	4.50 0.500																

Atlanta Braves @ San Francisco Giants
AT&T Park, San Francisco, CA
Fri Oct 08 2010, 6:38 PM - 10:24 PM PDT
Att. 44,046 - Party Cloudy - 65 F

livebaseballscorecards.com

AB 43
R 5
H 11
RBI 5
BB 2
SO 11
LOB 15



Batter	1	2	3	4	5	6	7	8	9	10	11	AB	R	H	RBI	BB	SO	LOB	BOTTOM			
56 Andres Torres, S	(1.8) C FF 91 1-3 B SL 81 S SL 82 S CU 76	L7-3								X FF 94 0-0	SH1-4		4	0	0	0	2	3				
21 Freddy Sanchez, R	(1.4) C FF 93 2-2 B FF 94 S SL 81 X SL 81	HR								B SL 84 2-1 F FC 89 H FF 94	17 BB HBP		4	1	1	0	0	2	2			
17 Aubrey Huff, L	(1.3) D CU 76 1-3 1 SAFE F FF 93 C CU 76 S SL 82	K								B SL 85 4-2 F SL 80 F SL 84 B SI 92 B SL 86	28 G5-4-3 BB		4	0	0	0	1	3	1			
28 Buster Posey, R	(1.2) B FF 96 4-0 1 SAFE B FF 94 B FF 94	HR								S SL 83 1-1 X SL 88	G5-4-3		4	1	1	0	1	1	3			
9 Pat Burrell, R	(1.7) X FF 94 0-0												3	1	2	3	0	0	1			
12 Nate Schierholz, L	(6. PR)												2	0	0	0	0	0	0			
5 Juan Uribe, R	(1.6) B SL 84 1-0 X SL 82	G4-3											5	0	1	0	0	2	1			
48 Pablo Sandoval, S	(1.5) C SL 81 3-3 B CU 76 B SL 77 S SL 79	K2-3											4	0	1	0	0	1	0			
52 Ramon E Ramirez, R	(1.1)												0	0	0	0	0	0	0			
35 Travis Ishikawa, L (11, PH)													1	0	0	0	0	0	1			
13 Cody Ross, R	(1.9) C FF 93 3-2 C CU 76 B FF 93 F CU 76 B SL 79	HR											5	1	1	0	0	1	2			
18 Matt Cain, R	(1.1) B FF 94 2-0 B FF 95 X FF 94	L7-3											2	0	1	1	0	1	0			
49 Javier López, L	(7.1) 1.1 4		0 0 0 2		0 0 0 0	0 0 13 19	0.00 0.000						1	0	1	0	0	0	0			
54 Sergio Romo, R	(8.1) 0.2 3		1 0 0 1		0 0 0 0	0 0 10 14	0.00 1.500						0	0	0	0	0	0	0			
39 Jonny Venters, L	(7.1) 1.0 5		2 0 0 1		0 0 0 0	0 0 9 13	0.00 2.000						0	0	0	0	0	0	0			
46 Craig Kimbrel, R	(8.1) 2.0 6		0 0 0 4		0 0 0 0	0 0 23 33	0.00 0.000						1	0	1	0	0	0	0			
Inning Stats	R: 3 E: 0 K: 2 S: 12	H: 2 LOB: 0 BB: 1 P: 21	R: 1 E: 0 K: 1 S: 9	H: 2 LOB: 0 BB: 0 P: 17	R: 0 E: 0 K: 2 S: 10	H: 1 LOB: 1 BB: 0 P: 14	R: 0 E: 0 K: 0 S: 7	H: 0 LOB: 0 BB: 0 P: 9	R: 0 E: 0 K: 2 S: 11	H: 2 LOB: 2 BB: 0 P: 13	R: 0 E: 0 K: 2 S: 15	H: 0 LOB: 0 BB: 0 P: 22	R: 0 E: 0 K: 2 S: 8	H: 0 LOB: 0 BB: 0 P: 11	R: 0 E: 0 K: 0 S: 9	H: 1 LOB: 2 BB: 1 P: 16	R: 0 E: 0 K: 1 S: 11	H: 1 LOB: 1 BB: 0 P: 14	1B: 7 2B: 3 3B: 0 HR: 1	SF: 0 SAC: 1 DP: 2 HBP: 1	WP: 0 PB: 0 SB: 0 CS: 0	PA: 44
48 Tommy Hanson, R ERA: 9.0	(1.1) IP 4.0 WLS 1 BF 17		H 5 R 4 ER 4 SO 2		BB 1 IBB 0 HBP 0 BLK 0	WP 0 HR 1 S 38 P 61	ERA 9.00 WHIP 1.500															
38 Mike Dunn, L	(5.1) 1.1 4		0 0 0 2		0 0 0 0	0 0 13 19	0.00 0.000															
56 Peter Moylan, R	(6.1) 0.2 3		1 0 0 1		0 0 0 0	0 0 10 14	0.00 1.500															
39 Jonny Venters, L	(7.1) 1.0 5		2 0 0 1		0 0 0 0	0 0 9 13	0.00 2.000															
46 Craig Kimbrel, R	(8.1) 2.0 6		0 0 0 4		0 0 0 0	0 0 23 33	0.00 0.000															
13 Billy Wagner, L	(10.1)																					
43 Kyle Farnsworth, R (10.1)	(10.1) 1.2 W 7		1 0 0 0		0 0 0 0	0 0 1 0	0.00 0.000															

Atlanta Braves @ San Francisco Giants
AT&T Park, San Francisco, CA
Fri Oct 08 2010, 6:38 PM - 10:24 PM PDT
Att. 44,046 - Party Cloudy - 65 F

livebaseballscorecards.com

AB 40
R 4
H 10
RBI 4
BB 2
SO 13
LOB 14



Batter	1	2	3	4	5	6	7	8	9	AB	R	H	RBI	BB	SO	LOB	TOP		
56 Andres Torres, S OBP: 0.231, SLG: 0.167										4	0	1	0	1	1	2	San Francisco Giants @ Atlanta Braves Turner Field, Atlanta, GA Sun Oct 10 2010, 4:38 PM - 8:07 PM EDT Att: 53,284 - Sunny - 84 F		
21 Freddy Sanchez, R OBP: 0.286, SLG: 0.167										4	1	1	0	1	1	2			
17 Aubrey Huff, L OBP: 0.357, SLG: 0.250 38 Brian Wilson, R OBP: 0.250, SLG: 0.250										5	0	2	1	0	1	4			
28 Buster Posey, R OBP: 0.500, SLG: 0.500										4	0	2	0	1	1	2			
9 Pat Burrell, R OBP: 0.333, SLG: 0.750 12 Nate Schierholz, L OBP: 0.250, SLG: 0.250										2	0	0	0	1	1	2			
5 Juan Uribe, R OBP: 0.167, SLG: 0.091										4	0	0	0	0	1	7			
14 Mike Fontenot, L OBP: 0.250, SLG: 0.750										4	1	1	0	0	1	3			
13 Cody Ross, R OBP: 0.250, SLG: 0.273										4	0	0	0	0	0	0			
57 Jonathan Sanchez, L OBP: 0.231, SLG: 0.167 54 Sergio Romo, R OBP: 0.417, SLG: 0.455 35 Travis Ishikawa, L										3	0	0	0	0	2	1			
Inning Stats	R: 0 H: 1 E: 1 K: 1 S: 14	H: 1 LOB: 3 BB: 2 P: 24	R: 1 H: 1 E: 1 K: 0 S: 10	H: 1 LOB: 2 BB: 1 P: 16	R: 0 H: 1 E: 0 K: 1 S: 8	H: 1 LOB: 0 BB: 0 P: 12	R: 0 H: 0 E: 0 K: 1 S: 8	H: 0 LOB: 0 BB: 0 P: 9	R: 0 H: 0 E: 0 K: 0 S: 6	H: 1 LOB: 1 BB: 0 P: 14	R: 0 H: 0 E: 0 K: 2 S: 12	H: 0 LOB: 1 BB: 1 P: 21	R: 0 H: 2 E: 0 K: 3 S: 14	H: 2 LOB: 2 BB: 0 P: 20	R: 2 H: 2 E: 1 K: 2 S: 19	H: 2 LOB: 1 BB: 1 P: 30		1B: 7 2B: 0 3B: 1 HR: 0	SF: 0 SAC: 0 DP: 1 HBP: 0
PITCHER	IP: 7.0 WLS: 2 BF: 29 H: 4 R: 1 ER: 0 SO: 5 BB: 4 IBB: 0 HBP: 0 BLK: 0 WP: 0 HR: 0 S: 68 P: 106 ERA: 0.00 WHIP: 1.143	IP: 1.0 WLS: 5 BF: 2 H: 2 R: 0 ER: 0 SO: 3 BB: 0 IBB: 0 HBP: 0 BLK: 0 WP: 0 HR: 14 S: 20 P: 20 ERA: 2.7 WHIP: 3.000	IP: 0.2 WLS: L BF: 4 H: 1 R: 2 ER: 1 SO: 1 BB: 0 IBB: 0 HBP: 0 BLK: 0 WP: 0 HR: 12 S: 19 P: 13.50 ERA: 2.7 WHIP: 3.000	IP: 0.0 WLS: B BF: 1 H: 1 R: 0 ER: 0 SO: 0 BB: 0 IBB: 0 HBP: 0 BLK: 0 WP: 0 HR: 2 S: 2 P: 2 ERA: 0.00 WHIP: 0.000	IP: 0.0 WLS: 1 BF: 0 H: 0 R: 0 ER: 0 SO: 0 BB: 0 IBB: 0 HBP: 0 BLK: 0 WP: 0 HR: 2 S: 4 P: 4 ERA: 0.00 WHIP: 0.000	IP: 0.1 WLS: 1 BF: 1 H: 0 R: 0 ER: 0 SO: 1 BB: 0 IBB: 0 HBP: 0 BLK: 0 WP: 0 HR: 0 S: 3 P: 5 ERA: 0.00 WHIP: 0.000													

AB	36
R	3
H	8
RBI	1
BB	5
SO	10
LOB	25



AB	31
R	2
H	4
RBI	2
BB	1
SO	12
LOB	5



Batter	1	2	3	4	5	6	7	8	9	AB	R	H	RBI	BB	SO	LOB	TOP					
56 Andres Torres, S OBP: 0.154, SLG: 0.120										4	0	0	0	0	4	1						
21 Freddy Sanchez, R OBP: 0.222, SLG: 0.160										4	0	2	0	0	1	0						
17 Aubrey Huff, L OBP: 0.308, SLG: 0.217										4	0	0	0	0	0	3						
28 Buster Posey, R OBP: 0.385, SLG: 0.348										3	0	0	0	1	0	1						
9 Pat Burrell, R OBP: 0.316, SLG: 0.529										4	0	0	0	0	1	1						
13 Cody Ross, R OBP: 0.435, SLG: 1.000										3	1	1	1	1	1	1						
14 Mike Fontenot, L OBP: 0.231, SLG: 0.333										2	0	0	0	1	1	1	AB 31					
46 Santiago Casilla, R										0	0	0	0	0	0	0	R 1					
54 Sergio Romo, R										0	0	0	0	0	0	0	H 4					
35 Travis Ishikawa, L OBP: 0.600, SLG: 0.333										1	0	1	0	0	0	0	RBI 1					
16 Edgar Renteria, R OBP: 0.333, SLG: 0.333										4	0	0	0	0	0	3	BB 4					
57 Jonathan Sanchez, L										2	0	0	0	0	2	1	SO 10					
52 Ramon E Ramirez, R										0	0	0	0	0	0	0	LOB 12					
41 Jeremy Affeldt, L										0	0	0	0	0	0	0						
48 Pablo Sandoval, S OBP: 0.375, SLG: 0.167										0	0	0	0	1	0	0						
Inning Stats	R: 0 E: 0 K: 1 S: 7	H: 0 LOB: 0 BB: 0 P: 10	R: 0 E: 0 K: 1 S: 8	H: 0 LOB: 1 BB: 1 P: 17	R: 0 E: 0 K: 2 S: 8	H: 0 LOB: 0 BB: 0 P: 11	R: 0 E: 0 K: 1 S: 7	H: 0 LOB: 0 BB: 0 P: 9	R: 1 E: 0 K: 1 S: 10	H: 1 LOB: 1 BB: 1 P: 19	R: 0 E: 0 K: 1 S: 8	H: 1 LOB: 1 BB: 0 P: 12	R: 0 E: 0 K: 1 S: 7	H: 0 LOB: 0 BB: 0 P: 10	R: 0 E: 0 K: 1 S: 16	H: 1 LOB: 2 BB: 1 P: 23	R: 0 E: 0 K: 1 S: 10	H: 1 LOB: 2 BB: 1 P: 22	1B: 3 2B: 0 3B: 0 HR: 1	SF: 0 SAC: 0 DP: 0 HBP: 0	WP: 0 PB: 0 SB: 0 CS: 0	PA: 35
PITCHER	IP WLS BF H R ER SO BB IBB HBP BLK WP HR S P ERA WHIP																					
44 Roy Oswalt, R ERA: 2.77	8.0 W 30 3 1 1 9 3 0 0 0 0 1 71 111 1.12 0.750																					
46 Ryan Madson, R ERA:	1.0 5 1 0 0 1 1 0 0 0 0 0 10 22 0.00 2.000																					

San Francisco Giants @ Philadelphia Phillies
Citizens Bank Park, Philadelphia, PA
Sun Oct 17 2010, 8:20 PM - 11:22 PM EDT
Att. 46,099 - Clear - 70 F

AB	31
R	1
H	4
RBI	1
BB	4
SO	10
LOB	12



Batter	1	2	3	4	5	6	7	8	9	AB	R	H	RBI	BB	SO	LOB	BOTTOM			
8 Shane Victorino, S OBP: 0.261, SLG: 0.318										4	1	2	0	0	1	0				
26 Chase Utley, L OBP: 0.364, SLG: 0.412										3	2	0	0	2	1	2				
27 Placido Polanco, R OBP: 0.176, SLG: 0.250										3	1	1	2	0	0	1				
6 Ryan Howard, L OBP: 0.429, SLG: 0.444										3	0	2	0	1	1	2				
28 Jayson Werth, R OBP: 0.333, SLG: 0.389										3	1	0	0	1	2	5				
11 Jimmy Rollins, S OBP: 0.286, SLG: 0.222										3	0	2	4	1	0	0				
29 Raul Ibanez, L OBP: 0.238, SLG: 0.211										4	0	0	0	0	2	5				
51 Carlos Ruiz, R OBP: 0.400, SLG: 0.467										4	0	0	0	0	2	1				
44 Roy Oswalt, R OBP: 0.250, SLG: 0.250										3	1	1	0	0	0	1				
7 Ross Gload, L										1	0	0	0	0	0	0				
46 Ryan Madson, L										0	0	0	0	0	0	0				
Inning Stats	R: 1 E: 1 K: 3 S: 20	H: 0 LOB: 3 BB: 3 P: 35	R: 0 E: 0 K: 0 S: 5	H: 0 LOB: 0 BB: 0 P: 7	R: 0 E: 0 K: 2 S: 8	H: 1 LOB: 1 BB: 0 P: 15	R: 0 E: 0 K: 0 S: 13	H: 1 LOB: 1 BB: 0 P: 20	R: 1 E: 0 K: 0 S: 7	H: 2 LOB: 1 BB: 0 P: 10	R: 0 E: 0 K: 2 S: 8	H: 0 LOB: 0 BB: 0 P: 8	R: 4 E: 0 K: 1 S: 12	H: 3 LOB: 1 BB: 2 P: 27	R: 0 E: 0 K: 1 S: 8	H: 1 LOB: 1 BB: 0 P: 11	1B: 5 2B: 3 3B: 0 HR: 0	SF: 1 SAC: 1 DP: 0 HBP: 0	WP: 0 PB: 0 SB: 3 CS: 0	PA: 38
PITCHER	IP WLS BF H R ER SO BB IBB HBP BLK WP HR S P ERA WHIP																			
57 Jonathan Sanchez, L ERA: 2.03	6.0 L 27 3 0 0 0 0 3 0 0 0 0 64 100 3.00 1.333																			
52 Ramon E Ramirez, R ERA: 11.57	0.1 3 1 0 0 0 0 0 1 0 0 0 0 2 7 0.00 3.000																			
41 Jeremy Affeldt, L ERA: 27.0	0.1 2 0 0 0 0 1 0 1 0 0 0 0 3 9 0.00 0.000																			
46 Santiago Casilla, R ERA:	0.1 2 1 3 3 0 0 0 0 0 0 0 0 4 6 81.00 3.000																			
54 Sergio Romo, R ERA: 16.2	1.0 4 1 0 0 1 0 0 0 0 0 0 0 8 11 0.00 1.000																			

San Francisco Giants @ Philadelphia Phillies
Citizens Bank Park, Philadelphia, PA
Sun Oct 17 2010, 8:20 PM - 11:22 PM EDT
Att. 46,099 - Clear - 70 F

AB	31
R	6
H	8
RBI	6
BB	5
SO	9
LOB	17



Batter	1	2	3	4	5	6	7	8	9	AB	R	H	RBI	BB	SO	LOB	TOP										
8 Shane Victorino, S (1, 8) OBP: 0.296, SLG: 0.292	L6		HBP		BB		G4-3			2	0	0	0	1	0	2	Philadelphia Phillies @ San Francisco Giants AT&T Park, San Francisco, CA Tue Oct 19 2010, 1:21 PM - 3:59 PM PDT Att: 43,320 - Partly Cloudy - 62 F										
26 Chase Utley, L (1, 4) OBP: 0.308, SLG: 0.333	F8		G6-3		G4-3			P4		4	0	0	0	0	0	3											
27 Placido Polanco, R (1, 5) OBP: 0.143, SLG: 0.200	K				G1-3		G4-3	G5-3		4	0	0	0	0	1	0											
6 Ryan Howard, L (1, 3) OBP: 0.400, SLG: 0.409		F8			G4-3		G4-3	K		4	0	1	0	0	1	0											
28 Jayson Werth, R (1, 9) OBP: 0.320, SLG: 0.333		K			BB		F9			3	0	0	0	1	2	0											
11 Jimmy Rollins, S (1, 6) OBP: 0.280, SLG: 0.227	P5				F7		G4-3			4	0	1	0	0	0	2											
29 Raul Ibanez, L (1, 7) OBP: 0.200, SLG: 0.174			K		K		L3			4	0	0	0	0	2	3											
51 Carlos Ruiz, R (1, 2) OBP: 0.435, SLG: 0.471					F7					2	0	1	0	0	0	0											
35 Cole Hamels, L (1, 1)					HBP					2	0	0	0	0	1	1											
7 Ross Gload, L (7, PH)					G3-1					0	0	0	0	1	0	0											
52 Jose Contreras, R (7, 1)										0	0	0	0	0	0	0											
Inning Stats	R: 0 E: 0 K: 1 S: 9	H: 0 LOB: 0 BB: 0 P: 15	R: 0 E: 0 K: 1 S: 8	H: 0 LOB: 0 BB: 0 P: 13	R: 0 E: 0 K: 2 S: 11	H: 1 LOB: 2 BB: 0 P: 19	R: 0 E: 0 K: 1 S: 13	H: 1 LOB: 2 BB: 1 P: 19	R: 0 E: 0 K: 0 S: 6	H: 0 LOB: 0 BB: 0 P: 15	R: 0 E: 0 K: 0 S: 9	H: 0 LOB: 0 BB: 0 P: 14	R: 0 E: 0 K: 0 S: 13	H: 0 LOB: 2 BB: 1 P: 24	R: 0 E: 0 K: 1 S: 7	H: 0 LOB: 0 BB: 0 P: 9	R: 0 E: 0 K: 1 S: 8	H: 1 LOB: 0 BB: 0 P: 11	1B: 3 2B: 0 3B: 0 HR: 0	SF: 0 SAC: 0 DP: 1 HBP: 2	WP: 0 PB: 0 SB: 1 CS: 0	PA: 34					
PITCHER	IP	WLS	BF	H	R	ER	SO	BB	IBB	HBP	BLK	WP	HR	S	P	ERA	WHIP										
18 Matt Cain, R (1, 1) ERA:	7.0	W	28	2	0	0	5	3	0	2	0	0	0	69	119	0.00	0.714										
49 Javier López, L (8, 1) ERA:	1.0	H	3	0	0	0	1	0	0	0	0	0	0	7	9	0.00	0.000										
38 Brian Wilson, R (9, 1) ERA:	1.0	S	3	1	0	0	1	0	0	0	0	0	0	8	11	0.00	1.000										

AB	29
R	0
H	3
RBI	0
BB	3
SO	7
LOB	11



Batter	1	2	3	4	5	6	7	8	9	AB	R	H	RBI	BB	SO	LOB	BOTTOM										
16 Edgar Renteria, R (1, 6) OBP: 0.300, SLG: 0.300	F8				F8			P6		4	1	1	0	0	0	1	Philadelphia Phillies @ San Francisco Giants AT&T Park, San Francisco, CA Tue Oct 19 2010, 1:21 PM - 3:59 PM PDT Att: 43,320 - Partly Cloudy - 62 F										
21 Freddy Sanchez, R (1, 4) OBP: 0.200, SLG: 0.143	G6-3				E4			F8		3	0	0	0	0	0	0											
28 Buster Posey, R (1, 2) OBP: 0.333, SLG: 0.296	G5-3				K			P4		4	0	0	0	0	2	2											
9 Pat Burrell, R (1, 7) OBP: 0.318, SLG: 0.474										2	1	0	0	1	2	0											
12 Nate Schierholz, L (7, 9) OBP: 0.200, SLG: 0.200										0	0	0	0	0	0	0											
13 Cody Ross, R (1, 9) OBP: 0.423, SLG: 0.913										3	0	1	1	0	1	0											
17 Aubrey Huff, L (1, 3) OBP: 0.310, SLG: 0.231										3	0	1	1	0	0	0											
5 Juan Uribe, R (1, 5) OBP: 0.136, SLG: 0.095										3	0	0	0	0	0	2											
33 Aaron Rowand, R (1, 8) OBP: 0.400, SLG: 0.600										3	1	1	0	0	2	0											
49 Javier López, L (8, 1) ERA:										0	0	0	0	0	0	0											
38 Brian Wilson, R (9, 1) ERA:										0	0	0	0	0	0	0											
18 Matt Cain, R (1, 1) OBP: 0.250, SLG: 0.250										2	0	0	0	0	2	1											
56 Andres Torres, S (7, PH) OBP: 0.148, SLG: 0.115										1	0	0	0	0	0	0											
Inning Stats	R: 0 E: 0 K: 0 S: 12	H: 0 LOB: 0 BB: 0 P: 18	R: 0 E: 0 K: 1 S: 8	H: 0 LOB: 0 BB: 0 P: 12	R: 0 E: 0 K: 2 S: 7	H: 0 LOB: 0 BB: 0 P: 11	R: 2 E: 0 K: 1 S: 16	H: 3 LOB: 2 BB: 1 P: 28	R: 1 E: 1 K: 2 S: 14	H: 1 LOB: 1 BB: 0 P: 20	R: 0 E: 0 K: 2 S: 7	H: 0 LOB: 0 BB: 0 P: 12	R: 0 E: 0 K: 1 S: 6	H: 0 LOB: 0 BB: 0 P: 7	R: 0 E: 0 K: 0 S: 10	H: 0 LOB: 0 BB: 0 P: 17	1B: 3 2B: 1 3B: 0 HR: 0	SF: 0 SAC: 1 DP: 0 HBP: 0	WP: 0 PB: 0 SB: 0 CS: 0	PA: 30							
PITCHER	IP	WLS	BF	H	R	ER	SO	BB	IBB	HBP	BLK	WP	HR	S	P	ERA	WHIP										
35 Cole Hamels, L (1, 1) ERA: 1.2	6.0	L	24	4	3	2	8	1	0	0	0	0	0	64	101	3.00	0.833										
52 Jose Contreras, R (7, 1) ERA:	2.0		6	0	0	0	1	0	0	0	0	0	0	16	24	0.00	0.000										

AB	28
R	3
H	4
RBI	2
BB	1
SO	9
LOB	6



Batter	1	2	3	4	5	6	7	8	9	AB	R	H	RBI	BB	SO	LOB	TOP					
8 Shane Victorino, S OBP: 0.270, SLG: 0.242										5	1	0	1	0	1	2						
27 Placido Polanco, R OBP: 0.276, SLG: 0.308										3	0	1	1	1	0	0						
26 Chase Utley, L OBP: 0.286, SLG: 0.300										4	0	1	0	0	1	1						
6 Ryan Howard, L OBP: 0.394, SLG: 0.393										4	0	0	0	0	3	3						
28 Jayson Werth, R OBP: 0.333, SLG: 0.464										4	1	1	1	0	1	2						
11 Jimmy Rollins, S OBP: 0.273, SLG: 0.233										4	0	1	0	0	1	0						
29 Raul Ibanez, L OBP: 0.241, SLG: 0.222										4	1	2	0	0	1	1						
51 Carlos Ruiz, R OBP: 0.419, SLG: 0.391										2	1	0	0	1	0	1						
34 Roy Halladay, R OBP: 0.333, SLG: 0.333										1	0	0	0	0	1	0						
7 Ross Ohlendorf, L										1	0	0	0	0	0	2						
52 Jose Contreras, R										0	0	0	0	0	0	0						
16 J.C. Romero, S										0	0	0	0	0	0	0						
46 Ryan Madson, L										0	0	0	0	0	0	0						
10 Ben Francisco, R										1	0	0	0	0	0	1						
54 Brad Lidge, R										0	0	0	0	0	0	0						
Inning Stats	R: 0 H: 0 E: 0 K: 0 S: 6	H: 0 LOB: 0 BB: 0 P: 12	R: 0 H: 0 E: 0 K: 2 S: 10	H: 0 LOB: 0 BB: 0 P: 14	R: 3 H: 3 E: 1 K: 1 S: 19	H: 3 LOB: 2 BB: 0 P: 27	R: 0 H: 0 E: 0 K: 1 S: 9	H: 0 LOB: 0 BB: 0 P: 14	R: 0 H: 0 E: 0 K: 1 S: 6	H: 0 LOB: 0 BB: 0 P: 9	R: 0 H: 0 E: 0 K: 1 S: 10	H: 0 LOB: 0 BB: 0 P: 13	R: 0 H: 1 E: 0 K: 1 S: 9	H: 1 LOB: 1 BB: 1 P: 15	R: 0 H: 0 E: 0 K: 1 S: 9	H: 0 LOB: 1 BB: 1 P: 18	R: 1 H: 2 E: 1 K: 1 S: 13	H: 2 LOB: 2 BB: 0 P: 22	1B: 5 2B: 1 3B: 0 HR: 1	SF: 0 SAC: 1 DP: 1 HBP: 1	WP: 0 PB: 0 SB: 3 CS: 0	PA: 37
PITCHER	IP	WLS	BF	H	R	ER	SO	BB	IBB	HBP	BLK	WP	HR	S	P	ERA	WHIP					
55 Tim Lincecum, R ERA: 1.96	7.0	L	27	4	3	2	7	1	0	1	0	0	0	69	104	2.57	0.714					
54 Sergio Romo, R ERA: 9.0	0.1		2	0	0	0	0	1	0	0	0	0	0	4	9	0.00	3.000					
49 Javier López, L ERA: 2.25	0.2		2	0	0	0	1	0	0	0	0	0	0	5	9	0.00	0.000					
52 Ramon E Ramirez, R ERA: 12.0	0.2		5	2	1	1	0	0	0	0	0	0	1	10	16	13.50	3.000					
41 Jeremy Affeldt, L ERA: 13.5	0.1		1	0	0	0	1	0	0	0	0	0	0	3	6	0.00	0.000					

Philadelphia Phillies @ San Francisco Giants
AT&T Park, San Francisco, CA
Thu Oct 21 2010, 5:00 PM - 8:13 PM PDT
Att. 43,713 - Overcast - 61 F

AB 33
R 4
H 6
RBI 3
BB 2
SO 9
LOB 13



Batter	1	2	3	4	5	6	7	8	9	AB	R	H	RBI	BB	SO	LOB	BOTTOM					
56 Andres Torres, S OBP: 0.265, SLG: 0.194										3	1	2	0	1	0	0						
21 Freddy Sanchez, R OBP: 0.231, SLG: 0.189										4	0	2	0	0	0	2						
17 Aubrey Huff, L OBP: 0.316, SLG: 0.257										4	0	0	0	0	0	6						
28 Buster Posey, R OBP: 0.385, SLG: 0.400										3	0	0	1	1	1	1						
9 Pat Burrell, R OBP: 0.333, SLG: 0.440										4	1	1	0	0	2	2						
13 Cody Ross, R OBP: 0.412, SLG: 0.833										4	0	1	1	0	3	1						
48 Pablo Sandoval, S OBP: 0.313, SLG: 0.286										4	0	1	0	0	0	1						
5 Juan Uribe, R OBP: 0.111, SLG: 0.080										4	0	0	0	0	1	2						
55 Tim Lincecum, L										2	0	0	0	0	1	0						
14 Mike Fontenot, L										1	0	0	0	0	1	0						
54 Sergio Romo, R										0	0	0	0	0	0	0						
49 Javier López, R										0	0	0	0	0	0	0						
52 Ramon E Ramirez, R										0	0	0	0	0	0	0						
41 Jeremy Affeldt, L										0	0	0	0	0	0	0						
35 Travis Ishikawa, L										1	0	0	0	0	1	0						
Inning Stats	R: 1 H: 1 E: 0 K: 1 S: 10	H: 1 LOB: 1 BB: 1 P: 18	R: 0 H: 0 E: 0 K: 1 S: 18	H: 0 LOB: 0 BB: 0 P: 25	R: 0 H: 1 E: 0 K: 0 S: 9	H: 1 LOB: 1 BB: 0 P: 12	R: 1 H: 2 E: 0 K: 0 S: 8	H: 2 LOB: 0 BB: 0 P: 11	R: 0 H: 1 E: 1 K: 1 S: 13	H: 1 LOB: 2 BB: 0 P: 16	R: 0 H: 1 E: 0 K: 2 S: 16	H: 1 LOB: 2 BB: 1 P: 26	R: 0 H: 1 E: 0 K: 1 S: 8	H: 1 LOB: 1 BB: 0 P: 14	R: 0 H: 0 E: 0 K: 3 S: 10	H: 0 LOB: 0 BB: 0 P: 13	R: 0 H: 0 E: 0 K: 1 S: 7	H: 0 LOB: 0 BB: 0 P: 10	1B: 5 2B: 3 3B: 0 HR: 0	SF: 0 SAC: 0 DP: 1 HBP: 0	WP: 0 PB: 0 SB: 0 CS: 0	PA: 36
PITCHER	IP	WLS	BF	H	R	ER	SO	BB	IBB	HBP	BLK	WP	HR	S	P	ERA	WHIP					
34 Roy Halladay, R ERA: 2.45	6.0	W	26	6	2	2	5	2	0	0	0	0	0	7	11	0.00	1.500					
52 Jose Contreras, R	0.2	H	3	1	0	0	1	0	0	0	0	0	0	7	11	0.00	1.500					
16 J.C. Romero, L	0.1	H	1	0	0	0	0	0	0	0	0	0	0	1	3	0.00	0.000					
46 Ryan Madson, R	1.0	H	3	0	0	0	3	0	0	0	0	0	0	10	13	0.00	0.000					
54 Brad Lidge, R	1.0	S	3	0	0	0	1	0	0	0	0	0	0	7	10	0.00	0.000					

Philadelphia Phillies @ San Francisco Giants
AT&T Park, San Francisco, CA
Thu Oct 21 2010, 5:00 PM - 8:13 PM PDT
Att. 43,713 - Overcast - 61 F

AB 34
R 2
H 7
RBI 2
BB 2
SO 10
LOB 15



Batter	1	2	3	4	5	6	7	8	9	AB	R	H	RBI	BB	SO	LOB	TOP			
56 Andres Torres, S OBP: 0.308, SLG: 0.250 33 Aaron Rowand, R OBP: 0.286, SLG: 0.429	0-1 1B		1-2 SH1-4 1B		0-3 K		2-3 K		0-0 1B	5	0	3	0	0	2	1	San Francisco Giants @ Philadelphia Phillies Citizens Bank Park, Philadelphia, PA Sat Oct 23 2010, 7:58 PM - 11:38 PM EDT Att: 46,062 - Clear - 61 F			
21 Freddy Sanchez, R OBP: 0.279, SLG: 0.268	0-3 K		0-0 SH1-4		0-0 SAFE K		1-1 SAFE K		0-0 1B	4	0	3	0	0	1	1				
17 Aubrey Huff, L OBP: 0.326, SLG: 0.256	1-3 K		0-0 2B		3-2 P5		4-0 2B		1-3 K	4	1	1	1	1	2	5				
28 Buster Posey, R OBP: 0.364, SLG: 0.359	2-2 F9		0-0 E5		2-3 K		2-0 FC4-6		4-0 IBB	4	0	0	0	1	1	5				
9 Pat Burrell, R OBP: 0.324, SLG: 0.414 55 Tim Lincecum, L 38 Brian Wilson, R	1-2 1B		1-0 F7		3-3 K		1-0 G6-3		2-1 G3	4	0	1	0	0	1	1				
13 Cody Ross, R OBP: 0.395, SLG: 0.794	0-0 G5-4-3		2-2 F9		1-2 2B		1-1 F7			4	0	1	0	0	0	1				
5 Juan Uribe, R OBP: 0.194, SLG: 0.250	0-0 1B		0-0 P5		2-0 HBP		0-0 HR			3	1	2	1	0	0	0				
16 Edgar Renteria, R OBP: 0.211, SLG: 0.167	1-2 F9		3-2 F9		2-2 G4-3		1-3 K			4	0	0	0	0	1	3				
57 Jonathan Sanchez, L 41 Jeremy Affeldt, L 14 Mike Fontenot, L 40 Madison Bumgarner, R 35 Travis Ishikawa, L 49 Javier Lopez, L 12 Nate Schierholz, L	1-2 1B		1-2 1B		2-2 1B		2-3 K		0-3 K	1	1	1	0	0	0	0				
Inning Stats	R: 0 H: 1 E: 0 K: 2 S: 12	H: 1 LOB: 1 BB: 0 P: 15	R: 0 H: 2 E: 0 K: 0 S: 11	H: 2 LOB: 1 BB: 0 P: 13	R: 2 H: 3 E: 1 K: 0 S: 10	H: 3 LOB: 1 BB: 0 P: 13	R: 0 H: 0 E: 0 K: 0 S: 8	H: 0 LOB: 0 BB: 0 P: 13	R: 0 H: 2 E: 0 K: 2 S: 16	H: 2 LOB: 2 BB: 0 P: 23	R: 0 H: 1 E: 0 K: 1 S: 14	H: 1 LOB: 1 BB: 0 P: 22	R: 0 H: 1 E: 0 K: 1 S: 7	H: 1 LOB: 0 BB: 0 P: 10	R: 0 H: 2 E: 0 K: 2 S: 10	H: 2 LOB: 3 BB: 1 P: 17		1B: 10 2B: 2 3B: 0 HR: 1	SF: 0 SAC: 1 DP: 2 HBP: 1	WP: 0 PB: 0 SB: 0 CS: 0
PITCHER	IP WLS BF H R ER SO BB IBB HBP BLK WP HR S P ERA WHIP	IP WLS BF H R ER SO BB IBB HBP BLK WP HR S P ERA WHIP																		
44 Roy Oswalt, R ERA: 2.75	6.0	L	26	9	2	1	5	0	0	1	0	0	0	0	0	71	99	1.50	1.500	
46 Ryan Madson, R ERA: 1.17	2.0	L	9	2	1	1	3	0	1	0	0	0	0	0	1	18	32	4.50	1.000	
54 Brad Lidge, R ERA:	1.0		6	2	0	0	2	0	1	0	0	0	0	0	10	17	0.00	2.000		

AB	37
R	3
H	13
RBI	2
BB	2
SO	10
LOB	20



Batter	1	2	3	4	5	6	7	8	9	AB	R	H	RBI	BB	SO	LOB	BOTTOM			
11 Jimmy Rollins, S OBP: 0.289, SLG: 0.235	3-2 G5-3		3-3 K		0-0 6 2B		1-0 F8		4-2 27 FC5-4 BB	4	0	1	0	1	1	1	San Francisco Giants @ Philadelphia Phillies Citizens Bank Park, Philadelphia, PA Sat Oct 23 2010, 7:58 PM - 11:38 PM EDT Att: 46,062 - Clear - 61 F			
27 Placido Polanco, R OBP: 0.294, SLG: 0.276 21 Wilson Valdez, R OBP: 0.333, SLG: 0.333	4-0 26 WP 2B BB		4-1 26 HBP BB		0-1 F8		2-1 F9		1-0 FC5-4 26 BB	3	1	0	0	2	0	2				
26 Chase Utley, L OBP: 0.325, SLG: 0.333	2-1 6 1B 28 SF7 2B		3-0 HBP		0-1 F8		0-2 G1-3		4-1 BB	3	1	1	1	1	0	1				
6 Ryan Howard, L OBP: 0.395, SLG: 0.424	0-1 8 1B		2-3 K		2-0 K		1-3 2B		3-3 K	5	0	2	0	0	3	4				
28 Jayson Werth, R OBP: 0.324, SLG: 0.433	2-0 SF7		3-2 F9		4-0 IBB		2-3 K			2	0	0	1	1	1	2				
8 Shane Victorino, S OBP: 0.293, SLG: 0.270	1-0 1B		1-0 G3		1-0 G1-3					4	0	2	0	0	0	5				
29 Raul Ibanez, L OBP: 0.273, SLG: 0.290	1-1 P4		1-2 G6-3		2-1 SH5-4 2B		1-1 1B			4	0	2	0	0	0	2				
51 Carlos Ruiz, R OBP: 0.382, SLG: 0.346	2-2 G6-3		2-3 K		0-0 SH5-4		1-1 L3-6			3	0	0	0	0	1	2				
44 Roy Oswalt, R OBP: 0.167, SLG: 0.167 10 Ben Francisco, R OBP: 0.298, SLG: 0.167 46 Ryan Madson, L 54 Brad Lidge, R 7 Ross Gload, L	1-1 G4-3		0-0 F9		2-3 K		2-3 K		1-0 G4-3	2	0	0	0	0	0	0				
Inning Stats	R: 2 H: 3 E: 0 K: 0 S: 11	H: 0 LOB: 0 BB: 0 P: 18	R: 0 H: 0 E: 0 K: 1 S: 12	H: 0 LOB: 0 BB: 0 P: 18	R: 0 H: 0 E: 0 K: 1 S: 10	H: 0 LOB: 2 BB: 1 P: 23	R: 0 H: 0 E: 0 K: 1 S: 8	H: 0 LOB: 0 BB: 0 P: 11	R: 0 H: 2 E: 0 K: 0 S: 7	H: 1 LOB: 1 BB: 0 P: 12	R: 0 H: 0 E: 0 K: 1 S: 8	H: 0 LOB: 0 BB: 0 P: 12	R: 0 H: 2 E: 0 K: 1 S: 13	H: 2 LOB: 1 BB: 0 P: 19	R: 0 H: 0 E: 0 K: 1 S: 10	H: 0 LOB: 2 BB: 2 P: 23		1B: 5 2B: 4 3B: 0 HR: 0	SF: 1 SAC: 1 DP: 1 HBP: 1	WP: 1 PB: 0 SB: 0 CS: 0
PITCHER	IP WLS BF H R ER SO BB IBB HBP BLK WP HR S P ERA WHIP	IP WLS BF H R ER SO BB IBB HBP BLK WP HR S P ERA WHIP																		
57 Jonathan Sanchez, L ERA: 2.93	2.0		12	3	2	2	1	0	0	0	0	0	0	0	0	0	26	0.00	0.000	
41 Jeremy Affeldt, L ERA: 3.38	2.0		6	0	0	0	2	0	0	0	0	0	0	0	0	0	17	2.60	0.000	
40 Madison Bumgarner, L ERA: 3.95	2.0		10	3	0	0	1	0	1	0	0	0	0	0	0	0	14	2.60	0.000	
49 Javier Lopez, L ERA: 1.8	1.0	W	3	0	0	0	1	0	0	0	0	0	0	0	0	0	8	12	0.000	
55 Tim Lincecum, R ERA: 1.93	0.1	H	3	2	0	0	1	0	0	0	0	0	0	0	0	0	11	16	0.000	

AB	32
R	2
H	8
RBI	2
BB	5
SO	7
LOB	20



Batter	1	2	3	4	5	6	7	8	9	AB	R	H	RBI	BB	SO	LOB	TOP				
1 Elvis Andrus, R OBP: 0.355, SLG: 0.368										3	0	0	0	1	0	1	Texas Rangers @ San Francisco Giants AT&T Park, San Francisco, CA Thu Oct 28 2010, 4:58 PM - 8:14 PM PDT Att: 43,622 - Cloudy - 65 F				
10 Michael Young, R OBP: 0.345, SLG: 0.345										4	0	1	0	0	0	1					
32 Josh Hamilton, L OBP: 0.368, SLG: 0.500										4	0	1	0	0	0	1					
17 Nelson Cruz, R OBP: 0.365, SLG: 0.755										4	0	0	0	0	2	2					
5 Ian Kinsler, R OBP: 0.396, SLG: 0.609										4	0	1	0	0	0	2					
7 David Murphy, L OBP: 0.345, SLG: 0.375										3	0	0	0	1	0	1					
15 Matt Treanor, R OBP: 0.429, SLG: 0.500										3	0	0	0	0	0	1					
21 Jeff Francoeur, R OBP: 0.158, SLG: 0.211										1	0	0	0	0	0	1					
18 Mitch Moreland, L OBP: 0.390, SLG: 0.447										2	0	1	0	1	0	0					
36 C.J. Wilson, L 28 Darren Oliver, R 20 Julio Borbon, L 56 Darren O'Day, R 45 Derek Holland, S 57 Mark Lowe, L 44 Michael Kirkman, L										1	0	0	0	0	0	2					
Inning Stats	R: 0 E: 0 K: 0 S: 6	H: 0 LOB: 0 BB: 0 P: 10	R: 0 E: 0 K: 1 S: 8	H: 0 LOB: 0 BB: 0 P: 10	R: 0 E: 0 K: 1 S: 9	H: 1 LOB: 1 BB: 0 P: 15	R: 0 E: 0 K: 1 S: 8	H: 0 LOB: 0 BB: 0 P: 11	R: 0 E: 0 K: 0 S: 12	H: 2 LOB: 2 BB: 0 P: 19	R: 0 E: 0 K: 0 S: 7	H: 0 LOB: 0 BB: 0 P: 11	R: 0 E: 0 K: 0 S: 9	H: 0 LOB: 1 BB: 1 P: 13	R: 0 E: 0 K: 0 S: 11	H: 0 LOB: 1 BB: 1 P: 19	1B: 3 2B: 1 3B: 0 HR: 0	SF: 0 SAC: 1 DP: 0 HBP: 0	WP: 1 PB: 0 SB: 1 CS: 0	PA: 34	
PITCHER	IP WLS BF H R ER SO BB IBB HBP BLK WP HR S P ERA WHIP	IP WLS BF H R ER SO BB IBB HBP BLK WP HR S P ERA WHIP	IP WLS BF H R ER SO BB IBB HBP BLK WP HR S P ERA WHIP	IP WLS BF H R ER SO BB IBB HBP BLK WP HR S P ERA WHIP	IP WLS BF H R ER SO BB IBB HBP BLK WP HR S P ERA WHIP	IP WLS BF H R ER SO BB IBB HBP BLK WP HR S P ERA WHIP	IP WLS BF H R ER SO BB IBB HBP BLK WP HR S P ERA WHIP	IP WLS BF H R ER SO BB IBB HBP BLK WP HR S P ERA WHIP	IP WLS BF H R ER SO BB IBB HBP BLK WP HR S P ERA WHIP	IP WLS BF H R ER SO BB IBB HBP BLK WP HR S P ERA WHIP	IP WLS BF H R ER SO BB IBB HBP BLK WP HR S P ERA WHIP	IP WLS BF H R ER SO BB IBB HBP BLK WP HR S P ERA WHIP	IP WLS BF H R ER SO BB IBB HBP BLK WP HR S P ERA WHIP	IP WLS BF H R ER SO BB IBB HBP BLK WP HR S P ERA WHIP	IP WLS BF H R ER SO BB IBB HBP BLK WP HR S P ERA WHIP	IP WLS BF H R ER SO BB IBB HBP BLK WP HR S P ERA WHIP	IP WLS BF H R ER SO BB IBB HBP BLK WP HR S P ERA WHIP	IP WLS BF H R ER SO BB IBB HBP BLK WP HR S P ERA WHIP	IP WLS BF H R ER SO BB IBB HBP BLK WP HR S P ERA WHIP	IP WLS BF H R ER SO BB IBB HBP BLK WP HR S P ERA WHIP	IP WLS BF H R ER SO BB IBB HBP BLK WP HR S P ERA WHIP
18 Matt Cain, R ERA: 1.59	7.2	W	29	4	0	0	2	1	1	0	0	0	0	0	0	0	0.00	0.652			
49 Javier López, L ERA: 1.59	0.1	H	1	0	0	0	0	0	0	0	0	0	0	0	0	0	0.00	0.000			
59 Guillermo Mota, R ERA: 1.59	1.0		4	0	0	0	0	1	0	0	0	0	0	0	0	0	0.00	1.000			

Texas Rangers @ San Francisco Giants
AT&T Park, San Francisco, CA
Thu Oct 28 2010, 4:58 PM - 8:14 PM PDT
Att: 43,622 - Cloudy - 65 F

AB 30
R 0
H 4
RBI 0
BB 3
SO 2
LOB 12



Batter	1	2	3	4	5	6	7	8	9	AB	R	H	RBI	BB	SO	LOB	BOTTOM				
56 Andres Torres, S OBP: 0.306, SLG: 0.289										5	0	1	1	0	1	1	Texas Rangers @ San Francisco Giants AT&T Park, San Francisco, CA Thu Oct 28 2010, 4:58 PM - 8:14 PM PDT Att: 43,622 - Cloudy - 65 F				
21 Freddy Sanchez, R OBP: 0.302, SLG: 0.353										5	0	0	0	0	2	2					
28 Buster Posey, R OBP: 0.340, SLG: 0.333										4	1	1	0	0	2	0					
9 Pat Burrell, R OBP: 0.317, SLG: 0.353										2	0	0	0	1	1	0					
12 Nate Schierholz, L OBP: 0.333, SLG: 0.250										0	1	0	0	1	0	0					
13 Cody Ross, R OBP: 0.404, SLG: 0.732										2	2	1	0	2	0	1					
17 Aubrey Huff, L OBP: 0.353, SLG: 0.304										3	1	0	1	1	0	3					
5 Juan Uribe, R OBP: 0.231, SLG: 0.343										3	1	1	2	1	1	1					
16 Edgar Renteria, R OBP: 0.296, SLG: 0.360										4	2	2	3	0	1	1					
18 Matt Cain, R OBP: 0.286, SLG: 0.286										3	0	1	0	0	1	1					
49 Javier López, L ERA: 1.59										0	0	0	0	0	0	0					
14 Mike Fontenot, L OBP: 0.267, SLG: 0.357										0	0	0	0	0	0	0					
33 Aaron Rowand, R OBP: 0.375, SLG: 0.750										1	1	1	2	0	0	0					
59 Guillermo Mota, R ERA: 1.59										0	0	0	0	0	0	0					
Inning Stats	R: 0 E: 0 K: 0 S: 10	H: 0 LOB: 0 BB: 0 P: 15	R: 0 E: 0 K: 1 S: 9	H: 1 LOB: 1 BB: 0 P: 17	R: 0 E: 0 K: 0 S: 7	H: 1 LOB: 1 BB: 0 P: 12	R: 0 E: 0 K: 1 S: 7	H: 0 LOB: 0 BB: 1 P: 13	R: 1 E: 0 K: 1 S: 10	H: 1 LOB: 0 BB: 0 P: 16	R: 0 E: 0 K: 1 S: 13	H: 0 LOB: 0 BB: 0 P: 18	R: 1 E: 0 K: 2 S: 15	H: 1 LOB: 1 BB: 1 P: 21	R: 7 E: 0 K: 3 S: 27	H: 4 LOB: 1 BB: 4 P: 55	1B: 4 2B: 2 3B: 1 HR: 1	SF: 0 SAC: 0 DP: 0 HBP: 0	WP: 0 PB: 0 SB: 0 CS: 0	PA: 38	
PITCHER	IP WLS BF H R ER SO BB IBB HBP BLK WP HR S P ERA WHIP	IP WLS BF H R ER SO BB IBB HBP BLK WP HR S P ERA WHIP	IP WLS BF H R ER SO BB IBB HBP BLK WP HR S P ERA WHIP	IP WLS BF H R ER SO BB IBB HBP BLK WP HR S P ERA WHIP	IP WLS BF H R ER SO BB IBB HBP BLK WP HR S P ERA WHIP	IP WLS BF H R ER SO BB IBB HBP BLK WP HR S P ERA WHIP	IP WLS BF H R ER SO BB IBB HBP BLK WP HR S P ERA WHIP	IP WLS BF H R ER SO BB IBB HBP BLK WP HR S P ERA WHIP	IP WLS BF H R ER SO BB IBB HBP BLK WP HR S P ERA WHIP	IP WLS BF H R ER SO BB IBB HBP BLK WP HR S P ERA WHIP	IP WLS BF H R ER SO BB IBB HBP BLK WP HR S P ERA WHIP	IP WLS BF H R ER SO BB IBB HBP BLK WP HR S P ERA WHIP	IP WLS BF H R ER SO BB IBB HBP BLK WP HR S P ERA WHIP	IP WLS BF H R ER SO BB IBB HBP BLK WP HR S P ERA WHIP	IP WLS BF H R ER SO BB IBB HBP BLK WP HR S P ERA WHIP	IP WLS BF H R ER SO BB IBB HBP BLK WP HR S P ERA WHIP	IP WLS BF H R ER SO BB IBB HBP BLK WP HR S P ERA WHIP	IP WLS BF H R ER SO BB IBB HBP BLK WP HR S P ERA WHIP	IP WLS BF H R ER SO BB IBB HBP BLK WP HR S P ERA WHIP	IP WLS BF H R ER SO BB IBB HBP BLK WP HR S P ERA WHIP	IP WLS BF H R ER SO BB IBB HBP BLK WP HR S P ERA WHIP
36 C.J. Wilson, L ERA: 3.7	6.0	L	23	3	2	2	4	2	0	0	0	0	0	0	0	0	3.00	0.833			
28 Darren Oliver, L ERA: 4.7	1.0		4	1	0	0	2	0	0	0	0	0	0	0	0	0	0.00	1.000			
56 Darren O'Day, R ERA: 7.36	0.2		3	1	1	1	2	0	0	0	0	0	0	0	0	0	13.50	1.500			
45 Derek Holland, L ERA: 5.23	0.0		3	0	0	0	0	3	0	0	0	0	0	0	0	0	∞	∞			
57 Mark Lowe, R ERA: 6.75	0.0		2	1	3	3	0	1	0	0	0	0	0	0	0	0	∞	∞			

Texas Rangers @ San Francisco Giants
AT&T Park, San Francisco, CA
Thu Oct 28 2010, 4:58 PM - 8:14 PM PDT
Att: 43,622 - Cloudy - 65 F

AB 32
R 9
H 8
RBI 9
BB 6
SO 9
LOB 10



Batter	1	2	3	4	5	6	7	8	9	AB	R	H	RBI	BB	SO	LOB	TOP										
56 Andres Torres, S OBP: 0.302, SLG: 0.347	G3-1		P5			G6-3		HR		4	1	1	1	0	0	0	San Francisco Giants @ Texas Rangers Rangers Ballpark in Arlington, Arlington, TX Sat Oct 30 2010, 7:01 PM - 9:52 PM EDT Att: 52,419 - Clear - 79 F										
21 Freddy Sanchez, R OBP: 0.298, SLG: 0.345	1B		F8			G5-3		L7		4	0	1	0	0	0	0											
17 Aubrey Huff, L OBP: 0.364, SLG: 0.327	F9				G6-3					3	0	1	0	0	0	1											
28 Buster Posey, R OBP: 0.351, SLG: 0.333	1B				1B		2B	HBP		3	0	1	0	1	1	2											
9 Pat Burrell, R OBP: 0.289, SLG: 0.316	K				K		K			4	0	0	0	0	4	3											
13 Cody Ross, R OBP: 0.412, SLG: 0.773			F8			HR		F9		3	1	1	1	1	0	1											
5 Juan Uribe, R OBP: 0.209, SLG: 0.308	P4				F8	G5-3		K		4	0	0	0	0	1	1											
48 Pablo Sandoval, S OBP: 0.263, SLG: 0.235	G4-6-3				K2-3	L8				3	0	0	0	0	1	1											
16 Edgar Renteria, R OBP: 0.267, SLG: 0.321					G5-3			P4		3	0	0	0	0	1	0											
Inning Stats	R: 0 H: 1 E: 0 K: 1 S: 12	H: 1 BB: 1 P: 20	R: 0 H: 0 E: 0 K: 0 S: 8	H: 0 BB: 1 P: 14	R: 0 H: 0 E: 0 K: 1 S: 6	H: 0 BB: 0 P: 10	R: 0 H: 1 E: 0 K: 1 S: 8	H: 1 BB: 0 P: 9	R: 0 H: 0 E: 0 K: 1 S: 9	H: 0 BB: 1 P: 10	R: 0 H: 1 E: 0 K: 1 S: 11	H: 1 BB: 0 P: 13	R: 1 H: 1 E: 0 K: 1 S: 12	H: 1 BB: 0 P: 17	R: 1 H: 1 E: 0 K: 0 S: 12	H: 1 BB: 0 P: 17	R: 0 H: 0 E: 0 K: 2 S: 10	H: 0 BB: 0 P: 13	1B: 2 2B: 1 3B: 0 HR: 2	SF: 0 SAC: 0 DP: 1 HBP: 1	WP: 0 PB: 0 SB: 0 CS: 0	PA: 34					
PITCHER	IP	WLS	BF	H	R	ER	SO	BB	IBB	HBP	BLK	WP	HR	S	P	ERA	WHIP										
48 Colby Lewis, R ERA: 1.71	7.2	W	30	5	2	2	6	2	0	1	0	0	2	74	103	2.35	0.913										
56 Darren O'Day, R ERA: 8.75	0.1	H	1	0	0	0	0	0	0	0	0	0	0	4	7	0.00	0.000										
30 Neftali Feliz, R ERA: 1.69	1.0	S	3	0	0	0	2	0	0	0	0	0	0	10	13	0.00	0.000										

Batter	1	2	3	4	5	6	7	8	9	AB	R	H	RBI	BB	SO	LOB	BOTTOM										
1 Elvis Andrus, R OBP: 0.364, SLG: 0.377	K	G5-3			1B					4	0	2	0	0	1	0	San Francisco Giants @ Texas Rangers Rangers Ballpark in Arlington, Arlington, TX Sat Oct 30 2010, 7:01 PM - 9:52 PM EDT Att: 52,419 - Clear - 79 F										
10 Michael Young, R OBP: 0.279, SLG: 0.356	1B		32 G4-3		G5-4-3		G5-4-3			4	0	2	0	0	0	2											
32 Josh Hamilton, L OBP: 0.361, SLG: 0.540	P5		G4-3		HR			F8		4	1	1	1	0	0	2											
27 Vladimir Guerrero, R OBP: 0.273, SLG: 0.308	L7		G5-3		17 CS			P6		3	0	0	0	1	0	2											
17 Nelson Cruz, R OBP: 0.357, SLG: 0.736		5 G6-3	18 HR		G5-3		CS	F7		4	1	1	0	0	0	1											
5 Ian Kinsler, R OBP: 0.386, SLG: 0.580	G6-3							K		4	0	1	0	0	2	2											
21 Jeff Francoeur, R OBP: 0.182, SLG: 0.190	G5-3							1B		2	0	0	0	1	1	1											
11 Bengie Molina, R OBP: 0.395, SLG: 0.571		18 HR						G6-4-3		1	1	0	0	2	0	2											
18 Mitch Moreland, L OBP: 0.386, SLG: 0.512								HR		3	1	1	3	0	0	1											
Inning Stats	R: 0 H: 1 E: 0 K: 1 S: 6	H: 2 BB: 0 P: 10	R: 3 H: 2 E: 0 K: 0 S: 14	H: 2 LOB: 0 BB: 1 P: 23	R: 0 H: 1 E: 0 K: 0 S: 8	H: 1 LOB: 1 BB: 0 P: 12	R: 0 H: 0 E: 0 K: 2 S: 7	H: 0 LOB: 1 BB: 1 P: 11	R: 1 H: 2 E: 0 K: 0 S: 10	H: 2 LOB: 0 BB: 1 P: 21	R: 0 H: 1 E: 0 K: 0 S: 11	H: 1 LOB: 1 BB: 1 P: 16	R: 0 H: 1 E: 0 K: 0 S: 6	H: 1 LOB: 0 BB: 0 P: 9	R: 0 H: 0 E: 1 K: 1 S: 9	H: 0 LOB: 1 BB: 0 P: 13	1B: 5 2B: 1 3B: 0 HR: 2	SF: 0 SAC: 0 DP: 3 HBP: 0	WP: 0 PB: 0 SB: 1 CS: 1	PA: 34							
PITCHER	IP	WLS	BF	H	R	ER	SO	BB	IBB	HBP	BLK	WP	HR	S	P	ERA	WHIP										
57 Jonathan Sanchez, L ERA: 4.05	4.2	L	22	6	4	4	3	3	0	0	0	0	0	13	21	0.00	1.500										
59 Guillermo Mota, R ERA:	1.1		4	1	0	0	0	1	0	0	0	0	0	9	15	0.00	0.750										
41 Jeremy Affeldt, L ERA: 4.5	1.1		4	1	0	0	0	0	0	0	0	0	0	6	7	0.00	0.000										
52 Ramon E Ramirez, R ERA: 13.5	0.2		3	0	0	0	1	0	0	0	0	0	0	6	7	0.00	0.000										

Batter	1	2	3	4	5	6	7	8	9	AB	R	H	RBI	BB	SO	LOB	TOP			
56 Andres Torres, S OBP: 0.328, SLG: 0.407										5	1	3	1	0	0	1	San Francisco Giants @ Texas Rangers Rangers Ballpark in Arlington, Arlington, TX Sun Oct 31 2010, 8:24 PM - 11:31 PM EDT Att: 51,920 - Clear - 77 F			
21 Freddy Sanchez, R OBP: 0.279, SLG: 0.322										4	0	0	0	0	0	3				
17 Aubrey Huff, L OBP: 0.356, SLG: 0.377										4	1	1	2	0	1	1				
28 Buster Posey, R OBP: 0.344, SLG: 0.382										4	1	1	1	0	1	1				
13 Cody Ross, R OBP: 0.400, SLG: 0.723										3	0	0	0	1	1	0				
5 Juan Uribe, R OBP: 0.191, SLG: 0.279										4	0	0	0	0	0	1				
35 Travis Ishikawa, L OBP: 0.385, SLG: 0.300										3	0	0	0	1	1	1				
16 Edgar Renteria, R OBP: 0.324, SLG: 0.375										4	1	3	0	0	1	1				
12 Nate Schierholz, L OBP: 0.231, SLG: 0.167										4	0	0	0	0	1	5				
Inning Stats	R: 0 E: 0 K: 0 S: 13	H: 1 LOB: 1 BB: 0 P: 21	R: 0 E: 0 K: 0 S: 13	H: 1 LOB: 2 BB: 1 P: 23	R: 2 E: 0 K: 1 S: 22	H: 2 LOB: 0 BB: 0 P: 28	R: 0 E: 0 K: 0 S: 7	H: 1 LOB: 1 BB: 0 P: 11	R: 0 E: 0 K: 1 S: 5	H: 0 LOB: 0 BB: 0 P: 10	R: 1 E: 0 K: 2 S: 14	H: 2 LOB: 1 BB: 0 P: 16	R: 1 E: 0 K: 0 S: 14	H: 1 LOB: 0 BB: 0 P: 21	R: 0 E: 0 K: 1 S: 13	H: 0 LOB: 1 BB: 1 P: 20	1B: 4 2B: 2 3B: 0 HR: 2	SF: 0 SAC: 0 DP: 0 HBP: 0	WP: 0 PB: 0 SB: 1 CS: 0	PA: 37
PITCHER	IP WLS BF H R ER SO BB IBB HBP BLK WP HR S P ERA WHIP																PITCHER	IP WLS BF H R ER SO BB IBB HBP BLK WP HR S P ERA WHIP		
35 Tommy Hunter, R ERA: 5.56	(1, 1) 4.0 L 18 5 2 2 1 1 0 0 0 0 0 1 55 83 4.50 1.500																			
64 Alexi Ogando, R ERA: 1.5	(5, 1) 1.2 5 0 0 0 2 0 0 0 0 0 0 0 10 17 0.00 0.000																			
28 Darren Oliver, L ERA: 4.82	(6, 1) 1.2 7 2 1 1 2 0 0 0 0 0 0 0 19 22 5.40 1.200																			
56 Darren O'Day, R ERA: 7.71	(8, 1) 0.2 3 1 1 1 0 0 0 0 0 0 0 1 12 19 13.50 1.500																			
45 Derek Holland, L ERA: 4.76	(9, 1) 1.0 4 0 0 0 1 1 0 0 0 0 0 0 13 20 0.00 1.000																			
Batter	1	2	3	4	5	6	7	8	9	AB	R	H	RBI	BB	SO	LOB	BOTTOM			
1 Elvis Andrus, R OBP: 0.357, SLG: 0.359										3	0	0	0	1	0	1	San Francisco Giants @ Texas Rangers Rangers Ballpark in Arlington, Arlington, TX Sun Oct 31 2010, 8:24 PM - 11:31 PM EDT Att: 51,920 - Clear - 77 F			
10 Michael Young, R OBP: 0.277, SLG: 0.349										4	0	1	0	0	2	1				
32 Josh Hamilton, L OBP: 0.338, SLG: 0.500										4	0	0	0	0	1	2				
27 Vladimir Guerrero, R OBP: 0.259, SLG: 0.291										3	0	0	0	0	3	2				
17 Nelson Cruz, R OBP: 0.356, SLG: 0.714										3	0	1	0	0	0	0				
5 Ian Kinsler, R OBP: 0.383, SLG: 0.558										2	0	0	0	1	0	2				
21 Jeff Francoeur, R OBP: 0.160, SLG: 0.167										3	0	0	0	0	0	1				
11 Bengie Molina, R OBP: 0.366, SLG: 0.526										3	0	0	0	0	0	0				
18 Mitch Moreland, L OBP: 0.383, SLG: 0.500										3	0	1	0	0	2	0				
Inning Stats	R: 0 E: 0 K: 0 S: 6	H: 0 LOB: 0 BB: 1 P: 11	R: 0 E: 0 K: 1 S: 13	H: 0 LOB: 1 BB: 1 P: 23	R: 0 E: 0 K: 1 S: 8	H: 0 LOB: 0 BB: 0 P: 8	R: 0 E: 0 K: 1 S: 7	H: 1 LOB: 0 BB: 0 P: 11	R: 0 E: 0 K: 0 S: 6	H: 0 LOB: 0 BB: 0 P: 8	R: 0 E: 0 K: 2 S: 13	H: 1 LOB: 2 BB: 0 P: 19	R: 0 E: 0 K: 1 S: 7	H: 0 LOB: 0 BB: 0 P: 14	R: 0 E: 0 K: 2 S: 8	H: 0 LOB: 0 BB: 0 P: 11	1B: 3 2B: 0 3B: 0 HR: 0	SF: 0 SAC: 0 DP: 2 HBP: 0	WP: 0 PB: 0 SB: 0 CS: 1	PA: 31
PITCHER	IP WLS BF H R ER SO BB IBB HBP BLK WP HR S P ERA WHIP																PITCHER	IP WLS BF H R ER SO BB IBB HBP BLK WP HR S P ERA WHIP		
40 Madison Bumgarner, L ERA: 2.18	(1, 1) 8.0 W 27 3 0 0 6 2 0 0 0 0 0 0 69 106 0.00 0.625																			
38 Brian Wilson, R ERA:	(9, 1) 1.0 3 0 0 0 2 0 0 0 0 0 0 0 8 11 0.00 0.000																			

AB 35
R 4
H 8
RBI 4
BB 2
SO 6
LOB 14



AB 28
R 0
H 3
RBI 0
BB 2
SO 8
LOB 9



Batter	1	2	3	4	5	6	7	8	9	AB	R	H	RBI	BB	SO	LOB	TOP				
56 Andres Torres, S OBP: 0.323, SLG: 0.397	K2-3					G6-3		P2		4	0	1	0	0	1	0	San Francisco Giants @ Texas Rangers Rangers Ballpark in Arlington, Arlington, TX Mon Nov 01 2010, 7:59 PM - 10:30 PM EDT Att: 52,045 - Clear - 68 F				
21 Freddy Sanchez, R OBP: 0.277, SLG: 0.317	G6-3		L1					L7		4	0	1	0	0	0	1					
28 Buster Posey, R OBP: 0.354, SLG: 0.390						F9				4	0	2	0	0	0	1					
13 Cody Ross, R OBP: 0.390, SLG: 0.686	P6							FC5-4		4	1	1	0	0	1	2					
5 Juan Uribe, R OBP: 0.196, SLG: 0.277										4	1	1	0	0	2	0					
17 Aubrey Huff, L OBP: 0.338, SLG: 0.357										3	0	0	0	0	0	0					
9 Pat Burrell, R OBP: 0.285, SLG: 0.286										4	0	0	0	0	3	3					
16 Edgar Renteria, R OBP: 0.324, SLG: 0.457										3	1	1	3	0	0	1					
33 Aaron Rowand, R OBP: 0.273, SLG: 0.545										3	0	0	0	0	1	0					
Inning Stats	R: 0 H: 1 E: 0 K: 1 S: 8	H: 1 LOB: 1 BB: 0 P: 10	R: 0 H: 0 E: 0 K: 1 S: 10	H: 0 LOB: 0 BB: 0 P: 15	R: 0 H: 1 E: 0 K: 0 S: 5	H: 1 LOB: 1 BB: 0 P: 8	R: 0 H: 0 E: 1 K: 1 S: 13	H: 0 LOB: 0 BB: 0 P: 18	R: 0 H: 1 E: 0 K: 1 S: 9	H: 1 LOB: 1 BB: 0 P: 12	R: 3 H: 3 E: 0 K: 1 S: 14	H: 3 LOB: 0 BB: 0 P: 20	R: 0 H: 1 E: 0 K: 2 S: 8	H: 1 LOB: 1 BB: 0 P: 11	R: 0 H: 0 E: 0 K: 2 S: 9	H: 0 LOB: 0 BB: 0 P: 12		1B: 6 2B: 0 3B: 0 HR: 1	SF: 0 SAC: 1 DP: 1 HBP: 0	WP: 0 PB: 0 SB: 0 CS: 0	PA: 34
PITCHER	IP	WLS	BF	H	R	ER	SO	BB	IBB	HBP	BLK	WP	HR	S	P	ERA	WHIP				
33 Cliff Lee, L ERA: 2.78	7.0	L	27	6	3	3	6	0	0	0	0	0	1	69	95	3.86	0.857				
30 Nettali Feliz, R ERA: 1.23	2.0		7	1	0	0	2	0	0	0	0	0	0	17	23	0.00	0.500				

Batter	1	2	3	4	5	6	7	8	9	AB	R	H	RBI	BB	SO	LOB	BOTTOM				
1 Elvis Andrus, R OBP: 0.338, SLG: 0.338	G1-3		K			F8		G1-3		4	0	0	0	0	1	2	San Francisco Giants @ Texas Rangers Rangers Ballpark in Arlington, Arlington, TX Mon Nov 01 2010, 7:59 PM - 10:30 PM EDT Att: 52,045 - Clear - 68 F				
10 Michael Young, R OBP: 0.275, SLG: 0.343	F9					L8		G5-3		4	0	1	0	0	0	1					
32 Josh Hamilton, L OBP: 0.319, SLG: 0.466	G3					G4-3				4	0	0	0	0	2	2					
27 Vladimir Guerrero, R OBP: 0.242, SLG: 0.271										4	0	0	0	0	1	1					
17 Nelson Cruz, R OBP: 0.349, SLG: 0.733										4	1	1	1	0	2	1					
5 Ian Kinsler, R OBP: 0.381, SLG: 0.537										2	0	0	0	1	0	0					
7 David Murphy, L OBP: 0.313, SLG: 0.333										3	0	0	0	0	3	1					
11 Bengie Molina, R OBP: 0.341, SLG: 0.488										3	0	0	0	0	2	1					
18 Mitch Moreland, L OBP: 0.400, SLG: 0.500										2	0	1	0	1	1	0					
Inning Stats	R: 0 H: 0 E: 0 K: 0 S: 7	H: 0 LOB: 0 BB: 0 P: 13	R: 0 H: 0 E: 0 K: 0 S: 5	H: 0 LOB: 0 BB: 0 P: 6	R: 0 H: 0 E: 0 K: 3 S: 10	H: 1 LOB: 1 BB: 1 P: 15	R: 0 H: 1 E: 0 K: 2 S: 13	H: 0 LOB: 1 BB: 0 P: 19	R: 0 H: 1 E: 0 K: 0 S: 6	H: 1 LOB: 1 BB: 0 P: 7	R: 1 H: 1 E: 0 K: 3 S: 15	H: 1 LOB: 1 BB: 1 P: 24	R: 0 H: 0 E: 0 K: 1 S: 7	H: 0 LOB: 0 BB: 0 P: 9	R: 0 H: 0 E: 0 K: 2 S: 8	H: 0 LOB: 0 BB: 0 P: 11		1B: 2 2B: 0 3B: 0 HR: 1	SF: 0 SAC: 0 DP: 0 HBP: 0	WP: 0 PB: 0 SB: 0 CS: 0	PA: 32
PITCHER	IP	WLS	BF	H	R	ER	SO	BB	IBB	HBP	BLK	WP	HR	S	P	ERA	WHIP				
55 Tim Lincecum, R ERA: 2.43	8.0	W	29	3	1	1	10	2	0	0	0	0	1	71	101	1.12	0.625				
38 Brian Wilson, R ERA:	1.0	S	3	0	0	0	2	0	0	0	0	0	0	8	11	0.00	0.000				

AB	33
R	3
H	7
RBI	3
BB	0
SO	8
LOB	8

AB	30
R	1
H	3
RBI	1
BB	2
SO	12
LOB	9

