

# San Francisco Giants - 2011

Batter	1	2	3	4	5	6	7	8	9	AB	R	H	RBI	BB	SO	LOB	TOP				
18 Willie Bloomquist, R OBP: 0.333, SLG: 0.333 14 Ryan Roberts, R OBP: 1.000, SLG: 1.000										3	1	1	0	0	0	1	<b>Arizona Diamondbacks @ San Francisco Giants</b> <b>Scottsdale Stadium, Scottsdale, AZ</b> Fri Feb 25 2011, 3:10 PM - 6:02 PM EST Att: 9,535 - Sunny - 62 F				
4 Melvin Mora, R OBP: 0.333, SLG: 0.333 39 Matt Davidson, R										3	1	1	0	0	1	1					
10 Justin Upton, R OBP: 0.667, SLG: 0.667 9 Collin Cowgill, R										3	1	2	1	0	1	0					
26 Miguel Montero, L OBP: 0.333, SLG: 0.333 33 Konrad Schmidt, R OBP: 1.000, SLG: 1.000										3	0	1	1	0	0	1					
22 Xavier Nady, R OBP: 0.500, SLG: 2.000 66 Marc Krauss, L										2	1	1	1	0	0	2					
29 Brandon Allen, L 63 Paul Goldschmidt, R										2	0	0	1	0	0	0					
16 Wily Mo Peña, R OBP: 0.250, SLG: 0.250										4	1	1	0	0	1	1					
13 Tony Abreu, S 1 Cody Ransom, R										2	0	1	0	0	1	0					
5 Cole Gillespie, R 31 AJ Pollock, R 11 Andy Tracy, L										3	0	0	0	0	0	2					
<b>Inning Stats</b>	R: 3 E: 0 K: 1 S: 9	H: 4 LOB: 1 BB: 0 P: 9	R: 0 E: 0 K: 0 S: 4	H: 1 LOB: 1 BB: 0 P: 5	R: 1 E: 0 K: 0 S: 6	H: 2 LOB: 0 BB: 0 P: 7	R: 0 E: 0 K: 1 S: 5	H: 0 LOB: 0 BB: 0 P: 5	R: 0 E: 0 K: 0 S: 3	H: 0 LOB: 0 BB: 0 P: 3	R: 0 E: 0 K: 0 S: 3	H: 0 LOB: 2 BB: 2 P: 11	R: 0 E: 0 K: 1 S: 5	H: 1 LOB: 0 BB: 0 P: 5	R: 2 E: 1 K: 2 S: 10	H: 2 LOB: 2 BB: 1 P: 15		1B: 9 2B: 0 3B: 0 HR: 1	SF: 2 SAC: 0 DP: 1 HBP: 0	WP: 1 PB: 0 SB: 1 CS: 1	PA: 39
<b>PITCHER</b>	IP WLS BF H R ER SO BB IBB HBP BLK WP HR S P ERA WHIP	55 Tim Lincecum, R ERA: 16.2	65 Steve Edlefsen, R ERA: 4.5	40 Madison Bumgarner, L ERA: 4.5	49 Javier López, L ERA: 9.0	54 Sergio Romo, R ERA: 9.0	67 Henry Sosa, R ERA: 9.0	43 Alex Hinshaw, L ERA: 9.0	64 Casey Daigle, R ERA: 9.0	IP WLS BF H R ER SO BB IBB HBP BLK WP HR S P ERA WHIP	67 Henry Sosa, R ERA: 7.1	43 Alex Hinshaw, L ERA: 8.1	64 Casey Daigle, R ERA: 9.1	IP WLS BF H R ER SO BB IBB HBP BLK WP HR S P ERA WHIP	67 Henry Sosa, R ERA: 7.1	43 Alex Hinshaw, L ERA: 8.1	64 Casey Daigle, R ERA: 9.1	1B: 9 2B: 0 3B: 0 HR: 1	SF: 2 SAC: 0 DP: 1 HBP: 0	WP: 1 PB: 0 SB: 1 CS: 1	PA: 39

Batter	1	2	3	4	5	6	7	8	9	AB	R	H	RBI	BB	SO	LOB	BOTTOM				
56 Andres Torres, S 6 Brad Eldred, R 86 Gary Brown, R										1	2	0	0	2	0	0	<b>Arizona Diamondbacks @ San Francisco Giants</b> <b>Scottsdale Stadium, Scottsdale, AZ</b> Fri Feb 25 2011, 3:10 PM - 6:02 PM EST Att: 9,535 - Sunny - 62 F				
7 Mark DeRosa, R 2 Emmanuel Burriss, S										2	0	1	1	1	0	0					
10 Miguel Tejada, R 53 Brandon Crawford, L										3	0	1	1	0	2	2					
28 Buster Posey, R 83 Chris Stewart, R										3	1	2	2	0	0	2					
13 Cody Ross, R 12 Nate Schierholtz, L 62 Francisco Peguero, R										1	1	1	0	1	0	0					
5 Pat Burrell, R 9 Brandon Belt, L										3	1	1	1	0	0	1					
48 Pablo Sandoval, S 34 Darren Ford, R										1	0	0	1	1	0	1					
33 Aaron Rowand, R 63 Thomas Neal, R										3	1	1	1	0	1	2					
35 Travis Ishikawa, L 29 Ryan Rohlinger, R										3	0	0	0	0	2	2					
<b>Inning Stats</b>	R: 0 E: 0 K: 1 S: 5	H: 0 LOB: 0 BB: 0 P: 5	R: 5 E: 0 K: 0 S: 9	H: 6 LOB: 2 BB: 1 P: 13	R: 0 E: 0 K: 1 S: 5	H: 0 LOB: 1 BB: 1 P: 9	R: 2 E: 0 K: 2 S: 8	H: 1 LOB: 2 BB: 2 P: 16	R: 0 E: 0 K: 1 S: 5	H: 0 LOB: 2 BB: 1 P: 10	R: 0 E: 0 K: 0 S: 3	H: 0 LOB: 0 BB: 0 P: 5	R: 0 E: 0 K: 1 S: 5	H: 0 LOB: 0 BB: 0 P: 5	R: 0 E: 0 K: 0 S: 3	H: 0 LOB: 0 BB: 0 P: 3		1B: 4 2B: 3 3B: 0 HR: 0	SF: 1 SAC: 0 DP: 0 HBP: 1	WP: 0 PB: 0 SB: 2 CS: 0	PA: 37
<b>PITCHER</b>	IP WLS BF H R ER SO BB IBB HBP BLK WP HR S P ERA WHIP	34 Joe Saunders, L ERA: 21.6	56 Yonela Ortega, R ERA: 27.0	67 Wade Miley, L ERA: 13.5	43 Zach Kroenke, L ERA: 27.0	30 David Hernandez, R ERA: 27.0	45 Kam Mickolio, R ERA: 27.0	32 Esmerling Vasquez, R ERA: 27.0	49 Rafael Rodriguez, R ERA: 27.0	IP WLS BF H R ER SO BB IBB HBP BLK WP HR S P ERA WHIP	45 Kam Mickolio, R ERA: 6.1	32 Esmerling Vasquez, R ERA: 7.1	49 Rafael Rodriguez, R ERA: 8.1	IP WLS BF H R ER SO BB IBB HBP BLK WP HR S P ERA WHIP	45 Kam Mickolio, R ERA: 6.1	32 Esmerling Vasquez, R ERA: 7.1	49 Rafael Rodriguez, R ERA: 8.1	1B: 4 2B: 3 3B: 0 HR: 0	SF: 1 SAC: 0 DP: 0 HBP: 1	WP: 0 PB: 0 SB: 2 CS: 0	PA: 37













Batter	1	2	3	4	5	6	7	8	9	AB	R	H	RBI	BB	SO	LOB	TOP																				
34 Darren Ford, R 62 Francisco Peguero, R	G6-3		K		F7	FC5-4	FC4-6			4	0	0	0	0	1	3	<b>San Francisco Giants @ Milwaukee Brewers</b> Maryvale Baseball Park, Phoenix, AZ Mon Feb 28 2011, 3:05 PM - 5:55 PM EST Att: 2,274 - Sunny - 58 F																				
14 Mike Fontenot, L 53 Brandon Crawford, L	K		G3							4	2	1	0	1	1	1																					
7 Mark DeRosa, R 84 Charlie Culberson, R	F9									3	1	2	2	0	0	0																					
48 Pablo Sandoval, S 29 Ryan Rohlinger, R		K								3	0	1	0	0	1	0																					
35 Travis Ishikawa, L 63 Thomas Neal, R										3	1	2	0	0	0	2																					
9 Brandon Belt, L										5	2	3	4	0	0	1																					
6 Brad Eldred, R 81 Tommy Joseph, R										3	0	1	1	0	0	1																					
12 Nate Schierholtz, L 8 Terry Evans, R										3	0	2	0	0	1	0																					
83 Chris Stewart, R 51 Jackson Williams, R										3	0	1	0	0	1	2																					
<b>Inning Stats</b>	R: 0 E: 0 K: 1 S: 6	H: 0 LOB: 0 BB: 0 P: 6	R: 2 E: 0 K: 2 S: 10	H: 4 LOB: 1 BB: 11	R: 0 E: 0 K: 1 S: 7	H: 2 LOB: 2 BB: 0 P: 7	R: 0 E: 0 K: 1 S: 5	H: 0 LOB: 0 BB: 0 P: 5	R: 2 E: 0 K: 0 S: 5	H: 2 LOB: 0 BB: 0 P: 8	R: 0 E: 0 K: 0 S: 6	H: 3 LOB: 3 BB: 0 P: 6	R: 6 E: 2 K: 0 S: 8	H: 4 LOB: 1 BB: 1 P: 14	R: 0 E: 0 K: 0 S: 3	H: 0 LOB: 0 BB: 0 P: 3		R: 0 E: 0 K: 1 S: 6	H: 1 LOB: 1 BB: 0 P: 6	1B: 10 2B: 5 3B: 0 HR: 1	SF: 0 SAC: 0 DP: 0 HBP: 1	WP: 0 PB: 0 SB: 0 CS: 2	PA: 45														
<b>PITCHER</b>	IP	WLS	BF	H	R	ER	SO	BB	IBB	HBP	BLK	WP	HR	S	P	ERA	WHIP	<b>PITCHER</b>		IP	WLS	BF	H	R	ER	SO	BB	IBB	HBP	BLK	WP	HR	S	P	ERA	WHIP	
18 Shaun Marcum, R 54 Sean Green, R 73 Wily Peralta, R 58 Mike McClendon, R 61 Brandon Kintzler, R	2.0 1.0 2.0 1.1 1.2		9 5 8 11 8	4 2 2 5 2	2 0 2 4 2	2 0 2 4 0	3 1 1 0 0	0 0 0 1 0	0 0 0 0 0	0 0 0 0 0	0 0 0 1 0	0 0 0 0 0	0 0 1 0 0	0 0 10 9 8	17 7 13 15 8	9.00 0.00 9.00 27.00 0.00	2.000 2.000 1.000 4.500 1.200	71 Zack Segovia, R		1.0		4	1	0	0	1	0	0	0	0	0	0	0	6	6	0.00	1.000

Batter	1	2	3	4	5	6	7	8	9	AB	R	H	RBI	BB	SO	LOB	BOTTOM																			
23 Rickie Weeks Jr., R 63 Eric Farris, R										1	1	0	0	2	0	0	<b>San Francisco Giants @ Milwaukee Brewers</b> Maryvale Baseball Park, Phoenix, AZ Mon Feb 28 2011, 3:05 PM - 5:55 PM EST Att: 2,274 - Sunny - 58 F																			
62 Jeremy Reed, L 90 Erik Komatsu, L										3	0	1	1	0	2	1																				
3 Yunesky Betancourt, R 91 Carlos George, R										2	0	1	0	1	0	0																				
28 Prince Fielder, L 97 Sean Halton, R										1	0	0	1	2	0	1																				
14 Casey McGehee, R 97 Sergio Miranda, S										3	0	0	0	0	1	7																				
12 Brandon Boggs, S 5 Lee Haydel, L										3	0	0	0	0	3	0																				
16 George Kottaras, L 60 Martin Maldonado, R										2	1	1	0	0	0	0																				
7 Chris Dickerson, L 70 Logan Schafer, L										1	0	0	0	0	0	0																				
97 Brendan Katin, R 96 Cody Hawk, L 94 T.J. Mittelstaedt, L										3	1	1	2	0	2	1																				
<b>Inning Stats</b>	R: 0 E: 0 K: 1 S: 6	H: 1 LOB: 3 BB: 2 P: 14	R: 2 E: 0 K: 2 S: 9	H: 2 LOB: 3 BB: 3 P: 21	R: 0 E: 0 K: 0 S: 3	H: 0 LOB: 0 BB: 0 P: 3	R: 0 E: 0 K: 2 S: 7	H: 0 LOB: 0 BB: 0 P: 7	R: 0 E: 1 K: 0 S: 3	H: 0 LOB: 1 BB: 0 P: 3	R: 3 E: 0 K: 1 S: 8	H: 3 LOB: 1 BB: 0 P: 10	R: 0 E: 0 K: 1 S: 6	H: 1 LOB: 1 BB: 0 P: 6	R: 2 E: 0 K: 1 S: 8	H: 3 LOB: 1 BB: 0 P: 8		R: 2 E: 0 K: 1 S: 7	H: 3 LOB: 1 BB: 0 P: 8	1B: 10 2B: 1 3B: 1 HR: 1	SF: 0 SAC: 1 DP: 1 HBP: 1	WP: 0 PB: 0 SB: 1 CS: 1	PA: 46													
<b>PITCHER</b>	IP	WLS	BF	H	R	ER	SO	BB	IBB	HBP	BLK	WP	HR	S	P	ERA	WHIP	<b>PITCHER</b>		IP	WLS	BF	H	R	ER	SO	BB	IBB	HBP	BLK	WP	HR	S	P	ERA	WHIP
75 Barry Zito, L 72 Jason Stoffel, R 37 Jeff Suppan, R 49 Javier López, L 54 Sergio Romo, R	1.2 0.1 3.0 1.0 1.0		13 1 9 7 4	2 0 0 3 1	2 0 0 3 0	2 0 0 3 0	2 0 2 1 0	2 0 0 1 1	0 0 0 0 0	0 0 0 0 0	0 0 0 1 0	0 0 0 0 0	0 0 0 1 0	0 0 13 8 6	12 3 13 10 6	10.80 0.00 0.00 27.00 0.00	4.800 0.000 0.000 3.000 1.000	47 Marc Kroon, R 64 Casey Daigle, R		1.0 1.0		5 3	2 2	2 2	1 1	0 0	0 0	0 0	0 0	0 0	7 8	8 8	18.00 18.00	3.000 3.000		



Batter	1	2	3	4	5	6	7	8	9	AB	R	H	RBI	BB	SO	LOB	TOP																			
1 Kosuke Fukudome, L (1.9) OBP: 0.333, SLG: 0.200 63 James Adduci, L (6.9)	F7			F7					F7	3	1	1	0	0	0	0	<b>Chicago Cubs @ San Francisco Giants</b> Scottsdale Stadium, Scottsdale, AZ Tue Mar 01 2011, 3:09 PM - 5:50 PM EST Att: 6,848 - Partly Cloudy - 71 F																			
13 Starlin Castro, R (1.6) OBP: 0.667, SLG: 0.667 50 Augie Ojeda, S (6.6)	E6			1B						3	1	2	0	0	0	0																				
24 Marion Byrd, R (1.8) OBP: 0.667, SLG: 0.667 59 Brett Jackson, L (6.8)	K2-3-2			1B						3	1	2	1	0	1	1																				
16 Aramis Ramirez, R (1.5) OBP: 0.333, SLG: 0.500 61 Josh Vitters, R (6.5)		F9		K					F9	3	0	1	2	0	1	2																				
18 Geovany Soto, R (1.2) OBP: 0.167, SLG: 0.167 51 Max Ramirez, R (6.2)		P4		K					P4	1	0	0	0	0	0	0																				
9 Blake DeWitt, L (1.4) 19 Bobby Scales, S (6.4)		G3-1							F8	3	0	0	0	0	0	1																				
5 Reed Johnson, R (1.7) OBP: 0.500, SLG: 0.500 39 Luis Montanez, R (6.7)			G5-3							3	0	1	0	0	0	1																				
6 Bryan LaHair, L (1.3) OBP: 0.375, SLG: 0.429 56 Brad Snyder, L (7.3)			F9						G3-1	2	0	0	0	1	1	1																				
46 Ryan Dempster, R (1.1) 32 Todd Wellemeyer, R (4.1) 27 Casey Coleman, L (6.1) 73 Marquez Smith, R (7.9) 44 Jeff Stevens, R (7.1) 57 Scott Maine, L (8.1) 30 Scott Moore, R (9.9) 33 Esmalin Caridad, R (9.1)			K						G4-3	1	0	0	0	0	1	0																				
<b>Inning Stats</b>	R: 0 E: 1 K: 1 S: 5	H: 0 LOB: 1 BB: 0 P: 5	R: 0 E: 0 K: 0 S: 3	H: 0 LOB: 0 BB: 0 P: 3	R: 0 E: 0 K: 1 S: 5	H: 0 LOB: 0 BB: 0 P: 5	R: 0 E: 0 K: 2 S: 9	H: 2 LOB: 2 BB: 0 P: 9	R: 0 E: 0 K: 2 S: 8	H: 1 LOB: 1 BB: 0 P: 8	R: 3 E: 0 K: 0 S: 7	H: 4 LOB: 1 BB: 0 P: 8	R: 0 E: 0 K: 2 S: 7	H: 0 LOB: 2 BB: 2 P: 15	R: 0 E: 0 K: 0 S: 3	H: 0 LOB: 0 BB: 0 P: 3	R: 0 E: 0 K: 0 S: 4	H: 1 LOB: 1 BB: 0 P: 4	1B: 6 2B: 3 3B: 0 HR: 0	SF: 0 SAC: 0 DP: 1 HBP: 0	WP: 1 PB: 0 SB: 0 CS: 0	PA: 37														
<b>PITCHER</b>	IP 3.0	WLS L	BF 9	H 6	R 3	ER 3	SO 4	BB 0	IBB 0	HBP 0	BLK 0	WP 0	HR 0	S 13	P 20	ERA 13.50	WHIP 3.000	<b>55 Tim Lincecum, R (1.1)</b> ERA: 5.79	IP 1.0	WLS S	BF 4	H 1	R 0	ER 0	SO 0	BB 0	IBB 0	HBP 0	BLK 0	WP 0	HR 0	S 4	P 4	ERA 0.00	WHIP 1.000	<b>52 Ramon E Ramirez, R (9.1)</b> ERA:



Batter	1	2	3	4	5	6	7	8	9	AB	R	H	RBI	BB	SO	LOB	BOTTOM																			
21 Freddy Sanchez, R (1.4) 2 Emmanuel Burriss, S (6.4)	L3			E4					E4	3	0	0	0	0	0	0	<b>Chicago Cubs @ San Francisco Giants</b> Scottsdale Stadium, Scottsdale, AZ Tue Mar 01 2011, 3:09 PM - 5:50 PM EST Att: 6,848 - Partly Cloudy - 71 F																			
10 Miguel Tejada, R (1.6) OBP: 0.333, SLG: 0.250 14 Mike Fontenot, L (6.6) OBP: 0.300, SLG: 0.250	F7			BB					BB	2	0	0	0	1	0	0																				
17 Aubrey Huff, L (1.3) 35 Travis Ishikawa, L (6.3) OBP: 0.400, SLG: 0.444	G3			FC3-6					G6-4-3	3	0	0	0	1	2	2																				
28 Buster Posey, R (1.2) 86 Gary Brown, R (6.9) 61 Hector Sanchez, R (7.2) 62 Francisco Peguero, S (6.9) 83 Chris Stewart, R (9.2) 9 Brandon Bell, L (9.2)		G3		FC1-5					F9	2	1	1	0	1	0	2																				
13 Cody Ross, R (1.9) OBP: 0.500, SLG: 0.714 8 Terry Evans, R (7.9)				K					K	3	0	0	0	0	3	4																				
5 Pat Burrell, R (1.7) 63 Thomas Neal, R (7.7) OBP: 0.250, SLG: 0.143		G3		L5					P2	3	0	0	0	0	3	3																				
48 Pablo Sandoval, S (1.5) 29 Ryan Rohlinger, R (7.5) OBP: 0.286, SLG: 0.286				K					P2	1	0	1	1	0	0	0																				
33 Aaron Rowand, R (1.8) 79 Juan Carlos Perez, R (8.8)				E6					F9	3	0	0	0	0	2	2																				
55 Tim Lincecum, L (1.1) 40 Madison Bumgarner, R (4.1) 45 Dan Runzler, L (6.1) 76 Ryan Verdugo, L (7.1) 50 Conor Gillaspie, L (7.9) 59 Guillermo Mota, R (8.1) 6 Brad Eldred, R (8.9) 52 Ramon E Ramirez, R (9.1)				K					F7	1	0	0	0	0	0	0																				
<b>Inning Stats</b>	R: 0 E: 0 K: 0 S: 3	H: 0 LOB: 0 BB: 0 P: 3	R: 1 E: 1 K: 2 S: 10	H: 2 LOB: 2 BB: 0 P: 10	R: 0 E: 1 K: 1 S: 6	H: 0 LOB: 2 BB: 1 P: 10	R: 0 E: 0 K: 1 S: 6	H: 1 LOB: 1 BB: 0 P: 6	R: 0 E: 0 K: 1 S: 5	H: 0 LOB: 0 BB: 0 P: 5	R: 0 E: 0 K: 1 S: 5	H: 0 LOB: 2 BB: 1 P: 10	R: 0 E: 0 K: 1 S: 4	H: 1 LOB: 1 BB: 0 P: 4	R: 1 E: 0 K: 1 S: 7	H: 2 LOB: 3 BB: 1 P: 12	R: 0 E: 1 K: 0 S: 3	H: 0 LOB: 1 BB: 1 P: 7	1B: 4 2B: 2 3B: 0 HR: 0	SF: 0 SAC: 0 DP: 1 HBP: 1	WP: 0 PB: 0 SB: 2 CS: 0	PA: 40														
<b>PITCHER</b>	IP 3.0	WLS W	BF 14	H 2	R 1	ER 1	SO 3	BB 1	IBB 0	HBP 0	BLK 0	WP 0	HR 0	S 19	P 23	ERA 3.00	WHIP 1.000	<b>46 Ryan Dempster, R (1.1)</b> ERA: 3.0	IP 1.0	WLS S	BF 4	H 0	R 0	ER 0	SO 0	BB 1	IBB 0	HBP 0	BLK 0	WP 0	HR 0	S 3	P 7	ERA 0.00	WHIP 1.000	<b>33 Esmalin Caridad, R (9.1)</b> ERA:





Batter	1	2	3	4	5	6	7	8	9	AB	R	H	RBI	BB	SO	LOB	TOP																			
6 Stephen Drew, L (1.6) OBP: 0.333, SLG: 0.364 1 Cody Ransom, R (7.6) OBP: 0.300, SLG: 0.250	G5-3		P6		G1-3		BB		F9	3	0	0	1	0	0	0	Arizona Diamondbacks @ San Francisco Giants Scottsdale Stadium, Scottsdale, AZ Wed Mar 02 2011, 9:07 PM - 11:42 PM EST Att: 6,389 - Partly Cloudy - 69 F																			
4 Melvin Mora, R (1.5) OBP: 0.384, SLG: 0.300 70 Mike Freeman, L (7.4)	F8		E5		2B		K		FC4	4	1	1	0	0	1	1																				
2 Kelly Johnson, L (1.4) OBP: 0.687, SLG: 1.000 9 Collin Cowgill, R (7.8) OBP: 0.222, SLG: 0.556	G5-3		75 1B		1B				G5-3	2	0	1	0	1	0	0																				
75 Russell Bryanan, L (1.3) OBP: 0.556, SLG: 1.000 29 Brandon Allen, L (6.3) OBP: 0.384, SLG: 0.556		24 1B	26 1B		F8					3	1	2	1	0	0	2																				
24 Chris Young, R (1.8) OBP: 0.273, SLG: 0.273 39 Matt Davidson, R (7.5) OBP: 0.250, SLG: 0.333		8 WP	26 1B		F7				G6-3	3	0	1	0	0	0	1																				
26 Miguel Montero, L (1.2) OBP: 0.273, SLG: 0.200 33 Konrad Schmidt, R (6.2) OBP: 0.600, SLG: 1.250		2-3	1B		G4-3				F7	3	0	1	1	0	0	0																				
63 Paul Goldschmidt, R (1.10) OBP: 0.400, SLG: 0.900 5 Taylor Harbin, R (9. PH)		1-2	3-H		G6-3				K	3	0	0	0	0	2	2																				
8 Gerardo Parra, L (1.9) OBP: 0.154, SLG: 0.154 66 Marc Krauss, L (8.7) OBP: 0.600, SLG: 0.333		1-3			K				G1-3	3	0	0	0	0	2	2																				
5 Cole Gillespie, R (1.7) OBP: 0.100, SLG: 0.100		1-2	2-3		K				K	0	0	0	0	1	0	0																				
		0-3			K				K	4	0	1	0	0	3	2																				
<b>Inning Stats</b>	R: 0 E: 0 K: 0 S: 3	H: 0 LOB: 0 BB: 0 P: 3	R: 1 E: 0 K: 3 S: 12	H: 3 LOB: 2 BB: 0 P: 13	R: 1 E: 1 K: 0 S: 4	H: 1 LOB: 1 BB: 1 P: 8	R: 0 E: 0 K: 1 S: 5	H: 0 LOB: 0 BB: 0 P: 5	R: 0 E: 0 K: 1 S: 7	H: 2 LOB: 2 BB: 0 P: 7	R: 0 E: 0 K: 1 S: 5	H: 0 LOB: 1 BB: 1 P: 5	R: 0 E: 0 K: 2 S: 7	H: 0 LOB: 1 BB: 1 P: 11	R: 0 E: 0 K: 1 S: 8	H: 1 LOB: 2 BB: 1 P: 8	1B: 6 2B: 2 3B: 0 HR: 0	SF: 0 SAC: 0 DP: 0 HBP: 0	WP: 1 PB: 0 SB: 0 CS: 0	PA: 38																
<b>PITCHER</b>	IP	WLS	BF	H	R	ER	SO	BB	IBB	HBP	BLK	WP	HR	S	P	ERA	WHIP	<b>PITCHER</b>		IP	WLS	BF	H	R	ER	SO	BB	IBB	HBP	BLK	WP	HR	S	P	ERA	WHIP
57 Jonathan Sánchez, L (1.1) ERA: 1.93	3.0	W	14	4	2	1	3	1	0	0	0	1	0	19	24	3.00	1.667	47 Marc Kroon, R (9.1) ERA: 9.0		1.0	S	5	1	0	0	1	1	0	0	0	0	6	10	0.00	2.000	
41 Jeremy Affeldt, L (4.1) ERA:	1.0	H	3	0	0	0	1	0	0	0	0	0	0	5	5	0.00	0.000																			
66 Shane Loux, R (5.1) ERA: 2.7	2.0	H	8	2	0	0	2	0	0	0	0	0	0	12	12	0.00	1.000																			
65 Steve Edlefsen, R (7.1) ERA:	1.0	H	4	0	0	0	2	1	0	0	0	0	0	7	11	0.00	1.000																			
46 Santiago Casilla, R (8.1) ERA:	1.0	H	4	1	0	0	2	0	0	0	0	0	0	8	8	0.00	1.000																			

Batter	1	2	3	4	5	6	7	8	9	AB	R	H	RBI	BB	SO	LOB	BOTTOM																				
33 Aaron Rowand, R (1.8) OBP: 0.077, SLG: 0.167 34 Darren Ford, R (4. PR) (5.8)	G5-3	SF9		E6		P4		F7		2	0	0	1	0	0	0	Arizona Diamondbacks @ San Francisco Giants Scottsdale Stadium, Scottsdale, AZ Wed Mar 02 2011, 9:07 PM - 11:42 PM EST Att: 6,389 - Partly Cloudy - 69 F																				
21 Freddy Sanchez, R (1.4) OBP: 0.333, SLG: 0.333 84 Charlie Culberson, R (5.4) OBP: 0.167, SLG: 0.333	10 1B	17 1B		K		2B		G6-3		3	0	2	0	0	1	1																					
17 Aubrey Huff, L (1.3) OBP: 0.467, SLG: 0.167 35 Travis Ishikawa, L (5.7) OBP: 0.455, SLG: 0.444	10 1B	G4-3		K		BB				3	0	1	0	0	1	2																					
10 Miguel Tejada, R (1.6) OBP: 0.333, SLG: 0.273 53 Brandon Crawford, L (6.6)	13 1B	G5-3		G6-3		P5				3	0	1	0	0	0	1																					
13 Cody Ross, R (1.9) OBP: 0.636, SLG: 0.750 8 Terry Evans, R (5. PR) (6.9)	1-2	BB		1B		BB		L4		1	0	1	0	2	0	0																					
7 Mark DeRosa, R (1.5) OBP: 0.583, SLG: 0.818 50 Conor Gillaspie, L (6.5) OBP: 0.667, SLG: 0.500	G6-3			K		F9		22 1B		3	0	0	0	0	1	5																					
48 Pablo Sandoval, S (1.10) OBP: 0.471, SLG: 1.000 22 Eli Whiteside, R (5. PH) (6.10)		12 1B		K		K		G6-3		2	1	1	0	0	1	1																					
12 Nate Schierholtz, L (1.7) OBP: 0.384, SLG: 0.545 9 Brandon Belt, L (7.3) OBP: 0.500, SLG: 0.667		83 3B		K		F7		51 1B		3	1	1	0	0	1	1																					
83 Chris Stewart, R (1.2) OBP: 0.444, SLG: 0.778 51 Jackson Williams, R (7.2) OBP: 0.400, SLG: 0.250		33 SF9		P4		84 2B		K		3	2	2	2	0	0	0																					
		1-H	2-H							1	0	0	0	0	1	1																					
<b>Inning Stats</b>	R: 0 E: 0 K: 0 S: 5	H: 3 LOB: 3 BB: 1 P: 9	R: 3 E: 1 K: 0 S: 7	H: 4 LOB: 1 BB: 0 P: 7	R: 0 E: 0 K: 3 S: 10	H: 1 LOB: 1 BB: 0 P: 10	R: 0 E: 1 K: 2 S: 8	H: 0 LOB: 2 BB: 0 P: 8	R: 0 E: 0 K: 1 S: 5	H: 0 LOB: 1 BB: 1 P: 9	R: 0 E: 0 K: 0 S: 2	H: 0 LOB: 0 BB: 0 P: 3	R: 0 E: 0 K: 1 S: 6	H: 1 LOB: 1 BB: 0 P: 6	1B: 8 2B: 2 3B: 1 HR: 0	SF: 1 SAC: 0 DP: 1 HBP: 1	WP: 0 PB: 0 SB: 2 CS: 0	PA: 38																			
<b>PITCHER</b>	IP	WLS	BF	H	R	ER	SO	BB	IBB	HBP	BLK	WP	HR	S	P	ERA	WHIP	<b>PITCHER</b>		IP	WLS	BF	H	R	ER	SO	BB	IBB	HBP	BLK	WP	HR	S	P	ERA	WHIP	
19 Zach Duke, L (1.1) ERA: 9.0	2.0	L	13	7	3	3	0	1	0	0	0	0	0	10	10	0.00	1.000	52 Daniel Stange, R (7.1) ERA: 4.5		1.0		3	0	0	0	0	0	0	0	0	0	0	6	6	0.00	1.000	
15 Micah Owings, R (3.1) ERA:	1.0		4	1	0	0	3	0	0	0	0	0	0	8	8	0.00	0.000	30 David Hernandez, R (8.1) ERA:		1.0		4	1	0	0	1	0	0	0	0	0	0	0	0	0	0	0
55 Josh Collmenter, R (4.1) ERA:	1.0		4	0	0	0	2	0	0	0	0	0	0	5	9	0.00	1.000																				
56 Yonata Ortega, R (5.1) ERA: 8.75	1.0		4	0	0	0	1	1	0	0	0	0	0	5	9	0.00	1.000																				
39 Jordan Norberto, L (6.1) ERA: 4.5	1.0		6	2	1	1	0	1	0	0	0	0	0	5	9	9.00	3.000																				

AB	35
R	2
H	8
RBI	2
BB	3
SO	11
LOB	16





Batter	1	2	3	4	5	6	7	8	9	AB	R	H	RBI	BB	SO	LOB	TOP							
34 Darren Ford, R OBP: 0.154, SLG: 0.385 8 Terry Evans, R OBP: 0.167, SLG: 0.167	0-0 L5-4 1B		1-1 HR	0-0 L4		0-3 K		0-0 FC1-6 1B		4	1	2	1	0	1	1								
12 Nate Schierholtz, L OBP: 0.400, SLG: 0.571 62 Francisco Peguero, R (7, PR)	1-3 K		4-0 28 HR BB	0-0 G4-3			0-0 63 E 2B	0-0 FC1-6 1B		3	1	1	0	1	1	1								
48 Pablo Sandoval, S OBP: 0.400, SLG: 0.833 61 Héctor Sánchez, S OBP: 0.500, SLG: 0.500 43 Alex Hinshaw, L 64 Casey Daigle, R	0-0 L5-4 2-2		0-0 L8		0-0 F7		0-0 G5-3	0-3 K		3	0	0	0	0	0	2								
28 Buster Posey, R OBP: 0.750, SLG: 1.200 29 Ryan Rohlinger, R OBP: 0.222, SLG: 0.222		0-0 14 1B 2 1B 1B	3-1 HR	4-0 BB		0-0 F7		0-0 F8		2	2	2	2	1	0	0								
5 Pat Burrell, R OBP: 0.250, SLG: 0.200 63 Thomas Neal, R OBP: 0.333, SLG: 0.250 86 Gary Brown, R OBP: 0.500, SLG: 0.500	0-0 P4		0-0 F8	0-3 K		0-0 E6 9 WP 2H 1B		0-0 81 G4-6-3 1B		3	0	0	0	0	1	2								
9 Brandon Belt, L OBP: 0.425, SLG: 0.500 67 Henry Sosa, R 81 Tommy Joseph, R OBP: 0.333, SLG: 0.333	0-0 F8		0-0 G6-3	0-0 F7		0-0 BB		0-0 G4-6-3 1-2		3	0	0	0	1	0	2								
14 Mike Fontenot, L OBP: 0.462, SLG: 0.545 77 Matt Yourkin, R 6 Brad Eldred, R OBP: 0.222, SLG: 0.250	0-0 2 1B 1-3 1B		0-0 3B 1B	0-0 2 3B 1B		0-0 G6-3 2B		0-0 L1		3	1	3	0	0	0	0								
2 Emmanuel Burriss, S OBP: 0.333, SLG: 0.556 84 Charlie Culberson, R OBP: 0.143, SLG: 0.286	0-0 1-2 3-H 1B		0-0 3-H 3B	0-0 G6-3		0-0 G6-3		0-0 G6-3		3	1	2	2	0	0	1								
32 Ryan Vogelsong, R 80 Nick Noonan, L 49 Javier López, L 54 Sergio Romo, R 53 Brandon Crawford, L OBP: 0.333, SLG: 0.200	0-3 K		0-3 K	0-0 G6-3		0-0 G6-3		0-0 62 FC1-6 8 1B 1B		1	0	0	0	0	1	2								
<b>Inning Stats</b>	R: 0 E: 0 K: 1 S: 5	H: 1 LOB: 0 BB: 0 P: 6	R: 1 E: 0 K: 1 S: 8	H: 3 LOB: 2 BB: 0 P: 8	R: 3 E: 0 K: 0 S: 7	H: 2 LOB: 0 BB: 1 P: 15	R: 2 E: 1 K: 1 S: 7	H: 2 LOB: 0 BB: 0 P: 7	R: 0 E: 0 K: 1 S: 5	H: 0 LOB: 1 BB: 1 P: 9	R: 0 E: 0 K: 1 S: 6	H: 1 LOB: 1 BB: 0 P: 6	R: 1 E: 1 K: 0 S: 5	H: 2 LOB: 3 BB: 1 P: 9	R: 0 E: 0 K: 1 S: 7	H: 2 LOB: 0 BB: 0 P: 7	R: 0 E: 0 K: 0 S: 3	H: 1 LOB: 0 BB: 0 P: 3	1B: 9 2B: 3 3B: 1 HR: 2	SF: 0 SAC: 0 DP: 2 HBP: 0	WP: 1 PB: 0 SB: 1 CS: 0	PA: 42		
<b>PITCHER</b>	IP WLS BF H R ER SO BB IBB HBP BLK WP HR S P ERA WHIP	29 Jorge De La Rosa, L ERA: 12.0 16 Huston Street, R ERA: 9.0 55 Felipe Paulino, R ERA: 3.0 67 Rex Brothers, L ERA: 34 Matt Belisle, R ERA:	3.0 3.0 3.0 1.0 1.0 1.0	12 5 14 5 2 3	6 2 3 2 0 1	4 2 1 0 0 0	2 1 2 1 0 0	0 0 0 0 0 0	0 0 0 0 0 0	0 0 0 0 0 0	0 0 0 0 0 0	0 0 0 0 0 0	0 0 0 0 0 0	0 0 0 0 0 0	0 0 0 0 0 0	0 0 0 0 0 0	0 0 0 0 0 0	0 0 0 0 0 0	0 0 0 0 0 0	0 0 0 0 0 0	0 0 0 0 0 0	0 0 0 0 0 0	12.00 9.00 3.00 0.00 0.00	2.333 2.000 1.667 2.000 1.000

San Francisco Giants @ Colorado Rockies  
Salt River Fields at Talking Stick, Scottsdale, AZ  
Thu Mar 03 2011, 3:13 PM - 6:24 PM EST  
Att: 7,575 - Cloudy - 73 F

AB 39  
R 7  
H 14  
RBI 5  
BB 3  
SO 6  
LOB 23



Batter	1	2	3	4	5	6	7	8	9	AB	R	H	RBI	BB	SO	LOB	BOTTOM							
3 Willy Taveras, R OBP: 0.200, SLG: 0.300	0-0 F7		0-0 G6-3			0-0 P6		0-3 K	0-0 70 1B 2B	5	1	1	0	0	1	0								
7 Seth Smith, L OBP: 0.250, SLG: 0.500 70 Charlie Blackmon, L OBP: 0.583, SLG: 0.889	0-0 L7		0-0 G4-3			0-3 K		0-0 E6 41 1B 58 1B	0-0 2H 1B	3	0	0	0	0	1	0								
5 Carlos González, L OBP: 0.250, SLG: 0.143 41 Cole Garner, R OBP: 0.333, SLG: 0.417	4-0 BB		0-3 K			0-0 F7		0-0 58 1B 72 3B 1B	0-3 K	2	0	0	0	1	1	0								
2 Troy Tulowitzki, R OBP: 0.333, SLG: 0.500 55 Felipe Paulino, R ERA: 3.0 76 Hernan Ibarra, L OBP: 0.333, SLG: 0.500 67 Rex Brothers, L ERA: 58 Jordan Pacheco, R OBP: 0.333, SLG: 0.500	0-0 F8		0-3 K			0-0 10 F8 72 1B 1B		0-0 72 3B 1B	0-0 2H 1B	2	0	0	0	0	0	1								
17 Todd Helton, L OBP: 0.143, SLG: 0.286 72 Ben Paulsen, L OBP: 0.571, SLG: 0.800	0-0 F9		0-0 2B			0-0 15 BB 1B		0-0 10 G6-3 3B	0-0 1H 2H 1B	2	0	1	0	0	0	0								
21 Ty Wigginton, R OBP: 0.333, SLG: 0.500 10 Chris Nelson, R OBP: 0.364, SLG: 0.444	0-0 F8		0-0 F8			0-0 F8		0-0 G6-3		2	0	0	0	0	0	1								
22 Jose López, R OBP: 0.286, SLG: 0.286 15 Matt Paganuzzi, R OBP: 0.500, SLG: 0.333 34 Matt Belisle, R	0-0 P4		0-0 P5			0-0 BB		0-3 K		2	0	0	0	0	0	1								
41 Chad Moeller, R 75 Tommy Field, R			0-3 K			0-3 K		0-0 G5-3		1	0	0	0	0	1	0								
29 Jorge De La Rosa, L 71 Tim Wheeler, L OBP: 0.181, SLG: 0.200 16 Huston Street, R 64 Héctor Gómez, R OBP: 0.091, SLG: 0.182			0-3 K			0-3 K		0-0 G4-3		0	0	0	0	0	0	0								
<b>Inning Stats</b>	R: 0 E: 0 K: 0 S: 3	H: 0 LOB: 1 BB: 1 P: 7	R: 0 E: 0 K: 0 S: 3	H: 0 LOB: 0 BB: 0 P: 3	R: 0 E: 0 K: 2 S: 7	H: 0 LOB: 0 BB: 0 P: 7	R: 0 E: 0 K: 2 S: 7	H: 0 LOB: 0 BB: 0 P: 7	R: 0 E: 0 K: 1 S: 5	H: 1 LOB: 2 BB: 0 P: 7	R: 0 E: 0 K: 1 S: 5	H: 0 LOB: 0 BB: 0 P: 5	R: 0 E: 0 K: 1 S: 7	H: 2 LOB: 3 BB: 1 P: 11	R: 4 E: 0 K: 2 S: 11	H: 3 LOB: 0 BB: 0 P: 11	R: 1 E: 0 K: 1 S: 7	H: 2 LOB: 1 BB: 0 P: 7	1B: 5 2B: 2 3B: 1 HR: 0	SF: 0 SAC: 0 DP: 0 HBP: 1	WP: 0 PB: 0 SB: 0 CS: 0	PA: 39		
<b>PITCHER</b>	IP WLS BF H R ER SO BB IBB HBP BLK WP HR S P ERA WHIP	32 Ryan Vogelsong, R ERA: 49 Javier López, L ERA: 9.0 54 Sergio Romo, R ERA: 77 Matt Yourkin, L ERA: 67 Henry Sosa, R ERA:	3.0 1.0 1.0 1.0 1.0 1.0	3 0 5 0 2 0	0 0 1 0 0 0	0 0 0 0 0 0	0 0 0 0 0 0	0 0 0 0 0 0	0 0 0 0 0 0	0 0 0 0 0 0	0 0 0 0 0 0	0 0 0 0 0 0	0 0 0 0 0 0	0 0 0 0 0 0	0 0 0 0 0 0	0 0 0 0 0 0	0 0 0 0 0 0	0 0 0 0 0 0	0 0 0 0 0 0	0 0 0 0 0 0	0 0 0 0 0 0	0 0 0 0 0 0	0.00 0.000 0.00 0.000 0.00 0.000	3.000 2.000

San Francisco Giants @ Colorado Rockies  
Salt River Fields at Talking Stick, Scottsdale, AZ  
Thu Mar 03 2011, 3:13 PM - 6:24 PM EST  
Att: 7,575 - Cloudy - 73 F

AB 36  
R 5  
H 8  
RBI 5  
BB 2  
SO 10  
LOB 14





Batter	1	2	3	4	5	6	7	8	9	AB	R	H	RBI	BB	SO	LOB	TOP																				
23 Ricke Weeks Jr, R OBP: 0.583, SLG: 0.375 99 Hunter Morris, L OBP: 0.667, SLG: 1.333	G1-3		L5			F9		G3-1		3	0	1	0	0	0	0	<b>Milwaukee Brewers @ San Francisco Giants</b> Scottsdale Stadium, Scottsdale, AZ Fri Mar 04 2011, 3:07 PM - 5:40 PM EST Att: 8,857 - Sunny - 76 F																				
27 Carlos Gómez, R OBP: 0.273, SLG: 0.364 12 Brandon Boggs, S OBP: 0.214, SLG: 0.154	P6			K		F9		G4-3		3	0	0	0	0	1	1																					
74 Erick Almonte, R OBP: 0.188, SLG: 0.333 62 Jeremy Reed, L OBP: 0.273, SLG: 0.364	1B			K		G6-3		F8		3	0	1	0	0	1	1																					
28 Prince Fielder, L 63 Eric Farris, R OBP: 0.500, SLG: 0.556	G3			G4-3				G6-3		2	0	0	0	0	0	1																					
3 Yuniesky Betancourt, R OBP: 0.455, SLG: 0.500 68 Edwin Maysonet, R OBP: 0.625, SLG: 0.950		G6-3			K			K		2	0	0	0	0	1	0																					
30 Craig Counsell, L OBP: 0.200, SLG: 0.111 77 Caleb Gindl, L OBP: 0.625, SLG: 0.833	G6-3				F9			P6		2	0	0	0	0	0	0																					
16 George Kottaras, L OBP: 0.533, SLG: 0.719 60 Martin Maldonado, R OBP: 0.400, SLG: 0.400	E3				HR					2	1	1	1	0	0	0																					
7 Chris Dickerson, L OBP: 0.250, SLG: 0.375 70 Logan Schafer, L OBP: 0.333, SLG: 0.250	CS		G3-1		G3			K		3	0	0	0	0	1	2																					
9 Luis Alfonso Cruz, R OBP: 0.308, SLG: 0.500 75 Zelous Wheeler, R OBP: 0.500, SLG: 0.625			P5			G6-3		G3		3	0	0	0	0	0	2																					
										0	0	0	0	0	0	0																					
<b>Inning Stats</b>	R: 0 E: 0 K: 0 S: 4	H: 1 LOB: 1 BB: 0 P: 4	R: 0 E: 1 K: 0 S: 3	H: 0 LOB: 0 BB: 0 P: 4	R: 0 E: 0 K: 0 S: 3	H: 0 LOB: 0 BB: 0 P: 3	R: 0 E: 0 K: 2 S: 7	H: 0 LOB: 0 BB: 0 P: 7	R: 1 E: 0 K: 1 S: 6	H: 1 LOB: 0 BB: 0 P: 6	R: 0 E: 0 K: 0 S: 4	H: 1 LOB: 1 BB: 0 P: 5	R: 1 E: 0 K: 1 S: 7	H: 2 LOB: 2 BB: 1 P: 11	R: 0 E: 0 K: 0 S: 3	H: 0 LOB: 0 BB: 0 P: 3	R: 0 E: 0 K: 1 S: 5	H: 0 LOB: 0 BB: 0 P: 5	1B: 3 2B: 1 3B: 0 HR: 1	SF: 0 SAC: 0 DP: 0 HBP: 0	WP: 0 PB: 0 SB: 1 CS: 1	PA: 34															
<b>PITCHER</b>	IP	WLS	BF	H	R	ER	SO	BB	IBB	HBP	BLK	WP	HR	S	P	ERA	WHIP	<b>PITCHER</b>		IP	WLS	BF	H	R	ER	SO	BB	IBB	HBP	BLK	WP	HR	S	P	ERA	WHIP	
37 Jeff Suppan, R ERA: 3.0	3.0	W	10	1	0	0	0	0	0	0	0	0	0	10	11	0.00	0.333	68 Wilmin Rodriguez, L ERA: 1.0		1.0	0	3	0	0	0	1	0	0	0	0	0	0	5	5	0.00	0.000	
45 Dan Runzler, L ERA: 3.0	2.0	7	1	1	1	3	0	0	0	0	0	0	1	13	13	4.50	0.500																				
59 Guillermo Mota, R ERA: 6.0	1.0	4	1	0	0	0	0	0	0	0	0	0	0	4	5	0.00	1.000																				
41 Jeremy Afeldt, L ERA: 4.5	1.0	6	2	1	1	1	1	0	0	0	0	0	0	7	11	9.00	3.000																				
46 Santiago Casilla, R ERA:	1.0	3	0	0	0	0	0	0	0	0	0	0	0	3	3	0.00	0.000																				

Batter	1	2	3	4	5	6	7	8	9	AB	R	H	RBI	BB	SO	LOB	BOTTOM																			
33 Aaron Rowand, R OBP: 0.118, SLG: 0.250 8 Terry Evans, R OBP: 0.143, SLG: 0.143	K			F7		2B		K		4	1	1	1	0	1	2	<b>Milwaukee Brewers @ San Francisco Giants</b> Scottsdale Stadium, Scottsdale, AZ Fri Mar 04 2011, 3:07 PM - 5:40 PM EST Att: 8,857 - Sunny - 76 F																			
21 Freddy Sanchez, R OBP: 0.500, SLG: 0.300 84 Charlie Culberson, R OBP: 0.250, SLG: 0.286	F8	P5		G4-3		1B		BB		4	0	1	1	0	0	0																				
17 Aubrey Huff, L OBP: 0.250, SLG: 0.313 46 Santiago Casilla, R ERA: 6.0 22 Eli Whiteside, R OBP: 0.250, SLG: 0.286	F8			1B		G5-3		BB		4	1	2	0	0	0	1																				
10 Miguel Tejada, R OBP: 0.375, SLG: 0.286 53 Brandon Crawford, L OBP: 0.333, SLG: 0.200	2B	G6-3		1B		P6				3	1	1	0	1	0	1																				
5 Pat Burrell, R OBP: 0.250, SLG: 0.214 86 Gary Brown, R OBP: 0.500, SLG: 0.500	2B			1B		F8				4	1	1	1	0	0	3																				
7 Mark DeRosa, R OBP: 0.600, SLG: 0.846 50 Conor Gillaspie, L OBP: 0.500, SLG: 0.333	1B			BB		G5-3		F8		2	1	1	2	1	0	0																				
9 Brandon Belt, L OBP: 0.444, SLG: 0.688	HR			1B		F8		K		4	1	2	2	0	1	0																				
12 Nate Schierholtz, L OBP: 0.388, SLG: 0.500	1B			F5		G1		K		4	0	1	0	0	1	2																				
83 Chris Stewart, R OBP: 0.500, SLG: 0.700 51 Jackson Williams, R OBP: 0.333, SLG: 0.250	1B			F8		BB		G4-3		1	1	0	0	2	0	2																				
										1	0	0	0	0	0	0																				
<b>Inning Stats</b>	R: 5 E: 0 K: 1 S: 11	H: 5 LOB: 2 BB: 2 P: 20	R: 0 E: 0 K: 0 S: 3	H: 0 LOB: 0 BB: 0 P: 3	R: 0 E: 0 K: 0 S: 4	H: 1 LOB: 1 BB: 1 P: 8	R: 0 E: 0 K: 0 S: 5	H: 2 LOB: 2 BB: 0 P: 5	R: 0 E: 0 K: 0 S: 3	H: 0 LOB: 0 BB: 0 P: 3	R: 2 E: 0 K: 0 S: 5	H: 2 LOB: 1 BB: 1 P: 9	R: 0 E: 0 K: 2 S: 7	H: 0 LOB: 0 BB: 0 P: 7	R: 0 E: 0 K: 2 S: 7	H: 0 LOB: 1 BB: 1 P: 11	1B: 6 2B: 3 3B: 0 HR: 1	SF: 0 SAC: 0 DP: 0 HBP: 0	WP: 1 PB: 0 SB: 0 CS: 0	PA: 39																
<b>PITCHER</b>	IP	WLS	BF	H	R	ER	SO	BB	IBB	HBP	BLK	WP	HR	S	P	ERA	WHIP	<b>PITCHER</b>		IP	WLS	BF	H	R	ER	SO	BB	IBB	HBP	BLK	WP	HR	S	P	ERA	WHIP
48 Tim Lillard, R ERA: 18.0	1.0	L	10	5	5	5	1	2	0	0	0	0	1	11	20	45.00	7.000	46 Justin James, R ERA: 7.1		7.1	1.0	3	0	0	0	0	0	0	0	0	7	7	0.00	0.000		
92 Marco Estrada, R ERA: 3.0	2.0	8	1	0	0	0	1	0	0	0	0	0	0	7	11	0.00	1.000	45 Mark DiFelice, R ERA: 8.1		8.1	1.0	4	0	0	0	2	1	0	0	0	0	7	11	0.00	1.000	
59 John Axford, R ERA:	1.0	5	2	0	0	0	0	0	0	0	0	0	0	5	5	0.00	2.000																			
50 Kameron Loe, R ERA:	1.0	3	0	0	0	0	0	0	0	0	0	0	0	3	3	0.00	0.000																			
21 Zach Braddock, L ERA: 9.0	1.0	6	2	2	2	0	1	0	0	0	0	0	0	5	9	18.00	3.000																			

AB	32
R	2
H	5
RBI	2
BB	1
SO	5
LOB	8

AB	34
R	7
H	10
RBI	7
BB	5
SO	5
LOB	12

















Batter	1	2	3	4	5	6	7	8	9	AB	R	H	RBI	BB	SO	LOB	TOP																
5 Ian Kinsler, R (1,4) OBP: 0.545, SLG: 1.167	X 0-0 G6-4-3 1B		0-3 K				X 0-0 L9			4	0	1	0	0	2	2	<p><b>Texas Rangers @ San Francisco Giants</b>  Scottsdale Stadium, Scottsdale, AZ  Mon Mar 07 2011, 9:09 PM - 11:24 PM EST  Att. 7,994 - Clear - 69 F</p>																
6 Esteban German, R (7,4) OBP: 0.357, SLG: 0.500			X 0-0 E5				X 0-0 E1			3	0	0	0	0	0	2																	
1 Elvis Andrus, R (1,6) OBP: 0.150, SLG: 0.105	X 0-0 G6-4-3		X 0-0 E5				X 0-0 E1			1	0	1	0	0	0	0																	
3 Andrés Blanco, S (7,6) OBP: 0.313, SLG: 0.267	X 0-0 G6-4-3 1-2		X 0-0 E5				X 0-0 E1			3	0	0	0	0	0	3																	
32 Josh Hamilton, L (1,7) OBP: 0.211, SLG: 0.368	X 0-0 P6		X 0-0 L8				X 0-0 G1-3			1	0	0	0	0	0	1																	
9 Endy Chavez, L (7,7) OBP: 0.167, SLG: 0.167	X 0-0 P6		X 0-0 L8				X 0-0 G1-3			3	0	0	0	0	0	3																	
17 Nelson Cruz, R (1,9) OBP: 0.286, SLG: 0.263							X 0-0 F8			1	0	1	0	0	0	2																	
65 Doug Deeds, L (7,9) OBP: 0.400, SLG: 0.800							X 0-0 F8			1	0	1	0	0	0	0																	
10 Michael Young, R (1,10) OBP: 0.526, SLG: 0.813							X 0-0 F9			2	1	0	0	1	0	0																	
43 Engel Beltre, L (8,PH) (8,10)							X 0-0 F9			1	0	0	0	0	1	1																	
18 Mitch Moreland, L (1,3) OBP: 0.458, SLG: 0.750							X 0-0 HBP			3	0	0	0	0	2	1																	
8 Yorvit Torrealba, R (1,2) OBP: 0.200, SLG: 0.400	X 0-0 2B						X 0-0 F8			2	0	1	1	0	0	1																	
2 Taylor Teagarden, R (6,2) OBP: 0.333, SLG: 0.571	X 0-0 2B						X 0-0 F8			2	0	0	0	0	1	0																	
19 Chris Davis, L (1,5) OBP: 0.480, SLG: 0.870							X 0-0 2B			4	0	2	0	0	2	1																	
20 Julio Borbon, L (1,8) OBP: 0.421, SLG: 0.632							X 0-0 L8			3	0	0	0	0	0	2																	
23 Craig Gentry, R (7,8)							X 0-0 L8			0	0	0	0	0	0	0																	
<b>Inning Stats</b>	R: 0 E: 0 K: 0 S: 3	H: 1 LOB: 0 BB: 0 P: 3	R: 1 E: 0 K: 3 S: 10	H: 1 LOB: 1 BB: 1 P: 14	R: 0 E: 1 K: 1 S: 6	H: 0 LOB: 1 BB: 0 P: 6	R: 0 E: 0 K: 1 S: 5	H: 0 LOB: 1 BB: 0 P: 6	R: 0 E: 1 K: 0 S: 5	H: 1 LOB: 2 BB: 0 P: 5	R: 0 E: 0 K: 1 S: 5	H: 0 LOB: 0 BB: 0 P: 5	R: 0 E: 0 K: 1 S: 6	H: 1 LOB: 1 BB: 0 P: 6	R: 0 E: 0 K: 1 S: 6	H: 2 LOB: 1 BB: 0 P: 6	R: 0 E: 0 K: 2 S: 7	H: 0 LOB: 0 BB: 0 P: 7	1B: 3 2B: 3 3B: 0 HR: 0	SF: 0 SAC: 0 DP: 2 HBP: 1	WP: 0 PB: 0 SB: 0 CS: 0	PA: 35											
<b>PITCHER</b>	IP WLS BF H R ER SO BB IBB HBP BLK WP HR S P ERA WHIP																																
57 Jonathan Sánchez, L (1,1) ERA: 2.08	4.0	16	2	1	1	5	1	0	1	0	0	0	0	24	29	2.25	0.750																
64 Casey Dagle, R (5,1) ERA: 9.0	1.0	5	1	0	0	0	0	0	0	0	0	0	0	5	5	0.00	1.000																
41 Jeremy Affeldt, L (6,1) ERA: 2.25	2.0	7	1	0	0	2	0	0	0	0	0	0	0	11	11	0.00	0.500																
66 Shane Loux, R (8,1) ERA: 2.08	1.0	4	2	0	0	1	0	0	0	0	0	0	0	6	6	0.00	2.000																
70 Felix Romero, R (9,1) ERA:	1.0	3	0	0	0	2	0	0	0	0	0	0	0	7	7	0.00	0.000																

Batter	1	2	3	4	5	6	7	8	9	AB	R	H	RBI	BB	SO	LOB	BOTTOM																	
56 Andres Torres, S (1,8) OBP: 0.533, SLG: 0.500	X 0-0 G3		4-0 BB				X 0-0 K			3	0	1	0	1	1	0	<p><b>Texas Rangers @ San Francisco Giants</b>  Scottsdale Stadium, Scottsdale, AZ  Mon Mar 07 2011, 9:09 PM - 11:24 PM EST  Att. 7,994 - Clear - 69 F</p>																	
34 Darren Ford, R (8,8) OBP: 0.235, SLG: 0.333			X 0-0 BB				X 0-0 K			4	1	1	0	0	2	2																		
21 Freddy Sanchez, R (1,4) OBP: 0.235, SLG: 0.235	X 0-3 K		X 0-3 K				X 0-0 K			0	0	0	0	0	0	0																		
2 Emmanuel Burriss, S (8,4) OBP: 0.231, SLG: 0.385	X 0-3 K		X 0-3 K				X 0-0 K			0	0	0	0	0	0	0																		
48 Pablo Sandoval, S (1,5) OBP: 0.367, SLG: 0.630	X 4-0 BB		X 0-0 G6-3				X 0-0 G6-3			3	1	1	0	1	0	1																		
13 Cody Ross, R (1,9) OBP: 0.500, SLG: 0.500	X 0-0 P4						X 0-0 F8			4	1	1	2	0	1	1																		
62 Francisco Peguero, R (9,9)	X 0-0 P4						X 0-0 F8			0	0	0	0	0	0	0																		
5 Pat Burrell, R (1,7) OBP: 0.318, SLG: 0.421							X 0-0 F8			2	1	2	2	1	0	0																		
63 Thomas Neal, R (6,7) OBP: 0.286, SLG: 0.462							X 0-0 F8			1	0	0	0	0	0	0																		
7 Mark DeRosa, R (1,6) OBP: 0.500, SLG: 0.650	X 0-3 K		X 0-3 K				X 0-0 K			4	0	1	0	0	1	1																		
78 Ehire Adrianza, S (9,6)	X 0-3 K		X 0-3 K				X 0-0 K			0	0	0	0	0	0	0																		
9 Brandon Belt, L (1,3) OBP: 0.357, SLG: 0.480	X 0-0 K		X 0-3 K				X 0-0 K			3	0	0	0	0	2	3																		
35 Travis Ishikawa, L (1,10) OBP: 0.333, SLG: 0.316	X 0-0 K		X 0-0 K				X 0-0 K			3	0	1	0	0	1	2																		
83 Chris Stewart, R (1,2) OBP: 0.353, SLG: 0.467	X 0-0 FC6-4		X 0-0 FC6-4				X 0-0 G4-3			3	0	0	0	0	0	2																		
<b>Inning Stats</b>	R: 0 E: 0 K: 1 S: 5	H: 0 LOB: 1 BB: 1 P: 9	R: 0 E: 0 K: 2 S: 9	H: 2 LOB: 2 BB: 0 P: 9	R: 0 E: 0 K: 1 S: 4	H: 0 LOB: 0 BB: 1 P: 8	R: 0 E: 0 K: 1 S: 6	H: 1 LOB: 2 BB: 1 P: 10	R: 4 E: 0 K: 1 S: 9	H: 4 LOB: 0 BB: 0 P: 10	R: 0 E: 0 K: 1 S: 5	H: 0 LOB: 0 BB: 0 P: 5	R: 0 E: 0 K: 0 S: 3	H: 1 LOB: 0 BB: 0 P: 3	R: 0 E: 0 K: 1 S: 5	H: 0 LOB: 0 BB: 0 P: 5	1B: 7 2B: 0 3B: 0 HR: 1	SF: 0 SAC: 0 DP: 2 HBP: 0	WP: 0 PB: 0 SB: 1 CS: 0	PA: 33														
<b>PITCHER</b>	IP WLS BF H R ER SO BB IBB HBP BLK WP HR S P ERA WHIP																																	
41 Alexi Ogando, R (1,1) ERA: 3.6	3.0	12	2	0	0	4	2	0	0	0	0	0	0	1	20	25	12.00	2.000																
35 Tommy Hunter, R (4,1) ERA: 7.5	3.0	15	5	4	4	3	1	0	0	0	0	0	0	3	3	0.00	1.000																	
55 Mason Tobin, R (7,1) ERA:	1.0	3	1	0	0	0	0	0	0	0	0	0	0	3	3	0.00	1.000																	
58 Zach Jackson, L (8,1) ERA: 6.75	1.0	3	0	0	0	1	0	0	0	0	0	0	0	5	5	0.00	0.000																	

AB	33
R	1
H	6
RBI	1
BB	1
SO	10
LOB	14



AB	30
R	4
H	8
RBI	4
BB	3
SO	8
LOB	12









Batter	1	2	3	4	5	6	7	8	9	AB	R	H	RBI	BB	SO	LOB	TOP											
1 Juan Pierre, L OBP: 0.435, SLG: 0.316 30 Alejandro De Aza, L OBP: 0.235, SLG: 0.412	(1,7) X 0-0 B1-4			X 0-0 G6-3		X 0-0 11 CS 1-2 1B		X 1-0 G3		3	0	1	0	0	0	0	<b>Chicago White Sox @ San Francisco Giants</b> Scottsdale Stadium, Scottsdale, AZ Wed Mar 09 2011, 3:07 PM - 5:07 PM EST Att: 7,887 - Sunny - 71 F											
11 Omar Vizquel, S OBP: 0.467, SLG: 0.462 18 Brent Lillibridge, R OBP: 0.368, SLG: 0.353	(1,4) X 0-0 P3			X 0-0 F9		S 4-1 BB		X 0-0 G6-3		2	0	0	0	1	0	0												
44 Adam Dunn, L OBP: 0.375, SLG: 0.429	(1,10) X 0-0 F7			X 0-0 1B		C 0-3 K		X 0-0 HR		4	1	2	1	0	1	2												
20 Carlos Quentin, R OBP: 0.211, SLG: 0.167 38 Stefan Gartrell, R OBP: 0.308, SLG: 0.750	(1,9) X 4-0 12 G6-4-3 BB			X 0-0 F8		X 0-0 G6-3		X 0-1 HR		2	0	0	0	1	0	1												
12 A.J. Pierzynski, L OBP: 0.190, SLG: 0.158	(1,2) X 0-0 G6-4-3			X 1-2 G4-3		X 0-0 G5-3		X 0-0 F8		4	0	0	0	0	0	1												
10 Alexei Ramirez, R OBP: 0.333, SLG: 0.778 62 Eduardo Escobar, S OBP: 0.176, SLG: 0.188	(1,6) X 0-0 G4-3			X 0-0 G4-3		X 0-0 B5-3		X 0-0 G6-3		3	0	0	0	0	0	0												
22 Brent Morel, R OBP: 0.300, SLG: 0.294	(1,5) X 0-0 G6-3			X 0-0 G4-3		X 0-0 G6-3		X 0-0 G6-3		3	0	0	0	0	0	0												
45 Dallas McPherson, L OBP: 0.333, SLG: 0.250	(1,3) X 0-3 K			X 0-3 K		C 0-3 K		X 0-0 5 FC5-4 1B		3	0	1	0	0	2	0												
5 Lastings Milledge, R OBP: 0.364, SLG: 0.222	(1,8) X 0-0 G6-3			X 0-0 G6-3		X 11 CS 1B		X 1-2 FC5-4 30 PB		3	0	1	0	0	0	1												
<b>Inning Stats</b>	R: 0 E: 0 K: 0 S: 3	H: 0 LOB: 0 BB: 0 P: 3	R: 0 E: 0 K: 0 S: 2	H: 0 LOB: 0 BB: 1 P: 6	R: 0 E: 0 K: 1 S: 5	H: 0 LOB: 0 BB: 0 P: 5	R: 0 E: 0 K: 0 S: 4	H: 1 LOB: 1 BB: 0 P: 4	R: 0 E: 0 K: 0 S: 3	H: 0 LOB: 0 BB: 0 P: 3	R: 0 E: 0 K: 2 S: 9	H: 2 LOB: 2 BB: 1 P: 13	R: 0 E: 0 K: 0 S: 3	H: 0 LOB: 0 BB: 0 P: 3	R: 0 E: 0 K: 0 S: 4	H: 1 LOB: 1 BB: 0 P: 5		R: 2 E: 0 K: 0 S: 6	H: 2 LOB: 0 BB: 0 P: 6	1B: 4 2B: 0 3B: 0 HR: 2	SF: 0 SAC: 0 DP: 1 HBP: 0	WP: 0 PB: 1 SB: 0 CS: 2	PA: 33					
<b>PITCHER</b>	IP	WLS	BF	H	R	ER	SO	BB	IBB	HBP	BLK	WP	HR	S	P	ERA	WHIP											
75 Barry Zito, L ERA: 2.79	(1,1)	5.0	W	16	1	0	0	1	1	0	0	0	0	0	17	21	0.00	0.400										
38 Brian Wilson, R ERA:	(6,1)	1.0	H	5	2	0	0	2	1	0	0	0	0	9	13	0.00	3.000											
37 Jeff Suppan, R ERA: 2.0	(7,1)	3.0	S	12	3	2	2	0	0	0	0	0	2	13	14	6.00	1.000											

Batter	1	2	3	4	5	6	7	8	9	AB	R	H	RBI	BB	SO	LOB	BOTTOM										
56 Andres Torres, S OBP: 0.500, SLG: 0.533 35 Travis Ishikawa, L OBP: 0.318, SLG: 0.300	(1,8) X 0-3 K			X 0-0 F7		X 1-0 21 G4-3 17 1B		X 0-0 G5-3		3	1	1	1	0	1	0	<b>Chicago White Sox @ San Francisco Giants</b> Scottsdale Stadium, Scottsdale, AZ Wed Mar 09 2011, 3:07 PM - 5:07 PM EST Att: 7,887 - Sunny - 71 F										
21 Freddy Sanchez, R OBP: 0.200, SLG: 0.200 53 Brandon Crawford, L OBP: 0.500, SLG: 0.167	(1,4) X 0-0 F8			X 0-0 F8		X 0-0 G4-3		X 4-0 BB		3	0	0	0	0	0	2											
17 Aubrey Huff, L OBP: 0.320, SLG: 0.480 34 Darren Ford, R OBP: 0.238, SLG: 0.316	(1,3) X 0-0 F8			X 1-2 HR		X 0-0 28 S 28 1B		X 0-3 K		3	1	2	2	0	0	0											
28 Buster Posey, R OBP: 0.625, SLG: 1.000 2 Emmanuel Burriss, S OBP: 0.231, SLG: 0.385	(1,2) X 0-0 P6			X 4-0 10 FC6-4 BB		X 1-0 10 G5-4-3 1B		X 1-1 1B		2	0	1	1	1	0	0											
10 Miguel Tejada, R OBP: 0.286, SLG: 0.308 83 Chris Stewart, R OBP: 0.353, SLG: 0.467	(1,6) X 0-0 G6-3			X 0-0 FC6-4		X 0-0 G5-4-3		X 0-0 G6-3		3	0	0	0	0	0	2											
48 Pablo Sandoval, S OBP: 0.333, SLG: 0.567 29 Ryan Rohlinger, R OBP: 0.143, SLG: 0.143	(1,5) X 0-0 F7			X 1-2 G3		X 0-0 G3		X 0-0 G3		3	0	0	0	0	0	0											
5 Pat Burrell, R OBP: 0.280, SLG: 0.364 8 Terry Evans, R OBP: 0.100, SLG: 0.100	(1,7) X 0-0 G6-3			X 0-0 F7		X 0-0 G5-3		X 0-0 G5-3		3	0	0	0	0	0	0											
13 Cody Ross, R OBP: 0.435, SLG: 0.421 79 Juan Carlos Perez, R OBP: 0.333, SLG: 0.333	(1,9) X 0-0 P4			X 0-0 K		X 0-0 F8		X 0-0 G6-3		3	0	0	0	0	1	0											
7 Mark DeRosa, R OBP: 0.500, SLG: 0.636 86 Gary Brown, R OBP: 0.333, SLG: 0.333	(1,10) X 0-0 F8			X 0-0 56 E 56 2B		X 0-0 G6-3		X 0-0 G6-3		2	0	1	0	0	0	0											
<b>Inning Stats</b>	R: 0 E: 0 K: 1 S: 5	H: 0 LOB: 0 BB: 0 P: 5	R: 0 E: 0 K: 0 S: 3	H: 0 LOB: 0 BB: 0 P: 3	R: 0 E: 0 K: 0 S: 3	H: 0 LOB: 0 BB: 0 P: 3	R: 1 E: 0 K: 0 S: 6	H: 1 LOB: 1 BB: 1 P: 11	R: 0 E: 0 K: 1 S: 5	H: 0 LOB: 0 BB: 0 P: 5	R: 3 E: 0 K: 0 S: 6	H: 4 LOB: 1 BB: 0 P: 8	R: 0 E: 0 K: 0 S: 3	H: 0 LOB: 0 BB: 0 P: 3	R: 0 E: 0 K: 1 S: 5	H: 0 LOB: 1 BB: 1 P: 9		R: 0 E: 0 K: 1 S: 5	H: 0 LOB: 1 BB: 0 P: 9	1B: 3 2B: 1 3B: 0 HR: 1	SF: 0 SAC: 0 DP: 1 HBP: 0	WP: 0 PB: 0 SB: 1 CS: 0	PA: 30				
<b>PITCHER</b>	IP	WLS	BF	H	R	ER	SO	BB	IBB	HBP	BLK	WP	HR	S	P	ERA	WHIP										
44 Jake Peavy, R ERA: 1.59	(1,1)	3.2	L	13	1	1	1	1	1	0	0	0	0	6	6	0.00	0.545										
57 Ramon Pena, R ERA: 5.68	(4,1)	1.1		4	0	0	0	1	0	0	0	0	0	6	6	0.00	0.000										
60 Jeff Gray, R ERA: 6.75	(6,1)	2.0		9	4	3	3	0	0	0	0	0	0	9	11	13.50	2.000										
66 Shane Lindsay, R ERA:	(8,1)	1.0		4	0	0	0	1	1	0	0	0	0	5	9	0.00	1.000										





Batter	1	2	3	4	5	6	7	8	9	AB	R	H	RBI	BB	SO	LOB	TOP								
56 Andres Torres, S (1,8) OBP: 0.476, SLG: 0.667 8 Terry Evans, R (5,8) OBP: 0.083, SLG: 0.083										3	1	2	0	1	0	2	<b>San Francisco Giants @ Cincinnati Reds</b> Goodyear Ballpark, Goodyear, AZ Thu Mar 10 2011, 3:42 PM - 5:42 PM EST Att: 4,087 - Cloudy - 82 F								
21 Freddy Sanchez, R (1,4) OBP: 0.291, SLG: 0.364 2 Emmanuel Burriss, S (5,4) OBP: 0.267, SLG: 0.400										2	1	1	1	1	0	0									
17 Aubrey Huff, L (1,10) OBP: 0.290, SLG: 0.429 50 Conor Gillaspie, L (7,PH) OBP: 0.600, SLG: 0.500 84 Charlie Culberson, R (7,PH) OBP: 0.250, SLG: 0.200										3	0	0	0	0	0	1									
13 Cody Ross, R (1,9) OBP: 0.423, SLG: 0.545 14 Mike Fontenot, L (6,6) OBP: 0.417, SLG: 0.476										3	1	1	1	0	0	0									
48 Pablo Sandoval, S (1,5) OBP: 0.333, SLG: 0.576 34 Darren Ford, R (6,PR) OBP: 0.273, SLG: 0.350										3	0	1	0	0	0	0									
5 Pat Burrell, R (1,7) OBP: 0.357, SLG: 0.458 29 Ryan Rohlinger, R (6,PR) OBP: 0.200, SLG: 0.267										2	0	2	0	1	0	0									
7 Mark DeRosa, R (1,6) OBP: 0.280, SLG: 0.560 63 Thomas Neal, R (6,7) OBP: 0.278, SLG: 0.375										3	0	0	0	0	0	3									
9 Brandon Belt, L (1,3) OBP: 0.323, SLG: 0.429 6 Brad Eldred, R (6,3) OBP: 0.176, SLG: 0.188										3	0	0	0	0	2	2									
22 Eli Whiteside, R (1,2) OBP: 0.500, SLG: 0.400										1	2	0	0	1	0	0									
78 Ehire Adrianza, S (8,PH) OBP: 0.500, SLG: 0.400										1	0	0	0	0	0	1									
<b>Inning Stats</b>	R: 0 E: 0 K: 1 S: 5	H: 0 LOB: 0 BB: 0 P: 5	R: 0 E: 0 K: 0 S: 4	H: 1 LOB: 1 BB: 0 P: 4	R: 4 E: 0 K: 1 S: 10	H: 3 LOB: 0 BB: 1 P: 15	R: 0 E: 0 K: 0 S: 3	H: 1 LOB: 0 BB: 0 P: 3	R: 0 E: 0 K: 1 S: 3	H: 0 LOB: 1 BB: 1 P: 7	R: 1 E: 0 K: 1 S: 7	H: 1 LOB: 2 BB: 1 P: 11	R: 1 E: 0 K: 1 S: 7	H: 1 LOB: 1 BB: 0 P: 8	R: 1 E: 0 K: 1 S: 7	H: 2 LOB: 1 BB: 0 P: 7	R: 0 E: 0 K: 2 S: 7	H: 0 LOB: 0 BB: 0 P: 7	1B: 3 2B: 3 3B: 0 HR: 3	SF: 0 SAC: 0 DP: 0 HBP: 1	WP: 0 PB: 0 SB: 1 CS: 0	PA: 39			
<b>PITCHER</b>	IP	WLS	BF	H	R	ER	SO	BB	IBB	HBP	BLK	WP	HR	S	P	ERA	WHIP	<b>PITCHER</b>							
61 Bronson Arroyo, R (1,1) ERA: 5.0	4.0	L	17	5	4	4	2	1	0	0	0	0	3	22	27	9.00	1.500								
36 Edinson Volquez, R (5,1) ERA: 3.86	2.1		12	2	2	1	2	2	0	1	0	0	0	15	24	3.86	1.714								
79 Jeremy Horst, L (7,1) ERA: 1.8	0.2		2	0	0	0	0	0	0	0	0	0	0	2	2	0.00	0.000								
54 Aroldis Chapman, L (8,1) ERA: 1.8	2.0		8	2	1	1	3	0	0	0	0	0	0	14	14	4.50	1.000								

Batter	1	2	3	4	5	6	7	8	9	AB	R	H	RBI	BB	SO	LOB	BOTTOM								
6 Drew Stubbs, R (1,8) OBP: 0.350, SLG: 0.500 28 Chris Heisey, R (6,PH) OBP: 0.333, SLG: 0.450										2	0	0	0	0	2	0	<b>San Francisco Giants @ Cincinnati Reds</b> Goodyear Ballpark, Goodyear, AZ Thu Mar 10 2011, 3:42 PM - 5:42 PM EST Att: 4,087 - Cloudy - 82 F								
4 Brandon Phillips, R (1,4) OBP: 0.214, SLG: 0.214 3 Chris Valaika, R (5,4) OBP: 0.450, SLG: 0.632										2	0	1	0	0	1	0									
19 Joey Votto, L (1,3) OBP: 0.176, SLG: 0.125 70 Todd Frazier, R (7,3) OBP: 0.167, SLG: 0.222										2	0	0	0	0	1	1									
27 Scott Rolen, R (1,5) OBP: 0.313, SLG: 0.375 43 Miguel Cairo, R (6,PR) OBP: 0.389, SLG: 0.214										2	0	1	0	0	0	0									
31 Jonny Gomes, R (1,7) OBP: 0.059, SLG: 0.235 26 Jeremy Hermida, L (7,7) OBP: 0.526, SLG: 0.571										2	0	0	0	0	0	1									
32 Jay Bruce, L (1,9) OBP: 0.222, SLG: 0.176 15 Fred Lewis, L (7,9) OBP: 0.313, SLG: 0.286										2	0	0	0	0	1	1									
55 Ramon Hernandez, R (1,2) OBP: 0.162, SLG: 0.364 65 Devin Mesoraco, R (7,2) OBP: 0.500, SLG: 0.692										2	0	0	0	0	1	1									
7 Paul Janish, R (1,6) OBP: 0.389, SLG: 0.389 16 Edgar Renteria, R (7,6) OBP: 0.375, SLG: 0.438										2	0	1	0	0	0	0									
25 Juan Francisco, L (1,10) OBP: 0.174, SLG: 0.409 73 Yasmani Grandal, S (8,PH) OBP: 0.286, SLG: 0.333										2	0	0	0	0	2	1									
<b>Inning Stats</b>	R: 0 E: 0 K: 2 S: 7	H: 0 LOB: 0 BB: 0 P: 7	R: 0 E: 0 K: 0 S: 3	H: 0 LOB: 0 BB: 0 P: 3	R: 0 E: 0 K: 2 S: 7	H: 0 LOB: 0 BB: 0 P: 7	R: 0 E: 0 K: 2 S: 7	H: 1 LOB: 0 BB: 0 P: 7	R: 0 E: 0 K: 1 S: 6	H: 1 LOB: 1 BB: 0 P: 6	R: 0 E: 0 K: 1 S: 5	H: 1 LOB: 3 BB: 1 P: 13	R: 0 E: 0 K: 1 S: 5	H: 0 LOB: 0 BB: 0 P: 5	R: 0 E: 1 K: 1 S: 6	H: 0 LOB: 2 BB: 0 P: 7		1B: 4 2B: 1 3B: 0 HR: 0	SF: 0 SAC: 0 DP: 1 HBP: 1	WP: 1 PB: 0 SB: 0 CS: 1	PA: 33				
<b>PITCHER</b>	IP	WLS	BF	H	R	ER	SO	BB	IBB	HBP	BLK	WP	HR	S	P	ERA	WHIP	<b>PITCHER</b>							
40 Madison Bumgarner, L (1,1) ERA: 3.27	4.0	W	12	1	0	0	6	0	0	0	0	0	0	24	24	0.00	0.250								
46 Santiago Casilla, R (5,1) ERA: 1.8	1.0		4	1	0	0	1	0	0	0	0	0	0	6	6	0.00	1.000								
49 Javier Lopez, L (6,1) ERA: 1.8	1.0		3	1	0	0	1	0	0	0	0	0	0	5	5	0.00	1.000								
41 Jeremy Affeldt, L (7,1) ERA: 1.8	1.0		6	2	0	0	2	1	0	0	0	1	0	9	13	0.00	3.000								
54 Sergio Romo, R (8,1) ERA: 1.8	1.0		3	0	0	0	1	0	0	0	0	0	0	5	5	0.00	0.000								
65 Steve Edlefsen, R (9,1) ERA: 1.8	1.0		5	0	0	0	1	0	0	0	0	0	0	6	7	0.00	0.000								

AB 35  
R 7  
H 9  
RBI 6  
BB 3  
SO 7  
LOB 12

AB 31  
R 0  
H 5  
RBI 0  
BB 1  
SO 12  
LOB 18

















Batter	1	2	3	4	5	6	7	8	9	AB	R	H	RBI	BB	SO	LOB	TOP					
12 Brandon Boggs, S (1.8) OBP: 0.378, SLG: 0.550	L9		L7	FC4-6	FC6-4		HR		G6-4-3	5	1	2	1	1	0	3	<b>Milwaukee Brewers @ San Francisco Giants</b> Scottsdale Stadium, Scottsdale, AZ Mon Mar 14 2011, 4:07 PM - 7:10 PM EDT Att: 11,686 - Partly Cloudy - 77 F <a href="http://livebaseballscorecards.com">livebaseballscorecards.com</a>					
30 Craig Counsell, L (1.6) OBP: 0.196, SLG: 0.161	L3			FC4-6	L4				G6-4-3	4	0	1	0	0	0	4						
63 Eric Farris, R (6.4)										2	1	1	0	0	0	2						
8 Ryan Braun, R (1.7) OBP: 0.400, SLG: 0.778										2	0	1	0	0	1	2						
70 Logan Schafer, L (3.7) OBP: 0.375, SLG: 0.409										0	0	0	0	1	0	0						
97 Brendan Katin, R (5, PR) OBP: 0.429, SLG: 0.857										2	1	1	1	0	0	2						
28 Prince Fielder, L (1.3) OBP: 0.480, SLG: 0.850										3	2	1	0	0	0	2						
74 Erick Almonte, R (5.3) OBP: 0.452, SLG: 0.750										1	1	0	0	1	0	1						
25 Mark Kotsay, L (1.10) OBP: 0.414, SLG: 0.423										4	2	2	0	0	0	1						
93 Taylor Green, L (8, PH) OBP: 0.400, SLG: 0.400										1	0	0	0	0	0	0						
16 George Kottaras, L (1.2) OBP: 0.364, SLG: 0.548										4	1	1	1	0	0	3						
11 Mike Rivera, R (7.2) OBP: 0.313, SLG: 0.429										1	0	0	0	0	0	0						
9 Luis Alfonso Cruz, R (1.4) OBP: 0.290, SLG: 0.433										5	2	3	4	0	1	0						
7 Chris Dickerson, L (1.9) OBP: 0.357, SLG: 0.400										1	0	0	0	0	0	0						
62 Jeremy Reed, L (4.9) OBP: 0.381, SLG: 0.525										3	1	1	3	0	0	1						
75 Zelous Wheeler, R (1.5) OBP: 0.571, SLG: 0.522										4	0	2	0	1	0	1						
<b>Inning Stats</b>	R: 0 E: 0 K: 0 S: 5	H: 1 LOB: 1 BB: 0 P: 5	R: 0 E: 0 K: 0 S: 3	H: 0 LOB: 0 BB: 0 P: 3	R: 0 E: 0 K: 1 S: 7	H: 2 LOB: 2 BB: 0 P: 7	R: 3 E: 0 K: 0 S: 6	H: 3 LOB: 2 BB: 1 P: 13	R: 6 E: 0 K: 0 S: 9	H: 5 LOB: 2 BB: 1 P: 14	R: 1 E: 0 K: 0 S: 4	H: 1 LOB: 1 BB: 1 P: 8	R: 2 E: 0 K: 0 S: 7	H: 3 LOB: 0 BB: 0 P: 8	R: 0 E: 0 K: 1 S: 5	H: 0 LOB: 0 BB: 0 P: 5	R: 0 E: 0 K: 0 S: 3	H: 1 LOB: 1 BB: 1 P: 7	1B: 11 2B: 3 3B: 0 HR: 2	SF: 0 SAC: 0 DP: 2 HBP: 1	WP: 2 PB: 1 SB: 0 CS: 0	PA: 47
<b>PITCHER</b>	IP WLS BF H R ER SO BB IBB HBP BLK WP HR S P ERA WHIP	18 Matt Cain, R (1.1) ERA: 1.1	3.0 12 12 3 0 0 1 0 0 0 0 0 0 15 15 0.00 1.000	37 Jeff Suppan, R (4.1) ERA: 5.4	1.0 L 11 4 6 6 0 2 0 1 0 1 0 8 19 54.00 6.000	77 Matt Yourkin, L (5.1) ERA: 5.4	1.0 7 4 3 2 0 0 0 0 0 0 1 1 7 8 18.00 4.000	38 Brian Wilson, R (6.1) ERA: 2.25	1.0 5 1 1 1 0 1 0 0 0 0 0 0 4 8 9.00 2.000	52 Ramon E Ramirez, R (7.1) ERA: 7.5	1.0 5 3 2 2 0 0 0 0 0 0 0 1 7 8 18.00 3.000	<b>PITCHER</b>	IP WLS BF H R ER SO BB IBB HBP BLK WP HR S P ERA WHIP	65 Steve Edlefsen, R (8.1) ERA: 3.6	1.0 1 3 0 0 0 1 0 0 0 0 0 0 0 3 5 0.00 0.000	47 Marc Kroon, R (9.1) ERA: 3.6	1.0 4 1 0 0 0 0 1 0 0 0 0 0 0 3 7 0.00 2.000					
Batter	1	2	3	4	5	6	7	8	9	AB	R	H	RBI	BB	SO	LOB	BOTTOM					
56 Andres Torres, S (1.10) OBP: 0.438, SLG: 0.690	F9			F7					K	3	1	1	0	0	0	0	<b>Milwaukee Brewers @ San Francisco Giants</b> Scottsdale Stadium, Scottsdale, AZ Mon Mar 14 2011, 4:07 PM - 7:10 PM EDT Att: 11,686 - Partly Cloudy - 77 F <a href="http://livebaseballscorecards.com">livebaseballscorecards.com</a>					
12 Nate Schierholz, L (6, PH) OBP: 0.364, SLG: 0.546										1	0	1	1	0	0	0						
6 Brad Eldred, R (8, PH) OBP: 0.190, SLG: 0.200										1	0	0	0	0	1	0						
21 Freddy Sanchez, R (1.4) OBP: 0.310, SLG: 0.481										2	1	1	1	1	0	0						
2 Emmanuel Burriss, S (5, PR) OBP: 0.238, SLG: 0.333										2	1	0	0	0	0	1						
17 Aubrey Huff, L (1.3) OBP: 0.324, SLG: 0.576										3	2	3	3	0	0	0						
35 Travis Ishikawa, L (6.3) OBP: 0.300, SLG: 0.259										1	0	0	0	1	1	1						
28 Buster Posey, R (1.2) OBP: 0.567, SLG: 0.875										2	0	1	1	0	0	1						
53 Brandon Crawford, L (5, PR) OBP: 0.438, SLG: 0.182										2	0	0	0	0	0	1						
10 Miguel Tejada, R (1.6) OBP: 0.294, SLG: 0.290										3	0	0	0	0	0	2						
Thomas Neal, R (6.7) OBP: 0.280, SLG: 0.348										2	1	0	0	0	0	0						
5 Pat Burrell, R (1.7) OBP: 0.382, SLG: 0.552										3	0	1	0	0	0	2						
51 Jackson Williams, R (6.2) OBP: 0.364, SLG: 0.390										2	0	1	0	0	1	0						
13 Cody Ross, R (1.9) OBP: 0.429, SLG: 0.633										3	0	1	0	0	0	1						
8 Terry Evans, R (7.9) OBP: 0.167, SLG: 0.167										2	0	2	1	0	0	0						
48 Pablo Sandoval, S (1.5) OBP: 0.348, SLG: 0.651										3	1	1	1	0	0	2						
Conor Gillaspie, L (7.5) OBP: 0.375, SLG: 0.286										2	0	0	0	0	2	3						
33 Aaron Rowand, R (1.8) OBP: 0.310, SLG: 0.320										3	0	1	0	0	0	2						
86 Gary Brown, R (6, PR) OBP: 0.400, SLG: 0.400										1	1	0	0	0	0	2						
<b>Inning Stats</b>	R: 0 E: 0 K: 0 S: 4	H: 1 LOB: 1 BB: 0 P: 4	R: 0 E: 0 K: 0 S: 5	H: 2 LOB: 0 BB: 0 P: 5	R: 3 E: 0 K: 0 S: 7	H: 4 LOB: 1 BB: 0 P: 7	R: 0 E: 0 K: 0 S: 3	H: 0 LOB: 0 BB: 0 P: 3	R: 2 E: 0 K: 0 S: 4	H: 1 LOB: 1 BB: 1 P: 9	R: 2 E: 1 K: 1 S: 9	H: 3 LOB: 2 BB: 0 P: 13	R: 1 E: 1 K: 1 S: 8	H: 2 LOB: 2 BB: 0 P: 8	R: 0 E: 0 K: 1 S: 5	H: 0 LOB: 1 BB: 1 P: 9	R: 0 E: 0 K: 2 S: 8	H: 1 LOB: 1 BB: 0 P: 8	1B: 7 2B: 4 3B: 1 HR: 2	SF: 0 SAC: 0 DP: 1 HBP: 1	WP: 0 PB: 0 SB: 1 CS: 0	PA: 44
<b>PITCHER</b>	IP WLS BF H R ER SO BB IBB HBP BLK WP HR S P ERA WHIP	43 Randy Wolf, L (1.1) ERA: 16.71	4.0 19 19 7 3 3 0 0 0 0 0 0 1 4 9 18.00 2.000	21 Zach Braddock, L (5.1) ERA: 8.4	1.0 5 1 2 2 0 1 0 1 0 0 0 1 9 13 18.00 3.000	37 Mark Rogers, R (6.1) ERA: 18.0	1.0 6 3 2 2 1 0 0 0 0 0 0 0 8 8 0.00 2.000	58 Mike McClendon, R (7.1) ERA: 4.5	1.0 6 2 1 0 1 0 0 0 0 0 0 0 5 9 0.00 1.000	57 Mitch Stetter, L (8.1) ERA: 4.05	1.0 4 1 0 0 0 2 0 0 0 0 0 1 4 9 6.75 1.750	46 Justin James, R (9.1) ERA: 4.05	1.0 4 1 0 0 0 2 0 0 0 0 0 1 4 9 6.75 1.750									



Batter	1	2	3	4	5	6	7	8	9	AB	R	H	RBI	BB	SO	LOB	TOP										
56 Andres Torres, S OBP: 0.389, SLG: 0.606	L4		K		G4-3		K			4	0	0	1	0	2	1	San Francisco Giants @ Arizona Diamondbacks Salt River Fields at Talking Stick, Scottsdale, AZ Tue Mar 15 2011, 9:41 PM - 12:35 AM EDT Att: 12,472 - Clear - 80 F										
21 Freddy Sanchez, R OBP: 0.333, SLG: 0.581 14 Mike Fontenot, L OBP: 0.355, SLG: 0.500	G3-6-1		HR		K			G5-3		4	1	2	1	0	1	2											
17 Aubrey Huff, L OBP: 0.342, SLG: 0.676 83 Chris Stewart, R OBP: 0.381, SLG: 0.526	G3-6-1				HR			G3		4	1	2	2	0	0	1											
28 Buster Posey, R OBP: 0.500, SLG: 0.750 54 Sergio Romo, R OBP: 0.355, SLG: 0.500		F9	F9		F9			G4-3		4	0	0	0	0	0	2											
10 Miguel Tejada, R OBP: 0.316, SLG: 0.314 2 Emmanuel Burriss, S OBP: 0.236, SLG: 0.333		5 WP			G6-3		K		35	4	0	2	0	0	1	0											
5 Pat Burrell, R OBP: 0.378, SLG: 0.516 41 Jeremy Affeldt, L OBP: 0.355, SLG: 0.500		1B			G5-3		P4		F9	2	0	0	0	1	0	0											
46 Santiago Casilla, R OBP: 0.310, SLG: 0.436		BB								0	0	0	0	0	0	0											
48 Pablo Sandoval, S OBP: 0.320, SLG: 0.596		F4			P6		L4		L9	4	0	0	0	0	0	3											
13 Cody Ross, R OBP: 0.421, SLG: 0.636 35 Travis Ishikawa, L OBP: 0.323, SLG: 0.521		F8					K			3	1	1	0	0	1	2											
40 Madison Bumgarner, R OBP: 0.333, SLG: 0.333 34 Darren Ford, R OBP: 0.273, SLG: 0.350 59 Guillermo Mota, R OBP: 0.343, SLG: 0.515			F8				40	56		2	0	1	0	0	0	0											
12 Nate Schierholz, L OBP: 0.343, SLG: 0.515							17			2	0	1	0	0	0	0											
<b>Inning Stats</b>	R: 0 E: 0 K: 0 S: 3	H: 1 LOB: 0 BB: 0 P: 3	R: 0 E: 0 K: 0 S: 4	H: 1 LOB: 2 BB: 1 P: 8	R: 1 E: 0 K: 1 S: 9	H: 2 LOB: 1 BB: 0 P: 12	R: 0 E: 0 K: 0 S: 3	H: 0 LOB: 0 BB: 0 P: 3	R: 3 E: 0 K: 1 S: 8	H: 3 LOB: 1 BB: 0 P: 9	R: 0 E: 0 K: 1 S: 5	H: 0 LOB: 0 BB: 0 P: 5	R: 0 E: 0 K: 3 S: 9	H: 0 LOB: 0 BB: 0 P: 9	R: 0 E: 0 K: 0 S: 3	H: 0 LOB: 0 BB: 0 P: 3	R: 1 E: 0 K: 0 S: 5	H: 2 LOB: 2 BB: 0 P: 5	1B: 4 2B: 3 3B: 0 HR: 2	SF: 0 SAC: 0 DP: 1 HBP: 0	WP: 1 PB: 0 SB: 0 CS: 0	PA: 36					
<b>PITCHER</b>	IP	WLS	BF	H	R	ER	SO	BB	IBB	HBP	BLK	WP	HR	S	P	ERA	WHIP										
54 Barry Enright, R ERA: 2.25	3.0		13	4	1	1	1	1	0	0	0	1	1	16	23	3.00	1.667										
58 Juan Gutierrez, R ERA: 11.12	1.0	H	3	0	0	0	0	0	0	0	0	0	0	3	3	0.00	0.000										
59 Armando Galarraga, R ERA: 9.18	3.0	B	12	3	3	3	5	0	0	0	0	0	1	22	23	9.00	1.000										
32 Esmerling Vasquez, R ERA: 5.14	1.0		3	0	0	0	0	0	0	0	0	0	0	3	3	0.00	0.000										
15 Micah Owings, R ERA: 8.44	1.0	L	5	2	1	1	0	0	0	0	0	0	0	5	5	9.00	2.000										

Batter	1	2	3	4	5	6	7	8	9	AB	R	H	RBI	BB	SO	LOB	BOTTOM										
24 Chris Young, R OBP: 0.333, SLG: 0.658 13 Tony Abreu, S OBP: 0.306, SLG: 0.441	HR				22		K		G4-3	3	2	2	1	1	1	2	San Francisco Giants @ Arizona Diamondbacks Salt River Fields at Talking Stick, Scottsdale, AZ Tue Mar 15 2011, 9:41 PM - 12:35 AM EDT Att: 12,472 - Clear - 80 F										
2 Kelly Johnson, L OBP: 0.389, SLG: 0.455 29 Brandon Allen, L OBP: 0.361, SLG: 0.559	K				L3			G4-3		4	0	0	0	0	2	3											
10 Justin Upton, R OBP: 0.268, SLG: 0.436 1 Cody Ransom, R OBP: 0.400, SLG: 0.467	HR				K			F8		4	1	1	1	0	2	1											
6 Stephen Drew, L OBP: 0.341, SLG: 0.500 32 Esmerling Vasquez, R OBP: 0.343, SLG: 0.515					K			F7		3	0	1	0	1	1	0											
22 Xavier Nady, R OBP: 0.229, SLG: 0.353 18 Willie Bloomquist, R OBP: 0.444, SLG: 0.500					G4-3			K		3	0	0	0	0	2	2											
75 Russell Branyan, L OBP: 0.486, SLG: 0.788 14 Ryan Roberts, R OBP: 0.641, SLG: 0.586	G3-1				K			K		3	0	1	0	0	1	1											
4 Melvin Mora, R OBP: 0.333, SLG: 0.250 8 Gerardo Parra, L OBP: 0.389, SLG: 0.529					G1-3			59	4	1	0	0	0	1	0	0											
26 Miguel Montero, L OBP: 0.281, SLG: 0.323								F6		4	0	1	0	0	0	3											
54 Barry Enright, R OBP: 0.333, SLG: 0.333 58 Juan Gutierrez, R OBP: 0.343, SLG: 0.515 16 Willy Mo Peña, R OBP: 0.400, SLG: 0.467 59 Armando Galarraga, R OBP: 0.343, SLG: 0.515					G4-3			F7		0	0	0	0	0	0	0											
46 Juan Miranda, L OBP: 0.395, SLG: 0.500								K		1	0	0	0	0	1	0											
<b>Inning Stats</b>	R: 2 E: 0 K: 2 S: 13	H: 3 LOB: 1 BB: 0 P: 17	R: 0 E: 0 K: 1 S: 5	H: 0 LOB: 2 BB: 2 P: 13	R: 0 E: 0 K: 2 S: 7	H: 0 LOB: 0 BB: 0 P: 7	R: 0 E: 0 K: 1 S: 6	H: 1 LOB: 1 BB: 0 P: 6	R: 1 E: 0 K: 2 S: 7	H: 1 LOB: 1 BB: 1 P: 11	R: 0 E: 0 K: 1 S: 7	H: 2 LOB: 2 BB: 0 P: 7	R: 0 E: 0 K: 0 S: 3	H: 0 LOB: 0 BB: 0 P: 3	R: 1 E: 0 K: 2 S: 10	H: 1 LOB: 0 BB: 0 P: 12	R: 0 E: 0 K: 2 S: 7	H: 0 LOB: 0 BB: 0 P: 7	1B: 2 2B: 3 3B: 0 HR: 3	SF: 0 SAC: 1 DP: 0 HBP: 0	WP: 0 PB: 0 SB: 0 CS: 0	PA: 38					
<b>PITCHER</b>	IP	WLS	BF	H	R	ER	SO	BB	IBB	HBP	BLK	WP	HR	S	P	ERA	WHIP										
40 Madison Bumgarner, L ERA: 3.38	4.0		18	4	2	2	6	2	0	0	0	0	2	31	43	4.50	1.500										
59 Guillermo Mota, R ERA: 3.38	1.0	H	5	1	1	0	2	1	0	0	0	0	0	7	11	0.00	2.000										
41 Jeremy Affeldt, L ERA: 1.28	1.0	H	5	2	0	0	1	0	0	0	0	0	0	7	7	0.00	2.000										
46 Santiago Casilla, R ERA: 3.86	1.0	H	3	0	0	0	0	0	0	0	0	0	0	3	3	0.00	0.000										
54 Sergio Romo, R ERA: 1.28	1.0	W	4	1	1	1	2	0	0	0	0	0	1	10	12	9.00	1.000										
<b>PITCHER</b>	IP	WLS	BF	H	R	ER	SO	BB	IBB	HBP	BLK	WP	HR	S	P	ERA	WHIP										
70 Felix Romero, R ERA: 0.00	1.0	S	3	0	0	0	2	0	0	0	0	0	0	7	7	0.00	0.000										

AB	35
R	5
H	9
RBI	5
BB	1
SO	6
LOB	14

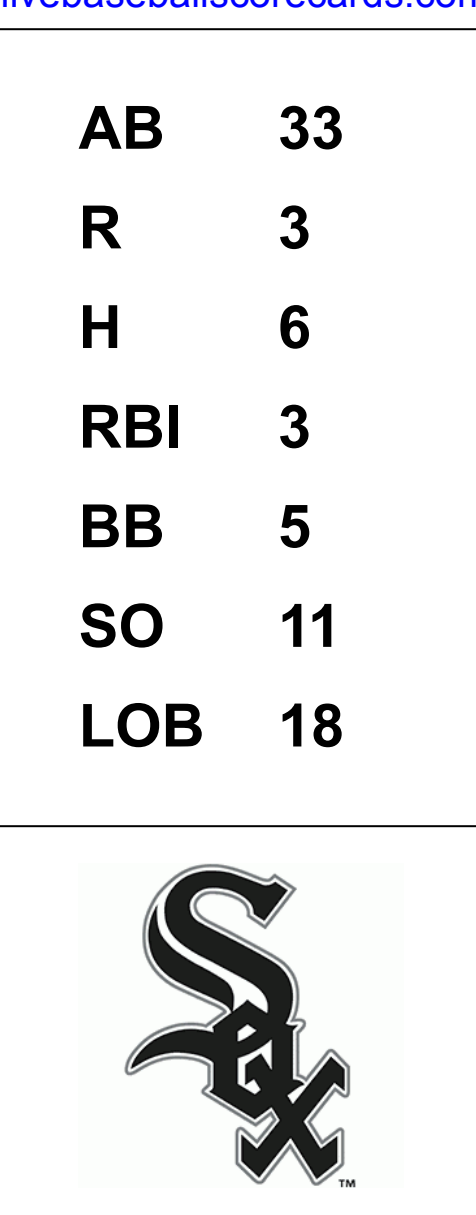




Batter	1	2	3	4	5	6	7	8	9	AB	R	H	RBI	BB	SO	LOB	TOP					
2 Emmanuel Burriss, S OBP: 0.231, SLG: 0.308	F8		1-2 1B		G5-3	G5-3		G6-3		5	0	1	0	0	0	2	<b>San Francisco Giants @ Chicago White Sox</b> Camelback Ranch, Glendale, AZ Wed Mar 16 2011, 4:08 PM - 6:35 PM EDT Att: 10,074 - Sunny - 83 F					
14 Mike Fontenot, L OBP: 0.343, SLG: 0.469 89 Edgar Gonzalez, R OBP: 1.000, SLG: 1.000	33 WP 7 G4-3 1B		F8		K	K		84 FC5 29 1B 1B		4	0	1	0	0	2	4						
7 Mark DeRosa, R OBP: 0.342, SLG: 0.417 29 Ryan Rohlinger, R OBP: 0.316, SLG: 0.333	G4-3		F7				F9			4	0	1	0	0	0	3						
33 Aaron Rowand, R OBP: 0.273, SLG: 0.276 84 Mike McBryde, R	K			L5	G1-3		F8	FC5		4	0	0	0	0	1	2						
35 Travis Ishikawa, L OBP: 0.306, SLG: 0.281 85 Tyler Graham, R		F8		G6-3		G4-3		G4-3		4	1	0	0	1	0	0						
9 Brandon Belt, L OBP: 0.362, SLG: 0.558		4-0 12 BB BB		12 BB 6 1B 1B		HR	12 BB 2B		K	4	3	3	2	1	1	0						
12 Nate Schierholz, L OBP: 0.375, SLG: 0.526		1-3 SAFE	K	6 1B 1B		6 1B 22 1B 1B	2H 1B		F7	5	1	3	1	0	1	1						
6 Brad Eldred, R OBP: 0.240, SLG: 0.250			P4			2 G5-3 22 1B 1B	F9			4	0	2	1	0	0	1						
22 Eli Whiteside, R OBP: 0.316, SLG: 0.188			14 F8 2 1B 1B	P4		2 G5-3 1B		P6		4	0	2	1	0	0	2						
<b>Inning Stats</b>	R: 0 E: 0 K: 1 S: 6	H: 1 LOB: 1 BB: 0 P: 7	R: 0 E: 0 K: 1 S: 4	H: 0 LOB: 0 BB: 1 P: 9	R: 0 E: 0 K: 0 S: 5	H: 2 LOB: 2 BB: 0 P: 5	R: 1 E: 0 K: 0 S: 6	H: 3 LOB: 2 BB: 0 P: 6	R: 0 E: 0 K: 1 S: 10	H: 4 LOB: 2 BB: 0 P: 11	R: 2 E: 0 K: 0 S: 5	H: 2 LOB: 1 BB: 1 P: 9	R: 0 E: 0 K: 0 S: 5	H: 2 LOB: 2 BB: 0 P: 5	R: 0 E: 0 K: 1 S: 5	H: 0 LOB: 0 BB: 0 P: 5		1B: 13 2B: 1 3B: 0 HR: 1	SF: 0 SAC: 0 DP: 0 HBP: 0	WP: 1 PB: 0 CS: 0	PA: 43	
<b>PITCHER</b>	IP WLS BF H R ER SO	IP WLS BF H R ER SO	IP WLS BF H R ER SO	IP WLS BF H R ER SO	IP WLS BF H R ER SO	IP WLS BF H R ER SO	IP WLS BF H R ER SO	IP WLS BF H R ER SO	IP WLS BF H R ER SO	IP WLS BF H R ER SO	IP WLS BF H R ER SO	IP WLS BF H R ER SO	IP WLS BF H R ER SO	IP WLS BF H R ER SO	IP WLS BF H R ER SO	IP WLS BF H R ER SO	ERA WHIP	ERA WHIP				
56 Mark Buehrle, L ERA: 5.54	5.0	22	7	1	1	3	1	0	0	0	0	0	0	0	0	0	1	0	27	33	1.80	1.600
60 Jeff Gray, R ERA: 7.35	1.0	L	7	4	2	2	1	0	0	0	0	0	0	0	0	0	1	1	10	11	18.00	4.000
40 Brian Bruney, R ERA: 4.5	1.0		6	2	2	2	0	1	0	0	0	0	0	0	0	0	0	0	5	9	18.00	3.000
77 Will Ohman, L ERA: 1.5	1.0		5	2	0	0	0	0	0	0	0	0	0	0	0	0	0	0	5	5	0.00	2.000
47 Gregory Infante, R ERA: 6.0	1.0		3	0	0	0	1	0	0	0	0	0	0	0	0	0	0	0	5	5	0.00	0.000

Batter	1	2	3	4	5	6	7	8	9	AB	R	H	RBI	BB	SO	LOB	BOTTOM				
1 Juan Pierre, L OBP: 0.390, SLG: 0.294	G4-3		B1-4		G6-3		18 HR BB			3	1	0	0	2	0	1	<b>San Francisco Giants @ Chicago White Sox</b> Camelback Ranch, Glendale, AZ Wed Mar 16 2011, 4:08 PM - 6:35 PM EDT Att: 10,074 - Sunny - 83 F				
15 Gordon Beckham, R OBP: 0.441, SLG: 0.629 18 Brent Lillibridge, R OBP: 0.310, SLG: 0.462	G6-3		K		K		1H HR		F7	3	0	0	0	0	2	1					
44 Adam Dunn, L OBP: 0.348, SLG: 0.410	K			12 BB 20 1B BB	K		F8		G3-1	4	0	0	0	1	2	3					
14 Paul Konerko, R OBP: 0.237, SLG: 0.351 45 Dallas McPherson, L OBP: 0.290, SLG: 0.276		51 BB 3B 1B		K		K	K			3	1	1	0	0	2	1					
51 Alex Rios, R OBP: 0.303, SLG: 0.633		1H 3B		F8		10 FC5 12 HBP BB		G6-3		3	0	1	1	1	0	1					
20 Carlos Quentin, R OBP: 0.235, SLG: 0.281 30 Alejandro De Aza, L OBP: 0.313, SLG: 0.487		K		12 BB 1B		K		2B		3	0	1	0	0	2	2					
12 A.J. Pierzynski, L OBP: 0.290, SLG: 0.333 55 Donny Lucy, R OBP: 0.182, SLG: 0.100		G3		1-2 BB		1-2 HBP		K		1	0	0	0	1	0	1					
10 Alexei Ramirez, R OBP: 0.273, SLG: 0.697		G6-3		1-2 BB		FC5		K		4	0	0	0	0	1	6					
22 Brent Morel, R OBP: 0.306, SLG: 0.333			G5-3		E6 G6-3		F9		2B	4	0	1	0	0	0	0					
<b>Inning Stats</b>	R: 0 E: 0 K: 1 S: 5	H: 0 LOB: 0 BB: 0 P: 5	R: 1 E: 0 K: 1 S: 8	H: 2 LOB: 1 BB: 0 P: 8	R: 0 E: 0 K: 1 S: 5	H: 0 LOB: 0 BB: 0 P: 5	R: 0 E: 0 K: 1 S: 6	H: 1 LOB: 3 BB: 2 P: 14	R: 0 E: 0 K: 2 S: 8	H: 0 LOB: 2 BB: 1 P: 8	R: 2 E: 0 K: 1 S: 8	H: 1 LOB: 0 BB: 1 P: 14	R: 0 E: 0 K: 1 S: 5	H: 1 LOB: 2 BB: 0 P: 5	R: 0 E: 0 K: 1 S: 6	H: 1 LOB: 2 BB: 1 P: 10		1B: 2 2B: 2 3B: 1 HR: 1	SF: 0 SAC: 0 DP: 0 HBP: 1	WP: 0 PB: 0 CS: 0	PA: 39
<b>PITCHER</b>	IP WLS BF H R ER SO	IP WLS BF H R ER SO	IP WLS BF H R ER SO	IP WLS BF H R ER SO	IP WLS BF H R ER SO	IP WLS BF H R ER SO	IP WLS BF H R ER SO	IP WLS BF H R ER SO	IP WLS BF H R ER SO	IP WLS BF H R ER SO	IP WLS BF H R ER SO	IP WLS BF H R ER SO	IP WLS BF H R ER SO	IP WLS BF H R ER SO	IP WLS BF H R ER SO	IP WLS BF H R ER SO	ERA WHIP	ERA WHIP			
55 Tim Lincecum, R ERA: 2.55	5.1	23	3	1	1	1	0	0	0	0	0	0	0	0	0	0	1	12	20	10.80	1.200
45 Dan Runzler, L ERA: 3.6	1.2	H	8	1	2	2	2	1	0	1	12	20	10.80	1.200							
49 Javier López, L ERA: 9.0	1.0	H	3	1	0	0	1	0	0	0	5	5	0.00	1.000							
52 Ramon E Ramirez, R ERA: 6.43	1.0	S	5	1	0	0	1	1	0	0	6	10	0.00	2.000							

AB	41
R	5
H	15
RBI	5
BB	2
SO	5
LOB	17





Batter	1	2	3	4	5	6	7	8	9	AB	R	H	RBI	BB	SO	LOB	TOP			
25 Peter Bourjos, R OBP: 0.436, SLG: 0.387	K2-3		G5-3						K	2	0	0	0	1	1	0	<b>Los Angeles Angels @ San Francisco Giants</b> Scottsdale Stadium, Scottsdale, AZ Thu Mar 17 2011, 10:05 PM - 12:14 AM EDT Att: 11,622 - Clear - 78 F <a href="http://livebaseballscorecards.com">livebaseballscorecards.com</a>			
40 Kevin Jepsen, R (7, 1)									G1-3	3	0	1	0	0	0	1				
51 Jordan Walden, R (8, 1)									F9	3	0	0	0	0	1	2				
16 Hank Conger, L OBP: 0.231, SLG: 0.298										1	0	0	0	0	0	0				
33 Chris Pettit, R OBP: 0.457, SLG: 0.480										3	0	0	0	0	0	2				
6 Alberto Callaspo, S OBP: 0.289, SLG: 0.281										3	0	0	0	0	1	2				
81 Tyson Auer, R OBP: 0.300, SLG: 0.125										1	0	0	0	0	0	0				
46 Bobby Wilson, R OBP: 0.406, SLG: 0.563										3	0	0	0	0	0	2				
3 Brandon Wood, R OBP: 0.233, SLG: 0.439										2	0	0	0	1	1	0				
86 Efrén Navarro, L OBP: 0.364, SLG: 0.429										3	0	0	0	0	0	1				
83 Angel Castillo, R OBP: 0.316, SLG: 0.353										3	0	0	0	0	1	0				
28 Gil Velazquez, R OBP: 0.150, SLG: 0.111										2	0	0	0	0	0	0				
89 Dillon Baird, L OBP: 1.000, SLG: 1.000										1	0	1	0	0	0	0				
61 Jesus Campos, R (8, 6)										0	0	0	0	0	0	0				
24 Dan Haren, R (1, 1)										1	0	0	0	0	1	0				
98 Kevin Richardson, R OBP: 0.469, SLG: 0.833										1	0	0	0	0	1	0				
56 Fernando Rodney, R (6, 1)										0	0	0	0	0	0	0				
70 Kevin Melillo, L OBP: 0.188, SLG: 0.200										1	0	0	0	0	0	1				
<b>Inning Stats</b>	R: 0 E: 0 K: 1 S: 6	H: 1 LOB: 1 BB: 0 P: 6	R: 0 E: 0 K: 1 S: 5	H: 0 LOB: 0 BB: 0 P: 5	R: 0 E: 0 K: 1 S: 5	H: 0 LOB: 0 BB: 0 P: 5	R: 0 E: 0 K: 0 S: 4	H: 0 LOB: 0 BB: 0 P: 5	R: 0 E: 0 K: 0 S: 3	H: 0 LOB: 0 BB: 0 P: 3	R: 0 E: 0 K: 1 S: 5	H: 0 LOB: 1 BB: 1 P: 9	R: 0 E: 0 K: 0 S: 3	H: 0 LOB: 1 BB: 1 P: 7	R: 0 E: 0 K: 1 S: 5	H: 1 LOB: 0 BB: 0 P: 5	1B: 2 2B: 0 3B: 0 HR: 0	SF: 0 SAC: 0 DP: 2 HBP: 1	WP: 0 PB: 0 SB: 0 CS: 0	PA: 30
<b>PITCHER</b>	IP WLS BF H R ER SO BB IBB HBP BLK WP HR S P ERA WHIP																			
57 Jonathan Sánchez, L ERA: 1.23	(1, 1) 6.0 W 20 1 0 0 5 1 0 1 0 0 0 0 28 33 0.00 0.333																			
38 Brian Wilson, R ERA: 1.8	(7, 1) 1.0 H 4 0 0 0 0 1 0 0 0 0 0 0 3 7 0.00 1.000																			
64 Casey Daigle, R ERA: 5.0	(8, 1) 1.0 H 3 1 0 0 1 0 0 0 0 0 0 0 5 5 0.00 1.000																			
47 Marc Kroon, R ERA: 3.0	(9, 1) 1.0 3 0 0 0 1 0 0 0 0 0 0 0 5 5 0.00 0.000																			

Batter	1	2	3	4	5	6	7	8	9	AB	R	H	RBI	BB	SO	LOB	BOTTOM			
56 Andres Torres, S OBP: 0.375, SLG: 0.556	K									3	2	0	0	0	2	0	<b>Los Angeles Angels @ San Francisco Giants</b> Scottsdale Stadium, Scottsdale, AZ Thu Mar 17 2011, 10:05 PM - 12:14 AM EDT Att: 11,622 - Clear - 78 F <a href="http://livebaseballscorecards.com">livebaseballscorecards.com</a>			
21 Freddy Sanchez, R OBP: 0.324, SLG: 0.543										4	0	1	1	0	0	1				
48 Pablo Sandoval, S OBP: 0.333, SLG: 0.608										4	1	2	1	0	2	1				
28 Buster Posey, R OBP: 0.514, SLG: 0.733										2	0	1	0	1	0	1				
83 Chris Stewart, R OBP: 0.364, SLG: 0.590										1	0	0	0	0	0	1				
10 Miguel Tejada, R OBP: 0.317, SLG: 0.316										3	1	1	1	0	1	3				
14 Mike Fontenot, L OBP: 0.343, SLG: 0.469										0	0	0	0	0	0	0				
5 Pat Burrell, R OBP: 0.375, SLG: 0.529										3	0	1	1	0	0	2				
38 Brian Wilson, R (7, 1)										0	0	0	0	0	0	0				
64 Casey Daigle, R (8, 1)										0	0	0	0	0	0	0				
47 Marc Kroon, R (9, 1)										0	0	0	0	0	0	0				
9 Brandon Belt, L OBP: 0.340, SLG: 0.522										3	0	0	0	0	1	1				
13 Cody Ross, R OBP: 0.390, SLG: 0.583										3	0	0	0	0	2	0				
57 Jonathan Sánchez, L (1, 1)										2	0	0	0	0	1	0				
12 Nate Schierholtz, L OBP: 0.366, SLG: 0.513										1	0	0	0	0	0	0				
<b>Inning Stats</b>	R: 0 E: 0 K: 2 S: 7	H: 0 LOB: 0 BB: 0 P: 7	R: 0 E: 0 K: 0 S: 3	H: 1 LOB: 0 BB: 0 P: 3	R: 0 E: 0 K: 2 S: 7	H: 0 LOB: 0 BB: 0 P: 7	R: 3 E: 0 K: 0 S: 6	H: 3 LOB: 1 BB: 0 P: 7	R: 0 E: 0 K: 1 S: 5	H: 0 LOB: 0 BB: 0 P: 5	R: 0 E: 0 K: 1 S: 6	H: 1 LOB: 2 BB: 1 P: 10	R: 0 E: 0 K: 2 S: 7	H: 0 LOB: 0 BB: 0 P: 7	R: 1 E: 1 K: 1 S: 6	H: 1 LOB: 0 BB: 0 P: 7	1B: 4 2B: 2 3B: 0 HR: 0	SF: 0 SAC: 0 DP: 2 HBP: 1	WP: 0 PB: 0 SB: 0 CS: 0	PA: 31
<b>PITCHER</b>	IP WLS BF H R ER SO BB IBB HBP BLK WP HR S P ERA WHIP																			
24 Dan Haren, R ERA: 4.8	(1, 1) 5.0 L 19 4 3 3 3 1 0 0 0 0 0 0 6 10 0.00 2.000																			
56 Fernando Rodney, R ERA: 3.5	(6, 1) 1.0 5 1 0 0 1 1 0 0 0 0 0 0 6 10 0.00 2.000																			
40 Kevin Jepsen, R ERA: 5.4	(7, 1) 1.0 3 0 0 0 2 0 0 0 0 0 0 0 7 7 0.00 0.000																			
51 Jordan Walden, R ERA:	(8, 1) 1.0 4 1 1 0 1 0 0 0 0 0 0 0 6 7 0.00 1.000																			



Batter	1	2	3	4	5	6	7	8	9	AB	R	H	RBI	BB	SO	LOB	TOP				
15 Rafael Furcal, S (1.6) OBP: 0.250, SLG: 0.250 35 Gabe Kapler, R (7.8) OBP: 0.267, SLG: 0.379										4	1	2	0	0	0	1					
13 Iván De Jesús Jr., R (1.4) OBP: 0.375, SLG: 0.400 9 Hector Gimenez, S (7.3) OBP: 0.414, SLG: 0.760										4	1	3	0	0	0	0					
16 Andre Ethier, L (1.9) OBP: 0.349, SLG: 0.442 10 Tony Gwynn Jr., L (7.7) OBP: 0.389, SLG: 0.424										4	1	1	1	0	1	3					
27 Matt Kemp, R (1.8) OBP: 0.349, SLG: 0.675 3 Xavier Paul, L (7.9) OBP: 0.343, SLG: 0.625										2	1	1	1	1	1	1					
7 James Loney, L (1.3) OBP: 0.355, SLG: 0.333 6 Aaron Miles, S (7.5) OBP: 0.323, SLG: 0.613										4	0	2	1	0	0	2					
5 Jugu Urbie, R (1.5) OBP: 0.267, SLG: 0.357 74 Kenley Jansen, S (7.1) OBP: 0.414, SLG: 0.760 80 Ron Mahay, L (8.1) OBP: 0.343, SLG: 0.625 52 Oscar Villarreal, L (9.1) OBP: 0.250, SLG: 0.250										4	0	0	0	0	2	5					
33 Marcus Thames, R (1.7) OBP: 0.367, SLG: 0.500 9 Eugenio Velez, S (7.4) OBP: 0.185, SLG: 0.083										3	0	1	0	0	0	0					
30 Dioner Navarro, S (1.2) OBP: 0.259, SLG: 0.320 38 Ramon Troncoso, R (6.1) OBP: 0.273, SLG: 0.455 13 Juan Castro, R (7.6) OBP: 0.273, SLG: 0.455										3	0	1	0	0	0	1					
78 Rubby De La Rosa, R (1.1) OBP: 0.200, SLG: 0.130 36 Blake Hawksworth, R (5.1) OBP: 0.200, SLG: 0.130 17 A.J. Ellis, R (6.2) OBP: 0.200, SLG: 0.130										0	0	0	0	0	0	0					
<b>Inning Stats</b>	R: 1 E: 1 K: 0 S: 6	H: 2 LOB: 2 BB: 0 P: 6	R: 0 E: 0 K: 0 S: 4	H: 1 LOB: 1 BB: 0 P: 4	R: 1 E: 0 K: 2 S: 9	H: 2 LOB: 1 BB: 0 P: 10	R: 0 E: 0 K: 0 S: 4	H: 2 LOB: 1 BB: 0 P: 4	R: 0 E: 0 K: 0 S: 3	H: 0 LOB: 0 BB: 0 P: 3	R: 2 E: 0 K: 2 S: 10	H: 3 LOB: 2 BB: 1 P: 14	R: 0 E: 0 K: 0 S: 3	H: 0 LOB: 0 BB: 0 P: 3	R: 2 E: 0 K: 2 S: 12	H: 2 LOB: 0 BB: 0 P: 17	1B: 8 2B: 2 3B: 1 HR: 2	SF: 1 SAC: 2 DP: 0 HBP: 0	WP: 1 PB: 0 SB: 0 CS: 1	PA: 42	
<b>PITCHER</b>	IP WLS BF H R ER SO BB IBB HBP BLK WP HR S P ERA WHIP	4.0 19 7 2 2 2 0 0 0 0 0 0 23 24 4.50 1.750	3.0 L 14 4 2 2 3 1 0 0 0 0 0 19 23 6.00 1.667	1.0 3 0 0 0 0 0 0 0 0 0 0 3 3 0.00 0.000	1.0 5 2 2 2 2 0 0 0 0 0 2 12 17 18.00 2.000																

Los Angeles Dodgers @ San Francisco Giants  
 Scottsdale Stadium, Scottsdale, AZ  
 Fri Mar 18 2011, 4:08 PM - 6:58 PM EDT  
 Att: 12,188 - Sunny - 90 F

AB	37
R	6
H	13
RBI	5
BB	1
SO	7
LOB	13



Batter	1	2	3	4	5	6	7	8	9	AB	R	H	RBI	BB	SO	LOB	BOTTOM					
14 Mike Fontenot, L (1.4) OBP: 0.350, SLG: 0.472										4	0	1	2	1	1	2						
10 Miguel Tejada, R (1.6) OBP: 0.295, SLG: 0.293 2 Emmanuel Burriss, S (6.4) OBP: 0.222, SLG: 0.296										3	0	0	0	0	0	3						
17 Aubrey Huff, L (1.3) OBP: 0.357, SLG: 0.650 34 Darren Ford, R (6. PR) OBP: 0.273, SLG: 0.350										3	0	1	0	1	0	0						
48 Pablo Sandoval, S (1.5) OBP: 0.339, SLG: 0.596 32 Ryan Vogelsong, R (5.1) OBP: 0.231, SLG: 0.240 49 Javier López, L (8.1) OBP: 0.231, SLG: 0.240 6 Brad Eldred, R (8. PH) OBP: 0.231, SLG: 0.240										1	0	0	0	1	1	0						
12 Nate Schierholtz, L (1.9) OBP: 0.333, SLG: 0.465										4	0	0	0	0	0	4						
33 Aaron Rowand, R (1.8) OBP: 0.270, SLG: 0.273 59 Guillermo Mota, R (9.1) OBP: 0.270, SLG: 0.273										4	1	1	0	0	1	3						
35 Travis Ishikawa, L (1.7) OBP: 0.300, SLG: 0.278										4	1	1	0	0	2	0						
83 Chris Stewart, R (1.2) OBP: 0.400, SLG: 0.545 9 Brandon Belt, L (9. PH) OBP: 0.333, SLG: 0.511										2	1	1	0	1	0	2						
37 Jeff Suppan, R (1.1) OBP: 0.364, SLG: 0.476										0	0	0	0	0	0	0						
29 Ryan Rohlinger, R (5.5) OBP: 0.364, SLG: 0.476										3	0	2	1	0	1	2						
<b>Inning Stats</b>	R: 0 E: 0 K: 0 S: 3	H: 0 LOB: 0 BB: 0 P: 3	R: 0 E: 0 K: 0 S: 2	H: 0 LOB: 1 BB: 1 P: 6	R: 0 E: 0 K: 1 S: 5	H: 0 LOB: 2 BB: 2 P: 13	R: 0 E: 0 K: 1 S: 5	H: 0 LOB: 0 BB: 0 P: 5	R: 2 E: 0 K: 1 S: 8	H: 3 LOB: 1 BB: 0 P: 8	R: 0 E: 0 K: 0 S: 4	H: 1 LOB: 1 BB: 0 P: 4	R: 1 E: 0 K: 2 S: 9	H: 2 LOB: 1 BB: 0 P: 9	R: 0 E: 0 K: 2 S: 7	H: 0 LOB: 2 BB: 1 P: 11	R: 0 E: 0 K: 0 S: 4	H: 1 LOB: 1 BB: 0 P: 4	1B: 4 2B: 3 3B: 1 HR: 0	SF: 0 SAC: 1 DP: 1 HBP: 0	WP: 0 PB: 0 SB: 1 CS: 0	PA: 37
<b>PITCHER</b>	IP WLS BF H R ER SO BB IBB HBP BLK WP HR S P ERA WHIP	4.0 14 0 0 0 0 3 0 0 0 0 0 15 27 0.00 0.750	1.0 B 6 3 2 2 1 0 0 0 0 0 0 8 8 18.00 3.000	1.0 W 4 1 0 0 0 0 0 0 0 0 0 4 4 0.00 1.000	1.0 H 5 2 1 1 2 0 0 0 0 0 0 9 9 9.00 2.000	1.0 H 4 0 0 0 2 1 0 0 0 0 0 7 11 0.00 1.000																

Los Angeles Dodgers @ San Francisco Giants  
 Scottsdale Stadium, Scottsdale, AZ  
 Fri Mar 18 2011, 4:08 PM - 6:58 PM EDT  
 Att: 12,188 - Sunny - 90 F

AB	32
R	3
H	7
RBI	3
BB	4
SO	7
LOB	19






Batter	1	2	3	4	5	6	7	8	9	AB	R	H	RBI	BB	SO	LOB	TOP																				
13 Mike Aviles, R (1.5) OBP: 0.408, SLG: 0.605	F8																<b>Kansas City Royals @ San Francisco Giants</b> Scottsdale Stadium, Scottsdale, AZ Sat Mar 19 2011, 4:07 PM - 6:07 PM EDT Att. 12,216 - Sunny - 78 F																				
47 Nate Adcock, R (7.1)			1B			2B																															
43 Aaron Crow, R (8.1)																																					
17 Chris Getz, L (1.4) OBP: 0.372, SLG: 0.368	G4-3																																				
1 Jarrod Dyson, L (7.8) OBP: 0.483, SLG: 0.423																																					
53 Melky Cabrera, S (1.8) OBP: 0.511, SLG: 0.732	G5-3																																				
64 Lance Zawadzki, L (7.4) OBP: 0.370, SLG: 0.600																																					
30 Kila Ka'aihue, L (1.3) OBP: 0.439, SLG: 0.763																																					
24 Wilson Betemit, S (7.3) OBP: 0.217, SLG: 0.150																																					
21 Jeff Francoeur, R (1.9) OBP: 0.174, SLG: 0.190																																					
12 Mitch Maier, L (1.7) OBP: 0.588, SLG: 0.700																																					
3 Brayan Peña, S (1.2) OBP: 0.179, SLG: 0.259																																					
2 Alcides Escobar, R (1.6) OBP: 0.400, SLG: 0.528																																					
19 Pedro Feliz, R (7.5) OBP: 0.273, SLG: 0.278																																					
52 Bruce Chen, L (1.1)																																					
72 Irving Falu, S (7, PH) OBP: 0.364, SLG: 0.333																																					
<b>Inning Stats</b>	R: 0 E: 0 K: 0 S: 3	H: 0 LOB: 0 BB: 0 P: 3	R: 0 E: 0 K: 0 S: 3	H: 0 LOB: 1 BB: 1 P: 7	R: 0 E: 0 K: 0 S: 3	H: 1 LOB: 2 BB: 2 P: 11	R: 0 E: 0 K: 1 S: 5	H: 0 LOB: 0 BB: 0 P: 5	R: 0 E: 0 K: 1 S: 5	H: 0 LOB: 0 BB: 0 P: 5	R: 1 E: 1 K: 0 S: 4	H: 1 LOB: 1 BB: 1 P: 8	R: 0 E: 0 K: 1 S: 7	H: 2 LOB: 2 BB: 0 P: 7	R: 0 E: 1 K: 0 S: 3	H: 0 LOB: 1 BB: 1 P: 7	R: 0 E: 0 K: 2 S: 7	H: 0 LOB: 0 BB: 0 P: 7	R: 0 E: 0 K: 2 S: 7	H: 0 LOB: 0 BB: 0 P: 7	1B: 3 2B: 1 3B: 0 HR: 0	SF: 0 SAC: 1 DP: 2 HBP: 0	WP: 0 PB: 0 SB: 0 CS: 1	PA: 35													
<b>PITCHER</b>	IP WLS BF H R ER SO BB IBB HBP BLK WP HR S P ERA WHIP																																				
75 Barry Zito, L (1.1) ERA: 2.3	6.0	W 23	2	1	1	2	4	0	0	0	0	0	0	0	23	39	1.50	1.000																			
52 Ramon E Ramirez, R (8.1) ERA: 5.63	1.0	H 5	2	0	0	1	0	0	0	0	0	0	0	7	6	0.00	2.000																				
41 Jeremy Affeldt, L (8.1) ERA: 1.17	0.2	H 3	0	0	0	0	1	0	0	0	0	0	0	2	6	0.00	1.500																				
54 Sergio Romo, R (8.1) ERA: 1.23	0.1	H 1	0	0	0	0	0	0	0	0	0	0	0	1	1	0.00	0.000																				
46 Santiago Casilla, R (9.1) ERA: 3.38	1.0	S 3	0	0	0	2	0	0	0	0	0	0	0	7	7	0.00	0.000																				

Batter	1	2	3	4	5	6	7	8	9	AB	R	H	RBI	BB	SO	LOB	BOTTOM																			
56 Andres Torres, S (1.8) OBP: 0.364, SLG: 0.550	F9																<b>Kansas City Royals @ San Francisco Giants</b> Scottsdale Stadium, Scottsdale, AZ Sat Mar 19 2011, 4:07 PM - 6:07 PM EDT Att. 12,216 - Sunny - 78 F																			
34 Darren Ford, R (8, PR) OBP: 0.273, SLG: 0.350																																				
21 Freddy Sanchez, R (1.4) OBP: 0.317, SLG: 0.513																																				
86 Brock Bond, S (9.4)																																				
17 Aubrey Huff, L (1.3) OBP: 0.356, SLG: 0.698																																				
52 Ramon E Ramirez, R (7.1) OBP: 0.293, SLG: 0.270																																				
35 Travis Ishikawa, L (8.7)																																				
28 Buster Posey, R (1.2) OBP: 0.500, SLG: 0.788																																				
12 Nate Schierholz, L (8.9) OBP: 0.333, SLG: 0.465																																				
13 Cody Ross, R (1.9) OBP: 0.386, SLG: 0.641																																				
22 Eji Whiteside, R (8.2) OBP: 0.316, SLG: 0.188																																				
5 Pat Burrell, R (1.7) OBP: 0.395, SLG: 0.528																																				
29 Ryan Rohlinger, R (8.5) OBP: 0.364, SLG: 0.476																																				
48 Pablo Sandoval, S (1.5) OBP: 0.322, SLG: 0.564																																				
41 Jeremy Affeldt, L (8.1)																																				
54 Sergio Romo, R (8.1)																																				
46 Santiago Casilla, R (9.1)																																				
14 Mike Fontenot, L (1.6) OBP: 0.333, SLG: 0.447																																				
2 Emmanuel Burtes, S (8.6) OBP: 0.214, SLG: 0.286																																				
75 Barry Zito, L (1.1)																																				
9 Brandon Belt, L (7.3) OBP: 0.327, SLG: 0.500																																				
<b>Inning Stats</b>	R: 0 E: 0 K: 0 S: 3	H: 1 LOB: 0 BB: 0 P: 3	R: 1 E: 0 K: 0 S: 4	H: 1 LOB: 1 BB: 1 P: 9	R: 0 E: 0 K: 1 S: 5	H: 0 LOB: 0 BB: 0 P: 5	R: 1 E: 0 K: 0 S: 5	H: 2 LOB: 1 BB: 0 P: 5	R: 0 E: 0 K: 1 S: 5	H: 0 LOB: 0 BB: 0 P: 5	R: 1 E: 0 K: 0 S: 4	H: 1 LOB: 0 BB: 1 P: 5	R: 0 E: 0 K: 1 S: 6	H: 0 LOB: 2 BB: 0 P: 7	R: 0 E: 0 K: 1 S: 6	H: 1 LOB: 2 BB: 0 P: 7	R: 0 E: 0 K: 2 S: 6	H: 0 LOB: 0 BB: 0 P: 7	R: 0 E: 0 K: 2 S: 6	H: 0 LOB: 0 BB: 0 P: 7	1B: 2 2B: 1 3B: 0 HR: 3	SF: 0 SAC: 0 DP: 1 HBP: 0	WP: 0 PB: 0 SB: 1 CS: 0	PA: 30												
<b>PITCHER</b>	IP WLS BF H R ER SO BB IBB HBP BLK WP HR S P ERA WHIP																																			
52 Bruce Chen, L (1.1) ERA: 3.86	6.0	L 23	3	0	0	1	0	0	0	0	0	0	0	5	5	0.00	0.000																			
47 Nate Adcock, R (7.1)	1.0	3	0	0	0	1	0	0	0	0	0	0	0	6	7	0.00	1.000																			
43 Aaron Crow, R (8.1) ERA: 2.0	1.0	4	1	0	0	1	0	0	0	0	0	0	0	6	7	0.00	1.000																			

**AB 29**  
**R 1**  
**H 4**  
**RBI 1**  
**BB 5**  
**SO 5**  
**LOB 12**



**AB 29**  
**R 3**  
**H 6**  
**RBI 3**  
**BB 1**  
**SO 4**  
**LOB 7**





Batter	1	2	3	4	5	6	7	8	9	AB	R	H	RBI	BB	SO	LOB	TOP																			
2 Cliff Pennington, S OBP: 0.222, SLG: 0.320 52 Grant Green, R OBP: 0.266, SLG: 0.211										3	0	1	1	0	2	1																				
14 Mark Ellis, R OBP: 0.295, SLG: 0.225 59 Jemile Weeks, S OBP: 0.500, SLG: 0.565										4	0	0	0	0	1	4																				
10 Daric Barton, L OBP: 0.371, SLG: 0.485 73 Josh Horton, L OBP: 0.182, SLG: 0.100										4	0	1	0	0	2	3																				
12 David DeJesus, L OBP: 0.263, SLG: 0.286 58 Jai Miller, R OBP: 0.456, SLG: 0.348										3	1	1	0	1	0	0																				
22 Chris Carter, R OBP: 0.426, SLG: 0.500										3	1	1	2	1	2	0																				
15 Ryan Sweeney, L OBP: 0.526, SLG: 0.722 11 Landon Powell, S OBP: 0.313, SLG: 0.357										3	1	1	0	0	0	0																				
21 Andy LaRoche, R OBP: 0.380, SLG: 0.581										4	1	1	1	0	0	3																				
29 Josh Donaldson, R OBP: 0.323, SLG: 0.433										4	0	1	0	0	0	2																				
25 Matt Carson, R OBP: 0.302, SLG: 0.488										4	0	2	0	0	0	3																				
<b>Inning Stats</b>	R: 0 E: 0 K: 0 S: 3	H: 1 LOB: 0 BB: 3 P: 3	R: 4 E: 1 K: 2 S: 11	H: 3 LOB: 2 BB: 2 P: 19	R: 0 E: 0 K: 1 S: 6	H: 1 LOB: 1 BB: 0 P: 6	R: 0 E: 0 K: 1 S: 5	H: 0 LOB: 0 BB: 0 P: 5	R: 0 E: 0 K: 1 S: 5	H: 0 LOB: 0 BB: 0 P: 5	R: 0 E: 0 K: 1 S: 6	H: 1 LOB: 1 BB: 0 P: 6	R: 2 E: 0 K: 0 S: 6	H: 3 LOB: 3 BB: 1 P: 10	R: 0 E: 0 K: 2 S: 8	H: 1 LOB: 1 BB: 0 P: 8	1B: 8 2B: 1 3B: 1 HR: 0	SF: 1 SAC: 0 DP: 1 HBP: 0	WP: 0 PB: 0 SB: 0 CS: 0	PA: 40																
<b>PITCHER</b>	IP	WLS	BF	H	R	ER	SO	BB	IBB	HBP	BLK	WP	HR	S	P	ERA	WHIP	<b>PITCHER</b>		IP	WLS	BF	H	R	ER	SO	BB	IBB	HBP	BLK	WP	HR	S	P	ERA	WHIP
40 Madison Bumgarner, L ERA: 4.76	2.0	L	12	4	4	3	2	2	0	0	0	0	0	14	22	13.50	3.000	41 Jeremy Affeldt, L ERA: 1.08		0.2		2	0	0	0	1	0	0	0	0	0	4	4	0.00	0.000	
45 Dan Runzler, L ERA: 2.77	3.0		10	1	0	0	2	0	0	0	0	0	0	16	16	0.00	0.333																			
59 Guillermo Mota, R ERA: 4.09	2.0		7	1	0	0	2	0	0	0	0	0	0	11	11	0.00	0.500																			
49 Javier López, L ERA: 9.0	1.0		7	3	2	2	0	1	0	0	0	0	0	6	10	18.00	4.000																			
54 Sergio Romo, R ERA: 1.17	0.1		2	1	0	0	1	0	0	0	0	0	0	4	4	0.00	3.000																			

Oakland Athletics @ San Francisco Giants  
 Scottsdale Stadium, Scottsdale, AZ  
 Sun Mar 20 2011, 4:07 PM - 6:31 PM EDT  
 Att: 11,616 - Cloudy - 69 F

AB 36  
 R 6  
 H 10  
 RBI 4  
 BB 3  
 SO 9  
 LOB 18

Batter	1	2	3	4	5	6	7	8	9	AB	R	H	RBI	BB	SO	LOB	BOTTOM																				
56 Andres Torres, S OBP: 0.354, SLG: 0.512 84 Charlie Culberson, R OBP: 0.200, SLG: 0.154										3	1	0	0	1	0	0																					
21 Freddy Sanchez, R OBP: 0.289, SLG: 0.485 85 Tyler Graham, R										4	0	0	1	0	0	2																					
17 Aubrey Huff, L OBP: 0.367, SLG: 0.745 54 Sergio Romo, R 41 Jeremy Affeldt, L										4	1	2	3	0	1	0																					
28 Buster Posey, R OBP: 0.477, SLG: 0.730										4	0	1	0	0	0	0																					
13 Cody Ross, R OBP: 0.375, SLG: 0.605										4	0	1	0	0	2	2																					
10 Miguel Tejada, R OBP: 0.277, SLG: 0.273 53 Brandon Crawford, L OBP: 0.412, SLG: 0.167										3	0	0	0	0	0	3																					
9 Brandon Belt, L OBP: 0.321, SLG: 0.481										4	1	1	0	0	0	1																					
29 Ryan Rohlinger, R OBP: 0.360, SLG: 0.458										3	1	1	0	0	1	0																					
40 Madison Bumgarner, R ERA: 3.08 45 Dan Runzler, L Roger Kieschnick, L 59 Guillermo Mota, R 49 Javier López, L 34 Darren Ford, R OBP: 0.201, SLG: 0.333										0	0	0	0	0	0	0																					
<b>Inning Stats</b>	R: 0 E: 0 K: 1 S: 5	H: 0 LOB: 0 BB: 0 P: 5	R: 0 E: 0 K: 0 S: 4	H: 1 LOB: 1 BB: 0 P: 4	R: 0 E: 0 K: 1 S: 5	H: 0 LOB: 0 BB: 0 P: 5	R: 0 E: 0 K: 1 S: 7	H: 2 LOB: 2 BB: 0 P: 7	R: 0 E: 0 K: 1 S: 5	H: 0 LOB: 0 BB: 0 P: 5	R: 0 E: 0 K: 0 S: 3	H: 0 LOB: 0 BB: 0 P: 3	R: 0 E: 0 K: 1 S: 5	H: 0 LOB: 0 BB: 0 P: 5	R: 4 E: 0 K: 1 S: 10	H: 3 LOB: 0 BB: 1 P: 16	R: 0 E: 0 K: 0 S: 3	H: 0 LOB: 0 BB: 0 P: 3	1B: 5 2B: 0 3B: 0 HR: 1	SF: 0 SAC: 0 DP: 0 HBP: 0	WP: 0 PB: 0 SB: 0 CS: 0	PA: 34															
<b>PITCHER</b>	IP	WLS	BF	H	R	ER	SO	BB	IBB	HBP	BLK	WP	HR	S	P	ERA	WHIP	<b>PITCHER</b>		IP	WLS	BF	H	R	ER	SO	BB	IBB	HBP	BLK	WP	HR	S	P	ERA	WHIP	
32 Brandon McCarthy, R ERA: 3.08	7.0	W	26	5	2	2	5	0	0	0	0	0	0	36	36	2.57	0.714	75 Fernando Cabrera, R ERA: 4.32		1.0	S	3	0	0	0	0	0	0	0	0	0	0	0	0	0	0	
75 Fernando Cabrera, R ERA: 4.32	1.0		5	1	2	2	1	1	0	0	0	0	1	8	14	18.00	2.000	Trystan Magnuson, R ERA: 6.14		1.0		3	0	0	0	0	0	0	0	0	0	0	0	0	0	0	0
Trystan Magnuson, R ERA: 6.14	1.0	S	3	0	0	0	0	0	0	0	0	0	0	3	3	0.00	0.000																				

Oakland Athletics @ San Francisco Giants  
 Scottsdale Stadium, Scottsdale, AZ  
 Sun Mar 20 2011, 4:07 PM - 6:31 PM EDT  
 Att: 11,616 - Cloudy - 69 F

AB 33  
 R 4  
 H 6  
 RBI 4  
 BB 1  
 SO 6  
 LOB 10



Batter	1	2	3	4	5	6	7	8	9	10	AB	R	H	RBI	BB	SO	LOB	TOP																
2 Emmanuel Burriss, S OBP: 0.226, SLG: 0.290 86 Brock Bond, S (8, PR)											3	1	1	0	0	2	0	<b>San Francisco Giants @ Chicago Cubs</b> Hohokam Park, Mesa, AZ Sun Mar 20 2011, 4:08 PM - 6:50 PM EDT Att: 13,465 - Partly Cloudy - 60 F																
14 Mike Fontenot, L OBP: 0.326, SLG: 0.429											4	0	1	1	0	1	1																	
48 Pablo Sandoval, S OBP: 0.317, SLG: 0.542 51 Jackson Williams, R OBP: 0.364, SLG: 0.300											4	0	1	0	0	0	1																	
5 Pat Burrell, R OBP: 0.370, SLG: 0.487 81 Ben Copeland, L (7, 7)											3	0	0	0	0	2	2																	
12 Nate Schierholtz, L OBP: 0.396, SLG: 0.426											4	0	0	0	0	1	2																	
33 Aaron Rowand, R OBP: 0.250, SLG: 0.250 83 Justin Christian, R (7, 8)											3	0	0	0	0	1	1																	
35 Travis Ishikawa, L OBP: 0.311, SLG: 0.275											3	1	1	0	1	0	0																	
22 Eli Whiteside, R OBP: 0.304, SLG: 0.250 80 Josh Banks, R (10, 1)											4	0	1	0	0	0	2																	
66 Shane Loux, R 64 Casey Daigle, R Wadeit Palmao, L 70 Felix Romero, R 65 Steve Edlefsen, R 6 Marc Kroon, R 47 Marc Kroon, R 82 Norma Roy, R 68 Chris Dominguez, R											1	0	0	0	0	0	0																	
<b>Inning Stats</b>	R: 1 E: 0 K: 1 S: 7	H: 2 LOB: 1 BB: 0 P: 8	R: 0 E: 0 K: 0 S: 3	H: 0 LOB: 0 BB: 0 P: 3	R: 0 E: 0 K: 2 S: 7	H: 0 LOB: 0 BB: 0 P: 7	R: 0 E: 0 K: 1 S: 5	H: 0 LOB: 1 BB: 0 P: 5	R: 0 E: 0 K: 2 S: 7	H: 0 LOB: 0 BB: 0 P: 7	R: 0 E: 0 K: 1 S: 6	H: 1 LOB: 1 BB: 0 P: 7	R: 1 E: 0 K: 1 S: 7	H: 2 LOB: 1 BB: 0 P: 8	R: 0 E: 0 K: 0 S: 3	H: 0 LOB: 0 BB: 0 P: 3	S: 9 P: 13		1B: 4 2B: 1 3B: 0 HR: 0	SF: 0 SAC: 0 DP: 0 HBP: 0	WP: 1 PB: 0 SB: 3 CS: 0	PA: 37												
<b>PITCHER</b>	IP WLS BF H R ER SO BB IBB HBP BLK WP HR S P ERA WHIP																																	
36 Randy Wells, R ERA: 1.35	6.0	20	2	1	1	7	0	0	0	0	0	0	0	34	35	1.50	0.333																	
43 John Grabow, L ERA: 6.0	1.0	4	1	0	0	1	0	0	0	0	0	0	0	6	7	0.00	1.000																	
45 Sean Marshall, L ERA: 6.75	1.0	5	2	1	1	1	0	0	0	0	1	0	7	8	9.00	2.000																		
49 Carlos Marmol, R ERA: 1.29	1.0	3	0	0	0	0	0	0	0	0	0	0	0	3	3	0.00	0.000																	
62 Marcos Mateo, R ERA: 1.8	1.0	5	0	0	0	2	1	0	0	0	0	0	9	13	0.00	1.000																		

AB	36
R	2
H	5
RBI	1
BB	1
SO	11
LOB	15





Batter	1	2	3	4	5	6	7	8	9	10	AB	R	H	RBI	BB	SO	LOB	BOTTOM																		
58 Matt Camp, L OBP: 0.273, SLG: 0.200											3	0	0	0	1	1	0	<b>San Francisco Giants @ Chicago Cubs</b> Hohokam Park, Mesa, AZ Sun Mar 20 2011, 4:08 PM - 6:50 PM EDT Att: 13,465 - Partly Cloudy - 60 F																		
13 Starlin Castro, R OBP: 0.396, SLG: 0.702											4	0	1	0	0	0	1																			
24 Marlon Byrd, R OBP: 0.343, SLG: 0.659 3 Fernando Perez, R OBP: 0.285, SLG: 0.167											2	1	2	0	1	0	0																			
12 Alfonso Soriano, R Ty Wright, R											3	0	0	0	0	0	3																			
30 Scott Moore, L 86 Jae-Hoon Ha, R 62 Marcos Mateo, R											3	1	1	1	1	0	0																			
19 Bobby Seales, S OBP: 0.517, SLG: 0.565											0	0	0	0	0	0	0																			
61 Josh Vitters, R OBP: 0.296, SLG: 0.360											4	1	2	1	0	0	0																			
55 Kevie Hill, S OBP: 0.071, SLG: 0.074 45 Sean Marshall, L 49 Carlos Marmol, R											3	0	0	0	0	1	0																			
51 Max Ramirez, R OBP: 0.381, SLG: 0.529											0	0	0	0	1	0	0																			
36 Randy Wells, R 43 John Grabow, L 53 Wellington Castillo, R OBP: 0.737, SLG: 0.941											2	0	0	0	0	0	0																			
<b>Inning Stats</b>	R: 0 E: 1 K: 0 S: 4	H: 1 LOB: 1 BB: 0 P: 4	R: 0 E: 0 K: 0 S: 3	H: 0 LOB: 0 BB: 0 P: 3	R: 0 E: 0 K: 0 S: 3	H: 0 LOB: 0 BB: 0 P: 3	R: 2 E: 0 K: 0 S: 6	H: 3 LOB: 1 BB: 0 P: 6	R: 0 E: 0 K: 0 S: 3	H: 0 LOB: 1 BB: 1 P: 7	R: 0 E: 0 K: 0 S: 2	H: 0 LOB: 0 BB: 0 P: 6	R: 0 E: 0 K: 1 S: 5	H: 0 LOB: 0 BB: 0 P: 5	R: 0 E: 0 K: 1 S: 6	H: 1 LOB: 0 BB: 0 P: 6	R: 0 E: 0 K: 0 S: 2	H: 0 LOB: 1 BB: 1 P: 6	R: 1 E: 0 K: 0 S: 3	H: 2 LOB: 2 BB: 1 P: 7	1B: 6 2B: 1 3B: 0 HR: 0	SF: 0 SAC: 0 DP: 1 HBP: 0	WP: 0 PB: 0 SB: 1 CS: 1	PA: 38												
<b>PITCHER</b>	IP WLS BF H R ER SO BB IBB HBP BLK WP HR S P ERA WHIP																																			
66 Shane Loux, R ERA: 2.16	3.2	13	2	1	1	0	0	0	0	0	0	0	13	13	0.00	0.545																				
64 Casey Daigle, R ERA: 6.14	1.1	7	2	1	1	0	1	0	0	0	0	0	6	10	6.75	2.250																				
70 Felix Romero, R ERA:	1.0	3	0	0	0	0	1	0	0	0	0	0	2	6	0.00	1.000																				
65 Steve Edlefsen, R ERA:	1.0	3	0	0	0	1	0	0	0	0	0	0	5	5	0.00	0.000																				
47 Marc Kroon, R ERA: 2.57	1.0	3	1	0	0	1	0	0	0	0	0	0	6	6	0.00	1.000																				
<b>PITCHER</b>	IP WLS BF H R ER SO BB IBB HBP BLK WP HR S P ERA WHIP																																			
92 Ronnie Ray, R ERA:	0.1	L	4	2	1	0	1	0	0	0	0	0	0	0	0	0	0	27.00	9.000																	

AB	32
R	3
H	7
RBI	3
BB	4
SO	2
LOB	6





Batter	1	2	3	4	5	6	7	8	9	AB R H RBI BB SO LOB	TOP																								
												<b>Colorado Rockies @ San Francisco Giants</b> Scottsdale Stadium, Scottsdale, AZ Mon Mar 21 2011, 4:05 PM EDT <a href="http://livebaseballscorecards.com">livebaseballscorecards.com</a>																							
		<b>AB</b> 0 <b>R</b> 0 <b>H</b> 0 <b>RBI</b> 0 <b>BB</b> 0 <b>SO</b> 0 <b>LOB</b> 0																																	
																																			
Inning Stats											1B: 0 SF: 0 WP: 0 PA: 0 2B: 0 SAC: 0 FB: 0 3B: 0 DP: 0 SB: 0 HR: 0 HBP: 0 CS: 0																								
PITCHER	IP	WLS	BF	H	R	ER	SO	BB	IBB	HBP	BLK	WP	HR	S	P	ERA	WHIP	PITCHER	IP	WLS	BF	H	R	ER	SO	BB	IBB	HBP	BLK	WP	HR	S	P	ERA	WHIP

Batter	1	2	3	4	5	6	7	8	9	AB R H RBI BB SO LOB	BOTTOM																								
												<b>Colorado Rockies @ San Francisco Giants</b> Scottsdale Stadium, Scottsdale, AZ Mon Mar 21 2011, 4:05 PM EDT <a href="http://livebaseballscorecards.com">livebaseballscorecards.com</a>																							
		<b>AB</b> 0 <b>R</b> 0 <b>H</b> 0 <b>RBI</b> 0 <b>BB</b> 0 <b>SO</b> 0 <b>LOB</b> 0																																	
																																			
Inning Stats											1B: 0 SF: 0 WP: 0 PA: 0 2B: 0 SAC: 0 FB: 0 3B: 0 DP: 0 SB: 0 HR: 0 HBP: 0 CS: 0																								
PITCHER	IP	WLS	BF	H	R	ER	SO	BB	IBB	HBP	BLK	WP	HR	S	P	ERA	WHIP	PITCHER	IP	WLS	BF	H	R	ER	SO	BB	IBB	HBP	BLK	WP	HR	S	P	ERA	WHIP







Batter	1	2	3	4	5	6	7	8	9	AB	R	H	RBI	BB	SO	LOB	TOP								
41 Carlos Santana, S (1, 10) OBP: 0.348, SLG: 0.500 73 Cord Phelps, S (8, PH) OBP: 0.346, SLG: 0.364 (8, 10)	G5-3		E5 30 2B 26 G5-3		G5-3		FC6-4 12 1B 30 HR	FC6-4		3	2	0	1	1	0	1	<b>Cleveland Indians @ San Francisco Giants</b> Scottsdale Stadium, Scottsdale, AZ Thu Mar 24 2011, 10:07 PM - 12:36 AM EDT Att: 10,292 - Clear - 66 F <a href="http://livebaseballscorecards.com">livebaseballscorecards.com</a>								
12 Jayson Nix, R (1, 4) OBP: 0.286, SLG: 0.300 86 Juan Diaz, L (8, 6)	G6-3		F8				FC6-4 30 HR	G1-3		3	1	1	0	1	0	2									
30 Chad Huffman, R (1, 9) OBP: 0.489, SLG: 0.750	K		G5-3 26 1-3 2-H 2B		F9		HR	L3		5	1	2	4	0	1	1									
26 Austin Kearns, R (1, 7) OBP: 0.349, SLG: 0.432 47 Shelley Duncan, R (7, 7) OBP: 0.289, SLG: 0.432		K	G5-3 2-3 3-H 2B		K		G5-3	K		4	0	0	1	0	2	2									
28 Travis Buck, L (1, 8) OBP: 0.453, SLG: 0.760 65 Ezequiel Carrera, L (7, 8) OBP: 0.434, SLG: 0.351			G4-3			G6-3	G4-3			4	0	1	0	0	0	1									
7 Matt LaPorta, R (1, 3) OBP: 0.241, SLG: 0.408 35 Jordan Brown, L (7, PH) OBP: 0.286, SLG: 0.346 (7, 3)					P6		G4-3			3	0	0	0	0	1	1									
22 Luke Carlin, S (1, 2) OBP: 0.238, SLG: 0.316			G5-3				HR	G5-3		4	1	2	1	0	0	1									
9 Jack Hannahan, L (1, 5) OBP: 0.481, SLG: 0.500										4	1	3	0	0	1	1									
8 Adam Everett, R (1, 6) OBP: 0.419, SLG: 0.324 (8, 4)										4	1	1	0	0	0	3									
<b>Inning Stats</b>	R: 0 E: 0 K: 1 S: 5	H: 0 LOB: 0 BB: 0 P: 5	R: 0 E: 0 K: 1 S: 6	H: 1 LOB: 1 BB: 0 P: 6	R: 3 E: 1 K: 0 S: 7	H: 3 LOB: 1 BB: 0 P: 7	R: 0 E: 0 K: 1 S: 6	H: 1 LOB: 1 BB: 0 P: 6	R: 0 E: 0 K: 1 S: 5	H: 0 LOB: 1 BB: 0 P: 9	R: 1 E: 0 K: 1 S: 8	H: 2 LOB: 1 BB: 0 P: 9	R: 3 E: 0 K: 0 S: 5	H: 2 LOB: 0 BB: 1 P: 10	R: 0 E: 0 K: 0 S: 4	H: 1 LOB: 1 BB: 0 P: 4		R: 0 E: 0 K: 1 S: 5	H: 0 LOB: 0 BB: 0 P: 5	1B: 5 2B: 3 3B: 0 HR: 2	SF: 0 SAC: 0 DP: 0 HBP: 0	WP: 0 PB: 0 CS: 0	PA: 40		
<b>PITCHER</b>	IP	WLS	BF	H	R	ER	SO	BB	IBB	HBP	BLK	WP	HR	S	P	ERA	WHIP								
75 Barry Zito, L (1, 1) ERA: 2.49	6.0	L	27	7	4	2	5	1	0	0	0	0	1	37	42	3.00	1.333								
52 Ramon E Ramirez, R (7, 1) ERA: 7.71	0.1		4	2	3	3	0	1	0	0	0	0	1	3	8	81.00	9.000								
41 Jeremy Affeldt, L (7, 1) ERA: 0.96	1.0		4	1	0	0	0	0	0	0	0	0	0	4	4	0.00	1.000								
59 Guillermo Mota, R (8, 1) ERA: 3.86	0.2		2	0	0	0	0	0	0	0	0	0	0	2	2	0.00	0.000								
45 Dan Runzler, L (9, 1) ERA: 2.57	1.0		3	0	0	0	1	0	0	0	0	0	0	5	5	0.00	0.000								

Batter	1	2	3	4	5	6	7	8	9	AB	R	H	RBI	BB	SO	LOB	BOTTOM									
56 Andres Torres, S (1, 8) OBP: 0.321, SLG: 0.490 45 Dan Runzler, L (9, 1)	K		F7		P6			K		4	0	0	0	0	2	3	<b>Cleveland Indians @ San Francisco Giants</b> Scottsdale Stadium, Scottsdale, AZ Thu Mar 24 2011, 10:07 PM - 12:36 AM EDT Att: 10,292 - Clear - 66 F <a href="http://livebaseballscorecards.com">livebaseballscorecards.com</a>									
21 Freddy Sanchez, R (1, 4) OBP: 0.269, SLG: 0.408 98 Chris Dominguez, R (8, 5)	F9				F8		G1-3	K		3	0	0	0	0	0	0										
17 Aubrey Huff, L (1, 3) OBP: 0.265, SLG: 0.355 52 Ramon E Ramirez, R (7, 1) 41 Jeremy Affeldt, L (7, 1) 59 Guillermo Mota, R (8, 1) 83 Justin Christian, R (9, 8)	G3-1				G6-3		F7	F9		3	0	0	0	0	0	0										
28 Buster Posey, R (1, 2) OBP: 0.520, SLG: 0.732 83 Chris Stewart, R (9, 2) OBP: 0.407, SLG: 0.542										2	0	1	0	1	1	0										
5 Pat Burrell, R (1, 7) OBP: 0.327, SLG: 0.422 81 Ben Copeland, L (8, 7)										1	0	1	0	0	0	0										
10 Miguel Tejada, R (1, 6) OBP: 0.264, SLG: 0.320 53 Brandon Crawford, L (8, 6) OBP: 0.389, SLG: 0.154										3	1	1	1	0	0	1										
7 Mark DeRosa, R (1, 5) OBP: 0.317, SLG: 0.385 84 Charlie Culberson, R (8, 4) OBP: 0.188, SLG: 0.143										1	0	0	0	0	1	2										
12 Nate Schierholtz, L (1, 9) OBP: 0.286, SLG: 0.389										4	0	1	0	0	0	2										
75 Barry Zito, L (1, 1) OBP: 0.250, SLG: 0.250 9 Brandon Belt, L (7, 3) OBP: 0.328, SLG: 0.481										2	0	1	0	0	1	0										
<b>Inning Stats</b>	R: 0 E: 0 K: 1 S: 5	H: 0 LOB: 0 BB: 0 P: 5	R: 0 E: 0 K: 0 S: 3	H: 0 LOB: 1 BB: 1 P: 7	R: 0 E: 0 K: 1 S: 5	H: 0 LOB: 0 BB: 0 P: 5	R: 0 E: 0 K: 0 S: 4	H: 1 LOB: 1 BB: 0 P: 4	R: 0 E: 0 K: 1 S: 5	H: 2 LOB: 2 BB: 0 P: 5	R: 1 E: 0 K: 2 S: 10	H: 1 LOB: 0 BB: 0 P: 12	R: 0 E: 0 K: 2 S: 8	H: 1 LOB: 1 BB: 0 P: 8	R: 0 E: 0 K: 1 S: 6	H: 1 LOB: 2 BB: 1 P: 10		1B: 5 2B: 0 3B: 0 HR: 1	SF: 0 SAC: 0 DP: 0 HBP: 0	WP: 0 PB: 0 CS: 0	PA: 35					
<b>PITCHER</b>	IP	WLS	BF	H	R	ER	SO	BB	IBB	HBP	BLK	WP	HR	S	P	ERA	WHIP									
31 David Huff, L (1, 1) ERA: 5.82	5.0	W	19	3	0	0	2	1	0	0	0	0	1	29	35	2.25	1.000									
56 Jeanmar Gomez, R (6, 1) ERA: 5.5	4.0	S	16	3	1	1	6	1	0	0	0	0	0	1	29	35	2.25	1.000								











Batter	1	2	3	4	5	6	7	8	9	AB	R	H	RBI	BB	SO	LOB	TOP					
14 Mike Fontenot, L OBP: 0.327, SLG: 0.458 86 Brock Bond, S (8, FR) (8, 4)	F7		K			FC5-4		G3		5	2	2	0	0	1	3						
12 Nate Schierholz, L OBP: 0.311, SLG: 0.397	BB		K					G3		4	0	2	1	1	1	2						
9 Brandon Belt, L OBP: 0.358, SLG: 0.532	FC3		HR					G3		4	1	2	3	1	0	2						
33 Aaron Rowand, R OBP: 0.250, SLG: 0.255 90 Jarrett Parker, L (8, 8)	1B		F8					K		4	0	1	1	0	2	3						
35 Travis Ishikawa, L OBP: 0.294, SLG: 0.244	G4-6-3									4	0	0	0	0	1	5						
29 Ryan Rohlinger, R OBP: 0.290, SLG: 0.367		G5-3						F8		5	0	0	0	0	1	5						
53 Brandon Crawford, L OBP: 0.391, SLG: 0.222	F8							1B		5	1	2	0	0	0	0						
22 Eli Whiteside, R OBP: 0.355, SLG: 0.464	K							P6		5	2	2	1	0	1	1						
Roger Kieschnick, L OBP: 0.600, SLG: 1.250			HR					G3-1		3	2	2	2	1	0	0						
<b>Inning Stats</b>	R: 0 E: 1 K: 0 S: 4	H: 1 LOB: 2 BB: 1 P: 8	R: 0 E: 0 K: 1 S: 5	H: 0 LOB: 0 BB: 0 P: 5	R: 2 E: 0 K: 2 S: 11	H: 2 LOB: 0 BB: 0 P: 15	R: 0 E: 0 K: 1 S: 5	H: 0 LOB: 0 BB: 0 P: 5	R: 3 E: 0 K: 1 S: 12	H: 5 LOB: 2 BB: 0 P: 12	R: 3 E: 0 K: 0 S: 7	H: 3 LOB: 3 BB: 2 P: 16	R: 0 E: 0 K: 0 S: 3	H: 0 LOB: 0 BB: 0 P: 3	R: 0 E: 0 K: 1 S: 6	H: 1 LOB: 1 BB: 0 P: 6	R: 0 E: 0 K: 1 S: 6	H: 1 LOB: 1 BB: 0 P: 6	1B: 7 2B: 3 3B: 1 HR: 2	SF: 1 SAC: 0 DP: 1 HBP: 1	WP: 2 PB: 0 SB: 1 CS: 0	PA: 44
<b>PITCHER</b>	IP	WLS	BF	H	R	ER	SO	BB	IBB	HBP	BLK	WP	HR	S	P	ERA	WHIP					
43 Josh Tomlin, R ERA: 4.15	5.0	L	24	8	5	5	5	1	0	0	0	2	2	37	45	9.00	1.800					
37 Chad Durbin, L ERA: 13.5	0.1		6	3	3	3	0	2	0	0	0	0	0	5	13	81.00	15.000					
53 Rafael Perez, L ERA: 1.42	0.2		3	0	0	0	0	0	0	1	0	0	0	2	3	0.00	0.000					
39 Justin Germano, R ERA: 1.17	1.0		3	0	0	0	0	0	0	0	0	0	0	3	3	0.00	0.000					
40 Jess Todd, R ERA: 1.17	1.0		4	1	0	0	1	0	0	0	0	0	0	6	6	0.00	1.000					
<b>PITCHER</b>	IP	WLS	BF	H	R	ER	SO	BB	IBB	HBP	BLK	WP	HR	S	P	ERA	WHIP					
56 Frank Herrmann, R ERA: 1.86	1.0		4	1	0	0	1	0	0	0	0	0	0	6	6	0.00	1.000					

San Francisco Giants @ Cleveland Indians  
Goodyear Ballpark, Goodyear, AZ  
Sat Mar 26 2011, 10:06 PM - 1:02 AM EDT  
Att: 5,891 - Clear - 72 F

AB	39
R	8
H	13
RBI	8
BB	3
SO	7
LOB	21



Batter	1	2	3	4	5	6	7	8	9	AB	R	H	RBI	BB	SO	LOB	BOTTOM					
24 Grady Sizemore, L OBP: 0.143, SLG: 0.286 30 Chad Huffman, R OBP: 0.453, SLG: 0.683 (5, FR) (6, 9)	L7		G3					G5-3		3	0	1	0	0	0	0						
13 Adrián Beltrán, S OBP: 0.463, SLG: 0.667 86 Juan Diaz, L OBP: 0.143, SLG: 0.214	1B		G4-3					G3-1		4	1	1	0	0	0	1						
17 Shin-Soo Choo, L OBP: 0.400, SLG: 0.471 47 Shelley Duncan, R OBP: 0.318, SLG: 0.429	HR		K					G6-3		2	1	1	2	1	1	0						
41 Carlos Santana, S OBP: 0.347, SLG: 0.556 1 Luis Valbuena, L OBP: 0.333, SLG: 0.521	G3-1							F8		3	1	1	1	0	0	2						
48 Travis Hafner, L OBP: 0.411, SLG: 0.438	K							1B		2	1	1	0	0	0	1						
20 Orlando Cabrera, R OBP: 0.311, SLG: 0.390 83 Matt Lawson, R (8, 4)								BB		2	0	0	0	2	1	0						
28 Travis Buck, L OBP: 0.456, SLG: 0.731 (6, 8)								BB		3	0	0	0	0	1	3						
2 Paul Phillips, R OBP: 0.433, SLG: 0.586 22 Luke Carlin, S OBP: 0.227, SLG: 0.300								BB		1	0	0	0	0	0	2						
9 Jack Hannahan, L OBP: 0.464, SLG: 0.479 (8, 3)								1B		2	0	0	0	1	1	0						
<b>Inning Stats</b>	R: 2 E: 0 K: 1 S: 8	H: 2 LOB: 0 BB: 0 P: 9	R: 0 E: 0 K: 3 S: 9	H: 0 LOB: 1 BB: 1 P: 13	R: 0 E: 0 K: 1 S: 5	H: 0 LOB: 0 BB: 0 P: 5	R: 1 E: 0 K: 0 S: 5	H: 2 LOB: 2 BB: 0 P: 7	R: 0 E: 0 K: 0 S: 4	H: 1 LOB: 3 BB: 2 P: 12	R: 0 E: 0 K: 0 S: 3	H: 0 LOB: 0 BB: 0 P: 3	R: 0 E: 0 K: 0 S: 3	H: 0 LOB: 0 BB: 0 P: 3	R: 1 E: 0 K: 0 S: 3	H: 1 LOB: 1 BB: 2 P: 11	R: 1 E: 0 K: 1 S: 7	H: 2 LOB: 1 BB: 0 P: 7	1B: 5 2B: 1 3B: 0 HR: 2	SF: 0 SAC: 0 DP: 1 HBP: 1	WP: 1 PB: 0 SB: 0 CS: 0	PA: 40
<b>PITCHER</b>	IP	WLS	BF	H	R	ER	SO	BB	IBB	HBP	BLK	WP	HR	S	P	ERA	WHIP					
32 Ryan Vogelsong, R ERA: 3.54	4.2	W	23	5	3	3	5	3	0	1	0	0	0	1	0	4.50	1.250					
92 Ronnie Ray, R ERA: 5.5	0.1	H	1	0	0	0	0	0	0	0	0	0	0	1	1	0.00	0.000					
37 Jeff Suppan, R ERA: 5.5	4.0	S	16	3	2	2	1	2	0	0	0	1	0	16	24	4.50	1.250					
<b>PITCHER</b>	IP	WLS	BF	H	R	ER	SO	BB	IBB	HBP	BLK	WP	HR	S	P	ERA	WHIP					

San Francisco Giants @ Cleveland Indians  
Goodyear Ballpark, Goodyear, AZ  
Sat Mar 26 2011, 10:06 PM - 1:02 AM EDT  
Att: 5,891 - Clear - 72 F

AB	34
R	5
H	8
RBI	4
BB	5
SO	6
LOB	16





Batter	1	2	3	4	5	6	7	8	9	AB	R	H	RBI	BB	SO	LOB	TOP					
85 Tyler Graham, R OBP: 0.500, SLG: 1.000 79 Juan Carlos Perez, R OBP: 0.429, SLG: 0.833										3	1	2	0	0	1	3	<b>San Francisco Giants @ Kansas City Royals</b> Surprise Stadium, Surprise, AZ Sun Mar 27 2011, 4:06 PM - 6:40 PM EDT Att: 6,833 - Sunny - 69 F					
14 Mike Fontenot, L OBP: 0.322, SLG: 0.460 53 Brandon Crawford, L OBP: 0.400, SLG: 0.250										2	0	1	1	0	0	0						
12 Nate Schierholtz, L OBP: 0.297, SLG: 0.377 8 Terry Evans, R OBP: 0.150, SLG: 0.150										3	0	0	0	0	1	2						
6 Brad Eldred, R OBP: 0.226, SLG: 0.233										4	0	1	0	0	2	2						
9 Brandon Belt, L OBP: 0.343, SLG: 0.508 Roger Kieschnick, L OBP: 0.667, SLG: 1.400										3	0	0	0	0	1	1						
29 Ryan Rohlinger, R OBP: 0.286, SLG: 0.353 52 Ramon E Ramirez, R OBP: 0.333, SLG: 0.667										4	0	1	0	0	1	1						
35 Travis Ishikawa, L OBP: 0.278, SLG: 0.229										3	0	0	0	0	0	1						
45 Dan Runzler, L										0	0	0	0	0	0	0						
98 Chris Dominguez, R OBP: 0.333, SLG: 0.667										1	1	1	0	0	0	0						
22 Eli Whiteside, R OBP: 0.353, SLG: 0.452 51 Jackson Williams, R OBP: 0.333, SLG: 0.273										3	0	1	0	0	1	0						
86 Brock Bond, S OBP: 0.143, SLG: 0.143										4	1	1	0	0	0	3						
<b>Inning Stats</b>	R: 0 E: 0 K: 2 S: 14	H: 2 LOB: 1 BB: 0 P: 17	R: 0 E: 1 K: 2 S: 19	H: 2 LOB: 3 BB: 0 P: 28	R: 0 E: 0 K: 0 S: 11	H: 1 LOB: 1 BB: 0 P: 18	R: 0 E: 0 K: 2 S: 9	H: 0 LOB: 0 BB: 0 P: 14	R: 1 E: 0 K: 0 S: 8	H: 1 LOB: 0 BB: 0 P: 11	R: 0 E: 0 K: 1 S: 5	H: 0 LOB: 0 BB: 0 P: 8	R: 2 E: 0 K: 0 S: 9	H: 2 LOB: 0 BB: 0 P: 10	R: 0 E: 0 K: 1 S: 10	H: 1 LOB: 1 BB: 0 P: 13	R: 1 E: 0 K: 2 S: 16	H: 3 LOB: 2 BB: 0 P: 23	1B: 8 2B: 2 3B: 1 HR: 1	SF: 1 SAC: 0 DP: 0 HBP: 0	WP: 0 PB: 0 SB: 1 CS: 2	PA: 39
<b>PITCHER</b>	IP WLS BF H R ER SO BB IBB HBP BLK WP HR S P ERA WHIP																					
26 Jeff Francis, L ERA: 3.6	5.0 W 21 6 1 1 6 0 0 0 0 0 0 0 61 88 1.80 1.200																					
47 Nate Adcock, R ERA: 3.46	2.0 H 8 2 2 2 1 0 0 0 0 0 1 14 18 9.00 1.000																					
37 Sean O'Sullivan, R ERA: 6.0	2.0 S 10 4 1 1 3 0 0 0 0 0 0 0 26 36 4.50 2.000																					
<b>Batter</b>	<b>1</b>	<b>2</b>	<b>3</b>	<b>4</b>	<b>5</b>	<b>6</b>	<b>7</b>	<b>8</b>	<b>9</b>	<b>AB</b>	<b>R</b>	<b>H</b>	<b>RBI</b>	<b>BB</b>	<b>SO</b>	<b>LOB</b>	<b>BOTTOM</b>					
2 Alcides Escobar, R OBP: 0.400, SLG: 0.600 72 Irving Falu, S OBP: 0.286, SLG: 0.242										3	0	1	0	0	0	1	<b>San Francisco Giants @ Kansas City Royals</b> Surprise Stadium, Surprise, AZ Sun Mar 27 2011, 4:06 PM - 6:40 PM EDT Att: 6,833 - Sunny - 69 F					
53 Melky Cabrera, S OBP: 0.477, SLG: 0.737 1 Jarrod Dyson, L OBP: 0.462, SLG: 0.394										3	1	2	0	0	0	1						
16 Billy Butler, R OBP: 0.405, SLG: 0.514 7 Gregor Blanco, L OBP: 0.361, SLG: 0.233										3	1	1	1	0	0	2						
30 Kila Ka'aihue, L OBP: 0.483, SLG: 0.849										2	2	0	0	2	1	0						
4 Alex Gordon, L OBP: 0.487, SLG: 0.746										3	2	1	2	0	1	2						
21 Jeff Francoeur, R OBP: 0.285, SLG: 0.339 12 Mitch Maier, L OBP: 0.609, SLG: 0.703										3	0	0	0	0	3	3						
24 Wilson Betemit, S OBP: 0.277, SLG: 0.381										3	1	2	3	1	0	0						
3 Brayan Peña, S OBP: 0.200, SLG: 0.313 22 Lucas May, R OBP: 0.355, SLG: 0.357										2	0	0	0	0	0	0						
17 Chris Getz, L OBP: 0.333, SLG: 0.333 64 Lance Zawadzki, L OBP: 0.390, SLG: 0.744										2	0	1	0	0	0	0						
<b>Inning Stats</b>	R: 0 E: 0 K: 0 S: 8	H: 1 LOB: 0 BB: 0 P: 14	R: 0 E: 0 K: 2 S: 10	H: 0 LOB: 0 BB: 0 P: 13	R: 0 E: 0 K: 0 S: 6	H: 1 LOB: 1 BB: 0 P: 10	R: 4 E: 1 K: 1 S: 13	H: 3 LOB: 0 BB: 1 P: 23	R: 0 E: 0 K: 0 S: 11	H: 1 LOB: 1 BB: 0 P: 18	R: 1 E: 0 K: 3 S: 12	H: 0 LOB: 1 BB: 1 P: 21	R: 0 E: 0 K: 2 S: 8	H: 0 LOB: 0 BB: 0 P: 14	R: 2 E: 0 K: 0 S: 12	H: 2 LOB: 1 BB: 2 P: 25		1B: 4 2B: 2 3B: 0 HR: 2	SF: 0 SAC: 0 DP: 1 HBP: 1	WP: 1 PB: 0 SB: 3 CS: 1	PA: 35	
<b>PITCHER</b>	IP WLS BF H R ER SO BB IBB HBP BLK WP HR S P ERA WHIP																					
57 Jonathan Sánchez, L ERA: 1.86	0.2 L 3 0 0 0 2 1 0 0 0 0 1 0 8 13 0.00 1.500																					
45 Dan Runzler, L ERA: 2.4	1.0 3 0 0 0 2 0 0 0 0 0 0 0 8 14 0.00 0.000																					
52 Ramon E Ramirez, R ERA: 8.71	1.0 6 2 2 2 0 2 0 0 0 0 0 1 12 25 18.00 4.000																					







Batter	1	2	3	4	5	6	7	8	9	AB	R	H	RBI	BB	SO	LOB	TOP			
56 Andres Torres, S OBP: 0.329, SLG: 0.470	G4-3	P3			G4-3		BB			3	0	0	0	1	0	2	<b>San Francisco Giants @ Oakland Athletics</b> Oakland Coliseum, Oakland, CA Tue Mar 29 2011, 7:08 PM - 9:37 PM PDT Att: 18,204 - Partly Cloudy - 59 F			
21 Freddy Sanchez, R OBP: 0.274, SLG: 0.424 14 Mike Fontenot, L OBP: 0.339, SLG: 0.471			F9		G6-3		BB			3	0	0	0	0	1	0				
17 Aubrey Huff, L OBP: 0.391, SLG: 0.692 33 Aaron Rowand, R OBP: 0.236, SLG: 0.240			G1-3			F9		K		2	0	1	0	0	0	0				
28 Buster Posey, R OBP: 0.517, SLG: 0.667 35 Travis Ishikawa, L OBP: 0.273, SLG: 0.224	FC1-6-4		G6-3			P3		F9		3	0	0	0	0	0	1				
5 Pat Burrell, R OBP: 0.369, SLG: 0.455 12 Nate Schierholtz, L OBP: 0.303, SLG: 0.493		G5-3			K		K		HR	2	1	1	0	0	1	0				
10 Miguel Tejada, R OBP: 0.275, SLG: 0.313 83 Chris Stewart, R OBP: 0.367, SLG: 0.481		G4-3			FC6-4		G6-3		P5	2	0	0	0	1	0	1				
7 Mark DeRosa, R OBP: 0.340, SLG: 0.387 29 Ryan Rohlinger, R OBP: 0.278, SLG: 0.343		G5-3			FC6-4				P3	2	1	0	0	1	0	2				
9 Brandon Belt, L OBP: 0.338, SLG: 0.479					K				F8	3	0	1	0	1	1					
48 Pablo Sandoval, S OBP: 0.309, SLG: 0.493					G3-1		FC6-4		G3	4	1	1	1	0	0	1				
<b>Inning Stats</b>	R: 0 E: 0 K: 1 S: 8	H: 1 LOB: 1 BB: 0 P: 13	R: 1 E: 0 K: 0 S: 12	H: 2 LOB: 2 BB: 1 P: 20	R: 0 E: 0 K: 0 S: 6	H: 0 LOB: 0 BB: 0 P: 11	R: 0 E: 0 K: 2 S: 9	H: 0 LOB: 1 BB: 1 P: 19	R: 0 E: 0 K: 0 S: 6	H: 0 LOB: 0 BB: 0 P: 13	R: 2 E: 1 K: 0 S: 11	H: 2 LOB: 2 BB: 2 P: 24	R: 1 E: 0 K: 1 S: 8	H: 1 LOB: 0 BB: 0 P: 12	R: 0 E: 0 K: 0 S: 8	H: 0 LOB: 0 BB: 0 P: 11		1B: 4 2B: 1 3B: 0 HR: 1	SF: 0 SAC: 0 DP: 0 HBP: 0	WP: 0 PB: 0 SB: 0 CS: 0
<b>PITCHER</b>	IP WLS BF H R ER SO BB IBB HBP BLK WP HR S P ERA WHIP	IP WLS BF H R ER SO BB IBB HBP BLK WP HR S P ERA WHIP	IP WLS BF H R ER SO BB IBB HBP BLK WP HR S P ERA WHIP	IP WLS BF H R ER SO BB IBB HBP BLK WP HR S P ERA WHIP	IP WLS BF H R ER SO BB IBB HBP BLK WP HR S P ERA WHIP	IP WLS BF H R ER SO BB IBB HBP BLK WP HR S P ERA WHIP	IP WLS BF H R ER SO BB IBB HBP BLK WP HR S P ERA WHIP	IP WLS BF H R ER SO BB IBB HBP BLK WP HR S P ERA WHIP	IP WLS BF H R ER SO BB IBB HBP BLK WP HR S P ERA WHIP	IP WLS BF H R ER SO BB IBB HBP BLK WP HR S P ERA WHIP	IP WLS BF H R ER SO BB IBB HBP BLK WP HR S P ERA WHIP	IP WLS BF H R ER SO BB IBB HBP BLK WP HR S P ERA WHIP	IP WLS BF H R ER SO BB IBB HBP BLK WP HR S P ERA WHIP	IP WLS BF H R ER SO BB IBB HBP BLK WP HR S P ERA WHIP	IP WLS BF H R ER SO BB IBB HBP BLK WP HR S P ERA WHIP	IP WLS BF H R ER SO BB IBB HBP BLK WP HR S P ERA WHIP	IP WLS BF H R ER SO BB IBB HBP BLK WP HR S P ERA WHIP			

AB	32
R	4
H	6
RBI	3
BB	4
SO	5
LOB	8



Batter	1	2	3	4	5	6	7	8	9	AB	R	H	RBI	BB	SO	LOB	BOTTOM			
4 Coco Crisp, S OBP: 0.444, SLG: 0.702 25 Matt Carson, R OBP: 0.352, SLG: 0.449			K		K		K		FC6-4	2	0	0	0	1	2	0	<b>San Francisco Giants @ Oakland Athletics</b> Oakland Coliseum, Oakland, CA Tue Mar 29 2011, 7:08 PM - 9:37 PM PDT Att: 18,204 - Partly Cloudy - 59 F			
10 Daric Barton, L OBP: 0.392, SLG: 0.522 36 Eric Sogard, L OBP: 0.209, SLG: 0.310	BB						G6-3			1	0	0	0	2	0	1				
12 David DeJesus, L OBP: 0.495, SLG: 0.553 15 Ryan Sweeney, L OBP: 0.421, SLG: 0.514	P3								L7	3	1	0	0	0	0	3				
16 Josh Willingham, R OBP: 0.309, SLG: 0.305 58 Jai Miller, R OBP: 0.447, SLG: 0.308							BB		K	3	0	0	0	0	1	2				
55 Hideki Matsui, L OBP: 0.271, SLG: 0.213									K	4	0	3	0	0	1	0				
8 Kurt Suzuki, R OBP: 0.386, SLG: 0.479 11 Landon Powell, S OBP: 0.317, SLG: 0.432										1	0	0	0	1	0	1				
5 Kevin Kousseroff, R OBP: 0.495, SLG: 0.553 67 Wes Timmons, R OBP: 0.377, SLG: 0.214										3	0	0	0	0	0	4				
21 Andy LaRoche, R OBP: 0.394, SLG: 0.593										4	0	2	0	0	1	1				
2 Cliff Pennington, S OBP: 0.229, SLG: 0.326 28 Conor Jackson, R OBP: 0.266, SLG: 0.250										2	0	0	0	0	0	1				
<b>Inning Stats</b>	R: 0 E: 0 K: 0 S: 8	H: 0 LOB: 1 BB: 1 P: 16	R: 0 E: 0 K: 1 S: 12	H: 1 LOB: 1 BB: 1 P: 19	R: 0 E: 0 K: 0 S: 7	H: 1 LOB: 1 BB: 0 P: 13	R: 0 E: 0 K: 1 S: 8	H: 1 LOB: 0 BB: 0 P: 12	R: 1 E: 0 K: 0 S: 11	H: 2 LOB: 2 BB: 1 P: 22	R: 0 E: 0 K: 1 S: 10	H: 1 LOB: 1 BB: 0 P: 13	R: 0 E: 0 K: 2 S: 11	H: 0 LOB: 0 BB: 0 P: 15	R: 0 E: 0 K: 0 S: 11	H: 1 LOB: 2 BB: 1 P: 20		1B: 7 2B: 0 3B: 0 HR: 0	SF: 0 SAC: 0 DP: 0 HBP: 0	WP: 0 PB: 0 SB: 0 CS: 1
<b>PITCHER</b>	IP WLS BF H R ER SO BB IBB HBP BLK WP HR S P ERA WHIP	IP WLS BF H R ER SO BB IBB HBP BLK WP HR S P ERA WHIP	IP WLS BF H R ER SO BB IBB HBP BLK WP HR S P ERA WHIP	IP WLS BF H R ER SO BB IBB HBP BLK WP HR S P ERA WHIP	IP WLS BF H R ER SO BB IBB HBP BLK WP HR S P ERA WHIP	IP WLS BF H R ER SO BB IBB HBP BLK WP HR S P ERA WHIP	IP WLS BF H R ER SO BB IBB HBP BLK WP HR S P ERA WHIP	IP WLS BF H R ER SO BB IBB HBP BLK WP HR S P ERA WHIP	IP WLS BF H R ER SO BB IBB HBP BLK WP HR S P ERA WHIP	IP WLS BF H R ER SO BB IBB HBP BLK WP HR S P ERA WHIP	IP WLS BF H R ER SO BB IBB HBP BLK WP HR S P ERA WHIP	IP WLS BF H R ER SO BB IBB HBP BLK WP HR S P ERA WHIP	IP WLS BF H R ER SO BB IBB HBP BLK WP HR S P ERA WHIP	IP WLS BF H R ER SO BB IBB HBP BLK WP HR S P ERA WHIP	IP WLS BF H R ER SO BB IBB HBP BLK WP HR S P ERA WHIP	IP WLS BF H R ER SO BB IBB HBP BLK WP HR S P ERA WHIP	IP WLS BF H R ER SO BB IBB HBP BLK WP HR S P ERA WHIP			

AB	32
R	1
H	7
RBI	1
BB	5
SO	7
LOB	17





Batter	1	2	3	4	5	6	7	8	9	AB	R	H	RBI	BB	SO	LOB	TOP			
4 Coco Crisp, S OBP: 0.446, SLG: 0.690 25 Matt Carson, R OBP: 0.339, SLG: 0.431										1	0	0	0	1	1	0				
14 Mark Ellis, R OBP: 0.279, SLG: 0.230 21 Andy LaRoche, R OBP: 0.388, SLG: 0.583										2	0	1	1	0	0	0				
16 Josh Willingham, R OBP: 0.449, SLG: 0.300 58 Jai Miller, R OBP: 0.436, SLG: 0.296										1	0	0	0	2	0	1				
28 Conor Jackson, R OBP: 0.233, SLG: 0.235										4	0	0	0	0	1	3				
55 Hideki Matsui, L OBP: 0.270, SLG: 0.215										4	0	1	0	0	0	0				
8 Kurt Suzuki, R OBP: 0.397, SLG: 0.451 11 Landon Powell, S OBP: 0.310, SLG: 0.421										3	0	0	0	0	1	1				
5 Kevin Kouzmanoff, R Eric Sogard, L OBP: 0.205, SLG: 0.302										3	0	1	0	0	0	0				
15 Ryan Sweeney, L OBP: 0.439, SLG: 0.553 67 Wes Timmons, R OBP: 0.377, SLG: 0.214										3	1	2	0	0	1	2				
2 Cliff Pennington, S OBP: 0.235, SLG: 0.327 73 Josh Horton, L OBP: 0.250, SLG: 0.182										3	0	1	0	0	2	3				
<b>Inning Stats</b>	R: 0 E: 0 K: 2 S: 8	H: 0 LOB: 1 BB: 1 P: 16	R: 0 E: 0 K: 0 S: 5	H: 0 LOB: 0 BB: 0 P: 7	R: 1 E: 0 K: 1 S: 14	H: 1 LOB: 2 BB: 2 P: 28	R: 0 E: 0 K: 3 S: 12	H: 2 LOB: 2 BB: 0 P: 16	R: 0 E: 0 K: 0 S: 6	H: 0 LOB: 0 BB: 0 P: 10	R: 0 E: 0 K: 0 S: 4	H: 2 LOB: 1 BB: 0 P: 15	R: 0 E: 0 K: 1 S: 9	H: 0 LOB: 0 BB: 0 P: 15	R: 0 E: 0 K: 2 S: 8	H: 0 LOB: 0 BB: 0 P: 12	1B: 5 2B: 1 3B: 0 HR: 0	SF: 1 SAC: 0 DP: 1 HBP: 0	WP: 0 PB: 0 SB: 2 CS: 0	PA: 34
<b>PITCHER</b>	IP ERA WHIP	WLS LOB BB P	BF H R ER SO	H R ER SO	BB IBB HBP BLK	WP HR S P	ERA WHIP	IP ERA WHIP	WLS LOB BB P	BF H R ER SO	H R ER SO	BB IBB HBP BLK	WP HR S P	ERA WHIP						
40 Madison Bumgarner, L ERA: 5.93	6.0	24	4	1	1	6	3	0	0	0	0	0	0	49	85	1.50	1.167			
49 Javier López, L ERA: 8.71	0.1	2	1	0	0	0	0	0	0	0	0	0	0	3	5	0.00	3.000			
32 Ryan Vogelsong, R ERA: 3.27	1.2	5	1	0	0	1	0	0	0	0	0	0	0	16	25	0.00	0.600			
47 Marc Kroon, R ERA: 1.69	1.0	W	3	0	0	0	0	0	0	0	0	0	0	8	12	0.00	0.000			

Oakland Athletics @ San Francisco Giants  
AT&T Park, San Francisco, CA  
Wed Mar 30 2011, 12:47 PM - 3:25 PM PDT  
Att: 34,331 - Partly Cloudy - 64 F

AB 30  
R 1  
H 6  
RBI 1  
BB 3  
SO 9  
LOB 11

Batter	1	2	3	4	5	6	7	8	9	AB	R	H	RBI	BB	SO	LOB	BOTTOM					
14 Mike Fontenot, L OBP: 0.344, SLG: 0.464										5	1	2	0	0	1	0						
22 Eli Whiteside, R OBP: 0.375, SLG: 0.486										5	1	3	1	0	1	0						
7 Mark DeRosa, R OBP: 0.357, SLG: 0.373 49 Javier López, L ERA: 11.25 32 Ryan Vogelsong, R ERA: 3.27 47 Marc Kroon, R ERA: 1.69										2	0	1	0	1	0	1						
83 Chris Stewart, R OBP: 0.387, SLG: 0.500										4	0	2	0	0	1	1						
33 Aaron Rowand, R OBP: 0.254, SLG: 0.259										4	0	1	0	0	1	3						
12 Nate Schierholz, L OBP: 0.300, SLG: 0.418										4	0	2	0	0	0	2						
Ryan Rohlinger, R OBP: 0.300, SLG: 0.385										4	0	2	0	0	0	2						
35 Travis Ishikawa, L OBP: 0.271, SLG: 0.212										3	0	0	0	1	2	3						
85 Tyler Graham, R OBP: 0.250, SLG: 0.500										4	0	0	0	0	1	2						
40 Madison Bumgarner, R OBP: 0.200, SLG: 0.200 82 Sharon Schoop, R ERA: 7.16										2	0	0	0	0	0	0						
<b>Inning Stats</b>	R: 0 E: 0 K: 0 S: 9	H: 2 LOB: 2 BB: 0 P: 12	R: 0 E: 0 K: 0 S: 6	H: 0 LOB: 0 BB: 0 P: 7	R: 0 E: 0 K: 1 S: 10	H: 1 LOB: 1 BB: 0 P: 15	R: 0 E: 0 K: 2 S: 14	H: 1 LOB: 2 BB: 1 P: 25	R: 0 E: 0 K: 1 S: 9	H: 0 LOB: 0 BB: 0 P: 12	R: 0 E: 0 K: 2 S: 15	H: 1 LOB: 2 BB: 1 P: 24	R: 0 E: 0 K: 0 S: 10	H: 2 LOB: 2 BB: 0 P: 12	R: 0 E: 0 K: 1 S: 15	H: 2 LOB: 1 BB: 0 P: 18	R: 2 E: 1 K: 1 S: 12	H: 3 LOB: 1 BB: 0 P: 16	1B: 10 2B: 2 3B: 0 HR: 0	SF: 0 SAC: 0 DP: 1 HBP: 0	WP: 0 PB: 0 SB: 1 CS: 0	PA: 39
<b>PITCHER</b>	IP ERA WHIP	WLS LOB BB P	BF H R ER SO	H R ER SO	BB IBB HBP BLK	WP HR S P	ERA WHIP	IP ERA WHIP	WLS LOB BB P	BF H R ER SO	H R ER SO	BB IBB HBP BLK	WP HR S P	ERA WHIP								
51 Dallas Braden, L ERA: 5.24	5.2	24	5	0	0	5	2	0	0	0	0	0	0	59	89	0.00	1.235					
56 Craig Breslow, L ERA: 11.25	0.1	H	1	0	0	0	0	0	0	0	0	0	0	4	6	0.00	0.000					
31 Brad Ziegler, R ERA: 1.64	1.0	H	5	2	0	0	0	0	0	0	0	0	0	10	12	0.00	2.000					
13 Jerry Blevins, L ERA: 7.3	1.0	H	4	2	0	0	0	0	0	0	0	0	0	15	18	0.00	2.000					
26 Bobby Cramer, L ERA: 7.16	0.2	L	5	3	2	2	1	0	0	0	0	0	0	12	16	27.00	4.500					

Oakland Athletics @ San Francisco Giants  
AT&T Park, San Francisco, CA  
Wed Mar 30 2011, 12:47 PM - 3:25 PM PDT  
Att: 34,331 - Partly Cloudy - 64 F

AB 37  
R 2  
H 12  
RBI 2  
BB 2  
SO 8  
LOB 14



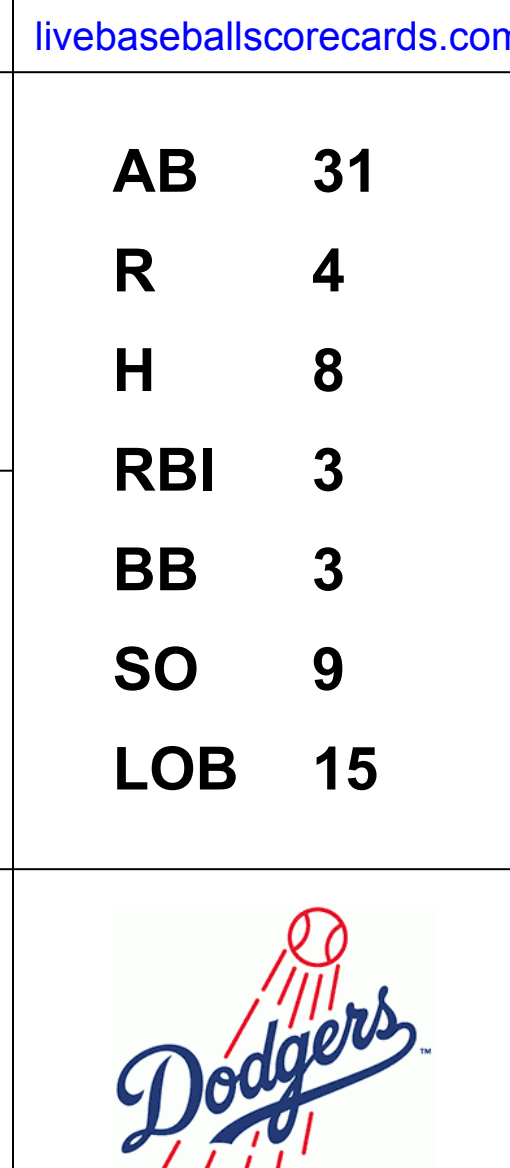




Batter	1	2	3	4	5	6	7	8	9	AB	R	H	RBI	BB	SO	LOB	TOP		
56 Andres Torres, S OBP: 0.222, SLG: 0.222	1-1 FC3-6 21 HBP 1B		0-0 21 BB 1B		1-1 B1-3		0-3 K		1-0 F9	5	0	2	0	0	1	1	San Francisco Giants @ Los Angeles Dodgers Dodger Stadium, Los Angeles, CA Fri Apr 01 2011, 7:12 PM - 10:03 PM PDT Att. 44,834 - Clear - 73 F		
21 Freddy Sanchez, R OBP: 0.444, SLG: 0.289	1-0 FC3-6 17 HBP		4-2 FC-85 1B		1-1 G4-3		0-1 17 BB 1B		2-1 P3	3	0	1	0	1	0	0			
17 Aubrey Huff, L (6, 7)	0-1 FC3-6 28 C6-4-3		0-3 BB		2-3 K		4-1 BB			3	0	0	0	1	2	4			
28 Buster Posey, R OBP: 0.250, SLG: 0.250	2-2 G6-4-3			2-1 48 1B HR		3-2 G6-3		3-3 K		4	1	1	0	0	1	5			
5 Pat Burrell, R OBP: 0.143, SLG: 0.571 12 Nate Schierholtz, L (6, 9)	0-2 G6-3			3-2 F7		1-2 P3		0-3 K		3	0	0	0	0	0	1			
48 Pablo Sandoval, S OBP: 0.429, SLG: 0.429	0-3 K			0-2 9 HR 1B		0-0 E7		0-2 1B		4	1	2	0	0	1	0			
9 Brandon Belt, L OBP: 0.375, SLG: 0.714	0-1 G3			2-0 1H 2H HR		0-0 G3-4-3		2-2 L8		4	1	1	3	0	0	2			
10 Miguel Tejada, R OBP: 0.125, SLG: 0.125			1-2 G5-3		2-2 F9		0-0 14 FC3-6 1B		0-1 F7	4	0	1	0	0	0	1			
57 Jonathan Sanchez, L 59 Guillermo Mota, R 14 Mike Fontenot, L 45 Dan Runzler, L 7 Mark DeRosa, R			1-3 K		2-0 F7		1-2 FC3-6 17 BB 21 1B		0-3 K	2	0	0	0	0	1	0			
<b>Inning Stats</b>	R: 0 E: 0 K: 0 S: 7	H: 1 LOB: 1 BB: 0 P: 11	R: 0 E: 0 K: 1 S: 8	H: 0 LOB: 0 BB: 0 P: 8	R: 0 E: 0 K: 2 S: 13	H: 1 LOB: 2 BB: 1 P: 19	R: 3 E: 0 K: 0 S: 18	H: 3 LOB: 0 BB: 0 P: 29	R: 0 E: 0 K: 1 S: 8	H: 0 LOB: 0 BB: 0 P: 12	R: 0 E: 0 K: 2 S: 14	H: 2 LOB: 3 BB: 1 P: 22	R: 0 E: 0 K: 1 S: 11	H: 1 LOB: 1 BB: 0 P: 13	R: 0 E: 0 K: 1 S: 6	H: 0 LOB: 0 BB: 0 P: 9		1B: 7 2B: 0 3B: 0 HR: 1	SF: 0 SAC: 0 DP: 1 HBP: 1
<b>PITCHER</b>	IP WLS BF H R ER SO BB IBB HBP BLK WP HR S P ERA WHIP	IP WLS BF H R ER SO BB IBB HBP BLK WP HR S P ERA WHIP	IP WLS BF H R ER SO BB IBB HBP BLK WP HR S P ERA WHIP	IP WLS BF H R ER SO BB IBB HBP BLK WP HR S P ERA WHIP	IP WLS BF H R ER SO BB IBB HBP BLK WP HR S P ERA WHIP	IP WLS BF H R ER SO BB IBB HBP BLK WP HR S P ERA WHIP	IP WLS BF H R ER SO BB IBB HBP BLK WP HR S P ERA WHIP	IP WLS BF H R ER SO BB IBB HBP BLK WP HR S P ERA WHIP	IP WLS BF H R ER SO BB IBB HBP BLK WP HR S P ERA WHIP	IP WLS BF H R ER SO BB IBB HBP BLK WP HR S P ERA WHIP	IP WLS BF H R ER SO BB IBB HBP BLK WP HR S P ERA WHIP	IP WLS BF H R ER SO BB IBB HBP BLK WP HR S P ERA WHIP	IP WLS BF H R ER SO BB IBB HBP BLK WP HR S P ERA WHIP	IP WLS BF H R ER SO BB IBB HBP BLK WP HR S P ERA WHIP	IP WLS BF H R ER SO BB IBB HBP BLK WP HR S P ERA WHIP	IP WLS BF H R ER SO BB IBB HBP BLK WP HR S P ERA WHIP	IP WLS BF H R ER SO BB IBB HBP BLK WP HR S P ERA WHIP		

Batter	1	2	3	4	5	6	7	8	9	AB	R	H	RBI	BB	SO	LOB	BOTTOM		
15 Rafael Furcal, S OBP: 0.250, SLG: 0.250	1-1 13 CS 1B		2-3 K		1-2 G6-3		1-0 1B			4	0	2	1	0	1	1	San Francisco Giants @ Los Angeles Dodgers Dodger Stadium, Los Angeles, CA Fri Apr 01 2011, 7:12 PM - 10:03 PM PDT Att. 44,834 - Clear - 73 F		
13 Ivan De Jesus Jr., R 36 Blake Hawksworth, R 10 Tony Gwynn Jr., L	0-3 K		4-2 27 2B BB		1-3 K		1-3 K			3	0	0	0	1	3	3			
16 Andre Ethier, L OBP: 0.125, SLG: 0.125	1-3 K		0-0 F9		0-0 F9		0-0 G3			4	0	0	0	0	1	2			
27 Matt Kemp, R OBP: 0.750, SLG: 0.800	1-3 K		0-1 2B		0-0 33 G5-3 7 SF7 1B		1-2 G5-3			4	1	2	1	0	1	0			
33 Marcus Thames, R 55 Matt Guerrier, R 51 Jonathan Broxton, R	1-2 28 1B		1-3 K		0-1 G5-3		1-0 P4			4	0	1	0	0	1	3			
7 James Loney, L OBP: 0.125, SLG: 0.286	1-0 F8				1-1 G3		2-0 SF7		1-2 P5	3	0	0	1	0	0	1			
28 Rod Barajas, R OBP: 0.500, SLG: 0.429	1-2 1B				4-2 BB		1-0 6 1B		1-1 F7	3	1	2	0	1	0	0			
6 Aaron Miles, S OBP: 0.250, SLG: 0.250	2-3 K				0-1 F8		2-2 E5 15 1B		0-1 G5-3	4	1	1	0	0	1	3			
58 Chad Billingsley, R 9 Hector Gimenez, S 14 Jamey Carroll, R			4-1 16 F9 27 2B BB		1-2 K		1-2 E1 15 1B			1	1	0	0	1	1	1			
<b>Inning Stats</b>	R: 0 E: 0 K: 2 S: 8	H: 2 LOB: 2 BB: 0 P: 20	R: 1 E: 0 K: 2 S: 14	H: 1 LOB: 2 BB: 2 P: 24	R: 0 E: 0 K: 1 S: 9	H: 0 LOB: 1 BB: 1 P: 15	R: 0 E: 0 K: 1 S: 9	H: 0 LOB: 0 BB: 0 P: 11	R: 3 E: 2 K: 1 S: 15	H: 4 LOB: 2 BB: 0 P: 23	R: 0 E: 0 K: 0 S: 5	H: 0 LOB: 0 BB: 0 P: 7	R: 0 E: 0 K: 0 S: 7	H: 0 LOB: 0 BB: 0 P: 9	R: 0 E: 0 K: 0 S: 7	H: 0 LOB: 0 BB: 0 P: 9		1B: 7 2B: 1 3B: 0 HR: 0	SF: 1 SAC: 0 DP: 0 HBP: 0
<b>PITCHER</b>	IP WLS BF H R ER SO BB IBB HBP BLK WP HR S P ERA WHIP	IP WLS BF H R ER SO BB IBB HBP BLK WP HR S P ERA WHIP	IP WLS BF H R ER SO BB IBB HBP BLK WP HR S P ERA WHIP	IP WLS BF H R ER SO BB IBB HBP BLK WP HR S P ERA WHIP	IP WLS BF H R ER SO BB IBB HBP BLK WP HR S P ERA WHIP	IP WLS BF H R ER SO BB IBB HBP BLK WP HR S P ERA WHIP	IP WLS BF H R ER SO BB IBB HBP BLK WP HR S P ERA WHIP	IP WLS BF H R ER SO BB IBB HBP BLK WP HR S P ERA WHIP	IP WLS BF H R ER SO BB IBB HBP BLK WP HR S P ERA WHIP	IP WLS BF H R ER SO BB IBB HBP BLK WP HR S P ERA WHIP	IP WLS BF H R ER SO BB IBB HBP BLK WP HR S P ERA WHIP	IP WLS BF H R ER SO BB IBB HBP BLK WP HR S P ERA WHIP	IP WLS BF H R ER SO BB IBB HBP BLK WP HR S P ERA WHIP	IP WLS BF H R ER SO BB IBB HBP BLK WP HR S P ERA WHIP	IP WLS BF H R ER SO BB IBB HBP BLK WP HR S P ERA WHIP	IP WLS BF H R ER SO BB IBB HBP BLK WP HR S P ERA WHIP	IP WLS BF H R ER SO BB IBB HBP BLK WP HR S P ERA WHIP		

AB	35
R	3
H	8
RBI	3
BB	2
SO	8
LOB	15













Batter	1	2	3	4	5	6	7	8	9	AB	R	H	RBI	BB	SO	LOB	TOP										
56 Andres Torres, S (1,8) OBP: 0.316, SLG: 0.333										4	1	2	0	0	1	2	<b>San Francisco Giants @ San Diego Padres</b> PETCO Park, San Diego, CA Tue Apr 05 2011, 6:39 PM - 9:13 PM EDT Att: 43,146 - Partly Cloudy - 69 F <a href="http://livebaseballscorecards.com">livebaseballscorecards.com</a>										
21 Freddy Sanchez, R (1,4) OBP: 0.455, SLG: 0.579										4	0	0	0	0	1	5											
17 Aubrey Huff, L (1,9) OBP: 0.286, SLG: 0.263										3	0	0	1	1	1	0											
28 Buster Posey, R (1,2) OBP: 0.286, SLG: 0.250										4	0	1	0	0	1	3											
48 Pablo Sandoval, S (1,5) OBP: 0.375, SLG: 0.533										3	0	1	0	1	1	0											
5 Pat Burrell, R (1,7) OBP: 0.211, SLG: 0.500										4	0	1	0	0	1	3											
9 Brandon Belt, L (1,3) OBP: 0.286, SLG: 0.294										4	0	0	0	0	0	1											
10 Miguel Tejada, R (1,6) OBP: 0.238, SLG: 0.333											4	0	1	0	0	0											
40 Madison Bumgarner, R (1,1) OBP: 1.000, SLG: 1.000										1	0	1	0	0	0	0											
59 Guillermo Mota, R (4,1)										1	0	0	0	0	0	0											
33 Aaron Rowand, R (7,PH) OBP: 0.571, SLG: 1.000										1	0	0	0	0	0	0											
52 Ramon E Ramirez, R (7,1)										0	0	0	0	0	0	0											
<b>Inning Stats</b>	R: 1 E: 0 K: 0 S: 9	H: 1 LOB: 0 BB: 0 P: 12	R: 0 E: 0 K: 0 S: 6	H: 0 LOB: 0 BB: 1 P: 13	R: 0 E: 0 K: 2 S: 12	H: 2 LOB: 3 BB: 1 P: 22	R: 0 E: 0 K: 1 S: 8	H: 1 LOB: 0 BB: 0 P: 12	R: 0 E: 0 K: 1 S: 8	H: 0 LOB: 0 BB: 0 P: 13	R: 0 E: 0 K: 2 S: 14	H: 2 LOB: 2 BB: 0 P: 22	R: 0 E: 0 K: 0 S: 13	H: 2 LOB: 2 BB: 0 P: 17	R: 0 E: 0 K: 1 S: 12	H: 0 LOB: 0 BB: 0 P: 17	R: 0 E: 0 K: 0 S: 7	H: 0 LOB: 0 BB: 0 P: 9	1B: 7 2B: 1 3B: 0 HR: 0	SF: 0 DP: 1 HBP: 0	WP: 0 PB: 0 SB: 1 CS: 1	PA: 35					
<b>PITCHER</b>	IP	WLS	BF	H	R	ER	SO	BB	IBB	HBP	BLK	WP	HR	S	P	ERA	WHIP										
41 Aaron Harang, R (1,1) ERA: 1.5	6.0	W	24	6	1	1	6	2	0	0	0	0	0	57	94	1.50	1.333										
57 Luke Gregerson, R (7,1) ERA: 3.0	1.0	H	5	2	0	0	0	0	0	0	0	0	0	13	17	0.00	2.000										
37 Mike Adams, R (8,1) ERA: 4.5	1.0	H	3	0	0	0	1	0	0	0	0	0	0	12	17	0.00	0.000										
21 Heath Bell, R (9,1) ERA:	1.0	S	3	0	0	0	0	0	0	0	0	0	0	7	9	0.00	0.000										

Batter	1	2	3	4	5	6	7	8	9	AB	R	H	RBI	BB	SO	LOB	BOTTOM										
8 Jason Bartlett, R (1,6) OBP: 0.222, SLG: 0.176										3	1	0	0	1	1	3	<b>San Francisco Giants @ San Diego Padres</b> PETCO Park, San Diego, CA Tue Apr 05 2011, 6:39 PM - 9:13 PM EDT Att: 43,146 - Partly Cloudy - 69 F <a href="http://livebaseballscorecards.com">livebaseballscorecards.com</a>										
1 Orlando Hudson, S (1,4) OBP: 0.294, SLG: 0.154										4	1	1	0	0	2	4											
3 Jorge Cantu, R (1,3) OBP: 0.222, SLG: 0.143										3	0	0	1	0	0	2											
47 Ryan Ludwick, R (1,7) OBP: 0.389, SLG: 0.231										3	0	0	0	1	0	0											
7 Chase Headley, S (1,5) OBP: 0.353, SLG: 0.429										2	0	0	1	2	0	0											
13 Chris Denorfia, R (1,9) OBP: 0.222, SLG: 0.222										4	0	2	1	0	0	1											
24 Cameron Maybin, R (1,8) OBP: 0.235, SLG: 0.436										4	0	0	0	0	1	5											
4 Nick Hundley, R (1,2) OBP: 0.588, SLG: 0.800											4	1	3	0	0	0											
41 Aaron Harang, R (1,1) ERA: 9.0										1	0	0	0	0	1	1											
18 Cedric Hunter, L (6,PH) OBP: 1.000, SLG: 1.000										1	0	1	0	0	0	0											
57 Luke Gregerson, L (7,1)										0	0	0	0	0	0	0											
37 Mike Adams, R (8,1)										0	0	0	0	0	0	0											
21 Heath Bell, R (9,1)										0	0	0	0	0	0	0											
<b>Inning Stats</b>	R: 0 E: 0 K: 1 S: 7	H: 0 LOB: 0 BB: 0 P: 13	R: 0 E: 0 K: 1 S: 11	H: 1 LOB: 1 BB: 0 P: 16	R: 3 E: 0 K: 0 S: 23	H: 3 LOB: 3 BB: 3 P: 41	R: 0 E: 0 K: 2 S: 12	H: 1 LOB: 2 BB: 0 P: 19	R: 0 E: 0 K: 0 S: 6	H: 0 LOB: 1 BB: 1 P: 13	R: 0 E: 0 K: 1 S: 7	H: 2 LOB: 2 BB: 0 P: 11	R: 0 E: 0 K: 0 S: 6	H: 0 LOB: 0 BB: 0 P: 9	R: 0 E: 0 K: 0 S: 6	H: 0 LOB: 0 BB: 0 P: 11	R: 0 E: 0 K: 0 S: 6	H: 0 LOB: 0 BB: 0 P: 11	1B: 6 2B: 2 3B: 0 HR: 0	SF: 1 DP: 1 HBP: 0	WP: 0 PB: 0 SB: 1 CS: 1	PA: 35					
<b>PITCHER</b>	IP	WLS	BF	H	R	ER	SO	BB	IBB	HBP	BLK	WP	HR	S	P	ERA	WHIP										
40 Madison Bumgarner, L (1,1) ERA: 9.0	3.0	L	17	5	3	3	2	3	0	0	0	0	0	42	73	9.00	2.667										
59 Guillermo Mota, R (4,1) ERA:	3.0		12	2	0	0	3	1	0	0	0	0	0	24	40	0.00	1.000										
52 Ramon E Ramirez, R (7,1) ERA:	2.0		6	0	0	0	0	0	0	0	0	0	0	12	20	0.00	0.000										

**San Francisco Giants @ San Diego Padres**  
 PETCO Park, San Diego, CA  
 Tue Apr 05 2011, 6:39 PM - 9:13 PM EDT  
 Att: 43,146 - Partly Cloudy - 69 F

AB	33
R	1
H	8
RBI	1
BB	2
SO	7
LOB	14



**San Francisco Giants @ San Diego Padres**  
 PETCO Park, San Diego, CA  
 Tue Apr 05 2011, 6:39 PM - 9:13 PM EDT  
 Att: 43,146 - Partly Cloudy - 69 F

AB	29
R	3
H	7
RBI	3
BB	4
SO	5
LOB	16














Batter	1	2	3	4	5	6	7	8	9	AB	R	H	RBI	BB	SO	LOB	TOP			
55 Skip Schumaker, L (1,4) OBP: 0.300, SLG: 0.286	G3		G3			G4-3	F8			3	1	0	0	1	0	3	<b>St. Louis Cardinals @ San Francisco Giants</b> <b>AT&amp;T Park, San Francisco, CA</b> Sat Apr 09 2011, 7:07 PM - 9:38 PM PDT Att: 41,742 - Cloudy - 55 F			
19 Jon Jay, L (1,7) OBP: 0.429, SLG: 0.273	1B		K			G4-3				3	0	1	0	1	1	2				
5 Albert Pujols, R (1,3) OBP: 0.257, SLG: 0.267	FC5-4					G4-3				2	0	0	0	2	0	2				
12 Lance Berkman, S (1,9)	F7					L8				4	0	0	0	0	0	3				
28 Colby Rasmus, L (1,8)						P6				4	1	2	1	0	1	2				
4 Yadier Molina, R (1,2) OBP: 0.190, SLG: 0.240	G4-6-3					P1				4	0	1	0	0	0	2				
33 Daniel Descalso, L (1,5) OBP: 0.214, SLG: 0.286	G4-3					K				3	0	0	0	0	1	0				
54 Jaime Garcia, L (1,1)						G4-3				2	0	0	0	0	1	0				
21 Allen Craig, R (7,PH) OBP: 0.292, SLG: 0.227						K				1	0	0	0	0	0	1				
44 Miguel Batista, R (7,1) OBP: 0.190, SLG: 0.220						K				0	0	0	0	0	0	0				
23 David Freese, R (9,PH) OBP: 0.190, SLG: 0.220						B1-3				1	0	0	0	0	0	0				
31 Ryan Franklin, R (9,1)										0	0	0	0	0	0	0				
27 Tyler Greene, R (1,6) OBP: 0.286, SLG: 0.286										3	0	1	0	0	1	2				
<b>Inning Stats</b>	R: 0 E: 0 K: 0 S: 5	H: 1 LOB: 1 BB: 0 P: 8	R: 0 E: 0 K: 0 S: 8	H: 1 LOB: 0 BB: 0 P: 11	R: 0 E: 0 K: 1 S: 10	H: 1 LOB: 1 BB: 0 P: 17	R: 0 E: 0 K: 0 S: 12	H: 0 LOB: 0 BB: 1 P: 18	R: 0 E: 0 K: 2 S: 7	H: 0 LOB: 0 BB: 0 P: 8	R: 1 E: 0 K: 0 S: 10	H: 0 LOB: 0 BB: 1 P: 18	R: 1 E: 1 K: 1 S: 14	H: 2 LOB: 2 BB: 0 P: 19	R: 0 E: 0 K: 1 S: 9	H: 0 LOB: 0 BB: 0 P: 9	1B: 3 2B: 1 3B: 0 HR: 1	SF: 0 SAC: 1 DP: 1 HBP: 0	WP: 1 PB: 0 SB: 1 CS: 1	PA: 35
<b>PITCHER</b>	IP WLS BF H R ER SO BB IBB HBP BLK WP HR S P ERA WHIP	IP WLS BF H R ER SO BB IBB HBP BLK WP HR S P ERA WHIP	IP WLS BF H R ER SO BB IBB HBP BLK WP HR S P ERA WHIP	IP WLS BF H R ER SO BB IBB HBP BLK WP HR S P ERA WHIP	IP WLS BF H R ER SO BB IBB HBP BLK WP HR S P ERA WHIP	IP WLS BF H R ER SO BB IBB HBP BLK WP HR S P ERA WHIP	IP WLS BF H R ER SO BB IBB HBP BLK WP HR S P ERA WHIP	IP WLS BF H R ER SO BB IBB HBP BLK WP HR S P ERA WHIP	IP WLS BF H R ER SO BB IBB HBP BLK WP HR S P ERA WHIP	IP WLS BF H R ER SO BB IBB HBP BLK WP HR S P ERA WHIP	IP WLS BF H R ER SO BB IBB HBP BLK WP HR S P ERA WHIP	IP WLS BF H R ER SO BB IBB HBP BLK WP HR S P ERA WHIP	IP WLS BF H R ER SO BB IBB HBP BLK WP HR S P ERA WHIP	IP WLS BF H R ER SO BB IBB HBP BLK WP HR S P ERA WHIP	IP WLS BF H R ER SO BB IBB HBP BLK WP HR S P ERA WHIP	IP WLS BF H R ER SO BB IBB HBP BLK WP HR S P ERA WHIP	IP WLS BF H R ER SO BB IBB HBP BLK WP HR S P ERA WHIP			
18 Matt Cain, R (1,1) ERA: 1.38	7.0	28	5	2	2	4	2	0	0	0	0	1	1	66	99	2.57	1.000			
45 Dan Runzler, L (8,1) ERA: 8.31	1.0	4	0	0	0	1	2	0	0	0	0	0	0	9	19	0.00	2.000			
52 Ramon E Ramirez, R (9,1) ERA:	1.0	W 3	0	0	0	0	0	0	0	0	0	0	0	5	9	0.00	0.000			

AB	30
R	2
H	5
RBI	1
BB	4
SO	5
LOB	17



Batter	1	2	3	4	5	6	7	8	9	AB	R	H	RBI	BB	SO	LOB	BOTTOM					
56 Andres Torres, S (1,8) OBP: 0.375, SLG: 0.393	K									1	0	0	0	0	1	0	<b>St. Louis Cardinals @ San Francisco Giants</b> <b>AT&amp;T Park, San Francisco, CA</b> Sat Apr 09 2011, 7:07 PM - 9:38 PM PDT Att: 41,742 - Cloudy - 55 F					
12 Nate Schierholz, L (4,9) OBP: 0.364, SLG: 0.545	K									3	0	3	0	0	0	0						
21 Freddy Sanchez, R (1,4) OBP: 0.405, SLG: 0.516	K									4	0	0	0	0	2	3						
17 Aubrey Huff, L (1,3) OBP: 0.294, SLG: 0.344	K									4	0	0	0	0	2	2						
28 Buster Posey, R (1,2) OBP: 0.361, SLG: 0.375										4	1	1	0	0	1	1						
5 Pat Burrell, R (1,7) OBP: 0.276, SLG: 0.520										2	1	0	0	1	2	0						
9 Brandon Belt, L (9,PR) OBP: 0.281, SLG: 0.321										0	1	0	0	0	0	0						
33 Aaron Rowand, R (1,9) OBP: 0.429, SLG: 0.643										4	0	0	0	0	1	3						
10 Miguel Tejada, R (1,6) OBP: 0.333, SLG: 0.455										3	0	2	2	1	0	0						
7 Mark DeRosa, R (1,5) OBP: 0.364, SLG: 0.400										3	0	1	1	0	1	1						
52 Ramon E Ramirez, R (9,1) ERA:										0	0	0	0	0	0	0						
18 Matt Cain, R (1,1) ERA: 0.6	6.0	22	4	1	1	1	0	0	0	0	0	0	0	0	0	0						
44 Miguel Batista, R (7,1) ERA: 9.82	2.0	H 7	1	0	0	3	0	0	0	0	0	0	0	0	0	0						
31 Ryan Franklin, R (9,1) ERA: 9.82	0.2	L 5	2	2	2	0	1	0	0	0	0	0	0	0	0	0						
<b>Inning Stats</b>	R: 0 E: 0 K: 3 S: 10	H: 0 LOB: 0 BB: 0 P: 13	R: 0 E: 0 K: 1 S: 8	H: 0 LOB: 0 BB: 0 P: 12	R: 0 E: 0 K: 1 S: 6	H: 0 LOB: 0 BB: 1 P: 13	R: 0 E: 0 K: 0 S: 9	H: 1 LOB: 0 BB: 0 P: 11	R: 1 E: 0 K: 3 S: 14	H: 2 LOB: 2 BB: 0 P: 20	R: 0 E: 0 K: 1 S: 9	H: 1 LOB: 1 BB: 0 P: 13	R: 0 E: 0 K: 1 S: 5	H: 0 LOB: 0 BB: 0 P: 6	R: 0 E: 0 K: 2 S: 10	H: 1 LOB: 2 BB: 0 P: 20	R: 2 E: 0 K: 0 S: 12	H: 2 LOB: 2 BB: 1 P: 20	1B: 5 2B: 1 3B: 1 HR: 0	SF: 0 SAC: 0 DP: 2 HBP: 1	WP: 1 PB: 0 SB: 0 CS: 0	PA: 34
<b>PITCHER</b>	IP WLS BF H R ER SO BB IBB HBP BLK WP HR S P ERA WHIP	IP WLS BF H R ER SO BB IBB HBP BLK WP HR S P ERA WHIP	IP WLS BF H R ER SO BB IBB HBP BLK WP HR S P ERA WHIP	IP WLS BF H R ER SO BB IBB HBP BLK WP HR S P ERA WHIP	IP WLS BF H R ER SO BB IBB HBP BLK WP HR S P ERA WHIP	IP WLS BF H R ER SO BB IBB HBP BLK WP HR S P ERA WHIP	IP WLS BF H R ER SO BB IBB HBP BLK WP HR S P ERA WHIP	IP WLS BF H R ER SO BB IBB HBP BLK WP HR S P ERA WHIP	IP WLS BF H R ER SO BB IBB HBP BLK WP HR S P ERA WHIP	IP WLS BF H R ER SO BB IBB HBP BLK WP HR S P ERA WHIP	IP WLS BF H R ER SO BB IBB HBP BLK WP HR S P ERA WHIP	IP WLS BF H R ER SO BB IBB HBP BLK WP HR S P ERA WHIP	IP WLS BF H R ER SO BB IBB HBP BLK WP HR S P ERA WHIP	IP WLS BF H R ER SO BB IBB HBP BLK WP HR S P ERA WHIP	IP WLS BF H R ER SO BB IBB HBP BLK WP HR S P ERA WHIP	IP WLS BF H R ER SO BB IBB HBP BLK WP HR S P ERA WHIP	IP WLS BF H R ER SO BB IBB HBP BLK WP HR S P ERA WHIP					
54 Jaime Garcia, L (1,1) ERA: 0.6	2.0	H 7	1	0	0	3	0	0	0	0	0	0	0	0	0	0						
44 Miguel Batista, R (7,1) ERA: 9.82	0.2	L 5	2	2	2	0	1	0	0	0	0	0	0	0	0	0						

AB	31
R	3
H	7
RBI	3
BB	2
SO	12
LOB	12










Batter	1	2	3	4	5	6	7	8	9	AB	R	H	RBI	BB	SO	LOB	TOP										
15 Rafael Furcal, S OBP: 0.250, SLG: 0.231 6 Aaron Miles, S OBP: 0.235, SLG: 0.188	G5-3		G1-3		BB		1B		K	2	1	0	0	1	0	0	<b>Los Angeles Dodgers @ San Francisco Giants</b> <b>AT&amp;T Park, San Francisco, CA</b> Mon Apr 11 2011, 7:21 PM - 9:57 PM PDT Att: 40,870 - Partly Cloudy - 52 F										
14 Jamey Carroll, R OBP: 0.442, SLG: 0.500	K		G4-6-3 1B		1B		1B		G1-3	5	1	3	0	0	1	0											
16 Andre Ethier, L OBP: 0.442, SLG: 0.447	F8		G4-6-3		1B		1B			4	1	2	2	0	0	1											
27 Matt Kemp, R OBP: 0.537, SLG: 0.647		BB			BB		K			2	1	1	1	2	1	2											
5 Juan Uribe, R OBP: 0.182, SLG: 0.161	K		G1-3		1B		G5-4-3			4	0	1	0	0	1	4											
7 James Loney, L OBP: 0.190, SLG: 0.256	1B		L7		K		K			4	0	1	1	0	2	2											
33 Marcus Thames, R OBP: 0.143, SLG: 0.296 10 Tony Gwynn Jr., L OBP: 0.364, SLG: 0.429	G5-3		G5-3		K		G4-3			3	0	0	0	0	1	2											
28 Rod Barajas, R OBP: 0.281, SLG: 0.433					HR		K		K	3	1	1	1	1	2	0											
22 Clayton Kershaw, L OBP: 0.143, SLG: 0.143 55 Matt Guerrier, R 35 Jamie Hoffmann, R (9, PH) 66 Mike MacDougal, S (9, I)	P5				1B		G5-3		G4-3	3	0	1	0	0	0	2											
<b>Inning Stats</b>	R: 0 E: 0 K: 1 S: 8	H: 0 LOB: 0 BB: 0 P: 14	R: 1 E: 0 K: 1 S: 9	H: 1 LOB: 2 BB: 2 P: 21	R: 0 E: 0 K: 0 S: 8	H: 1 LOB: 0 BB: 0 P: 12	R: 0 E: 0 K: 0 S: 6	H: 0 LOB: 1 BB: 1 P: 11	R: 4 E: 1 K: 1 S: 16	H: 6 LOB: 1 BB: 1 P: 28	R: 0 E: 0 K: 2 S: 7	H: 0 LOB: 0 BB: 0 P: 8	R: 1 E: 0 K: 1 S: 10	H: 3 LOB: 1 BB: 0 P: 19	R: 0 E: 0 K: 2 S: 8	H: 0 LOB: 0 BB: 0 P: 12		R: 0 E: 0 K: 1 S: 7	H: 0 LOB: 0 BB: 0 P: 9	1B: 10 2B: 0 3B: 0 HR: 1	SF: 0 SAC: 0 DP: 2 HBP: 0	WP: 0 PB: 0 SB: 2 CS: 0	PA: 38				
<b>PITCHER</b>	IP	WLS	BF	H	R	ER	SO	BB	IBB	HBP	BLK	WP	HR	S	P	ERA	WHIP										
40 Madison Bumgarner, L ERA: 9.0 52 Ramon E Ramirez, R ERA: 1.35 45 Dan Runzler, L ERA: 0.75 49 Javier López, L ERA:	5.0	L	24	8	5	5	3	3	1	0	0	0	1	47	86	9.00	2.200										

Batter	1	2	3	4	5	6	7	8	9	AB	R	H	RBI	BB	SO	LOB	BOTTOM										
10 Miguel Tejada, R OBP: 0.325, SLG: 0.432	K		G4-6-3 1B		L7		P6			4	0	1	0	0	1	1	<b>Los Angeles Dodgers @ San Francisco Giants</b> <b>AT&amp;T Park, San Francisco, CA</b> Mon Apr 11 2011, 7:21 PM - 9:57 PM PDT Att: 40,870 - Partly Cloudy - 52 F										
21 Freddy Sanchez, R OBP: 0.318, SLG: 0.462	F9		G4-6-3		G4-3		G5-3		G5-3	4	0	0	0	0	2	2											
17 Aubrey Huff, L OBP: 0.286, SLG: 0.325	G4-1				1B		F9		G5-3	4	0	2	0	0	0	0											
28 Buster Posey, R OBP: 0.325, SLG: 0.333	G4-3				K		K		G5-3	4	0	0	0	2	2	2											
5 Pat Burrell, R OBP: 0.364, SLG: 0.667					1B		HR			2	1	2	1	2	0	0											
33 Aaron Rowand, R OBP: 0.318, SLG: 0.500	K		FC5-4		1B		FC5		G5-3	4	0	0	0	0	1	5											
9 Brandon Belt, L OBP: 0.231, SLG: 0.257	K				K		G4-3		G4-3	4	0	0	0	0	2	3											
48 Pablo Sandoval, S OBP: 0.417, SLG: 0.471	G6-3				K		1B		F8	4	0	1	0	0	1	0											
40 Madison Bumgarner, R OBP: 0.667, SLG: 0.667 52 Ramon E Ramirez, R 12 Nate Schierholtz, L (7, PH) 45 Dan Runzler, L 49 Javier López, L	G6-3				K		F8			2	0	1	0	0	0	0											
<b>Inning Stats</b>	R: 0 E: 0 K: 1 S: 6	H: 0 LOB: 0 BB: 0 P: 8	R: 0 E: 0 K: 2 S: 9	H: 0 LOB: 1 BB: 1 P: 19	R: 0 E: 0 K: 0 S: 9	H: 2 LOB: 0 BB: 0 P: 16	R: 0 E: 0 K: 2 S: 16	H: 2 LOB: 2 BB: 0 P: 20	R: 0 E: 0 K: 1 S: 7	H: 0 LOB: 0 BB: 0 P: 12	R: 0 E: 0 K: 1 S: 14	H: 1 LOB: 2 BB: 1 P: 26	R: 0 E: 0 K: 0 S: 12	H: 1 LOB: 1 BB: 0 P: 19	R: 0 E: 0 K: 0 S: 7	H: 0 LOB: 0 BB: 0 P: 9		R: 1 E: 0 K: 0 S: 8	H: 1 LOB: 0 BB: 0 P: 11	1B: 6 2B: 0 3B: 0 HR: 1	SF: 0 SAC: 0 DP: 1 HBP: 0	WP: 0 PB: 0 SB: 0 CS: 0	PA: 35				
<b>PITCHER</b>	IP	WLS	BF	H	R	ER	SO	BB	IBB	HBP	BLK	WP	HR	S	P	ERA	WHIP										
22 Clayton Kershaw, L ERA: 1.37 55 Matt Guerrier, R 66 Mike MacDougal, R (9, I) ERA: 3.0	6.2	W	27	6	0	0	7	2	0	0	0	0	0	8	12	0.00	0.000										



Batter	1	2	3	4	5	6	7	8	9	AB	R	H	RBI	BB	SO	LOB	TOP			
10 Tony Gwynn Jr., L (1.7) OBP: 0.296, SLG: 0.346	G3-1			G4-3	L6		F8		K	5	0	0	0	0	1	0	<b>Los Angeles Dodgers @ San Francisco Giants</b> <b>AT&amp;T Park, San Francisco, CA</b> Tue Apr 12 2011, 7:19 PM - 10:17 PM PDT Att: 41,960 - Partly Cloudy - 55 F			
14 Jamey Carroll, R (1.6) OBP: 0.417, SLG: 0.455	G1-3			16 27 1B	K		G1-3		K	5	1	1	0	0	2	0				
16 Andre Ethier, L (1.9) OBP: 0.447, SLG: 0.476	K			27 2B 7 E	1B		G1-3		2B	4	1	2	0	0	1	0				
27 Matt Kemp, R (1.8) OBP: 0.578, SLG: 0.694		5 CS 7 G5-3 BB		7 E 5 2B	2B		7 1B		1B	2	1	2	1	2	0	0				
7 James Loney, L (1.3) OBP: 0.196, SLG: 0.256	G5-3			5 2B 28 FC5-2	2B		5 HBP		G3-1	4	0	1	1	0	0	4				
5 Juan Uribe, R (1.5) OBP: 0.216, SLG: 0.206	K			28 FC5-2	2B		HBP		L7	3	0	1	1	0	1	1				
28 Rod Barajas, R (1.2) OBP: 0.250, SLG: 0.382				K	FC5-2		K		F8	4	0	0	0	0	2	5				
6 Aaron Miles, S (1.4) OBP: 0.190, SLG: 0.150				G6-3	G6-3		P5		K	4	0	0	0	0	1	5				
58 Chad Billingsley, R (1.1) 74 Kenley Jansen, S (6.1) 33 Marcus Thames, R (7.7) 36 Blake Hawksworth, R (7.1) 3 Xavier Paul, L (9.7) OBP: 0.333, SLG: 0.333	G6-3			G6-3	G6-3		HR		K	2	0	0	0	0	0	0				
<b>Inning Stats</b>	R: 0 E: 0 K: 1 S: 14	H: 0 LOB: 0 BB: 0 P: 18	R: 0 E: 0 K: 1 S: 7	H: 0 LOB: 0 BB: 1 P: 15	R: 0 E: 0 K: 1 S: 10	H: 0 LOB: 0 BB: 0 P: 16	R: 3 E: 1 K: 0 S: 19	H: 4 LOB: 2 BB: 0 P: 32	R: 0 E: 0 K: 1 S: 8	H: 2 LOB: 3 BB: 0 P: 14	R: 1 E: 0 K: 0 S: 10	H: 2 LOB: 2 BB: 1 P: 17	R: 0 E: 0 K: 1 S: 5	H: 0 LOB: 0 BB: 0 P: 8	R: 0 E: 0 K: 3 S: 10	H: 0 LOB: 0 BB: 0 P: 14			1B: 4 2B: 3 3B: 0 HR: 1	SF: 0 SAC: 0 DP: 0 HBP: 1
<b>PITCHER</b>	IP WLS BF H R ER SO	IP WLS BF H R ER SO	IP WLS BF H R ER SO	IP WLS BF H R ER SO	IP WLS BF H R ER SO	IP WLS BF H R ER SO	IP WLS BF H R ER SO	IP WLS BF H R ER SO	IP WLS BF H R ER SO	IP WLS BF H R ER SO	IP WLS BF H R ER SO	IP WLS BF H R ER SO	IP WLS BF H R ER SO	IP WLS BF H R ER SO	IP WLS BF H R ER SO	IP WLS BF H R ER SO	ERA WHIP	ERA WHIP	ERA WHIP	
55 Tim Lincecum, R (1.1) ERA: 1.86	5.1	2	24	6	3	3	4	1	0	1	0	0	0	0	0	0	0	5.06	1.312	
59 Guillermo Mota, R (6.1) ERA: 2.25	0.2	H	2	0	0	0	1	0	0	0	0	0	0	0	0	0	0	0.00	0.000	
41 Jeremy Affeldt, L (7.1) ERA: 4.5	1.0	W	6	2	1	1	0	0	1	0	0	0	0	0	1	10	17	9.00	2.000	
54 Sergio Romo, R (8.1) ERA: 19.29	1.0	H	3	0	0	0	1	0	0	0	0	0	0	0	5	8	0.00	0.000		
38 Brian Wilson, R (9.1) ERA: 19.29	1.0	S	3	0	0	0	3	0	0	0	0	0	0	0	10	14	0.00	0.000		
33 Aaron Rowand, R (1.8) OBP: 0.346, SLG: 0.577	G6-3			K	17 BB 28 1B	1B		21 WP	3B	4	2	2	1	0	1	0	<b>Los Angeles Dodgers @ San Francisco Giants</b> <b>AT&amp;T Park, San Francisco, CA</b> Tue Apr 12 2011, 7:19 PM - 10:17 PM PDT Att: 41,960 - Partly Cloudy - 55 F			
21 Freddy Sanchez, R (1.4) OBP: 0.388, SLG: 0.476	F8			28 1B	2B		17 G3-6-1		BB	3	1	1	0	1	1	1				
17 Aubrey Huff, L (1.9) OBP: 0.283, SLG: 0.302	K			F9	48 WP 28 1B	BB	G3-6-1		1-2	3	0	0	0	1	1	2				
28 Buster Posey, R (1.2) OBP: 0.364, SLG: 0.375	G4-3			48 2B	1B		48 WP		1B	4	1	3	2	0	0	0				
48 Pablo Sandoval, S (1.5) OBP: 0.400, SLG: 0.474	F7			1-H	2B		K		G5-3	4	0	1	1	0	1	3				
5 Pat Burrell, R (1.7) OBP: 0.381, SLG: 0.621	K			BB	BB		K		G4-3	2	0	0	0	1	2	0				
41 Jeremy Affeldt, L (7.1) ERA: 7.71				BB	BB		K		G4-3	0	0	0	0	0	0	0				
54 Sergio Romo, R (8.1) 14 Mike Fontenot, L (8.7) 38 Brian Wilson, R (9.1)				BB	BB		K		G4-3	0	0	0	0	0	0	0				
10 Miguel Tejada, R (1.6) OBP: 0.318, SLG: 0.415				G4-3	G4-3		F8		L7	4	0	1	0	0	0	2				
9 Brandon Belt, L (1.3) OBP: 0.256, SLG: 0.263	K			9 CS	1B		55 SH2-4 33 1B		G4-3	3	1	1	0	1	1	1				
55 Tim Lincecum, L (1.1) 59 Guillermo Mota, R (6.1) 12 Nate Schierholtz, L (7.9) OBP: 0.235, SLG: 0.353	G1-3			SH2-4	1B		G6-3		G4-3	1	0	0	0	0	0	0				
<b>Inning Stats</b>	R: 0 E: 0 K: 1 S: 8	H: 0 LOB: 0 BB: 0 P: 12	R: 0 E: 0 K: 1 S: 11	H: 0 LOB: 0 BB: 0 P: 12	R: 0 E: 0 K: 1 S: 9	H: 1 LOB: 0 BB: 0 P: 14	R: 2 E: 0 K: 1 S: 20	H: 3 LOB: 1 BB: 1 P: 32	R: 2 E: 0 K: 2 S: 20	H: 3 LOB: 2 BB: 1 P: 29	R: 0 E: 0 K: 1 S: 13	H: 0 LOB: 1 BB: 1 P: 23	R: 1 E: 0 K: 0 S: 8	H: 2 LOB: 1 BB: 1 P: 13	R: 0 E: 0 K: 0 S: 6	H: 0 LOB: 0 BB: 0 P: 10	1B: 6 2B: 3 3B: 1 HR: 0	SF: 0 SAC: 1 DP: 2 HBP: 0	WP: 2 PB: 0 SB: 1 CS: 1	PA: 35
<b>PITCHER</b>	IP WLS BF H R ER SO	IP WLS BF H R ER SO	IP WLS BF H R ER SO	IP WLS BF H R ER SO	IP WLS BF H R ER SO	IP WLS BF H R ER SO	IP WLS BF H R ER SO	IP WLS BF H R ER SO	IP WLS BF H R ER SO	IP WLS BF H R ER SO	IP WLS BF H R ER SO	IP WLS BF H R ER SO	IP WLS BF H R ER SO	IP WLS BF H R ER SO	IP WLS BF H R ER SO	IP WLS BF H R ER SO	ERA WHIP	ERA WHIP	ERA WHIP	
58 Chad Billingsley, R (1.1) ERA: 7.71	5.0	4	23	7	4	4	6	2	0	0	0	0	0	0	0	0	7.20	1.800		
74 Kenley Jansen, R (6.1) ERA: 7.11	1.0	L	4	0	0	0	1	1	0	0	0	0	0	0	0	0	0.00	1.000		
36 Blake Hawksworth, R (7.1) ERA: 9.86	2.0	L	8	2	1	1	0	1	0	0	0	0	0	0	0	0	4.50	1.500		











Batter	1	2	3	4	5	6	7	8	9	AB	R	H	RBI	BB	SO	LOB	TOP								
33 Aaron Rowand, R OBP: 0.375, SLG: 0.564	(1,8) C FF 89 B SI 90 F FF 90 B CH 90 X FF 91	2-2 17 G4-1 2B	1-0 21 G4-6-3 1B	2-2 21 G4-6-3 1B	3-2 21 2B 1B	4-1 21 1B BB		0-2 G6-3	4 2 3 0 1 0 1																
21 Freddy Sanchez, R OBP: 0.390, SLG: 0.481	(1,4) C FF 89 B SI 90 F FF 90 B CH 90 X FF 91	1-3 K	0-1 G4-6-3	0-0 G4-6-3	0-0 G4-6-3	1-1 2B	1-1 2B		4 0 2 3 0 1 2																
17 Aubrey Huff, L OBP: 0.293, SLG: 0.302	(1,9) C SI 88 X SI 89	0-1 G4-1		2-1 28 G4-6-3 1B		3-3 K	3-1 G3		4 0 1 0 0 1 4																
41 Jeremy Affeldt, L OBP: 0.390, SLG: 0.481	(7,1)								0 0 0 0 0 0 0																
54 Sergio Romo, R OBP: 0.390, SLG: 0.481	(8,1)								0 0 0 0 0 0 0																
38 Brian Wilson, R OBP: 0.390, SLG: 0.481	(9,1)								0 0 0 0 0 0 0																
28 Buster Posey, R OBP: 0.393, SLG: 0.429	(1,2) F FF 91 B SI 90 F FF 90 X SI 90	1-2 HR	2-1 G4-6-3	2-1 G4-6-3	4-1 10 G6-4-3 BB			2-1 G6-3	3 1 1 2 1 0 1																
10 Miguel Tejada, R OBP: 0.286, SLG: 0.396	(1,6) C CH 82 B SI 91 X SI 91	1-1 F8	2-2 G5-3		0-0 G6-4-3			0-1 F9	4 0 0 0 0 0 2																
5 Pat Burrell, R OBP: 0.340, SLG: 0.513	(1,7) B FF 88 X SI 88	1-0 F8		2-2 48 G6-4-3 1B			3-2 48 CS 1B		3 0 2 0 0 0 0																
34 Darren Ford, R OBP: 0.340, SLG: 0.513	(7,PR) B FF 88 X SI 88								1 0 0 0 0 1 0																
48 Pablo Sandoval, S OBP: 0.385, SLG: 0.551	(1,5) C FF 89 X SI 89	0-1 G6-4-3		0-0 G6-4-3				0-1 F8	4 0 1 0 0 0 2																
7 Mark DeRosa, R OBP: 0.467, SLG: 0.500	(1,3) F CH 81 B CH 82 1 SAFE X SI 87	3-1 G6-4-3						2-1 P4	3 1 2 0 0 0 1																
12 Nate Schierholz, L OBP: 0.222, SLG: 0.333	(7,9) F CH 81 B CH 82 1 SAFE X SI 87								1 0 0 0 0 0 0																
75 Barry Zito, L OBP: 0.321, SLG: 0.304	(1,1) B FF 86 X SI 86	2-1 P4		0-0 F9				0-0 BB	0 0 0 0 0 0 0																
59 Guillermo Mota, R OBP: 0.321, SLG: 0.304	(2,1) B FF 86 X SI 86								2 0 0 0 0 0 1																
9 Brandon Belt, L OBP: 0.321, SLG: 0.304	(7,3) B FF 86 X SI 86								1 1 1 0 1 0 0																
<b>Inning Stats</b>	R: 2 H: 2 E: 0 K: 1 S: 14	WLS: 2 BF: 28 LOB: 0 BB: 0 P: 19	R: 0 H: 1 E: 0 K: 0 S: 5	ER: 1 LOB: 0 BB: 0 P: 9	R: 0 H: 1 E: 0 K: 0 S: 5	ER: 1 LOB: 0 BB: 0 P: 8	R: 0 H: 1 E: 0 K: 0 S: 7	ER: 1 LOB: 0 BB: 0 P: 13	R: 0 H: 2 E: 0 K: 0 S: 7	ER: 1 LOB: 1 BB: 0 P: 10	R: 1 H: 2 E: 0 K: 1 S: 9	ER: 2 LOB: 1 BB: 1 P: 19	R: 2 H: 4 E: 0 K: 0 S: 13	ER: 4 LOB: 2 BB: 1 P: 27	R: 0 H: 0 E: 0 K: 1 S: 7	ER: 0 LOB: 0 BB: 0 P: 9	R: 0 H: 0 E: 0 K: 0 S: 10	ER: 0 LOB: 1 BB: 1 P: 16	1B: 10 2B: 2 3B: 0 HR: 1	SF: 0 SAC: 0 DP: 5 HBP: 0	WP: 0 PB: 0 SB: 0 CS: 1	PA: 37			
<b>PITCHER</b>	IP WLS BF H R ER SO BB IBB HBP BLK WP HR S P ERA WHIP	IP WLS BF H R ER SO BB IBB HBP BLK WP HR S P ERA WHIP	IP WLS BF H R ER SO BB IBB HBP BLK WP HR S P ERA WHIP	IP WLS BF H R ER SO BB IBB HBP BLK WP HR S P ERA WHIP	IP WLS BF H R ER SO BB IBB HBP BLK WP HR S P ERA WHIP	IP WLS BF H R ER SO BB IBB HBP BLK WP HR S P ERA WHIP	IP WLS BF H R ER SO BB IBB HBP BLK WP HR S P ERA WHIP	IP WLS BF H R ER SO BB IBB HBP BLK WP HR S P ERA WHIP	IP WLS BF H R ER SO BB IBB HBP BLK WP HR S P ERA WHIP	IP WLS BF H R ER SO BB IBB HBP BLK WP HR S P ERA WHIP	IP WLS BF H R ER SO BB IBB HBP BLK WP HR S P ERA WHIP	IP WLS BF H R ER SO BB IBB HBP BLK WP HR S P ERA WHIP	IP WLS BF H R ER SO BB IBB HBP BLK WP HR S P ERA WHIP	IP WLS BF H R ER SO BB IBB HBP BLK WP HR S P ERA WHIP	IP WLS BF H R ER SO BB IBB HBP BLK WP HR S P ERA WHIP	IP WLS BF H R ER SO BB IBB HBP BLK WP HR S P ERA WHIP	IP WLS BF H R ER SO BB IBB HBP BLK WP HR S P ERA WHIP	IP WLS BF H R ER SO BB IBB HBP BLK WP HR S P ERA WHIP	IP WLS BF H R ER SO BB IBB HBP BLK WP HR S P ERA WHIP	IP WLS BF H R ER SO BB IBB HBP BLK WP HR S P ERA WHIP	IP WLS BF H R ER SO BB IBB HBP BLK WP HR S P ERA WHIP	IP WLS BF H R ER SO BB IBB HBP BLK WP HR S P ERA WHIP	IP WLS BF H R ER SO BB IBB HBP BLK WP HR S P ERA WHIP	IP WLS BF H R ER SO BB IBB HBP BLK WP HR S P ERA WHIP	IP WLS BF H R ER SO BB IBB HBP BLK WP HR S P ERA WHIP
18 Willie Bloomquist, R OBP: 0.333, SLG: 0.431	(1,7) B SI 82 X SI 82	1-0 F7	2-0 FC6-4		2-0 G6-3			1-3 K	4 0 0 0 0 1 2																
14 Ryan Roberts, R OBP: 0.433, SLG: 0.615	(1,4) C SI 84 X SI 84	0-1 L6		0-1 10 CS 1B		1-2 G5-3		1-2 G6-3	4 0 1 0 0 0 0																
10 Justin Upton, R OBP: 0.373, SLG: 0.519	(1,9) B SI 83 X SI 83	3-2 G6-3		2-3 K					4 0 0 0 0 2 1																
6 Stephen Drew, L OBP: 0.389, SLG: 0.438	(1,6) B FF 82 X SI 82	1-1 P4		1-1 F7					4 0 0 0 0 1 0																
24 Chris Young, R OBP: 0.288, SLG: 0.536	(1,8) B CH 74 B SI 84 C SI 81 X FF 81	3-1 26 2B		3-3 K					4 1 1 0 0 2 0																
22 Xavier Nady, R OBP: 0.426, SLG: 0.500	(1,3) B CU 89 B CH 73 B SI 84	4-0 26 2B		1-1 FC6-4					2 1 1 0 1 1 0																
26 Miguel Montero, L OBP: 0.500, SLG: 0.707	(1,2) 2 SAFE C CU 89 X SI 83	0-1 4 1B		3-2 FC6-4					3 1 1 2 0 0 1																
4 Melvin Mora, R OBP: 0.294, SLG: 0.323	(1,5) C CH 73 X CU 89	0-2 18 FC6-4		0-0 1-2 2B					3 0 2 1 0 0 0																
34 Joe Saunders, L OBP: 0.294, SLG: 0.323	(1,1) C FF 83 X SI 83	0-1 B1		0-1 G1-6-3					2 0 0 0 0 0 2																
38 Sam Demel, R OBP: 0.294, SLG: 0.323	(7,1) C FF 83 X SI 83								0 0 0 0 0 0 0																
47 Joe Paterson, R OBP: 0.294, SLG: 0.323	(7,1) C FF 83 X SI 83								0 0 0 0 0 0 0																
58 Juan Gutierrez, R OBP: 0.294, SLG: 0.323	(8,1) C FF 83 X SI 83								0 0 0 0 0 0 0																
8 Gerardo Parra, L OBP: 0.294, SLG: 0.323	(8,PH) C FF 83 X SI 83								0 0 0 0 0 0 0																
30 David Hernandez, R OBP: 0.294, SLG: 0.323	(9,1) C FF 83 X SI 83								0 0 0 0 0 0 0																
<b>Inning Stats</b>	R: 0 H: 0 E: 0 K: 0 S: 7	WLS: 0 BF: 11 LOB: 0 BB: 0 P: 11	R: 2 H: 3 E: 1 K: 0 S: 12	ER: 3 LOB: 2 BB: 1 P: 22	R: 0 H: 1 E: 0 K: 1 S: 7	ER: 1 LOB: 0 BB: 0 P: 10	R: 1 H: 2 E: 0 K: 1 S: 9	ER: 2 LOB: 1 BB: 0 P: 16	R: 0 H: 0 E: 0 K: 2 S: 10	ER: 0 LOB: 0 BB: 0 P: 13	R: 0 H: 0 E: 0 K: 1 S: 8	ER: 0 LOB: 0 BB: 0 P: 13	R: 0 H: 0 E: 0 K: 1 S: 7	ER: 0 LOB: 0 BB: 0 P: 10	R: 0 H: 0 E: 0 K: 1 S: 8	ER: 0 LOB: 0 BB: 0 P: 14	R: 0 H: 0 E: 0 K: 1 S: 8	ER: 0 LOB: 0 BB: 0 P: 14	1B: 3 2B: 4 3B: 0 HR: 0	SF: 0 SAC: 0 DP: 1 HBP: 0	WP: 0 PB: 0 SB: 0 CS: 1	PA: 32			
<b>PITCHER</b>	IP WLS BF H R ER SO BB IBB HBP BLK WP HR S P ERA WHIP	IP WLS BF H R ER SO BB IBB HBP BLK WP HR S P ERA WHIP	IP WLS BF H R ER SO BB IBB HBP BLK WP HR S P ERA WHIP	IP WLS BF H R ER SO BB IBB HBP BLK WP HR S P ERA WHIP	IP WLS BF H R ER SO BB IBB HBP BLK WP HR S P ERA WHIP	IP WLS BF H R ER SO BB IBB HBP BLK WP HR S P ERA WHIP	IP WLS BF H R ER SO BB IBB HBP BLK WP HR S P ERA WHIP	IP WLS BF H R ER SO BB IBB HBP BLK WP HR S P ERA WHIP	IP WLS BF H R ER SO BB IBB HBP BLK WP HR S P ERA WHIP	IP WLS BF H R ER SO BB IBB HBP BLK WP HR S P ERA WHIP	IP WLS BF H R ER SO BB IBB HBP BLK WP HR S P ERA WHIP	IP WLS BF H R ER SO BB IBB HBP BLK WP HR S P ERA WHIP	IP WLS BF H R ER SO BB IBB HBP BLK WP HR S P ERA WHIP	IP WLS BF H R ER SO BB IBB HBP BLK WP HR S P ERA WHIP	IP WLS BF H R ER SO BB IBB HBP BLK WP HR S P ERA WHIP	IP WLS BF H R ER SO BB IBB HBP BLK WP HR S P ERA WHIP	IP WLS BF H R ER SO BB IBB HBP BLK WP HR S P ERA WHIP	IP WLS BF H R ER SO BB IBB HBP BLK WP HR S P ERA WHIP	IP WLS BF H R ER SO BB IBB HBP BLK WP HR S P ERA WHIP	IP WLS BF H R ER SO BB IBB HBP BLK WP HR S P ERA WHIP	IP WLS BF H R ER SO BB IBB HBP BLK WP HR S P ERA WHIP	IP WLS BF H R ER SO BB IBB HBP BLK WP HR S P ERA WHIP	IP WLS BF H R ER SO BB IBB HBP BLK WP HR S P ERA WHIP	IP WLS BF H R ER SO BB IBB HBP BLK WP HR S P ERA WHIP	IP WLS BF H R ER SO BB IBB HBP BLK WP HR S P ERA WHIP

San Francisco Giants @ Arizona Diamondbacks  
Chase Field, Phoenix, AZ  
Sat Apr 16 2011, 5:12 PM - 7:55 PM MST  
Att: 25,602 - Clear - 91 F

AB	34
R	5
H	13
RBI	5
BB	3
SO	3
LOB	14



San Francisco Giants @ Arizona Diamondbacks  
Chase Field, Phoenix, AZ  
Sat Apr 16 2011, 5:12 PM - 7:55 PM MST  
Att: 25,602 - Clear - 91 F

AB	31
R	3
H	6
RBI	3
BB	1
SO	7
LOB	6





Batter	1	2	3	4	5	6	7	8	9	10	11	12	AB	R	H	RBI	BB	SO	LOB	TOP		
33 Aaron Rowand, R OBP: 0.376, SLG: 0.568	L5			F8		2B 1B SF9				K2-3			5	1	2	0	0	1	0			
21 Freddy Sanchez, R OBP: 0.375, SLG: 0.456 45 Dan Runzler, L	F9			L8		2B 28 WP HR		K		F9			5	1	1	0	0	1	1			
7 Mark DeRosa, R OBP: 0.467, SLG: 0.500	F7					HR							3	1	1	2	0	0	0			
17 Aubrey Huff, L OBP: 0.290, SLG: 0.357 34 Darren Ford, R	F7							SF9		L6			1	0	0	0	0	0	0			
28 Buster Posey, R OBP: 0.377, SLG: 0.463	P3									P3			5	1	1	2	0	1	0			
48 Pablo Sandoval, S OBP: 0.386, SLG: 0.585	F8									F9			4	1	1	1	1	1	0			
5 Pat Burrell, R OBP: 0.330, SLG: 0.476 12 Nate Schierholz, L OBP: 0.200, SLG: 0.300	K									G4-3			3	0	0	0	0	2	1			
9 Brandon Belt, L OBP: 0.310, SLG: 0.280 49 Javier López, L	K									G4-3			2	0	0	0	0	1	2	0		
10 Miguel Tejada, R OBP: 0.262, SLG: 0.362	G5-3									K			6	0	0	0	0	2	2			
40 Madison Bumgarner, R ERA: 3.23 52 Ramon E Ramirez, R ERA: 2.84 41 Jeremy Adfield, L ERA: 2.84 54 Sergio Romo, R ERA: 2.84 14 Mike Fontenot, L OBP: 0.200, SLG: 0.300	P4									K			3	0	0	0	0	2	2			
<b>Inning Stats</b>	R: 0 E: 0 K: 7	H: 0 LOB: 0 BB: 12	R: 0 E: 0 K: 8	H: 0 LOB: 0 BB: 10	R: 0 E: 0 K: 6	H: 0 LOB: 0 BB: 9	R: 1 E: 0 K: 13	H: 1 LOB: 0 BB: 19	R: 0 E: 0 K: 2	H: 0 LOB: 2 BB: 28	R: 0 E: 0 K: 3	H: 0 LOB: 0 BB: 16	R: 0 E: 0 K: 7	H: 0 LOB: 0 BB: 11	R: 0 E: 0 K: 10	H: 0 LOB: 0 BB: 13	R: 0 E: 0 K: 12	H: 0 LOB: 0 BB: 17	1B: 2 2B: 1 3B: 0 HR: 3	SF: 1 SAC: 0 DP: 0 HBP: 0	WP: 1 PB: 0 SB: 0 CS: 0	PA: 44
<b>PITCHER</b>	IP WLS BF H R ER SO BB IBB HBP BLK WP HR S P ERA WHIP	54 Barry Enright, R ERA: 3.23 32 Esmerling Vasquez, R ERA: 2.25 58 Juan Gutierrez, R ERA: 7.04 30 David Hernandez, R ERA: 40 J.J. Putz, R ERA: 1.5	55 Josh Collmenter, R ERA:	IP WLS BF H R ER SO BB IBB HBP BLK WP HR S P ERA WHIP	40 Madison Bumgarner, R ERA: 3.23 52 Ramon E Ramirez, R ERA: 2.84 41 Jeremy Adfield, L ERA: 2.84 54 Sergio Romo, R ERA: 2.84 14 Mike Fontenot, L OBP: 0.200, SLG: 0.300																	

San Francisco Giants @ Arizona Diamondbacks  
Chase Field, Phoenix, AZ  
Sun Apr 17 2011, 1:10 PM - 4:58 PM MST  
Att. 26,227 - Roof Closed - 74 F

AB 41  
R 5  
H 6  
RBI 5  
BB 2  
SO 14  
LOB 6



Batter	1	2	3	4	5	6	7	8	9	10	11	12	AB	R	H	RBI	BB	SO	LOB	BOTTOM						
18 Willie Bloomquist, R OBP: 0.333, SLG: 0.421	G5-3			G4-3						F9			6	1	2	0	0	0	1							
2 Kelly Johnson, L OBP: 0.238, SLG: 0.263	L3									F7			6	1	1	0	0	1	1							
10 Justin Upton, R OBP: 0.406, SLG: 0.571	BB									K			4	3	2	1	2	1	1							
24 Chris Young, R OBP: 0.292, SLG: 0.517	BB									P2			4	0	1	1	1	1	0							
6 Stephen Drew, L OBP: 0.381, SLG: 0.474	P6									G3-1			6	0	2	3	0	0	2							
22 Xavier Nady, R OBP: 0.366, SLG: 0.375 55 Josh Collmenter, R	G6-3									F7			4	1	0	0	1	1	2							
26 Miguel Montero, L OBP: 0.472, SLG: 0.652	F7									G3			5	0	1	0	0	0	1							
14 Ryan Roberts, R OBP: 0.429, SLG: 0.581	G5-3									G5-3			5	0	2	1	0	0	0							
54 Barry Enright, R ERA: 3.23 32 Esmerling Vasquez, R ERA: 2.25 58 Juan Gutierrez, R ERA: 7.04 4 Melvin Mora, R OBP: 0.200, SLG: 0.300 30 David Hernandez, R ERA: 40 Juan Miranda, L OBP: 0.200, SLG: 0.300 40 J.J. Putz, R ERA: 1.5 33 Russell Branyan, L OBP: 0.429, SLG: 0.542	P3									G1-3			1	0	0	0	0	0	0							
<b>Inning Stats</b>	R: 0 E: 0 K: 18	H: 1 LOB: 2 BB: 32	R: 0 E: 0 K: 8	H: 0 LOB: 0 BB: 10	R: 3 E: 0 K: 1	H: 4 LOB: 1 BB: 0 P: 16	R: 0 E: 0 K: 0	H: 1 LOB: 0 BB: 10	R: 1 E: 0 K: 10	H: 1 LOB: 0 BB: 13	R: 0 E: 0 K: 13	H: 1 LOB: 1 BB: 16	R: 1 E: 0 K: 15	H: 2 LOB: 2 BB: 28	R: 0 E: 0 K: 6	H: 0 LOB: 0 BB: 0	R: 0 E: 0 K: 8	H: 0 LOB: 0 BB: 11	R: 0 E: 0 K: 6	H: 0 LOB: 0 BB: 10	R: 1 E: 0 K: 7	H: 1 LOB: 2 BB: 2	1B: 9 2B: 0 3B: 1 HR: 1	SF: 1 SAC: 1 DP: 0 HBP: 0	WP: 1 PB: 0 SB: 1 CS: 0	PA: 50
<b>PITCHER</b>	IP WLS BF H R ER SO BB IBB HBP BLK WP HR S P ERA WHIP	40 Madison Bumgarner, L ERA: 3.23 52 Ramon E Ramirez, R ERA: 2.84 41 Jeremy Adfield, L ERA: 2.84 54 Sergio Romo, R ERA: 45 Dan Runzler, L ERA: 5.87	49 Javier López, L ERA: 1.8	IP WLS BF H R ER SO BB IBB HBP BLK WP HR S P ERA WHIP																						

San Francisco Giants @ Arizona Diamondbacks  
Chase Field, Phoenix, AZ  
Sun Apr 17 2011, 1:10 PM - 4:58 PM MST  
Att. 26,227 - Roof Closed - 74 F

AB 44  
R 6  
H 11  
RBI 6  
BB 4  
SO 5  
LOB 10





Batter	1	2	3	4	5	6	7	8	9	AB	R	H	RBI	BB	SO	LOB	TOP		
33 Aaron Rowand, R OBP: 0.340, SLG: 0.510	L6	P3		G5-3			G5-3		P2	5	0	0	0	0	0	0	<b>San Francisco Giants @ Colorado Rockies</b> Coors Field, Denver, CO Mon Apr 18 2011, 6:41 PM - 9:04 PM MDT Att: 30,730 - Cloudy - 54 F		
21 Freddy Sanchez, R OBP: 0.377, SLG: 0.516	17 1B	HR		G5-3			G5-3		L5	5	2	2	1	0	0				
17 Aubrey Huff, L OBP: 0.303, SLG: 0.356	48 BB	F9		G3-1			48 BB		F8	3	1	1	1	1	0				
9 Brandon Belt, L OBP: 0.305, SLG: 0.275	5 HR	1B					28 1B			1	0	0	0	0	0				
28 Buster Posey, R OBP: 0.369, SLG: 0.448	F8			P4			48 BB			4	0	1	0	0	0				
22 Eli Whiteside, R OBP: 0.250, SLG: 0.250							1B			0	0	0	0	0	0				
48 Pablo Sandoval, S OBP: 0.410, SLG: 0.574	5 HR	BB		5 HBP						1	2	0	0	3	0				
5 Pat Burrell, R OBP: 0.333, SLG: 0.533	1B	HR		12 1B						3	2	1	3	0	1				
34 Darren Ford, R	1H 2H	HR		10 SF7						0	0	0	0	0	0				
12 Nate Schierholtz, L OBP: 0.292, SLG: 0.500	HR			10 SF7						4	1	3	2	0	0				
10 Miguel Tejada, R OBP: 0.246, SLG: 0.344	G4-3			1B						3	0	0	1	0	0				
55 Tim Lincecum, L										4	0	0	0	0	2	1			
32 Ryan Vogelsong, R										0	0	0	0	0	0	0			
<b>Inning Stats</b>	R: 5 H: 4 E: 0 K: 0 S: 19	H: 4 LOB: 0 BB: 1 P: 32	R: 1 H: 1 E: 0 K: 1 S: 8	LOB: 0 BB: 0 P: 16	R: 2 H: 1 E: 0 K: 1 S: 10	LOB: 1 BB: 1 P: 19	R: 0 H: 0 E: 0 K: 0 S: 8	LOB: 0 BB: 0 P: 12	R: 0 H: 0 E: 0 K: 0 S: 6	LOB: 0 BB: 0 P: 9	R: 0 H: 1 E: 0 K: 1 S: 11	LOB: 3 BB: 2 P: 23	R: 0 H: 1 E: 0 K: 0 S: 4	LOB: 0 BB: 0 P: 8	R: 0 H: 0 E: 0 K: 0 S: 4	LOB: 0 BB: 0 P: 6	1B: 4 2B: 1 3B: 0 HR: 3	SF: 1 SAC: 0 DP: 1 HBP: 1	WP: 0 PA: 39 PB: 0 SB: 0 CS: 0
<b>PITCHER</b>	IP WLS BF H R ER SO BB IBB HBP BLK WP HR S P ERA WHIP																		
48 Esmil Rogers, R ERA: 6.75	(1, 1)	3.0 L 18 6 8 8 2 2 0 1 0 0 3 37 67 24.00 2.667																	
59 Clayton Mortensen, R ERA:	(4, 1)	6.0 21 2 0 0 1 2 0 0 0 0 0 41 70 0.00 0.667																	

Batter	1	2	3	4	5	6	7	8	9	AB	R	H	RBI	BB	SO	LOB	BOTTOM		
24 Dexter Fowler, S OBP: 0.360, SLG: 0.359	K			18 G6-4-3			G1-3		18 FC4-6	2	0	0	0	2	1	0	<b>San Francisco Giants @ Colorado Rockies</b> Coors Field, Denver, CO Mon Apr 18 2011, 6:41 PM - 9:04 PM MDT Att: 30,730 - Cloudy - 54 F		
18 Jonathan Herrera, S OBP: 0.500, SLG: 0.913	G3			G6-4-3			F9		FC4-6	4	0	0	0	0	0	3			
5 Carlos González, L OBP: 0.328, SLG: 0.387	G4-3			G6-3						3	1	1	0	0	0				
21 Ty Wigginton, R OBP: 0.289, SLG: 0.250							17 2B		K	1	0	0	0	0	1	0			
2 Troy Tulowitzki, R OBP: 0.466, SLG: 0.793	G6-3			K					F8	3	0	0	0	0	2	1			
9 Ian Stewart, L OBP: 0.143, SLG: 0.077							K			1	0	0	0	0	0	0			
17 Todd Helton, L OBP: 0.413, SLG: 0.512	G5-3			19 G1-4-3						3	0	2	1	1	0	0			
19 Ryan Spillborghs, R OBP: 0.212, SLG: 0.313	K			G1-4-3					2B	4	0	0	0	0	2	3			
22 Jose Lopez, R OBP: 0.204, SLG: 0.333	K			G1-3						3	0	1	0	0	1	1			
20 Chris Iannetta, R OBP: 0.423, SLG: 0.500				P6			K		FC5-4	3	0	0	0	0	1	1			
48 Esmil Rogers, R ERA: 1.67	(1, 1)	7.2 W 28 3 1 1 10 3 0 0 0 0 0 67 115 1.17 0.783																	
59 Clayton Mortensen, R ERA:	(4, 1)	1.1 5 1 0 0 1 0 0 0 0 0 0 12 18 0.00 0.750																	
<b>Inning Stats</b>	R: 0 H: 0 E: 0 K: 1 S: 7	H: 0 LOB: 0 BB: 0 P: 13	R: 0 H: 0 E: 0 K: 1 S: 6	LOB: 0 BB: 0 P: 9	R: 0 H: 0 E: 0 K: 2 S: 7	LOB: 0 BB: 0 P: 13	R: 0 H: 0 E: 0 K: 0 S: 7	LOB: 0 BB: 1 P: 13	R: 0 H: 0 E: 0 K: 2 S: 8	LOB: 0 BB: 0 P: 11	R: 1 H: 2 E: 0 K: 2 S: 16	LOB: 1 BB: 0 P: 26	R: 0 H: 1 E: 0 K: 1 S: 13	LOB: 2 BB: 1 P: 21	R: 0 H: 1 E: 0 K: 1 S: 10	LOB: 1 BB: 0 P: 16	1B: 2 2B: 2 3B: 0 HR: 0	SF: 0 SAC: 0 DP: 1 HBP: 0	WP: 0 PA: 33 PB: 0 SB: 0 CS: 0
<b>PITCHER</b>	IP WLS BF H R ER SO BB IBB HBP BLK WP HR S P ERA WHIP																		
55 Tim Lincecum, R	(1, 1)	7.2 W 28 3 1 1 10 3 0 0 0 0 0 67 115 1.17 0.783																	
32 Ryan Vogelsong, R	(8, 1)	1.1 5 1 0 0 1 0 0 0 0 0 0 12 18 0.00 0.750																	











Batter	1	2	3	4	5	6	7	8	9	AB	R	H	RBI	BB	SO	LOB	TOP					
14 Martin Prado, R OBP: 0.287, SLG: 0.391	G6-3		22 1B 10 2B BB	1B			G6-3			3	1	1	0	1	0	0	<b>Atlanta Braves @ San Francisco Giants</b> AT&T Park, San Francisco, CA Fri Apr 22 2011, 7:15 PM - 9:57 PM PDT Att: 42,404 - Cloudy - 54 F					
22 Jason Heyward, L OBP: 0.316, SLG: 0.426	1B		10 2B 1B	F8			G4-3			4	1	2	1	0	0	1						
10 Chipper Jones, S OBP: 0.341, SLG: 0.425	F8		26 5 1B 2B		G3-1			K		4	1	1	2	0	1	1						
16 Brian McCann, L OBP: 0.390, SLG: 0.406	K		K		G3			F7		4	0	0	0	0	2	2						
26 Dan Uggla, R OBP: 0.221, SLG: 0.383	P4		E6 5 1B		G1-3			K		4	0	0	0	0	1	1						
5 Freddie Freeman, L OBP: 0.384, SLG: 0.484	F9		1B							3	0	2	1	1	0	0						
2 Alex Gonzalez, R OBP: 0.259, SLG: 0.403	L6		P4		G6-4-3			F8		4	0	0	0	0	0	4						
13 Nate McLouth, L OBP: 0.321, SLG: 0.329			48 SH1-4 22 1B BB		G3			K		3	1	0	0	1	2	1						
48 Tommy Hanson, R (1, 1)			SH1-4							2	0	0	0	0	2	0						
39 Jonny Venters, L (8, 1)										0	0	0	0	0	0	0						
46 Craig Kimbrel, R (9, 1)										0	0	0	0	0	0	0						
<b>Inning Stats</b>	R: 0 E: 0 K: 1 S: 11	H: 1 LOB: 1 BB: 0 P: 20	R: 0 E: 0 K: 0 S: 7	H: 0 LOB: 0 BB: 0 P: 7	R: 4 E: 1 K: 1 S: 30	H: 3 LOB: 2 BB: 2 P: 46	R: 0 E: 0 K: 2 S: 10	H: 1 LOB: 1 BB: 0 P: 14	R: 0 E: 0 K: 0 S: 10	H: 0 LOB: 0 BB: 0 P: 17	R: 0 E: 0 K: 1 S: 10	H: 1 LOB: 0 BB: 0 P: 15	R: 0 E: 0 K: 1 S: 6	H: 0 LOB: 0 BB: 0 P: 13	R: 0 E: 0 K: 2 S: 9	H: 0 LOB: 0 BB: 1 P: 13	R: 0 E: 0 K: 1 S: 8	H: 0 LOB: 0 BB: 1 P: 14	1B: 5 2B: 1 3B: 0 HR: 0	SF: 0 SAC: 1 DP: 1 HBP: 0	WP: 0 PB: 0 SB: 0 CS: 1	PA: 35
<b>PITCHER</b>	IP WLS BF H R ER SO BB IBB HBP BLK WP HR S P ERA WHIP																					
40 Madison Bumgarner, L ERA: 7.79	2.2 L 15 4 4 3 2 2 0 0 0 0 0 0 45 67 10.12 2.250																					
32 Ryan Vogelsong, R ERA: 3.21	3.1 11 2 0 0 2 0 0 0 0 0 0 0 33 52 0.00 0.600																					
59 Guillermo Mota, R ERA: 3.21	1.0 3 0 0 0 1 0 0 0 0 0 0 6 13 0.00 0.000																					
45 Dan Runzler, L ERA: 6.1	1.0 3 0 0 0 2 0 0 0 0 0 0 9 13 0.00 0.000																					
54 Sergio Romo, R ERA:	1.0 3 0 0 0 1 1 0 0 0 0 0 8 14 0.00 1.000																					

AB 31  
R 4  
H 6  
RBI 4  
BB 3  
SO 8  
LOB 10



Batter	1	2	3	4	5	6	7	8	9	AB	R	H	RBI	BB	SO	LOB	BOTTOM					
33 Aaron Rowand, R OBP: 0.333, SLG: 0.474	F8		K					G5-3		3	0	0	0	1	1	1	<b>Atlanta Braves @ San Francisco Giants</b> AT&T Park, San Francisco, CA Fri Apr 22 2011, 7:15 PM - 9:57 PM PDT Att: 42,404 - Cloudy - 54 F					
21 Freddy Sanchez, R OBP: 0.378, SLG: 0.486	F8		K				G6-3			4	0	0	0	0	1	1						
17 Aubrey Huff, L OBP: 0.278, SLG: 0.352	F9		G4-3				G3			4	0	0	0	0	0	1						
28 Buster Posey, R OBP: 0.355, SLG: 0.435	K		G6-3				F8			4	0	0	0	0	1	0						
48 Pablo Sandoval, S OBP: 0.397, SLG: 0.607	F8		K				5 WP 5 G6-3 2B			3	1	1	0	0	1	0						
5 Pat Burrell, R OBP: 0.323, SLG: 0.482	G6-3						10 WP 1B			3	0	1	1	0	0	0						
13 Cody Ross, R (1, 9)			K				F7			3	0	0	0	0	2	1						
10 Miguel Tejada, R OBP: 0.239, SLG: 0.328			32 G6-3 1B				F9			3	0	1	0	0	1	1						
40 Madison Bumgarner, R ERA: 7.79			G6-3				K			0	0	0	0	0	0	0						
32 Ryan Vogelsong, R ERA: 3.21										1	0	0	0	0	1	0						
14 Mike Fontenot, L ERA: 3.21										0	0	0	0	0	0	0						
59 Guillermo Mota, R ERA: 3.21										0	0	0	0	0	0	0						
45 Dan Runzler, L ERA: 6.1										0	0	0	0	0	0	0						
7 Mark DeRosa, R ERA: 6.1										0	0	0	0	0	0	0						
54 Sergio Romo, R ERA:										0	0	0	0	0	0	0						
<b>Inning Stats</b>	R: 0 E: 0 K: 0 S: 10	H: 0 LOB: 0 BB: 0 P: 14	R: 0 E: 0 K: 1 S: 7	H: 0 LOB: 0 BB: 0 P: 12	R: 0 E: 0 K: 2 S: 9	H: 1 LOB: 1 BB: 0 P: 13	R: 0 E: 0 K: 1 S: 9	H: 0 LOB: 0 BB: 0 P: 14	R: 0 E: 0 K: 1 S: 11	H: 1 LOB: 1 BB: 0 P: 18	R: 0 E: 0 K: 1 S: 10	H: 0 LOB: 1 BB: 1 P: 20	R: 1 E: 0 K: 0 S: 10	H: 1 LOB: 0 BB: 0 P: 14	R: 0 E: 0 K: 1 S: 8	H: 0 LOB: 0 BB: 0 P: 14	R: 0 E: 0 K: 0 S: 6	H: 0 LOB: 0 BB: 0 P: 13	1B: 2 2B: 1 3B: 0 HR: 0	SF: 0 SAC: 0 DP: 0 HBP: 0	WP: 2 PB: 0 SB: 0 CS: 0	PA: 31
<b>PITCHER</b>	IP WLS BF H R ER SO BB IBB HBP BLK WP HR S P ERA WHIP																					
48 Tommy Hanson, R ERA: 3.21	7.0 W 25 3 1 1 7 1 0 0 0 0 0 2 66 105 1.29 0.571																					
39 Jonny Venters, L ERA: 0.84	1.0 H 3 0 0 0 1 0 0 0 0 0 0 8 14 0.00 0.000																					
46 Craig Kimbrel, R ERA: 1.0	1.0 S 3 0 0 0 0 0 0 0 0 0 0 6 13 0.00 0.000																					

AB 30  
R 1  
H 3  
RBI 1  
BB 1  
SO 8  
LOB 6









Batter	1	2	3	4	5	6	7	8	9	10	AB	R	H	RBI	BB	SO	LOB	TOP													
14 Martin Prado, R OBP: 0.308, SLG: 0.383	(1,7) 4-2 C FF 92 B CH 83 B SL 82 B SL 82 F FF 91 F FF 91 B CH 83		(1,0) 0-3 C FF 89 F CH 82 F FF 91 S SL 81		(1,2) 3-2 C FF 88 B SL 80 B CH 83 B FF 87 C FF 88 X FF 88		(1,2) 4-0 B CU 75 1 SAFE B SI 92 B SI 92 B SI 91			(1,2) 1-2 C SI 95 C SI 95 B SL 88 X SI 98		3	2	0	0	2	1	0													
22 Jason Heyward, L OBP: 0.360, SLG: 0.500	(1,9) 2-2 1 SAFE F FF 90 C SI 91 B SI 91 F FF 91 X FF 91		(1,0) 0-3 C SI 90 S SL 80 F FF 91		(1,2) 3-2 B SL 78 C SI 78 C SI 78 B SI 89 F FF 88 F FF 88 X FF 88		(1,2) 1-2 B SI 93 B SI 92 C SI 76 C SI 76 F SI 94 F SI 94 X CU 76				(0,0) 0-0 X FF 94	5	2	3	3	0	1	0													
10 Chipper Jones, S OBP: 0.368, SLG: 0.447	(1,5) 1-2 D CH 85 S CH 84 S CH 84 F SL 82 X SL 82		(1,2) 4-2 C FF 90 C FF 91 B SI 90 B SI 90 B SI 88		(1,5) 2-2 D CH 82 F FF 89 B SI 88 C FF 88 B SI 79 B CH 80		(1,2) 2-1 B SI 93 B SI 93 C FF 93 X SI 94			(0,1) 0-1 C FF 83 X FF 94	3	1	2	2	2	0	0														
26 Dan Uggla, R OBP: 0.234, SLG: 0.398	(1,4) 0-1 C FF 92 X CH 84		(1,2) 4-2 D CH 82 F FF 89 B SI 88 C FF 88 B SI 79 B CH 80		(1,1) 1-1 C SI 92 B SI 94 X SI 94		(2,2) 2-2 C SI 88 F FF 91 B SI 82 C SI 80 X SI 87 X SI 87			(4,0) 4-0 B SI 90 B SI 88 B SI 88 B SI 88	3	2	1	1	2	0	2														
5 Freddie Freeman, L OBP: 0.348, SLG: 0.431	(1,3) 3-0 B SI 81 B SI 81 X FF 91		(1,0) 0-1 F SI 90 X SI 91		(1,3) 3-0 B SI 81 B SI 81 X FF 91		(1,2) 1-2 1 SAFE F SI 92 B SI 93 X SI 93			(0,3) 0-3 C SI 95 S SI 95	5	0	0	0	0	1	7														
8 David Ross, R OBP: 0.267, SLG: 0.214	(1,2) 2-3 D CH 84 F FF 92 C SI 92 X FF 92																														
34 Eric O'Flaherty, L	(8,1)																														
20 Eric Hinske, L OBP: 0.348, SLG: 0.417	(10,PH)																														
39 Jonny Venters, L	(10,1)																														
13 Nate McLouth, L OBP: 0.333, SLG: 0.325	(1,8)																														
23 Brandon Hicks, R	(1,6)																														
56 Jairo Asencio, R	(7,1)																														
19 Scott Linebrink, R	(7,1)																														
16 Brian McCann, L OBP: 0.381, SLG: 0.395	(8,2)																														
37 Brandon Beachy, R	(1,1)																														
2 Alex Gonzalez, R OBP: 0.250, SLG: 0.383	(7,PH) (7,6)																														
<b>Inning Stats</b>	R: 2 E: 0 K: 1 S: 16	H: 2 LOB: 1 BB: 1 P: 28	R: 0 E: 0 K: 1 S: 6	H: 0 LOB: 0 BB: 0 P: 11	R: 0 E: 0 K: 2 S: 13	H: 0 LOB: 2 BB: 2 P: 21	R: 0 E: 0 K: 0 S: 6	H: 0 LOB: 0 BB: 0 P: 9	R: 0 E: 0 K: 1 S: 9	H: 0 LOB: 0 BB: 0 P: 17	R: 0 E: 0 K: 1 S: 11	H: 0 LOB: 1 BB: 1 P: 18	R: 3 E: 0 K: 1 S: 16	H: 1 LOB: 0 BB: 2 P: 28	R: 1 E: 0 K: 1 S: 12	H: 1 LOB: 0 BB: 0 P: 18	R: 0 E: 0 K: 1 S: 8	H: 0 LOB: 0 BB: 0 P: 10	R: 3 E: 0 K: 1 S: 22	H: 4 LOB: 2 BB: 1 P: 32	1B: 4 2B: 2 3B: 0 HR: 2	SF: 0 SAC: 0 DP: 0 HBP: 0	WP: 0 PB: 0 SB: 0 CS: 0	PA: 45							
<b>PITCHER</b>	IP WLS BF H R ER SO BB IBB HBP BLK WP HR S P ERA WHIP	57 Jonathan Sánchez, L ERA: 3.21	59 Guillermo Mota, R ERA: 3.0	41 Jeremy Affeldt, L ERA: 4.82	54 Sergio Romo, R ERA: 1.17	49 Javier López, L ERA: 1.17	<b>PITCHER</b>	IP WLS BF H R ER SO BB IBB HBP BLK WP HR S P ERA WHIP	38 Brian Wilson, R ERA: 9.82	45 Dan Runzler, L ERA: 5.91	57 Jonathan Sánchez, L ERA: 3.21	59 Guillermo Mota, R ERA: 3.0	41 Jeremy Affeldt, L ERA: 4.82	54 Sergio Romo, R ERA: 1.17	49 Javier López, L ERA: 1.17	38 Brian Wilson, R ERA: 9.82	45 Dan Runzler, L ERA: 5.91	57 Jonathan Sánchez, L ERA: 3.21	59 Guillermo Mota, R ERA: 3.0	41 Jeremy Affeldt, L ERA: 4.82	54 Sergio Romo, R ERA: 1.17	49 Javier López, L ERA: 1.17	38 Brian Wilson, R ERA: 9.82	45 Dan Runzler, L ERA: 5.91	57 Jonathan Sánchez, L ERA: 3.21	59 Guillermo Mota, R ERA: 3.0	41 Jeremy Affeldt, L ERA: 4.82	54 Sergio Romo, R ERA: 1.17	49 Javier López, L ERA: 1.17	38 Brian Wilson, R ERA: 9.82	45 Dan Runzler, L ERA: 5.91

Atlanta Braves @ San Francisco Giants  
AT&T Park, San Francisco, CA  
Sun Apr 24 2011, 1:07 PM - 4:30 PM PDT  
Att. 42,295 - Partly Cloudy - 59 F

livebaseballscorecards.com

Braves

AB 38  
R 9  
H 8  
RBI 9  
BB 7  
SO 9  
LOB 17

Batter	1	2	3	4	5	6	7	8	9	10	AB	R	H	RBI	BB	SO	LOB	BOTTOM											
33 Aaron Rowand, R OBP: 0.319, SLG: 0.446	(1,8) 2-1 C FF 91 B FF 93 X FF 92			(1,0) 1-0 B FF 91 X FF 91		(1,1) 1-1 S SL 81 X SL 82 X SL 85																							
21 Freddy Sanchez, R OBP: 0.352, SLG: 0.446	(1,4) 2-2 C FF 93 F FF 94 B CU 77 F SL 84 X FF 93			(1,2) 1-2 C FF 92 F FF 92 X CU 74		(2,2) 2-2 B SL 84 B CU 73 F SL 84 X SL 84																							
17 Aubrey Huff, L OBP: 0.273, SLG: 0.350	(1,3) 2-2 B FF 84 C FF 93 C CH 84			(0,2) 0-2 B CU 74 X CU 74																									
28 Buster Posey, R OBP: 0.341, SLG: 0.453	(1,2) 3-3 C FF 91 F FF 91 B CU 76 B CH 82 C SI 84			(2,1) 2-1 B FF 93 F FF 93 C CH 82																									
48 Pablo Sandoval, S OBP: 0.382, SLG: 0.565	(1,5) 3-1 B CU 75 B FF 92 S FF 92 X CH 84			(3,3) 3-3 B CU 75 B FF 93 C FF 92 C CU 76																									
5 Pat Burrell, R OBP: 0.301, SLG: 0.540	(8,1)																												
49 Javier López, L	(8,1)																												
7 Mark DeRosa, R OBP: 0.299, SLG: 0.389	(8,PH)																												
38 Brian Wilson, R	(8,1)																												
45 Dan Runzler, L	(10,1)																												
13 Cody Ross, R OBP: 0.200, SLG: 0.200	(1,9) (8,7)																												
10 Miguel Tejada, R OBP: 0.241, SLG: 0.315	(1,6)																												
57 Jonathan Sánchez, L OBP: 0.301, SLG: 0.540	(1,1)																												
14 Mike Fontenot, L OBP: 0.299, SLG: 0.389	(8,PH)																												
59 Guillermo Mota, R ERA: 3.0	(8,1)																												
41 Jeremy Affeldt, L ERA: 4.82	(7,1)																												
12 Nate Schierholz, L OBP: 0.266, SLG: 0.387	(7,PH) (8,9)																												
<b>Inning Stats</b>	R: 0 E: 0 K: 0 S: 10	H: 0 LOB: 0 BB: 0 P: 16	R: 0 E: 0 K: 2 S: 9	H: 0 LOB: 0 BB: 0 P: 18	R: 0 E: 0 K: 2 S: 7	H: 0 LOB: 0 BB: 0 P: 12	R: 2 E: 0 K: 1 S: 12	H: 2 LOB: 0 BB: 0 P: 19	R: 0 E: 0 K: 1 S: 18	H: 1 LOB: 1 BB: 0 P: 22	R: 0 E: 0 K: 1 S: 8	H: 0 LOB: 0 BB: 0 P: 12	R: 4 E: 0 K: 0 S: 18	H: 4 LOB: 1 BB: 1 P: 27	R: 0 E: 0 K: 0 S: 13	H: 1 LOB: 1 BB: 0 P: 17	R: 0 E: 0 K: 0 S: 9	H: 0 LOB: 0 BB: 0 P: 13	R: 0 E: 0 K: 2 S: 10	H: 1 LOB: 1 BB: 0 P: 13	1B: 6 2B: 2 3B: 0 HR: 1	SF: 0 SAC: 0 DP: 0 HBP: 0	WP: 1 PB: 0 SB: 0 CS: 0	PA: 40					
<b>PITCHER</b>	IP WLS BF H R ER SO BB IBB HBP BLK WP HR S P ERA WHIP	37 Brandon Beachy, R ERA: 3.68	56 Jairo Asencio, R ERA: 6.35	19 Scott Linebrink, R ERA: 5.4	34 Eric O'Flaherty, L ERA: 0.82	39 Jonny Venters, L ERA: 0.77	<b>PITCHER</b>	IP WLS BF H R ER SO BB IBB HBP BLK WP HR S P ERA WHIP	38 Brian Wilson, R ERA: 9.82	45 Dan Runzler, L ERA: 5.91	37 Brandon Beachy, R ERA: 3.68	56 Jairo Asencio, R ERA: 6.35	19 Scott Linebrink, R ERA: 5.4	34 Eric O'Flaherty, L ERA: 0.82	39 Jonny Venters, L ERA: 0.77	38 Brian Wilson, R ERA: 9.82	45 Dan Runzler, L ERA: 5.91	37 Brandon Beachy, R ERA: 3.68	56 Jairo Asencio, R ERA: 6.35	19 Scott Linebrink, R ERA: 5.4	34 Eric O'Flaherty, L ERA: 0.82	39 Jonny Venters, L ERA: 0.77	38 Brian Wilson, R ERA: 9.82	45 Dan Runzler, L ERA: 5.91	37 Brandon Beachy, R ERA: 3.68	56 Jairo Asencio, R ERA: 6.35	19 Scott Linebrink, R ERA: 5.4	34 Eric O'Flaherty, L ERA: 0.82	39 Jonny Venters, L ERA: 0.77

Atlanta Braves @ San Francisco Giants  
AT&T Park, San Francisco, CA  
Sun Apr 24 2011, 1:07 PM - 4:30 PM PDT  
Att. 42,295 - Partly Cloudy - 59 F

livebaseballscorecards.com

GIANTS

AB 39  
R 6  
H 9  
RBI 6  
BB 1  
SO 9  
LOB 8







Batter	1	2	3	4	5	6	7	8	9	AB	R	H	RBI	BB	SO	LOB	TOP			
33 Aaron Rowand, R OBP: 0.325, SLG: 0.444										3	0	0	0	1	2	2	<b>San Francisco Giants @ Pittsburgh Pirates</b> PNC Park, Pittsburgh, PA Wed Apr 27 2011, 7:05 PM - 9:52 PM EDT Att: 9,048 - Overcast - 71 F			
21 Freddy Sanchez, R OBP: 0.340, SLG: 0.424										4	0	0	0	0	1	2				
17 Aubrey Huff, L OBP: 0.268, SLG: 0.333										4	0	1	0	0	0	1				
28 Buster Posey, R OBP: 0.322, SLG: 0.420										4	0	0	0	0	1	2				
48 Pablo Sandoval, S OBP: 0.393, SLG: 0.566										3	0	1	0	1	0	0				
5 Pat Burrell, R OBP: 0.383, SLG: 0.507										3	0	1	0	1	0	2				
13 Cody Ross, R OBP: 0.261, SLG: 0.227										3	0	2	0	1	0	1				
10 Miguel Tejada, R OBP: 0.241, SLG: 0.300										3	0	1	0	1	0	4				
40 Madison Bumgarner, R OBP: 0.250, SLG: 0.250										1	0	0	0	0	0	2				
12 Nate Schierholz, L OBP: 0.242, SLG: 0.454										1	0	0	0	0	0	1				
45 Dan Runzler, L OBP: 0.242, SLG: 0.454										0	0	0	0	0	0	0				
59 Guillermo Mota, R OBP: 0.242, SLG: 0.454										0	0	0	0	0	0	0				
<b>Inning Stats</b>	R: 0 E: 0 K: 1 S: 12	H: 1 LOB: 1 BB: 0 P: 17	R: 0 E: 0 K: 0 S: 8	H: 1 LOB: 2 BB: 1 P: 15	R: 0 E: 0 K: 0 S: 7	H: 0 LOB: 0 BB: 1 P: 14	R: 0 E: 0 K: 1 S: 7	H: 0 LOB: 1 BB: 1 P: 14	R: 0 E: 0 K: 1 S: 10	H: 1 LOB: 1 BB: 0 P: 17	R: 0 E: 0 K: 1 S: 17	H: 2 LOB: 1 BB: 0 P: 24	R: 0 E: 0 K: 0 S: 10	H: 0 LOB: 0 BB: 0 P: 15	R: 0 E: 0 K: 0 S: 9	H: 1 LOB: 1 BB: 1 P: 18	1B: 6 2B: 0 3B: 0 HR: 0	SF: 0 SAC: 1 DP: 2 HBP: 0	WP: 0 PB: 0 SB: 0 CS: 1	PA: 35
<b>PITCHER</b>	IP WLS BF H R ER SO BB IBB HBP BLK WP HR S P ERA WHIP																			
53 James McDonald, R ERA: 7.66	6.0 W 25 4 0 0 3 4 0 0 0 0 0 0 4 5 0.00 1.333																			
60 Michael Crotta, R ERA: 4.5	0.1 H 1 1 0 0 0 0 0 0 0 0 0 0 0 4 0.00 3.000																			
97 Joe Beimel, L ERA: 3.86	0.1 H 1 0 0 0 0 0 0 0 0 0 0 0 0 4 0.00 0.000																			
30 Chris Resop, R ERA: 1.35	1.1 H 4 0 0 0 1 0 0 0 1 0 0 14 20 0.00 0.000																			
Joel Hanrahan, R ERA: 2.09	1.0 S 4 1 0 0 0 1 0 0 0 0 0 0 9 18 0.00 2.000																			

Batter	1	2	3	4	5	6	7	8	9	AB	R	H	RBI	BB	SO	LOB	BOTTOM			
22 Andrew McCutchen, R OBP: 0.330, SLG: 0.385										4	0	0	0	0	2	2	<b>San Francisco Giants @ Pittsburgh Pirates</b> PNC Park, Pittsburgh, PA Wed Apr 27 2011, 7:05 PM - 9:52 PM EDT Att: 9,048 - Overcast - 71 F			
31 Jose Tabata, R OBP: 0.362, SLG: 0.422										4	0	1	1	0	1	0				
23 Matt Diaz, R OBP: 0.251, SLG: 0.273										3	0	0	0	0	1	0				
46 Garrett Jones, L OBP: 0.362, SLG: 0.466										1	0	0	0	0	1	2				
18 Neil Walker, S OBP: 0.363, SLG: 0.440										4	1	2	0	0	1	0				
51 Steve Pearce, R OBP: 0.346, SLG: 0.333										3	0	2	0	0	0	0				
97 Joe Beimel, L ERA: 3.86										0	0	0	0	0	0	0				
30 Chris Resop, R ERA: 1.35										0	0	0	0	0	0	0				
14 John Bowker, L OBP: 0.316, SLG: 0.294										1	0	0	0	0	0	0				
Joel Hanrahan, R ERA: 2.09										0	0	0	0	0	0	0				
19 Chris Snyder, R OBP: 0.371, SLG: 0.387										4	0	1	1	0	0	2				
24 Pedro Alvarez, L OBP: 0.264, SLG: 0.296										3	0	1	0	0	2	4				
2 Brandon Wood, R OBP: 0.250, SLG: 0.273										2	1	1	0	1	0	2				
53 James McDonald, L OBP: 0.222, SLG: 0.125										2	0	0	0	0	2	5				
60 Michael Crotta, R ERA: 4.5										0	0	0	0	0	0	0				
37 Lyle Overbay, L OBP: 0.330, SLG: 0.345										1	0	0	0	0	0	2				
<b>Inning Stats</b>	R: 0 E: 0 K: 2 S: 8	H: 0 LOB: 0 BB: 0 P: 12	R: 1 E: 0 K: 2 S: 18	H: 3 LOB: 2 BB: 0 P: 25	R: 0 E: 0 K: 1 S: 8	H: 0 LOB: 0 BB: 0 P: 10	R: 0 E: 0 K: 2 S: 14	H: 2 LOB: 3 BB: 1 P: 27	R: 0 E: 0 K: 0 S: 8	H: 0 LOB: 0 BB: 0 P: 12	R: 0 E: 0 K: 0 S: 8	H: 0 LOB: 0 BB: 0 P: 11	R: 1 E: 0 K: 2 S: 16	H: 3 LOB: 2 BB: 0 P: 22	R: 0 E: 0 K: 1 S: 8	H: 0 LOB: 0 BB: 0 P: 11	1B: 7 2B: 1 3B: 0 HR: 0	SF: 0 SAC: 0 DP: 0 HBP: 0	WP: 0 PB: 0 SB: 0 CS: 0	PA: 33
<b>PITCHER</b>	IP WLS BF H R ER SO BB IBB HBP BLK WP HR S P ERA WHIP																			
40 Madison Bumgarner, L ERA: 6.17	6.0 L 24 5 1 1 0 0 0 1 0 0 0 0 0 64 1.50 0.833																			
45 Dan Runzler, L ERA: 6.55	0.1 3 2 1 1 0 0 0 0 0 0 0 0 7 9 27.00 6.000																			
59 Guillermo Mota, R ERA: 2.7	1.2 6 1 0 0 3 0 0 0 0 0 0 0 17 24 0.00 0.600																			









Batter	1	2	3	4	5	6	7	8	9	AB	R	H	RBI	BB	SO	LOB	TOP			
33 Aaron Rowand, R OBP: 0.337, SLG: 0.457										4	0	2	0	0	1	0	<p>San Francisco Giants @ Washington Nationals Nationals Park, Washington, DC Fri Apr 29 2011, 7:08 PM - 9:17 PM EDT Att: 21,399 - Cloudy - 60 F</p> <p>livebaseballscores.com</p> <p>AB 29 R 0 H 5 RBI 0 BB 0 SO 7 LOB 8</p>			
21 Freddy Sanchez, R OBP: 0.340, SLG: 0.432										3	0	1	0	0	0	1				
17 Aubrey Huff, L OBP: 0.297, SLG: 0.309										4	0	0	0	0	2	2				
28 Buster Posey, R OBP: 0.319, SLG: 0.405										3	0	0	0	0	1	1				
48 Pablo Sandoval, S OBP: 0.374, SLG: 0.530										3	0	0	0	0	0	1				
5 Pat Burrell, R OBP: 0.349, SLG: 0.480										3	0	0	0	0	2	1				
10 Miguel Tejada, R OBP: 0.253, SLG: 0.310										3	0	1	0	0	0	1				
13 Cody Ross, R OBP: 0.233, SLG: 0.207										3	0	1	0	0	0	1				
55 Tim Lincecum, L OBP: 0.077, SLG: 0.077										2	0	0	0	0	1	0				
14 Mike Fontenot, L (& PH) OBP: 0.276, SLG: 0.423										1	0	0	0	0	0	0				
45 Dan Runzler, L										0	0	0	0	0	0	0				
<b>Inning Stats</b>	R: 0 E: 0 K: 0 S: 6	H: 1 LOB: 1 BB: 0 P: 7	R: 0 E: 0 K: 1 S: 7	H: 0 LOB: 0 BB: 0 P: 10	R: 0 E: 0 K: 1 S: 7	H: 2 LOB: 1 BB: 0 P: 12	R: 0 E: 0 K: 1 S: 8	H: 0 LOB: 0 BB: 0 P: 14	R: 0 E: 0 K: 3 S: 12	H: 1 LOB: 1 BB: 0 P: 17	R: 0 E: 0 K: 1 S: 8	H: 0 LOB: 1 BB: 0 P: 13	R: 0 E: 0 K: 0 S: 5	H: 0 LOB: 0 BB: 0 P: 9	R: 0 E: 0 K: 1 S: 6	H: 0 LOB: 0 BB: 0 P: 8	1B: 4 2B: 1 3B: 0 HR: 0	SF: 0 SAC: 1 DP: 1 HBP: 1	WP: 0 PB: 0 SB: 0 CS: 0	PA: 31
<b>PITCHER</b> 21 Jason Marquis, R ERA: 2.62	IP: 9.0 WLS: W BF: 31 H: 5 R: 0 ER: 0 SO: 7 BB: 0 IBB: 0 HBP: 1 BLK: 0 WP: 0 HR: 0 S: 64 P: 96 ERA: 0.00 WHIP: 0.556															<b>PITCHER</b>				

Batter	1	2	3	4	5	6	7	8	9	AB	R	H	RBI	BB	SO	LOB	BOTTOM			
8 Danny Espinosa, S OBP: 0.313, SLG: 0.388										4	0	0	0	0	0	1	<p>San Francisco Giants @ Washington Nationals Nationals Park, Washington, DC Fri Apr 29 2011, 7:08 PM - 9:17 PM EDT Att: 21,399 - Cloudy - 60 F</p> <p>livebaseballscores.com</p> <p>AB 29 R 3 H 7 RBI 3 BB 1 SO 7 LOB 7</p>			
43 Rick Ankiel, L OBP: 0.291, SLG: 0.280										4	0	0	0	0	0	1				
28 Jayson Werth, R OBP: 0.308, SLG: 0.430										3	0	0	0	1	1	0				
25 Adam LaRoche, L OBP: 0.302, SLG: 0.333										3	0	0	0	0	3	0				
3 Wilson Ramos, R OBP: 0.421, SLG: 0.569										3	1	1	0	0	1	0				
19 Lavnce Nix, L OBP: 0.333, SLG: 0.600										3	1	2	2	0	1	0				
20 Ian Desmond, R OBP: 0.289, SLG: 0.447										3	1	3	0	0	0	0				
13 Alex Cora, L OBP: 0.205, SLG: 0.167										3	0	0	0	0	1	3				
21 Jason Marquis, L OBP: 0.385, SLG: 0.385										3	0	1	1	0	0	2				
<b>Inning Stats</b>	R: 0 E: 0 K: 1 S: 11	H: 0 LOB: 0 BB: 0 P: 16	R: 2 E: 0 K: 1 S: 18	H: 3 LOB: 1 BB: 0 P: 27	R: 0 E: 0 K: 0 S: 8	H: 0 LOB: 0 BB: 0 P: 11	R: 0 E: 0 K: 1 S: 12	H: 1 LOB: 0 BB: 0 P: 14	R: 1 E: 0 K: 1 S: 14	H: 2 LOB: 1 BB: 0 P: 18	R: 0 E: 0 K: 2 S: 7	H: 0 LOB: 0 BB: 0 P: 9	R: 0 E: 0 K: 1 S: 12	H: 1 LOB: 1 BB: 0 P: 16	R: 0 E: 0 K: 0 S: 7	H: 0 LOB: 0 BB: 1 P: 12		1B: 3 2B: 3 3B: 0 HR: 1	SF: 0 SAC: 0 DP: 0 HBP: 0	WP: 0 PB: 0 SB: 1 CS: 2
<b>PITCHER</b> 55 Tim Lincecum, R ERA: 2.9	IP: 7.0 WLS: L BF: 27 H: 7 R: 3 ER: 3 SO: 7 BB: 0 IBB: 0 HBP: 0 BLK: 0 WP: 0 HR: 1 S: 11 P: 111 ERA: 3.86 WHIP: 1.000															<b>PITCHER</b>				
45 Dan Runzler, L ERA: 6.0	IP: 1.0 WLS: L BF: 3 H: 0 R: 0 ER: 0 SO: 0 BB: 1 IBB: 0 HBP: 0 BLK: 0 WP: 0 HR: 0 S: 7 P: 12 ERA: 0.00 WHIP: 1.000															<b>PITCHER</b>				







Batter	1	2	3	4	5	6	7	8	9	AB	R	H	RBI	BB	SO	LOB	TOP										
33 Aaron Rowand, R OBP: 0.319, SLG: 0.427	F8	F9			K		K			4	0	0	0	0	2	1	<b>San Francisco Giants @ Washington Nationals</b> <b>Nationals Park, Washington, DC</b> Sun May 01 2011, 1:38 PM - 4:22 PM EDT Att: 21:611 - Overcast - 63 F										
21 Freddy Sanchez, R OBP: 0.324, SLG: 0.408	F8		P3		1B		L3			4	0	1	0	0	0	0											
28 Buster Posey, R OBP: 0.343, SLG: 0.429										3	0	2	0	1	0	1											
34 Darren Ford, R OBP: 0.286, SLG: 0.167										0	0	0	0	0	0	0											
22 Eli Whiteside, R OBP: 0.313, SLG: 0.429	1B									0	0	0	0	0	0	0											
5 Pat Burrell, R OBP: 0.344, SLG: 0.450	L8		G6-3							3	0	0	0	1	1	3											
17 Aubrey Huff, L OBP: 0.264, SLG: 0.299										3	0	0	0	1	1	3											
10 Miguel Tejada, R OBP: 0.253, SLG: 0.304										4	1	1	0	0	0	2											
14 Mike Fontenot, L OBP: 0.324, SLG: 0.529										4	1	2	0	0	0	0											
12 Nate Schierholtz, L OBP: 0.275, SLG: 0.450										4	0	1	2	0	1	1											
18 Matt Cain, R										2	0	0	0	0	1	1											
2 Emmanuel Burriss, S ERA: 4.29										1	0	0	0	0	1	0											
59 Guillermo Mota, R ERA: 5.56										0	0	0	0	0	0	0											
45 Dan Runzler, L ERA: 5.56										0	0	0	0	0	0	0											
13 Cody Ross, R OBP: 0.200, SLG: 0.176										1	0	0	0	0	0	1											
<b>Inning Stats</b>	R: 0 E: 0 K: 0 S: 9	H: 1 LOB: 1 BB: 0 P: 11	R: 2 E: 0 K: 2 S: 16	H: 3 LOB: 1 BB: 0 P: 20	R: 0 E: 0 K: 0 S: 8	H: 1 LOB: 2 BB: 1 P: 18	R: 0 E: 0 K: 0 S: 9	H: 0 LOB: 0 BB: 0 P: 13	R: 0 E: 0 K: 1 S: 13	H: 0 LOB: 0 BB: 1 P: 20	R: 0 E: 0 K: 1 S: 14	H: 0 LOB: 0 BB: 0 P: 19	R: 0 E: 0 K: 2 S: 11	H: 0 LOB: 0 BB: 0 P: 14	R: 0 E: 0 K: 1 S: 6	H: 1 LOB: 1 BB: 1 P: 12	R: 0 E: 0 K: 0 S: 5	H: 1 LOB: 1 BB: 0 P: 8	1B: 4 2B: 3 3B: 0 HR: 0	SF: 0 SAC: 0 DP: 0 HBP: 0	WP: 1 PB: 0 SB: 0 CS: 1	PA: 36					
<b>PITCHER</b>	IP	WLS	BF	H	R	ER	SO	BB	IBB	HBP	BLK	WP	HR	S	P	ERA	WHIP										
27 Jordan Zimmermann, R ERA: 4.29	6.0	W	26	6	2	2	4	1	1	0	0	1	0	69	107	3.00	1.167										
36 Tyler Clippard, R ERA: 1.42	1.2	H	5	0	0	0	3	1	0	0	0	0	0	15	24	0.00	0.600										
17 Sean Burnett, L ERA: 5.56	0.1	H	1	0	0	0	0	0	0	0	0	0	0	2	2	0.00	0.000										
22 Drew Storen, R ERA: 0.6	1.0	S	4	1	0	0	0	0	0	0	0	0	0	5	8	0.00	1.000										

AB	33
R	2
H	7
RBI	2
BB	3
SO	7
LOB	13



Batter	1	2	3	4	5	6	7	8	9	AB	R	H	RBI	BB	SO	LOB	BOTTOM										
15 Jerry Hairston, R OBP: 0.292, SLG: 0.263	P5		F9		G6-3		F8			4	0	0	1	0	0	1	<b>San Francisco Giants @ Washington Nationals</b> <b>Nationals Park, Washington, DC</b> Sun May 01 2011, 1:38 PM - 4:22 PM EDT Att: 21:611 - Overcast - 63 F										
43 Rick Ankiel, L OBP: 0.313, SLG: 0.300	F9				G6-3					3	1	1	0	1	0	1											
28 Jayson Werth, R OBP: 0.336, SLG: 0.434										4	0	3	0	0	0	1											
19 Laynce Nix, L OBP: 0.333, SLG: 0.579										3	1	1	0	0	1	3											
8 Danny Espinosa, S OBP: 0.324, SLG: 0.375										0	1	0	0	1	0	0											
25 Adam LaRoche, L OBP: 0.305, SLG: 0.311										2	0	0	0	2	1	2											
20 Ian Desmond, R OBP: 0.286, SLG: 0.424										4	1	1	0	0	2	5											
7 Ivan Rodriguez, R OBP: 0.261, SLG: 0.341										4	1	2	2	0	2												
13 Alex Cora, L OBP: 0.233, SLG: 0.225										4	0	2	1	0	1	0											
27 Jordan Zimmermann, R OBP: 0.290, SLG: 0.111										1	0	0	0	0	1	2											
43 Brian Bixler, R ERA: 3.28										1	0	0	0	0	1	0											
36 Tyler Clippard, R ERA: 2.41										0	0	0	0	0	0	0											
17 Sean Burnett, L ERA: 5.92										0	0	0	0	0	0	0											
22 Drew Storen, S ERA: 6.92										0	0	0	0	0	0	0											
<b>Inning Stats</b>	R: 0 E: 0 K: 0 S: 8	H: 1 LOB: 1 BB: 0 P: 12	R: 1 E: 0 K: 2 S: 15	H: 2 LOB: 2 BB: 1 P: 27	R: 1 E: 0 K: 1 S: 15	H: 1 LOB: 2 BB: 2 P: 26	R: 1 E: 0 K: 0 S: 7	H: 2 LOB: 1 BB: 0 P: 12	R: 0 E: 0 K: 1 S: 14	H: 0 LOB: 0 BB: 0 P: 18	R: 0 E: 0 K: 1 S: 6	H: 0 LOB: 0 BB: 0 P: 12	R: 0 E: 0 K: 0 S: 5	H: 1 LOB: 0 BB: 0 P: 8	R: 2 E: 0 K: 2 S: 13	H: 2 LOB: 0 BB: 1 P: 22	R: 0 E: 0 K: 0 S: 0	H: 0 LOB: 0 BB: 0 P: 0	1B: 9 2B: 1 3B: 0 HR: 0	SF: 0 SAC: 1 DP: 1 HBP: 0	WP: 0 PB: 1 SB: 2 CS: 0	PA: 35					
<b>PITCHER</b>	IP	WLS	BF	H	R	ER	SO	BB	IBB	HBP	BLK	WP	HR	S	P	ERA	WHIP										
18 Matt Cain, R	6.0	L	27	7	3	2	7	3	0	0	0	0	0	65	107	3.00	1.667										
59 Guillermo Mota, R	1.0		3	1	0	0	0	0	0	0	0	0	0	5	8	0.00	1.000										
45 Dan Runzler, L	1.0		5	2	2	2	2	1	0	0	0	0	0	13	22	18.00	3.000										

AB	30
R	5
H	10
RBI	4
BB	4
SO	7
LOB	17

















Batter	1	2	3	4	5	6	7	8	9	AB	R	H	RBI	BB	SO	LOB	TOP					
33 Aaron Rowand, R (1, 8) OBP: 0.313, SLG: 0.421	G6-3			P6	P3			FC6-4 1B		4	0	1	0	0	0	2	<b>San Francisco Giants @ New York Mets</b> Citi Field, Flushing, NY Thu May 05 2011, 1:12 PM - 3:58 PM EDT Att: 23,433 - Partly Cloudy - 60 F					
2 Emmanuel Burriss, S (1, 4) OBP: 0.286, SLG: 0.286	L6			K		G1-6-3 17 BB		FC6-4 14 CS		4	0	1	0	0	1							
14 Mike Fontenot, L (1, 6) OBP: 0.370, SLG: 0.522	K			HR		G1-6-3 17 BB		CS	13 BB 17 DI	2	1	1	1	2	1	0						
17 Aubrey Huff, L (1, 3) OBP: 0.262, SLG: 0.327		G4-3		G3-1		G1-6-3			K	4	0	0	0	0	1	3						
12 Nate Schierholz, L (1, 9) OBP: 0.321, SLG: 0.480		G4-3			E6 57 1B	G3			13 BB	3	1	0	0	1	0	1						
13 Cody Ross, R (1, 7) OBP: 0.234, SLG: 0.200		F9			K				28 FC6-4 1B	4	0	1	0	0	1	1						
10 Miguel Tejada, R (1, 5) OBP: 0.235, SLG: 0.271			G6-3		L5				K	4	0	0	0	0	1	4						
22 Eli Whiteside, R (1, 2) OBP: 0.300, SLG: 0.353				E4 57 BB 52-6-4					K	2	0	0	0	1	1	0						
28 Buster Posey, R (9, PH) OBP: 0.316, SLG: 0.381					57 BB 1B				FC6-4	1	0	0	0	0	0	3						
57 Jonathan Sánchez, L (1, 1) OBP: 0.154, SLG: 0.231										2	0	1	1	0	0	1						
59 Guillermo Mota, R (6, 1) OBP: 0.400, SLG: 0.250				B2-6-4						0	0	0	0	0	0	0						
34 Darren Ford, R (8, PH) OBP: 0.236, SLG: 0.250										1	0	0	0	0	1	0						
45 Dan Runzler, L (8, 1) OBP: 0.236, SLG: 0.250										0	0	0	0	0	0	0						
<b>Inning Stats</b>	R: 0 H: 0 E: 0 K: 1 S: 7	H: 0 LOB: 0 BB: 0 P: 10	R: 0 H: 0 E: 0 K: 0 S: 8	H: 0 LOB: 0 BB: 0 P: 9	R: 0 H: 0 E: 1 K: 0 S: 7	H: 0 LOB: 0 BB: 0 P: 8	R: 1 H: 1 E: 0 K: 1 S: 13	H: 1 LOB: 2 BB: 1 P: 20	R: 0 H: 1 E: 0 K: 0 S: 7	H: 1 LOB: 1 BB: 1 P: 16	R: 0 H: 0 E: 0 K: 1 S: 9	H: 0 LOB: 0 BB: 0 P: 11	R: 0 H: 1 E: 0 K: 1 S: 9	H: 1 LOB: 3 BB: 2 P: 40	R: 0 H: 1 E: 0 K: 2 S: 24	H: 1 LOB: 0 BB: 2 P: 40	1B: 4 2B: 0 3B: 0 HR: 1	SF: 0 SAC: 0 DP: 2 HBP: 0	WP: 0 PB: 0 SB: 0 CS: 1	PA: 36		
<b>PITCHER</b>	IP WLS BF H R ER SO BB IBB HBP BLK WP HR S P ERA WHIP	IP WLS BF H R ER SO BB IBB HBP BLK WP HR S P ERA WHIP	IP WLS BF H R ER SO BB IBB HBP BLK WP HR S P ERA WHIP	IP WLS BF H R ER SO BB IBB HBP BLK WP HR S P ERA WHIP	IP WLS BF H R ER SO BB IBB HBP BLK WP HR S P ERA WHIP	IP WLS BF H R ER SO BB IBB HBP BLK WP HR S P ERA WHIP	IP WLS BF H R ER SO BB IBB HBP BLK WP HR S P ERA WHIP	IP WLS BF H R ER SO BB IBB HBP BLK WP HR S P ERA WHIP	IP WLS BF H R ER SO BB IBB HBP BLK WP HR S P ERA WHIP	IP WLS BF H R ER SO BB IBB HBP BLK WP HR S P ERA WHIP	IP WLS BF H R ER SO BB IBB HBP BLK WP HR S P ERA WHIP	IP WLS BF H R ER SO BB IBB HBP BLK WP HR S P ERA WHIP	IP WLS BF H R ER SO BB IBB HBP BLK WP HR S P ERA WHIP	IP WLS BF H R ER SO BB IBB HBP BLK WP HR S P ERA WHIP	IP WLS BF H R ER SO BB IBB HBP BLK WP HR S P ERA WHIP	IP WLS BF H R ER SO BB IBB HBP BLK WP HR S P ERA WHIP	IP WLS BF H R ER SO BB IBB HBP BLK WP HR S P ERA WHIP	IP WLS BF H R ER SO BB IBB HBP BLK WP HR S P ERA WHIP				
34 Mike Pelfrey, R (1, 1) ERA: 6.06	7.2	W	29	4	2	1	5	2	0	0	0	0	0	0	0	0	0	1	78	116	1.17	0.783
75 Francisco Rodríguez, R (8, 1) ERA: 1.35	1.1	S	6	1	0	0	2	2	0	0	0	0	0	0	0	0	0	0	25	42	0.00	2.250

AB	31
R	2
H	5
RBI	2
BB	4
SO	7
LOB	16



Batter	1	2	3	4	5	6	7	8	9	AB	R	H	RBI	BB	SO	LOB	BOTTOM					
7 José Reyes, S (1, 6) OBP: 0.363, SLG: 0.455	K	1-H 2-H 3B		K			G4-3			4	0	1	2	0	2	1	<b>San Francisco Giants @ New York Mets</b> Citi Field, Flushing, NY Thu May 05 2011, 1:12 PM - 3:58 PM EDT Att: 23,433 - Partly Cloudy - 60 F					
25 Chin-Lung Hu, R (1, 4) OBP: 0.105, SLG: 0.059							P5			3	0	0	0	1	2	1						
5 David Wright, R (1, 5) OBP: 0.345, SLG: 0.433	F8						G6-3			3	1	1	0	1	0	1						
15 Carlos Beltrán, S (1, 9) OBP: 0.375, SLG: 0.538	P5						G5-3			4	1	1	2	0	1	2						
44 Jason Bay, R (1, 7) OBP: 0.333, SLG: 0.395		1B 9 G6-4-3 2B					K			3	1	1	0	1	2	1						
Ike Davis, L (1, 3) OBP: 0.389, SLG: 0.558							G3-6-4			4	0	1	0	0	0	2						
9 Ronny Paulino, R (1, 2) OBP: 0.500, SLG: 0.533							G3-6-4			2	0	0	0	1	0	1						
12 Scott Hairston, R (1, 8) OBP: 0.286, SLG: 0.278							L9			2	1	0	0	1	0	1						
20 Jason Pridle, L (7, 8) OBP: 0.306, SLG: 0.485							F7			0	0	0	0	0	0	0						
34 Mike Pelfrey, R (1, 1) ERA: 6.06							G6-3			2	1	0	0	1	0	1						
75 Francisco Rodríguez, R (8, 1) ERA: 1.35										0	0	0	0	0	0	0						
<b>Inning Stats</b>	R: 0 H: 0 E: 0 K: 1 S: 10	H: 3 LOB: 1 BB: 2 P: 19	R: 3 H: 3 E: 0 K: 1 S: 14	H: 3 LOB: 2 BB: 1 P: 28	R: 0 H: 0 E: 0 K: 2 S: 10	H: 0 LOB: 1 BB: 1 P: 17	R: 0 H: 0 E: 0 K: 1 S: 7	H: 0 LOB: 1 BB: 1 P: 15	R: 2 H: 2 E: 0 K: 1 S: 7	H: 2 LOB: 0 BB: 1 P: 14	R: 0 H: 0 E: 0 K: 0 S: 6	H: 0 LOB: 0 BB: 0 P: 10	R: 0 H: 0 E: 0 K: 0 S: 7	H: 0 LOB: 0 BB: 0 P: 12	R: 0 H: 0 E: 0 K: 1 S: 7	H: 0 LOB: 0 BB: 2 P: 12	1B: 2 2B: 1 3B: 1 HR: 1	SF: 0 SAC: 0 DP: 2 HBP: 0	WP: 0 PB: 0 SB: 2 CS: 0	PA: 33		
<b>PITCHER</b>	IP WLS BF H R ER SO BB IBB HBP BLK WP HR S P ERA WHIP	IP WLS BF H R ER SO BB IBB HBP BLK WP HR S P ERA WHIP	IP WLS BF H R ER SO BB IBB HBP BLK WP HR S P ERA WHIP	IP WLS BF H R ER SO BB IBB HBP BLK WP HR S P ERA WHIP	IP WLS BF H R ER SO BB IBB HBP BLK WP HR S P ERA WHIP	IP WLS BF H R ER SO BB IBB HBP BLK WP HR S P ERA WHIP	IP WLS BF H R ER SO BB IBB HBP BLK WP HR S P ERA WHIP	IP WLS BF H R ER SO BB IBB HBP BLK WP HR S P ERA WHIP	IP WLS BF H R ER SO BB IBB HBP BLK WP HR S P ERA WHIP	IP WLS BF H R ER SO BB IBB HBP BLK WP HR S P ERA WHIP	IP WLS BF H R ER SO BB IBB HBP BLK WP HR S P ERA WHIP	IP WLS BF H R ER SO BB IBB HBP BLK WP HR S P ERA WHIP	IP WLS BF H R ER SO BB IBB HBP BLK WP HR S P ERA WHIP	IP WLS BF H R ER SO BB IBB HBP BLK WP HR S P ERA WHIP	IP WLS BF H R ER SO BB IBB HBP BLK WP HR S P ERA WHIP	IP WLS BF H R ER SO BB IBB HBP BLK WP HR S P ERA WHIP	IP WLS BF H R ER SO BB IBB HBP BLK WP HR S P ERA WHIP					
57 Jonathan Sánchez, L (1, 1) ERA: 3.58	5.0	L	24	5	5	5	6	6	0	0	0	0	0	0	0	0	0	1	48	93	9.00	2.200
59 Guillermo Mota, R (6, 1) ERA: 2.08	2.0		6	0	0	0	0	0	0	0	0	0	0	0	0	0	0	0	13	22	0.00	0.000
45 Dan Runzler, L (8, 1) ERA: 6.19	1.0		3	0	0	0	1	0	0	0	0	0	0	0	0	0	0	0	7	12	0.00	0.000





Batter	1	2	3	4	5	6	7	8	9	AB	R	H	RBI	BB	SO	LOB	TOP	
24 Dexter Fowler, S OBP: 0.388, SLG: 0.400	F8		HBP		K		BB		L8	3	1	0	0	1	1	0	<b>Colorado Rockies @ San Francisco Giants</b> AT&T Park, San Francisco, CA Fri May 06 2011, 7:30 PM - 10:20 PM PDT Att: 41,982 - Partly Cloudy - 59 F	
18 Jonathan Herrera, S OBP: 0.410, SLG: 0.388	L7		1B		L7		G5-3		G4-3	5	0	1	1	0	0	1		
5 Carlos González, L OBP: 0.301, SLG: 0.339	L8		SF8		K				G5-3	3	0	0	1	0	1	0		
2 Troy Tulowitzki, R OBP: 0.356, SLG: 0.553		HR					G5-3		G5-3	3	1	1	1	1	0	0		
17 Todd Helton, L OBP: 0.366, SLG: 0.500		P6			G4-3					4	0	2	0	0	0	2		
7 Seth Smith, L OBP: 0.354, SLG: 0.489	P4				L4		L9		1B	4	0	1	0	0	0	1		
9 Ian Stewart, L OBP: 0.190, SLG: 0.108	F9				K				1B	3	0	0	0	1	1	1		
20 Chris Iannetta, R OBP: 0.393, SLG: 0.456									BB	4	1	2	0	0	0	3		
38 Ubaldo Jiménez, R 19 Ryan Spillborghs, R 27 Matt Lindstrom, R 63 Rafael Betancourt, R 99 Alfredo Amézaga, S 55 Felipe Paulino, R			SH3-4		K				G6-3	1	0	0	0	0	1	1		
									G6-3	1	0	0	0	0	0	0		
<b>Inning Stats</b>	R: 0 H: 0 E: 0 K: 0 S: 6	H: 0 LOB: 0 BB: 0 P: 12	R: 1 H: 1 E: 0 K: 0 S: 11	H: 1 LOB: 0 BB: 0 P: 16	R: 2 H: 2 E: 0 K: 0 S: 11	H: 2 LOB: 2 BB: 1 P: 23	R: 0 H: 1 E: 0 K: 2 S: 11	H: 1 LOB: 1 BB: 0 P: 15	R: 0 H: 0 E: 0 K: 0 S: 7	H: 1 LOB: 1 BB: 0 P: 10	R: 0 H: 0 E: 0 K: 0 S: 8	H: 2 LOB: 3 BB: 1 P: 13	R: 0 H: 0 E: 0 K: 0 S: 6	H: 0 LOB: 0 BB: 0 P: 7	1B: 6 2B: 0 3B: 0 HR: 1	SF: 1 SAC: 1 DP: 0 HBP: 1	WP: 1 PA: 38 PB: 0 SB: 0 CS: 0	
<b>PITCHER</b>	IP WLS BF H R ER SO BB IBB HBP BLK WP HR S P ERA WHIP																ERA WHIP	
18 Matt Cain, R ERA: 3.38	7.0		29	5	3	3	4	2	0	1	0	0	0	0	0	0	3.86	1.000
41 Jeremy Affeldt, L ERA: 3.29	1.0	W	6	2	0	0	0	1	0	0	0	0	1	0	7	13	0.00	3.000
38 Brian Wilson, R ERA: 5.4	1.0		3	0	0	0	0	0	0	0	0	0	0	0	6	7	0.00	0.000

Batter	1	2	3	4	5	6	7	8	9	AB	R	H	RBI	BB	SO	LOB	BOTTOM				
33 Aaron Rowand, R OBP: 0.299, SLG: 0.402	F9		K		K		F7		K	5	0	0	0	0	3	2	<b>Colorado Rockies @ San Francisco Giants</b> AT&T Park, San Francisco, CA Fri May 06 2011, 7:30 PM - 10:20 PM PDT Att: 41,982 - Partly Cloudy - 59 F				
21 Freddy Sanchez, R OBP: 0.304, SLG: 0.376	K		K		L6		G1-3		1B	5	0	1	1	0	2	1					
14 Mike Fontenot, L OBP: 0.379, SLG: 0.551	BB		G4-3						F7	3	1	1	0	1	0	0					
28 Buster Posey, R OBP: 0.322, SLG: 0.380					K		G3		1B	3	1	1	1	1	1	0					
17 Aubrey Huff, L OBP: 0.262, SLG: 0.333	K						F9		K	4	0	1	0	0	2	3					
5 Pat Burrell, R OBP: 0.356, SLG: 0.443										1	0	1	0	3	0	0					
34 Darren Ford, R OBP: 0.400, SLG: 0.250										0	1	0	0	0	0	0					
38 Brian Wilson, R										0	0	0	0	0	0	0					
12 Nate Schierholtz, L OBP: 0.316, SLG: 0.481					K		G1-3		2B	4	0	1	2	0	1	4					
10 Miguel Tejada, R OBP: 0.235, SLG: 0.270					L7				F9	4	0	1	0	0	0	4					
18 Matt Cain, R										2	0	0	0	0	0	1					
2 Emmanuel Burriss, S 41 Jeremy Affeldt, L										1	0	0	0	0	1	1					
13 Cody Ross, R OBP: 0.250, SLG: 0.239									2B	1	1	1	0	0	0	0					
<b>Inning Stats</b>	R: 0 H: 0 E: 0 K: 2 S: 15	H: 0 LOB: 2 BB: 2 P: 28	R: 0 H: 0 E: 0 K: 0 S: 7	H: 0 LOB: 1 BB: 1 P: 14	R: 0 H: 0 E: 0 K: 2 S: 11	H: 0 LOB: 0 BB: 0 P: 15	R: 0 H: 1 E: 0 K: 1 S: 15	H: 1 LOB: 2 BB: 1 P: 26	R: 0 H: 0 E: 0 K: 1 S: 11	H: 0 LOB: 0 BB: 0 P: 17	R: 1 H: 1 E: 0 K: 0 S: 10	H: 1 LOB: 1 BB: 1 P: 18	R: 0 H: 1 E: 0 K: 1 S: 17	H: 1 LOB: 1 BB: 0 P: 23	R: 2 H: 3 E: 0 K: 1 S: 18	H: 3 LOB: 1 BB: 0 P: 26	R: 1 H: 2 E: 0 K: 1 S: 7	H: 2 LOB: 1 BB: 0 P: 12	1B: 3 2B: 4 3B: 1 HR: 0	SF: 0 SAC: 0 DP: 0 HBP: 0	WP: 0 PA: 38 PB: 0 SB: 1 CS: 0
<b>PITCHER</b>	IP WLS BF H R ER SO BB IBB HBP BLK WP HR S P ERA WHIP																ERA WHIP				
38 Ubaldo Jiménez, R ERA: 5.88	6.0		25	1	1	1	7	5	0	0	0	0	0	0	0	0	1.50	1.167			
27 Matt Lindstrom, R ERA: 0.69	1.0	H	4	1	0	0	1	0	0	0	0	0	0	17	23	0.00	1.000				
63 Rafael Betancourt, R ERA: 0.14	1.0	B	6	3	2	2	1	0	0	0	0	0	0	18	26	18.00	3.000				
55 Felipe Paulino, R ERA: 6.75	0.1	L	3	2	1	1	1	0	0	0	0	0	0	7	12	27.00	6.000				





Batter	1	2	3	4	5	6	7	8	9	AB	R	H	RBI	BB	SO	LOB	TOP																
24 Dexter Fowler, S OBP: 0.382, SLG: 0.392	G6-3			99 CS 1B		G4-6-3		K	G6-3	5	0	1	0	0	1	4	<b>Colorado Rockies @ San Francisco Giants</b> AT&T Park, San Francisco, CA Sat May 07 2011, 6:05 PM - 9:05 PM PDT Att: 41,611 - Cloudy - 56 F																
99 Alfredo Amezaga, S OBP: 0.417, SLG: 0.364	K			K						4	1	2	0	0	2	1																	
5 Carlos González, L OBP: 0.299, SLG: 0.336	G3-1			G5-3						4	1	1	0	0	0	2																	
2 Troy Tulowitzki, R OBP: 0.353, SLG: 0.538		G5-3			E6					3	0	0	0	1	0	2																	
17 Todd Helton, L OBP: 0.362, SLG: 0.490		L4			K					4	0	1	2	0	1	4																	
22 Jose Lopez, R OBP: 0.188, SLG: 0.235																																	
9 Ian Stewart, L OBP: 0.186, SLG: 0.105		G4-3																															
19 Ryan Spillborghs, R OBP: 0.214, SLG: 0.294																																	
7 Seth Smith, L OBP: 0.350, SLG: 0.483																																	
20 Chris Iannetta, R OBP: 0.398, SLG: 0.451																																	
59 Clayton Mortensen, R ERA: 4.21																																	
34 Matt Belsie, R ERA: 4.15																																	
51 Matt Reynolds, L ERA: 4.32																																	
18 Jonathan Herrera, S ERA: 0.64																																	
27 Matt Lindstrom, R ERA: 0.64																																	
23 Jason Giambi, L ERA: 7.59																																	
55 Felipe Paulino, R ERA: 7.59																																	
56 Franklin Morales, L ERA: 2.25																																	
<b>Inning Stats</b>	R: 0 E: 0 K: 1 S: 9	H: 0 LOB: 0 BB: 0 P: 11	R: 0 E: 0 K: 0 S: 8	H: 0 LOB: 0 BB: 0 P: 14	R: 0 E: 0 K: 1 S: 7	H: 0 LOB: 0 BB: 1 P: 14	R: 0 E: 0 K: 1 S: 9	H: 1 LOB: 0 BB: 0 P: 15	R: 0 E: 0 K: 1 S: 10	H: 1 LOB: 1 BB: 0 P: 14	R: 0 E: 0 K: 1 S: 6	H: 0 LOB: 0 BB: 1 P: 13	R: 2 E: 1 K: 2 S: 16	H: 3 LOB: 2 BB: 0 P: 22	R: 0 E: 0 K: 1 S: 13	H: 2 LOB: 3 BB: 1 P: 21	R: 0 E: 0 K: 1 S: 14	H: 1 LOB: 2 BB: 1 P: 25	1B: 8 2B: 0 3B: 0 HR: 0	SF: 0 SAC: 0 DP: 3 HBP: 0	WP: 0 PB: 0 SB: 0 CS: 1	PA: 37											
<b>PITCHER</b>	IP WLS BF H R ER SO BB IBB HBP BLK WP HR S P ERA WHIP																																
40 Madison Bumgarner, L ERA: 4.21	6.0	23	5	2	1	5	2	0	0	0	0	0	0	56	92	1.50	1.167																
52 Ramon E Ramirez, R ERA: 1.17	1.0	3	0	0	0	2	0	0	0	0	0	0	0	9	11	0.00	0.000																
49 Javier López, L ERA: 0.73	1.0	6	2	0	0	1	0	1	0	0	0	0	0	13	22	0.00	2.000																
38 Brian Wilson, R ERA: 5.02	1.0	W	5	1	0	0	1	0	0	0	0	0	0	14	25	0.00	2.000																

Batter	1	2	3	4	5	6	7	8	9	AB	R	H	RBI	BB	SO	LOB	BOTTOM																
33 Aaron Rowand, R OBP: 0.311, SLG: 0.405	G6-3		K		21 2B		G6-3		G6-3	4	2	2	0	1	1	0	<b>Colorado Rockies @ San Francisco Giants</b> AT&T Park, San Francisco, CA Sat May 07 2011, 6:05 PM - 9:05 PM PDT Att: 41,611 - Cloudy - 56 F																
21 Freddy Sanchez, R OBP: 0.315, SLG: 0.393	G6-3		F9				G6-3			5	0	3	1	0	0	0																	
14 Mike Fontenot, L OBP: 0.365, SLG: 0.547	G4-3			L3	P5					4	0	1	1	0	0	4																	
28 Buster Posey, R OBP: 0.328, SLG: 0.373	G6-3		G6-3							2	0	0	1	2	0	1																	
17 Aubrey Huff, L OBP: 0.261, SLG: 0.339	F8									4	0	1	0	0	2	6																	
5 Pat Burrell, R OBP: 0.384, SLG: 0.438	G6-3									1	0	0	0	2	0	0																	
34 Darren Ford, R OBP: 0.364, SLG: 0.222										1	0	0	0	0	0	0																	
12 Nate Schierholz, L OBP: 0.295, SLG: 0.446	K				G3-1					4	0	0	0	0	1	3																	
10 Miguel Tejada, R OBP: 0.236, SLG: 0.270	G4-3									4	1	1	0	0	0	1																	
40 Madison Bumgarner, R ERA: 4.21																																	
52 Ramon E Ramirez, R ERA: 1.17																																	
49 Javier López, L ERA: 0.73																																	
13 Cody Ross, R OBP: 0.245, SLG: 0.234																																	
38 Brian Wilson, R ERA: 5.02																																	
<b>Inning Stats</b>	R: 1 E: 0 K: 0 S: 8	H: 1 LOB: 1 BB: 1 P: 15	R: 0 E: 0 K: 1 S: 8	H: 0 LOB: 0 BB: 0 P: 9	R: 0 E: 0 K: 1 S: 7	H: 0 LOB: 0 BB: 0 P: 11	R: 0 E: 0 K: 0 S: 10	H: 1 LOB: 2 BB: 1 P: 21	R: 1 E: 1 K: 1 S: 18	H: 2 LOB: 3 BB: 1 P: 25	R: 0 E: 0 K: 0 S: 6	H: 0 LOB: 2 BB: 1 P: 11	R: 0 E: 0 K: 1 S: 12	H: 1 LOB: 2 BB: 1 P: 20	R: 0 E: 0 K: 0 S: 12	H: 1 LOB: 1 BB: 0 P: 20	R: 0 E: 0 K: 0 S: 4	H: 2 LOB: 1 BB: 0 P: 7	1B: 5 2B: 3 3B: 0 HR: 0	SF: 1 SAC: 1 DP: 0 HBP: 0	WP: 1 PB: 0 SB: 2 CS: 0	PA: 39											
<b>PITCHER</b>	IP WLS BF H R ER SO BB IBB HBP BLK WP HR S P ERA WHIP																																
59 Clayton Mortensen, R ERA: 4.15	6.0	27	4	2	1	3	4	0	0	0	0	0	0	7	9	0.00	0.000																
51 Matt Reynolds, L ERA: 4.32	0.1	3	1	0	0	1	0	1	0	0	0	0	0	5	11	0.00	3.000																
27 Matt Lindstrom, R ERA: 0.64	1.0	4	1	0	0	0	0	0	0	0	0	0	0	12	20	0.00	1.000																
55 Felipe Paulino, R ERA: 7.59	0.0	L	2	2	1	1	0	0	0	0	0	0	0	2	4	-	-																





Batter	1	2	3	4	5	6	7	8	9	AB R H RBI BB SO LOB	TOP								
24 Dexter Fowler, S OBP: 0.372, SLG: 0.379	G4-3			F8		K			K	4 0 0 0 0 2 1	<b>Colorado Rockies @ San Francisco Giants</b> AT&T Park, San Francisco, CA Sun May 08 2011, 1:07 PM - 3:58 PM PDT Att: 42,132 - Cloudy - 57 F								
18 Jonathan Herrera, S OBP: 0.400, SLG: 0.367	F7			L5		F7			K	4 0 0 0 0 1 0									
5 Carlos González, L OBP: 0.305, SLG: 0.336	F7			G4-3					BB	3 0 1 0 1 0 0									
2 Troy Tulowitzki, R OBP: 0.343, SLG: 0.521	G4-3			G5-3		E6			G4-3	4 0 0 0 0 0 2									
23 Jason Giambi, L OBP: 0.286, SLG: 0.261	F8			F8		G3-6-1				3 0 0 0 0 0 2									
7 Seth Smith, L OBP: 0.340, SLG: 0.467	K			G4-3					G3	3 0 0 0 0 1 0									
20 Chris Iannetta, R OBP: 0.406, SLG: 0.459				K						3 0 2 0 0 1 0									
9 Ian Stewart, L OBP: 0.174, SLG: 0.098				G4-3		F9			K	3 0 0 0 0 1 2									
29 Jorge De La Rosa, L OBP: 0.250, SLG: 0.250				K2-3		SH5-4			FC6	1 0 0 0 0 1 0									
34 Matt Belisle, R ERA: 3.05										0 0 0 0 0 0 0									
99 Alfredo Amezaga, S OBP: 0.363, SLG: 0.333										1 0 0 0 0 0 1									
56 Franklin Morales, L ERA: 4.7										0 0 0 0 0 0 0									
<b>Inning Stats</b>	R: 0 H: 0 E: 0 K: 0 S: 8	H: 0 LOB: 0 BB: 0 P: 11	R: 0 H: 0 E: 0 K: 1 S: 10	H: 0 LOB: 0 BB: 0 P: 15	R: 0 H: 0 E: 0 K: 2 S: 8	H: 0 LOB: 0 BB: 0 P: 12	R: 0 H: 0 E: 0 K: 0 S: 7	H: 0 LOB: 0 BB: 0 P: 13	R: 0 H: 1 E: 0 K: 1 S: 8	H: 1 LOB: 1 BB: 0 P: 11	R: 0 H: 0 E: 0 K: 0 S: 10	H: 0 LOB: 1 BB: 1 P: 18	R: 0 H: 1 E: 0 K: 1 S: 11	H: 1 LOB: 1 BB: 0 P: 14	R: 0 H: 1 E: 0 K: 2 S: 11	H: 1 LOB: 1 BB: 0 P: 16	1B: 3 2B: 0 3B: 0 HR: 0	SF: 0 DP: 1 HBP: 0	WP: 0 PA: 31 PB: 0 SB: 0 CS: 0
<b>PITCHER</b>	IP WLS BF H R ER SO BB IBB HBP BLK WP HR S P ERA WHIP											IP WLS BF H R ER SO BB IBB HBP BLK WP HR S P ERA WHIP							
32 Ryan Vogelsong, R ERA: 3.05	6.1 W 22 1 0 0 4 1 0 0 0 0 0 0 64 99 0.00 0.316																		
49 Javier López, L ERA: 0.54	1.2 H 5 1 0 0 1 0 0 0 0 0 0 0 12 16 0.00 0.600																		
38 Brian Wilson, R ERA: 4.7	1.0 S 4 1 0 0 2 0 0 0 0 0 0 0 11 16 0.00 1.000																		

Batter	1	2	3	4	5	6	7	8	9	AB R H RBI BB SO LOB	BOTTOM								
33 Aaron Rowand, R OBP: 0.317, SLG: 0.398	G4-3			K		K				2 0 0 0 1 2 1	<b>Colorado Rockies @ San Francisco Giants</b> AT&T Park, San Francisco, CA Sun May 08 2011, 1:07 PM - 3:58 PM PDT Att: 42,132 - Cloudy - 57 F								
21 Freddy Sanchez, R OBP: 0.321, SLG: 0.392	G4-3			G3-1		G5-3				3 0 1 0 1 0 1									
14 Mike Fontenot, L OBP: 0.358, SLG: 0.518	G4-3			G4-3		K			CS	3 0 0 0 1 1 3									
28 Buster Posey, R OBP: 0.333, SLG: 0.366				F9					BB	2 1 0 0 2 0 1									
5 Pat Burrell, R OBP: 0.364, SLG: 0.446									L5	3 1 1 0 0 2 3									
12 Nate Schierholz, L OBP: 0.290, SLG: 0.441	K					K			F7	1 0 0 0 0 0 1									
13 Cody Ross, R OBP: 0.283, SLG: 0.320				E7					F8	3 1 2 3 1 0 1									
10 Miguel Tejada, R OBP: 0.230, SLG: 0.263	G4-6-3			P6		G1				3 0 0 0 0 0 2									
22 Eli Whiteside, R OBP: 0.261, SLG: 0.300	K			F9					K	3 0 0 0 0 2 1									
32 Ryan Vogelsong, R OBP: 0.333, SLG: 0.500									G6-3	2 0 1 0 0 1 0									
49 Javier López, L ERA: 3.86										1 0 0 0 0 0 0									
38 Brian Wilson, R ERA: 2.08										0 0 0 0 0 0 0									
<b>Inning Stats</b>	R: 0 H: 0 E: 0 K: 1 S: 9	H: 0 LOB: 2 BB: 3 P: 24	R: 0 H: 0 E: 0 K: 1 S: 8	H: 0 LOB: 1 BB: 1 P: 17	R: 0 H: 1 E: 0 K: 1 S: 10	H: 1 LOB: 0 BB: 0 P: 14	R: 1 H: 2 E: 1 K: 0 S: 11	H: 2 LOB: 1 BB: 0 P: 16	R: 0 H: 0 E: 0 K: 2 S: 10	H: 0 LOB: 0 BB: 0 P: 13	R: 2 H: 1 E: 0 K: 2 S: 19	H: 1 LOB: 0 BB: 1 P: 31	R: 0 H: 1 E: 0 K: 1 S: 12	H: 1 LOB: 1 BB: 0 P: 20	R: 0 H: 0 E: 0 K: 0 S: 15	H: 0 LOB: 1 BB: 1 P: 22	1B: 2 2B: 2 3B: 0 HR: 1	SF: 0 DP: 2 HBP: 1	WP: 1 PA: 34 PB: 0 SB: 0 CS: 1
<b>PITCHER</b>	IP WLS BF H R ER SO BB IBB HBP BLK WP HR S P ERA WHIP											IP WLS BF H R ER SO BB IBB HBP BLK WP HR S P ERA WHIP							
29 Jorge De La Rosa, L ERA: 3.14	6.0 L 25 4 3 3 7 5 0 0 0 0 0 0 67 115 4.50 1.500																		
34 Matt Belisle, R ERA: 3.86	1.0 4 1 0 0 1 0 0 0 1 0 0 0 12 20 0.00 1.000																		
56 Franklin Morales, L ERA: 2.08	1.0 4 0 0 0 0 1 0 0 0 0 0 0 15 22 0.00 1.000																		

AB	29
R	0
H	3
RBI	0
BB	1
SO	7
LOB	8





Batter	1	2	3	4	5	6	7	8	9	AB	R	H	RBI	BB	SO	LOB	TOP				
2 Kelly Johnson, L (1,4) OBP: 0.283, SLG: 0.317	G4-3			BB		F7		1B		3	0	1	0	1	0	1	Arizona Diamondbacks @ San Francisco Giants AT&T Park, San Francisco, CA Tue May 10 2011, 7:17 PM - 9:46 PM PDT Att: 41,039 - Partly Cloudy - 55 F				
4 Melvin Mora, R (1,5) OBP: 0.307, SLG: 0.329	F8			K				G1-4-3		4	0	1	0	0	1	2					
10 Justin Upton, R (1,9) OBP: 0.342, SLG: 0.504	K			F8				F9		4	0	1	0	0	1	3					
6 Stephen Drew, L (1,6) OBP: 0.365, SLG: 0.451		BB		P5				1B		3	0	1	0	1	1	2					
24 Chris Young, R (1,8) OBP: 0.256, SLG: 0.465		K				F8		F7		3	0	0	0	1	1	2					
26 Miguel Montero, L (1,2) OBP: 0.347, SLG: 0.459								K		4	0	0	0	0	2	3					
46 Juan Miranda, L (1,3) OBP: 0.347, SLG: 0.383				E4				K		3	0	0	0	0	2	1					
8 Gerardo Parra, L (1,7) OBP: 0.353, SLG: 0.389				K2-3				K		3	0	0	0	0	2	0					
31 Ian Kennedy, R (1,1) OBP: 0.125, SLG: 0.067								G2-3		3	0	1	0	0	0	0					
30 David Hernandez, R (9,1)				F9						0	0	0	0	0	0	0					
<b>Inning Stats</b>	R: 0 H: 0 E: 0 K: 1 S: 9	H: 0 LOB: 0 BB: 0 P: 14	R: 0 H: 0 E: 0 K: 1 S: 9	H: 0 LOB: 0 BB: 1 P: 16	R: 0 H: 0 E: 1 K: 1 S: 7	H: 0 LOB: 0 BB: 0 P: 12	R: 0 H: 0 E: 0 K: 1 S: 7	H: 0 LOB: 1 BB: 1 P: 14	R: 0 H: 2 E: 0 K: 0 S: 8	H: 2 LOB: 2 BB: 0 P: 9	R: 0 H: 1 E: 0 K: 2 S: 15	H: 1 LOB: 1 BB: 0 P: 19	R: 0 H: 1 E: 0 K: 1 S: 11	H: 1 LOB: 1 BB: 0 P: 14	R: 0 H: 1 E: 0 K: 1 S: 6	H: 1 LOB: 1 BB: 1 P: 12	1B: 5 2B: 0 3B: 0 HR: 0	SF: 0 SAC: 0 DP: 1 HBP: 0	WP: 1 PB: 0 SB: 1 CS: 1	PA: 33	
<b>PITCHER</b>	IP WLS BF H R ER SO BB IBB HBP BLK WP HR S P ERA WHIP	8.0 29 4 0 0 9 2 0 0 0 1 0 76 113 0.00 0.750	1.0 W 4 1 0 0 1 1 0 0 0 0 6 12 0.00 2.000																		

Batter	1	2	3	4	5	6	7	8	9	AB	R	H	RBI	BB	SO	LOB	BOTTOM			
56 Andres Torres, S (1,8) OBP: 0.389, SLG: 0.387	G1-6-3			BB		L9		K		3	0	1	0	1	1	0	Arizona Diamondbacks @ San Francisco Giants AT&T Park, San Francisco, CA Tue May 10 2011, 7:17 PM - 9:46 PM PDT Att: 41,039 - Partly Cloudy - 55 F			
21 Freddy Sanchez, R (1,4) OBP: 0.319, SLG: 0.388	F9			L8		F9		1B		4	0	1	0	0	2					
14 Mike Fontenot, L (1,6) OBP: 0.338, SLG: 0.483	G1-6-3			K		G3		F7		4	0	0	0	0	1	3				
28 Buster Posey, R (1,2) OBP: 0.338, SLG: 0.365		F9				P3				3	0	1	0	1	0	0				
34 Darren Ford, R (9, PR) OBP: 0.364, SLG: 0.222										0	1	0	0	0	0	0				
17 Aubrey Huff, L (1,3) OBP: 0.268, SLG: 0.347										3	0	1	0	1	2	1				
13 Cody Ross, R (1,9) OBP: 0.298, SLG: 0.321										3	0	1	1	1	1	2				
33 Aaron Rowand, R (1,7) OBP: 0.318, SLG: 0.392										2	0	0	0	0	1	2				
7 Mark DeRosa, R (1,5) OBP: 0.348, SLG: 0.333										3	0	0	0	0	1	5				
55 Tim Lincecum, L (1,1) OBP: 0.056, SLG: 0.056										2	0	0	0	0	2	0				
5 Pat Burrell, R (8, PH) OBP: 0.360, SLG: 0.441										1	0	0	0	0	0	0				
38 Brian Wilson, R (9,1)										0	0	0	0	0	0	0				
<b>Inning Stats</b>	R: 0 H: 1 E: 0 K: 0 S: 6	H: 1 LOB: 2 BB: 1 P: 25	R: 0 H: 0 E: 0 K: 2 S: 14	H: 0 LOB: 1 BB: 1 P: 18	R: 0 H: 1 E: 0 K: 1 S: 10	H: 1 LOB: 2 BB: 1 P: 16	R: 0 H: 0 E: 0 K: 1 S: 9	H: 0 LOB: 0 BB: 0 P: 12	R: 0 H: 0 E: 0 K: 1 S: 5	H: 0 LOB: 0 BB: 0 P: 8	R: 0 H: 1 E: 0 K: 1 S: 14	H: 1 LOB: 1 BB: 0 P: 17	R: 1 H: 1 E: 0 K: 1 S: 8	H: 1 LOB: 1 BB: 1 P: 13	1B: 4 2B: 1 3B: 0 HR: 0	SF: 0 SAC: 0 DP: 2 HBP: 1	WP: 0 PB: 0 SB: 1 CS: 0	PA: 33		
<b>PITCHER</b>	IP WLS BF H R ER SO BB IBB HBP BLK WP HR S P ERA WHIP	8.0 L 3 1 1 1 1 3 0 0 0 0 0 8 13 27.00 6.000																		









Batter	1	2	3	4	5	6	7	8	9	AB	R	H	RBI	BB	SO	LOB	TOP					
2 Kelly Johnson, L OBP: 0.285, SLG: 0.323										5	0	1	0	0	2	2	<b>Arizona Diamondbacks @ San Francisco Giants</b> <b>AT&amp;T Park, San Francisco, CA</b> Thu May 12 2011, 12:47 PM - 3:31 PM PDT Att: 41,126 - Partly Cloudy - 60 F					
8 Gerardo Parra, L OBP: 0.360, SLG: 0.388										5	1	2	0	0	1	3						
22 Xavier Nady, R OBP: 0.315, SLG: 0.327										4	1	2	0	0	0	0						
6 Stephen Drew, L OBP: 0.358, SLG: 0.445										4	0	2	1	0	1	2						
10 Justin Upton, R OBP: 0.338, SLG: 0.489										4	0	2	1	0	0	3						
33 Russell Branyan, L OBP: 0.306, SLG: 0.364										4	0	0	0	0	2	4						
14 Ryan Roberts, R OBP: 0.400, SLG: 0.511										3	0	1	0	1	0	0						
26 Miguel Montero, L OBP: 0.336, SLG: 0.443										4	0	0	0	0	1	3						
41 Daniel Hudson, R OBP: 0.267, SLG: 0.333										2	0	0	0	0	1	0						
38 Sam Demel, R OBP: 0.342, SLG: 0.377										0	0	0	0	0	0	0						
46 Juan Miranda, L OBP: 0.291, SLG: 0.463										1	0	0	0	0	1	0						
32 Esmerling Vasquez, R OBP: 0.281, SLG: 0.403										0	0	0	0	0	0	0						
24 Chris Young, R OBP: 0.291, SLG: 0.463										1	0	1	0	0	0	0						
<b>Inning Stats</b>	R: 0 E: 0 K: 0 S: 9	H: 2 LOB: 2 BB: 0 P: 13	R: 0 E: 0 K: 2 S: 10	H: 0 LOB: 0 BB: 0 P: 15	R: 0 E: 0 K: 1 S: 8	H: 1 LOB: 1 BB: 0 P: 13	R: 0 E: 0 K: 0 S: 11	H: 1 LOB: 1 BB: 0 P: 16	R: 0 E: 0 K: 1 S: 6	H: 0 LOB: 0 BB: 0 P: 8	R: 0 E: 0 K: 0 S: 8	H: 0 LOB: 0 BB: 0 P: 13	R: 0 E: 0 K: 2 S: 12	H: 1 LOB: 2 BB: 1 P: 22	R: 2 E: 0 K: 1 S: 16	H: 4 LOB: 2 BB: 0 P: 22	R: 0 E: 0 K: 2 S: 19	H: 2 LOB: 2 BB: 0 P: 24	1B: 10 2B: 1 3B: 0 HR: 0	SF: 0 SAC: 0 DP: 0 HBP: 0	WP: 0 PB: 0 SB: 1 CS: 0	PA: 38
<b>PITCHER</b>	IP WLS BF H R ER SO BB IBB HBP BLK WP HR S P ERA WHIP																					
18 Matt Cain, R ERA: 3.22	7.2 W 30 7 2 2 7 1 0 0 0 0 0 0 3 4 ∞ ∞																					
41 Jeremy Affeldt, L ERA: 3.29	0.0 1 1 0 0 0 0 0 0 0 0 0 0 3 4 ∞ ∞																					
52 Ramon E Ramirez, R ERA: 1.06	0.1 H 2 1 0 0 0 0 0 0 0 0 0 0 4 6 0.00 3.000																					
54 Sergio Romo, R ERA: 0.93	0.0 1 1 0 0 0 0 0 0 0 0 0 0 4 5 ∞ ∞																					
49 Javier López, L ERA: 0.59	1.0 S 4 1 0 0 2 0 0 0 0 0 0 0 0 15 19 0.00 1.000																					

Batter	1	2	3	4	5	6	7	8	9	AB	R	H	RBI	BB	SO	LOB	BOTTOM			
56 Andres Torres, S OBP: 0.409, SLG: 0.447										4	1	1	1	0	2	0	<b>Arizona Diamondbacks @ San Francisco Giants</b> <b>AT&amp;T Park, San Francisco, CA</b> Thu May 12 2011, 12:47 PM - 3:31 PM PDT Att: 41,126 - Partly Cloudy - 60 F			
21 Freddy Sanchez, R OBP: 0.315, SLG: 0.375										3	0	0	0	1	0	1				
17 Aubrey Huff, L OBP: 0.281, SLG: 0.369										2	0	1	1	2	0	0				
13 Cody Ross, R OBP: 0.292, SLG: 0.328										4	1	1	0	0	1	4				
12 Nate Schierholtz, L OBP: 0.231, SLG: 0.469										4	0	3	1	0	0	3				
10 Miguel Tejada, R OBP: 0.236, SLG: 0.278										4	0	0	0	0	1	3				
7 Mark DeRosa, R OBP: 0.333, SLG: 0.292										3	0	0	0	0	0	2				
22 Eli Whiteside, R OBP: 0.296, SLG: 0.417										4	1	2	0	0	1	3				
18 Matt Cain, R ERA: 4.41										2	0	0	0	0	1	1				
41 Jeremy Affeldt, L ERA: 2.25										0	0	0	0	0	0	0				
52 Ramon E Ramirez, R ERA: 1.06										0	0	0	0	0	0	0				
5 Pat Burrell, R OBP: 0.336, SLG: 0.432										1	0	0	0	0	0	2				
54 Sergio Romo, R ERA: 0.93										0	0	0	0	0	0	0				
49 Javier López, L ERA: 0.59										0	0	0	0	0	0	0				
<b>Inning Stats</b>	R: 0 E: 0 K: 1 S: 7	H: 0 LOB: 0 BB: 0 P: 9	R: 1 E: 0 K: 1 S: 13	H: 2 LOB: 1 BB: 0 P: 18	R: 0 E: 1 K: 0 S: 14	H: 0 LOB: 3 BB: 2 P: 24	R: 0 E: 0 K: 1 S: 14	H: 1 LOB: 1 BB: 0 P: 19	R: 0 E: 0 K: 1 S: 10	H: 0 LOB: 0 BB: 1 P: 16	R: 0 E: 0 K: 1 S: 10	H: 1 LOB: 1 BB: 0 P: 15	R: 2 E: 0 K: 1 S: 17	H: 3 LOB: 1 BB: 0 P: 21	R: 0 E: 0 K: 0 S: 11	H: 1 LOB: 2 BB: 0 P: 18	1B: 3 2B: 5 3B: 0 HR: 0	SF: 0 SAC: 1 DP: 0 HBP: 1	WP: 0 PB: 0 SB: 1 CS: 1	PA: 37
<b>PITCHER</b>	IP WLS BF H R ER SO BB IBB HBP BLK WP HR S P ERA WHIP																			
41 Daniel Hudson, R ERA: 2.03	6.2 L 30 7 3 3 3 3 0 0 0 0 0 0 0 78 117 4.05 1.500																			
38 Sam Demel, R ERA: 2.25	0.1 1 0 0 0 1 0 0 0 0 0 0 0 5 5 0.00 0.000																			
32 Esmerling Vasquez, R ERA: 2.03	1.0 5 1 0 0 0 0 0 0 1 0 0 0 0 11 18 0.00 1.000																			







Batter	1	2	3	4	5	6	7	8	9	AB R H RBI BB SO LOB	TOP				
33 Aaron Rowand, R OBP: 0.316, SLG: 0.389										4 1 1 0 0 2 0	<p><b>San Francisco Giants @ Chicago Cubs</b> Wrigley Field, Chicago, IL Sat May 14 2011, 6:15 PM - 8:23 PM CDT Att: 39,706 - Cloudy - 43 F</p> <p>livebaseballscores.com</p> <p>AB 26 R 3 H 5 RBI 1 BB 2 SO 7 LOB 19</p>				
21 Freddy Sanchez, R OBP: 0.307, SLG: 0.371										3 1 1 0 0 0 2					
17 Aubrey Huff, L OBP: 0.281, SLG: 0.372										3 0 0 0 0 2 3					
28 Buster Posey, R OBP: 0.347, SLG: 0.368										2 0 1 1 1 0 0					
13 Cody Ross, R OBP: 0.292, SLG: 0.358										2 0 0 0 1 0 3					
5 Pat Burrell, R OBP: 0.350, SLG: 0.424										3 0 1 0 0 1 2					
12 Nate Schierholz, L OBP: 0.310, SLG: 0.456										0 0 0 0 0 0 0					
7 Mark DeRosa, R OBP: 0.290, SLG: 0.250										3 0 0 0 0 0 5					
10 Miguel Tejada, R OBP: 0.227, SLG: 0.263										3 0 0 0 0 1 2					
32 Ryan Vogelsong, R OBP: 0.333, SLG: 0.444										3 1 1 0 0 1 2					
<b>Inning Stats</b>	R: 1 H: 2 E: 1 K: 2 S: 12	H: 2 LOB: 1 BB: 0 P: 22	R: 0 H: 0 E: 0 K: 1 S: 8	H: 0 LOB: 0 BB: 10	R: 2 H: 2 E: 2 K: 0 S: 14	H: 2 LOB: 3 BB: 1 P: 22	R: 0 H: 0 E: 0 K: 2 S: 10	H: 0 LOB: 0 BB: 0 P: 16	R: 0 H: 1 E: 0 K: 1 S: 12	H: 1 LOB: 2 BB: 1 P: 22	R: 0 H: 0 E: 0 K: 0 S: 0	H: 0 LOB: 0 BB: 0 P: 2	1B: 3 2B: 2 3B: 0 HR: 0	SF: 0 SAC: 0 DP: 0 HBP: 0	WP: 0 PA: 28 PB: 0 SB: 0 CS: 0
<b>PITCHER</b>	IP WLS BF H R ER SO BB IBB HBP BLK WP HR S P ERA WHIP											IP WLS BF H R ER SO BB IBB HBP BLK WP HR S P ERA WHIP			
32 Doug Davis, L ERA: 1.8	5.0 L 22 4 3 1 6 1 0 0 0 0 0 0 50 77 1.80 1.000														
29 Jeff Samardzija, R ERA: 3.27	1.0 6 1 0 0 1 1 0 0 0 0 0 0 12 24 0.00 2.000														

Batter	1	2	3	4	5	6	7	8	9	AB R H RBI BB SO LOB	BOTTOM				
1 Kosuke Fukudome, L OBP: 0.454, SLG: 0.389										3 0 0 0 0 2 0	<p><b>San Francisco Giants @ Chicago Cubs</b> Wrigley Field, Chicago, IL Sat May 14 2011, 6:15 PM - 8:23 PM CDT Att: 39,706 - Cloudy - 43 F</p> <p>livebaseballscores.com</p> <p>AB 25 R 0 H 7 RBI 0 BB 1 SO 7 LOB 16</p>				
15 Darwin Barney, R OBP: 0.355, SLG: 0.422										3 0 2 0 0 0 0					
13 Starlin Castro, R OBP: 0.361, SLG: 0.444										3 0 2 0 0 0 1					
22 Carlos Pena, L OBP: 0.344, SLG: 0.317										2 0 0 0 1 1 4					
24 Marlon Byrd, R OBP: 0.342, SLG: 0.390										3 0 1 0 0 0 3					
12 Alfonso Soriano, R OBP: 0.293, SLG: 0.541										3 0 1 0 0 2 3					
9 Blake DeWitt, L OBP: 0.303, SLG: 0.406										3 0 1 0 0 0 2					
55 Koyie Hill, S OBP: 0.241, SLG: 0.385										3 0 0 0 0 1 3					
32 Doug Davis, R										1 0 0 0 0 1 0					
5 Reed Johnson, R OBP: 0.455, SLG: 0.632										1 0 0 0 0 0 0					
29 Jeff Samardzija, R										0 0 0 0 0 0 0					
<b>Inning Stats</b>	R: 0 H: 2 E: 0 K: 2 S: 19	H: 2 LOB: 3 BB: 1 P: 32	R: 0 H: 0 E: 0 K: 2 S: 8	H: 0 LOB: 0 BB: 0 P: 11	R: 0 H: 1 E: 1 K: 1 S: 9	H: 1 LOB: 1 BB: 0 P: 13	R: 0 H: 2 E: 0 K: 0 S: 5	H: 2 LOB: 1 BB: 0 P: 6	R: 0 H: 1 E: 1 K: 1 S: 17	H: 1 LOB: 2 BB: 0 P: 24	R: 0 H: 1 E: 0 K: 1 S: 12	H: 1 LOB: 0 BB: 0 P: 16	1B: 7 2B: 0 3B: 0 HR: 0	SF: 0 SAC: 0 DP: 2 HBP: 0	WP: 0 PA: 26 PB: 0 SB: 0 CS: 0
<b>PITCHER</b>	IP WLS BF H R ER SO BB IBB HBP BLK WP HR S P ERA WHIP											IP WLS BF H R ER SO BB IBB HBP BLK WP HR S P ERA WHIP			
32 Ryan Vogelsong, R ERA: 2.36	6.0 W 26 7 0 0 7 1 0 0 0 0 0 0 70 102 0.00 1.333														



Batter	1	2	3	4	5	6	7	8	9	AB	R	H	RBI	BB	SO	LOB	TOP			
56 Andres Torres, S (1,8) OBP: 0.415, SLG: 0.553										4	1	1	1	0	1	2				
21 Freddy Sanchez, R (1,4) OBP: 0.318, SLG: 0.381										4	0	3	0	0	1	0				
17 Aubrey Huff, L (1,3) OBP: 0.280, SLG: 0.369										4	1	1	0	0	0	3				
28 Buster Posey, R (1,2)										4	0	2	0	0	0	2				
12 Nate Schierholtz, L (1,9)										2	1	1	2	2	0	1				
13 Cody Ross, R (1,7) 41 Jeremy Affeldt, L (6,1) 5 Pat Burrell, R (8,PH) 45 Dan Runzler, L (6,1)										1	0	0	0	1	0	0				
7 Mark DeRosa, R (1,5) 10 Miguel Tejada, R (1,6)										4	0	0	0	0	1	2				
55 Tim Lincecum, L (1,1) 33 Aaron Rowand, R (6,7)										1	0	0	0	0	1	1				
<b>Inning Stats</b>	R: 0 E: 0 K: 1 S: 8	H: 1 LOB: 0 BB: 0 P: 11	R: 0 E: 0 K: 0 S: 4	H: 1 LOB: 1 BB: 0 P: 5	R: 1 E: 0 K: 1 S: 9	H: 1 LOB: 0 BB: 0 P: 13	R: 0 E: 0 K: 0 S: 5	H: 0 LOB: 1 BB: 1 P: 17	R: 3 E: 0 K: 0 S: 9	H: 3 LOB: 0 BB: 0 P: 13	R: 0 E: 0 K: 1 S: 14	H: 1 LOB: 1 BB: 0 P: 19	R: 0 E: 0 K: 1 S: 15	H: 2 LOB: 2 BB: 1 P: 25	R: 0 E: 0 K: 1 S: 9	H: 0 LOB: 0 BB: 0 P: 9	1B: 7 2B: 1 3B: 0 HR: 2	SF: 0 DP: 4 HBP: 1	WP: 1 PB: 0 SB: 1 CS: 1	PA: 37
<b>PITCHER</b>	IP: 6.0 W: 2 L: 1 ERA: 2.01	WLS: 3 BF: 24 H: 7 R: 4 ER: 4 SO: 4	H: 7 R: 4 ER: 4 SO: 4	ER: 4 SO: 4	BB: 2 IBB: 0 HBP: 1 BLK: 0	IBB: 0 HBP: 1 BLK: 0	WP: 1 HR: 2 S: 44 P: 71	ERA: 6.00 WHIP: 1.500	IP: 1.0 W: 0 L: 1 ERA: 3.32	WLS: 3 BF: 3 H: 0 R: 0 ER: 0 SO: 1	H: 0 R: 0 ER: 0 SO: 1	BB: 0 IBB: 0 HBP: 0 BLK: 0	WP: 0 HR: 0 S: 9 P: 9	ERA: 0.00 WHIP: 0.000						

San Francisco Giants @ Colorado Rockies  
Coors Field, Denver, CO  
Mon May 16 2011, 6:42 PM - 9:35 PM MDT  
Att: 32,858 - Partly Cloudy - 60 F


AB	31
R	4
H	10
RBI	3
BB	3
SO	7
LOB	15



Batter	1	2	3	4	5	6	7	8	9	AB	R	H	RBI	BB	SO	LOB	BOTTOM			
24 Dexter Fowler, S (1,8) OBP: 0.374, SLG: 0.359										3	2	2	1	2	0	0				
18 Jonathan Herrera, S (1,4) OBP: 0.388, SLG: 0.362										3	1	2	0	1	0	0				
5 Carlos González, L (1,7) OBP: 0.319, SLG: 0.390										4	1	1	3	1	0	2				
2 Troy Tulowitzki, R (1,6) OBP: 0.331, SLG: 0.520										4	0	1	2	0	0	1				
17 Todd Helton, L (1,3) OBP: 0.371, SLG: 0.545										4	0	1	0	0	0	2				
7 Seth Smith, L (1,9) OBP: 0.341, SLG: 0.492										3	1	1	1	1	1	1				
22 Jose Lopez, R (1,5) OBP: 0.211, SLG: 0.272										3	1	2	0	1	0	1				
26 Jose Morales, S (1,2) OBP: 0.308, SLG: 0.273										3	0	0	0	1	1	4				
59 Clayton Mortensen, R (1,1) 99 Alfredo Amezaga, S (6,PH) 34 Matt Bettsie, R (7,1) 51 Matt Reynolds, L (7,1) 63 Rafael Betancourt, R (8,1) 27 Matt Lindstrom, R (8,1) 19 Ryan Spilborghs, R (8,PH) 16 Huston Street, R (8,1)										1	1	0	0	1	1	2				
<b>Inning Stats</b>	R: 0 E: 0 K: 0 S: 7	H: 1 LOB: 1 BB: 1 P: 13	R: 0 E: 0 K: 1 S: 10	H: 0 LOB: 2 BB: 2 P: 22	R: 0 E: 0 K: 0 S: 7	H: 0 LOB: 0 BB: 0 P: 10	R: 0 E: 0 K: 1 S: 11	H: 1 LOB: 2 BB: 1 P: 20	R: 2 E: 0 K: 0 S: 11	H: 2 LOB: 1 BB: 2 P: 25	R: 5 E: 1 K: 1 S: 25	H: 5 LOB: 0 BB: 0 P: 34	R: 0 E: 0 K: 1 S: 8	H: 1 LOB: 1 BB: 0 P: 9	R: 0 E: 0 K: 0 S: 10	H: 0 LOB: 1 BB: 2 P: 20	1B: 7 2B: 1 3B: 0 HR: 2	SF: 0 DP: 0 HBP: 0	WP: 0 PB: 0 SB: 1 CS: 4	PA: 39
<b>PITCHER</b>	IP: 5.2 W: 1 L: 1 ERA: 2.36	WLS: 3 BF: 30 H: 9 R: 7 ER: 3 SO: 3	H: 9 R: 7 ER: 3 SO: 3	ER: 3 SO: 3	BB: 5 IBB: 0 HBP: 0 BLK: 0	IBB: 0 HBP: 0 BLK: 0	WP: 0 HR: 2 S: 18 P: 118	ERA: 4.76 WHIP: 2.471	IP: 1.1 W: 0 L: 1 ERA: 5.29	WLS: 1 BF: 5 H: 1 R: 0 ER: 0 SO: 1	H: 1 R: 0 ER: 0 SO: 1	BB: 0 IBB: 0 HBP: 0 BLK: 0	WP: 0 HR: 0 S: 12 P: 15	ERA: 0.00 WHIP: 0.750	IP: 1.0 W: 0 L: 1 ERA: 7.0	WLS: 4 BF: 4 H: 0 R: 0 ER: 0 SO: 0	H: 0 R: 0 ER: 0 SO: 0	BB: 2 IBB: 0 HBP: 0 BLK: 0	WP: 0 HR: 0 S: 10 P: 20	ERA: 0.00 WHIP: 2.000

San Francisco Giants @ Colorado Rockies  
Coors Field, Denver, CO  
Mon May 16 2011, 6:42 PM - 9:35 PM MDT  
Att: 32,858 - Partly Cloudy - 60 F

AB	30
R	7
H	10
RBI	7
BB	8
SO	4
LOB	15






Batter	1	2	3	4	5	6	7	8	9	AB	R	H	RBI	BB	SO	LOB	TOP																				
56 Andres Torres, S OBP: 0.379, SLG: 0.500	F9		B1-3		K		K		G1-6-3	5	0	0	0	0	2	2																					
14 Mike Fontenot, L OBP: 0.301, SLG: 0.417	G5-3		5 2B		G6-3		F7			4	1	1	0	0	0	1																					
28 Buster Posey, R OBP: 0.355, SLG: 0.376	G6-3		5 2B		5 1B		L6			4	1	2	0	0	0	1																					
5 Pat Burrell, R OBP: 0.352, SLG: 0.433		G5-3						F8		4	0	2	2	0	0	0																					
12 Nate Schierholz, L OBP: 0.333, SLG: 0.500										0	0	0	0	0	0	0																					
17 Aubrey Huff, L OBP: 0.292, SLG: 0.382										3	1	2	0	1	1	2																					
10 Miguel Tejada, R OBP: 0.235, SLG: 0.277										4	0	1	1	0	0	3																					
33 Aaron Rowand, R OBP: 0.303, SLG: 0.371										4	0	0	0	0	3	2																					
54 Sergio Romo, R (8.1)										0	0	0	0	0	0	0																					
7 Mark DeRosa, R OBP: 0.231, SLG: 0.194										4	0	0	0	0	1	1																					
57 Jonathan Sánchez, L OBP: 0.278, SLG: 0.412										3	0	1	0	0	2	0																					
49 Javier López, L (8.1)										0	0	0	0	0	0	0																					
13 Cody Ross, R OBP: 0.316, SLG: 0.362										1	0	1	0	0	0	0																					
<b>Inning Stats</b>	R: 0 E: 0 K: 0 S: 5	H: 0 LOB: 0 BB: 0 P: 6	R: 1 E: 0 K: 0 S: 8	H: 2 LOB: 1 BB: 0 P: 15	R: 2 E: 0 K: 1 S: 14	H: 3 LOB: 2 BB: 1 P: 29	R: 0 E: 0 K: 2 S: 10	H: 0 LOB: 0 BB: 0 P: 15	R: 0 E: 0 K: 1 S: 9	H: 2 LOB: 2 BB: 0 P: 21	R: 0 E: 0 K: 1 S: 12	H: 1 LOB: 1 BB: 0 P: 17	R: 0 E: 0 K: 1 S: 11	H: 1 LOB: 0 BB: 0 P: 18	R: 0 E: 0 K: 1 S: 6	H: 1 LOB: 0 BB: 0 P: 7	1B: 7 2B: 3 3B: 0 HR: 0	SF: 0 SAC: 0 DP: 1 HBP: 0	WP: 1 PA: 37 PB: 0 SB: 0 CS: 0																		
<b>PITCHER</b>	IP	WLS	BF	H	R	ER	SO	BB	IBB	HBP	BLK	WP	HR	S	P	ERA	WHIP	<b>PITCHER</b>			IP	WLS	BF	H	R	ER	SO	BB	IBB	HBP	BLK	WP	HR	S	P	ERA	WHIP
38 Ubaldo Jiménez, R ERA: 6.14	7.0		30	8	3	3	7	1	0	0	0	1	0	72	116	3.86	1.286																				
34 Matt Belisle, R ERA: 3.93	1.0	W	4	1	0	0	1	0	0	0	0	0	0	11	18	0.00	1.000																				
16 Huston Street, R ERA: 3.18	1.0	S	3	1	0	0	1	0	0	0	0	0	0	6	7	0.00	1.000																				

San Francisco Giants @ Colorado Rockies  
Coors Field, Denver, CO  
Tue May 17 2011, 1:10 PM - 3:47 PM MDT  
Att: 40,378 - Cloudy - 53 F


AB 36  
R 3  
H 10  
RBI 3  
BB 1  
SO 9  
LOB 12



Batter	1	2	3	4	5	6	7	8	9	AB	R	H	RBI	BB	SO	LOB	BOTTOM																				
24 Dexter Fowler, S OBP: 0.371, SLG: 0.363	K		G4-3			P3		5 1B		4	1	1	1	0	1	1																					
18 Jonathan Herrera, S OBP: 0.378, SLG: 0.319	K		L4			K		G4		4	0	0	0	0	2	3																					
5 Carlos González, L OBP: 0.317, SLG: 0.386	F8					F9				4	0	1	2	0	0	0																					
2 Troy Tulowitzki, R OBP: 0.335, SLG: 0.536		HR						F8		3	1	1	1	0	0	1																					
21 Ty Wigginton, R OBP: 0.286, SLG: 0.355	F8									4	0	0	0	0	2	2																					
16 Huston Street, R (9.1)										0	0	0	0	0	0	0																					
22 Jose Lopez, R OBP: 0.204, SLG: 0.263	F8									3	0	0	0	0	0	1																					
19 Ryan Spilborghs, R OBP: 0.292, SLG: 0.338										3	1	2	0	0	0	0																					
20 Chris Iannetta, R OBP: 0.403, SLG: 0.478										3	1	2	0	0	0	1																					
38 Ubaldo Jiménez, R (1.1)										2	0	0	0	0	1	1																					
34 Matt Belisle, R (8.1)										0	0	0	0	0	0	0																					
99 Alfredo Amézaga, S OBP: 0.353, SLG: 0.313										0	1	0	0	0	0	0																					
17 Todd Helton, L OBP: 0.371, SLG: 0.545										0	0	0	0	0	0	0																					
<b>Inning Stats</b>	R: 0 E: 0 K: 2 S: 10	H: 0 LOB: 0 BB: 0 P: 17	R: 1 E: 0 K: 0 S: 8	H: 1 LOB: 0 BB: 0 P: 10	R: 0 E: 0 K: 1 S: 9	H: 1 LOB: 1 BB: 0 P: 9	R: 0 E: 0 K: 0 S: 9	H: 0 LOB: 1 BB: 0 P: 12	R: 0 E: 0 K: 0 S: 6	H: 1 LOB: 0 BB: 0 P: 11	R: 0 E: 0 K: 1 S: 8	H: 0 LOB: 0 BB: 0 P: 13	R: 0 E: 0 K: 1 S: 6	H: 0 LOB: 0 BB: 0 P: 9	R: 4 E: 1 K: 1 S: 23	H: 4 LOB: 1 BB: 0 P: 33	1B: 4 2B: 2 3B: 0 HR: 1	SF: 0 SAC: 1 DP: 1 HBP: 1	WP: 0 PA: 32 PB: 0 SB: 0 CS: 0																		
<b>PITCHER</b>	IP	WLS	BF	H	R	ER	SO	BB	IBB	HBP	BLK	WP	HR	S	P	ERA	WHIP	<b>PITCHER</b>			IP	WLS	BF	H	R	ER	SO	BB	IBB	HBP	BLK	WP	HR	S	P	ERA	WHIP
57 Jonathan Sánchez, L ERA: 3.71	7.0	L	27	5	4	4	5	0	0	1	0	0	0	61	88	5.14	0.714																				
49 Javier López, L ERA: 1.15	0.1	B	3	2	1	0	0	0	0	0	0	0	0	11	16	0.00	6.000																				
54 Sergio Romo, R ERA: 0.87	0.2		0	0	0	0	1	0	0	0	0	0	0	7	10	0.00	0.000																				

San Francisco Giants @ Colorado Rockies  
Coors Field, Denver, CO  
Tue May 17 2011, 1:10 PM - 3:47 PM MDT  
Att: 40,378 - Cloudy - 53 F

AB 30  
R 5  
H 7  
RBI 4  
BB 0  
SO 6  
LOB 10





Batter	1	2	3	4	5	6	7	8	9	AB	R	H	RBI	BB	SO	LOB	TOP										
33 Aaron Rowand, R OBP: 0.299, SLG: 0.368 34 Darren Ford, R OBP: 0.364, SLG: 0.222																											
21 Freddy Sanchez, R OBP: 0.321, SLG: 0.382																											
28 Buster Posey, R OBP: 0.357, SLG: 0.377																											
5 Pat Burrell, R OBP: 0.349, SLG: 0.426 12 Nate Schierholz, L OBP: 0.329, SLG: 0.493																											
13 Cody Ross, R OBP: 0.333, SLG: 0.411																											
17 Aubrey Huff, L OBP: 0.289, SLG: 0.376																											
10 Miguel Tejada, R OBP: 0.242, SLG: 0.283																											
7 Mark DeRosa, R OBP: 0.225, SLG: 0.189 14 Mike Fontenot, L OBP: 0.326, SLG: 0.425																											
18 Matt Cain, R OBP: 0.095, SLG: 0.050 49 Javier López, L OBP: 0.293, SLG: 0.336 54 Sergio Romo, R OBP: 0.293, SLG: 0.336 38 Brian Wilson, R OBP: 0.270, SLG: 0.425																											
<b>Inning Stats</b>	R: 0 E: 0 K: 0 S: 4	H: 0 LOB: 0 BB: 0 P: 7	R: 0 E: 0 K: 1 S: 8	H: 0 LOB: 0 BB: 0 P: 11	R: 1 E: 0 K: 3 S: 19	H: 3 LOB: 2 BB: 0 P: 28	R: 3 E: 1 K: 1 S: 17	H: 4 LOB: 1 BB: 1 P: 29	R: 0 E: 0 K: 1 S: 6	H: 0 LOB: 0 BB: 0 P: 10	R: 0 E: 0 K: 2 S: 12	H: 1 LOB: 1 BB: 0 P: 18	R: 0 E: 0 K: 1 S: 7	H: 1 LOB: 1 BB: 0 P: 12	R: 1 E: 0 K: 0 S: 15	H: 1 LOB: 1 BB: 2 P: 27	R: 3 E: 0 K: 1 S: 16	H: 3 LOB: 0 BB: 0 P: 27	1B: 12 2B: 0 3B: 0 HR: 1	SF: 1 SAC: 0 DP: 0 HBP: 0	WP: 0 PB: 0 SB: 1 CS: 1	PA: 42					
<b>PITCHER</b>	IP	WLS	BF	H	R	ER	SO	BB	IBB	HBP	BLK	WP	HR	S	P	ERA	WHIP										
22 Clayton Kershaw, L ERA: 3.09 57 Scott Elbert, L ERA: 54 Javy Guerra, R ERA: 66 Mike MacDougal, R ERA: 1.84 37 Lance Cormier, R ERA: 10.03	5.0		23	7	4	4	6	1	0	0	0	0	0	54	85	7.20	1.600										

San Francisco Giants @ Los Angeles Dodgers  
Dodger Stadium, Los Angeles, CA  
Wed May 18 2011, 7:11 PM - 10:29 PM PDT  
Att: 30,421 - Partly Cloudy - 60 F

livebaseballscores.com

AB 38  
R 8  
H 13  
RBI 8  
BB 3  
SO 10  
LOB 13



Batter	1	2	3	4	5	6	7	8	9	AB	R	H	RBI	BB	SO	LOB	BOTTOM										
14 Jamey Carroll, R OBP: 0.368, SLG: 0.365																											
6 Aaron Miles, S OBP: 0.302, SLG: 0.325																											
16 Andre Ethier, L OBP: 0.391, SLG: 0.458																											
27 Matt Kemp, R OBP: 0.406, SLG: 0.546																											
5 Juan Uribe, R OBP: 0.293, SLG: 0.336																											
7 James Loney, L OBP: 0.271, SLG: 0.270 10 Tony Gwynn Jr., L OBP: 0.268, SLG: 0.328																											
31 Jay Gibbons, L OBP: 0.271, SLG: 0.167 47 Jerry Sands, R OBP: 0.291, SLG: 0.307																											
28 Rod Barajas, R OBP: 0.270, SLG: 0.425																											
22 Clayton Kershaw, L OBP: 0.227, SLG: 0.167 3 Juan Castro, R OBP: 0.293, SLG: 0.336 57 Scott Elbert, L ERA: 54 Javy Guerra, R ERA: 30 Dioner Navaro, S OBP: 1.13 66 Mike MacDougal, S ERA: 1.74 37 Lance Cormier, R ERA: 10.03 46 Russell Mitchell, R ERA: 4.34																											
<b>Inning Stats</b>	R: 0 E: 0 K: 1 S: 11	H: 0 LOB: 0 BB: 0 P: 14	R: 0 E: 0 K: 2 S: 12	H: 0 LOB: 0 BB: 0 P: 20	R: 0 E: 0 K: 1 S: 6	H: 0 LOB: 0 BB: 0 P: 7	R: 0 E: 0 K: 0 S: 9	H: 0 LOB: 0 BB: 0 P: 14	R: 1 E: 0 K: 0 S: 9	H: 1 LOB: 3 BB: 2 P: 21	R: 0 E: 0 K: 2 S: 9	H: 0 LOB: 0 BB: 0 P: 13	R: 1 E: 0 K: 1 S: 10	H: 1 LOB: 1 BB: 1 P: 16	R: 3 E: 0 K: 1 S: 16	H: 4 LOB: 1 BB: 0 P: 27	R: 0 E: 0 K: 1 S: 14	H: 1 LOB: 1 BB: 0 P: 16	1B: 4 2B: 2 3B: 0 HR: 1	SF: 0 SAC: 0 DP: 0 HBP: 1	WP: 0 PB: 0 SB: 0 CS: 0	PA: 38					
<b>PITCHER</b>	IP	WLS	BF	H	R	ER	SO	BB	IBB	HBP	BLK	WP	HR	S	P	ERA	WHIP										
18 Matt Cain, R ERA: 3.28 49 Javier López, L ERA: 1.13 54 Sergio Romo, R ERA: 1.74 38 Brian Wilson, R ERA: 4.34	7.1		29	3	3	3	7	3	0	1	0	0	0	3	5	0.00	0.000										

San Francisco Giants @ Los Angeles Dodgers  
Dodger Stadium, Los Angeles, CA  
Wed May 18 2011, 7:11 PM - 10:29 PM PDT  
Att: 30,421 - Partly Cloudy - 60 F

livebaseballscores.com

AB 34  
R 5  
H 7  
RBI 5  
BB 3  
SO 9  
LOB 16









Batter	1	2	3	4	5	6	7	8	9	10	AB	R	H	RBI	BB	SO	LOB	TOP				
4 Coco Crisp, S OBP: 0.303, SLG: 0.416 57 Brian Fuentes, L (10, 1)	G3		F7		G4-3					F7	5	0	1	0	0	0	1					
10 Daric Barton, L OBP: 0.335, SLG: 0.290	K			1B				BB			3	0	1	0	1	2	1					
12 David DeJesus, L OBP: 0.309, SLG: 0.336	F8			P3				F8			4	0	0	0	0	0	3					
16 Josh Willingham, R OBP: 0.304, SLG: 0.392	14 1B			K				P5			4	0	1	0	0	2	3					
8 Kurt Suzuki, R OBP: 0.323, SLG: 0.373	K			K				P4			4	0	0	0	0	2	3					
14 Mark Ellis, R OBP: 0.242, SLG: 0.292										P4	3	1	2	0	1	0	0					
5 Kevin Kouzmanoff, R OBP: 0.244, SLG: 0.343 31 Brad Ziegler, R (9, 1)	FC6-4										3	0	0	0	1	1	2					
15 Ryan Sweeney, L OBP: 0.414, SLG: 0.400											0	0	0	0	0	0	0					
2 Cliff Pennington, S OBP: 0.287, SLG: 0.324				K							4	0	0	0	0	1	3					
53 Trevor Cahill, R (1, 1)											2	0	0	0	0	0	2					
28 Conor Jackson, R OBP: 0.353, SLG: 0.371 50 Grant Balfour, R (7, 1)	G4-3										1	0	0	0	0	0	1					
48 Michael Wuerztz, R (8, 1)											0	0	0	0	0	0	0					
21 Andy LaRoche, R OBP: 0.303, SLG: 0.304											1	0	0	0	0	0	0					
<b>Inning Stats</b>	R: 0 E: 0 K: 1 S: 7	H: 0 LOB: 0 BB: 2 P: 12	R: 0 E: 0 K: 1 S: 14	H: 2 LOB: 1 BB: 0 P: 21	R: 0 E: 0 K: 1 S: 7	H: 0 LOB: 0 BB: 0 P: 11	R: 0 E: 0 K: 2 S: 9	H: 1 LOB: 1 BB: 0 P: 12	R: 1 E: 1 K: 0 S: 12	H: 1 LOB: 1 BB: 1 P: 23	R: 0 E: 0 K: 1 S: 11	H: 0 LOB: 1 BB: 1 P: 18	R: 0 E: 0 K: 1 S: 15	H: 0 LOB: 1 BB: 1 P: 26	R: 0 E: 0 K: 2 S: 8	H: 1 LOB: 1 BB: 0 P: 14	R: 0 E: 0 K: 0 S: 6	H: 0 LOB: 0 BB: 0 P: 14	1B: 4 2B: 1 3B: 0 HR: 0	SF: 0 SAC: 0 DP: 1 HBP: 0	WP: 0 PB: 1 SB: 1 CS: 0	PA: 37
<b>PITCHER</b>	IP WLS BF H R ER SO BB IBB HBP BLK WP HR S P ERA WHIP	32 Ryan Vogelsong, R ERA: 1.93	52 Ramon E Ramirez, R ERA: 1.02	41 Jeremy Affeldt, L ERA: 4.96	54 Sergio Romo, R ERA: 1.69	38 Brian Wilson, R ERA: 4.05	<b>PITCHER</b>	IP WLS BF H R ER SO BB IBB HBP BLK WP HR S P ERA WHIP	49 Javier López, L ERA: 1.06													

Oakland Athletics @ San Francisco Giants  
AT&T Park, San Francisco, CA  
Fri May 20 2011, 7:17 PM - 10:44 PM PDT  
Att. 42,224 - Partly Cloudy - 57 F


AB	34
R	1
H	5
RBI	0
BB	3
SO	8
LOB	19



Batter	1	2	3	4	5	6	7	8	9	10	AB	R	H	RBI	BB	SO	LOB	BOTTOM						
56 Andres Torres, S OBP: 0.373, SLG: 0.467	21 1B		B3		K					SH1-4	3	1	1	0	1	1	0							
21 Freddy Sanchez, R OBP: 0.320, SLG: 0.371	G4-3							G1-3			3	0	0	1	1	1	1							
17 Aubrey Huff, L OBP: 0.284, SLG: 0.361	F8			HBP				G4-3			4	0	1	1	1	0	1							
28 Buster Posey, R OBP: 0.367, SLG: 0.389											3	0	1	0	1	1	2							
12 Nate Schierholtz, L OBP: 0.310, SLG: 0.446	F7										4	0	0	0	0	2	2							
13 Cody Ross, R OBP: 0.337, SLG: 0.392			P4								4	0	1	0	0	1	1							
14 Mike Fontenot, L OBP: 0.330, SLG: 0.418 49 Javier López, L (10, 1)	G3										3	0	0	0	1	0	2							
10 Miguel Tejada, R OBP: 0.242, SLG: 0.281	K										4	0	0	0	0	2	2							
32 Ryan Vogelsong, R ERA: 1.79 52 Ramon E Ramirez, R (7, 1)											2	0	0	0	0	1	0							
41 Jeremy Affeldt, L ERA: 1.31 54 Sergio Romo, R (8, 1)											0	0	0	0	0	0	0							
5 Pat Burrell, R ERA: 4.22 38 Brian Wilson, R (9, 1)											1	0	0	0	0	0	0							
2 Emmanuel Burries, S OBP: 0.313, SLG: 0.373											1	1	1	0	0	0	0							
<b>Inning Stats</b>	R: 1 E: 0 K: 0 S: 9	H: 0 LOB: 1 BB: 2 P: 19	R: 0 E: 0 K: 1 S: 8	H: 0 LOB: 0 BB: 0 P: 14	R: 0 E: 0 K: 1 S: 6	H: 0 LOB: 1 BB: 0 P: 10	R: 0 E: 0 K: 1 S: 6	H: 1 LOB: 1 BB: 0 P: 10	R: 0 E: 0 K: 1 S: 11	H: 0 LOB: 0 BB: 0 P: 17	R: 0 E: 0 K: 2 S: 8	H: 0 LOB: 0 BB: 0 P: 13	R: 0 E: 0 K: 1 S: 9	H: 1 LOB: 1 BB: 0 P: 18	R: 0 E: 0 K: 0 S: 10	H: 1 LOB: 2 BB: 1 P: 20	R: 0 E: 0 K: 2 S: 13	H: 0 LOB: 1 BB: 1 P: 23	R: 1 E: 0 K: 0 S: 9	H: 2 LOB: 2 BB: 1 P: 17	1B: 4 2B: 1 3B: 0 HR: 0	SF: 0 SAC: 1 DP: 0 HBP: 1	WP: 0 PB: 0 SB: 1 CS: 0	PA: 39
<b>PITCHER</b>	IP WLS BF H R ER SO BB IBB HBP BLK WP HR S P ERA WHIP	53 Trevor Cahill, R ERA: 1.79	50 Grant Balfour, R ERA: 0.77	48 Michael Wuerztz, R ERA: 0.77	31 Brad Ziegler, R ERA: 0.61	57 Brian Fuentes, L ERA: 4.35	<b>PITCHER</b>	IP WLS BF H R ER SO BB IBB HBP BLK WP HR S P ERA WHIP																

Oakland Athletics @ San Francisco Giants  
AT&T Park, San Francisco, CA  
Fri May 20 2011, 7:17 PM - 10:44 PM PDT  
Att. 42,224 - Partly Cloudy - 57 F

AB	32
R	2
H	5
RBI	2
BB	5
SO	9
LOB	11





Batter	1	2	3	4	5	6	7	8	9	AB	R	H	RBI	BB	SO	LOB	TOP		
4 Coco Crisp, S OBP: 0.296, SLG: 0.405	G4-3		G3-1			K			FC5-4 15 DI	4	0	0	0	0	1	1			
10 Daric Barton, L OBP: 0.328, SLG: 0.283	G1-3			F8			G4-3		K	4	0	0	0	0	1	1			
15 Ryan Sweeney, L OBP: 0.405, SLG: 0.391				G6-3			F7		K	4	0	1	0	0	1	1			
28 Conor Jackson, R OBP: 0.343, SLG: 0.359	F9			P3			P2			3	0	0	0	0	0	1			
14 Mark Ellis, R OBP: 0.238, SLG: 0.287		G6-3			P3			P4		3	0	0	0	0	0	0			
5 Kevin Kouzmanoff, R OBP: 0.238, SLG: 0.333		G6-3			G5-3			G6-3		3	0	0	0	0	0	0			
21 Andy LaRoche, R OBP: 0.303, SLG: 0.304										0	0	0	0	0	0	0			
11 Landon Powell, S OBP: 0.333, SLG: 0.324										3	0	1	0	0	1	0			
8 Kurt Suzuki, R OBP: 0.323, SLG: 0.373										0	0	0	0	0	0	0			
2 Cliff Pennington, S OBP: 0.281, SLG: 0.317					F7			K		3	0	0	0	0	2	1			
49 Brett Anderson, L																			
55 Hideki Matsui, L																			
33 Joey Devine, R																			
56 Craig Breslow, L																			
31 Brad Ziegler, R																			
13 Jerry Bleivins, L																			
12 David DeJesus, L																			
<b>Inning Stats</b>	R: 0 H: 1 E: 0 K: 0 S: 15	H: 1 LOB: 1 BB: 0 P: 24	R: 0 H: 0 E: 0 K: 1 S: 10	H: 0 LOB: 0 BB: 0 P: 15	R: 0 H: 0 E: 0 K: 0 S: 6	H: 0 LOB: 0 BB: 0 P: 12	R: 0 H: 0 E: 0 K: 0 S: 6	H: 0 LOB: 0 BB: 0 P: 11	R: 0 H: 0 E: 0 K: 2 S: 7	H: 0 LOB: 0 BB: 0 P: 12	R: 0 H: 0 E: 0 K: 0 S: 7	H: 0 LOB: 0 BB: 0 P: 11	R: 0 H: 1 E: 0 K: 1 S: 10	H: 1 LOB: 1 BB: 0 P: 13	R: 0 H: 1 E: 0 K: 2 S: 17	H: 1 LOB: 1 BB: 0 P: 25	1B: 3 2B: 0 3B: 0 HR: 0	SF: 0 SAC: 0 DP: 0 HBP: 0	WP: 0 PA: 30 PB: 0 SB: 0 CS: 0
<b>PITCHER</b> 55 Tim Lincecum, R ERA: 2.06	IP: 9.0 WLS: W BF: 30 H: 3 R: 0 ER: 0 SO: 6 BB: 0 IBB: 0 HBP: 0 BLK: 0 WP: 0 HR: 0 S: 84 P: 133 ERA: 0.00 WHIP: 0.333																		

Oakland Athletics @ San Francisco Giants  
AT&T Park, San Francisco, CA  
Sat May 21 2011, 4:17 PM - 6:49 PM PDT  
Att: 42,152 - Sunny - 62 F

AB 30  
R 0  
H 3  
RBI 0  
BB 0  
SO 6  
LOB 5



Batter	1	2	3	4	5	6	7	8	9	AB	R	H	RBI	BB	SO	LOB	BOTTOM
56 Andres Torres, S OBP: 0.366, SLG: 0.444	21 BB 28 G4-3	G1-3								3	1	0	0	1	2	1	
21 Freddy Sanchez, R OBP: 0.324, SLG: 0.380	1 SAFE X SI 89	28 G4-3 2B	G6-3							4	0	2	0	0	1	0	
28 Buster Posey, R OBP: 0.371, SLG: 0.399	B SL 80 C SL 91 B SL 82 X SI 82	G4-3			L7					4	1	2	1	0	0	2	
5 Pat Burrell, R OBP: 0.336, SLG: 0.407	C SL 80 B SL 82 X SI 82																
12 Nate Schierholz, L OBP: 0.310, SLG: 0.449	1 SAFE C SL 81									4	0	0	0	0	3	4	
13 Cody Ross, R OBP: 0.344, SLG: 0.390	C SL 80 B SL 82 X SI 82									0	0	0	0	0	0	0	
17 Aubrey Huff, L OBP: 0.288, SLG: 0.364	C SL 80 X SI 92	P5								3	1	1	1	0	0	1	
10 Miguel Tejada, R OBP: 0.242, SLG: 0.282										4	0	2	0	0	0	2	
14 Mike Fontenot, L OBP: 0.337, SLG: 0.427	D FF 89 C SI 90 S SL 91 X FF 92	FC6-4 55 SH1-3								3	0	1	0	1	0	2	
55 Tim Lincecum, L OBP: 0.045, SLG: 0.045	1 SAFE L SI 90 X SI 90	SH1-3								3	0	0	0	0	1	3	
<b>Inning Stats</b>	R: 1 H: 1 E: 0 K: 1 S: 12	H: 1 LOB: 2 BB: 1 P: 22	R: 0 H: 1 E: 0 K: 0 S: 10	H: 1 LOB: 1 BB: 0 P: 17	R: 0 H: 1 E: 0 K: 1 S: 11	H: 1 LOB: 1 BB: 0 P: 20	R: 0 H: 1 E: 0 K: 1 S: 10	H: 1 LOB: 1 BB: 0 P: 15	R: 0 H: 1 E: 1 K: 0 S: 9	H: 1 LOB: 2 BB: 0 P: 14	R: 0 H: 0 E: 0 K: 2 S: 8	H: 0 LOB: 0 BB: 0 P: 10	R: 2 H: 3 E: 0 K: 0 S: 14	H: 3 LOB: 2 BB: 1 P: 22	1B: 6 2B: 3 3B: 0 HR: 0	SF: 1 SAC: 1 DP: 0 HBP: 1	WP: 0 PA: 36 PB: 0 SB: 0 CS: 0
<b>PITCHER</b> 49 Brett Anderson, L ERA: 3.18	IP: 5.0 WLS: L BF: 22 H: 5 R: 1 ER: 1 SO: 5 BB: 1 IBB: 0 HBP: 0 BLK: 0 WP: 0 HR: 0 S: 55 P: 91 ERA: 1.80 WHIP: 1.200																
33 Joey Devine, R ERA	1.0 4 1 0 0 0																
56 Craig Breslow, L ERA: 4.24	1.0 3 0 0 0 2																
31 Brad Ziegler, R ERA: 1.8	0.1 3 2 2 2 0																
13 Jerry Bleivins, L ERA: 4.4	0.2 4 1 0 0 0																

Oakland Athletics @ San Francisco Giants  
AT&T Park, San Francisco, CA  
Sat May 21 2011, 4:17 PM - 6:49 PM PDT  
Att: 42,152 - Sunny - 62 F

AB 31  
R 3  
H 9  
RBI 3  
BB 2  
SO 7  
LOB 17





Batter	1	2	3	4	5	6	7	8	9	10	11	AB	R	H	RBI	BB	SO	LOB	TOP									
4 Coco Crisp, S OBP: 0.297, SLG: 0.409			G6-3									6	1	2	1	0	2	2										
10 Darric Barton, L OBP: 0.329, SLG: 0.285			G4-3									6	0	2	1	0	0	3										
28 Conor Jackson, R OBP: 0.333, SLG: 0.347			F8									6	0	1	0	0	2	3										
57 Brian Fuentes, L (11, 1)												0	0	0	0	0	0	0										
16 Josh Willingham, R OBP: 0.319, SLG: 0.414												2	1	1	1	3	1	0										
8 Kurt Suzuki, R OBP: 0.319, SLG: 0.374												5	0	1	0	0	0	5										
14 Mark Ellis, R OBP: 0.243, SLG: 0.281												3	1	0	0	2	1	1										
21 Andy LaRoche, R OBP: 0.288, SLG: 0.288												4	0	0	0	0	2	2										
2 Cliff Pennington, S OBP: 0.291, SLG: 0.326												5	1	3	0	0	1	0										
47 Gio Gonzalez, R (7, 1)												2	0	0	0	0	0	1										
48 Michael Wuerztz, L OBP: 0.288, SLG: 0.389												0	0	0	0	0	0	0										
50 Grant Balfour, R ERA: 2.08												0	0	0	0	0	0	0										
33 Joey Devine, R ERA: 4.0												0	0	0	0	0	0	0										
56 Craig Breslow, L ERA: 4.0												0	0	0	0	0	0	0										
15 Ryan Sweeney, L OBP: 0.413, SLG: 0.560												1	0	1	0	0	0	0										
<b>Inning Stats</b>	R: 0 E: 0 K: 1 S: 11	H: 1 LOB: 2 BB: 1 P: 17	R: 0 E: 0 K: 2 S: 12	H: 1 LOB: 1 BB: 0 P: 19	R: 0 E: 0 K: 0 S: 6	H: 0 LOB: 0 BB: 0 P: 9	R: 0 E: 0 K: 1 S: 10	H: 1 LOB: 1 BB: 0 P: 15	R: 0 E: 1 K: 0 S: 15	H: 1 LOB: 1 BB: 0 P: 21	R: 1 E: 0 K: 1 S: 11	H: 1 LOB: 1 BB: 1 P: 19	R: 2 E: 0 K: 1 S: 13	H: 3 LOB: 2 BB: 1 P: 20	R: 1 E: 0 K: 1 S: 11	H: 1 LOB: 1 BB: 1 P: 18	R: 0 E: 0 K: 0 S: 8	H: 1 LOB: 1 BB: 1 P: 18	R: 0 E: 0 K: 2 S: 10	H: 0 LOB: 0 BB: 0 P: 13	R: 0 E: 0 K: 1 S: 14	H: 1 LOB: 1 BB: 0 P: 19	1B: 8 2B: 2 3B: 0 HR: 1	SF: 1 SAC: 2 DP: 2 HBP: 0	WP: 0 PB: 0 SB: 3 CS: 0	PA: 48		
<b>PITCHER</b>	IP ERA: 3.47	WLS B	BF 3	H 2	R 2	ER 1	SO 5	BB 2	IBB 0	HBP 0	BLK 0	WP 0	HR 0	S 65	P 100	ERA 1.50	WHIP 1.167											
57 Jonathan Sánchez, L ERA: 3.47																												
41 Jeremy Affeldt, L ERA: 5.94	0.1	B	4	3	2	2	0	0	0	0	0	0	0	7	8	54.00	9.000											
52 Ramon E Ramirez, R ERA: 1.45	1.0		6	1	1	1	1	2	0	0	0	0	0	11	21	9.00	3.000											
45 Dan Runzler, L ERA: 6.75	0.2		2	0	0	0	1	0	0	0	0	0	0	6	9	0.00	0.000											
38 Brian Wilson, R ERA: 3.86	1.0		4	1	0	0	0	1	0	0	0	0	0	8	18	0.00	2.000											

Oakland Athletics @ San Francisco Giants  
 AT&T Park, San Francisco, CA  
 Sun May 22 2011, 1:06 PM - 4:59 PM PDT  
 Att. 42,288 - Party Cloudy - 60 F

livebaseballscores.com

AB 40  
 R 4  
 H 11  
 RBI 4  
 BB 5  
 SO 10  
 LOB 17

Batter	1	2	3	4	5	6	7	8	9	10	11	AB	R	H	RBI	BB	SO	LOB	BOTTOM								
56 Andres Torres, S OBP: 0.351, SLG: 0.412												5	1	0	0	0	1	2									
21 Freddy Sanchez, R OBP: 0.331, SLG: 0.389												4	0	2	1	0	1	0									
38 Brian Wilson, R (9, 1)												0	0	0	0	0	0	0									
54 Sergio Romo, R OBP: 0.417, SLG: 0.300												1	1	1	0	0	0	0									
28 Buster Posey, R OBP: 0.389, SLG: 0.392												5	1	1	0	1	0	5									
5 Pat Burrell, R OBP: 0.341, SLG: 0.414												3	0	1	0	1	1	1									
2 Emmanuel Burriss, S OBP: 0.333, SLG: 0.333												2	0	1	1	0	0	0									
13 Cody Ross, R OBP: 0.347, SLG: 0.395												4	0	1	0	1	1	2									
17 Aubrey Huff, L OBP: 0.286, SLG: 0.359												5	0	1	0	0	2	5									
10 Miguel Tejada, R OBP: 0.247, SLG: 0.286												5	1	2	0	0	0	2									
14 Mike Fontenot, L OBP: 0.330, SLG: 0.414												5	0	1	0	0	2	3									
57 Jonathan Sánchez, L ERA: 2.2												2	0	1	0	0	0	1									
48 Michael Wuerztz, R ERA: 0.75												1	0	0	0	0	0	0									
50 Grant Balfour, R ERA: 2.08												0	0	0	0	0	0	0									
33 Joey Devine, R ERA: 4.0												0	0	0	0	0	0	0									
56 Craig Breslow, L ERA: 4.0												0	0	0	0	0	0	0									
12 Nate Schierholtz, L OBP: 0.214, SLG: 0.348												2	1	1	2	0	0	1									
<b>Inning Stats</b>	R: 1 E: 0 K: 2 S: 13	H: 1 LOB: 1 BB: 0 P: 19	R: 0 E: 0 K: 1 S: 10	H: 1 LOB: 1 BB: 0 P: 15	R: 1 E: 1 K: 2 S: 13	H: 2 LOB: 2 BB: 0 P: 23	R: 0 E: 0 K: 0 S: 11	H: 2 LOB: 3 BB: 0 P: 17	R: 0 E: 0 K: 1 S: 9	H: 1 LOB: 2 BB: 0 P: 13	R: 0 E: 0 K: 2 S: 7	H: 0 LOB: 0 BB: 0 P: 9	R: 0 E: 0 K: 0 S: 10	H: 1 LOB: 2 BB: 2 P: 22	R: 2 E: 0 K: 1 S: 14	H: 2 LOB: 0 BB: 0 P: 19	R: 0 E: 0 K: 0 S: 8	H: 0 LOB: 0 BB: 0 P: 12	R: 0 E: 0 K: 0 S: 11	H: 1 LOB: 1 BB: 0 P: 14	R: 1 E: 0 K: 0 S: 9	H: 2 LOB: 2 BB: 1 P: 14	1B: 9 2B: 4 3B: 0 HR: 1	SF: 0 SAC: 0 DP: 1 HBP: 2	WP: 0 PB: 0 SB: 1 CS: 0	PA: 49	
<b>PITCHER</b>	IP ERA: 2.2	WLS H	BF 0	H 0	R 0	ER 0	SO 8	BB 2	IBB 0	HBP 0	BLK 0	WP 0	HR 0	S 70	P 113	ERA 1.35	WHIP 1.500										
57 Brian Fuentes, L ERA: 4.71	0.1	L	4	2	1	1	0	0	0	0	0	0	0	3	5	0.00	1.000										

Oakland Athletics @ San Francisco Giants  
 AT&T Park, San Francisco, CA  
 Sun May 22 2011, 1:06 PM - 4:59 PM PDT  
 Att. 42,288 - Party Cloudy - 60 F

livebaseballscores.com

AB 44  
 R 5  
 H 13  
 RBI 4  
 BB 3  
 SO 9  
 LOB 22



Batter	1	2	3	4	5	6	7	8	9	AB R H RBI BB SO LOB	TOP									
8 Chris Coghlan, L (1, 8) OBP: 0.307, SLG: 0.389	G4-3		FC6-4 20 BB 15 2B				K		SH1-3 29 WP 2B	4 2 1 0 1 1 1	<b>Florida Marlins @ San Francisco Giants</b> AT&T Park, San Francisco, CA Tue May 24 2011, 7:16 PM - 9:59 PM PDT Att: 41,165 - Partly Cloudy - 57 F									
2 Hanley Ramirez, R (1, 6) OBP: 0.293, SLG: 0.320	K			L9			K		SH1-3	3 1 0 0 1 2 2										
20 Logan Morrison, L (1, 7) OBP: 0.396, SLG: 0.585	F8						G5-3		K	4 1 0 0 1 1 1										
15 Gaby Sanchez, R (1, 3) OBP: 0.406, SLG: 0.509							G4-3			4 0 3 3 1 0 0										
29 Greg Dobbs, L (1, 5) OBP: 0.372, SLG: 0.466										5 0 1 0 0 2 3										
27 Giancarlo Stanton, R (1, 9) OBP: 0.337, SLG: 0.598										3 1 1 1 1 1 1										
14 John Buck, R (1, 2) OBP: 0.298, SLG: 0.382										4 0 0 0 0 1 4										
13 Omar Infante, R (1, 4) OBP: 0.291, SLG: 0.310										3 0 3 0 1 0 0										
47 Ricky Nolasco, R (1, 1) OBP: 0.190, SLG: 0.056										3 0 0 0 0 1 5										
46 Juan Carlos Oviedo, R (9, 1)										0 0 0 0 0 0 0										
<b>Inning Stats</b>	R: 0 E: 0 K: 1 S: 5	H: 0 LOB: 0 BB: 0 P: 8	R: 0 E: 0 K: 2 S: 13	H: 1 LOB: 1 BB: 0 P: 18	R: 3 E: 0 K: 0 S: 16	H: 2 LOB: 1 BB: 2 P: 28	R: 1 E: 0 K: 1 S: 13	H: 2 LOB: 2 BB: 1 P: 20	R: 0 E: 0 K: 1 S: 11	H: 1 LOB: 1 BB: 0 P: 14	R: 0 E: 0 K: 2 S: 8	H: 0 LOB: 0 BB: 0 P: 11	R: 0 E: 0 K: 0 S: 17	H: 2 LOB: 2 BB: 2 P: 34	R: 1 E: 0 K: 2 S: 10	H: 1 LOB: 1 BB: 1 P: 17	1B: 6 2B: 3 3B: 0 HR: 1	SF: 0 SAC: 2 DP: 1 HBP: 0	WP: 1 PB: 0 SB: 0 CS: 0	PA: 41
<b>PITCHER</b>	IP WLS BF H R ER SO BB IBB HBP BLK WP HR S P ERA WHIP											IP WLS BF H R ER SO BB IBB HBP BLK WP HR S P ERA WHIP								
18 Matt Cain, R (1, 1) ERA: 3.53	6.0 L 27 6 4 4 5 3 0 0 0 0 1 65 98 6.00 1.500																			
45 Dan Runzler, L (7, 1) ERA: 5.41	1.0 6 2 0 0 2 1 0 0 0 0 0 17 27 0.00 3.000																			
59 Guillermo Mota, R (8, 1) ERA: 2.59	2.0 8 1 1 1 2 1 1 0 0 1 0 18 35 4.50 1.000																			

Batter	1	2	3	4	5	6	7	8	9	AB R H RBI BB SO LOB	BOTTOM									
56 Andres Torres, S (1, 8) OBP: 0.370, SLG: 0.451	G3									3 0 2 0 0 1 0	<b>Florida Marlins @ San Francisco Giants</b> AT&T Park, San Francisco, CA Tue May 24 2011, 7:16 PM - 9:59 PM PDT Att: 41,165 - Partly Cloudy - 57 F									
21 Freddy Sanchez, R (1, 4) OBP: 0.330, SLG: 0.386	K									4 0 1 0 0 1 3										
17 Aubrey Huff, L (1, 3) OBP: 0.280, SLG: 0.351	G3									4 0 0 0 0 0 3										
28 Buster Posey, R (1, 2) OBP: 0.372, SLG: 0.395	F9									4 1 2 0 0 1 1										
12 Nate Schierholtz, L (1, 9) OBP: 0.300, SLG: 0.464	F8									4 0 0 0 0 0 2										
13 Cody Ross, R (1, 7) OBP: 0.363, SLG: 0.416										3 0 2 0 1 0 0										
14 Mike Fontenot, L (1, 6) OBP: 0.321, SLG: 0.490	F8									3 0 0 0 0 0 3										
10 Miguel Tejada, R (1, 5) OBP: 0.241, SLG: 0.280	FC4-6									3 0 0 1 0 0 3										
18 Matt Cain, R (1, 1) ERA: 3.04										1 0 0 0 0 1 0										
33 Aaron Rowland, R (5, PH) OBP: 0.286, SLG: 0.302										1 0 0 0 0 0 0										
45 Dan Runzler, L (7, 1)										0 0 0 0 0 0 0										
59 Guillermo Mota, R (8, 1)										0 0 0 0 0 0 0										
2 Emmanuel Burriss, S (8, 6)										2 0 0 0 0 0 2										
5 Pat Burrell, R (9, PH) OBP: 0.346, SLG: 0.414										0 0 0 0 1 0 0										
<b>Inning Stats</b>	R: 0 E: 0 K: 1 S: 7	H: 1 LOB: 1 BB: 0 P: 10	R: 0 E: 0 K: 0 S: 4	H: 1 LOB: 1 BB: 0 P: 8	R: 0 E: 0 K: 1 S: 7	H: 0 LOB: 0 BB: 0 P: 11	R: 0 E: 0 K: 1 S: 7	H: 0 LOB: 0 BB: 0 P: 10	R: 0 E: 0 K: 2 S: 10	H: 1 LOB: 1 BB: 0 P: 11	R: 0 E: 0 K: 0 S: 7	H: 1 LOB: 2 BB: 1 P: 17	R: 0 E: 0 K: 0 S: 9	H: 1 LOB: 1 BB: 0 P: 13	R: 1 E: 0 K: 0 S: 20	H: 2 LOB: 2 BB: 1 P: 30	1B: 4 2B: 4 3B: 0 HR: 0	SF: 1 SAC: 0 DP: 1 HBP: 1	WP: 0 PB: 0 SB: 0 CS: 0	PA: 36
<b>PITCHER</b>	IP WLS BF H R ER SO BB IBB HBP BLK WP HR S P ERA WHIP											IP WLS BF H R ER SO BB IBB HBP BLK WP HR S P ERA WHIP								
47 Ricky Nolasco, R (1, 1) ERA: 3.04	8.1 W 34 7 1 1 5 2 0 1 0 0 0 72 111 1.08 1.080																			
46 Juan Carlos Oviedo, R (9, 1) ERA: 2.59	0.2 S 2 0 0 0 0 0 0 0 0 0 0 5 8 0.00 0.000																			





Batter	1	2	3	4	5	6	7	8	9	10	11	12	AB	R	H	RBI	BB	SO	LOB	TOP
8 Chris Coghlan, L (1.8) OBP: 0.312, SLG: 0.395 31 Burke Badenhop, R (12.1) OBP: 1.000, SLG: 1.000													5	2	2	0	0	1	1	
2 Hanley Ramirez, R (1.0) OBP: 0.296, SLG: 0.314 34 Edward Mujica, R (9.1) OBP: 0.377, SLG: 0.471													3	1	0	1	1	0	2	
20 Logan Morrison, L (1.7) OBP: 0.410, SLG: 0.586													5	2	3	0	1	1	2	
15 Gaby Sanchez, R (1.3) OBP: 0.404, SLG: 0.500													5	0	1	1	1	3	7	
27 Giancarlo Stanton, R (1.9) OBP: 0.349, SLG: 0.575													6	0	4	4	0	0	3	
14 John Buck, R (1.2) OBP: 0.269, SLG: 0.376													5	0	1	0	1	2	2	
18 Wes Helms, R (1.5) OBP: 0.275, SLG: 0.261 58 Ryan Webb, R (10.1) OBP: 0.296, SLG: 0.263													5	0	0	0	0	1	4	
33 Scott Cousins, L (12. PH) OBP: 0.296, SLG: 0.263													1	1	0	0	0	0	1	
13 Omar Infante, R (1.4) OBP: 0.292, SLG: 0.311													6	0	2	0	0	1	0	
41 Chris Volstad, R (1.1) ERA: 3.79 38 Randy Choate, L (7.1) ERA: 1.32 32 Clay Hensley, R (8.1) ERA: 2.45 1 Emilio Bonifacio, S (9. PH) ERA: 5.52													3	0	0	0	0	1	2	
<b>Inning Stats</b>	R: 2 E: 0 K: 15	H: 4 LOB: 2 BB: 1 P: 23	R: 0 E: 0 K: 1 S: 7	H: 0 LOB: 0 BB: 0 P: 11	R: 0 E: 0 K: 1 S: 10	H: 0 LOB: 1 BB: 1 P: 18	R: 0 E: 0 K: 0 S: 6	H: 0 LOB: 0 BB: 0 P: 9	R: 0 E: 0 K: 1 S: 13	H: 2 LOB: 2 BB: 0 P: 20	R: 0 E: 0 K: 3 S: 9	H: 0 LOB: 0 BB: 0 P: 10	R: 0 E: 0 K: 0 S: 5	H: 2 LOB: 2 BB: 0 P: 16	R: 1 E: 0 K: 0 S: 11	H: 2 LOB: 1 BB: 0 P: 18	1B: 11 2B: 3 3B: 0 HR: 0	SF: 1 SAC: 1 DP: 1 HBP: 2	WP: 0 PB: 0 SB: 3 CS: 0	PA: 55
<b>PITCHER</b>	IP WLS BF H R ER SO	IP WLS BF H R ER SO	IP WLS BF H R ER SO	IP WLS BF H R ER SO	IP WLS BF H R ER SO	IP WLS BF H R ER SO	IP WLS BF H R ER SO	IP WLS BF H R ER SO	IP WLS BF H R ER SO	IP WLS BF H R ER SO	IP WLS BF H R ER SO	IP WLS BF H R ER SO	IP WLS BF H R ER SO	IP WLS BF H R ER SO	IP WLS BF H R ER SO	IP WLS BF H R ER SO	IP WLS BF H R ER SO	IP WLS BF H R ER SO	IP WLS BF H R ER SO	IP WLS BF H R ER SO

Florida Marlins @ San Francisco Giants  
AT&T Park, San Francisco, CA  
Wed May 25 2011, 7:16 PM - 11:21 PM PDT  
Alt. 41.037 - Cloudy - 59 F

AB 46  
R 7  
H 14  
RBI 7  
BB 5  
SO 10  
LOB 24



Batter	1	2	3	4	5	6	7	8	9	10	11	12	AB	R	H	RBI	BB	SO	LOB	BOTTOM		
56 Andres Torres, S (1.8) OBP: 0.369, SLG: 0.447													5	1	1	1	1	1	1			
21 Freddy Sanchez, R (1.4) OBP: 0.340, SLG: 0.401													6	1	4	0	0	0	0			
17 Aubrey Huff, L (1.3) OBP: 0.277, SLG: 0.345													6	0	1	2	0	3	4			
28 Buster Posey, R (1.2) OBP: 0.389, SLG: 0.389 22 Eli Whiteside, R (12.2) OBP: 0.286, SLG: 0.400													5	0	1	0	0	1	2			
13 Cody Ross, R (1.7) OBP: 0.346, SLG: 0.394 38 Brian Wilson, R (10.1) ERA: 3.52 59 Guillermo Mota, R (12.1) ERA: 2.84													5	0	0	0	0	1	2			
12 Nate Schierholz, L (1.9) OBP: 0.239, SLG: 0.461													5	1	2	0	1	1	0			
14 Mike Fontenot, L (1.0) ERA: 1.29 2 Emmanuel Burriss, S (5.0) OBP: 0.318, SLG: 0.318													2	0	0	0	0	0	0			
10 Miguel Tejada, R (1.5) OBP: 0.246, SLG: 0.290													5	2	2	0	0	0	3			
40 Madison Bumgarner, R (1.1) ERA: 3.4 33 Aaron Rowand, R (7.1) ERA: 2.49 54 Sergio Romo, R (8.1) ERA: 1.32 49 Javier López, L (9.1) ERA: 2.45 5 Pat Burrell, R (10.1) ERA: 5.43													1	0	0	0	0	0	0			
<b>Inning Stats</b>	R: 0 E: 2 K: 12	H: 1 LOB: 1 BB: 0 P: 20	R: 0 E: 0 K: 0 S: 5	H: 0 LOB: 0 BB: 0 P: 8	R: 2 E: 0 K: 1 S: 10	H: 3 LOB: 1 BB: 0 P: 17	R: 0 E: 0 K: 1 S: 7	H: 0 LOB: 0 BB: 0 P: 11	R: 0 E: 0 K: 1 S: 12	H: 1 LOB: 2 BB: 1 P: 21	R: 0 E: 0 K: 0 S: 8	H: 0 LOB: 0 BB: 0 P: 15	R: 4 E: 0 K: 1 S: 20	H: 6 LOB: 2 BB: 0 P: 35	R: 0 E: 0 K: 0 S: 9	H: 1 LOB: 1 BB: 0 P: 11	R: 0 E: 0 K: 0 S: 4	H: 0 LOB: 0 BB: 0 P: 7	1B: 10 2B: 3 3B: 0 HR: 0	SF: 0 SAC: 2 DP: 0 HBP: 0	WP: 0 PB: 1 SB: 1 CS: 0	PA: 51
<b>PITCHER</b>	IP WLS BF H R ER SO	IP WLS BF H R ER SO	IP WLS BF H R ER SO	IP WLS BF H R ER SO	IP WLS BF H R ER SO	IP WLS BF H R ER SO	IP WLS BF H R ER SO	IP WLS BF H R ER SO	IP WLS BF H R ER SO	IP WLS BF H R ER SO	IP WLS BF H R ER SO	IP WLS BF H R ER SO	IP WLS BF H R ER SO	IP WLS BF H R ER SO	IP WLS BF H R ER SO	IP WLS BF H R ER SO	IP WLS BF H R ER SO	IP WLS BF H R ER SO	IP WLS BF H R ER SO	IP WLS BF H R ER SO		

Florida Marlins @ San Francisco Giants  
AT&T Park, San Francisco, CA  
Wed May 25 2011, 7:16 PM - 11:21 PM PDT  
Alt. 41.037 - Cloudy - 59 F

AB 47  
R 6  
H 13  
RBI 4  
BB 2  
SO 7  
LOB 14





Batter	1	2	3	4	5	6	7	8	9	AB	R	H	RBI	BB	SO	LOB	TOP										
8 Chris Coghlan, L (1,8) OBP: 0.310, SLG: 0.395										5	1	1	0	0	0	6	<b>Florida Marlins @ San Francisco Giants</b> AT&T Park, San Francisco, CA Thu May 26 2011, 12:49 PM - 3:05 PM PDT Att: 41,472 - Partly Cloudy - 62 F										
1 Emilio Bonifacio, S (1,6) OBP: 0.343, SLG: 0.370										3	0	1	0	0	1	1											
20 Logan Morrison, L (1,7) OBP: 0.413, SLG: 0.583										4	0	2	1	0	0	1											
15 Gaby Sanchez, R (1,3) OBP: 0.396, SLG: 0.489										4	0	0	0	0	0	3											
29 Greg Dobbs, L (1,5) OBP: 0.373, SLG: 0.463										4	0	1	0	0	0	1											
27 Giancarlo Stanton, R (1,9) OBP: 0.346, SLG: 0.573										4	0	1	0	0	0	1											
14 John Buck, R (1,2) OBP: 0.304, SLG: 0.379										4	0	2	0	0	1	1		<b>AB</b> 34 <b>R</b> 1 <b>H</b> 10 <b>RBI</b> 1 <b>BB</b> 1 <b>SO</b> 3 <b>LOB</b> 19									
13 Omar Infante, R (1,4) OBP: 0.291, SLG: 0.310										4	0	1	0	0	0	4											
19 Anibal Sánchez, R (1,1) OBP: 0.190, SLG: 0.105										2	0	1	0	1	1	1											
<b>Inning Stats</b>	R: 0 H: 1 E: 0 K: 0 S: 8	H: 1 LOB: 1 BB: 0 P: 13	R: 0 H: 0 E: 0 K: 1 S: 9	H: 0 LOB: 0 BB: 0 P: 11	R: 0 H: 1 E: 0 K: 0 S: 8	H: 1 LOB: 1 BB: 0 P: 11	R: 0 H: 0 E: 0 K: 0 S: 5	H: 0 LOB: 0 BB: 0 P: 5	R: 0 H: 1 E: 0 K: 1 S: 11	H: 1 LOB: 1 BB: 0 P: 15	R: 1 H: 2 E: 0 K: 0 S: 9	H: 2 LOB: 0 BB: 0 P: 10	R: 0 H: 2 E: 0 K: 0 S: 12	H: 2 LOB: 3 BB: 1 P: 17	R: 0 H: 1 E: 0 K: 1 S: 8	H: 1 LOB: 1 BB: 0 P: 12		R: 0 H: 2 E: 0 K: 0 S: 12	H: 2 LOB: 2 BB: 0 P: 17	1B: 8 2B: 2 HR: 0	SF: 0 SAC: 2 HBP: 0	WP: 0 PB: 0 CS: 0	PA: 37				
<b>PITCHER</b>	IP	WLS	BF	H	R	ER	SO	BB	IBB	HBP	BLK	WP	HR	S	P	ERA	WHIP										
32 Ryan Vogelsong, R (1,1) ERA: 1.77	8.0	L	32	8	1	1	3	1	0	0	0	0	0	70	94	1.12	1.125										
52 Ramon E Ramirez, R (9,1) ERA: 1.31	1.0		5	2	0	0	0	0	0	0	0	0	0	12	17	0.00	2.000										

Batter	1	2	3	4	5	6	7	8	9	AB	R	H	RBI	BB	SO	LOB	BOTTOM										
56 Andres Torres, S (1,8) OBP: 0.363, SLG: 0.438										4	0	1	0	0	1	2	<b>Florida Marlins @ San Francisco Giants</b> AT&T Park, San Francisco, CA Thu May 26 2011, 12:49 PM - 3:05 PM PDT Att: 41,472 - Partly Cloudy - 62 F										
52 Ramon E Ramirez, R (9,1)										3	0	1	0	0	0	0											
2 Emmanuel Burriss, S (1,6) OBP: 0.320, SLG: 0.320										3	0	1	0	1	1	1											
21 Freddy Sanchez, R (1,4) OBP: 0.344, SLG: 0.406										4	0	0	0	0	2	3											
17 Aubrey Huff, L (1,3) OBP: 0.271, SLG: 0.337										4	0	0	0	0	1	1											
13 Cody Ross, R (1,9) OBP: 0.333, SLG: 0.378										4	0	0	0	0	1	1											
33 Aaron Rowand, R (1,7) OBP: 0.294, SLG: 0.366										3	0	1	0	0	0	0											
10 Miguel Tejada, R (1,5) OBP: 0.242, SLG: 0.285										3	0	0	0	0	2	1											
22 Eli Whiteside, R (1,2) OBP: 0.267, SLG: 0.370										2	0	0	0	0	1	1											
12 Nate Schierholz, L (8,PH) OBP: 0.309, SLG: 0.456										1	0	0	0	0	0	0											
32 Ryan Vogelsong, R (1,1) OBP: 0.308, SLG: 0.385										2	0	1	0	0	0	0	<b>AB</b> 29 <b>R</b> 0 <b>H</b> 5 <b>RBI</b> 0 <b>BB</b> 2 <b>SO</b> 8 <b>LOB</b> 9										
5 Pat Burrell, R (8,PH) OBP: 0.353, SLG: 0.415										0	0	0	0	1	0	0											
37 Chris Stewart, R (8,PR) OBP: 0.294, SLG: 0.366										0	0	0	0	0	0	0											
<b>Inning Stats</b>	R: 0 H: 1 E: 0 K: 0 S: 8	H: 1 LOB: 1 BB: 0 P: 15	R: 0 H: 1 E: 0 K: 1 S: 11	H: 1 LOB: 1 BB: 0 P: 13	R: 0 H: 1 E: 0 K: 1 S: 9	H: 1 LOB: 1 BB: 0 P: 14	R: 0 H: 0 E: 0 K: 1 S: 6	H: 0 LOB: 0 BB: 0 P: 7	R: 0 H: 1 E: 0 K: 2 S: 9	H: 1 LOB: 1 BB: 0 P: 12	R: 0 H: 0 E: 0 K: 1 S: 5	H: 0 LOB: 0 BB: 0 P: 9	R: 0 H: 0 E: 0 K: 2 S: 8	H: 0 LOB: 0 BB: 0 P: 10	R: 0 H: 0 E: 0 K: 0 S: 11	H: 0 LOB: 1 BB: 1 P: 18	R: 0 H: 1 E: 0 K: 0 S: 7	H: 1 LOB: 1 BB: 0 P: 13	1B: 3 2B: 2 HR: 0	SF: 0 SAC: 1 HBP: 0	WP: 0 PB: 0 CS: 0	PA: 32					
<b>PITCHER</b>	IP	WLS	BF	H	R	ER	SO	BB	IBB	HBP	BLK	WP	HR	S	P	ERA	WHIP										
19 Anibal Sánchez, R (1,1) ERA: 2.6	9.0	W	32	5	0	0	8	2	0	0	0	0	0	74	111	0.00	0.778										



Batter	1	2	3	4	5	6	7	8	9	AB	R	H	RBI	BB	SO	LOB	TOP					
56 Andres Torres, S OBP: 0.354, SLG: 0.417	B2		K			BB	G4-3		K	4	1	0	0	1	2	3	<b>San Francisco Giants @ Milwaukee Brewers</b> Miller Park, Milwaukee, WI Fri May 27 2011, 7:11 PM - 10:16 PM CDT Att: 37,034 - Roof Closed - 70 F					
21 Freddy Sanchez, R OBP: 0.347, SLG: 0.408	F9			G6-3		1B				4	0	2	1	0	0	0						
5 Pat Burrell, R OBP: 0.343, SLG: 0.492	K			P3		F7				4	0	0	0	0	2	2						
54 Sergio Romo, R										0	0	0	0	0	0	0						
49 Javier López, L										0	0	0	0	0	0	0						
52 Ramon E Ramirez, R										0	0	0	0	0	0	0						
38 Brian Wilson, R										0	0	0	0	0	0	0						
17 Aubrey Huff, L OBP: 0.276, SLG: 0.346		G4-3		F8						4	1	2	0	0	0	0						
12 Nate Schierholtz, L OBP: 0.317, SLG: 0.457		P5								4	1	2	0	0	0	2						
10 Miguel Tejada, R OBP: 0.242, SLG: 0.280		G6-3								3	1	0	0	1	0	1						
35 Brandon Crawford, L OBP: 0.500, SLG: 1.333			L8		G1-6-3					3	1	1	4	1	0	1						
22 Eli Whiteside, R OBP: 0.265, SLG: 0.355			K							4	0	1	0	0	2	0						
55 Tim Lincecum, L OBP: 0.080, SLG: 0.080										3	0	1	0	0	2	0						
13 Cody Ross, R OBP: 0.330, SLG: 0.374										1	0	0	0	0	0	2						
<b>Inning Stats</b>	R: 0 H: 0 E: 0 K: 1 S: 8	H: 0 LOB: 0 BB: 0 P: 14	R: 0 H: 0 E: 0 K: 0 S: 9	H: 0 LOB: 0 BB: 0 P: 13	R: 0 H: 1 E: 0 K: 2 S: 13	H: 1 LOB: 1 BB: 0 P: 19	R: 0 H: 0 E: 0 K: 0 S: 6	H: 0 LOB: 0 BB: 0 P: 8	R: 0 H: 1 E: 0 K: 0 S: 8	H: 1 LOB: 1 BB: 0 P: 9	R: 1 H: 1 E: 0 K: 2 S: 17	H: 1 LOB: 1 BB: 1 P: 25	R: 4 H: 3 E: 0 K: 1 S: 16	H: 3 LOB: 0 BB: 1 P: 26	R: 0 H: 2 E: 0 K: 1 S: 8	H: 2 LOB: 1 BB: 0 P: 15	R: 0 H: 1 E: 0 K: 1 S: 12	H: 1 LOB: 2 BB: 1 P: 20	1B: 7 2B: 1 3B: 0 HR: 1	SF: 0 SAC: 0 DP: 2 HBP: 0	WP: 2 PA: 37 PB: 0 CS: 1	
<b>PITCHER</b>	IP WLS BF H R ER SO BB IBB HBP BLK WP HR S P ERA WHIP	IP WLS BF H R ER SO BB IBB HBP BLK WP HR S P ERA WHIP	IP WLS BF H R ER SO BB IBB HBP BLK WP HR S P ERA WHIP	IP WLS BF H R ER SO BB IBB HBP BLK WP HR S P ERA WHIP	IP WLS BF H R ER SO BB IBB HBP BLK WP HR S P ERA WHIP	IP WLS BF H R ER SO BB IBB HBP BLK WP HR S P ERA WHIP	IP WLS BF H R ER SO BB IBB HBP BLK WP HR S P ERA WHIP	IP WLS BF H R ER SO BB IBB HBP BLK WP HR S P ERA WHIP	IP WLS BF H R ER SO BB IBB HBP BLK WP HR S P ERA WHIP	IP WLS BF H R ER SO BB IBB HBP BLK WP HR S P ERA WHIP	IP WLS BF H R ER SO BB IBB HBP BLK WP HR S P ERA WHIP	IP WLS BF H R ER SO BB IBB HBP BLK WP HR S P ERA WHIP	IP WLS BF H R ER SO BB IBB HBP BLK WP HR S P ERA WHIP	IP WLS BF H R ER SO BB IBB HBP BLK WP HR S P ERA WHIP	IP WLS BF H R ER SO BB IBB HBP BLK WP HR S P ERA WHIP	IP WLS BF H R ER SO BB IBB HBP BLK WP HR S P ERA WHIP	IP WLS BF H R ER SO BB IBB HBP BLK WP HR S P ERA WHIP	IP WLS BF H R ER SO BB IBB HBP BLK WP HR S P ERA WHIP	IP WLS BF H R ER SO BB IBB HBP BLK WP HR S P ERA WHIP	IP WLS BF H R ER SO BB IBB HBP BLK WP HR S P ERA WHIP	IP WLS BF H R ER SO BB IBB HBP BLK WP HR S P ERA WHIP	IP WLS BF H R ER SO BB IBB HBP BLK WP HR S P ERA WHIP

AB	34
R	5
H	9
RBI	5
BB	3
SO	8
LOB	11



Batter	1	2	3	4	5	6	7	8	9	AB	R	H	RBI	BB	SO	LOB	BOTTOM					
23 Rickie Weeks Jr, R OBP: 0.362, SLG: 0.498	G6-3		HR		FC1			K	K	5	1	1	3	0	2	1	<b>San Francisco Giants @ Milwaukee Brewers</b> Miller Park, Milwaukee, WI Fri May 27 2011, 7:11 PM - 10:16 PM CDT Att: 37,034 - Roof Closed - 70 F					
1 Corey Hart, R OBP: 0.305, SLG: 0.473	F7		F9					K		4	0	1	0	0	1	0						
8 Ryan Braun, R OBP: 0.400, SLG: 0.577	2B		K		F7-5			BB		3	1	1	0	1	1	2						
28 Prince Fielder, L OBP: 0.377, SLG: 0.540					F7		G6-3			3	0	0	0	1	1	1						
14 Casey McGehee, R OBP: 0.318, SLG: 0.375		F7		F9		F7				4	0	1	0	0	0	0						
20 Jonathan Lucroy, R OBP: 0.373, SLG: 0.509		G6-3				K				4	0	2	1	0	1	0						
3 Yuniesky Betancourt, R OBP: 0.254, SLG: 0.339		G5-3			F8					4	0	0	0	0	1	1						
2 Nyjer Morgan, L OBP: 0.425, SLG: 0.606			HR		SH5-4					4	2	2	0	0	1	0						
18 Shaun Marcum, R OBP: 0.217, SLG: 0.192			SH3-4							0	0	0	0	0	0	0						
41 Marco Estrada, R OBP: 0.286, SLG: 0.296					SH5-4					0	0	0	0	0	0	0						
30 Chris Coghlan, L OBP: 0.286, SLG: 0.374										0	0	0	0	0	0	0						
58 Mike McLendon, R										0	0	0	0	0	0	0						
25 Mark Kotsay, L OBP: 0.251, SLG: 0.327										0	0	0	0	0	0	0						
27 Carlos Gómez, R										0	0	0	0	0	0	0						
<b>Inning Stats</b>	R: 0 H: 1 E: 0 K: 1 S: 11	H: 0 LOB: 0 BB: 0 P: 19	R: 0 H: 0 E: 0 K: 0 S: 4	H: 0 LOB: 0 BB: 0 P: 6	R: 2 H: 2 E: 0 K: 1 S: 13	H: 2 LOB: 0 BB: 0 P: 23	R: 0 H: 1 E: 0 K: 0 S: 7	H: 1 LOB: 1 BB: 0 P: 10	R: 1 H: 2 E: 0 K: 0 S: 11	H: 2 LOB: 1 BB: 0 P: 15	R: 0 H: 0 E: 0 K: 1 S: 10	H: 0 LOB: 0 BB: 0 P: 14	R: 0 H: 0 E: 0 K: 1 S: 9	H: 0 LOB: 0 BB: 0 P: 12	R: 1 H: 2 E: 0 K: 2 S: 21	H: 2 LOB: 2 BB: 2 P: 35	R: 0 H: 1 E: 0 K: 2 S: 11	H: 1 LOB: 2 BB: 0 P: 18	1B: 6 2B: 3 3B: 0 HR: 1	SF: 0 SAC: 2 DP: 1 HBP: 0	WP: 0 PA: 37 PB: 0 CS: 0	
<b>PITCHER</b>	IP WLS BF H R ER SO BB IBB HBP BLK WP HR S P ERA WHIP	IP WLS BF H R ER SO BB IBB HBP BLK WP HR S P ERA WHIP	IP WLS BF H R ER SO BB IBB HBP BLK WP HR S P ERA WHIP	IP WLS BF H R ER SO BB IBB HBP BLK WP HR S P ERA WHIP	IP WLS BF H R ER SO BB IBB HBP BLK WP HR S P ERA WHIP	IP WLS BF H R ER SO BB IBB HBP BLK WP HR S P ERA WHIP	IP WLS BF H R ER SO BB IBB HBP BLK WP HR S P ERA WHIP	IP WLS BF H R ER SO BB IBB HBP BLK WP HR S P ERA WHIP	IP WLS BF H R ER SO BB IBB HBP BLK WP HR S P ERA WHIP	IP WLS BF H R ER SO BB IBB HBP BLK WP HR S P ERA WHIP	IP WLS BF H R ER SO BB IBB HBP BLK WP HR S P ERA WHIP	IP WLS BF H R ER SO BB IBB HBP BLK WP HR S P ERA WHIP	IP WLS BF H R ER SO BB IBB HBP BLK WP HR S P ERA WHIP	IP WLS BF H R ER SO BB IBB HBP BLK WP HR S P ERA WHIP	IP WLS BF H R ER SO BB IBB HBP BLK WP HR S P ERA WHIP	IP WLS BF H R ER SO BB IBB HBP BLK WP HR S P ERA WHIP	IP WLS BF H R ER SO BB IBB HBP BLK WP HR S P ERA WHIP	IP WLS BF H R ER SO BB IBB HBP BLK WP HR S P ERA WHIP	IP WLS BF H R ER SO BB IBB HBP BLK WP HR S P ERA WHIP	IP WLS BF H R ER SO BB IBB HBP BLK WP HR S P ERA WHIP	IP WLS BF H R ER SO BB IBB HBP BLK WP HR S P ERA WHIP	IP WLS BF H R ER SO BB IBB HBP BLK WP HR S P ERA WHIP





Batter	1	2	3	4	5	6	7	8	9	AB	R	H	RBI	BB	SO	LOB	TOP
33 Aaron Rowand, R OBP: 0.293, SLG: 0.363	F7		P3			G4-3		5 1B		4	1	1	0	0	0	0	
21 Freddy Sanchez, R OBP: 0.345, SLG: 0.410	K			F9		5 WP		5 1B		4	0	1	0	0	0	1	
5 Pat Burrell, R OBP: 0.340, SLG: 0.397	K			K		P6		13 G6-4-3		4	0	1	1	0	2	1	
54 Sergio Romo, R										0	0	0	0	0	0	0	
35 Brandon Crawford, L OBP: 0.500, SLG: 1.333	K									0	0	0	0	0	0	0	
13 Cody Ross, R OBP: 0.319, SLG: 0.359		F8			G6-3			G6-4-3		4	0	0	0	0	1	3	
17 Aubrey Huff, L OBP: 0.280, SLG: 0.346		HBP				22 BB				3	0	1	0	0	0	0	
10 Miguel Tejada, R OBP: 0.237, SLG: 0.274	F9				L9					4	0	0	0	0	0	2	
2 Emmanuel Burriss, S OBP: 0.310, SLG: 0.310																	
59 Guillermo Mota, R										4	0	1	0	0	0	2	
22 Eli Whiteside, R OBP: 0.263, SLG: 0.324			G6-3							0	0	0	0	0	0	0	
57 Jonathan Sánchez, L OBP: 0.273, SLG: 0.381																	
56 Andres Torres, S OBP: 0.351, SLG: 0.417			K			G1-3				2	0	0	0	0	1	2	
										0	1	0	0	1	0	0	
<b>Inning Stats</b>	R: 0 H: 0 E: 0 K: 2 S: 9	H: 0 LOB: 0 BB: 0 P: 12	R: 0 H: 0 E: 0 K: 0 S: 7	H: 0 LOB: 1 BB: 0 P: 9	R: 0 H: 0 E: 0 K: 1 S: 6	H: 0 LOB: 0 BB: 0 P: 10	R: 0 H: 0 E: 0 K: 1 S: 6	H: 1 LOB: 2 BB: 0 P: 17	R: 0 H: 1 E: 0 K: 1 S: 13	H: 0 LOB: 0 BB: 0 P: 8	R: 2 H: 2 E: 1 K: 0 S: 16	H: 2 LOB: 1 BB: 1 P: 26	R: 0 H: 1 E: 0 K: 0 S: 9	H: 3 LOB: 3 BB: 1 P: 16	1B: 4 2B: 1 3B: 0 HR: 0	SF: 0 SAC: 0 DP: 1 HBP: 1	WP: 1 PA: 35 CS: 1
<b>PITCHER</b>	IP WLS BF H R ER SO BB IBB HBP BLK WP HR S P ERA WHIP	IP WLS BF H R ER SO BB IBB HBP BLK WP HR S P ERA WHIP	IP WLS BF H R ER SO BB IBB HBP BLK WP HR S P ERA WHIP	IP WLS BF H R ER SO BB IBB HBP BLK WP HR S P ERA WHIP	IP WLS BF H R ER SO BB IBB HBP BLK WP HR S P ERA WHIP	IP WLS BF H R ER SO BB IBB HBP BLK WP HR S P ERA WHIP	IP WLS BF H R ER SO BB IBB HBP BLK WP HR S P ERA WHIP	IP WLS BF H R ER SO BB IBB HBP BLK WP HR S P ERA WHIP	IP WLS BF H R ER SO BB IBB HBP BLK WP HR S P ERA WHIP	IP WLS BF H R ER SO BB IBB HBP BLK WP HR S P ERA WHIP	IP WLS BF H R ER SO BB IBB HBP BLK WP HR S P ERA WHIP	IP WLS BF H R ER SO BB IBB HBP BLK WP HR S P ERA WHIP	IP WLS BF H R ER SO BB IBB HBP BLK WP HR S P ERA WHIP	IP WLS BF H R ER SO BB IBB HBP BLK WP HR S P ERA WHIP	IP WLS BF H R ER SO BB IBB HBP BLK WP HR S P ERA WHIP	IP WLS BF H R ER SO BB IBB HBP BLK WP HR S P ERA WHIP	IP WLS BF H R ER SO BB IBB HBP BLK WP HR S P ERA WHIP

**San Francisco Giants @ Milwaukee Brewers**  
Miller Park, Milwaukee, WI  
Sat May 28 2011, 3:10 PM - 6:05 PM CDT  
Att: 42,512 - Overcast - 68 F

AB 32  
R 2  
H 5  
RBI 1  
BB 2  
SO 5  
LOB 12



Batter	1	2	3	4	5	6	7	8	9	AB	R	H	RBI	BB	SO	LOB	BOTTOM		
23 Rickie Weeks Jr., R OBP: 0.356, SLG: 0.488	K		F9		G5-3			K		4	0	0	0	0	2	0			
27 Carlos Gómez, R OBP: 0.280, SLG: 0.343	IHR		F9		K			K		4	1	1	1	0	2	0			
8 Ryan Braun, R OBP: 0.411, SLG: 0.579					28 SF8			28 BB		1	2	1	0	3	0	0			
28 Prince Fielder, L OBP: 0.379, SLG: 0.536	F7				33 BB			G1-6-3		3	0	1	0	1	0	2			
14 Casey McGehee, R OBP: 0.312, SLG: 0.369	K																		
3 Yuniesky Betancourt, R OBP: 0.254, SLG: 0.333	P4				F7					3	0	0	0	1	0	1			
33 Wil Nieves, R OBP: 0.217, SLG: 0.209	K2-3									3	0	1	0	0	1	0			
20 Jonathan Lucroy, R (PH)										1	0	1	1	0	0	0			
2 Nyjer Morgan, L OBP: 0.395, SLG: 0.556	G1-3				FC6-4					3	0	0	0	0	1	2			
43 Randy Wolf, L OBP: 0.150, SLG: 0.250										2	0	0	0	0	2	0			
50 Kameron Loe, R										0	0	0	0	0	0	0			
30 Craig Counsell, L OBP: 0.286, SLG: 0.214										1	0	0	0	0	0	0			
59 John Axford, R										0	0	0	0	0	0	0			
<b>Inning Stats</b>	R: 1 H: 1 E: 0 K: 2 S: 13	H: 3 LOB: 3 BB: 1 P: 20	R: 0 H: 0 E: 0 K: 1 S: 8	H: 0 LOB: 0 BB: 0 P: 9	R: 0 H: 0 E: 0 K: 1 S: 8	H: 0 LOB: 0 BB: 0 P: 15	R: 1 H: 1 E: 0 K: 0 S: 16	H: 1 LOB: 2 BB: 2 P: 28	R: 0 H: 0 E: 0 K: 2 S: 7	H: 0 LOB: 0 BB: 1 P: 13	R: 0 H: 0 E: 0 K: 1 S: 7	H: 0 LOB: 0 BB: 0 P: 10	R: 0 H: 0 E: 0 K: 2 S: 7	H: 0 LOB: 0 BB: 0 P: 8	R: 1 H: 3 E: 0 K: 0 S: 9	H: 3 LOB: 3 BB: 1 P: 20	1B: 4 2B: 0 3B: 0 HR: 1	SF: 1 SAC: 0 DP: 1 HBP: 0	WP: 0 PA: 34 CS: 0
<b>PITCHER</b>	IP WLS BF H R ER SO BB IBB HBP BLK WP HR S P ERA WHIP	IP WLS BF H R ER SO BB IBB HBP BLK WP HR S P ERA WHIP	IP WLS BF H R ER SO BB IBB HBP BLK WP HR S P ERA WHIP	IP WLS BF H R ER SO BB IBB HBP BLK WP HR S P ERA WHIP	IP WLS BF H R ER SO BB IBB HBP BLK WP HR S P ERA WHIP	IP WLS BF H R ER SO BB IBB HBP BLK WP HR S P ERA WHIP	IP WLS BF H R ER SO BB IBB HBP BLK WP HR S P ERA WHIP	IP WLS BF H R ER SO BB IBB HBP BLK WP HR S P ERA WHIP	IP WLS BF H R ER SO BB IBB HBP BLK WP HR S P ERA WHIP	IP WLS BF H R ER SO BB IBB HBP BLK WP HR S P ERA WHIP	IP WLS BF H R ER SO BB IBB HBP BLK WP HR S P ERA WHIP	IP WLS BF H R ER SO BB IBB HBP BLK WP HR S P ERA WHIP	IP WLS BF H R ER SO BB IBB HBP BLK WP HR S P ERA WHIP	IP WLS BF H R ER SO BB IBB HBP BLK WP HR S P ERA WHIP	IP WLS BF H R ER SO BB IBB HBP BLK WP HR S P ERA WHIP	IP WLS BF H R ER SO BB IBB HBP BLK WP HR S P ERA WHIP	IP WLS BF H R ER SO BB IBB HBP BLK WP HR S P ERA WHIP		

**San Francisco Giants @ Milwaukee Brewers**  
Miller Park, Milwaukee, WI  
Sat May 28 2011, 3:10 PM - 6:05 PM CDT  
Att: 42,512 - Overcast - 68 F

AB 28  
R 3  
H 5  
RBI 3  
BB 5  
SO 10  
LOB 8





Batter	1	2	3	4	5	6	7	8	9	AB	R	H	RBI	BB	SO	LOB	TOP					
56 Andres Torres, S OBP: 0.347, SLG: 0.398										4	0	0	0	0	1	2	<b>San Francisco Giants @ Milwaukee Brewers</b> Miller Park, Milwaukee, WI Sun May 29 2011, 1:11 PM - 3:35 PM CDT Att: 43,035 - Roof Closed - 68 F					
2 Emmanuel Burriss, S OBP: 0.303, SLG: 0.303										4	0	1	0	0	0	0						
21 Freddy Sanchez, R OBP: 0.348, SLG: 0.411										4	0	2	0	0	1	0						
17 Aubrey Huff, L OBP: 0.280, SLG: 0.344										4	0	1	0	0	0	3						
12 Nate Schierholz, L OBP: 0.305, SLG: 0.439										4	0	0	0	0	1	2						
9 Brandon Belt, L OBP: 0.302, SLG: 0.273										3	0	1	0	0	1	0						
35 Brandon Crawford, L OBP: 0.429, SLG: 0.800										2	0	0	0	1	0	1						
37 Chris Stewart, R										3	0	0	0	0	1	2						
18 Matt Cain, R OBP: 0.083, SLG: 0.043										2	0	0	0	0	0	0						
41 Jeremy Affeldt, L OBP: 0.345, SLG: 0.402										0	0	0	0	0	0	0						
5 Pat Burrell, R OBP: 0.345, SLG: 0.402										1	0	1	0	0	0	0						
46 Santiago Casilla, R										0	0	0	0	0	0	0						
<b>Inning Stats</b>	R: 0 H: 1 E: 0 K: 0 S: 7	H: 1 LOB: 1 BB: 0 P: 13	R: 0 H: 0 E: 0 K: 2 S: 9	H: 0 LOB: 1 BB: 1 P: 19	R: 0 H: 0 E: 0 K: 1 S: 10	H: 0 LOB: 0 BB: 0 P: 17	R: 0 H: 0 E: 0 K: 0 S: 6	H: 0 LOB: 0 BB: 0 P: 11	R: 0 H: 0 E: 0 K: 0 S: 6	H: 0 LOB: 0 BB: 0 P: 12	R: 0 H: 0 E: 0 K: 1 S: 7	H: 1 LOB: 0 BB: 0 P: 8	R: 0 H: 2 E: 0 K: 1 S: 15	H: 2 LOB: 2 BB: 0 P: 21	R: 0 H: 2 E: 0 K: 0 S: 10	H: 2 LOB: 1 BB: 0 P: 16	1B: 6 2B: 0 3B: 0 HR: 0	SF: 0 SAC: 0 DP: 2 HBP: 0	WP: 0 PB: 0 SB: 0 CS: 0	PA: 32		
<b>PITCHER</b>	IP WLS BF H R ER SO BB IBB HBP BLK WP HR S P ERA WHIP	8.0 W 28 4 0 0 5 1 0 0 0 0 0 66 109 0.00 0.625	1.0 4 2 0 0 0 0 0 0 0 0 0 10 16 0.00 2.000																			

Batter	1	2	3	4	5	6	7	8	9	AB	R	H	RBI	BB	SO	LOB	BOTTOM				
23 Rickie Weeks Jr, R OBP: 0.361, SLG: 0.495										5	1	3	2	0	1	1	<b>San Francisco Giants @ Milwaukee Brewers</b> Miller Park, Milwaukee, WI Sun May 29 2011, 1:11 PM - 3:35 PM CDT Att: 43,035 - Roof Closed - 68 F				
2 Nyjer Morgan, L OBP: 0.381, SLG: 0.525										4	1	1	0	0	1	2					
8 Ryan Braun, R OBP: 0.417, SLG: 0.588										4	2	3	1	0	0	1					
28 Prince Fielder, L OBP: 0.382, SLG: 0.533										3	0	1	1	1	0	2					
14 Casey McGehee, R OBP: 0.315, SLG: 0.372										4	0	2	1	0	1	3					
25 Mark Kotsay, L OBP: 0.339, SLG: 0.296										4	0	1	0	0	0	4					
20 Jonathan Lucroy, R OBP: 0.366, SLG: 0.496										4	0	0	0	0	4	1					
3 Yuniesky Betancourt, R OBP: 0.255, SLG: 0.333										3	1	1	0	0	0	0					
9 Josh Wilson, R OBP: 0.182, SLG: 0.273										1	0	0	0	0	0	0					
49 Yovani Gallardo, R OBP: 0.200, SLG: 0.300										3	1	1	0	0	0	0					
30 Craig Counsell, L OBP: 0.297, SLG: 0.214										0	0	0	0	1	0	0					
32 LaTroy Hawkins, R										0	0	0	0	0	0	0					
<b>Inning Stats</b>	R: 2 H: 4 E: 0 K: 0 S: 16	H: 4 LOB: 1 BB: 0 P: 25	R: 0 H: 0 E: 0 K: 1 S: 6	H: 0 LOB: 0 BB: 0 P: 8	R: 1 H: 3 E: 0 K: 1 S: 19	H: 3 LOB: 2 BB: 0 P: 26	R: 0 H: 0 E: 0 K: 1 S: 7	H: 0 LOB: 0 BB: 0 P: 8	R: 0 H: 1 E: 0 K: 2 S: 10	H: 1 LOB: 2 BB: 1 P: 18	R: 2 H: 3 E: 0 K: 1 S: 15	H: 3 LOB: 1 BB: 0 P: 21	R: 1 H: 2 E: 1 K: 1 S: 9	H: 2 LOB: 1 BB: 0 P: 13	R: 0 H: 0 E: 0 K: 0 S: 7	H: 0 LOB: 0 BB: 1 P: 16	1B: 11 2B: 2 3B: 0 HR: 0	SF: 0 SAC: 0 DP: 3 HBP: 0	WP: 0 PB: 0 SB: 1 CS: 0	PA: 37	
<b>PITCHER</b>	IP WLS BF H R ER SO BB IBB HBP BLK WP HR S P ERA WHIP	6.0 L 29 11 5 5 6 0 0 1 0 0 0 9 13 7.50 1.833	1.0 5 2 1 1 1 0 0 0 0 0 0 9 13 9.00 2.000	1.0 3 0 0 0 0 1 0 0 0 0 0 7 16 0.00 1.000																	

AB 31  
 R 0  
 H 6  
 RBI 0  
 BB 1  
 SO 5  
 LOB 10

AB 35  
 R 6  
 H 13  
 RBI 5  
 BB 2  
 SO 7  
 LOB 14







Batter	1	2	3	4	5	6	7	8	9	AB	R	H	RBI	BB	SO	LOB	TOP					
56 Andres Torres, S OBP: 0.345, SLG: 0.433	F7	K			10 21 1B	F9		K		5	1	1	0	0	2	2	<b>San Francisco Giants @ St. Louis Cardinals</b> <b>Busch Stadium, St. Louis, MO</b> Tue May 31 2011, 6:11 PM - 9:23 PM CDT Att: 37,748 - Partly Cloudy - 90 F					
10 Miguel Tejada, R OBP: 0.240, SLG: 0.280	2B		G5-3		K		G1-3		G6-3	5	0	1	0	0	1	1						
21 Freddy Sanchez, R OBP: 0.336, SLG: 0.396	F7		K		9 BB		G4-3		F7	5	0	1	1	0	1	1						
5 Pat Burrell, R OBP: 0.346, SLG: 0.392										2	0	0	0	2	2	1						
12 Nate Schierholz, L OBP: 0.308, SLG: 0.450										1	1	1	0	0	0	0						
9 Brandon Belt, L OBP: 0.328, SLG: 0.281										2	0	1	0	1	1	2						
2 Emmanuel Burriss, S OBP: 0.234, SLG: 0.234	K									1	0	0	0	0	1	1						
13 Cody Ross, R OBP: 0.328, SLG: 0.387										4	0	2	1	0	1	3						
35 Brandon Crawford, L OBP: 0.407, SLG: 0.667										4	1	2	0	0	0	3						
22 Eli Whiteside, R OBP: 0.261, SLG: 0.293										4	0	1	0	0	3	3						
32 Ryan Vogelsong, R OBP: 0.267, SLG: 0.330										2	0	0	1	0	0	3						
17 Aubrey Huff, L OBP: 0.279, SLG: 0.336										1	0	0	0	0	0	1						
41 Jeremy Affeldt, L OBP: 0.276, SLG: 0.329										0	0	0	0	0	0	0						
33 Aaron Rowand, R OBP: 0.276, SLG: 0.329										1	0	0	0	0	0	1						
54 Sergio Romo, R OBP: 0.276, SLG: 0.329										0	0	0	0	0	0	0						
49 Javier López, L OBP: 0.276, SLG: 0.329										0	0	0	0	0	0	0						
46 Santiago Casilla, R OBP: 0.276, SLG: 0.329										0	0	0	0	0	0	0						
<b>Inning Stats</b>	R: 0 E: 0 K: 1 S: 10	H: 1 LOB: 2 BB: 1 P: 16	R: 1 E: 0 K: 1 S: 14	H: 2 LOB: 1 BB: 0 P: 24	R: 0 E: 0 K: 2 S: 9	H: 0 LOB: 0 BB: 0 P: 13	R: 0 E: 0 K: 2 S: 16	H: 2 LOB: 2 BB: 0 P: 23	R: 1 E: 0 K: 2 S: 15	H: 2 LOB: 2 BB: 1 P: 27	R: 0 E: 0 K: 1 S: 8	H: 1 LOB: 1 BB: 0 P: 14	R: 1 E: 0 K: 0 S: 12	H: 1 LOB: 2 BB: 1 P: 23	R: 0 E: 0 K: 3 S: 10	H: 0 LOB: 0 BB: 0 P: 14	R: 0 E: 0 K: 1 S: 9	H: 1 LOB: 1 BB: 0 P: 14	1B: 7 2B: 3 3B: 0 HR: 0	SF: 0 SAC: 0 DP: 1 HBP: 1	WP: 0 PB: 0 SB: 1 CS: 0	PA: 41
<b>PITCHER</b>	IP WLS BF H R ER SO BB IBB HBP BLK WP HR S P ERA WHIP																					
29 Chris Carpenter, R ERA: 4.52	5.0		24	7	2	2	8	2	0	0	0	0	0	0	64	103	3.60	1.800				
30 Jason Motte, L ERA: 2.25	1.2		7	1	1	1	1	1	0	0	0	0	0	0	15	27	5.40	1.200				
43 Trevor Miller, L ERA: 2.53	0.1		3	1	0	0	0	0	0	1	0	0	0	0	5	10	0.00	3.000				
31 Ryan Franklin, R ERA: 7.36	1.0	W	3	0	0	0	3	0	0	0	0	0	0	10	14	0.00	0.000					
59 Fernando Salas, R ERA: 1.52	1.0	S	4	1	0	0	1	0	0	0	0	0	0	9	14	0.00	1.000					
<b>Batter</b>	<b>1</b>	<b>2</b>	<b>3</b>	<b>4</b>	<b>5</b>	<b>6</b>	<b>7</b>	<b>8</b>	<b>9</b>	<b>AB</b>	<b>R</b>	<b>H</b>	<b>RBI</b>	<b>BB</b>	<b>SO</b>	<b>LOB</b>	<b>BOTTOM</b>					
Ryan Theriot, R OBP: 0.343, SLG: 0.340	F9		G5-3		5 BB		G5-3		G4-3	4	0	1	0	0	0	1	<b>San Francisco Giants @ St. Louis Cardinals</b> <b>Busch Stadium, St. Louis, MO</b> Tue May 31 2011, 6:11 PM - 9:23 PM CDT Att: 37,748 - Partly Cloudy - 90 F					
31 Ryan Franklin, R										0	0	0	0	0	0	0						
33 Daniel Descalso, L OBP: 0.291, SLG: 0.346										1	0	0	0	0	0	3						
19 Jon Jay, L OBP: 0.408, SLG: 0.514	G4-3		E7		F8					4	1	2	1	0	0	1						
5 Albert Pujols, R OBP: 0.336, SLG: 0.419			G6-3							3	1	2	1	1	0	1						
12 Lance Berkman, S OBP: 0.459, SLG: 0.610										3	0	0	0	1	1	3						
59 Fernando Salas, R										0	0	0	0	0	0	0						
21 Allen Craig, R OBP: 0.404, SLG: 0.511										4	1	2	1	0	0	1						
28 Colby Rasmus, L OBP: 0.382, SLG: 0.443										4	0	0	0	0	1	3						
4 Yadier Molina, R OBP: 0.359, SLG: 0.455										3	0	1	0	1	0	1						
55 Skip Schumaker, L OBP: 0.275, SLG: 0.324										4	0	1	1	0	1	2						
29 Chris Carpenter, R ERA: 1.77	5.0		22	6	1	1	3	2	0	0	0	0	0	0	10	16	0.00	0.000				
41 Jeremy Affeldt, L ERA: 5.4	2.0	H	6	0	0	0	1	0	0	0	0	0	0	0	4	4	∞	∞				
54 Sergio Romo, R ERA: 2.76	0.0		2	2	2	2	0	0	0	0	0	0	0	0	7	12	13.50	3.000				
49 Javier López, L ERA: 2.95	0.2	L	5	2	1	1	0	0	0	0	0	0	0	0	4	5	0.00	3.000				
46 Santiago Casilla, R ERA: 3.96	0.1		2	1	0	0	0	0	0	0	0	0	0	0	4	5	0.00	3.000				
<b>Inning Stats</b>	R: 0 E: 0 K: 0 S: 9	H: 1 LOB: 1 BB: 0 P: 16	R: 0 E: 0 K: 1 S: 11	H: 0 LOB: 1 BB: 1 P: 24	R: 1 E: 1 K: 0 S: 18	H: 2 LOB: 1 BB: 0 P: 24	R: 0 E: 0 K: 1 S: 9	H: 2 LOB: 2 BB: 0 P: 15	R: 0 E: 0 K: 1 S: 6	H: 1 LOB: 2 BB: 1 P: 13	R: 0 E: 0 K: 0 S: 3	H: 0 LOB: 0 BB: 0 P: 5	R: 0 E: 0 K: 1 S: 7	H: 0 LOB: 0 BB: 0 P: 11	R: 3 E: 0 K: 0 S: 15	H: 5 LOB: 3 BB: 1 P: 21	R: 0 E: 0 K: 1 S: 9	H: 1 LOB: 1 BB: 0 P: 14	1B: 8 2B: 3 3B: 0 HR: 0	SF: 0 SAC: 0 DP: 0 HBP: 0	WP: 0 PB: 0 SB: 0 CS: 0	PA: 37
<b>PITCHER</b>	IP WLS BF H R ER SO BB IBB HBP BLK WP HR S P ERA WHIP																					
32 Ryan Vogelsong, R ERA: 1.77	5.0		22	6	1	1	3	2	0	0	0	0	0	0	10	16	0.00	0.000				
41 Jeremy Affeldt, L ERA: 5.4	2.0	H	6	0	0	0	1	0	0	0	0	0	0	0	4	4	∞	∞				
54 Sergio Romo, R ERA: 2.76	0.0		2	2	2	2	0	0	0	0	0	0	0	0	7	12	13.50	3.000				
49 Javier López, L ERA: 2.95	0.2	L	5	2	1	1	0	0	0	0	0	0	0	0	4	5	0.00	3.000				
46 Santiago Casilla, R ERA: 3.96	0.1		2	1	0	0	0	0	0	0	0	0	0	0	4	5	0.00	3.000				







Batter	1	2	3	4	5	6	7	8	9	AB	R	H	RBI	BB	SO	LOB	TOP							
56 Andres Torres, S OBP: 0.347, SLG: 0.444											5	3	3	2	0	0	0	San Francisco Giants @ St. Louis Cardinals Busch Stadium, St. Louis, MO Thu Jun 02 2011, 7:18 PM - 10:21 PM CDT Att: 34,104 - Partly Cloudy - 86 F						
10 Miguel Tejada, R OBP: 0.237, SLG: 0.271										4	1	1	0	0	1	3								
21 Freddy Sanchez, R OBP: 0.338, SLG: 0.418										5	2	1	4	0	1	3								
17 Aubrey Huff, L OBP: 0.291, SLG: 0.403										5	3	4	6	0	0	0								
12 Nate Schierholz, L OBP: 0.305, SLG: 0.432										5	0	0	0	0	1	1								
13 Cody Ross, R OBP: 0.348, SLG: 0.417																								
59 Guillermo Mota, R																								
41 Jeremy Affeldt, L																								
35 Brandon Crawford, L OBP: 0.360, SLG: 0.455										4	0	0	0	0	2	2								
22 Eli Whiteside, R OBP: 0.286, SLG: 0.292										3	1	0	0	1	0	0								
57 Jonathan Sánchez, L OBP: 0.292, SLG: 0.435																								
46 Santiago Casilla, R																								
5 Pat Burrell, R OBP: 0.340, SLG: 0.399																								
33 Aaron Rowand, R OBP: 0.294, SLG: 0.364																								
<b>Inning Stats</b>	R: 0 E: 0 K: 1 S: 9	H: 0 LOB: 0 BB: 0 P: 12	R: 0 E: 0 K: 1 S: 9	H: 0 LOB: 0 BB: 0 P: 11	R: 0 E: 0 K: 1 S: 7	H: 0 LOB: 0 BB: 0 P: 11	R: 2 E: 0 K: 0 S: 5	H: 1 LOB: 0 BB: 0 P: 12	R: 0 E: 0 K: 2 S: 7	H: 0 LOB: 0 BB: 0 P: 10	R: 3 E: 0 K: 0 S: 14	H: 5 LOB: 2 BB: 0 P: 23	R: 5 E: 0 K: 2 S: 18	H: 3 LOB: 2 BB: 0 P: 34	R: 0 E: 0 K: 1 S: 11	H: 0 LOB: 0 BB: 0 P: 16	R: 2 E: 0 K: 1 S: 9	H: 2 LOB: 0 BB: 0 P: 15	1B: 4 2B: 3 3B: 0 HR: 4	SF: 0 SAC: 0 DP: 0 HBP: 1	WP: 0 PB: 0 SB: 0 CS: 0	PA: 41		
<b>PITCHER</b>	IP WLS BF H R ER SO BB IBB HBP BLK WP HR S P ERA WHIP	IP WLS BF H R ER SO BB IBB HBP BLK WP HR S P ERA WHIP	IP WLS BF H R ER SO BB IBB HBP BLK WP HR S P ERA WHIP	IP WLS BF H R ER SO BB IBB HBP BLK WP HR S P ERA WHIP	IP WLS BF H R ER SO BB IBB HBP BLK WP HR S P ERA WHIP	IP WLS BF H R ER SO BB IBB HBP BLK WP HR S P ERA WHIP	IP WLS BF H R ER SO BB IBB HBP BLK WP HR S P ERA WHIP	IP WLS BF H R ER SO BB IBB HBP BLK WP HR S P ERA WHIP	IP WLS BF H R ER SO BB IBB HBP BLK WP HR S P ERA WHIP	IP WLS BF H R ER SO BB IBB HBP BLK WP HR S P ERA WHIP	IP WLS BF H R ER SO BB IBB HBP BLK WP HR S P ERA WHIP	IP WLS BF H R ER SO BB IBB HBP BLK WP HR S P ERA WHIP	IP WLS BF H R ER SO BB IBB HBP BLK WP HR S P ERA WHIP	IP WLS BF H R ER SO BB IBB HBP BLK WP HR S P ERA WHIP	IP WLS BF H R ER SO BB IBB HBP BLK WP HR S P ERA WHIP	IP WLS BF H R ER SO BB IBB HBP BLK WP HR S P ERA WHIP	IP WLS BF H R ER SO BB IBB HBP BLK WP HR S P ERA WHIP	IP WLS BF H R ER SO BB IBB HBP BLK WP HR S P ERA WHIP	IP WLS BF H R ER SO BB IBB HBP BLK WP HR S P ERA WHIP	IP WLS BF H R ER SO BB IBB HBP BLK WP HR S P ERA WHIP	IP WLS BF H R ER SO BB IBB HBP BLK WP HR S P ERA WHIP	IP WLS BF H R ER SO BB IBB HBP BLK WP HR S P ERA WHIP	IP WLS BF H R ER SO BB IBB HBP BLK WP HR S P ERA WHIP	IP WLS BF H R ER SO BB IBB HBP BLK WP HR S P ERA WHIP

AB	38
R	12
H	11
RBI	12
BB	2
SO	9
LOB	9



Batter	1	2	3	4	5	6	7	8	9	AB	R	H	RBI	BB	SO	LOB	BOTTOM							
Ryan Theriot, R OBP: 0.347, SLG: 0.342										4	0	1	0	0	0	2	San Francisco Giants @ St. Louis Cardinals Busch Stadium, St. Louis, MO Thu Jun 02 2011, 7:18 PM - 10:21 PM CDT Att: 34,104 - Partly Cloudy - 86 F							
63 Maikel Cleto, R										0	0	0	0	0	0	0								
35 Jake Westbrook, R OBP: 0.150, SLG: 0.158										1	0	0	0	0	1	0								
56 Brian Tallet, L										0	0	0	0	0	0	0								
19 Jon Jay, L OBP: 0.392, SLG: 0.487										5	0	1	0	0	1	2								
5 Albert Pujols, R OBP: 0.335, SLG: 0.412										5	2	2	0	0	0	1								
21 Allen Craig, R OBP: 0.420, SLG: 0.551										3	2	2	1	2	0	0								
4 Yadier Molina, R OBP: 0.370, SLG: 0.457										1	1	0	0	2	0	0								
33 Daniel Descalso, L OBP: 0.304, SLG: 0.371										2	1	1	0	0	0	1								
28 Colby Rasmus, L OBP: 0.378, SLG: 0.461										5	1	2	6	0	0	3								
27 Tyler Greene, R OBP: 0.344, SLG: 0.309										3	0	0	0	2	0	1								
48 Tony Cruz, R OBP: 0.400, SLG: 0.500										4	0	0	0	1	1	3								
62 Lance Lynn, S																								
43 Trevor Miller, R																								
47 Pete Kozma, R OBP: 0.364, SLG: 0.250																								
55 Skip Schumaker, L OBP: 0.276, SLG: 0.321																								
<b>Inning Stats</b>	R: 1 E: 0 K: 1 S: 17	H: 2 LOB: 2 BB: 1 P: 25	R: 0 E: 0 K: 0 S: 11	H: 1 LOB: 2 BB: 1 P: 22	R: 2 E: 0 K: 0 S: 10	H: 1 LOB: 2 BB: 3 P: 27	R: 0 E: 0 K: 0 S: 7	H: 0 LOB: 0 BB: 0 P: 11	R: 0 E: 0 K: 0 S: 6	H: 0 LOB: 0 BB: 0 P: 7	R: 0 E: 0 K: 0 S: 7	H: 1 LOB: 1 BB: 1 P: 14	R: 4 E: 0 K: 1 S: 16	H: 3 LOB: 0 BB: 1 P: 21	R: 0 E: 0 K: 1 S: 10	H: 1 LOB: 1 BB: 0 P: 15	R: 0 E: 0 K: 0 S: 7	H: 1 LOB: 2 BB: 1 P: 12	1B: 7 2B: 1 3B: 1 HR: 1	SF: 0 SAC: 0 DP: 1 HBP: 0	WP: 0 PB: 0 SB: 2 CS: 0	PA: 44		
<b>PITCHER</b>	IP WLS BF H R ER SO BB IBB HBP BLK WP HR S P ERA WHIP	IP WLS BF H R ER SO BB IBB HBP BLK WP HR S P ERA WHIP	IP WLS BF H R ER SO BB IBB HBP BLK WP HR S P ERA WHIP	IP WLS BF H R ER SO BB IBB HBP BLK WP HR S P ERA WHIP	IP WLS BF H R ER SO BB IBB HBP BLK WP HR S P ERA WHIP	IP WLS BF H R ER SO BB IBB HBP BLK WP HR S P ERA WHIP	IP WLS BF H R ER SO BB IBB HBP BLK WP HR S P ERA WHIP	IP WLS BF H R ER SO BB IBB HBP BLK WP HR S P ERA WHIP	IP WLS BF H R ER SO BB IBB HBP BLK WP HR S P ERA WHIP	IP WLS BF H R ER SO BB IBB HBP BLK WP HR S P ERA WHIP	IP WLS BF H R ER SO BB IBB HBP BLK WP HR S P ERA WHIP	IP WLS BF H R ER SO BB IBB HBP BLK WP HR S P ERA WHIP	IP WLS BF H R ER SO BB IBB HBP BLK WP HR S P ERA WHIP	IP WLS BF H R ER SO BB IBB HBP BLK WP HR S P ERA WHIP	IP WLS BF H R ER SO BB IBB HBP BLK WP HR S P ERA WHIP	IP WLS BF H R ER SO BB IBB HBP BLK WP HR S P ERA WHIP	IP WLS BF H R ER SO BB IBB HBP BLK WP HR S P ERA WHIP	IP WLS BF H R ER SO BB IBB HBP BLK WP HR S P ERA WHIP	IP WLS BF H R ER SO BB IBB HBP BLK WP HR S P ERA WHIP	IP WLS BF H R ER SO BB IBB HBP BLK WP HR S P ERA WHIP	IP WLS BF H R ER SO BB IBB HBP BLK WP HR S P ERA WHIP	IP WLS BF H R ER SO BB IBB HBP BLK WP HR S P ERA WHIP	IP WLS BF H R ER SO BB IBB HBP BLK WP HR S P ERA WHIP	IP WLS BF H R ER SO BB IBB HBP BLK WP HR S P ERA WHIP





Batter	1	2	3	4	5	6	7	8	9	AB	R	H	RBI	BB	SO	LOB	TOP					
7 Seth Smith, L (1,9) OBP: 0.358, SLG: 0.519	G3		F9		K		P2		K	5	0	0	0	0	2	4	<b>Colorado Rockies @ San Francisco Giants</b> AT&T Park, San Francisco, CA Fri Jun 03 2011, 7:17 PM - 9:49 PM PDT Att: 41,021 - Cloudy - 59 F					
18 Jonathan Herrera, S (1,4) OBP: 0.337, SLG: 0.339	L7		G3		P5		G4-3			4	0	0	0	0	0	2						
5 Carlos González, L (1,7) OBP: 0.332, SLG: 0.428	K								K	3	1	1	0	1	2	0						
2 Troy Tulowitzki, R (1,6) OBP: 0.331, SLG: 0.486		F9							F8	3	0	1	0	1	0	0						
17 Todd Helton, L (1,3) OBP: 0.368, SLG: 0.500										3	0	0	1	1	1	4						
21 Ty Wigginton, R (1,5) OBP: 0.308, SLG: 0.459										4	0	0	0	0	1	2						
20 Chris Iannetta, R (1,2) OBP: 0.382, SLG: 0.449										2	0	0	0	2	1	1						
24 Dexter Fowler, S (1,8) OBP: 0.340, SLG: 0.348										3	0	0	0	0	3	2						
23 Jason Giambi, L (9,PH) OBP: 0.327, SLG: 0.657										1	0	1	0	0	0	0						
10 Chris Nelson, R (9,FR) OBP: 0.500, SLG: 0.750										0	0	0	0	0	0	0						
44 Juan Nicasio, R (1,1) OBP: 0.333, SLG: 0.667										2	0	2	0	0	0	0						
1 Eric Young Jr., S (7,PH) OBP: 0.280, SLG: 0.292										1	0	0	0	0	0	0						
34 Matt Belisle, R (7,1) OBP: 0.333, SLG: 0.333										0	0	0	0	0	0	0						
51 Matt Reynolds, L (8,1) OBP: 0.321, SLG: 0.368										1	0	0	0	0	0	2						
19 Ryan Spillborghs, R (9,PH) OBP: 0.321, SLG: 0.368										1	0	0	0	0	0	0						
<b>Inning Stats</b>	R: 0 E: 0 K: 1 S: 7	H: 0 LOB: 0 BB: 0 P: 11	R: 0 E: 0 K: 0 S: 8	H: 0 LOB: 1 BB: 1 P: 15	R: 0 E: 0 K: 1 S: 12	H: 1 LOB: 1 BB: 0 P: 14	R: 1 E: 0 K: 2 S: 13	H: 1 LOB: 2 BB: 0 P: 25	R: 0 E: 0 K: 1 S: 15	H: 2 LOB: 3 BB: 1 P: 26	R: 0 E: 0 K: 2 S: 9	H: 0 LOB: 0 BB: 0 P: 14	R: 0 E: 0 K: 0 S: 7	H: 0 LOB: 0 BB: 0 P: 11	R: 0 E: 0 K: 2 S: 7	H: 0 LOB: 0 BB: 0 P: 8	R: 0 E: 0 K: 1 S: 12	H: 1 LOB: 2 BB: 1 P: 24	1B: 2 2B: 3 3B: 0 HR: 0	SF: 0 SAC: 0 DP: 0 HBP: 0	WP: 1 PB: 0 SB: 1 CS: 0	PA: 37
<b>PITCHER</b>	IP WLS BF H R ER SO BB IBB HBP BLK WP HR S P ERA WHIP																					
18 Matt Cain, R (1,1) ERA: 3.64	7.0 W 29 4 1 1 7 4 0 0 0 0 1 0 71 116 1.29 1.143																					
49 Javier López, L (8,1) ERA: 2.51	1.0 H 3 0 0 0 2 0 0 0 0 0 0 0 7 8 0.00 0.000																					
38 Brian Wilson, R (9,1) ERA: 3.12	1.0 S 5 1 0 0 1 1 0 0 0 0 0 0 12 24 0.00 2.000																					

Batter	1	2	3	4	5	6	7	8	9	AB	R	H	RBI	BB	SO	LOB	BOTTOM			
56 Andres Torres, S (1,8) OBP: 0.336, SLG: 0.429	K		G6-3		F8		K			4	0	0	0	0	2	1	<b>Colorado Rockies @ San Francisco Giants</b> AT&T Park, San Francisco, CA Fri Jun 03 2011, 7:17 PM - 9:49 PM PDT Att: 41,021 - Cloudy - 59 F			
2 Emmanuel Burriss, S (1,5) OBP: 0.333, SLG: 0.333										4	0	3	0	0	1	0				
21 Freddy Sanchez, R (1,4) OBP: 0.336, SLG: 0.415										4	1	1	0	0	1	2				
17 Aubrey Huff, L (1,3) OBP: 0.286, SLG: 0.395										4	0	0	0	0	1	2				
12 Nate Schierholtz, L (1,9) OBP: 0.303, SLG: 0.426										4	1	1	0	0	1	0				
13 Cody Ross, R (1,7) OBP: 0.355, SLG: 0.439										3	1	2	2	0	1	0				
35 Brandon Crawford, L (1,6) OBP: 0.393, SLG: 0.500										2	0	1	1	1	0	0				
22 Eli Whiteside, R (1,2) OBP: 0.271, SLG: 0.275										3	0	0	0	0	1	3				
18 Matt Cain, R (1,1) OBP: 0.315, SLG: 0.080										2	0	1	0	0	0	0				
33 Aaron Rowand, R (7,PH) OBP: 0.293, SLG: 0.362										1	0	0	0	0	0	0				
49 Javier López, L (8,1) OBP: 0.355, SLG: 0.439										0	0	0	0	0	0	0				
38 Brian Wilson, R (9,1) OBP: 0.321, SLG: 0.368										0	0	0	0	0	0	0				
<b>Inning Stats</b>	R: 0 E: 0 K: 1 S: 12	H: 1 LOB: 1 BB: 0 P: 20	R: 0 E: 0 K: 1 S: 13	H: 0 LOB: 0 BB: 0 P: 16	R: 0 E: 0 K: 0 S: 6	H: 1 LOB: 0 BB: 0 P: 8	R: 3 E: 0 K: 1 S: 16	H: 5 LOB: 1 BB: 0 P: 23	R: 0 E: 0 K: 0 S: 7	H: 1 LOB: 1 BB: 0 P: 11	R: 0 E: 0 K: 0 S: 10	H: 1 LOB: 2 BB: 1 P: 19	R: 0 E: 0 K: 2 S: 10	H: 0 LOB: 0 BB: 0 P: 14	R: 0 E: 0 K: 3 S: 9	H: 0 LOB: 0 BB: 0 P: 12	1B: 6 2B: 3 3B: 0 HR: 0	SF: 0 SAC: 0 DP: 1 HBP: 0	WP: 1 PB: 0 SB: 0 CS: 1	PA: 32
<b>PITCHER</b>	IP WLS BF H R ER SO BB IBB HBP BLK WP HR S P ERA WHIP																			
44 Juan Nicasio, R (1,1) ERA: 2.08	6.0 L 26 9 3 3 3 0 0 0 0 0 0 0 64 97 4.50 1.500																			
34 Matt Belisle, R (7,1) ERA: 2.84	1.0 3 0 0 0 2 0 0 0 0 0 0 0 10 14 0.00 0.000																			
51 Matt Reynolds, L (8,1) ERA: 2.25	1.0 3 0 0 0 3 0 0 0 0 0 0 0 9 12 0.00 0.000																			

AB	32
R	1
H	5
RBI	1
BB	5
SO	17
LOB	17





Batter	1	2	3	4	5	6	7	8	9	AB	R	H	RBI	BB	SO	LOB	TOP			
1 Eric Young Jr., S OBP: 0.286, SLG: 0.296 24 Dexter Fowler, S OBP: 0.340, SLG: 0.348	G4-3			K		1B		SH1		3	1	1	0	0	1	0	<b>Colorado Rockies @ San Francisco Giants</b> AT&T Park, San Francisco, CA Sat Jun 04 2011, 1:32 PM - 4:12 PM PDT Att. 41,046 - Rain - 59 F			
18 Jonathan Herrera, S OBP: 0.332, SLG: 0.333	K			P6		SH3-4		L4		3	0	0	0	0	1					
5 Carlos González, L OBP: 0.330, SLG: 0.424	P2			1B		F7		K		4	0	1	0	0	1	2				
2 Troy Tulowitzki, R OBP: 0.338, SLG: 0.491	K			CS		1B		1B		4	1	3	1	0	1	0				
21 Ty Wigginton, R OBP: 0.307, SLG: 0.452 16 Huston Street, R	G4-3			F8		1B		P6		4	0	1	0	0	0	2				
19 Ryan Spillborghs, R OBP: 0.318, SLG: 0.384	P3			1B		F8		G6-3		4	0	1	0	0	0	2				
10 Chris Nelson, R OBP: 0.500, SLG: 0.571				FC4-6		K				3	0	1	0	1	1	2				
26 Jose Morales, S OBP: 0.321, SLG: 0.261	G4-6-3			1B		G4-3		FC6-4		3	0	0	0	1	0	4				
45 Jhoulys Chacin, R OBP: 0.080, SLG: 0.080 27 Matt Lindstrom, R	K			K		K				2	0	0	0	0	2	2				
7 Seth Smith, L OBP: 0.382, SLG: 0.522 63 Rafael Betancourt, R 17 Todd Helton, L OBP: 0.368, SLG: 0.500	K			K		K		1B		0	0	0	0	0	0	0				
<b>Inning Stats</b>	R: 0 E: 0 K: 1 S: 6	H: 0 LOB: 0 BB: 0 P: 9	R: 0 E: 0 K: 1 S: 8	H: 0 LOB: 0 BB: 0 P: 9	R: 0 E: 0 K: 1 S: 9	H: 1 LOB: 0 BB: 0 P: 11	R: 0 E: 0 K: 1 S: 9	H: 1 LOB: 0 BB: 0 P: 10	R: 1 E: 0 K: 0 S: 6	H: 2 LOB: 1 BB: 0 P: 10	R: 0 E: 0 K: 1 S: 10	H: 1 LOB: 1 BB: 0 P: 16	R: 0 E: 0 K: 1 S: 8	H: 1 LOB: 2 BB: 1 P: 13	R: 0 E: 0 K: 0 S: 12	H: 1 LOB: 2 BB: 1 P: 19	1B: 9 2B: 0 3B: 0 HR: 0	SF: 0 SAC: 2 DP: 1 HBP: 0	WP: 0 PB: 1 CS: 1	PA: 36
<b>PITCHER</b>	IP WLS BF H R ER SO BB IBB HBP BLK WP HR S P ERA WHIP	IP WLS BF H R ER SO BB IBB HBP BLK WP HR S P ERA WHIP	IP WLS BF H R ER SO BB IBB HBP BLK WP HR S P ERA WHIP	IP WLS BF H R ER SO BB IBB HBP BLK WP HR S P ERA WHIP	IP WLS BF H R ER SO BB IBB HBP BLK WP HR S P ERA WHIP	IP WLS BF H R ER SO BB IBB HBP BLK WP HR S P ERA WHIP	IP WLS BF H R ER SO BB IBB HBP BLK WP HR S P ERA WHIP	IP WLS BF H R ER SO BB IBB HBP BLK WP HR S P ERA WHIP	IP WLS BF H R ER SO BB IBB HBP BLK WP HR S P ERA WHIP	IP WLS BF H R ER SO BB IBB HBP BLK WP HR S P ERA WHIP	IP WLS BF H R ER SO BB IBB HBP BLK WP HR S P ERA WHIP	IP WLS BF H R ER SO BB IBB HBP BLK WP HR S P ERA WHIP	IP WLS BF H R ER SO BB IBB HBP BLK WP HR S P ERA WHIP	IP WLS BF H R ER SO BB IBB HBP BLK WP HR S P ERA WHIP	IP WLS BF H R ER SO BB IBB HBP BLK WP HR S P ERA WHIP	IP WLS BF H R ER SO BB IBB HBP BLK WP HR S P ERA WHIP	IP WLS BF H R ER SO BB IBB HBP BLK WP HR S P ERA WHIP			

AB	31
R	2
H	9
RBI	1
BB	2
SO	7
LOB	15



Batter	1	2	3	4	5	6	7	8	9	AB	R	H	RBI	BB	SO	LOB	BOTTOM					
56 Andres Torres, S OBP: 0.333, SLG: 0.431	G4-3	FC4-6			G4-3			G3-1		4	0	1	0	0	0	2	<b>Colorado Rockies @ San Francisco Giants</b> AT&T Park, San Francisco, CA Sat Jun 04 2011, 1:32 PM - 4:12 PM PDT Att. 41,046 - Rain - 59 F					
2 Emmanuel Burriss, S OBP: 0.362, SLG: 0.362	F8		P3		G4-3			G4-3		4	0	0	0	0	1							
12 Nate Schierholtz, L OBP: 0.310, SLG: 0.432	2B		BB		G6-3			F8		3	0	1	0	1	0	0						
17 Aubrey Huff, L OBP: 0.285, SLG: 0.390	BB		G3		K			F8		3	0	0	0	1	1							
13 Cody Ross, R OBP: 0.352, SLG: 0.457	F8		P5		HR			P6		4	1	1	1	0	0	3						
35 Brandon Crawford, L OBP: 0.344, SLG: 0.429	G4-3				F7			G4-3		4	0	0	0	0	0	0						
10 Miguel Tejada, R OBP: 0.238, SLG: 0.272					G5-3			G5-3		3	0	1	0	0	0	0						
37 Chris Stewart, R					P4			G6-3		2	0	0	0	0	1	1						
33 Aaron Rowand, R OBP: 0.291, SLG: 0.359 41 Jeremy Affeldt, L								G6-3		1	0	0	0	0	0	0						
52 Ramon E Ramirez, R								G6-3		0	0	0	0	0	0	0						
40 Madison Bumgarner, R OBP: 0.304, SLG: 0.300 5 Pat Burrell, R OBP: 0.346, SLG: 0.386 22 Eli Whiteside, R OBP: 0.271, SLG: 0.275					G5-3					1	0	0	0	1	0	0						
<b>Inning Stats</b>	R: 0 E: 0 K: 0 S: 10	H: 1 LOB: 2 BB: 1 P: 22	R: 0 E: 0 K: 1 S: 11	H: 1 LOB: 1 BB: 1 P: 23	R: 0 E: 0 K: 0 S: 7	H: 0 LOB: 1 BB: 1 P: 16	R: 0 E: 0 K: 0 S: 12	H: 0 LOB: 0 BB: 0 P: 16	R: 0 E: 0 K: 1 S: 6	H: 1 LOB: 0 BB: 0 P: 11	R: 1 E: 0 K: 1 S: 8	H: 1 LOB: 0 BB: 0 P: 14	R: 0 E: 0 K: 0 S: 7	H: 0 LOB: 0 BB: 0 P: 13	R: 0 E: 0 K: 0 S: 11	H: 0 LOB: 0 BB: 0 P: 16	R: 0 E: 0 K: 0 S: 5	H: 0 LOB: 0 BB: 0 P: 10	1B: 1 2B: 2 3B: 0 HR: 1	SF: 0 SAC: 0 DP: 0 HBP: 0	WP: 0 PB: 0 SB: 0 CS: 0	PA: 33
<b>PITCHER</b>	IP WLS BF H R ER SO BB IBB HBP BLK WP HR S P ERA WHIP	IP WLS BF H R ER SO BB IBB HBP BLK WP HR S P ERA WHIP	IP WLS BF H R ER SO BB IBB HBP BLK WP HR S P ERA WHIP	IP WLS BF H R ER SO BB IBB HBP BLK WP HR S P ERA WHIP	IP WLS BF H R ER SO BB IBB HBP BLK WP HR S P ERA WHIP	IP WLS BF H R ER SO BB IBB HBP BLK WP HR S P ERA WHIP	IP WLS BF H R ER SO BB IBB HBP BLK WP HR S P ERA WHIP	IP WLS BF H R ER SO BB IBB HBP BLK WP HR S P ERA WHIP	IP WLS BF H R ER SO BB IBB HBP BLK WP HR S P ERA WHIP	IP WLS BF H R ER SO BB IBB HBP BLK WP HR S P ERA WHIP	IP WLS BF H R ER SO BB IBB HBP BLK WP HR S P ERA WHIP	IP WLS BF H R ER SO BB IBB HBP BLK WP HR S P ERA WHIP	IP WLS BF H R ER SO BB IBB HBP BLK WP HR S P ERA WHIP	IP WLS BF H R ER SO BB IBB HBP BLK WP HR S P ERA WHIP	IP WLS BF H R ER SO BB IBB HBP BLK WP HR S P ERA WHIP	IP WLS BF H R ER SO BB IBB HBP BLK WP HR S P ERA WHIP	IP WLS BF H R ER SO BB IBB HBP BLK WP HR S P ERA WHIP					

AB	30
R	1
H	4
RBI	1
BB	3
SO	2
LOB	8






Batter	1	2	3	4	5	6	7	8	9	AB	R	H	RBI	BB	SO	LOB	TOP					
1 Eric Young Jr, S OBP: 0.250, SLG: 0.258 27 Matt Lindstrom, R (8, 1)	F9		G4-3			K		G1-3		4	0	0	0	0	1	0						
7 Seth Smith, L OBP: 0.359, SLG: 0.515	K		K			1B		K		4	0	1	0	0	3	0						
5 Carlos González, L OBP: 0.325, SLG: 0.416	K					K		K		4	0	0	0	0	4	1						
2 Troy Tulowitzki, R OBP: 0.332, SLG: 0.482		G1-3				G5-3		G5-3		4	0	0	0	0	0	1						
17 Todd Helton, L OBP: 0.368, SLG: 0.494						G5-3		F7		2	0	0	0	1	0	0						
21 Ty Wigginton, R OBP: 0.314, SLG: 0.457								F9		3	0	2	0	0	0	0						
10 Chris Nelson, R OBP: 0.364, SLG: 0.400								G5-3		3	0	0	0	0	0	3						
20 Chris Iannetta, R OBP: 0.381, SLG: 0.468								L8		3	1	1	1	0	0	2						
46 Jason Hammel, R OBP: 0.174, SLG: 0.304 19 Ryan Spilborghs, R (8, PH) OBP: 0.315, SLG: 0.360 (8, 8)								K		2	0	0	0	0	0	0						
								K		1	0	0	0	0	1	0						
<b>Inning Stats</b>	R: 0 E: 0 K: 2 S: 8	H: 0 LOB: 0 BB: 0 P: 10	R: 0 E: 0 K: 0 S: 8	H: 1 LOB: 2 BB: 1 P: 16	R: 0 E: 0 K: 1 S: 9	H: 0 LOB: 0 BB: 0 P: 12	R: 0 E: 0 K: 1 S: 7	H: 0 LOB: 0 BB: 0 P: 10	R: 1 E: 0 K: 0 S: 8	H: 2 LOB: 0 BB: 0 P: 12	R: 0 E: 0 K: 2 S: 13	H: 1 LOB: 1 BB: 0 P: 18	R: 0 E: 0 K: 0 S: 7	H: 0 LOB: 0 BB: 0 P: 8	R: 0 E: 0 K: 1 S: 9	H: 0 LOB: 0 BB: 0 P: 13	R: 0 E: 0 K: 2 S: 7	H: 0 LOB: 0 BB: 0 P: 10	1B: 3 2B: 0 3B: 0 HR: 1	SF: 0 SAC: 0 DP: 1 HBP: 0	WP: 0 PB: 0 SB: 0 CS: 0	PA: 31
<b>PITCHER</b>	IP	WLS	BF	H	R	ER	SO	BB	IBB	HBP	BLK	WP	HR	S	P	ERA	WHIP					
32 Ryan Vogelsong, R ERA: 1.68 38 Brian Wilson, R ERA: 3.0	8.0	W	28	4	1	1	7	1	0	0	0	0	0	69	99	1.12	0.625					
	1.0	S	3	0	0	0	2	0	0	0	0	0	0	7	10	0.00	0.000					

Colorado Rockies @ San Francisco Giants  
AT&T Park, San Francisco, CA  
Sun Jun 05 2011, 1:07 PM - 3:20 PM PDT  
Att: 41,369 - Cloudy - 65 F

livebaseballscores.com

AB 30  
R 1  
H 4  
RBI 1  
BB 1  
SO 9  
LOB 7




Batter	1	2	3	4	5	6	7	8	9	AB	R	H	RBI	BB	SO	LOB	BOTTOM					
56 Andres Torres, S OBP: 0.338, SLG: 0.429	L3		G3			BB		1B		3	1	1	1	1	0	1						
10 Miguel Tejada, R OBP: 0.243, SLG: 0.277	K					1B		1B		4	0	2	0	0	1	0						
21 Freddy Sanchez, R OBP: 0.335, SLG: 0.412	K					1B		1B		4	0	1	1	0	1	1						
17 Aubrey Huff, L OBP: 0.282, SLG: 0.384						1B		1B		3	0	0	0	0	2							
12 Nate Schierholtz, L OBP: 0.302, SLG: 0.421						F7		K		3	0	0	0	0	1	0						
13 Cody Ross, R OBP: 0.345, SLG: 0.446						F8		K		3	0	0	0	0	1	0						
35 Brandon Crawford, L OBP: 0.343, SLG: 0.400						F9		P6		2	0	0	0	1	0	0						
22 Eli Whiteside, R OBP: 0.262, SLG: 0.264 5 Pat Burrell, R OBP: 0.350, SLG: 0.386 2 Emmanuel Burriss, S OBP: 0.302, SLG: 0.302 38 Brian Wilson, R (9, 1)						BB		1B		2	0	0	0	0	0	1						
						F7		BB		0	0	0	0	1	0	0						
						1B		1B		0	1	0	0	0	0	0						
						1B		1B		0	0	0	0	0	0	0						
32 Ryan Vogelsong, R OBP: 0.235, SLG: 0.294 37 Chris Stewart, R (9, 2)						1B		SH3		2	0	0	0	0	0	1						
						G6-3		1B		0	0	0	0	0	0	0						
<b>Inning Stats</b>	R: 0 E: 0 K: 2 S: 7	H: 0 LOB: 0 BB: 0 P: 11	R: 0 E: 0 K: 0 S: 10	H: 0 LOB: 0 BB: 0 P: 15	R: 0 E: 0 K: 0 S: 5	H: 0 LOB: 0 BB: 1 P: 11	R: 0 E: 0 K: 0 S: 5	H: 0 LOB: 0 BB: 0 P: 7	R: 0 E: 0 K: 0 S: 7	H: 0 LOB: 0 BB: 0 P: 8	R: 1 E: 0 K: 0 S: 9	H: 2 LOB: 2 BB: 1 P: 19	R: 0 E: 0 K: 2 S: 7	H: 0 LOB: 0 BB: 0 P: 10	R: 1 E: 0 K: 0 S: 10	H: 2 LOB: 2 BB: 1 P: 19	R: 0 E: 0 K: 0 S: 7	H: 0 LOB: 0 BB: 0 P: 10	1B: 4 2B: 0 3B: 0 HR: 0	SF: 0 SAC: 1 DP: 0 HBP: 0	WP: 1 PB: 1 SB: 0 CS: 0	PA: 30
<b>PITCHER</b>	IP	WLS	BF	H	R	ER	SO	BB	IBB	HBP	BLK	WP	HR	S	P	ERA	WHIP					
46 Jason Hammel, R ERA: 3.66 27 Matt Lindstrom, R ERA: 1.49	7.0	L	5	2	1	1	0	1	0	0	0	1	0	10	19	9.00	3.000					

Colorado Rockies @ San Francisco Giants  
AT&T Park, San Francisco, CA  
Sun Jun 05 2011, 1:07 PM - 3:20 PM PDT  
Att: 41,369 - Cloudy - 65 F

livebaseballscores.com

AB 26  
R 2  
H 4  
RBI 2  
BB 3  
SO 4  
LOB 6





Batter	1	2	3	4	5	6	7	8	9	10	11	12	13	AB	R	H	RBI	BB	SO	LOB	TOP	
2 Roger Bernadina, L OBP: 0.311, SLG: 0.336														4	1	1	0	2	0	3		
20 Ian Desmond, R OBP: 0.265, SLG: 0.346														6	0	3	0	0	2	3		
28 Jayson Werth, R OBP: 0.345, SLG: 0.418														5	0	0	0	1	2	6		
19 Laynce Nix, L OBP: 0.322, SLG: 0.563														4	1	0	1	0	1	4		
24 Rick Ankiel, L OBP: 0.267, SLG: 0.256														2	0	0	0	0	0	3		
38 Michael Morse, R OBP: 0.337, SLG: 0.522														6	1	2	3	0	2	1		
8 Danny Espinosa, S OBP: 0.321, SLG: 0.446														6	0	1	0	0	2	1		
35 Craig Stammen, R OBP: 0.255, SLG: 0.330														0	0	0	0	0	0	0		
7 Ivan Rodriguez, R OBP: 0.255, SLG: 0.330														6	0	0	0	0	3	1		
15 Jerry Hairston, R OBP: 0.309, SLG: 0.348														4	0	0	0	1	1	0		
21 John Lannan, L ERA: 2.88														1	1	0	0	1	1	0		
40 Santiago Casilla, R ERA: 1.53														0	0	0	0	0	0	0		
38 Brian Wilson, R ERA: 2.89														0	0	0	0	0	0	0		
41 Jeremy Affeldt, L ERA: 4.38														0	0	0	0	0	0	0		
<b>Inning Stats</b>	R: 0 E: 0 K: 3 S: 11	H: 1 LOB: 1 BB: 0 P: 19	R: 1 E: 0 K: 2 S: 14	H: 1 LOB: 0 BB: 0 P: 20	R: 3 E: 0 K: 0 S: 15	H: 2 LOB: 1 BB: 2 P: 30	R: 0 E: 0 K: 2 S: 8	H: 0 LOB: 0 BB: 0 P: 12	R: 0 E: 0 K: 1 S: 8	H: 0 LOB: 0 BB: 0 P: 16	R: 0 E: 0 K: 2 S: 9	H: 1 LOB: 1 BB: 0 P: 15	R: 0 E: 0 K: 0 S: 15	H: 2 LOB: 3 BB: 1 P: 23	R: 0 E: 0 K: 0 S: 5	H: 0 LOB: 0 BB: 0 P: 10	1B: 6 2B: 2 3B: 0 HR: 1	SF: 0 SAC: 1 DP: 1 HBP: 0	WP: 0 PB: 0 SB: 1 CS: 0	PA: 52		
<b>PITCHER</b>	IP: 5.0 WLS: 23 BF: 23 H: 5 R: 4 ER: 4 SO: 3 BB: 3 IBB: 0 HBP: 0 BLK: 0 WP: 0 HR: 1 S: 101 ERA: 7.20 WHIP: 1.600	IP: 6.0 WLS: 6 BF: 6 H: 0 R: 0 ER: 0 SO: 3 BB: 1 IBB: 0 HBP: 0 BLK: 0 WP: 0 HR: 0 S: 10 ERA: 0.00 WHIP: 0.500	IP: 1.0 WLS: 3 BF: 3 H: 0 R: 0 ER: 0 SO: 1 BB: 0 IBB: 0 HBP: 0 BLK: 0 WP: 0 HR: 0 S: 10 ERA: 0.00 WHIP: 0.000	IP: 1.0 WLS: 3 BF: 3 H: 0 R: 0 ER: 0 SO: 1 BB: 0 IBB: 0 HBP: 0 BLK: 0 WP: 0 HR: 0 S: 10 ERA: 0.00 WHIP: 0.000	IP: 1.2 WLS: 7 BF: 7 H: 2 R: 0 ER: 0 SO: 3 BB: 0 IBB: 0 HBP: 0 BLK: 0 WP: 0 HR: 0 S: 22 ERA: 0.00 WHIP: 1.200	IP: 1.0 WLS: 6 BF: 6 H: 2 R: 0 ER: 0 SO: 1 BB: 0 IBB: 0 HBP: 0 BLK: 0 WP: 0 HR: 0 S: 10 ERA: 0.00 WHIP: 2.000	IP: 1.1 WLS: 4 BF: 4 H: 0 R: 0 ER: 0 SO: 0 BB: 0 IBB: 0 HBP: 0 BLK: 0 WP: 0 HR: 0 S: 15 ERA: 0.00 WHIP: 0.000															

Washington Nationals @ San Francisco Giants  
AT&T Park, San Francisco, CA  
Mon Jun 06 2011, 7:17 PM - 11:45 PM PDT  
Att. 41,180 - Overcast - 57 F

livebaseballscores.com

AB 46  
R 4  
H 9  
RBI 4  
BB 5  
SO 14  
LOB 22



Batter	1	2	3	4	5	6	7	8	9	10	11	12	13	AB	R	H	RBI	BB	SO	LOB	BOTTOM	
56 Andros Torres, S OBP: 0.343, SLG: 0.424														6	0	2	0	1	1	3		
10 Miguel Tejada, R OBP: 0.241, SLG: 0.274														6	0	1	0	0	0	3		
21 Freddy Sanchez, R OBP: 0.342, SLG: 0.412														5	1	2	1	2	1	1		
13 Cody Ross, R OBP: 0.344, SLG: 0.444														5	1	1	0	1	1	5		
17 Aubrey Huff, L OBP: 0.279, SLG: 0.378														6	1	1	2	0	0	6		
33 Aaron Rowand, R OBP: 0.287, SLG: 0.371														6	1	1	1	0	2	2		
35 Brandon Crawford, L OBP: 0.341, SLG: 0.389														6	0	2	0	0	2	1		
22 Eli Whiteside, R OBP: 0.296, SLG: 0.255														2	0	0	0	1	0	0		
12 Nate Schierholz, L OBP: 0.308, SLG: 0.430														1	0	1	1	0	0	0		
37 Chris Stewart, R OBP: 0.267, SLG: 0.256														1	1	0	0	1	1	1		
60 Todd Coffey, R ERA: 2.38														1	0	0	0	0	1	1		
17 Sean Burnett, L ERA: 5.4														0	0	0	0	0	0	0		
63 Henry Alberto Rodriguez, R ERA: 1.85														0	0	0	0	0	0	0		
65 Cole Kimball, R ERA: 2.03														0	0	0	0	0	0	0		
<b>Inning Stats</b>	R: 0 E: 0 K: 1 S: 9	H: 1 LOB: 2 BB: 1 P: 18	R: 0 E: 0 K: 1 S: 10	H: 0 LOB: 1 BB: 1 P: 19	R: 0 E: 0 K: 0 S: 10	H: 0 LOB: 1 BB: 1 P: 17	R: 0 E: 0 K: 1 S: 6	H: 0 LOB: 0 BB: 0 P: 10	R: 1 E: 0 K: 1 S: 12	H: 2 LOB: 1 BB: 0 P: 12	R: 0 E: 0 K: 0 S: 8	H: 0 LOB: 2 BB: 2 P: 17	R: 0 E: 0 K: 0 S: 7	H: 1 LOB: 2 BB: 1 P: 22	R: 0 E: 0 K: 0 S: 7	H: 0 LOB: 0 BB: 0 P: 9	R: 0 E: 0 K: 1 S: 7	H: 2 LOB: 2 BB: 1 P: 15	1B: 10 2B: 1 3B: 0 HR: 1	SF: 0 SAC: 1 DP: 0 HBP: 0	WP: 1 PB: 0 SB: 1 CS: 0	PA: 57
<b>PITCHER</b>	IP: 7.0 WLS: 28 BF: 28 H: 4 R: 1 ER: 1 SO: 6 BB: 3 IBB: 0 HBP: 0 BLK: 0 WP: 0 HR: 1 S: 109 ERA: 1.29 WHIP: 1.000	IP: 0.1 WLS: 3 BF: 2 H: 2 R: 2 ER: 2 SO: 2 BB: 0 IBB: 0 HBP: 0 BLK: 0 WP: 0 HR: 0 S: 10 ERA: 54.00 WHIP: 6.000	IP: 0.0 WLS: 1 BF: 1 H: 1 R: 0 ER: 0 SO: 0 BB: 0 IBB: 0 HBP: 0 BLK: 0 WP: 0 HR: 0 S: 6 ERA: - WHIP: -	IP: 1.2 WLS: 9 BF: 9 H: 2 R: 1 ER: 1 SO: 2 BB: 0 IBB: 0 HBP: 0 BLK: 0 WP: 0 HR: 0 S: 33 ERA: 5.40 WHIP: 2.400	IP: 2.0 WLS: 8 BF: 8 H: 1 R: 0 ER: 0 SO: 2 BB: 1 IBB: 0 HBP: 0 BLK: 0 WP: 0 HR: 0 S: 31 ERA: 0.00 WHIP: 1.000	IP: 1.0 WLS: 3 BF: 3 H: 0 R: 0 ER: 0 SO: 1 BB: 0 IBB: 0 HBP: 0 BLK: 0 WP: 0 HR: 0 S: 12 ERA: 0.00 WHIP: 0.000	IP: 0.2 WLS: 5 BF: 2 H: 2 R: 1 ER: 1 SO: 1 BB: 1 IBB: 0 HBP: 0 BLK: 0 WP: 0 HR: 0 S: 15 ERA: 13.50 WHIP: 4.500															

Washington Nationals @ San Francisco Giants  
AT&T Park, San Francisco, CA  
Mon Jun 06 2011, 7:17 PM - 11:45 PM PDT  
Att. 41,180 - Overcast - 57 F

livebaseballscores.com

AB 49  
R 5  
H 12  
RBI 5  
BB 7  
SO 12  
LOB 26





Batter	1	2	3	4	5	6	7	8	9	AB	R	H	RBI	BB	SO	LOB	TOP																				
2 Roger Bernadina, L (1.7) OBP: 0.315, SLG: 0.333										4	0	1	0	0	1	2	Washington Nationals @ San Francisco Giants AT&T Park, San Francisco, CA Tue Jun 07 2011, 7:16 PM - 9:52 PM PDT Att. 41,786 - Clear - 61 F																				
20 Ian Desmond, R (1.6) OBP: 0.269, SLG: 0.344										4	0	1	1	1	0	2																					
8 Danny Espinosa, S (1.4) OBP: 0.318, SLG: 0.440										5	0	1	0	0	1	5																					
38 Michael Morse, R (1.3) OBP: 0.345, SLG: 0.525										3	0	1	0	2	0	1																					
3 Wilson Ramos, R (1.2) OBP: 0.329, SLG: 0.415										4	0	2	0	0	1	4																					
24 Rick Ankiel, L (1.8) OBP: 0.287, SLG: 0.263										4	1	1	0	0	3	4																					
15 Jerry Hairston, R (1.5) OBP: 0.309, SLG: 0.344										2	0	0	0	1	0	2																					
43 Brian Bixler, R (5. PR) OBP: 0.214, SLG: 0.120										1	0	0	0	0	1	1																					
13 Alex Cora, L (9.5) OBP: 0.309, SLG: 0.281										0	0	0	0	0	0	0																					
19 Laynce Nix, L (1.9) OBP: 0.327, SLG: 0.555										2	1	0	0	2	2	3																					
27 Jordan Zimmermann, R (1.1) OBP: 0.238, SLG: 0.200										1	0	0	1	0	0	0																					
28 Jayson Werth, R (8. PH) OBP: 0.344, SLG: 0.416										1	0	0	0	0	0	0																					
36 Tyler Clippard, R (8.1) OBP: 0.309, SLG: 0.281										0	0	0	0	0	0	0																					
22 Drew Storen, S (9.1) OBP: 0.309, SLG: 0.281										0	0	0	0	0	0	0																					
<b>Inning Stats</b>	R: 0 H: 0 E: 1 K: 1 S: 8	H: 0 LOB: 0 BB: 0 P: 13	R: 0 H: 1 E: 0 K: 1 S: 13	H: 1 LOB: 1 BB: 0 P: 18	R: 1 H: 1 E: 1 K: 2 S: 11	H: 1 LOB: 3 BB: 2 P: 24	R: 0 H: 1 E: 0 K: 0 S: 7	H: 1 LOB: 2 BB: 1 P: 14	R: 0 H: 1 E: 0 K: 2 S: 14	H: 1 LOB: 3 BB: 2 P: 28	R: 0 H: 1 E: 0 K: 0 S: 9	H: 1 LOB: 1 BB: 1 P: 17	R: 0 H: 1 E: 0 K: 2 S: 13	H: 1 LOB: 1 BB: 0 P: 17	R: 0 H: 0 E: 0 K: 1 S: 9	H: 0 LOB: 0 BB: 0 P: 12	R: 0 H: 1 E: 0 K: 0 S: 5	H: 1 LOB: 0 BB: 0 P: 5	1B: 5 2B: 3 3B: 0 HR: 0	SF: 0 SAC: 2 DP: 3 HBP: 1	WP: 0 PB: 0 SB: 1 CS: 0	PA: 40															
<b>PITCHER</b>	IP	WLS	BF	H	R	ER	SO	BB	IBB	HBP	BLK	WP	HR	S	P	ERA	WHIP	<b>PITCHER</b>	IP	WLS	BF	H	R	ER	SO	BB	IBB	HBP	BLK	WP	HR	S	P	ERA	WHIP		
57 Jonathan Sánchez, L (1.1) ERA: 3.51	5.0	L	26	4	2	2	6	4	1	1	0	0	0	53	97	3.60	1.600																				
52 Ramon E Ramirez, R (6.1) ERA: 1.4	2.0		8	2	0	0	2	1	0	0	0	0	0	22	34	0.00	1.500																				
49 Javier López, L (8.1) ERA: 2.25	1.0		3	0	0	0	1	0	0	0	0	0	0	9	12	0.00	0.000																				
46 Santiago Casilla, R (9.1) ERA: 1.59	1.0		3	1	0	0	0	0	0	0	0	0	0	5	5	0.00	1.000																				

AB	31
R	2
H	7
RBI	2
BB	6
SO	9
LOB	24

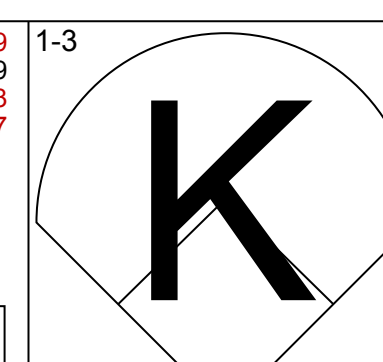
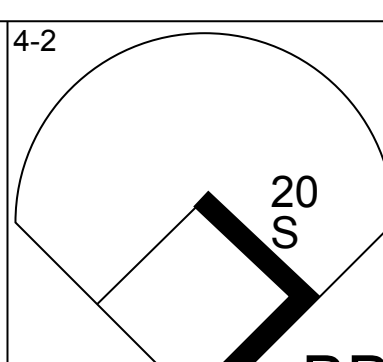
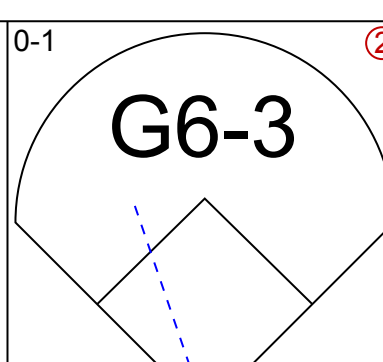
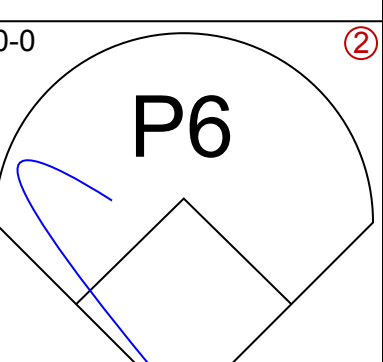
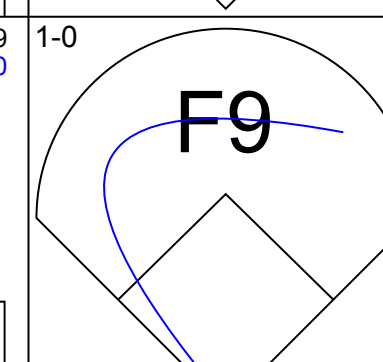
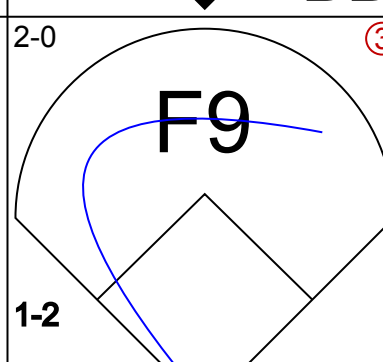
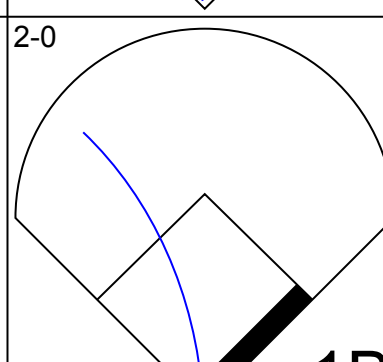
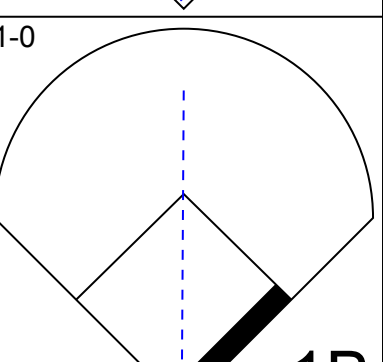
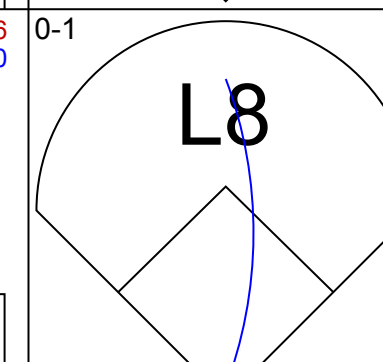
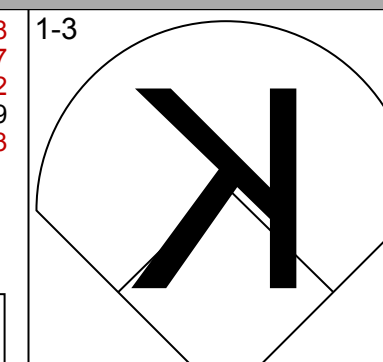
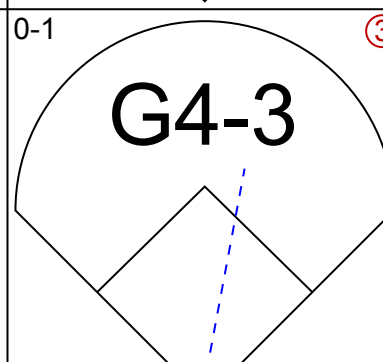
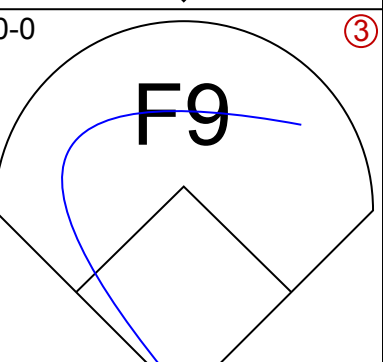
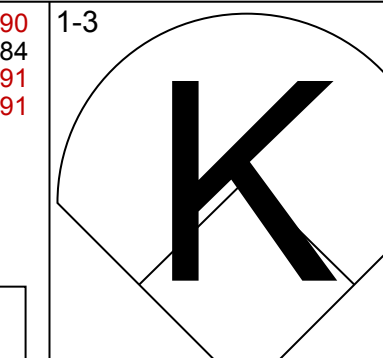
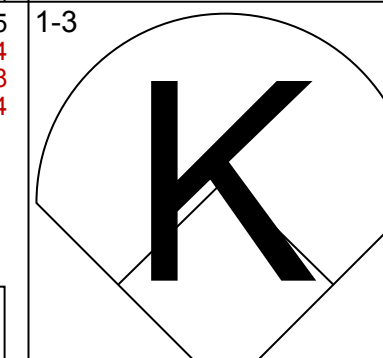
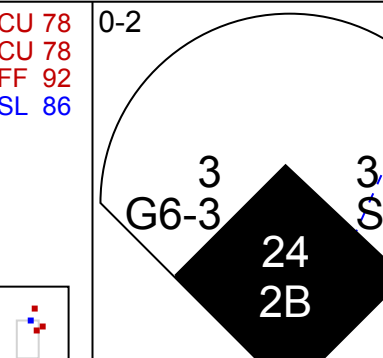
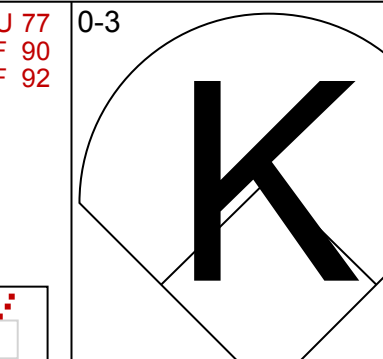
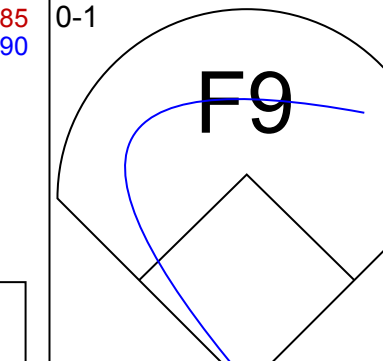
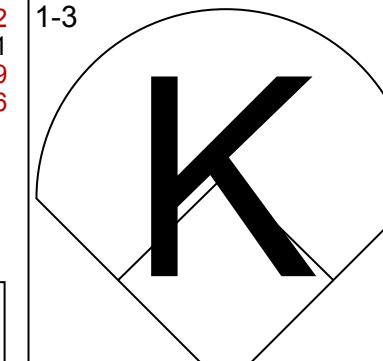
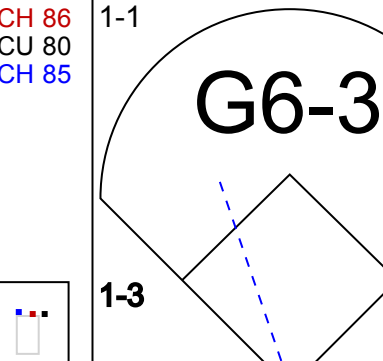
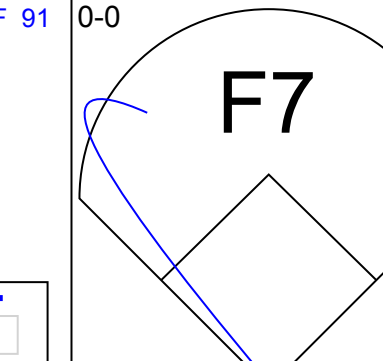
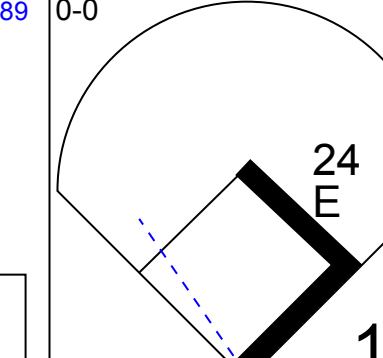
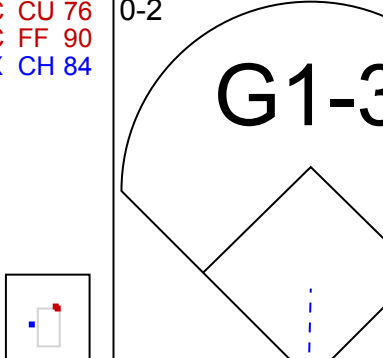
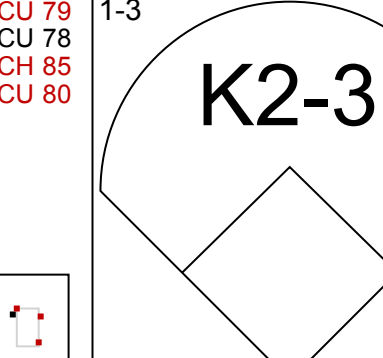
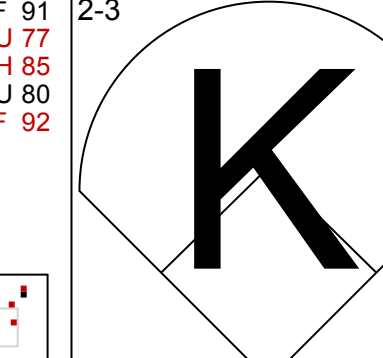
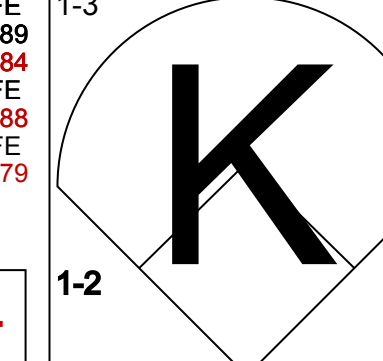
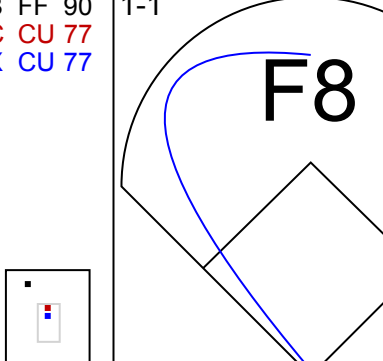
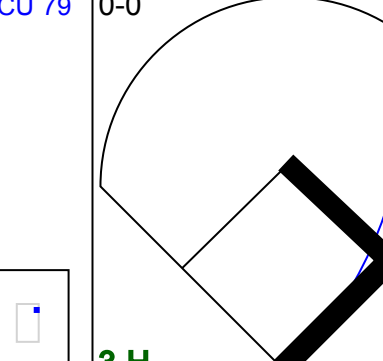
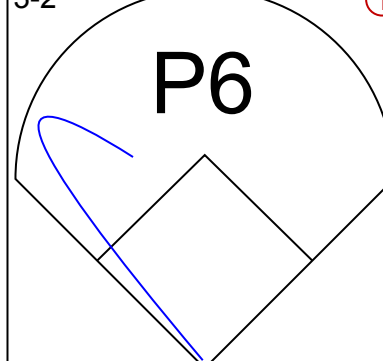
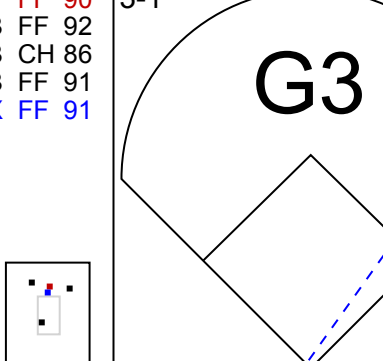
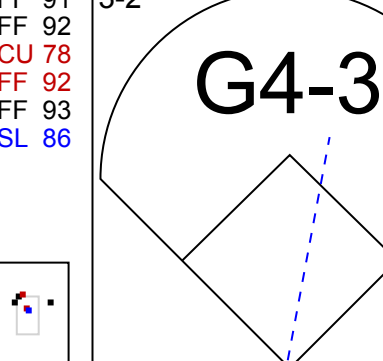

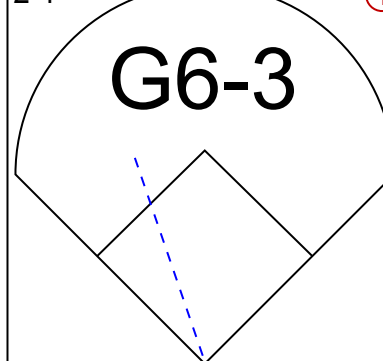
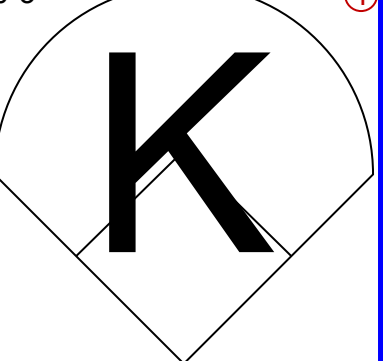


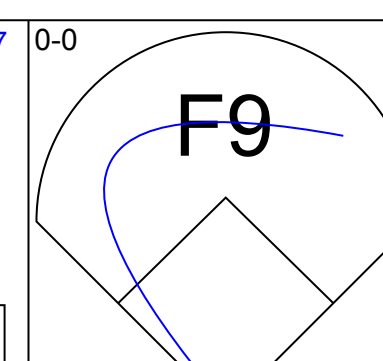
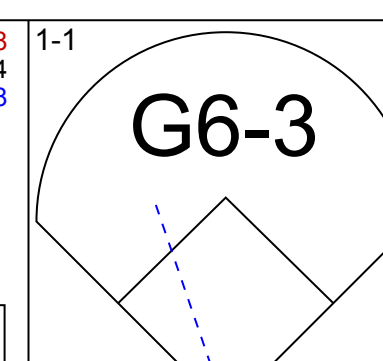
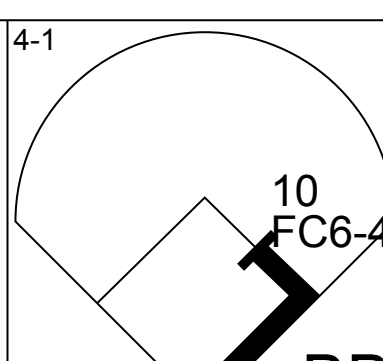
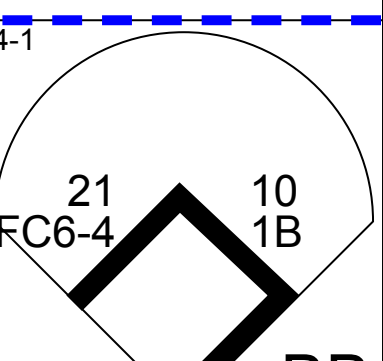
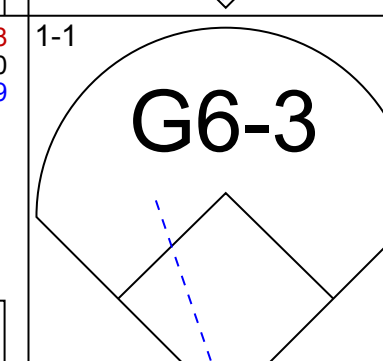
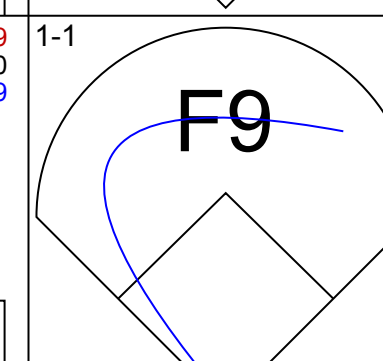
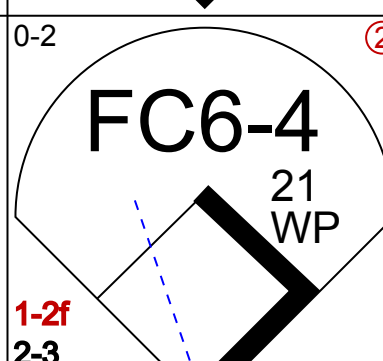
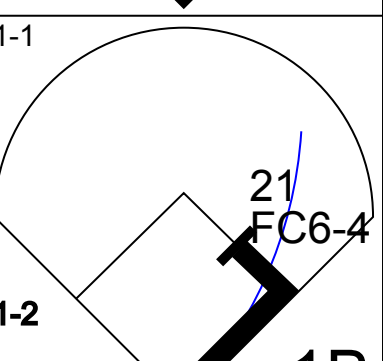
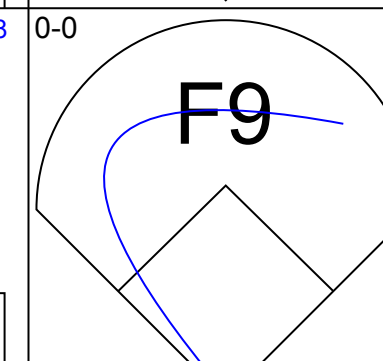
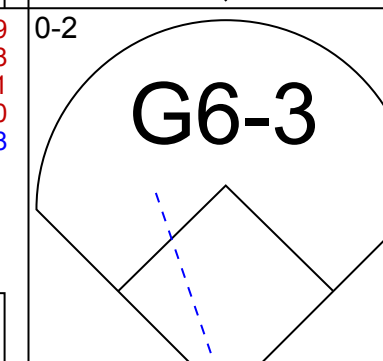
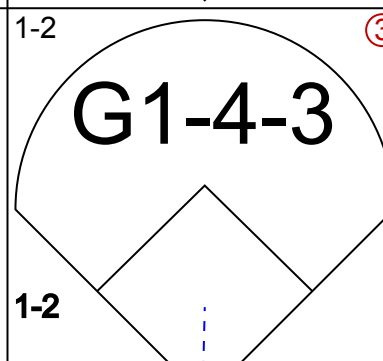
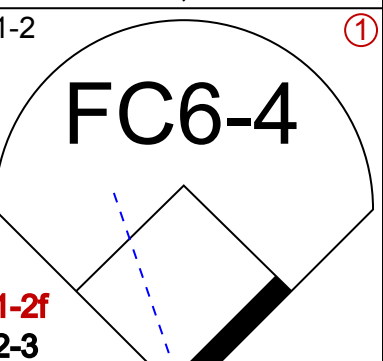
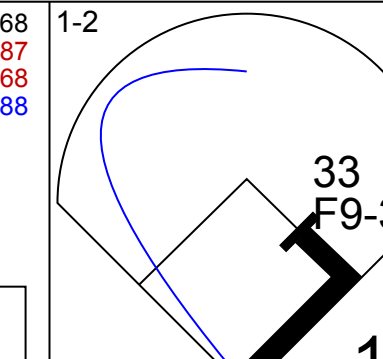
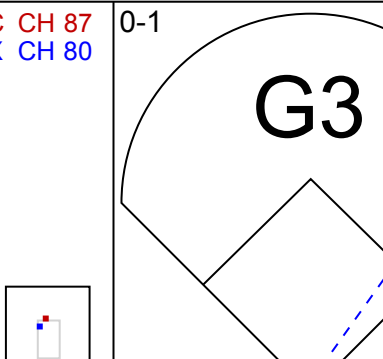
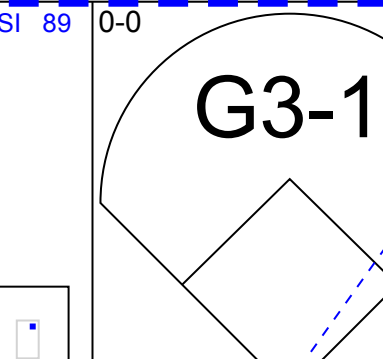

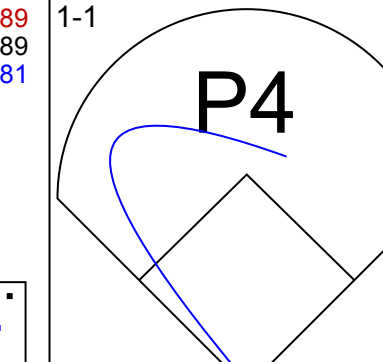
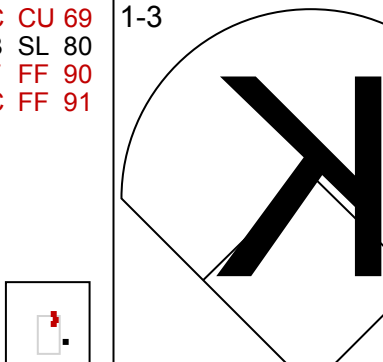
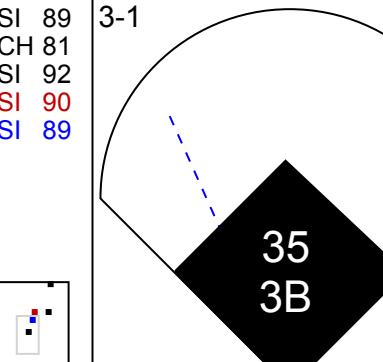

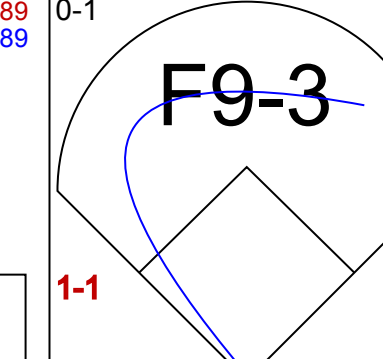
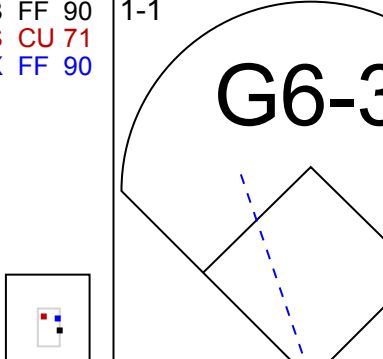
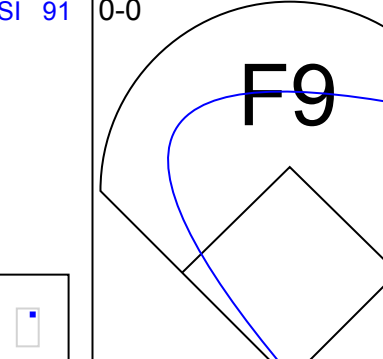
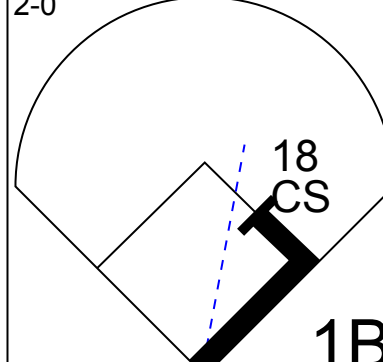
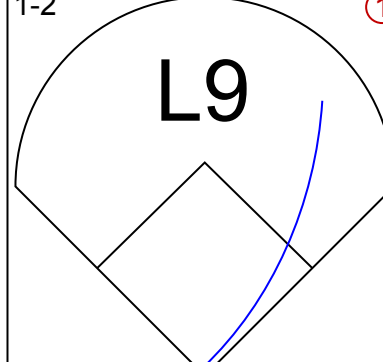

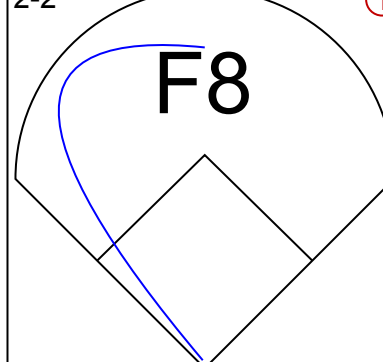
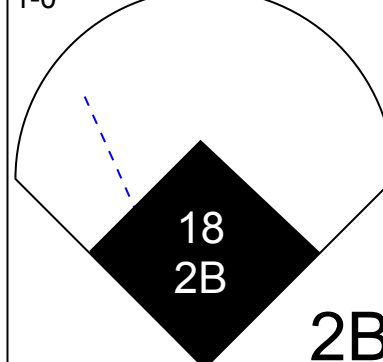

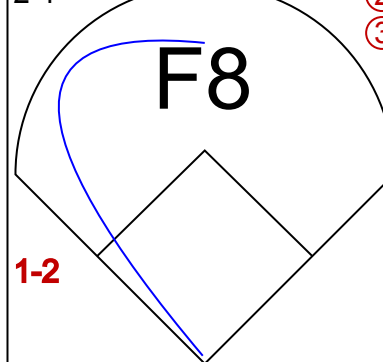
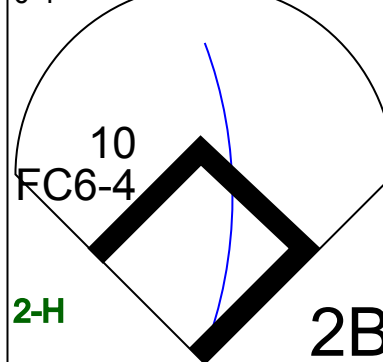

Batter	1	2	3	4	5	6	7	8	9	AB	R	H	RBI	BB	SO	LOB	BOTTOM																						
56 Andres Torres, S (1.8) OBP: 0.340, SLG: 0.419										4	0	1	0	0	2	1	Washington Nationals @ San Francisco Giants AT&T Park, San Francisco, CA Tue Jun 07 2011, 7:16 PM - 9:52 PM PDT Att. 41,786 - Clear - 61 F																						
46 Santiago Casilla, R (9.1) ERA: 1.59										0	0	0	0	0	0	0																							
50 Conor Gillaspie, L (1.5) OBP: 0.400, SLG: 0.400										4	0	1	0	0	0	2																							
21 Freddy Sanchez, R (1.4) OBP: 0.336, SLG: 0.404										4	0	0	0	0	1	2																							
17 Aubrey Huff, L (1.3) OBP: 0.278, SLG: 0.385										4	1	1	0	0	0	0																							
12 Nate Schierholtz, L (1.9) OBP: 0.306, SLG: 0.429										4	0	1	1	0	0	0																							
33 Aaron Rowand, R (1.7) OBP: 0.286, SLG: 0.368										4	0	1	0	0	0	1																							
35 Brandon Crawford, L (1.6) OBP: 0.341, SLG: 0.365										2	0	0	0	1	0	2																							
37 Chris Stewart, R (1.2) OBP: 0.341, SLG: 0.365										3	0	0	0	0	0	2																							
57 Jonathan Sánchez, L (1.1) ERA: 3.51	7.0	W	26	5	1	1	3	1	0	0	0	0	0	61	91	1.29		0.857																					
5 Pat Burrell, R (5. PH) OBP: 0.340, SLG: 0.419	1.0	H	4	0	0	0	1	1	0	0	0	0	0	6	14	0.00	1.000																						
52 Ramon E Ramirez, R (6.1) ERA: 1.4	1.0	S	3	0	0	0	0	0	0	0	0	0	0	4	6	0.00	0.000																						
49 Javier López, L (8.1) ERA: 2.25	1.0		3	0	0	0	0	0	0	0	0	0	0	9	12	0.00	0.000																						
13 Cody Ross, R (9.7) OBP: 0.341, SLG: 0.365	1.0		3	0	0	0	0	0	0	0	0	0	0	5	5	0.00	1.000																						
<b>Inning Stats</b>	R: 0 H: 0 E: 0 K: 0 S: 12	H: 0 LOB: 0 BB: 0 P: 16	R: 1 H: 2 E: 0 K: 0 S: 8	H: 2 LOB: 1 BB: 0 P: 11	R: 0 H: 1 E: 0 K: 3 S: 12	H: 1 LOB: 1 BB: 0 P: 17	R: 0 H: 1 E: 0 K: 0 S: 9	H: 1 LOB: 1 BB: 0 P: 14	R: 0 H: 1 E: 0 K: 0 S: 10	H: 1 LOB: 1 BB: 0 P: 14	R: 0 H: 0 E: 0 K: 0 S: 5	H: 0 LOB: 0 BB: 1 P: 7	R: 0 H: 0 E: 0 K: 1 S: 6	H: 0 LOB: 1 BB: 1 P: 14	R: 0 H: 0 E: 0 K: 0 S: 4	H: 0 LOB: 0 BB: 0 P: 6	1B: 3 2B: 1 3B: 1 HR: 0	SF: 0 SAC: 0 DP: 0 HBP: 0	WP: 0 PB: 0 SB: 0 CS: 1	PA: 33																			
<b>PITCHER</b>	IP	WLS	BF	H	R	ER	SO	BB	IBB	HBP	BLK	WP	HR	S	P	ERA	WHIP	<b>PITCHER</b>	IP	WLS	BF	H	R	ER	SO	BB	IBB	HBP	BLK	WP	HR	S	P	ERA	WHIP				
27 Jordan Zimmermann, R (1.1) ERA: 3.51	7.0	W	26	5	1	1	3	1	0	0	0	0	0	61	91	1.29	0.857																						
36 Tyler Clippard, R (8.1) ERA: 2.02	1.0	H	4	0	0	0	1	1	0	0	0	0	0	6	14	0.00	1.000																						
22 Drew Storen, R (9.1) ERA: 2.59	1.0	S	3	0	0	0	0	0	0	0	0	0	0	4	6	0.00	0.000																						

AB	31
R	1
H	5
RBI	1
BB	2
SO	4
LOB	10





Batter	1	2	3	4	5	6	7	8	9	AB	R	H	RBI	BB	SO	LOB	TOP			
2 Roger Bernadina, L (1.7) OBP: 0.313, SLG: 0.325										3	0	0	0	1	1	0	Washington Nationals @ San Francisco Giants AT&T Park, San Francisco, CA Wed Jun 08 2011, 12:46 PM - 3:02 PM PDT Att: 41,738 - Partly Cloudy - 62 F			
20 Ian Desmond, R (1.6) OBP: 0.273, SLG: 0.347										4	0	2	0	0	0	1				
19 Laynce Nix, L (1.9) OBP: 0.318, SLG: 0.539										4	0	0	0	0	1	2				
38 Michael Morse, R (1.3) OBP: 0.343, SLG: 0.518										4	1	1	0	0	3	0				
3 Wilson Ramos, R (1.2) OBP: 0.321, SLG: 0.404										4	0	0	0	0	1	1				
8 Danny Espinosa, S (1.4) OBP: 0.317, SLG: 0.436										4	0	1	0	0	2	1				
24 Rick Ankiel, L (1.8) OBP: 0.268, SLG: 0.271										3	0	1	1	0	1	1				
13 Alex Cora, L (1.5) OBP: 0.300, SLG: 0.272										3	0	0	0	0	0	1				
29 Yunesky Maya, R (1.1) OBP: 0.250, SLG: 0.135										2	0	0	0	0	1	0				
17 Sean Burnett, L (7.1) OBP: 0.250, SLG: 0.135										0	0	0	0	0	0	0				
12 Matt Stairs, L (8.1) OBP: 0.250, SLG: 0.135										1	0	0	0	0	1	0				
60 Todd Coffey, R (8.1)										0	0	0	0	0	0	0				
<b>Inning Stats</b>	R: 0 E: 0 K: 1 S: 6	H: 0 LOB: 0 BB: 0 P: 8	R: 0 E: 1 K: 2 S: 9	H: 1 LOB: 1 BB: 0 P: 11	R: 0 E: 0 K: 1 S: 13	H: 0 LOB: 1 BB: 1 P: 22	R: 0 E: 0 K: 3 S: 10	H: 0 LOB: 0 BB: 0 P: 13	R: 0 E: 0 K: 0 S: 7	H: 1 LOB: 1 BB: 0 P: 11	R: 1 E: 0 K: 1 S: 13	H: 2 LOB: 1 BB: 0 P: 18	R: 0 E: 0 K: 1 S: 6	H: 1 LOB: 1 BB: 0 P: 7	R: 0 E: 0 K: 2 S: 7	H: 0 LOB: 0 BB: 0 P: 9	1B: 4 2B: 1 3B: 0 HR: 0	SF: 0 SAC: 0 DP: 0 HBP: 0	WP: 0 PB: 0 SB: 2 CS: 0	PA: 33
<b>PITCHER</b> 18 Matt Cain, R (1.1) ERA: 3.36	IP: 9.0 WLS: W BF: 33	H: 5 R: 1 ER: 1 SO: 11	BB: 1 IBB: 0 HBP: 0 BLK: 0	WP: 0 HR: 0 S: 78 P: 110	ERA: 1.00 WHIP: 0.667	<b>PITCHER</b>										IP: 9.0 WLS: W BF: 33	H: 5 R: 1 ER: 1 SO: 11	BB: 1 IBB: 0 HBP: 0 BLK: 0	WP: 0 HR: 0 S: 78 P: 110	ERA: 1.00 WHIP: 0.667

Batter	1	2	3	4	5	6	7	8	9	AB	R	H	RBI	BB	SO	LOB	BOTTOM			
56 Andres Torres, S (1.8) OBP: 0.345, SLG: 0.412										2	0	0	0	2	0	0	Washington Nationals @ San Francisco Giants AT&T Park, San Francisco, CA Wed Jun 08 2011, 12:46 PM - 3:02 PM PDT Att: 41,738 - Partly Cloudy - 62 F			
10 Miguel Tejada, R (1.5) OBP: 0.241, SLG: 0.273										4	0	1	0	0	0	2				
21 Freddy Sanchez, R (1.4) OBP: 0.331, SLG: 0.397										4	0	0	0	0	0	4				
17 Aubrey Huff, L (1.3) OBP: 0.278, SLG: 0.383										4	0	1	0	0	0	2				
13 Cody Ross, R (1.9) OBP: 0.346, SLG: 0.439										4	1	1	0	0	1	3				
33 Aaron Rowand, R (1.7) OBP: 0.281, SLG: 0.361										3	0	0	0	0	0	2				
35 Brandon Crawford, L (1.6) OBP: 0.362, SLG: 0.439										3	1	2	1	0	0	0				
22 Eli Whiteside, R (1.2) OBP: 0.284, SLG: 0.293										3	1	2	1	0	0	1				
18 Matt Cain, R (1.1) OBP: 0.138, SLG: 0.143										3	0	1	1	0	0	2				
<b>Inning Stats</b>	R: 0 E: 0 K: 0 S: 4	H: 0 LOB: 0 BB: 0 P: 5	R: 0 E: 0 K: 0 S: 7	H: 1 LOB: 0 BB: 0 P: 9	R: 0 E: 0 K: 0 S: 9	H: 0 LOB: 0 BB: 0 P: 11	R: 0 E: 0 K: 0 S: 9	H: 0 LOB: 0 BB: 0 P: 9	R: 1 E: 0 K: 0 S: 14	H: 2 LOB: 2 BB: 1 P: 21	R: 2 E: 0 K: 0 S: 10	H: 3 LOB: 1 BB: 0 P: 17	R: 0 E: 0 K: 0 S: 16	H: 1 LOB: 2 BB: 1 P: 24	R: 0 E: 0 K: 2 S: 16	H: 0 LOB: 0 BB: 0 P: 9	1B: 5 2B: 3 3B: 1 HR: 0	SF: 0 SAC: 0 DP: 1 HBP: 0	WP: 1 PB: 0 SB: 0 CS: 1	PA: 32
<b>PITCHER</b> 29 Yunesky Maya, R (1.1) ERA: 5.4	IP: 6.0 WLS: L BF: 21	H: 4 R: 1 ER: 1 SO: 1	BB: 1 IBB: 0 HBP: 0 BLK: 0	WP: 0 HR: 0 S: 47 P: 67	ERA: 1.50 WHIP: 0.833	<b>PITCHER</b>										IP: 6.0 WLS: L BF: 21	H: 4 R: 1 ER: 1 SO: 1	BB: 1 IBB: 0 HBP: 0 BLK: 0	WP: 0 HR: 0 S: 47 P: 67	ERA: 1.50 WHIP: 0.833
17 Sean Burnett, L (7.1) ERA: 5.96	1.0	L	6	3	2	2	0	0	0	0	0	10	17	18.00	3.000					
60 Todd Coffey, R (8.1) ERA: 2.28	1.0		5	1	0	0	0	1	0	0	0	0	16	24	0.00	2.000				



















Batter	1	2	3	4	5	6	7	8	9	AB	R	H	RBI	BB	SO	LOB	TOP						
56 Andres Torres, S OBP: 0.358, SLG: 0.401										4	1	1	0	1	1	3							
2 Emmanuel Burriss, S OBP: 0.279, SLG: 0.267										4	0	2	0	0	0	1							
48 Pablo Sandoval, S OBP: 0.375, SLG: 0.517										4	1	1	1	1	0	3							
17 Aubrey Huff, L OBP: 0.294, SLG: 0.393										3	2	1	0	2	1	2							
12 Nate Schierholz, L OBP: 0.303, SLG: 0.415										5	0	1	1	0	2	6							
13 Cody Ross, R OBP: 0.350, SLG: 0.439										4	2	2	2	1	1	3							
35 Brandon Crawford, L OBP: 0.297, SLG: 0.345										5	0	2	0	0	1	2							
22 Eli Whiteside, R OBP: 0.295, SLG: 0.294										3	0	1	0	1	0	2							
54 Sergio Romo, R										0	0	0	0	0	0	0							
49 Javier López, L										0	0	0	0	0	0	0							
38 Brian Wilson, R										0	0	0	0	0	0	0							
18 Matt Cain, R OBP: 0.129, SLG: 0.133										1	0	0	1	0	1	0							
41 Jeremy Affeldt, L										0	0	0	0	0	0	0							
37 Chris Stewart, R OBP: 0.200, SLG: 0.167										1	0	0	0	0	0	1							
<b>Inning Stats</b>	R: 1 E: 0 K: 1 S: 13	H: 3 LOB: 2 BB: 0 P: 20	R: 0 E: 0 K: 1 S: 8	H: 0 LOB: 0 BB: 0 P: 11	R: 0 E: 0 K: 1 S: 9	H: 0 LOB: 2 BB: 2 P: 20	R: 1 E: 0 K: 1 S: 10	H: 2 LOB: 1 BB: 0 P: 11	R: 3 E: 0 K: 0 S: 24	H: 3 LOB: 0 BB: 1 P: 35	R: 0 E: 0 K: 0 S: 9	H: 1 LOB: 1 BB: 0 P: 14	R: 1 E: 1 K: 2 S: 10	H: 1 LOB: 1 BB: 1 P: 17	R: 0 E: 0 K: 0 S: 9	H: 1 LOB: 2 BB: 1 P: 18	R: 0 E: 0 K: 1 S: 9	H: 0 LOB: 1 BB: 1 P: 13	1B: 8 2B: 3 3B: 0 HR: 0	SF: 0 SAC: 3 DP: 0 HBP: 0	WP: 0 PB: 0 SB: 0 CS: 2	PA: 44	
<b>PITCHER</b>	IP WLS BF H R ER SO BB IBB HBP BLK WP HR S P ERA WHIP	IP WLS BF H R ER SO BB IBB HBP BLK WP HR S P ERA WHIP	IP WLS BF H R ER SO BB IBB HBP BLK WP HR S P ERA WHIP	IP WLS BF H R ER SO BB IBB HBP BLK WP HR S P ERA WHIP	IP WLS BF H R ER SO BB IBB HBP BLK WP HR S P ERA WHIP	IP WLS BF H R ER SO BB IBB HBP BLK WP HR S P ERA WHIP	IP WLS BF H R ER SO BB IBB HBP BLK WP HR S P ERA WHIP	IP WLS BF H R ER SO BB IBB HBP BLK WP HR S P ERA WHIP	IP WLS BF H R ER SO BB IBB HBP BLK WP HR S P ERA WHIP	IP WLS BF H R ER SO BB IBB HBP BLK WP HR S P ERA WHIP	IP WLS BF H R ER SO BB IBB HBP BLK WP HR S P ERA WHIP	IP WLS BF H R ER SO BB IBB HBP BLK WP HR S P ERA WHIP	IP WLS BF H R ER SO BB IBB HBP BLK WP HR S P ERA WHIP	IP WLS BF H R ER SO BB IBB HBP BLK WP HR S P ERA WHIP	IP WLS BF H R ER SO BB IBB HBP BLK WP HR S P ERA WHIP	IP WLS BF H R ER SO BB IBB HBP BLK WP HR S P ERA WHIP	IP WLS BF H R ER SO BB IBB HBP BLK WP HR S P ERA WHIP	IP WLS BF H R ER SO BB IBB HBP BLK WP HR S P ERA WHIP	IP WLS BF H R ER SO BB IBB HBP BLK WP HR S P ERA WHIP	IP WLS BF H R ER SO BB IBB HBP BLK WP HR S P ERA WHIP	IP WLS BF H R ER SO BB IBB HBP BLK WP HR S P ERA WHIP	IP WLS BF H R ER SO BB IBB HBP BLK WP HR S P ERA WHIP	IP WLS BF H R ER SO BB IBB HBP BLK WP HR S P ERA WHIP

San Francisco Giants @ Arizona Diamondbacks  
Chase Field, Phoenix, AZ  
Tue Jun 14 2011, 6:41 PM - 9:55 PM MST  
Att: 23,780 - Clear - 104 F

AB	34
R	6
H	11
RBI	5
BB	6
SO	7
LOB	23



Batter	1	2	3	4	5	6	7	8	9	AB	R	H	RBI	BB	SO	LOB	BOTTOM						
14 Ryan Roberts, R OBP: 0.352, SLG: 0.467										4	0	0	1	0	0	2							
2 Kelly Johnson, L OBP: 0.293, SLG: 0.427										4	0	0	0	1	1	2							
10 Justin Upton, R OBP: 0.371, SLG: 0.500										4	0	2	1	1	2	0							
6 Stephen Drew, L OBP: 0.368, SLG: 0.450										5	1	1	0	0	2	4							
24 Chris Young, R OBP: 0.314, SLG: 0.472										2	1	1	0	2	0	0							
26 Miguel Montero, L OBP: 0.362, SLG: 0.490										4	1	1	3	0	0	3							
22 Xavier Nady, R OBP: 0.313, SLG: 0.392										4	1	1	0	0	0	1							
8 Gerardo Parra, L OBP: 0.349, SLG: 0.392										4	0	1	0	0	0	2							
55 Josh Collmenter, R OBP: 0.287, SLG: 0.154										0	0	0	0	0	0	0							
46 Juan Miranda, L OBP: 0.296, SLG: 0.492										0	0	0	0	0	0	0							
44 Aaron Heilman, R ERA: 4.1										0	0	0	0	0	0	0							
47 Joe Paterson, R ERA: 2.29										0	0	0	0	0	0	0							
21 Sean Burroughs, L ERA: 2.81										0	0	0	0	0	0	0							
32 Esmerling Vasquez, R ERA: 2.81										0	0	0	0	0	0	0							
30 David Hernandez, R ERA: 2.81										0	0	0	0	0	0	0							
18 Willie Bloomquist, R OBP: 0.287, SLG: 0.336										1	0	0	0	0	0	0							
<b>Inning Stats</b>	R: 0 E: 0 K: 2 S: 10	H: 0 LOB: 0 BB: 0 P: 15	R: 0 E: 0 K: 0 S: 6	H: 0 LOB: 0 BB: 0 P: 9	R: 0 E: 0 K: 0 S: 8	H: 1 LOB: 1 BB: 0 P: 11	R: 0 E: 0 K: 1 S: 11	H: 1 LOB: 2 BB: 1 P: 17	R: 1 E: 0 K: 0 S: 10	H: 1 LOB: 1 BB: 1 P: 20	R: 3 E: 0 K: 1 S: 16	H: 3 LOB: 1 BB: 0 P: 25	R: 1 E: 0 K: 0 S: 7	H: 2 LOB: 1 BB: 0 P: 12	R: 0 E: 0 K: 0 S: 11	H: 0 LOB: 1 BB: 1 P: 16	R: 0 E: 0 K: 1 S: 13	H: 0 LOB: 2 BB: 2 P: 25	1B: 3 2B: 4 3B: 0 HR: 1	SF: 1 SAC: 1 DP: 0 HBP: 0	WP: 2 PB: 0 SB: 1 CS: 0	PA: 40	
<b>PITCHER</b>	IP WLS BF H R ER SO BB IBB HBP BLK WP HR S P ERA WHIP	IP WLS BF H R ER SO BB IBB HBP BLK WP HR S P ERA WHIP	IP WLS BF H R ER SO BB IBB HBP BLK WP HR S P ERA WHIP	IP WLS BF H R ER SO BB IBB HBP BLK WP HR S P ERA WHIP	IP WLS BF H R ER SO BB IBB HBP BLK WP HR S P ERA WHIP	IP WLS BF H R ER SO BB IBB HBP BLK WP HR S P ERA WHIP	IP WLS BF H R ER SO BB IBB HBP BLK WP HR S P ERA WHIP	IP WLS BF H R ER SO BB IBB HBP BLK WP HR S P ERA WHIP	IP WLS BF H R ER SO BB IBB HBP BLK WP HR S P ERA WHIP	IP WLS BF H R ER SO BB IBB HBP BLK WP HR S P ERA WHIP	IP WLS BF H R ER SO BB IBB HBP BLK WP HR S P ERA WHIP	IP WLS BF H R ER SO BB IBB HBP BLK WP HR S P ERA WHIP	IP WLS BF H R ER SO BB IBB HBP BLK WP HR S P ERA WHIP	IP WLS BF H R ER SO BB IBB HBP BLK WP HR S P ERA WHIP	IP WLS BF H R ER SO BB IBB HBP BLK WP HR S P ERA WHIP	IP WLS BF H R ER SO BB IBB HBP BLK WP HR S P ERA WHIP	IP WLS BF H R ER SO BB IBB HBP BLK WP HR S P ERA WHIP	IP WLS BF H R ER SO BB IBB HBP BLK WP HR S P ERA WHIP	IP WLS BF H R ER SO BB IBB HBP BLK WP HR S P ERA WHIP	IP WLS BF H R ER SO BB IBB HBP BLK WP HR S P ERA WHIP	IP WLS BF H R ER SO BB IBB HBP BLK WP HR S P ERA WHIP	IP WLS BF H R ER SO BB IBB HBP BLK WP HR S P ERA WHIP	IP WLS BF H R ER SO BB IBB HBP BLK WP HR S P ERA WHIP

San Francisco Giants @ Arizona Diamondbacks  
Chase Field, Phoenix, AZ  
Tue Jun 14 2011, 6:41 PM - 9:55 PM MST  
Att: 23,780 - Clear - 104 F

AB	33
R	5
H	8
RBI	5
BB	5
SO	5
LOB	14





















Batter	1	2	3	4	5	6	7	8	9	AB	R	H	RBI	BB	SO	LOB	TOP					
56 Andres Torres, S OBP: 0.341, SLG: 0.376										4	0	0	0	0	1	0	<b>San Francisco Giants @ Oakland Athletics</b> Oakland Coliseum, Oakland, CA Sun Jun 19 2011, 1:09 PM - 3:24 PM PDT Att: 36,067 - Sunny - 72 F					
2 Emmanuel Burriss, S OBP: 0.274, SLG: 0.254										4	0	1	0	0	1	0						
48 Pablo Sandoval, S OBP: 0.342, SLG: 0.454										4	0	1	0	0	1	0						
17 Aubrey Huff, L OBP: 0.295, SLG: 0.387										4	0	1	0	0	0	2						
13 Cody Ross, R OBP: 0.355, SLG: 0.448										4	0	1	0	0	2	1						
12 Nate Schierholtz, L OBP: 0.259, SLG: 0.404										2	1	0	0	1	1	1						
33 Aaron Rowand, R OBP: 0.292, SLG: 0.362										3	0	1	1	0	1	1						
35 Brandon Crawford, L OBP: 0.269, SLG: 0.296										3	0	0	0	0	1	2						
22 Eli Whiteside, R OBP: 0.278, SLG: 0.291										3	0	0	0	0	0	0						
<b>Inning Stats</b>	R: 0 E: 0 K: 2 S: 8	H: 0 LOB: 0 BB: 0 P: 12	R: 1 E: 0 K: 1 S: 15	H: 2 LOB: 1 BB: 1 P: 25	R: 0 E: 0 K: 0 S: 8	H: 2 LOB: 2 BB: 0 P: 11	R: 0 E: 0 K: 3 S: 9	H: 0 LOB: 0 BB: 0 P: 14	R: 0 E: 0 K: 0 S: 6	H: 0 LOB: 0 BB: 0 P: 13	R: 0 E: 0 K: 0 S: 8	H: 0 LOB: 1 BB: 0 P: 11	R: 0 E: 0 K: 1 S: 10	H: 0 LOB: 1 BB: 0 P: 14	R: 0 E: 0 K: 1 S: 10	H: 0 LOB: 0 BB: 0 P: 18	R: 0 E: 0 K: 1 S: 7	H: 0 LOB: 0 BB: 0 P: 10	1B: 4 2B: 1 3B: 0 HR: 0	SF: 0 SAC: 0 DP: 0 HBP: 0	WP: 0 PB: 0 SB: 0 CS: 0	PA: 32
<b>PITCHER</b>	IP	WLS	BF	H	R	ER	SO	BB	IBB	HBP	BLK	WP	HR	S	P	ERA	WHIP					
53 Trevor Cahill, R ERA: 3.24	8.0	W	29	5	1	1	7	1	0	0	0	0	0	74	118	1.12	0.750					
57 Brian Fuentes, L ERA: 4.55	1.0	S	3	0	0	0	1	0	0	0	0	0	0	7	10	0.00	0.000					

Batter	1	2	3	4	5	6	7	8	9	AB	R	H	RBI	BB	SO	LOB	BOTTOM				
19 Jemile Weeks, S OBP: 0.378, SLG: 0.591										4	1	3	0	0	1	0	<b>San Francisco Giants @ Oakland Athletics</b> Oakland Coliseum, Oakland, CA Sun Jun 19 2011, 1:09 PM - 3:24 PM PDT Att: 36,067 - Sunny - 72 F				
2 Cliff Pennington, S OBP: 0.309, SLG: 0.338										4	0	0	0	0	1	3					
4 Coco Crisp, S OBP: 0.300, SLG: 0.385										3	0	1	1	0	0	1					
55 Hideki Matsui, L OBP: 0.289, SLG: 0.357										2	0	0	0	0	0	1					
28 Conor Jackson, R OBP: 0.346, SLG: 0.325										3	0	0	0	0	0	2					
15 Ryan Sweeney, L OBP: 0.357, SLG: 0.330										3	0	0	0	0	1	0					
12 David DeJesus, L OBP: 0.313, SLG: 0.358										3	0	0	0	0	1	0					
7 Adam Rosales, R OBP: 0.125, SLG: 0.313										3	0	0	0	0	1	0					
11 Landon Powell, S OBP: 0.286, SLG: 0.316										3	1	1	1	0	0	0					
<b>Inning Stats</b>	R: 0 E: 1 K: 0 S: 11	H: 1 LOB: 2 BB: 0 P: 18	R: 0 E: 0 K: 1 S: 10	H: 0 LOB: 0 BB: 0 P: 17	R: 0 E: 0 K: 2 S: 9	H: 0 LOB: 0 BB: 0 P: 13	R: 0 E: 0 K: 0 S: 6	H: 0 LOB: 0 BB: 0 P: 9	R: 0 E: 0 K: 1 S: 11	H: 0 LOB: 0 BB: 0 P: 16	R: 1 E: 0 K: 0 S: 13	H: 2 LOB: 1 BB: 0 P: 20	R: 0 E: 0 K: 1 S: 9	H: 0 LOB: 0 BB: 0 P: 13	R: 1 E: 0 K: 0 S: 9	H: 2 LOB: 0 BB: 0 P: 15	1B: 3 2B: 2 3B: 0 HR: 1	SF: 0 SAC: 0 DP: 1 HBP: 0	WP: 0 PB: 0 SB: 1 CS: 0	PA: 29	
<b>PITCHER</b>	IP	WLS	BF	H	R	ER	SO	BB	IBB	HBP	BLK	WP	HR	S	P	ERA	WHIP				
18 Matt Cain, R ERA: 3.44	7.0	L	25	3	1	1	5	0	0	0	0	0	0	69	106	1.29	0.429				
41 Jeremy Affeldt, L ERA: 3.99	1.0	L	4	2	1	1	0	0	0	0	0	0	1	9	15	9.00	2.000				













Batter	1	2	3	4	5	6	7	8	9	AB	R	H	RBI	BB	SO	LOB	TOP			
11 Ben Revere, L OBP: 0.291, SLG: 0.286	G1-3		1B			K		F7		4	0	1	0	0	1	0	<b>Minnesota Twins @ San Francisco Giants</b> AT&T Park, San Francisco, CA Thu Jun 23 2011, 12:48 PM - 3:09 PM PDT Att: 42,481 - Sunny - 61 F			
12 Alex Casilla, S OBP: 0.330, SLG: 0.373	G5-3		CS	G2-3		BB		BB	2B	2	1	0	0	2	0					
5 Michael Cuddyer, R OBP: 0.352, SLG: 0.465	G6-3		FC1-5	2B		1B		2B	2B	4	0	3	1	0	0					
21 Delmon Young, R OBP: 0.280, SLG: 0.323	G6-3		FC1-5	2B		G1-3		K	K	4	0	0	0	1	4					
22 Danny Valencia, R OBP: 0.273, SLG: 0.345	G5-3		K			K		L7	K	4	0	0	0	2	2					
38 Luke Hughes, R OBP: 0.305, SLG: 0.325	BB		BB			K2-3		K2-3	FC5	3	0	0	0	1	2	1				
32 René Rivera, R OBP: 0.243, SLG: 0.266	K		K			K		K	K	3	0	0	0	0	3	1				
20 Matt Tolbert, S OBP: 0.242, SLG: 0.299			K			K		K		2	0	0	0	0	2	0				
1 Tetsuhiro Nishio, S OBP: 0.280, SLG: 0.267			K			K		K		1	0	0	0	0	1	0				
52 Brian Duensing, L OBP: 0.250, SLG: 0.236			K			K2-3		G3		2	0	0	0	0	2	0				
31 Alex Burnett, R OBP: 0.250, SLG: 0.236										0	0	0	0	0	0	0				
7 Joe Mauer, L OBP: 0.250, SLG: 0.236										1	0	0	0	0	0	0				
15 Glen Perkins, L										0	0	0	0	0	0	0				
<b>Inning Stats</b>	R: 0 H: 0 E: 0 K: 0 S: 8	H: 0 LOB: 0 BB: 0 P: 11	R: 0 H: 0 E: 0 K: 1 S: 7	H: 0 LOB: 1 BB: 1 P: 13	R: 0 H: 1 E: 0 K: 2 S: 12	H: 1 LOB: 0 BB: 0 P: 17	R: 0 H: 1 E: 0 K: 1 S: 11	H: 1 LOB: 1 BB: 0 P: 15	R: 0 H: 0 E: 0 K: 3 S: 11	H: 0 LOB: 0 BB: 0 P: 17	R: 0 H: 1 E: 0 K: 2 S: 8	H: 1 LOB: 2 BB: 1 P: 13	R: 0 H: 0 E: 0 K: 1 S: 9	H: 0 LOB: 0 BB: 0 P: 11	R: 1 H: 1 E: 0 K: 1 S: 13	H: 1 LOB: 1 BB: 1 P: 21	1B: 2 2B: 2 3B: 0 HR: 0	SF: 0 SAC: 0 DP: 0 HBP: 0	WP: 0 PB: 0 SB: 0 CS: 1	PA: 34
<b>PITCHER</b>	IP WLS BF H R ER SO BB IBB HBP BLK WP HR S P ERA WHIP	7.0 W 25 3 0 0 12 2 0 0 0 0 0 72 109 0.00 0.714	1.0 H 3 0 0 0 1 0 0 0 0 0 9 11 0.00 0.000	1.0 S 5 1 1 1 1 1 0 0 0 0 0 13 21 9.00 2.000											IP WLS BF H R ER SO BB IBB HBP BLK WP HR S P ERA WHIP	7.0 L 27 6 1 1 5 2 0 0 0 0 0 67 108 0.00 1.200				

AB	30
R	1
H	4
RBI	1
BB	3
SO	14
LOB	8



Batter	1	2	3	4	5	6	7	8	9	AB	R	H	RBI	BB	SO	LOB	BOTTOM	
33 Aaron Rowand, R OBP: 0.297, SLG: 0.357	G6-3		1B							3	0	2	0	0	0	0	<b>Minnesota Twins @ San Francisco Giants</b> AT&T Park, San Francisco, CA Thu Jun 23 2011, 12:48 PM - 3:09 PM PDT Att: 42,481 - Sunny - 61 F	
6 Bill Hall, R OBP: 0.268, SLG: 0.335	P5		G5-4-3			1B		HBP		4	0	0	0	0	7			
49 Javier López, L			G5-4-3			FC6-4		L7		0	0	0	0	0	0			
38 Brian Wilson, R			1-2			1-2				0	0	0	0	0	0			
17 Aubrey Huff, L OBP: 0.297, SLG: 0.394	L8		G3-1			K		K	2B	4	1	1	0	0	1	0		
13 Cody Ross, R OBP: 0.349, SLG: 0.432	P3		G6-3			K		K	1B	4	0	1	1	0	1	0		
48 Pablo Sandoval, S OBP: 0.331, SLG: 0.430	BB		K			G4-3		G4-6-3		4	1	1	0	0	1	1		
5 Pat Burrell, R OBP: 0.347, SLG: 0.419	2B		K			K		G4-3		2	0	1	0	1	1	0		
2 Emmanuel Burriss, S OBP: 0.275, SLG: 0.247	2B		BB			BB		G4-3		1	0	0	0	0	0	0		
10 Miguel Tejada, R OBP: 0.256, SLG: 0.296	G6-3		2B			1B		G4-3		3	0	2	1	0	0	1		
37 Chris Stewart, R OBP: 0.207, SLG: 0.185	F8		L7			FC1-2		G4-3		3	0	0	0	0	4			
55 Tim Lincecum, L OBP: 0.125, SLG: 0.057			K			BB		G4-3		1	0	0	0	1	1	0		
12 Nate Schierholz, L OBP: 0.301, SLG: 0.359										1	0	0	0	0	2			
<b>Inning Stats</b>	R: 0 H: 0 E: 0 K: 0 S: 6	H: 2 LOB: 1 BB: 0 P: 11	R: 0 H: 1 E: 0 K: 1 S: 6	H: 1 LOB: 0 BB: 0 P: 9	R: 0 H: 0 E: 0 K: 1 S: 7	H: 0 LOB: 0 BB: 0 P: 9	R: 0 H: 2 E: 0 K: 1 S: 18	H: 2 LOB: 3 BB: 1 P: 32	R: 0 H: 0 E: 0 K: 2 S: 10	H: 0 LOB: 0 BB: 0 P: 15	R: 0 H: 1 E: 0 K: 0 S: 15	H: 1 LOB: 3 BB: 1 P: 27	R: 1 H: 2 E: 0 K: 0 S: 7	H: 2 LOB: 0 BB: 0 P: 9	1B: 5 2B: 3 3B: 0 HR: 0	SF: 0 SAC: 0 DP: 2 HBP: 1	WP: 1 PB: 0 SB: 0 CS: 0	PA: 33
<b>PITCHER</b>	IP WLS BF H R ER SO BB IBB HBP BLK WP HR S P ERA WHIP	6.2 L 27 6 1 1 5 2 0 0 0 0 0 5 8 0.00 0.000	0.1 2 0 0 0 0 0 0 0 1 0 0 0 5 8 0.00 0.000	1.0 4 2 1 1 0 0 0 0 0 0 0 0 7 9 9.00 2.000											IP WLS BF H R ER SO BB IBB HBP BLK WP HR S P ERA WHIP	6.2 L 27 6 1 1 5 2 0 0 0 0 0 5 8 0.00 1.200		

AB	30
R	2
H	8
RBI	2
BB	2
SO	5
LOB	15









Batter	1	2	3	4	5	6	7	8	9	AB	R	H	RBI	BB	SO	LOB	TOP					
23 Michael Brantley, L OBP: 0.342, SLG: 0.404										4	0	3	0	0	0	0	<b>Cleveland Indians @ San Francisco Giants</b> AT&T Park, San Francisco, CA Sat Jun 25 2011, 1:11 PM - 3:34 PM PDT Att: 42,130 - Partly Cloudy - 60 F					
35 Cord Phelps, S OBP: 0.295, SLG: 0.378										3	0	1	0	0	0	1						
13 Asdrubal Cabrera, S OBP: 0.342, SLG: 0.489										4	0	0	0	0	2	6						
41 Carlos Santana, S OBP: 0.363, SLG: 0.413										2	0	0	0	2	2	2						
24 Grady Sizemore, L OBP: 0.295, SLG: 0.448										4	0	0	0	0	0	7						
20 Orlando Cabrera, R OBP: 0.286, SLG: 0.313										4	0	0	0	0	0	0						
9 Jack Hannahan, L OBP: 0.304, SLG: 0.333										4	0	0	0	0	1	0						
26 Austin Kearns, R OBP: 0.286, SLG: 0.269										2	0	0	0	0	0	0						
28 Travis Buck, L OBP: 0.275, SLG: 0.343										1	0	0	0	0	0	0						
63 Justin Masterson, R ERA: 3.22										2	0	0	0	0	1	1						
49 Tony Sipp, L ERA: 2.45										0	0	0	0	0	0	0						
48 Travis Hafner, L OBP: 0.413, SLG: 0.568										1	0	1	0	0	0	0						
8 Adam Everett, R OBP: 0.290, SLG: 0.246										0	0	0	0	0	0	0						
52 Vinnie Pestano, R ERA: 2.5										0	0	0	0	0	0	0						
<b>Inning Stats</b>	R: 0 E: 0 K: 2 S: 13	H: 2 LOB: 2 BB: 0 P: 18	R: 0 E: 0 K: 0 S: 6	H: 0 LOB: 0 BB: 0 P: 10	R: 0 E: 0 K: 0 S: 9	H: 0 LOB: 0 BB: 0 P: 12	R: 0 E: 0 K: 2 S: 12	H: 0 LOB: 0 BB: 0 P: 17	R: 0 E: 0 K: 1 S: 11	H: 0 LOB: 1 BB: 0 P: 15	R: 0 E: 0 K: 0 S: 9	H: 1 LOB: 2 BB: 1 P: 17	R: 0 E: 0 K: 1 S: 8	H: 0 LOB: 0 BB: 0 P: 10	R: 0 E: 0 K: 0 S: 10	H: 2 LOB: 3 BB: 1 P: 16	R: 0 E: 0 K: 0 S: 5	H: 0 LOB: 0 BB: 0 P: 9	1B: 4 2B: 1 3B: 0 HR: 0	SF: 0 SAC: 1 DP: 0 HBP: 1	WP: 0 PB: 1 SB: 0 CS: 0	PA: 35
<b>PITCHER</b>	IP WLS BF H R ER SO BB IBB HBP BLK WP HR S P ERA WHIP	7.0 W 27 4 0 0 6 1 0 1 0 0 0 72 104 0.00 0.714	1.0 H 5 1 0 0 0 0 1 0 0 0 0 6 11 0.00 1.000	1.0 S 3 0 0 0 0 0 0 0 0 0 0 5 9 0.00 0.000											IP WLS BF H R ER SO BB IBB HBP BLK WP HR S P ERA WHIP							

AB	31
R	0
H	5
RBI	0
BB	2
SO	6
LOB	17



Batter	1	2	3	4	5	6	7	8	9	AB	R	H	RBI	BB	SO	LOB	BOTTOM			
56 Andres Torres, S OBP: 0.342, SLG: 0.389										3	0	0	0	1	1	0	<b>Cleveland Indians @ San Francisco Giants</b> AT&T Park, San Francisco, CA Sat Jun 25 2011, 1:11 PM - 3:34 PM PDT Att: 42,130 - Partly Cloudy - 60 F			
2 Emmanuel Burriss, S OBP: 0.261, SLG: 0.235										4	0	0	0	0	0	2				
48 Pablo Sandoval, S OBP: 0.326, SLG: 0.422										4	0	1	0	0	1	0				
17 Aubrey Huff, L OBP: 0.294, SLG: 0.389										4	0	1	0	0	0	0				
13 Cody Ross, R OBP: 0.347, SLG: 0.426										3	0	0	0	1	1	2				
12 Nate Schierholtz, L OBP: 0.304, SLG: 0.411										3	0	2	0	0	0	0				
10 Miguel Tejada, R OBP: 0.253, SLG: 0.293										3	1	0	0	0	1	2				
37 Chris Stewart, R OBP: 0.229, SLG: 0.188										2	0	0	0	1	0	1				
18 Matt Cain, R OBP: 0.118, SLG: 0.121										3	0	0	0	0	2	4				
49 Tony Sipp, L ERA: 1.97										0	0	0	0	0	0	0				
52 Vinnie Pestano, R ERA: 1.26										0	0	0	0	0	0	0				
<b>Inning Stats</b>	R: 0 E: 0 K: 1 S: 9	H: 0 LOB: 0 BB: 0 P: 11	R: 0 E: 0 K: 2 S: 17	H: 1 LOB: 3 BB: 2 P: 28	R: 0 E: 0 K: 0 S: 11	H: 2 LOB: 2 BB: 0 P: 17	R: 0 E: 0 K: 0 S: 4	H: 0 LOB: 0 BB: 0 P: 9	R: 0 E: 0 K: 2 S: 8	H: 0 LOB: 0 BB: 0 P: 15	R: 0 E: 0 K: 0 S: 12	H: 0 LOB: 0 BB: 0 P: 18	R: 1 E: 2 K: 0 S: 17	H: 1 LOB: 2 BB: 1 P: 24	R: 0 E: 0 K: 1 S: 8	H: 0 LOB: 0 BB: 0 P: 10	1B: 2 2B: 2 3B: 0 HR: 0	SF: 0 SAC: 0 DP: 0 HBP: 0	WP: 0 PB: 0 SB: 0 CS: 0	PA: 32
<b>PITCHER</b>	IP WLS BF H R ER SO BB IBB HBP BLK WP HR S P ERA WHIP	6.2 L 27 4 1 0 0 5 1 0 0 1 0 0 7 11 0.00 0.750	0.1 2 0 0 0 0 1 0 0 0 1 0 0 7 11 0.00 3.000	1.0 3 0 0 0 1 0 0 0 0 0 0 0 8 10 0.00 0.000											IP WLS BF H R ER SO BB IBB HBP BLK WP HR S P ERA WHIP					

AB	29
R	1
H	4
RBI	0
BB	3
SO	6
LOB	11

















Batter	1	2	3	4	5	6	7	8	9	AB	R	H	RBI	BB	SO	LOB	TOP					
56 Andres Torres, S OBP: 0.330, SLG: 0.369										4	0	0	0	0	2	1						
2 Emmanuel Burriss, S OBP: 0.258, SLG: 0.245										4	0	1	1	0	0	0						
48 Pablo Sandoval, S OBP: 0.335, SLG: 0.444										3	0	1	0	1	0	0						
17 Aubrey Huff, L OBP: 0.295, SLG: 0.381										4	0	1	0	0	1	1						
13 Cody Ross, R OBP: 0.351, SLG: 0.426										4	0	0	0	0	2	3						
54 Sergio Romo, R OBP: 0.255, SLG: 0.305										3	0	1	0	0	1	0						
12 Nate Schierholtz, L OBP: 0.316, SLG: 0.419										3	0	0	0	0	0	1						
10 Miguel Tejada, R OBP: 0.255, SLG: 0.305										3	0	0	0	0	0	1						
37 Chris Stewart, R OBP: 0.277, SLG: 0.238										2	0	0	0	0	1	0						
55 Tim Lincecum, L OBP: 0.118, SLG: 0.065										2	0	0	0	0	0	1						
52 Ramon E. Ramirez, R OBP: 0.295, SLG: 0.443										0	0	0	0	0	0	0						
41 Jeremy Affeldt, L ERA: 3.34										0	0	0	0	0	0	0						
5 Pat Burrell, R OBP: 0.277, SLG: 0.332										1	0	1	0	0	0	0						
6 Bill Hall, R OBP: 0.295, SLG: 0.338										0	1	0	0	0	0	0						
33 Aaron Rowand, R OBP: 0.295, SLG: 0.338										0	0	0	0	0	0	0						
<b>Inning Stats</b>	R: 0 E: 0 K: 1 S: 8	H: 1 LOB: 1 BB: 0 P: 10	R: 0 E: 0 K: 1 S: 10	H: 1 LOB: 1 BB: 0 P: 15	R: 0 E: 0 K: 0 S: 6	H: 0 LOB: 0 BB: 0 P: 8	R: 0 E: 0 K: 2 S: 9	H: 0 LOB: 0 BB: 0 P: 12	R: 0 E: 0 K: 0 S: 5	H: 0 LOB: 0 BB: 0 P: 6	R: 0 E: 0 K: 1 S: 6	H: 0 LOB: 0 BB: 0 P: 7	R: 0 E: 0 K: 0 S: 5	H: 0 LOB: 0 BB: 0 P: 9	R: 0 E: 0 K: 1 S: 8	H: 0 LOB: 0 BB: 0 P: 11	R: 1 E: 0 K: 1 S: 14	H: 3 LOB: 2 BB: 1 P: 25	1B: 2 2B: 3 3B: 0 HR: 0	SF: 0 SAC: 0 DP: 1 HBP: 0	WP: 0 PA: 32 PB: 0 SB: 0 CS: 0	
<b>PITCHER</b>	IP: 8.0 WLS: 1 BF: 27 ERA: 4.99	WLS: 5 BF: 5 ERA: 2.45	H: 3 R: 1 ER: 1 SO: 6 BB: 0 IBB: 0 HBP: 0 BLK: 0 WP: 0 HR: 0 S: 60 P: 83 ERA: 1.12 WHIP: 0.375	H: 2 R: 0 ER: 0 SO: 1 BB: 0 IBB: 1 HBP: 0 BLK: 0 WP: 0 HR: 0 S: 11 P: 20 ERA: 0.00 WHIP: 2.000																		

San Francisco Giants @ Chicago Cubs  
Wrigley Field, Chicago, IL  
Wed Jun 29 2011, 7:07 PM - 9:28 PM CDT  
Att: 37,221 - Clear - 65 F

livebaseballscores.com

AB	31
R	1
H	5
RBI	1
BB	1
SO	7
LOB	7



Batter	1	2	3	4	5	6	7	8	9	AB	R	H	RBI	BB	SO	LOB	BOTTOM				
1 Kosuke Fukudome, L OBP: 0.383, SLG: 0.376										4	0	1	0	0	0	0					
15 Darwin Barney, R OBP: 0.320, SLG: 0.357										4	0	1	0	0	1	1					
13 Starlin Castro, R OBP: 0.345, SLG: 0.438										4	0	0	0	0	1	1					
22 Carlos Pena, L OBP: 0.353, SLG: 0.469										3	1	1	0	1	1	0					
9 Blake DeWitt, L OBP: 0.295, SLG: 0.385										3	0	2	1	0	0	0					
3 Jeff Baker, R OBP: 0.328, SLG: 0.427										1	0	0	0	0	0	2					
12 Alfonso Soriano, R OBP: 0.315, SLG: 0.507										3	0	1	0	0	2	2					
1 Tony Campana, L OBP: 0.314, SLG: 0.303										1	1	1	0	0	0	0					
5 Reed Johnson, R OBP: 0.372, SLG: 0.567										3	0	0	0	0	2	3					
18 Geovany Soto, R OBP: 0.320, SLG: 0.403										2	0	0	0	2	0	1					
46 Ryan Dempster, R OBP: 0.094, SLG: 0.065										3	0	0	0	0	2	4					
49 Carlos Marmol, R ERA: 2.55										0	0	0	0	0	0	0					
16 Aramis Ramirez, R OBP: 0.338, SLG: 0.455										1	0	1	1	0	0	0					
<b>Inning Stats</b>	R: 0 E: 0 K: 1 S: 7	H: 1 LOB: 0 BB: 0 P: 11	R: 0 E: 0 K: 1 S: 10	H: 1 LOB: 0 BB: 0 P: 19	R: 0 E: 0 K: 0 S: 8	H: 0 LOB: 0 BB: 0 P: 15	R: 0 E: 0 K: 1 S: 10	H: 0 LOB: 0 BB: 0 P: 14	R: 0 E: 0 K: 3 S: 11	H: 1 LOB: 2 BB: 1 P: 21	R: 0 E: 0 K: 1 S: 8	H: 0 LOB: 0 BB: 0 P: 12	R: 1 E: 0 K: 2 S: 16	H: 2 LOB: 2 BB: 1 P: 21	R: 0 E: 0 K: 0 S: 10	H: 1 LOB: 2 BB: 1 P: 17	R: 1 E: 0 K: 0 S: 7	H: 2 LOB: 1 BB: 0 P: 9	1B: 5 2B: 3 3B: 0 HR: 0	SF: 0 SAC: 1 DP: 1 HBP: 0	WP: 2 PA: 36 PB: 0 SB: 1 CS: 0
<b>PITCHER</b>	IP: 7.0 WLS: 3 BF: 27 ERA: 3.04	WLS: 1 BF: 3 ERA: 1.42	H: 5 R: 1 ER: 1 SO: 9 BB: 1 IBB: 0 HBP: 0 BLK: 0 WP: 1 HR: 0 S: 70 P: 113 ERA: 1.29 WHIP: 0.857	H: 1 R: 0 ER: 0 SO: 0 BB: 0 IBB: 0 HBP: 0 BLK: 0 WP: 1 HR: 8 S: 10 P: 10 ERA: 0.00 WHIP: 1.500																	

San Francisco Giants @ Chicago Cubs  
Wrigley Field, Chicago, IL  
Wed Jun 29 2011, 7:07 PM - 9:28 PM CDT  
Att: 37,221 - Clear - 65 F

livebaseballscores.com

AB	32
R	2
H	8
RBI	2
BB	3
SO	9
LOB	14





Batter	1	2	3	4	5	6	7	8	9	10	11	12	13	AB	R	H	RBI	BB	SO	LOB	TOP		
56 <b>Andres Torres, S</b> OBP: 0.321, SLG: 0.357	L3		K		K			K			F8		K	6	0	0	0	0	4	0			
2 <b>Emmanuel Burriss, S</b> OBP: 0.292, SLG: 0.245	48 G4-3 BB		48 1B		B1-3			G3-1					B5-3	4	0	1	0	2	0	0			
48 <b>Pablo Sandoval, S</b> OBP: 0.335, SLG: 0.460	G4-3		G4-3		F8			P3					F7	6	1	2	1	0	0	2			
5 <b>Pat Burrell, R</b> OBP: 0.273, SLG: 0.415	K		K		K																		
54 <b>Sergio Romo, R</b> OBP: 0.273, SLG: 0.241																							
38 <b>Brian Wilson, R</b> OBP: 0.281, SLG: 0.354																							
46 <b>Santiago Casilla, R</b> OBP: 0.277, SLG: 0.238																							
13 <b>Cody Ross, R</b> OBP: 0.281, SLG: 0.354																							
12 <b>Nate Schierholz, L</b> OBP: 0.319, SLG: 0.412		35 E 10 1B			F7			G4-3															
35 <b>Brandon Crawford, L</b> OBP: 0.276, SLG: 0.292																							
10 <b>Miguel Tejada, R</b> OBP: 0.257, SLG: 0.304		10 1B			G6-3			22 G4-6-3 BB															
22 <b>Eli Whiteside, R</b> OBP: 0.295, SLG: 0.355					G6-3			K															
17 <b>Aubrey Huff, L</b> OBP: 0.296, SLG: 0.380					F8			G4-6-3															
37 <b>Chris Stewart, R</b> OBP: 0.277, SLG: 0.238																							
18 <b>Matt Cain, R</b> OBP: 0.111, SLG: 0.114																							
33 <b>Aaron Rowand, R</b> OBP: 0.295, SLG: 0.353																							
41 <b>Jeremy Affeldt, L</b> OBP: 0.277, SLG: 0.238																							
52 <b>Ramon E Ramirez, R</b> OBP: 0.251, SLG: 0.292																							
<b>Inning Stats</b>	R: 0 E: 0 K: 1 S: 13	H: 0 LOB: 1 BB: 1 P: 25	R: 1 E: 1 K: 1 S: 6	H: 2 LOB: 1 BB: 1 P: 15	R: 0 E: 0 K: 2 S: 15	H: 2 LOB: 2 BB: 0 P: 23	R: 0 E: 0 K: 1 S: 4	H: 0 LOB: 0 BB: 0 P: 7	R: 0 E: 0 K: 1 S: 4	H: 0 LOB: 0 BB: 1 P: 10	R: 0 E: 0 K: 0 S: 7	H: 0 LOB: 0 BB: 0 P: 11	R: 0 E: 0 K: 1 S: 14	H: 0 LOB: 1 BB: 1 P: 22	R: 0 E: 1 K: 0 S: 10	H: 0 LOB: 3 BB: 3 P: 24	R: 1 E: 0 K: 1 S: 7	H: 1 LOB: 0 BB: 0 P: 9	1B: 4 2B: 1 3B: 0 HR: 1	SF: 0 SAC: 1 DP: 2 HBP: 0	W/P: 0 PB: 0 SB: 1 CS: 1	PA: 49	
<b>PITCHER</b>	IP ERA WHIP	WLS BF H R ER SO	H R ER SO	H R ER SO	H R ER SO	H R ER SO	H R ER SO	H R ER SO	H R ER SO	H R ER SO	H R ER SO	H R ER SO	H R ER SO	IP ERA WHIP	WLS BF H R ER SO	H R ER SO	H R ER SO	H R ER SO	H R ER SO	H R ER SO	H R ER SO	H R ER SO	IP ERA WHIP
38 <b>Carlos Zambrano, R</b> ERA: 4.34	1.0	7	2	1	0	1	0	0	0	0	0	0	0	0	0	0	0	0	0	0	0	0	0
62 <b>Marcos Mateo, R</b> ERA: 3.97	5.0	16	2	0	0	6	0	0	0	0	0	0	0	0	0	0	0	0	0	0	0	0	0
29 <b>Jeff Samardzija, R</b> ERA: 3.97	1.0	3	0	0	0	1	0	0	0	0	0	0	0	0	0	0	0	0	0	0	0	0	0
45 <b>Sean Marshall, L</b> ERA: 2.17	1.0	3	0	0	0	1	0	0	0	0	0	0	0	0	0	0	0	0	0	0	0	0	0
40 <b>James Russell, L</b> ERA: 4.95	1.0	3	0	0	0	0	0	0	0	0	0	0	0	0	0	0	0	0	0	0	0	0	0

San Francisco Giants @ Chicago Cubs  
Wrigley Field, Chicago, IL  
Thu Jun 30 2011, 1:23 PM - 5:08 PM CDT  
Att. 38,158 - Partly Cloudy - 82 F

AB 41  
R 2  
H 5  
RBI 2  
BB 7  
SO 12  
LOB 18



Batter	1	2	3	4	5	6	7	8	9	10	11	12	13	AB	R	H	RBI	BB	SO	LOB	BOTTOM			
1 <b>Kosuke Fukudome, L</b> OBP: 0.365, SLG: 0.376	G4-3							K						3	0	1	0	1	1	0				
3 <b>Jeff Baker, R</b> OBP: 0.331, SLG: 0.437														2	1	1	0	0	0	2				
15 <b>Darwin Barney, R</b> OBP: 0.320, SLG: 0.357	G6-3							K						6	1	2	1	0	2	1				
13 <b>Starlin Castro, R</b> OBP: 0.344, SLG: 0.434														5	1	1	0	1	1	3				
16 <b>Aramis Ramirez, R</b> OBP: 0.336, SLG: 0.461														5	1	1	1	0	1	4				
43 <b>John Grabow, L</b> OBP: 0.271, SLG: 0.370														0	0	0	0	0	0	0				
18 <b>Geovany Soto, R</b> OBP: 0.323, SLG: 0.422														1	1	1	3	0	0	0				
22 <b>Carlos Pena, L</b> OBP: 0.347, SLG: 0.460														5	0	0	0	0	1	0				
9 <b>Blake DeWitt, L</b> OBP: 0.287, SLG: 0.374														4	0	0	0	0	0	0				
39 <b>Luis Montanez, R</b> OBP: 0.271, SLG: 0.370														0	0	0	0	0	0	0				
1 <b>Tony Campana, L</b> OBP: 0.307, SLG: 0.296														5	0	1	0	0	2	0				
55 <b>Koyie Hill, S</b> OBP: 0.287, SLG: 0.353														4	0	1	0	0	1	0				
38 <b>Carlos Zambrano, S</b> ERA: 4.34																								
62 <b>Marcos Mateo, R</b> ERA: 3.97																								
29 <b>Jeff Samardzija, R</b> ERA: 3.97																								
45 <b>Sean Marshall, L</b> ERA: 2.17																								
40 <b>James Russell, L</b> ERA: 4.95																								
<b>Inning Stats</b>	R: 0 E: 0 K: 1 S: 14	H: 1 LOB: 1 BB: 0 P: 22	R: 0 E: 0 K: 0 S: 7	H: 0 LOB: 0 BB: 0 P: 11	R: 0 E: 0 K: 1 S: 8	H: 2 LOB: 3 BB: 1 P: 29	R: 0 E: 0 K: 1 S: 7	H: 0 LOB: 0 BB: 0 P: 11	R: 0 E: 0 K: 1 S: 6	H: 0 LOB: 0 BB: 0 P: 10	R: 0 E: 0 K: 0 S: 7	H: 0 LOB: 0 BB: 0 P: 11	R: 1 E: 0 K: 0 S: 11	H: 1 LOB: 0 BB: 0 P: 22	R: 0 E: 0 K: 0 S: 5	H: 2 LOB: 1 BB: 1 P: 12	R: 0 E: 0 K: 1 S: 6	H: 0 LOB: 0 BB: 0 P: 10	R: 4 E: 1 K: 1 S: 14	H: 3 LOB: 0 BB: 1 P: 22	1B: 7 2B: 1 3B: 0 HR: 2	SF: 0 SAC: 2 DP: 1 HBP: 0	W/P: 0 PB: 0 SB: 1 CS: 0	PA: 49
<b>PITCHER</b>	IP ERA WHIP	WLS BF H R ER SO	H R ER SO	H R ER SO	H R ER SO	H R ER SO	H R ER SO	H R ER SO	H R ER SO	H R ER SO	H R ER SO	H R ER SO	H R ER SO	IP ERA WHIP	WLS BF H R ER SO	H R ER SO	H R ER SO	H R ER SO	H R ER SO	H R ER SO	H R ER SO	IP ERA WHIP		
18 <b>Matt Cain, R</b> ERA: 3.02	7.0	26	4	0	0	6	1	0	0	0	0	0	0	0	0	0	0	0	0	0	0	0	0	
54 <b>Sergio Romo, R</b> ERA: 2.48	1.0	3	0	0	0	2	0	0	0	0	0	0	0	0	0	0	0	0	0	0	0	0	0	
38 <b>Brian Wilson, R</b> ERA: 2.81	1.0	3	1	1	1	0	0	0	0	0	0	0	0	0	0	0	0	0	0	0	0	0	0	
46 <b>Santiago Casilla, R</b> ERA: 1.76	0.1	3	2	0	0	0	0	0	0	0	0	0	0	0	0	0	0	0	0	0	0	0	0	
49 <b>Javier Lopez, L</b> ERA: 2.32	1.2	4	0	0	0	1	0	0	0	0	0	0	0	0	0	0	0	0	0	0	0	0	0	

San Francisco Giants @ Chicago Cubs  
Wrigley Field, Chicago, IL  
Thu Jun 30 2011, 1:23 PM - 5:08 PM CDT  
Att. 38,158 - Partly Cloudy - 82 F

AB 45  
R 5  
H 10  
RBI 5  
BB 2  
SO 10  
LOB 10









Batter	1	2	3	4	5	6	7	8	9	AB	R	H	RBI	BB	SO	LOB	TOP				
33 Aaron Rowand, R OBP: 0.305, SLG: 0.363 56 Andres Torres, S OBP: 0.318, SLG: 0.353										3	1	1	0	0	1	1					
2 Emmanuel Burriss, S OBP: 0.281, SLG: 0.250										6	2	2	0	0	0	4					
48 Pablo Sandoval, S OBP: 0.337, SLG: 0.481										5	1	1	2	1	2	3					
17 Aubrey Huff, L OBP: 0.295, SLG: 0.380 6 Bill Hall, R OBP: 0.287, SLG: 0.320										4	2	2	2	0	0	3					
13 Cody Ross, R OBP: 0.351, SLG: 0.425 37 Chris Stewart, R OBP: 0.288, SLG: 0.298										4	1	1	1	0	1	5					
12 Nate Schierholtz, L OBP: 0.332, SLG: 0.416										4	3	2	0	1	0	1					
35 Brandon Crawford, L OBP: 0.315, SLG: 0.337										4	3	3	3	1	0	0					
10 Miguel Tejada, R OBP: 0.260, SLG: 0.317										5	2	2	4	0	0	1					
22 Eli Whiteside, R OBP: 0.309, SLG: 0.365										3	0	1	2	2	1	0					
<b>Inning Stats</b>	R: 5 H: 4 E: 0 K: 1 S: 21	L: 15 LOB: 0 BB: 0 P: 29	R: 0 H: 0 E: 0 K: 1 S: 13	R: 0 H: 0 E: 0 K: 1 S: 23	R: 5 H: 4 E: 0 K: 1 S: 26	R: 0 H: 0 E: 0 K: 2 S: 5	R: 0 H: 0 E: 0 K: 0 S: 5	R: 2 H: 2 E: 0 K: 2 S: 11	R: 3 H: 4 E: 0 K: 0 S: 10	R: 0 H: 1 E: 0 K: 0 S: 11	R: 0 H: 1 E: 0 K: 0 S: 7	R: 0 H: 0 E: 0 K: 0 S: 7	R: 0 H: 0 E: 0 K: 0 S: 7	R: 0 H: 0 E: 0 K: 0 S: 7	R: 0 H: 0 E: 0 K: 0 S: 7	R: 0 H: 0 E: 0 K: 0 S: 7	1B: 9 2B: 4 3B: 0 HR: 3	SF: 0 SAC: 0 DP: 2 HBP: 1	WP: 1 PB: 1 SB: 0 CS: 0	PA: 48	
<b>PITCHER</b>	IP WLS BF H R ER SO BB IBB HBP BLK WP HR S P ERA WHIP	IP WLS BF H R ER SO BB IBB HBP BLK WP HR S P ERA WHIP	IP WLS BF H R ER SO BB IBB HBP BLK WP HR S P ERA WHIP	IP WLS BF H R ER SO BB IBB HBP BLK WP HR S P ERA WHIP	IP WLS BF H R ER SO BB IBB HBP BLK WP HR S P ERA WHIP	IP WLS BF H R ER SO BB IBB HBP BLK WP HR S P ERA WHIP	IP WLS BF H R ER SO BB IBB HBP BLK WP HR S P ERA WHIP	IP WLS BF H R ER SO BB IBB HBP BLK WP HR S P ERA WHIP	IP WLS BF H R ER SO BB IBB HBP BLK WP HR S P ERA WHIP	IP WLS BF H R ER SO BB IBB HBP BLK WP HR S P ERA WHIP	IP WLS BF H R ER SO BB IBB HBP BLK WP HR S P ERA WHIP	IP WLS BF H R ER SO BB IBB HBP BLK WP HR S P ERA WHIP	IP WLS BF H R ER SO BB IBB HBP BLK WP HR S P ERA WHIP	IP WLS BF H R ER SO BB IBB HBP BLK WP HR S P ERA WHIP	IP WLS BF H R ER SO BB IBB HBP BLK WP HR S P ERA WHIP	IP WLS BF H R ER SO BB IBB HBP BLK WP HR S P ERA WHIP	IP WLS BF H R ER SO BB IBB HBP BLK WP HR S P ERA WHIP	IP WLS BF H R ER SO BB IBB HBP BLK WP HR S P ERA WHIP	IP WLS BF H R ER SO BB IBB HBP BLK WP HR S P ERA WHIP	IP WLS BF H R ER SO BB IBB HBP BLK WP HR S P ERA WHIP	IP WLS BF H R ER SO BB IBB HBP BLK WP HR S P ERA WHIP

San Francisco Giants @ Detroit Tigers  
Comerica Park, Detroit, MI  
Sat Jul 02 2011, 7:08 PM - 12:37 AM EDT  
Att: 38,983 - Partly Cloudy - 97 F

AB 42  
R 15  
H 16  
RBI 15  
BB 5  
SO 5  
LOB 19



Batter	1	2	3	4	5	6	7	8	9	AB	R	H	RBI	BB	SO	LOB	BOTTOM				
14 Austin Jackson, R OBP: 0.315, SLG: 0.363										3	0	0	0	1	2	1					
57 Casper Wells, R OBP: 0.315, SLG: 0.460										4	0	2	0	0	1	1					
30 Magglio Ordonez, R OBP: 0.280, SLG: 0.286										3	0	1	0	1	0	1					
24 Miguel Cabrera, R OBP: 0.448, SLG: 0.577 39 Ramon Santiago, S OBP: 0.294, SLG: 0.293										2	0	0	0	0	0	4					
41 Victor Martinez, S OBP: 0.383, SLG: 0.490 32 Don Kelly, L OBP: 0.297, SLG: 0.341										1	0	1	0	0	0	0					
27 Jhonny Peralta, R OBP: 0.359, SLG: 0.538										4	1	1	1	0	0	1					
26 Brennan Boesch, L OBP: 0.365, SLG: 0.493										3	2	2	1	1	0	0					
25 Ryan Raburn, R OBP: 0.244, SLG: 0.349										4	0	2	1	0	0	1					
15 Brandon Inge, R OBP: 0.264, SLG: 0.261										4	0	0	0	0	0	3					
<b>Inning Stats</b>	R: 0 H: 1 E: 0 K: 0 S: 6	L: 22 LOB: 1 BB: 1 P: 13	R: 0 H: 1 E: 0 K: 0 S: 8	R: 0 H: 1 E: 0 K: 0 S: 13	R: 0 H: 0 E: 0 K: 1 S: 7	R: 0 H: 0 E: 0 K: 0 S: 6	R: 0 H: 1 E: 0 K: 0 S: 6	R: 0 H: 1 E: 0 K: 0 S: 12	R: 0 H: 1 E: 0 K: 0 S: 6	R: 2 H: 3 E: 0 K: 1 S: 15	R: 0 H: 0 E: 0 K: 2 S: 7	R: 0 H: 0 E: 0 K: 0 S: 7	R: 0 H: 0 E: 0 K: 0 S: 7	R: 1 H: 1 E: 0 K: 0 S: 7	R: 0 H: 1 E: 0 K: 0 S: 7	R: 0 H: 1 E: 0 K: 0 S: 7	1B: 4 2B: 3 3B: 0 HR: 2	SF: 0 SAC: 0 DP: 3 HBP: 0	WP: 0 PB: 0 SB: 0 CS: 0	PA: 36	
<b>PITCHER</b>	IP WLS BF H R ER SO BB IBB HBP BLK WP HR S P ERA WHIP	IP WLS BF H R ER SO BB IBB HBP BLK WP HR S P ERA WHIP	IP WLS BF H R ER SO BB IBB HBP BLK WP HR S P ERA WHIP	IP WLS BF H R ER SO BB IBB HBP BLK WP HR S P ERA WHIP	IP WLS BF H R ER SO BB IBB HBP BLK WP HR S P ERA WHIP	IP WLS BF H R ER SO BB IBB HBP BLK WP HR S P ERA WHIP	IP WLS BF H R ER SO BB IBB HBP BLK WP HR S P ERA WHIP	IP WLS BF H R ER SO BB IBB HBP BLK WP HR S P ERA WHIP	IP WLS BF H R ER SO BB IBB HBP BLK WP HR S P ERA WHIP	IP WLS BF H R ER SO BB IBB HBP BLK WP HR S P ERA WHIP	IP WLS BF H R ER SO BB IBB HBP BLK WP HR S P ERA WHIP	IP WLS BF H R ER SO BB IBB HBP BLK WP HR S P ERA WHIP	IP WLS BF H R ER SO BB IBB HBP BLK WP HR S P ERA WHIP	IP WLS BF H R ER SO BB IBB HBP BLK WP HR S P ERA WHIP	IP WLS BF H R ER SO BB IBB HBP BLK WP HR S P ERA WHIP	IP WLS BF H R ER SO BB IBB HBP BLK WP HR S P ERA WHIP	IP WLS BF H R ER SO BB IBB HBP BLK WP HR S P ERA WHIP	IP WLS BF H R ER SO BB IBB HBP BLK WP HR S P ERA WHIP	IP WLS BF H R ER SO BB IBB HBP BLK WP HR S P ERA WHIP	IP WLS BF H R ER SO BB IBB HBP BLK WP HR S P ERA WHIP	IP WLS BF H R ER SO BB IBB HBP BLK WP HR S P ERA WHIP

San Francisco Giants @ Detroit Tigers  
Comerica Park, Detroit, MI  
Sat Jul 02 2011, 7:08 PM - 12:37 AM EDT  
Att: 38,983 - Partly Cloudy - 97 F

AB 33  
R 3  
H 9  
RBI 3  
BB 3  
SO 4  
LOB 14





Batter	1	2	3	4	5	6	7	8	9	AB	R	H	RBI	BB	SO	LOB	TOP							
33 Aaron Rowand, R OBP: 0.307, SLG: 0.365										4	0	1	0	0	1	2	<b>San Francisco Giants @ Detroit Tigers</b> Comerica Park, Detroit, MI Sun Jul 03 2011, 1:08 PM - 4:16 PM EDT Att: 31,904 - Sunny - 79 F							
2 Emmanuel Burriss, S OBP: 0.268, SLG: 0.245										2	1	0	0	1	0	2								
48 Pablo Sandoval, S OBP: 0.333, SLG: 0.479										5	1	1	0	0	2	3								
17 Aubrey Huff, L OBP: 0.299, SLG: 0.379										3	1	1	0	2	0	1								
13 Cody Ross, R OBP: 0.352, SLG: 0.425										5	0	2	1	0	1	2								
12 Nate Schierholtz, L OBP: 0.333, SLG: 0.415										5	0	2	0	0	2	6								
35 Brandon Crawford, L OBP: 0.304, SLG: 0.323										4	0	0	1	0	0	5								
10 Miguel Tejada, R OBP: 0.263, SLG: 0.317										3	0	1	0	0	1	1								
37 Chris Stewart, R OBP: 0.273, SLG: 0.280										3	0	0	0	0	0	2								
5 Pat Burrell, R OBP: 0.342, SLG: 0.432										1	0	0	0	0	1	2								
22 Eli Whiteside, R OBP: 0.309, SLG: 0.365										0	0	0	0	0	0	0								
<b>Inning Stats</b>	R: 0 E: 0 K: 1 S: 9	H: 1 LOB: 1 BB: 0 P: 12	R: 0 E: 0 K: 2 S: 9	H: 1 LOB: 1 BB: 0 P: 13	R: 0 E: 0 K: 0 S: 7	H: 0 LOB: 1 BB: 0 P: 10	R: 1 E: 0 K: 1 S: 9	H: 1 LOB: 2 BB: 1 P: 18	R: 2 E: 0 K: 1 S: 12	H: 2 LOB: 2 BB: 1 P: 24	R: 0 E: 1 K: 0 S: 9	H: 0 LOB: 0 BB: 0 P: 12	R: 0 E: 0 K: 1 S: 7	H: 0 LOB: 0 BB: 0 P: 10	R: 0 E: 0 K: 1 S: 11	H: 2 LOB: 2 BB: 0 P: 17	R: 0 E: 0 K: 1 S: 10	H: 1 LOB: 2 BB: 1 P: 17	1B: 6 2B: 2 3B: 0 HR: 0	SF: 0 SAC: 1 DP: 0 HBP: 3	WP: 3 PB: 0 SB: 0 CS: 0	PA: 42		
<b>PITCHER</b>	IP WLS BF H R ER SO BB IBB HBP BLK WP HR S P ERA WHIP	7.0 W 32 5 3 3 6 1 1 3 0 3 0 62 99 3.86 0.857	1.0 H 5 2 0 0 1 0 0 0 0 0 11 17 0.00 2.000	1.0 S 5 1 0 0 1 1 0 0 0 0 10 17 0.00 2.000																				

Batter	1	2	3	4	5	6	7	8	9	AB	R	H	RBI	BB	SO	LOB	BOTTOM						
12 Andy Dirks, L OBP: 0.305, SLG: 0.464										3	0	0	0	0	2	0	<b>San Francisco Giants @ Detroit Tigers</b> Comerica Park, Detroit, MI Sun Jul 03 2011, 1:08 PM - 4:16 PM EDT Att: 31,904 - Sunny - 79 F						
27 Jhonny Peralta, R OBP: 0.363, SLG: 0.538										4	2	2	1	0	0	2							
26 Brennan Boesch, L OBP: 0.367, SLG: 0.507										0	0	0	0	0	0	0							
57 Casper Wells, R OBP: 0.321, SLG: 0.480										4	0	1	2	0	2	1							
30 Magglio Ordonez, R OBP: 0.279, SLG: 0.285										1	0	0	0	0	0	3							
14 Austin Jackson, R OBP: 0.314, SLG: 0.362										4	0	1	0	0	1	2							
24 Miguel Cabrera, R OBP: 0.446, SLG: 0.572										4	0	1	0	0	1	2							
41 Victor Martinez, S OBP: 0.381, SLG: 0.486										4	0	1	0	0	0	0							
13 Alex Avila, L OBP: 0.375, SLG: 0.529										1	1	0	0	3	0	2							
25 Ryan Raburn, R OBP: 0.241, SLG: 0.345										3	0	0	0	0	0	2							
39 Ramon Santiago, S OBP: 0.271, SLG: 0.288										2	1	0	0	2	0	0							
15 Brandon Inge, R OBP: 0.269, SLG: 0.272										3	1	1	2	1	0	1							
<b>Inning Stats</b>	R: 0 E: 0 K: 2 S: 8	H: 0 LOB: 0 BB: 0 P: 12	R: 0 E: 0 K: 0 S: 8	H: 0 LOB: 1 BB: 1 P: 15	R: 0 E: 0 K: 0 S: 11	H: 0 LOB: 0 BB: 0 P: 17	R: 1 E: 1 K: 1 S: 10	H: 3 LOB: 2 BB: 0 P: 22	R: 2 E: 1 K: 0 S: 16	H: 1 LOB: 2 BB: 2 P: 31	R: 2 E: 0 K: 0 S: 15	H: 1 LOB: 3 BB: 3 P: 30	R: 2 E: 0 K: 0 S: 15	H: 1 LOB: 3 BB: 3 P: 30	1B: 3 2B: 1 3B: 1 HR: 1	SF: 0 SAC: 1 DP: 1 HBP: 1	WP: 1 PB: 0 SB: 0 CS: 0	PA: 39					
<b>PITCHER</b>	IP WLS BF H R ER SO BB IBB HBP BLK WP HR S P ERA WHIP	6.2 L 2 0 0 0 0 1 0 0 0 1 0 4 10 " " " "	1.0 B 8 2 3 2 0 3 0 0 0 0 0 18 36 18.00 5.000	0.1 2 0 0 0 0 0 0 0 0 0 0 2 3 0.00 0.000																			

livebaseballscores.com

AB 35  
R 3  
H 8  
RBI 2  
BB 3  
SO 8  
LOB 26

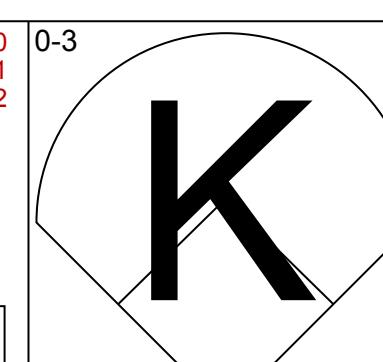
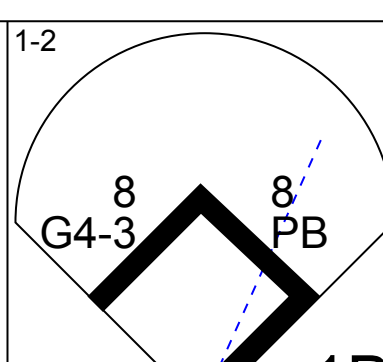
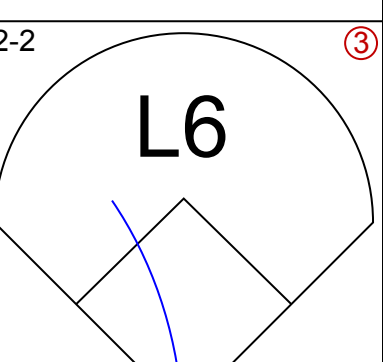
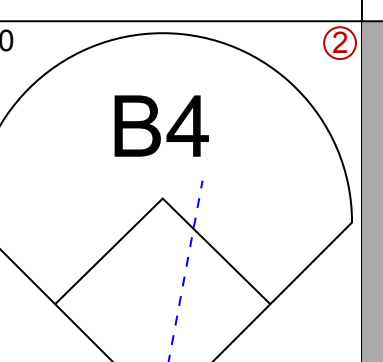
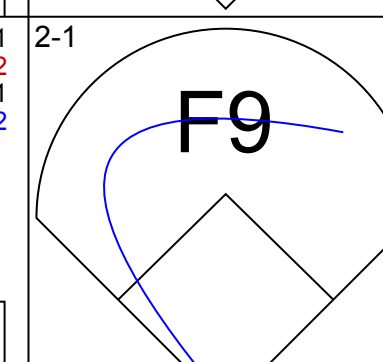
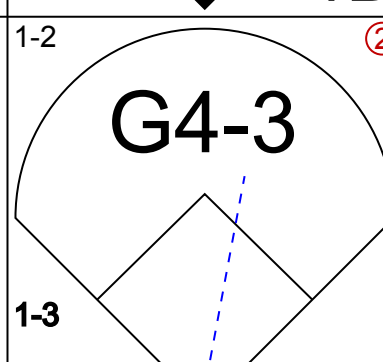
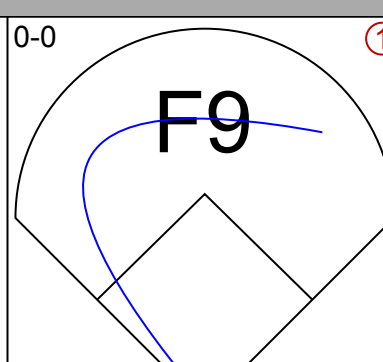
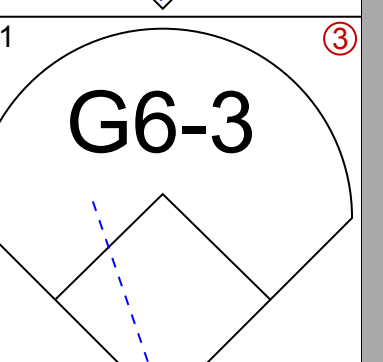
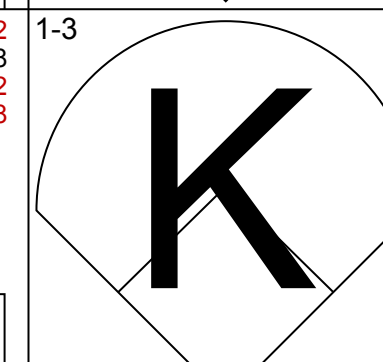
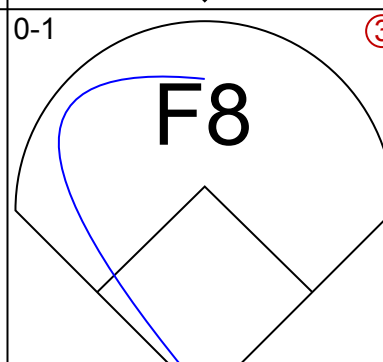
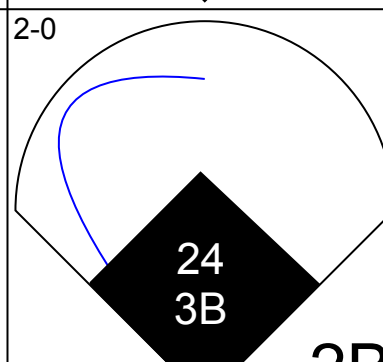
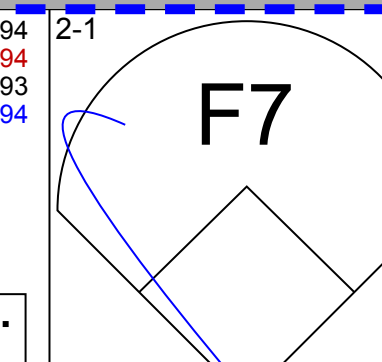
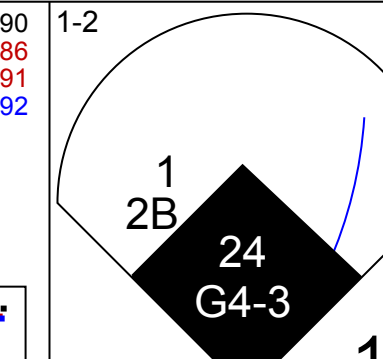
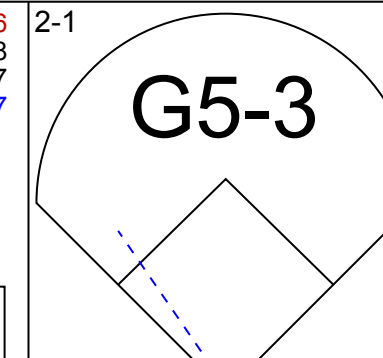
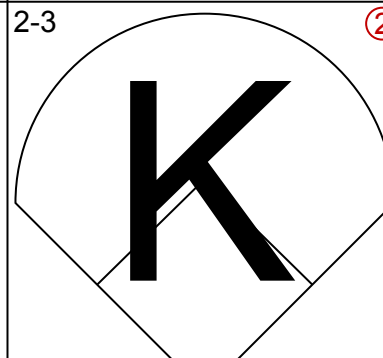
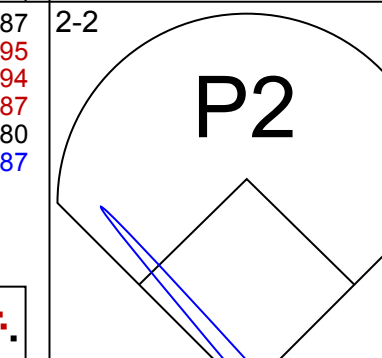
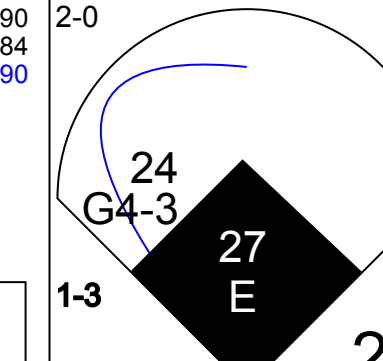
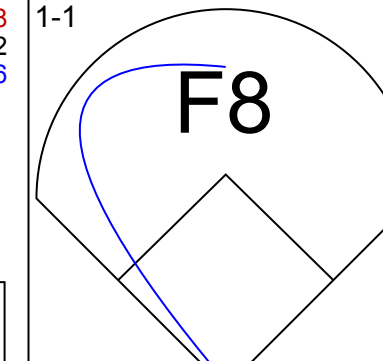
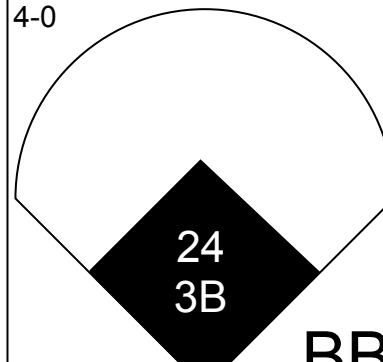
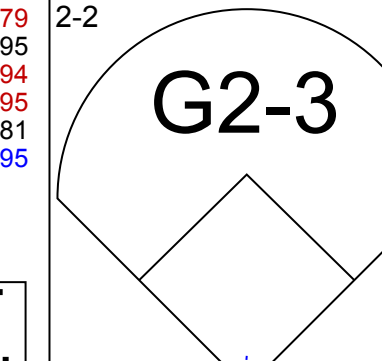
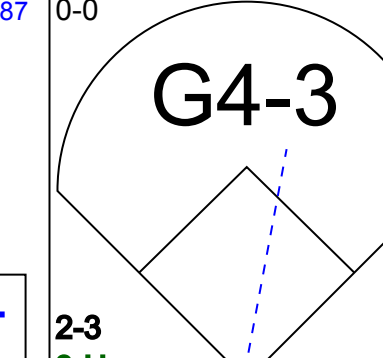
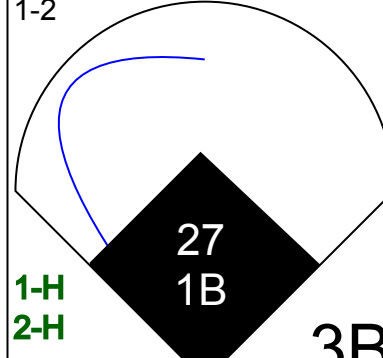
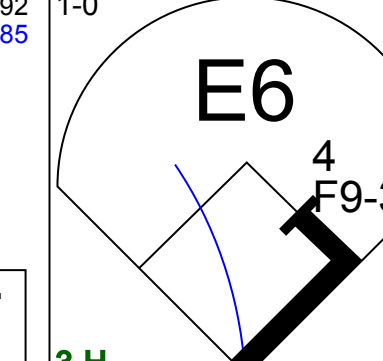
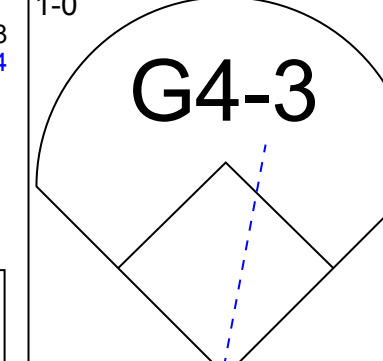
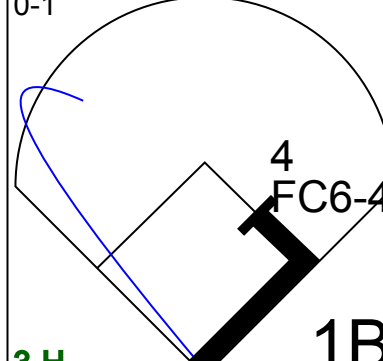

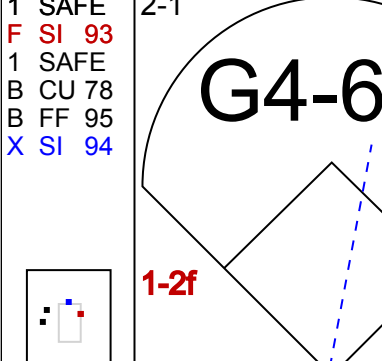
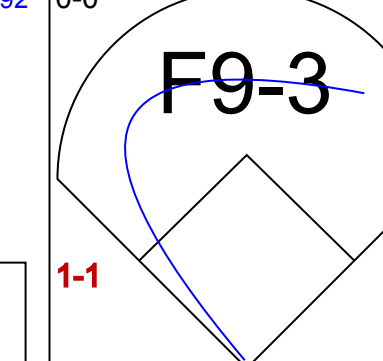
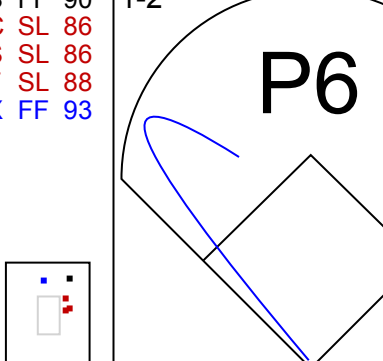
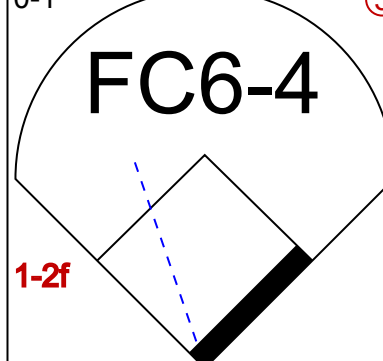
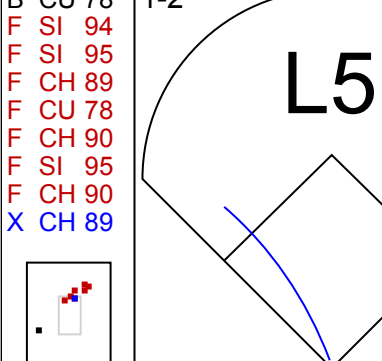

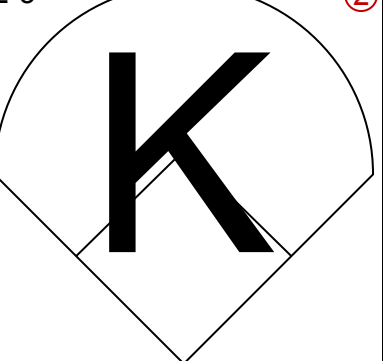
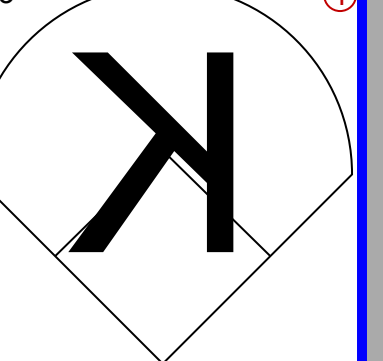
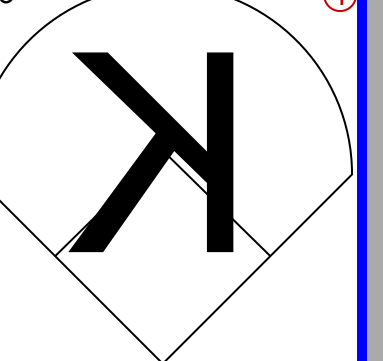
livebaseballscores.com

AB 29  
R 6  
H 6  
RBI 5  
BB 8  
SO 5  
LOB 13





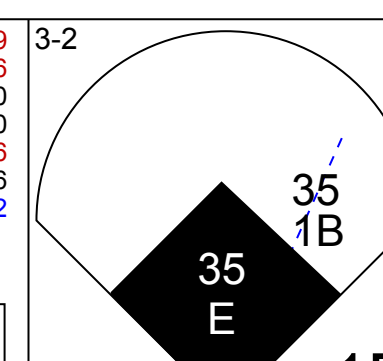
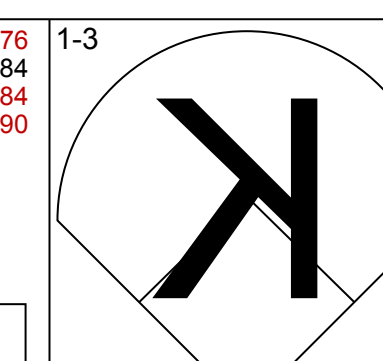
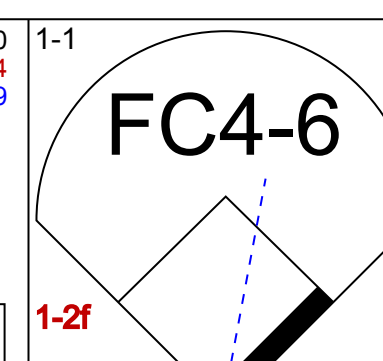
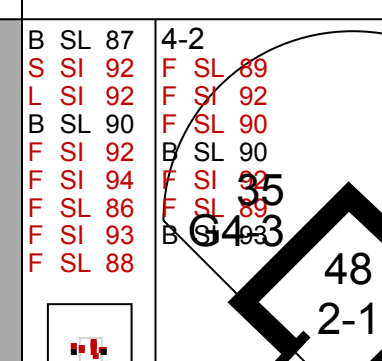
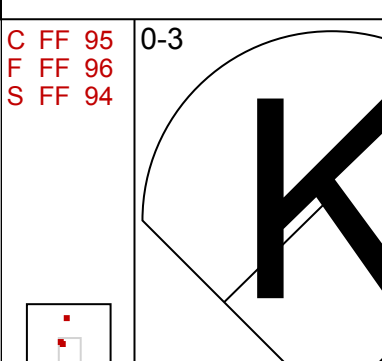
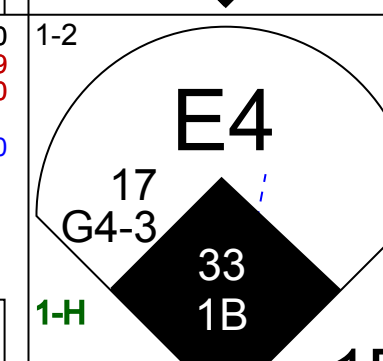
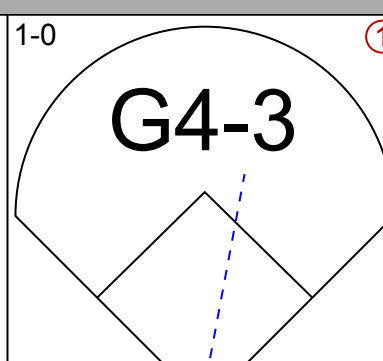
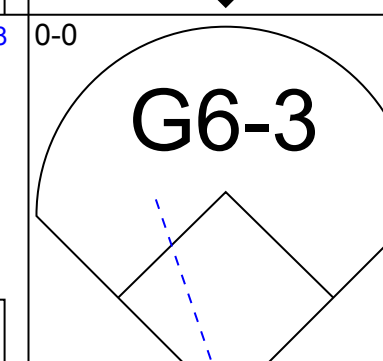
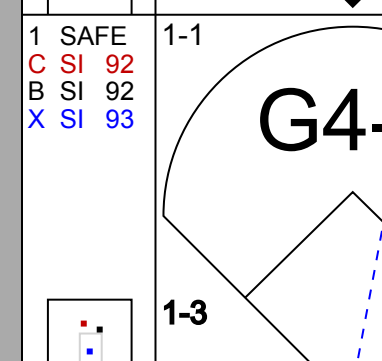
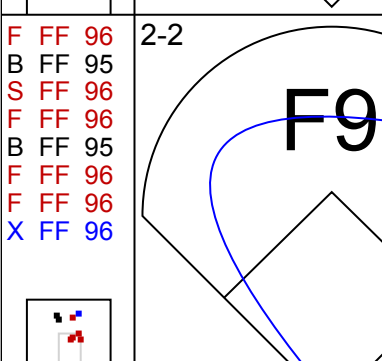
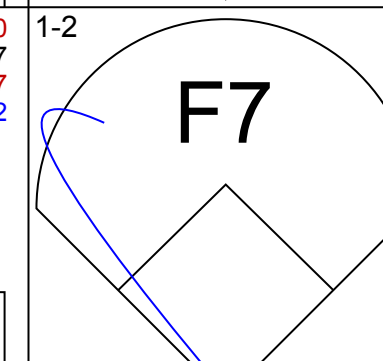
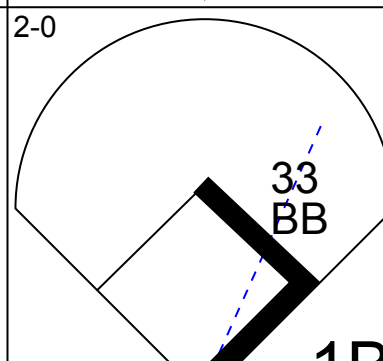
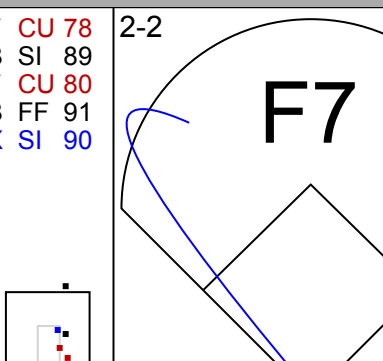
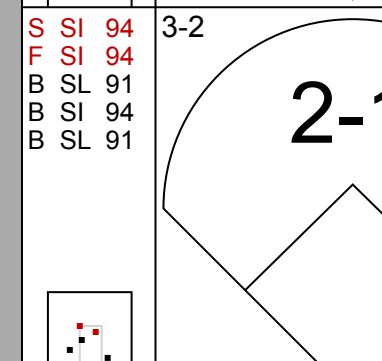
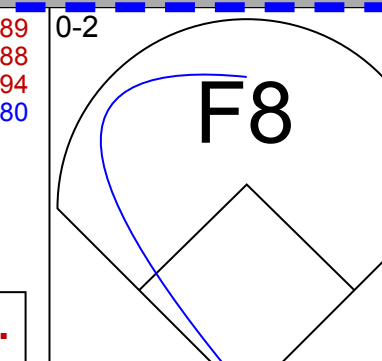
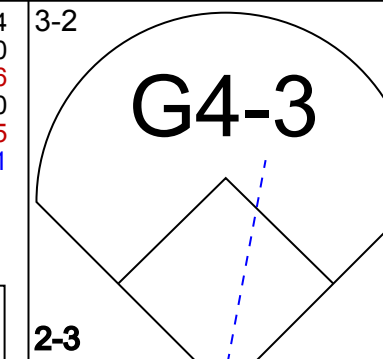
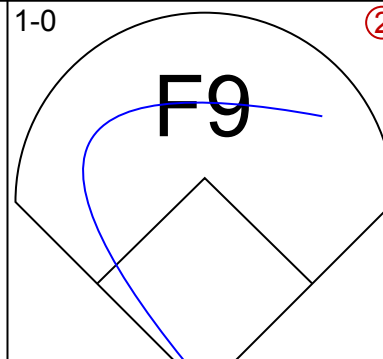
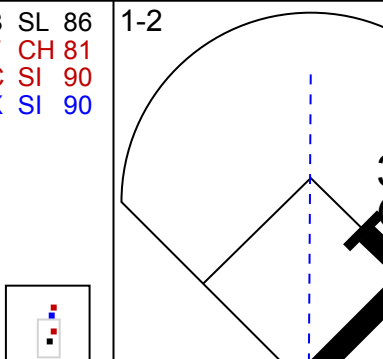

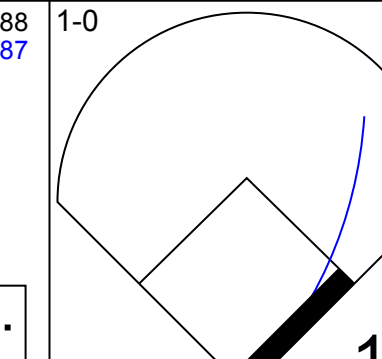
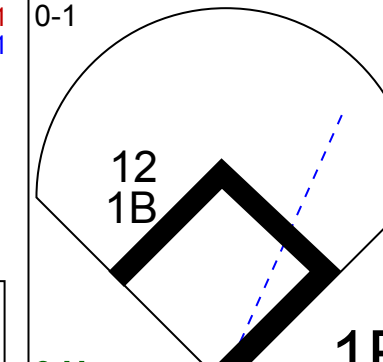
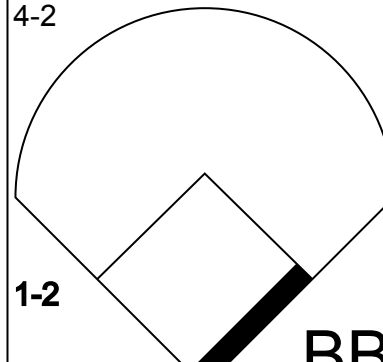
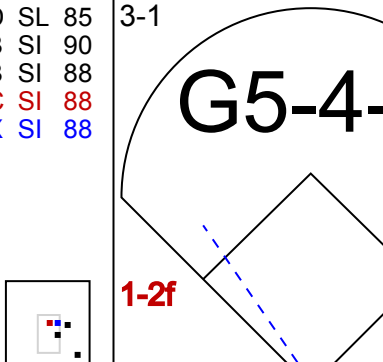
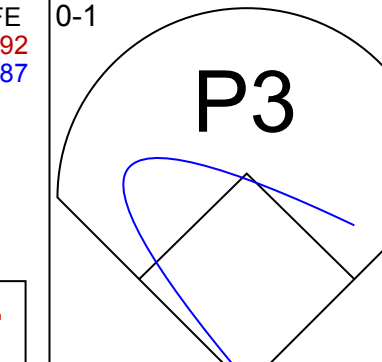
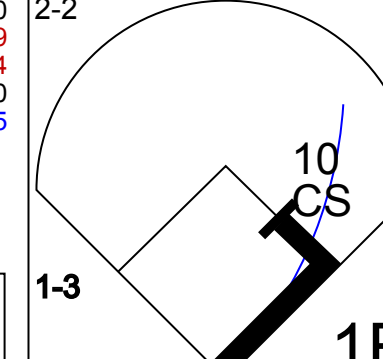
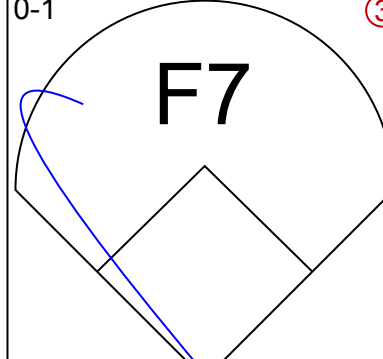
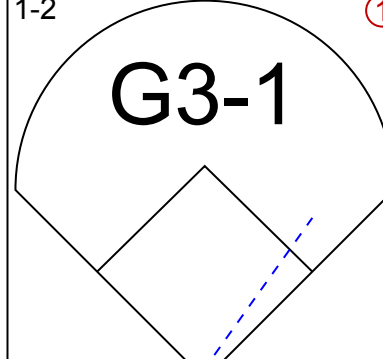
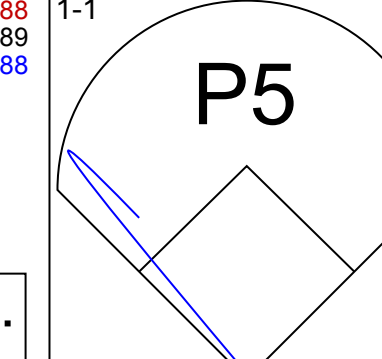
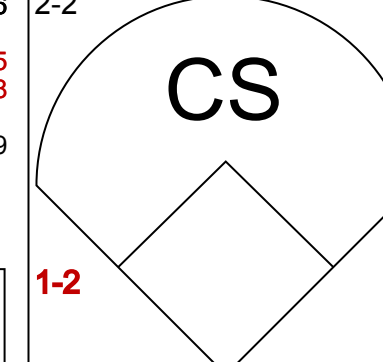
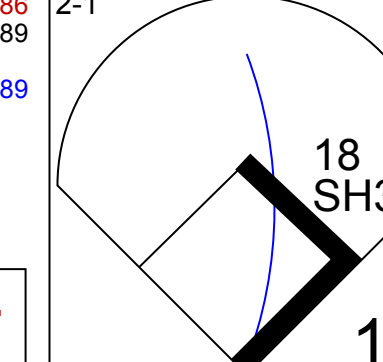
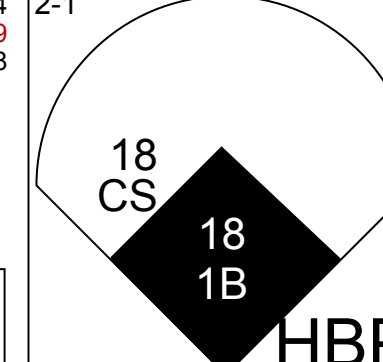
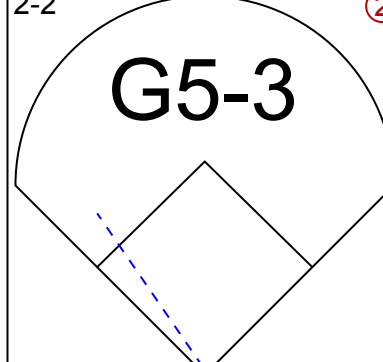
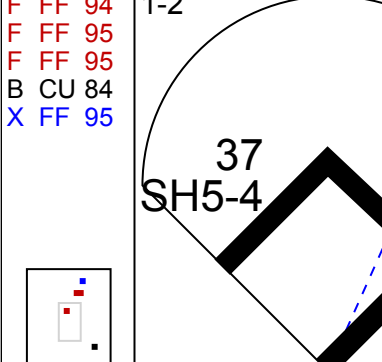
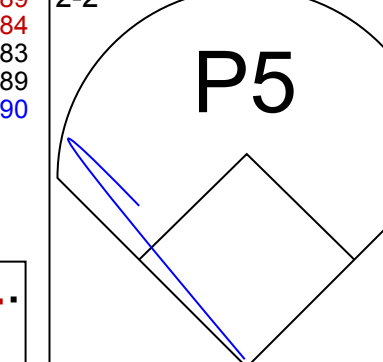
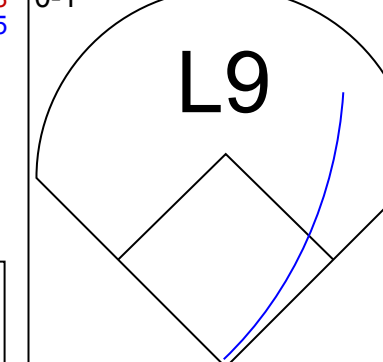
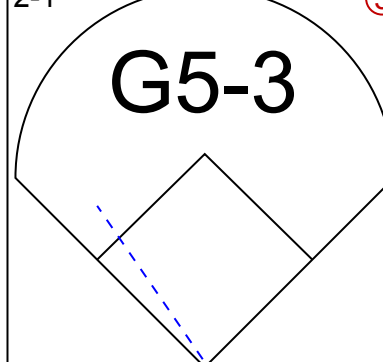
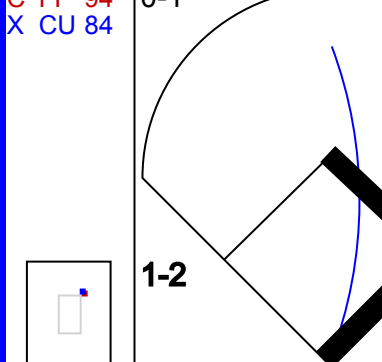
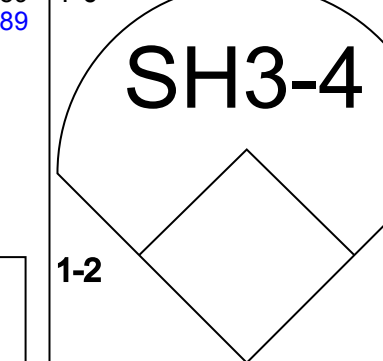
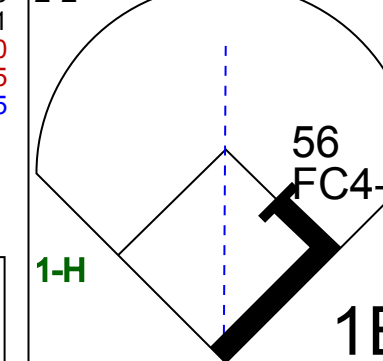
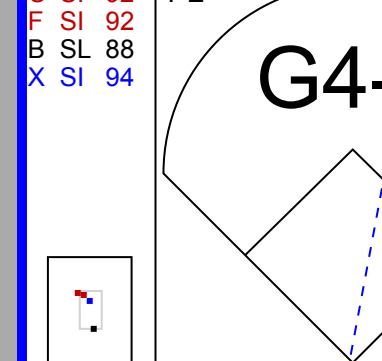
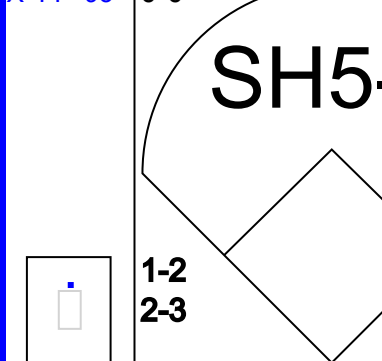


Batter	1	2	3	4	5	6	7	8	9	AB	R	H	RBI	BB	SO	LOB	TOP				
25 Will Venable, L (1,9) OBP: 0.316, SLG: 0.337										4	0	1	0	0	1	0					
8 Jason Bartlett, R (1,6) OBP: 0.305, SLG: 0.298										4	0	0	0	0	0	1					
7 Chase Headley, S (1,5) OBP: 0.393, SLG: 0.496										4	1	1	0	0	1	1					
47 Ryan Ludwick, R (1,7) OBP: 0.316, SLG: 0.389 37 Mike Adams, R (8,1) 21 Heath Bell, R (9,1)										4	1	1	0	0	1	1					
1 Orlando Hudson, S (1,4) OBP: 0.333, SLG: 0.301										3	2	1	0	1	0	0					
24 Cameron Maybin, R (1,8) OBP: 0.315, SLG: 0.411										4	1	3	3	0	0	1					
27 Anthony Rizzo, L (1,3) OBP: 0.318, SLG: 0.342										4	0	1	2	0	0	2					
4 Nick Hundley, R (1,2) OBP: 0.302, SLG: 0.327										4	0	0	0	0	0	2					
46 Tim Stauffer, R (1,1) OBP: 0.206, SLG: 0.188 15 Jesus Guzman, R (7,PH) OBP: 0.286, SLG: 0.471 50 Chad Qualls, R (7,1) 13 Chris Denorfia, R (8,7) OBP: 0.344, SLG: 0.421										2	0	0	0	0	2	0					
<b>Inning Stats</b>	R: 0 H: 0 E: 0 K: 2 S: 8	H: 0 LOB: 0 BB: 0 P: 11	R: 2 H: 2 E: 1 K: 0 S: 7	H: 2 LOB: 0 BB: 0 P: 11	R: 0 H: 1 E: 0 K: 1 S: 11	H: 1 LOB: 1 BB: 0 P: 15	R: 0 H: 0 E: 0 K: 0 S: 8	H: 0 LOB: 0 BB: 0 P: 11	R: 3 H: 3 E: 0 K: 1 S: 12	H: 3 LOB: 1 BB: 0 P: 21	R: 0 H: 0 E: 0 K: 1 S: 6	H: 0 LOB: 0 BB: 0 P: 8	R: 0 H: 0 E: 0 K: 0 S: 10	H: 0 LOB: 0 BB: 0 P: 16	R: 0 H: 1 E: 0 K: 0 S: 11	H: 1 LOB: 0 BB: 0 P: 14	1B: 5 2B: 3 3B: 1 HR: 0	SF: 0 SAC: 0 DP: 2 HBP: 0	WP: 0 PB: 1 SB: 1 CS: 0	PA: 35	
<b>PITCHER</b>	IP WLS BF H R ER SO BB IBB HBP BLK WP HR S P ERA WHIP	IP WLS BF H R ER SO BB IBB HBP BLK WP HR S P ERA WHIP	IP WLS BF H R ER SO BB IBB HBP BLK WP HR S P ERA WHIP	IP WLS BF H R ER SO BB IBB HBP BLK WP HR S P ERA WHIP	IP WLS BF H R ER SO BB IBB HBP BLK WP HR S P ERA WHIP	IP WLS BF H R ER SO BB IBB HBP BLK WP HR S P ERA WHIP	IP WLS BF H R ER SO BB IBB HBP BLK WP HR S P ERA WHIP	IP WLS BF H R ER SO BB IBB HBP BLK WP HR S P ERA WHIP	IP WLS BF H R ER SO BB IBB HBP BLK WP HR S P ERA WHIP	IP WLS BF H R ER SO BB IBB HBP BLK WP HR S P ERA WHIP	IP WLS BF H R ER SO BB IBB HBP BLK WP HR S P ERA WHIP	IP WLS BF H R ER SO BB IBB HBP BLK WP HR S P ERA WHIP	IP WLS BF H R ER SO BB IBB HBP BLK WP HR S P ERA WHIP	IP WLS BF H R ER SO BB IBB HBP BLK WP HR S P ERA WHIP	IP WLS BF H R ER SO BB IBB HBP BLK WP HR S P ERA WHIP	IP WLS BF H R ER SO BB IBB HBP BLK WP HR S P ERA WHIP	IP WLS BF H R ER SO BB IBB HBP BLK WP HR S P ERA WHIP	IP WLS BF H R ER SO BB IBB HBP BLK WP HR S P ERA WHIP	IP WLS BF H R ER SO BB IBB HBP BLK WP HR S P ERA WHIP	IP WLS BF H R ER SO BB IBB HBP BLK WP HR S P ERA WHIP	IP WLS BF H R ER SO BB IBB HBP BLK WP HR S P ERA WHIP

San Diego Padres @ San Francisco Giants  
AT&T Park, San Francisco, CA  
Tue Jul 05 2011, 7:16 PM - 10:04 PM PDT  
Att: 41,403 - Clear - 68 F

AB 34  
R 5  
H 8  
RBI 5  
BB 1  
SO 6  
LOB 8



Batter	1	2	3	4	5	6	7	8	9	AB	R	H	RBI	BB	SO	LOB	BOTTOM				
56 Andres Torres, S (1,8) OBP: 0.317, SLG: 0.347										4	1	1	0	1	2	5					
35 Brandon Crawford, L (1,6) OBP: 0.341, SLG: 0.319										5	1	1	0	0	0	5					
48 Pablo Sandoval, S (1,5) OBP: 0.341, SLG: 0.503										4	0	1	0	0	0	1					
17 Aubrey Huff, L (1,3) OBP: 0.298, SLG: 0.376										4	0	2	0	0	2						
33 Aaron Rowand, R (1,7) OBP: 0.304, SLG: 0.357										3	0	1	1	1	0	2					
12 Nate Schierholz, L (1,9) OBP: 0.328, SLG: 0.404										4	0	1	0	0	0	3					
10 Miguel Tejada, R (1,4) OBP: 0.272, SLG: 0.327										3	1	2	0	0	0	0					
22 Eli Whiteside, R (1,2) OBP: 0.301, SLG: 0.354 5 Pat Burrell, R (9,PH) OBP: 0.349, SLG: 0.436 6 Bill Hall, R (9,FR) OBP: 0.265, SLG: 0.319										3	0	0	0	0	0	2					
18 Matt Cain, R (1,1) OBP: 0.135, SLG: 0.139 2 Emmanuel Burriss, S (7,PH) OBP: 0.255, SLG: 0.237 46 Santiago Casilla, L (8,1) 41 Jeremy Affeldt, L (9,1) 37 Chris Stewart, R (9,PH) OBP: 0.278, SLG: 0.269										1	0	1	1	0	0	0					
<b>Inning Stats</b>	R: 2 H: 4 E: 1 K: 0 S: 20	H: 1 LOB: 1 BB: 0 P: 32	R: 0 H: 1 E: 0 K: 1 S: 9	H: 1 LOB: 1 BB: 0 P: 15	R: 0 H: 1 E: 0 K: 0 S: 9	H: 1 LOB: 2 BB: 1 P: 14	R: 0 H: 0 E: 0 K: 0 S: 8	H: 0 LOB: 0 BB: 0 P: 14	R: 0 H: 0 E: 0 K: 0 S: 19	H: 0 LOB: 1 BB: 1 P: 28	R: 0 H: 1 E: 0 K: 0 S: 9	H: 1 LOB: 1 BB: 0 P: 11	R: 0 H: 2 E: 0 K: 1 S: 16	H: 2 LOB: 3 BB: 0 P: 19	1B: 11 2B: 0 3B: 0 HR: 0	SF: 0 SAC: 2 DP: 1 HBP: 1	WP: 0 PB: 0 SB: 1 CS: 2	PA: 39			
<b>PITCHER</b>	IP WLS BF H R ER SO BB IBB HBP BLK WP HR S P ERA WHIP	IP WLS BF H R ER SO BB IBB HBP BLK WP HR S P ERA WHIP	IP WLS BF H R ER SO BB IBB HBP BLK WP HR S P ERA WHIP	IP WLS BF H R ER SO BB IBB HBP BLK WP HR S P ERA WHIP	IP WLS BF H R ER SO BB IBB HBP BLK WP HR S P ERA WHIP	IP WLS BF H R ER SO BB IBB HBP BLK WP HR S P ERA WHIP	IP WLS BF H R ER SO BB IBB HBP BLK WP HR S P ERA WHIP	IP WLS BF H R ER SO BB IBB HBP BLK WP HR S P ERA WHIP	IP WLS BF H R ER SO BB IBB HBP BLK WP HR S P ERA WHIP	IP WLS BF H R ER SO BB IBB HBP BLK WP HR S P ERA WHIP	IP WLS BF H R ER SO BB IBB HBP BLK WP HR S P ERA WHIP	IP WLS BF H R ER SO BB IBB HBP BLK WP HR S P ERA WHIP	IP WLS BF H R ER SO BB IBB HBP BLK WP HR S P ERA WHIP	IP WLS BF H R ER SO BB IBB HBP BLK WP HR S P ERA WHIP	IP WLS BF H R ER SO BB IBB HBP BLK WP HR S P ERA WHIP	IP WLS BF H R ER SO BB IBB HBP BLK WP HR S P ERA WHIP	IP WLS BF H R ER SO BB IBB HBP BLK WP HR S P ERA WHIP	IP WLS BF H R ER SO BB IBB HBP BLK WP HR S P ERA WHIP	IP WLS BF H R ER SO BB IBB HBP BLK WP HR S P ERA WHIP	IP WLS BF H R ER SO BB IBB HBP BLK WP HR S P ERA WHIP	IP WLS BF H R ER SO BB IBB HBP BLK WP HR S P ERA WHIP

San Diego Padres @ San Francisco Giants  
AT&T Park, San Francisco, CA  
Tue Jul 05 2011, 7:16 PM - 10:04 PM PDT  
Att: 41,403 - Clear - 68 F

AB 33  
R 3  
H 11  
RBI 2  
BB 2  
SO 2  
LOB 20





Batter	1	2	3	4	5	6	7	8	9	10	11	12	13	14	AB	R	H	RBI	BB	SO	LOB	TOP		
13 Chris Denorfia, R OBP: 0.342, SLG: 0.422 (1.9), (9.7)															7	1	2	0	0	3	0			
8 Jason Bartlett, R OBP: 0.309, SLG: 0.300 (1.6)															5	1	2	0	1	1	1			
7 Chase Headley, S OBP: 0.392, SLG: 0.404 (1.5)															4	1	1	1	1	2	3			
47 Ryan Ludwick, R 57 Luke Gregerson, L 44 Josh Spence, L 14 Alberto Gonzalez, R 39 Ernesto Frieri, R 34 Pat Neshek, S (11.7), (9.1), (11.1), (12.9), (12.1), (14.1)															4	0	1	2	1	1	3			
24 Cameron Maybin, R OBP: 0.331, SLG: 0.413 (1.8)															6	1	1	0	0	2	3			
15 Jesus Guzman, R OBP: 0.289, SLG: 0.486 (1.3)															3	0	1	1	0	1	1			
27 Anthony Rizzo, L OBP: 0.308, SLG: 0.329 (7.3)															3	0	0	0	0	2	0			
1 Orlando Hudson, S OBP: 0.333, SLG: 0.302 (1.4)															6	1	2	0	0	1	1			
32 Rob Johnson, R OBP: 0.224, SLG: 0.255 (1.2)															4	0	1	1	0	3	2			
16 Kyle Phillips, L OBP: 0.303, SLG: 0.373 (11.2)															2	0	0	0	0	1	0			
26 Dustin Moseley, R 37 Mike Adams, R 25 Will Venable, L OBP: 0.311, SLG: 0.332 (9.9), (8.1), (9.9)															3	0	0	0	0	0	3			
<b>Inning Stats</b>	R: 2 E: 0 K: 2 S: 14	H: 3 LOB: 1 BB: 0 P: 22	R: 0 E: 1 K: 1 S: 8	H: 1 LOB: 0 BB: 0 P: 9	R: 1 E: 0 K: 1 S: 10	H: 2 LOB: 1 BB: 0 P: 17	R: 0 E: 0 K: 1 S: 7	H: 0 LOB: 1 BB: 1 P: 12	R: 0 E: 0 K: 1 S: 14	H: 0 LOB: 2 BB: 0 P: 23	R: 0 E: 0 K: 1 S: 9	H: 2 LOB: 2 BB: 0 P: 12	R: 0 E: 0 K: 1 S: 6	H: 0 LOB: 0 BB: 0 P: 7	R: 0 E: 0 K: 2 S: 9	H: 0 LOB: 0 BB: 0 P: 13	R: 0 E: 0 K: 1 S: 8	H: 2 LOB: 2 BB: 0 P: 10	R: 0 E: 0 K: 2 S: 9	H: 0 LOB: 0 BB: 0 P: 13	1B: 7 2B: 4 3B: 1 HR: 0	SF: 1 SAC: 0 DP: 1 HBP: 0	WP: 0 PB: 0 SB: 4 CS: 0	PA: 55
<b>PITCHER</b>	IP ERA WLS BF H R ER SO BB IBB HBP BLK WP HR S P ERA WHIP	40 Madison Bumgarner, L ERA: 3.87	52 Ramon E Ramirez, R ERA: 2.6	59 Guillermo Mota, R ERA: 4.4	38 Brian Wilson, R ERA: 2.88	54 Sergio Romo, R ERA: 2.2	<b>PITCHER</b>	49 Javier López, L ERA: 2.16																
<b>Batter</b>	1	2	3	4	5	6	7	8	9	10	11	12	13	14	AB	R	H	RBI	BB	SO	LOB	BOTTOM		
56 Andres Torres, S OBP: 0.322, SLG: 0.362 (1.8)															6	2	3	0	0	3	0			
35 Brandon Crawford, L OBP: 0.307, SLG: 0.319 (1.6)															6	1	2	0	0	2	2			
48 Pablo Sandoval, S OBP: 0.346, SLG: 0.506 (1.5)															5	1	2	3	1	2	0			
17 Aubrey Huff, L OBP: 0.296, SLG: 0.372 (1.3)															6	0	1	0	0	3	4			
10 Miguel Tejada, R OBP: 0.289, SLG: 0.322 (9.1)															4	0	0	0	0	0	2			
38 Brian Wilson, R 2 Emmanuel Burriss, S OBP: 0.286, SLG: 0.233 (11.4)															2	0	0	0	0	1	3			
12 Nate Schierholz, L OBP: 0.330, SLG: 0.440 (1.9)															6	2	3	3	0	1	0			
33 Aaron Rowand, R OBP: 0.302, SLG: 0.358 (1.7)															5	0	1	0	0	1	1			
37 Chris Stewart, R OBP: 0.288, SLG: 0.250 (1.2)															4	0	0	0	0	0	1			
13 Cody Ross, R OBP: 0.359, SLG: 0.425 (12.1PH)															1	0	0	0	0	0	0			
22 Eli Whiteside, R OBP: 0.301, SLG: 0.354 (13.2)															0	0	0	0	0	0	0			
40 Madison Bumgarner, R 52 Ramon E Ramirez, R 59 Guillermo Mota, R 6 Brian Wilson, R 38 Brian Wilson, R 54 Sergio Romo, R (11.1), (9.1), (12.9), (12.1), (14.1)															2	0	0	0	0	0	2			
<b>Inning Stats</b>	R: 1 E: 0 K: 1 S: 8	H: 1 LOB: 1 BB: 0 P: 15	R: 0 E: 0 K: 3 S: 8	H: 0 LOB: 0 BB: 0 P: 8	R: 0 E: 0 K: 0 S: 8	H: 1 LOB: 1 BB: 1 P: 18	R: 0 E: 0 K: 1 S: 7	H: 3 LOB: 1 BB: 0 P: 15	R: 0 E: 0 K: 0 S: 11	H: 0 LOB: 0 BB: 0 P: 10	R: 0 E: 0 K: 3 S: 9	H: 1 LOB: 0 BB: 0 P: 10	R: 0 E: 0 K: 1 S: 8	H: 2 LOB: 2 BB: 0 P: 22	R: 1 E: 0 K: 0 S: 4	H: 1 LOB: 0 BB: 0 P: 5	1B: 5 2B: 5 3B: 0 HR: 2	SF: 0 SAC: 0 DP: 1 HBP: 0	WP: 0 PB: 0 SB: 0 CS: 0	PA: 51				
<b>PITCHER</b>	IP ERA WLS BF H R ER SO BB IBB HBP BLK WP HR S P ERA WHIP	26 Dustin Moseley, R ERA: 3.21	37 Mike Adams, R ERA: 1.35	57 Luke Gregerson, R ERA: 2.45	44 Josh Spence, L ERA: 2.45	39 Ernesto Frieri, R ERA: 3.19	<b>PITCHER</b>	34 Pat Neshek, R ERA: 3.88																

San Diego Padres @ San Francisco Giants  
AT&T Park, San Francisco, CA  
Wed Jul 06 2011, 7:16 PM - 11:07 PM PDT  
Att. 41,916 - Clear - 68 F

AB 51  
R 5  
H 11  
RBI 5  
BB 3  
SO 19  
LOB 17



San Diego Padres @ San Francisco Giants  
AT&T Park, San Francisco, CA  
Wed Jul 06 2011, 7:16 PM - 11:07 PM PDT  
Att. 41,916 - Clear - 68 F

AB 50  
R 6  
H 12  
RBI 6  
BB 1  
SO 17  
LOB 15









Batter	1	2	3	4	5	6	7	8	9	AB	R	H	RBI	BB	SO	LOB	TOP																		
16 Ángel Pagán, S OBP: 0.333, SLG: 0.369										5	2	1	2	0	0	2	<b>New York Mets @ San Francisco Giants</b> AT&T Park, San Francisco, CA Fri Jul 08 2011, 7:18 PM - 10:17 PM PDT Att: 41,028 - Clear - 60 F																		
2 Justin Turner, R OBP: 0.322, SLG: 0.342										5	0	0	0	0	0	1																			
15 Carlos Beltrán, S OBP: 0.375, SLG: 0.506										5	1	3	1	0	1	0																			
28 Daniel Murphy, L OBP: 0.348, SLG: 0.428										4	0	3	0	0	0	0																			
44 Jason Bay, R OBP: 0.330, SLG: 0.348										3	0	0	0	2	1	5																			
21 Lucas Duda, L OBP: 0.283, SLG: 0.333										2	0	0	0	1	1	1																			
6 Nick Evans, R OBP: 0.273, SLG: 0.059										2	0	1	1	0	0	0																			
30 Josh Thole, L OBP: 0.345, SLG: 0.318										4	0	0	0	1	0	5																			
11 Rubén Tejada, R OBP: 0.351, SLG: 0.297										3	1	1	0	1	1	2																			
43 R.A. Dickey, R OBP: 0.138, SLG: 0.107										2	0	1	0	0	0	0																			
40 Tim Byrdak, L										0	0	0	0	0	0	0																			
27 Pedro Beato, R										0	0	0	0	0	0	0																			
12 Scott Hairston, R										1	1	1	1	0	0	0																			
75 Francisco Rodríguez, R										0	0	0	0	0	0	0																			
<b>Inning Stats</b>	R: 0 E: 0 K: 1 S: 6	H: 0 LOB: 0 BB: 0 P: 11	R: 0 E: 0 K: 0 S: 10	H: 0 LOB: 2 BB: 2 P: 22	R: 0 E: 0 K: 0 S: 6	H: 0 LOB: 0 BB: 0 P: 9	R: 0 E: 0 K: 0 S: 7	H: 1 LOB: 2 BB: 2 P: 17	R: 2 E: 0 K: 0 S: 14	H: 4 LOB: 2 BB: 0 P: 19	R: 0 E: 0 K: 1 S: 16	H: 1 LOB: 2 BB: 1 P: 23	R: 0 E: 0 K: 0 S: 8	H: 1 LOB: 0 BB: 0 P: 14	R: 0 E: 0 K: 1 S: 5	H: 0 LOB: 0 BB: 0 P: 7	R: 3 E: 1 K: 1 S: 23	H: 4 LOB: 2 BB: 0 P: 36	1B: 8 2B: 1 3B: 0 HR: 2	SF: 0 SAC: 2 DP: 1 HBP: 0	WP: 0 PB: 0 SB: 1 CS: 0	PA: 43													
<b>PITCHER</b>	IP WLS BF H R ER SO BB IBB HBP BLK WP HR S P ERA WHIP																																		
32 Ryan Vogelsong, R ERA: 2.17	7.0	32	7	2	2	2	5	0	0	0	0	0	0	0	1	67	115	2.57	1.714																
49 Javier López, L ERA: 2.1	1.0	3	0	0	0	1	0	0	0	0	0	0	0	0	5	7	0.00	0.000																	
38 Brian Wilson, R ERA: 3.0	0.1	L	3	1	2	2	0	0	0	0	0	0	0	1	11	17	54.00	3.000																	
41 Jeremy Affeldt, L ERA: 3.35	0.0	2	2	0	0	0	0	0	0	0	0	0	0	2	3	∞	∞																		
52 Ramon E Ramirez, R ERA: 2.55	0.2	3	1	1	0	1	0	0	0	0	0	0	0	10	16	0.00	1.500																		



Batter	1	2	3	4	5	6	7	8	9	AB	R	H	RBI	BB	SO	LOB	BOTTOM																	
56 Andres Torres, S OBP: 0.320, SLG: 0.360										4	0	1	0	0	1	3	<b>New York Mets @ San Francisco Giants</b> AT&T Park, San Francisco, CA Fri Jul 08 2011, 7:18 PM - 10:17 PM PDT Att: 41,028 - Clear - 60 F																	
35 Brandon Crawford, L OBP: 0.298, SLG: 0.369										4	0	0	0	0	1	4																		
48 Pablo Sandoval, S OBP: 0.342, SLG: 0.500										4	1	1	0	0	0	2																		
17 Aubrey Huff, L OBP: 0.290, SLG: 0.364										4	0	0	0	0	0	1																		
12 Nate Schierholtz, L OBP: 0.333, SLG: 0.453										2	1	1	2	1	1	0																		
33 Aaron Rowand, R OBP: 0.292, SLG: 0.346										4	0	0	0	0	0	1																		
10 Miguel Tejada, R OBP: 0.275, SLG: 0.329										4	0	1	0	0	1	0																		
22 Eli Whiteside, R OBP: 0.308, SLG: 0.387										4	0	1	0	0	1	3																		
32 Ryan Vogelsong, R ERA: 2.17	7.0	30	7	2	2	4	0	0	0	0	0	0	0	0	0	0																		
13 Cody Ross, R ERA: 3.61	0.1	2	0	0	0	0	1	0	0	0	0	0	0	0	0	0																		
2 Emmanuel Burriss, S OBP: 0.276, SLG: 0.229	0.2	W	1	0	0	0	0	0	0	0	0	0	0	0	0	0																		
49 Javier López, L ERA: 2.1	0.1	S	3	0	0	0	0	0	0	0	0	0	0	0	0	0																		
38 Brian Wilson, R ERA: 3.0	0.0	2	2	0	0	0	0	0	0	0	0	0	0	0	0	0																		
41 Jeremy Affeldt, L ERA: 3.35	0.0	2	2	0	0	0	0	0	0	0	0	0	0	0	0	0																		
52 Ramon E Ramirez, R ERA: 2.55	0.2	3	1	1	0	1	0	0	0	0	0	0	0	0	0	0																		
5 Pat Burrell, R OBP: 0.345, SLG: 0.429	0.0	0	0	0	0	0	0	0	0	0	0	0	0	0	0	0																		
<b>Inning Stats</b>	R: 0 E: 0 K: 1 S: 9	H: 0 LOB: 0 BB: 0 P: 13	R: 0 E: 0 K: 1 S: 8	H: 0 LOB: 0 BB: 0 P: 11	R: 0 E: 0 K: 1 S: 11	H: 2 LOB: 2 BB: 0 P: 14	R: 1 E: 1 K: 0 S: 10	H: 2 LOB: 2 BB: 0 P: 16	R: 0 E: 0 K: 0 S: 10	H: 1 LOB: 1 BB: 0 P: 14	R: 1 E: 0 K: 1 S: 10	H: 1 LOB: 1 BB: 0 P: 10	R: 0 E: 0 K: 0 S: 6	H: 1 LOB: 0 BB: 0 P: 8	R: 0 E: 0 K: 0 S: 3	H: 0 LOB: 0 BB: 1 P: 7	R: 0 E: 0 K: 1 S: 6	H: 0 LOB: 0 BB: 0 P: 7	1B: 5 2B: 1 3B: 0 HR: 1	SF: 1 SAC: 0 DP: 1 HBP: 0	WP: 0 PB: 2 SB: 1 CS: 0	PA: 36												
<b>PITCHER</b>	IP WLS BF H R ER SO BB IBB HBP BLK WP HR S P ERA WHIP																																	
43 R.A. Dickey, R ERA: 3.61	7.0	30	7	2	2	4	0	0	0	0	0	0	0	0	0	0	2.57	1.000																
40 Tim Byrdak, L ERA: 4.09	0.1	2	0	0	0	0	1	0	0	0	0	0	0	0	0	0	0.00	3.000																
27 Pedro Beato, R ERA: 3.38	0.2	W	1	0	0	0	0	0	0	0	0	0	0	0	0	0	0.00	0.000																
75 Francisco Rodríguez, R ERA: 3.16	1.0	S	3	0	0	0	0	0	0	0	0	0	0	0	0	0	0.00	0.000																



Batter	1	2	3	4	5	6	7	8	9	AB	R	H	RBI	BB	SO	LOB	TOP
16 Angel Pagán, S OBP: 0.328, SLG: 0.362	G3		G3		K		L5			4	0	0	0	0	1	0	<b>New York Mets @ San Francisco Giants</b> AT&T Park, San Francisco, CA Sat Jul 09 2011, 6:06 PM - 8:46 PM PDT Att. 42,117 - Clear - 60 F
2 Justin Turner, R OBP: 0.321, SLG: 0.345	G5-3		F9				F9			4	0	1	0	0	0	0	
15 Carlos Beltrán, S OBP: 0.379, SLG: 0.509	2B				BB				E6	2	1	1	0	2	0	0	
28 Daniel Murphy, L OBP: 0.347, SLG: 0.429	2B		G3						G6-4-3	4	0	1	1	0	1	4	
44 Jason Bay, R OBP: 0.325, SLG: 0.342	F8				K				K	4	0	0	0	0	2	1	
21 Lucas Duda, L OBP: 0.275, SLG: 0.323	G3		G3		K		G5-3		G5-3	3	0	0	0	0	1	0	
6 Nick Evans, R OBP: 0.261, SLG: 0.056										1	0	0	0	0	0	0	
30 Josh Thole, L OBP: 0.350, SLG: 0.325			G6-3							2	0	1	0	1	0	0	
9 Ronny Paulino, R OBP: 0.364, SLG: 0.405					BB				K	1	0	0	0	0	1	0	
11 Rubén Tejeda, R OBP: 0.354, SLG: 0.293					F9					2	0	0	0	2	1	2	
38 Chris Capuano, L OBP: 0.074, SLG: 0.148										2	0	0	0	0	1	1	
22 Willie Harris, L OBP: 0.345, SLG: 0.317	P5									1	0	0	0	0	0	0	
39 Bobby Parnell, R OBP: 0.319, SLG: 0.358										0	0	0	0	0	0	0	
40 Tim Byrdak, L OBP: 0.289, SLG: 0.298										1	0	0	0	0	1	1	
12 Scott Hairston, R OBP: 0.326, SLG: 0.463										1	0	0	0	0	1	1	
<b>Inning Stats</b>	R: 1 E: 0 K: 0 S: 12	H: 2 LOB: 1 BB: 0 P: 15	R: 0 E: 0 K: 0 S: 11	H: 0 LOB: 1 BB: 1 P: 18	R: 0 E: 0 K: 0 S: 8	H: 0 LOB: 1 BB: 1 P: 17	R: 0 E: 0 K: 2 S: 10	H: 1 LOB: 2 BB: 1 P: 28	R: 0 E: 0 K: 1 S: 11	H: 0 LOB: 0 BB: 0 P: 10	R: 0 E: 1 K: 1 S: 6	H: 0 LOB: 0 BB: 0 P: 6	R: 0 E: 0 K: 2 S: 14	H: 0 LOB: 1 BB: 1 P: 23	1B: 0 2B: 4 3B: 0 HR: 0	SF: 0 SAC: 0 DP: 1 HBP: 0	WP: 0 PA: 36 PB: 0 SB: 0 CS: 0
<b>PITCHER</b>	IP WLS BF H R ER SO BB IBB HBP BLK WP HR S P ERA WHIP	IP WLS BF H R ER SO BB IBB HBP BLK WP HR S P ERA WHIP	IP WLS BF H R ER SO BB IBB HBP BLK WP HR S P ERA WHIP	IP WLS BF H R ER SO BB IBB HBP BLK WP HR S P ERA WHIP	IP WLS BF H R ER SO BB IBB HBP BLK WP HR S P ERA WHIP	IP WLS BF H R ER SO BB IBB HBP BLK WP HR S P ERA WHIP	IP WLS BF H R ER SO BB IBB HBP BLK WP HR S P ERA WHIP	IP WLS BF H R ER SO BB IBB HBP BLK WP HR S P ERA WHIP	IP WLS BF H R ER SO BB IBB HBP BLK WP HR S P ERA WHIP	IP WLS BF H R ER SO BB IBB HBP BLK WP HR S P ERA WHIP	IP WLS BF H R ER SO BB IBB HBP BLK WP HR S P ERA WHIP	IP WLS BF H R ER SO BB IBB HBP BLK WP HR S P ERA WHIP	IP WLS BF H R ER SO BB IBB HBP BLK WP HR S P ERA WHIP	IP WLS BF H R ER SO BB IBB HBP BLK WP HR S P ERA WHIP	IP WLS BF H R ER SO BB IBB HBP BLK WP HR S P ERA WHIP	IP WLS BF H R ER SO BB IBB HBP BLK WP HR S P ERA WHIP	IP WLS BF H R ER SO BB IBB HBP BLK WP HR S P ERA WHIP

Batter	1	2	3	4	5	6	7	8	9	AB	R	H	RBI	BB	SO	LOB	BOTTOM		
33 Aaron Rowand, R OBP: 0.295, SLG: 0.348	1B		G5-3		FC1-6					4	1	2	0	0	0	1	<b>New York Mets @ San Francisco Giants</b> AT&T Park, San Francisco, CA Sat Jul 09 2011, 6:06 PM - 8:46 PM PDT Att. 42,117 - Clear - 60 F		
10 Miguel Tejada, R OBP: 0.275, SLG: 0.328	FC4-6				F7					4	1	1	0	0	1	2			
49 Javier López, L	1B		K							0	0	0	0	0	0	0			
54 Sergio Romo, R	1B									0	0	0	0	0	0	0			
48 Pablo Sandoval, S OBP: 0.345, SLG: 0.505	2B		G3		1B					4	1	2	1	0	0	1			
5 Pat Burrell, R OBP: 0.345, SLG: 0.424	BB				P5					2	0	0	0	1	1	2			
56 Andres Torres, S	BB									1	0	0	0	0	0	1			
12 Nate Schierholz, L OBP: 0.332, SLG: 0.450	1B		G3		F8					4	0	1	1	0	0	0			
17 Aubrey Huff, L OBP: 0.290, SLG: 0.361	FC4-6									3	0	0	1	1	0	2			
37 Chris Stewart, R OBP: 0.273, SLG: 0.241	BB				K					2	0	0	0	2	1	1			
35 Brandon Crawford, L OBP: 0.289, SLG: 0.298	F8				K					4	0	0	0	0	1	5			
55 Tim Lincecum, L OBP: 0.139, SLG: 0.061										1	0	0	0	1	1	0			
46 Santiago Casilla, R										0	0	0	0	0	0	0			
2 Emmanuel Burriss, S OBP: 0.273, SLG: 0.227	K				BB					1	0	0	0	0	1	0			
<b>Inning Stats</b>	R: 2 E: 0 K: 0 S: 13	H: 3 LOB: 3 BB: 2 P: 25	R: 0 E: 0 K: 2 S: 11	H: 0 LOB: 0 BB: 0 P: 17	R: 0 E: 0 K: 1 S: 8	H: 0 LOB: 0 BB: 0 P: 12	R: 0 E: 0 K: 2 S: 8	H: 0 LOB: 0 BB: 0 P: 10	R: 0 E: 0 K: 0 S: 11	H: 0 LOB: 1 BB: 1 P: 22	R: 0 E: 0 K: 0 S: 11	H: 0 LOB: 1 BB: 1 P: 19	R: 1 E: 0 K: 1 S: 15	H: 2 LOB: 1 BB: 0 P: 21	R: 0 E: 0 K: 0 S: 11	H: 0 LOB: 1 BB: 1 P: 19	1B: 5 2B: 1 3B: 0 HR: 0	SF: 0 SAC: 0 DP: 0 HBP: 0	WP: 0 PA: 35 PB: 0 SB: 0 CS: 0
<b>PITCHER</b>	IP WLS BF H R ER SO BB IBB HBP BLK WP HR S P ERA WHIP	IP WLS BF H R ER SO BB IBB HBP BLK WP HR S P ERA WHIP	IP WLS BF H R ER SO BB IBB HBP BLK WP HR S P ERA WHIP	IP WLS BF H R ER SO BB IBB HBP BLK WP HR S P ERA WHIP	IP WLS BF H R ER SO BB IBB HBP BLK WP HR S P ERA WHIP	IP WLS BF H R ER SO BB IBB HBP BLK WP HR S P ERA WHIP	IP WLS BF H R ER SO BB IBB HBP BLK WP HR S P ERA WHIP	IP WLS BF H R ER SO BB IBB HBP BLK WP HR S P ERA WHIP	IP WLS BF H R ER SO BB IBB HBP BLK WP HR S P ERA WHIP	IP WLS BF H R ER SO BB IBB HBP BLK WP HR S P ERA WHIP	IP WLS BF H R ER SO BB IBB HBP BLK WP HR S P ERA WHIP	IP WLS BF H R ER SO BB IBB HBP BLK WP HR S P ERA WHIP	IP WLS BF H R ER SO BB IBB HBP BLK WP HR S P ERA WHIP	IP WLS BF H R ER SO BB IBB HBP BLK WP HR S P ERA WHIP	IP WLS BF H R ER SO BB IBB HBP BLK WP HR S P ERA WHIP	IP WLS BF H R ER SO BB IBB HBP BLK WP HR S P ERA WHIP	IP WLS BF H R ER SO BB IBB HBP BLK WP HR S P ERA WHIP		

livebaseballscorecards.com




Batter	1	2	3	4	5	6	7	8	9	AB	R	H	RBI	BB	SO	LOB	TOP										
16 Angel Pagán, S OBP: 0.326, SLG: 0.356	B1-3		2 1B		L9		G5-3		K	4	0	0	0	1	1	1											
2 Justin Turner, R OBP: 0.331, SLG: 0.364	G6-3		15 1B		2B		1B		2B	5	0	4	1	0	0	0											
15 Carlos Beltrán, S OBP: 0.377, SLG: 0.503	G3-1		BB		K		K		K	4	0	0	0	1	3	3											
28 Daniel Murphy, L OBP: 0.346, SLG: 0.430		2B	L4		G3				G6-3	4	0	1	0	0	0	4											
44 Jason Bay, R OBP: 0.320, SLG: 0.336	P3				G4-3				G6-3	4	0	0	0	0	0	1											
21 Lucas Duda, L OBP: 0.276, SLG: 0.344	F8									3	0	1	0	0	0	1											
6 Nick Evans, R OBP: 0.292, SLG: 0.263					3B				HR	1	1	1	1	0	0	0											
9 Ronny Paulino, R OBP: 0.361, SLG: 0.408	P4				F9				K	4	0	1	0	0	1	2											
11 Rubén Tejada, R OBP: 0.352, SLG: 0.288					BB				K	3	0	0	0	1	3	1											
34 Mike Pelfrey, R OBP: 0.265, SLG: 0.287										2	0	0	0	0	1	2											
12 Scott Hairston, R OBP: 0.320, SLG: 0.401										1	0	0	0	0	0	0											
49 Jonathon Niese, L OBP: 0.132, SLG: 0.176										0	0	0	0	0	0	0											
77 D.J. Carrasco, R OBP: 0.292, SLG: 0.263										0	0	0	0	0	0	0											
46 Manny Acosta, R OBP: 0.292, SLG: 0.263										0	0	0	0	0	0	0											
22 Willie Harris, L OBP: 0.250, SLG: 0.333										1	1	1	0	0	0	0											
<b>Inning Stats</b>	R: 0 E: 0 K: 0 S: 7	H: 0 LOB: 0 BB: 0 P: 10	R: 0 E: 0 K: 0 S: 13	H: 1 LOB: 1 BB: 0 P: 20	R: 0 E: 0 K: 1 S: 20	H: 1 LOB: 3 BB: 2 P: 34	R: 0 E: 0 K: 1 S: 12	H: 1 LOB: 2 BB: 0 P: 22	R: 0 E: 0 K: 1 S: 9	H: 1 LOB: 1 BB: 0 P: 14	R: 0 E: 0 K: 1 S: 13	H: 1 LOB: 1 BB: 0 P: 18	R: 0 E: 0 K: 1 S: 12	H: 1 LOB: 0 BB: 0 P: 21	R: 1 E: 0 K: 1 S: 12	H: 1 LOB: 0 BB: 0 P: 21	R: 1 E: 0 K: 3 S: 13	H: 2 LOB: 1 BB: 0 P: 19	1B: 2 2B: 5 3B: 1 HR: 1	SF: 0 SAC: 0 DP: 0 HBP: 0	WP: 0 PB: 0 SB: 0 CS: 0	PA: 39					
<b>PITCHER</b>	IP	WLS	BF	H	R	ER	SO	BB	IBB	HBP	BLK	WP	HR	S	P	ERA	WHIP										
18 Matt Cain, R ERA: 3.06	6.0	W	26	5	0	0	4	3	0	0	0	0	0	74	118	0.00	1.333										
41 Jeremy Affeldt, L ERA: 3.43	1.2	H	7	2	1	1	1	0	0	0	0	0	1	21	37	5.40	1.200										
54 Sergio Romo, R ERA: 2.15	0.1	H	1	0	0	0	1	0	0	0	0	0	0	3	5	0.00	0.000										
38 Brian Wilson, R ERA: 3.14	1.0	S	5	2	1	1	3	0	0	0	0	0	0	13	19	9.00	2.000										

New York Mets @ San Francisco Giants  
AT&T Park, San Francisco, CA  
Sun Jul 10 2011, 5:09 PM - 8:00 PM PDT  
Att. 42,123 - Clear - 65 F

livebaseballscores.com

AB 36  
R 2  
H 9  
RBI 2  
BB 3  
SO 9  
LOB 15




Batter	1	2	3	4	5	6	7	8	9	AB	R	H	RBI	BB	SO	LOB	BOTTOM										
56 Andres Torres, S OBP: 0.321, SLG: 0.361	K		48 2B		BB		K		P4	4	1	1	0	1	2	0											
14 Mike Fontenot, L OBP: 0.327, SLG: 0.412	12 E		G6-3		F8					5	1	3	0	0	0	4											
38 Brian Wilson, R	12 1B									0	0	0	0	0	0	0											
48 Pablo Sandoval, S OBP: 0.341, SLG: 0.503	F8		12 1B		K				L4	5	1	1	1	0	1	3											
12 Nate Schierholtz, L OBP: 0.343, SLG: 0.464	E8		10 G5-4-3		33 E					4	1	4	1	0	0	0											
10 Miquel Tejada, R OBP: 0.274, SLG: 0.326	F7		G5-4-3		L7					4	0	1	1	0	0	4											
33 Aaron Rowand, R OBP: 0.295, SLG: 0.347					L8				E5	4	0	1	1	0	0	1											
35 Brandon Crawford, L OBP: 0.289, SLG: 0.296	F7		18 SH5-4		F7				F7	4	0	1	0	0	0	4											
22 Eli Whiteside, R OBP: 0.315, SLG: 0.385			18 SH5-4		BB				K	3	0	1	0	1	2	2											
18 Matt Cain, R OBP: 0.132, SLG: 0.135										1	0	0	0	0	0	1											
5 Pat Burrell, R OBP: 0.247, SLG: 0.421										1	0	0	0	0	1	0											
41 Jeremy Affeldt, L ERA: 3.06										0	0	0	0	0	0	0											
54 Sergio Romo, R ERA: 2.15										0	0	0	0	0	0	0											
2 Emmanuel Burriss, S OBP: 0.271, SLG: 0.225										1	0	0	0	0	0	0											
<b>Inning Stats</b>	R: 0 E: 1 K: 1 S: 10	H: 2 LOB: 2 BB: 0 P: 15	R: 0 E: 0 K: 0 S: 7	H: 1 LOB: 1 BB: 0 P: 10	R: 2 E: 0 K: 0 S: 8	H: 3 LOB: 0 BB: 0 P: 12	R: 0 E: 0 K: 0 S: 10	H: 1 LOB: 3 BB: 2 P: 21	R: 0 E: 0 K: 1 S: 17	H: 1 LOB: 2 BB: 0 P: 23	R: 0 E: 0 K: 3 S: 11	H: 0 LOB: 0 BB: 0 P: 14	R: 2 E: 0 K: 1 S: 17	H: 4 LOB: 2 BB: 0 P: 20	R: 0 E: 0 K: 0 S: 12	H: 1 LOB: 1 BB: 0 P: 12	1B: 9 2B: 4 3B: 0 HR: 0	SF: 0 SAC: 1 DP: 1 HBP: 0	WP: 1 PB: 0 SB: 0 CS: 0	PA: 39							
<b>PITCHER</b>	IP	WLS	BF	H	R	ER	SO	BB	IBB	HBP	BLK	WP	HR	S	P	ERA	WHIP										
34 Mike Pelfrey, R ERA: 4.55	6.0	L	28	8	2	2	0	2	0	0	0	0	0	8	9	54.00	6.000										
49 Jonathon Niese, L ERA: 3.06	0.1		3	2	2	2	0	0	0	0	0	0	0	8	9	0.00	3.000										
77 D.J. Carrasco, R ERA: 5.18	0.2		4	2	0	0	1	0	0	0	0	0	0	9	11	0.00	3.000										
46 Manny Acosta, R ERA: 6.75	1.0		4	1	0	0	0	0	0	0	0	0	0	12	12	0.00	1.000										

New York Mets @ San Francisco Giants  
AT&T Park, San Francisco, CA  
Sun Jul 10 2011, 5:09 PM - 8:00 PM PDT  
Att. 42,123 - Clear - 65 F

livebaseballscores.com

AB 36  
R 4  
H 13  
RBI 4  
BB 2  
SO 6  
LOB 19













Batter	1	2	3	4	5	6	7	8	9	AB	R	H	RBI	BB	SO	LOB	TOP					
33 Aaron Rowand, R OBP: 0.291, SLG: 0.345										4	0	0	0	0	0	1	<b>San Francisco Giants @ San Diego Padres</b> PETCO Park, San Diego, CA Sat Jul 16 2011, 8:37 PM - 11:25 PM EDT Att: 42,024 - Clear - 69 F					
10 Miguel Tejada, R OBP: 0.276, SLG: 0.338										4	1	2	1	0	1	1						
48 Pablo Sandoval, S OBP: 0.347, SLG: 0.502										3	1	1	0	0	2	1						
35 Brandon Crawford, L OBP: 0.280, SLG: 0.276										1	0	0	0	0	1	0						
13 Cody Ross, R OBP: 0.355, SLG: 0.427										3	0	0	1	0	2	1						
12 Nate Schierholz, L OBP: 0.333, SLG: 0.447										2	0	0	0	0	1	0						
59 Guillermo Mota, R OBP: 0.200, SLG: 0.400										0	0	0	0	0	0	0						
37 Chris Stewart, R OBP: 0.292, SLG: 0.270										1	1	0	0	1	0	0						
17 Aubrey Huff, L OBP: 0.290, SLG: 0.365										3	0	1	0	0	0	0						
52 Ramon E Ramirez, R										0	0	0	0	0	0	0						
46 Santiago Casilla, R										0	0	0	0	0	0	0						
14 Mike Fontenot, L OBP: 0.328, SLG: 0.407										1	0	1	1	0	0	0						
22 Eji Whiteside, R OBP: 0.331, SLG: 0.404										1	0	0	0	1	1	0						
29 Héctor Sánchez, S										2	0	0	0	0	1	2						
2 Emmanuel Burriss, S OBP: 0.263, SLG: 0.218										3	0	0	0	0	0	1						
75 Barry Zito, L										1	0	0	0	0	0	0						
56 Andres Torres, S OBP: 0.328, SLG: 0.373										2	0	1	0	0	0	0						
<b>Inning Stats</b>	R: 0 E: 0 K: 2 S: 18	H: 1 LOB: 1 BB: 0 P: 20	R: 0 E: 0 K: 1 S: 11	H: 0 LOB: 1 BB: 1 P: 17	R: 0 E: 0 K: 0 S: 8	H: 0 LOB: 0 BB: 0 P: 13	R: 1 E: 0 K: 0 S: 9	H: 1 LOB: 0 BB: 0 P: 15	R: 0 E: 0 K: 1 S: 7	H: 0 LOB: 0 BB: 0 P: 12	R: 1 E: 0 K: 1 S: 8	H: 1 LOB: 0 BB: 0 P: 14	R: 0 E: 0 K: 0 S: 9	H: 1 LOB: 0 BB: 0 P: 13	R: 0 E: 0 K: 1 S: 11	H: 1 LOB: 1 BB: 1 P: 15	R: 1 E: 0 K: 3 S: 15	H: 1 LOB: 1 BB: 1 P: 24	1B: 2 2B: 2 3B: 1 HR: 1	SF: 1 SAC: 0 DP: 1 HBP: 0	WP: 0 PB: 0 SB: 0 CS: 0	PA: 34
<b>PITCHER</b>	IP WLS BF H R ER SO BB IBB HBP BLK WP HR S P ERA WHIP																					
52 Cory Luebke, L ERA: 2.57	7.0 W 25 4 2 2 5 1 0 0 0 0 0 1 70 104 2.57 0.714																					
44 Josh Spence, L ERA: 0.95	1.0 4 1 0 0 1 0 0 0 0 0 0 0 11 15 0.00 1.000																					
57 Luke Gregerson, R ERA: 2.76	1.0 5 1 1 1 3 1 0 0 0 0 0 0 15 24 9.00 2.000																					

Batter	1	2	3	4	5	6	7	8	9	AB	R	H	RBI	BB	SO	LOB	BOTTOM			
24 Cameron Maybin, R OBP: 0.320, SLG: 0.396										5	1	1	0	0	0	0	<b>San Francisco Giants @ San Diego Padres</b> PETCO Park, San Diego, CA Sat Jul 16 2011, 8:37 PM - 11:25 PM EDT Att: 42,024 - Clear - 69 F			
8 Jason Bartlett, R OBP: 0.310, SLG: 0.301										4	3	3	0	1	0	1				
13 Chris Denorfia, R OBP: 0.344, SLG: 0.404										3	2	1	1	2	1	2				
47 Ryan Ludwick, R OBP: 0.305, SLG: 0.379										4	1	0	0	1	2	6				
57 Luke Gregerson, L										0	0	0	0	0	0	0				
15 Jesus Guzman, R OBP: 0.320, SLG: 0.542										4	2	2	4	0	0	2				
11 Logan Forsythe, R OBP: 0.196, SLG: 0.208										0	0	0	0	0	0	0				
1 Orlando Hudson, S OBP: 0.323, SLG: 0.299										3	2	1	3	1	1	0				
44 Josh Spence, L										0	0	0	0	0	0	0				
25 Will Venable, L OBP: 0.311, SLG: 0.322										0	0	0	0	0	0	0				
14 Alberto Gonzalez, R OBP: 0.261, SLG: 0.275										3	0	1	0	1	1	2				
32 Rob Johnson, R OBP: 0.237, SLG: 0.264										4	0	1	2	0	3	2				
52 Cory Luebke, R										3	0	0	0	0	2	0				
27 Anthony Rizzo, L OBP: 0.284, SLG: 0.286										1	0	0	0	0	0	2				
<b>Inning Stats</b>	R: 3 E: 0 K: 0 S: 8	H: 1 LOB: 2 BB: 0 P: 24	R: 0 E: 0 K: 2 S: 11	H: 0 LOB: 1 BB: 1 P: 19	R: 4 E: 0 K: 1 S: 18	H: 4 LOB: 1 BB: 1 P: 29	R: 1 E: 0 K: 0 S: 14	H: 2 LOB: 1 BB: 0 P: 16	R: 0 E: 0 K: 2 S: 10	H: 0 LOB: 0 BB: 0 P: 14	R: 0 E: 0 K: 2 S: 14	H: 0 LOB: 0 BB: 0 P: 22	R: 3 E: 1 K: 1 S: 21	H: 2 LOB: 2 BB: 2 P: 36	R: 0 E: 0 K: 2 S: 12	H: 1 LOB: 1 BB: 0 P: 16	1B: 8 2B: 0 3B: 0 HR: 2	SF: 0 SAC: 0 DP: 0 HBP: 0	WP: 0 PB: 1 SB: 3 CS: 1	PA: 40
<b>PITCHER</b>	IP WLS BF H R ER SO BB IBB HBP BLK WP HR S P ERA WHIP																			
75 Barry Zito, L ERA: 4.78	3.2 L 21 7 8 8 3 4 0 0 0 0 0 0 2 48 85 19.64 3.000																			
59 Guillermo Mota, R ERA: 4.08	2.1 7 0 0 0 4 0 0 0 0 0 0 0 27 39 0.00 0.000																			
52 Ramon E Ramirez, R ERA: 2.35	1.0 8 2 3 0 1 2 0 0 0 0 0 0 21 36 0.00 4.000																			
46 Santiago Casilla, R ERA: 2.01	1.0 4 1 0 0 2 0 0 0 0 0 0 0 12 16 0.00 1.000																			







Batter	1	2	3	4	5	6	7	8	9	AB	R	H	RBI	BB	SO	LOB	TOP										
15 Rafael Furcal, S OBP: 0.216, SLG: 0.202										3	0	0	0	1	1	2											
6 Aaron Miles, S OBP: 0.330, SLG: 0.375 57 Scott Elbert, L 36 Blake Hawksworth, R										4	0	1	0	0	1	5											
16 Andre Ethier, L OBP: 0.371, SLG: 0.445										4	0	1	0	0	1	0											
27 Matt Kemp, R OBP: 0.395, SLG: 0.588										4	0	1	0	0	2	2											
33 Juan Rivera, R OBP: 0.303, SLG: 0.367										4	0	1	0	0	0	1											
7 James Loney, L OBP: 0.309, SLG: 0.334										4	0	0	0	0	0	2											
5 Juan Uribe, R OBP: 0.273, SLG: 0.304										4	0	2	0	0	1	0											
28 Rod Barajas, R OBP: 0.252, SLG: 0.370										4	0	0	0	0	1	2											
58 Chad Billingsley, R OBP: 0.343, SLG: 0.452 55 Matt Guerrier, R 14 Jamey Carroll, R										1	0	0	0	1	1	1											
<b>Inning Stats</b>	R: 0 E: 0 K: 1 S: 6	H: 0 LOB: 0 BB: 0 P: 8	R: 0 E: 0 K: 1 S: 8	H: 0 LOB: 0 BB: 0 P: 12	R: 0 E: 1 K: 2 S: 15	H: 0 LOB: 2 BB: 1 P: 25	R: 0 E: 0 K: 0 S: 13	H: 2 LOB: 1 BB: 0 P: 18	R: 0 E: 0 K: 0 S: 12	H: 1 LOB: 1 BB: 0 P: 16	R: 0 E: 0 K: 0 S: 12	H: 2 LOB: 1 BB: 0 P: 14	R: 0 E: 0 K: 0 S: 14	H: 2 LOB: 3 BB: 1 P: 25	R: 0 E: 0 K: 2 S: 7	H: 0 LOB: 0 BB: 0 P: 9	R: 0 E: 0 K: 1 S: 9	H: 0 LOB: 0 BB: 0 P: 11	1B: 6 2B: 1 3B: 0 HR: 0	SF: 0 SAC: 0 DP: 2 HBP: 0	WP: 0 PB: 0 SB: 0 CS: 0	PA: 35					
<b>PITCHER</b>	IP	WLS	BF	H	R	ER	SO	BB	IBB	HBP	BLK	WP	HR	S	P	ERA	WHIP										
32 Ryan Vogelsong, R ERA: 2.02	6.2	W	27	7	0	0	5	1	0	0	0	0	0	76	111	0.00	1.200										
41 Jeremy Affeldt, L ERA: 3.19	0.2		3	0	0	0	1	1	0	0	0	0	0	6	10	0.00	1.500										
52 Ramon E Ramirez, R ERA: 2.25	1.2		5	0	0	0	2	0	0	0	0	0	0	13	17	0.00	0.000										

Los Angeles Dodgers @ San Francisco Giants  
 AT&T Park, San Francisco, CA  
 Mon Jul 18 2011, 7:18 PM - 10:09 PM PDT  
 Att: 42,323 - Partly Cloudy - 65 F

AB	33
R	0
H	7
RBI	0
BB	2
SO	8
LOB	15



Batter	1	2	3	4	5	6	7	8	9	AB	R	H	RBI	BB	SO	LOB	BOTTOM										
56 Andres Torres, S OBP: 0.323, SLG: 0.365										4	0	0	0	0	1	2											
14 Mike Fontenot, L OBP: 0.328, SLG: 0.397										4	1	1	0	0	0	0											
48 Pablo Sandoval, S OBP: 0.355, SLG: 0.516										4	2	3	1	0	1	0											
12 Nate Schierholtz, L OBP: 0.337, SLG: 0.451										4	1	2	1	0	1	0											
17 Aubrey Huff, L OBP: 0.286, SLG: 0.359										4	0	0	0	0	1	4											
13 Cody Ross, R OBP: 0.354, SLG: 0.427										4	1	2	2	0	1	0											
10 Miguel Tejada, R OBP: 0.274, SLG: 0.334 35 Brandon Crawford, L OBP: 0.281, SLG: 0.277										1	0	0	0	0	1	0											
37 Chris Stewart, R OBP: 0.284, SLG: 0.262 22 Eli Whiteside, R OBP: 0.325, SLG: 0.390										3	0	1	0	0	0	0											
32 Ryan Vogelsong, R OBP: 0.258, SLG: 0.290 41 Jeremy Affeldt, L 52 Ramon E Ramirez, R										3	0	1	0	0	0	0											
<b>Inning Stats</b>	R: 0 E: 0 K: 0 S: 14	H: 2 LOB: 2 BB: 0 P: 23	R: 0 E: 0 K: 1 S: 6	H: 0 LOB: 0 BB: 0 P: 7	R: 0 E: 0 K: 1 S: 7	H: 0 LOB: 0 BB: 0 P: 12	R: 1 E: 0 K: 1 S: 12	H: 2 LOB: 1 BB: 0 P: 17	R: 0 E: 0 K: 0 S: 5	H: 0 LOB: 0 BB: 0 P: 9	R: 4 E: 0 K: 1 S: 25	H: 6 LOB: 2 BB: 0 P: 38	R: 0 E: 0 K: 1 S: 8	H: 0 LOB: 0 BB: 0 P: 13	R: 0 E: 0 K: 2 S: 7	H: 0 LOB: 0 BB: 0 P: 8	1B: 7 2B: 2 3B: 0 HR: 1	SF: 0 SAC: 0 DP: 0 HBP: 0	WP: 0 PB: 0 SB: 0 CS: 0	PA: 34							
<b>PITCHER</b>	IP	WLS	BF	H	R	ER	SO	BB	IBB	HBP	BLK	WP	HR	S	P	ERA	WHIP										
58 Chad Billingsley, R ERA: 4.07	5.1	L	25	5	5	5	4	0	0	0	0	0	0	8	11	0.00	1.500										
57 Scott Elbert, L ERA: 4.2	1.0		3	0	0	0	1	0	0	0	0	0	0	8	13	0.00	0.000										
36 Blake Hawksworth, R ERA: 2.87	1.0		3	0	0	0	2	0	0	0	0	0	0	7	8	0.00	0.000										

Los Angeles Dodgers @ San Francisco Giants  
 AT&T Park, San Francisco, CA  
 Mon Jul 18 2011, 7:18 PM - 10:09 PM PDT  
 Att: 42,323 - Partly Cloudy - 65 F

AB	34
R	5
H	10
RBI	5
BB	0
SO	7
LOB	8





Batter	1	2	3	4	5	6	7	8	9	AB	R	H	RBI	BB	SO	LOB	TOP			
10 Tony Gwynn Jr., L (1,7) OBP: 0.322, SLG: 0.333										4	1	1	1	0	0	0	<b>Los Angeles Dodgers @ San Francisco Giants</b> <b>AT&amp;T Park, San Francisco, CA</b> Tue Jul 19 2011, 7:17 PM - 10:03 PM PDT Att: 42,391 - Clear - 68 F			
15 Rafael Furcal, S (1,6) OBP: 0.217, SLG: 0.204										4	0	1	2	0	1	0				
33 Juan Rivera, R (1,9) OBP: 0.302, SLG: 0.365										4	0	1	0	0	1	0				
27 Matt Kemp, R (1,8) OBP: 0.394, SLG: 0.585										4	0	1	0	0	2	1				
6 Aaron Miles, S (1,4) (7,5)											3	0	0	0	0	1		0		
16 Andre Ethier, L (9,PH) OBP: 0.370, SLG: 0.443										1	0	0	0	0	0	1				
5 Juan Uribe, R (1,5) OBP: 0.270, SLG: 0.300										3	0	0	0	0	0	0				
66 Mike MacDougal, S (7,1)										0	0	0	0	0	0	0				
7 James Loney, L (1,3) OBP: 0.310, SLG: 0.337										3	1	1	0	0	1	0				
28 Rod Barajas, R (1,2) OBP: 0.254, SLG: 0.366										2	1	0	0	0	0	0				
41 Rubby De La Rosa, R (1,1) OBP: 0.333, SLG: 0.273										2	0	0	0	0	1	2				
74 Kenley Jansen, S (6,1)										0	0	0	0	0	0	0				
56 Hung-Chih Kuo, L (7,1)										0	0	0	0	0	0	0				
14 Jamey Carroll, R (7,4) OBP: 0.360, SLG: 0.360										1	0	0	0	0	0	0				
<b>Inning Stats</b>	R: 0 E: 0 K: 1 S: 7	H: 0 LOB: 0 BB: 0 P: 10	R: 0 E: 0 K: 2 S: 8	H: 0 LOB: 0 BB: 0 P: 12	R: 3 E: 0 K: 1 S: 16	H: 4 LOB: 1 BB: 0 P: 25	R: 0 E: 0 K: 1 S: 7	H: 0 LOB: 0 BB: 0 P: 10	R: 0 E: 0 K: 2 S: 9	H: 0 LOB: 0 BB: 0 P: 11	R: 0 E: 0 K: 0 S: 5	H: 0 LOB: 0 BB: 0 P: 8	R: 0 E: 0 K: 0 S: 11	H: 0 LOB: 0 BB: 0 P: 15	R: 0 E: 0 K: 0 S: 12	H: 1 LOB: 1 BB: 0 P: 18	1B: 3 2B: 2 3B: 0 HR: 0	SF: 0 SAC: 0 DP: 0 HBP: 1	WP: 0 PB: 0 SB: 0 CS: 0	PA: 32
<b>PITCHER</b>	IP WLS BF H R ER SO BB IBB HBP BLK WP HR S P ERA WHIP																			
40 Madison Bumgarner, L (1,1) ERA: 3.72	8.0 W 28 4 3 3 7 0 0 1 0 0 0 72 105 3.38 0.500																			
38 Brian Wilson, R (9,1) ERA: 2.96	1.0 S 4 1 0 0 0 0 0 0 0 0 0 0 12 18 0.00 1.000																			

AB	31
R	3
H	5
RBI	3
BB	0
SO	7
LOB	4



Batter	1	2	3	4	5	6	7	8	9	AB	R	H	RBI	BB	SO	LOB	BOTTOM			
56 Andres Torres, S (1,8) OBP: 0.328, SLG: 0.372											4	2	2	0	0	1	0			
14 Mike Fontenot, L (1,4) (8,5)											4	0	2	0	0	1	2			
48 Pablo Sandoval, S (1,5) OBP: 0.362, SLG: 0.519											3	0	2	1	1	0	0			
2 Emmanuel Burriss, S (7,PR) OBP: 0.267, SLG: 0.222											1	1	0	0	0	1	2			
12 Nate Schierholtz, L (1,9) OBP: 0.335, SLG: 0.446											5	0	1	0	0	2	8			
13 Cody Ross, R (1,7) OBP: 0.353, SLG: 0.421											3	0	0	0	1	2	5			
9 Brandon Belt, L (1,3) OBP: 0.338, SLG: 0.361											4	1	2	3	0	0	0			
35 Brandon Crawford, L (1,6) OBP: 0.293, SLG: 0.261											2	1	1	0	2	0	0			
22 Eli Whiteside, R (1,2) OBP: 0.324, SLG: 0.393											4	0	1	0	0	1	5			
40 Madison Bumgarner, R (1,1) ERA: 3.72											3	0	0	1	0	1	2			
33 Aaron Rowand, R (8,PH) ERA: 9.26										1	0	1	0	0	0	0				
38 Brian Wilson, R (9,1) ERA: 1.62										0	0	0	0	0	0	0				
<b>Inning Stats</b>	R: 0 E: 0 K: 2 S: 20	H: 2 LOB: 2 BB: 0 P: 28	R: 2 E: 1 K: 1 S: 12	H: 2 LOB: 0 BB: 0 P: 19	R: 0 E: 0 K: 2 S: 16	H: 1 LOB: 1 BB: 0 P: 19	R: 0 E: 0 K: 0 S: 9	H: 1 LOB: 1 BB: 0 P: 12	R: 1 E: 0 K: 0 S: 7	H: 3 LOB: 1 BB: 0 P: 10	R: 0 E: 0 K: 1 S: 10	H: 0 LOB: 1 BB: 1 P: 15	R: 2 E: 0 K: 2 S: 14	H: 2 LOB: 3 BB: 3 P: 30	R: 0 E: 0 K: 1 S: 11	H: 1 LOB: 2 BB: 0 P: 15	1B: 7 2B: 4 3B: 0 HR: 1	SF: 0 SAC: 1 DP: 1 HBP: 1	WP: 0 PB: 0 SB: 1 CS: 0	PA: 40
<b>PITCHER</b>	IP WLS BF H R ER SO BB IBB HBP BLK WP HR S P ERA WHIP																			
41 Rubby De La Rosa, R (1,1) ERA: 3.72	5.0 23 9 3 2 5 0 0 0 0 0 0 64 88 3.60 1.800																			
74 Kenley Jansen, R (6,1) ERA: 4.13	1.0 4 0 0 0 1 1 0 0 0 0 0 10 15 0.00 1.000																			
56 Hung-Chih Kuo, L (7,1) ERA: 9.26	0.2 L 7 2 2 2 1 1 2 0 0 0 0 11 27 27.00 4.500																			
66 Mike MacDougal, R (7,1) ERA: 1.62	1.1 6 1 0 0 2 0 0 0 1 0 0 0 14 18 0.00 0.750																			

AB	34
R	5
H	12
RBI	5
BB	4
SO	9
LOB	24





Batter	1	2	3	4	5	6	7	8	9	AB	R	H	RBI	BB	SO	LOB	TOP			
10 Tony Gwynn Jr., L OBP: 0.324, SLG: 0.332										4	0	1	0	1	0	2	<b>Los Angeles Dodgers @ San Francisco Giants</b> <b>AT&amp;T Park, San Francisco, CA</b> Wed Jul 20 2011, 12:47 PM - 3:21 PM PDT Att: 42,487 - Sunny - 72 F			
15 Rafael Furcal, S OBP: 0.227, SLG: 0.207										3	0	1	0	1	1	1				
16 Andre Ethier, L OBP: 0.372, SLG: 0.445										3	0	1	0	1	0	3				
27 Matt Kemp, R OBP: 0.390, SLG: 0.578										4	0	0	0	0	3	4				
33 Juan Rivera, R OBP: 0.302, SLG: 0.367									4	0	1	0	0	0	2	3				
7 James Loney, L OBP: 0.310, SLG: 0.337									0	0	0	0	0	0	0	0				
30 Dioner Navarro, S OBP: 0.252, SLG: 0.320										3	1	1	1	1	0	3				
5 Juan Uribe, R OBP: 0.266, SLG: 0.295										4	0	0	0	0	2	2				
14 Jamey Carroll, R OBP: 0.361, SLG: 0.358									2	0	0	0	0	2	0	0				
22 Clayton Kershaw, L OBP: 0.298, SLG: 0.267									2	0	0	0	0	0	2	0				
49 Trent Oelien, L OBP: 0.378, SLG: 0.429									0	0	0	0	0	0	0	0				
54 Javy Guerra, R									0	0	0	0	0	0	0	0				
<b>Inning Stats</b>	R: 0 E: 1 K: 1 S: 7	H: 1 LOB: 1 BB: 0 P: 10	R: 0 E: 0 K: 0 S: 10	H: 0 LOB: 0 BB: 1 P: 14	R: 0 E: 0 K: 1 S: 10	H: 1 LOB: 2 BB: 1 P: 19	R: 0 E: 0 K: 1 S: 10	H: 1 LOB: 1 BB: 0 P: 15	R: 0 E: 0 K: 2 S: 14	H: 1 LOB: 1 BB: 0 P: 20	R: 1 E: 0 K: 1 S: 9	H: 1 LOB: 1 BB: 1 P: 16	R: 0 E: 0 K: 2 S: 11	H: 0 LOB: 2 BB: 2 P: 20	R: 0 E: 0 K: 1 S: 9	H: 0 LOB: 1 BB: 1 P: 18	1B: 2 2B: 2 3B: 0 HR: 1	SF: 0 SAC: 2 DP: 1 HBP: 0	WP: 1 PB: 0 SB: 1 CS: 0	PA: 37
<b>PITCHER</b>	IP WLS BF H R ER SO BB IBB HBP BLK WP HR S P ERA WHIP																			
55 Tim Lincecum, R ERA: 2.9	(1, 1) 7.0 L 29 5 1 1 7 4 0 0 0 0 0 1 69 111 1.29 1.286																			
49 Javier López, L ERA: 2.11	(8, 1) 0.0 1 0 0 0 0 1 0 0 0 0 0 0 2 6 ∞ ∞																			
54 Sergio Romo, R ERA: 1.91	(8, 1) 1.0 3 0 0 0 2 0 0 0 0 0 0 8 9 0.00 0.000																			
46 Santiago Casilla, R ERA: 1.93	(9, 1) 1.0 4 0 0 0 1 1 0 0 0 0 1 0 9 18 0.00 1.000																			

Batter	1	2	3	4	5	6	7	8	9	AB	R	H	RBI	BB	SO	LOB	BOTTOM			
56 Andres Torres, S OBP: 0.323, SLG: 0.366										4	0	0	0	0	1	1	<b>Los Angeles Dodgers @ San Francisco Giants</b> <b>AT&amp;T Park, San Francisco, CA</b> Wed Jul 20 2011, 12:47 PM - 3:21 PM PDT Att: 42,487 - Sunny - 72 F			
46 Santiago Casilla, R										0	0	0	0	0	0	0				
14 Mike Fontenot, L OBP: 0.331, SLG: 0.398										3	0	0	0	1	3	0				
33 Aaron Rowand, R OBP: 0.289, SLG: 0.342										3	0	0	0	0	2	1				
48 Pablo Sandoval, S OBP: 0.360, SLG: 0.516										1	0	0	0	0	0	0				
13 Cody Ross, R OBP: 0.348, SLG: 0.415										4	0	0	0	0	2	1				
9 Brandon Belt, L OBP: 0.320, SLG: 0.338										4	0	0	0	0	2	0				
2 Emmanuel Burriss, S OBP: 0.268, SLG: 0.225										3	0	1	0	0	0	1				
37 Chris Stewart, R OBP: 0.299, SLG: 0.279										3	0	2	0	0	0	1				
35 Brandon Crawford, L OBP: 0.289, SLG: 0.277										2	0	0	0	0	1	2				
8 Jeff Keppinger, R OBP: 0.318, SLG: 0.433										1	0	0	0	0	0	1				
55 Tim Lincecum, L OBP: 0.154, SLG: 0.083	(1, 1) 8.0 W 29 3 0 0 0 1 0 0 0 0 0 0 70 112 0.00 0.500																			
49 Javier López, L OBP: 0.318, SLG: 0.433	(7, PH) (8, 4) 1.0 S 3 0 0 0 1 0 0 0 0 0 0 7 10 0.00 0.000																			
54 Sergio Romo, R ERA: 2.19	(8, 1) (9, 9) 1.0 S 3 0 0 0 1 0 0 0 0 0 0 7 10 0.00 0.000																			
12 Nate Schierholz, L OBP: 0.333, SLG: 0.444	(8, PH) (9, 9) 1.0 S 3 0 0 0 1 0 0 0 0 0 0 7 10 0.00 0.000																			
<b>Inning Stats</b>	R: 0 E: 1 K: 2 S: 9	H: 0 LOB: 1 BB: 1 P: 18	R: 0 E: 0 K: 1 S: 10	H: 1 LOB: 1 BB: 0 P: 14	R: 0 E: 0 K: 2 S: 7	H: 0 LOB: 0 BB: 0 P: 11	R: 0 E: 1 K: 0 S: 7	H: 0 LOB: 1 BB: 0 P: 12	R: 0 E: 0 K: 3 S: 10	H: 0 LOB: 0 BB: 0 P: 14	R: 0 E: 0 K: 0 S: 7	H: 1 LOB: 1 BB: 0 P: 13	R: 0 E: 0 K: 3 S: 11	H: 0 LOB: 0 BB: 0 P: 17	R: 0 E: 0 K: 1 S: 7	H: 0 LOB: 0 BB: 0 P: 10	1B: 3 2B: 0 3B: 0 HR: 0	SF: 0 SAC: 0 DP: 0 HBP: 0	WP: 0 PB: 0 SB: 2 CS: 0	PA: 32
<b>PITCHER</b>	IP WLS BF H R ER SO BB IBB HBP BLK WP HR S P ERA WHIP																			
22 Clayton Kershaw, L ERA: 2.72	(1, 1) 8.0 W 29 3 0 0 0 1 0 0 0 0 0 70 112 0.00 0.500																			
54 Javy Guerra, R ERA: 2.19	(9, 1) 1.0 S 3 0 0 0 1 0 0 0 0 0 0 7 10 0.00 0.000																			

livebaseballscorecards.com

**Los Angeles Dodgers @ San Francisco Giants**  
**AT&T Park, San Francisco, CA**  
 Wed Jul 20 2011, 12:47 PM - 3:21 PM PDT  
 Att: 42,487 - Sunny - 72 F

AB 29  
 R 1  
 H 5  
 RBI 1  
 BB 6  
 SO 10  
 LOB 18

livebaseballscorecards.com

**Los Angeles Dodgers @ San Francisco Giants**  
**AT&T Park, San Francisco, CA**  
 Wed Jul 20 2011, 12:47 PM - 3:21 PM PDT  
 Att: 42,487 - Sunny - 72 F

AB 31  
 R 0  
 H 3  
 RBI 0  
 BB 1  
 SO 13  
 LOB 9



Batter	1	2	3	4	5	6	7	8	9	AB	R	H	RBI	BB	SO	LOB	TOP						
1 Corey Hart, R OBP: 0.340, SLG: 0.460	G5-3	F9					G6-3			4	0	1	0	0	0	1	<b>Milwaukee Brewers @ San Francisco Giants</b> AT&T Park, San Francisco, CA Fri Jul 22 2011, 7:17 PM - 9:40 PM PDT Att: 42,297 - Clear - 62 F <a href="http://livebaseballscorecards.com">livebaseballscorecards.com</a>						
2 Nyjer Morgan, L OBP: 0.365, SLG: 0.472	F9		G3			L4	G5-3			4	0	0	0	0	0	2							
25 Mark Kotsay, L OBP: 0.309, SLG: 0.331	G4-3		G6-3				G4-3			4	0	0	0	0	0	0							
28 Prince Fielder, L OBP: 0.407, SLG: 0.547		FC5-4 14 3 2B	F8				P5		G4-3	4	1	1	0	0	0	1							
23 Rickie Weeks Jr., R OBP: 0.347, SLG: 0.483		FC5-4 14 BB		F8			FC5-4 14 3 1B		K	3	1	0	0	1	1	1							
14 Casey McGehee, R OBP: 0.279, SLG: 0.310		FC5-4 3 2B		K			20 1B		G6-3	4	1	1	0	0	1	2							
3 Yuniesky Betancourt, R OBP: 0.270, SLG: 0.373				F7			20 1B		K	4	1	2	2	0	1	0							
20 Jonathan Lucroy, R OBP: 0.323, SLG: 0.405					G6-3				K	4	0	2	2	0	1	0							
18 Shaun Marcum, R OBP: 0.175, SLG: 0.237									G1-3	3	0	1	0	0	1	4							
57 Francisco Rodriguez, R OBP: 0.259, SLG: 0.158					L4					0	0	0	0	0	0	0							
59 John Axford, R										0	0	0	0	0	0	0							
<b>Inning Stats</b>	R: 0 E: 0 K: 0 S: 6	H: 0 LOB: 0 BB: 0 P: 10	R: 3 E: 0 K: 0 S: 23	H: 3 LOB: 1 BB: 1 P: 31	R: 0 E: 0 K: 0 S: 7	H: 0 LOB: 0 BB: 0 P: 13	R: 0 E: 0 K: 1 S: 6	H: 0 LOB: 0 BB: 0 P: 9	R: 0 E: 0 K: 1 S: 8	H: 2 LOB: 1 BB: 0 P: 12	R: 1 E: 0 K: 1 S: 15	H: 3 LOB: 3 BB: 0 P: 19	R: 0 E: 0 K: 1 S: 6	H: 0 LOB: 0 BB: 0 P: 11	R: 0 E: 0 K: 2 S: 11	H: 0 LOB: 0 BB: 0 P: 14	1B: 7 2B: 2 3B: 0 HR: 0	SF: 0 SAC: 0 DP: 1 HBP: 0	WP: 0 PB: 0 CS: 0	PA: 36			
<b>PITCHER</b>	IP WLS BF H R ER SO BB IBB HBP BLK WP HR S P ERA WHIP	IP WLS BF H R ER SO BB IBB HBP BLK WP HR S P ERA WHIP	IP WLS BF H R ER SO BB IBB HBP BLK WP HR S P ERA WHIP	IP WLS BF H R ER SO BB IBB HBP BLK WP HR S P ERA WHIP	IP WLS BF H R ER SO BB IBB HBP BLK WP HR S P ERA WHIP	IP WLS BF H R ER SO BB IBB HBP BLK WP HR S P ERA WHIP	IP WLS BF H R ER SO BB IBB HBP BLK WP HR S P ERA WHIP	IP WLS BF H R ER SO BB IBB HBP BLK WP HR S P ERA WHIP	IP WLS BF H R ER SO BB IBB HBP BLK WP HR S P ERA WHIP	IP WLS BF H R ER SO BB IBB HBP BLK WP HR S P ERA WHIP	IP WLS BF H R ER SO BB IBB HBP BLK WP HR S P ERA WHIP	IP WLS BF H R ER SO BB IBB HBP BLK WP HR S P ERA WHIP	IP WLS BF H R ER SO BB IBB HBP BLK WP HR S P ERA WHIP	IP WLS BF H R ER SO BB IBB HBP BLK WP HR S P ERA WHIP	IP WLS BF H R ER SO BB IBB HBP BLK WP HR S P ERA WHIP	IP WLS BF H R ER SO BB IBB HBP BLK WP HR S P ERA WHIP	IP WLS BF H R ER SO BB IBB HBP BLK WP HR S P ERA WHIP						
18 Matt Cain, R ERA: 3.06	6.0	L	27	8	4	3	2	1	0	0	0	0	0	0	0	0	0	0	0	65	94	4.50	1.500
59 Guillermo Mota, R ERA: 3.59	1.0		3	0	0	0	0	0	0	0	0	0	0	0	0	0	0	0	0	7	10	0.00	0.000
41 Jeremy Afeldt, L ERA: 3.12	1.0		3	0	0	0	1	0	0	0	0	0	0	0	0	0	0	0	0	6	11	0.00	0.000
52 Ramon E Ramirez, R ERA: 2.2	1.0		3	0	0	0	2	0	0	0	0	0	0	0	0	0	0	0	0	11	14	0.00	0.000

Batter	1	2	3	4	5	6	7	8	9	AB	R	H	RBI	BB	SO	LOB	BOTTOM						
56 Andres Torres, S OBP: 0.322, SLG: 0.368	G6-3 8 48 G1-5-3 2B		K				F8			4	1	1	0	0	2	0	<b>Milwaukee Brewers @ San Francisco Giants</b> AT&T Park, San Francisco, CA Fri Jul 22 2011, 7:17 PM - 9:40 PM PDT Att: 42,297 - Clear - 62 F <a href="http://livebaseballscorecards.com">livebaseballscorecards.com</a>						
8 Jeff Keppinger, R OBP: 0.316, SLG: 0.429	G6-3			K			F9			4	0	1	0	0	1	1							
48 Pablo Sandoval, S OBP: 0.354, SLG: 0.507	G1-5-3			G6-3			F8			4	0	0	1	0	0	1							
17 Aubrey Huff, L OBP: 0.285, SLG: 0.357	K						F8			4	0	1	0	0	1	1							
12 Nate Schierholz, L OBP: 0.330, SLG: 0.439		G3					F8			3	0	0	0	0	0	1							
13 Cody Ross, R OBP: 0.344, SLG: 0.410		P3					F9			3	0	0	0	0	1	0							
35 Brandon Crawford, L OBP: 0.290, SLG: 0.276		G4-3								3	0	1	0	0	1	0							
22 Eli Whiteside, R OBP: 0.319, SLG: 0.387										2	0	0	0	0	1	1							
14 Mike Fontenot, L OBP: 0.329, SLG: 0.395										1	0	0	0	0	0	0							
37 Chris Stewart, R OBP: 0.299, SLG: 0.279										0	0	0	0	0	0	0							
18 Matt Cain, R ERA: 3.06	7.0	W	24	4	2	2	5	0	0	0	0	0	0	0	0	0	0	0	0	62	90	2.57	0.571
57 Francisco Rodriguez, R ERA: 3.28	1.0	H	3	0	0	0	2	0	0	0	0	0	0	0	0	0	0	0	0	9	11	0.00	0.000
59 John Axford, R ERA: 2.72	1.0	S	4	1	0	0	1	0	0	0	0	0	0	0	0	0	0	0	0	11	18	0.00	1.000
<b>Inning Stats</b>	R: 1 E: 0 K: 1 S: 8	H: 1 LOB: 0 BB: 0 P: 13	R: 0 E: 0 K: 0 S: 10	H: 0 LOB: 0 BB: 0 P: 16	R: 0 E: 0 K: 2 S: 10	H: 0 LOB: 0 BB: 0 P: 15	R: 0 E: 0 K: 1 S: 11	H: 1 LOB: 1 BB: 0 P: 14	R: 0 E: 0 K: 1 S: 7	H: 1 LOB: 0 BB: 0 P: 9	R: 0 E: 0 K: 0 S: 9	H: 0 LOB: 0 BB: 0 P: 14	R: 0 E: 0 K: 2 S: 9	H: 0 LOB: 0 BB: 0 P: 11	R: 0 E: 0 K: 1 S: 11	H: 1 LOB: 1 BB: 0 P: 18	1B: 3 2B: 1 3B: 0 HR: 1	SF: 0 SAC: 0 DP: 1 HBP: 0	WP: 0 PB: 0 CS: 0	PA: 31			
<b>PITCHER</b>	IP WLS BF H R ER SO BB IBB HBP BLK WP HR S P ERA WHIP	IP WLS BF H R ER SO BB IBB HBP BLK WP HR S P ERA WHIP	IP WLS BF H R ER SO BB IBB HBP BLK WP HR S P ERA WHIP	IP WLS BF H R ER SO BB IBB HBP BLK WP HR S P ERA WHIP	IP WLS BF H R ER SO BB IBB HBP BLK WP HR S P ERA WHIP	IP WLS BF H R ER SO BB IBB HBP BLK WP HR S P ERA WHIP	IP WLS BF H R ER SO BB IBB HBP BLK WP HR S P ERA WHIP	IP WLS BF H R ER SO BB IBB HBP BLK WP HR S P ERA WHIP	IP WLS BF H R ER SO BB IBB HBP BLK WP HR S P ERA WHIP	IP WLS BF H R ER SO BB IBB HBP BLK WP HR S P ERA WHIP	IP WLS BF H R ER SO BB IBB HBP BLK WP HR S P ERA WHIP	IP WLS BF H R ER SO BB IBB HBP BLK WP HR S P ERA WHIP	IP WLS BF H R ER SO BB IBB HBP BLK WP HR S P ERA WHIP	IP WLS BF H R ER SO BB IBB HBP BLK WP HR S P ERA WHIP	IP WLS BF H R ER SO BB IBB HBP BLK WP HR S P ERA WHIP	IP WLS BF H R ER SO BB IBB HBP BLK WP HR S P ERA WHIP	IP WLS BF H R ER SO BB IBB HBP BLK WP HR S P ERA WHIP						
18 Shaun Marcum, R ERA: 3.35	7.0	W	24	4	2	2	5	0	0	0	0	0	0	0	0	0	0	0	0	62	90	2.57	0.571
57 Francisco Rodriguez, R ERA: 3.28	1.0	H	3	0	0	0	2	0	0	0	0	0	0	0	0	0	0	0	0	9	11	0.00	0.000
59 John Axford, R ERA: 2.72	1.0	S	4	1	0	0	1	0	0	0	0	0	0	0	0	0	0	0	0	11	18	0.00	1.000











Batter	1	2	3	4	5	6	7	8	9	AB	R	H	RBI	BB	SO	LOB	TOP					
56 Andres Torres, S (1,8) OBP: 0.325, SLG: 0.368										4	1	1	0	0	1	0	San Francisco Giants @ Philadelphia Phillies Citizens Bank Park, Philadelphia, PA Tue Jul 26 2011, 7:08 PM - 9:16 PM EDT Att: 45,740 - Partly Cloudy - 88 F					
8 Jeff Keppinger, R (1,4) OBP: 0.312, SLG: 0.417										4	0	1	0	0	0	1						
48 Pablo Sandoval, S (1,5) OBP: 0.345, SLG: 0.489										3	0	0	1	0	0	1						
17 Aubrey Huff, L (1,3) OBP: 0.294, SLG: 0.360										3	0	0	0	1	0	1						
12 Nate Schierholz, L (1,9)									4	0	0	0	0	0	2							
13 Cody Ross, R (1,7) OBP: 0.342, SLG: 0.404										3	0	0	0	0	0	0						
14 Mike Fontenot, L (1,6)									3	0	0	0	0	2	1							
22 Eli Whiteside, R (1,2) OBP: 0.306, SLG: 0.369										3	0	0	0	0	1	1						
75 Barry Zito, L (1,1)										2	0	0	0	0	1	1						
33 Aaron Rowand, R (8,PH) OBP: 0.294, SLG: 0.369										1	1	1	1	0	0	0						
59 Guillermo Mota, R (8,1) OBP: 0.200, SLG: 0.400										0	0	0	0	0	0	0						
<b>Inning Stats</b>	R: 1 H: 1 E: 0 K: 0 S: 7	H: 1 LOB: 0 BB: 0 P: 11	R: 0 H: 0 E: 0 K: 0 S: 10	H: 0 LOB: 0 BB: 0 P: 15	R: 0 H: 0 E: 0 K: 1 S: 8	H: 0 LOB: 0 BB: 0 P: 13	R: 0 H: 1 E: 0 K: 0 S: 7	H: 1 LOB: 1 BB: 0 P: 9	R: 0 H: 0 E: 0 K: 3 S: 14	H: 0 LOB: 1 BB: 0 P: 19	R: 0 H: 0 E: 0 K: 0 S: 5	H: 0 LOB: 0 BB: 0 P: 7	R: 0 H: 0 E: 0 K: 0 S: 7	H: 0 LOB: 0 BB: 0 P: 14	R: 1 H: 1 E: 0 K: 1 S: 8	H: 1 LOB: 0 BB: 0 P: 11	R: 0 H: 0 E: 0 K: 0 S: 8	H: 0 LOB: 1 BB: 1 P: 15	1B: 1 2B: 1 3B: 0 HR: 1	SF: 1 SAC: 0 DP: 0 HBP: 0	WP: 0 PB: 0 SB: 0 CS: 0	PA: 32
<b>PITCHER</b> 49 Vance Worley, R (1,1) ERA: 2.02	IP: 9.0 WLS: W BF: 32	H: 3 R: 2 ER: 2 SO: 5	BB: 1 IBB: 0 HBP: 0 BLK: 0	WP: 0 HR: 1 S: 74 P: 114	ERA: 2.00 WHIP: 0.444	<b>PITCHER</b> IP: WLS: BF: H: R: ER: SO: BB: IBB: HBP: BLK: WP: HR: S: P: ERA: WHIP																

Batter	1	2	3	4	5	6	7	8	9	AB	R	H	RBI	BB	SO	LOB	BOTTOM			
11 Jimmy Rollins, S (1,6) OBP: 0.335, SLG: 0.395										4	0	0	0	0	0	1	San Francisco Giants @ Philadelphia Phillies Citizens Bank Park, Philadelphia, PA Tue Jul 26 2011, 7:08 PM - 9:16 PM EDT Att: 45,740 - Partly Cloudy - 88 F			
7 Michael Martinez, S (1,5) OBP: 0.265, SLG: 0.317										4	0	0	0	0	0	0				
26 Chase Utley, L (1,4) OBP: 0.383, SLG: 0.487										4	2	2	1	0	0	0				
6 Ryan Howard, L (1,3) OBP: 0.344, SLG: 0.468										4	2	2	2	0	0	0				
8 Shane Victorino, S (1,8) OBP: 0.374, SLG: 0.515										3	1	0	0	1	0	0				
29 Raul Ibanez, L (1,7) OBP: 0.290, SLG: 0.425										3	1	1	3	0	0	0				
15 John Mayberry Jr., R (1,9) OBP: 0.323, SLG: 0.461										3	1	2	1	0	1	0				
23 Brian Schneider, L (1,2) OBP: 0.247, SLG: 0.297									2	0	0	0	1	1	0					
49 Vance Worley, R (1,1) OBP: 0.125, SLG: 0.167									3	0	0	0	0	2	1					
<b>Inning Stats</b>	R: 4 H: 3 E: 0 K: 1 S: 13	H: 3 LOB: 0 BB: 1 P: 19	R: 0 H: 0 E: 0 K: 0 S: 5	H: 0 LOB: 0 BB: 0 P: 8	R: 0 H: 0 E: 0 K: 0 S: 6	H: 0 LOB: 0 BB: 0 P: 10	R: 1 H: 1 E: 0 K: 1 S: 12	H: 1 LOB: 0 BB: 0 P: 16	R: 0 H: 0 E: 0 K: 1 S: 8	H: 0 LOB: 0 BB: 0 P: 9	R: 1 H: 1 E: 0 K: 0 S: 9	H: 1 LOB: 1 BB: 0 P: 14	R: 0 H: 1 E: 0 K: 1 S: 12	H: 1 LOB: 1 BB: 1 P: 21	R: 1 H: 1 E: 0 K: 0 S: 6	H: 1 LOB: 0 BB: 0 P: 11		1B: 1 2B: 2 3B: 0 HR: 4	SF: 0 SAC: 0 DP: 0 HBP: 0	WP: 0 PB: 0 SB: 0 CS: 1
<b>PITCHER</b> 75 Barry Zito, L (1,1) ERA: 5.24	IP: 7.0 WLS: L BF: 28	H: 6 R: 6 ER: 6 SO: 4	BB: 2 IBB: 0 HBP: 0 BLK: 0	WP: 0 HR: 2 S: 65 P: 97	ERA: 9.00 WHIP: 1.143	<b>PITCHER</b> IP: WLS: BF: H: R: ER: SO: BB: IBB: HBP: BLK: WP: HR: S: P: ERA: WHIP														
59 Guillermo Mota, R (8,1) ERA: 4.1	IP: 1.0 WLS: L BF: 4	H: 1 R: 1 ER: 1 SO: 0	BB: 0 IBB: 0 HBP: 0 BLK: 0	WP: 0 HR: 1 S: 6 P: 11	ERA: 9.00 WHIP: 1.000															



Batter	1	2	3	4	5	6	7	8	9	AB	R	H	RBI	BB	SO	LOB	TOP			
33 Aaron Rowand, R OBP: 0.293, SLG: 0.374	P4		1-H 3B			K	G6-4-3			4	0	1	1	0	1	3				
14 Mike Fontenot, L OBP: 0.301, SLG: 0.360 35 Brandon Crawford, L OBP: 0.289, SLG: 0.276	K		G4-3			P6		F8		4	0	0	0	0	1	1				
48 Pablo Sandoval, S OBP: 0.344, SLG: 0.485	P3			G5-3				F8		4	0	1	0	0	0	0				
17 Aubrey Huff, L OBP: 0.294, SLG: 0.362 9 Brandon Belt, L OBP: 0.336, SLG: 0.348	B1-3			G3-1						4	0	1	0	0	0	1				
8 Jeff Keppinger, R OBP: 0.316, SLG: 0.421	K			G5-3						3	1	1	0	1	1	0				
13 Cody Ross, R OBP: 0.341, SLG: 0.399 38 Brian Wilson, R	K			G5-3						3	0	0	0	1	2	2				
12 Nate Schierholtz, L OBP: 0.325, SLG: 0.439			L5			E3				4	0	1	1	0	1	0				
22 Eli Whiteside, R OBP: 0.311, SLG: 0.368			33 3B			K				3	1	1	0	0	2	1				
18 Matt Cain, R OBP: 0.136, SLG: 0.119 49 Javier López, L	K					K				3	0	0	0	0	1	5				
56 Andres Torres, S OBP: 0.324, SLG: 0.367						FC6		F8		1	0	0	0	0	0	0				
<b>Inning Stats</b>	R: 0 E: 0 K: 1 S: 6	H: 0 LOB: 0 BB: 0 P: 9	R: 0 E: 0 K: 2 S: 9	H: 0 LOB: 0 BB: 13 P: 13	R: 1 E: 0 K: 1 S: 11	H: 2 LOB: 1 BB: 0 P: 16	R: 0 E: 0 K: 0 S: 9	H: 0 LOB: 0 BB: 0 P: 14	R: 0 E: 1 K: 1 S: 13	H: 1 LOB: 1 BB: 0 P: 18	R: 0 E: 0 K: 1 S: 8	H: 1 LOB: 2 BB: 1 P: 20	R: 0 E: 0 K: 1 S: 13	H: 1 LOB: 2 BB: 1 P: 21	R: 0 E: 0 K: 2 S: 9	H: 0 LOB: 0 BB: 12 P: 12	1B: 2 2B: 3 3B: 1 HR: 0	SF: 0 SAC: 0 DP: 1 HBP: 1	WP: 0 PB: 0 SB: 0 CS: 0	PA: 36
<b>PITCHER</b>	IP WLS BF H R ER SO BB IBB HBP BLK WP HR S P ERA WHIP	IP WLS BF H R ER SO BB IBB HBP BLK WP HR S P ERA WHIP	IP WLS BF H R ER SO BB IBB HBP BLK WP HR S P ERA WHIP	IP WLS BF H R ER SO BB IBB HBP BLK WP HR S P ERA WHIP	IP WLS BF H R ER SO BB IBB HBP BLK WP HR S P ERA WHIP	IP WLS BF H R ER SO BB IBB HBP BLK WP HR S P ERA WHIP	IP WLS BF H R ER SO BB IBB HBP BLK WP HR S P ERA WHIP	IP WLS BF H R ER SO BB IBB HBP BLK WP HR S P ERA WHIP	IP WLS BF H R ER SO BB IBB HBP BLK WP HR S P ERA WHIP	IP WLS BF H R ER SO BB IBB HBP BLK WP HR S P ERA WHIP	IP WLS BF H R ER SO BB IBB HBP BLK WP HR S P ERA WHIP	IP WLS BF H R ER SO BB IBB HBP BLK WP HR S P ERA WHIP	IP WLS BF H R ER SO BB IBB HBP BLK WP HR S P ERA WHIP	IP WLS BF H R ER SO BB IBB HBP BLK WP HR S P ERA WHIP	IP WLS BF H R ER SO BB IBB HBP BLK WP HR S P ERA WHIP	IP WLS BF H R ER SO BB IBB HBP BLK WP HR S P ERA WHIP	IP WLS BF H R ER SO BB IBB HBP BLK WP HR S P ERA WHIP	IP WLS BF H R ER SO BB IBB HBP BLK WP HR S P ERA WHIP	IP WLS BF H R ER SO BB IBB HBP BLK WP HR S P ERA WHIP	IP WLS BF H R ER SO BB IBB HBP BLK WP HR S P ERA WHIP

San Francisco Giants @ Philadelphia Phillies  
Citizens Bank Park, Philadelphia, PA  
Wed Jul 27 2011, 7:11 PM - 9:49 PM EDT  
Att. 45,800 - Clear - 84 F

AB 33  
R 2  
H 6  
RBI 2  
BB 2  
SO 9  
LOB 13



Batter	1	2	3	4	5	6	7	8	9	AB	R	H	RBI	BB	SO	LOB	BOTTOM					
11 Jimmy Rollins, S OBP: 0.332, SLG: 0.391	F8		P5					FC1-6		4	0	0	0	0	0	1						
7 Michael Martinez, S OBP: 0.264, SLG: 0.303	G6-3					G3		F9		4	0	1	0	0	0	1						
26 Chase Utley, L OBP: 0.377, SLG: 0.477	F8					G4-3		F8		4	0	0	0	0	0	2						
6 Ryan Howard, L OBP: 0.341, SLG: 0.463		G1-3				F7				4	0	0	0	0	0	0						
8 Shane Victorino, S OBP: 0.373, SLG: 0.512		G3								4	1	1	0	0	0	0						
29 Raul Ibanez, L OBP: 0.290, SLG: 0.423										4	0	1	0	0	0	2						
9 Dornic Brown, L OBP: 0.343, SLG: 0.406										2	0	1	1	1	1	1						
51 Carlos Ruiz, R OBP: 0.368, SLG: 0.370										3	0	0	0	0	0	3						
35 Cole Hamels, L OBP: 0.196, SLG: 0.204 54 Brad Lidge, R										2	0	0	0	0	0	0						
7 Ross Gload, L OBP: 0.290, SLG: 0.313 21 Wilson Valdez, R OBP: 0.274, SLG: 0.291 37 Antonio Bastardo, R										0	0	0	0	0	0	0						
<b>Inning Stats</b>	R: 0 E: 0 K: 0 S: 9	H: 1 LOB: 2 BB: 1 P: 11	R: 0 E: 0 K: 0 S: 15	H: 1 LOB: 1 BB: 1 P: 26	R: 0 E: 0 K: 0 S: 9	H: 1 LOB: 1 BB: 0 P: 10	R: 0 E: 0 K: 1 S: 11	H: 1 LOB: 0 BB: 0 P: 17	R: 0 E: 0 K: 0 S: 6	H: 0 LOB: 0 BB: 0 P: 9	R: 0 E: 0 K: 0 S: 8	H: 0 LOB: 0 BB: 0 P: 12	R: 1 E: 1 K: 0 S: 11	H: 1 LOB: 0 BB: 0 P: 15	R: 0 E: 1 K: 0 S: 7	H: 0 LOB: 2 BB: 0 P: 10	R: 0 E: 0 K: 0 S: 12	H: 0 LOB: 0 BB: 18 P: 18	1B: 3 2B: 1 3B: 0 HR: 0	SF: 0 SAC: 0 DP: 1 HBP: 0	WP: 0 PB: 0 SB: 1 CS: 0	PA: 33
<b>PITCHER</b>	IP WLS BF H R ER SO BB IBB HBP BLK WP HR S P ERA WHIP	IP WLS BF H R ER SO BB IBB HBP BLK WP HR S P ERA WHIP	IP WLS BF H R ER SO BB IBB HBP BLK WP HR S P ERA WHIP	IP WLS BF H R ER SO BB IBB HBP BLK WP HR S P ERA WHIP	IP WLS BF H R ER SO BB IBB HBP BLK WP HR S P ERA WHIP	IP WLS BF H R ER SO BB IBB HBP BLK WP HR S P ERA WHIP	IP WLS BF H R ER SO BB IBB HBP BLK WP HR S P ERA WHIP	IP WLS BF H R ER SO BB IBB HBP BLK WP HR S P ERA WHIP	IP WLS BF H R ER SO BB IBB HBP BLK WP HR S P ERA WHIP	IP WLS BF H R ER SO BB IBB HBP BLK WP HR S P ERA WHIP	IP WLS BF H R ER SO BB IBB HBP BLK WP HR S P ERA WHIP	IP WLS BF H R ER SO BB IBB HBP BLK WP HR S P ERA WHIP	IP WLS BF H R ER SO BB IBB HBP BLK WP HR S P ERA WHIP	IP WLS BF H R ER SO BB IBB HBP BLK WP HR S P ERA WHIP	IP WLS BF H R ER SO BB IBB HBP BLK WP HR S P ERA WHIP	IP WLS BF H R ER SO BB IBB HBP BLK WP HR S P ERA WHIP	IP WLS BF H R ER SO BB IBB HBP BLK WP HR S P ERA WHIP	IP WLS BF H R ER SO BB IBB HBP BLK WP HR S P ERA WHIP	IP WLS BF H R ER SO BB IBB HBP BLK WP HR S P ERA WHIP	IP WLS BF H R ER SO BB IBB HBP BLK WP HR S P ERA WHIP		

San Francisco Giants @ Philadelphia Phillies  
Citizens Bank Park, Philadelphia, PA  
Wed Jul 27 2011, 7:11 PM - 9:49 PM EDT  
Att. 45,800 - Clear - 84 F

AB 31  
R 1  
H 4  
RBI 1  
BB 1  
SO 1  
LOB 10





Batter	1	2	3	4	5	6	7	8	9	AB	R	H	RBI	BB	SO	LOB	TOP			
56 Andres Torres, S OBP: 0.323, SLG: 0.365	F8		1B		F8		P4			4	0	1	0	0	1	2	<b>San Francisco Giants @ Philadelphia Phillies</b> Citizens Bank Park, Philadelphia, PA Thu Jul 28 2011, 7:09 PM - 10:04 PM EDT Att: 45,646 - Overcast - 85 F			
8 Jeff Keppinger, R OBP: 0.309, SLG: 0.412	G5-3		G5-3		F8		G5-3			4	0	0	0	0	0	3				
15 Carlos Beltran, S OBP: 0.388, SLG: 0.507	G3-1				K		K		F9	4	0	0	0	0	2	0				
48 Pablo Sandoval, S OBP: 0.342, SLG: 0.494		HR			G4-3		K		G4-3	4	1	1	1	0	1	0				
17 Aubrey Huff, L OBP: 0.296, SLG: 0.364							F9		F7	3	1	1	0	1	0	0				
9 Brandon Belt, L OBP: 0.338, SLG: 0.348					2B					0	0	0	0	0	0	0				
12 Nate Schierholz, L OBP: 0.338, SLG: 0.438	F7								L3	3	1	1	1	1	0	1				
35 Brandon Crawford, L OBP: 0.281, SLG: 0.268					G6-3		P6		G4-3	4	0	0	0	0	0	3				
37 Chris Stewart, R OBP: 0.294, SLG: 0.276					G5-3				G6-3	4	1	1	0	0	0	1				
55 Tim Lincecum, L OBP: 0.271, SLG: 0.195					G1-3					2	0	1	0	0	0	0				
33 Aaron Rowand, R OBP: 0.292, SLG: 0.375							E5			1	0	0	0	0	0	0				
52 Ramon E. Ramirez, R ERA: 2.16										0	0	0	0	0	0	0				
41 Jeremy Affeldt, L ERA: 2.98										0	0	0	0	0	0	0				
54 Sergio Romo, R ERA: 1.83										0	0	0	0	0	0	0				
38 Brian Wilson, R ERA: 2.72										0	0	0	0	0	0	0				
<b>Inning Stats</b>	R: 0 E: 0 K: 0 S: 8	H: 0 LOB: 0 BB: 0 P: 12	R: 1 E: 0 K: 0 S: 11	H: 1 LOB: 1 BB: 1 P: 18	R: 0 E: 0 K: 0 S: 6	H: 1 LOB: 0 BB: 0 P: 8	R: 1 E: 0 K: 1 S: 13	H: 2 LOB: 1 BB: 0 P: 21	R: 0 E: 0 K: 2 S: 9	H: 0 LOB: 0 BB: 0 P: 15	R: 2 E: 1 K: 0 S: 10	H: 1 LOB: 1 BB: 1 P: 18	R: 0 E: 0 K: 0 S: 7	H: 0 LOB: 0 BB: 0 P: 9	R: 0 E: 0 K: 0 S: 10	H: 0 LOB: 0 BB: 0 P: 14	1B: 4 2B: 1 3B: 0 HR: 1	SF: 0 SAC: 0 DP: 0 HBP: 0	WP: 0 PB: 0 SB: 0 CS: 1	PA: 35
<b>PITCHER</b>	IP WLS BF H R ER SO BB IBB HBP BLK WP HR S P ERA WHIP	IP WLS BF H R ER SO BB IBB HBP BLK WP HR S P ERA WHIP	IP WLS BF H R ER SO BB IBB HBP BLK WP HR S P ERA WHIP	IP WLS BF H R ER SO BB IBB HBP BLK WP HR S P ERA WHIP	IP WLS BF H R ER SO BB IBB HBP BLK WP HR S P ERA WHIP	IP WLS BF H R ER SO BB IBB HBP BLK WP HR S P ERA WHIP	IP WLS BF H R ER SO BB IBB HBP BLK WP HR S P ERA WHIP	IP WLS BF H R ER SO BB IBB HBP BLK WP HR S P ERA WHIP	IP WLS BF H R ER SO BB IBB HBP BLK WP HR S P ERA WHIP	IP WLS BF H R ER SO BB IBB HBP BLK WP HR S P ERA WHIP	IP WLS BF H R ER SO BB IBB HBP BLK WP HR S P ERA WHIP	IP WLS BF H R ER SO BB IBB HBP BLK WP HR S P ERA WHIP	IP WLS BF H R ER SO BB IBB HBP BLK WP HR S P ERA WHIP	IP WLS BF H R ER SO BB IBB HBP BLK WP HR S P ERA WHIP	IP WLS BF H R ER SO BB IBB HBP BLK WP HR S P ERA WHIP	IP WLS BF H R ER SO BB IBB HBP BLK WP HR S P ERA WHIP	IP WLS BF H R ER SO BB IBB HBP BLK WP HR S P ERA WHIP			

AB	33
R	4
H	6
RBI	3
BB	2
SO	4
LOB	10



Batter	1	2	3	4	5	6	7	8	9	AB	R	H	RBI	BB	SO	LOB	BOTTOM			
11 Jimmy Rollins, S OBP: 0.333, SLG: 0.392	SH1-3		BB		F9		F7		F9	4	0	1	0	1	0	3	<b>San Francisco Giants @ Philadelphia Phillies</b> Citizens Bank Park, Philadelphia, PA Thu Jul 28 2011, 7:09 PM - 10:04 PM EDT Att: 45,646 - Overcast - 85 F			
7 Michael Martinez, S OBP: 0.264, SLG: 0.310	SH1-3		F7				E1		K	3	0	0	0	1	1	4				
26 Chase Utley, L OBP: 0.374, SLG: 0.478	P6				K2-3					4	0	1	1	0	2	5				
6 Ryan Howard, L OBP: 0.338, SLG: 0.459	K				G4-3		G4-3		G1-3	4	0	0	0	0	1	3				
8 Shane Victorino, S OBP: 0.374, SLG: 0.510		G3							F9	3	0	1	0	1	0	0				
29 Raul Ibanez, L OBP: 0.287, SLG: 0.418					BB		1B			4	0	0	0	0	0	2				
9 Dornic Brown, L OBP: 0.338, SLG: 0.399					P3		F8		G1-3	3	0	0	0	0	1	2				
10 Ben Francisco, R OBP: 0.327, SLG: 0.354					P5		L8		F7	1	0	0	0	0	0	0				
51 Carlos Ruiz, R OBP: 0.370, SLG: 0.373					K				K	3	1	1	0	1	2	0				
38 Kyle Kendrick, R ERA: 2.78										2	0	1	0	0	1	1				
53 Juan Pablo Perez, R ERA: 4.15										0	0	0	0	0	0	0				
54 Brad Lidge, R ERA: 2.98										0	0	0	0	0	0	0				
15 John Mayberry Jr., R ERA: 1.83										1	0	0	0	0	1	1				
40 Michael Stutes, R ERA: 3.11										0	0	0	0	0	0	0				
57 David Herndon, R ERA: 4.64										0	0	0	0	0	0	0				
<b>Inning Stats</b>	R: 0 E: 0 K: 1 S: 10	H: 1 LOB: 1 BB: 0 P: 16	R: 0 E: 0 K: 1 S: 12	H: 0 LOB: 0 BB: 0 P: 19	R: 0 E: 0 K: 2 S: 11	H: 1 LOB: 2 BB: 1 P: 16	R: 0 E: 0 K: 0 S: 10	H: 0 LOB: 1 BB: 1 P: 16	R: 0 E: 0 K: 0 S: 8	H: 1 LOB: 0 BB: 0 P: 12	R: 1 E: 1 K: 1 S: 18	H: 2 LOB: 2 BB: 0 P: 28	R: 0 E: 0 K: 0 S: 6	H: 0 LOB: 0 BB: 0 P: 6	R: 0 E: 0 K: 2 S: 13	H: 1 LOB: 1 BB: 0 P: 18	1B: 2 2B: 4 3B: 0 HR: 0	SF: 0 SAC: 1 DP: 0 HBP: 0	WP: 0 PB: 0 SB: 0 CS: 0	PA: 38
<b>PITCHER</b>	IP WLS BF H R ER SO BB IBB HBP BLK WP HR S P ERA WHIP	IP WLS BF H R ER SO BB IBB HBP BLK WP HR S P ERA WHIP	IP WLS BF H R ER SO BB IBB HBP BLK WP HR S P ERA WHIP	IP WLS BF H R ER SO BB IBB HBP BLK WP HR S P ERA WHIP	IP WLS BF H R ER SO BB IBB HBP BLK WP HR S P ERA WHIP	IP WLS BF H R ER SO BB IBB HBP BLK WP HR S P ERA WHIP	IP WLS BF H R ER SO BB IBB HBP BLK WP HR S P ERA WHIP	IP WLS BF H R ER SO BB IBB HBP BLK WP HR S P ERA WHIP	IP WLS BF H R ER SO BB IBB HBP BLK WP HR S P ERA WHIP	IP WLS BF H R ER SO BB IBB HBP BLK WP HR S P ERA WHIP	IP WLS BF H R ER SO BB IBB HBP BLK WP HR S P ERA WHIP	IP WLS BF H R ER SO BB IBB HBP BLK WP HR S P ERA WHIP	IP WLS BF H R ER SO BB IBB HBP BLK WP HR S P ERA WHIP	IP WLS BF H R ER SO BB IBB HBP BLK WP HR S P ERA WHIP	IP WLS BF H R ER SO BB IBB HBP BLK WP HR S P ERA WHIP	IP WLS BF H R ER SO BB IBB HBP BLK WP HR S P ERA WHIP	IP WLS BF H R ER SO BB IBB HBP BLK WP HR S P ERA WHIP			





Batter	1	2	3	4	5	6	7	8	9	10	11	12	13	AB	R	H	RBI	BB	SO	LOB	TOP			
33 Agon Rowand, R OBP: 0.315, SLG: 0.422			F7		G5-3		G6-3		K		K			4	1	1	0	0	0	0				
8 Jeff Keppinger, R OBP: 0.341, SLG: 0.422														5	0	2	0	0	0	0				
15 Carlos Beltrán, S OBP: 0.387, SLG: 0.593														5	1	1	1	1	3	2				
48 Pablo Sandoval, S OBP: 0.346, SLG: 0.494														6	0	3	0	0	0	2				
13 Cody Ross, R OBP: 0.341, SLG: 0.393														4	0	0	0	2	2	3				
17 Aubrey Huff, L OBP: 0.296, SLG: 0.365														5	1	2	1	0	1	1				
22 Eli Whiteside, R OBP: 0.312, SLG: 0.370														5	0	1	1	1	0	4				
14 Mike Fontenot, L OBP: 0.292, SLG: 0.348														5	0	0	0	0	2	8				
49 Javier López, L OBP: 0.333, SLG: 0.343														0	0	0	0	0	0	0				
59 Guillermo Mota, R OBP: 0.200, SLG: 0.400														0	0	0	0	0	0	0				
9 Brandon Belt, L OBP: 0.333, SLG: 0.343														0	0	0	0	0	0	0				
38 Brian Wilson, R OBP: 0.229, SLG: 0.257														2	0	0	0	0	0	0				
12 Nate Schenkel, L OBP: 0.324, SLG: 0.433														3	0	0	0	0	1	0				
<b>Inning Stats</b>	R: 1 E: 0 K: 1 S: 10	H: 2 LOB: 1 BB: 0 P: 17	R: 0 E: 0 K: 1 S: 12	H: 0 LOB: 0 BB: 0 P: 19	R: 0 E: 0 K: 1 S: 12	H: 1 LOB: 1 BB: 0 P: 15	R: 0 E: 0 K: 0 S: 11	H: 2 LOB: 2 BB: 0 P: 16	R: 0 E: 0 K: 0 S: 10	H: 1 LOB: 2 BB: 2 P: 20	R: 1 E: 0 K: 1 S: 11	H: 1 LOB: 1 BB: 0 P: 18	R: 0 E: 0 K: 1 S: 7	H: 0 LOB: 0 BB: 0 P: 12	R: 0 E: 0 K: 2 S: 9	H: 0 LOB: 0 BB: 0 P: 12	R: 0 E: 0 K: 0 S: 4	H: 0 LOB: 0 BB: 0 P: 4	R: 0 E: 0 K: 0 S: 4	H: 0 LOB: 0 BB: 0 P: 4	1B: 6 2B: 5 3B: 0 HR: 0	SF: 1 SAC: 0 DP: 1 HBP: 1	WP: 1 PB: 0 SB: 1 CS: 0	PA: 53
<b>PITCHER</b>	IP 6.0	WLS 3	BF 26	H 6	R 2	ER 2	SO 3	BB 2	IBB 0	HBP 1	BLK 0	WP 0	HR 0	S 103	P 65	ERA 3.00	WHIP 1.333							
50 Dontrelle Willis, L ERA: 3.52	1.0	0.2	7	1	0	0	0	2	0	0	0	0	0	0	0	14	0.00							
40 Nick Masset, R ERA: 3.51	1.0	1.1	6	1	1	1	2	1	0	0	0	0	0	0	15	24	6.75							
45 Bill Bray, L ERA: 2.06	1.0	2.0	9	2	0	0	2	1	0	0	0	1	0	0	23	38	0.00							
48 Francisco Cordero, R ERA: 2.99	1.0	2.0	6	0	0	0	4	0	0	0	0	0	0	0	16	24	0.00							
54 Aroldis Chapman, L ERA: 3.88	1.0	2.0	6	0	0	0	4	0	0	0	0	0	0	0	16	24	0.00							

San Francisco Giants @ Cincinnati Reds  
Great American Ball Park, Cincinnati, OH  
Fri Jul 29 2011, 7:11 PM - 11:35 PM EDT  
Att. 29,016 - Partly Cloudy - 92 F

livebaseballscorecards.com



Batter	1	2	3	4	5	6	7	8	9	10	11	12	13	AB	R	H	RBI	BB	SO	LOB	BOTTOM			
6 Drew Stubbs, R OBP: 0.327, SLG: 0.390			FC4-6											6	1	1	1	0	1	2				
15 Fred Lewis, L OBP: 0.356, SLG: 0.383														4	1	3	0	0	0	0				
28 Chris Heisey, R OBP: 0.303, SLG: 0.454														2	0	0	0	0	0	2				
19 Joey Votto, L OBP: 0.426, SLG: 0.510														4	0	1	0	2	0	1				
4 Brandon Phillips, R OBP: 0.327, SLG: 0.422														5	0	1	1	0	2	3				
32 Jay Bruce, L OBP: 0.344, SLG: 0.492														5	1	1	1	1	1	2				
43 Miguel Cairo, R OBP: 0.342, SLG: 0.421														5	0	0	0	1	1	3				
55 Ramon Hernandez, R OBP: 0.308, SLG: 0.500														3	0	1	0	1	0	2				
48 Francisco Cordero, R OBP: 0.057, SLG: 1.000														0	0	0	0	0	0	0				
21 Todd Frazier, R OBP: 0.313, SLG: 0.400														1	0	0	0	0	0	0				
54 Aroldis Chapman, L OBP: 1.000, SLG: 1.000														1	0	1	0	0	0	0				
7 Paul Janish, R OBP: 0.264, SLG: 0.276														2	1	0	0	0	0	2				
23 Yonder Alonso, L OBP: 0.057, SLG: 1.000														2	1	0	1	0	0	0				
16 Edgar Renteria, R OBP: 0.307, SLG: 0.300														2	0	1	1	0	0	0				
50 Dontrelle Willis, L OBP: 0.400, SLG: 0.500														3	0	1	0	0	0	1				
40 Nick Masset, R ERA: 3.51														0	0	0	0	0	0	0				
45 Bill Bray, L ERA: 2.06														2	0	0	0	0	1	1				
29 Ryan Hanigan, R OBP: 0.350, SLG: 0.333														0	0	0	0	0	0	0				
<b>Inning Stats</b>	R: 2 E: 0 K: 0 S: 18	H: 3 LOB: 2 BB: 1 P: 31	R: 1 E: 0 K: 0 S: 12	H: 3 LOB: 2 BB: 0 P: 18	R: 0 E: 0 K: 0 S: 10	H: 1 LOB: 1 BB: 0 P: 16	R: 0 E: 0 K: 0 S: 3	H: 0 LOB: 0 BB: 0 P: 5	R: 0 E: 0 K: 0 S: 9	H: 0 LOB: 0 BB: 0 P: 14	R: 0 E: 0 K: 1 S: 6	H: 1 LOB: 2 BB: 2 P: 14	R: 0 E: 0 K: 1 S: 8	H: 0 LOB: 0 BB: 0 P: 11	R: 0 E: 0 K: 1 S: 6	H: 0 LOB: 0 BB: 0 P: 11	R: 0 E: 0 K: 1 S: 6	H: 2 LOB: 2 BB: 1 P: 15	R: 1 E: 0 K: 0 S: 9	H: 2 LOB: 1 BB: 0 P: 15	1B: 11 2B: 2 3B: 0 HR: 0	SF: 1 SAC: 0 DP: 1 HBP: 1	WP: 1 PB: 0 SB: 0 CS: 1	PA: 53
<b>PITCHER</b>	IP 6.0	WLS 4	BF 27	H 7	R 3	ER 3	SO 3	BB 1	IBB 1	HBP 1	BLK 1	WP 0	HR 0	S 103	P 68	ERA 4.50	WHIP 1.333							
32 Ryan Vogelsong, R ERA: 2.23	1.0	1.0	4	1	0	0	0	0	0	0	0	0	0	0	9	14	0.00							
46 Santiago Casilla, R ERA: 1.78	1.0	1.0	3	0	0	0	2	0	0	0	0	0	0	1	9	14	0.00							
54 Santiago Ramo, R ERA: 1.78	1.0	1.0	4	1	0	0	1	0	0	0	0	0	0	1	9	14	0.00							
52 Ramon E Ramirez, R ERA: 2.11	1.0	0.1	3	1	0	0	0	1	0	0	0	0	0	10	17	0.00								
49 Javier López, L ERA: 2.03	1.0	0.1	3	1	0	0	0	1	0	0	0	0	0	10	17	0.00								
<b>PITCHER</b>	IP 2.2	WLS 0	BF 8	H 0	R 0	ER 0	SO 2	BB 0	IBB 1	HBP 0	BLK 0	WP 0	HR 0	S 18	P 32	ERA 0.00	WHIP 0.000							
59 Guillermo Mota, R ERA: 3.88	0.1	L	4	2	1	1	0	1	0	0	0	0	0	9	15	27.00	9.000							
38 Brian Wilson, R ERA: 2.88	1.0	0.1	3	1	0	0	0	1	0	0	0	0	0	10	17	0.00								

San Francisco Giants @ Cincinnati Reds  
Great American Ball Park, Cincinnati, OH  
Fri Jul 29 2011, 7:11 PM - 11:35 PM EDT  
Att. 29,016 - Partly Cloudy - 92 F

livebaseballscorecards.com









Batter	1	2	3	4	5	6	7	8	9	AB	R	H	RBI	BB	SO	LOB	TOP			
33 Aaron Rowand, R (1,8) OBP: 0.293, SLG: 0.379	G2-3			G6-3					K	4	0	1	0	0	1	0	<b>San Francisco Giants @ Cincinnati Reds</b> Great American Ball Park, Cincinnati, OH Sun Jul 31 2011, 1:12 PM - 3:49 PM EDT Att: 37,864 - Partly Cloudy - 86 F			
8 Jeff Keppinger, R (1,4) OBP: 0.316, SLG: 0.418	G6-4-3 1B			G6-3			K2-3		G6-3	4	0	1	0	0	1	2				
15 Carlos Beltrán, S (1,9) OBP: 0.362, SLG: 0.495	G6-4-3			G3-1					K	3	0	1	0	0	0	1				
14 Mike Fontenot, L (7,5) OBP: 0.293, SLG: 0.347	G6-4-3								K	1	0	0	0	0	1	0				
48 Pablo Sandoval, S (1,5) OBP: 0.347, SLG: 0.502		P6								3	0	0	0	0	0	1				
52 Ramon E Ramirez, R (7,1) OBP: 0.293, SLG: 0.347		F8								0	0	0	0	0	0	0				
49 Javier López, L (8,1) OBP: 0.293, SLG: 0.347										0	0	0	0	0	0	0				
12 Nate Schierholtz, L (1,7) OBP: 0.319, SLG: 0.428		F8								3	0	0	0	0	1	1				
43 Orlando Cabrera, R (1,6) OBP: 0.275, SLG: 0.318		L7								3	0	0	0	0	1	0				
9 Brandon Belt, L (1,3) OBP: 0.330, SLG: 0.342				G3-1						2	0	0	0	1	0	0				
22 Eli Whiteside, R (1,2) OBP: 0.306, SLG: 0.362				K2-3						3	0	0	0	0	1	2				
75 Barry Zito, L (1,1) OBP: 0.295, SLG: 0.363				G4-3						1	0	0	0	0	0	0				
17 Aubrey Huff, L (6,PH) OBP: 0.295, SLG: 0.363										1	0	0	0	0	0	1				
59 Guillermo Mota, R (6,1) OBP: 0.200, SLG: 0.400										0	0	0	0	0	0	0				
56 Andres Torres, S (7,9) OBP: 0.319, SLG: 0.359										1	0	0	0	0	0	1				
<b>Inning Stats</b>	R: 0 E: 0 K: 0 S: 7	H: 1 LOB: 0 BB: 0 P: 9	R: 0 E: 0 K: 0 S: 12	H: 0 LOB: 0 BB: 0 P: 15	R: 0 E: 0 K: 1 S: 10	H: 0 LOB: 0 BB: 0 P: 12	R: 0 E: 0 K: 2 S: 8	H: 0 LOB: 0 BB: 0 P: 11	R: 0 E: 0 K: 1 S: 11	H: 1 LOB: 2 BB: 1 P: 18	R: 0 E: 0 K: 0 S: 9	H: 1 LOB: 0 BB: 0 P: 13	R: 0 E: 0 K: 0 S: 6	H: 0 LOB: 1 BB: 0 P: 8	R: 0 E: 0 K: 2 S: 11	H: 0 LOB: 0 BB: 0 P: 13	1B: 3 2B: 0 3B: 0 HR: 0	SF: 0 SAC: 0 DP: 2 HBP: 0	WP: 0 PB: 0 SB: 0 CS: 0	PA: 30
<b>PITCHER</b>	IP: 9.0 WLS: W BF: 30 ERA: 1.72	H: 3 R: 0 ER: 0 SO: 6	BB: 1 IBB: 0 HBP: 0 BLK: 0	WP: 0 HR: 0 S: 82 P: 111	ERA: 0.00 WHIP: 0.444	<b>PITCHER</b>														

AB	29
R	0
H	3
RBI	0
BB	1
SO	6
LOB	9



Batter	1	2	3	4	5	6	7	8	9	AB	R	H	RBI	BB	SO	LOB	BOTTOM			
6 Drew Stubbs, R (1,8) OBP: 0.333, SLG: 0.396	1B			K						5	3	4	0	0	1	0	<b>San Francisco Giants @ Cincinnati Reds</b> Great American Ball Park, Cincinnati, OH Sun Jul 31 2011, 1:12 PM - 3:49 PM EDT Att: 37,864 - Partly Cloudy - 86 F			
16 Edgar Renteria, R (1,6) OBP: 0.313, SLG: 0.309	1B									3	3	2	0	1	1	2				
7 Paul Janish, R (8,6) OBP: 0.263, SLG: 0.275	1B									1	0	0	0	0	0	1				
19 Joey Volto, L (1,3) OBP: 0.428, SLG: 0.515	1B									4	2	2	4	0	0	1				
23 Yonder Alonso, L (8,3) OBP: 0.750, SLG: 1.000	1B									1	0	1	1	0	0	0				
4 Brandon Phillips, R (1,4) OBP: 0.332, SLG: 0.423	1B									4	0	2	1	0	1	1				
32 Jay Bruce, L (1,9) OBP: 0.345, SLG: 0.490	1B									2	0	1	2	1	1	1				
28 Chris Heisey, R (1,7) OBP: 0.301, SLG: 0.443	1B									3	0	0	0	0	1	3				
55 Ramon Hernandez, R (1,2) OBP: 0.362, SLG: 0.491										4	0	0	0	0	0	2				
21 Todd Frazier, R (1,5) OBP: 0.286, SLG: 0.500										4	1	1	1	0	1	2				
47 Johnny Cueto, R (1,1) OBP: 0.094, SLG: 0.033										3	0	0	0	1	0	0				
<b>Inning Stats</b>	R: 3 E: 0 K: 0 S: 16	H: 4 LOB: 0 BB: 0 P: 23	R: 0 E: 0 K: 1 S: 7	H: 1 LOB: 2 BB: 1 P: 14	R: 0 E: 0 K: 2 S: 12	H: 1 LOB: 1 BB: 0 P: 16	R: 1 E: 0 K: 1 S: 10	H: 1 LOB: 0 BB: 0 P: 15	R: 1 E: 0 K: 0 S: 7	H: 1 LOB: 1 BB: 1 P: 16	R: 0 E: 0 K: 0 S: 6	H: 0 LOB: 0 BB: 0 P: 9	R: 3 E: 0 K: 1 S: 18	H: 3 LOB: 2 BB: 1 P: 34	R: 1 E: 0 K: 1 S: 12	H: 2 LOB: 1 BB: 0 P: 16	1B: 10 2B: 1 3B: 0 HR: 2	SF: 2 SAC: 0 DP: 0 HBP: 1	WP: 1 PB: 0 SB: 0 CS: 1	PA: 40
<b>PITCHER</b>	IP: 5.0 WLS: L BF: 24 ERA: 5.62	H: 8 R: 3 ER: 3 SO: 0	BB: 1 IBB: 0 HBP: 0 BLK: 0	WP: 0 HR: 1 S: 19 P: 34	ERA: 20.25 WHIP: 3.000	<b>PITCHER</b>														

AB	34
R	9
H	13
RBI	9
BB	3
SO	6
LOB	13





Batter	1	2	3	4	5	6	7	8	9	AB	R	H	RBI	BB	SO	LOB	TOP						
18 Willie Bloomquist, R OBP: 0.297, SLG: 0.365	G6-3		F9																				
2 Kelly Johnson, L OBP: 0.297, SLG: 0.429	F7		F9																				
10 Justin Upton, R OBP: 0.379, SLG: 0.546	K			F7																			
24 Chris Young, R OBP: 0.327, SLG: 0.448					G6-3																		
26 Miguel Montero, L OBP: 0.347, SLG: 0.459																							
14 Ryan Roberts, R OBP: 0.345, SLG: 0.448																							
44 Paul Goldschmidt, R OBP: 0.250, SLG: 0.250																							
8 Gerardo Parra, L OBP: 0.358, SLG: 0.433																							
31 Ian Kennedy, R OBP: 0.114, SLG: 0.071																							
11 Sean Burroughs, L OBP: 0.207, SLG: 0.228																							
40 J.J. Putz, R																							
<b>Inning Stats</b>	R: 0 H: 0 E: 0 K: 1 S: 8	H: 0 LOB: 0 BB: 0 P: 15	R: 0 H: 2 E: 0 K: 0 S: 10	H: 2 LOB: 2 BB: 0 P: 16	R: 0 H: 0 E: 0 K: 1 S: 10	H: 0 LOB: 0 BB: 0 P: 13	R: 0 H: 0 E: 0 K: 1 S: 7	H: 0 LOB: 0 BB: 0 P: 12	R: 0 H: 1 E: 0 K: 1 S: 10	H: 1 LOB: 3 BB: 2 P: 20	R: 5 H: 5 E: 0 K: 2 S: 21	H: 5 LOB: 1 BB: 1 P: 33	R: 0 H: 0 E: 0 K: 1 S: 5	H: 0 LOB: 0 BB: 0 P: 7	R: 0 H: 0 E: 0 K: 0 S: 6	H: 0 LOB: 0 BB: 0 P: 10	R: 0 H: 0 E: 1 K: 1 S: 10	H: 0 LOB: 1 BB: 1 P: 20	1B: 8 2B: 0 3B: 0 HR: 0	SF: 0 SAC: 1 DP: 0 HBP: 0	WP: 0 PB: 0 SB: 1 CS: 0	PA: 39	
<b>PITCHER</b>	IP WLS BF H R ER SO BB IBB HBP BLK WP HR S P ERA WHIP	IP WLS BF H R ER SO BB IBB HBP BLK WP HR S P ERA WHIP	IP WLS BF H R ER SO BB IBB HBP BLK WP HR S P ERA WHIP	IP WLS BF H R ER SO BB IBB HBP BLK WP HR S P ERA WHIP	IP WLS BF H R ER SO BB IBB HBP BLK WP HR S P ERA WHIP	IP WLS BF H R ER SO BB IBB HBP BLK WP HR S P ERA WHIP	IP WLS BF H R ER SO BB IBB HBP BLK WP HR S P ERA WHIP	IP WLS BF H R ER SO BB IBB HBP BLK WP HR S P ERA WHIP	IP WLS BF H R ER SO BB IBB HBP BLK WP HR S P ERA WHIP	IP WLS BF H R ER SO BB IBB HBP BLK WP HR S P ERA WHIP	IP WLS BF H R ER SO BB IBB HBP BLK WP HR S P ERA WHIP	IP WLS BF H R ER SO BB IBB HBP BLK WP HR S P ERA WHIP	IP WLS BF H R ER SO BB IBB HBP BLK WP HR S P ERA WHIP	IP WLS BF H R ER SO BB IBB HBP BLK WP HR S P ERA WHIP	IP WLS BF H R ER SO BB IBB HBP BLK WP HR S P ERA WHIP	IP WLS BF H R ER SO BB IBB HBP BLK WP HR S P ERA WHIP	IP WLS BF H R ER SO BB IBB HBP BLK WP HR S P ERA WHIP	IP WLS BF H R ER SO BB IBB HBP BLK WP HR S P ERA WHIP	IP WLS BF H R ER SO BB IBB HBP BLK WP HR S P ERA WHIP	IP WLS BF H R ER SO BB IBB HBP BLK WP HR S P ERA WHIP	IP WLS BF H R ER SO BB IBB HBP BLK WP HR S P ERA WHIP	IP WLS BF H R ER SO BB IBB HBP BLK WP HR S P ERA WHIP	IP WLS BF H R ER SO BB IBB HBP BLK WP HR S P ERA WHIP

Arizona Diamondbacks @ San Francisco Giants  
 AT&T Park, San Francisco, CA  
 Mon Aug 01 2011, 7:16 PM - 9:53 PM PDT  
 Att. 42,366 - Clear - 61 F

AB	34
R	5
H	8
RBI	5
BB	4
SO	8
LOB	15



Batter	1	2	3	4	5	6	7	8	9	AB	R	H	RBI	BB	SO	LOB	BOTTOM						
13 Cody Ross, R OBP: 0.343, SLG: 0.406	HR		P4																				
8 Jeff Keppinger, R OBP: 0.315, SLG: 0.415	L9																						
15 Carlos Beltrán, S OBP: 0.383, SLG: 0.500	F9																						
48 Pablo Sandoval, S OBP: 0.345, SLG: 0.496	F8																						
17 Aubrey Huff, L OBP: 0.294, SLG: 0.370																							
12 Nate Schierholtz, L OBP: 0.318, SLG: 0.425																							
43 Orlando Cabrera, R OBP: 0.274, SLG: 0.317																							
22 Eli Whiteside, R OBP: 0.301, SLG: 0.354																							
33 Aaron Rowand, R OBP: 0.292, SLG: 0.377																							
18 Matt Cain, R OBP: 0.130, SLG: 0.114																							
41 Jeremy Affeldt, L																							
9 Brandon Bell, L OBP: 0.326, SLG: 0.338																							
46 Santiago Casilla, R																							
54 Sergio Romo, R																							
<b>Inning Stats</b>	R: 1 H: 1 E: 0 K: 0 S: 8	H: 1 LOB: 0 BB: 0 P: 8	R: 0 H: 0 E: 0 K: 0 S: 6	H: 0 LOB: 0 BB: 0 P: 11	R: 0 H: 0 E: 0 K: 1 S: 10	H: 0 LOB: 0 BB: 0 P: 13	R: 0 H: 0 E: 0 K: 2 S: 11	H: 1 LOB: 2 BB: 1 P: 20	R: 0 H: 0 E: 0 K: 1 S: 5	H: 0 LOB: 0 BB: 0 P: 7	R: 0 H: 1 E: 0 K: 1 S: 11	H: 1 LOB: 1 BB: 0 P: 18	R: 1 H: 1 E: 0 K: 1 S: 16	H: 1 LOB: 0 BB: 0 P: 20	R: 0 H: 2 E: 0 K: 1 S: 10	H: 2 LOB: 0 BB: 0 P: 12	R: 0 H: 2 E: 0 K: 0 S: 13	H: 2 LOB: 2 BB: 0 P: 15	1B: 5 2B: 0 3B: 1 HR: 2	SF: 0 SAC: 0 DP: 1 HBP: 0	WP: 0 PB: 0 SB: 0 CS: 0	PA: 35	
<b>PITCHER</b>	IP WLS BF H R ER SO BB IBB HBP BLK WP HR S P ERA WHIP	IP WLS BF H R ER SO BB IBB HBP BLK WP HR S P ERA WHIP	IP WLS BF H R ER SO BB IBB HBP BLK WP HR S P ERA WHIP	IP WLS BF H R ER SO BB IBB HBP BLK WP HR S P ERA WHIP	IP WLS BF H R ER SO BB IBB HBP BLK WP HR S P ERA WHIP	IP WLS BF H R ER SO BB IBB HBP BLK WP HR S P ERA WHIP	IP WLS BF H R ER SO BB IBB HBP BLK WP HR S P ERA WHIP	IP WLS BF H R ER SO BB IBB HBP BLK WP HR S P ERA WHIP	IP WLS BF H R ER SO BB IBB HBP BLK WP HR S P ERA WHIP	IP WLS BF H R ER SO BB IBB HBP BLK WP HR S P ERA WHIP	IP WLS BF H R ER SO BB IBB HBP BLK WP HR S P ERA WHIP	IP WLS BF H R ER SO BB IBB HBP BLK WP HR S P ERA WHIP	IP WLS BF H R ER SO BB IBB HBP BLK WP HR S P ERA WHIP	IP WLS BF H R ER SO BB IBB HBP BLK WP HR S P ERA WHIP	IP WLS BF H R ER SO BB IBB HBP BLK WP HR S P ERA WHIP	IP WLS BF H R ER SO BB IBB HBP BLK WP HR S P ERA WHIP	IP WLS BF H R ER SO BB IBB HBP BLK WP HR S P ERA WHIP	IP WLS BF H R ER SO BB IBB HBP BLK WP HR S P ERA WHIP	IP WLS BF H R ER SO BB IBB HBP BLK WP HR S P ERA WHIP	IP WLS BF H R ER SO BB IBB HBP BLK WP HR S P ERA WHIP	IP WLS BF H R ER SO BB IBB HBP BLK WP HR S P ERA WHIP	IP WLS BF H R ER SO BB IBB HBP BLK WP HR S P ERA WHIP	IP WLS BF H R ER SO BB IBB HBP BLK WP HR S P ERA WHIP

Arizona Diamondbacks @ San Francisco Giants  
 AT&T Park, San Francisco, CA  
 Mon Aug 01 2011, 7:16 PM - 9:53 PM PDT  
 Att. 42,366 - Clear - 61 F

AB	34
R	2
H	8
RBI	2
BB	1
SO	7
LOB	9

















Batter	1	2	3	4	5	6	7	8	9	AB	R	H	RBI	BB	SO	LOB	TOP										
11 Jimmy Rollins, S OBP: 0.337, SLG: 0.396 21 Wilson Valdez, R OBP: 0.284, SLG: 0.299										4	1	2	1	2	1	1	0										
27 Placido Polanco, R OBP: 0.332, SLG: 0.345										4	0	2	1	1	0	0	0										
8 Shane Victorino, S OBP: 0.387, SLG: 0.533 6 Ryan Howard, L OBP: 0.342, SLG: 0.490										3	1	2	1	0	0	0	1										
26 Chase Utley, L OBP: 0.379, SLG: 0.485										5	1	1	0	0	1	5	0										
3 Hunter Pence, R OBP: 0.359, SLG: 0.485										5	1	2	1	0	1	0	0										
29 Raul Ibanez, L OBP: 0.295, SLG: 0.432										4	2	1	1	1	1	1	0										
15 John Mayberry Jr., R OBP: 0.322, SLG: 0.553										5	2	2	2	0	0	1	0										
23 Brian Schneider, L OBP: 0.255, SLG: 0.298										3	1	1	1	1	1	0	0										
49 Vance Worley, R OBP: 0.172, SLG: 0.207 40 Michael Stutes, R OBP: 0.284, SLG: 0.319 7 Ross Gload, L OBP: 0.284, SLG: 0.319 57 David Herndon, R OBP: 0.284, SLG: 0.319										4	0	1	0	0	1	3	0										
<b>Inning Stats</b>	R: 0 E: 0 K: 1 S: 9	H: 0 LOB: 0 BB: 1 P: 13	R: 0 E: 0 K: 0 S: 6	H: 0 LOB: 0 BB: 0 P: 10	R: 0 E: 0 K: 2 S: 13	H: 1 LOB: 1 BB: 0 P: 20	R: 4 E: 0 K: 0 S: 14	H: 4 LOB: 0 BB: 0 P: 23	R: 1 E: 0 K: 1 S: 11	H: 2 LOB: 1 BB: 1 P: 21	R: 3 E: 0 K: 0 S: 17	H: 4 LOB: 3 BB: 1 P: 32	R: 1 E: 0 K: 1 S: 10	H: 1 LOB: 1 BB: 0 P: 20	R: 0 E: 0 K: 1 S: 6	H: 0 LOB: 1 BB: 1 P: 13	R: 0 E: 0 K: 2 S: 13	H: 1 LOB: 2 BB: 1 P: 21	1B: 9 2B: 1 3B: 0 HR: 3	SF: 0 SAC: 0 DP: 1 HBP: 2	WP: 1 PB: 0 SB: 2 CS: 0	PA: 45					
<b>PITCHER</b>	IP	WLS	BF	H	R	ER	SO	BB	IBB	HBP	BLK	WP	HR	S	P	ERA	WHIP										
57 Jonathan Sánchez, L ERA: 4.1	4.2	L	21	7	5	5	4	2	0	0	0	0	2	52	85	9.64	1.929										
52 Ramon E Ramirez, R ERA: 2.91	1.0		9	4	3	3	0	1	0	1	0	0	1	17	32	27.00	5.000										
41 Jeremy Affeldt, L ERA: 2.86	1.1		6	1	1	1	1	0	0	1	0	0	1	11	22	6.75	0.750										
59 Guillermo Mota, R ERA: 4.07	1.0		4	0	0	0	1	1	0	0	0	0	0	6	13	0.00	1.000										
38 Brian Wilson, R ERA: 2.86	1.0		5	1	0	0	2	1	0	0	0	0	0	13	21	0.00	2.000										

Philadelphia Phillies @ San Francisco Giants  
AT&T Park, San Francisco, CA  
Fri Aug 05 2011, 7:15 PM - 10:18 PM PDT  
Att. 42,165 - Clear - 61 F

AB 38  
R 9  
H 13  
RBI 9  
BB 5  
SO 8  
LOB 14



Batter	1	2	3	4	5	6	7	8	9	AB	R	H	RBI	BB	SO	LOB	BOTTOM										
56 Andres Torres, S OBP: 0.318, SLG: 0.354										4	0	0	0	0	1	1	0										
8 Jeff Keppinger, R OBP: 0.313, SLG: 0.400										3	1	0	0	1	0	1	0										
15 Carlos Beltrán, S OBP: 0.363, SLG: 0.503 41 Jeremy Affeldt, L ERA: 2.86 7 Mark DeRosa, R OBP: 0.220, SLG: 0.184										3	0	1	0	0	1	1	0										
48 Pablo Sandoval, S OBP: 0.350, SLG: 0.502 14 Mike Fontenot, L OBP: 0.297, SLG: 0.352										2	0	1	1	0	0	0	0										
17 Aubrey Huff, L OBP: 0.296, SLG: 0.369 59 Guillermo Mota, R OBP: 0.143, SLG: 0.286 38 Brian Wilson, R OBP: 0.284, SLG: 0.319										3	0	1	0	0	0	2	0										
43 Orlando Cabrera, R OBP: 0.276, SLG: 0.320										4	0	2	0	0	0	1	0										
12 Nate Schierholtz, L OBP: 0.312, SLG: 0.416 52 Ramon E Ramirez, R ERA: 2.91 13 Cody Ross, R OBP: 0.341, SLG: 0.399										2	0	0	0	0	1	3	0										
22 Eli Whiteside, R OBP: 0.296, SLG: 0.367 37 Chris Stewart, R OBP: 0.232, SLG: 0.287										2	1	1	1	0	0	1	0										
57 Jonathan Sánchez, L OBP: 0.241, SLG: 0.357 33 Aaron Rowand, R OBP: 0.284, SLG: 0.381										1	0	0	0	0	1	0	0										
<b>Inning Stats</b>	R: 1 E: 0 K: 0 S: 10	H: 1 LOB: 1 BB: 1 P: 21	R: 0 E: 0 K: 1 S: 8	H: 1 LOB: 0 BB: 0 P: 13	R: 0 E: 0 K: 2 S: 8	H: 0 LOB: 0 BB: 0 P: 12	R: 0 E: 0 K: 0 S: 11	H: 2 LOB: 2 BB: 0 P: 14	R: 1 E: 0 K: 1 S: 9	H: 2 LOB: 1 BB: 0 P: 17	R: 0 E: 0 K: 0 S: 9	H: 1 LOB: 1 BB: 0 P: 13	R: 0 E: 0 K: 2 S: 9	H: 0 LOB: 0 BB: 0 P: 13	R: 0 E: 0 K: 1 S: 9	H: 1 LOB: 1 BB: 0 P: 14	R: 0 E: 0 K: 0 S: 8	H: 1 LOB: 1 BB: 0 P: 13	1B: 6 2B: 2 3B: 0 HR: 1	SF: 1 SAC: 0 DP: 1 HBP: 0	WP: 0 PB: 1 SB: 0 CS: 0	PA: 36					
<b>PITCHER</b>	IP	WLS	BF	H	R	ER	SO	BB	IBB	HBP	BLK	WP	HR	S	P	ERA	WHIP										
49 Vance Worley, R ERA: 2.35	7.0	W	28	7	2	2	6	1	0	0	0	0	1	64	103	2.57	1.143										
40 Michael Stutes, R ERA: 3.1	1.0		4	1	0	0	1	0	0	0	0	0	0	9	14	0.00	1.000										
57 David Herndon, R ERA: 4.21	1.0		4	1	0	0	0	0	0	0	0	0	0	8	13	0.00	1.000										

Philadelphia Phillies @ San Francisco Giants  
AT&T Park, San Francisco, CA  
Fri Aug 05 2011, 7:15 PM - 10:18 PM PDT  
Att. 42,165 - Clear - 61 F

AB 34  
R 2  
H 9  
RBI 2  
BB 1  
SO 7  
LOB 14

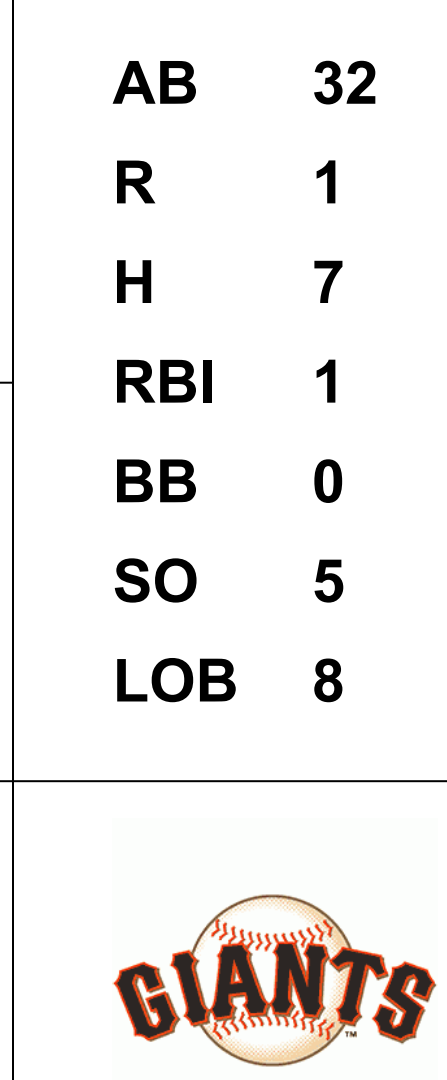




Batter	1	2	3	4	5	6	7	8	9	AB R H RBI BB SO LOB	TOP									
11 Jimmy Rollins, S OBP: 0.336, SLG: 0.397										4 1 1 0 0 1 0	Philadelphia Phillies @ San Francisco Giants AT&T Park, San Francisco, CA Sat Aug 06 2011, 1:13 PM - 3:26 PM PDT Att: 42,183 - Partly Cloudy - 61 F									
8 Shane Victorino, S OBP: 0.388, SLG: 0.532										3 0 1 0 1 0 1										
26 Chase Utley, L OBP: 0.377, SLG: 0.479										3 1 0 0 1 0 2										
6 Ryan Howard, L OBP: 0.341, SLG: 0.488										4 0 1 0 0 3 3										
3 Hunter Pence, R OBP: 0.360, SLG: 0.485										4 0 2 1 0 0 2										
29 Raul Ibanez, L OBP: 0.292, SLG: 0.428										4 0 0 0 0 1 4										
27 Placido Polanco, R 7 Michael Martinez, S OBP: 0.264, SLG: 0.314										3 0 0 0 0 0 1										
51 Carlos Ruiz, R OBP: 0.364, SLG: 0.373										3 0 0 0 0 0 0										
35 Cole Hamels, L OBP: 0.179, SLG: 0.185										3 0 0 0 0 3 0										
<b>Inning Stats</b>	R: 2 H: 2 E: 1 K: 2 S: 13	H: 2 R: 1 BB: 1 P: 23	R: 0 H: 0 E: 0 K: 1 S: 7	H: 0 R: 0 LOB: 0 BB: 1 P: 8	R: 0 H: 0 E: 0 K: 2 S: 8	H: 0 R: 0 LOB: 1 BB: 1 P: 16	R: 0 H: 0 E: 0 K: 0 S: 7	H: 0 R: 0 LOB: 0 BB: 0 P: 11	R: 0 H: 0 E: 0 K: 1 S: 10	H: 0 R: 0 LOB: 0 BB: 0 P: 14		R: 0 H: 0 E: 0 K: 1 S: 8	H: 1 R: 0 LOB: 0 BB: 0 P: 7	R: 0 H: 0 E: 0 K: 1 S: 9	H: 0 R: 0 LOB: 0 BB: 0 P: 12	R: 0 H: 2 E: 0 K: 0 S: 8	H: 2 R: 0 LOB: 2 BB: 0 P: 9	1B: 4 2B: 1 3B: 0 HR: 0	SF: 0 SAC: 0 DP: 1 HBP: 0	WP: 0 PB: 1 SB: 0 CS: 0
<b>PITCHER</b>	IP WLS BF H R ER SO BB IBB HBP BLK WP HR S P ERA WHIP											IP WLS BF H R ER SO BB IBB HBP BLK WP HR S P ERA WHIP								
18 Matt Cain, R ERA: 3.0	8.0 L 28 3 2 1 8 2 0 0 0 0 0 0 68 103 1.12 0.625																			
49 Javier López, L ERA: 2.51	0.1 3 2 0 0 0 0 0 0 0 0 0 5 5 0.00 6.000																			
54 Sergio Romo, R ERA: 1.72	0.2 2 0 0 0 0 0 0 0 0 0 0 3 4 0.00 0.000																			

Batter	1	2	3	4	5	6	7	8	9	AB R H RBI BB SO LOB	BOTTOM									
33 Aaron Rowand, R OBP: 0.294, SLG: 0.379										4 0 1 0 0 1 2	Philadelphia Phillies @ San Francisco Giants AT&T Park, San Francisco, CA Sat Aug 06 2011, 1:13 PM - 3:26 PM PDT Att: 42,183 - Partly Cloudy - 61 F									
8 Jeff Keppinger, R OBP: 0.316, SLG: 0.402										4 0 2 0 0 0 0										
15 Carlos Beltrán, S OBP: 0.380, SLG: 0.497										4 0 0 0 0 1 3										
48 Pablo Sandoval, S OBP: 0.352, SLG: 0.513										4 1 2 1 0 0 2										
43 Orlando Cabrera, R OBP: 0.273, SLG: 0.316										4 0 0 0 0 1 1										
13 Cody Ross, R OBP: 0.337, SLG: 0.395										3 0 0 0 0 0 0										
17 Aubrey Huff, L OBP: 0.294, SLG: 0.366										3 0 0 0 0 0 0										
22 Eli Whiteside, R OBP: 0.297, SLG: 0.366										2 0 0 0 0 2 0										
18 Matt Cain, R OBP: 0.125, SLG: 0.109										1 0 1 0 0 0 0										
12 Nate Schierholtz, L OBP: 0.314, SLG: 0.415										0 0 0 0 0 0 0										
49 Javier López, L 54 Sergio Romo, R										0 0 0 0 0 0 0										
<b>Inning Stats</b>	R: 0 H: 1 E: 0 K: 0 S: 8	H: 0 R: 0 LOB: 0 BB: 0 P: 12	R: 0 H: 0 E: 0 K: 1 S: 10	H: 0 R: 0 LOB: 0 BB: 0 P: 16	R: 0 H: 2 E: 0 K: 1 S: 8	H: 0 R: 0 LOB: 1 BB: 0 P: 8	R: 0 H: 0 E: 0 K: 0 S: 7	H: 0 R: 0 LOB: 0 BB: 0 P: 10	R: 0 H: 0 E: 0 K: 2 S: 9	H: 0 R: 0 LOB: 0 BB: 0 P: 11	R: 0 H: 1 E: 0 K: 1 S: 8	H: 1 R: 0 LOB: 0 BB: 0 P: 10	R: 0 H: 2 E: 0 K: 0 S: 14	H: 2 R: 0 LOB: 2 BB: 0 P: 20	R: 1 H: 1 E: 0 K: 0 S: 11	H: 1 R: 0 LOB: 0 BB: 0 P: 16	1B: 6 2B: 0 3B: 0 HR: 1	SF: 0 SAC: 0 DP: 2 HBP: 0	WP: 0 PB: 0 SB: 0 CS: 0	PA: 32
<b>PITCHER</b>	IP WLS BF H R ER SO BB IBB HBP BLK WP HR S P ERA WHIP											IP WLS BF H R ER SO BB IBB HBP BLK WP HR S P ERA WHIP								
35 Cole Hamels, L ERA: 2.53	9.0 W 32 7 1 1 5 0 0 0 0 0 1 83 114 1.00 0.778																			

AB	31
R	2
H	5
RBI	1
BB	2
SO	8
LOB	13













Batter	1	2	3	4	5	6	7	8	9	AB	R	H	RBI	BB	SO	LOB	TOP										
22 Andrew McCutchen, R OBP: 0.372, SLG: 0.464										5	0	1	0	0	2	4											
46 Garrett Jones, L OBP: 0.331, SLG: 0.452										4	0	1	0	0	2	1											
18 Neil Walker, S OBP: 0.334, SLG: 0.397										4	0	0	0	0	1	2											
25 Derrek Lee, R OBP: 0.303, SLG: 0.420											4	0	1	0	0	1	2										
36 Ryan Ludwick, R OBP: 0.305, SLG: 0.364											4	0	0	0	0	1	2										
41 Ryan Doumit, S OBP: 0.358, SLG: 0.463											2	0	1	0	2	0	0										
2 Brandon Wood, R OBP: 0.289, SLG: 0.365										4	0	0	0	0	2	4											
5 Ronny Cedeno, R OBP: 0.300, SLG: 0.336											3	0	1	0	0	2	3										
24 Pedro Alvarez, L OBP: 0.277, SLG: 0.299											1	0	0	0	0	1											
53 James McDonald, L OBP: 0.136, SLG: 0.119											2	0	0	0	0	1											
23 Matt Diaz, R OBP: 0.206, SLG: 0.330											1	0	0	0	0	1											
30 Chris Resop, R OBP: 0.320, SLG: 0.349											0	0	0	0	0	0											
39 Jason Grilli, R OBP: 0.276, SLG: 0.326											0	0	0	0	0	0											
97 Joe Beimel, L OBP: 0.277, SLG: 0.326											0	0	0	0	0	0											
25 Daniel McCutchen, R OBP: 0.276, SLG: 0.326											0	0	0	0	1	0											
51 Steve Pearce, R OBP: 0.276, SLG: 0.326											0	0	0	0	1	0											
<b>Inning Stats</b>	R: 0 E: 0 K: 1 S: 7	H: 0 LOB: 0 BB: 0 P: 11	R: 0 E: 0 K: 2 S: 16	H: 2 LOB: 2 BB: 0 P: 20	R: 0 E: 0 K: 2 S: 11	H: 1 LOB: 1 BB: 0 P: 15	R: 0 E: 0 K: 1 S: 7	H: 0 LOB: 0 BB: 0 P: 12	R: 0 E: 0 K: 2 S: 11	H: 0 LOB: 1 BB: 0 P: 16	R: 0 E: 0 K: 2 S: 10	H: 0 LOB: 1 BB: 1 P: 14	R: 0 E: 0 K: 1 S: 10	H: 1 LOB: 1 BB: 2 P: 16	R: 0 E: 1 K: 1 S: 21	H: 0 LOB: 3 BB: 2 P: 34	1B: 2 2B: 3 3B: 0 HR: 0	SF: 0 SAC: 0 DP: 0 HBP: 0	WP: 0 PB: 0 SB: 0 CS: 0	PA: 37							
<b>PITCHER</b>	IP	WLS	BF	H	R	ER	SO	BB	IBB	HBP	BLK	WP	HR	S	P	ERA	WHIP										
40 Madison Bumgarner, L ERA: 3.53	7.0	W	27	4	0	0	10	1	0	0	0	0	0	71	101	0.00	0.714										
54 Sergio Romo, R ERA: 1.67	1.0	H	4	1	0	0	1	0	0	0	0	0	0	10	16	0.00	1.000										
46 Santiago Casilla, R ERA: 1.76	1.0		6	0	0	0	1	2	0	0	0	0	0	21	34	0.00	2.000										

**Pittsburgh Pirates @ San Francisco Giants**  
AT&T Park, San Francisco, CA  
Tue Aug 09 2011, 7:16 PM - 10:06 PM PDT  
Att. 42,648 - Clear - 61 F

AB	34
R	0
H	5
RBI	0
BB	3
SO	12
LOB	21

**P**

Batter	1	2	3	4	5	6	7	8	9	AB	R	H	RBI	BB	SO	LOB	BOTTOM											
56 Andres Torres, S OBP: 0.318, SLG: 0.348										3	0	0	0	1	0	2												
8 Jeff Keppinger, R OBP: 0.321, SLG: 0.409											4	1	1	0	0	1	1											
48 Pablo Sandoval, S OBP: 0.348, SLG: 0.505											4	1	1	0	0	1	2											
17 Aubrey Huff, L OBP: 0.304, SLG: 0.380											4	1	3	2	0	0	1											
12 Nate Schierholtz, L OBP: 0.324, SLG: 0.422											3	1	0	1	1	1	1											
13 Cody Ross, R OBP: 0.336, SLG: 0.393											4	1	1	1	0	2	2											
43 Orlando Cabrera, R OBP: 0.275, SLG: 0.319											4	0	2	1	0	0	2											
37 Chris Stewart, R OBP: 0.298, SLG: 0.309											4	1	1	1	0	1	2											
40 Madison Bumgarner, R OBP: 0.209, SLG: 0.205											1	0	0	0	1	0	0											
14 Mike Fontenot, L OBP: 0.300, SLG: 0.349											1	0	0	0	0	1	0											
54 Sergio Romo, R ERA: 1.67											0	0	0	0	0	0	0											
46 Santiago Casilla, R ERA: 1.76											0	0	0	0	0	0	0											
<b>Inning Stats</b>	R: 0 E: 0 K: 0 S: 11	H: 0 LOB: 1 BB: 1 P: 17	R: 0 E: 0 K: 0 S: 6	H: 0 LOB: 0 BB: 0 P: 12	R: 0 E: 0 K: 0 S: 4	H: 0 LOB: 0 BB: 1 P: 11	R: 1 E: 0 K: 1 S: 11	H: 2 LOB: 2 BB: 1 P: 19	R: 1 E: 0 K: 0 S: 7	H: 1 LOB: 0 BB: 0 P: 12	R: 1 E: 0 K: 3 S: 15	H: 1 LOB: 0 BB: 0 P: 21	R: 0 E: 0 K: 1 S: 13	H: 1 LOB: 1 BB: 0 P: 23	R: 3 E: 1 K: 1 S: 17	H: 4 LOB: 1 BB: 0 P: 27	1B: 5 2B: 3 3B: 0 HR: 2	SF: 0 SAC: 0 DP: 1 HBP: 0	WP: 0 PB: 0 SB: 1 CS: 0	PA: 35								
<b>PITCHER</b>	IP	WLS	BF	H	R	ER	SO	BB	IBB	HBP	BLK	WP	HR	S	P	ERA	WHIP											
53 James McDonald, R ERA: 4.24	6.0	L	24	4	3	3	4	2	1	0	0	0	0	2	54	92	4.50	1.000										
30 Chris Resop, R ERA: 4.01	1.0		4	1	0	0	1	0	0	0	0	0	0	7	9	0.00	1.000											
39 Jason Grilli, R ERA: 5.25	0.1		3	2	2	2	1	0	0	0	0	0	0	7	9	54.00	6.000											
97 Joe Beimel, L ERA: 4.24	0.1		3	2	1	0	0	0	0	0	0	0	0	9	16	0.00	6.000											
25 Daniel McCutchen, R ERA: 2.92	0.1		1	0	0	0	0	0	0	0	0	0	0	1	2	0.00	0.000											

**Pittsburgh Pirates @ San Francisco Giants**  
AT&T Park, San Francisco, CA  
Tue Aug 09 2011, 7:16 PM - 10:06 PM PDT  
Att. 42,648 - Clear - 61 F

AB	32
R	6
H	9
RBI	6
BB	3
SO	6
LOB	14

**GIANTS**












Batter	1	2	3	4	5	6	7	8	9	AB	R	H	RBI	BB	SO	LOB	TOP								
13 Cody Ross, R OBP: 0.330, SLG: 0.384										4	1	1	0	0	1	0	<b>San Francisco Giants @ Florida Marlins</b> Sun Life Stadium, Miami, FL Sat Aug 13 2011, 7:11 PM - 9:39 PM EDT Att: 25,013 - Partly Cloudy - 86 F								
8 Jeff Keppinger, R OBP: 0.315, SLG: 0.411										4	1	2	1	0	0	1									
48 Pablo Sandoval, S OBP: 0.354, SLG: 0.520										3	0	0	0	1	2	1									
17 Aubrey Huff, L OBP: 0.303, SLG: 0.381										4	0	1	1	0	1	2									
12 Nate Schierholz, L OBP: 0.322, SLG: 0.422										4	1	1	0	0	2	1									
43 Orlando Cabrera, R OBP: 0.272, SLG: 0.314										4	0	0	0	0	0	1									
33 Aaron Rowand, R OBP: 0.289, SLG: 0.369										4	0	1	0	0	1	0									
37 Chris Stewart, R OBP: 0.287, SLG: 0.296										3	0	0	0	0	1	1									
55 Tim Lincecum, L OBP: 0.149, SLG: 0.091										2	0	0	0	0	2	1									
14 Mike Fontenot, L OBP: 0.299, SLG: 0.342										1	0	0	0	0	1	0									
41 Jeremy Affeldt, L OBP: 0.272, SLG: 0.314										0	0	0	0	0	0	0									
38 Brian Wilson, R OBP: 0.287, SLG: 0.296										0	0	0	0	0	0	0									
<b>Inning Stats</b>	R: 1 H: 1 E: 0 K: 2 S: 9	H: 1 LOB: 0 BB: 0 P: 14	R: 0 H: 0 E: 0 K: 1 S: 8	H: 0 LOB: 0 BB: 0 P: 10	R: 0 H: 0 E: 0 K: 2 S: 7	H: 0 LOB: 0 BB: 0 P: 11	R: 0 H: 0 E: 0 K: 1 S: 8	H: 0 LOB: 0 BB: 0 P: 12	R: 1 H: 2 E: 1 K: 1 S: 10	H: 2 LOB: 1 BB: 0 P: 15	R: 1 H: 2 E: 0 K: 1 S: 8	H: 2 LOB: 1 BB: 0 P: 13	R: 0 H: 0 E: 0 K: 2 S: 9	H: 0 LOB: 0 BB: 0 P: 13	R: 0 H: 1 E: 0 K: 1 S: 11	H: 1 LOB: 2 BB: 1 P: 21	R: 0 H: 0 E: 0 K: 0 S: 8	H: 0 LOB: 0 BB: 0 P: 12	1B: 3 2B: 2 3B: 0 HR: 1	SF: 0 SAC: 0 DP: 0 HBP: 0	WP: 2 PB: 0 SB: 0 CS: 0	PA: 34			
<b>PITCHER</b>	IP	WLS	BF	H	R	ER	SO	BB	IBB	HBP	BLK	WP	HR	S	P	ERA	WHIP								
23 Javier Vazquez, R ERA: 4.68	7.0	L	26	5	3	3	10	0	0	0	0	2	1	59	88	3.86	0.714								
31 Steve Cishek, R ERA: 3.0	0.2		4	1	0	0	1	1	0	0	0	0	0	10	19	0.00	3.000								
40 Mike Dunn, L ERA: 3.48	0.2		2	0	0	0	0	0	0	0	0	0	0	5	8	0.00	0.000								
50 Jose Ceda, R ERA: 9.0	0.2		2	0	0	0	0	0	0	0	0	0	0	4	6	0.00	0.000								

Batter	1	2	3	4	5	6	7	8	9	AB	R	H	RBI	BB	SO	LOB	BOTTOM								
1 Emilio Bonifacio, S OBP: 0.356, SLG: 0.369										4	0	1	0	0	0	1	<b>San Francisco Giants @ Florida Marlins</b> Sun Life Stadium, Miami, FL Sat Aug 13 2011, 7:11 PM - 9:39 PM EDT Att: 25,013 - Partly Cloudy - 86 F								
6 Alfredo Amezaga, S OBP: 0.265, SLG: 0.220										4	0	0	0	0	1	2									
20 Logan Morrison, L OBP: 0.327, SLG: 0.464										3	0	0	0	1	1										
27 Giancarlo Stanton, R OBP: 0.346, SLG: 0.521										3	0	0	0	0	2	1									
29 Greg Dobbs, L OBP: 0.332, SLG: 0.399										4	0	1	0	0	2	2									
15 Gaby Sanchez, R OBP: 0.353, SLG: 0.441										3	0	0	0	1	1	0									
11 Bryan Petersen, L OBP: 0.321, SLG: 0.365										3	0	1	0	1	2	2									
14 John Buck, R OBP: 0.318, SLG: 0.382										3	0	0	0	1	2	4									
23 Javier Vazquez, R OBP: 0.231, SLG: 0.237										1	0	0	0	0	1	1									
18 Wes Helms, R OBP: 0.276, SLG: 0.236										1	0	0	0	0	1	1									
31 Steve Cishek, R OBP: 0.276, SLG: 0.236										0	0	0	0	0	0	0									
40 Mike Dunn, L OBP: 0.276, SLG: 0.236										0	0	0	0	0	0	0									
50 Jose Ceda, R ERA: 2.72										0	0	0	0	0	0	0									
<b>Inning Stats</b>	R: 0 H: 0 E: 0 K: 2 S: 14	H: 0 LOB: 2 BB: 1 P: 25	R: 0 H: 0 E: 0 K: 3 S: 11	H: 0 LOB: 1 BB: 1 P: 19	R: 0 H: 1 E: 0 K: 1 S: 11	H: 1 LOB: 0 BB: 0 P: 18	R: 0 H: 0 E: 0 K: 2 S: 10	H: 0 LOB: 0 BB: 0 P: 14	R: 0 H: 0 E: 0 K: 0 S: 8	H: 0 LOB: 1 BB: 1 P: 15	R: 0 H: 0 E: 0 K: 0 S: 9	H: 0 LOB: 0 BB: 0 P: 15	R: 0 H: 1 E: 0 K: 2 S: 10	H: 1 LOB: 0 BB: 0 P: 13	R: 0 H: 0 E: 0 K: 1 S: 7	H: 0 LOB: 0 BB: 0 P: 11	R: 0 H: 1 E: 0 K: 2 S: 13	H: 1 LOB: 2 BB: 1 P: 22	1B: 3 2B: 0 3B: 0 HR: 0	SF: 0 SAC: 1 DP: 0 HBP: 1	WP: 0 PB: 0 SB: 1 CS: 0	PA: 35			
<b>PITCHER</b>	IP	WLS	BF	H	R	ER	SO	BB	IBB	HBP	BLK	WP	HR	S	P	ERA	WHIP								
55 Tim Lincecum, R ERA: 2.58	7.0	W	27	2	0	0	10	3	0	0	0	0	0	73	119	0.00	0.714								
41 Jeremy Affeldt, L ERA: 2.7	1.0	H	3	0	0	0	1	0	0	0	0	0	0	7	11	0.00	0.000								
38 Brian Wilson, R ERA: 2.72	1.0	S	5	1	0	0	2	1	0	0	0	0	0	13	22	0.00	2.000								

AB	33
R	3
H	6
RBI	2
BB	1
SO	11
LOB	8

AB	29
R	0
H	3
RBI	0
BB	4
SO	13
LOB	15









Batter	1	2	3	4	5	6	7	8	9	AB	R	H	RBI	BB	SO	LOB	TOP					
13 Cody Ross, R (1,8) OBP: 0.328, SLG: 0.389	G3		G6-3		G4-3		F8			4	0	0	0	0	0	0	<b>San Francisco Giants @ Atlanta Braves</b> Turner Field, Atlanta, GA Mon Aug 15 2011, 7:12 PM - 10:01 PM EDT Att: 23,498 - Partly Cloudy - 83 F					
8 Jeff Keppinger, R (1,4) OBP: 0.317, SLG: 0.409	12 HBP 48 E 1B		G4-3		G4-3		G4-3			4	0	2	0	0	0	0						
48 Pablo Sandoval, S (1,5) OBP: 0.352, SLG: 0.515	FC5		L7		F9					1	0	0	0	0	0	1						
14 Mike Fontenot, L (1,5) OBP: 0.299, SLG: 0.361	12 HBP 1B									3	1	1	1	0	0	1						
17 Aubrey Huff, L (1,3) OBP: 0.300, SLG: 0.378	P5									4	1	0	0	0	0	3						
49 Javier López, L (8,1)										0	0	0	0	0	0	0						
38 Brian Wilson, R (9,1)										0	0	0	0	0	0	0						
12 Nate Schierholz, L (1,9) OBP: 0.328, SLG: 0.439	HBP									2	2	1	1	1	0	0						
9 Brandon Belt, L (1,7) OBP: 0.327, SLG: 0.400	F8									3	0	0	0	0	1	3						
43 Orlando Cabrera, R (1,6) OBP: 0.271, SLG: 0.316										3	0	1	1	0	0	0						
22 Eli Whiteside, R (1,2) OBP: 0.295, SLG: 0.355	G6-4-3									3	0	0	1	0	0	1						
40 Madison Bumgarner, R (1,1) OBP: 0.196, SLG: 0.190										3	0	0	0	0	1	1						
33 Aaron Rowand, R (8,7) OBP: 0.284, SLG: 0.363	K									1	0	0	0	0	0	0						
<b>Inning Stats</b>	R: 0 H: 1 E: 1 K: 0 S: 14	H: 1 LOB: 3 BB: 0 P: 23	R: 0 H: 1 E: 0 K: 1 S: 8	H: 1 LOB: 0 BB: 0 P: 9	R: 0 H: 0 E: 0 K: 0 S: 4	H: 0 LOB: 1 BB: 1 P: 10	R: 2 H: 0 E: 1 K: 0 S: 10	H: 0 LOB: 1 BB: 0 P: 19	R: 0 H: 1 E: 0 K: 0 S: 7	H: 1 LOB: 1 BB: 0 P: 11	R: 1 H: 1 E: 0 K: 0 S: 9	H: 1 LOB: 0 BB: 0 P: 14	R: 0 H: 0 E: 0 K: 0 S: 5	H: 0 LOB: 0 BB: 0 P: 8	R: 1 H: 1 E: 0 K: 1 S: 10	H: 1 LOB: 0 BB: 0 P: 17	R: 0 H: 0 E: 0 K: 0 S: 9	H: 0 LOB: 0 BB: 0 P: 16	1B: 3 2B: 0 3B: 0 HR: 2	SF: 2 SAC: 0 DP: 1 HBP: 2	WP: 0 PB: 0 SB: 0 CS: 0	PA: 36
<b>PITCHER</b>	IP WLS BF H R ER SO BB IBB HBP BLK WP HR S P ERA WHIP																					
15 Tim Hudson, R (1,1) ERA: 3.13	8.0 33 5 4 2 2 1 0 2 0 0 2 67 111 2.25 0.750																					
50 Cristhian Martinez, R (9,1) ERA: 3.54	1.0 W 3 0 0 0 0 0 0 0 0 0 0 9 16 0.00 0.000																					

Batter	1	2	3	4	5	6	7	8	9	AB	R	H	RBI	BB	SO	LOB	BOTTOM	
24 Michael Bourn, L (1,8) OBP: 0.360, SLG: 0.395	F7		G3-1		G5-3		G6-3			4	0	0	0	0	0	6	<b>San Francisco Giants @ Atlanta Braves</b> Turner Field, Atlanta, GA Mon Aug 15 2011, 7:12 PM - 10:01 PM EDT Att: 23,498 - Partly Cloudy - 83 F	
14 Martín Prado, R (1,5) OBP: 0.318, SLG: 0.411	K		F9		F9		G4-3			5	1	1	1	0	1	0		
16 Brian McCann, L (1,2) OBP: 0.372, SLG: 0.513	HR		G3		G4-3		F9			4	1	1	1	1	0	0		
26 Dan Uggla, R (1,4) OBP: 0.298, SLG: 0.451	K						P4			4	0	1	0	1	2	3		
5 Freddie Freeman, L (1,3) OBP: 0.361, SLG: 0.470										5	1	2	2	0	2	2		
22 Jason Heyward, L (1,9) OBP: 0.309, SLG: 0.390	F7				G4-3		F7			4	0	0	0	0	1	1		
2 Alex Gonzalez, R (1,6) OBP: 0.262, SLG: 0.345					P6					4	0	2	0	0	0	0		
17 Jose Constanza, L (1,7) OBP: 0.452, SLG: 0.569										3	1	3	1	1	0	0		
15 Tim Hudson, R (1,1) ERA: 3.49										3	0	1	0	0	1	4		
50 Cristhian Martinez, R (9,1) ERA: 2.38										0	0	0	0	0	0	0		
20 Eric Hinske, L (9,PH) OBP: 0.332, SLG: 0.437										0	0	0	0	1	0	0		
28 Julio Lugo, R (9,PR) OBP: 0.209, SLG: 0.150										0	1	0	0	0	0	0		
<b>Inning Stats</b>	R: 1 H: 1 E: 0 K: 2 S: 9	H: 3 LOB: 2 BB: 0 P: 21	R: 0 H: 0 E: 0 K: 1 S: 8	H: 0 LOB: 1 BB: 1 P: 18	R: 0 H: 1 E: 0 K: 0 S: 11	H: 1 LOB: 2 BB: 1 P: 21	R: 0 H: 1 E: 0 K: 0 S: 12	H: 2 LOB: 1 BB: 0 P: 16	R: 0 H: 0 E: 0 K: 0 S: 5	H: 0 LOB: 0 BB: 0 P: 6	R: 0 H: 0 E: 0 K: 1 S: 10	H: 0 LOB: 0 BB: 0 P: 13	R: 3 H: 3 E: 0 K: 1 S: 14	H: 3 LOB: 2 BB: 2 P: 28	1B: 8 2B: 2 3B: 0 HR: 1	SF: 0 SAC: 1 DP: 0 HBP: 0	WP: 0 PB: 0 SB: 0 CS: 0	PA: 41
<b>PITCHER</b>	IP WLS BF H R ER SO BB IBB HBP BLK WP HR S P ERA WHIP																	
40 Madison Bumgarner, L (1,1) ERA: 3.49	7.0 31 8 2 2 5 2 0 0 0 0 0 68 112 2.57 1.429																	
49 Javier López, L (8,1) ERA: 2.38	1.0 H 3 0 0 0 1 0 0 0 0 0 0 10 13 0.00 0.000																	
38 Brian Wilson, R (9,1) ERA: 3.19	0.2 L 7 3 3 3 1 2 0 0 0 0 0 0 14 28 40.50 7.500																	



Batter	1	2	3	4	5	6	7	8	9	10	11	AB	R	H	RBI	BB	SO	LOB	TOP								
13 Cody Ross, R OBP: 0.326, SLG: 0.395	P6			F8			HR		F7		F9	5	1	1	1	0	0	1									
14 Mike Fontenot, L OBP: 0.297, SLG: 0.352	G1-3			48 G4-6-3 BB			K		K		F7	4	0	0	0	1	2	1									
48 Pablo Sandoval, S OBP: 0.350, SLG: 0.511	F8			G4-6-3			G5-3		1B			4	0	1	0	0	0	1									
17 Aubrey Huff, L OBP: 0.298, SLG: 0.374	L3						F7		K		K	4	0	0	0	0	2	1									
9 Brandon Belt, L OBP: 0.324, SLG: 0.386	K						F9		K		10 G6-3 BB	3	0	0	0	1	2	0									
43 Orlando Cabrera, R OBP: 0.298, SLG: 0.313	F8						G5-3		G1-3		P4	4	0	0	0	0	0	1									
10 Miguel Tejada, R OBP: 0.274, SLG: 0.333				F8			K		K		G6-3	4	0	1	0	0	1	1									
37 Chris Stewart, R OBP: 0.286, SLG: 0.294				F7			K		1B		B1	4	0	1	0	0	1	0									
57 Jonathan Sánchez, L OBP: 0.223, SLG: 0.249				K			G1-3		G6-3		1B	1	0	0	0	0	0	0									
59 Guillermo Mota, R ERA: 3.04												1	0	0	0	0	0	0									
41 Jeremy Affeldt, L ERA: 2.65												0	0	0	0	0	0	0									
46 Santiago Casilla, R ERA: 1.57												0	0	0	0	0	0	0									
49 Javier López, L ERA: 2.45												0	0	0	0	0	0	0									
7 Mark DeRosa, R OBP: 0.207, SLG: 0.195												1	0	1	0	0	0	0									
<b>Inning Stats</b>	R: 0 E: 0 K: 0 S: 6	H: 0 LOB: 0 BB: 0 P: 9	R: 0 E: 0 K: 1 S: 11	H: 0 LOB: 0 BB: 0 P: 19	R: 0 E: 0 K: 1 S: 6	H: 0 LOB: 0 BB: 0 P: 8	R: 0 E: 0 K: 0 S: 7	H: 0 LOB: 0 BB: 1 P: 13	R: 0 E: 0 K: 2 S: 5	H: 0 LOB: 0 BB: 0 P: 8	R: 1 E: 0 K: 2 S: 9	H: 1 LOB: 0 BB: 0 P: 14	R: 0 E: 0 K: 1 S: 10	H: 2 LOB: 2 BB: 0 P: 18	R: 0 E: 0 K: 2 S: 10	H: 1 LOB: 1 BB: 0 P: 15	R: 0 E: 0 K: 0 S: 7	H: 0 LOB: 0 BB: 1 P: 13	R: 0 E: 0 K: 0 S: 9	H: 1 LOB: 1 BB: 0 P: 13	1B: 4 2B: 0 3B: 0 HR: 1	SF: 0 SAC: 0 DP: 2 HBP: 0	WP: 0 PB: 0 SB: 0 CS: 0	PA: 38			
<b>PITCHER</b>	IP 6.0	WLS 3	BF 19	H 1	R 1	ER 1	SO 4	BB 0	IBB 0	HBP 0	BLK 0	WP 0	HR 0	S 45	P 74	ERA 1.50	WHIP 0.333										
40 Randall Delgado, R ERA: 3.6	1.0	3	0	0	0	2	0	0	0	0	0	0	0	7	9	0.00	0.000										
34 Eric O'Flaherty, L ERA: 1.31	1.0	5	2	0	0	1	0	0	0	0	0	0	0	10	18	0.00	2.000										
39 Jonny Venters, L ERA: 1.16	1.0	4	1	0	0	2	0	0	0	0	0	0	0	10	15	0.00	1.000										
46 Craig Kimbrel, R ERA: 1.81	2.0	W	7	1	0	0	0	1	0	0	0	0	0	16	26	0.00	1.000										

San Francisco Giants @ Atlanta Braves  
Turner Field, Atlanta, GA  
Tue Aug 16 2011, 7:11 PM - 10:09 PM EDT  
Att: 22,108 - Party Cloudy - 87 F

livebaseballscorecards.com  
AB 36  
R 1  
H 5  
RBI 1  
BB 2  
SO 9  
LOB 8



Batter	1	2	3	4	5	6	7	8	9	10	11	AB	R	H	RBI	BB	SO	LOB	BOTTOM								
24 Michael Bourn, L OBP: 0.364, SLG: 0.395	14 CS BB			1B			BB		BB		G4-3	2	0	1	1	3	0	1									
14 Martín Prado, R OBP: 0.317, SLG: 0.409	F9			G6-3			F9		F7		1B	5	0	1	1	0	0	3									
16 Brian McCann, L OBP: 0.373, SLG: 0.512	G4-3			5 PO 1B			5 G4-6-3 BB		G4-3			3	0	1	0	1	0	1									
26 Dan Uggla, R OBP: 0.288, SLG: 0.449	G1-3			K			F9		5 1B 1B		5 1B 1B	4	0	1	0	0	1	2									
5 Freddie Freeman, L OBP: 0.360, SLG: 0.468	G6-3			PO			G4-6-3		G4-3		1B	4	0	1	0	0	0	1									
10 Chiaper Jones, S OBP: 0.343, SLG: 0.445	G6-3			G5-3			F7		1B		1B	3	0	0	0	1	0	0									
22 Jason Heyward, L OBP: 0.309, SLG: 0.390	G6-3								2 G6-3 IBB			0	0	0	0	0	0	0									
2 Alex Gonzalez, R OBP: 0.260, SLG: 0.342	F8			P4			F9		G6-3			4	0	0	0	0	0	2									
17 Jose Constanza, L OBP: 0.439, SLG: 0.548	G4-3			40 SH1-4 1B			G4-3		K		G1-3	4	1	1	0	0	1	0									
40 Randall Delgado, R ERA: 3.6	1	1	1	0	2	1	0	0	0	0	0	1	0	0	0	0	0	0									
34 Eric O'Flaherty, L ERA: 1.31	1	2	0	0	2	1	0	0	0	0	0	0	0	0	0	0	0	0									
39 Jonny Venters, L ERA: 1.16	1	3	0	0	0	1	0	0	0	0	0	0	0	0	0	0	0	0									
46 Craig Kimbrel, R ERA: 1.81	2	8	1	0	0	2	1	0	0	0	0	0	0	0	0	0	0	0									
20 Eric Hinske, L OBP: 0.313, SLG: 0.392	1	1	0	0	0	0	0	0	0	0	0	1	0	0	0	0	0	0									
59 Aroldys Vizcaino, R ERA: 1.57	1	2	0	0	0	0	0	0	0	0	0	1	0	0	0	0	0	0									
49 Javier López, L ERA: 2.45	1	7	3	1	1	0	0	0	0	0	0	1	1	0	0	0	0	0									
7 Brooks Conrad, S OBP: 0.161, SLG: 0.142	1	1	0	0	0	0	0	0	0	0	0	1	1	0	0	0	0	0									
<b>Inning Stats</b>	R: 0 E: 0 K: 0 S: 7	H: 0 LOB: 0 BB: 1 P: 12	R: 0 E: 0 K: 0 S: 8	H: 0 LOB: 0 BB: 0 P: 14	R: 1 E: 0 K: 0 S: 9	H: 2 LOB: 1 BB: 0 P: 13	R: 0 E: 0 K: 1 S: 9	H: 1 LOB: 0 BB: 0 P: 12	R: 0 E: 0 K: 0 S: 5	H: 0 LOB: 0 BB: 0 P: 7	R: 0 E: 0 K: 1 S: 10	H: 0 LOB: 1 BB: 1 P: 16	R: 0 E: 0 K: 0 S: 6	H: 0 LOB: 0 BB: 1 P: 14	R: 0 E: 0 K: 1 S: 7	H: 0 LOB: 0 BB: 0 P: 10	R: 0 E: 0 K: 1 S: 8	H: 0 LOB: 1 BB: 1 P: 15	R: 0 E: 0 K: 0 S: 7	H: 2 LOB: 2 BB: 1 P: 12	R: 1 E: 0 K: 0 S: 9	H: 2 LOB: 1 BB: 0 P: 15	1B: 6 2B: 1 3B: 0 HR: 0	SF: 0 SAC: 1 DP: 2 HBP: 0	WP: 0 PB: 0 SB: 0 CS: 1	PA: 39	
<b>PITCHER</b>	IP 2.2	WLS 9	BF 11	H 2	R 1	ER 0	SO 2	BB 1	IBB 0	HBP 0	BLK 0	WP 0	HR 0	S 21	P 34	ERA 3.38	WHIP 0.750										
57 Jonathan Sánchez, L ERA: 4.26	3.1	11	2	0	0	2	1	0	0	0	0	0	0	27	40	0.00	0.900										
59 Guillermo Mota, R ERA: 3.04	1.0	3	0	0	0	0	1	0	0	0	0	0	0	6	14	0.00	1.000										
41 Jeremy Affeldt, L ERA: 2.65	2.0	8	1	0	0	2	1	0	0	0	0	0	0	16	26	0.00	1.000										
46 Santiago Casilla, R ERA: 1.57	1.0	2	0	0	0	0	0	0	0	0	0	0	0	0	0	0	0	0									
49 Javier López, L ERA: 2.45	1.0	7	3	1	1	0	0	0	0	0	0	1	1	0	0	0	0	0									

San Francisco Giants @ Atlanta Braves  
Turner Field, Atlanta, GA  
Tue Aug 16 2011, 7:11 PM - 10:09 PM EDT  
Att: 22,108 - Party Cloudy - 87 F

livebaseballscorecards.com  
AB 32  
R 2  
H 7  
RBI 2  
BB 5  
SO 4  
LOB 10





Batter	1	2	3	4	5	6	7	8	9	AB	R	H	RBI	BB	SO	LOB	TOP					
13 Cody Ross, R OBP: 0.324, SLG: 0.392	G5-3		P3	SF7			F8		14 2B 48 SF8	3	1	0	1	1	0	0	San Francisco Giants @ Atlanta Braves Turner Field, Atlanta, GA Wed Aug 17 2011, 7:12 PM - 10:00 PM EDT Att: 22,202 - Partly Cloudy - 90 F					
14 Mike Fontenot, L OBP: 0.305, SLG: 0.372	48 2B			CS	G1-3		F7		48 SF8 17 SF8	5	2	3	0	0	0	0						
48 Pablo Sandoval, S OBP: 0.351, SLG: 0.518			F8				F7		SF8	4	0	2	2	0	0	1						
17 Aubrey Huff, L OBP: 0.301, SLG: 0.381	F7								SF8	3	1	2	1	1	0	1						
12 Nate Schierholz, L OBP: 0.328, SLG: 0.439	P1								G4-3	5	1	2	0	0	0	3						
43 Orlando Cabrera, R OBP: 0.288, SLG: 0.312										4	1	1	1	0	0	4						
9 Brandon Belt, L OBP: 0.321, SLG: 0.374										3	1	0	0	1	1	2						
22 Eli Whiteside, R OBP: 0.295, SLG: 0.355										3	0	1	1	0	0	0						
37 Chris Stewart, R OBP: 0.292, SLG: 0.294										0	0	0	0	1	0	0						
18 Matt Cain, R OBP: 0.132, SLG: 0.120										3	0	0	1	0	1	3						
45 Dan Runzler, L (9, 1)										0	0	0	0	0	0	0						
41 Jeremy Affeldt, L (9, 1)										0	0	0	0	0	0	0						
<b>Inning Stats</b>	R: 1 H: 2 E: 0 K: 0 S: 11	H: 2 LOB: 1 BB: 0 P: 16	R: 0 H: 0 E: 0 K: 0 S: 6	H: 0 LOB: 0 BB: 0 P: 9	R: 0 H: 1 E: 0 K: 0 S: 11	H: 1 LOB: 1 BB: 0 P: 14	R: 4 H: 4 E: 0 K: 0 S: 11	H: 4 LOB: 0 BB: 1 P: 25	R: 0 H: 1 E: 0 K: 0 S: 9	H: 1 LOB: 2 BB: 1 P: 16	R: 0 H: 0 E: 0 K: 1 S: 7	H: 0 LOB: 0 BB: 0 P: 12	R: 0 H: 0 E: 0 K: 0 S: 7	H: 0 LOB: 0 BB: 0 P: 11	R: 0 H: 2 E: 0 K: 1 S: 13	H: 2 LOB: 3 BB: 1 P: 21	R: 2 H: 1 E: 0 K: 0 S: 7	H: 1 LOB: 1 BB: 1 P: 14	1B: 5 2B: 6 3B: 0 HR: 0	SF: 4 SAC: 0 DP: 0 HBP: 0	WP: 0 PB: 0 SB: 0 CS: 1	PA: 42
<b>PITCHER</b>	IP WLS BF H R ER SO BB IBB HBP BLK WP HR S P ERA WHIP	IP WLS BF H R ER SO BB IBB HBP BLK WP HR S P ERA WHIP	IP WLS BF H R ER SO BB IBB HBP BLK WP HR S P ERA WHIP	IP WLS BF H R ER SO BB IBB HBP BLK WP HR S P ERA WHIP	IP WLS BF H R ER SO BB IBB HBP BLK WP HR S P ERA WHIP	IP WLS BF H R ER SO BB IBB HBP BLK WP HR S P ERA WHIP	IP WLS BF H R ER SO BB IBB HBP BLK WP HR S P ERA WHIP	IP WLS BF H R ER SO BB IBB HBP BLK WP HR S P ERA WHIP	IP WLS BF H R ER SO BB IBB HBP BLK WP HR S P ERA WHIP	IP WLS BF H R ER SO BB IBB HBP BLK WP HR S P ERA WHIP	IP WLS BF H R ER SO BB IBB HBP BLK WP HR S P ERA WHIP	IP WLS BF H R ER SO BB IBB HBP BLK WP HR S P ERA WHIP	IP WLS BF H R ER SO BB IBB HBP BLK WP HR S P ERA WHIP	IP WLS BF H R ER SO BB IBB HBP BLK WP HR S P ERA WHIP	IP WLS BF H R ER SO BB IBB HBP BLK WP HR S P ERA WHIP	IP WLS BF H R ER SO BB IBB HBP BLK WP HR S P ERA WHIP						
49 Jair Jurrjens, R ERA: 2.94	6.0	L	27	8	5	5	1	2	0	0	0	0	0	0	55	92	7.50	1.667				
50 Cristhian Martinez, R ERA: 3.42	2.0		9	2	0	0	1	0	1	0	0	0	0	20	32	0.00	1.000					
19 Scott Linebrink, R ERA: 3.71	1.0		5	1	2	2	0	1	0	0	0	0	0	7	14	18.00	2.000					

Batter	1	2	3	4	5	6	7	8	9	AB	R	H	RBI	BB	SO	LOB	BOTTOM			
24 Michael Bourn, L OBP: 0.363, SLG: 0.393	26 E 16 1B 10 BB	FC3-6		F7			G4-3		E6	5	2	1	0	0	0	2	San Francisco Giants @ Atlanta Braves Turner Field, Atlanta, GA Wed Aug 17 2011, 7:12 PM - 10:00 PM EDT Att: 22,202 - Partly Cloudy - 90 F			
14 Martin Prado, R OBP: 0.318, SLG: 0.411	P6								K	5	0	2	2	0	1	1				
16 Brian McCann, L OBP: 0.371, SLG: 0.507	10 BB 26 E								K	5	0	1	0	0	2	3				
26 Dan Uggla, R OBP: 0.297, SLG: 0.449	FC5								K	4	0	1	0	0	1	2				
5 Freddie Freeman, L OBP: 0.359, SLG: 0.466	K								K	4	1	1	0	0	2	4				
10 Chipper Jones, S OBP: 0.342, SLG: 0.441									F9	3	0	0	1	1	1	2				
17 Jose Constanza, L OBP: 0.420, SLG: 0.533	F7									3	0	0	0	0	1	4				
50 Cristhian Martinez, R OBP: 0.400, SLG: 0.600										0	0	0	0	0	0	0				
19 Scott Linebrink, R OBP: 0.347, SLG: 0.442										0	0	0	0	1	0	0				
7 Brooks Conrad, S OBP: 0.347, SLG: 0.442										0	0	0	0	1	0	0				
28 Julio Lugo, R OBP: 0.191, SLG: 0.136										4	1	0	0	0	1	2				
49 Jair Jurrjens, R OBP: 0.138, SLG: 0.116										2	0	1	0	0	1	0				
22 Jason Heyward, L OBP: 0.310, SLG: 0.391										2	1	1	1	0	0	0				
<b>Inning Stats</b>	R: 1 H: 2 E: 1 K: 1 S: 14	H: 2 LOB: 3 BB: 1 P: 26	R: 0 H: 2 E: 0 K: 2 S: 11	H: 2 LOB: 0 BB: 0 P: 16	R: 0 H: 1 E: 1 K: 2 S: 10	H: 1 LOB: 1 BB: 0 P: 17	R: 0 H: 0 E: 0 K: 1 S: 11	H: 0 LOB: 0 BB: 0 P: 17	R: 0 H: 0 E: 0 K: 0 S: 7	H: 0 LOB: 0 BB: 0 P: 10	R: 0 H: 0 E: 0 K: 1 S: 5	H: 0 LOB: 0 BB: 0 P: 9	R: 0 H: 0 E: 0 K: 0 S: 6	R: 0 H: 0 E: 0 K: 2 S: 9	R: 4 H: 3 E: 1 K: 1 S: 26	H: 3 LOB: 1 BB: 1 P: 39	1B: 6 2B: 2 3B: 0 HR: 0	SF: 0 SAC: 0 DP: 0 HBP: 0	WP: 1 PB: 0 SB: 0 CS: 0	PA: 39
<b>PITCHER</b>	IP WLS BF H R ER SO BB IBB HBP BLK WP HR S P ERA WHIP	IP WLS BF H R ER SO BB IBB HBP BLK WP HR S P ERA WHIP	IP WLS BF H R ER SO BB IBB HBP BLK WP HR S P ERA WHIP	IP WLS BF H R ER SO BB IBB HBP BLK WP HR S P ERA WHIP	IP WLS BF H R ER SO BB IBB HBP BLK WP HR S P ERA WHIP	IP WLS BF H R ER SO BB IBB HBP BLK WP HR S P ERA WHIP	IP WLS BF H R ER SO BB IBB HBP BLK WP HR S P ERA WHIP	IP WLS BF H R ER SO BB IBB HBP BLK WP HR S P ERA WHIP	IP WLS BF H R ER SO BB IBB HBP BLK WP HR S P ERA WHIP	IP WLS BF H R ER SO BB IBB HBP BLK WP HR S P ERA WHIP	IP WLS BF H R ER SO BB IBB HBP BLK WP HR S P ERA WHIP	IP WLS BF H R ER SO BB IBB HBP BLK WP HR S P ERA WHIP	IP WLS BF H R ER SO BB IBB HBP BLK WP HR S P ERA WHIP	IP WLS BF H R ER SO BB IBB HBP BLK WP HR S P ERA WHIP	IP WLS BF H R ER SO BB IBB HBP BLK WP HR S P ERA WHIP	IP WLS BF H R ER SO BB IBB HBP BLK WP HR S P ERA WHIP				
18 Matt Cain, R ERA: 2.86	8.0	W	31	5	1	0	0	1	0	0	0	0	0	73	114	0.00	0.750			
45 Dan Runzler, L ERA: 5.64	0.2		5	2	3	1	0	1	0	16	24	13.50	4.500							
41 Jeremy Affeldt, L ERA: 2.63	0.1		3	1	1	0	1	0	0	10	15	0.00	3.000							



Batter	1	2	3	4	5	6	7	8	9	AB	R	H	RBI	BB	SO	LOB	TOP			
13 Cody Ross, R OBP: 0.326, SLG: 0.396										4	0	2	0	0	1	0				
43 Orlando Cabrera, R OBP: 0.298, SLG: 0.311										4	0	1	0	0	1	2				
48 Pablo Sandoval, S OBP: 0.347, SLG: 0.511										4	0	0	0	0	2	3				
17 Aubrey Huff, L OBP: 0.298, SLG: 0.377										4	0	0	0	0	2	1				
10 Miguel Tejada, R OBP: 0.271, SLG: 0.330										3	0	0	0	0	1	0				
12 Nate Schierholtz, L OBP: 0.330, SLG: 0.441										3	0	2	0	0	1	0				
33 Aaron Rowand, R OBP: 0.281, SLG: 0.358										3	0	0	0	0	1	2				
37 Chris Stewart, R OBP: 0.293, SLG: 0.288										2	0	0	0	1	1	0				
55 Tim Lincecum, L OBP: 0.143, SLG: 0.087										2	0	0	0	0	2	2				
7 Mark DeRosa, R OBP: 0.222, SLG: 0.190										1	0	0	0	0	0	0				
52 Ramon E Ramirez, R										0	0	0	0	0	0	0				
<b>Inning Stats</b>	R: 0 H: 1 E: 0 K: 2 S: 12	H: 1 LOB: 1 BB: 0 P: 18	R: 0 H: 1 E: 0 K: 2 S: 17	H: 1 LOB: 2 BB: 1 P: 30	R: 0 H: 1 E: 0 K: 0 S: 8	H: 0 LOB: 1 BB: 0 P: 12	R: 0 H: 0 E: 0 K: 2 S: 11	H: 0 LOB: 0 BB: 0 P: 16	R: 0 H: 1 E: 0 K: 1 S: 9	H: 1 LOB: 1 BB: 0 P: 11	R: 0 H: 0 E: 0 K: 1 S: 11	H: 1 LOB: 1 BB: 0 P: 15	R: 0 H: 0 E: 0 K: 0 S: 7	H: 0 LOB: 0 BB: 0 P: 12	R: 0 H: 0 E: 0 K: 2 S: 9	H: 0 LOB: 0 BB: 0 P: 14	1B: 4 2B: 1 3B: 0 HR: 0	SF: 0 SAC: 0 DP: 1 HBP: 0	WP: 1 PB: 0 SB: 0 CS: 0	PA: 31
<b>PITCHER</b>	IP WLS BF H R ER SO BB IBB HBP BLK WP HR S P ERA WHIP	IP WLS BF H R ER SO BB IBB HBP BLK WP HR S P ERA WHIP	IP WLS BF H R ER SO BB IBB HBP BLK WP HR S P ERA WHIP	IP WLS BF H R ER SO BB IBB HBP BLK WP HR S P ERA WHIP	IP WLS BF H R ER SO BB IBB HBP BLK WP HR S P ERA WHIP	IP WLS BF H R ER SO BB IBB HBP BLK WP HR S P ERA WHIP	IP WLS BF H R ER SO BB IBB HBP BLK WP HR S P ERA WHIP	IP WLS BF H R ER SO BB IBB HBP BLK WP HR S P ERA WHIP	IP WLS BF H R ER SO BB IBB HBP BLK WP HR S P ERA WHIP	IP WLS BF H R ER SO BB IBB HBP BLK WP HR S P ERA WHIP	IP WLS BF H R ER SO BB IBB HBP BLK WP HR S P ERA WHIP	IP WLS BF H R ER SO BB IBB HBP BLK WP HR S P ERA WHIP	IP WLS BF H R ER SO BB IBB HBP BLK WP HR S P ERA WHIP	IP WLS BF H R ER SO BB IBB HBP BLK WP HR S P ERA WHIP	IP WLS BF H R ER SO BB IBB HBP BLK WP HR S P ERA WHIP	IP WLS BF H R ER SO BB IBB HBP BLK WP HR S P ERA WHIP	IP WLS BF H R ER SO BB IBB HBP BLK WP HR S P ERA WHIP	IP WLS BF H R ER SO BB IBB HBP BLK WP HR S P ERA WHIP	IP WLS BF H R ER SO BB IBB HBP BLK WP HR S P ERA WHIP	IP WLS BF H R ER SO BB IBB HBP BLK WP HR S P ERA WHIP
36 Mike Minor, L ERA: 4.26	6.0	W	21	4	0	0	9	0	1	0	0	0	0	0	0	0	0.00	0.667		
34 Eric O'Flaherty, L ERA: 1.23	1.0	H	4	1	0	0	1	0	0	0	0	0	0	0	0	0	0.00	1.000		
39 Jonny Venters, L ERA: 1.15	1.0	H	3	0	0	0	0	0	0	0	0	0	0	0	0	0	0.00	0.000		
46 Craig Kimbrel, R ERA: 1.78	1.0	S	3	0	0	0	2	0	0	0	0	0	0	0	0	0	0.00	0.000		

San Francisco Giants @ Atlanta Braves  
Turner Field, Atlanta, GA  
Thu Aug 18 2011, 7:12 PM - 9:41 PM EDT  
Att: 30,720 - Partly Cloudy - 89 F

AB 30  
R 0  
H 5  
RBI 0  
BB 1  
SO 12  
LOB 10



Batter	1	2	3	4	5	6	7	8	9	AB	R	H	RBI	BB	SO	LOB	BOTTOM			
24 Michael Bourn, L OBP: 0.362, SLG: 0.392											4	0	1	0	0	1	2			
14 Martin Prado, R OBP: 0.315, SLG: 0.407										4	0	0	0	0	0	2				
46 Craig Kimbrel, R										3	0	1	0	1	2	0				
16 Brian McCann, L OBP: 0.372, SLG: 0.509										3	0	0	0	1	2	4				
26 Dan Uggla, R OBP: 0.297, SLG: 0.446										3	0	0	0	1	2	4				
5 Freddie Freeman, L OBP: 0.357, SLG: 0.463										3	0	0	0	0	1	3				
10 Chipper Jones, S OBP: 0.345, SLG: 0.455										3	1	2	1	0	0	0				
22 Jason Heyward, L OBP: 0.313, SLG: 0.392										2	0	1	0	1	0	0				
2 Alex Gonzalez, R OBP: 0.258, SLG: 0.340										3	0	0	0	0	1	3				
36 Mike Minor, R OBP: 0.263, SLG: 0.294										2	0	0	0	0	1	1				
34 Eric O'Flaherty, L ERA: 1.23										0	0	0	0	0	0	0				
39 Jonny Venters, L ERA: 1.15										0	0	0	0	0	0	0				
17 Jose Constanza, L OBP: 0.429, SLG: 0.530										1	0	1	0	0	0	0				
<b>Inning Stats</b>	R: 0 H: 0 E: 0 K: 1 S: 10	H: 0 LOB: 0 BB: 0 P: 12	R: 0 H: 0 E: 0 K: 1 S: 9	H: 0 LOB: 0 BB: 1 P: 17	R: 0 H: 0 E: 0 K: 0 S: 5	H: 0 LOB: 0 BB: 0 P: 6	R: 0 H: 2 E: 0 K: 1 S: 8	H: 2 LOB: 2 BB: 0 P: 12	R: 1 H: 2 E: 0 K: 2 S: 17	H: 2 LOB: 1 BB: 0 P: 28	R: 0 H: 0 E: 0 K: 2 S: 9	H: 0 LOB: 0 BB: 0 P: 15	R: 0 H: 1 E: 0 K: 0 S: 5	H: 1 LOB: 1 BB: 1 P: 11	R: 0 H: 1 E: 0 K: 1 S: 8	H: 1 LOB: 2 BB: 1 P: 15	1B: 3 2B: 3 3B: 0 HR: 1	SF: 0 SAC: 0 DP: 2 HBP: 0	WP: 0 PB: 0 SB: 1 CS: 1	PA: 31
<b>PITCHER</b>	IP WLS BF H R ER SO BB IBB HBP BLK WP HR S P ERA WHIP	IP WLS BF H R ER SO BB IBB HBP BLK WP HR S P ERA WHIP	IP WLS BF H R ER SO BB IBB HBP BLK WP HR S P ERA WHIP	IP WLS BF H R ER SO BB IBB HBP BLK WP HR S P ERA WHIP	IP WLS BF H R ER SO BB IBB HBP BLK WP HR S P ERA WHIP	IP WLS BF H R ER SO BB IBB HBP BLK WP HR S P ERA WHIP	IP WLS BF H R ER SO BB IBB HBP BLK WP HR S P ERA WHIP	IP WLS BF H R ER SO BB IBB HBP BLK WP HR S P ERA WHIP	IP WLS BF H R ER SO BB IBB HBP BLK WP HR S P ERA WHIP	IP WLS BF H R ER SO BB IBB HBP BLK WP HR S P ERA WHIP	IP WLS BF H R ER SO BB IBB HBP BLK WP HR S P ERA WHIP	IP WLS BF H R ER SO BB IBB HBP BLK WP HR S P ERA WHIP	IP WLS BF H R ER SO BB IBB HBP BLK WP HR S P ERA WHIP	IP WLS BF H R ER SO BB IBB HBP BLK WP HR S P ERA WHIP	IP WLS BF H R ER SO BB IBB HBP BLK WP HR S P ERA WHIP	IP WLS BF H R ER SO BB IBB HBP BLK WP HR S P ERA WHIP	IP WLS BF H R ER SO BB IBB HBP BLK WP HR S P ERA WHIP	IP WLS BF H R ER SO BB IBB HBP BLK WP HR S P ERA WHIP	IP WLS BF H R ER SO BB IBB HBP BLK WP HR S P ERA WHIP	IP WLS BF H R ER SO BB IBB HBP BLK WP HR S P ERA WHIP
55 Tim Lincecum, R ERA: 2.53	1.0	L	26	5	1	1	1	0	0	0	0	0	0	0	0	0	0.00	1.000		
52 Ramon E Ramirez, R ERA: 2.84	1.0	S	5	1	0	0	1	0	0	0	0	0	0	0	0	0	0.00	1.000		

San Francisco Giants @ Atlanta Braves  
Turner Field, Atlanta, GA  
Thu Aug 18 2011, 7:12 PM - 9:41 PM EDT  
Att: 30,720 - Partly Cloudy - 89 F

AB 28  
R 1  
H 6  
RBI 1  
BB 3  
SO 8  
LOB 15






Batter	1	2	3	4	5	6	7	8	9	AB	R	H	RBI	BB	SO	LOB	TOP							
33 Aaron Rowand, R (1, 8) OBP: 0.278, SLG: 0.354	F7		G6-3		K			K		4	0	0	0	0	2	0	<b>San Francisco Giants @ Houston Astros</b> Minute Maid Park, Houston, TX Fri Aug 19 2011, 7:08 PM - 9:29 PM CDT Att: 26,259 - Roof Closed - 73 F							
7 Mark DeRosa, R (1, 5) OBP: 0.265, SLG: 0.227	G6-3		HBP			12 FC8-4 BB		2B		2	0	1	0	1	0	0								
13 Cody Ross, R (1, 7) OBP: 0.322, SLG: 0.391	P4		P3				P6	G4-3		4	0	0	0	0	0	3								
12 Nate Schierholz, L (1, 9) OBP: 0.327, SLG: 0.436	K		K		K	FC8-4		K		4	0	0	0	0	3	1								
17 Aubrey Huff, L (1, 3) OBP: 0.298, SLG: 0.376	14 1B BB		K		K	G3-1		K		4	0	1	0	0	2	1								
10 Miguel Tejada, R (1, 6) OBP: 0.271, SLG: 0.329	F8						K	G5-3		4	0	1	0	0	1	1								
37 Chris Stewart, R (1, 2) OBP: 0.303, SLG: 0.292	14 1B BB		F7				14 G4-6-3 1B			2	0	1	0	1	0	1								
14 Mike Fontenot, L (1, 4) OBP: 0.305, SLG: 0.371	1-2 2H 1B		G6-3		G4-6-3		G4-6-3			3	0	1	0	0	0	1								
32 Ryan Vogelsong, R (1, 1) OBP: 0.227, SLG: 0.214			K				P6			2	0	0	0	0	2	0								
8 Jeff Keppinger, R (8, PH) OBP: 0.316, SLG: 0.409										1	0	0	0	0	0	0								
59 Guillermo Mota, R (8, 1) OBP: 0.125, SLG: 0.250										0	0	0	0	0	0	0								
<b>Inning Stats</b>	R: 0 E: 0 K: 0 S: 6	H: 0 LOB: 0 BB: 0 P: 7	R: 0 E: 0 K: 1 S: 13	H: 2 LOB: 2 BB: 1 P: 24	R: 0 E: 0 K: 1 S: 9	H: 0 LOB: 1 BB: 0 P: 13	R: 0 E: 0 K: 2 S: 8	H: 1 LOB: 1 BB: 0 P: 11	R: 0 E: 0 K: 2 S: 10	H: 0 LOB: 0 BB: 0 P: 16	R: 0 E: 0 K: 0 S: 12	H: 0 LOB: 1 BB: 1 P: 20	R: 0 E: 0 K: 1 S: 7	H: 1 LOB: 0 BB: 0 P: 10	R: 0 E: 0 K: 1 S: 7	H: 1 LOB: 1 BB: 0 P: 8	R: 0 E: 0 K: 2 S: 12	H: 0 LOB: 0 BB: 0 P: 16	1B: 4 2B: 1 3B: 0 HR: 0	SF: 0 SAC: 0 DP: 1 HBP: 1	WP: 0 PB: 0 SB: 0 CS: 0	PA: 33		
<b>PITCHER</b>	IP WLS BF H R ER SO BB IBB HBP BLK WP HR S P ERA WHIP	8.0 W 30 5 0 0 8 2 0 1 0 0 0 0 72 109 0.00 0.875	1.0 3 0 0 0 2 0 0 0 0 0 0 0 0 12 16 0.00 0.000																					

Batter	1	2	3	4	5	6	7	8	9	AB	R	H	RBI	BB	SO	LOB	BOTTOM							
8 JB Shuck, L (1, 8) OBP: 0.359, SLG: 0.324	G3		2B		36 BB IBB		F7			3	0	1	2	1	0	0	<b>San Francisco Giants @ Houston Astros</b> Minute Maid Park, Houston, TX Fri Aug 19 2011, 7:08 PM - 9:29 PM CDT Att: 26,259 - Roof Closed - 73 F							
36 Angel Sanchez, R (1, 4) OBP: 0.304, SLG: 0.296	G6-3		G1-3				P4			3	0	0	0	1	0	1								
14 J.D. Martinez, R (1, 7) OBP: 0.303, SLG: 0.486	G6-3		G6-3				F8			4	0	0	0	0	1	4								
45 Carlos Lee, R (1, 3) OBP: 0.317, SLG: 0.408	F9		F8				F8	L7		4	0	0	0	0	0	0								
38 Jimmy Paredes, S (1, 5) OBP: 0.323, SLG: 0.448	K		K				G4-3	K		4	0	0	0	0	3	0								
19 Brian Bogusevic, L (1, 9) OBP: 0.359, SLG: 0.471	G6-3		F7				E5 12 HBP E	HR		4	2	1	1	0	0	0								
12 Clint Barmes, R (1, 6) OBP: 0.324, SLG: 0.389			22 2B 8 2B BB				P4	22 E 51 1B HBP		2	2	1	0	1	0	0								
22 Carlos Corporan, S (1, 2) OBP: 0.248, SLG: 0.267			8 2B 2B				E9 36 BB 51 SH3-4 BB	51 1B 1B		3	2	3	1	1	0	0								
51 Wandy Rodriguez, S (1, 1) OBP: 0.146, SLG: 0.146							SH3-4			2	0	1	2	0	0	2								
4 Jason Michaels, R (8, PH) OBP: 0.257, SLG: 0.286			G1-3							1	0	0	0	0	1	2								
47 Jeff Fulchino, R (9, 1) ERA: 4.02										0	0	0	0	0	0	0								
<b>Inning Stats</b>	R: 0 E: 0 K: 0 S: 8	H: 0 LOB: 0 BB: 0 P: 11	R: 0 E: 0 K: 1 S: 7	H: 0 LOB: 0 BB: 0 P: 10	R: 2 E: 0 K: 0 S: 6	H: 2 LOB: 1 BB: 1 P: 13	R: 0 E: 0 K: 1 S: 8	H: 0 LOB: 0 BB: 0 P: 14	R: 0 E: 0 K: 1 S: 8	H: 0 LOB: 3 BB: 3 P: 21	R: 3 E: 2 K: 0 S: 10	H: 2 LOB: 1 BB: 0 P: 15	R: 0 E: 0 K: 0 S: 9	H: 0 LOB: 0 BB: 0 P: 13	R: 1 E: 0 K: 2 S: 18	H: 3 LOB: 2 BB: 0 P: 29	R: 0 E: 0 K: 2 S: 12	H: 0 LOB: 0 BB: 0 P: 16	1B: 4 2B: 2 3B: 0 HR: 1	SF: 0 SAC: 1 DP: 0 HBP: 1	WP: 0 PB: 0 SB: 0 CS: 0	PA: 36		
<b>PITCHER</b>	IP WLS BF H R ER SO BB IBB HBP BLK WP HR S P ERA WHIP	7.0 L 30 4 5 2 3 3 1 1 0 0 1 18 29 2.57 1.000	1.0 6 3 1 1 2 0 0 0 0 0 0 1 18 29 9.00 3.000																					

**San Francisco Giants**  
 Minute Maid Park, Houston, TX  
 Fri Aug 19 2011, 7:08 PM - 9:29 PM CDT  
 Att: 26,259 - Roof Closed - 73 F

**AB 30**  
**R 0**  
**H 5**  
**RBI 0**  
**BB 2**  
**SO 10**  
**LOB 8**



**San Francisco Giants @ Houston Astros**  
 Minute Maid Park, Houston, TX  
 Fri Aug 19 2011, 7:08 PM - 9:29 PM CDT  
 Att: 26,259 - Roof Closed - 73 F

**AB 30**  
**R 6**  
**H 7**  
**RBI 6**  
**BB 4**  
**SO 5**  
**LOB 9**





Batter	1	2	3	4	5	6	7	8	9	AB	R	H	RBI	BB	SO	LOB	TOP			
13 Cody Ross, R OBP: 0.321, SLG: 0.388										5	0	1	2	0	0	1				
8 Jeff Keppinger, R OBP: 0.317, SLG: 0.412										5	1	2	0	0	0	1				
48 Pablo Sandoval, S OBP: 0.351, SLG: 0.514										4	0	2	2	1	2	1				
17 Aubrey Huff, L OBP: 0.301, SLG: 0.384										4	1	2	1	1	0	2				
12 Nate Schierholz, L OBP: 0.325, SLG: 0.432										5	0	1	0	0	1	5				
9 Brandon Belt, L OBP: 0.309, SLG: 0.358										4	0	0	0	0	2	3				
14 Mike Fontenot, L OBP: 0.311, SLG: 0.376										3	1	2	0	0	1	2				
10 Miguel Tejada, R OBP: 0.270, SLG: 0.328										1	0	0	0	0	1	0				
37 Chris Stewart, R OBP: 0.293, SLG: 0.282										4	1	0	0	0	0	3				
40 Madison Bumgarner, R OBP: 0.188, SLG: 0.182										2	0	0	0	0	0	2				
46 Santiago Casilla, R OBP: 0.280, SLG: 0.227										0	0	0	0	0	0	0				
7 Mark DeRosa, R OBP: 0.280, SLG: 0.227										0	0	0	0	1	0	0				
<b>Inning Stats</b>	R: 0 E: 0 K: 0 S: 9	H: 1 LOB: 1 BB: 0 P: 17	R: 0 E: 0 K: 0 S: 6	H: 2 LOB: 2 BB: 0 P: 9	R: 0 E: 0 K: 2 S: 11	H: 1 LOB: 2 BB: 1 P: 18	R: 2 E: 1 K: 1 S: 13	H: 2 LOB: 1 BB: 0 P: 21	R: 0 E: 0 K: 0 S: 5	H: 0 LOB: 0 BB: 0 P: 7	R: 1 E: 0 K: 1 S: 12	H: 1 LOB: 0 BB: 0 P: 17	R: 0 E: 0 K: 2 S: 8	H: 0 LOB: 0 BB: 0 P: 13	R: 2 E: 0 K: 0 S: 14	H: 2 LOB: 1 BB: 1 P: 27	1B: 7 2B: 2 3B: 0 HR: 1	SF: 0 SAC: 1 DP: 0 HBP: 0	WP: 0 PA: 41 PB: 0 SB: 0 CS: 0	
<b>PITCHER</b>	IP WLS BF H R ER SO BB IBB HBP BLK WP HR S P ERA WHIP	5.0 W 25 7 2 0 4 2 0 0 0 0 0 50 86 0.00 1.800	1.1 H 4 0 0 0 0 0 0 0 0 0 0 8 10 0.00 0.000	1.2 H 6 1 1 1 3 0 0 0 0 0 0 1 17 27 5.40 0.600	0.1 S 3 1 2 2 0 1 0 0 0 0 0 0 5 14 54.00 6.000	0.2 S 3 1 0 0 0 0 0 0 0 0 0 0 9 13 0.00 1.500														

San Francisco Giants @ Houston Astros  
Minute Maid Park, Houston, TX  
Sat Aug 20 2011, 6:08 PM - 8:45 PM CDT  
Att: 29,046 - Roof Closed - 73 F

AB	37
R	5
H	10
RBI	5
BB	3
SO	7
LOB	20



Batter	1	2	3	4	5	6	7	8	9	AB	R	H	RBI	BB	SO	LOB	BOTTOM			
27 Jose Altuve, R OBP: 0.342, SLG: 0.409										5	2	3	1	0	0	3				
11 Jason Bourgeois, R OBP: 0.321, SLG: 0.376										3	1	1	0	1	0	2				
14 J.D. Martinez, R OBP: 0.313, SLG: 0.541										4	2	2	4	0	2	0				
45 Carlos Lee, R OBP: 0.321, SLG: 0.412										3	1	2	0	1	0	1				
38 Jimmy Paredes, S OBP: 0.333, SLG: 0.452										4	0	2	1	0	0	2				
12 Clint Barmes, R OBP: 0.321, SLG: 0.386										3	0	0	1	0	1	2				
4 Jason Michaels, R OBP: 0.259, SLG: 0.294										3	0	1	0	0	0	0				
16 Matt Downs, R OBP: 0.344, SLG: 0.493										0	0	0	0	0	0	0				
43 Fernando Rodriguez Jr., R										1	0	1	0	0	0	0				
54 Mark Melancon, R OBP: 0.366, SLG: 0.333										0	0	0	0	0	0	0				
55 Humberto Quintero, R OBP: 0.278, SLG: 0.339										4	0	0	0	0	2	2				
41 Jordan Lyles, R OBP: 0.185, SLG: 0.120										2	1	1	0	0	0	1				
59 Wilton Lopez, R										0	0	0	0	0	0	0				
8 JB Shuck, L										2	0	1	0	0	0	0				
<b>Inning Stats</b>	R: 1 E: 0 K: 1 S: 12	H: 3 LOB: 1 BB: 0 P: 17	R: 0 E: 0 K: 2 S: 7	H: 0 LOB: 0 BB: 0 P: 9	R: 4 E: 1 K: 0 S: 21	H: 4 LOB: 0 BB: 0 P: 30	R: 0 E: 0 K: 1 S: 8	H: 1 LOB: 1 BB: 0 P: 13	R: 0 E: 0 K: 0 S: 4	H: 0 LOB: 0 BB: 0 P: 6	R: 2 E: 0 K: 0 S: 12	H: 3 LOB: 2 BB: 2 P: 26	R: 0 E: 0 K: 0 S: 7	H: 2 LOB: 2 BB: 0 P: 8	1B: 8 2B: 5 3B: 0 HR: 2	SF: 1 SAC: 1 DP: 1 HBP: 0	WP: 0 PA: 38 PB: 0 SB: 0 CS: 1			
<b>PITCHER</b>	IP WLS BF H R ER SO BB IBB HBP BLK WP HR S P ERA WHIP	6.2 L 30 11 7 6 5 1 0 0 0 0 0 69 103 8.10 1.800	0.1 S 3 1 0 0 0 0 0 0 0 0 0 0 4 12 0.00 6.000	1.0 S 5 2 0 0 0 0 0 0 0 0 0 0 7 8 0.00 2.000																

San Francisco Giants @ Houston Astros  
Minute Maid Park, Houston, TX  
Sat Aug 20 2011, 6:08 PM - 8:45 PM CDT  
Att: 29,046 - Roof Closed - 73 F

AB	34
R	7
H	14
RBI	7
BB	2
SO	5
LOB	13









Batter	1	2	3	4	5	6	7	8	9	AB	R	H	RBI	BB	SO	LOB	TOP							
25 Will Venable, L (1,9) OBP: 0.336, SLG: 0.400	K2-3		G4-3		F9			G4-3	G5-3	5	1	2	1	0	1	0	<b>San Diego Padres @ San Francisco Giants</b> AT&T Park, San Francisco, CA Tue Aug 23 2011, 7:16 PM - 10:35 PM PDT Att.: 41,288 - Clear - 70 F							
8 Jason Bartlett, R (1,6) OBP: 0.309, SLG: 0.309	G5-3		G4-3			P4		K	G5-3	5	1	1	0	0	1	2								
24 Cameron Maybin, R (1,8) OBP: 0.334, SLG: 0.495	G5-3		G6-3			G6-3		G6-3	G5-3	3	0	1	1	2	0	1								
15 Jesus Guzman, R (1,3) OBP: 0.379, SLG: 0.538	F8		F8			F7		F8	F8	4	0	1	1	0	0	3								
1 Orlando Hudson, S (1,4) OBP: 0.348, SLG: 0.353	PO		PO			K		K	PO	3	2	1	0	1	1	0								
44 Josh Spence, L (8,1) ERA: 2.22		E1								0	0	0	0	0	0	0								
57 Luke Gregerson, L (8,1) ERA: 3.11										0	0	0	0	0	0	0								
54 Joe Thatcher, L (8,1) ERA: 9.82										0	0	0	0	0	0	0								
40 Erik Hamren, R (9,1) ERA: 2.55										0	0	0	0	0	0	0								
21 Heath Bell, R (9,1)										0	0	0	0	0	0	0								
88 Kyle Blanks, R (1,7) OBP: 0.343, SLG: 0.531		HR				F8		K	G6-3	4	1	1	2	0	1	4								
4 Nick Hundley, R (1,2) OBP: 0.340, SLG: 0.457		K				F7		FC4	SH1-4	4	1	1	0	0	1	0								
11 Logan Forsythe, R (1,5) OBP: 0.286, SLG: 0.296		G4-3				F9		P4	SH1-4	3	0	0	0	0	0	1								
38 Mat Latos, R (1,1) OBP: 0.095, SLG: 0.171		F9				G5-3		K		2	0	0	0	0	0	0								
22 James Darnell, R (7,PH) OBP: 0.273, SLG: 0.290		F9				G5-3		K		1	0	0	0	0	1	1								
50 Chad Qualls, R (7,1)		F9				G5-3		K		0	0	0	0	0	0	0								
14 Alberto Gonzalez, R (8,4) OBP: 0.273, SLG: 0.294		F9				G5-3		K		1	1	1	1	0	0	0								
<b>Inning Stats</b>	R: 1 E: 0 K: 1 S: 12	H: 2 LOB: 0 BB: 0 P: 18	R: 2 E: 1 K: 1 S: 15	H: 1 LOB: 0 BB: 21 P: 21	R: 1 E: 0 K: 0 S: 10	H: 2 LOB: 0 BB: 0 P: 16	R: 0 E: 0 K: 1 S: 9	H: 0 LOB: 0 BB: 0 P: 11	R: 0 E: 0 K: 0 S: 6	H: 0 LOB: 0 BB: 0 P: 7	R: 0 E: 0 K: 0 S: 7	H: 0 LOB: 0 BB: 0 P: 9	R: 1 E: 1 K: 2 S: 17	H: 1 LOB: 1 BB: 0 P: 26	R: 0 E: 0 K: 1 S: 15	H: 0 LOB: 3 BB: 1 P: 31	R: 2 E: 0 K: 0 S: 13	H: 3 LOB: 2 BB: 1 P: 27	1B: 5 2B: 3 HR: 1	SF: 0 SAC: 1 DP: 0 HBP: 1	WP: 1 PB: 0 SB: 1 CS: 1	PA: 41		
<b>PITCHER</b>	IP ERA WLS BF H R ER SO BB IBB HBP BLK WP HR S P ERA WHIP	7.0 2.9 0.2 3 0 0 0 5 0 0 0 0 0 1 76 108 3.86 0.857	0.2 2.4 0.1 3 0 0 0 1 1 0 0 0 0 0 7 14 0.00 1.500	1.0 3.08 L 7 3 2 2 0 1 0 0 0 1 0 13 27 18.00 4.000																				

AB	35
R	7
H	9
RBI	6
BB	3
SO	6
LOB	12



Batter	1	2	3	4	5	6	7	8	9	AB	R	H	RBI	BB	SO	LOB	BOTTOM						
14 Mike Fontenot, L (1,6) OBP: 0.300, SLG: 0.364	G3-1		G3		G5-3		G3	P6		4	0	0	0	0	0	2	<b>San Diego Padres @ San Francisco Giants</b> AT&T Park, San Francisco, CA Tue Aug 23 2011, 7:16 PM - 10:35 PM PDT Att.: 41,288 - Clear - 70 F						
15 Carlos Beltrán, S (8,PH) OBP: 0.378, SLG: 0.494	G3-1		G3		G5-3		G3	P6		1	0	0	0	0	0	2							
8 Jeff Keppinger, R (1,4) OBP: 0.310, SLG: 0.400	G6-3		G6-3		G5-3		G4-3	L5		4	0	0	0	0	0	2							
49 Javier López, L (8,1)	G6-3		G6-3		G5-3		G4-3	L5		0	0	0	0	0	0	0							
65 Steve Edlefsen, R (8,1)	G6-3		G6-3		G5-3		G4-3	L5		0	0	0	0	0	0	0							
10 Miguel Tejada, R (8,PH) OBP: 0.271, SLG: 0.328	G6-3		G6-3		G5-3		G4-3	L5		1	0	0	0	0	0	2							
48 Pablo Sandoval, S (1,5) OBP: 0.348, SLG: 0.515	G1-3		P6		P6		G4-3	G6-3		5	1	1	0	0	0	1							
17 Aubrey Huff, L (1,3) OBP: 0.305, SLG: 0.387		P5			P6		G4-3	G6-3		4	1	1	0	1	1	0							
9 Brandon Belt, L (1,7) OBP: 0.333, SLG: 0.404		P5			P6		G4-3	G6-3		4	1	1	0	1	2	0							
13 Cody Ross, R (1,9) OBP: 0.323, SLG: 0.386		P5			P6		G4-3	G6-3		2	1	1	1	2	0	1							
33 Aaron Rowand, R (1,8) OBP: 0.276, SLG: 0.351		P5			P6		G4-3	G6-3		4	1	0	0	0	0	6							
37 Chris Stewart, R (1,2) OBP: 0.290, SLG: 0.274		P5			P6		G4-3	G6-3		3	0	1	0	0	0	1							
29 Héctor Sánchez, S (8,PH) OBP: 0.400, SLG: 0.250		P5			P6		G4-3	G6-3		1	0	1	1	0	0	0							
18 Matt Cain, R (1,1) OBP: 0.130, SLG: 0.118		P5			P6		G4-3	G6-3		1	0	0	0	0	1	0							
43 Orlando Cabrera, R (7,PH) OBP: 0.273, SLG: 0.316		P5			P6		G4-3	G6-3		2	0	2	1	0	0	0							
<b>Inning Stats</b>	R: 0 E: 0 K: 0 S: 10	H: 0 LOB: 0 BB: 0 P: 12	R: 0 E: 0 K: 1 S: 11	H: 0 LOB: 1 BB: 1 P: 19	R: 0 E: 0 K: 1 S: 7	H: 0 LOB: 0 BB: 0 P: 12	R: 0 E: 0 K: 0 S: 14	H: 0 LOB: 3 BB: 3 P: 30	R: 0 E: 0 K: 0 S: 6	H: 1 LOB: 1 BB: 0 P: 8	R: 2 E: 1 K: 0 S: 15	H: 2 LOB: 1 BB: 0 P: 22	R: 0 E: 0 K: 0 S: 9	H: 1 LOB: 1 BB: 0 P: 12	R: 3 E: 1 K: 0 S: 22	H: 4 LOB: 2 BB: 0 P: 32	R: 0 E: 0 K: 2 S: 9	H: 0 LOB: 0 BB: 0 P: 14	1B: 6 2B: 2 HR: 0	SF: 0 SAC: 1 DP: 0 HBP: 0	WP: 1 PB: 0 SB: 0 CS: 0	PA: 41	
<b>PITCHER</b>	IP ERA WLS BF H R ER SO BB IBB HBP BLK WP HR S P ERA WHIP	6.0 3.74 1.0 H 4 1 0 0 0 4 0 0 0 0 0 9 12 0.00 1.000	0.1 3.57 H 2 1 1 1 0 0 0 0 0 0 0 0 5 6 27.00 3.000	0.0 2.22 B 4 3 2 1 0 0 0 0 0 0 0 0 8 15 ∞ ∞	0.0 3.11 0.1 1 0 0 0 0 0 0 0 0 0 0 2 2 0.00 0.000																		

AB	36
R	5
H	8
RBI	3
BB	4
SO	4
LOB	17





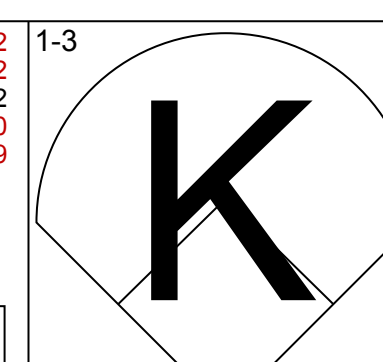
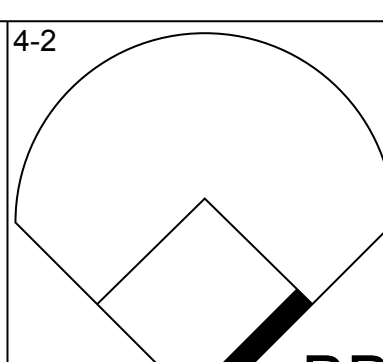
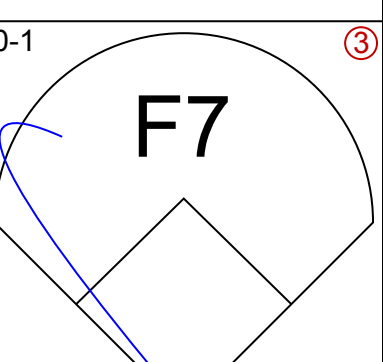
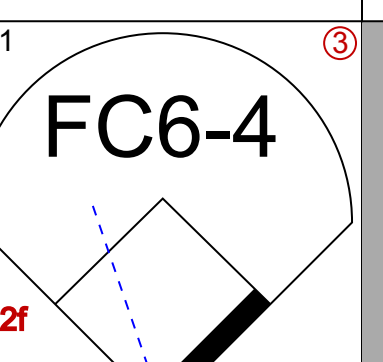
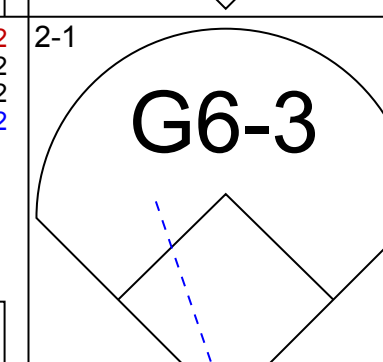
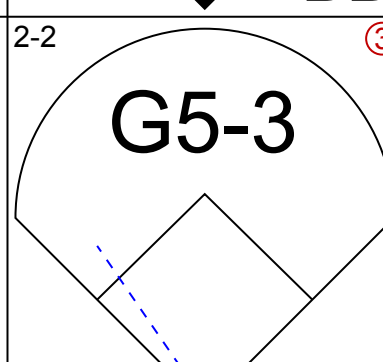
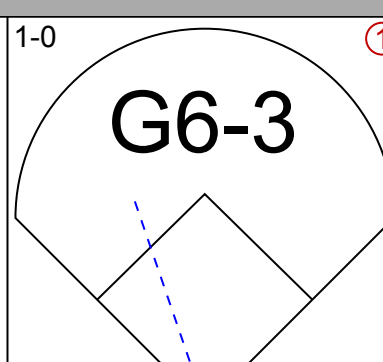
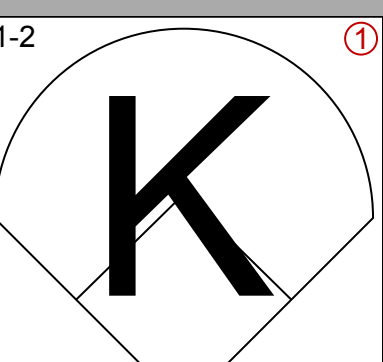
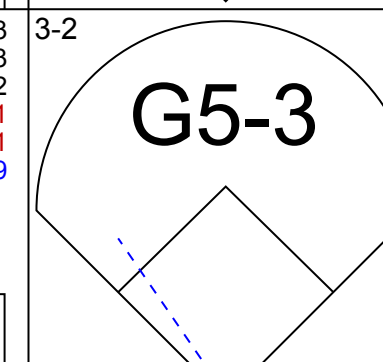
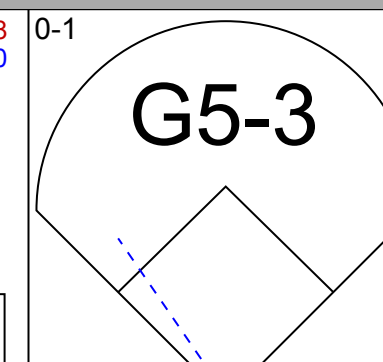
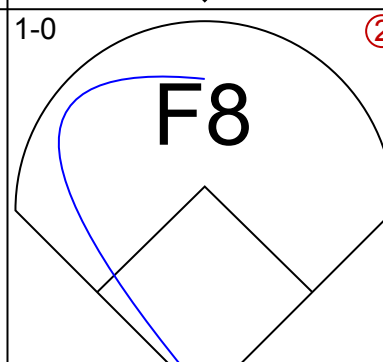
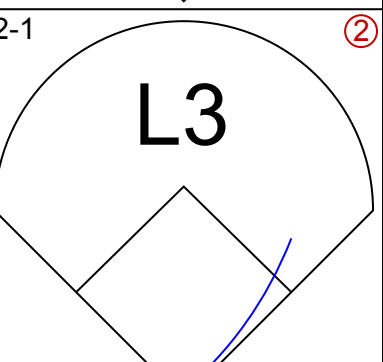
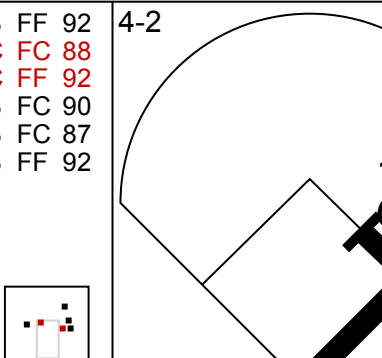
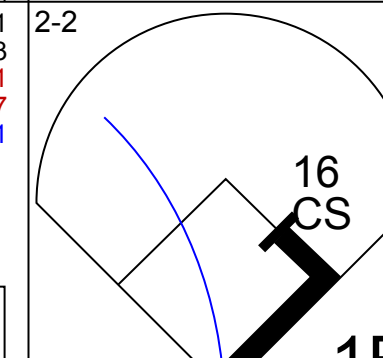
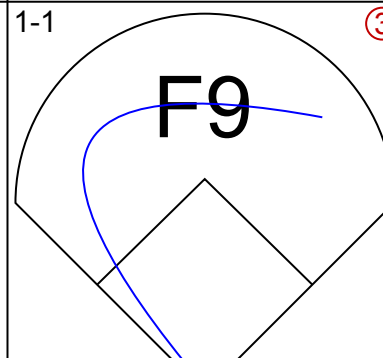
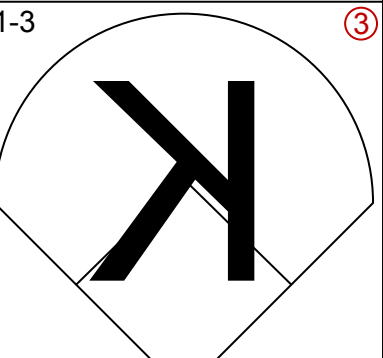

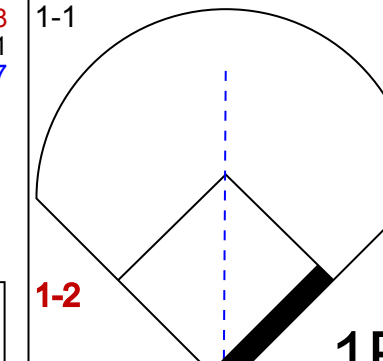
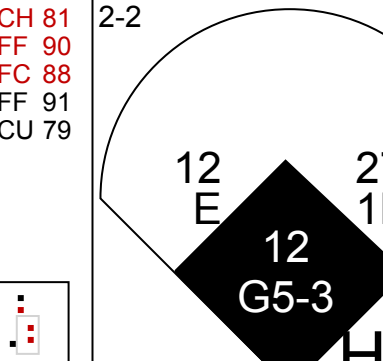
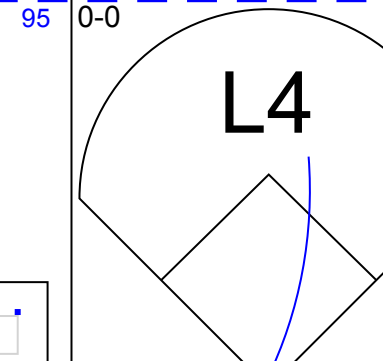

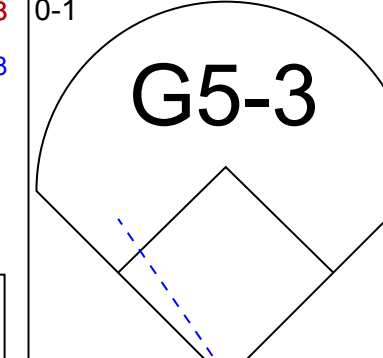
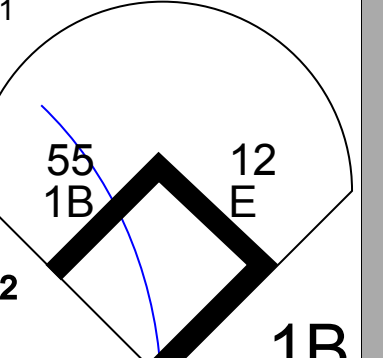
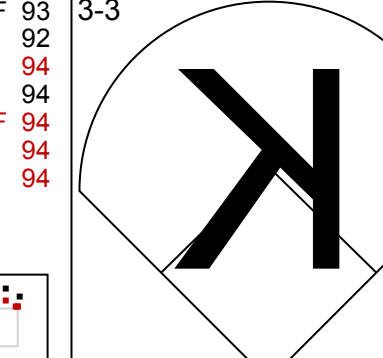
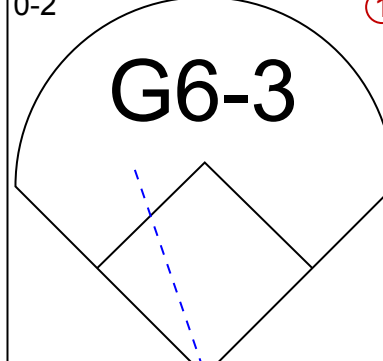
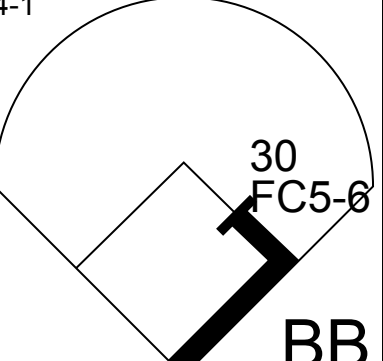
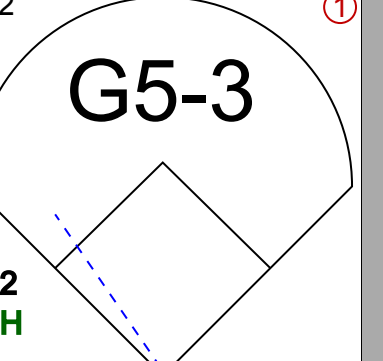
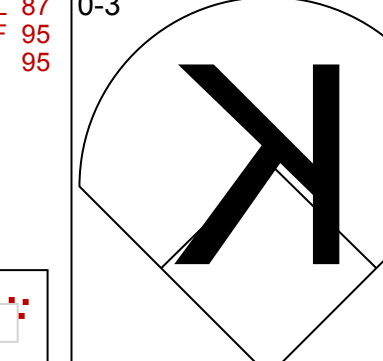
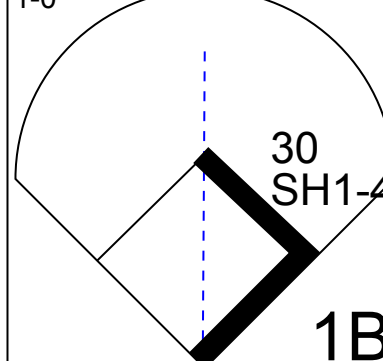
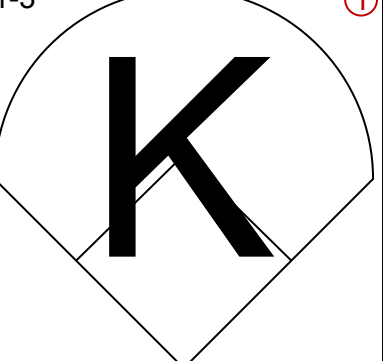
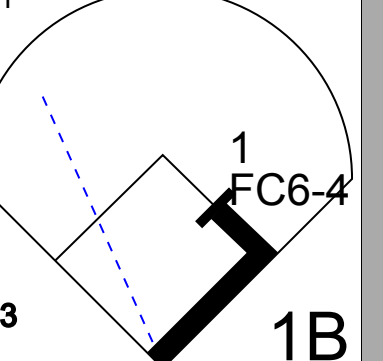
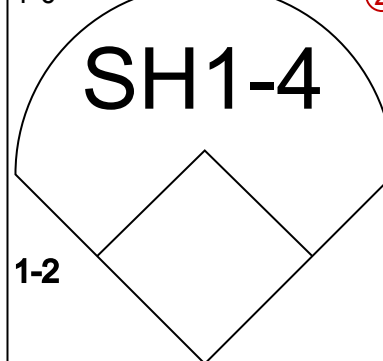
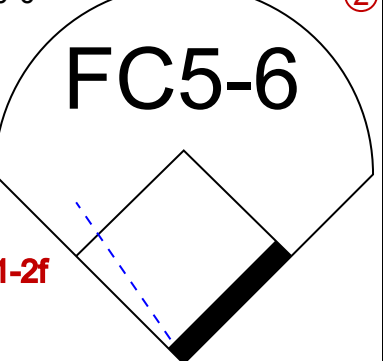
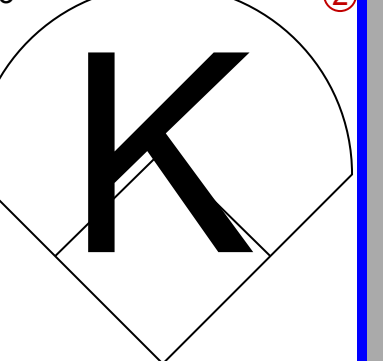





Batter	1	2	3	4	5	6	7	8	9	AB	R	H	RBI	BB	SO	LOB	TOP			
1 Jordan Schafer, L (1,8) OBP: 0.313, SLG: 0.333										4	3	2	1	1	0	2	Houston Astros @ San Francisco Giants AT&T Park, San Francisco, CA Thu Aug 25 2011, 7:18 PM - 9:53 PM PDT Att: 41,115 - Partly Cloudy - 61 F			
27 Jose Altuve, R (1,4) OBP: 0.319, SLG: 0.382										5	0	1	0	0	2	3				
14 J.D. Martinez, R (1,7) OBP: 0.347, SLG: 0.582										3	0	2	2	0	0	0				
11 Jason Bourgeois, R (8,PR) OBP: 0.320, SLG: 0.386										0	0	0	0	0	0	0				
45 Carlos Lee, R (1,3) OBP: 0.322, SLG: 0.415										3	0	1	0	1	0	2				
19 Brian Bogusevic, L (1,9) OBP: 0.395, SLG: 0.541										3	0	0	0	1	0	4				
38 Jimmy Paredes, S (1,5) OBP: 0.318, SLG: 0.458										4	0	0	0	0	2	4				
12 Clint Barmes, R (1,6) OBP: 0.318, SLG: 0.382										4	0	0	0	0	0	2				
22 Carlos Corporan, S (1,2) OBP: 0.255, SLG: 0.278										3	0	1	0	1	0	0				
65 Henry Sosa, R (1,1)										2	0	0	0	0	1	2				
4 Jason Michaels, R (7,PH) OBP: 0.263, SLG: 0.300										1	0	0	0	0	0	0				
59 Wilton Lopez, R (7,1)										0	0	0	0	0	0	0				
16 Matt Downs, R (9,PH) OBP: 0.355, SLG: 0.524										1	0	1	0	0	0	0				
54 Mark Melancon, R (9,1)										0	0	0	0	0	0	0				
<b>Inning Stats</b>	R: 1 E: 0 K: 0 S: 15	H: 2 LOB: 1 BB: 1 P: 23	R: 0 E: 0 K: 0 S: 6	H: 0 LOB: 0 BB: 0 P: 10	R: 1 E: 0 K: 0 S: 9	H: 1 LOB: 1 BB: 1 P: 17	R: 0 E: 0 K: 2 S: 14	H: 0 LOB: 2 BB: 2 P: 25	R: 0 E: 0 K: 1 S: 8	H: 1 LOB: 1 BB: 0 P: 10	R: 1 E: 0 K: 1 S: 10	H: 1 LOB: 0 BB: 0 P: 15	R: 0 E: 0 K: 1 S: 11	H: 2 LOB: 2 BB: 0 P: 12	R: 0 E: 0 K: 0 S: 14	H: 2 LOB: 2 BB: 0 P: 19	1B: 5 2B: 2 3B: 0 HR: 1	SF: 1 SAC: 0 DP: 1 HBP: 0	WP: 0 PB: 0 SB: 4 CS: 0	PA: 38
<b>PITCHER</b>	IP: 7.1 ERA: 2.54	WLS: L BF: 31	H: 6 R: 3 ER: 3 SO: 4	BB: 3 IBB: 1 HBP: 0 BLK: 0	WP: 0 HR: 1 S: 77 P: 117	ERA: 3.68 WHIP: 1.227	<b>PITCHER</b>													
32 Ryan Vogelsong, R (1,1) ERA: 2.54	IP: 7.1 WLS: L BF: 31	H: 6 R: 3 ER: 3 SO: 4	BB: 3 IBB: 1 HBP: 0 BLK: 0	WP: 0 HR: 1 S: 77 P: 117	ERA: 3.68 WHIP: 1.227															
41 Jeremy Affeldt, L (8,1) ERA: 2.51	IP: 0.2 WLS: L BF: 2	H: 0 R: 0 ER: 0 SO: 1	BB: 0 IBB: 0 HBP: 0 BLK: 0	WP: 0 HR: 0 S: 4 P: 4	ERA: 0.00 WHIP: 0.000															
65 Steve Edlefsen, R (9,1) ERA: 2.51	IP: 1.0 WLS: L BF: 5	H: 2 R: 0 ER: 0 SO: 0	BB: 0 IBB: 0 HBP: 0 BLK: 0	WP: 0 HR: 0 S: 14 P: 19	ERA: 0.00 WHIP: 2.000															

Batter	1	2	3	4	5	6	7	8	9	AB	R	H	RBI	BB	SO	LOB	BOTTOM					
43 Orlando Cabrera, R (1,6) OBP: 0.275, SLG: 0.316										3	0	1	1	1	0	0	Houston Astros @ San Francisco Giants AT&T Park, San Francisco, CA Thu Aug 25 2011, 7:18 PM - 9:53 PM PDT Att: 41,115 - Partly Cloudy - 61 F					
8 Jeff Keppinger, R (1,4) OBP: 0.314, SLG: 0.402										3	0	2	0	0	1							
15 Carlos Beltrán, S (1,9) OBP: 0.378, SLG: 0.499										4	0	1	0	0	3							
48 Pablo Sandoval, S (1,5) OBP: 0.347, SLG: 0.509										3	0	1	0	1	0	2						
17 Aubrey Huff, L (1,3) OBP: 0.301, SLG: 0.381										4	0	0	0	0	2	2						
13 Cody Ross, R (1,8) OBP: 0.320, SLG: 0.382										3	0	0	0	0	1	2						
9 Brandon Belt, L (1,7) OBP: 0.341, SLG: 0.422										2	0	0	0	1	0	1						
22 Eli Whiteside, R (1,2) OBP: 0.296, SLG: 0.354										3	1	1	0	0	0	1						
32 Ryan Vogelsong, R (1,1) OBP: 0.222, SLG: 0.209										1	0	0	0	0	1	1						
41 Jeremy Affeldt, L (8,1) ERA: 2.55										0	0	0	0	0	0	0						
14 Mike Fontenot, L (8,PH) OBP: 0.299, SLG: 0.362										1	0	0	0	0	0	0						
65 Steve Edlefsen, R (9,1) ERA: 3.21										0	0	0	0	0	0	0						
<b>Inning Stats</b>	R: 0 E: 0 K: 0 S: 6	H: 1 LOB: 0 BB: 0 P: 12	R: 0 E: 0 K: 1 S: 10	H: 1 LOB: 1 BB: 0 P: 12	R: 1 E: 0 K: 0 S: 9	H: 2 LOB: 1 BB: 0 P: 15	R: 0 E: 0 K: 1 S: 7	H: 0 LOB: 1 BB: 1 P: 14	R: 0 E: 0 K: 1 S: 9	H: 0 LOB: 0 BB: 1 P: 14	R: 0 E: 0 K: 0 S: 6	H: 0 LOB: 1 BB: 1 P: 11	R: 0 E: 0 K: 1 S: 11	H: 0 LOB: 0 BB: 0 P: 17	R: 0 E: 0 K: 0 S: 10	H: 1 LOB: 1 BB: 0 P: 12	R: 0 E: 0 K: 0 S: 7	H: 1 LOB: 0 BB: 0 P: 9	1B: 6 2B: 1 3B: 0 HR: 0	SF: 0 SAC: 2 DP: 3 HBP: 0	WP: 0 PB: 0 SB: 0 CS: 2	PA: 32
<b>PITCHER</b>	IP: 6.0 ERA: 5.09	WLS: W BF: 22	H: 4 R: 1 ER: 1 SO: 3	BB: 3 IBB: 0 HBP: 0 BLK: 0	WP: 0 HR: 0 S: 21 P: 29	ERA: 1.50 WHIP: 1.167	<b>PITCHER</b>															
65 Henry Sosa, R (7,1) ERA: 2.95	IP: 2.0 WLS: H BF: 7	H: 1 R: 0 ER: 0 SO: 1	BB: 0 IBB: 0 HBP: 0 BLK: 0	WP: 0 HR: 0 S: 7 P: 9	ERA: 0.00 WHIP: 1.000																	
54 Mark Melancon, R (9,1) ERA: 3.21	IP: 1.0 WLS: S BF: 3	H: 1 R: 0 ER: 0 SO: 0	BB: 0 IBB: 0 HBP: 0 BLK: 0	WP: 0 HR: 0 S: 7 P: 9	ERA: 0.00 WHIP: 1.000																	

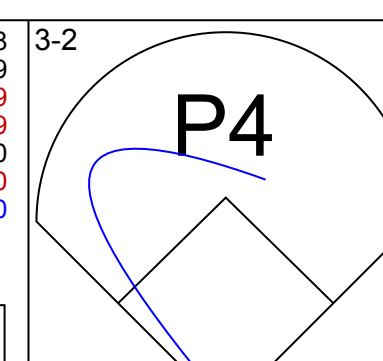
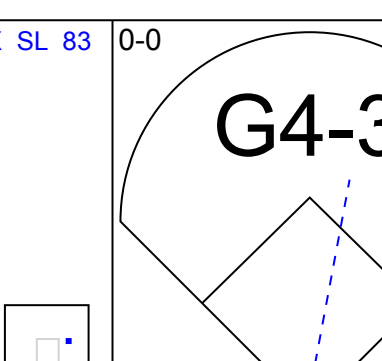
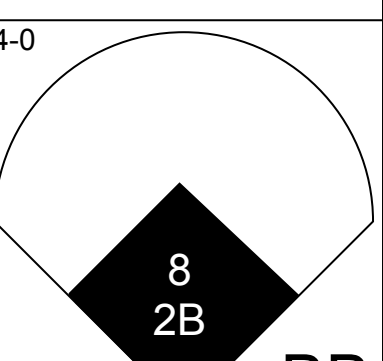
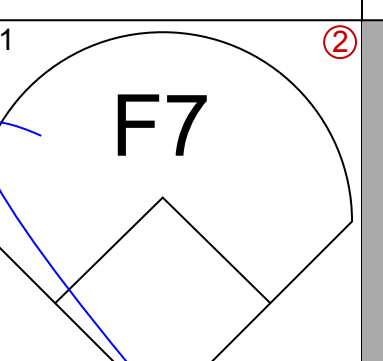
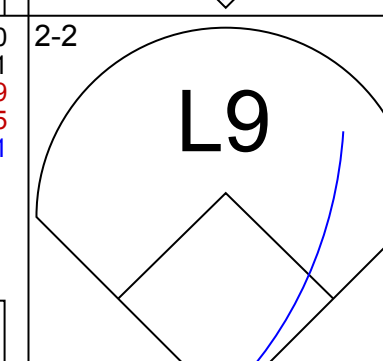
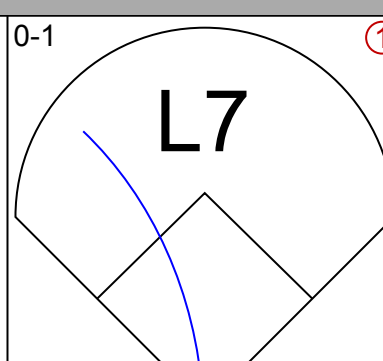
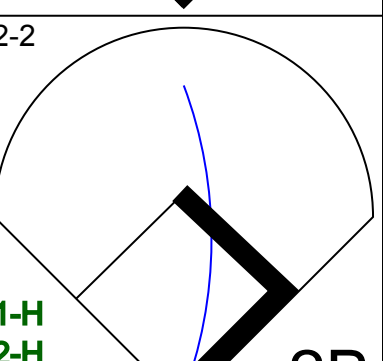
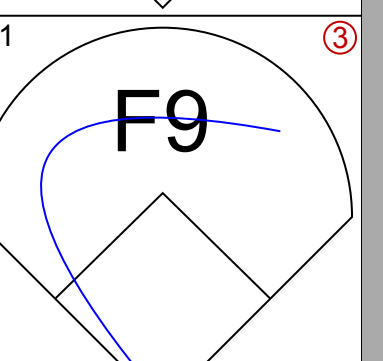
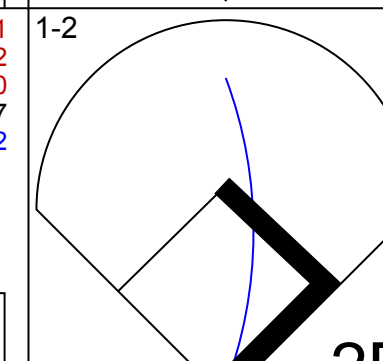
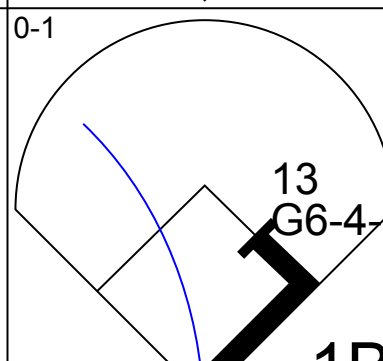
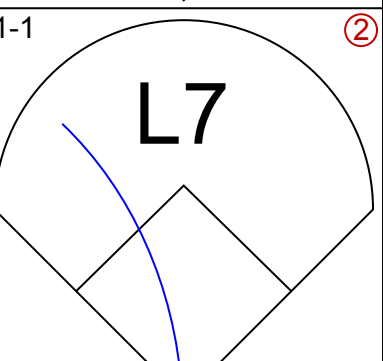
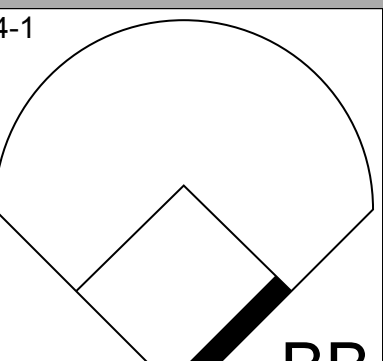
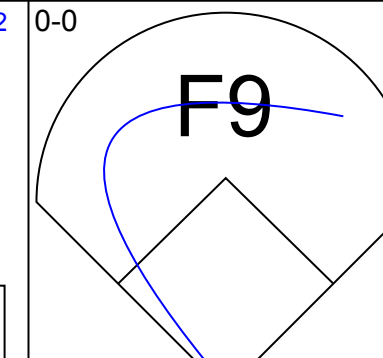
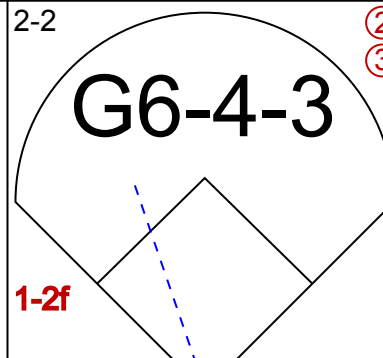
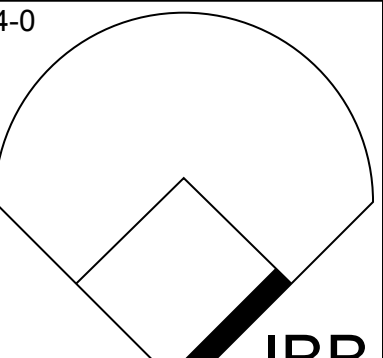
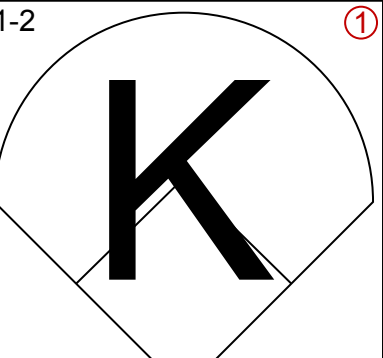
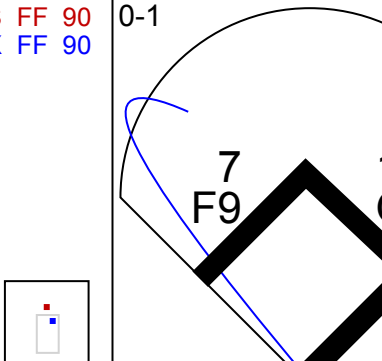
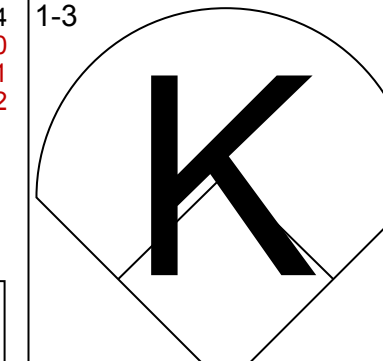
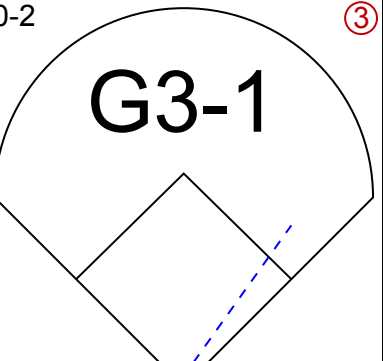
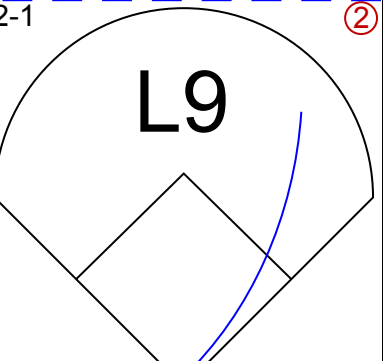

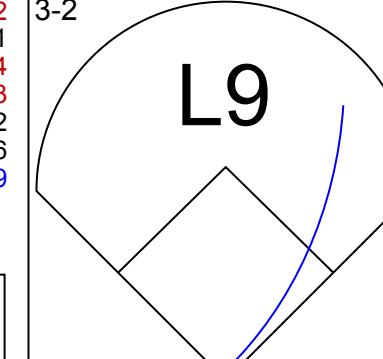
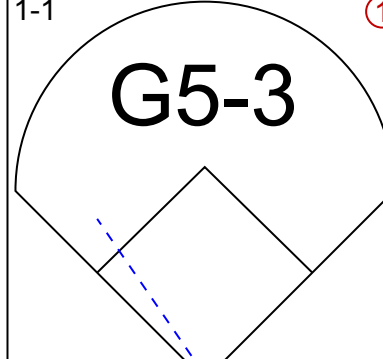
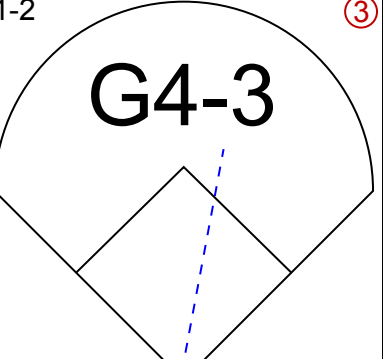

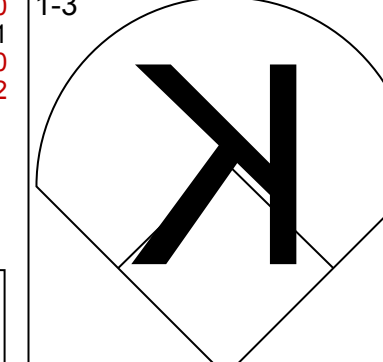
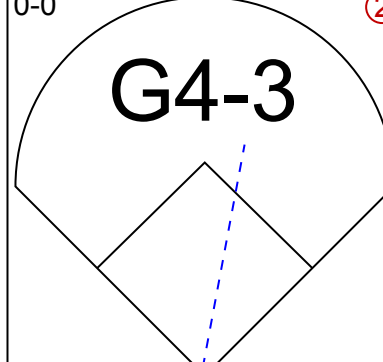
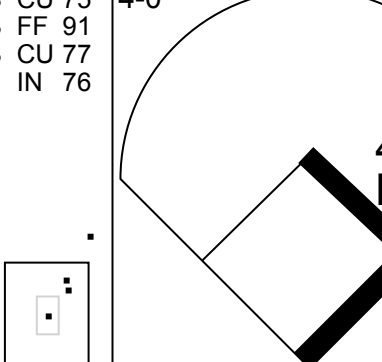
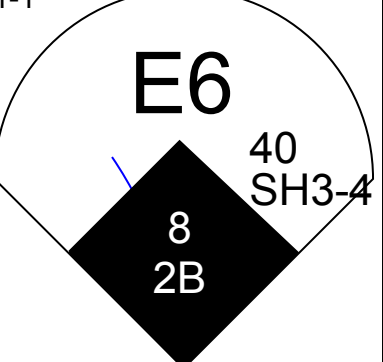
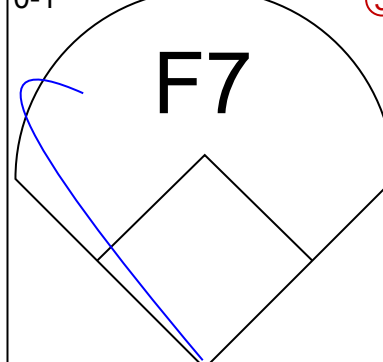
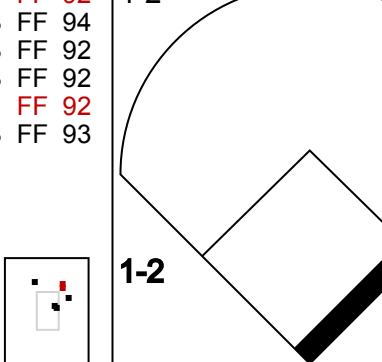

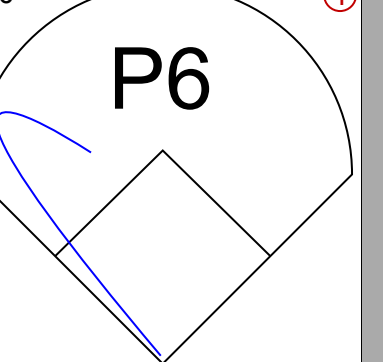


Batter	1	2	3	4	5	6	7	8	9	AB	R	H	RBI	BB	SO	LOB	TOP						
1 Jordan Schafer, L (1.8) OBP: 0.312, SLG: 0.329										3	0	0	0	1	1	3							
11 Jason Bourgeois, R (1.9) OBP: 0.313, SLG: 0.355										4	0	0	0	0	1	2							
14 J.D. Martinez, R (1.7) OBP: 0.333, SLG: 0.558										4	0	0	0	0	0	0							
45 Carlos Lee, R (1.3) OBP: 0.323, SLG: 0.414										3	0	1	0	1	1	0							
16 Matt Downs, R (1.5) OBP: 0.359, SLG: 0.520										3	1	1	0	0	0	1							
27 Jose Altuve, R (1.4) OBP: 0.317, SLG: 0.378										4	0	1	0	0	1	1							
12 Clint Barmes, R (1.6) OBP: 0.317, SLG: 0.379										3	0	0	1	1	1	1							
55 Humberto Quintero, R (1.2) OBP: 0.281, SLG: 0.338										3	0	2	0	0	1	1							
30 J.A. Happ, L (1.1) 4 Jason Michaels, R (7.9) 19 Brian Rogers, L (7.9) 62 Aneury Rodriguez, R (7.1) 53 Wesley Wright, R (8.1) 28 David Carpenter, R (8.1)										1	0	0	0	0	0	1							
<b>Inning Stats</b>	R: 0 E: 0 K: 1 S: 9	H: 0 LOB: 0 BB: 0 P: 15	R: 0 E: 0 K: 0 S: 6	H: 0 LOB: 0 BB: 1 P: 11	R: 0 E: 0 K: 0 S: 14	H: 1 LOB: 2 BB: 1 P: 22	R: 0 E: 0 K: 0 S: 9	H: 2 LOB: 1 BB: 0 P: 12	R: 0 E: 0 K: 1 S: 10	H: 0 LOB: 1 BB: 1 P: 15	R: 0 E: 0 K: 0 S: 4	H: 0 LOB: 0 BB: 0 P: 7	R: 1 E: 0 K: 1 S: 15	H: 2 LOB: 2 BB: 0 P: 23	R: 0 E: 0 K: 2 S: 9	H: 0 LOB: 0 BB: 0 P: 13	R: 0 E: 0 K: 2 S: 8	H: 0 LOB: 0 BB: 0 P: 11	1B: 5 2B: 0 3B: 0 HR: 0	SF: 0 SAC: 1 DP: 1 HBP: 1	WP: 0 PB: 0 SB: 0 CS: 1	PA: 34	
<b>PITCHER</b>	IP WLS BF H R ER SO BB IBB HBP BLK WP HR S P ERA WHIP	6.1 W 26 5 1 1 2 3 0 1 0 0 0 62 95 1.42 1.263	3.95 H 5 0 0 0 3 0 0 0 0 0 0 14 23 0.00 0.000	1.4 S 3 0 0 0 2 0 0 0 0 0 0 8 11 0.00 0.000																			

Houston Astros @ San Francisco Giants  
 AT&T Park, San Francisco, CA  
 Fri Aug 26 2011, 7:17 PM - 9:43 PM PDT  
 Att: 41,438 - Partly Cloudy - 64 F

AB	29
R	1
H	5
RBI	1
BB	3
SO	7
LOB	12



Batter	1	2	3	4	5	6	7	8	9	AB	R	H	RBI	BB	SO	LOB	BOTTOM						
43 Orlando Cabrera, R (1.6) OBP: 0.275, SLG: 0.314										3	1	0	0	1	0	3							
8 Jeff Keppinger, R (1.4) OBP: 0.313, SLG: 0.404										4	0	1	2	0	0	0							
15 Carlos Beltrán, S (1.9) OBP: 0.381, SLG: 0.502										3	0	2	0	1	0	1							
13 Cody Ross, R (1.8) OBP: 0.320, SLG: 0.379										3	0	0	0	1	1	3							
9 Brandon Belt, L (1.7) OBP: 0.338, SLG: 0.416										4	0	1	0	0	1	3							
10 Miguel Tejada, R (1.5) OBP: 0.286, SLG: 0.324										4	0	0	0	0	0	2							
7 Mark DeRosa, R (1.3) OBP: 0.259, SLG: 0.208 52 Ramon E Ramirez, R (7.1) 46 Santiago Casilla, R (8.1)										3	0	0	0	0	1	1							
37 Chris Stewart, R (1.2) OBP: 0.292, SLG: 0.264										2	1	0	0	1	0	0							
40 Madison Bumgarner, R (1.1) OBP: 0.204, SLG: 0.182 17 Aubrey Huff, L (7.3) OBP: 0.350, SLG: 0.390										0	0	0	0	1	0	0							
<b>Inning Stats</b>	R: 0 E: 0 K: 0 S: 12	H: 1 LOB: 1 BB: 0 P: 18	R: 0 E: 0 K: 0 S: 9	H: 1 LOB: 3 BB: 2 P: 19	R: 0 E: 0 K: 0 S: 9	H: 1 LOB: 0 BB: 0 P: 11	R: 0 E: 0 K: 2 S: 10	H: 0 LOB: 0 BB: 0 P: 15	R: 2 E: 1 K: 0 S: 15	H: 1 LOB: 2 BB: 2 P: 27	R: 0 E: 0 K: 0 S: 5	H: 0 LOB: 0 BB: 0 P: 6	R: 0 E: 0 K: 0 S: 5	H: 0 LOB: 0 BB: 0 P: 8	R: 0 E: 0 K: 1 S: 9	H: 0 LOB: 1 BB: 1 P: 17	R: 0 E: 0 K: 1 S: 9	H: 0 LOB: 0 BB: 0 P: 11	1B: 2 2B: 2 3B: 0 HR: 0	SF: 0 SAC: 1 DP: 1 HBP: 0	WP: 0 PB: 0 SB: 0 CS: 0	PA: 33	
<b>PITCHER</b>	IP WLS BF H R ER SO BB IBB HBP BLK WP HR S P ERA WHIP	6.0 L 26 4 2 1 2 2 2 0 0 0 0 9 17 1.50 1.000	1.1 H 5 0 0 0 1 1 0 0 0 0 0 9 17 0.00 0.750	4.7 S 1 0 0 0 0 0 0 0 0 0 0 2 4 0.00 0.000	3.0 H 1 0 0 0 0 0 0 0 0 0 0 3 4 0.00 0.000																		

Houston Astros @ San Francisco Giants  
 AT&T Park, San Francisco, CA  
 Fri Aug 26 2011, 7:17 PM - 9:43 PM PDT  
 Att: 41,438 - Partly Cloudy - 64 F

AB	27
R	2
H	4
RBI	2
BB	5
SO	3
LOB	13













Batter	1	2	3	4	5	6	7	8	9	AB	R	H	RBI	BB	SO	LOB	TOP								
13 Starlin Castro, R OBP: 0.333, SLG: 0.430										5	1	2	0	0	0	2									
9 Blake DeWitt, L OBP: 0.393, SLG: 0.430										5	2	2	3	0	0	2									
15 Darwin Barney, R OBP: 0.323, SLG: 0.366										0	0	0	0	0	0	0									
16 Aramis Ramirez, R OBP: 0.353, SLG: 0.520										5	0	1	0	0	0	2									
22 Carlos Pena, L OBP: 0.343, SLG: 0.449										2	1	1	1	3	0	1									
24 Marlon Byrd, R OBP: 0.341, SLG: 0.421										5	0	1	1	0	2	5									
21 Tyler Colvin, L OBP: 0.200, SLG: 0.311										5	0	0	0	0	0	4									
12 Alfonso Soriano, R OBP: 0.283, SLG: 0.474										4	1	1	1	0	0	2									
1 Tony Campana, L OBP: 0.305, SLG: 0.321										0	0	0	0	0	0	0									
18 Geovany Soto, R OBP: 0.316, SLG: 0.412										3	1	1	1	1	1	0									
36 Randy Wells, R OBP: 0.171, SLG: 0.147										3	1	0	0	1	2	1									
<b>Inning Stats</b>	R: 0 E: 0 K: 0 S: 6	H: 1 LOB: 2 BB: 1 P: 13	R: 0 E: 0 K: 0 S: 5	H: 0 LOB: 0 BB: 0 P: 7	R: 0 E: 0 K: 0 S: 5	H: 0 LOB: 0 BB: 0 P: 9	R: 0 E: 0 K: 1 S: 9	H: 0 LOB: 1 BB: 1 P: 17	R: 1 E: 0 K: 2 S: 18	H: 2 LOB: 1 BB: 0 P: 29	R: 0 E: 0 K: 1 S: 12	H: 1 LOB: 2 BB: 1 P: 20	R: 5 E: 1 K: 0 S: 13	H: 3 LOB: 0 BB: 1 P: 24	R: 0 E: 0 K: 1 S: 10	H: 0 LOB: 1 BB: 1 P: 18	R: 1 E: 0 K: 0 S: 10	H: 2 LOB: 1 BB: 0 P: 16	1B: 2 2B: 2 3B: 1 HR: 4	SF: 0 SAC: 0 DP: 0 HBP: 0	WP: 0 PB: 0 SB: 0 CS: 0	PA: 42			
<b>PITCHER</b>	IP WLS BF H R ER SO BB IBB HBP BLK WP HR S P ERA WHIP	IP WLS BF H R ER SO BB IBB HBP BLK WP HR S P ERA WHIP	IP WLS BF H R ER SO BB IBB HBP BLK WP HR S P ERA WHIP	IP WLS BF H R ER SO BB IBB HBP BLK WP HR S P ERA WHIP	IP WLS BF H R ER SO BB IBB HBP BLK WP HR S P ERA WHIP	IP WLS BF H R ER SO BB IBB HBP BLK WP HR S P ERA WHIP	IP WLS BF H R ER SO BB IBB HBP BLK WP HR S P ERA WHIP	IP WLS BF H R ER SO BB IBB HBP BLK WP HR S P ERA WHIP	IP WLS BF H R ER SO BB IBB HBP BLK WP HR S P ERA WHIP	IP WLS BF H R ER SO BB IBB HBP BLK WP HR S P ERA WHIP	IP WLS BF H R ER SO BB IBB HBP BLK WP HR S P ERA WHIP	IP WLS BF H R ER SO BB IBB HBP BLK WP HR S P ERA WHIP	IP WLS BF H R ER SO BB IBB HBP BLK WP HR S P ERA WHIP	IP WLS BF H R ER SO BB IBB HBP BLK WP HR S P ERA WHIP	IP WLS BF H R ER SO BB IBB HBP BLK WP HR S P ERA WHIP	IP WLS BF H R ER SO BB IBB HBP BLK WP HR S P ERA WHIP	IP WLS BF H R ER SO BB IBB HBP BLK WP HR S P ERA WHIP	IP WLS BF H R ER SO BB IBB HBP BLK WP HR S P ERA WHIP	IP WLS BF H R ER SO BB IBB HBP BLK WP HR S P ERA WHIP	IP WLS BF H R ER SO BB IBB HBP BLK WP HR S P ERA WHIP	IP WLS BF H R ER SO BB IBB HBP BLK WP HR S P ERA WHIP	IP WLS BF H R ER SO BB IBB HBP BLK WP HR S P ERA WHIP	IP WLS BF H R ER SO BB IBB HBP BLK WP HR S P ERA WHIP	IP WLS BF H R ER SO BB IBB HBP BLK WP HR S P ERA WHIP	IP WLS BF H R ER SO BB IBB HBP BLK WP HR S P ERA WHIP

Chicago Cubs @ San Francisco Giants  
AT&T Park, San Francisco, CA  
Mon Aug 29 2011, 7:17 PM - 9:40 PM PDT  
Att: 41,063 - Clear - 62 F

AB	37
R	7
H	9
RBI	7
BB	5
SO	5
LOB	19



Batter	1	2	3	4	5	6	7	8	9	AB	R	H	RBI	BB	SO	LOB	BOTTOM									
56 Andres Torres, S OBP: 0.314, SLG: 0.343										3	0	1	0	1	1	1										
8 Jeff Keppinger, R OBP: 0.313, SLG: 0.395										4	0	0	0	0	1	2										
15 Carlos Beltrán, S OBP: 0.379, SLG: 0.496										4	0	0	0	0	2	1										
48 Pablo Sandoval, S OBP: 0.344, SLG: 0.497										4	0	0	0	0	1	1										
17 Aubrey Huff, L OBP: 0.301, SLG: 0.376										3	0	0	0	0	1	0										
7 Mark DeRosa, R OBP: 0.286, SLG: 0.240										0	0	0	0	0	0	0										
43 Orlando Cabrera, R OBP: 0.270, SLG: 0.308										3	0	0	0	0	0	1										
9 Brandon Belt, L OBP: 0.317, SLG: 0.384										3	0	0	0	0	1	0										
37 Chris Stewart, R OBP: 0.280, SLG: 0.252										2	0	0	0	0	0	0										
14 Mike Fontenot, L OBP: 0.295, SLG: 0.360										1	0	1	0	0	0	0										
49 Javier López, L										0	0	0	0	0	0	0										
55 Tim Lincecum, L OBP: 0.148, SLG: 0.098										2	0	0	0	0	0	0										
65 Steve Edlefsen, R										0	0	0	0	0	0	0										
13 Cody Ross, R OBP: 0.318, SLG: 0.375										1	0	0	0	0	0	1										
22 Eli Whiteside, R OBP: 0.290, SLG: 0.346										0	0	0	0	0	0	0										
<b>Inning Stats</b>	R: 0 E: 0 K: 1 S: 9	H: 0 LOB: 1 BB: 1 P: 15	R: 0 E: 0 K: 0 S: 7	H: 0 LOB: 0 BB: 0 P: 14	R: 0 E: 0 K: 0 S: 6	H: 1 LOB: 1 BB: 0 P: 11	R: 0 E: 0 K: 1 S: 10	H: 0 LOB: 0 BB: 0 P: 14	R: 0 E: 0 K: 1 S: 8	H: 0 LOB: 0 BB: 0 P: 12	R: 0 E: 0 K: 2 S: 8	H: 0 LOB: 0 BB: 0 P: 11	R: 0 E: 0 K: 1 S: 7	H: 0 LOB: 0 BB: 0 P: 10	R: 0 E: 0 K: 0 S: 11	H: 1 LOB: 1 BB: 0 P: 15	R: 0 E: 0 K: 1 S: 10	H: 0 LOB: 0 BB: 0 P: 11	1B: 1 2B: 1 3B: 0 HR: 0	SF: 0 SAC: 0 DP: 0 HBP: 0	WP: 0 PB: 0 SB: 1 CS: 0	PA: 31				
<b>PITCHER</b>	IP WLS BF H R ER SO BB IBB HBP BLK WP HR S P ERA WHIP	IP WLS BF H R ER SO BB IBB HBP BLK WP HR S P ERA WHIP	IP WLS BF H R ER SO BB IBB HBP BLK WP HR S P ERA WHIP	IP WLS BF H R ER SO BB IBB HBP BLK WP HR S P ERA WHIP	IP WLS BF H R ER SO BB IBB HBP BLK WP HR S P ERA WHIP	IP WLS BF H R ER SO BB IBB HBP BLK WP HR S P ERA WHIP	IP WLS BF H R ER SO BB IBB HBP BLK WP HR S P ERA WHIP	IP WLS BF H R ER SO BB IBB HBP BLK WP HR S P ERA WHIP	IP WLS BF H R ER SO BB IBB HBP BLK WP HR S P ERA WHIP	IP WLS BF H R ER SO BB IBB HBP BLK WP HR S P ERA WHIP	IP WLS BF H R ER SO BB IBB HBP BLK WP HR S P ERA WHIP	IP WLS BF H R ER SO BB IBB HBP BLK WP HR S P ERA WHIP	IP WLS BF H R ER SO BB IBB HBP BLK WP HR S P ERA WHIP	IP WLS BF H R ER SO BB IBB HBP BLK WP HR S P ERA WHIP	IP WLS BF H R ER SO BB IBB HBP BLK WP HR S P ERA WHIP	IP WLS BF H R ER SO BB IBB HBP BLK WP HR S P ERA WHIP	IP WLS BF H R ER SO BB IBB HBP BLK WP HR S P ERA WHIP	IP WLS BF H R ER SO BB IBB HBP BLK WP HR S P ERA WHIP	IP WLS BF H R ER SO BB IBB HBP BLK WP HR S P ERA WHIP	IP WLS BF H R ER SO BB IBB HBP BLK WP HR S P ERA WHIP	IP WLS BF H R ER SO BB IBB HBP BLK WP HR S P ERA WHIP	IP WLS BF H R ER SO BB IBB HBP BLK WP HR S P ERA WHIP	IP WLS BF H R ER SO BB IBB HBP BLK WP HR S P ERA WHIP	IP WLS BF H R ER SO BB IBB HBP BLK WP HR S P ERA WHIP	IP WLS BF H R ER SO BB IBB HBP BLK WP HR S P ERA WHIP	IP WLS BF H R ER SO BB IBB HBP BLK WP HR S P ERA WHIP

Chicago Cubs @ San Francisco Giants  
AT&T Park, San Francisco, CA  
Mon Aug 29 2011, 7:17 PM - 9:40 PM PDT  
Att: 41,063 - Clear - 62 F

AB	30
R	0
H	2
RBI	0
BB	1
SO	7
LOB	7





Batter	1	2	3	4	5	6	7	8	9	AB	R	H	RBI	BB	SO	LOB	TOP										
13 Starlin Castro, R OBP: 0.333, SLG: 0.432	L4		FC5-4 15 SF9 3B	FC5-4		BB		L5		4	1	1	0	1	0	1	<b>Chicago Cubs @ San Francisco Giants</b> AT&T Park, San Francisco, CA Tue Aug 30 2011, 7:15 PM - 10:19 PM PDT Att: 41,165 - Partly Cloudy - 59 F										
15 Darwin Barney, R OBP: 0.319, SLG: 0.363	L8		SF9		F9	G1-6-3		F7		4	0	0	1	0	0	3											
16 Aramis Ramirez, R OBP: 0.354, SLG: 0.518	L8		22 1B 12 1B		L8		24 G5-3 18 2B	G6-3		4	2	1	0	1	0	0											
22 Carlos Pena, L OBP: 0.346, SLG: 0.448		K	12 1B	12 FC6-4		18 2B	24 G5-3	G6-3		3	1	1	0	2	1	0											
12 Alfonso Soriano, R 49 Carlos Marmol, R		HR	24 FC5-4	FC6-4		F9		K		5	1	2	2	0	1	3											
24 Marlon Byrd, R OBP: 0.339, SLG: 0.418	G6-3		FC5-4			13 BB	22 1B	G6-3		0	0	0	0	0	0	3											
21 Tyler Colvin, L OBP: 0.206, SLG: 0.317					F8	P5				3	0	1	0	1	0	1											
18 Geovany Soto, R OBP: 0.318, SLG: 0.414						F8				3	0	1	2	1	1	1											
22 Matt Garza, R 45 Sean Marshall, L 34 Kerry Wood, R 1 Tony Campana, L		K						K		4	0	2	0	0	2	4											
<b>Inning Stats</b>	R: 0 E: 0 K: 0 S: 14	H: 0 LOB: 0 BB: 0 P: 20	R: 1 E: 0 K: 2 S: 14	H: 2 LOB: 2 BB: 1 P: 23	R: 2 E: 0 K: 0 S: 12	H: 4 LOB: 1 BB: 0 P: 21	R: 0 E: 0 K: 1 S: 10	H: 1 LOB: 1 BB: 0 P: 13	R: 0 E: 0 K: 0 S: 7	H: 0 LOB: 1 BB: 1 P: 13	R: 0 E: 0 K: 0 S: 16	H: 2 LOB: 3 BB: 1 P: 27	R: 2 E: 0 K: 1 S: 15	H: 1 LOB: 2 BB: 3 P: 32	R: 0 E: 0 K: 0 S: 5	H: 0 LOB: 0 BB: 0 P: 9		R: 0 E: 0 K: 1 S: 7	H: 0 LOB: 0 BB: 0 P: 8	1B: 6 2B: 2 3B: 1 HR: 1	SF: 1 SAC: 0 DP: 0 HBP: 0	WP: 0 PB: 0 SB: 0 CS: 0	PA: 42				
<b>PITCHER</b>	IP	WLS	BF	H	R	ER	SO	BB	IBB	HBP	BLK	WP	HR	S	P	ERA	WHIP										
32 Ryan Vogelsong, R ERA: 2.63	5.0	L	23	7	3	3	3	1	1	0	0	0	1	57	90	5.40	1.600										
59 Guillermo Mota, R ERA: 3.53	1.0		8	2	2	2	0	3	0	0	0	0	0	18	37	18.00	5.000										
52 Ramon E Ramirez, R ERA: 2.97	2.0		8	1	0	0	1	0	1	0	0	0	0	18	31	0.00	0.500										
41 Jeremy Affeldt, L ERA: 2.55	1.0		3	0	0	0	1	0	0	0	0	0	0	7	8	0.00	0.000										

AB 35  
R 5  
H 10  
RBI 5  
BB 6  
SO 5  
LOB 16



Batter	1	2	3	4	5	6	7	8	9	AB	R	H	RBI	BB	SO	LOB	BOTTOM										
56 Andres Torres, S OBP: 0.313, SLG: 0.341	K		FC3-6 8 1B		K		15 FC5 8 1B		K	5	0	1	0	0	3	4	<b>Chicago Cubs @ San Francisco Giants</b> AT&T Park, San Francisco, CA Tue Aug 30 2011, 7:15 PM - 10:19 PM PDT Att: 41,165 - Partly Cloudy - 59 F										
8 Jeff Keppinger, R OBP: 0.317, SLG: 0.402	G4-3		1B		2B		15 FC5 1B		P4	5	0	3	2	0	0	1											
15 Carlos Beltrán, S OBP: 0.376, SLG: 0.492	F7		K		P5		FC5			4	0	0	0	0	1	6											
48 Pablo Sandoval, S OBP: 0.343, SLG: 0.494		G4-3			17 L4-3 1B		G6-3		E5 7 E	4	0	1	0	0	0	0											
17 Aubrey Huff, L OBP: 0.301, SLG: 0.375		1B		L4-3		G5-3		K		4	0	1	0	0	1	2											
9 Brandon Belt, L 41 Jeremy Affeldt, L		1B		P6		G3		L6		3	0	0	0	0	0	1											
14 Mike Fontenot, L OBP: 0.294, SLG: 0.358		K			10 1B 8 2B		K		G4-3	4	1	1	0	0	2	2											
37 Chris Stewart, R OBP: 0.276, SLG: 0.248					P6		K			2	0	0	0	0	0	1											
33 Aaron Rowand, R 22 Eli Whiteside, R					P5		K		K	1	0	0	0	0	1	0											
32 Ryan Vogelsong, R 10 Miguel Tejada, R 59 Guillermo Mota, R 52 Ramon E Ramirez, R 13 Cody Ross, R 7 Mark DeRosa, R					8 2B FC3-6 1B		K		HBP	1	0	1	0	0	0	0											
<b>Inning Stats</b>	R: 0 E: 0 K: 1 S: 7	H: 0 LOB: 0 BB: 0 P: 8	R: 0 E: 0 K: 1 S: 10	H: 1 LOB: 1 BB: 0 P: 14	R: 0 E: 0 K: 1 S: 10	H: 2 LOB: 2 BB: 0 P: 14	R: 0 E: 0 K: 0 S: 8	H: 1 LOB: 0 BB: 0 P: 11	R: 1 E: 0 K: 1 S: 17	H: 3 LOB: 2 BB: 0 P: 17	R: 0 E: 0 K: 0 S: 7	H: 0 LOB: 0 BB: 0 P: 9	R: 1 E: 0 K: 2 S: 14	H: 2 LOB: 2 BB: 1 P: 23	R: 0 E: 2 K: 1 S: 11	H: 0 LOB: 1 BB: 0 P: 16	R: 0 E: 0 K: 2 S: 14	H: 0 LOB: 0 BB: 0 P: 23	1B: 8 2B: 2 3B: 0 HR: 0	SF: 0 SAC: 0 DP: 1 HBP: 1	WP: 0 PB: 0 SB: 0 CS: 0	PA: 38					
<b>PITCHER</b>	IP	WLS	BF	H	R	ER	SO	BB	IBB	HBP	BLK	WP	HR	S	P	ERA	WHIP										
22 Matt Garza, R ERA: 3.84	6.2	W	29	9	2	2	6	1	0	0	0	0	0	72	95	2.70	1.500										
45 Sean Marshall, L ERA: 2.54	0.2	H	3	0	0	0	1	0	0	0	0	0	0	7	9	0.00	0.000										
34 Kerry Wood, R ERA: 3.32	0.2	H	2	0	0	0	0	0	0	0	0	0	0	5	8	0.00	0.000										
49 Carlos Marmol, R ERA: 3.75	1.0	S	4	0	0	0	2	0	0	1	0	0	0	14	23	0.00	0.000										

AB 36  
R 2  
H 9  
RBI 2  
BB 1  
SO 9  
LOB 18









Batter	1	2	3	4	5	6	7	8	9	AB	R	H	RBI	BB	SO	LOB	TOP					
14 Ryan Roberts, R OBP: 0.354, SLG: 0.442										3	1	1	0	1	1	0	Arizona Diamondbacks @ San Francisco Giants AT&T Park, San Francisco, CA Fri Sep 02 2011, 7:16 PM - 9:53 PM PDT Att. 40,948 - Clear - 66 F					
2 Aaron Hill, R OBP: 0.281, SLG: 0.333										3	1	1	1	0	0	1						
10 Justin Upton, R OBP: 0.374, SLG: 0.537										3	0	1	0	1	0	0						
26 Miguel Montero, L OBP: 0.348, SLG: 0.460										4	0	2	1	0	0	1						
44 Paul Goldschmidt, R OBP: 0.312, SLG: 0.471										3	0	0	0	1	1	3						
24 Chris Young, R OBP: 0.319, SLG: 0.416										3	0	0	0	1	2	2						
8 Gerardo Parra, L OBP: 0.354, SLG: 0.430										4	0	1	0	0	0	3						
16 John McDonald, R OBP: 0.275, SLG: 0.324										4	0	0	0	0	0	1						
34 Joe Saunders, L ERA: 2.85										2	0	0	0	0	0	0						
29 Brad Ziegler, R ERA: 2.31										1	0	0	0	0	0	0						
11 Sean Burroughs, L ERA: 4.26										0	0	0	0	0	0	0						
38 Sam Demel, R ERA: 4.26										0	0	0	0	0	0	0						
47 Joe Paterson, R ERA: 2.53										0	0	0	0	0	0	0						
48 Ryan Cook, R ERA: 13.5										1	0	0	0	0	0	0						
27 Geoff Blum, S ERA: 0.438										1	0	0	0	0	1	1						
<b>Inning Stats</b>	R: 1 E: 0 K: 2 S: 18	H: 2 LOB: 3 BB: 2 P: 29	R: 0 E: 0 K: 0 S: 7	H: 0 LOB: 0 BB: 0 P: 8	R: 0 E: 0 K: 0 S: 12	H: 1 LOB: 2 BB: 1 P: 20	R: 0 E: 0 K: 0 S: 6	H: 0 LOB: 0 BB: 0 P: 8	R: 1 E: 0 K: 1 S: 13	H: 2 LOB: 1 BB: 0 P: 21	R: 0 E: 0 K: 1 S: 5	H: 0 LOB: 0 BB: 1 P: 8	R: 0 E: 0 K: 0 S: 5	H: 0 LOB: 0 BB: 1 P: 9	R: 0 E: 0 K: 0 S: 7	H: 1 LOB: 1 BB: 0 P: 22	1B: 3 2B: 2 3B: 1 HR: 0	SF: 1 SAC: 0 DP: 1 HBP: 0	WP: 0 PB: 0 SB: 0 CS: 0	PA: 36		
<b>PITCHER</b>	IP WLS BF H R ER SO BB IBB HBP BLK WP HR S P ERA WHIP	8.0 W 32 5 2 2 3 4 0 0 0 0 0 0 73 115 2.25 1.125	1.0 4 1 0 0 2 0 0 0 0 0 0 0 15 22 0.00 1.000																			

Batter	1	2	3	4	5	6	7	8	9	AB	R	H	RBI	BB	SO	LOB	BOTTOM				
13 Cody Ross, R OBP: 0.325, SLG: 0.385										3	2	2	2	1	0	0	Arizona Diamondbacks @ San Francisco Giants AT&T Park, San Francisco, CA Fri Sep 02 2011, 7:16 PM - 9:53 PM PDT Att. 40,948 - Clear - 66 F				
8 Jeff Keppinger, R OBP: 0.322, SLG: 0.421										4	1	1	1	0	1	2					
15 Carlos Beltrán, S OBP: 0.380, SLG: 0.505										4	1	4	3	0	0	0					
48 Pablo Sandoval, S OBP: 0.341, SLG: 0.497										4	0	0	0	0	1	4					
5 Pat Burrell, R OBP: 0.350, SLG: 0.420										1	0	0	0	2	1	0					
56 Andres Torres, S OBP: 0.313, SLG: 0.339										0	0	0	0	1	0	0					
17 Aubrey Huff, L OBP: 0.300, SLG: 0.373										3	0	0	0	1	0	4					
43 Orlando Cabrera, R OBP: 0.288, SLG: 0.305										4	0	0	0	0	0	3					
22 Eli Whiteside, R OBP: 0.283, SLG: 0.337										4	0	0	0	0	1	2					
18 Matt Cain, R OBP: 0.136, SLG: 0.109										2	2	0	0	1	1	0					
9 Brandon Bell, L OBP: 0.308, SLG: 0.372										1	0	0	0	0	1	0					
46 Santiago Casilla, R ERA: 13.5										0	0	0	0	0	0	0					
<b>Inning Stats</b>	R: 0 E: 0 K: 1 S: 9	H: 1 LOB: 1 BB: 0 P: 14	R: 0 E: 0 K: 1 S: 6	H: 0 LOB: 1 BB: 1 P: 12	R: 3 E: 0 K: 1 S: 11	H: 2 LOB: 0 BB: 1 P: 19	R: 0 E: 0 K: 0 S: 11	H: 0 LOB: 1 BB: 1 P: 16	R: 1 E: 0 K: 0 S: 11	H: 2 LOB: 1 BB: 0 P: 18	R: 0 E: 0 K: 1 S: 9	H: 0 LOB: 1 BB: 1 P: 18	R: 2 E: 0 K: 1 S: 12	H: 2 LOB: 2 BB: 2 P: 26	R: 0 E: 0 K: 1 S: 7	H: 0 LOB: 0 BB: 0 P: 9	1B: 2 2B: 2 3B: 1 HR: 2	SF: 0 SAC: 0 DP: 2 HBP: 0	WP: 1 PB: 1 SB: 0 CS: 0	PA: 36	
<b>PITCHER</b>	IP WLS BF H R ER SO BB IBB HBP BLK WP HR S P ERA WHIP	5.1 L 24 5 4 3 3 4 0 0 0 0 0 0 4 7 0.00 0.000	0.2 2 0 0 0 1 0 0 0 0 0 0 0 4 7 0.00 0.000	0.1 4 2 2 2 0 1 0 0 0 0 0 1 6 13 54.00 9.000	0.2 3 0 0 0 1 1 0 0 0 0 0 0 6 13 0.00 1.500	1.0 3 0 0 0 1 0 0 0 0 0 0 0 7 9 0.00 0.000															










Batter	1	2	3	4	5	6	7	8	9	AB	R	H	RBI	BB	SO	LOB	TOP					
18 Willie Bloomquist, R (1,6) OBP: 0.352, SLG: 0.352	G5-3		G4-3														4 1 2 2 0 0 0					
2 Aaron Hill, R (1,4) OBP: 0.286, SLG: 0.340	F8																4 0 2 1 0 0 1					
10 Justin Upton, R (1,9) OBP: 0.376, SLG: 0.535																	1 0 0 0 1 1 1					
4 Collin Cowgill, R (4,7)																	2 0 0 0 0 1 1					
26 Miguel Montero, L (1,2)	L7																4 0 1 0 0 1 3					
44 Paul Goldschmidt, R (1,3) OBP: 0.314, SLG: 0.484																	4 0 0 0 0 2 1					
24 Chris Young, R (1,8) OBP: 0.316, SLG: 0.412	P3																4 0 0 0 0 1 0					
14 Ryan Roberts, R (1,5)	L5																4 1 1 1 0 1 0					
8 Gerardo Parra, L (1,7) (4,9)																	3 1 1 0 0 2 0					
41 Daniel Hudson, R (1,1) OBP: 0.322, SLG: 0.404																	2 0 0 0 0 1 0					
27 Geoff Blum, S (8,PH) OBP: 0.278, SLG: 0.438																	0 1 0 0 1 0 0					
30 David Hernandez, R (8,1)																	0 0 0 0 0 0 0					
40 J.J. Putz, R (9,1)																	0 0 0 0 0 0 0					
<b>Inning Stats</b>	R: 0 E: 0 K: 0 S: 6	H: 0 LOB: 1 BB: 1 P: 13	R: 0 E: 0 K: 0 S: 7	H: 0 LOB: 0 BB: 0 P: 14	R: 0 E: 0 K: 1 S: 11	H: 0 LOB: 0 BB: 0 P: 13	R: 0 E: 0 K: 2 S: 9	H: 1 LOB: 1 BB: 0 P: 11	R: 0 E: 0 K: 1 S: 7	H: 0 LOB: 0 BB: 0 P: 9	R: 0 E: 0 K: 2 S: 13	H: 1 LOB: 1 BB: 0 P: 19	R: 0 E: 0 K: 0 S: 5	H: 1 LOB: 0 BB: 0 P: 8	R: 4 E: 0 K: 1 S: 20	H: 4 LOB: 1 BB: 1 P: 29	R: 0 E: 0 K: 3 S: 10	H: 0 LOB: 0 BB: 0 P: 15	1B: 5 2B: 1 3B: 1 HR: 1	SF: 0 SAC: 0 DP: 2 HBP: 0	WP: 0 PB: 0 SB: 0 CS: 1	PA: 34
<b>PITCHER</b>	IP WLS BF H R ER SO BB IBB HBP BLK WP HR S P ERA WHIP																					
32 Ryan Vogelsong, R (1,1) ERA: 2.62	7.1 L 26 5 2 2 6 1 0 0 0 0 0 1 69 102 2.46 0.818																					
41 Jeremy Afeldt, L (8,1) ERA: 2.7	0.0 1 0 0 0 0 1 0 0 0 0 0 0 2 6 ∞ ∞																					
52 Ramon E Ramirez, R (8,1) ERA: 3.03	1.2 7 2 2 2 4 0 0 0 0 0 0 0 17 23 10.80 1.200																					

Arizona Diamondbacks @ San Francisco Giants  
AT&T Park, San Francisco, CA  
Sun Sep 04 2011, 1:07 PM - 3:46 PM PDT  
Att. 42,222 - Overcast - 63 F

livebaseballscores.com

AB 32  
R 4  
H 7  
RBI 4  
BB 2  
SO 10  
LOB 7




Batter	1	2	3	4	5	6	7	8	9	AB	R	H	RBI	BB	SO	LOB	BOTTOM					
13 Cody Ross, R (1,8) (8,7) OBP: 0.323, SLG: 0.390	HR		L5														4 1 1 1 0 0 0					
8 Jeff Keppinger, R (1,4) OBP: 0.317, SLG: 0.413	G6-3		G4-3														4 0 0 0 0 0 0					
15 Carlos Beltrán, S (1,9) OBP: 0.384, SLG: 0.512	F8		G3														4 0 1 0 0 0 0					
48 Pablo Sandoval, S (1,5) OBP: 0.337, SLG: 0.490	BB																3 0 0 0 1 0 1					
17 Aubrey Huff, L (1,3) OBP: 0.300, SLG: 0.372																	3 0 1 0 0 1 1					
56 Andres Torres, S (7,PR) OBP: 0.310, SLG: 0.335	K																1 0 0 0 0 1 0					
9 Brandon Belt, L (1,7) (8,3) OBP: 0.302, SLG: 0.364																	3 0 0 0 0 2 1					
43 Orlando Cabrera, R (1,6) OBP: 0.288, SLG: 0.305	E5																3 0 0 0 0 1 2					
22 Eli Whiteside, R (1,2) OBP: 0.278, SLG: 0.330																	3 0 0 0 0 1 3					
32 Ryan Vogelsong, R (1,1) OBP: 0.229, SLG: 0.217																	2 0 0 0 0 0 1					
41 Jeremy Afeldt, L (8,1)																	0 0 0 0 0 0 0					
52 Ramon E Ramirez, R (8,1)																	0 0 0 0 0 0 0					
14 Mike Fontenot, L (8,6) OBP: 0.295, SLG: 0.359																	1 0 0 0 0 1 0					
<b>Inning Stats</b>	R: 1 E: 0 K: 1 S: 13	H: 1 LOB: 1 BB: 1 P: 20	R: 0 E: 1 K: 2 S: 22	H: 0 LOB: 1 BB: 0 P: 29	R: 0 E: 0 K: 0 S: 8	H: 0 LOB: 0 BB: 0 P: 13	R: 0 E: 0 K: 1 S: 7	H: 0 LOB: 0 BB: 0 P: 10	R: 0 E: 0 K: 1 S: 6	H: 0 LOB: 0 BB: 0 P: 7	R: 0 E: 0 K: 0 S: 11	H: 1 LOB: 1 BB: 0 P: 14	R: 0 E: 1 K: 0 S: 8	H: 1 LOB: 2 BB: 0 P: 13	R: 0 E: 0 K: 1 S: 6	H: 0 LOB: 0 BB: 0 P: 10	R: 0 E: 0 K: 1 S: 8	H: 0 LOB: 0 BB: 0 P: 11	1B: 1 2B: 0 3B: 1 HR: 1	SF: 0 SAC: 0 DP: 0 HBP: 0	WP: 0 PB: 0 SB: 0 CS: 0	PA: 32
<b>PITCHER</b>	IP WLS BF H R ER SO BB IBB HBP BLK WP HR S P ERA WHIP																					
41 Daniel Hudson, R (1,1) ERA: 3.53	7.0 W 26 3 0 0 0 1 0 0 0 0 0 0 75 106 1.29 0.571																					
30 David Hernandez, R (8,1) ERA: 2.77	1.0 H 3 0 0 0 1 0 0 0 0 0 0 0 6 10 0.00 0.000																					
40 J.J. Putz, R (9,1) ERA: 2.55	1.0 S 3 0 0 0 1 0 0 0 0 0 0 0 8 11 0.00 0.000																					

Arizona Diamondbacks @ San Francisco Giants  
AT&T Park, San Francisco, CA  
Sun Sep 04 2011, 1:07 PM - 3:46 PM PDT  
Att. 42,222 - Overcast - 63 F

livebaseballscores.com

AB 31  
R 1  
H 3  
RBI 1  
BB 1  
SO 7  
LOB 9

































Batter	1	2	3	4	5	6	7	8	9	10	11	12	AB	R	H	RBI	BB	SO	LOB	TOP						
25 W. Venable, L. ERA: 2.79 8 Jason Bartlett, R OBP: 0.314, SLG: 0.315	G4-3		G4-3		K		2B		K			K	3	0	0	0	0	1	3							
24 Cameron Maybin, R OBP: 0.327, SLG: 0.315	F9		G3		G4-3		2B		K2-3			F7	6	0	1	2	0	0	3							
15 Jesus Guzman, R OBP: 0.377, SLG: 0.493		L6		G5-3		G1-3		K				F7	5	0	0	0	0	1	0							
4 Nick Hundley, R OBP: 0.360, SLG: 0.486			G6-3		BB		2B		K			K	4	0	2	0	1	2	0							
13 Chris Denorfia, R OBP: 0.346, SLG: 0.397			G6-3		K		G6-3		K			2B	5	0	1	0	0	2	3							
1 Orlando Hudson, S OBP: 0.324, SLG: 0.340			K		2B		G4-3		2B			K	4	0	1	0	1	2	2							
22 James Darnell, R OBP: 0.289, SLG: 0.308			G4-3		BB		G4-3		SH1-3			BB	2	0	2	0	2	0	0							
52 Cory Luebke, R OBP: 0.194, SLG: 0.167			K		K		FC5-4		K			K	2	0	0	0	0	2	3							
3 Andy Parrino, S ERA: 2.84							2B						0	0	0	0	0	0	0							
80 Kyle Blanks, R OBP: 0.297, SLG: 0.412							2B						3	1	0	0	0	2	4							
<b>Inning Stats</b>	R: 0 E: 0 K: 1 S: 8	H: 0 LOB: 0 BB: 0 P: 13	R: 0 E: 0 K: 1 S: 13	H: 1 LOB: 1 BB: 0 P: 22	R: 0 E: 0 K: 1 S: 9	H: 1 LOB: 1 BB: 0 P: 11	R: 0 E: 0 K: 1 S: 9	H: 0 LOB: 1 BB: 1 P: 14	R: 0 E: 0 K: 2 S: 12	H: 1 LOB: 2 BB: 1 P: 18	R: 0 E: 0 K: 0 S: 11	H: 1 LOB: 1 BB: 0 P: 19	R: 2 E: 0 K: 0 S: 14	H: 2 LOB: 2 BB: 1 P: 22	R: 0 E: 0 K: 3 S: 9	H: 0 LOB: 0 BB: 0 P: 13	R: 0 E: 0 K: 2 S: 10	H: 1 LOB: 1 BB: 0 P: 13	R: 0 E: 0 K: 3 S: 12	H: 1 LOB: 2 BB: 1 P: 18	R: 0 E: 0 K: 2 S: 10	H: 0 LOB: 0 BB: 0 P: 16	1B: 4 2B: 4 3B: 0 HR: 0	SF: 0 SAC: 1 DP: 0 HBP: 0	WP: 0 PB: 0 SB: 2 CS: 0	PA: 48
<b>PITCHER</b>	IP WLS BF H R ER SO BB IBB HBP BLK WP HR S P ERA WHIP	18 Matt Cain, R ERA: 2.79	49 Javier López, L ERA: 2.84	50 Guillermo Mota, R ERA: 3.68	54 Sergio Romo, R ERA: 1.47	46 Santiago Casilla, R ERA: 1.35	<b>PITCHER</b>	IP WLS BF H R ER SO BB IBB HBP BLK WP HR S P ERA WHIP	52 Ramon E Ramirez, R ERA: 2.9	18 Matt Cain, R ERA: 2.79	49 Javier López, L ERA: 2.84	50 Guillermo Mota, R ERA: 3.68	54 Sergio Romo, R ERA: 1.47	46 Santiago Casilla, R ERA: 1.35												

**San Diego Padres @ San Francisco Giants**  
 AT&T Park, San Francisco, CA  
 Tue Sep 13 2011, 7:17 PM - 11:04 PM PDT  
 Att. 41,510 - Partly Cloudy - 60 F

livebaseballscorecards.com

AB 43  
R 2  
H 8  
RBI 2  
BB 4  
SO 17  
LOB 20



Batter	1	2	3	4	5	6	7	8	9	10	11	12	AB	R	H	RBI	BB	SO	LOB	BOTTOM				
13 Cody Ross, R OBP: 0.327, SLG: 0.399	2B		G6-3		K		K		G6-3			4B	6	2	2	0	0	2	0					
8 Jeff Keppinger, R OBP: 0.315, SLG: 0.403	F7		G6-3		15B		P4		L1			P4	5	0	1	0	0	0	1					
56 Andres Torres, S OBP: 0.310, SLG: 0.330			G5-3		6		48		G3			48	5	0	3	0	1	0	0					
15 Carlos Beltrán, S OBP: 0.383, SLG: 0.511	2B				6		51		F8			FC4-6	6	1	3	1	0	1	4					
48 Pablo Sandoval, S OBP: 0.347, SLG: 0.515	1B				51		1B		G4-3			1B	3	0	1	0	0	0	4					
6 Brett Pill, R OBP: 0.284, SLG: 0.706	G5-4-3				51		1B		K				0	0	0	0	0	0	0					
17 Aubrey Huff, L OBP: 0.365, SLG: 0.373					51		1B		K				0	0	0	0	0	0	0					
7 Mark DeRosa, R OBP: 0.329, SLG: 0.288					51		1B		K				3	0	1	1	0	1	2					
43 Orlando Cabrera, R OBP: 0.288, SLG: 0.302							L8		K				3	0	1	0	1	1	2					
34 Darren Ford, R OBP: 0.357, SLG: 0.250							51		BB				0	0	0	0	0	0	0					
54 Sergio Romo, R ERA: 1.47							51		BB				0	0	0	0	0	0	0					
14 Mike Fontenot, L OBP: 0.301, SLG: 0.357							51		BB				1	0	0	0	0	1	0					
51 Justin Christian, R ERA: 3.27									K				4	0	1	1	0	2	2					
50 Conor Gillaspie, L OBP: 0.300, SLG: 0.222									K				1	0	0	0	0	0	0					
52 Ramon E Ramirez, R ERA: 2.9									K				0	0	0	0	0	0	0					
22 Eli Whiteside, R OBP: 0.282, SLG: 0.333									K				5	0	2	0	0	2	3					
18 Matt Cain, R OBP: 0.441, SLG: 0.117									1B				3	0	0	0	0	3	4					
49 Javier López, L ERA: 2.84									L7				0	0	0	0	0	0	0					
59 Guillermo Mota, R OBP: 0.111, SLG: 0.222													1	0	0	0	0	0	1					
5 Pat Burrell, R OBP: 0.346, SLG: 0.410													1	0	0	0	0	0	0					
35 Brandon Crawford, L OBP: 0.288, SLG: 0.250													1	0	0	0	0	0	0					
<b>Inning Stats</b>	R: 1 E: 0 K: 0 S: 16	H: 3 LOB: 1 BB: 0 P: 23	R: 0 E: 0 K: 2 S: 12	H: 1 LOB: 1 BB: 0 P: 17	R: 0 E: 0 K: 0 S: 9	H: 0 LOB: 0 BB: 0 P: 11	R: 1 E: 1 K: 2 S: 13	H: 3 LOB: 2 BB: 0 P: 22	R: 0 E: 0 K: 2 S: 12	H: 1 LOB: 2 BB: 0 P: 16	R: 0 E: 0 K: 2 S: 11	H: 1 LOB: 1 BB: 0 P: 17	R: 0 E: 0 K: 0 S: 10	H: 0 LOB: 0 BB: 0 P: 10	R: 0 E: 0 K: 1 S: 8	H: 0 LOB: 0 BB: 0 P: 12	R: 0 E: 0 K: 1 S: 9	H: 0 LOB: 0 BB: 1 P: 13	R: 1 E: 0 K: 0 S: 11	H: 2 LOB: 2 BB: 1 P: 21	1B: 13 2B: 2 3B: 0 HR: 0	SF: 0 SAC: 0 DP: 1 HBP: 0	WP: 1 PB: 0 SB: 0 CS: 0	PA: 50
<b>PITCHER</b>	IP WLS BF H R ER SO BB IBB HBP BLK WP HR S P ERA WHIP	52 Cory Luebke, L ERA: 2.92	57 Luke Gregerson, R ERA: 2.92	54 Joe Thatcher, L ERA: 2.92	50 Chad Qualls, R ERA: 3.38	45 Anthony Bass, R ERA: 1.89	<b>PITCHER</b>	IP WLS BF H R ER SO BB IBB HBP BLK WP HR S P ERA WHIP	58 Brad Brach, R ERA: 7.2	18 Matt Cain, R ERA: 2.79	49 Javier López, L ERA: 2.84	50 Guillermo Mota, R ERA: 3.68	54 Sergio Romo, R ERA: 1.47	46 Santiago Casilla, R ERA: 1.35										

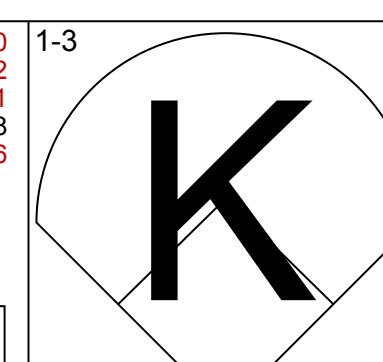
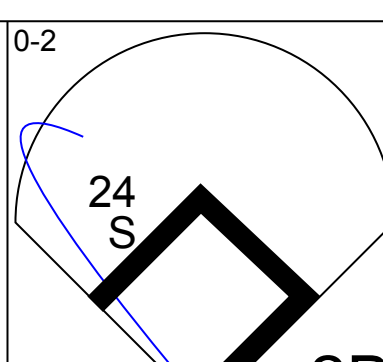
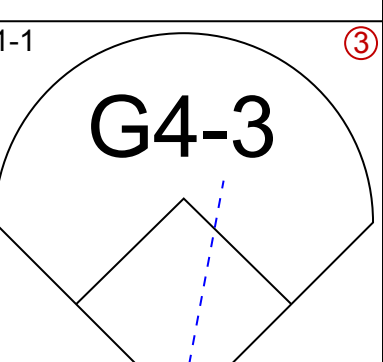
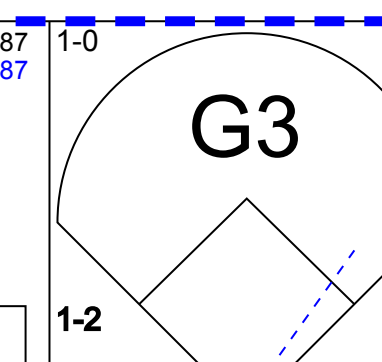
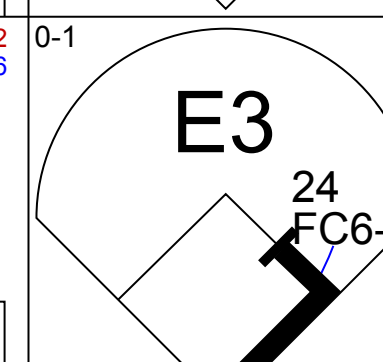
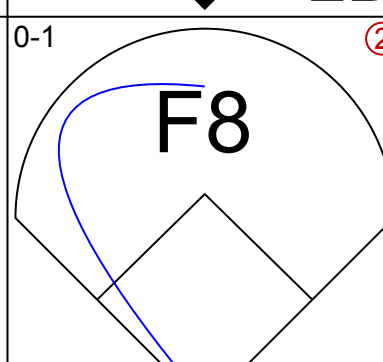
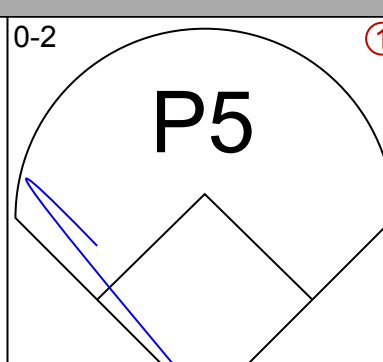
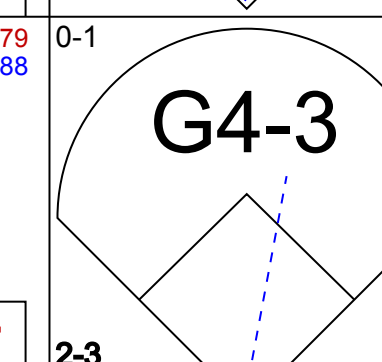
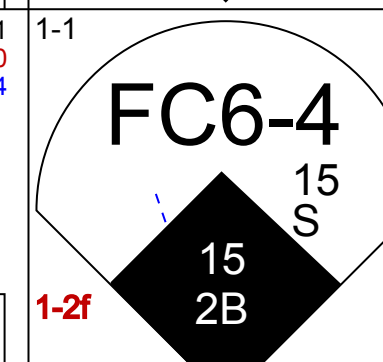
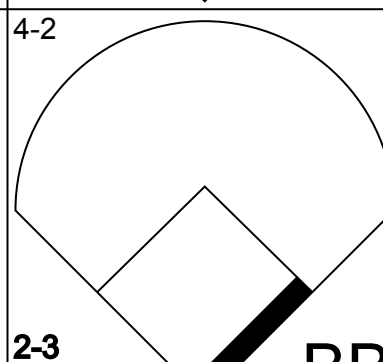
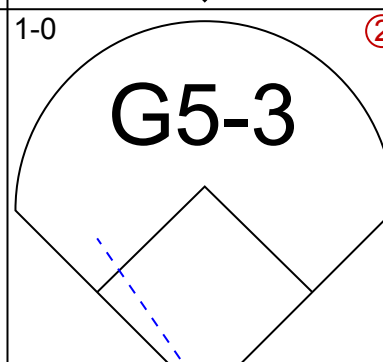
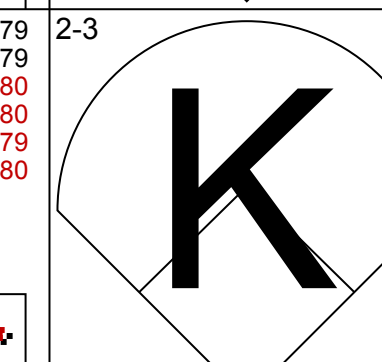
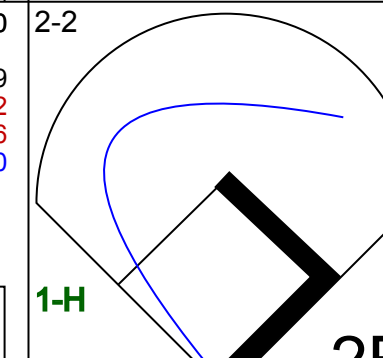
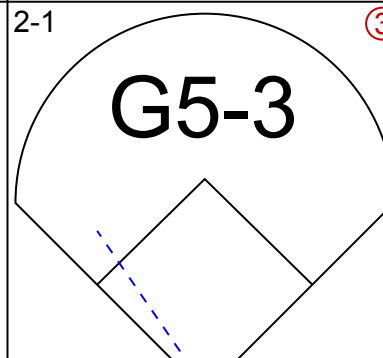
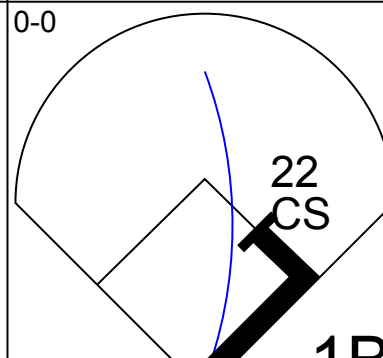

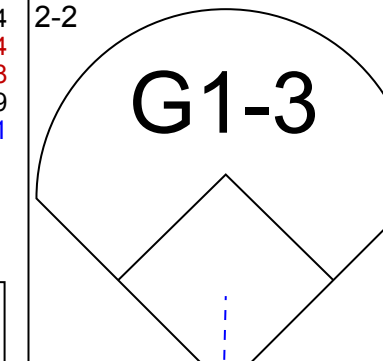
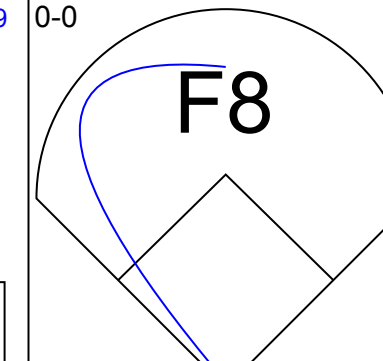
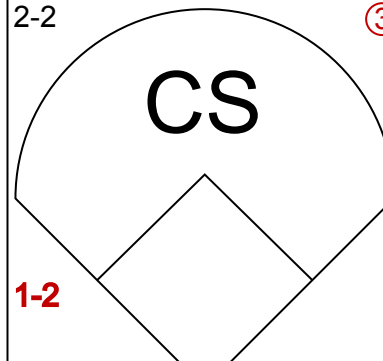

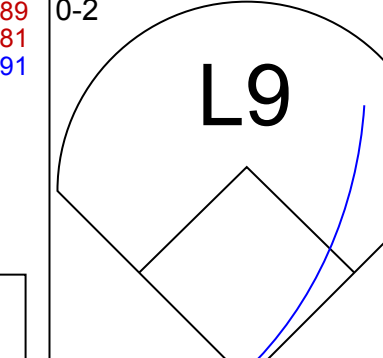
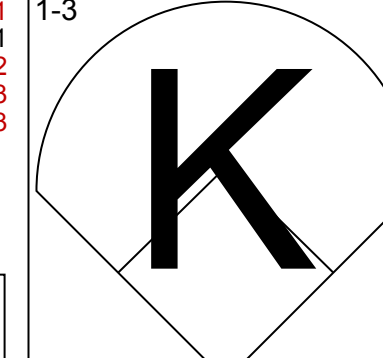
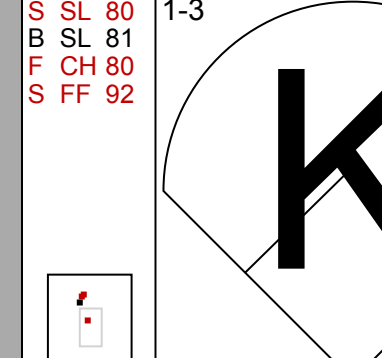

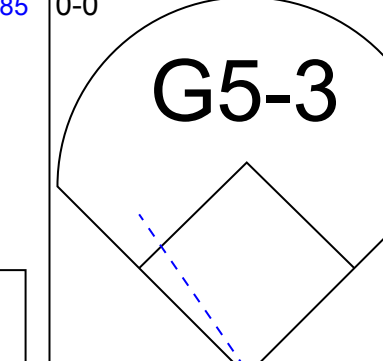
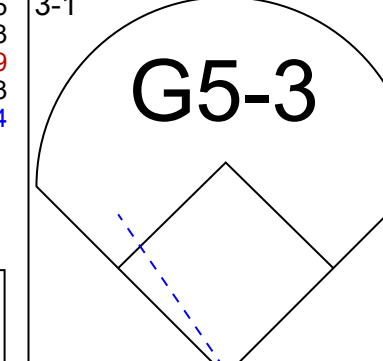
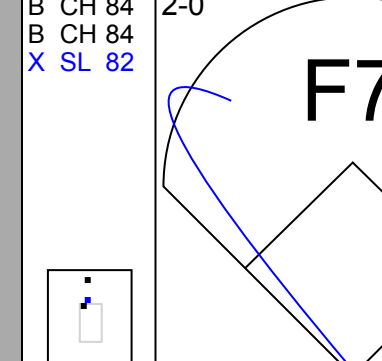
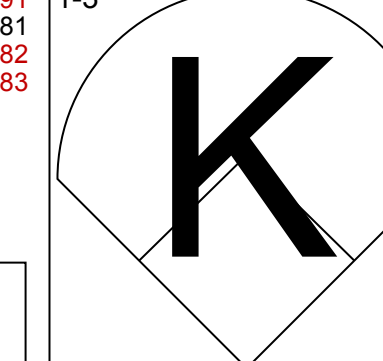
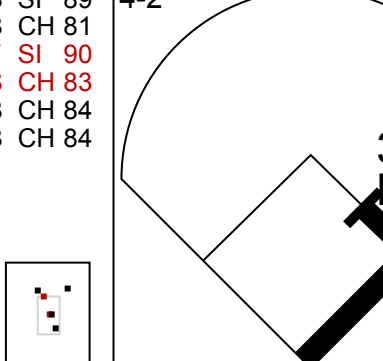
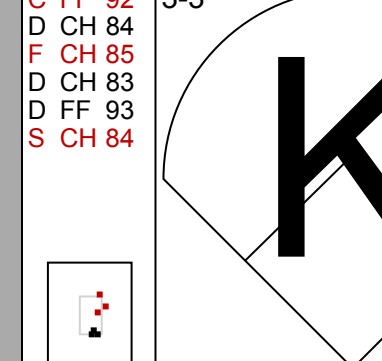

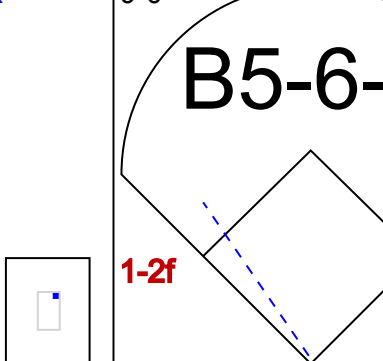
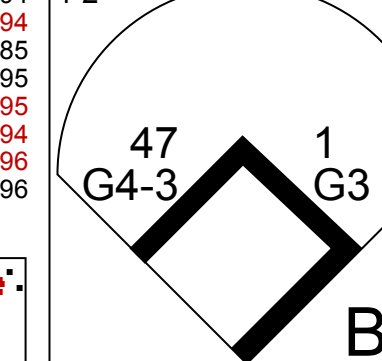
**San Diego Padres @ San Francisco Giants**  
 AT&T Park, San Francisco, CA  
 Tue Sep 13 2011, 7:17 PM - 11:04 PM PDT  
 Att. 41,510 - Partly Cloudy - 60 F

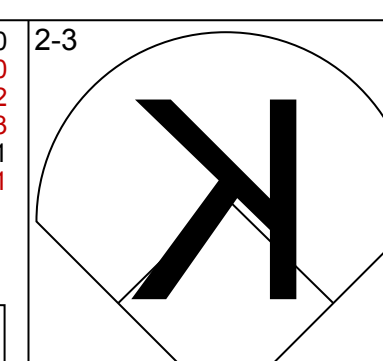
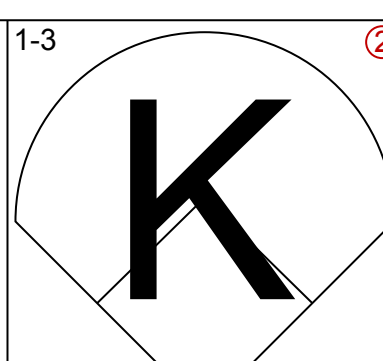
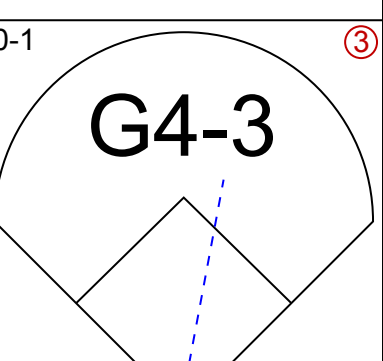
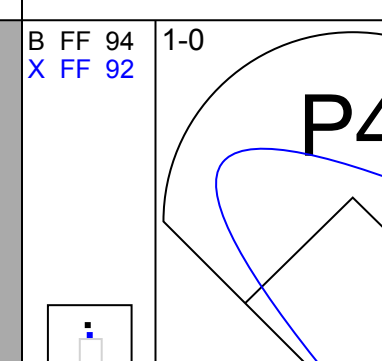
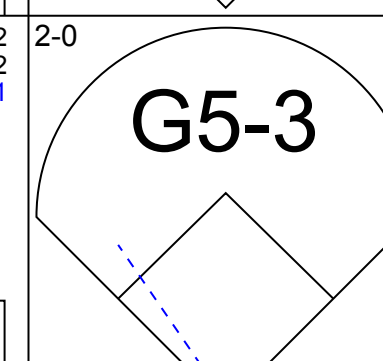
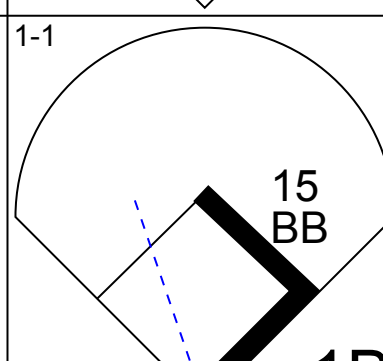
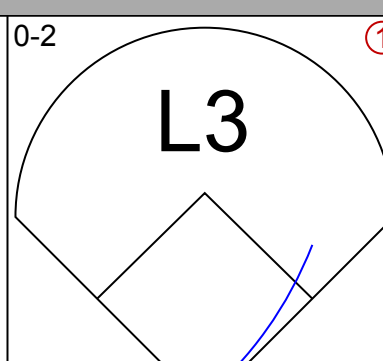
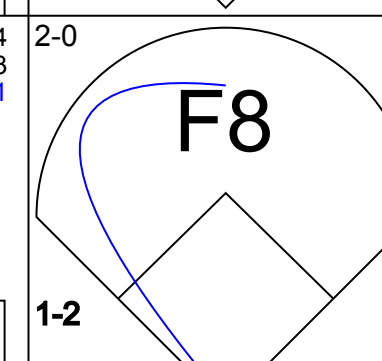
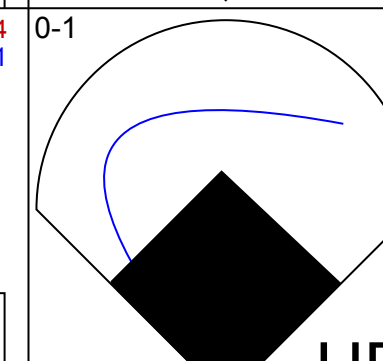
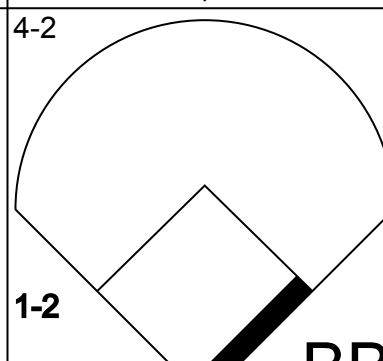
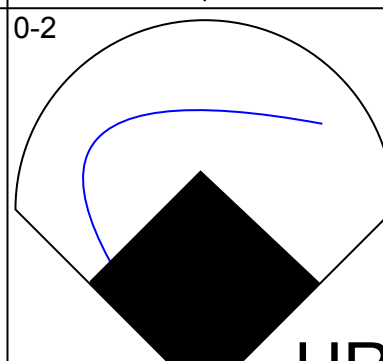
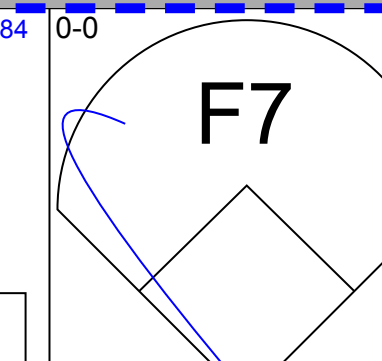
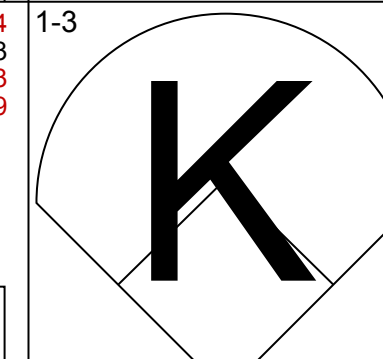
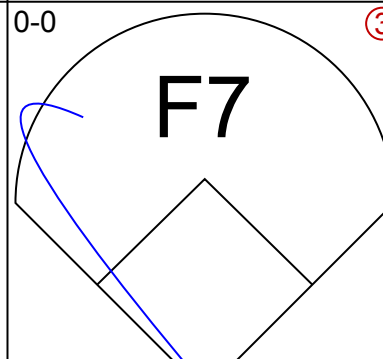
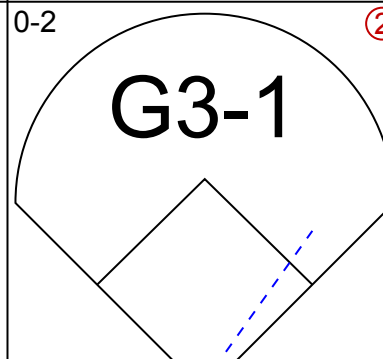
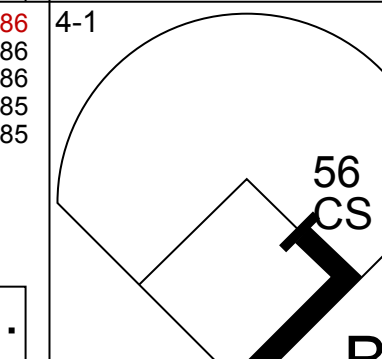
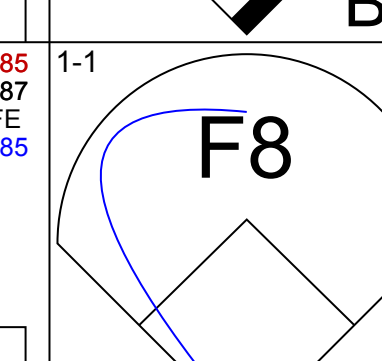
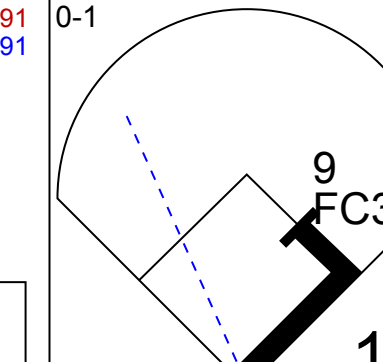
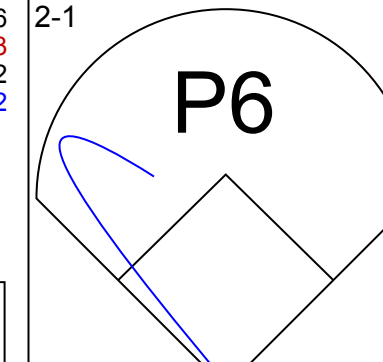
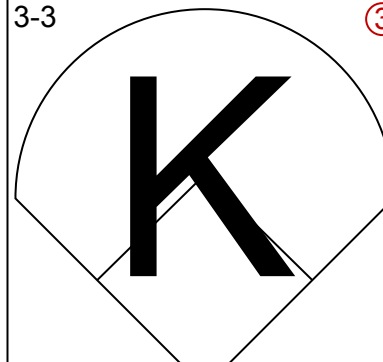
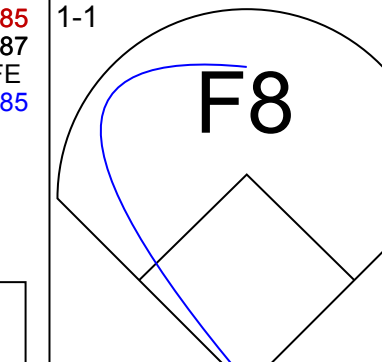


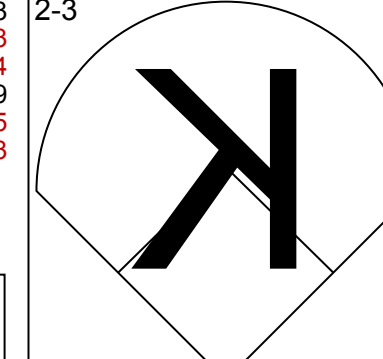
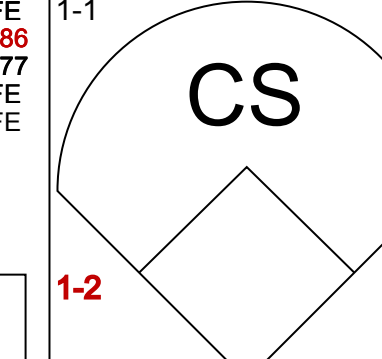

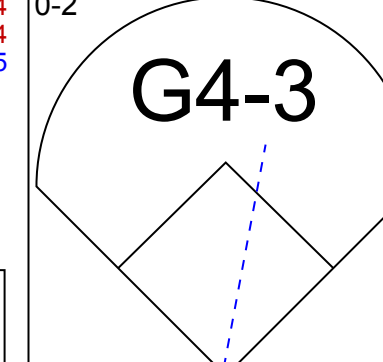
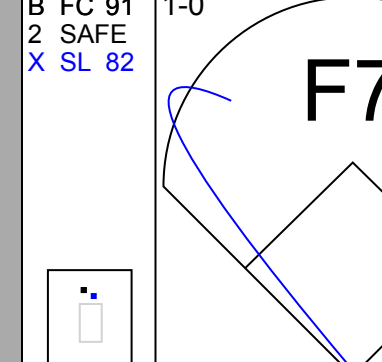

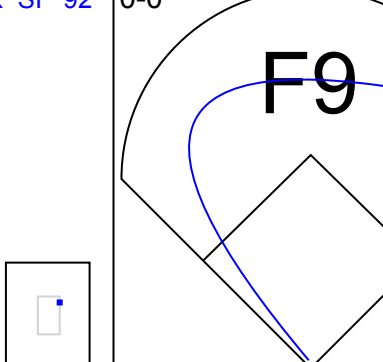
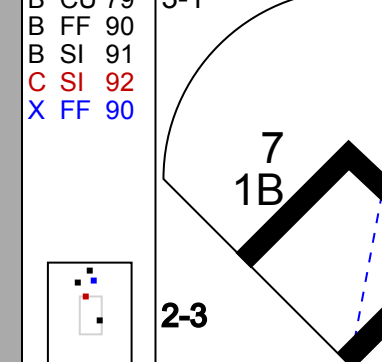

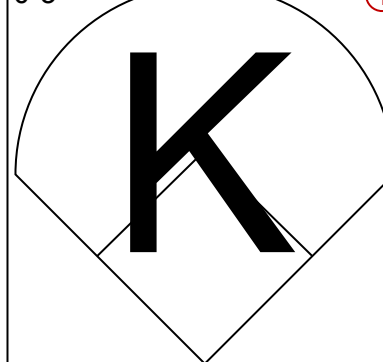

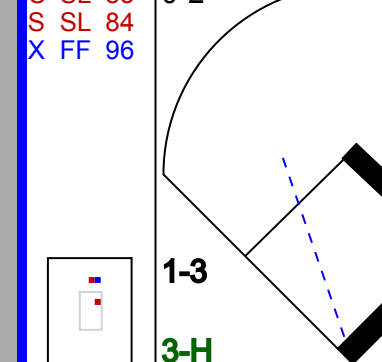
livebaseballscorecards.com

AB 48  
R 3  
H 15  
RBI 3  
BB 2  
SO 13  
LOB 24





Batter	1	2	3	4	5	6	7	8	9	AB	R	H	RBI	BB	SO	LOB	TOP			
25 Will Venable, L OBP: 0.313, SLG: 0.389 1 Orlando Hudson, S OBP: 0.323, SLG: 0.339										3	0	1	0	0	1	0	<b>San Diego Padres @ San Francisco Giants</b> AT&T Park, San Francisco, CA Wed Sep 14 2011, 12:47 PM - 3:05 PM PDT Att: 41,209 - Overcast - 61 F			
14 Alberto Gonzalez, R OBP: 0.297, SLG: 0.276 47 Jeremy Hermida, L OBP: 0.184, SLG: 0.222 54 Joe Thatcher, L										3	0	0	0	0	0	1				
24 Cameron Maybin, R OBP: 0.327, SLG: 0.395										3	1	0	0	1	2					
15 Jesus Guzman, R OBP: 0.378, SLG: 0.498										4	0	2	1	0	0	2				
22 James Darnell, R OBP: 0.286, SLG: 0.326										4	0	1	0	0	0	1				
27 Anthony Rizzo, L OBP: 0.281, SLG: 0.250										4	0	0	0	0	3	1				
29 Luis Martinez, R OBP: 0.309, SLG: 0.347										3	0	0	0	0	0	1				
3 Andy Parrino, S OBP: 0.333, SLG: 0.231										2	0	0	0	1	2	1				
38 Mat Latos, R OBP: 0.115, SLG: 0.160 13 Chris Denorfia, R OBP: 0.348, SLG: 0.397										2	0	0	0	0	1	1				
										0	0	0	0	1	0	0				
<b>Inning Stats</b>	R: 1 H: 1 E: 0 K: 1 S: 14	H: 1 LOB: 1 BB: 0 P: 20	R: 0 H: 0 E: 0 K: 1 S: 7	H: 0 LOB: 0 BB: 0 P: 8	R: 0 H: 1 E: 0 K: 1 S: 14	H: 1 LOB: 2 BB: 1 P: 23	R: 0 H: 0 E: 0 K: 1 S: 7	H: 0 LOB: 0 BB: 0 P: 11	R: 0 H: 0 E: 0 K: 0 S: 5	H: 1 LOB: 0 BB: 1 P: 10	R: 0 H: 1 E: 0 K: 2 S: 8	H: 1 LOB: 1 BB: 0 P: 15	R: 0 H: 0 E: 0 K: 1 S: 11	H: 0 LOB: 1 BB: 1 P: 18	R: 0 H: 0 E: 0 K: 1 S: 7	H: 0 LOB: 0 BB: 0 P: 10	1B: 1 2B: 3 3B: 0 HR: 0	SF: 0 SAC: 0 DP: 1 HBP: 0	WP: 0 PB: 0 SB: 2 CS: 1	PA: 34
<b>PITCHER</b>	IP WLS BF H R ER SO BB IBB HBP BLK WP HR S P ERA WHIP																			
55 Tim Lincecum, R ERA: 2.99	(1, 1)	7.0 W 26 4 1 0 6 2 0 0 0 0 0 0 65 100 0.00 0.857																		
45 Dan Runzler, L ERA: 7.43	(8, 1)	0.0 0 0 0 0 0 1 0 0 0 0 0 0 0 4 8 = =																		
54 Sergio Romo, R ERA: 1.43	(8, 1)	1.0 H 3 0 0 0 1 0 0 0 0 0 0 0 7 10 0.00 0.000																		
46 Santiago Casilla, R ERA: 1.36	(9, 1)	1.0 S 3 0 0 0 1 0 0 0 0 0 0 0 7 10 0.00 0.000																		

Batter	1	2	3	4	5	6	7	8	9	AB	R	H	RBI	BB	SO	LOB	BOTTOM			
13 Cody Ross, R OBP: 0.324, SLG: 0.395										4	0	0	0	0	2	3	<b>San Diego Padres @ San Francisco Giants</b> AT&T Park, San Francisco, CA Wed Sep 14 2011, 12:47 PM - 3:05 PM PDT Att: 41,209 - Overcast - 61 F			
8 Jeff Keppinger, R OBP: 0.314, SLG: 0.401										4	0	1	0	0	0	3				
15 Carlos Beltrán, S OBP: 0.386, SLG: 0.524										3	2	2	2	1	0	0				
48 Pablo Sandoval, S OBP: 0.345, SLG: 0.511 5 Pat Burrell, R OBP: 0.349, SLG: 0.410 51 Justin Christian, R OBP: 0.187, SLG: 0.172 46 Santiago Casilla, R ERA: 1.36										3	0	0	0	1	2	0				
										0	0	0	0	0	0	0				
17 Aubrey Huff, L OBP: 0.305, SLG: 0.373										4	0	1	0	0	1	1				
9 Brandon Belt, L OBP: 0.307, SLG: 0.367 56 Andres Torres, S OBP: 0.310, SLG: 0.330										3	0	1	0	0	1	1				
29 Héctor Sánchez, S OBP: 0.267, SLG: 0.231										0	1	0	0	0	0	0				
35 Brandon Crawford, L OBP: 0.269, SLG: 0.251										3	0	1	0	0	1	1				
55 Tim Lincecum, L ERA: 2.99 7 Mark DeRosa, R OBP: 0.326, SLG: 0.488 34 Darren Fard, R OBP: 0.307, SLG: 0.299 45 Dan Runzler, L ERA: 7.43 54 Sergio Romo, R ERA: 1.43 43 Orlando Cabrera, R OBP: 0.298, SLG: 0.332										2	0	0	0	0	2	0				
										1	0	1	0	0	0	0				
<b>Inning Stats</b>	R: 1 H: 1 E: 0 K: 2 S: 10	H: 1 LOB: 0 BB: 0 P: 15	R: 0 H: 1 E: 1 K: 1 S: 9	H: 1 LOB: 1 BB: 0 P: 14	R: 0 H: 1 E: 0 K: 2 S: 16	H: 1 LOB: 2 BB: 1 P: 22	R: 0 H: 0 E: 0 K: 1 S: 9	H: 0 LOB: 0 BB: 0 P: 13	R: 0 H: 0 E: 0 K: 1 S: 6	H: 0 LOB: 0 BB: 0 P: 8	R: 1 H: 1 E: 0 K: 0 S: 13	H: 3 LOB: 3 BB: 0 P: 16	R: 1 H: 0 E: 0 K: 0 S: 9	H: 0 LOB: 1 BB: 1 P: 11	R: 0 H: 0 E: 0 K: 0 S: 5	H: 0 LOB: 1 BB: 1 P: 11	1B: 4 2B: 1 3B: 0 HR: 2	SF: 0 SAC: 0 DP: 0 HBP: 0	WP: 0 PB: 0 SB: 1 CS: 1	PA: 33
<b>PITCHER</b>	IP WLS BF H R ER SO BB IBB HBP BLK WP HR S P ERA WHIP																			
38 Mat Latos, R ERA: 3.73	(1, 1)	7.0 L 29 7 3 3 3 1 0 0 0 0 0 0 2 72 3.86 1.143																		
54 Joe Thatcher, L ERA: 5.4	(8, 1)	1.0 3 0 0 0 0 1 0 0 0 0 0 0 5 11 0.00 1.000																		



Batter	1	2	3	4	5	6	7	8	9	AB	R	H	RBI	BB	SO	LOB	TOP					
13 Cody Ross, R OBP: 0.324, SLG: 0.397	F8	FC6 8 SF8 15 E	F7	F7	F7	FC1 8 G4-6-3 15 G4-6-3	G5-3	P4	P4	6	2	2	1	0	0	2	<b>San Francisco Giants @ Colorado Rockies</b> Coors Field, Denver, CO Thu Sep 15 2011, 6:41 PM - 9:53 PM MDT Att: 34,247 - Cloudy - 59 F					
8 Jeff Keppinger, R OBP: 0.310, SLG: 0.397	G6-3	SF8	F8	F8	FC1	FC1	G5-3	G5-3	G5-3	4	0	0	1	0	0	2						
15 Carlos Beltrán, S OBP: 0.384, SLG: 0.521	48 HR	E3 48 1B	G4-3	G4-3	G4-6-3	G4-6-3	P5	P5	P5	5	1	1	0	0	0	2						
48 Pablo Sandoval, S OBP: 0.352, SLG: 0.531	HR	17 BB	HR	HR	29 PB	29 PB	IBB	IBB	IBB	4	1	4	2	1	0	0						
17 Aubrey Huff, L OBP: 0.306, SLG: 0.371	BB	BB	BB	BB	P1	P1	F9	F9	F9	2	0	0	0	2	0	2						
56 Andrés Torres, S OBP: 0.309, SLG: 0.329	BB	BB	BB	BB	P5	P5	F9	F9	F9	1	0	0	0	0	0	2						
9 Brandon Belt, L OBP: 0.304, SLG: 0.382	G4-3	G3	G3	G3	K	K	K	K	K	5	1	1	1	0	2	5						
29 Héctor Sánchez, S OBP: 0.300, SLG: 0.294	G6-3	F7	F7	F7	K	K	K	K	K	4	0	1	0	1	1	0						
35 Brandon Crawford, L OBP: 0.277, SLG: 0.257	FC6	FC6	FC6	FC6	FC6	FC6	FC6	FC6	FC6	4	1	2	0	1	1	3						
32 Ryan Vogelsong, R OBP: 0.269, SLG: 0.259	G5-4-3	G5-4-3	G5-4-3	G5-4-3	G5-4-3	G5-4-3	G5-4-3	G5-4-3	G5-4-3	3	2	2	0	0	0	1						
65 Steve Edlefsen, R										0	0	0	0	0	0	1						
45 Dan Runzler, L										0	0	0	0	0	0	0						
52 Ramon E Ramirez, R										0	0	0	0	0	0	0						
7 Mark DeRosa, R										1	0	0	0	0	0	0						
46 Santiago Casilla, R										0	0	0	0	0	0	1						
<b>Inning Stats</b>	R: 2 E: 0 K: 0 S: 9	H: 2 LOB: 1 BB: 1 P: 16	R: 3 E: 2 K: 0 S: 15	H: 2 LOB: 3 BB: 2 P: 28	R: 0 E: 0 K: 0 S: 5	H: 1 LOB: 0 BB: 0 P: 9	R: 0 E: 0 K: 0 S: 5	H: 0 LOB: 0 BB: 0 P: 7	R: 0 E: 0 K: 1 S: 11	H: 1 LOB: 2 BB: 1 P: 16	R: 2 E: 0 K: 0 S: 15	H: 3 LOB: 1 BB: 0 P: 25	R: 0 E: 0 K: 3 S: 12	H: 1 LOB: 1 BB: 0 P: 17	R: 0 E: 0 K: 0 S: 8	H: 1 LOB: 2 BB: 1 P: 13	R: 1 E: 0 K: 1 S: 13	H: 2 LOB: 1 BB: 0 P: 20	1B: 7 2B: 3 3B: 1 HR: 2	SF: 1 SAC: 0 DP: 2 HBP: 0	WP: 0 PB: 2 SB: 0 CS: 0	PA: 46
<b>PITCHER</b>	IP WLS BF H R ER SO BB IBB HBP BLK WP HR S P ERA WHIP																					
45 Jhoulys Chacín, R ERA: 3.73	5.2 L 31 9 7 4 1 4 0 0 0 0 0 1 58 97 6.35 2.294																					
32 J.C. Romero, L ERA: 3.97	1.1 5 1 0 0 3 0 0 0 0 0 0 0 14 21 0.00 0.750																					
61 Edgmer Escalona, R ERA: 2.29	1.0 5 1 0 0 0 0 0 1 0 0 0 0 0 8 13 0.00 1.000																					
51 Matt Reynolds, L ERA: 4.37	0.1 3 2 1 1 1 0 0 0 0 0 0 1 8 13 27.00 6.000																					
30 Josh Roenicke, R ERA: 2.69	0.2 2 0 0 0 0 0 0 0 0 0 0 0 0 5 7 0.00 0.000																					

Batter	1	2	3	4	5	6	7	8	9	AB	R	H	RBI	BB	SO	LOB	BOTTOM					
Dexter Fowler, S OBP: 0.366, SLG: 0.441	K	K	K	K	P5	P5	L9	L9	G4-3	5	0	1	0	0	1	2	<b>San Francisco Giants @ Colorado Rockies</b> Coors Field, Denver, CO Thu Sep 15 2011, 6:41 PM - 9:53 PM MDT Att: 34,247 - Cloudy - 59 F					
14 Mark Ellis, R OBP: 0.290, SLG: 0.349	L8	L8	L8	L8	K	K	G4-3	G4-3	K	5	0	1	1	0	2	2						
5 Carlos González, L OBP: 0.363, SLG: 0.526	G6-3	G6-3	G6-3	G6-3	G5-3	G5-3	G5-3	G5-3	G5-3	3	0	0	0	0	1	2						
1 Eric Young Jr., S OBP: 0.333, SLG: 0.278	G6-3	G6-3	G6-3	G6-3	K	K	K	K	K	1	0	1	1	0	0	0						
7 Seth Smith, L OBP: 0.346, SLG: 0.494	K	K	K	K	K	K	G5-3	G5-3	G5-3	2	0	0	0	2	1	1						
21 Ty Wigginton, R OBP: 0.316, SLG: 0.426	K	K	K	K	G6-4-3	G6-4-3	L5	L5	F9	4	0	0	0	0	1	4						
58 Jordan Pacheco, R OBP: 0.323, SLG: 0.500	20 BB	20 BB	20 BB	20 BB	HR	HR	G3-6-1	G3-6-1	G5-3	3	1	1	1	1	0	1						
20 Chris Iannetta, R OBP: 0.367, SLG: 0.412	K	K	K	K	K	K	K	K	F8	4	1	2	1	0	1	0						
14 Tommy Field, R OBP: 0.286, SLG: 0.231	K	K	K	K	K	K	K	K	G4-3	4	1	2	0	0	2	2						
45 Jhoulys Chacín, R ERA: 3.73										1	1	0	0	1	0	0						
32 J.C. Romero, L ERA: 3.97										0	0	0	0	0	0	0						
61 Edgmer Escalona, R ERA: 2.29										1	1	1	0	0	0	0						
51 Matt Reynolds, L ERA: 4.37										0	0	0	0	0	0	0						
30 Josh Roenicke, R ERA: 2.69										0	0	0	0	0	0	0						
20 Will Rosario, R ERA: 2.86										1	0	0	0	0	1	1						
<b>Inning Stats</b>	R: 0 E: 0 K: 1 S: 8	H: 0 LOB: 0 BB: 0 P: 13	R: 0 E: 0 K: 3 S: 17	H: 1 LOB: 2 BB: 1 P: 28	R: 1 E: 0 K: 1 S: 8	H: 2 LOB: 2 BB: 2 P: 21	R: 1 E: 0 K: 2 S: 17	H: 1 LOB: 0 BB: 0 P: 25	R: 0 E: 0 K: 0 S: 8	H: 0 LOB: 0 BB: 0 P: 11	R: 0 E: 0 K: 0 S: 5	H: 0 LOB: 0 BB: 1 P: 10	R: 3 E: 0 K: 0 S: 15	H: 4 LOB: 1 BB: 0 P: 23	R: 0 E: 0 K: 0 S: 5	H: 0 LOB: 0 BB: 0 P: 7	R: 0 E: 0 K: 2 S: 13	H: 1 LOB: 1 BB: 0 P: 18	1B: 5 2B: 2 3B: 0 HR: 2	SF: 0 SAC: 0 DP: 2 HBP: 0	WP: 0 PB: 0 SB: 0 CS: 0	PA: 38
<b>PITCHER</b>	IP WLS BF H R ER SO BB IBB HBP BLK WP HR S P ERA WHIP																					
32 Ryan Vogelsong, R ERA: 2.86	5.1 W 23 4 2 2 0 4 0 0 0 0 0 1 60 104 3.38 1.500																					
65 Steve Edlefsen, R ERA: 6.0	0.2 4 3 3 3 0 0 0 0 0 0 0 1 8 13 40.50 4.500																					
45 Dan Runzler, L ERA: 7.13	1.0 H 4 1 0 0 0 0 0 0 0 0 0 0 10 14 0.00 1.000																					
52 Ramon E Ramirez, R ERA: 2.86	1.0 H 3 0 0 0 0 0 0 0 0 0 0 0 5 7 0.00 0.000																					
46 Santiago Casilla, R ERA: 1.31	1.0 S 4 1 0 0 2 0 0 0 0 0 0 0 13 18 0.00 1.000																					





Batter	1	2	3	4	5	6	7	8	9	AB	R	H	RBI	BB	SO	LOB	TOP							
13 Cody Ross, R OBP: 0.325, SLG: 0.405 56 Andres Torres, S OBP: 0.308, SLG: 0.328										4	1	2	2	0	1	0	<b>San Francisco Giants @ Colorado Rockies</b> Coors Field, Denver, CO Fri Sep 16 2011, 6:13 PM - 9:15 PM MDT Att: 47,264 - Partly Cloudy - 74 F							
8 Jeff Koppinger, R OBP: 0.395, SLG: 0.396 2 Emmanuel Burriss, S OBP: 0.284, SLG: 0.221										3	0	1	0	1	0	0								
15 Carlos Beltran, S OBP: 0.349, SLG: 0.520 34 Darren Ford, R OBP: 0.333, SLG: 0.231										3	0	1	0	1	0	3								
48 Pablo Sandoval, S OBP: 0.349, SLG: 0.526 50 Conor Gillaspie, L OBP: 0.273, SLG: 0.290										4	0	0	0	0	1	2								
17 Aubrey Huff, L OBP: 0.309, SLG: 0.376 51 Justin Christian, R OBP: 0.159, SLG: 0.167										4	1	3	0	0	0	0								
9 Brandon Belt, L OBP: 0.301, SLG: 0.395										5	1	1	2	0	2	2								
35 Brandon Crawford, L OBP: 0.281, SLG: 0.257										4	2	1	1	1	0	1								
37 Chris Stewart, R OBP: 0.287, SLG: 0.300										4	2	2	2	0	0	0								
40 Madison Bumgarner, R OBP: 0.290, SLG: 0.200 60 Waldis Joaquin, R 75 Barry Zito, L										4	1	2	2	0	0	2								
<b>Inning Stats</b>	R: 0 H: 0 E: 0 K: 1 S: 10	H: 0 LOB: 1 BB: 1 P: 19	R: 0 H: 2 E: 0 K: 1 S: 11	H: 2 LOB: 2 BB: 0 P: 17	R: 0 H: 0 E: 0 K: 0 S: 4	H: 0 LOB: 0 BB: 1 P: 9	R: 2 H: 2 E: 0 K: 0 S: 9	H: 2 LOB: 0 BB: 0 P: 13	R: 1 H: 2 E: 0 K: 1 S: 9	H: 2 LOB: 1 BB: 0 P: 12	R: 3 H: 3 E: 0 K: 0 S: 15	H: 3 LOB: 2 BB: 1 P: 31	R: 3 H: 4 E: 1 K: 2 S: 19	H: 4 LOB: 2 BB: 0 P: 26	R: 0 H: 0 E: 1 K: 1 S: 12	H: 0 LOB: 1 BB: 0 P: 15		R: 0 H: 0 E: 0 K: 0 S: 10	H: 0 LOB: 0 BB: 0 P: 15	1B: 7 2B: 3 3B: 0 HR: 3	SF: 0 SAC: 0 DP: 1 HBP: 1	WP: 0 PB: 0 SB: 0 CS: 0	PA: 44	
<b>PITCHER</b>	IP WLS BF H R ER SO BB IBB HBP BLK WP HR S P ERA WHIP	5.2 L 29 9 0 6 3 3 0 1 0 0 2 56 99 9.53 2.118	0.1 1 0 0 0 0 0 0 0 0 0 0 2 2 0.00 0.000	1.0 7 4 0 0 0 2 0 0 0 0 1 19 26 27.00 4.000	0.1 4 0 0 0 1 0 0 0 0 0 0 12 15 0.00 0.000	1.0 3 0 0 0 0 0 0 0 0 0 0 10 15 0.00 0.000																		

Batter	1	2	3	4	5	6	7	8	9	AB	R	H	RBI	BB	SO	LOB	BOTTOM						
1 Eric Young Jr., S OBP: 0.329, SLG: 0.282										5	0	1	0	0	1	3	<b>San Francisco Giants @ Colorado Rockies</b> Coors Field, Denver, CO Fri Sep 16 2011, 6:13 PM - 9:15 PM MDT Att: 47,264 - Partly Cloudy - 74 F						
Dexter Fowler, S OBP: 0.362, SLG: 0.436										5	0	0	0	0	0	3							
14 Mark Ellis, R OBP: 0.290, SLG: 0.348 50 Jim Miller, R										4	0	1	0	0	0	2							
15 Kevin Koussanoft, R OBP: 0.267, SLG: 0.323										4	0	1	0	0	0	1							
58 Jordan Pacheco, R OBP: 0.371, SLG: 0.529										4	0	3	0	0	0	0							
7 Seth Smith, L OBP: 0.343, SLG: 0.490										4	0	0	0	0	1	4							
20 Wilin Rosario, R OBP: 0.287, SLG: 0.536										3	1	1	0	1	1	3							
14 Tommy Field, R OBP: 0.353, SLG: 0.313 37 Greg Reynolds, R OBP: 0.167, SLG: 0.167 10 Chris Nelson, R OBP: 0.273, SLG: 0.372										3	0	2	0	0	0	1							
6 Alex White, R OBP: 0.100, SLG: 0.200 32 J.C. Romero, S 28 Aaron Cook, R OBP: 0.152, SLG: 0.152 67 Héctor Gómez, R										1	0	0	0	0	1	0							
<b>Inning Stats</b>	R: 0 H: 1 E: 0 K: 0 S: 9	H: 1 LOB: 1 BB: 0 P: 12	R: 0 H: 1 E: 0 K: 0 S: 15	H: 1 LOB: 1 BB: 0 P: 21	R: 0 H: 0 E: 0 K: 2 S: 9	H: 0 LOB: 0 BB: 0 P: 13	R: 0 H: 1 E: 0 K: 0 S: 9	H: 1 LOB: 1 BB: 0 P: 13	R: 1 H: 1 E: 0 K: 1 S: 8	H: 1 LOB: 2 BB: 1 P: 17	R: 0 H: 1 E: 0 K: 1 S: 11	H: 1 LOB: 1 BB: 0 P: 13	R: 0 H: 1 E: 0 K: 0 S: 7	H: 1 LOB: 1 BB: 0 P: 8	R: 0 H: 2 E: 0 K: 1 S: 12	H: 2 LOB: 2 BB: 0 P: 15		R: 0 H: 1 E: 0 K: 1 S: 14	H: 1 LOB: 0 BB: 0 P: 20	1B: 7 2B: 1 3B: 1 HR: 0	SF: 0 SAC: 1 DP: 0 HBP: 0	WP: 0 PB: 0 SB: 0 CS: 0	PA: 38
<b>PITCHER</b>	IP WLS BF H R ER SO BB IBB HBP BLK WP HR S P ERA WHIP	7.0 W 29 6 1 0 3 1 0 0 0 0 0 68 97 0.00 1.000	1.0 5 2 0 0 1 0 0 0 0 0 0 12 15 0.00 2.000	1.0 4 1 0 0 1 0 0 0 0 0 0 14 20 0.00 1.000																			









Batter	1	2	3	4	5	6	7	8	9	AB	R	H	RBI	BB	SO	LOB	TOP					
56 Andres Torres, S OBP: 0.307, SLG: 0.322										4	2	0	0	2	0	2						
14 Mike Fontenot, L OBP: 0.302, SLG: 0.368										4	2	1	2	0	0	1						
15 Carlos Beltrán, S OBP: 0.387, SLG: 0.525										5	2	2	1	0	1	0						
48 Pablo Sandoval, S OBP: 0.354, SLG: 0.548										4	2	3	4	1	0	1						
17 Aubrey Huff, L OBP: 0.308, SLG: 0.374										4	0	1	0	0	0	1						
52 Ramon E Ramirez, R OBP: 0.333, SLG: 0.273										0	0	0	0	0	0	0						
50 Conor Gillaspie, L OBP: 0.333, SLG: 0.273										1	0	1	0	0	0	0						
38 Brian Wilson, R OBP: 0.333, SLG: 0.273										0	0	0	0	0	0	0						
49 Javier López, L OBP: 0.298, SLG: 0.407										5	1	1	1	0	1	5						
9 Brandon Belt, L OBP: 0.298, SLG: 0.407										5	1	1	1	0	1	5						
35 Brandon Crawford, L OBP: 0.284, SLG: 0.283										5	2	2	1	0	1	1						
22 Eli Whiteside, R OBP: 0.276, SLG: 0.325										5	0	0	0	0	1	1						
18 Matt Cain, R OBP: 0.164, SLG: 0.190										3	1	2	2	0	0	0						
51 Justin Christian, R OBP: 0.250, SLG: 0.174										1	0	0	0	1	0	0						
<b>Inning Stats</b>	R: 2 H: 2 E: 0 K: 0 S: 13	H: 2 R: 1 ER: 0 LOB: 1 BB: 1 P: 21	R: 0 H: 0 E: 0 K: 0 S: 7	H: 0 R: 0 ER: 0 LOB: 0 BB: 0 P: 9	R: 0 H: 0 E: 0 K: 0 S: 12	H: 0 R: 0 ER: 0 LOB: 0 BB: 0 P: 17	R: 8 H: 7 E: 1 K: 0 S: 19	H: 7 R: 1 ER: 0 LOB: 1 BB: 0 P: 33	R: 1 H: 2 E: 0 K: 2 S: 14	H: 1 R: 0 ER: 0 LOB: 0 BB: 0 P: 23	R: 0 H: 0 E: 0 K: 1 S: 10	H: 0 R: 0 ER: 0 LOB: 0 BB: 0 P: 11	R: 0 H: 1 E: 0 K: 1 S: 11	H: 1 R: 0 ER: 0 LOB: 2 BB: 1 P: 15	R: 0 H: 0 E: 0 K: 0 S: 9	H: 0 R: 0 ER: 0 LOB: 1 BB: 1 P: 15	1B: 4 2B: 2 3B: 1 HR: 6	SF: 0 SAC: 0 DP: 0 HBP: 1	WP: 0 PB: 0 SB: 0 CS: 0	PA: 46		
<b>PITCHER</b>	IP WLS BF H R ER SO BB IBB HBP BLK WP HR S P ERA WHIP	IP WLS BF H R ER SO BB IBB HBP BLK WP HR S P ERA WHIP	IP WLS BF H R ER SO BB IBB HBP BLK WP HR S P ERA WHIP	IP WLS BF H R ER SO BB IBB HBP BLK WP HR S P ERA WHIP	IP WLS BF H R ER SO BB IBB HBP BLK WP HR S P ERA WHIP	IP WLS BF H R ER SO BB IBB HBP BLK WP HR S P ERA WHIP	IP WLS BF H R ER SO BB IBB HBP BLK WP HR S P ERA WHIP	IP WLS BF H R ER SO BB IBB HBP BLK WP HR S P ERA WHIP	IP WLS BF H R ER SO BB IBB HBP BLK WP HR S P ERA WHIP	IP WLS BF H R ER SO BB IBB HBP BLK WP HR S P ERA WHIP	IP WLS BF H R ER SO BB IBB HBP BLK WP HR S P ERA WHIP	IP WLS BF H R ER SO BB IBB HBP BLK WP HR S P ERA WHIP	IP WLS BF H R ER SO BB IBB HBP BLK WP HR S P ERA WHIP	IP WLS BF H R ER SO BB IBB HBP BLK WP HR S P ERA WHIP	IP WLS BF H R ER SO BB IBB HBP BLK WP HR S P ERA WHIP	IP WLS BF H R ER SO BB IBB HBP BLK WP HR S P ERA WHIP	IP WLS BF H R ER SO BB IBB HBP BLK WP HR S P ERA WHIP	IP WLS BF H R ER SO BB IBB HBP BLK WP HR S P ERA WHIP	IP WLS BF H R ER SO BB IBB HBP BLK WP HR S P ERA WHIP	IP WLS BF H R ER SO BB IBB HBP BLK WP HR S P ERA WHIP	IP WLS BF H R ER SO BB IBB HBP BLK WP HR S P ERA WHIP	IP WLS BF H R ER SO BB IBB HBP BLK WP HR S P ERA WHIP
48 Esmil Rogers, R ERA: 6.64	3.2	L	21	7	9	9	0	2	0	1	0	0	0	4	45	72	22.09	2.455				
37 Greg Reynolds, R ERA: 5.21	1.1		8	4	2	2	0	0	0	0	0	0	2	15	22	13.50	3.000					
32 J.C. Romero, L ERA: 3.75	1.0		5	1	1	0	2	0	0	0	0	0	0	14	23	0.00	1.000					
46 Jason Hammel, R ERA: 4.85	2.0		8	1	0	0	2	1	0	0	0	0	0	21	32	0.00	1.000					
30 Josh Roenicke, R ERA: 1.93	1.0		4	0	0	0	0	1	0	0	0	0	0	9	15	0.00	1.000					

San Francisco Giants @ Colorado Rockies  
Coors Field, Denver, CO  
Sun Sep 18 2011, 1:12 PM - 4:19 PM MDT  
Att: 31,782 - Sunny - 69 F

AB 41  
R 12  
H 13  
RBI 11  
BB 4  
SO 4  
LOB 12



Batter	1	2	3	4	5	6	7	8	9	AB	R	H	RBI	BB	SO	LOB	BOTTOM					
1 Eric Young Jr., S OBP: 0.328, SLG: 0.269										3	1	0	1	2	0	1						
10 Chris Nelson, R OBP: 0.275, SLG: 0.371										5	0	1	0	0	1	2						
58 Jordan Pacheco, R OBP: 0.333, SLG: 0.442											4	0	0	0	0	2						
7 Seth Smith, L OBP: 0.345, SLG: 0.493											4	1	2	1	0	2						
15 Kevin Kouzmanoff, R OBP: 0.278, SLG: 0.323											2	1	0	0	2	1	2					
21 Ty Wiginton, R OBP: 0.324, SLG: 0.429											3	1	2	1	1	0	3					
20 Chris Iannetta, R OBP: 0.369, SLG: 0.411											3	1	1	1	1	0	2					
14 Tommy Field, R OBP: 0.286, SLG: 0.250										4	0	0	0	0	3	4						
48 Esmil Rogers, R ERA: 2.77	5.0	W	26	5	5	3	3	4	0	2	0	0	0	0	0	0						
52 Ramon E Ramirez, R ERA: 2.77	2.0		8	0	0	0	1	2	0	0	0	0	0	21	40	0.00	1.000					
38 Brian Wilson, R ERA: 3.13	1.0		3	0	0	0	2	0	0	0	0	0	0	10	16	0.00	0.000					
49 Javier López, L ERA: 2.79	1.0		4	1	0	0	0	0	0	0	0	0	0	9	11	0.00	1.000					
<b>Inning Stats</b>	R: 0 H: 0 E: 0 K: 0 S: 16	H: 0 R: 5 ER: 0 LOB: 3 BB: 2 P: 30	R: 0 H: 0 E: 0 K: 1 S: 8	H: 0 R: 0 ER: 0 LOB: 0 BB: 0 P: 10	R: 1 H: 1 E: 0 K: 1 S: 12	H: 1 R: 0 ER: 0 LOB: 1 BB: 1 P: 21	R: 2 H: 1 E: 1 K: 1 S: 19	H: 3 R: 0 ER: 0 LOB: 1 BB: 1 P: 28	R: 2 H: 0 E: 0 K: 0 S: 14	H: 0 R: 0 ER: 0 LOB: 0 BB: 0 P: 15	R: 0 H: 0 E: 0 K: 0 S: 12	H: 0 R: 0 ER: 0 LOB: 2 BB: 2 P: 25	R: 0 H: 0 E: 0 K: 2 S: 10	H: 0 R: 0 ER: 0 LOB: 0 BB: 0 P: 16	R: 0 H: 1 E: 0 K: 0 S: 9	H: 1 R: 0 ER: 0 LOB: 1 BB: 0 P: 11	1B: 4 2B: 2 3B: 0 HR: 0	SF: 1 SAC: 0 DP: 1 HBP: 2	WP: 0 PB: 0 SB: 2 CS: 0	PA: 41		
<b>PITCHER</b>	IP WLS BF H R ER SO BB IBB HBP BLK WP HR S P ERA WHIP	IP WLS BF H R ER SO BB IBB HBP BLK WP HR S P ERA WHIP	IP WLS BF H R ER SO BB IBB HBP BLK WP HR S P ERA WHIP	IP WLS BF H R ER SO BB IBB HBP BLK WP HR S P ERA WHIP	IP WLS BF H R ER SO BB IBB HBP BLK WP HR S P ERA WHIP	IP WLS BF H R ER SO BB IBB HBP BLK WP HR S P ERA WHIP	IP WLS BF H R ER SO BB IBB HBP BLK WP HR S P ERA WHIP	IP WLS BF H R ER SO BB IBB HBP BLK WP HR S P ERA WHIP	IP WLS BF H R ER SO BB IBB HBP BLK WP HR S P ERA WHIP	IP WLS BF H R ER SO BB IBB HBP BLK WP HR S P ERA WHIP	IP WLS BF H R ER SO BB IBB HBP BLK WP HR S P ERA WHIP	IP WLS BF H R ER SO BB IBB HBP BLK WP HR S P ERA WHIP	IP WLS BF H R ER SO BB IBB HBP BLK WP HR S P ERA WHIP	IP WLS BF H R ER SO BB IBB HBP BLK WP HR S P ERA WHIP	IP WLS BF H R ER SO BB IBB HBP BLK WP HR S P ERA WHIP	IP WLS BF H R ER SO BB IBB HBP BLK WP HR S P ERA WHIP	IP WLS BF H R ER SO BB IBB HBP BLK WP HR S P ERA WHIP	IP WLS BF H R ER SO BB IBB HBP BLK WP HR S P ERA WHIP	IP WLS BF H R ER SO BB IBB HBP BLK WP HR S P ERA WHIP	IP WLS BF H R ER SO BB IBB HBP BLK WP HR S P ERA WHIP	IP WLS BF H R ER SO BB IBB HBP BLK WP HR S P ERA WHIP	IP WLS BF H R ER SO BB IBB HBP BLK WP HR S P ERA WHIP
18 Matt Cain, R ERA: 2.86	5.0	W	26	5	5	3	3	4	0	2	0	0	0	0	0	0						
52 Ramon E Ramirez, R ERA: 2.77	2.0		8	0	0	0	1	2	0	0	0	0	0	21	40	0.00	1.000					
38 Brian Wilson, R ERA: 3.13	1.0		3	0	0	0	2	0	0	0	0	0	0	10	16	0.00	0.000					
49 Javier López, L ERA: 2.79	1.0		4	1	0	0	0	0	0	0	0	0	0	9	11	0.00	1.000					

San Francisco Giants @ Colorado Rockies  
Coors Field, Denver, CO  
Sun Sep 18 2011, 1:12 PM - 4:19 PM MDT  
Att: 31,782 - Sunny - 69 F

AB 32  
R 5  
H 6  
RBI 4  
BB 6  
SO 6  
LOB 19









Batter	1	2	3	4	5	6	7	8	9	AB	R	H	RBI	BB	SO	LOB	TOP						
51 Justin Christian, R OBP: 0.303, SLG: 0.355	(1, 8) F SI 87 B SL 84 X FF 89	1-2 8 G5-4-3 1B	3-2 E5 8 G4-6-3	1-1 2H 2B	1-1 2H 2B	2-1 1-3 2H 1B		0-3 K		5	0	3	3	0	1	0							
8 Jeff Keppinger, R OBP: 0.264, SLG: 0.386 2 Emmanuel Burriss, S OBP: 0.262, SLG: 0.220	(1, 4) 1 SAFE B SI 87 X SI 88	1-0 G5-4-3	1-2 G4-6-3	1-1 G4-3		0-3 K		1-0 56 1B		5	0	1	0	0	1	5							
15 Carlos Beltrán, S OBP: 0.389, SLG: 0.527 56 Andrés Torres, S OBP: 0.310, SLG: 0.321	(1, 9) B SL 82 C FF 88 B SI 89 X SI 87	2-1 6 1B		1-2 6 C4-6 HBP		1-3 K		1-2 6 2B		2	1	1	0	0	1	0							
6 Brett Pill, R OBP: 0.333, SLG: 0.733	(1, 3) X SI 88	0-0 7 BB 14 1B		2-2 FC4-6 9 G4-6-3		0-0 9 CS 1B		0-1 9 F8 7 SF8 2B		5	2	3	2	0	0	3							
9 Brandon Belt, L OBP: 0.301, SLG: 0.400	(1, 7) C SL 83 B SI 87 B SI 88 B SI 89	4-2 7 BB 14 1B		0-0 G4-6-3		3-3 K		2-2 F8		3	1	0	0	2	1	3							
7 Mark DeRosa, R OBP: 0.341, SLG: 0.286	(1, 5) C CH 83 B SI 88 B SI 89 X SI 87	4-2 14 1B		0-2 SH1-4 32 14 G4-3 51 2B 1B		1-0 37 B1-3 51 1B		1-1 SF8		3	2	2	1	1	1	3							
14 Mike Fontenot, L OBP: 0.309, SLG: 0.527 49 Javier López, L OBP: 0.338, SLG: 0.545 54 Sergio Romo, R OBP: 0.338, SLG: 0.545 46 Santiago Casilla, R OBP: 0.338, SLG: 0.545 38 Brian Wilson, R OBP: 0.338, SLG: 0.545	(1, 9) C SI 89 B SL 83 X SI 87	1-2 14 1B		0-0 G4-3		1-0 L4		1-1 F9		4	0	1	2	0	0	2							
37 Chris Stewart, R OBP: 0.290, SLG: 0.316	(1, 2) C CH 83 B SI 88	0-1 G3-1		4-2 32 SH1-4 51 2B BB		1-1 B1-3		3-2 G6-3		3	1	0	0	1	0	3							
32 Ryan Vogelsong, R OBP: 0.259, SLG: 0.235 50 Conor Gillaspie, L OBP: 0.385, SLG: 0.273 59 Guillermo Mota, R OBP: 0.111, SLG: 0.222 52 Ramon E Ramirez, R OBP: 0.335, SLG: 0.393 35 Brandon Crawford, L OBP: 0.282, SLG: 0.282	(1, 1) C SI 86 B SL 82 X SI 86	0-3 K		0-1 SH1-4		4-1 51 1B BB		1-1 F9		1	0	0	0	0	1	0							
<b>Inning Stats</b>	R: 3 E: 0 K: 0 S: 16	H: 4 LOB: 2 BB: 2 P: 29	R: 0 E: 1 K: 1 S: 10	H: 0 LOB: 0 BB: 0 P: 14	R: 0 E: 0 K: 0 S: 6	H: 0 LOB: 0 BB: 0 P: 9	R: 2 E: 0 K: 0 S: 12	H: 2 LOB: 1 BB: 0 P: 18	R: 0 E: 0 K: 2 S: 8	H: 1 LOB: 1 BB: 0 P: 12	R: 1 E: 0 K: 1 S: 10	H: 2 LOB: 2 BB: 1 P: 19	R: 2 E: 0 K: 0 S: 15	H: 1 LOB: 0 BB: 1 P: 25	R: 0 E: 0 K: 1 S: 10	H: 0 LOB: 0 BB: 0 P: 14	R: 0 E: 0 K: 1 S: 11	H: 2 LOB: 3 BB: 1 P: 20	1B: 9 2B: 4 3B: 0 HR: 0	SF: 1 SAC: 1 DP: 4 HBP: 1	WP: 0 PB: 0 SB: 1 CS: 1	PA: 43	
<b>PITCHER</b>	IP WLS BF H R ER SO BB IBB HBP BLK WP HR S P ERA WHIP	37 Dana Eveland, L ERA: 3.75 36 Blake Hawksworth, R ERA: 4.13 52 Josh Lindblom, R ERA: 2.89 56 Hung-Chih Kuo, L ERA: 9.72 55 Matt Guerrier, R ERA: 3.98	4.0 L 20 6 5 5 5 3 0 0 1 0 0 0 44 70 11.25 2.250	1.0 3 1 0 0 2 0 0 0 0 0 0 0 0 12 0.00 1.000	1.0 6 2 1 1 1 1 0 0 0 0 0 0 10 19 9.00 3.000	0.1 3 1 2 2 0 1 0 0 0 0 0 0 10 16 54.00 6.000	0.2 2 0 0 0 0 0 0 0 0 0 0 0 5 9 0.00 0.000	<b>PITCHER</b>	IP WLS BF H R ER SO BB IBB HBP BLK WP HR S P ERA WHIP	38 Ramon Troncoso, R (8, 1) ERA: 4.84 48 John Ely, R ERA: 4.63	1.0 3 0 0 0 1 0 0 0 0 0 0 0 10 14 0.00 0.000	1.0 6 2 0 0 1 0 1 0 0 0 0 11 20 0.00 2.000											

San Francisco Giants @ Los Angeles Dodgers  
Dodger Stadium, Los Angeles, CA  
Wed Sep 21 2011, 7:12 PM - 10:56 PM PDT  
Att: 32,334 - Clear - 69 F

AB	34
R	8
H	12
RBI	8
BB	6
SO	6
LOB	22



WP	0	PA	43
PB	0		
SB	1		
CS	1		

Batter	1	2	3	4	5	6	7	8	9	AB	R	H	RBI	BB	SO	LOB	BOTTOM						
9 Dee Strange-Gordon, L OBP: 0.312, SLG: 0.351	(1, 6) C FF 91 B SL 88 X FF 92	2-1 14 SH3 14 S 1B	0-2 G4-3		1-0 14 1B		1-3 K		2-2 G3		5	1	2	0	0	1	0						
14 Jamey Carroll, R OBP: 0.355, SLG: 0.343	(1, 4) B FF 91 C CH 83 X SI 91	2-1 SH3		0-2 F9		1-2 27 HR 1B		1-2 K		4	1	2	1	0	0	0							
27 Matt Kemp, R OBP: 0.400, SLG: 0.569	(1, 8) C CU 76 B SI 90 B SI 91 B SI 92 B SI 93 B SI 94 B SI 95 B SI 96 B SI 97 B SI 98 B SI 99	4-2 33 C1-6-3 BB		1-2 F9		2-2 27 HR 1B		2-3 K		4	2	2	3	1	1	1							
33 Juan Rivera, R OBP: 0.327, SLG: 0.388	(1, 7) C SL 87 X SI 87	0-1 G1-6-3		0-1 P4		0-1 G5-3		1-3 K		4	0	0	0	1	1	3							
7 James Loney, L OBP: 0.339, SLG: 0.412	(1, 3) B SI 92 B SI 93 B SI 94 B SI 95 B SI 96 B SI 97 B SI 98 B SI 99	3-2 6 FC4-6 1B		2-2 6 1B		2-2 F7		3-2 L5		5	0	3	1	0	0	1							
6 Aaron Miles, S OBP: 0.315, SLG: 0.352	(1, 5) B SI 92 X FF 92	1-0 FC4-6 17 1B		1-0 1B		0-1 1B		0-3 K2-3		5	0	2	0	0	1	3							
23 Jerry Sands, R OBP: 0.335, SLG: 0.393	(1, 9) C FF 92 B SL 87 C SI 91 X CU 76	2-2 F8		1-3 K		3-3 K		3-1 E7 1B		4	0	1	0	0	2	4							
17 A.J. Ellis, R OBP: 0.385, SLG: 0.350	(1, 2) C FF 93 B SI 93 X SI 90	1-2 1B		3-3 K		1-2 F8		0-2 K		4	0	1	0	0	2	3							
37 Dana Eveland, L 36 Blake Hawksworth, R 3 Egidio Velez, S 32 Josh Lindblom, R 49 Treadwell, L 46 Hung-Chih Kuo, L 55 Matt Guerrier, R 38 Ramon Troncoso, R 29 Hector Sanchez, R 48 John Ely, R		1-1 F8		2-1 9 1B HBP		3-2 P4		0-3 K		1	0	0	0	0	0	2							
<b>Inning Stats</b>	R: 0 E: 0 K: 0 S: 8	H: 1 LOB: 1 BB: 1 P: 16	R: 0 E: 0 K: 0 S: 12	H: 2 LOB: 0 BB: 0 P: 20	R: 0 E: 0 K: 0 S: 9	H: 0 LOB: 0 BB: 0 P: 10	R: 0 E: 0 K: 2 S: 13	H: 2 LOB: 2 BB: 0 P: 22	R: 4 E: 0 K: 1 S: 25	H: 4 LOB: 1 BB: 0 P: 36	R: 0 E: 0 K: 1 S: 15	H: 0 LOB: 0 BB: 0 P: 20	R: 0 E: 0 K: 2 S: 15	H: 1 LOB: 1 BB: 0 P: 22	R: 0 E: 1 K: 3 S: 11	H: 1 LOB: 1 BB: 0 P: 14	R: 1 E: 0 K: 0 S: 22	H: 2 LOB: 2 BB: 1 P: 34	1B: 12 2B: 0 3B: 0 HR: 1	SF: 0 SAC: 1 DP: 1 HBP: 1	WP: 0 PB: 0 SB: 1 CS: 0	PA: 42	
<b>PITCHER</b>	IP WLS BF H R ER SO BB IBB HBP BLK WP HR S P ERA WHIP	32 Ryan Vogelsong, R ERA: 2.81 59 Guillermo Mota, R ERA: 3.51 52 Ramon E Ramirez, R ERA: 2.74 49 Javier López, L ERA: 2.75 54 Sergio Romo, R ERA: 1.37	5.0 L 25 9 4 4 4 3 1 0 0 0 0 0 15 20 0.00 0.000	1.0 H 3 0 0 0 1 0 0 0 0 0 0 0 15 20 0.00 0.000	0.2 3 1 0 0 2 0 0 0 0 0 0 0 12 16 0.00 1.500	0.2 3 1 0 0 1 0 0 0 0 0 0 0 8 14 0.00 1.500	0.2 2 0 0 0 2 0 0 0 0 0 0 0 6 6 0.00 0.000	<b>PITCHER</b>	IP WLS BF H R ER SO BB IBB HBP BLK WP HR S P ERA WHIP	46 Santiago Casilla, R ERA: 7.84 38 Brian Wilson, R ERA: 3.11	0.2 S 2 1 1 1 0 0 0 0 0 0 0 7 10 0.00 3.000	0.1 S 2 1 0 0 0 0 0 0 0 0 0 7 10 0.00 3.000											

San Francisco Giants @ Los Angeles Dodgers  
Dodger Stadium, Los Angeles, CA  
Wed Sep 21 2011, 7:12 PM - 10:56 PM PDT  
Att: 32,334 - Clear - 69 F

AB	38
R	5
H	13
RBI	5
BB	2
SO	9
LOB	18



WP	0	PA	42
PB	0		
SB	1		
CS	0		



Batter	1	2	3	4	5	6	7	8	9	AB	R	H	RBI	BB	SO	LOB	TOP			
51 Justin Christian, R OBP: 0.278, SLG: 0.324 56 Andres Torres, S OBP: 0.310, SLG: 0.320	G6-3		B1-3			G6-3		K		3	0	0	0	0	0	0	San Francisco Giants @ Los Angeles Dodgers Dodger Stadium, Los Angeles, CA Thu Sep 22 2011, 7:12 PM - 10:04 PM PDT Att: 37,560 - Partly Cloudy - 68 F			
8 Jeff Keppinger, R OBP: 0.301, SLG: 0.381	G6-3		L3			G4-3		F8		4	0	0	0	0	0	2				
15 Carlos Beltrán, S OBP: 0.388, SLG: 0.531	HR					G4-3		P6		4	1	1	1	0	0	2				
48 Pablo Sandoval, S OBP: 0.357, SLG: 0.556 7 Mark DeRosa, R OBP: 0.337, SLG: 0.282	1B					FC4-6		HR		3	1	3	1	0	0	0				
17 Aubrey Huff, L OBP: 0.306, SLG: 0.371	G4-3					F7		G3		4	0	0	0	0	0	2				
9 Brandon Belt, L OBP: 0.300, SLG: 0.396	G1-3					F7		1B		4	0	1	0	0	0	1				
35 Brandon Crawford, L OBP: 0.270, SLG: 0.277 6 Brett Pill, R OBP: 0.355, SLG: 0.733	K					G4-3		P1		3	0	0	0	0	1	0				
37 Chris Stewart, R OBP: 0.287, SLG: 0.313 29 Héctor Sánchez, S OBP: 0.333, SLG: 0.333	K					K		K		2	0	0	0	0	2	0				
40 Madison Bumgarner, R OBP: 0.197, SLG: 0.196 50 Connor Gillaspie, L OBP: 0.251, SLG: 0.292 65 Steve Eriksen, R OBP: 0.251, SLG: 0.292 60 Waldis Joaquin, R OBP: 0.251, SLG: 0.292 45 Dan Runzler, L OBP: 0.251, SLG: 0.292 5 Pat Burrell, R OBP: 0.251, SLG: 0.292 2 Emmanuel Burriss, S OBP: 0.251, SLG: 0.292 75 Barry Zito, L OBP: 0.251, SLG: 0.292	K					G4-3		BB		1	0	0	0	0	1	0				
<b>Inning Stats</b>	R: 1 H: 2 E: 0 K: 0 S: 14	H: 2 LOB: 1 BB: 0 P: 20	R: 0 H: 0 E: 0 K: 2 S: 7	H: 0 LOB: 0 BB: 0 P: 9	R: 0 H: 0 E: 0 K: 1 S: 7	H: 0 LOB: 0 BB: 0 P: 13	R: 0 H: 1 E: 0 K: 0 S: 8	H: 1 LOB: 1 BB: 0 P: 13	R: 0 H: 0 E: 0 K: 0 S: 4	H: 0 LOB: 0 BB: 0 P: 7	R: 1 H: 1 E: 0 K: 0 S: 8	H: 1 LOB: 0 BB: 0 P: 12	R: 0 H: 1 E: 0 K: 1 S: 19	H: 1 LOB: 2 BB: 1 P: 28	R: 0 H: 1 E: 0 K: 1 S: 9	H: 1 LOB: 2 BB: 1 P: 15		1B: 4 2B: 0 3B: 0 HR: 2	SF: 0 SAC: 0 DP: 0 HBP: 0	WP: 0 PB: 0 SB: 0 CS: 0
<b>PITCHER</b>	IP WLS BF H R ER SO BB IBB HBP BLK WP HR S P ERA WHIP	18 Hiroki Kuroda, R ERA: 3.17 74 Kenley Jansen, R ERA: 3.04 57 Scott Elbert, L ERA: 2.48	7.0 W 26 5 2 2 4 0 0 0 0 0 0 2 62 92 2.57 0.714	1.0 4 0 0 0 1 1 0 0 0 0 0 12 18 0.00 1.000	1.0 5 1 0 0 1 1 0 0 0 0 0 9 15 0.00 2.000	<b>PITCHER</b>	IP WLS BF H R ER SO BB IBB HBP BLK WP HR S P ERA WHIP	18 Hiroki Kuroda, R ERA: 3.17 74 Kenley Jansen, R ERA: 3.04 57 Scott Elbert, L ERA: 2.48	7.0 W 26 5 2 2 4 0 0 0 0 0 0 2 62 92 2.57 0.714	1.0 4 0 0 0 1 1 0 0 0 0 0 12 18 0.00 1.000	1.0 5 1 0 0 1 1 0 0 0 0 0 9 15 0.00 2.000									

Batter	1	2	3	4	5	6	7	8	9	AB	R	H	RBI	BB	SO	LOB	BOTTOM	
9 Dee Strange-Gordon, L OBP: 0.324, SLG: 0.355	B5		27 F9 23 1B 33 1B			23 CS BB		27 HR BB		3	2	2	1	2	0	0	San Francisco Giants @ Los Angeles Dodgers Dodger Stadium, Los Angeles, CA Thu Sep 22 2011, 7:12 PM - 10:04 PM PDT Att: 37,560 - Partly Cloudy - 68 F	
23 Jerry Sands, R OBP: 0.332, SLG: 0.388	F8		33 1B			G4-3		F8		5	0	1	0	0	0	4		
27 Matt Kemp, R OBP: 0.403, SLG: 0.582	33 HR 2B		F9			7 BB 28 BB 2B		HR		5	3	4	2	0	0	2		
33 Juan Rivera, R OBP: 0.327, SLG: 0.395 57 Scott Elbert, L	HR		6 L3 1B			F7		G6-3		5	1	2	3	0	1	2		
6 Aaron Miles, S OBP: 0.316, SLG: 0.352	1B		L3			28 BB 14 FC4-6 7 BB BB		G6-3		3	1	1	0	1	0	2		
7 James Loney, L OBP: 0.341, SLG: 0.412	K					G6-3		1B		3	0	1	0	1	1	1		
28 Rod Barajas, R OBP: 0.288, SLG: 0.427	P4		18 1B 9 1B 1B			14 FC4-6 BB		K		3	1	1	1	1	1	1		
14 Jamey Carroll, R OBP: 0.352, SLG: 0.340	F9		P3			FC4-6		F7		4	0	0	1	0	0	4		
18 Hiroki Kuroda, R OBP: 0.172, SLG: 0.117 74 Kenley Jansen, S OBP: 0.283, SLG: 0.333 46 Russell Mitchell, R OBP: 0.346, SLG: 0.354 49 Trent Oeltgen, L	G1-3					G5-3		G6-3		3	0	1	0	0	0	2		
<b>Inning Stats</b>	R: 2 H: 3 E: 0 K: 1 S: 17	H: 3 LOB: 1 BB: 0 P: 24	R: 0 H: 0 E: 0 K: 0 S: 14	H: 0 LOB: 0 BB: 0 P: 18	R: 1 H: 3 E: 0 K: 0 S: 7	H: 3 LOB: 1 BB: 0 P: 10	R: 1 H: 3 E: 0 K: 0 S: 16	H: 3 LOB: 2 BB: 0 P: 22	R: 2 H: 1 E: 0 K: 0 S: 10	H: 1 LOB: 1 BB: 1 P: 20	R: 0 H: 1 E: 0 K: 1 S: 8	H: 1 LOB: 0 BB: 0 P: 11	R: 2 H: 1 E: 0 K: 1 S: 10	H: 1 LOB: 0 BB: 1 P: 21	1B: 8 2B: 4 3B: 0 HR: 2	SF: 0 SAC: 0 DP: 1 HBP: 0		WP: 0 PB: 0 SB: 0 CS: 1
<b>PITCHER</b>	IP WLS BF H R ER SO BB IBB HBP BLK WP HR S P ERA WHIP	40 Madison Bumgarner, L ERA: 3.32 65 Steve Eriksen, R ERA: 7.71 60 Waldis Joaquin, R ERA: 7.71 45 Dan Runzler, L ERA: 6.58 75 Barry Zito, L ERA: 5.75	4.0 L 20 9 4 4 1 0 0 0 0 0 0 5 74 9.00 2.250	0.1 4 1 2 2 0 2 0 0 0 0 0 0 5 15 54.00 9.000	1.2 7 1 0 0 0 2 0 0 0 0 0 0 15 30 0.00 1.800	1.0 4 1 0 0 1 0 0 0 0 0 0 0 8 11 0.00 1.000	1.0 5 1 2 2 1 1 0 0 0 0 1 10 21 18.00 2.000	<b>PITCHER</b>	IP WLS BF H R ER SO BB IBB HBP BLK WP HR S P ERA WHIP	40 Madison Bumgarner, L ERA: 3.32 65 Steve Eriksen, R ERA: 7.71 60 Waldis Joaquin, R ERA: 7.71 45 Dan Runzler, L ERA: 6.58 75 Barry Zito, L ERA: 5.75	4.0 L 20 9 4 4 1 0 0 0 0 0 0 5 74 9.00 2.250	0.1 4 1 2 2 0 2 0 0 0 0 0 0 5 15 54.00 9.000	1.2 7 1 0 0 0 2 0 0 0 0 0 0 15 30 0.00 1.800	1.0 4 1 0 0 1 0 0 0 0 0 0 0 8 11 0.00 1.000	1.0 5 1 2 2 1 1 0 0 0 0 1 10 21 18.00 2.000			



Batter	1	2	3	4	5	6	7	8	9	AB	R	H	RBI	BB	SO	LOB	TOP										
51 Justin Christian, R OBP: 0.282, SLG: 0.324										3	0	1	0	0	0	0	San Francisco Giants @ Arizona Diamondbacks Chase Field, Phoenix, AZ Fri Sep 23 2011, 6:41 PM - 9:17 PM MST Att. 42,637 - Clear - 98 F										
8 Jeff Keppinger, R OBP: 0.291, SLG: 0.380 2 Emmanuel Burriss, S OBP: 0.262, SLG: 0.220										4	0	1	0	0	0	2											
15 Carlos Beltrán, S OBP: 0.387, SLG: 0.529										4	0	1	0	0	1	2											
6 Brett Pill, R OBP: 0.343, SLG: 0.676										4	0	1	0	0	1	2											
7 Mark DeRosa, R OBP: 0.344, SLG: 0.293 35 Brandon Crawford, L OBP: 0.270, SLG: 0.277										4	0	2	0	0	0	1											
9 Brandon Belt, L OBP: 0.306, SLG: 0.401 56 Andres Torres, S OBP: 0.310, SLG: 0.320										3	0	2	0	0	0	0											
48 Pablo Sandoval, S (PH) OBP: 0.356, SLG: 0.554										1	0	0	0	0	1	1											
43 Orlando Cabrera, R OBP: 0.267, SLG: 0.307										4	1	2	1	0	0	3											
22 Eli Whiteside, R OBP: 0.272, SLG: 0.320 17 Aubrey Huff, L OBP: 0.305, SLG: 0.370										3	0	0	0	0	0	3											
18 Matt Cain, R OBP: 0.171, SLG: 0.197 49 Javier López, L OBP: 0.171, SLG: 0.197 54 Sergio Romo, R OBP: 0.171, SLG: 0.197										3	0	1	0	0	1	2											
<b>Inning Stats</b>	R: 0 H: 1 E: 0 K: 0 S: 12	H: 1 LOB: 1 BB: 0 P: 18	R: 0 H: 2 E: 0 K: 0 S: 14	H: 2 LOB: 1 BB: 0 P: 22	R: 0 H: 1 E: 0 K: 0 S: 4	H: 1 LOB: 0 BB: 0 P: 5	R: 0 H: 1 E: 0 K: 0 S: 7	H: 0 LOB: 0 BB: 0 P: 9	R: 1 H: 2 E: 0 K: 1 S: 8	H: 2 LOB: 1 BB: 0 P: 12	R: 0 H: 0 E: 0 K: 0 S: 4	H: 0 LOB: 0 BB: 0 P: 6	R: 0 H: 2 E: 0 K: 0 S: 8	H: 2 LOB: 2 BB: 0 P: 11	R: 0 H: 1 E: 0 K: 2 S: 11	H: 1 LOB: 2 BB: 0 P: 17	R: 0 H: 1 E: 0 K: 1 S: 9	H: 1 LOB: 2 BB: 0 P: 13	1B: 10 2B: 0 3B: 0 HR: 1	SF: 0 SAC: 1 DP: 2 HBP: 0	WP: 1 PB: 0 CS: 1	PA: 35					
<b>PITCHER</b>	IP	WLS	BF	H	R	ER	SO	BB	IBB	HBP	BLK	WP	HR	S	P	ERA	WHIP										
34 Joe Saunders, L ERA: 3.58	7.0		27	9	1	1	1	0	0	0	0	0	1	57	83	1.29	1.286										
30 David Hernandez, R ERA: 3.45	1.0	W	4	1	0	0	2	0	0	0	0	1	0	11	17	0.00	1.000										
40 J.J. Putz, R ERA: 2.25	1.0	S	4	1	0	0	1	0	0	0	0	0	0	9	13	0.00	1.000										

Batter	1	2	3	4	5	6	7	8	9	AB	R	H	RBI	BB	SO	LOB	BOTTOM										
14 Ryan Roberts, R OBP: 0.341, SLG: 0.428										4	1	1	0	0	0	1	San Francisco Giants @ Arizona Diamondbacks Chase Field, Phoenix, AZ Fri Sep 23 2011, 6:41 PM - 9:17 PM MST Att. 42,637 - Clear - 98 F										
2 Aaron Hill, R OBP: 0.291, SLG: 0.356										3	0	2	0	0	1	1											
10 Justin Upton, R OBP: 0.371, SLG: 0.533										3	1	0	0	1	2	2											
26 Miguel Montero, L OBP: 0.353, SLG: 0.472										4	0	0	0	0	2	3											
44 Paul Goldschmidt, R OBP: 0.333, SLG: 0.496										3	1	1	2	1	0	0											
24 Chris Young, R OBP: 0.327, SLG: 0.422										4	0	1	1	0	1	1											
8 Gerardo Parra, L OBP: 0.357, SLG: 0.431										2	0	0	0	1	0	0											
16 John McDonald, R OBP: 0.281, SLG: 0.324										3	0	1	0	0	0	2											
34 Joe Saunders, L OBP: 0.230, SLG: 0.220 27 Geoff Blum, S OBP: 0.261, SLG: 0.357 30 David Hernandez, R OBP: 0.261, SLG: 0.357 40 J.J. Putz, R OBP: 0.261, SLG: 0.357										1	0	0	0	0	0	0											
<b>Inning Stats</b>	R: 0 H: 1 E: 0 K: 2 S: 12	H: 0 LOB: 0 BB: 0 P: 8	R: 0 H: 1 E: 0 K: 1 S: 6	H: 1 LOB: 0 BB: 0 P: 9	R: 0 H: 0 E: 0 K: 1 S: 11	H: 0 LOB: 0 BB: 0 P: 16	R: 0 H: 0 E: 0 K: 0 S: 6	H: 0 LOB: 0 BB: 0 P: 9	R: 0 H: 1 E: 0 K: 0 S: 14	H: 1 LOB: 1 BB: 0 P: 18	R: 1 H: 1 E: 0 K: 2 S: 14	H: 1 LOB: 2 BB: 2 P: 28	R: 2 H: 2 E: 0 K: 1 S: 10	H: 2 LOB: 1 BB: 1 P: 19	1B: 1 2B: 3 3B: 2 HR: 0	SF: 0 SAC: 2 DP: 0 HBP: 0		WP: 0 PB: 0 SB: 0 CS: 0	PA: 33								
<b>PITCHER</b>	IP	WLS	BF	H	R	ER	SO	BB	IBB	HBP	BLK	WP	HR	S	P	ERA	WHIP										
18 Matt Cain, R ERA: 2.88	7.1	L	30	5	3	3	6	1	2	0	0	0	0	72	112	3.68	0.818										
49 Javier López, L ERA: 2.73	0.1		1	0	0	0	0	0	0	0	0	0	0	1	1	0.00	0.000										
54 Sergio Romo, R ERA: 1.36	0.1		2	1	0	0	1	0	0	0	0	0	0	7	11	0.00	3.000										

AB 34  
R 1  
H 11  
RBI 1  
BB 0  
SO 4  
LOB 17



AB 28  
R 3  
H 6  
RBI 3  
BB 3  
SO 7  
LOB 12





Batter	1	2	3	4	5	6	7	8	9	AB	R	H	RBI	BB	SO	LOB	TOP		
51 Justin Christian, R OBP: 0.279, SLG: 0.341 65 Steve Edlefsen, R 45 Dan Runzler, L	(1.8) (7.1) (8.1)	X SI 89 0-0 14 G6-3 48 1B 2B		F SL 91 D CH 80 X CH 79 1-2 G5-3		F SL 85 D CH 81 C FF 80 C CH 82 1-3 K		S SL 85 X SL 86 0-2 P3			4	1	1	0	0	1	2		
14 Mike Fontenot, L OBP: 0.300, SLG: 0.363	(1.4) (7.5)	C FF 91 T SI 91 F SI 91 X FF 92 0-2 G6-3		B FF 89 X CH 80 1-0 L9		F FF 89 B FF 90 F FF 91 X SI 90 2-1 48 2B 1B		B FF 89 F FF 89 X CU 75 1-2 G3			4	1	1	0	0	0	1		
15 Carlos Beltrán, S OBP: 0.397, SLG: 0.527 56 Andrés Torres, S OBP: 0.311, SLG: 0.325	(1.9) (7.9)	B SI 89 D CH 81 S CH 82 B SI 89 D CH 82 4-1 6 F9 48 1B BB		C FF 90 B KC 78 X SI 93 2-2 G4-3		C FF 90 B KC 78 X SI 93 0-0 F9		F SI 90 B CU 74 X SI 84 1-1 34 1B 2B			2	0	0	0	1	0	1		
48 Pablo Sandoval, S OBP: 0.358, SLG: 0.558 34 Darren Ford, R OBP: 0.375, SLG: 0.286	(1.5) (7.8)	B FF 90 B KC 78 F SI 91 T FF 92 I SAFE X FF 90 3-2 1-2 3-H 1B		X SI 89 0-0 G4-3		B FF 90 B KC 78 F SI 91 T FF 92 X SI 93 3-2 1-H 2B		F SI 89 X FF 89 0-1 G6-4-3 1B			3	0	2	2	0	0	0		
6 Brett Pill, R OBP: 0.308, SLG: 0.605	(1.3)	B FF 87 C SI 89 F SI 89 F CH 81 X CH 82 X FF 91 1-2 F9		B SI 90 F FF 91 S CH 82 X CH 82 1-2 P4		X SI 86 0-0 F8		D SI 84 F CH 83 X CH 82 1-1 G6-4-3			4	0	0	0	0	0	5		
9 Brandon Belt, L OBP: 0.305, SLG: 0.403	(1.7)	S CH 80 B SI 89 S CH 81 1-3 K		X KC 77 0-0 F8		S FF 91 B SI 81 S FF 92 S FF 93 2-3 K		X SI 78 0-0 35 G4-3 2B			4	0	1	0	0	2	3		
29 Héctor Sánchez, S OBP: 0.321, SLG: 0.320	(1.2)	C SI 88 S KC 76 X CH 80 0-2 G4-3		F CH 80 S FF 89 S SI 90 0-3 K		B SI 95 F FF 94 X CH 89 1-1 1B		X SI 88 0-0 L3			4	0	1	0	0	1	1		
35 Brandon Crawford, L OBP: 0.282, SLG: 0.278	(1.6)	C SI 89 B KC 78 F SI 90 X CH 82 2-2 59 G4-6-3 1B		B SI 91 B KC 78 F SI 90 F SI 92 B KC 80 B CH 84 4-2 BB		C FF 94 X FF 94 1-1 P6		F SI 87 B SI 89 B SI 87 X SI 80 2-2 G4-3			3	0	1	0	1	0	2		
47 Eric Surkamp, L OBP: 0.286, SLG: 0.143 59 Guillermo Mota, R OBP: 0.106, SLG: 0.280 50 Connor Overbay, L OBP: 0.282, SLG: 0.231 75 Barry Zito, L 60 Waldis Joaquin, R 2 Emmanuel Burriss, S OBP: 0.298, SLG: 0.278	(1.1) (1.1) (5. PH) (5.1) (6.1) (7. PH) (7.4)	C FF 90 X FF 91 0-1 G4-6-3		X SI 89 0-0 F9		B SI 94 S FF 94 F FF 95 F SI 89 X SI 95 3-2 P5		B SI 90 X SI 90 1-1 G5-3			0	0	0	0	0	0	2		
<b>Inning Stats</b>	R: 1 E: 0 K: 1 S: 17	H: 2 LOB: 2 BB: 1 P: 26	R: 0 E: 0 K: 0 S: 8	H: 1 LOB: 0 BB: 0 P: 10	R: 0 E: 0 K: 0 S: 7	H: 0 LOB: 0 BB: 0 P: 11	R: 0 E: 0 K: 0 S: 5	H: 0 LOB: 0 BB: 0 P: 6	R: 0 E: 0 K: 2 S: 10	H: 0 LOB: 1 BB: 1 P: 15	R: 0 E: 0 K: 1 S: 11	H: 1 LOB: 1 BB: 0 P: 16	R: 0 E: 0 K: 0 S: 9	H: 2 LOB: 1 BB: 0 P: 10	R: 0 E: 0 K: 0 S: 7	H: 1 LOB: 1 BB: 0 P: 10	1B: 5 2B: 4 3B: 0 HR: 0	SF: 0 SAC: 0 DP: 2 HBP: 0	WP: 0 PA: 36 PB: 0 SB: 0 CS: 0
<b>PITCHER</b>	IP WLS BF H R ER SO BB IBB HBP BLK WP HR S P ERA WHIP	IP WLS BF H R ER SO BB IBB HBP BLK WP HR S P ERA WHIP	IP WLS BF H R ER SO BB IBB HBP BLK WP HR S P ERA WHIP	IP WLS BF H R ER SO BB IBB HBP BLK WP HR S P ERA WHIP	IP WLS BF H R ER SO BB IBB HBP BLK WP HR S P ERA WHIP	IP WLS BF H R ER SO BB IBB HBP BLK WP HR S P ERA WHIP	IP WLS BF H R ER SO BB IBB HBP BLK WP HR S P ERA WHIP	IP WLS BF H R ER SO BB IBB HBP BLK WP HR S P ERA WHIP	IP WLS BF H R ER SO BB IBB HBP BLK WP HR S P ERA WHIP	IP WLS BF H R ER SO BB IBB HBP BLK WP HR S P ERA WHIP	IP WLS BF H R ER SO BB IBB HBP BLK WP HR S P ERA WHIP	IP WLS BF H R ER SO BB IBB HBP BLK WP HR S P ERA WHIP	IP WLS BF H R ER SO BB IBB HBP BLK WP HR S P ERA WHIP	IP WLS BF H R ER SO BB IBB HBP BLK WP HR S P ERA WHIP	IP WLS BF H R ER SO BB IBB HBP BLK WP HR S P ERA WHIP	IP WLS BF H R ER SO BB IBB HBP BLK WP HR S P ERA WHIP	IP WLS BF H R ER SO BB IBB HBP BLK WP HR S P ERA WHIP	IP WLS BF H R ER SO BB IBB HBP BLK WP HR S P ERA WHIP	

AB	34
R	2
H	9
RBI	2
BB	2
SO	4
LOB	19



Batter	1	2	3	4	5	6	7	8	9	AB	R	H	RBI	BB	SO	LOB	BOTTOM				
18 Willie Bloomquist, R OBP: 0.318, SLG: 0.342	(1.6)	G4-3		S CH 87 B SI 92 X SL 85 1-1 1-2 1B		C CU 71 B CH 75 C CU 72 C CU 76 D CU 73 X SI 88 3-2 G4-3		B SI 92 X SI 92 1-0 F8		C SI 87 B SI 87 X SI 87 2-1 F7			6	0	1	0	0	0	4		
2 Aaron Hill, R OBP: 0.294, SLG: 0.357 19 Zach Duke, L OBP: 0.333, SLG: 0.600 17 Robby Hammock, R 33 Alberto Castillo, L	(1.4) (8.1) (8. PH) (9.1)	B FF 88 B FF 88 F SI 88 B SI 88 4-1 44 S 24 PB 14 1B BB		B SI 87 X SI 84 1-0 F8		C SI 83 F CH 75 F SI 83 F CU 72 X SI 85 1-2 44 WP 24 BB 14 1B BB		B SI 89 X SI 89 1-0 27 2B 1B		S SI 86 B SI 79 X SI 88 1-1 37 2B BB			4	3	2	0	1	0	2		
24 Chris Young, R OBP: 0.328, SLG: 0.420 27 Geoff Blum, S OBP: 0.292, SLG: 0.395	(1.8) (7. PH) (8.5)	B SI 87 I SAFE B FF 88 B SI 88 4-1 14 S 44 S 14 1B BB		C SI 84 X SL 85 0-1 G6-3		B SI 89 B CH 76 I SAFE B SI 83 4-0 14 1B 44 WP 8 SF7 BB		C SI 89 X CH 78 0-1 8 2B 2B		B SI 87 B SI 88 B SI 88 B SI 88 B SI 88 B SI 88 4-2 37 2B BB			2	2	0	0	2	1	0		
44 Paul Goldschmidt, R OBP: 0.344, SLG: 0.493 37 Lyle Overbay, L OBP: 0.309, SLG: 0.357	(1.3) (7. PH) (8.3)	B CU 77 B FF 89 B FF 89 1-2 2-3 8 1B BB		C SI 93 B SI 84 S SI 84 B SI 87 S CH 84 3-3 K		B FF 94 B SI 83 S SI 84 B SI 84 S SI 84 S SI 84 S SI 84 S SI 84 4-2 4 WP 4 1B BB		B SI 90 X SI 89 4-1 8 2B 4 G6-3 BB		F SI 88 B SI 80 B SI 80 B SI 80 X SI 89 2-2 1 1 1 1 1 0 0			1	2	0	0	3	1	0		
14 Ryan Roberts, R OBP: 0.343, SLG: 0.428	(1.5) (8.4)	B CU 77 B FF 89 F CU 79 F CU 77 X FF 90 2-2 E7 8 1B BB		D SI 86 B SI 85 S SI 93 4-1 L5		S SI 84 X SL 84 1-0 L5		S SI 94 X SI 94 0-1 4 G4-3 12 3B 1B		C SI 82 S SI 84 X SI 81 1-2 L6		C SI 82 S SI 84 X SI 81 1-3 K			5	2	2	3	1	1	3
8 Gerardo Parra, L OBP: 0.360, SLG: 0.435	(1.9)	S SL 82 C SI 82 X SL 81 1-2 2-H 3-H 1B		X CH 86 0-0 G3		B FF 84 B FF 84 C FF 81 B FF 86 4-2 12 G6-4-3 4 1B BB		X SI 87 0-0 SF7		B SI 78 X CH 81 1-0 2B			3	0	2	4	1	0	2		
4 Collin Cowgill, R OBP: 0.297, SLG: 0.289	(1.7) (8.8)	C FF 88 B CH 80 B CH 81 F FF 88 X FF 89 3-2 12 S 31 2B 2B		B SI 93 S CH 86 X SI 86 1-1 P3		C SI 84 X CH 74 1-1 12 G6-4-3 1B		F SI 86 B SI 87 B SI 87 X SI 86 3-2 G4-3		B SI 90 X SI 90 2-0 G6-3			5	1	2	2	0	0	2		
12 Henry Blanco, R OBP: 0.324, SLG: 0.515	(1.2)	C CU 75 B CH 80 B FF 88 F FF 87 B FF 88 4-2 31 2B BB		S SI 84 S SI 84 S SI 84 1-3 K		C CU 71 B CU 71 X CH 76 1-2 1-2 2-3 G6-4-3		F FF 86 D SI 86 X FF 85 2-1 11 1B 3B		C SI 80 B SI 85 D SI 88 4-1 5 FC4-6 BB			3	2	1	1	2	1	2		
31 Ian Kennedy, R OBP: 0.197, SLG: 0.180 11 Sean Burroughs, L 48 Ryan Cook, R 5 Cole Gillespie, R	(1.1) (6. PH) (7.1) (7. PH)	B FF 92 C SI 81 C FF 91 X FF 92 3-2 18 1B 2B		B SI 92 B SI 86 X SI 92 2-1 18 1B		B SI 85 D CU 72 B CH 74 B CH 74 4-2 18 1B		B SI 87 B SI 86 X SI 84 3-1 11 1B		S SI 78 B SI 88 X SI 81 2-1 FC4-6			2	0	2	2	1	0	0		
<b>Inning Stats</b>	R: 6 E: 1 K: 0 S: 25	H: 4 LOB: 1 BB: 4 P: 51	R: 0 E: 0 K: 1 S: 9	H: 0 LOB: 2 BB: 2 P: 22	R: 0 E: 0 K: 1 S: 10	H: 2 LOB: 0 BB: 0 P: 16	R: 0 E: 0 K: 1 S: 6	H: 0 LOB: 0 BB: 0 P: 10	R: 0 E: 0 K: 0 S: 13	H: 1 LOB: 2 BB: 2 P: 26	R: 0 E: 0 K: 0 S: 18	H: 4 LOB: 1 BB: 2 P: 36	R: 3 E: 0 K: 0 S: 13	H: 3 LOB: 2 BB: 2 P: 28	R: 1 E: 0 K: 1 S: 12	H: 1 LOB: 1 BB: 1 P: 22	1B: 9 2B: 5 3B: 1 HR: 0	SF: 1 SAC: 0 DP: 1 HBP: 0	WP: 2 PA: 50 PB: 1 SB: 3 CS: 0		
<b>PITCHER</b>	IP WLS BF H R ER SO BB IBB HBP BLK WP HR S P ERA WHIP	IP WLS BF H R ER SO BB IBB HBP BLK WP HR S P ERA WHIP	IP WLS BF H R ER SO BB IBB HBP BLK WP HR S P ERA WHIP	IP WLS BF H R ER SO BB IBB HBP BLK WP HR S P ERA WHIP	IP WLS BF H R ER SO BB IBB HBP BLK WP HR S P ERA WHIP	IP WLS BF H R ER SO BB IBB HBP BLK WP HR S P ERA WHIP	IP WLS BF H R ER SO BB IBB HBP BLK WP HR S P ERA WHIP	IP WLS BF H R ER SO BB IBB HBP BLK WP HR S P ERA WHIP	IP WLS BF H R ER SO BB IBB HBP BLK WP HR S P ERA WHIP	IP WLS BF H R ER SO BB IBB HBP BLK WP HR S P ERA WHIP	IP WLS BF H R ER SO BB IBB HBP BLK WP HR S P ERA WHIP	IP WLS BF H R ER SO BB IBB HBP BLK WP HR S P ERA WHIP	IP WLS BF H R ER SO BB IBB HBP BLK WP HR S P ERA WHIP	IP WLS BF H R ER SO BB IBB HBP BLK WP HR S P ERA WHIP	IP WLS BF H R ER SO BB IBB HBP BLK WP HR S P ERA WHIP	IP WLS BF H R ER SO BB IBB HBP BLK WP HR S P ERA WHIP	IP WLS BF H R ER SO BB IBB HBP BLK WP HR S P ERA WHIP	IP WLS BF H R ER SO BB IBB HBP BLK WP HR S P ERA WHIP			

AB	36
R	15
H	15
RBI	15
BB	13
SO	4
LOB	17



San Francisco Giants @ Arizona Diamondbacks  
Chase Field, Phoenix, AZ  
Sat Sep 24 2011, 5:11 PM - 8:51 PM MST  
Att. 49,079 - Roof Closed - 76 F

livebaseballscorecards.com



Batter	1	2	3	4	5	6	7	8	9	AB	R	H	RBI	BB	SO	LOB	TOP	
56 Andres Torres, S (1,8) OBP: 0.313, SLG: 0.336										4	1	2	1	0	1	0	San Francisco Giants @ Arizona Diamondbacks Chase Field, Phoenix, AZ Sun Sep 25 2011, 1:11 PM - 3:37 PM MST Att: 41,260 - Roof Closed - 74 F	
8 Jeff Keppinger, R (1,4) OBP: 0.300, SLG: 0.379										4	0	1	0	0	1	0		
15 Carlos Beltrán, S (1,9) OBP: 0.388, SLG: 0.532										4	1	2	1	0	1	2		
48 Pablo Sandoval, S (1,5) OBP: 0.355, SLG: 0.552										4	0	0	0	0	1	3		
6 Brett Pill, R (1,3) OBP: 0.302, SLG: 0.561										3	0	0	0	1	0	0		
9 Brandon Belt, L (1,7) OBP: 0.299, SLG: 0.394										4	0	0	0	0	1	3		
35 Brandon Crawford, L (1,6) 14 Mike Fontenot, L (9,PH) OBP: 0.279, SLG: 0.274 OBP: 0.303, SLG: 0.371										3	0	0	0	0	1	0		
37 Chris Stewart, R (1,2) 29 Héctor Sánchez, S (7,PH) OBP: 0.283, SLG: 0.309 OBP: 0.333, SLG: 0.333										2	0	0	0	0	0	0		
55 Tim Lincecum, L (1,1) 52 Ramon E Ramirez, R (6,1) 17 Aubrey Huff, L (7,PH) 45 Dan Runzler, L (7,1) 46 Santiago Casilla, R (8,1) OBP: 0.125, SLG: 0.082 OBP: 0.334, SLG: 0.369 OBP: 0.288, SLG: 0.369 OBP: 0.299, SLG: 0.394										2	0	0	0	0	0	0		
<b>Inning Stats</b>	R: 0 H: 0 E: 0 K: 1 S: 9	H: 0 LOB: 0 BB: 0 P: 12	R: 0 H: 0 E: 0 K: 0 S: 8	H: 0 LOB: 0 BB: 0 P: 10	R: 0 H: 0 E: 0 K: 0 S: 9	H: 2 LOB: 3 BB: 1 P: 16	R: 0 H: 0 E: 0 K: 1 S: 8	H: 0 LOB: 0 BB: 0 P: 12	R: 2 H: 2 E: 0 K: 0 S: 11	H: 2 LOB: 0 BB: 0 P: 15	R: 0 H: 1 E: 0 K: 2 S: 10	H: 1 LOB: 1 BB: 0 P: 15	R: 0 H: 1 E: 0 K: 1 S: 11	H: 1 LOB: 0 BB: 0 P: 14	1B: 4 2B: 1 3B: 0 HR: 2	SF: 0 SAC: 0 DP: 0 HBP: 0		WP: 0 PB: 0 SB: 0 CS: 0
<b>PITCHER</b>	IP WLS BF H R ER SO BB IBB HBP BLK WP HR S P ERA WHIP	7.0 W 27 5 2 2 4 1 0 0 0 0 2 69 100 2.57 0.857	1.0 H 4 1 0 0 2 0 0 0 0 0 0 10 15 0.00 1.000	1.0 S 4 1 0 0 1 0 0 0 0 0 0 11 14 0.00 1.000	<b>PITCHER</b> IP WLS BF H R ER SO BB IBB HBP BLK WP HR S P ERA WHIP													

Batter	1	2	3	4	5	6	7	8	9	AB	R	H	RBI	BB	SO	LOB	BOTTOM		
8 Gerardo Parra, L (1,7) OBP: 0.359, SLG: 0.433										4	1	1	0	0	0	1	San Francisco Giants @ Arizona Diamondbacks Chase Field, Phoenix, AZ Sun Sep 25 2011, 1:11 PM - 3:37 PM MST Att: 41,260 - Roof Closed - 74 F		
2 Aaron Hill, R (1,4) OBP: 0.297, SLG: 0.359										2	2	1	1	2	1	0			
10 Justin Upton, R (1,9) 5 Cole Gillespie, R (2,7) OBP: 0.372, SLG: 0.533 OBP: 0.288, SLG: 0.404										0	1	0	0	0	0	0			
26 Miguel Montero, L (1,2) OBP: 0.354, SLG: 0.474										4	0	2	2	0	0	1			
44 Paul Goldschmidt, R (1,3) OBP: 0.347, SLG: 0.500										4	1	2	0	0	1	3			
27 Geoff Blum, S (1,5) OBP: 0.288, SLG: 0.404										4	0	1	1	0	0	4			
4 Collin Cowgill, R (1,8) OBP: 0.295, SLG: 0.299										4	0	1	1	0	1	3			
16 John McDonald, R (1,6) OBP: 0.277, SLG: 0.318										4	0	0	0	0	1	2			
55 Josh Collmenter, R (1,1) 30 David Hernandez, R (8,1) 40 J.J. Putz, R (9,1) OBP: 0.209, SLG: 0.150 OBP: 0.288, SLG: 0.333 OBP: 0.299, SLG: 0.394										3	0	1	0	0	0	1			
<b>Inning Stats</b>	R: 2 H: 2 E: 0 K: 0 S: 10	H: 1 LOB: 1 BB: 1 P: 21	R: 0 H: 0 E: 0 K: 1 S: 8	H: 0 LOB: 0 BB: 0 P: 13	R: 1 H: 2 E: 0 K: 1 S: 10	H: 2 LOB: 1 BB: 0 P: 16	R: 2 H: 3 E: 0 K: 1 S: 20	H: 0 LOB: 0 BB: 1 P: 28	R: 0 H: 0 E: 0 K: 0 S: 9	H: 0 LOB: 0 BB: 0 P: 11	R: 0 H: 0 E: 0 K: 1 S: 5	H: 0 LOB: 1 BB: 1 P: 11	R: 0 H: 1 E: 0 K: 1 S: 10	H: 1 LOB: 0 BB: 0 P: 16	1B: 4 2B: 5 3B: 0 HR: 0	SF: 0 SAC: 0 DP: 1 HBP: 1		WP: 0 PB: 0 SB: 1 CS: 0	PA: 35
<b>PITCHER</b>	IP WLS BF H R ER SO BB IBB HBP BLK WP HR S P ERA WHIP	5.0 L 25 8 5 5 3 2 0 0 0 0 0 57 91 9.00 2.000	1.0 3 0 0 0 0 0 0 0 0 0 0 9 11 0.00 0.000	1.0 3 0 0 0 1 1 0 0 0 0 0 5 11 0.00 1.000	1.0 4 1 0 0 1 0 0 0 0 0 0 10 16 0.00 1.000	<b>PITCHER</b> IP WLS BF H R ER SO BB IBB HBP BLK WP HR S P ERA WHIP													





Batter	1	2	3	4	5	6	7	8	9	AB	R	H	RBI	BB	SO	LOB	TOP								
1 Eric Young Jr. S (1.7) OBP: 0.347, SLG: 0.291										4	0	1	0	0	1	0	<b>Colorado Rockies @ San Francisco Giants</b> AT&T Park, San Francisco, CA Mon Sep 26 2011, 7:17 PM - 9:48 PM PDT Att: 41,956 - Clear - 62 F								
14 Mark Ellis R (1.4) OBP: 0.287, SLG: 0.347										4	0	2	1	0	1	0									
Dexter Fowler S (1.8) OBP: 0.306, SLG: 0.436										4	0	1	0	0	1	2									
7 Seth Smith L (1.9) OBP: 0.347, SLG: 0.486										4	0	2	0	0	1	2									
58 Jordan Pacheco R (1.3) OBP: 0.313, SLG: 0.368										4	0	0	0	0	1	4									
15 Kevin Kouzmanoff R (1.5) OBP: 0.276, SLG: 0.356										4	0	0	0	0	0	2									
20 Wilin Rosario R (1.2) OBP: 0.317, SLG: 0.490										3	1	1	0	0	0	0									
14 Tommy Field R (1.6) OBP: 0.318, SLG: 0.268										3	0	0	0	0	1	1									
45 Jhoulys Chacin R (1.1) OBP: 0.190, SLG: 0.180										2	0	0	0	0	1	0									
21 Ty Wigginton R (8, PH) OBP: 0.317, SLG: 0.423										1	0	0	0	0	1	1									
32 J.C. Romero S (8.1)										0	0	0	0	0	0	0									
27 Matt Lindstrom R (8.1)										0	0	0	0	0	0	0									
<b>Inning Stats</b>	R: 0 E: 0 K: 2 S: 14	H: 2 LOB: 2 BB: 0 P: 17	R: 0 E: 0 K: 0 S: 8	H: 0 LOB: 0 BB: 0 P: 15	R: 0 E: 0 K: 0 S: 7	H: 0 LOB: 0 BB: 0 P: 11	R: 0 E: 0 K: 0 S: 7	H: 1 LOB: 1 BB: 0 P: 10	R: 0 E: 0 K: 1 S: 7	H: 0 LOB: 0 BB: 0 P: 9	R: 0 E: 0 K: 1 S: 8	H: 0 LOB: 0 BB: 0 P: 13	R: 0 E: 0 K: 0 S: 9	H: 1 LOB: 0 BB: 0 P: 12	R: 1 E: 0 K: 3 S: 15	H: 3 LOB: 2 BB: 0 P: 22	R: 0 E: 0 K: 1 S: 7	H: 0 LOB: 0 BB: 0 P: 11	1B: 5 2B: 2 3B: 0 HR: 0	SF: 0 SAC: 0 DP: 1 HBP: 0	WP: 0 PB: 0 SB: 1 CS: 0	PA: 33			
<b>PITCHER</b>	IP	WLS	BF	H	R	ER	SO	BB	IBB	HBP	BLK	WP	HR	S	P	ERA	WHIP								
32 Ryan Vogelsong R (1.1) ERA: 2.71	7.0	W	24	4	0	0	4	0	0	0	0	0	0	60	28	0.00	0.571								
54 Sergio Romo R (8.1) ERA: 1.52	1.0	H	6	3	1	1	3	0	0	0	0	0	0	15	22	9.00	3.000								
49 Javier López L (9.1) ERA: 2.72	0.1	H	1	0	0	0	0	0	0	0	0	0	0	2	3	0.00	0.000								
46 Santiago Casilla R (9.1) ERA: 1.78	0.2	S	2	0	0	0	1	0	0	0	0	0	0	5	8	0.00	0.000								

AB	33
R	1
H	7
RBI	1
BB	0
SO	8
LOB	12



Batter	1	2	3	4	5	6	7	8	9	AB	R	H	RBI	BB	SO	LOB	BOTTOM								
56 Andres Torres S (1.8) OBP: 0.313, SLG: 0.333										3	1	0	0	1	1	0	<b>Colorado Rockies @ San Francisco Giants</b> AT&T Park, San Francisco, CA Mon Sep 26 2011, 7:17 PM - 9:48 PM PDT Att: 41,956 - Clear - 62 F								
14 Mike Fontenot L (1.4) OBP: 0.310, SLG: 0.384										3	1	2	2	1	0	0									
15 Carlos Beltrán S (1.9) OBP: 0.387, SLG: 0.529										3	0	0	0	1	0	2									
48 Pablo Sandoval S (1.5) OBP: 0.357, SLG: 0.553										3	0	2	0	0	0	0									
6 Brett Pill R (1.3) OBP: 0.319, SLG: 0.568										3	0	2	1	0	0	0									
9 Brandon Belt L (1.7) OBP: 0.284, SLG: 0.388										3	0	0	0	0	1	3									
51 Justin Christian R (7.7) OBP: 0.273, SLG: 0.333										1	0	0	0	0	1	1									
35 Brandon Crawford L (1.6) OBP: 0.279, SLG: 0.275										3	0	1	0	0	0	1									
22 Eli Whiteside R (1.2) OBP: 0.268, SLG: 0.316										3	0	0	0	0	1	3									
32 Ryan Vogelsong R (1.1) OBP: 0.268, SLG: 0.245										2	1	1	0	0	0	3									
50 Conor Gillaspie L (7, PH) OBP: 0.313, SLG: 0.214										1	0	0	0	0	0	0									
54 Sergio Romo R (8.1)										0	0	0	0	0	0	0									
49 Javier López L (9.1)										0	0	0	0	0	0	0									
46 Santiago Casilla R (9.1)										0	0	0	0	0	0	0									
<b>Inning Stats</b>	R: 0 E: 0 K: 1 S: 7	H: 1 LOB: 0 BB: 0 P: 9	R: 0 E: 0 K: 0 S: 5	H: 0 LOB: 0 BB: 0 P: 7	R: 2 E: 0 K: 0 S: 13	H: 2 LOB: 1 BB: 1 P: 23	R: 0 E: 0 K: 1 S: 12	H: 3 LOB: 3 BB: 0 P: 17	R: 0 E: 0 K: 1 S: 8	H: 0 LOB: 0 BB: 0 P: 13	R: 0 E: 0 K: 1 S: 9	H: 2 LOB: 1 BB: 0 P: 11	R: 0 E: 0 K: 0 S: 5	H: 0 LOB: 0 BB: 0 P: 10	R: 1 E: 0 K: 1 S: 9	H: 0 LOB: 1 BB: 2 P: 19	1B: 7 2B: 0 3B: 1 HR: 0	SF: 1 SAC: 1 DP: 1 HBP: 0	WP: 0 PB: 0 SB: 0 CS: 1	PA: 33					
<b>PITCHER</b>	IP	WLS	BF	H	R	ER	SO	BB	IBB	HBP	BLK	WP	HR	S	P	ERA	WHIP								
45 Jhoulys Chacin R (1.1) ERA: 3.62	7.0	L	28	8	2	2	3	1	0	0	0	0	0	59	90	2.57	1.286								
32 J.C. Romero L (8.1) ERA: 4.01	0.1		3	0	1	1	0	2	0	0	0	0	0	4	12	27.00	6.000								
27 Matt Lindstrom R (8.1) ERA: 3.02	0.2		2	0	0	0	1	0	0	0	0	0	0	5	7	0.00	0.000								

AB	28
R	3
H	8
RBI	3
BB	3
SO	4
LOB	13









