San Francisco Giants - 2014

Oakland Athletics @ San Francisco Giants

Scottsdale Stadium, Scottsdale, AZ

Wed Feb 26 2014, 3:08 PM - 6:16 PM EST

Att. 6,498 - Partly Cloudy - 75 F

TOP

livebaseballscorecards.com

Batter	1	2	3	4	5	6	7	8	9	AB	R	H	RBI	BB	SO	LOB
29 Sam Fuld, L (1, 8) OBP: 0.667, SLG: 0.667 19 Billy Burns, S (5, PH) (5, 8)	1 1B; 16 1B; 1B	G4-3		16 G4-3; 1 1B; 52 1B; 1B	K		BBB 17 S; BB		G4-3	3	2	2	0	0	0	0
										2	0	0	0	1	1	0
1 Nick Punto, S (1, 6) OBP: 1.000, SLG: 1.000 17 Addison Russell, R (5, PH) OBP: 0.333, SLG: 0.333 (5, 6)	16 1B; 52 FC6-4; 1-3; 1B	BBBB 4-0; BB		52 1B; 16 G4-3; 37 1B; 1-2; 1B	22 1B; 1B		SSS 1-3 K; 1-2		P3	2	2	2	0	1	0	0
										3	0	1	0	0	1	1
16 Josh Reddick, L (1, 9) OBP: 0.333, SLG: 0.333 32 Shane Peterson, L (5, PH) (5, 9)	52 FC6-4; 1-3; 3-H; 1B	G1-6-3		G4-3; 1-2; 2-3	L7		G3-1			3	0	1	1	0	0	3
										2	0	0	0	0	0	2
52 Yoenis Cespedes, R (1, 10) OBP: 0.333, SLG: 0.333 22 Luke Montz, R (5, PH) OBP: 0.500, SLG: 0.500 (5, 10)	FC6-4; 37 G4-3; 18 E; 1-2f; 3-H		P3	37 WP; 37 1B; 2-3; 3-H; 1B	1-3; 1B			F8		3	2	1	2	0	0	1
										2	0	1	0	0	0	0
37 Brandon Moss, L (1, 3) OBP: 0.667, SLG: 0.667 7 Nate Freiman, R (4, 3)	G4-3; 1-2		23 BB; 18 WP; 1B	18 1B; 21 3B; 1-H; 3-H; 1B	L9			F8		3	1	2	2	0	0	1
										2	0	0	0	0	0	2
18 Alberto Callaspo, S (1, 5) OBP: 0.667, SLG: 0.667 12 Andy Parrino, S (5, 5)	E9; 5 1B; 2-H; 1B		L4; 1-2	21 3B; 1-3; 1B		L7		BBBB 4-0; 35 1B; BB		3	2	2	1	0	0	1
										1	0	0	0	1	0	0
5 John Jaso, L (1, 2) OBP: 1.000, SLG: 1.000 21 Stephen Vogt, L (3, 2) OBP: 0.500, SLG: 1.500 35 Chris Gimenez, R (8, PH) OBP: 1.000, SLG: 1.000 (8, 2)	3-H; 1B		23 BB; HBP	23 1B; 1-H; 3-H; 3B		F8		1-2; 1B		1	0	1	1	0	0	0
										2	1	1	2	0	0	0
										1	0	1	0	0	0	0
23 Michael Taylor, R (1, 7) OBP: 0.500, SLG: 0.333 Jake Goebbert, L (7, 7)	G6-3		1-2; 2-3; BB	28 G3-6-1; 3-H; 1B		G6-3		SSS K		3	0	1	1	1	0	1
										1	0	0	0	0	1	2
28 Eric Sogard, L (1, 4) 38 Jose Martinez, R (5, 4)		G4-3	G6-3	G3-6-1; 1-2f			F9		F8	3	0	0	0	0	0	4
										2	0	0	0	0	0	0

	AB	42
	R	10
	H	16
	RBI	10
	BB	4
	SO	3
	LOB	18

Inning Stats																						
	R: 4	H: 5	R: 0	H: 0	R: 0	H: 1	R: 6	H: 7	R: 0	H: 2	R: 0	H: 0	R: 0	H: 0	R: 0	H: 1	R: 0	H: 0	1B: 15	SF: 0	WP: 2	PA: 47
	E: 1	LOB: 1	E: 0	LOB: 1	E: 0	LOB: 3	E: 0	LOB: 0	E: 0	LOB: 2	E: 0	LOB: 0	E: 0	LOB: 1	E: 0	LOB: 2	E: 0	LOB: 0	2B: 0	SAC: 0	PB: 0	
	K: 0	BB: 0	K: 0	BB: 1	K: 0	BB: 1	K: 0	BB: 0	K: 1	BB: 0	K: 0	BB: 0	K: 1	BB: 1	K: 1	BB: 1	K: 0	BB: 0	3B: 1	DP: 1	SB: 1	
	S: 8	P: 8	S: 3	P: 7	S: 4	P: 10	S: 9	P: 10	S: 7	P: 7	S: 3	P: 3	S: 5	P: 10	S: 6	P: 10	S: 3	P: 3	HR: 0	HBP: 1	CS: 0	

PITCHER		IP	WLS	BF	H	R	ER	SO	BB	IBB	HBP	BLK	WP	HR	S	P	ERA	WHIP
52 Yusmeiro Petit, R	(1, 1)	1.0	L	8	5	4	3	0	0	0	0	0	0	0	8	8	27.00	5.000
ERA: 27.0																		
57 Juan Gutierrez, R	(2, 1)	1.2		9	1	0	0	0	2	0	1	0	1	0	6	16	0.00	1.800
ERA:																		
45 Dan Runzler, L	(3, 1)	0.1		1	0	0	0	0	0	0	0	0	0	0	1	1	0.00	0.000
ERA:																		
54 Sergio Romo, R	(4, 1)	1.0		9	7	6	6	0	0	0	0	0	1	0	9	10	54.00	7.000
ERA: 54.0																		
73 Kameron Loe, R	(5, 1)	2.0		8	2	0	0	1	0	0	0	0	0	0	10	10	0.00	1.000
ERA:																		

PITCHER		IP	WLS	BF	H	R	ER	SO	BB	IBB	HBP	BLK	WP	HR	S	P	ERA	WHIP
61 Rafael Dolis, R	(7, 1)	1.0		4	0	0	0	1	1	0	0	0	0	0	5	10	0.00	1.000
ERA:																		
37 Heath Hembree, R	(8, 1)	1.0		5	1	0	0	1	1	0	0	0	0	0	6	10	0.00	2.000
ERA:																		
63 Jean Machi, R	(9, 1)	1.0		3	0	0	0	0	0	0	0	0	0	0	3	3	0.00	0.000
ERA:																		

Oakland Athletics @ San Francisco Giants

Scottsdale Stadium, Scottsdale, AZ

Wed Feb 26 2014, 3:08 PM - 6:16 PM EST

Att. 6,498 - Partly Cloudy - 75 F

livebaseballscorecards.com

BOTTOM

Batter	1	2	3	4	5	6	7	8	9	AB	R	H	RBI	BB	SO	LOB
7 Grégor Blanco, L (1, 8) 56 Gary Brown, R (5, 8)	K			9 1B 9 WP 48 SF9 BB		P3		74 G6-3 BB		1 1 0 0 1 1 0 1 0 0 0 1 0 0						
9 Brandon Belt, L (1, 3) OBP: 1.000, SLG: 1.000 74 Angel Villalona, R (5, 3)	48 G4-6-3 1B			38 F9 8 BB 1B		K		G6-3		2 0 2 0 0 0 0 2 0 0 0 0 1 1						
48 Pablo Sandoval, S (1, 5) 81 Adam Duvall, R (5, 5) OBP: 0.500, SLG: 2.000	G4-6-3			SF9		F7			HR	1 0 0 1 0 0 1 2 1 1 1 0 0 0						
8 Hunter Pence, R (1, 9) 22 Roger Kieschnick, L (5, 9) OBP: 1.000, SLG: 1.000		G6-3		BB			2 2B BB		21 G3-1 2 BB 6 HR 1B	1 0 0 0 1 0 0 1 1 1 0 1 0 0						
38 Michael Morse, R (1, 7) 2 Juan Carlos Perez, R (5, 7) OBP: 1.000, SLG: 2.000		F9		F9			2B		21 G3-1 6 HR BB	2 0 0 0 0 0 2 1 1 1 0 1 0 0						
29 Héctor Sánchez, S (1, 2) 67 Andrew Susac, R (5, 2)		F8		G4-1			P6		F9	2 0 0 0 0 0 2 2 0 0 0 0 0 4						
10 Tony Abreu, S (1, 4) 21 Nick Noonan, L (6, 4)		F8			G5-3		K		G3-1	2 0 0 0 0 0 0 2 0 0 0 0 1 4						
35 Brandon Crawford, L (1, 6) 6 Ehire Adrianza, S (6, 6) OBP: 0.500, SLG: 2.000		G4-3			L8		G6-3		HR	2 0 0 0 0 0 0 2 1 1 3 0 0 2						
88 Tyler Colvin, L (1, 10) 14 Brandon Hicks, R (8, PH) (9, 10)		G3			K			K	K	2 0 0 0 0 1 0 2 0 0 0 0 2 0						
Inning Stats	R: 0 E: 0 K: 1 S: 5 H: 1 LOB: 0 BB: 0 P: 5	R: 0 E: 0 K: 0 S: 3 H: 0 LOB: 0 BB: 0 P: 3	R: 0 E: 0 K: 0 S: 3 H: 0 LOB: 0 BB: 0 P: 3	R: 1 E: 0 K: 0 S: 4 H: 1 LOB: 2 BB: 2 P: 13	R: 0 E: 0 K: 1 S: 5 H: 0 LOB: 0 BB: 0 P: 5	R: 0 E: 0 K: 1 S: 5 H: 0 LOB: 0 BB: 0 P: 5	R: 0 E: 0 K: 1 S: 6 H: 1 LOB: 2 BB: 1 P: 10	R: 0 E: 0 K: 1 S: 4 H: 0 LOB: 0 BB: 1 P: 8	R: 4 E: 0 K: 1 S: 11 H: 3 LOB: 0 BB: 1 P: 19	1B: 3 2B: 1 3B: 0 HR: 2	SF: 1 SAC: 0 DP: 2 HBP: 0						

	AB	30
	R	5
	H	6
	RBI	5
	BB	5
	SO	6
	LOB	16

WP: 1 PB: 0 SB: 0 CS: 0 PA: 36

PITCHER	IP	WLS	BF	H	R	ER	SO	BB	IBB	HBP	BLK	WP	HR	S	P	ERA	WHIP
60 Jesse Chavez, R (1, 1) ERA:	2.0	W	6	1	0	0	1	0	0	0	0	0	0	8	8	0.00	0.500
25 Josh Lindblom, R (3, 1) ERA: 4.5	2.0		9	1	1	1	0	2	0	0	0	1	0	7	16	4.50	1.500
56 Fernando Abad, L (5, 1) ERA:	1.0		3	0	0	0	1	0	0	0	0	0	0	5	5	0.00	0.000
58 Evan Scribner, R (6, 1) ERA:	1.0		3	0	0	0	1	0	0	0	0	0	0	5	5	0.00	0.000
31 Andrew Werner, L (7, 1) ERA:	1.0		5	1	0	0	1	1	0	0	0	0	0	6	10	0.00	2.000

PITCHER	IP	WLS	BF	H	R	ER	SO	BB	IBB	HBP	BLK	WP	HR	S	P	ERA	WHIP
49 Fernando Nieve, R (8, 1) ERA:	1.0		3	0	0	0	1	1	0	0	0	0	0	4	8	0.00	1.000
71 Deryk Hooker, R (9, 1) ERA: 36.0	1.0		7	3	4	4	1	1	0	0	0	0	2	11	19	36.00	4.000

Milwaukee Brewers @ San Francisco Giants

Scottsdale Stadium, Scottsdale, AZ

Fri Feb 28 2014, 3:06 PM - 5:47 PM EST

Att. 7,093 - Partly Cloudy - 74 F

livebaseballscorecards.com

TOP

Batter	1	2	3	4	5	6	7	8	9	AB	R	H	RBI	BB	SO	LOB
2 Scooter Gennett, L (1, 4) OBP: 0.333, SLG: 0.333	P4		FC3-2 3-H			7 BB 1 SH 1B		BB	1-2 1B	3	0	1	0	0	0	1
65 Irving Falu, S (6, 4) OBP: 1.000, SLG: 1.000 (7, 5)										1	0	1	0	1	0	0
1 Logan Schafer, L (1, 8)	G4-3		F7			SH 7 BB 1-2		K	P6	2	0	0	0	0	0	1
76 Kevin Mattison, L (6, 8) OBP: 0.250, SLG: 0.750										2	0	0	0	0	1	3
18 Khris Davis, R (1, 7) OBP: 0.333, SLG: 0.333	K			G6-3		K		F9		3	0	0	0	0	2	2
11 Sean Halton, R (6, 7)										1	0	0	0	0	0	1
7 Mark Reynolds, R (1, 10)		K	K	K		BB 1-2 2-3		K		2	0	0	0	1	2	0
21 Juan Francisco, L (8, PH) OBP: 0.500, SLG: 2.000 (8, 10)										1	0	0	0	0	1	1
24 Lyle Overbay, L (1, 3) OBP: 0.200, SLG: 0.200		15 S 1B	G6-3	G6-3		K			G5-3	3	0	1	0	0	1	3
25 Hunter Morris, L (6, 3)										1	0	0	0	0	0	0
15 Caleb Gindl, L (1, 9) OBP: 0.200, SLG: 0.800		F8 1-2			HR	G3-1			67 FC4-6 1B	3	1	1	1	0	0	4
73 Kentrail Davis, L (6, 9) OBP: 0.500, SLG: 0.500										1	0	1	0	0	0	0
12 Martín Maldonado, R (1, 2)		G5-3			F9	F7			FC4-6 62 WP 62 3B 1-2f	3	0	0	0	0	0	1
67 Eugenio Velez, S (7, 4)										1	1	0	0	0	0	1
14 Jeff Bianchi, R (1, 5) OBP: 0.200, SLG: 0.600			2 FC3-2 3B		F7	G6-3			68 1B 3B 1-H	3	0	1	0	0	0	0
62 Héctor Gómez, R (7, 6) OBP: 1.000, SLG: 3.000										1	1	1	1	0	0	0
3 Elian Herrera, S (1, 6)			P4		F8	G5-3			65 1B 1B 3-H	3	0	0	0	0	0	1
68 Matt Pagnozzi, R (7, 2) OBP: 0.500, SLG: 0.500										1	0	1	1	0	0	0
Inning Stats	R: 0 E: 0 K: 1 S: 5 H: 0 LOB: 0 BB: 0 P: 5	R: 0 E: 0 K: 1 S: 6 H: 1 LOB: 1 BB: 0 P: 7	R: 0 E: 0 K: 0 S: 4 H: 1 LOB: 1 BB: 0 P: 4	R: 0 E: 0 K: 1 S: 5 H: 0 LOB: 0 BB: 0 P: 5	R: 1 E: 0 K: 0 S: 4 H: 1 LOB: 0 BB: 0 P: 5	R: 0 E: 1 K: 2 S: 9 H: 1 LOB: 3 BB: 1 P: 13	R: 0 E: 0 K: 0 S: 3 H: 0 LOB: 0 BB: 0 P: 3	R: 0 E: 0 K: 2 S: 7 H: 0 LOB: 1 BB: 1 P: 11	R: 2 E: 0 K: 0 S: 7 H: 4 LOB: 2 BB: 0 P: 8	1B: 5 2B: 0 3B: 2 HR: 1 SF: 0 SAC: 1 DP: 0 HBP: 0	WP: 1 PB: 0 SB: 1 CS: 0 PA: 38					

	AB	35
	R	3
	H	8
	RBI	3
	BB	2
	SO	7
	LOB	19

PITCHER		IP	WLS	BF	H	R	ER	SO	BB	IBB	HBP	BLK	WP	HR	S	P	ERA	WHIP
40 Madison Bumgarner, L ERA:	(1, 1)	2.0		7	1	0	0	2	0	0	0	0	0	0	11	12	0.00	0.500
32 Ryan Vogelsong, R ERA:	(3, 1)	2.0	W	7	1	0	0	1	0	0	0	0	0	0	9	9	0.00	0.500
76 Brett Bochy, R ERA: 9.0	(5, 1)	1.0	H	4	1	1	1	0	0	0	0	0	0	1	4	5	9.00	1.000
51 Jake Dunning, R ERA:	(6, 1)	1.0	H	6	1	0	0	2	1	0	0	0	0	0	9	13	0.00	2.000
64 Derek Law, R ERA:	(7, 1)	1.0	H	3	0	0	0	0	0	0	0	0	0	0	3	3	0.00	0.000
75 Erik Cordier, R ERA:	(8, 1)	1.0	H	4	0	0	0	2	1	0	0	0	0	0	7	11	0.00	1.000
70 George Kontos, R ERA: 18.0	(9, 1)	1.0	S	7	4	2	2	0	0	0	0	0	1	0	7	8	18.00	4.000

Batter	1	2	3	4	5	6	7	8	9	AB	R	H	RBI	BB	SO	LOB
16 Ángel Pagán, S (1, 8) OBP: 0.333, SLG: 0.500	F8		SF7 3-H		10 G4-6-3 1-2 1B		SF8 3-H			2	0	1	1	0	0	0
7 Grégor Blanco, L (6, 8)										0	0	0	1	0	0	0
10 Tony Abreu, S (1, 4)	G1-3		G5-3		G4-6-3 1-2f		FC4-6 67 BB 1-2f 2-3			3	0	0	0	0	0	2
6 Joe Panik, L (6, 4)										1	0	0	0	0	0	2
28 Buster Posey, R (1, 2)	G5-3		G1-3			F8 BBBB	4-0 1-2 BB			2	0	0	0	0	0	0
67 Andrew Susac, R (6, 2)										1	0	0	0	1	0	0
8 Hunter Pence, R (1, 9) OBP: 0.500, SLG: 0.667		F9		38 F8 2B		SSS K	F7			2	0	1	0	0	0	0
22 Roger Kieschnick, L (6, 9) OBP: 0.500, SLG: 0.333										2	0	0	0	0	1	3
(9, 7)																
38 Michael Morse, R (1, 10)		CCC K		F8 2-3		G6-3		F9		3	0	0	0	0	1	1
66 Jeff Arnold, R (8, PH)										1	0	0	0	0	0	0
(9, 10)																
13 Joaquin Arias, R (1, 5) OBP: 0.500, SLG: 0.500	1B		G6-3				BBBB 71 BB 85 HBP 6 E BB	G5-6-3		2	0	1	0	0	0	1
79 Chris Dominguez, R (6, 5)										1	1	0	0	1	0	0
88 Tyler Colvin, L (1, 7)	P5		F8				H 6 E 71 BB 7 SF8 1-2 HBP	SSS K		2	0	0	0	0	0	2
85 Mac Williamson, R (7, 7)										1	1	0	0	0	1	0
(9, 9)																
71 Mark Minicozzi, R (1, 3) OBP: 1.000, SLG: 4.000			BSSX HR		H 16 1B HBP		BBBB 6 FC4-6 6 E 1-2 2-3 BB			1	1	1	1	1	0	0
6 Ehire Adrianza, S (1, 6) OBP: 0.400, SLG: 1.400			16 SF7 3B		F9		E4 6 FC4-6 1-2 2-3 3-H			3	1	1	1	0	0	3
Inning Stats	R: 0 E: 0 K: 0 S: 3 H: 0 LOB: 0 BB: 0 P: 3	R: 0 E: 0 K: 1 S: 6 H: 1 LOB: 1 BB: 0 P: 6	R: 2 E: 0 K: 0 S: 7 H: 2 LOB: 0 BB: 0 P: 8	R: 0 E: 0 K: 0 S: 4 H: 1 LOB: 1 BB: 0 P: 4	R: 0 E: 0 K: 0 S: 3 H: 1 LOB: 1 BB: 0 P: 4	R: 0 E: 0 K: 1 S: 5 H: 0 LOB: 0 BB: 0 P: 5	R: 2 E: 1 K: 0 S: 4 H: 0 LOB: 3 BB: 3 P: 17	R: 0 E: 0 K: 1 S: 5 H: 0 LOB: 0 BB: 0 P: 5		1B: 2 2B: 1 3B: 1 HR: 1	SF: 2 SAC: 0 DP: 1 HBP: 2					

BOTTOM

Milwaukee Brewers @ San Francisco Giants

Scottsdale Stadium, Scottsdale, AZ

Fri Feb 28 2014, 3:06 PM - 5:47 PM EST

Att. 7,093 - Partly Cloudy - 74 F

livebaseballscorecards.com

AB	27
R	4
H	5
RBI	4
BB	3
SO	3
LOB	14

PITCHER		IP	WLS	BF	H	R	ER	SO	BB	IBB	HBP	BLK	WP	HR	S	P	ERA	WHIP
49 Yovani Gallardo, R ERA:	(1, 1)	2.0		7	1	0	0	1	0	0	0	0	0	0	9	9	0.00	0.500
30 Tyler Thornburg, R ERA: 9.0	(3, 1)	2.0	L	9	3	2	2	0	0	0	0	0	0	1	11	12	9.00	1.500
53 Brandon Kintzler, R ERA:	(5, 1)	1.0		4	1	0	0	0	0	0	1	0	0	0	3	4	0.00	1.000
54 Michael Blazek, R ERA:	(6, 1)	1.0		3	0	0	0	1	0	0	0	0	0	0	5	5	0.00	0.000
50 Jose De La Torre, R ERA: 27.0	(7, 1)	0.2		6	0	2	2	0	2	0	1	0	0	0	3	12	27.00	3.000

PITCHER		IP	WLS	BF	H	R	ER	SO	BB	IBB	HBP	BLK	WP	HR	S	P	ERA	WHIP
70 Dustin Molleken, R ERA:	(7, 1)	0.1		2	0	0	0	0	1	0	0	0	0	0	1	5	0.00	3.000
45 Alfredo Figaro, R ERA:	(8, 1)	1.0		3	0	0	0	1	0	0	0	0	0	0	5	5	0.00	0.000

San Francisco Giants @ Oakland Athletics

Phoenix Municipal Stadium, Phoenix, AZ

Fri Feb 28 2014, 3:06 PM - 6:10 PM EST

Att. 4,285 - Partly Cloudy - 75 F

livebaseballscorecards.com

Batter	1	2	3	4	5	6	7	8	9	AB	R	H	RBI	BB	SO	LOB
56 Gary Brown, R (1, 8) OBP: 0.714, SLG: 0.500	HBP	1B		BB			1B		P3	3	2	2	1	1	0	0
35 Brandon Crawford, L (1, 6) OBP: 0.200, SLG: 0.600	K	3B		L8			BB		K	3	1	1	2	0	1	2
14 Brandon Hicks, R (6, 6)										1	0	0	0	1	1	0
9 Brandon Belt, L (1, 3) OBP: 0.800, SLG: 1.000	1B	2B		K			G5-4-3		K	3	1	2	1	0	1	1
74 Angel Villalona, R (6, 3)										2	0	0	0	0	1	2
48 Pablo Sandoval, S (1, 5)	F8	K			F7		F8			3	0	0	0	0	1	3
81 Adam Duvall, R (6, 5) OBP: 0.333, SLG: 1.333										1	0	0	0	0	0	1
29 Héctor Sánchez, S (1, 10) OBP: 0.333, SLG: 0.500	2B	F9			G4-3			1B		4	0	2	2	0	0	1
2 Juan Carlos Perez, R (1, 7) OBP: 0.500, SLG: 0.800	K		K		F8			2B		4	0	1	0	0	2	1
80 Javier Herrera, R (1, 9)		BB	G5-3		F8			K		3	1	0	0	1	1	2
21 Nick Noonan, L (1, 4)		F8	K		F9			BB		3	0	0	0	1	1	1
12 Guillermo Quiroz, R (1, 2) OBP: 0.333, SLG: 0.333		1B		F9			G5-3		G1-2-3	3	1	1	0	0	0	0
86 Ben Turner, R (6, 2)										1	0	0	0	0	0	3

Inning Stats	1	2	3	4	5	6	7	8	9
	R: 2 E: 0 K: 2 S: 9	H: 2 LOB: 1 BB: 0 P: 10	R: 4 E: 0 K: 1 S: 9	H: 4 LOB: 1 BB: 1 P: 13	R: 0 E: 0 K: 2 S: 7	H: 0 LOB: 0 BB: 0 P: 7	R: 0 E: 0 K: 1 S: 5	H: 0 LOB: 1 BB: 1 P: 9	R: 0 E: 0 K: 0 S: 3	H: 0 LOB: 0 BB: 0 P: 3	R: 0 E: 0 K: 0 S: 3	H: 0 LOB: 0 BB: 0 P: 3	R: 0 E: 0 K: 0 S: 3	H: 1 LOB: 1 BB: 1 P: 7	R: 0 E: 0 K: 1 S: 6	H: 2 LOB: 2 BB: 1 P: 10	R: 0 E: 0 K: 2 S: 7	H: 0 LOB: 0 BB: 0 P: 7

	AB	34
	R	6
	H	9
	RBI	6
	BB	4
	SO	9
	LOB	17

	1B: 5	SF: 0	WP: 0	PA: 39
	2B: 3	SAC: 0	PB: 0	
	3B: 1	DP: 2	SB: 1	
	HR: 0	HBP: 1	CS: 0	

PITCHER	IP	WLS	BF	H	R	ER	SO	BB	IBB	HBP	BLK	WP	HR	S	P	ERA	WHIP
11 Jarrod Parker, R (1, 1) ERA: 40.5	1.1		11	5	6	6	2	1	0	1	0	0	0	13	18	40.50	4.500
Ryan Dull, R (2, 1) ERA:	0.2		3	1	0	0	1	0	0	0	0	0	0	5	5	0.00	1.500
62 Sean Doolittle, L (3, 1) ERA:	1.0		3	0	0	0	2	0	0	0	0	0	0	7	7	0.00	0.000
70 Raúl Alcántara, R (4, 1) ERA:	2.0		7	0	0	0	1	1	0	0	0	0	0	8	12	0.00	0.500
53 Jeremy McBryde, R (6, 1) ERA:	1.0		3	0	0	0	0	0	0	0	0	0	0	3	3	0.00	0.000

PITCHER	IP	WLS	BF	H	R	ER	SO	BB	IBB	HBP	BLK	WP	HR	S	P	ERA	WHIP
66 Michael Ynoa, R (7, 1) ERA:	1.1		8	3	0	0	1	2	0	0	0	0	0	8	16	0.00	3.750
81 Zach Neal, R (8, 1) ERA:	1.2	W	4	0	0	0	2	0	0	0	0	0	0	8	8	0.00	0.000

BOTTOM

San Francisco Giants @ Oakland Athletics

Phoenix Municipal Stadium, Phoenix, AZ

Fri Feb 28 2014, 3:06 PM - 6:10 PM EST

Att. 4,285 - Partly Cloudy - 75 F

livebaseballscorecards.com

Batter	1	2	3	4	5	6	7	8	9	AB	R	H	RBI	BB	SO	LOB
29 Sam Fuld, L (1, 8) OBP: 0.429, SLG: 0.714 19 Billy Burns, S (5, 8) OBP: 0.375, SLG: 0.286	P6			8 SF8 3B	P5			15 G6-3 15 S 17 G6-3 1B		2 1 1 0 0 0 0 2 1 1 0 0 0 1						
1 Nick Punto, S (1, 4) OBP: 0.800, SLG: 0.667 15 Jake Elmore, R (5, 4) OBP: 0.500, SLG: 0.500	G6-3			BB		17 G6-3 17 WP 38 G5-3 1B		G6-3 1-3		1 0 0 0 1 0 0 2 1 1 0 0 0 1						
8 Jed Lowrie, S (1, 6) OBP: 0.250, SLG: 0.667 17 Addison Russell, R (6, 6) OBP: 0.143, SLG: 0.143	G6-3			SF8 3-H		G6-3 1-3		G6-3 3-H		1 0 0 1 0 0 0 2 0 0 1 0 0 1						
20 Josh Donaldson, R (1, 5) 38 Jose Martinez, R (6, 5) OBP: 0.500, SLG: 0.500		K		K		G5-3 3-H		36 HR 1B		2 0 0 0 0 2 1 2 1 1 1 0 0 0						
18 Alberto Callaspo, S (1, 10) OBP: 0.333, SLG: 0.333 36 Derek Norris, R (8, PH) OBP: 0.333, SLG: 1.333 (9, 10)		F9		P4		L8		1-H HR		3 0 0 0 0 0 1 1 1 1 2 0 0 0						
10 Daric Barton, L (1, 3) OBP: 0.250, SLG: 0.500 7 Nate Freiman, R (6, 3)		F8			23 F9 21 1B 2B		G5-3	G6-3		2 1 1 0 0 0 0 2 0 0 0 0 0 0						
23 Michael Taylor, R (1, 9) OBP: 0.375, SLG: 0.286 Jake Goebbert, L (7, 9)			G6-3		F9 2-3		L7		35 E 35 BLK 79 WP BB	2 0 0 0 0 0 1 1 1 0 0 1 0 0						
21 Stephen Vogt, L (1, 2) OBP: 0.750, SLG: 1.250 35 Chris Gimenez, R (6, 2) OBP: 0.500, SLG: 0.333			32 G4-6-3 1B		3-H 1B		BB		E1 1-3	2 0 2 1 0 0 0 1 0 0 0 1 0 1						
32 Shane Peterson, L (1, 7) OBP: 0.167, SLG: 0.167 79 Billy McKinney, L (7, 7)			G4-6-3 1-2f		K		K		WP 3-H	2 0 0 0 0 1 2 2 0 0 0 0 1 2						
Inning Stats	R: 0 H: 0 E: 0 LOB: 0 K: 0 BB: 0 S: 3 P: 3	R: 0 H: 0 E: 0 LOB: 0 K: 1 BB: 0 S: 5 P: 5	R: 0 H: 1 E: 0 LOB: 0 K: 0 BB: 0 S: 3 P: 3	R: 1 H: 1 E: 0 LOB: 1 K: 1 BB: 1 S: 6 P: 10	R: 1 H: 2 E: 0 LOB: 1 K: 1 BB: 0 S: 7 P: 7	R: 1 H: 1 E: 0 LOB: 0 K: 0 BB: 0 S: 4 P: 5	R: 0 H: 0 E: 0 LOB: 1 K: 1 BB: 1 S: 5 P: 9	R: 3 H: 3 E: 0 LOB: 0 K: 0 BB: 0 S: 7 P: 7	R: 1 H: 0 E: 1 LOB: 1 K: 0 BB: 1 S: 1 P: 6	1B: 5 SF: 1 2B: 1 SAC: 0 3B: 1 DP: 1 HR: 1 HBP: 0						

	AB	32
	R	7
	H	8
	RBI	6
	BB	3
	SO	4
	LOB	11

WP: 2 PA: 36
PB: 0
SB: 1
CS: 0

PITCHER		IP	WLS	BF	H	R	ER	SO	BB	IBB	HBP	BLK	WP	HR	S	P	ERA	WHIP
82 Edwin Escobar, L ERA:	(1, 1)	2.0		6	0	0	0	1	0	0	0	0	0	0	8	8	0.00	0.000
50 Jason Berken, R ERA: 4.5	(3, 1)	2.0		8	2	1	1	1	1	0	0	0	0	0	9	13	4.50	1.500
83 Chris Heston, R ERA: 9.0	(5, 1)	2.0		9	3	2	2	1	0	0	0	0	1	0	11	12	9.00	1.500
77 Mitch Lively, R ERA:	(7, 1)	1.0	H	4	0	0	0	1	1	0	0	0	0	0	5	9	0.00	1.000
60 Mason Tobin, R ERA: 27.0	(8, 1)	1.0	B	6	3	3	3	0	0	0	0	0	0	1	7	7	27.00	3.000

PITCHER		IP	WLS	BF	H	R	ER	SO	BB	IBB	HBP	BLK	WP	HR	S	P	ERA	WHIP
37 Heath Hembree, R ERA: 9.0	(9, 1)	0.0	L	3	0	1	1	0	1	0	0	1	1	0	1	6	∞	∞

Batter	1	2	3	4	5	6	7	8	9	AB	R	H	RBI	BB	SO	LOB
Inning Stats										1B: 0 2B: 0 3B: 0 HR: 0		SF: 0 SAC: 0 DP: 0 HBP: 0			WP: 0 PB: 0 SB: 0 CS: 0		PA: 0

San Francisco Giants @ Chicago Cubs

Cubs Park, Mesa, AZ

Sat Mar 01 2014, 3:05 PM EST

TOP

livebaseballscorecards.com

AB	0
R	0
H	0
RBI	0
BB	0
SO	0
LOB	0

PITCHER	IP	WLS	BF	H	R	ER	SO	BB	IBB	HBP	BLK	WP	HR	S	P	ERA	WHIP

PITCHER	IP	WLS	BF	H	R	ER	SO	BB	IBB	HBP	BLK	WP	HR	S	P	ERA	WHIP

Batter	1	2	3	4	5	6	7	8	9	AB	R	H	RBI	BB	SO	LOB
Inning Stats																

BOTTOM

San Francisco Giants @ Chicago Cubs

Cubs Park, Mesa, AZ

Sat Mar 01 2014, 3:05 PM EST

livebaseballscorecards.com

AB	0
R	0
H	0
RBI	0
BB	0
SO	0
LOB	0

1B: 0
2B: 0
3B: 0
HR: 0

SF: 0
SAC: 0
DP: 0
HBP: 0

WP: 0
PB: 0
SB: 0
CS: 0

PA: 0

PITCHER	IP	WLS	BF	H	R	ER	SO	BB	IBB	HBP	BLK	WP	HR	S	P	ERA	WHIP

PITCHER	IP	WLS	BF	H	R	ER	SO	BB	IBB	HBP	BLK	WP	HR	S	P	ERA	WHIP

Batter	1	2	3	4	5	6	7	8	9	AB	R	H	RBI	BB	SO	LOB
8 Gerardo Parra, L (1, 9) OBP: 0.455, SLG: 0.333 60 Blake Lalli, L (6, 2) OBP: 0.333, SLG: 0.333	S S C 0-3 ① K			X 0-0 ① G3-1	X 0-0 ② SF7 3-H			X 0-0 ① G3		2 0 0 1 0 1 0 1 0 0 0 0 0 0						
14 Martín Prado, R (1, 10) OBP: 0.667, SLG: 0.889 49 Shelley Duncan, R (6, PH) OBP: 0.200, SLG: 0.300 (6, 10)	X 0-0 ② F9			X 0-0 1B	S 0-1 ③ CS 1-2	X 0-0 ① G4-3		X 0-0 ② G4-3		2 0 1 0 0 0 0 2 0 0 0 0 0 0						
44 Paul Goldschmidt, R (1, 3) OBP: 0.308, SLG: 0.100 78 Justin Greene, R (6, 7)	X 0-0 ③ F9			X 0-0 ② F8		X 0-0 ② G4-3		B H 2-0 HBP		3 0 0 0 0 0 1 0 0 0 0 0 0 0						
12 Eric Chavez, L (1, 5) OBP: 0.125, SLG: 0.500 1 Mike Freeman, L (6, 4)		X 0-0 E3 26 G3-4-1		X 0-0 ③ G4-3		X 0-0 ③ P5		S S C 0-3 ③ K		3 0 0 0 0 0 1 1 0 0 0 0 1 1						
15 Mark Trumbo, R (1, 7) OBP: 0.444, SLG: 0.875 16 Chris Owings, R (6, 6) OBP: 0.333, SLG: 0.364		X 0-0 ① F8			X 0-0 26 1B 2B		X 0-0 ① F8		X 0-0 ① G4-3	2 1 1 0 0 0 1 2 0 0 0 0 0 0						
26 Miguel Montero, L (1, 2) OBP: 0.333, SLG: 0.444 63 Ender Inciarte, L (6, 8) OBP: 0.571, SLG: 0.500		X 0-0 ② ③ G3-4-1 1-2f			X 0-0 4 BB 11 HBP 8 SF7 2-H 1B		S S S 0-3 ② K		X 0-0 27 S 21 2B 1B	2 1 1 1 0 0 1 2 1 1 0 0 1 0						
1 Didi Gregorius, L (1, 6) OBP: 0.300, SLG: 0.333 27 Matt Tuiasosopo, R (6, 9) OBP: 0.333, SLG: 0.286			X 0-0 ① P6	X 0-0 ① F9		B B B B 4-0 21 BB BB		S X 0-1 ② P3 1-2		2 0 0 0 0 0 1 1 0 0 0 1 0 1						
11 AJ Pollock, R (1, 8) OBP: 0.500, SLG: 0.625 21 Mike Jacobs, L (6, 3) OBP: 0.333, SLG: 0.375			X 0-0 4 G4-6-3 1B	B H 2-0 4 BB 1-2 HBP		B B B B 4-0 1-2 BB		X 0-0 2-H 2B		1 0 1 0 0 0 0 1 0 1 1 1 0 0						
4 Cliff Pennington, S (1, 4) OBP: 0.444, SLG: 0.286 76 Andy Marte, R (6, 5) OBP: 0.167, SLG: 0.333			X 0-0 ② ③ G4-6-3 1-2f	B B B B 4-0 14 CS 1-2 2-3 BB			S S S 0-3 ③ K		X 0-0 ③ G5-3	1 0 0 0 1 0 1 2 0 0 0 0 1 3						
Inning Stats	R: 0 E: 0 K: 1 S: 5 H: 0 LOB: 0 BB: 0 P: 5	R: 0 E: 1 K: 0 S: 3 H: 0 LOB: 0 BB: 0 P: 3	R: 0 E: 0 K: 0 S: 3 H: 1 LOB: 0 BB: 0 P: 3	R: 0 E: 0 K: 0 S: 4 H: 1 LOB: 1 BB: 0 P: 4	R: 2 E: 0 K: 0 S: 5 H: 2 LOB: 1 BB: 1 P: 11	R: 0 E: 0 K: 0 S: 3 H: 0 LOB: 0 BB: 0 P: 3	R: 0 E: 0 K: 2 S: 7 H: 0 LOB: 2 BB: 2 P: 15	R: 0 E: 0 K: 1 S: 5 H: 0 LOB: 1 BB: 0 P: 7	R: 1 E: 0 K: 0 S: 6 H: 2 LOB: 1 BB: 0 P: 6	1B: 4 2B: 2 3B: 0 HR: 0 SF: 1 SAC: 0 DP: 2 HBP: 2							

TOP

Arizona Diamondbacks @ San Francisco Giants
Scottsdale Stadium, Scottsdale, AZ
Sun Mar 02 2014, 3:05 PM - 5:52 PM EST
Att. 10,830 - Sunny - 61 F

livebaseballscorecards.com

AB	30
R	3
H	6
RBI	3
BB	3
SO	4
LOB	11

PITCHER		IP	WLS	BF	H	R	ER	SO	BB	IBB	HBP	BLK	WP	HR	S	P	ERA	WHIP
17 Tim Hudson, R ERA:	(1, 1)	2.0		6	0	0	0	1	0	0	0	0	0	0	8	8	0.00	0.000
49 Javier López, L ERA:	(3, 1)	1.0	H	3	1	0	0	0	0	0	0	0	0	0	3	3	0.00	1.000
73 Kameron Loe, R ERA: 4.5	(4, 1)	2.0	W	10	3	2	2	0	1	0	1	0	0	0	9	15	9.00	2.000
34 Jose De Paula, L ERA:	(6, 1)	1.0	H	3	0	0	0	0	0	0	0	0	0	0	3	3	0.00	0.000
57 Juan Gutierrez, R ERA:	(7, 1)	1.0	H	5	0	0	0	2	2	0	0	0	0	0	7	15	0.00	2.000

PITCHER		IP	WLS	BF	H	R	ER	SO	BB	IBB	HBP	BLK	WP	HR	S	P	ERA	WHIP
61 Rafael Dolis, R ERA:	(8, 1)	1.0	H	4	0	0	0	1	0	0	1	0	0	0	5	7	0.00	0.000
63 Jean Machi, R ERA: 4.5	(9, 1)	1.0	S	5	2	1	1	0	0	0	0	0	0	0	6	6	9.00	2.000

BOTTOM

Arizona Diamondbacks @ San Francisco Giants
Scottsdale Stadium, Scottsdale, AZ
Sun Mar 02 2014, 3:05 PM - 5:52 PM EST
Att. 10,830 - Sunny - 61 F

livebaseballscorecards.com

Batter	1	2	3	4	5	6	7	8	9	AB	R	H	RBI	BB	SO	LOB
16 Ángel Pagán, S (1, 8) OBP: 0.500, SLG: 0.600 7 Grégor Blanco, L (6, 8) OBP: 0.400, SLG: 0.667 (7, 7)	1B	G5-3			28 1B; 71 FC5; 1-2; 1B	2B		G4-3		3 2	1 0	2 1	0 0	0 0	0 0	1 2
9 Brandon Belt, L (1, 3) OBP: 0.571, SLG: 0.714 71 Mark Minicozzi, R (4, 3) OBP: 0.600, SLG: 1.333	F8		G5-3		FC5; 8 G6-3; 28 1B; 29 1B; 1-2; 2-3f	K				2 2	0 1	0 0	0 0	0 0	0 1	0 3
28 Buster Posey, R (1, 2) OBP: 0.400, SLG: 0.400 88 Tyler Colvin, L (5, PR) (6, 9)	8 BB; 48 1B; 1B		G6-3		8 G6-3; 29 1B; 1-2; 2-H; 1B		K			3 1	1 1	2 0	1 0	0 0	0 1	0 0
8 Hunter Pence, R (1, 9) OBP: 0.429, SLG: 0.400 12 Guillermo Quiroz, R (6, 2) OBP: 0.250, SLG: 0.250	48 1B; 1-2; BB		K		G6-3; 1-2; 2-3		G3-1			2 1	0 0	0 0	0 0	1 0	1 0	2 0
48 Pablo Sandoval, S (1, 5) OBP: 0.250, SLG: 0.167 81 Adam Duvall, R (6, 5) OBP: 0.250, SLG: 1.000	38 FC4-6; 1-3; 2-H; 1B			G6-3	29 1B; 13 1B; BB		F8			2 1	1 0	1 0	1 0	1 0	0 0	0 0
38 Michael Morse, R (1, 10) 29 Héctor Sánchez, S (5, PH) (6, 10) OBP: 0.375, SLG: 0.500	FC4-6; 1-2f			G5-3	13 1B; 1-2; 2-H; 3-H; 1B			K2-3		2 2	0 0	0 1	0 2	0 0	0 1	2 0
13 Joaquin Arias, R (1, 4) OBP: 0.600, SLG: 0.600 14 Brandon Hicks, R (6, 4) OBP: 0.400, SLG: 0.500		G6-3			1B	1-3; 2-H; 1B		2B		3 1	0 0	2 1	1 0	0 0	0 0	0 0
35 Brandon Crawford, L (1, 6) OBP: 0.125, SLG: 0.375 6 Ehire Adrianza, S (7, 6) OBP: 0.333, SLG: 1.167		F8			K	P6		K		3 1	0 0	0 0	0 0	0 0	1 1	1 1
2 Juan Carlos Perez, R (1, 7) OBP: 0.556, SLG: 0.875 56 Gary Brown, R (7, 8) OBP: 0.750, SLG: 0.500		2B			71 FC5; 16 1B; 1B	G4-3		BB		3 0	0 0	2 0	0 0	0 0	0 1	0 0
Inning Stats	R: 1 E: 0 K: 0 S: 5 H: 3 LOB: 2 BB: 1 P: 9	R: 0 E: 0 K: 0 S: 4 H: 1 LOB: 1 BB: 0 P: 4	R: 0 E: 0 K: 1 S: 5 H: 0 LOB: 0 BB: 0 P: 5	R: 0 E: 0 K: 1 S: 6 H: 1 LOB: 1 BB: 0 P: 6	R: 4 E: 0 K: 0 S: 7 H: 5 LOB: 2 BB: 1 P: 11	R: 0 E: 0 K: 1 S: 6 H: 1 LOB: 1 BB: 0 P: 6	R: 0 E: 0 K: 1 S: 5 H: 0 LOB: 0 BB: 0 P: 5	R: 0 E: 0 K: 2 S: 8 H: 1 LOB: 2 BB: 1 P: 12		1B: 9 2B: 3 3B: 0 HR: 0	SF: 0 SAC: 0 DP: 0 HBP: 0						

	AB	34
	R	5
	H	12
	RBI	5
	BB	3
	SO	6
	LOB	12

WP: 0 PB: 0 SB: 0 CS: 0 PA: 37

PITCHER	IP	WLS	BF	H	R	ER	SO	BB	IBB	HBP	BLK	WP	HR	S	P	ERA	WHIP
36 Wade Miley, L (1, 1) ERA: 2.25	4.0		17	5	1	1	2	1	0	0	0	0	0	20	24	2.25	1.500
29 Brad Ziegler, R (5, 1) ERA: 21.6	0.2	L	7	4	4	4	0	1	0	0	0	0	0	6	10	54.00	7.500
59 Adam Russell, R (5, 1) ERA:	0.1		1	1	0	0	0	0	0	0	0	0	0	1	1	0.00	3.000
43 Addison Reed, R (6, 1) ERA:	1.0		4	1	0	0	1	0	0	0	0	0	0	6	6	0.00	1.000
30 David Hernandez, R (7, 1) ERA:	1.0		3	0	0	0	1	0	0	0	0	0	0	5	5	0.00	0.000

PITCHER	IP	WLS	BF	H	R	ER	SO	BB	IBB	HBP	BLK	WP	HR	S	P	ERA	WHIP
38 Will Harris, R (8, 1) ERA:	1.0		5	1	0	0	2	1	0	0	0	0	0	8	12	0.00	2.000

San Diego Padres @ San Francisco Giants

Scottsdale Stadium, Scottsdale, AZ

Mon Mar 03 2014, 3:06 PM - 6:17 PM EST

Att. 6,905 - Sunny - 69 F

TOP

livebaseballscorecards.com

Batter	1	2	3	4	5	6	7	8	9	AB	R	H	RBI	BB	SO	LOB
25 Will Venable, L (1, 8) OBP: 0.333, SLG: 0.200	G1-3		5 G4-3 1B		K 1-2	2B		K		3	0	1	0	0	1	2
56 Joaquin Benoit, R (5, 1)										0	0	0	0	0	0	0
78 Alex Dickerson, L (6, PH) OBP: 0.100, SLG: 0.200										1	0	1	0	0	0	0
66 Joe Ross, R (6, 1)										0	0	0	0	0	0	0
68 Rico Noel, R (8, PH) OBP: 0.250, SLG: 0.500										1	0	0	0	0	1	1
60 Juan Pablo Oramas, L (8, 1)										0	0	0	0	0	0	0
5 Alexi Amarista, L (1, 4) OBP: 0.455, SLG: 0.700	G6-3		1 SAFE G4-3 1-2			HR / BB		G5-3		3	1	1	1	0	0	1
67 Jonathan Galvez, R (6, PH)										1	0	0	0	1	0	1
(6, 5)																
21 Xavier Nady, R (1, 3) OBP: 0.200, SLG: 0.200	G6-3			K		1B / F8			82 FC6-4 1B	3	0	1	0	0	1	0
(5, 9)																
73 Cory Spangenberg, L (6, PR) OBP: 0.667, SLG: 0.600										2	1	1	0	0	0	2
(6, 4)																
88 Kyle Blanks, R (1, 7) OBP: 0.400, SLG: 0.286		2B		F7		4 1B BB 1-2	K		FC6-4 27 WP 1-2f	2	0	1	0	1	0	0
82 Daniel Robertson, R (6, PR)										2	0	0	0	0	1	1
(6, 7)																
4 Nick Hundley, R (1, 2) OBP: 0.143, SLG: 0.143	P6			K		74 BB 27 1B 63 1B 1-3 2-H	P6		K	3	0	1	1	0	1	1
3 Alberto Gonzalez, R (6, PR)										2	1	0	0	0	1	1
(6, 6)																
15 Ryan Jackson, R (1, 5) OBP: 0.300, SLG: 0.333	64 FC6-4 BB				F8	74 BB 63 1B 1-2	G1-6-3		P5 1-2	1	0	0	0	1	0	0
27 Rey Fuentes, L (6, PH) OBP: 0.200, SLG: 0.111										3	1	1	0	0	0	1
(6, 8)																
74 Jace Peterson, L (1, 6)		K			P5	63 1B 1-2 2-3 BB		14 2B BB		2	0	0	0	1	1	2
70 Austin Hedges, R (6, 2) OBP: 0.400, SLG: 0.250										0	1	0	0	1	0	0
64 Rymer Liriano, R (1, 9) OBP: 0.091, SLG: 0.091	FC6-4 1-2f				14 1B 1B	14 HR 1-3 2-H 3-H 1B		K		2	0	1	0	0	0	2
63 Yeison Asencio, R (5, PR) OBP: 0.250, SLG: 0.250										2	1	1	2	0	1	1
(5, 8)																
(6, 9)																
55 Josh Johnson, L (1, 1)			G6-3		25 S 1-3 1B	2-1 1-H HR		1-H 2B		0	0	0	0	0	0	0
79 Cody Decker, R (3, PH)										1	0	0	0	0	0	0
46 Tim Stauffer, R (3, 1)										0	0	0	0	0	0	0
14 Tommy Medica, R (5, PH) OBP: 0.727, SLG: 1.182										3	1	3	3	0	0	0
(5, 3)																
Inning Stats	R: 0 E: 0 K: 0 S: 3 H: 0 LOB: 0 BB: 0 P: 3	R: 0 E: 0 K: 1 S: 6 H: 1 LOB: 2 BB: 1 P: 10	R: 0 E: 0 K: 0 S: 3 H: 1 LOB: 0 BB: 0 P: 3	R: 0 E: 0 K: 2 S: 7 H: 0 LOB: 0 BB: 0 P: 7	R: 0 E: 0 K: 1 S: 7 H: 2 LOB: 3 BB: 0 P: 7	R: 6 E: 0 K: 0 S: 10 H: 7 LOB: 2 BB: 3 P: 24	R: 0 E: 0 K: 1 S: 5 H: 0 LOB: 0 BB: 0 P: 5	R: 1 E: 0 K: 2 S: 8 H: 1 LOB: 1 BB: 1 P: 12	R: 0 E: 0 K: 1 S: 6 H: 1 LOB: 1 BB: 0 P: 7	1B: 8 2B: 3 3B: 0 HR: 2 SF: 0 SAC: 0 DP: 0 HBP: 0							

	AB	37
	R	7
	H	13
	RBI	7
	BB	5
	SO	8
	LOB	16

WP: 1 PB: 0 SB: 1 CS: 0 PA: 42

PITCHER		IP	WLS	BF	H	R	ER	SO	BB	IBB	HBP	BLK	WP	HR	P	ERA	WHIP
55 Tim Lincecum, R (1, 1)		2.0		8	1	0	0	1	1	0	0	0	0	0	13	0.00	1.000
ERA:																	
46 Santiago Casilla, R (3, 1)		1.0		3	1	0	0	0	0	0	0	0	0	0	3	0.00	1.000
ERA:																	
54 Sergio Romo, R (4, 1)		1.0		3	0	0	0	2	0	0	0	0	0	0	7	0.00	0.000
ERA: 27.0																	
52 Yusmeiro Petit, R (5, 1)		1.1	L	10	6	4	4	1	1	0	0	0	0	1	16	27.00	5.250
ERA: 27.0																	
72 Jose Casilla, R (6, 1)		0.1		5	3	2	2	0	2	0	0	0	0	1	14	54.00	15.000
ERA: 54.0																	

PITCHER		IP	WLS	BF	H	R	ER	SO	BB	IBB	HBP	BLK	WP	HR	S	P	ERA	WHIP
45 Dan Runzler, L (6, 1)		1.1		4	0	0	0	1	0	0	0	0	0	0	6	6	0.00	0.000
ERA:																		
87 Adam Reifer, R (8, 1)		1.0		5	1	1	1	2	1	0	0	0	0	0	8	12	9.00	2.000
ERA: 9.0																		
75 Erik Cordier, R (9, 1)		1.0		4	1	0	0	1	0	0	0	0	1	0	6	7	0.00	1.000
ERA:																		

Batter	1	2	3	4	5	6	7	8	9	AB	R	H	RBI	BB	SO	LOB
7 Grégor Blanco, L (1, 8) OBP: 0.250, SLG: 0.333	F8		F9		F9			14 2B 88 1B BB	F9	3	0	0	0	0	0	2
2 Juan Carlos Perez, R (6, 8) OBP: 0.545, SLG: 0.778										1	1	0	0	1	0	1
35 Brandon Crawford, L (1, 6) OBP: 0.091, SLG: 0.273	F8			P5		F8		88 1B 1-3 2B		3	0	0	0	0	0	0
14 Brandon Hicks, R (7, 6) OBP: 0.500, SLG: 0.800										1	1	1	0	0	0	0
48 Pablo Sandoval, S (1, 5) OBP: 0.182, SLG: 0.111	G5-3			K		G3		K		3	0	0	0	0	1	0
81 Adam Duvall, R (7, 5) OBP: 0.200, SLG: 0.800										1	0	0	0	0	1	2
8 Hunter Pence, R (1, 9) OBP: 0.444, SLG: 0.429		K		38 BB 1B		G3-1		2-H 3-H 1B		2	0	1	0	0	1	0
88 Tyler Colvin, L (6, 9) OBP: 0.143, SLG: 0.143										2	0	1	2	0	0	0
(8, 7)																
38 Michael Morse, R (1, 7) OBP: 0.200, SLG: 0.111		K		1-2 BB			71 1B 1B			2	0	1	0	1	1	0
85 Mac Williamson, R (7, PR) OBP: 0.667, SLG: 0.500										1	0	1	0	0	0	0
(8, 9)																
29 Héctor Sánchez, S (1, 2) OBP: 0.300, SLG: 0.400		F7		G3			F8	K		2	0	0	0	0	0	2
67 Andrew Susac, R (7, 2)										2	0	0	0	0	1	2
13 Joaquin Arias, R (1, 3) OBP: 0.571, SLG: 0.571			6 G3-1 1B		K		1-2 1B		BB	2	0	1	0	0	1	0
71 Mark Minicozzi, R (7, 3) OBP: 0.714, SLG: 1.250										1	0	1	0	1	0	0
10 Tony Abreu, S (1, 4) OBP: 0.143, SLG: 0.143			K		1B		F7		F8	2	0	1	0	0	1	1
21 Nick Noonan, L (6, 4)										2	0	0	0	0	0	3
55 Tim Lincecum, L (1, 1) 46 Santiago Casilla, R (3, 1) 6 Joe Panik, L (3, PH) 54 Sergio Romo, R (4, 1) 52 Yusmeiro Petit, R (5, 1) 72 Jose Casilla, R (6, 1) 45 Dan Runzler, L (6, 1) 12 Guillermo Quiroz, R (7, PH) 87 Adam Reifer, R (8, 1) 75 Erik Cordier, R (9, 1) 74 Angel Villalona, R (9, PH)			G3-1 1-2		K		G6-3		K	0 0 1 0 1 0 0 1 0 0 0	0 0 0 0 0 0 0 0 0 0 0	0 0 0 0 0 0 0 0 0 0 1	0 0 0 0 0 0 0 0 0 0 1	0 0 1 0 1 0 0 2 0 0 1	0 0 0 0 0 0 0 0 0 0 1	0 0 1 0 1 0 0 0 0 0 1	0 0 1 0 1 0 0 0 0 0 1
Inning Stats	R: 0 E: 0 K: 0 S: 3 H: 0 LOB: 0 BB: 0 P: 3	R: 0 E: 0 K: 2 S: 7 H: 0 LOB: 0 BB: 0 P: 7	R: 0 E: 0 K: 1 S: 6 H: 1 LOB: 1 BB: 0 P: 6	R: 0 E: 0 K: 1 S: 6 H: 1 LOB: 2 BB: 1 P: 10	R: 0 E: 0 K: 2 S: 8 H: 1 LOB: 1 BB: 0 P: 8	R: 0 E: 0 K: 0 S: 3 H: 0 LOB: 0 BB: 0 P: 3	R: 0 E: 0 K: 0 S: 5 H: 2 LOB: 2 BB: 0 P: 5	R: 2 E: 0 K: 2 S: 9 H: 3 LOB: 1 BB: 1 P: 13	R: 0 E: 0 K: 1 S: 5 H: 0 LOB: 1 BB: 1 P: 9	1B: 7 2B: 1 3B: 0 HR: 0 SF: 0 SAC: 0 DP: 0 HBP: 0						

PITCHER		IP	WLS	BF	H	R	ER	SO	BB	IBB	HBP	BLK	WP	HR	S	P	ERA	WHIP
55 Josh Johnson, R ERA:	(1, 1)	2.0		6	0	0	0	2	0	0	0	0	0	0	10	10	0.00	0.000
46 Tim Stauffer, R ERA: 3.0	(3, 1)	2.0		9	2	0	0	2	1	0	0	0	0	0	12	16	0.00	1.500
56 Joaquín Benoit, R ERA:	(5, 1)	1.0	W	4	1	0	0	2	0	0	0	0	0	0	8	8	0.00	1.000
66 Joe Ross, R ERA: 3.0	(6, 1)	2.0		8	2	0	0	0	0	0	0	0	0	0	8	8	0.00	1.000
60 Juan Pablo Oramas, L ERA: 6.0	(8, 1)	2.0		10	3	2	2	3	2	0	0	0	0	0	14	22	9.00	2.500

PITCHER	IP	WLS	BF	H	R	ER	SO	BB	IBB	HBP	BLK	WP	HR	S	P	ERA	WHIP

BOTTOM

San Diego Padres @ San Francisco Giants

Scottsdale Stadium, Scottsdale, AZ

Mon Mar 03 2014, 3:06 PM - 6:17 PM EST

Att. 6,905 - Sunny - 69 F

livebaseballscorecards.com

AB	34
R	2
H	8
RBI	2
BB	3
SO	9
LOB	18

WP: 0		PA:	37
PB: 0			
SB: 0			
CS: 0			

Batter	1	2	3	4	5	6	7	8	9	AB	R	H	RBI	BB	SO	LOB
16 Ángel Pagán, S (1, 8) OBP: 0.333, SLG: 0.375	SSS 0-3 ① K		x 0-0 ② L8		x 0-0 ② G1-3		x 0-0 2 G6-3 1-2 3-H 1B		S T 0-2 ② K	3	0	0	0	0	1	0
56 Gary Brown, R (5, 8) OBP: 0.700, SLG: 0.500										2	0	1	1	0	1	1
2 Juan Carlos Perez, R (1, 7) OBP: 0.500, SLG: 0.643	x 0-0 ② G5-3		SSS 0-3 ③ K		x 0-0 1B		x 0-0 G6-3 ② 1-2 2-3		x 0-0 1-2 1B	5	0	2	0	0	1	2
9 Brandon Belt, L (1, 3) OBP: 0.600, SLG: 0.800	x 0-0 28 1B 1B			x 0-0 28 G6-3 88 2B 2B	x 0-0 ③ F7		x 0-0 ③ G5-3		x 0-0 ③ L7	3	1	2	0	0	0	1
74 Angel Villalona, R (5, 3)										2	0	0	0	0	0	5
28 Buster Posey, R (1, 2) OBP: 0.375, SLG: 0.375	x 0-0 1-2 1B			x 0-0 ① G6-3 2-3		x 0-0 ① G5-3		x 0-0 22 G4-6-3 1B		3	0	1	0	0	0	1
12 Guillermo Quiroz, R (6, 2) OBP: 0.333, SLG: 0.333										1	0	1	0	0	0	0
88 Tyler Colvin, L (1, 9) OBP: 0.222, SLG: 0.333	CCC 0-3 ③ K			x 0-0 10 1B 3-H 2B		x 0-0 ② G5-3		x 0-0 ① ② G4-6-3 1-2f		2	1	1	1	0	1	2
22 Roger Kieschnick, L (4, 9) OBP: 0.333, SLG: 0.200										2	0	0	0	0	0	1
10 Tony Abreu, S (1, 10) OBP: 0.200, SLG: 0.200		x 0-0 ① G6-3		x 0-0 2-H 1B		x 0-0 ③ G5-3		x 0-0 1B		3	0	1	1	0	0	0
71 Mark Minicozzi, R (8, PH) OBP: 0.750, SLG: 1.200										1	0	1	0	0	0	0
(8, 10)																
81 Adam Duvall, R (1, 5) OBP: 0.250, SLG: 0.625		x 0-0 ② G5-3		x 0-0 ② F9			x 0-0 14 L9 21 1B 56 1B 1B	x 0-0 ③ F8		3	0	1	0	0	0	1
79 Chris Dominguez, R (7, PR)										1	1	0	0	0	0	1
(7, 5)																
21 Nick Noonan, L (1, 4) OBP: 0.167, SLG: 0.091		CCC 0-3 ③ K		CCC 0-3 ③ K			x 0-0 2 G6-3 56 1B 1-2 1B		x 0-0 ① L9	4	0	1	0	0	2	1
6 Ehire Adrianza, S (1, 6) OBP: 0.250, SLG: 0.875		x 0-0 ① L9			x 0-0 ① G3-1		x 0-0 ① L9 2-3		x 0-0 2 1B 1B	2	0	0	0	0	0	0
14 Brandon Hicks, R (6, 6) OBP: 0.500, SLG: 0.714										2	0	1	0	0	0	2

Inning Stats	1	2	3	4	5	6	7	8	9
R:	0	0	0	2	0	0	1	0	0
E:	0	0	0	0	0	0	0	0	0
K:	2	1	1	1	0	0	0	0	1
S:	9	5	5	8	4	3	6	4	7
H:	2	0	0	3	1	0	3	2	2
LOB:	2	0	0	1	1	0	3	1	2
BB:	0	0	0	0	0	0	0	0	0
P:	9	5	5	8	4	3	6	4	7

1B:	11	SF:	0	WP:	0	PA:	39
2B:	2	SAC:	0	PB:	0		
3B:	0	DP:	1	SB:	0		
HR:	0	HBP:	0	CS:	0		

PITCHER		IP	WLS	BF	H	R	ER	SO	BB	IBB	HBP	BLK	WP	HR	S	P	ERA	WHIP
12 Juan Nicasio, R	(1, 1)	3.0		11	2	0	0	4	0	0	0	0	0	0	19	19	0.00	0.667
ERA:																		
32 LaTroy Hawkins, R	(4, 1)	1.0	L	6	3	2	2	1	0	0	0	0	0	0	8	8	18.00	3.000
ERA: 18.0																		
34 Matt Belisle, R	(5, 1)	1.0		4	1	0	0	0	0	0	0	0	0	0	4	4	0.00	1.000
ERA: 4.5																		
74 Yohan Flande, L	(6, 1)	2.0		9	3	1	1	0	0	0	0	0	0	0	9	9	4.50	1.500
ERA: 3.0																		
43 Pedro Hernandez, L	(8, 1)	2.0		9	4	0	0	1	0	0	0	0	0	0	11	11	0.00	2.000
ERA:																		

PITCHER		IP	WLS	BF	H	R	ER	SO	BB	IBB	HBP	BLK	WP	HR	S	P	ERA	WHIP

TOP

San Francisco Giants @ Colorado Rockies

Salt River Fields at Talking Stick, Scottsdale, AZ

Tue Mar 04 2014, 3:13 PM - 5:49 PM EST
Att. 6,062 - Partly Cloudy - 68 F

livebaseballscorecards.com

AB	39
R	3
H	13
RBI	3
BB	0
SO	6
LOB	18

BOTTOM

Batter	1	2	3	4	5	6	7	8	9	AB	R	H	RBI	BB	SO	LOB
9 DJ LeMahieu, R (1, 4)	L9		G4-6-3 1-2f			P6		F8		2	0	0	0	0	0	1
23 Charlie Culberson, R (4, 4) OBP: 0.100, SLG: 0.200										2	0	0	0	0	0	0
1 Brandon Barnes, R (1, 7) OBP: 0.500, SLG: 0.500	G6-3			G1-3		4 2B 1B		P6		3	1	1	0	0	0	0
6 Corey Dickerson, L (7, 7) OBP: 0.455, SLG: 0.636										1	0	0	0	0	0	0
28 Nolan Arenado, R (1, 5) OBP: 0.444, SLG: 0.444	1B			F8		1-H 2B		L1		2	0	1	0	0	0	0
4 Ryan Wheeler, L (5, 5) OBP: 0.417, SLG: 0.636										2	0	1	1	0	0	0
20 Wilin Rosario, R (1, 2) OBP: 0.429, SLG: 0.429	F9			S S S K		P2			G4-3	1	0	0	0	0	0	1
50 Dustin Garneau, R (4, 2)										2	0	0	0	0	1	1
41 Ryan Casteel, R (8, 2) OBP: 0.500, SLG: 1.250										1	0	0	0	0	0	0
7 Matt McBride, R (1, 3) OBP: 0.300, SLG: 0.375		G6-3			G5-3		E5 26 SH1-4 16 BB		16 1B 26 1B 1B	3	0	0	0	0	0	0
36 Ben Paulsen, L (9, PH) OBP: 0.273, SLG: 0.455										1	1	1	0	0	0	0
67 Kent Matthes, R (1, 9)		G5-3			G6-3	B B B B	4-0 26 SH1-4 1-2 BB		70 FC6-4 26 1B 1-2 1B	2	0	0	0	0	0	0
16 Tim Wheeler, L (7, 9) OBP: 0.444, SLG: 0.429										1	0	1	0	1	0	0
19 Charlie Blackmon, L (1, 8) OBP: 0.300, SLG: 0.500		P5			1B		SH1-4 1-2 2-3		70 FC6-4 1-2 2-H 1B	2	0	1	0	0	0	0
26 Jason Pridie, L (6, 8) OBP: 0.556, SLG: 0.857										1	0	1	1	0	0	0
70 Tom Murphy, R (1, 10) OBP: 0.250, SLG: 0.750			S S S K		P3		F9		FC6-4 1-2f 2-3	4	0	0	0	0	1	5
10 Paul Janish, R (1, 6) OBP: 0.571, SLG: 0.500			9 G4-6-3 1B			F9	G5-3		G3	2	0	1	0	0	0	0
65 Cristhian Adames, S (7, 6) OBP: 0.222, SLG: 0.222										2	0	0	0	0	0	4
Inning Stats	R: 0 E: 0 K: 0 S: 4 H: 1 LOB: 1 BB: 0 P: 4	R: 0 E: 0 K: 0 S: 3 H: 0 LOB: 0 BB: 0 P: 3	R: 0 E: 0 K: 1 S: 5 H: 1 LOB: 0 BB: 0 P: 5	R: 0 E: 0 K: 1 S: 5 H: 0 LOB: 0 BB: 0 P: 5	R: 0 E: 0 K: 0 S: 4 H: 1 LOB: 1 BB: 0 P: 4	R: 1 E: 0 K: 0 S: 5 H: 2 LOB: 1 BB: 0 P: 5	R: 0 E: 1 K: 0 S: 4 H: 0 LOB: 2 BB: 1 P: 8	R: 0 E: 0 K: 0 S: 3 H: 0 LOB: 0 BB: 0 P: 3	R: 1 E: 0 K: 0 S: 6 H: 3 LOB: 2 BB: 0 P: 6	1B: 7 2B: 1 3B: 0 HR: 0	SF: 0 SAC: 1 DP: 1 HBP: 0						

PITCHER		IP	WLS	BF	H	R	ER	SO	BB	IBB	HBP	BLK	WP	HR	S	P	ERA	WHIP
40 Madison Bumgarner, L ERA:	(1, 1)	3.0	W	10	2	0	0	1	0	0	0	0	0	0	12	12	0.00	0.667
32 Ryan Vogelsong, R ERA: 1.8	(4, 1)	3.0	H	12	3	1	1	1	0	0	0	0	0	0	14	14	3.00	1.000
82 Edwin Escobar, L ERA:	(7, 1)	1.0	H	5	0	0	0	0	1	0	0	0	0	0	4	8	0.00	1.000
70 George Kontos, R ERA: 9.0	(8, 1)	1.0	H	3	0	0	0	0	0	0	0	0	0	0	3	3	0.00	0.000
51 Jake Dunning, R ERA: 4.5	(9, 1)	1.0	S	6	3	1	1	0	0	0	0	0	0	0	6	6	9.00	3.000

PITCHER	IP	WLS	BF	H	R	ER	SO	BB	IBB	HBP	BLK	WP	HR	S	P	ERA	WHIP

San Francisco Giants @ Colorado Rockies

Salt River Fields at Talking Stick, Scottsdale, AZ

Tue Mar 04 2014, 3:13 PM - 5:49 PM EST

Att. 6,062 - Partly Cloudy - 68 F

livebaseballscorecards.com

AB	34
R	2
H	8
RBI	2
BB	1
SO	2
LOB	12

1B: 7 2B: 1 3B: 0 HR: 0 SF: 0 SAC: 1 DP: 1 HBP: 0

WP: 0 PB: 0 SB: 0 CS: 0 PA: 36

Los Angeles Angels @ San Francisco Giants

Scottsdale Stadium, Scottsdale, AZ

Wed Mar 05 2014, 3:08 PM - 5:46 PM EST

Att. 8,275 - Cloudy - 73 F

livebaseballscorecards.com

TOP

Batter	1	2	3	4	5	6	7	8	9	AB	R	H	RBI	BB	SO	LOB
2 Erick Aybar, S (1, 10) OBP: 0.417, SLG: 0.222	G3-1		K			G6-4-3 1-2f		81 S 1-3 1B		3	0	0	0	0	1	1
84 C.J. Cron, R (8, PH) OBP: 0.500, SLG: 0.667										1	0	1	0	0	0	0
7 Andrew Romine, S (8, PR) OBP: 0.125, SLG: 0.125										0	0	0	0	0	0	0
(8, 10)																
10 Grant Green, R (1, 6) OBP: 0.600, SLG: 1.000	K			16 G5-4-3 2B		K		K 1-2		3	0	1	0	0	2	0
74 Eric Stamets, R (7, 6)										0	0	0	0	0	0	0
81 Alex Yarbrough, S (8, PH) OBP: 0.500, SLG: 0.500										1	0	0	0	0	1	2
85 Shawn O'Malley, S (8, 6)										0	0	0	0	0	0	0
5 Albert Pujols, R (1, 3) OBP: 0.250, SLG: 0.100	P6			16 G5-4-3 BB			0 3B 1B	G6-3		2	0	1	0	1	0	0
19 Efren Navarro, L (7, PR)										1	1	0	0	0	0	3
(7, 3)																
16 Hank Conger, L (1, 2)		G2		G5-4-3 1-2f 2-3			P5		F7	3	0	0	0	0	0	3
8 Yorvit Torrealba, R (7, 2) OBP: 0.250, SLG: 0.250										1	0	0	0	0	0	0
0 Brennan Boesch, L (1, 7) OBP: 0.385, SLG: 0.615		F8		G4-3			77 G3 1-H 3B		G4-3	4	1	1	1	0	0	1
0 Collin Cowgill, R (1, 8) OBP: 0.400, SLG: 0.643		2B			K2-3		G3 3-H		K	2	0	1	0	0	1	0
77 Carlos Pena, L (7, PH)										1	0	0	1	0	0	1
59 Kyle Hudson, L (7, 9)										0	0	0	0	0	0	0
98 Jett Bandy, R (9, PH) OBP: 0.500, SLG: 2.000										1	0	0	0	0	1	0
13 Luis Jimenez, R (1, 5) OBP: 0.250, SLG: 0.250		F9			G5-3		G4-3			2	0	0	0	0	0	1
(6, 4)																
79 Taylor Lindsey, L (7, PH)										1	0	0	0	0	0	1
(7, 4)																
87 Matt Long, L (1, 9) OBP: 0.286, SLG: 0.333			G4-3		K			G4-3		3	0	0	0	0	1	0
(7, 8)																
18 John McDonald, R (1, 4) OBP: 0.429, SLG: 0.333			P6			2 G6-4-3 1B		84 1B BB		2	0	1	0	0	0	0
71 Kaleb Cowart, S (6, 5)										0	0	0	0	1	0	0

	AB	31
	R	2
	H	6
	RBI	2
	BB	2
	SO	7
	LOB	13

Inning Stats	1	2	3	4	5	6	7	8	9
	R: 0 E: 0 K: 1 S: 5	H: 0 LOB: 0 BB: 0 P: 5	R: 0 E: 0 K: 0 S: 4	H: 1 LOB: 1 BB: 0 P: 4	R: 0 E: 0 K: 1 S: 5	H: 0 LOB: 0 BB: 0 P: 5	R: 0 E: 0 K: 0 S: 3	H: 1 LOB: 1 BB: 1 P: 7	R: 0 E: 0 K: 2 S: 7	H: 0 LOB: 0 BB: 0 P: 7
	R: 0 E: 0 K: 1 S: 5	H: 1 LOB: 0 BB: 0 P: 5	R: 2 E: 0 K: 0 S: 5	H: 2 LOB: 1 BB: 0 P: 5	R: 0 E: 0 K: 1 S: 6	H: 1 LOB: 3 BB: 1 P: 10	R: 0 E: 0 K: 1 S: 5	H: 0 LOB: 0 BB: 0 P: 5	1B: 3 2B: 2 3B: 1 HR: 0	SF: 0 SAC: 0 DP: 2 HBP: 0

	WP: 0	PA: 33
	PB: 0	
	SB: 1	
	CS: 0	

PITCHER		IP	WLS	BF	H	R	ER	SO	BB	IBB	HBP	BLK	WP	HR	S	P	ERA	WHIP
18 Matt Cain, R ERA:	(1, 1)	3.0	W	10	1	0	0	2	0	0	0	0	0	0	14	14	0.00	0.333
49 Javier López, L ERA:	(4, 1)	1.0	H	4	1	0	0	0	1	0	0	0	0	0	3	7	0.00	2.000
34 Jose De Paula, L ERA:	(5, 1)	2.0	H	6	1	0	0	3	0	0	0	0	0	0	12	12	0.00	0.500
50 Jason Berken, R ERA: 9.0	(7, 1)	1.0	H	5	2	2	2	0	0	0	0	0	0	0	5	5	18.00	2.000
60 Mason Tobin, R ERA: 13.5	(8, 1)	1.0	H	5	1	0	0	1	1	0	0	0	0	0	6	10	0.00	2.000

PITCHER		IP	WLS	BF	H	R	ER	SO	BB	IBB	HBP	BLK	WP	HR	S	P	ERA	WHIP
37 Heath Hembree, R ERA: 4.5	(9, 1)	1.0	S	3	0	0	0	1	0	0	0	0	0	0	5	5	0.00	0.000

BOTTOM

Batter	1	2	3	4	5	6	7	8	9	AB	R	H	RBI	BB	SO	LOB
7 Grégor Blanco, L (1, 8) OBP: 0.250, SLG: 0.300 (6, 7) 50 Jason Berken, R (7, 1) 60 Mason Tobin, R (8, 1) 12 Guillermo Quiroz, R (8, PH) OBP: 0.429, SLG: 0.333 37 Heath Hembree, R (9, 1)	E7 35 G3-1 48 1B		35 1B 48 1B 1B	F9 ③		G6-3 ③		HBP 1-0		4 2 1 0 0 0 2 0 0 0 0 0 0 0 0 0 0 0 0 0 0 0 0 0 0 0 0 0 0 0 0 0 0 0 0						
35 Brandon Crawford, L (1, 6) OBP: 0.143, SLG: 0.286 14 Brandon Hicks, R (6, 6) OBP: 0.500, SLG: 0.625	G3-1 ① 2-3		38 BB 48 1B 1-2 1B		K ① SSS		21 1B BB BBBB	K ③ CCC		3 0 1 0 0 1 1 1 0 0 0 1 1 2						
48 Pablo Sandoval, S (1, 5) OBP: 0.286, SLG: 0.250 21 Nick Noonan, L (6, 5) OBP: 0.231, SLG: 0.167	3-H 1B		38 BB 1-2 2-H 1B		G6-3 ②		85 G4-3 1-3 1B			3 0 2 2 0 0 0 1 0 1 0 0 0 0						
8 Hunter Pence, R (1, 9) OBP: 0.417, SLG: 0.400 85 Mac Williamson, R (6, 9) OBP: 0.500, SLG: 0.333	K ② SSS		F7 ② 1-2		38 2B 1B		G4-3 ① 1-2			3 1 1 0 0 1 3 1 0 0 0 0 0 2						
38 Michael Morse, R (1, 7) OBP: 0.308, SLG: 0.273 56 Gary Brown, R (6, 8) OBP: 0.636, SLG: 0.429	G4-3 ③		BB BBBB 1-2 2-3		1-H 2B		K ② SSS			2 0 1 1 1 0 1 1 0 0 0 0 1 2						
29 Héctor Sánchez, S (1, 2) OBP: 0.231, SLG: 0.308 67 Andrew Susac, R (6, 2)		G1-3 ① G3 ③			G5-3 ③		G6-3 ③			3 0 0 0 0 0 4 1 0 0 0 0 0 2						
13 Joaquin Arias, R (1, 4) OBP: 0.400, SLG: 0.400 6 Joe Panik, L (7, 4)		F9 ② G5-3 ③		F8 ① P4 ②		G3 ① 1B		G4-3 ① 22 G4-3 1B		3 0 0 0 0 0 0 1 0 0 0 0 0 0 4 0 2 0 0 0 0						
22 Roger Kieschnick, L (1, 10) OBP: 0.300, SLG: 0.125 (7, 7)			K ① SSS	BB BBBB		K ② SSS		G4-3 ② 1-2		3 0 0 0 1 2 2						
Inning Stats	R: 1 H: 1 E: 1 LOB: 1 K: 1 BB: 0 S: 7 P: 7	R: 0 H: 0 E: 0 LOB: 0 K: 0 BB: 0 S: 3 P: 3	R: 1 H: 3 E: 0 LOB: 3 K: 1 BB: 1 S: 8 P: 12	R: 0 H: 0 E: 0 LOB: 1 K: 0 BB: 0 S: 3 P: 7	R: 1 H: 2 E: 0 LOB: 1 K: 1 BB: 0 S: 7 P: 7	R: 0 H: 1 E: 0 LOB: 1 K: 1 BB: 0 S: 6 P: 6	R: 0 H: 1 E: 0 LOB: 2 K: 1 BB: 1 S: 6 P: 10	R: 0 H: 1 E: 0 LOB: 2 K: 1 BB: 0 S: 6 P: 7		1B: 8 SF: 0 2B: 1 SAC: 0 3B: 0 DP: 0 HR: 0 HBP: 1						

PITCHER		IP	WLS	BF	H	R	ER	SO	BB	IBB	HBP	BLK	WP	HR	S	P	ERA	WHIP
36 Jered Weaver, R ERA: 1.29	(1, 1)	4.0	L	19	4	2	1	2	2	0	0	0	0	0	21	29	2.25	1.500
63 Nick Maronde, L ERA: 4.5	(5, 1)	1.0		5	2	1	1	1	0	0	0	0	0	0	7	7	9.00	2.000
40 Kevin Jepsen, R ERA:	(6, 1)	1.0		4	1	0	0	1	0	0	0	0	0	0	6	6	0.00	1.000
96 Jarrett Grube, R ERA: 4.5	(7, 1)	2.0		10	2	0	0	2	1	0	1	0	0	0	12	17	0.00	1.500

PITCHER	IP	WLS	BF	H	R	ER	SO	BB	IBB	HBP	BLK	WP	HR	S	P	ERA	WHIP

Los Angeles Angels @ San Francisco Giants

Scottsdale Stadium, Scottsdale, AZ

Wed Mar 05 2014, 3:08 PM - 5:46 PM EST

Att. 8,275 - Cloudy - 73 F

livebaseballscorecards.com

AB	34
R	3
H	9
RBI	3
BB	3
SO	6
LOB	21

WP: 0	PA: 38		
PB: 0			
SB: 0			
CS: 0			

Batter	1	2	3	4	5	6	7	8	9	AB	R	H	RBI	BB	SO	LOB
15 Roger Bernadina, L (1, 7) OBP: 0.688, SLG: 0.800	BBBB 4-0 7 G1-6-3 BB		BBBB 4-0 1-2 BB			X 0-0 E5 90 FC5-4 94 1B		X 0-0 ① G4-3		0	0	0	0	2	0	0
69 Juan Duran, R (6, PH) OBP: 0.154, SLG: 0.083 (6, 7)										2	1	0	0	0	0	0
7 Ramon Santiago, S (1, 6) OBP: 0.214, SLG: 0.083	X 0-0 ①② G1-6-3 1-2f		SSS 0-3 ② K			BBBB 4-0 90 FC5-4 BB		X 0-0 ② G6-3		2	0	0	0	0	1	3
36 Henry Alejandro Rodriguez, S (6, 6) OBP: 0.154, SLG: 0.083										1	0	0	0	1	0	0
28 Chris Heisey, R (1, 8) OBP: 0.250, SLG: 0.563	X 0-0 ③ L6		SSS 0-3 ③ K			X 0-0 ① FC5-4 94 1B 1-2f 2-3		CCC 0-3 ③ K		2	0	0	0	0	1	2
90 Bryson Smith, R (6, PH) (6, 8)										2	0	0	0	0	1	2
21 Todd Frazier, R (1, 5) OBP: 0.308, SLG: 0.545		X 0-0 ① G4-3		X 0-0 ① G5-3		X 0-0 1-2 3-H 1B			CCC 0-3 ① K	2	0	0	0	0	0	0
94 Travis Mattair, R (6, PH) OBP: 0.500, SLG: 0.500 (6, 5)										2	0	1	1	0	1	0
39 Devin Mesoraco, R (1, 2) OBP: 0.333, SLG: 0.417		X 0-0 1B		X 0-0 ② G6-3		X 0-0 ② P3			X 0-0 77 2B 2B	2	0	1	0	0	0	0
68 Tucker Barnhart, L (6, PH) OBP: 0.222, SLG: 0.250 (6, 2)										2	1	1	0	0	0	2
23 Donald Lutz, L (1, 9) OBP: 0.357, SLG: 0.667		X 0-0 ② F9		X 0-0 ③ G3		SSS 0-3 ③ K			X 0-0 82 G4-3 2-H 2B	2	0	0	0	0	0	1
77 Yorman Rodriguez, R (6, PH) OBP: 0.231, SLG: 0.250 (6, 9)										2	0	1	1	0	1	2
30 Jason Bourgeois, R (1, 10)		SSS 0-3 ③ K		X 0-0 ① G3-1		X 0-0 ① P6			X 0-0 ② G4-3 2-3	2	0	0	0	0	1	1
82 Rossmel Perez, L (7, PH) OBP: 0.100, SLG: 0.200 (7, 10)										2	0	0	0	0	0	1
71 Max Ramirez, R (1, 3) OBP: 0.182, SLG: 0.200			X 0-0 ① L8		SSS 0-3 ② K		X 0-0 ② P4		X 0-0 ③ L6	2	0	0	0	0	1	0
50 Neftali Soto, R (6, 3) OBP: 0.500, SLG: 0.938										2	0	0	0	0	0	1
76 Argenis Diaz, R (1, 4) OBP: 0.200, SLG: 0.300			X 0-0 15 BB 1B		X 0-0 ③ G4-3		X 0-0 ③ G6-3			2	0	1	0	0	0	0
27 Chris Nelson, R (6, 4) OBP: 0.214, SLG: 0.385										1	0	0	0	0	0	0
Inning Stats	R: 0 E: 0 K: 0 S: 2 H: 0 LOB: 0 BB: 1 P: 6	R: 0 E: 0 K: 1 S: 6 H: 1 LOB: 1 BB: 0 P: 6	R: 0 E: 0 K: 2 S: 8 H: 1 LOB: 2 BB: 1 P: 12	R: 0 E: 0 K: 0 S: 3 H: 0 LOB: 0 BB: 0 P: 3	R: 0 E: 0 K: 1 S: 5 H: 0 LOB: 0 BB: 0 P: 5	R: 1 E: 1 K: 1 S: 7 H: 1 LOB: 2 BB: 1 P: 11	R: 0 E: 0 K: 0 S: 3 H: 0 LOB: 0 BB: 0 P: 3	R: 0 E: 0 K: 1 S: 5 H: 0 LOB: 0 BB: 0 P: 5	R: 1 E: 0 K: 1 S: 7 H: 2 LOB: 1 BB: 0 P: 7	1B: 3 2B: 2 3B: 0 HR: 0 SF: 0 SAC: 0 DP: 1 HBP: 0						

TOP

Cincinnati Reds @ San Francisco Giants

Scottsdale Stadium, Scottsdale, AZ

Thu Mar 06 2014, 3:07 PM - 5:48 PM EST

Att. 7,893 - Partly Cloudy - 74 F

livebaseballscorecards.com

AB	32
R	2
H	5
RBI	2
BB	3
SO	7
LOB	15

PITCHER		IP	WLS	BF	H	R	ER	SO	BB	IBB	HBP	BLK	WP	HR	S	P	ERA	WHIP
17 Tim Hudson, R ERA:	(1, 1)	3.0		12	2	0	0	3	2	0	0	0	0	0	16	24	0.00	1.333
41 Jeremy Affeldt, L ERA:	(4, 1)	1.0		3	0	0	0	0	0	0	0	0	0	0	3	3	0.00	0.000
46 Santiago Casilla, R ERA:	(5, 1)	1.0	W	3	0	0	0	1	0	0	0	0	0	0	5	5	0.00	0.000
54 Sergio Romo, R ERA: 18.0	(6, 1)	1.0	H	6	1	1	0	1	1	0	0	0	0	0	7	11	0.00	2.000
87 Adam Reifer, R ERA: 4.5	(7, 1)	1.0	H	3	0	0	0	0	0	0	0	0	0	0	3	3	0.00	0.000

PITCHER		IP	WLS	BF	H	R	ER	SO	BB	IBB	HBP	BLK	WP	HR	S	P	ERA	WHIP
57 Juan Gutierrez, R ERA:	(8, 1)	1.0	H	3	0	0	0	1	0	0	0	0	0	0	5	5	0.00	0.000
63 Jean Machi, R ERA: 6.0	(9, 1)	1.0	S	5	2	1	1	1	0	0	0	0	0	0	7	7	9.00	2.000

PA: 35

WP: 0
PB: 0
SB: 0
CS: 0

Batter	1	2	3	4	5	6	7	8	9	AB	R	H	RBI	BB	SO	LOB
16 Ángel Pagán, S (1, 8) OBP: 0.333, SLG: 0.364	G4-3		F9		1B 1-2 3-H		K			3	0	1	1	0	0	1
56 Gary Brown, R (6, 8) OBP: 0.583, SLG: 0.375										1	0	0	0	0	1	1
8 Hunter Pence, R (1, 10) OBP: 0.333, SLG: 0.308	K2-3		PO 1 SAFE 1-2	F9	K			79 BB 1B		3	0	0	0	0	2	2
10 Tony Abreu, S (8, PH) OBP: 0.273, SLG: 0.273 (9, 10)										1	0	1	0	0	0	0
9 Brandon Belt, L (1, 3) OBP: 0.538, SLG: 0.667	28 CS BB			G5-3	K			P3		2	0	0	0	1	1	2
71 Mark Minicozzi, R (6, 3) OBP: 0.615, SLG: 0.800										1	0	0	0	0	0	1
28 Buster Posey, R (1, 2) OBP: 0.273, SLG: 0.273	CS 1 SAFE 1-2	G6-3		G6-3		P5		K		3	0	0	0	0	0	0
12 Guillermo Quiroz, R (7, 2) OBP: 0.375, SLG: 0.286										1	0	0	0	0	1	1
48 Pablo Sandoval, S (1, 5) OBP: 0.375, SLG: 0.538		BB			HR 3-1	K2-3		BB 1-2		1	1	1	1	1	0	0
79 Chris Dominguez, R (6, 5)										1	0	0	0	1	1	0
22 Roger Kieschnick, L (1, 9) OBP: 0.214, SLG: 0.083		K			E4 2 2B	K		K		4	1	0	0	0	3	3
2 Juan Carlos Perez, R (1, 7) OBP: 0.474, SLG: 0.647		G4-3			2B 6 1B 16 1B 1-H		P2			3	1	1	1	0	0	1
14 Brandon Hicks, R (1, 4) OBP: 0.462, SLG: 0.636			K		K		2B			3	0	1	0	0	2	1
6 Ehire Adrianza, S (1, 6) OBP: 0.364, SLG: 0.800			BB 8 PO		1B 16 1B 2-3		F7			2	0	1	0	1	0	1
Inning Stats	R: 0 E: 0 K: 1 S: 4 H: 0 LOB: 0 BB: 1 P: 8	R: 0 E: 0 K: 1 S: 5 H: 0 LOB: 1 BB: 1 P: 9	R: 0 E: 0 K: 1 S: 4 H: 0 LOB: 0 BB: 1 P: 8	R: 0 E: 0 K: 0 S: 3 H: 0 LOB: 0 BB: 0 P: 3	R: 3 E: 1 K: 3 S: 15 H: 4 LOB: 2 BB: 0 P: 18	R: 0 E: 0 K: 2 S: 7 H: 0 LOB: 0 BB: 0 P: 7	R: 0 E: 0 K: 1 S: 6 H: 1 LOB: 1 BB: 0 P: 6	R: 0 E: 0 K: 2 S: 8 H: 1 LOB: 2 BB: 1 P: 12		1B: 3 2B: 2 3B: 0 HR: 1	SF: 0 SAC: 0 DP: 0 HBP: 0						

PITCHER	IP	WLS	BF	H	R	ER	SO	BB	IBB	HBP	BLK	WP	HR	S	P	ERA	WHIP
52 Tony Cingrani, L (1, 1) ERA:	3.0		10	0	0	0	3	3	0	0	0	0	0	13	25	0.00	1.000
40 Chien-Ming Wang, R (4, 1) ERA: 5.4	3.0	L	14	4	3	2	5	0	0	0	0	0	1	25	28	6.00	1.333
46 Curtis Partch, R (7, 1) ERA:	1.0		4	1	0	0	1	0	0	0	0	0	0	6	6	0.00	1.000
62 Trevor Bell, R (8, 1) ERA:	1.0		5	1	0	0	2	1	0	0	0	0	0	8	12	0.00	2.000

PITCHER	IP	WLS	BF	H	R	ER	SO	BB	IBB	HBP	BLK	WP	HR	S	P	ERA	WHIP

BOTTOM

Cincinnati Reds @ San Francisco Giants

Scottsdale Stadium, Scottsdale, AZ

Thu Mar 06 2014, 3:07 PM - 5:48 PM EST

Att. 7,893 - Partly Cloudy - 74 F

livebaseballscorecards.com

AB	29
R	3
H	6
RBI	3
BB	4
SO	11
LOB	14

Batter	1	2	3	4	5	6	7	8	9	AB	R	H	RBI	BB	SO	LOB
16 Ángel Pagán, S (1, 8) OBP: 0.333, SLG: 0.357 56 Gary Brown, R (5, 8) OBP: 0.500, SLG: 0.300	C FF 96 F FF 98 B FF 100 B CU 82 S FF 98 2-3 **K** ①		F FF 98 B CU 82 S CH 87 B FF 97 F FF 99 S CH 87 2-3 **K** ①		B CH 84 C KC 80 B CH 86 F FF 93 X FF 94 2-2 **E5** 1B		S FF 89 X SL 85 0-1 **P4** ③		D CH 82 C FF 88 X CH 88 1-1 **L8** ②	3 2	0 0	1 0	0 0	0 0	2 0	1 1
10 Tony Abreu, S (1, 4) OBP: 0.286, SLG: 0.286 6 Ehire Adrianza, S (6, 4) OBP: 0.308, SLG: 0.667	B FF 97 X FF 97 1-0 **F7** ②		B FF 99 F CH 85 F FF 99 X CU 82 1-2 8 G4-3 **1B** 2-H		B FF 92 B CH 85 F FF 93 B FF 94 X FF 95 3-1 **G4-3** ③			X FF 89 0-0 **F9** ①	D CH 82 B CH 87 C FF 88 S CH 81 C CU 72 2-3 **K** ③	3 2	0 0	1 0	1 0	0 0	0 1	1 1
8 Hunter Pence, R (1, 9) OBP: 0.333, SLG: 0.500 22 Roger Kieschnick, L (6, 9) OBP: 0.200, SLG: 0.077	C FF 99 X FF 99 0-1 **G6-3** ③		X FF 98 0-0 **G4-3** ② 1-2			S KC 78 X FF 91 0-1 HR		F FF 90 C CU 70 B CU 72 B FF 91 B FF 90 S FF 90 3-3 **K** ②		3 1	1 0	1 0	1 0	0 0	0 1	1 0
38 Michael Morse, R (1, 7) OBP: 0.333, SLG: 0.250 2 Juan Carlos Perez, R (4, 7) OBP: 0.524, SLG: 0.647		B CH 86 B FF 96 B FF 98 C CH 87 B FF 98 4-1 71 G2-3 29 1B 13 SF9 **BB**	B FF 96 X FF 95 1-0 **L9** ③			S KC 77 B FF 92 B KC 78 F FF 92 F FF 92 B KC 80 F FF 92 B FF 92 4-2 **BB**		B FF 91 S CH 83 B CU 72 B FF 91 B FF 91 4-1 **BB**		1 0	1 0	0 0	0 0	1 2	0 0	1 0
29 Héctor Sánchez, S (1, 2) OBP: 0.250, SLG: 0.313 12 Guillermo Quiroz, R (6, 2) OBP: 0.333, SLG: 0.250		B FF 98 C FF 97 X CH 86 1-1 71 G2-3 1-2 **1B**		C FF 90 F FF 91 F FF 92 T FF 92 0-2 **K** ①		1 SAFE X FF 91 0-0 **F8** ①		F FF 90 F FF 91 F CU 72 C FF 90 0-3 **K** ③		3 1	0 0	1 0	0 0	0 1	1 1	1 1
71 Mark Minicozzi, R (1, 3) OBP: 0.529, SLG: 0.857		B FF 98 F FF 98 X FF 98 1-1 **G2-3** ① 1-2 2-3		F FF 90 B FF 92 F FF 94 F CH 86 F FF 94 B FF 94 X FF 94 2-2 **F8** ②		1 SAFE B KC 80 X FF 91 1-0 **L8** ②			X FF 88 0-0 HR	4	1	1	1	0	0	3
13 Joaquin Arias, R (1, 5) OBP: 0.308, SLG: 0.333 21 Nick Noonan, L (6, 5) OBP: 0.214, SLG: 0.154		S FF 98 D FA 89 F FF 96 X FF 100 1-2 **SF9** ② 3-H		F FF 91 F CH 86 S FF 94 0-3 **K** ③		B FF 91 1 SAFE X KC 79 1-0 **G6-3** ③			S FF 88 X CH 81 0-1 **G4-3** ①	2 1	0 0	0 0	1 0	0 0	1 0	1 0
35 Brandon Crawford, L (1, 6) OBP: 0.118, SLG: 0.235 14 Brandon Hicks, R (7, 6) OBP: 0.500, SLG: 0.750		B CU 81 X FF 97 1-0 **G3** ③		C FF 92 X KC 80 0-1 **G3** ①			X FF 90 0-0 **G4-3** ①		S CU 78 X FF 87 0-1 67 2B	3 1	0 1	0 1	0 1	0 0	0 0	1 0
7 Grégor Blanco, L (1, 10) OBP: 0.267, SLG: 0.385 67 Andrew Susac, R (9, PH) OBP: 0.250, SLG: 0.286 (9, 10)			F FF 96 X FF 98 0-1 10 1B 2B		B CH 85 S FF 92 S KC 80 B FF 93 F KC 83 F SI 94 C FF 93 2-3 **K** ②		B FF 89 F FF 89 B CU 80 S SL 86 B CH 82 S SL 86 3-3 **K** ②		B SL 83 C SL 80 B CH 80 T CH 87 F SL 79 B FF 89 X SL 80 3-2 2-H 2B	3 1	1 0	1 1	0 1	0 0	2 0	0 0
Inning Stats	R: 0 E: 0 K: 1 S: 6 H: 0 LOB: 0 BB: 0 P: 9	R: 1 E: 0 K: 0 S: 9 H: 1 LOB: 1 BB: 1 P: 17	R: 1 E: 0 K: 1 S: 11 H: 2 LOB: 1 BB: 0 P: 15	R: 0 E: 0 K: 2 S: 12 H: 0 LOB: 0 BB: 0 P: 14	R: 0 E: 1 K: 1 S: 12 H: 1 LOB: 1 BB: 0 P: 19	R: 1 E: 0 K: 0 S: 9 H: 1 LOB: 1 BB: 1 P: 15	R: 0 E: 0 K: 1 S: 6 H: 0 LOB: 0 BB: 0 P: 9	R: 0 E: 0 K: 2 S: 9 H: 0 LOB: 1 BB: 1 P: 16	R: 2 E: 0 K: 1 S: 14 H: 3 LOB: 1 BB: 0 P: 20	1B: 3 2B: 3 3B: 0 HR: 2 SF: 1 SAC: 0 DP: 0 HBP: 0						

PITCHER		IP	WLS	BF	H	R	ER	SO	BB	IBB	HBP	BLK	WP	HR	S	P	ERA	WHIP
30 Yordano Ventura, R ERA: 3.6	(1, 1)	3.0	L	13	3	2	2	2	1	0	0	0	0	0	26	41	6.00	1.333
17 Wade Davis, R ERA: 1.8	(4, 1)	3.0		12	2	1	1	3	1	0	0	0	0	1	33	48	3.00	1.000
25 Everett Teaford, L ERA:	(7, 1)	1.0		3	0	0	0	1	0	0	0	0	0	0	6	9	0.00	0.000
55 Tim Collins, L ERA: 2.45	(8, 1)	1.0		4	0	0	0	2	1	0	0	0	0	0	9	16	0.00	1.000
60 Jon Rauch, R ERA: 12.0	(9, 1)	1.0		6	3	2	2	1	0	0	0	0	0	1	14	20	18.00	3.000

PITCHER	IP	WLS	BF	H	R	ER	SO	BB	IBB	HBP	BLK	WP	HR	S	P	ERA	WHIP

TOP

San Francisco Giants @ Kansas City Royals

Surprise Stadium, Surprise, AZ

Fri Mar 07 2014, 3:06 PM - 5:41 PM EST

Att. 6,734 - Partly Cloudy - 76 F

livebaseballscorecards.com

AB	34
R	5
H	8
RBI	5
BB	3
SO	9
LOB	13

WP: 0	PA: 38		
PB: 0			
SB: 0			
CS: 0			

BOTTOM

San Francisco Giants @ Kansas City Royals

Surprise Stadium, Surprise, AZ

Fri Mar 07 2014, 3:06 PM - 5:41 PM EST

Att. 6,734 - Partly Cloudy - 76 F

livebaseballscorecards.com

Batter	1	2	3	4	5	6	7	8	9	AB	R	H	RBI	BB	SO	LOB
23 Norichika Aoki, L (1, 8) OBP: 0.278, SLG: 0.375 1 Jarrod Dyson, L (5, PH) OBP: 0.500, SLG: 0.417 (6, 8)	B FF 90 X SI 88 1-0 4 CS 2B		B FF 90 C FF 88 C CU 73 F CH 81 B CU 72 X FF 89 2-2 ② G6-3		B SI 90 C SI 90 B SL 78 S SI 90 B SI 91 X SI 89 3-2 ③ G3			B FF 96 B FF 96 B FF 96 C FF 96 C FF 96 B FF 96 4-2 34 BB 6 S BB		2 0 1 0 0 0 0 1 0 0 0 1 0 2						
6 Lorenzo Cain, R (1, 10) OBP: 0.364, SLG: 0.368	C FF 90 F CU 75 X CH 82 0-2 ① P3		C CH 80 X FF 90 0-1 ③ P4			C SI 89 B SI 89 X FF 88 1-1 ① F8		1 SAFE B FF 96 B FF 96 S SL 87 F FF 96 S SL 87 2-3 ② K 1-2		4 0 0 0 0 1 2						
4 Alex Gordon, L (1, 7) OBP: 0.500, SLG: 0.824 7 Carlos Peguero, L (6, 7) OBP: 0.333, SLG: 0.364	C FF 90 B SI 91 S CH 83 F CH 82 B SI 92 B SL 84 F SI 91 X FF 91 3-2 ② 2-3 1B			B FF 87 C FF 87 B CH 80 S FF 88 X FF 88 2-2 ① G3		C SL 77 F FF 88 F SL 80 B SI 90 B SI 86 B SI 90 X SI 88 3-2 ② L4		B FF 96 S FF 95 B FF 96 B FF 95 B FF 96 4-1 34 BB BB		2 0 1 0 0 0 0 1 0 0 0 1 0 0						
16 Billy Butler, R (1, 3) OBP: 0.333, SLG: 0.400 34 Brandon Laird, R (6, 3) OBP: 0.462, SLG: 0.455	B FF 89 S CH 84 F CH 75 X FF 88 1-2 ③ F9			B CU 80 C CU 79 B FF 88 F FF 87 C FF 88 2-3 ② K		C SL 78 S SL 80 X SL 81 0-2 1B		B CH 86 B FF 96 B FF 96 C FF 96 F FF 96 B FF 97 4-2 1-2 2-3 BB		2 0 0 0 0 1 1 1 0 1 0 1 0 0						
19 Danny Valencia, R (1, 5) OBP: 0.211, SLG: 0.333 9 Johnny Giavotella, R (6, 5) OBP: 0.333, SLG: 0.529		B SI 88 S SL 80 S SL 80 X FF 90 1-2 ① F9		B SL 79 B FF 89 X FF 88 2-0 ③ F7		B SI 90 C FF 88 X SI 90 1-1 ③ G6-3		S CH 87 D SL 88 F SL 86 B FF 97 C SL 87 2-3 ③ K		2 0 0 0 0 0 0 2 0 0 0 0 1 4						
27 Justin Maxwell, R (1, 9) OBP: 0.353, SLG: 0.647 75 Jorge Bonifacio, R (6, 9) OBP: 0.300, SLG: 0.556		X FF 89 0-0 ② F8			B SI 89 X SI 88 1-0 ① L7		B FF 94 S FF 93 B FF 94 C FF 94 T FF 94 2-2 ① K		C SI 93 F FF 88 B SL 87 B SL 86 B SI 91 S SL 86 3-3 ① K	2 0 0 0 0 0 0 2 0 0 0 0 2 0							
12 Brett Hayes, R (1, 2) OBP: 0.455, SLG: 0.333 32 Adam Moore, R (7, 2) OBP: 0.286, SLG: 0.286		H SI 89 1-0 HBP			B SL 76 X SI 90 1-0 24 BB 1B		X FF 94 0-0 ② G3-1		X FF 92 0-0 ② P6	1 0 1 0 0 0 0 2 0 0 0 0 0 0						
2 Alcides Escobar, R (1, 6) 45 Jason Donald, R (6, 6) OBP: 0.474, SLG: 0.412		C CH 81 X FF 88 0-1 ③ G5-3			C SI 88 B SI 89 S SL 77 B SL 78 X SI 91 2-2 ② F9		T FF 93 B CU 82 C CU 82 S CU 83 1-3 ③ K		X SI 92 0-0 ③ G3	2 0 0 0 0 0 2 2 0 0 0 0 1 0						
24 Christian Colón, R (1, 4) OBP: 0.294, SLG: 0.313 64 Jimmy Paredes, S (5, PR) (6, 4)			C FF 89 X CU 73 0-1 ① G6-3		B SI 88 B FF 88 F SI 90 F FF 90 D SL 81 B SI 91 4-2 1-2 BB			C FF 97 X FF 95 0-1 ① F7		1 0 0 0 1 0 0 1 0 0 0 0 0 0						
Inning Stats	R: 0 H: 2 E: 0 LOB: 1 K: 0 BB: 0 S: 12 P: 17	R: 0 H: 0 E: 0 LOB: 1 K: 0 BB: 0 S: 6 P: 8	R: 0 H: 0 E: 0 LOB: 0 K: 0 BB: 0 S: 8 P: 10	R: 0 H: 0 E: 0 LOB: 0 K: 1 BB: 0 S: 7 P: 13	R: 0 H: 1 E: 0 LOB: 2 K: 0 BB: 1 S: 10 P: 21	R: 0 H: 1 E: 0 LOB: 1 K: 0 BB: 0 S: 11 P: 16	R: 0 H: 0 E: 0 LOB: 0 K: 2 BB: 0 S: 7 P: 10	R: 0 H: 0 E: 0 LOB: 3 K: 2 BB: 3 S: 13 P: 29	R: 0 H: 0 E: 0 LOB: 0 K: 1 BB: 0 S: 5 P: 8	1B: 3 SF: 0 2B: 1 SAC: 0 3B: 0 DP: 0 HR: 0 HBP: 1						

	AB	30
	R	0
	H	4
	RBI	0
	BB	4
	SO	6
	LOB	11

WP: 0 PA: 35
PB: 0
SB: 1
CS: 1

PITCHER		IP	WLS	BF	H	R	ER	SO	BB	IBB	HBP	BLK	WP	HR	S	P	ERA	WHIP
55 Tim Lincecum, R ERA:	(1, 1)	3.0	W	11	2	0	0	0	0	0	1	0	0	0	26	35	0.00	0.667
76 Brett Bochy, R ERA: 4.5	(4, 1)	1.0	H	3	0	0	0	1	0	0	0	0	0	0	7	13	0.00	0.000
73 Kameron Loe, R ERA: 3.0	(5, 1)	2.0	H	9	2	0	0	0	1	0	0	0	0	0	21	37	0.00	1.500
64 Derek Law, R ERA:	(7, 1)	1.0	H	3	0	0	0	2	0	0	0	0	0	0	7	10	0.00	0.000
75 Erik Cordier, R ERA:	(8, 1)	1.0	H	6	0	0	0	2	3	0	0	0	0	0	13	29	0.00	3.000

PITCHER		IP	WLS	BF	H	R	ER	SO	BB	IBB	HBP	BLK	WP	HR	S	P	ERA	WHIP
70 George Kontos, R ERA: 6.0	(9, 1)	1.0		3	0	0	0	1	0	0	0	0	0	0	5	8	0.00	0.000

Seattle Mariners @ San Francisco Giants

Scottsdale Stadium, Scottsdale, AZ

Sat Mar 08 2014, 3:06 PM - 6:18 PM EST

Att. 12,123 - Sunny - 74 F

TOP

livebaseballscorecards.com

Batter	1	2	3	4	5	6	7	8	9	AB	R	H	RBI	BB	SO	LOB
9 Endy Chavez, L (1, 8) OBP: 0.267, SLG: 0.267	5 HR 1B	F7	2-H 3-H 1B			G4-3		69 BB 81 1B 82 BB 1B	81 1B 82 FC5-4 1B	4	1	2	2	0	0	0
78 Leon Landry, L (6, 8) OBP: 0.500, SLG: 0.500										2	2	2	0	0	0	0
5 Brad Miller, L (1, 6) OBP: 0.316, SLG: 0.563	1-H HR	K	F7			P6		82 BB 69 BB 66 1B 1-2 1B	82 FC5-4 1-3 1B	4	1	1	2	0	1	1
81 Ketel Marte, S (6, 6) OBP: 0.455, SLG: 0.333										2	1	2	0	0	0	0
69 Ty Kelly, S (1, 4) OBP: 0.273, SLG: 0.222	55 HR 2B		20 E 55 1B BB	G5-3		K		82 BB 66 1B 1-2 2-3 BB	K	4	3	1	0	2	2	2
27 Corey Hart, R (1, 10) OBP: 0.263, SLG: 0.188	P6		K	K			F9	66 1B 97 1B 1-2 2-3 3-H BB	FC5-4 1-2f 3-H	4	0	0	0	0	2	2
82 Tyler Smith, R (8, PH) OBP: 0.400, SLG: 0.750										1	1	0	2	1	0	1
(8, 10)																
(9, 6)																
20 Logan Morrison, L (1, 3) OBP: 0.348, SLG: 0.381	F8		E1 8 1B 55 1B 1-2	G4-3			55 BB 13 3B 1B	97 1B 79 SF9 1-3 2-H 3-H 1B	G4-3	4	1	1	0	0	0	2
66 Ji Man Choi, L (7, PR) OBP: 0.364, SLG: 0.455										2	2	1	2	0	0	1
(7, 3)																
55 Michael Saunders, L (1, 9) OBP: 0.438, SLG: 0.615	2-H HR		8 1B 4 E 1-2 2-H 1B		G6-3		13 3B 1-2 BB	2 FC4-6 1-3 3-H 1B		3	3	2	3	1	0	0
97 Jabari Blash, R (7, 9) OBP: 1.000, SLG: 1.000										1	0	1	1	0	0	0
13 Dustin Ackley, L (1, 7) OBP: 0.524, SLG: 0.950			F8		8 G1-3 2B		79 1B 1-H 2-H 3B	P6		4	1	3	2	0	0	2
79 Dario Pizzano, L (7, 7)	8 FC6-4 1B									1	0	0	0	0	0	2
8 Willie Bloomquist, R (1, 5) OBP: 0.231, SLG: 0.308	FC6-4 1-2f		4 E 9 1B 1-3 2-H 1B		G1-3 2-3		2 G4-6-3 3-H 1B	SF9 3-H		3	1	1	1	0	0	2
79 D.J. Peterson, R (5, 5) OBP: 0.500, SLG: 1.000										1	0	1	2	0	0	0
Chance Ruffin, R (9, 1)										0	0	0	0	0	0	0
4 John Buck, R (1, 2) OBP: 0.250, SLG: 0.200		G5-3	E7 9 1B 1-3 3-H		F8		G4-6-3 1-2f	FC4-6 1-2f		3	1	0	0	0	0	2
2 Jesús Sucre, R (5, 2) OBP: 0.333, SLG: 0.500										2	0	0	0	0	0	2

	AB	45
	R	18
	H	18
	RBI	17
	BB	4
	SO	5
	LOB	19

Inning Stats										
	R: 4 E: 0 K: 0 S: 11	H: 5 LOB: 1 BB: 0 P: 14	R: 0 E: 0 K: 1 S: 5	H: 0 LOB: 0 BB: 0 P: 5	R: 5 E: 2 K: 1 S: 10	H: 3 LOB: 1 BB: 1 P: 14	R: 0 E: 0 K: 1 S: 5	H: 0 LOB: 0 BB: 0 P: 5	R: 0 E: 0 K: 0 S: 4	H: 1 LOB: 1 BB: 0 P: 4
	R: 0 E: 0 K: 1 S: 5	H: 0 LOB: 0 BB: 0 P: 5	R: 3 E: 0 K: 0 S: 5	H: 3 LOB: 1 BB: 1 P: 9	R: 5 E: 0 K: 0 S: 7	H: 4 LOB: 1 BB: 2 P: 15	R: 1 E: 0 K: 1 S: 7	H: 2 LOB: 1 BB: 0 P: 7	1B: 13 2B: 2 3B: 1 HR: 2	SF: 1 SAC: 0 DP: 1 HBP: 0
	WP: 0 PB: 0 SB: 0 CS: 0	PA: 50								

PITCHER		IP	WLS	BF	H	R	ER	SO	BB	IBB	HBP	BLK	WP	HR	S	P	ERA	WHIP
32 Ryan Vogelsong, R ERA: 7.36	(1, 1)	2.1	L	15	6	7	5	2	1	0	0	0	0	2	21	28	19.29	3.000
52 Yusmeiro Petit, R ERA: 12.6	(3, 1)	2.2		12	3	2	0	1	0	0	0	0	0	0	14	14	0.00	1.125
41 Jeremy Affeldt, L ERA:	(6, 1)	1.0		3	0	0	0	1	0	0	0	0	0	0	5	5	0.00	0.000
49 Javier López, L ERA: 9.0	(7, 1)	1.0		6	3	3	3	0	1	0	0	0	0	0	5	9	27.00	4.000
54 Sergio Romo, R ERA: 33.0	(8, 1)	0.0		5	3	5	5	0	2	0	0	0	0	0	3	11	∞	∞

PITCHER		IP	WLS	BF	H	R	ER	SO	BB	IBB	HBP	BLK	WP	HR	S	P	ERA	WHIP
51 Jake Dunning, R ERA: 3.0	(8, 1)	1.0		4	1	0	0	0	0	0	0	0	0	0	4	4	0.00	1.000
60 Mason Tobin, R ERA: 12.0	(9, 1)	1.0		5	2	1	1	1	0	0	0	0	0	0	7	7	9.00	2.000

BOTTOM

Seattle Mariners @ San Francisco Giants

Scottsdale Stadium, Scottsdale, AZ

Sat Mar 08 2014, 3:06 PM - 6:18 PM EST

Att. 12,123 - Sunny - 74 F

livebaseballscorecards.com

Batter	1	2	3	4	5	6	7	8	9	AB	R	H	RBI	BB	SO	LOB
7 Grégor Blanco, L (1, 8) OBP: 0.235, SLG: 0.333	P4		G1-3			L7	K			2	0	0	0	0	0	0
56 Gary Brown, R (6, 8) OBP: 0.438, SLG: 0.250										2	0	0	0	0	1	2
9 Brandon Belt, L (1, 3) OBP: 0.467, SLG: 0.571	K			K		67 2B BB	K			2	0	0	0	0	2	0
71 Mark Minicozzi, R (6, 3) OBP: 0.526, SLG: 0.800										1	1	0	0	1	1	1
28 Buster Posey, R (1, 2) OBP: 0.250, SLG: 0.250	F9			K		10 1B 1-H 2-H 2B		F9		1	0	0	0	0	0	0
67 Andrew Susac, R (4, 2) OBP: 0.273, SLG: 0.400				K						3	0	1	2	0	1	0
48 Pablo Sandoval, S (1, 5) OBP: 0.389, SLG: 0.533		G3-1		1B		L6		10 G6-4-3 1B		2	0	1	0	0	0	0
79 Chris Dominguez, R (6, 5) OBP: 0.429, SLG: 0.200										2	0	1	0	0	0	1
10 Tony Abreu, S (1, 10) OBP: 0.278, SLG: 0.278		K		G6-3		2-3 1B		G6-4-3 1-2f		4	0	1	0	0	1	2
2 Juan Carlos Perez, R (1, 7) OBP: 0.522, SLG: 0.611		BB			G5-3	F7			F9	1	0	0	0	1	0	0
80 Ryan Lollis, L (6, 7)										2	0	0	0	0	0	2
22 Roger Kieschnick, L (1, 9) OBP: 0.222, SLG: 0.067	F9				K		21 1B 77 SF8 BB		G3	2	1	0	0	1	1	1
86 Jarrett Parker, L (8, 9)										1	0	0	0	0	0	0
21 Nick Noonan, L (1, 4) OBP: 0.222, SLG: 0.176			G6-3		F8		1-3 1B		G4-3	4	0	1	0	0	0	0
6 Ehire Adrianza, S (1, 6) OBP: 0.333, SLG: 0.714			G3			67 2B 2B	SF8 3-H			2	1	1	0	0	0	0
77 Juan Ciriaco, R (7, 6)										0	0	0	1	0	0	0
Inning Stats	R: 0 E: 0 K: 1 S: 5 H: 0 LOB: 0 BB: 0 P: 5	R: 0 E: 0 K: 1 S: 5 H: 0 LOB: 1 BB: 1 P: 9	R: 0 E: 0 K: 0 S: 3 H: 0 LOB: 0 BB: 0 P: 3	R: 0 E: 0 K: 2 S: 8 H: 1 LOB: 1 BB: 0 P: 8	R: 0 E: 0 K: 1 S: 5 H: 0 LOB: 0 BB: 0 P: 5	R: 2 E: 0 K: 0 S: 6 H: 3 LOB: 2 BB: 1 P: 10	R: 1 E: 0 K: 2 S: 8 H: 1 LOB: 1 BB: 1 P: 12	R: 0 E: 0 K: 0 S: 3 H: 1 LOB: 0 BB: 0 P: 3	R: 0 E: 0 K: 0 S: 3 H: 0 LOB: 0 BB: 0 P: 3	1B: 4 2B: 2 3B: 0 HR: 0	SF: 1 SAC: 0 DP: 1 HBP: 0			WP: 0 PB: 0 SB: 0 CS: 0	PA: 35		

	AB	31
	R	3
	H	6
	RBI	3
	BB	3
	SO	7
	LOB	9

PITCHER		IP	WLS	BF	H	R	ER	SO	BB	IBB	HBP	BLK	WP	HR	S	P	ERA	WHIP
50 Erasmo Ramírez, R ERA: 1.04	(1, 1)	4.0	W	14	1	0	0	4	1	0	0	0	0	0	21	25	0.00	0.500
45 Hector Noesí, R ERA: 3.18	(5, 1)	2.0		10	3	2	2	1	1	0	0	0	0	0	11	15	9.00	2.000
97 Joe Beimel, L ERA: 4.5	(7, 1)	1.0		5	1	1	1	2	1	0	0	0	0	0	8	12	9.00	2.000
84 Stephen Shackleford, R ERA:	(8, 1)	1.0		3	1	0	0	0	0	0	0	0	0	0	3	3	0.00	1.000
Chance Ruffin, R ERA:	(9, 1)	1.0		3	0	0	0	0	0	0	0	0	0	0	3	3	0.00	0.000

PITCHER	IP	WLS	BF	H	R	ER	SO	BB	IBB	HBP	BLK	WP	HR	S	P	ERA	WHIP

Batter	1	2	3	4	5	6	7	8	9	AB	R	H	RBI	BB	SO	LOB
16 Ángel Pagán, S (1, 8) OBP: 0.278, SLG: 0.294 80 Ryan Lollis, L (5, 9) OBP: 0.250, SLG: 0.250	G1-3		F8		P6		G6-3		89 WP 1B	3 2	0 0	0 1	0 0	0 0	0 0	0 2
2 Juan Carlos Perez, R (1, 7) OBP: 0.429, SLG: 0.478	G5-3		G3-1		F8			P2	K	5	0	0	0	0	1	1
9 Brandon Belt, L (1, 3) OBP: 0.389, SLG: 0.471 12 Guillermo Quiroz, R (6, 2) OBP: 0.400, SLG: 0.333 82 Kelby Tomlinson, R (8, PR) 76 Brett Bochy, R (8, 1) 89 Jeremy Sy, R (8, 4)	K2-3		F7			F8 48 CS BB		95 1B 84 FC1-5-2 1B	BB	3 1 0 0 0	0 0 0 0 0	0 1 0 0 0	0 0 0 0 0	1 0 0 0 1	0 0 0 0 0	0 0 0 0 0
28 Buster Posey, R (1, 2) OBP: 0.333, SLG: 0.286 95 Blake Miller, R (6, PR) OBP: 0.500, SLG: 0.500 (6, 3)	G6-3			14 G5-3 48 1B 1B				84 FC1-5-2 14 BB 1B	K	2 2	0 1	1 1	0 0	0 1	1 2	0 2
48 Pablo Sandoval, S (1, 5) OBP: 0.381, SLG: 0.500 84 Ydwin Villegas, R (7, 5)	L3			14 G5-3 1B	K 1-2			FC1-5-2 14 BB 3-H		3 1	0 0	1 0	0 0	0 0	1 0	1 2
13 Joaquin Arias, R (1, 6) OBP: 0.313, SLG: 0.333 45 Dan Runzler, L (7, 1) 57 Juan Gutierrez, R (7, 1) 97 Tyler LaTorre, L (8, PH) (8, 2)	14 WP 14 HR 1B		F8				L6	14 BB BB		3 0 0 0	1 0 0 0	1 0 0 0	0 0 0 0	0 0 0 1	0 0 0 0	2 0 0 0
14 Brandon Hicks, R (1, 4) OBP: 0.556, SLG: 0.929 (7, 6)	1-H HR		G5-3 1-2 2-3				10 G6-3 BB	10 FC6-4 1-2 2-3 3-H BB		2	1	1	3	2	0	2
78 Tyler Graham, R (1, 9) OBP: 0.500, SLG: 1.000 50 Jason Berken, R (4, 1) 10 Tony Abreu, S (7, PH) OBP: 0.250, SLG: 0.250 (7, 4) 63 Jean Machi, R (8, 1)	2B		G4-3				G6-3 1-2	FC6-4 1-2f		2 0 2 0	0 0 0 0	1 0 0 0	0 0 0 0	0 0 0 0	0 0 0 0	2 0 4 0
82 Edwin Escobar, L (1, 1) 79 Darren Ford, R (4, 9) (5, 8)	G3				F7		BB		K	1 2	0 0	0 0	0 1	0 1	0 0	1 0
Inning Stats	R: 0 E: 0 K: 1 S: 5 H: 0 LOB: 0 BB: 0 P: 6	R: 2 E: 0 K: 0 S: 7 H: 3 LOB: 1 BB: 0 P: 8	R: 0 E: 0 K: 0 S: 3 H: 0 LOB: 0 BB: 0 P: 3	R: 0 E: 0 K: 0 S: 5 H: 2 LOB: 2 BB: 0 P: 5	R: 0 E: 0 K: 0 S: 3 H: 0 LOB: 0 BB: 0 P: 3	R: 0 E: 0 K: 1 S: 4 H: 0 LOB: 1 BB: 1 P: 8	R: 0 E: 0 K: 0 S: 3 H: 0 LOB: 2 BB: 2 P: 11	R: 1 E: 0 K: 0 S: 5 H: 2 LOB: 3 BB: 2 P: 13	R: 0 E: 0 K: 3 S: 10 H: 1 LOB: 2 BB: 1 P: 14	1B: 6 2B: 2 3B: 0 HR: 1 SF: 0 SAC: 0 DP: 1 HBP: 0					WP: 2 PB: 0 SB: 0 CS: 1	PA: 40	

PITCHER		IP	WLS	BF	H	R	ER	SO	BB	IBB	HBP	BLK	WP	HR	S	P	ERA	WHIP
22 Clayton Kershaw, L ERA: 10.0	(1, 1)	5.0		20	5	2	2	1	0	0	0	0	1	1	23	25	3.60	1.000
52 Javy Guerra, R ERA:	(6, 1)	1.0		3	0	0	0	1	1	0	0	0	0	0	4	8	0.00	1.000
78 Red Patterson, R ERA: 1.42	(7, 1)	2.0	L	12	2	1	1	0	4	0	0	0	0	0	8	24	4.50	3.000
83 Steve Edlefsen, R ERA:	(9, 1)	1.0		5	1	0	0	3	1	0	0	0	1	0	10	14	0.00	2.000

PITCHER	IP	WLS	BF	H	R	ER	SO	BB	IBB	HBP	BLK	WP	HR	S	P	ERA	WHIP

TOP

San Francisco Giants @ Los Angeles Dodgers
Camelback Ranch, Glendale, AZ
Sun Mar 09 2014, 4:08 PM - 7:30 PM EDT
Att. 13,252 - Sunny - 74 F

livebaseballscorecards.com

AB	34
R	3
H	8
RBI	3
BB	6
SO	5
LOB	19

Batter	1	2	3	4	5	6	7	8	9	AB	R	H	RBI	BB	SO	LOB
18 Chone Figgins, S (1, 8) OBP: 0.357, SLG: 0.190	BBBB 4-0 17 S 17 E BB	BBBB 4-0 17 CS BB			x 0-0 ② FC4-6 17 1B 1-2f		BBBB 4-0 90 FC4-2 31 BB 1-2 2-3 BB	BBBB 4-0 1-2 BB		1	1	0	0	2	0	1
52 Javy Guerra, R (6, 1)										0	0	0	0	0	0	0
33 Scott Van Slyke, R (7, 3) OBP: 0.348, SLG: 0.333										0	0	0	0	2	0	0
83 Steve Edlefsen, R (9, 1)										0	0	0	0	0	0	0
17 A.J. Ellis, R (1, 2) OBP: 0.227, SLG: 0.105	Bx 1-0 ① G1-3 1-H	B 1-0 ③ CS 1-2	x 0-0 ① P3		x 0-0 1-2 1B		BBBB 4-0 90 FC4-2 1-2 2-3 3-H BB	SSS 0-3 ③ K		3	0	1	0	0	0	0
31 Drew Butera, R (7, 2) OBP: 0.300, SLG: 0.250										1	0	0	1	1	1	3
66 Yasiel Puig, R (1, 9) OBP: 0.182, SLG: 0.350	x 0-0 10 F9 2B		x 0-0 ② G4-3		x 0-0 ③ G5-3		x 0-0 ① FC4-2 1-2 2-3 3-Hf		x 0-0 ① G4-3	3	0	1	0	0	0	2
90 Scott Schebler, L (7, 7) OBP: 0.429, SLG: 0.667										2	0	0	0	0	0	3
23 Adrián González, L (1, 3) OBP: 0.409, SLG: 0.579	BBBB 4-0 37 BB BB		x 0-0 ③ F7			x 0-0 ① G4-3	SSS 0-3 ② K		SSS 0-3 ② K	2	0	0	0	1	0	0
89 Jeremy Hazelbaker, L (7, 9) OBP: 0.500, SLG: 0.500										2	0	0	0	0	2	3
10 Justin Turner, R (1, 5) OBP: 0.478, SLG: 0.526	x 0-0 ② F9 2-3			x 0-0 ① G1-3		x 0-0 2B	x 0-0 ③ G4-3		x 0-0 ③ F8	3	0	1	0	0	0	2
35 Brendan Harris, R (6, PR) OBP: 0.273, SLG: 0.167										2	0	0	0	0	0	3
(7, 5)																
37 Mike Baxter, L (1, 7) OBP: 0.333, SLG: 0.375	BBBB 4-0 7 FC5-4 1-2 BB			x 0-0 ② G4-3		CCC 0-3 ② K		x 0-0 9 FC6-4 1B		2	0	0	0	1	1	1
78 Red Patterson, R (7, 1)										0	0	0	0	0	0	0
73 Clint Robinson, L (8, PH) OBP: 0.364, SLG: 0.500										1	0	1	0	0	0	0
(9, 3)																
7 Alex Guerrero, R (1, 4) OBP: 0.308, SLG: 0.375	x 0-0 ③ FC5-4 1-2f			x 0-0 ③ G4-3		CCC 0-3 ③ K		x 0-0 ① FC6-4 91 E 1-2f		2	0	0	0	0	0	3
9 Dee Strange-Gordon, L (6, 4) OBP: 0.296, SLG: 0.375										2	0	0	0	0	1	2
72 Miguel Rojas, R (1, 6) OBP: 0.389, SLG: 0.353		x 0-0 ① F9			x 0-0 ① G5-3		x 0-0 33 BB 65 1B 31 BB 1B	Bx 1-0 ② L6 1-3		2	0	0	0	0	0	0
91 Corey Seager, L (6, 6) OBP: 0.500, SLG: 0.500										2	1	1	0	0	0	1
22 Clayton Kershaw, L (1, 1)		x 0-0 ② G6-3			BH 2-0 18 FC4-6 HBP		x 0-0 31 BB 33 BB 90 FC4-2 1-2 1B	BBBB 4-0 33 WP BB		1	0	0	0	0	0	0
26 Tim Federowicz, R (5, PH) OBP: 0.211, SLG: 0.176										0	0	0	0	0	0	0
65 Joc Pederson, L (6, 8) OBP: 0.400, SLG: 0.600										1	0	1	0	1	0	0
Inning Stats	R: 1 E: 1 K: 0 S: 4 H: 1 LOB: 3 BB: 3 P: 17	R: 0 E: 0 K: 0 S: 2 H: 0 LOB: 0 BB: 1 P: 7	R: 0 E: 0 K: 0 S: 3 H: 0 LOB: 0 BB: 0 P: 3	R: 0 E: 0 K: 0 S: 3 H: 0 LOB: 0 BB: 0 P: 3	R: 0 E: 0 K: 0 S: 4 H: 1 LOB: 2 BB: 0 P: 6	R: 0 E: 0 K: 2 S: 8 H: 1 LOB: 1 BB: 0 P: 8	R: 1 E: 0 K: 1 S: 7 H: 2 LOB: 3 BB: 2 P: 15	R: 0 E: 0 K: 1 S: 6 H: 1 LOB: 3 BB: 2 P: 15	R: 0 E: 0 K: 1 S: 5 H: 0 LOB: 0 BB: 0 P: 5	1B: 4 2B: 2 3B: 0 HR: 0		SF: 0 SAC: 0 DP: 0 HBP: 1		WP: 1 PB: 0 SB: 1 CS: 1		PA: 42	

PITCHER		IP	WLS	BF	H	R	ER	SO	BB	IBB	HBP	BLK	WP	HR	S	P	ERA	WHIP
82 Edwin Escobar, L ERA: 1.5	(1, 1)	3.0		13	1	1	1	0	4	0	0	0	0	0	9	27	3.00	1.667
50 Jason Berken, R ERA: 4.5	(4, 1)	3.0	H	12	2	0	0	2	0	0	1	0	0	0	15	17	0.00	0.667
45 Dan Runzler, L ERA: 3.86	(7, 1)	0.2	B	6	2	1	1	1	2	0	0	0	0	0	6	14	13.50	6.000
57 Juan Gutierrez, R ERA:	(7, 1)	0.1	W	1	0	0	0	0	0	0	0	0	0	0	1	1	0.00	0.000
76 Brett Bochy, R ERA: 3.38	(8, 1)	0.2	H	5	1	0	0	0	2	0	0	0	1	0	3	12	0.00	4.500

PITCHER		IP	WLS	BF	H	R	ER	SO	BB	IBB	HBP	BLK	WP	HR	S	P	ERA	WHIP
63 Jean Machi, R ERA: 4.15	(8, 1)	1.1	S	4	0	0	0	2	0	0	0	0	0	0	8	8	0.00	0.000

BOTTOM

San Francisco Giants @ Los Angeles Dodgers
Camelback Ranch, Glendale, AZ
Sun Mar 09 2014, 4:08 PM - 7:30 PM EDT
Att. 13,252 - Sunny - 74 F

livebaseballscorecards.com

AB	32
R	2
H	6
RBI	1
BB	8
SO	5
LOB	24

Batter	1	2	3	4	5	6	7	8	9	AB	R	H	RBI	BB	SO	LOB
Gary Brown, R (1, 8)	SSS 0-3 ① K		FFC 0-3 ① K		X 0-0 ③ L8		X 0-0 ③ G6-3			0	0	0	0	0	0	0
77 Jesus Galindo, S (6, 8)										1	0	0	0	0	0	1
10 Joe Panik, L (1, 4)	SSS 0-3 ② K		X 0-0 ② G4-3			X 0-0 ① G4-3		X 0-0 G5-4-3 1B		2	0	0	0	0	1	0
84 Rando Moreno, S (6, PH) OBP: 0.500, SLG: 0.500										2	0	1	0	0	0	0
(6, 4)																
86 Jarrett Parker, L (1, 7)	BBBB 4-0 BB		SSS 0-3 ③ K			SSC 0-3 ② K		SSS 0-3 ① K		0	0	0	0	0	0	0
13 Shilo McCall, R (6, PH)										2	0	0	0	0	2	1
(6, 7)																
Angel Villalona, R (1, 3) OBP: 0.500, SLG: 0.500	X 0-0 1-3 1B			SFS 0-3 ① K		X 0-0 97 1B 1B		X 0-0 ②③ G5-4-3 1-2f		4	0	2	0	0	1	1
32 Clayton Blackburn, L (6, 1)										0	0	0	0	0	0	0
Kendry Flores, R (7, 1)										0	0	0	0	0	0	0
Angel Villalona, R (8, PH) OBP: 0.500, SLG: 0.500										4	0	2	0	0	1	1
Kendry Flores, R (8, 1)										0	0	0	0	0	0	0
37 Derek Law, R (8, 1)										0	0	0	0	0	0	0
7 Mac Williamson, R (1, 9)	X 0-0 ③ F9			X 0-0 ② G6-3		X 0-0 1-2 1B			X 0-0 ① G6-3	2	0	0	0	0	0	2
97 Chuckie Jones, R (6, PH) OBP: 0.500, SLG: 0.500										2	0	1	0	0	0	0
(6, 9)																
10 Andrew Susac, R (1, 2)		X 0-0 ① G6-3		X 0-0 ③ F7		X 0-0 ③ F7			X 0-0 1B	0	0	0	0	0	0	0
6 Jeff Arnold, R (6, PH)										1	0	0	0	0	0	2
(6, 2)																
35 Ben Turner, R (8, 2) OBP: 1.000, SLG: 1.000										1	0	1	0	0	0	0
33 Ricky Oropesa, L (1, 10)		X 0-0 ② F9			X 0-0 ① G3-1		X 0-0 ① G3		X 0-0 ② F9	4	0	0	0	0	0	1
(6, 3)																
Ryder Jones, L (1, 5)		BBBB 4-0 FC6-4 BB			X 0-0 ② L8		X 0-0 ② G6-3		X 0-0 ③ G6-3	1	0	0	0	1	0	0
Brandon Bednar, R (6, 5)										2	0	0	0	0	0	1
Christian Arroyo, R (1, 6) OBP: 0.500, SLG: 0.500		X 0-0 ③ FC6-4 1-2f			X 0-0 1B		X 0-0 2B			2	0	1	0	0	0	1
Matt Duffy, R (6, 6) OBP: 1.000, SLG: 2.000										0	0	0	0	0	0	0

TOP

San Francisco Giants Futures @ San Francisco Giants

Scottsdale Stadium, Scottsdale, AZ

Sun Mar 09 2014, 4:03 PM - 6:36 PM EDT

Att. 6,098 - Sunny - 72 F

livebaseballscorecards.com

	AB	R	H	RBI	BB	SO	LOB
	26	0	6	0	1	4	10

Inning Stats	1	2	3	4	5	6	7	8	9
	R: 0 E: 0 K: 2 S: 8 H: 1 LOB: 2 BB: 1 P: 12	R: 0 E: 0 K: 0 S: 3 H: 0 LOB: 1 BB: 1 P: 7	R: 0 E: 0 K: 2 S: 7 H: 0 LOB: 0 BB: 0 P: 7	R: 0 E: 0 K: 1 S: 5 H: 0 LOB: 0 BB: 0 P: 5	R: 0 E: 0 K: 0 S: 4 H: 1 LOB: 1 BB: 0 P: 4	R: 0 E: 0 K: 1 S: 7 H: 2 LOB: 2 BB: 0 P: 7	R: 0 E: 0 K: 0 S: 4 H: 1 LOB: 1 BB: 0 P: 4	R: 0 E: 0 K: 1 S: 5 H: 1 LOB: 0 BB: 0 P: 5	R: 0 E: 0 K: 0 S: 4 H: 1 LOB: 1 BB: 0 P: 4

	1B	2B	3B	HR	SF	SAC	DP	HBP	WP	PB	SB	CS	PA
	6	1	0	0	0	0	1	0	0	0	0	0	35

PITCHER	IP	WLS	BF	H	R	ER	SO	BB	IBB	HBP	BLK	WP	HR	S	P	ERA	WHIP
40 Madison Bumgarner, L (1, 1) ERA:	0.0	W	0	0	0	0	0	0	0	0	0	0	0	0	0	∞	∞
46 Santiago Casilla, R (5, 1) ERA:	1.0		4	1	0	0	0	0	0	0	0	0	0	4	4	0.00	1.000
Chris Heston, R (6, 1) ERA:	2.0		9	3	0	0	1	0	0	0	0	0	0	11	11	0.00	1.500
59 Mike Kickham, L (8, 1) ERA:	1.0		3	1	0	0	1	0	0	0	0	0	0	5	5	0.00	1.000
37 Heath Hembree, R (9, 1) ERA:	1.0		4	1	0	0	0	0	0	0	0	0	0	4	4	0.00	1.000

PITCHER	IP	WLS	BF	H	R	ER	SO	BB	IBB	HBP	BLK	WP	HR	S	P	ERA	WHIP

Batter	1	2	3	4	5	6	7	8	9	AB	R	H	RBI	BB	SO	LOB
7 Grégor Blanco, L (1, 8) OBP: 0.667, SLG: 1.000	BB			29 G6-3 71 WP 2B	K			K		2	2	1	0	1	1	2
93 Elliott Blair, R (5, 8)	K									2	0	0	0	0	2	2
21 Nick Noonan, L (1, 4) (8, 6)	71 WP 29 1B 71 SF8 1-2 BB	L8		K		G3		K		4	1	0	0	1	2	1
29 Héctor Sánchez, S (1, 2) OBP: 0.333, SLG: 0.333										3	1	1	0	0	0	1
88 Trevor Brown, R (6, 2)	71 SF8 71 WP 22 WP 1-2 2-3 1B	G6-3		G6-3 2-3		F7				1	0	0	0	0	0	0
71 Mark Minicozzi, R (1, 3) OBP: 0.250, SLG: 0.333	SF8 1-3 2-H 3-H	K		1B 3-H		G6-3				3	0	1	1	0	1	0
22 Roger Kieschnick, L (1, 9) OBP: 0.500, SLG: 1.333	6 S 86 1B 3-H BB	G3		F8			HR			3	2	1	1	1	0	1
79 Chris Dominguez, R (1, 5) OBP: 0.250, SLG: 0.250	K	6 WP 86 1B 1B			L9		G6-3			4	1	1	0	0	1	1
6 Ehire Adrianza, S (1, 6) OBP: 0.667, SLG: 0.500										2	1	1	0	1	0	1
77 Juan Ciriaco, R (6, 6) (8, 4)	86 1B 40 1B 1-2 BB	G5-3 1-2			86 BB 1B		G6-3			1	0	0	0	0	0	0
86 Brett Krill, R (1, 7) OBP: 0.750, SLG: 0.667	40 1B 1-2 2-H 1B	40 G6-4 2-H 1B			1-2 BB		K			3	0	2	2	1	1	0
40 Madison Bumgarner, R (1, 1) OBP: 0.500, SLG: 0.500										2	0	1	1	0	0	1
46 Santiago Casilla, R (5, 1)										0	0	0	0	0	0	0
77 Chris Lofton, L (5, PH)										2	0	0	0	0	1	2
Chris Heston, R (6, 1)										0	0	0	0	0	0	0
59 Mike Kickham, L (8, 1)										0	0	0	0	0	0	0
77 Chris Lofton, L (8, PH)										2	0	0	0	0	1	2
37 Heath Hembree, R (9, 1)	1-3 2-H 1B	G6-4 1-2f			K			G6-3		0	0	0	0	0	0	0
Inning Stats	R: 5 E: 0 K: 2 S: 10 H: 3 LOB: 2 BB: 4 P: 24	R: 0 E: 0 K: 1 S: 5 H: 0 LOB: 0 BB: 0 P: 5	R: 1 E: 0 K: 0 S: 5 H: 2 LOB: 1 BB: 0 P: 5	R: 1 E: 0 K: 1 S: 7 H: 2 LOB: 1 BB: 0 P: 7	R: 0 E: 0 K: 2 S: 8 H: 1 LOB: 2 BB: 1 P: 12	R: 0 E: 0 K: 0 S: 3 H: 0 LOB: 0 BB: 0 P: 3	R: 1 E: 0 K: 1 S: 6 H: 1 LOB: 0 BB: 0 P: 8	R: 0 E: 0 K: 2 S: 7 H: 0 LOB: 0 BB: 0 P: 7		1B: 7 2B: 1 3B: 0 HR: 1 SF: 1 SAC: 0 DP: 0 HBP: 0		WP: 4 PB: 0 SB: 1 CS: 0 PA: 38		

PITCHER		IP	WLS	BF	H	R	ER	SO	BB	IBB	HBP	BLK	WP	HR	S	P	ERA	WHIP
57 Kyle Crick, R (1, 1) ERA: 67.5		0.2	L	7	1	5	5	1	4	0	0	0	2	0	5	19	67.50	7.500
51 Jose Casilla, R (1, 1) ERA:		1.1		6	2	0	0	2	0	0	0	0	0	0	10	10	0.00	1.500
32 Ty Blach, L (3, 1) ERA: 6.0		3.0		15	5	2	2	3	1	0	0	0	2	0	20	24	6.00	2.000
32 Clayton Blackburn, R (6, 1) ERA:		1.0		3	0	0	0	0	0	0	0	0	0	0	3	3	0.00	0.000
Kendry Flores, R (7, 1) ERA: 6.75		1.1		5	1	1	1	1	0	0	0	0	0	1	7	9	6.75	0.750

PITCHER		IP	WLS	BF	H	R	ER	SO	BB	IBB	HBP	BLK	WP	HR	S	P	ERA	WHIP
Kendry Flores, R (8, 1) ERA: 6.75		1.1		5	1	1	1	1	0	0	0	0	0	1	7	9	6.75	0.750
37 Derek Law, R (8, 1) ERA:		0.2		2	0	0	0	2	0	0	0	0	0	0	6	6	0.00	0.000

BOTTOM

San Francisco Giants Futures @ San Francisco Giants

Scottsdale Stadium, Scottsdale, AZ

Sun Mar 09 2014, 4:03 PM - 6:36 PM EDT

Att. 6,098 - Sunny - 72 F

livebaseballscorecards.com

AB	32
R	8
H	9
RBI	5
BB	5
SO	9
LOB	12

Chicago Cubs @ San Francisco Giants

Scottsdale Stadium, Scottsdale, AZ

Mon Mar 10 2014, 4:06 PM - 6:43 PM EDT

Att. 10,545 - Partly Cloudy - 73 F

TOP

livebaseballscorecards.com

Batter	1	2	3	4	5	6	7	8	9	AB	R	H	RBI	BB	SO	LOB
43 Emilio Bonifácio, S (1, 6) OBP: 0.263, SLG: 0.500 76 Jeudy Valdez, R (6, 6) OBP: 0.250, SLG: 0.143	F8		K	2-H 1B		F9	F8	3 0 1 1 0 1 0 2 0 0 0 0 0 3								
51 Ryan Kalish, L (1, 8) OBP: 0.357, SLG: 0.182 66 Casper Wells, R (6, 8) OBP: 0.083, SLG: 0.091	K		G1-3	F8		K		3 0 0 0 0 1 1 1 0 0 0 0 1 0								
19 Nate Schierholtz, L (1, 9) OBP: 0.333, SLG: 0.500 68 Jorge Soler, R (7, 9) OBP: 0.333, SLG: 0.500	K		P2	G6-3			1B	3 0 0 0 0 1 0 1 0 1 0 0 0 0								
30 Mike Olt, R (1, 3) OBP: 0.235, SLG: 0.412 60 Chris Valaika, R (7, 3) OBP: 0.200, SLG: 0.267		F8	K	8 1B 28 1B	G5-3			3 1 1 0 0 1 0 1 0 0 0 0 0 1								
8 Donnie Murphy, R (1, 5) OBP: 0.222, SLG: 0.235 61 Christian Villanueva, R (7, PR) OBP: 0.333, SLG: 0.364 (7, 5)		K	G6-3	28 1B 4 E 1-3			G1-3	3 0 1 0 0 1 0 1 1 0 0 0 0 0								
28 Chris Coghlan, L (1, 7) OBP: 0.176, SLG: 0.125 54 Darnell McDonald, R (7, 7) OBP: 0.429, SLG: 0.200		G3	G4-3	4 E 1-2 3-H			75 FC4-6	3 0 1 1 0 0 0 1 0 1 0 0 0 0								
4 Ryan Roberts, R (1, 4) OBP: 0.375, SLG: 0.467 75 Arismendy Alcántara, S (7, PR) (7, 4)		K		27 WP 43 1B		FC6	FC4-6 7 BB 82 WP 1-2f	3 1 1 0 0 1 1 1 0 0 0 0 0 1								
32 Eli Whiteside, R (1, 2) 82 Raffy Lopez, L (7, 2)		F8		F9	K		7 BB 1-2	3 0 0 0 0 1 4 0 0 0 0 1 0 0								
29 Jeff Samardzija, R (1, 1) 62 Alberto Cabrera, R (5, 1) 27 Josh Vitters, R (6, PH) OBP: 0.400, SLG: 0.250 18 Chris Rusin, L (6, 1) 7 Brett Jackson, L (9, PH) OBP: 0.400, SLG: 0.143 57 Jonathan Sánchez, L (9, 1)		K		F7 1-2		K		1 0 0 0 0 1 0 0 0 0 0 0 0 0 1 0 0 0 0 0 1 1 0 0 0 0 1 3 0 0 0 0 1 0 0 0 0 0 0 0 0 0								

	AB	R	H	RBI	BB	SO	LOB
	35	3	7	2	2	10	15

Inning Stats	1	2	3	4	5	6	7	8	9	1B: 7	SF: 0	WP: 2	PA: 37
R:	0	0	0	0	0	1	2	0	0	2B: 0	SAC: 0	PB: 0	
E:	0	0	0	0	0	0	1	0	0	3B: 0	DP: 0	SB: 0	
K:	2	1	2	1	1	0	2	1	0	HR: 0	HBP: 0	CS: 0	
BB:	0	0	0	0	0	0	0	0	2				
LOB:	0	0	0	0	0	1	3	1	3				
H:	0	0	0	0	0	2	3	1	1				
P:	7	5	7	5	5	6	11	6	12				
S:	7	5	7	5	5	5	11	6	4				

PITCHER		IP	WLS	BF	H	R	ER	SO	BB	IBB	HBP	BLK	WP	HR	S	P	ERA	WHIP
18 Matt Cain, R	(1, 1)	5.0		15	0	0	0	7	0	0	0	0	0	0	29	29	0.00	0.000
ERA:																		
34 David Huff, L	(6, 1)	1.0	H	5	2	1	1	0	0	0	0	0	1	0	5	6	9.00	2.000
ERA: 9.0																		
41 Jeremy Affeldt, L	(7, 1)	1.0	L	7	3	2	1	2	0	0	0	0	0	0	11	11	9.00	3.000
ERA: 3.0																		
34 Jose De Paula, L	(8, 1)	1.0		4	1	0	0	1	0	0	0	0	0	0	6	6	0.00	1.000
ERA:																		
70 George Kontos, R	(9, 1)	1.0		6	1	0	0	0	2	0	0	0	1	0	4	12	0.00	3.000
ERA: 4.5																		

PITCHER	IP	WLS	BF	H	R	ER	SO	BB	IBB	HBP	BLK	WP	HR	S	P	ERA	WHIP

Chicago Cubs @ San Francisco Giants

Scottsdale Stadium, Scottsdale, AZ

Mon Mar 10 2014, 4:06 PM - 6:43 PM EDT

Att. 10,545 - Partly Cloudy - 73 F

livebaseballscorecards.com

BOTTOM

Batter	1	2	3	4	5	6	7	8	9	AB	R	H	RBI	BB	SO	LOB
7 Grégor Blanco, L (1, 8) OBP: 0.200, SLG: 0.278	F8		F8		F8			G4-3		3	0	0	0	0	0	2
56 Gary Brown, R (6, 8) OBP: 0.412, SLG: 0.231										1	0	0	0	0	0	0
38 Michael Morse, R (1, 7) OBP: 0.333, SLG: 0.267	K			8 2B 48 1B 1B	F8			F9		3	1	1	0	0	1	1
34 David Huff, S (6, 1)										0	0	0	0	0	0	0
41 Jeremy Affeldt, L (7, 1)										0	0	0	0	0	0	0
6 Ehire Adrianza, S (8, 6) OBP: 0.313, SLG: 0.667										1	0	0	0	0	0	0
9 Brandon Belt, L (1, 3) OBP: 0.333, SLG: 0.400	F8			F7		F7			L9	3	0	0	0	0	0	1
71 Mark Minicozzi, R (7, 3) OBP: 0.500, SLG: 0.750										1	0	0	0	0	0	0
8 Hunter Pence, R (1, 9) OBP: 0.333, SLG: 0.526		K		48 1B 2B		G5-3			L7	3	1	1	0	0	1	0
2 Juan Carlos Perez, R (7, 7) OBP: 0.414, SLG: 0.458										1	0	0	0	0	0	0
48 Pablo Sandoval, S (1, 5) OBP: 0.417, SLG: 0.524				29 E 2-H 3-H 1B		L1-4-3			G5-3	3	0	2	2	0	0	0
21 Nick Noonan, L (7, 5) OBP: 0.222, SLG: 0.176		10 G3-6-1 1B								0	0	0	0	0	0	0
(8, 4)																
14 Brandon Hicks, R (9, PH) OBP: 0.526, SLG: 0.867										1	0	0	0	0	0	0
10 Tony Abreu, S (1, 4) OBP: 0.217, SLG: 0.217		G3-6-1 1-2f		F8			E5			3	0	0	0	0	0	2
79 Chris Dominguez, R (8, 5) OBP: 0.429, SLG: 0.200										0	0	0	0	0	0	0
29 Héctor Sánchez, S (1, 2) OBP: 0.222, SLG: 0.278			K	SAFE 1-2 K			G5-3			2	0	0	0	0	2	1
12 Guillermo Quiroz, R (7, 2) OBP: 0.364, SLG: 0.300										1	0	0	0	0	0	0
35 Brandon Crawford, L (1, 6) OBP: 0.100, SLG: 0.200			K		G3		G3			3	0	0	0	0	1	0
34 Jose De Paula, R (8, 1)										0	0	0	0	0	0	0
70 George Kontos, R (9, 1)										0	0	0	0	0	0	0
18 Matt Cain, R (1, 1) OBP: 1.000, SLG: 1.000			1B		1B			G3		1	0	1	0	0	0	0
13 Joaquin Arias, R (5, PH) OBP: 0.353, SLG: 0.375										1	0	1	0	0	0	0
22 Roger Kieschnick, L (6, 7) OBP: 0.211, SLG: 0.063										1	0	0	0	0	0	0
(7, 9)																

Inning Stats	1	2	3	4	5	6	7	8	9
	R: 0 E: 0 K: 1 S: 5	H: 0 LOB: 0 BB: 0 P: 5	R: 0 E: 0 K: 1 S: 5	H: 1 LOB: 0 BB: 0 P: 5	R: 0 E: 0 K: 2 S: 8	H: 1 LOB: 1 BB: 0 P: 8	R: 2 E: 1 K: 1 S: 8	H: 3 LOB: 1 BB: 0 P: 8	R: 0 E: 0 K: 0 S: 4	H: 1 LOB: 1 BB: 0 P: 4	R: 0 E: 0 K: 0 S: 3	H: 0 LOB: 0 BB: 0 P: 3	R: 0 E: 1 K: 0 S: 3	H: 0 LOB: 0 BB: 0 P: 3	R: 0 E: 0 K: 0 S: 3	H: 0 LOB: 0 BB: 0 P: 3	R: 0 E: 0 K: 0 S: 3	H: 0 LOB: 0 BB: 0 P: 3

1B: 5	SF: 0	WP: 0
2B: 1	SAC: 0	PB: 0
3B: 0	DP: 1	SB: 0
HR: 0	HBP: 0	CS: 0

PA: 32

	AB	32
	R	2
	H	6
	RBI	2
	BB	0
	SO	5
	LOB	7

PITCHER		IP	WLS	BF	H	R	ER	SO	BB	IBB	HBP	BLK	WP	HR	S	P	ERA	WHIP
29 Jeff Samardzija, R ERA: 5.0	(1, 1)	4.0		16	5	2	2	5	0	0	0	0	0	0	26	26	4.50	1.250
62 Alberto Cabrera, R ERA:	(5, 1)	1.0		4	1	0	0	0	0	0	0	0	0	0	4	4	0.00	1.000
18 Chris Rusin, L ERA: 8.22	(6, 1)	3.0	W	9	0	0	0	0	0	0	0	0	0	0	9	9	0.00	0.000
57 Jonathan Sánchez, L ERA: 9.64	(9, 1)	1.0	S	3	0	0	0	0	0	0	0	0	0	0	3	3	0.00	0.000

PITCHER		IP	WLS	BF	H	R	ER	SO	BB	IBB	HBP	BLK	WP	HR	S	P	ERA	WHIP

San Francisco Giants @ Cincinnati Reds

Goodyear Ballpark, Goodyear, AZ

Tue Mar 11 2014, 4:09 PM - 7:07 PM EDT

Att. 5,736 - Sunny - 75 F

TOP

livebaseballscorecards.com

Batter	1	2	3	4	5	6	7	8	9	AB	R	H	RBI	BB	SO	LOB
16 Ángel Pagán, S (1, 8) OBP: 0.273, SLG: 0.250	G4-3		F8	K		BBBB 4-0 13 G6-4-3 1-2 BB		B 1-0 CS 1-2	BBBB 4-0 21 2B 79 SF8 BB	3	0	0	0	1	1	2
77 Mitch Lively, R (6, 1)										0	0	0	0	0	0	0
22 Roger Kieschnick, L (7, 9) OBP: 0.250, SLG: 0.063										0	1	0	0	1	0	0
13 Joaquin Arias, R (1, 5) OBP: 0.381, SLG: 0.400	G6-3		1-2 28 HR 1B	2-3 28 2B 1B		G6-4-3 1-2f			1-3 79 SF8 2B	4	1	2	0	0	0	2
21 Nick Noonan, L (8, 4) OBP: 0.263, SLG: 0.278										1	0	1	0	0	0	0
28 Buster Posey, R (1, 2) OBP: 0.444, SLG: 0.647	1B		BBX 2-0 1-H 2-H HR	1-3 3-H 2B			P3		BBBB 4-0 71 G6-4-3 BB	3	1	3	4	0	0	0
67 Andrew Susac, R (5, 2) OBP: 0.308, SLG: 0.364										1	0	0	0	1	0	0
8 Hunter Pence, R (1, 9) OBP: 0.320, SLG: 0.565	SSS 0-3 K		3B	SSS 0-3 K			SSS 0-3 K		2-3 3-H SF8	4	0	1	0	0	3	3
73 Kameron Loe, R (7, 1)										0	0	0	0	0	0	0
79 Chris Dominguez, R (8, 5) OBP: 0.375, SLG: 0.200										0	0	0	1	0	0	0
71 Mark Minicozzi, R (1, 3) OBP: 0.400, SLG: 0.571		F8	G4-3		F8		G1-3		1-2f G6-4-3	5	0	0	0	0	0	3
2 Juan Carlos Perez, R (1, 7) OBP: 0.394, SLG: 0.464		F8		6 HR 2B	G4-3			SSS 0-3 K		4	1	1	0	0	1	0
78 Tyler Graham, R (8, 7) OBP: 0.500, SLG: 1.000										0	0	0	0	0	0	0
14 Brandon Hicks, R (1, 4) OBP: 0.478, SLG: 0.789		F9		G5-3	G6-3			6 G6-3 56 E 2B		4	1	1	0	0	0	1
77 Juan Ciriaco, R (8, 6)										0	0	0	0	0	0	0
6 Ehire Adrianza, S (1, 6) OBP: 0.300, SLG: 0.737			SSS 0-3 K	2-H HR		0-0 L6		2-3 G6-3		4	1	1	2	0	1	1
75 Erik Cordier, R (8, 1)										0	0	0	0	0	0	0
87 Adam Reifer, R (9, 1)										0	0	0	0	0	0	0
17 Tim Hudson, R (1, 1) OBP: 1.000, SLG: 1.500			13 1B 28 HR 1B	13 1B 28 2B		16 S 1B		3-H E5 22 CS		2	2	2	0	0	0	0
51 Jake Dunning, R (4, 1)										0	0	0	0	0	0	0
56 Gary Brown, R (6, PH) OBP: 0.421, SLG: 0.267										2	0	1	0	0	0	0
(6, 8)																

	AB	37
	R	8
	H	13
	RBI	7
	BB	3
	SO	6
	LOB	12

Inning Stats																						
	R: 0	H: 1	R: 0	H: 0	R: 3	H: 4	R: 3	H: 5	R: 0	H: 0	R: 0	H: 1	R: 0	H: 0	R: 1	H: 1	R: 1	H: 1	1B: 5	SF: 1	WP: 0	PA: 42
	E: 0	LOB: 1	E: 0	LOB: 0	E: 0	LOB: 1	E: 0	LOB: 2	E: 0	LOB: 0	E: 0	LOB: 1	E: 0	LOB: 0	E: 1	LOB: 0	E: 0	LOB: 1	2B: 5	SAC: 0	PB: 0	
	K: 1	BB: 0	K: 0	BB: 0	K: 1	BB: 0	K: 2	BB: 0	K: 0	BB: 0	K: 0	BB: 1	K: 1	BB: 0	K: 1	BB: 0	K: 0	BB: 2	3B: 1	DP: 2	SB: 1	
	S: 6	P: 6	S: 3	P: 3	S: 9	P: 11	S: 12	P: 12	S: 3	P: 3	S: 3	P: 7	S: 5	P: 5	S: 6	P: 7	S: 3	P: 11	HR: 2	HBP: 0	CS: 1	

PITCHER		IP	WLS	BF	H	R	ER	SO	BB	IBB	HBP	BLK	WP	HR	S	P	ERA	WHIP
52 Tony Cingrani, L ERA: 6.23	(1, 1)	3.2	L	19	8	6	6	3	0	0	0	0	0	2	25	27	14.73	2.182
79 Lee Hyde, L ERA:	(4, 1)	0.1		3	2	0	0	1	0	0	0	0	0	0	5	5	0.00	6.000
54 Aroldis Chapman, L ERA: 2.25	(5, 1)	3.0		10	1	0	0	1	1	0	0	0	0	0	11	15	0.00	0.667
43 Manny Parra, L ERA: 2.25	(8, 1)	1.0		4	1	1	0	1	0	0	0	0	0	0	6	7	0.00	1.000
84 Drew Hayes, R ERA: 2.25	(9, 1)	1.0		5	1	1	1	0	2	0	0	0	0	0	3	11	9.00	3.000

PITCHER	IP	WLS	BF	H	R	ER	SO	BB	IBB	HBP	BLK	WP	HR	S	P	ERA	WHIP

BOTTOM

San Francisco Giants @ Cincinnati Reds

Goodyear Ballpark, Goodyear, AZ

Tue Mar 11 2014, 4:09 PM - 7:07 PM EDT

Att. 5,736 - Sunny - 75 F

livebaseballscorecards.com

Batter	1	2	3	4	5	6	7	8	9	AB	R	H	RBI	BB	SO	LOB
6 Billy Hamilton, S (1, 8) OBP: 0.444, SLG: 0.409 36 Henry Alejandro Rodriguez, L (7, 4) OBP: 0.235, SLG: 0.188	BBBB 4-0 19 G4-3 21 2B BB	X 0-0 3-H 2B		X 0-0 ③ B1-3		X 0-0 ③ G4-3			X 0-0 15 G6-3 1B	3 1	1 0	1 1	1 0	1 0	0 0	1 0
4 Brandon Phillips, R (1, 4) OBP: 0.304, SLG: 0.450 15 Roger Bernadina, L (7, 8) OBP: 0.652, SLG: 0.875	X 0-0 ① P4	X 0-0 ③ P4			BBBB 4-0 21 F9 32 BB BB		X 0-0 19 1B 3B		X 0-0 ① ② G6-3 1-2f	2 2	0 1	0 1	0 1	1 0	0 0	2 1
19 Joey Votto, L (1, 3) OBP: 0.320, SLG: 0.318 43 Manny Parra, L (8, 1) 84 Drew Hayes, R (9, 1) 70 Kristopher Negrón, R (9, PH) OBP: 0.273, SLG: 0.316	X 0-0 ② G4-3 1-2		CCC 0-3 ① K		CCC 0-3 ① K		X 0-0 FC4-6 3-H 1B		BBBBB 4-0 BB	4 0 0 0	0 0 0 0	1 0 0 0	1 0 0 0	0 0 0 1	2 0 0 0	2 0 0 0
32 Jay Bruce, L (1, 9) OBP: 0.520, SLG: 0.722 Juan Duran, R (7, 9) OBP: 0.111, SLG: 0.059	BBBB 4-0 21 2B BB	X 0-0 ② G3			BBBB 4-0 29 BB 1-2 BB		X 0-0 ① FC4-6 1-2f		CCC 0-3 ③ K	1 2	1 0	0 0	0 0	2 0	0 1	0 2
21 Todd Frazier, R (1, 5) OBP: 0.286, SLG: 0.474 27 Chris Nelson, R (7, 5) OBP: 0.286, SLG: 0.400	X 0-0 1-H 2-H 2B	X 0-0 29 CS 1B			X 0-0 ② F9 2-3		X 0-0 ② F8			3 1	0 0	2 0	2 0	0 0	0 0	2 1
29 Brayan Peña, S (1, 2) OBP: 0.304, SLG: 0.250 68 Tucker Barnhart, L (7, PH) OBP: 0.231, SLG: 0.250 (8, 2)	X 0-0 ③ G3	B 1-0 ③ CS 1-2	X 0-0 ① F8		BBBB 4-0 1-2 BB		X 0-0 ③ G4-3			2 1	0 0	0 0	0 0	1 0	0 0	1 1
2 Zack Cozart, R (1, 6) OBP: 0.261, SLG: 0.348 76 Argenis Diaz, R (7, 6) OBP: 0.200, SLG: 0.400		X 0-0 ① F7	CCC 0-3 ② K		X 0-0 ③ F7			X 0-0 E6 50 G6-4-3		3 1	0 0	0 0	0 0	0 0	1 0	3 0
25 Skip Schumaker, L (1, 7) OBP: 0.583, SLG: 0.800 Yorman Rodriguez, R (7, 7) OBP: 0.167, SLG: 0.176		X 0-0 52 G4-3 6 2B 2B	CSX 0-2 HR			X 0-0 ① G3-1		SSS 0-3 ① K		3 1	2 0	2 0	1 0	0 0	0 1	0 1
52 Tony Cingrani, L (1, 1) 79 Lee Hyde, R (4, 1) Ryan LaMarre, R (4, PH) OBP: 0.400, SLG: 0.250 54 Aroldis Chapman, L (5, 1) 50 Neftali Soto, R (8, 3) OBP: 0.375, SLG: 0.708		X 0-0 ② G4-3 2-3	BBBB 4-0 BB			X 0-0 ② G5-3		X 0-0 ② ③ G6-4-3 1-2f		1 0 0 1 1	0 0 0 0 0	0 0 0 0 0	0 0 0 0 0	0 0 1 0 0	0 0 0 0 0	1 0 0 0 1
Inning Stats	R: 2 E: 0 K: 0 S: 4 H: 1 LOB: 1 BB: 2 P: 12	R: 1 E: 0 K: 0 S: 5 H: 2 LOB: 1 BB: 0 P: 5	R: 0 E: 0 K: 1 S: 5 H: 1 LOB: 0 BB: 0 P: 6	R: 1 E: 0 K: 1 S: 8 H: 1 LOB: 1 BB: 1 P: 12	R: 0 E: 0 K: 1 S: 5 H: 0 LOB: 3 BB: 3 P: 17	R: 0 E: 0 K: 0 S: 3 H: 0 LOB: 0 BB: 0 P: 3	R: 1 E: 0 K: 0 S: 5 H: 2 LOB: 1 BB: 0 P: 5	R: 0 E: 1 K: 1 S: 5 H: 0 LOB: 0 BB: 0 P: 5	R: 0 E: 0 K: 1 S: 5 H: 1 LOB: 1 BB: 1 P: 9	1B: 3 2B: 3 3B: 1 HR: 1	SF: 0 SAC: 0 DP: 2 HBP: 0			WP: 0 PB: 0 SB: 0 CS: 1		PA: 41	

	AB	33
	R	5
	H	8
	RBI	5
	BB	7
	SO	5
	LOB	19

PITCHER		IP	WLS	BF	H	R	ER	SO	BB	IBB	HBP	BLK	WP	HR	S	P	ERA	WHIP
17 Tim Hudson, R ERA: 4.15	(1, 1)	3.2	W	18	5	4	4	2	3	0	0	0	0	1	21	34	9.82	2.182
51 Jake Dunning, R ERA: 2.08	(4, 1)	1.1	H	7	0	0	0	1	3	0	0	0	0	0	6	18	0.00	2.250
77 Mitch Lively, R ERA:	(6, 1)	1.0	H	3	0	0	0	0	0	0	0	0	0	0	3	3	0.00	0.000
73 Kameron Loe, R ERA: 3.86	(7, 1)	1.0	H	5	2	1	1	0	0	0	0	0	0	0	5	5	9.00	2.000
75 Erik Cordier, R ERA:	(8, 1)	1.0	H	3	0	0	0	1	0	0	0	0	0	0	5	5	0.00	0.000

PITCHER		IP	WLS	BF	H	R	ER	SO	BB	IBB	HBP	BLK	WP	HR	S	P	ERA	WHIP
87 Adam Reifer, R ERA: 3.0	(9, 1)	1.0	S	4	1	0	0	1	1	0	0	0	0	0	5	9	0.00	2.000

Chicago White Sox @ San Francisco Giants

Scottsdale Stadium, Scottsdale, AZ

Wed Mar 12 2014, 4:06 PM - 6:52 PM EDT

Att. 10,151 - Sunny - 75 F

TOP

Batter	1	2	3	4	5	6	7	8	9	AB R H RBI BB SO LOB
1 Adam Eaton, L (1, 8) OBP: 0.520, SLG: 0.500 20 Jordan Danks, L (7, 8) OBP: 0.320, SLG: 0.625	G4-3 (0-0) ①			K (0-3) ①	1B (0-0; 1-2, 2-3)		K (0-3; 1-2) ②		K (0-3) ③	4 0 1 0 0 2 1 1 0 0 0 0 1 2
15 Gordon Beckham, R (1, 4) OBP: 0.214, SLG: 0.333 77 Yolmer Sánchez, S (7, 4) OBP: 0.583, SLG: 0.667	ꓘ (0-3) ②			F7 (0-0) ②	ꓘ (0-3) ②		P4 (0-0) ③			4 0 0 0 0 2 5 0 0 0 0 0 0 0
79 José Abreu, R (1, 3) OBP: 0.318, SLG: 0.476 76 Andy Wilkins, L (8, 3) OBP: 0.714, SLG: 0.889	G5-3 (0-0) ③			1B (0-0)	ꓘ (0-3) ③			F8 (0-0) ①		4 0 1 0 0 1 3 0 0 0 0 0 0 0
44 Adam Dunn, L (1, 10) OBP: 0.263, SLG: 0.222		BB (4-0) 24 G6-4-3		K (0-3) ③		F7 (0-0) ①		F7 (0-0) ②		3 0 0 0 1 1 1
24 Dayan Viciedo, R (1, 7) OBP: 0.360, SLG: 0.458 18 Blake Tekotte, L (8, 7) OBP: 0.167, SLG: 0.091		G6-4-3 (0-0; 1-2f) ① ②			2B (0-0) 12 G3, 30 1B	F9 (0-0) ②		G5-3 (0-0) ③		4 1 1 0 0 0 1 0 0 0 0 0 0 0
12 Conor Gillaspie, L (1, 5) OBP: 0.280, SLG: 0.458 95 Carl Thomore, R (9, PR) 22 Matt Davidson, R (9, 5) OBP: 0.200, SLG: 0.421		F8 (0-0) ③			G3 (0-0; 2-3) ①	K (0-3) ③			BB (4-0) 28 BB	3 0 0 0 1 1 1 0 0 0 0 0 0 0 0 0 0 0 0 0 0
30 Alejandro De Aza, L (1, 9) OBP: 0.409, SLG: 0.429 Alex Liddi, R (9, 9) OBP: 0.273, SLG: 0.636			G3-1 (0-0) ①		1B (0-0) 21 1B, 28 1B; 3-H		E1 (0-0) 21 S, 21 1B		F7 (0-0) ①	4 2 1 1 0 0 1 0 0 0 0 0 0 0
21 Tyler Flowers, R (1, 2) OBP: 0.304, SLG: 0.455 83 Micah Johnson, L (7, PR) OBP: 0.500, SLG: 0.455 38 Hector Gimenez, S (7, 2) OBP: 0.167, SLG: 0.333			G5-3 (0-0) ②		1B (0-0) 1 1B, 28 1B; 1-3		1B (1-0) 28 FC5-4; 1-H		F8 (0-0) ②	3 0 2 1 0 0 0 0 0 0 0 0 0 0 1 0 0 0 0 0 1
28 Leury García, S (1, 6) OBP: 0.438, SLG: 0.308 5 Marcus Semien, R (9, PR) OBP: 0.333, SLG: 0.200 (9, 6)			F8 (0-0) ③		1B (0-0) 1 1B; 1-2, 3-H		FC5-4 (0-0) 1 S; 1-2f ①		BB (4-0; 1-2)	3 0 1 1 1 0 1 0 0 0 0 0 0 0
Inning Stats	R: 0 E: 0 K: 1 S: 5 H: 0 LOB: 0 BB: 0 P: 5	R: 0 E: 0 K: 0 S: 2 H: 0 LOB: 0 BB: 1 P: 6	R: 0 E: 0 K: 0 S: 3 H: 0 LOB: 0 BB: 0 P: 3	R: 0 E: 0 K: 2 S: 8 H: 1 LOB: 1 BB: 0 P: 8	R: 2 E: 0 K: 2 S: 12 H: 5 LOB: 3 BB: 0 P: 12	R: 0 E: 0 K: 1 S: 5 H: 0 LOB: 0 BB: 0 P: 5	R: 1 E: 1 K: 1 S: 7 H: 1 LOB: 2 BB: 0 P: 8	R: 0 E: 0 K: 0 S: 3 H: 0 LOB: 0 BB: 0 P: 3	R: 0 E: 0 K: 1 S: 5 H: 0 LOB: 2 BB: 2 P: 13	1B: 6 2B: 1 3B: 0 HR: 0 SF: 0 SAC: 0 DP: 1 HBP: 0

AB	34
R	3
H	7
RBI	3
BB	3
SO	8
LOB	17

WP: 0 PB: 0 SB: 2 CS: 0 PA: 37

livebaseballscorecards.com

PITCHER		IP	WLS	BF	H	R	ER	SO	BB	IBB	HBP	BLK	WP	HR	S	P	ERA	WHIP
55 Tim Lincecum, R ERA: 1.93	(1, 1)	4.1		17	4	2	2	3	1	0	0	0	0	0	22	26	4.15	1.154
45 Dan Runzler, L ERA: 3.0	(5, 1)	0.2	B	4	2	0	0	2	0	0	0	0	0	0	8	8	0.00	3.000
52 Yusmeiro Petit, R ERA: 9.0	(6, 1)	2.0		8	1	1	0	2	0	0	0	0	0	0	12	13	0.00	0.500
46 Santiago Casilla, R ERA:	(8, 1)	1.0		3	0	0	0	0	0	0	0	0	0	0	3	3	0.00	0.000
60 Mason Tobin, R ERA: 9.0	(9, 1)	1.0	W	5	0	0	0	1	2	0	0	0	0	0	5	13	0.00	2.000

PITCHER	IP	WLS	BF	H	R	ER	SO	BB	IBB	HBP	BLK	WP	HR	S	P	ERA	WHIP

Batter	1	2	3	4	5	6	7	8	9	AB	R	H	RBI	BB	SO	LOB
7 Grégor Blanco, L (1, 8) OBP: 0.292, SLG: 0.333	0-0 38 E 1B	0-0 F9 ③			4-0 BB			0-0 6 G4-3 22 PB 1B		3	1	2	0	1	0	2
38 Michael Morse, R (1, 7) OBP: 0.350, SLG: 0.353 22 Roger Kieschnick, L (4, 7) OBP: 0.227, SLG: 0.056	0-0 E6 28 1B 1-H 2B		0-3 K ①		0-3 K ②			1-0 F9 ① 1-2		2	1	1	1	0	1	0
										2	0	0	0	0	1	2
28 Buster Posey, R (1, 2) OBP: 0.476, SLG: 0.650 52 Yusmeiro Petit, R (6, 1) 6 Ehire Adrianza, S (8, 6) OBP: 0.286, SLG: 0.700	0-0 8 FC6-4 3-H 1B		0-0 48 WP 8 WP 1B		0-3 K ③			0-0 ② G4-3 2-3		3	0	2	1	0	1	1
										0	0	0	0	0	0	0
										1	0	0	0	0	0	1
8 Hunter Pence, R (1, 9) OBP: 0.286, SLG: 0.500 78 Tyler Graham, R (7, 9) OBP: 0.667, SLG: 1.000	0-0 FC6-4 ① 48 G4-6-3 1-2f		1-3 K ② 1-2			0-0 F8 ①		4-0 79 S BB		3	0	0	0	0	1	2
										0	0	0	0	1	0	0
48 Pablo Sandoval, S (1, 5) OBP: 0.370, SLG: 0.458 79 Chris Dominguez, R (7, 5) OBP: 0.333, SLG: 0.167	0-0 G4-6-3 ② ③ 1-2f		1-3 K ③ 2-3			0-0 G3 ②		1-3 K ③ 1-2		3	0	0	0	0	1	2
										1	0	0	0	0	1	2
29 Héctor Sánchez, S (1, 3) OBP: 0.227, SLG: 0.273 (6, 2) 2 Juan Carlos Perez, R (9, PR) OBP: 0.394, SLG: 0.464		0-3 K ①		0-0 G6-3 ①		0-0 F8 ③			0-0 21 2B 1B	4	0	1	0	0	1	0
										0	1	0	0	0	0	0
10 Tony Abreu, S (1, 4) OBP: 0.231, SLG: 0.200 21 Nick Noonan, L (8, 4) OBP: 0.300, SLG: 0.368	1-0 55 S 35 1B HBP			0-0 L3 ②		0-0 L3 ①			0-0 14 SH1-3 13 1B 1-H 2B	2	0	0	0	0	0	0
										1	1	1	1	0	0	0
35 Brandon Crawford, L (1, 6) OBP: 0.130, SLG: 0.217 46 Santiago Casilla, R (8, 1) 60 Mason Tobin, R (9, 1) 14 Brandon Hicks, R (9, PH) OBP: 0.478, SLG: 0.789		0-0 55 S 1-2 1B		0-0 G4-3 ③			0-3 K2-3 ②		0-0 SH1-3 ① 2-3	3	0	1	0	0	1	0
										0	0	0	0	0	0	0
										0	0	0	0	0	0	0
										0	0	0	0	0	0	0
55 Tim Lincecum, L (1, 1) 45 Dan Runzler, L (5, 1) 13 Joaquin Arias, R (5, PH) OBP: 0.375, SLG: 0.391 (6, 3)		0-3 K ② 1-2 2-3			0-0 F8 ①		0-0 G1-3 ③		0-0 3-H 1B	1	0	0	0	0	1	2
										0	0	0	0	0	0	0
										3	0	1	1	0	0	0
Inning Stats	R: 2 E: 1 K: 0 S: 5 H: 3 LOB: 0 BB: 0 P: 5	R: 0 E: 0 K: 2 S: 8 H: 1 LOB: 2 BB: 0 P: 9	R: 0 E: 0 K: 3 S: 10 H: 1 LOB: 1 BB: 0 P: 12	R: 0 E: 0 K: 0 S: 3 H: 0 LOB: 0 BB: 0 P: 3	R: 0 E: 0 K: 2 S: 7 H: 0 LOB: 1 BB: 1 P: 11	R: 0 E: 0 K: 0 S: 3 H: 0 LOB: 0 BB: 0 P: 3	R: 0 E: 0 K: 1 S: 5 H: 0 LOB: 0 BB: 0 P: 5	R: 0 E: 0 K: 1 S: 6 H: 1 LOB: 2 BB: 1 P: 12	R: 2 E: 0 K: 0 S: 4 H: 3 LOB: 1 BB: 0 P: 4	1B: 7 2B: 2 3B: 0 HR: 0	SF: 0 SAC: 1 DP: 1 HBP: 1						

BOTTOM

Chicago White Sox @ San Francisco Giants

Scottsdale Stadium, Scottsdale, AZ

Wed Mar 12 2014, 4:06 PM - 6:52 PM EDT

Att. 10,151 - Sunny - 75 F

livebaseballscorecards.com

AB	32
R	4
H	9
RBI	4
BB	2
SO	9
LOB	14

WP: 2 PB: 1 SB: 3 CS: 0 PA: 36

PITCHER		IP	WLS	BF	H	R	ER	SO	BB	IBB	HBP	BLK	WP	HR	S	P	ERA	WHIP
55 Felipe Paulino, R ERA: 9.72	(1, 1)	3.2		16	5	2	2	5	0	0	1	0	2	0	25	28	4.91	1.364
52 Jake Petricka, R ERA: 3.38	(4, 1)	1.1		5	0	0	0	2	1	0	0	0	0	0	8	12	0.00	0.750
39 Maikel Cleto, R ERA:	(6, 1)	1.0		3	0	0	0	0	0	0	0	0	0	0	3	3	0.00	0.000
40 Daniel Webb, R ERA:	(7, 1)	1.0	H	3	0	0	0	1	0	0	0	0	0	0	5	5	0.00	0.000
57 Zach Putnam, R ERA:	(8, 1)	1.0	H	5	1	0	0	1	1	0	0	0	0	0	6	12	0.00	2.000

PITCHER		IP	WLS	BF	H	R	ER	SO	BB	IBB	HBP	BLK	WP	HR	S	P	ERA	WHIP
63 Nestor Molina, R ERA: 9.64	(9, 1)	0.1	L	4	3	2	2	0	0	0	0	0	0	0	4	4	54.00	9.000

Batter	1	2	3	4	5	6	7	8	9	AB	R	H	RBI	BB	SO	LOB
7 Grégor Blanco, L (1, 8) OBP: 0.259, SLG: 0.292 80 Ryan Lollis, L (5, 8) OBP: 0.167, SLG: 0.167	C FF 93 F FF 92 B SL 86 B FF 94 X FF 93 2-2 ① F8		B CU 77 C FF 91 B FF 91 B FF 92 X FF 92 3-1 ② G3	1 SAFE B SL 88 1 SAFE F SL 82 X SI 91 1-1 ③ FC6 1-2f		B SI 88 C SI 88 S CU 75 S SL 82 1-3 ① K		F FF 88 C FF 88 B FC 90 X CU 68 1-2 ③ F7		3 2	0 0	0 0	0 0	0 0	0 1	1 0
35 Brandon Crawford, L (1, 6) OBP: 0.185, SLG: 0.259 77 Juan Ciriaco, R (6, 6)	C SI 94 F FF 93 F SI 94 X FF 92 0-2 1B		B CU 76 X SI 92 1-0 48 BB 22 1B 1B		B SI 88 X SI 89 1-0 ① P6	F SI 88 B SI 90 F CH 82 S SL 83 1-3 ② K			C FF 92 B SI 93 X FF 91 1-1 ① G6-3	4 1	1 0	2 0	0 0	0 0	1 0	0 0
48 Pablo Sandoval, S (1, 5) OBP: 0.400, SLG: 0.462 Chris Dominguez, R (5, 5) OBP: 0.364, SLG: 0.250	F SI 93 F SI 91 F SL 90 X CH 84 0-2 ② F8		1 SAFE 1 SAFE 1 SAFE F CH 83 B FF 92 F FF 91 1 SAFE D CH 86 F SL 88 4-2 F CH 83 B FF 94 F CH 82 F SL 84 D CH 85 22 1B 1-2 BB		S CH 84 S CH 84 F SL 84 X SI 91 0-2 71 1B 22 WP 1B 1B	B CH 84 C CH 82 X SI 89 1-1 22 WP 1B		C SL 80 B SL 79 S CH 84 X FF 94 1-2 ② P3	2 2	1 0	1 1	0 0	1 0	0 0	1 0
22 Roger Kieschnick, L (1, 7) OBP: 0.259, SLG: 0.130	F D CH 82 F SI 90 1 SAFE S SL 87 1-3 ③ K		C SL 83 B CU 80 X FF 92 1-1 71 FC6-4 1-2 2-H 1B		S SI 90 S SL 82 C SL 82 0-3 ② K 1-2	B SI 90 F SI 88 B CU 74 B SL 82 C SI 89 C SI 89 3-3 ③ K 1-2			X FF 93 0-0 1B	5	0	2	1	0	3	3
71 Mark Minicozzi, R (1, 3) OBP: 0.367, SLG: 0.500		C FF 92 S SI 91 X FF 93 0-2 ① G3	C FF 93 B FF 93 S CH 84 D CH 86 F SI 92 F SI 94 X FF 93 2-2 ③ FC6-4 1-2f		C SI 90 C CU 74 X SL 82 0-2 2 BB 14 BB 1B 2-3 1B		B FF 94 B FF 93 X FF 94 2-0 ① P5		B FF 93 F FF 92 1 SAFE S FF 93 F FF 93 B SL 81 S SL 77 2-3 ③ K	5	1	1	0	0	1	3
Andrew Susac, R (1, 2) OBP: 0.471, SLG: 0.692 12 Guillermo Quiroz, R (7, 2) OBP: 0.364, SLG: 0.300		B FF 93 B FF 92 B SI 93 B FF 93 4-0 2 FC6-4 BB		B SI 89 F SI 91 X SI 92 2-1 HR	D CH 84 B CH 86 X CH 88 2-0 14 BB 2 BB 1-2 3-H 1B		B SL 84 C SL 84 S FF 94 B FF 96 B SL 81 B FF 94 4-2 86 CS BB			2 0	1 0	2 0	2 0	2 0	0 0	0 0
2 Juan Carlos Perez, R (1, 9) OBP: 0.389, SLG: 0.433 86 Jarrett Parker, L (5, 9)		D CH 83 X SI 91 1-0 ② FC6-4 14 FC5-4 1-2f	B SI 90 C SL 82 X SL 82 1-1 ① G5-3		F SI 90 B CH 88 D SL 83 B SI 88 B SI 89 4-1 14 BB 1-2 2-3 BB	B CH 84 B FF 93 F FF 90 F FF 92 B SL 83 S FF 91 3-3 ②③ K 1-2			2 1	0 0	0 0	0 0	1 0	0 1	1 1
14 Brandon Hicks, R (1, 10) OBP: 0.444, SLG: 0.682		1 SAFE C SI 89 X CH 84 0-1 ③ FC5-4 1-2f		C CU 73 B SI 90 F SL 81 X CU 75 1-2 ② F7	S CH 82 D CH 83 C CU 73 D CU 76 D CH 83 B CH 82 4-2 1-2 2-3 3-H BB			C FF 87 F FF 88 S CU 65 0-3 ① K		3	0	0	1	1	1	1
21 Nick Noonan, L (1, 4) OBP: 0.304, SLG: 0.364 Joe Panik, L (7, 4)			F FF 91 C CU 73 F CU 72 B FF 92 B FF 93 F CH 86 B FF 94 S FF 91 3-3 ① K	B SL 88 S SL 82 S SL 82 X SL 82 1-2 7 FC6 1B	D SL 82 F SI 88 C SI 88 F CU 74 F SL 82 S SL 82 1-3 ③ K			B FF 87 B FF 86 C FF 87 F FC 88 S FF 90 2-3 ② K		3 1	0 0	1 0	0 0	0 0	2 1	3 0
Inning Stats	R: 0 E: 0 K: 1 S: 14 H: 1 LOB: 1 BB: 0 P: 17	R: 0 E: 0 K: 0 S: 6 H: 0 LOB: 1 BB: 1 P: 11	R: 1 E: 0 K: 1 S: 21 H: 2 LOB: 2 BB: 1 P: 35	R: 1 E: 0 K: 0 S: 12 H: 2 LOB: 1 BB: 0 P: 18	R: 2 E: 0 K: 2 S: 20 H: 3 LOB: 3 BB: 2 P: 32	R: 0 E: 0 K: 3 S: 11 H: 1 LOB: 1 BB: 0 P: 17	R: 0 E: 0 K: 1 S: 6 H: 0 LOB: 1 BB: 1 P: 15	R: 0 E: 0 K: 2 S: 9 H: 0 LOB: 0 BB: 0 P: 12	R: 0 E: 0 K: 1 S: 10 H: 1 LOB: 1 BB: 0 P: 14	1B: 9 2B: 1 3B: 0 HR: 1	SF: 0 SAC: 0 DP: 1 HBP: 0			WP: 2 PB: 0 SB: 0 CS: 1	PA: 41		

PITCHER		IP	WLS	BF	H	R	ER	SO	BB	IBB	HBP	BLK	WP	HR	S	P	ERA	WHIP
33 Martín Pérez, L ERA: 4.5	(1, 1)	3.0		14	3	1	1	2	2	0	0	0	0	0	41	63	3.00	1.667
50 Michael Kirkman, L ERA: 3.38	(4, 1)	3.0		17	6	3	3	5	2	0	0	0	2	1	43	67	9.00	2.667
55 Roman Mendez, R ERA: 6.0	(7, 1)	1.0		3	0	0	0	1	1	0	0	0	0	0	6	15	0.00	1.000
28 Joakim Soria, R ERA:	(8, 1)	1.0		3	0	0	0	2	0	0	0	0	0	0	9	12	0.00	0.000
30 Neftalí Feliz, R ERA: 3.6	(9, 1)	1.0		4	1	0	0	1	0	0	0	0	0	0	10	14	0.00	1.000

PITCHER	IP	WLS	BF	H	R	ER	SO	BB	IBB	HBP	BLK	WP	HR	S	P	ERA	WHIP

TOP

San Francisco Giants @ Texas Rangers

Surprise Stadium, Surprise, AZ

Thu Mar 13 2014, 9:09 PM - 12:25 AM EDT

Att. 10,545 - Cloudy - 77 F

livebaseballscorecards.com

AB	36
R	4
H	10
RBI	4
BB	5
SO	11
LOB	14

BOTTOM

San Francisco Giants @ Texas Rangers

Surprise Stadium, Surprise, AZ

Thu Mar 13 2014, 9:09 PM - 12:25 AM EDT

Att. 10,545 - Cloudy - 77 F

livebaseballscorecards.com

Batter	1	2	3	4	5	6	7	8	9	AB	R	H	RBI	BB	SO	LOB
17 Shin-Soo Choo, L (1, 10) OBP: 0.308, SLG: 0.381	F SI 89 B SL 87 B FF 90 B SL 86 B FF 89 4-1 1 G4-6-3 BB		C CU 76 B CH 83 B SI 90 B CU 76 X FF 90 3-1 HR			B SI 90 B CH 81 B FF 90 C SI 90 X SI 90 3-1 ① G2-3		C FF 91 B CU 76 F FF 92 B CU 77 B FF 93 B FF 93 4-2 12 SH5-4 71 1B 6 1B BB		2	2	1	1	2	0	0
1 Elvis Andrus, R (1, 6) OBP: 0.308, SLG: 0.385 71 Andy Parrino, S (7, 6) OBP: 0.267, SLG: 0.286	B FF 88 ① 1 SAFE ② C FF 87 1 SAFE X FF 88 1-1 G4-6-3 1-2f		F FF 90 B CH 82 C CU 76 B CH 83 X SI 91 2-2 ② G6-3			C CH 80 B CH 81 X SI 90 1-1 ② G4-3		C FF 91 B FF 91 C CU 76 B FS 86 B SI 91 X FF 91 3-2 12 SH5-4 6 1B 1-2 1B		3 1	0 1	0 1	0 1	0 0	0 0	1 0
84 Prince Fielder, L (1, 3) OBP: 0.267, SLG: 0.467 12 Josh Wilson, R (7, 3) OBP: 0.217, SLG: 0.227	B CU 75 X SI 89 1-0 2B		S CH 82 X CH 82 0-1 ③ L9			C SL 80 B FF 87 F FF 90 B FF 87 S CH 80 2-3 ③ K		L FF 90 B FF 93 X FF 90 1-1 ① SH5-4 1-2 2-3		3 0	0 0	1 0	0 0	0 0	1 0	0 0
29 Adrian Beltré, R (1, 5) OBP: 0.250, SLG: 0.261 6 Kevin Kouzmanoff, R (5, 5) OBP: 0.419, SLG: 0.444 9 Adam Rosales, R (8, PR) OBP: 0.222, SLG: 0.250 (9, 5)	C SI 89 B SL 87 F CH 81 F SI 89 X CU 74 1-2 ③ F7			C SL 87 F FF 88 B CH 81 B SI 90 F SI 90 X SI 90 2-2 ① G5-3			F SI 94 B CU 85 F SI 95 B CU 87 F CU 85 B SI 96 X SI 95 3-2 ① G6-3	F CU 76 B FF 93 X FF 86 1-1 63 S 2-H 3-H 1B		2 2 0	0 0 0	0 1 0	0 2 0	0 0 0	0 0 0	1 0 0
Alex Rios, R (1, 9) OBP: 0.462, SLG: 0.417 15 Michael Choice, R (7, 9) OBP: 0.344, SLG: 0.516		B SL 87 C SI 90 B FF 89 X FF 90 2-1 8 G1-6-3 8 S 1B		B CU 77 B FF 90 B FF 88 C FF 90 F CH 82 S SI 90 3-3 ② K			C FF 95 X SI 94 0-1 63 1B 43 1B 1B	B FF 92 F FF 90 C CH 80 B CH 78 F FF 93 F CH 78 S SL 81 2-3 ② FC		2 2	0 1	1 1	0 0	0 0	1 0	0 1
18 Mitch Moreland, L (1, 7) OBP: 0.355, SLG: 0.360 63 Bryan Petersen, L (7, 7) OBP: 0.273, SLG: 0.300		C FF 89 S CH 81 T FF 88 0-2 ① K		B CU 76 F SL 87 B FF 88 X CU 77 2-1 ③ F8			B SI 94 B CU 82 X SI 95 2-0 43 1B 1-2 1B	F FF 91 D CH 81 B SL 80 F FF 93 X FF 92 2-2 ③ G4-3 1-2		2 2	0 0	0 1	0 0	0 0	1 0	1 1
8 Geovany Soto, R (1, 2) 61 Robinson Chirinos, R (5, 2) OBP: 0.474, SLG: 0.471 70 Brett Nicholas, L (9, PH)		S FF 88 X SI 89 0-1 ② G1-6-3 1-3	C SI 87 B CU 75 C CH 81 S FF 87 1-3 ① K				S SI 96 B SI 94 C CU 87 C SI 96 1-3 ② K		C SI 89 X SI 90 0-1 ① G5-3	1 2 1	0 0 0	0 0 0	0 0 0	0 2 0	0 2 0	1 2 0
2 Leonys Martin, L (1, 8) OBP: 0.375, SLG: 0.316 43 Engel Beltre, L (7, 8) OBP: 0.364, SLG: 0.333		C CU 76 D CU 77 X SI 90 1-1 ③ P5	B SI 88 B SL 86 L CH 81 B FF 88 S CH 81 X FF 88 3-2 20 G6-4-3 1B				F CU 81 F CH 85 X CU 85 0-2 1-2 2-H 1B		C SI 90 B SI 91 B CH 83 X SI 89 2-1 65 L1-3 1B	2 2	0 0	1 2	0 1	0 0	0 0	1 0
20 Brent Lillibridge, R (1, 4) OBP: 0.438, SLG: 0.625 65 Kensuke Tanaka, L (7, 4) OBP: 0.333, SLG: 0.200			B SL 86 B SL 86 B SI 88 C FF 88 F FF 89 X FF 90 3-2 ① G5-3	C SL 85 X CU 73 0-1 ②③ G6-4-3 1-2f			X SI 94 0-0 ③ L6		1 SAFE X SI 89 0-0 ②③ L1-3 1-1	2 2	0 0	0 0	0 0	0 0	0 0	1 3
Inning Stats	R: 0 H: 1 E: 0 LOB: 1 K: 0 BB: 1 S: 8 P: 15	R: 0 H: 1 E: 0 LOB: 1 K: 1 BB: 0 S: 9 P: 12	R: 1 H: 1 E: 0 LOB: 0 K: 0 BB: 0 S: 10 P: 18	R: 0 H: 0 E: 0 LOB: 0 K: 1 BB: 0 S: 9 P: 16	R: 0 H: 1 E: 0 LOB: 0 K: 1 BB: 0 S: 8 P: 12	R: 0 H: 0 E: 0 LOB: 0 K: 1 BB: 0 S: 7 P: 13	R: 1 H: 3 E: 0 LOB: 2 K: 1 BB: 0 S: 14 P: 20	R: 2 H: 2 E: 0 LOB: 2 K: 0 BB: 1 S: 17 P: 30	R: 0 H: 1 E: 0 LOB: 0 K: 0 BB: 0 S: 5 P: 7	1B: 8 2B: 2 3B: 0 HR: 1	SF: 0 SAC: 1 DP: 3 HBP: 0	WP: 0 PB: 0 SB: 2 CS: 0	PA: 36				

PITCHER	IP	WLS	BF	H	R	ER	SO	BB	IBB	HBP	BLK	WP	HR	S	P	ERA	WHIP
32 Ryan Vogelsong, R (1, 1) ERA: 5.11	5.0		18	4	1	1	3	1	0	0	0	0	1	44	73	1.80	1.000
34 David Huff, L (6, 1) ERA: 4.5	1.0	H	3	0	0	0	1	0	0	0	0	0	0	7	13	0.00	0.000
57 Juan Gutierrez, R (7, 1) ERA: 1.8	1.0	H	6	3	1	1	1	0	0	0	0	0	0	14	20	9.00	3.000
Jose De Paula, L (8, 1) ERA: 4.15	0.1	B	4	2	2	2	0	1	0	0	0	0	0	9	18	54.00	9.000
64 Derek Law, R (8, 1) ERA:	0.2		2	0	0	0	1	0	0	0	0	0	0	8	12	0.00	0.000

PITCHER	IP	WLS	BF	H	R	ER	SO	BB	IBB	HBP	BLK	WP	HR	S	P	ERA	WHIP
51 Jake Dunning, R (9, 1) ERA: 1.69	1.0		3	1	0	0	0	0	0	0	0	0	0	5	7	0.00	1.000

AB	33
R	4
H	10
RBI	4
BB	2
SO	5
LOB	13

Batter	1	2	3	4	5	6	7	8	9	AB	R	H	RBI	BB	SO	LOB
13 Drew Stubbs, R (1, 8) OBP: 0.385, SLG: 0.304	C F C 0-3 ① K		B B B B 4-0 BB			L F C 0-3 ① K			X 0-0 ① F7	2	0	0	0	1	2	0
93 Tyler Kuhn, L (7, 7)										1	0	0	0	0	0	0
14 Josh Rutledge, R (1, 4) OBP: 0.235, SLG: 0.375	C T S 0-3 ② K		X 0-0 ③ G1-3			X 0-0 ② F8			C C S 0-3 ② K	3	0	0	0	0	1	1
92 Juan Ciriaco, R (7, 4)										1	0	0	0	0	1	0
28 Nolan Arenado, R (1, 5) OBP: 0.387, SLG: 0.586	X 0-0 ③ P3			X 0-0 ① F7		X 0-0 ③ L7			X 0-0 ③ G4-3	3	0	0	0	0	0	0
95 David Kandilas, R (7, 8)										1	0	0	0	0	0	0
5 Carlos González, L (1, 7) OBP: 0.364, SLG: 0.450		X 0-0 ① G4-3		C F S 0-3 ② K			X 0-0 ① G4-3			3	0	0	0	0	1	0
96 Jayson Langfels, R (7, 5)										0	0	0	0	0	0	0
7 Matt McBride, R (1, 9) OBP: 0.407, SLG: 0.500		X 0-0 8 E 1B		X 0-0 ③ F7			X 0-0 ② P4			3	0	1	0	0	0	0
8 Michael McKenry, R (1, 2) OBP: 0.300, SLG: 0.579		X 0-0 ② L6 1-2			X 0-0 ① G1-3		X 0-0 ③ G4-3			2	0	0	0	0	0	1
72 Jackson Williams, R (6, 2) OBP: 0.467, SLG: 0.417										1	0	0	0	0	0	0
36 Ben Paulsen, L (1, 3) OBP: 0.303, SLG: 0.438		X 0-0 ③ F7			X 0-0 ② F7			X 0-0 ① G4-3		3	0	0	0	0	0	1
47 Chris Martin, R (8, 1)										0	0	0	0	0	0	0
10 Paul Janish, R (1, 6) OBP: 0.500, SLG: 0.593			X 0-0 ① F7		X 0-0 1B			F S T 0-2 ② K		2	0	1	0	0	0	0
31 Eddie Butler, R (5, 1)										0	0	0	0	0	0	0
82 Jared Simon, R (8, PH) (8, 9)										1	0	0	0	0	1	0
53 Christian Friedrich, R (1, 1)			C C S 0-3 ② K		X 0-0 ③ F9			X 0-0 ③ P6		1	0	0	0	0	1	0
Scott Oberg, R (4, 1)										0	0	0	0	0	0	0
Rosell Herrera, S (5, PH) OBP: 0.357, SLG: 0.500										2	0	0	0	0	0	1
(5, 6)																
Inning Stats	R: 0 H: 0 E: 0 LOB: 0 K: 2 BB: 0 S: 7 P: 7	R: 0 H: 1 E: 1 LOB: 1 K: 0 BB: 0 S: 4 P: 4	R: 0 H: 0 E: 0 LOB: 1 K: 1 BB: 1 S: 5 P: 9	R: 0 H: 0 E: 0 LOB: 0 K: 1 BB: 0 S: 5 P: 5	R: 0 H: 1 E: 0 LOB: 1 K: 0 BB: 0 S: 4 P: 4	R: 0 H: 0 E: 0 LOB: 0 K: 1 BB: 0 S: 5 P: 5	R: 0 H: 0 E: 0 LOB: 0 K: 0 BB: 0 S: 3 P: 3	R: 0 H: 0 E: 0 LOB: 0 K: 1 BB: 0 S: 5 P: 5	R: 0 H: 0 E: 0 LOB: 0 K: 1 BB: 0 S: 5 P: 5	1B: 2 SF: 0 2B: 0 SAC: 0 3B: 0 DP: 0 HR: 0 HBP: 0						

TOP

Colorado Rockies @ San Francisco Giants

Scottsdale Stadium, Scottsdale, AZ

Fri Mar 14 2014, 4:05 PM - 6:22 PM EDT

Att. 12,204 - Cloudy - 72 F

livebaseballscorecards.com

AB	29
R	0
H	2
RBI	0
BB	1
SO	7
LOB	4

WP: 0 PA: 30
PB: 0
SB: 0
CS: 0

PITCHER		IP	WLS	BF	H	R	ER	SO	BB	IBB	HBP	BLK	WP	HR	S	P	ERA	WHIP
40 Madison Bumgarner, L ERA:	(1, 1)	5.0	W	18	2	0	0	4	1	0	0	0	0	0	25	29	0.00	0.600
76 Brett Bochy, R ERA: 2.45	(6, 1)	1.0	H	3	0	0	0	1	0	0	0	0	0	0	5	5	0.00	0.000
41 Jeremy Affeldt, L ERA: 2.25	(7, 1)	1.0	H	3	0	0	0	0	0	0	0	0	0	0	3	3	0.00	0.000
37 Heath Hembree, R ERA: 3.0	(8, 1)	1.0		3	0	0	0	1	0	0	0	0	0	0	5	5	0.00	0.000
63 Jean Machi, R ERA: 3.38	(9, 1)	1.0		3	0	0	0	1	0	0	0	0	0	0	5	5	0.00	0.000

PITCHER	IP	WLS	BF	H	R	ER	SO	BB	IBB	HBP	BLK	WP	HR	S	P	ERA	WHIP

BOTTOM

Colorado Rockies @ San Francisco Giants

Scottsdale Stadium, Scottsdale, AZ

Fri Mar 14 2014, 4:05 PM - 6:22 PM EDT

Att. 12,204 - Cloudy - 72 F

livebaseballscorecards.com

Batter	1	2	3	4	5	6	7	8	9	AB	R	H	RBI	BB	SO	LOB
13 Joaquin Arias, R (1, 5) OBP: 0.370, SLG: 0.385 71 Mark Minicozzi, R (6, 3) OBP: 0.355, SLG: 0.481	28 WP 1B		F8	FC5 2-3f			G5-3			3 1	0 0	1 0	0 0	0 0	0 0	2 0
10 Tony Abreu, S (1, 4) OBP: 0.207, SLG: 0.179 Nick Noonan, L (6, 4) OBP: 0.333, SLG: 0.364	F9		K		P6		14 1B 82 FC6-4 BB			3 0	0 1	0 0	0 0	0 1	1 0	1 0
9 Brandon Belt, L (1, 3) OBP: 0.333, SLG: 0.391 14 Brandon Hicks, R (5, PR) OBP: 0.464, SLG: 0.696 (6, 5)	F7		K		8 L5-4 28 1B 1B		82 FC6-4 78 HBP 1-3 1B			3 1	0 0	1 1	0 0	0 0	1 0	1 0
28 Buster Posey, R (1, 2) OBP: 0.458, SLG: 0.609 78 Tyler Graham, R (6, 7) OBP: 0.750, SLG: 1.000	L8 1-2			G6-3	1-2 1B		82 FC6-4 1-2 HBP			3 0	0 0	1 0	0 0	0 0	0 0	1 0
8 Hunter Pence, R (1, 9) OBP: 0.323, SLG: 0.724 76 Brett Bochy, R (6, 1) 41 Jeremy Affeldt, L (7, 1) 82 Kelby Tomlinson, R (7, PH) 37 Heath Hembree, R (8, 1) 63 Jean Machi, R (9, 1)		HR		HR	L5-4 2-2		FC6-4 80 S 1-2f 2-3 3-H			3 0 0 1 0 0	2 0 0 0 0 0	2 0 0 0 0 0	2 0 0 1 0 0	0 0 0 0 0 0	0 0 0 0 0 0	2 0 0 2 0 0
2 Juan Carlos Perez, R (1, 7) OBP: 0.385, SLG: 0.424 (5, 8) 80 Ryan Lollis, L (7, 8) OBP: 0.143, SLG: 0.143	F7			7 S 40 1B 1B		G5-3	L8 1-2			3 1	1 0	1 0	0 0	0 0	0 0	0 2
6 Ehire Adrianza, S (1, 6) OBP: 0.280, SLG: 0.625	1B			F7		F8	G4-3			4	0	1	0	0	0	1
7 Grégor Blanco, L (1, 8) OBP: 0.276, SLG: 0.280 Roger Kieschnick, L (5, 7) OBP: 0.276, SLG: 0.160 (6, 9)	F8			13 FC5 40 1B 1-2 BB		1B	L8			1 2	0 0	0 1	0 0	1 0	0 0	1 0
40 Madison Bumgarner, R (1, 1) OBP: 0.500, SLG: 0.500 29 Héctor Sánchez, S (6, 2) OBP: 0.208, SLG: 0.250	F9			1-2 2-H 1B		K	G3-1			2 2	0 0	1 0	1 0	0 0	0 1	1 1
Inning Stats	R: 0 E: 0 K: 0 S: 4 H: 1 LOB: 1 BB: 0 P: 5	R: 1 E: 0 K: 0 S: 5 H: 2 LOB: 1 BB: 0 P: 7	R: 0 E: 0 K: 2 S: 7 H: 0 LOB: 0 BB: 0 P: 7	R: 2 E: 0 K: 0 S: 9 H: 3 LOB: 2 BB: 1 P: 12	R: 0 E: 0 K: 0 S: 4 H: 2 LOB: 1 BB: 0 P: 4	R: 0 E: 0 K: 1 S: 6 H: 1 LOB: 1 BB: 0 P: 6	R: 1 E: 0 K: 0 S: 5 H: 1 LOB: 2 BB: 1 P: 10	R: 0 E: 0 K: 0 S: 3 H: 0 LOB: 0 BB: 0 P: 3		1B: 8 2B: 1 3B: 0 HR: 2	SF: 0 SAC: 0 DP: 1 HBP: 1						

PITCHER	IP	WLS	BF	H	R	ER	SO	BB	IBB	HBP	BLK	WP	HR	S	P	ERA	WHIP
53 Christian Friedrich, L (1, 1) ERA: 7.36	3.2	L	18	6	3	3	2	1	0	0	0	1	2	24	30	7.36	1.909
Scott Oberg, R (4, 1) ERA: 3.86	0.1		1	0	0	0	0	0	0	0	0	0	0	1	1	0.00	0.000
31 Eddie Butler, R (5, 1) ERA: 3.86	3.0		14	4	1	1	1	1	0	1	0	0	0	15	20	3.00	1.667
47 Chris Martin, R (8, 1) ERA: 3.38	1.0		3	0	0	0	0	0	0	0	0	0	0	3	3	0.00	0.000

PITCHER	IP	WLS	BF	H	R	ER	SO	BB	IBB	HBP	BLK	WP	HR	S	P	ERA	WHIP

AB	33
R	4
H	10
RBI	4
BB	2
SO	3
LOB	15

WP: 1 PB: 0 SB: 2 CS: 0 PA: 36

Oakland Athletics @ San Francisco Giants

Scottsdale Stadium, Scottsdale, AZ

Sat Mar 15 2014, 6:06 PM - 8:48 PM EDT

Att. 12,258 - Sunny - 81 F

TOP

livebaseballscorecards.com

Batter	1	2	3	4	5	6	7	8	9	AB	R	H	RBI	BB	SO	LOB
19 Billy Burns, S (1, 8) OBP: 0.370, SLG: 0.277	G3	F7	1-2 2-H 1B			G3-6-1 1-2f			K	5	0	1	0	0	1	2
1 Nick Punto, S (1, 6) OBP: 0.424, SLG: 0.414	18 WP 18 2B 1B	F7		K2-3			G4-3		88 WP BB 1-2 1B	3	1	1	0	0	1	0
74 Chad Oberacker, L (6, 7) OBP: 0.500, SLG: 0.500										2	0	1	0	0	0	0
18 Alberto Callaspo, S (1, 5) OBP: 0.355, SLG: 0.367	10 1B 1-H 2B		G5-3	52 G6-4-3 1B			G4-5-3 BB		K	3	1	2	1	1	0	0
Hiroyuki Nakajima, R (8, 4)										1	0	0	0	0	1	2
52 Yoenis Cespedes, R (1, 7) OBP: 0.139, SLG: 0.176	K	10 BB 21 HR HBP		G6-4-3 1-2f			G5-4-3 1-2f		88 WP 1-2 2-3 BB	2	1	0	0	0	1	2
Dusty Coleman, R (6, 6)										1	0	0	0	1	0	1
10 Daric Barton, L (1, 3) OBP: 0.722, SLG: 0.700	2-H 1B	21 HR 1-2 BB			23 G5-4-3 BB			BB	G4-3 1-2 2-3 3-H	1	1	1	1	3	0	0
88 Anthony Aliotti, L (8, PR) (8, 3)										1	0	0	0	0	0	2
23 Michael Taylor, R (1, 9) OBP: 0.400, SLG: 0.650	K	K			G5-4-3 1-2f			K		4	0	0	0	0	3	5
21 Stephen Vogt, L (1, 2) OBP: 0.517, SLG: 0.731		22 HR BB	1-H 2-H HR		G4-3			F7		2	2	1	3	1	0	0
35 Chris Gimenez, R (7, 2) OBP: 0.273, SLG: 0.211										1	0	0	0	0	0	1
22 Luke Montz, R (1, 10) OBP: 0.357, SLG: 0.583	1-H HR	15 BB 19 1B 1B				19 G3-6-1 BB		F8		3	1	2	2	1	0	1
15 Jake Elmore, R (1, 4) OBP: 0.412, SLG: 0.357	B5-3	19 1B 1-2 BB				F9			BB 74 1B 88 WP BB	2	1	0	0	2	0	1
(8, 5)																

	AB	31
	R	8
	H	9
	RBI	7
	BB	9
	SO	7
	LOB	17

Inning Stats	1	2	3	4	5	6	7	8	9	1B: 6	SF: 0	WP: 2	PA: 41
	R: 2 E: 0 K: 2 S: 11 H: 3 LOB: 1 BB: 0 P: 12	R: 2 E: 0 K: 0 S: 4 H: 1 LOB: 0 BB: 1 P: 8	R: 3 E: 0 K: 1 S: 8 H: 3 LOB: 2 BB: 2 P: 19	R: 0 E: 0 K: 1 S: 5 H: 1 LOB: 0 BB: 0 P: 5	R: 0 E: 0 K: 0 S: 2 H: 0 LOB: 0 BB: 1 P: 6	R: 0 E: 0 K: 0 S: 2 H: 0 LOB: 0 BB: 1 P: 6	R: 0 E: 0 K: 0 S: 2 H: 0 LOB: 0 BB: 1 P: 6	R: 0 E: 0 K: 1 S: 5 H: 0 LOB: 1 BB: 1 P: 9	R: 1 E: 0 K: 2 S: 8 H: 1 LOB: 2 BB: 2 P: 17	2B: 1 3B: 0 HR: 2	SAC: 0 DP: 4 HBP: 1	PB: 0 SB: 0 CS: 0	

PITCHER		IP	WLS	BF	H	R	ER	SO	BB	IBB	HBP	BLK	WP	HR	S	P	ERA	WHIP
18 Matt Cain, R ERA: 5.91	(1, 1)	2.2	L	18	6	7	7	3	3	0	1	0	1	2	22	38	23.62	3.375
Mike Kickham, L ERA:	(3, 1)	2.1		7	2	0	0	1	1	0	0	0	0	0	8	12	0.00	1.286
46 Santiago Casilla, R ERA:	(6, 1)	1.0		3	0	0	0	0	1	0	0	0	0	0	2	6	0.00	1.000
54 Sergio Romo, R ERA: 24.75	(7, 1)	1.0		3	0	0	0	0	1	0	0	0	0	0	2	6	0.00	1.000
75 Erik Cordier, R ERA:	(8, 1)	1.0		4	0	0	0	1	1	0	0	0	0	0	5	9	0.00	1.000

PITCHER		IP	WLS	BF	H	R	ER	SO	BB	IBB	HBP	BLK	WP	HR	S	P	ERA	WHIP
64 Derek Law, R ERA: 2.45	(9, 1)	1.0		6	1	1	1	2	2	0	0	0	1	0	8	17	9.00	3.000

Batter	1	2	3	4	5	6	7	8	9	AB	R	H	RBI	BB	SO	LOB
7 Grégor Blanco, L (1, 7) OBP: 0.250, SLG: 0.250	G3		F8 2-3		K			K		3	0	0	0	0	1	1
86 Jarrett Parker, L (8, 9)										1	0	0	0	0	1	0
35 Brandon Crawford, L (1, 6) OBP: 0.167, SLG: 0.233	F8		K			K		K		3	0	0	0	0	2	1
Nick Noonan, L (7, 5) OBP: 0.320, SLG: 0.348										1	0	0	0	0	1	0
28 Buster Posey, R (1, 2) OBP: 0.462, SLG: 0.583	G5-3			71 FC5-4 48 BB BB		K			G6-3	1	0	0	0	1	0	0
46 Santiago Casilla, R (6, 1)										0	0	0	0	0	0	0
82 Matt Duffy, R (6, PH) (7, 6)										2	0	0	0	0	1	0
8 Hunter Pence, R (1, 9) OBP: 0.353, SLG: 0.813		71 G6-3 48 G5-3 1B		P6		HR			G5-3	3	1	2	1	0	0	1
78 Tyler Graham, R (7, 9) OBP: 0.600, SLG: 0.667										1	0	0	0	0	0	0
(8, 7)																
48 Pablo Sandoval, S (1, 5) OBP: 0.394, SLG: 0.429		G5-3 1-2		71 FC5-4 BB 1-2		K			K	2	0	0	0	1	1	1
54 Sergio Romo, R (7, 1)										0	0	0	0	0	0	0
75 Erik Cordier, R (8, 1)										0	0	0	0	0	0	0
64 Derek Law, R (9, 1)										0	0	0	0	0	0	0
86 Brett Krill, R (9, PH)										1	0	0	0	0	1	0
71 Mark Minicozzi, R (1, 3) OBP: 0.324, SLG: 0.433		G6-3 2-3		FC5-4 1-2f 2-3			K			3	0	0	0	0	1	3
6 Ehire Adrianza, S (1, 4) OBP: 0.250, SLG: 0.556		G5-3		F7			K			3	0	0	0	0	1	3
82 Kelby Tomlinson, R (8, 4)										0	0	0	0	0	0	0
Gary Brown, R (1, 8) OBP: 0.409, SLG: 0.278			L4		G5-4-3 1B		K			3	0	1	0	0	1	0
18 Matt Cain, R (1, 1) OBP: 1.000, SLG: 1.000			7 F8 2B		G5-4-3 1-2f			P5		0	0	0	0	0	0	0
Mike Kickham, L (3, 1) OBP: 1.000, SLG: 2.000										1	0	1	0	0	0	0
Andrew Susac, R (5, PH) OBP: 0.421, SLG: 0.600										2	0	0	0	0	0	1
(6, 2)																
Inning Stats	R: 0 E: 0 K: 0 S: 3 H: 0 LOB: 0 BB: 0 P: 3	R: 0 E: 0 K: 0 S: 4 H: 1 LOB: 1 BB: 0 P: 4	R: 0 E: 0 K: 1 S: 6 H: 1 LOB: 1 BB: 0 P: 6	R: 0 E: 0 K: 0 S: 3 H: 0 LOB: 2 BB: 2 P: 11	R: 0 E: 0 K: 1 S: 5 H: 1 LOB: 0 BB: 0 P: 5	R: 1 E: 0 K: 3 S: 12 H: 1 LOB: 0 BB: 0 P: 13	R: 0 E: 0 K: 3 S: 9 H: 0 LOB: 0 BB: 0 P: 9	R: 0 E: 0 K: 2 S: 7 H: 0 LOB: 0 BB: 0 P: 7	R: 0 E: 0 K: 1 S: 5 H: 0 LOB: 0 BB: 0 P: 5	1B: 2 2B: 1 3B: 0 HR: 1	SF: 0 SAC: 0 DP: 1 HBP: 0						

PITCHER	IP	WLS	BF	H	R	ER	SO	BB	IBB	HBP	BLK	WP	HR	S	P	ERA	WHIP
57 Tommy Milone, L (1, 1) ERA: 3.86	5.0	W	19	3	0	0	2	2	0	0	0	0	0	21	29	0.00	1.000
56 Fernando Abad, L (6, 1) ERA: 5.14	1.0		4	1	1	1	3	0	0	0	0	0	1	12	13	9.00	1.000
13 Drew Pomeranz, L (7, 1) ERA: 4.26	2.0		6	0	0	0	5	0	0	0	0	0	0	16	16	0.00	0.000
Paul Smyth, R (9, 1) ERA: 4.5	1.0		3	0	0	0	1	0	0	0	0	0	0	5	5	0.00	0.000

PITCHER	IP	WLS	BF	H	R	ER	SO	BB	IBB	HBP	BLK	WP	HR	S	P	ERA	WHIP

BOTTOM

Oakland Athletics @ San Francisco Giants

Scottsdale Stadium, Scottsdale, AZ

Sat Mar 15 2014, 6:06 PM - 8:48 PM EDT

Att. 12,258 - Sunny - 81 F

livebaseballscorecards.com

AB	30
R	1
H	4
RBI	1
BB	2
SO	11
LOB	11

WP: 0	PA: 32		
PB: 0			
SB: 0			
CS: 0			

Batter	1	2	3	4	5	6	7	8	9	AB	R	H	RBI	BB	SO	LOB
13 Joaquin Arias, R (1, 5) OBP: 0.355, SLG: 0.367 Joe Panik, L (7, PH) OBP: 0.167, SLG: 0.333 (7, 4)	C FF 90 B FF 92 B FF 92 X FF 92 2-1 29 WP 10 1B 29 E 1B	B FF 94 X FF 94 1-0 ② G6-3		1 SAFE 1 SAFE B FF 93 X FF 92 1-0 ③ F9		C SI 90 X SI 91 0-1 ① G4-3 1-3	B CH 89 S FF 94 X CH 86 1-1 WP 2-H 3-H 2B		C FF 90 B FF 92 X FC 87 1-1 ② L5	4 2	1 0	1 1	0 2	0 0	0 0	3 1
10 Tony Abreu, S (1, 4) OBP: 0.235, SLG: 0.188 (7, 5) 76 Rando Moreno, S (8, 6) OBP: 1.000, SLG: 1.000	B FF 91 B FF 92 X FF 91 2-0 29 E 29 WP 14 SF8 1-2 1B	C CU 80 B CH 87 S CU 80 S CU 81 1-3 ③ K2-3			B SI 91 H SI 92 2-0 9 2B 29 G4-3 HBP	F FF 87 B FF 90 F SL 81 F SL 79 X FF 91 1-2 ② G5-3	S FF 88 F FF 90 B CH 77 B SI 89 B CH 74 S FA 88 3-3 ② K		C CH 82 B FC 89 F CU 74 X FF 93 1-2 12 BLK 1B 1-3 1B	4 1	2 0	1 1	0 0	0 0	2 0	4 0
9 Brandon Belt, L (1, 3) OBP: 0.333, SLG: 0.423 Chris Dominguez, R (5, 3) OBP: 0.429, SLG: 0.300	C CU 78 C FF 92 B CU 81 B FF 94 S FF 94 2-3 K ①		B CU 79 B FF 91 B FF 92 C FF 93 X FF 94 3-1 ① G6-3		B CH 79 1 SAFE F SI 91 S SI 91 X CH 81 1-2 29 G4-3 14 1B 1-3 2B	B CH 87 F SI 89 C CU 76 X CU 78 1-2 ③ P6 3-H	B CU 74 B FF 88 B FF 89 B FF 92 4-0 2-3 BB		X FC 89 0-0 12 BLK 1-2 3-H 1B	3 2	1 0	1 1	0 1	0 1	1 0	2 0
29 Héctor Sánchez, S (1, 2) OBP: 0.250, SLG: 0.286 84 Chuckie Jones, R (7, PR) 12 Guillermo Quiroz, R (7, PH) OBP: 0.308, SLG: 0.250 (7, 2) (8, 2)	S CU 79 X FF 93 0-1 E4 14 WP 1-3 2-H		C FF 92 B CH 87 X CH 87 1-1 1B		X SI 94 0-0 ① G4-3 2-3 3-H		14 2B 88 E 1B 1-1 G5-3		F FC 91 B FF 91 C FF 90 F CU 75 B FC 88 X FC 88 2-2 ③ G5-3 1-2 2-3	4 0 2	0 1 0	2 0 0	2 0 0	0 0 0	0 0 0	2 0 4
14 Brandon Hicks, R (1, 6) OBP: 0.455, SLG: 0.704 (8, 5)	B FF 92 B FA 91 F FF 91 X CH 86 2-1 ② SF8 1-2 3-H		C FF 92 B FF 93 B FF 93 F FF 93 S CU 80 2-3 ② K		B SI 93 C CH 80 S CH 81 X SI 94 1-2 88 S 2 1B 3-H 1B		B FF 91 X FF 91 1-0 1B 1-3 2B	B FF 89 B FF 89 B FF 92 C FF 90 X FF 89 3-1 ① F9		4	2	2	2	0	1	1
88 Tyler Colvin, L (1, 10) OBP: 0.154, SLG: 0.231 95 Blake Miller, R (8, PH) OBP: 0.333, SLG: 0.333 (8, 10)	B CU 78 B FF 92 B FF 91 C FF 92 X FF 91 3-1 ③ P4		S CU 80 S FA 89 X CU 81 0-2 ③ G4-3		S CH 80 B SI 95 B CH 89 F FF 90 1 SAFE S CH 84 2-3 ② K 1-2		B FF 96 X SI 95 1-0 E9 93 2B 1B 3-H	C CU 78 B CU 76 B FF 89 B FF 89 F SI 89 F CH 86 F CU 75 X SI 88 3-2 ② F8		4 1	1 0	0 0	0 0	0 0	1 0	5 0
2 Juan Carlos Perez, R (1, 7) OBP: 0.409, SLG: 0.553		B FF 90 C FA 91 X CH 86 1-1 HR		C FF 90 B CU 77 X FF 91 1-1 CS 2B	B FF 90 X FF 90 1-0 E 2-H 1B		C FF 96 F CH 90 S CU 77 0-3 ① K	B CU 77 F FF 88 B SI 89 B SL 75 F SI 89 F SI 89 F FF 89 X CU 74 3-2 ③ F7		5	1	3	2	0	1	2
Roger Kieschnick, L (1, 9) OBP: 0.294, SLG: 0.172		C FF 92 F FA 88 B CU 80 B CU 80 B FF 93 C FF 93 3-3 ① K		F FF 90 D CH 87 S CU 80 B FF 94 B CU 79 B FF 94 4-2 ① 79 FC6-4 2-3 BB	S CH 89 B FF 90 B CH 85 D CH 90 S FF 89 F FF 90 X FF 92 3-2 ③ P3 1-3		D CH 86 B CH 86 C FF 94 S FA 91 B CU 78 X FF 91 3-2 93 2B 1-2 2-H 2B 1B		X FC 86 0-0 ① F9	4	1	1	1	1	1	1
79 Darren Ford, R (1, 8) OBP: 0.500, SLG: 0.250 93 Elliott Blair, R (6, 8) OBP: 1.000, SLG: 2.000		F FF 93 B FF 94 B FF 93 F FF 94 F FF 94 B CU 79 X FF 94 3-2 E1 1B		B FF 93 B FF 93 X FF 92 2-0 ② FC6-4 1-2f		L FF 91 B FF 91 B FF 91 B FF 91 B FF 91 4-1 13 G4-3 13 S WP BB	B FF 93 C FF 94 S CU 76 D CU 78 X FF 95 2-2 1-3 2-H 2B		C FF 93 B FC 89 F FC 92 B FF 93 B FC 89 B FC 88 4-2 76 1B 1B BB	2 1	1 2	1 1	0 1	1 1	0 0	1 0
Inning Stats	R: 2 H: 2 E: 1 LOB: 1 K: 1 BB: 0 S: 12 P: 23	R: 1 H: 2 E: 1 LOB: 1 K: 2 BB: 0 S: 13 P: 22	R: 0 H: 1 E: 0 LOB: 1 K: 1 BB: 0 S: 10 P: 16	R: 0 H: 1 E: 0 LOB: 1 K: 0 BB: 1 S: 6 P: 14	R: 3 H: 3 E: 0 LOB: 1 K: 1 BB: 0 S: 15 P: 25	R: 1 H: 0 E: 0 LOB: 0 K: 0 BB: 1 S: 10 P: 16	R: 5 H: 5 E: 1 LOB: 2 K: 2 BB: 1 S: 19 P: 36	R: 0 H: 0 E: 0 LOB: 0 K: 0 BB: 0 S: 12 P: 21	R: 1 H: 2 E: 0 LOB: 2 K: 0 BB: 1 S: 13 P: 21	1B: 10 SF: 1 2B: 5 SAC: 0 3B: 0 DP: 0 HR: 1 HBP: 1						

PITCHER		IP	WLS	BF	H	R	ER	SO	BB	IBB	HBP	BLK	WP	HR	S	P	ERA	WHIP
65 James Paxton, L ERA: 2.08	(1, 1)	4.0		19	6	3	2	4	1	0	0	0	2	1	41	75	4.50	1.750
56 Fernando Rodney, R ERA: 18.0	(5, 1)	0.1	L	4	2	3	3	0	0	0	1	0	0	0	7	11	81.00	6.000
52 Ramon E Ramirez, R ERA: 7.11	(5, 1)	0.2		3	1	0	0	1	0	0	0	0	0	0	8	14	0.00	1.500
41 Charlie Furbush, L ERA: 7.36	(6, 1)	1.0		4	0	1	1	0	1	0	0	0	1	0	10	16	9.00	1.000
54 Tom Wilhelmsen, R ERA: 9.0	(7, 1)	0.1		7	5	5	4	1	0	0	0	0	0	0	14	23	108.00	15.000

PITCHER		IP	WLS	BF	H	R	ER	SO	BB	IBB	HBP	BLK	WP	HR	S	P	ERA	WHIP
Jonathan Arias, R ERA:	(7, 1)	1.2		6	0	0	0	1	1	0	0	0	1	0	17	34	0.00	0.600
40 Danny Farquhar, R ERA: 5.06	(9, 1)	1.0		6	2	1	1	0	1	0	0	1	0	0	13	21	9.00	3.000

TOP

San Francisco Giants @ Seattle Mariners

Peoria Stadium, Peoria, AZ

Sat Mar 15 2014, 4:09 PM - 7:51 PM EDT

Att. 11,777 - Sunny - 82 F

livebaseballscorecards.com

AB	43
R	13
H	16
RBI	11
BB	4
SO	7
LOB	26

WP: 4 PA: 49
PB: 0
SB: 2
CS: 1

Batter	1	2	3	4	5	6	7	8	9	AB	R	H	RBI	BB	SO	LOB
36 Abraham Almonte, S (1, 8) OBP: 0.225, SLG: 0.361 9 Endy Chavez, L (6, 8) OBP: 0.250, SLG: 0.217	B FF 87 X SI 88 1-0 G6-3 ①		B FF 88 C SL 75 B FF 92 B FF 87 X FF 88 3-1 HR	B SI 91 B SI 88 X SI 91 2-0 17 G4-3 27 E 1B		X SI 90 0-0 G4-3 ①		C FF 92 C FF 91 B FF 92 X SL 80 1-2 FC1-6 ② 83 3B 1-2f		3 2 2 1 0 0 0 2 1 0 0 0 0 1						
15 Kyle Seager, L (1, 5) OBP: 0.278, SLG: 0.219 83 Leury Bonilla, R (7, 5) OBP: 1.000, SLG: 3.000	B FF 91 B FF 90 C FF 88 X FF 91 2-1 G3 ②		B SL 75 S FF 93 B SL 75 F FF 93 X FF 92 2-2 G3 ①	1 SAFE B SI 89 B SI 90 C SI 88 S SI 90 1 SAFE S SI 90 2-3 K ①		S CH 82 B FF 91 F CH 83 F SI 92 F SI 92 F CH 85 X SI 91 1-2 G3 ②		C FF 92 F FF 94 F FF 92 B FF 85 F SL 78 X FF 93 1-2 1-H 3B		4 0 0 0 0 1 1 1 0 1 1 0 0 0						
17 Justin Smoak, S (1, 3) OBP: 0.366, SLG: 0.486 83 Jeff Zimmerman, L (7, 3) OBP: 0.143, SLG: 0.143	C CH 81 S FF 91 B FF 93 B FF 91 X FF 91 2-2 1B		X FF 91 0-0 27 BB 20 1B 1B	B FF 89 1 SAFE B SI 90 S SI 89 S SI 90 F SI 84 X SI 92 2-2 G4-3 ② 1-2		B SL 81 C CH 83 B SI 89 S SI 90 F SI 90 X SI 89 3-2 G4-3 ③		C FF 92 X FF 92 0-1 G4-3 ③		4 1 2 0 0 0 1 1 0 0 0 0 0 1						
27 Corey Hart, R (1, 10) OBP: 0.276, SLG: 0.167 80 Patrick Brady, R (7, PR) (8, 10)	B FF 90 B CH 81 C FF 91 F FF 91 F FF 92 S FF 91 2-3 K ③		C FF 92 B SI 82 B CH 80 B FF 92 B FF 91 4-1 6 BB 20 1B 55 1B 1-2 BB	C FF 90 B SI 91 B SL 78 F FF 88 X SI 93 2-2 E9 2-H			B SI 95 C SI 95 F SI 94 B CU 85 B CU 85 X SI 94 3-2 97 G4-3 1B	F SI 94 F SI 93 C SL 88 0-3 K ①	3 1 1 0 1 1 1 1 0 0 0 0 1 0						
20 Logan Morrison, L (1, 9) OBP: 0.366, SLG: 0.444 97 Jabari Blash, R (5, 9) OBP: 0.444, SLG: 0.286		X FF 92 0-0 F9 ①	B CU 74 B FF 92 B FF 92 F FF 89 X FF 91 3-1 6 BB 55 1B 1-2 2-H 1B	B SI 90 B SI 89 X SI 90 2-0 G3 ③			X FF 95 0-0 G4-3 ① 1-2		X SI 94 0-0 82 FC5-4 BB 1B	3 1 1 1 0 0 1 2 0 1 0 0 0 1						
3 Mike Zunino, R (1, 2) OBP: 0.370, SLG: 0.455 Mike Dowd, R (6, 2) OBP: 0.500, SLG: 0.571		C FF 92 C CH 82 F SL 75 B SL 76 B FF 92 B FF 91 B FF 90 4-2 8 FC5 6 1B BB	C SL 75 S SL 74 C FF 93 0-3 K ②		B FF 93 B FF 93 X FF 94 2-0 F9 ①		F SI 95 F SI 96 C CU 87 0-3 K ②		B FF 90 B FF 89 B SI 92 C SI 92 B SI 91 4-1 82 FC5-4 1-2 BB	2 0 0 0 1 1 2 1 0 0 0 1 1 2						
6 Nick Franklin, S (1, 6) OBP: 0.364, SLG: 0.483 82 Tyler Smith, R (8, 6) OBP: 0.429, SLG: 0.667		C FF 91 F FF 92 F FF 91 B SI 81 B FF 91 F FF 91 X SL 76 2-2 8 FC5 1-2 1B	B FF 92 B FF 92 D FF 91 B FF 89 4-0 55 1B 1-2 2-3 BB		B FF 94 C SL 83 S FF 94 X FF 95 1-2 E1		F SI 96 B SI 95 C CU 81 S SI 95 1-3 K ③		F SI 92 X SL 85 0-1 FC5-4 ② 1-2f 2-3	3 0 1 0 1 1 2 1 0 0 0 0 0 2						
55 Michael Saunders, L (1, 7) OBP: 0.387, SLG: 0.519 16 Cole Gillespie, R (8, 7) OBP: 0.458, SLG: 0.545		D FF 92 X FF 92 1-0 F7 ②	B CH 81 F FF 88 X FF 90 1-1 1-3 2-H 3-H 1B		B FF 92 1 SAFE F FF 92 X CH 83 1-1 L9 ②			X FF 92 0-0 69 FC3-6 1B	B SL 85 F SI 91 X FF 88 1-1 F8 ③	3 0 1 2 0 0 3 2 0 1 0 0 0 2						
8 Willie Bloomquist, R (1, 4) OBP: 0.267, SLG: 0.300 69 Ty Kelly, S (6, 4) OBP: 0.316, SLG: 0.200		C CU 74 B SL 75 B FF 93 X FF 91 2-1 FC5 ③ 1-2 2-3f	X SL 81 0-0 F8 ③	C FF 92 X CH 82 0-1 P2 ③				B FF 92 B FF 92 F FF 91 X FF 92 2-1 FC3-6 ① 9 FC1-6 1-2f		3 0 0 0 0 0 5 1 0 0 0 0 0 1						
Inning Stats	R: 0 E: 0 K: 1 S: 10 H: 1 LOB: 1 BB: 0 P: 17	R: 0 E: 0 K: 0 S: 12 H: 1 LOB: 2 BB: 1 P: 21	R: 4 E: 0 K: 1 S: 15 H: 4 LOB: 2 BB: 2 P: 32	R: 1 E: 1 K: 1 S: 12 H: 1 LOB: 1 BB: 0 P: 22	R: 0 E: 1 K: 0 S: 8 H: 0 LOB: 1 BB: 0 P: 12	R: 0 E: 0 K: 0 S: 10 H: 0 LOB: 0 BB: 0 P: 14	R: 0 E: 0 K: 2 S: 10 H: 1 LOB: 2 BB: 0 P: 14	R: 1 E: 0 K: 0 S: 13 H: 2 LOB: 1 BB: 0 P: 17	R: 0 E: 0 K: 1 S: 9 H: 1 LOB: 2 BB: 1 P: 14	1B: 9 2B: 0 3B: 1 HR: 1 SF: 0 SAC: 0 DP: 0 HBP: 0	WP: 0 PB: 0 SB: 0 CS: 0 PA: 44					

PITCHER		IP	WLS	BF	H	R	ER	SO	BB	IBB	HBP	BLK	WP	HR	S	P	ERA	WHIP
82 Edwin Escobar, L ERA: 5.19	(1, 1)	2.2		16	5	4	4	2	3	0	0	0	0	1	34	66	13.50	3.000
Daryl Maday, R ERA:	(3, 1)	0.1	B	2	1	0	0	0	0	0	0	0	0	0	3	4	0.00	3.000
73 Kameron Loe, R ERA: 3.38	(4, 1)	1.0	W	5	1	1	0	1	0	0	0	0	0	0	12	22	0.00	1.000
87 Adam Reifer, R ERA: 2.25	(5, 1)	1.0	H	4	0	0	0	0	0	0	0	0	0	0	8	12	0.00	0.000
51 Jake Dunning, R ERA: 1.42	(6, 1)	1.0	H	3	0	0	0	0	0	0	0	0	0	0	10	14	0.00	0.000

PITCHER		IP	WLS	BF	H	R	ER	SO	BB	IBB	HBP	BLK	WP	HR	S	P	ERA	WHIP
57 Juan Gutierrez, R ERA: 1.5	(7, 1)	1.0		4	1	0	0	2	0	0	0	0	0	0	10	14	0.00	1.000
94 Tom Vessella, L ERA: 9.0	(8, 1)	1.0		5	2	1	1	0	0	0	0	0	0	0	13	17	9.00	2.000
70 George Kontos, R ERA: 3.6	(9, 1)	1.0		5	1	0	0	1	1	0	0	0	0	0	9	14	0.00	2.000

BOTTOM

San Francisco Giants @ Seattle Mariners

Peoria Stadium, Peoria, AZ

Sat Mar 15 2014, 4:09 PM - 7:51 PM EDT

Att. 11,777 - Sunny - 82 F

livebaseballscorecards.com

AB	40
R	6
H	11
RBI	5
BB	4
SO	6
LOB	26

Batter	1	2	3	4	5	6	7	8	9	AB	R	H	RBI	BB	SO	LOB
24 Michael Bourn, L (1, 8) OBP: 0.267, SLG: 0.214	33 1B 8 BB 1B	G3-1		33 S 1B			K		K	2	1	1	0	0	0	0
Tyler Naquin, L (2, 8) OBP: 0.455, SLG: 0.438										3	0	1	0	0	2	0
33 Nick Swisher, S (1, 10) OBP: 0.333, SLG: 0.320	8 BB 23 G3 1-3 1B		HR	K 1-2			BB		G6-3	3	1	2	1	1	1	1
86 Tim Fedroff, L (9, PH) OBP: 0.667, SLG: 0.667										1	0	0	0	0	0	0
22 Jason Kipnis, L (1, 4) OBP: 0.412, SLG: 0.414	K		7 1B 23 BB 8 G4-6-3 BB		G3-1		K		K	3	1	0	0	1	2	3
James Roberts, R (7, 4)										1	0	0	0	0	1	0
23 Michael Brantley, L (1, 7) OBP: 0.467, SLG: 0.538	G3 1-2		8 G4-6-3 7 1B 1-2 BB		G4-3			8 3B 2B		2	0	0	0	1	0	2
Jorge Martinez, S (7, 7) OBP: 1.000, SLG: 2.000										1	1	1	0	0	0	0
7 David Murphy, L (1, 9) OBP: 0.303, SLG: 0.310	8 BB BB		8 G4-6-3 1-2 2-3 1B		K			G4-3		3	0	1	0	1	1	1
Cody Ferrell, R (8, 9) OBP: 1.000, SLG: 1.000										0	0	0	0	0	0	0
8 Lonnie Chisenhall, L (1, 5) OBP: 0.378, SLG: 0.469	1-2 2-3 3-H BB		G4-6-3 1-2f 2-3 3-H			F7		46 1B 2-H 3B		3	0	1	2	1	0	2
Gio Urshela, R (8, PR)										0	1	0	0	0	0	0
(8, 5)																
39 Bryan LaHair, L (1, 3)	K		P5			L1		84 FC4-6 3-H 1B		3	0	0	0	0	1	4
46 David Cooper, L (6, 3) OBP: 0.421, SLG: 0.467										1	0	1	1	0	0	0
40 Justin Sellers, R (1, 6) OBP: 0.571, SLG: 0.647		G6-3		L5		L7		FC4-6 57 WP 1-2f		1	0	0	0	0	0	0
84 Ronny Rodríguez, R (3, 6)										3	0	0	0	0	0	2
12 Matt Treanor, R (1, 2) OBP: 0.111, SLG: 0.059		G6-3		K			G5-3	K 1-2		3	0	0	0	0	1	0
57 Luke Carlin, S (7, 2) OBP: 0.235, SLG: 0.294										1	0	0	0	0	1	2

TOP

Cleveland Indians @ San Francisco Giants

Scottsdale Stadium, Scottsdale, AZ

Sun Mar 16 2014, 4:06 PM - 6:41 PM EDT

Att. 11,499 - Sunny - 75 F

livebaseballscorecards.com

AB	34
R	5
H	8
RBI	4
BB	5
SO	10
LOB	17

Inning Stats	1	2	3	4	5	6	7	8	9	1B: 5	SF: 0	WP: 1	PA: 39
R	1	0	2	0	0	0	0	2	0	2B: 1	SAC: 0	PB: 0	
E	0	0	0	0	0	0	0	0	0	3B: 1	DP: 1	SB: 1	
K	2	0	0	2	1	0	2	1	2	HR: 1	HBP: 0	CS: 0	
S	9	3	6	8	5	3	7	8	7				
H	2	0	2	1	0	0	0	3	0				
LOB	3	0	2	0	0	0	0	2	0				
BB	2	0	2	0	0	0	1	0	0				
P	17	3	17	9	5	3	11	9	7				

PITCHER		IP	WLS	BF	H	R	ER	SO	BB	IBB	HBP	BLK	WP	HR	S	P	ERA	WHIP
17 Tim Hudson, R ERA: 4.73	(1, 1)	4.2	L	22	5	3	3	4	4	0	0	0	0	1	28	48	5.79	1.929
45 Dan Runzler, L ERA: 2.7	(5, 1)	0.1		1	0	0	0	1	0	0	0	0	0	0	3	3	0.00	0.000
34 David Huff, L ERA: 2.25	(6, 1)	2.0		7	0	0	0	2	1	0	0	0	0	0	10	14	0.00	0.500
41 Jeremy Affeldt, L ERA: 5.4	(8, 1)	1.0		6	3	2	2	1	0	0	0	0	1	0	8	9	18.00	3.000
37 Heath Hembree, R ERA: 2.25	(9, 1)	1.0		3	0	0	0	2	0	0	0	0	0	0	7	7	0.00	0.000

PITCHER		IP	WLS	BF	H	R	ER	SO	BB	IBB	HBP	BLK	WP	HR	S	P	ERA	WHIP

BOTTOM

Cleveland Indians @ San Francisco Giants

Scottsdale Stadium, Scottsdale, AZ

Sun Mar 16 2014, 4:06 PM - 6:41 PM EDT

Att. 11,499 - Sunny - 75 F

livebaseballscorecards.com

Batter	1	2	3	4	5	6	7	8	9	AB	R	H	RBI	BB	SO	LOB
16 Ángel Pagán, S (1, 8) OBP: 0.240, SLG: 0.217	L8	G3-1 1-2 2-3			K			G3 1-2f		3	0	0	0	0	1	2
80 Ryan Lollis, L (6, 8) OBP: 0.125, SLG: 0.125										1	0	0	0	0	0	1
7 Grégor Blanco, L (1, 9) OBP: 0.257, SLG: 0.258	28 BB 1B	G4-3			P6			G4-3		3	0	1	0	0	0	2
86 Jarrett Parker, L (6, 9)										1	0	0	0	0	0	0
9 Brandon Belt, L (1, 3) OBP: 0.300, SLG: 0.379	K	K				K			F9	3	0	0	0	0	3	1
71 Mark Minicozzi, R (7, 3) OBP: 0.314, SLG: 0.419										1	0	0	0	0	0	0
28 Buster Posey, R (1, 10) OBP: 0.448, SLG: 0.538	1-2 BB	G5-3				G4-3			K	2	0	0	0	1	0	0
88 Tyler Colvin, L (9, PH) OBP: 0.143, SLG: 0.214										1	0	0	0	0	1	0
48 Pablo Sandoval, S (1, 5) OBP: 0.361, SLG: 0.387	P5	G4-3				K			G6-3	3	0	0	0	0	1	2
77 Juan Ciriaco, R (7, 5)										1	0	0	0	0	0	0
29 Héctor Sánchez, S (1, 2) OBP: 0.226, SLG: 0.258		G4-3		L4			G5-3			3	0	0	0	0	0	0
12 Guillermo Quiroz, R (8, 2) OBP: 0.308, SLG: 0.250										0	0	0	0	0	0	0
2 Juan Carlos Perez, R (1, 7) OBP: 0.413, SLG: 0.600	35 1B 3B			K			F9			2	1	1	0	0	1	0
78 Tyler Graham, R (5, 7) OBP: 0.500, SLG: 0.500										1	0	0	0	0	0	0
35 Brandon Crawford, L (1, 6) OBP: 0.188, SLG: 0.250	16 G3-1 14 1B 3-H 1B			L3			K			2	0	1	1	0	0	0
6 Ehire Adrianza, S (7, 6) OBP: 0.241, SLG: 0.536										1	0	0	0	0	1	0
14 Brandon Hicks, R (1, 4) OBP: 0.457, SLG: 0.690	16 G3-1 1-2 1B				G6-3			E6 80 G3		2	0	1	0	0	0	0
10 Tony Abreu, S (7, 4) OBP: 0.229, SLG: 0.182										1	0	0	0	0	0	0
Inning Stats	R: 0 E: 0 K: 1 S: 6 H: 1 LOB: 2 BB: 1 P: 10	R: 1 E: 0 K: 0 S: 6 H: 3 LOB: 2 BB: 0 P: 6	R: 0 E: 0 K: 1 S: 5 H: 0 LOB: 0 BB: 0 P: 5	R: 0 E: 0 K: 1 S: 5 H: 0 LOB: 0 BB: 0 P: 5	R: 0 E: 0 K: 1 S: 5 H: 0 LOB: 0 BB: 0 P: 5	R: 0 E: 0 K: 2 S: 7 H: 0 LOB: 0 BB: 0 P: 7	R: 0 E: 0 K: 1 S: 5 H: 0 LOB: 0 BB: 0 P: 5	R: 0 E: 1 K: 0 S: 3 H: 0 LOB: 0 BB: 0 P: 3	R: 0 E: 0 K: 1 S: 5 H: 0 LOB: 0 BB: 0 P: 5	1B: 3 2B: 0 3B: 1 HR: 0 SF: 0 SAC: 0 DP: 1 HBP: 0						

AB	31
R	1
H	4
RBI	1
BB	1
SO	8
LOB	8

WP: 0 PB: 0 SB: 0 CS: 0 PA: 32

PITCHER		IP	WLS	BF	H	R	ER	SO	BB	IBB	HBP	BLK	WP	HR	S	P	ERA	WHIP
54 Aaron Harang, R ERA: 2.0	(1, 1)	4.0	W	17	4	1	1	3	1	0	0	0	0	0	22	26	2.25	1.250
48 Scott Atchison, R ERA: 1.8	(5, 1)	1.0	H	3	0	0	0	1	0	0	0	0	0	0	5	5	0.00	0.000
53 David Aardsma, R ERA: 3.0	(6, 1)	1.0	H	3	0	0	0	2	0	0	0	0	0	0	7	7	0.00	0.000
61 Colt Hynes, L ERA: 3.86	(7, 1)	1.0	H	3	0	0	0	1	0	0	0	0	0	0	5	5	0.00	0.000
Mike Zagurski, L ERA: 1.8	(8, 1)	1.0		3	0	0	0	0	0	0	0	0	0	0	3	3	0.00	0.000

PITCHER		IP	WLS	BF	H	R	ER	SO	BB	IBB	HBP	BLK	WP	HR	S	P	ERA	WHIP
87 Kyle Davies, R ERA:	(9, 1)	1.0		3	0	0	0	1	0	0	0	0	0	0	5	5	0.00	0.000

San Francisco Giants @ Los Angeles Angels

Tempe Diablo Stadium, Tempe, AZ

Mon Mar 17 2014, 4:12 PM - 6:54 PM EDT

Att. 9,170 - Partly Cloudy - 77 F

livebaseballscorecards.com

TOP

Batter	1	2	3	4	5	6	7	8	9	AB	R	H	RBI	BB	SO	LOB
13 Joaquin Arias, R (1, 5) OBP: 0.314, SLG: 0.333	K	F9			SF9 3-H			FC6-4 1-2f	3B 1-H 3-H	3	0	0	1	0	1	1
80 Ryan Lollis, L (8, 7) OBP: 0.222, SLG: 0.444										1	0	1	2	0	0	0
(9, 9)																
19 Marco Scutaro, R (1, 4) OBP: 0.500, SLG: 1.000	48 1B 2B		K		F9			F9	G4-3	2	1	1	0	0	1	0
10 Tony Abreu, S (3, 4) OBP: 0.211, SLG: 0.167										3	0	0	0	0	0	2
77 Chris Lofton, L (9, 8)										0	0	0	0	0	0	0
28 Buster Posey, R (1, 2) OBP: 0.424, SLG: 0.483	48 1B 71 1B BB		G5-3			F8		G1-3		3	1	0	0	1	0	1
12 Guillermo Quiroz, R (8, 2) OBP: 0.308, SLG: 0.250										0	0	0	0	0	0	0
8 Hunter Pence, R (1, 9) OBP: 0.342, SLG: 0.750	K		F8			48 G4-6-3 1B			G5-3	4	0	1	0	0	1	2
82 Kelby Tomlinson, R (9, 4)										0	0	0	0	0	0	0
48 Pablo Sandoval, S (1, 10) OBP: 0.385, SLG: 0.394	71 1B 1-2 2-H 1B			6 CS BB		G4-6-3 1-2f			E6 14 2B	2	0	1	1	1	0	1
88 Trevor Brown, R (9, PH)										1	1	0	0	0	0	0
(9, 10)																
71 Mark Minicozzi, R (1, 3) OBP: 0.308, SLG: 0.400	1-3 2-H 1B			P5			G5-3		K	4	0	1	1	0	1	2
6 Ehire Adrianza, S (1, 6) OBP: 0.219, SLG: 0.484	K			G1-3 1-2			P6		78 1B 1-H 2B	3	0	0	0	0	1	3
14 Brandon Hicks, R (7, 6) OBP: 0.472, SLG: 0.733										1	1	1	1	0	0	0
78 Tyler Graham, R (1, 8) OBP: 0.500, SLG: 0.429		P4		86 G6-3 86 S 13 SF9 BB			K		80 3B 1B 2-H 1B	3	2	1	1	1	1	0
(9, 7)																
86 Jarrett Parker, L (1, 7)		K		G6-3 1-3				13 FC6-4 1B	80 3B 1-3 1B	2	0	0	0	0	1	1
Chris Dominguez, R (8, PH) OBP: 0.500, SLG: 0.417										2	1	2	0	0	0	0
(8, 5)																
Inning Stats	R: 2 E: 0 K: 3 S: 12 H: 3 LOB: 2 BB: 1 P: 16	R: 0 E: 0 K: 1 S: 5 H: 0 LOB: 0 BB: 0 P: 5	R: 0 E: 0 K: 1 S: 5 H: 0 LOB: 0 BB: 0 P: 5	R: 0 E: 0 K: 0 S: 3 H: 0 LOB: 0 BB: 1 P: 7	R: 1 E: 0 K: 0 S: 3 H: 0 LOB: 0 BB: 1 P: 8	R: 0 E: 0 K: 0 S: 3 H: 1 LOB: 0 BB: 0 P: 3	R: 0 E: 0 K: 1 S: 5 H: 0 LOB: 0 BB: 0 P: 5	R: 0 E: 0 K: 0 S: 4 H: 1 LOB: 1 BB: 0 P: 4	R: 4 E: 1 K: 1 S: 10 H: 4 LOB: 1 BB: 0 P: 10	1B: 6 2B: 2 3B: 1 HR: 0 SF: 1 SAC: 0 DP: 1 HBP: 0	WP: 0 PB: 0 SB: 1 CS: 1 PA: 38					

	AB	34
	R	7
	H	9
	RBI	7
	BB	3
	SO	7
	LOB	13

PITCHER		IP	WLS	BF	H	R	ER	SO	BB	IBB	HBP	BLK	WP	HR	S	P	ERA	WHIP
53 Héctor Santiago, L ERA: 2.76	(1, 1)	5.1		22	4	3	3	5	3	0	0	0	0	0	30	43	5.06	1.312
40 Kevin Jepsen, R ERA: 2.7	(6, 1)	1.2		4	0	0	0	1	0	0	0	0	0	0	6	6	0.00	0.000
63 Nick Maronde, L ERA: 1.69	(8, 1)	1.0	H	4	1	0	0	0	0	0	0	0	0	0	4	4	0.00	1.000
38 Joe Smith, R ERA: 3.86	(9, 1)	0.2	B	7	4	4	0	1	0	0	0	0	0	0	9	9	0.00	6.000
58 Cam Bedrosian, R ERA:	(9, 1)	0.1	W	1	0	0	0	0	0	0	0	0	0	0	1	1	0.00	0.000

PITCHER	IP	WLS	BF	H	R	ER	SO	BB	IBB	HBP	BLK	WP	HR	S	P	ERA	WHIP

Batter	1	2	3	4	5	6	7	8	9	AB	R	H	RBI	BB	SO	LOB
56 Kole Calhoun, L (1, 9) (7, 3) OBP: 0.417, SLG: 0.410	F8		27 L5-3 1B		G3		H 1-0 10 E 22 G6-3 HBP		B B B X 3-0 1-H HR	4	2	2	2	0	0	0
27 Mike Trout, R (1, 8) OBP: 0.421, SLG: 0.686 10 Grant Green, R (7, 6) OBP: 0.361, SLG: 0.515	B B B B 4-0 32 FC4-6 BB		0-0 L5-3 1-1		0-0 P4		B B B 4-0 22 G6-3 1-3 BB			2	0	0	0	1	0	1
										0	0	0	0	1	0	0
32 Josh Hamilton, L (1, 10) OBP: 0.333, SLG: 0.333 22 John Hester, R (7, PH) OBP: 0.333, SLG: 0.250 (8, 10)	0-0 FC4-6 6 FC5-4 1-2f			0-0 28 FC3-6 6 HBP 47 1B 1B	0-0 L9		0-0 G6-3 1-2f 3-H			3	1	1	0	0	0	1
										1	0	0	0	0	0	1
6 David Freese, R (1, 5) OBP: 0.400, SLG: 0.222 Kaleb Cowart, S (7, 5) OBP: 0.222, SLG: 0.125	0-0 FC5-4 1-2f			H 1-0 28 FC3-6 1-2 HBP		B B B B 4-0 28 1B 47 SF8 BB	C C C 0-3 K			1	1	0	0	1	0	1
										1	0	0	0	0	1	0
28 Raul Ibanez, L (1, 3) OBP: 0.265, SLG: 0.355 Drew Heid, L (6, PR) (7, 9)		0-0 L8		0-0 FC3-6 47 1B 2 G6-3 1-2f 2-3		0-0 2 1B 8 SF7 1-3 1B		0-0 F9		3	1	1	0	0	0	2
										1	1	0	0	0	0	0
47 Howie Kendrick, R (1, 4) OBP: 0.417, SLG: 0.484 79 Taylor Lindsey, L (7, 4) OBP: 0.100, SLG: 0.100		0-0 G5-3		0-0 2 G6-3 17 1B 1-3 3-H 1B		0-0 SF8 3-H		0-0 F8		2	1	1	2	0	0	0
										1	0	0	0	0	0	0
2 Erick Aybar, S (1, 6) OBP: 0.459, SLG: 0.467 Brennan Gowens, L (7, 8)		0-0 1B		0-0 G6-3 1-2 3-H		0-0 1-3 1B		0-0 G3-1		3	0	2	1	0	0	1
										1	0	0	0	0	0	0
17 Chris Iannetta, R (1, 2) OBP: 0.483, SLG: 0.619 8 Yorvit Torrealba, R (6, 2) OBP: 0.176, SLG: 0.188		0-0 F9		0-0 2-H 1B		x 0-0 SF7 3-H			0-0 G6-3	2	0	1	1	0	0	1
										1	0	0	1	0	0	0
3 JB Shuck, L (1, 7) OBP: 0.282, SLG: 0.417 Shawn O'Malley, S (9, 7) OBP: 0.400, SLG: 0.250			0-0 G3	0-0 P6		0-0 G3			0-0 56 S 56 HR 1B	3	0	0	0	0	0	2
										1	1	1	0	0	0	0
Inning Stats	R: 0 E: 0 K: 0 S: 3 H: 0 LOB: 1 BB: 1 P: 7	R: 0 E: 0 K: 0 S: 4 H: 1 LOB: 1 BB: 0 P: 4	R: 0 E: 0 K: 0 S: 3 H: 1 LOB: 0 BB: 0 P: 3	R: 3 E: 0 K: 0 S: 6 H: 3 LOB: 1 BB: 0 P: 7	R: 0 E: 0 K: 0 S: 3 H: 0 LOB: 0 BB: 0 P: 3	R: 2 E: 0 K: 0 S: 5 H: 2 LOB: 1 BB: 1 P: 9	R: 1 E: 0 K: 1 S: 4 H: 0 LOB: 0 BB: 1 P: 9	R: 0 E: 0 K: 0 S: 3 H: 0 LOB: 0 BB: 0 P: 3	R: 2 E: 0 K: 0 S: 3 H: 2 LOB: 0 BB: 0 P: 6	1B: 8 2B: 1 3B: 0 HR: 1	SF: 2 SAC: 0 DP: 2 HBP: 2						

PITCHER		IP	WLS	BF	H	R	ER	SO	BB	IBB	HBP	BLK	WP	HR	S	P	ERA	WHIP
55 Tim Lincecum, R ERA: 4.3	(1, 1)	5.1		25	7	5	5	0	2	0	1	0	0	0	22	31	8.44	1.688
76 Brett Bochy, R ERA: 2.08	(6, 1)	0.2		2	0	0	0	0	0	0	0	0	0	0	2	2	0.00	0.000
49 Javier López, L ERA: 6.75	(7, 1)	1.0		4	0	1	0	1	1	0	1	0	0	0	4	9	0.00	1.000
52 Yusmeiro Petit, R ERA: 7.88	(8, 1)	1.0		3	0	0	0	0	0	0	0	0	0	0	3	3	0.00	0.000
63 Jean Machi, R ERA: 6.35	(9, 1)	0.1	L	3	2	2	2	0	0	0	0	0	0	1	3	6	54.00	6.000

PITCHER	IP	WLS	BF	H	R	ER	SO	BB	IBB	HBP	BLK	WP	HR	S	P	ERA	WHIP

BOTTOM

San Francisco Giants @ Los Angeles Angels

Tempe Diablo Stadium, Tempe, AZ

Mon Mar 17 2014, 4:12 PM - 6:54 PM EDT

Att. 9,170 - Partly Cloudy - 77 F

livebaseballscorecards.com

AB	30
R	8
H	9
RBI	7
BB	3
SO	1
LOB	10

WP: 0 PB: 0 SB: 1 CS: 0 PA: 37

San Francisco Giants @ Cleveland Indians

Goodyear Ballpark, Goodyear, AZ

Tue Mar 18 2014, 10:06 PM - 1:35 AM EDT

Att. 7,744 - Clear - 75 F

TOP

livebaseballscorecards.com

Batter	1	2	3	4	5	6	7	8	9	AB	R	H	RBI	BB	SO	LOB
7 Grégor Blanco, L (1, 8) OBP: 0.300, SLG: 0.286	0-0 88 HR 1B	0-0 9 1B 1-2 1B	0-3 ② K	4-0 BB		0-3 ② K		0-3 ② K		4	1	2	0	1	2	5
(5, 9)																
84 Chuckie Jones, R (6, 9)										1	0	0	0	0	1	2
88 Tyler Colvin, L (1, 10) OBP: 0.158, SLG: 0.368	2-1 1-H HR	0-0 ①② L6-4 2-2	0-0 ③ FC6-4 1-2f	0-0 ③ L8		0-3 ③ K		1-0 ③ L4 1-2		5	1	1	2	0	1	8
82 Kelby Tomlinson, R (8, PH)										1	0	0	0	0	0	2
(8, 10)																
9 Brandon Belt, L (1, 3) OBP: 0.371, SLG: 0.424	4-0 8 2B BB	0-0 1-2 1B		0-0 8 2B 29 SF8 1B	0-3 ① K		0-0 10 S 1B		0-3 ① K	4	2	3	0	1	1	0
71 Mark Minicozzi, R (7, 3) OBP: 0.300, SLG: 0.389										1	0	0	0	0	1	0
8 Hunter Pence, R (1, 9) OBP: 0.357, SLG: 0.775	0-0 48 G3-1 1-H 29 1B 2B	0-3 ③ K		0-0 29 SF8 1-3 35 1B 2B	0-3 ② K		0-3 ① K 1-2		0-0 ② G3-1	4	2	2	1	0	2	2
10 Tony Abreu, S (5, 4) OBP: 0.200, SLG: 0.158										2	0	0	0	0	1	1
48 Pablo Sandoval, S (1, 5) OBP: 0.372, SLG: 0.459	0-0 ① G3-1 2-3	2-2 HR	0-0 ① P6	0-3 ③ K		0-3 ② K		0-0 ③ G4-3		4	1	1	1	0	1	3
79 Darren Ford, R (5, 8) OBP: 0.375, SLG: 0.167										2	0	0	0	0	1	1
29 Héctor Sánchez, S (1, 2) OBP: 0.278, SLG: 0.429	0-0 3-H 1B	2-1 HR	0-0 ② SF8 2-3 3-H	0-0 35 1B 2B		0-3 ③ K				4	1	3	3	0	1	1
12 Guillermo Quiroz, R (7, 2) OBP: 0.308, SLG: 0.250										0	0	0	0	0	0	0
2 Juan Carlos Perez, R (1, 7) OBP: 0.412, SLG: 0.591	0-3 ② K	0-0 2B	1-0 35 1B 14 HR HBP	0-0 ① G5-3		0-0 ① F9				4	1	1	0	0	1	2
35 Brandon Crawford, L (1, 6) OBP: 0.222, SLG: 0.278	0-0 ③ G4-3		0-3 ① K	0-0 14 HR 1-3 3-H 1B		0-0 14 WP 2-3 1B		0-0 E FC6 1B		4	1	2	1	0	1	2
77 Juan Ciriaco, R (6, 6) OBP: 0.250, SLG: 0.333										1	0	1	0	0	0	0
14 Brandon Hicks, R (1, 4) OBP: 0.525, SLG: 0.839		4-0 88 L6-4 7 1B BB	1-0 88 FC6-4 HBP	2-1 1-H 3-H HR		4-0 1-2 BB		0-0 FC6 82 S 1-3		1	1	1	3	2	0	0
(5, 5)																
Chris Dominguez, R (6, 5) OBP: 0.471, SLG: 0.385										1	0	0	0	0	0	1

	AB	43
	R	11
	H	17
	RBI	11
	BB	4
	SO	14
	LOB	30

Inning Stats																		
	R: 4	H: 4	R: 0	H: 2	R: 2	H: 3	R: 5	H: 4	R: 0	H: 0	R: 0	H: 2	R: 0	H: 1	R: 0	H: 1	R: 0	H: 0
	E: 0	LOB: 1	E: 0	LOB: 2	E: 0	LOB: 2	E: 0	LOB: 1	E: 0	LOB: 0	E: 0	LOB: 3	E: 0	LOB: 1	E: 1	LOB: 2	E: 0	LOB: 0
	K: 1	BB: 1	K: 1	BB: 1	K: 2	BB: 0	K: 0	BB: 1	K: 3	BB: 0	K: 2	BB: 1	K: 3	BB: 0	K: 1	BB: 0	K: 1	BB: 0
	S: 10	P: 16	S: 6	P: 10	S: 13	P: 18	S: 8	P: 15	S: 9	P: 9	S: 9	P: 13	S: 10	P: 10	S: 7	P: 8	S: 5	P: 5

	1B: 9	SF: 1
	2B: 5	SAC: 0
	3B: 0	DP: 1
	HR: 4	HBP: 2

	WP: 1	PA: 50
	PB: 0	
	SB: 2	
	CS: 0	

PITCHER		IP	WLS	BF	H	R	ER	SO	BB	IBB	HBP	BLK	WP	HR	S	P	ERA	WHIP
34 Zach McAllister, R ERA: 6.97	(1, 1)	3.0		20	9	6	6	4	2	0	1	0	0	3	29	44	18.00	3.667
61 Colt Hynes, L ERA: 11.12	(4, 1)	1.0	B	9	4	5	5	0	1	0	1	0	0	1	8	15	45.00	5.000
52 Vinnie Pestano, R ERA: 1.5	(5, 1)	1.0		3	0	0	0	3	0	0	0	0	0	0	9	9	0.00	0.000
49 Blake Wood, R ERA: 1.13	(6, 1)	1.0	W	6	2	0	0	2	1	0	0	0	1	0	9	13	0.00	3.000
20 C.C. Lee, R ERA: 2.57	(7, 1)	1.0	H	4	1	0	0	3	0	0	0	0	0	0	10	10	0.00	1.000
48 Scott Atchison, R ERA: 1.5	(8, 1)	1.0	H	5	1	0	0	1	0	0	0	0	0	0	7	8	0.00	1.000
Brett Brach, R ERA:	(9, 1)	1.0	S	3	0	0	0	1	0	0	0	0	0	0	5	5	0.00	0.000

BOTTOM

San Francisco Giants @ Cleveland Indians

Goodyear Ballpark, Goodyear, AZ

Tue Mar 18 2014, 10:06 PM - 1:35 AM EDT

Att. 7,744 - Clear - 75 F

livebaseballscorecards.com

Batter	1	2	3	4	5	6	7	8	9	AB	R	H	RBI	BB	SO	LOB
13 Asdrúbal Cabrera, S (1, 6) OBP: 0.475, SLG: 0.515 76 Ryan Rohlinger, R (6, 6) OBP: 0.474, SLG: 0.429 (7, 5)	33 1B / 22 G3 1B	G6-4-3 1-2f	33 E / 22 1B 1-H 2B		G6-3		F8			4 1	2 0	2 0	1 0	0 0	0 0	2 0
33 Nick Swisher, S (1, 3) OBP: 0.351, SLG: 0.419 46 David Cooper, L (6, 3) OBP: 0.391, SLG: 0.421	22 G3 1-3 1B		K E6 22 1B 2-3		F8		G4-3			4 1	0 0	1 0	0 0	0 0	1 0	1 0
22 Jason Kipnis, L (1, 4) OBP: 0.421, SLG: 0.424 1 David Adams, R (6, 4) OBP: 0.342, SLG: 0.313	G3 1-2 3-H		23 2B 1B 1-3 3-H 1B		G5-3		84 1B 1B			4 1	1 0	2 1	2 0	0 0	0 0	1 0
41 Carlos Santana, S (1, 5) OBP: 0.189, SLG: 0.389 84 Ronny Rodríguez, R (7, 6) OBP: 0.200, SLG: 0.200	K		F8 F7			L8 1B	1-2 1B			4 1	0 0	0 1	0 0	0 0	1 0	4 0
23 Michael Brantley, L (1, 7) OBP: 0.500, SLG: 0.667 Tyler Naquin, L (6, PR) OBP: 0.435, SLG: 0.412 (7, 8)	G5-3		10 1B 1-H 39 1B 2B	39 1B 11 G5-3 2B		10 HR 2B	F7			4 1	2 1	3 0	1 0	0 0	0 0	1 2
10 Yan Gomes, R (1, 2) OBP: 0.351, SLG: 0.529 Jake Lowery, L (7, 2) OBP: 0.500, SLG: 1.250		2-1 HR	39 1B 2-3 11 HR 1B	K		2-0 2-H HR		85 G1-3 85 WP 1B		4 1	3 0	3 1	3 0	0 0	1 0	1 0
39 Bryan LaHair, L (1, 10) OBP: 0.429, SLG: 0.571 85 Robel García, S (8, PH) (9, 10)	K	11 HR 1-3 3-H 1B	11 G5-3 2-3 1B		2B	G1-3 1-3				4 1	1 0	3 0	1 0	0 0	1 0	0 1
11 Jeff Francoeur, R (1, 9) OBP: 0.333, SLG: 0.424 86 Tim Fedroff, L (7, 7) OBP: 0.500, SLG: 0.500	6 HBP 1B	HR	G5-3 1-2 3-H		K	L7				4 1	1 0	2 0	4 0	0 0	1 0	2 1
6 Nyjer Morgan, L (1, 8) OBP: 0.364, SLG: 0.296 26 Matt Carson, R (6, 8) OBP: 0.344, SLG: 0.429 (7, 9)	13 G6-4-3 1-2 HBP	13 2B 1B	G4-3			K	K			2 2	1 0	1 0	0 0	0 0	0 2	1 2
Inning Stats	R: 1 E: 0 K: 1 S: 7 H: 2 LOB: 1 BB: 0 P: 7	R: 1 E: 0 K: 1 S: 7 H: 2 LOB: 1 BB: 0 P: 10	R: 7 E: 1 K: 1 S: 14 H: 8 LOB: 2 BB: 0 P: 14	R: 1 E: 0 K: 1 S: 7 H: 2 LOB: 1 BB: 0 P: 7	R: 0 E: 0 K: 0 S: 3 H: 0 LOB: 0 BB: 0 P: 3	R: 2 E: 0 K: 2 S: 10 H: 3 LOB: 1 BB: 0 P: 12	R: 0 E: 0 K: 0 S: 5 H: 2 LOB: 2 BB: 0 P: 5	R: 0 E: 0 K: 1 S: 6 H: 1 LOB: 1 BB: 0 P: 7		1B: 12 2B: 5 3B: 0 HR: 3 SF: 0 SAC: 0 DP: 1 HBP: 1				

	AB	44
	R	12
	H	20
	RBI	12
	BB	0
	SO	7
	LOB	19

WP: 1 PA: 45
PB: 0
SB: 0
CS: 0

PITCHER		IP	WLS	BF	H	R	ER	SO	BB	IBB	HBP	BLK	WP	HR	S	P	ERA	WHIP
32 Ryan Vogelsong, R ERA: 9.0	(1, 1)	2.2		20	11	9	8	3	0	0	1	0	0	2	26	29	27.00	4.125
Daryl Maday, R ERA:	(3, 1)	0.1		2	1	0	0	0	0	0	0	0	0	0	2	2	0.00	3.000
45 Dan Runzler, L ERA: 3.38	(4, 1)	2.0	H	8	2	1	1	1	0	0	0	0	0	0	10	10	4.50	1.000
46 Santiago Casilla, R ERA: 3.18	(6, 1)	1.2	L	9	4	2	2	2	0	0	0	0	0	1	13	15	10.80	2.400
41 Jeremy Affeldt, L ERA: 4.76	(7, 1)	0.2		4	2	0	0	0	0	0	0	0	1	0	4	5	0.00	3.000

PITCHER		IP	WLS	BF	H	R	ER	SO	BB	IBB	HBP	BLK	WP	HR	S	P	ERA	WHIP
54 Sergio Romo, R ERA: 21.21	(8, 1)	0.2		2	0	0	0	1	0	0	0	0	0	0	4	4	0.00	0.000

Batter	1	2	3	4	5	6	7	8	9	AB	R	H	RBI	BB	SO	LOB
7 Grégor Blanco, L (1, 8) OBP: 0.333, SLG: 0.289 (6, 9)	C SI 94 B SI 94 B SI 95 B CH 85 B SI 93 4-1 48 2B BB	B CH 85 B SI 96 X CH 85 2-0 28 HR 48 1B 1-2 3-H 1B	1 SAFE B SI 92 C SI 92 1 SAFE C SI 94 B SL 85 X SI 95 2-2 ③ F8 1-2		B CU 76 X SI 90 1-0 ② G3			C FF 92 B SI 85 B CH 85 B SI 92 C FF 93 B FF 92 4-2 14 S BB	B SI 93 B SI 91 B SI 92 C SI 90 X FF 90 3-1 ③ FC6-5 2-3	3 1	2 0	1 0	1 0	2 0	0 0	1 1
9 Brandon Belt, L (1, 3) OBP: 0.325, SLG: 0.368 (8, 7) 79 Darren Ford, R OBP: 0.375, SLG: 0.167	X SI 95 0-0 ① F8	C FF 96 F SI 95 S SI 95 0-3 ② K		F SI 93 C SI 93 B CH 83 F SI 94 B SL 84 F SI 95 X CH 86 2-2 ① L7	C CH 84 C SI 90 F CU 78 C FF 91 0-3 ③ K			F FF 92 B CU 76 S CU 76 F FF 92 X FF 92 1-2 ② P5		5 0	0 0	0 0	0 0	0 0	2 0	4 0
48 Pablo Sandoval, S (1, 5) OBP: 0.391, SLG: 0.500 14 Brandon Hicks, R (4, 5) OBP: 0.500, SLG: 0.788 57 Juan Gutierrez, R (8, 1) 49 Javier López, L (9, 1) 70 George Kontos, R (9, 1)	1 SAFE 1 SAFE F SI 95 1 SAFE X SI 96 0-2 8 1B 1-H 2B	F SI 95 X CH 82 0-1 28 HR 1-2 2-3 1B		C SI 95 S SL 83 B SI 95 X SL 81 1-2 ② G5-3		F SI 90 C FF 90 S CU 78 0-3 ① K		C CU 76 C CU 74 D CU 76 B FF 93 F CU 76 D FF 94 X FF 92 3-2 ③ G3-1 1-2		3 2 0 0 0	2 0 0 0 0	2 0 0 0 0	1 0 0 0 0	0 1 0 0 0	0 1 0 0 0	0 1 0 0 0
28 Buster Posey, R (1, 2) OBP: 0.432, SLG: 0.576 10 Tony Abreu, S (8, 5) OBP: 0.220, SLG: 0.179	B SI 95 B SI 95 C SI 95 S CH 86 F SI 96 X CH 86 2-2 ② G5-3	F SI 96 B SL 84 B SI 96 B SI 96 X SI 97 3-1 HR 1-H 2-H 3-H		S SI 94 B CH 84 B SL 83 F SI 94 F SI 97 F CH 86 B SI 94 X CH 85 3-2 8 13 1B 1B		B SI 90 C SI 90 B CU 76 C SI 90 B CH 85 X FF 90 3-2 ② G6-3			B FF 91 C SI 92 X SL 88 1-1 6 BB 29 2B 1B 1B	4 1	2 1	2 1	4 0	0 0	0 0	1 0
8 Hunter Pence, R (1, 9) OBP: 0.391, SLG: 0.773 Gary Brown, R (6, 8) OBP: 0.435, SLG: 0.316	S SI 95 X SI 95 0-1 13 S 2-H 1B	B CH 86 C SI 94 F CH 86 X SI 95 1-2 13 FC6-4 1B		S SI 90 B SL 89 C FF 90 X CU 77 1-2 35 BB 13 1B 1-2 1B		B CU 78 X FF 90 1-0 ③ L8			B SL 86 B FF 92 B SI 91 C FF 92 S FF 91 F FF 89 F FF 92 X FF 92 3-2 6 BB 29 2B 1-2 1B	4 1	0 1	3 1	1 0	0 0	0 0	0 0
13 Joaquin Arias, R (1, 4) OBP: 0.308, SLG: 0.324 (7, 6) 82 Bobby Haney, L (9, PH) (9, 4)	C FF 95 S SL 84 D SL 86 F SI 97 F SI 96 B SI 86 X CH 86 2-2 ③ P3 1-2	X SI 93 0-0 ③ FC6-4 1-2f		X SI 90 0-0 35 BB 1-2 2-H 1B			C FF 93 C FF 92 T CU 76 0-2 ① K		C SI 91 C SL 86 D CU 77 B CU 77 C FF 91 2-3 ① K	4 1	0 0	1 0	1 0	0 0	1 1	2 2
35 Brandon Crawford, L (1, 6) OBP: 0.250, SLG: 0.308 6 Ehire Adrianza, S (7, 4) OBP: 0.242, SLG: 0.484 (9, 6)		X SI 92 0-0 40 E 7 1B 2B	B SI 94 F CH 84 B SI 93 B SI 93 F SI 94 X SI 94 3-2 ① G4-3	D SI 90 B SI 91 B CH 87 B FF 88 4-0 1-2 2-3 BB			F FF 94 X FF 93 0-1 ② G6-3		F CH 86 D CU 75 B SL 86 B FF 90 B FF 91 4-1 29 2B 1-2 2-3 BB	3 0	1 1	1 0	0 0	1 1	0 0	0 0
2 Juan Carlos Perez, R (1, 7) OBP: 0.400, SLG: 0.563 86 Jarrett Parker, L (8, 9)		C SI 93 F SI 93 B CH 85 B SI 97 F CH 85 F SI 96 F SI 96 X CH 85 2-2 ① F7	C FF 92 X SI 92 0-1 7 S 1B	X SI 90 0-0 ③ L4			C CU 76 X CU 77 0-1 ③ F7		S SL 88 B SL 88 B FF 92 F CH 87 C FF 93 2-3 ② K	4 1	0 0	1 0	0 0	0 0	0 1	4 3
40 Madison Bumgarner, R (1, 1) OBP: 0.200, SLG: 0.200 29 Héctor Sánchez, S (8, PH) OBP: 0.289, SLG: 0.459 (8, 2)		F SI 95 B SI 95 C CH 87 B SI 96 X SI 96 2-2 E6 48 1B 7 1B 28 HR 2-3	F SI 94 L SI 94 B SI 96 B SI 95 F SI 94 S SI 87 2-3 ② K		S FF 88 C FF 90 S SI 90 0-3 ① K			C FF 91 F FF 93 X FF 93 0-2 ① L7	B CU 75 S SL 88 D SL 85 X FF 92 2-1 71 FC6-5 1-H 2-H 3-H 2B	3 2	1 0	0 1	0 3	0 0	2 0	2 0
Inning Stats	R: 2 E: 0 K: 0 S: 16 H: 2 LOB: 1 BB: 1 P: 24	R: 5 E: 1 K: 1 S: 22 H: 5 LOB: 1 BB: 0 P: 32	R: 0 E: 0 K: 1 S: 12 H: 1 LOB: 1 BB: 0 P: 19	R: 1 E: 0 K: 0 S: 18 H: 3 LOB: 3 BB: 1 P: 29	R: 0 E: 0 K: 2 S: 8 H: 0 LOB: 0 BB: 0 P: 9	R: 0 E: 0 K: 1 S: 7 H: 0 LOB: 0 BB: 0 P: 11	R: 0 E: 0 K: 1 S: 7 H: 0 LOB: 0 BB: 0 P: 7	R: 0 E: 0 K: 0 S: 13 H: 0 LOB: 1 BB: 1 P: 21	R: 3 E: 0 K: 2 S: 18 H: 3 LOB: 1 BB: 1 P: 35	1B: 10 2B: 3 3B: 0 HR: 1 SF: 0 SAC: 0 DP: 0 HBP: 0						

PITCHER		IP	WLS	BF	H	R	ER	SO	BB	IBB	HBP	BLK	WP	HR	S	P	ERA	WHIP
34 Andrew Cashner, R ERA: 2.84	(1, 1)	3.2	L	22	9	8	4	2	1	0	0	0	0	1	63	94	9.82	2.727
39 Donn Roach, R ERA: 3.75	(4, 1)	2.1		10	2	0	0	3	1	0	0	0	0	0	20	30	0.00	1.286
72 Jesse Hahn, R ERA:	(7, 1)	2.0		7	0	0	0	1	1	0	0	0	0	0	20	28	0.00	0.500
58 Blaine Boyer, R ERA: 6.0	(9, 1)	1.0		7	3	3	3	2	1	0	0	0	0	0	18	35	27.00	4.000

PITCHER	IP	WLS	BF	H	R	ER	SO	BB	IBB	HBP	BLK	WP	HR	S	P	ERA	WHIP

TOP

San Francisco Giants @ San Diego Padres

Peoria Stadium, Peoria, AZ

Thu Mar 20 2014, 10:07 PM - 1:10 AM EDT

Att. 11,091 - Cloudy - 76 F

livebaseballscorecards.com

AB	42
R	11
H	14
RBI	11
BB	4
SO	8
LOB	21

WP: 0 PA: 46
PB: 0
SB: 3
CS: 0

BOTTOM

Batter	1	2	3	4	5	6	7	8	9	AB	R	H	RBI	BB	SO	LOB
2 Everth Cabrera, S (1, 6) OBP: 0.319, SLG: 0.372	B SL 87 C SL 88 C CU 80 S FF 91 1-3 ① K			B SL 88 F SL 86 X CH 81 1-1 18 HBP 1B		B CU 80 F SL 84 T SL 90 B SL 87 F SL 90 F SL 91 S CU 66 2-3 ① K		C SI 96 B CH 86 X SI 96 1-1 ② G4-3	C SI 92 B CH 86 C CH 84 X SL 84 1-2 ③ FC6-4 1-2f	5	0	1	0	0	2	2
25 Will Venable, L (1, 8) OBP: 0.222, SLG: 0.200 89 Alberth Martinez, R (7, 8) 12 Seth Smith, L (8, PH) OBP: 0.308, SLG: 0.292 58 Blaine Boyer, R (9, 1)	T SL 92 B FF 92 B SL 92 X SL 91 2-1 CS 1B			X SL 85 0-0 ① L9		B CU 77 B SL 86 F SL 91 X CU 76 2-1 ② P6		F SI 94 F SI 96 B SI 94 S CH 88 1-3 ③ K		3	0	1	0	0	0	1
										0	0	0	0	0	0	0
										1	0	0	0	0	1	0
										0	0	0	0	0	0	0
Chase Headley, S (1, 5) 11 Alex Castellanos, R (6, 5) OBP: 0.333, SLG: 0.406 (7, 7)	B SL 90 C SL 86 C FF 89 1 SAFE B CU 76 S CU 76 2-3 ② ③ K 1-2			F CH 81 X CU 81 0-1 ② L9		B CU 72 B FF 90 B CH 83 B SL 88 4-0 BB			F SI 85 X SI 86 0-1 ① F8	2	0	0	0	0	1	2
										1	0	0	0	1	0	0
18 Carlos Quentin, R (1, 7) OBP: 0.208, SLG: 0.364 72 Jesse Hahn, R (7, 1) 74 Jace Peterson, L (9, 5) OBP: 0.281, SLG: 0.286		X SL 91 0-0 ① L5		B CU 75 S SL 86 F CH 83 B SL 87 H SL 87 3-2 1-2 HBP		F SL 86 B SL 90 B SL 86 S SL 87 C CU 69 2-3 ③ K			C SI 87 C CU 72 B CU 71 X SL 79 1-2 9 G6-3 3B	2	0	0	0	0	1	1
										0	0	0	0	0	0	0
										1	1	1	0	0	0	0
9 Jedd Gyorko, R (1, 4) OBP: 0.250, SLG: 0.381		C SL 85 F SL 82 F SL 91 X SL 87 0-2 ② F8		F SL 90 F FF 90 B SL 90 S SL 86 1-3 ③ K			X SL 87 0-0 5 FC6-4 1B		C SI 87 C CU 71 B CU 72 B FF 86 X SI 87 2-2 ② G6-3 3-H	4	0	1	1	0	1	2
14 Tommy Medica, R (1, 3) OBP: 0.426, SLG: 0.635		C CH 82 F SL 84 X SL 91 0-2 ③ L8			C SL 90 F FF 91 X CU 76 0-2 88 G5-4-3 1B		B SL 85 F SL 86 F SL 84 S CU 76 1-3 ① K		S CH 79 X SL 79 0-1 88 HR 1B	4	1	2	0	0	1	1
88 Kyle Blanks, R (1, 9) OBP: 0.381, SLG: 0.514			B SL 90 S SL 88 X SL 91 1-1 ① P2		B SL 90 C CH 81 S SL 85 X SL 88 1-2 ① ② G5-4-3 1-2f		F SL 89 F CU 80 F SL 87 D CU 75 X FF 90 1-2 ② F7		X FF 85 0-0 1-H HR	4	1	1	2	0	0	2
4 Nick Hundley, R (1, 2) OBP: 0.333, SLG: 0.586 5 Alexi Amarista, L (7, 5) OBP: 0.257, SLG: 0.382 (9, 8)			C CU 82 F SL 84 B CU 76 C FF 92 1-3 ② K		B SL 88 F CU 76 B SL 91 X CU 81 2-1 1B		B SL 89 F SL 89 S SL 90 F SL 90 X FF 91 1-2 ③ FC6-4 1-2f		S CU 72 X CU 72 0-1 3B	2	0	1	0	0	1	0
										2	0	1	0	0	0	1
34 Andrew Cashner, R (1, 1) OBP: 0.500, SLG: 0.500 39 Donn Roach, R (4, 1) 44 René Rivera, R (7, 2) OBP: 0.385, SLG: 0.480			F SL 87 C CU 76 B CU 65 C SL 93 1-3 ③ K		B SL 90 S SL 89 S SL 90 C FF 91 1-3 ③ K			X SI 95 0-0 ① G5-3	B SI 86 B SI 85 B SI 85 C FF 85 B SI 84 4-1 2 FC6-4 BB	1	0	0	0	0	1	0
										1	0	0	0	0	1	1
										1	0	0	0	1	0	0
Inning Stats	R: 0 E: 0 K: 2 S: 8 H: 1 LOB: 0 BB: 0 P: 13	R: 0 E: 0 K: 0 S: 8 H: 0 LOB: 0 BB: 0 P: 8	R: 0 E: 0 K: 2 S: 8 H: 0 LOB: 0 BB: 0 P: 11	R: 0 E: 0 K: 1 S: 10 H: 1 LOB: 2 BB: 0 P: 15	R: 0 E: 0 K: 1 S: 11 H: 2 LOB: 1 BB: 0 P: 15	R: 0 E: 0 K: 2 S: 10 H: 0 LOB: 1 BB: 1 P: 20	R: 0 E: 0 K: 1 S: 12 H: 1 LOB: 1 BB: 0 P: 15	R: 0 E: 0 K: 1 S: 6 H: 0 LOB: 0 BB: 0 P: 8	R: 3 E: 0 K: 0 S: 17 H: 4 LOB: 2 BB: 1 P: 25	1B: 6 2B: 0 3B: 2 HR: 1 SF: 0 SAC: 0 DP: 1 HBP: 1						

PITCHER		IP	WLS	BF	H	R	ER	SO	BB	IBB	HBP	BLK	WP	HR	S	P	ERA	WHIP
40 Madison Bumgarner, L ERA:	(1, 1)	7.0	W	26	5	0	0	9	1	0	1	0	0	0	67	97	0.00	0.857
57 Juan Gutierrez, R ERA: 1.29	(8, 1)	1.0		3	0	0	0	1	0	0	0	0	0	0	6	8	0.00	0.000
49 Javier López, L ERA: 11.57	(9, 1)	0.2		7	4	3	3	0	1	0	0	0	0	1	14	21	40.50	7.500
70 George Kontos, R ERA: 3.38	(9, 1)	0.1		1	0	0	0	0	0	0	0	0	0	0	3	4	0.00	0.000

PITCHER	IP	WLS	BF	H	R	ER	SO	BB	IBB	HBP	BLK	WP	HR	S	P	ERA	WHIP

San Francisco Giants @ San Diego Padres

Peoria Stadium, Peoria, AZ

Thu Mar 20 2014, 10:07 PM - 1:10 AM EDT

Att. 11,091 - Cloudy - 76 F

livebaseballscorecards.com

AB	34
R	3
H	9
RBI	3
BB	2
SO	10
LOB	13

WP: 0 PA: 37
PB: 0
SB: 0
CS: 1

Oakland Athletics @ San Francisco Giants

Scottsdale Stadium, Scottsdale, AZ

Fri Mar 21 2014, 9:38 PM - 12:06 AM EDT

Att. 12,148 - Clear - 79 F

livebaseballscorecards.com

TOP

Batter	1	2	3	4	5	6	7	8	9	AB	R	H	RBI	BB	SO	LOB
4 Coco Crisp, S (1, 8) OBP: 0.500, SLG: 0.452	G4-3			K		G5-3			K	3	0	0	0	0	1	0
15 Jake Elmore, R (8, 4) OBP: 0.391, SLG: 0.350										1	0	0	0	0	1	0
20 Josh Donaldson, R (1, 5) OBP: 0.341, SLG: 0.432	G6-3			1B			F8			3	0	1	0	0	0	0
79 Billy McKinney, L (8, 7) OBP: 0.500, SLG: 0.545										0	0	0	0	0	0	0
8 Jed Lowrie, S (1, 6) OBP: 0.333, SLG: 0.579	K			K			K			3	0	0	0	0	3	1
7 Nate Freiman, R (8, 3) OBP: 0.341, SLG: 0.432										0	0	0	0	0	0	0
52 Yoenis Cespedes, R (1, 7) OBP: 0.163, SLG: 0.174		K		K			K			3	0	0	0	0	3	1
86 Tyler Ladendorf, R (8, 5) OBP: 0.333, SLG: 0.333										0	0	0	0	0	0	0
37 Brandon Moss, L (1, 3) OBP: 0.474, SLG: 0.727		K			F7			K		3	0	0	0	0	2	0
Daniel Robertson, R (8, 6) OBP: 0.211, SLG: 0.211										0	0	0	0	0	0	0
16 Josh Reddick, L (1, 9) OBP: 0.350, SLG: 0.486		K			L9			G6-3		1	0	0	0	0	1	0
23 Michael Taylor, R (3, 9) OBP: 0.390, SLG: 0.615										2	0	0	0	0	0	0
5 John Jaso, L (1, 2) OBP: 0.357, SLG: 0.444			1B		G4-3			G4-3		3	0	1	0	0	0	0
45 Jim Johnson, R (8, 1)										0	0	0	0	0	0	0
1 Nick Punto, S (1, 4) OBP: 0.429, SLG: 0.421			G6-3			G4-3			G4-3	2	0	0	0	0	0	0
19 Billy Burns, S (8, 8) OBP: 0.365, SLG: 0.304										1	0	0	0	0	0	0
54 Sonny Gray, R (1, 1)			B3-4			B1-3			K	2	0	0	0	0	0	0
62 Sean Doolittle, L (6, 1)										0	0	0	0	0	0	0
44 Luke Gregerson, L (7, 1)										0	0	0	0	0	0	0
21 Stephen Vogt, L (8, 2) OBP: 0.447, SLG: 0.588										1	0	0	0	0	1	0

	AB	28
	R	0
	H	2
	RBI	0
	BB	0
	SO	12
	LOB	2

Inning Stats	1	2	3	4	5	6	7	8	9
	R: 0 E: 0 K: 1 S: 5	H: 0 LOB: 0 BB: 0 P: 5	R: 0 E: 0 K: 3 S: 9	H: 0 LOB: 0 BB: 0 P: 9	R: 0 E: 0 K: 0 S: 3	H: 1 LOB: 0 BB: 0 P: 3	R: 0 E: 0 K: 3 S: 10	H: 1 LOB: 1 BB: 0 P: 10	R: 0 E: 0 K: 0 S: 3	H: 0 LOB: 0 BB: 0 P: 3	R: 0 E: 0 K: 0 S: 3	H: 0 LOB: 0 BB: 0 P: 3	R: 0 E: 0 K: 2 S: 7	H: 0 LOB: 0 BB: 0 P: 7	R: 0 E: 0 K: 1 S: 5	H: 0 LOB: 0 BB: 0 P: 5	R: 0 E: 0 K: 2 S: 7	H: 0 LOB: 0 BB: 0 P: 7

	1B	2	SF	0	WP	0	PA	28
	2B	0	SAC	0	PB	0		
	3B	0	DP	0	SB	0		
	HR	0	HBP	0	CS	0		

PITCHER		IP	WLS	BF	H	R	ER	SO	BB	IBB	HBP	BLK	WP	HR	S	P	ERA	WHIP
52 Yusmeiro Petit, R ERA: 5.25	(1, 1)	4.0	W	13	2	0	0	7	0	0	0	0	0	0	27	27	0.00	0.500
34 David Huff, L ERA: 1.29	(5, 1)	3.0	H	9	0	0	0	2	0	0	0	0	0	0	13	13	0.00	0.000
64 Derek Law, R ERA: 1.93	(8, 1)	1.0	H	3	0	0	0	1	0	0	0	0	0	0	5	5	0.00	0.000
54 Sergio Romo, R ERA: 17.47	(9, 1)	1.0	S	3	0	0	0	2	0	0	0	0	0	0	7	7	0.00	0.000

PITCHER	IP	WLS	BF	H	R	ER	SO	BB	IBB	HBP	BLK	WP	HR	S	P	ERA	WHIP

Batter	1	2	3	4	5	6	7	8	9	AB	R	H	RBI	BB	SO	LOB
16 Ángel Pagán, S (1, 8) OBP: 0.250, SLG: 0.231	G4-3		35 CS 1B		K			1-H 35 SF8 3B		3	0	1	0	0	1	0
7 Grégor Blanco, L (6, 8) OBP: 0.348, SLG: 0.359										1	1	1	1	0	0	0
35 Brandon Crawford, L (1, 6) OBP: 0.227, SLG: 0.286	G4-3		1-2 K		G1-3			3-H SF8		3	0	0	1	0	1	1
9 Brandon Belt, L (1, 3) OBP: 0.318, SLG: 0.341	BB			F7		L8		K		3	0	0	0	1	1	0
8 Hunter Pence, R (1, 9) OBP: 0.360, SLG: 0.708	K			E3 29 1B 13 1B		G6-3		G6-3		4	1	0	0	0	1	1
38 Michael Morse, R (1, 7) OBP: 0.318, SLG: 0.316		E6 13 G6-4-3 29 E		K		K				2	0	0	0	0	1	1
34 David Huff, S (5, 1)										1	0	0	0	0	1	0
64 Derek Law, R (8, 1)										0	0	0	0	0	0	0
54 Sergio Romo, R (9, 1)										0	0	0	0	0	0	0
29 Héctor Sánchez, S (1, 2) OBP: 0.317, SLG: 0.475		1-2 E4 13 G6-4-3		1-2 13 1B 1B				13 G5-4-3 1B		3	0	2	0	0	0	1
13 Joaquin Arias, R (1, 5) OBP: 0.310, SLG: 0.325		1-2f 2-3 G6-4-3		1-2 2-H 1B				1-2f G5-4-3		3	0	1	1	0	0	3
6 Ehire Adrianza, S (1, 4) OBP: 0.222, SLG: 0.441		K		K				K		3	0	0	0	0	3	3
52 Yusmeiro Petit, R (1, 1)			L9		K					1	0	0	0	0	0	0
88 Tyler Colvin, L (5, 7) OBP: 0.190, SLG: 0.381								7 WP 7 3B 1B		2	1	1	0	0	1	0
Inning Stats	R: 0 E: 0 K: 1 S: 5 H: 0 LOB: 1 BB: 1 P: 9	R: 0 E: 2 K: 1 S: 6 H: 0 LOB: 1 BB: 0 P: 6	R: 0 E: 0 K: 1 S: 5 H: 1 LOB: 0 BB: 0 P: 5	R: 1 E: 1 K: 2 S: 10 H: 2 LOB: 2 BB: 0 P: 10	R: 0 E: 0 K: 2 S: 7 H: 0 LOB: 0 BB: 0 P: 7	R: 0 E: 0 K: 1 S: 5 H: 0 LOB: 0 BB: 0 P: 5	R: 0 E: 0 K: 1 S: 5 H: 1 LOB: 0 BB: 0 P: 5	R: 2 E: 0 K: 1 S: 7 H: 2 LOB: 0 BB: 0 P: 8		1B: 5 2B: 0 3B: 1 HR: 0	SF: 1 SAC: 0 DP: 2 HBP: 0					

PITCHER	IP	WLS	BF	H	R	ER	SO	BB	IBB	HBP	BLK	WP	HR	S	P	ERA	WHIP
54 Sonny Gray, R (1, 1) ERA: 4.02	5.2	L	22	3	1	0	7	1	0	0	0	0	0	35	39	0.00	0.706
62 Sean Doolittle, L (6, 1) ERA: 4.26	0.1		2	1	0	0	1	0	0	0	0	0	0	4	4	0.00	3.000
44 Luke Gregerson, R (7, 1) ERA: 6.75	1.0		2	0	0	0	1	0	0	0	0	0	0	4	4	0.00	0.000
45 Jim Johnson, R (8, 1) ERA: 5.14	1.0		5	2	2	2	1	0	0	0	0	1	0	7	8	18.00	2.000

PITCHER	IP	WLS	BF	H	R	ER	SO	BB	IBB	HBP	BLK	WP	HR	S	P	ERA	WHIP

BOTTOM

Oakland Athletics @ San Francisco Giants

Scottsdale Stadium, Scottsdale, AZ

Fri Mar 21 2014, 9:38 PM - 12:06 AM EDT

Att. 12,148 - Clear - 79 F

livebaseballscorecards.com

AB	29
R	3
H	6
RBI	3
BB	1
SO	10
LOB	10

1B: 5 SF: 1
2B: 0 SAC: 0
3B: 1 DP: 2
HR: 0 HBP: 0

WP: 1 PA: 31
PB: 0
SB: 0
CS: 1

Batter	1	2	3	4	5	6	7	8	9	AB	R	H	RBI	BB	SO	LOB
7 Grégor Blanco, L (1, 8) OBP: 0.347, SLG: 0.341	G3	BB			B3	HBP		BB		2	0	0	1	1	0	0
Gary Brown, R (5, 8) OBP: 0.480, SLG: 0.316										0	1	0	0	1	0	0
88 Tyler Colvin, L (1, 9) OBP: 0.167, SLG: 0.333	K	P4			F8	1B		1B		3	0	0	0	0	1	3
93 Elliott Blair, R (5, 9) OBP: 1.000, SLG: 1.333										2	0	2	1	0	0	0
28 Buster Posey, R (1, 2) OBP: 0.463, SLG: 0.595	1B		L6			1B		G5-3		4	1	3	2	0	0	0
41 Jeremy Affeldt, L (7, 1)										0	0	0	0	0	0	0
57 Juan Gutierrez, R (7, 1)										0	0	0	0	0	0	0
95 Blake Miller, R (8, PH) OBP: 0.250, SLG: 0.250										1	0	0	0	0	0	2
46 Santiago Casilla, R (8, 1)										0	0	0	0	0	0	0
49 Javier López, L (9, 1)										0	0	0	0	0	0	0
63 Jean Machi, R (9, 1)										0	0	0	0	0	0	0
48 Pablo Sandoval, S (1, 5) OBP: 0.380, SLG: 0.477	K		G6-4-3			K			G4-3	4	0	1	0	0	2	4
82 Kelby Tomlinson, R (6, 4)						F8				1	0	0	0	0	0	0
14 Brandon Hicks, R (1, 4) OBP: 0.532, SLG: 0.865		BB	G6-4-3			1B			HR	4	2	3	1	1	0	1
(6, 5)																
2 Juan Carlos Perez, R (1, 7) OBP: 0.400, SLG: 0.596		G6-4-3		BB		HR			P3	4	1	1	3	1	0	2
Mark Minicozzi, R (1, 3) OBP: 0.304, SLG: 0.366		BB		G4-6-3		1B			G5-3	4	2	1	0	1	0	2
6 Ehire Adrianza, S (1, 6) OBP: 0.225, SLG: 0.421		1B		G4-3		P4		G4-3		4	0	1	0	0	0	2
17 Tim Hudson, R (1, 1) OBP: 0.800, SLG: 1.000		1B			F9	1B			G3-1	3	1	2	0	0	0	0
83 Myles Schroder, S (7, 2)										1	0	0	0	0	0	0
Inning Stats	R: 0 E: 0 K: 2 S: 8 H: 1 LOB: 1 BB: 0 P: 8	R: 1 E: 0 K: 0 S: 4 H: 2 LOB: 3 BB: 3 P: 16	R: 0 E: 0 K: 0 S: 3 H: 1 LOB: 0 BB: 0 P: 3	R: 0 E: 0 K: 0 S: 2 H: 0 LOB: 0 BB: 1 P: 6	R: 0 E: 0 K: 0 S: 3 H: 0 LOB: 0 BB: 0 P: 3	R: 6 E: 0 K: 1 S: 14 H: 7 LOB: 2 BB: 0 P: 18	R: 0 E: 0 K: 0 S: 4 H: 1 LOB: 1 BB: 0 P: 4	R: 0 E: 0 K: 0 S: 3 H: 1 LOB: 1 BB: 1 P: 7	R: 1 E: 0 K: 0 S: 5 H: 1 LOB: 0 BB: 0 P: 6	1B: 12 2B: 0 3B: 0 HR: 2 SF: 0 SAC: 0 DP: 4 HBP: 1						

PITCHER		IP	WLS	BF	H	R	ER	SO	BB	IBB	HBP	BLK	WP	HR	S	P	ERA	WHIP
55 Felipe Paulino, R ERA: 6.75	(1, 1)	5.1	L	25	8	5	5	3	4	0	0	0	0	1	29	48	8.44	2.250
43 Mitchell Boggs, R ERA: 12.79	(6, 1)	0.2		6	3	2	2	0	0	0	1	0	0	0	5	6	27.00	4.500
52 Jake Petricka, R ERA: 4.82	(7, 1)	2.0		8	2	0	0	0	1	0	0	0	0	0	7	11	0.00	1.500
41 David Purcey, L ERA: 9.0	(9, 1)	1.0		4	1	1	1	0	0	0	0	0	0	1	5	6	9.00	1.000

PITCHER	IP	WLS	BF	H	R	ER	SO	BB	IBB	HBP	BLK	WP	HR	S	P	ERA	WHIP

TOP

San Francisco Giants @ Chicago White Sox

Camelback Ranch, Glendale, AZ

Sat Mar 22 2014, 4:06 PM - 7:26 PM EDT

Att. 11,524 - Sunny - 78 F

livebaseballscorecards.com

AB	37
R	8
H	14
RBI	8
BB	5
SO	3
LOB	16

WP: 0 PA: 43
PB: 0
SB: 2
CS: 0

Batter	1	2	3	4	5	6	7	8	9	AB	R	H	RBI	BB	SO	LOB
1 Adam Eaton, L (1, 8) OBP: 0.396, SLG: 0.476 85 Adam Heisler, L (7, PR) (8, 8)	G4-3		F8		FC3-2 2-3 3-H		5 FC5-4 1-2 1B		G4-3	4 1	0 0	1 0	0 0	0 0	0 0	2 0
5 Marcus Semien, R (1, 4) OBP: 0.432, SLG: 0.432	96 G4-6-3 1B		F9		G5-3		FC5-4 96 1B 92 2B 1-2f 2-3		F8	5	1	1	0	0	0	4
96 Dan Black, S (1, 3) OBP: 0.429, SLG: 0.571	G4-6-3 1-2f			F7		2B	92 2B 1-2 3-H 1B		95 WP 92 CI 1B	5	1	3	1	0	0	1
14 Paul Konerko, R (1, 10) OBP: 0.286, SLG: 0.250 92 Grant Buckner, R (6, PR) OBP: 1.000, SLG: 2.000 (7, 10)		F9		K		BB	1-H 2-H 2B		CI 95 WP 1-2	2 1	0 0	0 1	0 2	1 0	1 0	0 0
30 Alejandro De Aza, L (1, 7) OBP: 0.417, SLG: 0.571 95 Courtney Hawkins, R (7, 7)		3-1 HR		2B		F7	K		K 1-2 2-3	3 2	1 0	2 0	1 0	0 0	0 2	2 4
10 Alexei Ramirez, R (1, 6) OBP: 0.255, SLG: 0.319 90 Jaime Pedroza, S (7, 6)	G5-3	G5-3		F7	G4-3					3 1	0 0	0 0	0 0	0 0	0 0	3 2
22 Matt Davidson, R (1, 5) OBP: 0.341, SLG: 0.564	1B		18 2B 1 FC3-2 1B	P4		L6				4	0	2	0	0	0	2
17 Adrian Nieto, S (1, 2) OBP: 0.333, SLG: 0.368 21 Tyler Flowers, R (8, 2) OBP: 0.273, SLG: 0.452	F8		F7		18 1B 2B	G5-3				3 1	1 0	1 0	0 0	0 0	0 0	2 0
18 Blake Tekotte, L (1, 9) OBP: 0.261, SLG: 0.409			K	1 FC3-2 1-3 2B			5 FC5-4 1 1B 96 1B 2-H 1B		P5	4	1	2	1	0	1	0
Inning Stats	R: 0 E: 0 K: 0 S: 3 H: 1 LOB: 0 BB: 0 P: 3	R: 1 E: 0 K: 0 S: 6 H: 2 LOB: 1 BB: 0 P: 9	R: 0 E: 0 K: 1 S: 5 H: 0 LOB: 0 BB: 0 P: 5	R: 0 E: 0 K: 1 S: 6 H: 1 LOB: 1 BB: 0 P: 6	R: 0 E: 0 K: 0 S: 5 H: 2 LOB: 2 BB: 0 P: 5	R: 0 E: 0 K: 0 S: 4 H: 1 LOB: 2 BB: 1 P: 8	R: 4 E: 0 K: 1 S: 10 H: 5 LOB: 2 BB: 0 P: 10	R: 0 E: 0 K: 0 S: 3 H: 0 LOB: 0 BB: 0 P: 3	R: 0 E: 1 K: 1 S: 7 H: 1 LOB: 2 BB: 0 P: 7	1B: 7 2B: 5 3B: 0 HR: 1 SF: 0 SAC: 0 DP: 1 HBP: 0						

PITCHER		IP	WLS	BF	H	R	ER	SO	BB	IBB	HBP	BLK	WP	HR	S	P	ERA	WHIP
17 Tim Hudson, R ERA: 3.72	(1, 1)	6.0	W	25	7	1	1	2	1	0	0	0	0	1	29	36	1.50	1.333
41 Jeremy Affeldt, L ERA: 10.5	(7, 1)	0.1		5	4	4	4	0	0	0	0	0	0	0	5	5	108.00	12.000
57 Juan Gutierrez, R ERA: 1.17	(7, 1)	0.2	H	3	1	0	0	1	0	0	0	0	0	0	5	5	0.00	1.500
46 Santiago Casilla, R ERA: 2.7	(8, 1)	1.0	H	3	0	0	0	0	0	0	0	0	0	0	3	3	0.00	0.000
49 Javier López, L ERA: 10.13	(9, 1)	0.2	H	2	0	0	0	0	0	0	0	0	0	0	2	2	0.00	0.000

PITCHER		IP	WLS	BF	H	R	ER	SO	BB	IBB	HBP	BLK	WP	HR	S	P	ERA	WHIP
63 Jean Machi, R ERA: 6.0	(9, 1)	0.1	S	3	1	0	0	1	0	0	0	0	1	0	5	5	0.00	3.000

BOTTOM

San Francisco Giants @ Chicago White Sox

Camelback Ranch, Glendale, AZ

Sat Mar 22 2014, 4:06 PM - 7:26 PM EDT

Att. 11,524 - Sunny - 78 F

livebaseballscorecards.com

AB	39
R	5
H	13
RBI	5
BB	1
SO	4
LOB	22

1B: 7	SF: 0	WP: 1	PA: 41
2B: 5	SAC: 0	PB: 0	
3B: 0	DP: 1	SB: 0	
HR: 1	HBP: 0	CS: 0	

Kansas City Royals @ San Francisco Giants

Scottsdale Stadium, Scottsdale, AZ

Sun Mar 23 2014, 4:04 PM - 7:32 PM EDT

Att. 11,510 - Partly Cloudy - 79 F

livebaseballscorecards.com

TOP

Batter	1	2	3	4	5	6	7	8	9	AB	R	H	RBI	BB	SO	LOB
23 Norichika Aoki, L (1, 9) OBP: 0.352, SLG: 0.367					G4-3	G5-3		K		4	0	1	0	0	1	0
27 Justin Maxwell, R (7, 9) OBP: 0.370, SLG: 0.585	2 1B 1B		K							1	0	0	0	0	1	1
2 Alcides Escobar, R (1, 6) OBP: 0.438, SLG: 0.625										4	1	2	0	0	1	0
31 Louis Coleman, R (6, 1)										0	0	0	0	0	0	0
43 Aaron Crow, R (6, 1)										0	0	0	0	0	0	0
17 Wade Davis, R (7, 1)										0	0	0	0	0	0	0
38 Brian Fletcher, R (8, PH) OBP: 0.111, SLG: 0.444										1	0	0	0	0	1	1
56 Greg Holland, R (8, 1)	13 G6-4-3 1-2 1B		K		35 S 8 1B 1B	G4-3		K		0	0	0	0	0	0	0
35 Eric Hosmer, L (1, 3) OBP: 0.350, SLG: 0.491	K		L5		8 1B 45 HR 1-2 BB		F7		G6-3	2	1	0	0	1	1	2
37 Pedro Ciriaco, R (6, 6) OBP: 0.227, SLG: 0.372										2	0	0	0	0	0	0
13 Salvador Perez, R (1, 2) OBP: 0.413, SLG: 0.659	G6-4-3 1-2f			HR	P6		K		F8	3	1	1	1	0	0	4
50 Ramon Hernandez, R (6, 2) OBP: 0.500, SLG: 0.500										2	0	0	0	0	1	0
8 Mike Moustakas, L (1, 5) OBP: 0.561, SLG: 0.867		G4-3		6 1B 1B	45 HR 1-3 2-H 1B		F8		G3	3	1	2	1	0	0	0
19 Danny Valencia, R (7, PH) OBP: 0.333, SLG: 0.317										2	0	0	0	0	0	0
(7, 5)																
45 Jason Donald, R (1, 4) OBP: 0.378, SLG: 0.561		K	K	K	HR 1-H 3-H			9 WP 64 BLK 9 S 1B		3	1	1	3	0	2	1
1 Jarrod Dyson, L (7, 8) OBP: 0.512, SLG: 0.500										1	1	1	0	0	0	0
7 Carlos Peguero, L (1, 7) OBP: 0.447, SLG: 0.581										3	2	2	1	0	0	1
9 Johnny Giavotella, R (7, 4) OBP: 0.381, SLG: 0.579	6 3B 2B		P5		HR			64 G4-3 16 2B 64 BLK 1-3 BB		0	1	0	0	1	0	0
6 Lorenzo Cain, R (1, 8) OBP: 0.426, SLG: 0.489										3	0	2	1	0	1	0
64 Jimmy Paredes, S (7, 7) OBP: 0.194, SLG: 0.167	2-H 3B		1-2 1B		K			G4-3 1-3 3-H		1	0	0	0	0	0	1
30 Yordano Ventura, R (1, 1)						L9				2	0	0	0	0	2	3
16 Billy Butler, R (6, PH) OBP: 0.424, SLG: 0.451								3-H 2B		2	0	1	1	0	0	0
(6, 3)																
Inning Stats	R: 0 E: 0 K: 1 S: 6 H: 2 LOB: 1 BB: 0 P: 6	R: 1 E: 0 K: 2 S: 9 H: 2 LOB: 1 BB: 0 P: 9	R: 0 E: 0 K: 2 S: 7 H: 0 LOB: 0 BB: 0 P: 7	R: 1 E: 0 K: 2 S: 12 H: 3 LOB: 2 BB: 0 P: 13	R: 5 E: 0 K: 1 S: 12 H: 4 LOB: 0 BB: 1 P: 20	R: 0 E: 0 K: 0 S: 3 H: 0 LOB: 0 BB: 0 P: 3	R: 0 E: 0 K: 1 S: 5 H: 0 LOB: 0 BB: 0 P: 5	R: 2 E: 0 K: 2 S: 9 H: 2 LOB: 1 BB: 1 P: 13	R: 0 E: 0 K: 0 S: 3 H: 0 LOB: 0 BB: 0 P: 3	1B: 7 2B: 2 3B: 1 HR: 3	SF: 0 SAC: 0 DP: 1 HBP: 0	WP: 1 PB: 0 SB: 2 CS: 0	PA: 41				

PITCHER		IP	WLS	BF	H	R	ER	SO	BB	IBB	HBP	BLK	WP	HR	S	P	ERA	WHIP
55 Tim Lincecum, R ERA: 6.52	(1, 1)	4.2		25	11	7	7	7	1	0	0	0	0	3	43	52	13.50	2.571
45 Dan Runzler, L ERA: 2.7	(5, 1)	1.1	W	4	0	0	0	1	0	0	0	0	0	0	6	6	0.00	0.000
49 Javier López, L ERA: 8.53	(7, 1)	1.0	H	3	0	0	0	1	0	0	0	0	0	0	5	5	0.00	0.000
64 Derek Law, R ERA: 5.4	(8, 1)	0.1		4	2	2	2	0	1	0	0	1	1	0	3	7	54.00	9.000
George Kontos, R ERA: 3.0	(8, 1)	0.2	H	2	0	0	0	2	0	0	0	0	0	0	6	6	0.00	0.000

PITCHER		IP	WLS	BF	H	R	ER	SO	BB	IBB	HBP	BLK	WP	HR	S	P	ERA	WHIP
54 Sergio Romo, R ERA: 14.85	(9, 1)	1.0		3	0	0	0	0	0	0	0	0	0	0	3	3	0.00	0.000

AB	39
R	9
H	13
RBI	8
BB	2
SO	11
LOB	14

BOTTOM

Kansas City Royals @ San Francisco Giants

Scottsdale Stadium, Scottsdale, AZ

Sun Mar 23 2014, 4:04 PM - 7:32 PM EDT

Att. 11,510 - Partly Cloudy - 79 F

livebaseballscorecards.com

Batter	1	2	3	4	5	6	7	8	9	AB	R	H	RBI	BB	SO	LOB
16 Ángel Pagán, S (1, 8) OBP: 0.273, SLG: 0.258 80 Ryan Lollis, L (7, PR) OBP: 0.222, SLG: 0.444 (8, 7)	G4-3		F7		F9	9 1B; 29 1B; 1-2; 1B	14 FC6-4; 2-H; 3-H; 1B			5 0	1 0	2 0	2 0	0 0	0 0	0 0
9 Brandon Belt, L (1, 3) OBP: 0.367, SLG: 0.386 82 Kelby Tomlinson, R (8, 4)	BBBB; 48 F7; BB		2B		28 1B; BB	14 BB; 29 1B; 1-3; 2-H; 1B	F7			3 0	1 0	2 0	1 0	2 0	0 0	1 0
48 Pablo Sandoval, S (1, 5) OBP: 0.358, SLG: 0.447 14 Brandon Hicks, R (6, 5) OBP: 0.531, SLG: 0.842	1 SAFE; F7; 1-2		L9		F8	BBBB; 29 1B; 7 E; 1-2; BB	FC6-4; 1-2f			3 1	0 1	0 1	0 0	0 1	0 0	3 1
28 Buster Posey, R (1, 2) OBP: 0.477, SLG: 0.590 29 Héctor Sánchez, S (6, 2) OBP: 0.326, SLG: 0.476	G6-3			7 SH5-3; 8 1B; HBP	1-2; 1B	SSS; 7 E; 1-3; 2-H; 3-H; 1B	K			2 2	0 1	1 1	0 2	0 0	0 1	0 1
8 Hunter Pence, R (1, 9) OBP: 0.370, SLG: 0.692 93 Elliott Blair, R (7, 9) OBP: 0.800, SLG: 1.000	7 S; 7 1B; 1B			7 SH5-3; 1-2; 1B	G3-1	SSS; K		E6; 88 FC6		4 1	1 0	2 0	0 0	0 0	1 0	4 0
7 Grégor Blanco, L (1, 7) OBP: 0.385, SLG: 0.419 49 Javier López, L (7, 1) 64 Derek Law, R (8, 1) George Kontos, R (8, 1) 88 Tyler Colvin, L (8, PH) OBP: 0.160, SLG: 0.320 54 Sergio Romo, R (9, 1)	13 G1-3; 1-H; 1B		SH5-3; 1-2; 2-3			35 HR; BB; E4; 1-H; 3-H; 3B; F9; F8		FC6; 13 E4; 6 HR; 1-2f		2 0 0 0 1 0	2 0 0 0 1 0	2 0 0 0 1 0	3 0 0 0 1 0	1 0 0 0 0 0	0 0 0 0 0 0	0 0 0 0 1 0
13 Joaquin Arias, R (1, 4) OBP: 0.298, SLG: 0.295 (8, 3)	G1-3; 2-3			BBBB	BB			F7; 1-3		4	0	0	0	1	0	4
35 Brandon Crawford, L (1, 6) OBP: 0.250, SLG: 0.370 6 Ehire Adrianza, S (8, 6) OBP: 0.244, SLG: 0.513	G4-3			K		BBCSX; 1-H; HR	2 2B; 16 1B; 1B	CSBX; 3-H; HR		4 1	2 1	2 1	2 2	0 0	1 0	4 0
55 Tim Lincecum, L (1, 1) 45 Dan Runzler, L (5, 1) 38 Michael Morse, R (6, PH) OBP: 0.348, SLG: 0.316 2 Juan Carlos Perez, R (6, PR) OBP: 0.403, SLG: 0.611 (7, 7) (8, 8)		CSC; K		K		BBBB; 16 1B; 9 1B; BB	16 1B; 1-3; 2B	SSS; K		2 0 0 2	0 0 0 2	0 0 0 1	0 0 1 0	2 0 0 0	3 0 0 1	0 0 0 0
Inning Stats	R: 0 E: 0 K: 0 S: 2 H: 0 LOB: 0 BB: 1 P: 6	R: 1 E: 0 K: 0 S: 5 H: 2 LOB: 1 BB: 0 P: 6	R: 0 E: 0 K: 1 S: 6 H: 1 LOB: 1 BB: 0 P: 6	R: 0 E: 0 K: 2 S: 8 H: 1 LOB: 3 BB: 1 P: 13	R: 0 E: 0 K: 0 S: 4 H: 1 LOB: 2 BB: 1 P: 8	R: 8 E: 1 K: 1 S: 12 H: 5 LOB: 1 BB: 3 P: 26	R: 2 E: 0 K: 1 S: 8 H: 3 LOB: 1 BB: 0 P: 8	R: 2 E: 1 K: 1 S: 9 H: 1 LOB: 0 BB: 0 P: 11		1B: 9 2B: 2 3B: 1 HR: 2	SF: 0 SAC: 1 DP: 0 HBP: 1		WP: 0 PB: 0 SB: 1 CS: 0	PA: 45			

AB	37
R	13
H	14
RBI	12
BB	6
SO	6
LOB	22

PITCHER		IP	WLS	BF	H	R	ER	SO	BB	IBB	HBP	BLK	WP	HR	S	P	ERA	WHIP
30 Yordano Ventura, R ERA: 1.77	(1, 1)	5.0		23	5	1	1	3	3	0	1	0	0	0	25	39	1.80	1.600
31 Louis Coleman, R ERA: 13.5	(6, 1)	0.1		7	3	6	6	0	3	0	0	0	0	1	6	20	162.00	18.000
43 Aaron Crow, R ERA: 3.12	(6, 1)	0.2	L	4	2	2	1	1	0	0	0	0	0	0	6	6	13.50	3.000
17 Wade Davis, R ERA: 3.72	(7, 1)	1.0		6	3	2	2	1	0	0	0	0	0	0	8	8	18.00	3.000
56 Greg Holland, R ERA: 3.38	(8, 1)	1.0		5	1	2	0	1	0	0	0	0	0	1	9	11	0.00	1.000

Batter	1	2	3	4	5	6	7	8	9	AB	R	H	RBI	BB	SO	LOB
13 Joaquin Arias, R (1, 4) OBP: 0.333, SLG: 0.319 76 Rando Moreno, S (7, 5) OBP: 0.500, SLG: 0.500	0-0 38 FC4-6 1B		0-0 38 FC6-4 2-3 1B	0-0 ③ FC5-4 1-2f		BBB 4-0 38 1B BB		0-0 ② F8		3 1	0 0	2 0	0 0	1 0	0 0	1 0
38 Michael Morse, R (1, 10) OBP: 0.357, SLG: 0.375	0-0 ① FC4-6 9 FC6-4 1-2f		0-0 ① FC6-4 8 1B 9 BB 48 SF7 1-2f 3-H		0-0 8 FC5-4 2B	0-0 1-2 3-H 1B		CCC 0-3 ③ K		5	1	2	2	0	1	2
9 Brandon Belt, L (1, 3) OBP: 0.377, SLG: 0.370 Mark Minicozzi, R (6, 3) OBP: 0.319, SLG: 0.381	0-0 ② FC6-4 8 1B 1-2f		BBBB 4-0 8 1B 1-2 BB		BBBB 4-0 8 FC5-4 BB	SSS 0-3 ③ K			0-0 95 L6-4 86 1B 1B	2 1	0 0	0 1	0 0	2 0	1 0	3 0
8 Hunter Pence, R (1, 9) OBP: 0.379, SLG: 0.679 86 Jarrett Parker, L (7, 9) OBP: 0.125, SLG: 0.125	0-0 1-2 1B		0-0 1-2 2-3 1B		0-0 ① FC5-4 1-2f 2-3		0-0 ① P3		0-0 1-2 1B	4 1	0 0	2 1	0 0	0 0	0 0	2 0
48 Pablo Sandoval, S (1, 5) OBP: 0.333, SLG: 0.420 95 Blake Miller, R (7, 4) OBP: 0.200, SLG: 0.200	SSS 0-3 ③ K		0-0 ② SF7 3-H		0-0 ② P6		0-0 ② G3-1		0-0 ①② L6-4 2-2	3 1	0 0	0 0	1 0	0 0	1 0	4 2
29 Héctor Sánchez, S (1, 2) OBP: 0.326, SLG: 0.455 Jeff Arnold, R (6, 2)		BBBB 4-0 2 L3 BB	0-0 ③ G4-3		0-0 ③ P4	BBBB 4-0 BB			0-0 ③ G5-3	2 1	0 0	0 0	0 1	1 0	0 1	4 1
2 Juan Carlos Perez, R (1, 8) OBP: 0.379, SLG: 0.569	0-0 ①② L3 1-2		SSS 0-3 ① K			0-0 ① G6-3	0-0 ③ G5-3			4	0	0	0	0	1	2
88 Tyler Colvin, L (1, 7) OBP: 0.207, SLG: 0.448 93 Elliott Blair, R (8, 7) OBP: 0.800, SLG: 1.000	0-0 ③ F7		0-0 13 FC5-4 1B			0-0 ② P5		0-0 HR		4 0	1 0	2 0	1 0	0 0	0 0	0 0
35 Brandon Crawford, L (1, 6) OBP: 0.275, SLG: 0.449 6 Ehire Adrianza, S (6, 6) OBP: 0.238, SLG: 0.500		0-0 13 1B 38 FC6-4 2B	0-0 ② P2			0-0 38 1B 3B		0-0 ① F8		3 1	2 0	2 0	0 0	0 0	0 0	1 0
Inning Stats	R: 0 E: 0 K: 1 S: 7 H: 2 LOB: 2 BB: 0 P: 7	R: 0 E: 0 K: 0 S: 2 H: 0 LOB: 0 BB: 1 P: 6	R: 2 E: 1 K: 0 S: 6 H: 3 LOB: 2 BB: 1 P: 10	R: 0 E: 0 K: 1 S: 6 H: 1 LOB: 1 BB: 0 P: 6	R: 0 E: 0 K: 0 S: 4 H: 1 LOB: 2 BB: 1 P: 8	R: 1 E: 0 K: 1 S: 7 H: 2 LOB: 2 BB: 1 P: 11	R: 0 E: 0 K: 0 S: 3 H: 0 LOB: 1 BB: 1 P: 7	R: 1 E: 0 K: 1 S: 6 H: 1 LOB: 0 BB: 0 P: 6	R: 0 E: 0 K: 0 S: 4 H: 2 LOB: 1 BB: 0 P: 4	1B: 8 2B: 4 3B: 1 HR: 1 SF: 1 SAC: 0 DP: 2 HBP: 0						

PITCHER		IP	WLS	BF	H	R	ER	SO	BB	IBB	HBP	BLK	WP	HR	S	P	ERA	WHIP
45 Tyler Skaggs, L ERA: 4.95	(1, 1)	5.1	W	25	7	2	1	2	3	0	0	0	0	0	26	38	1.69	1.875
63 Nick Maronde, L ERA: 2.45	(6, 1)	0.2	H	5	2	1	1	1	1	0	0	0	0	0	6	10	13.50	4.500
38 Joe Smith, R ERA: 2.35	(7, 1)	1.0	H	4	0	0	0	0	1	0	0	0	0	0	3	7	0.00	1.000
40 Kevin Jepsen, R ERA: 2.79	(8, 1)	1.0		4	1	1	1	1	0	0	0	0	0	1	6	6	9.00	1.000
36 Jeremy Berg, R ERA:	(9, 1)	1.0		4	2	0	0	0	0	0	0	0	0	0	4	4	0.00	2.000

PITCHER	IP	WLS	BF	H	R	ER	SO	BB	IBB	HBP	BLK	WP	HR	S	P	ERA	WHIP

TOP

San Francisco Giants @ Los Angeles Angels

Tempe Diablo Stadium, Tempe, AZ

Mon Mar 24 2014, 4:13 PM - 8:17 PM EDT

Att. 9,168 - Sunny - 81 F

livebaseballscorecards.com

AB	36
R	4
H	12
RBI	4
BB	5
SO	4
LOB	22

WP: 0	PA: 42		
PB: 0			
SB: 0			
CS: 0			

Batter	1	2	3	4	5	6	7	8	9	AB	R	H	RBI	BB	SO	LOB
56 Kole Calhoun, L (1, 9) OBP: 0.377, SLG: 0.433	F8		L3 1-2	G4-3		G4-3	F9			4	0	0	0	0	0	4
87 Matt Long, L (7, PH) OBP: 0.458, SLG: 0.689 (8, 9)										1	0	0	0	0	0	2
2 Erick Aybar, S (1, 6) OBP: 0.420, SLG: 0.476	G3		K		32 2B 2B	F8		41 1B 0 1B 10 2B 1B		3	1	1	0	0	1	2
18 John McDonald, R (6, 6) OBP: 0.387, SLG: 0.357										2	1	1	0	0	0	0
5 Albert Pujols, R (1, 3) OBP: 0.396, SLG: 0.543	K			P2	32 2B 1B		6 HBP 0 BB 28 BB BB	P5		3	0	1	0	0	1	0
44 Ian Stewart, L (5, PR) OBP: 0.372, SLG: 0.459 (6, 3) (8, 5)										1	1	0	0	1	0	1
32 Josh Hamilton, L (1, 8) OBP: 0.400, SLG: 0.609		G1-3		6 F9 28 1B 2B	1-3 2-H 2B		28 BB 6 HBP 10 1B 1-2 BB	41 1B 10 2B 1-2 1B		3	1	2	1	0	0	0
0 Collin Cowgill, R (5, PR) OBP: 0.354, SLG: 0.548 (6, 8)										1	2	1	0	1	0	0
6 David Freese, R (1, 5) OBP: 0.389, SLG: 0.250		F9	F9 2-3		G6-3		10 1B 28 BB 17 G1-2-3 1-2 2-3 HBP	K		3	0	0	0	0	0	4
16 Hank Conger, L (8, 3) OBP: 0.163, SLG: 0.122										1	0	0	0	0	1	2
28 Raul Ibanez, L (1, 10) OBP: 0.255, SLG: 0.289		L9	47 1B 3 2B 3-H 1B		P4		17 G1-2-3 10 1B 0 BLK 1-2 2-3 3-H BB	10 2B 1-2 2-3 1B		3	1	1	2	1	0	3
25 Roberto Lopez, R (7, PR) (8, 10)										0	1	0	0	0	0	0
41 Luis Martinez, R (8, PH) OBP: 0.444, SLG: 0.375 (9, 2)										1	0	1	0	0	0	0
47 Howie Kendrick, R (1, 4) OBP: 0.415, SLG: 0.479			G5-3	17 BB 3 2B 1-3 1B	G3		0 BLK 17 G1-2-3 0 2B 1-2 2-3 3-H 1B			2	1	1	0	0	0	0
10 Grant Green, R (5, 4) OBP: 0.348, SLG: 0.488								1-3 2-H 3-H 2B		3	1	2	3	0	0	3
17 Chris Iannetta, R (1, 2) OBP: 0.512, SLG: 0.793			3 1B BB	3 2B 1-2 BB		HR	G1-2-3 1-2 2-3 3-Hf	F8		2	1	1	1	2	0	3
Jimmy Swift, R (8, PH)										1	0	0	0	0	0	2
36 Jeremy Berg, R (9, 1)										0	0	0	0	0	0	0
3 JB Shuck, L (1, 7) OBP: 0.306, SLG: 0.522			56 S 1-3 1B			G4-3	2-H 3-H 2B			2	0	2	2	0	0	0
0 Brennan Boesch, L (6, 7) OBP: 0.324, SLG: 0.406										2	0	1	1	0	0	0
Inning Stats	R: 0 E: 0 K: 1 S: 5 H: 0 LOB: 0 BB: 0 P: 5	R: 0 E: 0 K: 0 S: 3 H: 0 LOB: 0 BB: 0 P: 3	R: 0 E: 0 K: 1 S: 6 H: 1 LOB: 2 BB: 1 P: 11	R: 3 E: 0 K: 0 S: 7 H: 4 LOB: 2 BB: 1 P: 11	R: 1 E: 0 K: 0 S: 6 H: 3 LOB: 3 BB: 0 P: 6	R: 1 E: 0 K: 0 S: 4 H: 1 LOB: 0 BB: 0 P: 5	R: 4 E: 0 K: 0 S: 4 H: 2 LOB: 2 BB: 3 P: 17	R: 2 E: 0 K: 1 S: 9 H: 4 LOB: 2 BB: 0 P: 9		1B: 8 2B: 6 3B: 0 HR: 1	SF: 0 SAC: 0 DP: 1 HBP: 1					

BOTTOM

San Francisco Giants @ Los Angeles Angels

Tempe Diablo Stadium, Tempe, AZ

Mon Mar 24 2014, 4:13 PM - 8:17 PM EDT

Att. 9,168 - Sunny - 81 F

livebaseballscorecards.com

AB	38
R	11
H	15
RBI	10
BB	5
SO	3
LOB	26

PITCHER		IP	WLS	BF	H	R	ER	SO	BB	IBB	HBP	BLK	WP	HR	S	P	ERA	WHIP
32 Ryan Vogelsong, R ERA: 9.0	(1, 1)	4.0	L	22	8	4	4	2	2	0	0	0	0	0	24	33	9.00	2.500
57 Juan Gutierrez, R ERA: 1.86	(5, 1)	2.0		7	1	1	1	0	0	0	0	0	0	1	7	8	4.50	0.500
46 Santiago Casilla, R ERA: 8.1	(7, 1)	0.0		5	1	4	4	0	3	0	1	0	0	0	1	14	∞	∞
Daryl Maday, R ERA:	(7, 1)	1.0		3	1	0	0	0	0	0	0	1	0	0	3	3	0.00	1.000
99 Bryce Bandilla, L ERA: 27.0	(8, 1)	0.1		2	1	1	1	0	0	0	0	0	0	0	2	2	27.00	3.000

PITCHER		IP	WLS	BF	H	R	ER	SO	BB	IBB	HBP	BLK	WP	HR	S	P	ERA	WHIP
63 Jean Machi, R ERA: 6.75	(8, 1)	0.2		5	3	1	1	1	0	0	0	0	0	0	7	7	13.50	4.500

Batter	1	2	3	4	5	6	7	8	9	AB	R	H	RBI	BB	SO	LOB
16 Ángel Pagán, S (1, 8) OBP: 0.297, SLG: 0.265 34 David Huff, S (7, 1) 49 Javier López, L (8, 1) 54 Sergio Romo, R (8, 1) Gary Brown, R (9, PH) OBP: 0.500, SLG: 0.400 (9, 8)	B X 1-0 F8 ①		X 0-0 38 S 38 1B 1B		X 0-0 P6 ②		B B B B 4-0 1-2 BB		X 0-0 SF9 1-3 3-H 2B	3 0 0 0 1	1 0 0 0 0	1 0 0 0 1	0 0 0 0 1	1 0 0 0 0	0 0 0 0 0	1 0 0 0 0
38 Michael Morse, R (1, 7) OBP: 0.387, SLG: 0.407 88 Tyler Colvin, L (5, 7) OBP: 0.194, SLG: 0.419 64 Derek Law, R (9, 1)	X 0-0 48 FC6-4 1B		B X 1-0 1-H 1B		B S S S 1-3 K ③ 2-3		X 0-0 F7 ③		X 0-0 P6 ①	3 2 0	0 0 0	2 0 0	1 0 0	0 0 0	1 0 0	1 4 0
48 Pablo Sandoval, S (1, 5) OBP: 0.328, SLG: 0.463 Mark Minicozzi, R (8, 3) OBP: 0.313, SLG: 0.381	X 0-0 FC6-4 28 1B ② 1-2f		X 0-0 F9 ②			X 0-0 G4-3 ①		C B X 1-1 HR	X 0-0 SF9 ② 2-3 3-H	4 0	1 0	1 0	1 1	0 0	0 0	2 0
28 Buster Posey, R (1, 3) OBP: 0.479, SLG: 0.581 76 Alberto Robles, R (8, 5)	X 0-0 1-2 1B		S S S 0-3 K ③			X 0-0 7 G3 1B		X 0-0 F8 ①	X 0-0 G5-3 ③	4 1	0 0	2 0	0 0	0 0	1 0	1 1
7 Grégor Blanco, L (1, 9) OBP: 0.375, SLG: 0.404	C C C 0-3 K ③			X 0-0 F7 ①		X 0-0 G3 ② 1-2		X 0-0 ② 1B		4	0	1	0	0	1	3
14 Brandon Hicks, R (1, 4) OBP: 0.491, SLG: 0.762		X 0-0 F9 ①		X 0-0 G4-3 ②		S S S 0-3 K ③		C C C 0-3 K ③		4	0	0	0	0	2	1
Andrew Susac, R (1, 2) OBP: 0.391, SLG: 0.526 Ben Turner, R (9, 2)		X 0-0 G4-3 ②		X 0-0 G6-3 ③			X 0-0 G3 ①		X 0-0 6 1B 2 1B 1B	4 0	1 0	1 0	0 0	0 0	0 0	0 0
6 Ehire Adrianza, S (1, 6) OBP: 0.283, SLG: 0.523		X 0-0 G4-3 ③			X 0-0 38 WP 40 SH1-3 1B		X 0-0 16 BB 1B		X 0-0 2 1B 1-2 2B 1B	4	1	3	0	0	0	0
40 Madison Bumgarner, R (1, 1) OBP: 0.167, SLG: 0.167 Brett Bochy, R (6, 1) 2 Juan Carlos Perez, R (7, PH) OBP: 0.382, SLG: 0.567 (7, 8) (9, 7)			C C C 0-3 K ①		X 0-0 SH1-3 ① 1-2		X 0-0 F8 ②		X 0-0 2B SF9 1-3 2-H 1B	1 0 2	0 0 1	0 0 1	0 0 1	0 0 0	1 0 0	0 0 1
Inning Stats	R: 0 H: 2 E: 0 LOB: 2 K: 1 BB: 0 S: 7 P: 8	R: 0 H: 0 E: 0 LOB: 0 K: 0 BB: 0 S: 3 P: 3	R: 1 H: 2 E: 0 LOB: 1 K: 2 BB: 0 S: 9 P: 10	R: 0 H: 0 E: 0 LOB: 0 K: 0 BB: 0 S: 3 P: 3	R: 0 H: 1 E: 0 LOB: 1 K: 1 BB: 0 S: 6 P: 7	R: 0 H: 1 E: 0 LOB: 1 K: 1 BB: 0 S: 6 P: 6	R: 0 H: 1 E: 0 LOB: 2 K: 0 BB: 1 S: 4 P: 8	R: 1 H: 2 E: 0 LOB: 0 K: 1 BB: 0 S: 7 P: 8	R: 3 H: 4 E: 0 LOB: 1 K: 0 BB: 0 S: 7 P: 7	1B: 11 2B: 1 3B: 0 HR: 1	SF: 1 SAC: 1 DP: 0 HBP: 0						

PITCHER	IP	WLS	BF	H	R	ER	SO	BB	IBB	HBP	BLK	WP	HR	S	P	ERA	WHIP
38 Wily Peralta, R (1, 1) ERA: 4.26	6.1		25	6	1	1	5	0	0	0	0	1	0	35	38	1.42	0.947
59 Zach Duke, L (7, 1) ERA: 3.72	0.2	H	4	1	0	0	0	1	0	0	0	0	0	3	7	0.00	3.000
30 Tyler Thornburg, R (8, 1) ERA: 5.74	1.0	H	4	2	1	1	1	0	0	0	0	0	1	7	8	9.00	2.000
51 Wei-Chung Wang, L (9, 1) ERA: 4.5	1.0	L	7	4	3	3	0	0	0	0	0	0	0	7	7	27.00	4.000

PITCHER	IP	WLS	BF	H	R	ER	SO	BB	IBB	HBP	BLK	WP	HR	S	P	ERA	WHIP

TOP

San Francisco Giants @ Milwaukee Brewers

Maryvale Baseball Park, Phoenix, AZ

Tue Mar 25 2014, 4:09 PM - 7:48 PM EDT

Att. 5,766 - Sunny - 81 F

livebaseballscorecards.com

AB	37
R	5
H	13
RBI	5
BB	1
SO	6
LOB	15

WP: 1 PA: 40
PB: 0
SB: 1
CS: 0

Batter	1	2	3	4	5	6	7	8	9	AB	R	H	RBI	BB	SO	LOB
27 Carlos Gómez, R (1, 8) OBP: 0.375, SLG: 0.705 1 Logan Schafer, L (7, 8) OBP: 0.418, SLG: 0.531	F8		K			HR		G1-3		3 1	1 0	1 0	1 0	0 0	1 0	0 0
Rickie Weeks Jr., R (1, 4) OBP: 0.467, SLG: 0.441 Kevin Mattison, L (8, PR) OBP: 0.346, SLG: 0.455 (9, 7)	K			F7		G6-3		16 S HBP		3 0	0 0	0 0	0 0	0 0	1 0	0 0
8 Ryan Braun, R (1, 9) OBP: 0.486, SLG: 0.690	K			G1-3		G4-3		F7		4	0	0	0	0	1	1
16 Aramis Ramirez, R (1, 5) OBP: 0.394, SLG: 0.516 90 Brandon Macias, R (9, 5) OBP: 0.333, SLG: 0.333		F8		L7		20 WP 1B		P4 1-2		4 0	0 0	1 0	0 0	0 0	0 0	1 0
20 Jonathan Lucroy, R (1, 2) OBP: 0.304, SLG: 0.373 24 Lyle Overbay, L (8, 3) OBP: 0.333, SLG: 0.250		K			G6-3	K 1-2			G6-4-3 1B	3 1	0 0	0 1	0 0	0 0	2 0	1 0
18 Khris Davis, R (1, 7) OBP: 0.298, SLG: 0.528 Elian Herrera, S (7, 7) OBP: 0.304, SLG: 0.465 (9, 6)	1B				HR		K		G6-4-3 1-2f	2 2	1 0	2 0	1 0	0 0	0 1	0 1
7 Mark Reynolds, R (1, 3) OBP: 0.352, SLG: 0.468 30 Tyler Thornburg, R (8, 1) 91 Nick Shaw, L (9, 4)	P2				K		12 CS 1B		F7	3 0 1	0 0 0	1 0 0	0 0 0	0 0 0	1 0 0	1 0 0
14 Jeff Bianchi, R (1, 6) OBP: 0.388, SLG: 0.468 51 Wei-Chung Wang, L (9, 1)			G6-3		K		F8			3 0	0 0	0 0	0 0	0 0	1 0	1 0
38 Wily Peralta, R (1, 1) OBP: 0.333, SLG: 1.333 59 Zach Duke, L (7, 1) 12 Martín Maldonado, R (7, PH) OBP: 0.240, SLG: 0.295 (8, 2)			P3			HR	CS 1-2		HR	2 0 1	1 0 1	1 0 1	1 0 1	0 0 0	0 0 0	0 0 0
Inning Stats	R: 0 E: 0 K: 2 S: 7 H: 0 LOB: 0 BB: 0 P: 7	R: 0 E: 0 K: 1 S: 6 H: 1 LOB: 1 BB: 0 P: 6	R: 0 E: 0 K: 1 S: 5 H: 0 LOB: 0 BB: 0 P: 5	R: 0 E: 0 K: 0 S: 3 H: 0 LOB: 0 BB: 0 P: 3	R: 1 E: 0 K: 2 S: 8 H: 1 LOB: 0 BB: 0 P: 11	R: 2 E: 0 K: 1 S: 10 H: 3 LOB: 1 BB: 0 P: 13	R: 0 E: 0 K: 1 S: 5 H: 1 LOB: 0 BB: 0 P: 6	R: 1 E: 0 K: 0 S: 4 H: 1 LOB: 2 BB: 0 P: 6	R: 0 E: 0 K: 0 S: 3 H: 1 LOB: 0 BB: 0 P: 3	1B: 4 2B: 0 3B: 0 HR: 4	SF: 0 SAC: 0 DP: 1 HBP: 1		WP: 1 PB: 0 SB: 1 CS: 1		PA: 35		

PITCHER		IP	WLS	BF	H	R	ER	SO	BB	IBB	HBP	BLK	WP	HR	S	P	ERA	WHIP
40 Madison Bumgarner, L ERA: 1.19	(1, 1)	5.2		22	5	3	3	6	0	0	0	0	0	3	36	41	4.76	0.882
Brett Bochy, R ERA: 1.93	(6, 1)	0.1		1	0	0	0	1	0	0	0	0	1	0	3	4	0.00	0.000
34 David Huff, L ERA: 1.13	(7, 1)	1.0		3	1	0	0	1	0	0	0	0	0	0	5	6	0.00	1.000
49 Javier López, L ERA: 9.45	(8, 1)	0.1		2	1	1	1	0	0	0	0	0	0	1	2	2	27.00	3.000
54 Sergio Romo, R ERA: 13.5	(8, 1)	0.2	W	3	0	0	0	0	0	0	1	0	0	0	2	4	0.00	0.000

PITCHER		IP	WLS	BF	H	R	ER	SO	BB	IBB	HBP	BLK	WP	HR	S	P	ERA	WHIP
64 Derek Law, R ERA: 4.5	(9, 1)	1.0	S	3	1	0	0	0	0	0	0	0	0	0	3	3	0.00	1.000

BOTTOM

San Francisco Giants @ Milwaukee Brewers

Maryvale Baseball Park, Phoenix, AZ

Tue Mar 25 2014, 4:09 PM - 7:48 PM EDT

Att. 5,766 - Sunny - 81 F

livebaseballscorecards.com

AB	33
R	4
H	8
RBI	4
BB	0
SO	8
LOB	6

Colorado Rockies @ San Francisco Giants

Scottsdale Stadium, Scottsdale, AZ

Wed Mar 26 2014, 4:07 PM - 7:25 PM EDT

Att. 10,037 - Overcast - 72 F

livebaseballscorecards.com

TOP

Batter	1	2	3	4	5	6	7	8	9	AB	R	H	RBI	BB	SO	LOB
19 Charlie Blackmon, L (1, 9) OBP: 0.250, SLG: 0.346	4-0 6 G4-3 2 2B BB	0-3 K		0-0 L1		4-0 5 BB 2 BB BB		0-0 P6		3	1	0	0	2	1	2
6 Corey Dickerson, L (1, 8) OBP: 0.393, SLG: 0.552	0-0 G4-3 1-2		4-0 28 S 28 3B BB		0-0 2 CS 1B	0-3 K		0-0 WP 2B		4	1	2	0	1	1	2
2 Troy Tulowitzki, R (1, 6) OBP: 0.368, SLG: 0.593 Josh Rutledge, R (6, 6) OBP: 0.325, SLG: 0.459 58 Jordan Pacheco, R (9, 4) OBP: 0.400, SLG: 0.654	0-0 5 2B 2-H 2B		0-0 F8		4-1 5 1B 28 2B 1-2 BB	4-0 5 BB 1-2 BB		2-0 5 G6-4-3 2-3 HBP		2 0 0	2 0 0	1 0 0	1 0 0	2 0 0	0 0 0	1 0 0
5 Carlos González, L (1, 7) OBP: 0.489, SLG: 0.650 37 Nick Masset, R (8, 1) 0 Adam Ottavino, S (8, 1) 49 Rex Brothers, L (9, 1)	0-0 WP 2-H 2B		0-0 F9		0-0 28 2B 1-3 1B	4-0 1-2 2-3 BB		0-0 G6-4-3 1-2f		4 0 0 0	1 0 0 0	2 0 0 0	1 0 0 0	1 0 0 0	0 0 0 0	3 0 0 0
28 Nolan Arenado, R (1, 5) OBP: 0.411, SLG: 0.712	0-0 G5-3		0-1 1-H 3B		0-0 1B 1-H FC6-4 3-H 2B	0-0 F8			0-0 P5	5	1	2	3	0	0	4
Ryan Wheeler, L (1, 3) OBP: 0.383, SLG: 0.554	1-0 G4-3 2-3		0-0 G4-3		0-0 FC6-4 2-3 1B		0-3 K		4-0 83 WP 23 G5-3 BB	4	0	1	0	1	1	2
Michael McKenry, R (1, 2) OBP: 0.286, SLG: 0.471 23 Charlie Culberson, R (7, 4) OBP: 0.308, SLG: 0.404 (9, 6)		0-0 G6-3		0-0 29 SH5-4 1B	0-0 FC6-4 1-2f 3-H		0-0 1B		0-0 G5-3 1-2	4 1	0 0	2 0	1 0	0 0	0 0	1 1
10 Paul Janish, R (1, 4) OBP: 0.438, SLG: 0.543 32 LaTroy Hawkins, R (7, 1) 83 Francisco Sosa, R (8, 7)	0-0 29 FC1-5 2B		0-0 F9		0-0 G1-3		0-3 K		4-0 2-3 BB	4 0 0	0 0 0	1 0 0	0 0 0	0 0 1	1 0 0	3 0 0
29 Jorge De La Rosa, L (1, 1) 72 Jackson Williams, R (7, PH) OBP: 0.370, SLG: 0.348 (7, 2)	0-0 FC1-5 2-3		0-0 SH5-4 1-2			0-0 G6-3		0-3 K	0-0 F9	2 2	0 0	0 0	0 0	0 0	0 1	1 3
Inning Stats	R: 2 E: 0 K: 0 S: 5 H: 2 LOB: 1 BB: 1 P: 10	R: 0 E: 0 K: 1 S: 6 H: 1 LOB: 1 BB: 0 P: 6	R: 1 E: 0 K: 0 S: 5 H: 1 LOB: 1 BB: 1 P: 9	R: 0 E: 0 K: 0 S: 4 H: 1 LOB: 1 BB: 0 P: 4	R: 3 E: 0 K: 0 S: 7 H: 4 LOB: 1 BB: 1 P: 11	R: 0 E: 0 K: 1 S: 5 H: 0 LOB: 3 BB: 3 P: 17	R: 0 E: 0 K: 3 S: 10 H: 1 LOB: 1 BB: 0 P: 10	R: 0 E: 0 K: 0 S: 3 H: 1 LOB: 1 BB: 0 P: 5	R: 0 E: 0 K: 0 S: 3 H: 0 LOB: 2 BB: 2 P: 11	1B: 5 2B: 5 3B: 1 HR: 0	SF: 0 SAC: 1 DP: 1 HBP: 1						

AB	35
R	6
H	11
RBI	6
BB	8
SO	5
LOB	23

WP: 3 PB: 0 SB: 1 CS: 1 PA: 45

PITCHER		IP	WLS	BF	H	R	ER	SO	BB	IBB	HBP	BLK	WP	HR	S	P	ERA	WHIP
18 Matt Cain, R ERA: 7.47	(1, 1)	5.0		26	9	6	6	1	3	0	0	0	1	0	27	40	10.80	2.400
87 Josh Osich, L ERA:	(6, 1)	0.2		5	0	0	0	1	3	0	0	0	0	0	4	16	0.00	4.500
52 Yusmeiro Petit, R ERA: 4.73	(6, 1)	1.1		5	1	0	0	3	0	0	0	0	0	0	11	11	0.00	0.750
46 Santiago Casilla, R ERA: 7.04	(8, 1)	1.0		4	1	0	0	0	0	0	1	0	1	0	3	5	0.00	1.000
63 Jean Machi, R ERA: 5.87	(9, 1)	1.0	W	5	0	0	0	0	2	0	0	0	1	0	3	11	0.00	2.000

PITCHER		IP	WLS	BF	H	R	ER	SO	BB	IBB	HBP	BLK	WP	HR	S	P	ERA	WHIP

Colorado Rockies @ San Francisco Giants

Scottsdale Stadium, Scottsdale, AZ

Wed Mar 26 2014, 4:07 PM - 7:25 PM EDT

Att. 10,037 - Overcast - 72 F

livebaseballscorecards.com

BOTTOM

Batter	1	2	3	4	5	6	7	8	9	AB	R	H	RBI	BB	SO	LOB
16 Ángel Pagán, S (1, 8) OBP: 0.275, SLG: 0.243	F8		K			G6-4-3 1-2f		9 WP; 88 S; 86 HR; 1B		3	0	0	0	0	1	1
2 Juan Carlos Perez, R (7, 8) OBP: 0.391, SLG: 0.574										1	1	1	0	0	0	0
38 Michael Morse, R (1, 7) OBP: 0.382, SLG: 0.400	1B			G5-3		G6-3		BBBB; 9 WP; 86 HR; 1-2; BB		3	0	1	0	0	0	0
88 Tyler Colvin, L (7, 7) OBP: 0.219, SLG: 0.419										0	1	0	0	1	0	0
9 Brandon Belt, L (1, 3) OBP: 0.368, SLG: 0.360	K			L3			8 HR; 1B	K; 86 HR; 1-2; 2-3		4	2	1	0	0	2	3
8 Hunter Pence, R (1, 9) OBP: 0.393, SLG: 0.724	F8			BBBB; BB			1-H; HR	1-H; 2-H; 3-H; HR		2	1	1	2	1	0	1
86 Jarrett Parker, L (8, 9) OBP: 0.222, SLG: 0.556										1	1	1	4	0	0	0
63 Jean Machi, R (9, 1)										0	0	0	0	0	0	0
13 Joaquin Arias, R (1, 5) OBP: 0.315, SLG: 0.300		F9		F9			G4-3	82 E; 1B		3	0	0	0	0	0	1
Chris Dominguez, R (8, 5) OBP: 0.500, SLG: 0.429										1	0	1	0	0	0	0
35 Brandon Crawford, L (1, 6) OBP: 0.259, SLG: 0.423		K			K; G6-4-3; 1B		G3	K; 1-3		3	0	0	0	0	2	0
82 Matt Duffy, R (8, 6)										1	0	0	0	0	1	1
6 Ehire Adrianza, S (1, 4) OBP: 0.300, SLG: 0.511		K					P6		BBBB; 7 SH3-4; 29 HR; BB	3	1	1	0	1	1	0
Guillermo Quiroz, R (1, 2) OBP: 0.267, SLG: 0.214			K		G6-4-3 1-2f			F8	SH3-4; 1-2	2	0	0	0	0	1	1
52 Yusmeiro Petit, R (6, 1)										0	0	0	0	0	0	0
46 Santiago Casilla, R (8, 1)										0	0	0	0	0	0	0
7 Grégor Blanco, L (8, PH) OBP: 0.368, SLG: 0.396										1	0	0	0	0	0	0
(9, 9)																
18 Matt Cain, R (1, 1) OBP: 0.500, SLG: 0.500			K			16 G6-4-3; 1B		K	2-H; HR	1	0	0	0	0	1	0
87 Josh Osich, L (6, 1)										0	0	0	0	0	0	0
29 Héctor Sánchez, S (6, 2) OBP: 0.347, SLG: 0.532										3	1	2	2	0	1	0

Inning Stats	1	2	3	4	5	6	7	8	9
	R: 0 E: 0 K: 1 S: 6	H: 1 LOB: 1 BB: 0 P: 6	R: 0 E: 0 K: 2 S: 7	H: 0 LOB: 0 BB: 0 P: 7	R: 0 E: 0 K: 3 S: 9	H: 0 LOB: 0 BB: 0 P: 9	R: 0 E: 0 K: 0 S: 3	H: 0 LOB: 1 BB: 1 P: 7	R: 0 E: 0 K: 1 S: 5	H: 1 LOB: 0 BB: 0 P: 5	R: 0 E: 0 K: 0 S: 3	H: 1 LOB: 0 BB: 0 P: 3	R: 2 E: 0 K: 0 S: 6	H: 2 LOB: 0 BB: 0 P: 9	R: 4 E: 0 K: 3 S: 13	H: 3 LOB: 1 BB: 1 P: 17	R: 2 E: 0 K: 0 S: 3	H: 1 LOB: 0 BB: 1 P: 10

	AB	R	H	RBI	BB	SO	LOB
	32	8	9	8	3	10	8

PITCHER		IP	WLS	BF	H	R	ER	SO	BB	IBB	HBP	BLK	WP	HR	S	P	ERA	WHIP	PITCHER	IP	WLS	BF	H	R	ER	SO	BB	IBB	HBP	BLK	WP	HR	S	P	ERA	WHIP
29 Jorge De La Rosa, L ERA: 5.4	(1, 1)	6.0		20	3	0	0	7	1	0	0	0	0	0	33	37	0.00	0.667																	
32 LaTroy Hawkins, R ERA: 5.63	(7, 1)	1.0		5	2	2	2	0	0	0	0	0	0	1	6	9	18.00	2.000																	
37 Nick Masset, R ERA: 17.18	(8, 1)	0.2		7	3	4	4	2	1	0	0	0	1	1	10	14	54.00	6.000																	
0 Adam Ottavino, R ERA: 2.61	(8, 1)	0.1		1	0	0	0	1	0	0	0	0	0	0	3	3	0.00	0.000																	
49 Rex Brothers, L ERA: 5.79	(9, 1)	0.1	L	3	1	2	2	0	1	0	0	0	0	1	3	10	54.00	6.000																	

1B: 6	SF: 0
2B: 0	SAC: 1
3B: 0	DP: 2
HR: 3	HBP: 0
WP: 1	PA: 36
PB: 0	
SB: 1	
CS: 0	

Batter	1	2	3	4	5	6	7	8	9	AB	R	H	RBI	BB	SO	LOB
4 Coco Crisp, S (1, 8) OBP: 0.429, SLG: 0.364	B F S T 1-2 ① K		B B C C X 2-2 ② FC1-6 20 2B 1-2f		F C X 0-2 ② G4-3 2-3		C C T 0-2 ② K		B F D F F B F FF 97 S SL 88 3-3 ② K 1-2	5	1	0	0	0	3	3
20 Josh Donaldson, R (1, 5) OBP: 0.379, SLG: 0.571	X 0-0 ② P4		B B F X 2-1 1-H 2B		C X 0-1 3-H 3B		F B C X 1-2 ③ F9		B SL 88 D SL 88 B FF 97 B FF 97 4-0 BB	4	0	2	2	1	0	0
8 Jed Lowrie, S (1, 6) OBP: 0.304, SLG: 0.500	C B X 1-1 ③ F8		B X 1-0 ③ G3		S S B B D F F F C 3-3 ③ K			C X 0-1 ① G4-3	B FF 97 T FF 97 F SL 86 B FF 98 S FF 98 2-3 ③ K	5	0	0	0	0	2	4
37 Brandon Moss, L (1, 3) OBP: 0.471, SLG: 0.698 10 Daric Barton, L (8, 3) OBP: 0.452, SLG: 0.387		F B B B X 3-1 ① P5		F H 1-1 52 G5-4-3 HBP		S S C 0-3 ① K		B C B X 2-1 16 BB 1B		3 0	0 0	1 0	0 0	0 0	1 0	0 0
52 Yoenis Cespedes, R (1, 7) OBP: 0.230, SLG: 0.286		F B X 1-1 2B		C X 0-1 ①② G5-4-3 1-2f		B C C X 1-2 16 HR 1B		B C S S 1-3 ② K		4	1	2	0	0	1	2
16 Josh Reddick, L (1, 9) OBP: 0.364, SLG: 0.560		C F S 0-3 ② K		B B B C X 3-1 E7		X 0-0 1-H HR		B F B B S F B 4-2 1-2 BB		3	1	1	2	1	1	1
36 Derek Norris, R (1, 2) OBP: 0.426, SLG: 0.705 58 Evan Scribner, R (8, 1)		B C F S 1-3 ③ K		1 SAFE B S 1 SAFE 1 C C 1-3 ③ K		B X 1-0 ② P5		C B C B X 2-2 ③ F9		4 0	0 0	0 0	0 0	0 0	2 0	4 0
28 Eric Sogard, L (1, 4) OBP: 0.340, SLG: 0.298 15 Jake Elmore, R (7, 4) OBP: 0.397, SLG: 0.353			B X 1-0 ① G6-3		C C X 0-2 4 G4-3 26 SH5-4 20 3B 1B	C B X 1-1 ③ G4-3			B C B F F B X 3-2 ① G5-3	3 1	1 0	1 0	0 0	0 0	0 0	0 0
26 Scott Kazmir, L (1, 1) 61 Dan Otero, R (6, 1) 18 Alberto Callaspo, S (7, PH) OBP: 0.404, SLG: 0.404 13 Drew Pomeranz, R (7, 1) 21 Stephen Vogt, L (8, 2) OBP: 0.429, SLG: 0.659			C B B B C B 4-2 4 FC1-6 BB		L B 1 SAFE X 1-1 ① SH5-4 1-2		F F B B B X 3-2 ① F8		B X 1-0 4 S 1B	0 0 1 0 1	0 0 0 0 0	0 0 0 0 1	0 0 0 0 0	1 0 0 0 0	0 0 0 0 0	0 0 0 0 0
Inning Stats	R: 0 E: 0 K: 1 S: 6 H: 0 LOB: 0 BB: 0 P: 8	R: 0 E: 0 K: 2 S: 10 H: 1 LOB: 1 BB: 0 P: 15	R: 1 E: 0 K: 0 S: 9 H: 1 LOB: 1 BB: 1 P: 19	R: 0 E: 1 K: 1 S: 8 H: 0 LOB: 1 BB: 0 P: 13	R: 1 E: 0 K: 1 S: 16 H: 2 LOB: 1 BB: 0 P: 20	R: 2 E: 0 K: 1 S: 10 H: 2 LOB: 0 BB: 0 P: 13	R: 0 E: 0 K: 1 S: 9 H: 0 LOB: 0 BB: 0 P: 13	R: 0 E: 0 K: 1 S: 13 H: 1 LOB: 2 BB: 1 P: 22	R: 0 E: 0 K: 2 S: 13 H: 1 LOB: 2 BB: 1 P: 26	1B: 4 2B: 2 3B: 1 HR: 1	SF: 0 SAC: 1 DP: 1 HBP: 1					

Oakland Athletics @ San Francisco Giants

AT&T Park, San Francisco, CA

Thu Mar 27 2014, 7:18 PM - 10:03 PM PDT

Att. 35,688 - Partly Cloudy - 56 F

TOP

livebaseballscorecards.com

AB	34
R	4
H	8
RBI	4
BB	3
SO	10
LOB	14

WP: 0 PB: 0 SB: 1 CS: 0 PA: 39

PITCHER		IP	WLS	BF	H	R	ER	SO	BB	IBB	HBP	BLK	WP	HR	S	P	ERA	WHIP
17 Tim Hudson, R ERA: 4.26	(1, 1)	6.0	L	26	6	4	4	6	1	0	1	0	0	1	59	88	6.00	1.167
34 David Huff, L ERA: 1.0	(7, 1)	1.0		3	0	0	0	1	0	0	0	0	0	0	9	13	0.00	0.000
57 Juan Gutierrez, R ERA: 1.69	(8, 1)	1.0		5	1	0	0	1	1	0	0	0	0	0	13	22	0.00	2.000
Erik Cordier, R ERA:	(9, 1)	1.0		5	1	0	0	2	1	0	0	0	0	0	13	26	0.00	2.000

PITCHER		IP	WLS	BF	H	R	ER	SO	BB	IBB	HBP	BLK	WP	HR	S	P	ERA	WHIP

Oakland Athletics @ San Francisco Giants

AT&T Park, San Francisco, CA

Thu Mar 27 2014, 7:18 PM - 10:03 PM PDT

Att. 35,688 - Partly Cloudy - 56 F

livebaseballscorecards.com

BOTTOM

Batter	1	2	3	4	5	6	7	8	9	AB	R	H	RBI	BB	SO	LOB
16 Ángel Pagán, S (1, 8) OBP: 0.273, SLG: 0.244	F8		P3			P4		8 PB 1B		4	0	1	0	0	0	0
8 Hunter Pence, R (1, 9) OBP: 0.400, SLG: 0.726	K			1B		2B		G6-3 1-2		4	0	2	0	0	1	1
9 Brandon Belt, L (1, 3) OBP: 0.361, SLG: 0.340	K2-3			F7		BB		F8		3	0	0	0	1	1	2
28 Buster Posey, R (1, 2) OBP: 0.442, SLG: 0.532 Erik Cordier, R (9, 1)		G4-3		P4		K		G5-3		4 0	0 0	0 0	0 0	0 0	1 0	4 0
48 Pablo Sandoval, S (1, 5) OBP: 0.308, SLG: 0.431		G6-3		K		F9			G4-3	4	0	0	0	0	1	3
38 Michael Morse, R (1, 7) OBP: 0.395, SLG: 0.394 Chris Dominguez, R (9, PR) OBP: 0.500, SLG: 0.429		13 FC4-6 BB			G4-3		K2-3		F9	3 0	0 0	1 0	0 0	1 0	1 0	0 0
13 Joaquin Arias, R (1, 4) OBP: 0.316, SLG: 0.288 6 Ehire Adrianza, S (9, PH) OBP: 0.294, SLG: 0.500	FC4-6 1-2f				G5-3		BB		P4	2 1	0 0	0 0	0 0	1 0	0 0	1 1
35 Brandon Crawford, L (1, 6) OBP: 0.268, SLG: 0.415 14 Brandon Hicks, R (7, PH) OBP: 0.473, SLG: 0.727 (8, 6)			L8		BB		K		K	1 2	0 0	0 0	0 0	1 0	0 2	0 2
17 Tim Hudson, R (1, 1) OBP: 0.571, SLG: 0.714 34 David Huff, S (7, 1) 2 Juan Carlos Perez, R (7, PH) OBP: 0.386, SLG: 0.565 57 Juan Gutierrez, R (8, 1) 29 Héctor Sánchez, S (9, 2) OBP: 0.347, SLG: 0.532			G4-3		K		F7			2 0 1 0 0	0 0 0 0 0	0 0 0 0 0	0 0 0 0 0	0 0 0 0 0	1 0 0 0 0	1 0 1 0 0

Inning Stats	1	2	3	4	5	6	7	8	9
	R: 0 H: 0 E: 0 LOB: 0 K: 2 BB: 0 S: 10 P: 16	R: 0 H: 0 E: 0 LOB: 1 K: 0 BB: 1 S: 11 P: 16	R: 0 H: 0 E: 0 LOB: 0 K: 0 BB: 0 S: 9 P: 12	R: 0 H: 1 E: 0 LOB: 1 K: 1 BB: 0 S: 7 P: 8	R: 0 H: 0 E: 0 LOB: 1 K: 1 BB: 1 S: 8 P: 15	R: 0 H: 1 E: 0 LOB: 2 K: 1 BB: 1 S: 9 P: 16	R: 0 H: 0 E: 0 LOB: 1 K: 2 BB: 1 S: 8 P: 14	R: 0 H: 1 E: 0 LOB: 1 K: 0 BB: 0 S: 7 P: 11	R: 0 H: 1 E: 0 LOB: 1 K: 1 BB: 0 S: 9 P: 11

1B: 3	SF: 0
2B: 1	SAC: 0
3B: 0	DP: 0
HR: 0	HBP: 0

WP: 0	PA: 35
PB: 1	
SB: 0	
CS: 0	

	AB	31
	R	0
	H	4
	RBI	0
	BB	4
	SO	8
	LOB	16

PITCHER		IP	WLS	BF	H	R	ER	SO	BB	IBB	HBP	BLK	WP	HR	S	P	ERA	WHIP
26 Scott Kazmir, L ERA: 1.62	(1, 1)	5.1	W	21	2	0	0	4	3	0	0	0	0	0	50	78	0.00	0.938
61 Dan Otero, R ERA: 4.5	(6, 1)	0.2	H	2	0	0	0	1	0	0	0	0	0	0	4	5	0.00	0.000
13 Drew Pomeranz, L ERA: 2.84	(7, 1)	1.2		7	1	0	0	2	1	0	0	0	0	0	13	22	0.00	1.200
58 Evan Scribner, R ERA: 5.25	(8, 1)	1.1		5	1	0	0	1	0	0	0	0	0	0	11	14	0.00	0.750

PITCHER	IP	WLS	BF	H	R	ER	SO	BB	IBB	HBP	BLK	WP	HR	S	P	ERA	WHIP

Oakland Athletics @ San Francisco Giants

AT&T Park, San Francisco, CA

Fri Mar 28 2014, 7:16 PM - 9:54 PM PDT

Att. 42,725 - Partly Cloudy - 59 F

livebaseballscorecards.com

TOP

Batter	1	2	3	4	5	6	7	8	9	AB	R	H	RBI	BB	SO	LOB
4 Coco Crisp, S (1, 8) OBP: 0.414, SLG: 0.348	X SI 89 0-0 F7 ①		1 SAFE B SL 82 B SL 81 F SI 88 C FF 89 D CH 82 S CH 82 3-3 K ②		C FF 86 X FF 87 0-1 F8 ①	B SI 92 C SI 92 X SI 93 1-1 1-H 2-H 3-H 3B		D SI 87 B SI 92 C SI 92 X SI 94 2-1 G2-3 ③		2	0	0	0	1	1	1
29 Sam Fuld, L (3, 8) OBP: 0.348, SLG: 0.475										3	0	1	3	0	0	1
20 Josh Donaldson, R (1, 10) OBP: 0.377, SLG: 0.549	C FF 89 S SL 82 X SL 81 0-2 F9 ②		D FF 91 B FF 90 B FF 89 B FF 87 4-0 8 FC4-6 1-2 BB		B SL 83 F CU 74 F FF 88 S CU 74 1-3 K ②	C CH 85 X CH 88 0-1 F7 ③			B SI 85 B CH 79 X SI 85 2-0 G5-3 ①	2	0	0	0	1	1	0
37 Brandon Moss, L (6, PH) OBP: 0.462, SLG: 0.682										1	0	0	0	0	0	1
(6, 10)																
36 Derek Norris, R (9, PH) OBP: 0.417, SLG: 0.689										1	0	0	0	0	0	0
(9, 10)																
8 Jed Lowrie, S (1, 6) OBP: 0.305, SLG: 0.481	F SI 89 B FF 91 F SL 82 B SL 83 X CU 76 2-2 L8 ③		C FF 91 B CH 84 X CH 82 1-1 FC4-6 1-2f		B CH 80 C FC 87 B FC 87 B FF 87 B FF 87 4-1 BB		B FF 92 B FF 93 C SI 92 F FF 92 X CH 87 2-2 F9 ①		C SL 78 C SI 88 X SL 78 0-2 G1-3 ②	2	0	0	0	1	0	2
Jose Martinez, R (6, 4) OBP: 0.207, SLG: 0.207										2	0	0	0	0	0	0
52 Yoenis Cespedes, R (1, 7) OBP: 0.215, SLG: 0.267		S SL 82 B CU 80 F FF 89 S CH 83 1-3 K ①	C FF 90 S CH 82 S CH 83 0-3 K ①	B SL 83 X FF 88 1-0 L4 ③		B CU 83 C CU 82 B FF 92 X CH 84 2-1 F7 ②			C CH 82 S CH 81 B SL 78 S CH 80 1-3 K ③	4	0	0	0	0	2	1
19 Billy Burns, S (7, 7) OBP: 0.370, SLG: 0.347										1	0	0	0	0	1	0
16 Josh Reddick, L (1, 9) OBP: 0.373, SLG: 0.574		B CU 77 C SI 90 B CH 83 S CH 84 F FF 91 B SI 92 S CH 85 3-3 K ②	B CU 77 B FF 88 B CH 88 C SI 89 X FF 90 3-1 5 G6-3 18 1B 1B		X SI 93 0-0 F8 ①	B CH 84 C FF 91 B FF 92 C CH 87 X FF 93 2-2 2B			4	0	2	0	0	1	0
23 Michael Taylor, R (8, 9) OBP: 0.348, SLG: 0.532										0	0	0	0	0	0	0
18 Alberto Callaspo, S (1, 5) OBP: 0.393, SLG: 0.392		C FF 89 X FF 91 0-1 G5-3 ③	C FF 90 D CH 83 1 SAFE X SI 88 1-1 5 G6-3 1-2 1B		B SI 93 C SI 93 B SL 75 F SI 93 X SI 93 2-2 F8 ②	X SI 92 0-0 G3-1 ③				4	0	1	0	0	0	1
5 John Jaso, L (1, 2) OBP: 0.364, SLG: 0.500			X SI 89 0-0 HR	C SI 90 X CH 81 0-1 G6-3 ② 1-2 2-3	B SL 75 C SL 74 F SL 81 B SI 94 F SI 94 B SL 82 B SI 94 4-2 1 2B 29 3B BB			X SI 93 0-0 1 G6-4-3 1B		3	2	2	1	1	0	2
1 Nick Punto, S (1, 4) OBP: 0.431, SLG: 0.422			B FF 89 B SI 86 C SI 88 C FF 89 B CH 83 F SI 88 X FF 89 3-2 G4-3 ①	B CU 76 D CH 82 D CH 82 C SI 89 C FF 88 D CH 84 4-2 BB	C SI 93 X SI 93 0-1 29 3B 1-3 2B			B SI 93 S SI 94 B SI 94 X FF 93 2-1 G6-4-3 ①② 1-2f		3	1	1	0	1	0	1
(6, 6)																
Dusty Coleman, R (8, 6) OBP: 0.333, SLG: 0.571										0	0	0	0	0	0	0
10 Daric Barton, L (1, 3) OBP: 0.478, SLG: 0.394			B SI 89 B CU 76 C FF 88 B SI 88 S SI 88 B FF 89 4-2 20 BB BB	X SI 88 0-0 G1-2-3 ③	D SL 76 C SL 79 B SL 80 B SI 92 S SI 93 B SI 93 4-2 29 3B BB			B FF 95 X FF 94 1-0 1B		2	1	1	0	2	0	3

| | | | | | | | | | | | | | | | |

BOTTOM

Oakland Athletics @ San Francisco Giants

AT&T Park, San Francisco, CA

Fri Mar 28 2014, 7:16 PM - 9:54 PM PDT

Att. 42,725 - Partly Cloudy - 59 F

livebaseballscorecards.com

Batter	1	2	3	4	5	6	7	8	9	AB	R	H	RBI	BB	SO	LOB
16 Ángel Pagán, S (1, 8) OBP: 0.271, SLG: 0.267 49 Javier López, L (9, 1) 54 Sergio Romo, R (9, 1)	C FF 92 X CH 85 0-1 G3 ①		F SI 91 B CU 73 F FC 88 S CH 83 1-3 K ③			C SI 89 B CH 82 X FC 86 1-1 2B		C CH 75 B CH 71 X FC 87 1-1 G4-3 ③		4 0 1 0 0 1 0 0 0 0 0 0 0 0 0 0 0 0 0 0 0						
9 Brandon Belt, L (1, 3) OBP: 0.338, SLG: 0.316	B SI 92 F FF 92 F SI 92 F FC 90 B FF 93 C FC 90 2-3 K ②			C CU 74 X CH 82 0-1 G1-3 ①		C KC 76 D KC 78 F SI 93 B FF 96 C SI 96 2-3 K ②			F SI 94 B SI 94 B CH 87 F SI 94 B CU 81 S SI 95 3-3 K ①	4 0 0 0 0 3 1						
48 Pablo Sandoval, S (1, 5) OBP: 0.304, SLG: 0.419	B SI 93 C FF 92 F CH 85 F FC 90 X CU 75 1-2 F8 ③			X CH 83 0-0 F9 ②		B CH 73 T CH 74 F SI 92 F SI 93 F CH 74 B SI 92 F FF 94 X FF 94 2-2 P4 ③			B SI 94 C CH 87 X SI 95 1-1 2 FC5-4 1B	4 0 1 0 0 0 1						
28 Buster Posey, R (1, 2) OBP: 0.426, SLG: 0.510 Dan Runzler, L (6, 1) 63 Jean Machi, R (6, 1) 2 Juan Carlos Perez, R (7, PH) OBP: 0.389, SLG: 0.563 (8, 7)		F SI 91 F FC 88 X FC 88 0-2 P3 ①		B SI 92 C SI 91 B SI 92 B FC 88 F SI 91 X SI 92 3-2 F9 ③			B FF 92 S FF 92 B CU 81 S FF 92 B FF 93 X FF 93 3-2 1B		B SI 94 C SI 94 X SI 94 1-1 FC5-4 ② 13 DI 13 1B 1-2f	2 0 0 0 0 0 0 0 0 0 0 0 0 0 0 0 0 0 0 0 0 2 1 1 0 0 0 1						
8 Hunter Pence, R (1, 9) OBP: 0.382, SLG: 0.692 46 Santiago Casilla, R (8, 1) 13 Joaquin Arias, R (9, 4) OBP: 0.328, SLG: 0.302		C SI 92 B FC 88 B CH 85 S CU 76 C FC 87 2-3 K ②			B CH 83 C SI 92 F FC 87 F CU 73 X CU 74 1-2 G6-3 ①		D CU 82 F FF 92 B FF 93 D CU 81 1 SAFE T FF 91 X FF 92 3-2 F8 ①		C CU 79 X CU 80 0-1 88 1B 1-H 1B	3 0 0 0 0 1 1 0 0 0 0 0 0 0 1 0 1 1 0 0 0						
38 Michael Morse, R (1, 7) OBP: 0.400, SLG: 0.382 88 Tyler Colvin, L (6, 7) OBP: 0.235, SLG: 0.424 (8, 9)		C SI 94 S CH 85 B CU 76 B CH 86 B FC 89 B CU 77 4-2 BB			X FF 91 0-0 G6-3 ②		X FF 91 0-0 F9 ②		B CU 79 B CH 87 B SI 94 C SI 93 X SI 95 3-1 1-2 1B	1 0 0 0 1 0 0 2 0 1 0 0 0 1						
29 Héctor Sánchez, S (1, 10) OBP: 0.340, SLG: 0.500 (6, 2)		X SI 92 0-0 F7 ③			C CH 83 B CH 84 H FC 88 2-1 HBP		C FF 92 1 SAFE B CU 82 X FF 92 1-1 F9 ③		X SI 95 0-0 F8 ③	3 0 0 0 0 0 4						
14 Brandon Hicks, R (1, 4) OBP: 0.456, SLG: 0.696 7 Grégor Blanco, L (8, PH) OBP: 0.362, SLG: 0.388 (9, 8)			S SI 90 C FC 88 S CU 75 0-3 K ①		S CU 74 B CH 82 D CU 73 F FC 88 X FC 88 2-2 L7 ③			F SI 87 B CH 77 X CH 76 1-1 L6 ①		2 0 0 0 0 1 1 1 0 0 0 0 0 0						
35 Brandon Crawford, L (1, 6) OBP: 0.259, SLG: 0.400 6 Ehire Adrianza, S (7, 6) OBP: 0.288, SLG: 0.490			X SI 92 0-0 F8 ②			C CH 87 C CU 72 F FF 90 C FC 88 0-3 K ①		X FF 87 0-0 G3 ②		2 0 0 0 0 1 0 1 0 0 0 0 0 0						
Inning Stats	R: 0 E: 0 K: 1 S: 10 H: 0 LOB: 0 BB: 0 P: 13	R: 0 E: 0 K: 1 S: 9 H: 0 LOB: 1 BB: 1 P: 15	R: 0 E: 0 K: 2 S: 7 H: 0 LOB: 0 BB: 0 P: 8	R: 0 E: 0 K: 0 S: 6 H: 0 LOB: 0 BB: 0 P: 9	R: 0 E: 0 K: 0 S: 9 H: 0 LOB: 1 BB: 0 P: 14	R: 0 E: 0 K: 2 S: 15 H: 1 LOB: 1 BB: 0 P: 20	R: 0 E: 0 K: 0 S: 9 H: 1 LOB: 1 BB: 0 P: 16	R: 0 E: 0 K: 0 S: 5 H: 0 LOB: 0 BB: 0 P: 7	R: 1 E: 0 K: 1 S: 12 H: 3 LOB: 2 BB: 0 P: 20	1B: 4 2B: 1 3B: 0 HR: 0 SF: 0 SAC: 0 DP: 0 HBP: 1						

	AB	R	H	RBI	BB	SO	LOB
	32	1	5	1	1	7	10

PITCHER		IP	WLS	BF	H	R	ER	SO	BB	IBB	HBP	BLK	WP	HR	S	P	ERA	WHIP
60 Jesse Chavez, R ERA: 2.22	(1, 1)	5.1	W	19	1	0	0	5	1	0	1	0	0	0	47	66	0.00	0.375
56 Fernando Abad, L ERA: 3.27	(6, 1)	0.2		2	0	0	0	1	0	0	0	0	0	0	9	13	0.00	0.000
62 Sean Doolittle, L ERA: 3.24	(7, 1)	1.0		4	1	0	0	0	0	0	0	0	0	0	9	16	0.00	1.000
44 Luke Gregerson, R ERA: 4.91	(8, 1)	1.0		3	0	0	0	0	0	0	0	0	0	0	5	7	0.00	0.000
45 Jim Johnson, R ERA: 5.0	(9, 1)	1.0		6	3	1	1	1	0	0	0	0	0	0	12	20	9.00	3.000

PITCHER	IP	WLS	BF	H	R	ER	SO	BB	IBB	HBP	BLK	WP	HR	S	P	ERA	WHIP

Batter	1	2	3	4	5	6	7	8	9	AB	R	H	RBI	BB	SO	LOB
Inning Stats										1B: 0 2B: 0 3B: 0 HR: 0		SF: 0 SAC: 0 DP: 0 HBP: 0			WP: 0 PB: 0 SB: 0 CS: 0		PA: 0

TOP

San Francisco Giants @ Oakland Athletics

O.co Coliseum, Oakland, CA

Sat Mar 29 2014, 4:05 PM EDT

livebaseballscorecards.com

AB	0
R	0
H	0
RBI	0
BB	0
SO	0
LOB	0

PITCHER	IP	WLS	BF	H	R	ER	SO	BB	IBB	HBP	BLK	WP	HR	S	P	ERA	WHIP

PITCHER	IP	WLS	BF	H	R	ER	SO	BB	IBB	HBP	BLK	WP	HR	S	P	ERA	WHIP

Batter	1	2	3	4	5	6	7	8	9	AB	R	H	RBI	BB	SO	LOB
Inning Stats																

BOTTOM

San Francisco Giants @ Oakland Athletics

O.co Coliseum, Oakland, CA

Sat Mar 29 2014, 4:05 PM EDT

livebaseballscorecards.com

AB	0
R	0
H	0
RBI	0
BB	0
SO	0
LOB	0

1B: 0
2B: 0
3B: 0
HR: 0

SF: 0
SAC: 0
DP: 0
HBP: 0

WP: 0
PB: 0
SB: 0
CS: 0

PA: 0

PITCHER	IP	WLS	BF	H	R	ER	SO	BB	IBB	HBP	BLK	WP	HR	S	P	ERA	WHIP

PITCHER	IP	WLS	BF	H	R	ER	SO	BB	IBB	HBP	BLK	WP	HR	S	P	ERA	WHIP

Batter	1	2	3	4	5	6	7	8	9	AB	R	H	RBI	BB	SO	LOB
16 Ángel Pagán, S (1, 8) OBP: 0.400, SLG: 0.600	C SI 91 C SI 92 B SI 93 F SI 93 B SI 93 S CU 80 2-3 K ①		C SI 93 D CU 82 F SI 94 B SI 93 X FF 93 2-2 E9 2-H 1B		C SI 92 X SI 94 0-1 L7 ③		F FF 92 X SL 77 0-1 9 1B 48 1B 2B 2-H		B FF 93 S FF 93 B SL 86 X FF 93 2-1 L8 ①	5	1	2	2	0	1	1
9 Brandon Belt, L (1, 3) OBP: 0.600, SLG: 1.200	C SI 93 B SI 93 S SI 94 F SI 94 B CU 81 B CU 80 C SI 94 3-3 K ②		C SI 94 B SI 93 S SI 94 S SI 93 1-3 K ③			C SI 92 B FC 90 X SI 92 1-1 HR	X FF 90 0-0 28 1B 48 1B 8 BB 2-3 1B		F FF 93 F SL 85 B SL 85 X FF 94 1-2 28 HR 1B	5	3	3	1	0	2	1
48 Pablo Sandoval, S (1, 5) OBP: 0.200, SLG: 0.200	B SI 94 C CU 81 F FC 92 B FF 92 F CU 81 S SI 94 2-3 K ③			C CU 80 X SI 92 0-1 L7 ①		S SI 93 B CU 80 B CU 80 F SI 94 X CU 81 2-2 G4-3 ①	F FF 91 X FF 91 0-1 8 BB 28 1B 1-2 3-H 1B		B FF 94 S SL 82 S SL 83 S SL 84 1-3 K ②	5	0	1	1	0	2	1
28 Buster Posey, R (1, 2) OBP: 0.400, SLG: 1.000		F SI 92 X SI 92 0-1 G4-3 ①		C SI 94 B SI 94 B FF 93 C CU 81 B FC 91 F CU 82 X CU 82 3-2 L8 ②		X SI 94 0-0 F8 ②	B SI 86 X SI 85 1-0 8 BB 1-2 2-3 1B		B SL 83 X FF 92 1-0 1-H HR	5	1	2	2	0	0	0
8 Hunter Pence, R (1, 9)		B SI 92 F CU 81 X SI 94 1-1 G5-3 ②		C SI 94 B CU 81 S CU 81 B SI 95 F SI 95 X SI 94 2-2 G6-3 ③		B SI 94 X SI 93 1-0 P5 ③	B CU 73 C SI 87 B CU 74 B SI 86 B SI 86 4-1 1-2 2-3 3-H BB		B SL 84 B SL 80 C FF 92 B SL 83 S FF 92 F FF 92 X SL 85 3-2 P5 ③	4	0	0	1	1	0	0
38 Michael Morse, R (1, 7) OBP: 0.500, SLG: 0.333 49 Javier López, L (7, 1) 63 Jean Machi, R (7, 1) 54 Sergio Romo, R (9, 1)		C CU 79 X SI 94 0-1 G5-3 ③			B SI 92 C CU 81 F SI 93 B FC 90 F SI 93 B CU 81 B CU 81 4-2 35 2B 7 G4-3 BB		B CU 78 X SI 91 1-1 13 FC5-4 1B 1-3 K			3 0 0 0	1 0 0 0	1 0 0 0	1 0 0 0	0 0 0 0	1 0 0 0	3 0 0 0
35 Brandon Crawford, L (1, 6) OBP: 0.500, SLG: 0.750			X CU 80 0-0 40 SH3-4 16 E 1B		X SI 93 0-0 7 G4-3 1-3 2B		C SI 92 X SI 92 0-1 F7 ①	C FC 86 F FC 86 B FC 86 B FC 87 X FC 88 2-2 G5-3 ①		4	1	2	0	0	0	1
13 Joaquin Arias, R (1, 4) 2 Juan Carlos Perez, R (7, 7)			B SI 92 X SI 93 1-0 F8 ①		B SI 93 X SI 94 1-0 G6-3 ①		B SI 91 C CU 79 X SI 92 1-1 FC5-4 ② 6 2B 1-2f	X FC 86 0-0 P4 ②		3 1	1 0	0 0	0 0	0 0	0 0	4 0
40 Madison Bumgarner, R (1, 1) 7 Grégor Blanco, L (5, PH) 52 Yusmeiro Petit, R (5, 1) 6 Ehire Adrianza, S (7, PH) OBP: 0.500, SLG: 1.000 (7, 4)			C FF 93 X SI 93 0-1 SH3-4 ② 1-2		C SI 93 X SI 94 0-1 G4-3 ② 2-3 3-H		F SI 92 B SI 92 F SI 93 B SI 93 B CU 79 X SI 93 3-2 16 2B 1-H 2B	C CH 78 F FC 86 F FC 86 X CH 78 0-2 F9 ③		0 1 0 2	0 0 0 1	0 1 0 1	0 0 0 0	0 0 0 0	0 0 0 0	0 1 0 0

| Inning Stats | | |

BOTTOM

San Francisco Giants @ Arizona Diamondbacks
Chase Field, Phoenix, AZ
Mon Mar 31 2014, 6:44 PM - 10:07 PM MST
Att. 48,541 - Clear - 80 F

livebaseballscorecards.com

Batter	1	2	3	4	5	6	7	8	9	AB	R	H	RBI	BB	SO	LOB
11 AJ Pollock, R (1, 8)	C FF 92 B FC 89 F FC 90 B FF 92 S FC 88 2-3 **K** ①		X CH 81 0-0 **F8** ①	B FF 91 C FC 87 C CU 76 S FC 87 1-3 **K** ②	F SL 85 S CU 79 B FF 89 B FF 89 S SL 86 2-3 **K** ②		B FF 92 1 SAFE C FF 94 B CH 85 F FF 93 1 SAFE B CH 87 F FF 93 S CH 86 3-3 **K** ② ③ 1-2		C SL 79 X FF 89 0-1 **P6** ③	6	0	0	0	0	4	7
2 Aaron Hill, R (1, 4) OBP: 0.500, SLG: 0.400	B FF 91 B FF 91 F FC 87 S FF 92 F CU 76 B CU 69 F FF 92 F FC 89 B FC 87 4-2 **BB**		B FC 87 C CH 82 X FC 87 1-1 **F8** ②	C FF 91 X CU 76 0-1 **2B** 2-H 3-H	C FF 89 X SL 85 0-1 **FC6-4** ③ 1-2f			B CU 83 F CU 81 X FF 93 1-1 15 WP **1B**		4	0	2	2	1	0	3
44 Paul Goldschmidt, R (1, 3) OBP: 0.429, SLG: 0.571	B FF 90 F FC 87 B CH 82 X FF 90 2-1 **P3** ②		B FF 92 C FF 91 F CU 75 F FF 92 X FF 92 1-2 **2B**	B FF 91 C FC 87 B CU 73 F CU 75 B FC 88 X CU 78 3-2 **G5-3** ③		C FF 88 C SL 85 B CU 77 X FF 89 1-2 15 S 15 1B **1B**		C CH 86 F FF 93 S CH 88 0-3 **K** ①		5	1	2	0	0	1	3
14 Martín Prado, R (1, 5) OBP: 0.214, SLG: 0.231	C FF 90 X CU 75 0-1 **G4-3** ③		B FC 86 F FC 88 X CU 75 1-1 **F9** ③		B FF 89 C FF 88 X FF 89 1-1 15 1B **2B**	1 SAFE C FF 88 B SL 84 1 SAFE F CU 77 S CU 78 1-3 **K** ①		X FF 93 0-0 **L9** ②		5	1	1	0	0	1	4
15 Mark Trumbo, R (1, 7) OBP: 0.357, SLG: 0.571		B FC 88 B CH 83 X FC 89 2-0 26 1B **1B**		F FC 88 B CU 74 X CH 84 1-1 E3 16 1B 26 E 8 1B	B CU 76 B FF 85 X SL 86 2-0 16 1B 26 1B 8 FC4 2-H **1B**	B SL 84 1 SAFE X SL 85 1-0 26 BB 1-H **1B**		B CH 88 S CH 88 S CH 87 S CH 88 1-3 **K** ③ 1-2		5	2	3	2	0	1	1
26 Miguel Montero, L (1, 2) OBP: 0.429, SLG: 0.615		B FF 90 F FC 86 B FF 90 X FC 87 2-1 8 BB ① 1-3 **1B**		B FF 89 F FF 90 X FC 87 1-1 FC5 16 1B 8 1B 1-2 **1B**	B FF 89 X CH 82 1-0 8 FC4 16 1B 32 FC4-2 1-2 **1B**	S FF 89 B FC 88 B FF 88 B FF 89 B FF 89 4-1 16 G6-4-3 1-2 **BB**			F SI 89 B CH 82 C SI 88 F CH 83 B FF 90 F SL 80 X SL 78 2-2 **HR**	4	2	3	1	1	0	1
16 Chris Owings, R (1, 6) OBP: 0.500, SLG: 0.444	C FF 90 X CH 82 0-1 **F9** ②			S FC 87 B FC 86 X FC 88 1-1 8 1B 2 2B 1-2 2-3 **1B**	C CU 76 X FF 89 0-1 32 FC4-2 8 FC4 1-2 2-3 **1B**	C FF 89 B SL 85 B SL 85 X FF 90 2-1 **G6-4-3** ② ③ 1-2f			X FF 89 0-0 8 SH2-3 **1B**	5	1	3	0	0	0	3
8 Gerardo Parra, L (1, 9) OBP: 0.385, SLG: 0.273		B FF 90 B FF 89 B FC 86 C FF 91 B FF 91 4-1 **BB** 1-2		B CU 77 B FC 87 X FC 87 2-0 2 2B **1B** 1-3 2-H 3-H	B CH 81 F FF 89 D CU 78 X FF 90 2-1 **FC4** 32 FC4-2 1-2 2-3 3-H		B SI 86 X SI 86 1-0 **G4-3** ① **1B**		X FF 88 0-0 **SH2-3** ① 1-2	3	1	1	3	1	0	2
32 Brandon McCarthy, R (1, 1) 59 Oliver Pérez, L (7, 1) 29 Brad Ziegler, R (7, 1) 4 Cliff Pennington, S (7, PH) OBP: 1.000, SLG: 1.000 55 Josh Collmenter, R (8, 1) 43 Addison Reed, L (9, 1) 12 Eric Chavez, L (9, PH)	B FF 90 C FF 90 S FC 88 B FC 89 F FF 91 S CU 76 2-3 **K** ③		C FF 91 X FC 88 0-1 **G4-3** ①	C FC 90 C FF 89 F CU 78 F CU 79 F FF 90 B FC 87 X SL 84 1-2 **FC4-2** 2 FC6-4 ① 1-2 2-3 3-Hf		F SL 79 B SI 86 B SI 85 F SI 84 F CU 73 X CH 78 2-2 11 CS **1B**		C SL 80 B FF 88 F FF 88 B CH 82 S CH 82 2-3 **K** ②	3 0 0 1 0 0 1	0 0 0 0 0 0 0	0 0 0 1 0 0 0	0 0 0 0 0 0 0	0 0 0 0 0 0 0	1 0 0 0 0 0 1	7 0 0 0 0 0 1
Inning Stats	R: 0 E: 0 K: 1 S: 12 H: 0 LOB: 1 BB: 1 P: 20	R: 0 E: 0 K: 1 S: 10 H: 2 LOB: 2 BB: 1 P: 20	R: 0 E: 0 K: 0 S: 9 H: 1 LOB: 1 BB: 0 P: 12	R: 4 E: 2 K: 1 S: 17 H: 3 LOB: 1 BB: 0 P: 26	R: 2 E: 0 K: 1 S: 19 H: 4 LOB: 3 BB: 0 P: 28	R: 1 E: 0 K: 1 S: 10 H: 2 LOB: 1 BB: 1 P: 19	R: 0 E: 0 K: 1 S: 9 H: 1 LOB: 1 BB: 0 P: 15	R: 0 E: 0 K: 2 S: 9 H: 1 LOB: 1 BB: 0 P: 11	R: 1 E: 0 K: 1 S: 12 H: 2 LOB: 1 BB: 0 P: 16	1B: 12 2B: 4 3B: 0 HR: 1 SF: 0 SAC: 1 DP: 2 HBP: 0						

	AB	42
	R	8
	H	16
	RBI	8
	BB	3
	SO	9
	LOB	32

WP: 1 PA: 46
PB: 0
SB: 1
CS: 1

PITCHER		IP	WLS	BF	H	R	ER	SO	BB	IBB	HBP	BLK	WP	HR	S	P	ERA	WHIP
40 Madison Bumgarner, L ERA:	(1, 1)	4.0		21	6	4	0	3	2	0	0	0	0	0	48	78	0.00	2.000
52 Yusmeiro Petit, R ERA: 13.5	(5, 1)	2.0		13	6	3	3	2	1	0	0	0	0	0	29	47	13.50	3.500
49 Javier López, L ERA:	(7, 1)	0.1		2	1	0	0	0	0	0	0	0	0	0	5	8	0.00	3.000
63 Jean Machi, R ERA:	(7, 1)	1.2	W	5	1	0	0	3	0	0	0	0	1	0	13	18	0.00	0.600
54 Sergio Romo, R ERA: 9.0	(9, 1)	1.0	S	5	2	1	1	1	0	0	0	0	0	1	12	16	9.00	2.000

PITCHER		IP	WLS	BF	H	R	ER	SO	BB	IBB	HBP	BLK	WP	HR	S	P	ERA	WHIP

Batter	1	2	3	4	5	6	7	8	9	AB	R	H	RBI	BB	SO	LOB
16 Ángel Pagán, S (1, 8) OBP: 0.333, SLG: 0.444	C FF 92 B FF 91 C FF 92 X SL 81 1-2 48 1B 28 1B 1B	F SI 91 F CH 83 X SI 93 0-2 ③ G4-3			B SI 92 F CH 83 B FF 90 X FF 92 2-1 ③ G4-3		X CH 83 0-0 ③ P4			4	1	1	0	0	0	2
8 Hunter Pence, R (1, 9)	C FF 90 B FF 91 S FF 91 B FF 90 X SL 82 2-2 ① P4		C CH 82 S SI 92 B SI 92 X SL 84 1-2 ① G6-3			B SL 83 C CH 81 C FF 91 C FF 90 1-3 ① K		X CU 80 0-0 ① G5-3		4	0	0	0	0	1	1
48 Pablo Sandoval, S (1, 5) OBP: 0.333, SLG: 0.250	C FF 90 1 SAFE X FF 91 0-1 9 WP 28 1B 9 HR 1-2 1B		F SI 91 B SL 84 X SL 83 1-1 ② G5-3			C FF 90 B SL 85 B SL 81 X CH 81 2-1 ② L6		B FC 93 B CU 80 B FF 91 S FC 91 C FF 91 B FC 92 4-2 BB		3	1	1	0	1	0	0
28 Buster Posey, R (1, 2) OBP: 0.444, SLG: 0.750	B SI 91 D CH 82 C CU 76 X FF 91 2-1 9 WP 9 HR 1-2 2-H 1B		C CU 75 X CH 80 0-1 ③ G5-3			B FF 92 B FF 91 B CU 77 C CH 81 B FF 91 4-1 BB		C FC 91 B FF 91 F FF 91 C FF 92 1-3 ② K		3	1	1	1	1	1	1
38 Michael Morse, R (1, 7) OBP: 0.286, SLG: 0.167 57 Juan Gutierrez, R (6, 1) 7 Grégor Blanco, L (8, PH) 46 Santiago Casilla, R (8, 1)	C FF 92 S SL 82 F SL 84 S FF 92 0-3 ② K			X CU 75 0-0 ① G6-3		X FF 91 0-0 ③ F9		B FF 92 1 SAFE C FF 92 B FF 92 F FF 91 F FF 92 C FF 92 2-3 ③ K		3 0 1 0	0 0 0 0	0 0 0 0	0 0 0 0	0 0 0 0	1 0 1 0	3 0 1 0
9 Brandon Belt, L (1, 3) OBP: 0.556, SLG: 1.222	B FF 91 X SL 82 1-0 1-H 2-H HR			B SI 89 F SI 90 F FF 90 C FF 92 1-3 ② K			S FF 90 B SL 84 S SL 83 B SL 82 X FF 92 2-2 35 2B 1B		S FF 93 S FF 94 F FF 94 B SL 88 F FF 94 T FF 94 1-2 ① K	4	1	2	3	0	2	0
13 Joaquin Arias, R (1, 4) 29 Héctor Sánchez, S (9, PH) OBP: 1.000, SLG: 2.000 6 Ehire Adrianza, S (9, PR) OBP: 0.500, SLG: 1.000	B FF 92 F FF 92 S FF 91 B SL 81 F SL 82 F FF 92 X FF 91 2-2 ③ L1			X SL 83 0-0 ③ F9			X FF 91 0-0 ① F9		C FF 93 X FF 94 0-1 2B	3 1 0	0 0 0	0 1 0	0 0 0	0 0 0	0 0 0	1 0 0
35 Brandon Crawford, L (1, 6) OBP: 0.375, SLG: 0.625		B SI 88 X FF 90 1-0 ① G3			C CU 74 S SL 84 F SL 82 X FF 92 0-2 ① G5-3		1 SAFE S SL 83 X FF 91 0-1 1-3 2B		C FF 94 X FF 94 0-1 ② P2	4	0	1	0	0	0	1
18 Matt Cain, R (1, 1) 2 Juan Carlos Perez, R (6, 7)		C FF 90 S SI 90 B FF 91 S SL 83 1-3 ② K			B FF 91 S FF 92 F FF 91 X SL 80 1-2 ② G6-3		B SL 83 C SL 81 F SL 81 B FF 92 C FF 91 2-3 ② K		C FF 94 F SL 84 B SL 86 C FF 93 1-3 ③ K	2 2	0 0	0 0	0 0	0 0	1 2	0 3
Inning Stats	R: 4 H: 4 E: 0 LOB: 0 K: 1 BB: 0 S: 20 P: 28	R: 0 H: 0 E: 0 LOB: 0 K: 1 BB: 0 S: 7 P: 9	R: 0 H: 0 E: 0 LOB: 0 K: 0 BB: 0 S: 7 P: 9	R: 0 H: 0 E: 0 LOB: 0 K: 1 BB: 0 S: 5 P: 6	R: 0 H: 0 E: 0 LOB: 0 K: 0 BB: 0 S: 9 P: 12	R: 0 H: 0 E: 0 LOB: 1 K: 1 BB: 1 S: 7 P: 14	R: 0 H: 2 E: 0 LOB: 2 K: 1 BB: 0 S: 10 P: 14	R: 0 H: 0 E: 0 LOB: 1 K: 2 BB: 1 S: 10 P: 17	R: 0 H: 1 E: 0 LOB: 1 K: 2 BB: 0 S: 12 P: 14	1B: 4 SF: 0 2B: 2 SAC: 0 3B: 0 DP: 0 HR: 1 HBP: 0						WP: 1 PA: 36 PB: 0 SB: 0 CS: 0

PITCHER		IP	WLS	BF	H	R	ER	SO	BB	IBB	HBP	BLK	WP	HR	S	P	ERA	WHIP
36 Wade Miley, L ERA: 5.25	(1, 1)	7.0	W	28	6	4	4	5	1	0	0	0	1	1	65	92	5.14	1.000
38 Will Harris, R ERA:	(8, 1)	1.0	H	4	0	0	0	2	1	0	0	0	0	0	10	17	0.00	1.000
43 Addison Reed, R ERA: 6.0	(9, 1)	1.0	S	4	1	0	0	2	0	0	0	0	0	0	12	14	0.00	1.000

PITCHER	IP	WLS	BF	H	R	ER	SO	BB	IBB	HBP	BLK	WP	HR	S	P	ERA	WHIP

TOP

San Francisco Giants @ Arizona Diamondbacks

Chase Field, Phoenix, AZ

Tue Apr 01 2014, 6:42 PM - 9:27 PM MST

Att. 18,974 - Clear - 74 F

livebaseballscorecards.com

AB	34
R	4
H	7
RBI	4
BB	2
SO	9
LOB	13

Batter	1	2	3	4	5	6	7	8	9	AB	R	H	RBI	BB	SO	LOB
8 Gerardo Parra, L (1, 9) OBP: 0.412, SLG: 0.429	B FF 88 C FF 89 B FF 90 X FF 89 2-1 44 2B 1B	B CH 83 B SL 85 C SL 84 B CH 83 C SL 85 F SL 83 F FF 91 X SL 85 3-2 ② G3-1 1-2 2-3		1 SAFE C SL 81 B CH 84 1 SAFE X CH 83 1-1 2 PB 1-3 2B		B CU 81 D SI 95 X SI 95 2-0 ② SF7 1-2 3-H				3	1	2	1	0	0	2
2 Aaron Hill, R (1, 4) OBP: 0.389, SLG: 0.286	B SL 82 X CU 74 1-0 ① P6	B CH 85 X CH 86 1-0 ③ G6-3		C FF 89 B FF 90 D SL 86 F FF 92 B CH 86 X SL 83 3-2 ③ L5 2-3 3-H		C CU 84 S FF 95 B FF 95 F SI 94 B CU 85 T FF 95 2-2 ③ K				4	0	0	0	0	1	5
44 Paul Goldschmidt, R (1, 3) OBP: 0.444, SLG: 0.611	C FF 90 X FF 91 0-1 14 1B 1-H 2B		B CU 75 B CU 75 B SL 84 C FF 91 F FF 92 F SI 92 F FF 93 S CH 86 3-3 ① K		B SL 85 C SL 84 S FF 90 B SL 85 B FF 91 S SL 86 3-3 ① K		C CU 81 B CU 85 X FF 95 1-1 14 G6-3 1B			4	1	2	1	0	2	0
14 Martín Prado, R (1, 5) OBP: 0.222, SLG: 0.235	C CU 76 F FF 89 D SL 85 F CU 77 B CH 86 B SL 85 F CH 85 X FF 92 3-2 26 BB 2-H 1B		B FF 92 C FF 92 F CU 77 X SI 92 1-2 ② G1-3		B SI 91 F FF 91 B CH 85 B SL 85 X SI 91 3-1 ② F8		B FF 94 C FF 94 1 SAFE S SI 95 X SI 95 1-2 ① G6-3 1-2			4	0	1	1	0	0	1
26 Miguel Montero, L (1, 2) OBP: 0.500, SLG: 0.571	C CH 84 1 SAFE B CU 75 B SL 86 B CH 84 B SL 84 4-1 15 G4-6-3 1-2 BB		B CH 86 B CU 76 B CH 86 B FF 91 4-0 BB		X CU 77 0-0 ③ G6-3		I IN 75 I IN 81 I IN 79 I IN 82 4-0 15 G4-6-3 IBB			1	0	0	0	3	0	0
15 Mark Trumbo, R (1, 7) OBP: 0.278, SLG: 0.444	B CU 77 D SL 85 C SL 87 B FF 91 F FF 93 F FF 93 X SL 88 3-2 ②③ G4-6-3 1-2f		F CH 85 B FF 90 S FF 91 D CH 86 B CH 86 X FF 91 3-2 ③ P2			X SI 95 0-0 ① L8	B CU 86 B CU 85 F SI 95 S SI 94 X SI 95 2-2 ②③ G4-6-3 1-2f			4	0	0	0	0	0	5
16 Chris Owings, R (1, 6) OBP: 0.500, SLG: 0.462		B FF 91 C SL 85 C SL 84 X SL 86 1-2 36 FC6-5 11 1B 1B		F FF 89 C FF 89 F FF 90 B FF 90 B CU 78 X SL 83 2-2 ① G5-3		C SI 94 C CU 86 X CU 85 0-2 11 S 11 2B 1B		C FF 94 F SI 94 B SL 89 X SI 94 1-2 ① P5		4	1	2	0	0	0	0
11 AJ Pollock, R (1, 8) OBP: 0.263, SLG: 0.235		C CU 76 X FF 90 0-1 8 G3-1 36 FC6-5 1-2 1B		B FF 89 C FF 91 S SL 86 X SL 86 1-2 8 2B 2 PB 1B		B FF 95 B FF 94 B FF 94 C FF 95 F FF 94 X CU 85 3-2 36 1B 8 SF7 1-H 2B		C KC 80 F SL 89 B KC 79 C FF 94 1-3 ② K		4	2	3	1	0	1	0
36 Wade Miley, L (1, 1) 38 Will Harris, R (8, 1) 12 Eric Chavez, L (8, PH) 43 Addison Reed, L (9, 1) OBP: 0.250, SLG: 0.250		X CH 83 0-0 ① FC6-5 8 G3-1 1-2 2-3f		X CH 84 0-0 ② B3		F SI 96 X SI 96 0-1 8 SF7 2-3 1B		B KC 81 S SI 95 X CH 89 1-1 ③ G4-3		3 0 1 0	0 0 0 0	1 0 0 0	0 0 0 0	0 0 0 0	0 0 0 0	3 0 0 0
Inning Stats	R: 2 E: 0 K: 0 S: 15 H: 3 LOB: 1 BB: 1 P: 28	R: 0 E: 0 K: 0 S: 12 H: 2 LOB: 2 BB: 0 P: 17	R: 0 E: 0 K: 1 S: 11 H: 0 LOB: 1 BB: 1 P: 22	R: 1 E: 0 K: 0 S: 13 H: 2 LOB: 1 BB: 0 P: 20	R: 0 E: 0 K: 1 S: 6 H: 0 LOB: 0 BB: 0 P: 12	R: 2 E: 0 K: 1 S: 14 H: 3 LOB: 1 BB: 0 P: 21	R: 0 E: 0 K: 0 S: 8 H: 1 LOB: 1 BB: 1 P: 16	R: 0 E: 0 K: 1 S: 8 H: 0 LOB: 0 BB: 0 P: 11		1B: 8 2B: 3 3B: 0 HR: 0 SF: 1 SAC: 0 DP: 2 HBP: 0				WP: 0 PB: 1 SB: 1 CS: 0 PA: 36		

PITCHER		IP	WLS	BF	H	R	ER	SO	BB	IBB	HBP	BLK	WP	HR	S	P	ERA	WHIP
18 Matt Cain, R ERA: 3.6	(1, 1)	5.0		23	7	3	2	2	2	0	0	0	0	0	57	99	3.60	1.800
57 Juan Gutierrez, R ERA: 9.0	(6, 1)	2.0	L	10	4	2	2	1	0	1	0	0	0	0	22	37	9.00	2.000
46 Santiago Casilla, R ERA:	(8, 1)	1.0		3	0	0	0	1	0	0	0	0	0	0	8	11	0.00	0.000

PITCHER	IP	WLS	BF	H	R	ER	SO	BB	IBB	HBP	BLK	WP	HR	S	P	ERA	WHIP

BOTTOM

San Francisco Giants @ Arizona Diamondbacks

Chase Field, Phoenix, AZ

Tue Apr 01 2014, 6:42 PM - 9:27 PM MST

Att. 18,974 - Clear - 74 F

livebaseballscorecards.com

AB	32
R	5
H	11
RBI	4
BB	3
SO	4
LOB	16

Batter	1	2	3	4	5	6	7	8	9	AB	R	H	RBI	BB	SO	LOB
16 Ángel Pagán, S (1, 8) OBP: 0.357, SLG: 0.429	C SI 89 X SI 90 0-1 L4		B SI 87 X SI 86 1-0 P4		X CH 81 0-0 2-H 1B		C FF 85 S SL 78 F FF 84 B FF 85 X SL 78 1-2 9 S 1B		C SI 89 F SI 89 B SI 89 B SI 88 C SI 88 2-3 K	5	0	2	1	0	1	2
9 Brandon Belt, L (1, 3) OBP: 0.385, SLG: 0.846	B FF 91 B FF 91 X SI 87 2-0 G3-1		C KC 77 B CH 80 B CH 81 B FF 90 S SL 87 X SI 90 3-2 L9		B SI 88 X SI 86 1-0 G4-3		B SL 77 C FF 83 S SL 77 S SL 78 1-3 K 1-2			4	0	0	0	0	1	2
48 Pablo Sandoval, S (1, 5) OBP: 0.308, SLG: 0.182	B SI 86 B SL 88 B SI 88 B SI 90 4-0 28 1B BB		B CH 81 X SI 90 1-0 F7			B CH 83 C CH 80 F FF 89 F SI 89 X SL 87 1-2 G3		C FC 83 S FF 83 F FF 84 S SL 78 0-3 K		3	0	0	0	1	1	0
28 Buster Posey, R (1, 2) OBP: 0.462, SLG: 0.667	C CH 82 X SI 91 0-1 1-2 1B			C SI 87 B CH 80 C CH 82 B SI 90 X SI 90 2-2 L8		B SI 88 C KC 77 X SI 87 1-1 8 FC4-6 1B		B FF 89 X FF 91 1-0 G6-3		4	0	2	0	0	0	0
8 Hunter Pence, R (1, 9)	D SI 88 B SI 91 B KC 76 C SI 90 X SI 89 3-1 F7			B KC 78 C KC 79 X SI 90 1-1 G6-3		B SL 84 F CH 81 B SI 89 D SI 89 C KC 75 X SI 89 3-2 FC4-6 1-2f 38 2B		C FF 91 X FS 87 0-1 G5-3		4	1	0	0	0	0	3
38 Michael Morse, R (1, 7) OBP: 0.300, SLG: 0.333 7 Grégor Blanco, L (6, PR) (6, 7)		B SI 89 S KC 78 F SI 90 S SI 90 1-3 K		B SI 88 F SI 90 B FF 90 C KC 78 X SI 91 2-2 G6-3		F SI 86 1 SAFE F SI 88 X FF 89 0-2 1-H 2B			C SI 88 B SI 89 C SI 89 F CU 75 X CU 74 1-2 L8	3 1	0 0	1 0	1 0	0 0	1 0	0 0
35 Brandon Crawford, L (1, 6) OBP: 0.417, SLG: 0.545		C FF 90 B FF 91 C CH 82 F SI 91 F SI 91 B CH 81 B CH 82 B SI 91 4-2 6 L3-1 BB			X CH 80 0-0 P2	F FF 90 S CH 81 D CH 81 F SI 88 S CH 81 1-3 K			B SI 89 B CU 74 F SI 88 B SI 89 X SI 88 3-1 14 WP 1B	3	0	1	0	1	1	1
6 Ehire Adrianza, S (1, 4) OBP: 0.333, SLG: 0.400		S SI 89 X FF 90 0-1 L3-1 1-2			C SI 85 B CH 79 F SI 87 F CH 80 B SI 88 B SI 90 B CH 83 4-2 17 SH3-4 16 1B BB		C FF 86 B FF 86 B FF 86 F FF 85 F FF 86 F FF 85 F FF 85 F SL 77 B FF 86 3-2 F FF 84 X FC 84 F8		B SI 87 X SI 88 1-0 F8	3	1	0	0	1	0	2
17 Tim Hudson, R (1, 1) 49 Javier López, L (8, 1) 14 Brandon Hicks, R (9, PH) 54 Sergio Romo, R (9, 1)		B SI 89 C SI 90 D SI 89 C SI 90 B SI 91 S SI 90 3-3 K			X SI 87 0-0 SH3-4 1-2		B FF 85 T FF 84 F FF 84 F SL 77 X FC 85 1-2 G4-3		B CU 74 C CU 73 1 SAFE S SI 88 B CU 75 B SI 89 B SI 89 4-2 1-2 BB	2 0 0 0	0 0 0 0	0 0 0 0	0 0 0 1	0 0 0 0	1 0 0 0	1 0 0 0

Inning Stats	1	2	3	4	5	6	7	8	9
	R: 0 E: 0 K: 0 S: 7 H: 1 LOB: 2 BB: 1 P: 16	R: 0 E: 0 K: 2 S: 12 H: 0 LOB: 1 BB: 1 P: 20	R: 0 E: 0 K: 0 S: 5 H: 0 LOB: 0 BB: 0 P: 10	R: 0 E: 0 K: 0 S: 8 H: 0 LOB: 0 BB: 0 P: 13	R: 1 E: 0 K: 0 S: 7 H: 1 LOB: 1 BB: 1 P: 12	R: 1 E: 0 K: 1 S: 16 H: 2 LOB: 1 BB: 0 P: 22	R: 0 E: 0 K: 1 S: 19 H: 1 LOB: 1 BB: 0 P: 25	R: 0 E: 0 K: 1 S: 7 H: 0 LOB: 0 BB: 0 P: 8	R: 0 E: 0 K: 1 S: 12 H: 1 LOB: 2 BB: 1 P: 23

1B: 5 SF: 0 WP: 1 PA: 37
2B: 1 SAC: 1 PB: 0
3B: 0 DP: 0 SB: 1
HR: 0 HBP: 0 CS: 0

PITCHER	IP	WLS	BF	H	R	ER	SO	BB	IBB	HBP	BLK	WP	HR	S	P	ERA	WHIP
35 Trevor Cahill, R (1, 1) ERA: 6.3	6.0	L	25	4	2	2	3	3	0	0	0	0	0	55	93	3.00	1.167
54 Joe Thatcher, L (7, 1) ERA:	1.1		5	1	0	0	2	0	0	0	0	0	0	23	29	0.00	0.750
40 J.J. Putz, R (8, 1) ERA:	0.2		2	0	0	0	0	0	0	0	0	0	0	3	4	0.00	0.000
50 Ryan Rowland-Smith, L (9, 1) ERA:	1.0		5	1	0	0	1	1	0	0	0	1	0	12	23	0.00	2.000

PITCHER	IP	WLS	BF	H	R	ER	SO	BB	IBB	HBP	BLK	WP	HR	S	P	ERA	WHIP

TOP

San Francisco Giants @ Arizona Diamondbacks
Chase Field, Phoenix, AZ
Wed Apr 02 2014, 6:41 PM - 9:30 PM MST
Att. 19,357 - Partly Cloudy - 65 F

livebaseballscorecards.com

AB	32
R	2
H	6
RBI	2
BB	4
SO	6
LOB	11

Batter	1	2	3	4	5	6	7	8	9	AB	R	H	RBI	BB	SO	LOB
8 Gerardo Parra, L (1, 9) OBP: 0.429, SLG: 0.500	S SI 88 C CU 75 F FS 80 X FS 80 0-2 ① G4-3			C FS 80 X SI 89 0-1 2 WP 1B		C SI 88 B FS 80 B CU 75 L SI 87 X FC 84 2-2 2B		C SI 86 B SL 80 B SI 85 X SI 85 2-1 ③ FC4-6 1-2f		4	0	2	0	0	0	1
2 Aaron Hill, R (1, 4) OBP: 0.318, SLG: 0.222	C SI 88 F FC 83 B SI 88 F FC 83 B SI 89 S FS 80 2-3 ② K			B FC 82 1 SAFE F SI 88 B SI 86 D FC 84 X SI 89 3-1 ① G5-3 1-2		F SI 89 F SI 89 D FS 80 F FS 81 S FC 84 1-3 ③ K			B SL 79 C SL 78 F SL 77 B SL 77 F SL 78 B FF 89 X FF 88 3-2 ① P5	4	0	0	0	0	2	2
44 Paul Goldschmidt, R (1, 3) OBP: 0.409, SLG: 0.591	C SI 87 S FS 80 B CU 76 B FS 80 X SI 88 2-2 ③ F9			F FS 81 F SI 89 S FC 83 0-3 ② K			B CU 75 C FC 83 F FS 79 B SI 88 B SI 89 X SI 90 3-2 2B		C FF 88 B CH 82 C SL 77 B SL 78 C SL 79 2-3 ② K	4	0	1	0	0	2	1
14 Martín Prado, R (1, 5) OBP: 0.182, SLG: 0.190		B SI 88 X SI 87 1-0 ① G6-3		C SI 88 F FC 82 F SI 89 X CU 75 0-2 ③ L8			B FC 85 C FC 84 F SI 89 X FS 80 1-2 ① L9		C FF 88 F FF 88 B SL 78 X FF 89 1-2 ③ F8	4	0	0	0	0	0	2
26 Miguel Montero, L (1, 2) OBP: 0.429, SLG: 0.471		C SI 87 F FS 80 B FF 88 X FS 82 1-2 ② F8			B CU 74 B FC 82 F SI 88 X SI 88 2-1 ① F8		X SI 88 0-0 ② F7			3	0	0	0	0	0	1
15 Mark Trumbo, R (1, 7) OBP: 0.238, SLG: 0.381		C FC 83 S FS 80 B SI 89 X SI 89 1-2 ③ G6-3			F FC 84 X SI 89 0-1 ② G4-3		C FC 83 F CU 75 F SI 90 D FC 84 S FS 81 1-3 ③ K			3	0	0	0	0	1	1
4 Cliff Pennington, S (1, 6) OBP: 0.250, SLG: 0.250			C SI 88 F FC 84 S FS 80 0-3 ① K		B SI 89 C FC 84 B FS 80 F SI 88 C FC 84 2-3 ③ K			S FS 77 X SI 88 0-1 E4 8 FC4-6		3	0	0	0	0	2	0
19 Tony Campana, L (1, 8) 54 Joe Thatcher, L (7, 1) 40 J.J. Putz, R (8, 1) 16 Chris Owings, R (8, PH) OBP: 0.467, SLG: 0.429 50 Ryan Rowland-Smith, L (9, 1)			B SI 89 B SI 88 C FF 88 B SI 89 C SI 87 X SI 89 3-2 ② G4-3			B FS 77 X SI 88 1-0 ① L7		B SI 88 B FC 80 F SI 86 1 SAFE S FC 82 B FS 80 F FC 80 S SI 88 3-3 ① K		2 0 0 1 0	0 0 0 0 0	0 0 0 0 0	0 0 0 0 0	0 0 0 1 0	0 0 0 1 0	0 0 0 1 0
35 Trevor Cahill, R (1, 1) 11 AJ Pollock, R (6, PH) OBP: 0.238, SLG: 0.211 (7, 8)			C SI 89 S FC 83 X FC 83 0-2 ③ G5-3			C SI 88 X SI 89 0-1 ② G5-3		C SI 88 1 SAFE X SI 88 0-1 ② F8		1 2	0 0	0 0	0 0	0 0	0 0	0 1
Inning Stats	R: 0 E: 0 K: 1 S: 11 H: 0 LOB: 0 BB: 0 P: 15	R: 0 E: 0 K: 0 S: 7 H: 0 LOB: 0 BB: 0 P: 10	R: 0 E: 0 K: 1 S: 9 H: 0 LOB: 0 BB: 0 P: 12	R: 0 E: 0 K: 1 S: 11 H: 1 LOB: 1 BB: 0 P: 14	R: 0 E: 0 K: 1 S: 7 H: 0 LOB: 0 BB: 0 P: 11	R: 0 E: 0 K: 1 S: 10 H: 1 LOB: 1 BB: 0 P: 14	R: 0 E: 0 K: 1 S: 11 H: 1 LOB: 1 BB: 0 P: 16	R: 0 E: 1 K: 1 S: 10 H: 0 LOB: 1 BB: 0 P: 15	R: 0 E: 0 K: 1 S: 10 H: 0 LOB: 0 BB: 0 P: 16	1B: 1 2B: 2 3B: 0 HR: 0 SF: 0 SAC: 0 DP: 0 HBP: 0						

PITCHER		IP	WLS	BF	H	R	ER	SO	BB	IBB	HBP	BLK	WP	HR	S	P	ERA	WHIP
17 Tim Hudson, R ERA:	(1, 1)	7.2	W	27	3	0	0	7	0	0	0	0	1	0	74	103	0.00	0.391
49 Javier López, L ERA:	(8, 1)	0.1	H	1	0	0	0	0	0	0	0	0	0	0	2	4	0.00	0.000
54 Sergio Romo, R ERA: 4.5	(9, 1)	1.0	S	3	0	0	0	1	0	0	0	0	0	0	10	16	0.00	0.000

PITCHER	IP	WLS	BF	H	R	ER	SO	BB	IBB	HBP	BLK	WP	HR	S	P	ERA	WHIP

BOTTOM

San Francisco Giants @ Arizona Diamondbacks

Chase Field, Phoenix, AZ

Wed Apr 02 2014, 6:41 PM - 9:30 PM MST

Att. 19,357 - Partly Cloudy - 65 F

livebaseballscorecards.com

AB	31
R	0
H	3
RBI	0
BB	0
SO	8
LOB	10

WP: 1 PA: 31
PB: 0
SB: 0
CS: 0

Batter	1	2	3	4	5	6	7	8	9	AB	R	H	RBI	BB	SO	LOB
16 Ángel Pagán, S (1, 8) OBP: 0.421, SLG: 0.684	B CH 73 C SL 73 X SL 77 1-1 ① F8		B SI 89 B SI 88 C SI 88 X SI 89 2-1 1B		F SI 85 B SL 77 X CH 77 1-1 7 SH1-3 2B		C FC 86 X CH 79 0-1 ② G4-3	X FF 92 0-0 1-H 2-H HR		5	1	3	3	0	0	0
7 Grégor Blanco, L (1, 7) 46 Santiago Casilla, R (8, 1) 49 Javier López, L (9, 1)	C CH 76 B SL 73 F SL 76 X SI 87 1-2 ② G3		C CU 72 X SI 87 0-1 ② F9		X CH 79 0-0 ① SH1-3 2-3		B FC 86 B FC 87 B CH 78 C FC 85 C FC 88 B CH 80 4-2 BB	B SI 86 X SI 86 1-0 ③ F7		3 0 0	0 0 0	0 0 0	0 0 0	1 0 0	0 0 0	2 0 0
9 Brandon Belt, L (1, 3) OBP: 0.333, SLG: 0.833	C CU 67 B SI 87 F SI 88 B SI 88 B SL 78 X SL 77 3-2 HR		X SI 87 0-0 ③ G1-3		S SL 79 S FF 91 X SL 79 0-2 ② P6		F CH 78 X FC 87 0-1 ③ G4-3		F SL 79 F SL 79 F SI 87 B SL 80 C SI 89 1-3 ① K	5	1	1	1	0	1	3
48 Pablo Sandoval, S (1, 5) OBP: 0.278, SLG: 0.250	C SI 88 S CH 81 X SI 87 0-2 ③ G6-3			B CU 70 B SI 85 X SI 86 2-0 8 1B 29 SF8 2B	S SL 77 B FF 91 X FF 91 1-1 ③ P4			F FF 92 S FF 91 S CU 81 0-3 ① K	B CU 71 F CU 73 T B X 2-2 ② G5-3	5	1	1	0	0	1	1
8 Hunter Pence, R (1, 9) OBP: 0.167, SLG: 0.063		B SI 86 X CH 77 1-0 ① G5-3		X SI 87 0-0 6 F8 35 BB 2-3 1B		S CH 77 B FC 86 X CH 76 1-1 ① F8		C FF 92 B CU 80 B FF 92 B FC 92 F FC 91 B FC 92 4-2 29 2B BB	B SI 84 C SI 85 X CH 77 1-1 ③ G6-3	4	1	1	0	1	0	0
29 Héctor Sánchez, S (1, 2) OBP: 0.400, SLG: 1.000 2 Juan Carlos Perez, R (8, PR) (8, 7)		C SL 76 S CH 79 B SI 88 F SI 89 F CH 76 B CH 82 F SI 89 B SL 78 X CH 78 3-2 ② G1-3		C SI 87 F CH 82 B SI 87 F SL 75 F CH 80 D FF 83 X SI 88 2-2 ① SF8 3-H		X FC 86 0-0 ② G3-1		X FF 90 0-0 1-H 38 1B 2B		3 0	0 1	1 0	2 0	0 0	0 0	0 0
35 Brandon Crawford, L (1, 6) OBP: 0.438, SLG: 0.462		B SI 87 B CH 81 B SL 77 B CH 79 4-0 BB		C SL 74 C SL 76 F SI 85 B CH 81 B SI 86 F SI 88 F SL 77 B SI 85 F SL 77 B SI 88 4-2 55 S 1-2 BB		C FC 87 C FC 87 B FC 88 X CH 78 1-2 ③ G4-3		C FF 92 F FF 92 B FF 93 X FF 92 1-2 ② F8		2	0	0	0	2	0	1
6 Ehire Adrianza, S (1, 4) OBP: 0.222, SLG: 0.250 28 Buster Posey, R (8, PH) OBP: 0.500, SLG: 0.667 (8, 2)		B SI 87 C SI 85 T SI 85 B CH 79 B SL 77 C SL 77 3-3 ③ K		B CH 76 F SI 82 X SI 84 1-1 ② F8 2-3			B FC 85 C FC 86 B CH 78 F CH 78 X FC 87 2-2 ① G6-3	B FF 92 B FF 93 I IN 60 I IN 60 4-0 38 1B 16 HR IBB		3 0	0 1	0 0	0 0	0 1	1 0	3 0
55 Tim Lincecum, L (1, 1) 14 Brandon Hicks, R (7, PH) OBP: 1.000, SLG: 4.000 34 David Huff, S (7, 1) 63 Jean Machi, R (7, 1) 38 Michael Morse, R (8, PH) OBP: 0.364, SLG: 0.400 13 Joaquin Arias, R (8, 4)			C CH 79 C SL 77 F SI 87 B SL 76 F SI 88 C SL 79 1-3 ① K	C SI 87 C SL 78 B SI 87 B SI 87 T SL 76 2-2 ③ K 1-2		B FC 86 C FC 86 S FC 88 B FC 88 B FC 88 X FC 88 3-2 HR		B CU 80 B FF 92 C CU 80 X CU 80 2-1 1-2 2-H 16 HR 1B		2 1 0 0 1 0	0 1 0 0 1 0	0 1 0 0 1 0	0 1 0 0 0 0	2 0 0 0 0 0	2 0 0 0 0 0	2 0 0 0 0 0
Inning Stats	R: 1 H: 1 E: 0 LOB: 0 K: 0 BB: 0 S: 11 P: 16	R: 0 H: 0 E: 0 LOB: 1 K: 1 BB: 1 S: 10 P: 21	R: 0 H: 1 E: 0 LOB: 1 K: 1 BB: 0 S: 10 P: 13	R: 1 H: 2 E: 0 LOB: 2 K: 1 BB: 1 S: 17 P: 28	R: 0 H: 1 E: 0 LOB: 1 K: 0 BB: 0 S: 8 P: 10	R: 0 H: 0 E: 0 LOB: 0 K: 0 BB: 0 S: 6 P: 8	R: 1 H: 1 E: 0 LOB: 1 K: 0 BB: 1 S: 12 P: 21	R: 5 H: 3 E: 0 LOB: 1 K: 1 BB: 2 S: 13 P: 25	R: 0 H: 0 E: 0 LOB: 0 K: 1 BB: 0 S: 9 P: 13	1B: 3 SF: 1 2B: 3 SAC: 1 3B: 0 DP: 0 HR: 3 HBP: 0						

PITCHER		IP	WLS	BF	H	R	ER	SO	BB	IBB	HBP	BLK	WP	HR	S	P	ERA	WHIP
61 Bronson Arroyo, R ERA: 4.15	(1, 1)	4.1		20	5	2	2	3	2	0	0	0	0	1	51	82	4.15	1.615
59 Oliver Pérez, L ERA: 18.0	(5, 1)	0.2		2	0	0	0	0	0	0	0	0	0	0	5	6	0.00	0.000
55 Josh Collmenter, R ERA: 4.5	(6, 1)	2.0		8	1	1	1	0	1	0	0	0	0	1	18	29	4.50	1.000
38 Will Harris, R ERA: 12.27	(8, 1)	0.2	L	7	3	5	5	1	1	1	0	0	0	1	12	23	67.50	6.000
50 Ryan Rowland-Smith, L ERA:	(8, 1)	1.0		3	0	0	0	1	0	0	0	0	0	0	8	12	0.00	0.000

PITCHER		IP	WLS	BF	H	R	ER	SO	BB	IBB	HBP	BLK	WP	HR	S	P	ERA	WHIP
29 Brad Ziegler, R ERA:	(9, 1)	0.1		1	0	0	0	0	0	0	0	0	0	0	2	3	0.00	0.000

TOP

San Francisco Giants @ Arizona Diamondbacks
Chase Field, Phoenix, AZ
Thu Apr 03 2014, 12:41 PM - 3:52 PM MST
Att. 19,131 - Sunny - 64 F

livebaseballscorecards.com

AB	34
R	8
H	9
RBI	8
BB	5
SO	5
LOB	12

Batter	1	2	3	4	5	6	7	8	9	AB	R	H	RBI	BB	SO	LOB
8 Gerardo Parra, L (1, 9) OBP: 0.360, SLG: 0.409	B SI 89 C FF 90 X CH 83 1-1 ① G3		B SI 89 L CH 81 F CH 83 B FF 90 F FF 91 F CH 83 X CH 83 2-2 ① G3		C SI 89 F FF 92 B CH 84 B CH 85 C CH 83 2-3 ③ K		1 SAFE F FC 85 B FF 90 1 SAFE 1 SAFE D SL 80 F FF 90 B FC 87 X FF 90 3-2 ② FC3-6 2 2B 1-2f			4	1	0	0	0	1	1
2 Aaron Hill, R (1, 4) OBP: 0.385, SLG: 0.364	C FF 90 X SI 90 0-1 44 HR 1B		B CH 83 C CH 82 B FF 90 S FF 91 F FF 90 B CH 83 S CH 83 3-3 ② K			B FF 90 C SI 89 F SL 82 B CU 76 X FF 91 2-2 14 G3-1 14 S 15 HR 1B	1 SAFE B CU 80 B CH 84 S SI 92 X CH 85 2-1 1-H 2B			4	2	3	1	0	1	0
44 Paul Goldschmidt, R (1, 3) OBP: 0.423, SLG: 0.692	X FF 91 0-0 1-H HR		B CU 74 B CU 75 C CH 82 B CH 83 C CH 82 X CH 83 3-2 ③ 1B			B CH 82 B FF 90 F CH 81 B FF 90 X SL 82 3-1 ① F9	C CU 82 S CH 86 X CH 87 0-2 ③ G1-3			4	1	2	2	0	0	2
14 Martín Prado, R (1, 5) OBP: 0.154, SLG: 0.160	C SI 89 B CH 82 X SI 90 1-1 ② G4-3			C SI 88 C CH 81 B CH 82 X CH 82 1-2 ① G5-3		C FF 90 S CH 82 X CH 81 0-2 ② G3-1 1-3		B FF 94 B FF 94 C FF 93 X SI 94 2-1 ① G5-3		4	0	0	0	0	0	1
15 Mark Trumbo, R (1, 7) OBP: 0.280, SLG: 0.560	C CH 83 X SL 81 0-1 2B			F SI 89 X CH 82 0-1 ② G6-3		F CH 82 B FF 91 B SL 81 X CH 82 2-1 3-H HR		B FF 95 B SI 95 B SI 95 C FF 93 F SI 94 C FF 96 3-3 ② K		4	1	2	2	0	1	0
16 Chris Owings, R (1, 6) OBP: 0.474, SLG: 0.444	C FF 90 F SI 89 B CH 83 F CH 82 F FF 91 S SL 81 1-3 ③ K			C FF 90 F SL 82 F FF 90 X CH 83 0-2 1B		F FF 91 C FF 90 X FF 89 0-2 11 S 1B		B FF 95 F SI 94 F SL 90 X SI 95 1-2 ③ G5-3		4	0	2	0	0	1	1
11 AJ Pollock, R (1, 8) OBP: 0.200, SLG: 0.174		B CU 75 F CH 82 X FF 90 1-1 ① G1-3		C SI 89 1 SAFE 1 SAFE F CH 82 P PO 86 S CH 82 1-3 ③ K		C SL 80 F CU 77 B FF 89 X CU 77 1-2 ③ L5 1-2			B FF 94 C SI 94 S SL 88 B SL 88 B FF 93 X SI 94 3-2 ① P1	4	0	0	0	0	1	2
9 Tuffy Gosewisch, R (1, 2)		C FF 90 F CH 83 S CH 82 0-3 ② K			F FF 90 B SL 80 F CH 83 X CH 81 1-2 ① G5-3		B FC 89 F CH 82 S CH 80 B SL 78 B FF 91 X CH 81 3-2 ① G6-3		C SI 93 B SL 88 S FF 95 C KC 80 1-3 ② K	4	0	0	0	0	2	0
61 Bronson Arroyo, R (1, 1) 59 Oliver Pérez, L (6, 1) 19 Tony Campana, L (6, PH) 55 Josh Collmenter, R (8, 1) 4 Cliff Pennington, S (7, PH) AVG .000, SEC .226 38 Will Harris, R (8, 1) 50 Ryan Rowland-Smith, L (8, 1) 29 Brad Ziegler, R (8, 1) 12 Eric Chavez, L (9, PH)		B FF 89 F SI 90 C SL 82 B CU 77 S CH 84 2-3 ③ K			C CU 75 C CU 76 S CU 76 0-3 ② K2-3		B FC 86 B FF 90 F FC 89 B FC 89 B FC 89 4-1 8 FC3-6 BB		B SI 84 B SI 84 C SI 83 X SI 85 2-1 ③ G3-1	1 0 0 0 0 1 0 0 0 0 0 0 0 0 1 0 0 0 0 1 0 0 0 0 0 0 0 0 0 0 0 0 1 0 0 0 0 0 0 0 0 0 0 0 0 0 0 0 0 0 0 0 0 0 0 0 1 0 0 0 0 0 0						
Inning Stats	R: 2 E: 0 K: 1 S: 14 H: 3 LOB: 1 BB: 0 P: 17	R: 0 E: 0 K: 2 S: 8 H: 0 LOB: 0 BB: 0 P: 11	R: 0 E: 0 K: 1 S: 12 H: 1 LOB: 1 BB: 0 P: 20	R: 0 E: 0 K: 1 S: 13 H: 1 LOB: 1 BB: 0 P: 14	R: 0 E: 0 K: 2 S: 9 H: 0 LOB: 0 BB: 0 P: 12	R: 2 E: 0 K: 0 S: 16 H: 3 LOB: 1 BB: 0 P: 24	R: 1 E: 0 K: 0 S: 12 H: 1 LOB: 1 BB: 1 P: 24	R: 0 E: 0 K: 1 S: 8 H: 0 LOB: 0 BB: 0 P: 14	R: 0 E: 0 K: 1 S: 8 H: 0 LOB: 0 BB: 0 P: 14	1B: 5 2B: 2 3B: 0 HR: 2 SF: 0 SAC: 0 DP: 0 HBP: 0						WP: 0 PB: 0 SB: 2 CS: 0 PA: 36

PITCHER		IP	WLS	BF	H	R	ER	SO	BB	IBB	HBP	BLK	WP	HR	S	P	ERA	WHIP
55 Tim Lincecum, R ERA: 6.0	(1, 1)	6.0		25	8	4	4	7	0	0	0	0	0	2	72	98	6.00	1.333
34 David Huff, L ERA: 13.5	(7, 1)	0.2		3	0	1	1	0	1	0	0	0	0	0	7	17	13.50	1.500
63 Jean Machi, R ERA:	(7, 1)	0.1	W	2	1	0	0	0	0	0	0	0	0	0	5	7	0.00	3.000
46 Santiago Casilla, R ERA:	(8, 1)	1.2	H	5	0	0	0	2	0	0	0	0	0	0	14	24	0.00	0.000
49 Javier López, L ERA:	(9, 1)	0.1		1	0	0	0	0	0	0	0	0	0	0	2	4	0.00	0.000

PITCHER	IP	WLS	BF	H	R	ER	SO	BB	IBB	HBP	BLK	WP	HR	S	P	ERA	WHIP

BOTTOM

San Francisco Giants @ Arizona Diamondbacks

Chase Field, Phoenix, AZ

Thu Apr 03 2014, 12:41 PM - 3:52 PM MST

Att. 19,131 - Sunny - 64 F

livebaseballscorecards.com

AB	35
R	5
H	9
RBI	5
BB	1
SO	9
LOB	7

Batter	1	2	3	4	5	6	7	8	9	AB	R	H	RBI	BB	SO	LOB
16 Ángel Pagán, S (1, 8) OBP: 0.417, SLG: 0.609	K 8 BB 1B		F7			8 CS BB			G3	4	0	1	1	1	1	0
8 Hunter Pence, R (1, 9) OBP: 0.174, SLG: 0.050	F9 BB		K			K 1-2			G5-3	4	0	0	0	1	2	1
48 Pablo Sandoval, S (1, 5) OBP: 0.261, SLG: 0.200	28 2B 38 E BB L9		L7			K			G4-3	4	1	0	0	1	1	3
28 Buster Posey, R (1, 2) OBP: 0.444, SLG: 0.625	38 E 2B 1-3	E6 9 G4-3 14 2B		K			K			4	2	1	0	0	2	0
38 Michael Morse, R (1, 7) OBP: 0.333, SLG: 0.357 2 Juan Carlos Perez, R (7, 7)	E8 9 1B 2-H 3-H 1B	P3		F8			K			4 0	1 0	1 0	2 0	0 0	1 0	1 0
9 Brandon Belt, L (1, 3) OBP: 0.318, SLG: 0.727	14 2B 32 1B 2-H 1B	G4-3 1-2		K			G3			4	1	1	1	0	1	1
14 Brandon Hicks, R (1, 4) OBP: 0.667, SLG: 1.600	32 1B 2B 1-3	13 1B 2B 2-H			G1-3			K		4	2	2	1	0	1	0
13 Joaquin Arias, R (1, 6) OBP: 0.200, SLG: 0.111	32 1B 16 1B IBB	1B 2-H			K			K		3	1	1	1	1	2	0
32 Ryan Vogelsong, R (1, 1) OBP: 0.333, SLG: 0.333 34 David Huff, S (5, 1) 57 Juan Gutierrez, R (6, 1) 6 Ehire Adrianza, S (8, PH) OBP: 0.200, SLG: 0.222 63 Jean Machi, R (8, 1) 49 Javier López, L (9, 1)	8 BB 16 1B 1B 1-2 2-H 3-H	K			G3			F9		3 0 0 1 0 0	0 0 0 0 0 0	1 0 0 0 0 0	2 0 0 0 0 0	0 0 0 0 0 0	1 0 0 0 0 0	1 0 0 0 0 0

TOP

San Francisco Giants @ Los Angeles Dodgers
Dodger Stadium, Los Angeles, CA
Fri Apr 04 2014, 1:17 PM - 4:40 PM PDT
Att. 53,493 - Partly Cloudy - 64 F

livebaseballscorecards.com

AB	35
R	8
H	8
RBI	8
BB	4
SO	12
LOB	7

Inning Stats	1	2	3	4	5	6	7	8	9	1B: 5	SF: 0	WP: 0	PA: 39
	R: 6 E: 1 K: 1 S: 17	H: 6 LOB: 3 BB: 3 P: 37	R: 2 E: 1 K: 1 S: 23	H: 2 LOB: 1 BB: 0 P: 32	R: 0 E: 0 K: 1 S: 7	H: 0 LOB: 0 BB: 0 P: 10	R: 0 E: 0 K: 2 S: 7	H: 0 LOB: 0 BB: 0 P: 8	R: 0 E: 0 K: 1 S: 6	H: 0 LOB: 0 BB: 0 P: 8	R: 0 E: 0 K: 2 S: 8	H: 0 LOB: 0 BB: 1 P: 16	R: 0 E: 0 K: 2 S: 10	H: 0 LOB: 0 BB: 0 P: 17	R: 0 E: 0 K: 2 S: 8	H: 0 LOB: 0 BB: 0 P: 14	R: 0 E: 0 K: 0 S: 7	H: 0 LOB: 0 BB: 0 P: 14	2B: 4 3B: 0 HR: 0	SAC: 0 DP: 1 HBP: 0	PB: 0 SB: 0 CS: 1	

PITCHER	IP	WLS	BF	H	R	ER	SO	BB	IBB	HBP	BLK	WP	HR	S	P	ERA	WHIP
99 Hyun Jin Ryu, L (1, 1) ERA: 3.86	2.0	L	18	8	8	6	2	2	1	0	0	0	0	40	69	27.00	5.000
60 José Domínguez, R (3, 1) ERA: 11.57	2.0		6	0	0	0	3	0	0	0	0	0	0	14	18	0.00	0.000
43 Brandon League, R (5, 1) ERA:	2.0		6	0	0	0	3	1	0	0	0	0	0	14	24	0.00	0.500
44 Chris Withrow, R (7, 1) ERA:	2.0		6	0	0	0	4	0	0	0	0	0	0	18	31	0.00	0.000
28 Jamey Wright, R (9, 1) ERA: 3.86	1.0		3	0	0	0	0	0	0	0	0	0	0	7	14	0.00	0.000

PITCHER	IP	WLS	BF	H	R	ER	SO	BB	IBB	HBP	BLK	WP	HR	S	P	ERA	WHIP

Batter	1	2	3	4	5	6	7	8	9	AB	R	H	RBI	BB	SO	LOB
3 Carl Crawford, L (1, 7) OBP: 0.316, SLG: 0.333	B SI 91 F SI 92 B SI 92 X SI 91 2-1 F8 ①		B CU 78 B CH 83 B FF 89 C FF 90 C FF 90 X FF 90 3-2 F7 ②		F CH 84 B SI 90 B SL 88 B CH 85 C SI 91 X CH 84 3-2 27 S 27 2B 1B	X FF 90 0-0 P6 ②			B CU 72 C SI 86 B SI 86 B SI 86 X SI 84 3-1 F9 ②	5	1	1	0	0	0	2
27 Matt Kemp, R (1, 8) OBP: 0.400, SLG: 0.500	C FF 90 F SI 92 B CH 83 B FF 93 X SI 92 2-2 F9 ②		B CU 79 B FF 88 B FF 88 C FF 91 B SI 90 4-1 BB		C SI 90 X FF 88 0-1 13 1B 16 1B 1-H 2B	B SI 96 B FF 96 C SI 96 S FF 96 S FF 97 2-3 K ③			X SI 85 0-0 F8 ③	4	1	1	1	1	1	1
13 Hanley Ramirez, R (1, 6) OBP: 0.269, SLG: 0.217	C CH 85 B FF 91 F FF 91 X CU 77 1-2 F7 ③		B FF 91 C CH 83 C FF 91 F CH 83 B SL 89 C FF 90 2-3 K ③		B CU 76 D CU 77 C CH 85 B SI 90 X CU 77 3-1 16 1B 2-3 1B		C CU 82 S SI 95 X CU 83 0-2 23 CS 1B			4	0	2	0	0	1	2
23 Adrián González, L (1, 3) OBP: 0.240, SLG: 0.333		X FF 90 0-0 G3-4-1 ①		C CU 78 B CH 83 C CU 77 X SL 89 1-2 HR	B FF 90 B FF 91 C FF 91 T FC 87 D FC 88 S FF 92 3-3 K ①		F SI 96 S CH 88 F SI 96 F CH 89 B SI 95 S CH 88 1-3 K ①② 1-2			4	1	1	1	0	2	3
16 Andre Ethier, L (1, 9) OBP: 0.360, SLG: 0.409		B SI 89 C CU 76 S CH 85 B SL 89 F CH 84 F SL 89 B FF 92 B CH 84 4-2 BB		C FF 90 F CH 85 B FF 90 B CH 84 X CU 80 2-2 HR	B FF 91 F FC 87 B FF 92 T FF 91 F FF 91 F FF 92 X FC 88 2-2 1-2 3-H 1B		B SI 96 F SI 94 F CH 89 B CU 87 S CU 84 2-3 K ③			3	1	2	2	1	1	0
5 Juan Uribe, R (1, 5) OBP: 0.360, SLG: 0.480		C FF 91 B SL 87 B CH 84 X SL 87 2-1 F7 ②		B CH 85 B FF 90 X FF 89 2-0 17 G3-1 2B	F FC 88 X CH 82 0-1 L5 ②			B CU 83 C FF 94 F CH 86 F FF 93 F CH 88 S CH 86 1-3 K ①		4	0	1	0	0	1	3
17 A.J. Ellis, R (1, 2) OBP: 0.320, SLG: 0.150		C FF 91 B SI 87 F FF 90 S SL 89 1-3 K ③		C CU 77 C CH 84 B FF 91 X SI 90 1-2 G3-1 ① 2-3	C CH 81 B FF 91 F FF 90 F FC 89 F FF 92 C FF 92 1-3 K ③			F FF 94 C CU 83 B CH 87 F FF 94 F CH 87 B CU 82 X FF 94 2-2 L6 ②		4	0	0	0	0	2	4
9 Dee Strange-Gordon, L (1, 4) OBP: 0.476, SLG: 0.529			B FF 90 B FF 90 C FF 91 X FF 91 2-1 60 S 1B	F CH 84 F CU 78 B FF 90 B CU 77 X CH 82 2-2 P5 ②		C FC 84 B CU 77 L FF 90 X FC 85 1-2 10 E 10 S 1B		C FF 92 B CH 84 B CH 85 X FF 94 2-1 L4 ③		4	0	2	0	0	0	1
99 Hyun Jin Ryu, R (1, 1) OBP: 0.200, SLG: 0.200 60 José Domínguez, R (3, 1) 33 Scott Van Slyke, R (4, PH) OBP: 0.600, SLG: 1.500 43 Brandon League, R (5, 1) 10 Justin Turner, R (6, PH) OBP: 0.200, SLG: 0.200 44 Chris Withrow, R (7, 1) 28 Jamey Wright, R (9, 1) 18 Chone Figgins, S (9, PH)			C FF 91 C FF 90 B FF 91 S CU 77 1-3 K ① 1-2	B FF 88 B SI 89 C CH 84 C CU 79 S FF 92 2-3 K ③		C SI 89 1 SAFE 1 SAFE B FF 90 S FF 90 1 SAFE S FF 91 1-3 K ① 1-3			C SI 84 C CH 78 B SL 80 B SI 84 X SI 85 2-2 G6-3 ①	0 1 1 0 1 0 0 1	0 0 0 0 0 0 0 0	0 0 0 0 0 0 0 0	0 0 0 0 0 0 0 0	0 1 1 0 1 0 0 0	0 1 1 0 1 0 0 0	0 1 1 0 1 0 0 0
Inning Stats	R: 0 E: 0 K: 0 S: 8 H: 0 LOB: 0 BB: 0 P: 13	R: 0 E: 0 K: 1 S: 10 H: 0 LOB: 1 BB: 1 P: 17	R: 0 E: 0 K: 2 S: 13 H: 1 LOB: 2 BB: 1 P: 25	R: 2 E: 0 K: 1 S: 16 H: 3 LOB: 1 BB: 0 P: 26	R: 2 E: 0 K: 2 S: 22 H: 4 LOB: 2 BB: 0 P: 34	R: 0 E: 1 K: 2 S: 10 H: 1 LOB: 1 BB: 0 P: 14	R: 0 E: 0 K: 2 S: 11 H: 1 LOB: 0 BB: 0 P: 14	R: 0 E: 0 K: 1 S: 12 H: 0 LOB: 0 BB: 0 P: 17	R: 0 E: 0 K: 0 S: 6 H: 0 LOB: 0 BB: 0 P: 11	1B: 6 2B: 2 3B: 0 HR: 2	SF: 0 SAC: 0 DP: 0 HBP: 0		WP: 0 PB: 0 SB: 3 CS: 1	PA: 38		

BOTTOM

San Francisco Giants @ Los Angeles Dodgers

Dodger Stadium, Los Angeles, CA

Fri Apr 04 2014, 1:17 PM - 4:40 PM PDT

Att. 53,493 - Partly Cloudy - 64 F

livebaseballscorecards.com

AB	36
R	4
H	10
RBI	4
BB	2
SO	11
LOB	19

PITCHER		IP	WLS	BF	H	R	ER	SO	BB	IBB	HBP	BLK	WP	HR	S	P	ERA	WHIP
32 Ryan Vogelsong, R ERA: 9.0	(1, 1)	4.0		21	7	4	4	4	2	0	0	0	0	2	54	94	9.00	2.250
34 David Huff, L ERA: 3.86	(5, 1)	1.2	W	7	2	0	0	3	0	0	0	0	0	0	22	30	0.00	1.200
57 Juan Gutierrez, R ERA: 5.4	(6, 1)	1.1		4	1	0	0	3	0	0	0	0	0	0	14	19	0.00	0.750
63 Jean Machi, R ERA:	(8, 1)	1.0		3	0	0	0	1	0	0	0	0	0	0	12	17	0.00	0.000
49 Javier López, L ERA:	(9, 1)	1.0		3	0	0	0	0	0	0	0	0	0	0	6	11	0.00	0.000

PITCHER	IP	WLS	BF	H	R	ER	SO	BB	IBB	HBP	BLK	WP	HR	S	P	ERA	WHIP

Batter	1	2	3	4	5	6	7	8	9	AB	R	H	RBI	BB	SO	LOB
16 Ángel Pagán, S (1, 8) OBP: 0.448, SLG: 0.630	B SI 87 B FF 87 C SI 86 C SI 88 B FC 83 F SI 88 F SI 88 D SI 88 4-2 8 G6-4-3 BB		B CH 79 F FC 83 B FC 85 B SI 87 X SI 88 3-1 ① G5-3		X FC 82 0-0 48 HR 1-2 1B	F FF 90 B SI 90 C CU 82 X FF 91 1-2 2-H 2B		B SI 87 B SI 87 B SI 86 C SI 86 X SI 87 3-1 ③ FC5-4 1-2f		4	1	2	1	1	0	1
8 Hunter Pence, R (1, 9) OBP: 0.214, SLG: 0.200	1 SAFE B SI 87 S FC 83 F FC 83 X FF 87 1-2 ① ② G6-4-3 1-2f		F CU 73 F FF 86 X CU 67 0-2 48 F8 2B		B FF 86 B FC 84 D SI 88 C SI 86 T FC 83 F SL 80 X FF 87 3-2 ① F7	B SL 89 F SL 87 B SI 88 X SL 87 2-1 ③ F9			B FC 95 C SL 82 S FC 95 B FC 95 F FC 96 X FC 96 2-2 2B	5	0	2	0	0	0	4
48 Pablo Sandoval, S (1, 5) OBP: 0.321, SLG: 0.348	C SI 88 S CH 81 B CH 82 F FF 88 X CU 72 1-2 ③ L7		B FC 83 B FF 87 X SI 88 2-0 ② F8 2-3		B FF 87 B SI 88 F FC 83 X FC 84 2-1 1-H 2-H HR		B FF 94 B FF 93 B SL 82 C FF 94 C FF 94 F FF 94 B FF 95 4-2 2 28 G5-4-3 1B BB		C FC 96 B FF 97 B FC 97 B FF 96 F FC 97 B FC 97 4-2 BB	3	1	1	3	2	0	1
28 Buster Posey, R (1, 2) OBP: 0.435, SLG: 0.714		C CU 70 S CH 81 B FC 83 B SI 86 B CU 73 X FF 87 3-2 ① G5-3	X FC 83 0-0 ③ P6		B SL 82 F FF 99 B FF 99 B SL 84 X FF 93 3-1 HR		C FF 94 B FF 94 C FF 94 X SL 83 1-2 2 G5-4-3 1B		F FC 95 S FC 95 X FC 95 0-2 ① F8	5	1	2	1	0	0	3
38 Michael Morse, R (1, 7) OBP: 0.389, SLG: 0.563 2 Juan Carlos Perez, R (5, 7) 46 Santiago Casilla, R (7, 1) 29 Héctor Sánchez, S (9, PH) OBP: 0.333, SLG: 0.800 52 Yusmeiro Petit, R (9, 1)		B CH 82 B FF 87 B FC 83 B SI 87 4-0 14 1B 9 1B 35 FC4-6 BB	X CH 79 0-0 HR	C FF 97 S FF 98 F FF 98 F FF 98 B FF 98 B FF 96 S SL 85 2-3 ② K	C FF 95 C SL 82 F SL 81 B FF 93 F FF 94 X FF 93 1-2 ① ② G5-4-3 1-2f 2-3		B SL 84 B FF 95 B FC 96 C FC 92 F FC 94 F FC 95 S SL 83 3-3 ② K	2	2	1	1	1	1	0
										1	0	0	0	0	0	2
										0	0	0	0	0	0	0
										1	0	0	0	0	1	2
										0	0	0	0	0	0	0
9 Brandon Belt, L (1, 3) OBP: 0.296, SLG: 0.630		X SI 87 0-0 35 FC4-6 14 1B 1-2 1B	F SL 79 B SI 87 B SI 86 B FF 87 X SI 87 3-1 ① G3	T SL 84 S SL 85 S FF 98 0-3 ③ K		X FF 94 0-0 ③ P6		F FC 88 X FC 88 0-1 ③ F9	5	0	1	0	0	1	3
14 Brandon Hicks, R (1, 4) OBP: 0.500, SLG: 1.000		C FC 83 X CU 72 0-1 35 FC4-6 1-2 2-3 1B	X FC 84 0-0 ② G5-3		B SI 89 F SL 88 B SL 86 S SI 88 C SL 89 2-3 ① K	B SI 86 B SI 85 X SI 86 2-0 ① G5-3		4	0	1	0	0	1	0
35 Brandon Crawford, L (1, 6) OBP: 0.450, SLG: 0.400		X FF 89 0-0 ② FC4-6 1-2f 2-3 3-H	C EP 63 F SL 82 B CU 74 B CU 74 B SI 88 X SL 80 3-2 ③ G1-3		B SI 89 C CU 80 B FF 88 B SL 88 S SL 85 F FF 89 B CU 82 4-2 40 SH3-4 16 2B BB	B SI 86 B SI 86 C SI 86 C KC 79 B KC 80 F SI 88 B KC 79 4-2 16 FC5-4 BB		2	1	0	1	2	0	2
40 Madison Bumgarner, R (1, 1) OBP: 0.500, SLG: 0.500 7 Grégor Blanco, L (7, 7)		C FF 87 F FF 88 D CU 73 D CU 73 B SI 86 F FF 88 F FF 87 C SI 88 3-3 ③ K	C FF 85 B CU 71 F FF 86 X SI 86 1-2 16 1B 48 HR 1B	S SL 88 1 SAFE B FF 90 1 SAFE 1 SAFE X FF 87 1-1 ② SH3-4 1-2		B SI 86 X SI 86 1-0 ② F7		2	1	1	0	0	1	2
								1	0	0	0	0	0	1

Inning Stats	1	2	3	4	5	6	7	8	9
	R: 0 E: 0 K: 0 S: 11 H: 0 LOB: 0 BB: 1 P: 17	R: 1 E: 0 K: 1 S: 12 H: 2 LOB: 2 BB: 1 P: 22	R: 0 E: 0 K: 0 S: 7 H: 1 LOB: 1 BB: 0 P: 12	R: 1 E: 0 K: 0 S: 7 H: 1 LOB: 0 BB: 0 P: 13	R: 4 E: 0 K: 2 S: 20 H: 4 LOB: 0 BB: 0 P: 31	R: 1 E: 0 K: 1 S: 13 H: 1 LOB: 1 BB: 1 P: 23	R: 0 E: 0 K: 0 S: 13 H: 1 LOB: 1 BB: 1 P: 19	R: 0 E: 0 K: 0 S: 7 H: 0 LOB: 1 BB: 1 P: 17	R: 0 E: 0 K: 1 S: 15 H: 1 LOB: 2 BB: 1 P: 24

1B: 5 SF: 0
2B: 3 SAC: 1
3B: 0 DP: 2
HR: 3 HBP: 0

WP: 0 PA: 42
PB: 0
SB: 0
CS: 0

PITCHER		IP	WLS	BF	H	R	ER	SO	BB	IBB	HBP	BLK	WP	HR	S	P	ERA	WHIP
47 Paul Maholm, L ERA: 9.64	(1, 1)	4.1	L	21	7	5	5	1	2	0	0	0	0	2	47	80	10.38	2.077
60 José Domínguez, R ERA: 12.0	(5, 1)	0.2		3	1	1	1	2	0	0	0	0	0	1	10	15	13.50	1.500
75 Paco Rodríguez, L ERA: 2.45	(6, 1)	1.0		5	1	1	1	1	1	0	0	0	0	0	13	23	9.00	2.000
54 Chris Perez, R ERA:	(7, 1)	1.0		4	1	0	0	0	1	0	0	0	0	0	13	19	0.00	2.000
56 J.P. Howell, L ERA:	(8, 1)	1.0		4	0	0	0	0	1	0	0	0	0	0	7	17	0.00	1.000

PITCHER		IP	WLS	BF	H	R	ER	SO	BB	IBB	HBP	BLK	WP	HR	S	P	ERA	WHIP
74 Kenley Jansen, R ERA: 3.0	(9, 1)	0.2		4	1	0	0	1	1	0	0	0	0	0	13	22	0.00	3.000
28 Jamey Wright, R ERA: 3.38	(9, 1)	0.1		1	0	0	0	0	0	0	0	0	0	0	2	2	0.00	0.000

TOP

San Francisco Giants @ Los Angeles Dodgers

Dodger Stadium, Los Angeles, CA

Sat Apr 05 2014, 1:14 PM - 4:52 PM PDT

Att. 49,520 - Partly Cloudy - 65 F

livebaseballscorecards.com

AB	35
R	7
H	11
RBI	7
BB	6
SO	5
LOB	21

Batter	1	2	3	4	5	6	7	8	9	AB	R	H	RBI	BB	SO	LOB
66 Yasiel Puig, R (1, 9) OBP: 0.333, SLG: 0.417	B FF 92 X FC 89 1-0 ① L7		B CU 74 C FC 88 X FC 89 1-1 23 CS 1B		B FF 92 X FC 89 1-0 ③ F8		B SL 89 B SI 94 F SI 94 X SI 95 2-1 ② F9			4	0	1	0	0	0	3
10 Justin Turner, R (1, 4) OBP: 0.250, SLG: 0.250 16 Andre Ethier, L (7, PH) OBP: 0.385, SLG: 0.435 56 J.P. Howell, L (8, 1) 3 Carl Crawford, L (9, 7) OBP: 0.316, SLG: 0.333	C FF 92 S FF 92 B FF 92 B CU 76 X CU 77 2-2 ② F8		1 SAFE S FC 86 B CH 82 C FC 86 B FF 90 S FC 87 2-3 ① K			C CH 80 B CH 82 X FC 89 1-1 23 G3-1 1B	F SI 95 T SI 96 B SL 90 B KC 81 X SI 92 2-2 ③ 1-2 2-H 3-H 1B			3 1 0 0	0 0 0 0	1 1 0 0	0 1 0 0	0 1 0 0	1 0 0 0	1 0 0 0
13 Hanley Ramirez, R (1, 6) OBP: 0.300, SLG: 0.269	X FF 92 0-0 2B		1 SAFE F FC 88 F FF 91 C FC 88 0-3 ② K			B FC 87 C FF 90 S CU 74 B FC 88 C FC 87 2-3 ① K		B SL 90 B SL 90 S FF 95 F SI 96 B SI 96 B FF 94 4-2 27 G1-4-3 23 BB BB		3	0	1	0	1	2	2
23 Adrián González, L (1, 3) OBP: 0.276, SLG: 0.375	S CU 76 F FF 92 S FC 89 0-3 ③ K		B FC 85 1 SAFE 1 SAFE 1-0 ③ CS 1-2	F FC 86 X FF 92 0-1 2B		C FF 92 X CH 82 0-1 ② G3-1 1-2		B SI 96 F FF 94 F KC 81 D CH 89 F KC 81 F SI 96 D SL 90 F SI 95 B FF 96 4-2 27 G1-4-3 1-2 BB		3	0	1	0	1	1	2
27 Matt Kemp, R (1, 8) OBP: 0.222, SLG: 0.250		C FC 88 B CH 82 F CH 83 F FC 89 B CU 78 S CU 77 2-3 ① K		B FC 86 B FC 87 F FC 88 F FC 87 T FF 92 2-2 ① K		B CH 82 S FC 89 C FC 88 X CU 68 1-2 ③ G5-3		C SI 95 F SI 96 B SL 91 B KC 81 F FF 96 X FF 96 2-2 ① ② G1-4-3 1-2f 2-3		4	0	0	0	0	2	4
33 Scott Van Slyke, R (1, 7) OBP: 0.556, SLG: 1.000 74 Kenley Jansen, S (9, 1) 28 Jamey Wright, R (9, 1)	C FF 92 B FC 88 B FF 91 B FF 91 B FC 87 4-1 5 2B BB		C CH 82 F CH 83 S FF 92 0-3 ② K				S CH 81 C FF 91 F FC 89 B FC 88 B CU 76 F FF 92 B FC 87 F FC 88 F FF 92 3-2 X CU 76 9 1B 17 1B 16 1B 1B	B SL 90 B SI 94 C FF 94 F FF 94 F SI 95 B SL 89 C FF 95 3-3 ③ K		3 0 0	2 0 0	1 0 0	0 0 0	1 0 0	2 0 0	2 0 0
5 Juan Uribe, R (1, 5) OBP: 0.345, SLG: 0.483	D CH 82 F FC 88 S CU 75 B FF 91 F FF 91 X CU 76 2-2 1-H 2B		F CH 82 B FC 89 C FC 88 F FF 93 D CU 78 B FC 90 S CU 78 3-3 ③ K2-3				B CH 81 F FC 86 F FF 90 B FC 84 S FC 87 2-3 ① K		B FF 88 C FF 90 S CU 77 F CU 78 S CU 79 1-3 ① K	4	0	1	1	0	3	2
17 A.J. Ellis, R (1, 2) OBP: 0.310, SLG: 0.167	B FF 91 B CH 83 C FC 87 X FC 87 2-1 ② L8				B FF 88 X FF 90 1-0 ① P3		B CH 82 X CH 82 1-0 9 1B 16 1B 1-2 1B		C FF 90 X SL 85 0-1 ② L7	4	0	1	0	0	0	1
47 Paul Maholm, L (1, 1) 60 José Domínguez, R (5, 1) 18 Chone Figgins, S (5, PH) 75 Paco Rodríguez, L (6, 1) 54 Chris Perez, R (7, 1) 9 Dee Strange-Gordon, L (7, PH) OBP: 0.478, SLG: 0.526 (8, 4)	C FF 92 S FF 92 F FF 93 B CU 76 B FF 92 B FC 88 S FF 92 3-3 ③ K				B FC 90 C FF 91 B FC 87 S FF 91 F FF 91 B FC 88 F FF 91 X FC 88 3-2 ② G6-3		B FC 90 C FC 86 X CU 74 1-1 16 1B 1-2 2-3 1B		C FF 89 C CH 84 B FF 90 X CU 78 1-2 ③ G6-3	1 0 1 0 0 0 2	0 0 0 0 0 0 0	0 0 0 0 0 0 1	0 0 0 0 0 0 0	0 0 0 0 0 0 0	1 0 0 0 0 0 0	1 0 0 0 0 0 0
Inning Stats	R: 0 E: 0 K: 1 S: 8 H: 1 LOB: 1 BB: 0 P: 11	R: 1 E: 0 K: 2 S: 15 H: 1 LOB: 1 BB: 1 P: 28	R: 0 E: 0 K: 2 S: 8 H: 1 LOB: 0 BB: 0 P: 12	R: 0 E: 0 K: 3 S: 12 H: 1 LOB: 1 BB: 0 P: 17	R: 0 E: 0 K: 0 S: 7 H: 0 LOB: 0 BB: 0 P: 12	R: 0 E: 0 K: 1 S: 10 H: 1 LOB: 1 BB: 0 P: 14	R: 1 E: 0 K: 1 S: 18 H: 4 LOB: 2 BB: 0 P: 29	R: 0 E: 0 K: 1 S: 15 H: 0 LOB: 1 BB: 2 P: 28	R: 0 E: 0 K: 1 S: 9 H: 0 LOB: 0 BB: 0 P: 11	1B: 6 2B: 3 3B: 0 HR: 0 SF: 0 SAC: 0 DP: 1 HBP: 0				WP: 0 PB: 0 SB: 0 CS: 1		PA: 37

PITCHER		IP	WLS	BF	H	R	ER	SO	BB	IBB	HBP	BLK	WP	HR	S	P	ERA	WHIP
40 Madison Bumgarner, L ERA: 1.74	(1, 1)	6.1	W	27	8	2	2	10	1	0	0	0	0	0	73	114	2.84	1.421
46 Santiago Casilla, R ERA:	(7, 1)	1.2		6	1	0	0	1	2	0	0	0	0	0	20	37	0.00	1.800
52 Yusmeiro Petit, R ERA: 9.0	(9, 1)	1.0		3	0	0	0	1	0	0	0	0	0	0	9	11	0.00	0.000

PITCHER	IP	WLS	BF	H	R	ER	SO	BB	IBB	HBP	BLK	WP	HR	S	P	ERA	WHIP

BOTTOM

San Francisco Giants @ Los Angeles Dodgers

Dodger Stadium, Los Angeles, CA

Sat Apr 05 2014, 1:14 PM - 4:52 PM PDT

Att. 49,520 - Partly Cloudy - 65 F

livebaseballscorecards.com

AB	33
R	2
H	9
RBI	2
BB	3
SO	12
LOB	18

Batter	1	2	3	4	5	6	7	8	9	AB	R	H	RBI	BB	SO	LOB
16 Ángel Pagán, S (1, 8) OBP: 0.455, SLG: 0.613	X FF 90 0-0 1B		B FF 91 C SI 91 F CU 73 X FF 92 1-2 1B		B CH 88 C FF 91 F CU 74 C FF 92 1-3 ③ K			B SI 85 F SI 85 B SI 87 X SI 84 2-1 ① F8		4	0	2	0	0	1	2
9 Brandon Belt, L (1, 3) OBP: 0.323, SLG: 0.710	B FF 92 F SL 85 F FF 92 B FF 94 S FF 92 2-3 ① K		S CH 88 B FF 93 C CH 87 B FF 93 C SL 86 2-3 ③ K			S CH 86 S CH 87 F CH 86 B SI 91 X SL 84 1-2 HR		F SI 84 B SI 86 B KC 79 S SI 86 X SI 87 2-2 1B		4	1	2	1	0	2	2
48 Pablo Sandoval, S (1, 5) OBP: 0.281, SLG: 0.296	C CU 69 1 SAFE B SI 92 1 SAFE X CH 87 1-1 ② L7			C FF 91 F CU 68 F CU 68 F FF 92 B FF 92 F SL 85 X CH 79 1-2 ① G6-3		C SL 85 S FF 91 B FF 93 B SL 85 F FF 93 X CU 71 2-2 ① G1		D SI 87 F SI 86 B KC 78 F SI 86 F SI 86 S KC 80 2-3 ② K		4	0	0	0	0	1	2
28 Buster Posey, R (1, 2) OBP: 0.370, SLG: 0.600	C FF 93 B SL 86 C SL 85 C FF 93 1-3 ③ K			C CU 73 X SI 91 0-1 ② G6-3		S SL 85 B SL 84 B FF 91 X CU 74 2-1 ② F9		B SL 84 S SL 84 S SL 84 S SL 84 1-3 ③ K		4	0	0	0	0	2	2
8 Hunter Pence, R (1, 9) OBP: 0.219, SLG: 0.310		C FF 90 F FF 91 S SL 84 0-3 ① K		B FF 91 F SI 92 X SL 86 1-1 ③ G6-3		X FF 91 0-0 HR			B FC 91 C FC 91 C FC 91 B FC 95 B FC 93 S FC 91 3-3 ① K	4	1	1	1	0	2	0
38 Michael Morse, R (1, 7) OBP: 0.409, SLG: 0.550		F FF 92 S FF 92 B FF 93 B SL 86 X FF 93 2-2 ② F9			F SL 83 B SI 90 F FF 92 B FF 92 F SL 86 X SL 86 2-2 6 FC3-6 1B	F SL 85 X SL 85 0-1 ③ G3			X FC 91 0-0 29 DI 1B	4	0	2	0	0	0	0
35 Brandon Crawford, L (1, 6) OBP: 0.375, SLG: 0.316		C SI 92 F FF 92 S SL 85 0-3 ③ K2-3			B CH 88 C SI 91 F SL 85 F SL 83 F CH 87 D CH 89 C FF 91 2-3 ① K		C CU 77 F FC 91 S FF 96 0-3 ① K		C FC 91 F FC 92 S FF 96 0-3 ② K	4	0	0	0	0	4	2
6 Ehire Adrianza, S (1, 4) OBP: 0.154, SLG: 0.167 29 Héctor Sánchez, S (9, PH) OBP: 0.286, SLG: 0.667			F FF 91 F SL 85 B SL 84 C SI 92 1-3 ① K		F CH 88 C FF 92 F CH 87 X CH 87 0-2 ② FC3-6 18 1B 1-2f		F FC 91 S FC 91 S FC 90 0-3 ② K		B FC 94 C FC 92 F FC 93 F SL 83 B FC 95 F FC 93 C FF 96 2-3 ③ K 1-2	3	0	0	0	0	2	1
18 Matt Cain, R (1, 1) OBP: 0.250, SLG: 0.250 7 Grégor Blanco, L (7, PH) 57 Juan Gutierrez, R (7, 1) 34 David Huff, S (8, 1)			S FF 91 B FF 91 X SL 85 1-1 ② G5-3		B FF 91 B FF 91 X FF 91 2-0 1-2 1B		B FF 94 S FF 94 S FF 96 S FF 95 1-3 ③ K			1	0	0	0	0	1	0
										0	0	0	0	0	0	0
										0	0	0	0	0	0	0

TOP

San Francisco Giants @ Los Angeles Dodgers
Dodger Stadium, Los Angeles, CA
Sun Apr 06 2014, 5:09 PM - 7:59 PM PDT
Att. 48,367 - Clear - 76 F

livebaseballscorecards.com

AB	35
R	2
H	8
RBI	2
BB	0
SO	16
LOB	12

Inning Stats	1	2	3	4	5	6	7	8	9	1B: 6	SF: 0	WP: 0	PA: 35
	R: 0 E: 0 K: 2 S: 9 H: 1 LOB: 1 BB: 0 P: 13	R: 0 E: 0 K: 2 S: 9 H: 0 LOB: 0 BB: 0 P: 11	R: 0 E: 0 K: 2 S: 11 H: 1 LOB: 1 BB: 0 P: 16	R: 0 E: 0 K: 0 S: 10 H: 0 LOB: 0 BB: 0 P: 12	R: 0 E: 0 K: 2 S: 17 H: 2 LOB: 2 BB: 0 P: 24	R: 2 E: 0 K: 0 S: 13 H: 2 LOB: 0 BB: 0 P: 18	R: 0 E: 0 K: 3 S: 9 H: 0 LOB: 0 BB: 0 P: 10	R: 0 E: 0 K: 2 S: 12 H: 1 LOB: 1 BB: 0 P: 19	R: 0 E: 0 K: 3 S: 12 H: 1 LOB: 1 BB: 0 P: 17	2B: 0 3B: 0 HR: 2	SAC: 0 DP: 0 HBP: 0	PB: 0 SB: 0 CS: 0	

PITCHER		IP	WLS	BF	H	R	ER	SO	BB	IBB	HBP	BLK	WP	HR	S	P	ERA	WHIP
21 Zack Greinke, R ERA: 3.27	(1, 1)	6.0	W	24	6	2	2	8	0	0	0	0	0	2	69	94	3.00	1.000
44 Chris Withrow, R ERA:	(7, 1)	1.0	H	3	0	0	0	3	0	0	0	0	0	0	9	10	0.00	0.000
56 J.P. Howell, L ERA:	(8, 1)	0.2	H	3	1	0	0	1	0	0	0	0	0	0	9	15	0.00	1.500
54 Chris Perez, R ERA:	(8, 1)	0.1	H	1	0	0	0	1	0	0	0	0	0	0	3	4	0.00	0.000
74 Kenley Jansen, R ERA: 2.25	(9, 1)	1.0		4	1	0	0	3	0	0	0	0	0	0	12	17	0.00	1.000

PITCHER	IP	WLS	BF	H	R	ER	SO	BB	IBB	HBP	BLK	WP	HR	S	P	ERA	WHIP

Batter	1	2	3	4	5	6	7	8	9	AB	R	H	RBI	BB	SO	LOB
9 Dee Strange-Gordon, L (1, 4) OBP: 0.407, SLG: 0.435	C FF 90 B CU 77 X SI 91 1-1 ① G1-3		B FF 92 C FF 91 B CH 86 F FF 92 B SL 87 X FF 93 3-2 ③ G4-3		B FF 91 F CH 86 F CU 79 C SL 86 1-3 ② K			C FF 90 B FC 86 X FC 87 1-1 ① G5-3		4	0	0	0	0	1	1
3 Carl Crawford, L (1, 7) OBP: 0.261, SLG: 0.273	C SI 91 B CH 86 X FF 92 1-1 ② P6			C CH 85 F FF 92 F FF 92 F SL 87 B SL 87 F SL 87 S CH 86 1-3 ① K	F FF 91 X CH 85 0-1 ③ G3-1			X FF 91 0-0 ② L8		4	0	0	0	0	1	1
13 Hanley Ramirez, R (1, 6) OBP: 0.353, SLG: 0.567	S FF 92 B SL 87 X SI 92 1-1 ③ G3-1			C SL 86 X CH 87 0-1 HR		X CU 75 0-0 23 G3-1 16 SF8 2B		F FF 92 F CH 81 B FF 90 F FC 87 B FC 87 X CH 83 2-2 HR		4	3	3	2	0	0	0
23 Adrián González, L (1, 3) OBP: 0.273, SLG: 0.393		B CH 85 C SI 92 X FF 92 1-1 ① L7		B CU 76 X SI 91 1-0 27 HR 2B		X FF 90 0-0 ① G3-1 2-3		S FC 87 X SL 81 0-1 ③ G4-3		4	1	1	0	0	0	1
16 Andre Ethier, L (1, 9) OBP: 0.345, SLG: 0.400		C FF 92 B FF 92 X SI 92 1-1 ② G3-1		S CH 85 B SL 85 B FF 92 B CH 86 X SI 92 3-1 ② F8		F SL 86 S CH 86 D CH 86 X CH 86 1-2 ② SF8 3-H				2	0	0	1	0	0	1
27 Matt Kemp, R (1, 8) OBP: 0.333, SLG: 0.909		B CU 77 X SI 92 1-0 HR		C FF 92 X FF 92 0-1 2-H HR		B FF 92 C SL 87 X SL 87 1-1 ③ G1-3				3	2	2	3	0	0	0
5 Juan Uribe, R (1, 5) OBP: 0.313, SLG: 0.438		C FF 92 X CH 87 0-1 ③ G5-3		F CU 79 B SL 88 S SL 87 S FF 93 1-3 ③ K			X SI 96 0-0 ① P4			3	0	0	0	0	1	0
31 Drew Butera, R (1, 2)			C FF 91 X SL 86 0-1 ① G5-3		B FF 90 F FF 92 B SL 86 F FF 91 F FF 92 B FF 93 X FF 92 3-2 ① F7		C FF 94 B CU 85 F FF 95 X CU 80 1-2 ② F9			3	0	0	0	0	0	0
21 Zack Greinke, R (1, 1) 44 Chris Withrow, R (7, 1) OBP: 0.250, SLG: 0.500 10 Justin Turner, R (7, PH) OBP: 0.222, SLG: 0.222 56 J.P. Howell, L (8, 1) 54 Chris Perez, R (8, 1) 74 Kenley Jansen, S (9, 1)			C FF 91 C SI 91 F FF 93 B FF 93 X CU 79 1-2 ② F8		S SL 86 F SL 86 B SL 87 F FF 92 X SL 86 1-2 2B		C CU 85 S SI 95 C FF 94 0-3 ③ K			2 0 1 0 0 0	0 0 0 0 0 0	1 0 0 0 0 0	0 0 0 0 0 0	0 0 1 0 0 0	0 0 0 0 0 0	0 0 0 0 0 0
Inning Stats	R: 0 E: 0 K: 0 S: 6 H: 0 LOB: 0 BB: 0 P: 9	R: 1 E: 0 K: 0 S: 7 H: 1 LOB: 0 BB: 0 P: 10	R: 0 E: 0 K: 0 S: 9 H: 0 LOB: 0 BB: 0 P: 13	R: 3 E: 0 K: 2 S: 16 H: 3 LOB: 0 BB: 0 P: 22	R: 0 E: 0 K: 1 S: 13 H: 1 LOB: 1 BB: 0 P: 18	R: 1 E: 0 K: 0 S: 7 H: 1 LOB: 0 BB: 0 P: 9	R: 0 E: 0 K: 1 S: 7 H: 0 LOB: 0 BB: 0 P: 8	R: 1 E: 0 K: 0 S: 9 H: 1 LOB: 0 BB: 0 P: 12		1B: 0 2B: 3 3B: 0 HR: 4 SF: 1 SAC: 0 DP: 0 HBP: 0				WP: 0 PB: 0 SB: 0 CS: 0 PA: 31		

PITCHER		IP	WLS	BF	H	R	ER	SO	BB	IBB	HBP	BLK	WP	HR	S	P	ERA	WHIP
18 Matt Cain, R ERA: 5.73	(1, 1)	6.0	L	24	6	5	5	3	0	0	0	0	0	3	58	81	7.50	1.000
57 Juan Gutierrez, R ERA: 4.15	(7, 1)	1.0		3	0	0	0	1	0	0	0	0	0	0	7	8	0.00	0.000
34 David Huff, L ERA: 5.4	(8, 1)	1.0		4	1	1	1	0	0	0	0	0	0	1	9	12	9.00	1.000

PITCHER	IP	WLS	BF	H	R	ER	SO	BB	IBB	HBP	BLK	WP	HR	S	P	ERA	WHIP

BOTTOM

San Francisco Giants @ Los Angeles Dodgers

Dodger Stadium, Los Angeles, CA

Sun Apr 06 2014, 5:09 PM - 7:59 PM PDT

Att. 48,367 - Clear - 76 F

livebaseballscorecards.com

AB	30
R	6
H	7
RBI	6
BB	0
SO	4
LOB	4

Batter	1	2	3	4	5	6	7	8	9	AB	R	H	RBI	BB	SO	LOB
8 Gerardo Parra, L (1, 9) OBP: 0.262, SLG: 0.282	B FF 89 C SI 89 S FS 80 B SI 90 X SI 90 2-2 2 CS 1B		B SI 89 B FS 80 F SI 89 X FF 90 2-1 ② F7		S FS 81 S FS 82 X SI 90 0-2 ② F8			X FC 84 0-0 ① G4-3 3-H		4	0	1	1	0	0	1
2 Aaron Hill, R (1, 4) OBP: 0.318, SLG: 0.350	S SI 88 S SI 88 B FC 86 S FS 80 1-3 ①② K 1-2		B FF 90 B FC 85 F SI 91 B FF 90 S SI 90 S FC 85 3-3 ③ K		B SI 90 F SI 90 B SI 91 B SI 90 X FC 83 3-1 ③ FC6-4 1-2f			B CU 78 C FC 83 B FC 83 C SI 90 S FS 82 2-3 ② K		4	0	0	0	0	3	2
44 Paul Goldschmidt, R (1, 3) OBP: 0.442, SLG: 0.590	B SI 90 F SI 90 X SI 89 1-1 ③ G6-3			C CU 74 X FC 83 0-1 14 1B 26 SF8 2B		C FF 88 B CU 75 C SI 90 X FC 84 1-2 ① G2-3		C SI 89 X FC 86 0-1 ③ G4-3		4	1	1	0	0	0	0
14 Martín Prado, R (1, 5) OBP: 0.286, SLG: 0.341		B SI 89 X SI 88 1-0 26 HBP 15 E 1B		C SI 89 B SI 90 X SI 91 1-1 2-3 1B		B SI 90 C FC 84 F FS 79 F SI 89 B FC 85 B SI 90 X FC 84 3-2 26 L4-3 1B			C FF 93 B FF 94 X FF 93 1-1 ① L8	4	1	3	0	0	0	0
26 Miguel Montero, L (1, 2) OBP: 0.289, SLG: 0.281		D SI 89 F SI 88 1 SAFE S SI 89 D FS 81 H FS 82 3-2 15 FC5-4 1-2 HBP		F FS 80 S FC 84 B FF 89 F SI 90 X SI 91 1-2 ① SF8 3-H		F FS 79 X FF 90 0-1 ②③ L4-3 1-1			C FF 94 B CH 89 F CH 88 X KC 81 1-2 ② G1-3	2	0	0	1	0	0	1
15 Mark Trumbo, R (1, 7) OBP: 0.333, SLG: 0.692		X SI 90 0-0 ① FC5-4 1-2f 2-H		C SI 88 B SI 89 B FC 84 X SI 90 2-1 ② F7			F FS 80 X SI 89 0-1 ① G5-3		C FF 94 B SL 89 S SL 88 S SI 94 1-3 ③ K	4	0	0	0	0	1	2
16 Chris Owings, R (1, 6) OBP: 0.353, SLG: 0.364		C FC 85 D CU 76 B FS 80 C SI 90 F SI 89 X FS 82 2-2 ② P3		X FF 89 0-0 ③ L8			C SI 89 X FS 82 0-1 ② G4-3			3	0	0	0	0	0	2
11 AJ Pollock, R (1, 8) OBP: 0.220, SLG: 0.231		C SI 89 X FC 84 0-1 ③ F8			C FC 82 B FS 79 F SI 90 X FS 79 1-2 2 FC6-4 1B		C FF 89 B FF 89 X FC 85 1-1 ③ G5-3			3	0	1	0	0	0	1
35 Trevor Cahill, R (1, 1) 50 Ryan Rowland-Smith, L (4, 1) 59 Oliver Pérez, L (6, 1) 29 Brad Ziegler, R (7, 1) 19 Tony Campana, L (8, PH) OBP: 0.200, SLG: 0.600 40 J.J. Putz, R (8, 1)			C SI 88 X SI 89 0-1 ① G1-3		C SI 89 M SI 88 M SI 90 0-3 ① K			C SI 87 B FS 78 X FF 89 1-1 8 G4-3 3B		1 1 0 0 1 0	0 0 0 0 1 0	0 0 0 0 1 0	0 0 0 0 0 0	0 1 0 0 0 0	0 1 0 0 0 0	0 1 0 0 0 0
Inning Stats	R: 0 E: 0 K: 1 S: 8 H: 1 LOB: 0 BB: 0 P: 12	R: 1 E: 1 K: 0 S: 10 H: 1 LOB: 1 BB: 0 P: 16	R: 0 E: 0 K: 1 S: 7 H: 0 LOB: 0 BB: 0 P: 12	R: 1 E: 0 K: 0 S: 11 H: 2 LOB: 1 BB: 0 P: 15	R: 0 E: 0 K: 1 S: 11 H: 1 LOB: 1 BB: 0 P: 15	R: 0 E: 0 K: 0 S: 9 H: 1 LOB: 0 BB: 0 P: 13	R: 0 E: 0 K: 0 S: 6 H: 0 LOB: 0 BB: 0 P: 7	R: 1 E: 0 K: 1 S: 8 H: 1 LOB: 0 BB: 0 P: 11	R: 0 E: 0 K: 1 S: 8 H: 0 LOB: 0 BB: 0 P: 11	1B: 5 2B: 2 3B: 1 HR: 0 SF: 1 SAC: 0 DP: 1 HBP: 1						

PITCHER		IP	WLS	BF	H	R	ER	SO	BB	IBB	HBP	BLK	WP	HR	S	P	ERA	WHIP
17 Tim Hudson, R ERA: 1.15	(1, 1)	8.0	W	30	7	3	2	4	0	0	1	0	0	0	70	101	2.25	0.875
46 Santiago Casilla, R ERA:	(9, 1)	1.0		3	0	0	0	1	0	0	0	0	0	0	8	11	0.00	0.000

PITCHER	IP	WLS	BF	H	R	ER	SO	BB	IBB	HBP	BLK	WP	HR	S	P	ERA	WHIP

TOP

Arizona Diamondbacks @ San Francisco Giants

AT&T Park, San Francisco, CA

Tue Apr 08 2014, 1:38 PM - 4:15 PM PDT

Att. 42,166 - Partly Cloudy - 73 F

livebaseballscorecards.com

AB	31
R	3
H	7
RBI	2
BB	0
SO	5
LOB	10

WP: 0 PA: 33
PB: 0
SB: 0
CS: 1

Batter	1	2	3	4	5	6	7	8	9	AB	R	H	RBI	BB	SO	LOB
16 Ángel Pagán, S (1, 8) OBP: 0.486, SLG: 0.647	B SI 90 C SI 88 F SI 86 F CH 81 B SI 91 B CH 83 B SI 92 4-2 9 HR BB		B SI 90 B SI 90 C SI 88 X SI 89 2-1 9 1B 28 1B 2B	C SI 87 B CH 81 X CH 83 1-1 1B		C FF 92 F FF 92 S FF 92 0-3 ① K				3	2	2	0	1	1	0
9 Brandon Belt, L (1, 3) OBP: 0.343, SLG: 0.771	B FF 90 F SI 91 B FF 92 X SI 89 2-1 1-H HR		X CH 83 0-0 8 FC5-4 38 1B 28 1B 2-3 1B	1 SAFE 1 SAFE B CU 74 B SI 88 B SI 88 C SI 88 C SI 88 X SI 89 3-2 ③ F9		C SL 79 B SL 77 F SI 91 B FF 92 X SL 80 2-2 ② P5				4	2	2	2	0	0	1
48 Pablo Sandoval, S (1, 5) OBP: 0.278, SLG: 0.290	B SI 88 B SI 90 B SI 89 C SI 90 X FF 90 3-1 28 G5-4-3 1B		B FF 90 X CH 82 1-0 ① F7		B CH 81 B SI 87 C SI 88 S SI 88 X SI 87 2-2 ① L9	B FF 90 S FF 91 B FF 93 C FF 92 F FF 93 F SL 79 B SI 90 T FF 93 3-2 ③ K				4	0	1	0	0	1	2
28 Buster Posey, R (1, 2) OBP: 0.355, SLG: 0.552	B SI 90 B KC 77 C SI 90 B SI 90 X SI 90 3-1 ①② G5-4-3 1-2f		F CH 80 C SI 92 B SI 91 F KC 80 X SI 91 1-2 8 FC5-4 1-2 3-H 1B		C SI 88 B CU 75 B CU 74 B SL 80 F SI 88 F SI 88 F SI 88 F SI 89 X SI 89 3-2 ② L8		B SI 84 C SI 83 X SI 84 1-1 ① G1-3			4	0	1	1	0	0	1
8 Hunter Pence, R (1, 9) OBP: 0.222, SLG: 0.281	C SI 92 B KC 81 S KC 78 B SI 91 C CH 82 2-3 ③ K		B SI 90 B KC 75 F SI 89 B SI 90 X SL 87 3-1 ② FC5-4 38 S 38 1B 1-2f 2-3		B SI 88 B CH 79 B SI 87 B SI 87 4-0 38 2B 35 1B BB		B SI 85 B SI 84 C SI 85 F SI 85 S CU 75 2-3 ② K			3	2	0	0	1	2	2
38 Michael Morse, R (1, 7) OBP: 0.440, SLG: 0.609 7 Grégor Blanco, L (5, PR) (6, 7)		C SI 89 B SI 90 B SI 90 S SI 90 S KC 79 2-3 ① K	S SI 89 B SI 90 B KC 78 F SI 90 X SL 86 2-2 1-H 3-H 1B		X SI 87 0-0 35 1B 1-3 2B		B SI 86 C SI 86 X CH 78 1-1 ③ G6-3			3 1	0 1	2 0	2 0	0 0	1 0	0 0
35 Brandon Crawford, L (1, 6) OBP: 0.393, SLG: 0.348		X FF 90 0-0 17 FC6-4 1B	B CH 81 C CH 82 B SI 89 F SI 87 C SI 90 2-3 ③ K		B CU 73 C CU 73 F SI 87 F SI 90 B CU 76 X SI 89 2-2 2-H 3-H 1B			C FS 85 S FS 86 S FF 91 0-3 ① K		4	0	2	2	0	2	1
14 Brandon Hicks, R (1, 4) OBP: 0.429, SLG: 0.750		C SI 89 B KC 79 S KC 77 B KC 80 C SI 90 2-3 ② K	B SI 87 S KC 77 B KC 79 S SI 89 F KC 80 B KC 79 F SI 89 C SI 90 3-3 ① K	I IN 63 I IN 66 I IN 67 4-0 IBB				B FF 91 C FS 85 C FF 92 F FS 85 B FS 86 B FS 87 S FS 86 3-3 ② K		3	0	0	0	1	3	1
17 Tim Hudson, R (1, 1) 6 Ehire Adrianza, S (8, PH) OBP: 0.143, SLG: 0.154 46 Santiago Casilla, R (9, 1)		B SI 91 X SI 89 1-0 ③ FC6-4 1-2f	C SI 90 C SI 91 X KC 80 0-2 ② G1-3	C SI 88 S SI 88 F FF 88 C SI 89 0-3 ③ K				C SI 91 S FS 86 S FS 86 0-3 ③ K		3 1 0	0 0 0	0 0 0	0 0 0	0 0 0	1 1 0	3 0 0
Inning Stats	R: 2 E: 0 K: 1 S: 12 H: 2 LOB: 0 BB: 1 P: 26	R: 0 E: 0 K: 2 S: 8 H: 1 LOB: 1 BB: 0 P: 13	R: 3 E: 0 K: 1 S: 16 H: 4 LOB: 1 BB: 0 P: 27	R: 0 E: 0 K: 1 S: 13 H: 1 LOB: 1 BB: 0 P: 20	R: 2 E: 0 K: 1 S: 18 H: 2 LOB: 2 BB: 2 P: 33	R: 0 E: 0 K: 1 S: 11 H: 0 LOB: 0 BB: 0 P: 16	R: 0 E: 0 K: 1 S: 7 H: 0 LOB: 0 BB: 0 P: 11	R: 0 E: 0 K: 3 S: 10 H: 0 LOB: 0 BB: 0 P: 13		1B: 7 2B: 2 3B: 0 HR: 1 SF: 0 SAC: 0 DP: 1 HBP: 0						

PITCHER		IP	WLS	BF	H	R	ER	SO	BB	IBB	HBP	BLK	WP	HR	S	P	ERA	WHIP
35 Trevor Cahill, R ERA: 7.9	(1, 1)	3.2	L	19	8	5	5	5	1	0	0	0	0	1	46	80	12.27	2.455
50 Ryan Rowland-Smith, L ERA: 6.23	(4, 1)	1.1		8	2	2	2	1	1	1	0	0	0	0	21	39	13.50	2.250
59 Oliver Pérez, L ERA: 12.0	(6, 1)	1.0		3	0	0	0	2	0	0	0	0	0	0	11	16	0.00	0.000
29 Brad Ziegler, R ERA: 4.91	(7, 1)	1.0		3	0	0	0	1	0	0	0	0	0	0	7	11	0.00	0.000
40 J.J. Putz, R ERA:	(8, 1)	1.0		3	0	0	0	3	0	0	0	0	0	0	10	13	0.00	0.000

PITCHER	IP	WLS	BF	H	R	ER	SO	BB	IBB	HBP	BLK	WP	HR	S	P	ERA	WHIP

BOTTOM

Arizona Diamondbacks @ San Francisco Giants

AT&T Park, San Francisco, CA

Tue Apr 08 2014, 1:38 PM - 4:15 PM PDT

Att. 42,166 - Partly Cloudy - 73 F

livebaseballscorecards.com

AB	33
R	7
H	10
RBI	7
BB	3
SO	12
LOB	11

WP: 0	PB: 0	SB: 1	CS: 0	PA:	36	

Batter	1	2	3	4	5	6	7	8	9	AB	R	H	RBI	BB	SO	LOB
8 Gerardo Parra, L (1, 9) OBP: 0.298, SLG: 0.432	B FF 89 B FF 89 C FF 90 B FF 89 X FF 90 3-1 44 HR 3B		C CU 76 X CH 82 0-1 14 1B 44 SF9 1B	D CH 83 X CH 82 1-0 1-H HR		C FF 88 F FF 89 D CU 78 D CU 79 C FF 91 2-3 ③ K			F FF 90 B FC 86 X FC 85 1-1 ① G6-3	5	3	3	2	0	1	2
14 Martín Prado, R (1, 4) OBP: 0.319, SLG: 0.356	D FF 91 B SL 83 D FF 91 B FF 90 4-0 44 HR BB		C FF 90 X SL 80 0-1 1-3 12 3B 1B	B FF 90 D CU 76 B FF 89 C FF 89 X FF 89 3-1 ③ L4			B FF 94 B SI 95 F FF 94 B FF 94 F FF 94 F FF 94 F FF 95 F FF 95 X FF 94 3-2 ① F9		C FF 90 B CH 82 X FF 91 1-1 12 L9 44 BB 1B	4	2	2	0	1	0	0
44 Paul Goldschmidt, R (1, 3) OBP: 0.438, SLG: 0.643	C CU 76 D SL 83 X FF 90 1-1 1-H 3-H HR		X CH 82 0-0 ① SF9 3-H		C FF 88 B CH 84 S FC 89 S CU 77 1-3 ① K		B CU 84 S FF 94 X SI 94 1-1 ② G4-3		C CH 79 B CH 80 B FC 85 B FF 90 B FF 91 4-1 1-2 BB	3	1	1	4	1	1	0
12 Eric Chavez, L (1, 5) OBP: 0.100, SLG: 0.300	C CH 84 B CH 83 B FF 90 S FF 90 F CH 82 B FF 90 F CH 83 S CH 83 3-3 ① K		F SI 90 1 SAFE B FF 90 X CH 82 1-1 1-H 3B		C FF 88 F CH 81 C FF 88 0-3 ② K		B CH 85 B SI 94 C SI 95 S SI 95 F SI 94 C CU 81 2-3 ③ K		X FC 85 0-0 ② L9 2-3	5	0	1	1	0	3	2
15 Mark Trumbo, R (1, 7) OBP: 0.298, SLG: 0.614 19 Tony Campana, L (9, 7) OBP: 0.200, SLG: 0.600	C SL 82 B SI 89 B SI 90 X SL 79 2-1 ② F8		D SL 81 D SL 82 B CH 82 C FF 90 C FF 91 S CH 83 3-3 ② K		C FF 88 X FF 90 0-1 ③ L9			C SI 93 C CU 81 S CH 86 0-3 ① K	C FF 92 B CH 82 B FF 90 F FC 89 1 SAFE F FC 87 X FF 91 2-2 ③ G6-3	5 0	0 0	0 0	0 0	0 0	2 0	3 0
26 Miguel Montero, L (1, 2) OBP: 0.286, SLG: 0.278	B SI 90 X CH 82 1-0 ③ G3		F CH 83 X CH 83 0-1 ③ F9			C FF 86 B FF 88 X CH 82 1-1 ① F9		C FF 92 B FF 92 X CH 83 1-1 16 FC5-4 1B		4	0	1	0	0	0	1
16 Chris Owings, R (1, 6) OBP: 0.316, SLG: 0.324		F FF 90 C CU 76 S SL 81 0-3 ① K		C CU 76 F CH 80 F FF 90 F CH 83 F FF 90 S SL 82 0-3 ① K		S SL 83 B CU 77 C SL 83 B CU 78 C FF 89 2-3 ② K		C CH 83 S SI 93 B SI 94 X FF 93 1-2 ② FC5-4 11 1B 1-2f		4	0	0	0	0	3	1
11 AJ Pollock, R (1, 8) OBP: 0.244, SLG: 0.279		X FF 90 0-0 ② L8		C FF 90 B SI 90 X SL 81 1-1 ② G6-3		C SL 84 X FF 87 0-1 2 1B 2B		1 SAFE C SI 92 1 SAFE B SI 92 S FF 92 1 SAFE X CH 87 1-2 1-2 1B		4	0	2	0	0	0	0
61 Bronson Arroyo, R (1, 1) OBP: 0.333, SLG: 0.333 2 Aaron Hill, R (6, PH) OBP: 0.333, SLG: 0.366 55 Josh Collmenter, R (6, 1)		C FF 89 B SL 80 C SL 80 B CH 83 S FF 90 2-3 ③ K		B FF 90 F FF 89 B SL 82 X FF 91 2-1 8 HR 1B		C FF 89 X SL 85 0-1 2-3 1B		C FF 92 B CU 82 X FF 92 1-1 ③ G6-3		2 1 1	1 0 0	1 1 0	0 0 0	0 0 0	1 0 0	0 0 2
Inning Stats	R: 3 E: 0 K: 1 S: 12 H: 2 LOB: 0 BB: 1 P: 26	R: 0 E: 0 K: 2 S: 7 H: 0 LOB: 0 BB: 0 P: 9	R: 2 E: 0 K: 1 S: 12 H: 3 LOB: 1 BB: 0 P: 16	R: 2 E: 0 K: 1 S: 13 H: 2 LOB: 0 BB: 0 P: 20	R: 0 E: 0 K: 2 S: 8 H: 0 LOB: 0 BB: 0 P: 9	R: 0 E: 0 K: 2 S: 12 H: 2 LOB: 2 BB: 0 P: 17	R: 0 E: 0 K: 1 S: 12 H: 0 LOB: 0 BB: 0 P: 18	R: 0 E: 0 K: 1 S: 13 H: 2 LOB: 2 BB: 0 P: 17	R: 0 E: 0 K: 0 S: 10 H: 1 LOB: 2 BB: 1 P: 18	1B: 7 2B: 1 3B: 2 HR: 2 SF: 1 SAC: 0 DP: 0 HBP: 0						

PITCHER		IP	WLS	BF	H	R	ER	SO	BB	IBB	HBP	BLK	WP	HR	S	P	ERA	WHIP
55 Tim Lincecum, R ERA: 9.9	(1, 1)	4.0	L	20	7	7	7	5	1	0	0	0	0	2	44	71	15.75	2.000
52 Yusmeiro Petit, R ERA: 5.4	(5, 1)	2.0		8	2	0	0	4	0	0	0	0	0	0	20	26	0.00	1.000
57 Juan Gutierrez, R ERA: 3.38	(7, 1)	1.0		3	0	0	0	1	0	0	0	0	0	0	12	18	0.00	0.000
63 Jean Machi, R ERA:	(8, 1)	1.0		5	2	0	0	1	0	0	0	0	0	0	13	17	0.00	2.000
34 David Huff, L ERA: 4.15	(9, 1)	1.0		5	1	0	0	0	1	0	0	0	0	0	10	18	0.00	2.000

PITCHER	IP	WLS	BF	H	R	ER	SO	BB	IBB	HBP	BLK	WP	HR	S	P	ERA	WHIP

TOP

Arizona Diamondbacks @ San Francisco Giants

AT&T Park, San Francisco, CA

Wed Apr 09 2014, 7:16 PM - 10:06 PM PDT

Att. 41,157 - Partly Cloudy - 59 F

livebaseballscorecards.com

AB	38
R	7
H	12
RBI	7
BB	2
SO	11
LOB	11

D-backs™

Batter	1	2	3	4	5	6	7	8	9	AB	R	H	RBI	BB	SO	LOB
16 Ángel Pagán, S (1, 8) OBP: 0.500, SLG: 0.641	B SI 84 B SI 86 B SL 75 C CH 79 C SL 75 F SI 87 F SI 88 X SI 88 3-2 9 S 1B	C SI 87 F SI 87 B SI 88 D SL 76 X SL 78 2-2 ③ P5		F SI 86 X SI 84 0-1 ③ G6-3			B FC 86 X FC 86 1-0 1B		C FC 86 B FC 87 X FC 87 1-1 9 G4-6-3 1B	5	0	3	0	0	0	2
9 Brandon Belt, L (1, 3) OBP: 0.325, SLG: 0.700	B SL 75 B CU 70 F SL 73 F SI 87 B SI 83 S SI 88 3-3 ① K 1-2		C CH 77 B SI 85 F SI 86 F SI 81 B CH 79 F SI 87 B SL 78 X CH 78 3-2 48 FC5-4 1B		B CH 79 F SL 77 F SI 86 F SI 87 B SI 86 X SI 86 2-2 ① G4-3		X FC 85 0-0 ① F7		C FC 87 X FC 87 0-1 ② ③ G4-6-3 1-2f	5	0	1	0	0	1	3
48 Pablo Sandoval, S (1, 5) OBP: 0.250, SLG: 0.257	C SI 87 B SI 87 F SI 87 X SL 76 1-2 ② F8		C SL 77 F SI 86 X SI 85 0-2 ① FC5-4 8 WP 28 1B 8 G4-3 1-2f		C CU 70 B CH 78 B SI 85 X SL 75 2-1 ② P6		C FC 86 X FC 86 0-1 ② P3			4	1	0	0	0	0	3
28 Buster Posey, R (1, 2) OBP: 0.400, SLG: 0.656	B SL 76 F SL 77 B SI 89 B CH 76 B SL 76 4-1 BB		D SI 87 C CU 69 X SI 87 1-1 8 G4-3 8 WP 1-2 1B		B CH 74 C SI 83 X SL 73 1-1 HR		B FC 86 B FC 86 C FC 87 X FC 87 2-1 ③ L9			3	1	2	1	1	0	1
8 Hunter Pence, R (1, 9) OBP: 0.200, SLG: 0.250	B SL 76 X CU 72 1-0 ③ P3		C SL 76 S SL 76 B SL 76 B SI 86 X SI 87 2-2 ② G4-3 1-3 2-H		B SI 88 F CH 78 X SI 86 1-1 ③ G6-3			S CH 77 X FC 86 0-1 ① G5-3		4	0	0	1	0	0	3
38 Michael Morse, R (1, 7) OBP: 0.448, SLG: 0.692		X CH 74 0-0 HR	D SL 77 C SI 86 F SI 86 F SI 86 B SL 76 F SL 75 X SI 85 2-2 ③ G6-3			B FC 86 B FC 86 F FC 84 B FC 85 B FC 86 4-1 BB		T FC 87 T FC 87 B FC 88 F FC 88 B FC 88 F FC 88 B FC 89 S CH 79 3-3 ② K		3	1	1	1	1	1	1
35 Brandon Crawford, L (1, 6) OBP: 0.406, SLG: 0.346		X CH 78 0-0 ① G4-3		B CU 66 C CU 72 B SI 83 C SL 74 B SI 86 F SI 87 H CH 79 4-2 6 G6-3 HBP		C FC 85 C FC 86 B FC 85 B FC 87 S CH 77 2-3 ① K		S CH 78 F FC 87 B FC 88 F FC 88 X FC 88 1-2 1B		3	0	1	0	0	1	1
13 Joaquin Arias, R (1, 4) OBP: 0.214, SLG: 0.154		C SL 73 X SL 77 0-1 55 SH1 1B		C CU 69 F SI 84 S SL 78 0-3 ① K		B FC 85 C FC 86 T FC 87 F CU 74 F FC 87 S FC 87 1-3 ② K		X FC 87 0-0 ③ P3		4	0	1	0	0	2	3
55 Tim Lincecum, L (1, 1) 6 Ehire Adrianza, S (4, PH) OBP: 0.133, SLG: 0.143 52 Yusmeiro Petit, R (5, 1) 7 Grégor Blanco, L (6, PH) 57 Juan Gutierrez, R (7, 1) 63 Jean Machi, R (8, 1) 34 David Huff, S (9, 1) 29 Héctor Sánchez, S (9, PH) OBP: 0.250, SLG: 0.571		X CH 82 0-0 ② SH1 1-2		X CH 78 0-0 ② G6-3 1-2		B FC 86 B FC 86 F FC 86 X FC 86 2-1 ③ F7			C FC 85 F FC 86 S FC 86 0-3 ① K	0 1 0 1 0 0 0 1	0 0 0 0 0 0 0 0	0 0 0 0 0 0 0 1	0 0 0 0 0 0 0 0	0 0 0 0 0 0 0 0	0 1 0 1 0 0 0 1	0 1 0 0 0 0 0 0
Inning Stats	R: 0 E: 0 K: 1 S: 13 H: 1 LOB: 2 BB: 1 P: 25	R: 1 E: 0 K: 0 S: 8 H: 2 LOB: 1 BB: 0 P: 10	R: 1 E: 0 K: 0 S: 18 H: 2 LOB: 1 BB: 0 P: 26	R: 0 E: 0 K: 1 S: 9 H: 0 LOB: 1 BB: 0 P: 13	R: 1 E: 0 K: 0 S: 10 H: 1 LOB: 0 BB: 0 P: 16	R: 0 E: 0 K: 2 S: 11 H: 0 LOB: 1 BB: 1 P: 20	R: 0 E: 0 K: 0 S: 6 H: 1 LOB: 1 BB: 0 P: 9	R: 0 E: 0 K: 1 S: 12 H: 1 LOB: 1 BB: 0 P: 16	R: 0 E: 0 K: 1 S: 7 H: 1 LOB: 0 BB: 0 P: 8	1B: 7 2B: 0 3B: 0 HR: 2 SF: 0 SAC: 1 DP: 1 HBP: 1						

PITCHER		IP	WLS	BF	H	R	ER	SO	BB	IBB	HBP	BLK	WP	HR	S	P	ERA	WHIP
61 Bronson Arroyo, R ERA: 4.82	(1, 1)	5.0	W	23	6	3	3	2	1	0	1	0	1	2	58	90	5.40	1.400
55 Josh Collmenter, R ERA: 2.25	(6, 1)	4.0	S	15	3	0	0	4	1	0	0	0	0	0	36	53	0.00	1.000

PITCHER	IP	WLS	BF	H	R	ER	SO	BB	IBB	HBP	BLK	WP	HR	S	P	ERA	WHIP

BOTTOM

Arizona Diamondbacks @ San Francisco Giants

AT&T Park, San Francisco, CA

Wed Apr 09 2014, 7:16 PM - 10:06 PM PDT

Att. 41,157 - Partly Cloudy - 59 F

livebaseballscorecards.com

AB	34
R	3
H	9
RBI	3
BB	2
SO	6
LOB	19

Batter	1	2	3	4	5	6	7	8	9	10	AB	R	H	RBI	BB	SO	LOB
19 Tony Campana, L (1, 8) OBP: 0.455, SLG: 0.636	C SI 90 X SI 91 0-1 14 CS 1B	C CU 76 D CH 82 F CH 82 C SL 89 1-3 ③ K		F FF 90 B CU 77 B CH 84 F FF 90 F SL 88 S CH 82 2-3 ② K			C CH 82 B FF 91 B CH 82 F FF 91 B CH 85 X FF 92 3-2 2 2B 14 G1-2-3 1B	C KC 80 C KC 81 X KC 81 0-2 E5 1-3 2-H 1B		C FF 88 B FF 88 C FF 88 1 SAFE D CU 81 B CH 83 F CU 80 F FF 90 X FF 90 3-2 2 S 1-H 1B	6	0	4	1	0	2	2
2 Aaron Hill, R (1, 4) OBP: 0.314, SLG: 0.362	X FF 90 0-0 F9 ①		C FF 91 X SL 89 0-1 ① F8	B CH 83 F FF 90 X SL 88 1-1 ③ P2			1 SAFE C CU 80 X FF 92 0-1 14 G1-2-3 1-3 2B	C FF 94 X SL 89 0-1 ③ L5		1 SAFE 1 SAFE F FF 90 P PO 84 X SL 85 1-1 ③ F8 1-2	6	0	1	0	0	0	4
44 Paul Goldschmidt, R (1, 3) OBP: 0.434, SLG: 0.630	C FF 90 C FF 90 F FF 89 1 SAFE C FF 91 0-3 ② K		B FF 90 X FF 92 1-0 14 1B 26 2B 2B		C CH 83 C CU 76 B CU 78 B SL 88 B FF 90 F CU 76 S FF 92 3-3 ① K		C FF 92 B CH 86 B CH 87 I IN 79 I IN 77 4-1 14 G1-2-3 IBB		B SL 79 F SL 78 X SL 76 1-1 ① G3-1		4	1	1	0	1	2	1
14 Martín Prado, R (1, 5) OBP: 0.327, SLG: 0.347	B FF 90 1-0 ③ CS 1-2	C FF 90 B CH 82 X CU 75 1-1 ① G6-3	C CH 84 B CU 77 B CH 85 C CH 85 B CH 83 X FF 91 3-2 26 2B 2-3 1B		C CU 76 B FF 89 B CU 76 H FF 90 3-1 26 G4-6-3 HBP		C CH 87 B CU 82 X CH 86 1-1 ① ② G1-2-3 1-2 2-3 3-Hf		C FF 88 S SL 77 S SL 79 0-3 ② K		4	1	1	0	0	1	3
26 Miguel Montero, L (1, 2) OBP: 0.298, SLG: 0.300		C FF 91 H FF 92 1-1 8 1B 15 BB 4 1B HBP	B SI 90 F SL 88 X CH 83 1-1 15 E 1-H 3-H 2B		B CH 83 B SI 89 F SI 89 F SL 86 X CU 76 2-2 ② ③ G4-6-3 1-2f		B SI 87 F SI 86 S SI 87 S SI 86 1-3 ③ K		X FF 88 0-0 E8		4	1	1	2	0	1	3
15 Mark Trumbo, R (1, 7) OBP: 0.308, SLG: 0.604		F SI 90 B SL 87 B FF 91 F CH 82 B CU 77 F FF 92 B SI 90 4-2 8 1B 4 1B 1-2 BB	F SL 88 F CH 83 F FF 90 B FF 90 B FF 91 B CH 85 X FF 91 3-2 E4 2-3			C SL 86 B SL 86 B FF 88 B FF 90 S CU 76 X CH 82 3-2 8 G4-3 2B		B KC 81 F FF 94 B FF 95 S FF 94 X SL 90 2-2 ① G6-3	X SL 78 0-0 ③ G3-1	4	1	1	0	1	0	2
8 Gerardo Parra, L (1, 9) OBP: 0.308, SLG: 0.417		B CH 83 C FF 91 C SL 87 X CH 83 1-2 4 1B 48 FC3-5 1-2 2-3 1B	F FF 90 B FF 91 X CU 78 1-1 ② P3			D FC 86 F FF 91 F FF 91 X FC 88 1-2 ① G4-3 2-3		F SI 96 B SI 95 B SL 89 B FF 94 F SI 94 F FF 95 B FF 95 4-2 19 1B 4 1B 19 E BB		X CH 81 0-0 ① G4-3	4	1	1	0	1	0	3
4 Cliff Pennington, S (1, 6) OBP: 0.417, SLG: 0.364		X CU 76 0-0 48 FC3-5 1-3 2-H 3-H 1B	D CH 83 C SI 90 C FF 91 X FF 91 1-2 ③ F9			B CH 82 S FF 90 T FF 91 F FF 91 S FF 92 1-3 ② K		1 SAFE B SI 93 B SI 93 C FF 94 X SI 95 2-1 19 E 1-2 1B		C FF 88 B FF 88 X CH 81 1-1 19 S 19 1B 1B	5	1	3	2	0	1	3
48 Randall Delgado, R (1, 1) 59 Oliver Pérez, L (4, 1) 38 Will Harris, R (5, 1) 11 AJ Pollock, R (8, PH) OBP: 0.364, SLG: 0.571 29 Brad Ziegler, R (6, 1) 12 Eric Chavez, L (6, PH) OBP: 0.364, SLG: 0.571 54 Joe Thatcher, L (6, 1) 40 J.J. Putz, R (9, 1) 16 Chris Owings, R (10, PH) OBP: 0.364, SLG: 0.571 43 Addison Reed, L (10, 1)		C FF 91 X FF 91 0-1 ② FC3-5 1-2 3-H		C FF 90 F SL 87 B FF 90 S CU 76 1-3 ① K		F SI 94 B FF 95 B SI 95 F SI 95 B CU 82 S CU 83 3-3 ③ K		S KC 82 B SI 96 X SI 94 1-1 ② F7		F FF 89 1 SAFE S CU 78 D CU 79 B SL 84 X CU 78 2-2 ② F9	2 0 0 0 0 1 2 0 0 0 0 0 0 0 0 0 0 0 0 0 0 1 0 0 0 0 1 1 0 0 0 0 0 0 0 1 0 0 0 0 0 2 0 0 0 0 0 0 0 0 0 0 0 0 0 0 1 0 0 0 0 0 1 0 0 0 0 0 0 0						
Inning Stats	R: 0 H: 1 E: 0 LOB: 0 K: 1 BB: 0 S: 7 P: 8	R: 2 H: 2 E: 0 LOB: 2 K: 1 BB: 1 S: 15 P: 23	R: 2 H: 3 E: 1 LOB: 2 K: 0 BB: 0 S: 17 P: 27	R: 0 H: 0 E: 0 LOB: 0 K: 2 BB: 0 S: 9 P: 13	R: 0 H: 0 E: 0 LOB: 0 K: 1 BB: 0 S: 8 P: 16	R: 0 H: 1 E: 0 LOB: 1 K: 2 BB: 0 S: 13 P: 21	R: 0 H: 2 E: 0 LOB: 2 K: 1 BB: 1 S: 11 P: 20	R: 1 H: 2 E: 1 LOB: 2 K: 0 BB: 1 S: 15 P: 24	R: 0 H: 0 E: 1 LOB: 1 K: 1 BB: 0 S: 7 P: 8	R: 1 H: 2 E: 0 LOB: 1 K: 0 BB: 0 S: 14 P: 20	1B: 9 2B: 4 3B: 0 HR: 0	SF: 0 SAC: 0 DP: 2 HBP: 2					

PITCHER		IP	WLS	BF	H	R	ER	SO	BB	IBB	HBP	BLK	WP	HR	S	P	ERA	WHIP
32 Ryan Vogelsong, R ERA: 8.0	(1, 1)	5.0		24	7	4	4	5	1	0	2	0	0	0	59	93	7.20	1.600
34 David Huff, L ERA: 3.6	(6, 1)	0.2	H	2	0	0	0	1	0	0	0	0	0	0	7	9	0.00	0.000
57 Juan Gutierrez, R ERA: 3.18	(6, 1)	0.1	H	1	0	0	0	1	0	0	0	0	0	0	3	6	0.00	0.000
63 Jean Machi, R ERA:	(7, 1)	0.2	H	4	2	0	0	0	0	1	0	0	0	0	8	16	0.00	3.000
49 Javier López, L ERA:	(7, 1)	0.1	H	1	0	0	0	1	0	0	0	0	0	0	3	4	0.00	0.000

PITCHER		IP	WLS	BF	H	R	ER	SO	BB	IBB	HBP	BLK	WP	HR	S	P	ERA	WHIP
46 Santiago Casilla, R ERA:	(8, 1)	1.0	B	6	2	1	0	0	1	0	0	0	0	0	15	24	0.00	3.000
54 Sergio Romo, R ERA: 3.0	(9, 1)	1.0		4	0	0	0	1	0	0	0	0	0	0	7	8	0.00	0.000
52 Yusmeiro Petit, R ERA: 6.0	(10, 1)	1.0	L	5	2	1	1	0	0	0	0	0	0	0	14	20	9.00	2.000

TOP

Arizona Diamondbacks @ San Francisco Giants

AT&T Park, San Francisco, CA

Thu Apr 10 2014, 7:16 PM - 11:26 PM PDT

Att. 41,577 - Partly Cloudy - 59 F

livebaseballscorecards.com

AB	42
R	6
H	13
RBI	5
BB	3
SO	9
LOB	27

WP: 0 PA: 48
PB: 0
SB: 2
CS: 1

BOTTOM

Batter	1	2	3	4	5	6	7	8	9	10	AB	R	H	RBI	BB	SO	LOB
16 Ángel Pagán, S (1, 8) OBP: 0.489, SLG: 0.605	C FF 93 B FF 94 C FF 93 X FF 94 1-2 ① **P6**		B FF 88 B FF 93 C FF 93 S FF 94 F FF 94 F FF 92 F FF 94 F FF 94 X CH 86 2-2 48 G4-6-3 28 1B 9 BB **1B**	F FF 91 B SI 91 X SI 92 1-1 ②③ **G6-4-3** 1-2f		B SI 84 B SI 85 X SI 85 2-0 ③ **F7**		I IN 81 I IN 80 I IN 79 I IN 79 4-0 **IBB**			4	1	1	0	1	0	2
9 Brandon Belt, L (1, 3) OBP: 0.311, SLG: 0.636	S FF 95 C CH 85 B FF 94 F FF 94 B CH 85 X CH 85 2-2 ② **F9**		B FF 93 S CH 83 F FF 92 B FF 91 B FF 92 4-2 48 G4-6-3 **BB** 1-2		C SL 79 B SL 80 S SL 80 B FF 90 X SI 90 2-2 ① **P5**		F SI 84 S CH 76 B CH 77 X CU 74 1-2 ① **P2**	X FF 85 0-0 ② **F7**			4	0	0	0	1	0	3
48 Pablo Sandoval, S (1, 5) OBP: 0.267, SLG: 0.237	B FF 93 X CH 85 1-0 ③ **P2**		D CH 84 X CH 81 1-0 ①② **G4-6-3** 1-2f 2-3		B FF 92 S FF 91 B SI 91 T FF 93 F FF 93 B SL 80 B FF 93 4-2 28 1B 38 2B **BB**		B SI 85 B CH 78 B SI 84 B SI 85 4-0 8 1B **BB**	S FF 85 S FF 85 B FF 86 F FF 87 X FF 86 1-2 ③ **F9**			3	1	0	0	2	0	5
28 Buster Posey, R (1, 2) OBP: 0.400, SLG: 0.622		B FF 92 C FF 94 B FF 93 B FF 94 X FF 93 3-1 ① **F9**	B CU 80 X CH 84 1-0 **1B** 3-H		C CU 81 C FC 92 X CU 80 0-2 38 2B **1B** 1-2		F SI 84 X SI 84 0-1 ② **P4**		C FF 90 B FF 90 S FS 85 F FF 90 B FF 89 B FF 91 F FS 84 S FS 85 3-3 ① **K**		5	1	2	1	0	1	1
8 Hunter Pence, R (1, 9) OBP: 0.222, SLG: 0.293		B FF 94 C FF 94 B CH 86 X CH 85 2-1 14 1B **2B**	B FF 91 X FF 92 1-0 ③ **F8**		C FF 91 C CU 81 F CU 80 C FF 92 0-3 ② **K**		X SI 85 0-0 **1B** 1-2		F FS 84 F FS 86 C FS 84 0-3 ② **K2-3**		5	1	2	0	0	2	3
38 Michael Morse, R (1, 7) OBP: 0.455, SLG: 0.733 46 Santiago Casilla, R (8, 1) 54 Sergio Romo, R (9, 1) 13 Joaquin Arias, R (9, PH) OBP: 0.200, SLG: 0.143 52 Yusmeiro Petit, R (10, 1)		X FF 93 0-0 ② **F9**		C CU 78 X FF 91 0-1 35 2B **2B**	C CU 80 B FF 91 B FC 91 B FF 92 X CU 80 3-1 1-H 2-H **2B**		F SI 85 S SI 86 F CU 73 B SI 85 B CU 73 B CU 75 X SI 86 3-2 ③ **G6-3**		C FF 90 F FS 84 X FF 88 0-2 ③ **G1-3**		4 0 0 1 0	1 0 0 0 0	2 0 0 0 0	2 0 0 0 0	0 0 0 0 0	0 0 0 0 0	3 0 0 0 0
35 Brandon Crawford, L (1, 6) OBP: 0.432, SLG: 0.433		D FF 93 F CH 84 B FF 92 B FF 93 S CH 83 F FF 94 B FF 93 4-2 14 1B **BB**	B SI 91 C FF 92 B CH 81 D CH 83 T FF 93 X FF 92 3-2 32 FC1-5 **2B** 2-H	C FC 92 F FF 92 B FC 92 X FC 92 1-2 ③ **G4-3**			C FF 85 B FF 86 B FF 85 F FF 85 X SL 78 2-2 2 SH3-4 **2B**	F FF 92 X FF 93 0-1 ① **P6**		4	0	2	1	1	0	1
14 Brandon Hicks, R (1, 4) OBP: 0.474, SLG: 0.667		X FF 93 0-0 **1B** 1-2 2-H	B CU 77 S CU 78 S CU 79 D CU 79 B FF 92 B CH 84 4-2 32 FC1-5 **BB**			B SI 83 F SI 84 C SI 83 B CU 73 F CU 73 S CU 73 2-3 ① **K**		B FF 86 B FF 86 B FF 85 B FF 85 4-0 2 SH3-4 **BB**	S FF 94 S SL 85 S SL 86 0-3 ② **K**		3	0	1	1	2	2	0
32 Ryan Vogelsong, R (1, 1) OBP: 0.200, SLG: 0.200 34 David Huff, S (6, 1) 57 Juan Gutierrez, R (6, 1) 6 Ehire Adrianza, S (6, PH) OBP: 0.125, SLG: 0.133 63 Jean Machi, R (7, 1) 49 Javier López, L (7, 1) 2 Juan Carlos Perez, R (8, 7) 29 Héctor Sánchez, S (10, PH) OBP: 0.222, SLG: 0.500		C FF 93 C FF 92 X FF 93 0-2 ③ **G3**	B SI 90 L FF 90 D CU 77 X FF 88 2-1 **FC1-5** 16 G6-4-3 1-2 2-3f			B SI 84 X SI 84 1-0 ② **G3**		X FF 85 0-0 ① **SH3-4** 1-2 2-3	F FF 94 B FF 93 T FF 94 X FF 94 1-2 ③ **G4-3**		2 0 0 1 0 0 0 0 1	0 0 0 0 0 0 0 0 0	0 0 0 0 0 0 0 0 0	0 0 0 0 0 0 0 0 0	0 0 0 0 0 0 0 0 0	0 0 0 0 0 0 0 0 0	4 0 0 0 0 0 0 0 0
Inning Stats	R: 0 E: 0 K: 0 S: 8 H: 0 LOB: 0 BB: 0 P: 12	R: 1 E: 0 K: 0 S: 12 H: 2 LOB: 2 BB: 1 P: 21	R: 1 E: 0 K: 0 S: 12 H: 2 LOB: 1 BB: 1 P: 21	R: 1 E: 0 K: 0 S: 11 H: 2 LOB: 1 BB: 1 P: 21	R: 2 E: 0 K: 1 S: 18 H: 2 LOB: 1 BB: 1 P: 28	R: 0 E: 0 K: 1 S: 6 H: 0 LOB: 0 BB: 0 P: 11	R: 0 E: 0 K: 0 S: 10 H: 1 LOB: 2 BB: 1 P: 18	R: 0 E: 0 K: 0 S: 9 H: 1 LOB: 3 BB: 2 P: 20	R: 0 E: 0 K: 2 S: 11 H: 0 LOB: 0 BB: 0 P: 14	R: 0 E: 0 K: 1 S: 8 H: 0 LOB: 0 BB: 0 P: 9	1B: 5 2B: 5 3B: 0 HR: 0 SF: 0 SAC: 1 DP: 2 HBP: 0	WP: 0 PB: 0 SB: 0 CS: 0 PA: 45					

PITCHER		IP	WLS	BF	H	R	ER	SO	BB	IBB	HBP	BLK	WP	HR	S	P	ERA	WHIP
48 Randall Delgado, R ERA: 10.13	(1, 1)	3.1		18	6	3	3	0	3	0	0	0	0	0	41	72	8.10	2.700
59 Oliver Pérez, L ERA: 11.25	(4, 1)	1.0		3	0	1	1	0	1	0	0	0	0	0	8	15	9.00	1.000
38 Will Harris, R ERA: 13.5	(5, 1)	0.2	B	4	2	1	1	1	0	0	0	0	0	0	12	16	13.50	3.000
29 Brad Ziegler, R ERA: 3.18	(6, 1)	2.0		8	1	0	0	1	1	0	0	0	0	0	16	29	0.00	1.000
54 Joe Thatcher, L ERA: 1.93	(8, 1)	1.0		6	1	0	0	0	1	1	0	0	0	0	9	20	0.00	2.000

PITCHER		IP	WLS	BF	H	R	ER	SO	BB	IBB	HBP	BLK	WP	HR	S	P	ERA	WHIP
40 J.J. Putz, R ERA:	(9, 1)	1.0	W	3	0	0	0	2	0	0	0	0	0	0	11	14	0.00	0.000
43 Addison Reed, R ERA: 3.6	(10, 1)	1.0	S	3	0	0	0	1	0	0	0	0	0	0	8	9	0.00	0.000

Arizona Diamondbacks @ San Francisco Giants

AT&T Park, San Francisco, CA

Thu Apr 10 2014, 7:16 PM - 11:26 PM PDT

Att. 41,577 - Partly Cloudy - 59 F

livebaseballscorecards.com

AB	37
R	5
H	10
RBI	5
BB	7
SO	5
LOB	22

Colorado Rockies @ San Francisco Giants

AT&T Park, San Francisco, CA

Fri Apr 11 2014, 7:17 PM - 10:32 PM PDT

Att. 41,707 - Cloudy - 58 F

TOP

livebaseballscorecards.com

Batter	1	2	3	4	5	6	7	8	9	AB	R	H	RBI	BB	SO	LOB
1 Brandon Barnes, R (1, 9) OBP: 0.300, SLG: 0.368	C FF 92 S FF 92 B FF 92 B FF 93 X FF 93 2-2 14 1B 3 CS 1B	C CU 77 B FC 88 B FC 88 F FC 88 X CU 77 2-2 ③ G5-3			B FF 91 X FC 88 1-0 14 1B 1B	B FF 91 C FC 87 F CU 77 B FF 92 F CH 84 S FC 89 2-3 ③ K			C SL 78 B SL 78 B CH 83 F SL 79 C SL 78 2-3 ② K	5	1	2	0	0	2	2
14 Josh Rutledge, R (1, 6) OBP: 0.800, SLG: 0.800 2 Troy Tulowitzki, R (9, PH) OBP: 0.471, SLG: 0.679	B FF 90 X FC 88 1-0 3 CS 1-3 1B	B FF 89 F FC 88 B FF 90 X FC 87 2-1 5 HR 1B			C FC 87 C CU 74 X FF 90 0-2 1-2 1B		B SI 95 B SI 95 C FF 95 X SI 95 2-1 ① G5-3		C FF 88 S SL 78 C SL 77 0-3 ③ K	4 1	1 0	3 0	0 0	0 0	0 1	0 0
5 Carlos González, L (1, 7) OBP: 0.432, SLG: 0.800	F FC 86 F FF 92 S CU 69 0-3 ① K		F FF 90 B FC 84 S FC 86 B FF 90 D CU 76 X CU 75 3-2 1-H HR		F FC 87 D CU 75 B FF 92 F FC 86 B FF 92 S FF 93 3-3 ① K		B CU 80 C CU 80 X SI 96 1-1 ② F8			4	1	1	2	0	2	4
3 Michael Cuddyer, R (1, 3) OBP: 0.429, SLG: 0.682	B FF 91 F FC 88 D CH 83 F FF 91 D CU 78 F FC 89 1 SAFE B CU 77 4-2 ② 28 1B 1-2 3-H BB	X FF 91 0-0 ① F9			B CU 76 B FC 88 C FF 91 X FC 88 2-1 ② F8		C FF 95 X CU 86 0-1 ③ G5-3			3	0	0	0	1	0	2
28 Nolan Arenado, R (1, 5) OBP: 0.267, SLG: 0.419	S CH 82 F FC 88 F FF 91 X CU 76 0-2 1-2 1B	X FF 91 0-0 ② G6-3			B FC 89 C CH 85 F FF 93 B FF 92 X FC 89 2-2 ③ F9			B SI 93 X SI 92 1-0 E5 19 1B 1B		4	1	2	0	0	0	2
13 Drew Stubbs, R (1, 8) OBP: 0.167, SLG: 0.125 19 Charlie Blackmon, L (8, PH) OBP: 0.486, SLG: 0.714 (8, 8)	B FC 85 C FF 88 C CH 82 S FC 89 1-3 ③ K	B FF 90 B FF 90 T FF 91 S FF 90 F FF 91 F FF 91 X CH 82 2-2 ③ G5-3				C CH 81 F FC 88 B FF 91 S FF 91 1-3 ① K		F SI 93 B KC 79 F SI 94 X KC 81 1-2 58 FC1-6 2-H 1B		3 1	0 0	0 1	0 1	0 0	2 0	2 0
58 Jordan Pacheco, R (1, 2) OBP: 0.500, SLG: 0.636		B FC 87 B FC 88 B CH 84 B FF 88 4-0 29 SH5-4 BB		C CH 81 C FC 88 F CU 70 F FC 87 B FC 88 C FC 88 1-3 ① K		B FF 92 C CH 83 B CU 76 X FC 88 2-1 9 G4-3 23 2B 2B		B SI 94 B SL 88 C SI 92 X SI 95 2-1 ① FC1-6 9 L8-3 2-3		3	1	1	0	1	1	1
9 DJ LeMahieu, R (1, 4) OBP: 0.324, SLG: 0.281		B FF 90 C FC 86 X FC 86 1-1 ① F8		B FF 91 X CH 84 1-0 ② G4-3		B CH 84 F FF 91 B FF 92 S FF 92 X FF 92 2-2 ② G4-3 2-3		B SI 94 S SL 89 F SI 95 D SI 95 D SL 91 F SI 94 F SI 94 X SL 89 3-2 ②③ L8-3 1-1		4	0	0	0	0	0	3
29 Jorge De La Rosa, L (1, 1) 54 Tommy Kahnle, R (5, 1) 23 Charlie Culberson, R (6, PH) OBP: 0.167, SLG: 0.176 35 Chad Bettis, R (6, 1) 34 Matt Belisle, R (8, 1) 48 Boone Logan, R (8, 1) 33 Justin Morneau, L (9, PH) OBP: 0.444, SLG: 0.438		B FC 84 C FF 88 X FC 85 1-1 ② SH5-4 1-2		C FF 90 S FF 91 S FF 91 0-3 ③ K		B CU 77 B FC 88 X FF 92 2-0 3-H 2B			C SL 80 B CH 82 S SL 80 F CH 82 F SL 79 B SI 88 B CH 82 F SL 80 C FF 88 3-3 ① K	1 0 1 0 0 0 0 1	0 0 0 0 0 0 0 0	0 0 1 0 0 0 0 0	0 0 1 0 0 0 0 0	0 0 0 0 0 0 0 0	1 0 0 0 0 0 0 1	0 0 0 0 0 0 0 0

| | | | |

BOTTOM

Colorado Rockies @ San Francisco Giants

AT&T Park, San Francisco, CA

Fri Apr 11 2014, 7:17 PM - 10:32 PM PDT

Att. 41,707 - Cloudy - 58 F

livebaseballscorecards.com

Batter	1	2	3	4	5	6	7	8	9	AB	R	H	RBI	BB	SO	LOB
2 Juan Carlos Perez, R (1, 8)	C FF 91 X FF 93 0-1 P3 ①		B FS 83 B FS 83 B FF 94 C FF 92 C FF 93 S FS 85 3-3 K ②	C FF 95 B FC 90 X FS 83 1-1 G5-3 ③			C FF 93 B FF 96 B FF 94 F FF 94 F CH 89 B CU 82 X CH 90 3-2 F8 ①			4	0	0	0	0	1	0
8 Hunter Pence, R (1, 9) OBP: 0.224, SLG: 0.311	X FF 93 0-0 G1-3 ②		B FC 89 S FC 90 B FS 84 X FC 90 2-1 P6 ③		B FC 87 B FC 86 F FF 92 S FC 88 X FC 85 2-2 48 F9 2B		B FF 93 B FF 94 C FF 93 X CH 90 2-1 G5-3 ②			4	0	1	0	0	0	0
48 Pablo Sandoval, S (1, 5) OBP: 0.265, SLG: 0.238 13 Joaquin Arias, R (9, 5) OBP: 0.200, SLG: 0.143	C FF 94 B FC 89 F FF 89 F FF 94 S FC 89 1-3 K ③			B FC 88 B FC 89 X FF 93 2-0 29 F8 38 WP 35 BB 1B	B FC 88 B FC 89 B FC 89 X FF 92 3-0 F9 ① 2-3		C CU 81 F FF 95 C FF 97 0-3 K ③			4 0	1 0	1 0	0 0	0 0	2 0	1 0
38 Michael Morse, R (1, 7) OBP: 0.459, SLG: 0.697 7 Grégor Blanco, L (8, PR) (9, 7)		X FC 87 0-0 F8 ①		B FS 85 B FS 85 B FF 90 B FS 84 4-0 35 BB 14 HBP 40 HR 1-2 BB	C FF 95 X FF 97 0-1 G1-4-3 ②			C FF 91 F FF 93 X FF 92 0-2 29 HBP 1B		3 0	1 0	1 0	0 0	1 0	0 0	1 0
29 Héctor Sánchez, S (1, 2) OBP: 0.231, SLG: 0.364		C FF 93 F FS 84 B FF 93 F FF 93 F FC 89 B FF 93 F FC 89 S CU 77 2-3 K		F FC 89 F FF 94 B FC 90 X FC 90 1-2 F8 ① 2-3	F FF 95 X FF 96 0-1 F8 ③			F FF 91 1 SAFE 1 SAFE S FF 91 F SI 92 H FF 92 1-2 HBP		3	0	0	0	0	1	3
9 Brandon Belt, L (1, 3) OBP: 0.306, SLG: 0.625		C FF 94 F FC 86 B FF 94 B FC 87 S FS 86 2-3 K ②		C FC 86 B FF 94 S FF 94 F FC 87 B FC 87 S FS 85 2-3 K ②		B CU 81 B CU 82 F FF 94 F FF 94 B CH 89 X CH 88 3-2 14 SH1-3 2B		S SL 80 S FF 92 B FF 93 S FF 92 1-3 K ①		4	0	1	0	0	3	5
14 Brandon Hicks, R (1, 4) OBP: 0.455, SLG: 0.588		S FF 90 C FC 89 S CU 77 0-3 K ③		S FS 84 F FC 90 B FS 84 B FS 84 1 SAFE H CU 79 3-2 35 BB 40 HR 1-2 HBP		B FF 93 F FF 92 X FF 93 1-1 SH1-3 ① 2-3		B SI 92 B FF 92 C FF 92 F SI 90 S SI 91 2-3 K ②		2	1	0	0	0	2	3
35 Brandon Crawford, L (1, 6) OBP: 0.439, SLG: 0.485			B FC 83 B FS 83 B FF 92 C FF 91 X FF 92 3-1 40 SF7 3B	D FC 87 B FS 85 B FF 95 B FF 94 4-0 40 HR 1-2 2-3 3-H BB			F FF 93 F FF 94 B FF 96 F CH 87 S CH 86 1-3 K ②	D SL 81 F FF 91 C SL 79 C SL 80 1-3 K ③		3	2	1	1	1	2	3
40 Madison Bumgarner, R (1, 1) OBP: 0.500, SLG: 1.667 6 Ehire Adrianza, S (6, PH) OBP: 0.118, SLG: 0.125 57 Juan Gutierrez, R (7, 1) 46 Santiago Casilla, R (8, 1) 54 Sergio Romo, R (9, 1)			B FF 94 X FF 93 1-0 SF7 ① 3-H	X FF 94 0-0 1-H 2-H 3-H HR		B FF 95 B FF 93 C FF 94 D FF 93 X FF 93 3-1 F7 ③				1 1 0 0 0	1 0 0 0 0	1 0 0 0 0	5 0 0 0 0	0 0 0 0 0	0 0 0 0 0	0 1 0 0 0
Inning Stats	R: 0 E: 0 K: 1 S: 7 H: 0 LOB: 0 BB: 0 P: 8	R: 0 E: 1 K: 3 S: 13 H: 0 LOB: 1 BB: 0 P: 17	R: 1 E: 0 K: 1 S: 8 H: 1 LOB: 0 BB: 0 P: 17	R: 5 E: 0 K: 1 S: 13 H: 2 LOB: 0 BB: 2 P: 30	R: 0 E: 0 K: 0 S: 8 H: 1 LOB: 1 BB: 0 P: 13	R: 0 E: 0 K: 1 S: 11 H: 1 LOB: 1 BB: 0 P: 19	R: 0 E: 0 K: 1 S: 9 H: 0 LOB: 0 BB: 0 P: 14	R: 0 E: 0 K: 3 S: 15 H: 1 LOB: 2 BB: 0 P: 20		1B: 2 2B: 2 3B: 1 HR: 1	SF: 1 SAC: 1 DP: 0 HBP: 2			WP: 1 PB: 0 SB: 0 CS: 0	PA: 35	

	AB	29
	R	6
	H	6
	RBI	6
	BB	2
	SO	11
	LOB	17

PITCHER		IP	WLS	BF	H	R	ER	SO	BB	IBB	HBP	BLK	WP	HR	S	P	ERA	WHIP
29 Jorge De La Rosa, L ERA: 9.69	(1, 1)	4.1	L	21	4	6	6	6	2	0	1	0	1	1	45	81	12.46	1.385
54 Tommy Kahnle, R ERA: 1.69	(5, 1)	0.2		2	0	0	0	0	0	0	0	0	0	0	4	4	0.00	0.000
35 Chad Bettis, R ERA: 7.94	(6, 1)	2.0		7	1	0	0	2	0	0	0	0	0	0	20	33	0.00	0.500
34 Matt Belisle, R ERA: 7.2	(8, 1)	0.0		2	1	0	0	0	0	0	1	0	0	0	6	7	∞	∞
48 Boone Logan, L ERA:	(8, 1)	1.0		3	0	0	0	3	0	0	0	0	0	0	9	13	0.00	0.000

PITCHER	IP	WLS	BF	H	R	ER	SO	BB	IBB	HBP	BLK	WP	HR	S	P	ERA	WHIP

Colorado Rockies @ San Francisco Giants

AT&T Park, San Francisco, CA

Sat Apr 12 2014, 1:07 PM - 3:53 PM PDT

Att. 41,917 - Partly Cloudy - 61 F

livebaseballscorecards.com

TOP

Batter	1	2	3	4	5	6	7	8	9	AB	R	H	RBI	BB	SO	LOB
19 Charlie Blackmon, L (1, 8) OBP: 0.512, SLG: 0.737	C SI 91 B FF 92 B FF 92 C FF 92 X FF 94 2-2 1 E 1B		B FF 90 F CU 76 B CH 85 B CH 85 B FF 91 4-1 2 S 1 1B 2 SF9 BB		C CU 76 X FF 88 0-1 1 SH5-3 2B		C SI 91 B CH 85 X FF 91 1-1 ③ G6-3			3	1	2	0	1	0	0
1 Brandon Barnes, R (1, 9) OBP: 0.304, SLG: 0.364	B SI 91 1 SAFE C FF 91 1 SAFE F SL 85 B FF 91 S FF 91 2-3 ① K 1-2		1 SAFE 1 SAFE X FF 90 0-0 2 S 1-2 1B		X FF 89 0-0 ① SH5-3 2-3			F FF 92 B CU 81 C CH 83 F SI 93 X CH 86 1-2 ① F9		3	0	1	0	0	1	1
5 Carlos González, L (1, 7) OBP: 0.396, SLG: 0.727	S CH 86 B CH 85 B FF 91 X FF 92 2-1 ② P5		S FF 91 C CU 77 B FF 91 C CU 78 1-3 ① K		X FF 89 0-0 ② P2			B FF 92 X CH 83 1-0 ② G4-3		4	0	0	0	0	1	4
2 Troy Tulowitzki, R (1, 6) OBP: 0.421, SLG: 0.613	C FF 92 B CH 87 X CH 86 1-1 ③ F7		D SL 86 C CH 86 B SL 87 X SL 87 2-1 ② SF9 1-2 2-H		F SL 86 B FF 91 S SL 86 X SL 86 1-2 ③ L8			C CU 82 S CU 82 S CH 86 0-3 ③ K		3	0	0	1	0	1	2
20 Wilin Rosario, R (1, 2) OBP: 0.282, SLG: 0.265		C FF 90 F SL 84 F FF 92 S SL 86 0-3 ① K2-3	F SL 86 B FF 92 2 SAFE S SL 87 B SL 85 X FF 91 2-2 ③ P6			S SI 90 F SI 90 B FF 91 B FF 92 B FF 92 F SL 88 X SL 88 3-2 ① F8			C SL 83 X CU 76 0-1 ① G5-3	4	0	0	0	0	1	1
33 Justin Morneau, L (1, 3) OBP: 0.400, SLG: 0.389		B CH 86 C FF 91 C FF 91 F SL 86 F FF 92 B FF 93 S FF 93 2-3 ② K		B SI 90 F CU 77 B FF 90 F CH 85 F FF 91 S FF 92 2-3 ① K		F CH 85 X CH 85 0-1 ② G3-1			C FF 88 B CH 81 S CH 82 B FF 88 B FF 88 S FF 88 3-3 ② K	4	0	0	0	0	3	0
28 Nolan Arenado, R (1, 5) OBP: 0.265, SLG: 0.426		C FF 92 B CH 87 C SL 87 F FF 92 F FF 92 B SL 88 X SL 86 2-2 2B	F SI 91 X SI 91 0-1 ② L9		C SI 90 F FF 91 F FF 92 B SI 92 B FF 93 X CU 78 2-2 ③ G5-3				X SL 85 0-0 ③ G4-3	4	0	1	0	0	0	0
9 DJ LeMahieu, R (1, 4) OBP: 0.350, SLG: 0.273		B FF 91 B FF 90 B SL 86 I IN 78 4-0 IBB	C SL 85 B SL 85 B SL 84 B CH 86 C FF 92 F FF 92 B FF 92 4-2 BB				F FF 89 F CU 76 B CU 76 F FF 92 B SI 91 S SL 87 2-3 ① K			1	0	0	0	2	1	0
30 Brett Anderson, L (1, 1) OBP: 0.200, SLG: 0.400 54 Tommy Kahnle, R (4, 1) 34 Matt Belisle, R (6, 1) 23 Charlie Culberson, R (7, PH) OBP: 0.158, SLG: 0.167 0 Adam Ottavino, S (7, 1) 49 Rex Brothers, L (8, 1) 32 LaTroy Hawkins, R (9, 1)		S CH 85 S CH 84 D CH 84 B CH 85 C FF 92 2-3 ③ K	X SI 91 0-0 ③ G6-3				C CU 77 B FF 91 T FF 91 B CU 77 C SL 86 2-3 ② K			2 0 0 1 0 0 0	0 0 0 0 0 0 0	0 0 0 0 0 0 0	0 0 0 0 0 0 0	0 0 0 0 0 0 0	1 0 0 1 0 0 0	3 0 0 0 0 0 0

	AB	29
	R	1
	H	4
	RBI	1
	BB	3
	SO	10
	LOB	11

Inning Stats										
	R: 0 E: 1 K: 1 S: 10	H: 1 LOB: 1 BB: 0 P: 17	R: 0 E: 0 K: 3 S: 17	H: 1 LOB: 2 BB: 1 P: 27	R: 1 E: 0 K: 1 S: 10	H: 1 LOB: 1 BB: 1 P: 19	R: 0 E: 0 K: 1 S: 10	H: 0 LOB: 1 BB: 1 P: 16	R: 0 E: 0 K: 0 S: 7	H: 1 LOB: 1 BB: 0 P: 8
	R: 0 E: 0 K: 0 S: 10	H: 0 LOB: 0 BB: 0 P: 15	R: 0 E: 0 K: 2 S: 9	H: 0 LOB: 0 BB: 0 P: 14	R: 0 E: 0 K: 1 S: 8	H: 0 LOB: 0 BB: 0 P: 10	R: 0 E: 0 K: 1 S: 6	H: 0 LOB: 0 BB: 0 P: 9	1B: 2 2B: 2 3B: 0 HR: 0	SF: 1 SAC: 1 DP: 0 HBP: 0

WP: 0 PB: 0 SB: 2 CS: 0 PA: 34

PITCHER		IP	WLS	BF	H	R	ER	SO	BB	IBB	HBP	BLK	WP	HR	S	P	ERA	WHIP
18 Matt Cain, R ERA: 4.0	(1, 1)	7.0	L	28	4	1	1	8	2	1	0	0	0	0	73	116	1.29	0.857
63 Jean Machi, R ERA:	(8, 1)	1.0		3	0	0	0	1	0	0	0	0	0	0	8	10	0.00	0.000
52 Yusmeiro Petit, R ERA: 5.14	(9, 1)	1.0		3	0	0	0	1	0	0	0	0	0	0	6	9	0.00	0.000

PITCHER	IP	WLS	BF	H	R	ER	SO	BB	IBB	HBP	BLK	WP	HR	S	P	ERA	WHIP

BOTTOM

Colorado Rockies @ San Francisco Giants

AT&T Park, San Francisco, CA

Sat Apr 12 2014, 1:07 PM - 3:53 PM PDT

Att. 41,917 - Partly Cloudy - 61 F

livebaseballscorecards.com

Batter	1	2	3	4	5	6	7	8	9	AB	R	H	RBI	BB	SO	LOB
16 Ángel Pagán, S (1, 8) OBP: 0.451, SLG: 0.553	C FF 91 X FF 92 0-1 ① G1-3		B FF 90 F CH 85 S SL 81 D SL 82 F FF 91 X SL 82 2-2 ② FC5-4 1-2f			C FF 90 B CH 86 C SL 85 S CU 75 1-3 ① K		X FF 94 0-0 ② L9		4	0	0	0	0	1	3
8 Hunter Pence, R (1, 9) OBP: 0.245, SLG: 0.313	B FF 91 C SL 80 X SL 82 1-1 28 FC6-4 1B		S SL 80 C FF 89 1 SAFE 1 SAFE X SL 81 0-2 ③ G5-3			F SI 91 C CH 88 B SL 87 X SI 91 1-2 ② L3		B SL 86 B FF 95 B SL 88 D SL 88 4-0 1-2 2-3 BB		3	0	1	0	1	0	1
48 Pablo Sandoval, S (1, 5) OBP: 0.264, SLG: 0.261	C FF 90 C FF 91 S FF 92 0-3 ② K			X FF 95 0-0 38 G6-4-3 2B		C CU 73 X CU 74 0-1 ③ G5-3		C FF 93 S FF 94 F FF 94 D SL 88 S SL 87 1-3 ③ K		4	0	1	0	0	2	4
28 Buster Posey, R (1, 3) OBP: 0.386, SLG: 0.575	F SI 90 B KC 75 C SL 80 F FF 89 F SL 80 F SL 81 B SI 90 X SI 91 2-2 ③ FC6-4 1-2f			B FF 96 F SL 83 B FF 95 B CH 86 B SL 81 4-1 38 G6-4-3 BB			B FF 93 C ST 82 X ST 82 1-1 ① G1-6-3		C FF 92 F SL 86 X FF 92 0-2 ① L3	3	0	0	0	1	0	1
38 Michael Morse, R (1, 7) OBP: 0.415, SLG: 0.622		B FF 91 X SI 91 1-0 ① G5-3		B FF 94 X FF 94 1-0 ① ② G6-4-3 1-2f 2-3			C ST 84 B FF 93 S ST 83 F FF 93 S ST 83 1-3 ② K		F SL 86 B SL 88 S FF 93 B FF 92 S SL 88 2-3 ② K	4	0	0	0	0	2	2
29 Héctor Sánchez, S (1, 2) OBP: 0.176, SLG: 0.267		B SI 91 S CH 84 S SL 82 S SL 82 F SL 82 F FF 92 S SL 82 1-3 ② K2-3		F FF 94 F FF 94 S CH 88 0-3 ③ K			B FF 92 B FF 93 X FF 91 2-0 ③ F7		F FF 93 S CU 77 X FF 93 0-2 ③ F8	4	0	0	0	0	2	1
13 Joaquin Arias, R (1, 4) OBP: 0.167, SLG: 0.118		X FF 92 0-0 ③ G5-3			B FF 90 C FF 91 B SL 81 F FF 91 X FF 91 2-2 ① G6-3			C FF 92 B FF 93 B CH 86 B FF 92 X FF 94 3-1 ① G4-3		3	0	0	0	0	0	0
35 Brandon Crawford, L (1, 6) OBP: 0.432, SLG: 0.500			C SI 88 X SL 80 0-1 ① G6-3		S SL 80 B FF 92 X FF 92 1-1 ② G4-3			X FF 93 0-0 8 BB 2B		3	0	1	0	0	0	0
18 Matt Cain, R (1, 1) OBP: 0.333, SLG: 0.200 63 Jean Machi, R (8, 1) 14 Brandon Hicks, R (8, PH) OBP: 0.478, SLG: 0.588 52 Yusmeiro Petit, R (9, 1)			B SI 91 B SI 90 F FF 90 B SI 90 B FF 92 4-1 16 FC5-4 BB		S FF 92 C SL 81 C FF 93 0-3 ③ K			B FF 93 B CH 85 B FF 93 C FF 92 B FF 92 4-1 8 BB BB		1 0 0 0	0 0 0 0	0 0 0 0	0 0 0 0	1 0 1 0	1 0 0 0	0 0 0 0
Inning Stats	R: 0 E: 0 K: 1 S: 13 H: 1 LOB: 1 BB: 0 P: 16	R: 0 E: 0 K: 1 S: 7 H: 0 LOB: 0 BB: 0 P: 9	R: 0 E: 0 K: 0 S: 10 H: 0 LOB: 1 BB: 1 P: 16	R: 0 E: 0 K: 1 S: 6 H: 1 LOB: 1 BB: 1 P: 11	R: 0 E: 0 K: 1 S: 8 H: 0 LOB: 0 BB: 0 P: 11	R: 0 E: 0 K: 1 S: 8 H: 0 LOB: 0 BB: 0 P: 10	R: 0 E: 0 K: 1 S: 7 H: 0 LOB: 0 BB: 0 P: 11	R: 0 E: 0 K: 1 S: 9 H: 1 LOB: 3 BB: 2 P: 21	R: 0 E: 0 K: 1 S: 9 H: 0 LOB: 0 BB: 0 P: 11							

AB	29
R	0
H	3
RBI	0
BB	4
SO	8
LOB	12

1B: 1 SF: 0 PA: 33
2B: 2 SAC: 0
3B: 0 DP: 1
HR: 0 HBP: 0

WP: 0
PB: 0
SB: 0
CS: 0

PITCHER		IP	WLS	BF	H	R	ER	SO	BB	IBB	HBP	BLK	WP	HR	S	P	ERA	WHIP
30 Brett Anderson, L ERA: 3.6	(1, 1)	3.0		11	1	0	0	2	1	0	0	0	0	0	30	41	0.00	0.667
54 Tommy Kahnle, R ERA: 1.23	(4, 1)	2.0	W	7	1	0	0	2	1	0	0	0	0	0	14	22	0.00	1.000
34 Matt Belisle, R ERA: 6.0	(6, 1)	1.0	H	3	0	0	0	1	0	0	0	0	0	0	8	10	0.00	0.000
0 Adam Ottavino, R ERA:	(7, 1)	1.0	H	3	0	0	0	1	0	0	0	0	0	0	7	11	0.00	0.000
49 Rex Brothers, L ERA:	(8, 1)	1.0	H	6	1	0	0	1	2	0	0	0	0	0	9	21	0.00	3.000

PITCHER		IP	WLS	BF	H	R	ER	SO	BB	IBB	HBP	BLK	WP	HR	S	P	ERA	WHIP
32 LaTroy Hawkins, R ERA: 2.45	(9, 1)	1.0	S	3	0	0	0	1	0	0	0	0	0	0	9	11	0.00	0.000

Batter	1	2	3	4	5	6	7	8	9	10	AB	R	H	RBI	BB	SO	LOB
19 Charlie Blackmon, L (1, 8) OBP: 0.500, SLG: 0.707 13 Drew Stubbs, R (8, PH) OBP: 0.211, SLG: 0.176 (8, 8)	C SI 89 C CU 74 S FC 84 0-3 K		B SI 88 S FS 80 F FC 84 X SI 90 1-2 1B			C SI 89 X CU 76 0-1 G1-3		C SI 86 B SI 86 B SI 86 B SI 86 X SI 85 3-1 3-H 1B			3 1	0 0	1 1	0 1	0 1	1 0	0 0
3 Michael Cuddyer, R (1, 9) OBP: 0.396, SLG: 0.625	C FF 89 B FC 84 X FC 83 1-1 G4-3		B SI 88 X SI 88 1-0 G5-3			C SI 90 B FS 81 F FF 89 S FS 81 1-3 K		X SL 87 0-0 F9			4	0	0	0	0	1	2
5 Carlos González, L (1, 7) OBP: 0.365, SLG: 0.667	B SI 88 S FS 80 X SI 88 1-1 G4-3			C FS 79 T FF 89 X FS 79 0-2 G6-3			C FC 81 B FS 80 X SI 88 1-1 G4-3	B SI 93 F CH 88 1 SAFE 1 SAFE F SI 92 X KC 81 1-2 G4-3			4	0	0	0	0	0	1
2 Troy Tulowitzki, R (1, 6) OBP: 0.405, SLG: 0.559		B SI 88 S SI 89 S FC 84 X SI 89 1-2 F8		C CU 75 S CU 76 B FS 79 F FC 85 F SI 90 B CU 76 X FC 84 2-2 G5-3			X FC 82 0-0 G5-3		B KC 82 B SL 88 B SI 94 B SI 93 4-0 20 G5-4-3 BB		3	0	0	0	1	0	0
33 Justin Morneau, L (1, 3) OBP: 0.386, SLG: 0.450		B SI 89 S FS 81 B SI 88 F FC 85 B FS 82 S FS 80 3-3 K		B SI 89 C SI 89 F FF 90 B FS 80 X FC 84 2-2 F8			F SI 88 B SI 89 B FC 84 X SI 89 2-1 HR		T SI 94 B FF 96 F SI 95 B SI 96 F KC 83 X SI 95 2-2 F7		4	1	1	1	0	1	1
20 Wilin Rosario, R (1, 2) OBP: 0.279, SLG: 0.342		B CU 75 C CU 76 X FC 83 1-1 HR			C FC 83 C SI 88 C FS 78 0-3 K		B FS 81 X SI 89 1-0 G6-3		C SI 94 F SI 95 B FF 95 B SL 89 X SI 95 2-2 G5-4-3 1-2f		4	1	1	1	0	1	1
28 Nolan Arenado, R (1, 5) OBP: 0.264, SLG: 0.431		F SI 88 X FC 84 0-1 P3			B FC 82 X SI 88 1-0 L9			C SI 88 B SI 89 X FS 78 1-1 9 2B		X SL 79 0-0 G5-3	4	1	1	0	0	0	0
9 DJ LeMahieu, R (1, 4) OBP: 0.364, SLG: 0.324			B SI 89 X SI 87 1-0 G5-3		B FF 88 B SI 88 X SI 88 2-0 F8			X SI 88 0-0 1 SH1-3 13 1B 2-H 2B		C FF 88 B SL 79 C SL 78 B SL 79 X SL 77 2-2 14 CS 1B	4	1	2	1	0	0	0
27 Tyler Chatwood, R (1, 1) 56 Franklin Morales, L (7, 1) 1 Brandon Barnes, R (8, PH) OBP: 0.304, SLG: 0.364 48 Boone Logan, R (8, 1) 0 Adam Ottavino, S (9, 1) 14 Josh Rutledge, R (10, PH) OBP: 0.667, SLG: 0.667 49 Rex Brothers, L (10, 1)			C SI 89 X FC 85 0-1 G3-1			C SI 89 B FC 83 C SI 89 C SI 90 1-3 K		B FC 84 S SI 88 B FC 84 X SI 89 2-1 SH1-3 2-3		1 SAFE S SL 78 C SL 78 1 SAFE B SL 80 S FF 89 1-3 K 1-2	2 0 0 0 0 1	0 0 0 0 0 0	0 0 0 0 0 0	0 0 0 0 0 1	0 0 0 0 0 1	1 0 0 0 0 1	0 0 0 0 0 1
Inning Stats	R: 0 E: 0 K: 1 S: 7 H: 0 LOB: 0 BB: 0 P: 9	R: 1 E: 0 K: 1 S: 10 H: 1 LOB: 0 BB: 0 P: 15	R: 0 E: 0 K: 0 S: 7 H: 1 LOB: 1 BB: 0 P: 10	R: 0 E: 0 K: 0 S: 11 H: 0 LOB: 0 BB: 0 P: 15	R: 0 E: 0 K: 1 S: 5 H: 0 LOB: 0 BB: 0 P: 8	R: 0 E: 0 K: 2 S: 8 H: 0 LOB: 0 BB: 0 P: 10	R: 1 E: 0 K: 0 S: 6 H: 1 LOB: 0 BB: 0 P: 10	R: 2 E: 0 K: 0 S: 11 H: 3 LOB: 1 BB: 0 P: 18	R: 0 E: 0 K: 0 S: 7 H: 0 LOB: 0 BB: 1 P: 15	R: 0 E: 0 K: 1 S: 7 H: 1 LOB: 1 BB: 0 P: 10	1B: 3 2B: 3 3B: 0 HR: 2	SF: 0 SAC: 1 DP: 2 HBP: 0			WP: 0 PB: 0 SB: 0 CS: 1	PA: 36		

PITCHER		IP	WLS	BF	H	R	ER	SO	BB	IBB	HBP	BLK	WP	HR	S	P	ERA	WHIP
17 Tim Hudson, R ERA: 2.35	(1, 1)	7.1		27	5	4	4	5	0	0	0	0	0	2	59	85	4.91	0.682
49 Javier López, L ERA:	(8, 1)	0.0	B	1	1	0	0	0	0	0	0	0	0	0	2	5	∞	∞
46 Santiago Casilla, R ERA:	(8, 1)	1.2		5	0	0	0	0	1	0	0	0	0	0	11	20	0.00	0.600
54 Sergio Romo, R ERA: 1.8	(10, 1)	1.0	W	3	1	0	0	1	0	0	0	0	0	0	7	10	0.00	1.000

PITCHER	IP	WLS	BF	H	R	ER	SO	BB	IBB	HBP	BLK	WP	HR	S	P	ERA	WHIP

TOP

Colorado Rockies @ San Francisco Giants

AT&T Park, San Francisco, CA

Sun Apr 13 2014, 1:06 PM - 3:46 PM PDT

Att. 41,490 - Sunny - 63 F

livebaseballscorecards.com

AB	34
R	4
H	7
RBI	4
BB	1
SO	6
LOB	6

Batter	1	2	3	4	5	6	7	8	9	10	AB	R	H	RBI	BB	SO	LOB
16 Ángel Pagán, S (1, 8) OBP: 0.455, SLG: 0.549	B FF 91 X SI 90 1-0 P6 ①		F FF 92 F FF 92 X FF 94 0-2 G6-3 ②③ 1-2f		X SI 94 0-0 2-H 3-H 1B			B FF 93 C SL 81 B SL 81 B SI 93 X FF 93 3-1 48 G6-4-3 1B			4	0	2	2	0	0	1
9 Brandon Belt, L (1, 3) OBP: 0.283, SLG: 0.577	C SI 91 S FF 92 T FF 94 0-2 K ②			C CU 77 B SI 92 X CU 78 1-1 F8 ①	S CU 80 B SI 94 X CH 85 1-1 G4-3 ③			F SL 82 F SI 92 1 SAFE F SL 81 S FF 94 0-3 K ①			4	0	0	0	0	2	2
48 Pablo Sandoval, S (1, 5) OBP: 0.281, SLG: 0.340	X SI 92 0-0 1B			B SI 93 S FF 94 F FF 94 X FF 95 1-2 G6-3 ②		B CU 77 X CH 83 1-0 HR		1 SAFE 1 SAFE X FF 92 0-0 G6-4-3 ②③ 1-2f			4	1	2	1	0	0	1
28 Buster Posey, R (1, 2) OBP: 0.354, SLG: 0.523	F FF 93 C SI 93 X SI 93 0-2 F9 ③			S CH 87 B SI 93 S FF 93 B SL 86 T FF 95 2-2 K ③		C CU 78 F SI 93 B SL 86 F SL 86 F SI 94 B FF 94 X SI 93 2-2 L5 ①			C ST 82 S ST 83 B ST 83 B FF 92 F ST 82 S ST 82 2-3 K ①		4	0	0	0	0	2	1
8 Hunter Pence, R (1, 9) OBP: 0.246, SLG: 0.294		F SI 92 X FF 92 0-1 F9 ①			F SI 92 B SL 86 B SL 85 H SI 92 3-1 38 1B 35 SF8 HBP	C SI 94 B SI 94 B SI 93 B SI 92 S SI 94 S SL 86 3-3 K ②			C ST 82 B FF 90 X ST 83 1-1 L8 ②		3	1	0	0	0	1	0
38 Michael Morse, R (1, 7) OBP: 0.409, SLG: 0.600 7 Grégor Blanco, L (7, 7) OBP: 0.167, SLG: 0.273		B FF 94 C SI 92 B FF 92 B SI 92 S SI 92 C SI 92 3-3 K ②			X SI 93 0-0 17 WP 14 1B 16 1B 1-3 1B	B SL 82 B CH 88 X SI 90 2-0 G5-3 ③			C FF 93 X CH 88 0-1 3B ③		3 1	1 0	1 1	0 0	0 0	1 0	0 0
35 Brandon Crawford, L (1, 6) OBP: 0.417, SLG: 0.564		X SI 93 0-0 G6-3 ③			X FF 94 0-0 SF8 ① 3-H		F FF 92 S SL 87 B FF 92 S SL 88 1-3 K ①			B SL 86 X FF 91 1-0 HR	3	1	1	2	0	1	0
14 Brandon Hicks, R (1, 4) OBP: 0.538, SLG: 0.632			X FF 91 0-0 16 G6-3 1B		B SL 87 B SL 86 F SI 93 1 SAFE X FF 94 2-1 17 WP 16 1B 1-2 1B		C CU 74 B FF 92 B SL 86 B SI 92 B FF 93 4-1 17 CS BB				2	1	2	0	1	0	0
17 Tim Hudson, R (1, 1) 49 Javier López, L (8, 1) 46 Santiago Casilla, R (8, 1) 54 Sergio Romo, R (10, 1)			C FF 91 1 SAFE B SI 90 F FF 90 M SL 84 1-3 K ①		B FF 93 F SI 92 B FF 93 X SI 94 2-1 L9 ② 1-2 2-3		F FF 92 L FF 93 T SL 87 0-2 K ②③ 1-2				3 0 0 0	0 0 0 0	0 0 0 0	0 0 0 0	0 0 0 0	2 0 0 0	4 0 0 0
Inning Stats	R: 0 E: 0 K: 1 S: 8 H: 1 LOB: 1 BB: 0 P: 9	R: 0 E: 0 K: 1 S: 6 H: 0 LOB: 0 BB: 0 P: 9	R: 0 E: 0 K: 1 S: 7 H: 1 LOB: 0 BB: 0 P: 8	R: 0 E: 0 K: 1 S: 8 H: 0 LOB: 0 BB: 0 P: 12	R: 3 E: 0 K: 0 S: 10 H: 3 LOB: 1 BB: 0 P: 18	R: 1 E: 0 K: 1 S: 10 H: 1 LOB: 0 BB: 0 P: 18	R: 0 E: 0 K: 2 S: 7 H: 0 LOB: 1 BB: 1 P: 12	R: 0 E: 0 K: 1 S: 7 H: 1 LOB: 0 BB: 0 P: 10	R: 0 E: 0 K: 1 S: 8 H: 1 LOB: 1 BB: 0 P: 11	R: 1 E: 0 K: 0 S: 1 H: 1 LOB: 0 BB: 0 P: 2	1B: 6 2B: 1 3B: 1 HR: 2	SF: 1 SAC: 0 DP: 3 HBP: 1	WP: 1 PB: 0 SB: 0 CS: 1	PA: 34			

PITCHER		IP	WLS	BF	H	R	ER	SO	BB	IBB	HBP	BLK	WP	HR	S	P	ERA	WHIP
27 Tyler Chatwood, R ERA: 6.0	(1, 1)	6.0		24	6	4	4	5	0	0	1	0	1	1	49	74	6.00	1.000
56 Franklin Morales, L ERA: 6.39	(7, 1)	1.0		3	0	0	0	2	1	0	0	0	0	0	7	12	0.00	1.000
48 Boone Logan, L ERA:	(8, 1)	1.0		3	1	0	0	1	0	0	0	0	0	0	7	10	0.00	1.000
0 Adam Ottavino, R ERA:	(9, 1)	1.0		3	1	0	0	1	0	0	0	0	0	0	8	11	0.00	1.000
49 Rex Brothers, L ERA: 1.93	(10, 1)	0.0	L	1	1	1	1	0	0	0	0	0	0	1	1	2	∞	∞

PITCHER	IP	WLS	BF	H	R	ER	SO	BB	IBB	HBP	BLK	WP	HR	S	P	ERA	WHIP

BOTTOM

Colorado Rockies @ San Francisco Giants

AT&T Park, San Francisco, CA

Sun Apr 13 2014, 1:06 PM - 3:46 PM PDT

Att. 41,490 - Sunny - 63 F

livebaseballscorecards.com

AB	31
R	5
H	9
RBI	5
BB	1
SO	9
LOB	9

Batter	1	2	3	4	5	6	7	8	9	10	11	12	AB	R	H	RBI	BB	SO	LOB
9 Dee Strange-Gordon, L (1, 4) OBP: 0.429, SLG: 0.488	C FF 89 C CU 76 B CH 83 2-2 G3		C CH 83 C FF 89 S FF 89 0-3 K		B CU 76 C SL 81 S CH 82 B FF 90 X CU 75 2-2 E4 13 S		B SI 85 C SI 85 B SI 85 1 SAFE X SI 86 2-1 1-2 3-H 1B		F FF 94 1 SAFE S FF 94 F FF 95 C FF 95 0-3 K		F SL 89 C SI 85 F KC 81 D KC 82 F KC 82 F SI 94 D SI 95 D SL 89 X SI 95 3-2 G1-3		3	0	0	0	0	1	0
10 Justin Turner, R (7, PH)(7, 4) OBP: 0.211, SLG: 0.278													3	0	1	1	0	1	2
3 Carl Crawford, L (1, 7) OBP: 0.293, SLG: 0.375 56 J.P. Howell, L (7, 1) 54 Chris Perez, R (7, 1) 33 Scott Van Slyke, R (9, PH) OBP: 0.438, SLG: 0.692 74 Kenley Jansen, S (9, 1) 28 Jamey Wright, R (10, 1) 18 Chone Figgins, S (12, PH) OBP: 0.500, SLG: 0.200 (12, 7)	C SI 91 F SI 91 B SI 92 X SI 92 1-2 G6-3		S SL 82 S FF 91 F SI 91 B CU 76 T CU 76 1-2 K		1 SAFE C FF 89 F FF 89 1 SAFE X FF 90 0-2 L6		X SI 87 0-0 F8 2-3		C CU 85 B FF 96 S FF 95 T FF 95 1-2 K 1-2			C FF 88 C FF 89 C FF 89 0-3 K	4	0	0	0	0	1	3
													0	0	0	0	0	0	0
													0	0	0	0	0	0	0
													1	0	0	0	0	1	1
													0	0	0	0	0	0	0
													0	0	0	0	0	0	0
													1	0	0	0	0	1	0
13 Hanley Ramirez, R (1, 6) OBP: 0.381, SLG: 0.527	B FF 90 B FF 90 S SL 82 B SL 82 C FF 91 F SL 82 X FF 91 3-2 1B			B SL 79 C SI 88 F CU 73 F FF 90 X SL 80 1-2 G4-3	1 SAFE S FF 90 X FF 90 0-1 F8 1-2		F SI 94 F SI 94 B FF 95 B FF 95 F FF FF 94 F CU 83 F CU 82 B SI 95 F SI 95 3-2 3 SAFE X CU 88 G6-3		B SL 80 C SL 79 S FF 89 B SL 79 F SL 80 F SL 77 F SL 78 F SL 76 X FF 89 2-2 P2		S CU 77 X CU 78 0-1 66 F9 2B	6	0	2	0	0	0	3
23 Adrián González, L (1, 3) OBP: 0.339, SLG: 0.636	X CU 76 0-0 L4			C CH 82 S CH 81 F FF 90 B CH 84 X CU 76 1-2 16 1B 66 1B 1B		F FF 91 B FF 91 B FF 91 F FF 91 X FF 92 2-2 G5-3		B CH 86 C SI 95 X CH 86 1-1 F7		X CH 84 0-0 L4		I IN 77 I IN 78 I IN 78 I IN 78 4-0 IBB	5	0	1	0	1	0	1
66 Yasiel Puig, R (1, 9) OBP: 0.347, SLG: 0.419		B SL 80 B FF 91 X SL 81 2-0 F8		F FF 90 B FF 89 X SL 81 1-1 16 1B 1-2 1B		C FF 90 X CH 81 0-1 F8		X CU 86 0-0 3B		S SL 80 B SL 80 B SL 80 F SL 80 B FF 89 B SL 79 4-2 BB		C FF 89 D CU 79 C FF 90 F FF 88 D CU 78 X FF 90 2-2 F9 2-3	5	0	2	0	1	0	2
16 Andre Ethier, L (1, 8) OBP: 0.283, SLG: 0.277 (7, 7) 43 Brandon League, R (12, 1)		B FF 91 B SI 89 B FF 91 C FF 89 F FF 88 X FF 91 3-2 G6-3		S FF 89 B FF 88 S CH 82 X CH 83 1-2 1-2 2-3 1B		B FF 90 S FC 85 F FF 91 B FC 87 X FC 87 2-2 G6-3		C FF 96 F CH 85 S SI 95 0-3 K		F FF 86 B SL 78 1 SAFE 1 SAFE F CH 81 1 SAFE F FF 88 X FF 87 1-2 P6		F CH 82 C FC 88 B FF 89 B FF 89 X FF 90 2-2 G6-3	6	0	1	0	0	1	4
													0	0	0	0	0	0	0
5 Juan Uribe, R (1, 5) OBP: 0.379, SLG: 0.621		B FF 90 B SI 88 B FF 90 C FF 89 C SL 81 X CH 82 3-2 HR		C FF 90 B SL 82 C SL 82 F FF 90 B FF 91 F SL 81 S CH 84 2-3 K			X FF 92 0-0 26 SH1-4 10 1B 2B	X CU 88 0-0 G1-3			C FF 95 X SI 95 0-1 26 B1-6-3 1B	5	2	3	1	0	1	4
26 Tim Federowicz, R (1, 2) OBP: 0.053, SLG: 0.105		C SL 80 B FF 90 X SL 81 1-1 F8		C SL 83 B FF 90 F FF 90 T FF 90 1-2 K			B FF 94 X FF 94 1-0 SH1-4 2-3		X FF 94 0-0 F8		X SI 94 0-0 B1-6-3 1-2f	4	0	0	0	0	1	4
61 Josh Beckett, R (1, 1) 44 Chris Withrow, R (6, 1) 27 Matt Kemp, R (7, PH) OBP: 0.353, SLG: 0.607 (7, 8)			C FF 90 C CU 75 B SL 79 S SL 81 1-3 K		B FF 88 B FF 89 C FF 88 B FF 88 X FF 87 3-1 F8		B CH 87 B CH 87 B CH 86 B FF 94 4-0 3 F8 10 1B BB		C SI 96 F SI 94 F SI 95 B FF 94 B CU 81 X CU 79 2-2 33 S 1B		B SI 94 F FF 95 S SI 94 X FF 95 1-2 2B	2	0	0	0	0	1	0
													0	0	0	0	0	0	0
													2	0	2	0	1	0	0
Inning Stats	R: 0 H: 1 E: 0 LOB: 1 K: 0 BB: 0 S: 14 P: 20	R: 1 H: 1 E: 0 LOB: 0 K: 0 BB: 0 S: 9 P: 18	R: 0 H: 0 E: 0 LOB: 0 K: 3 BB: 0 S: 10 P: 12	R: 0 H: 3 E: 0 LOB: 3 K: 2 BB: 0 S: 21 P: 28	R: 0 H: 0 E: 1 LOB: 1 K: 0 BB: 0 S: 10 P: 15	R: 0 H: 0 E: 0 LOB: 0 K: 0 BB: 0 S: 8 P: 12	R: 1 H: 2 E: 0 LOB: 2 K: 0 BB: 1 S: 12 P: 22	R: 0 H: 1 E: 0 LOB: 1 K: 1 BB: 0 S: 7 P: 8	R: 0 H: 1 E: 0 LOB: 1 K: 2 BB: 0 S: 12 P: 15	R: 0 H: 0 E: 0 LOB: 1 K: 0 BB: 1 S: 14 P: 21	R: 0 H: 2 E: 0 LOB: 1 K: 0 BB: 0 S: 12 P: 16	R: 0 H: 1 E: 0 LOB: 2 K: 1 BB: 1 S: 12 P: 20	1B: 7 2B: 3 3B: 1 HR: 1	SF: 0 SAC: 1 DP: 1 HBP: 0	WP: 0 PB: 0 SB: 2 CS: 0	PA: 51			

PITCHER		IP	WLS	BF	H	R	ER	SO	BB	IBB	HBP	BLK	WP	HR	S	P	ERA	WHIP
55 Tim Lincecum, R ERA: 7.2	(1, 1)	5.0		21	5	1	1	5	0	0	0	0	0	1	64	93	1.80	1.000
34 David Huff, L ERA: 3.0	(6, 1)	1.0		3	0	0	0	0	0	0	0	0	0	0	8	12	0.00	0.000
63 Jean Machi, R ERA: 1.5	(7, 1)	0.1		3	1	1	1	0	1	0	0	0	0	0	2	7	27.00	6.000
49 Javier López, L ERA:	(7, 1)	0.1		2	1	0	0	0	0	0	0	0	0	0	3	5	0.00	3.000
57 Juan Gutierrez, R ERA: 2.0	(7, 1)	2.1		9	2	0	0	3	0	0	0	0	0	0	26	33	0.00	0.857

PITCHER		IP	WLS	BF	H	R	ER	SO	BB	IBB	HBP	BLK	WP	HR	S	P	ERA	WHIP
54 Sergio Romo, R ERA: 1.5	(10, 1)	1.0		4	0	0	0	0	1	0	0	0	0	0	14	21	0.00	1.000
46 Santiago Casilla, R ERA:	(11, 1)	1.0		4	2	0	0	0	0	0	0	0	0	0	12	16	0.00	2.000
52 Yusmeiro Petit, R ERA: 4.5	(12, 1)	1.0	W	5	1	0	0	1	0	1	0	0	0	0	12	20	0.00	1.000

TOP

Los Angeles Dodgers @ San Francisco Giants

AT&T Park, San Francisco, CA

Tue Apr 15 2014, 7:23 PM - 12:14 AM PDT

Att. 42,469 - Partly Cloudy - 60 F

livebaseballscorecards.com

AB	47
R	2
H	12
RBI	2
BB	3
SO	9
LOB	24

Batter	1	2	3	4	5	6	7	8	9	10	11	12	AB	R	H	RBI	BB	SO	LOB
16 Ángel Pagán, S (1, 8) OBP: 0.426, SLG: 0.509	C FF 92 C CU 73 B CU 75 T CU 74 1-2 K		F SI 91 B CU 72 X CU 72 1-1 L9-3 1-1		C FC 89 C CU 73 X FF 91 0-2 F7		C SI 86 S SI 86 B KC 79 B SI 87 S KC 79 2-3 K		C FC 93 B FC 96 X FC 95 1-1 9 2B 1B	B CU 78 B FC 89 F FC 88 S FC 88 D CU 80 F FC 88 X FC 89 3-2 F6			6	1	1	0	0	2	5
9 Brandon Belt, L (1, 3) OBP: 0.322, SLG: 0.596	C FF 93 S FF 93 B FF 91 B FF 93 C FC 91 2-3 K			F SI 90 C CU 71 B FF 90 B FF 92 X CU 72 2-2 8 1B 48 G1-3 1B	B FC 88 B FC 89 B CH 86 T SI 92 B FF 92 4-1 48 BB BB		B KC 80 B SI 87 B SI 86 C SI 86 X SI 87 3-1 28 FC4-6 1B		B FC 94 1 SAFE 1 SAFE C FC 93 S FC 93 F FC 95 X FC 97 1-2 1-H 2B	B FC 88 X FC 89 1-0 F7			5	0	3	1	1	1	3
48 Pablo Sandoval, S (1, 5) OBP: 0.270, SLG: 0.309	B FC 91 X CH 86 1-0 G4-3			B FC 89 1 SAFE C CU 73 X CU 73 1-1 G1-3 1-2	B CU 72 B CH 86 F CH 87 D CU 74 B FF 92 4-1 1-2 2-3 BB		B SI 87 B SI 87 X SI 87 2-0 P3		F FC 94 F FC 95 F FC 96 S FC 96 0-3 K		B CH 83 S SI 90 X CH 83 1-1 G3-1		5	0	0	0	1	1	3
28 Buster Posey, R (1, 2) OBP: 0.358, SLG: 0.489 54 Sergio Romo, R (10, 1) 46 Santiago Casilla, R (11, 1) 13 Joaquin Arias, R (11, PH) OBP: 0.211, SLG: 0.167 52 Yusmeiro Petit, R (12, 1)		C FF 92 C CU 72 B CU 78 X CU 76 1-2 G5-3		B FC 89 D CU 73 B CU 73 B FF 91 4-0 8 1B BB	C CU 73 B CU 72 B FC 89 X FC 89 2-1 F8		C FF 93 C FF 94 B SL 84 B FF 84 X SL 83 2-2 FC4-6 1-2f		I IN 68 I IN 74 I IN 73 I IN 66 4-0 IBB		B CU 78 X SI 90 1-0 8 G6-4-3 1B		3 0 0 1 0	0 0 0 0 0	0 0 0 1 0	0 0 0 0 0	2 0 0 0 0	0 0 0 0 0	4 0 0 0 0
8 Hunter Pence, R (1, 9) OBP: 0.270, SLG: 0.316		C SI 92 X CH 85 0-1 G5-3		S CH 87 S CU 74 D CU 78 F FF 92 F CU 77 X CH 87 1-2 2-3 1B		B FC 89 X FF 95 1-0 35 WP 38 E 35 SF8 1B		C SL 82 C FF 94 B SL 83 B FF 93 X SL 83 2-2 7 S 1B	S FC 92 F FC 94 F FC 96 F FC 94 X FC 96 0-2 F9		C FC 90 1 SAFE B SL 83 F SI 91 X CU 79 1-2 1-2f G6-4-3		6	1	3	0	0	0	3
38 Michael Morse, R (1, 7) OBP: 0.404, SLG: 0.571 2 Juan Carlos Perez, R (6, PR) (7, 7) 7 Grégor Blanco, L (8, PH) OBP: 0.267, SLG: 0.308 (9, 7)		B CU 72 F FF 92 B SI 92 H SI 92 3-1 35 E HBP		B CU 73 C CU 73 B CU 74 S FF 93 D CU 78 C FC 89 3-3 K		C FC 90 X FF 95 0-1 FC6 14 CS 1-2		B FF 94 B FF 93 F FF 94 S FF 94 B FF 94 B FF 94 4-2 14 G5-4-3 1-2 BB	B SI 89 S FC 88 X CU 77 1-1 14 SH1-4 35 1B 1B		B SI 93 X SI 93 1-0 F7		2 0 2	0 0 0	0 0 1	0 0 0	0 0 1	1 0 0	4 0 0
35 Brandon Crawford, L (1, 6) OBP: 0.407, SLG: 0.545	1 SAFE S CH 86 B CU 72 C CU 73 S CU 76 1-3 K		S FC 89 B CU 74 B FC 90 X SI 92 2-1 G5-3		B FC 90 B FF 95 C FC 92 X FF 95 2-1 SF8 2-H		B FF 94 S FF 93 C SL 81 S SL 83 1-3 K		1 SAFE 1 SAFE X SI 90 0-0 14 SH1-4 1-2 1B		X SI 93 0-0 29 WP 14 G5-6-3 29 1B 1B		5	1	2	1	0	2	6
14 Brandon Hicks, R (1, 4) OBP: 0.516, SLG: 0.545			X FF 91 0-0 F8	B FC 89 B FC 89 F FF 90 C SI 91 F FC 91 B CU 74 B SI 92 4-2 48 BB 55 SH2-4 BB		B FC 91 S FF 94 S FF 95 B FF 95 B FF 96 B FF 96 4-2 1-2 BB		B SL 82 X FF 94 1-0 G5-4-3 1-2f	B FC 87 B SI 90 L SI 90 X FC 88 2-1 SH1-4 1-2 2-3		B SI 93 X SI 92 1-0 G5-6-3 1-2		3	0	0	0	2	0	3
55 Tim Lincecum, L (1, 1) 34 David Huff, S (6, 1) 6 Ehire Adrianza, S (6, PH) OBP: 0.111, SLG: 0.118 63 Jean Machi, R (7, 1) 49 Javier López, L (7, 1) 57 Juan Gutierrez, R (7, 1) 29 Héctor Sánchez, S (9, PH) OBP: 0.250, SLG: 0.294 (10, 2)			B FF 92 B FF 90 S FF 92 F FF 91 B FF 92 B FF 91 4-2 16 L9-3 BB	B FF 91 B FF 91 X FF 91 2-0 SH2-4 1-2	F FC 92 D CU 79 F FC 91 B FC 91 F FF 96 F FC 90 T CU 81 2-2 K		B FC 94 C FC 93 C FC 94 S FC 97 1-3 K		F SI 91 B FC 89 B FC 89 B CH 83 S FC 88 B FC 88 4-2 BB		S FS 85 B FS 84 X SI 94 1-1 2-H 1B		0 0 1 0 0 0 2	0 0 0 0 0 0 0	0 0 0 0 0 0 1	0 0 0 0 0 0 1	1 0 1 0 0 0 1	0 0 1 0 0 0 0	0 0 1 0 0 0 0
Inning Stats	R: 0 E: 0 K: 2 S: 7 H: 0 LOB: 0 BB: 0 P: 11	R: 0 E: 1 K: 1 S: 9 H: 0 LOB: 1 BB: 0 P: 14	R: 0 E: 0 K: 0 S: 5 H: 0 LOB: 0 BB: 1 P: 10	R: 0 E: 0 K: 1 S: 15 H: 2 LOB: 3 BB: 1 P: 28	R: 0 E: 0 K: 0 S: 11 H: 0 LOB: 3 BB: 3 P: 27	R: 1 E: 1 K: 1 S: 12 H: 1 LOB: 1 BB: 1 P: 21	R: 0 E: 0 K: 1 S: 9 H: 1 LOB: 1 BB: 0 P: 18	R: 0 E: 0 K: 1 S: 9 H: 1 LOB: 1 BB: 1 P: 17	R: 1 E: 0 K: 2 S: 18 H: 2 LOB: 2 BB: 1 P: 25	R: 0 E: 0 K: 0 S: 12 H: 2 LOB: 3 BB: 1 P: 23	R: 0 E: 0 K: 0 S: 6 H: 1 LOB: 0 BB: 0 P: 9	R: 1 E: 0 K: 0 S: 5 H: 2 LOB: 1 BB: 0 P: 8	1B: 11 2B: 2 3B: 0 HR: 0	SF: 1 SAC: 2 DP: 3 HBP: 1	WP: 2 PB: 0 SB: 1 CS: 1	PA: 54			

PITCHER		IP	WLS	BF	H	R	ER	SO	BB	IBB	HBP	BLK	WP	HR	S	P	ERA	WHIP
61 Josh Beckett, R ERA: 4.0	(1, 1)	5.0		22	2	0	0	4	5	0	1	0	0	0	47	90	0.00	1.400
44 Chris Withrow, R ERA:	(6, 1)	1.0	B	5	1	1	0	1	1	0	0	0	1	0	12	21	0.00	2.000
56 J.P. Howell, L ERA:	(7, 1)	0.2	H	3	1	0	0	1	0	0	0	0	0	0	6	13	0.00	1.500
54 Chris Perez, R ERA:	(7, 1)	1.1	H	5	1	0	0	1	1	0	0	0	0	0	12	22	0.00	1.500
74 Kenley Jansen, R ERA: 4.5	(9, 1)	1.0	B	6	2	1	1	2	0	1	0	0	0	0	18	25	9.00	2.000

PITCHER		IP	WLS	BF	H	R	ER	SO	BB	IBB	HBP	BLK	WP	HR	S	P	ERA	WHIP
28 Jamey Wright, R ERA: 3.12	(10, 1)	2.0		9	3	0	0	0	1	0	0	0	0	0	18	32	0.00	2.000
43 Brandon League, R ERA: 6.75	(12, 1)	0.2	L	4	2	1	1	0	0	0	0	0	1	0	5	8	13.50	3.000

BOTTOM

Los Angeles Dodgers @ San Francisco Giants

AT&T Park, San Francisco, CA

Tue Apr 15 2014, 7:23 PM - 12:14 AM PDT

Att. 42,469 - Partly Cloudy - 60 F

livebaseballscorecards.com

AB	41
R	3
H	12
RBI	3
BB	9
SO	9
LOB	32

Batter	1	2	3	4	5	6	7	8	9	AB	R	H	RBI	BB	SO	LOB
9 Dee Strange-Gordon, L (1, 4) OBP: 0.453, SLG: 0.553	B FF 90 X FF 91 1-0 13 G6-4-3 1B			C CU 77 B CU 78 S CU 77 F CU 77 B FF 90 B CH 84 X FF 90 3-2 ① F7		D CH 83 C CH 86 X CU 76 1-1 1-H 3B		B SI 95 C SI 94 B FF 93 X SI 93 2-1 3 F 1B		4	0	3	1	0	0	0
3 Carl Crawford, L (1, 7) OBP: 0.267, SLG: 0.341	1 SAFE F FF 88 B SI 89 1 SAFE X CH 83 1-1 ① F7			F CH 84 B FF 90 S FF 91 B CH 84 F SL 87 B SL 88 F FF 90 F FF 91 X FF 90 3-2 ② P6		X SI 88 0-0 ③ F8		1 SAFE 1 SAFE X SL 79 0-0 ③ G3-1 1-2		4	0	0	0	0	0	3
13 Hanley Ramirez, R (1, 6) OBP: 0.379, SLG: 0.509 10 Justin Turner, R (7, PR) OBP: 0.200, SLG: 0.263 (7, 6)	1 SAFE C FF 88 F SL 86 X SI 88 0-2 ② ③ G6-4-3 1-2f			X FF 90 0-0 ③ G4-3			S SI 88 F FF 89 B FF 89 B CH 84 B CH 84 H FF 90 4-2 16 1B 23 1B 5 G1-2-3 HBP		X FF 87 0-0 ① F8	2 1	0 0	0 0	0 0	0 0	0 0	1 0
23 Adrián González, L (1, 3) OBP: 0.333, SLG: 0.610		B CH 84 F CH 85 X FF 90 1-1 ① P2			X FF 90 0-0 ① G4-3		B SI 87 X CH 82 1-0 16 1B 1-2 1B		B FF 88 F CH 83 B SI 87 S SI 87 S SI 88 2-3 ② K	4	0	1	0	0	1	0
27 Matt Kemp, R (1, 8) OBP: 0.342, SLG: 0.548		B FF 92 B FF 91 C FF 90 B CU 78 B FF 91 4-1 16 G1-3 BB			C FF 90 B CH 83 B CU 79 F FF 89 B CH 83 X SI 91 3-2 ② F9		S CH 86 C CH 86 B FF 94 F CH 86 S CH 88 1-3 ① K		C SL 80 B SL 79 S SL 79 B SL 79 S SL 80 2-3 ③ K	3	0	0	0	1	2	2
16 Andre Ethier, L (1, 9) OBP: 0.286, SLG: 0.280 56 J.P. Howell, L (7, 1) 54 Chris Perez, R (7, 1) 43 Brandon League, R (8, 1)		S CU 78 1 SAFE F FF 90 F CH 82 B FF 90 B FF 90 X FF 91 2-2 ② ③ G1-3 1-2			X FF 90 0-0 ③ G3-1		S CH 87 X FF 94 0-1 1-2 2-3 1B			3 0 0 0	0 0 0 0	1 0 0 0	0 0 0 0	0 0 0 0	0 0 0 0	1 0 0 0
5 Juan Uribe, R (1, 5) OBP: 0.377, SLG: 0.607			C CU 77 B CU 78 X SI 90 1-1 31 CS 1B			C FF 89 B FF 89 F CU 77 B CH 83 S FF 90 2-3 ① K	B CH 89 B CH 88 X CH 88 2-0 ② ③ G1-2-3 3-Hf			3	0	1	0	0	1	3
31 Drew Butera, R (1, 2) OBP: 0.273, SLG: 0.200			B FF 91 X SI 92 1-0 ① ② G5-3 1-2			C CU 76 B CU 76 B FF 90 X FF 90 2-1 ② F8		B FF 93 C SI 93 B FF 94 B SI 92 C FF 93 F SI 94 X SI 94 3-2 ① L3		3	0	0	0	0	0	1
47 Paul Maholm, L (1, 1) 66 Yasiel Puig, R (7, 9) OBP: 0.340, SLG: 0.409			C SI 91 B SI 90 S SI 91 S FF 92 1-3 ③ K			F FF 89 B CH 82 B FF 90 B SI 89 S FF 90 B FF 89 4-2 9 3B BB		B FF 94 X SI 94 1-0 ② G5-3		1 1	1 0	0 0	0 0	1 0	1 0	0 0

Inning Stats	1	2	3	4	5	6	7	8	9
	R: 0 E: 0 K: 0 S: 6 H: 1 LOB: 0 BB: 0 P: 8	R: 0 E: 0 K: 0 S: 7 H: 0 LOB: 0 BB: 1 P: 14	R: 0 E: 0 K: 1 S: 6 H: 1 LOB: 0 BB: 0 P: 9	R: 0 E: 0 K: 0 S: 11 H: 0 LOB: 0 BB: 0 P: 17	R: 0 E: 0 K: 0 S: 5 H: 0 LOB: 0 BB: 0 P: 8	R: 1 E: 0 K: 1 S: 10 H: 1 LOB: 1 BB: 1 P: 19	R: 0 E: 0 K: 1 S: 10 H: 2 LOB: 2 BB: 0 P: 18	R: 0 E: 1 K: 0 S: 8 H: 1 LOB: 1 BB: 0 P: 14	R: 0 E: 0 K: 2 S: 7 H: 0 LOB: 0 BB: 0 P: 11

PITCHER		IP	WLS	BF	H	R	ER	SO	BB	IBB	HBP	BLK	WP	HR	S	P	ERA	WHIP
32 Ryan Vogelsong, R ERA: 5.4	(1, 1)	6.0		22	4	1	1	2	2	0	1	0	0	0	48	83	1.50	1.000
63 Jean Machi, R ERA: 1.29	(7, 1)	1.0	W	3	1	0	0	1	0	0	0	0	0	0	7	10	0.00	1.000
46 Santiago Casilla, R ERA:	(8, 1)	0.2	H	3	1	0	0	0	0	0	0	0	0	0	7	13	0.00	1.500
49 Javier López, L ERA:	(8, 1)	0.1	H	1	0	0	0	0	0	0	0	0	0	0	1	1	0.00	0.000
54 Sergio Romo, R ERA: 1.29	(9, 1)	1.0	S	3	0	0	0	2	0	0	0	0	0	0	7	11	0.00	0.000

PITCHER	IP	WLS	BF	H	R	ER	SO	BB	IBB	HBP	BLK	WP	HR	S	P	ERA	WHIP

TOP

Los Angeles Dodgers @ San Francisco Giants
AT&T Park, San Francisco, CA

Wed Apr 16 2014, 7:15 PM - 10:08 PM PDT
Att. 42,773 - Cloudy - 64 F

livebaseballscorecards.com

AB	29
R	1
H	6
RBI	1
BB	2
SO	5
LOB	11

1B: 5	SF: 0	WP: 0	PA: 32
2B: 0	SAC: 0	PB: 0	
3B: 1	DP: 2	SB: 0	
HR: 0	HBP: 1	CS: 1	

Batter	1	2	3	4	5	6	7	8	9	AB	R	H	RBI	BB	SO	LOB
16 Ángel Pagán, S (1, 8) OBP: 0.431, SLG: 0.500	C FF 86 B CH 81 X SI 87 1-1 G1-3 ①		B EP 64 B SI 87 B SI 83 C SI 84 F SI 87 B FF 88 4-2 8 FC6-4 BB		B CU 73 X SI 88 1-0 1B		S SI 86 F SI 87 F KC 80 D KC 80 S KC 80 1-3 ② K			3	0	1	0	1	1	1
8 Hunter Pence, R (1, 9) OBP: 0.269, SLG: 0.300	C CU 73 X FC 84 0-1 E8		B CH 81 X SI 87 1-0 ① FC6-4 48 1B 28 1B 1-2f		C SI 86 T FF 86 1 SAFE B FF 86 S FC 84 1-3 ② K		I IN 71 I IN 74 I IN 73 I IN 74 4-0 48 1B IBB			3	1	0	0	1	1	2
48 Pablo Sandoval, S (1, 5) OBP: 0.284, SLG: 0.322	B CH 80 F SI 88 X SI 86 1-1 ② G5-3		B SI 88 B CH 82 F SI 87 1 SAFE X SI 86 2-1 28 1B 1-2 1B		1 SAFE B SI 85 B CU 69 T FF 87 1 SAFE 1 SAFE X SI 85 2-1 ③ F9		S SI 86 B SI 87 X SI 87 1-1 1-2 2-H 1B			4	0	2	1	0	0	2
28 Buster Posey, R (1, 2) OBP: 0.368, SLG: 0.480	C CU 72 S CH 82 B SI 88 B FC 83 X SI 87 2-2 ③ F8		F CH 81 X SI 88 0-1 38 G4-6-3 1-2 2-H 1B			C SI 86 B FC 83 B SI 87 B SI 85 B FF 86 4-1 38 G6-4-3 BB	C SL 82 C FF 93 X FF 94 0-2 ③ F8			3	0	1	1	1	0	3
38 Michael Morse, R (1, 7) OBP: 0.392, SLG: 0.543 54 Sergio Romo, R (9, 1)		X SI 86 0-0 ① G6-3	C SI 88 D SI 88 X SI 88 1-1 ②③ G4-6-3 1-2f			B SI 87 X SI 88 1-0 ①② G6-4-3 1-2f		F SI 91 X SI 93 0-1 9 G4-6-3 1B		4 0	0 0	1 0	0 0	0 0	0 0	3 0
9 Brandon Belt, L (1, 3) OBP: 0.333, SLG: 0.583		B SI 86 F SI 86 B CH 81 B SI 87 B FF 87 4-1 13 1B BB		B CU 71 F SI 86 B SI 86 S SI 87 X CH 81 2-2 ① G3-1		C EP 64 B CU 74 X SI 86 1-1 14 WP 1B		B SI 92 X SI 93 1-0 ①② G4-6-3 1-2f		3	0	1	0	1	0	1
14 Brandon Hicks, R (1, 4) OBP: 0.457, SLG: 0.462		S CH 80 B SI 85 X SI 87 1-1 ② L8		C EP 65 S FC 85 F SL 80 F FF 88 S SL 79 0-3 ② K		B CH 81 C SI 88 D SI 87 B FC 84 S CH 80 X FF 89 3-2 ③ F8 1-2		F SI 92 B FS 85 B SI 91 S SI 92 S SI 92 2-3 ③ K		4	0	0	0	0	2	2
13 Joaquin Arias, R (1, 6) OBP: 0.273, SLG: 0.200		1 SAFE B CU 72 F SI 86 F CH 81 1 SAFE X SI 86 1-2 1-3 1B		B CH 81 F SI 88 B FC 84 X SI 88 2-1 ③ G6-3			B SI 87 B SI 87 B SI 85 B SI 85 4-0 6 SH1-4 48 1B BB			2	1	1	0	1	0	0
32 Ryan Vogelsong, R (1, 1) OBP: 0.143, SLG: 0.143 63 Jean Machi, R (7, 1) 6 Ehire Adrianza, S (7, PH) OBP: 0.111, SLG: 0.118 46 Santiago Casilla, R (8, 1) 49 Javier López, L (8, 1) 7 Grégor Blanco, L (9, 7) OBP: 0.267, SLG: 0.308		C CU 73 B SI 87 B CU 73 X SI 87 2-1 ③ G5-3			C SI 87 B CH 81 C SI 87 B CU 73 X SI 87 2-2 ① G4-3		L SI 85 1 SAFE B SI 85 X SI 84 1-1 ① SH1-4 1-2			2 0 0 0 0 0	0 0 0 0 0 0	0 0 0 0 0 0	0 0 0 0 0 0	0 0 0 0 0 0	0 0 0 0 0 0	2 0 0 0 0 0
Inning Stats	R: 0 E: 1 K: 0 S: 9 H: 0 LOB: 1 BB: 0 P: 13	R: 0 E: 0 K: 0 S: 9 H: 1 LOB: 2 BB: 1 P: 17	R: 1 E: 0 K: 0 S: 9 H: 2 LOB: 1 BB: 1 P: 17	R: 0 E: 0 K: 1 S: 10 H: 0 LOB: 0 BB: 0 P: 14	R: 0 E: 0 K: 1 S: 9 H: 1 LOB: 1 BB: 0 P: 15	R: 0 E: 0 K: 0 S: 7 H: 1 LOB: 1 BB: 1 P: 16	R: 1 E: 0 K: 1 S: 11 H: 1 LOB: 2 BB: 2 P: 22	R: 0 E: 0 K: 1 S: 6 H: 1 LOB: 0 BB: 0 P: 9		1B: 7 2B: 0 3B: 0 HR: 0	SF: 0 SAC: 1 DP: 3 HBP: 0			WP: 1 PB: 0 SB: 0 CS: 0	PA: 34	

PITCHER		IP	WLS	BF	H	R	ER	SO	BB	IBB	HBP	BLK	WP	HR	S	P	ERA	WHIP
47 Paul Maholm, L ERA: 4.97	(1, 1)	6.0		25	5	1	1	2	3	0	0	0	1	0	53	92	1.50	1.333
56 J.P. Howell, L ERA: 1.23	(7, 1)	0.2	L	5	1	1	1	1	1	1	0	0	0	0	8	19	13.50	3.000
54 Chris Perez, R ERA:	(7, 1)	0.1		1	0	0	0	0	0	0	0	0	0	0	3	3	0.00	0.000
43 Brandon League, R ERA: 5.68	(8, 1)	1.0		3	1	0	0	1	0	0	0	0	0	0	6	9	0.00	1.000

PITCHER	IP	WLS	BF	H	R	ER	SO	BB	IBB	HBP	BLK	WP	HR	S	P	ERA	WHIP

BOTTOM

Los Angeles Dodgers @ San Francisco Giants
AT&T Park, San Francisco, CA
Wed Apr 16 2014, 7:15 PM - 10:08 PM PDT
Att. 42,773 - Cloudy - 64 F

livebaseballscorecards.com

AB	28
R	2
H	7
RBI	2
BB	5
SO	4
LOB	16

Batter	1	2	3	4	5	6	7	8	9	AB	R	H	RBI	BB	SO	LOB
9 Dee Strange-Gordon, L (1, 4) OBP: 0.421, SLG: 0.510	C FF 92 B FF 93 B FF 93 C FF 92 S FF 93 2-3 **K** ①		B FF 90 C FF 90 C FF 91 X FF 92 1-2 **F7** ①	B FF 91 F FC 87 S FF 92 S FF 92 1-3 **K** ③			C CU 75 B CH 80 B FF 88 X FF 89 2-1 **L7** ②			4	0	0	0	0	2	3
10 Justin Turner, R (1, 6) OBP: 0.250, SLG: 0.318	F FF 93 S FC 88 B FF 93 F FC 89 B CU 76 F FC 88 F FF 92 X FC 88 2-2 **L9** ②		C CH 84 X CH 83 0-1 **G5-3** ②		C FF 91 B CH 82 X CH 84 1-1 66 L9 23 1B **2B**		B FC 90 B FF 89 B FC 90 B FF 89 4-0 **BB**			3	1	1	0	1	0	0
66 Yasiel Puig, R (1, 9) OBP: 0.333, SLG: 0.396	B FF 94 B FF 94 F FC 89 S FC 88 S FF 93 2-3 **K** ③		B FF 93 B FC 88 B FC 89 C FF 92 X FC 89 3-1 **1B**		F FC 88 B FC 86 S FF 90 X FF 90 1-2 **L9** ① 2-3		B SL 85 S CU 78 1 SAFE C FF 90 X FF 90 1-2 **F9** ③			4	0	1	0	0	1	2
23 Adrián González, L (1, 3) OBP: 0.343, SLG: 0.619		C FC 86 B CU 77 S CU 76 F FF 92 F FC 88 F FC 87 S FF 93 1-3 **K** ①	B FC 87 C FC 87 C FF 92 1 SAFE S FC 88 1-3 **K** ③		B FF 92 F FF 92 X FC 87 1-1 27 G6-4-3 1B 3-H			B SI 90 X SI 92 1-0 33 FC1-6-5-4 **2B**		4	0	2	1	0	2	1
27 Matt Kemp, R (1, 8) OBP: 0.310, SLG: 0.486		X FC 88 0-0 **L7** ②		C CH 83 B FF 93 X FC 89 1-1 **G4-3** ①	X SL 84 0-0 **G6-4-3** ②③ 1-2f			B SI 92 F SI 92 F CU 75 F SI 89 S CH 89 1-3 **K** ①		4	0	0	0	0	1	2
33 Scott Van Slyke, R (1, 7) OBP: 0.450, SLG: 0.688		B FF 93 B FF 92 F FC 89 F FF 91 F FC 88 F FF 92 B CU 77 F FF 92 B CU 77 4-2 5 1B 26 1B **BB**	C CH 84 B FF 92 C FF 91 F FF 93 B FC 88 B FC 90 X FC 89 3-2 26 BB **2B**		X FF 87 0-0 **F8** ①			B SI 91 C SI 92 B SI 92 F SI 91 X CH 88 2-2 **FC1-6-5-4** ②③ 2-3		3	1	1	0	1	0	1
5 Juan Uribe, R (1, 5) OBP: 0.385, SLG: 0.594		B FF 91 X FC 87 1-0 26 1B 1-2 **1B**	B CH 82 B FC 86 B FC 88 I IN 72 4-0 26 BB **IBB**		C FF 88 X SL 84 0-1 **F8** ②				F SI 90 B CH 87 F CU 75 X SI 91 1-2 **G4-3** ①	3	0	1	0	1	0	0
26 Tim Federowicz, R (1, 2) OBP: 0.130, SLG: 0.136		C FF 92 B FC 88 S FF 92 X FC 90 1-2 1-2 2-H **1B**	B CH 82 C FC 89 B CH 82 B FC 86 B FC 89 4-1 1-2 2-3 **BB**		F FF 88 B CU 76 X SL 84 1-1 **G6-3** ③				F SI 90 B SI 91 B SI 90 S SI 91 X CH 87 2-2 **G1-3** ②	3	0	1	1	1	0	0
99 Hyun Jin Ryu, R (1, 1) OBP: 0.091, SLG: 0.091 0 Brian Wilson, R (8, 1) 3 Carl Crawford, L (9, PH) OBP: 0.261, SLG: 0.333 74 Kenley Jansen, S (9, 1)		C FF 89 S FF 91 F FF 92 B FF 92 B FC 88 X FF 93 2-2 **P3** ③	F FC 88 B FF 91 S FF 91 S FF 91 1-3 **K** ②			B FF 88 S FF 88 C FF 88 S FF 89 1-3 **K** ①		B CU 75 X SI 91 1-0 **G4-3** ③	3 0 1 0	0 0 0 0	0 0 0 0	0 0 0 0	0 0 0 0	2 0 0 0	5 0 0 0
Inning Stats	R: 0 E: 0 K: 2 S: 12 H: 0 LOB: 0 BB: 0 P: 18	R: 1 E: 0 K: 1 S: 20 H: 2 LOB: 2 BB: 1 P: 29	R: 0 E: 0 K: 1 S: 10 H: 1 LOB: 1 BB: 0 P: 15	R: 0 E: 0 K: 2 S: 13 H: 1 LOB: 3 BB: 2 P: 27	R: 1 E: 0 K: 0 S: 8 H: 2 LOB: 0 BB: 0 P: 11	R: 0 E: 0 K: 0 S: 5 H: 0 LOB: 0 BB: 0 P: 6	R: 0 E: 0 K: 1 S: 8 H: 0 LOB: 1 BB: 1 P: 16	R: 0 E: 0 K: 1 S: 8 H: 1 LOB: 0 BB: 0 P: 12	R: 0 E: 0 K: 0 S: 7 H: 0 LOB: 0 BB: 0 P: 11	1B: 4 2B: 4 3B: 0 HR: 0 SF: 0 SAC: 0 DP: 2 HBP: 0						

TOP

Los Angeles Dodgers @ San Francisco Giants
AT&T Park, San Francisco, CA
Thu Apr 17 2014, 12:46 PM - 3:53 PM PDT
Att. 42,890 - Partly Cloudy - 63 F

livebaseballscorecards.com

AB	32
R	2
H	7
RBI	2
BB	4
SO	8
LOB	14

PITCHER		IP	WLS	BF	H	R	ER	SO	BB	IBB	HBP	BLK	WP	HR	S	P	ERA	WHIP
40 Madison Bumgarner, L ERA: 3.48	(1, 1)	4.1	L	22	6	2	2	6	2	1	0	0	0	0	62	99	4.15	1.846
52 Yusmeiro Petit, R ERA: 3.38	(5, 1)	2.2		8	0	0	0	1	1	0	0	0	0	0	14	23	0.00	0.375
41 Jeremy Affeldt, L ERA:	(8, 1)	2.0		6	1	0	0	1	0	0	0	0	0	0	15	23	0.00	0.500

PITCHER		IP	WLS	BF	H	R	ER	SO	BB	IBB	HBP	BLK	WP	HR	S	P	ERA	WHIP

BOTTOM

Batter	1	2	3	4	5	6	7	8	9	AB	R	H	RBI	BB	SO	LOB
13 Joaquin Arias, R (1, 6) OBP: 0.231, SLG: 0.167 35 Brandon Crawford, L (9, PH) OBP: 0.400, SLG: 0.533	B SI 87 F SI 88 X SI 89 1-1 L7 ①		B CH 82 C SI 90 B SI 91 X SI 90 2-1 G6-3 ②		B SI 90 F SI 90 1 SAFE B SL 81 S CH 83 X CH 84 2-2 FC5-4 ② 1-2f			B SL 92 F SL 92 B SL 90 B FF 93 C SL 91 X SL 90 3-2 F9 ①	S FC 94 B FC 95 B FC 95 C FC 95 F FC 96 F FC 96 X FC 95 2-2 F7 ③	4 1	0 0	0 0	0 0	0 0	0 0	2 2
8 Hunter Pence, R (1, 9) OBP: 0.296, SLG: 0.317	S CH 81 X SI 89 0-1 48 S 1B		C SI 92 X SL 85 0-1 1B		B SI 90 F SI 90 S CH 84 B SI 91 1 SAFE X FF 91 2-2 G5-3 ③			C FF 96 B FF 91 S FF 92 F FF 95 B FF 92 B SL 92 B SL 92 4-2 BB		3	0	2	0	1	0	1
48 Pablo Sandoval, S (1, 5) OBP: 0.268, SLG: 0.302	C CU 71 B SL 82 B CH 82 B FF 90 F CH 82 X SI 90 3-2 G6-3 ② 1-2		S SI 90 S SI 90 F SI 91 X SL 84 0-2 G5-3 ③			C CU 71 F SL 82 S FF 91 0-3 K ①		C SL 92 C FF 95 F FF 96 B SL 93 F SL 91 S FF 96 1-3 K ②		4	0	0	0	0	2	4
28 Buster Posey, R (1, 2) OBP: 0.344, SLG: 0.444	B CU 70 C SL 80 F FF 91 B CH 83 X CU 71 2-2 L8 ③			B SL 81 B CH 82 F CH 81 C CU 71 B SI 92 X SI 92 3-2 G5-3 ①		B SL 82 F CU 73 B CH 82 F CH 84 B SI 92 X CH 86 3-2 G6-3 ②		B FF 92 B SL 92 C SL 92 B SI 95 X FF 95 3-1 F8 ③		4	0	0	0	0	0	3
38 Michael Morse, R (1, 7) OBP: 0.382, SLG: 0.510		B SI 88 X SI 90 1-0 G4-3 ①		B SI 92 B SI 92 B SL 83 C SI 92 C CH 83 B SI 93 4-2 BB		B SL 83 C CU 72 T CH 85 B SI 91 B SI 91 F CH 86 F FF 93 X SI 93 3-2 F8 ③			B FC 93 F FC 92 S FC 94 F FC 95 S SL 83 1-3 K 9 FC3-6	3	0	0	0	1	1	0
9 Brandon Belt, L (1, 3) OBP: 0.328, SLG: 0.563		F CH 80 X SI 89 0-1 14 FC9-6 1B		F SI 90 F CH 83 S SI 90 0-3 K ②			C CU 70 F SI 89 B SI 90 B SL 83 F FF 91 F CH 83 B SL 84 F SI 93 F SI 92 3-2 X CH 83 F9 ①		S FC 94 X FC 95 0-1 FC3-6 29 DI 6 1B ① 1-2f	4	1	1	0	0	1	2
14 Brandon Hicks, R (1, 4) OBP: 0.432, SLG: 0.429 52 Yusmeiro Petit, R (5, 1) 16 Ángel Pagán, S (7, PH) OBP: 0.424, SLG: 0.492 41 Jeremy Affeldt, L (8, 1) 29 Héctor Sánchez, S (9, PH) OBP: 0.238, SLG: 0.278		C SL 82 F CH 82 D SL 84 B CH 86 B SL 82 F FF 91 1 SAFE X CH 82 3-2 FC9-6 ② 1-2f		B SL 82 S CH 82 B SI 91 F FF 91 S CH 84 2-3 K ③			C FF 90 F CU 74 B FF 91 X FF 92 1-2 G1-3 ②		B FC 95 F FC 94 F FC 95 B FF 96 S FF 95 2-3 K ② 1-2	2 0 1 0 1	0 0 0 0 0	0 0 0 0 0	0 0 0 0 0	1 0 0 0 1	2 0 0 0 1	2 0 0 0 1
7 Grégor Blanco, L (1, 8) OBP: 0.263, SLG: 0.250		F SI 90 D CU 74 X CH 79 1-1 L9 ③			B SI 87 B SI 89 C SI 89 B SI 90 X SI 88 3-1 F8 ①		X SI 91 0-0 G5-3 ③		C FC 93 F FF 95 B FC 96 B FF 96 F FC 96 B FC 96 B FC 94 4-2 6 1B BB	3	0	0	0	1	0	1
40 Madison Bumgarner, R (1, 1) OBP: 0.400, SLG: 1.250 6 Ehire Adrianza, S (5, 4) OBP: 0.238, SLG: 0.300			B SI 90 S CH 80 X SI 90 1-1 G3-1 ①		S CH 81 X FF 90 0-1 13 FC5-4 1B			L SL 90 B FF 95 B SL 90 X SI 94 2-1 2B	B FC 91 C FC 92 C FC 93 X FC 95 1-2 2-H 1B	1 3	0 0	0 3	0 1	0 0	0 0	0 0
Inning Stats	R: 0 E: 0 K: 0 S: 10 H: 1 LOB: 1 BB: 0 P: 16	R: 0 E: 0 K: 0 S: 9 H: 1 LOB: 1 BB: 0 P: 14	R: 0 E: 0 K: 0 S: 10 H: 1 LOB: 1 BB: 0 P: 13	R: 0 E: 0 K: 2 S: 11 H: 0 LOB: 1 BB: 1 P: 20	R: 0 E: 0 K: 0 S: 10 H: 1 LOB: 1 BB: 0 P: 17	R: 0 E: 0 K: 1 S: 11 H: 0 LOB: 0 BB: 0 P: 17	R: 0 E: 0 K: 0 S: 11 H: 0 LOB: 0 BB: 0 P: 15	R: 0 E: 0 K: 1 S: 15 H: 1 LOB: 2 BB: 1 P: 28	R: 1 E: 0 K: 2 S: 20 H: 1 LOB: 2 BB: 1 P: 30	1B: 5 2B: 1 3B: 0 HR: 0	SF: 0 SAC: 0 DP: 0 HBP: 0	WP: 1 PB: 0 SB: 1 CS: 0	PA: 37				

PITCHER	IP	WLS	BF	H	R	ER	SO	BB	IBB	HBP	BLK	WP	HR	S	P	ERA	WHIP
99 Hyun Jin Ryu, L (1, 1) ERA: 1.93	7.0	W	26	4	0	0	3	1	0	0	0	0	0	72	112	0.00	0.714
0 Brian Wilson, R (8, 1) ERA: 9.0	1.0	H	5	1	0	0	1	1	0	0	0	0	0	15	28	0.00	2.000
74 Kenley Jansen, R (9, 1) ERA: 5.0	1.0	S	6	1	1	1	2	1	0	0	0	1	0	20	30	9.00	2.000

PITCHER	IP	WLS	BF	H	R	ER	SO	BB	IBB	HBP	BLK	WP	HR	S	P	ERA	WHIP

Los Angeles Dodgers @ San Francisco Giants

AT&T Park, San Francisco, CA

Thu Apr 17 2014, 12:46 PM - 3:53 PM PDT
Att. 42,890 - Partly Cloudy - 63 F

livebaseballscorecards.com

AB	34
R	1
H	6
RBI	1
BB	3
SO	6
LOB	18

Batter	1	2	3	4	5	6	7	8	9	AB	R	H	RBI	BB	SO	LOB
16 Ángel Pagán, S (1, 8) OBP: 0.429, SLG: 0.508	C FF 91 F SI 92 B SL 88 X SL 85 1-2 2B		C CH 87 B SI 95 B SI 93 X CH 86 2-1 7 S 1B			B FF 93 S SI 91 F SI 93 B SI 92 X SI 93 2-2 ① G1-3		B SI 93 B SI 91 B SL 85 C SI 92 F SL 85 F SL 86 S SL 87 3-3 ③ K		4	0	2	0	0	1	0
7 Grégor Blanco, L (1, 7) OBP: 0.217, SLG: 0.200	B FF 92 X FC 92 1-0 ① F7		1 SAFE B FF 92 D SL 84 S SL 85 X SL 86 2-1 ③ G3 1-2			C FF 92 F FF 93 X SI 94 0-2 ② G5-3			C SI 88 F CH 80 B CH 82 B SI 91 F SI 90 F SI 90 B CH 81 F SI 89 C SI 89 3-3 ① K	4	0	0	0	0	1	2
9 Brandon Belt, L (1, 3) OBP: 0.338, SLG: 0.603	C FF 92 F SI 92 C SI 92 0-3 ② K			X SI 91 0-0 8 S 1B		X SI 92 0-0 ③ G4-3			S SI 90 C SI 90 B SL 83 X SL 83 1-2 HR	4	1	2	1	0	1	1
48 Pablo Sandoval, S (1, 5) OBP: 0.267, SLG: 0.299	X SI 92 0-0 ③ P6			B SI 90 D SI 92 X SL 86 2-0 ① F7			B SI 91 X SI 91 1-0 29 G6-3 8 BB 1B		B SI 89 B SI 89 S SI 90 F SI 91 F SI 90 B SI 90 S CH 82 3-3 ② K	4	0	1	0	0	1	2
8 Hunter Pence, R (1, 9) OBP: 0.307, SLG: 0.308		S SL 84 B SL 86 F FF 93 X CH 84 1-2 ① G5-3		C FF 95 S SL 85 B SL 86 D SL 86 F FF 93 S SL 86 2-3 ② K2-3 1-2			B SL 84 S SL 82 S SL 83 B SL 84 B SI 92 B SL 85 4-2 29 G6-3 BB 1-2		B SL 84 B SL 83 S SL 82 C SI 90 F SL 85 B SL 83 B SL 84 4-2 29 S BB	2	0	0	0	2	1	1
29 Héctor Sánchez, S (1, 2) OBP: 0.200, SLG: 0.227		B SI 91 F FF 92 S CH 86 S CH 87 1-3 ② K		B CH 85 B SI 92 C FF 93 F SL 85 F SL 86 C SI 93 2-3 ③ K			B SI 90 B SI 90 X SL 82 2-0 ①② G6-3 1-2f 2-3		B CH 81 1 SAFE S SI 90 F CH 84 S SI 90 1-3 ③ K 1-2	4	0	0	0	0	3	4
35 Brandon Crawford, L (1, 6) OBP: 0.379, SLG: 0.500		S SI 91 S SL 85 B CH 87 X SI 94 1-2 ③ G4-3			C CH 85 B SI 93 S SL 84 F CH 86 F SL 85 B SI 93 B CH 86 S SL 85 3-3 ① K		F SI 92 B SI 92 X SI 91 1-1 ③ L6			3	0	0	0	0	1	1
6 Ehire Adrianza, S (1, 4) OBP: 0.217, SLG: 0.273 38 Michael Morse, R (8, PH) OBP: 0.375, SLG: 0.500 13 Joaquin Arias, R (8, 4) OBP: 0.231, SLG: 0.167			X SI 91 0-0 ① G3		B SL 86 C SL 84 C SI 93 S SL 88 1-3 ② K			S SL 85 X SL 86 0-1 ① G6-3		2 1 0	0 0 0	0 0 0	0 0 0	0 0 0	1 0 0	0 0 0
18 Matt Cain, R (1, 1) OBP: 0.250, SLG: 0.143 28 Buster Posey, R (8, PH) OBP: 0.339, SLG: 0.436 57 Juan Gutierrez, R (8, 1)			C FF 92 C FF 93 S SL 86 0-3 ② K		X FF 93 0-0 ③ P4			S SL 86 B SL 87 B SI 93 F SL 87 S SL 87 2-3 ② K		2 1 0	0 0 0	0 0 0	0 0 0	0 0 0	1 1 0	0 0 0
Inning Stats	R: 0 E: 0 K: 1 S: 8 H: 1 LOB: 1 BB: 0 P: 10	R: 0 E: 0 K: 1 S: 9 H: 0 LOB: 0 BB: 0 P: 12	R: 0 E: 0 K: 1 S: 8 H: 1 LOB: 1 BB: 0 P: 12	R: 0 E: 0 K: 2 S: 10 H: 1 LOB: 1 BB: 0 P: 16	R: 0 E: 0 K: 2 S: 9 H: 0 LOB: 0 BB: 0 P: 13	R: 0 E: 0 K: 0 S: 7 H: 0 LOB: 0 BB: 0 P: 9	R: 0 E: 0 K: 0 S: 6 H: 1 LOB: 1 BB: 1 P: 14	R: 0 E: 0 K: 2 S: 9 H: 0 LOB: 0 BB: 0 P: 14	R: 1 E: 0 K: 3 S: 19 H: 1 LOB: 1 BB: 1 P: 31	1B: 3 2B: 1 3B: 0 HR: 1 SF: 0 SAC: 0 DP: 1 HBP: 0						

PITCHER		IP	WLS	BF	H	R	ER	SO	BB	IBB	HBP	BLK	WP	HR	S	P	ERA	WHIP
38 Tyson Ross, R ERA: 2.13	(1, 1)	8.0	W	28	4	0	0	9	1	0	0	0	0	0	66	100	0.00	0.625
16 Huston Street, R ERA: 1.29	(9, 1)	1.0	S	5	1	1	1	3	1	0	0	0	0	1	19	31	9.00	2.000

PITCHER		IP	WLS	BF	H	R	ER	SO	BB	IBB	HBP	BLK	WP	HR	S	P	ERA	WHIP

TOP

San Francisco Giants @ San Diego Padres

Petco Park, San Diego, CA

Fri Apr 18 2014, 7:13 PM - 9:46 PM PDT

Att. 34,839 - Cloudy - 66 F

livebaseballscorecards.com

AB	31
R	1
H	5
RBI	1
BB	2
SO	12
LOB	11

PA:	33
WP:	0
PB:	0
SB:	3
CS:	0

Batter	1	2	3	4	5	6	7	8	9	AB	R	H	RBI	BB	SO	LOB
2 Everth Cabrera, S (1, 6) OBP: 0.318, SLG: 0.415	C SI 89 B FF 91 B SI 91 X SI 92 2-1 ① F8		B FF 90 B CU 76 F FF 90 X FF 91 2-1 ① F7		B CH 84 B FF 91 C FF 92 S CH 84 S CU 79 2-3 ③ K			X FF 94 0-0 ① F7		4	0	0	0	0	1	0
13 Chris Denorfia, R (1, 9) OBP: 0.327, SLG: 0.438	B SI 91 B CH 86 F FF 93 B CH 86 C FF 91 X FF 92 3-2 9 PB 3B		C CU 78 S CH 85 X CU 77 0-2 1B			B FF 90 C FF 90 C CH 84 F FF 91 F CH 85 X CH 85 1-2 ① L6		X FF 94 0-0 ② G6-3		4	1	2	0	0	0	0
12 Seth Smith, L (1, 7) OBP: 0.340, SLG: 0.435	B CH 86 X CH 86 1-0 ② G3-1		C FF 91 1 SAFE C CH 83 F FF 92 S CU 77 0-3 ② K			B SL 85 F FF 91 F FF 90 B SL 87 X FF 92 2-2 ② G6-3		C CU 82 C SI 94 X FF 94 0-2 ③ F8		4	0	0	0	0	1	2
9 Jedd Gyorko, R (1, 4) OBP: 0.254, SLG: 0.259	L FF 92 B SL 86 B SL 86 B SL 85 B CH 87 4-1 3-H BB		1 SAFE X FF 90 0-0 ③ F8			C SL 85 C FF 91 F FF 92 S CU 77 0-3 ③ K				2	0	0	0	1	1	1
25 Will Venable, L (1, 8) OBP: 0.228, SLG: 0.304	X FF 91 0-0 ③ F8			C CU 75 F CU 74 F FF 92 B FF 91 F FF 93 B FF 92 S CH 86 2-3 ① K			S SL 84 B SL 85 X FF 91 1-1 23 G3-6-3 1B			3	0	1	0	0	1	1
23 Yonder Alonso, L (1, 3) OBP: 0.234, SLG: 0.267		B FF 91 F CU 76 F FF 92 B FF 90 S CU 78 2-3 ① K		X FF 91 0-0 ② G4-3			C FF 90 1 SAFE 1 SAFE 1 SAFE 1 SAFE X FF 90 0-1 ①② G3-6-3 1-2f			3	0	0	0	0	1	1
5 Alexi Amarista, L (1, 5) OBP: 0.378, SLG: 0.452		C FF 92 X CH 86 0-1 ② G4-3		B CH 84 B FF 91 S FF 91 F FF 93 C FF 92 2-3 ③ K			S CU 77 B CH 84 F CH 85 B CU 78 F FF 92 B SL 87 B CH 85 4-2 BB			2	0	0	0	1	1	0
44 René Rivera, R (1, 2) OBP: 0.158, SLG: 0.158		S FF 92 B FF 92 S FF 92 F FF 93 B SL 87 B SL 87 X FF 92 3-2 1B			B FF 90 C CU 75 S CU 76 S CU 77 1-3 ① K		1 SAFE 1 SAFE S FF 90 1 SAFE C CU 75 B CU 77 F FF 91 X SL 85 1-2 ③ F7			3	0	1	0	0	1	1
38 Tyson Ross, R (1, 1) OBP: 0.200, SLG: 0.200 8 Yasmani Grandal, S (8, PH) OBP: 0.459, SLG: 0.484 16 Huston Street, R (9, 1)		X FF 90 0-0 ③ G4-3			B SI 90 L FF 90 S SL 84 F SL 84 C SL 86 1-3 ② K			C SI 95 B CU 81 B CU 82 X FF 95 2-1 HR		2 1 0	0 1 0	0 1 0	0 1 0	0 0 0	1 0 0	1 0 0
Inning Stats	R: 1 E: 0 K: 0 S: 8 H: 1 LOB: 1 BB: 1 P: 18	R: 0 E: 0 K: 1 S: 10 H: 1 LOB: 1 BB: 0 P: 15	R: 0 E: 0 K: 1 S: 10 H: 1 LOB: 1 BB: 0 P: 12	R: 0 E: 0 K: 2 S: 9 H: 0 LOB: 0 BB: 0 P: 13	R: 0 E: 0 K: 3 S: 10 H: 0 LOB: 0 BB: 0 P: 14	R: 0 E: 0 K: 1 S: 12 H: 0 LOB: 0 BB: 0 P: 15	R: 0 E: 0 K: 0 S: 11 H: 1 LOB: 1 BB: 1 P: 17	R: 1 E: 0 K: 0 S: 7 H: 1 LOB: 0 BB: 0 P: 9		1B: 3 2B: 0 3B: 1 HR: 1 SF: 0 SAC: 0 DP: 1 HBP: 0						

PITCHER		IP	WLS	BF	H	R	ER	SO	BB	IBB	HBP	BLK	WP	HR	S	P	ERA	WHIP
18 Matt Cain, R ERA: 2.88	(1, 1)	7.0	L	26	4	1	0	8	2	0	0	0	0	0	70	104	0.00	0.857
57 Juan Gutierrez, R ERA: 2.7	(8, 1)	1.0		4	1	1	1	0	0	0	0	0	0	1	7	9	9.00	1.000

PITCHER	IP	WLS	BF	H	R	ER	SO	BB	IBB	HBP	BLK	WP	HR	S	P	ERA	WHIP

BOTTOM

San Francisco Giants @ San Diego Padres

Petco Park, San Diego, CA

Fri Apr 18 2014, 7:13 PM - 9:46 PM PDT

Att. 34,839 - Cloudy - 66 F

livebaseballscorecards.com

AB	28
R	2
H	5
RBI	1
BB	2
SO	8
LOB	7

San Francisco Giants @ San Diego Padres

Petco Park, San Diego, CA

Sat Apr 19 2014, 5:41 PM - 8:17 PM PDT

Att. 43,405 - Partly Cloudy - 68 F

TOP

livebaseballscorecards.com

Batter	1	2	3	4	5	6	7	8	9	AB	R	H	RBI	BB	SO	LOB
16 Ángel Pagán, S (1, 8) OBP: 0.405, SLG: 0.478	C CH 84 X SL 79 0-1 ① G5-3			C FF 85 B FF 87 X FF 87 1-1 ① P4		C SL 75 X CH 77 0-1 ② FC6-4 1-2f			F FF 94 X FF 94 0-1 ① F7	4	0	0	0	0	0	1
8 Hunter Pence, R (1, 9) OBP: 0.291, SLG: 0.290	F FF 86 C FF 86 F FF 88 F FF 89 X CU 68 0-2 ② F8			C SL 77 B CH 79 B SL 78 F FF 88 B FF 89 X CH 79 3-2 ② G6-3		C FF 86 C FF 86 1 SAFE F FF 88 F FF 89 F FF 88 B CH 83 S CH 78 1-3 ③ K			X FF 94 0-0 ② L9	4	0	0	0	0	1	1
28 Buster Posey, R (1, 2) OBP: 0.318, SLG: 0.407	C FF 86 C SL 79 X CU 71 0-2 ③ L3			B FF 88 C FF 87 F SL 83 X FF 89 1-2 ③ L9			C FF 89 B SL 88 B SL 88 F FF 91 B SL 88 C SL 88 3-3 ① K		C FF 94 F FF 94 F SL 89 S SL 89 0-3 ③ K	4	0	0	0	0	2	0
38 Michael Morse, R (1, 7) OBP: 0.373, SLG: 0.547		B FF 85 C FF 86 F SL 81 F FF 88 B SL 79 B FF 89 X CH 80 3-2 ① F9			B CH 77 B SL 75 X FF 86 2-0 HR		B SL 88 F FF 90 C SL 87 S FF 91 1-3 ② K			3	1	1	1	0	1	0
48 Pablo Sandoval, S (1, 5) OBP: 0.256, SLG: 0.286		F SL 77 F FF 87 B CH 79 F FF 88 B FF 88 X CH 79 2-2 ② G4-3			X CH 78 0-0 ① F9		B SI 90 B FF 89 B SL 87 C SL 88 F SL 88 S FF 90 3-3 ③ K			3	0	0	0	0	1	0
9 Brandon Belt, L (1, 3) OBP: 0.338, SLG: 0.592		F CU 66 S SL 80 B FF 88 X SL 78 1-2 ③ L3			B CU 66 F SL 80 B FF 88 F CH 78 F SL 81 X FF 89 2-2 ② F7			S SI 93 F FF 93 F FF 93 B CH 85 X FF 94 1-2 1B		3	0	1	0	0	0	0
13 Joaquin Arias, R (1, 4) OBP: 0.250, SLG: 0.192 7 Grégor Blanco, L (8, PH) OBP: 0.208, SLG: 0.190 6 Ehire Adrianza, S (8, 4) OBP: 0.217, SLG: 0.273			C FF 85 X SL 79 0-1 17 B2-6-3 1B		F FF 86 X FF 88 0-1 ③ F7			C FF 92 F FF 92 1 SAFE C FF 91 0-3 ① K		2 1 0	0 0 0	1 0 0	0 0 0	0 1 0	0 1 0	0 1 0
35 Brandon Crawford, L (1, 6) OBP: 0.361, SLG: 0.471			B FF 86 B FF 85 S CH 77 S CH 79 S SL 80 2-3 ① K			B CH 83 C CH 77 F SL 78 X FF 89 1-2 ① F7		X FF 93 0-0 ② P6		3	0	0	0	0	1	2
17 Tim Hudson, R (1, 1) OBP: 0.100, SLG: 0.100 29 Héctor Sánchez, S (8, PH) OBP: 0.192, SLG: 0.217 34 David Huff, S (8, 1) 63 Jean Machi, R (8, 1)			1 SAFE 1 SAFE L CH 78 B CH 78 C FF 87 X CH 80 1-2 ②③ B2-6-3 1-2f			B FF 85 C FF 85 F SL 76 B FF 89 B FF 87 F FF 85 F SI 86 F FF 86 X FF 86 3-2 16 FC6-4 1B		1 SAFE X FF 92 0-0 ③ F8		2 1 0 0	0 0 0 0	1 0 0 0	0 0 0 0	0 0 0 0	1 1 0 0	1 1 0 0

AB	30	1B: 3	SF: 0	WP: 0	PA: 30
R	1	2B: 0	SAC: 0	PB: 0	
H	4	3B: 0	DP: 1	SB: 0	
RBI	1	HR: 1	HBP: 0	CS: 0	
BB	0				
SO	7				
LOB	7				

Inning Stats	1	2	3	4	5	6	7	8	9
R	0	0	0	0	1	0	0	0	0
E	0	0	0	0	0	0	0	0	0
K	0	0	1	0	0	1	3	1	1
S	10	11	8	8	8	17	9	9	7
H	0	0	1	0	1	1	0	1	0
LOB	0	0	0	0	0	1	0	1	0
BB	0	0	0	0	0	0	0	0	0
P	10	17	11	13	12	22	16	10	7

PITCHER		IP	WLS	BF	H	R	ER	SO	BB	IBB	HBP	BLK	WP	HR	S	P	ERA	WHIP
53 Eric Stults, L ERA: 4.35	(1, 1)	6.0	W	20	3	1	1	2	0	0	0	0	0	1	62	85	1.50	0.500
50 Nick Vincent, R ERA: 1.13	(7, 1)	1.0	H	3	0	0	0	3	0	0	0	0	0	0	9	16	0.00	0.000
33 Dale Thayer, R ERA: 1.0	(8, 1)	1.0	H	4	1	0	0	1	0	0	0	0	0	0	9	10	0.00	1.000
56 Joaquín Benoit, R ERA: 2.7	(9, 1)	1.0	S	3	0	0	0	1	0	0	0	0	0	0	7	7	0.00	0.000

PITCHER	IP	WLS	BF	H	R	ER	SO	BB	IBB	HBP	BLK	WP	HR	S	P	ERA	WHIP

Batter	1	2	3	4	5	6	7	8	9	AB	R	H	RBI	BB	SO	LOB
2 Everth Cabrera, S (1, 6) OBP: 0.329, SLG: 0.449	C SI 88 S FS 80 B FC 84 X FF 90 1-2 ① G6-3		X SI 89 0-0 25 1B 1B		B SI 89 B SI 90 X FS 81 2-0 25 FC3-2 3B 3-H		B CU 72 C FC 83 F FF 89 X FS 79 1-2 ③ F8			4	0	2	1	0	0	0
25 Will Venable, L (1, 9) OBP: 0.246, SLG: 0.333	B SI 89 B FS 81 F FC 83 S FS 80 C SI 89 2-3 ② K		F FC 84 1 SAFE 1 SAFE X SI 89 X FF 88 0-2 8 L4-3 1B 1-3		3 SAFE S FS 80 B SI 88 S FC 84 X FC 84 1-2 ② FC3-2 3-H			B FC 86 X FC 86 1-0 8 F9 13 SH1-4 2B		4	1	2	0	0	1	1
8 Yasmani Grandal, S (1, 2) OBP: 0.415, SLG: 0.429	X SI 89 0-0 ③ G6-3		1 SAFE X SI 88 0-0 ②③ L4-3 1-1		1 SAFE 1 SAFE B FF 88 B SI 88 C FC 84 1 SAFE X SI 88 2-1 ③ G4-3			F FF 91 F FF 91 F FC 87 X FF 91 0-2 ① F9 2-3		4	0	0	0	0	0	4
12 Seth Smith, L (1, 7) OBP: 0.357, SLG: 0.449 13 Chris Denorfia, R (8, PH) OBP: 0.327, SLG: 0.438 (9, 7)		S FS 79 B CU 75 F FS 81 B FC 85 X FS 81 2-2 9 G5-3 23 1B 1B		B CU 75 X SI 88 1-0 ① G3		B FS 78 S FC 84 B FF 87 C FS 81 X SI 88 2-2 FC3-6 1B		B CH 86 C CH 86 X CH 85 1-1 ② SH1-4 3-H		3 0	1 0	2 0	0 1	0 0	0 0	0 0
Chase Headley, S (1, 5) OBP: 0.224, SLG: 0.273		S FS 90 S SI 90 B FF 90 F SI 90 F SI 89 S FC 85 1-3 ① K		S FS 79 B FS 81 X FS 80 1-1 9 G1-3 1B		D SI 89 X SI 89 1-0 ① FC3-6 9 S 1-2f		F FF 92 T CH 86 F CH 86 B SI 92 S FF 92 1-3 ③ K		4	0	1	0	0	2	2
9 Jedd Gyorko, R (1, 4) OBP: 0.243, SLG: 0.246		B SI 89 B SI 89 S SI 88 X SI 88 2-1 ② G5-3 1-2		X SI 87 0-0 ② G1-3 1-2		C SI 86 C FC 82 B FC 84 1 SAFE F SI 88 1 SAFE B SI 87 B SI 89 S SI 88 3-3 ② K 1-2				3	0	0	0	0	1	3
23 Yonder Alonso, L (1, 3) OBP: 0.239, SLG: 0.270		B CU 78 F FC 85 B SI 89 X FS 82 2-1 5 S 1B 2-H		B FC 86 B SI 90 X FS 82 2-0 ③ G1-6-3		C SI 89 C FC 81 X FC 84 0-2 ③ L3				3	0	1	1	0	0	2
5 Alexi Amarista, L (1, 8) OBP: 0.375, SLG: 0.441		B FS 84 C FC 84 B SI 89 F SI 90 F SI 90 F FC 86 X FS 82 2-2 ③ F8 1-2			X SI 88 0-0 53 SH2-4 53 E 2 3B 1B		X SI 85 0-0 ① G1-3			3	1	1	0	0	0	1
53 Eric Stults, L (1, 1) 50 Nick Vincent, R (7, 1) 14 Tommy Medica, R (7, PH) OBP: 0.208, SLG: 0.348 33 Dale Thayer, R (8, 1) 56 Joaquín Benoit, R (9, 1)			C SI 88 X SI 88 0-1 ① G4-3		B FS 77 1 SAFE F SI 87 1 SAFE X SI 87 1-1 ① SH2-4 1-3		C FC 81 B CU 74 S FC 82 C FC 82 1-3 ② K			1 0 1 0 0	0 0 0 0 0	0 0 0 0 0	0 0 0 0 0	0 0 1 0 0	0 0 0 0 0	0 0 0 0 0
Inning Stats	R: 0 E: 0 K: 1 S: 7 H: 0 LOB: 0 BB: 0 P: 10	R: 1 E: 0 K: 1 S: 17 H: 2 LOB: 1 BB: 0 P: 26	R: 0 E: 0 K: 0 S: 7 H: 2 LOB: 1 BB: 0 P: 7	R: 0 E: 0 K: 0 S: 5 H: 1 LOB: 1 BB: 0 P: 9	R: 1 E: 1 K: 0 S: 9 H: 2 LOB: 1 BB: 0 P: 15	R: 0 E: 0 K: 1 S: 11 H: 1 LOB: 1 BB: 0 P: 17	R: 0 E: 0 K: 1 S: 7 H: 0 LOB: 0 BB: 0 P: 9	R: 1 E: 0 K: 1 S: 11 H: 1 LOB: 0 BB: 0 P: 14		1B: 7 2B: 2 3B: 1 HR: 0 SF: 0 SAC: 2 DP: 1 HBP: 0						

PITCHER		IP	WLS	BF	H	R	ER	SO	BB	IBB	HBP	BLK	WP	HR	S	P	ERA	WHIP
17 Tim Hudson, R ERA: 2.4	(1, 1)	7.0	L	28	8	2	2	4	0	0	0	0	0	0	63	93	2.57	1.143
34 David Huff, L ERA: 4.26	(8, 1)	0.1		2	1	1	1	0	0	0	0	0	0	0	5	6	27.00	3.000
63 Jean Machi, R ERA: 1.17	(8, 1)	0.2		2	0	0	0	1	0	0	0	0	0	0	6	8	0.00	0.000

PITCHER	IP	WLS	BF	H	R	ER	SO	BB	IBB	HBP	BLK	WP	HR	S	P	ERA	WHIP

BOTTOM

San Francisco Giants @ San Diego Padres

Petco Park, San Diego, CA

Sat Apr 19 2014, 5:41 PM - 8:17 PM PDT

Att. 43,405 - Partly Cloudy - 68 F

livebaseballscorecards.com

AB	30
R	3
H	9
RBI	3
BB	0
SO	5
LOB	13

WP: 0 PA: 32
PB: 0
SB: 2
CS: 0

San Francisco Giants @ San Diego Padres

Petco Park, San Diego, CA

Sun Apr 20 2014, 1:12 PM - 4:09 PM PDT

Att. 25,035 - Sunny - 68 F

livebaseballscorecards.com

TOP

Batter	1	2	3	4	5	6	7	8	9	AB	R	H	RBI	BB	SO	LOB
16 Ángel Pagán, S (1, 8) OBP: 0.397, SLG: 0.466	C FF 90 F FF 90 B CU 76 B FF 90 F FF 90 B FF 91 X FF 90 3-2 ① P4	C FF 90 B FF 90 D CU 74 X FF 90 2-1 1-2 2-H 3-H 1B			F FF 90 F CH 83 B FF 90 X FF 91 1-2 ① G6-3		D CH 86 X FF 91 1-0 ③ P5			4	0	1	2	0	0	1
8 Hunter Pence, R (1, 9) OBP: 0.289, SLG: 0.278	B CH 84 B CH 85 F FF 91 B FF 91 B FF 92 4-1 28 HR BB	C CU 74 X FF 90 0-1 ② P5			S SL 82 F FF 91 B SL 82 F CU 74 B FF 90 B SL 80 X FF 91 3-2 ② L7			C SL 87 C SL 87 S FF 90 0-3 ① K		3	1	0	0	1	1	2
28 Buster Posey, R (1, 2) OBP: 0.314, SLG: 0.444	X FF 90 0-0 1-H HR	B FF 90 B CU 74 F CH 84 X FF 91 2-1 ③ F8			B CU 75 B SL 81 S FF 91 B FF 91 F CH 84 X CU 74 3-2 ③ F9			F FF 90 C SL 88 F FF 90 B SL 88 X FF 90 1-2 ② F7		4	1	1	2	0	0	2
38 Michael Morse, R (1, 7) OBP: 0.355, SLG: 0.518 7 Grégor Blanco, L (6, 7) OBP: 0.200, SLG: 0.182	B FF 90 B CH 83 S CH 84 S FF 91 F FF 91 B CU 75 S FF 91 3-3 ② K		S CH 83 B FF 89 F FF 89 X CU 75 1-2 ① F8			B CU 75 C FF 90 F FF 90 B FF 90 B FF 91 F FF 90 X CH 83 3-2 ① P5		B SL 88 X CH 84 1-0 ③ F9		3 1	0 0	0 0	0 0	0 0	1 0	0 0
9 Brandon Belt, L (1, 3) OBP: 0.321, SLG: 0.560	F FF 91 B CU 74 S CU 74 X FF 91 1-2 ③ G1-3		X SL 81 0-0 ② L6			F CU 74 B FF 90 C FF 90 X SL 81 1-2 ② G3			F SL 87 B SL 86 B CH 80 C FF 92 F SL 87 X SI 93 2-2 ① L7	4	0	0	0	0	0	0
13 Joaquin Arias, R (1, 5) OBP: 0.219, SLG: 0.167		C CU 72 F FF 89 X FF 89 0-2 ① F7	F FF 90 B FF 90 S CH 85 X FF 90 1-2 ③ L5			F CH 83 F FF 91 C CU 76 0-3 ③ K			B CU 76 F FF 90 B CH 83 C FF 92 F FF 92 B FF 94 X FF 92 3-2 ② G5-3	4	0	0	0	0	1	0
14 Brandon Hicks, R (1, 4) OBP: 0.415, SLG: 0.387		C FF 90 B FF 91 C CU 74 F FF 90 B FF 90 B CU 73 F FF 90 B FF 90 4-2 35 1B 16 1B BB		X CH 82 0-0 ① L5			C FF 92 X FF 93 0-1 ① F9		B FF 93 S CH 82 C CH 81 B FF 92 S CH 81 2-3 ③ K	3	1	0	0	1	1	0
35 Brandon Crawford, L (1, 6) OBP: 0.375, SLG: 0.472		1 SAFE X FF 89 0-0 55 BB 16 1B 1-3 1B		C FF 89 X SL 82 0-1 ② G3-1			B SI 91 C FF 93 B FC 87 S CH 84 F SI 92 B FF 94 B CH 86 4-2 55 SH2-3 BB			2	1	1	0	1	0	0
55 Tim Lincecum, L (1, 1) 41 Jeremy Affeldt, L (7, 1) 49 Javier López, L (8, 1) 46 Santiago Casilla, R (8, 1) 54 Sergio Romo, R (9, 1)		L FF 89 B FF 90 T FF 88 D CU 73 B FF 90 B FF 88 4-2 16 1B 1-2 BB		C FF 88 S SL 80 B SL 81 B FF 90 C FF 89 2-3 ③ K			B FF 92 B FF 92 1 SAFE 1 SAFE C FF 93 L FF 93 B FF 92 F FF 93 F FF 92 3-2 F FF 93 X CH 84 ② SH2-3 1-2			1 0 0 0 0	0 0 0 0 0	0 0 0 0 0	0 0 0 0 0	1 0 0 0 0	1 0 0 0 0	0 0 0 0 0

Inning Stats	1	2	3	4	5	6	7	8	9
	R: 2 E: 0 K: 1 S: 13	H: 1 LOB: 0 BB: 1 P: 24	R: 2 E: 0 K: 0 S: 16	H: 2 LOB: 2 BB: 2 P: 28	R: 0 E: 0 K: 0 S: 7	H: 0 LOB: 0 BB: 0 P: 9	R: 0 E: 0 K: 1 S: 6	H: 0 LOB: 0 BB: 0 P: 8	R: 0 E: 0 K: 0 S: 10	H: 0 LOB: 0 BB: 0 P: 17	R: 0 E: 0 K: 1 S: 10	H: 0 LOB: 0 BB: 0 P: 14	R: 0 E: 0 K: 0 S: 12	H: 0 LOB: 1 BB: 1 P: 20	R: 0 E: 0 K: 1 S: 8	H: 0 LOB: 0 BB: 0 P: 10	R: 0 E: 0 K: 1 S: 11	H: 0 LOB: 0 BB: 0 P: 18

| | | |

Batter	1	2	3	4	5	6	7	8	9	AB	R	H	RBI	BB	SO	LOB
2 Everth Cabrera, S (1, 6) OBP: 0.338, SLG: 0.452	C SI 90 F FF 90 B CU 76 X SI 91 1-2 25 WP 1B		B SI 90 B SI 90 X SI 89 2-0 ② G4-3		B CU 72 S CH 82 F SI 89 B CH 83 X SL 81 2-2 25 CS 1B		F SI 91 C CU 75 B CH 86 B SI 92 F SI 92 F CU 75 X CH 87 2-2 ③ G1-3			4	0	2	0	0	0	0
25 Will Venable, L (1, 8) OBP: 0.246, SLG: 0.328	B FF 90 S CH 83 B SL 82 C CH 82 X CH 84 2-2 ① P5 1-2		B SI 90 C FF 89 B CH 83 B SI 88 X FF 89 3-1 12 1B 2B 1B		C FF 89 B FF 89 1 SAFE D CH 80 S FF 89 B FF 90 S CH 84 3-3 ①② K 1-2			B SI 85 S SI 84 C SI 84 F SI 84 X SL 80 1-2 ① G1-3		4	1	1	0	0	1	2
12 Seth Smith, L (1, 7) OBP: 0.383, SLG: 0.451	D SI 90 C CH 83 D CU 77 B FF 90 B FF 91 4-1 BB		D CH 82 X SI 89 1-0 21 BB 2B 1B 1-3		X FF 90 0-0 ③ F7			B CU 72 B SI 85 B SI 85 B SI 84 4-0 21 G5-4-3 BB		2	1	1	0	2	0	0
21 Xavier Nady, R (1, 9) OBP: 0.269, SLG: 0.609	C SL 82 F FF 90 D CH 84 F FF 90 S SL 83 1-3 ② K		B FF 90 B SI 89 D FF 90 B FF 89 4-0 2B BB 1-2			B FF 89 X SL 79 1-0 ① L7		F FF 92 X SI 93 0-1 ②③ G5-4-3 1-2f		3	0	0	0	1	1	3
Chase Headley, S (1, 5) OBP: 0.242, SLG: 0.293	B CH 82 C SL 82 B FF 90 X CH 83 1-2 ③ G4-3		D CH 84 C FF 92 B FF 90 B FF 91 X FF 91 3-1 ③ 1-H 2-H 3-H 2B			B FF 89 B CH 81 F FF 88 F CH 84 B CH 84 F FF 90 C SL 80 3-3 ② K			C FF 87 B CH 82 B SL 78 B FF 88 B SI 87 4-1 8 WP BB	3	0	1	2	1	1	2
14 Tommy Medica, R (1, 3) OBP: 0.185, SLG: 0.308 8 Yasmani Grandal, S (9, PH) OBP: 0.405, SLG: 0.417		C CU 74 F FF 89 B SL 82 S FF 91 1-3 ① K		B SL 82 S SL 81 S SL 80 S SL 80 1-3 ① K		B SL 79 B SI 89 C FF 90 B SL 80 F SL 80 C FF 90 3-3 ③ K			D SI 86 1 SAFE B SL 76 F FF 88 B FF 85 F SL 81 X SL 81 3-2 ① P6 1-2	3 1	0 0	0 0	0 0	0 0	3 0	0 1
4 Nick Hundley, R (1, 2) OBP: 0.316, SLG: 0.579		B SL 82 X FF 90 1-0 5 G4-6-3 1B		C CU 76 C FF 90 B SL 80 S SL 79 1-3 ② K			X CH 81 0-0 HR		S SL 80 S SL 78 F SL 79 B SL 79 F SL 77 B SL 77 X SL 78 2-2 ② F7	4	1	2	1	0	1	1
5 Alexi Amarista, L (1, 4) OBP: 0.381, SLG: 0.429 13 Chris Denorfia, R (7, PH) OBP: 0.320, SLG: 0.429 50 Nick Vincent, R (8, 1) 46 Tim Stauffer, R (9, 1) 23 Yonder Alonso, L (9, PH) OBP: 0.235, SLG: 0.266		C FF 91 B FF 90 X CH 83 1-1 ②③ G4-6-3 1-2f		B FF 89 B FF 90 C SI 88 B CH 83 B FF 87 4-1 41 FC6-4 BB			B SI 91 C SI 92 B CH 88 X SI 90 2-1 ① G6-3		X CH 85 0-0 ③ F8	1 1 0 0 1	0 0 0 0 0	0 0 0 0 0	0 0 0 0 0	1 0 0 0 0	0 0 0 0 0	1 0 0 0 1
41 Robbie Erlin, R (1, 1) 54 Alex Torres, L (7, 1) 9 Jedd Gyorko, R (7, PH) OBP: 0.239, SLG: 0.242 (8, 4)			C FF 88 C FF 87 F FF 90 B CU 76 B SL 80 F FF 89 B CH 84 X FF 91 3-2 ① F8	C SL 79 X FF 88 0-1 ③ FC6-4 1-2f			C CU 75 X SI 92 0-1 ② L8			2 0 1	0 0 0	0 0 0	0 0 0	0 0 0	0 0 0	1 0 0
Inning Stats	R: 0 E: 0 K: 1 S: 14 H: 1 LOB: 2 BB: 1 P: 23	R: 0 E: 0 K: 1 S: 6 H: 1 LOB: 0 BB: 0 P: 9	R: 2 E: 0 K: 0 S: 11 H: 3 LOB: 2 BB: 1 P: 27	R: 0 E: 0 K: 2 S: 9 H: 0 LOB: 1 BB: 1 P: 15	R: 0 E: 0 K: 1 S: 7 H: 1 LOB: 0 BB: 0 P: 12	R: 0 E: 0 K: 2 S: 8 H: 0 LOB: 0 BB: 0 P: 15	R: 1 E: 0 K: 0 S: 10 H: 1 LOB: 0 BB: 0 P: 14	R: 0 E: 0 K: 0 S: 6 H: 0 LOB: 0 BB: 1 P: 11	R: 0 E: 0 K: 0 S: 10 H: 0 LOB: 1 BB: 1 P: 19	1B: 5 2B: 1 3B: 0 HR: 1	SF: 0 SAC: 0 DP: 2 HBP: 0				WP: 2 PB: 0 SB: 0 CS: 1	PA: 35	

PITCHER		IP	WLS	BF	H	R	ER	SO	BB	IBB	HBP	BLK	WP	HR	S	P	ERA	WHIP
55 Tim Lincecum, R ERA: 6.43	(1, 1)	6.0	W	25	7	3	3	7	3	0	0	0	1	1	56	102	4.50	1.667
41 Jeremy Affeldt, L ERA:	(7, 1)	1.0	H	3	0	0	0	0	0	0	0	0	0	0	9	13	0.00	0.000
49 Javier López, L ERA:	(8, 1)	0.1	H	2	0	0	0	0	1	0	0	0	0	0	4	9	0.00	3.000
46 Santiago Casilla, R ERA:	(8, 1)	0.2	H	1	0	0	0	0	0	0	0	0	0	0	2	2	0.00	0.000
54 Sergio Romo, R ERA: 1.13	(9, 1)	1.0	S	4	0	0	0	0	1	0	0	0	1	0	10	19	0.00	1.000

PITCHER	IP	WLS	BF	H	R	ER	SO	BB	IBB	HBP	BLK	WP	HR	S	P	ERA	WHIP

BOTTOM

San Francisco Giants @ San Diego Padres

Petco Park, San Diego, CA

Sun Apr 20 2014, 1:12 PM - 4:09 PM PDT

Att. 25,035 - Sunny - 68 F

livebaseballscorecards.com

AB	30
R	3
H	7
RBI	3
BB	5
SO	7
LOB	12

San Francisco Giants @ Colorado Rockies

Coors Field, Denver, CO

Mon Apr 21 2014, 6:47 PM - 9:57 PM MDT

Att. 25,434 - Partly Cloudy - 64 F

livebaseballscorecards.com

TOP

Batter	1	2	3	4	5	6	7	8	9	AB	R	H	RBI	BB	SO	LOB
16 Ángel Pagán, S (1, 8) OBP: 0.402, SLG: 0.461	C FF 92 F FF 93 B FF 93 F FF 94 B CU 75 B FF 94 F FF 95 F FF 94 F FF 94 3-2 X FF 84 P3 ①		X FF 93 0-0 28 G4-6-3 8 1B 1-2 1B		B FC 88 B FS 83 B FF 92 B FF 92 4-0 8 2B BB		F FC 92 B FF 92 C FF 92 C SL 82 1-3 K ②		S FF 93 X FF 94 0-1 F8 ③	3	0	1	0	1	1	1
63 Jean Machi, R (7, 1)										0	0	0	0	0	0	0
29 Héctor Sánchez, S (8, 2) OBP: 0.185, SLG: 0.208										1	0	0	0	0	0	1
8 Hunter Pence, R (1, 9) OBP: 0.299, SLG: 0.303	B FC 90 F FC 89 F FF 93 X FC 91 1-2 G5-3 ②		X FF 90 0-0 28 G4-6-3 1-2 2-3 1B		C FC 89 S FF 93 B FC 90 B FC 89 B FF 94 1 SAFE X FC 91 3-2 1-3 2B		X FF 92 0-0 F8 ③			4	0	2	0	0	0	1
28 Buster Posey, R (1, 2) OBP: 0.311, SLG: 0.424	B FF 89 F FS 85 B FC 89 C FC 90 B FS 85 B FF 94 4-2 BB		B FC 89 B FF 94 X FC 89 2-0 ① ② G4-6-3 1-2f 2-3 3-H		B FS 85 B FC 90 X FC 89 2-0 G5-3 ②			C FF 92 B FF 94 B ST 82 B FF 92 C FF 92 X ST 83 3-2 ① G5-3		3	0	0	0	1	0	4
57 Juan Gutierrez, R (8, 1)										0	0	0	0	0	0	0
38 Michael Morse, R (1, 7) OBP: 0.333, SLG: 0.483	F FC 91 F FF 92 B FF 95 B FF 94 F FS 85 1 SAFE F FF 92 S FF 94 2-3 ③ K		B FF 94 F FS 85 D FF 91 F FC 91 F FF 94 S FC 91 3-3 ③ K		B FC 90 S FF 94 S FC 89 F FC 90 T FF 94 1-2 ③ K			B ST 82 X ST 83 1-0 G4-3 ②		4	0	0	0	0	3	4
48 Pablo Sandoval, S (1, 5) OBP: 0.244, SLG: 0.270		C FC 88 B FF 92 F FC 88 B FF 93 X FC 90 2-2 ① G5-3		F FC 87 S FC 88 B FF 91 B FC 88 F FC 89 B FF 94 F FS 84 X FC 89 3-2 E5 14 9 G6-4-3 1B		B FF 95 C FF 96 S FF 96 F FF 96 S FF 95 1-3 ① K		C FF 93 F FF 92 X ST 82 0-2 ③ F9		4	0	0	0	0	1	0
9 Brandon Belt, L (1, 3) OBP: 0.329, SLG: 0.557		X FF 93 0-0 ② L9		B FC 86 F FS 84 X FS 84 1-1 14 G6-4-3 1-2 1B		F FF 95 S CH 89 B FF 96 F CH 88 C FF 96 1-3 ② K			B FF 92 X FF 92 1-0 14 PB 14 WP 7 E 1B	4	1	2	0	0	1	0
14 Brandon Hicks, R (1, 4) OBP: 0.400, SLG: 0.353		B FC 87 S FS 84 B FC 90 S FS 84 B FF 94 D FS 85 4-2 BB		D FC 90 S FC 90 S FS 85 B FC 89 X FC 90 2-2 ① ② G6-4-3 1-2f 2-3		C FF 95 S SL 86 B FF 96 S SL 85 1-3 ③ K			F FF 94 C FF 94 B SL 87 B SL 85 B FF 92 S FF 92 3-3 ① K 1-3	3	0	0	0	1	2	3
35 Brandon Crawford, L (1, 6) OBP: 0.353, SLG: 0.439		B FC 89 B FS 85 C FS 84 C FF 95 S FC 88 2-3 ③ K		C FF 94 B FC 87 B FS 85 B FC 89 X FC 90 3-1 ③ L7			B FF 94 C FF 93 S CH 88 F FF 93 B CH 86 C FF 94 2-3 ① K		C FF 93 X FF 93 0-1 ② G1-3	4	0	0	0	0	2	3
32 Ryan Vogelsong, R (1, 1) OBP: 0.143, SLG: 0.143			C FF 91 M FF 92 B FF 93 X FF 92 1-2 8 16 1B 1B 28 G4-6-3 1B		C FF 91 C FF 91 S CU 74 0-3 ① K		B FF 94 B FF 92 B FC 93 C SI 92 B FF 93 4-1 BB		C FF 94 B FF 95 F FF 94 F FF 95 D SL 88 X FF 95 2-2 E1 3-H	0	0	0	0	0	0	0
34 David Huff, S (2, 1) OBP: 1.000, SLG: 1.000										1	1	1	0	0	0	0
52 Yusmeiro Petit, R (3, 1)										1	0	0	0	0	1	0
7 Grégor Blanco, L (7, PH) OBP: 0.222, SLG: 0.174										1	0	0	0	1	0	0
(7, 8)																
Inning Stats	R: 0 E: 0 K: 1 S: 17 H: 0 LOB: 1 BB: 1 P: 27	R: 0 E: 0 K: 1 S: 9 H: 0 LOB: 1 BB: 1 P: 17	R: 1 E: 0 K: 1 S: 10 H: 3 LOB: 1 BB: 0 P: 16	R: 0 E: 1 K: 0 S: 12 H: 1 LOB: 1 BB: 0 P: 21	R: 0 E: 0 K: 2 S: 11 H: 1 LOB: 2 BB: 1 P: 21	R: 0 E: 0 K: 3 S: 11 H: 0 LOB: 0 BB: 0 P: 14	R: 0 E: 0 K: 2 S: 9 H: 0 LOB: 1 BB: 1 P: 16	R: 0 E: 0 K: 0 S: 7 H: 0 LOB: 0 BB: 0 P: 11	R: 1 E: 1 K: 1 S: 12 H: 1 LOB: 1 BB: 0 P: 18	1B: 5 2B: 1 3B: 0 HR: 0 SF: 0 SAC: 0 DP: 2 HBP: 0						

AB	33
R	2
H	6
RBI	0
BB	4
SO	11
LOB	17

WP: 1 PB: 1 SB: 0 CS: 0 PA: 37

PITCHER		IP	WLS	BF	H	R	ER	SO	BB	IBB	HBP	BLK	WP	HR	S	P	ERA	WHIP
29 Jorge De La Rosa, L ERA: 6.38	(1, 1)	5.0	W	22	5	1	1	5	3	0	0	0	0	0	59	102	1.80	1.600
54 Tommy Kahnle, R ERA: 1.59	(6, 1)	2.0		7	0	0	0	5	1	0	0	0	0	0	20	30	0.00	0.500
0 Adam Ottavino, R ERA:	(8, 1)	1.0		3	0	0	0	0	0	0	0	0	0	0	7	11	0.00	0.000
35 Chad Bettis, R ERA: 4.35	(9, 1)	1.0		5	1	1	0	1	0	0	0	0	1	0	12	18	0.00	1.000

PITCHER		IP	WLS	BF	H	R	ER	SO	BB	IBB	HBP	BLK	WP	HR	S	P	ERA	WHIP

Batter	1	2	3	4	5	6	7	8	9	AB	R	H	RBI	BB	SO	LOB
19 Charlie Blackmon, L (1, 9) OBP: 0.450, SLG: 0.671	B FF 90 C FF 91 B SL 89 F SL 89 B FF 92 F FF 91 X FF 92 3-2 P4 ①	B CH 84 F SL 89 B SI 91 X FF 90 2-1 HR	C FF 89 B FF 89 B FF 89 B FF 89 B FF 89 4-1 BB		X CH 83 0-0 L3 ③			C CH 86 X FF 94 0-1 HR		4	2	2	2	1	0	1
28 Nolan Arenado, R (1, 5) OBP: 0.302, SLG: 0.470	B CU 79 B FF 91 X FF 91 2-0 HR	C SL 90 B SL 89 X SL 89 1-1 2 BB 1B	C SL 85 X FF 90 0-1 F4 ②			T CU 76 X SL 85 0-1 G4-3 ①		S CU 87 F CU 87 X CU 81 0-2 G5-3 ③		5	1	2	1	0	0	2
5 Carlos González, L (1, 7) OBP: 0.329, SLG: 0.507 35 Chad Bettis, R (9, 1)	B CH 85 B FF 90 B CH 85 C FF 90 X SI 91 3-1 G3 ②	C CU 78 D SI 90 1 SAFE X FF 89 1-1 F7 ①	X FF 90 0-0 G3-1 ③			S CU 77 F FC 88 C FC 89 0-3 K ②				4 0	0 0	0 0	0 0	0 0	1 0	3 0
2 Troy Tulowitzki, R (1, 6) OBP: 0.493, SLG: 0.638	B CU 78 C CU 77 C SL 89 B CH 84 B FF 92 B FF 92 4-2 33 2B 20 HR BB	1 SAFE B SL 87 B FF 89 B CU 77 C FF 90 B SL 87 4-1 33 G5-4-3 1-2 BB		C FF 88 F CU 77 B CU 77 C FF 90 1-3 K ①		C FC 90 S CU 78 S CU 78 0-3 K ③				2	1	0	0	2	2	0
33 Justin Morneau, L (1, 3) OBP: 0.365, SLG: 0.603	C FF 90 F FF 91 F SL 87 B SL 87 F SL 87 D CU 77 F CH 84 F FF 90 F CU 77 2-2 F CU 78 X CH 85 1-3 20 HR 2B	B FF 91 C FF 90 X FF 91 1-1 G5-4-3 ③ 1-2f		S CH 82 C FF 90 B FF 90 B CU 79 X FC 89 2-2 G4-3 ②			C CH 84 X FF 93 0-1 G5-3 ①			4	1	1	0	0	0	2
20 Wilin Rosario, R (1, 2) OBP: 0.304, SLG: 0.469	C CH 85 B SL 89 X CH 85 1-1 2-H 3-H HR		C FF 88 X SL 84 0-1 6 HR 1B	B CU 78 X SL 84 1-0 F8 ③			X CU 82 0-0 G5-3 ②			4	2	2	3	0	0	0
6 Corey Dickerson, L (1, 8) OBP: 0.444, SLG: 0.688 (9, 7)	C FF 91 F FF 92 X FF 91 0-2 2B		C FC 88 S CH 81 B CU 76 F FF 88 X CU 77 1-2 1-H HR		C FF 87 B FF 88 X FF 89 1-1 9 S 1B		C FF 93 S CH 86 X CH 86 0-2 G6-3 ③			4	1	3	2	0	0	0
9 DJ LeMahieu, R (1, 4) OBP: 0.353, SLG: 0.333	I IN 81 I IN 82 I IN 80 I IN 83 4-0 IBB		C FF 90 X SL 86 0-1 2B		C FF 90 S FF 89 F FF 90 S FF 90 0-3 K ① 1-2			X FF 93 0-0 F8 ①		3	0	1	0	1	1	1
29 Jorge De La Rosa, L (1, 1) OBP: 0.125, SLG: 0.125 23 Charlie Culberson, R (5, PH) OBP: 0.150, SLG: 0.158 54 Tommy Kahnle, R (6, 1) 0 Adam Ottavino, S (8, 1) 13 Drew Stubbs, R (8, PH) OBP: 0.250, SLG: 0.242 (9, 8)	S SL 88 X SL 87 0-1 G5-3 ③		B FF 89 B FF 88 C FF 88 F FF 88 B FC 89 S FF 89 3-3 K ①		B FC 88 C FF 89 S CU 79 S CU 78 1-3 K2-3 ②			C FF 92 F CU 86 B SI 93 S CU 82 1-3 K ②		2 1 0 0 1	0 0 0 0 0	0 0 0 0 0	0 0 0 0 0	1 1 0 0 1	3 1 0 0 0	3 1 0 0 0
Inning Stats	R: 4 H: 4 E: 0 LOB: 2 K: 0 BB: 2 S: 25 P: 44	R: 1 H: 2 E: 0 LOB: 1 K: 0 BB: 1 S: 9 P: 18	R: 2 H: 3 E: 0 LOB: 2 K: 1 BB: 1 S: 15 P: 23	R: 0 H: 0 E: 0 LOB: 0 K: 1 BB: 0 S: 7 P: 11	R: 0 H: 1 E: 0 LOB: 1 K: 2 BB: 0 S: 10 P: 12	R: 0 H: 0 E: 0 LOB: 0 K: 2 BB: 0 S: 8 P: 8	R: 0 H: 0 E: 0 LOB: 0 K: 0 BB: 0 S: 6 P: 6	R: 1 H: 1 E: 0 LOB: 0 K: 1 BB: 0 S: 9 P: 10		1B: 3 SF: 0 2B: 3 SAC: 0 3B: 0 DP: 1 HR: 5 HBP: 0						WP: 0 PA: 38 PB: 0 SB: 1 CS: 0	

BOTTOM

San Francisco Giants @ Colorado Rockies

Coors Field, Denver, CO

Mon Apr 21 2014, 6:47 PM - 9:57 PM MDT

Att. 25,434 - Partly Cloudy - 64 F

livebaseballscorecards.com

AB	34
R	8
H	11
RBI	8
BB	4
SO	7
LOB	13

PITCHER		IP	WLS	BF	H	R	ER	SO	BB	IBB	HBP	BLK	WP	HR	S	P	ERA	WHIP
32 Ryan Vogelsong, R ERA: 7.71	(1, 1)	1.1	L	13	6	5	5	0	2	1	0	0	0	3	32	59	33.75	6.000
34 David Huff, L ERA: 3.86	(2, 1)	0.2		1	0	0	0	0	0	0	0	0	0	0	2	3	0.00	0.000
52 Yusmeiro Petit, R ERA: 3.68	(3, 1)	4.0		17	4	2	2	6	1	0	0	0	0	1	40	54	4.50	1.250
63 Jean Machi, R ERA: 1.04	(7, 1)	1.0		3	0	0	0	0	0	0	0	0	0	0	6	6	0.00	0.000
57 Juan Gutierrez, R ERA: 3.27	(8, 1)	1.0		4	1	1	1	1	0	0	0	0	0	1	9	10	9.00	1.000

PITCHER	IP	WLS	BF	H	R	ER	SO	BB	IBB	HBP	BLK	WP	HR	S	P	ERA	WHIP

Batter	1	2	3	4	5	6	7	8	9	AB	R	H	RBI	BB	SO	LOB
16 Ángel Pagán, S (1, 8) OBP: 0.379, SLG: 0.432	C FF 93 S SI 92 S SI 92 0-3 ① K		S SI 92 B SI 91 F SL 87 S SI 93 1-3 ① K		X SI 92 0-0 ② F9		C SI 92 D SI 93 F SI 93 T SL 87 1-2 ③ K		F FF 92 X FF 93 0-1 ③ G6-3	5	0	0	0	0	3	3
8 Hunter Pence, R (1, 9) OBP: 0.308, SLG: 0.350	C FF 93 C SI 93 F SI 94 X CU 76 0-2 ② P2		B SI 93 X SL 87 1-0 ② L9		C SL 88 B CU 74 X SL 85 1-1 HR			C ST 82 S ST 82 F ST 82 B FF 94 F FF 92 F ST 84 X ST 83 1-2 38 1B 1B		4	1	2	1	0	0	0
28 Buster Posey, R (1, 2) OBP: 0.308, SLG: 0.414	B SI 94 C FF 92 B SL 84 C SI 93 X SI 93 2-2 1B		F FF 92 B SI 92 B SL 87 C SL 88 F FF 92 F SI 94 X SL 88 2-2 ③ G1-3		C SI 93 S CH 85 X FF 93 0-2 ③ G5-3			B FF 93 X ST 81 1-0 ① P4		4	0	1	0	0	0	1
38 Michael Morse, R (1, 7) OBP: 0.329, SLG: 0.469 2 Juan Carlos Perez, R (8, PR) (8, 7)	X SI 92 0-0 ③ F8			B FF 92 B SI 91 F SI 91 C SL 86 C SL 86 2-3 ① K		B SI 91 X SI 92 1-0 ① F9		1 SAFE F ST 82 S FF 93 B ST 84 1 SAFE F ST 82 X FF 94 1-2 48 G6-4-3 1-2 1B		4 0	0 0	1 0	0 0	0 0	1 0	1 0
48 Pablo Sandoval, S (1, 5) OBP: 0.256, SLG: 0.286		B FF 89 B CH 83 B FF 93 B FF 91 4-0 13 FC6-4 9 1B BB		X SI 92 0-0 13 FC6-4 2B		B CU 74 C CU 74 S SL 85 B SI 93 X CH 83 2-2 ② G6-3		X FF 94 0-0 ② ③ G6-4-3 1-2f		3	0	1	0	1	0	2
9 Brandon Belt, L (1, 3) OBP: 0.337, SLG: 0.549		C FF 92 B CU 73 X FF 89 1-1 13 FC6-4 1-2 1B		D CU 75 B SL 87 S SI 92 D SI 93 B SL 87 4-1 13 FC6-4 BB		X SI 93 0-0 ③ L7			S SL 87 F SL 87 F FF 94 F SL 88 B FF 95 B FF 94 B SL 88 X SL 88 3-2 ① G1-3	3	0	1	0	1	0	0
13 Joaquin Arias, R (1, 4) OBP: 0.200, SLG: 0.152 35 Brandon Crawford, L (9, PH) OBP: 0.362, SLG: 0.439		F SI 93 F SI 92 X SL 88 0-2 ① FC6-4 1-2f 2-3		B FF 92 S SL 86 X SI 93 1-1 ② FC6-4 1-2f 2-3			B FF 92 X SL 87 1-0 ① F7		C CU 76 B FF 92 B CH 84 B SL 88 C SI 94 B FF 93 4-2 7 1B BB	3 0	0 0	0 0	0 0	0 1	0 0	4 0
6 Ehire Adrianza, S (1, 6) OBP: 0.192, SLG: 0.240 7 Grégor Blanco, L (9, PH) OBP: 0.250, SLG: 0.208		C SL 87 B SI 93 B SL 87 S SL 87 S SI 94 2-3 ② K		T SL 88 F SL 87 F SI 94 X CU 76 0-2 ③ P6			B FF 92 F FF 92 F SL 87 F SL 87 X SL 85 1-2 ② L6		C FF 92 S FF 93 X FF 93 0-2 1-2 1B	3 1	0 0	0 1	0 0	0 0	1 0	4 0
40 Madison Bumgarner, R (1, 1) OBP: 0.375, SLG: 1.000 29 Héctor Sánchez, S (9, PH) OBP: 0.179, SLG: 0.200		B CU 74 C SL 86 B SI 92 B FF 92 C SL 88 S SL 86 3-3 ③ K		F SI 91 B FF 93 S SL 86 S SL 86 1-3 ① K			B CU 74 C SI 88 S SL 86 X FF 93 1-2 2B		F FF 93 B FF 93 F FF 92 S SL 88 1-3 ② K	3 1	0 0	1 0	0 0	0 0	2 1	2 2

Inning Stats	1	2	3	4	5	6	7	8	9	1B: 5	SF: 0	WP: 0	PA: 37
	R: 0 E: 0 K: 1 S: 11 H: 1 LOB: 1 BB: 0 P: 13	R: 0 E: 0 K: 2 S: 11 H: 1 LOB: 2 BB: 1 P: 21	R: 0 E: 0 K: 1 S: 9 H: 0 LOB: 0 BB: 0 P: 13	R: 0 E: 0 K: 1 S: 11 H: 1 LOB: 2 BB: 1 P: 18	R: 1 E: 0 K: 1 S: 9 H: 1 LOB: 0 BB: 0 P: 11	R: 0 E: 0 K: 0 S: 5 H: 0 LOB: 0 BB: 0 P: 8	R: 0 E: 0 K: 1 S: 11 H: 1 LOB: 1 BB: 0 P: 15	R: 0 E: 0 K: 0 S: 12 H: 2 LOB: 2 BB: 0 P: 15	R: 0 E: 0 K: 1 S: 15 H: 1 LOB: 2 BB: 1 P: 23	2B: 2 3B: 0 HR: 1	SAC: 0 DP: 1 HBP: 0	PB: 0 SB: 0 CS: 0	

PITCHER	IP	WLS	BF	H	R	ER	SO	BB	IBB	HBP	BLK	WP	HR	S	P	ERA	WHIP
56 Franklin Morales, L (1, 1) ERA: 3.86	7.0	W	28	5	1	1	7	2	0	0	0	0	1	67	99	1.29	1.000
0 Adam Ottavino, R (8, 1) ERA:	0.1	H	3	2	0	0	0	0	0	0	0	0	0	11	14	0.00	6.000
49 Rex Brothers, L (8, 1) ERA: 2.08	1.0	H	2	0	0	0	0	0	0	0	0	0	0	6	9	0.00	0.000
32 LaTroy Hawkins, R (9, 1) ERA: 1.23	0.2	S	4	1	0	0	1	1	0	0	0	0	0	10	15	0.00	3.000

PITCHER	IP	WLS	BF	H	R	ER	SO	BB	IBB	HBP	BLK	WP	HR	S	P	ERA	WHIP

TOP

San Francisco Giants @ Colorado Rockies

Coors Field, Denver, CO

Tue Apr 22 2014, 6:44 PM - 9:24 PM MDT

Att. 27,165 - Partly Cloudy - 72 F

livebaseballscorecards.com

AB	34
R	1
H	8
RBI	1
BB	3
SO	8
LOB	19

Batter	1	2	3	4	5	6	7	8	9	AB	R	H	RBI	BB	SO	LOB
1 Brandon Barnes, R (1, 9) OBP: 0.375, SLG: 0.378	C FF 91 X FF 92 0-1 5 1B 28 S/ 1B		B FF 93 F FC 90 X CU 76 1-1 1B	B FF 92 S FC 89 B FC 90 X FF 92 2-1 ③ L9			X CH 81 0-0 ① G6-3			4	0	2	0	0	0	3
28 Nolan Arenado, R (1, 5) OBP: 0.300, SLG: 0.494	1 SAFE X FC 88 0-0 ① G5-3 1-2		F FF 92 X FF 91 0-1 ② F9		C CH 81 B FF 92 T FF 91 B FC 90 X FF 93 2-2 HR		C CH 82 X CU 79 0-1 ② F7			4	1	1	1	0	0	2
5 Carlos González, L (1, 7) OBP: 0.326, SLG: 0.494	B FF 92 C FF 92 X FC 88 1-1 2-3 1B		C FF 92 S FC 88 1 SAFE F FF 94 1 SAFE X FC 90 0-2 ③ G5-3		B CU 77 B CU 78 X FC 89 2-0 ① G3-1		C FF 93 B FC 90 F FC 88 S FF 93 1-3 ③ K			4	0	1	0	0	1	1
2 Troy Tulowitzki, R (1, 6) OBP: 0.481, SLG: 0.661	X FF 90 0-0 ② F9			T FC 89 B FF 93 B CU 78 F FC 88 X FF 94 2-2 HR	B FC 90 C CH 85 C CU 78 S CU 78 1-3 ② K			F CU 77 F FC 88 X FF 92 0-2 ① F8		4	1	1	1	0	1	2
20 Wilin Rosario, R (1, 2) OBP: 0.301, SLG: 0.456	B CH 83 B FC 88 1 SAFE 1 SAFE X FC 89 2-0 ③ G1-3			B CH 84 C CU 78 X FC 89 1-1 13 G6-3 33 1B 1B	B FF 93 B CU 76 S FC 88 F FC 89 S CU 80 2-3 ③ K			X CH 83 0-0 ② G5-3		4	0	1	0	0	1	2
33 Justin Morneau, L (1, 3) OBP: 0.372, SLG: 0.597		C FC 89 S CU 77 C FF 93 0-3 ① K		X FC 88 0-0 13 G6-3 1-2 1B		X CU 77 0-0 1B		F FF 92 S FC 88 B FF 92 B CU 78 X FC 88 2-2 ③ G4-3		4	0	2	0	0	1	0
13 Drew Stubbs, R (1, 8) OBP: 0.256, SLG: 0.250		B FF 90 S FF 92 S FF 93 B FF 93 X FC 90 2-2 9 G5-4-3 1B		C FC 89 B FC 89 X FC 87 1-1 ①② G6-3 1-2f 2-3		C FC 87 B FC 88 B FF 91 C FC 89 X CU 77 2-2 ① F9				3	0	1	0	0	0	3
9 DJ LeMahieu, R (1, 4) OBP: 0.352, SLG: 0.323		X FC 89 0-0 ②③ G5-4-3 1-2f		I IN 71 I IN 68 I IN 70 I IN 69 4-0 56 E IBB		B FC 88 1 SAFE C FC 90 L FC 89 S FF 93 1-3 ② K				2	0	0	0	1	1	2
56 Franklin Morales, L (1, 1) 0 Adam Ottavino, S (8, 1) 49 Rex Brothers, L (8, 1) 32 LaTroy Hawkins, R (9, 1)			C FF 91 X FF 93 0-1 ① G1-3	X FF 92 0-0 E3 1-2		S FF 93 F FF 93 C FF 92 0-3 ③ K				3 0 0 0	0 0 0 0	0 0 0 0	0 0 0 0	0 0 0 0	1 0 0 0	3 0 0 0
Inning Stats	R: 0 E: 0 K: 0 S: 7 H: 2 LOB: 2 BB: 0 P: 10	R: 0 E: 0 K: 1 S: 7 H: 1 LOB: 0 BB: 0 P: 9	R: 0 E: 0 K: 0 S: 10 H: 1 LOB: 1 BB: 0 P: 11	R: 1 E: 1 K: 0 S: 11 H: 3 LOB: 3 BB: 1 P: 21	R: 1 E: 0 K: 2 S: 10 H: 1 LOB: 0 BB: 0 P: 17	R: 0 E: 0 K: 2 S: 10 H: 1 LOB: 1 BB: 0 P: 13	R: 0 E: 0 K: 1 S: 6 H: 0 LOB: 0 BB: 0 P: 7	R: 0 E: 0 K: 0 S: 7 H: 0 LOB: 0 BB: 0 P: 9		1B: 7 2B: 0 3B: 0 HR: 2 SF: 0 SAC: 0 DP: 2 HBP: 0				WP: 0 PB: 0 SB: 1 CS: 0 PA: 33		

PITCHER	IP	WLS	BF	H	R	ER	SO	BB	IBB	HBP	BLK	WP	HR	S	P	ERA	WHIP
40 Madison Bumgarner, L (1, 1) ERA: 3.14	8.0	L	33	9	2	2	6	0	1	0	0	0	2	68	97	2.25	1.125

PITCHER	IP	WLS	BF	H	R	ER	SO	BB	IBB	HBP	BLK	WP	HR	S	P	ERA	WHIP

BOTTOM

San Francisco Giants @ Colorado Rockies

Coors Field, Denver, CO

Tue Apr 22 2014, 6:44 PM - 9:24 PM MDT

Att. 27,165 - Partly Cloudy - 72 F

livebaseballscorecards.com

AB	32
R	2
H	9
RBI	2
BB	1
SO	6
LOB	18

Batter	1	2	3	4	5	6	7	8	9	10	11	AB	R	H	RBI	BB	SO	LOB
7 Grégor Blanco, L (1, 8) OBP: 0.235, SLG: 0.172	C SI 90 X FF 92 0-1 G4-3 ①		F SI 92 F FF 94 F FF 95 S FF 95 0-3 K ①		C SI 93 B SI 94 B SI 94 F SI 93 D SL 86 B FF 91 4-2 8 BB 1-2 BB		L FF 91 B SL 86 X FF 93 1-1 G4-3 ①	C FF 91 B CU 76 B FF 91 C FF 91 X CU 75 2-2 F8 ③ 2-3		F FF 92 B SL 82 T FF 92 F SL 81 S FF 94 1-3 K ③		5	0	0	0	1	2	4
8 Hunter Pence, R (1, 9) OBP: 0.340, SLG: 0.381	B SI 93 X FF 92 1-0 P2 ②		B SI 94 B SI 93 X SI 94 2-0 38 HR 1-2 1B		F SL 87 F SL 87 B FF 97 B SI 95 D SL 87 B SI 94 4-2 1-2 2-3 BB		B FF 92 B FF 92 B FF 92 B FF 93 4-0 9 HR BB		B SL 87 C SL 88 F FF 93 F FF 92 X SL 88 1-2 2B		F FF 94 B CH 87 B SL 84 X FF 92 2-1 2 SH1-4 9 BB 29 HR 1B	4	3	3	0	2	0	0
9 Brandon Belt, L (1, 3) OBP: 0.337, SLG: 0.563	C SI 93 B FF 95 B SI 94 F SI 92 B FF 95 X FF 93 3-2 G3 ③		D SI 95 B SI 94 S FF 94 X SI 94 2-1 F7 ②		C SI 94 F FF 95 S FF 96 0-3 K ①		C FF 92 D SL 87 F FF 93 B FF 94 1 SAFE B SL 87 X FF 94 3-2 1-H HR		B FF 92 F FF 92 F SL 87 F SL 88 B SL 87 B SL 87 S SL 87 3-3 K ①		B FF 92 B FF 91 C FF 91 B FF 92 B FF 92 4-1 2 SH1-4 29 HR 1-2 BB	5	2	1	2	1	2	6
38 Michael Morse, R (1, 7) OBP: 0.338, SLG: 0.559 2 Juan Carlos Perez, R (7, 7)		B FF 93 S FF 94 B SI 93 X SI 94 2-1 HR	S SL 86 B SI 94 B SI 95 X SL 84 2-1 1-H 2-H HR		X FF 95 0-0 L4 ②		S FF 94 T SL 88 C FF 94 0-3 K ②		B SL 88 X FF 93 1-0 L8 ②		2 SAFE B SL 84 X SL 85 1-0 SH1-4 ① 1-2 2-3	4 1	2 0	2 0	4 0	0 0	1 0	3 1
48 Pablo Sandoval, S (1, 5) OBP: 0.258, SLG: 0.278 13 Joaquin Arias, R (7, PH) OBP: 0.211, SLG: 0.143 (7, 5)		B SI 94 S SI 94 B SI 93 B FF 95 B SI 94 4-1 29 G4-6-3 BB	C SI 96 F FF 96 C FF 96 0-3 K ③		C SI 95 X FF 94 0-1 P4 ③		C FF 94 X FF 94 0-1 G6-3 ③		C FF 94 F FF 93 D SL 89 X SL 88 1-2 P3 ③		I IN 72 I IN 72 I IN 68 I IN 67 4-0 29 HR IBB	2 2	0 1	0 0	0 0	1 1	1 0	3 1
29 Héctor Sánchez, S (1, 2) OBP: 0.206, SLG: 0.419	X FF 94 0-0 G4-6-3 ①② 1-2f			B CU 76 F FF 92 X FF 93 1-1 L3 ①		C CU 76 B CU 78 F SI 92 B FF 95 S CU 78 2-3 K 35 L3		X FF 90 0-0 HR		C SL 79 S SL 81 B SI 93 B SL 81 S SI 92 2-3 K ①	B SL 90 B SL 89 T SL 89 C FF 91 F FF 92 F SL 87 D FF 94 F FF 91 F FF 92 3-2 X FF 84 1-H 2-H 3-H HR	6	2	2	5	0	2	1
35 Brandon Crawford, L (1, 6) OBP: 0.360, SLG: 0.419	X SI 93 0-0 L6 ③			B CU 79 B FF 92 B SI 93 B FF 94 4-0 14 CS BB		C SI 92 B SI 91 X FF 92 1-1 L3 ①② 1-2		C CU 73 C FF 92 X SL 87 0-2 P5 ①		B SL 80 C SL 80 F FF 93 B SL 82 F SL 81 X FF 94 2-2 28 WP 1B	X FF 92 0-0 F9 ②	5	0	1	0	1	0	1
14 Brandon Hicks, R (1, 4) OBP: 0.412, SLG: 0.475			B FF 93 B FF 94 X SI 92 2-0 HR	B SL 84 B SL 85 B FF 93 C FF 94 F SI 92 C SL 85 3-3 K ②③ 1-2		B FF 94 C SI 93 S SI 94 B SL 86 X SI 93 2-2 1B		F FF 92 B SL 88 X SL 88 1-1 7 WP 2B		B SI 91 1 SAFE F SI 91 B SL 80 B FF 93 X FF 92 3-1 F8 ②	C SL 85 S SL 84 F SL 86 F FF 93 F FF 93 B SL 87 F SL 85 X FF 93 1-2 G5-3 ③	6	1	3	1	0	1	2
18 Matt Cain, R (1, 1) OBP: 0.364, SLG: 0.300 41 Jeremy Affeldt, L (7, 1) 16 Ángel Pagán, S (8, PH) OBP: 0.375, SLG: 0.427 46 Santiago Casilla, R (8, 1) 28 Buster Posey, R (10, PH) OBP: 0.316, SLG: 0.414 49 Javier López, L (10, 1) 63 Jean Machi, R (10, 1) 54 Sergio Romo, R (11, 1)			B SI 91 X SI 91 1-0 8 1B 38 HR 1B		B SI 92 C FF 90 B FF 92 B FF 92 F FF 90 X FF 92 3-2 8 BB 7 BB 1B		B FF 94 S SI 92 1 SAFE B FF 94 S FF 91 X FF 93 2-2 G5-3 ③	B FF 89 F FF 90 X SL 88 1-1 G6-3 ②		B SI 92 I IN 72 I IN 74 I IN 74 4-0 1-2 IBB	3 0 1 0 0 0 0 0	1 0 0 0 0 0 0 0	2 0 0 0 0 0 0 0	0 0 0 0 1 0 0 0	0 0 0 0 0 0 0 0	0 0 1 0 0 0 0 0	1 0 0 0 0 0 0 0
Inning Stats	R: 0 E: 0 K: 0 S: 6 H: 0 LOB: 0 BB: 0 P: 10	R: 1 E: 0 K: 0 S: 5 H: 1 LOB: 0 BB: 1 P: 11	R: 4 E: 0 K: 2 S: 14 H: 4 LOB: 0 BB: 0 P: 23	R: 0 E: 0 K: 1 S: 5 H: 0 LOB: 1 BB: 1 P: 13	R: 0 E: 0 K: 1 S: 13 H: 1 LOB: 3 BB: 2 P: 24	R: 0 E: 0 K: 1 S: 11 H: 1 LOB: 1 BB: 0 P: 18	R: 2 E: 0 K: 1 S: 10 H: 1 LOB: 0 BB: 1 P: 18	R: 1 E: 0 K: 0 S: 11 H: 2 LOB: 1 BB: 0 P: 15	R: 0 E: 0 K: 1 S: 12 H: 1 LOB: 1 BB: 0 P: 18	R: 0 E: 0 K: 2 S: 13 H: 1 LOB: 2 BB: 1 P: 25	R: 4 E: 0 K: 0 S: 19 H: 2 LOB: 0 BB: 2 P: 34	1B: 6 2B: 4 3B: 0 HR: 6 SF: 0 SAC: 1 DP: 3 HBP: 0	WP: 3 PB: 0 SB: 0 CS: 1 PA: 53					

TOP

San Francisco Giants @ Colorado Rockies

Coors Field, Denver, CO

Wed Apr 23 2014, 1:13 PM - 5:39 PM MDT

Att. 35,191 - Partly Cloudy - 72 F

livebaseballscorecards.com

AB	44
R	12
H	14
RBI	12
BB	8
SO	9
LOB	24

PITCHER		IP	WLS	BF	H	R	ER	SO	BB	IBB	HBP	BLK	WP	HR	S	P	ERA	WHIP
27 Tyler Chatwood, R ERA: 4.26	(1, 1)	6.0		27	7	5	5	5	4	0	0	0	1	3	54	99	7.50	1.833
49 Rex Brothers, L ERA: 3.72	(7, 1)	1.0	B	5	1	2	2	1	1	0	0	0	0	1	10	18	18.00	2.000
34 Matt Belisle, R ERA: 6.3	(8, 1)	1.0		5	2	1	1	0	0	0	0	0	1	1	11	15	9.00	2.000
32 LaTroy Hawkins, R ERA: 1.08	(9, 1)	1.0		4	1	0	0	1	0	0	0	0	0	0	12	18	0.00	1.000
48 Boone Logan, L ERA: 2.84	(10, 1)	1.0		5	1	0	0	2	0	1	0	0	1	0	13	25	0.00	1.000

PITCHER		IP	WLS	BF	H	R	ER	SO	BB	IBB	HBP	BLK	WP	HR	S	P	ERA	WHIP
35 Chad Bettis, R ERA: 7.15	(11, 1)	1.0	L	7	2	4	4	0	1	1	0	0	0	1	19	34	36.00	3.000

Batter	1	2	3	4	5	6	7	8	9	10	11	AB	R	H	RBI	BB	SO	LOB
19 Charlie Blackmon, L (1, 8) (8, 7) OBP: 0.453, SLG: 0.692	B FF 90 C FF 91 X CH 85 1-1 2 HR 1B	B CU 75 F CH 84 X CH 85 1-1 ① FC4-6 28 G1-3 2 1B 28 E 1-2f 2-3 3-H		B CH 87 F CH 85 B CU 77 X CH 86 2-1 HR			B FF 91 B CU 76 B FF 91 C FF 90 F FF 90 F FF 92 F SL 86 B FF 92 4-2 28 28 S 2B BB	C CH 88 D KC 82 X SI 94 1-1 ② G4-3 2-H		C SI 86 S CU 72 B SI 88 B SI 88 X SL 81 2-2 ② G4-3		5	4	2	3	1	0	2
28 Nolan Arenado, R (1, 5) OBP: 0.292, SLG: 0.484	C FF 92 1 SAFE D SL 87 X FF 91 1-1 ① F9	1 SAFE B FF 92 X SL 86 1-0 ② G1-3 1-3 3-H		S FF 93 S SL 87 X FF 93 0-2 ② F9			S FF 92 X SL 87 0-1 13 BB 1-H 2B	C SI 94 X SI 94 0-1 ③ G5-3		C CH 84 F CH 84 B CH 86 B CH 86 X CH 86 2-2 ③ G5-3		6	0	1	1	0	0	2
2 Troy Tulowitzki, R (1, 6) OBP: 0.494, SLG: 0.701	1 SAFE B FF 90 X CH 84 1-0 1-H HR	C CU 78 X CU 77 0-1 3-H 1B		F FF 94 C FF 93 B SI 94 F FF 95 X FF 95 1-2 P5			B SL 86 B SL 85 B FF 92 C FF 92 B SL 87 4-1 13 BB BB		F FF 94 B SI 95 X SI 94 1-1 ① F7		C SL 80 B FF 87 X SL 78 1-1 33 HR 1B	5	2	3	3	1	0	0
33 Justin Morneau, L (1, 3) OBP: 0.369, SLG: 0.615	B FF 92 C FF 92 X CU 78 1-1 ② G5-3	B FF 93 B CH 86 S CH 86 X CU 79 2-1 ③ P5			X FF 92 0-0 ① L7		S SI 92 D CU 74 F SI 92 C SI 92 1-3 ① K		F CH 88 C KC 80 X SI 94 0-2 1 BB 13 1B 1B		C CH 83 F SL 80 B FF 88 B CH 83 F FF 88 B FF 87 X SL 79 3-2 1-H HR	6	1	2	2	0	1	3
20 Wilin Rosario, R (1, 2) OBP: 0.291, SLG: 0.432	X SL 86 0-0 6 FC6 1B		B FF 92 X SL 87 1-0 ① F8		B FF 92 B SL 87 S SL 87 X FF 93 2-1 ② G6-3		S CU 76 F CU 75 S CU 75 0-3 ② K		B SL 89 B SL 90 B FF 94 X SI 94 3-0 ② P6		C SL 78 S SL 78 B SL 78 B SL 78 X SL 77 2-2 ① G5-3	6	0	1	0	0	1	3
6 Corey Dickerson, L (1, 7) OBP: 0.381, SLG: 0.579 13 Drew Stubbs, R (7, PH) (8, 8) OBP: 0.310, SLG: 0.289	F FF 91 C CU 76 X FF 92 0-2 ③ FC6 1-2f		C CH 85 F FF 91 F CU 77 B FF 93 B FF 93 B CH 86 S FF 93 3-3 ② K		B FF 92 C FF 92 B CU 77 X SL 85 2-1 ③ G3		B SI 92 C SI 92 D CU 75 F SI 92 B SI 93 B SI 92 4-2 1-2 2-3 BB		B SI 95 S SI 95 F SL 90 1 SAFE F FF 95 X KC 81 1-2 1 BB 1-2 1B		C FF 87 B SL 76 F SL 78 X SL 78 1-2 1 G5-4-3 1B	3 2	0 0	0 2	0 0	0 1	1 0	1 0
1 Brandon Barnes, R (1, 9) OBP: 0.391, SLG: 0.366		X SL 85 0-0 27 1B 9 1B 19 FC4-6 1B	C FF 92 S SL 86 B FF 93 B SL 87 B FF 93 B SL 87 4-2 BB			C FF 91 B CH 86 F SL 85 S FF 93 1-3 ① K	S CU 76 D CU 76 F SI 92 F CH 87 X CH 87 1-2 G1-3		B SI 94 S SI 94 B SL 89 B FF 94 F SI 94 B SI 96 4-2 1-2 2-3 BB		B FF 86 C FF 87 1 SAFE X SL 77 1-1 G5-4-3 1-2f	4	1	1	0	2	1	4
9 DJ LeMahieu, R (1, 4) OBP: 0.368, SLG: 0.343		F FF 91 1 SAFE B FF 91 1 SAFE X CU 75 1-1 19 FC4-6 27 1B 28 E 1-2 1B	X CH 86 0-0 ③ G6-3			B CU 77 F CU 77 X FF 93 1-1 14 CS 1B		X SL 87 0-0 19 BLK 23 SH3-4 19 G4-3 1B	C SL 90 X SL 91 0-1 ③ L9			5	2	3	0	0	0	4
27 Tyler Chatwood, R (SAF: 2 SL) (1, 1) 14 Josh Rutledge, R (SAF: 1 SL) (6, PH) 49 Rex Brothers, L (7, 1) 34 Matt Belisle, R (8, 1) 23 Charlie Culberson, R (SAF: 1 SL) (8, PH) 32 LaTroy Hawkins, R (9, 1) 48 Boone Logan, R (10, 1) 5 Carlos González, L (10, PH) 35 Chad Bettis, R (11, 1)		B FF 89 L FF 91 X SL 86 1-1 19 FC4-6 1-2 2-3 1B		B FF 91 C FF 92 M SL 86 B FF 93 C FF 93 2-3 ① K		C FF 91 1 SAFE 1 SAFE B FF 92 B FF 92 S FF 93 F FF 93 B FF 93 S FF 93 3-3 ②③ K 1-2		B FF 93 1 SAFE B SI 91 1 SAFE B SL 91 C SL 91 X FF 93 3-1 ① SH3-4 1-2	B SI 87 C SI 86 X CU 71 1-1 ① F9							
Inning Stats	R: 2 E: 0 K: 0 S: 11 H: 3 LOB: 1 BB: 0 P: 15	R: 3 E: 1 K: 0 S: 12 H: 4 LOB: 1 BB: 0 P: 18	R: 0 E: 0 K: 1 S: 8 H: 0 LOB: 1 BB: 1 P: 16	R: 1 E: 0 K: 1 S: 12 H: 1 LOB: 0 BB: 0 P: 17	R: 0 E: 0 K: 0 S: 5 H: 0 LOB: 0 BB: 0 P: 9	R: 0 E: 0 K: 2 S: 9 H: 1 LOB: 0 BB: 0 P: 14	R: 1 E: 0 K: 2 S: 19 H: 1 LOB: 3 BB: 3 P: 33	R: 1 E: 0 K: 0 S: 7 H: 1 LOB: 0 BB: 0 P: 11	R: 0 E: 0 K: 0 S: 14 H: 2 LOB: 3 BB: 1 P: 23	R: 0 E: 0 K: 0 S: 8 H: 0 LOB: 0 BB: 0 P: 13	R: 2 E: 0 K: 0 S: 14 H: 3 LOB: 0 BB: 0 P: 22	1B: 12 2B: 1 3B: 0 HR: 3 SF: 0 SAC: 1 DP: 1 HBP: 0	WP: 0 PB: 0 SB: 1 CS: 1 PA: 52					

PITCHER		IP	WLS	BF	H	R	ER	SO	BB	IBB	HBP	BLK	WP	HR	S	P	ERA	WHIP
18 Matt Cain, R ERA: 4.35	(1, 1)	6.0		30	10	7	7	4	3	0	0	0	0	2	64	104	10.50	2.167
41 Jeremy Affeldt, L ERA:	(7, 1)	1.0		4	0	0	0	2	1	0	0	0	0	0	12	18	0.00	1.000
46 Santiago Casilla, R ERA: 0.68	(8, 1)	2.0	B	10	3	1	1	0	1	0	0	1	0	0	21	34	4.50	2.000
49 Javier López, L ERA:	(10, 1)	0.2		2	0	0	0	0	0	0	0	0	0	0	5	8	0.00	0.000
63 Jean Machi, R ERA: 1.0	(10, 1)	0.1	W	1	0	0	0	0	0	0	0	0	0	0	3	5	0.00	0.000

PITCHER		IP	WLS	BF	H	R	ER	SO	BB	IBB	HBP	BLK	WP	HR	S	P	ERA	WHIP
54 Sergio Romo, R ERA: 3.0	(11, 1)	1.0		5	3	2	2	0	0	0	0	0	0	1	14	22	18.00	3.000

BOTTOM

San Francisco Giants @ Colorado Rockies

Coors Field, Denver, CO

Wed Apr 23 2014, 1:13 PM - 5:39 PM MDT

Att. 35,191 - Partly Cloudy - 72 F

livebaseballscorecards.com

AB	46
R	10
H	16
RBI	9
BB	5
SO	6
LOB	20

Cleveland Indians @ San Francisco Giants

AT&T Park, San Francisco, CA

Fri Apr 25 2014, 7:16 PM - 9:57 PM PDT

Att. 41,296 - Cloudy - 52 F

livebaseballscorecards.com

TOP

Batter	1	2	3	4	5	6	7	8	9	AB	R	H	RBI	BB	SO	LOB
24 Michael Bourn, L (1, 8) OBP: 0.316, SLG: 0.371	C SI 88 B CU 76 B CU 76 S SI 88 X SI 88 2-2 ① G4-3		C SI 89 B FS 81 B FS 81 B SI 90 X FF 88 3-1 33 1B 3B		B FS 78 F SI 89 B CU 76 X SI 88 2-1 ③ G4-3			B SI 90 B SI 91 C SI 90 B SI 91 B SI 90 4-1 22 FC4-6 33 1B BB	B SL 80 B SI 85 C SI 84 X SI 85 2-1 ③ G3 2-3	4	1	1	0	1	0	2
33 Nick Swisher, S (1, 3) OBP: 0.298, SLG: 0.326	X SI 88 0-0 ② F8		B FS 84 B SI 89 X SI 90 2-0 3-H 1B			C FS 80 S FC 82 S FC 84 0-3 ① K		B CU 70 C SI 91 B SI 90 B SI 90 X SI 91 3-1 22 FC4-6 1B 1-2		4	0	2	1	0	1	0
22 Jason Kipnis, L (1, 4) OBP: 0.367, SLG: 0.439	C SI 89 X SI 89 0-1 41 BB 1B		C SI 89 C CU 76 B FC 85 B SI 88 F CU 77 F SI 88 X SI 89 2-2 ② F8			B SI 90 B FC 83 F SI 88 X FC 83 2-1 41 BB 1B		X SI 91 0-0 ① FC4-6 23 S 1-2f 2-3		4	0	2	0	0	0	3
41 Carlos Santana, S (1, 2) OBP: 0.316, SLG: 0.213	D FS 81 B FC 84 B SI 88 C SI 89 1 SAFE B SI 87 4-1 1-2 BB		B FS 81 S SI 88 B SI 90 C FS 82 X SI 89 2-2 ③ G1-3			B SI 89 F SI 88 B SI 88 C SI 89 F SI 89 B FC 85 B SI 89 4-2 1-2 BB		F SI 91 B CU 74 C SI 91 T CH 86 1-2 ② K		2	0	0	0	2	1	3
23 Michael Brantley, L (1, 7) OBP: 0.358, SLG: 0.471	C FS 80 B FC 84 B SI 88 B SI 88 X FC 85 3-1 ③ L3			X SI 86 0-0 ① G3	B FS 81 B SI 89 C SI 89 S FC 85 C SI 90 2-3 ② K			F SI 90 B SI 92 C CU 75 F CH 86 B CU 75 B CU 74 S SI 92 3-3 ③ K 1-2		4	0	0	0	0	2	6
13 Asdrúbal Cabrera, S (1, 6) OBP: 0.301, SLG: 0.357		B SI 86 B FS 78 F SI 87 X FC 83 2-1 ① P5		C FF 87 X FS 79 0-1 ② G3-1		X FS 81 0-0 ③ L3			C SI 84 B CH 78 B SL 79 X SI 84 2-1 E9 24 S 4 G1-3	4	0	0	0	0	0	2
8 Lonnie Chisenhall, L (1, 5) OBP: 0.442, SLG: 0.550 4 Mike Aviles, R (9, PH) OBP: 0.277, SLG: 0.326		B SI 88 C SI 88 X SI 88 1-1 ② G4-3		C SI 85 X FC 83 0-1 ③ F7			F FS 79 B CU 76 F FC 83 B SI 88 C SI 89 2-3 ① K		C SI 86 C SI 86 B SL 80 F SL 81 X SI 85 1-2 ① G1-3 1-2	3 1	0 0	0 0	0 0	0 0	1 0	0 1
7 David Murphy, L (1, 9) OBP: 0.338, SLG: 0.455		C SI 88 C CU 75 B FS 80 X FS 81 1-2 ③ G3-1			C SI 86 F CU 74 X FC 83 0-2 ① G6-3		C SI 88 F FC 83 X FC 85 0-2 ② G3		B SI 86 C SI 85 S SI 85 C SI 86 1-3 ② K	4	0	0	0	0	1	1
59 Carlos Carrasco, R (1, 1) 30 Elliot Johnson, S (7, PH) OBP: 0.083, SLG: 0.167 88 Josh Outman, L (7, 1) 20 C.C. Lee, R (7, 1) 48 Scott Atchison, R (8, 1) 9 Ryan Raburn, R (9, PH) OBP: 0.241, SLG: 0.204			C SI 88 B SI 88 F SI 88 B FC 83 S FC 83 2-3 ① K		C SI 88 S CU 76 S SI 88 0-3 ② K		X SI 88 0-0 ③ G4-3		D SI 85 B SI 84 C SI 85 S SI 85 B SI 83 4-1 BB	2 1 0 0 0 0 0	0 0 0 0 0 0 0	0 0 0 0 0 0 0	0 0 0 0 0 0 1	0 0 0 0 0 0 0	2 0 0 0 0 0 0	0 0 0 0 0 0 0
Inning Stats	R: 0 E: 0 K: 0 S: 9 H: 1 LOB: 2 BB: 1 P: 18	R: 0 E: 0 K: 0 S: 7 H: 0 LOB: 0 BB: 0 P: 11	R: 1 E: 0 K: 1 S: 14 H: 2 LOB: 1 BB: 0 P: 25	R: 0 E: 0 K: 0 S: 5 H: 0 LOB: 0 BB: 0 P: 5	R: 0 E: 0 K: 1 S: 8 H: 0 LOB: 0 BB: 0 P: 10	R: 0 E: 0 K: 2 S: 12 H: 1 LOB: 2 BB: 1 P: 20	R: 0 E: 0 K: 1 S: 7 H: 0 LOB: 0 BB: 0 P: 9	R: 0 E: 0 K: 2 S: 11 H: 1 LOB: 2 BB: 1 P: 22	R: 0 E: 1 K: 1 S: 12 H: 0 LOB: 2 BB: 1 P: 22	1B: 4 2B: 0 3B: 1 HR: 0	SF: 0 SAC: 0 DP: 0 HBP: 0					

	AB	33
	R	1
	H	5
	RBI	1
	BB	4
	SO	8
	LOB	18

WP: 0 PA: 37
PB: 0
SB: 2
CS: 0

PITCHER		IP	WLS	BF	H	R	ER	SO	BB	IBB	HBP	BLK	WP	HR	S	P	ERA	WHIP
17 Tim Hudson, R ERA: 2.19	(1, 1)	7.0	W	27	4	1	1	5	2	0	0	0	0	0	62	98	1.29	0.857
41 Jeremy Affeldt, L ERA:	(8, 1)	1.0		5	1	0	0	2	1	0	0	0	0	0	11	22	0.00	2.000
49 Javier López, L ERA:	(9, 1)	1.0		5	0	0	0	1	1	0	0	0	0	0	12	22	0.00	1.000

PITCHER	IP	WLS	BF	H	R	ER	SO	BB	IBB	HBP	BLK	WP	HR	S	P	ERA	WHIP

BOTTOM

Cleveland Indians @ San Francisco Giants

AT&T Park, San Francisco, CA

Fri Apr 25 2014, 7:16 PM - 9:57 PM PDT

Att. 41,296 - Cloudy - 52 F

livebaseballscorecards.com

Batter	1	2	3	4	5	6	7	8	9	AB	R	H	RBI	BB	SO	LOB
16 Ángel Pagán, S (1, 8) OBP: 0.380, SLG: 0.430	B FF 95 C FF 93 B CH 89 B FF 96 X FF 96 3-1 8 3B 1B		B FF 92 C CU 76 F FF 92 B CU 82 X CH 86 2-2 8 S 8 1B 1B		B CU 78 C FF 93 F FF 92 X CU 80 1-2 ② G1-3		C SI 92 C SI 92 1 SAFE B CU 82 B CU 81 F CU 81 S SI 92 2-3 ③ K			4	2	2	0	0	1	1
41 Jeremy Affeldt, L (8, 1)										0	0	0	0	0	0	0
49 Javier López, L (9, 1)										0	0	0	0	0	0	0
8 Hunter Pence, R (1, 9) OBP: 0.347, SLG: 0.409	B FF 95 X FF 94 1-0 38 SF9 1-H 3B		1 SAFE C CU 82 X SL 83 0-1 9 CS 1-H 1B		B CU 79 F CH 85 B CH 87 X SI 92 2-1 ③ G6-3			C SL 88 B CU 80 C CU 77 B FF 93 F CU 80 F SL 88 X CU 80 2-2 ① L6		4	1	2	2	0	0	0
9 Brandon Belt, L (1, 3) OBP: 0.323, SLG: 0.538	B CU 79 F FF 95 S CH 87 F CH 87 F FF 96 B CH 88 S SL 86 2-3 ① K		F CH 90 B FF 92 1 SAFE B SI 93 F CH 88 S FF 94 2-3 ①② K 1-2			C CU 78 S CH 87 F SL 84 B SI 92 F CU 80 S FF 95 1-3 ① K		B SL 88 B FF 92 X SL 86 2-0 ② G4-3		4	0	0	0	0	3	2
28 Buster Posey, R (1, 2) OBP: 0.313, SLG: 0.397	B CU 83 B FF 93 B FF 93 B FF 93 4-0 BB		X CU 82 0-0 ③ G5-3			C FF 95 F CH 88 B SL 84 B SL 85 B FF 96 F CH 87 S SL 85 3-3 ② K		X SL 86 0-0 ③ G4-3		3	0	0	0	1	1	0
38 Michael Morse, R (1, 7) OBP: 0.338, SLG: 0.600	X FF 96 0-0 ② SF9 3-H			C CU 81 F CH 86 X FF 92 0-2 HR		C CU 85 B SI 94 B CU 79 S CH 89 X SL 87 2-2 ③ G5-3				2	1	1	2	0	0	0
2 Juan Carlos Perez, R (7, 7) (8, 8)										0	0	0	0	0	0	0
48 Pablo Sandoval, S (1, 5) OBP: 0.261, SLG: 0.305	B CU 80 F FF 94 1 SAFE F FF 95 B FF 93 X SL 86 2-2 ③ F9			B FF 92 C CU 77 F CU 79 S FF 93 1-3 ① K			X SI 90 0-0 35 1B 3B			3	1	1	0	0	1	1
35 Brandon Crawford, L (1, 6) OBP: 0.359, SLG: 0.415		S FF 92 S FF 94 B FF 94 B CU 78 X FF 95 2-2 ① F8		F SI 93 B CU 78 F FF 94 B CU 77 B FF 93 F FF 93 X FF 94 3-2 ② G4-3			X FF 89 0-0 3-H 1B			3	0	1	1	0	0	0
14 Brandon Hicks, R (1, 4) OBP: 0.389, SLG: 0.442		F FF 94 S CU 83 B SL 85 B FF 94 X CU 83 2-2 ② P3		B CU 80 X SI 94 1-0 ③ F8			B SI 90 B SI 90 F SI 90 B SI 91 F SI 91 S CU 82 3-3 ① K			3	0	0	0	0	1	1
17 Tim Hudson, R (1, 1) OBP: 0.083, SLG: 0.083		S FF 96 B FF 95 F FF 94 F FF 96 X SL 84 1-2 ③ G1-3			F FF 92 B SL 84 B SI 93 F SI 91 C CU 77 2-3 ① K		B SI 92 C SI 91 X SI 92 1-1 ② F7			2	0	0	0	0	1	0
7 Grégor Blanco, L (7, PH) OBP: 0.229, SLG: 0.167										1	0	0	0	0	0	1
Inning Stats	R: 2 E: 0 K: 1 S: 12 H: 2 LOB: 1 BB: 1 P: 24	R: 0 E: 0 K: 0 S: 10 H: 0 LOB: 0 BB: 0 P: 15	R: 1 E: 0 K: 1 S: 10 H: 2 LOB: 0 BB: 0 P: 14	R: 1 E: 0 K: 1 S: 11 H: 1 LOB: 0 BB: 0 P: 16	R: 0 E: 0 K: 1 S: 8 H: 0 LOB: 0 BB: 0 P: 13	R: 0 E: 0 K: 2 S: 12 H: 0 LOB: 0 BB: 0 P: 18	R: 1 E: 0 K: 2 S: 11 H: 2 LOB: 1 BB: 0 P: 17	R: 0 E: 0 K: 0 S: 7 H: 0 LOB: 0 BB: 0 P: 11		1B: 4 2B: 0 3B: 2 HR: 1 SF: 1 SAC: 0 DP: 0 HBP: 0					WP: 0 PB: 0 SB: 1 CS: 1 PA: 31	

PITCHER		IP	WLS	BF	H	R	ER	SO	BB	IBB	HBP	BLK	WP	HR	S	P	ERA	WHIP
59 Carlos Carrasco, R ERA: 6.95	(1, 1)	6.0	L	23	5	4	4	6	1	0	0	0	0	1	63	100	6.00	1.000
88 Josh Outman, L ERA: 2.35	(7, 1)	0.0		2	2	1	1	0	0	0	0	0	0	0	2	2	∞	∞
20 C.C. Lee, R ERA: 2.84	(7, 1)	1.0		3	0	0	0	2	0	0	0	0	0	0	9	15	0.00	0.000
48 Scott Atchison, R ERA: 2.7	(8, 1)	1.0		3	0	0	0	0	0	0	0	0	0	0	7	11	0.00	0.000

PITCHER	IP	WLS	BF	H	R	ER	SO	BB	IBB	HBP	BLK	WP	HR	S	P	ERA	WHIP

AB	29
R	5
H	7
RBI	5
BB	1
SO	8
LOB	6

Batter	1	2	3	4	5	6	7	8	9	AB	R	H	RBI	BB	SO	LOB
24 Michael Bourn, L (1, 8) OBP: 0.326, SLG: 0.400	C SI 91 B CU 76 F FF 91 F CU 76 B FF 92 F SL 81 B CH 85 X SI 90 3-2 33 F7 22 1B 2B	C CH 84 X CH 83 0-1 ③ G4-3			B SI 88 C CH 82 B CU 74 X SI 88 2-1 33 2B 1B	C FF 92 B CH 83 X CH 83 1-1 ③ F8			X FF 88 0-0 ① F7	5	2	2	0	0	0	3
33 Nick Swisher, S (1, 3) OBP: 0.303, SLG: 0.351	B CH 83 B CH 84 X SI 90 2-0 ① F7 2-3		C CH 83 F CH 83 X FF 92 0-2 22 PB 22 G4-3 2B		1 SAFE B SI 89 C SI 89 X FF 88 1-1 22 G3 1-H 2B		C CH 85 B CH 85 C CH 85 F CH 86 S CH 87 1-3 ① K		C SI 88 B SI 88 S CH 82 F CH 83 B SI 86 X SI 88 2-2 ② G1-3 1-2	5	1	2	1	0	1	2
22 Jason Kipnis, L (1, 4) OBP: 0.359, SLG: 0.425	C FF 92 X CU 77 0-1 3-H 1B		B SI 90 B CH 84 C FF 90 X FF 90 2-1 ① G4-3 2-H		D CH 83 C SI 91 B CH 83 X CH 82 2-1 ① G3 2-3		F FF 92 C CH 86 X CH 87 0-2 ② G4-3		C SI 86 B SI 87 X SI 88 1-1 ③ G6-3	5	0	1	2	0	0	3
41 Carlos Santana, S (1, 5) OBP: 0.313, SLG: 0.205	1 SAFE B FF 91 X FF 91 1-0 ② P6		B SL 81 S CH 83 F SI 90 F CH 83 B CH 85 C CH 81 2-3 ② K		D CH 84 B CU 75 B CH 83 X SI 88 3-0 ② G3		B CH 87 B FF 92 F FF 91 F CH 87 B CH 87 B CH 85 4-2 23 FC3-6 BB			3	0	0	0	1	1	2
23 Michael Brantley, L (1, 7) OBP: 0.354, SLG: 0.455	B CH 82 1 SAFE X FF 90 1-0 ③ G3		B SI 89 B FF 90 C SI 89 C CH 83 B SI 91 X CH 84 3-2 ③ G4-3		F CH 83 B FF 90 B SI 88 B SI 89 B CH 83 4-1 13 BB BB		B CU 74 D SI 90 X SI 91 2-0 ③ FC3-6 1-2f			3	0	0	0	1	0	2
13 Asdrúbal Cabrera, S (1, 6) OBP: 0.299, SLG: 0.345		B SI 91 C SI 90 C CH 84 F FF 92 X CH 85 1-2 ① G3		C SI 88 C CU 74 S CH 83 0-3 ① K	F FF 89 B FF 89 D CH 82 B FF 89 F FF 89 D CH 83 4-2 1-2 BB			B SI 90 F SI 91 B CU 74 X SI 91 2-1 ① F8		3	0	0	0	1	1	0
10 Yan Gomes, R (1, 2) OBP: 0.312, SLG: 0.423		C FF 91 B SL 82 B SL 80 F FF 90 B FF 91 S SL 82 3-3 ② K		B SL 82 S SL 82 X SI 90 1-1 34 B3-5-4 7 1B 1B	S SI 94 B SI 95 B FF 95 F FF 95 S FF 95 2-3 ③ K			C SI 90 S CH 87 X CH 86 0-2 ② G6-3		4	0	1	0	0	2	3
7 David Murphy, L (1, 9) OBP: 0.346, SLG: 0.457		C FF 90 S CU 76 B FF 90 B SI 91 X FF 88 2-2 34 1B 1B		S CH 82 B SI 90 C SI 89 B CH 83 B SL 80 F CH 84 F SI 90 X FF 88 3-2 1-2 1B		B FF 92 X FF 91 1-0 ① L3		X SI 90 0-0 ③ G4-3		4	0	2	0	0	0	0
34 Zach McAllister, R (1, 1) OBP: 0.500, SLG: 0.500 8 Lonnie Chisenhall, L (6, PH) OBP: 0.432, SLG: 0.537 20 C.C. Lee, R (6, 1) 88 Josh Outman, L (6, 1) 27 Bryan Shaw, S (7, 1) 25 Jason Giambi, L (9, PH) 28 Corey Kluber, R (9, PR)		S FF 90 S FF 90 X FF 90 0-2 1-3 1B		X FF 90 0-0 ② ③ B3-5-4 2-3f		X FF 92 0-0 ② L3			C FF 87 B SL 79 F FF 87 H SL 79 2-2 33 G1-3 HBP	2 1 0 0 0 0 0	0 0 0 0 0 0 0	1 0 0 0 0 0 0	0 0 0 0 0 0 0	0 0 0 0 0 0 0	0 0 0 0 0 0 0	2 0 0 0 0 0 0
Inning Stats	R: 1 E: 0 K: 0 S: 10 H: 2 LOB: 1 BB: 0 P: 17	R: 0 E: 0 K: 1 S: 15 H: 2 LOB: 2 BB: 0 P: 21	R: 1 E: 0 K: 1 S: 12 H: 1 LOB: 0 BB: 0 P: 19	R: 0 E: 0 K: 1 S: 11 H: 2 LOB: 2 BB: 0 P: 15	R: 1 E: 0 K: 1 S: 13 H: 2 LOB: 3 BB: 2 P: 31	R: 0 E: 0 K: 0 S: 4 H: 0 LOB: 0 BB: 0 P: 6	R: 0 E: 0 K: 1 S: 10 H: 0 LOB: 1 BB: 1 P: 17	R: 0 E: 0 K: 0 S: 6 H: 0 LOB: 0 BB: 0 P: 8	R: 0 E: 0 K: 0 S: 9 H: 0 LOB: 2 BB: 0 P: 14	1B: 6 2B: 3 3B: 0 HR: 0 SF: 0 SAC: 0 DP: 1 HBP: 1						

PITCHER		IP	WLS	BF	H	R	ER	SO	BB	IBB	HBP	BLK	WP	HR	S	P	ERA	WHIP
55 Tim Lincecum, R ERA: 5.96	(1, 1)	4.2		24	9	3	2	3	2	0	0	0	0	0	58	98	3.86	2.357
57 Juan Gutierrez, R ERA: 3.18	(5, 1)	0.1	W	1	0	0	0	1	0	0	0	0	0	0	3	5	0.00	0.000
63 Jean Machi, R ERA: 0.84	(6, 1)	1.2	H	6	0	0	0	1	1	0	0	0	0	0	13	20	0.00	0.600
41 Jeremy Affeldt, L ERA:	(7, 1)	1.1	H	4	0	0	0	0	0	0	0	0	0	0	7	11	0.00	0.000
54 Sergio Romo, R ERA: 2.7	(9, 1)	1.0	S	4	0	0	0	0	0	0	1	0	0	0	9	14	0.00	0.000

PITCHER	IP	WLS	BF	H	R	ER	SO	BB	IBB	HBP	BLK	WP	HR	S	P	ERA	WHIP

TOP

Cleveland Indians @ San Francisco Giants

AT&T Park, San Francisco, CA

Sat Apr 26 2014, 1:07 PM - 3:52 PM PDT

Att. 42,088 - Cloudy - 57 F

livebaseballscorecards.com

AB	35
R	3
H	9
RBI	3
BB	3
SO	5
LOB	17

PA: 39

WP: 0
PB: 1
SB: 0
CS: 0

Batter	1	2	3	4	5	6	7	8	9	AB	R	H	RBI	BB	SO	LOB
16 Ángel Pagán, S (1, 8) OBP: 0.375, SLG: 0.438	C FF 90 X FF 91 0-1 8 G6-3 2B		C FF 91 C FF 92 X SL 83 0-2 ③ F9		S CH 82 B SI 93 B CH 80 B SI 93 F SI 92 X SI 93 3-2 ② SF8 2-3 3-H		C FC 92 B FC 92 S FC 92 B FC 92 X CH 88 2-2 ③ P6			3	0	1	1	0	0	0
8 Hunter Pence, R (1, 9) OBP: 0.343, SLG: 0.402	B SI 92 F FF 92 B SI 94 S FF 94 F SI 94 X SI 94 2-2 ① G6-3 2-3			X SI 93 0-0 ① L8	S SL 82 D SL 83 F SI 95 X SI 95 1-2 9 E 1-H 3-H 1B			C FC 92 B SL 81 X FC 91 1-1 ① F8		4	0	1	2	0	0	1
9 Brandon Belt, L (1, 3) OBP: 0.310, SLG: 0.516	C SI 93 B CH 81 S FF 93 B FF 94 S FF 93 2-3 ② K			C SI 91 X CU 75 0-1 ② F8	1 SAFE S SI 90 1 SAFE S FF 91 S FF 92 0-3 ③ K 1-2			C FC 92 X FC 92 0-1 ② F7		4	0	0	0	0	2	2
28 Buster Posey, R (1, 2) OBP: 0.322, SLG: 0.434	C FF 93 B SL 80 B FF 94 F SI 94 C FF 94 2-3 ③ K			B FF 92 C FF 93 B CU 79 X FF 92 2-1 ③ L9		C SI 91 B CU 83 B CU 80 B SI 92 F SI 92 F SI 92 F SI 93 X CU 82 3-2 HR		C FC 92 H FC 91 1-1 HBP		3	1	1	1	0	1	1
38 Michael Morse, R (1, 7) OBP: 0.338, SLG: 0.589 2 Juan Carlos Perez, R (7, 7)		F FF 92 F FF 93 B SL 82 C FF 94 1-3 ① K			S FF 91 B FF 87 X SI 93 1-1 35 1B 7 1B 1B	B SI 92 C SI 92 F SI 92 F CU 84 C CU 82 1-3 ① K		B FC 92 X FC 91 1-0 ③ F8		3 1	1 0	1 0	0 0	0 0	2 0	0 1
48 Pablo Sandoval, S (1, 5) OBP: 0.253, SLG: 0.294 41 Jeremy Affeldt, L (7, 1) 54 Sergio Romo, R (9, 1)		B FF 90 X FF 92 1-0 ② F7			X FF 90 0-0 ① P5	C CH 78 F FF 91 B SL 84 F SL 83 S FF 92 1-3 ② K				3 0 0	0 0 0	0 0 0	0 0 0	0 0 0	1 0 0	1 0 0
35 Brandon Crawford, L (1, 6) OBP: 0.358, SLG: 0.412		C SI 91 B CU 77 F FF 90 C SI 93 1-3 ③ K			F CH 90 B CH 79 C FF 91 F FF 93 B FF 92 F FF 93 F FF 92 X CU 78 2-2 7 1B 14 BB 16 SF8 1-3 1B	C SL 83 B SI 89 S SL 83 S SL 83 1-3 ③ K				3	1	1	0	0	2	0
14 Brandon Hicks, R (1, 4) OBP: 0.386, SLG: 0.422			X SI 91 0-0 ① F8		D SL 82 S FF 92 C FF 93 B FF 93 B FF 94 F SI 93 B FF 93 4-2 16 SF8 7 1B 8 1B 1-2 BB		C FC 90 B SL 80 S FC 90 B FC 90 S FC 91 2-3 ① K			2	1	0	0	1	1	0
55 Tim Lincecum, L (1, 1) 57 Juan Gutierrez, R (5, 1) 7 Grégor Blanco, L (5, PH) OBP: 0.250, SLG: 0.194 63 Jean Machi, R (6, 1) 13 Joaquin Arias, R (7, 5) OBP: 0.205, SLG: 0.139			C SI 91 F FF 91 S FF 93 0-3 ② K		X FF 91 0-0 8 S 8 1B 1-2 2-3 3-H 1B		F FC 90 X FF 91 0-1 ② G5-3			1 0 1 0 1	0 0 1 0 0	0 0 1 0 0	0 0 0 0 0	1 0 0 0 0	0 0 0 0 0	0 0 0 0 0
Inning Stats	R: 0 E: 0 K: 2 S: 12 H: 1 LOB: 1 BB: 0 P: 18	R: 0 E: 0 K: 2 S: 7 H: 0 LOB: 0 BB: 0 P: 10	R: 0 E: 0 K: 1 S: 7 H: 0 LOB: 0 BB: 0 P: 7	R: 0 E: 0 K: 0 S: 5 H: 0 LOB: 0 BB: 0 P: 7	R: 4 E: 1 K: 1 S: 22 H: 4 LOB: 1 BB: 1 P: 33	R: 1 E: 0 K: 3 S: 16 H: 1 LOB: 0 BB: 0 P: 22	R: 0 E: 0 K: 1 S: 8 H: 0 LOB: 0 BB: 0 P: 12	R: 0 E: 0 K: 0 S: 6 H: 0 LOB: 1 BB: 0 P: 9		1B: 4 2B: 1 3B: 0 HR: 1		SF: 1 SAC: 0 DP: 0 HBP: 1		WP: 0 PB: 0 SB: 1 CS: 0		PA: 32

PITCHER		IP	WLS	BF	H	R	ER	SO	BB	IBB	HBP	BLK	WP	HR	S	P	ERA	WHIP
34 Zach McAllister, R ERA: 3.14	(1, 1)	5.0	L	21	5	4	4	6	1	0	0	0	0	0	53	75	7.20	1.200
20 C.C. Lee, R ERA: 4.05	(6, 1)	0.1		2	1	1	1	1	0	0	0	0	0	1	9	13	27.00	3.000
88 Josh Outman, L ERA: 2.16	(6, 1)	0.2		2	0	0	0	2	0	0	0	0	0	0	7	9	0.00	0.000
27 Bryan Shaw, R ERA: 1.54	(7, 1)	2.0		7	0	0	0	1	0	0	1	0	0	0	14	21	0.00	0.000

PITCHER	IP	WLS	BF	H	R	ER	SO	BB	IBB	HBP	BLK	WP	HR	S	P	ERA	WHIP

BOTTOM

Cleveland Indians @ San Francisco Giants

AT&T Park, San Francisco, CA

Sat Apr 26 2014, 1:07 PM - 3:52 PM PDT

Att. 42,088 - Cloudy - 57 F

livebaseballscorecards.com

AB	29
R	5
H	6
RBI	5
BB	1
SO	10
LOB	6

Cleveland Indians @ San Francisco Giants

AT&T Park, San Francisco, CA

Sun Apr 27 2014, 1:06 PM - 3:48 PM PDT

Att. 41,530 - Cloudy - 57 F

livebaseballscorecards.com

TOP

Batter	1	2	3	4	5	6	7	8	9	AB	R	H	RBI	BB	SO	LOB
24 Michael Bourn, L (1, 8) OBP: 0.340, SLG: 0.409	B SI 91 X SI 91 1-0 41 F9 22 BB 1B		B FF 90 C CU 77 X CU 77 1-1 33 G4-6-3 1B			S FF 90 B CU 77 B CU 77 B SL 90 C FF 90 F FF 91 X FF 91 3-2 ① G4-3		F SI 93 B KC 80 B KC 81 X SI 93 2-1 ③ G4-3		4	0	2	0	0	0	0
33 Nick Swisher, S (1, 3) OBP: 0.292, SLG: 0.337	D CU 78 B CU 76 S CH 84 X FF 90 2-1 ① P5		B CH 82 C SL 85 1 SAFE B CU 77 X CH 84 2-1 ②③ G4-6-3 1-2f			C SL 87 S CH 84 B FF 90 F CH 83 F FF 90 S CU 78 1-3 ② K			S CH 82 S CH 81 B SL 79 X SL 78 1-2 ① G3	4	0	0	0	0	1	2
22 Jason Kipnis, L (1, 4) OBP: 0.364, SLG: 0.416	B FF 89 B CH 83 S FF 90 B FF 91 1 SAFE F SI 89 B FF 90 4-2 1-2 BB			B SI 90 B SL 87 B SI 90 C FF 90 C SL 88 D CH 84 4-2 BB		B FF 90 C FF 90 X CH 84 1-1 ③ G3			B SI 88 X CH 82 1-0 ② G3-1	2	0	0	0	2	0	0
41 Carlos Santana, S (1, 5) OBP: 0.301, SLG: 0.195	B SL 88 X FF 91 1-0 ② F9 2-3			B CU 77 B FF 89 F FF 89 B SL 88 X FF 90 3-1 ① P2			B CU 75 X SL 89 1-0 ① P1		B CH 80 S CH 81 B CH 80 S SI 88 B CH 81 S SL 79 3-3 ③ K	4	0	0	0	0	1	3
23 Michael Brantley, L (1, 7) OBP: 0.343, SLG: 0.440	B CH 83 B SI 91 C CH 83 X CU 79 2-1 ③ G4-3			1 SAFE B SL 88 C SL 87 B FF 90 S SI 90 X FF 90 2-2 ② F8			B CH 83 X SI 90 1-0 ② G3-1			3	0	0	0	0	0	3
13 Asdrúbal Cabrera, S (1, 6) OBP: 0.290, SLG: 0.333		B CH 82 F SI 90 B FF 91 S FF 91 X CH 83 2-2 ① P6		F CH 82 X FF 89 0-1 ③ G3			F SI 89 B SI 89 B FF 89 B SI 90 F SL 88 S SL 87 3-3 ③ K			3	0	0	0	0	1	1
10 Yan Gomes, R (1, 2) OBP: 0.313, SLG: 0.459		B SL 88 B CU 78 C FF 91 F FF 90 B CU 79 F FF 91 S FF 91 3-3 ② K			B SL 87 C CU 76 F FF 90 B FF 89 X SL 88 2-2 ① F9			C FF 93 S FF 93 B KC 80 X FF 93 1-2 HR		3	1	1	1	0	1	0
7 David Murphy, L (1, 9) OBP: 0.333, SLG: 0.438		C CU 78 B FF 90 F FF 90 B FF 91 S CU 78 2-3 ③ K			C FF 89 X CU 76 0-1 ② G4-3			X FF 92 0-0 ① G4-3		3	0	0	0	0	1	0
31 Danny Salazar, R (1, 1) 8 Lonnie Chisenhall, L (8, PH) OBP: 0.422, SLG: 0.524 35 Marc Rzepczynski, L (8, 1) 37 Cody Allen, R (8, 1)			B FF 91 F FF 90 S CU 76 S FF 90 1-3 ① K		S FF 89 B SI 89 S CU 76 B CU 75 F CU 75 B FF 89 S FF 89 3-3 ③ K			C KC 80 B SL 88 S SI 92 B CH 87 S FF 94 2-3 ② K		2 1 0 0	0 0 0 0	0 0 0 0	0 0 0 0	2 1 0 0	0 0 0 0	0 0 0 0

Inning Stats	1	2	3	4	5	6	7	8	9
R:	0	0	0	0	0	0	0	1	0
E:	0	0	0	0	0	0	0	0	0
K:	0	2	1	0	1	1	1	1	1
S:	8	10	7	9	9	11	5	9	7
H:	1	0	1	0	0	0	0	1	0
LOB:	2	0	0	1	0	0	0	0	0
BB:	1	0	0	1	0	0	0	0	0
P:	18	17	11	18	14	16	10	14	12

1B:	2
2B:	0
3B:	0
HR:	1
SF:	0
SAC:	0
DP:	1
HBP:	0
WP:	0
PB:	0
SB:	0
CS:	0
PA:	31

AB	29
R	1
H	3
RBI	1
BB	2
SO	8
LOB	9

PITCHER		IP	WLS	BF	H	R	ER	SO	BB	IBB	HBP	BLK	WP	HR	S	P	ERA	WHIP
32 Ryan Vogelsong, R ERA: 5.4	(1, 1)	7.0		24	2	0	0	6	2	0	0	0	0	0	59	104	0.00	0.571
46 Santiago Casilla, R ERA: 1.26	(8, 1)	1.0	B	4	1	1	1	1	0	0	0	0	0	1	9	14	9.00	1.000
54 Sergio Romo, R ERA: 2.45	(9, 1)	1.0	W	3	0	0	0	1	0	0	0	0	0	0	7	12	0.00	0.000

PITCHER		IP	WLS	BF	H	R	ER	SO	BB	IBB	HBP	BLK	WP	HR	S	P	ERA	WHIP

Cleveland Indians @ San Francisco Giants

AT&T Park, San Francisco, CA

Sun Apr 27 2014, 1:06 PM - 3:48 PM PDT

Att. 41,530 - Cloudy - 57 F

livebaseballscorecards.com

BOTTOM

Batter	1	2	3	4	5	6	7	8	9	AB	R	H	RBI	BB	SO	LOB
16 Ángel Pagán, S (1, 8) OBP: 0.370, SLG: 0.441	B FF 92 F FF 93 X FF 92 1-1 ① G4-3		C FF 93 F CH 83 F SI 94 F FF 96 B CH 83 X FF 94 1-2 ② G4-3		B CH 81 X FF 94 1-0 ② L6			B SI 93 C SL 85 X SI 87 1-1 8 F9 2B		4	0	1	0	0	0	0
8 Hunter Pence, R (1, 9) OBP: 0.349, SLG: 0.400	C FF 94 B SL 87 B FF 95 S FF 94 B FF 96 B FF 96 4-2 28 1B BB		C FF 96 B FF 94 C SL 84 B FF 96 X SI 94 2-2 1B		B FF 94 S SL 83 B FF 94 B FF 95 S FF 95 S FF 96 3-3 ③ K			B KC 86 S FF 97 X KC 87 1-1 ② F9 2-3		3	0	1	0	1	1	1
9 Brandon Belt, L (1, 3) OBP: 0.298, SLG: 0.495	B FF 93 B FF 93 S FF 93 1 SAFE B FF 94 S FF 94 S FF 95 3-3 ② K		F FF 90 S FF 92 S FF 94 0-3 ③ K			B FF 90 S FF 91 M FF 91 B FF 93 B FF 92 S FF 96 2-3 ① K		S FF 97 S FF 97 B FF 97 F FF 96 S FF 97 1-3 ③ K		4	0	0	0	0	4	3
28 Buster Posey, R (1, 2) OBP: 0.330, SLG: 0.438 6 Ehire Adrianza, S (9, PR) OBP: 0.192, SLG: 0.240	C FF 94 1 SAFE B FF 93 C FF 95 X FF 97 1-2 1-2 1B			C FF 90 C FF 94 F FF 95 B SL 85 X SL 84 1-2 ① L8		X FF 93 0-0 ② F9			F FF 97 X FF 97 0-1 7 SH3-4 14 HR 1B	4 0	0 1	2 0	0 0	0 0	0 0	0 0
38 Michael Morse, R (1, 7) OBP: 0.325, SLG: 0.566 2 Juan Carlos Perez, R (7, 7) 7 Grégor Blanco, L (9, PH) OBP: 0.250, SLG: 0.194	C FF 93 F SL 84 S SI 94 0-3 ③ K			X CH 82 0-0 ② F7		F FF 92 F FF 95 X CH 83 0-2 ③ G5-3			B FF 95 C FF 95 X FF 96 1-1 ① SH3-4 1-2	3 0 0	0 0 0	0 0 0	0 0 0	0 0 0	1 0 0	2 0 0
48 Pablo Sandoval, S (1, 5) OBP: 0.263, SLG: 0.315		C FF 93 B FF 94 X SI 93 1-1 ① G6-3		B FF 93 B FF 92 X FF 93 2-0 35 2B 2B			B SL 90 B FF 93 S FF 92 C SI 92 X CH 82 2-2 35 G4-6-3 1B		F FF 96 B KC 85 B KC 85 S FF 96 B FF 96 S FF 96 3-3 ② K	4	1	2	0	0	1	2
35 Brandon Crawford, L (1, 6) OBP: 0.365, SLG: 0.423		C FF 93 B FF 90 F FF 95 X FF 96 1-2 ② G5-3		X SI 91 0-0 2-H 2B			X SI 91 0-0 ①② G4-6-3 1-2f		I IN 60 I IN 65 I IN 63 I IN 63 4-0 14 HR IBB	3	1	1	1	1	0	1
14 Brandon Hicks, R (1, 4) OBP: 0.377, SLG: 0.469		F FF 94 F FF 95 B SL 85 S SL 83 1-3 ③ K		S SL 82 B FF 94 X SL 82 1-1 ③ F8			C FF 94 B SI 93 B SL 85 F FF 96 X FF 96 2-2 ③ F9		B KC 86 X FF 96 1-0 1-H 2-H HR	4	1	1	3	0	1	1
32 Ryan Vogelsong, R (1, 1) OBP: 0.111, SLG: 0.111 46 Santiago Casilla, R (8, 1) 13 Joaquin Arias, R (8, PH) OBP: 0.200, SLG: 0.135 54 Sergio Romo, R (9, 1)			C FF 94 B FF 94 B FF 94 B FF 94 C FF 94 C FF 94 3-3 ① K		F FF 93 B FF 93 B FF 93 F FF 93 B FF 96 S FF 95 3-3 ① K			C SI 92 X SI 92 0-1 ① G1-4-3		2 0 1 0	0 0 0 0	0 0 0 0	0 0 0 0	0 0 0 0	2 0 0 0	0 0 0 0

Inning Stats	1	2	3	4	5	6	7	8	9
	R: 0 E: 0 K: 2 S: 13 H: 1 LOB: 2 BB: 1 P: 22	R: 0 E: 0 K: 1 S: 8 H: 0 LOB: 0 BB: 0 P: 11	R: 0 E: 0 K: 2 S: 14 H: 1 LOB: 1 BB: 0 P: 20	R: 1 E: 0 K: 0 S: 9 H: 2 LOB: 1 BB: 0 P: 13	R: 0 E: 0 K: 2 S: 7 H: 0 LOB: 0 BB: 0 P: 14	R: 0 E: 0 K: 1 S: 8 H: 0 LOB: 0 BB: 0 P: 10	R: 0 E: 0 K: 0 S: 7 H: 1 LOB: 0 BB: 0 P: 11	R: 0 E: 0 K: 1 S: 10 H: 1 LOB: 1 BB: 0 P: 13	R: 3 E: 0 K: 1 S: 8 H: 2 LOB: 1 BB: 1 P: 17

	AB	R	H	RBI	BB	SO	LOB
	32	4	8	4	2	10	10

	1B	SF	WP	PA
	4	0	0	35
	2B	SAC	PB	
	3	1	0	
	3B	DP	SB	
	0	1	0	
	HR	HBP	CS	
	1	0	0	

PITCHER		IP	WLS	BF	H	R	ER	SO	BB	IBB	HBP	BLK	WP	HR	S	P	ERA	WHIP
31 Danny Salazar, R ERA: 6.04	(1, 1)	7.0		26	5	1	1	8	1	0	0	0	0	0	66	101	1.29	0.857
35 Marc Rzepczynski, L ERA: 0.93	(8, 1)	0.1		2	1	0	0	0	0	0	0	0	0	0	4	5	0.00	3.000
37 Cody Allen, R ERA: 2.53	(8, 1)	1.1	L	7	2	3	3	2	0	1	0	0	0	1	14	25	20.25	1.500

PITCHER	IP	WLS	BF	H	R	ER	SO	BB	IBB	HBP	BLK	WP	HR	S	P	ERA	WHIP

Batter	1	2	3	4	5	6	7	8	9	AB	R	H	RBI	BB	SO	LOB
2 Everth Cabrera, S (1, 6) OBP: 0.321, SLG: 0.389	X FF 91 0-0 14 BB 13 S 1B	1 SAFE 1 SAFE C FC 87 B FF 90 B FC 89 B FF 92 X FC 88 3-1 ③ G5-3 1-2		1 SAFE F FC 90 1 SAFE B FC 88 C FC 89 F FF 91 F FC 88 S FC 88 1-3 ② K	X FF 91 0-0 ③ L8			B CH 84 C CH 84 B CH 85 F FF 93 B FF 93 F FF 93 F FF 92 X FF 93 3-2 ② G3-1		5	0	1	0	0	1	4
24 Cameron Maybin, R (1, 8) OBP: 0.444, SLG: 0.625	D FF 90 1 SAFE B FF 91 S FF 90 X FC 89 2-1 ① F7	C FF 91 F FC 91 B FF 92 B FC 89 C FC 90 2-3 ① K	B CH 83 B FC 88 C CH 85 B FC 88 B FF 92 4-1 1-2 BB	C CU 85 F FF 97 B FF 97 B SI 96 S CU 81 2-3 ① K			B FF 92 F CU 81 X FF 92 1-1 2B		4	0	1	0	1	2	1
13 Chris Denorfia, R (1, 9) OBP: 0.349, SLG: 0.439 (5, 7)	C FF 90 1 SAFE B CH 84 C FC 88 S FC 88 1-3 ② K 1-2	F CH 85 B FC 88 B CU 77 X FF 92 2-1 ② F9	C FC 89 F CH 85 S FC 88 0-3 ③ K	C CU 87 B CU 82 F CU 87 F CU 80 F FF 97 B CU 81 F SI 96 B FF 97 X FF 97 3-2 ② G6-3			C CH 88 C CU 82 B CH 88 F CH 88 X CH 87 1-2 ③ G6-3		5	0	0	0	0	2	5
21 Xavier Nady, R (1, 7) OBP: 0.256, SLG: 0.441 25 Will Venable, L (5, 9) OBP: 0.255, SLG: 0.292	C FF 93 F FF 93 B FF 92 B FF 92 B FC 90 B FC 90 4-2 14 BB BB	X CH 84 0-0 ③ G6-3		B FC 87 B CH 84 X FC 88 2-0 ① G4-3	B FF 96 S CH 88 B CH 90 F SI 97 B CU 82 B CU 84 4-2 BB		C SI 86 C SI 87 B SI 86 X SL 80 1-2 4 G6-3 5 FC4 2B		2 1	0 1	0 1	0 0	1 1	0 0	0 0
14 Tommy Medica, R (1, 3) OBP: 0.212, SLG: 0.290 50 Nick Vincent, R (6, 1) 56 Joaquín Benoit, R (8, 1) 4 Nick Hundley, R (9, PH) OBP: 0.355, SLG: 0.548 16 Huston Street, R (9, 1)	B CU 75 C FC 89 B FF 92 C FC 89 F CU 77 F FC 90 B FF 92 B FC 90 4-2 1-2 2-3 BB	C CU 75 B CU 76 X CH 85 1-1 E6 5 2B 44 2B	C FF 91 X FC 85 0-1 5 BB 44 HR 1B	C FF 96 1 SAFE 1 SAFE C CU 87 F FF 94 B FF 95 1 SAFE 1 SAFE X CU 81 1-2 ③ G5-3			C SI 86 X CH 80 0-1 ① G6-3 2-3		3 0 0 1 0	2 0 0 0 0	1 0 0 0 0	0 0 0 0 0	1 0 0 1 0	0 0 0 0 0	1 0 0 1 0
5 Alexi Amarista, L (1, 4) OBP: 0.290, SLG: 0.315	F FC 89 F FF 92 C FF 93 0-3 ③ K	F FF 90 X FF 91 0-1 44 2B 1-3 2B	C FC 86 F FC 87 B FF 90 B FC 86 B FC 86 B FC 87 4-2 44 HR 1-2 BB			B SI 91 C SI 91 B SI 91 C SI 91 X SI 92 2-2 ① G1-3		C SI 87 X SI 88 0-1 FC4 44 G6-4-3 3-H	4	2	1	1	1	1	3
44 René Rivera, R (1, 2) OBP: 0.258, SLG: 0.367		X FF 89 0-0 ① P4	X FC 88 0-0 3 G4-3 2-H 3-H 2B	X CH 83 0-0 1-H 2-H HR		C CU 75 S CH 87 S SI 89 0-3 ② K2-3		1 SAFE X SI 86 0-0 ②③ G6-4-3 1-2f	5	1	2	5	0	1	1
3 Jace Peterson, L (1, 5) OBP: 0.300, SLG: 0.300		B FF 91 C FF 90 F FF 91 B FC 88 F CU 78 B FC 89 F FC 89 X FF 93 3-2 2 S 1B	X FC 87 0-0 ① G4-3 2-3	B FF 92 B CU 75 C FC 88 F FF 91 X CU 76 2-2 38 FC1-6 1B		B CU 75 C SI 91 S SI 92 C SI 92 1-3 ③ K			4	0	2	0	0	1	1
38 Tyson Ross, R (1, 1) OBP: 0.100, SLG: 0.100 54 Alex Torres, L (6, 1) 23 Yonder Alonso, L (6, 3) OBP: 0.204, SLG: 0.237		X FC 87 0-0 ② B2	F FF 92 X FC 88 0-1 E5 24 BB	1 SAFE X FC 87 0-0 ② FC1-6 1-2f			B FF 92 B CH 87 X FF 91 2-0 ① F8		3 0 1	0 0 0	0 0 0	0 0 0	0 0 0	0 0 0	3 0 0
Inning Stats	R: 0 E: 0 K: 2 S: 15 H: 1 LOB: 3 BB: 2 P: 26	R: 0 E: 0 K: 0 S: 9 H: 1 LOB: 1 BB: 0 P: 15	R: 0 E: 0 K: 1 S: 6 H: 0 LOB: 0 BB: 0 P: 10	R: 2 E: 2 K: 2 S: 17 H: 2 LOB: 3 BB: 1 P: 23	R: 3 E: 0 K: 0 S: 11 H: 3 LOB: 1 BB: 1 P: 19	R: 0 E: 0 K: 1 S: 15 H: 0 LOB: 1 BB: 1 P: 25	R: 0 E: 0 K: 2 S: 9 H: 0 LOB: 0 BB: 0 P: 12	R: 0 E: 0 K: 0 S: 12 H: 1 LOB: 1 BB: 0 P: 19	R: 1 E: 0 K: 0 S: 8 H: 1 LOB: 0 BB: 0 P: 9	1B: 4 2B: 4 3B: 0 HR: 1 SF: 0 SAC: 0 DP: 1 HBP: 0						WP: 0 PB: 0 SB: 2 CS: 0 PA: 43

TOP

San Diego Padres @ San Francisco Giants

AT&T Park, San Francisco, CA

Mon Apr 28 2014, 7:17 PM - 10:46 PM PDT

Att. 41,533 - Clear - 64 F

livebaseballscorecards.com

AB	38
R	6
H	9
RBI	6
BB	5
SO	8
LOB	20

PITCHER		IP	WLS	BF	H	R	ER	SO	BB	IBB	HBP	BLK	WP	HR	S	P	ERA	WHIP
40 Madison Bumgarner, L ERA: 3.74	(1, 1)	5.0	L	28	7	5	4	5	4	0	0	0	0	1	58	93	7.20	2.200
57 Juan Gutierrez, R ERA: 2.92	(6, 1)	1.0		4	0	0	0	1	1	0	0	0	0	0	15	25	0.00	1.000
41 Jeremy Affeldt, L ERA:	(7, 1)	1.0		3	0	0	0	2	0	0	0	0	0	0	9	12	0.00	0.000
63 Jean Machi, R ERA: 0.77	(8, 1)	1.0		4	1	0	0	0	0	0	0	0	0	0	12	19	0.00	1.000
49 Javier López, L ERA: 1.5	(9, 1)	1.0		4	1	1	1	0	0	0	0	0	0	0	8	9	9.00	1.000

PITCHER	IP	WLS	BF	H	R	ER	SO	BB	IBB	HBP	BLK	WP	HR	S	P	ERA	WHIP

Batter	1	2	3	4	5	6	7	8	9	AB	R	H	RBI	BB	SO	LOB
16 Ángel Pagán, S (1, 8) OBP: 0.375, SLG: 0.438	B SI 91 B SI 91 B FF 94 C FF 92 D FF 93 4-1 8 G6-4-3 BB			B SI 92 B SL 86 C SL 85 B SI 93 F FF 94 F SL 87 X SI 92 3-2 8 3B 1B	B SI 92 1 SAFE 1 SAFE X SI 92 1-0 ① ② G6-4-3 1-2f		C SL 86 ① X SL 86 0-1 ② G4-3			3	1	1	0	1	0	1
8 Hunter Pence, R (1, 9) OBP: 0.345, SLG: 0.414	1 SAFE C SL 85 1 SAFE P PO 89 1 SAFE S SL 85 1 SAFE F SL 87 B SI 93 2-2 ① ② X SI 92 G6-4-3 1-2f			1 SAFE B SI 92 1 SAFE X SI 92 1-0 38 1B 1-H 3B	B SL 88 S SL 88 B SL 88 S SL 86 X SL 88 2-2 ③ G5-3		F SL 86 S SL 87 B SL 86 B SL 87 X SL 86 2-2 ③ F8			4	1	1	1	0	0	1
9 Brandon Belt, L (1, 3) OBP: 0.296, SLG: 0.480	M FF 94 B SI 94 B SL 88 F SI 93 X SI 95 2-2 ③ G3-1			C SI 94 F FF 93 B FF 94 B SI 94 D SL 86 D SL 86 4-2 38 WP 38 1B BB		S SL 85 B SI 93 F SL 86 S SL 85 1-3 ① K		S CH 84 B CH 85 X CH 85 1-1 ① F8		3	1	0	0	1	1	0
28 Buster Posey, R (1, 2) OBP: 0.337, SLG: 0.452		C SI 93 B FF 95 B SI 93 B SL 86 C SL 86 X SL 86 3-2 38 FC5-4 1B		C SI 94 C SI 93 F SI 95 D SL 88 1 SAFE B SI 93 S SI 95 2-3 ① K		X SL 85 0-0 38 1B 2B		C SI 95 S CH 85 F CH 86 B SL 90 T SL 89 1-2 ② K		4	0	2	0	0	2	2
38 Michael Morse, R (1, 7) OBP: 0.345, SLG: 0.575 2 Juan Carlos Perez, R (8, PR) (9, 7)		B SL 86 F SI 92 F SL 88 X SI 93 1-2 ① FC5-4 48 G6-3 1-2f		B SL 87 C SL 87 X SL 86 1-1 1-H 3-H 1B		C SI 93 X SI 93 0-1 35 WP 2-3 1B		B SL 90 B SL 89 C SI 96 F SI 96 X FF 95 2-2 1B		4 0	0 0	3 0	2 0	0 0	0 0	1 0
48 Pablo Sandoval, S (1, 5) OBP: 0.252, SLG: 0.301		F SI 93 C SI 93 X SI 94 0-2 ② ③ G6-3 1-2f		X SI 91 0-0 ② F8		B CH 83 S CH 84 S FF 94 S FF 94 1-3 ② K		S FF 94 X CH 85 0-1 ③ F8		4	0	0	0	0	1	5
35 Brandon Crawford, L (1, 6) OBP: 0.360, SLG: 0.405		B SI 90 C SI 92 B CH 86 F SL 84 X SI 94 2-2 ① G3-1	D CH 86 X CH 87 1-0 ③ G4-3			B CH 85 F FF 94 B CH 85 B FC 86 C CH 87 F CH 86 B FF 94 4-2 1-2 BB			C SI 90 B CH 81 S SI 91 B SI 91 F SI 90 F CH 82 F SI 91 C SI 91 2-3 ① K	3	0	0	0	1	1	1
14 Brandon Hicks, R (1, 4) OBP: 0.369, SLG: 0.509		B SL 86 C SI 92 B SI 94 S SL 86 S SL 86 2-3 ② K			S SL 85 B SI 93 X SL 86 1-1 HR	B SL 87 X SL 86 1-0 ③ F7			X SI 90 0-0 ② G1-3	4	1	1	1	0	1	3
40 Madison Bumgarner, R (1, 1) OBP: 0.333, SLG: 0.875 6 Ehire Adrianza, S (5, PH) OBP: 0.222, SLG: 0.269 57 Juan Gutierrez, R (6, 1) 41 Jeremy Affeldt, L (7, 1) 7 Grégor Blanco, L (7, PH) OBP: 0.243, SLG: 0.188 63 Jean Machi, R (8, 1) 49 Javier López, L (9, 1) 29 Héctor Sánchez, S (9, PH) OBP: 0.200, SLG: 0.406		B SI 92 S SL 85 C SI 93 F SL 87 F SL 87 C SI 94 1-3 ③ K			L SL 85 X SL 87 0-1 16 G6-4-3 1B		C FF 88 C SL 86 X SL 88 0-2 ① P4		B SI 91 S SI 91 B SI 84 F SI 91 F SI 91 F SI 90 F CH 83 B CH 84 F SI 90 3-3 ③ F CH 83 S CH 82 K	1 1 0 0 1 0 0 1	0 0 0 0 0 0 0 0	0 1 0 0 0 0 0 0	0 0 0 0 0 0 0 0	0 0 0 0 0 0 0 0	1 0 0 0 0 0 0 1	0 0 0 0 0 0 0 0
Inning Stats	R: 0 E: 0 K: 0 S: 9 H: 0 LOB: 0 BB: 1 P: 16	R: 0 E: 0 K: 0 S: 9 H: 1 LOB: 0 BB: 0 P: 13	R: 0 E: 0 K: 2 S: 11 H: 0 LOB: 0 BB: 0 P: 16	R: 3 E: 0 K: 1 S: 15 H: 3 LOB: 1 BB: 1 P: 27	R: 1 E: 0 K: 0 S: 8 H: 2 LOB: 0 BB: 0 P: 12	R: 0 E: 0 K: 2 S: 13 H: 2 LOB: 3 BB: 1 P: 20	R: 0 E: 0 K: 0 S: 8 H: 0 LOB: 0 BB: 0 P: 10	R: 0 E: 0 K: 1 S: 11 H: 1 LOB: 1 BB: 0 P: 15	R: 0 E: 0 K: 2 S: 15 H: 0 LOB: 0 BB: 0 P: 20	1B: 6 2B: 1 3B: 1 HR: 1	SF: 0 SAC: 0 DP: 3 HBP: 0			WP: 2 PB: 0 SB: 0 CS: 0	PA: 36		

PITCHER		IP	WLS	BF	H	R	ER	SO	BB	IBB	HBP	BLK	WP	HR	S	P	ERA	WHIP
38 Tyson Ross, R ERA: 3.68	(1, 1)	5.1	W	23	8	4	4	4	2	0	0	0	1	1	58	91	6.75	1.875
54 Alex Torres, L ERA: 0.9	(6, 1)	0.1	H	2	0	0	0	1	1	0	0	0	1	0	6	11	0.00	3.000
50 Nick Vincent, R ERA: 1.46	(6, 1)	1.1	H	4	0	0	0	0	0	0	0	0	0	0	9	12	0.00	0.000
56 Joaquín Benoit, R ERA: 2.53	(8, 1)	1.0	H	4	1	0	0	1	0	0	0	0	0	0	11	15	0.00	1.000
16 Huston Street, R ERA: 0.82	(9, 1)	1.0	S	3	0	0	0	2	0	0	0	0	0	0	15	20	0.00	0.000

PITCHER	IP	WLS	BF	H	R	ER	SO	BB	IBB	HBP	BLK	WP	HR	S	P	ERA	WHIP

BOTTOM

San Diego Padres @ San Francisco Giants

AT&T Park, San Francisco, CA

Mon Apr 28 2014, 7:17 PM - 10:46 PM PDT

Att. 41,533 - Clear - 64 F

livebaseballscorecards.com

AB	33
R	4
H	9
RBI	4
BB	3
SO	8
LOB	14

San Diego Padres @ San Francisco Giants

AT&T Park, San Francisco, CA

Tue Apr 29 2014, 7:17 PM - 9:43 PM PDT

Att. 41,952 - Partly Cloudy - 76 F

livebaseballscorecards.com

TOP

Batter	1	2	3	4	5	6	7	8	9	AB	R	H	RBI	BB	SO	LOB
2 Everth Cabrera, S (1, 6) OBP: 0.319, SLG: 0.384	C SL 86 B FF 88 F FF 88 X CU 77 1-2 G3			F SL 86 B FF 87 B FF 86 F SL 83 B FF 88 X FF 88 3-2 24 G4-3 1B		B CH 80 X CH 81 1-0 G4-3 2-3			X FF 95 0-0 G4-3	4	0	1	0	0	0	1
24 Cameron Maybin, R (1, 8) OBP: 0.308, SLG: 0.417	C CH 84 F SL 84 B FF 88 C FF 89 1-3 K			B SL 84 B FF 89 F FF 88 1 SAFE S FF 87 X CU 77 2-2 G4-3 1-2f		S CU 75 B FF 88 C FF 88 B FF 88 D SL 83 F FC 88 F CU 76 F CU 75 X FF 89 3-2 G4-3			C FF 95 B FF 94 S SI 93 X SI 94 1-2 G5-3	4	0	0	0	0	1	2
13 Chris Denorfia, R (1, 7) OBP: 0.348, SLG: 0.435	C FF 88 X CU 77 0-1 G5-3			X CU 75 0-0 1B			B FF 94 F FF 93 C FF 93 F FF 94 B CH 87 S CH 88 2-3 K			3	0	1	0	0	1	0
8 Yasmani Grandal, S (1, 3) OBP: 0.333, SLG: 0.345		B FF 87 C FF 87 X FF 88 1-1 G4-3		B FF 87 X SL 84 1-0 G3			B CH 83 B FF 92 F FF 93 C CH 85 F CH 88 X CH 88 2-2 F8			3	0	0	0	0	0	1
25 Will Venable, L (1, 9) OBP: 0.247, SLG: 0.283		C FC 88 F CU 76 B FF 89 B FF 88 C CH 82 2-3 K			X CU 74 0-0 F7		X FF 93 0-0 G4-3			3	0	0	0	0	1	0
4 Nick Hundley, R (1, 2) OBP: 0.324, SLG: 0.500		B CU 76 F SL 82 C FF 89 B CU 77 S CU 77 2-3 K			C SL 82 B FF 86 T CU 75 C FC 88 1-3 K			B FF 93 B CU 81 F FF 94 F FF 93 X CH 87 2-2 G6-3		3	0	0	0	0	2	0
5 Alexi Amarista, L (1, 4) OBP: 0.277, SLG: 0.298			C CH 82 C FF 87 X FF 88 0-2 G6-3		C FF 86 B CU 74 T FF 88 F CU 76 X FF 89 1-2 F7			C FF 93 X FF 92 0-1 F7		3	0	0	0	0	0	0
3 Jace Peterson, L (1, 5) OBP: 0.231, SLG: 0.231			C FF 87 B CU 76 F FF 89 B FF 88 X CH 81 2-2 P5			X CH 82 0-0 G5-3		S CH 87 C CH 88 X CH 87 0-2 G3		3	0	0	0	0	0	0
53 Eric Stults, L (1, 1) OBP: 0.167, SLG: 0.333 39 Donn Roach, R (3, 1) OBP: 1.000, SLG: 2.000 54 Alex Torres, L (8, 1) 12 Seth Smith, L (9, PH) OBP: 0.380, SLG: 0.424			C CH 80 F FF 87 B FF 88 X FF 87 1-2 L7			X CH 85 0-0 2 G4-3 2B			B SI 92 C FF 94 F FF 94 B FF 94 S KC 81 2-3 K	1 1 0 1	0 0 0 0	0 1 0 0	0 0 0 0	0 0 0 0	0 0 0 1	0 0 0 0
Inning Stats	R: 0 E: 0 K: 1 S: 8 H: 0 LOB: 0 BB: 0 P: 10	R: 0 E: 0 K: 2 S: 8 H: 0 LOB: 0 BB: 0 P: 13	R: 0 E: 0 K: 0 S: 9 H: 0 LOB: 0 BB: 0 P: 12	R: 0 E: 0 K: 0 S: 8 H: 2 LOB: 1 BB: 0 P: 14	R: 0 E: 0 K: 1 S: 8 H: 0 LOB: 0 BB: 0 P: 10	R: 0 E: 0 K: 0 S: 9 H: 1 LOB: 1 BB: 0 P: 13	R: 0 E: 0 K: 1 S: 9 H: 0 LOB: 0 BB: 0 P: 13	R: 0 E: 0 K: 0 S: 8 H: 0 LOB: 0 BB: 0 P: 10	R: 0 E: 0 K: 1 S: 7 H: 0 LOB: 0 BB: 0 P: 10	1B: 2 2B: 1 3B: 0 HR: 0 SF: 0 SAC: 0 DP: 1 HBP: 0						

	AB	29
	R	0
	H	3
	RBI	0
	BB	0
	SO	6
	LOB	4

WP: 0 PA: 29
PB: 0
SB: 0
CS: 0

PITCHER		IP	WLS	BF	H	R	ER	SO	BB	IBB	HBP	BLK	WP	HR	S	P	ERA	WHIP
52 Yusmeiro Petit, R ERA: 2.61	(1, 1)	6.0	W	20	3	0	0	4	0	0	0	0	0	0	50	72	0.00	0.500
63 Jean Machi, R ERA: 0.66	(7, 1)	2.0		6	0	0	0	1	0	0	0	0	0	0	17	23	0.00	0.000
46 Santiago Casilla, R ERA: 1.17	(9, 1)	1.0		3	0	0	0	1	0	0	0	0	0	0	7	10	0.00	0.000

PITCHER		IP	WLS	BF	H	R	ER	SO	BB	IBB	HBP	BLK	WP	HR	S	P	ERA	WHIP

Batter	1	2	3	4	5	6	7	8	9	AB	R	H	RBI	BB	SO	LOB
16 Ángel Pagán, S (1, 8) OBP: 0.380, SLG: 0.470	B SI 85 C FF 87 X FF 87 1-1 HR		C CU 66 B FF 88 B FF 86 C CH 78 X CH 80 2-2 8 1B 38 G1-2-3 1B	F SI 89 B SI 89 X SI 88 1-1 ② G4-3		C CU 76 X SI 88 0-1 ③ F7				4	1	2	1	0	0	0
8 Hunter Pence, R (1, 9) OBP: 0.342, SLG: 0.408	C SL 78 B SL 78 C CU 68 B FF 88 B FF 88 X SL 80 3-2 ① G5-3		B FF 88 D CU 67 1 SAFE 1 SAFE X SL 78 2-0 38 G1-2-3 28 BB 29 1B 1-3 1B	B SI 89 B SI 89 C CU 75 B SI 88 X SI 89 3-1 ③ G6-3			X CU 74 0-0 ① G5-3			4	1	1	0	0	0	0
28 Buster Posey, R (1, 3) OBP: 0.343, SLG: 0.483 9 Brandon Belt, L (8, 3) OBP: 0.296, SLG: 0.480	X CU 66 0-0 HR		B SL 80 B FF 87 B CH 79 B FF 86 4-0 38 G1-2-3 29 1B 1-2 BB	C SI 89 C SI 90 X SI 89 0-2 ① G6-3			B CU 76 B SI 88 X SI 88 2-0 ② F8			3 0	2 0	1 0	1 0	1 0	0 0	0 0
38 Michael Morse, R (1, 7) OBP: 0.344, SLG: 0.578 2 Juan Carlos Perez, R (5, PR) OBP: 0.091, SLG: 0.091 (6, 7)	B FF 87 X FF 87 1-0 48 G3-1 2B		F CH 79 S CH 80 X CH 81 0-2 ① ② G1-2-3 1-2 2-3 3-Hf	X CU 76 0-0 E5 48 1B 29 SF7			F SI 88 C SI 89 X CU 78 0-2 1B			3 1	0 1	1 1	0 0	0 0	0 0	3 0
48 Pablo Sandoval, S (1, 5) OBP: 0.262, SLG: 0.302	X SL 80 0-0 ② G3-1 2-3		B SL 81 D CH 80 B SL 81 I IN 73 4-0 29 1B 35 1B IBB	D SI 89 B CU 75 X SI 89 2-0 35 PB 1-3 1B			X SI 89 0-0 ③ G3			3	1	1	0	1	0	2
29 Héctor Sánchez, S (1, 2) OBP: 0.205, SLG: 0.400	F SL 80 B FF 87 X CH 78 1-1 ③ G5-3		D CH 80 F FF 88 X SL 82 1-1 35 1B 1-2 2-H 3-H 1B	C CU 76 D SI 89 F SI 89 X SI 89 1-2 ② SF7 3-H				S FF 90 F SI 91 B FF 92 B FF 93 S CH 85 2-3 ① K		3	0	1	3	0	1	1
35 Brandon Crawford, L (1, 6) OBP: 0.366, SLG: 0.403		C SL 78 X FF 87 0-1 ① F8	F CH 80 F CH 80 D FF 87 B CU 69 F FF 89 X CH 80 2-2 1-3 2-H 1B	B SI 87 F CU 74 B CU 75 X SI 88 2-1 ③ G4-3 1-2				F FF 92 H FF 93 1-1 14 PB HBP		3	0	1	1	0	0	2
14 Brandon Hicks, R (1, 4) OBP: 0.348, SLG: 0.474		X CH 78 0-0 ② G5-3	C SI 88 F SI 89 X SI 89 0-2 ③ G5-3			B CU 75 X SI 87 1-0 ① F8		B SI 91 S CH 84 D CH 84 F FF 92 C FF 93 2-3 ② K 1-2		4	0	0	0	0	1	3
52 Yusmeiro Petit, R (1, 1) 6 Ehire Adrianza, S (6, PH) OBP: 0.214, SLG: 0.259 63 Jean Machi, R (7, 1) 13 Joaquin Arias, R (8, PH) OBP: 0.195, SLG: 0.132 46 Santiago Casilla, R (9, 1)		C FF 86 S CH 78 B FF 88 C FF 87 1-3 ③ K		C SI 88 X SI 87 0-1 ① G5-3		S FS 84 B SI 90 S FS 85 F FS 85 B SI 89 B FS 85 X SI 88 3-2 ② G3		F FF 92 X CH 85 0-1 ③ G5-3		2 1 0 1 0	0 0 0 0 0	0 0 0 0 0	0 0 0 0 0	1 0 0 0 0	0 0 0 0 0	0 0 0 1 0
Inning Stats	R: 2 H: 3 E: 0 LOB: 1 K: 0 BB: 0 S: 10 P: 16	R: 0 H: 0 E: 0 LOB: 0 K: 1 BB: 0 S: 6 P: 7	R: 3 H: 4 E: 0 LOB: 2 K: 0 BB: 2 S: 16 P: 31	R: 0 H: 0 E: 0 LOB: 0 K: 0 BB: 0 S: 6 P: 10	R: 1 H: 1 E: 1 LOB: 2 K: 0 BB: 0 S: 10 P: 15	R: 0 H: 0 E: 0 LOB: 0 K: 0 BB: 0 S: 7 P: 11	R: 0 H: 1 E: 0 LOB: 1 K: 0 BB: 0 S: 6 P: 8	R: 0 H: 0 E: 0 LOB: 1 K: 2 BB: 0 S: 9 P: 14		1B: 6 SF: 1 2B: 1 SAC: 0 3B: 0 DP: 1 HR: 2 HBP: 1						

PITCHER		IP	WLS	BF	H	R	ER	SO	BB	IBB	HBP	BLK	WP	HR	S	P	ERA	WHIP
53 Eric Stults, L ERA: 5.34	(1, 1)	2.2	L	16	7	5	5	1	1	1	0	0	0	2	29	51	16.88	3.000
39 Donn Roach, R ERA: 2.84	(3, 1)	4.1		16	2	1	0	0	0	0	0	0	0	0	32	47	0.00	0.462
54 Alex Torres, L ERA: 0.82	(8, 1)	1.0		4	0	0	0	2	0	0	1	0	0	0	9	14	0.00	0.000

PITCHER	IP	WLS	BF	H	R	ER	SO	BB	IBB	HBP	BLK	WP	HR	S	P	ERA	WHIP

BOTTOM

San Diego Padres @ San Francisco Giants

AT&T Park, San Francisco, CA

Tue Apr 29 2014, 7:17 PM - 9:43 PM PDT

Att. 41,952 - Partly Cloudy - 76 F

livebaseballscorecards.com

AB	32
R	6
H	9
RBI	6
BB	2
SO	3
LOB	12

WP: 0 PB: 2 SB: 0 CS: 0 PA: 36

San Diego Padres @ San Francisco Giants

AT&T Park, San Francisco, CA

Wed Apr 30 2014, 7:16 PM - 9:32 PM PDT

Att. 42,164 - Partly Cloudy - 80 F

livebaseballscorecards.com

TOP

Batter	1	2	3	4	5	6	7	8	9	AB	R	H	RBI	BB	SO	LOB
2 Everth Cabrera, S (1, 6) OBP: 0.308, SLG: 0.371	C SI 89 X FC 85 0-1 G3		1 SAFE C SI 88 1 SAFE B FS 79 B SI 88 B FC 86 C FC 85 S FF 90 3-3 K 1-2			X FS 80 0-0 G3		B FS 82 C SI 89 S CU 75 F FC 86 S SI 90 1-3 K		4	0	0	0	0	2	1
25 Will Venable, L (1, 9) OBP: 0.238, SLG: 0.271	S FS 80 X FC 86 0-1 G3			C CU 74 B FS 79 X FS 79 1-1 G1-3		C SI 88 F SI 90 T SI 90 0-2 K			F FS 79 F FF 89 S FC 87 0-3 K	4	0	0	0	0	2	0
12 Seth Smith, L (1, 7) OBP: 0.361, SLG: 0.400	B SI 88 C SI 90 B SI 89 X FC 86 2-1 F7			F SI 88 X FS 80 0-1 F9			C FC 84 S FS 80 B SI 90 X FF 90 1-2 F7		X SI 89 0-0 G4-3	4	0	0	0	0	0	0
8 Yasmani Grandal, S (1, 2) OBP: 0.343, SLG: 0.424		B SI 87 B SI 88 X SI 88 2-0 G4-3		C FS 80 C CU 75 B SI 90 X FC 84 1-2 2B			X SI 90 0-0 F7		C FS 82 B FC 86 C SI 90 X FC 87 1-2 HR	4	1	2	1	0	0	0
9 Jedd Gyorko, R (1, 4) OBP: 0.221, SLG: 0.215 33 Dale Thayer, R (7, 1) 13 Chris Denorfia, R (9, PH) OBP: 0.344, SLG: 0.430		S SI 88 C FC 84 B FS 80 B CU 77 X SI 90 2-2 G6-3		X SI 88 0-0 G6-3			X FF 89 0-0 1B		B FF 89 C FF 89 F SL 77 B SL 78 X FF 88 2-2 G6-3	3 0 1	0 0 0	1 0 0	0 0 0	0 0 0	0 0 0	1 0 0
23 Yonder Alonso, L (1, 3) OBP: 0.198, SLG: 0.229		C SI 89 X FC 86 0-1 G4-3			B SI 88 B SI 88 B SI 88 C SI 88 F FC 84 X SI 90 3-2 G3-1		B SI 90 C SI 90 X SI 89 1-1 G4-3			3	0	0	0	0	0	1
24 Cameron Maybin, R (1, 8) OBP: 0.313, SLG: 0.467			X FC 83 0-0 G6-3		C SI 90 X FC 83 0-1 F9			C SI 87 X CU 74 0-1 3 G4-3 5 G6-3 2B		3	1	1	0	0	0	0
3 Jace Peterson, L (1, 5) OBP: 0.250, SLG: 0.250			X SI 87 0-0 2 S 1B		B FC 85 C FS 80 X CU 76 1-1 G3-1			C SI 90 X FS 82 0-1 G4-3 2-3		3	0	1	0	0	0	1
41 Robbie Erlin, R (1, 1) 5 Alexi Amarista, L (7, 4) OBP: 0.273, SLG: 0.293			1 SAFE L SI 86 1 SAFE L FC 83 1 SAFE B FC 83 L FC 84 1-3 K			C SI 88 S FC 84 B FC 85 F SI 90 S CU 76 1-3 K		B FC 86 F FC 85 X SI 90 1-1 G6-3 3-H		2 1	0 0	0 0	0 1	0 0	2 0	1 0
Inning Stats	R: 0 E: 0 K: 0 S: 6 H: 0 LOB: 0 BB: 0 P: 8	R: 0 E: 0 K: 0 S: 6 H: 0 LOB: 0 BB: 0 P: 10	R: 0 E: 0 K: 2 S: 8 H: 1 LOB: 1 BB: 0 P: 12	R: 0 E: 0 K: 0 S: 8 H: 1 LOB: 1 BB: 0 P: 10	R: 0 E: 0 K: 0 S: 7 H: 0 LOB: 0 BB: 0 P: 11	R: 0 E: 0 K: 2 S: 8 H: 0 LOB: 0 BB: 0 P: 9	R: 0 E: 0 K: 0 S: 7 H: 1 LOB: 1 BB: 0 P: 9	R: 1 E: 0 K: 1 S: 10 H: 1 LOB: 0 BB: 0 P: 12	R: 1 E: 0 K: 1 S: 10 H: 1 LOB: 0 BB: 0 P: 13	1B: 2 2B: 2 3B: 0 HR: 1 SF: 0 SAC: 0 DP: 0 HBP: 0						

	AB	32
	R	2
	H	5
	RBI	2
	BB	0
	SO	6
	LOB	5

WP: 0 PA: 32
PB: 0
SB: 1
CS: 0

PITCHER	IP	WLS	BF	H	R	ER	SO	BB	IBB	HBP	BLK	WP	HR	S	P	ERA	WHIP
17 Tim Hudson, R (1, 1) ERA: 2.17	8.2	W	31	5	2	2	6	0	0	0	0	0	1	67	89	2.08	0.577
54 Sergio Romo, R (9, 1) ERA: 2.38	0.1	S	1	0	0	0	0	0	0	0	0	0	0	3	5	0.00	0.000

PITCHER	IP	WLS	BF	H	R	ER	SO	BB	IBB	HBP	BLK	WP	HR	S	P	ERA	WHIP

BOTTOM

San Diego Padres @ San Francisco Giants

AT&T Park, San Francisco, CA

Wed Apr 30 2014, 7:16 PM - 9:32 PM PDT

Att. 42,164 - Partly Cloudy - 80 F

livebaseballscorecards.com

Batter	1	2	3	4	5	6	7	8	9	AB	R	H	RBI	BB	SO	LOB
2 Juan Carlos Perez, R (1, 8) OBP: 0.067, SLG: 0.067	B FF 90 F SI 90 F FF 90 X FF 90 1-2 ① P5	T CH 83 B CH 84 F FF 91 B CU 74 C CU 74 2-3 ③ K		C CH 84 C SI 91 S FF 92 0-3 ③ K			F CU 74 X FF 90 0-1 ② G6-3			4	0	0	0	0	2	3
8 Hunter Pence, R (1, 9) OBP: 0.347, SLG: 0.411	B FF 90 B FF 90 X FF 91 2-0 28 S 38 2B 1B		C FF 89 C FF 90 B FF 90 B SL 81 F FF 91 F CU 76 X FF 92 2-2 ① G1-3		F FF 89 B CH 84 C CU 74 B CU 76 B FF 91 F CH 82 X FF 92 3-2 ① G6-3		C FF 94 C FF 94 F SI 94 B SL 84 X SL 82 1-2 28 1B 2-3 1B			4	1	2	0	0	0	0
28 Buster Posey, R (1, 2) OBP: 0.350, SLG: 0.484	1 SAFE S CH 83 C FF 90 X FF 90 0-2 ② P4 1-2		C CU 74 B FF 92 F CH 83 F FF 91 X FF 91 1-2 ② F9		X SI 91 0-0 38 G6-3 1B		X FF 94 0-0 1-3 3-H 1B			4	0	2	1	0	0	1
38 Michael Morse, R (1, 7) OBP: 0.351, SLG: 0.581 7 Grégor Blanco, L (8, 7) OBP: 0.243, SLG: 0.188	B FF 91 C FF 91 S CH 84 X FF 90 1-2 2-H 2B		B CH 84 B FF 92 S CH 83 B FF 91 T SI 92 F FF 92 F CH 83 B FF 90 4-2 9 2B BB		C CU 73 S CH 84 F FF 91 B FF 90 X CU 75 1-2 ② ③ G6-3 1-2f		C FF 94 B FF 94 B FF 93 S FF 94 S FF 93 2-3 ③ K			3 0	0 0	1 0	1 0	1 0	1 0	3 0
9 Brandon Belt, L (1, 3) OBP: 0.295, SLG: 0.481	C CU 74 B SL 81 S FF 90 D CU 74 X FF 91 2-2 ③ P6		B FF 90 F FF 90 X CU 73 1-1 1-3 2B			X FF 90 0-0 ① F7		B FF 93 S FF 93 S FF 93 S FF 94 1-3 ① K		4	0	1	0	0	1	1
14 Brandon Hicks, R (1, 4) OBP: 0.342, SLG: 0.508		B FF 90 X FF 90 1-0 HR	S FF 90 C FF 91 S CU 76 0-3 ③ K			C CH 82 S CU 75 B FF 90 S CU 75 1-3 ② K		F FF 93 B SL 84 F FF 93 S FF 94 1-3 ② K		4	1	1	1	0	3	2
35 Brandon Crawford, L (1, 6) OBP: 0.361, SLG: 0.420		C FF 90 B CU 76 X FF 90 1-1 ① L8		C CU 73 X CH 81 0-1 3B		F FF 90 S FF 90 B SI 91 X CU 76 1-2 ③ G4-3		X FF 93 0-0 ③ G4-3		4	0	1	0	0	0	0
13 Joaquin Arias, R (1, 5) OBP: 0.205, SLG: 0.146		C CU 74 B FF 92 X FF 91 1-1 ② G5-3		X FF 90 0-0 ① F8			B CU 73 X FF 91 1-0 8 1B 17 SH1-4 28 1B 1B			3	1	1	0	0	0	1
17 Tim Hudson, R (1, 1) OBP: 0.143, SLG: 0.143 54 Sergio Romo, R (9, 1)		X FF 90 0-0 1B		C CU 72 C CU 73 C FF 91 0-3 ② K			L CH 80 1 SAFE L CH 82 1 SAFE 1 SAFE X CU 74 0-2 ① SH1-4 1-2			2 0	0 0	1 0	0 0	0 0	1 0	1 0
Inning Stats	R: 1 H: 2 E: 0 LOB: 1 K: 0 BB: 0 S: 13 P: 19	R: 1 H: 2 E: 0 LOB: 1 K: 1 BB: 0 S: 9 P: 14	R: 0 H: 1 E: 0 LOB: 2 K: 1 BB: 1 S: 18 P: 26	R: 0 H: 1 E: 0 LOB: 1 K: 2 BB: 0 S: 9 P: 9	R: 0 H: 1 E: 0 LOB: 0 K: 0 BB: 0 S: 9 P: 13	R: 0 H: 0 E: 0 LOB: 0 K: 1 BB: 0 S: 7 P: 9	R: 1 H: 3 E: 0 LOB: 2 K: 1 BB: 0 S: 14 P: 18	R: 0 H: 0 E: 0 LOB: 0 K: 2 BB: 0 S: 7 P: 9		1B: 6 SF: 0 2B: 2 SAC: 1 3B: 1 DP: 1 HR: 1 HBP: 0					WP: 0 PA: 34 PB: 0 SB: 1 CS: 0	

	AB	32
	R	3
	H	10
	RBI	3
	BB	1
	SO	8
	LOB	12

PITCHER		IP	WLS	BF	H	R	ER	SO	BB	IBB	HBP	BLK	WP	HR	S	P	ERA	WHIP
41 Robbie Erlin, L ERA: 5.83	(1, 1)	6.2	L	28	8	3	3	5	1	0	0	0	0	1	71	97	4.05	1.350
33 Dale Thayer, R ERA: 0.64	(7, 1)	1.1		6	2	0	0	3	0	0	0	0	0	0	15	20	0.00	1.500

PITCHER	IP	WLS	BF	H	R	ER	SO	BB	IBB	HBP	BLK	WP	HR	S	P	ERA	WHIP

San Francisco Giants @ Atlanta Braves

Turner Field, Atlanta, GA

Fri May 02 2014, 7:38 PM - 10:45 PM EDT

Att. 29,469 - Partly Cloudy - 69 F

livebaseballscorecards.com

Batter	1	2	3	4	5	6	7	8	9	AB	R	H	RBI	BB	SO	LOB
16 Ángel Pagán, S (1, 8) OBP: 0.375, SLG: 0.490	B FF 91 X FF 89 1-0 HR	B SI 90 C SL 85 D KC 80 C SL 85 D SI 90 F SL 84 F FF 91 C FF 92 3-3 ③ K			B CH 82 X CH 83 1-0 ② G5-3		C CH 85 S FF 94 B FF 94 F CU 80 B FF 94 T FF 93 2-2 ② K			4	1	1	1	0	2	4
8 Hunter Pence, R (1, 9) OBP: 0.344, SLG: 0.405	X FF 90 0-0 1B		S CH 82 B SI 90 X KC 80 1-1 ① P6		F SL 84 B FF 88 X CH 84 1-1 ③ G6-3		F FF 92 B CH 85 D CH 86 S FF 93 F FF 94 B FF 94 S CH 86 3-3 ③ K			4	0	1	0	0	1	2
28 Buster Posey, R (1, 3) OBP: 0.336, SLG: 0.463 54 Sergio Romo, R (9, 1)	C SL 84 B FF 90 X FF 91 1-1 ① L8		F SI 91 B KC 80 S SL 85 F SI 91 X FF 92 1-2 ② G4-3			B KC 78 C CH 82 X SI 89 1-1 ① G1-3		F FF 98 S SL 86 B SL 84 F FF 97 F FF 98 B SL 86 F SL 84 F SL 86 X FF 98 2-2 ① G4-3		4 0	0 0	0 0	0 0	0 0	0 0	1 0
38 Michael Morse, R (1, 7) OBP: 0.357, SLG: 0.611 2 Juan Carlos Perez, R (8, 7) OBP: 0.067, SLG: 0.067	X SL 84 0-0 ② F9		X FF 91 0-0 1B			C KC 78 X FF 88 0-1 HR		B FF 98 X FF 98 1-0 ② G1-3		4 0	1 0	2 0	1 0	0 0	0 0	1 0
48 Pablo Sandoval, S (1, 5) OBP: 0.261, SLG: 0.300	F SI 90 C CH 85 S KC 80 0-3 ③ K2-3		C CH 85 B FF 91 F KC 80 X SL 86 1-2 ③ G1-4-3			F FF 89 X KC 79 0-1 ② L7		B CH 88 F FF 98 X CH 89 1-1 1B		4	0	1	0	0	1	2
29 Héctor Sánchez, S (1, 2) OBP: 0.209, SLG: 0.385		C SL 85 B SI 90 T SI 90 X SI 91 1-2 ① G6-3		F CH 83 B FF 89 F SI 89 X SL 85 1-2 35 G3-6 1B		B SI 89 X CH 82 1-0 ③ F8		F FF 98 S FF 98 F FF 97 S CH 87 0-3 ③ K		4	0	1	0	0	1	1
14 Brandon Hicks, R (1, 4) OBP: 0.351, SLG: 0.500		C SI 91 B CH 84 X CH 85 1-1 55 SH5-4 35 1B 1B		C SL 84 S FF 90 D KC 80 D KC 81 C FF 90 2-3 ① K			C CH 76 B CU 74 S CU 75 B FF 91 F FF 90 B CH 79 B CH 77 4-2 6 SH5-4 35 BB BB		F FF 96 S FF 96 X FF 97 0-2 ① F8	3	0	1	0	1	1	1
35 Brandon Crawford, L (1, 6) OBP: 0.366, SLG: 0.417		C SL 85 B SI 91 S SI 90 1 SAFE F FF 92 X SI 90 1-2 55 SH5-4 1-2 1B		F FF 90 C SL 86 D KC 80 B SL 85 B FF 91 X SL 84 3-2 ②③ G3-6 1-2f			B FF 89 B FF 88 B FF 90 B FF 88 4-0 6 SH5-4 1-2 BB		B KC 82 F FF 97 F FF 97 F KC 85 B KC 84 S FF 96 2-3 ② K	3	0	1	0	1	1	1
55 Tim Lincecum, L (1, 1) 6 Ehire Adrianza, S (7, PH) OBP: 0.214, SLG: 0.259 41 Jeremy Affeldt, L (7, 1) 46 Santiago Casilla, R (7, 1) 9 Brandon Belt, L (9, PH) OBP: 0.292, SLG: 0.477 (9, 3)	B SI 90 X FF 90 1-0 ② SH5-4 1-2 2-3				C FF 89 B SL 83 F SI 89 B SL 85 B FF 89 S FF 89 3-3 ① K		L FF 88 X FF 89 0-1 ① SH5-4 1-2 2-3		C KC 82 C KC 84 S FF 96 0-3 ③ K	1 0 0 0 1	0 0 0 0 0	0 0 0 0 0	0 0 0 0 0	0 0 0 0 0	1 0 0 0 1	0 0 0 0 0
Inning Stats	R: 1 E: 0 K: 1 S: 8 H: 2 LOB: 1 BB: 0 P: 10	R: 0 E: 0 K: 1 S: 15 H: 2 LOB: 2 BB: 0 P: 22	R: 0 E: 0 K: 0 S: 10 H: 1 LOB: 1 BB: 0 P: 13	R: 0 E: 0 K: 1 S: 9 H: 1 LOB: 0 BB: 0 P: 15	R: 0 E: 0 K: 1 S: 6 H: 0 LOB: 0 BB: 0 P: 11	R: 1 E: 0 K: 0 S: 7 H: 1 LOB: 0 BB: 0 P: 9	R: 0 E: 0 K: 2 S: 13 H: 0 LOB: 2 BB: 2 P: 26	R: 0 E: 0 K: 1 S: 14 H: 1 LOB: 1 BB: 0 P: 18	R: 0 E: 0 K: 2 S: 10 H: 0 LOB: 0 BB: 0 P: 12	1B: 6 2B: 0 3B: 0 HR: 2	SF: 0 SAC: 2 DP: 1 HBP: 0			WP: 0 PB: 0 SB: 0 CS: 0	PA: 36		

PITCHER		IP	WLS	BF	H	R	ER	SO	BB	IBB	HBP	BLK	WP	HR	S	P	ERA	WHIP
36 Mike Minor, L ERA: 3.0	(1, 1)	6.0	L	24	7	2	2	4	0	0	0	0	0	2	55	80	3.00	1.167
58 Ian Thomas, L ERA: 4.26	(7, 1)	0.1		3	0	0	0	0	2	0	0	0	0	0	5	13	0.00	6.000
38 Anthony Varvaro, R ERA: 3.12	(7, 1)	0.2		2	0	0	0	2	0	0	0	0	0	0	8	13	0.00	0.000
52 Jordan Walden, R ERA: 1.59	(8, 1)	1.0		4	1	0	0	1	0	0	0	0	0	0	14	18	0.00	1.000
46 Craig Kimbrel, R ERA: 2.38	(9, 1)	1.0		3	0	0	0	2	0	0	0	0	0	0	10	12	0.00	0.000

PITCHER	IP	WLS	BF	H	R	ER	SO	BB	IBB	HBP	BLK	WP	HR	S	P	ERA	WHIP

TOP

AB	32
R	2
H	8
RBI	2
BB	2
SO	9
LOB	13

BOTTOM

Batter	1	2	3	4	5	6	7	8	9	AB	R	H	RBI	BB	SO	LOB
22 Jason Heyward, L (1, 9) OBP: 0.304, SLG: 0.321	F SI 88 X SI 90 0-1 5 G5-3 5 WP 1B	S CH 84 X CH 83 0-1 ③ P4			B CU 73 B CH 82 X CH 82 2-0 5 1B 1-2 1B		C SI 90 X SI 90 0-1 8 BB 1B		B FF 87 C FF 88 X CH 82 1-1 ② G4-3	5	0	3	0	0	0	2
2 B.J. Upton, R (1, 8) OBP: 0.289, SLG: 0.320	S FF 90 1 SAFE 1 SAFE F FF 90 F SL 82 B FF 91 1 SAFE X FF 91 1-2 ① F8		C SL 81 B SI 89 S CH 82 S FF 91 1-3 ① K		B FF 90 X CH 82 1-0 ② F8		C CU 74 M SI 90 S CU 75 0-3 ① K		B SL 76 F SL 77 B SL 78 C FF 88 X SL 78 2-2 5 S 1B	5	0	1	0	0	2	4
5 Freddie Freeman, L (1, 3) OBP: 0.379, SLG: 0.532	C CU 74 B SI 90 X CU 76 1-1 ② G5-3 1-3		B SI 90 B CH 83 X CH 82 2-0 ② G3		B CU 75 F SI 90 D CU 76 S CH 83 F CH 81 B FF 91 X CH 82 3-2 1-2 2-H 1B		C SI 91 C SI 91 B CU 75 D SI 92 T CH 88 2-2 ② K		F CH 82 S CH 81 B SL 79 D CH 82 B CH 81 B FF 88 4-2 1-2 BB	4	0	1	1	1	1	2
8 Justin Upton, R (1, 7) OBP: 0.395, SLG: 0.616	B FF 91 B SL 80 F FF 90 F SI 90 D CU 77 D SL 82 4-2 23 S BB		C SI 90 F FF 88 F FF 90 S CH 83 0-3 ③ K		S SL 80 D CH 83 B FF 90 X SL 80 2-1 ③ L7		F SL 88 F KC 81 D KC 80 D SI 94 D SL 89 F SI 95 B FF 94 4-2 1-2 BB		C SL 80 B FF 88 F FF 87 B FF 88 F SL 77 F SL 78 C FF 88 2-3 ③ K	3	0	0	0	2	2	4
23 Chris Johnson, R (1, 5) OBP: 0.279, SLG: 0.337	C SI 90 B FF 90 S SL 80 X SL 81 1-2 ③ G6-3 1-2			B FF 89 S SL 82 X CH 83 1-1 ① F7		X SI 89 0-0 ① F8	F SI 94 F SI 95 F SI 96 D KC 83 S SI 94 1-3 ③ K			4	0	0	0	0	1	4
19 Andrelton Simmons, R (1, 6) OBP: 0.294, SLG: 0.464		C FF 90 B CH 82 X SL 80 1-1 36 1B 1B		C FF 91 S SI 90 F FF 92 F CH 84 B SL 84 F CH 85 S SI 90 1-3 ② K		X CU 75 0-0 ② G6-3		B SI 93 B SI 92 X FF 93 2-0 ① G5-3		4	0	1	0	0	1	0
14 Ramiro Pena, S (1, 4) OBP: 0.286, SLG: 0.360		1 SAFE C FF 90 B SI 90 S CH 84 F CH 83 X FF 90 1-2 ① F7		C CU 74 F SI 88 X CU 75 0-2 ③ F9		B SI 89 C CH 82 B CH 81 B FF 88 4-1 11 1B BB		F FF 93 X CH 88 0-1 ② G4-3		3	0	0	0	1	0	1
11 Gerald Laird, R (1, 2) OBP: 0.333, SLG: 0.222		F FF 90 1 SAFE F CH 82 D SL 81 X FF 91 1-2 ② F9		B SL 80 C SL 80 B FF 90 B FF 89 B FF 87 4-1 22 1B 5 1B BB		1 SAFE X FF 87 0-0 1-3 1B		B KC 80 B SI 93 F FF 93 C SI 94 F SI 94 X FF 94 2-2 ③ F9		3	1	1	0	1	0	1
36 Mike Minor, R (1, 1) OBP: 0.500, SLG: 0.500 4 Ryan Doumit, S (6, PH) OBP: 0.219, SLG: 0.194 58 Ian Thomas, R (7, 1) 38 Anthony Varvaro, R (7, 1) 52 Jordan Walden, R (8, 1) 46 Craig Kimbrel, R (9, 1) 24 Evan Gattis, R (9, PH) OBP: 0.309, SLG: 0.590		X FF 90 0-0 1-2 1B			L FF 89 L SL 79 L CH 82 0-3 ① K	C CH 82 X CU 74 0-1 ③ F8			C SL 79 S SL 78 X SL 79 0-2 ① G6-3	2 1 0 0 0 0 1	0 0 0 0 0 0 0	1 0 0 0 0 0 0	0 0 0 0 0 0 0	0 0 0 0 0 0 0	1 0 0 0 0 0 0	1 2 0 0 0 0 0
Inning Stats	R: 0 E: 0 K: 0 S: 13 H: 1 LOB: 2 BB: 1 P: 20	R: 0 E: 0 K: 0 S: 12 H: 2 LOB: 2 BB: 0 P: 15	R: 0 E: 0 K: 2 S: 8 H: 0 LOB: 0 BB: 0 P: 11	R: 0 E: 0 K: 1 S: 11 H: 0 LOB: 0 BB: 0 P: 13	R: 1 E: 0 K: 1 S: 12 H: 2 LOB: 2 BB: 1 P: 24	R: 0 E: 0 K: 0 S: 6 H: 1 LOB: 2 BB: 1 P: 10	R: 0 E: 0 K: 3 S: 15 H: 1 LOB: 2 BB: 1 P: 22	R: 0 E: 0 K: 1 S: 7 H: 0 LOB: 0 BB: 0 P: 11	R: 0 E: 0 K: 1 S: 15 H: 1 LOB: 2 BB: 1 P: 24	1B: 8 2B: 0 3B: 0 HR: 0		SF: 0 SAC: 0 DP: 0 HBP: 0		WP: 1 PB: 0 SB: 2 CS: 0		PA: 40

PITCHER		IP	WLS	BF	H	R	ER	SO	BB	IBB	HBP	BLK	WP	HR	S	P	ERA	WHIP
55 Tim Lincecum, R ERA: 5.12	(1, 1)	6.0	W	27	6	1	1	4	3	0	0	0	1	0	62	93	1.50	1.500
41 Jeremy Affeldt, L ERA:	(7, 1)	0.2	H	3	1	0	0	2	0	0	0	0	0	0	8	10	0.00	1.500
46 Santiago Casilla, R ERA: 1.08	(7, 1)	1.1	H	5	0	0	0	1	1	0	0	0	0	0	14	23	0.00	0.750
54 Sergio Romo, R ERA: 2.19	(9, 1)	1.0	S	5	1	0	0	1	1	0	0	0	0	0	15	24	0.00	2.000

PITCHER	IP	WLS	BF	H	R	ER	SO	BB	IBB	HBP	BLK	WP	HR	S	P	ERA	WHIP

San Francisco Giants @ Atlanta Braves

Turner Field, Atlanta, GA

Fri May 02 2014, 7:38 PM - 10:45 PM EDT

Att. 29,469 - Partly Cloudy - 69 F

livebaseballscorecards.com

AB	35
R	1
H	8
RBI	1
BB	5
SO	8
LOB	21

Batter	1	2	3	4	5	6	7	8	9	AB	R	H	RBI	BB	SO	LOB
16 Ángel Pagán, S (1, 8) OBP: 0.362, SLG: 0.472	C FF 90 B SL 82 T FF 91 B FF 92 X SL 82 2-2 ① F8		C SL 80 B CH 81 X SI 89 1-1 ② G1-3			T CH 79 X SL 79 0-1 ① G4-3		1 SAFE F FF 95 S FF 95 B FF 96 1 SAFE F FF 95 P PO 78 X SL 86 2-2 ② F9		4	0	0	0	0	0	1
8 Hunter Pence, R (1, 9) OBP: 0.333, SLG: 0.391	B SL 82 S FF 91 F CU 70 F SL 80 S SL 81 1-3 ② K		C CU 69 X SL 82 0-1 ③ G1-3			C FF 90 C SL 78 B FF 92 B SL 79 F SL 79 T FF 92 2-2 ② K		F SL 85 1 SAFE S FF 96 S FF 96 0-3 ③ K		4	0	0	0	0	3	1
28 Buster Posey, R (1, 2) OBP: 0.342, SLG: 0.495	X FF 92 0-0 1B			C SL 79 B SI 87 X SL 79 1-1 HR		F CU 71 C FF 89 B FF 90 X FF 89 1-2 ③ P6			X FF 91 0-0 ① G6-3	4	1	2	1	0	0	0
38 Michael Morse, R (1, 7) OBP: 0.356, SLG: 0.634 13 Joaquin Arias, R (7, 5) OBP: 0.200, SLG: 0.143	1 SAFE B SI 88 C FF 91 X SI 89 1-1 ③ L4			C FF 92 X SL 82 0-1 ① G1-3			X CU 77 0-0 HR		B SI 91 C FF 90 X FF 90 1-1 ② F9	3 1	1 0	1 0	1 0	0 0	0 0	1 0
9 Brandon Belt, L (1, 3) OBP: 0.291, SLG: 0.495		B SL 79 X SI 88 1-0 HR		F FF 91 C FF 91 B SL 83 X SL 82 1-2 ② G4-3			S FF 90 S FF 88 B FF 89 F SL 80 B CH 81 S FF 90 2-3 ① K		X CU 78 0-0 ③ G3	4	1	1	1	0	1	0
48 Pablo Sandoval, S (1, 5) OBP: 0.254, SLG: 0.291 41 Jeremy Affeldt, L (7, 1) 63 Jean Machi, R (8, 1) 54 Sergio Romo, R (9, 1)		B FF 90 X CU 70 1-0 ① F7		B CU 70 B SL 82 F SL 80 F SI 90 B SI 89 F FF 92 F SL 82 T FF 91 3-2 ③ K			S FF 90 B FF 89 T FF 90 F FF 91 X FF 90 1-2 ② P6			3 0 0 0	0 0 0 0	0 0 0 0	0 0 0 0	1 0 0 0	0 0 0 0	0 0 0 0
35 Brandon Crawford, L (1, 6) OBP: 0.356, SLG: 0.402		B SI 89 B FF 92 F SI 87 X FF 90 2-1 ② F7			S CH 80 X CH 81 0-1 ① G6-3		F CH 80 F FF 90 T FF 90 0-2 ③ K			3	0	0	0	0	1	0
14 Brandon Hicks, R (1, 4) OBP: 0.338, SLG: 0.478		C SI 88 X FF 91 0-1 ③ F7			C SI 88 S SL 82 B SL 82 C SL 80 1-3 ② K			S FF 94 X FF 96 0-1 ① F9		3	0	0	0	0	1	0
32 Ryan Vogelsong, R (1, 1) OBP: 0.091, SLG: 0.091 7 Grégor Blanco, L (7, 7) OBP: 0.263, SLG: 0.188			B FF 89 C FF 89 C SI 87 X SL 79 1-2 ① G4-3		F FF 90 S SL 78 B FF 91 S SL 81 1-3 ③ K			B FF 96 B FF 96 S FF 95 T FF 96 B FF 95 B FF 94 4-2 BB		2 0	0 0	0 0	0 0	1 1	0 0	0 0
Inning Stats	R: 0 E: 0 K: 1 S: 10 H: 1 LOB: 1 BB: 0 P: 14	R: 1 E: 0 K: 0 S: 6 H: 1 LOB: 0 BB: 0 P: 10	R: 0 E: 0 K: 0 S: 7 H: 0 LOB: 0 BB: 0 P: 9	R: 1 E: 0 K: 1 S: 12 H: 1 LOB: 0 BB: 0 P: 17	R: 0 E: 0 K: 2 S: 8 H: 0 LOB: 0 BB: 0 P: 10	R: 0 E: 0 K: 1 S: 9 H: 0 LOB: 0 BB: 0 P: 12	R: 1 E: 0 K: 2 S: 12 H: 1 LOB: 0 BB: 0 P: 15	R: 0 E: 0 K: 1 S: 12 H: 0 LOB: 1 BB: 1 P: 17	R: 0 E: 0 K: 0 S: 4 H: 0 LOB: 0 BB: 0 P: 5	1B: 1 2B: 0 3B: 0 HR: 3	SF: 0 SAC: 0 DP: 0 HBP: 0					

PITCHER		IP	WLS	BF	H	R	ER	SO	BB	IBB	HBP	BLK	WP	HR	S	P	ERA	WHIP
49 Julio Teheran, R ERA: 1.8	(1, 1)	7.0	L	25	4	3	3	7	0	0	0	0	0	3	64	87	3.86	0.571
48 David Carpenter, R ERA: 2.25	(8, 1)	1.0		4	0	0	0	1	1	0	0	0	0	0	12	17	0.00	1.000
57 David Hale, R ERA: 2.03	(9, 1)	1.0		3	0	0	0	0	0	0	0	0	0	0	4	5	0.00	0.000

PITCHER	IP	WLS	BF	H	R	ER	SO	BB	IBB	HBP	BLK	WP	HR	S	P	ERA	WHIP

TOP

San Francisco Giants @ Atlanta Braves

Turner Field, Atlanta, GA

Sat May 03 2014, 7:13 PM - 10:02 PM EDT

Att. 34,648 - Clear - 75 F

livebaseballscorecards.com

AB	31
R	3
H	4
RBI	3
BB	1
SO	8
LOB	3

WP: 0 PA: 32
PB: 0
SB: 0
CS: 0

BOTTOM

Batter	1	2	3	4	5	6	7	8	9	AB	R	H	RBI	BB	SO	LOB
22 Jason Heyward, L (1, 9) OBP: 0.310, SLG: 0.330	X SI 90 0-0 ① L7		B FF 90 B FF 90 B SL 87 C SI 91 B FF 90 4-1 2 S 2 2B BB		X FF 90 0-0 2B		B SI 92 C SI 92 B CH 88 F SI 91 X SI 92 2-2 ② G1-3			3	1	1	0	1	0	0
2 B.J. Upton, R (1, 8) OBP: 0.297, SLG: 0.330	B FF 90 F FF 90 S SI 90 X CU 77 1-2 ② F9		B FF 90 C FF 90 X FF 89 1-1 5 1B 1-H 2B		B FF 89 B CU 77 C FF 90 B FF 91 F SL 87 B FF 89 4-2 BB		B SI 92 B SI 91 C SI 90 S SI 91 B CH 88 X SI 91 3-2 ③ F9			3	0	1	1	1	0	0
5 Freddie Freeman, L (1, 3) OBP: 0.383, SLG: 0.527	F SI 90 X CH 83 0-1 ③ G1-3		B CH 83 C CU 76 X CH 82 1-1 24 CS 2-3 1B		B SL 88 S FF 90 X FF 90 1-1 ② L9			B CU 73 B SI 90 F SI 90 T SI 91 B SI 92 F SI 91 B SI 92 4-2 8 G6-4-3 BB		3	0	1	0	1	0	2
8 Justin Upton, R (1, 7) OBP: 0.390, SLG: 0.602		B CU 76 B SI 91 B FF 91 C FF 91 X SI 90 3-1 23 G5-4-3 24 E 1B	C CU 77 C FF 91 B FF 90 S CU 78 1-3 ① K		S FF 89 S CU 78 B FF 90 D CU 79 B SI 90 F CU 75 S CU 78 3-3 ③ K			C CH 83 X CH 84 0-1 ①② G6-4-3 1-2f		4	0	1	0	0	2	5
24 Evan Gattis, R (1, 2) OBP: 0.294, SLG: 0.561		D CU 77 X SI 89 1-0 FC3 23 G5-4-3 1-2	B SL 88 B CU 78 C FF 90 1 SAFE C FF 91 B CU 78 3 SAFE S FF 91 3-3 ②③ K 1-2			C SL 87 B CU 77 B CU 78 B FF 90 S FF 90 S FF 89 3-3 ① K		C CU 80 X CH 82 0-1 ③ G6-3		4	0	0	0	0	2	3
23 Chris Johnson, R (1, 5) OBP: 0.269, SLG: 0.324		F SI 89 F FF 89 B FF 89 X FF 89 1-2 ①② G5-4-3 1-2f 2-3		C SL 86 B CU 77 C FF 90 F FF 90 B CU 77 B CH 83 F CH 83 F FF 90 X SI 90 3-2 ① L1		S FF 90 C CU 78 C FF 91 0-3 ② K			S SL 79 F SL 79 B SL 75 C SL 76 1-3 ① K	4	0	0	0	0	2	2
26 Dan Uggla, R (1, 4) OBP: 0.257, SLG: 0.292		C FF 90 B SL 87 B FF 90 D CU 79 B FF 89 4-1 19 BB BB		B SL 88 T FF 91 S FF 91 F CU 76 X FF 91 1-2 ② F8		B CU 77 F FF 89 B SL 88 B CU 78 S CH 82 F FF 90 X FF 90 3-2 1B			B FF 87 C FF 86 F FF 87 B SL 77 B FF 87 X SL 77 3-2 ② G5-3	3	0	1	0	1	0	0
19 Andrelton Simmons, R (1, 6) OBP: 0.292, SLG: 0.450		B SL 87 B FF 90 B SL 87 B SL 87 4-0 1-2 BB		X FF 90 0-0 ③ F9		C FF 90 1 SAFE C FF 89 S FF 89 0-3 ③ K			C SL 77 B FF 87 X FF 87 1-1 ③ G6-3	3	0	0	0	1	1	1
49 Julio Teheran, R (1, 1) OBP: 0.125, SLG: 0.125 1 Tyler Pastornicky, R (7, PH) OBP: 0.300, SLG: 0.375 48 David Carpenter, R (8, 1) 57 David Hale, R (9, 1)		C CU 76 F FF 90 B SL 87 F FF 90 X SI 88 1-2 ③ G1-3		C FF 89 F FF 89 X CU 76 0-2 ① G3-1			F SI 91 B SI 92 X SI 91 1-1 ① G6-3			2 1 0 0	0 0 0 0	0 0 0 0	0 0 0 0	0 0 0 0	0 0 0 0	3 0 0 0
Inning Stats	R: 0 E: 0 K: 0 S: 6 H: 0 LOB: 0 BB: 0 P: 7	R: 0 E: 1 K: 0 S: 11 H: 1 LOB: 3 BB: 2 P: 25	R: 1 E: 0 K: 2 S: 11 H: 2 LOB: 2 BB: 1 P: 21	R: 0 E: 0 K: 0 S: 11 H: 0 LOB: 0 BB: 0 P: 15	R: 0 E: 0 K: 1 S: 12 H: 1 LOB: 2 BB: 1 P: 20	R: 0 E: 0 K: 3 S: 13 H: 1 LOB: 1 BB: 0 P: 19	R: 0 E: 0 K: 0 S: 8 H: 0 LOB: 0 BB: 0 P: 14	R: 0 E: 0 K: 0 S: 7 H: 0 LOB: 0 BB: 1 P: 11	R: 0 E: 0 K: 1 S: 8 H: 0 LOB: 0 BB: 0 P: 13	1B: 3 2B: 3 3B: 0 HR: 0 SF: 0 SAC: 0 DP: 3 HBP: 0						

WP: 0 PB: 0 SB: 1 CS: 1 PA: 35

PITCHER		IP	WLS	BF	H	R	ER	SO	BB	IBB	HBP	BLK	WP	HR	S	P	ERA	WHIP
32 Ryan Vogelsong, R ERA: 4.6	(1, 1)	6.0	W	26	5	1	1	6	4	0	0	0	0	0	64	107	1.50	1.500
41 Jeremy Affeldt, L ERA:	(7, 1)	1.0	H	4	0	0	0	0	1	0	0	0	0	0	11	21	0.00	1.000
63 Jean Machi, R ERA: 0.61	(8, 1)	1.0	H	2	0	0	0	0	0	0	0	0	0	0	4	4	0.00	0.000
54 Sergio Romo, R ERA: 2.03	(9, 1)	1.0	S	3	0	0	0	1	0	0	0	0	0	0	8	13	0.00	0.000

PITCHER	IP	WLS	BF	H	R	ER	SO	BB	IBB	HBP	BLK	WP	HR	S	P	ERA	WHIP

San Francisco Giants @ Atlanta Braves

Turner Field, Atlanta, GA

Sat May 03 2014, 7:13 PM - 10:02 PM EDT

Att. 34,648 - Clear - 75 F

livebaseballscorecards.com

AB	30
R	1
H	5
RBI	1
BB	5
SO	7
LOB	16

Batter	1	2	3	4	5	6	7	8	9	AB	R	H	RBI	BB	SO	LOB
16 Ángel Pagán, S (1, 8) OBP: 0.364, SLG: 0.469	C SI 88 C SI 90 B KC 78 F CH 82 B SI 90 B SI 89 X SI 90 3-2 ① F8		B SI 88 B CH 82 C SI 89 C KC 78 B SI 90 X CH 82 3-2 28 S 1B	X CH 82 0-0 ③ F7			C CU 76 B FF 86 X CH 78 1-1 38 BB 8 G2-3 1B	B SL 82 F FF 96 B FF 95 B SL 83 X FF 93 3-1 ③ F7		5	0	2	0	0	0	1
8 Hunter Pence, R (1, 9) OBP: 0.336, SLG: 0.400	B SI 90 S KC 79 X KC 78 1-1 28 WP 28 G3 2B		1 SAFE D CH 82 T SI 89 S SI 89 1 SAFE B SI 90 C SI 91 2-3 ① K		F SI 88 S SI 89 F SI 90 B SI 90 X KC 76 1-2 28 1B 1B		1 SAFE 1 SAFE X CU 77 0-0 ① G2-3 1-2		B CU 78 F FF 91 S FF 92 F FF 93 X CU 79 1-2 ① P6	5	1	2	0	0	1	2
28 Buster Posey, R (1, 2) OBP: 0.362, SLG: 0.500	B KC 77 F SI 89 C KC 76 F SI 90 B KC 79 X SI 92 2-2 ② G3 2-H		1 SAFE 1 SAFE C KC 77 1 SAFE B KC 78 B KC 78 B CH 83 B SI 88 4-1 1-2 BB		B SI 90 X SI 88 1-0 1-2 1B		I IN 78 I IN 78 I IN 78 I IN 76 4-0 38 BB IBB		B FF 92 X FF 91 1-0 9 WP 1B	3	0	2	1	2	0	0
38 Michael Morse, R (1, 7) OBP: 0.352, SLG: 0.615 57 Juan Gutierrez, R (7, 1) 13 Joaquin Arias, R (8, 5) OBP: 0.196, SLG: 0.140	B SI 89 B CH 82 T SI 90 F SI 89 B CH 82 C SI 91 3-3 ③ K		F SI 91 B CH 84 B KC 78 T SI 89 F SI 90 D CH 84 F CH 82 S SI 89 3-3 ② K		B CH 82 F SI 91 S CH 82 C KC 77 1-3 ① K		B SI 86 B SI 87 B SI 87 B SI 88 4-0 9 G6-3 1-2 2-3 BB		C FF 92 X FF 91 0-1 ② F8	3 0 1	0 0 0	0 0 0	0 0 0	1 0 0	3 0 0	4 0 1
9 Brandon Belt, L (1, 3) OBP: 0.279, SLG: 0.474		C SI 87 F SI 89 B SI 89 F SI 90 F KC 80 B SI 90 X CH 83 2-2 ① G4-3	C KC 77 X KC 78 0-1 ③ F8		X SI 90 0-0 ② P5		X SI 93 0-0 ②③ G6-3 1-2f		B FF 92 B FF 92 B CH 85 C FF 92 C CH 85 S FF 94 3-3 ③ K 1-2	5	0	0	0	0	1	8
48 Pablo Sandoval, S (1, 5) OBP: 0.254, SLG: 0.283 49 Javier López, L (8, 1) 63 Jean Machi, R (8, 1) 46 Santiago Casilla, R (9, 1)		H KC 78 1-0 14 1B HBP		F SI 89 F SI 89 S SI 88 0-3 ① K	C KC 78 F CH 83 B SI 90 F SI 90 F CH 83 B SI 90 B SI 90 X CH 84 3-2 ③ P3			B FF 95 B FF 95 F FF 96 F FF 96 F SL 82 S FF 95 2-3 ① K2-3		3 0 0 0	0 0 0 0	0 0 0 0	0 0 0 0	2 0 0 0	2 0 0 0
14 Brandon Hicks, R (1, 4) OBP: 0.345, SLG: 0.471		B SI 89 S SI 89 B SI 88 X CH 82 2-1 1-2 1B	F SI 89 C SI 90 B SI 91 B SI 90 S SI 89 2-3 ② K			B FF 87 F FF 88 B CU 75 F FF 89 X FF 89 2-2 ① P6		C SL 86 B FF 98 B SL 85 B FF 95 F FF 95 B FF 97 4-2 35 HR BB		3	1	1	0	1	1	0
35 Brandon Crawford, L (1, 6) OBP: 0.361, SLG: 0.473		F CH 81 S SI 90 B KC 79 F SI 89 F SI 91 T CH 84 1-2 ② K	F SI 89 F SI 89 B SI 91 X SI 90 1-2 HR			C SI 87 X FF 88 0-1 ② F7		1 SAFE D CH 87 1 SAFE B FF 96 S FF 96 X FF 96 2-1 1-H HR		4	2	2	3	0	1	2
40 Madison Bumgarner, R (1, 1) OBP: 0.333, SLG: 0.727 2 Juan Carlos Perez, R (7, 7) OBP: 0.063, SLG: 0.063		X SI 89 0-0 ③ F8	B SI 89 C SI 89 C SI 90 X CH 83 1-2 1B			B FF 88 F FF 87 B CU 77 B FF 87 S SI 87 C SI 88 3-3 ③ K		B FF 97 X SL 85 1-0 ② G3		3 1	0 0	1 0	0 0	0 0	1 0	2 0
Inning Stats	R: 1 E: 0 K: 1 S: 13 H: 1 LOB: 0 BB: 0 P: 22	R: 0 E: 0 K: 1 S: 13 H: 1 LOB: 2 BB: 0 P: 19	R: 0 E: 0 K: 2 S: 14 H: 1 LOB: 2 BB: 1 P: 26	R: 1 E: 0 K: 2 S: 13 H: 2 LOB: 1 BB: 0 P: 17	R: 0 E: 0 K: 1 S: 14 H: 2 LOB: 2 BB: 0 P: 20	R: 0 E: 0 K: 1 S: 8 H: 0 LOB: 0 BB: 0 P: 13	R: 0 E: 0 K: 0 S: 4 H: 1 LOB: 2 BB: 2 P: 13	R: 2 E: 0 K: 1 S: 11 H: 1 LOB: 0 BB: 1 P: 23	R: 0 E: 0 K: 1 S: 10 H: 1 LOB: 1 BB: 0 P: 15	1B: 7 2B: 1 3B: 0 HR: 2 SF: 0 SAC: 0 DP: 1 HBP: 1						

PITCHER		IP	WLS	BF	H	R	ER	SO	BB	IBB	HBP	BLK	WP	HR	S	P	ERA	WHIP
40 Alex Wood, L ERA: 3.0	(1, 1)	5.0	L	24	7	2	2	7	1	0	1	0	1	1	67	104	3.60	1.600
57 David Hale, R ERA: 1.93	(6, 1)	1.1		7	1	0	0	1	1	1	0	0	0	0	11	25	0.00	1.500
43 Luis Avilán, L ERA: 6.48	(7, 1)	0.2		1	0	0	0	0	0	0	0	0	0	0	1	1	0.00	0.000
52 Jordan Walden, R ERA: 2.92	(8, 1)	1.0		5	1	2	2	1	1	0	0	0	0	1	11	23	18.00	2.000
38 Anthony Varvaro, R ERA: 2.79	(9, 1)	1.0		4	1	0	0	1	0	0	0	0	1	0	10	15	0.00	1.000

PITCHER	IP	WLS	BF	H	R	ER	SO	BB	IBB	HBP	BLK	WP	HR	S	P	ERA	WHIP

TOP

San Francisco Giants @ Atlanta Braves

Turner Field, Atlanta, GA

Sun May 04 2014, 1:39 PM - 4:52 PM EDT

Att. 30,067 - Sunny - 82 F

livebaseballscorecards.com

AB	36
R	4
H	10
RBI	4
BB	4
SO	10
LOB	22

Batter	1	2	3	4	5	6	7	8	9	AB	R	H	RBI	BB	SO	LOB
22 Jason Heyward, L (1, 9) OBP: 0.301, SLG: 0.322	B FF 92 B FF 92 C FF 92 C FC 88 F CU 77 B FF 92 S FF 93 3-3 ① K		C FC 87 B FC 88 S FC 88 X FF 92 1-2 ② SF8 3-H		C FC 88 B FC 87 B FF 92 T FF 92 B FF 92 F FC 89 X FF 92 3-2 ③ P5			F SI 85 B SL 80 S CU 72 B SI 83 B CU 70 X SI 84 3-2 ① G4-3		3	0	0	1	0	1	2
2 B.J. Upton, R (1, 8) OBP: 0.303, SLG: 0.324	B FF 92 S FF 92 S FF 93 B FF 94 S FF 94 2-3 ② K		X FF 93 0-0 ③ P6			S FF 92 B CH 84 C FF 92 B FF 92 B FC 89 B FF 93 4-2 5 F8 5 S BB		B SI 84 S SI 85 F SI 86 B SI 86 B SL 80 F SI 84 B SI 85 4-2 BB		2	0	0	0	2	1	1
5 Freddie Freeman, L (1, 3) OBP: 0.371, SLG: 0.509	F FC 89 B CH 84 B CH 83 X FF 93 2-1 ③ G4-3			S FC 87 F FC 88 T FC 86 0-2 ① K		F FF 91 1 SAFE 1 SAFE S FC 87 X FF 92 0-2 ① F8 1-3		B SI 85 C SI 85 S CU 71 B SI 86 X SI 86 2-2 ② L5		4	0	0	0	0	1	2
8 Justin Upton, R (1, 7) OBP: 0.377, SLG: 0.579		B CU 75 B FC 88 F FC 89 S FF 92 C FF 93 2-3 ① K		B FF 92 B CU 75 B FC 88 C FF 92 F FC 88 S FF 93 3-3 ② K		X FC 88 0-0 ② P3		D CU 80 B FF 91 T FF 90 C CH 84 C CH 85 2-3 ③ K		4	0	0	0	0	3	2
24 Evan Gattis, R (1, 2) OBP: 0.281, SLG: 0.535		F FC 89 X CH 82 0-1 ② L8		B CU 75 C CU 74 C CU 73 B CU 76 F FC 88 B FC 89 F FF 92 F CU 76 S CU 77 3-3 ③ K2-3		B CH 85 S FF 92 B FF 92 F CU 77 S FF 92 2-3 ③ K			B FF 93 X SI 93 1-0 ① G5-3	4	0	0	0	0	2	1
23 Chris Johnson, R (1, 5) OBP: 0.277, SLG: 0.330		C FF 93 S FC 88 F FF 90 B FF 92 S FC 89 1-3 ③ K			X FC 86 0-0 1 1B		C CU 83 S FF 92 F FF 94 X CU 80 0-2 1B		S SI 95 B SI 94 S SI 94 F SI 94 X SI 95 1-2 ② G1-3	4	0	2	0	0	1	0
26 Dan Uggla, R (1, 4) OBP: 0.248, SLG: 0.280			B FF 91 X FC 87 1-0 ① F8		F FC 86 S FF 91 X FF 91 0-2 ① F7		C FF 94 C CU 85 T FF 94 0-2 ① K		F SL 88 B SI 95 F SI 94 B SL 91 X SL 88 2-2 ③ G5-3	4	0	0	0	0	1	2
14 Ramiro Pena, S (1, 6) OBP: 0.290, SLG: 0.357			C FF 91 F FF 92 B FC 88 B FF 92 F FC 88 X FF 93 2-2 40 SH 22 SF8 1B		1 SAFE C FC 86 B FF 89 B FC 87 F FC 88 S FF 92 2-3 ② K		B SI 94 1 SAFE X SI 92 1-0 ② P3			3	1	1	0	0	1	2
40 Alex Wood, R (1, 1) 1 Tyler Pastornicky, R (5, PH) OBP: 0.364, SLG: 0.444 57 David Hale, R (6, 1) 43 Luis Avilán, L (7, 1) 4 Ryan Doumit, S (7, PH) OBP: 0.212, SLG: 0.188 52 Jordan Walden, R (8, 1) 38 Anthony Varvaro, R (9, 1)			B FC 88 X FC 87 1-0 SH 1-3		B FF 91 B FF 91 X FC 88 2-0 1-3 1B		B CH 83 X SI 93 1-0 ③ P6			0 0 0 0 0 0 0 1 0 1 0 0 0 0 0 0 0 0 0 0 0 0 0 0 0 0 0 0 1 0 0 0 0 0 1 0 0 0 0 0 0 0 0 0 0 0 0 0 0						
Inning Stats	R: 0 E: 0 K: 2 S: 9 H: 0 LOB: 0 BB: 0 P: 16	R: 0 E: 0 K: 2 S: 9 H: 0 LOB: 0 BB: 0 P: 12	R: 1 E: 1 K: 0 S: 10 H: 1 LOB: 1 BB: 0 P: 15	R: 0 E: 0 K: 3 S: 12 H: 0 LOB: 0 BB: 0 P: 18	R: 0 E: 0 K: 1 S: 12 H: 2 LOB: 2 BB: 0 P: 19	R: 0 E: 0 K: 1 S: 9 H: 0 LOB: 1 BB: 1 P: 15	R: 0 E: 0 K: 1 S: 9 H: 1 LOB: 1 BB: 0 P: 11	R: 0 E: 0 K: 1 S: 12 H: 0 LOB: 1 BB: 1 P: 23	R: 0 E: 0 K: 0 S: 8 H: 0 LOB: 0 BB: 0 P: 12	1B: 4 2B: 0 3B: 0 HR: 0	SF: 1 SAC: 1 DP: 0 HBP: 0	WP: 0 PB: 0 SB: 1 CS: 0	PA: 34				

PITCHER		IP	WLS	BF	H	R	ER	SO	BB	IBB	HBP	BLK	WP	HR	S	P	ERA	WHIP
40 Madison Bumgarner, L ERA: 3.18	(1, 1)	6.0	W	23	3	1	0	9	1	0	0	0	0	0	61	95	0.00	0.667
57 Juan Gutierrez, R ERA: 2.7	(7, 1)	1.0	H	4	1	0	0	1	0	0	0	0	0	0	9	11	0.00	1.000
49 Javier López, L ERA: 1.35	(8, 1)	0.2	H	3	0	0	0	0	1	0	0	0	0	0	9	18	0.00	1.500
63 Jean Machi, R ERA: 0.6	(8, 1)	0.1	H	1	0	0	0	1	0	0	0	0	0	0	3	5	0.00	0.000
46 Santiago Casilla, R ERA: 1.02	(9, 1)	1.0	S	3	0	0	0	0	0	0	0	0	0	0	8	12	0.00	0.000

PITCHER	IP	WLS	BF	H	R	ER	SO	BB	IBB	HBP	BLK	WP	HR	S	P	ERA	WHIP

BOTTOM

San Francisco Giants @ Atlanta Braves

Turner Field, Atlanta, GA

Sun May 04 2014, 1:39 PM - 4:52 PM EDT

Att. 30,067 - Sunny - 82 F

livebaseballscorecards.com

AB	30
R	1
H	4
RBI	1
BB	2
SO	11
LOB	13

Batter	1	2	3	4	5	6	7	8	9	10	11	12	13	AB	R	H	RBI	BB	SO	LOB
16 Ángel Pagán, S (1, 8) OBP: 0.367, SLG: 0.467	C SI 90 X SI 92 0-1 28 CS 1B		X CH 79 0-0 G5-3 ①			B SI 91 C CH 79 X CH 81 1-1 8 28 1B 1B	C FF 93 S FC 89 B FF 94 B CU 82 C FF 94 2-3 ①	F SI 92 B SI 94 F CH 84 1 SAFE B SI 94 S SI 94 2-3 ③			C CH 81 C SI 89 F CH 81 B SI 87 X SI 90 1-2 8 S 1B		B SI 92 X SI 92 1-0 G1-3 ①	7	1	3	0	0	2	1
8 Hunter Pence, R (1, 9) OBP: 0.348, SLG: 0.405	B SI 91 C CH 80 B SI 91 C SI 92 C SI 92 2-3 ①		C SI 91 S KC 82 B SI 92 B SI 91 X CH 80 2-2 ②			F SI 90 B SI 91 B SI 90 X SI 91 2-1 28 1B 29 1B 1-3 1B	F SI 94 S FC 89 B CU 82 F FC 89 F FF 95 X CU 83 1-2 28 WP 38 2B 1B		C FC 91 X KC 81 0-1 28 1B 28 WP 1B		1 SAFE C CH 83 B SI 90 F CH 81 X SL 82 1-2 G1-3 ① 1-2		B SI 92 B SI 92 B SI 91 B FF 91 4-0 2 HBP 63 SH BB	6	4	3	0	1	1	2
28 Buster Posey, R (1, 3) OBP: 0.380, SLG: 0.509 2 Juan Carlos Perez, R (9, PR) OBP: 0.111, SLG: 0.059 (9, 7)	1 SAFE F SI 92 X SI 91 0-1 ② 38 2B 1-2 1B		B SI 92 X CH 81 1-0 G5-3 ③			B CH 80 X SI 90 1-0 48 1B 29 1B 14 2B 1-3 3-H 1B	B SI 95 B FF 95 B FF 96 B FF 96 4-0 38 2B 29 1B 1-2 BB		F FC 92 B FC 91 X FC 92 1-1 38 FC4-6 1-H 1B		B SL 80 B CH 82 B CH 81 S CH 81 F SI 90 S CH 82 3-3 ② 1-2		1 SAFE 1 SAFE H SI 91 1-0 63 SH 1-2 HBP	4	3	3	2	1	0	0
38 Michael Morse, R (1, 7) OBP: 0.355, SLG: 0.624 6 Ehire Adrianza, S (9, PR) OBP: 0.214, SLG: 0.250 46 Santiago Casilla, R (9, 1) 40 Madison Bumgarner, R (11, PH) OBP: 0.308, SLG: 0.667 63 Jean Machi, R (11, 1) 54 Sergio Romo, R (13, 1)	C SI 92 B SI 92 X KC 78 1-1 29 1B 1-H 2B			C SI 91 X SI 91 0-1 G5-3 ①		F SI 91 F CH 79 C SI 91 0-3 ①	B SI 93 X CH 85 1-0 29 1B 1-3 2-H 2B		X FC 92 0-0 FC4-6 29 1B 1-2f		S SL 82 B CH 84 X SI 90 1-1 L1 ③		X SI 91 0-0 SH 9 DI 1-3 2-H	5 0 0 1 0 0	1 0 0 0 0 0	2 0 0 0 0 0	2 0 0 0 0 0	0 0 0 0 0 0	1 0 0 1 0 0	3 0 0 0 0 0
29 Héctor Sánchez, S (1, 2) OBP: 0.260, SLG: 0.413	F KC 77 S KC 80 F KC 81 F SI 92 X KC 81 0-2 2-H 1B			C SI 92 F SI 91 X SI 92 0-2 F9		X SI 91 0-0 48 1B 14 2B 1-2 3-H 1B	F SI 93 B SI 94 F SI 93 F SI 94 X SL 84 1-2 48 G6-4-3 2-3 3-H 1B		B FF 93 1 SAFE X FF 92 1-0 ② 1-3 1B		S CH 81 B CH 81 B CH 80 S CH 81 F CH 80 F CH 81 B SL 80 X CH 80 3-2 ① L9		F SI 91 S SI 92 F SL 85 S SI 92 0-3 ② K	7	1	4	3	0	1	2
48 Pablo Sandoval, S (1, 5) OBP: 0.254, SLG: 0.282 41 Jeremy Affeldt, L (7, 1) 9 Brandon Belt, L (9, PH) OBP: 0.288, SLG: 0.475 (9, 3)	F SI 91 B SI 92 D CH 82 X SI 92 2-1 ③ F9			X SI 92 0-0 ③ F8		X SI 96 0-0 14 2B 35 SF8 1-2 2-3 1B	F SI 95 X SI 93 0-1 ② ③ G6-4-3 1-2f		F KC 80 B FC 89 O KC 81 C FF 92 B FC 91 X FC 91 3-2 ③ G3		L SI 88 B SI 88 B CH 78 X CH 81 3-2 13 FC5 35 S 1B		B SI 93 I IN 78 I IN 80 I IN 79 4-0 1-2 IBB	4 0 2	1 0 0	1 0 1	0 0 0	0 0 1	0 0 0	3 0 1
14 Brandon Hicks, R (1, 4) OBP: 0.330, SLG: 0.455		B SI 92 B SI 92 X SI 92 2-0 ① F7		B KC 76 X SI 92 1-0 ① F9		B CU 84 D SI 96 X FC 91 2-0 35 SF8 1-3 2-H 3-H 2B		B SI 92 X SI 92 1-0 ① G6-3		S SI 90 B SL 81 S CH 80 B SI 90 F CH 82 S CH 83 2-3 ① K		X SI 90 0-0 ② P3	B SI 92 F SI 92 F SI 92 B SI 92 F SI 92 F SI 91 B SI 93 S SI 93 3-3 ③ K	7	0	1	2	0	2	4
35 Brandon Crawford, L (1, 6) OBP: 0.360, SLG: 0.463		S SI 92 X SI 93 0-1 ② P4		B SI 91 F SI 92 F SI 92 C KC 82 1-3 ② K		X SI 95 0-0 ② SF8 2-3 3-H		F SI 92 X SI 93 0-1 ② G4-3		F CH 83 B SI 89 X SI 88 1-1 13 CS 1B		F SI 90 P PO 82 I IN 77 I IN 78 I IN 78 4-1 13 FC5 1-2 IBB		4	0	1	1	1	1	0
52 Yusmeiro Petit, R (1, 1) 51 Jake Dunning, R (5, 1) 7 Grégor Blanco, L (6, PH) OBP: 0.256, SLG: 0.182 57 Juan Gutierrez, R (6, 1) 13 Joaquin Arias, R (7, 5) OBP: 0.204, SLG: 0.152	C SI 90 C SI 91 C SI 92 0-3 ③ K		F SI 91 C SI 91 S KC 81 0-3 ③ K2-3			S FC 91 X CU 84 0-1 ③ F8		B SI 94 X SI 93 1-0 1B		1 SAFE 1 SAFE C CH 82 1 SAFE P PO 84 S SI 89 F CH 82 B SL 84 F CH 83 2-2 ② ③ X SI 91 G6-3 1-2		X SI 90 0-0 ③ FC5 1-2 2-3f		2 0 1 0 3	0 0 0 0 0	0 0 0 0 1	0 0 0 0 0	2 0 1 0 0	0 0 0 0 3	0 0 1 0 0
Inning Stats	R: 2 E: 0 K: 1 S: 16 H: 4 LOB: 1 BB: 0 P: 21	R: 0 E: 0 K: 1 S: 6 H: 0 LOB: 0 BB: 0 P: 8	R: 0 E: 0 K: 0 S: 5 H: 0 LOB: 0 BB: 0 P: 8	R: 0 E: 0 K: 0 S: 6 H: 0 LOB: 0 BB: 0 P: 6	R: 0 E: 0 K: 2 S: 7 H: 0 LOB: 0 BB: 0 P: 9	R: 5 E: 0 K: 1 S: 14 H: 6 LOB: 1 BB: 0 P: 20	R: 2 E: 0 K: 1 S: 15 H: 3 LOB: 1 BB: 1 P: 24	R: 0 E: 0 K: 1 S: 7 H: 1 LOB: 1 BB: 0 P: 11	R: 1 E: 0 K: 0 S: 9 H: 3 LOB: 1 BB: 0 P: 14	R: 0 E: 0 K: 1 S: 12 H: 1 LOB: 0 BB: 0 P: 16	R: 0 E: 0 K: 1 S: 12 H: 1 LOB: 1 BB: 0 P: 18	R: 0 E: 0 K: 0 S: 12 H: 1 LOB: 2 BB: 1 P: 21	R: 1 E: 1 K: 2 S: 11 H: 0 LOB: 3 BB: 2 P: 24	1B: 17 2B: 3 3B: 0 HR: 0 SF: 1 SAC: 1 DP: 1 HBP: 1	WP: 2 PB: 0 SB: 2 CS: 2 PA: 61

PITCHER		IP	WLS	BF	H	R	ER	SO	BB	IBB	HBP	BLK	WP	HR	S	P	ERA	WHIP
49 Jeff Locke, L ERA: 10.13	(1, 1)	5.1		23	8	6	6	5	0	0	0	0	0	0	49	65	10.12	1.500
29 Bryan Morris, R ERA: 2.57	(6, 1)	0.2	H	4	2	1	1	0	0	0	0	0	0	0	5	7	13.50	3.000
37 Justin Wilson, L ERA: 3.75	(7, 1)	0.1	H	3	1	2	2	1	1	0	0	0	1	0	8	15	54.00	6.000
44 Tony Watson, L ERA: 1.93	(7, 1)	1.2	B	7	3	0	0	1	0	0	0	0	0	0	14	20	0.00	1.800
35 Mark Melancon, R ERA: 1.8	(9, 1)	1.0	B	5	3	1	1	0	0	0	0	0	1	0	9	14	9.00	3.000

PITCHER		IP	WLS	BF	H	R	ER	SO	BB	IBB	HBP	BLK	WP	HR	S	P	ERA	WHIP
30 Jeanmar Gómez, R ERA: 3.98	(10, 1)	3.0		12	3	0	0	2	0	0	0	0	0	0	36	55	0.00	1.000
48 Jared Hughes, R ERA: 1.59	(13, 1)	1.0	L	7	0	1	0	2	1	1	1	0	0	0	11	24	0.00	1.000

TOP

San Francisco Giants @ Pittsburgh Pirates

PNC Park, Pittsburgh, PA

Mon May 05 2014, 7:08 PM - 12:36 AM EDT

Att. 13,675 - Cloudy - 58 F

livebaseballscorecards.com

AB	54
R	11
H	20
RBI	10
BB	4
SO	11
LOB	22

Batter	1	2	3	4	5	6	7	8	9	10	11	12	13	AB	R	H	RBI	BB	SO	LOB
5 Josh Harrison, R (1, 9) OBP: 0.342, SLG: 0.556	B FF 87 C FF 88 X SL 85 1-1 18 G4-6-3 1B		C CU 76 B FF 88 F FF 87 X FF 90 1-2 18 S 18 1B 1B	C SL 82 F FF 87 B CU 77 F CU 78 B CU 77 B FC 88 B SL 81 4-2 18 CS BB		M CU 86 L CU 84 F FF 95 X CU 84 0-2 F9 ① 2-3		X SI 92 0-0 G4-3 ①		F SI 93 B KC 82 S KC 82 B SI 95 B SI 94 B FF 95 4-2 18 PB 18 WP BB		B FF 93 B CH 87 S SI 92 X FF 93 2-1 G6-4-3 ② ③ 1-2f		3	1	2	0	1	0	1
44 Tony Watson, L (7, 1)														0	0	0	0	0	0	0
17 Gaby Sanchez, R (8, PH) OBP: 0.328, SLG: 0.534														1	0	0	0	0	0	0
35 Mark Melancon, R (9, 1)														0	0	0	0	0	0	0
19 Chris Stewart, R (10, 2) OBP: 0.240, SLG: 0.208														1	0	0	0	1	0	2
18 Neil Walker, S (1, 4) OBP: 0.350, SLG: 0.447	1 SAFE C FF 87 X FF 89 0-1 ① ② G4-6-3 1-2f		B SL 84 C SL 84 B FF 88 X FC 88 2-1 22 1B 24 HR 1-H 1B	B FC 87 1-0 ③ CS 1-2	F CH 80 X CU 75 0-1 ① L4	C FF 94 F SI 95 B FF 94 D CU 84 D CU 82 X CH 85 3-2 ② G1-4-3 3-H		B SI 92 B SI 91 F SI 91 F SI 91 S CU 76 2-3 ② K		F KC 83 D CH 88 F SI 94 B KC 82 F KC 80 F CH 88 F FF 95 F SI 94 F KC 82 3-3 ③ K 1-3			C CH 82 C SL 79 H FF 88 1-2 24 G4-6-3 HBP	6	1	1	2	0	2	2
22 Andrew McCutchen, R (1, 8) OBP: 0.434, SLG: 0.528	C CH 84 C FF 89 T CU 78 0-2 ③ K		B SL 86 X SL 84 1-0 24 HR 1-2 1B	S FC 87 X CU 75 0-1 24 1B 2B	X FF 95 0-0 ③ L8		C CU 76 X SI 91 0-1 3B		C CH 84 F CH 84 B CH 87 F CH 88 F FF 92 X CH 87 1-2 6 E 1B			S SL 78 X SL 76 0-1 ① F8	7	2	4	0	0	1	1
24 Pedro Alvarez, L (1, 5) OBP: 0.317, SLG: 0.430		C FF 88 B CH 82 B FF 89 C FF 89 F FF 90 B CU 76 X FF 90 3-2 ① L7	B FC 89 D SL 86 B FF 89 C FF 88 X FF 89 3-1 1-H 2-H HR	S CH 82 X CU 76 0-1 6 2B 26 WP 2-H 1B		C CU 80 F CH 86 F FF 93 B CU 80 F CU 80 X FF 94 1-2 ① G6-3	C CU 75 D CU 76 B SI 92 X SI 93 2-1 ③ G5-3			S CH 87 S CH 86 S CH 86 0-3 ① K		C CH 82 C SL 78 X CH 81 0-2 ② ③ G4-6-3 1-2f	7	2	2	4	0	1	3
6 Starling Marte, R (1, 7) OBP: 0.336, SLG: 0.351	L CU 76 B SL 84 S SL 84 B FF 89 B FF 89 X SL 83 3-2 15 S 1B	S CU 78 B CU 79 H FC 88 2-1 15 S HBP	B FF 88 1 SAFE F FF 87 D CU 76 S CU 76 X CU 76 2-2 26 WP 12 WP 1-3 2B	F FF 94 C CU 85 F CU 78 F FF 94 S FF 94 1-3 ② K	C SI 93 C KC 80 S KC 80 0-3 ① K				1 SAFE B CH 86 F CH 86 1 SAFE B CH 86 S CH 86 X CH 87 2-2 FC1 15 G6-3 1-2				5	1	2	0	0	2	1
15 Ike Davis, L (1, 3) OBP: 0.325, SLG: 0.319	1 SAFE C FF 89 C FC 90 B FF 89 D CU 77 B CH 82 B FF 90 4-2 1-2 BB	C FC 88 1 SAFE 1 SAFE S CH 81 B FC 88 X CU 77 1-2 ② P5 1-2	I IN 75 I IN 76 I IN 74 I IN 77 4-0 12 WP 26 WP 12 SF8-3-5 IBB	B SI 94 B CH 86 B SI 93 B SI 93 4-0 26 1B 31 1B BB			B CH 88 B CH 88 C FF 93 B SI 94 F SI 94 C KC 81 3-3 ② K		C CH 87 X FF 92 0-1 ② ③ G6-3 1-2f				3	2	0	0	3	1	3
26 Tony Sanchez, R (1, 2) OBP: 0.310, SLG: 0.317	X SL 85 0-0 ② F9	S CU 76 S CU 76 S CU 76 0-3 ③ K2-3	C SL 77 B SL 75 C SI 88 C SL 79 B SI 87 F SI 88 B SI 88 4-2 12 12 WP SF8-3-5 BB	B CU 84 1 SAFE C CU 84 B FF 94 X FF 94 2-1 31 1B 1-2 1B			C SL 89 F KC 80 X KC 81 0-2 ③ G5-3			C FF 92 S CU 81 B CH 86 X FF 92 1-2 10 1B 1B			4	0	1	0	1	1	3
30 Jeanmar Gómez, R (10, 1)														0	0	0	0	0	0	0
45 Gerrit Cole, R (12, PH) OBP: 0.429, SLG: 0.333														1	0	1	0	0	0	0
48 Jared Hughes, R (13, 1)														0	0	0	0	0	0	0
12 Clint Barmes, R (1, 6) OBP: 0.225, SLG: 0.104	F SL 84 X FF 89 0-1 ③ F9	B FF 88 B SL 83 C FF 87 B FF 86 X FF 87 3-1 ① ② F9	C SI 88 B SI 87 C SL 75 F SI 88 D SL 80 X SL 75 2-2 ② ③ SF8-3-5 1-3 2-H 3-H	X SI 91 0-0 1-2 2-H 1B						F SI 92 B KC 79 S KC 80 S SL 90 1-3 ① K		B CH 83 L FF 92 B CH 86 L FF 92 S CH 87 2-3 ① K	2	0	0	1	0	0	2
29 Bryan Morris, L (6, 1)														0	0	0	0	0	0	0
37 Justin Wilson, L (7, 1)														0	0	0	0	0	0	0
23 Travis Snider, L (7, 9) OBP: 0.296, SLG: 0.333														0	0	0	0	0	0	0
31 Jose Tabata, R (7, PH) OBP: 0.293, SLG: 0.312														3	0	1	1	0	2	1
(8, 9)																				
49 Jeff Locke, L (1, 1)	B FF 87 C FF 87 F FF 88 F FF 88 S CU 77 1-3 ① K	B FF 87 S CH 81 C FF 87 1-3 ② K	C FF 94 B FF 94 S CU 85 B FF 95 B FF 95 X FF 94 3-2 5 F9 18 G1-4-3 2B	B CU 75 C CU 75 S SI 92 F CH 86 B CU 76 X SI 93 2-2 ③ G4-3						S SI 94 B SI 94 F SL 90 X FF 94 1-2 ② F9		C CH 86 F CU 81 X CH 87 0-2 19 G6-4-3 1-2 1B	2	0	0	0	0	2	0
10 Jordy Mercer, R (6, 6) OBP: 0.218, SLG: 0.210														4	1	2	0	0	0	2

Inning Stats																				
	R: 0 E: 0 K: 1 S: 7	H: 1 LOB: 0 BB: 0 P: 8	R: 0 E: 0 K: 0 S: 12	H: 1 LOB: 2 BB: 1 P: 22	R: 4 E: 0 K: 2 S: 19	H: 4 LOB: 1 BB: 0 P: 30	R: 0 E: 0 K: 1 S: 8	H: 0 LOB: 0 BB: 1 P: 17	R: 4 E: 0 K: 0 S: 16	H: 3 LOB: 0 BB: 2 P: 28	R: 1 E: 0 K: 0 S: 11	H: 1 LOB: 0 BB: 0 P: 17	R: 1 E: 0 K: 1 S: 17	H: 2 LOB: 2 BB: 1 P: 27	R: 0 E: 0 K: 1 S: 8	H: 1 LOB: 1 BB: 0 P: 12	R: 0 E: 0 K: 2 S: 9	H: 0 LOB: 0 BB: 0 P: 12	R: 0 E: 0 K: 2 S: 19	H: 0 LOB: 1 BB: 1 P: 28	R: 0 E: 1 K: 1 S: 13	H: 1 LOB: 1 BB: 0 P: 16	R: 0 E: 0 K: 1 S: 11	H: 2 LOB: 1 BB: 0 P: 16	R: 0 E: 0 K: 0 S: 7	H: 0 LOB: 0 BB: 0 P: 8	1B: 11 2B: 4 3B: 1 HR: 1	SF: 1 SAC: 0 DP: 5 HBP: 2	WP: 3 PB: 1 SB: 3 CS: 1	PA: 59

PITCHER		IP	WLS	BF	H	R	ER	SO	BB	IBB	HBP	BLK	WP	HR	S	P	ERA	WHIP
52 Yusmeiro Petit, R ERA: 5.04	(1, 1)	4.1		24	9	8	8	4	2	1	1	0	0	1	55	92	16.61	2.538
51 Jake Dunning, R ERA:	(5, 1)	0.2		2	0	0	0	0	1	0	0	0	2	0	7	13	0.00	1.500
57 Juan Gutierrez, R ERA: 3.6	(6, 1)	1.2		8	2	2	2	1	1	0	0	0	0	0	23	37	10.80	1.800
41 Jeremy Affeldt, L ERA:	(7, 1)	1.1		6	2	0	0	1	0	0	0	0	0	0	13	19	0.00	1.500
46 Santiago Casilla, R ERA: 0.92	(9, 1)	2.0		7	0	0	0	4	1	0	0	0	1	0	28	40	0.00	0.500

PITCHER		IP	WLS	BF	H	R	ER	SO	BB	IBB	HBP	BLK	WP	HR	S	P	ERA	WHIP
63 Jean Machi, R ERA: 0.53	(11, 1)	2.0	W	8	3	0	0	2	0	0	0	0	0	0	24	32	0.00	1.500
54 Sergio Romo, R ERA: 1.88	(13, 1)	1.0	S	3	0	0	0	0	0	0	1	0	0	0	7	8	0.00	0.000

BOTTOM

San Francisco Giants @ Pittsburgh Pirates

PNC Park, Pittsburgh, PA

Mon May 05 2014, 7:08 PM - 12:36 AM EDT

Att. 13,675 - Cloudy - 58 F

livebaseballscorecards.com

AB	49
R	10
H	16
RBI	8
BB	6
SO	12
LOB	21

Batter	1	2	3	4	5	6	7	8	9	AB	R	H	RBI	BB	SO	LOB
16 Ángel Pagán, S (1, 8) OBP: 0.356, SLG: 0.452	C FF 93 C SI 92 B SI 93 X CU 79 1-2 ① G3		X SI 91 0-0 ① L7		B CU 78 X FF 92 1-0 ② P6			C CU 78 F CU 78 X SI 90 0-2 ① F7		4	0	0	0	0	0	1
8 Hunter Pence, R (1, 9) OBP: 0.338, SLG: 0.392	C FF 94 B SI 93 B SI 93 X SI 92 2-1 ② G6-3		C SI 92 X SI 92 0-1 ② G6-3		B SI 92 B CU 79 C SI 92 X SI 91 2-1 ③ G5-3			T SI 91 C CU 78 X SI 90 0-2 ② G3-1		4	0	0	0	0	0	1
28 Buster Posey, R (1, 2) OBP: 0.376, SLG: 0.500	C SI 93 B SI 92 X SI 93 1-1 1B		C FF 92 B SI 92 X FS 86 1-1 ③ G1-3			C SI 91 C SI 90 B FS 85 X CU 79 1-2 ① G1-3		B FF 92 B SI 90 B SI 90 F SI 91 X FF 92 3-1 ③ F9		4	0	1	0	0	0	0
38 Michael Morse, R (1, 7) OBP: 0.342, SLG: 0.600	C SI 92 F SI 92 X SI 92 0-2 ③ G1-3			S SI 91 B SI 92 C CU 77 B SI 92 S CU 79 2-3 ① K2-3		F SI 91 B CU 77 F SI 92 F CU 78 B FS 83 X FS 85 2-2 ② P3			C SI 94 B SI 94 F SI 94 B SI 93 B SI 94 F SI 95 X CH 87 3-2 ① G1-3	4	0	0	0	0	1	1
9 Brandon Belt, L (1, 3) OBP: 0.310, SLG: 0.483		C SI 92 X SI 90 0-1 48 E 48 S 6 SF8 1B		B CU 78 B FS 85 B FF 92 B FF 92 4-0 BB		B SI 92 B FS 84 S FF 92 F SI 91 H CU 81 3-2 48 WP HBP			B SI 94 B SL 83 B SI 93 C SI 94 F SI 95 X SI 94 3-2 35 1B 1B	2	1	2	0	1	0	0
48 Pablo Sandoval, S (1, 5) OBP: 0.246, SLG: 0.272		T FF 93 1 SAFE 1 SAFE S SI 90 F CU 77 S CU 78 0-3 ① K2-3 1-3		1 SAFE B FS 85 X SI 91 1-0 ② F8		C CU 77 B CU 78 B FF 92 F SI 92 X CU 79 2-2 ③ G1-3 1-2			F CH 86 1 SAFE F SI 93 B SI 94 1 SAFE F SL 83 1 SAFE 1 SAFE B SL 83 2-3 ② S SI 84 K	4	0	0	0	0	2	4
35 Brandon Crawford, L (1, 6) OBP: 0.364, SLG: 0.459		C FF 92 B CU 78 B SI 92 B FS 84 B FF 93 4-1 BB		F FF 92 B FS 84 C SI 90 1 SAFE S CU 78 1-3 ③ K			B FF 91 F CU 79 B CU 79 B FF 90 X SI 90 3-1 ① P5		F SI 95 1 SAFE X SI 93 0-1 6 S 1-3 1B	3	0	1	0	1	1	1
6 Ehire Adrianza, S (1, 4) OBP: 0.219, SLG: 0.267		1 SAFE L SI 91 X SI 91 0-1 ② SF8 3-H			B FF 92 X SI 91 1-0 17 HBP 1B		X FF 92 0-0 ② P6		S SI 94 C SI 95 F SI 94 F SI 95 F SI 95 B SI 94 F SI 94 D SL 85 X SI 95 2-2 ③ P4 1-2	3	0	1	1	0	0	2
17 Tim Hudson, R (1, 1) OBP: 0.176, SLG: 0.125		X SI 91 0-0 ③ G1-3			1 SAFE B FF 93 C FF 92 B SI 92 B SI 92 F SI 92 F SI 91 H SI 92 4-2 ① 1-2 HBP		C SI 91 B SI 90 B SI 90 B SI 91 C FF 91 X SI 90 3-2 ③ G2			2	0	0	0	0	0	1
Inning Stats	R: 0 H: 1 E: 0 LOB: 1 K: 0 BB: 0 S: 10 P: 14	R: 1 H: 1 E: 0 LOB: 1 K: 1 BB: 1 S: 10 P: 14	R: 0 H: 0 E: 0 LOB: 0 K: 0 BB: 0 S: 5 P: 6	R: 0 H: 0 E: 0 LOB: 1 K: 2 BB: 1 S: 7 P: 15	R: 0 H: 1 E: 0 LOB: 1 K: 0 BB: 0 S: 7 P: 15	R: 0 H: 0 E: 0 LOB: 1 K: 0 BB: 0 S: 12 P: 20	R: 0 H: 0 E: 0 LOB: 0 K: 0 BB: 0 S: 6 P: 12	R: 0 H: 0 E: 0 LOB: 0 K: 0 BB: 0 S: 8 P: 11	R: 0 H: 2 E: 0 LOB: 2 K: 1 BB: 0 S: 20 P: 30	1B: 5 SF: 1 2B: 0 SAC: 0 3B: 0 DP: 0 HR: 0 HBP: 2						

PITCHER		IP	WLS	BF	H	R	ER	SO	BB	IBB	HBP	BLK	WP	HR	S	P	ERA	WHIP
50 Charlie Morton, R ERA: 3.45	(1, 1)	8.0		30	3	1	0	3	2	0	2	0	1	0	65	107	0.00	0.625
44 Tony Watson, L ERA: 1.8	(9, 1)	1.0	W	5	2	0	0	1	0	0	0	0	0	0	20	30	0.00	2.000

PITCHER	IP	WLS	BF	H	R	ER	SO	BB	IBB	HBP	BLK	WP	HR	S	P	ERA	WHIP

TOP

San Francisco Giants @ Pittsburgh Pirates

PNC Park, Pittsburgh, PA

Tue May 06 2014, 7:08 PM - 9:47 PM EDT

Att. 18,881 - Partly Cloudy - 68 F

livebaseballscorecards.com

AB	30
R	1
H	5
RBI	1
BB	2
SO	4
LOB	11

Batter	1	2	3	4	5	6	7	8	9	AB	R	H	RBI	BB	SO	LOB
5 Josh Harrison, R (1, 9) OBP: 0.310, SLG: 0.500	C SI 89 F SI 89 S FC 84 0-3 K		C FC 83 X FC 83 0-1 G6-3		B SI 88 X SI 89 1-0 G5-3			C SI 88 S FC 84 X SI 89 0-2 L8		4	0	0	0	0	1	0
44 Tony Watson, L (9, 1)										0	0	0	0	0	0	0
18 Neil Walker, S (1, 4) OBP: 0.347, SLG: 0.437	F SI 90 X SI 90 0-1 G6-3		B FS 81 L FS 81 F FF 89 H SI 90 2-2 HBP			F SI 89 C CU 75 B FF 89 S FS 81 1-3 K		X SI 89 0-0 G3		3	0	0	0	0	1	0
22 Andrew McCutchen, R (1, 8) OBP: 0.429, SLG: 0.520	B FC 84 C FF 89 C FC 84 B SI 90 F FC 84 B SI 90 F SI 90 X FS 81 3-2 G5-3		B FC 84 D SI 88 X SI 89 2-0 F9			B FC 84 C SI 90 X FC 84 1-1 G6-3			X CU 75 0-0 24 G6-3 1B	4	0	1	0	0	0	1
24 Pedro Alvarez, L (1, 5) OBP: 0.315, SLG: 0.419		C SI 88 C CU 74 X FF 89 0-2 F7		X SI 88 0-0 G3		B CU 77 B SI 89 S FS 82 B FF 90 F FS 82 F FF 90 B CU 78 4-2 6 S BB			1 SAFE F SI 87 D SI 87 X SI 88 1-1 G6-3 1-2f	3	0	0	0	1	0	1
6 Starling Marte, R (1, 7) OBP: 0.340, SLG: 0.370		L FF 89 X SI 90 0-1 15 1B 26 G5-3 1B		B CU 73 C FC 84 B FC 84 X SI 89 2-1 F9		F SI 90 S SI 90 B SI 89 C SI 90 1-3 K 1-2			B SI 89 S FC 84 C FC 83 F SI 90 X FF 90 1-2 E4 3B	4	2	2	0	0	1	1
15 Ike Davis, L (1, 3) OBP: 0.337, SLG: 0.347		1 SAFE F SI 87 B SI 87 1 SAFE D SI 87 S SI 89 B SI 89 F SI 89 X FS 80 3-2 26 G5-3 1-3 1B		B CU 74 F FS 80 B CU 75 F SI 89 X FC 85 2-2 2B				B SI 89 X SI 88 1-0 L8		3	0	2	0	0	0	0
26 Tony Sanchez, R (1, 2) OBP: 0.289, SLG: 0.295		B FC 84 B FC 84 X FC 83 2-0 G5-3 1-2 3-H		B SI 90 F SI 89 C SI 91 C SI 90 1-3 K				B CU 76 B FC 82 X SI 89 2-0 L3		3	0	0	1	0	1	2
10 Jordy Mercer, R (1, 6) OBP: 0.211, SLG: 0.202		S FC 84 F FC 82 B SI 89 X CU 76 1-2 G3-1			C SI 88 X SI 89 0-1 G6-3			C FC 84 S CU 76 B SI 88 X SI 90 1-2 G6-3		3	0	0	0	0	0	1
50 Charlie Morton, R (1, 1)			C SI 88 T SI 88 S CU 76 0-3 K		B SI 88 B SI 89 C FF 88 S SI 88 X SI 88 2-2 G1-3			X SI 88 0-0 F7		2	0	0	0	0	1	0
23 Travis Snider, L (8, PH) OBP: 0.294, SLG: 0.329 (9, 9)										1	0	0	0	0	0	0
Inning Stats	R: 0 E: 0 K: 1 S: 10 H: 0 LOB: 0 BB: 0 P: 13	R: 1 E: 0 K: 0 S: 13 H: 2 LOB: 1 BB: 0 P: 19	R: 0 E: 0 K: 1 S: 8 H: 0 LOB: 1 BB: 0 P: 12	R: 0 E: 0 K: 1 S: 9 H: 1 LOB: 1 BB: 0 P: 14	R: 0 E: 0 K: 0 S: 6 H: 0 LOB: 0 BB: 0 P: 9	R: 0 E: 0 K: 2 S: 11 H: 0 LOB: 1 BB: 1 P: 18	R: 0 E: 0 K: 0 S: 5 H: 0 LOB: 0 BB: 0 P: 9	R: 0 E: 0 K: 0 S: 5 H: 0 LOB: 0 BB: 0 P: 5	R: 1 E: 1 K: 0 S: 7 H: 2 LOB: 0 BB: 0 P: 9	1B: 3 2B: 1 3B: 1 HR: 0	SF: 0 SAC: 0 DP: 1 HBP: 1					

PITCHER	IP	WLS	BF	H	R	ER	SO	BB	IBB	HBP	BLK	WP	HR	S	P	ERA	WHIP
17 Tim Hudson, R (1, 1) ERA: 1.99	8.2	L	32	5	2	1	5	1	0	1	0	0	0	74	108	1.04	0.692

PITCHER	IP	WLS	BF	H	R	ER	SO	BB	IBB	HBP	BLK	WP	HR	S	P	ERA	WHIP

BOTTOM

San Francisco Giants @ Pittsburgh Pirates

PNC Park, Pittsburgh, PA

Tue May 06 2014, 7:08 PM - 9:47 PM EDT

Att. 18,881 - Partly Cloudy - 68 F

livebaseballscorecards.com

AB	30
R	2
H	5
RBI	1
BB	1
SO	5
LOB	6

Batter	1	2	3	4	5	6	7	8	9	AB	R	H	RBI	BB	SO	LOB
7 Grégor Blanco, L (1, 8) OBP: 0.233, SLG: 0.162	F FF 95 B FF 96 C FF 95 S SL 87 1-3 K2-3 ①		C KC 85 B FF 96 B FF 96 B FF 96 F FF 96 S FF 97 3-3 K ②		X FF 94 0-0 L9 ②		C SL 84 F FF 97 T SL 88 0-2 K ③			4	0	0	0	0	3	2
8 Hunter Pence, R (1, 9) OBP: 0.336, SLG: 0.383	C FF 94 B SI 95 C SL 89 B FF 97 X KC 85 2-2 G5-3 ②		S SL 89 F CH 86 F FF 96 B SI 97 B FF 97 X SI 97 2-2 G3-1 ③		B KC 84 B CH 86 B SL 87 C FF 95 B FF 96 4-1 9 2B 1-2 BB			X SL 87 0-0 F7 ①		3	1	0	0	1	0	0
9 Brandon Belt, L (1, 3) OBP: 0.316, SLG: 0.516	X FF 95 0-0 HR			B FF 95 B KC 82 B FF 94 C SI 95 S FF 95 X FF 97 3-2 F8 ①	X CH 86 0-0 1-H 2-H 2B ③			B FF 97 B FF 98 X SI 96 2-0 G4-3 ②		4	1	2	3	0	0	0
38 Michael Morse, R (1, 7) OBP: 0.339, SLG: 0.587	F SI 94 B FF 95 B FF 96 X FF 96 2-1 L9 ③			C SL 85 B FF 95 X FF 96 1-1 29 2B 1B		C FF 96 B FF 96 X SL 88 1-1 F8 ①		B FF 97 S KC 86 X SI 97 1-1 G1-3 ③		4	0	1	0	0	0	0
29 Héctor Sánchez, S (1, 2) OBP: 0.259, SLG: 0.420		B FF 93 C KC 83 C FF 93 B SL 85 S FF 94 2-3 K ①		C FF 94 S FF 96 B FF 96 F KC 86 B KC 85 F FF 98 B FF 97 F FF 97 F SI 97 3-2 X SL 86 1-3 2B		S CH 88 B FF 96 F FF 96 C SI 94 1-3 K ②			S FC 92 B FC 93 S FC 91 F KC 82 B FC 92 X KC 82 2-2 F9 ①	4	0	1	0	0	2	0
35 Brandon Crawford, L (1, 6) OBP: 0.361, SLG: 0.451		B FF 95 B CH 86 X FF 94 2-0 1B		F FF 94 X FF 96 0-1 P5 ②		B FF 96 X FF 95 1-0 F7 ③			B FC 92 C FF 93 X FC 92 1-1 F8 ②	4	0	1	0	0	0	2
14 Brandon Hicks, R (1, 4) OBP: 0.316, SLG: 0.432		X SI 94 0-0 P5 ②		X FF 97 0-0 L8 ③			C KC 85 B FF 97 S SL 90 B FF 98 F FF 97 S SL 88 2-3 K ①		B FF 92 X FF 92 1-0 F8 ③	4	0	0	0	0	1	3
13 Joaquin Arias, R (1, 5) OBP: 0.212, SLG: 0.163		1 SAFE C FF 95 X FF 96 0-1 G4-3 ③			B FF 94 X FF 93 1-0 G6-3 ①		B SL 88 B SL 89 C FF 96 B FF 96 F FF 98 X FF 98 3-2 1B			3	0	1	0	0	0	1
55 Tim Lincecum, L (1, 1) 48 Pablo Sandoval, S (5, PH) OBP: 0.252, SLG: 0.278 70 George Kontos, R (5, 1) 16 Ángel Pagán, S (7, PH) OBP: 0.353, SLG: 0.448 57 Juan Gutierrez, R (7, 1)			C FF 94 B FF 94 C SI 94 S FF 96 1-3 K ①		X CH 85 0-0 8 BB 9 2B 1B		B KC 83 F KC 83 1 SAFE 1 SAFE 1 SAFE X FF 97 1-1 F7 ②			1 1 0 1 0	0 1 0 0 0	0 1 0 0 0	0 0 0 0 0	1 0 0 0 0	0 0 0 1 0	0 0 0 1 0
Inning Stats	R: 1 E: 0 K: 1 S: 9 H: 1 LOB: 0 BB: 0 P: 14	R: 0 E: 0 K: 1 S: 7 H: 1 LOB: 1 BB: 0 P: 11	R: 0 E: 0 K: 2 S: 10 H: 0 LOB: 0 BB: 0 P: 16	R: 0 E: 0 K: 0 S: 15 H: 2 LOB: 2 BB: 0 P: 22	R: 2 E: 0 K: 0 S: 5 H: 2 LOB: 1 BB: 1 P: 10	R: 0 E: 0 K: 1 S: 6 H: 0 LOB: 0 BB: 0 P: 9	R: 0 E: 0 K: 2 S: 12 H: 1 LOB: 1 BB: 0 P: 18	R: 0 E: 0 K: 0 S: 4 H: 0 LOB: 0 BB: 0 P: 7	R: 0 E: 0 K: 0 S: 7 H: 0 LOB: 0 BB: 0 P: 11	1B: 4 2B: 2 3B: 0 HR: 1	SF: 0 SAC: 0 DP: 0 HBP: 0			WP: 0 PB: 0 SB: 0 CS: 0	PA: 34		

PITCHER	IP	WLS	BF	H	R	ER	SO	BB	IBB	HBP	BLK	WP	HR	S	P	ERA	WHIP
45 Gerrit Cole, R (1, 1) ERA: 3.64	8.0	W	31	7	3	3	7	1	0	0	0	0	1	68	107	3.38	1.000
35 Mark Melancon, R (9, 1) ERA: 1.69	1.0	S	3	0	0	0	0	0	0	0	0	0	0	7	11	0.00	0.000

PITCHER	IP	WLS	BF	H	R	ER	SO	BB	IBB	HBP	BLK	WP	HR	S	P	ERA	WHIP

TOP

San Francisco Giants @ Pittsburgh Pirates

PNC Park, Pittsburgh, PA

Wed May 07 2014, 12:38 PM - 3:25 PM EDT

Att. 23,975 - Cloudy - 58 F

livebaseballscorecards.com

AB	33
R	3
H	7
RBI	3
BB	1
SO	7
LOB	9

BOTTOM

Batter	1	2	3	4	5	6	7	8	9	AB	R	H	RBI	BB	SO	LOB
23 Travis Snider, L (1, 9) OBP: 0.315, SLG: 0.367	B FF 88 B FF 90 B SI 89 B FF 89 4-0 18 G3 22 1B BB	F SI 89 S CU 76 X CU 76 0-2 18 1B 1-H 2-H 1B		B FF 87 B CH 80 B FF 88 C FF 87 F FF 88 S CH 82 3-3 ① K		C SL 83 B CH 85 B FF 91 F SL 84 F SL 84 X SL 84 2-2 3B				3	1	2	2	1	1	0
18 Neil Walker, S (1, 4) OBP: 0.345, SLG: 0.431	B CH 82 B SI 88 B FF 89 C SI 89 F SI 89 1 SAFE F FF 90 F CH 84 X SL 82 3-2 ① G3 1-2	1 SAFE X FF 88 0-0 1-2 1B		B SL 81 F CH 81 C FF 88 X CU 75 1-2 ② F8		C FF 91 X FC 87 0-1 ③ P4				4	0	1	0	0	0	2
22 Andrew McCutchen, R (1, 8) OBP: 0.431, SLG: 0.519	F SI 89 F SL 80 X CU 75 0-2 6 2B 2-H 1B	F SL 82 X CH 82 0-1 ② P4		B SI 88 F SL 80 S CH 82 X FF 90 1-2 1B			B CU 83 C CU 83 B SI 93 B FF 94 X FF 94 3-1 ① F8			4	1	2	1	0	0	2
24 Pedro Alvarez, L (1, 5) OBP: 0.306, SLG: 0.406	C CH 82 X FF 90 0-1 ② F9	S CH 82 F CH 82 B SI 89 F SI 90 S CU 75 1-3 ③ K		1 SAFE B CH 82 F FF 88 1 SAFE 1 SAFE X CU 74 1-1 ③ G6-3			S CH 86 B CH 86 B FF 94 C CU 81 X CU 81 2-2 ② G3-1			4	0	0	0	0	1	4
6 Starling Marte, R (1, 7) OBP: 0.338, SLG: 0.374	C FF 90 X CH 83 0-1 2-H 2B		B FF 88 F FF 89 B SL 79 S SL 78 S SL 79 2-3 ① K2-3		B FC 88 C FF 93 F SI 93 X SL 85 1-2 ① F9		F FF 94 B SI 94 X CU 85 1-1 ③ G6-3			4	0	1	1	0	1	0
15 Ike Davis, L (1, 3) OBP: 0.356, SLG: 0.368 5 Josh Harrison, R (8, PR) OBP: 0.310, SLG: 0.500 35 Mark Melancon, R (9, 1)	B FF 89 C FF 88 F FF 90 F SI 90 F CH 83 B SI 89 X SL 81 2-2 ③ G4-3		C CH 83 F CH 83 X SL 80 0-2 10 FC4 1B		B SI 92 B CH 85 X SI 92 2-0 10 CS 1B			F FF 94 B CH 86 B CU 82 S SI 94 X SI 94 2-2 10 SH3-4 1B		4 0 0	0 0 0	3 0 0	0 0 0	0 0 0	0 0 0	1 0 0
10 Jordy Mercer, R (1, 6) OBP: 0.204, SLG: 0.195		C SL 78 B SL 80 F FF 89 B CH 83 F CH 83 F SL 81 B FF 90 F CH 83 S SL 80 3-3 ① K2-3	X SL 79 0-0 ② FC4 19 BB 1-2f		C FC 87 S SL 84 F SL 85 S SL 85 0-3 ②③ K 1-2		X CU 84 0-0 ① SH3-4 1-2		3	0	0	0	0	2	2
19 Chris Stewart, R (1, 2) OBP: 0.310, SLG: 0.259		C SI 88 C FF 89 X FF 89 0-2 23 WP 45 1B 23 1B 1B	1 SAFE B SL 80 B SL 80 B SI 88 B FF 87 4-0 1-2 BB			B FF 91 X FF 92 1-0 45 G6-4-3 1B		C FF 94 F CU 86 X CU 79 0-2 ② P3		3	1	2	0	1	0	1
45 Gerrit Cole, R (1, 1) OBP: 0.412, SLG: 0.333 17 Gaby Sanchez, R (8, PH) OBP: 0.323, SLG: 0.525 (9, 3)		1 SAFE L SL 81 C FF 89 F SL 81 X SL 79 0-2 23 WP 23 1B 1-2 1B	B CH 82 F FF 90 C FF 88 F SL 79 X SL 79 1-2 ③ G5-3			M FC 88 L FC 88 X SI 90 0-2 ①② G6-4-3 1-2f		X SI 93 0-0 ③ F8		3 1	1 0	1 0	0 0	0 0	0 0	3 1
Inning Stats	R: 2 E: 0 K: 0 S: 17 H: 2 LOB: 1 BB: 1 P: 26	R: 2 E: 0 K: 2 S: 23 H: 4 LOB: 2 BB: 0 P: 27	R: 0 E: 0 K: 1 S: 11 H: 1 LOB: 2 BB: 1 P: 18	R: 0 E: 0 K: 1 S: 11 H: 1 LOB: 1 BB: 0 P: 17	R: 0 E: 0 K: 1 S: 8 H: 1 LOB: 0 BB: 0 P: 11	R: 0 E: 0 K: 0 S: 10 H: 2 LOB: 1 BB: 0 P: 13	R: 0 E: 0 K: 0 S: 7 H: 0 LOB: 0 BB: 0 P: 13	R: 0 E: 0 K: 0 S: 8 H: 1 LOB: 1 BB: 0 P: 10		1B: 10 2B: 1 3B: 1 HR: 0 SF: 0 SAC: 1 DP: 1 HBP: 0					

PITCHER		IP	WLS	BF	H	R	ER	SO	BB	IBB	HBP	BLK	WP	HR	S	P	ERA	WHIP
55 Tim Lincecum, R ERA: 5.55	(1, 1)	4.0	L	22	8	4	4	4	2	0	0	0	1	0	62	88	9.00	2.500
70 George Kontos, R ERA:	(5, 1)	2.0		7	3	0	0	1	0	0	0	0	0	0	18	24	0.00	1.500
57 Juan Gutierrez, R ERA: 3.18	(7, 1)	2.0		7	1	0	0	0	0	0	0	0	0	0	15	23	0.00	0.500

PITCHER	IP	WLS	BF	H	R	ER	SO	BB	IBB	HBP	BLK	WP	HR	S	P	ERA	WHIP

San Francisco Giants @ Pittsburgh Pirates

PNC Park, Pittsburgh, PA

Wed May 07 2014, 12:38 PM - 3:25 PM EDT

Att. 23,975 - Cloudy - 58 F

livebaseballscorecards.com

AB	33
R	4
H	12
RBI	4
BB	2
SO	5
LOB	16

WP: 1 PA: 36
PB: 0
SB: 0
CS: 1

Batter	1	2	3	4	5	6	7	8	9	10	AB	R	H	RBI	BB	SO	LOB
16 Ángel Pagán, S (1, 8) OBP: 0.355, SLG: 0.450	C FF 92 X CU 73 0-1 ① F9		C CU 72 X CU 77 0-1 ① G6-3		C CU 72 X CU 76 0-1 ① G3		B CU 73 B FC 89 C SI 91 B SI 92 F FF 91 F FF 92 F FC 89 X FC 90 3-2 2B			B SI 86 B KC 78 B SI 85 B SI 84 4-0 28 BB 8 PB 29 SF9 BB	4	1	1	0	1	0	1
8 Hunter Pence, R (1, 9) OBP: 0.338, SLG: 0.380	B SI 94 B CU 74 B SI 92 C SI 92 X SI 92 3-1 ② G6-3		B CH 86 F FC 90 X SI 91 1-1 1B		C FC 89 X CU 73 0-1 ② G5-3		C FF 95 D FC 92 X FC 90 1-1 ③ L9			S FC 88 B SI 91 B SI 91 D CU 79 D SI 91 4-1 29 SF9 28 BB 9 1B 1-2 BB	4	1	1	0	1	0	2
28 Buster Posey, R (1, 2) OBP: 0.385, SLG: 0.491	B CU 74 B CU 73 B FF 92 B FF 92 4-0 38 BB BB		B SI 92 D CU 73 B FF 91 C SI 92 F FF 91 X FF 92 3-2 ② F8		X CU 72 0-0 ③ G5-3			F CU 77 B FC 92 B FC 90 F FF 95 B FF 97 B FF 97 4-2 48 CS BB		B FC 89 D FC 89 B SI 90 C SI 91 F FC 90 F FC 89 D CH 85 4-2 9 1B 1-2 2-3 BB	2	0	0	0	3	0	2
38 Michael Morse, R (1, 7) OBP: 0.336, SLG: 0.571 46 Santiago Casilla, R (8, 1) 29 Héctor Sánchez, S (10, PH) OBP: 0.255, SLG: 0.420 13 Joaquin Arias, R (10, 5) OBP: 0.212, SLG: 0.163	B CU 72 C CU 72 D FC 91 T FF 92 B FF 92 B FF 92 4-2 1-2 BB		C CU 73 X SI 93 0-1 ③ G3-1			C CH 84 F FC 89 B FF 91 X CU 71 1-2 ① P3		B FF 96 B FF 96 S FF 95 F FF 95 F FC 92 F FC 92 C FF 96 2-3 ① K		D CU 79 X FC 88 1-0 ② SF9 2-3 3-H	3 0 0	0 0 0	0 0 0	0 0 1	1 0 0	1 0 0	2 0 0
9 Brandon Belt, L (1, 3) OBP: 0.312, SLG: 0.504	B CU 73 F FF 93 B FF 93 F FF 93 S SI 93 2-3 ③ K			S SI 89 X FF 91 0-1 ① P5		B SI 91 F FF 91 F FF 91 F FC 90 B CU 77 B FC 90 X FF 91 3-2 ② P6		B FF 95 F FF 94 S FF 95 F FF 96 F FF 96 D CU 80 S FF 95 2-3 ② K		X FC 87 0-0 1-2 3-H 1B	5	0	1	1	0	2	3
48 Pablo Sandoval, S (1, 5) OBP: 0.250, SLG: 0.283 54 Sergio Romo, R (10, 1)		F FF 91 X CU 72 0-1 ① G3		B CH 85 C CU 73 F CH 85 F FF 92 F CU 76 X CU 77 1-2 2B		X CU 72 0-0 ③ G4-3		B FF 95 1-0 ③ CS 1-2	B FC 92 F FC 92 X FC 92 1-1 ① G6-3	F FC 88 F FC 88 B CU 78 X CU 80 1-2 ③ G4-3	5 0	0 0	1 0	0 0	0 0	0 0	2 0
35 Brandon Crawford, L (1, 6) OBP: 0.357, SLG: 0.438		B CU 71 B FF 92 F SI 92 B CH 86 F FF 91 B SI 93 4-2 BB		X CU 71 0-0 ② F8			F CH 85 B CH 83 B FF 88 F CH 83 B SI 91 S FF 92 3-3 ① K		B FC 92 S FC 92 T FF 93 B FF 96 S FC 93 2-3 ② K		3	0	0	0	1	2	1
14 Brandon Hicks, R (1, 4) OBP: 0.313, SLG: 0.459		S FC 88 B SI 92 S CH 86 1 SAFE D CU 72 C CU 73 2-3 ② K		D CH 86 C CH 84 S FC 89 F CU 76 D CU 77 S FC 90 2-3 ③ K			B CU 73 X CU 73 1-0 HR		B FC 96 S FC 94 S FC 94 B FC 96 C FC 95 2-3 ③ K		4	1	1	1	0	3	2
32 Ryan Vogelsong, R (1, 1) OBP: 0.143, SLG: 0.214 41 Jeremy Affeldt, L (8, 1) 7 Grégor Blanco, L (8, 7) OBP: 0.227, SLG: 0.158		S FC 90 F FC 90 B CU 72 B CU 72 F FF 92 B FF 91 X FF 92 3-2 ③ G5-3			B FC 88 X FF 90 1-0 2B		F SI 91 X SI 91 0-1 ② G5-3			F SI 84 S SI 86 B KC 77 B KC 78 F SI 86 X SI 87 2-2 ① F7	3 0 1	0 0 0	1 0 0	0 0 0	0 0 0	0 0 0	1 0 0
Inning Stats	R: 0 E: 0 K: 1 S: 9 H: 0 LOB: 2 BB: 2 P: 22	R: 0 E: 0 K: 1 S: 11 H: 0 LOB: 1 BB: 1 P: 20	R: 0 E: 0 K: 0 S: 9 H: 1 LOB: 1 BB: 0 P: 13	R: 0 E: 0 K: 1 S: 12 H: 1 LOB: 1 BB: 0 P: 15	R: 0 E: 0 K: 0 S: 6 H: 1 LOB: 1 BB: 0 P: 7	R: 0 E: 0 K: 0 S: 8 H: 0 LOB: 0 BB: 0 P: 12	R: 1 E: 0 K: 1 S: 13 H: 2 LOB: 1 BB: 0 P: 21	R: 0 E: 0 K: 2 S: 12 H: 0 LOB: 0 BB: 1 P: 21	R: 0 E: 0 K: 2 S: 8 H: 0 LOB: 0 BB: 0 P: 13	R: 2 E: 0 K: 0 S: 13 H: 1 LOB: 2 BB: 3 P: 29	1B: 2 2B: 3 3B: 0 HR: 1	SF: 1 SAC: 0 DP: 0 HBP: 0	WP: 0 PB: 1 SB: 0 CS: 1	PA: 43			

PITCHER		IP	WLS	BF	H	R	ER	SO	BB	IBB	HBP	BLK	WP	HR	S	P	ERA	WHIP
61 Josh Beckett, R ERA: 2.8	(1, 1)	6.2		28	5	1	1	4	3	0	0	0	0	1	66	107	1.35	1.200
44 Chris Withrow, R ERA: 0.53	(7, 1)	1.1		4	0	0	0	2	1	0	0	0	0	0	14	24	0.00	0.750
74 Kenley Jansen, R ERA: 3.12	(9, 1)	1.0		3	0	0	0	2	0	0	0	0	0	0	8	13	0.00	0.000
56 J.P. Howell, L ERA: 2.77	(10, 1)	0.1	L	2	0	1	1	0	1	0	0	0	0	0	4	10	27.00	3.000
28 Jamey Wright, R ERA: 3.26	(10, 1)	0.2		5	1	1	1	0	2	0	0	0	0	0	9	19	13.50	4.500

PITCHER	IP	WLS	BF	H	R	ER	SO	BB	IBB	HBP	BLK	WP	HR	S	P	ERA	WHIP

TOP

San Francisco Giants @ Los Angeles Dodgers
Dodger Stadium, Los Angeles, CA
Thu May 08 2014, 7:10 PM - 10:57 PM PDT
Att. 43,068 - Partly Cloudy - 63 F

livebaseballscorecards.com

AB	34
R	3
H	6
RBI	3
BB	7
SO	8
LOB	16

Batter	1	2	3	4	5	6	7	8	9	10	AB	R	H	RBI	BB	SO	LOB
9 Dee Strange-Gordon, L (1, 4) OBP: 0.369, SLG: 0.444	B FF 90 X SI 92 1-0 G5-3 ①			B CH 82 C CH 82 F CH 82 F FF 90 F FF 91 B FF 89 X FF 91 2-2 L6 ①		F CH 82 B SL 86 B CU 78 F CH 82 X FF 90 2-2 13 F9 66 S 1B		1 SAFE B CU 75 X SI 91 1-0 G1-3 ② 1-2			4	0	1	0	0	0	1
66 Yasiel Puig, R (1, 9) OBP: 0.403, SLG: 0.491	C CU 78 B FF 92 C FF 92 B FF 92 B FF 93 X FF 93 3-2 L3 ②			C FF 89 B CU 78 B SI 91 F FF 92 B FF 89 X FF 92 3-2 13 G6-3 1B		1 SAFE 1 SAFE B SI 87 C SL 86 B CU 77 B CU 76 S CU 76 2 SAFE F FF 89 4-2 D CU 77 23 G6-3 1-2 BB		S SI 95 C KC 82 B SI 95 B KC 82 B SL 90 F SI 96 S KC 82 3-3 K ③			3	0	1	0	1	1	1
13 Hanley Ramirez, R (1, 6) OBP: 0.333, SLG: 0.442	X FF 88 0-0 G6-3 ③			B FF 90 S FF 88 B SL 87 F FF 89 1 SAFE B FF 90 X FF 90 3-2 G6-3 ② 1-2		X FF 90 0-0 F9 ① 2-3			B SI 96 S KC 82 S SL 91 X SL 90 1-2 G6-3 ①		4	0	0	0	0	0	3
23 Adrián González, L (1, 3) OBP: 0.351, SLG: 0.545		C CU 77 S CU 78 F CU 78 B FF 91 X CU 77 1-2 G5-3 ①		X CU 78 0-0 G6-3 ③		X CU 77 0-0 G6-3 ②③ 1-2f			B CH 89 B SI 94 B SI 95 X SL 90 3-0 G4-3 ②		4	0	0	0	0	0	3
27 Matt Kemp, R (1, 8) OBP: 0.328, SLG: 0.462 28 Jamey Wright, R (10, 1)		X SL 88 0-0 G5-3 ②			B CU 76 X FF 91 1-0 5 F9 3 BB 31 SF8 1B		B SL 87 F FF 89 B SL 88 F FF 90 B CH 80 S FF 89 3-3 K ①		B SL 91 S KC 82 S FF 95 B FF 95 S SI 96 2-3 K ③		4 0	1 0	1 0	0 0	0 0	2 0	0 0
3 Carl Crawford, L (1, 7) OBP: 0.283, SLG: 0.347		C FF 91 S FF 92 C FF 92 0-3 K ③			C SI 89 B CU 77 F FF 89 B SL 86 B FF 89 1 SAFE B SI 89 4-2 1-2 BB		T SI 90 B CH 81 X CH 82 1-1 5 G6-4-3 1B			B CH 82 S FF 88 F FF 89 X FF 88 1-2 F7 ①	3	0	1	0	1	1	0
5 Juan Uribe, R (1, 5) OBP: 0.338, SLG: 0.463 74 Kenley Jansen, S (9, 1) 56 J.P. Howell, L (10, 1) 16 Andre Ethier, L (10, 8) OBP: 0.313, SLG: 0.337			C FF 91 X CU 78 0-1 G3-1 ①		X FF 90 0-0 F9 ① 2-3		B SI 88 X SI 87 1-0 G6-4-3 ②③ 1-2f			C CH 83 F FF 88 F SL 79 H FF 88 1-2 33 G3 HBP	3 0 0 0	0 0 0 0	0 0 0 0	0 0 0 0	0 0 0 0	0 0 0 0	3 0 0 0
31 Drew Butera, R (1, 2) OBP: 0.295, SLG: 0.368 33 Scott Van Slyke, R (10, PH) OBP: 0.380, SLG: 0.619			B FF 88 F FF 92 B CU 77 F FF 92 F FF 92 B CU 78 X FF 91 3-2 G3 ②		1 SAFE X CU 77 0-0 SF8 ② 3-H			C CU 75 C SL 87 B FF 88 F FF 90 B SL 89 B FF 91 X FF 91 3-2 F7 ①		B SL 79 C SL 78 X SL 76 1-1 G3 ② 1-2	2 1	0 0	0 0	1 0	0 0	0 0	0 1
61 Josh Beckett, R (1, 1) 44 Chris Withrow, R (7, 1) 18 Chone Figgins, S (8, PH) OBP: 0.412, SLG: 0.167 (9, 5)			C SL 88 B CU 76 S FF 91 B FF 92 F FF 92 X FF 92 2-2 F9 ③		X SL 86 0-0 G1-3 ③			B CU 76 F SI 89 B CU 77 B CH 80 C SI 90 F FF 90 F FF 90 X FF 90 3-2 9 G1-3 1B		C SL 78 X SI 88 0-1 G1-3 ③	2 0 2	0 0 0	0 0 1	0 0 0	0 0 0	0 0 1	1 0 1
Inning Stats	R: 0 H: 0 E: 0 LOB: 0 K: 0 BB: 0 S: 5 P: 9	R: 0 H: 0 E: 0 LOB: 0 K: 1 BB: 0 S: 8 P: 9	R: 0 H: 0 E: 0 LOB: 0 K: 0 BB: 0 S: 10 P: 15	R: 0 H: 1 E: 0 LOB: 1 K: 0 BB: 0 S: 12 P: 20	R: 1 H: 1 E: 0 LOB: 1 K: 0 BB: 1 S: 6 P: 11	R: 0 H: 1 E: 0 LOB: 1 K: 0 BB: 1 S: 8 P: 14	R: 0 H: 1 E: 0 LOB: 0 K: 1 BB: 0 S: 6 P: 11	R: 0 H: 1 E: 0 LOB: 1 K: 1 BB: 0 S: 14 P: 24	R: 0 H: 0 E: 0 LOB: 0 K: 1 BB: 0 S: 7 P: 13	R: 0 H: 0 E: 0 LOB: 1 K: 0 BB: 0 S: 10 P: 13	1B: 5 SF: 1 2B: 0 SAC: 0 3B: 0 DP: 2 HR: 0 HBP: 1					WP: 0 PA: 36 PB: 0 SB: 1 CS: 0	

PITCHER		IP	WLS	BF	H	R	ER	SO	BB	IBB	HBP	BLK	WP	HR	S	P	ERA	WHIP
32 Ryan Vogelsong, R ERA: 3.93	(1, 1)	7.1		27	5	1	1	2	2	0	0	0	0	0	64	104	1.23	0.955
41 Jeremy Affeldt, L ERA:	(8, 1)	0.1		1	0	0	0	0	0	0	0	0	0	0	1	2	0.00	0.000
46 Santiago Casilla, R ERA: 0.86	(8, 1)	1.1	W	4	0	0	0	2	0	0	0	0	0	0	11	20	0.00	0.000
54 Sergio Romo, R ERA: 1.76	(10, 1)	1.0	S	4	0	0	0	0	0	0	1	0	0	0	10	13	0.00	0.000

PITCHER	IP	WLS	BF	H	R	ER	SO	BB	IBB	HBP	BLK	WP	HR	S	P	ERA	WHIP

BOTTOM

San Francisco Giants @ Los Angeles Dodgers

Dodger Stadium, Los Angeles, CA

Thu May 08 2014, 7:10 PM - 10:57 PM PDT

Att. 43,068 - Partly Cloudy - 63 F

livebaseballscorecards.com

AB	32
R	1
H	5
RBI	1
BB	2
SO	4
LOB	14

Batter	1	2	3	4	5	6	7	8	9	AB	R	H	RBI	BB	SO	LOB
16 Ángel Pagán, S (1, 8) OBP: 0.352, SLG: 0.444	B SI 88 X FF 87 1-0 F9		C CU 72 F SI 87 F CU 73 C SI 87 0-3 K	B CU 73 C CU 70 B SI 88 X FC 82 2-1 G4-3		B SI 92 B SI 91 B SI 91 C SI 90 F SI 92 F SI 92 X SI 92 3-2 8 G1-2-3 1-2 2-3 1B			4	0	1	0	0	1	0
8 Hunter Pence, R (1, 9) OBP: 0.342, SLG: 0.374	B SI 88 C CH 81 F FF 88 B FF 88 F SI 88 B SL 79 F FC 83 F SI 88 F CU 73 4-2 B FF 88 28 1B BB		C CH 81 X CU 71 0-1 G6-3			B CH 79 C CH 80 F FF 86 B FC 83 F FF 87 B SL 78 F FC 83 F SI 88 4-2 F FF 89 B FF 87 13 S 13 E 38 G5-3 BB	X SI 91 0-0 G1-2-3 1-2 2-3 3-Hf		2	1	0	0	2	0	3
28 Buster Posey, R (1, 2) OBP: 0.381, SLG: 0.483	B SI 88 D CH 80 F SI 88 C SI 88 F FC 83 F SL 80 F SI 88 X CH 81 2-2 38 G4-3 1-2 1B			C CU 69 B SI 86 X SL 81 1-1 P4		B FC 84 B FF 88 C SI 88 X FC 84 2-1 F7	C SI 92 C SI 93 X FS 86 0-2 F9		4	0	1	0	0	0	3
38 Michael Morse, R (1, 7) OBP: 0.325, SLG: 0.552 2 Juan Carlos Perez, R (8, 7) OBP: 0.111, SLG: 0.059	B FF 89 S CH 82 C FF 88 B FF 89 X SI 88 2-2 G4-3 1-2f			B CH 80 X FC 84 1-0 F9		C CU 73 B FF 88 1 SAFE B FF 86 S FC 83 1 SAFE F SL 79 D CU 72 X SI 87 3-2 G5-3 1-2		S FS 84 F SI 92 B FS 84 F FS 84 F SI 93 X FS 86 1-2 G6-3	4 0	0 0	0 0	0 0	0 0	0 0	3 0
9 Brandon Belt, L (1, 3) OBP: 0.317, SLG: 0.504 13 Joaquin Arias, R (2, 3) OBP: 0.218, SLG: 0.173		H SI 86 1-0 48 G5-3 HBP		C CH 81 F SI 86 F FF 87 F EP 64 B CU 73 C SI 86 1-3 K		B CU 73 F FF 88 S FC 83 F SL 80 X SI 86 1-2 E5 2-H 1B		B FS 86 X SI 93 1-0 G6-3	0 3	0 0	0 1	0 1	0 0	0 1	0 0
48 Pablo Sandoval, S (1, 5) OBP: 0.250, SLG: 0.276		1 SAFE B SI 87 X CH 81 1-0 G5-3 1-2			C SI 85 C CU 72 F FF 87 X SI 86 0-2 F8	I IN 68 I IN 68 I IN 69 I IN 70 4-0 IBB		F FS 85 B FS 86 F SI 93 X FS 85 1-2 G3-1		3	0	0	0	1	0	1
14 Brandon Hicks, R (1, 4) OBP: 0.311, SLG: 0.443		D SI 88 B SI 87 X FF 88 2-0 F9			B CU 72 B SI 88 B FC 84 C FF 86 B FC 83 4-1 35 HR BB	C SI 91 X SI 92 0-1 P3			F SI 86 X KC 78 0-1 G5-3	3	1	0	0	1	0	3
35 Brandon Crawford, L (1, 6) OBP: 0.362, SLG: 0.468		B SI 88 F FF 88 C SL 79 B FF 86 2 SAFE X SL 78 2-2 P5			X SI 88 0-0 1-H HR	B SI 91 X SI 91 1-0 16 1B 40 1B 8 G1-2-3 1B			C SI 87 B KC 78 B KC 78 S SI 86 F KC 79 B CH 79 F SI 86 X SI 86 3-2 G1	4	1	2	2	0	0	1
40 Madison Bumgarner, R (1, 1) OBP: 0.313, SLG: 0.600 6 Ehire Adrianza, S (9, PH) OBP: 0.212, SLG: 0.258 54 Sergio Romo, R (9, 1)			F FF 85 F FC 82 X SI 87 0-2 G4-3		X SI 88 0-0 F9	C SI 91 X SI 92 0-1 8 G1-2-3 16 1B 1-2 1B			F SI 87 B KC 78 S KC 78 S KC 77 1-3 K	3 1 0	0 0 0	1 0 0	0 0 0	0 0 0	0 1 0	0 0 0
Inning Stats	R: 0 E: 0 K: 0 S: 16 H: 1 LOB: 1 BB: 1 P: 25	R: 0 E: 0 K: 0 S: 5 H: 0 LOB: 1 BB: 0 P: 11	R: 0 E: 0 K: 1 S: 9 H: 0 LOB: 0 BB: 0 P: 9	R: 0 E: 0 K: 1 S: 8 H: 0 LOB: 0 BB: 0 P: 11	R: 2 E: 0 K: 0 S: 9 H: 1 LOB: 0 BB: 1 P: 15	R: 1 E: 1 K: 0 S: 19 H: 1 LOB: 2 BB: 2 P: 33	R: 0 E: 0 K: 0 S: 11 H: 3 LOB: 2 BB: 0 P: 15	R: 0 E: 0 K: 0 S: 9 H: 0 LOB: 0 BB: 0 P: 12	R: 0 E: 0 K: 1 S: 10 H: 0 LOB: 0 BB: 0 P: 14	1B: 5 2B: 0 3B: 0 HR: 1 SF: 0 SAC: 0 DP: 2 HBP: 1						

PITCHER	IP	WLS	BF	H	R	ER	SO	BB	IBB	HBP	BLK	WP	HR	S	P	ERA	WHIP
47 Paul Maholm, L (1, 1) ERA: 4.71	5.2	L	24	3	3	3	2	3	1	1	0	0	1	64	102	4.76	1.059
43 Brandon League, R (6, 1) ERA: 1.74	2.1		9	3	0	0	0	0	0	0	0	0	0	22	29	0.00	1.286
56 J.P. Howell, L (9, 1) ERA: 2.57	1.0		3	0	0	0	1	0	0	0	0	0	0	10	14	0.00	0.000

PITCHER	IP	WLS	BF	H	R	ER	SO	BB	IBB	HBP	BLK	WP	HR	S	P	ERA	WHIP

TOP

San Francisco Giants @ Los Angeles Dodgers
Dodger Stadium, Los Angeles, CA
Fri May 09 2014, 7:11 PM - 10:07 PM PDT
Att. 49,171 - Clear - 68 F

livebaseballscorecards.com

AB	31
R	3
H	6
RBI	3
BB	4
SO	3
LOB	14

Batter	1	2	3	4	5	6	7	8	9	AB	R	H	RBI	BB	SO	LOB
9 Dee Strange-Gordon, L (1, 4) OBP: 0.359, SLG: 0.431	B FF 92 F FF 92 F FF 93 F CU 77 F FF 94 X FC 89 1-2 F8 ①		C FF 93 B FC 88 S FF 93 B FF 94 F FF 94 X FC 87 2-2 G4-3 ②			B FF 91 C FC 86 B FC 87 F FF 92 F FC 87 B FF 92 S FF 93 3-3 K ①		C FF 92 S FC 88 B FF 93 F FC 88 X FC 88 1-2 F8 ③		4	0	0	0	0	1	1
66 Yasiel Puig, R (1, 9) OBP: 0.399, SLG: 0.508	X FC 90 0-0 F8 ②		F FF 94 B FF 92 B FF 93 B FC 88 F FF 93 C FC 89 3-3 K ③			B FF 92 C FF 90 B FF 92 F FF 93 X FF 93 2-2 HR			X FF 88 0-0 L8 ①	4	1	1	1	0	1	1
13 Hanley Ramirez, R (1, 6) OBP: 0.325, SLG: 0.430	C FF 94 B CH 86 F CH 86 X FF 94 1-2 F8 ③			S FF 93 S FC 88 X FC 86 0-2 P4 ①		S FC 87 B FC 87 C FC 87 B CU 76 B CU 76 F FC 88 S FC 87 3-3 K ②			B FF 88 B SL 80 C SL 80 X SL 80 2-1 G4-3 ②	4	0	0	0	0	1	0
23 Adrián González, L (1, 3) OBP: 0.342, SLG: 0.529		C CH 84 S CU 75 X FF 93 0-2 F7 ①		B FC 86 S FF 93 B FF 92 F FF 94 C FC 86 2-3 K ②		C FC 86 B FC 88 B FF 93 X FC 88 2-1 F8 ③			C FF 88 B FF 88 F SI 88 B FF 88 X FF 88 2-2 L9 ③	4	0	0	0	0	1	0
27 Matt Kemp, R (1, 8) OBP: 0.336, SLG: 0.467		B FC 88 F FC 87 S FC 89 X FF 93 1-2 F8 ②		B CU 75 B CU 77 S FC 86 B CH 86 F FC 88 X FC 88 3-2 1B			X CH 83 0-0 30 G6-4-3 1B			3	0	2	0	0	0	0
33 Scott Van Slyke, R (1, 7) OBP: 0.377, SLG: 0.591		B FF 93 B CH 86 B FF 93 B FF 89 4-0 30 S BB		F FF 90 B FC 86 F FF 91 1 SAFE 1 SAFE B FC 85 B FF 92 X FF 92 3-2 F7 ③			L CH 82 B FC 87 C FC 86 B FF 91 C FC 87 2-3 K ①			2	0	0	0	1	1	2
30 Miguel Olivo, R (1, 2) OBP: 0.261, SLG: 0.333		B CU 76 S FF 93 S FF 93 X FF 93 1-2 L8 ③ 1-2			C FC 87 B FF 92 B CH 84 F FC 87 S FF 92 2-3 K ①		F FC 87 1 SAFE X FC 86 0-1 G6-4-3 ②③ 1-2f			3	0	0	0	0	1	2
10 Justin Turner, R (1, 5) OBP: 0.246, SLG: 0.236			X CH 86 0-0 47 SH2-4 2B		X CH 86 0-0 F8 ②			C FF 92 X FC 88 0-1 G5-3 ①		3	0	1	0	0	0	0
47 Paul Maholm, L (1, 1) 43 Brandon League, R (6, 1) 18 Chone Figgins, S (8, PH) OBP: 0.389, SLG: 0.154 56 J.P. Howell, L (9, 1)			M FC 87 T FC 87 X FC 87 0-2 SH2-4 ① 2-3		C FF 93 S FF 92 S FF 92 0-3 K ③			C FF 93 F FF 93 S FC 88 0-3 K ②		1 0 1 0	0 0 0 0	0 0 0 0	0 0 0 0	0 0 1 0	1 0 0 0	0 0 0 0
Inning Stats	R: 0 E: 0 K: 0 S: 9 H: 0 LOB: 0 BB: 0 P: 11	R: 0 E: 0 K: 0 S: 9 H: 0 LOB: 1 BB: 1 P: 15	R: 0 E: 0 K: 1 S: 11 H: 1 LOB: 1 BB: 0 P: 16	R: 0 E: 0 K: 1 S: 12 H: 1 LOB: 1 BB: 0 P: 20	R: 0 E: 0 K: 2 S: 7 H: 0 LOB: 0 BB: 0 P: 9	R: 1 E: 0 K: 2 S: 13 H: 1 LOB: 0 BB: 0 P: 23	R: 0 E: 0 K: 1 S: 6 H: 1 LOB: 0 BB: 0 P: 8	R: 0 E: 0 K: 1 S: 9 H: 0 LOB: 0 BB: 0 P: 10	R: 0 E: 0 K: 0 S: 6 H: 0 LOB: 0 BB: 0 P: 10	1B: 2 2B: 1 3B: 0 HR: 1	SF: 0 SAC: 1 DP: 1 HBP: 0	WP: 0 PB: 0 SB: 1 CS: 0	PA: 31			

PITCHER		IP	WLS	BF	H	R	ER	SO	BB	IBB	HBP	BLK	WP	HR	S	P	ERA	WHIP
40 Madison Bumgarner, L ERA: 2.83	(1, 1)	8.0	W	28	4	1	1	8	1	0	0	0	0	1	76	112	1.12	0.625
54 Sergio Romo, R ERA: 1.65	(9, 1)	1.0	S	3	0	0	0	0	0	0	0	0	0	0	6	10	0.00	0.000

PITCHER	IP	WLS	BF	H	R	ER	SO	BB	IBB	HBP	BLK	WP	HR	S	P	ERA	WHIP

BOTTOM

San Francisco Giants @ Los Angeles Dodgers

Dodger Stadium, Los Angeles, CA

Fri May 09 2014, 7:11 PM - 10:07 PM PDT

Att. 49,171 - Clear - 68 F

livebaseballscorecards.com

AB	29
R	1
H	4
RBI	1
BB	1
SO	8
LOB	6

Batter	1	2	3	4	5	6	7	8	9	AB	R	H	RBI	BB	SO	LOB
16 Ángel Pagán, S (1, 8) OBP: 0.347, SLG: 0.431	C FF 90 X CU 73 0-1 G3-1	B CU 73 X CU 73 1-0 F9		L SI 92 B SI 92 X CU 73 1-1 F7			B SI 91 S CU 73 F SI 91 F CU 71 X CU 72 1-2 L8	B SI 94 B SI 94 B FF 93 B FF 93 4-0 1-2 2-3 BB		4	0	0	0	1	0	3
8 Hunter Pence, R (1, 9) OBP: 0.337, SLG: 0.378	C SI 92 X SI 92 0-1 28 1B 2B	S SL 84 B SL 83 X SI 93 1-1 SF8 3-H		C CU 72 S FF 91 X SL 82 0-2 G6-3			B SL 83 C FF 92 B SL 84 X SL 86 2-1 G1-3	C FF 95 F FF 96 B FF 96 X FF 96 1-2 P2		4	0	1	1	0	0	3
28 Buster Posey, R (1, 3) OBP: 0.396, SLG: 0.492	D CU 74 C SI 92 X CH 86 1-1 29 BB 2-3 1B	F SL 84 X SI 93 0-1 1-3 2-H 1B			C SI 92 C SI 91 B SL 84 B SL 85 F SI 93 B SI 93 B SI 93 4-2 38 1B BB		B FF 92 B CU 74 B CU 75 F FF 90 X SI 92 3-1 29 FC5 38 HBP 1B		C FF 95 X SL 85 0-1 F9	4	0	3	1	1	0	0
38 Michael Morse, R (1, 7) OBP: 0.328, SLG: 0.542	S SL 85 S SL 86 S SL 86 0-3 K	S SI 94 S SL 86 S FF 93 0-3 K			X SI 93 0-0 48 G1-6-3 1-2 1B		F SL 85 B SL 85 H SI 92 2-1 29 FC5 1-2 HBP		S FF 95 S SL 86 B SL 86 S FF 95 1-3 K	4	0	1	0	0	3	4
29 Héctor Sánchez, S (1, 2) OBP: 0.250, SLG: 0.389	B CH 87 T SI 94 S CH 87 B CH 87 B CH 83 B CH 87 4-2 1-2 BB	C FF 91 S CU 70 B SI 92 S CU 70 1-3 K2-3			F SI 93 F CH 88 F CU 69 S CH 87 0-3 K		X CU 72 0-0 FC5 1-2 2-3f		X FF 96 0-0 G3	4	0	0	0	1	2	4
48 Pablo Sandoval, S (1, 5) OBP: 0.250, SLG: 0.276	D CU 71 C F CH 81 D CU 72 S FF 96 2-3 K	X CU 72 0-0 E5 14 FC5-4			D CU 71 X SI 92 1-0 G1-6-3 1-2f			X FF 93 0-0 16 BB 14 1B 1B		4	0	1	0	0	1	5
35 Brandon Crawford, L (1, 6) OBP: 0.358, SLG: 0.460		C CU 73 X SI 89 0-1 18 1B 14 BB 8 SF8 1B	S CH 87 C CU 70 B FF 93 X CU 71 1-2 F7			F FF 91 S CH 86 X SI 93 0-2 F7		C SI 92 B SI 92 F SI 93 B FF 94 C SL 89 2-3 K		4	1	1	0	0	1	2
14 Brandon Hicks, R (1, 4) OBP: 0.318, SLG: 0.440		S SL 84 D FF 92 D SL 84 B SI 92 1 SAFE B SI 91 4-1 18 1B 28 1B 1-2 BB	C FF 92 C SI 92 F SL 83 D CU 72 B SI 93 X SI 94 2-2 FC5-4 1-2f			S SL 85 S FF 92 B SL 85 F SI 93 B CH 89 B SI 93 S SL 87 3-3 K		B SI 91 T SI 92 X SI 92 1-1 16 BB 1-2 1B		3	1	1	0	1	1	1
18 Matt Cain, R (1, 1) OBP: 0.357, SLG: 0.308 41 Jeremy Affeldt, L (6, 1) 63 Jean Machi, R (7, 1) 21 Tyler Colvin, L (8, PH) 57 Juan Gutierrez, R (8, 1)		X CH 77 0-0 28 1B 1-2 2-3 1B		C FF 92 B SL 83 B FF 92 F SI 91 C SI 92 2-3 K		B FF 93 B FF 92 F SI 91 S FF 91 S SL 86 2-3 K		F SI 94 F SI 95 B FF 94 B FF 94 S SI 94 2-3 K		3 0 0 1 0	0 0 0 0 0	1 0 0 0 0	0 0 0 0 0	0 0 0 1 0	2 0 0 1 0	0 0 0 2 0
Inning Stats	R: 0 E: 0 K: 2 S: 14 H: 2 LOB: 3 BB: 1 P: 21	R: 2 E: 0 K: 1 S: 12 H: 3 LOB: 2 BB: 1 P: 18	R: 0 E: 1 K: 1 S: 11 H: 0 LOB: 1 BB: 0 P: 15	R: 0 E: 0 K: 1 S: 8 H: 0 LOB: 0 BB: 0 P: 11	R: 0 E: 0 K: 1 S: 9 H: 1 LOB: 1 BB: 1 P: 14	R: 0 E: 0 K: 2 S: 10 H: 0 LOB: 0 BB: 0 P: 15	R: 0 E: 0 K: 0 S: 10 H: 1 LOB: 2 BB: 0 P: 18	R: 0 E: 0 K: 2 S: 12 H: 2 LOB: 3 BB: 1 P: 22	R: 0 E: 0 K: 1 S: 6 H: 0 LOB: 0 BB: 0 P: 7	1B: 8 2B: 1 3B: 0 HR: 0	SF: 1 SAC: 0 DP: 1 HBP: 1			WP: 0 PB: 0 SB: 0 CS: 0	PA: 41	

PITCHER		IP	WLS	BF	H	R	ER	SO	BB	IBB	HBP	BLK	WP	HR	S	P	ERA	WHIP
21 Zack Greinke, R ERA: 2.38	(1, 1)	7.0	W	32	7	2	2	8	3	0	1	0	0	0	74	112	2.57	1.429
0 Brian Wilson, R ERA: 9.28	(8, 1)	1.0	H	6	2	0	0	2	1	0	0	0	0	0	12	22	0.00	3.000
54 Chris Perez, R ERA: 3.38	(9, 1)	1.0		3	0	0	0	1	0	0	0	0	0	0	6	7	0.00	0.000

PITCHER	IP	WLS	BF	H	R	ER	SO	BB	IBB	HBP	BLK	WP	HR	S	P	ERA	WHIP

TOP

San Francisco Giants @ Los Angeles Dodgers
Dodger Stadium, Los Angeles, CA
Sat May 10 2014, 1:11 PM - 4:32 PM PDT
Att. 47,199 - Sunny - 72 F

livebaseballscorecards.com

AB	35
R	2
H	9
RBI	2
BB	4
SO	11
LOB	24

BOTTOM

San Francisco Giants @ Los Angeles Dodgers
Dodger Stadium, Los Angeles, CA
Sat May 10 2014, 1:11 PM - 4:32 PM PDT
Att. 47,199 - Sunny - 72 F

Batter	1	2	3	4	5	6	7	8	9	AB	R	H	RBI	BB	SO	LOB
9 Dee Strange-Gordon, L (1, 4) OBP: 0.369, SLG: 0.443	X FF 89 0-0 13 S 66 S 1B		L CH 84 C CU 77 X FF 91 0-2 ① G1-3 1-2			B CH 84 B FF 90 B FF 90 C FF 91 B FF 90 4-1 66 1B 66 S 23 G4-6-3 BB	B SI 93 D CU 76 X SI 94 2-0 66 2B 3-H 2B			3	2	2	1	1	0	1
66 Yasiel Puig, R (1, 9) OBP: 0.401, SLG: 0.516	1 SAFE B FF 90 B SL 86 F FF 91 F FF 92 T SL 87 2-2 ① K 1-2		B FF 92 S SL 84 X SL 87 1-1 ② G6-3 2-3			F SL 83 1 SAFE 1 SAFE D SL 86 B FF 92 X SL 86 2-1 23 G4-6-3 13 BB 27 1B 1-3 1B	C CH 86 X CH 85 0-1 2-H 2B			4	1	2	1	0	1	2
13 Hanley Ramirez, R (1, 6) OBP: 0.335, SLG: 0.427	C SL 85 B CU 77 F FF 92 H FF 92 2-2 2-3 HBP		B CU 78 F SL 86 C SL 87 B FF 93 S FF 93 2-3 ③ K			B FF 92 F SL 85 1 SAFE F SL 86 D SL 86 3 SAFE B SI 92 B SL 87 4-2 23 G4-6-3 1-2 BB	C CH 88 B FF 93 B SI 93 B CH 87 B CH 86 4-1 BB			1	0	0	0	2	1	1
23 Adrián González, L (1, 3) OBP: 0.340, SLG: 0.521	C FF 92 B FF 92 F CU 76 S CH 87 1-3 ② K			F CH 84 S CH 85 B CH 85 X CH 86 1-2 27 G6-4-3 1B		B SI 93 X SI 92 1-0 ①② G4-6-3 1-2f 2-3 3-H	B FF 94 X FF 93 1-0 ③ L8			4	0	1	0	0	1	6
27 Matt Kemp, R (1, 8) OBP: 0.341, SLG: 0.495	C FF 92 B FF 92 B SL 86 B SL 86 F FF 93 F FF 93 X SL 88 3-2 ③ L9			B FF 91 F FF 92 S SL 86 X SL 86 1-2 ①② G6-4-3 1-2f		C SI 92 X CU 75 0-1 3-H 1B		X SI 94 0-0 HR		4	1	2	2	0	0	3
3 Carl Crawford, L (1, 7) OBP: 0.282, SLG: 0.343		C FF 92 C FF 91 F FF 93 B FF 93 B CH 87 F FF 93 X SL 87 2-2 ① F7		F SI 93 B SI 92 X SL 87 1-1 ③ L8		1 SAFE B SI 91 X SI 93 1-0 ③ G6-3		C SI 95 B CH 87 X SI 95 1-1 16 G3-1 16 S 31 SF8 1B		4	1	1	0	0	0	1
18 Chone Figgins, S (1, 5) OBP: 0.381, SLG: 0.133 0 Brian Wilson, R (8, 1) 16 Andre Ethier, L (8, PH) OBP: 0.310, SLG: 0.333 54 Chris Perez, R (9, 1)		C FF 92 B CH 87 B CH 86 B FF 91 B FF 92 4-1 31 CS BB			B FF 89 F FF 91 B CH 84 F FF 90 X FF 92 2-2 ① L6		L SI 90 B SI 92 C CU 75 S CH 88 1-3 ① K2-3	C CU 84 B CU 83 X FF 95 1-1 ① G3-1 1-3		2 0 1 0	0 0 0 0	0 0 0 0	1 0 0 0	1 0 0 0	0 0 1 0
31 Drew Butera, R (1, 2) OBP: 0.292, SLG: 0.390		B SL 84 C FF 91 B SL 86 F FF 92 X SI 91 2-2 ②③ F9 1-2			C SL 84 F SL 85 B FF 92 S CH 86 1-3 ② K		C CU 76 X SI 93 0-1 10 G4-3 9 2B 2B	B CU 86 C CU 86 F SI 96 X CU 86 1-2 ② SF8 3-H		3	1	1	1	0	1	1
21 Zack Greinke, R (1, 1) OBP: 0.286, SLG: 0.333 10 Justin Turner, R (7, PH) OBP: 0.238, SLG: 0.228 (8, 5)			B FF 92 B FF 91 C FF 92 B FF 91 B FF 92 4-1 66 G6-3 9 G1-3 BB		F SI 92 F SI 91 X CU 79 0-2 ③ P4		B CU 76 F CU 76 F SI 89 X SI 89 1-2 ② G4-3 2-3	B SI 95 B CU 85 X FF 94 2-0 ③ P5		1 2	0 0	0 0	0 0	1 0	0 0	0 1
Inning Stats	R: 0 E: 0 K: 2 S: 13 H: 1 LOB: 2 BB: 0 P: 21	R: 0 E: 0 K: 0 S: 9 H: 0 LOB: 0 BB: 1 P: 17	R: 0 E: 0 K: 1 S: 9 H: 0 LOB: 1 BB: 1 P: 16	R: 0 E: 0 K: 0 S: 8 H: 1 LOB: 0 BB: 0 P: 11	R: 0 E: 0 K: 1 S: 9 H: 0 LOB: 0 BB: 0 P: 12	R: 2 E: 0 LOB: 1 BB: 2 P: 21 H: 2	R: 2 E: 0 K: 1 S: 13 H: 3 LOB: 2 BB: 1 P: 22	R: 2 E: 0 K: 0 S: 9 H: 2 LOB: 0 BB: 0 P: 14		1B: 5 2B: 3 3B: 0 HR: 1 SF: 1 SAC: 0 DP: 2 HBP: 1				WP: 0 PB: 0 SB: 4 CS: 1 PA: 36		

livebaseballscorecards.com

	AB	29
	R	6
	H	9
	RBI	5
	BB	5
	SO	5
	LOB	17

PITCHER		IP	WLS	BF	H	R	ER	SO	BB	IBB	HBP	BLK	WP	HR	S	P	ERA	WHIP
18 Matt Cain, R ERA: 3.75	(1, 1)	5.0		21	3	2	0	4	4	0	1	0	0	0	53	92	0.00	1.400
41 Jeremy Affeldt, L ERA: 1.46	(6, 1)	1.2	L	7	3	2	2	1	0	0	0	0	0	0	13	19	10.80	1.800
63 Jean Machi, R ERA: 0.52	(7, 1)	0.1		3	1	0	0	0	1	0	0	0	0	0	4	9	0.00	6.000
57 Juan Gutierrez, R ERA: 4.0	(8, 1)	1.0		5	2	2	2	0	0	0	0	0	0	1	9	14	18.00	2.000

PITCHER	IP	WLS	BF	H	R	ER	SO	BB	IBB	HBP	BLK	WP	HR	S	P	ERA	WHIP

Batter	1	2	3	4	5	6	7	8	9	10	AB	R	H	RBI	BB	SO	LOB
16 Ángel Pagán, S (1, 8) OBP: 0.362, SLG: 0.443	B FF 92 X FF 92 1-0 28 G6-4-3 8 1B 48 2B 1B		X FF 93 0-0 ② G3			C FF 92 C CU 60 B CU 74 B SL 88 B FF 94 X SL 84 3-2 2B		B FF 94 B CU 79 B FF 94 B FF 94 4-0 8 G6-3 28 1B BB		B FC 91 F FC 90 B FC 94 B FC 91 B FC 90 4-1 28 WP 8 1B 48 1B BB	3	3	2	0	2	0	0
8 Hunter Pence, R (1, 9) OBP: 0.339, SLG: 0.378	B FF 93 1 SAFE B FF 93 F FF 93 X SL 88 2-1 28 G6-4-3 1-2 1B		B FF 93 B SL 88 C FF 94 B SL 88 F FF 93 F SL 88 S FF 94 3-3 ③ K			F FF 93 F SL 85 S FF 93 0-3 ② K		B FF 94 F FC 92 F FF 95 B FC 91 B FC 92 F FF 96 X FC 91 3-2 ② G6-3 1-2		B FC 91 1 SAFE 1 SAFE 1 SAFE X FC 91 1-0 48 1B 28 WP 29 1B 1-2 1B	5	1	2	0	0	2	2
28 Buster Posey, R (1, 2) (10, 3) OBP: 0.403, SLG: 0.492	S SL 87 B FF 93 X FF 93 1-1 ① ② G6-4-3 1-2f 2-3			C FF 92 X CU 74 0-1 48 G5-4-3 1B		C CU 74 X FF 93 0-1 ③ G4-3		X FC 91 0-0 2-H 1B		B FC 94 I IN 62 I IN 64 I IN 62 4-0 29 1B 48 1B 38 WP 1-2 2-3 IBB	4	1	2	1	1	0	3
48 Pablo Sandoval, S (1, 5) OBP: 0.262, SLG: 0.295	X FF 94 0-0 3-H 2B			X SL 88 0-0 ① ② G5-4-3 1-2f			B FF 92 S SL 86 C CU 73 X SL 86 1-2 14 HR 1B	B FF 94 F FC 91 F FF 96 B FF 94 B FF 96 X FC 91 3-2 ③ F8		X FC 92 0-0 38 WP 29 1B 1-2 2-3 3-H 1B	5	1	3	2	0	0	2
14 Brandon Hicks, R (1, 4) OBP: 0.321, SLG: 0.463	B FF 92 F FF 93 F FF 93 S SL 89 1-3 ③ K			C FF 92 S CU 74 C CU 74 0-3 ③ K			1 SAFE 1 SAFE S SL 86 C FF 93 X CU 74 0-2 1-H HR		F SI 91 F FC 86 B SI 90 H CU 78 2-2 7 G4-3 13 SH1-4 HBP	S FC 93 S FC 94 F FC 94 F FC 93 S FC 93 0-3 ① K	4	1	1	2	0	3	4
13 Joaquin Arias, R (1, 3) OBP: 0.207, SLG: 0.164 29 Héctor Sánchez, S (10, PH) OBP: 0.262, SLG: 0.400 (10, 2)		F FF 92 S SL 88 B SL 87 F FF 93 B SL 87 F SL 87 F CU 75 F FF 93 C FF 93 2-3 ① K			X SL 84 0-0 ① G5-3		C FF 93 X FF 93 0-1 ① G5-3		1 SAFE B SI 91 B SI 90 X SI 90 2-0 ① SH1-4 1-2	S FC 93 F FC 94 B FF 94 F FC 93 X FC 93 1-2 38 WP 1-2 2-3 3-H 1B	3 1	0 0	0 1	0 1	0 0	1 0	0 0
2 Juan Carlos Perez, R (1, 7) OBP: 0.095, SLG: 0.050 7 Grégor Blanco, L (9, PH) OBP: 0.217, SLG: 0.150 (9, 7)		B FF 93 X FF 92 1-0 ② G3			B FF 92 B FF 91 X FF 91 2-0 ② F8		C FF 91 S SL 84 S SL 86 0-3 ② K		X SI 89 0-0 ② G4-3 2-3	B SI 84 X SI 84 1-0 ② F8	3 2	0 0	0 0	0 0	0 0	1 0	0 4
6 Ehire Adrianza, S (1, 6) OBP: 0.194, SLG: 0.235 41 Jeremy Affeldt, L (7, 1) 46 Santiago Casilla, R (7, 1) 21 Tyler Colvin, L (9, PH) 54 Sergio Romo, R (9, 1) 38 Michael Morse, R (10, PH) OBP: 0.326, SLG: 0.537 63 Jean Machi, R (10, 1)		F FF 92 X FF 92 0-1 ③ G4-3			F FF 92 B CU 74 B SL 85 B FF 93 C FF 92 F FF 93 F FF 93 B CU 73 S FF 93 3-3 ③ K		B FF 92 C FF 92 C FF 92 B SL 84 F SL 84 F FF 93 B CU 73 S FF 93 3-3 ③ K		D FC 90 B FC 89 F SI 91 B CH 82 B FC 87 4-1 BB	S SI 86 S KC 77 D KC 77 B KC 78 C KC 78 2-3 ③ K 1-2 2-3 3-H	3 0 0 0 0 1 0	0 0 0 0 0 0 0	0 0 0 0 0 0 0	0 0 0 0 0 1 0	2 0 0 0 0 0 0	0 0 0 0 0 1 2	0 0 0 0 0 0 0
17 Tim Hudson, R (1, 1) OBP: 0.158, SLG: 0.111 35 Brandon Crawford, L (7, 6) OBP: 0.353, SLG: 0.452			C FF 92 S SL 86 B FF 93 B CU 74 B FF 93 F FF 93 S FF 93 3-3 ① K			X FF 92 0-0 ① F8		B CU 78 S FF 94 X FF 94 1-1 ① F8	B SI 91 C FC 88 F FC 87 C CU 79 1-3 ③ K		2 2	0 0	0 0	0 0	0 0	1 1	0 2

Inning Stats	1	2	3	4	5	6	7	8	9	10
	R: 1 E: 0 K: 1 S: 9 H: 3 LOB: 1 BB: 0 P: 14	R: 0 E: 0 K: 1 S: 10 H: 0 LOB: 0 BB: 0 P: 13	R: 0 E: 0 K: 2 S: 9 H: 0 LOB: 0 BB: 0 P: 15	R: 0 E: 0 K: 1 S: 6 H: 1 LOB: 0 BB: 0 P: 6	R: 0 E: 0 K: 1 S: 7 H: 0 LOB: 0 BB: 0 P: 12	R: 0 E: 0 K: 1 S: 9 H: 1 LOB: 1 BB: 0 P: 12	R: 2 E: 0 K: 2 S: 16 H: 2 LOB: 0 BB: 0 P: 20	R: 1 E: 0 K: 0 S: 10 H: 1 LOB: 1 BB: 1 P: 21	R: 0 E: 0 K: 1 S: 8 H: 0 LOB: 2 BB: 1 P: 17	R: 3 E: 0 K: 2 S: 16 H: 3 LOB: 2 BB: 2 P: 29

PITCHER		IP	WLS	BF	H	R	ER	SO	BB	IBB	HBP	BLK	WP	HR	S	P	ERA	WHIP
22 Clayton Kershaw, L ERA: 1.74	(1, 1)	7.0		26	7	3	3	9	0	0	0	0	0	1	66	92	3.86	1.000
44 Chris Withrow, R ERA: 1.0	(8, 1)	1.0		5	1	1	1	0	1	0	0	0	0	0	10	21	9.00	2.000
28 Jamey Wright, R ERA: 3.1	(9, 1)	1.0		5	0	0	0	1	1	0	1	0	0	0	8	17	0.00	1.000
74 Kenley Jansen, R ERA: 4.58	(10, 1)	0.1	L	6	3	3	3	1	1	1	0	0	1	0	12	22	81.00	12.000
56 J.P. Howell, L ERA: 2.45	(10, 1)	0.2		2	0	0	0	1	0	0	0	0	1	0	4	7	0.00	0.000

PITCHER	IP	WLS	BF	H	R	ER	SO	BB	IBB	HBP	BLK	WP	HR	S	P	ERA	WHIP

TOP

San Francisco Giants @ Los Angeles Dodgers
Dodger Stadium, Los Angeles, CA
Sun May 11 2014, 1:11 PM - 5:04 PM PDT
Att. 51,369 - Sunny - 84 F

livebaseballscorecards.com

AB	38
R	7
H	11
RBI	6
BB	4
SO	12
LOB	19

1B: 8	SF: 0	WP: 2	PA: 44		
2B: 2	SAC: 1	PB: 0			
3B: 0	DP: 2	SB: 0			
HR: 1	HBP: 1	CS: 0			

Batter	1	2	3	4	5	6	7	8	9	10	AB	R	H	RBI	BB	SO	LOB
9 Dee Strange-Gordon, L (1, 4) OBP: 0.364, SLG: 0.441	C SI 90 X CU 76 0-1 G4-3 ①		F FS 84 C SI 91 X FF 91 0-2 G4-3 ② 2-3		C FS 84 S CU 77 F CU 80 F FS 83 B SI 92 S FS 83 1-3 K ③		C SI 93 B SI 93 B SI 93 C SI 93 B SI 93 X SI 93 3-2 G2-3 ②		C CH 82 X SL 79 0-1 13 HR 2B		5	1	1	0	0	1	3
66 Yasiel Puig, R (1, 9) OBP: 0.401, SLG: 0.535	B SI 91 B SI 90 B FC 84 C SI 90 F FC 83 F SI 90 S FS 82 3-3 K ②		B SI 91 S SI 90 X SI 91 1-1 G5-3 ③			X SI 88 0-0 HR	X SI 94 0-0 1B		C SL 77 S SL 77 B SL 78 B SL 78 B SL 76 S SL 79 3-3 K ②		5	1	2	1	0	2	2
13 Hanley Ramirez, R (1, 6) OBP: 0.337, SLG: 0.453	X SI 91 0-0 G5-3 ③			C FC 83 B SI 90 X SI 90 1-1 G4-3 ①		F FC 84 B SI 91 F FS 80 F SI 91 B SI 91 B CU 78 F SI 91 X FC 86 3-2 23 1B 2B	X KC 80 0-0 G6-3 ③		C SL 76 X SL 77 0-1 2-H HR		5	2	2	2	0	0	1
23 Adrián González, L (1, 3) OBP: 0.335, SLG: 0.510 56 J.P. Howell, L (10, 1)		C FS 81 B FC 85 B SI 90 S FC 84 X FS 83 2-2 G4-3 ①		B SI 90 C SI 91 S FS 82 X FS 82 1-2 G5-3 ②		X SI 90 0-0 27 G1-3 10 1B 2-H 1B		F FF 94 X CH 89 0-1 G6-3 ①	S CH 81 X CH 82 0-1 G4-3 ③		5 0	0 0	1 0	1 0	0 0	0 0	0 0
27 Matt Kemp, R (1, 8) OBP: 0.336, SLG: 0.483		B CU 76 X SI 90 1-0 G6-3 ②		C SI 90 B FC 86 C FC 85 B FS 81 X SI 91 2-2 G6-3 ③		X FC 84 0-0 G1-3 ① 1-2		B SI 96 B SL 89 X SI 95 2-0 16 1B 1B		C CU 81 S CH 85 B CH 88 F SI 94 B CH 88 C CU 81 2-3 K ①	5	0	1	0	0	1	1
16 Andre Ethier, L (1, 7) OBP: 0.331, SLG: 0.368		X SI 90 0-0 2B			B FS 81 S FC 85 X FF 90 1-1 10 G3 31 FC4-2 2B	I IN 53 I IN 54 I IN 53 I IN 52 4-0 10 1B IBB		F SI 95 F SI 96 B KC 84 X CH 89 1-2 1-2 1B		S CH 84 X FF 93 0-1 G6-3 ②	4	0	3	0	1	0	0
10 Justin Turner, R (1, 5) OBP: 0.250, SLG: 0.230		B SI 89 B FC 84 X SI 90 2-0 G6-3 ③			X SI 90 0-0 G3 ① 2-3	F FC 85 C SI 89 F FC 85 F SI 90 D FS 83 F FC 86 X SI 91 1-2 1-3 2-H 1B		C SI 95 F SI 95 B FF 96 B SL 90 F FF 96 B KC 82 F SI 96 S SL 90 3-3 K ②		B CU 82 C SI 94 F CH 88 B CH 88 B CU 82 B FF 93 4-2 30 WP 33 1B BB	4	0	1	0	1	1	4
31 Drew Butera, R (1, 2) OBP: 0.294, SLG: 0.386 3 Carl Crawford, L (8, PH) OBP: 0.279, SLG: 0.340 28 Jamey Wright, R (9, 1) 74 Kenley Jansen, S (10, 1) 33 Scott Van Slyke, R (10, 3) OBP: 0.389, SLG: 0.600			F SI 89 X SI 90 0-1 9 G4-3 22 SH2-4 1B		X FC 85 0-0 FC4-2 ② 22 1B 3-H	X FC 84 0-0 G6-3 ③		C KC 83 B KC 82 F SI 96 X FF 96 1-2 F7 ③		X FF 92 0-0 30 WP 1-2 1B	3 1 0 0 1	0 0 0 0 0	1 0 0 0 1	0 0 0 0 0	0 0 0 0 0	0 0 0 0 0	3 2 0 0 0
22 Clayton Kershaw, L (1, 1) OBP: 0.286, SLG: 0.286 18 Chone Figgins, S (7, PH) OBP: 0.364, SLG: 0.125 44 Chris Withrow, R (8, 1) 30 Miguel Olivo, R (9, 2) OBP: 0.240, SLG: 0.304			X FS 80 0-0 SH2-4 ① 1-2		B SI 90 X SI 90 1-0 1-2 1B		C SI 92 C SI 93 S CH 88 0-3 K ①		S SL 79 S SL 78 S SL 79 0-3 K ①	B CH 87 C CU 82 F CH 87 D CH 89 S CU 83 2-3 K ③ 1-2 2-3	1 1 0 2	0 0 0 0	1 0 0 0	0 0 0 0	0 1 0 0	0 0 0 2	0 0 0 2
Inning Stats	R: 0 E: 0 K: 1 S: 7 H: 0 LOB: 0 BB: 0 P: 10	R: 0 E: 0 K: 0 S: 6 H: 1 LOB: 1 BB: 0 P: 11	R: 0 E: 0 K: 0 S: 8 H: 1 LOB: 1 BB: 0 P: 9	R: 0 E: 0 K: 0 S: 8 H: 0 LOB: 0 BB: 0 P: 12	R: 0 E: 0 K: 1 S: 10 H: 2 LOB: 2 BB: 0 P: 13	R: 2 E: 0 K: 0 S: 15 H: 4 LOB: 2 BB: 1 P: 23	R: 0 E: 0 K: 1 S: 8 H: 1 LOB: 1 BB: 0 P: 11	R: 0 E: 0 K: 1 S: 14 H: 2 LOB: 2 BB: 0 P: 21	R: 2 E: 0 K: 2 S: 12 H: 2 LOB: 0 BB: 0 P: 15	R: 0 E: 0 K: 2 S: 12 H: 1 LOB: 2 BB: 1 P: 20	1B: 8 2B: 4 3B: 0 HR: 2	SF: 0 SAC: 1 DP: 0 HBP: 0	WP: 1 PB: 0 SB: 0 CS: 0	PA: 45				

PITCHER	IP	WLS	BF	H	R	ER	SO	BB	IBB	HBP	BLK	WP	HR	S	P	ERA	WHIP
17 Tim Hudson, R (1, 1) ERA: 2.09	6.0		26	8	2	2	2	0	1	0	0	0	1	54	78	3.00	1.333
41 Jeremy Affeldt, L (7, 1) ERA: 1.38	0.2	H	2	0	0	0	1	0	0	0	0	0	0	6	9	0.00	0.000
46 Santiago Casilla, R (7, 1) ERA: 0.81	1.1	H	7	3	0	0	1	0	0	0	0	0	0	16	23	0.00	2.250
54 Sergio Romo, R (9, 1) ERA: 2.6	1.0	W	5	2	2	2	2	0	0	0	0	0	1	12	15	18.00	2.000
63 Jean Machi, R (10, 1) ERA: 0.49	1.0	S	5	1	0	0	2	1	0	0	0	1	0	12	20	0.00	2.000

PITCHER	IP	WLS	BF	H	R	ER	SO	BB	IBB	HBP	BLK	WP	HR	S	P	ERA	WHIP

BOTTOM

San Francisco Giants @ Los Angeles Dodgers
Dodger Stadium, Los Angeles, CA
Sun May 11 2014, 1:11 PM - 5:04 PM PDT
Att. 51,369 - Sunny - 84 F

livebaseballscorecards.com

AB	42
R	4
H	14
RBI	4
BB	2
SO	8
LOB	18

Batter	1	2	3	4	5	6	7	8	9	AB	R	H	RBI	BB	SO	LOB
22 Jason Heyward, L (1, 9) OBP: 0.313, SLG: 0.326	B SI 90 S CH 85 B CH 84 T CH 86 B CH 83 B CH 85 4-2 8 G5-4-3 BB		B CH 82 S SL 79 1 SAFE F FF 90 F SL 80 S SI 90 1-3 ③ K			B CH 83 C SL 80 B SL 82 X CH 82 2-1 5 BB 1B		C CH 82 C SL 80 B FF 89 B CU 75 B CH 83 B SL 79 4-2 BB		2	0	1	0	2	1	1
8 Justin Upton, R (1, 7) OBP: 0.367, SLG: 0.558	1 SAFE D FF 89 S SL 81 S SL 82 X SL 80 1-2 ① ② G5-4-3 1-2f			B SI 90 X FF 90 1-0 ① G6-3		1 SAFE F FF 90 L SL 78 F SL 81 P PO 88 F FF 91 B CH 82 S SL 80 2-3 ② K		C CU 85 X SI 94 0-1 ③ G3-1		4	0	0	0	0	1	3
5 Freddie Freeman, L (1, 3) OBP: 0.379, SLG: 0.521	S SI 91 B CH 84 X SI 91 1-1 ③ G6-3			X FF 91 0-0 ② G3		B SI 89 B CU 73 1 SAFE B CH 83 B CH 81 4-0 1-2 BB			C SI 85 B SI 85 B SI 85 F SI 86 F SI 85 B CU 72 F SI 84 X SI 86 3-2 HR	3	1	1	1	1	0	0
23 Chris Johnson, R (1, 5) OBP: 0.295, SLG: 0.338		B SI 90 S SL 82 S SL 81 B CH 85 F FF 91 X SI 92 2-2 ① G6-3		C SL 82 S FF 91 B SL 82 B CH 84 B SL 81 T SL 80 3-2 ③ K		C SL 81 S SL 81 S SL 81 0-3 ③ K			F SL 79 C SL 78 X SL 78 0-2 ① G4-3	4	0	0	0	0	2	2
11 Gerald Laird, R (1, 2) OBP: 0.293, SLG: 0.200		B FF 91 C FF 90 S SL 80 C SL 81 1-3 ② K			C CH 81 B SL 82 X FF 91 1-1 ① F9		B SL 79 X FF 89 1-0 ① F9		X FF 88 0-0 ② G4-3	4	0	0	0	0	1	0
2 B.J. Upton, R (1, 8) OBP: 0.287, SLG: 0.352		F FF 91 B SL 81 S SL 81 S SL 81 1-3 ③ K			B SL 82 X SL 81 1-0 HR		S FF 88 B FF 91 S FF 90 B SL 80 X FF 91 2-2 19 CS 2B		C FF 88 C FF 88 B SL 77 C SL 77 1-3 ③ K	4	1	2	1	0	2	0
19 Andrelton Simmons, R (1, 6) OBP: 0.285, SLG: 0.415			B FF 90 S CH 82 F SL 82 S FF 90 1-3 ① K2-3		C FF 90 S FF 91 F SL 81 F SL 80 X FF 91 0-2 ② G6-3		B SL 81 F FF 90 X SL 81 1-1 ② ③ F8 2-3			3	0	0	0	0	1	1
32 Gavin Floyd, R (1, 1) OBP: 0.250, SLG: 0.250 43 Luis Avilán, L (7, 1) 1 Tyler Pastornicky, R (8, PH) OBP: 0.211, SLG: 0.235 57 David Hale, R (8, 1)			C FF 90 C SL 81 S SL 80 0-3 ② K		F FF 90 F CU 75 B CU 76 S SL 82 1-3 ③ K			B FF 88 B SL 79 B FF 88 C FF 88 C FF 88 F FF 88 C FF 89 3-3 ① K		2 0 1 0	0 0 0 0	0 0 0 0	0 0 0 0	2 0 0 0	0 0 1 0
14 Ramiro Pena, S (1, 4) OBP: 0.267, SLG: 0.390			B SI 90 C CU 76 B CH 84 B FF 91 B FF 89 4-1 BB			C FF 89 B FF 90 S FF 91 S FF 90 1-3 ① K		X CH 83 0-0 ② G4-3		2	0	0	0	1	1	0
Inning Stats	R: 0 E: 0 K: 0 S: 7 H: 0 LOB: 0 BB: 1 P: 13	R: 0 E: 0 K: 2 S: 10 H: 0 LOB: 0 BB: 0 P: 14	R: 0 E: 0 K: 3 S: 11 H: 0 LOB: 1 BB: 1 P: 17	R: 0 E: 0 K: 1 S: 5 H: 0 LOB: 0 BB: 0 P: 9	R: 1 E: 0 K: 1 S: 11 H: 1 LOB: 0 BB: 0 P: 14	R: 0 E: 0 K: 3 S: 14 H: 1 LOB: 2 BB: 1 P: 22	R: 0 E: 0 K: 0 S: 6 H: 1 LOB: 0 BB: 0 P: 10	R: 0 E: 0 K: 1 S: 9 H: 0 LOB: 1 BB: 1 P: 16	R: 1 E: 0 K: 1 S: 12 H: 1 LOB: 0 BB: 0 P: 16	1B: 1 2B: 1 3B: 0 HR: 2 SF: 0 SAC: 0 DP: 1 HBP: 0						WP: 0 PB: 0 SB: 0 CS: 1 PA: 33	

PITCHER		IP	WLS	BF	H	R	ER	SO	BB	IBB	HBP	BLK	WP	HR	S	P	ERA	WHIP
55 Tim Lincecum, R ERA: 4.78	(1, 1)	7.2	W	28	3	1	1	11	4	0	0	0	0	1	71	113	1.17	0.913
57 Juan Gutierrez, R ERA: 3.93	(8, 1)	0.1	H	1	0	0	0	0	0	0	0	0	0	0	2	2	0.00	0.000
49 Javier López, L ERA: 2.7	(9, 1)	0.0		1	1	1	1	0	0	0	0	0	0	1	5	8	∞	∞
54 Sergio Romo, R ERA: 2.45	(9, 1)	1.0	S	3	0	0	0	1	0	0	0	0	0	0	7	8	0.00	0.000

PITCHER	IP	WLS	BF	H	R	ER	SO	BB	IBB	HBP	BLK	WP	HR	S	P	ERA	WHIP

TOP

Atlanta Braves @ San Francisco Giants

AT&T Park, San Francisco, CA

Mon May 12 2014, 7:17 PM - 9:58 PM PDT

Att. 41,438 - Partly Cloudy - 73 F

livebaseballscorecards.com

AB	29
R	2
H	4
RBI	2
BB	4
SO	12
LOB	7

Batter	1	2	3	4	5	6	7	8	9	AB	R	H	RBI	BB	SO	LOB
16 Ángel Pagán, S (1, 8) OBP: 0.372, SLG: 0.451	C FF 92 C CU 79 C SI 93 0-3 K ①		X SI 93 0-0 8 FC4-6 1B			C SI 90 F FC 83 B CU 79 X FC 84 1-2 8 S 1B	X SI 94 0-0 48 S 1-3 1B			4	0	3	0	0	1	0
8 Hunter Pence, R (1, 9) OBP: 0.331, SLG: 0.368	X SI 92 0-0 L9 ②		C SI 91 S SI 92 F CU 80 X CU 81 0-2 FC4-6 ② 1-2f			C FC 84 B CU 79 D CU 77 F FC 85 F FF 91 B SI 91 T CU 81 3-2 K ① 1-2	S CH 83 F CH 84 1 SAFE 1 SAFE F FF 95 F CU 74 1 SAFE F FF 93 1 SAFE 1-2 P6 ②			4	0	0	0	0	1	4
48 Pablo Sandoval, S (1, 5) OBP: 0.262, SLG: 0.294 13 Joaquin Arias, R (9, 5) OBP: 0.207, SLG: 0.164	X SI 93 0-0 1B		1 SAFE F FC 86 B SI 89 T FC 86 F CU 77 B FF 91 1 SAFE S CU 77 2-3 K ③			S FC 86 B FF 92 B CU 80 X FC 86 2-1 L9 ② 3-1 F9 ③	B CU 74 X CH 83 1-0 G6-3 ③ 1-2			4 0	0 0	1 0	0 0	0 0	1 0	4 0
38 Michael Morse, R (1, 3) OBP: 0.316, SLG: 0.520	1 SAFE D CU 79 B SI 91 F FC 85 X SI 92 2-1 G4-3 ③			B SI 92 X SI 92 1-0 G3-1 ①		B FC 86 B FC 86 C CU 81 B SI 93 X FF 91		B CU 78 F SI 90 B CU 82 B CU 78 X FF 89 3-1 G6-3 ①		4	0	0	0	0	0	2
29 Héctor Sánchez, S (1, 2) OBP: 0.277, SLG: 0.407		C SI 92 B FC 87 F CU 82 B SI 94 F FF 91 T SI 92 2-2 K ①		F CH 85 B CU 81 X FF 92 1-1 P1 ②			C FC 84 B SI 92 B FF 91 S FC 85 X FF 92 2-2 35 E 21 3B 1B	X FF 90 0-0 35 CS 1B		4	1	2	0	0	1	0
35 Brandon Crawford, L (1, 6) OBP: 0.343, SLG: 0.437		B FC 86 S FC 86 X SI 92 1-1 P6 ②		X SI 91 0-0 G6-3 ③			1 SAFE S FC 85 1 SAFE F SI 90 X FF 91 0-2 E3 21 3B 1-2	D CH 81 F FF 90 B FF 90 F CH 81 F FF 90 D CU 78 S CH 81 3-3 K ②③ 1-2		4	1	0	0	0	1	2
21 Tyler Colvin, L (1, 7) OBP: 0.600, SLG: 1.750		B FF 93 S FC 86 X FF 92 1-1 HR			B FC 86 S FC 86 F CU 82 S FF 92 1-3 K ①		F SI 90 S FC 86 X CU 80 0-2 14 1B 1-H 2-H 3B			3	2	2	3	0	1	0
14 Brandon Hicks, R (1, 4) OBP: 0.322, SLG: 0.459		B FC 86 S FC 86 S FF 92 S CU 80 1-3 K ③			F CU 82 X SI 93 0-1 G6-3 ②		S SI 90 F SI 91 X SI 92 0-2 16 1B 3-H 1B			3	0	1	1	0	1	0
55 Tim Lincecum, L (1, 1) 57 Juan Gutierrez, R (8, 1) 49 Javier López, L (9, 1) 54 Sergio Romo, R (9, 1)			C FF 91 B SI 92 B FF 92 C FF 92 F FF 92 S FF 92 2-3 K ①		X FF 90 0-0 G4-3 ③		C FF 91 F FF 92 M FC 84 0-3 K ①			3 0 0 0	0 0 0 0	0 0 0 0	0 0 0 0	0 0 0 0	2 0 0 0	1 0 0 0
Inning Stats	R: 0 E: 0 K: 1 S: 7 H: 1 LOB: 1 BB: 0 P: 9	R: 1 E: 0 K: 2 S: 11 H: 1 LOB: 0 BB: 0 P: 16	R: 0 E: 0 K: 2 S: 13 H: 1 LOB: 1 BB: 0 P: 17	R: 0 E: 0 K: 0 S: 4 H: 0 LOB: 0 BB: 0 P: 6	R: 0 E: 0 K: 1 S: 6 H: 0 LOB: 0 BB: 0 P: 7	R: 0 E: 0 K: 1 S: 11 H: 1 LOB: 1 BB: 0 P: 20	R: 3 E: 1 K: 1 S: 26 H: 4 LOB: 2 BB: 0 P: 30	R: 0 E: 0 K: 1 S: 7 H: 1 LOB: 1 BB: 0 P: 13		1B: 7 2B: 1 3B: 1 HR: 1 SF: 0 SAC: 0 DP: 1 HBP: 0			WP: 0 PB: 0 SB: 2 CS: 1 PA: 33	

PITCHER		IP	WLS	BF	H	R	ER	SO	BB	IBB	HBP	BLK	WP	HR	S	P	ERA	WHIP
32 Gavin Floyd, R ERA: 2.7	(1, 1)	6.1	L	27	7	4	3	8	0	0	0	0	0	1	67	92	4.26	1.105
43 Luis Avilán, L ERA: 5.73	(7, 1)	0.2		3	1	0	0	0	0	0	0	0	0	0	11	13	0.00	1.500
57 David Hale, R ERA: 1.71	(8, 1)	1.0		3	1	0	0	1	0	0	0	0	0	0	7	13	0.00	1.000

PITCHER	IP	WLS	BF	H	R	ER	SO	BB	IBB	HBP	BLK	WP	HR	S	P	ERA	WHIP

BOTTOM

Atlanta Braves @ San Francisco Giants

AT&T Park, San Francisco, CA

Mon May 12 2014, 7:17 PM - 9:58 PM PDT

Att. 41,438 - Partly Cloudy - 73 F

livebaseballscorecards.com

AB	33
R	4
H	9
RBI	4
BB	0
SO	9
LOB	13

Batter	1	2	3	4	5	6	7	8	9	AB	R	H	RBI	BB	SO	LOB
22 Jason Heyward, L (1, 9) OBP: 0.310, SLG: 0.322	X FF 91 0-0 ① P6		C FF 91 C SL 87 B FF 91 B CU 79 X FF 92 2-2 ③ F7			C CU 76 B FF 90 B FF 90 X CH 83 2-1 8 F8 5 1B 1B	X FF 91 0-0 ① G3 1-2		B FF 88 C SL 85 B FF 89 F FF 90 B FF 89 C CH 81 3-3 ③ K	5	1	1	0	0	1	1
8 Justin Upton, R (1, 7) OBP: 0.364, SLG: 0.549	B FF 90 C CU 76 S FF 91 B FF 91 F FF 91 B SL 89 F FF 92 S FF 92 3-3 ② K			S SL 88 F CU 77 X CU 77 0-2 ① P4		X FF 88 0-0 ① F8 1-2	X FF 91 0-0 5 FC3-6 2-3 1B			4	0	1	0	0	1	1
5 Freddie Freeman, L (1, 3) OBP: 0.382, SLG: 0.521	B FF 92 X SI 90 1-0 ③ G4-3			B CH 84 F FF 92 B FF 91 X FF 91 2-1 24 3B 1B		F FF 89 B CH 82 C SL 86 B SL 87 F FF 90 X CU 76 2-2 23 FC5-4 2 1B 2-H 1B	X FF 90 0-0 ② FC3-6 1-2f 3-H			4	2	2	2	0	0	1
24 Evan Gattis, R (1, 2) OBP: 0.292, SLG: 0.528		F SI 90 B SL 87 C CU 77 B FF 91 C CU 77 2-3 ① K		X FF 90 0-0 1-H 3B		S SL 85 S CU 76 D CU 76 B CU 76 B CU 76 F CU 76 B SL 89 4-2 23 FC5-4 BB	B FC 87 C FF 90 B CH 81 F FC 88 B FF 92 F FF 93 F FF 92 C FF 93 3-3 ③ K			3	0	1	1	1	2	1
23 Chris Johnson, R (1, 5) OBP: 0.294, SLG: 0.336		X SL 88 0-0 1B		B FF 90 X SI 91 1-0 ② F9		B CU 76 X FF 89 1-0 ② FC5-4 2 1B 19 1B 1-2f 2-3		X FF 90 0-0 ① G5-3		4	1	1	0	0	0	3
2 B.J. Upton, R (1, 8) OBP: 0.286, SLG: 0.348		B FF 91 C SL 87 S FF 90 B FF 90 1 SAFE C FF 91 2-3 ② K		B CU 78 S CU 78 C FF 91 B FF 92 F FF 91 B SI 90 C CU 79 3-3 ③ K		B FF 90 X SL 86 1-0 19 1B 1-2 3-H 1B		C FC 88 F CH 80 B FF 90 B FF 91 C FF 91 2-3 ② K		4	0	1	1	0	3	2
19 Andrelton Simmons, R (1, 6) OBP: 0.284, SLG: 0.409		B SL 88 X FF 90 1-0 ③ P6			B CU 76 X SL 88 1-0 ① G6-3	D CU 77 X SI 88 1-0 1-3 2-H 1B		X CH 81 0-0 ③ G6-3		4	0	1	1	0	0	1
36 Mike Minor, R (1, 1) OBP: 0.143, SLG: 0.143 58 Ian Thomas, R (7, 1) 38 Anthony Varvaro, R (8, 1) 17 Jordan Schafer, L (9, PH) OBP: 0.174, SLG: 0.227 57 David Hale, R (9, 1)			B FF 89 B FF 90 C FF 90 C SL 88 S CU 77 2-3 ① K		S SL 88 B SL 88 S CU 76 S FF 91 1-3 ② K	B CU 76 B SL 87 X FF 90 2-0 ③ G5-3			X FF 88 0-0 ① G4-3	3 0 0 0 1 0	0 0 0 0 0 0	0 0 0 0 0 0	0 0 0 0 0 0	0 0 0 0 0 0	2 0 0 0 0 0	2 0 0 0 0 0
1 Tyler Pastornicky, R (1, 4) OBP: 0.227, SLG: 0.250 14 Ramiro Pena, S (7, 4) OBP: 0.261, SLG: 0.381			T SL 88 C CU 77 B CU 77 F FF 91 B SL 88 C FF 90 2-3 ② K		F FF 90 B FF 90 F SL 86 F FF 90 B FF 90 S FF 90 2-3 ③ K		C FF 90 C FF 91 B FC 88 B FF 92 X FF 91 2-2 8 1B 22 G3 5 FC3-6 1B		F FF 88 C FF 89 S CU 77 0-3 ② K	3 1	1 0	1 0	0 0	0 0	2 1	0 0

Inning Stats	1	2	3	4	5	6	7	8	9
R:	0	0	0	1	0	3	1	0	0
E:	0	0	0	0	0	0	0	0	0
K:	1	2	2	1	2	0	1	1	2
S:	7	8	10	11	8	14	11	5	7
H:	0	1	0	2	0	4	2	0	0
LOB:	0	1	0	1	0	2	1	0	0
BB:	0	0	0	0	0	1	0	0	0
P:	11	13	16	17	12	27	16	7	10

1B:	8
2B:	0
3B:	1
HR:	0
SF:	0
SAC:	0
DP:	0
HBP:	0

WP:	0
PB:	0
SB:	0
CS:	0
PA:	37

PITCHER		IP	WLS	BF	H	R	ER	SO	BB	IBB	HBP	BLK	WP	HR	S	P	ERA	WHIP
32 Ryan Vogelsong, R	(1, 1)	6.0	L	26	7	4	4	8	1	0	0	0	0	0	58	96	6.00	1.333
ERA: 4.22																		
34 David Huff, L	(7, 1)	2.0		8	2	1	1	2	0	0	0	0	0	0	16	23	4.50	1.000
ERA: 4.0																		
52 Yusmeiro Petit, R	(9, 1)	1.0		3	0	0	0	2	0	0	0	0	0	0	7	10	0.00	0.000
ERA: 4.85																		

PITCHER	IP	WLS	BF	H	R	ER	SO	BB	IBB	HBP	BLK	WP	HR	S	P	ERA	WHIP

TOP

Atlanta Braves @ San Francisco Giants

AT&T Park, San Francisco, CA

Tue May 13 2014, 7:16 PM - 10:06 PM PDT

Att. 41,506 - Partly Cloudy - 79 F

livebaseballscorecards.com

AB	36
R	5
H	9
RBI	5
BB	1
SO	12
LOB	12

Batter	1	2	3	4	5	6	7	8	9	AB	R	H	RBI	BB	SO	LOB
16 Ángel Pagán, S (1, 8) OBP: 0.371, SLG: 0.445 7 Grégor Blanco, L (8, 8) OBP: 0.234, SLG: 0.195	C FF 92 B FF 91 X KC 80 1-1 ① G5-3		B KC 80 B SI 89 B CH 86 X FF 91 3-0 ③ G6-3			C SI 90 B SL 86 C CH 85 B SI 91 B KC 81 B SI 90 4-2 8 2B BB		B FF 89 X FF 90 1-0 2B		2 1	0 0	0 1	0 0	1 0	0 0	0 0
8 Hunter Pence, R (1, 9) OBP: 0.335, SLG: 0.385	B FF 92 C FF 90 B KC 82 F FF 91 B SL 87 X SI 92 3-2 2B			B CH 84 S SI 88 T FF 89 S KC 80 1-3 ① K		B FF 90 X SI 89 1-0 1-3 2B		B CU 80 B FF 94 F FF 92 C FF 94 F FF 95 S CH 87 2-3 ② K		4	0	2	0	0	2	1
28 Buster Posey, R (1, 2) OBP: 0.392, SLG: 0.477 52 Yusmeiro Petit, R (9, 1)	T FF 92 B SL 87 X SI 92 1-1 ② L8			B FF 90 B SI 89 C SI 89 C FF 90 B CH 85 X KC 80 3-2 ② F9		C SI 90 C SI 91 B SL 87 S SI 91 1-3 ③ K		B CU 81 B FF 93 B FF 93 C FF 91 F FF 93 X FF 95 3-2 ③ F9		4 0	0 0	0 0	0 0	0 0	1 0	4 0
38 Michael Morse, R (1, 7) OBP: 0.307, SLG: 0.504	B FF 92 B FF 91 C KC 82 C KC 81 X SL 87 2-2 ③ G6-3			B FF 90 S KC 81 F KC 80 X CH 85 1-2 ③ G6-3			T SI 88 F FF 89 X SL 85 0-2 ① G6-3		B FF 91 F FF 90 X SI 89 1-1 ① G4-3	4	0	0	0	0	0	1
48 Pablo Sandoval, S (1, 5) OBP: 0.261, SLG: 0.293		C KC 78 B FF 90 X KC 79 1-1 ① F9			X SL 85 0-0 ① P3		C SI 89 F FF 89 B FF 89 X KC 79 1-2 ② G3		B SI 91 X SI 91 1-0 14 BB 1B	4	0	1	0	0	0	0
29 Héctor Sánchez, S (1, 3) OBP: 0.275, SLG: 0.413 (9, 2)		S CH 85 B FF 92 F CH 86 F FF 91 F KC 82 B KC 81 S CH 86 2-3 ② K			C CH 85 F FF 90 B FF 90 B CH 86 X CH 85 2-2 ② F9		C SI 88 B FF 88 X FF 89 1-1 2B		X SI 90 0-0 ② F8	4	0	1	0	0	1	1
14 Brandon Hicks, R (1, 4) OBP: 0.328, SLG: 0.450 (9, 3)		B CH 86 X KC 80 1-0 ③ P3			C KC 81 S KC 81 B SL 86 B SI 90 C SI 90 2-3 ③ K		B SI 89 F CH 83 F KC 80 F CH 83 B KC 79 B FF 90 B SI 89 4-2 BB		B CU 80 C FF 91 D CU 81 B FF 88 F SI 90 B SI 88 4-2 1-2 BB	2	0	0	0	2	1	0
35 Brandon Crawford, L (1, 6) OBP: 0.333, SLG: 0.423			B FF 90 F FF 90 B SL 84 B FF 90 X FF 90 3-1 ① F7			C FF 90 B KC 80 B FF 90 F FF 90 B SI 88 X FF 90 3-2 ① F8	C FF 91 F CU 74 S FC 86 0-3 ③ K		C SI 90 D SI 91 S CH 80 F FF 93 X CU 81 1-2 ③ G4-3	4	0	0	0	0	1	4
32 Ryan Vogelsong, R (1, 1) OBP: 0.133, SLG: 0.200 13 Joaquin Arias, R (6, PH) OBP: 0.203, SLG: 0.161 34 David Huff, S (7, 1) OBP: 1.000, SLG: 1.000 6 Ehire Adrianza, S (8, PH) OBP: 0.189, SLG: 0.229 (9, 4)			C SI 90 T FF 90 B SI 89 B SL 85 F FF 92 S SI 89 2-3 ② K			B FF 90 C SI 89 S CH 84 B SL 85 F CH 86 S KC 82 2-3 ② K		S FF 89 C FF 90 C FF 90 0-3 ① K		1 1 0 1	0 0 0 0	0 0 0 0	0 0 0 0	1 1 0 1	0 0 0 0	0 0 0 0
Inning Stats	R: 0 E: 0 K: 0 S: 10 H: 1 LOB: 1 BB: 0 P: 17	R: 0 E: 0 K: 1 S: 8 H: 0 LOB: 0 BB: 0 P: 12	R: 0 E: 0 K: 1 S: 7 H: 0 LOB: 0 BB: 0 P: 15	R: 0 E: 0 K: 1 S: 9 H: 0 LOB: 0 BB: 0 P: 14	R: 0 E: 0 K: 1 S: 7 H: 0 LOB: 0 BB: 0 P: 11	R: 0 E: 0 K: 2 S: 13 H: 1 LOB: 2 BB: 1 P: 24	R: 0 E: 0 K: 1 S: 14 H: 1 LOB: 2 BB: 1 P: 20	R: 0 E: 0 K: 2 S: 11 H: 1 LOB: 1 BB: 0 P: 17	R: 0 E: 0 K: 0 S: 10 H: 1 LOB: 2 BB: 1 P: 17	1B: 1 2B: 4 3B: 0 HR: 0	SF: 0 SAC: 0 DP: 0 HBP: 0			WP: 0 PB: 0 SB: 0 CS: 0		PA: 35	

PITCHER	IP	WLS	BF	H	R	ER	SO	BB	IBB	HBP	BLK	WP	HR	S	P	ERA	WHIP
36 Mike Minor, L (1, 1) ERA: 4.24	6.2	W	25	3	0	0	6	2	0	0	0	0	0	65	110	0.00	0.750
58 Ian Thomas, L (7, 1) ERA: 3.52	0.2		3	1	0	0	2	0	0	0	0	0	0	7	8	0.00	1.500
38 Anthony Varvaro, R (8, 1) ERA: 2.13	0.2		2	0	0	0	1	0	0	0	0	0	0	7	12	0.00	0.000
57 David Hale, R (9, 1) ERA: 1.65	1.0		5	1	0	0	0	1	0	0	0	0	0	10	17	0.00	2.000

PITCHER	IP	WLS	BF	H	R	ER	SO	BB	IBB	HBP	BLK	WP	HR	S	P	ERA	WHIP

BOTTOM

Atlanta Braves @ San Francisco Giants

AT&T Park, San Francisco, CA

Tue May 13 2014, 7:16 PM - 10:06 PM PDT

Att. 41,506 - Partly Cloudy - 79 F

livebaseballscorecards.com

AB	32
R	0
H	5
RBI	0
BB	3
SO	9
LOB	11

Atlanta Braves @ San Francisco Giants

AT&T Park, San Francisco, CA

Wed May 14 2014, 12:46 PM - 4:04 PM PDT

Att. 41,253 - Partly Cloudy - 79 F

TOP

livebaseballscorecards.com

Batter	1	2	3	4	5	6	7	8	9	AB	R	H	RBI	BB	SO	LOB
1 Tyler Pastornicky, R (1, 4) OBP: 0.269, SLG: 0.292	L FF 92 F FF 92 B FF 92 X FC 87 1-2 5 2B 1B		F FF 91 F CH 84 B FC 86 S FC 87 1-3 ① K		C FF 90 F CH 81 B FC 87 B FF 91 X FC 87 2-2 8 FC6-4 1B		S CU 82 C CU 81 X CH 87 0-2 ③ G2-3			4	1	2	0	0	1	0
8 Justin Upton, R (1, 7) OBP: 0.361, SLG: 0.537	C FC 87 B FF 91 B FF 91 1 SAFE X FC 87 2-1 ① F9		C CH 84 S FC 88 B FF 93 F FC 88 B FC 88 B CU 78 B FF 93 4-2 5 G4-6-3 BB		B FC 86 B FF 90 X FC 87 2-0 ① FC6-4 1-2f			C CU 81 B CH 83 B CU 80 F FF 94 X CH 88 2-2 ① G5-3		3	0	0	0	1	0	2
5 Freddie Freeman, L (1, 3) OBP: 0.379, SLG: 0.520	F FF 92 X FC 86 0-1 23 1-H 2B		B CU 74 B FC 85 S FC 86 X FF 92 2-1 ②③ G4-6-3 1-2f		B FF 91 B FF 89 X FC 86 2-0 ② P6			F SI 93 B CH 85 B CH 85 X FF 94 2-1 ② P4		4	1	1	1	0	0	2
24 Evan Gattis, R (1, 2) OBP: 0.291, SLG: 0.527	C FC 88 X FF 92 0-1 ② L8			C CU 75 X FC 87 0-1 23 2B	B FF 90 B CU 73 1 SAFE C FC 87 B CU 74 F FC 87 1 SAFE F CH 84 S CU 75 3-3 ③ K			S CU 82 X CH 86 0-1 ③ G5-3		4	1	1	0	0	1	2
23 Chris Johnson, R (1, 5) OBP: 0.306, SLG: 0.357	B FC 89 X FF 92 1-0 2-H 2B			B CH 83 C CH 82 X FC 87 1-1 19 2-H 3B		C FF 94 B CU 85 F FF 95 B SI 95 B CU 81 F FF 95 F FF 95 X FF 94 3-2 ① F9			F SI 85 B CH 79 B CU 70 B SI 83 B SI 83 4-1 4 FC6-4 BB	3	1	2	2	1	0	0
2 B.J. Upton, R (1, 8) OBP: 0.280, SLG: 0.341 17 Jordan Schafer, L (6, 8) OBP: 0.167, SLG: 0.217	S FF 92 B CU 75 F FF 92 B FF 92 B FC 89 C FC 89 3-3 ③ K			S CH 83 F FF 92 B FF 92 B CU 75 S FF 92 2-3 ① K		B FF 95 S FF 94 C FF 95 B FF 95 C CU 81 2-3 ② K			F SI 85 B SI 85 F SI 86 S SI 87 1-3 ① K	3 1	0 0	0 0	0 0	0 0	3 1	2 1
4 Ryan Doumit, S (1, 9) OBP: 0.222, SLG: 0.227		B FF 91 C FF 92 B CH 82 C FC 86 F FC 88 F CU 75 B FF 93 X FC 89 3-2 ① G5-3		C FC 87 S FC 87 B FF 91 D FC 87 B FF 91 T FC 87 3-2 ② K		C SI 94 B CH 87 B SI 95 F SI 95 B CU 85 X CU 85 3-2 ③ G3			F SI 86 B SI 86 S SI 85 X SI 86 1-2 ② FC6-4 1-2f	4	0	0	0	0	1	2
19 Andrelton Simmons, R (1, 6) OBP: 0.283, SLG: 0.420		C CH 83 X CU 76 0-1 ② F8		C CH 84 C FC 86 F FF 91 B FC 88 B CH 85 X FC 86 2-2 2-H 3B			C FF 91 B CH 83 S CH 84 B CH 87 S CH 86 2-3 ① K		X SI 86 0-0 ③ G5-3	4	0	1	1	0	1	1
49 Julio Teheran, R (1, 1) OBP: 0.095, SLG: 0.095 40 Alex Wood, R (4, 1) 26 Dan Uggla, R (7, PH) OBP: 0.246, SLG: 0.269 43 Luis Avilán, L (7, 1) 48 David Carpenter, R (8, 1)		C FF 93 C FF 92 B FF 93 B CU 76 F FC 85 B FF 93 X FF 92 3-2 ③ G4-3		B FF 92 B FF 91 C FF 91 X FF 91 2-1 ③ G6-3			X FF 93 0-0 ② F8			2 0 1 0 0	0 0 0 0 0	0 0 0 0 0	0 0 0 0 0	0 0 0 0 0	0 0 0 0 0	1 0 0 0 0

Inning Stats	1	2	3	4	5	6	7	8	9
	R: 2 E: 0 K: 1 S: 13 H: 3 LOB: 1 BB: 0 P: 20	R: 0 E: 0 K: 0 S: 11 H: 0 LOB: 0 BB: 0 P: 17	R: 0 E: 0 K: 1 S: 8 H: 0 LOB: 0 BB: 1 P: 15	R: 2 E: 0 K: 2 S: 16 H: 3 LOB: 1 BB: 0 P: 26	R: 0 E: 0 K: 1 S: 9 H: 1 LOB: 1 BB: 0 P: 18	R: 0 E: 0 K: 1 S: 11 H: 0 LOB: 0 BB: 0 P: 19	R: 0 E: 0 K: 1 S: 7 H: 0 LOB: 0 BB: 0 P: 9	R: 0 E: 0 K: 0 S: 7 H: 0 LOB: 0 BB: 0 P: 11	R: 0 E: 0 K: 1 S: 8 H: 0 LOB: 1 BB: 1 P: 14

	AB	33
	R	4
	H	7
	RBI	4
	BB	2
	SO	8
	LOB	13

	1B: 2	SF: 0	WP: 0	PA: 35
	2B: 4	SAC: 0	PB: 0	
	3B: 1	DP: 1	SB: 0	
	HR: 0	HBP: 0	CS: 0	

PITCHER		IP	WLS	BF	H	R	ER	SO	BB	IBB	HBP	BLK	WP	HR	S	P	ERA	WHIP
40 Madison Bumgarner, L ERA: 3.25	(1, 1)	5.0	W	22	7	4	4	5	1	0	0	0	0	0	57	96	7.20	1.600
57 Juan Gutierrez, R ERA: 3.72	(6, 1)	1.0	H	3	0	0	0	1	0	0	0	0	0	0	11	19	0.00	0.000
63 Jean Machi, R ERA: 0.44	(7, 1)	2.0		6	0	0	0	1	0	0	0	0	0	0	14	20	0.00	0.000
49 Javier López, L ERA: 2.35	(9, 1)	1.0		4	0	0	0	1	1	0	0	0	0	0	8	14	0.00	1.000

PITCHER		IP	WLS	BF	H	R	ER	SO	BB	IBB	HBP	BLK	WP	HR	S	P	ERA	WHIP

Batter	1	2	3	4	5	6	7	8	9	AB	R	H	RBI	BB	SO	LOB
7 Grégor Blanco, L (1, 8) OBP: 0.269, SLG: 0.205	C SI 89 F FF 92 B FF 92 B SL 80 F SL 82 B SI 90 B FF 91 4-2 8 HR BB	B CH 80 B SI 88 B FF 91 C FF 90 B SI 88 4-1 28 S 8 S 28 E BB		C CU 70 B CU 72 B CU 72 F SI 86 S FF 92 2-3 ① K	B KC 78 X CH 84 1-0 8 S 8 1B 3-H 1B		C SI 93 X SI 93 0-1 ② G3			3	3	1	1	2	1	0
8 Hunter Pence, R (1, 9) OBP: 0.348, SLG: 0.416	1 SAFE C FF 92 C SI 87 F FF 92 X FF 91 0-2 1-H HR	B SL 81 B SL 82 C SI 89 X SL 82 2-1 ① G5-3 1-2		F SL 80 X SL 81 0-1 28 1B 48 1B 1B	1 SAFE 1 SAFE 1 SAFE B SI 90 C SI 89 1 SAFE B CH 84 X SI 91 2-1 1-H 1B		B SI 94 B CH 83 S FF 95 X FF 95 2-1 1B			5	2	4	3	0	0	1
28 Buster Posey, R (1, 2) OBP: 0.392, SLG: 0.470	B FF 92 X SL 83 1-0 ① F7	B FF 89 C SI 88 B CH 80 B FF 92 F SL 80 F FF 91 B FF 91 4-2 2-H BB		F CU 74 C SI 88 X FF 92 0-2 48 1B 1-3 1B	F SI 91 X SI 91 0-1 ③ F8		X SI 93 0-0 ③ F9			4	0	1	0	1	0	2
48 Pablo Sandoval, S (1, 5) OBP: 0.269, SLG: 0.301 57 Juan Gutierrez, R (6, 1) 63 Jean Machi, R (7, 1) 6 Ehire Adrianza, S (8, PH) OBP: 0.184, SLG: 0.222 49 Javier López, L (9, 1)	X SI 90 0-0 ② 38 BB 35 1B 1B	C CU 74 X FF 91 0-1 ② F7		1 SAFE X CU 75 0-0 1-3 3-H 1B		C SI 88 C SI 90 B SI 90 S KC 78 1-3 ① K2-3		C FF 94 S FF 96 B FF 96 F FF 96 C FF 95 1-3 ① K		3 1 0 1 0	1 0 0 0 0	2 0 0 0 0	1 0 0 0 0	0 1 0 1 0	0 0 0 0 0	1 0 0 0 0
38 Michael Morse, R (1, 3) OBP: 0.310, SLG: 0.519	B SI 90 1 SAFE B FF 91 F SI 89 F FF 93 F FF 92 B FF 93 F FF 94 B FF 93 4-2 14 BB 35 1B 1-2 BB	1 SAFE C SI 87 B FF 91 F SI 87 S SL 82 1-3 ③ K		1 SAFE C SI 91 C SI 92 B SI 92 S SI 91 1-3 ② K		B SI 90 F SI 89 X SI 91 1-1 HR		S SL 87 F FF 95 F FF 97 B SL 86 B FF 96 F FF 97 S SL 87 2-3 ② K		4	1	1	1	1	3	3
21 Tyler Colvin, L (1, 7) OBP: 0.500, SLG: 1.111	C CH 81 S CU 75 S CU 76 0-3 ② K		C FF 90 X CH 82 0-1 ① G4-3	S KC 79 F KC 79 S SI 91 0-3 ③ K		X KC 77 0-0 1B		C FF 96 B FF 97 B FF 97 C SL 86 F FF 96 F FF 97 X SL 86 2-2 35 HR 2B		5	1	2	0	0	2	4
35 Brandon Crawford, L (1, 6) OBP: 0.342, SLG: 0.461	B FF 91 2 SAFE B CH 80 B FF 91 C SI 86 X SI 86 3-1 14 BB 1-2 2-H 1B		C SI 87 X CH 81 0-1 ② G4-3	C KC 78 B KC 79 F SI 90 B SI 91 B SI 91 X SI 91 3-2 14 F9 7 1B 2B		S SI 90 X SI 89 0-1 ② F9		X FF 95 0-0 2-H HR		5	2	3	3	0	0	1
14 Brandon Hicks, R (1, 4) OBP: 0.339, SLG: 0.447	B CU 75 F FF 92 B SL 82 S SL 83 B FF 92 B FF 91 4-2 1-2 2-3 BB		B FF 89 B SI 85 X FF 91 2-0 1B	X SI 90 0-0 ① F9 2-3	C SI 87 F KC 76 F SI 92 S KC 78 0-3 ③ K			B SL 87 B FF 96 F FF 95 F FF 96 B FF 97 B SL 86 4-2 BB		3	0	1	0	2	1	2
40 Madison Bumgarner, R (1, 1) OBP: 0.278, SLG: 0.529 13 Joaquin Arias, R (5, PH) OBP: 0.194, SLG: 0.153 (6, 5)	F FF 91 B CU 74 S SL 82 B SL 82 C FF 92 2-3 ③ K		S FF 91 C SL 80 X SL 81 0-2 ③ G5-3	F SI 91 F SI 92 B SI 91 X SI 93 1-2 ② P4			X SI 95 0-0 ① G4-3	C SL 85 X FF 96 0-1 ③ L4		2 3	0 0	0 0	0 0	0 0	1 0	4 2
Inning Stats	R: 3 E: 0 K: 2 S: 23 H: 3 LOB: 3 BB: 3 P: 41	R: 1 E: 0 K: 1 S: 11 H: 0 LOB: 1 BB: 2 P: 22	R: 0 E: 0 K: 0 S: 8 H: 1 LOB: 1 BB: 0 P: 10	R: 1 E: 0 K: 3 S: 15 H: 3 LOB: 2 BB: 0 P: 18	R: 2 E: 0 K: 0 S: 12 H: 3 LOB: 1 BB: 0 P: 19	R: 1 E: 0 K: 2 S: 12 H: 2 LOB: 2 BB: 0 P: 14	R: 0 E: 0 K: 0 S: 6 H: 1 LOB: 1 BB: 0 P: 8	R: 2 E: 0 K: 2 S: 19 H: 2 LOB: 1 BB: 1 P: 28		1B: 10 2B: 2 3B: 0 HR: 3 SF: 0 SAC: 0 DP: 0 HBP: 0			WP: 0 PB: 0 SB: 3 CS: 0 PA: 45		

PITCHER		IP	WLS	BF	H	R	ER	SO	BB	IBB	HBP	BLK	WP	HR	S	P	ERA	WHIP
49 Julio Teheran, R ERA: 2.2	(1, 1)	3.1	L	22	7	5	4	4	5	0	0	0	0	1	51	84	10.80	3.600
40 Alex Wood, L ERA: 3.26	(4, 1)	2.2		13	5	3	3	4	0	0	0	0	0	1	30	40	10.12	1.875
43 Luis Avilán, L ERA: 5.25	(7, 1)	1.0		4	1	0	0	0	0	0	0	0	0	0	6	8	0.00	1.000
48 David Carpenter, R ERA: 2.65	(8, 1)	1.0		6	2	2	2	2	1	0	0	0	0	1	19	28	18.00	3.000

PITCHER	IP	WLS	BF	H	R	ER	SO	BB	IBB	HBP	BLK	WP	HR	S	P	ERA	WHIP

BOTTOM

Atlanta Braves @ San Francisco Giants

AT&T Park, San Francisco, CA

Wed May 14 2014, 12:46 PM - 4:04 PM PDT

Att. 41,253 - Partly Cloudy - 79 F

livebaseballscorecards.com

AB	39
R	10
H	15
RBI	9
BB	6
SO	10
LOB	20

Miami Marlins @ San Francisco Giants

AT&T Park, San Francisco, CA

Thu May 15 2014, 7:17 PM - 10:10 PM PDT

Att. 41,597 - Partly Cloudy - 68 F

livebaseballscorecards.com

TOP

Batter	1	2	3	4	5	6	7	8	9	AB	R	H	RBI	BB	SO	LOB
21 Christian Yelich, L (1, 8) OBP: 0.343, SLG: 0.418	C SI 89 X CH 84 0-1 ① G3		C CH 84 B CH 86 B CH 85 B SI 92 B FF 92 4-1 32 G3-1 9 2B BB		S CH 85 C CH 85 B FF 93 B CH 86 B SL 89 X CH 86 3-2 ① G6-3		B FF 89 C CH 83 B CU 76 F CH 83 C FF 92 2-3 ① K		F FF 88 B CH 83 B CH 81 C SL 79 X FF 88 2-2 ③ G6-3	4	1	0	0	1	1	0
32 Derek Dietrich, L (1, 4) OBP: 0.351, SLG: 0.422	B SI 90 C CH 85 B CU 78 X FF 92 2-1 HR		X CH 84 0-0 ① G3-1 1-2		B CH 86 X CH 85 1-0 ② G4-3		B CH 84 C CH 84 C SL 86 S FF 92 1-3 ② K			4	1	1	1	0	1	1
27 Giancarlo Stanton, R (1, 9) OBP: 0.413, SLG: 0.606	B CU 77 B FF 92 X SL 86 2-0 ② F7		I IN 76 I IN 79 I IN 81 I IN 85 4-0 9 2B IBB		C SL 88 F SL 88 B FF 93 F FF 93 X FF 92 1-2 1B		X SL 87 0-0 ③ F8			3	0	1	0	1	0	0
9 Casey McGehee, R (1, 5) OBP: 0.356, SLG: 0.385	C FF 92 B CU 78 X CU 78 1-1 ③ F7		B SL 86 X FF 90 1-0 1-3 2-H 2B		D CH 85 X SL 86 1-0 ③ G5-3			C FF 91 B CH 85 X CH 85 1-1 ① G5-3		4	0	1	1	0	0	1
39 Jarrod Saltalamacchia, S (1, 2) OBP: 0.338, SLG: 0.450		C SI 90 F FF 91 S CH 85 0-3 ① K	B CH 85 S CH 84 S CH 86 F CH 86 S CH 85 1-3 ② K			B CH 84 B CH 86 B FF 92 C FF 91 X FF 92 3-1 ① G4-3		B CH 85 F SI 92 B CH 86 S CH 85 X CH 86 2-2 ② P5		4	0	0	0	0	2	2
5 Reed Johnson, R (1, 7) OBP: 0.379, SLG: 0.593		B SI 91 X SI 91 1-0 46 HR 2B	F SL 87 X SL 87 0-1 ③ F9			C FF 91 S CH 86 X CH 87 0-2 E5 3 G5-3 46 BB		X FF 91 0-0 2B		4	1	2	0	0	0	2
46 Garrett Jones, L (1, 3) OBP: 0.321, SLG: 0.438 40 Mike Dunn, L (8, 1)		B CH 85 S CH 85 X FF 92 1-1 2-H HR	C B CH 84 B CH 85 F CH 86 F CH 86 X FF 93 2-2 ① L8			B CH 84 B CH 83 B SL 86 B FF 92 4-0 3 G5-3 1-2 BB		C SI 92 B SI 93 S CU 76 D CU 76 B SI 93 C SI 93 3-3 ③ K		3 0	1 0	1 0	2 0	1 0	1 0	1 0
3 Adeiny Hechavarría, R (1, 6) OBP: 0.305, SLG: 0.355		F SL 89 B FF 92 F FF 91 S FF 93 1-3 ② K	B CU 79 X SL 87 1-0 ② F8			X CH 85 0-0 ② G5-3 1-2 2-3			C SL 78 C SL 78 S SL 78 0-3 ① K	4	0	0	0	0	2	2
24 Nathan Eovaldi, R (1, 1) OBP: 0.118, SLG: 0.118 52 Brad Hand, L (5, 1) 17 Donovan Solano, R (6, PH) OBP: 0.250, SLG: 0.200 22 Carter Capps, R (6, 1) 10 Jeff Baker, R (8, 3) OBP: 0.289, SLG: 0.358		C FF 92 C FF 92 B FF 93 S SL 87 1-3 ③ K	C FF 92 B FF 92 S SL 87 S SL 87 1-3 ③ K			X SL 86 0-0 ③ F9			X FF 88 0-0 ② G4-3	2 0 1 0 1	0 0 0 0 0	0 0 0 0 0	0 0 0 0 0	0 0 0 0 0	2 0 0 0 0	0 0 2 0 0
Inning Stats	R: 1 E: 0 K: 0 S: 7 H: 1 LOB: 0 BB: 0 P: 12	R: 2 E: 0 K: 3 S: 12 H: 2 LOB: 0 BB: 0 P: 16	R: 1 E: 0 K: 1 S: 9 H: 1 LOB: 2 BB: 2 P: 19	R: 0 E: 0 K: 1 S: 8 H: 0 LOB: 0 BB: 0 P: 12	R: 0 E: 0 K: 0 S: 9 H: 1 LOB: 1 BB: 0 P: 15	R: 0 E: 1 K: 0 S: 7 H: 0 LOB: 2 BB: 1 P: 14	R: 0 E: 0 K: 2 S: 7 H: 0 LOB: 0 BB: 0 P: 10	R: 0 E: 0 K: 1 S: 9 H: 1 LOB: 1 BB: 0 P: 15	R: 0 E: 0 K: 1 S: 7 H: 0 LOB: 0 BB: 0 P: 9	1B: 1 2B: 3 3B: 0 HR: 2 SF: 0 SAC: 0 DP: 0 HBP: 0						

PITCHER	IP	WLS	BF	H	R	ER	SO	BB	IBB	HBP	BLK	WP	HR	S	P	ERA	WHIP
18 Matt Cain, R (1, 1) ERA: 3.92	7.2	W	33	6	4	4	7	2	1	0	0	0	2	65	107	4.70	1.043
41 Jeremy Affeldt, L (8, 1) ERA: 1.35	0.1	H	1	0	0	0	1	0	0	0	0	0	0	3	6	0.00	0.000
54 Sergio Romo, R (9, 1) ERA: 2.33	1.0	S	3	0	0	0	1	0	0	0	0	0	0	7	9	0.00	0.000

PITCHER	IP	WLS	BF	H	R	ER	SO	BB	IBB	HBP	BLK	WP	HR	S	P	ERA	WHIP

AB	34
R	4
H	6
RBI	4
BB	3
SO	9
LOB	11

WP: 0 PA: 37
PB: 0
SB: 0
CS: 0

Miami Marlins @ San Francisco Giants

AT&T Park, San Francisco, CA

Thu May 15 2014, 7:17 PM - 10:10 PM PDT

Att. 41,597 - Partly Cloudy - 68 F

livebaseballscorecards.com

BOTTOM

Batter	1	2	3	4	5	6	7	8	9	AB	R	H	RBI	BB	SO	LOB
16 Ángel Pagán, S (1, 8) OBP: 0.378, SLG: 0.447	B FF 96 X FF 97 1-0 8 FC6-4 1B	C FF 97 X CU 76 0-1 ③ G4-3			F FF 96 F CU 75 F SL 86 F SL 86 B CU 77 B FF 97 F FF 97 F FF 98 B CU 76 4-2 B FF 97 8 1B 28 2B BB	B FF 98 F FF 96 B KC 81 B FF 98 C FF 98 X FF 96 3-2 28 WP 8 S 1B		B FF 93 C FF 93 S SL 88 B FF 93 B SL 88 X FF 92 3-2 ② F8		4	1	2	0	1	0	1
8 Hunter Pence, R (1, 9) OBP: 0.355, SLG: 0.428	B FF 96 C FF 95 X SL 87 1-1 ① FC6-4 48 1B 1-2f	C FF 96 C SL 86 B SL 88 X FF 98 1-2 48 F8 38 HR 2B			B SL 86 1 SAFE B FF 97 F FF 96 B SL 88 F FF 96 F FF 97 F FF 97 X FF 96 3-2 28 2B 1-3 1B	C FF 97 1 SAFE B FF 99 1 SAFE B FF 98 C FF 97 D KC 81 2 SAFE S FF 98 3-3 ① K 1-2		C SL 87 F FF 93 X FF 94 0-2 1B		5	2	3	0	0	1	2
28 Buster Posey, R (1, 2) OBP: 0.386, SLG: 0.467	1 SAFE S FF 96 B FF 96 1 SAFE X FF 95 1-1 ② L8	C FF 97 B FF 97 F FF 97 F SL 88 T FF 97 1-2 ① K			X FF 95 0-0 48 F9 38 1B 1-H 3-H 2B	F FF 97 F FF 98 B KC 82 X FF 97 1-2 ② G6-3 2-3		C FF 94 B SL 88 B FF 94 F FF 94 X FF 94 2-2 ③ F8		5	1	1	2	0	1	4
48 Pablo Sandoval, S (1, 5) OBP: 0.269, SLG: 0.299 54 Sergio Romo, R (9, 1)	B FF 95 F SL 87 F CH 86 D SL 86 F FF 97 X FF 96 2-2 1-3 1B	X CU 77 0-0 ② F8 2-3			F SL 86 X CU 76 0-1 ① F9 2-3	C FF 97 F FF 98 D CH 85 F FF 99 S FF 99 1-3 ③ K				4 0	0 0	1 0	0 0	0 0	1 0	3 0
38 Michael Morse, R (1, 3) OBP: 0.322, SLG: 0.547	B FF 96 S FF 95 X SL 86 1-1 ③ F9	T SL 87 B FF 98 X FF 99 1-1 3-H HR			B SL 88 X FF 96 1-0 21 2B 3-H 1B		C FF 99 B FF 99 F FF 96 B KC 84 B FF 98 F FF 98 X FF 99 3-2 1B			4	1	3	3	0	0	2
21 Tyler Colvin, L (1, 7) OBP: 0.500, SLG: 1.077		C FF 96 B CH 89 F CH 88 X FF 97 1-2 35 G4-3 14 G6-3 2B	C FF 97 X CU 78 0-1 ③ F8		C FF 97 F SL 85 F FF 95 X FF 97 0-2 1-3 2B		B FF 98 B FF 98 F FF 99 T FF 98 F FF 99 X FF 98 2-2 ① F9			4	1	2	0	0	0	1
35 Brandon Crawford, L (1, 6) OBP: 0.333, SLG: 0.447		C FF 97 X FF 97 0-1 ① G4-3 2-3		B FF 94 X FF 97 1-0 ① L7	B FF 91 D CU 77 X FF 92 2-0 ② G3		C FF 99 F FF 99 S FF 98 0-3 ② K			4	0	0	0	0	1	4
14 Brandon Hicks, R (1, 4) OBP: 0.336, SLG: 0.434		X SL 86 0-0 ② G6-3 3-H		B FF 96 X SL 88 1-0 ② F9	I IN 83 I IN 84 I IN 82 I IN 82 4-0 IBB		B FF 100 B FF 98 X FF 98 2-0 ③ F8			3	0	0	1	1	0	1
18 Matt Cain, R (1, 1) OBP: 0.353, SLG: 0.267 41 Jeremy Affeldt, L (8, 1) 13 Joaquin Arias, R (8, PH) OBP: 0.190, SLG: 0.150 (9, 5)		C FF 98 F FF 97 B SL 88 B SL 88 B FF 98 B FF 98 4-2 BB		C FF 97 F FF 97 B FF 93 C FF 98 1-3 ③ K	B CU 78 C FF 91 F FF 91 C CU 77 1-3 ③ K			F FF 93 F SL 86 F SL 88 X FF 94 0-2 ① F9		2 0 1	0 0 0	0 0 0	0 0 0	1 0 0	2 0 0	3 0 0
Inning Stats	R: 0 E: 0 K: 0 S: 11 H: 2 LOB: 2 BB: 0 P: 17	R: 1 E: 0 K: 0 S: 10 H: 1 LOB: 1 BB: 1 P: 15	R: 2 E: 0 K: 1 S: 12 H: 2 LOB: 0 BB: 0 P: 15	R: 0 E: 0 K: 1 S: 5 H: 0 LOB: 1 BB: 0 P: 8	R: 3 E: 0 K: 1 S: 23 H: 4 LOB: 3 BB: 2 P: 38	R: 0 E: 0 K: 2 S: 13 H: 1 LOB: 1 BB: 0 P: 21	R: 0 E: 0 K: 1 S: 12 H: 1 LOB: 1 BB: 0 P: 19	R: 0 E: 0 K: 0 S: 13 H: 1 LOB: 1 BB: 0 P: 18		1B: 7 2B: 4 3B: 0 HR: 1 SF: 0 SAC: 0 DP: 0 HBP: 0						

	AB	36
	R	6
	H	12
	RBI	6
	BB	3
	SO	6
	LOB	21

WP: 1 PA: 39
PB: 0
SB: 1
CS: 0

PITCHER		IP	WLS	BF	H	R	ER	SO	BB	IBB	HBP	BLK	WP	HR	S	P	ERA	WHIP
24 Nathan Eovaldi, R ERA: 3.62	(1, 1)	4.1	L	24	9	6	6	2	2	0	0	0	0	1	57	82	12.46	2.538
52 Brad Hand, L ERA: 6.2	(5, 1)	0.2		3	0	0	0	1	0	1	0	0	0	0	4	11	0.00	0.000
22 Carter Capps, R ERA: 1.0	(6, 1)	2.0		8	2	0	0	3	0	0	0	0	1	0	25	40	0.00	1.000
40 Mike Dunn, L ERA: 4.41	(8, 1)	1.0		4	1	0	0	0	0	0	0	0	0	0	13	18	0.00	1.000

PITCHER		IP	WLS	BF	H	R	ER	SO	BB	IBB	HBP	BLK	WP	HR	S	P	ERA	WHIP

Batter	1	2	3	4	5	6	7	8	9	AB	R	H	RBI	BB	SO	LOB
21 Christian Yelich, L (1, 8) (9, 7) OBP: 0.350, SLG: 0.438	B FF 88 B FF 88 C FF 89 B FF 89 X FF 90 3-1 HR		C CH 84 B FF 90 S CH 81 X FF 90 1-2 E6 32 HR		C FF 88 B CU 77 B CH 81 B SL 82 F FF 88 X FF 89 3-2 9 S 9 1B 1B	X FC 87 0-0 ③ FC4-6 1-2f			B KC 79 B KC 80 B SI 93 B SI 93 4-0 32 1B 9 1B BB	4	4	2	1	1	0	2
32 Derek Dietrich, L (1, 4) OBP: 0.353, SLG: 0.455	C FF 88 B CH 83 B CU 75 C FF 82 B CU 77 X FF 89 3-2 ① P6		1 SAFE X FF 88 0-0 1-H HR		X CH 81 0-0 ① P3		B CH 84 C CH 84 X CH 83 1-1 ① L8		C SI 93 C KC 82 X SI 95 0-2 9 1B 46 1B 1-2 1B	5	2	2	2	0	0	1
27 Giancarlo Stanton, R (1, 9) OBP: 0.402, SLG: 0.588	B CU 77 F FF 90 C FF 90 B CU 78 X FF 89 2-2 ② F8		C FF 91 F CU 78 B FF 90 F FF 90 B CU 79 S SL 85 2-3 ② K		S CU 77 1 SAFE B CU 78 B FF 89 X FF 90 2-1 ② F9		B CH 86 C CH 86 S CH 86 F CH 86 X FF 93 1-2 ② G6-3		C SI 95 D SL 89 S SI 94 S KC 83 1-3 ① K	5	0	0	0	0	2	3
9 Casey McGehee, R (1, 5) OBP: 0.358, SLG: 0.385	C FF 89 B SL 86 X SL 86 1-1 ③ F8		S SL 85 F SL 84 B CU 78 B FF 91 S CU 78 2-3 ③ K		B CH 85 B SL 85 S CU 77 C FF 90 F CU 77 X CU 77 2-2 1-H 1B		B SI 93 B CH 86 B SI 93 X SI 92 3-0 ③ G6-3		B SI 95 C SI 94 X SI 95 1-1 46 1B 1-3 2-H 1B	5	0	2	2	0	1	0
5 Reed Johnson, R (1, 7) OBP: 0.349, SLG: 0.542 13 Marcell Ozuna, R (9, 8) OBP: 0.296, SLG: 0.415		B SL 84 S CU 76 S CU 77 S CU 77 1-3 ① K	F SL 83 X CU 77 0-1 ① G1-3		L SL 84 1 SAFE C CU 76 B FF 89 1 SAFE F CU 78 1 SAFE T FF 88 1-2 ③ K			C CU 82 C CH 85 F CH 86 S FF 93 0-3 ① K	C FF 95 S KC 83 X KC 83 0-2 ② L5	5 0	0 0	0 0	0 0	0 0	3 0	3 0
46 Garrett Jones, L (1, 3) OBP: 0.329, SLG: 0.450		C FF 88 B CH 82 B CH 82 C SL 85 C FF 89 2-3 ② K	S CH 81 F CU 77 B FC 88 B FF 88 B CU 77 X CH 82 3-2 39 1B 3 SF8 2B			B FC 85 F FF 91 C FC 86 X FF 91 1-2 ① L5		X SI 91 0-0 3 BB 39 1B 1B	X SI 84 0-0 1-2 3-H 1B	5	1	3	1	0	1	0
39 Jarrod Saltalamacchia, S (1, 2) OBP: 0.354, SLG: 0.464		X FF 88 0-0 1B	B CH 82 C SL 84 B FF 89 X FC 88 2-1 2-3 1B			X CH 82 0-0 3 FC5-4 1B		1 SAFE C SI 91 S SI 90 B SI 92 F CH 88 D SI 92 X SI 92 2-2 3 BB 1-2 1B	X SI 85 0-0 ③ G6-3	5	0	4	0	0	0	2
3 Adeiny Hechavarría, R (1, 6) OBP: 0.304, SLG: 0.350		B SL 84 X CU 77 1-0 ③ P4	1 SAFE X SL 84 0-0 ② SF8 3-H			C FF 92 B FF 92 X FC 87 1-1 ② FC5-4 37 1B 1-2f		B FF 95 S SI 93 F SI 95 B SI 94 F SL 89 B SI 95 B SI 95 4-2 59 G5-4-3 1-2 2-3 BB		2	0	0	1	1	0	2
37 Henderson Alvarez III, R (1, 1) OBP: 0.214, SLG: 0.214 44 AJ Ramos, R (7, 1) 59 Ed Lucas, R (8, PH) OBP: 0.345, SLG: 0.385 40 Mike Dunn, L (8, 1) 31 Steve Cishek, R (9, 1)			B FF 88 C SL 83 X FF 89 1-1 ① G5-3		S CU 76 S CU 77 F CU 76 F FF 89 X FF 89 0-2 ③ G4-3	X FF 91 0-0 21 FC4-6 1-3 1B		C SI 95 B SI 95 X SI 95 1-1 ② ③ G5-4-3 1-2f		3 0 1 0 0	0 0 0 0 0	1 0 0 0 0	0 0 0 0 0	0 0 0 0 0	0 0 0 0 0	1 0 3 0 0
Inning Stats	R: 1 E: 0 K: 0 S: 10 H: 1 LOB: 0 BB: 0 P: 19	R: 0 E: 0 K: 2 S: 8 H: 1 LOB: 1 BB: 0 P: 12	R: 2 E: 1 K: 2 S: 13 H: 1 LOB: 0 BB: 0 P: 19	R: 1 E: 0 K: 0 S: 13 H: 2 LOB: 1 BB: 0 P: 18	R: 1 E: 0 K: 1 S: 14 H: 2 LOB: 1 BB: 0 P: 22	R: 0 E: 0 K: 0 S: 8 H: 2 LOB: 2 BB: 0 P: 10	R: 0 E: 0 K: 0 S: 7 H: 0 LOB: 0 BB: 0 P: 12	R: 0 E: 0 K: 1 S: 14 H: 2 LOB: 2 BB: 1 P: 21	R: 2 E: 0 K: 1 S: 13 H: 3 LOB: 2 BB: 1 P: 19	1B: 11 2B: 1 3B: 0 HR: 2		SF: 1 SAC: 0 DP: 1 HBP: 0		WP: 0 PB: 0 SB: 1 CS: 0		PA: 43

PITCHER		IP	WLS	BF	H	R	ER	SO	BB	IBB	HBP	BLK	WP	HR	S	P	ERA	WHIP
52 Yusmeiro Petit, R ERA: 5.23	(1, 1)	5.0		23	7	5	4	5	0	0	0	0	0	2	58	90	7.20	1.400
34 David Huff, L ERA: 3.6	(6, 1)	1.0		5	2	0	0	0	0	0	0	0	0	0	8	10	0.00	2.000
63 Jean Machi, R ERA: 0.42	(7, 1)	1.1		4	0	0	0	1	0	0	0	0	0	0	11	16	0.00	0.000
41 Jeremy Affeldt, L ERA: 1.35	(8, 1)	0.0		2	2	0	0	0	0	0	0	0	0	0	5	7	∞	∞
46 Santiago Casilla, R ERA: 1.52	(8, 1)	1.1	L	7	2	2	2	1	2	0	0	0	0	0	16	27	13.50	3.000

PITCHER		IP	WLS	BF	H	R	ER	SO	BB	IBB	HBP	BLK	WP	HR	S	P	ERA	WHIP
49 Javier López, L ERA: 2.25	(9, 1)	0.1		2	1	0	0	0	0	0	0	0	0	0	2	2	0.00	3.000

TOP

Miami Marlins @ San Francisco Giants

AT&T Park, San Francisco, CA

Fri May 16 2014, 7:16 PM - 10:32 PM PDT

Att. 41,819 - Partly Cloudy - 67 F

livebaseballscorecards.com

AB	40
R	7
H	14
RBI	7
BB	2
SO	7
LOB	17

MIAMI

Miami Marlins @ San Francisco Giants

AT&T Park, San Francisco, CA

Fri May 16 2014, 7:16 PM - 10:32 PM PDT

Att. 41,819 - Partly Cloudy - 67 F

livebaseballscorecards.com

BOTTOM

Batter	1	2	3	4	5	6	7	8	9	AB	R	H	RBI	BB	SO	LOB
16 Ángel Pagán, S (1, 8) OBP: 0.379, SLG: 0.452	C FF 96 X SI 95 0-1 28 G5-4-3 8 1B 48 2B 1B		B SI 94 C FF 94 C CH 90 X SI 95 1-2 ① G1-3		X FF 92 0-0 8 L9 28 SF9 2B	X CH 88 0-0 ③ G3			B SI 92 B SI 91 C SI 92 F SI 92 X SL 80 2-2 ① L7	5	2	2	0	0	0	3
8 Hunter Pence, R (1, 9) OBP: 0.351, SLG: 0.421	1 SAFE B SI 95 X SI 94 1-0 28 G5-4-3 1-2 1B		B FF 95 C SI 94 B SI 95 X SL 83 2-1 ② G5-3		B SI 92 X SI 93 1-0 ① L9 2-3		B FF 93 X FF 94 1-0 ① L7		X SI 92 0-0 ② P3	5	0	1	0	0	0	2
28 Buster Posey, R (1, 2) OBP: 0.380, SLG: 0.457	B SI 95 X SI 94 1-0 G5-4-3 ① ② 1-2f 2-3		C SI 96 B SL 82 C SL 83 X FF 97 1-2 ③ G3		B SI 94 B SI 93 F SI 94 X SL 82 2-1 ② SF9 3-H		C FF 94 B SL 82 B SL 80 B FF 93 B FC 91 4-1 48 G3-6-3 BB		C SL 80 B SI 90 X SL 80 1-1 ③ F9	3	0	0	1	1	0	3
48 Pablo Sandoval, S (1, 5) OBP: 0.274, SLG: 0.318	B SI 91 B SI 92 F SI 92 X SI 92 2-1 3-H 2B			X SI 94 0-0 38 1B 35 SF8 2B	C CH 89 F FF 95 X SI 95 0-2 ③ G4-3		B SL 78 S FF 92 X CH 83 1-1 ② ③ G3-6-3 1-2f			4	1	2	1	0	0	1
38 Michael Morse, R (1, 3) OBP: 0.327, SLG: 0.546	B SI 96 F SI 96 B SI 96 B SL 84 X SI 97 3-1 ③ G4-3			B SI 95 B SI 95 X CH 90 2-0 21 WP 14 2B 2-3 1B		C SI 92 X SI 94 0-1 14 E 7 1B 1B		B FF 94 X FF 93 1-0 ① F9		4	2	2	0	0	0	1
21 Tyler Colvin, L (1, 7) OBP: 0.444, SLG: 0.941		C SI 96 B SI 91 S SI 91 C SI 96 1-3 ① K		C CH 88 D SI 90 B FF 95 T SI 91 B SI 96 F SI 91 S SI 90 3-3 ① K 1-2		S CH 87 S SI 90 S SI 91 0-3 ① K		S SL 87 B SL 87 B SL 87 X SL 85 2-1 2B		4	0	1	0	0	3	3
35 Brandon Crawford, L (1, 6) OBP: 0.331, SLG: 0.452		F FF 96 X SL 85 0-1 2B		B CH 89 B SI 96 X SI 92 2-0 ② SF8 3-H		F CH 89 B SI 95 X SI 94 1-1 ② P6		C SL 85 D SL 87 B FF 94 F FF 93 S SL 88 2-3 ② K		3	0	1	1	0	1	2
14 Brandon Hicks, R (1, 4) OBP: 0.333, SLG: 0.436 49 Javier López, L (9, 1)		C SI 96 S FF 96 X SI 96 0-2 ② F9		B SL 82 S FF 96 F SI 95 X CH 87 1-2 2-H 2B		X SL 82 0-0 FC5 7 1B 1-2		B SL 86 B SL 88 S FF 94 X FF 94 2-1 ③ F9		4 0	0 0	1 0	1 0	0 0	0 0	3 0
52 Yusmeiro Petit, R (1, 1) 34 David Huff, S (6, 1) OBP: 1.000, SLG: 1.000 7 Gregor Blanco, L (6, PH) OBP: 0.283, SLG: 0.222 63 Jean Machi, R (7, 1) 41 Jeremy Affeldt, L (8, 1) 46 Santiago Casilla, R (8, 1) 6 Ehire Adrianza, S (9, 4) OBP: 0.184, SLG: 0.222 29 Héctor Sánchez, S (9, PH) OBP: 0.286, SLG: 0.413		B SL 82 C SI 94 X SI 95 1-1 ③ G4-3		B SI 94 C SI 96 T CH 88 S SL 80 1-3 ③ K		C SI 95 C SI 94 X SI 95 0-2 1-3 2-H 1B			B SL 80 B SL 80 B SI 92 C SI 91 B SI 91 4-1 BB	2 0 1 0 0 0 0 0 0	0 0 0 0 0 0 0 0 0	0 0 1 0 0 0 0 0 0	0 0 1 0 0 0 0 0 0	0 0 0 0 0 0 0 0 0	1 0 0 0 0 0 0 0 1	2 0 0 0 0 0 0 0 0
Inning Stats	R: 1 E: 0 K: 0 S: 8 H: 3 LOB: 1 BB: 0 P: 15	R: 0 E: 0 K: 1 S: 10 H: 1 LOB: 1 BB: 0 P: 12	R: 0 E: 0 K: 0 S: 8 H: 0 LOB: 0 BB: 0 P: 12	R: 2 E: 0 K: 2 S: 13 H: 3 LOB: 1 BB: 0 P: 22	R: 1 E: 0 K: 0 S: 7 H: 1 LOB: 0 BB: 0 P: 10	R: 1 E: 1 K: 1 S: 12 H: 2 LOB: 2 BB: 0 P: 13	R: 0 E: 0 K: 0 S: 4 H: 0 LOB: 0 BB: 1 P: 10	R: 0 E: 0 K: 1 S: 8 H: 1 LOB: 1 BB: 0 P: 15	R: 0 E: 0 K: 0 S: 7 H: 0 LOB: 1 BB: 1 P: 14	1B: 5 2B: 6 3B: 0 HR: 0 SF: 2 SAC: 0 DP: 2 HBP: 0						

	AB	35
	R	5
	H	11
	RBI	5
	BB	2
	SO	5
	LOB	20

WP: 1 PA: 39
PB: 0
SB: 0
CS: 0

PITCHER		IP	WLS	BF	H	R	ER	SO	BB	IBB	HBP	BLK	WP	HR	S	P	ERA	WHIP
37 Henderson Alvarez III, R ERA: 3.62	(1, 1)	6.0		28	10	5	4	4	0	0	0	0	1	0	58	84	6.00	1.667
44 AJ Ramos, R ERA: 1.5	(7, 1)	1.0		3	0	0	0	0	1	0	0	0	0	0	4	10	0.00	1.000
40 Mike Dunn, L ERA: 4.15	(8, 1)	1.0	W	4	1	0	0	1	0	0	0	0	0	0	8	15	0.00	1.000
31 Steve Cishek, R ERA: 2.12	(9, 1)	1.0	S	4	0	0	0	0	1	0	0	0	0	0	7	14	0.00	1.000

PITCHER	IP	WLS	BF	H	R	ER	SO	BB	IBB	HBP	BLK	WP	HR	S	P	ERA	WHIP

Miami Marlins @ San Francisco Giants

AT&T Park, San Francisco, CA

Sat May 17 2014, 6:05 PM - 9:01 PM PDT

Att. 41,619 - Partly Cloudy - 62 F

TOP

livebaseballscorecards.com

Batter	1	2	3	4	5	6	7	8	9	AB	R	H	RBI	BB	SO	LOB
21 Christian Yelich, L (1, 7) OBP: 0.340, SLG: 0.425	C FF 90 B CH 83 S CH 84 C SI 90 1-3 ① K		C SI 88 C CU 75 F CU 74 B SL 80 B CH 83 S CU 74 2-3 ① K		B CH 82 F CH 82 S CH 83 X SL 80 1-2 ①② G6-4-3 1-2f		C FF 91 B FF 90 X FC 86 1-1 ① F7		B FF 91 C FF 91 C SL 79 S FF 92 1-3 ① K	5	0	0	0	0	3	2
32 Derek Dietrich, L (1, 4) OBP: 0.346, SLG: 0.441	B SI 90 B CH 81 X FF 89 2-0 ② G4-3		B CH 82 X SI 88 1-0 ② G3-1		B SL 81 C CH 82 B FF 90 F CH 82 F CH 82 X FF 91 2-2 27 FC5-4 1B		B CU 77 B FC 86 C FF 90 X FF 91 2-1 ② F7		X FF 92 0-0 ② F7	5	0	1	0	0	0	1
27 Giancarlo Stanton, R (1, 9) OBP: 0.407, SLG: 0.615	B CU 74 S SL 79 B SL 79 S SL 81 S FF 91 2-3 ③ K		C SL 79 C FF 89 B SL 82 X FF 90 1-2 3B		C SL 81 B SL 80 F CH 82 X SL 80 1-2 ③ FC5-4 1-2f		C FF 90 X CH 82 0-1 HR		B FF 92 S FC 88 B FF 92 B FC 88 C FC 88 D SL 82 4-2 BB	4	1	2	1	1	1	1
9 Casey McGehee, R (1, 5) OBP: 0.353, SLG: 0.386		B FF 90 C SL 80 B SI 90 F SI 90 F SL 79 B CH 84 C SL 79 3-3 ① K	C SL 81 F CU 75 D CU 75 F FF 90 X FF 90 1-2 ③ G6-3			B FF 89 F FF 89 X SL 79 1-1 46 3B 2B	C FF 92 X FF 92 0-1 ③ G4-3		B SI 91 X FF 92 1-0 ③ F9	5	1	1	0	0	1	3
46 Garrett Jones, L (1, 3) OBP: 0.327, SLG: 0.458		B CH 82 F CU 74 B FF 92 S CH 81 F FF 92 X CH 82 2-2 ② L8		B FF 89 X CH 82 1-0 ① G3-1		B CH 82 D CH 82 C FF 88 B FF 88 X FF 88 3-1 39 SF7 2-H 3B		F FF 90 C FF 90 0-3 ① K		4	1	1	1	0	1	0
39 Jarrod Saltalamacchia, S (1, 2) OBP: 0.358, SLG: 0.465		B CU 75 B CH 82 F SI 89 B CH 82 B FF 89 4-1 13 BB 3 1B BB		C CH 81 B CH 81 S SL 80 X CU 75 1-2 1B		B SL 79 B CH 82 S CH 80 C FF 74 X CU 75 2-2 ① SF7 3-H		C CH 79 B FC 86 B FF 90 B CH 81 X FF 90 3-1 ② L6		2	1	1	1	1	0	0
13 Marcell Ozuna, R (1, 8) OBP: 0.294, SLG: 0.407		B FF 90 B SL 80 C SL 80 B FF 91 B FF 89 4-1 34 WP 3 1B 1-2 BB		X FF 91 0-0 ② F9		C FF 89 B SL 80 F SL 79 F SL 80 F CU 74 S FF 88 1-3 ② K		C FF 90 B CH 81 X FF 91 1-1 ③ P4		3	0	0	0	1	1	1
3 Adeiny Hechavarría, R (1, 6) OBP: 0.309, SLG: 0.354		B FF 90 X SL 80 1-0 34 WP 1-2 2-H 1B		1 SAFE C FF 88 X SL 78 0-1 ③ G5-3		C FF 89 B FF 90 F CH 81 B FF 88 X CU 74 2-2 1B			L FF 90 X FF 91 0-1 E9 10 1B	4	1	2	1	0	0	1
34 Tom Koehler, R (1, 1) OBP: 0.176, SLG: 0.125 44 AJ Ramos, R (8, 1) 10 Jeff Baker, R (9, PH) OBP: 0.299, SLG: 0.368 45 Kevin Slowey, R (9, 1) 31 Steve Cishek, R (9, 1)		B FF 90 F FF 90 C SL 80 S SL 80 1-3 ③ K2-3 1-2 2-3			B FF 89 C FF 90 B CU 77 F FF 89 F SL 81 B SL 80 F FF 89 D FF 90 4-2 21 G6-4-3 BB	X FF 87 0-0 ③ G4-3		X CH 81 0-0 2-H 1B	2 0 1 0 0	0 0 0 0 0	0 0 1 0 0	0 0 1 0 0	1 0 0 0 0	1 0 0 0 0	3 0 0 0 0
Inning Stats	R: 0 E: 0 K: 2 S: 7 H: 0 LOB: 0 BB: 0 P: 12	R: 1 E: 0 K: 2 S: 14 H: 1 LOB: 2 BB: 2 P: 29	R: 0 E: 0 K: 1 S: 12 H: 1 LOB: 1 BB: 0 P: 17	R: 0 E: 0 K: 0 S: 7 H: 1 LOB: 1 BB: 0 P: 9	R: 0 E: 0 K: 0 S: 14 H: 1 LOB: 1 BB: 1 P: 22	R: 2 E: 0 K: 1 S: 16 H: 3 LOB: 1 BB: 0 P: 25	R: 1 E: 0 K: 0 S: 8 H: 1 LOB: 0 BB: 0 P: 11	R: 0 E: 0 K: 1 S: 7 H: 0 LOB: 0 BB: 0 P: 11	R: 1 E: 1 K: 1 S: 10 H: 1 LOB: 2 BB: 1 P: 16	1B: 5 2B: 1 3B: 2 HR: 1	SF: 1 SAC: 0 DP: 1 HBP: 0					

	AB	35
	R	5
	H	9
	RBI	5
	BB	4
	SO	8
	LOB	12

	WP: 1	PA: 40
	PB: 0	
	SB: 0	
	CS: 0	

PITCHER	IP	WLS	BF	H	R	ER	SO	BB	IBB	HBP	BLK	WP	HR	S	P	ERA	WHIP
55 Tim Lincecum, R (1, 1) ERA: 4.74	6.0	L	27	7	3	3	6	3	0	0	0	1	0	70	114	4.50	1.667
34 David Huff, L (7, 1) ERA: 3.55	2.2		12	2	2	1	2	1	0	0	0	0	1	24	36	3.38	1.125
57 Juan Gutierrez, R (9, 1) ERA: 3.66	0.1		1	0	0	0	0	0	0	0	0	0	0	1	2	0.00	0.000

PITCHER	IP	WLS	BF	H	R	ER	SO	BB	IBB	HBP	BLK	WP	HR	S	P	ERA	WHIP

BOTTOM

Miami Marlins @ San Francisco Giants

AT&T Park, San Francisco, CA

Sat May 17 2014, 6:05 PM - 9:01 PM PDT

Att. 41,619 - Partly Cloudy - 62 F

livebaseballscorecards.com

Batter	1	2	3	4	5	6	7	8	9	AB	R	H	RBI	BB	SO	LOB
16 Ángel Pagán, S (1, 8) OBP: 0.370, SLG: 0.440	X FF 94 0-0 ① G6-3		B FF 95 C FF 93 F CH 86 B KC 83 X FF 95 2-2 ② G5-3		X FF 95 0-0 ③ L7			B FF 89 F FF 87 C SL 78 B CH 84 S CH 83 2-3 ① K		4	0	0	0	0	1	0
8 Hunter Pence, R (1, 9) OBP: 0.349, SLG: 0.429	B FF 96 B FF 94 F FF 94 C FF 95 B KC 81 X FF 94 3-2 ② F9		C FF 96 X SI 95 0-1 3B			X FF 92 0-0 ① G2-3		B FF 91 X FF 89 1-0 ② G5-3		4	0	1	0	0	0	0
48 Pablo Sandoval, S (1, 5) OBP: 0.274, SLG: 0.316	X KC 80 0-0 1B		B FF 95 F FF 94 F SI 95 B FF 95 S SL 89 2-3 ③ K			B CH 83 B FF 94 X FF 93 2-0 ② F8		F CH 85 F CH 84 X SL 80 0-2 ③ L8		4	0	1	0	0	1	1
38 Michael Morse, R (1, 3) OBP: 0.331, SLG: 0.542	B FF 95 B FF 94 B FF 94 C FF 93 S FF 93 S FF 95 3-3 ③ K			C KC 78 F SI 94 S SL 89 0-3 ① K		B KC 78 B KC 79 B FF 93 C FF 92 C FF 92 F FF 93 B FF 94 4-2 29 1B BB			C FF 88 B CH 82 F FF 87 X SL 83 1-2 29 2B 1B	3	0	1	0	1	2	1
29 Héctor Sánchez, S (1, 2)		C FF 93 C KC 78 B FF 95 F KC 82 F KC 82 B FF 96 F FF 93 F KC 81 B FF 96 4-2 14 F1-3 BB		B SI 94 S CH 86 X CH 86 1-1 1B		X FF 93 0-0 1-3 1B			X SI 88 0-0 1-3 2B	3	0	3	0	1	0	0
7 Grégor Blanco, L (1, 7) OBP: 0.268, SLG: 0.208 34 David Huff, S (7, 1) OBP: 1.000, SLG: 1.000 57 Juan Gutierrez, R (9, 1) 28 Buster Posey, R (9, PH) OBP: 0.378, SLG: 0.454		F FF 93 C FF 93 F KC 81 S SL 87 0-3 ① K		C KC 78 B FF 93 B FF 91 X FF 93 2-1 ② F9		S FF 93 S KC 80 B SL 88 S KC 82 1-3 ③ K			S FF 89 F SI 89 F SI 88 B FF 90 X SL 83 1-2 ① G1-3	3 0 0 1	0 0 0 0	0 0 0 0	0 0 0 0	0 0 0 0	2 0 0 0	4 0 0 2
14 Brandon Hicks, R (1, 4) OBP: 0.324, SLG: 0.421		B FF 96 S SL 85 B KC 78 X FF 94 2-1 ② F1-3 1-3		D SI 95 S KC 78 X SL 86 1-1 ③ G5-3			S FF 92 B SL 84 X KC 78 1-1 ① G5-3		X SL 83 0-0 ② L5	4	0	0	0	0	0	4
35 Brandon Crawford, L (1, 6) OBP: 0.329, SLG: 0.442		B KC 78 X KC 79 1-0 ③ F8			B FF 92 B SI 93 F FF 89 F SI 93 X KC 81 2-2 ① L7		S KC 77 F FF 95 B FF 94 B KC 80 S KC 80 2-3 ② K		B CU 76 B SI 89 B SI 88 C FF 88 B FF 89 4-1 BB	3	0	0	0	1	1	1
55 Tim Lincecum, L (1, 1) 21 Tyler Colvin, L (7, 7) OBP: 0.400, SLG: 0.842			B FF 93 C FF 93 S FF 93 C FF 96 1-3 ① K		B FF 93 B FF 92 X FF 92 2-0 ② L8		C FF 94 S FF 94 B KC 82 X KC 81 1-2 ③ G3-1		B SL 80 F SL 81 F SI 92 S SI 91 1-3 ③ K	2 2	0 0	0 0	0 0	0 0	1 1	0 3
Inning Stats	R: 0 E: 0 K: 1 S: 8 H: 1 LOB: 1 BB: 0 P: 14	R: 0 E: 0 K: 1 S: 13 H: 0 LOB: 1 BB: 1 P: 20	R: 0 E: 0 K: 2 S: 11 H: 1 LOB: 1 BB: 0 P: 16	R: 0 E: 0 K: 1 S: 9 H: 1 LOB: 1 BB: 0 P: 13	R: 0 E: 0 K: 0 S: 5 H: 0 LOB: 0 BB: 0 P: 9	R: 0 E: 0 K: 1 S: 9 H: 1 LOB: 2 BB: 1 P: 16	R: 0 E: 0 K: 1 S: 8 H: 0 LOB: 0 BB: 0 P: 12	R: 0 E: 0 K: 1 S: 7 H: 0 LOB: 0 BB: 0 P: 10	R: 0 E: 0 K: 1 S: 13 H: 2 LOB: 3 BB: 1 P: 20	1B: 4 2B: 1 3B: 1 HR: 0	SF: 0 SAC: 0 DP: 0 HBP: 0						WP: 0 PB: 0 SB: 0 CS: 0	PA: 36

	AB	33
	R	0
	H	6
	RBI	0
	BB	3
	SO	9
	LOB	16

PITCHER		IP	WLS	BF	H	R	ER	SO	BB	IBB	HBP	BLK	WP	HR	S	P	ERA	WHIP
34 Tom Koehler, R ERA: 2.25	(1, 1)	7.0	W	27	4	0	0	7	2	0	0	0	0	0	63	100	0.00	0.857
44 AJ Ramos, R ERA: 1.42	(8, 1)	1.0		3	0	0	0	1	0	0	0	0	0	0	7	10	0.00	0.000
45 Kevin Slowey, R ERA: 5.33	(9, 1)	0.2		5	2	0	0	0	1	0	0	0	0	0	10	16	0.00	4.500
31 Steve Cishek, R ERA: 2.08	(9, 1)	0.1	S	1	0	0	0	1	0	0	0	0	0	0	3	4	0.00	0.000

PITCHER	IP	WLS	BF	H	R	ER	SO	BB	IBB	HBP	BLK	WP	HR	S	P	ERA	WHIP

Miami Marlins @ San Francisco Giants

AT&T Park, San Francisco, CA

Sun May 18 2014, 1:09 PM - 4:10 PM PDT

Att. 41,551 - Partly Cloudy - 70 F

livebaseballscorecards.com

TOP

Batter	1	2	3	4	5	6	7	8	9	AB	R	H	RBI	BB	SO	LOB
3 Adeiny Hechavarría, R (1, 6) OBP: 0.311, SLG: 0.355	C FF 90 B FF 88 B CU 77 F FF 91 B FF 89 F FF 90 X FF 91 3-2 21 CS 1B		C CU 77 D CU 76 X SI 90 1-1 ③ G4-3		X SL 88 0-0 ③ G6-3			C SI 92 X CU 75 0-1 32 2B 21 G6-3 1B	X FF 87 0-0 ③ F9	5	1	2	0	0	0	4
32 Derek Dietrich, L (1, 4) OBP: 0.351, SLG: 0.448	1 SAFE B CU 76 1 SAFE C CH 80 C FF 89 C SL 86 1-3 ① K			F CH 82 H SL 87 1-1 21 G6-4-3 HBP		F CU 76 B CH 83 X CH 82 1-1 ① P6		F SI 91 F SI 92 B CU 76 X CU 76 1-2 9 1B 1-3 2B		3	0	1	0	0	1	1
21 Christian Yelich, L (1, 7) OBP: 0.333, SLG: 0.415	T SI 89 1 SAFE 1 SAFE S CU 76 P PO 84 B FF 90 B FF 91 S CU 77 3-3 ②③ K 1-2			B CH 80 C CU 75 1 SAFE F SI 88 X SL 86 1-2 ①② G6-4-3 1-2f		B CU 78 X SL 86 1-0 ② G4-3		X SI 93 0-0 ① G6-3 3-H		4	0	0	1	0	1	3
9 Casey McGehee, R (1, 5) OBP: 0.356, SLG: 0.388		C FF 90 C CH 83 B FF 91 X CH 81 1-2 ① G6-3		F FF 90 F SL 86 B FF 89 B FF 88 B CH 84 X FF 90 3-2 1B		B CU 76 C CU 75 C CU 76 X CH 81 1-2 E6 46 BB		T FF 93 B SL 86 C SL 87 B SL 89 X KC 79 2-2 2-3 1B		4	0	2	0	0	0	0
46 Garrett Jones, L (1, 3) OBP: 0.326, SLG: 0.449		C CU 78 B SL 88 B SL 88 F FF 91 B SL 87 X CU 76 3-2 ② F9		C SL 86 B CH 83 X CU 77 1-1 ③ G3		C SI 90 B FF 89 B CH 83 B SI 89 B SI 89 4-1 1-2 BB		D KC 80 B SL 88 B SI 91 C SI 92 F SI 92 F KC 81 F FF 93 F SL 88 F SI 93 3-2 ② T SI 94 K		3	0	0	0	1	1	3
59 Ed Lucas, R (1, 9) OBP: 0.344, SLG: 0.379 27 Giancarlo Stanton, R (8, PH) OBP: 0.405, SLG: 0.612 (8, 9)		C SL 88 F FF 91 B SI 90 F FF 91 X CH 83 1-2 ③ L9			C CU 77 B SL 88 X SL 87 1-1 33 SH5-4 6 1B 1B	C CU 76 S CU 78 B CU 77 B FF 90 S CU 77 2-3 ③ K		B FF 95 F SI 94 B SL 88 X FF 95 2-1 ③ F9		3 1	0 0	1 0	0 0	0 0	1 0	2 2
13 Marcell Ozuna, R (1, 8) OBP: 0.293, SLG: 0.403			X SL 88 0-0 33 SH3-4 1B		B CU 76 C CU 77 1 SAFE F CH 82 X SI 89 1-2 ① L8		B SL 85 F SL 87 C CU 76 B FF 89 S CH 83 2-3 ① K		C FF 88 S SL 78 F SL 79 S SL 76 0-3 ① K	4	0	1	0	0	2	1
6 Jeff Mathis, R (1, 2) OBP: 0.417, SLG: 0.500			C FF 89 B FF 90 B SL 86 S SL 87 T CH 81 2-2 ① K		X SI 89 0-0 33 SH5-4 1-2 1B		B SL 87 C CU 76 B CH 83 S CH 82 S FF 90 2-3 ② K		C SL 76 S SL 76 B SL 77 B SL 77 X SL 77 2-2 1B	4	0	2	0	0	2	1
33 Jacob Turner, R (1, 1) OBP: 0.333, SLG: 0.400 17 Donovan Solano, R (7, PH) OBP: 0.242, SLG: 0.194 22 Carter Capps, R (7, 1) 52 Brad Hand, L (8, 1) 5 Reed Johnson, R (9, PH) OBP: 0.344, SLG: 0.533			X CU 75 0-0 ② SH3-4 1-2		X CU 76 0-0 ② SH5-4 1-2 2-3		C CU 75 X CH 83 0-1 ③ G6-3		S FF 86 C SL 76 B FF 88 X SL 76 1-2 ② P5	0 1 0 0 1	0 0 0 0 0	0 0 0 0 0	0 0 0 0 0	0 0 0 0 0	0 0 0 0 0	0 0 0 0 1

AB	33
R	1
H	9
RBI	1
BB	1
SO	8
LOB	18

MIAMI

Inning Stats																		
	R: 0	H: 1	R: 0	H: 0	R: 0	H: 1	R: 0	H: 1	R: 0	H: 2	R: 0	H: 0	R: 0	H: 0	R: 1	H: 3	R: 0	H: 1
	E: 0	LOB: 0	E: 0	LOB: 0	E: 0	LOB: 1	E: 0	LOB: 1	E: 0	LOB: 2	E: 1	LOB: 2	E: 0	LOB: 0	E: 0	LOB: 2	E: 0	LOB: 1
	K: 2	BB: 0	K: 0	BB: 0	K: 1	BB: 0	K: 0	BB: 0	K: 0	BB: 0	K: 1	BB: 1	K: 2	BB: 0	K: 1	BB: 0	K: 1	BB: 0
	S: 11	P: 17	S: 10	P: 15	S: 7	P: 10	S: 9	P: 15	S: 8	P: 10	S: 10	P: 19	S: 8	P: 12	S: 18	P: 26	S: 11	P: 14

1B: 8	SF: 0	WP: 0	PA: 37
2B: 1	SAC: 2	PB: 0
3B: 0	DP: 1	SB: 0
HR: 0	HBP: 1	CS: 1

PITCHER		IP	WLS	BF	H	R	ER	SO	BB	IBB	HBP	BLK	WP	HR	S	P	ERA	WHIP
32 Ryan Vogelsong, R ERA: 3.62	(1, 1)	7.0	W	27	5	0	0	6	1	0	1	0	0	0	63	98	0.00	0.857
41 Jeremy Affeldt, L ERA: 1.98	(8, 1)	0.1		3	2	1	1	0	0	0	0	0	0	0	6	7	27.00	6.000
46 Santiago Casilla, R ERA: 1.48	(8, 1)	0.2	H	3	1	0	0	1	0	0	0	0	0	0	12	19	0.00	1.500
54 Sergio Romo, R ERA: 2.21	(9, 1)	1.0	S	4	1	0	0	1	0	0	0	0	0	0	11	14	0.00	1.000

PITCHER		IP	WLS	BF	H	R	ER	SO	BB	IBB	HBP	BLK	WP	HR	S	P	ERA	WHIP

Miami Marlins @ San Francisco Giants

AT&T Park, San Francisco, CA

Sun May 18 2014, 1:09 PM - 4:10 PM PDT

Att. 41,551 - Partly Cloudy - 70 F

livebaseballscorecards.com

BOTTOM

Batter	1	2	3	4	5	6	7	8	9	AB	R	H	RBI	BB	SO	LOB
7 Grégor Blanco, L (1, 8) OBP: 0.283, SLG: 0.200	C SI 90 F FF 91 H FC 85 1-2 8 G4-3 8 S 28 SF8 HBP	B SI 92 F SI 93 B CH 86 B SI 92 B SI 92 4-1 1-2 BB		B SI 92 B SI 92 B FF 91 C FF 91 C SI 91 C SI 93 3-3 ③ K			C FF 99 B KC 83 B FF 95 S FF 97 F FF 99 F FF 97 S KC 83 2-3 ② K2-3			2	1	0	0	1	2	0
8 Hunter Pence, R (1, 9) OBP: 0.347, SLG: 0.425	C SI 92 B SI 92 S FC 85 D FC 86 X SI 94 2-2 ① G4-3 1-3	C CH 86 F FC 85 D FC 85 F SI 93 B FC 86 S FC 86 2-3 ① K			B SI 92 C SI 92 X SI 93 1-1 ① G6-3		S KC 84 B KC 84 B FF 99 X FF 97 2-1 1B			4	0	1	0	0	1	3
28 Buster Posey, R (1, 2) OBP: 0.369, SLG: 0.444	C FC 85 F SI 94 F SI 93 B FC 86 X CU 81 1-2 ② SF8 3-H	F SI 93 B FC 86 C SI 94 F SI 94 B SI 93 S SI 94 2-3 ② K			F SI 92 S SI 93 X SI 95 0-2 ② F9		C FF 98 1 SAFE 1 SAFE F FF 98 1 SAFE 1 SAFE P PO 86 1 SAFE F FF 98 2-3 B FF 96 F FF 98 S KC 83 ③ K2-3			3	0	0	1	0	2	3
48 Pablo Sandoval, S (1, 5) OBP: 0.279, SLG: 0.340 13 Joaquin Arias, R (9, 5) OBP: 0.190, SLG: 0.150	B SI 93 F SI 93 F FF 92 F FF 94 X FC 85 1-2 38 1B 21 1B 1B	X CH 87 0-0 ③ F9			X FF 93 0-0 HR			B CU 77 C CU 78 F FF 94 B CU 80 X CU 79 2-2 ① G5-3		4 0	2 0	2 0	1 0	0 0	0 0	2 0
38 Michael Morse, R (1, 3) OBP: 0.329, SLG: 0.534	X SI 94 0-0 21 1B 14 1B 1-2 1B	B SI 93 F SI 92 S FC 86 S FC 85 1-3 ① K			B FC 85 X SI 93 1-0 ③ G6-3			B SI 94 B FF 94 C FF 94 F CH 88 S FF 95 2-3 ② K		4	1	1	0	0	2	0
21 Tyler Colvin, L (1, 7) OBP: 0.417, SLG: 0.773	C CH 85 C SI 93 B SI 93 D CU 79 X SI 94 2-2 14 1B 1-2 2-H 1B	B SI 93 B SI 93 F SI 94 X SI 93 2-1 ② G6-3				C CH 83 B CH 84 F SI 90 S FC 84 1-3 ① K		C CU 81 F CU 80 B FF 94 B CU 81 B FF 94 B FF 93 4-2 BB		3	0	1	1	1	1	0
14 Brandon Hicks, R (1, 4) OBP: 0.321, SLG: 0.415	C SI 93 S SI 93 B FF 94 D FC 87 F FF 94 B SI 94 F SI 95 X SI 94 3-2 1-3 2-H 1B	C FC 84 S FC 85 B FC 86 F SI 95 S FC 87 1-3 ③ K				F FC 85 B FC 84 B SI 91 C SI 91 X FC 83 2-2 ② F8		S CU 78 1 SAFE B FF 94 B FF 93 D FF 94 C FF 94 X FF 94 3-2 ③ L8		4	0	1	1	0	1	1
35 Brandon Crawford, L (1, 6) OBP: 0.323, SLG: 0.433	X SI 92 0-0 ③ G4-3			C SI 90 B CH 85 F CH 85 B SI 93 B SI 93 F SI 93 S SI 93 3-3 ① K		F CH 85 S FC 84 B FC 86 B FF 93 F FC 84 B SI 93 F SI 93 F FC 86 X SI 94 3-2 ③ F9				3	0	0	0	0	1	2
32 Ryan Vogelsong, R (1, 1) OBP: 0.176, SLG: 0.235 6 Ehire Adrianza, S (7, PH) OBP: 0.179, SLG: 0.216 41 Jeremy Affeldt, L (8, 1) 46 Santiago Casilla, R (8, 1) 54 Sergio Romo, R (9, 1)		C SI 90 B SI 92 X FF 91 1-1 7 BB 1B		B FF 92 X SI 92 1-0 ② G6-3			B FF 96 F FF 95 B KC 84 F FF 98 B FF 97 X FF 96 3-2 ① F7			2 1 0 0 0	0 0 0 0 0	1 0 0 0 0	0 0 0 0 0	0 0 0 0 0	0 0 0 0 0	0 0 0 0 0
Inning Stats	R: 3 E: 0 K: 0 S: 23 H: 4 LOB: 2 BB: 0 P: 33	R: 0 E: 0 K: 2 S: 12 H: 1 LOB: 2 BB: 1 P: 21	R: 0 E: 0 K: 2 S: 9 H: 0 LOB: 0 BB: 0 P: 13	R: 0 E: 0 K: 2 S: 8 H: 0 LOB: 0 BB: 0 P: 15	R: 1 E: 0 K: 0 S: 7 H: 1 LOB: 0 BB: 0 P: 9	R: 0 E: 0 K: 1 S: 12 H: 0 LOB: 0 BB: 0 P: 18	R: 0 E: 0 K: 2 S: 16 H: 1 LOB: 1 BB: 0 P: 24	R: 0 E: 0 K: 1 S: 11 H: 0 LOB: 1 BB: 1 P: 22		1B: 6 2B: 0 3B: 0 HR: 1	SF: 1 SAC: 0 DP: 0 HBP: 1		WP: 0 PB: 0 SB: 1 CS: 0	PA: 34		

AB	30
R	4
H	7
RBI	4
BB	2
SO	10
LOB	11

PITCHER		IP	WLS	BF	H	R	ER	SO	BB	IBB	HBP	BLK	WP	HR	S	P	ERA	WHIP
33 Jacob Turner, R ERA: 6.59	(1, 1)	6.0	L	26	6	4	4	7	1	0	1	0	0	1	71	109	6.00	1.167
22 Carter Capps, R ERA: 0.9	(7, 1)	1.0		4	1	0	0	2	0	0	0	0	0	0	16	24	0.00	1.000
52 Brad Hand, L ERA: 5.91	(8, 1)	1.0		4	0	0	0	1	1	0	0	0	0	0	11	22	0.00	1.000

PITCHER	IP	WLS	BF	H	R	ER	SO	BB	IBB	HBP	BLK	WP	HR	S	P	ERA	WHIP

San Francisco Giants @ Colorado Rockies

Coors Field, Denver, CO

Tue May 20 2014, 6:44 PM - 10:16 PM MDT

Att. 31,046 - Partly Cloudy - 58 F

livebaseballscorecards.com

Batter	1	2	3	4	5	6	7	8	9	AB	R	H	RBI	BB	SO	LOB
7 Grégor Blanco, L (1, 8) OBP: 0.281, SLG: 0.241	X FF 91 0-0 L7 ①		C CU 73 C FF 89 B FF 93 X FF 90 1-2 G1-3 ③		F CU 75 B SI 92 S CU 75 X CU 75 1-2 8 1B 2-H 3-H 3B		B FF 91 B FF 90 F FF 92 B FF 91 X FF 92 3-1 P6 ③			4	1	1	2	0	0	1
8 Hunter Pence, R (1, 9) OBP: 0.355, SLG: 0.429	C FF 90 F FF 92 B CU 74 B FF 93 T SL 88 2-2 K ②			B SI 92 B FF 92 B FF 93 C FF 92 F FF 93 F SL 84 F FF 93 B CU 75 4-2 BB	X SI 93 0-0 3-H 1B			C FF 91 X ST 81 0-1 48 G4-6-3 1B		3	0	2	1	1	1	0
48 Pablo Sandoval, S (1, 5) OBP: 0.273, SLG: 0.331	B CU 73 B SL 88 X SI 92 2-0 G5-3 ③			B CU 74 S SL 86 X SI 93 1-1 F8 ①	1 SAFE B SL 87 F CU 75 S FF 91 T SL 87 1-2 K ③			F ST 81 S FF 94 F FF 96 X ST 84 0-2 G4-6-3 1-2f ①②		4	0	0	0	0	1	3
38 Michael Morse, R (1, 3) OBP: 0.321, SLG: 0.520		B FF 92 B FF 88 B FF 92 F FF 91 X SL 87 3-1 P4 ①		B FF 93 C SI 92 C FF 93 B FF 92 S SL 88 2-3 K ②		B FF 91 S SL 86 F SI 91 B FF 92 B SL 85 S SL 86 3-3 K ①		F ST 82 B FF 93 B ST 81 B ST 82 X ST 82 3-1 L7 ③		4	0	0	0	0	2	1
29 Héctor Sánchez, S (1, 2) OBP: 0.308, SLG: 0.429		X FF 91 0-0 L8 ②		B SL 87 F FF 92 B FF 92 F CH 84 1 SAFE S CU 76 2-3 K ③		B CU 72 F SL 86 F FF 91 F SI 92 X SI 91 1-2 F7 ②			B FF 93 C FF 93 F FF 93 B FF 93 X FF 94 2-2 G3 ①	4	0	0	0	0	1	1
14 Brandon Hicks, R (1, 4) OBP: 0.326, SLG: 0.418		B FF 92 S CH 83 X SI 92 1-1 1B			C CU 72 B SL 87 X SL 87 1-1 F9 ①	B FF 92 B FF 90 S SL 86 X SL 86 2-1 G5-3 ③			F CU 80 T FF 93 B SL 90 F FF 93 B SL 87 X FF 95 2-2 21 2B 1B	4	1	2	0	0	0	0
35 Brandon Crawford, L (1, 6) OBP: 0.321, SLG: 0.428		B CU 72 C SL 88 F SL 87 B FF 92 1 SAFE X CU 75 2-2 G3 ③			C FF 92 X SL 81 0-1 21 2B 7 3B 1B		C FF 92 F FF 93 X SL 87 0-2 F7 ①		B FF 93 1 SAFE C FF 93 S FF 94 B FF 93 X FF 94 2-2 P5 ②	4	1	1	0	0	0	2
21 Tyler Colvin, L (1, 7) OBP: 0.429, SLG: 0.808			C SL 86 X SL 88 0-1 G3 ①		C CU 72 X FF 91 0-1 7 3B 1-3 2B		F SL 86 F SL 87 X FF 93 0-2 L4 ②		B CU 80 B CU 78 1 SAFE C FF 94 F CU 80 X FF 94 2-2 13 WP 1-H 2B	4	1	2	1	0	0	0
40 Madison Bumgarner, R (1, 1) OBP: 0.286, SLG: 0.474 63 Jean Machi, R (7, 1) 46 Santiago Casilla, R (8, 1) 13 Joaquin Arias, R (9, PH) OBP: 0.188, SLG: 0.148 54 Sergio Romo, R (9, 1)			C CU 73 B CU 73 F FF 92 F CU 75 X SL 87 1-2 G5-3 ②		B SL 88 B CU 74 B FF 92 F FF 91 F CU 75 S CU 74 3-3 K ②		F FF 92 S FF 92 H FF 94 1-2 HBP		F FF 92 B SL 89 B SL 90 F FF 93 X FF 94 2-2 G5-3 ③ 2-3	2 0 0 1 0	0 0 0 0 0	0 0 0 0 0	0 0 0 0 0	0 0 0 0 0	1 0 0 0 0	2 0 0 1 0

Inning Stats	1	2	3	4	5	6	7	8	9
	R: 0 E: 0 K: 1 S: 5	H: 0 LOB: 0 BB: 0 P: 9	R: 0 E: 0 K: 0 S: 8	H: 1 LOB: 1 BB: 0 P: 14	R: 0 E: 0 K: 0 S: 9	H: 0 LOB: 0 BB: 0 P: 11	R: 0 E: 0 K: 2 S: 12	H: 0 LOB: 1 BB: 1 P: 21	R: 3 E: 0 K: 2 S: 16	H: 4 LOB: 1 BB: 0 P: 22	R: 0 E: 0 K: 1 S: 9	H: 0 LOB: 0 BB: 0 P: 15	R: 0 E: 0 K: 0 S: 10	H: 0 LOB: 1 BB: 0 P: 14	R: 0 E: 0 K: 0 S: 8	H: 1 LOB: 0 BB: 0 P: 11	R: 1 E: 0 K: 0 S: 16	H: 2 LOB: 1 BB: 0 P: 26

| | | |

Batter	1	2	3	4	5	6	7	8	9	AB	R	H	RBI	BB	SO	LOB
1 Brandon Barnes, R (1, 9) OBP: 0.368, SLG: 0.409 33 Justin Morneau, L (9, PH) OBP: 0.359, SLG: 0.585	B FF 93 F FF 93 S FC 90 B FF 94 F FF 94 C CU 76 2-3 ① K		X FC 90 0-0 ② G6-3 1-2 2-3		C FF 92 F CU 75 B FF 92 X CU 75 1-2 2 HBP 1B	F CU 71 F CU 72 B FF 92 X FC 89 1-2 ②③ L1-3 1-1			F CH 83 B CH 83 F CH 83 B FF 89 B FF 89 B SI 89 4-2 2 FC4-6 BB	4 0	0 0	1 0	0 0	0 1	1 0	4 0
3 Michael Cuddyer, R (1, 3) OBP: 0.361, SLG: 0.500	C CU 76 B FF 94 F FF 94 S FC 90 1-3 ② K		B CH 84 F FC 90 X FF 93 1-1 ③ G6-3		C CH 82 F FF 91 S FC 87 0-3 ② K		B CH 83 B CH 83 B SI 92 B FF 93 4-0 28 1B BB		C FF 89 S FF 88 X FF 88 0-2 ① F9	4	0	0	0	1	2	4
2 Troy Tulowitzki, R (1, 6) OBP: 0.492, SLG: 0.757	S FC 92 X CU 77 0-1 ③ G2-3			C CU 76 X FF 93 0-1 20 2B 2B	B CU 74 1 SAFE C CU 74 H FC 87 2-1 1-2 HBP		F SI 93 B CH 87 C CH 86 F CH 86 B FF 93 X CU 82 2-2 ① L7		S SL 80 X SL 79 0-1 ② FC4-6 5 1B 1-2f 28 2B	4	2	1	0	0	0	2
5 Carlos González, L (1, 7) OBP: 0.321, SLG: 0.483		B FF 93 B FF 94 S FF 93 S FC 91 B FC 90 X FC 90 3-2 28 G6-4-3 1B		2 SAFE X FC 90 0-0 ① F7	B FF 92 B FF 92 F FF 92 S FC 87 S FF 92 2-3 ③ K		S CH 86 C CH 87 S CH 87 0-3 ② K		B CH 84 S CH 83 B CH 84 B FF 89 S CH 83 X CH 83 3-2 28 2B 1-3 1B	5	1	2	0	0	2	4
28 Nolan Arenado, R (1, 5) OBP: 0.327, SLG: 0.486		C FF 93 C FC 90 1 SAFE X FF 93 0-2 ①② G6-4-3 1-2f		B FF 93 B FC 88 F FC 88 C CU 74 B FF 92 X FC 89 3-2 ② F7		C CH 83 F FC 88 X CU 76 0-2 20 HR 1B	C CH 86 1 SAFE B CH 87 C CH 86 F FF 93 X CH 87 1-2 1B		C SL 79 B SL 78 S SL 78 F SL 79 B FF 89 F SL 78 X SL 78 2-2 1-H 3-H 2B	5	1	3	2	0	0	2
20 Wilin Rosario, R (1, 2) OBP: 0.282, SLG: 0.438		S FF 91 F CU 78 B CU 77 F FF 93 B FC 89 F CH 87 F FC 90 S CU 77 2-3 ③ K		B FC 89 X CU 74 1-0 13 E 2-H 2B		X FC 87 0-0 1-H HR	B CH 88 B CH 87 S CH 87 S CH 88 B CH 88 F CH 88 S CH 88 3-3 ③ K			4	1	2	3	0	2	2
13 Drew Stubbs, R (1, 8) OBP: 0.374, SLG: 0.500 19 Charlie Blackmon, L (8, PH) OBP: 0.374, SLG: 0.566 (9, 8)			C FF 93 B FF 93 X FC 90 1-1 1 56 G6-3 1B	C FF 93 B FF 93 X FC 88 1-1 E4 9 FC6-4 2-3		B FF 91 B FF 91 B FC 91 C FF 90 C FF 90 F FF 91 F FC 87 F FF 92 B FC 87 4-2 9 SH BB		S SI 94 B KC 82 B KC 82 S SI 95 X KC 82 2-2 ① F8		2 1	0 0	1 0	0 0	1 0	0 0	1 0
9 DJ LeMahieu, R (1, 4) OBP: 0.360, SLG: 0.348			1 SAFE C FC 89 B CH 87 1 SAFE T CU 76 X FF 93 1-2 ① F9	B FC 89 F FC 88 1 SAFE F FC 89 B FF 92 F FC 88 X CU 76 2-2 ③ FC6-4 1-2f		1 SAFE X FC 88 0-0 SH 1 L1-3 1-2		B SI 94 X SI 94 1-0 ② G6-3	3	0	0	0	0	0	3
56 Franklin Morales, L (1, 1) OBP: 0.188, SLG: 0.133 49 Rex Brothers, L (7, 1) 0 Adam Ottavino, S (8, 1) 6 Corey Dickerson, L (8, PH) OBP: 0.371, SLG: 0.688 32 LaTroy Hawkins, R (9, 1)			X FF 92 0-0 1 G6-3 1-2 1B		B FF 90 C FF 90 X FF 91 1-1 ① G6-3	L FF 89 L FC 83 L FC 83 0-3 ① K		C CH 88 B SI 95 F KC 82 F FF 96 F FF 95 X KC 82 1-2 ③ G4-3	3 0 0 1 0	0 0 0 0 0	1 0 0 0 0	0 0 0 0 0	0 0 0 0 0	1 0 0 0 0	2 0 0 0 0
Inning Stats	R: 0 E: 0 K: 2 S: 9 H: 0 LOB: 0 BB: 0 P: 12	R: 0 E: 0 K: 1 S: 12 H: 1 LOB: 0 BB: 0 P: 17	R: 0 E: 0 K: 0 S: 9 H: 2 LOB: 2 BB: 0 P: 12	R: 1 E: 1 K: 0 S: 13 H: 2 LOB: 2 BB: 0 P: 20	R: 0 E: 0 K: 2 S: 12 H: 1 LOB: 2 BB: 0 P: 18	R: 2 E: 0 K: 1 S: 16 H: 2 LOB: 1 BB: 1 P: 21	R: 0 E: 0 K: 2 S: 15 H: 1 LOB: 2 BB: 1 P: 25	R: 0 E: 0 K: 0 S: 9 H: 0 LOB: 0 BB: 0 P: 13	R: 2 E: 0 K: 0 S: 15 H: 2 LOB: 1 BB: 1 P: 24	1B: 7 2B: 4 3B: 0 HR: 1	SF: 0 SAC: 1 DP: 2 HBP: 1			WP: 0 PB: 0 SB: 0 CS: 0	PA: 41		

PITCHER		IP	WLS	BF	H	R	ER	SO	BB	IBB	HBP	BLK	WP	HR	S	P	ERA	WHIP
40 Madison Bumgarner, L ERA: 3.38	(1, 1)	6.0		28	8	3	3	6	1	0	1	0	0	1	71	100	4.50	1.500
63 Jean Machi, R ERA: 0.4	(7, 1)	1.0		5	1	0	0	2	1	0	0	0	0	0	15	25	0.00	2.000
46 Santiago Casilla, R ERA: 1.42	(8, 1)	1.0		3	0	0	0	0	0	0	0	0	0	0	9	13	0.00	0.000
54 Sergio Romo, R ERA: 3.0	(9, 1)	0.2	L	5	2	2	2	0	1	0	0	0	0	0	15	24	27.00	4.500

PITCHER	IP	WLS	BF	H	R	ER	SO	BB	IBB	HBP	BLK	WP	HR	S	P	ERA	WHIP

BOTTOM

San Francisco Giants @ Colorado Rockies

Coors Field, Denver, CO

Tue May 20 2014, 6:44 PM - 10:16 PM MDT

Att. 31,046 - Partly Cloudy - 58 F

livebaseballscorecards.com

AB	36
R	5
H	11
RBI	5
BB	3
SO	8
LOB	24

San Francisco Giants @ Colorado Rockies

Coors Field, Denver, CO

Wed May 21 2014, 6:45 PM - 9:43 PM MDT

Att. 30,411 - Cloudy - 56 F

TOP

livebaseballscorecards.com

Batter	1	2	3	4	5	6	7	8	9	AB	R	H	RBI	BB	SO	LOB
16 Ángel Pagán, S (1, 8) OBP: 0.362, SLG: 0.429	G4-3		F8			G6-3	L4			4	0	0	0	0	0	0
8 Hunter Pence, R (1, 9) OBP: 0.357, SLG: 0.443	K			HR		F8		BB		3	2	1	1	1	1	0
48 Pablo Sandoval, S (1, 5) OBP: 0.278, SLG: 0.353	L9			G4-3		HR		1B		4	1	2	1	0	0	0
38 Michael Morse, R (1, 3) OBP: 0.325, SLG: 0.523		BB		L5		2B				3	1	1	1	1	0	1
29 Héctor Sánchez, S (1, 2) OBP: 0.305, SLG: 0.432		F8		K		2B		K		4	0	1	1	0	2	2
21 Tyler Colvin, L (1, 7) OBP: 0.406, SLG: 0.724		BB			G6-3	K		K2-3		3	0	0	0	1	2	2
14 Brandon Hicks, R (1, 4) OBP: 0.318, SLG: 0.405		G6-3			K2-3		F8		L7	4	0	0	0	0	1	2
35 Brandon Crawford, L (1, 6) OBP: 0.326, SLG: 0.456			G4-3		2B		HR		K	4	1	2	1	0	1	0
18 Matt Cain, R (1, 1) OBP: 0.333, SLG: 0.250			K		G3		G4-3		G6-3	1	0	0	0	0	1	0
52 Yusmeiro Petit, R (4, 1)										1	0	0	0	0	0	1
6 Ehire Adrianza, S (7, PH) OBP: 0.175, SLG: 0.211										1	0	0	0	0	0	0
57 Juan Gutierrez, R (7, 1)										0	0	0	0	0	0	0
49 Javier López, L (8, 1)										0	0	0	0	0	0	0
46 Santiago Casilla, R (8, 1)										1	0	0	0	0	0	0
41 Jeremy Affeldt, L (9, 1)										0	0	0	0	0	0	0
Inning Stats	R: 0 E: 0 K: 1 S: 9 H: 0 LOB: 0 BB: 0 P: 17	R: 0 E: 0 K: 0 S: 10 H: 0 LOB: 1 BB: 2 P: 20	R: 0 E: 0 K: 1 S: 7 H: 0 LOB: 0 BB: 0 P: 12	R: 1 E: 0 K: 1 S: 12 H: 1 LOB: 0 BB: 0 P: 17	R: 0 E: 0 K: 1 S: 9 H: 1 LOB: 1 BB: 0 P: 15	R: 2 E: 0 K: 1 S: 17 H: 3 LOB: 0 BB: 0 P: 26	R: 1 E: 0 K: 0 S: 16 H: 1 LOB: 0 BB: 0 P: 25	R: 1 E: 0 K: 2 S: 11 H: 1 LOB: 1 BB: 1 P: 20	R: 0 E: 0 K: 1 S: 10 H: 0 LOB: 0 BB: 0 P: 17	1B: 1 2B: 3 3B: 0 HR: 3 SF: 0 SAC: 0 DP: 1 HBP: 0	WP: 1 PB: 0 SB: 0 CS: 0 PA: 36					

	AB	33
	R	5
	H	7
	RBI	5
	BB	3
	SO	8
	LOB	8

PITCHER		IP	WLS	BF	H	R	ER	SO	BB	IBB	HBP	BLK	WP	HR	S	P	ERA	WHIP
45 Jhoulys Chacín, R ERA: 4.76	(1, 1)	5.2	L	22	4	3	3	4	2	0	0	0	0	2	59	98	4.76	1.059
37 Nick Masset, R ERA: 1.42	(6, 1)	0.1		2	1	0	0	1	0	0	0	0	0	0	5	9	0.00	3.000
34 Matt Belisle, R ERA: 4.26	(7, 1)	1.0		4	1	1	1	0	0	0	0	0	0	1	16	25	9.00	1.000
54 Tommy Kahnle, R ERA: 1.88	(8, 1)	1.1		6	1	1	1	2	1	0	0	0	1	0	14	25	6.75	1.500
48 Boone Logan, L ERA: 3.46	(9, 1)	0.2		2	0	0	0	1	0	0	0	0	0	0	7	12	0.00	0.000

PITCHER		IP	WLS	BF	H	R	ER	SO	BB	IBB	HBP	BLK	WP	HR	S	P	ERA	WHIP

Batter	1	2	3	4	5	6	7	8	9	AB	R	H	RBI	BB	SO	LOB
19 Charlie Blackmon, L (1, 8) OBP: 0.372, SLG: 0.559	B FF 90 F FF 92 C FF 92 B FF 93 F CH 87 C FF 94 2-3 ① K		C FF 92 B CH 87 F FF 92 C FF 93 1-3 ③ K			L CH 81 S CH 82 B FF 89 B CU 76 B FF 89 X CH 83 3-2 ① P4		F SI 87 X SI 86 0-1 3 G6-4-3 1-2 2-3 1B		4	0	1	0	0	2	0
3 Michael Cuddyer, R (1, 9) OBP: 0.355, SLG: 0.500	F FF 93 X FF 92 0-1 ② L9			X FF 88 0-0 ① G6-3		C CU 77 C FF 89 X CU 78 0-2 2B		X SI 92 0-0 ① ② G6-4-3 1-2f 2-3 3-H		4	0	1	0	0	0	2
2 Troy Tulowitzki, R (1, 6) OBP: 0.481, SLG: 0.736	B SL 87 X SL 87 1-0 ③ G6-3			B FF 89 F CU 75 S CU 76 B FF 89 B FC 90 X SL 84 3-2 ② L7		S SL 86 F CU 78 S FC 90 0-3 ② K		F SI 94 B FF 94 X FF 92 1-1 ③ F7		4	0	0	0	0	1	2
5 Carlos González, L (1, 7) OBP: 0.321, SLG: 0.477 54 Tommy Kahnle, R (8, 1) 48 Boone Logan, R (9, 1) 13 Drew Stubbs, R (9, PH) OBP: 0.370, SLG: 0.495		B FF 92 S CH 85 X SL 87 1-1 ① G4-3		B CH 82 B SL 85 B FC 89 B FC 88 4-0 BB		S FC 90 X FC 90 0-1 ③ F7			C SI 92 B SI 92 B SI 92 S SI 92 C CU 77 2-3 ① K	2 0 0 1	0 0 0 0	0 0 0 0	0 0 0 0	1 0 0 0	0 0 0 1	1 0 0 0
28 Nolan Arenado, R (1, 5) OBP: 0.320, SLG: 0.476		B FF 92 B SL 86 F FF 92 C FF 93 C FF 93 2-3 ② K		X SL 84 0-0 ③ L4			F FF 94 B SI 93 B CU 84 C FF 94 X FF 93 2-2 ① G4-3		C SI 92 B SI 92 X SI 92 1-1 ② G6-3	4	0	0	0	0	1	1
33 Justin Morneau, L (1, 3) OBP: 0.356, SLG: 0.574		B CU 78 F SL 88 C FF 92 H FF 93 2-2 HBP			C FC 88 F CU 77 X CU 76 0-2 ① G6-3		X CU 82 0-0 ② G3		X SI 91 0-0 ③ P5	3	0	0	0	0	0	0
20 Wilin Rosario, R (1, 2) OBP: 0.283, SLG: 0.434		B SL 88 X SL 87 1-0 ③ G4-3			X CU 76 0-0 1B		C CU 85 F CU 85 F FF 94 S CU 85 0-3 ③ K			3	0	1	0	0	1	1
9 DJ LeMahieu, R (1, 4) OBP: 0.359, SLG: 0.348			C FF 92 X CH 86 0-1 ① L1-3		X SL 84 0-0 ② L9			C FF 92 X FF 92 0-1 19 1B 1 1B 3 G6-4-3 1B		3	1	1	0	0	0	1
45 Jhoulys Chacín, R (1, 1) OBP: 0.200, SLG: 0.400 37 Nick Masset, R (6, 1) 34 Matt Belisle, R (7, 1) 1 Brandon Barnes, R (8, 7) OBP: 0.375, SLG: 0.416			C SL 85 B CU 79 B FF 92 S FF 93 F FF 94 X SL 86 2-2 ② G5-3		B SL 85 C SL 84 S FF 90 C FF 90 1-3 ③ K			B FF 93 X CU 84 1-0 3 G6-4-3 19 1B 1-2 1B		2 0 0 1	0 0 0 0	0 0 0 1	0 0 0 0	0 0 0 1	1 0 0 0	1 0 0 0
Inning Stats	R: 0 E: 0 K: 1 S: 7 H: 0 LOB: 0 BB: 0 P: 10	R: 0 E: 0 K: 1 S: 8 H: 0 LOB: 1 BB: 0 P: 14	R: 0 E: 0 K: 1 S: 9 H: 0 LOB: 0 BB: 0 P: 12	R: 0 E: 0 K: 0 S: 5 H: 0 LOB: 1 BB: 1 P: 12	R: 0 E: 0 K: 1 S: 8 H: 1 LOB: 1 BB: 0 P: 9	R: 0 E: 0 K: 1 S: 11 H: 1 LOB: 1 BB: 0 P: 14	R: 0 E: 0 K: 1 S: 8 H: 0 LOB: 0 BB: 0 P: 10	R: 1 E: 0 K: 0 S: 8 H: 3 LOB: 1 BB: 0 P: 10	R: 0 E: 0 K: 1 S: 6 H: 0 LOB: 0 BB: 0 P: 9	1B: 4 2B: 1 3B: 0 HR: 0 SF: 0 SAC: 0 DP: 1 HBP: 1						

PITCHER		IP	WLS	BF	H	R	ER	SO	BB	IBB	HBP	BLK	WP	HR	S	P	ERA	WHIP
18 Matt Cain, R ERA: 3.66	(1, 1)	3.0		10	0	0	0	3	0	0	1	0	0	0	24	36	0.00	0.000
52 Yusmeiro Petit, R ERA: 4.76	(4, 1)	3.0	W	12	2	0	0	2	1	0	0	0	0	0	24	35	0.00	1.000
57 Juan Gutierrez, R ERA: 3.92	(7, 1)	1.0		5	2	1	1	1	0	0	0	0	0	0	11	14	9.00	2.000
49 Javier López, L ERA: 2.25	(8, 1)	0.0		1	1	0	0	0	0	0	0	0	0	0	2	2	∞	∞
46 Santiago Casilla, R ERA: 1.37	(8, 1)	1.0	H	2	0	0	0	0	0	0	0	0	0	0	3	4	0.00	0.000

PITCHER		IP	WLS	BF	H	R	ER	SO	BB	IBB	HBP	BLK	WP	HR	S	P	ERA	WHIP
41 Jeremy Affeldt, L ERA: 1.84	(9, 1)	1.0		3	0	0	0	1	0	0	0	0	0	0	6	9	0.00	0.000

BOTTOM

San Francisco Giants @ Colorado Rockies

Coors Field, Denver, CO

Wed May 21 2014, 6:45 PM - 9:43 PM MDT

Att. 30,411 - Cloudy - 56 F

livebaseballscorecards.com

AB	31
R	1
H	5
RBI	0
BB	1
SO	7
LOB	9

WP: 0 PA: 33
PB: 0
SB: 0
CS: 0

Batter	1	2	3	4	5	6	7	8	9	AB	R	H	RBI	BB	SO	LOB
16 Ángel Pagán, S (1, 8) OBP: 0.359, SLG: 0.425	B FF 91 X FF 92 1-0 ① G1-3			X FF 94 0-0 ① G6-3		C SI 91 B FC 89 F SI 90 X CU 79 1-2 8 G4-6-3 1B		C CU 77 S FF 91 S SL 87 0-3 ② K2-3 2-3		4	0	1	0	0	1	1
8 Hunter Pence, R (1, 9) OBP: 0.365, SLG: 0.468	B FF 93 B FF 91 B FF 91 B FF 93 4-0 28 G5-4-3 BB			C FF 96 S SL 88 X SL 86 0-2 HR		C SI 92 X SI 92 0-1 ①② G4-6-3 1-2f		B ST 82 X FF 95 1-0 28 1B 45 1B 2B 3-H		3	2	2	2	1	0	1
28 Buster Posey, R (1, 2) OBP: 0.372, SLG: 0.446 (6, 3) 54 Sergio Romo, R (8, 1) 46 Santiago Casilla, R (9, 1)	B FF 94 X FS 83 1-0 ②③ G5-4-3 1-2f			F FF 95 S CH 87 B FF 95 S SL 87 1-3 ② K		B FC 90 C CU 79 F FC 90 F FF 94 F CU 80 B CU 78 X FC 88 2-2 1B		F FF 97 F ST 84 D ST 85 X FF 97 1-2 45 1B 2-3 1B		4 0 0 0	0 0 0 0	2 0 0 0	0 0 0 0	0 0 0 0	1 0 0 0	1 0 0 0
38 Michael Morse, R (1, 3) OBP: 0.326, SLG: 0.516 41 Jeremy Affeldt, L (6, 1) 45 Travis Ishikawa, L (8, PH) OBP: 0.282, SLG: 0.400 (8, 3)		X FF 89 0-0 ① G5-3		B SL 86 F FF 95 B FF 95 B FF 94 B FF 94 4-1 48 2B BB		F SI 91 F SI 93 F FF 93 B CU 78 B SI 91 C CU 78 2-3 ③ K		F FF 97 B FF 96 F FF 96 X FF 97 1-2 ③ 1-3 3-H 1B		2 0 1	1 0 0	0 0 1	0 0 1	1 0 1	1 0 0	1 0 0
48 Pablo Sandoval, S (1, 5) OBP: 0.277, SLG: 0.357		C FF 93 F FC 90 F FS 85 F FF 95 B FF 94 F FF 90 X FF 95 1-2 ② F8		X CH 86 0-0 ① 1-H 2B			X FF 91 0-0 ① F8		B SI 93 B CH 84 X CH 84 2-0 ① G4-3	4	0	1	1	0	0	0
14 Brandon Hicks, R (1, 4) OBP: 0.313, SLG: 0.398 50 Matt Duffy, R (6, 4) 12 Joe Panik, L (9, PH) (9, 4)		C FF 95 F FS 85 B FS 84 B FF 94 B FS 85 X FS 84 3-2 ③ G5-3		X FF 94 0-0 ③ F9			C FF 91 S SL 88 B SL 88 S SL 86 1-3 ② K2-3		C FF 94 S SI 93 B CH 85 X SI 94 1-2 ② G4-3	2 1 1	0 0 0	0 0 0	0 0 0	0 0 0	0 1 0	1 0 0
35 Brandon Crawford, L (1, 6) OBP: 0.330, SLG: 0.454			C FC 88 B FC 85 F FS 82 F FF 94 B FC 88 F FS 85 B FF 94 S FS 84 3-3 ① K		C SI 91 X FS 86 0-1 21 G4-6-3 1B		B SL 86 X SI 92 1-0 ③ F7		B SI 94 S CH 86 B CH 85 B CH 85 C SI 94 B SI 94 4-2 BB	3	0	1	0	1	1	0
21 Tyler Colvin, L (1, 7) OBP: 0.382, SLG: 0.677 34 Andrew Susac, R (6, 2) OBP: 0.500, SLG: 0.500			C FF 94 B FF 92 B FF 88 F FS 84 S FF 95 2-3 ② K		S FF 91 F CU 79 B SI 93 B FS 88 1 SAFE X FS 86 2-2 ①② G4-6-3 1-2f			B FF 91 C SI 91 X SL 85 1-1 16 K2-3 7 SH1-4 8 2B 1B	1 SAFE C SI 94 S SL 88 D SL 85 1 SAFE S SI 94 1-3 ③ K	2 2	0 1	0 1	0 0	0 1	1 1	1 1
17 Tim Hudson, R (1, 1) OBP: 0.150, SLG: 0.105 34 David Huff, S (4, 1) OBP: 0.500, SLG: 0.500 7 Grégor Blanco, L (6, 7) OBP: 0.281, SLG: 0.241			S FF 95 B FF 94 S FS 86 B FF 94 B FS 85 S FF 94 3-3 ③ K		C SI 92 F SI 93 S CU 80 0-3 ③ K			L SI 91 B SL 84 X FF 91 1-1 ① SH1-4 1-2		1 1 0	0 0 0	0 0 0	0 0 0	0 0 0	1 1 0	0 0 0
Inning Stats	R: 0 E: 0 K: 0 S: 2 H: 0 LOB: 0 BB: 1 P: 8	R: 0 E: 0 K: 0 S: 10 H: 0 LOB: 0 BB: 0 P: 14	R: 0 E: 0 K: 3 S: 11 H: 0 LOB: 0 BB: 0 P: 19	R: 2 E: 0 K: 1 S: 10 H: 2 LOB: 1 BB: 1 P: 15	R: 0 E: 0 K: 1 S: 8 H: 1 LOB: 0 BB: 0 P: 10	R: 0 E: 0 K: 1 S: 14 H: 2 LOB: 1 BB: 0 P: 19	R: 0 E: 0 K: 1 S: 5 H: 0 LOB: 0 BB: 0 P: 7	R: 2 E: 0 K: 1 S: 14 H: 4 LOB: 2 BB: 0 P: 19	R: 0 E: 0 K: 1 S: 9 H: 0 LOB: 1 BB: 1 P: 17	1B: 6 2B: 2 3B: 0 HR: 1 SF: 0 SAC: 1 DP: 3 HBP: 0						

TOP

San Francisco Giants @ Colorado Rockies

Coors Field, Denver, CO

Thu May 22 2014, 1:14 PM - 3:20 PM MDT

Att. 36,468 - Cloudy - 70 F

livebaseballscorecards.com

AB	31
R	4
H	9
RBI	4
BB	3
SO	9
LOB	7

PITCHER		IP	WLS	BF	H	R	ER	SO	BB	IBB	HBP	BLK	WP	HR	S	P	ERA	WHIP
29 Jorge De La Rosa, L ERA: 3.91	(1, 1)	3.0		9	0	0	0	3	1	0	0	0	0	0	23	41	0.00	0.333
Tommy Kahnle, R ERA: 2.52	(4, 1)	1.0		6	2	2	2	1	1	0	0	0	0	1	10	15	18.00	3.000
37 Nick Masset, R ERA: 1.08	(5, 1)	2.0		7	3	0	0	2	0	0	0	0	0	0	22	29	0.00	1.500
53 Christian Friedrich, L ERA: 5.4	(7, 1)	1.2	L	6	1	1	1	2	0	0	0	0	0	0	12	16	5.40	0.600
0 Adam Ottavino, R ERA: 1.83	(8, 1)	0.1		3	3	1	1	0	0	0	0	0	0	0	7	10	27.00	9.000

PITCHER		IP	WLS	BF	H	R	ER	SO	BB	IBB	HBP	BLK	WP	HR	S	P	ERA	WHIP
51 Brooks Brown, R ERA:	(9, 1)	1.0		4	0	0	0	1	1	0	0	0	0	0	9	17	0.00	1.000

Batter	1	2	3	4	5	6	7	8	9	AB	R	H	RBI	BB	SO	LOB
19 Charlie Blackmon, L (1, 8) OBP: 0.367, SLG: 0.546	C FF 90 T FS 82 B FC 85 X SI 90 1-2 G4-3 ①	F FC 85 B SI 89 F FS 82 B FF 90 F FC 85 F FC 86 D FC 86 D FS 83 4-2 1B BB		C FF 92 C FF 92 X FF 92 0-2 FC4-6 ② 1B 1-2f		B FF 90 F FC 86 X FC 86 1-1 G6-3 ②		F FF 88 B FF 89 1 SAFE X FF 89 1-1 F8 ③		4	0	0	0	1	0	2
Michael Cuddyer, R (1, 9) OBP: 0.375, SLG: 0.514 23 Charlie Culberson, R (6, PR) OBP: 0.222, SLG: 0.302 53 Christian Friedrich, R (7, 1) 0 Adam Ottavino, S (8, 1) 51 Brooks Brown, L (9, 1) 4 Ben Paulsen, L (9, PH) OBP: 1.000, SLG: 1.000	C SI 89 B FF 90 F FC 84 F FC 86 S FC 84 1-3 K ② 1-2 1B	F FC 85 1 SAFE 1 SAFE B FC 82 1 SAFE C SI 90 X FC 85 1-2 1B 3-H		C CH 83 C FF 92 1 SAFE B FC 89 B FF 92 X FF 92 2-2 BB 1B 1-3		C FC 89 F FC 87 B FC 86 B CH 82 F FF 91 X CH 82 2-2 14 S 1B			C FF 94 C KC 82 F FF 95 F FF 94 X KC 82 0-2 14 G6-4-3 1B	4 0 0 0 0 1	0 0 0 0 0 0	3 0 0 0 0 1	1 0 0 0 0 0	0 0 0 0 0 0	1 0 0 0 0 0	0 0 0 0 0 0
Troy Tulowitzki, R (1, 6) OBP: 0.484, SLG: 0.733 14 Josh Rutledge, R (6, PH) OBP: 0.346, SLG: 0.458 (7, 6)	C CU 76 B CU 77 X CU 76 1-1 28 HBP 33 BB 1B	B FC 85 B SI 90 X FC 85 2-0 F8 ③		C CH 82 B CH 82 B FF 92 B FF 92 F CH 83 B FF 92 4-2 BB 1-2		1 SAFE C CU 75 F SI 92 S 0-3 K ③ 1-2			B FF 96 B FF 95 X SI 94 2-0 G6-4-3 ①② 1-2f	2 2	0 0	1 0	0 0	1 0	0 0	2 2
33 Justin Morneau, L (1, 3) OBP: 0.363, SLG: 0.572	B FS 81 B SI 90 B SI 89 C SI 90 B FS 80 4-1 28 HBP 1-2 BB	B SI 87 F SI 89 B FC 82 B SI 88 F SI 89 X FC 85 3-2 28 1B 1B	X FC 89 0-0 P2 ③			X SI 91 0-0 G4-3 ①			F KC 83 S KC 82 F FF 95 F SI 95 B SI 96 X KC 82 1-2 1B	4	0	2	0	1	0	3
28 Nolan Arenado, R (1, 5) OBP: 0.327, SLG: 0.476	C FC 84 H SI 90 1-1 1-2 2-3 HBP	B SI 88 C SI 88 C SI 88 X SI 89 1-2 G6-4-3 1B	B FC 89 X FC 88 1-0 6 1B G4-3 1B				B SI 91 B CH 88 X SI 91 2-0 G6-3 ②		C SI 95 B FF 95 X KC 83 1-1 G6-3 ③	4	1	2	0	0	0	1
6 Corey Dickerson, L (1, 7) OBP: 0.365, SLG: 0.662	C FS 81 B FC 86 B SI 91 B SI 90 C SI 89 F SI 90 X FS 81 3-2 G3 ③	X SI 89 0-0 L7 ①	B FF 91 F FC 88 C FF 92 F FF 93 F FF 92 X CH 83 1-2 G4-3 1-3 1B				B CU 75 S SI 92 C CU 75 C CU 75 F SI 92 X CU 75 1-2 L8 ③			4	0	1	0	0	0	5
Wilin Rosario, R (1, 2) OBP: 0.284, SLG: 0.431 8 Michael McKenry, R (7, 2) OBP: 0.238, SLG: 0.300		C FF 88 B FC 83 X FS 82 1-1 29 G3-4-1 9 G5-3 1B 1B	B SI 89 F SI 89 X SI 89 1-1 G6-4-3 ②③ 1-2f		X FF 92 0-0 G4-3 ①② 1-2f 3-H			C SL 81 B SL 80 C FF 90 B SL 82 C SL 80 2-3 K ①		3 1	1 0	1 0	0 0	0 1	0 0	3 0
9 DJ LeMahieu, R (1, 4) OBP: 0.350, SLG: 0.338		B SI 90 C SI 89 X FS 82 1-1 G5-3 ① 1-2		B FF 91 F CH 82 F FC 86 F FF 92 X CH 81 1-2 F9 ①	F FF 91 B FC 87 X FC 86 1-1 L9 ③			B FF 90 B FF 89 C FF 89 B SL 80 F FF 89 X FF 88 3-2 F8 ②		4	0	0	0	0	0	1
29 Jorge De La Rosa, L (1, 1) OBP: 0.133, SLG: 0.133 Tommy Kahnle, R (4, 1) Jhoulys Chacin, R (4, PH) OBP: 0.333, SLG: 0.500 37 Nick Masset, R (5, 1) 1 Brandon Barnes, R (6, PH) OBP: 0.378, SLG: 0.418 (7, 9)		F SI 90 B SI 91 X FS 82 1-1 G3-4-1 ② 2-3		B SL 80 X FC 86 1-0 19 FC4-6 1B		B FC 89 F CH 80 F FF 90 B FC 86 F CH 81 X FF 91 2-2 G3 ①		S SL 79 S SL 80 X SL 79 0-2 1B		1 0 1 0 2	0 0 0 0 0	0 0 1 0 1	0 0 0 0 0	0 0 0 0 0	0 0 0 0 0	1 0 0 0 0
Inning Stats	R: 0 H: 1 E: 0 LOB: 3 K: 1 BB: 1 S: 15 P: 26	R: 1 H: 2 E: 0 LOB: 2 K: 0 BB: 1 S: 14 P: 24	R: 0 H: 2 E: 0 LOB: 1 K: 0 BB: 0 S: 9 P: 14	R: 0 H: 2 E: 0 LOB: 3 K: 0 BB: 1 S: 14 P: 22	R: 1 H: 2 E: 0 LOB: 0 K: 0 BB: 0 S: 9 P: 12	R: 0 H: 1 E: 0 LOB: 2 K: 1 BB: 0 S: 13 P: 18	R: 0 H: 0 E: 0 LOB: 0 K: 0 BB: 0 S: 7 P: 10	R: 0 H: 1 E: 0 LOB: 1 K: 1 BB: 0 S: 11 P: 17	R: 0 H: 2 E: 0 LOB: 1 K: 0 BB: 0 S: 13 P: 17	1B: 13 2B: 0 3B: 0 HR: 0	SF: 0 SAC: 0 DP: 3 HBP: 1					

PITCHER	IP	WLS	BF	H	R	ER	SO	BB	IBB	HBP	BLK	WP	HR	S	P	ERA	WHIP
17 Tim Hudson, R (1, 1) ERA: 2.13	3.0		16	5	1	1	1	2	0	1	0	0	0	38	64	3.00	2.333
34 David Huff, L (4, 1) ERA: 3.52	2.2		13	5	1	1	0	1	0	0	0	0	0	33	49	3.38	2.250
41 Jeremy Affeldt, L (6, 1) ERA: 1.69	1.1	W	4	0	0	0	1	0	0	0	0	0	0	10	13	0.00	0.000
54 Sergio Romo, R (8, 1) ERA: 2.86	1.0	H	4	1	0	0	1	0	0	0	0	0	0	11	17	0.00	1.000
46 Santiago Casilla, R (9, 1) ERA: 1.32	1.0	S	4	2	0	0	0	0	0	0	0	0	0	13	17	0.00	2.000

PITCHER	IP	WLS	BF	H	R	ER	SO	BB	IBB	HBP	BLK	WP	HR	S	P	ERA	WHIP

BOTTOM

San Francisco Giants @ Colorado Rockies

Coors Field, Denver, CO

Thu May 22 2014, 1:14 PM - 3:20 PM MDT

Att. 36,468 - Cloudy - 70 F

livebaseballscorecards.com

AB	37
R	2
H	13
RBI	1
BB	3
SO	3
LOB	20

1B: 13	SF: 0	WP: 0	PA: 41		
2B: 0	SAC: 0	PB: 0			
3B: 0	DP: 3	SB: 1			
HR: 0	HBP: 1	CS: 0			

Batter	1	2	3	4	5	6	7	8	9	AB	R	H	RBI	BB	SO	LOB
2 Brian Dozier, R (1, 4) OBP: 0.370, SLG: 0.472	X SI 89 0-0 7 CS 2B		B SL 79 C SL 80 X FF 88 1-1 7 3B 1B	D CU 75 C CH 82 F SL 81 B SL 80 T SL 78 2-2 ③ K 1-2 2-3		B CH 83 C FF 88 F CU 74 F CU 76 F CU 77 B FF 90 F FF 88 F CU 76 X FF 90 2-2 ③ F8			C FF 94 C CH 87 F CH 88 B CH 88 X CU 82 1-2 ① G1-3	5	1	2	0	0	1	2
7 Joe Mauer, L (1, 3) OBP: 0.374, SLG: 0.363	C SI 90 B CH 83 B CH 84 X SI 90 2-1 ①② F7 2-3		B SI 88 1 SAFE D CH 81 X CH 83 2-0 27 G4-3 3B 1-H		C SI 88 F CU 75 B FF 91 F SL 80 F SL 79 X FF 90 1-2 13 BB 8 1B 1B		C SI 92 S SI 92 B SI 92 B CU 76 X SI 93 2-2 ① G4-3		C FF 92 C CH 85 S FF 93 0-3 ② K	5	1	2	1	0	1	1
24 Trevor Plouffe, R (1, 5) OBP: 0.333, SLG: 0.417	C FF 89 B SL 80 F FF 91 B CH 82 B FF 90 4-1 BB		B CU 76 B SL 81 F FF 90 X CU 76 2-1 ① G5-3		B FF 90 B CU 74 X FF 89 2-0 ① L6		C CU 76 B SI 92 X SI 92 1-1 ② L6		B CH 84 C CU 82 X CH 88 1-1 ③ G6-3	4	0	0	0	1	0	2
27 Chris Parmelee, L (1, 9) (8, 7) OBP: 0.277, SLG: 0.442	B CH 81 C CU 75 B SI 89 1 SAFE F CH 82 B CH 82 C SI 91 3-3 ③ K		B FF 89 B CU 74 C FF 90 X CH 84 2-1 ② G4-3 3-H		X CH 82 0-0 ② F8		C SI 92 B CU 76 B CU 76 C SI 91 F SI 92 X SI 92 2-2 1B			4	0	1	1	0	1	2
8 Kurt Suzuki, R (1, 2) OBP: 0.368, SLG: 0.419		C FF 89 B FF 90 B SL 80 X FF 91 2-1 ① F8	B FF 89 X FF 88 1-0 ③ F8		C SL 79 X FF 90 0-1 13 BB 1-2 1B		F CH 88 T CU 77 S CU 76 0-3 ③ K			4	0	1	0	0	1	1
13 Jason Kubel, L (1, 7) OBP: 0.346, SLG: 0.336 20 Chris Colabello, R (8, PH) (8, 9) OBP: 0.280, SLG: 0.377		B CU 74 B FF 89 F SI 90 B SL 81 B SI 90 4-1 5 BB BB		C FF 89 B SL 80 B CH 82 X FF 90 2-1 ① G6-3	C SI 88 B SL 79 F FF 90 B CU 73 D CH 83 B FF 90 4-2 1-2 2-3 BB			C SI 86 F CH 78 B CH 79 T SI 87 1-2 ① K		1 1	0 0	0 0	0 0	2 0	0 1	0 0
5 Eduardo Escobar, S (1, 6) OBP: 0.378, SLG: 0.516		D SI 89 C FF 90 B SL 82 B FF 90 D FF 89 4-1 1-2 BB		B SI 90 B FF 90 B FF 87 C FF 88 B SI 89 4-1 32 WP 32 BB 44 FC5-2 BB	C SL 81 X CH 82 0-1 ③ G3			B CU 73 F SI 87 X SI 87 1-1 2B		2	0	1	0	2	0	3
32 Aaron Hicks, S (1, 8) OBP: 0.336, SLG: 0.260		D SL 82 F SI 90 B CH 84 C CH 84 C CU 75 2-3 ② K		C CH 81 B SL 83 B FF 89 D SL 82 B FF 88 4-1 2 WP 44 FC5-2 1-3 BB		L FF 88 B SI 89 B CH 81 F FF 88 B CU 75 X FF 90 3-2 ① G3		B CH 79 B CH 78 D SI 87 D SI 85 4-0 43 G6-4-3 BB		2	0	0	0	2	1	2
44 Kyle Gibson, R (1, 1) 9 Eduardo Núñez, R (6, PH) OBP: 0.333, SLG: 0.393 56 Caleb Thielbar, R (6, 1) 43 Josmil Pinto, R (8, PH) OBP: 0.357, SLG: 0.439 54 Matt Guerrier, R (8, 1)		C FF 91 B FF 91 C CU 75 S FF 90 1-3 ③ K		X FF 90 0-0 ② FC5-2 2 WP 1-2 3-H		B CU 78 X SI 89 1-0 ② G5-3		C CH 87 X CH 86 0-1 ②③ G6-4-3 1-2f		2 1 0 1 0	0 0 0 0 0	0 0 0 0 0	0 0 0 0 0	0 0 0 0 0	1 0 0 0 0	4 0 0 2 0
Inning Stats	R: 0 H: 1 E: 0 LOB: 1 K: 1 BB: 1 S: 7 P: 16	R: 0 H: 0 E: 0 LOB: 2 K: 2 BB: 2 S: 10 P: 23	R: 2 H: 2 E: 0 LOB: 0 K: 0 BB: 0 S: 8 P: 16	R: 0 H: 0 E: 0 LOB: 2 K: 1 BB: 2 S: 8 P: 20	R: 0 H: 2 E: 0 LOB: 3 K: 0 BB: 1 S: 13 P: 20	R: 0 H: 0 E: 0 LOB: 1 K: 0 BB: 0 S: 11 P: 17	R: 0 H: 1 E: 0 LOB: 1 K: 1 BB: 0 S: 12 P: 17	R: 0 H: 1 E: 0 LOB: 1 K: 1 BB: 1 S: 7 P: 13	R: 0 H: 0 E: 0 LOB: 0 K: 1 BB: 0 S: 9 P: 11	1B: 4 2B: 2 3B: 1 HR: 0	SF: 0 SAC: 0 DP: 1 HBP: 0			WP: 2 PB: 0 SB: 0 CS: 1	PA: 39		

TOP

Minnesota Twins @ San Francisco Giants

AT&T Park, San Francisco, CA

Fri May 23 2014, 7:16 PM - 9:58 PM PDT

Att. 41,514 - Cloudy - 64 F

livebaseballscorecards.com

AB	32
R	2
H	7
RBI	2
BB	7
SO	7
LOB	19

PITCHER		IP	WLS	BF	H	R	ER	SO	BB	IBB	HBP	BLK	WP	HR	S	P	ERA	WHIP
55 Tim Lincecum, R ERA: 4.55	(1, 1)	6.0	W	28	5	2	2	4	6	0	0	0	2	0	57	112	3.00	1.833
41 Jeremy Affeldt, L ERA: 1.59	(7, 1)	1.0	H	4	1	0	0	1	0	0	0	0	0	0	12	17	0.00	1.000
49 Javier López, L ERA: 2.16	(8, 1)	0.1		3	1	0	0	1	1	0	0	0	0	0	5	11	0.00	6.000
63 Jean Machi, R ERA: 0.37	(8, 1)	1.2	S	4	0	0	0	1	0	0	0	0	0	0	11	13	0.00	0.000

PITCHER	IP	WLS	BF	H	R	ER	SO	BB	IBB	HBP	BLK	WP	HR	S	P	ERA	WHIP

Batter	1	2	3	4	5	6	7	8	9	AB	R	H	RBI	BB	SO	LOB
16 Ángel Pagán, S (1, 8) OBP: 0.362, SLG: 0.444	C FF 92 X SI 92 0-1 8 WP 28 FC5-4-2-5-2 2B		X SI 92 0-0 8 E 3B		B CU 80 B CH 82 B CH 87 C FF 89 C SI 88 F CH 82 X SI 90 3-2 ① G4-3		C CU 70 X FF 89 0-1 ③ G4-3			4	1	2	0	0	0	0
8 Hunter Pence, R (1, 9) OBP: 0.363, SLG: 0.464	C SI 91 B SL 86 B SI 93 F SI 92 X SL 86 2-2 28 FC5-4-2-5-2 48 HR 1B 2-3		B SI 92 D SL 86 F SI 93 F SI 93 D SL 86 X SL 84 3-2 E6 28 G5-3 3-H		X SL 84 0-0 ② G6-3			B SI 90 F SI 90 F FC 87 B FC 88 X FC 86 2-2 ① G3-1		4	1	1	1	0	0	0
28 Buster Posey, R (1, 3) OBP: 0.364, SLG: 0.434	D SL 85 X SL 84 1-0 ① FC5-4-2-5-2 48 HR 1-3 3-H		B SI 92 F SI 91 1 SAFE B SL 84 B SI 92 F SI 90 1 SAFE F SI 92 X SL 85 3-2 ① G5-3 1-2		B SL 84 C SI 92 B FF 92 X SI 92 2-1 ③ G6-3			C FC 87 F FC 86 X FF 92 0-2 ② L8		4	1	0	0	0	0	3
48 Pablo Sandoval, S (1, 5) OBP: 0.277, SLG: 0.371 13 Joaquin Arias, R (9, 5) OBP: 0.188, SLG: 0.148	X FF 91 0-0 2-H 3-H HR		S SL 82 F CU 81 F FF 92 X CU 81 0-2 ② F8			B SI 88 S CH 80 F CH 80 B FF 91 T FF 89 2-2 ① K		B CU 77 B SI 90 F SI 89 C FF 90 F CU 77 X FC 86 2-2 ③ G3		4 0	1 0	1 0	3 0	0 0	1 0	1 0
38 Michael Morse, R (1, 7) OBP: 0.320, SLG: 0.506 41 Jeremy Affeldt, L (7, 1) 49 Javier López, L (8, 1) 63 Jean Machi, R (8, 1)	B SL 87 B SL 86 C SI 92 S SI 92 F SI 92 S SL 87 2-3 ② K		D SL 86 S SL 85 X SI 92 1-1 ③ F8			C CU 70 X FF 89 0-1 ② G5-3				3 0 0 0	0 0 0 0	0 0 0 0	0 0 0 0	0 0 0 0	1 0 0 0	1 0 0 0
29 Héctor Sánchez, S (1, 2) OBP: 0.294, SLG: 0.416	S SL 82 B SL 82 F SI 93 X CH 84 1-2 ③ G4-3			C CU 78 S SI 90 S CH 84 0-3 ① K		F CU 70 B SI 89 F FF 88 T FF 91 1-2 ③ K				3	0	0	0	0	2	0
35 Brandon Crawford, L (1, 6) OBP: 0.330, SLG: 0.465		X SI 92 0-0 ① F8		S CH 84 F CH 83 X FF 92 0-2 ② F9			C SL 78 X SL 79 0-1 14 SF9 3B			3	1	1	0	0	0	0
14 Brandon Hicks, R (1, 4) OBP: 0.314, SLG: 0.423		C FF 93 T SI 92 B SL 88 S SL 86 1-3 ② K		X SL 85 0-0 HR			B CH 79 X FF 88 1-0 ① SF9 3-H			2	1	1	2	0	1	0
55 Tim Lincecum, L (1, 1) 7 Grégor Blanco, L (7, 7) OBP: 0.277, SLG: 0.236		B SI 94 F SI 94 X SI 93 1-1 ③ G4-3		F SI 92 S CH 84 B FF 93 S CH 84 1-3 ③ K			C FF 88 F SL 79 S FF 90 0-3 ② K			2 1	0 0	0 0	0 0	0 0	1 1	0 0
Inning Stats	R: 3 H: 3 E: 0 LOB: 0 K: 1 BB: 0 S: 14 P: 20	R: 0 H: 0 E: 0 LOB: 0 K: 1 BB: 0 S: 6 P: 8	R: 1 H: 1 E: 1 LOB: 1 K: 0 BB: 0 S: 14 P: 21	R: 1 H: 1 E: 0 LOB: 0 K: 2 BB: 0 S: 10 P: 11	R: 0 H: 0 E: 0 LOB: 0 K: 0 BB: 0 S: 7 P: 12	R: 0 H: 0 E: 0 LOB: 0 K: 2 BB: 0 S: 8 P: 11	R: 1 H: 1 E: 0 LOB: 0 K: 1 BB: 0 S: 8 P: 9	R: 0 H: 0 E: 0 LOB: 0 K: 0 BB: 0 S: 10 P: 14		1B: 1 SF: 1 2B: 1 SAC: 0 3B: 2 DP: 0 HR: 2 HBP: 0					WP: 1 PA: 31 PB: 0 SB: 0 CS: 0	

PITCHER		IP	WLS	BF	H	R	ER	SO	BB	IBB	HBP	BLK	WP	HR	S	P	ERA	WHIP
44 Kyle Gibson, R ERA: 4.68	(1, 1)	5.0	L	21	5	5	5	4	0	0	0	0	1	2	51	72	9.00	1.000
56 Caleb Thielbar, L ERA: 4.5	(6, 1)	2.0		7	1	1	1	3	0	0	0	0	0	0	16	20	4.50	0.500
54 Matt Guerrier, R ERA: 3.6	(8, 1)	1.0		3	0	0	0	0	0	0	0	0	0	0	10	14	0.00	0.000

PITCHER	IP	WLS	BF	H	R	ER	SO	BB	IBB	HBP	BLK	WP	HR	S	P	ERA	WHIP

BOTTOM

Minnesota Twins @ San Francisco Giants

AT&T Park, San Francisco, CA

Fri May 23 2014, 7:16 PM - 9:58 PM PDT

Att. 41,514 - Cloudy - 64 F

livebaseballscorecards.com

AB	30
R	6
H	6
RBI	6
BB	0
SO	7
LOB	5

Minnesota Twins @ San Francisco Giants

AT&T Park, San Francisco, CA

Sat May 24 2014, 7:07 PM - 9:56 PM PDT

Att. 41,724 - Clear - 62 F

livebaseballscorecards.com

Batter	1	2	3	4	5	6	7	8	9	AB	R	H	RBI	BB	SO	LOB
2 Brian Dozier, R (1, 4) OBP: 0.364, SLG: 0.462	C SL 88 B SL 88 C FF 90 B CH 83 X CH 84 2-2 E5 27 L7 7 G1-3		B SL 88 F FF 90 B FF 90 B FF 91 F SL 88 F CH 84 F X FF 91 3-2 ① G6-3		C SL 86 B FF 89 B FF 90 F CU 78 C CH 83 2-3 ③ K			B CU 83 C SI 92 X CU 83 1-1 ① L8		4	0	0	0	0	1	0
7 Joe Mauer, L (1, 3) OBP: 0.371, SLG: 0.366	B FF 88 C FF 88 F CU 76 F FF 89 1 SAFE F SL 88 X SL 85 1-2 ① G1-3 **1-2**		C CU 78 X CU 78 0-1 ① 24 F8 2B			F SI 88 C SL 85 X FF 90 0-2 ① G4-3		B SI 91 C SI 92 C SI 92 X CU 76 1-2 ② G4-3		4	0	1	0	0	0	1
24 Trevor Plouffe, R (1, 5) OBP: 0.342, SLG: 0.418	B CU 76 2 SAFE C SL 86 B CU 76 C CU 76 F FF 90 B FF 90 B SI 89 4-2 BB		S SL 86 X FF 89 0-1 ② F8 **2-3**			X FF 90 0-0 1B		C CU 76 B CU 76 B SI 92 B SI 93 B SI 91 4-1 BB		2	0	1	0	2	0	1
27 Chris Parmelee, L (1, 9) OBP: 0.255, SLG: 0.404	X SI 89 0-0 ② L7 **2-3**		B FF 89 C SL 87 B SL 89 X CH 84 2-1 ③ F8			X SL 84 0-0 ② F8		X SI 92 0-0 ③ G4-3		4	0	0	0	0	0	5
43 Josmil Pinto, R (1, 2) OBP: 0.353, SLG: 0.459	C CU 78 S SL 87 C FF 90 0-3 ③ K			B SL 88 C SL 88 B FF 91 X CU 77 2-1 ① F8		B FF 88 F SL 86 B FF 89 S FF 88 X FF 89 2-2 ③ P6			C SL 79 S SL 78 B SL 77 B FF 89 F SL 78 X FF 88 2-2 HR	4	1	1	1	0	1	3
13 Jason Kubel, L (1, 7) OBP: 0.338, SLG: 0.326		C CU 76 C CH 84 B SL 86 B FF 90 X CU 77 2-2 ① F8		F CH 83 B CH 83 B CH 83 F FF 91 B SL 88 C SL 87 3-3 ② K			B CU 77 B FF 87 B FF 88 C FF 89 X FF 89 3-1 ① F7		B CH 83 C CH 82 B SI 88 B FF 88 F FF 88 X FF 88 3-2 ① G6-3	4	0	0	0	0	1	0
5 Eduardo Escobar, S (1, 6) OBP: 0.373, SLG: 0.516		X SI 90 0-0 2B	B CH 84 F CU 77 B FF 90 F CH 84 S SL 88 2-3 ③ K			B CH 83 C CH 83 B SL 87 B CU 76 X FF 89 3-1 ② F7		C CH 83 C SL 80 F SL 80 B CH 81 S SL 78 1-3 ② K		4	0	1	0	0	2	0
32 Aaron Hicks, S (1, 8) OBP: 0.328, SLG: 0.252 8 Kurt Suzuki, R (9, PH) OBP: 0.365, SLG: 0.416		C CU 75 C FF 89 B SL 88 C SL 88 1-3 ② K			B SI 89 C CH 82 B CU 78 C FF 89 B SL 86 X FF 90 3-2 ① G4-3		F SI 88 B CH 82 S CU 76 B SL 86 X CH 83 2-2 E1 12 FC6-4		B SL 78 X SL 78 1-0 ③ G1-3	3 1	0 0	0 0	0 0	0 0	1 0	1 0
21 Samuel Deduno, R (1, 1) 52 Brian Duensing, L (6, 1) 12 Chris Herrmann, L (7, PH) OBP: 0.186, SLG: 0.125 61 Jared Burton, R (7, 1) 50 Casey Fien, R (8, 1)		F SL 87 B CU 77 S CU 77 C FF 91 1-3 ③ K			B SL 87 C FF 91 C SL 88 S CU 78 1-3 ② K		1 SAFE X SI 91 0-0 ③ FC6-4 **1-2f**			2 0 1 0 0	0 0 0 0 0	0 0 0 0 0	0 0 0 0 0	0 0 0 0 0	2 0 1 0 0	1 0 1 0 0

Inning Stats	1	2	3	4	5	6	7	8	9
	R: 0 E: 1 K: 1 S: 15	R: 0 E: 0 K: 2 S: 10	R: 0 E: 0 K: 0 S: 11	R: 0 E: 0 K: 2 S: 8	R: 0 E: 0 K: 2 S: 9	R: 0 E: 0 K: 0 S: 8	R: 0 E: 1 K: 0 S: 8	R: 0 E: 0 K: 0 S: 7	R: 1 E: 0 K: 1 S: 12
	H: 0 LOB: 2 BB: 1 P: 22	H: 1 LOB: 1 BB: 0 P: 14	H: 1 LOB: 1 BB: 0 P: 16	H: 0 LOB: 0 BB: 0 P: 15	H: 0 LOB: 0 BB: 0 P: 15	H: 1 LOB: 1 BB: 0 P: 10	H: 0 LOB: 1 BB: 0 P: 16	H: 0 LOB: 1 BB: 1 P: 13	H: 1 LOB: 0 BB: 0 P: 19

PITCHER		IP	WLS	BF	H	R	ER	SO	BB	IBB	HBP	BLK	WP	HR	S	P	ERA	WHIP	PITCHER		IP	WLS	BF	H	R	ER	SO	BB	IBB	HBP	BLK	WP	HR	S	P	ERA	WHIP
32 Ryan Vogelsong, R ERA: 3.2	(1, 1)	6.2	W	26	3	0	0	7	1	0	0	0	0	0	68	107	0.00	0.600																			
57 Juan Gutierrez, R ERA: 3.8	(7, 1)	0.2	H	2	0	0	0	0	0	0	0	0	0	0	3	4	0.00	0.000																			
41 Jeremy Affeldt, L ERA: 1.53	(8, 1)	0.2	H	3	0	0	0	0	1	0	0	0	0	0	5	10	0.00	1.500																			
54 Sergio Romo, R ERA: 3.13	(9, 1)	1.0	S	4	1	1	1	1	0	0	0	0	0	1	12	19	9.00	1.000																			

AB	33
R	1
H	4
RBI	1
BB	2
SO	8
LOB	13

1B: 1	SF: 0	WP: 0	PA: 35
2B: 2	SAC: 0	PB: 0	
3B: 0	DP: 0	SB: 0	
HR: 1	HBP: 0	CS: 0	

Batter	1	2	3	4	5	6	7	8	9	AB	R	H	RBI	BB	SO	LOB
16 Ángel Pagán, S (1, 8) OBP: 0.360, SLG: 0.440	C FC 90 B CU 80 X FF 91 1-1 G4-3 ①		B FF 89 B FF 90 X FC 90 2-0 G3 ③			L FC 88 B CU 79 B FF 89 X FF 89 2-1 28 FC6-4 8 BB 48 SF9 1B	X CH 86 0-0 FC6 ③ 1-2f			4	1	1	0	0	0	1
8 Hunter Pence, R (1, 9) OBP: 0.365, SLG: 0.459	C FF 91 B CU 80 C CU 81 F FF 89 F CU 82 X CH 85 1-2 G5-3 ②			S CU 80 B FF 90 B CU 80 B FF 88 B CU 80 4-1 48 G4-3 28 G5-3 BB		1 SAFE B FF 88 1 SAFE B FF 89 B FC 89 F FF 89 B FF 88 4-2 28 FC6-4 1-2 BB		S SL 88 X SL 87 0-1 G6-3 ①		2	0	0	0	2	0	0
28 Buster Posey, R (1, 2) OBP: 0.356, SLG: 0.423	B FF 90 B CU 80 C FC 89 F FC 91 F CU 82 S CU 82 2-3 K ③			X FC 88 0-0 G5-3 ① 1-2		L FF 89 B CU 81 B CU 81 X FC 89 2-1 FC6-4 ① 38 1B 1-2f 2-3		B FF 94 C FF 94 F SL 89 X FF 95 1-2 G6-3 ②		4	0	0	0	0	1	3
48 Pablo Sandoval, S (1, 5) OBP: 0.276, SLG: 0.388 54 Sergio Romo, R (9, 1)		C FC 91 S CH 84 F FC 89 X CH 86 0-2 HR		X CU 79 0-0 G4-3 ② 2-3		S CU 83 F CU 83 X CU 82 0-2 SF9 ② 3-H		X SL 88 0-0 G1-3 ③		3 0	1 0	1 0	2 0	0 0	0 0	1 0
38 Michael Morse, R (1, 3) OBP: 0.326, SLG: 0.506		B FC 90 B CU 79 F FC 90 B FC 91 B FC 90 4-1 14 G5-4-3 BB		B FC 90 S CU 82 S CU 81 X CU 82 1-2 F9 ③		S CU 80 X FC 89 0-1 1-2 1B				2	0	1	0	1	0	1
21 Tyler Colvin, L (1, 7) OBP: 0.378, SLG: 0.647 57 Juan Gutierrez, R (7, 1) 41 Jeremy Affeldt, L (8, 1) 13 Joaquin Arias, R (9, 5) OBP: 0.188, SLG: 0.148		B FF 90 C FF 90 C FF 89 S CU 82 1-3 K ①			C CU 76 B FC 89 S FC 87 B CU 80 X FC 88 2-2 1B	B SL 82 B SL 80 B FF 91 C SI 91 S FF 91 S FF 91 3-3 K ③				3 0 0 0	0 0 0 0	1 0 0 0	0 0 0 0	0 0 0 0	2 0 0 0	3 0 0 0
14 Brandon Hicks, R (1, 4) OBP: 0.308, SLG: 0.414		F FF 90 F FF 90 F CU 81 B FF 92 B CU 80 X CU 81 2-2 G5-4-3 ② ③ 1-2f			F FC 88 F FC 88 C CU 82 0-3 K ①		F FF 92 S CH 86 B CH 86 B CH 86 S CH 85 2-3 K ①			3	0	0	0	0	2	2
35 Brandon Crawford, L (1, 6) OBP: 0.330, SLG: 0.462			C CU 79 X FF 87 0-1 P5 ①		F CU 79 B FC 89 C FC 89 S CU 81 1-3 K ②		B SI 92 B FF 91 X SI 92 2-0 16 FC6 1B			3	0	1	0	0	1	1
32 Ryan Vogelsong, R (1, 1) OBP: 0.158, SLG: 0.211 7 Grégor Blanco, L (7, 7) OBP: 0.273, SLG: 0.232			B FF 90 B FF 88 C FC 86 B FC 88 C FC 88 X FF 87 3-2 G5-3 ②		F FF 89 1 SAFE 1 SAFE S CU 80 D CU 84 B CU 82 X FF 88 2-2 G6-3 ③		B SI 92 F SI 92 S CH 86 F CH 87 B CH 87 F FF 91 F FF 91 F FF 92 B CH 86 3-2 X CH 87 L7 ②			2 1	0 0	0 0	0 0	0 0	0 0	1 1
Inning Stats	R: 0 E: 0 K: 1 S: 11 H: 0 LOB: 0 BB: 0 P: 15	R: 1 E: 0 K: 1 S: 12 H: 1 LOB: 0 BB: 1 P: 19	R: 0 E: 0 K: 0 S: 6 H: 0 LOB: 0 BB: 0 P: 11	R: 0 E: 0 K: 0 S: 6 H: 0 LOB: 1 BB: 1 P: 11	R: 0 E: 0 K: 2 S: 12 H: 1 LOB: 1 BB: 0 P: 17	R: 1 E: 0 K: 1 S: 14 H: 2 LOB: 2 BB: 1 P: 25	R: 0 E: 0 K: 1 S: 12 H: 1 LOB: 1 BB: 0 P: 19	R: 0 E: 0 K: 0 S: 6 H: 0 LOB: 0 BB: 0 P: 7		1B: 4 2B: 0 3B: 0 HR: 1 SF: 1 SAC: 0 DP: 1 HBP: 0				WP: 0 PB: 0 SB: 0 CS: 0 PA: 31		

PITCHER	IP	WLS	BF	H	R	ER	SO	BB	IBB	HBP	BLK	WP	HR	S	P	ERA	WHIP
21 Samuel Deduno, R (1, 1) ERA: 3.48	5.2	L	23	4	2	2	4	3	0	0	0	0	1	58	92	3.18	1.235
52 Brian Duensing, L (6, 1) ERA: 1.47	0.1		1	0	0	0	1	0	0	0	0	0	0	3	6	0.00	0.000
61 Jared Burton, R (7, 1) ERA: 5.12	1.0		4	1	0	0	1	0	0	0	0	0	0	12	19	0.00	1.000
50 Casey Fien, R (8, 1) ERA: 1.8	1.0		3	0	0	0	0	0	0	0	0	0	0	6	7	0.00	0.000

PITCHER	IP	WLS	BF	H	R	ER	SO	BB	IBB	HBP	BLK	WP	HR	S	P	ERA	WHIP

BOTTOM

Minnesota Twins @ San Francisco Giants

AT&T Park, San Francisco, CA

Sat May 24 2014, 7:07 PM - 9:56 PM PDT

Att. 41,724 - Clear - 62 F

livebaseballscorecards.com

AB	27
R	2
H	5
RBI	2
BB	3
SO	6
LOB	14

Minnesota Twins @ San Francisco Giants

AT&T Park, San Francisco, CA

Sun May 25 2014, 1:07 PM - 3:46 PM PDT

Att. 42,590 - Partly Cloudy - 67 F

livebaseballscorecards.com

TOP

Batter	1	2	3	4	5	6	7	8	9	AB	R	H	RBI	BB	SO	LOB
2 Brian Dozier, R (1, 4) OBP: 0.357, SLG: 0.455	C FF 92 F FC 89 F FF 92 X FC 89 0-2 G6-3		X CH 84 0-0 ② SF8 3-H			C CH 83 F FC 88 S FF 92 0-3 ① K		B SL 84 C FC 89 X FF 93 1-1 ③ F8		3	0	0	1	0	1	0
7 Joe Mauer, L (1, 3) OBP: 0.368, SLG: 0.364 32 Aaron Hicks, S (9, PR) OBP: 0.328, SLG: 0.252	C FF 93 F FF 93 B FF 93 S FF 93 1-3 ② K		B FC 89 C FF 92 D FC 89 S FC 89 F FF 93 F FF 93 S FC 89 2-3 ③ K 2-3			S FF 93 C FF 93 F FC 88 F FC 88 S FF 92 0-3 ② K			B FF 92 X SI 91 1-0 9 FC5-4 1B	4 0	0 0	1 0	0 0	0 0	3 0	1 0
24 Trevor Plouffe, R (1, 5) OBP: 0.335, SLG: 0.409	S FC 90 C FF 92 B FC 90 B FC 89 X FF 93 2-2 ③ F7			C FC 87 X CH 84 0-1 ① G6-3		B FF 89 X CH 84 1-0 ③ G5-3			C FC 88 F FC 88 B SI 91 S SL 85 1-3 ① K	4	0	0	0	0	1	1
8 Kurt Suzuki, R (1, 2) OBP: 0.363, SLG: 0.407		B FF 92 B CH 85 C FF 92 F FC 89 F FC 89 B CU 76 X FF 93 3-2 ① P3		C CU 74 B CH 84 B CU 75 F FC 88 B FC 88 F FC 88 X FF 93 3-2 ② F8			C FF 90 B CU 69 F FF 90 H FC 88 2-2 9 FC6-4 HBP		B FF 91 X FC 87 1-0 ② P3	3	0	0	0	0	0	1
9 Eduardo Núñez, R (1, 7) OBP: 0.294, SLG: 0.344		C FF 92 F FC 89 X FF 93 0-2 ② G3		C CH 83 B FF 93 F FF 92 B FC 88 S FF 92 2-3 ③ K			F FF 90 F CH 84 F FF 92 B FF 92 F FC 88 B FF 91 F FF 92 B CU 74 X FC 88 3-2 ① FC6-4 27 WP 1-2f		B FC 88 B FF 92 C FC 87 X FC 88 2-1 ③ FC5-4 1-2f	4	0	0	0	0	1	2
27 Chris Parmelee, L (1, 9) OBP: 0.241, SLG: 0.380		C FF 92 X FF 94 0-1 ③ F8			C FF 93 B FC 89 B FF 92 F FC 89 S FF 93 2-3 ① K		B FC 88 B FF 91 S FF 91 T FF 91 F FF 92 F FF 92 S FC 88 2-3 ② K 1-2			3	0	0	0	0	2	1
5 Eduardo Escobar, S (1, 6) OBP: 0.371, SLG: 0.510			S FC 88 F FC 89 B FF 93 X CU 76 1-2 39 E 2 SF8 1B		C CH 85 B FC 89 B FF 93 S FC 88 F FC 88 B FF 92 C FC 89 3-3 ② K		F FC 88 X FC 88 0-1 ③ G5-3			3	1	1	0	0	1	1
39 Danny Santana, S (1, 8) OBP: 0.412, SLG: 0.452			B FC 88 F FC 87 1 SAFE X FF 91 1-1 E9 7 WP 1-3 1B		B CH 84 X FC 89 1-0 47 BLK 1B			C SI 92 S FF 93 B FF 94 S SL 85 1-3 ① K		3	0	2	0	0	1	0
47 Ricky Nolasco, R (1, 1) 51 Anthony Swarzak, R (5, 1) 12 Chris Herrmann, L (8, PH) OBP: 0.182, SLG: 0.122 54 Matt Guerrier, R (8, 1)			C FF 91 S FC 88 S FC 89 0-3 ① K		T FF 91 F FF 91 B FC 89 C FF 93 1-3 ③ K 1-2			C SI 92 F CH 87 B FF 93 F SL 85 S FF 94 1-3 ② K		2 0 1 0	0 0 0 0	0 0 0 0	0 0 0 0	2 0 1 0	2 0 0 0	3 0 0 0
Inning Stats	R: 0 E: 0 K: 1 S: 10 H: 0 LOB: 0 BB: 0 P: 13	R: 0 E: 0 K: 0 S: 9 H: 0 LOB: 0 BB: 0 P: 12	R: 1 E: 1 K: 2 S: 14 H: 2 LOB: 0 BB: 0 P: 18	R: 0 E: 0 K: 1 S: 9 H: 0 LOB: 0 BB: 0 P: 14	R: 0 E: 0 K: 3 S: 11 H: 1 LOB: 1 BB: 0 P: 18	R: 0 E: 0 K: 2 S: 9 H: 0 LOB: 0 BB: 0 P: 10	R: 0 E: 0 K: 1 S: 15 H: 0 LOB: 1 BB: 0 P: 22	R: 0 E: 0 K: 2 S: 9 H: 0 LOB: 0 BB: 0 P: 12	R: 0 E: 0 K: 1 S: 7 H: 1 LOB: 1 BB: 0 P: 12	1B: 4 2B: 0 3B: 0 HR: 0	SF: 1 SAC: 0 DP: 0 HBP: 1			WP: 2 PB: 0 SB: 0 CS: 0	PA: 32		

	AB	30
	R	1
	H	4
	RBI	1
	BB	0
	SO	13
	LOB	10

PITCHER		IP	WLS	BF	H	R	ER	SO	BB	IBB	HBP	BLK	WP	HR	S	P	ERA	WHIP
40 Madison Bumgarner, L ERA: 3.15	(1, 1)	7.0	W	25	3	1	1	10	0	0	1	1	2	0	77	107	1.29	0.429
70 George Kontos, R ERA:	(8, 1)	2.0		7	1	0	0	3	0	0	0	0	0	0	16	24	0.00	0.500

PITCHER	IP	WLS	BF	H	R	ER	SO	BB	IBB	HBP	BLK	WP	HR	S	P	ERA	WHIP

BOTTOM

Minnesota Twins @ San Francisco Giants

AT&T Park, San Francisco, CA

Sun May 25 2014, 1:07 PM - 3:46 PM PDT

Att. 42,590 - Partly Cloudy - 67 F

livebaseballscorecards.com

Batter	1	2	3	4	5	6	7	8	9	AB	R	H	RBI	BB	SO	LOB
7 Grégor Blanco, L (1, 8) OBP: 0.300, SLG: 0.267	B FF 88 F SI 88 F FF 89 F CU 72 X FF 89 1-2 8 FC6-4 1B	X SI 88 0-0 8 CS 1B	T FF 88 X FS 77 0-1 8 1B 38 2B 1-2 1B	B SI 91 C FF 91 B SI 91 S FF 92 C FF 92 2-3 ①					4	1	3	0	0	1	0
8 Hunter Pence, R (1, 9) OBP: 0.372, SLG: 0.480	S SI 89 C SL 80 X SL 79 0-2 ① FC6-4 48 WP 28 1B 48 1B 1-2f	1 SAFE 1 SAFE B SI 86 S SL 80 1 SAFE B SL 79 X FF 90 2-1 ① 1-2 HR	F SL 79 D SL 80 B SI 89 S SL 82 F CU 74 X SL 81 2-2 38 2B 1-2 2-3 1B	C SL 85 B SL 83 S FF 91 X FF 93 1-2 28 G6-4-3 1B					4	3	3	1	0	0	1
28 Buster Posey, R (1, 2) OBP: 0.353, SLG: 0.419 70 George Kontos, R (8, 1)	1 SAFE B SL 79 X SI 89 1-0 48 1B 48 WP 38 SF7 1-2 1B	C SL 80 C CU 71 B SL 80 F CU 74 F SL 80 B FS 80 F SI 89 X SL 79 2-2 ② F8	C SI 89 C SI 91 F SL 82 C FF 91 0-3 ① K	B SL 82 X FF 91 1-0 ② ③ G6-4-3 1-2f					4 0	1 0	1 0	0 0	0 0	1 0	4 0
48 Pablo Sandoval, S (1, 5) OBP: 0.281, SLG: 0.390	B FS 79 B FS 78 B FS 78 X FS 79 3-0 1-3 2-H 1B	B CU 73 B FS 81 F FS 79 F SL 82 F FF 90 X SL 79 2-2 ③ G4-3	X CU 74 0-0 ② F7		B CU 75 B SI 88 X FF 88 2-0 38 2B 21 G3 1B				4	1	2	1	0	0	3
38 Michael Morse, R (1, 3) OBP: 0.335, SLG: 0.533	D SL 81 S SL 80 B FF 90 X SL 78 2-1 ② SF7 3-H	C SL 78 B FF 88 X SI 88 1-1 21 G3-1 35 SF8 2B	B SL 80 F FF 92 D SL 80 S SL 80 X SL 80 2-2 1-H 2-H 3-H 2B		F FF 90 B SI 89 B FC 87 X SI 89 2-1 6 G3-1 1-3 2B				3	1	3	4	0	0	0
21 Tyler Colvin, L (1, 7) OBP: 0.341, SLG: 0.579	B CU 74 B FF 90 X SI 90 2-0 ③ F9 3-H	F FF 90 X SI 89 0-1 ① G3-1 2-3	F FF 91 X FF 92 0-1 ③ F7		F FF 90 B FF 91 B CU 76 X FF 90 2-1 ① G3 3-H				4	0	0	1	0	0	4
35 Brandon Crawford, L (1, 6) OBP: 0.324, SLG: 0.456 6 Ehire Adrianza, S (8, PH) OBP: 0.171, SLG: 0.205 (9, 6)	C SI 87 B FS 78 X FF 89 1-1 ① F9	B FS 79 F FS 79 X SL 81 1-1 ② SF8 3-H	C FF 93 F FF 93 B SI 94 F FF 94 X SL 86 1-2 ① F7		S SI 88 F SI 89 X SI 90 0-2 ② G3-1 2-3				2 1	0 0	0 0	1 0	0 0	0 0	0 1
14 Brandon Hicks, R (1, 4) OBP: 0.302, SLG: 0.404 13 Joaquin Arias, R (8, PH) OBP: 0.185, SLG: 0.145 (9, 4)	B FF 90 F SL 80 S SL 80 C SI 91 1-3 ② K	B CU 73 B SI 90 C SL 81 X FF 90 2-1 ③ F8	B SL 84 F SI 94 B SL 85 S SL 84 S FF 94 2-3 ② K		B FC 86 S FC 86 X FF 90 1-1 ③ P4				3 1	0 0	0 0	0 0	0 0	2 0	0 1
40 Madison Bumgarner, R (1, 1) OBP: 0.292, SLG: 0.429 29 Héctor Sánchez, S (8, 2) OBP: 0.294, SLG: 0.416	B FF 90 F FF 90 S FF 90 B SL 79 C SL 79 2-3 ③ K		S FF 86 C SL 78 B SL 80 B CU 73 B FF 90 B FF 90 4-2 8 1B 7 1B 38 2B BB	C FF 93 S FF 93 B FF 95 X SI 94 1-2 ③ F9				2 0	1 0	0 0	0 0	1 0	1 0	0 0
Inning Stats	R: 2 H: 3 E: 0 LOB: 1 K: 0 BB: 0 S: 12 P: 21	R: 0 H: 0 E: 0 LOB: 0 K: 2 BB: 0 S: 8 P: 12	R: 1 H: 2 E: 0 LOB: 0 K: 0 BB: 0 S: 13 P: 19	R: 1 H: 1 E: 0 LOB: 0 K: 0 BB: 0 S: 8 P: 12	R: 3 H: 3 E: 0 LOB: 1 K: 1 BB: 1 S: 18 P: 26	R: 0 H: 0 E: 0 LOB: 0 K: 1 BB: 0 S: 10 P: 14	R: 0 H: 1 E: 0 LOB: 0 K: 1 BB: 0 S: 7 P: 11	R: 1 H: 2 E: 0 LOB: 1 K: 0 BB: 0 S: 10 P: 17		1B: 8 SF: 2 2B: 3 SAC: 0 3B: 0 DP: 1 HR: 1 HBP: 0				WP: 1 PA: 35 PB: 0 SB: 0 CS: 1		

	AB	32
	R	8
	H	12
	RBI	8
	BB	1
	SO	5
	LOB	14

PITCHER		IP	WLS	BF	H	R	ER	SO	BB	IBB	HBP	BLK	WP	HR	S	P	ERA	WHIP
47 Ricky Nolasco, R ERA: 6.12	(1, 1)	4.2	L	23	9	7	7	3	1	0	0	0	1	1	57	88	13.50	2.143
51 Anthony Swarzak, R ERA: 4.94	(5, 1)	2.1		7	1	0	0	2	0	0	0	0	0	0	19	27	0.00	0.429
54 Matt Guerrier, R ERA: 4.5	(8, 1)	1.0		5	2	1	1	0	0	0	0	0	0	0	10	17	9.00	2.000

PITCHER		IP	WLS	BF	H	R	ER	SO	BB	IBB	HBP	BLK	WP	HR	S	P	ERA	WHIP

Batter	1	2	3	4	5	6	7	8	9	AB	R	H	RBI	BB	SO	LOB
64 Emilio Bonifácio, S (1, 8) OBP: 0.325, SLG: 0.367	C FF 86 X FF 88 0-1 21 CS 1B		B FF 90 X SL 84 1-0 ③ P6		X CU 78 0-0 2-H 3B		B CH 80 C FC 89 F FF 91 F FF 92 S FC 87 1-3 ① K		B FF 92 B SI 92 B SI 94 B FF 93 4-0 13 PB 44 G4-3 BB	4	0	2	1	1	1	0
21 Junior Lake, R (1, 7) OBP: 0.301, SLG: 0.472	B SL 84 S SL 84 X CU 76 1-1 ① ② G5-3 1-2			X FF 87 0-0 ① F8	B SL 84 S CU 78 C CU 78 B FF 90 B CU 78 S FF 90 3-3 ③ K		C FC 84 X CH 82 0-1 44 E 44 S 44 2B 1B		S FF 92 X CU 83 0-1 ① F8	5	1	1	0	0	1	3
44 Anthony Rizzo, L (1, 3) OBP: 0.396, SLG: 0.440	B FF 88 B FF 88 C FF 88 C SL 85 S CU 78 2-3 ③ K			C CH 85 S CU 76 F FC 88 B FF 90 F CU 76 T CH 83 1-2 ② K		C FF 91 C FF 92 X SL 80 0-2 13 G5-3 5 1B 1B	1 SAFE 1 SAFE B FC 86 B FF 91 X FF 91 2-0 1-H 24 1B 2B		T SI 93 B FF 92 X CU 80 1-1 ② G4-3 1-2	5	2	2	1	0	2	1
13 Starlin Castro, R (1, 6) OBP: 0.319, SLG: 0.455		C SL 84 C FF 88 B CU 77 S CU 77 1-3 ① K		B SL 85 F CU 76 B FF 90 X SL 84 2-1 ③ F9		1 SAFE C CH 81 F FF 92 X FC 89 0-2 ① G5-3 1-2	B FC 86 B FF 90 B CH 82 X FC 89 3-0 24 1B 1B		B B CU 84 B FF 92 B FF 93 4-0 2-3 BB	4	0	1	0	1	1	1
24 Luis Valbuena, L (1, 5) OBP: 0.389, SLG: 0.444		B FF 88 B CH 82 C SL 85 X FF 89 2-1 ② F7			C FF 87 C SL 84 X FF 88 0-2 19 FC4-6 5 1B 15 SF7 1B	X FC 87 0-0 ② L7	F FC 86 X FC 86 0-1 5 G6-4-3 1-2 2-H 1B		B CU 82 B CU 81 F SI 92 X SI 92 2-1 ③ G4-3	5	1	2	1	0	0	3
5 Welington Castillo, R (1, 2) OBP: 0.298, SLG: 0.404		C FF 89 F SL 85 B FF 88 B SL 85 S CU 78 2-3 ③ K			S SL 84 X FF 89 0-1 19 FC4-6 1-2 1B	B FF 92 X CH 82 1-0 19 1B 15 1B 2-H 1B	X FC 89 0-0 ② ③ G6-4-3 1-2f			4	1	2	1	0	1	2
19 Nate Schierholtz, L (1, 9) OBP: 0.269, SLG: 0.292			F FF 88 F FF 89 B CU 76 X CH 81 1-2 HR		C CU 77 B SL 82 F FF 89 X CU 76 1-2 ① FC4-6 29 2B 1-2f 2-3	F FF 91 S FF 92 B FF 91 B SL 81 F FF 93 D FC 88 F FF 92 F FC 86 X FF 92 3-2 15 1B 1-2 1B		X SI 85 0-0 ① G3-1		4	2	2	1	0	0	2
15 Darwin Barney, R (1, 4) OBP: 0.260, SLG: 0.256			C SL 84 X FF 89 0-1 ① F7		1 SAFE C CU 76 1 SAFE X CU 76 0-1 ② SF7 3-H	X FF 90 0-0 1-2 2-H 1B		S SI 85 B CH 80 B SI 85 F SI 85 X SI 88 2-2 ② G4-3		3	0	1	2	0	0	0
29 Jeff Samardzija, R (1, 1) OBP: 0.148, SLG: 0.231 52 Justin Grimm, R (8, 1) 54 Neil Ramírez, R (9, 1)			F FF 88 X SL 85 0-1 ② F7		B SL 86 B FF 90 X FF 89 2-0 64 3B 1-H 2B	S CH 82 X CH 82 0-1 ③ F8		X SI 85 0-0 ③ G5-3		4 0 0	1 0 0	1 0 0	1 0 0	0 0 0	0 0 0	2 0 0
Inning Stats	R: 0 E: 0 K: 1 S: 7 H: 1 LOB: 0 BB: 0 P: 10	R: 0 E: 0 K: 2 S: 8 H: 0 LOB: 0 BB: 0 P: 13	R: 1 E: 0 K: 0 S: 8 H: 1 LOB: 0 BB: 0 P: 10	R: 0 E: 0 K: 1 S: 8 H: 0 LOB: 0 BB: 0 P: 11	R: 3 E: 0 K: 1 S: 15 H: 4 LOB: 1 BB: 0 P: 21	R: 2 E: 0 K: 0 S: 17 H: 4 LOB: 2 BB: 0 P: 21	R: 2 E: 0 K: 1 S: 11 H: 4 LOB: 1 BB: 0 P: 17	R: 0 E: 0 K: 0 S: 5 H: 0 LOB: 0 BB: 0 P: 7	R: 0 E: 0 K: 0 S: 6 H: 0 LOB: 2 BB: 2 P: 17	1B: 10 2B: 2 3B: 1 HR: 1	SF: 1 SAC: 0 DP: 1 HBP: 0					

PITCHER		IP	WLS	BF	H	R	ER	SO	BB	IBB	HBP	BLK	WP	HR	S	P	ERA	WHIP
52 Yusmeiro Petit, R ERA: 5.08	(1, 1)	5.0	L	20	6	4	4	5	0	0	0	0	0	1	46	65	7.20	1.200
34 David Huff, L ERA: 5.4	(6, 1)	1.1		12	8	4	4	1	0	0	0	0	0	0	27	37	27.00	6.000
70 George Kontos, R ERA:	(7, 1)	0.2		1	0	0	0	0	0	0	0	0	0	0	1	1	0.00	0.000
49 Javier López, L ERA: 1.93	(8, 1)	1.0		3	0	0	0	0	0	0	0	0	0	0	5	7	0.00	0.000
57 Juan Gutierrez, R ERA: 3.63	(9, 1)	1.0		5	0	0	0	0	2	0	0	0	0	0	6	17	0.00	2.000

PITCHER	IP	WLS	BF	H	R	ER	SO	BB	IBB	HBP	BLK	WP	HR	S	P	ERA	WHIP

TOP

Chicago Cubs @ San Francisco Giants

AT&T Park, San Francisco, CA

Mon May 26 2014, 1:07 PM - 4:17 PM PDT

Att. 42,257 - Sunny - 66 F

livebaseballscorecards.com

AB	38
R	8
H	14
RBI	8
BB	2
SO	6
LOB	14

BOTTOM

Chicago Cubs @ San Francisco Giants

AT&T Park, San Francisco, CA

Mon May 26 2014, 1:07 PM - 4:17 PM PDT

Att. 42,257 - Sunny - 66 F

livebaseballscorecards.com

Batter	1	2	3	4	5	6	7	8	9	AB	R	H	RBI	BB	SO	LOB
16 Ángel Pagán, S (1, 8) OBP: 0.358, SLG: 0.436	B FF 92 X FF 94 1-0 E1 8 G6-3 48 1B		B SL 86 T FF 96 X SL 87 1-1 ② F8		B FF 95 X SL 86 1-0 ③ F9			B FF 96 B FF 95 B FF 95 C FF 94 X FF 95 3-1 28 P4 28 S 1B		4	1	1	0	0	0	0
8 Hunter Pence, R (1, 9) OBP: 0.366, SLG: 0.470	C SI 93 X FF 94 0-1 ① G6-3 1-2		S SL 86 B SL 86 X FF 96 1-1 ③ G5-3			B FF 94 B FF 94 C SI 93 F SL 84 X SI 95 2-2 ① G6-3		B FF 92 1 SAFE C SL 82 S FF 94 S FF 94 1-3 ① K		4	0	0	0	0	1	2
28 Buster Posey, R (1, 3) OBP: 0.351, SLG: 0.415	F FF 94 B FC 93 S FF 95 S FF 94 1-3 ② K			C FF 95 B FC 95 X FC 94 1-1 48 HR 1B		C FF 95 B SI 95 B SL 84 X SI 95 2-1 ② G6-3		B FF 94 D SL 82 X FF 94 2-0 ② P4 1-3		4	1	1	0	0	1	2
48 Pablo Sandoval, S (1, 5) OBP: 0.285, SLG: 0.409	S FF 96 F FF 97 B FC 94 F FS 85 B FF 97 B FF 94 X FF 96 3-2 38 FC6-4 2-H 1B			S SL 87 B SL 86 B FC 93 F SL 86 X SL 86 2-2 1-H HR		F FF 97 F FF 97 X FF 96 0-2 ③ F8		B FF 96 B FF 95 B FF 95 C FF 95 F FF 95 F FF 95 F FF 95 C FF 95 3-3 ③		4	1	2	3	0	1	1
38 Michael Morse, R (1, 7) OBP: 0.339, SLG: 0.542	F FF 96 F SI 96 F FS 85 X FF 96 0-2 ③ FC6-4 1-2f			B FF 96 B SL 88 F SI 96 C FF 94 B FF 96 F FF 95 S SL 86 3-3 ① K			C FF 93 X FF 94 0-1 35 1B 3B		F FF 94 F FF 95 B FF 96 B SL 88 B FF 95 B FF 96 4-2 35 G3-1 29 G3 BB	3	1	1	0	1	1	1
29 Héctor Sánchez, S (1, 2) OBP: 0.281, SLG: 0.395		F FC 92 S SL 86 B FF 94 B FS 84 F SL 86 S SL 86 2-3 ① K		X SL 86 0-0 ② L8			X FC 92 0-0 ① P4		B FF 95 X FF 94 1-0 ① G3 1-2	4	0	0	0	0	1	2
35 Brandon Crawford, L (1, 6) OBP: 0.323, SLG: 0.451		F SI 96 S FC 93 B FC 94 B FC 94 F FC 93 S FS 86 2-3 ② K		S FC 94 B FF 95 C SL 86 B FC 92 B FS 87 F FC 93 S FC 94 3-3 ③ K			C SL 86 B FC 93 B FS 85 X FC 93 2-1 3-H 1B		C FF 94 B FF 94 S CU 80 F FF 94 F SL 86 X SL 87 1-2 ② G3-1 2-3	4	0	1	1	0	2	1
14 Brandon Hicks, R (1, 4) OBP: 0.294, SLG: 0.393		S SL 88 F FF 95 B SL 88 S SL 87 1-3 ③ K			X FF 93 0-0 ① G6-3		C SL 85 S SL 87 B SL 88 F SI 95 F SI 96 1 SAFE S SL 88 1-3 ② K		D SL 87 B FF 95 S FF 95 S FF 94 S FF 95 2-3 ③ K	4	0	0	0	0	3	2
52 Yusmeiro Petit, R (1, 1) 34 David Huff, S (5, PH) OBP: 0.333, SLG: 0.333 (6, 1) 70 George Kontos, R (7, 1) 7 Grégor Blanco, L (7, PH) OBP: 0.296, SLG: 0.262 49 Javier López, L (8, 1) 57 Juan Gutierrez, R (9, 1)			C FF 94 C FF 95 B SL 86 F FF 96 F FF 96 S SL 86 1-3 ① K		C SI 95 S SL 85 S SL 86 0-3 ② K		C SL 86 F SL 86 C SI 96 0-3 ③ K			1 1 0 1 0 0	0 0 0 0 0 0	0 0 0 0 0 0	0 0 0 0 0 0	0 0 0 1 0 0	1 1 0 1 0 0	0 0 0 1 0 0
Inning Stats	R: 1 E: 1 K: 1 S: 14 H: 1 LOB: 1 BB: 0 P: 19	R: 0 E: 0 K: 3 S: 11 H: 0 LOB: 0 BB: 0 P: 16	R: 0 E: 0 K: 1 S: 9 H: 0 LOB: 0 BB: 0 P: 12	R: 2 E: 0 K: 2 S: 14 H: 2 LOB: 0 BB: 0 P: 23	R: 0 E: 0 K: 1 S: 5 H: 0 LOB: 0 BB: 0 P: 6	R: 0 E: 0 K: 0 S: 8 H: 0 LOB: 0 BB: 0 P: 12	R: 1 E: 0 K: 2 S: 13 H: 2 LOB: 1 BB: 0 P: 16	R: 0 E: 0 K: 2 S: 11 H: 1 LOB: 1 BB: 0 P: 20	R: 0 E: 0 K: 1 S: 11 H: 0 LOB: 1 BB: 1 P: 19	1B: 4 2B: 0 3B: 1 HR: 1 SF: 0 SAC: 0 DP: 0 HBP: 0						

	AB	34
	R	4
	H	6
	RBI	4
	BB	1
	SO	13
	LOB	12

PITCHER		IP	WLS	BF	H	R	ER	SO	BB	IBB	HBP	BLK	WP	HR	S	P	ERA	WHIP
29 Jeff Samardzija, R ERA: 1.68	(1, 1)	7.0	W	28	6	4	3	10	0	0	0	0	0	1	76	109	3.86	0.857
52 Justin Grimm, R ERA: 3.0	(8, 1)	1.0		3	0	0	0	2	0	0	0	0	0	0	9	15	0.00	0.000
54 Neil Ramírez, R ERA: 0.77	(9, 1)	1.0		4	0	0	0	1	1	0	0	0	0	0	11	19	0.00	1.000

PITCHER	IP	WLS	BF	H	R	ER	SO	BB	IBB	HBP	BLK	WP	HR	S	P	ERA	WHIP

Chicago Cubs @ San Francisco Giants

AT&T Park, San Francisco, CA

Tue May 27 2014, 7:16 PM - 9:54 PM PDT

Att. 41,060 - Clear - 59 F

livebaseballscorecards.com

Batter	1	2	3	4	5	6	7	8	9	AB	R	H	RBI	BB	SO	LOB
64 Emilio Bonifácio, S (1, 8) OBP: 0.319, SLG: 0.359	C SI 89 B SI 90 F FC 84 X SI 90 1-2 L8		X SI 89 0-0 FC6-4 1-2f		C FS 82 B FC 84 B SI 89 B FF 89 T SI 88 X SI 89 3-2 G4-3			B SI 91 B SI 90 C SI 91 X SI 91 2-1 G6-3		4	0	0	0	0	0	2
20 Justin Ruggiano, R (1, 7) OBP: 0.302, SLG: 0.333	C SI 89 S FC 84 B FC 84 X FC 84 1-2 G6-3			B SI 88 B FC 83 X SI 88 2-0 13 1B		C FF 87 B SI 88 T FC 82 B FC 84 X FS 79 2-2 G6-3		B CU 74 X SI 92 1-0 G6-3		4	0	1	0	0	0	0
44 Anthony Rizzo, L (1, 3) OBP: 0.394, SLG: 0.436	F SI 89 B SI 89 B FS 82 F FS 80 S CU 76 2-3 K			B SI 88 C SI 89 B SI 88 1 SAFE B SI 88 F SI 88 X SI 86 3-2 F8		C SI 88 X CU 76 0-1 1B		C SI 91 S SI 90 T SI 92 0-2 K		4	0	1	0	0	2	1
13 Starlin Castro, R (1, 6) OBP: 0.318, SLG: 0.450		C SI 88 B SI 88 B SI 90 S FC 83 F SI 89 F SI 89 X SI 88 2-2 G5-3		C SI 88 1 SAFE F SI 88 X SI 88 0-2 1-2 1B		F SI 89 F FC 83 S FC 83 0-3 K			C FF 93 C FF 92 S CH 87 0-3 K	4	0	1	0	0	2	1
24 Luis Valbuena, L (1, 4) OBP: 0.379, SLG: 0.430		X SI 89 0-0 F7		B SI 88 B FC 84 X SI 88 2-0 F6		B SI 89 X SI 88 1-0 G4-3			B CH 84 C FF 94 C CH 86 B FF 94 X CH 86 2-2 G5-3	4	0	0	0	0	0	3
5 Welington Castillo, R (1, 2) OBP: 0.297, SLG: 0.400		C FF 88 B FF 89 X FF 88 1-1 G6-3		C FC 82 F FC 82 S FC 83 0-3 K			S FC 81 S FC 82 X FC 81 0-2 1B		C FF 93 F CU 82 B CH 88 C CH 86 1-3 K	4	0	1	0	0	2	2
19 Nate Schierholtz, L (1, 9) OBP: 0.264, SLG: 0.287			B FS 79 B FF 90 F SI 89 X SI 88 2-1 L8		B FC 83 F FC 83 B SI 89 X SI 89 2-1 G6-3		B SI 89 X FC 83 1-0 P4			3	0	0	0	0	0	1
30 Mike Olt, R (1, 5) OBP: 0.248, SLG: 0.421			C FC 84 B SI 89 B FF 89 F FC 82 B SI 89 F FC 82 C FC 85 3-3 K		C SI 90 B CU 76 B FC 83 C FC 83 X SI 89 2-2 2B		C FC 83 C SI 88 B FC 84 S FC 84 1-3 K			3	0	1	0	0	2	1
49 Jake Arrieta, R (1, 1) OBP: 0.250, SLG: 0.250 8 Chris Coghlan, L (7, PH) OBP: 0.207, SLG: 0.148 50 Blake Parker, R (7, 1) 41 Jose Veras, R (8, 1)			C SI 88 B SI 90 X SI 89 1-1 64 FC6-4 1B		X SI 89 0-0 G5-3		B FS 79 X SI 88 1-0 G4-3			2 1 0 0	0 0 0 0	1 0 0 0	0 0 0 0	0 0 0 0	0 0 0 0	1 1 0 0

Inning Stats	1	2	3	4	5	6	7	8	9
	R: 0 E: 0 K: 1 S: 9	H: 0 LOB: 0 BB: 0 P: 13	R: 0 E: 0 K: 0 S: 8	H: 0 LOB: 0 BB: 0 P: 11	R: 0 E: 0 K: 1 S: 9	H: 1 LOB: 1 BB: 0 P: 15	R: 0 E: 0 K: 1 S: 11	H: 2 LOB: 2 BB: 0 P: 18	R: 0 E: 0 K: 0 S: 9	H: 1 LOB: 1 BB: 0 P: 16	R: 0 E: 0 K: 1 S: 9	H: 1 LOB: 1 BB: 0 P: 12	R: 0 E: 0 K: 1 S: 8	H: 1 LOB: 1 BB: 0 P: 11	R: 0 E: 0 K: 1 S: 6	H: 0 LOB: 0 BB: 0 P: 9	R: 0 E: 0 K: 2 S: 9	H: 0 LOB: 0 BB: 0 P: 12

1B: 5	SF: 0	WP: 0	PA: 33
2B: 1	SAC: 0	PB: 0	
3B: 0	DP: 0	SB: 0	
HR: 0	HBP: 0	CS: 0	

AB	33
R	0
H	6
RBI	0
BB	0
SO	8
LOB	13

PITCHER		IP	WLS	BF	H	R	ER	SO	BB	IBB	HBP	BLK	WP	HR	S	P	ERA	WHIP
17 Tim Hudson, R ERA: 1.92	(1, 1)	7.0	W	27	6	0	0	5	0	0	0	0	0	0	63	96	0.00	0.857
41 Jeremy Affeldt, L ERA: 1.45	(8, 1)	1.0		3	0	0	0	1	0	0	0	0	0	0	6	9	0.00	0.000
63 Jean Machi, R ERA: 0.36	(9, 1)	1.0		3	0	0	0	2	0	0	0	0	0	0	9	12	0.00	0.000

PITCHER		IP	WLS	BF	H	R	ER	SO	BB	IBB	HBP	BLK	WP	HR	S	P	ERA	WHIP

BOTTOM

Chicago Cubs @ San Francisco Giants

AT&T Park, San Francisco, CA

Tue May 27 2014, 7:16 PM - 9:54 PM PDT

Att. 41,060 - Clear - 59 F

livebaseballscorecards.com

Batter	1	2	3	4	5	6	7	8	9	AB	R	H	RBI	BB	SO	LOB
16 Ángel Pagán, S (1, 8) OBP: 0.360, SLG: 0.437	C FF 93 B CU 78 B SI 96 X SI 96 2-1 8 1B 28 SF9 1B		C CU 78 B SI 94 X SL 89 1-1 ① L8		X CU 77 0-0 8 S 48 1B 2-3 1B		B FF 91 B FF 91 X FF 92 2-0 ② F7			4	2	2	0	0	0	0
8 Hunter Pence, R (1, 9) OBP: 0.372, SLG: 0.473	1 SAFE B SI 95 B SI 95 C SI 95 1 SAFE S SI 95 B FF 96 X SI 94 3-2 28 SF9 28 S 38 1B 1-3 1B		C SL 90 B FF 94 X CU 79 1-1 ② G5-3		1 SAFE C SI 92 B SI 93 S SL 89 D SL 89 1 SAFE B SL 88 F FF 94 B CU 78 4-2 48 1B 1-2 BB		C FF 91 X FF 92 0-1 1B			3	1	2	0	1	0	0
28 Buster Posey, R (1, 2) OBP: 0.344, SLG: 0.410	F FF 96 B SI 96 X SI 95 1-1 ① SF9 1-3 3-H		B SL 89 F FF 93 B SL 90 X SI 94 2-1 ③ G5-3		B SI 93 X SI 93 1-0 ② SF7 3-H		C FF 91 X FF 91 0-1 ③ G5-3			2	0	0	2	0	0	1
48 Pablo Sandoval, S (1, 5) OBP: 0.284, SLG: 0.405 13 Joaquin Arias, R (9, 5) OBP: 0.185, SLG: 0.145	F FF 96 B CU 80 X CU 79 1-1 ② G6-3			B FF 93 B SI 94 S FF 94 B CH 84 F SI 95 X CH 88 3-2 ① L7	F SI 93 F FF 93 X CU 81 0-2 1-3 2-H 1B			B SI 92 F SI 92 X FS 86 1-1 ① F7		4 0	0 0	1 0	1 0	0 0	0 0	1 0
38 Michael Morse, R (1, 3) OBP: 0.342, SLG: 0.547	C SI 95 X SI 95 0-1 21 WP 3-H 1B			S SL 90 X FF 94 0-1 2B	B FF 94 D SI 94 C SL 89 F SL 88 S SL 88 2-3 ③ K			C SI 92 B SI 92 B SI 92 X SI 92 2-1 ② G5-3		4	0	2	1	0	1	2
21 Tyler Colvin, L (1, 7) OBP: 0.333, SLG: 0.571	C FF 94 B SI 96 S CU 81 X CU 80 1-2 ③ G3 1-2			C SI 95 F CU 79 B FF 94 D CU 79 S SI 95 2-3 ② K		X FF 91 0-0 ① F7		B SI 94 X SI 92 1-0 2B		4	0	1	0	0	1	2
35 Brandon Crawford, L (1, 6) OBP: 0.316, SLG: 0.440		C FF 93 B SI 93 S CH 86 B FF 95 S SL 89 2-3 ① K		B CU 78 X CH 87 1-0 ③ L8		C FF 92 B CH 87 F SI 93 B FF 93 C CU 78 2-3 ② K		S SI 93 X FS 86 0-1 ③ F8		4	0	0	0	0	2	2
6 Ehire Adrianza, S (1, 4) OBP: 0.182, SLG: 0.214		X FF 94 0-0 ② L7			C CU 78 S CU 77 F FF 93 B CH 88 B CU 79 X SI 93 2-2 16 1B 17 S 28 SF7 1B	X FF 93 0-0 ③ G6-3				3	1	1	0	0	0	0
17 Tim Hudson, R (1, 1) OBP: 0.136, SLG: 0.095 7 Grégor Blanco, L (7, PH) OBP: 0.292, SLG: 0.258 41 Jeremy Affeldt, L (8, 1) 63 Jean Machi, R (9, 1)		B FF 91 C FF 93 C FF 93 C CU 79 1-3 ③ K			1 SAFE B FF 93 B FF 93 B FF 94 C FF 93 1 SAFE F FF 93 S FF 93 3-3 ① K 1-2		B CU 75 S FF 91 B CU 76 S FF 91 F FF 91 X FS 82 2-2 ① F7			2 1 0 0	0 0 0 0	0 0 0 0	0 0 0 0	2 0 0 0	1 0 0 0	1 0 0 0
Inning Stats	R: 2 E: 0 K: 0 S: 14 H: 3 LOB: 1 BB: 0 P: 22	R: 0 E: 0 K: 2 S: 7 H: 0 LOB: 0 BB: 0 P: 10	R: 0 E: 0 K: 0 S: 6 H: 0 LOB: 0 BB: 0 P: 10	R: 0 E: 0 K: 1 S: 9 H: 1 LOB: 1 BB: 0 P: 15	R: 2 E: 0 K: 2 S: 18 H: 3 LOB: 2 BB: 1 P: 30	R: 0 E: 0 K: 1 S: 5 H: 0 LOB: 0 BB: 0 P: 7	R: 0 E: 0 K: 0 S: 9 H: 1 LOB: 1 BB: 0 P: 13	R: 0 E: 0 K: 0 S: 7 H: 1 LOB: 1 BB: 0 P: 11		1B: 7 2B: 2 3B: 0 HR: 0 SF: 2 SAC: 0 DP: 0 HBP: 0					WP: 1 PB: 0 SB: 3 CS: 0 PA: 34	

	AB	31
	R	4
	H	9
	RBI	4
	BB	1
	SO	6
	LOB	9

PITCHER		IP	WLS	BF	H	R	ER	SO	BB	IBB	HBP	BLK	WP	HR	S	P	ERA	WHIP
49 Jake Arrieta, R ERA: 3.2	(1, 1)	6.0	L	26	7	4	4	6	1	0	0	0	1	0	59	94	6.00	1.333
50 Blake Parker, R ERA: 10.13	(7, 1)	1.0		4	1	0	0	0	0	0	0	0	0	0	9	13	0.00	1.000
41 Jose Veras, R ERA: 9.53	(8, 1)	1.0		4	1	0	0	0	0	0	0	0	0	0	7	11	0.00	1.000

PITCHER	IP	WLS	BF	H	R	ER	SO	BB	IBB	HBP	BLK	WP	HR	S	P	ERA	WHIP

Chicago Cubs @ San Francisco Giants

AT&T Park, San Francisco, CA

Wed May 28 2014, 12:46 PM - 4:04 PM PDT

Att. 41,186 - Sunny - 66 F

TOP

livebaseballscorecards.com

Batter	1	2	3	4	5	6	7	8	9	AB	R	H	RBI	BB	SO	LOB
64 Emilio Bonifácio, S (1, 4) OBP: 0.322, SLG: 0.356	C FF 89 B FF 90 B CH 85 B SI 90 B FF 89 4-1 13 G5-3 21 S BB		B FF 88 X CH 80 1-0 P1 ①		B CH 83 B FF 89 B SI 88 C FF 88 B FF 88 4-1 21 G6-4-3 BB		X SI 93 0-0 FC4-6 ③ 1-2f			2	0	0	0	2	0	2
21 Junior Lake, R (1, 8) OBP: 0.293, SLG: 0.459	T FF 90 D SL 82 S SL 81 B SI 91 F SL 81 S FF 91 2-3 K ① 1-2		F SL 81 S SL 80 B SL 80 B FF 90 C FF 91 2-3 K ②		B CH 82 1 SAFE S SL 80 1 SAFE X SL 80 1-1 G6-4-3 ②③ 1-2f			C FF 91 T CU 85 X CU 84 0-2 G5-3 ①		4	0	0	0	0	2	2
44 Anthony Rizzo, L (1, 3) OBP: 0.396, SLG: 0.434	B CH 82 C SI 89 C FF 90 B CH 83 B FF 92 B SI 91 4-2 13 G5-3 BB		X SL 80 0-0 G4-3 ③			F FF 92 F FC 89 B FF 93 F SL 86 T FF 93 1-2 K ①		B CH 85 X SI 93 1-0 13 E 1B		3	0	1	0	1	1	0
13 Starlin Castro, R (1, 6) OBP: 0.312, SLG: 0.442	B FF 90 C SL 81 B CH 82 F FF 90 X SL 81 2-2 G5-3 ② 1-2 2-3			B SI 87 X CH 82 1-0 G6-3 ①		B FC 88 X FC 88 1-0 L4 ②		C CU 85 C CU 86 F FF 92 B CU 85 B SI 93 F SI 93 X CU 80 2-2 E5 1-2		4	0	0	0	0	0	3
19 Nate Schierholtz, L (1, 9) OBP: 0.264, SLG: 0.281	B FF 90 C SL 81 F SL 82 B FF 91 B CH 84 F SL 81 F FF 92 F FF 92 F SI 91 3-2 X SI 90 L3 ③			C SL 82 C SL 82 F SL 80 B FF 92 F SL 80 B CH 82 H SL 80 3-2 30 E HBP		F FF 92 B FC 89 B CH 86 C FC 86 B FF 93 F FC 86 F FC 88 F SI 92 X SL 84 3-2 G4-3 ③		S CU 81 C CU 80 X CU 79 0-2 F8 ②		3	0	0	0	0	0	4
30 Mike Olt, R (1, 5)		B FF 89 F SL 80 B SL 81 C SL 81 C CH 82 2-3 K ①		1 SAFE B FF 90 B CH 82 C FF 90 D SL 78 X SL 82 3-1 E6 1-2			C FC 87 S SL 85 B FC 86 S FC 86 1-3 K ①	C FF 92 X CU 85 0-1 G6-3 ③		4	0	0	0	0	2	3
8 Chris Coghlan, L (1, 7) OBP: 0.194, SLG: 0.138 20 Justin Ruggiano, R (7, PH) OBP: 0.311, SLG: 0.325 (7, 7)		B CU 72 C SI 89 B CH 82 F SI 90 X CH 82 2-2 G4-3 ②		B SI 88 S CH 82 C SL 78 F SL 80 T CH 84 1-2 K ②			C SI 91 B CU 75 S SI 91 B CH 88 B CU 75 B SI 91 4-2 15 FC6-4 12 1B BB		S FF 92 C CU 84 X CU 84 0-2 F9 ①	2 1	0 0	0 0	0 0	1 1	2 0	2 0
12 John Baker, L (1, 2) OBP: 0.213, SLG: 0.190		B CH 81 B SI 89 B FF 89 C FF 89 B SI 90 4-1 BB		B CU 74 F SI 89 B SL 79 X CH 82 2-1 G4-3 ③			B SI 91 X SI 91 1-0 15 FC6-4 1-2 1B		B SI 86 X SI 85 1-0 G3-1 ②	3	0	1	0	1	0	2
36 Edwin Jackson, R (1, 1) OBP: 0.091, SLG: 0.136 40 James Russell, L (6, 1) 63 Brian Schlitter, R (6, 1) 15 Darwin Barney, R (7, PH) OBP: 0.259, SLG: 0.253 52 Justin Grimm, R (7, 1) 24 Luis Valbuena, L (9, PH) OBP: 0.377, SLG: 0.426		C SL 79 C SL 79 F SL 78 B FF 90 X CU 78 1-2 P5 ③			B FF 89 C FF 86 B SL 80 F FF 89 S CH 81 2-3 K ①		B CH 84 X SI 92 1-0 FC6-4 ② 64 FC4-6 1-2f 2-3		C SI 87 X SI 85 0-1 L3 ③	2 0 0 1 0 1	0 0 0 0 0 0	0 0 0 0 0 0	0 0 0 0 0 0	1 0 0 0 0 0	1 0 0 2 0 0	1 0 0 2 0 0
Inning Stats	R: 0 E: 0 K: 1 S: 17 H: 0 LOB: 2 BB: 2 P: 32	R: 0 E: 0 K: 1 S: 11 H: 0 LOB: 1 BB: 1 P: 20	R: 0 E: 0 K: 1 S: 5 H: 0 LOB: 0 BB: 0 P: 8	R: 0 E: 1 K: 1 S: 13 H: 0 LOB: 2 BB: 0 P: 23	R: 0 E: 0 K: 1 S: 6 H: 0 LOB: 0 BB: 1 P: 13	R: 0 E: 0 K: 1 S: 11 H: 0 LOB: 0 BB: 0 P: 16	R: 0 E: 0 K: 1 S: 8 H: 1 LOB: 2 BB: 1 P: 15	R: 0 E: 1 K: 0 S: 14 H: 1 LOB: 2 BB: 0 P: 17	R: 0 E: 0 K: 0 S: 6 H: 0 LOB: 0 BB: 0 P: 7	1B: 2 2B: 0 3B: 0 HR: 0	SF: 0 SAC: 0 DP: 1 HBP: 1					WP: 0 PB: 0 SB: 1 CS: 0	PA: 36

	AB	30
	R	0
	H	2
	RBI	0
	BB	5
	SO	7
	LOB	21

PITCHER		IP	WLS	BF	H	R	ER	SO	BB	IBB	HBP	BLK	WP	HR	S	P	ERA	WHIP
55 Tim Lincecum, R ERA: 4.18	(1, 1)	5.0		20	0	0	0	5	4	0	1	0	0	0	52	96	0.00	0.800
70 George Kontos, R ERA:	(6, 1)	1.1	W	4	0	0	0	2	0	0	0	0	0	0	14	20	0.00	0.000
41 Jeremy Affeldt, L ERA: 1.45	(7, 1)	0.0		2	1	0	0	0	1	0	0	0	0	0	3	8	∞	∞
63 Jean Machi, R ERA: 0.35	(7, 1)	0.2	H	2	0	0	0	0	0	0	0	0	0	0	2	3	0.00	0.000
57 Juan Gutierrez, R ERA: 3.42	(8, 1)	1.1		6	1	0	0	0	0	0	0	0	0	0	17	20	0.00	0.750

PITCHER		IP	WLS	BF	H	R	ER	SO	BB	IBB	HBP	BLK	WP	HR	S	P	ERA	WHIP
49 Javier López, L ERA: 1.8	(9, 1)	0.2		2	0	0	0	0	0	0	0	0	0	0	3	4	0.00	0.000

BOTTOM

Chicago Cubs @ San Francisco Giants

AT&T Park, San Francisco, CA

Wed May 28 2014, 12:46 PM - 4:04 PM PDT

Att. 41,186 - Sunny - 66 F

livebaseballscorecards.com

Batter	1	2	3	4	5	6	7	8	9	AB	R	H	RBI	BB	SO	LOB
16 Ángel Pagán, S (1, 8) OBP: 0.365, SLG: 0.446	B FF 92 B SI 92 C FF 92 S CU 80 F FF 94 B FF 93 F FF 93 F FF 94 C FF 93 3-3 K ①		B CU 80 F SI 94 X CU 80 1-1 8 A4 58 1B			C SL 85 X SL 85 0-1 28 F8 48 1B 2B	X FF 91 0-0 SH5-3 ① 1-2			3	1	2	0	0	1	0
8 Hunter Pence, R (1, 9) OBP: 0.370, SLG: 0.466	C FF 94 C CU 79 B SL 88 X SL 87 1-2 L8 ②		1 SAFE C FF 94 S FF 96 B FF 97 1 SAFE 1 SAFE B FF 96 F FF 94 1 SAFE 2-3 C SL 88 K ②③ 1-2			B CU 81 B FF 94 C SL 87 C FF 94 D FF 95 F SL 87 B FF 95 4-2 48 1B 21 2B BB	C CU 78 X FF 93 0-1 P3 ②			3	1	0	0	1	1	2
28 Buster Posey, R (1, 3) OBP: 0.337, SLG: 0.400	S SL 87 B FF 95 C SL 86 B FF 95 S SL 88 2-3 K ③			C SL 85 C SL 87 B FF 95 F SL 87 C FF 96 1-3 K ①		B FF 93 C SL 87 F SL 86 B FF 94 X FF 91 2-2 F8 ① 2-3	X FF 94 0-0 E5 48 WP 29 2B 2-H			4	1	0	0	0	2	2
48 Pablo Sandoval, S (1, 5) OBP: 0.293, SLG: 0.409 57 Juan Gutierrez, R (8, 1) 49 Javier López, L (9, 1)		X FF 93 0-0 F8 ①		B FF 95 B CH 88 X SI 94 2-0 21 WP 1B		B SI 88 B SI 88 F SI 88 F SL 83 X SI 89 2-2 21 2B 1-2 3-H 1B	B CU 80 F CU 80 I IN 71 I IN 74 I IN 75 4-1 29 2B 1-2 IBB			3 0 0	1 0 0	2 0 0	1 0 0	1 0 0	0 0 0	0 0 0
29 Héctor Sánchez, S (1, 2) OBP: 0.280, SLG: 0.400		B CU 79 X FF 92 1-0 G3-1 ②		B SI 95 D CU 80 S SL 85 S SL 86 S SL 88 2-3 K ②		X SI 93 0-0 F8 ②	X FF 94 0-0 1-H 2-H 2B			4	0	1	2	0	1	3
21 Tyler Colvin, L (1, 7) OBP: 0.354, SLG: 0.591 41 Jeremy Affeldt, L (7, 1) 63 Jean Machi, R (7, 1) 13 Joaquin Arias, R (7, PH) OBP: 0.182, SLG: 0.143 (8, 5)		B CU 78 B SL 85 B FF 93 D FF 92 4-0 35 1B BB		1 SAFE C FF 95 B SL 88 S SL 88 B SL 89 S SL 88 2-3 K ③ 1-2		B SI 92 B FF 92 X SI 93 2-0 1-3 2-H 2B	B SL 80 F FF 93 B SL 81 C CU 80 X CU 81 2-2 G6-3 ③			2 0 0 1	0 0 0 0	1 0 0 0	1 0 0 0	1 0 0 0	1 0 0 1	1 0 0 1
35 Brandon Crawford, L (1, 6) OBP: 0.320, SLG: 0.439		B FF 93 B FF 94 1 SAFE X FF 94 2-0 1-2 1B			F CU 78 S CH 86 B FF 96 S SL 87 1-3 K ①	B SI 94 C SI 92 B SI 93 I IN 72 I IN 73 4-1 IBB		F FF 93 B CU 77 X FF 93 1-1 F9 ①		3	0	1	0	1	1	0
6 Ehire Adrianza, S (1, 4) OBP: 0.167, SLG: 0.196		B SL 87 F SL 86 F FF 94 B SL 88 B SL 86 F SL 87 X CU 81 3-2 F7 ③			F FF 95 C CU 82 F SL 87 X SL 87 0-2 F7 ②	X SI 92 0-0 F7 ③		B FF 94 F FF 93 C CU 79 T CU 79 1-2 K ②		4	0	0	0	0	1	5
55 Tim Lincecum, L (1, 1) 14 Brandon Hicks, R (5, PH) OBP: 0.293, SLG: 0.390 70 George Kontos, R (6, 1) 7 Grégor Blanco, L (7, 7) OBP: 0.297, SLG: 0.266			B FF 91 B FF 93 C FF 92 C FF 94 F SL 87 B FF 94 S FF 94 3-3 K ①		B SL 88 S SL 86 S SL 87 F SL 88 B FF 94 B SL 87 F SL 86 S FF 94 3-3 K ③		X FF 92 0-0 16 SH5-3 28 E 1B	S FF 94 F FF 94 B FF 93 B CU 81 B CU 79 X FF 94 3-2 L7 ③		1 1 0 2	0 0 0 1	0 0 0 1	0 0 0 1	0 0 0 0	1 1 0 0	0 0 0 0
Inning Stats	R: 0 E: 0 K: 2 S: 12 H: 0 LOB: 0 BB: 0 P: 18	R: 0 E: 0 K: 0 S: 7 H: 1 LOB: 2 BB: 1 P: 17	R: 0 E: 0 K: 2 S: 10 H: 1 LOB: 0 BB: 0 P: 16	R: 0 E: 0 K: 3 S: 11 H: 1 LOB: 1 BB: 0 P: 18	R: 0 E: 0 K: 2 S: 12 H: 0 LOB: 0 BB: 0 P: 16	R: 2 E: 0 K: 0 S: 15 H: 3 LOB: 3 BB: 2 P: 29	R: 3 E: 1 K: 0 S: 10 H: 2 LOB: 1 BB: 1 P: 16	R: 0 E: 0 K: 1 S: 8 H: 0 LOB: 0 BB: 0 P: 13		1B: 5 2B: 3 3B: 0 HR: 0	SF: 0 SAC: 1 DP: 0 HBP: 0		WP: 2 PB: 0 SB: 0 CS: 0	PA: 36		

	AB	31
	R	5
	H	8
	RBI	4
	BB	4
	SO	10
	LOB	14

PITCHER		IP	WLS	BF	H	R	ER	SO	BB	IBB	HBP	BLK	WP	HR	S	P	ERA	WHIP
36 Edwin Jackson, R ERA: 4.81	(1, 1)	5.1	L	21	4	2	2	9	2	0	0	0	1	0	60	99	3.38	1.125
40 James Russell, L ERA: 3.75	(6, 1)	0.0		1	1	0	0	0	0	0	0	0	0	0	3	5	∞	∞
63 Brian Schlitter, R ERA: 2.42	(6, 1)	0.2		4	1	0	0	0	0	1	0	0	0	0	4	10	0.00	1.500
52 Justin Grimm, R ERA: 2.74	(7, 1)	2.0		10	2	3	0	1	0	1	0	0	1	0	18	29	0.00	1.000

PITCHER		IP	WLS	BF	H	R	ER	SO	BB	IBB	HBP	BLK	WP	HR	S	P	ERA	WHIP

Batter	1	2	3	4	5	6	7	8	9	AB	R	H	RBI	BB	SO	LOB
16 Ángel Pagán, S (1, 8) OBP: 0.363, SLG: 0.442	X FF 91 0-0 ① G6-3		C SI 90 X CH 82 0-1 ② F7			C SI 90 B FF 91 X CH 82 1-1 ① F8		1 SAFE C FF 98 F FF 98 B CH 89 D CU 87 F CH 89 X CU 87 2-2 E1 8 G1-3 38 2B 1-H 1B		4	1	1	0	0	0	0
8 Hunter Pence, R (1, 9) OBP: 0.364, SLG: 0.458	C FF 92 S SI 82 F SL 82 F SL 83 F SL 84 B CH 83 S SL 82 1-3 ② K2-3		B SI 90 B CH 82 S CH 81 X SI 90 2-1 ③ G4-3			B CH 82 B CU 71 B SI 92 C SI 90 F FF 91 S CH 83 3-3 ② K		X CU 88 0-0 ② G1-3 2-3		4	0	0	0	0	2	1
48 Pablo Sandoval, S (1, 5) OBP: 0.297, SLG: 0.423 54 Sergio Romo, R (9, 1)	X SI 92 0-0 ③ G6-3			B FC 87 X CH 80 1-0 ① P3		B CH 83 B CH 82 X CH 82 2-0 HR		I IN 64 I IN 65 D CU 67 I IN 64 4-0 38 2B IBB		3 0	2 0	1 0	1 0	1 0	0 0	0 0
38 Michael Morse, R (1, 3) OBP: 0.345, SLG: 0.568		C FF 90 X SL 84 0-1 HR		C SI 90 S FC 89 T SL 82 0-2 ② K		X SI 91 0-0 ③ G5-3		F FF 97 X FF 98 0-1 1-H 3-H 2B		4	1	2	3	0	1	0
29 Héctor Sánchez, S (1, 2) OBP: 0.268, SLG: 0.382		S SI 91 X SI 91 0-1 ① L4		B SI 90 F CH 81 B SI 90 F SI 89 S CH 82 2-3 ③ K			B FC 91 B SI 89 F SI 90 F FF 90 X SI 92 2-2 ① L8	C FF 96 S CH 88 S FF 97 0-3 ③ K		4	0	0	0	0	2	1
14 Brandon Hicks, R (1, 4) OBP: 0.298, SLG: 0.389		B SI 91 C SI 91 F SI 91 B SL 83 B SI 91 X SI 91 3-2 35 G1-3 7 1B 1B			X SI 89 0-0 ① L8		B FF 90 C FF 91 X FC 90 1-1 ② G5-3		B SI 94 S FF 95 B FS 85 B FS 84 C FF 95 B FF 94 4-2 35 SH1-3 BB	3	1	1	0	1	0	0
35 Brandon Crawford, L (1, 6) OBP: 0.315, SLG: 0.431		B SL 84 1 SAFE C SI 90 X SI 90 1-1 ② G1-3 1-2			C FC 89 B CU 70 F SL 82 F FF 90 S SL 82 1-3 ② K2-3		F SL 84 S CU 71 X SL 83 0-2 ③ G6-3		1 SAFE S FF 94 X FF 95 0-1 ① SH1-3 1-2	3	0	0	0	0	1	1
7 Grégor Blanco, L (1, 7) OBP: 0.321, SLG: 0.294		B SL 80 C SI 90 X SL 83 1-1 ③ 2-H 1B			C FF 90 B SI 90 X FF 89 1-1 1B			L FF 96 B CH 88 X CU 86 1-1 16 S 16 E 1B	S FF 95 F SI 94 F SL 81 B SI 95 S FF 94 1-3 ② K	4	1	3	1	0	1	1
32 Ryan Vogelsong, R (1, 1) OBP: 0.143, SLG: 0.190 49 Javier López, L (7, 1) 21 Tyler Colvin, L (8, PH) OBP: 0.347, SLG: 0.578 63 Jean Machi, R (8, 1) 13 Joaquin Arias, R (9, PH) OBP: 0.179, SLG: 0.141 (9, 5)			B FF 89 B FC 88 C FF 87 B SI 89 C FF 89 F FF 89 C FF 90 3-3 ① K		F FF 90 F FF 90 S SL 82 0-3 ③ K			1 SAFE B FF 96 1 SAFE 1 SAFE C FF 96 S CH 88 X FF 98 1-2 ① P4	S FF 94 F FS 85 X FS 84 0-2 ③ G1-3	2 0 1 0 1	0 0 0 0 0	0 0 0 0 0	0 0 0 0 0	2 0 0 0 0	1 0 1 0 1

Inning Stats	1	2	3	4	5	6	7	8	9
	R: 0 E: 0 K: 1 S: 8	R: 2 E: 0 K: 0 S: 11	R: 0 E: 0 K: 1 S: 8	R: 0 E: 0 K: 2 S: 7	R: 0 E: 0 K: 2 S: 10	R: 1 E: 0 K: 1 S: 7	R: 0 E: 0 K: 0 S: 8	R: 3 E: 1 K: 1 S: 15	R: 0 E: 0 K: 1 S: 11
	H: 0 LOB: 0 BB: 0 P: 9	H: 3 LOB: 1 BB: 0 P: 16	H: 0 LOB: 0 BB: 0 P: 13	H: 0 LOB: 0 BB: 0 P: 10	H: 1 LOB: 0 BB: 0 P: 12	H: 1 LOB: 0 BB: 0 P: 13	H: 0 LOB: 0 BB: 0 P: 11	H: 3 LOB: 1 BB: 1 P: 23	H: 0 LOB: 1 BB: 1 P: 16

1B: 5 SF: 0
2B: 1 SAC: 1
3B: 0 DP: 0
HR: 2 HBP: 0

WP: 0 PA: 36
PB: 0
SB: 1
CS: 0

PITCHER		IP	WLS	BF	H	R	ER	SO	BB	IBB	HBP	BLK	WP	HR	S	P	ERA	WHIP
54 Jaime García, L ERA: 4.12	(1, 1)	7.0		25	5	3	3	7	0	0	0	0	0	2	59	84	3.86	0.714
44 Carlos Martinez, R ERA: 4.82	(8, 1)	0.2	L	5	2	3	3	0	0	1	0	0	0	0	10	18	40.50	3.000
26 Trevor Rosenthal, R ERA: 4.26	(8, 1)	0.1		2	1	0	0	1	0	0	0	0	0	0	5	5	0.00	3.000
71 Sam Freeman, L ERA:	(9, 1)	1.0		4	0	0	0	1	1	0	0	0	0	0	11	16	0.00	1.000

PITCHER	IP	WLS	BF	H	R	ER	SO	BB	IBB	HBP	BLK	WP	HR	S	P	ERA	WHIP

TOP

San Francisco Giants @ St. Louis Cardinals
Busch Stadium, St. Louis, MO
Thu May 29 2014, 7:16 PM - 10:23 PM CDT
Att. 41,337 - Partly Cloudy - 86 F

livebaseballscorecards.com

AB	33
R	6
H	8
RBI	5
BB	2
SO	9
LOB	7

BOTTOM

Batter	1	2	3	4	5	6	7	8	9	AB	R	H	RBI	BB	SO	LOB
13 Matt Carpenter, L (1, 5) OBP: 0.369, SLG: 0.358	C SI 90 B SI 90 B SI 90 X SI 90 2-1 21 S 21 2B 1B		C CU 76 F CH 83 B FF 91 C SL 88 1-3 K ②		C CH 84 B SL 87 X CU 77 1-1 G4-3 ②		X SI 86 0-0 G3 ② 2-3		B CH 84 B CH 84 C SL 80 F SI 89 B FF 90 X SL 78 3-2 1-3 2-H 1B	5	1	2	1	0	1	2
16 Kolten Wong, L (1, 4) OBP: 0.333, SLG: 0.336 26 Trevor Rosenthal, R (8, 1) 71 Sam Freeman, R (9, 1) 43 Shane Robinson, R (9, PH) OBP: 0.222, SLG: 0.182	1 SAFE M CH 82 B CH 82 1 SAFE S SL 85 C SL 86 1-3 K ①		C CU 77 B CU 77 B CH 84 F CH 84 C FF 91 2-3 K ③		B CU 77 F CH 84 B SL 87 F CU 76 F FF 91 B SI 88 B CH 82 4-2 7 S BB		C SI 87 B SI 86 S SL 81 D CU 74 X SL 80 2-2 P6 ③		B SL 78 C SL 78 B SL 78 S SL 78 X SL 78 2-2 P5 ③	3 0 0 1	0 0 0 0	0 0 0 0	0 0 0 0	1 0 0 0	2 0 0 0	2 0 0 2
7 Matt Holliday, R (1, 7) OBP: 0.376, SLG: 0.387	F FF 87 C FF 89 S FF 89 0-3 K ②			B CU 78 C FF 90 B FF 89 X SI 90 2-1 4 BB 21 BB 27 G5-4-3 1B	1 SAFE C SI 89 X SL 88 0-1 P4 ③ 1-2			F SI 93 S CU 81 X CU 81 0-2 G1-3 ①		4	1	1	0	0	1	3
21 Allen Craig, R (1, 3) OBP: 0.317, SLG: 0.397	C SL 87 F CU 77 F FF 89 B FF 89 F CU 76 1 SAFE F FF 90 B SI 91 B SL 87 3-2 X FF 80 1-H 2B			B SI 88 B SI 89 B SL 88 C FF 90 F SI 89 1 SAFE B FF 90 4-2 27 G5-4-3 4 BB 19 1B 1-2 BB		C CU 77 B SL 88 X SL 87 1-1 HR		B CH 85 C CH 85 B CH 88 B FF 94 F FF 93 C FF 93 3-3 K ②	3	2	2	2	1	1	0
4 Yadier Molina, R (1, 2) OBP: 0.362, SLG: 0.460	X CU 76 0-0 G5-3 ③			B FF 91 B FF 92 B FF 88 B FF 90 4-0 27 G5-4-3 1-2 2-3 BB		B SL 88 B CU 78 X CH 84 2-0 F9 ①		B CU 80 C CH 84 B CU 80 B SI 94 X FF 94 3-1 G1-3 ③		3	0	0	0	1	0	1
27 Jhonny Peralta, R (1, 6) OBP: 0.321, SLG: 0.441		B SL 87 F SL 88 B CU 76 X SL 88 2-1 8 G5-4-3 1B		C SI 90 X CH 84 0-1 G5-4-3 ① ② 1-2f 2-3 3-H		C CU 76 B SI 89 X CH 83 1-1 F8 ②			C SL 77 B SL 77 F FF 90 S SL 77 1-3 K ①	4	0	1	0	0	1	2
19 Jon Jay, L (1, 9) OBP: 0.341, SLG: 0.383		1 SAFE F SI 89 B FF 89 X SL 86 1-1 F7 ①		B CH 84 B CH 84 F SL 87 S SL 87 F FF 90 B CH 83 X CU 77 3-2 1B 3-H		C CH 83 F CU 77 B FF 89 C SL 87 1-3 K ③			X FF 88 0-0 33 DI 13 1B 1B	4	1	2	1	0	1	1
8 Peter Bourjos, R (1, 8) OBP: 0.283, SLG: 0.321		B FF 90 X CH 82 1-0 G5-4-3 ② ③ 1-2f			C CU 76 F SI 90 X CU 75 0-2 E6 54 SH5-3		C SL 88 S CH 83 B FF 90 X CH 83 1-2 13 G3 3 SH2-4 1B		C SL 78 X SL 78 0-1 P6 ②	4	0	1	0	0	0	2
54 Jaime García, L (1, 1) OBP: 0.429, SLG: 0.333 3 Mark Ellis, R (7, PH) OBP: 0.274, SLG: 0.208 44 Carlos Martinez, R (8, 1) 33 Daniel Descalso, L (8, 4) OBP: 0.218, SLG: 0.231			C SI 90 F CU 75 X SL 88 0-2 G4-3 ①		X SI 88 0-0 SH5-3 ① 1-3		1 SAFE B FF 87 C SL 85 1 SAFE X CU 74 1-1 SH2-4 ① 1-2		B CH 83 B CH 84 F SI 89 B SL 79 F CH 84 F FF 88 B SI 88 4-2 13 1B 1-2 BB	1 0 0 0	0 0 0 0	0 0 0 0	0 0 0 0	0 0 0 1	0 0 0 0	0 0 0 0
Inning Stats	R: 1 H: 2 E: 0 LOB: 1 K: 2 BB: 0 S: 15 P: 21	R: 0 H: 1 E: 0 LOB: 0 K: 0 BB: 0 S: 5 P: 9	R: 0 H: 0 E: 0 LOB: 0 K: 2 BB: 0 S: 9 P: 12	R: 2 H: 2 E: 0 LOB: 1 K: 0 BB: 2 S: 10 P: 23	R: 0 H: 0 E: 1 LOB: 2 K: 0 BB: 1 S: 11 P: 16	R: 1 H: 1 E: 0 LOB: 0 K: 1 BB: 0 S: 8 P: 13	R: 0 H: 1 E: 0 LOB: 1 K: 0 BB: 0 S: 9 P: 13	R: 0 H: 0 E: 0 LOB: 0 K: 1 BB: 0 S: 8 P: 14	R: 1 H: 2 E: 0 LOB: 2 K: 1 BB: 1 S: 15 P: 25	1B: 7 SF: 0 2B: 1 SAC: 2 3B: 0 DP: 2 HR: 1 HBP: 0						

PITCHER	IP	WLS	BF	H	R	ER	SO	BB	IBB	HBP	BLK	WP	HR	S	P	ERA	WHIP
32 Ryan Vogelsong, R (1, 1) ERA: 3.45	6.1		27	7	4	4	5	3	0	0	0	0	1	63	101	5.68	1.579
49 Javier López, L (7, 1) ERA: 1.69	0.2	W	2	0	0	0	0	0	0	0	0	0	0	4	6	0.00	0.000
63 Jean Machi, R (8, 1) ERA: 0.33	1.0	H	3	0	0	0	1	0	0	0	0	0	0	8	14	0.00	0.000
54 Sergio Romo, R (9, 1) ERA: 3.38	1.0	S	6	2	1	1	1	1	0	0	0	0	0	15	25	9.00	3.000

PITCHER	IP	WLS	BF	H	R	ER	SO	BB	IBB	HBP	BLK	WP	HR	S	P	ERA	WHIP

San Francisco Giants @ St. Louis Cardinals

Busch Stadium, St. Louis, MO

Thu May 29 2014, 7:16 PM - 10:23 PM CDT

Att. 41,337 - Partly Cloudy - 86 F

livebaseballscorecards.com

AB	32
R	5
H	9
RBI	4
BB	4
SO	7
LOB	15

WP: 0	PB: 0	SB: 2	CS: 0
PA: 38			

Batter	1	2	3	4	5	6	7	8	9	AB	R	H	RBI	BB	SO	LOB
16 Ángel Pagán, S (1, 8) OBP: 0.365, SLG: 0.448	C SI 90 B FC 87 B CU 72 X SI 90 2-1 8 F9 38 1B 2B	X CU 74 0-0 8 HR 1-2 3-H 1B		C FC 86 B SI 90 S CU 74 X CU 74 1-2 ③ G1-3		C SI 90 X CH 84 0-1 ③ G4-3		F FF 94 B FC 89 X FC 88 1-1 ① G6-3		4	2	2	1	0	0	0
13 Joaquin Arias, R (7, 3) OBP: 0.176, SLG: 0.138										1	0	0	0	0	0	0
8 Hunter Pence, R (1, 9) OBP: 0.365, SLG: 0.470	B SI 90 B SI 90 F FC 88 B CU 74 S FC 88 F FC 88 X FC 87 3-2 ① F9 2-3	D FC 88 B FC 86 C CU 74 X CU 75 2-1 1-H 2-H HR			C FF 89 F SI 88 B CU 73 X FC 86 1-2 ① F8		B SL 82 C SI 89 B CH 84 X CH 84 2-1 48 2B 29 1B 1B	B FC 89 C FF 93 B FF 93 C FC 88 F FF 94 S FC 88 2-3 ② K		5	2	2	3	0	1	1
48 Pablo Sandoval, S (1, 5) OBP: 0.300, SLG: 0.428	F CU 75 3 SAFE S FC 88 B FC 87 B SI 93 D CU 76 X CU 77 3-2 ② G3	B FC 88 B SI 89 C FF 91 C FF 90 F CU 76 B SI 92 F CU 74 F FC 86 S FF 90 3-3 ③ K			X SI 89 0-0 38 2B 7 1B 1B		F SI 89 X SI 89 0-1 29 1B 1-3 2B	C FC 87 F FF 94 F FF 94 B FC 89 X FC 90 1-2 ③ P3		5	2	2	0	0	1	1
38 Michael Morse, R (1, 3) OBP: 0.354, SLG: 0.575	B SI 91 X FC 88 1-0 3-H 1B		X SI 90 0-0 ① F9		1 SAFE S FC 85 B CU 74 X SI 90 1-1 7 1B 1-3 2B		C SI 89 B SI 90 B SI 89 F CH 84 B SI 90 D CH 84 4-2 7 G3-1 29 1B BB		C SI 88 B CH 73 F SI 91 B SI 93 X CH 72 2-2 ① G6-3	3	1	2	1	1	0	0
21 Tyler Colvin, L (7, 7) OBP: 0.340, SLG: 0.565										1	0	0	0	0	0	0
29 Héctor Sánchez, S (1, 2) OBP: 0.265, SLG: 0.372	B SI 91 X FC 87 1-0 ③ P4		F SI 87 F FC 85 B CU 74 C SI 90 1-3 ② K		X SI 89 0-0 ② G4-3		X CH 82 0-0 7 G3-1 1-2 2-H 3-H 1B		B CH 72 B SI 90 S SI 89 T SI 89 F SI 91 B CH 70 F SI 91 F SI 91 F SI 90 3-3 F CH 70 S SI 90 K	5	0	1	2	0	2	3
7 Grégor Blanco, L (1, 7) OBP: 0.325, SLG: 0.301		B SI 88 X FC 85 1-0 ① P6	B SI 88 B SI 87 C SI 88 S FC 86 F SI 90 B CU 74 F FF 89 X FC 87 3-2 1B		F FF 89 B SI 89 F SI 89 B SI 90 X SI 89 2-2 35 FC6-4 2-H 3-H 1B		B SI 84 X SI 83 1-0 ① G3-1 1-2 2-3		C SI 89 F SI 91 S SI 92 0-3 ③ K	5	0	2	2	0	1	2
(7, 8)																
35 Brandon Crawford, L (1, 6) OBP: 0.309, SLG: 0.421		T SI 88 C CU 72 B FC 81 S CU 73 1-3 ② K2-3	1 SAFE B SI 88 S FC 87 C FF 90 S CU 75 1-3 ③ K2-3		X SI 89 0-0 ③ FC6-4 1-2f		B SL 73 C SI 84 S SL 75 C SL 75 1-3 ② K			4	0	0	0	0	3	4
14 Brandon Hicks, R (1, 4) OBP: 0.302, SLG: 0.384		S FC 85 C SI 89 B CU 74 F SI 90 B FC 87 B SI 91 F FC 86 F FF 90 F FC 86 4-2 B SI 90 40 1B 16 1B BB		B FC 86 B SI 90 B SI 88 C SI 87 C SI 88 X FC 86 3-2 ① F8		S SI 89 B SI 90 B SI 90 F SI 89 S SI 90 2-3 ① K	C SL 75 D SI 86 B SI 85 B SI 85 S SL 74 F SI 86 F SI 86 F SL 76 B SI 88 4-2 BB		2	1	0	0	2	1	0
40 Madison Bumgarner, R (1, 1) OBP: 0.286, SLG: 0.400		B CU 72 S FC 86 X SI 89 1-1 16 1B 8 HR 1-3 1B		C SI 89 B SI 92 X FC 85 1-1 ② G6-3		X SI 90 0-0 ② G5-3	C SI 86 C SI 86 C SI 87 0-3 ③ K			4	1	1	0	0	1	3
34 David Huff, S (8, 1) OBP: 0.333, SLG: 0.333										0	0	0	0	0	0	0
57 Juan Gutierrez, R (8, 1)										0	0	0	0	0	0	0
Inning Stats	R: 1 E: 0 K: 0 S: 11 H: 2 LOB: 1 BB: 0 P: 21	R: 4 E: 0 K: 2 S: 21 H: 3 LOB: 0 BB: 1 P: 33	R: 0 E: 0 K: 2 S: 12 H: 1 LOB: 1 BB: 0 P: 17	R: 0 E: 0 K: 0 S: 8 H: 0 LOB: 0 BB: 0 P: 13	R: 2 E: 0 K: 0 S: 11 H: 3 LOB: 1 BB: 0 P: 15	R: 0 E: 0 K: 1 S: 6 H: 0 LOB: 0 BB: 0 P: 8	R: 2 E: 0 K: 2 S: 19 H: 3 LOB: 3 BB: 2 P: 31	R: 0 E: 0 K: 1 S: 10 H: 0 LOB: 0 BB: 0 P: 14	R: 0 E: 0 K: 2 S: 14 H: 0 LOB: 0 BB: 0 P: 19	1B: 8 2B: 3 3B: 0 HR: 1 SF: 0 SAC: 0 DP: 0 HBP: 0						

TOP

San Francisco Giants @ St. Louis Cardinals
Busch Stadium, St. Louis, MO
Fri May 30 2014, 7:18 PM - 10:31 PM CDT
Att. 43,107 - Cloudy - 73 F

livebaseballscorecards.com

AB	39
R	9
H	12
RBI	9
BB	3
SO	10
LOB	14

PITCHER	IP	WLS	BF	H	R	ER	SO	BB	IBB	HBP	BLK	WP	HR	S	P	ERA	WHIP
50 Adam Wainwright, R (1, 1) ERA: 2.32	4.1	L	22	8	7	7	4	1	0	0	0	0	1	58	92	14.54	2.077
43 Seth Maness, R (5, 1) ERA: 3.18	1.2		10	4	2	2	1	1	0	0	0	0	0	18	28	10.80	3.000
36 Randy Choate, L (7, 1) ERA: 6.75	1.0		4	0	0	0	2	1	0	0	0	0	0	12	18	0.00	1.000
30 Jason Motte, R (8, 1) ERA: 1.8	1.0		3	0	0	0	1	0	0	0	0	0	0	10	14	0.00	0.000
37 Pat Neshek, R (9, 1) ERA: 0.76	1.0		3	0	0	0	2	0	0	0	0	0	0	14	19	0.00	0.000

PITCHER	IP	WLS	BF	H	R	ER	SO	BB	IBB	HBP	BLK	WP	HR	S	P	ERA	WHIP

BOTTOM

Batter	1	2	3	4	5	6	7	8	9	AB	R	H	RBI	BB	SO	LOB
13 Matt Carpenter, L (1, 5) OBP: 0.373, SLG: 0.367	B FF 92 C FF 92 F FF 93 S FC 90 1-3 K ①		C FF 94 B CU 80 F FC 87 B CU 77 F FF 94 B FF 93 X FC 90 3-2 2B			B FC 88 C FC 88 X FF 93 1-1 15 G5-4-3 1B		B FF 91 B FF 92 B FF 92 C FF 92 C FF 93 B FF 92 4-2 15 BB 19 2B 1-2 BB		3	0	2	0	0	1	0
33 Daniel Descalso, L (8, 6) OBP: 0.232, SLG: 0.231										0	1	0	0	1	0	0
15 Randal Grichuk, R (1, 9) OBP: 0.231, SLG: 0.292	B FF 92 F FF 93 F CH 86 B FF 93 F FC 89 X FF 93 2-2 1B		B CH 83 F FC 88 F FC 88 S CU 79 1-3 K2-3 ③			F CH 84 D CU 76 S FC 88 X CU 77 1-2 G5-4-3 ①② 1-2f		D CH 83 B FF 91 B FF 92 B FF 91 4-0 19 2B 1-2 2-3 BB		3	1	1	0	1	1	2
7 Matt Holliday, R (1, 7) OBP: 0.375, SLG: 0.383	B FC 88 B FF 92 1 SAFE F FC 88 C FC 88 1 SAFE B FF 93 C FF 91 3-3 K ②			F CU 77 B FF 92 F FF 92 B CU 78 B FF 93 B CU 79 4-2 4 F9 21 E BB		C FF 93 S FF 93 F FF 93 F CU 77 B FF 93 B CU 77 F FF 93 B FF 92 F FC 88 3-3 C FC 89 K ③		X FC 87 0-0 1-H 2-H 3-H 21 2B 2B		2	0	0	0	1	2	1
19 Jon Jay, L (7, 7) OBP: 0.346, SLG: 0.397										1	1	1	3	0	0	0
21 Allen Craig, R (1, 3) OBP: 0.316, SLG: 0.399	S FC 88 1 SAFE B FF 93 1 SAFE F FC 88 C FC 88 1-3 K ③			C FF 91 F FC 88 X FC 88 0-2 FC6 27 G5-4-3 1-2			X FC 87 0-0 F9 ①	B SI 91 B CU 82 X FF 93 2-0 2-H 2B		4	0	1	1	0	1	2
4 Yadier Molina, R (1, 2) OBP: 0.359, SLG: 0.455		C FF 92 X FC 88 0-1 G5-3 ①		B CU 76 B FC 87 X FC 88 2-0 F9 ① 2-3			C FC 87 S CU 78 S CU 79 0-3 K2-3 ②	C CU 83 D CU 84 B SI 92 X CU 82 2-1 F8 ③		2	0	0	0	0	0	2
48 Tony Cruz, R (7, 2) OBP: 0.367, SLG: 0.308										2	0	0	0	0	1	1
27 Jhonny Peralta, R (1, 6) OBP: 0.316, SLG: 0.435		F FC 87 F FF 93 S CU 77 0-3 K ②		F FC 89 D CU 77 B FC 88 X FC 88 2-1 G5-4-3 ②③ 1-2f			F FC 88 B FC 87 B FF 92 F FC 88 X CU 78 2-2 G5-3 ③		F SI 92 S CH 84 S FF 91 0-3 K ①	3	0	0	0	0	1	2
30 Jason Motte, R (8, 1)										0	0	0	0	0	0	0
37 Pat Neshek, S (9, 1)										0	0	0	0	0	0	0
54 Jaime García, L (9, PH) OBP: 0.375, SLG: 0.286										1	0	0	0	0	1	0
8 Peter Bourjos, R (1, 8) OBP: 0.274, SLG: 0.310		C FF 91 B FC 88 X FC 88 1-1 G6-3 ③			C FF 91 T FC 87 B FF 92 F CU 78 F FC 89 B FC 90 B FC 89 C FC 89 3-3 K ①			B FF 90 C FF 91 X CH 82 1-1 G1-3 ①	S FF 92 C CU 84 B CU 84 B FF 92 S FF 92 2-3 K ②	4	0	0	0	0	2	0
3 Mark Ellis, R (1, 4) OBP: 0.261, SLG: 0.197			B FF 90 X FC 88 1-0 F8 ①		C CU 77 S CU 78 S FF 93 0-3 K ②			B CH 83 F FC 87 S CH 82 B FF 92 F FF 92 F SL 81 B FF 92 X CH 83 3-2 L7 ②	C CU 80 B CU 80 S FF 92 B FF 92 S CU 81 2-3 K ③	4	0	0	0	0	2	0
(8, 5)																
50 Adam Wainwright, R (1, 1) OBP: 0.333, SLG: 0.357			C FF 93 S CU 78 C FF 94 0-3 K ②		S FF 89 B FF 90 B FF 90 S FC 88 F FF 92 X FC 88 2-2 G5-3 ③			C FF 92 B SL 81 B SL 80 F FF 92 H FF 91 3-2 15 BB 33 BB 19 2B HBP		1	0	0	0	0	1	0
43 Seth Maness, R (5, 1)										1	0	0	0	0	0	0
36 Randy Choate, L (7, 1)										0	0	0	0	0	0	0
16 Kolten Wong, L (8, 4) OBP: 0.339, SLG: 0.336										0	1	0	0	0	0	0
Inning Stats	R: 0 E: 0 K: 3 S: 13 H: 1 LOB: 1 BB: 0 P: 20	R: 0 E: 0 K: 1 S: 7 H: 0 LOB: 0 BB: 0 P: 8	R: 0 E: 0 K: 2 S: 11 H: 1 LOB: 1 BB: 0 P: 16	R: 0 E: 1 K: 0 S: 8 H: 0 LOB: 1 BB: 1 P: 16	R: 0 E: 0 K: 2 S: 12 H: 0 LOB: 0 BB: 0 P: 17	R: 0 E: 0 K: 1 S: 12 H: 1 LOB: 0 BB: 0 P: 17	R: 0 E: 0 K: 1 S: 7 H: 0 LOB: 0 BB: 0 P: 9	R: 4 E: 0 K: 0 S: 15 H: 2 LOB: 1 BB: 2 P: 34	R: 0 E: 0 K: 3 S: 9 H: 0 LOB: 0 BB: 0 P: 13	1B: 2 2B: 3 3B: 0 HR: 0 SF: 0 SAC: 0 DP: 2 HBP: 1						

PITCHER	IP	WLS	BF	H	R	ER	SO	BB	IBB	HBP	BLK	WP	HR	S	P	ERA	WHIP
40 Madison Bumgarner, L (1, 1) ERA: 2.85	7.0	W	24	3	0	0	10	1	0	0	0	0	0	70	103	0.00	0.571
34 David Huff, L (8, 1) ERA: 7.27	0.2		6	1	4	4	0	2	0	1	0	0	0	12	27	54.00	4.500
57 Juan Gutierrez, R (8, 1) ERA: 3.24	1.1		5	1	0	0	3	0	0	0	0	0	0	12	20	0.00	0.750

PITCHER	IP	WLS	BF	H	R	ER	SO	BB	IBB	HBP	BLK	WP	HR	S	P	ERA	WHIP

San Francisco Giants @ St. Louis Cardinals

Busch Stadium, St. Louis, MO

Fri May 30 2014, 7:18 PM - 10:31 PM CDT

Att. 43,107 - Cloudy - 73 F

livebaseballscorecards.com

AB	31
R	4
H	5
RBI	4
BB	3
SO	13
LOB	10

WP: 0 PB: 0 SB: 0 CS: 0 PA: 35

Batter	1	2	3	4	5	6	7	8	9	AB	R	H	RBI	BB	SO	LOB
7 Grégor Blanco, L (1, 8) OBP: 0.322, SLG: 0.289	B FC 88 C FC 89 X FF 91 1-1 ① G4-3		S FF 93 H FF 96 1-1 HBP			X FF 89 0-0 ② L8		B SI 89 C SI 90 X CH 70 1-1 ③ P4		3	0	0	0	0	0	0
8 Hunter Pence, R (1, 9) OBP: 0.363, SLG: 0.466	C FF 92 B FF 94 F CH 82 F FF 95 F FC 90 S CH 82 1-3 ② K		F FF 93 B FF 92 C FC 90 1 SAFE F FF 94 C FC 90 1-3 ③ K			B FF 90 S FC 88 S CH 79 B CH 82 F FF 94 F FF 93 F FF 92 X FC 89 2-2 48 1B 1B			S FF 94 F FF 96 B CH 86 B FF 98 S FF 98 2-3 ① K	4	0	1	0	0	3	1
48 Pablo Sandoval, S (1, 5) OBP: 0.299, SLG: 0.424	B FF 91 S CH 82 X FF 93 1-1 ③ F8			B CH 81 B CU 72 B FF 91 C FF 92 F FF 92 X CH 84 3-2 ① G6-3		F FF 92 F FF 93 B FF 93 X FF 94 1-2 1-3 1B			B FF 97 S FF 96 B CH 87 S FF 97 B FF 97 T FF 96 3-2 ② K	4	0	1	0	0	1	0
38 Michael Morse, R (1, 3) OBP: 0.351, SLG: 0.574		B FC 89 C FF 91 S FF 93 B CH 82 X FF 94 2-2 2B		X FF 92 0-0 ② P4		F CH 82 T FF 92 S CH 84 0-3 ③ K			C FF 98 B CH 88 F CH 88 C FF 98 1-3 ③ K	4	0	1	0	0	2	2
29 Héctor Sánchez, S (1, 2) OBP: 0.257, SLG: 0.361		T FF 93 X FF 91 0-1 ① F9		B CU 73 S CU 74 F FF 94 X FF 94 1-2 ③ P5			T CH 81 F CH 83 B CH 82 F CH 80 B FS 85 F FF 95 X FS 84 2-2 ① L3			3	0	0	0	0	0	1
21 Tyler Colvin, L (1, 7) OBP: 0.321, SLG: 0.531		C CH 81 B CU 73 T FF 93 F CH 85 C FF 93 1-3 ② K			S CH 88 C CH 84 B CH 81 B FF 92 F FF 89 F FF 93 B FF 93 F FF 93 S CH 83 3-3 ① K		B CU 79 C FF 94 C FF 94 S FF 95 1-3 ② K			3	0	0	0	0	3	1
14 Brandon Hicks, R (1, 4) OBP: 0.297, SLG: 0.376		F FF 91 B FF 95 S FF 94 D CH 86 X FF 94 2-2 ③ L4			X FC 90 0-0 ② L8		B FF 95 C FF 94 S FS 85 S FF 95 1-3 ③ K			3	0	0	0	0	1	1
6 Ehire Adrianza, S (1, 6) OBP: 0.160, SLG: 0.188 16 Ángel Pagán, S (8, PH) OBP: 0.364, SLG: 0.446 41 Jeremy Affeldt, L (8, 1)			S FC 90 F CH 82 X FF 93 0-2 ① G5-3		C FF 91 B CH 82 S FF 91 X FF 95 1-2 ③ P4			B SI 89 C SI 90 S SI 91 B CH 73 F CH 73 S SI 91 2-3 ① K		2 1 0	0 0 0	0 0 0	0 0 0	0 1 0	0 0 0	0 0 0
52 Yusmeiro Petit, R (1, 1) 70 George Kontos, R (7, 1) 35 Brandon Crawford, L (8, PH) OBP: 0.307, SLG: 0.419 (8, 6)			C FF 90 T FF 90 F CH 82 B FF 94 C FF 92 1-3 ② K			B CH 87 C CH 88 F FC 88 S FF 91 1-3 ① K		C SI 88 B CH 72 B SI 91 X SI 89 2-1 ② F8		2 0 1	0 0 0	0 0 0	0 0 0	0 0 0	2 0 0	0 0 0
Inning Stats	R: 0 E: 0 K: 1 S: 9 H: 0 LOB: 0 BB: 0 P: 12	R: 0 E: 0 K: 1 S: 12 H: 1 LOB: 1 BB: 0 P: 17	R: 0 E: 0 K: 2 S: 12 H: 0 LOB: 1 BB: 0 P: 15	R: 0 E: 0 K: 0 S: 7 H: 0 LOB: 0 BB: 0 P: 11	R: 0 E: 0 K: 1 S: 10 H: 0 LOB: 0 BB: 0 P: 14	R: 0 E: 0 K: 2 S: 16 H: 2 LOB: 2 BB: 0 P: 20	R: 0 E: 0 K: 2 S: 11 H: 0 LOB: 0 BB: 0 P: 15	R: 0 E: 0 K: 1 S: 8 H: 0 LOB: 0 BB: 0 P: 13	R: 0 E: 0 K: 3 S: 9 H: 0 LOB: 0 BB: 0 P: 15	1B: 2 2B: 1 3B: 0 HR: 0 SF: 0 SAC: 0 DP: 0 HBP: 1						

PITCHER		IP	WLS	BF	H	R	ER	SO	BB	IBB	HBP	BLK	WP	HR	S	P	ERA	WHIP
52 Michael Wacha, R ERA: 2.45	(1, 1)	6.0	W	22	3	0	0	7	0	0	1	0	0	0	66	89	0.00	0.500
71 Sam Freeman, L ERA:	(7, 1)	1.0	H	3	0	0	0	2	0	0	0	0	0	0	11	15	0.00	0.000
37 Pat Neshek, R ERA: 0.73	(8, 1)	1.0	H	3	0	0	0	1	0	0	0	0	0	0	8	13	0.00	0.000
26 Trevor Rosenthal, R ERA: 4.1	(9, 1)	1.0	S	3	0	0	0	3	0	0	0	0	0	0	9	15	0.00	0.000

PITCHER	IP	WLS	BF	H	R	ER	SO	BB	IBB	HBP	BLK	WP	HR	S	P	ERA	WHIP

TOP

San Francisco Giants @ St. Louis Cardinals

Busch Stadium, St. Louis, MO

Sat May 31 2014, 1:17 PM - 5:23 PM CDT

Att. 44,426 - Partly Cloudy - 86 F

livebaseballscorecards.com

AB	30
R	0
H	3
RBI	0
BB	0
SO	13
LOB	6

WP: 0	PA: 31		
PB: 0			
SB: 0			
CS: 0			

Batter	1	2	3	4	5	6	7	8	9	AB	R	H	RBI	BB	SO	LOB
13 Matt Carpenter, L (1, 5) OBP: 0.375, SLG: 0.366	C FF 86 B SL 86 B FF 88 X CH 81 2-1 F7			C FF 88 C CH 85 B CU 77 X CU 76 1-2 1B		C CH 84 X FF 90 0-1 G4-3		B SI 91 B SI 92 C SI 92 B SI 92 B SI 92 4-1 7 BB BB		3	0	1	0	1	0	0
16 Kolten Wong, L (1, 4) OBP: 0.336, SLG: 0.328	C FF 87 B CH 85 F FF 88 B FF 88 X CU 76 2-2 F9			1 SAFE X CH 81 0-0 P5		C FF 88 F FF 89 B CU 75 B FF 88 F SL 84 F FF 89 F CH 82 B CU 76 B CH 81 4-2 BB		1 SAFE L SI 92 B CU 75 1 SAFE X SI 91 1-1 L6		3	0	0	0	1	0	2
7 Matt Holliday, R (1, 7) OBP: 0.373, SLG: 0.378	C FF 88 X FF 88 0-1 L7			B CH 84 1 SAFE B CU 76 X SL 83 2-0 P4		F CH 85 C CU 76 1 SAFE B FF 90 S CU 76 1-3 K		B SI 92 C SI 92 C CU 76 B SI 92 1 SAFE D CH 88 B SI 92 4-2 21 G1-6-3 1-2 BB		3	0	0	0	1	1	2
21 Allen Craig, R (1, 3) OBP: 0.315, SLG: 0.396		B FF 87 C CH 82 X FF 88 1-1 F9		1 SAFE C FF 89 F CU 77 B FF 90 1 SAFE B FF 90 S CH 84 2-3 K			B SI 89 X FC 88 1-0 18 S 27 2B 1B	X SI 92 0-0 G1-6-3 1-2f		4	1	1	0	0	1	3
4 Yadier Molina, R (1, 2) OBP: 0.354, SLG: 0.448		S CH 84 B CU 76 B FF 89 X CH 84 2-1 L6			X SL 84 0-0 F9		1 SAFE C FF 92 B FC 88 F SL 84 T FF 92 1-2 K			3	0	0	0	0	1	1
18 Oscar Taveras, L (1, 9) OBP: 0.333, SLG: 1.333		C SL 84 F FF 89 X FF 90 0-2 L7			B FF 86 X 1-0 HR		B SI 91 1 SAFE C SI 91 B FF 92 F CH 84 B SL 84 S SI 92 3-3 K 1-2			3	1	1	1	0	1	1
27 Jhonny Peralta, R (1, 6) OBP: 0.317, SLG: 0.438			C SL 83 S CU 75 S CU 75 0-3 K		B S CH 83 C FF 87 S CU 75 1-3 K		B FC 88 C SL 84 X SL 84 1-1 2-H 2B			3	0	1	1	0	2	0
19 Jon Jay, L (1, 8) OBP: 0.346, SLG: 0.390			X CH 80 0-0 G3-1		B FF 87 B CH 80 X SL 82 2-0 G6-3		I I IN 54 I IN 58 I IN 58 4-0 IBB			2	0	0	0	1	0	0
52 Michael Wacha, R (1, 1) OBP: 0.045, SLG: 0.045 71 Sam Freeman, R (7, 1) 15 Randal Grichuk, R (7, PH) OBP: 0.222, SLG: 0.280 37 Pat Neshek, S (8, 1) 26 Trevor Rosenthal, R (9, 1)			B FF 87 C FF 88 T CH 84 C FF 88 1-3 K			B FF 87 C CH 82 S CH 84 B FF 89 B CU 75 F SL 83 X CH 84 3-2 P4	C FC 87 B SL 83 B SI 91 S FC 88 S FF 91 2-3 K			2 0 1 0 0	0 0 0 0 0	0 0 0 0 0	0 0 0 0 0	0 0 0 0 0	1 0 1 0 0	0 0 2 0 0
Inning Stats	R: 0 E: 0 K: 0 S: 7 H: 0 LOB: 0 BB: 0 P: 11	R: 0 E: 0 K: 0 S: 7 H: 0 LOB: 0 BB: 0 P: 10	R: 0 E: 0 K: 2 S: 7 H: 0 LOB: 0 BB: 0 P: 8	R: 0 E: 0 K: 1 S: 8 H: 1 LOB: 1 BB: 0 P: 13	R: 1 E: 0 K: 1 S: 6 H: 1 LOB: 0 BB: 0 P: 10	R: 1 E: 0 K: 1 S: 14 H: 0 LOB: 1 BB: 1 P: 22	R: 1 E: 0 K: 3 S: 12 H: 2 LOB: 2 BB: 1 P: 24	R: 0 E: 0 K: 0 S: 6 H: 0 LOB: 1 BB: 2 P: 15		1B: 2 2B: 1 3B: 0 HR: 1 SF: 0 SAC: 0 DP: 1 HBP: 0						

PITCHER		IP	WLS	BF	H	R	ER	SO	BB	IBB	HBP	BLK	WP	HR	S	P	ERA	WHIP
52 Yusmeiro Petit, R ERA: 4.6	(1, 1)	6.0	L	21	2	1	1	5	1	0	0	0	0	1	49	74	1.50	0.500
70 George Kontos, R ERA: 1.29	(7, 1)	1.0		6	2	1	1	3	0	1	0	0	0	0	12	24	9.00	2.000
41 Jeremy Affeldt, L ERA: 1.37	(8, 1)	1.0		4	0	0	0	0	2	0	0	0	0	0	6	15	0.00	2.000

PITCHER	IP	WLS	BF	H	R	ER	SO	BB	IBB	HBP	BLK	WP	HR	S	P	ERA	WHIP

BOTTOM

San Francisco Giants @ St. Louis Cardinals

Busch Stadium, St. Louis, MO

Sat May 31 2014, 1:17 PM - 5:23 PM CDT

Att. 44,426 - Partly Cloudy - 86 F

livebaseballscorecards.com

AB	27
R	2
H	4
RBI	2
BB	4
SO	8
LOB	11

TOP

San Francisco Giants @ St. Louis Cardinals
Busch Stadium, St. Louis, MO
Sun Jun 01 2014, 1:16 PM - 4:20 PM CDT
Att. 42,734 - Partly Cloudy - 85 F

livebaseballscorecards.com

Batter	1	2	3	4	5	6	7	8	9	AB	R	H	RBI	BB	SO	LOB
16 Ángel Pagán, S (1, 8) OBP: 0.364, SLG: 0.445 2 Juan Carlos Perez, R (7, 9) OBP: 0.091, SLG: 0.048	C FF 92 B SI 90 X SL 89 1-1 8 1B 28 1B 1B	X SI 90 0-0 ① F7	B SI 94 B FF 93 X SI 91 2-0 ② FC1-6 1-2f 3-H		C FF 96 B CH 88 X FF 99 1-1 ② L6		X SI 89 0-0 1B		C FF 92 B FC 89 X FF 92 1-1 ② L6	5 1 2 1 0 0 1 1 0 0 0 0 0 2						
8 Hunter Pence, R (1, 9) OBP: 0.360, SLG: 0.460 21 Tyler Colvin, L (7, 7) OBP: 0.315, SLG: 0.520	1 SAFE B FF 92 X SI 90 1-0 7 E 28 1B 35 FC3-6 1-2 1B	B FF 92 B FF 93 X FF 92 2-0 ② P3	B FF 93 C FF 93 C SL 88 S FF 94 1-3 ③ K		B FF 100 S CU 86 F CU 87 S FF 100 1-3 ③ K		C SI 89 B SI 89 B SI 90 X SI 90 2-1 ③ L4		B FC 90 F FF 93 X FC 90 1-1 ③ G3	5 1 1 0 0 2 2 1 0 0 0 0 0 2						
28 Buster Posey, R (1, 2) OBP: 0.343, SLG: 0.406 29 Héctor Sánchez, S (8, 2) OBP: 0.257, SLG: 0.361	C FF 94 D SL 83 F FF 93 B FF 94 X FF 92 2-2 35 FC3-6 7 E 13 1B 1-2 2-H 1B	B FF 93 C FF 92 X FF 94 1-1 48 2B 1B		B CU 76 B SL 84 S FF 89 C FF 91 X FF 92 2-2 7 BB 35 2B 1B		C FF 98 B FF 99 C CU 87 B CU 86 X CU 86 2-2 ① G5-3		C SI 88 B CH 84 S SI 88 X SL 80 1-2 ① G6-3		5 2 3 1 0 0 0 0 0 0 0 0 0 0						
48 Pablo Sandoval, S (1, 5) OBP: 0.301, SLG: 0.426 49 Javier López, L (8, 1) 34 David Huff, S (9, 1) OBP: 0.333, SLG: 0.333	B SI 91 B CH 86 F CH 84 X FF 93 2-1 ① P5	B SI 92 B SI 90 F SI 89 B FF 93 X CH 84 3-1 1-3 2B		S SI 91 B SI 89 X SI 89 1-1 ① F7		B CH 87 B FF 97 C FF 96 B FF 96 F FF 95 B FF 100 4-2 7 3B BB		F SI 89 B SI 88 X SI 88 1-1 ② P6		4 1 1 0 1 0 3 0 0 0 0 0 0 0 0 0 0 0 0 0 0						
7 Grégor Blanco, L (1, 7) OBP: 0.337, SLG: 0.325 (7, 8)	S SI 91 S SI 90 B FF 93 B CU 80 F FF 92 B FF 93 X SI 94 3-2 FC4 35 FC3-6 1-2 2-3	F FF 94 B FF 94 S SI 89 F SL 87 S FF 94 1-3 ③ K		B CH 84 F SI 90 B SI 90 B SI 89 B SI 91 4-1 35 2B 1-2 BB		B FF 96 F SI 90 X FF 95 2-0 1-H 3B		B SI 90 B SI 89 B SI 89 C SI 88 C SI 89 X SI 90 3-2 1B		4 0 2 1 1 1 4						
35 Brandon Crawford, L (1, 6) OBP: 0.310, SLG: 0.421	X CH 84 0-0 ② FC3-6 14 BB 13 1B 1-2f 2-3 3-H		B SI 89 C SI 88 F SL 88 B FF 92 B FF 93 B SI 91 4-2 14 BB 13 1B BB	D FF 96 B FF 96 F FF 97 C FF 98 X SI 96 2-2 1-3 2-H 2B		B FF 97 B FF 96 S CU 84 D FF 98 X CU 84 3-1 ② P5		X SI 89 0-0 ③ G3		4 2 1 2 1 0 4						
14 Brandon Hicks, R (1, 4) OBP: 0.300, SLG: 0.368	B CH 86 B FF 92 C SL 88 1 SAFE B FF 93 S FF 93 B FF 93 4-2 13 1B 1-2 BB		B FF 93 1 SAFE S FF 92 1 SAFE B FF 93 B SI 92 B SI 92 4-1 13 1B 16 FC1-6 1-2 BB	F FF 98 C FF 99 S CU 87 0-3 ② K		S CU 86 S SI 96 S FF 99 0-3 ③ K			X FF 92 0-0 ① G5-3	3 1 0 0 2 2 3						
13 Joaquin Arias, R (1, 3) OBP: 0.219, SLG: 0.174	B SL 88 F FF 94 X CU 79 1-1 1-2 2-H 3-H 1B		C FF 94 B FF 94 X FF 94 1-1 16 FC1-6 1-3 2-H 1B	C CU 86 F FF 98 F FF 99 D CU 86 B CU 88 T CU 86 2-2 ③ K			C SI 89 F SI 88 B CU 78 F CH 84 X SI 89 1-2 17 G5-4-3 1B		B FC 87 B FF 92 B FF 92 C FC 90 B FF 92 4-1 6 1B BB	4 0 3 3 1 1 2						
17 Tim Hudson, R (1, 1) OBP: 0.115, SLG: 0.080 6 Ehire Adrianza, S (8, 5) OBP: 0.176, SLG: 0.204	B FF 93 F SI 92 B SL 88 X FF 92 2-1 ③ F7		C FF 92 X FF 92 0-1 ① B2		B FF 95 C FF 94 B FF 98 X FF 94 2-1 ① G5-3		B SI 89 B SI 89 X SI 88 2-0 ①② G5-4-3 1-2f		X FF 92 0-0 1-2 1B	4 0 0 0 0 0 5 1 0 1 0 0 0 0						
Inning Stats	R: 4 E: 1 K: 0 S: 19 H: 4 LOB: 2 BB: 1 P: 35	R: 0 E: 0 K: 1 S: 10 H: 2 LOB: 2 BB: 0 P: 17	R: 2 E: 0 K: 1 S: 11 H: 1 LOB: 1 BB: 2 P: 23	R: 1 E: 0 K: 2 S: 16 H: 2 LOB: 2 BB: 1 P: 27	R: 0 E: 0 K: 1 S: 7 H: 0 LOB: 0 BB: 0 P: 11	R: 1 E: 0 K: 1 S: 11 H: 1 LOB: 1 BB: 1 P: 22	R: 0 E: 0 K: 0 S: 8 H: 2 LOB: 1 BB: 0 P: 13	R: 0 E: 0 K: 0 S: 9 H: 1 LOB: 1 BB: 0 P: 14	R: 0 E: 0 K: 0 S: 7 H: 1 LOB: 2 BB: 1 P: 13	1B: 11 2B: 2 3B: 1 HR: 0 SF: 0 SAC: 0 DP: 1 HBP: 0						

	AB	41
	R	8
	H	14
	RBI	8
	BB	6
	SO	6
	LOB	28

WP: 0 PA: 47
PB: 0
SB: 0
CS: 0

PITCHER		IP	WLS	BF	H	R	ER	SO	BB	IBB	HBP	BLK	WP	HR	S	P	ERA	WHIP
31 Lance Lynn, R ERA: 3.48	(1, 1)	3.1	L	23	8	7	4	2	4	0	0	0	0	0	46	88	10.80	3.600
44 Carlos Martinez, R ERA: 4.7	(4, 1)	2.2		11	2	1	1	4	1	0	0	0	0	0	28	47	3.38	1.125
43 Seth Maness, R ERA: 2.92	(7, 1)	2.0		8	3	0	0	0	0	0	0	0	0	0	17	27	0.00	1.500
30 Jason Motte, R ERA: 1.5	(9, 1)	1.0		5	1	0	0	0	1	0	0	0	0	0	7	13	0.00	2.000

PITCHER		IP	WLS	BF	H	R	ER	SO	BB	IBB	HBP	BLK	WP	HR	S	P	ERA	WHIP

Batter	1	2	3	4	5	6	7	8	9	AB	R	H	RBI	BB	SO	LOB
13 Matt Carpenter, L (1, 5) OBP: 0.378, SLG: 0.374 8 Peter Bourjos, R (8, PH) OBP: 0.272, SLG: 0.307 30 Jason Motte, R (9, 1)	B FF 90 C SI 89 B SI 90 C SI 90 X SI 90 2-2 1B		B SI 89 C FS 82 C FS 82 B FC 85 B CU 76 F SI 90 X SI 90 3-2 16 G6-3 2B		C SI 89 B FS 83 B SI 89 F SI 90 F FS 80 X FF 91 2-2 ① F9			F SI 87 X SI 86 0-1 ① G3-1		3 1 0	0 0 0	2 0 0	0 0 0	0 0 0	0 0 0	0 0 0
16 Kolten Wong, L (1, 4) OBP: 0.333, SLG: 0.325	B SI 89 X SI 90 1-0 ① F8		X SI 90 0-0 ② G6-3 2-3		C SI 90 F FS 82 C FC 84 0-3 ② K			B SI 87 X SI 86 1-0 1B		4	0	1	0	0	1	2
7 Matt Holliday, R (1, 7) OBP: 0.372, SLG: 0.374 15 Randal Grichuk, R (7, 7) OBP: 0.214, SLG: 0.269	B FC 83 X SI 89 1-0 ② F8		S FC 83 B SI 90 S FC 83 B FC 83 D FC 83 B FC 84 4-2 21 HBP BB		B SI 90 X FC 81 1-0 ③ L7			C CH 80 D SI 86 F SI 86 F CU 74 X SI 85 1-2 ② F9		2 1	0 0	0 0	0 0	1 0	0 0	1 1
21 Allen Craig, R (1, 3) OBP: 0.315, SLG: 0.393 43 Seth Maness, R (7, 1) 33 Daniel Descalso, L (8, PH) OBP: 0.228, SLG: 0.226 (9, 5)	D SI 90 B FC 82 S SI 90 F SI 90 X SI 90 2-2 ③ G6-3		C SI 90 D FC 84 H SI 89 2-1 1-2 HBP			B SI 88 S FS 82 B FS 81 F SI 89 B SI 89 F SI 90 X SI 90 3-2 ① G6-3		C SL 81 F SI 86 X SI 88 0-2 ③ G3-1		2 0 1	0 0 0	0 0 1	0 0 0	0 0 0	0 0 0	1 0 1
18 Oscar Taveras, L (1, 9) OBP: 0.286, SLG: 0.714		C SI 90 X FC 85 0-1 48 WP 1B	X SI 89 0-0 ③ G4-3			C SI 89 B FS 78 X SI 89 1-1 ② G6-3			B FF 91 B FF 92 F FF 92 F FF 92 B SL 83 F FF 92 F CH 82 X CH 83 3-2 ① G3-1	4	0	1	0	0	0	3
27 Jhonny Peralta, R (1, 6) OBP: 0.311, SLG: 0.429		C FC 83 X SI 89 0-1 ① L8		C SI 88 S CU 75 B FC 83 B FS 83 F FC 84 S SI 90 2-3 ① K		F SI 88 B FC 82 S FC 83 B FS 82 X SI 89 2-2 ③ F9			B SL 81 B FF 92 B FF 90 C FF 91 F FF 92 F CH 84 X FF 92 3-2 ② G5-3	4	0	0	0	0	1	1
19 Jon Jay, L (1, 8) OBP: 0.343, SLG: 0.380		B SI 89 X FS 80 1-0 ② L7		B SI 90 B FS 82 B SI 87 C SI 86 B SI 84 4-1 BB			X SI 88 0-0 ① G4-3		C FC 88 B FF 90 F SL 82 F FF 92 F FF 93 B CH 83 X CH 84 2-2 ③ G4-3	3	0	0	0	1	0	1
48 Tony Cruz, R (1, 2) OBP: 0.333, SLG: 0.276		C SI 88 D FC 84 F FC 84 S CU 77 1-3 ③ K 1-2		F SI 90 F SI 89 F SI 90 F CU 77 B FC 84 S CU 78 1-3 ② K			B SI 88 S FC 82 X SI 90 1-1 ② G6-3			3	0	0	0	0	2	2
31 Lance Lynn, S (1, 1) OBP: 0.083, SLG: 0.087 44 Carlos Martinez, R (4, 1) 3 Mark Ellis, R (7, 3) OBP: 0.258, SLG: 0.195			C SI 88 X SI 90 0-1 ① G3	C SI 90 S SI 90 C FC 83 0-3 ③ K			B SI 89 C SI 89 F SI 89 B FC 84 F SI 89 B FC 85 C SI 90 3-3 ③ K			1 1 1	0 0 0	0 0 0	0 0 0	0 1 1	0 1 0	0 1 0
Inning Stats	R: 0 E: 0 K: 0 S: 8 H: 1 LOB: 1 BB: 0 P: 14	R: 0 E: 0 K: 1 S: 8 H: 1 LOB: 1 BB: 0 P: 10	R: 0 E: 0 K: 0 S: 11 H: 1 LOB: 3 BB: 1 P: 20	R: 0 E: 0 K: 3 S: 13 H: 0 LOB: 1 BB: 1 P: 20	R: 0 E: 0 K: 1 S: 8 H: 0 LOB: 0 BB: 0 P: 11	R: 0 E: 0 K: 0 S: 9 H: 0 LOB: 0 BB: 0 P: 15	R: 0 E: 0 K: 1 S: 7 H: 0 LOB: 0 BB: 0 P: 11	R: 0 E: 0 K: 0 S: 10 H: 1 LOB: 1 BB: 0 P: 12	R: 0 E: 0 K: 0 S: 14 H: 0 LOB: 0 BB: 0 P: 22	1B: 3 2B: 1 3B: 0 HR: 0 SF: 0 SAC: 0 DP: 0 HBP: 1						

PITCHER		IP	WLS	BF	H	R	ER	SO	BB	IBB	HBP	BLK	WP	HR	S	P	ERA	WHIP
17 Tim Hudson, R ERA: 1.75	(1, 1)	7.0	W	27	3	0	0	6	2	0	1	0	1	0	64	101	0.00	0.714
49 Javier López, L ERA: 1.54	(8, 1)	1.0		4	1	0	0	0	0	0	0	0	0	0	10	12	0.00	1.000
34 David Huff, L ERA: 6.87	(9, 1)	1.0		3	0	0	0	0	0	0	0	0	0	0	14	22	0.00	0.000

PITCHER	IP	WLS	BF	H	R	ER	SO	BB	IBB	HBP	BLK	WP	HR	S	P	ERA	WHIP

BOTTOM

San Francisco Giants @ St. Louis Cardinals

Busch Stadium, St. Louis, MO

Sun Jun 01 2014, 1:16 PM - 4:20 PM CDT

Att. 42,734 - Partly Cloudy - 85 F

livebaseballscorecards.com

AB	31
R	0
H	4
RBI	0
BB	2
SO	6
LOB	14

PA: 34

WP: 1
PB: 0
SB: 0
CS: 0

Batter	1	2	3	4	5	6	7	8	9	AB	R	H	RBI	BB	SO	LOB
16 Ángel Pagán, S (1, 8) OBP: 0.362, SLG: 0.438	C FF 92 X FF 94 0-1 P4		B KC 78 B FF 94 B KC 78 C FF 94 B FF 95 4-1 8 2B 48 SF8 BB		B FF 96 B CH 87 X SI 93 2-0 L7		F FF 94 B CU 76 C CU 76 B FF 94 F FF 94 B FF 94 X FF 94 3-2 F8			3	1	0	0	1	0	0
70 George Kontos, R (7, 1)										0	0	0	0	0	0	0
8 Hunter Pence, R (1, 9) OBP: 0.366, SLG: 0.483	F FF 94 X FF 94 0-1 HR		B SL 89 C FF 95 1 SAFE B SL 88 X SL 88 2-1 1-3 2B		C FF 96 B KC 81 S SL 87 X SL 88 1-2 28 1B 1B			F FF 92 X CU 75 0-1 L5		4	1	3	1	0	0	0
28 Buster Posey, R (1, 3) OBP: 0.341, SLG: 0.402	S FF 95 B FF 94 C FF 94 F FF 94 F SL 88 S SL 88 1-3 K		C FF 96 F FF 95 F FF 95 X SL 89 0-2 P4		C FF 95 X SL 86 0-1 1-2 1B			C CU 75 B FF 93 B FF 93 C CU 74 F FF 94 F SL 84 F FF 95 X CU 75 2-2 G6-3		4	0	1	0	0	1	2
6 Ehire Adrianza, S (8, 4) OBP: 0.176, SLG: 0.204										0	0	0	0	0	0	0
48 Pablo Sandoval, S (1, 5) OBP: 0.296, SLG: 0.420	S KC 81 F CH 87 F FF 95 X FF 95 0-2 P5		F FF 95 B FF 95 S FF 95 B FF 94 F KC 81 X FF 96 2-2 SF8 3-H		B KC 77 F CH 85 B FF 95 D KC 80 S SI 96 S SI 96 3-3 K			B CU 76 B CU 76 F CH 88 F FF 94 B FF 94 F FF 94 S FF 95 3-3 K		3	0	0	1	0	2	2
38 Michael Morse, R (1, 7) OBP: 0.345, SLG: 0.561		X FF 94 0-0 G4-3	C SL 88 X SL 90 0-1 G6-3			B SL 87 B FF 92 F FF 94 B FF 96 S FF 96 X FF 97 3-2 G6-3			X FF 94 0-0 G5-3	4	0	0	0	0	0	1
29 Héctor Sánchez, S (1, 2) OBP: 0.257, SLG: 0.350		C FF 93 T FF 94 B FF 94 B CH 85 H FF 93 3-2 35 2B 13 SF9 HBP		F SI 94 B CH 85 S FF 95 S SL 88 1-3 K		S SI 95 S CH 87 B CH 86 F SL 89 B SL 89 F FF 97 C FF 96 2-3 K			B FF 94 F FF 94 X CU 79 1-1 G3	3	1	0	0	0	2	0
35 Brandon Crawford, L (1, 6) OBP: 0.308, SLG: 0.422		X SI 94 0-0 13 SF9 1-3 2B		C KC 81 X CH 85 0-1 P5		B CH 85 B SI 97 S FF 97 C FF 96 F SL 90 F FF 97 F FF 97 S SL 90 2-3 K			S FF 95 X CH 83 0-1 G3	4	0	1	0	0	1	0
13 Joaquin Arias, R (1, 4) (8, 3) OBP: 0.211, SLG: 0.169		B FF 95 X SI 95 1-0 SF9 2-3 3-H		B SL 88 X FF 94 1-0 L8			B FF 92 B FF 93 X FF 92 2-0 F8			2	0	0	1	0	0	0
55 Tim Lincecum, L (1, 1)		C FF 95 S FF 95 B FF 95 S FF 95 1-3 K			B FF 94 C FF 95 B FF 94 F FF 94 F FF 96 T FF 97 2-2 K		F FF 93 S FF 94 X FF 94 0-2 F9			2	0	0	0	0	2	1
34 David Huff, S (5, 1) OBP: 0.333, SLG: 0.333										0	0	0	0	0	0	0
7 Grégor Blanco, L (7, PH) (7, 8) OBP: 0.333, SLG: 0.321										1	0	0	0	0	0	0
Inning Stats	R: 1 E: 0 K: 1 S: 13 H: 1 LOB: 0 BB: 0 P: 14	R: 1 E: 0 K: 1 S: 8 H: 1 LOB: 1 BB: 0 P: 13	R: 1 E: 0 K: 0 S: 13 H: 1 LOB: 1 BB: 1 P: 21	R: 0 E: 0 K: 1 S: 6 H: 0 LOB: 0 BB: 0 P: 8	R: 0 E: 0 K: 2 S: 13 H: 2 LOB: 2 BB: 0 P: 21	R: 0 E: 0 K: 2 S: 14 H: 0 LOB: 0 BB: 0 P: 21	R: 0 E: 0 K: 0 S: 8 H: 0 LOB: 0 BB: 0 P: 13	R: 0 E: 0 K: 1 S: 12 H: 0 LOB: 0 BB: 0 P: 17	R: 0 E: 0 K: 0 S: 5 H: 0 LOB: 0 BB: 0 P: 6	1B: 2 2B: 2 3B: 0 HR: 1	SF: 2 SAC: 0 DP: 0 HBP: 1	WP: 0 PB: 0 SB: 0 CS: 0	PA: 34			

TOP

San Francisco Giants @ Cincinnati Reds

Great American Ball Park, Cincinnati, OH

Tue Jun 03 2014, 7:11 PM - 10:08 PM EDT

Att. 27,152 - Cloudy - 79 F

livebaseballscorecards.com

AB	30
R	3
H	5
RBI	3
BB	1
SO	8
LOB	6

PITCHER		IP	W/L/S	BF	H	R	ER	SO	BB	IBB	HBP	BLK	WP	HR	S	P	ERA	WHIP
34 Homer Bailey, R ERA: 4.99	(1, 1)	6.0	W	25	5	3	3	7	1	0	1	0	0	1	67	98	4.50	1.000
60 J.J. Hoover, R ERA: 5.11	(7, 1)	2.0		6	0	0	0	1	0	0	0	0	0	0	20	30	0.00	0.000
Logan Ondrusek, R ERA: 5.29	(9, 1)	1.0		3	0	0	0	0	0	0	0	0	0	0	5	6	0.00	0.000

PITCHER	IP	W/L/S	BF	H	R	ER	SO	BB	IBB	HBP	BLK	WP	HR	S	P	ERA	WHIP

BOTTOM

Batter	1	2	3	4	5	6	7	8	9	AB	R	H	RBI	BB	SO	LOB
6 Billy Hamilton, S (1, 8) OBP: 0.293, SLG: 0.347	C SI 90 T SI 88 B SL 78 F CH 84 F CH 83 B FF 90 X SI 91 2-2 21 S 21 E 2B	X SI 89 0-0 ③ B2-3			C SI 88 F SL 81 X CH 83 0-2 21 E 21 S 4 2B 1B	B FC 88 X FF 91 1-0 ① F9		B FF 90 F SI 89 B CH 84 B SI 90 F SI 89 F FF 90 F FC 87 F SI 90 F FC 87 3-3 ③ C FC 86 K		5	2	2	0	0	1	1
21 Todd Frazier, R (1, 5) OBP: 0.346, SLG: 0.488	B FF 92 C SL 80 B FF 90 B FF 91 B FF 89 4-1 4 G4-3 32 2B 2-H BB		S CH 82 C SL 80 X CU 75 0-2 ① L4		B FF 89 B CU 76 B SL 79 B FF 88 4-0 4 2B 1-3 BB	F FC 89 B FC 87 X CH 82 1-1 4 G5-4-3 1B				2	2	1	0	2	0	0
4 Brandon Phillips, R (1, 4) OBP: 0.293, SLG: 0.397	1 SAFE C FF 90 F FF 89 1 SAFE F FF 90 B SL 81 F SI 89 X FF 90 1-2 ① G4-3 1-2		C FF 91 B SI 89 B SL 80 B CH 82 F FF 90 C SL 80 3-3 ② K		X CH 80 0-0 32 S 32 1B 1-H 3-H 2B	C CH 81 X FC 88 0-1 ②③ G5-4-3 1-2f				4	1	1	2	0	1	2
32 Jay Bruce, L (1, 9) OBP: 0.319, SLG: 0.331	B FF 89 B CH 82 F SL 80 T SI 89 X FF 89 2-2 39 HR 2-H 2B		X CH 80 0-0 ③ P5		B SI 87 D CU 75 C SL 79 X SL 79 2-1 39 E 39 S 29 FC4 2-H 1B		B SI 92 C CH 86 X SI 92 1-1 ① L8			4	2	2	2	0	0	0
39 Devin Mesoraco, R (1, 2) OBP: 0.391, SLG: 0.693	B SL 81 X FF 90 1-0 2-H HR			B CH 81 C SL 78 F SL 79 X CH 82 1-2 ① G5-3	B FF 89 S CH 82 B CH 82 F SL 79 X SL 79 2-2 ① G6-3 1-3		B FC 89 S FC 88 F FC 88 X FF 92 1-2 ② F8			4	1	1	2	0	0	1
29 Brayan Peña, S (1, 3) OBP: 0.316, SLG: 0.425	B SI 88 B CH 81 B FF 88 C FF 88 X SI 88 3-1 ② F7			B FF 88 C CH 82 F SI 90 B SL 81 B SL 79 B FF 90 4-2 25 E BB	F FF 88 X FF 87 0-1 FC4 25 1B 3-H		B FF 92 X FF 91 1-0 ③ P6			3	0	0	1	1	0	0
25 Skip Schumaker, L (1, 7) OBP: 0.295, SLG: 0.329	C CU 74 X SL 79 0-1 ③ G6-3			X FF 88 0-0 E3 1-2	X FF 92 0-0 1-2 1B			C SI 91 C FC 87 F SL 85 B FF 90 F SL 84 X SL 85 1-2 ① F7		4	0	1	0	0	0	1
2 Zack Cozart, R (1, 6) OBP: 0.260, SLG: 0.306		B CH 82 C CH 80 C SL 78 S FF 89 1-3 ① K		B CH 81 B CH 82 C FF 90 F FF 90 S SL 81 2-3 ② K	C CH 82 B CH 83 S FF 91 F FF 92 D SL 83 F CH 83 F FF 93 F FF 91 S FC 88 2-3 ② K			C FC 87 X FC 87 0-1 ② G5-3		4	0	0	0	0	3	4
34 Homer Bailey, R (1, 1) OBP: 0.227, SLG: 0.190 60 J.J. Hoover, R (7, 1) 23 Donald Lutz, L (8, PH) OBP: 0.300, SLG: 0.333 Logan Ondrusek, R (9, 1)		B FF 89 C FF 89 X SL 78 1-1 ② G5-3		X CH 83 0-0 ③ L8	F FF 92 C FF 91 S FC 86 0-3 ③ K			C CH 85 B SI 91 B SL 84 S FC 88 B FC 86 B FC 86 4-2 BB		3 0 0 0	0 0 0 0	0 0 0 0	0 0 1 0	1 0 0 0	4 0 0 0
Inning Stats	R: 4 E: 0 K: 0 S: 19 H: 3 LOB: 0 BB: 1 P: 32	R: 0 E: 0 K: 1 S: 6 H: 0 LOB: 0 BB: 0 P: 8	R: 0 E: 0 K: 1 S: 7 H: 0 LOB: 0 BB: 0 P: 10	R: 0 E: 1 K: 1 S: 10 H: 0 LOB: 2 BB: 1 P: 17	R: 4 E: 0 K: 2 S: 22 H: 4 LOB: 2 BB: 1 P: 32	R: 0 E: 0 K: 0 S: 5 H: 1 LOB: 0 BB: 0 P: 7	R: 0 E: 0 K: 0 S: 6 H: 0 LOB: 0 BB: 0 P: 9	R: 0 E: 0 K: 1 S: 16 H: 0 LOB: 1 BB: 1 P: 24		1B: 4 2B: 3 3B: 0 HR: 1 SF: 0 SAC: 0 DP: 1 HBP: 0		WP: 0 PB: 0 SB: 4 CS: 0 PA: 37		

PITCHER		IP	WLS	BF	H	R	ER	SO	BB	IBB	HBP	BLK	WP	HR	S	P	ERA	WHIP
55 Tim Lincecum, R ERA: 5.01	(1, 1)	4.1	L	24	6	8	8	3	3	0	0	0	0	1	53	86	16.61	2.077
34 David Huff, L ERA: 6.3	(5, 1)	1.2		6	2	0	0	2	0	0	0	0	0	0	16	20	0.00	1.200
70 George Kontos, R ERA: 1.0	(7, 1)	2.0		7	0	0	0	1	1	0	0	0	0	0	22	33	0.00	0.500

PITCHER	IP	WLS	BF	H	R	ER	SO	BB	IBB	HBP	BLK	WP	HR	S	P	ERA	WHIP

San Francisco Giants @ Cincinnati Reds

Great American Ball Park, Cincinnati, OH

Tue Jun 03 2014, 7:11 PM - 10:08 PM EDT

Att. 27,152 - Cloudy - 79 F

livebaseballscorecards.com

AB	33
R	8
H	8
RBI	7
BB	4
SO	6
LOB	13

Batter	1	2	3	4	5	6	7	8	9	AB	R	H	RBI	BB	SO	LOB
16 Ángel Pagán, S (1, 8) OBP: 0.359, SLG: 0.430	B FF 91 C FF 91 X FF 92 1-1 P2		C FF 92 F FF 91 B SL 78 B FF 92 X FF 92 2-2 G6-3		F FF 93 B FF 92 B FF 91 B FF 92 F FF 92 F FF 94 F FF 92 B SL 81 4-2 BB		B FF 95 B FC 92 X FF 94 2-0 L7		F FF 92 F FS 84 F FF 93 S FS 84 0-3 K	4	0	0	0	1	1	0
8 Hunter Pence, R (1, 9) OBP: 0.364, SLG: 0.483	B FF 92 B CH 85 B FF 91 C FF 91 C FF 92 S FF 92 3-3 K		F CH 88 X FF 93 0-1 F7		F FF 93 F FF 93 B FF 93 S SL 80 1-3 K		C FF 95 X CU 78 0-1 28 G6-3 2B			4	0	1	0	0	2	2
28 Buster Posey, R (1, 2) OBP: 0.340, SLG: 0.404	X FF 92 0-0 2B		X FF 94 0-0 F8			C FF 92 X FF 91 0-1 G6-3	S FF 93 B FF 92 S CU 76 F FC 91 X FF 94 1-2 G6-3 2-3			4	0	1	0	0	0	1
48 Pablo Sandoval, S (1, 5) OBP: 0.291, SLG: 0.412	B FF 92 F FF 92 B FF 92 S FF 92 X FF 93 2-2 P5			B FF 91 F FF 92 F FF 92 B SL 79 X FF 94 2-2 L7		B SL 79 B FF 92 F FF 92 X FF 90 2-1 L8	D CU 75 C CU 76 X FC 91 1-1 P6			4	0	0	0	0	0	2
38 Michael Morse, R (1, 3) OBP: 0.343, SLG: 0.571		C FF 91 S SL 77 F CH 87 B FF 92 X FF 92 2-2 L9		B CH 88 S FF 92 B FF 94 S FF 92 T FF 95 2-2 K		X CH 86 0-0 HR		B FF 88 S SL 79 F FF 87 S FF 88 1-3 K		4	1	1	1	0	2	0
14 Brandon Hicks, R (1, 4) OBP: 0.299, SLG: 0.365		C SL 79 T FF 91 T FF 93 0-2 K		B FF 93 F FF 92 B FF 92 B FF 91 C FF 93 X FF 94 3-2 L7		F FF 93 B FF 93 X FF 92 2-1 2 HR 1B		B SL 80 S SL 78 B KC 71 C SI 87 X SI 88 2-2 G5-3		4	1	1	0	0	1	0
2 Juan Carlos Perez, R (1, 7) OBP: 0.154, SLG: 0.280 63 Jean Machi, R (8, 1) 54 Sergio Romo, R (9, 1)		X FF 92 0-0 2B			C FF 92 T FF 92 B FF 93 C FF 92 1-3 K	1 SAFE X FF 89 0-0 1-H HR		C SI 84 S KC 73 B SI 89 S KC 73 1-3 K		4 1 2 2 0 2 0 0 0 0 0 0 0 0 0 0 0 0 0 0 0						
35 Brandon Crawford, L (1, 6) OBP: 0.312, SLG: 0.418		B FF 92 D SL 81 B SL 80 I 4-0 IBB			F FF 92 B FF 93 S SL 80 B FF 93 T SL 80 2-2 K	B SL 79 B FF 92 C FF 91 B FF 91 B FF 89 4-1 BB			B SL 84 B SL 83 X FF 93 2-0 F7	2	0	0	0	2	1	0
32 Ryan Vogelsong, R (1, 1) OBP: 0.167, SLG: 0.250 57 Juan Gutierrez, R (7, 1) 49 Javier López, L (8, 1) 7 Grégor Blanco, L (8, 7) OBP: 0.330, SLG: 0.317		S FF 90 S FF 91 B FF 91 C FF 92 1-3 K			B FF 91 B FF 91 C FF 90 F FF 91 B FF 92 X FF 90 3-2 2B	C FF 93 D FF 93 X FF 93 1-1 F8			X FF 94 0-0 B5-3	3 0 1 0 0 1 3 0 0 0 0 0 0 0 0 0 0 0 0 0 0 1 0 0 0 0 0 0						
Inning Stats	R: 0 E: 0 K: 1 S: 9 H: 1 LOB: 1 BB: 0 P: 15	R: 0 E: 0 K: 2 S: 10 H: 1 LOB: 2 BB: 1 P: 17	R: 0 E: 0 K: 0 S: 6 H: 0 LOB: 0 BB: 0 P: 8	R: 0 E: 0 K: 1 S: 9 H: 0 LOB: 0 BB: 0 P: 16	R: 0 E: 0 K: 3 S: 16 H: 1 LOB: 2 BB: 1 P: 27	R: 3 E: 0 K: 0 S: 11 H: 3 LOB: 1 BB: 1 P: 20	R: 0 E: 0 K: 0 S: 9 H: 1 LOB: 1 BB: 0 P: 13	R: 0 E: 0 K: 2 S: 9 H: 0 LOB: 0 BB: 0 P: 13	R: 0 E: 0 K: 1 S: 6 H: 0 LOB: 0 BB: 0 P: 8	1B: 1 2B: 4 3B: 0 HR: 2 SF: 0 SAC: 0 DP: 0 HBP: 0						

PITCHER		IP	WLS	BF	H	R	ER	SO	BB	IBB	HBP	BLK	WP	HR	S	P	ERA	WHIP
52 Tony Cingrani, L ERA: 4.09	(1, 1)	5.2	L	26	6	3	3	7	2	1	0	0	0	0	59	100	4.76	1.412
Logan Ondrusek, R ERA: 4.91	(6, 1)	1.1		5	1	0	0	0	0	0	0	0	0	0	11	16	0.00	0.750
63 Sam LeCure, R ERA: 1.14	(8, 1)	1.0		3	0	0	0	2	0	0	0	0	0	0	9	13	0.00	0.000
43 Manny Parra, L ERA: 5.21	(9, 1)	1.0		3	0	0	0	1	0	0	0	0	0	0	6	8	0.00	0.000

PITCHER	IP	WLS	BF	H	R	ER	SO	BB	IBB	HBP	BLK	WP	HR	S	P	ERA	WHIP

TOP

San Francisco Giants @ Cincinnati Reds

Great American Ball Park, Cincinnati, OH

Wed Jun 04 2014, 7:10 PM - 10:22 PM EDT

Att. 26,333 - Cloudy - 81 F

livebaseballscorecards.com

AB	34
R	3
H	7
RBI	3
BB	3
SO	10
LOB	8

WP: 0	PA: 37																	
PB: 0																		
SB: 0																		
CS: 0																		

BOTTOM

Batter	1	2	3	4	5	6	7	8	9	AB	R	H	RBI	BB	SO	LOB
6 Billy Hamilton, S (1, 8) OBP: 0.302, SLG: 0.356	C FF 89 B CH 82 X CH 83 1-1 21 E 1B		C FF 90 C CU 77 X FF 91 0-2 E2 21 CS 1B	S SI 89 C SL 87 F SL 88 F FF 90 B FF 91 X SL 88 1-2 1B			C SI 91 C CU 79 S CU 82 0-3 K ②			4	0	3	0	0	1	0
21 Todd Frazier, R (1, 5) OBP: 0.345, SLG: 0.498	1 SAFE B SL 88 F SL 89 B CU 75 1 SAFE S FF 89 1 SAFE 1 SAFE C FF 90 2-3 K 1-2 ①		L CU 76 S SL 87 B FF 92 B SL 90 X CH 83 2-2 HR 2-3 ①	F SL 88 B SL 89 D CU 78 F SL 88 B FF 92 F SL 89 F FF 90 F CU 77 S SL 88 3-3 K ③			C CU 84 B CU 84 F CU 82 F FF 91 B FF 91 F CU 78 S CU 83 2-3 K ③			4	1	1	1	0	3	3
4 Brandon Phillips, R (1, 4) OBP: 0.296, SLG: 0.401	B CU 75 C SL 89 C CU 75 F FF 90 H FF 88 2-2 HBP		B SL 89 B CU 76 S SL 88 F FF 91 B CH 84 X CU 77 3-2 32 2B 2B		X SL 87 0-0 P3 ①			C FF 92 X CU 83 0-1 E6 39 G6-4-3		3	1	1	0	0	0	0
32 Jay Bruce, L (1, 9) OBP: 0.317, SLG: 0.336	B CH 83 C FF 91 C SL 88 C FF 90 1-3 K ②		D SL 88 X FF 90 1-0 2-H 2B		M CH 81 B CH 83 S CH 82 C SL 88 1-3 K ②			C SI 85 C SI 86 S SI 87 0-3 K ①		4	0	1	1	0	3	3
39 Devin Mesoraco, R (1, 2) OBP: 0.377, SLG: 0.667	C CU 78 B SL 87 X CU 76 1-1 L5 ③		B SL 87 C CU 77 S SL 88 B SL 88 S SL 89 2-3 K ②		C FF 89 S CU 75 S FF 91 0-3 K ③			1 SAFE C CH 83 B FF 92 F CH 88 F CH 86 X FF 93 1-2 G6-4-3 1-2f ② ③		4	0	0	0	0	2	4
48 Ryan Ludwick, R (1, 7) OBP: 0.317, SLG: 0.369		F FF 91 F SL 89 B FF 90 B FF 92 B SL 90 B FF 92 4-2 BB	X SL 89 0-0 G1-3 ③			F SL 87 S SL 87 X FF 90 0-2 F9 ①			S SL 79 B SL 78 X SL 77 1-1 F8 ①	3	0	0	0	1	0	1
29 Brayan Peña, S (1, 3) OBP: 0.307, SLG: 0.412		C FF 91 F SL 88 T SL 87 0-2 K ①		B FF 89 F SL 88 X CH 82 1-1 G6-3 ①		C CH 82 X FF 90 0-1 G6-3 ②			B SI 88 S SI 87 F SI 88 B CH 84 X SL 80 2-2 P6 ②	4	0	0	0	0	1	1
2 Zack Cozart, R (1, 6) OBP: 0.255, SLG: 0.300		B SL 87 C FF 90 1 SAFE F SL 87 B FF 91 S FF 90 2-3 K ②		B SL 88 X FF 91 1-0 F9 ②		B SL 88 B FF 90 C FF 89 X FF 88 2-1 P4 ③			B SL 78 X SL 78 1-0 P5 ③	4	0	0	0	0	1	1
52 Tony Cingrani, L (1, 1) OBP: 0.167, SLG: 0.167		C CU 77 L SI 90 S FF 90 0-3 K ③		C SI 90 X CU 75 0-1 6 1B 1B			S SL 86 B FF 89 X FF 89 1-1 P6 ①			2	0	1	0	0	1	1
Logan Ondrusek, R (6, 1)										0	0	0	0	0	0	0
28 Chris Heisey, R (7, PH) OBP: 0.298, SLG: 0.373										1	0	0	0	0	0	0
63 Sam LeCure, R (8, 1)										0	0	0	0	0	0	0
43 Manny Parra, L (9, 1)										0	0	0	0	0	0	0
Inning Stats	R: 0 E: 1 K: 2 S: 13 H: 1 LOB: 2 BB: 0 P: 20	R: 0 E: 0 K: 3 S: 11 H: 0 LOB: 1 BB: 1 P: 17	R: 2 E: 1 K: 1 S: 14 H: 4 LOB: 1 BB: 0 P: 22	R: 0 E: 0 K: 1 S: 16 H: 2 LOB: 2 BB: 0 P: 22	R: 0 E: 0 K: 2 S: 7 H: 0 LOB: 0 BB: 0 P: 8	R: 0 E: 0 K: 0 S: 7 H: 0 LOB: 0 BB: 0 P: 9	R: 0 E: 0 K: 2 S: 10 H: 0 LOB: 0 BB: 0 P: 13	R: 0 E: 1 K: 1 S: 9 H: 0 LOB: 0 BB: 0 P: 10	R: 0 E: 0 K: 0 S: 6 H: 0 LOB: 0 BB: 0 P: 10	1B: 4 2B: 2 3B: 0 HR: 1 SF: 0 SAC: 0 DP: 1 HBP: 1						

PITCHER		IP	WLS	BF	H	R	ER	SO	BB	IBB	HBP	BLK	WP	HR	S	P	ERA	WHIP
32 Ryan Vogelsong, R ERA: 3.39	(1, 1)	6.1	W	27	7	2	2	9	1	0	1	0	0	1	70	101	2.84	1.263
57 Juan Gutierrez, R ERA: 3.16	(7, 1)	0.2	H	3	0	0	0	2	0	0	0	0	0	0	10	12	0.00	0.000
49 Javier López, L ERA: 1.5	(8, 1)	0.1	H	1	0	0	0	1	0	0	0	0	0	0	3	3	0.00	0.000
63 Jean Machi, R ERA: 0.33	(8, 1)	0.2	H	1	0	0	0	0	0	0	0	0	0	0	4	5	0.00	0.000
54 Sergio Romo, R ERA: 3.24	(9, 1)	1.0	S	3	0	0	0	0	0	0	0	0	0	0	6	10	0.00	0.000

PITCHER	IP	WLS	BF	H	R	ER	SO	BB	IBB	HBP	BLK	WP	HR	S	P	ERA	WHIP

San Francisco Giants @ Cincinnati Reds

Great American Ball Park, Cincinnati, OH

Wed Jun 04 2014, 7:10 PM - 10:22 PM EDT

Att. 26,333 - Cloudy - 81 F

livebaseballscorecards.com

AB	33
R	2
H	7
RBI	2
BB	1
SO	12
LOB	14

WP: 0 PB: 0 SB: 0 CS: 1 PA: 35

Batter	1	2	3	4	5	6	7	8	9	AB	R	H	RBI	BB	SO	LOB
16 Ángel Pagán, S (1, 8) OBP: 0.368, SLG: 0.433	C SI 90 X SI 88 0-1 G3-1		C KC 79 B SI 90 B SL 80 X SI 92 2-1 1B	B SI 90 B SI 90 B SI 91 C FC 89 B FC 89 4-1 1-2 BB			B CU 71 B FF 86 B SL 83 C FF 86 F SL 82 B CU 74 4-2 8 1B 28 1B BB	B FF 93 C FF 94 X CU 75 1-1 1-2 1B		3	1	2	0	2	0	0
8 Hunter Pence, R (1, 9) OBP: 0.361, SLG: 0.477	C SI 91 B KC 80 X SI 91 1-1 P4		D SL 82 B SI 93 C SI 92 C SL 81 X SL 82 2-2 F7	B SI 91 C KC 80 F SL 80 C SI 92 1-3 K			1 SAFE 1 SAFE B FF 87 F SL 83 1 SAFE F CU 74 X CU 73 1-2 28 1B 1B	B FF 95 F FF 94 F FF 92 S SL 84 1-3 K		5	0	1	0	0	2	5
28 Buster Posey, R (1, 2) OBP: 0.336, SLG: 0.399	C SI 90 C SI 90 B FC 90 B SL 82 T FC 91 2-2 K		1 SAFE C SI 91 1 SAFE F KC 81 X SL 82 0-2 G5-3		X KC 78 0-0 L6		D SL 81 S FF 87 F FF 86 B FF 87 F CU 74 X CU 72 2-2 1-2 2-H 1B		B FF 98 C FF 99 F FF 99 B CH 88 B SL 90 S SL 88 3-3 K	5	0	1	1	0	2	1
48 Pablo Sandoval, S (1, 5) OBP: 0.297, SLG: 0.416 13 Joaquin Arias, R (9, 5) OBP: 0.211, SLG: 0.169		X KC 78 0-0 38 HR 1B		F FC 88 B FF 89 F FC 89 B SI 91 X KC 82 2-2 21 1B 35 HR 1B	B FC 86 B SL 78 F SI 89 X FC 88 2-1 38 G1-4-3 1B		X CU 72 0-0 F6		S CH 88 B CH 87 S CH 87 X FF 101 1-2 L3	5 0	2 0	3 0	0 0	0 0	0 0	2 0
38 Michael Morse, R (1, 3) OBP: 0.340, SLG: 0.577		F SI 89 X SI 90 0-1 1-H HR		B SI 91 1 SAFE F SI 91 C SL 80 S SL 82 1-3 K	B SI 91 C SI 91 X SI 91 1-1 G1-4-3 1-2f		X FF 92 0-0 L9		S FF 100 C FF 101 S SL 92 0-3 K	5	1	1	2	0	2	4
21 Tyler Colvin, L (1, 7) OBP: 0.310, SLG: 0.500		X SI 90 0-0 G2-3		B SI 92 B FC 90 F SI 92 C KC 81 1 SAFE X FC 91 2-2 35 HR 1B	B SI 87 F SL 83 S CU 74 S CU 74 1-3 K	F FF 92 B FF 91 S FF 92 S FF 93 1-3 K				4	1	1	0	0	2	2
35 Brandon Crawford, L (1, 6) OBP: 0.315, SLG: 0.432		T SI 91 C KC 79 B FC 90 S SI 92 1-3 K		X KC 80 0-0 1-H 2-H HR	B FF 86 B SL 83 B SL 85 C FF 88 B FF 88 4-1 BB			F FF 93 C CH 88 B FF 94 F FF 94 X FF 94 1-2 F7		3	1	1	3	1	1	0
14 Brandon Hicks, R (1, 4) OBP: 0.303, SLG: 0.365		C SI 92 B SI 92 B KC 80 F SI 91 C FC 91 2-3 K		C SI 90 B SL 80 X SI 91 1-1 16 BB 1B	C SL 84 B CU 75 C CU 74 S CU 74 1-3 K			F FF 94 B SL 86 B CU 77 S FF 94 B FF 95 F FF 94 B FF 94 4-2 16 1B BB		3	0	1	0	1	2	1
40 Madison Bumgarner, R (1, 1) OBP: 0.250, SLG: 0.345 70 George Kontos, R (9, 1)			B SI 89 B SL 78 F SI 90 B SI 92 F SI 91 X SI 93 3-2 G6-3	F SI 91 C SI 90 L KC 79 0-3 K	S SI 89 C CU 74 S CU 74 0-3 K			F FF 93 B FF 94 C CU 74 F CU 75 C SL 86 1-3 K		4 0	0 0	0 0	0 0	0 0	3 0	3 0
Inning Stats	R: 0 E: 0 K: 1 S: 7 H: 0 LOB: 0 BB: 0 P: 10	R: 2 E: 0 K: 2 S: 10 H: 2 LOB: 0 BB: 0 P: 13	R: 0 E: 0 K: 0 S: 11 H: 1 LOB: 1 BB: 0 P: 18	R: 3 E: 0 K: 3 S: 19 H: 4 LOB: 2 BB: 1 P: 30	R: 0 E: 0 K: 0 S: 5 H: 1 LOB: 0 BB: 0 P: 8	R: 0 E: 0 K: 3 S: 10 H: 0 LOB: 1 BB: 1 P: 16	R: 1 E: 0 K: 1 S: 14 H: 2 LOB: 2 BB: 1 P: 22	R: 0 E: 0 K: 2 S: 16 H: 1 LOB: 2 BB: 1 P: 24	R: 0 E: 0 K: 2 S: 9 H: 0 LOB: 0 BB: 0 P: 13	1B: 9 2B: 0 3B: 0 HR: 2 SF: 0 SAC: 0 DP: 1 HBP: 0						

PITCHER		IP	WLS	BF	H	R	ER	SO	BB	IBB	HBP	BLK	WP	HR	S	P	ERA	WHIP
44 Mike Leake, R ERA: 3.29	(1, 1)	5.0	L	23	8	5	5	6	1	0	0	0	0	2	52	79	9.00	1.800
45 Sean Marshall, L ERA: 9.0	(6, 1)	1.1		8	2	1	1	3	2	0	0	0	0	0	20	33	6.75	3.000
60 J.J. Hoover, R ERA: 4.78	(7, 1)	1.2		7	1	0	0	3	1	0	0	0	0	0	20	29	0.00	1.200
54 Aroldis Chapman, L ERA: 1.64	(9, 1)	1.0		3	0	0	0	2	0	0	0	0	0	0	9	13	0.00	0.000

PITCHER	IP	WLS	BF	H	R	ER	SO	BB	IBB	HBP	BLK	WP	HR	S	P	ERA	WHIP

TOP

San Francisco Giants @ Cincinnati Reds

Great American Ball Park, Cincinnati, OH

Thu Jun 05 2014, 12:37 PM - 3:26 PM EDT

Att. 25,532 - Partly Cloudy - 72 F

livebaseballscorecards.com

AB	37
R	6
H	11
RBI	6
BB	4
SO	14
LOB	18

PA: 41

WP: 0
PB: 0
SB: 0
CS: 0

Batter	1	2	3	4	5	6	7	8	9	AB	R	H	RBI	BB	SO	LOB
6 Billy Hamilton, S (1, 8) OBP: 0.296, SLG: 0.348	B FF 91 X FF 91 1-0 L9 ①		C FF 93 B CU 78 S FC 90 B FC 91 F FC 90 C CU 78 2-3 K ②			B CH 84 C FC 89 F FC 89 X FF 92 1-2 G5-3 ①			C SL 84 F FF 93 B SL 83 X FF 93 1-2 P5 ①	4	0	0	0	0	1	0
21 Todd Frazier, R (1, 5) OBP: 0.347, SLG: 0.512	X FF 92 0-0 HR		X FF 93 0-0 1B			C CU 76 B FC 88 C FC 89 X FC 90 1-2 G6-3 ②			C FC 88 T FF 92 S SL 84 0-3 K ②	4	1	2	1	0	1	0
4 Brandon Phillips, R (1, 4) OBP: 0.295, SLG: 0.398	X FF 92 0-0 1B		S FC 88 B FC 88 F FF 91 F FC 91 B FC 89 1 SAFE B FF 93 X FC 90 3-2 G4-3 ③			B CH 86 X CH 86 1-0 P4 ③			C FF 92 B FC 88 F FC 87 F FF 92 X SL 85 1-2 P4 ③	4	0	1	0	0	0	1
39 Devin Mesoraco, R (1, 2) OBP: 0.368, SLG: 0.648	S FC 88 F FC 89 X FF 92 0-2 F7 ②			B CH 83 X FC 88 1-0 G6-3 ①			C FC 87 C CH 84 S CU 77 0-3 K ①			3	0	0	0	0	1	1
32 Jay Bruce, L (1, 9) OBP: 0.311, SLG: 0.329	C FC 89 B FF 92 B FF 93 F FF 92 D CU 80 T FF 93 3-2 K ③			S FF 92 B CU 79 S FC 87 B FF 92 X FF 92 2-2 P5 ②			X FC 87 0-0 L8 ②			3	0	0	0	0	1	1
28 Chris Heisey, R (1, 7) OBP: 0.290, SLG: 0.363		S FC 89 F FC 89 X SI 92 0-2 G4-3 ①		F CH 84 B FC 88 F FC 89 B FC 88 B FC 89 F FC 89 X FF 93 3-2 G6-3 ③			B CU 76 F FF 92 F FC 88 F CU 67 X FC 88 1-2 P2 ③			3	0	0	0	0	0	0
29 Brayan Peña, S (1, 3) OBP: 0.301, SLG: 0.403		B FC 89 B CH 84 B FC 87 C FF 92 X FC 89 3-1 G6-3 ②			B FF 91 B FC 88 C FF 92 X FC 90 2-1 G5-3 ①			B CH 81 B CH 83 C FC 88 B FF 92 F FC 88 X FC 90 3-2 G5-3 ①		3	0	0	0	0	0	0
2 Zack Cozart, R (1, 6) OBP: 0.251, SLG: 0.295		C FF 92 B CU 78 X FC 90 1-1 G5-3 ③			B FC 89 C CH 85 B FF 92 B FC 89 S FC 88 F FC 89 F FF 92 F FC 90 C FC 89 3-3 K ②			B FF 92 C FC 87 X CH 84 1-1 G6-3 ②		3	0	0	0	0	1	0
44 Mike Leake, R (1, 1) OBP: 0.120, SLG: 0.280 7 Ramon Santiago, S (5, PH) OBP: 0.275, SLG: 0.222 45 Sean Marshall, L (6, 1) 60 J.J. Hoover, R (7, 1) 48 Ryan Ludwick, R (8, PH) OBP: 0.315, SLG: 0.367 54 Aroldis Chapman, L (9, 1)			X FC 87 0-0 G5-3 ①		B CH 83 S FC 90 B FF 92 C FC 88 B FF 92 F FC 89 F FC 88 C FC 88 3-3 K ③			F FC 90 C CU 76 B FF 93 X FC 88 1-2 L9 ③		1 1 0 0 1 0	0 0 0 0 0 0	0 0 0 0 0 0	0 0 0 0 0 0	0 1 0 0 0 0	0 0 0 0 1 0	0 0 0 0 0 0
Inning Stats	R: 1 E: 0 K: 1 S: 9 H: 2 LOB: 1 BB: 0 P: 13	R: 0 E: 0 K: 0 S: 7 H: 0 LOB: 0 BB: 0 P: 11	R: 0 E: 0 K: 1 S: 10 H: 1 LOB: 1 BB: 0 P: 15	R: 0 E: 0 K: 0 S: 8 H: 0 LOB: 0 BB: 0 P: 14	R: 0 E: 0 K: 2 S: 13 H: 0 LOB: 0 BB: 0 P: 21	R: 0 E: 0 K: 0 S: 7 H: 0 LOB: 0 BB: 0 P: 10	R: 0 E: 0 K: 1 S: 8 H: 0 LOB: 0 BB: 0 P: 9	R: 0 E: 0 K: 0 S: 8 H: 0 LOB: 0 BB: 0 P: 13	R: 0 E: 0 K: 1 S: 10 H: 0 LOB: 0 BB: 0 P: 12	1B: 2 2B: 0 3B: 0 HR: 1 SF: 0 SAC: 0 DP: 0 HBP: 0						

PITCHER		IP	WLS	BF	H	R	ER	SO	BB	IBB	HBP	BLK	WP	HR	S	P	ERA	WHIP
40 Madison Bumgarner, L ERA: 2.68	(1, 1)	8.0	W	27	3	1	1	5	0	0	0	0	0	1	70	106	1.12	0.375
70 George Kontos, R ERA: 0.9	(9, 1)	1.0		3	0	0	0	1	0	0	0	0	0	0	10	12	0.00	0.000

PITCHER	IP	WLS	BF	H	R	ER	SO	BB	IBB	HBP	BLK	WP	HR	S	P	ERA	WHIP

BOTTOM

San Francisco Giants @ Cincinnati Reds

Great American Ball Park, Cincinnati, OH

Thu Jun 05 2014, 12:37 PM - 3:26 PM EDT

Att. 25,532 - Partly Cloudy - 72 F

livebaseballscorecards.com

AB	30
R	1
H	3
RBI	1
BB	0
SO	6
LOB	3

Batter	1	2	3	4	5	6	7	8	9	AB	R	H	RBI	BB	SO	LOB
6 Matthew den Dekker, L (1, 8) OBP: 0.217, SLG: 0.227	C FF 92 F FF 92 B CH 86 B FF 93 X SL 86 2-2 ① G4-3			C CU 76 B FF 92 X CH 86 1-1 ① G6-3			F FF 91 C FF 91 B FF 93 X SL 85 1-2 28 HR 2B		F SI 89 B CH 84 X SI 87 1-1 ② G1-3	4	1	1	0	0	0	0
28 Daniel Murphy, L (1, 4) OBP: 0.353, SLG: 0.412	C FF 92 X CH 87 0-1 ② G4-3			F FF 92 F SL 87 C SL 86 0-3 ② K			B CH 84 X SL 84 1-0 2-H HR		X SI 87 0-0 ③ G4-3	4	1	1	2	0	1	0
5 David Wright, R (1, 5) OBP: 0.338, SLG: 0.383	C FF 93 B FF 93 F FF 94 B SL 86 B SL 87 X FF 94 3-2 ③ F9			B SL 86 B SL 86 X SI 93 2-0 ③ L9			C FF 92 C CH 87 F SL 87 B FF 92 F SL 85 B FF 94 F FF 92 B SL 87 X SL 86 3-2 ① G5-3			3	0	0	0	0	0	0
3 Curtis Granderson, L (1, 9) OBP: 0.327, SLG: 0.349		B FF 91 F FF 91 B CH 86 X FF 92 2-1 ① F8			B CH 85 B CH 86 F FF 92 B FF 93 B SL 86 4-1 30 G4-3 BB		B CH 87 B CH 86 B FF 92 C FF 91 X FF 91 3-1 ② F9			2	0	0	0	1	0	0
30 Andrew Brown, R (1, 7) OBP: 0.263, SLG: 0.394 52 Carlos Torres, R (8, 1)		B SL 85 F FF 93 B CH 86 B SL 87 X FF 93 3-1 ② F7			C SL 87 S FF 91 B FF 92 X FF 92 1-2 ① ② G4-3 1-2f		B SL 87 B CH 87 B FF 90 C FF 91 X SI 91 3-1 ③ G1-3			3 0	0 0	0 0	0 0	0 0	0 0	1 0
21 Lucas Duda, L (1, 3) OBP: 0.332, SLG: 0.430		X CH 87 0-0 ③ L3			B CH 87 C SI 93 B FF 94 B SL 88 C FF 93 X FF 93 3-2 ③ G3			B SI 91 C SI 92 B SI 91 F SI 92 C CU 76 2-3 ① K		3	0	0	0	0	1	0
11 Rubén Tejada, R (1, 6) OBP: 0.357, SLG: 0.317			C FF 92 S SL 86 B SL 86 F SL 86 B CH 87 F FF 93 C SL 88 2-3 ① K			F SL 86 B FF 93 X SL 85 1-1 15 G4-6-3 1B		C CU 76 X SI 92 0-1 15 G5-4-3 1B		3	0	2	0	0	1	0
15 Travis d'Arnaud, R (1, 2) OBP: 0.271, SLG: 0.273			X FF 93 0-0 ② P2			S FF 91 F SL 86 B FF 92 D SL 87 X SL 87 2-2 ① ② G4-6-3 1-2f		1 SAFE S SI 91 X SI 92 0-1 ② ③ G5-4-3 1-2f		3	0	0	0	0	0	2
49 Jonathon Niese, L (1, 1) OBP: 0.217, SLG: 0.105 1 Chris Young, R (8, 7) OBP: 0.291, SLG: 0.333			C SI 92 F SI 92 C SI 94 0-3 ③ K			C SI 92 B CU 78 B FF 93 C FF 92 X FF 93 2-2 ③ G6-3			S FF 90 F SL 80 B SL 80 F SL 80 F FF 89 X SL 78 1-2 ① F7	2 1	0 0	0 0	0 0	0 0	1 0	0 0
Inning Stats	R: 0 E: 0 K: 0 S: 8 H: 0 LOB: 0 BB: 0 P: 13	R: 0 E: 0 K: 0 S: 5 H: 0 LOB: 0 BB: 0 P: 10	R: 0 E: 0 K: 2 S: 9 H: 0 LOB: 0 BB: 0 P: 11	R: 0 E: 0 K: 1 S: 6 H: 0 LOB: 0 BB: 0 P: 9	R: 0 E: 0 K: 0 S: 7 H: 0 LOB: 0 BB: 1 P: 15	R: 0 E: 0 K: 0 S: 8 H: 1 LOB: 0 BB: 0 P: 13	R: 2 E: 0 K: 0 S: 14 H: 2 LOB: 0 BB: 0 P: 25	R: 0 E: 0 K: 1 S: 7 H: 1 LOB: 0 BB: 0 P: 9	R: 0 E: 0 K: 0 S: 8 H: 0 LOB: 0 BB: 0 P: 10	1B: 2 2B: 1 3B: 0 HR: 1 SF: 0 SAC: 0 DP: 3 HBP: 0						

TOP

New York Mets @ San Francisco Giants

AT&T Park, San Francisco, CA

Fri Jun 06 2014, 7:17 PM - 9:33 PM PDT

Att. 41,437 - Clear - 59 F

livebaseballscorecards.com

AB	28
R	2
H	4
RBI	2
BB	1
SO	4
LOB	3

PITCHER		IP	WLS	BF	H	R	ER	SO	BB	IBB	HBP	BLK	WP	HR	S	P	ERA	WHIP
18 Matt Cain, R ERA: 3.52	(1, 1)	7.0		23	3	2	2	3	1	0	0	0	0	1	57	96	2.57	0.571
41 Jeremy Affeldt, L ERA: 1.31	(8, 1)	1.0	W	3	1	0	0	1	0	0	0	0	0	0	7	9	0.00	1.000
54 Sergio Romo, R ERA: 3.12	(9, 1)	1.0	S	3	0	0	0	0	0	0	0	0	0	0	8	10	0.00	0.000

PITCHER	IP	WLS	BF	H	R	ER	SO	BB	IBB	HBP	BLK	WP	HR	S	P	ERA	WHIP

WP: 0 PB: 0 SB: 0 CS: 0 PA: 29

New York Mets @ San Francisco Giants

AT&T Park, San Francisco, CA

Fri Jun 06 2014, 7:17 PM - 9:33 PM PDT

Att. 41,437 - Clear - 59 F

livebaseballscorecards.com

BOTTOM

Batter	1	2	3	4	5	6	7	8	9	AB	R	H	RBI	BB	SO	LOB
16 Ángel Pagán, S (1, 8) OBP: 0.366, SLG: 0.427	C SI 85 B CH 84 B CU 71 X SI 85 2-1 ① L8		C CU 71 C FF 88 B FF 88 B FC 88 B CU 75 S CU 76 3-3 ② K		B CH 84 B SI 87 X SI 87 2-0 ③ FC5-4 1-2f			B FF 92 B FC 88 B FC 89 B FF 90 4-0 8 G4-3 28 HR BB		3	1	0	0	1	1	1
8 Hunter Pence, R (1, 9) OBP: 0.356, SLG: 0.469	X CU 70 0-0 ② P6		B FC 86 B FF 89 B CU 74 C FF 88 F FF 88 F FF 91 F FF 91 F FF 89 X FF 90 3-2 ③ G4-3			C CU 72 B CU 72 X FC 86 1-1 ① G6-3		F FC 88 X FC 88 0-1 ① G4-3 1-2		4	0	0	0	0	0	1
28 Buster Posey, R (1, 2) OBP: 0.344, SLG: 0.422	B CU 68 C FC 86 B FC 86 F FF 86 X SI 88 2-2 48 FC5-4 1B			C CH 84 B FC 83 B CH 81 C FC 85 X CU 74 2-2 38 G6-3 1B		B CU 71 B FC 86 X FC 86 2-0 ② G6-3		B FC 90 X FC 90 1-0 2-H HR		4	1	3	2	0	0	0
48 Pablo Sandoval, S (1, 5) OBP: 0.292, SLG: 0.409	F FF 87 B FF 87 X SI 88 1-1 ③ FC5-4 1-2f			X CU 73 0-0 ① F8		B SI 88 F FC 86 X CU 73 1-1 ③ F9		C CU 77 X CU 78 0-1 ② F7		4	0	0	0	0	0	2
38 Michael Morse, R (1, 3) OBP: 0.338, SLG: 0.570		B FC 82 X SI 85 1-0 ① G6-3		C FF 88 C FF 87 X FC 86 0-2 ② ③ G6-3 1-2f			X SI 85 0-0 ① G5-3	B FF 93 X FC 90 1-0 2 2B 1B		4	0	1	0	0	0	1
2 Juan Carlos Perez, R (1, 7) OBP: 0.167, SLG: 0.310		X FC 85 0-0 ② F9			C CH 84 F FC 85 B FF 87 B CU 73 F FC 87 F FF 89 X FF 88 2-2 ① G5-3		C CH 85 F FC 84 S CH 84 0-3 ② K	F FF 92 B FC 90 X FC 90 1-1 1-3 2B		4	0	1	0	0	1	0
14 Brandon Hicks, R (1, 4) OBP: 0.313, SLG: 0.389		B SI 86 F FC 85 X SI 87 1-1 2B			X FF 87 0-0 35 SF7 3B		B CU 72 F CU 71 B FC 83 S CU 72 B CU 75 B FF 87 4-2 35 WP 35 1B BB	S FC 91 B FC 92 C CU 78 F FC 90 B FF 94 S FC 91 2-3 ③ K		3	2	2	0	1	1	2
35 Brandon Crawford, L (1, 6) OBP: 0.316, SLG: 0.433		C FF 88 B FC 87 F SI 88 B FF 89 X FC 87 2-2 ③ F7			F FF 87 B SI 88 B SI 88 X FF 88 2-1 ② SF7 3-H		F FF 87 B FC 86 B SI 87 F SI 88 X FF 89 2-2 1-H 1B			2	0	1	2	0	0	1
18 Matt Cain, R (1, 1) OBP: 0.350, SLG: 0.235 13 Joaquin Arias, R (7, PH) OBP: 0.208, SLG: 0.167 41 Jeremy Affeldt, L (8, 1) 54 Sergio Romo, R (9, 1)			C FC 85 B FC 84 C SI 87 F FF 86 S CU 74 1-3 ① K		H FC 87 1-0 16 FC5-4 HBP		X FF 87 0-0 ③ F8			1 1 0 0	0 0 0 0	0 0 0 0	0 0 0 0	0 0 0 0	1 0 0 0	0 1 0 0
Inning Stats	R: 0 E: 0 K: 0 S: 8 H: 1 LOB: 1 BB: 0 P: 13	R: 0 E: 0 K: 0 S: 7 H: 1 LOB: 1 BB: 0 P: 11	R: 0 E: 0 K: 2 S: 13 H: 0 LOB: 0 BB: 0 P: 20	R: 0 E: 0 K: 0 S: 7 H: 1 LOB: 0 BB: 0 P: 9	R: 1 E: 0 K: 0 S: 9 H: 1 LOB: 1 BB: 0 P: 16	R: 0 E: 0 K: 0 S: 5 H: 0 LOB: 0 BB: 0 P: 9	R: 1 E: 0 K: 1 S: 10 H: 1 LOB: 1 BB: 1 P: 16	R: 2 E: 0 K: 1 S: 12 H: 3 LOB: 2 BB: 1 P: 21		1B: 4 2B: 2 3B: 1 HR: 1 SF: 1 SAC: 0 DP: 1 HBP: 1		WP: 1 PB: 0 SB: 0 CS: 0 PA: 34		

	AB	30
	R	4
	H	8
	RBI	4
	BB	2
	SO	4
	LOB	9

PITCHER		IP	WLS	BF	H	R	ER	SO	BB	IBB	HBP	BLK	WP	HR	S	P	ERA	WHIP
49 Jonathon Niese, L ERA: 2.68	(1, 1)	7.0		27	5	2	2	3	1	0	1	0	1	0	59	94	2.57	0.857
52 Carlos Torres, R ERA: 2.72	(8, 1)	1.0	L	7	3	2	2	1	1	0	0	0	0	1	12	21	18.00	4.000

PITCHER		IP	WLS	BF	H	R	ER	SO	BB	IBB	HBP	BLK	WP	HR	S	P	ERA	WHIP

New York Mets @ San Francisco Giants

AT&T Park, San Francisco, CA

Sat Jun 07 2014, 7:07 PM - 10:39 PM PDT

Att. 41,296 - Clear - 62 F

TOP

livebaseballscorecards.com

Batter	1	2	3	4	5	6	7	8	9	AB	R	H	RBI	BB	SO	LOB
6 Matthew den Dekker, L (1, 8) OBP: 0.250, SLG: 0.231	L1	FC4-6 1-2f 2-3		28 G3-1 1B		28 1B 5 WP BB		G4-3		4	1	1	0	1	0	2
28 Daniel Murphy, L (1, 4) OBP: 0.354, SLG: 0.416	5 G6-3 2B	L7		G3-1 1-2		5 WP 5 S 1-3 1B		F7		5	0	2	0	0	0	3
5 David Wright, R (1, 5) OBP: 0.336, SLG: 0.379	G6-3 2-3		1 1B 21 1B	K		K 1-3 3-H		L8		5	1	1	0	0	2	3
3 Curtis Granderson, L (1, 9) (6, 7) OBP: 0.324, SLG: 0.343	1 S BB		F8	G4-3		K			K	4	0	0	0	1	2	3
1 Chris Young, R (1, 7) OBP: 0.296, SLG: 0.338 27 Jeurys Familia, R (6, 1) OBP: 1.000, SLG: 1.000 29 Eric Campbell, R (9, PH) OBP: 0.348, SLG: 0.436 58 Jenrry Mejia, R (9, 1)	P3 1-2		21 1B 20 1B 1-3 1B		11 FC6-4 21 S 1B	F9			G5-3	4 0 1 0	1 0 0 0	2 0 0 0	0 0 0 0	0 0 0 0	0 0 0 0	3 0 0 0
21 Lucas Duda, L (1, 3) OBP: 0.343, SLG: 0.440		20 1B 2B	20 1B 11 BB 1-3 3-H 1B		11 FC6-4 1-2 BB		F9		HBP	3	1	2	1	1	0	0
11 Rubén Tejada, R (1, 6) OBP: 0.353, SLG: 0.308		E6 6 FC4-6 20 1B	20 1B 1-2 BB	FC6-4 1-2f 2-3		F8			F9	4	0	0	0	1	0	4
20 Anthony Recker, R (1, 2) OBP: 0.261, SLG: 0.349		6 FC4-6 1-2 2-H 1B	1-3 2-3 3-H 1B	K		HBP				3	0	2	2	0	1	2
40 Bartolo Colon, R (1, 1) 53 Bobby Abreu, L (6, 9) OBP: 0.366, SLG: 0.443		K	K	K		F8				3 1	0 0	0 0	0 0	0 0	3 0	6 1
Inning Stats	R: 0 E: 0 K: 0 S: 12 H: 1 LOB: 2 BB: 1 P: 23	R: 1 E: 1 K: 1 S: 12 H: 2 LOB: 2 BB: 0 P: 16	R: 2 E: 0 K: 1 S: 16 H: 4 LOB: 2 BB: 1 P: 27	R: 0 E: 0 K: 1 S: 8 H: 1 LOB: 1 BB: 0 P: 10	R: 0 E: 0 K: 2 S: 13 H: 1 LOB: 2 BB: 1 P: 23	R: 1 E: 0 K: 2 S: 10 H: 1 LOB: 1 BB: 1 P: 19	R: 0 E: 0 K: 0 S: 7 H: 0 LOB: 1 BB: 0 P: 9	R: 0 E: 0 K: 0 S: 11 H: 0 LOB: 0 BB: 0 P: 13	R: 0 E: 0 K: 1 S: 6 H: 0 LOB: 1 BB: 0 P: 9	1B: 8 2B: 2 3B: 0 HR: 0 SF: 0 SAC: 0 DP: 0 HBP: 2						

	AB	37
	R	4
	H	10
	RBI	3
	BB	4
	SO	8
	LOB	27

WP: 1 PA: 43
PB: 0
SB: 3
CS: 0

PITCHER		IP	WLS	BF	H	R	ER	SO	BB	IBB	HBP	BLK	WP	HR	S	P	ERA	WHIP
17 Tim Hudson, R ERA: 1.97	(1, 1)	5.0		27	9	3	3	5	3	0	0	0	0	0	61	99	5.40	2.400
70 George Kontos, R ERA: 1.64	(6, 1)	1.0		5	1	1	1	2	1	0	0	0	1	0	10	19	9.00	2.000
57 Juan Gutierrez, R ERA: 3.04	(7, 1)	1.0		4	0	0	0	0	0	0	1	0	0	0	7	9	0.00	0.000
49 Javier López, L ERA: 1.38	(8, 1)	1.0		3	0	0	0	0	0	0	0	0	0	0	11	13	0.00	0.000
41 Jeremy Affeldt, L ERA: 1.25	(9, 1)	1.0	W	4	0	0	0	1	0	0	1	0	0	0	6	9	0.00	0.000

PITCHER		IP	WLS	BF	H	R	ER	SO	BB	IBB	HBP	BLK	WP	HR	S	P	ERA	WHIP

Batter	1	2	3	4	5	6	7	8	9	AB	R	H	RBI	BB	SO	LOB
16 Ángel Pagán, S (1, 8) OBP: 0.371, SLG: 0.431	B SI 87 C SI 87 F FF 92 X FF 91 1-2 E6 48 F9 8 1B		C SL 80 B SI 87 C SI 87 F SI 89 X SI 90 1-2 28 1B 1B		B CH 81 X SI 86 1-0 28 G4-3 8 BB 1-2 1B	X FF 93 0-0 8 1B 1-2 2-H 3-H 1B			C FC 92 C CU 79 B CU 80 F CU 80 F FF 96 S CH 89 1-3 K 8 2B	5	1	3	2	0	1	0
8 Hunter Pence, R (1, 9) OBP: 0.364, SLG: 0.478	1 SAFE 1 SAFE C SI 85 B SL 83 X SI 85 1-1 1-2 1B		C SL 82 B SL 83 C SL 82 1 SAFE C SL 82 1-3 K ①		F SI 88 B SI 88 S SI 88 B SL 85 B SI 89 B SL 84 4-2 28 G4-3 1-2 2-3 BB	F SI 96 X SI 96 0-1 1-2 2-3 1B			1 SAFE B CU 76 X FF 90 1-0 28 F7 38 1B 1-H 2B	4	1	3	1	1	1	1
28 Buster Posey, R (1, 2) OBP: 0.341, SLG: 0.416	C SI 88 B SI 90 X SI 87 1-1 L7 ①		C SI 85 B SL 82 X CH 82 1-1 1-2 1B		B SL 84 C SI 90 F SI 90 F FF 94 B SI 92 X SL 85 2-2 G4-3 ①② 1-2f 2-3 3-H	B SI 97 C SI 96 B SL 85 F FF 97 D SI 96 S SI 96 3-3 K ③			S SL 83 X CU 78 0-1 F7 ① 2-3	5	0	1	0	0	1	8
48 Pablo Sandoval, S (1, 5) OBP: 0.290, SLG: 0.402	B FF 90 S SL 84 X SI 90 1-1 F9 ② 2-3		F CH 82 S CH 82 B SI 91 B CH 83 F FF 93 D SI 91 F SI 90 X SL 85 3-2 F7 ②		B FF 90 X SI 90 1-0 F7 ③		F SI 94 X SI 95 0-1 F7 ①		I I IN 45 I I 4-0 38 1B IBB	4	0	0	0	1	0	5
38 Michael Morse, R (1, 3) OBP: 0.335, SLG: 0.561	X SL 83 0-0 G4-3 ③		B SL 83 C SL 84 B FF 93 F SI 90 C SI 91 2-3 K ③			B SI 88 X SL 82 1-0 G6-3 ①	B FF 95 B SL 85 C SI 95 F SI 95 S SL 86 2-3 K ②		X FF 92 0-0 1-2 3-H 1B	5	0	1	1	0	2	4
21 Tyler Colvin, L (1, 7) OBP: 0.290, SLG: 0.466		B SI 88 B SI 89 S SI 89 X SI 89 2-1 G3-1 ①		X SI 87 0-0 F8 ①		B SL 82 C SL 83 S CH 82 S FF 91 1-3 K ② B SI 95 X SI 96 1-0 F7 ③				4	0	0	0	0	1	0
35 Brandon Crawford, L (1, 6) OBP: 0.319, SLG: 0.434		B SI 88 X SI 88 1-0 14 FC5-4 1B		C SI 88 B FF 91 S SI 89 C FF 93 1-3 K ②		B FF 91 S SI 90 F FF 93 X SI 90 1-2 14 E 14 FC5 16 1B 1B		B SI 96 B SI 95 B SI 96 C FF 97 C SI 96 F SI 98 X SI 97 3-2 F7 ①		4	1	2	0	0	1	0
14 Brandon Hicks, R (1, 4) OBP: 0.306, SLG: 0.380		1 SAFE 1 SAFE C SI 85 X SL 82 0-1 FC5-4 ② 1-2f		X SI 89 0-0 F9 ③		B SL 83 B SL 83 X SI 87 2-0 FC5 16 1B 1-3			C SI 96 C SL 86 S SL 84 0-3 K ②	4	1	0	0	0	1	2
17 Tim Hudson, R (1, 1) OBP: 0.111, SLG: 0.077 7 Grégor Blanco, L (5, PH) OBP: 0.337, SLG: 0.325 70 George Kontos, R (6, 1) 29 Héctor Sánchez, S (6, PH) OBP: 0.264, SLG: 0.350 57 Juan Gutierrez, R (7, 1) 49 Javier López, L (8, 1) 6 Ehire Adrianza, S (8, PH) OBP: 0.173, SLG: 0.200 41 Jeremy Affeldt, L (9, 1)	C SI 85 X SI 87 0-1 F7 ③				C SI 86 B FF 91 X SI 89 1-1 8 BB 16 1B 28 G4-3 1B	B CH 82 C SI 91 B SI 89 D CH 82 B SI 89 4-1 8 1B 16 1B BB		B SI 96 B SI 95 X SI 95 2-0 F7 ③	1 1 0 0 0 0 0 0 1	0 1 0 0 0 0 0 0 0	0 1 0 0 0 0 0 0 0	0 0 0 0 0 0 0 0 0	0 0 0 0 0 0 0 0 0	0 0 0 1 0 0 0 0 0	1 0 0 0 0 0 0 0 0
Inning Stats	R: 0 E: 1 K: 0 S: 10 H: 1 LOB: 2 BB: 0 P: 14	R: 0 E: 0 K: 0 S: 7 H: 1 LOB: 1 BB: 0 P: 10	R: 0 E: 0 K: 2 S: 17 H: 2 LOB: 2 BB: 0 P: 25	R: 0 E: 0 K: 1 S: 5 H: 0 LOB: 0 BB: 0 P: 6	R: 1 E: 0 K: 0 S: 10 H: 2 LOB: 1 BB: 1 P: 19	R: 2 E: 1 K: 2 S: 15 H: 3 LOB: 3 BB: 1 P: 27	R: 0 E: 0 K: 1 S: 6 H: 0 LOB: 0 BB: 0 P: 9	R: 0 E: 0 K: 0 S: 8 H: 0 LOB: 0 BB: 0 P: 13	R: 2 E: 0 K: 1 S: 9 H: 2 LOB: 2 BB: 1 P: 15	1B: 10 2B: 1 3B: 0 HR: 0 SF: 0 SAC: 0 DP: 1 HBP: 0						

PITCHER		IP	WLS	BF	H	R	ER	SO	BB	IBB	HBP	BLK	WP	HR	S	P	ERA	WHIP
40 Bartolo Colon, R ERA: 4.31	(1, 1)	5.2		28	8	3	1	4	2	0	0	0	0	0	59	93	1.59	1.765
27 Jeurys Familia, R ERA: 2.59	(6, 1)	2.1	H	8	1	0	0	3	0	0	0	0	0	0	19	30	0.00	0.429
58 Jenrry Mejia, R ERA: 4.68	(9, 1)	0.1	L	5	2	2	2	1	0	1	0	0	1	0	9	15	54.00	6.000

PITCHER	IP	WLS	BF	H	R	ER	SO	BB	IBB	HBP	BLK	WP	HR	S	P	ERA	WHIP

BOTTOM

New York Mets @ San Francisco Giants

AT&T Park, San Francisco, CA

Sat Jun 07 2014, 7:07 PM - 10:39 PM PDT

Att. 41,296 - Clear - 62 F

livebaseballscorecards.com

AB	38
R	5
H	11
RBI	4
BB	3
SO	8
LOB	21

PA: 41

WP: 1
PB: 0
SB: 0
CS: 0

Batter	1	2	3	4	5	6	7	8	9	AB	R	H	RBI	BB	SO	LOB
6 Matthew den Dekker, L (1, 8) OBP: 0.258, SLG: 0.214 30 Andrew Brown, R (8, PH) OBP: 0.256, SLG: 0.382 (8, 7)	C SI 92 B FF 92 C SI 92 B SI 91 F FF 91 B CH 84 B FF 91 4-2 28 CS 11 S BB		C SL 80 X SI 90 0-1 ② G3		C CU 73 S CU 74 F CU 75 F FF 91 B CU 74 F SL 80 S SI 90 1-3 ③ K			B SI 91 S SI 90 B CU 74 B SI 91 S SI 91 S SI 92 3-3 ① K		2 0 0 0 1 1 1 1 0 0 0 0 1 0						
11 Rubén Tejada, R (1, 6) OBP: 0.345, SLG: 0.300	B FF 90 B SL 80 S FF 90 1 SAFE S FF 90 S FF 91 2-3 ① K 1-2		C FF 90 B SL 81 S SL 80 B FF 89 T FF 90 2-2 ③ K			F FF 88 B FF 90 B SL 78 B SL 78 X FF 87 3-1 ① F7		B CU 75 B SI 92 B SI 92 C SI 91 C SI 93 X SI 92 3-2 ② G6-3		4 0 0 0 0 2 1						
28 Daniel Murphy, L (1, 4) OBP: 0.359, SLG: 0.421	B SI 90 S CH 83 X CH 84 1-1 ② 3 HR 2-3 1B			C CU 72 B FF 88 B CH 83 B FF 88 X CH 82 3-1 1 1B 1B		X CU 72 0-0 ② G4-3		B CU 74 X CU 74 1-0 3 2B 1 WP 1B		4 2 3 0 0 0 0						
3 Curtis Granderson, L (1, 9) OBP: 0.331, SLG: 0.382	B SI 90 B SI 89 B FF 91 X SI 90 3-0 1-H HR			1 SAFE C CU 71 F SL 81 F FF 90 S CU 73 0-3 ① K		C CH 82 S CU 71 X CU 74 0-2 HR		B SI 91 D SI 91 C SI 91 1 SAFE X SI 91 2-1 1 WP 1-3 2B		4 2 3 3 0 1 1						
1 Chris Young, R (1, 7) OBP: 0.295, SLG: 0.336 (8, 8)	B SL 81 C SL 82 F CH 82 B SI 90 X SL 80 2-2 ③ F7			S SL 82 1 SAFE 1 SAFE D SL 80 B FF 91 X CH 82 2-1 21 G3-6-1 1-2 1B		C SL 78 B CH 81 B FF 90 F CU 77 X FF 91 2-2 ③ G4-3		C CH 86 B CH 86 D CH 87 S CH 83 B CH 84 X CH 84 3-2 ③ F7 2-3 3-H		4 0 1 0 0 0 1						
21 Lucas Duda, L (1, 3) OBP: 0.341, SLG: 0.433		B CH 81 C CH 82 S SL 80 F CH 84 B SL 80 X CH 82 2-2 ① F9		B SI 90 D CU 73 D CH 84 X SI 88 3-0 ②③ G3-6-1 1-2f			B SI 92 C CU 80 B CU 79 B CU 80 B SI 91 S CU 80 3-3 ① K		C SI 86 S SL 81 B SL 80 B SI 86 B SI 87 B SI 87 4-2 BB	3 0 0 0 1 1 2						
29 Eric Campbell, R (1, 5) OBP: 0.360, SLG: 0.442		B SI 90 B SL 81 X FF 90 2-0 ② G5-3			B SI 88 C SL 79 B SL 79 C CH 82 X CH 72 2-2 20 G4-3 20 WP 1B		X FF 92 0-0 1B		C SL 79 B SL 78 S SL 78 S SL 79 1-3 ① K	4 0 2 0 0 1 1						
20 Anthony Recker, R (1, 2) OBP: 0.250, SLG: 0.333		C FF 90 B SL 81 C CH 82 B SI 90 C FF 91 2-3 ③ K			C FF 91 B SL 80 X SI 88 1-1 ① G4-3 1-3		F SI 91 B CU 84 X CU 84 1-1 ② F9		X SL 80 0-0 ② P4	4 0 0 0 0 1 3						
45 Zack Wheeler, L (1, 1) OBP: 0.000, SLG: 0.000 66 Josh Edgin, R (4, 1) 53 Bobby Abreu, L (5, PH) OBP: 0.361, SLG: 0.474 61 Dana Eveland, L (5, 1) 5 David Wright, R (7, PH) OBP: 0.333, SLG: 0.778 52 Carlos Torres, R (7, 1) 56 Scott Rice, L (8, 1) 38 Vic Black, R (8, 1) 4 Wilmer Flores, R (9, PH) OBP: 0.286, SLG: 0.333			L SI 88 X SI 89 0-1 ① F8		C CU 74 B FF 91 B FF 91 S CH 84 S CH 83 2-3 ② K		C CU 84 B SI 92 C CU 84 1 SAFE B CU 86 S FF 92 2-3 ③ K		C SL 78 F FF 88 B FF 89 F SL 79 F SL 79 S FF 89 1-3 ③ K	1 0 0 0 0 0 0 0 0 0 0 0 0 0 1 0 0 0 0 1 1 0 0 0 0 0 0 0 1 0 0 0 0 1 1 0 0 0 0 0 0 0 0 0 0 0 0 0 0 0 0 0 0 0 0 0 1 0 0 0 0 1 1							
Inning Stats	R: 2 E: 0 K: 1 S: 12 H: 2 LOB: 0 BB: 1 P: 24	R: 0 E: 0 K: 1 S: 8 H: 0 LOB: 0 BB: 0 P: 14	R: 0 E: 0 K: 1 S: 7 H: 0 LOB: 0 BB: 0 P: 9	R: 0 E: 0 K: 1 S: 9 H: 2 LOB: 1 BB: 0 P: 17	R: 0 E: 0 K: 2 S: 14 H: 1 LOB: 1 BB: 0 P: 20	R: 1 E: 0 K: 0 S: 9 H: 1 LOB: 0 BB: 0 P: 14	R: 0 E: 0 K: 2 S: 9 H: 1 LOB: 0 BB: 0 P: 15	R: 1 E: 0 K: 1 S: 12 H: 2 LOB: 1 BB: 0 P: 24	R: 0 E: 0 K: 2 S: 11 H: 0 LOB: 1 BB: 1 P: 17	1B: 6 2B: 1 3B: 0 HR: 2 SF: 0 SAC: 0 DP: 1 HBP: 0							

TOP

New York Mets @ San Francisco Giants

AT&T Park, San Francisco, CA

Sun Jun 08 2014, 1:07 PM - 4:29 PM PDT

Att. 41,911 - Sunny - 74 F

livebaseballscorecards.com

AB	34
R	4
H	9
RBI	3
BB	2
SO	11
LOB	13

PITCHER		IP	WLS	BF	H	R	ER	SO	BB	IBB	HBP	BLK	WP	HR	S	P	ERA	WHIP
55 Tim Lincecum, R ERA: 4.97	(1, 1)	6.0	W	23	6	3	3	6	1	0	0	0	1	2	59	98	4.50	1.167
57 Juan Gutierrez, R ERA: 2.93	(7, 1)	1.0	H	4	1	0	0	2	0	0	0	0	0	0	9	15	0.00	1.000
41 Jeremy Affeldt, L ERA: 1.61	(8, 1)	0.2	H	4	2	1	1	1	0	0	0	0	0	0	9	18	13.50	3.000
63 Jean Machi, R ERA: 0.32	(8, 1)	0.1	H	1	0	0	0	0	0	0	0	0	1	0	3	6	0.00	0.000
49 Javier López, L ERA: 1.38	(9, 1)	0.0		1	0	0	0	0	1	0	0	0	0	0	2	6	∞	∞

PITCHER		IP	WLS	BF	H	R	ER	SO	BB	IBB	HBP	BLK	WP	HR	S	P	ERA	WHIP
54 Sergio Romo, R ERA: 3.0	(9, 1)	1.0	S	3	0	0	0	2	0	0	0	0	0	0	9	11	0.00	0.000

WP: 2 PA: 36
PB: 0
SB: 1
CS: 1

Batter	1	2	3	4	5	6	7	8	9	AB	R	H	RBI	BB	SO	LOB
7 Grégor Blanco, L (1, 8) OBP: 0.343, SLG: 0.345	C SI 95 F FF 95 B FC 93 X CU 79 1-2 G3-1	F CU 79 B SI 94 S FF 94 F FC 91 X FC 89 1-2 2-H 3-H 2B		X SL 83 0-0 F8			1 SAFE B FC 88 X FF 90 1-0 1-H 8 FC4-6 1B			4	0	2	3	0	0	2
8 Hunter Pence, R (1, 9) OBP: 0.366, SLG: 0.474	B FF 96 B FF 95 S FF 96 B FF 96 S FC 92 B FC 92 4-2 48 E BB		B CU 79 B CU 79 F FF 93 H SI 94 3-1 48 1B 38 G5-4-3 HBP		X SI 89 0-0 ① F8		B CU 74 B FF 92 S FC 87 C FC 90 F CU 79 F CU 77 1 SAFE 1 SAFE F FC 89 2-2 X FC 88 ① FC4-6 48 F9 1-2f			2	1	0	0	1	0	1
48 Pablo Sandoval, S (1, 5) OBP: 0.294, SLG: 0.403 49 Javier López, L (9, 1) 54 Sergio Romo, R (9, 1)	F SI 94 F FF 95 F CU 81 F FF 96 1 SAFE S FC 90 0-3 ② K 1-2		B SI 93 S CU 81 1 SAFE F CU 79 B FF 94 B FC 90 F CU 79 X FC 90 3-2 38 G5-4-3 1-3 1B		B SI 90 X CH 83 1-0 1B		1 SAFE B CU 74 B FC 89 X FC 88 2-0 ② F9 1-2			4 0 0	0 0 0	2 0 0	0 0 0	0 0 0	1 0 0	2 0 0
38 Michael Morse, R (1, 3) OBP: 0.329, SLG: 0.550	B CU 78 B SI 94 X FC 91 2-0 ③ G6-3		B FF 93 X CU 78 1-0 ① ② G5-4-3 1-2f 3-H		B SI 89 F SI 90 T FF 90 F SL 85 B FF 90 S SL 86 2-3 ② K		B FF 90 C CU 74 F FC 90 B FC 90 X CU 75 2-2 ③ F7			4	0	0	0	0	1	4
29 Héctor Sánchez, S (1, 2) OBP: 0.263, SLG: 0.346		C FC 90 B FF 95 X CH 88 1-1 21 1B 35 1B 1B	F CU 80 B SI 93 B SI 92 S CU 80 F CU 81 S SI 93 2-3 ③ K		C SL 85 B SI 91 X SL 84 1-1 ③ G4-3			S FC 89 F FF 90 S FF 91 0-3 ① K		4	1	1	0	0	2	1
21 Tyler Colvin, L (1, 7) OBP: 0.288, SLG: 0.452		B SI 93 B SI 94 X FF 95 2-0 35 1B 7 2B 1-2 1B	B FC 92 C CU 79 B CH 87 F SI 92 B FF 92 C CU 79 3-3 ① K			C FF 89 S SL 83 S SL 83 0-3 ① K		C FF 92 B FC 88 S CU 78 B FC 90 S CU 77 2-3 ② K		4	1	1	0	0	3	0
35 Brandon Crawford, L (1, 6) OBP: 0.326, SLG: 0.443		B CU 79 S CU 80 X FF 93 1-1 14 WP 7 2B 1-3 2-H 1B	C SI 93 C FF 93 B FF 93 F FC 90 B CU 79 B CU 81 B FF 93 4-2 55 1B BB			X FF 89 0-0 ② L8		F SI 88 B SI 89 X SI 91 1-1 14 1B 2B		3	2	2	1	1	0	0
14 Brandon Hicks, R (1, 4) OBP: 0.305, SLG: 0.376		F FC 89 F FC 90 D CU 80 B SI 94 B FC 90 F FC 89 S CU 82 3-3 ① K 1-2	S FF 93 B SI 93 C SI 93 C SI 94 1-3 ② K			C SL 84 F SI 90 S SL 83 0-3 ③ K		D CU 81 B CU 79 X FF 95 2-0 2-H 1B		4	0	1	1	0	3	3
55 Tim Lincecum, L (1, 1) OBP: 0.150, SLG: 0.056 57 Juan Gutierrez, R (7, 1) 6 Ehire Adrianza, S (7, PH) OBP: 0.189, SLG: 0.216 41 Jeremy Affeldt, L (8, 1) 63 Jean Machi, R (8, 1) 13 Joaquin Arias, R (8, PH) OBP: 0.205, SLG: 0.164 (9, 5)		B FF 93 F FF 94 C SI 94 B FF 94 F FC 91 C FF 95 2-3 ② K	B FF 93 B FF 93 C SI 93 F FF 93 X SI 94 2-2 1-2 1B				B FF 92 F FF 92 B FC 91 X FF 91 2-1 7 WP 7 1B 1B	B FF 96 C FF 96 1 SAFE F FF 96 S FF 98 1-3 ③ K		2 0 1 0 1 0	0 0 1 0 0 0	1 0 1 0 0 0	0 0 0 0 0 0	0 0 0 0 1 1	1 0 0 0 0 1	2 0 0 0 0 1
Inning Stats	R: 0 E: 1 K: 1 S: 11 H: 0 LOB: 1 BB: 1 P: 18	R: 3 E: 0 K: 2 S: 17 H: 4 LOB: 1 BB: 0 P: 27	R: 1 E: 0 K: 1 S: 10 H: 1 LOB: 0 BB: 0 P: 19	R: 0 E: 0 K: 2 S: 13 H: 1 LOB: 2 BB: 1 P: 23	R: 0 E: 0 K: 1 S: 8 H: 1 LOB: 1 BB: 0 P: 12	R: 0 E: 0 K: 2 S: 7 H: 0 LOB: 0 BB: 0 P: 7	R: 1 E: 0 K: 0 S: 13 H: 2 LOB: 1 BB: 0 P: 22	R: 1 E: 0 K: 3 S: 12 H: 2 LOB: 1 BB: 0 P: 18		1B: 9 2B: 2 3B: 0 HR: 0 SF: 0 SAC: 0 DP: 1 HBP: 1		WP: 2 PB: 0 SB: 0 CS: 0 PA: 36		

PITCHER		IP	WLS	BF	H	R	ER	SO	BB	IBB	HBP	BLK	WP	HR	S	P	ERA	WHIP
45 Zack Wheeler, R ERA: 4.19	(1, 1)	3.2	L	18	6	4	4	6	2	0	1	0	1	0	50	86	9.82	2.182
66 Josh Edgin, L ERA: 2.57	(4, 1)	0.1		1	0	0	0	0	0	0	0	0	0	0	1	1	0.00	0.000
61 Dana Eveland, L ERA: 3.0	(5, 1)	2.0		7	1	0	0	3	0	0	0	0	0	0	15	19	0.00	0.500
52 Carlos Torres, R ERA: 2.84	(7, 1)	1.2		7	2	1	1	2	0	0	0	0	1	0	19	30	5.40	1.200
56 Scott Rice, L ERA: 5.93	(8, 1)	0.0		1	1	0	0	0	0	0	0	0	0	0	2	3	∞	∞

PITCHER		IP	WLS	BF	H	R	ER	SO	BB	IBB	HBP	BLK	WP	HR	S	P	ERA	WHIP
38 Vic Black, R ERA: 1.13	(8, 1)	0.1		2	1	1	1	1	0	0	0	0	0	0	4	7	27.00	3.000

BOTTOM

New York Mets @ San Francisco Giants

AT&T Park, San Francisco, CA

Sun Jun 08 2014, 1:07 PM - 4:29 PM PDT

Att. 41,911 - Sunny - 74 F

livebaseballscorecards.com

AB	33
R	6
H	11
RBI	5
BB	2
SO	12
LOB	16

Batter	1	2	3	4	5	6	7	8	9	AB	R	H	RBI	BB	SO	LOB
2 Denard Span, L (1, 8) OBP: 0.323, SLG: 0.408	B SI 90 X FF 91 1-0 19 G4-3 28 2B 2B	C CU 78 B CU 78 B CU 77 B SL 87 C CH 83 F SL 88 X SL 88 3-2 ③ G4-3		X FF 91 0-0 3B			B CH 82 F CU 76 B SL 86 X CH 83 2-1 19 1B 28 1B 2B	X FF 89 0-0 ① F7		5	2	3	0	0	0	1
19 Kevin Frandsen, R (1, 5) OBP: 0.286, SLG: 0.306	B FF 90 X SL 87 1-0 ① G4-3 2-3		B CU 78 X FF 89 1-0 ① G1-3	B FF 89 C FF 90 F CU 77 X FF 88 1-2 ② G3			D CU 77 X SL 86 1-0 25 BB 28 1B 11 FC6-2 2-3 1B	B SL 86 B FF 87 F SL 86 B FF 90 X FF 90 3-1 ② F9		5	0	1	0	0	0	2
28 Jayson Werth, R (1, 9) OBP: 0.369, SLG: 0.409 15 Nate McLouth, L (7, 9) OBP: 0.298, SLG: 0.245	B FF 90 B CU 78 B FF 90 C FF 90 X CU 78 3-1 3-H 2B		C SL 88 C CH 84 B FF 90 X FF 90 1-2 ② G5-3	B CU 78 C FF 90 X CH 83 1-1 ③ F8			C FC 90 X FC 87 0-1 25 BB 11 E 1-2 3-H 1B	C FF 89 F CH 82 C CU 77 0-3 ③ K		4 1	1 0	2 0	2 0	0 1	0 0	1 0
25 Adam LaRoche, L (1, 3) OBP: 0.417, SLG: 0.513	S CH 83 X FF 90 0-1 ② L7		B FF 89 B SL 86 B CH 84 C FF 90 F CH 83 X FF 88 3-2 40 BB 20 1B 2B		B SI 88 X SL 87 1-0 ① P4		B FF 92 D SI 92 F FC 89 B FC 88 B SL 84 4-2 11 E 40 2B 1-2 2-3 BB		B CH 80 C FF 88 B FF 89 B SL 85 B FF 88 4-1 BB	3	2	1	0	2	0	1
11 Ryan Zimmerman, R (1, 7) OBP: 0.368, SLG: 0.500	C FF 91 C SL 87 X CH 82 0-2 ③ L9		C FF 89 B FF 90 F FF 90 B SL 88 F SL 87 B CU 78 B FF 91 4-2 40 BB 20 1B BB		B CU 76 B FF 90 F SL 87 F FF 89 B CH 85 X CU 76 3-2 ② P6		X SI 92 0-0 ① FC6-2 40 2B 20 2B 1-3 2-H 3-Hf		C FF 89 F CU 77 B FF 91 B CU 77 X FF 90 2-2 ① L9	4	2	0	0	1	0	4
40 Wilson Ramos, R (1, 2) OBP: 0.306, SLG: 0.341		C FF 90 B SL 88 B SL 88 X FF 91 2-1 20 3B 1B	D CU 77 B FF 90 B SL 87 C FF 90 B FF 90 4-1 20 1B 1-2 2-3 BB		B CH 83 C SL 88 X CU 77 1-1 ③ G6-3		B FC 88 X FF 91 1-0 20 2B 1-3 3-H 2B		X CU 77 0-0 ② P4	4	2	2	1	1	0	1
20 Ian Desmond, R (1, 6) OBP: 0.305, SLG: 0.455		X SL 87 0-0 1-H 3B	C FF 90 X CU 77 0-1 1-2 2-H 3-H 1B			C SL 87 B SL 86 S FF 89 F FF 90 C CH 85 1-3 ① K	S SL 84 X SL 85 0-1 8 G3-1 2-H 3-H 2B		C CH 85 D CU 78 X CU 76 1-1 ③ F7	5	0	3	5	0	1	1
8 Danny Espinosa, S (1, 4) OBP: 0.286, SLG: 0.386		B SL 88 C FF 89 S SL 87 S SL 88 1-3 ① K	F CH 83 F CH 83 S SL 87 0-3 ③ K			C CU 77 F FF 91 B SL 87 B FF 90 S SL 87 2-3 ② K	C FC 88 T SI 90 X FC 88 0-2 ② G3-1 2-3			4	0	0	0	0	3	4
37 Stephen Strasburg, R (1, 1) OBP: 0.179, SLG: 0.080 33 Greg Dobbs, L (7, PH) OBP: 0.206, SLG: 0.219 30 Aaron Barrett, R (7, 1) 48 Ross Detwiler, R (8, 1)		X SL 87 0-0 ② G4-3		C FF 89 B CU 77 S SL 87 C FF 90 1-3 ① K		C FF 90 C FF 91 S FF 90 0-3 ③ K	F FC 87 B SI 90 X FC 88 1-1 ③ P5			3 1 0 0	0 0 0 0	0 0 0 0	0 0 0 0	0 0 0 0	2 0 0 0	1 1 0 0
Inning Stats	R: 1 E: 0 K: 0 S: 9 H: 2 LOB: 1 BB: 0 P: 14	R: 1 E: 0 K: 1 S: 11 H: 2 LOB: 1 BB: 0 P: 17	R: 2 E: 0 K: 1 S: 16 H: 2 LOB: 2 BB: 2 P: 29	R: 0 E: 0 K: 1 S: 9 H: 1 LOB: 1 BB: 0 P: 12	R: 0 E: 0 K: 0 S: 6 H: 0 LOB: 0 BB: 0 P: 11	R: 0 E: 0 K: 3 S: 10 H: 0 LOB: 0 BB: 0 P: 13	R: 5 E: 1 K: 0 S: 16 H: 5 LOB: 1 BB: 1 P: 25	R: 0 E: 0 K: 1 S: 6 H: 0 LOB: 0 BB: 0 P: 9	R: 0 E: 0 K: 0 S: 7 H: 0 LOB: 1 BB: 0 P: 14	1B: 4 2B: 6 3B: 2 HR: 0 SF: 0 SAC: 0 DP: 0 HBP: 0						

PITCHER	IP	WLS	BF	H	R	ER	SO	BB	IBB	HBP	BLK	WP	HR	S	P	ERA	WHIP
32 Ryan Vogelsong, R (1, 1) ERA: 3.84	6.0	L	29	9	6	6	6	2	0	0	0	0	0	64	102	9.00	1.833
70 George Kontos, R (7, 1) ERA: 3.75	1.0		7	3	3	3	0	1	0	0	0	0	0	13	19	27.00	4.000
52 Yusmeiro Petit, R (8, 1) ERA: 4.4	2.0		7	0	0	0	1	1	0	0	0	0	0	13	23	0.00	0.500

PITCHER	IP	WLS	BF	H	R	ER	SO	BB	IBB	HBP	BLK	WP	HR	S	P	ERA	WHIP

TOP

Washington Nationals @ San Francisco Giants
AT&T Park, San Francisco, CA

Mon Jun 09 2014, 7:16 PM - 10:17 PM PDT
Att. 41,597 - Partly Cloudy - 64 F

livebaseballscorecards.com

AB	39
R	9
H	12
RBI	8
BB	4
SO	7
LOB	17

WP: 0 PA: 43
PB: 0
SB: 0
CS: 0

BOTTOM

Washington Nationals @ San Francisco Giants
AT&T Park, San Francisco, CA
Mon Jun 09 2014, 7:16 PM - 10:17 PM PDT
Att. 41,597 - Partly Cloudy - 64 F

livebaseballscorecards.com

Batter	1	2	3	4	5	6	7	8	9	AB	R	H	RBI	BB	SO	LOB
7 Grégor Blanco, L (1, 8) OBP: 0.340, SLG: 0.341	C SI 93 B SI 94 S CH 88 X CH 88 1-2 ① G4-3		B SI 94 F SI 94 B CU 79 B SI 94 F FF 94 X SI 94 3-2 ② G6-3			B SI 92 C CH 87 F FF 94 C FF 94 1-3 ① K		C FF 92 F SI 91 B FF 93 B SI 91 X SI 91 2-2 6 1B 13 1B 1-2 1B		4	0	1	0	0	1	0
8 Hunter Pence, R (1, 9) OBP: 0.365, SLG: 0.472 13 Joaquin Arias, R (8, 3) OBP: 0.215, SLG: 0.176	C SI 95 X SI 95 0-1 ② F9		F CH 87 B CH 87 B FF 96 X CH 88 2-1 1B			C FF 95 F FF 94 B FF 95 X FF 94 1-2 ② G3		F SI 92 F SI 91 B FF 94 X SI 91 1-2 6 1B 2-H 1B		3 1	0 0	1 1	0 1	0 0	0 0	0 0
28 Buster Posey, R (1, 2) OBP: 0.341, SLG: 0.420 6 Ehire Adrianza, S (8, 5) OBP: 0.204, SLG: 0.231	X SI 95 0-0 2B		1 SAFE F SI 94 X CH 87 0-1 ③ F9			C CH 87 C SI 95 S CH 89 0-3 ③ K		C FF 92 D SL 78 S SL 78 F SL 78 D SL 79 X SI 93 2-2 ② 1-2 2-3 1B		3 1	0 0	1 1	0 0	0 0	1 0	1 0
48 Pablo Sandoval, S (1, 5) OBP: 0.290, SLG: 0.398 29 Héctor Sánchez, S (8, 2) OBP: 0.261, SLG: 0.343	F FF 94 B SI 94 F CH 87 F CU 80 F FF 94 F CH 88 B SI 94 T FF 94 2-2 ③ K			B CU 77 B SI 94 F SI 94 B CH 87 S FF 94 F SI 95 S CH 88 3-3 ① K			B SI 95 C SI 94 F SI 95 X SL 87 1-2 ① P5	F SI 92 D SL 78 F SI 92 D SL 79 B FF 94 X SI 92 3-2 ③ F9		3 1	0 0	0 0	0 0	0 0	2 0	1 2
38 Michael Morse, R (1, 3) OBP: 0.329, SLG: 0.545 52 Yusmeiro Petit, R (8, 1) 16 Ángel Pagán, S (9, PH) OBP: 0.370, SLG: 0.429		C CU 79 B FF 94 B FF 95 S CH 88 B CH 88 T CH 88 3-2 ① K		B FF 94 F CU 80 X CU 79 1-1 ② F8			C SI 96 C SL 86 F SL 84 H SI 95 1-2 HBP		X FF 91 0-0 ① G6-3	2 0 1	0 0 0	0 0 0	0 0 0	0 0 0	1 0 0	0 0 0
21 Tyler Colvin, L (1, 7) OBP: 0.286, SLG: 0.455		B FF 95 B FF 95 X FF 94 2-0 35 1B 2B		B SI 93 S CH 88 F FF 95 B FF 95 B FF 96 X FF 96 3-2 ③ P5			F SI 94 S SI 94 D SL 84 S SL 86 1-3 ② K		B FF 92 C FF 92 B SL 76 X SI 91 2-1 ② G4-3	4	1	1	0	0	1	1
35 Brandon Crawford, L (1, 6) OBP: 0.325, SLG: 0.439		S CH 87 X FF 94 0-1 ② 2-H 1B			C FF 94 B SI 94 S FF 94 C FF 95 1-3 ① K		S SI 94 B SI 94 C SI 94 S SI 94 1-3 ③ K		C FF 93 X SI 91 0-1 ③ G3	4	0	1	1	0	2	1
14 Brandon Hicks, R (1, 4) OBP: 0.300, SLG: 0.370		C FF 95 T CU 79 B CH 88 F FF 96 F CH 88 X FF 96 1-2 ③ L7			F FF 94 B CU 81 X FF 95 1-1 ② G6-3			X FF 92 0-0 ① F8		3	0	0	0	0	0	0
32 Ryan Vogelsong, R (1, 1) OBP: 0.154, SLG: 0.231 70 George Kontos, R (7, 1) 2 Juan Carlos Perez, R (8, 9) OBP: 0.194, SLG: 0.333			B SI 93 C FF 93 B FF 94 F FF 93 F SI 94 F CH 87 X SI 95 2-2 ① G5-3		C SI 94 S CU 80 C CU 79 0-3 ③ K			C FF 92 F SI 90 B SI 93 X SL 77 1-2 7 1B 13 1B 1B		2 0 1	0 0 1	0 0 1	0 0 1	0 0 0	1 0 0	0 0 0
Inning Stats	R: 0 E: 0 K: 1 S: 12 H: 1 LOB: 1 BB: 0 P: 15	R: 1 E: 0 K: 1 S: 11 H: 2 LOB: 0 BB: 0 P: 17	R: 0 E: 0 K: 0 S: 12 H: 1 LOB: 1 BB: 0 P: 19	R: 0 E: 0 K: 1 S: 9 H: 0 LOB: 0 BB: 0 P: 16	R: 0 E: 0 K: 2 S: 8 H: 0 LOB: 0 BB: 0 P: 10	R: 0 E: 0 K: 2 S: 9 H: 0 LOB: 0 BB: 0 P: 11	R: 0 E: 0 K: 2 S: 12 H: 0 LOB: 1 BB: 0 P: 16	R: 1 E: 0 K: 0 S: 17 H: 4 LOB: 2 BB: 0 P: 26	R: 0 E: 0 K: 0 S: 5 H: 0 LOB: 0 BB: 0 P: 7	1B: 6 2B: 2 3B: 0 HR: 0 SF: 0 SAC: 0 DP: 0 HBP: 1						

	AB	33
	R	2
	H	8
	RBI	2
	BB	0
	SO	9
	LOB	6

WP: 0 PB: 0 SB: 0 CS: 0 PA: 34

PITCHER		IP	WLS	BF	H	R	ER	SO	BB	IBB	HBP	BLK	WP	HR	S	P	ERA	WHIP
37 Stephen Strasburg, R ERA: 2.99	(1, 1)	6.0	W	21	4	1	1	7	0	0	0	0	0	0	61	88	1.50	0.667
30 Aaron Barrett, R ERA: 0.83	(7, 1)	1.0		4	0	0	0	2	0	0	1	0	0	0	12	16	0.00	0.000
48 Ross Detwiler, L ERA: 4.78	(8, 1)	2.0		9	4	1	1	0	0	0	0	0	0	0	22	33	4.50	2.000

PITCHER	IP	WLS	BF	H	R	ER	SO	BB	IBB	HBP	BLK	WP	HR	S	P	ERA	WHIP

Batter	1	2	3	4	5	6	7	8	9	AB	R	H	RBI	BB	SO	LOB
2 Denard Span, L (1, 8) OBP: 0.318, SLG: 0.402	C FF 92 F FF 93 B FC 89 X FF 93 1-2 ① L8		X FC 88 0-0 ① G6-3		C FC 88 F FC 89 X CU 79 0-2 ② SF7 3-H		B FC 88 C FF 92 X CU 78 1-1 ③ G3			3	0	0	1	0	0	0
6 Anthony Rendon, R (1, 5) OBP: 0.331, SLG: 0.470	C FC 89 X FF 92 0-1 1B		C FC 88 B CH 85 F FC 90 F FF 93 B FC 90 S CU 78 2-3 ② K		1 SAFE 1 SAFE B FC 88 C FF 90 F FC 88 1 SAFE B FF 93 F CU 79 1 SAFE 3-2 B CU 76 X FC 89 28 1B 1-2 1B			B FF 92 C FF 92 B CU 83 F FF 92 B CU 80 X FF 92 3-2 ① F7		4	0	2	0	0	1	0
28 Jayson Werth, R (1, 9) OBP: 0.367, SLG: 0.406	C FC 90 C FC 88 B FF 92 X FC 89 1-2 ② F9		C CH 86 B FC 90 C CU 78 B FC 89 T FC 91 2-2 ③ K		C FC 89 B FC 90 F FF 92 X FC 90 1-2 ③ 1-3 2-H 1B			C CU 84 X FF 92 0-1 ② G6-3		4	0	1	1	0	1	1
25 Adam LaRoche, L (1, 3) OBP: 0.418, SLG: 0.518	C FF 92 C CU 77 B FC 90 S CU 78 1-3 ③ K			X FF 92 0-0 11 G6-4-3 1B		B FF 92 F FC 86 B CU 76 S FC 89 B CU 78 X FF 93 3-2 40 G4-3 2B		B CH 87 F SI 92 B CU 83 B CU 79 C SI 92 X SI 92 3-2 ③ G5-3		4	0	2	0	0	1	1
11 Ryan Zimmerman, R (1, 7) OBP: 0.347, SLG: 0.469 59 Jose Lobaton, S (9, 2) OBP: 0.296, SLG: 0.347		B FF 92 X FC 90 1-0 ① L8		B FC 86 C FC 89 B CH 85 B FC 87 S FC 89 X FC 90 3-2 ①② G6-4-3 1-2f		F FF 91 C FC 86 X FC 90 0-2 ① G6-3			C CU 82 B SI 92 X SI 93 1-1 ① G5-3	4 0	0 0	0 0	0 0	0 0	0 0	2 0
40 Wilson Ramos, R (1, 2) OBP: 0.314, SLG: 0.370 15 Nate McLouth, L (9, PR) OBP: 0.298, SLG: 0.245 (9, 7)		C CH 84 X FF 92 0-1 2B		B CU 79 C FC 87 B CU 77 F FC 90 X FF 93 2-2 ③ G4-3		F FC 86 B FC 89 B FC 88 S CH 86 B CU 77 X FC 88 3-2 ② G4-3 2-3			X FF 93 0-0 2B	4 0	0 0	2 0	0 0	0 0	0 0	1 0
20 Ian Desmond, R (1, 6) OBP: 0.304, SLG: 0.452		B FC 89 X CH 83 1-0 ② F8			X FC 89 0-0 8 1B 2 SF7 1B	F FC 89 C FC 89 B FF 92 B FF 92 X FC 89 2-2 ③ G3-1			B CU 84 B SI 92 C CU 83 X FF 93 2-1 ② L9	4	1	1	0	0	0	3
8 Danny Espinosa, S (1, 4) OBP: 0.290, SLG: 0.385		B FC 90 B FC 90 I IN 69 I IN 72 4-0 IBB			X FC 88 0-0 6 1B 28 1B 1-3 1B		C CH 84 S CU 75 B CU 75 B FC 88 X CU 76 2-2 ① L8		B FF 92 S SI 92 B FF 93 F FF 92 X CU 81 2-2 ③ F7	3	1	1	0	1	0	1
58 Doug Fister, L (1, 1) OBP: 0.077, SLG: 0.077 36 Tyler Clippard, R (8, 1) 29 Rafael Soriano, R (9, 1)		S FF 92 S FF 93 S FF 93 0-3 ③ K			1 SAFE X FF 92 0-0 ① B1		B FF 91 C FF 92 B FC 86 S FF 91 F FF 92 S FF 92 2-3 ② K			3 0 0	0 0 0	0 0 0	0 0 0	0 0 0	2 0 0	4 0 0
Inning Stats	R: 0 E: 0 K: 1 S: 11 H: 1 LOB: 1 BB: 0 P: 14	R: 0 E: 0 K: 1 S: 7 H: 1 LOB: 2 BB: 1 P: 13	R: 0 E: 0 K: 2 S: 8 H: 0 LOB: 0 BB: 0 P: 12	R: 0 E: 0 K: 0 S: 7 H: 1 LOB: 0 BB: 0 P: 12	R: 2 E: 0 K: 0 S: 13 H: 4 LOB: 2 BB: 0 P: 17	R: 0 E: 0 K: 0 S: 12 H: 1 LOB: 1 BB: 0 P: 20	R: 0 E: 0 K: 1 S: 9 H: 0 LOB: 0 BB: 0 P: 14	R: 0 E: 0 K: 0 S: 8 H: 0 LOB: 0 BB: 0 P: 14	R: 0 E: 0 K: 0 S: 8 H: 1 LOB: 1 BB: 0 P: 13	1B: 6 2B: 3 3B: 0 HR: 0 SF: 1 SAC: 0 DP: 1 HBP: 0						

TOP

Washington Nationals @ San Francisco Giants
AT&T Park, San Francisco, CA

Tue Jun 10 2014, 7:17 PM - 10:12 PM PDT
Att. 41,545 - Cloudy - 59 F

livebaseballscorecards.com

AB	33
R	2
H	9
RBI	2
BB	1
SO	5
LOB	13

PITCHER		IP	WLS	BF	H	R	ER	SO	BB	IBB	HBP	BLK	WP	HR	S	P	ERA	WHIP
40 Madison Bumgarner, L ERA: 2.67	(1, 1)	7.0	L	28	8	2	2	5	0	1	0	0	0	0	67	102	2.57	1.143
57 Juan Gutierrez, R ERA: 2.73	(8, 1)	2.0		7	1	0	0	0	0	0	0	0	0	0	16	27	0.00	0.500

PITCHER		IP	WLS	BF	H	R	ER	SO	BB	IBB	HBP	BLK	WP	HR	S	P	ERA	WHIP

Batter	1	2	3	4	5	6	7	8	9	AB	R	H	RBI	BB	SO	LOB
16 Ángel Pagán, S (1, 8) OBP: 0.366, SLG: 0.424	B SI 88 B SI 88 X SI 88 2-0 F7 ①		S CH 81 B SI 90 S SI 89 X FC 88 1-2 FC4 8 1B ② 1-2f		C SI 87 X CH 82 0-1 8 FC6-4 1B		B SI 87 1 SAFE 1 SAFE F FC 86 B SI 88 X SI 88 2-1 L5-3 ②③ 1-1		C SL 85 X SI 91 0-1 F8 ③	5	0	1	0	0	0	2
8 Hunter Pence, R (1, 9) OBP: 0.364, SLG: 0.469	F SI 88 B SI 89 C CH 79 F SI 89 C FF 89 1-3 K ②		1 SAFE B SI 88 B SI 88 B SI 89 F SI 89 1 SAFE X SI 89 3-1 1-2 1B		F SI 87 F CU 73 F SI 90 X SI 88 0-2 FC6-4 ② 1-2f			B F CH 77 S FF 91 X FS 80 1-2 G6-3 ①		4	0	1	0	0	1	1
28 Buster Posey, R (1, 2) OBP: 0.339, SLG: 0.417	C SI 89 C CH 80 X SI 90 0-2 G6-3 ③		S CU 73 X SI 90 0-1 L8 ③		1 SAFE 1 SAFE C SI 89 B FC 85 1 SAFE X FC 86 1-1 L9 ③			F FF 91 X FF 91 0-1 48 BB 1B		4	0	1	0	0	0	3
48 Pablo Sandoval, S (1, 5) OBP: 0.301, SLG: 0.410 6 Ehire Adrianza, S (8, PR) OBP: 0.204, SLG: 0.231 (9, 5)		B SI 90 B SI 90 C CH 82 B SI 90 X SI 90 3-1 1B	C SI 88 X CH 82 0-1 7 F8 38 1B 1B		F SI 87 B CU 73 F SI 89 X SI 88 1-2 35 1B 2B			B CH 81 F CH 81 B FF 92 B FF 90 B CH 80 4-1 1-2 BB		3 0 0	0 0 0	3 0 0	0 0 0	1 0 0	0 0 0	0 0 0
38 Michael Morse, R (1, 3) OBP: 0.328, SLG: 0.540		C SI 89 B SI 88 S SI 90 C FF 91 1-3 K ①	X CH 80 0-0 1-2 1B		C CU 72 X CU 74 0-1 F8 ①			F FF 92 B CH 80 S FF 90 B CH 80 B FF 91 F CH 80 S FF 93 3-3 K ②		4	0	1	0	0	2	4
7 Grégor Blanco, L (1, 7) OBP: 0.327, SLG: 0.326		B SI 90 C SI 90 F SI 91 B FC 85 F SI 90 B SI 89 X SI 90 3-2 F7 ②	C SI 88 B CH 79 X FC 86 1-1 F8 ① 2-3		L FC 85 C FF 88 B CU 73 S FC 83 1-3 K ②			S CH 82 S CH 81 X FF 92 0-2 F8 ③		4	0	0	0	0	1	6
35 Brandon Crawford, L (1, 6) OBP: 0.328, SLG: 0.450		X SI 91 0-0 F7 ③	X SI 89 0-0 F7 ②		X SI 89 0-0 2-H 1B ③				B SI 90 B FF 91 C FF 90 C FF 92 X SL 85 2-2 14 G6-3 3B	4	1	2	0	0	0	3
14 Brandon Hicks, R (1, 4) OBP: 0.300, SLG: 0.364			S SI 88 C SI 89 B SI 90 F SI 90 X SI 91 1-2 G6-3 ①	C SI 73 X SI 89 0-1 L9 ③			C SI 88 B CU 73 C CU 73 B FF 89 B SI 88 B CU 73 4-2 16 L5-3 BB		B SL 86 F FF 92 B FF 90 B SL 86 C FC 90 F FF 91 X FF 91 3-2 G6-3 ① 3-H	3	0	0	1	1	0	2
40 Madison Bumgarner, R (1, 1) OBP: 0.265, SLG: 0.355 21 Tyler Colvin, L (7, PH) OBP: 0.282, SLG: 0.448 57 Juan Gutierrez, R (8, 1) 29 Héctor Sánchez, S (9, PH) OBP: 0.259, SLG: 0.340			F SI 90 F SI 90 B FF 91 B SI 91 F SI 91 B FC 84 X SI 91 3-2 16 FC4 1B	B SI 87 B FF 88 F SI 88 X FC 84 2-1 L3 ①			C SI 89 B SI 89 X CU 71 1-1 L8 ①		B FF 92 B FF 92 F FF 91 F FF 92 B FF 90 F SL 85 X FF 92 3-2 P6 ②	2 1 0 1	0 0 0 0	1 0 0 0	0 0 0 0	0 0 0 0	0 0 0 0	0 1 0 0
Inning Stats	R: 0 E: 0 K: 1 S: 8 H: 0 LOB: 0 BB: 0 P: 11	R: 0 E: 0 K: 1 S: 10 H: 1 LOB: 1 BB: 0 P: 17	R: 0 E: 0 K: 0 S: 15 H: 2 LOB: 2 BB: 0 P: 23	R: 0 E: 0 K: 0 S: 8 H: 2 LOB: 2 BB: 0 P: 9	R: 0 E: 0 K: 0 S: 10 H: 1 LOB: 1 BB: 0 P: 13	R: 0 E: 0 K: 1 S: 9 H: 2 LOB: 2 BB: 0 P: 11	R: 0 E: 0 K: 0 S: 6 H: 0 LOB: 0 BB: 1 P: 13	R: 0 E: 0 K: 1 S: 13 H: 1 LOB: 2 BB: 1 P: 21	R: 1 E: 0 K: 0 S: 13 H: 1 LOB: 0 BB: 0 P: 21	1B: 8 2B: 2 3B: 1 HR: 0 SF: 0 SAC: 0 DP: 1 HBP: 0						WP: 0 PB: 0 SB: 0 CS: 0 PA: 37	

PITCHER		IP	WLS	BF	H	R	ER	SO	BB	IBB	HBP	BLK	WP	HR	S	P	ERA	WHIP
58 Doug Fister, R ERA: 2.68	(1, 1)	7.0	W	28	8	0	0	3	1	0	0	0	0	0	66	97	0.00	1.286
36 Tyler Clippard, R ERA: 1.27	(8, 1)	1.0	H	5	1	0	0	1	1	0	0	0	0	0	13	21	0.00	2.000
29 Rafael Soriano, R ERA: 1.44	(9, 1)	1.0	S	4	1	1	1	0	0	0	0	0	0	0	13	21	9.00	1.000

PITCHER	IP	WLS	BF	H	R	ER	SO	BB	IBB	HBP	BLK	WP	HR	S	P	ERA	WHIP

BOTTOM

Washington Nationals @ San Francisco Giants

AT&T Park, San Francisco, CA

Tue Jun 10 2014, 7:17 PM - 10:12 PM PDT

Att. 41,545 - Cloudy - 59 F

livebaseballscorecards.com

AB	35
R	1
H	10
RBI	1
BB	2
SO	4
LOB	22

Batter	1	2	3	4	5	6	7	8	9	AB	R	H	RBI	BB	SO	LOB
2 Denard Span, L (1, 8) OBP: 0.319, SLG: 0.398	B FF 90 B FF 90 C FF 92 B CH 85 B FF 92 4-1 28 BB 6 BB 25 1B BB	L CH 86 X CU 78 0-1 ② F7	X CH 86 0-0 ③ G5-3	C FF 90 B SL 85 F FC 88 F SL 85 X FF 91 1-2 ① P5			C CU 77 B CH 82 B CU 78 F FF 90 D CU 78 B FF 90 4-2 6 BB 28 1B BB	3	2	0	0	2	0	1
6 Anthony Rendon, R (1, 5) OBP: 0.332, SLG: 0.464	C FF 90 D SL 85 B SI 91 F SL 86 B FF 93 B FF 93 4-2 28 BB 25 1B 1-2 BB	X SL 87 0-0 ③ L8			C CU 76 C SL 86 B FF 92 S FF 92 1-3 ① K		C FC 89 X FC 88 0-1 ② F9		C CU 77 C FF 91 B SL 86 B FF 89 F FF 91 B FF 90 F SL 85 D CU 80 4-2 28 1B 1-2 2-3 BB	3	1	0	0	2	1	0
28 Jayson Werth, R (1, 9) OBP: 0.371, SLG: 0.420	B FF 92 C FF 92 B FF 92 D SL 87 B FF 93 4-1 25 1B 11 G1-3 1-2 2-3 BB		C FF 91 B CH 87 X CH 86 1-1 ① G6-3	S CU 79 S CU 79 B FF 93 F FF 93 F FF 93 F SL 87 B CH 87 X SL 87 2-2 HR		X FF 91 0-0 ③ F8		B FF 91 C SL 86 C CU 78 X FF 90 1-2 25 BB 1-3 2-H 3-H 1B	4	2	2	3	1	0	0
25 Adam LaRoche, L (1, 3) OBP: 0.418, SLG: 0.512	D CH 86 C CH 85 B FF 92 X CH 86 2-1 11 G1-3 1-3 2-H 3-H 1B		B CH 86 C SI 90 C SL 87 B FF 92 F CU 78 F SL 86 X FF 93 2-2 ② F7	F CH 87 B FF 92 B CH 86 X SI 92 2-1 ② F8				B SI 91 C SI 91 S CU 75 S CH 88 1-3 ① K	B SI 86 B SI 84 B SI 85 C SI 84 B SI 86 4-1 1-2 BB	4	0	1	2	1	1	0
11 Ryan Zimmerman, R (1, 7) OBP: 0.338, SLG: 0.464	C CU 78 X SL 88 0-1 ① G1-3 1-2 3-H		B SL 88 B CH 88 C SI 92 C SI 92 B SL 88 X SI 92 3-2 2B	C SL 89 S CU 79 C CU 80 0-3 ③ K				B SI 92 C SI 91 B SI 92 X SI 92 2-1 ② G1-3	S SI 86 X SI 87 0-1 ③ L3	5	0	1	1	0	1	4
20 Ian Desmond, R (1, 6) OBP: 0.303, SLG: 0.449	C SL 86 B FF 91 F FF 92 D CH 88 X SL 86 2-2 ② G6-3		F SL 86 B FF 91 F SL 87 B FF 93 D CH 87 C SL 86 3-3 ③ K			X FC 89 0-0 8 S 1B		C CU 76 B CH 88 X SI 91 1-1 ③ G6-3		4	0	1	0	0	1	2
8 Danny Espinosa, S (1, 4) OBP: 0.290, SLG: 0.379	B CH 85 B FF 91 B SL 87 C FF 91 B FF 91 4-1 BB			X CH 84 0-0 ① G3		B SI 92 B SI 91 1 SAFE F SI 91 1 SAFE S FC 87 F FC 88 B FC 88 F FC 87 3-2 T FF 90 1-2 ① K			F FF 89 B SL 87 S CU 79 S CU 78 1-3 ① K	3	0	0	0	1	2	1
59 Jose Lobaton, S (1, 2) OBP: 0.304, SLG: 0.347	C SI 91 F SI 91 B FF 92 S SL 87 1-3 ③ K			C SI 90 F CU 78 B FF 91 F SL 86 B CU 77 F FF 92 F CH 86 B CH 86 B SL 87 4-2 57 SH3-4 BB		B SI 90 B FC 88 C SI 90 F FF 90 C SL 84 2-3 ② K			F FC 89 B FF 90 B CU 78 X FF 88 2-1 6 BB 33 G4-1 28 1B 1B	3	1	1	0	1	2	3
57 Tanner Roark, R (1, 1) OBP: 0.143, SLG: 0.143 22 Drew Storen, S (7, 1) 36 Tyler Clippard, R (8, 1) 33 Greg Dobbs, L (9, PH) OBP: 0.200, SLG: 0.212 13 Jerry Blevins, L (9, 1)		B FF 92 C FF 91 S FF 91 F CU 78 B FF 92 X FF 92 2-2 ① F9	B FF 91 B SL 86 M FF 90 L FF 91 X FF 92 2-2 ② SH3-4 1-2		C SL 85 S FC 88 D SL 85 S FC 88 1-3 ③ K			C SL 85 F FF 89 X CU 78 0-2 ② G4-1 1-2	2 0 0 1 0	0 0 0 0 0	0 0 0 0 0	0 0 0 0 0	0 0 0 1 0	1 0 0 0 0	1 0 0 1 0
Inning Stats	R: 3 H: 1 E: 0 LOB: 2 K: 1 BB: 4 S: 15 P: 36	R: 0 H: 0 E: 0 LOB: 0 K: 0 BB: 0 S: 7 P: 9	R: 0 H: 1 E: 0 LOB: 1 K: 1 BB: 0 S: 13 P: 22	R: 0 H: 0 E: 0 LOB: 1 K: 0 BB: 1 S: 10 P: 16	R: 1 H: 1 E: 0 LOB: 0 K: 2 BB: 0 S: 14 P: 19	R: 0 H: 1 E: 0 LOB: 1 K: 3 BB: 0 S: 12 P: 18	R: 0 H: 0 E: 0 LOB: 0 K: 0 BB: 0 S: 7 P: 8	R: 0 H: 0 E: 0 LOB: 0 K: 1 BB: 0 S: 7 P: 11	R: 2 H: 2 E: 0 LOB: 3 K: 1 BB: 3 S: 20 P: 36	1B: 4 SF: 0 2B: 1 SAC: 1 3B: 0 DP: 0 HR: 1 HBP: 0						

TOP

Washington Nationals @ San Francisco Giants
AT&T Park, San Francisco, CA

Wed Jun 11 2014, 7:17 PM - 10:35 PM PDT
Att. 41,404 - Partly Cloudy - 60 F

livebaseballscorecards.com

AB	32
R	6
H	6
RBI	6
BB	8
SO	9
LOB	13

WP: 0 PA: 41
PB: 0
SB: 1
CS: 0

PITCHER		IP	WLS	BF	H	R	ER	SO	BB	IBB	HBP	BLK	WP	HR	S	P	ERA	WHIP
18 Matt Cain, R ERA: 3.84	(1, 1)	5.0	L	23	3	4	4	4	5	0	0	0	0	1	59	102	7.20	1.600
70 George Kontos, R ERA: 3.21	(6, 1)	2.0		7	1	0	0	3	0	0	0	0	0	0	19	26	0.00	0.500
41 Jeremy Affeldt, L ERA: 1.54	(8, 1)	1.0		3	0	0	0	1	0	0	0	0	0	0	7	11	0.00	0.000
52 Yusmeiro Petit, R ERA: 4.72	(9, 1)	0.2		6	2	2	2	1	2	0	0	0	0	0	17	29	27.00	6.000
49 Javier López, L ERA: 1.35	(9, 1)	0.1		2	0	0	0	0	1	0	0	0	0	0	3	7	0.00	3.000

PITCHER	IP	WLS	BF	H	R	ER	SO	BB	IBB	HBP	BLK	WP	HR	S	P	ERA	WHIP

Batter	1	2	3	4	5	6	7	8	9	AB	R	H	RBI	BB	SO	LOB
16 Ángel Pagán, S (1, 8) OBP: 0.360, SLG: 0.417	C SI 89 B SI 90 X CH 81 1-1 G1-3 ①		B SI 92 1 SAFE B CH 83 C SI 92 1 SAFE X SI 93 2-1 F7 ②		B CH 83 F CH 84 B SI 92 F SI 90 B CU 73 X SI 92 3-2 F7 ③		F CH 87 S SI 94 F CH 88 X CH 88 0-2 F7 ③			4	0	0	0	0	0	2
8 Hunter Pence, R (1, 9) OBP: 0.359, SLG: 0.462	B SI 90 C SI 90 C SI 91 C SI 91 1-3 K ②		D SL 83 C SI 92 C SI 93 D CU 74 X SI 93 2-2 F9 ③			X SL 81 0-0 L7 ①		C FF 92 B CU 76 S CH 80 X FS 83 1-2 G6-3 ①		4	0	0	0	0	1	1
28 Buster Posey, R (1, 2) OBP: 0.338, SLG: 0.413	B SI 91 B SI 91 F SI 91 X SI 92 2-1 G1-3 ③			C SL 82 X SI 92 0-1 35 3B 1B		C SI 90 S CU 72 B SI 92 B SI 93 F CU 74 X CU 73 2-2 L9 ②		S CH 81 F FF 93 B FS 82 F FF 92 S CH 81 1-3 K ②		4	1	1	0	0	1	0
38 Michael Morse, R (1, 3) OBP: 0.331, SLG: 0.543		B SI 91 C SI 93 X SL 83 1-1 1B		B SI 93 B SI 92 S SI 92 1 SAFE F SL 84 S SI 93 2-3 K ①		C SI 90 F SI 92 B SI 91 X CU 74 1-2 2B		F FF 93 B FF 93 B CH 80 F CH 82 F FF 92 B FF 93 F FF 92 X CH 81 3-2 P6 ③		4	0	2	0	0	1	1
35 Brandon Crawford, L (1, 6) OBP: 0.327, SLG: 0.455		X SI 92 0-0 F8 ①		B SI 93 B CH 84 X SI 92 2-0 1-H 3B		C SI 92 D CU 74 D CU 74 S CH 83 B SI 92 F CU 74 X SI 93 3-2 L7 ③			C SI 91 X SL 88 0-1 L4 ①	4	0	1	1	0	0	2
14 Brandon Hicks, R (1, 4) OBP: 0.299, SLG: 0.361		C SI 92 S SL 83 D SL 83 C SL 83 1-3 K ②		D SL 84 F SI 93 S SL 84 C SI 94 1-3 K ②			X SI 91 0-0 13 G6-4-3 7 1B 48 1B 1B		C SI 91 X CH 84 0-1 L5 ②	4	1	1	0	0	2	2
7 Grégor Blanco, L (1, 7) OBP: 0.324, SLG: 0.323		S SI 92 X SI 92 0-1 P5 ③		S CH 85 B SI 92 S CU 74 F SI 92 F CU 75 X CH 85 1-2 G4-3 ③			F CU 72 1 SAFE B SI 92 D CH 85 B SI 92 F SI 93 X SI 92 3-2 13 G6-4-3 1-2 1B		C SI 91 B CU 74 C SI 91 S CU 75 1-3 K ③	4	0	1	0	0	1	2
13 Joaquin Arias, R (1, 5) OBP: 0.220, SLG: 0.182			C SI 90 B SL 82 B SL 82 X SI 91 2-1 1B		B SI 90 C SI 91 B SI 91 X SI 91 2-1 G6-3 ①		C SL 82 F SL 82 X FF 95 0-2 G6-4-3 1-2f 2-3			3	0	1	0	0	0	2
18 Matt Cain, R (1, 1) OBP: 0.333, SLG: 0.222 21 Tyler Colvin, L (5, PH) OBP: 0.278, SLG: 0.441 70 George Kontos, R (6, 1) 48 Pablo Sandoval, S (7, PH) OBP: 0.304, SLG: 0.413 41 Jeremy Affeldt, L (8, 1) 52 Yusmeiro Petit, R (9, 1) 49 Javier López, L (9, 1)			X SI 91 0-0 B1 ①		B SI 91 F SI 91 F CU 74 B SI 91 X CH 84 2-2 F8 ②		B SI 93 S CH 86 S FF 94 X SL 84 1-2 3-H 1B			1 1 0 1 0 0 0	0 0 0 0 0 0 0	0 0 0 1 0 0 0	0 0 0 0 0 0 0	0 0 0 0 0 0 0	0 0 0 0 0 0 0	1 0 0 0 0 0 0
Inning Stats	R: 0 E: 0 K: 1 S: 7 H: 0 LOB: 0 BB: 0 P: 11	R: 0 E: 0 K: 1 S: 8 H: 1 LOB: 1 BB: 0 P: 10	R: 0 E: 0 K: 0 S: 8 H: 1 LOB: 1 BB: 0 P: 14	R: 1 E: 0 K: 2 S: 14 H: 2 LOB: 1 BB: 0 P: 20	R: 0 E: 0 K: 0 S: 8 H: 0 LOB: 0 BB: 0 P: 15	R: 0 E: 0 K: 0 S: 12 H: 1 LOB: 1 BB: 0 P: 18	R: 1 E: 0 K: 0 S: 14 H: 3 LOB: 1 BB: 0 P: 18	R: 0 E: 0 K: 1 S: 12 H: 0 LOB: 0 BB: 0 P: 17	R: 0 E: 0 K: 1 S: 7 H: 0 LOB: 0 BB: 0 P: 8	1B: 6 2B: 1 3B: 1 HR: 0	SF: 0 SAC: 0 DP: 1 HBP: 0					

PITCHER		IP	WLS	BF	H	R	ER	SO	BB	IBB	HBP	BLK	WP	HR	S	P	ERA	WHIP
57 Tanner Roark, R ERA: 2.92	(1, 1)	6.0	W	25	7	2	2	4	0	0	0	0	0	0	61	95	3.00	1.167
22 Drew Storen, R ERA: 1.29	(7, 1)	1.0	H	3	1	0	0	0	0	0	0	0	0	0	10	11	0.00	1.000
36 Tyler Clippard, R ERA: 1.23	(8, 1)	1.0	H	3	0	0	0	1	0	0	0	0	0	0	12	17	0.00	0.000
13 Jerry Blevins, L ERA: 3.7	(9, 1)	1.0		3	0	0	0	1	0	0	0	0	0	0	7	8	0.00	0.000

PITCHER	IP	WLS	BF	H	R	ER	SO	BB	IBB	HBP	BLK	WP	HR	S	P	ERA	WHIP

BOTTOM

Washington Nationals @ San Francisco Giants
AT&T Park, San Francisco, CA
Wed Jun 11 2014, 7:17 PM - 10:35 PM PDT
Att. 41,404 - Partly Cloudy - 60 F

livebaseballscorecards.com

AB	34
R	2
H	8
RBI	2
BB	0
SO	6
LOB	13

Batter	1	2	3	4	5	6	7	8	9	AB	R	H	RBI	BB	SO	LOB
2 Denard Span, L (1, 8) OBP: 0.315, SLG: 0.391	C FF 89 X FS 82 0-1 G3-1		C FF 88 C CU 75 F FF 89 C FC 84 0-3 K		B FS 81 X SI 88 1-0 G6-3 1-2f		B SI 89 B SI 89 B SI 89 C SI 88 X SI 90 3-1 F8			4	0	0	0	0	1	3
6 Anthony Rendon, R (1, 5) OBP: 0.331, SLG: 0.461	F SI 90 B CU 76 B FC 84 X SI 89 2-1 G4-3			F SI 88 X FC 84 0-1 G5-3		B CU 75 C FC 83 F SI 90 F FS 80 B SI 90 S FC 84 2-3 K		B SI 91 B SI 93 C FF 93 X SI 93 2-1 28 G6-4-3 1B		4	0	1	0	0	1	0
28 Jayson Werth, R (1, 9) OBP: 0.370, SLG: 0.415	C SI 90 B SI 90 S CU 75 B CU 76 F SI 90 X SI 89 2-2 F8			B FC 84 B SI 89 C SI 90 X SI 89 2-1 L8		C FC 84 B FC 84 B CU 78 F FC 84 F SI 91 F SI 90 B FF 90 B SI 89 4-2 11 FC6-5 25 BB BB		C SI 94 S CH 85 B CH 85 B CH 88 X SI 94 2-2 G6-4-3 1-2f		3	0	0	0	1	0	1
25 Adam LaRoche, L (1, 3) OBP: 0.420, SLG: 0.509		T FS 79 F SI 88 B CU 75 X SI 88 1-2 F8		B SI 90 C SI 90 X FS 83 1-1 11 PB 11 1B 1B		C SI 90 B SI 89 B SI 89 1 SAFE B FS 80 B SI 88 4-1 11 FC6-5 1-2 BB		B CH 86 C FF 93 S CH 85 B FF 93 X FF 92 2-2 L8		3	1	1	0	1	0	0
11 Ryan Zimmerman, R (1, 7) OBP: 0.333, SLG: 0.452		B SI 89 S FF 88 C SI 88 C FC 83 B CU 76 X SI 89 3-2 P5		B FC 84 S FC 84 F SI 89 B SI 90 F FC 85 D CU 76 X FC 84 3-2 20 FC5-4 1-H 1B		B FC 84 C SI 90 X SI 90 1-1 FC6-5 20 FC4-6 1-2 2-3f		B SL 78 C SL 79 C FF 89 B SI 86 T FF 90 2-2 K		4	0	1	1	0	1	2
20 Ian Desmond, R (1, 6) OBP: 0.303, SLG: 0.445		L FF 88 B FS 80 B SI 90 B FC 83 C SI 89 X SI 90 3-2 19 FC5-4 1B		C SI 90 B SI 90 X SI 90 1-1 FC5-4 1-2f		X SI 91 0-0 FC4-6 1-2f		S SL 80 S SL 77 S SL 79 0-3 K		4	0	1	0	0	1	3
19 Kevin Frandsen, R (1, 4) OBP: 0.293, SLG: 0.307		F SI 88 X SI 88 0-1 FC5-4 1-2f		S FC 83 X FC 83 0-1 59 1B 1B			B SI 88 X SI 88 1-0 G6-3	B FF 90 C SL 79 F FF 89 H FF 89 2-2 HBP		3	0	1	0	0	0	1
59 Jose Lobaton, S (1, 2) OBP: 0.310, SLG: 0.352			C SI 88 X SI 89 0-1 G1-3		X SI 89 0-0 2 G6-3 1-3 1B		C FS 79 B FC 84 B FC 84 C SI 88 X FS 80 2-2 1B	S CH 85 F SI 86 B SL 79 S CH 85 1-3 K		4	0	2	0	0	1	1
64 Blake Treinen, R (1, 1) 35 Craig Stammen, R (6, 1) 33 Greg Dobbs, L (7, PH) 30 Aaron Barrett, R (7, 1)			C SI 89 S SI 90 C FC 83 0-3 K		L SI 89 M FC 82 L SI 89 0-3 K		F SI 88 F SI 89 S SI 89 0-3 K			2 0 1 0	0 0 0 0	0 0 0 0	0 0 0 0	0 0 0 0	2 0 1 0	2 0 1 0
Inning Stats	R: 0 E: 0 K: 0 S: 8 H: 0 LOB: 0 BB: 0 P: 12	R: 0 E: 0 K: 0 S: 11 H: 1 LOB: 1 BB: 0 P: 18	R: 0 E: 0 K: 2 S: 9 H: 0 LOB: 0 BB: 0 P: 9	R: 1 E: 0 K: 0 S: 12 H: 2 LOB: 1 BB: 0 P: 19	R: 0 E: 0 K: 1 S: 7 H: 2 LOB: 1 BB: 0 P: 8	R: 0 E: 0 K: 1 S: 12 H: 0 LOB: 2 BB: 2 P: 23	R: 0 E: 0 K: 1 S: 9 H: 1 LOB: 1 BB: 0 P: 15	R: 0 E: 0 K: 0 S: 8 H: 1 LOB: 0 BB: 0 P: 14	R: 0 E: 0 K: 3 S: 11 H: 0 LOB: 1 BB: 0 P: 16	1B: 7 2B: 0 3B: 0 HR: 0	SF: 0 SAC: 0 DP: 2 HBP: 1			WP: 0 PB: 1 SB: 0 CS: 0	PA: 35	

PITCHER	IP	WLS	BF	H	R	ER	SO	BB	IBB	HBP	BLK	WP	HR	S	P	ERA	WHIP
17 Tim Hudson, R (1, 1) ERA: 1.81	7.0	W	28	6	1	0	5	2	0	0	0	0	0	68	104	0.00	1.143
63 Jean Machi, R (8, 1) ERA: 0.31	1.0		3	1	0	0	0	0	0	0	0	0	0	8	14	0.00	1.000
54 Sergio Romo, R (9, 1) ERA: 2.89	1.0		4	0	0	0	3	0	0	1	0	0	0	11	16	0.00	0.000

PITCHER	IP	WLS	BF	H	R	ER	SO	BB	IBB	HBP	BLK	WP	HR	S	P	ERA	WHIP

TOP

Washington Nationals @ San Francisco Giants
AT&T Park, San Francisco, CA

Thu Jun 12 2014, 12:46 PM - 3:45 PM PDT
Att. 41,067 - Partly Cloudy - 64 F

livebaseballscorecards.com

AB	32
R	1
H	7
RBI	1
BB	2
SO	8
LOB	14

Batter	1	2	3	4	5	6	7	8	9	AB	R	H	RBI	BB	SO	LOB
16 Ángel Pagán, S (1, 8) OBP: 0.353, SLG: 0.408	C SI 95 X SI 96 0-1 ① G6-3		X CH 84 0-0 ① G4-3		B SI 95 C CH 84 F SI 94 B SL 83 F SI 94 C FF 92 2-3 ① K	C KC 79 B FF 92 C FF 92 X SI 94 1-2 ③ L7		X SI 93 0-0 ② F7		5	0	0	0	0	1	3
8 Hunter Pence, R (1, 9) OBP: 0.369, SLG: 0.468	B SI 96 B SI 96 B SI 95 C SI 94 F SI 95 X SI 96 3-2 28 G6-3 1B		B SI 96 B SL 82 B SI 95 B SI 96 4-0 BB		C SL 82 T SI 94 X SL 82 0-2 28 G4-6-3 1B		B SL 86 X SI 95 1-0 28 G1-3 48 SF8 28 WP 1B	B SI 90 B FF 93 B FF 92 B FF 92 4-0 1-2 BB		3	1	3	0	2	0	0
28 Buster Posey, R (1, 2) OBP: 0.331, SLG: 0.404 54 Sergio Romo, R (9, 1)	B SI 94 B SI 94 1 SAFE C SI 95 B SI 95 F SI 94 X SI 94 3-2 ② G6-3 1-2		1 SAFE C SI 93 C SL 82 F SL 83 F FF 95 X SL 83 0-2 ② F8		B SI 95 X SI 94 1-0 ②③ G4-6-3 1-2f		C FF 95 D SL 84 C SI 94 B SL 87 X SL 87 2-2 ① G1-3 1-3	D SI 93 C SI 92 B SL 84 B SI 92 X FF 93 3-1 ③ F8		5 0	0 0	0 0	0 0	0 0	0 0	6 0
48 Pablo Sandoval, S (1, 5) OBP: 0.303, SLG: 0.412	F SI 95 B FF 94 X CH 85 1-1 ③ G4-3		F SI 95 1 SAFE B SI 94 1 SAFE F SI 94 1 SAFE X CH 86 1-2 ③ G4-3			X SI 92 0-0 38 1B 21 BLK 1B	B SI 95 X SL 87 1-0 ② SF8 3-H			3	1	1	1	0	0	2
38 Michael Morse, R (1, 3) OBP: 0.337, SLG: 0.547		X SI 94 0-0 21 3B 1B		B SL 81 F SI 94 C SL 81 B SI 96 F SL 82 X SI 95 2-2 35 BB 21 BB 1B		F FC 83 X SI 90 0-1 35 1B 21 BLK 7 1B 1-3 1B	B SL 87 B FF 95 B SL 85 C SI 94 X SI 95 3-1 ③ P6			4	2	3	0	0	0	0
21 Tyler Colvin, L (1, 7) OBP: 0.303, SLG: 0.479		B SI 94 F SI 94 X SI 95 1-1 35 G4-3 1-H 3B		B CH 84 B SI 93 B SI 93 B SI 93 4-0 35 BB 1-2 BB		C FC 85 D FC 86 B SI 91 S FC 85 D FC 83 X FC 85 3-2 ① P4 1-2 3-H		B SI 94 X SI 93 1-0 35 2B 29 1B 1B		3	2	2	1	1	0	1
35 Brandon Crawford, L (1, 6) OBP: 0.333, SLG: 0.463		B CH 84 F SI 95 X SI 95 1-1 ① G4-3 3-H		B SI 94 S SI 93 S CH 85 D CH 86 D CH 86 B SI 94 4-2 17 G4-6-3 1-2 2-3 BB		D KC 79 C SI 92 B FC 86 B SI 90 X SI 92 3-1 7 1B 2-3 1B		B SI 93 X SI 93 1-0 29 1B 1-3 2B		3	1	2	1	1	0	0
6 Ehire Adrianza, S (1, 4) OBP: 0.196, SLG: 0.222 7 Grégor Blanco, L (6, PH) OBP: 0.330, SLG: 0.330 14 Brandon Hicks, R (7, 4) OBP: 0.297, SLG: 0.359		F SI 96 X CH 85 0-1 ② G3		F SI 95 D SI 95 F CH 86 F SL 82 B SI 95 S CH 85 2-3 ① K		S FC 85 1 SAFE F FC 86 X SI 91 0-2 1-2 3-H 1B		B SL 86 C SL 84 S SL 85 S SL 85 1-3 ① K		2 1 1	0 0 0	0 1 0	0 1 0	0 0 0	1 0 1	3 0 2
17 Tim Hudson, R (1, 1) OBP: 0.100, SLG: 0.069 63 Jean Machi, R (8, 1) 29 Héctor Sánchez, S (8, PH) OBP: 0.265, SLG: 0.346 (9, 2)		S SI 95 B SI 96 F FF 94 X SI 96 1-2 ③ G6-3		C SL 81 X SI 95 0-1 ②③ G4-6-3 1-2f		B FF 91 M SI 90 B FF 90 L FC 89 L FC 86 2-3 ② K		B SI 94 B FF 93 S SL 85 X SL 86 2-1 8 BB 2-H 3-H 1B		3 0 1	0 0 0	0 0 1	0 0 2	0 0 0	1 0 0	5 0 0
Inning Stats	R: 0 E: 0 K: 0 S: 10 H: 1 LOB: 1 BB: 0 P: 17	R: 2 E: 0 K: 0 S: 10 H: 2 LOB: 0 BB: 0 P: 13	R: 0 E: 0 K: 0 S: 9 H: 0 LOB: 1 BB: 1 P: 14	R: 0 E: 0 K: 1 S: 12 H: 1 LOB: 2 BB: 2 P: 24	R: 0 E: 0 K: 1 S: 8 H: 1 LOB: 0 BB: 0 P: 11	R: 2 E: 0 K: 0 S: 17 H: 4 LOB: 2 BB: 0 P: 26	R: 1 E: 0 K: 0 S: 7 H: 1 LOB: 0 BB: 0 P: 14	R: 2 E: 0 K: 1 S: 10 H: 3 LOB: 2 BB: 1 P: 22		1B: 11 2B: 1 3B: 1 HR: 0	SF: 1 SAC: 0 DP: 2 HBP: 0			WP: 1 PB: 0 SB: 0 CS: 0	PA: 39	

PITCHER		IP	WLS	BF	H	R	ER	SO	BB	IBB	HBP	BLK	WP	HR	S	P	ERA	WHIP
64 Blake Treinen, R ERA: 2.08	(1, 1)	5.0	L	21	5	2	2	2	3	0	0	0	0	0	49	79	3.60	1.600
35 Craig Stammen, R ERA: 3.03	(6, 1)	1.0		7	4	2	2	1	0	0	0	1	0	0	17	26	18.00	4.000
30 Aaron Barrett, R ERA: 1.9	(7, 1)	2.0		11	4	3	3	1	1	0	0	0	1	0	17	36	13.50	2.500

PITCHER	IP	WLS	BF	H	R	ER	SO	BB	IBB	HBP	BLK	WP	HR	S	P	ERA	WHIP

BOTTOM

Washington Nationals @ San Francisco Giants

AT&T Park, San Francisco, CA

Thu Jun 12 2014, 12:46 PM - 3:45 PM PDT

Att. 41,067 - Partly Cloudy - 64 F

livebaseballscorecards.com

AB	34
R	7
H	13
RBI	6
BB	4
SO	4
LOB	22

Colorado Rockies @ San Francisco Giants

AT&T Park, San Francisco, CA

Fri Jun 13 2014, 7:17 PM - 10:52 PM PDT

Att. 41,258 - Clear - 64 F

livebaseballscorecards.com

TOP

Batter	1	2	3	4	5	6	7	8	9	AB	R	H	RBI	BB	SO	LOB
19 Charlie Blackmon, L (1, 9) OBP: 0.343, SLG: 0.496	C SI 92 B SI 92 F SI 92 B SI 93 X CH 85 2-2 ① F7		B CH 83 D CH 83 F SI 90 D FF 90 F SI 89 D CH 84 4-2 13 1B; 33 1B; 1-2 BB		F SL 83 B CH 84 B SI 90 S CH 84 F CH 84 B CH 84 X SL 82 3-2 ② L8			C SI 92 B SI 92 C CU 77 F SI 93 S SI 94 1-3 ② K	D SI 91 F CH 84 B SI 90 1 SAFE B SL 84 T SI 90 F SL 83 D SL 85 4-2 ② 13 CS; 1-2 3-H BB	3	1	0	0	2	1	0
13 Drew Stubbs, R (1, 8) OBP: 0.351, SLG: 0.475	C SI 92 C SI 90 B SI 91 B SL 83 B FF 92 X SI 94 3-2 ② G6-3		C FF 90 S SL 80 B SL 81 D SL 82 X FF 90 2-2 33 1B; 1-2 2-3 1B		B CU 77 F SI 90 B SL 81 F SL 80 S CH 83 2-3 ③ K			B CH 84 X FF 93 1-0 ③ G5-3	B FC 87 1-0 ③ CS; 1-2	4	0	1	0	0	1	0
2 Troy Tulowitzki, R (1, 6) OBP: 0.449, SLG: 0.662 23 Charlie Culberson, R (9, PR) OBP: 0.247, SLG: 0.318 (9, 6)	B CH 84 B SL 82 B FF 92 B FF 91 4-0 33 PB; BB		X SL 82 0-0 ② F5			B FF 90 F FF 91 B FF 93 B SL 81 S FF 89 F SL 82 C FF 92 3-3 ① K			C SL 78 X SL 78 0-1 20 F8; 33 1B; 44 1B; 1B	3 0	0 1	1 0	0 0	1 0	1 0	3 0
33 Justin Morneau, L (1, 3) OBP: 0.331, SLG: 0.502	B SI 89 D CH 84 C SI 91 C SL 80 F CH 84 X CH 83 2-2 ③ G4-3; 1-2		F CH 84 X CU 76 0-1 20 FC5-4; 1-3 2-H 3-H 1B			B SI 90 B CH 84 S CH 81 F FF 88 B CH 84 S SL 80 3-3 ② K			S SI 86 S SI 87 F SI 87 X SI 87 0-2 20 F8; 44 1B; 1-2 1B	4	1	2	2	0	1	1
20 Wilin Rosario, R (1, 2) OBP: 0.274, SLG: 0.404		S CH 82 S SL 81 B CH 83 F SL 81 C FF 94 1-3 ① K	C SL 82 X SL 81 0-1 ③ FC5-4; 1-2f			S CH 82 F SI 90 X SL 80 0-2 ③ G1-3			S SL 80 L SL 80 B SL 80 X SL 78 1-2 ① F8; 1-2 2-3	4	0	0	0	0	1	4
6 Corey Dickerson, L (1, 7) OBP: 0.403, SLG: 0.639		F CH 83 C SI 92 B FF 92 B SI 91 X CH 85 2-2 ② F9		B CH 82 C SI 90 B SI 90 S CH 83 B CU 76 X CH 83 3-2 ① F7			B SI 91 B CH 86 B SI 92 C SI 92 F SI 93 F SI 93 X CU 83 3-2 ① F7		I IN 74 I IN 69 I IN 69 I IN 74 4-0 9 WP; 44 1B; 9 1B; IBB	3	1	0	0	1	0	0
14 Josh Rutledge, R (1, 4) OBP: 0.400, SLG: 0.472 44 Ryan Wheeler, L (9, PH) OBP: 0.353, SLG: 0.538 (9, 5)	C SI 90 X FF 91 0-1 ③ F8		B SL 82 C SI 90 S CH 83 S CH 83 1-3 ② K				C CU 85 F SI 92 B SI 92 C SI 93 1-3 ② K		F CH 84 F CH 83 B SI 86 X SI 87 1-2 9 1B; 9 WP; 8 1B; 1-2 2-H 3-H 1B	3 1	0 1	0 1	0 2	0 0	2 0	0 0
9 DJ LeMahieu, R (1, 5) OBP: 0.327, SLG: 0.337 (9, 4)		B FF 90 C FF 90 F FF 92 S CH 84 1-3 ① K	S FF 90 B CH 83 X SL 80 1-1 ③ G3				F FF 93 B CU 86 X FF 93 1-1 ③ F8		C SI 88 B SI 87 X SL 79 1-1 8 1B; 19 CS; 1-3 2-H 1B	4	1	1	1	0	1	0
29 Jorge De La Rosa, L (1, 1) OBP: 0.136, SLG: 0.136 54 Tommy Kahnle, R (4, 1) 47 Chris Martin, R (7, 1) 1 Brandon Barnes, R (8, PH) OBP: 0.352, SLG: 0.446 34 Matt Belisle, R (8, 1) 8 Michael McKenry, R (9, PH) OBP: 0.308, SLG: 0.351 32 LaTroy Hawkins, R (9, 1)			C FF 92 X CU 76 0-1 13 1B; 19 BB; 33 1B; 1B		B FF 92 C FF 91 C FF 91 X FF 89 1-2 ① F9			B CU 83 C FF 91 C FF 92 B FF 92 S CU 85 2-3 ① K	D FC 88 C FC 88 B SL 84 S SL 84 F SL 85 X FF 91 2-2 19 CS; 2-3 3-H 1B	1 1 0 1 0 1 0	1 0 0 0 0 0 0	1 0 0 0 0 1 0	0 0 0 0 0 0 0	0 0 0 0 0 0 0	0 0 0 1 0 0 0	0 0 0 0 0 0 0
Inning Stats	R: 0 E: 0 K: 0 S: 10 H: 0 LOB: 1 BB: 1 P: 21	R: 0 E: 0 K: 1 S: 9 H: 0 LOB: 0 BB: 0 P: 12	R: 2 E: 0 K: 1 S: 15 H: 3 LOB: 2 BB: 1 P: 22	R: 0 E: 0 K: 1 S: 8 H: 0 LOB: 0 BB: 0 P: 13	R: 0 E: 0 K: 1 S: 10 H: 0 LOB: 0 BB: 0 P: 16	R: 0 E: 0 K: 2 S: 10 H: 0 LOB: 0 BB: 0 P: 16	R: 0 E: 0 K: 1 S: 9 H: 0 LOB: 0 BB: 0 P: 14	R: 0 E: 0 K: 2 S: 8 H: 0 LOB: 0 BB: 0 P: 12	R: 5 E: 0 K: 0 S: 21 H: 5 LOB: 1 BB: 2 P: 35	1B: 8 2B: 0 3B: 0 HR: 0 SF: 0 SAC: 0 DP: 0 HBP: 0						

AB	33
R	7
H	8
RBI	6
BB	4
SO	9
LOB	8

WP: 1 PB: 1 SB: 0 CS: 3 PA: 38

PITCHER		IP	WLS	BF	H	R	ER	SO	BB	IBB	HBP	BLK	WP	HR	S	P	ERA	WHIP
55 Tim Lincecum, R ERA: 4.81	(1, 1)	6.0		23	3	2	2	6	2	0	0	0	0	0	62	100	3.00	0.833
57 Juan Gutierrez, R ERA: 2.61	(7, 1)	1.1	H	4	0	0	0	2	0	0	0	0	0	0	12	19	0.00	0.000
41 Jeremy Affeldt, L ERA: 1.52	(8, 1)	0.1	H	1	0	0	0	1	0	0	0	0	0	0	4	5	0.00	0.000
63 Jean Machi, R ERA: 0.31	(8, 1)	0.1	H	1	0	0	0	0	0	0	0	0	0	0	1	2	0.00	0.000
54 Sergio Romo, R ERA: 4.45	(9, 1)	0.1	L	6	4	5	5	0	0	1	0	0	1	0	14	21	135.00	12.000

PITCHER		IP	WLS	BF	H	R	ER	SO	BB	IBB	HBP	BLK	WP	HR	S	P	ERA	WHIP
70 George Kontos, R ERA: 3.07	(9, 1)	0.2		2	1	0	0	0	1	0	0	0	0	0	7	14	0.00	3.000

BOTTOM

Batter	1	2	3	4	5	6	7	8	9	AB	R	H	RBI	BB	SO	LOB
16 Ángel Pagán, S (1, 8) OBP: 0.354, SLG: 0.409	B FF 90 B FF 91 B FF 92 C FF 91 X FF 92 3-1 G6-3 ①		B FC 86 X FF 92 1-0 8 1B 2B	B FF 95 S CH 87 B FF 96 B FF 95 B CH 87 4-1 8 CS BB		C FF 94 B FF 94 F CH 86 S CH 88 1-3 K ③			F FF 93 X FF 93 0-1 G6-3 ②	4	1	1	0	1	1	1
8 Hunter Pence, R (1, 9) OBP: 0.370, SLG: 0.470	X FF 94 0-0 F9 ②		D FC 89 F FC 89 X FF 90 1-1 48 G6-3 28 G5-3 38 1B 2-H 1B	B FF 95 1-0 CS ③ 1-2	B SL 87 F FF 94 S SL 87 S FF 95 1-3 K ①		B SI 93 C SI 93 F CU 83 B FC 90 F SI 93 B CU 83 X SI 94 3-2 28 G6-3 48 WP 2B		C FF 92 X SL 89 0-1 G4-3 ③	5	2	2	1	0	1	0
28 Buster Posey, R (1, 3) OBP: 0.329, SLG: 0.401	B FF 92 B FS 83 B FF 92 C FF 92 X FF 93 3-1 F9 ③		D FC 88 X FS 83 1-0 G5-3 ① 1-2		C FF 95 S FF 95 X SL 84 0-2 48 G4-3 38 E 1B		C SI 93 B SI 94 C FC 91 F SI 95 X CU 83 1-2 G6-3 ① 2-3			4	1	1	0	0	0	2
48 Pablo Sandoval, S (1, 5) OBP: 0.306, SLG: 0.413		X FF 92 0-0 29 F7 38 BB 1B	C FC 88 X FC 89 0-1 G6-3 ② 2-3		B SI 95 F CH 86 F FF 94 X CH 87 1-2 G4-3 ② 1-2		F SI 93 B FF 94 F FC 91 B CU 82 X FC 90 2-2 38 G4-6-3 3-H 1B			4	0	2	0	0	0	2
38 Michael Morse, R (1, 7) OBP: 0.344, SLG: 0.553 2 Juan Carlos Perez, R (8, 7) OBP: 0.194, SLG: 0.333 70 George Kontos, R (9, 1)		B FC 87 F FS 83 B FC 88 B FS 83 B FS 83 4-1 29 F7 1-2 BB	S FC 87 F FF 92 B FC 90 F FS 85 X CU 78 1-2 29 1B 3-H 1B		F FF 94 X FF 94 0-1 E8 2-H 2B		B SI 94 C SI 93 F SI 93 D FC 90 X FF 94 2-2 G4-6-3 ②③ 1-2f			3 0 0	0 0 0	2 0 0	2 0 0	1 0 0	0 0 0	1 0 0
29 Héctor Sánchez, S (1, 2) OBP: 0.264, SLG: 0.342		B FC 88 X FC 88 1-0 F7 ① 1-2 2-3	B FF 94 D FF 90 X FF 93 2-0 1-2 1B		S FF 94 D CH 86 F FF 95 C CH 88 1-3 K2-3 ③			C FF 90 F CU 74 S SI 93 0-3 K ①		4	0	1	0	0	2	3
14 Brandon Hicks, R (1, 4) OBP: 0.292, SLG: 0.351		F FS 84 D FC 89 D FS 85 S FS 84 D FF 94 S FF 94 3-3 K ②	D FC 89 B FC 89 B FS 84 F FF 93 F FS 84 F FS 84 S FS 85 3-3 K ③			S SL 84 S SL 83 B FF 94 S SL 84 1-3 K ①		B FF 93 X SL 85 1-0 F7 ②		4	0	0	0	0	3	4
6 Ehire Adrianza, S (1, 6) OBP: 0.200, SLG: 0.211		I IN 72 I IN 73 I IN 74 I IN 73 4-0 IBB	B FF 95 X FF 95 1-0 L8 ①			X CH 86 0-0 E1		C FF 92 B CU 77 T FF 92 F SL 87 S SL 88 1-3 K ③		3	0	0	0	1	1	0
55 Tim Lincecum, L (1, 1) OBP: 0.136, SLG: 0.050 21 Tyler Colvin, L (6, PH) OBP: 0.299, SLG: 0.472 57 Juan Gutierrez, R (7, 1) 41 Jeremy Affeldt, L (8, 1) 63 Jean Machi, R (8, 1) 54 Sergio Romo, R (9, 1) 7 Grégor Blanco, L (9, 7) OBP: 0.327, SLG: 0.327		B FF 92 C FF 92 B FF 94 F FF 93 F FF 95 B FF 94 F FF 94 C FF 94 3-3 K ③	F FF 95 S CH 88 B FF 96 B FF 95 S CH 87 2-3 K ②		F FF 94 S FF 94 B FC 94 X SL 84 1-2 F8 ②		B FF 93 C FF 94 F FF 93 B FF 94 F FF 94 S FF 94 2-3 K ①		2 1 0 0 0 0 0	0 0 0 0 0 0 1	0 0 0 0 0 0 0	0 0 0 0 0 0 0	2 0 0 0 0 0 1	3 1 0 0 0 0 0
Inning Stats	R: 0 E: 0 K: 0 S: 5 H: 0 LOB: 0 BB: 0 P: 11	R: 0 E: 0 K: 2 S: 11 H: 1 LOB: 3 BB: 2 P: 26	R: 2 E: 0 K: 1 S: 15 H: 4 LOB: 2 BB: 0 P: 24	R: 0 E: 0 K: 1 S: 5 H: 0 LOB: 0 BB: 1 P: 13	R: 1 E: 1 K: 2 S: 14 H: 2 LOB: 1 BB: 0 P: 17	R: 0 E: 1 K: 2 S: 10 H: 0 LOB: 1 BB: 0 P: 13	R: 1 E: 0 K: 0 S: 14 H: 2 LOB: 0 BB: 0 P: 22	R: 0 E: 0 K: 2 S: 8 H: 0 LOB: 0 BB: 0 P: 10	R: 0 E: 0 K: 1 S: 8 H: 0 LOB: 0 BB: 0 P: 10	1B: 6 2B: 3 3B: 0 HR: 0 SF: 0 SAC: 0 DP: 1 HBP: 0						

PITCHER		IP	WLS	BF	H	R	ER	SO	BB	IBB	HBP	BLK	WP	HR	S	P	ERA	WHIP
29 Jorge De La Rosa, L ERA: 4.12	(1, 1)	3.0		16	5	2	2	3	1	1	0	0	0	0	31	61	6.00	2.000
54 Tommy Kahnle, R ERA: 1.98	(4, 1)	3.0		12	2	1	1	5	1	0	0	0	0	0	29	43	3.00	1.000
47 Chris Martin, R ERA: 5.4	(7, 1)	1.0		4	2	1	1	0	0	0	0	0	1	0	14	22	9.00	2.000
34 Matt Belisle, R ERA: 5.0	(8, 1)	1.0	W	3	0	0	0	2	0	0	0	0	0	0	8	10	0.00	0.000
32 LaTroy Hawkins, R ERA: 3.13	(9, 1)	1.0	S	3	0	0	0	1	0	0	0	0	0	0	8	10	0.00	0.000

PITCHER	IP	WLS	BF	H	R	ER	SO	BB	IBB	HBP	BLK	WP	HR	S	P	ERA	WHIP

Colorado Rockies @ San Francisco Giants

AT&T Park, San Francisco, CA

Fri Jun 13 2014, 7:17 PM - 10:52 PM PDT

Att. 41,258 - Clear - 64 F

livebaseballscorecards.com

AB	35
R	4
H	9
RBI	3
BB	3
SO	11
LOB	17

WP: 1 PA: 39
PB: 0
SB: 0
CS: 1

Colorado Rockies @ San Francisco Giants

AT&T Park, San Francisco, CA

Sat Jun 14 2014, 1:06 PM - 4:27 PM PDT

Att. 41,704 - Partly Cloudy - 72 F

livebaseballscorecards.com

TOP

Batter	1	2	3	4	5	6	7	8	9	AB	R	H	RBI	BB	SO	LOB
19 Charlie Blackmon, L (1, 8) OBP: 0.348, SLG: 0.502	S FF 91 X CU 78 0-1 2B	C CU 78 B FF 91 B CH 84 F CH 84 B SL 88 F FF 90 X CU 78 3-2 3-H 1B		X CH 82 0-0 ② ③ L4-6 2-2			F SI 91 B SI 92 B CU 76 X SI 92 2-1 ② G4-3		B FF 89 C FF 88 B SI 87 X SI 87 2-1 1 IHR 1B	5	1	3	1	0	0	1
1 Brandon Barnes, R (1, 9) OBP: 0.353, SLG: 0.464	S SI 89 F SI 90 B FF 88 B SI 89 B CH 83 B FF 91 4-2 BB	1 SAFE F SL 89 B SL 85 B SL 87 X FF 89 2-1 ③ L8			X CU 76 0-0 ① L8		B CU 76 F SI 92 B SI 89 X SI 92 2-1 ③ F8		C SL 78 1 SAFE X SL 78 0-1 1-H IHR	4	1	1	2	1	0	1
6 Corey Dickerson, L (1, 7) OBP: 0.389, SLG: 0.614	B SL 88 C SI 90 F CU 78 X SL 88 1-2 ① F6		C SL 87 F CH 83 B SL 87 B FF 91 F SL 87 X SL 88 2-2 ① G6-3		B FF 89 X SL 87 1-0 ② P6			B SI 90 S SI 92 S SI 91 B SI 92 B SI 92 F SI 92 F SI 92 X SI 93 3-2 ① F9	S CH 83 B CH 83 C SI 88 X SL 80 1-2 ③ L7	5	0	0	0	0	0	2
33 Justin Morneau, L (1, 3) OBP: 0.333, SLG: 0.506	F FF 90 C SL 88 X SL 87 0-2 ② P3		B CH 84 F SL 87 X SL 90 1-1 14 2B		C SI 88 X CH 83 0-1 ③ F9			S CU 76 B CU 76 F CU 76 X SI 89 1-2 8 1B 1B		4	1	2	0	0	0	2
14 Josh Rutledge, R (1, 6) OBP: 0.391, SLG: 0.474	C FF 90 F SL 88 F FF 91 D CU 79 B FF 90 B FF 91 F CU 78 X SI 91 3-2 ③ G5-3		X SL 87 0-0 2-H 2B			C FF 89 B CU 77 B FF 88 C SL 84 S FF 90 2-3 ① K		C FF 93 B CH 84 S FF 94 B FF 93 B CH 87 X SI 94 3-2 ② L7		4	0	1	1	0	1	3
8 Michael McKenry, R (1, 2) OBP: 0.349, SLG: 0.415		C SL 87 B SI 89 B SI 90 B CU 77 C FF 90 X FF 90 3-2 44 2B 1B	S CU 77 B CU 76 C FF 89 S FF 89 1-3 ② K			B CU 76 B SL 83 S FF 90 F FF 90 X CU 76 2-2 9 CS 2B		C CH 87 X FF 93 0-1 1-3 1B		4	1	3	0	0	1	1
44 Ryan Wheeler, L (1, 5) OBP: 0.381, SLG: 0.563 23 Charlie Culberson, R (9, 5) OBP: 0.247, SLG: 0.318		B SI 90 B SL 86 B SI 90 C SI 90 X SI 90 3-1 9 F9 19 1B 1-H 2B	B SL 87 B SL 87 F CU 77 B SL 87 F CH 84 S FF 90 3-3 ③ K			B CH 82 B FF 90 C FC 89 F CH 84 B FF 90 B FF 89 4-2 9 CS BB		B CH 88 F CH 87 B FF 93 T CH 87 F CH 87 X CH 88 2-2 ③ P6		3 0	1 0	1 0	1 0	1 0	1 0	3 0
9 DJ LeMahieu, R (1, 4) OBP: 0.326, SLG: 0.335		B SL 87 B SL 87 C FF 90 F FF 90 F FF 90 X CH 83 2-2 ① F9 2-3		X SL 86 0-0 19 L4-6 36 SH3-4 1B		B SL 85 B SL 84 S FF 89 C FF 90 F FF 90 D CU 78 F CU 77 F FC 90 C FF 90 3-3 ② ③ K 1-2 2-3			X SL 80 0-0 ① G6-3	4	0	1	0	0	1	3
36 Christian Bergman, R (1, 1) OBP: 0.333, SLG: 0.333 13 Drew Stubbs, R (7, PH) OBP: 0.349, SLG: 0.471 0 Adam Ottavino, S (7, 1) 49 Rex Brothers, L (8, 1) 2 Troy Tulowitzki, R (9, PH) OBP: 0.447, SLG: 0.659 32 LaTroy Hawkins, R (9, 1)		F SL 87 S CU 78 X CU 77 0-2 ② G1-3	M CU 76 C CU 77 B FF 87 X 1-2 ① SH3-4 1-2				B SL 83 C FF 88 F CU 75 B FF 88 F SL 83 C FC 88 2-3 ① K		S SL 80 F SL 79 X FF 89 0-2 ② F8	1 1 0 0 0 1 0	0 0 0 0 0 0 0	0 0 0 0 0 0 0	0 0 0 0 0 0 0	0 1 0 0 0 0 0	0 0 0 0 0 0 0	1 0 0 0 0 0 0
Inning Stats	R: 0 E: 0 K: 0 S: 15 H: 1 LOB: 2 BB: 1 P: 23	R: 2 E: 0 K: 0 S: 18 H: 3 LOB: 1 BB: 0 P: 31	R: 1 E: 0 K: 2 S: 13 H: 2 LOB: 1 BB: 0 P: 20	R: 0 E: 0 K: 0 S: 5 H: 1 LOB: 0 BB: 0 P: 6	R: 0 E: 0 K: 0 S: 4 H: 0 LOB: 0 BB: 0 P: 5	R: 0 E: 0 K: 2 S: 14 H: 1 LOB: 1 BB: 1 P: 25	R: 0 E: 0 K: 1 S: 8 H: 0 LOB: 0 BB: 0 P: 14	R: 0 E: 0 K: 0 S: 17 H: 2 LOB: 2 BB: 0 P: 26	R: 2 E: 0 K: 0 S: 11 H: 2 LOB: 0 BB: 0 P: 14	1B: 6 2B: 6 3B: 0 HR: 1 SF: 0 SAC: 1 DP: 1 HBP: 0						

	AB	36
	R	5
	H	12
	RBI	5
	BB	2
	SO	5
	LOB	17

WP: 0 PB: 0 SB: 0 CS: 2 PA: 39

PITCHER		IP	WLS	BF	H	R	ER	SO	BB	IBB	HBP	BLK	WP	HR	S	P	ERA	WHIP
32 Ryan Vogelsong, R ERA: 3.94	(1, 1)	5.0		22	7	3	3	2	1	0	0	0	0	0	55	85	5.40	1.600
52 Yusmeiro Petit, R ERA: 4.59	(6, 1)	1.1		5	1	0	0	3	1	0	0	0	0	0	18	31	0.00	1.500
41 Jeremy Affeldt, L ERA: 1.46	(7, 1)	1.0		4	1	0	0	0	0	0	0	0	0	0	12	20	0.00	1.000
63 Jean Machi, R ERA: 0.3	(8, 1)	0.2	H	3	1	0	0	0	0	0	0	0	0	0	9	14	0.00	1.500
54 Sergio Romo, R ERA: 4.91	(9, 1)	1.0	L	5	2	2	2	0	0	0	0	0	0	0	11	14	18.00	2.000

PITCHER		IP	WLS	BF	H	R	ER	SO	BB	IBB	HBP	BLK	WP	HR	S	P	ERA	WHIP

Colorado Rockies @ San Francisco Giants

AT&T Park, San Francisco, CA

Sat Jun 14 2014, 1:06 PM - 4:27 PM PDT

Att. 41,704 - Partly Cloudy - 72 F

livebaseballscorecards.com

BOTTOM

Batter	1	2	3	4	5	6	7	8	9	AB	R	H	RBI	BB	SO	LOB
16 Ángel Pagán, S (1, 8) OBP: 0.355, SLG: 0.409	B FF 88 B FF 88 C FF 86 B CH 81 X FF 88 3-1 ① G3		C CU 75 B CH 82 X FF 89 1-1 ① L7		F SL 85 B CH 82 F FF 90 B FF 90 F CH 84 X SL 84 2-2 8 FC5-4 1B		X FF 94 0-0 8 1B 28 SF9 1B		B CU 78 C FF 93 C FF 94 D SL 90 X FF 95 2-2 ②③ G6-4-3 1-2f	5	1	2	0	0	0	1
8 Hunter Pence, R (1, 9) OBP: 0.372, SLG: 0.482	C FF 91 F FF 87 B FF 88 B SL 84 B FF 90 F SL 85 F CH 82 X SL 84 3-2 HR		C CH 82 C FF 87 B CU 76 F FF 87 X CH 83 1-2 ② F8		1 SAFE T FF 89 B FF 89 X SL 82 1-1 ② FC5-4 28 HR 1-2f		B FF 94 X FF 94 1-0 1-3 1B			4	2	2	1	0	0	1
28 Buster Posey, R (1, 2) OBP: 0.332, SLG: 0.423	X FF 90 0-0 48 G4-3 2B		B CU 76 F SL 85 X FF 90 1-1 ③ G4-3		B SL 83 B SL 83 F SL 82 F FF 90 D CU 77 X FF 91 3-2 1-H HR		C ST 82 C ST 82 F FF 94 B ST 83 X ST 82 1-2 ② SF9 3-H			3	1	2	3	0	0	0
48 Pablo Sandoval, S (1, 5) OBP: 0.301, SLG: 0.406 63 Jean Machi, R (8, 1) 54 Sergio Romo, R (9, 1)	X SL 84 0-0 ② G4-3 2-3			F CH 82 S SL 83 S FF 89 0-3 ① K	X SL 84 0-0 ③ P4		1 SAFE F SI 94 S FF 95 F FF 93 S ST 82 0-3 ③ K			4 0 0	0 0 0	0 0 0	0 0 0	0 0 0	2 0 0	2 0 0
38 Michael Morse, R (1, 3) OBP: 0.343, SLG: 0.548	B FF 90 X SL 85 1-0 ③ F9			B FF 90 B FF 89 T SL 85 B FF 89 X SL 83 3-1 35 FC3-6 1B		F FF 89 X FF 86 0-1 ① L9		C FF 90 F SL 85 C FF 92 0-3 ① K		4	0	1	0	0	1	1
35 Brandon Crawford, L (1, 6) OBP: 0.328, SLG: 0.455		C FF 88 B SL 86 B CH 82 F CH 81 F FF 91 X CU 77 2-2 ① L9		S CH 82 S CH 82 X FF 91 0-2 ② FC3-6 7 1B 1-2f		B CU 75 B CH 81 B SI 89 C FF 87 F CH 81 F CH 82 C FF 89 3-3 ② K		S SL 84 F SL 85 C FF 91 0-3 ② K		4	0	0	0	0	2	1
7 Grégor Blanco, L (1, 7) OBP: 0.333, SLG: 0.333		C FF 90 B FF 91 B CH 82 C FF 89 F FF 92 X CH 83 2-2 ② G3-1		1 SAFE B CH 83 F FF 90 X CH 82 1-1 1-3 1B		T FF 90 B FF 90 X CH 83 1-1 1B		C FF 90 C SL 83 S SL 86 0-3 ③ K		4	0	2	0	0	1	0
6 Ehire Adrianza, S (1, 4) OBP: 0.206, SLG: 0.217 41 Jeremy Affeldt, L (7, 1) 13 Joaquin Arias, R (8, 5) OBP: 0.217, SLG: 0.179		X FF 91 0-0 32 FC6 1B		B CH 83 X CH 82 1-0 ③ G3		1 SAFE 1 SAFE C SL 84 F FF 90 1 SAFE B FF 89 F SL 82 X FF 90 1-2 ③ F7			C FF 94 B SL 89 C FF 93 F SL 89 X FF 92 1-2 ① G5-3	3 0 1	0 0 0	1 0 0	0 0 0	0 0 0	0 0 0	3 0 0
32 Ryan Vogelsong, R (1, 1) OBP: 0.148, SLG: 0.222 21 Tyler Colvin, L (5, PH) OBP: 0.295, SLG: 0.466 52 Yusmeiro Petit, R (6, 1) 14 Brandon Hicks, R (7, 4) OBP: 0.280, SLG: 0.349 29 Héctor Sánchez, S (9, PH) OBP: 0.262, SLG: 0.339 55 Tim Lincecum, L (9, PR) OBP: 0.136, SLG: 0.050		C FF 89 X SL 84 0-1 ③ FC6 1-2f			C CU 75 C FF 90 S FF 90 0-3 ① K		C ST 80 S ST 82 B ST 82 B ST 82 S ST 82 2-3 ① K		X FF 92 0-0 E6 16 G6-4-3	1 1 0 1 1 0	0 0 0 0 0 0	0 0 0 0 0 0	0 0 0 0 0 0	0 1 0 1 0 0	0 0 0 0 0 0	1 0 0 0 0 0
Inning Stats	R: 1 H: 2 E: 0 LOB: 1 K: 0 BB: 0 S: 10 P: 17	R: 0 H: 1 E: 0 LOB: 1 K: 0 BB: 0 S: 11 P: 15	R: 0 H: 0 E: 0 LOB: 0 K: 0 BB: 0 S: 8 P: 11	R: 0 H: 2 E: 0 LOB: 2 K: 1 BB: 0 S: 11 P: 16	R: 2 H: 2 E: 0 LOB: 0 K: 1 BB: 0 S: 13 P: 19	R: 0 H: 1 E: 0 LOB: 1 K: 1 BB: 0 S: 12 P: 17	R: 1 H: 2 E: 0 LOB: 1 K: 2 BB: 0 S: 13 P: 17	R: 0 H: 0 E: 0 LOB: 0 K: 3 BB: 0 S: 9 P: 9	R: 0 H: 0 E: 1 LOB: 1 K: 0 BB: 0 S: 8 P: 11	1B: 7 SF: 1 2B: 1 SAC: 0 3B: 0 DP: 1 HR: 2 HBP: 0						

	AB	36
	R	4
	H	10
	RBI	4
	BB	0
	SO	8
	LOB	10

WP: 0 PA: 37
PB: 0
SB: 0
CS: 0

PITCHER		IP	WLS	BF	H	R	ER	SO	BB	IBB	HBP	BLK	WP	HR	S	P	ERA	WHIP
36 Christian Bergman, R ERA: 3.75	(1, 1)	6.0		26	8	3	3	3	0	0	0	0	0	2	65	95	4.50	1.333
0 Adam Ottavino, R ERA: 4.35	(7, 1)	1.0		5	2	1	1	2	0	0	0	0	0	0	13	17	9.00	2.000
49 Rex Brothers, L ERA: 4.85	(8, 1)	1.0	W	3	0	0	0	3	0	0	0	0	0	0	9	9	0.00	0.000
32 LaTroy Hawkins, R ERA: 3.0	(9, 1)	1.0	S	3	0	0	0	0	0	0	0	0	0	0	8	11	0.00	0.000

PITCHER		IP	WLS	BF	H	R	ER	SO	BB	IBB	HBP	BLK	WP	HR	S	P	ERA	WHIP

Colorado Rockies @ San Francisco Giants

AT&T Park, San Francisco, CA

Sun Jun 15 2014, 1:06 PM - 4:48 PM PDT

Att. 41,824 - Sunny - 64 F

livebaseballscorecards.com

TOP

Batter	1	2	3	4	5	6	7	8	9	AB	R	H	RBI	BB	SO	LOB
19 Charlie Blackmon, L (1, 7) OBP: 0.353, SLG: 0.504	C FF 90 F FF 91 B FF 92 X FC 89 1-2 1 WP 1B		C FC 86 F FC 88 B FF 92 F FF 92 X CU 77 1-2 2 HR 1B		F FC 87 S FF 93 X FF 92 0-2 2 1B 1 G5-3 2-3 1B		S FF 93 F FF 93 B FC 89 B FF 92 F FF 92 B FC 88 F FF 92 X FC 89 3-2 ② F7	S SL 80 S SL 81 S CU 74 0-3 ③ K		5	1	3	0	0	1	1
1 Brandon Barnes, R (1, 9) OBP: 0.341, SLG: 0.446	1 SAFE S FC 87 L FC 87 F FF 92 S FF 92 0-3 ① K 1-2		C X FC 88 0-1 ② F9		X FC 88 0-0 ② G5-3 1-2 3-H		F FC 89 B CU 76 F CU 76 S CU 68 1-3 ③ K		B CU 81 B CU 81 B FF 93 C FF 92 X SI 93 3-1 ① G4-3	5	0	0	1	0	2	3
2 Troy Tulowitzki, R (1, 6) OBP: 0.454, SLG: 0.674	D CU 76 B FF 91 B FC 88 B FF 90 4-0 20 G4-3 BB		1 SAFE B CH 83 C FC 87 1 SAFE X CH 83 1-1 1-H HR		S CU 77 B CU 78 B CU 76 X FC 89 2-1 2-3 1B			C CU 85 B SI 93 B FF 92 C CU 85 X SI 94 2-2 13 3B 1B	B CH 88 C CU 83 B CU 83 B CH 87 X FF 93 3-1 ② F9	4	2	3	2	1	0	0
20 Wilin Rosario, R (1, 3) OBP: 0.266, SLG: 0.391 (8, 2)	D FC 90 X FC 89 1-0 ②③ G4-3 1-2f		F FC 89 X FC 88 0-1 ③ G5-3		D CU 75 C CH 82 F FC 88 C CU 78 1-3 ③ K			F CU 86 X CU 85 0-1 ① F9	F CU 83 C CH 87 B CU 81 X CH 86 1-2 ③ G1-3	5	0	0	0	0	1	5
13 Drew Stubbs, R (1, 8) OBP: 0.346, SLG: 0.479		F FF 90 X CH 82 0-1 ① G5-3		C FF 91 B FC 89 B FC 88 F FC 88 C CU 76 2-3 ① K		C FC 89 B CU 76 C FF 91 B FC 88 F FC 90 B FC 89 T FC 89 3-2 ① K		X FF 93 0-0 1-H 8 1B 3B		4	1	1	1	0	2	0
8 Michael McKenry, R (1, 2) OBP: 0.362, SLG: 0.409 37 Nick Masset, R (8, 1) 49 Rex Brothers, L (8, 1) 32 LaTroy Hawkins, R (9, 1)		C FF 91 T FF 92 B FF 91 T FC 89 1-2 ② K		B CH 84 F FC 89 F FC 89 F FF 93 B CU 76 B CU 77 F FC 89 F FF 92 F FC 90 4-2 F FF 93 F FC 89 B CU 75 23 G4-6-3 BB		C CH 85 C CU 77 S FF 92 0-3 ② K		C CU 84 X CU 85 0-1 9 FC6-4 33 2B 23 BB 3-H 1B		3	1	1	1	1	2	0
										0	0	0	0	0	0	0
										0	0	0	0	0	0	0
										0	0	0	0	0	0	0
23 Charlie Culberson, R (1, 5) OBP: 0.258, SLG: 0.311		B FF 92 B CH 83 F FC 88 T FF 92 H FF 92 3-2 9 FC6-4 HBP		X FC 88 0-0 ②③ G4-6-3 1-2f		C FC 89 B FC 89 C CU 77 F FF 92 B CU 68 S CU 77 2-3 ③ K		B SI 93 1 SAFE B CU 85 B FF 93 C FF 93 B FF 94 4-1 9 FC6-4 1-2 BB		2	0	0	0	1	1	1
9 DJ LeMahieu, R (1, 4) OBP: 0.329, SLG: 0.332		B FC 88 X FC 88 1-0 ③ FC6-4 1-2f		B FF 90 C FC 88 C CH 85 B FF 92 F FF 92 B FC 88 F FC 89 B FC 87 4-2 19 1B 56 SH1-3 1 G5-3 BB			C FC 89 B CU 76 B FC 89 B FC 90 B FC 88 4-1 14 2B BB	X CU 83 0-0 ② FC6-4 33 2B 1-2f 2-3		2	3	0	0	2	0	3
12 Juan Nicasio, R (1, 1) OBP: 0.080, SLG: 0.083 56 Franklin Morales, L (3, 1) OBP: 0.222, SLG: 0.125 47 Chris Martin, R (6, 1) 14 Josh Rutledge, R (7, PH) OBP: 0.400, SLG: 0.500 34 Matt Belisle, R (7, 1) 33 Justin Morneau, L (8, PH) OBP: 0.336, SLG: 0.512 (8, 3)			C FF 89 C CU 74 S FF 91 0-3 ① K		X FC 85 0-0 ① SH1-3 1-2		B FF 90 B FC 86 F FC 88 X FC 87 2-1 ① 1-H 2B	B SI 86 F SL 80 X SI 86 1-1 1-H 3-H 2B		1	0	0	0	0	1	0
										0	0	0	0	0	0	0
										0	0	0	0	0	0	0
										1	0	1	1	0	0	0
										0	0	0	0	0	0	0
										1	0	1	2	0	0	0

Inning Stats										
	R: 0 E: 0 K: 1 S: 8	H: 1 LOB: 1 BB: 1 P: 14	R: 0 E: 0 K: 1 S: 8	H: 0 LOB: 1 BB: 0 P: 13	R: 2 E: 0 K: 1 S: 13	H: 2 LOB: 0 BB: 0 P: 15	R: 0 E: 0 K: 1 S: 12	H: 0 LOB: 0 BB: 1 P: 18	R: 1 E: 0 K: 1 S: 14	H: 2 LOB: 2 BB: 1 P: 21
	R: 0 E: 0 K: 3 S: 11	H: 0 LOB: 0 BB: 0 P: 16	R: 1 E: 0 K: 1 S: 11	H: 1 LOB: 0 BB: 1 P: 21	R: 4 E: 0 K: 1 S: 15	H: 4 LOB: 1 BB: 1 P: 22	R: 0 E: 0 K: 0 S: 7	H: 0 LOB: 0 BB: 0 P: 14	1B: 6 2B: 2 3B: 1 HR: 1	SF: 0 SAC: 1 DP: 2 HBP: 1	WP: 1 PB: 0 SB: 0 CS: 0	PA: 40

PITCHER		IP	WLS	BF	H	R	ER	SO	BB	IBB	HBP	BLK	WP	HR	S	P	ERA	WHIP
40 Madison Bumgarner, L ERA: 2.85	(1, 1)	7.0		29	6	4	4	9	4	0	1	0	1	1	77	118	5.14	1.429
57 Juan Gutierrez, R ERA: 3.69	(8, 1)	0.2	L	6	3	4	4	0	1	0	0	0	0	0	10	16	54.00	6.000
49 Javier López, L ERA: 1.32	(8, 1)	0.1	B	2	1	0	0	1	0	0	0	0	0	0	5	6	0.00	3.000
63 Jean Machi, R ERA: 0.29	(9, 1)	1.0		3	0	0	0	0	0	0	0	0	0	0	7	14	0.00	0.000

PITCHER	IP	WLS	BF	H	R	ER	SO	BB	IBB	HBP	BLK	WP	HR	S	P	ERA	WHIP

AB	33
R	8
H	10
RBI	8
BB	5
SO	10
LOB	13

Batter	1	2	3	4	5	6	7	8	9	AB	R	H	RBI	BB	SO	LOB
7 Grégor Blanco, L (1, 8) OBP: 0.325, SLG: 0.324	C FF 90 X FF 91 0-1 ① G3	L SI 92 B FF 92 B SI 91 2 SAFE X FF 92 2-1 28 FC5-2, 8 1B 1-2 2-3 1B	C SL 88 D FF 89 B FF 92 X FF 89 2-1 ②③ G6-4-3 1-2f		C FF 92 F FF 93 S SL 88 0-3 ① K		C FF 92 F FF 92 B FF 92 F CU 77 C FF 93 1-3 ② K		F FF 93 S FF 94 F FF 94 B CU 80 B FF 94 X FF 95 2-2 ③ F9	6	0	1	0	0	2	4
8 Hunter Pence, R (1, 9) OBP: 0.369, SLG: 0.477	C FF 93 B SL 84 S FF 92 F FF 92 S SL 85 1-3 ② K	B FF 93 X SL 85 1-0 28 FC5-2 1-2 2-3 3-H 1B	C CH 82 B FF 90 B CU 73 B FF 91 X FF 91 3-1 ① L8	C CU 74 X CH 84 0-1 ② G6-3			F FF 93 B FF 92 S FF 92 B SL 88 X FF 93 2-2 ③ F9			5	0	1	1	0	1	0
28 Buster Posey, R (1, 2) OBP: 0.333, SLG: 0.423 29 Héctor Sánchez, S (4, PH) OBP: 0.264, SLG: 0.365 (5, 2)	C FF 92 B FF 92 X FF 92 1-1 48 BB, 1B	B SL 86 B SI 92 F FF 94 X FF 94 2-1 ① FC5-2 1-2 2-3 3-Hf		X FF 91 0-0 HR	S CU 75 X CH 84 0-1 ③ G6-3			X 0-0 ① P2		2 3	0 1	1 1	0 1	0 0	0 0	3 0
48 Pablo Sandoval, S (1, 5) OBP: 0.307, SLG: 0.417	B FF 92 B SL 83 F SI 91 F CH 84 B FF 93 B FF 92 4-2 1-2 BB	T FF 93 D CH 88 B FF 91 B FF 92 F FF 92 F FF 94 X FF 92 3-2 ② L5		B FF 91 B SL 87 S SL 88 B FF 89 X SI 89 3-1 HR		B CU 71 B CH 81 B FF 90 B FF 90 4-0 38 HBP, 21 1B BB		C CU 78 F FS 87 B SI 94 B CU 82 X CU 80 2-2 ② G4-3		3	2	1	1	2	0	3
38 Michael Morse, R (1, 3) OBP: 0.344, SLG: 0.543	B FF 93 C FF 92 T SL 87 D FF 93 S SL 84 2-3 ③ K	F FF 93 X FF 93 0-1 ③ F7		F FF 92 F SL 88 B FF 92 B FF 93 B SL 87 X FF 93 3-2 ② F9		C SI 91 H CH 83 1-1 21 1B 1-2 HBP		B FF 93 X FF 91 1-0 1B		4	0	1	0	0	1	5
21 Tyler Colvin, L (1, 7) OBP: 0.329, SLG: 0.487 13 Joaquin Arias, R (8, PH) OBP: 0.214, SLG: 0.177 63 Jean Machi, R (9, 1)		C FF 92 B CH 87 F B FF 94 B SL 83 B FF 93 4-2 35 S, 6 1B BB	C SL 82 X FF 93 0-1 6 BB, 35 WP 1B	B SL 88 B FF 90 F FF 94 F SL 88 X CU 75 2-2 35 1B 1B		B SL 88 B SL 88 X SI 88 2-0 6 G4-6-3 1-2 2-H 1B		X FF 90 0-0 ③ F9		3 1 0	1 0 0	3 0 0	1 0 0	1 0 0	0 1 0	0 1 0
35 Brandon Crawford, L (1, 6) OBP: 0.333, SLG: 0.453		1 SAFE C FF 90 B SI 90 B CH 83 1 SAFE F FF 92 F FF 92 B FF 93 D CH 86 4-2 6 1B, 40 SH 1-2 BB	B CH 83 B CH 86 C FF 92 B FF 92 B SI 90 4-1 6 BB 1-2 BB	X SI 88 0-0 1-3 1B		B SI 94 B FC 91 C FC 92 X FC 91 2-1 ① F7			C FF 94 B FF 95 X FF 94 1-1 ① F7	3	1	1	0	2	0	2
6 Ehire Adrianza, S (1, 4) OBP: 0.235, SLG: 0.222		F SI 90 B FF 92 F SI 91 X SL 83 1-2 7 1B, 40 SH, 8 1B 1-3 2-H 1B	B FF 90 B FF 91 B FF 91 B FF 90 4-0 7 G6-4-3 1-2 2-3 BB	X FF 92 0-0 ③ P2		S FC 90 B FF 94 X FC 91 1-1 ②③ G4-6-3 1-2f			C FF 94 B CU 80 B FF 93 B FF 94 B FF 94 4-1 BB	3	1	1	1	2	0	4
40 Madison Bumgarner, R (1, 1) OBP: 0.278, SLG: 0.455 14 Brandon Hicks, R (7, PH) OBP: 0.289, SLG: 0.348 57 Juan Gutierrez, R (8, 1) 49 Javier López, L (8, 1) 2 Juan Carlos Perez, R (9, 7) OBP: 0.188, SLG: 0.323		S FF 93 X SL 84 0-1 SH, 8 1B, 7 1B, 28 FC5-2 1-2 3-H	F FF 92 C CU 73 F SL 88 T SL 86 0-2 ① K		B FF 90 F FF 90 B SL 81 X SI 90 2-1 HR		X SL 83 0-0 ① F7		C FF 93 C FF 94 1 SAFE B CU 80 C FF 95 1-3 ② K	2 1 0 0 1	1 0 0 0 0	1 0 0 0 1	2 0 0 0 1	0 0 0 0 0	1 0 0 0 0	3 0 0 0 1
Inning Stats	R: 0 E: 0 K: 2 S: 13 H: 1 LOB: 2 BB: 1 P: 21	R: 3 E: 1 K: 0 S: 21 H: 3 LOB: 3 BB: 2 P: 38	R: 0 E: 0 K: 1 S: 9 H: 1 LOB: 2 BB: 2 P: 19	R: 2 E: 0 K: 0 S: 13 H: 4 LOB: 2 BB: 0 P: 24	R: 1 E: 0 K: 1 S: 9 H: 1 LOB: 0 BB: 0 P: 11	R: 1 E: 0 K: 0 S: 6 H: 1 LOB: 1 BB: 1 P: 16	R: 0 E: 0 K: 1 S: 8 H: 0 LOB: 0 BB: 0 P: 11	R: 0 E: 0 K: 0 S: 6 H: 1 LOB: 1 BB: 0 P: 9	R: 0 E: 0 K: 1 S: 10 H: 0 LOB: 1 BB: 1 P: 18	1B: 9 2B: 0 3B: 0 HR: 3	SF: 0 SAC: 1 DP: 2 HBP: 1			WP: 1 PB: 0 SB: 1 CS: 0	PA: 46		

BOTTOM

Colorado Rockies @ San Francisco Giants

AT&T Park, San Francisco, CA

Sun Jun 15 2014, 1:06 PM - 4:48 PM PDT

Att. 41,824 - Sunny - 64 F

livebaseballscorecards.com

AB	37
R	7
H	12
RBI	7
BB	7
SO	6
LOB	26

PITCHER		IP	WLS	BF	H	R	ER	SO	BB	IBB	HBP	BLK	WP	HR	S	P	ERA	WHIP
12 Juan Nicasio, R ERA: 5.92	(1, 1)	2.0		16	5	3	3	2	4	0	0	0	1	0	37	66	13.50	4.500
56 Franklin Morales, L ERA: 5.83	(3, 1)	3.0		17	6	4	4	2	2	0	1	0	0	3	30	56	12.00	2.667
47 Chris Martin, R ERA: 4.97	(6, 1)	1.0		2	0	0	0	0	0	0	0	0	0	0	4	7	0.00	0.000
34 Matt Belisle, R ERA: 4.82	(7, 1)	1.0	W	3	0	0	0	1	0	0	0	0	0	0	8	11	0.00	0.000
37 Nick Masset, R ERA: 3.71	(8, 1)	0.2	H	3	1	0	0	0	0	0	0	0	0	0	5	8	0.00	1.500

PITCHER		IP	WLS	BF	H	R	ER	SO	BB	IBB	HBP	BLK	WP	HR	S	P	ERA	WHIP
49 Rex Brothers, L ERA: 4.8	(8, 1)	0.1	H	1	0	0	0	0	0	0	0	0	0	0	1	1	0.00	0.000
32 LaTroy Hawkins, R ERA: 2.88	(9, 1)	1.0	S	4	0	0	0	1	1	0	0	0	0	0	10	18	0.00	1.000

Batter	1	2	3	4	5	6	7	8	9	AB	R	H	RBI	BB	SO	LOB
7 Grégor Blanco, L (1, 7) OBP: 0.328, SLG: 0.316	B FF 87 F FF 88 X FF 89 1-1 ① P6		B FC 84 C CH 80 B FF 90 F CH 80 B FF 90 F FF 88 B CH 82 4-2 8 E 28 1B BB		X FF 85 0-0 ① F9		C FC 82 F FC 81 F FF 88 X CH 78 0-2 ① L9		B SI 98 B FF 97 B FF 94 B FF 94 4-0 BB	3	1	0	0	2	0	2
8 Hunter Pence, R (1, 9) OBP: 0.369, SLG: 0.486	X FF 90 0-0 HR		F FC 85 1 SAFE S CH 79 B FC 85 1 SAFE F CH 79 1 SAFE F FF 89 1 SAFE 1-2 X CH 79 FC6 28 1B 1-2		X FC 82 0-0 ② F7		X CH 88 0-0 28 G6-4-3 1B 1-2		B FF 98 C SI 95 X SI 96 1-1 ③ G3	5	1	2	1	0	0	3
28 Buster Posey, R (1, 10) OBP: 0.332, SLG: 0.420	B FF 89 F CH 81 B CH 81 F FC 86 F FF 91 F CH 81 S CH 81 2-3 ② K		C CH 81 F FF 91 B FF 90 B FC 85 X CH 79 2-2 1-2 2-H 1B		C FC 79 B FF 87 D CH 83 F FC 82 X FF 88 2-2 ③ F7		B FF 90 X SL 84 1-0 ②③ G6-4-3 1-2f			4	0	1	1	0	1	3
48 Pablo Sandoval, S (1, 5) OBP: 0.310, SLG: 0.419	C FC 87 X CH 81 0-1 1B		B FC 85 B FF 90 X FC 87 2-0 ② F8			B CU 69 F FF 86 B FF 87 X CH 77 2-1 35 1B 1B		F FS 84 X FS 85 0-1 ① G4-3		4	0	2	0	0	0	2
38 Michael Morse, R (1, 3) OBP: 0.342, SLG: 0.538	C CH 81 X CH 79 0-1 ③ F9		X FC 86 0-0 ③ L5			X CH 77 0-0 ① P3		B FF 91 B FS 85 C FS 84 B FF 90 S FS 85 F FS 84 X FS 84 3-2 1B		4	0	1	0	0	0	4
29 Héctor Sánchez, S (1, 2) OBP: 0.256, SLG: 0.353		C CH 80 X FF 89 0-1 ① G6-3		C CU 70 S CH 79 S CH 79 0-3 ① K		X FC 82 0-0 ② F8		F FS 85 F FS 85 X FS 86 0-2 ② F8		4	0	0	0	0	1	2
35 Brandon Crawford, L (1, 6) OBP: 0.332, SLG: 0.449		B FF 89 B FF 88 C FC 85 B CH 81 C FF 90 X FF 91 3-2 ② G6-3		B CU 72 B FF 87 C FF 90 C CH 80 X SI 88 2-2 ② G6-3		S CU 71 X FF 87 0-1 1-2 1B		B FS 85 C FS 84 S FS 85 S FS 85 1-3 ③ K		4	0	1	0	0	1	1
2 Juan Carlos Perez, R (1, 8) OBP: 0.167, SLG: 0.286		S FF 89 B FF 87 S CH 81 S FF 90 1-3 ③ K		C CH 78 F FC 84 C CH 78 0-3 ③ K		B FF 87 X FF 87 1-0 ③ F8		F FF 96 B SL 84 X SL 83 1-1 ① G5-3		4	0	0	0	0	2	2
14 Brandon Hicks, R (1, 4) OBP: 0.293, SLG: 0.344			C CH 80 F CH 81 B FF 88 X FC 85 1-2 ① F7		B FC 80 S CH 78 B FF 85 B CH 78 B FF 86 4-1 BB		B CU 69 B FC 86 B FF 87 C FF 85 F FF 88 F CH 78 B CH 78 4-2 8 1B BB		B FF 96 C FF 93 B SL 84 B CH 85 X FF 94 3-1 ② G5-3	2	0	0	0	2	0	0
Inning Stats	R: 1 E: 0 K: 1 S: 12 H: 2 LOB: 1 BB: 0 P: 15	R: 0 E: 0 K: 1 S: 8 H: 0 LOB: 0 BB: 0 P: 12	R: 1 E: 1 K: 0 S: 16 H: 1 LOB: 2 BB: 1 P: 26	R: 0 E: 0 K: 2 S: 9 H: 0 LOB: 0 BB: 0 P: 11	R: 0 E: 0 K: 0 S: 6 H: 0 LOB: 1 BB: 1 P: 12	R: 0 E: 0 K: 0 S: 7 H: 2 LOB: 2 BB: 0 P: 10	R: 0 E: 0 K: 0 S: 9 H: 1 LOB: 1 BB: 1 P: 14	R: 0 E: 0 K: 1 S: 12 H: 1 LOB: 1 BB: 0 P: 16	R: 0 E: 0 K: 0 S: 6 H: 0 LOB: 1 BB: 1 P: 15	1B: 6 2B: 0 3B: 0 HR: 1 SF: 0 SAC: 0 DP: 1 HBP: 0						WP: 0 PB: 0 SB: 0 CS: 0 PA: 38

PITCHER		IP	WLS	BF	H	R	ER	SO	BB	IBB	HBP	BLK	WP	HR	S	P	ERA	WHIP
50 John Danks, L ERA: 3.97	(1, 1)	6.1	W	28	5	2	1	4	3	0	0	0	0	1	65	97	1.42	1.263
41 Javy Guerra, R ERA: 2.38	(7, 1)	0.2		2	1	0	0	0	0	0	0	0	0	0	2	3	0.00	1.500
57 Zach Putnam, R ERA: 1.37	(8, 1)	1.0		4	1	0	0	1	0	0	0	0	0	0	12	16	0.00	1.000
40 Daniel Webb, R ERA: 2.91	(9, 1)	1.0		4	0	0	0	0	1	0	0	0	0	0	6	15	0.00	1.000

PITCHER	IP	WLS	BF	H	R	ER	SO	BB	IBB	HBP	BLK	WP	HR	S	P	ERA	WHIP

TOP

San Francisco Giants @ Chicago White Sox

U.S. Cellular Field, Chicago, IL

Tue Jun 17 2014, 8:11 PM - 10:53 PM EDT

Att. 25,278 - Partly Cloudy - 78 F

livebaseballscorecards.com

AB	34
R	2
H	7
RBI	2
BB	4
SO	5
LOB	19

Batter	1	2	3	4	5	6	7	8	9	AB	R	H	RBI	BB	SO	LOB
1 Adam Eaton, L (1, 8) OBP: 0.341, SLG: 0.359	C FF 90 F FF 91 X FF 92 0-2 ① P6		X CH 84 0-0 15 S 15 HR 1B	C CU 78 F CH 86 B FF 92 X CU 80 1-2 E6 1-3 2-H 3-H 1B		B CH 82 B FF 90 C FF 88 X SL 86 2-1 ② F7				4	1	2	1	0	0	0
15 Gordon Beckham, R (1, 4) OBP: 0.332, SLG: 0.424	C FF 92 B SL 87 F FF 92 F FF 92 C CH 86 1-3 ② K		F FF 92 1 SAFE C FF 92 F FF 92 B FF 92 B SL 88 B CH 87 F FF 93 F SL 88 3-2 X FF 82 1-H HR	B SL 85 C CH 85 S FF 91 B SL 88 F CH 87 F CU 79 X FF 93 2-2 ③ L9		C FF 89 S CU 78 S CU 77 0-3 ③ K				4	1	1	2	0	2	2
12 Conor Gillaspie, L (1, 5) OBP: 0.383, SLG: 0.437	C CH 86 F SI 92 X FF 93 0-2 1B		B CU 78 F CH 86 F FF 93 X CU 80 1-2 ③ P5		B FF 90 X SL 83 1-0 79 WP 44 1B 1B		C CH 80 X FF 88 0-1 ① F9			4	1	2	0	0	0	0
79 José Abreu, R (1, 3) OBP: 0.318, SLG: 0.596	B FF 92 S SL 85 X SL 86 1-1 ③ F9			C FF 92 X FF 92 0-1 24 1B 10 1B 21 BB 1B	S SL 84 1 SAFE B SL 86 X FF 90 1-1 ① L4 1-2		S CU 76 S CU 78 S CU 76 0-3 ② K			4	1	1	0	0	1	2
44 Adam Dunn, L (1, 10) OBP: 0.362, SLG: 0.452		C FF 91 X FF 91 0-1 ① P6		S CU 77 F CU 78 B CU 79 B FF 93 F FF 93 C SL 87 2-3 ① K	F FF 90 B FF 91 F FF 90 B FF 92 F CU 80 B SL 87 X FF 91 3-2 24 HR 2-H 1B		C SL 84 B CU 75 C FF 89 X CH 82 1-2 ③ P5			4	1	1	1	0	1	1
10 Alexei Ramirez, R (1, 6) OBP: 0.344, SLG: 0.434		B SL 86 B CH 86 X SI 92 2-0 ② G6-3		C SI 91 X SI 91 0-1 21 BB 24 1B 1 1B 1-2 1B	F SL 87 X SL 85 0-1 ② L8			B SL 83 F CU 76 F FF 90 X CU 77 1-2 ① P6		4	1	1	0	0	0	1
24 Dayan Viciedo, R (1, 9) OBP: 0.300, SLG: 0.396		B SI 92 B CH 86 X SI 92 2-0 ③ G6-3		X SL 86 0-0 1 1B 21 BB 1 E 1-2 2-3 1B	C FF 90 X CH 85 0-1 1-H HR			C FF 89 S FF 89 B CU 78 B FF 90 F SL 84 F FF 90 F CU 78 S CU 77 2-3 ② K		4	2	2	2	0	1	0
30 Alejandro De Aza, L (1, 7) OBP: 0.272, SLG: 0.321			C CH 84 X FF 89 0-1 ① F7	X FF 91 0-0 ② P5	B FF 92 C SI 91 F FF 91 X CU 78 1-2 ③ G3			B CH 83 F CH 83 B CH 83 S FF 89 X CU 78 2-2 ③ P6		4	0	0	0	0	0	3
21 Tyler Flowers, R (1, 2) OBP: 0.314, SLG: 0.355			B FF 91 S SL 87 S SL 87 S SL 88 1-3 ② K	D SL 87 B SL 86 F SI 92 B CH 86 S SI 92 B SI 92 4-2 1 E 1-2 2-3 3-H BB		X SL 84 0-0 ① P4				2	0	0	1	1	1	0
Inning Stats	R: 0 E: 0 K: 1 S: 12 H: 1 LOB: 1 BB: 0 P: 14	R: 0 E: 0 K: 0 S: 4 H: 0 LOB: 0 BB: 0 P: 8	R: 2 E: 0 K: 1 S: 15 H: 2 LOB: 0 BB: 0 P: 20	R: 3 E: 1 K: 1 S: 20 H: 4 LOB: 2 BB: 1 P: 29	R: 3 E: 0 K: 0 S: 14 H: 3 LOB: 0 BB: 0 P: 20	R: 0 E: 0 K: 1 S: 6 H: 0 LOB: 0 BB: 0 P: 8	R: 0 E: 0 K: 1 S: 8 H: 0 LOB: 0 BB: 0 P: 9	R: 0 E: 0 K: 1 S: 12 H: 0 LOB: 0 BB: 0 P: 17		1B: 8 2B: 0 3B: 0 HR: 2 SF: 0 SAC: 0 DP: 0 HBP: 0				WP: 1 PB: 0 SB: 1 CS: 0 PA: 35		

PITCHER	IP	WLS	BF	H	R	ER	SO	BB	IBB	HBP	BLK	WP	HR	S	P	ERA	WHIP
18 Matt Cain, R (1, 1) ERA: 4.52	5.0	L	26	10	8	7	3	1	0	0	0	1	2	65	91	12.60	2.200
52 Yusmeiro Petit, R (6, 1) ERA: 4.33	3.0		9	0	0	0	3	0	0	0	0	0	0	26	34	0.00	0.000

PITCHER	IP	WLS	BF	H	R	ER	SO	BB	IBB	HBP	BLK	WP	HR	S	P	ERA	WHIP

BOTTOM

San Francisco Giants @ Chicago White Sox

U.S. Cellular Field, Chicago, IL

Tue Jun 17 2014, 8:11 PM - 10:53 PM EDT

Att. 25,278 - Partly Cloudy - 78 F

livebaseballscorecards.com

AB	34
R	8
H	10
RBI	7
BB	1
SO	6
LOB	9

Batter	1	2	3	4	5	6	7	8	9	AB	R	H	RBI	BB	SO	LOB
7 Grégor Blanco, L (1, 7) (8, 8) OBP: 0.346, SLG: 0.339	C SI 94 B SI 91 C SL 80 B SI 94 S SL 81 2-3 ① K		B SI 93 C SI 92 B SI 95 X SI 91 2-1 8 FC5-4 1-2 1B		C SI 91 C SL 78 X SL 80 0-2 8 28 1B 1B		C SL 79 D SI 94 D SL 80 B CH 84 F SI 94 F SL 81 F SI 94 D SL 82 4-2 48 1B 8 1B 1-2 BB	C SL 81 B SI 87 X SI 88 1-1 8 G4-3 1-3 2-H 2B		4	1	3	1	1	1	0
8 Hunter Pence, R (1, 9) OBP: 0.370, SLG: 0.484	B CH 85 S CH 85 B SI 93 S CH 84 S CH 87 2-3 ② K2-3		X CH 86 0-0 ② FC5-4 28 HBP 1-2f 2-3		D CH 86 C CH 85 D CH 86 F CH 85 X CH 87 2-2 28 1B 48 SF8 1-2 1B		C SI 94 B SI 95 D CH 85 X CH 86 2-1 48 1B 1-2 2-3 1B	C SI 96 S SI 96 B SI 97 B SL 89 B SI 96 X SI 96 3-2 ② G4-3 2-3 3-H		5	1	2	1	0	1	3
28 Buster Posey, R (1, 2) (7, 3) OBP: 0.337, SLG: 0.424	B SI 93 S CH 86 F SI 94 B SL 82 F CH 87 B CH 85 X SI 94 3-2 1B		H SI 95 1-0 1-2 HBP		B SI 94 C CH 86 B SI 94 B CH 86 X CH 86 3-1 1-3 2-H 1B		C SI 95 C SI 96 D SI 96 X SI 95 1-2 ① SF8 3-H	C SI 97 B SI 96 F SI 97 B SI 96 X SI 97 2-2 ③ G6-3		3	0	2	2	0	0	1
48 Pablo Sandoval, S (1, 5) OBP: 0.311, SLG: 0.424	F SL 79 C SI 92 B SI 93 S SI 94 1-3 ③ K		B SI 95 S SI 94 S SI 95 F SI 94 X SL 82 1-2 ③ P6		S SI 94 B SI 95 B SI 94 X CH 88 2-1 ② SF8 3-H		F SI 94 F SI 95 B SI 96 X CH 87 1-2 1-2 2-3 1B		F CH 88 F SI 96 X SI 97 0-2 38 1B 21 SF7 2B	4	1	2	1	0	1	4
38 Michael Morse, R (1, 10) OBP: 0.343, SLG: 0.533		C CH 84 B SI 92 S SI 92 B CH 86 S CH 86 2-3 ① K	C SL 78 F CH 83 F CH 86 B SI 90 B SI 94 H SL 80 3-2 HBP	C SI 94 S CH 86 F CH 86 X CH 85 0-2 ③ P3		C SI 95 S CH 97 B SI 97 F SL 87 D SI 96 S SI 96 2-3 ② K		B SI 95 F SI 96 X SI 95 1-1 2-3 1B	4	0	1	0	0	2	4
13 Joaquin Arias, R (1, 3) OBP: 0.218, SLG: 0.183 29 Héctor Sánchez, S (7, PH) OBP: 0.252, SLG: 0.347 (7, 2)		S CH 84 F SI 93 B SL 81 X SI 94 1-2 14 G5-4-3 1B	C CH 84 X CH 84 0-1 ① F8		C CH 83 X SI 92 0-1 ① G4-3	C SI 95 X SI 96 0-1 ③ F7		S SI 95 S SI 95 B SL 86 S SL 87 1-3 ① K	3 2	0 0	1 0	0 0	0 0	0 1	1 5
14 Brandon Hicks, R (1, 4) OBP: 0.289, SLG: 0.339 21 Tyler Colvin, L (8, PH) OBP: 0.321, SLG: 0.481 (8, 7)		B CH 84 B SI 91 S CH 84 S SI 94 F CH 86 X CH 86 2-2 ② ③ G5-4-3 1-2f	B SI 93 B SI 94 S CH 85 B SI 93 F CH 85 C CH 85 3-3 ② K		B SI 90 C SI 92 B SL 80 C SI 91 S SI 94 2-3 ② K		B FS 84 S FS 85 S FS 85 S FS 84 1-3 ① K	X SI 95 0-0 ② SF7 3-H	3 1	0 0	0 0	0 1	0 0	2 1	2 0
6 Ehire Adrianza, S (1, 6) (8, 4) OBP: 0.247, SLG: 0.235			X SI 91 0-0 8 FC5-4 7 1B 1B	X CH 85 0-0 ③ P3		C CH 82 X CH 82 0-1 ③ P5		C FS 85 B FS 86 S FS 85 F FS 85 X FS 85 1-2 35 BB 7 2B 1B	F SI 96 X SL 89 0-1 ③ F8	5	1	2	0	0	0	2
2 Juan Carlos Perez, R (1, 8) OBP: 0.179, SLG: 0.289 35 Brandon Crawford, L (8, PH) OBP: 0.335, SLG: 0.449 (8, 6)			1 SAFE B CH 84 S CH 84 F CH 84 B CH 85 B SI 94 1 SAFE S CH 85 3-3 ① K	B CH 82 X SI 92 1-0 ① G5-3		C CH 84 X SI 92 0-1 8 1B 7 BB 28 SF8 1B		B FF 91 D FS 85 C SI 91 B FC 90 C SI 89 D FS 84 4-2 7 2B 8 G4-3 1-2 BB	3 0	1 1	1 0	0 0	0 1	1 0	1 0

| Inning Stats | | |

Batter	1	2	3	4	5	6	7	8	9	AB	R	H	RBI	BB	SO	LOB
1 Adam Eaton, L (1, 8) OBP: 0.339, SLG: 0.362	C SI 88 X FF 88 0-1 ① F7		C SI 88 B FC 85 X FC 84 1-1 15 G3 12 FC4-2 2B	S SI 88 B SI 88 S SI 89 X SI 89 1-2 ② G6-3 1-2 2-3		C FF 92 X SI 93 0-1 ① L8				4	0	1	0	0	0	2
15 Gordon Beckham, R (1, 4) OBP: 0.325, SLG: 0.415	C SI 89 B FC 84 F FC 83 B CU 76 F CU 76 X SI 90 2-2 ② G3		C SI 88 C SI 89 D FC 86 X SI 90 1-2 ① G3 2-3	D FC 84 B FC 83 F SI 89 F SI 90 B SI 88 X SI 89 3-2 ③ G6-3		C CU 84 F SI 93 X CU 83 0-2 ② P4				4	0	0	0	0	0	3
12 Conor Gillaspie, L (1, 5) OBP: 0.386, SLG: 0.444	C SI 89 F FF 89 X FF 90 0-2 79 HR 2B		X FS 81 0-0 ② FC4-2 79 FC6-4 3-H		C SI 87 X CU 72 0-1 79 1B 44 HR 1B	C SI 92 B SI 92 F CH 87 F SI 93 B CU 84 F CU 80 X CH 83 2-2 ③ F8				4	2	2	0	0	0	1
79 José Abreu, R (1, 3) OBP: 0.321, SLG: 0.608	F SI 89 C FC 84 X FS 83 0-2 2-H HR		X SI 90 0-0 ③ FC6-4 1-2f		X SI 89 0-0 44 HR 1B 1-3		B SI 94 F KC 81 C KC 81 B SL 91 B SI 95 X KC 82 3-2 ① L5			4	2	2	2	0	0	1
44 Adam Dunn, L (1, 10) OBP: 0.364, SLG: 0.465	B SI 90 B SI 90 B SI 90 S SI 87 X FC 83 3-1 ③ G3			C FS 80 B FF 89 B FS 80 B FS 81 B SI 88 4-1 30 1B 24 1B 21 1B BB	C SI 90 F SI 90 X SI 89 0-2 1-H 3-H HR		B CH 89 C CH 88 C KC 81 B SI 94 B KC 80 S KC 81 3-3 ② K			3	2	1	3	1	1	0
10 Alexei Ramirez, R (1, 6) OBP: 0.342, SLG: 0.432		C FF 88 B FC 83 X SI 89 1-1 24 G6-4-3 1B		B SI 89 C SI 90 B FC 84 X SI 90 2-1 ① L9	B FC 84 B SI 88 F FC 82 B FC 84 X FF 89 3-1 ① L7		B SI 95 X KC 80 1-0 ③ G5-3			4	0	1	0	0	0	1
24 Dayan Viciedo, R (1, 9) OBP: 0.299, SLG: 0.394 25 Moisés Sierra, R (9, 9) OBP: 0.219, SLG: 0.242		X SI 88 0-0 ① ② G6-4-3 1-2f		C SI 89 F SI 89 B FF 90 B SI 90 X FC 84 2-2 30 1B 21 1B 1-2 1B	X FC 84 0-0 ② P3			B SI 95 B SI 95 X SL 89 2-0 ① P6		4 0	1 0	1 0	0 0	0 0	0 0	1 0
30 Alejandro De Aza, L (1, 7) OBP: 0.280, SLG: 0.343		B FF 89 F SI 88 X FF 90 1-1 3B		B SI 89 C FS 82 B SI 89 F SI 89 X FS 81 2-2 1 G6-3 21 1B 1-2 2-3 1B	B FF 88 X FS 82 1-0 2B			X SI 95 0-0 ② G3		4	0	3	0	0	0	0
21 Tyler Flowers, R (1, 2) OBP: 0.313, SLG: 0.353		C FC 83 B FS 84 X SI 89 1-1 ③ F9		B SI 89 X SI 90 1-0 1 G6-3 1-2 2-H 3-H 1B	X CU 83 0-0 ③ P6			B KC 82 F SI 94 B SL 90 X KC 81 2-1 ③ P4		4	0	1	2	0	0	2
Inning Stats	R: 2 E: 0 K: 0 S: 14 H: 2 LOB: 0 BB: 0 P: 19	R: 0 E: 0 K: 0 S: 7 H: 2 LOB: 1 BB: 0 P: 10	R: 0 E: 0 K: 0 S: 7 H: 1 LOB: 1 BB: 0 P: 9	R: 2 E: 0 K: 0 S: 16 H: 3 LOB: 2 BB: 1 P: 31	R: 3 E: 0 K: 0 S: 11 H: 4 LOB: 1 BB: 0 P: 15	R: 0 E: 0 K: 0 S: 10 H: 0 LOB: 0 BB: 0 P: 12	R: 0 E: 0 K: 1 S: 7 H: 0 LOB: 0 BB: 0 P: 14	R: 0 E: 0 K: 0 S: 4 H: 0 LOB: 0 BB: 0 P: 8		1B: 6 2B: 3 3B: 1 HR: 2 SF: 0 SAC: 0 DP: 1 HBP: 0				WP: 0 PB: 0 SB: 0 CS: 0 PA: 36	

BOTTOM

San Francisco Giants @ Chicago White Sox

U.S. Cellular Field, Chicago, IL

Wed Jun 18 2014, 2:23 PM - 5:34 PM EDT

Att. 20,059 - Overcast - 68 F

livebaseballscorecards.com

AB	35
R	7
H	12
RBI	7
BB	1
SO	1
LOB	11

PITCHER		IP	WLS	BF	H	R	ER	SO	BB	IBB	HBP	BLK	WP	HR	S	P	ERA	WHIP
17 Tim Hudson, R ERA: 2.39	(1, 1)	4.2	L	26	12	7	7	0	1	0	0	0	0	2	54	83	13.50	2.786
57 Juan Gutierrez, R ERA: 3.55	(5, 1)	1.1		4	0	0	0	0	0	0	0	0	0	0	11	13	0.00	0.000
46 Santiago Casilla, R ERA: 1.23	(7, 1)	2.0		6	0	0	0	1	0	0	0	0	0	0	11	22	0.00	0.000

PITCHER	IP	WLS	BF	H	R	ER	SO	BB	IBB	HBP	BLK	WP	HR	S	P	ERA	WHIP

San Francisco Giants @ Arizona Diamondbacks

Chase Field, Phoenix, AZ

Fri Jun 20 2014, 6:41 PM - 9:33 PM MST

Att. 29,295 - Roof Closed - 78 F

TOP

livebaseballscorecards.com

Batter	1	2	3	4	5	6	7	8	9	AB	R	H	RBI	BB	SO	LOB
7 Grégor Blanco, L (1, 8) OBP: 0.343, SLG: 0.331	C FC 86 F FC 84 B FC 86 F FC 88 C CH 80 1-3 ① K		B FC 84 C CH 78 B FC 87 X FC 87 2-1 ① F7		B FC 84 B FC 86 B FC 85 B FC 86 4-0 28 S BB		F SI 95 X CH 84 0-1 ② G6-3			3	0	0	0	1	1	0
8 Hunter Pence, R (1, 9) OBP: 0.365, SLG: 0.478	S FC 86 B FC 86 C CU 73 B FC 88 F FC 87 F CH 80 F CH 78 B FC 88 X FC 88 3-2 ② P3		S CH 78 B FC 86 B FC 87 F CH 79 F CH 78 F FC 88 C CU 75 2-3 ② K		B CU 73 B CH 78 B FC 86 C FC 85 F FC 86 X FC 88 3-2 ① F8		B CH 86 S CH 85 B SI 94 X SI 94 2-1 ③ G4-3			4	0	0	0	0	1	1
28 Buster Posey, R (1, 3) OBP: 0.344, SLG: 0.427	B CU 73 C CU 73 C FC 86 X FC 88 1-2 48 3B 1B		B FC 86 B CH 79 F CH 80 C FC 87 F FC 89 X CU 76 2-2 48 BB 1B		B FC 87 B FC 87 B FC 86 B FC 86 4-0 1-2 BB			B SI 84 F SI 85 S CH 77 X CU 73 1-2 ① G6-3		3	1	2	0	1	0	0
48 Pablo Sandoval, S (1, 5) OBP: 0.314, SLG: 0.430	X CH 78 0-0 1-H 3B		B FC 86 B FC 87 S FC 86 S FC 86 B FC 88 F FC 89 F FC 88 D CH 79 4-2 1-2 BB		C FC 86 F FC 86 B FC 88 F CU 73 C FC 88 1-3 ② K			X SI 85 0-0 ② G5-3		3	0	1	1	1	1	2
38 Michael Morse, R (1, 7) OBP: 0.342, SLG: 0.527	B FC 85 F FC 85 F FC 87 B FC 87 F FC 88 F CH 80 B CH 79 F FC 88 B FC 88 4-2 BB		C FC 86 C FC 87 B FC 88 B FC 89 F FC 89 X CH 80 2-2 ③ F9		B FC 89 C FC 88 B FC 88 F FC 88 X FC 89 2-2 ③ F8			B SI 86 X SI 85 1-0 ③ G5-3		3	0	0	0	1	0	4
35 Brandon Crawford, L (1, 6) OBP: 0.330, SLG: 0.442	B FC 86 S FC 86 X FC 86 1-1 ③ L9			C CH 77 S CH 77 F CH 77 B FC 87 X FC 87 1-2 ① L9		B SI 90 X FF 91 1-0 ① G1-3			C FF 93 F CH 86 B FF 93 S SL 87 1-3 ① K	4	0	0	0	0	1	2
29 Héctor Sánchez, S (1, 2) OBP: 0.252, SLG: 0.344		C FC 84 B FC 84 F FC 85 F FC 86 X FC 87 1-2 ① P5		X FC 85 0-0 ② G3		S FF 91 F FF 91 B FF 91 X FF 92 1-2 6 G6-4-3 1B			B FF 94 B FF 93 S FF 93 S FF 92 F FF 93 F FF 92 S SL 88 2-3 ② K2-3	4	0	1	0	0	1	0
6 Ehire Adrianza, S (1, 4) OBP: 0.247, SLG: 0.250		C FC 85 B FC 85 X CH 77 1-1 ② G4-3		B FC 86 B CH 77 X CH 78 2-0 2B		B SI 90 B FF 91 C SI 89 C SI 90 F SI 90 X SL 78 2-2 ②③ G6-4-3 1-2f			B FF 95 S FF 92 C FF 93 B SL 87 B FF 92 S FF 92 3-3 ③ K	4	0	1	0	0	1	1
55 Tim Lincecum, L (1, 1) OBP: 0.125, SLG: 0.045 13 Joaquin Arias, R (7, PH) OBP: 0.216, SLG: 0.181 49 Javier López, L (7, 1) 57 Juan Gutierrez, R (8, 1)		C FC 85 X FC 84 0-1 ③ F7		B FC 86 C FC 86 C FC 86 S FC 88 1-3 ③ K			C SI 95 B SI 94 S SI 95 B SI 95 F CH 86 F FF 96 B FF 96 X FF 95 3-2 ① F8			2 1 0 0	0 0 0 0	0 0 0 0	0 0 0 0	1 0 0 0	1 0 0 0	1 0 0 0

	AB	31
	R	1
	H	5
	RBI	1
	BB	4
	SO	7
	LOB	11

Inning Stats									
	R: 1 E: 0 K: 1 S: 21	H: 2 LOB: 2 BB: 1 P: 31	R: 0 E: 0 K: 0 S: 8	H: 0 LOB: 0 BB: 0 P: 10	R: 0 E: 0 K: 1 S: 19	H: 1 LOB: 2 BB: 1 P: 31	R: 0 E: 0 K: 1 S: 9	H: 1 LOB: 1 BB: 0 P: 13	R: 0 E: 0 K: 1 S: 10	H: 0 LOB: 2 BB: 2 P: 24
	R: 0 E: 0 K: 0 S: 8	H: 1 LOB: 0 BB: 0 P: 12	R: 0 E: 0 K: 0 S: 9	H: 0 LOB: 0 BB: 0 P: 14	R: 0 E: 0 K: 0 S: 5	H: 0 LOB: 0 BB: 0 P: 7	R: 0 E: 0 K: 3 S: 11	H: 0 LOB: 0 BB: 0 P: 17	1B: 3 2B: 1 3B: 1 HR: 0	SF: 0 SAC: 0 DP: 1 HBP: 0

WP: 0 PB: 0 SB: 1 CS: 0 PA: 35

PITCHER		IP	WLS	BF	H	R	ER	SO	BB	IBB	HBP	BLK	WP	HR	S	P	ERA	WHIP
55 Josh Collmenter, R ERA: 3.92	(1, 1)	5.0	W	23	4	1	1	4	4	0	0	0	0	0	67	109	1.80	1.600
59 Oliver Pérez, L ERA: 2.51	(6, 1)	1.0	H	3	1	0	0	0	0	0	0	0	0	0	8	12	0.00	1.000
50 Evan Marshall, R ERA: 3.26	(7, 1)	1.0	H	3	0	0	0	0	0	0	0	0	0	0	9	14	0.00	0.000
29 Brad Ziegler, R ERA: 2.52	(8, 1)	1.0	H	3	0	0	0	0	0	0	0	0	0	0	5	7	0.00	0.000
43 Addison Reed, R ERA: 4.02	(9, 1)	1.0	S	3	0	0	0	3	0	0	0	0	0	0	11	17	0.00	0.000

PITCHER	IP	WLS	BF	H	R	ER	SO	BB	IBB	HBP	BLK	WP	HR	S	P	ERA	WHIP

BOTTOM

San Francisco Giants @ Arizona Diamondbacks
Chase Field, Phoenix, AZ
Fri Jun 20 2014, 6:41 PM - 9:33 PM MST
Att. 29,295 - Roof Closed - 78 F

livebaseballscorecards.com

Batter	1	2	3	4	5	6	7	8	9	AB	R	H	RBI	BB	SO	LOB
8 Gerardo Parra, L (1, 9) OBP: 0.309, SLG: 0.367	B SI 90 B SI 90 B SI 90 C SI 90 X SI 92 3-1 F7 ①		C CH 82 F SL 81 B CU 76 B FF 90 B SI 91 F CH 83 X FF 92 3-2 L7 ③		F CH 81 S FF 90 X CH 82 0-2 F9 ②			X SL 79 0-0 G4-3 ①		4	0	0	0	0	0	1
16 Chris Owings, R (1, 6) OBP: 0.319, SLG: 0.466	C FF 91 B FF 91 X CH 83 1-1 P6 ②			X SI 88 0-0 G3 ①	B FF 89 S SL 79 1 SAFE 1 SAFE B FF 89 B SL 80 1 SAFE X FF 89 3-1 1-H 3B ③			C FF 92 B CU 85 X SI 93 1-1 P3 ②		4	0	1	1	0	0	0
44 Paul Goldschmidt, R (1, 3) OBP: 0.381, SLG: 0.559	B FF 92 C CH 83 S CH 83 X SL 81 1-2 26 S 1B			B CH 82 B FF 92 B CH 82 C CH 83 S CU 76 B FF 91 4-2 26 G5-3 2 1B BB		C CH 84 B FF 88 B SL 80 S FF 91 B SL 80 F CH 82 F SI 92 X SL 81 3-2 26 G1-3 2 SF7 2B		B CU 85 C CU 85 F FF 93 S SI 93 1-3 K ③		3	2	2	0	1	1	0
26 Miguel Montero, L (1, 2) OBP: 0.352, SLG: 0.432	B FF 90 F CH 82 1 SAFE C FF 91 1 SAFE B SI 91 B CH 84 S CH 85 3-3 K ③ 1-2			1 SAFE 1 SAFE C SI 90 X SI 90 0-1 G5-3 ② 1-2		C CU 76 F CH 82 F FF 92 F CU 76 B CH 82 B FF 90 X CH 82 2-2 G1-3 ① 2-3				3	0	0	0	0	1	3
2 Aaron Hill, R (1, 4) OBP: 0.291, SLG: 0.387		B FF 89 S CH 81 F SI 91 B CU 76 X CH 83 2-2 14 G6-4-3 1B		F CU 74 F CU 77 X SL 79 0-2 14 2B 2-H 1B		X CH 81 0-0 SF7 ② 3-H				2	1	2	2	0	0	0
14 Martín Prado, R (1, 5) OBP: 0.323, SLG: 0.382		C FF 90 1 SAFE S SI 89 X CH 83 0-2 G6-4-3 ①② 1-2f		1 SAFE B FF 90 B CH 82 B FF 89 C FF 88 X SI 88 3-1 1-H 2B		B FF 90 C SL 79 X CH 82 1-1 G5-3 ③				3	0	1	1	0	0	1
6 David Peralta, L (1, 7) OBP: 0.311, SLG: 0.397		C CH 82 B SI 91 B FF 91 X CH 83 2-1 G1-3 ③		B CH 81 X CH 82 1-0 G6-3 ③			B SI 86 B SL 79 F SI 84 X SI 86 2-1 G4-3 ①			3	0	0	0	0	0	1
5 Ender Inciarte, L (1, 8) OBP: 0.236, SLG: 0.233			B SI 88 B CH 82 C SI 88 B FF 90 C FF 90 X FF 91 3-2 G6-3 ①		F SI 89 B CH 83 X CH 83 1-1 16 3B 1B		C SI 86 X SL 79 0-1 F7 ②			3	1	1	0	0	0	0
55 Josh Collmenter, R (1, 1) OBP: 0.071, SLG: 0.074 31 Jordan Pacheco, R (5, PH) OBP: 0.306, SLG: 0.351 59 Oliver Pérez, L (6, 1) 50 Evan Marshall, R (7, 1) 7 Cody Ross, R (7, PH) OBP: 0.264, SLG: 0.267 29 Brad Ziegler, R (8, 1) 43 Addison Reed, L (9, 1)			X FF 90 0-0 G6-3 ②		1 SAFE B FF 91 1 SAFE F CH 82 F SL 80 X FF 91 1-2 F8 ①		S SI 87 B CH 80 B CH 79 X SI 84 2-1 G6-3 ③			1 1 0 0 1 0 0	0 0 0 0 0 0 0	0 0 0 0 0 0 0	0 0 0 0 0 0 0	0 0 0 0 0 0 0	0 0 0 0 0 0 0	0 1 0 0 0 0 0
Inning Stats	R: 0 E: 0 K: 1 S: 10 H: 1 LOB: 1 BB: 0 P: 18	R: 0 E: 0 K: 0 S: 8 H: 1 LOB: 0 BB: 0 P: 12	R: 0 E: 0 K: 0 S: 8 H: 0 LOB: 0 BB: 0 P: 14	R: 2 E: 0 K: 0 S: 11 H: 2 LOB: 1 BB: 1 P: 19	R: 1 E: 0 K: 0 S: 10 H: 2 LOB: 1 BB: 0 P: 15	R: 1 E: 0 K: 0 S: 13 H: 1 LOB: 0 BB: 0 P: 19	R: 0 E: 0 K: 0 S: 6 H: 0 LOB: 0 BB: 0 P: 10	R: 0 E: 0 K: 1 S: 6 H: 0 LOB: 0 BB: 0 P: 8		1B: 4 2B: 2 3B: 1 HR: 0 SF: 1 SAC: 0 DP: 1 HBP: 0				WP: 0 PB: 0 SB: 1 CS: 0 PA: 30	

AB	28
R	4
H	7
RBI	4
BB	1
SO	2
LOB	7

PITCHER		IP	WLS	BF	H	R	ER	SO	BB	IBB	HBP	BLK	WP	HR	S	P	ERA	WHIP
55 Tim Lincecum, R ERA: 4.9	(1, 1)	6.0	L	24	7	4	4	1	1	0	0	0	0	0	60	97	6.00	1.333
49 Javier López, L ERA: 1.2	(7, 1)	1.1		4	0	0	0	0	0	0	0	0	0	0	7	11	0.00	0.000
57 Juan Gutierrez, R ERA: 3.48	(8, 1)	0.2		2	0	0	0	1	0	0	0	0	0	0	5	7	0.00	0.000

PITCHER	IP	WLS	BF	H	R	ER	SO	BB	IBB	HBP	BLK	WP	HR	S	P	ERA	WHIP

Batter	1	2	3	4	5	6	7	8	9	AB	R	H	RBI	BB	SO	LOB
7 Grégor Blanco, L (1, 8) OBP: 0.340, SLG: 0.328	B SI 92 F SI 92 B SI 93 F SI 92 X SI 94 2-2 ① F7	C CU 80 X FC 90 0-1 ① P6		B SI 92 B CU 81 F SI 94 X SI 93 2-1 48 1B 1B		C FF 92 B FF 92 S CH 84 X FF 93 1-2 ① F8		X FF 96 0-0 ① SH2-3 1-2 2-3		4	0	1	0	0	0	0
8 Hunter Pence, R (1, 9) OBP: 0.369, SLG: 0.488	C CU 81 B CU 81 B CU 81 X SI 93 2-1 28 1B 48 1B 1B	C SI 93 B CU 83 B SI 94 X SI 93 2-1 ② G5-3		1 SAFE C CU 80 C CU 81 F FF 93 F SI 92 B CU 81 S CU 82 1-3 ① K		S SL 82 B FF 88 B SL 82 X CH 85 2-1 HR		B SL 86 B CH 87 F CH 87 B FF 97 B FF 97 4-1 BB		4	2	2	1	1	1	1
28 Buster Posey, R (1, 2) OBP: 0.345, SLG: 0.430	C SI 93 B SI 93 S SI 93 F FF 94 B SI 94 X SI 94 2-2 48 E 48 1B 21 1B 1B 1-2	F SI 93 X CU 82 0-1 48 1B 2B		C CU 81 B SI 93 B SI 93 X SI 94 2-1 ② L8		C FF 93 B CU 78 C CU 77 X FF 93 1-2 ② G4-3		B SL 87 X FF 96 1-0 ② L6		5	2	2	0	0	0	4
48 Pablo Sandoval, S (1, 5) OBP: 0.319, SLG: 0.433	F SI 94 X FF 94 0-1 E7 38 G1-3 21 1B 1B 1-3 2-H	F CU 80 F SI 93 X SI 94 0-2 38 1B 1B 2-H		B SI 93 X FC 90 1-0 1B 1-2		B FF 91 X CH 85 1-0 ③ G6-3		X FF 97 0-0 ③ F7		5	1	3	2	0	0	3
38 Michael Morse, R (1, 3) OBP: 0.342, SLG: 0.524 13 Joaquin Arias, R (5, 3) OBP: 0.211, SLG: 0.176	C CU 82 S CU 81 X CU 81 0-2 ② G1-3 1-2	X SI 94 0-0 1B 1-2		S SI 93 S SI 94 F SI 94 S CU 82 0-3 ③ K			B SL 84 S SL 83 F FF 93 B CU 77 F CU 77 F FF 93 F FF 95 B FF 93 X FF 93 3-2 ① P2		F FF 87 F FF 87 F FF 88 X FF 87 0-2 ① F8	3 2	0 0	1 0	0 0	0 0	1 0	4 0
35 Brandon Crawford, L (1, 6) OBP: 0.331, SLG: 0.447	B CU 81 B SI 94 C CU 81 B FF 95 F FF 94 B CU 83 4-2 6 HBP 21 1B BB	X SI 94 0-0 ③ G3-1			X CU 81 0-0 21 G4-3 3B		B CH 85 S CH 84 B FF 94 X FF 94 2-1 ② L8		F FF 87 B SL 79 B SL 78 B FF 86 C FF 87 C FF 86 3-3 ② K	4	1	1	0	1	1	2
21 Tyler Colvin, L (1, 7) OBP: 0.315, SLG: 0.463	C SI 93 X SI 94 0-1 6 HBP 1B 1-2 2-H 3-H	B CU 81 F CU 80 X FC 90 1-1 ① G3		C FF 92 C SI 92 X SI 94 0-2 ① G4-3 3-H			B CH 85 S CH 85 B FF 94 C FF 94 C FF 95 2-3 ③ K		B SL 77 C FF 86 B FC 86 X FF 86 2-1 ③ F7	5	0	1	3	0	1	0
6 Ehire Adrianza, S (1, 4) OBP: 0.259, SLG: 0.267	B SI 93 H FC 92 2-0 32 FC4-6 HBP 1-2 2-3	B SI 93 X SI 93 1-0 ② G4-3		F SI 92 F SI 92 B SI 94 B CU 82 B SI 95 X SI 94 3-2 ② F7				X FF 95 0-0 7 SH2-3 2B		3	0	1	0	0	0	0
32 Ryan Vogelsong, R (1, 1) OBP: 0.133, SLG: 0.200 41 Jeremy Affeldt, L (6, 1) 63 Jean Machi, R (7, 1) 12 Joe Panik, L (8, PH) 46 Santiago Casilla, R (8, 1) 54 Sergio Romo, R (9, 1)	F SI 94 X CU 81 0-1 ③ FC4-6 1-2f	C SI 92 F SI 94 B CU 81 X CU 82 1-2 ③ G6-3		X SI 93 0-0 ③ G6-3				B CH 86 S CH 86 B FF 97 B FF 96 D FF 97 4-1 7 SH2-3 BB		3 0 0 0 0 0	0 0 0 0 0 0	0 0 0 0 0 0	0 0 0 0 1 0	0 0 0 0 0 0	0 0 0 0 0 0	3 0 0 0 0 0
Inning Stats	R: 3 E: 1 K: 0 S: 20 H: 4 LOB: 3 BB: 1 P: 32	R: 1 E: 0 K: 0 S: 11 H: 3 LOB: 2 BB: 0 P: 13	R: 0 E: 0 K: 0 S: 6 H: 0 LOB: 0 BB: 0 P: 9	R: 0 E: 0 K: 2 S: 14 H: 2 LOB: 2 BB: 0 P: 20	R: 1 E: 0 K: 0 S: 8 H: 1 LOB: 0 BB: 0 P: 11	R: 1 E: 0 K: 0 S: 9 H: 1 LOB: 0 BB: 0 P: 14	R: 0 E: 0 K: 1 S: 11 H: 0 LOB: 0 BB: 0 P: 18	R: 0 E: 0 K: 0 S: 6 H: 1 LOB: 3 BB: 2 P: 15	R: 0 E: 0 K: 1 S: 9 H: 0 LOB: 0 BB: 0 P: 14	1B: 8 2B: 2 3B: 1 HR: 1 SF: 0 SAC: 1 DP: 0 HBP: 1						

TOP

San Francisco Giants @ Arizona Diamondbacks

Chase Field, Phoenix, AZ

Sat Jun 21 2014, 7:12 PM - 10:25 PM MST

Att. 37,916 - Roof Closed - 79 F

livebaseballscorecards.com

AB	38
R	6
H	12
RBI	6
BB	3
SO	4
LOB	17

PITCHER		IP	WLS	BF	H	R	ER	SO	BB	IBB	HBP	BLK	WP	HR	S	P	ERA	WHIP
32 Brandon McCarthy, R ERA: 5.38	(1, 1)	5.0	L	27	10	5	5	2	1	0	1	0	0	0	59	85	9.00	2.200
48 Randall Delgado, R ERA: 6.15	(6, 1)	2.0		7	1	1	1	1	0	0	0	0	0	1	20	32	4.50	0.500
37 Matt Stites, R ERA:	(8, 1)	1.0		6	1	0	0	0	2	0	0	0	0	0	6	15	0.00	3.000
54 Joe Thatcher, L ERA: 2.57	(9, 1)	1.0		3	0	0	0	1	0	0	0	0	0	0	9	14	0.00	0.000

PITCHER	IP	WLS	BF	H	R	ER	SO	BB	IBB	HBP	BLK	WP	HR	S	P	ERA	WHIP

BOTTOM

San Francisco Giants @ Arizona Diamondbacks
Chase Field, Phoenix, AZ
Sat Jun 21 2014, 7:12 PM - 10:25 PM MST
Att. 37,916 - Roof Closed - 79 F

livebaseballscorecards.com

Batter	1	2	3	4	5	6	7	8	9	AB	R	H	RBI	BB	SO	LOB
1 Didi Gregorius, L (1, 6) OBP: 0.314, SLG: 0.372	B FF 92 B FF 92 C FF 92 F FF 92 X FF 92 2-2 ① F8		B CU 77 B CU 78 X FF 91 2-0 ① G3		C SL 86 S CU 79 B FF 90 B FF 91 B SL 88 B CU 78 4-2 44 BB, 2 1B BB		X CU 76 0-0 ② F8		B FF 88 C FF 88 B SI 87 C SL 78 F FF 88 F CH 82 B CH 82 X SL 78 3-2 8 G4-3 1B	4	1	1	0	1	0	1
8 Gerardo Parra, L (1, 9) OBP: 0.307, SLG: 0.365	B CH 84 C FF 92 C FF 92 S CU 79 1-3 ② K		F CH 86 F FF 92 X CU 77 0-2 ② G4-3		D CU 78 F CU 77 X CU 77 1-1 ② F7		C SI 91 F CU 75 B SI 92 B SI 92 F CU 77 X SI 92 2-2 1-2 44 BB 1B		S CH 84 B SL 78 X CH 84 1-1 1-2 2-3 ② G4-3	5	0	1	0	0	1	4
44 Paul Goldschmidt, R (1, 3) OBP: 0.384, SLG: 0.556	C FF 92 B FF 92 B CU 80 B FF 91 C SL 90 X FF 93 3-2 ③ L9		B SL 89 B FF 92 C SL 86 C FF 92 B FF 90 B FF 93 4-2 BB		C SL 88 B SL 88 C FF 91 B FF 91 B FF 93 4-2 2 1B 1-2 2-3 BB		S CH 87 B CH 87 F CH 87 B CH 88 D CH 89 B CH 88 4-2 1-2 2-3 BB		X SL 78 0-0 ③ L9	2	0	0	0	3	0	2
2 Aaron Hill, R (1, 4) OBP: 0.294, SLG: 0.393		B FF 91 C CH 84 B FF 92 F CH 86 X FF 93 2-2 26 2B 2B	C FF 90 D CU 78 F CH 85 X FF 90 1-2 ③ L7		B SL 88 F CH 84 X FF 90 1-1 1-3 2-H 3-H ③ 1B		X CH 85 0-0 ③ P5			4	1	2	2	0	0	4
26 Miguel Montero, L (1, 2) OBP: 0.351, SLG: 0.433		D CH 86 F FF 91 B SL 88 X CH 86 2-1 14 G4-3 6 2B 2-H 2B		B FF 91 B SL 88 F FF 91 X SL 88 2-1 ① G4-3		C SI 92 B CU 76 B SI 93 X SI 92 2-1 ① G6-3		B SI 95 F FF 95 F SI 95 B KC 83 S FF 94 2-3 ① K		4	1	1	1	0	1	0
14 Martín Prado, R (1, 5) OBP: 0.318, SLG: 0.377		C CU 78 X SL 88 0-1 ① G4-3 2-3		X FF 91 0-0 ② F8		C CU 76 F SI 92 C SI 93 0-3 ② K		C FF 95 X SL 90 0-1 ② G1-6-3		4	0	0	0	0	1	1
6 David Peralta, L (1, 7) OBP: 0.308, SLG: 0.403		C FF 91 F SL 89 B FF 92 B SL 89 B SL 89 X CU 80 3-2 5 G3 3-H 2B		C CU 79 S FF 91 B FF 91 B FF 91 B FF 90 S FF 90 3-3 ③ K		C SI 92 B SI 93 X SI 92 1-1 ③ G4-3		F SI 96 F SI 95 B FF 95 B KC 81 B KC 83 C SI 93 3-3 ③ K		4	0	1	1	0	2	0
5 Ender Inciarte, L (1, 8) OBP: 0.226, SLG: 0.222		X CU 78 0-0 ② G3 2-3			C FF 90 X CU 78 0-1 ① G1-3		B SI 91 X SI 90 1-0 ① G6-3		C SL 77 X FF 88 0-1 ① F8	4	0	0	0	0	0	1
32 Brandon McCarthy, R (1, 1) OBP: 0.148, SLG: 0.148 31 Jordan Pacheco, R (5, PH) OBP: 0.314, SLG: 0.372 48 Randall Delgado, R (6, 1) 7 Cody Ross, R (7, PH) OBP: 0.270, SLG: 0.273 37 Matt Stites, L (8, 1) 54 Joe Thatcher, L (9, 1) 27 Roger Kieschnick, L (9, PH) OBP: 0.250, SLG: 0.500		C FF 92 C FF 91 B FF 91 F SL 90 D CU 79 B FF 91 S FF 91 3-3 ③ K			C FF 91 B SL 89 C CU 78 B FF 90 F FF 92 F FF 91 X SL 89 2-2 44 BB, 2 1B 2B		C SI 90 B CH 88 X SI 91 1-1 44 BB, 8 1B 1B		C SL 78 X FF 88 0-1 8 G4-3 2B	1 1 0 1 0 0 1	0 1 0 0 0 0 0	0 1 0 1 0 0 1	0 0 0 0 0 0 0	1 0 0 0 0 0 0	1 0 0 0 0 0 0	1 0 0 0 0 0 0
Inning Stats	R: 0 E: 0 K: 1 S: 9 H: 0 LOB: 0 BB: 0 P: 15	R: 2 E: 0 K: 1 S: 15 H: 3 LOB: 1 BB: 0 P: 25	R: 0 E: 0 K: 0 S: 9 H: 0 LOB: 1 BB: 1 P: 16	R: 0 E: 0 K: 1 S: 6 H: 0 LOB: 0 BB: 0 P: 11	R: 2 E: 0 K: 0 S: 15 H: 2 LOB: 2 BB: 2 P: 27	R: 0 E: 0 K: 1 S: 7 H: 0 LOB: 0 BB: 0 P: 10	R: 0 E: 0 K: 0 S: 11 H: 2 LOB: 3 BB: 1 P: 19	R: 0 E: 0 K: 2 S: 8 H: 0 LOB: 0 BB: 0 P: 13	R: 0 E: 0 K: 0 S: 12 H: 2 LOB: 2 BB: 0 P: 16	1B: 4 2B: 5 3B: 0 HR: 0 SF: 0 SAC: 0 DP: 0 HBP: 0						

AB	35
R	4
H	9
RBI	4
BB	4
SO	6
LOB	14

PITCHER		IP	WLS	BF	H	R	ER	SO	BB	IBB	HBP	BLK	WP	HR	S	P	ERA	WHIP
32 Ryan Vogelsong, R ERA: 4.13	(1, 1)	5.0	W	22	5	4	4	3	3	0	0	0	0	0	54	94	7.20	1.600
41 Jeremy Affeldt, L ERA: 1.37	(6, 1)	1.2	H	7	2	0	0	1	0	0	0	0	0	0	15	22	0.00	1.200
63 Jean Machi, R ERA: 0.29	(7, 1)	0.1	H	2	0	0	0	0	1	0	0	0	0	0	3	7	0.00	3.000
46 Santiago Casilla, R ERA: 1.19	(8, 1)	1.0	H	3	0	0	0	2	0	0	0	0	0	0	8	13	0.00	0.000
54 Sergio Romo, R ERA: 4.75	(9, 1)	1.0	S	5	2	0	0	0	0	0	0	0	0	0	12	16	0.00	2.000

PITCHER	IP	WLS	BF	H	R	ER	SO	BB	IBB	HBP	BLK	WP	HR	S	P	ERA	WHIP

Batter	1	2	3	4	5	6	7	8	9	AB	R	H	RBI	BB	SO	LOB
7 Grégor Blanco, L (1, 8) OBP: 0.331, SLG: 0.318	C FC 86 B FC 88 X FF 88 1-1 ① G3			C FC 87 F CU 80 B FF 89 F FC 88 X CU 82 1-2 ① G4-3		C FC 89 C FC 88 B FC 86 X FF 90 1-2 ② L8		S SL 80 F FF 91 B SL 80 X SL 81 1-2 ③ G4-3		4	0	0	0	0	0	1
8 Hunter Pence, R (1, 9) OBP: 0.370, SLG: 0.488	C FC 90 B FC 87 X CU 80 1-1 ② G4-3			X CU 80 0-0 28 CS 1B		C CU 80 F CU 80 X CU 81 0-2 ③ F9			F CH 84 X SI 92 0-1 28 2B 1B	4	1	2	0	0	0	0
28 Buster Posey, R (1, 2) OBP: 0.343, SLG: 0.432	C FC 89 B FF 88 X FC 89 1-1 ③ L9			T FC 88 D FF 86 1 SAFE 1 SAFE S FC 88 B CU 82 D CU 81 C CU 81 3-3 ② ③ K 1-2			B CU 78 C CU 79 X FC 87 1-1 ① L8		B FF 93 F FF 93 X FF 93 1-1 1-H 35 1B 2B	4	1	1	1	0	1	1
48 Pablo Sandoval, S (1, 5) OBP: 0.314, SLG: 0.427		B CU 78 C CU 79 S FF 88 F CU 80 S FF 89 1-3 ① K			C CU 79 X CU 80 0-1 ① F8		S FC 88 S FC 88 B FC 87 B FC 89 F CU 81 B FF 89 F FC 89 X FC 88 3-2 ② G6-3		F FF 86 B FF 87 S FC 86 B FF 87 X FF 87 2-2 ① P4	4	0	0	0	0	1	1
35 Brandon Crawford, L (1, 6) OBP: 0.337, SLG: 0.458		B FC 88 C FC 89 B FC 89 B CU 80 C FC 88 X FC 88 3-2 ② F8			F FC 88 B FC 88 B FC 88 F CU 80 F FC 90 B FC 90 B CU 81 4-2 21 2B BB		X FC 88 0-0 3B		S SL 78 S SL 77 B FF 85 X SL 79 1-2 2-H 12 2B 1B	3	2	2	1	1	0	0
21 Tyler Colvin, L (1, 7) OBP: 0.312, SLG: 0.465		C CU 80 C CU 80 S CU 81 0-3 ③ K2-3			X FF 88 0-0 ② 1-H 2B		B FC 89 X CU 81 1-0 ③ G3-1		1 SAFE B FF 85 F FF 84 1 SAFE C FF 85 F SL 78 F SL 78 1 SAFE F FF 85 1-3 ② S SL 76 K	4	0	1	1	0	2	2
12 Joe Panik, L (1, 4) OBP: 0.500, SLG: 0.600			B FC 86 C FC 87 X CU 80 1-1 ① G3		B FC 89 X FC 88 1-0 E7 1B			B CU 78 B CU 76 X FC 87 2-0 ① L9	1 SAFE 1 SAFE 1 SAFE C FF 85 F SL 77 1 SAFE F FF 85 F FF 84 X FF 85 0-2 1-H 2B	4	0	2	1	0	0	0
13 Joaquin Arias, R (1, 3) OBP: 0.213, SLG: 0.180			C CU 80 S FC 88 X CU 82 0-2 ② G1-3		B CU 79 X CU 79 1-0 ③ G6-3			X FC 87 0-0 40 SH1-4 1B	X SL 85 0-0 ③ L5	4	0	1	0	0	0	2
40 Madison Bumgarner, R (1, 1) OBP: 0.263, SLG: 0.429 54 Sergio Romo, R (9, 1)			B FC 88 B FC 87 F FC 87 X FC 88 2-1 ③ G4-3			F FC 87 S CU 79 S CU 80 0-3 ① K		C CU 79 X CU 80 0-1 ② SH1-4 1-2		2 0	0 0	0 0	0 0	0 0	1 0	0 0
Inning Stats	R: 0 E: 0 K: 0 S: 6 H: 0 LOB: 0 BB: 0 P: 9	R: 0 E: 0 K: 2 S: 10 H: 0 LOB: 0 BB: 0 P: 14	R: 0 E: 0 K: 0 S: 7 H: 0 LOB: 0 BB: 0 P: 10	R: 0 E: 0 K: 1 S: 8 H: 1 LOB: 1 BB: 0 P: 12	R: 1 E: 1 K: 0 S: 8 H: 2 LOB: 1 BB: 1 P: 14	R: 0 E: 0 K: 1 S: 9 H: 0 LOB: 0 BB: 0 P: 10	R: 0 E: 0 K: 0 S: 9 H: 1 LOB: 1 BB: 0 P: 14	R: 0 E: 0 K: 0 S: 7 H: 1 LOB: 1 BB: 0 P: 10	R: 3 E: 0 K: 1 S: 22 H: 4 LOB: 1 BB: 0 P: 27	1B: 5 2B: 4 3B: 1 HR: 0 SF: 0 SAC: 1 DP: 1 HBP: 0						

PITCHER	IP	WLS	BF	H	R	ER	SO	BB	IBB	HBP	BLK	WP	HR	S	P	ERA	WHIP
49 Mike Bolsinger, R (1, 1) ERA: 4.78	7.2	L	27	5	1	1	4	1	0	0	0	0	0	61	89	1.17	0.783
59 Oliver Pérez, L (8, 1) ERA: 2.48	0.1		1	0	0	0	0	0	0	0	0	0	0	3	4	0.00	0.000
50 Evan Marshall, R (9, 1) ERA: 4.19	0.0		2	2	2	2	0	0	0	0	0	0	0	4	5	∞	∞
54 Joe Thatcher, L (9, 1) ERA: 2.91	0.2		4	2	1	1	1	0	0	0	0	0	0	17	21	13.50	3.000
37 Matt Stites, R (9, 1) ERA:	0.1		1	0	0	0	0	0	0	0	0	0	0	1	1	0.00	0.000

PITCHER	IP	WLS	BF	H	R	ER	SO	BB	IBB	HBP	BLK	WP	HR	S	P	ERA	WHIP

TOP

San Francisco Giants @ Arizona Diamondbacks

Chase Field, Phoenix, AZ

Sun Jun 22 2014, 1:11 PM - 3:49 PM MST

Att. 27,862 - Roof Closed - 76 F

livebaseballscorecards.com

AB	33
R	4
H	9
RBI	4
BB	1
SO	5
LOB	7

WP: 0 PA: 35
PB: 0
SB: 0
CS: 1

Batter	1	2	3	4	5	6	7	8	9	AB	R	H	RBI	BB	SO	LOB
5 Ender Inciarte, L (1, 8) OBP: 0.227, SLG: 0.223	C FF 92 B FF 93 C FF 93 F FF 93 F CU 77 B FC 90 B CU 80 X FF 93 3-2 ① **F7**		C FF 93 B FC 87 X FF 93 1-1 ③ **P5**			C FF 93 C FF 94 X CU 70 0-2 ③ **G4-3**			S FF 92 C FF 92 F FF 92 X CU 77 0-2 44 G6-4-3 14 1B 1-2 1B	4	0	1	0	0	0	0
14 Martín Prado, R (1, 5) OBP: 0.318, SLG: 0.375	C FC 90 B FC 89 B CH 86 S FC 90 F FC 89 B CU 80 X FC 89 3-2 ② **G1-3**			B CH 84 C FC 89 F CH 86 F FC 90 X CU 79 1-2 ① **G5-3**			C FC 89 X FC 89 0-1 ① **L9**		B SL 78 C FF 88 F SL 79 X FF 88 1-2 44 G6-4-3 1B 1-2 2-H	4	0	1	1	0	0	0
44 Paul Goldschmidt, R (1, 3) OBP: 0.385, SLG: 0.552	C CU 78 F FF 93 S FC 91 0-3 ③ **K**			F FC 90 C FC 90 B FC 90 B FC 91 B CU 78 B FF 93 4-2 2 L1-3 BB			B FC 89 C CH 86 B CU 78 C CU 78 B FF 93 B FC 90 4-2 **BB**		S SL 79 X SI 87 0-1 ①② **G6-4-3** 1-2f 2-3	2	0	0	0	2	1	2
2 Aaron Hill, R (1, 4) OBP: 0.290, SLG: 0.387		S FF 92 F FF 93 B FC 90 X FC 90 1-2 ① **G5-3**		B FC 88 X FC 89 1-0 ②③ **L1-3** 1-1			1 SAFE C FC 89 D CU 76 F FC 88 S CU 78 1-3 ② **K**		B SL 77 B SL 76 C SL 78 S SL 77 S SL 77 2-3 ③ **K**	4	0	0	0	0	2	3
26 Miguel Montero, L (1, 2) OBP: 0.347, SLG: 0.428		B FC 86 B FF 94 C FF 93 F FC 90 S CH 87 2-3 ② **K**			F FC 89 B FF 93 X FC 89 1-1 ① **G4-3**		X FC 89 0-0 ③ **G4-3**			3	0	0	0	0	1	1
7 Cody Ross, R (1, 7) OBP: 0.271, SLG: 0.274		F FF 93 S FC 90 B FF 93 X FF 94 1-2 **1B**			B FF 94 B CH 86 F FC 90 S FC 90 B FF 94 X FC 91 3-2 ② **G5-3**			C FC 89 B FC 87 F FC 90 B CU 78 X FF 93 2-2 ① **F8**		3	0	1	0	0	0	0
27 Roger Kieschnick, L (1, 9) OBP: 0.211, SLG: 0.421		C FF 93 B FC 89 S FF 93 S FF 93 1-3 ③ **K**			S FF 93 S FF 93 X FF 93 0-2 ③ **L8**			X FC 88 0-0 ② **G3-1**		3	0	0	0	0	1	1
1 Didi Gregorius, L (1, 6) OBP: 0.296, SLG: 0.348			C FF 93 B FF 93 B FF 93 F FC 91 S FF 93 2-3 ① **K**			F FF 93 C FC 88 B FF 93 B CU 79 S FF 93 2-3 ① **K**		B FC 88 X FC 89 1-0 ③ **G4-3**		3	0	0	0	0	2	0
49 Mike Bolsinger, R (1, 1) OBP: 0.133, SLG: 0.133 59 Oliver Pérez, L (8, 1) 50 Evan Marshall, R (9, 1) 54 Joe Thatcher, L (9, 1) 37 Matt Stites, L (9, 1) 31 Jordan Pacheco, R (9, PH) OBP: 0.310, SLG: 0.367			C FF 90 X FC 90 0-1 ② **G5-3**			F FF 92 B CU 77 F FC 89 S CU 79 1-3 ② **K**			B FF 92 B FC 88 C FF 92 X FF 91 2-1 5 E6 1B 14 1B	2 0 0 0 0 0 1	0 0 0 0 0 0 1	0 0 0 0 0 0 1	0 0 0 0 0 0 1	1 0 0 0 0 0 0	0 0 0 0 0 0 0	0 0 0 0 0 0 0
Inning Stats	R: 0 E: 0 K: 1 S: 12 H: 0 LOB: 0 BB: 0 P: 18	R: 0 E: 0 K: 2 S: 12 H: 1 LOB: 1 BB: 0 P: 17	R: 0 E: 0 K: 1 S: 7 H: 0 LOB: 0 BB: 0 P: 10	R: 0 E: 0 K: 0 S: 7 H: 0 LOB: 0 BB: 1 P: 13	R: 0 E: 0 K: 0 S: 8 H: 0 LOB: 0 BB: 0 P: 12	R: 0 E: 0 K: 2 S: 10 H: 0 LOB: 0 BB: 0 P: 13	R: 0 E: 0 K: 1 S: 8 H: 0 LOB: 1 BB: 1 P: 13	R: 0 E: 0 K: 0 S: 5 H: 0 LOB: 0 BB: 0 P: 8	R: 1 E: 1 K: 1 S: 14 H: 2 LOB: 1 BB: 0 P: 19	1B: 3 2B: 1 3B: 0 HR: 0	SF: 0 SAC: 0 DP: 2 HBP: 0			WP: 0 PB: 0 SB: 0 CS: 0	PA: 31	

PITCHER		IP	WLS	BF	H	R	ER	SO	BB	IBB	HBP	BLK	WP	HR	S	P	ERA	WHIP
40 Madison Bumgarner, L ERA: 2.63	(1, 1)	8.0	W	28	2	1	0	7	2	0	0	0	0	0	75	112	0.00	0.500
54 Sergio Romo, R ERA: 4.6	(9, 1)	1.0	S	3	1	0	0	1	0	0	0	0	0	0	8	11	0.00	1.000

PITCHER		IP	WLS	BF	H	R	ER	SO	BB	IBB	HBP	BLK	WP	HR	S	P	ERA	WHIP

BOTTOM

San Francisco Giants @ Arizona Diamondbacks

Chase Field, Phoenix, AZ

Sun Jun 22 2014, 1:11 PM - 3:49 PM MST

Att. 27,862 - Roof Closed - 76 F

livebaseballscorecards.com

AB	29
R	1
H	3
RBI	1
BB	2
SO	8
LOB	7

San Diego Padres @ San Francisco Giants

AT&T Park, San Francisco, CA

Mon Jun 23 2014, 7:16 PM - 9:50 PM PDT

Att. 41,360 - Clear - 63 F

TOP

livebaseballscorecards.com

Batter	1	2	3	4	5	6	7	8	9	AB	R	H	RBI	BB	SO	LOB
25 Will Venable, L (1, 8) (8, 9) OBP: 0.271, SLG: 0.288	B FF 90 X SI 90 1-0 ① F8			B CU 76 B CH 84 C SI 91 X CH 85 2-1 ① G4-3	C FF 91 X FF 92 0-1 ③ L5			B SI 91 T FF 91 X SI 92 1-1 1-3 2 1B 2 E 1B		4	1	1	0	0	0	0
2 Everth Cabrera, S (1, 6) OBP: 0.264, SLG: 0.302	C SI 90 C CU 77 B CH 86 B CU 78 S CH 86 2-3 ② K			F FF 90 B CU 77 X SI 91 1-1 12 1B 8 2B 1B		C SI 90 C SL 86 C SL 86 0-3 ① K		M CH 84 X CH 84 0-1 1-H 3-H E9 12 2B 1B		4	2	2	1	0	2	0
12 Seth Smith, L (1, 9) (8, 7) OBP: 0.398, SLG: 0.524	C SI 92 B FF 93 C CU 78 T FF 93 1-2 ③ K			B SI 90 X SI 89 1-0 8 2B 1-3 14 2B 1B		B CU 78 B FF 91 F SL 86 F CH 86 S SL 88 2-3 ② K		B SI 87 B SI 86 B SI 87 C SI 84 F SI 86 X SL 81 3-2 3-H 2B		4	1	2	1	0	2	0
18 Carlos Quentin, R (1, 7) OBP: 0.302, SLG: 0.333 24 Cameron Maybin, R (8, 8) OBP: 0.304, SLG: 0.412		S SI 90 C SI 90 B CU 78 B SL 87 F CH 87 B SL 88 B CU 78 4-2 8 G3-6-1 BB		F FF 91 B SL 86 S SI 91 X SI 92 1-2 ② L5		C CU 78 F FF 93 X FF 94 0-2 ③ P4		B SI 93 B FF 93 F FF 94 X SI 94 2-1 ② F8		3 0	0 0	0 0	0 0	1 0	0 0	3 0
8 Yasmani Grandal, S (1, 2) OBP: 0.280, SLG: 0.366		C SI 91 X CH 85 0-1 ① ② G3-6-1 1-2f		C CH 86 B CU 79 B CH 85 S CH 85 X CH 86 2-2 1-3 14 2B 3-H 2B			X CH 83 0-0 ① G3-1	B CU 80 S CH 87 T SI 94 B FF 93 X CH 84 2-2 ③ P5		4	1	1	1	0	0	2
14 Tommy Medica, R (1, 3) OBP: 0.293, SLG: 0.460		C CU 78 B CU 78 F SI 92 B FF 93 S CU 80 2-3 ③ K2-3		C CU 76 B SL 86 F SI 90 F FF 93 B CU 80 X CU 79 2-2 2-H 3-H 2B			C SL 85 C CU 78 B SI 92 X SL 87 1-2 E6 5 G4-6-3		X SL 84 0-0 ① G6-3	4	0	1	2	0	1	0
5 Alexi Amarista, L (1, 5) OBP: 0.266, SLG: 0.277			C SI 90 B FF 91 X CH 84 1-1 ① G1-5-3 C CU 78 B SI 92 C FF 91 B FF 92 F FF 92 S SL 87 2-3 ③ K				X SI 91 0-0 ② ③ G4-6-3 1-2f		C FF 87 F CH 81 X CU 76 0-2 ② G3	4	0	0	0	0	1	2
3 Jace Peterson, L (1, 4) OBP: 0.137, SLG: 0.102			C SI 91 B CU 77 S SL 86 B FF 92 B SL 86 X FF 93 3-2 ② G4-3		F CH 83 F SI 89 X SL 84 0-2 ① F8			F SI 90 X CH 84 0-1 ① G6-3	S SL 85 B CU 77 S CH 82 X CU 77 1-2 ③ G3-1	4	0	0	0	0	0	0
40 Odrisamer Despaigne, R (1, 1) 4 Jake Goebbert, L (8, PH) OBP: 0.500, SLG: 0.500 59 Kevin Quackenbush, R (8, 1) 46 Tim Stauffer, R (9, 1) OBP: 0.200, SLG: 0.200			C SI 90 S SL 86 S SL 87 0-3 ③ K		C FF 90 M FF 90 F CU 79 X FF 91 0-2 ② G3			S CH 85 X CH 84 0-1 25 1B 2 1B 1B		2 1 0 0	0 1 0 0	0 1 0 0	0 0 0 0	1 0 0 0	0 0 0 0	0 0 0 0
Inning Stats	R: 0 E: 0 K: 2 S: 7 H: 0 LOB: 0 BB: 0 P: 11	R: 0 E: 0 K: 1 S: 8 H: 0 LOB: 0 BB: 1 P: 14	R: 0 E: 0 K: 1 S: 8 H: 0 LOB: 0 BB: 0 P: 12	R: 3 E: 0 K: 1 S: 19 H: 4 LOB: 1 BB: 0 P: 30	R: 0 E: 0 K: 0 S: 9 H: 0 LOB: 0 BB: 0 P: 9	R: 0 E: 0 K: 2 S: 9 H: 0 LOB: 0 BB: 0 P: 11	R: 0 E: 1 K: 0 S: 5 H: 0 LOB: 0 BB: 0 P: 6	R: 3 E: 1 K: 0 S: 16 H: 4 LOB: 1 BB: 0 P: 24	R: 0 E: 0 K: 0 S: 7 H: 0 LOB: 0 BB: 0 P: 8	1B: 5 2B: 3 3B: 0 HR: 0 SF: 0 SAC: 0 DP: 2 HBP: 0						

	AB	34
	R	6
	H	8
	RBI	5
	BB	1
	SO	7
	LOB	7

PITCHER		IP	WLS	BF	H	R	ER	SO	BB	IBB	HBP	BLK	WP	HR	S	P	ERA	WHIP
18 Matt Cain, R ERA: 4.82	(1, 1)	7.1	L	29	7	6	6	7	1	0	0	0	0	0	73	102	7.36	1.091
49 Javier López, L ERA: 1.2	(8, 1)	0.0		1	1	0	0	0	0	0	0	0	0	0	3	6	∞	∞
57 Juan Gutierrez, R ERA: 3.41	(8, 1)	0.2		2	0	0	0	0	0	0	0	0	0	0	5	9	0.00	0.000
52 Yusmeiro Petit, R ERA: 4.25	(9, 1)	1.0		3	0	0	0	0	0	0	0	0	0	0	7	8	0.00	0.000

PITCHER	IP	WLS	BF	H	R	ER	SO	BB	IBB	HBP	BLK	WP	HR	S	P	ERA	WHIP

Batter	1	2	3	4	5	6	7	8	9	AB	R	H	RBI	BB	SO	LOB
7 Grégor Blanco, L (1, 8) OBP: 0.329, SLG: 0.323	B FC 89 X FC 90 1-0 F9 ①			C SI 88 F CH 72 X SL 86 0-2 P4 ①		C EP 65 S CH 72 B CU 76 F EP 65 F FF 89 B EP 67 F SL 86 B SI 91 X SL 85 3-2 2B			C SI 92 B FF 91 B FF 92 F SL 86 F SL 85 F CU 74 X FF 92 2-2 L8 ①	4	0	1	0	0	0	0
8 Hunter Pence, R (1, 9) OBP: 0.369, SLG: 0.488	C SI 92 F CU 76 B EP 67 T FF 88 1-2 K ②			B SL 88 C SI 91 S EP 67 X CU 76 1-2 2B		S SI 92 C SL 87 F FC 91 D EP 69 B SL 88 X SI 90 2-2 G6-3 ②			S FF 92 S FF 92 B SI 91 F SL 86 F SL 85 S FF 91 1-3 K ②	4	0	1	0	0	2	1
28 Buster Posey, R (1, 2) OBP: 0.339, SLG: 0.426 52 Yusmeiro Petit, R (9, 1) 14 Brandon Hicks, R (9, PH) OBP: 0.288, SLG: 0.337	B FC 92 B SI 91 C SI 91 F SL 85 X CU 76 2-2 G6-3 ③			C SI 92 X CH 73 0-1 F9 ②		B SI 91 B CU 75 F SI 90 B EP 67 X SL 87 3-1 F7 ③			C FF 92 X SL 86 0-1 L7 ③	3 0 1	0 0 0	0 0 0	0 0 0	0 0 0	0 0 0	2 0 0
48 Pablo Sandoval, S (1, 5) OBP: 0.311, SLG: 0.422		X FF 90 0-0 G4-3 ①		B SI 91 F CH 73 X CH 72 1-1 G1-3 ③			C SI 90 F SL 85 F CH 74 X CH 75 0-2 G4-3 ①			3	0	0	0	0	0	1
38 Michael Morse, R (1, 3) OBP: 0.342, SLG: 0.522		C SI 92 B FC 87 B FC 88 B SI 92 F FC 92 X EP 69 3-2 G5-3 ②			B EP 65 X SL 85 1-0 G6-3 ①		B SI 92 C FF 92 F SI 93 X SI 93 1-2 21 G4-6-3 1B			3	0	1	0	0	0	0
21 Tyler Colvin, L (1, 7) OBP: 0.302, SLG: 0.449		C SI 91 F SL 85 B CU 74 B SL 84 X EP 67 2-2 L9 ③			X SI 90 0-0 G4-3 ②		C EP 68 S CH 71 X EP 68 0-2 G4-6-3 ②③ 1-2f			3	0	0	0	0	0	1
35 Brandon Crawford, L (1, 6) OBP: 0.337, SLG: 0.456			B FC 89 X FC 89 1-0 L7 ①		B SL 85 B CH 73 X FF 90 2-0 1B			B FF 89 C FF 90 C FF 90 X FF 89 1-2 F7 ①		3	0	1	0	0	0	0
12 Joe Panik, L (1, 4) OBP: 0.333, SLG: 0.375			C SI 89 B SL 84 X SL 85 1-1 P6 ②		C SI 90 F CH 73 1 SAFE F SL 85 D EP 69 F CH 74 B CU 73 X EP 67 2-2 G6-3 ③			B FF 91 B FF 91 X FF 91 2-0 L7 ②		3	0	0	0	0	0	1
18 Matt Cain, R (1, 1) OBP: 0.304, SLG: 0.200 49 Javier López, L (8, 1) 57 Juan Gutierrez, R (8, 1) 29 Héctor Sánchez, S (8, PH) OBP: 0.250, SLG: 0.341 (9, 2)			X FC 91 0-0 G4-3 ③			X FC 90 0-0 L9 ①		X FF 89 0-0 F7 ③		2 0 0 1	0 0 0 0	0 0 0 0	0 0 0 0	0 0 0 0	0 0 0 0	0 0 0 0
Inning Stats	R: 0 E: 0 K: 1 S: 7 H: 0 LOB: 0 BB: 0 P: 11	R: 0 E: 0 K: 0 S: 7 H: 0 LOB: 0 BB: 0 P: 12	R: 0 E: 0 K: 0 S: 4 H: 0 LOB: 0 BB: 0 P: 6	R: 0 E: 0 K: 0 S: 10 H: 1 LOB: 1 BB: 0 P: 12	R: 0 E: 0 K: 0 S: 8 H: 1 LOB: 1 BB: 0 P: 13	R: 0 E: 0 K: 0 S: 13 H: 1 LOB: 1 BB: 0 P: 21	R: 0 E: 0 K: 0 S: 10 H: 1 LOB: 0 BB: 0 P: 11	R: 0 E: 0 K: 0 S: 5 H: 0 LOB: 0 BB: 0 P: 8	R: 0 E: 0 K: 1 S: 12 H: 0 LOB: 0 BB: 0 P: 15	1B: 2 2B: 2 3B: 0 HR: 0 SF: 0 SAC: 0 DP: 1 HBP: 0						WP: 0 PB: 0 SB: 0 CS: 0 PA: 30	

PITCHER		IP	WLS	BF	H	R	ER	SO	BB	IBB	HBP	BLK	WP	HR	S	P	ERA	WHIP
40 Odrisamer Despaigne, R ERA:	(1, 1)	7.0	W	24	4	0	0	1	0	0	0	0	0	0	59	86	0.00	0.571
59 Kevin Quackenbush, R ERA: 3.15	(8, 1)	1.0		3	0	0	0	0	0	0	0	0	0	0	5	8	0.00	0.000
46 Tim Stauffer, R ERA: 3.96	(9, 1)	1.0		3	0	0	0	1	0	0	0	0	0	0	12	15	0.00	0.000

PITCHER	IP	WLS	BF	H	R	ER	SO	BB	IBB	HBP	BLK	WP	HR	S	P	ERA	WHIP

BOTTOM

San Diego Padres @ San Francisco Giants

AT&T Park, San Francisco, CA

Mon Jun 23 2014, 7:16 PM - 9:50 PM PDT

Att. 41,360 - Clear - 63 F

livebaseballscorecards.com

AB	30
R	0
H	4
RBI	0
BB	0
SO	2
LOB	6

Batter	1	2	3	4	5	6	7	8	9	AB	R	H	RBI	BB	SO	LOB
25 Will Venable, L (1, 9) OBP: 0.266, SLG: 0.283	C SI 90 B SI 90 B FS 82 X SI 90 2-1 E4 2 G6-4-3		X FS 82 0-0 ② SF9 2-3 3-H		X FS 81 0-0 ② G3-1 2-3 3-H	B SI 92 X SI 92 1-0 ③ G1-3			F FF 89 B CU 76 F CU 77 S FF 89 1-3 ② K	4	0	0	2	0	1	3
2 Everth Cabrera, S (1, 6) OBP: 0.263, SLG: 0.301	C SI 89 X SI 90 0-1 ①② G6-4-3 1-2f		B SI 88 B SI 92 X SI 90 2-0 ③ G4-3		B SI 90 F SI 90 F FS 81 F FC 85 X SI 89 1-2 ③ L9		X SI 91 0-0 ① G3		F FF 90 B FF 90 C CU 77 F FF 90 X CH 83 1-2 12 1B 1B	5	0	1	0	0	0	3
12 Seth Smith, L (1, 7) OBP: 0.402, SLG: 0.523	C SI 90 F CU 78 C FS 83 0-3 ③ K			B FS 80 F FC 84 B SI 90 B SI 90 F FF 91 B SI 90 4-2 7 G3-6-3 BB		B CU 74 C FS 80 C CU 74 X FS 83 1-2 7 1B 8 1B 1B	C CU 74 X CU 75 0-1 ② G3		D CH 83 C FF 89 X CU 79 1-1 1-2 1B	4	0	2	0	1	1	0
7 Chase Headley, S (1, 5) OBP: 0.286, SLG: 0.332		C SI 90 B FS 82 B FS 82 B SI 91 F SI 89 B SI 91 4-2 8 G4-6-3 BB	C SI 90 B CU 77 F SI 89 B FS 82 X FS 81 2-2 ①② G3-6-3 1-2f		X SI 89 0-0 8 1B 24 1B 1-2 1B	B SI 92 C CU 75 X SI 91 1-1 ③ G6-3		B CH 84 C FC 87 B FF 90 X FF 86 2-1 ③ G6-3	4	1	1	0	1	0	3
8 Yasmani Grandal, S (1, 2) OBP: 0.280, SLG: 0.362		C SI 91 F CU 78 X SI 91 0-2 ①② G4-6-3 1-2f		B CU 77 B FS 83 B FF 90 C SI 87 F SI 90 C SI 90 3-3 ③ K		B FS 80 C SI 89 X SI 89 1-1 ① 24 1B 5 1B 1-3 2-H 1B		B SI 85 C CH 79 B CH 79 F SI 85 X SI 87 2-2 ① F9		4	1	1	0	0	1	1
4 Jake Goebbert, L (1, 3) OBP: 0.556, SLG: 0.500 14 Tommy Medica, R (8, PH) OBP: 0.301, SLG: 0.500 (8, 3)		X SI 90 0-0 ③ L8			C SI 88 F FC 85 X SI 90 0-2 24 E 24 FC5 5 2B 1B	H FC 86 1-0 24 1B 5 1B HBP		B CU 71 X CH 80 1-0 HR		2	2	1	0	0	0	0
24 Cameron Maybin, R (1, 8) OBP: 0.310, SLG: 0.415			B SI 89 X SI 89 1-0 5 1B 25 SF9 1B		1 SAFE C SI 88 X SI 89 0-1 FC5 5 2B 25 G3-1 1-3	C SI 90 X SI 89 0-1 5 1B 1-2 2-3 3-H 1B		F SI 87 X SI 88 0-1 ② G4-3	1 1 1 1 0 0 0 4 2 2 1 0 0 1	1	1	1	0	0	0
5 Alexi Amarista, L (1, 4) OBP: 0.278, SLG: 0.297 58 Blaine Boyer, R (8, 1)			1 SAFE C SI 88 1 SAFE X SI 89 0-1 25 SF9 1-3 1B		B SI 90 X FC 85 1-0 25 G3-1 1-3 3-H 2B	X SI 90 0-0 1-3 2-H 3-H 1B		B SI 87 C SL 81 B CU 74 F SI 87 S SI 89 2-3 ③ K	4 0 3 3 0 1 0 0 0 0 0 0 0 0	0	0	0	0	0	0
45 Jesse Hahn, R (1, 1) OBP: 0.143, SLG: 0.143 54 Alex Torres, L (7, 1) 33 Dale Thayer, R (7, 1) 3 Jace Peterson, L (8, 4) OBP: 0.135, SLG: 0.100			C FC 87 B SI 91 T SI 90 B FC 85 C FC 84 2-3 ① K		S SI 89 X SI 90 0-1 ① G6-3	S FC 85 B FC 84 S SI 89 S CU 77 1-3 ② K			X FF 88 0-0 ① F7	3 0 0 0 0 2 6 0 0 0 0 0 0 0 0 0 0 0 0 0 0 1 0 0 0 0 0 0	0	0	0	0	0	0
Inning Stats	R: 0 E: 1 K: 1 S: 7 H: 0 LOB: 0 BB: 0 P: 9	R: 0 E: 0 K: 0 S: 6 H: 0 LOB: 0 BB: 1 P: 10	R: 1 E: 0 K: 1 S: 8 H: 2 LOB: 1 BB: 0 P: 13	R: 0 E: 0 K: 1 S: 8 H: 0 LOB: 0 BB: 1 P: 17	R: 2 E: 1 K: 0 S: 13 H: 2 LOB: 1 BB: 0 P: 15	R: 3 E: 0 K: 1 S: 13 H: 5 LOB: 2 BB: 0 P: 18	R: 0 E: 0 K: 0 S: 5 H: 0 LOB: 0 BB: 0 P: 6	R: 1 E: 0 K: 1 S: 9 H: 1 LOB: 0 BB: 0 P: 14	R: 0 E: 0 K: 1 S: 12 H: 2 LOB: 2 BB: 0 P: 17	1B: 10 2B: 1 3B: 0 HR: 1 SF: 1 SAC: 0 DP: 3 HBP: 1						

PITCHER		IP	WLS	BF	H	R	ER	SO	BB	IBB	HBP	BLK	WP	HR	S	P	ERA	WHIP
17 Tim Hudson, R ERA: 2.62	(1, 1)	5.2	L	27	9	6	4	4	2	0	1	0	0	0	54	80	6.35	1.941
41 Jeremy Affeldt, L ERA: 1.3	(6, 1)	1.1		4	0	0	0	0	0	0	0	0	0	0	6	8	0.00	0.000
49 Javier López, L ERA: 1.69	(8, 1)	1.0		4	1	1	1	1	0	0	0	0	0	1	9	14	9.00	1.000
52 Yusmeiro Petit, R ERA: 4.17	(9, 1)	1.0		5	2	0	0	1	0	0	0	0	0	0	12	17	0.00	2.000

PITCHER	IP	WLS	BF	H	R	ER	SO	BB	IBB	HBP	BLK	WP	HR	S	P	ERA	WHIP

TOP

San Diego Padres @ San Francisco Giants

AT&T Park, San Francisco, CA

Tue Jun 24 2014, 7:16 PM - 10:11 PM PDT

Att. 41,546 - Partly Cloudy - 64 F

livebaseballscorecards.com

AB	36
R	7
H	12
RBI	7
BB	2
SO	6
LOB	17

WP: 0 PA: 40
PB: 0
SB: 0
CS: 0

San Diego Padres @ San Francisco Giants

AT&T Park, San Francisco, CA

Tue Jun 24 2014, 7:16 PM - 10:11 PM PDT

Att. 41,546 - Partly Cloudy - 64 F

livebaseballscorecards.com

Batter	1	2	3	4	5	6	7	8	9	AB	R	H	RBI	BB	SO	LOB
7 Grégor Blanco, L (1, 8) OBP: 0.327, SLG: 0.321	C SI 91 X FF 90 0-1 ① P6			B FF 88 X SI 89 1-0 ① L3		B SI 88 C CU 72 X SI 89 1-1 ① 28 2B 1B		C FF 91 B FF 92 X FF 92 1-1 ① G4-3		4	1	1	0	0	0	0
8 Hunter Pence, R (1, 9) OBP: 0.365, SLG: 0.482	S FF 92 B FF 92 S FF 92 S SI 93 1-3 ② K			F FF 90 C CU 77 F SI 91 F SI 91 B CU 74 F CU 74 F SI 90 X CU 73 1-2 ② P6		C FF 90 B CU 72 F SI 90 B FF 90 S CU 73 2-3 ① K		B FF 92 F FF 93 S SL 85 X SI 93 1-2 ② G4-3		4	0	0	0	0	2	1
28 Buster Posey, R (1, 2) OBP: 0.338, SLG: 0.427	C FF 92 B SI 92 F FF 92 C CU 75 1-3 ③ K			B SI 89 B SI 90 X SI 90 2-0 ③ G6-3		B FF 91 F CU 74 B SI 91 S CU 73 X SI 90 2-2 1-H 2B		X SI 93 0-0 ③ G6-3		4	0	1	1	0	1	0
48 Pablo Sandoval, S (1, 5) OBP: 0.310, SLG: 0.420		B SI 91 F SI 90 F FF 92 S CU 74 1-3 ① K			X SI 89 0-0 38 1B 21 G4-3 1B	S SI 88 C SI 90 F SI 89 F CU 73 X FF 89 0-2 ② L4			C SI 91 F FF 94 B FF 93 S CU 77 1-3 ① K	4	1	1	0	0	2	1
38 Michael Morse, R (1, 3) OBP: 0.341, SLG: 0.518		B FF 92 F SI 91 F SI 92 F SI 93 F CU 75 B CU 74 B SI 91 X CU 75 3-2 ② F9			F SI 90 S SI 90 X SI 90 0-2 21 G4-3 1-3 1B	C CU 72 C SL 79 B CU 74 X CU 74 1-2 ③ L9			F FF 94 B SL 85 F SI 94 B SI 93 F SI 95 F FF 93 X SI 93 2-2 ② G5-3	4	0	1	0	0	0	1
21 Tyler Colvin, L (1, 7) OBP: 0.290, SLG: 0.430		B SI 90 S SI 92 C CU 74 S CH 85 1-3 ③ K			X SI 89 0-0 ① G4-3 1-2 3-H		C FF 92 F FF 92 B FF 94 F FC 87 B CH 86 S CH 83 2-3 ① K		X SI 92 0-0 ③ F7	4	0	0	1	0	2	1
35 Brandon Crawford, L (1, 6) OBP: 0.337, SLG: 0.455			F SI 90 T CH 83 B CU 73 S CH 84 1-3 ① K		B SI 90 B FF 90 C CU 73 S CU 72 S SI 90 2-3 ② K		B FF 93 S SI 91 C FF 92 B FF 93 X FC 88 2-2 12 FC4-6 1B			3	0	1	0	0	2	1
12 Joe Panik, L (1, 4) OBP: 0.333, SLG: 0.300			C SI 90 C SI 90 C CH 84 0-3 ② K		S CU 72 S CU 74 B SI 90 B CH 83 B CU 74 B CU 73 4-2 BB		C FF 94 S CH 85 B FF 94 F FF 94 X CH 85 1-2 ② FC4-6 1-2f			2	0	0	0	1	1	1
17 Tim Hudson, R (1, 1) 41 Jeremy Affeldt, L (6, 1) 14 Brandon Hicks, R (7, PH) OBP: 0.286, SLG: 0.335 49 Javier López, L (8, 1) 52 Yusmeiro Petit, R (9, 1)			F SI 90 C SL 78 B SI 88 B SI 91 B FF 91 F FF 91 X FF 90 3-2 ③ F9		C FF 91 C CU 74 F CU 73 X FF 91 0-2 ③ G4-3		B FF 92 B FF 91 F FF 92 B FF 91 F FF 92 C FF 92 3-3 ③ K			2 0 1 0 0	0 0 0 0 0	0 0 0 0 0	0 0 0 0 0	0 0 1 0 0	0 0 1 0 0	2 0 1 0 0

| | | |

Batter	1	2	3	4	5	6	7	8	9	AB	R	H	RBI	BB	SO	LOB
25 Will Venable, L (1, 8) OBP: 0.261, SLG: 0.278	B CH 83 F CH 82 B FF 88 B SI 90 S FF 88 F SI 90 S CH 83 3-3 ① K2-3		C CU 73 X CH 80 0-1 ③ F7			B FF 90 C CU 73 X CH 83 1-1 ③ G4-3			F CH 83 B CH 83 F SI 91 X SL 79 1-2 ③ G4-3	4	0	0	0	0	1	0
2 Everth Cabrera, S (1, 6) OBP: 0.261, SLG: 0.298	B SI 88 C S CH 81 B CH 84 F FF 90 S CH 82 2-3 ② K			B SI 87 B CU 75 F SI 88 B CH 80 T FF 89 F SI 90 X SI 92 3-2 ① G6-3			B SI 88 X CH 80 1-0 ① G3			3	0	0	0	0	1	0
12 Seth Smith, L (1, 9) OBP: 0.397, SLG: 0.516	B SI 89 B CH 83 C CH 80 F SI 90 X SL 80 2-2 ③ G6-3			F CH 82 B CH 82 F SI 91 X CH 82 1-2 ② G3			B CH 82 B CU 74 F CH 83 X CH 82 2-1 ② L8			3	0	0	0	0	0	0
18 Carlos Quentin, R (1, 7) OBP: 0.293, SLG: 0.321		C CH 80 B FF 90 X SL 80 1-1 ① G5-3		X SL 81 0-0 ③ F9			X FF 90 0-0 ③ G6-3			3	0	0	0	0	0	0
7 Chase Headley, S (1, 5) OBP: 0.286, SLG: 0.328		B SI 89 F CH 82 S CH 82 B SI 89 B CU 74 B SI 90 4-2 BB			C SI 89 C SI 90 B CU 76 B CH 82 B CH 82 S CH 82 3-3 ① K			B CH 80 F CU 74 C SI 90 X CH 82 1-2 ① G3-1		2	0	0	0	1	1	0
14 Tommy Medica, R (1, 3) OBP: 0.292, SLG: 0.484		C SL 79 F SL 80 T FF 90 0-2 ② K			B SL 80 B SL 80 F FF 91 F CH 84 X SL 81 2-2 ② G6-3			B CU 75 B SL 81 C CH 82 S FF 90 X SL 79 2-2 ② P3		3	0	0	0	0	1	1
5 Alexi Amarista, L (1, 4) OBP: 0.273, SLG: 0.291		B SI 87 X CH 82 1-0 ③ G4-3			C CU 74 C SI 90 B SI 90 F SI 91 F SL 80 X CH 82 1-2 ③ L9			X SL 79 0-0 ③ F8		3	0	0	0	0	0	1
44 René Rivera, R (1, 2) OBP: 0.266, SLG: 0.417 13 Chris Denorfia, R (9, PH) OBP: 0.301, SLG: 0.344			X FF 88 0-0 ① F9			B SL 79 F SL 79 F FF 90 B SL 80 F CH 82 F FF 91 X CH 82 2-2 ① F7			B SL 82 B SL 80 C SI 89 T SL 80 S SL 80 2-3 ① K2-3	2 1	0 0	0 0	0 0	0 0	0 1	0 0
22 Ian Kennedy, R (1, 1) OBP: 0.148, SLG: 0.231 46 Tim Stauffer, R (7, 1) OBP: 0.200, SLG: 0.200 54 Alex Torres, L (7, 1) 33 Dale Thayer, R (8, 1) 8 Yasmani Grandal, S (9, PH) OBP: 0.278, SLG: 0.360			B FF 91 B CH 82 X FF 89 2-0 ② F8			C CH 82 S SL 79 S SL 80 0-3 ② K			B CU 73 C CH 80 B FF 90 S SL 80 F SL 80 B FF 92 X SL 80 3-2 ② G1-3	2 0 0 0 1	0 0 0 0 0	0 0 0 0 0	0 0 0 0 0	0 0 0 0 0	1 0 0 0 0	0 0 0 0 0
Inning Stats	R: 0 E: 0 K: 2 S: 11 H: 0 LOB: 0 BB: 0 P: 18	R: 0 E: 0 K: 1 S: 8 H: 0 LOB: 1 BB: 1 P: 14	R: 0 E: 0 K: 0 S: 4 H: 0 LOB: 0 BB: 0 P: 6	R: 0 E: 0 K: 0 S: 8 H: 0 LOB: 0 BB: 0 P: 12	R: 0 E: 0 K: 1 S: 11 H: 0 LOB: 0 BB: 0 P: 17	R: 0 E: 0 K: 1 S: 10 H: 0 LOB: 0 BB: 0 P: 13	R: 0 E: 0 K: 0 S: 4 H: 0 LOB: 0 BB: 0 P: 7	R: 0 E: 0 K: 0 S: 7 H: 0 LOB: 0 BB: 0 P: 10	R: 0 E: 0 K: 1 S: 10 H: 0 LOB: 0 BB: 0 P: 16	1B: 0 2B: 0 3B: 0 HR: 0		SF: 0 SAC: 0 DP: 0 HBP: 0		WP: 0 PB: 0 SB: 0 CS: 0	PA: 28	

PITCHER		IP	WLS	BF	H	R	ER	SO	BB	IBB	HBP	BLK	WP	HR	S	P	ERA	WHIP
55 Tim Lincecum, R ERA: 4.42	(1, 1)	9.0	W	28	0	0	0	6	1	0	0	0	0	0	73	113	0.00	0.111

PITCHER	IP	WLS	BF	H	R	ER	SO	BB	IBB	HBP	BLK	WP	HR	S	P	ERA	WHIP

TOP

San Diego Padres @ San Francisco Giants

AT&T Park, San Francisco, CA

Wed Jun 25 2014, 12:48 PM - 3:23 PM PDT

Att. 41,500 - Overcast - 65 F

livebaseballscorecards.com

AB	27
R	0
H	0
RBI	0
BB	1
SO	6
LOB	2

Batter	1	2	3	4	5	6	7	8	9	AB	R	H	RBI	BB	SO	LOB
7 Grégor Blanco, L (1, 8) OBP: 0.316, SLG: 0.310	C FF 91 F CH 84 F FF 93 B KC 79 B KC 78 F FF 93 X FF 93 2-2 ① F9		D CH 85 B KC 75 F FF 90 F FF 91 X KC 77 2-2 ① F8		C KC 76 F KC 77 X CH 83 0-2 ② L9		S CH 84 B FF 91 B FF 91 S CH 84 S FF 93 2-3 ① K	C CH 84 S CH 86 B FF 92 B FF 93 X CH 85 2-2 ② FC6-4 8 S 1-2f		5	0	0	0	0	1	3
8 Hunter Pence, R (1, 9) OBP: 0.362, SLG: 0.478	B CH 84 C FF 92 B FF 92 B FF 93 F FF 94 S CH 85 3-3 ② K		D CH 85 F KC 75 B SL 84 X FF 91 2-1 ② F8		X SL 85 0-0 ③ G4-3		C CH 84 B KC 78 B FF 92 S SL 86 B SI 93 X SL 86 3-2 28 2B 1B 1-2	S SL 80 B SL 80 D SL 81 C FF 92 F FF 92 S FF 92 2-3 ③ K 1-2		5	1	1	0	0	2	2
28 Buster Posey, R (1, 3) OBP: 0.348, SLG: 0.440	T CH 85 B FF 92 C FF 93 X KC 79 1-2 1B		C FF 92 F CH 84 X CH 84 0-2 48 2B 1-3 1B			C KC 74 B FF 89 X FF 90 1-1 38 2B 1B	C SI 91 B FF 91 B SL 86 B CH 80 C FF 91 F FF 92 F FF 92 X FF 92 3-2 48 1B 2B 1-H 2-H			4	0	4	2	0	0	0
48 Pablo Sandoval, S (1, 5) OBP: 0.313, SLG: 0.425	B FF 93 C SL 85 D SL 84 S FF 93 F FF 93 F SL 85 C FF 94 2-3 ③ K		B SL 85 F FF 92 X FF 93 1-1 1-3 2B 3-H			C SL 82 F SL 82 B FF 93 S FF 92 1-3 ① K	C CU 73 B FF 92 F SI 90 X SL 86 1-2 2 BB 2-3 1B			4	0	2	1	0	2	2
38 Michael Morse, R (1, 7) OBP: 0.340, SLG: 0.519 2 Juan Carlos Perez, R (6, PR) OBP: 0.200, SLG: 0.289 (7, 7)		C FF 89 B FF 91 B FF 92 F KC 76 F FF 93 S FF 92 2-3 ① K	S SL 88 C FF 92 S SL 85 0-3 ③ K			S SL 85 X SL 85 0-1 1-3 2B	B SL 86 B SL 85 B SI 90 C FF 91 B FF 90 4-1 1-2 BB			3 0	0 0	1 0	0 0	0 1	2 0	2 0
35 Brandon Crawford, L (1, 6) OBP: 0.339, SLG: 0.462		B CH 85 C CH 84 X FF 92 1-1 29 SF8 3B		B FF 88 F FF 90 S CH 83 S CH 84 1-3 ① K		I IN 71 I IN 75 I IN 72 I IN 71 4-0 IBB	D FF 92 B FF 92 B FF 92 C FF 93 S CH 85 F FF 94 C CH 85 3-3 ② K			3	1	1	0	1	2	3
29 Héctor Sánchez, S (1, 2) OBP: 0.243, SLG: 0.333		F KC 78 X FF 94 0-1 ② SF8 3-H		C CH 83 X FF 91 0-1 ② G6-3		X FF 90 0-0 ② F4	X FF 93 0-0 ③ L7			3	0	0	1	0	0	6
12 Joe Panik, L (1, 4) OBP: 0.250, SLG: 0.214		B FF 92 S CH 83 F FF 93 B KC 78 X CH 86 2-2 ③ G3-1		B CH 84 B FF 90 C CH 84 X FF 91 2-1 ③ P5		B FF 92 B CH 84 X FF 92 2-0 ③ G4-3		C FF 92 B FF 91 S CH 84 C FF 92 1-3 ① K		4	0	0	0	0	1	3
55 Tim Lincecum, L (1, 1) OBP: 0.214, SLG: 0.120			B FF 88 C FF 90 B FF 92 S FF 91 B SI 93 F FF 93 X FF 93 3-2 28 1B 48 2B 1B		F FF 88 C SI 92 B CH 84 B KC 76 F FF 93 B FF 92 C FF 92 3-3 ① K		T FF 91 B KC 77 X FF 91 1-1 8 1B 28 2B 1B	B FF 91 B FF 92 B FF 93 B FF 93 4-0 7 FC6-4 BB		3	2	2	0	1	1	0
Inning Stats	R: 0 E: 0 K: 2 S: 16 H: 1 LOB: 1 BB: 0 P: 24	R: 1 E: 0 K: 1 S: 11 H: 1 LOB: 0 BB: 0 P: 16	R: 1 E: 0 K: 1 S: 17 H: 3 LOB: 2 BB: 0 P: 25	R: 0 E: 0 K: 1 S: 7 H: 0 LOB: 0 BB: 0 P: 10	R: 0 E: 0 K: 1 S: 8 H: 0 LOB: 0 BB: 0 P: 11	R: 0 E: 0 K: 1 S: 9 H: 2 LOB: 3 BB: 1 P: 17	R: 2 E: 0 K: 2 S: 22 H: 4 LOB: 3 BB: 1 P: 39	R: 0 E: 0 K: 2 S: 10 H: 0 LOB: 1 BB: 1 P: 19		1B: 7 2B: 3 3B: 1 HR: 0 SF: 1 SAC: 0 DP: 0 HBP: 0						

BOTTOM

San Diego Padres @ San Francisco Giants

AT&T Park, San Francisco, CA

Wed Jun 25 2014, 12:48 PM - 3:23 PM PDT

Att. 41,500 - Overcast - 65 F

livebaseballscorecards.com

AB	34
R	4
H	11
RBI	4
BB	3
SO	11
LOB	21

PITCHER		IP	WLS	BF	H	R	ER	SO	BB	IBB	HBP	BLK	WP	HR	S	P	ERA	WHIP
22 Ian Kennedy, R ERA: 4.01	(1, 1)	6.1	L	29	9	4	4	8	0	1	0	0	0	0	76	117	5.68	1.421
46 Tim Stauffer, R ERA: 3.96	(7, 1)	0.0		3	2	0	0	0	1	0	0	0	0	0	9	17	∞	∞
54 Alex Torres, L ERA: 1.97	(7, 1)	1.1		5	0	0	0	2	1	0	0	0	0	0	11	21	0.00	0.750
33 Dale Thayer, R ERA: 1.91	(8, 1)	0.1		1	0	0	0	1	0	0	0	0	0	0	4	6	0.00	0.000

PITCHER	IP	WLS	BF	H	R	ER	SO	BB	IBB	HBP	BLK	WP	HR	S	P	ERA	WHIP

Cincinnati Reds @ San Francisco Giants

AT&T Park, San Francisco, CA

Thu Jun 26 2014, 7:16 PM - 10:01 PM PDT

Att. 41,156 - Partly Cloudy - 61 F

livebaseballscorecards.com

TOP

Batter	1	2	3	4	5	6	7	8	9	AB	R	H	RBI	BB	SO	LOB
6 Billy Hamilton, S (1, 8) OBP: 0.305, SLG: 0.389	T FF 91 B CU 78 T CU 79 B SL 89 C FF 90 2-3 ① K		C CU 79 B CH 85 B SL 88 X FF 92 2-1 ③ F8			S CH 84 B CH 83 B SI 90 X FF 91 2-1 39 S, 21 1B, 39 P4-2 1B	B CH 85 S CH 86 B CH 85 X FF 92 2-1 ② SH1-3 1-2 2-3			3	0	1	0	0	1	0
21 Todd Frazier, R (1, 5) OBP: 0.350, SLG: 0.515	B SL 89 S FF 92 B CU 79 C CU 79 X FF 90 2-2 39 E, 39 S, 1B			X SL 88 0-0 ① F8		X FF 89 0-0 1-2 1B	X FF 93 0-0 ③ G4-3			4	0	2	0	0	0	2
19 Joey Votto, L (1, 3) OBP: 0.402, SLG: 0.423	C CH 85 B FF 91 B SI 91 F CU 79 1 SAFE X SL 86 2-2 ② F8			F SL 88 B CH 85 C FF 90 B FF 92 C SL 89 2-3 ② K		C FF 89 B SL 88 C FF 89 B SL 87 B FF 90 F SL 87 X FF 90 3-2 ① F8		B SI 94 B SI 94 C SI 94 B SI 95 X SI 94 3-1 ① L5		4	0	0	0	0	1	3
39 Devin Mesoraco, R (1, 2) OBP: 0.375, SLG: 0.639	B CU 78 X SL 88 1-0 ③ G3 1-3			B SI 90 C SL 88 S CU 79 S FF 90 1-3 ③ K		D CU 77 X FF 90 1-0 ② ③ P4-2 2-Hf		C CU 85 F FF 95 T FF 96 0-2 ② K		4	0	0	0	0	2	3
4 Brandon Phillips, R (1, 4) OBP: 0.308, SLG: 0.405		B SL 88 C FF 90 B SL 88 B FF 91 F FF 91 F FF 91 X CH 85 3-2 ① G5-3			C FF 90 B CU 79 T FF 90 F FF 90 F FF 89 X CH 84 1-2 ① P4		X FF 93 0-0 HR	B CU 86 X CU 85 1-0 32 2B, 1B		4	1	2	1	0	0	0
32 Jay Bruce, L (1, 9) OBP: 0.331, SLG: 0.424		C CH 86 B CH 85 B FF 92 X FF 91 2-1 ② F8			B SI 90 F FF 91 X FF 90 1-1 2 2B, 1B		B CH 84 S CH 85 B CH 84 F CH 85 X CH 88 2-2 48 1B, 2B	D SI 94 X SI 94 1-0 ③ 1-H, 2B		4	2	3	0	0	0	0
48 Ryan Ludwick, R (1, 7) OBP: 0.327, SLG: 0.402 54 Aroldis Chapman, L (9, 1)		F SL 88 F SI 90 B CU 79 F CU 78 B FF 92 X SI 91 2-2 ③ G5-3			1 SAFE F CU 76 B FF 87 F SI 89 S FF 90 1-3 ② K		B FF 94 S CH 85 C FF 94 D CH 88 F CH 84 B FF 94 X CH 88 3-2 6 SH1-3, 2 E, 2-H, 1B		S SL 86 C SL 88 B SL 88 S SL 87 1-3 ① K	4 0	0 0	1 0	1 0	0 0	2 0	1 0
2 Zack Cozart, R (1, 6) OBP: 0.273, SLG: 0.309			B SL 88 B SL 88 C FF 91 C FF 92 S FF 91 2-3 ① K		1 SAFE X CU 77 0-0 1-H 2B		1 SAFE S CH 84 C CH 84 B FF 92 X CH 83 1-2 FC5, 6 SH1-3, 1-2		C SL 87 S KC 79 X SL 87 0-2 ② P4	4	0	1	1	0	1	1
44 Mike Leake, R (1, 1) OBP: 0.139, SLG: 0.250 25 Skip Schumaker, L (9, PH) OBP: 0.268, SLG: 0.310 (9, 7)			B SL 89 C CU 79 B FF 91 S FF 92 F FF 91 F FF 90 S CH 84 2-3 ② K		S SL 87 B FF 90 S CU 77 S FF 89 1-3 ③ K		B FF 92 B FF 93 L FF 93 L SI 91 L FF 92 2-3 ① K		S CH 87 B CH 87 X SL 88 1-1 ③ L7	3 1	0 0	0 0	0 0	0 0	3 0	3 0
Inning Stats	R: 0 E: 0 K: 1 S: 10 H: 1 LOB: 1 BB: 0 P: 17	R: 0 E: 0 K: 0 S: 10 H: 0 LOB: 0 BB: 0 P: 17	R: 0 E: 0 K: 2 S: 10 H: 0 LOB: 0 BB: 0 P: 16	R: 0 E: 0 K: 2 S: 7 H: 0 LOB: 0 BB: 0 P: 10	R: 1 E: 0 K: 2 S: 14 H: 2 LOB: 0 BB: 0 P: 18	R: 0 E: 0 K: 0 S: 8 H: 2 LOB: 1 BB: 0 P: 14	R: 2 E: 1 K: 1 S: 17 H: 3 LOB: 2 BB: 0 P: 27	R: 0 E: 0 K: 1 S: 7 H: 2 LOB: 2 BB: 0 P: 12	R: 0 E: 0 K: 1 S: 8 H: 0 LOB: 0 BB: 0 P: 10	1B: 6 2B: 4 3B: 0 HR: 1 SF: 0 SAC: 1 DP: 1 HBP: 0						

	AB	35
	R	3
	H	10
	RBI	3
	BB	0
	SO	10
	LOB	13

WP: 0 PB: 0 SB: 2 CS: 0 PA: 36

PITCHER		IP	WLS	BF	H	R	ER	SO	BB	IBB	HBP	BLK	WP	HR	S	P	ERA	WHIP
32 Ryan Vogelsong, R ERA: 3.96	(1, 1)	6.0	L	22	5	1	1	7	0	0	0	0	0	0	59	92	1.50	0.833
63 Jean Machi, R ERA: 0.84	(7, 1)	1.0		7	3	2	2	1	0	0	0	0	0	1	17	27	18.00	3.000
57 Juan Gutierrez, R ERA: 3.31	(8, 1)	1.0		4	2	0	0	1	0	0	0	0	0	0	7	12	0.00	2.000
46 Santiago Casilla, R ERA: 1.15	(9, 1)	1.0		3	0	0	0	1	0	0	0	0	0	0	8	10	0.00	0.000

PITCHER		IP	WLS	BF	H	R	ER	SO	BB	IBB	HBP	BLK	WP	HR	S	P	ERA	WHIP

Cincinnati Reds @ San Francisco Giants

AT&T Park, San Francisco, CA

Thu Jun 26 2014, 7:16 PM - 10:01 PM PDT

Att. 41,156 - Partly Cloudy - 61 F

livebaseballscorecards.com

BOTTOM

Batter	1	2	3	4	5	6	7	8	9	AB	R	H	RBI	BB	SO	LOB
7 Grégor Blanco, L (1, 8) OBP: 0.315, SLG: 0.308	C SI 88 X FC 88 0-1 ① F7		B KC 79 X CH 84 1-0 1B			T SI 90 X FC 89 0-1 ② P6		C KC 78 C FC 89 B SL 82 X KC 82 1-2 ② G4-3		4	0	1	0	0	0	0
8 Hunter Pence, R (1, 9) OBP: 0.361, SLG: 0.481	C SI 90 B KC 79 F SI 91 B SI 93 B SI 92 S FF 90 3-3 ② K		1 SAFE 1 SAFE C SI 91 1 SAFE X SI 91 0-1 ③ F9			B SI 91 X SI 91 1-0 3B		B SI 91 S KC 80 F SI 91 B FC 91 S SL 83 2-3 ③ K		4	0	1	0	0	2	1
28 Buster Posey, R (1, 2) OBP: 0.353, SLG: 0.451	B SI 91 C SI 90 B SI 92 X KC 79 2-1 2B			F SI 90 B SI 91 S FC 90 X FC 90 1-2 ① G4-3		B SI 93 B SI 93 D SL 83 B SI 92 4-0 BB			X FF 98 0-0 2B	3	0	2	0	1	0	0
48 Pablo Sandoval, S (1, 5) OBP: 0.309, SLG: 0.419	F SI 90 B SI 92 X SI 91 1-1 ③ G4-3			B SI 92 F CH 85 X FC 91 1-1 ② P6		F FF 90 F FC 91 B FF 90 B SL 82 B FC 91 T FF 91 3-2 ③ K			S SL 88 X SL 89 0-1 ① G6-3	4	0	0	0	0	1	4
21 Tyler Colvin, L (1, 7) OBP: 0.282, SLG: 0.417 38 Michael Morse, R (9, PH) OBP: 0.339, SLG: 0.517		C CH 82 F FC 89 B SI 92 S SL 82 1-3 ① K		F SI 91 C FC 91 T SI 92 0-2 ③ K			C SI 88 B FC 88 S SI 89 F FC 90 S SL 81 1-3 ① K		B CH 87 C FF 100 B FF 100 C SL 87 S FF 100 2-3 ② K	3 1	0 0	0 0	0 0	0 0	3 1	0 1
37 Adam Duvall, R (1, 3) OBP: 0.250, SLG: 1.000		B SI 91 F SI 91 B SI 93 S CH 85 B SL 83 F FC 92 T SL 83 3-2 ② K			C SI 90 B FC 88 X SL 79 1-1 ① P3		F FC 88 F SI 92 X SL 80 0-2 HR		B FF 101 X CH 88 1-0 ③ L5	4	1	1	1	0	1	1
35 Brandon Crawford, L (1, 6) OBP: 0.336, SLG: 0.456		B SI 92 C CH 86 B FC 91 F CH 86 B FF 93 C FC 91 3-3 ③ K			F SI 91 S FC 90 C SL 82 0-3 ② K		C CH 84 X FC 86 0-1 ② B1-3			3	0	0	0	0	2	0
12 Joe Panik, L (1, 4) OBP: 0.211, SLG: 0.176			B SI 88 F CH 83 B CH 84 X CH 84 2-1 ① G1-3		F SI 90 B SI 92 C FF 89 F FC 91 X SI 93 1-2 ③ G6-3		B KC 78 F FC 88 C CH 84 B SI 91 C FC 90 2-3 ③ K			3	0	0	0	0	1	0
32 Ryan Vogelsong, R (1, 1) OBP: 0.129, SLG: 0.194 13 Joaquin Arias, R (6, PH) OBP: 0.211, SLG: 0.178 63 Jean Machi, R (7, 1) 57 Juan Gutierrez, R (8, 1) 29 Héctor Sánchez, S (8, PH) OBP: 0.241, SLG: 0.331 46 Santiago Casilla, R (9, 1)			C SI 90 F SI 90 S FC 91 0-3 ② K			B KC 77 X SI 89 1-0 ① G5-3		C KC 76 F FC 88 B FF 90 B SL 82 S FC 90 2-3 ① K		1 1 0 0 1 0	0 0 0 0 0 0	0 0 0 0 0 0	0 0 0 0 0 0	1 0 0 0 1 0	0 0 0 0 0 0	0 0 0 0 0 0
Inning Stats	R: 0 E: 0 K: 1 S: 9 H: 1 LOB: 1 BB: 0 P: 15	R: 0 E: 0 K: 3 S: 10 H: 0 LOB: 0 BB: 0 P: 17	R: 0 E: 0 K: 1 S: 8 H: 1 LOB: 1 BB: 0 P: 11	R: 0 E: 0 K: 1 S: 8 H: 0 LOB: 0 BB: 0 P: 10	R: 0 E: 0 K: 1 S: 9 H: 0 LOB: 0 BB: 0 P: 11	R: 0 E: 0 K: 1 S: 7 H: 1 LOB: 2 BB: 1 P: 16	R: 1 E: 0 K: 2 S: 12 H: 1 LOB: 0 BB: 0 P: 15	R: 0 E: 0 K: 2 S: 9 H: 0 LOB: 0 BB: 0 P: 14	R: 0 E: 0 K: 1 S: 7 H: 1 LOB: 1 BB: 0 P: 10	1B: 1 2B: 2 3B: 1 HR: 1	SF: 0 SAC: 0 DP: 0 HBP: 0			WP: 0 PB: 0 SB: 0 CS: 0		PA: 33	

	AB	32
	R	1
	H	5
	RBI	1
	BB	1
	SO	13
	LOB	7

PITCHER		IP	WLS	BF	H	R	ER	SO	BB	IBB	HBP	BLK	WP	HR	S	P	ERA	WHIP
44 Mike Leake, R ERA: 3.41	(1, 1)	8.0	W	29	4	1	1	12	1	0	0	0	0	1	72	109	1.12	0.625
54 Aroldis Chapman, L ERA: 2.45	(9, 1)	1.0	S	4	1	0	0	1	0	0	0	0	0	0	7	10	0.00	1.000

PITCHER	IP	WLS	BF	H	R	ER	SO	BB	IBB	HBP	BLK	WP	HR	S	P	ERA	WHIP

Cincinnati Reds @ San Francisco Giants

AT&T Park, San Francisco, CA

Fri Jun 27 2014, 7:15 PM - 10:00 PM PDT

Att. 41,046 - Partly Cloudy - 63 F

TOP

livebaseballscorecards.com

Batter	1	2	3	4	5	6	7	8	9	AB	R	H	RBI	BB	SO	LOB
6 Billy Hamilton, S (1, 8) OBP: 0.310, SLG: 0.397	C FF 92 X FC 90 0-1 21 CS 1B			C FC 88 B CU 78 B CU 78 X FC 89 2-1 ① G6-3	F FC 89 C FF 93 B FF 92 X CU 78 1-2 4 FC5-4 21 1B 32 1B 1B 1-3 2-H 3-H		C FF 88 C FF 90 B FF 89 F CU 77 F FF 90 X CU 77 1-2 ① P4		B CU 78 S CH 82 X CU 78 1-1 21 S 2B	5	1	3	2	0	0	0
21 Todd Frazier, R (1, 5) OBP: 0.356, SLG: 0.519	C FC 89 1 SAFE 1 SAFE B FC 89 F CH 83 B FF 92 1 SAFE X FC 91 2-2 ① 32 CS 1-2 1B			B CU 78 C FC 89 X FF 93 1-1 ② F7	F FC 87 X FC 88 0-1 4 FC5-4 1-2 3-H 1B		F SL 86 C CU 77 X CU 78 0-2 32 S 32 1B 1B		B SL 85 B FF 90 B FF 91 F SL 84 B FF 90 4-1 4 L3 2-3 BB	4	1	3	1	1	0	0
4 Brandon Phillips, R (1, 4) OBP: 0.307, SLG: 0.401	F FF 93 S CH 85 S FC 91 0-3 ② K			B FF 93 B FC 89 F FC 91 X FC 90 2-1 1B	F CH 85 X CH 85 0-1 ② FC5-4 32 1B 1-2f 2-3		F SL 84 1 SAFE 1 SAFE X FF 91 0-1 ② L9		S CU 78 B SL 85 X FF 90 1-1 ②③ L3 1-1	5	0	1	0	0	1	6
32 Jay Bruce, L (1, 9) OBP: 0.333, SLG: 0.425	C FF 94 B FF 93 1 SAFE F FF 93 1 SAFE 1-2 ③ CS 1-2	B CU 78 B FC 89 B FF 93 C FF 92 X FF 92 3-1 ① F8		B FF 93 F FC 89 1 SAFE F FF 93 1 SAFE X FF 93 1-2 ③ G6-3	S FC 89 X FF 92 0-1 1-2 3-H 1B		C CH 81 B CH 83 C FF 89 B CU 79 X CU 78 2-2 39 S 1-H 1B			4	0	2	2	0	0	1
39 Devin Mesoraco, R (1, 2) OBP: 0.372, SLG: 0.636		C FC 91 C CU 79 X FC 90 0-2 ② G1-3			B FC 88 1-0 X FC 90 28 1B 2 1B 2B D CH 87 F FC 89 S CH 89 X CH 87 1-2 ③ F9		C CU 77 B SL 86 X SL 86 1-1 ③ L6 1-2			4	1	1	0	0	0	3
29 Brayan Peña, S (1, 3) OBP: 0.283, SLG: 0.364		C CH 87 C FF 94 T FF 94 0-2 ③ K			X CH 85 0-0 ① G1-3	C FF 90 B FF 91 F CU 78 B FF 92 B FC 90 F FF 91 B FC 88 4-2 28 FC5-4 BB		X FF 88 0-0 ① G4-3		3	0	0	0	1	1	1
28 Chris Heisey, R (1, 7) OBP: 0.269, SLG: 0.323			B CU 78 C FC 90 B FF 92 F FC 90 X FF 93 2-2 ① L8		B FC 88 B FC 88 S FC 90 X FC 90 2-1 47 SH 2 1B 6 1B 2-3 1B	B FC 88 B CH 86 C FC 90 F CH 86 F CH 86 X FC 89 2-2 ① FC5-4 2 FC5-4 1-2f		C FC 88 S FF 89 S FF 89 0-3 ② K		4	1	1	0	0	1	1
2 Zack Cozart, R (1, 6) OBP: 0.273, SLG: 0.308			C FC 89 F CH 86 F CU 79 S CU 78 0-3 ② K		1 SAFE B FC 88 C FC 90 X FC 90 1-1 47 SH 6 1B 1-2 3-H 1B	C FF 92 B FC 88 B CH 87 X FC 89 2-1 ② FC5-4 1-2f		C FC 88 B SL 85 S CU 78 F FF 90 S CU 77 1-3 ③ K		4	1	1	1	0	2	1
47 Johnny Cueto, R (1, 1) OBP: 0.125, SLG: 0.125 54 Aroldis Chapman, L (9, 1)			C FC 90 S FF 94 F FF 94 F CU 78 X FF 94 0-2 ③ L9		C FF 89 X FF 90 0-1 SH 6 1B 21 1B 1-2 2-3	X FF 91 0-0 ③ G1-3			C FF 87 L SL 85 F FF 89 X CU 77 0-2 ① P4	3 0	1 0	0 0	0 0	0 0	0 0	1 0

Inning Stats										
	R: 0 E: 0 K: 1 S: 10	H: 2 LOB: 0 BB: 0 P: 13	R: 0 E: 0 K: 1 S: 8	H: 0 LOB: 0 BB: 0 P: 11	R: 0 E: 0 K: 1 S: 12	H: 0 LOB: 0 BB: 0 P: 14	R: 0 E: 0 K: 0 S: 9	H: 1 LOB: 1 BB: 0 P: 15	R: 5 E: 0 K: 0 S: 20	H: 6 LOB: 2 BB: 0 P: 26
	R: 0 E: 0 K: 0 S: 10	H: 0 LOB: 1 BB: 1 P: 18	R: 1 E: 0 K: 0 S: 15	H: 2 LOB: 1 BB: 0 P: 19	R: 0 E: 0 K: 2 S: 8	H: 0 LOB: 0 BB: 0 P: 9	R: 0 E: 0 K: 0 S: 9	H: 1 LOB: 1 BB: 1 P: 15	1B: 10 2B: 3 3B: 0 HR: 0	SF: 0 SAC: 1 DP: 1 HBP: 0

	AB	36
	R	6
	H	12
	RBI	6
	BB	2
	SO	5
	LOB	14

	WP: 0	PA: 40
	PB: 0	
	SB: 3	
	CS: 2	

PITCHER		IP	WLS	BF	H	R	ER	SO	BB	IBB	HBP	BLK	WP	HR	S	P	ERA	WHIP
40 Madison Bumgarner, L ERA: 2.9	(1, 1)	6.0	L	27	9	5	5	3	1	0	0	0	0	0	69	97	7.50	1.667
52 Yusmeiro Petit, R ERA: 4.11	(7, 1)	3.0		12	3	1	1	2	1	0	0	0	0	0	32	43	3.00	1.333

PITCHER	IP	WLS	BF	H	R	ER	SO	BB	IBB	HBP	BLK	WP	HR	S	P	ERA	WHIP

Batter	1	2	3	4	5	6	7	8	9	AB	R	H	RBI	BB	SO	LOB
7 Grégor Blanco, L (1, 8) OBP: 0.309, SLG: 0.302	C SI 90 X FC 88 0-1 ① G1-3			B FC 88 B SL 80 X FC 88 2-0 ① P6		B FC 90 C CH 84 B SI 93 C FC 89 S FF 95 2-3 ① K			C SL 84 X SI 92 0-1 ① F7	3	0	0	0	0	1	1
52 Yusmeiro Petit, R (7, 1)										0	0	0	0	0	0	0
13 Joaquin Arias, R (9, PH) OBP: 0.208, SLG: 0.176										1	0	0	0	0	0	0
8 Hunter Pence, R (1, 9) OBP: 0.360, SLG: 0.478	S SL 84 B SI 92 X SI 92 1-1 ② G6-3			B SL 84 B SL 85 X SL 84 2-0 ② G5-3		X SI 94 0-0 ② G6-3 3-H			C FF 92 B FC 87 X FC 87 1-1 ② 48 FC6-5 28 BB 1B	4	0	1	1	0	0	0
28 Buster Posey, R (1, 2) OBP: 0.352, SLG: 0.446	C SL 85 F SI 94 B FF 93 F SI 95 B CH 84 F FC 90 X SI 95 2-2 ③ G5-3			C SI 94 S SI 93 F FF 94 F CH 84 X SI 95 0-2 ③ G4-3		C X FC 88 0-1 ③ G6-3			C SL 85 B SI 94 B FF 95 B SI 93 B SL 81 4-1 1-2 48 FC6-5 BB	3	0	0	0	1	0	0
48 Pablo Sandoval, S (1, 5) OBP: 0.311, SLG: 0.420		X SL 81 0-0 38 G4-3 1B			B SI 93 X FC 89 1-0 38 FC6-4 1B		F CH 83 B FC 86 F FC 88 B FF 95 X SI 93 2-2 ① P3		C FF 100 S SL 89 B FF 101 B FF 102 X SL 88 2-2 ② FC6-5 1-2 2-3f	4	0	2	0	0	0	2
38 Michael Morse, R (1, 7) OBP: 0.334, SLG: 0.510		F SL 82 F SI 92 X SI 92 0-2 ① ② G4-3 1-2f			B FF 93 C SL 82 X SI 93 1-1 ① FC6-4 37 FC1-6 1-2f		F SL 85 X SI 95 0-1 ② L8		F FF 101 B FF 102 C SL 88 S FF 102 1-3 ③ K	4	0	0	0	0	1	4
37 Adam Duvall, R (1, 3) OBP: 0.143, SLG: 0.571		B FF 94 B SL 83 X SI 93 2-0 ③ F9			B SI 93 F SI 93 F SI 93 B FF 95 F SI 94 X CH 85 2-2 ② FC1-6 1-2f		S SL 85 X FC 88 0-1 ③ G1-3			3	0	0	0	0	0	1
35 Brandon Crawford, L (1, 6) OBP: 0.332, SLG: 0.451			C SI 91 B CH 82 B CH 84 X FC 89 2-1 ① F7		F FC 89 B SI 94 B FC 89 S FF 94 X FC 89 2-2 ③ G6-3			B FC 87 S SI 92 X CH 84 1-1 ① G6-3		3	0	0	0	0	0	1
14 Brandon Hicks, R (1, 4) OBP: 0.287, SLG: 0.332			S SL 83 B SI 92 F FF 94 B FC 89 S CH 84 2-3 ② K			B FF 92 F SL 83 B SI 92 B SI 93 D SL 80 4-1 21 3B BB		S FF 94 F SI 93 B SI 93 F CH 84 T FF 94 1-2 ② K		2	1	0	0	1	2	0
40 Madison Bumgarner, R (1, 1) OBP: 0.256, SLG: 0.417			X SI 93 0-0 ③ F9			F SI 93 F FF 92 B FF 94 B CH 84 F SI 94 B FC 88 X SI 93 3-2 1-H 8 G6-3 3B		B CH 82 T FC 89 X CH 84 1-1 ③ G4-3		1	0	0	0	0	0	0
21 Tyler Colvin, L (6, PH) OBP: 0.286, SLG: 0.439 (7, 8)										2	1	1	1	0	0	0
Inning Stats	R: 0 H: 0 E: 0 LOB: 0 K: 0 BB: 0 S: 9 P: 12	R: 0 H: 1 E: 0 LOB: 0 K: 0 BB: 0 S: 5 P: 7	R: 0 H: 0 E: 0 LOB: 0 K: 1 BB: 0 S: 6 P: 10	R: 0 H: 0 E: 0 LOB: 0 K: 0 BB: 0 S: 7 P: 11	R: 0 H: 1 E: 0 LOB: 1 K: 0 BB: 0 S: 10 P: 16	R: 2 H: 1 E: 0 LOB: 0 K: 1 BB: 1 S: 11 P: 20	R: 0 H: 0 E: 0 LOB: 0 K: 0 BB: 0 S: 7 P: 9	R: 0 H: 0 E: 0 LOB: 0 K: 0 BB: 0 S: 8 P: 11	R: 0 H: 1 E: 0 LOB: 2 K: 1 BB: 1 S: 11 P: 19	1B: 3 SF: 0 2B: 0 SAC: 0 3B: 1 DP: 1 HR: 0 HBP: 0						WP: 0 PA: 32 PB: 0 SB: 0 CS: 0

PITCHER	IP	WLS	BF	H	R	ER	SO	BB	IBB	HBP	BLK	WP	HR	S	P	ERA	WHIP
47 Johnny Cueto, R (1, 1) ERA: 1.88	8.1	W	30	4	2	2	3	2	0	0	0	0	0	68	106	2.16	0.720
54 Aroldis Chapman, L (9, 1) ERA: 2.38	0.2	S	2	0	0	0	1	0	0	0	0	0	0	6	9	0.00	0.000

PITCHER	IP	WLS	BF	H	R	ER	SO	BB	IBB	HBP	BLK	WP	HR	S	P	ERA	WHIP

BOTTOM

Cincinnati Reds @ San Francisco Giants

AT&T Park, San Francisco, CA

Fri Jun 27 2014, 7:15 PM - 10:00 PM PDT

Att. 41,046 - Partly Cloudy - 63 F

livebaseballscorecards.com

AB	30
R	2
H	4
RBI	2
BB	2
SO	4
LOB	9

Batter	1	2	3	4	5	6	7	8	9	10	11	AB	R	H	RBI	BB	SO	LOB
6 Billy Hamilton, S (1, 8) OBP: 0.314, SLG: 0.403	C FF 90 B SI 92 B CU 78 B SI 92 C SI 92 F SI 92 X SI 93 3-2 4 CS 21 S 1B		X SI 91 0-0 21 G5-4-3 1-2 1B		1 SAFE B CU 77 C CU 76 1 SAFE X SI 91 1-1 ② G4-3 1-2			C CU 77 B SI 93 B SI 93 F SI 92 X SI 92 2-2 ② F9		D CU 82 C CU 81 C CU 82 B FF 94 F CU 83 B SI 96 X SI 95 3-2 ② P6	S CH 88 X CH 88 0-1 3-H 2B	6	0	3	1	0	0	2
21 Todd Frazier, R (1, 5) OBP: 0.350, SLG: 0.508	C SI 92 1 SAFE 1 SAFE P PO 90 S SL 88 1 SAFE F FF 92 1 SAFE C FF 92 1-3 ① K 1-2		B CU 78 S CU 78 X SI 90 1-1 ②③ G5-4-3 1-2f		B SL 88 C CU 78 B FF 92 X CU 78 2-1 ③ F9			B SL 90 B FF 93 C SL 87 C KC 80 X FF 95 2-2 ③ L8		B CU 88 F CU 82 S SI 95 D CU 80 X CU 86 2-2 ③ L4	S CU 82 B FF 93 B CU 82 S CH 87 X FF 93 2-2 ③ F9	6	0	0	0	0	1	6
19 Joey Votto, L (1, 3) OBP: 0.402, SLG: 0.425	B SI 91 F CH 85 S FF 91 B FF 92 X CU 78 2-2 ② L8			B FF 91 S FF 92 F SI 92 X FF 93 1-2 ① F8		S SI 91 B CH 86 F FF 92 B SI 93 F FF 93 B SL 87 S CU 78 3-3 ① K			B SL 80 B SL 79 F SI 88 F SI 88 B CH 82 B SL 77 4-2 4 HR BB		X SI 85 0-0 32 SH1-3 2 1B 2B	4	2	1	0	1	1	1
4 Brandon Phillips, R (1, 4) OBP: 0.308, SLG: 0.409	B SL 86 C SL 85 2 SAFE 1-1 ③ CS 2-3	C FF 92 B SL 87 F CU 79 S FF 93 1-3 ① K		S CU 79 B FF 92 X SL 87 1-1 ② F8		F CH 88 B CU 79 X CU 80 1-1 ② G1-3			S SL 78 S SL 80 B SL 78 D SL 78 F SL 78 X SL 77 2-2 1-H HR		I IN 67 I IN 74 I IN 76 I IN 76 4-0 32 SH1-3 2 1B IBB	4	2	1	2	1	1	0
32 Jay Bruce, L (1, 9) OBP: 0.336, SLG: 0.427		B CU 79 C CU 78 X SI 92 1-1 39 WP 1B		X CH 87 0-0 39 1B 1B		B CH 87 C CU 79 X CH 86 1-1 ③ G6-3			C SI 87 B CH 83 B CH 82 F SL 75 S SL 76 2-3 ① K		X SL 80 0-0 ① SH1-3 1-2 2-3	4	0	2	0	0	1	0
39 Devin Mesoraco, R (1, 2) OBP: 0.373, SLG: 0.627		C FF 92 B SL 88 B CH 87 X CU 78 2-1 ② P4 1-2		1 SAFE X FF 92 0-0 1-2 1B			B SL 84 X CU 76 1-0 ① F8		B SL 76 B SI 86 B SI 88 C FF 88 X SL 79 3-1 ② F7		I IN 74 I IN 79 I IN 79 I IN 78 4-0 2 1B 28 3B IBB	4	1	1	0	1	0	1
48 Ryan Ludwick, R (1, 7) OBP: 0.326, SLG: 0.396 54 Aroldis Chapman, L (9, 1) 51 Jonathan Broxton, R (10, 1) 7 Ramon Santiago, S (11, PH) OBP: 0.298, SLG: 0.235 70 Jumbo Díaz, R (11, 1)		B FF 92 S SL 88 F FF 93 B FF 93 F FF 93 X CU 80 2-2 ③ L1		C CU 78 S CU 79 B CU 79 X FF 93 1-2 ③ P3			F FF 92 F SI 92 B FF 94 B SI 92 B CU 80 B CU 79 4-2 2 CS BB		C SI 86 B SL 75 X SL 77 1-1 ③ F7		C CH 87 B CH 86 C CH 88 F CH 87 C FF 93 1-3 ② K	3 0 0 1 0 0	0 0 0 0 0 0	0 0 0 0 0 0	0 0 0 0 0 0	1 0 0 0 0 0	0 0 0 1 0 0	3 0 0 3 0 0
2 Zack Cozart, R (1, 6) OBP: 0.279, SLG: 0.311			B FF 91 B FF 92 C SI 91 X SI 91 2-1 ① L9		B CU 78 B SL 85 B SI 90 B FF 91 4-0 6 G4-3 BB		1 SAFE B FF 92 S CU 77 B SI 91 F CU 78 B CU 78 1 SAFE C SI 91 3-3 ②③ K 1-2			B FF 94 X CU 84 1-0 28 SH3 1B	F CU 81 B CH 88 X CH 84 1-1 1-2 2-H 3-H 28 3B 1B	4	1	2	2	1	1	1
31 Alfredo Simon, R (1, 1) OBP: 0.147, SLG: 0.152 29 Brayan Peña, S (8, PH) OBP: 0.282, SLG: 0.362 63 Sam LeCure, R (8, 1) 28 Chris Heisey, R (9, 7) OBP: 0.274, SLG: 0.343			C SI 92 B FF 93 X FF 92 1-1 6 1B 1B		X FF 91 0-0 ① P4			C SI 93 F CU 75 B CU 76 C SI 93 1-3 ① K		B SI 94 X SI 94 1-0 ① SH3 1-2	C FF 93 B CU 82 B CH 88 X FF 93 2-1 1-H 2-H 6 2B 3B	2 1 0 1	0 0 0 1	1 0 0 1	0 0 0 2	0 1 0 0	0 0 0 0	1 0 0 0
Inning Stats	R: 0 E: 0 K: 1 S: 13 H: 1 LOB: 0 BB: 0 P: 19	R: 0 E: 0 K: 1 S: 11 H: 1 LOB: 1 BB: 0 P: 17	R: 0 E: 0 K: 0 S: 7 H: 2 LOB: 1 BB: 0 P: 11	R: 0 E: 0 K: 0 S: 10 H: 2 LOB: 2 BB: 0 P: 13	R: 0 E: 0 K: 0 S: 5 H: 0 LOB: 1 BB: 1 P: 12	R: 0 E: 0 K: 1 S: 8 H: 0 LOB: 0 BB: 0 P: 13	R: 0 E: 0 K: 1 S: 6 H: 0 LOB: 1 BB: 1 P: 14	R: 0 E: 0 K: 1 S: 9 H: 0 LOB: 0 BB: 0 P: 14	R: 2 E: 0 K: 1 S: 13 H: 1 LOB: 0 BB: 1 P: 25	R: 0 E: 0 K: 0 S: 9 H: 1 LOB: 1 BB: 0 P: 16	R: 5 E: 0 K: 1 S: 15 H: 4 LOB: 1 BB: 2 P: 29	1B: 8 2B: 3 3B: 1 HR: 1	SF: 0 SAC: 2 DP: 2 HBP: 0	WP: 1 PB: 0 SB: 1 CS: 2	PA: 48			

PITCHER		IP	WLS	BF	H	R	ER	SO	BB	IBB	HBP	BLK	WP	HR	S	P	ERA	WHIP
18 Matt Cain, R ERA: 4.38	(1, 1)	7.0		26	6	0	0	4	2	0	0	0	1	0	60	99	0.00	1.143
41 Jeremy Affeldt, L ERA: 1.27	(8, 1)	0.2	H	2	0	0	0	1	0	0	0	0	0	0	6	9	0.00	0.000
46 Santiago Casilla, R ERA: 1.14	(8, 1)	0.1	H	1	0	0	0	0	0	0	0	0	0	0	3	5	0.00	0.000
54 Sergio Romo, R ERA: 5.01	(9, 1)	1.0	B	5	1	2	2	1	1	0	0	0	0	1	13	25	18.00	2.000
57 Juan Gutierrez, R ERA: 3.22	(10, 1)	1.0		4	1	0	0	0	0	0	0	0	0	0	9	16	0.00	1.000

PITCHER		IP	WLS	BF	H	R	ER	SO	BB	IBB	HBP	BLK	WP	HR	S	P	ERA	WHIP
49 Javier López, L ERA: 3.31	(11, 1)	0.1	L	4	1	3	3	0	0	2	0	0	0	0	2	10	81.00	3.000
63 Jean Machi, R ERA: 1.36	(11, 1)	0.2		5	3	2	2	1	0	0	0	0	0	0	13	19	27.00	4.500

TOP

Cincinnati Reds @ San Francisco Giants

AT&T Park, San Francisco, CA

Sat Jun 28 2014, 7:08 PM - 11:04 PM PDT

Att. 41,024 - Clear - 65 F

livebaseballscorecards.com

AB	40
R	7
H	12
RBI	7
BB	5
SO	7
LOB	18

Batter	1	2	3	4	5	6	7	8	9	10	11	AB	R	H	RBI	BB	SO	LOB
7 Grégor Blanco, L (1, 8) OBP: 0.312, SLG: 0.305	B SI 93 X SI 93 1-0 8 G6-4-3 1B			B SI 94 F SI 95 X FS 83 1-1 ① G6-3		B CU 75 F FS 86 X FC 89 1-1 ① G6-3		B SI 89 C KC 73 C SI 87 B SI 90 X SI 88 2-2 8 CS 1B		X FF 94 0-0 ② P5		5	0	2	0	0	0	1
8 Hunter Pence, R (1, 9) OBP: 0.358, SLG: 0.474	1 SAFE 1 SAFE B FC 90 C FF 93 1 SAFE X FF 90 1-1 ①② G6-4-3 1-2f			B FF 95 X FF 95 1-0 ② P3		B FC 90 S CU 78 C CU 78 X FS 88 1-2 ② G6-3		C FF 88 1 SAFE C SI 89 0-2 ③ CS 1-2	B SL 89 B SL 88 S FF 99 T FF 99 B FF 102 X FF 100 3-2 48 BB 28 2B 1B	F FF 94 F FF 95 S FF 94 0-3 ③ K		5	1	1	0	0	1	2
48 Pablo Sandoval, S (1, 5) OBP: 0.316, SLG: 0.417	C SI 95 F CU 77 S EP 79 0-3 ③ K			F FS 86 F FS 87 B SI 96 X CU 77 1-2 E6		S SI 96 C FC 90 B FS 83 B CU 79 B SI 97 B FS 90 4-2 BB			B FF 100 B SL 89 S FF 100 S FF 100 F FF 101 F SL 90 F FF 102 B SL 90 F FF 102 4-2 1 SAFE B FF 101 28 2B 1-2 BB		B SI 98 F SL 88 F CH 90 B SI 99 B SL 87 F SI 98 F SI 98 F SI 98 B FF 99 4-2 28 G4-3 28 DI 13 1B BB	2	1	0	0	3	1	0
38 Michael Morse, R (1, 7) OBP: 0.331, SLG: 0.504 2 Juan Carlos Perez, R (7, 7) OBP: 0.200, SLG: 0.289 28 Buster Posey, R (9, PH) OBP: 0.353, SLG: 0.450 (10, 3)		C FF 94 S CU 77 F CU 79 X SI 95 0-2 ① G6-3		B SI 95 F FC 90 B CU 81 X FF 94 2-1 ③ P3		B FF 95 F FC 90 SI 95 D CU 81 D FS 88 F SI 95 X SI 96 3-2 ③ L6			B SL 89 B FF 101 X FF 101 2-0 1-3 2-H 2B		C FF 97 F FF 97 B FF 98 F SL 87 B SL 88 X SL 88 2-2 ① G4-3 1-3	3 0 2	0 0 0	0 0 1	0 0 1	0 0 1	0 0 2	2 0 1
29 Héctor Sánchez, S (1, 2) OBP: 0.233, SLG: 0.319		F FS 89 S CU 77 B CU 79 B CU 76 S FS 87 2-3 ② K			C FS 85 S FC 88 X CU 78 0-2 ① G4-3		X SI 94 0-0 ① G3-1		D SL 88 X FF 100 1-0 ① G6-3		F SI 98 S FF 99 B SI 99 S SL 90 1-3 ② K2-3	5	0	0	0	0	2	3
35 Brandon Crawford, L (1, 6) OBP: 0.332, SLG: 0.449 13 Joaquin Arias, R (9, PH) OBP: 0.214, SLG: 0.183 (10, 6)		C FS 84 S FS 87 C EP 70 0-3 ③ K			X SI 95 0-0 37 2B 12 G1-6-3 1B		C SI 95 X FS 86 0-1 ② G4-3		F FF 101 F SL 90 F FF 100 X SL 89 0-2 ② G6-3		B SI 98 S SI 96 X SI 98 1-1 3-H 1B	3 2	1 0	1 1	0 1	0 0	1 2	0 2
37 Adam Duvall, R (1, 3) OBP: 0.182, SLG: 0.545 57 Juan Gutierrez, R (10, 1) 49 Javier López, L (11, 1) 63 Jean Machi, R (11, 1)			C FF 95 X CU 78 0-1 ① G6-3		B SI 95 1 SAFE S SI 94 X SI 94 1-1 12 G1-6-3 1-3 2B		F FF 95 X CU 79 0-1 ③ G6-3		F FF 99 F SL 89 B FF 101 B SL 90 F FF 101 S FF 100 2-3 ③ K		X SI 98 0-0 ③ G4-3	4 0 0 1	0 0 0 0	1 0 0 0	0 0 0 0	0 0 0 0	1 0 0 1	2 0 0 1
12 Joe Panik, L (1, 4) OBP: 0.261, SLG: 0.238			C SI 95 B CU 78 X FS 88 1-1 ② G4-3		F CU 79 B SI 95 D CU 81 X FS 86 2-1 ② G1-6-3 2-3 3-H			B KC 72 X SI 87 1-0 21 G4-6-3 1B		C SI 92 B SL 88 B SI 92 X SI 93 2-1 14 SH3-4 1B		4	0	2	1	0	0	1
18 Matt Cain, R (1, 1) OBP: 0.280, SLG: 0.182 41 Jeremy Affeldt, L (8, 1) 46 Santiago Casilla, R (8, 1) 21 Tyler Colvin, L (8, PH) OBP: 0.280, SLG: 0.434 54 Sergio Romo, R (9, 1) 14 Brandon Hicks, R (10, 7) OBP: 0.287, SLG: 0.332			B FF 95 F FF 96 B FF 96 S SI 96 S SI 97 2-3 ③ K		X SI 95 0-0 ③ B5-3			X SI 89 0-0 ①② G4-6-3 1-2f		1 SAFE 1 SAFE X FF 91 0-0 ① SH3-4 1-2		2 0 0 1 0 0 0	0 0 0 0 0 0 0	0 0 0 0 0 0 0	0 0 0 0 0 0 0	0 0 0 0 0 0 0	1 0 0 0 0 0 0	1 0 0 1 0 0 0
Inning Stats	R: 0 H: 1 E: 0 LOB: 0 K: 1 BB: 0 S: 6 P: 8	R: 0 H: 0 E: 0 LOB: 0 K: 2 BB: 0 S: 10 P: 12	R: 0 H: 0 E: 0 LOB: 0 K: 1 BB: 0 S: 7 P: 10	R: 0 H: 0 E: 1 LOB: 1 K: 0 BB: 0 S: 8 P: 13	R: 1 H: 2 E: 0 LOB: 1 K: 0 BB: 0 S: 9 P: 12	R: 0 H: 0 E: 0 LOB: 1 K: 0 BB: 1 S: 11 P: 20	R: 0 H: 0 E: 0 LOB: 0 K: 0 BB: 0 S: 5 P: 5	R: 0 H: 2 E: 0 LOB: 0 K: 0 BB: 0 S: 7 P: 10	R: 1 H: 2 E: 0 LOB: 2 K: 1 BB: 1 S: 19 P: 31	R: 0 H: 1 E: 0 LOB: 1 K: 1 BB: 0 S: 7 P: 9	R: 1 H: 1 E: 0 LOB: 1 K: 1 BB: 1 S: 15 P: 23	1B: 7 SF: 0 2B: 2 SAC: 1 3B: 0 DP: 2 HR: 0 HBP: 0						

PITCHER		IP	WLS	BF	H	R	ER	SO	BB	IBB	HBP	BLK	WP	HR	S	P	ERA	WHIP
31 Alfredo Simon, R ERA: 2.81	(1, 1)	7.0		25	3	1	1	4	1	0	0	0	0	0	56	80	1.29	0.571
63 Sam LeCure, R ERA: 3.86	(8, 1)	1.0		3	2	0	0	0	0	0	0	0	0	0	7	10	0.00	2.000
54 Aroldis Chapman, L ERA: 2.66	(9, 1)	1.0	B	6	2	1	1	1	1	0	0	0	0	0	19	31	9.00	3.000
51 Jonathan Broxton, R ERA: 0.68	(10, 1)	1.0	W	4	1	0	0	1	0	0	0	0	0	0	7	9	0.00	1.000
70 Jumbo Díaz, R ERA: 12.0	(11, 1)	1.0		5	1	1	1	1	1	0	0	0	0	0	15	23	9.00	2.000

PITCHER	IP	WLS	BF	H	R	ER	SO	BB	IBB	HBP	BLK	WP	HR	S	P	ERA	WHIP

BOTTOM

Cincinnati Reds @ San Francisco Giants

AT&T Park, San Francisco, CA

Sat Jun 28 2014, 7:08 PM - 11:04 PM PDT

Att. 41,024 - Clear - 65 F

livebaseballscorecards.com

AB	39
R	3
H	9
RBI	3
BB	3
SO	7
LOB	17

WP: 0	PA: 44		
PB: 0			
SB: 0			
CS: 1			

Batter	1	2	3	4	5	6	7	8	9	AB	R	H	RBI	BB	SO	LOB
6 Billy Hamilton, S (1, 8) OBP: 0.313, SLG: 0.404	C SI 89 B SI 89 X FS 80 1-1 ① G3		D FS 81 C FC 84 B FC 86 F FS 84 X SI 90 2-2 2-H 2B			B SI 90 B SI 90 C SI 89 C SI 85 F FS 81 F FS 80 X SI 90 2-2 ② G4-3		B SI 88 B SI 89 C SI 86 C FC 84 B SI 91 F FF 90 S FF 91 3-3 ③ K		4	0	1	1	0	1	0
21 Todd Frazier, R (1, 5) OBP: 0.352, SLG: 0.508	F CU 74 X SI 90 0-1 ② G6-3		D FC 84 X SI 90 1-0 ③ G1-3			X SI 90 0-0 1B			C SI 88 B FC 83 B FC 83 F FC 84 X SI 90 2-2 19 1B 19 BLK 4 SF9 1B	4	1	2	0	0	0	1
19 Joey Votto, L (1, 3) OBP: 0.400, SLG: 0.422	X SI 89 0-0 ③ G3			B FS 79 C SI 87 B FC 84 F SI 88 X FF 90 2-2 ① F7		X FS 80 0-0 ③ G4-3			1 SAFE F SI 91 S SI 92 X 0-2 4 WP 1-3 29 1B 1B	4	1	1	0	0	0	1
4 Brandon Phillips, R (1, 4) OBP: 0.304, SLG: 0.405		S FC 83 X FC 82 0-1 ① F9		F FC 83 X CU 75 0-1 ② P4			C CU 75 B SI 89 S SI 89 B SI 90 X FF 91 2-2 ① G6-3		C SI 93 S SI 90 B SI 89 B SI 94 B SI 94 F SI 91 X SI 94 3-2 ① 1-2 SF9 3-H	3	0	0	1	0	0	0
32 Jay Bruce, L (1, 9) OBP: 0.335, SLG: 0.421		C FF 89 B FS 80 F CU 75 F FS 83 B FS 83 S FC 85 2-3 ② K		B SI 88 B CU 74 X SI 89 2-0 ③ G6-3			C SI 90 B FC 82 X SI 90 1-1 ② G4-3		H CU 76 1-0 29 1B 25 1B HBP	3	1	0	0	0	1	0
29 Brayan Peña, S (1, 2) OBP: 0.287, SLG: 0.377		X SI 89 0-0 ③ G4-3			C SI 88 B FS 79 X FS 80 1-1 ① G4-3		B SI 89 F SI 89 C FC 82 B SI 90 X CU 75 2-2 3B		B SI 93 X SI 93 1-0 2 E 25 1B 1-3 2-H 1B	4	0	2	1	0	0	0
25 Skip Schumaker, L (1, 7) OBP: 0.276, SLG: 0.317			B SI 87 B FS 79 C SI 88 B SI 88 C SI 88 F SI 88 X SI 90 3-2 34 SH2-4 6 2B 1B		C FS 79 S FS 81 X SI 90 0-2 ② G6-3		X FS 82 0-0 ③ G3		1 SAFE B SI 93 F SI 93 1 SAFE B CU 74 B SI 93 F SI 93 F SI 94 X SI 93 3-2 2 E 1-2 3-H 1B	4	1	2	1	0	0	1
2 Zack Cozart, R (1, 6) OBP: 0.275, SLG: 0.307			1 SAFE C SI 89 C SI 89 D FS 81 F SI 90 F FC 84 F CU 76 F FC 84 B FC 84 2-3 ① F SI 90 1 SAFE S FC 84 K		C SI 89 C SI 90 B FC 86 F FS 80 B FS 82 F FC 84 T SI 90 2-2 ③ K			X SI 88 0-0 ① G6-3	B SI 93 X SI 94 1-0 E1 34 G3-6 1-2 2-3	4	0	0	0	0	2	3
34 Homer Bailey, R (1, 1) OBP: 0.188, SLG: 0.161			X SI 88 0-0 ② SH2-4 1-2			C SI 89 F CU 74 B FC 84 S FC 84 1-3 ① K		C SI 88 F FC 84 C CU 76 0-3 ② ③ K	X SI 95 0-0 ② ③ G3-6 1-2f	3	0	0	0	0	2	3
Inning Stats	R: 0 H: 0 E: 0 LOB: 0 K: 0 BB: 0 S: 5 P: 6	R: 0 H: 0 E: 0 LOB: 0 K: 1 BB: 0 S: 7 P: 9	R: 1 H: 2 E: 0 LOB: 1 K: 1 BB: 0 S: 17 P: 25	R: 0 H: 0 E: 0 LOB: 0 K: 0 BB: 0 S: 6 P: 10	R: 0 H: 0 E: 0 LOB: 0 K: 1 BB: 0 S: 10 P: 13	R: 0 H: 1 E: 0 LOB: 1 K: 1 BB: 0 S: 10 P: 13	R: 0 H: 1 E: 0 LOB: 1 K: 0 BB: 0 S: 9 P: 14	R: 0 H: 0 E: 0 LOB: 0 K: 2 BB: 0 S: 8 P: 11	R: 3 H: 4 E: 1 LOB: 2 K: 0 BB: 0 S: 17 P: 28	1B: 6 SF: 1 2B: 1 SAC: 1 3B: 1 DP: 1 HR: 0 HBP: 1						

PITCHER		IP	WLS	BF	H	R	ER	SO	BB	IBB	HBP	BLK	WP	HR	S	P	ERA	WHIP
17 Tim Hudson, R ERA: 2.59	(1, 1)	8.0	L	29	5	2	2	6	0	0	0	0	0	0	75	106	2.25	0.625
41 Jeremy Affeldt, L ERA: 1.88	(9, 1)	0.1		5	3	2	2	0	0	0	1	1	1	0	12	20	54.00	9.000
46 Santiago Casilla, R ERA: 1.11	(9, 1)	0.2		2	0	0	0	0	0	0	0	0	0	0	2	3	0.00	0.000

PITCHER	IP	WLS	BF	H	R	ER	SO	BB	IBB	HBP	BLK	WP	HR	S	P	ERA	WHIP

TOP

Cincinnati Reds @ San Francisco Giants

AT&T Park, San Francisco, CA

Sun Jun 29 2014, 1:06 PM - 3:43 PM PDT

Att. 41,541 - Sunny - 73 F

livebaseballscorecards.com

AB	33
R	4
H	8
RBI	4
BB	0
SO	6
LOB	9

1B: 6	SF: 1	WP: 1	PA: 36
2B: 1	SAC: 1	PB: 0	
3B: 1	DP: 1	SB: 0	
HR: 0	HBP: 1	CS: 0	

Batter	1	2	3	4	5	6	7	8	9	AB	R	H	RBI	BB	SO	LOB
7 Grégor Blanco, L (1, 8) OBP: 0.310, SLG: 0.299	C FF 93 B FF 94 X FF 93 1-1 ① P5			B KC 78 B SI 92 B FF 93 B SI 93 4-0 28 CS 8 G6-3 BB			B FF 95 X CH 87 1-0 ① L8		B SI 94 L SI 95 X KC 79 1-1 ② G4-3	3	0	0	0	1	0	0
8 Hunter Pence, R (1, 9) OBP: 0.356, SLG: 0.471	C SL 88 F FF 94 B SL 88 X SL 89 1-2 ② G1-3			B SI 92 S SL 87 1 SAFE X SL 84 1-1 ① G6-3 1-2			B SI 95 B SI 95 C SL 87 F SL 86 F FF 98 F CH 88 B CH 89 F SL 88 S SL 90 3-3 ② K		B KC 80 C SL 86 B SL 87 C FF 95 X FF 95 2-2 1B	4	0	1	0	0	1	1
28 Buster Posey, R (1, 2) OBP: 0.351, SLG: 0.447	C SL 88 C SL 87 F FF 96 F FF 96 X SI 94 0-2 ③ L7			F FF 93 C FF 93 F FF 95 S CH 87 0-3 ② ③ K 2-3			B SL 89 C SL 87 X FF 97 1-1 48 1B 1B		F SI 94 X FF 95 0-1 ③ L8	4	0	1	0	0	1	2
48 Pablo Sandoval, S (1, 5) OBP: 0.316, SLG: 0.416		B KC 78 B CH 86 F FF 94 B FF 94 F SI 93 F KC 78 X CH 88 3-2 ① G4-3			B KC 76 F CH 87 F FF 94 B FF 93 C SL 89 2-3 ① K		B SI 96 B CH 86 S FF 95 F SI 95 F SL 89 X FF 96 2-2 1-3 1B			3	0	1	0	0	1	0
38 Michael Morse, R (1, 7) OBP: 0.328, SLG: 0.498		B SL 88 X SL 86 1-0 ② L7			X SI 95 0-0 ② P4		S SL 87 S SL 88 C FF 97 0-3 ③ K			3	0	0	0	0	1	2
37 Adam Duvall, R (1, 3) OBP: 0.143, SLG: 0.429		C FF 94 B FF 96 S SL 87 B KC 81 F FF 95 S CH 87 2-3 ③ K			X SL 86 0-0 ③ F7			C SL 86 X SL 87 0-1 ① F7		3	0	0	0	0	1	0
35 Brandon Crawford, L (1, 6) OBP: 0.329, SLG: 0.444			X SI 92 0-0 ① L8			C SI 93 X FF 94 0-1 ① P6		B KC 78 B SI 96 S CH 88 F CH 88 S SL 90 2-3 ② K		3	0	0	0	0	1	0
12 Joe Panik, L (1, 4) OBP: 0.231, SLG: 0.208			C SI 94 X SI 94 0-1 ② F7			C KC 82 F FF 95 B SL 89 B CH 87 X CH 87 2-2 ② G3		X CH 88 0-0 ③ G3-1		3	0	0	0	0	0	0
17 Tim Hudson, R (1, 1) OBP: 0.088, SLG: 0.061 41 Jeremy Affeldt, L (9, 1) 46 Santiago Casilla, R (9, 1) 21 Tyler Colvin, L (9, PH) OBP: 0.280, SLG: 0.430			F FF 91 C FF 95 F SL 88 S SL 88 0-3 ③ K			B SL 88 F SI 94 X SL 88 1-1 ③ P6			B FF 94 B CH 85 C SI 94 X SI 95 2-1 ① G6-3	2 0 0 1	0 0 0 0	0 0 0 0	0 0 0 0	0 0 0 0	1 0 0 0	0 0 0 0
Inning Stats	R: 0 E: 0 K: 0 S: 10 H: 0 LOB: 0 BB: 0 P: 12	R: 0 E: 0 K: 1 S: 9 H: 0 LOB: 0 BB: 0 P: 15	R: 0 E: 0 K: 1 S: 7 H: 0 LOB: 0 BB: 0 P: 7	R: 0 E: 0 K: 1 S: 6 H: 0 LOB: 0 BB: 1 P: 11	R: 0 E: 0 K: 1 S: 5 H: 0 LOB: 0 BB: 0 P: 7	R: 0 E: 0 K: 0 S: 7 H: 0 LOB: 0 BB: 0 P: 10	R: 0 E: 0 K: 2 S: 16 H: 2 LOB: 2 BB: 0 P: 23	R: 0 E: 0 K: 1 S: 6 H: 0 LOB: 0 BB: 0 P: 8	R: 0 E: 0 K: 0 S: 9 H: 1 LOB: 1 BB: 0 P: 14	1B: 3 2B: 0 3B: 0 HR: 0	SF: 0 SAC: 0 DP: 0 HBP: 0			WP: 0 PB: 0 SB: 0 CS: 1		PA: 30	

PITCHER	IP	WLS	BF	H	R	ER	SO	BB	IBB	HBP	BLK	WP	HR	S	P	ERA	WHIP
34 Homer Bailey, R (1, 1) ERA: 4.39	9.0	W	30	3	0	0	7	1	0	0	0	0	0	75	107	0.00	0.444

PITCHER	IP	WLS	BF	H	R	ER	SO	BB	IBB	HBP	BLK	WP	HR	S	P	ERA	WHIP

BOTTOM

Cincinnati Reds @ San Francisco Giants

AT&T Park, San Francisco, CA

Sun Jun 29 2014, 1:06 PM - 3:43 PM PDT

Att. 41,541 - Sunny - 73 F

livebaseballscorecards.com

AB	29
R	0
H	3
RBI	0
BB	1
SO	7
LOB	5

Batter	1	2	3	4	5	6	7	8	9	AB	R	H	RBI	BB	SO	LOB
13 Matt Carpenter, L (1, 5) OBP: 0.374, SLG: 0.384	B CH 80 C FF 89 B SI 89 B CH 82 C SI 89 B SI 89 4-2 BB		C SI 90 B SI 91 B CH 84 X SL 82 2-1 ② F8		C SI 88 S SL 81 F FF 90 B CH 83 B SL 83 X SL 80 2-2 18 G3 1B			C FF 89 B SL 87 C CH 82 F FF 90 B FF 90 X SI 89 2-2 ① F7		3	0	1	0	1	0	0
18 Oscar Taveras, L (1, 9) OBP: 0.227, SLG: 0.275	C SI 90 F FF 90 S CH 85 0-3 ① K		X CH 84 0-0 ③ G4-3		C SI 88 B CH 83 B FF 90 B CH 81 C CH 82 X SL 81 3-2 ② G3 1-2			B CH 82 B CH 81 B FF 89 C FF 89 F SI 89 B SL 81 4-2 BB		3	0	0	0	1	1	2
27 Jhonny Peralta, R (1, 6) OBP: 0.322, SLG: 0.437	1 SAFE C CH 82 1 SAFE S CH 83 B FF 91 D SL 82 D SL 81 X CH 84 3-2 ② P4			C SI 88 B FF 90 F SL 79 B SL 82 B CH 82 F CU 76 X FF 92 3-2 32 1B 2B	S CH 83 D SL 81 D SL 81 T CH 82 B FF 89 S FF 91 3-3 ③ K			B CH 82 S FF 87 F FF 90 B CH 82 S CU 75 2-3 ② K		4	0	1	0	0	2	3
32 Matt Adams, L (1, 3) OBP: 0.336, SLG: 0.523	C FF 92 C CU 74 F CH 85 F SI 93 X CU 76 0-2 ③ F7			D CH 83 X SI 90 1-0 4 HBP 2-3 1B		B CU 74 X CU 75 1-0 ① G5-3		C CU 76 X FF 89 0-1 ③ L9		4	0	1	0	0	0	2
4 Yadier Molina, R (1, 2) OBP: 0.333, SLG: 0.406		B SL 81 F FF 90 B FF 91 S FF 91 S FF 91 2-3 ① K		D SL 82 F FF 91 D CH 82 C SL 81 H FF 91 3-2 1-2 HBP		B FF 88 C SL 80 X CH 80 1-1 ② G5-3			B FF 93 X FF 94 1-0 19 G6-3 1B	3	0	1	0	0	1	0
21 Allen Craig, R (1, 7) OBP: 0.305, SLG: 0.366		C FF 90 X SL 81 0-1 19 FC3-6 1B		C FF 90 F FF 89 F FF 89 B SL 84 S SL 82 1-3 ① K		F SI 90 X FF 88 0-1 ③ L9			B FF 93 X FF 94 1-0 ① L8	4	0	1	0	0	1	4
19 Jon Jay, L (1, 8) OBP: 0.349, SLG: 0.373		B SI 90 X SI 90 1-0 ② FC3-6 1-2f		C SL 80 F CH 85 B FF 91 F SL 82 S SL 81 1-3 ② K			C SL 80 X SI 89 0-1 ① G6-3		F CH 85 F CH 86 X CH 87 0-2 ② G6-3 1-2	4	0	0	0	0	1	5
33 Daniel Descalso, L (1, 4) OBP: 0.232, SLG: 0.234		1 SAFE X FF 90 0-0 ③ F7		X CH 84 0-0 ③ G4-3			B CU 77 X SL 78 1-0 ② L9		C FF 93 F CH 88 B FF 94 X CH 88 1-2 ③ F7	4	0	0	0	0	0	5
56 Marco Gonzales, L (1, 1) OBP: 0.333, SLG: 0.667			C SI 88 X CH 81 0-1 ① G4-3		X SI 89 0-0 ① G4-3		C FF 89 X CH 82 0-1 ③ G6-3			2	0	0	0	0	0	0
43 Seth Maness, R (5, 1)										0	0	0	0	0	0	0
43 Shane Robinson, R (7, PH) OBP: 0.205, SLG: 0.150										1	0	0	0	0	0	0
30 Jason Motte, R (7, 1)										0	0	0	0	0	0	0
36 Randy Choate, L (8, 1)										0	0	0	0	0	0	0
Inning Stats	R: 0 E: 0 K: 1 S: 13 H: 0 LOB: 1 BB: 1 P: 20	R: 0 E: 0 K: 1 S: 7 H: 1 LOB: 1 BB: 0 P: 10	R: 0 E: 0 K: 0 S: 5 H: 0 LOB: 0 BB: 0 P: 7	R: 0 E: 0 K: 2 S: 16 H: 2 LOB: 3 BB: 0 P: 25	R: 0 E: 0 K: 1 S: 11 H: 1 LOB: 1 BB: 0 P: 19	R: 0 E: 0 K: 0 S: 5 H: 0 LOB: 0 BB: 0 P: 7	R: 0 E: 0 K: 0 S: 5 H: 0 LOB: 0 BB: 0 P: 6	R: 0 E: 0 K: 1 S: 11 H: 0 LOB: 1 BB: 1 P: 19	R: 0 E: 0 K: 0 S: 8 H: 1 LOB: 1 BB: 0 P: 11	1B: 4 2B: 1 3B: 0 HR: 0 SF: 0 SAC: 0 DP: 0 HBP: 1						

PITCHER	IP	WLS	BF	H	R	ER	SO	BB	IBB	HBP	BLK	WP	HR	S	P	ERA	WHIP
55 Tim Lincecum, R (1, 1) ERA: 4.06	8.0	W	31	4	0	0	6	2	0	1	0	0	0	73	113	0.00	0.750
63 Jean Machi, R (9, 1) ERA: 1.32	1.0		4	1	0	0	0	0	0	0	0	0	0	8	11	0.00	1.000

PITCHER	IP	WLS	BF	H	R	ER	SO	BB	IBB	HBP	BLK	WP	HR	S	P	ERA	WHIP

TOP

St. Louis Cardinals @ San Francisco Giants

AT&T Park, San Francisco, CA

Tue Jul 01 2014, 7:17 PM - 9:44 PM PDT

Att. 41,152 - Partly Cloudy - 60 F

livebaseballscorecards.com

AB	32
R	0
H	5
RBI	0
BB	2
SO	6
LOB	21

BOTTOM

St. Louis Cardinals @ San Francisco Giants
AT&T Park, San Francisco, CA
Tue Jul 01 2014, 7:17 PM - 9:44 PM PDT
Att. 41,152 - Partly Cloudy - 60 F

livebaseballscorecards.com

Batter	1	2	3	4	5	6	7	8	9	AB	R	H	RBI	BB	SO	LOB
2 Juan Carlos Perez, R (1, 8) OBP: 0.205, SLG: 0.286	B FF 90 F FF 90 B FF 90 F FF 90 X FF 91 2-2 G4-3		C FF 90 S CH 81 B FF 90 S CH 79 1-3 K		X FF 88 0-0 8 2B 1B	X SI 89 0-0 G6-4-3 1-2f				4	1	1	0	0	1	2
8 Hunter Pence, R (1, 9) OBP: 0.358, SLG: 0.474	B FF 90 C FF 91 C FF 90 X CH 80 1-2 F7			B CH 79 C FF 89 C FF 89 X CH 79 1-2 28 2B 1B	C FF 89 1 SAFE D CU 75 1 SAFE B FF 89 B CH 78 X FF 88 3-1 28 F8 29 G4-3 1-H 2B		X FC 91 0-0 G5-3			4	2	2	1	0	0	0
28 Buster Posey, R (1, 3) OBP: 0.350, SLG: 0.448	B FF 91 X FF 90 1-0 F7			C FF 90 F CH 79 X FF 90 0-2 48 HR 1-H 2B	X FF 89 0-0 F8 2-3		C FC 91 B FC 84 C CH 86 X FC 84 1-2 G6-3			4	1	1	1	0	0	1
48 Pablo Sandoval, S (1, 5) OBP: 0.321, SLG: 0.429		B FF 90 B FF 90 X FF 91 2-0 38 G1-6-3 1B		C CU 76 X FF 89 0-1 2-H HR	B CH 80 B FF 89 D CH 78 B FF 89 4-0 29 G4-3 38 BB BB		X FC 86 0-0 L9			3	1	2	2	1	0	0
38 Michael Morse, R (1, 7) OBP: 0.331, SLG: 0.502 7 Grégor Blanco, L (8, 7) OBP: 0.314, SLG: 0.299		C FF 90 B FF 90 X CH 79 1-1 G1-6-3 1-2f		B FF 90 F FF 90 C CU 74 X CU 73 1-2 2B	F CH 79 B FF 89 B FF 89 B CH 79 F CH 78 B CH 77 4-2 29 G4-3 1-2 BB			B SI 85 B SI 85 B SI 85 B SI 85 4-0 35 G4-6-3 29 1B BB		2 0	0 0	1 0	0 0	1 1	0 0	1 0
29 Héctor Sánchez, S (1, 2) OBP: 0.233, SLG: 0.317		C FF 90 X CU 74 0-1 G4-3		F CH 80 C FF 90 D CH 79 S CH 79 1-3 K	C SI 89 X FF 89 0-1 G4-3 1-2 2-3 3-H			B SI 86 C SI 86 X SI 85 1-1 35 G4-6-3 1-2 1B		4	0	1	1	0	1	3
35 Brandon Crawford, L (1, 6) OBP: 0.328, SLG: 0.439			C FF 90 B SL 81 B CU 76 C FF 91 B FF 91 B FF 91 4-2 14 FC4-6 BB	X FF 89 0-0 F9	X SI 89 0-0 G4-3			S SL 76 B SI 86 S SL 76 B SL 76 B SL 77 X SI 86 3-2 G4-6-3 1-2f 2-3		3	0	0	0	1	0	5
14 Brandon Hicks, R (1, 4) OBP: 0.286, SLG: 0.327			X FF 90 0-0 FC4-6 55 FC5-6 1-2f	B CH 80 B CH 79 I IN 72 I IN 73 4-0 IBB		F SI 89 B SL 81 S SI 88 X FF 90 1-2 F8		B SI 86 F SI 86 F SI 85 B SL 75 D SL 76 X SI 85 3-2 P6		3	0	0	0	1	0	2
55 Tim Lincecum, L (1, 1) OBP: 0.226, SLG: 0.111 63 Jean Machi, R (9, 1)			C C FF 90 B CU 74 X FF 90 1-2 FC5-6 1-2f	B CU 75 C FF 90 C FF 90 B FF 90 F FF 90 B CU 74 F FF 90 F FF 90 F FF 90 3-2 F FF 90 X FF 89 G3-1		B SI 90 F SI 89 C SI 90 B SI 89 B SI 90 B SI 89 4-2 2 G6-4-3 BB				2 0	0 0	0 0	0 0	1 0	0 0	3 0
Inning Stats	R: 0 E: 0 K: 0 S: 7 H: 0 LOB: 0 BB: 0 P: 11	R: 0 E: 0 K: 0 S: 5 H: 1 LOB: 0 BB: 0 P: 8	R: 0 E: 0 K: 1 S: 9 H: 0 LOB: 1 BB: 1 P: 15	R: 3 E: 0 K: 1 S: 23 H: 4 LOB: 2 BB: 1 P: 33	R: 2 E: 0 K: 0 S: 9 H: 2 LOB: 2 BB: 2 P: 20	R: 0 E: 0 K: 0 S: 6 H: 0 LOB: 0 BB: 1 P: 11	R: 0 E: 0 K: 0 S: 5 H: 0 LOB: 0 BB: 0 P: 6	R: 0 E: 0 K: 0 S: 8 H: 1 LOB: 1 BB: 1 P: 19		1B: 4 2B: 3 3B: 0 HR: 1 SF: 0 SAC: 0 DP: 3 HBP: 0					WP: 0 PB: 0 SB: 0 CS: 0 PA: 35	

	AB	29
	R	5
	H	8
	RBI	5
	BB	6
	SO	2
	LOB	17

PITCHER		IP	WLS	BF	H	R	ER	SO	BB	IBB	HBP	BLK	WP	HR	S	P	ERA	WHIP
56 Marco Gonzales, L ERA: 9.64	(1, 1)	4.1	L	23	7	5	5	2	3	1	0	0	0	1	50	84	10.38	2.308
43 Seth Maness, R ERA: 2.54	(5, 1)	1.2		5	0	0	0	0	1	0	0	0	0	0	9	14	0.00	0.600
30 Jason Motte, R ERA: 3.65	(7, 1)	1.0		3	0	0	0	0	0	0	0	0	0	0	5	6	0.00	0.000
36 Randy Choate, L ERA: 5.24	(8, 1)	1.0		4	1	0	0	0	1	0	0	0	0	0	8	19	0.00	2.000

PITCHER		IP	WLS	BF	H	R	ER	SO	BB	IBB	HBP	BLK	WP	HR	S	P	ERA	WHIP

Batter	1	2	3	4	5	6	7	8	9	AB	R	H	RBI	BB	SO	LOB
13 Matt Carpenter, L (1, 5) OBP: 0.378, SLG: 0.389	B FF 91 B SI 91 C FF 92 S CH 85 X CH 85 2-2 7 G6-4-3 1B		C SL 88 X SI 92 0-1 32 FC3-6 7 1B 1-3 3-H 1B		C FF 92 B CU 78 B CH 85 C CU 79 B FF 91 C FF 90 3-3 ③ K			B CU 76 B SI 92 C SI 93 B SI 92 C SI 92 X SI 92 3-2 32 FC4-6 7 1B 1B		4	0	3	1	0	1	0
7 Matt Holliday, R (1, 7) OBP: 0.371, SLG: 0.386	B FF 91 D SI 91 X FF 92 2-0 ① ② G6-4-3 1-2f		1 SAFE F FF 91 B SL 89 X SL 89 1-1 32 FC3-6 1-2 3-H 1B			X CH 85 0-0 ① G6-3		B SI 92 1 SAFE B SI 92 X SI 92 2-0 32 FC4-6 1-2 1B		4	0	2	1	0	0	1
32 Matt Adams, L (1, 3) OBP: 0.331, SLG: 0.515	C SI 92 S CU 80 S CU 80 0-3 ③ K		F CU 78 D CH 85 X SL 88 1-1 ② FC3-6 1-2f 2-3			C FF 90 C FF 91 B SL 88 C SL 89 1-3 ② K		D CU 76 C CU 75 F SI 94 F SI 93 X SI 89 1-2 ② FC4-6 21 FC5-4 1-2f 2-3		4	0	0	0	0	2	4
21 Allen Craig, R (1, 9) OBP: 0.301, SLG: 0.362		C FF 92 X CU 79 0-1 ① G5-3	B FF 91 F FF 91 X SI 92 1-1 ③ G5-3			B CU 78 C CH 85 C SI 91 X FF 91 1-2 ③ G1-3		X SI 93 0-0 ③ FC5-4 1-2f		4	0	0	0	0	0	4
4 Yadier Molina, R (1, 2) OBP: 0.332, SLG: 0.404		F FF 91 B FF 92 F CU 78 X CH 85 1-2 ② F9		B CU 78 F SI 91 X CU 78 1-1 27 G6-4-3 1B			C SL 88 F SL 88 F FF 90 S CU 77 0-3 ① K		S SL 80 C SL 76 S SL 79 0-3 ① K	4	0	1	0	0	2	0
27 Jhonny Peralta, R (1, 6) OBP: 0.321, SLG: 0.433		F SI 90 B CU 78 B CH 85 F FF 92 B FF 92 F FF 93 X CH 85 3-2 ③ G5-3		X SI 91 0-0 ① ② G6-4-3 1-2f			C CU 76 B CU 78 F FF 89 B CU 79 B CH 86 B FF 91 4-2 BB		B SI 88 X FF 88 1-0 ② F9	3	0	0	0	1	0	1
18 Oscar Taveras, L (1, 8) OBP: 0.234, SLG: 0.302 8 Peter Bourjos, R (7, 8) OBP: 0.268, SLG: 0.307			C CU 77 X FF 90 0-1 3 1B 13 1B 2B	S FF 92 B CH 86 X CU 79 1-1 ③ L7			B SL 86 F SI 89 F FF 89 B FF 89 S FF 91 2-3 ② K		F FF 88 C SL 78 X SL 76 0-2 ③ F7	3 1	1 0	1 0	0 0	0 0	1 0	1 0
3 Mark Ellis, R (1, 4) OBP: 0.277, SLG: 0.241			B SL 88 B CU 78 X SL 88 2-0 13 1B 7 1B 2-3 1B		C CU 77 F FF 90 B SI 91 X FF 91 1-2 ① L4		C FF 90 F FF 90 1 SAFE D CU 78 B CU 74 1 SAFE B SI 89 S CU 79 3-3 ③ K			3	1	1	0	0	1	1
50 Adam Wainwright, R (1, 1) OBP: 0.282, SLG: 0.324 37 Pat Neshek, S (8, 1) 26 Trevor Rosenthal, R (9, 1)			1 SAFE B CU 78 S FF 91 L SI 90 M FF 91 1-3 ① K		S FF 91 C FF 91 F FF 92 B SI 90 B CU 76 S CU 78 2-3 ② K			F SI 91 B SI 92 X SI 92 1-1 ① F9		3 0 0	0 0 0	0 0 0	0 0 0	2 0 0	2 0 0
Inning Stats	R: 0 E: 0 K: 1 S: 7 H: 1 LOB: 0 BB: 0 P: 11	R: 0 E: 0 K: 0 S: 9 H: 0 LOB: 0 BB: 0 P: 13	R: 2 E: 0 K: 1 S: 14 H: 4 LOB: 2 BB: 0 P: 20	R: 0 E: 0 K: 0 S: 5 H: 1 LOB: 0 BB: 0 P: 7	R: 0 E: 0 K: 2 S: 10 H: 0 LOB: 0 BB: 0 P: 16	R: 0 E: 0 K: 1 S: 7 H: 0 LOB: 0 BB: 0 P: 9	R: 0 E: 0 K: 3 S: 12 H: 0 LOB: 1 BB: 1 P: 21	R: 0 E: 0 K: 0 S: 11 H: 2 LOB: 2 BB: 0 P: 18	R: 0 E: 0 K: 1 S: 7 H: 0 LOB: 0 BB: 0 P: 8	1B: 7 2B: 1 3B: 0 HR: 0 SF: 0 SAC: 0 DP: 2 HBP: 0						

PITCHER		IP	WLS	BF	H	R	ER	SO	BB	IBB	HBP	BLK	WP	HR	S	P	ERA	WHIP
32 Ryan Vogelsong, R ERA: 3.86	(1, 1)	7.0	L	26	6	2	2	8	1	0	0	0	0	0	64	97	2.57	1.000
41 Jeremy Affeldt, L ERA: 1.84	(8, 1)	0.2		4	2	0	0	0	0	0	0	0	0	0	10	17	0.00	3.000
57 Juan Gutierrez, R ERA: 3.19	(8, 1)	0.1		1	0	0	0	0	0	0	0	0	0	0	1	1	0.00	0.000
54 Sergio Romo, R ERA: 4.86	(9, 1)	1.0		3	0	0	0	1	0	0	0	0	0	0	7	8	0.00	0.000

PITCHER	IP	WLS	BF	H	R	ER	SO	BB	IBB	HBP	BLK	WP	HR	S	P	ERA	WHIP

TOP

St. Louis Cardinals @ San Francisco Giants
AT&T Park, San Francisco, CA
Wed Jul 02 2014, 7:16 PM - 10:06 PM PDT
Att. 41,321 - Cloudy - 59 F

livebaseballscorecards.com

AB	33
R	2
H	8
RBI	2
BB	1
SO	9
LOB	14

WP: 0	PA: 34		
PB: 0			
SB: 0			
CS: 0			

Batter	1	2	3	4	5	6	7	8	9	AB	R	H	RBI	BB	SO	LOB
7 Grégor Blanco, L (1, 8) OBP: 0.307, SLG: 0.292	C SI 91 F FC 88 X CU 74 0-2 ① G1-3		F FC 88 B FF 90 C FC 86 F FF 91 D CU 77 F FF 92 F FC 88 B CU 76 X FC 87 3-2 ②③ G6-4-3 1-2f			C FF 90 X CU 75 0-1 ② G1-3 2-3		C SI 89 B SI 92 D CH 70 B SI 89 C SI 87 X SI 88 3-2 ③ P6		4	0	0	0	0	0	4
8 Hunter Pence, R (1, 9) OBP: 0.357, SLG: 0.472	C FF 92 B SI 92 X FC 89 1-1 ② G6-3			S CU 74 C SI 90 B CU 73 B FC 87 F FC 87 F FF 92 X CU 78 2-2 ① G5-3		B SI 90 B FC 89 X CU 77 2-0 ③ G6-3			B FF 97 C FF 98 B FF 98 X FF 97 2-1 28 FC5-4 1B	4	0	1	0	0	0	1
28 Buster Posey, R (1, 2) OBP: 0.345, SLG: 0.441	C FF 92 X CU 76 0-1 ③ G6-3			C FC 87 F CU 75 F FC 84 F SI 90 B CU 76 X FC 88 1-2 ② F8			X SI 89 0-0 ① L8		B FF 97 D FF 98 S FF 97 X FF 98 2-1 ① FC5-4 48 FC3-6 1-2f	4	0	0	0	0	0	1
48 Pablo Sandoval, S (1, 5) OBP: 0.320, SLG: 0.424		B FC 87 B FF 90 F FC 88 B CU 76 F FF 92 B FF 92 4-2 38 G6-4-3 BB		C CU 74 B CU 73 B FC 87 F FF 92 X CU 75 2-2 ③ L5			X FC 89 0-0 ② G5-3		D FF 97 F FF 98 F FF 97 X CH 86 1-2 ② FC3-6 1-2f	3	0	0	0	1	0	1
38 Michael Morse, R (1, 3) OBP: 0.327, SLG: 0.495		C FC 88 B SI 91 X SI 92 1-1 ①② G6-4-3 1-2f			S FC 87 S CU 75 F FC 87 F SI 92 B CU 76 X SI 92 1-2 ① F8		C FC 88 S CU 76 S CU 78 0-3 ③ K		C FF 98 S FF 99 D CH 88 F CH 86 S FF 99 1-3 ③ K	4	0	0	0	0	2	2
21 Tyler Colvin, L (1, 7) OBP: 0.282, SLG: 0.427		C FF 91 S CU 74 B CU 76 B FF 92 B FC 88 X CU 76 3-2 1B			B SI 90 F FC 87 B FF 90 C FF 90 F CU 78 F FC 85 F FC 90 X FF 90 2-2 ② G4-3			X SI 88 0-0 ① F8		3	0	1	0	0	0	0
35 Brandon Crawford, L (1, 6) OBP: 0.325, SLG: 0.434		B SI 90 C FC 88 F FC 87 F CU 76 B FC 85 B CU 76 X FF 92 3-2 ③ G6-3			X FC 89 0-0 ③ G4-3			B SI 89 B FC 86 X FC 90 2-0 ② P4		3	0	0	0	0	0	1
12 Joe Panik, L (1, 4) OBP: 0.276, SLG: 0.259			B SI 90 X FC 88 1-0 ① G4-3			C FF 90 B FC 86 X FC 86 1-1 7 G1-3 32 SH5 1B		C SI 90 B CU 75 F FF 91 F CU 77 B CU 73 B CU 77 X FF 92 3-2 29 1B 1B		3	0	2	0	0	0	0
32 Ryan Vogelsong, R (1, 1) OBP: 0.156, SLG: 0.194 41 Jeremy Affeldt, L (8, 1) 57 Juan Gutierrez, R (8, 1) 29 Héctor Sánchez, S (8, PH) OBP: 0.238, SLG: 0.321 2 Juan Carlos Perez, R (8, PR) OBP: 0.205, SLG: 0.286 54 Sergio Romo, R (9, 1)			B FF 89 C FF 90 B SI 90 B SI 92 B FF 90 4-1 7 G6-4-3 BB			X FC 84 0-0 ① SH5 1-2		C FC 88 S FF 90 X CU 77 0-2 1-3 1B		0 0 0 1 0 0	0 0 0 0 0 0	0 0 0 1 0 0	0 0 0 0 0 0	1 0 0 0 0 0	0 0 0 0 0 0	0 0 0 0 0 0
Inning Stats	R: 0 H: 0 E: 0 LOB: 0 K: 0 BB: 0 S: 7 P: 8	R: 0 H: 1 E: 0 LOB: 1 K: 0 BB: 1 S: 11 P: 22	R: 0 H: 0 E: 0 LOB: 0 K: 0 BB: 1 S: 8 P: 16	R: 0 H: 0 E: 0 LOB: 0 K: 0 BB: 0 S: 13 P: 18	R: 0 H: 0 E: 0 LOB: 0 K: 0 BB: 0 S: 12 P: 15	R: 0 H: 1 E: 0 LOB: 1 K: 0 BB: 0 S: 6 P: 9	R: 0 H: 0 E: 0 LOB: 0 K: 1 BB: 0 S: 5 P: 5	R: 0 H: 2 E: 0 LOB: 2 K: 0 BB: 0 S: 12 P: 20	R: 0 H: 1 E: 0 LOB: 1 K: 1 BB: 0 S: 11 P: 17	1B: 5 SF: 0 2B: 0 SAC: 1 3B: 0 DP: 2 HR: 0 HBP: 0						

PITCHER		IP	WLS	BF	H	R	ER	SO	BB	IBB	HBP	BLK	WP	HR	S	P	ERA	WHIP
50 Adam Wainwright, R ERA: 1.89	(1, 1)	7.2	W	27	4	0	0	1	2	0	0	0	0	0	71	107	0.00	0.783
37 Pat Neshek, R ERA: 0.82	(8, 1)	0.1	H	1	0	0	0	0	0	0	0	0	0	0	3	6	0.00	0.000
26 Trevor Rosenthal, R ERA: 2.97	(9, 1)	1.0	S	4	1	0	0	1	0	0	0	0	0	0	11	17	0.00	1.000

PITCHER	IP	WLS	BF	H	R	ER	SO	BB	IBB	HBP	BLK	WP	HR	S	P	ERA	WHIP

BOTTOM

St. Louis Cardinals @ San Francisco Giants
AT&T Park, San Francisco, CA
Wed Jul 02 2014, 7:16 PM - 10:06 PM PDT
Att. 41,321 - Cloudy - 59 F

livebaseballscorecards.com

AB	29
R	0
H	5
RBI	0
BB	2
SO	2
LOB	10

St. Louis Cardinals @ San Francisco Giants

AT&T Park, San Francisco, CA

Thu Jul 03 2014, 12:47 PM - 3:58 PM PDT

Att. 41,181 - Sunny - 65 F

TOP

livebaseballscorecards.com

Batter	1	2	3	4	5	6	7	8	9	AB	R	H	RBI	BB	SO	LOB
13 Matt Carpenter, L (1, 5) OBP: 0.381, SLG: 0.396	B FF 89 S FF 92 C FF 93 B FF 93 B FF 93 F FF 93 B FF 92 4-2 27 HR BB		C FC 89 B CU 78 C FF 91 F FC 90 B FC 90 B CU 78 X FC 90 3-2 32 G3 2B	B FF 92 C FC 88 C CU 75 F FC 89 S FF 91 1-3 ② K		B CH 87 S CH 87 F SI 94 F FF 93 B SI 95 B SI 95 F CU 83 X CH 85 3-2 ② F7		C FF 88 C SL 86 B CU 77 D CU 78 X SL 85 2-2 1-3 2B	4	1	2	0	1	1	2
7 Matt Holliday, R (1, 7) OBP: 0.368, SLG: 0.381	X FF 89 0-0 ① F7		X CH 84 0-0 ① G4-3	C FF 88 S FF 91 D FC 88 D CU 75 B FF 89 F FF 92 1 SAFE B FC 89 4-2 1-2 BB		C SI 95 F SI 94 B SI 95 X CU 85 1-2 ③ L9		B SL 86 C FF 90 S CU 79 B FF 90 C FF 90 2-3 ① K		4	0	0	0	1	1	5
32 Matt Adams, L (1, 3) OBP: 0.332, SLG: 0.515	F FF 93 B CU 76 B FC 88 D FC 90 L FF 93 F FF 93 1 SAFE S FC 91 3-3 ② K		B FF 90 C CU 77 D CU 78 X FC 88 2-1 ② G3 2-3	C FC 88 F FC 86 D FC 88 F FF 92 S CU 78 1-3 ③ K			X CH 82 0-0 27 1B 18 FC1 2B	I IN 71 I IN 73 I IN 78 I IN 77 4-0 IBB		4	1	1	0	1	2	4
27 Jhonny Peralta, R (1, 6) OBP: 0.322, SLG: 0.442	B FC 88 X FF 92 1-0 1-H HR		B FC 90 B FF 87 B FC 89 C FC 90 C FC 91 X FC 90 3-2 ③ P4		S CU 77 C FF 88 B FF 90 C CU 76 1-3 ① K		B SL 85 F CU 76 F FF 89 B CU 77 F FF 90 X SL 85 2-2 18 E 18 FC1 2-3 1B	B FF 91 S FF 90 F FF 91 F CU 78 B CU 78 F CU 78 B SL 86 X SL 85 3-2 ②③ L7-2 3-H		5	1	2	2	0	1	4
4 Yadier Molina, R (1, 2) OBP: 0.340, SLG: 0.409	B CU 76 B CU 77 B FC 90 B FF 91 4-0 BB			F CH 84 C CU 77 X FC 90 0-2 3 E 19 2B 1B	F FF 88 S FF 92 F FF 92 F CU 78 X CU 72 0-2 18 G5-4-3 1B		F SL 86 S FF 90 S CU 79 0-3 ① K		X SI 86 0-0 33 G4-6-3 18 1B 1B	4	1	3	0	1	1	2
18 Oscar Taveras, L (1, 9) OBP: 0.231, SLG: 0.292	C FF 91 F FC 90 B FF 92 X CU 76 1-2 ③ F8			S FF 92 B FF 93 F FF 92 C FC 89 1-3 ① K	D CU 78 B FC 87 X FF 92 2-0 ②③ G5-4-3 1-2f		X FF 89 0-0 FC1 1-3 3-H		C SI 87 B SI 87 F SI 87 X SI 88 1-2 33 G4-6-3 1-2 1B	5	0	1	1	0	1	4
3 Mark Ellis, R (1, 4) OBP: 0.270, SLG: 0.234 33 Daniel Descalso, L (8, 4) OBP: 0.229, SLG: 0.231		B FF 89 F FF 90 C CU 76 S FC 89 1-3 ① K	1 SAFE C FF 90 F FC 88 X CU 77 0-2 FC3 19 2B 44 1B 1-2		B FF 93 F FF 93 C CU 83 B CU 76 X CU 85 2-2 ① G6-3	1 SAFE C SL 84 F CU 78 S FF 91 0-3 ② K	X SI 87 0-0 ①② G4-6-3 1-2f 2-3	4 1	1 0	0 0	0 0	2 0	3 2
19 Jon Jay, L (1, 8) OBP: 0.350, SLG: 0.379		F FF 90 B FC 88 S CU 78 X CU 73 1-2 ② L8	B FC 88 F FC 89 D CU 78 X FF 92 2-1 44 1B 1-3 2-H 2B		C SI 94 B CU 84 X CH 86 1-1 43 3B 1B	C CH 84 C FF 91 B FF 90 F FF 91 S CU 79 1-3 ③ K	F SI 88 X SL 79 0-1 ③ G3-1	5	2	2	1	0	1	3
44 Carlos Martinez, R (1, 1) OBP: 0.375, SLG: 0.375 43 Shane Robinson, R (6, PH) OBP: 0.222, SLG: 0.220 71 Sam Freeman, R (6, 1) 43 Seth Maness, R (7, 1) OBP: 0.250, SLG: 0.250 30 Jason Motte, R (9, 1)		C FF 88 B FC 89 B FF 93 S FF 91 X FF 92 2-2 ③ L8	X FF 90 0-0 7 BB 2-H 3-H 1B		1 SAFE C FF 93 1 SAFE X FF 93 0-1 1-H 3B		B FF 88 B FC 88 C FF 88 X FC 88 2-1 13 2B 27 L7-2 1B	2 1 0 1 0	0 0 0 0 0	1 1 0 0 0	2 1 0 0 0	0 0 0 0 0	0 0 0 0 0	0 0 0 0 0

	AB	40
	R	7
	H	14
	RBI	7
	BB	4
	SO	10
	LOB	29

Inning Stats	1	2	3	4	5	6	7	8	9
	R: 2 E: 0 K: 1 S: 12	H: 1 LOB: 1 BB: 2 P: 25	R: 0 E: 0 K: 1 S: 9	H: 0 LOB: 0 BB: 0 P: 13	R: 0 E: 0 K: 0 S: 10	H: 1 LOB: 1 BB: 0 P: 18	R: 3 E: 1 K: 3 S: 23	H: 3 LOB: 2 BB: 1 P: 32	R: 0 E: 0 K: 1 S: 9	H: 1 LOB: 0 BB: 0 P: 12	R: 1 E: 0 K: 0 S: 15	H: 2 LOB: 1 BB: 0 P: 22	R: 1 E: 1 K: 3 S: 16	H: 2 LOB: 2 BB: 0 P: 19	R: 0 E: 0 K: 1 S: 13	H: 2 LOB: 2 BB: 1 P: 26	R: 0 E: 0 K: 0 S: 7	H: 2 LOB: 1 BB: 0 P: 8

	1B: 8	SF: 0	WP: 0	PA: 44
	2B: 5	SAC: 0	PB: 0	
	3B: 1	DP: 3	SB: 0	
	HR: 1	HBP: 0	CS: 0	

PITCHER		IP	WLS	BF	H	R	ER	SO	BB	IBB	HBP	BLK	WP	HR	S	P	ERA	WHIP
40 Madison Bumgarner, L ERA: 3.09	(1, 1)	5.0	L	24	6	5	4	6	3	0	0	0	0	1	63	100	7.20	1.800
57 Juan Gutierrez, R ERA: 3.35	(6, 1)	1.0		5	2	1	1	0	0	0	0	0	0	0	15	22	9.00	2.000
52 Yusmeiro Petit, R ERA: 4.12	(7, 1)	2.0		11	4	1	1	4	0	1	0	0	0	0	29	45	4.50	2.000
49 Javier López, L ERA: 3.12	(9, 1)	1.0		4	2	0	0	0	0	0	0	0	0	0	7	8	0.00	2.000

PITCHER	IP	WLS	BF	H	R	ER	SO	BB	IBB	HBP	BLK	WP	HR	S	P	ERA	WHIP

BOTTOM

St. Louis Cardinals @ San Francisco Giants
AT&T Park, San Francisco, CA
Thu Jul 03 2014, 12:47 PM - 3:58 PM PDT
Att. 41,181 - Sunny - 65 F

livebaseballscorecards.com

Batter	1	2	3	4	5	6	7	8	9	AB	R	H	RBI	BB	SO	LOB
8 Hunter Pence, R (1, 9) OBP: 0.356, SLG: 0.469	C CH 90 X CH 88 0-1 ① F9		S CU 85 D CH 90 B CU 88 C CU 85 F SI 95 S CU 86 2-3 ① K		B SI 94 B FF 97 S CU 85 B FF 97 X CU 85 3-1 12 BB 1-2 1B		C SL 81 F SI 89 C FF 90 0-3 ① K			4	0	1	0	0	2	1
12 Joe Panik, L (1, 4) OBP: 0.273, SLG: 0.233	B CU 90 C FF 91 F CU 81 F CH 88 B FF 97 F FF 97 B CH 88 X CH 92 3-2 ② P5		F FF 97 B SI 95 X SI 94 1-1 ② G3 1-2		B FF 96 D CH 87 B FF 96 C FF 93 C FF 95 B FF 96 4-2 1-2 2-3 BB		C SI 90 X CH 84 0-1 ② G1-3			3	0	0	0	1	0	1
28 Buster Posey, R (1, 2) OBP: 0.344, SLG: 0.438	C FF 97 F CU 85 B CU 84 F CH 88 X CU 86 1-2 1B		C CH 89 B CU 88 X CH 89 1-1 ③ G5-3		C FF 98 F FF 98 D CU 87 D CU 88 T CU 86 2-2 ③ K		B SL 83 S FF 91 X SL 82 1-1 ③ G5-3			4	0	1	0	0	1	4
48 Pablo Sandoval, S (1, 5) OBP: 0.317, SLG: 0.419	B FF 95 F FF 96 X CH 88 1-1 ③ G3-1			C FF 95 B CH 85 F FF 96 B B CU 86 F FF 96 S FF 99 3-3 ① K		C SI 93 F FS 85 X SI 96 0-2 ① G1-3		C SI 90 X CH 84 0-1 ① G1-3		4	0	0	0	0	1	1
21 Tyler Colvin, L (1, 7) OBP: 0.281, SLG: 0.415		B FF 93 C CU 85 F CU 82 F FF 98 B CH 88 B CU 84 X FF 96 3-2 ① G1-3		B FF 93 B CH 86 C FF 93 C FF 95 S CH 88 2-3 ② K		B FF 94 B SI 94 B FF 90 B FF 92 4-0 35 1B 35 E 37 1B BB		C SI 89 X CH 84 0-1 ② G4-3		3	1	0	0	1	1	0
37 Adam Duvall, R (1, 3) OBP: 0.167, SLG: 0.389		F FF 97 F CH 88 S CU 87 0-3 ② K		C FF 94 B FF 95 B SI 94 X FF 96 2-1 ③ G5-3		X SI 93 0-0 35 E 1-2 1B		C SI 90 B FF 91 X SI 90 1-1 ③ G5-3		4	0	1	0	0	1	0
35 Brandon Crawford, L (1, 6) OBP: 0.324, SLG: 0.431		B CH 87 C FF 97 C FF 97 S CH 88 1-3 ③ K			C CU 84 S CU 84 X CU 80 0-2 ① G4-3	X CU 78 0-0 E9 1-3 2-H 1B			B FF 92 B FC 86 C FF 91 B SI 89 C FF 92 F FF 94 S FF 95 3-3 ① K	4	0	1	0	0	2	0
7 Grégor Blanco, L (1, 8) OBP: 0.311, SLG: 0.303			C FF 94 B CH 87 X CU 83 1-1 40 1B 2B		C FF 93 X CU 86 0-1 12 BB 8 1B 1B	B FF 94 B SI 94 C FF 93 C CU 77 F FF 96 T SI 94 2-2 ② K			B CH 90 B FC 87 C FF 94 S FF 94 S FF 95 2-3 ② K	4	1	2	0	0	2	2
40 Madison Bumgarner, R (1, 1) 13 Joaquin Arias, R (5, PH) OBP: 0.212, SLG: 0.161 57 Juan Gutierrez, R (6, 1) 29 Héctor Sánchez, S (6, PH) OBP: 0.237, SLG: 0.319 52 Yusmeiro Petit, R (7, 1) 49 Javier López, L (9, 1) 14 Brandon Hicks, R (9, PH) OBP: 0.285, SLG: 0.325			B FF 97 X FF 96 1-0 12 G3 2-H 1B		1 SAFE C FF 96 X SI 94 0-1 ② L6	B SI 94 S FF 94 S FS 86 B FS 85 X FS 84 2-2 ③ G6-3			B FC 93 C CH 87 B FF 93 X FC 93 2-1 ③ P6	1 1 0 1 0 0 1	0 0 0 0 0 0 0	1 0 0 0 0 0 0	1 0 0 0 0 0 0	0 0 0 0 0 0 0	0 1 0 0 0 0 0	0 0 0 2 0 0 0
Inning Stats	R: 0 E: 0 K: 0 S: 13 H: 1 LOB: 1 BB: 0 P: 18	R: 0 E: 0 K: 2 S: 10 H: 0 LOB: 0 BB: 0 P: 14	R: 1 E: 0 K: 1 S: 11 H: 2 LOB: 1 BB: 0 P: 17	R: 0 E: 0 K: 2 S: 9 H: 0 LOB: 0 BB: 0 P: 16	R: 0 E: 0 K: 1 S: 14 H: 2 LOB: 3 BB: 1 P: 23	R: 1 E: 1 K: 1 S: 12 H: 2 LOB: 2 BB: 1 P: 20	R: 0 E: 0 K: 1 S: 7 H: 0 LOB: 0 BB: 0 P: 8	R: 0 E: 0 K: 0 S: 6 H: 0 LOB: 0 BB: 0 P: 7	R: 0 E: 0 K: 2 S: 9 H: 0 LOB: 0 BB: 0 P: 16	1B: 6 2B: 1 3B: 0 HR: 0	SF: 0 SAC: 0 DP: 0 HBP: 0		WP: 0 PB: 0 SB: 0 CS: 0	PA: 36		

PITCHER		IP	WLS	BF	H	R	ER	SO	BB	IBB	HBP	BLK	WP	HR	S	P	ERA	WHIP
44 Carlos Martinez, R ERA: 3.91	(1, 1)	5.0	W	21	5	1	1	6	1	0	0	0	0	0	57	88	1.80	1.200
71 Sam Freeman, L ERA: 1.65	(6, 1)	1.0		6	2	1	0	1	1	0	0	0	0	0	12	20	0.00	3.000
43 Seth Maness, R ERA: 2.41	(7, 1)	2.0		6	0	0	0	1	0	0	0	0	0	0	13	15	0.00	0.000
30 Jason Motte, R ERA: 3.38	(9, 1)	1.0		3	0	0	0	2	0	0	0	0	0	0	9	16	0.00	0.000

PITCHER	IP	WLS	BF	H	R	ER	SO	BB	IBB	HBP	BLK	WP	HR	S	P	ERA	WHIP

Batter	1	2	3	4	5	6	7	8	9	AB	R	H	RBI	BB	SO	LOB
8 Hunter Pence, R (1, 9) OBP: 0.354, SLG: 0.467	X FF 87 0-0 ① F8		B FF 88 B FF 87 F CH 80 S CH 80 X FF 90 2-2 ① P4		B FF 89 C SL 78 S FF 90 B CH 81 X FF 90 2-2 1B			C SL 89 X SL 89 0-1 ② F9		4	0	1	0	0	0	0
9 Brandon Belt, L (1, 3) OBP: 0.308, SLG: 0.489	B FF 88 F FF 88 X FF 89 1-1 ② P6		B FF 89 F FF 89 S CH 80 S SL 85 1-3 ② K		X FF 90 0-0 ③ F8			S CH 85 X FF 95 0-1 ③ P6		4	0	0	0	0	1	1
28 Buster Posey, R (1, 2) OBP: 0.343, SLG: 0.436	B FF 89 B FF 89 C FF 85 C CH 80 F SL 82 B FF 90 X CH 81 3-2 ③ G5-3		C SL 80 B CH 80 B SL 80 B SL 81 X FF 89 3-1 ③ G5-3			B FF 88 F SL 77 F SL 80 F SL 81 F CH 82 B CH 82 B SL 84 F CH 80 X SL 81 3-2 48 G6-4-3 1B			X SI 89 0-0 ① F9	4	0	1	0	0	0	0
48 Pablo Sandoval, S (1, 5) OBP: 0.313, SLG: 0.413		B FF 87 C FF 86 F FF 90 B FF 90 B SL 80 X FF 89 3-2 ① F9		B CH 80 X SL 82 1-0 ① P4		B SL 78 C SL 81 X SL 79 1-1 ①② G6-4-3 1-2f			B SI 89 C SI 91 B CH 82 F SI 90 X SI 91 2-2 ② P6	4	0	0	0	0	0	1
38 Michael Morse, R (1, 7) OBP: 0.326, SLG: 0.495		X FF 88 0-0 ② 2 PB 2B		B CH 80 C SL 78 F FF 90 B SL 82 C FF 91 2-3 ② K		X FF 91 0-0 ③ F8			C SL 85 X SL 84 0-1 ③ P4	4	0	1	0	0	1	0
13 Joaquin Arias, R (1, 4) OBP: 0.216, SLG: 0.196		X CH 81 0-0 ② P3		B CH 81 C SL 81 F FF 91 B SL 80 F FF 90 B SL 81 X FF 90 3-2 2B			C CU 68 X FF 89 0-1 ① G6-3			3	0	1	0	0	0	1
35 Brandon Crawford, L (1, 6) OBP: 0.324, SLG: 0.428		B SL 83 C FF 90 B SL 82 B FF 90 B SL 81 4-1 2 PB BB		C FF 89 D SL 83 B CU 67 F FF 90 S SL 81 2-3 ③ K			X CU 67 0-0 ② G4-3			2	0	0	0	1	1	1
2 Juan Carlos Perez, R (1, 8) OBP: 0.213, SLG: 0.273 63 Jean Machi, R (8, 1)		F CH 81 B CH 81 C SL 81 B FF 90 F SL 83 D CH 83 B SL 82 4-2 1-2 2-3 BB			B CU 66 F SL 81 B FF 90 F SL 80 F FF 90 S CH 80 2-3 ① K		B CU 67 S CU 65 C SL 81 X FF 90 1-2 ③ F8			2 0	0 0	0 0	0 0	1 0	1 0	0 0
18 Matt Cain, R (1, 1) OBP: 0.259, SLG: 0.167 41 Jeremy Affeldt, L (7, 1) 7 Grégor Blanco, L (8, PH) OBP: 0.310, SLG: 0.301 (8, 8)		C FF 89 F FF 91 S CH 81 0-3 ③ K			C SL 78 S CH 81 C FF 91 0-3 ② K			F FF 95 B CH 86 F FF 95 F SL 90 B CH 86 S CH 86 2-3 ① K		2 0 1	0 0 0	0 0 0	0 0 0	0 0 1	2 0 0	3 0 0
Inning Stats	R: 0 E: 0 K: 0 S: 7 H: 0 LOB: 0 BB: 0 P: 11	R: 0 E: 0 K: 1 S: 12 H: 1 LOB: 3 BB: 2 P: 23	R: 0 E: 0 K: 1 S: 8 H: 0 LOB: 0 BB: 0 P: 14	R: 0 E: 0 K: 2 S: 11 H: 1 LOB: 1 BB: 0 P: 19	R: 0 E: 0 K: 2 S: 11 H: 1 LOB: 1 BB: 0 P: 15	R: 0 E: 0 K: 0 S: 9 H: 1 LOB: 0 BB: 0 P: 13	R: 0 E: 0 K: 0 S: 6 H: 0 LOB: 0 BB: 0 P: 7	R: 0 E: 0 K: 1 S: 9 H: 0 LOB: 0 BB: 0 P: 11	R: 0 E: 0 K: 0 S: 6 H: 0 LOB: 0 BB: 0 P: 8	1B: 2 2B: 2 3B: 0 HR: 0	SF: 0 SAC: 0 DP: 1 HBP: 0			WP: 0 PB: 1 SB: 0 CS: 0		PA: 32

PITCHER		IP	WLS	BF	H	R	ER	SO	BB	IBB	HBP	BLK	WP	HR	S	P	ERA	WHIP
53 Eric Stults, L ERA: 4.96	(1, 1)	7.0	W	26	4	0	0	6	2	0	0	0	0	0	64	102	0.00	0.857
56 Joaquín Benoit, R ERA: 1.26	(8, 1)	1.0	H	3	0	0	0	1	0	0	0	0	0	0	9	11	0.00	0.000
16 Huston Street, R ERA: 0.87	(9, 1)	1.0	S	3	0	0	0	0	0	0	0	0	0	0	6	8	0.00	0.000

PITCHER	IP	WLS	BF	H	R	ER	SO	BB	IBB	HBP	BLK	WP	HR	S	P	ERA	WHIP

San Francisco Giants @ San Diego Padres

Petco Park, San Diego, CA

Fri Jul 04 2014, 3:42 PM - 6:12 PM PDT

Att. 31,126 - Sunny - 76 F

TOP

livebaseballscorecards.com

AB	30
R	0
H	4
RBI	0
BB	2
SO	7
LOB	7

Batter	1	2	3	4	5	6	7	8	9	AB	R	H	RBI	BB	SO	LOB
12 Seth Smith, L (1, 9) OBP: 0.385, SLG: 0.506 13 Chris Denorfia, R (7, PH) OBP: 0.299, SLG: 0.340 (8, 9) (9, 7)	C FF 91 X FF 92 0-1 ① F9		B CU 77 X SI 91 1-0 7 1B 2B			S CH 85 B FF 91 C FF 92 X FF 93 1-2 ① F7	S CH 87 S CH 86 X CH 87 0-2 ②③ G6-3 1-2f			3 1 1 0 0 0 0 1 0 0 0 0 0 3						
7 Chase Headley, S (1, 5) OBP: 0.298, SLG: 0.330	B SI 91 X SI 90 1-0 18 G5-4-3 1B		B SL 86 S CH 85 X CH 85 1-1 ③ 2-H 1B			C CU 77 B SL 88 F FF 92 B FF 93 B SL 86 F CH 86 X FF 92 3-2 8 BB 1B		X CH 84 0-0 8 G3-1 18 G5-3 1B		4 0 4 1 0 0 0						
18 Carlos Quentin, R (1, 7) OBP: 0.277, SLG: 0.344 16 Huston Street, R (9, 1)	S CU 76 X FF 92 0-1 ②③ G5-4-3 1-2f			B SL 87 X FF 93 1-0 ① F8		F FF 91 B SI 91 F SI 91 1 SAFE F SL 86 T CU 79 1-2 ② K		B FF 92 F FF 92 B CH 83 S CU 81 X FF 93 2-2 ① G5-3 1-2		4 0 0 0 0 1 3 0 0 0 0 0 0 0						
8 Yasmani Grandal, S (1, 2) OBP: 0.288, SLG: 0.351		B FF 91 B CH 85 C FF 92 B SI 90 S FF 92 S SI 93 3-3 ① K		C SI 92 B CU 78 C CU 78 B FF 92 B FF 93 X SI 93 3-2 ② L5		B FF 91 C CU 77 1 SAFE B SI 91 B CH 84 F SI 92 B SI 92 4-2 1-2 BB		C CH 87 B FF 93 B CU 81 X CH 88 2-1 ② G3-1 2-3		3 0 0 0 1 1 1						
14 Tommy Medica, R (1, 3) OBP: 0.294, SLG: 0.436		C FF 92 B FF 92 X CU 77 1-1 ② L8		C FF 93 B SL 88 S CU 79 C SI 93 1-3 ③ K		B SL 85 B CU 77 B SL 85 C FF 92 F SI 90 F SL 86 X SI 91 3-2 ③ G3		B CH 87 S CU 81 B FF 93 F CH 84 B CU 81 F CU 81 X CH 84 3-2 ③ G6-3		4 0 0 0 0 1 3						
24 Cameron Maybin, R (1, 8) OBP: 0.309, SLG: 0.399		B SL 86 F FF 93 B SI 92 C SL 87 B FF 92 C CU 77 3-3 ③ K			X SL 86 0-0 ① G4-3		C SI 90 C SI 91 B FF 93 F SI 92 X CU 79 1-2 4 BB 11 G3 1B			3 0 1 0 0 1 0						
11 Brooks Conrad, S (1, 4) 1 Irving Falu, S (8, 4) OBP: 0.200, SLG: 0.095			S CH 84 B CH 84 B CU 77 X SI 91 2-1 ① G4-3		C SI 89 S CH 84 B CH 84 F FF 92 C SL 87 1-3 ② K		1 SAFE S SI 90 1 SAFE B SI 90 X SI 91 1-1 ① G3 1-2			3 0 0 0 0 1 1 0 0 0 0 0 0 0						
5 Alexi Amarista, L (1, 6) OBP: 0.280, SLG: 0.323			B CH 85 X CH 84 1-0 HR		B SI 92 X CU 77 1-0 2B		B CH 85 B SI 90 C CH 85 B FF 92 B SI 92 4-1 4 BB BB			2 1 2 1 1 0 0						
53 Eric Stults, L (1, 1) OBP: 0.091, SLG: 0.136 4 Jake Goebbert, L (7, PH) OBP: 0.438, SLG: 0.357 56 Joaquín Benoit, R (8, 1) 25 Will Venable, L (9, 9) OBP: 0.259, SLG: 0.275			C FF 92 B FF 91 B CH 85 F SI 91 S SI 92 2-3 ② K		C CH 84 B CH 86 X SI 91 1-1 ③ G4-3		B CH 84 B SI 91 B SI 91 B FF 91 4-0 13 G6-3 1-2 2-3 BB			2 0 0 0 0 1 1 0 0 0 0 1 0 0 0 0 0 0 0 0 0 0 0 0 0 0 0 0						
Inning Stats	R: 0 E: 0 K: 0 S: 5 H: 1 LOB: 0 BB: 0 P: 6	R: 0 E: 0 K: 2 S: 8 H: 0 LOB: 0 BB: 0 P: 15	R: 2 E: 0 K: 1 S: 9 H: 3 LOB: 1 BB: 0 P: 16	R: 0 E: 0 K: 1 S: 7 H: 0 LOB: 0 BB: 0 P: 12	R: 0 E: 0 K: 1 S: 8 H: 1 LOB: 1 BB: 0 P: 11	R: 0 E: 0 K: 1 S: 17 H: 1 LOB: 2 BB: 1 P: 29	R: 0 E: 0 K: 0 S: 10 H: 1 LOB: 2 BB: 2 P: 20	R: 0 E: 0 K: 0 S: 10 H: 1 LOB: 1 BB: 0 P: 17		1B: 5 2B: 2 3B: 0 HR: 1 SF: 0 SAC: 0 DP: 2 HBP: 0						

PITCHER		IP	WLS	BF	H	R	ER	SO	BB	IBB	HBP	BLK	WP	HR	S	P	ERA	WHIP
18 Matt Cain, R ERA: 4.27	(1, 1)	6.1	L	27	7	2	2	6	3	0	0	0	0	1	61	106	2.84	1.579
41 Jeremy Affeldt, L ERA: 1.8	(7, 1)	0.2		1	0	0	0	0	0	0	0	0	0	0	3	3	0.00	0.000
63 Jean Machi, R ERA: 1.29	(8, 1)	1.0		4	1	0	0	0	0	0	0	0	0	0	10	17	0.00	1.000

PITCHER	IP	WLS	BF	H	R	ER	SO	BB	IBB	HBP	BLK	WP	HR	S	P	ERA	WHIP

BOTTOM

San Francisco Giants @ San Diego Padres

Petco Park, San Diego, CA

Fri Jul 04 2014, 3:42 PM - 6:12 PM PDT

Att. 31,126 - Sunny - 76 F

livebaseballscorecards.com

AB	29
R	2
H	8
RBI	2
BB	3
SO	6
LOB	12

WP: 0	PA: 32		
PB: 0			
SB: 0			
CS: 0			

San Francisco Giants @ San Diego Padres

Petco Park, San Diego, CA

Sat Jul 05 2014, 4:17 PM - 7:59 PM PDT

Att. 36,127 - Sunny - 80 F

livebaseballscorecards.com

Batter	1	2	3	4	5	6	7	8	9	10	AB	R	H	RBI	BB	SO	LOB
8 Hunter Pence, R (1, 9) OBP: 0.358, SLG: 0.470	28 L6-4 / 9 PB / 1B		BB / 28 BB		FC6-4 / 1-2f		G1-3			9 HR / 2B	4	1	2	0	1	0	2
9 Brandon Belt, L (1, 3) OBP: 0.311, SLG: 0.504	48 CS / BB		P4		G3			K		2-H / HR	4	1	1	2	1	1	3
28 Buster Posey, R (1, 2) OBP: 0.344, SLG: 0.437	L6-4		1-2 2-3 / BB			L9		G5-3		2B	4	0	1	0	1	0	2
48 Pablo Sandoval, S (1, 5) OBP: 0.313, SLG: 0.413 13 Joaquin Arias, R (1, 5) OBP: 0.206, SLG: 0.186	CS	F8	F8			L7		G5-3		K	0 5	0 0	0 0	0 0	0 1	0 4	0 4
38 Michael Morse, R (1, 7) OBP: 0.324, SLG: 0.500 46 Santiago Casilla, R (10, 1)		G4-3		G6-3		K			HR / G4-3	G5-3	5 0	1 0	1 0	1 0	0 0	1 0	1 0
7 Grégor Blanco, L (1, 8) OBP: 0.312, SLG: 0.318		HR		K			12 BLK / 35 WP / 12 SF8 / BB		G4-3	K	4	2	1	1	1	2	1
35 Brandon Crawford, L (1, 6) OBP: 0.323, SLG: 0.423		G1-3		G3-1			12 SF8 / 12 BLK / 1-2 / BB		P4		3	0	0	0	1	0	0
12 Joe Panik, L (1, 4) OBP: 0.297, SLG: 0.250			E1 / 28 BB / 17 SH2-3		17 FC3-6 / BB		SF8 / 1-3 2-H		1B		2	0	1	1	1	0	0
17 Tim Hudson, R (1, 1) OBP: 0.096, SLG: 0.059 21 Tyler Colvin, L (7, PH) OBP: 0.278, SLG: 0.411 63 Jean Machi, R (7, 1) 41 Jeremy Affeldt, L (7, 1) 14 Brandon Hicks, R (9, PH) OBP: 0.284, SLG: 0.323 54 Sergio Romo, R (9, 1) 2 Juan Carlos Perez, R (10, 7) OBP: 0.213, SLG: 0.273			SH2-3		FC3-6 / 8 FC6-4 / 1-2f		F7			K	1 1 0 0 1 0 0 0	0 0 0 0 0 0 0 0	0 0 0 0 0 0 0 0	0 0 0 0 0 0 0 0	0 0 0 0 0 0 0 0	0 0 0 0 1 0 0 0	1 1 0 0 1 0 0 0
Inning Stats	R: 0 E: 0 K: 0 S: 10 / H: 1 LOB: 0 BB: 1 P: 18	R: 1 E: 0 K: 0 S: 10 / H: 1 LOB: 0 BB: 0 P: 15	R: 0 E: 1 K: 0 S: 12 / H: 0 LOB: 3 BB: 2 P: 25	R: 0 E: 0 K: 1 S: 7 / H: 0 LOB: 0 BB: 0 P: 10	R: 0 E: 0 K: 0 S: 10 / H: 0 LOB: 1 BB: 1 P: 17	R: 0 E: 0 K: 1 S: 9 / H: 0 LOB: 0 BB: 0 P: 18	R: 1 E: 0 K: 0 S: 7 / H: 0 LOB: 1 BB: 2 P: 16	R: 0 E: 0 K: 1 S: 8 / H: 0 LOB: 0 BB: 0 P: 14	R: 1 E: 0 K: 1 S: 13 / H: 2 LOB: 1 BB: 0 P: 20	R: 2 E: 0 K: 2 S: 19 / H: 3 LOB: 1 BB: 0 P: 26	1B: 2 2B: 3 3B: 0 HR: 3	SF: 1 SAC: 1 DP: 1 HBP: 0		WP: 1 PB: 1 SB: 0 CS: 1	PA: 43		

PITCHER		IP	WLS	BF	H	R	ER	SO	BB	IBB	HBP	BLK	WP	HR	S	P	ERA	WHIP
40 Odrisamer Despaigne, R ERA: 0.92	(1, 1)	6.0		23	2	1	1	2	4	0	0	0	0	1	58	103	1.50	1.000
54 Alex Torres, L ERA: 2.1	(7, 1)	0.0		2	0	1	1	0	2	0	0	0	1	0	2	10	∞	∞
59 Kevin Quackenbush, R ERA: 2.66	(7, 1)	1.0		3	0	0	0	0	0	0	0	1	0	0	5	6	0.00	0.000
56 Joaquín Benoit, R ERA: 1.23	(8, 1)	1.0	H	3	0	0	0	1	0	0	0	0	0	0	8	14	0.00	0.000
16 Huston Street, R ERA: 1.13	(9, 1)	1.0	B	5	2	1	1	1	0	0	0	0	0	1	13	20	9.00	2.000

PITCHER		IP	WLS	BF	H	R	ER	SO	BB	IBB	HBP	BLK	WP	HR	S	P	ERA	WHIP
33 Dale Thayer, R ERA: 2.25	(10, 1)	1.0	L	6	3	2	2	2	0	0	0	0	0	1	19	26	18.00	3.000

TOP	
AB	34
R	5
H	7
RBI	5
BB	6
SO	6
LOB	16

Batter	1	2	3	4	5	6	7	8	9	10	AB	R	H	RBI	BB	SO	LOB
12 Seth Smith, L (1, 7) OBP: 0.378, SLG: 0.498	F FF 89 B SI 88 B CU 72 S SI 88 B SI 88 X SI 87 3-2 ① G1-3			B FS 80 F FF 90 B FC 84 F FC 85 F CU 77 B SI 91 F SI 91 F FF 90 X FF 91 3-2 ① G3		C FC 85 B SI 89 1 SAFE 1 SAFE D FS 79 F FF 89 B SI 90 X FF 90 3-2 ② SF8 3-H		C CU 75 B SI 91 X SI 91 1-1 ② L8		D KC 83 B SI 95 D SI 96 C FF 95 X SI 95 3-1 ② G1-3 1-2	4	0	0	1	0	0	1
25 Will Venable, L (1, 9) OBP: 0.254, SLG: 0.269	C FS 80 X SI 90 0-1 ② L8			B FF 91 S CU 74 B CU 75 S FS 81 S FF 91 2-3 ② K		1 SAFE B FF 88 B SI 89 C FF 89 X FS 80 2-1 ③ F9		C SI 90 X CU 75 0-1 ③ F9		B KC 83 S KC 83 D KC 84 F FF 94 S KC 83 2-3 ③ K2-3	5	0	0	0	0	2	2
7 Chase Headley, S (1, 5) OBP: 0.297, SLG: 0.333	C FF 89 C CU 76 B FS 79 X FS 80 1-2 ③ G3-1			X FS 82 0-0 ③ G3			C FF 93 F CH 84 B FF 92 F CH 86 B CH 84 B CU 81 C FF 91 3-3 ① K		B CH 83 B SI 88 C SL 80 B SI 87 F SI 88 X FF 89 3-2 8 G6-3 2B		4	0	1	0	0	1	0
8 Yasmani Grandal, S (1, 2) OBP: 0.292, SLG: 0.360		B FF 86 B CU 72 C SI 88 F SI 88 F FF 90 F CU 76 X SI 90 2-2 24 G5-4-3 1B		B FS 80 B FF 89 C FS 80 C CU 75 B FF 90 X FF 90 3-2 ① F7			X CH 84 0-0 4 3B 2B		C SL 81 B SL 82 X SI 89 1-1 ① G6-3 2-3	4	1	2	0	0	0	1
4 Jake Goebbert, L (1, 3) OBP: 0.450, SLG: 0.471		X SI 90 0-0 ① F8		C CU 74 B SI 88 C CU 76 F FC 86 B FF 90 S CU 77 2-3 ② K			B FF 92 B CH 84 S CH 85 B CH 86 C CH 86 X CH 86 3-2 24 SF8 2-H 3B		I IN 68 I IN 65 I IN 66 I IN 69 4-0 18 DI IBB		3	1	1	1	1	1	1
24 Cameron Maybin, R (1, 8) OBP: 0.301, SLG: 0.391		X SI 90 0-0 ②③ G5-4-3 1-2f		B FF 89 B FC 83 C SI 90 B FC 84 X FC 85 3-1 ③ G6-3			S CH 86 X CH 86 0-1 ② SF8 3-H		X SL 80 0-0 ② P6		3	0	0	1	0	0	3
11 Brooks Conrad, S (1, 4) 56 Joaquín Benoit, R (8, 1) 16 Huston Street, R (9, 1) 18 Carlos Quentin, R (9, PH) OBP: 0.274, SLG: 0.340 33 Dale Thayer, R (10, 1)		C SI 89 S FS 81 B FF 90 X FS 81 1-2 ① G3				B SI 88 C FS 80 F FF 90 F CU 77 F SI 91 X FF 90 1-2 5 1B 12 SF8 1B	B FF 92 B FF 92 B FF 92 F FF 92 B FF 91 4-1 BB		S SL 80 C SL 77 F SL 79 B FF 89 F FF 88 S SL 79 1-3 ③ K 1-2		2 0 0 1 0	1 0 0 0 0	1 0 0 0 0	0 0 0 1 0	1 0 0 0 0	0 0 0 2 0
5 Alexi Amarista, L (1, 6) OBP: 0.285, SLG: 0.324		B SI 89 C SI 87 F FC 86 B FF 91 F FF 91 X FF 91 2-2 ② F8				B FF 89 X FF 90 1-0 1-3 1B	1 SAFE B SI 90 C SI 90 X SI 92 1-1 ③ L7			C FF 95 B SI 96 B SI 94 B FF 95 B FF 94 4-1 12 G1-3 BB	3	0	1	0	1	0	1
40 Odrisamer Despaigne, R (1, 1) 14 Tommy Medica, R (6, PH) OBP: 0.292, SLG: 0.432 54 Alex Torres, L (7, 1) 59 Kevin Quackenbush, R (7, 1) 1 Irving Falu, S (8, 4) OBP: 0.185, SLG: 0.087		C FF 91 C CU 75 C SI 91 0-3 ③ K				B SI 90 B SI 90 C FC 82 1 SAFE C SI 89 F CU 77 C SI 90 2-3 ① K		C CU 73 B SI 90 X SI 90 1-1 ① G1-3		C SI 94 F SI 95 T KC 84 0-2 ① K	1 1 0 0 2	0 0 0 0 0	0 0 0 0 0	0 0 0 0 0	1 1 0 0 1	0 2 0 0 1	0 0 0 0 1
Inning Stats	R: 0 E: 0 K: 0 S: 8 H: 0 LOB: 0 BB: 0 P: 12	R: 0 E: 0 K: 0 S: 7 H: 1 LOB: 0 BB: 0 P: 9	R: 0 E: 0 K: 1 S: 10 H: 0 LOB: 0 BB: 0 P: 13	R: 0 E: 0 K: 1 S: 10 H: 0 LOB: 0 BB: 0 P: 15	R: 0 E: 0 K: 1 S: 9 H: 0 LOB: 0 BB: 0 P: 17	R: 1 E: 0 K: 1 S: 15 H: 2 LOB: 1 BB: 0 P: 24	R: 2 E: 0 K: 1 S: 13 H: 2 LOB: 1 BB: 1 P: 24	R: 0 E: 0 K: 0 S: 6 H: 0 LOB: 0 BB: 0 P: 8	R: 0 E: 0 K: 1 S: 11 H: 1 LOB: 2 BB: 1 P: 20	R: 0 E: 0 K: 2 S: 9 H: 0 LOB: 1 BB: 1 P: 18	1B: 3 2B: 2 3B: 1 HR: 0 SF: 2 SAC: 0 DP: 1 HBP: 0	WP: 0 PB: 0 SB: 0 CS: 0 PA: 38					

PITCHER		IP	WLS	BF	H	R	ER	SO	BB	IBB	HBP	BLK	WP	HR	S	P	ERA	WHIP
17 Tim Hudson, R ERA: 2.53	(1, 1)	6.0		20	3	1	1	4	0	0	0	0	0	0	59	90	1.50	0.500
63 Jean Machi, R ERA: 1.77	(7, 1)	0.2	B	5	2	2	2	1	1	0	0	0	0	0	11	21	27.00	4.500
41 Jeremy Affeldt, L ERA: 1.72	(7, 1)	1.1		4	0	0	0	0	0	0	0	0	0	0	8	11	0.00	0.000
54 Sergio Romo, R ERA: 4.72	(9, 1)	1.0	W	5	1	0	0	1	0	1	0	0	0	0	11	20	0.00	1.000
46 Santiago Casilla, R ERA: 1.08	(10, 1)	1.0	S	4	0	0	0	2	1	0	0	0	0	0	9	18	0.00	1.000

PITCHER	IP	WLS	BF	H	R	ER	SO	BB	IBB	HBP	BLK	WP	HR	S	P	ERA	WHIP

BOTTOM

San Francisco Giants @ San Diego Padres

Petco Park, San Diego, CA

Sat Jul 05 2014, 4:17 PM - 7:59 PM PDT

Att. 36,127 - Sunny - 80 F

livebaseballscorecards.com

AB	33
R	3
H	6
RBI	3
BB	3
SO	8
LOB	14

San Francisco Giants @ San Diego Padres

Petco Park, San Diego, CA

Sun Jul 06 2014, 1:14 PM - 4:11 PM PDT

Att. 28,065 - Partly Cloudy - 81 F

livebaseballscorecards.com

Batter	1	2	3	4	5	6	7	8	9	AB	R	H	RBI	BB	SO	LOB
8 Hunter Pence, R (1, 9) OBP: 0.359, SLG: 0.473	B FF 93 C FF 92 F SI 92 B FF 93 X CU 74 2-2 9 PB 9 1B 2B		C SI 92 S SL 79 F SI 92 F CU 76 X SL 80 0-2 12 2B 1B		C SL 79 B SI 90 X SI 90 1-1 ② G6-3			C FF 92 S FF 91 X FF 92 0-2 E3 12 1B 9 SF9		4	3	2	0	0	0	0
12 Joe Panik, L (1, 4) OBP: 0.317, SLG: 0.306	X SI 93 0-0 ① P6		1 SAFE B SI 91 C SI 92 X SI 92 1-1 1-H 38 1B 2B		C CU 71 X CH 82 0-1 ③ G1-3			1 SAFE X FF 93 0-0 1-3 29 2B 1B		4	2	2	1	0	0	1
9 Brandon Belt, L (1, 3) OBP: 0.309, SLG: 0.500	B SI 93 B FF 93 S SI 93 B FF 93 X SI 93 3-1 38 G6-4-3 2-H 1B		B SI 90 B FF 89 C CU 72 F SI 91 D CU 73 C CU 73 3-3 ② K			X SI 89 0-0 ① B2-3		X FF 94 0-0 ① SF9 3-H		3	0	1	2	0	1	1
38 Michael Morse, R (1, 7) OBP: 0.324, SLG: 0.498 2 Juan Carlos Perez, R (6, 7) OBP: 0.208, SLG: 0.267 54 Sergio Romo, R (8, 1) 46 Santiago Casilla, R (9, 1)	F SI 92 B FF 93 B SI 92 X CU 74 2-1 ②③ G6-4-3 1-2f		B FF 92 B SI 92 X CU 74 2-0 2-H 1B			B FF 91 F SI 91 S CH 83 B SL 79 X CH 83 2-2 ② G6-3		1 SAFE C FF 93 1 SAFE C FF 94 B SI 94 F FF 94 F FF 95 X FF 94 1-2 ② P4		3 1 0 0	0 0 0 0	1 0 0 0	1 0 0 0	0 0 0 0	0 0 0 0	1 1 0 0
29 Héctor Sánchez, S (1, 2) OBP: 0.244, SLG: 0.326		B SI 91 F FF 91 B FF 90 F CU 73 F CU 75 F CU 73 F CH 84 B CU 74 B SI 92 4-2 13 WP BB	B FF 91 X SI 91 1-0 ③ F8			F CU 73 X CH 84 0-1 ③ G3		X FF 94 0-0 1-H 2B		3	0	1	1	1	0	1
7 Grégor Blanco, L (1, 8) OBP: 0.306, SLG: 0.310		B SI 90 C CU 72 1 SAFE C FF 91 X SI 92 1-2 ① F7	C CU 72 S CH 82 F CH 83 C CU 70 0-3 ① K				C SI 89 B CH 83 X CU 76 1-1 ① F8	X FF 94 0-0 ③ F7		4	0	0	0	0	1	2
35 Brandon Crawford, L (1, 6) OBP: 0.322, SLG: 0.419		B SI 90 F CU 73 S SI 92 S CU 74 1-3 ② K	B SI 90 X SI 91 1-0 ② G1-3				S CH 81 F CH 83 B CU 74 B FF 90 F CU 73 B CH 83 D CU 74 4-2 13 FC6-4 BB		B SI 92 B FF 91 B SI 92 C FF 92 C FF 92 X SI 92 3-2 ① G6-3	3	0	0	0	1	1	1
13 Joaquin Arias, R (1, 5) OBP: 0.198, SLG: 0.179		B FF 93 X SI 92 1-0 ③ G5-3 1-2	C SL 78 S SI 90 F CU 73 F SI 90 S SL 79 0-3 ③ K				1 SAFE D SI 90 F CU 73 F SL 78 B SI 91 1 SAFE X SI 91 2-2 ② FC6-4 55 WP 1-2f		B SL 83 B SI 91 X FF 91 2-0 ② F9	4	0	0	0	0	1	2
55 Tim Lincecum, L (1, 1) OBP: 0.206, SLG: 0.100 41 Jeremy Affeldt, L (7, 1) 21 Tyler Colvin, L (8, 7) OBP: 0.276, SLG: 0.407			C SI 88 X SI 88 0-1 ① G1-3		X SI 89 0-0 ① G1-3		B SI 89 B SI 90 C SI 89 B SI 90 F SI 90 S SI 90 3-3 ③ K 1-2		B SI 94 X FF 93 1-0 ③ G6-3	3 0 1	0 0 0	0 0 0	0 0 0	0 0 0	1 0 0	1 0 0

Inning Stats	1	2	3	4	5	6	7	8	9
	R: 1 E: 0 K: 0 S: 8	R: 0 E: 0 K: 1 S: 12	R: 2 E: 0 K: 1 S: 14	R: 0 E: 0 K: 2 S: 10	R: 0 E: 0 K: 0 S: 5	R: 0 E: 0 K: 0 S: 6	R: 0 E: 0 K: 1 S: 11	R: 2 E: 1 K: 0 S: 12	R: 0 E: 0 K: 0 S: 5
	H: 2 LOB: 0 BB: 0 P: 15	H: 0 LOB: 1 BB: 1 P: 19	H: 3 LOB: 0 BB: 0 P: 21	H: 0 LOB: 0 BB: 0 P: 11	H: 0 LOB: 0 BB: 0 P: 6	H: 0 LOB: 0 BB: 0 P: 8	H: 0 LOB: 1 BB: 1 P: 21	H: 2 LOB: 1 BB: 0 P: 13	H: 0 LOB: 0 BB: 0 P: 11

	AB	R	H	RBI	BB	SO	LOB
TOP	33	5	7	5	2	5	11

	1B	SF	WP	PA
	4	1	2	36
	2B: 3	SAC: 0	PB: 1	
	3B: 0	DP: 1	SB: 0	
	HR: 0	HBP: 0	CS: 0	

PITCHER		IP	WLS	BF	H	R	ER	SO	BB	IBB	HBP	BLK	WP	HR	S	P	ERA	WHIP
45 Jesse Hahn, R ERA: 2.34	(1, 1)	7.0	L	27	5	3	3	5	2	0	0	0	2	0	66	101	3.86	1.000
54 Alex Torres, L ERA: 2.08	(8, 1)	0.1		3	1	2	0	0	0	0	0	0	0	0	5	5	0.00	3.000
58 Blaine Boyer, R ERA:	(8, 1)	1.2		6	1	0	0	0	0	0	0	0	0	0	12	19	0.00	0.600

PITCHER		IP	WLS	BF	H	R	ER	SO	BB	IBB	HBP	BLK	WP	HR	S	P	ERA	WHIP

Batter	1	2	3	4	5	6	7	8	9	AB	R	H	RBI	BB	SO	LOB
12 Seth Smith, L (1, 9) OBP: 0.373, SLG: 0.490	C CU 77 C SI 89 X SL 82 0-2 G3		C SL 78 S CU 76 B FF 91 B FF 89 F SI 91 S SL 82 2-3 K		B CH 82 C SL 78 F SI 91 F SL 81 X FF 90 1-2 L5			C SI 90 B SI 90 S CU 74 X CH 86 1-2 G4-3		4	0	0	0	0	1	0
7 Chase Headley, S (1, 5) OBP: 0.297, SLG: 0.332	B SI 90 C FF 91 X CH 82 1-1 F7		C SI 92 B CH 83 X SI 90 1-1 L7			B CU 75 B SL 79 T SI 89 X SL 80 2-1 18 G6-4-3 1B		B CU 75 C CU 74 B SI 91 X SI 90 2-1 F9		4	0	1	0	0	0	0
18 Carlos Quentin, R (1, 7) OBP: 0.282, SLG: 0.333	B FF 91 B FF 91 B SL 82 C CH 83 T FF 91 B CH 82 4-2 BB			S FF 90 B SL 81 X CH 84 1-1 P3		B FF 92 B FF 90 D CH 82 C FF 88 C CH 83 X FF 91 3-2 G6-4-3 1-2f		B SL 80 B FF 89 C SL 80 B FF 90 F FF 88 F SL 80 F SL 80 F SL 78 B FF 89 4-2 8 HR BB		2	1	0	0	2	0	1
8 Yasmani Grandal, S (1, 2) OBP: 0.296, SLG: 0.377	D SI 88 C SL 80 B CH 83 C SL 79 B SL 79 S SL 81 3-3 K			B SI 91 X SL 80 1-0 G3		B CH 82 B SL 81 B SI 88 B FF 89 4-0 BB		B SI 88 X SL 80 1-0 1-H HR		3	1	1	2	1	1	1
4 Jake Goebbert, L (1, 3) OBP: 0.417, SLG: 0.429		S CU 76 F SI 90 S SL 80 0-3 K		C SL 78 B FF 90 B FF 90 X SL 78 2-1 13 BB 1B		S CH 82 X CH 81 0-1 G4-3		B SI 87 F FF 88 B CH 83 C SL 82 B SL 76 X FF 87 3-2 G3		4	0	1	0	0	1	1
13 Chris Denorfia, R (1, 8) OBP: 0.298, SLG: 0.335		S CH 82 B SL 81 C FF 91 B SL 81 S CH 83 2-3 K		B CH 80 B FF 90 B CH 82 C FF 90 F FF 89 B CH 83 4-2 1-2 BB			C FF 87 X FF 89 0-1 G4-3		B SI 93 C FF 93 X SI 94 1-1 G5-3	3	0	0	0	1	1	0
11 Brooks Conrad, S (1, 4) OBP: 0.400, SLG: 0.625		B CH 82 C SL 79 B SL 81 B SI 90 C SI 90 F SL 79 B SI 90 4-2 BB		C CH 83 X SL 81 0-1 F8			C CU 74 B FF 90 S CH 82 X CH 80 1-2 HR		B SI 94 C KC 81 F FF 94 F SI 95 B KC 82 C KC 81 2-3 K	3	1	1	1	1	2	
5 Alexi Amarista, L (1, 6) OBP: 0.279, SLG: 0.316		C FF 91 1 SAFE F FF 91 1 SAFE F CH 84 1 SAFE F SL 80 1 SAFE X FF 89 0-2 P5			B SI 90 B FF 90 C FF 90 B FF 91 X FF 89 3-1 G4-3		X SI 91 0-0 G1-3		X SI 94 0-0 F7	4	0	0	0	0	0	1
45 Jesse Hahn, R (1, 1) OBP: 0.100, SLG: 0.100 14 Tommy Medica, R (7, PH) OBP: 0.289, SLG: 0.429 54 Alex Torres, L (8, 1) 58 Blaine Boyer, R (8, 1)			B SL 78 S FF 89 C CH 81 S CU 77 1-3 K		C FF 91 B CH 83 C SI 90 B CU 78 C SL 79 2-3 K		B SI 91 B CU 76 X SI 91 2-0 F8			2 1 0 0	0 0 0 0	0 0 0 0	0 0 0 0	0 0 0 0	2 0 0 0	0 0 0 0
Inning Stats	R: 0 E: 0 K: 1 S: 10 H: 0 LOB: 1 BB: 1 P: 18	R: 0 E: 0 K: 2 S: 14 H: 0 LOB: 1 BB: 1 P: 20	R: 0 E: 0 K: 2 S: 9 H: 0 LOB: 0 BB: 0 P: 13	R: 0 E: 0 K: 0 S: 9 H: 1 LOB: 2 BB: 1 P: 17	R: 0 E: 0 K: 1 S: 9 H: 0 LOB: 0 BB: 0 P: 15	R: 0 E: 0 K: 0 S: 7 H: 1 LOB: 1 BB: 1 P: 16	R: 1 E: 0 K: 0 S: 7 H: 1 LOB: 0 BB: 0 P: 10	R: 2 E: 0 K: 0 S: 14 H: 1 LOB: 0 BB: 1 P: 25	R: 0 E: 0 K: 1 S: 7 H: 0 LOB: 0 BB: 0 P: 10	1B: 2 2B: 0 3B: 0 HR: 2	SF: 0 SAC: 0 DP: 1 HBP: 0			WP: 0 PB: 0 SB: 0 CS: 0	PA: 35		

PITCHER		IP	WLS	BF	H	R	ER	SO	BB	IBB	HBP	BLK	WP	HR	S	P	ERA	WHIP
55 Tim Lincecum, R ERA: 3.91	(1, 1)	6.1	W	25	3	1	1	6	4	0	0	0	0	1	63	105	1.42	1.105
41 Jeremy Affeldt, L ERA: 1.65	(7, 1)	1.1	H	4	0	0	0	0	0	0	0	0	0	0	7	12	0.00	0.000
54 Sergio Romo, R ERA: 5.19	(8, 1)	0.1		3	1	2	2	0	1	0	0	0	0	1	9	17	54.00	6.000
46 Santiago Casilla, R ERA: 1.05	(9, 1)	1.0	S	3	0	0	0	1	0	0	0	0	0	0	7	10	0.00	0.000

PITCHER	IP	WLS	BF	H	R	ER	SO	BB	IBB	HBP	BLK	WP	HR	S	P	ERA	WHIP

BOTTOM

San Francisco Giants @ San Diego Padres

Petco Park, San Diego, CA

Sun Jul 06 2014, 1:14 PM - 4:11 PM PDT

Att. 28,065 - Partly Cloudy - 81 F

livebaseballscorecards.com

AB	30
R	3
H	4
RBI	3
BB	5
SO	7
LOB	6

San Francisco Giants @ Oakland Athletics

O.co Coliseum, Oakland, CA

Mon Jul 07 2014, 10:09 PM - 1:17 AM EDT

Att. 36,067 - Overcast - 67 F

livebaseballscorecards.com

Batter	1	2	3	4	5	6	7	8	9	AB	R	H	RBI	BB	SO	LOB
8 Hunter Pence, R (1, 9) OBP: 0.358, SLG: 0.469	B FC 90 C FF 92 B FC 89 F CU 76 B FC 91 X CH 85 3-2 ① P2		B FC 90 B CH 85 C FC 89 F CH 84 F FC 90 C SI 93 2-3 ② K		B FC 91 B FC 90 B CH 86 I IN 75 4-0 IBB		B SL 82 C SI 90 1 SAFE X SI 90 1-1 ③ G5-3			3	0	0	0	1	1	2
12 Joe Panik, L (1, 4) OBP: 0.289, SLG: 0.275	C FF 92 C CH 86 B CU 79 F FC 91 C CU 77 1-3 ② K		B SI 92 F CH 85 B SI 93 X FF 91 2-1 ③ L8 1-2		F FC 90 B CU 76 C SI 92 F FF 91 S CU 77 1-3 ③ K			C FF 89 B SI 90 F SI 90 X CH 84 1-2 ① G4-3		4	0	0	0	0	2	3
9 Brandon Belt, L (1, 3) OBP: 0.301, SLG: 0.486	C SI 92 B CU 77 F FC 91 F FF 93 B FF 93 X FC 91 2-2 ③ G4-3			F SI 91 B FC 89 B CU 75 F FF 92 C FC 91 2-3 ① K		B CU 73 B CU 74 X FC 89 2-0 ① P5		B CU 76 F SI 90 F SI 91 F SI 92 B FF 91 F SI 90 X CH 84 2-2 ② G6-3		4	0	0	0	0	1	0
28 Buster Posey, R (1, 2) OBP: 0.346, SLG: 0.436		B SI 90 B CU 74 C SI 91 B FC 88 B SI 91 4-1 BB		B SI 93 B FF 93 B FC 88 C FC 89 X FC 90 3-1 ② F9		C FC 89 C CH 86 B CU 78 X CU 76 1-2 1B		C SI 92 B SI 91 S SL 82 F SI 93 B CU 78 X SI 91 2-2 ③ L7		3	0	1	0	1	0	0
38 Michael Morse, R (1, 10) OBP: 0.323, SLG: 0.495		S FC 90 S FC 90 S CH 85 0-3 ① K		B FF 92 B FC 90 X CH 85 2-0 1B		S FC 89 B FC 90 S FF 91 F FF 92 S FC 90 1-3 ② K			F FF 96 B FF 96 F FF 96 X CH 88 1-2 ① L8	4	0	1	0	0	2	2
21 Tyler Colvin, L (1, 7) OBP: 0.267, SLG: 0.393		B CU 75 C SI 92 B FC 89 F FF 91 C FC 90 2-3 ② K		S CH 85 B FC 90 C SI 92 1 SAFE C FC 92 1-3 ③ K		X CU 78 0-0 ③ F9			B FF 95 B FF 94 X FF 96 2-0 ② G6-3	4	0	0	0	0	2	3
7 Grégor Blanco, L (1, 8) OBP: 0.299, SLG: 0.303		X CH 85 0-0 ③ L8			B SI 92 C FC 90 B CU 77 B FC 90 X FF 91 3-1 ① G4-3		C SI 92 B SI 92 S SI 94 B SI 93 2-3 ① K		X FF 96 0-0 ③ P4	4	0	0	0	0	1	1
13 Joaquin Arias, R (1, 5) OBP: 0.211, SLG: 0.193			C SI 90 B FC 89 C SI 91 B FC 90 X CH 86 2-2 12 S 1B		C SI 92 B SI 92 S FC 90 F FC 89 X FC 90 1-2 35 WP 1B		C SI 91 B SI 92 S CH 74 X CH 75 1-2 ② G5-3			3	0	2	0	0	0	0
35 Brandon Crawford, L (1, 6) OBP: 0.322, SLG: 0.418			F SI 91 X SI 91 0-1 ① F8		1 SAFE F FC 88 S FC 88 F CU 76 S CU 76 0-3 ② K 1-2		B KC 79 C KC 75 B SI 92 X SI 91 2-1 1B			3	0	1	0	0	1	2
Inning Stats	R: 0 H: 0 E: 0 LOB: 0 K: 1 BB: 0 S: 11 P: 17	R: 0 H: 0 E: 0 LOB: 1 K: 2 BB: 1 S: 8 P: 14	R: 0 H: 1 E: 0 LOB: 1 K: 1 BB: 0 S: 11 P: 17	R: 0 H: 1 E: 0 LOB: 1 K: 2 BB: 0 S: 9 P: 17	R: 0 H: 1 E: 0 LOB: 2 K: 2 BB: 1 S: 14 P: 23	R: 0 H: 1 E: 0 LOB: 1 K: 1 BB: 0 S: 9 P: 13	R: 0 H: 1 E: 0 LOB: 1 K: 1 BB: 0 S: 10 P: 16	R: 0 H: 0 E: 0 LOB: 0 K: 0 BB: 0 S: 12 P: 17	R: 0 H: 0 E: 0 LOB: 0 K: 0 BB: 0 S: 5 P: 8	1B: 5 SF: 0 2B: 0 SAC: 0 3B: 0 DP: 0 HR: 0 HBP: 0						

TOP	
AB	32
R	0
H	5
RBI	0
BB	2
SO	10
LOB	13

WP: 1 PA: 34
PB: 0
SB: 1
CS: 0

PITCHER		IP	WLS	BF	H	R	ER	SO	BB	IBB	HBP	BLK	WP	HR	S	P	ERA	WHIP
60 Jesse Chavez, R ERA: 3.06	(1, 1)	6.0	W	24	4	0	0	9	1	1	0	0	1	0	62	101	0.00	0.833
56 Fernando Abad, L ERA: 1.98	(7, 1)	0.2	H	3	1	0	0	1	0	0	0	0	0	0	8	13	0.00	1.500
61 Dan Otero, R ERA: 1.98	(7, 1)	1.1	H	4	0	0	0	0	0	0	0	0	0	0	14	20	0.00	0.000
48 Ryan Cook, R ERA: 3.51	(9, 1)	1.0		3	0	0	0	0	0	0	0	0	0	0	5	8	0.00	0.000

PITCHER	IP	WLS	BF	H	R	ER	SO	BB	IBB	HBP	BLK	WP	HR	S	P	ERA	WHIP

Batter	1	2	3	4	5	6	7	8	9	AB	R	H	RBI	BB	SO	LOB
4 Coco Crisp, S (1, 8) OBP: 0.387, SLG: 0.449	B SI 91 F FF 92 B CU 76 B CU 77 F FF 91 F FF 91 B CH 85 4-2 5 S BB		1 SAFE C CU 77 B FF 89 1 SAFE 1 SAFE B CU 78 B CH 83 L FF 90 F SL 87 4-2 B SL 86 1-2 BB		1 SAFE B CU 76 C CU 76 X CH 83 1-1 52 F9 5 G4-3 1-3 1B	D CH 87 B SI 92 X SI 93 2-0 ③ G3		B FF 89 X CH 82 1-0 ② F8		3	0	1	0	2	0	3
5 John Jaso, L (1, 2) OBP: 0.350, SLG: 0.439 35 Nate Freiman, R (8, 3) OBP: 0.318, SLG: 0.500	B SI 88 X CH 85 1-0 ① F9 1-2		C CU 78 B CH 84 X FF 91 1-1 ① F8 2-3		S CU 77 X CU 75 0-1 ① G4-3 1-2 3-H		S CU 79 B SI 92 X CH 85 1-1 E6 52 FC6 37 SF8 1B	S CU 77 B CU 78 S FF 89 C FF 90 1-3 ③ K		4 1	1 0	1 0	1 0	0 0	0 1	4 2
52 Yoenis Cespedes, R (1, 7) OBP: 0.312, SLG: 0.467	C FF 90 X FF 91 0-1 ② G6-3		X FF 89 0-0 ② P2		B SL 88 C FF 91 B FF 90 B CU 77 X FF 90 3-1 ② F9 2-3		C FF 93 F FF 92 X FF 93 0-2 FC6 37 SF8 20 1B 2-3			4	1	0	0	0	0	5
37 Brandon Moss, L (1, 10) OBP: 0.355, SLG: 0.525	D CH 87 B FF 92 B CH 86 C FF 91 S CH 86 S SL 90 3-3 ③ K		X CU 79 0-0 ③ G4-3		F CU 78 B FF 91 S FF 90 F FF 91 S SL 87 1-3 ③ K		C CU 81 X CU 80 0-1 ① SF8 2-3 3-H			3	0	0	1	0	2	4
20 Josh Donaldson, R (1, 5) OBP: 0.321, SLG: 0.458		C FF 91 X SI 92 0-1 ① P4		B CU 78 F FF 91 S CH 86 T CH 85 1-2 ① K		B CU 75 B CH 86 C SL 88 S CU 77 H FF 89 3-2 8 1B 7 2B HBP	B CU 84 B CU 84 D CU 84 X FF 93 3-0 1B 3-H			3	1	1	1	0	1	0
21 Stephen Vogt, L (1, 3) OBP: 0.375, SLG: 0.495 (8, 2)		B CU 78 C CU 77 F CH 86 B FF 91 B FF 90 S SL 89 3-3 ② K		C CH 84 B CH 84 F SL 89 F SL 88 F CU 79 F SL 88 B CU 78 B CH 85 X FF 91 3-2 2B		B FF 89 B CU 76 F SI 89 X FF 89 2-1 ① F9	C SI 86 F SI 86 C SI 89 0-3 ② K			4	0	1	0	0	2	2
8 Jed Lowrie, S (1, 6) OBP: 0.317, SLG: 0.337		C FF 92 F FF 91 X CU 79 0-2 1B		D CH 84 X CH 83 1-0 ② F8		X FF 89 0-0 7 2B 1B 1-3	C SI 86 X SI 86 0-1 ③ G4-3			4	1	2	0	0	0	2
7 Alberto Callaspo, S (1, 4) OBP: 0.314, SLG: 0.310 28 Eric Sogard, L (8, PR) OBP: 0.262, SLG: 0.224 (9, 4)	1 SAFE B CH 84 D SI 90 F FF 91 C CH 84 B FF 91 X CU 79 3-2 ③ G4-3		S CH 84 B FF 90 B SL 88 B CH 85 X CU 78 3-1 ③ F8			X SI 92 0-0 3 G6-3 1-H 3-H 2B		B FF 88 B CH 80 C FF 89 X FF 89 2-1 3 S 1B		4 0	0 0	2 0	2 0	0 0	0 0	2 0
3 Craig Gentry, R (1, 9) OBP: 0.346, SLG: 0.323			C FF 92 B CH 86 B FF 92 F SI 91 X FF 92 2-2 5 F8 4 BB 1B		C CU 77 C CU 78 B CU 78 H SI 90 2-2 4 1B 4 S 5 G4-3 HBP	B CU 85 C SI 93 B CU 84 X CU 83 2-1 ② G6-3 2-3		C SL 86 C CU 77 S CU 78 0-3 ① K 1-2		3	1	1	0	0	1	2
Inning Stats	R: 0 E: 0 K: 1 S: 9 H: 0 LOB: 1 BB: 1 P: 17	R: 0 E: 0 K: 1 S: 11 H: 1 LOB: 1 BB: 0 P: 17	R: 0 E: 0 K: 0 S: 10 H: 1 LOB: 2 BB: 1 P: 17	R: 0 E: 0 K: 1 S: 12 H: 1 LOB: 1 BB: 0 P: 20	R: 1 E: 0 K: 1 S: 12 H: 1 LOB: 1 BB: 0 P: 19	R: 2 E: 0 K: 0 S: 9 H: 2 LOB: 1 BB: 0 P: 18	R: 2 E: 2 K: 1 S: 13 H: 2 LOB: 1 BB: 0 P: 17	R: 0 E: 0 K: 2 S: 9 H: 1 LOB: 2 BB: 0 P: 13		1B: 7 2B: 2 3B: 0 HR: 0 SF: 1 SAC: 0 DP: 0 HBP: 2						

PITCHER		IP	WLS	BF	H	R	ER	SO	BB	IBB	HBP	BLK	WP	HR	S	P	ERA	WHIP
32 Ryan Vogelsong, R ERA: 3.92	(1, 1)	5.1	L	25	5	3	3	4	2	0	2	0	0	0	59	100	5.06	1.312
57 Juan Gutierrez, R ERA: 3.26	(6, 1)	1.0		7	3	2	0	0	0	0	0	0	0	0	12	20	0.00	3.000
49 Javier López, L ERA: 3.0	(7, 1)	0.2		2	0	0	0	1	0	0	0	0	0	0	5	5	0.00	0.000
52 Yusmeiro Petit, R ERA: 4.05	(8, 1)	1.0		4	1	0	0	2	0	0	0	0	0	0	9	13	0.00	1.000

PITCHER	IP	WLS	BF	H	R	ER	SO	BB	IBB	HBP	BLK	WP	HR	S	P	ERA	WHIP

BOTTOM

San Francisco Giants @ Oakland Athletics

O.co Coliseum, Oakland, CA

Mon Jul 07 2014, 10:09 PM - 1:17 AM EDT

Att. 36,067 - Overcast - 67 F

livebaseballscorecards.com

AB	33
R	5
H	9
RBI	5
BB	2
SO	7
LOB	26

San Francisco Giants @ Oakland Athletics

O.co Coliseum, Oakland, CA

Tue Jul 08 2014, 10:09 PM - 12:54 AM EDT

Att. 36,067 - Clear - 60 F

TOP

livebaseballscorecards.com

Batter	1	2	3	4	5	6	7	8	9	AB	R	H	RBI	BB	SO	LOB
7 Grégor Blanco, L (1, 8) OBP: 0.297, SLG: 0.297	B FF 94 C SI 92 C CU 81 B CU 82 B FF 95 C SI 93 3-3 ① K		L CH 86 B CH 86 B FF 93 F CH 86 C FF 94 2-3 ① K		F FF 93 D SI 95 B CH 87 1 SAFE B FF 93 B FF 93 4-1 1-2 BB		B CU 83 X CH 87 1-0 ③ P5		X CH 87 0-0 ③ G3	4	0	0	0	1	2	1
8 Hunter Pence, R (1, 9) OBP: 0.359, SLG: 0.472	S FF 94 B FF 95 X CU 82 1-1 2B		C SI 93 C FF 94 X CU 82 0-2 ② G4-3		S CU 82 F SI 94 S SL 84 0-3 ② K			C SL 81 X SI 90 0-1 9 FC6-5 1B		4	0	2	0	0	1	2
9 Brandon Belt, L (1, 3)	F FF 94 C CU 81 B FF 95 B CU 83 B FF 94 C CU 81 3-3 ② K		B FF 94 X CU 79 1-0 ③ G6-3		B CH 87 C FF 94 C CU 82 X CU 82 1-2 ③ G3			F SI 89 F SL 80 X SI 89 0-2 ① FC6-5 28 BB 1-2f		4	0	0	0	0	1	4
28 Buster Posey, R (1, 2) OBP: 0.345, SLG: 0.431	C CU 81 F CU 81 B SI 95 S FF 93 1-3 ③ K			B SI 92 S FF 93 B CH 86 F FF 94 B SI 96 X FF 95 3-2 ① L8		X FF 93 0-0 ① F8		1 SAFE B SI 88 B SI 88 B SI 88 B SI 88 4-0 1-2 BB		3	0	0	0	1	1	1
48 Pablo Sandoval, S (1, 5) OBP: 0.312, SLG: 0.411		C CU 80 B FF 93 X CU 81 1-1 21 F9 38 1B 1B		C CU 79 F CH 86 X CU 83 0-2 ② G6-3		C FF 93 X FF 94 0-1 ② G6-3		X SI 88 0-0 ② L8		4	0	1	0	0	0	2
38 Michael Morse, R (1, 10) OBP: 0.325, SLG: 0.495		X FF 92 0-0 1-2 1B		B SI 93 B CU 79 X SI 93 2-0 1B		C FF 93 F CU 82 B FF 94 X CU 83 1-2 ③ G5-3		B SL 82 F SL 82 S SL 80 S SL 81 1-3 ③ K		4	0	2	0	0	1	2
21 Tyler Colvin, L (1, 7) OBP: 0.274, SLG: 0.422		C CU 82 B SI 94 L CH 85 B FF 94 D CU 83 F FF 92 X FC 90 3-2 ① F9 2-3	B FF 93 X CH 86 1-0 ③ G4-3				B SI 92 B CH 85 X FF 92 2-0 HR		B SL 84 S SI 95 C SL 84 X FF 96 1-2 1B	4	1	2	1	0	0	3
12 Joe Panik, L (1, 4) OBP: 0.265, SLG: 0.250		C CU 82 B FF 93 F SI 93 S SL 84 1-3 ② K			C FF 93 X CH 86 0-1 ① G4-3		C CU 81 X CU 81 0-1 ① P5		B SI 94 X FF 96 1-0 ① L8	4	0	0	0	0	1	3
35 Brandon Crawford, L (1, 6) OBP: 0.321, SLG: 0.415		S CH 86 C FF 95 B FF 95 S CH 87 1-3 ③ K			C CU 80 S SL 84 X SI 94 0-2 7 BB 1B		B CH 86 C SI 94 B CH 87 C FF 94 S CU 84 2-3 ② K		B SI 95 C CH 87 B SI 95 B SI 95 X FF 94 3-1 ② L8	4	0	1	0	0	2	3
Inning Stats	R: 0 H: 1 E: 0 LOB: 1 K: 3 BB: 0 S: 11 P: 19	R: 0 H: 2 E: 0 LOB: 2 K: 2 BB: 0 S: 13 P: 19	R: 0 H: 0 E: 0 LOB: 0 K: 1 BB: 0 S: 7 P: 10	R: 0 H: 1 E: 0 LOB: 1 K: 0 BB: 0 S: 8 P: 14	R: 0 H: 1 E: 0 LOB: 2 K: 1 BB: 1 S: 12 P: 17	R: 0 H: 0 E: 0 LOB: 0 K: 0 BB: 0 S: 6 P: 7	R: 1 H: 1 E: 0 LOB: 0 K: 1 BB: 0 S: 7 P: 12	R: 0 H: 1 E: 0 LOB: 2 K: 1 BB: 1 S: 9 P: 14	R: 0 H: 1 E: 0 LOB: 1 K: 0 BB: 0 S: 7 P: 12	1B: 6 SF: 0 2B: 1 SAC: 0 3B: 0 DP: 0 HR: 1 HBP: 0						

| | | | | | |

Batter	1	2	3	4	5	6	7	8	9	AB	R	H	RBI	BB	SO	LOB
4 Coco Crisp, S (1, 8) OBP: 0.389, SLG: 0.454	C FF 93 F FC 91 X FC 90 0-2 G5-3		B FF 91 B FC 87 F FF 91 B FC 88 F FC 90 F CU 77 X FC 89 3-2 3 S 52 1B 2-H 1B		C CH 83 X CU 76 0-1 G6-3		X CH 83 0-0 2B			4	1	2	1	0	0	0
3 Craig Gentry, R (1, 9) OBP: 0.344, SLG: 0.327	C FF 93 B CU 77 X FC 89 1-1 G6-3		B FC 88 X FC 87 1-0 L4 2-3		C FF 90 B CH 84 X FC 88 1-1 20 CS 2B		B FF 89 X FC 85 1-0 G5-3			4	0	1	0	0	0	2
52 Yoenis Cespedes, R (1, 7) OBP: 0.314, SLG: 0.466	C CU 78 T FF 94 B CU 79 S FF 93 1-3 K		D CU 77 X FC 89 1-0 20 BB 36 1B 3-H 1B		C CH 83 B FF 88 B FC 88 B FC 87 S FC 87 F FF 90 F FC 88 B FC 87 4-2 20 CS BB		D CU 76 F FC 86 F FF 90 X FC 85 1-2 L8			3	1	1	1	1	1	1
20 Josh Donaldson, R (1, 5) OBP: 0.321, SLG: 0.454		C FC 88 X FF 92 0-1 G6-3	C CH 85 1 SAFE B CU 71 B CU 76 F FC 87 B FC 89 D CU 79 4-2 36 E 36 1B 1-2 BB		F FC 86 X CU 78 0-1 G5-3 1-2 2-3		X CU 72 0-0 F9			3	0	0	0	1	0	3
36 Derek Norris, R (1, 2) OBP: 0.416, SLG: 0.505		B FF 91 C CU 77 X CH 86 1-1 L9	X FC 88 0-0 E7 1-3 2-H 1B		C CU 75 C CH 83 B FF 90 X FF 90 1-2 8 1B 1B			C CH 84 B FF 90 B CH 83 B FF 90 B FC 86 4-1 35 2B BB		3	1	2	1	1	0	0
35 Nate Freiman, R (1, 3) OBP: 0.308, SLG: 0.500		C FF 92 F FC 88 X FF 92 0-2 F8	B CU 77 F CU 77 F FC 89 S FC 87 1-3 K		F FF 91 F CU 74 D FC 87 S FC 88 1-3 K			F FC 88 F FC 87 D CU 76 X FC 87 1-2 7 BLK 7 1B 1-H 2B		4	1	1	1	0	2	3
8 Jed Lowrie, S (1, 6) OBP: 0.319, SLG: 0.339			B FF 91 C FF 91 C CU 77 F FC 89 X FC 88 1-2 1 2B 1B	C FF 91 X FF 91 0-1 G6-3	1 SAFE B FF 91 C CH 84 C FC 86 X FC 89 1-2 1-3 1B			X CH 84 0-0 P3		4	1	2	0	0	0	1
7 Alberto Callaspo, S (1, 10) OBP: 0.313, SLG: 0.309			C FF 91 F CH 84 X FC 87 0-2 L9	C FF 91 B CH 85 F FF 90 X FC 87 1-2 G5-3	X FC 87 0-0 F7			D CH 85 X CH 86 1-0 1 G6-4-3 2-H 1B		4	0	1	1	0	0	3
1 Nick Punto, S (1, 4) OBP: 0.314, SLG: 0.285			1 SAFE 1 SAFE F FF 90 1 SAFE X FC 88 0-1 4 1B 1-H 2B	F FF 91 C FF 91 F FF 91 X FC 88 0-2 G5-3	X CH 83 0-0 F8			X SI 92 0-0 G6-4-3 1-2f		4	1	1	1	0	0	3
Inning Stats	R: 0 E: 0 K: 1 S: 8 H: 0 LOB: 0 BB: 0 P: 10	R: 0 E: 0 K: 0 S: 7 H: 0 LOB: 0 BB: 0 P: 8	R: 4 E: 1 K: 1 S: 21 H: 5 LOB: 2 BB: 1 P: 32	R: 0 E: 0 K: 0 S: 9 H: 0 LOB: 0 BB: 0 P: 10	R: 0 E: 0 K: 0 S: 10 H: 1 LOB: 1 BB: 1 P: 15	R: 0 E: 0 K: 1 S: 11 H: 2 LOB: 2 BB: 0 P: 14	R: 0 E: 0 K: 0 S: 6 H: 1 LOB: 1 BB: 0 P: 8	R: 2 E: 0 K: 0 S: 7 H: 2 LOB: 0 BB: 1 P: 13		1B: 7 2B: 4 3B: 0 HR: 0 SF: 0 SAC: 0 DP: 1 HBP: 0				WP: 0 PB: 0 SB: 1 CS: 2 PA: 36		

PITCHER		IP	WLS	BF	H	R	ER	SO	BB	IBB	HBP	BLK	WP	HR	S	P	ERA	WHIP
40 Madison Bumgarner, L ERA: 3.36	(1, 1)	7.0	L	33	10	6	6	3	3	0	0	0	0	0	76	106	7.71	1.857
63 Jean Machi, R ERA: 1.72	(8, 1)	1.0		3	1	0	0	0	0	0	0	1	0	0	3	4	0.00	1.000

PITCHER	IP	WLS	BF	H	R	ER	SO	BB	IBB	HBP	BLK	WP	HR	S	P	ERA	WHIP

BOTTOM

San Francisco Giants @ Oakland Athletics

O.co Coliseum, Oakland, CA

Tue Jul 08 2014, 10:09 PM - 12:54 AM EDT

Att. 36,067 - Clear - 60 F

livebaseballscorecards.com

AB	33
R	6
H	11
RBI	6
BB	3
SO	3
LOB	16

Oakland Athletics @ San Francisco Giants

AT&T Park, San Francisco, CA

Wed Jul 09 2014, 7:16 PM - 10:18 PM PDT

Att. 41,427 - Partly Cloudy - 64 F

livebaseballscorecards.com

TOP

Batter	1	2	3	4	5	6	7	8	9	AB	R	H	RBI	BB	SO	LOB
4 Coco Crisp, S (1, 8) OBP: 0.387, SLG: 0.449	F SI 91 X SI 90 0-1 ① G4-3		C SI 90 B CH 86 B CH 86 B SI 92 B SI 91 4-1 21 CS BB		B CU 79 B CU 78 C SI 93 X CH 87 2-1 ③ G3		B SI 91 C CU 75 S CU 76 B CH 83 B SI 90 F SI 90 X SI 90 3-2 ③ F9			3	0	0	0	1	0	2
21 Stephen Vogt, L (1, 3) OBP: 0.394, SLG: 0.538 3 Craig Gentry, R (8, PH) OBP: 0.342, SLG: 0.325 (8, 9)	B SI 90 C CH 85 C CU 78 F CH 86 F SI 92 F CH 87 X CH 87 1-2 1B		1 SAFE 1 SAFE C CU 76 1 SAFE F FF 88 P PO 90 B FF 92 2-2 ③ CS 1-2	C CH 84 B CH 84 B SI 91 F SL 86 F FF 91 B SI 92 F SI 92 X SL 87 3-2 HR	C FF 90 B CU 77 B CU 77 F FF 92 B CU 77 F CU 78 B FF 92 4-2 52 FC5-4 BB			B FF 88 F FF 88 B FF 88 S SL 80 F SL 78 S SL 79 2-3 ① K		2 1	1 0	2 0	1 0	1 0	0 1	0 0
52 Yoenis Cespedes, R (1, 7) OBP: 0.311, SLG: 0.460	C CU 78 F SI 90 B SL 90 X SI 92 1-2 ② F8			C SI 92 B SI 92 S CU 80 B CU 80 C FF 93 2-3 ① K		X SI 90 0-0 ① FC5-4 8 1B 37 1B 1-2f		C SL 76 S SL 79 B SL 78 S SL 79 1-3 ② K		4	1	0	0	0	2	2
37 Brandon Moss, L (1, 9) OBP: 0.353, SLG: 0.521 (8, 3)	C SI 91 S CU 77 B FF 92 F SL 88 F FF 92 F SL 88 1 SAFE B CU 77 S CU 78 2-3 ③ K			B CH 86 S CU 78 F CU 79 B FF 93 S CU 80 2-3 ② K		C FF 92 X FF 92 0-1 8 1B 1-2 1B		C FF 88 B SI 87 X FF 87 1-1 ③ L4		4	0	1	0	0	2	1
20 Josh Donaldson, R (1, 5) OBP: 0.317, SLG: 0.449		B FF 91 B CU 76 X SL 85 2-0 ① F9		C SI 92 S SL 87 X SL 87 0-2 ③ L9		B SI 91 C SI 90 X CU 78 1-1 ② F8			X FF 94 0-0 ① G6-3	4	0	0	0	0	0	2
8 Jed Lowrie, S (1, 6) OBP: 0.321, SLG: 0.341		X SI 90 0-0 ② F7			C SI 90 B CU 76 F FF 92 B SI 92 X FF 93 2-2 40 SH1-4 7 E 1B	X CH 86 0-0 36 FC6-4 1B 1-2 2-H			B FF 94 X SI 93 1-0 ② G4-3	4	0	2	1	0	0	0
36 Derek Norris, R (1, 2) OBP: 0.409, SLG: 0.495		B FF 91 C FF 91 F SI 90 F SI 93 X SI 92 1-2 ③ G5-3			F SI 91 B SL 86 B SI 90 1 SAFE S SI 91 F SI 91 S CU 79 2-3 ① K	C CU 78 X SI 92 0-1 ③ FC6-4 1-2f			B FF 95 C SL 89 T SI 94 B KC 82 T KC 82 2-2 ③ K	4	0	0	0	0	2	3
7 Alberto Callaspo, S (1, 4) OBP: 0.310, SLG: 0.306			F SI 89 C FF 90 B CH 86 B SI 91 B SI 92 X SI 92 3-2 ① G3-1		B SI 91 F SI 91 B CU 78 X FF 91 2-1 FC1 40 SH1-4 1-2		B SI 90 F SI 90 B CU 76 X SI 91 2-1 ① G6-3			3	0	0	0	0	0	1
40 Jason Hammel, R (1, 1) OBP: 0.162, SLG: 0.139 39 Eric O'Flaherty, L (6, 1) 1 Nick Punto, S (7, PH) OBP: 0.312, SLG: 0.283 45 Jim Johnson, R (7, 1)			X FF 91 0-0 ② P4		L CU 78 B SL 86 X SL 85 1-1 ② SH1-4 1-2 2-3		C SI 91 B SI 90 B SI 90 B SI 90 C SI 90 X SI 92 3-2 ② L8			1 0 1 0	0 0 0 0	0 0 0 0	0 0 0 0	0 0 0 0	0 0 0 0	0 0 0 0
Inning Stats	R: 0 E: 0 K: 1 S: 17 H: 1 LOB: 1 BB: 0 P: 21	R: 0 E: 0 K: 0 S: 6 H: 0 LOB: 0 BB: 0 P: 9	R: 0 E: 0 K: 0 S: 8 H: 0 LOB: 0 BB: 1 P: 16	R: 1 E: 0 K: 2 S: 14 H: 1 LOB: 0 BB: 0 P: 21	R: 0 E: 1 K: 1 S: 13 H: 1 LOB: 2 BB: 0 P: 22	R: 1 E: 0 K: 0 S: 11 H: 2 LOB: 2 BB: 1 P: 16	R: 0 E: 0 K: 0 S: 9 H: 0 LOB: 0 BB: 0 P: 17	R: 0 E: 0 K: 2 S: 9 H: 0 LOB: 0 BB: 0 P: 13	R: 0 E: 0 K: 1 S: 5 H: 0 LOB: 0 BB: 0 P: 8	1B: 4 2B: 0 3B: 0 HR: 1 SF: 0 SAC: 1 DP: 0 HBP: 0						

AB	31
R	2
H	5
RBI	2
BB	2
SO	7
LOB	11

WP: 0 PB: 0 SB: 0 CS: 1 PA: 35

PITCHER		IP	WLS	BF	H	R	ER	SO	BB	IBB	HBP	BLK	WP	HR	S	P	ERA	WHIP
18 Matt Cain, R ERA: 4.18	(1, 1)	6.0	W	25	5	2	2	4	2	0	0	0	0	1	69	105	3.00	1.167
41 Jeremy Affeldt, L ERA: 1.6	(7, 1)	1.0	H	3	0	0	0	0	0	0	0	0	0	0	9	17	0.00	0.000
54 Sergio Romo, R ERA: 5.05	(8, 1)	1.0	H	3	0	0	0	2	0	0	0	0	0	0	9	13	0.00	0.000
46 Santiago Casilla, R ERA: 1.02	(9, 1)	1.0	S	3	0	0	0	1	0	0	0	0	0	0	5	8	0.00	0.000

PITCHER		IP	WLS	BF	H	R	ER	SO	BB	IBB	HBP	BLK	WP	HR	S	P	ERA	WHIP

BOTTOM

Oakland Athletics @ San Francisco Giants

AT&T Park, San Francisco, CA

Wed Jul 09 2014, 7:16 PM - 10:18 PM PDT

Att. 41,427 - Partly Cloudy - 64 F

livebaseballscorecards.com

Batter	1	2	3	4	5	6	7	8	9	AB	R	H	RBI	BB	SO	LOB
8 Hunter Pence, R (1, 9) OBP: 0.360, SLG: 0.479	F FF 93 X SL 84 0-1 G5-3 ①		T FF 92 C SL 83 B SL 82 X SI 93 1-2 G3 ① C SL 84 S SI 93 B FF 94 B SL 82 F FF 93 B SL 83 4-2 48 1B 28 1B BB	C CU 76 C CH 86 B SL 82 X FF 92 1-2 HR		C SI 91 F FF 91 X FF 92 0-2 48 WP 48 S 1-3 2-H 1B		1 SAFE B SI 94 C SI 94 B CU 80 B CU 80 X FF 93 3-1 P6 ③	5	1	2	2	0	0	1
9 Brandon Belt, L (1, 3) OBP: 0.293, SLG: 0.464	B SI 93 F FF 94 X SL 84 1-1 G6-3 ②			C CU 77 F FF 93 B CH 85 X SL 82 1-2 F7 ③		S SI 91 B FF 92 S SI 91 B SI 92 D SL 85 1 SAFE F SI 91 S SL 84 3-3 K ②				3	1	0	0	1	1	2
48 Pablo Sandoval, S (1, 5) OBP: 0.314, SLG: 0.413	B SL 84 B FF 91 F SI 93 F FF 94 X SL 83 2-2 1B		F FF 93 F FF 93 F FF 94 F SI 94 1 SAFE X SL 83 0-2 38 BB 28 1B 1-3 1B		C CU 75 S CH 85 B FF 92 B FF 92 X SL 82 2-2 G3-1 ①	F SI 90 F SI 89 1 SAFE B SL 85 B SI 91 X SI 90 2-2 G6-3 ③ 1-3 3-H				4	0	2	0	0	0	1
28 Buster Posey, R (1, 2) OBP: 0.343, SLG: 0.429	C FF 93 B SL 83 B SL 83 F SI 93 1 SAFE C FF 93 2-3 K ③		C SI 93 X SL 84 0-1 38 BB 1-2 3-H 1B		F FF 92 X SI 93 0-1 G6-3 ②		B SI 92 B SI 94 B SI 93 C SI 92 X SI 92 3-1 G5-3 ①			4	0	1	1	0	1	1
38 Michael Morse, R (1, 7) OBP: 0.327, SLG: 0.497 2 Juan Carlos Perez, R (8, 7) OBP: 0.208, SLG: 0.267		B SL 82 X FF 93 1-0 F9 ①	B SL 84 S SL 83 B SI 93 B FF 93 F FF 93 B FF 92 4-2 1-2 2-3 BB		C CU 77 X FF 93 0-1 2B		F SI 94 F SI 94 X SI 92 0-2 G6-3 ②			3	0	1	0	1	0	0
7 Grégor Blanco, L (1, 8) OBP: 0.296, SLG: 0.292		B SL 83 B SI 93 B FF 92 B FF 93 4-0 12 1B 12 E BB	B FF 92 S CH 86 B FF 92 B SL 83 F FF 92 S FF 93 3-3 K ②		B CU 77 B FF 93 F SI 92 C FF 92 X SL 83 2-2 G4-3 ③		C SI 94 B CH 87 F SI 94 B SI 95 X CU 80 2-2 G4-3 ③			0	0	0	0	0	0	0
12 Joe Panik, L (1, 4) OBP: 0.283, SLG: 0.271		B FF 93 1 SAFE 1 SAFE D FF 92 C FF 93 X SI 92 2-1 E7 1-H 1B	B SL 83 B FF 93 F FF 92 B SL 82 F FF 92 X SI 92 3-2 G4-3 ③			B SL 83 S SI 90 S SL 84 B FF 92 X SI 90 2-2 35 1B 8 1B 1B		B SI 92 X SI 92 1-0 G4-3 ①		4	1	2	0	0	0	3
35 Brandon Crawford, L (1, 6) OBP: 0.323, SLG: 0.417		C SL 84 S CH 86 S FF 94 0-3 K ②		S CH 85 T FF 92 B FF 93 X SI 93 1-2 F7 ①		L SL 82 B SL 83 X SI 91 1-1 8 1B 1-2 48 WP 1B		B CU 79 F SI 94 F CU 80 X SI 93 1-2 1B		4	1	2	0	0	1	1
18 Matt Cain, R (1, 1) OBP: 0.233, SLG: 0.148 41 Jeremy Affeldt, L (7, 1) 54 Sergio Romo, R (8, 1) 21 Tyler Colvin, L (8, PH) OBP: 0.272, SLG: 0.419 46 Santiago Casilla, R (9, 1)		C SL 83 C FF 93 B FF 94 X SL 83 1-2 G4-3 ③		S FF 92 C FF 92 B FF 94 X FF 92 1-2 G4-3 ②		L FF 88 B SI 89 B SL 80 L SI 90 B SI 90 L FF 90 3-3 K ①		B SI 93 1 SAFE 1 SAFE C CU 80 D SI 92 F SI 93 1 SAFE T CU 80 2-2 K ②		3 0 0 1 0	0 0 0 0 0	0 0 0 0 0	0 0 0 0 0	1 0 0 0 0	3 0 0 1 0	3 0 0 1 0
Inning Stats	R: 0 E: 0 K: 1 S: 10 H: 1 LOB: 1 BB: 0 P: 15	R: 1 E: 1 K: 1 S: 9 H: 1 LOB: 1 BB: 1 P: 17	R: 1 E: 0 K: 1 S: 22 H: 2 LOB: 3 BB: 2 P: 37	R: 1 E: 0 K: 0 S: 12 H: 1 LOB: 0 BB: 0 P: 16	R: 0 E: 0 K: 0 S: 10 H: 1 LOB: 1 BB: 0 P: 14	R: 2 E: 0 K: 2 S: 18 H: 3 LOB: 1 BB: 0 P: 29	R: 0 E: 0 K: 0 S: 8 H: 0 LOB: 0 BB: 0 P: 13	R: 0 E: 0 K: 1 S: 9 H: 1 LOB: 1 BB: 0 P: 16		1B: 8 2B: 1 3B: 0 HR: 1 SF: 0 SAC: 0 DP: 0 HBP: 0				WP: 1 PB: 0 SB: 1 CS: 0 PA: 37		

	AB	34
	R	5
	H	10
	RBI	3
	BB	3
	SO	6
	LOB	17

PITCHER		IP	WLS	BF	H	R	ER	SO	BB	IBB	HBP	BLK	WP	HR	S	P	ERA	WHIP
40 Jason Hammel, R ERA: 3.01	(1, 1)	5.0	L	24	6	3	2	3	3	0	0	0	0	1	63	99	3.60	1.800
39 Eric O'Flaherty, L ERA: 6.0	(6, 1)	1.0		6	3	2	2	2	0	0	0	0	1	0	18	29	18.00	3.000
45 Jim Johnson, R ERA: 5.63	(7, 1)	2.0		7	1	0	0	1	0	0	0	0	0	0	17	29	0.00	0.500

PITCHER		IP	WLS	BF	H	R	ER	SO	BB	IBB	HBP	BLK	WP	HR	S	P	ERA	WHIP

Batter	1	2	3	4	5	6	7	8	9	AB	R	H	RBI	BB	SO	LOB
5 John Jaso, L (1, 2) OBP: 0.354, SLG: 0.451 36 Derek Norris, R (6, PH) OBP: 0.405, SLG: 0.490 (6, 2)	S SI 89 F SI 90 B CU 76 X SI 91 1-2 52 G1-4-3 1B		C SI 88 B CU 74 X CU 75 1-1 ① G3		B FS 77 B FS 80 X FF 89 2-0 21 1B 3B	B SI 85 B SI 86 X SI 85 2-0 ② F9			C CU 76 F FF 89 B FF 89 B CU 78 F FF 90 S CU 77 2-3 ① K	3 2	1 0	2 0	0 0	0 0	0 1	0 3
21 Stephen Vogt, L (1, 3) OBP: 0.394, SLG: 0.531	C SI 90 B SI 90 S FS 81 S CU 75 1-3 ① K		C SI 90 F SI 90 X CU 76 0-2 ② L8		B SI 90 X FS 83 1-0 3-H 1B	C SI 87 B SI 87 X SI 87 1-1 1-3 2-H 3-H 1B			B FF 90 C FF 91 B CU 79 X FF 90 2-1 ② L4	5	0	2	3	0	1	1
52 Yoenis Cespedes, R (1, 7) OBP: 0.307, SLG: 0.453	B FC 84 X SI 90 1-0 ②③ G1-4-3 1-2f		C FC 83 F FC 85 B CU 76 B FC 86 S CU 76 2-3 ③ K		C SI 90 B SI 88 F SI 90 B CU 76 T FC 82 2-2 ③ K	S CU 81 C FF 93 B FF 94 S CU 82 1-3 ③ K			C SL 84 F CU 78 B FF 92 T FF 92 1-2 ③ K	5	0	0	0	0	4	4
37 Brandon Moss, L (1, 9) OBP: 0.355, SLG: 0.524		X FS 79 0-0 8 G6-3 20 BB 7 SF8 1B		X SI 88 0-0 ① G4-3		B CU 74 F FC 85 X CU 73 1-1 20 HR 2B	C CH 84 S CU 81 X CU 82 0-2 ① L9			4	2	2	0	0	0	0
20 Josh Donaldson, R (1, 5) OBP: 0.322, SLG: 0.459		B SI 89 B SI 89 B SI 88 B SI 88 4-0 8 G6-3 1-2 BB		S CU 74 B CU 74 S CU 75 X SI 89 1-2 1B		X FC 83 0-0 2-H HR	S CU 83 B CH 85 B FF 92 X CU 82 2-1 ② G5-3			3	1	2	2	1	0	0
8 Jed Lowrie, S (1, 6) OBP: 0.320, SLG: 0.343		B FS 81 F SI 88 X CU 76 1-1 ① G6-3 1-2 2-3		F SI 89 B FF 89 B SI 89 X SI 89 2-1 ② L7		B SI 91 X SI 90 1-0 7 2B 21 1B 2B	C SI 92 B CH 85 X FF 92 1-1 ③ G4-3			4	1	1	0	0	0	3
7 Alberto Callaspo, S (1, 4) OBP: 0.309, SLG: 0.310 61 Dan Otero, R (8, 1) 56 Fernando Abad, L (9, 1)		X FS 82 0-0 ② SF8 3-H		C SI 89 X FF 88 0-1 ③ G5-3		B FC 86 F FS 82 X FC 85 1-1 21 1B 2-3 2B		C CH 81 B CU 77 F FF 90 C FF 91 1-3 ① K		3 0 0	1 0 0	1 0 0	1 0 0	0 0 0	1 0 0	1 0 0
3 Craig Gentry, R (1, 8) OBP: 0.346, SLG: 0.322		B SI 89 D FC 85 I IN 49 I IN 52 4-0 IBB			C FC 82 F CU 73 B SI 90 X CU 75 1-2 ① G5-3	I IN 55 I IN 58 I IN 57 I IN 60 4-0 21 1B IBB		F FF 90 B SL 86 B FF 91 C FF 90 F CU 79 F FF 90 F CU 79 F CU 77 T SL 85 2-2 ② K		2	0	0	0	2	1	0
26 Scott Kazmir, L (1, 1) 28 Eric Sogard, L (8, PH) OBP: 0.260, SLG: 0.222 (8, 4)		S SI 89 X SI 89 0-1 ③ G4-3			X SI 89 0-0 ② G6-3	F SI 89 B SI 89 S SI 89 T FS 80 1-2 ① K		F FF 90 F FF 91 B FF 90 S CU 78 1-3 ③ K		3 1	0 0	0 0	0 0	0 0	1 1	5 0

Inning Stats	1	2	3	4	5	6	7	8	9
	R: 0 E: 0 K: 1 S: 7 H: 1 LOB: 0 BB: 0 P: 10	R: 1 E: 0 K: 0 S: 6 H: 1 LOB: 2 BB: 2 P: 15	R: 0 E: 0 K: 1 S: 8 H: 0 LOB: 0 BB: 0 P: 11	R: 0 E: 0 K: 0 S: 8 H: 1 LOB: 1 BB: 0 P: 11	R: 1 E: 0 K: 1 S: 9 H: 2 LOB: 1 BB: 0 P: 15	R: 4 E: 0 K: 2 S: 15 H: 5 LOB: 2 BB: 1 P: 27	R: 0 E: 0 K: 0 S: 7 H: 0 LOB: 0 BB: 0 P: 10	R: 0 E: 0 K: 3 S: 13 H: 0 LOB: 0 BB: 0 P: 17	R: 0 E: 0 K: 2 S: 9 H: 0 LOB: 0 BB: 0 P: 14

PITCHER		IP	WLS	BF	H	R	ER	SO	BB	IBB	HBP	BLK	WP	HR	S	P	ERA	WHIP
17 Tim Hudson, R ERA: 2.87	(1, 1)	5.1	L	27	9	6	6	4	1	2	0	0	0	1	47	79	10.12	1.875
49 Javier López, L ERA: 2.95	(6, 1)	0.1		2	1	0	0	0	0	0	0	0	0	0	3	6	0.00	3.000
63 Jean Machi, R ERA: 1.66	(6, 1)	1.1		4	0	0	0	1	0	0	0	0	0	0	10	14	0.00	0.000
52 Yusmeiro Petit, R ERA: 3.92	(8, 1)	2.0		6	0	0	0	5	0	0	0	0	0	0	22	31	0.00	0.000

PITCHER	IP	WLS	BF	H	R	ER	SO	BB	IBB	HBP	BLK	WP	HR	S	P	ERA	WHIP

TOP

Oakland Athletics @ San Francisco Giants

AT&T Park, San Francisco, CA

Thu Jul 10 2014, 12:46 PM - 3:42 PM PDT

Att. 41,069 - Partly Cloudy - 67 F

livebaseballscorecards.com

AB	35
R	6
H	10
RBI	6
BB	3
SO	10
LOB	17

1B: 5	SF: 1	WP: 0	PA: 39
2B: 3	SAC: 0	PB: 0	
3B: 1	DP: 1	SB: 0	
HR: 1	HBP: 0	CS: 0	

Oakland Athletics @ San Francisco Giants

AT&T Park, San Francisco, CA

Thu Jul 10 2014, 12:46 PM - 3:42 PM PDT

Att. 41,069 - Partly Cloudy - 67 F

livebaseballscorecards.com

BOTTOM

Batter	1	2	3	4	5	6	7	8	9	AB	R	H	RBI	BB	SO	LOB
8 Hunter Pence, R (1, 9) OBP: 0.361, SLG: 0.480	C SI 91 B CH 79 B FC 87 B CH 79 S SI 93 X SI 93 3-2 ① F9		C CH 80 C CH 80 B CH 78 D CH 76 C SI 93 2-3 ③ K			F SI 92 B SI 93 X CH 78 1-1 ① 48 FC5-4 1B		F SI 83 B SI 91 B CH 83 X SI 91 2-1 48 1B 1-2 1B		4	0	2	0	0	1	1
35 Brandon Crawford, L (1, 6) OBP: 0.319, SLG: 0.411	B SI 93 B SL 82 C SI 93 C SL 83 S CH 75 2-3 ② K			B SL 81 B SL 79 S SI 92 S SL 82 X CH 77 2-2 ① G4-3		F SL 80 C SI 91 B CH 74 S SI 92 1-3 ① K		F SL 85 X CH 84 0-1 ① F8		4	0	0	0	0	2	3
48 Pablo Sandoval, S (1, 5) OBP: 0.314, SLG: 0.410	F SI 93 B CH 78 B CH 78 X SI 93 2-1 ③ L9			X CH 79 0-0 ② L5		X FC 87 0-0 ② FC5-4 28 E 1-2f		F FF 91 X CH 84 0-1 1-2 2-H 1B		4	0	1	1	0	0	1
28 Buster Posey, R (1, 2) OBP: 0.339, SLG: 0.423		C SI 90 B CH 77 X FC 86 1-1 ① F7		F SI 92 X SI 93 0-1 ③ L8		D CH 79 X SI 92 1-0 E4 1-2		C SI 91 F CH 86 S SI 92 0-3 ② K		4	0	0	0	0	1	3
38 Michael Morse, R (1, 7) OBP: 0.326, SLG: 0.493		S SI 92 B SI 93 B SI 92 F FF 90 S SI 95 2-3 ② K			X SI 93 0-0 7 2B 1B	C SL 81 F SL 88 S SI 94 0-3 ③ K		C SI 92 B SL 83 B SI 91 B SI 92 X SI 91 3-1 ③ F7		4	0	1	0	0	2	4
9 Brandon Belt, L (1, 3) OBP: 0.287, SLG: 0.455 13 Joaquin Arias, R (9, PH) OBP: 0.209, SLG: 0.191		X SI 95 0-0 ③ P5			C SL 82 B SI 94 S SL 82 B SI 92 F SI 94 F SI 94 B SL 80 F SL 81 S SL 82 3-3 ① K		C CU 78 B SL 82 C SI 94 S SL 83 1-3 ① K		B FF 92 F FF 90 X FF 92 1-1 ① F9	3 1	0 0	0 0	0 0	0 0	2 0	1 0
14 Brandon Hicks, R (1, 4) OBP: 0.280, SLG: 0.319 52 Yusmeiro Petit, R (8, 1) 29 Héctor Sánchez, S (9, PH) OBP: 0.242, SLG: 0.324			B CH 78 B SI 93 X SI 92 2-0 ① F8		B CH 78 S CH 78 D CH 76 C SI 93 S SI 94 2-3 ② K		X SI 92 0-0 ② F8		X CH 69 0-0 ② F7	3 0 1	0 0 0	0 0 0	0 0 0	0 0 0	1 0 0	1 0 0
7 Grégor Blanco, L (1, 8) OBP: 0.295, SLG: 0.296			C SI 93 B SL 82 B SL 82 S FF 92 B SI 93 F FF 94 F SL 81 S SI 94 3-3 ② K		B SL 83 F SI 93 C SI 92 B SI 94 X SL 82 2-2 1-3 2B		C CU 77 B SL 93 B SL 83 B SI 92 X SI 93 3-1 ③ G6-3		C KC 77 C CH 70 X KC 80 0-2 ③ G2-3	4	0	1	0	0	1	0
17 Tim Hudson, R (1, 1) OBP: 0.108, SLG: 0.057 49 Javier López, L (6, 1) 63 Jean Machi, R (6, 1) 6 Ehire Adrianza, S (8, 4) OBP: 0.268, SLG: 0.276			B SI 93 S SI 91 C SI 93 B CH 76 F SI 93 F SI 92 B CH 75 F SI 93 F SI 92 4-2 B SI 93 BB		D SI 93 X SI 93 1-0 ③ F8			X SI 90 0-0 8 1B 48 1B 1B		1 0 0 1	0 0 0 1	0 0 0 1	0 0 0 1	1 0 0 0	0 0 0 0	2 0 0 0
Inning Stats	R: 0 E: 0 K: 1 S: 8 H: 0 LOB: 0 BB: 0 P: 15	R: 0 E: 0 K: 1 S: 6 H: 0 LOB: 0 BB: 0 P: 9	R: 0 E: 0 K: 2 S: 15 H: 0 LOB: 1 BB: 1 P: 26	R: 0 E: 0 K: 0 S: 6 H: 0 LOB: 0 BB: 0 P: 8	R: 0 E: 0 K: 2 S: 14 H: 2 LOB: 2 BB: 0 P: 22	R: 0 E: 1 K: 2 S: 10 H: 1 LOB: 2 BB: 0 P: 13	R: 0 E: 0 K: 1 S: 6 H: 0 LOB: 0 BB: 0 P: 10	R: 1 E: 0 K: 1 S: 12 H: 3 LOB: 2 BB: 0 P: 17	R: 0 E: 0 K: 0 S: 6 H: 0 LOB: 0 BB: 0 P: 7	1B: 5 2B: 1 3B: 0 HR: 0	SF: 0 SAC: 0 DP: 0 HBP: 0						

	AB	34
	R	1
	H	6
	RBI	1
	BB	1
	SO	10
	LOB	16

PITCHER		IP	WLS	BF	H	R	ER	SO	BB	IBB	HBP	BLK	WP	HR	S	P	ERA	WHIP
26 Scott Kazmir, L ERA: 2.38	(1, 1)	7.0	W	26	3	0	0	9	1	0	0	0	0	0	65	103	0.00	0.571
61 Dan Otero, R ERA: 2.1	(8, 1)	1.0		6	3	1	1	1	0	0	0	0	0	0	12	17	9.00	3.000
56 Fernando Abad, L ERA: 1.93	(9, 1)	1.0		3	0	0	0	0	0	0	0	0	0	0	6	7	0.00	0.000

PITCHER	IP	WLS	BF	H	R	ER	SO	BB	IBB	HBP	BLK	WP	HR	S	P	ERA	WHIP

WP: 0 PB: 0 SB: 0 CS: 0 PA: 35

Batter	1	2	3	4	5	6	7	8	9	AB	R	H	RBI	BB	SO	LOB
2 Aaron Hill, R (1, 4) OBP: 0.273, SLG: 0.351	F FF 90 C FF 90 S CH 84 0-3 ① K		B CH 84 F CH 83 C FF 90 B SL 79 F CH 83 B SL 82 X FF 92 3-2 ③ G3-1			B CH 82 B CU 76 X FF 90 2-0 ② P3		S CU 82 B CU 82 F FF 94 F FF 96 D CU 81 F SI 95 X FF 96 2-2 ②③ G6-4-3 1-2f		4	0	0	0	0	1	1
6 David Peralta, L (1, 8) OBP: 0.341, SLG: 0.446	C SI 89 B SI 90 F CH 84 B SI 91 X SL 81 2-2 ② G3-1			L SI 90 F FF 91 X CH 84 0-2 ① F8		B SL 78 F CH 84 X SI 90 1-1 ③ F8			B FF 95 B CU 82 F SI 94 X FF 96 2-1 ① L8	4	0	0	0	0	0	0
44 Paul Goldschmidt, R (1, 3) OBP: 0.405, SLG: 0.556	C FF 90 B FF 90 B FF 90 S CH 84 F SI 91 X CH 86 2-2 ③ F9			B SL 80 B SI 90 B FF 91 C FF 90 B SI 90 4-1 26 CS BB			C SL 78 F SI 89 X SI 90 0-2 ① G4-3		C FF 95 X FF 95 0-1 15 DI 1B	3	0	1	0	1	0	0
26 Miguel Montero, L (1, 2) OBP: 0.345, SLG: 0.421		C SI 88 B SI 91 X CH 83 1-1 ① G1-3		B CH 82 1 SAFE B CH 83 F FF 91 F FF 90 X SL 81 2-2 ② 1-2 2B			C SI 90 F FF 90 S CH 84 0-3 ② K		X SI 91 0-0 ② L8	4	0	1	0	0	1	1
15 Mark Trumbo, R (1, 7) OBP: 0.264, SLG: 0.494		S FF 90 B SI 91 F FF 90 B SL 82 S CH 84 2-3 ② K		S CH 83 F SI 91 X FF 91 0-2 ③ F9			S CH 83 B CH 82 S CH 83 X CH 82 1-2 14 BB 1B		F SI 92 C CU 76 D CU 76 B SI 92 D CH 88 X SI 93 3-2 ③ 1-2 G5-3	4	0	1	0	0	1	2
14 Martín Prado, R (1, 5) OBP: 0.320, SLG: 0.370		C FF 90 C SI 90 F SL 81 F CH 85 X CH 82 0-2 2B			C SI 89 B CH 83 X SI 89 1-1 ① G5-3		D CU 76 B CH 83 D CH 83 B FF 88 4-0 1-2 BB			2	0	1	0	1	0	0
8 Gerardo Parra, L (1, 9) OBP: 0.299, SLG: 0.349		B SL 80 S CH 81 T SI 92 F SI 91 B SL 82 F CH 83 C SI 91 2-3 ③ K			X FF 89 0-0 ② G4-3		C CH 82 F SL 78 S SL 80 0-3 ③ K			3	0	0	0	0	2	3
1 Didi Gregorius, L (1, 6) OBP: 0.333, SLG: 0.405			B CH 83 S SL 78 S CH 83 B FF 92 X CH 84 2-2 ① F7		C FF 90 B CH 84 X SL 81 1-1 ③ G4-3			B SI 94 B SI 94 C SI 95 B FF 95 C SI 96 F SI 96 F SI 96 F CU 83 C SI 95 3-3 ① K		3	0	0	0	0	1	0
49 Mike Bolsinger, R (1, 1) OBP: 0.105, SLG: 0.105 5 Ender Inciarte, L (6, PH) OBP: 0.262, SLG: 0.268 48 Randall Delgado, R (6, 1) 7 Cody Ross, R (8, PH) OBP: 0.280, SLG: 0.281 56 Eury De La Rosa, L (8, 1)			C FF 92 B FF 92 S CH 83 B CH 83 S CH 84 2-3 ② K			C SI 89 C FF 88 B CH 83 X SL 80 1-2 ① G4-3		C CU 84 S FF 95 B FF 96 X FF 95 1-2 2 G6-4-3 1B		1 1 0 1 0	0 0 0 0 0	0 0 0 1 0	0 0 0 0 0	1 0 0 0 0	0 0 0 0 0	0 0 0 0 0
Inning Stats	R: 0 E: 0 K: 1 S: 10 H: 0 LOB: 0 BB: 0 P: 14	R: 0 E: 0 K: 2 S: 15 H: 1 LOB: 1 BB: 0 P: 20	R: 0 E: 0 K: 1 S: 10 H: 0 LOB: 0 BB: 0 P: 17	R: 0 E: 0 K: 0 S: 10 H: 1 LOB: 1 BB: 1 P: 16	R: 0 E: 0 K: 0 S: 5 H: 0 LOB: 0 BB: 0 P: 7	R: 0 E: 0 K: 0 S: 6 H: 0 LOB: 0 BB: 0 P: 10	R: 0 E: 0 K: 2 S: 12 H: 1 LOB: 2 BB: 1 P: 17	R: 0 E: 0 K: 1 S: 14 H: 1 LOB: 0 BB: 0 P: 20	R: 0 E: 0 K: 0 S: 8 H: 1 LOB: 1 BB: 0 P: 13	1B: 3 2B: 2 3B: 0 HR: 0	SF: 0 SAC: 0 DP: 1 HBP: 0			WP: 0 PB: 0 SB: 0 CS: 1	PA: 32		

PITCHER		IP	WLS	BF	H	R	ER	SO	BB	IBB	HBP	BLK	WP	HR	S	P	ERA	WHIP
55 Tim Lincecum, R ERA: 3.66	(1, 1)	7.0	W	25	3	0	0	6	2	0	0	0	0	0	68	101	0.00	0.714
57 Juan Gutierrez, R ERA: 3.15	(8, 1)	1.1		5	2	0	0	1	0	0	0	0	0	0	18	26	0.00	1.500
41 Jeremy Affeldt, L ERA: 1.57	(9, 1)	0.2		2	0	0	0	0	0	0	0	0	0	0	4	7	0.00	0.000

PITCHER	IP	WLS	BF	H	R	ER	SO	BB	IBB	HBP	BLK	WP	HR	S	P	ERA	WHIP

TOP

Arizona Diamondbacks @ San Francisco Giants

AT&T Park, San Francisco, CA

Fri Jul 11 2014, 7:16 PM - 9:50 PM PDT

Att. 41,647 - Partly Cloudy - 63 F

livebaseballscorecards.com

AB	30
R	0
H	5
RBI	0
BB	2
SO	7
LOB	7

BOTTOM

Batter	1	2	3	4	5	6	7	8	9	AB	R	H	RBI	BB	SO	LOB
8 Hunter Pence, R (1, 9) OBP: 0.359, SLG: 0.476	C FC 87 B CU 79 B FC 88 F CU 78 C FC 90 2-3 ① K	B CU 81 S CU 81 S CU 82 X FF 90 1-2 ② G5-3			C FC 86 X FC 87 0-1 9 1B 48 2B 1B	C SL 86 S SL 86 B SI 88 D CU 79 X SI 89 2-2 ③ FC5-4 1-2f		S CH 78 X SL 84 0-1 ③ G3		5	1	1	0	0	1	3
9 Brandon Belt, L (1, 3) OBP: 0.298, SLG: 0.459	C FF 90 C FF 90 X FC 89 0-2 48 HR 1B	C CU 81 C FC 89 S FF 89 0-3 ③ K			1 SAFE F CH 84 1 SAFE X CH 84 0-1 48 2B 1-3 1B		S CH 85 B CH 86 B CH 88 B SI 94 F FF 93 F FF 94 F FF 94 B FF 94 4-2 48 1B BB			3	1	2	0	1	1	1
48 Pablo Sandoval, S (1, 5) OBP: 0.318, SLG: 0.427	F FF 90 X FC 88 0-1 1-H HR		B FC 88 X CH 83 1-0 ① G6-3		X FF 85 0-0 1-3 3-H 2B		B FF 94 S FF 93 B FF 94 1 SAFE B FF 93 F FF 94 X CH 88 3-2 1-2 1B			4	1	3	3	0	0	0
38 Michael Morse, R (1, 7) OBP: 0.325, SLG: 0.493 57 Juan Gutierrez, R (8, 1) 41 Jeremy Affeldt, L (9, 1)	B FC 89 X FC 89 1-0 ② G1-3		C CU 82 X FF 90 0-1 29 G4-3 2B		C FC 88 X FC 89 0-1 ① L9		B FF 95 C FF 94 C FF 94 S SI 92 1-3 ① K			4 0 0	0 0 0	1 0 0	0 0 0	0 0 0	1 0 0	4 0 0
29 Héctor Sánchez, S (1, 2) OBP: 0.236, SLG: 0.315	S CU 80 B CU 81 C FC 89 X CU 82 1-2 ③ L9		C FC 88 X CH 84 0-1 ② G4-3 2-3		C FC 87 F FF 88 F CU 82 B FF 89 F FF 88 F CU 82 S CU 82 1-3 ② K2-3		B FF 95 F FF 94 F CU 94 S FF 94 1-3 ② K			4	0	0	0	0	2	5
21 Tyler Colvin, L (1, 8) OBP: 0.271, SLG: 0.413 (8, 7)		C FC 88 B FC 88 S CH 84 F FC 88 X CU 81 1-2 12 BB 35 1B 1B	C FC 88 C FF 90 B FF 88 B FF 89 S FF 86 2-3 ③ K		X FC 88 0-0 ③ L9		B SI 95 B FF 95 X FF 93 2-0 ③ P5			4	1	1	0	0	1	5
12 Joe Panik, L (1, 4) OBP: 0.281, SLG: 0.255		C FC 89 1 SAFE B FC 89 F FC 90 B FF 88 B CU 81 B CU 82 4-2 35 1B 55 SH1-4 1-2 BB	B FC 88 B CH 84 X FC 87 2-0 ① G4-3		B FF 94 C FF 94 X FF 93 1-1 ① L7			C SI 88 B SI 88 X SL 82 1-1 ① G6-3		3	1	0	0	1	0	0
35 Brandon Crawford, L (1, 6) OBP: 0.322, SLG: 0.410		X FC 89 0-0 55 SH1-4 1-3 2-H 1B	C FC 88 B FC 87 B FC 88 B FF 85 C FC 88 B FC 90 4-2 55 CS BB		S FF 94 F FF 92 X FF 95 0-2 ② G6-3			F SI 88 S SL 83 S CU 75 0-3 ② K		3	0	1	1	1	1	0
55 Tim Lincecum, L (1, 1) OBP: 0.194, SLG: 0.094 7 Grégor Blanco, L (8, 8) OBP: 0.299, SLG: 0.300		B FC 89 S FC 89 B CU 81 X FF 89 2-1 ① SH1-4 1-2 3-H	C FC 88 C FC 88 S CU 81 0-3 ②③ K 1-2		F FF 94 C FF 94 B FF 92 B FF 94 X FF 94 2-2 E5 8 FC5-4			B SI 89 C SI 89 F CU 76 F CU 76 X FF 89 1-2 1B		2 1	0 0	0 1	1 0	0 0	1 0	1 0
Inning Stats	R: 2 E: 0 K: 1 S: 12 H: 2 LOB: 0 BB: 0 P: 16	R: 2 E: 0 K: 1 S: 15 H: 2 LOB: 1 BB: 1 P: 23	R: 0 E: 0 K: 1 S: 8 H: 1 LOB: 1 BB: 0 P: 11	R: 0 E: 0 K: 1 S: 6 H: 0 LOB: 1 BB: 1 P: 12	R: 1 E: 0 K: 1 S: 14 H: 3 LOB: 2 BB: 0 P: 15	R: 0 E: 1 K: 0 S: 11 H: 0 LOB: 1 BB: 0 P: 16	R: 0 E: 0 K: 2 S: 14 H: 1 LOB: 2 BB: 1 P: 25	R: 0 E: 0 K: 1 S: 11 H: 1 LOB: 1 BB: 0 P: 13		1B: 7 2B: 3 3B: 0 HR: 1 SF: 0 SAC: 1 DP: 1 HBP: 0					WP: 0 PB: 0 SB: 0 CS: 1 PA: 37	

PITCHER	IP	WLS	BF	H	R	ER	SO	BB	IBB	HBP	BLK	WP	HR	S	P	ERA	WHIP
49 Mike Bolsinger, R (1, 1) ERA: 5.5	5.0	L	24	8	5	5	5	2	0	0	0	0	1	55	77	9.00	2.000
48 Randall Delgado, R (6, 1) ERA: 5.31	2.0		9	1	0	0	2	1	0	0	0	0	0	25	41	0.00	1.000
56 Eury De La Rosa, L (8, 1) ERA: 2.25	1.0		4	1	0	0	1	0	0	0	0	0	0	11	13	0.00	1.000

PITCHER	IP	WLS	BF	H	R	ER	SO	BB	IBB	HBP	BLK	WP	HR	S	P	ERA	WHIP

Arizona Diamondbacks @ San Francisco Giants

AT&T Park, San Francisco, CA

Fri Jul 11 2014, 7:16 PM - 9:50 PM PDT

Att. 41,647 - Partly Cloudy - 63 F

livebaseballscorecards.com

AB	33
R	5
H	10
RBI	5
BB	3
SO	8
LOB	19

Batter	1	2	3	4	5	6	7	8	9	AB	R	H	RBI	BB	SO	LOB
5 Ender Inciarte, L (1, 8) OBP: 0.260, SLG: 0.265	C FF 90 B FF 90 C FF 91 C SL 88 1-3 ① K		F CU 78 B CU 76 F CU 77 B FF 92 B FF 92 F SL 89 F SL 89 F CH 84 X FF 91 3-2 6 1B 1B		C FF 90 B CU 77 B CH 84 X FF 91 2-1 ③ G6-3		F SI 90 C SI 92 B CU 76 X CU 77 1-2 ③ G1-3		S SL 80 B SL 80 B SI 86 F SI 86 X SL 81 2-2 ③ G4-3	5	0	1	0	0	1	3
6 David Peralta, L (1, 7) OBP: 0.345, SLG: 0.455	C CU 78 B CH 83 X CH 84 1-1 ② F8		1 SAFE X FF 89 0-0 1-2 1B			B SL 88 F SI 90 X CH 84 1-1 ① P6		F CH 83 S CH 83 B FF 93 X CH 87 1-2 44 G3 2B		4	0	2	0	0	0	0
44 Paul Goldschmidt, R (1, 3) OBP: 0.404, SLG: 0.555	X FF 91 0-0 2B		B FF 91 C CU 78 B FF 92 F FF 92 F FF 92 X FF 90 2-2 ③ G5-3			C FF 91 C SL 88 B CU 77 F SL 88 T FF 91 1-2 ② K		B FF 93 C CU 81 F FF 93 B FF 93 B FF 93 X CU 81 3-2 ① G3 2-3		4	0	1	0	0	1	3
26 Miguel Montero, L (1, 2) OBP: 0.344, SLG: 0.416	F CH 83 B SL 87 B FF 90 S SL 87 F SL 87 X CU 77 2-2 ③ G4-3			C CU 77 B FF 91 B SL 88 F FF 90 B FF 91 F SL 89 F FF 92 X CH 85 3-2 ① L6		B SI 91 B SI 90 X SL 88 2-0 ③ G3		I IN 78 I IN 82 I IN 82 I IN 81 4-0 IBB		3	0	0	0	1	0	1
2 Aaron Hill, R (1, 4) OBP: 0.275, SLG: 0.365		C CU 77 X FF 90 0-1 ① L9		B SI 91 B SI 89 X CH 84 1-1 HR			F FF 90 C FF 90 X FF 90 0-2 14 G6-3 8 1B 2B	F FF 89 B FF 89 F SL 80 S SL 78 1-3 ② K		4	2	2	1	0	1	2
14 Martín Prado, R (1, 5) OBP: 0.317, SLG: 0.365		C FF 91 F FF 91 B CH 83 X FF 90 1-2 ② L9		C CU 77 B CU 77 B CU 77 X FF 92 2-1 ② G5-3			C CU 77 X FF 88 0-1 ① G6-3 2-3	C SL 79 C FF 88 B SL 79 S SL 78 1-3 ③ K		4	0	0	0	0	1	3
8 Gerardo Parra, L (1, 9) OBP: 0.301, SLG: 0.353		C FF 92 L FF 91 B SL 88 X CU 77 1-2 ③ G4-3		B CH 85 F CU 77 X CU 76 1-1 ③ L6			D CU 78 B SL 87 X CU 77 2-0 36 SH1-4 1 1B 1B 3-H		B CH 83 C FF 89 X CH 83 1-1 2B	4	0	2	1	0	0	0
1 Didi Gregorius, L (1, 6) OBP: 0.330, SLG: 0.398			X SI 91 0-0 ① F8		B FF 89 C CU 76 X CH 83 1-1 ① L6		1 SAFE 1 SAFE X SI 91 0-0 36 SH1-4 1-2 1B		X FF 89 0-0 ① P5	4	0	1	0	0	0	1
36 Wade Miley, L (1, 1) OBP: 0.205, SLG: 0.162 29 Brad Ziegler, R (8, 1) 15 Mark Trumbo, R (9, PH) OBP: 0.261, SLG: 0.488 43 Addison Reed, L (9, 1)			C SI 91 F FF 91 C SL 88 0-3 ② K		C FF 90 C CU 78 B FF 89 C SL 88 1-3 ② K		X SI 91 0-0 ② SH1-4 1-2 2-3		S SL 79 F SL 79 S SL 79 0-3 ② K	2 0 1 0	0 0 0 0	0 0 0 0	0 0 0 0	2 0 1 0	0 0 1 0	0 0 1 0
Inning Stats	R: 0 E: 0 K: 1 S: 10 H: 1 LOB: 1 BB: 0 P: 14	R: 0 E: 0 K: 0 S: 8 H: 0 LOB: 0 BB: 0 P: 10	R: 0 E: 0 K: 1 S: 15 H: 2 LOB: 2 BB: 0 P: 20	R: 1 E: 0 K: 0 S: 11 H: 1 LOB: 0 BB: 0 P: 18	R: 0 E: 0 K: 1 S: 7 H: 0 LOB: 0 BB: 0 P: 11	R: 0 E: 0 K: 1 S: 7 H: 0 LOB: 0 BB: 0 P: 11	R: 1 E: 0 K: 0 S: 11 H: 3 LOB: 2 BB: 0 P: 14	R: 0 E: 0 K: 2 S: 12 H: 1 LOB: 2 BB: 1 P: 22	R: 0 E: 0 K: 1 S: 9 H: 1 LOB: 1 BB: 0 P: 12	1B: 4 2B: 4 3B: 0 HR: 1 SF: 0 SAC: 1 DP: 0 HBP: 0						WP: 0 PB: 0 SB: 0 CS: 0 PA: 37

PITCHER		IP	WLS	BF	H	R	ER	SO	BB	IBB	HBP	BLK	WP	HR	S	P	ERA	WHIP
32 Ryan Vogelsong, R ERA: 3.86	(1, 1)	6.1	L	25	6	2	2	4	0	0	0	0	0	1	64	92	2.84	0.947
41 Jeremy Affeldt, L ERA: 1.54	(7, 1)	0.2		3	1	0	0	0	0	0	0	0	0	0	5	6	0.00	1.500
63 Jean Machi, R ERA: 1.64	(8, 1)	0.1		3	1	0	0	0	0	1	0	0	0	0	6	14	0.00	3.000
54 Sergio Romo, R ERA: 4.86	(8, 1)	1.1		5	1	0	0	3	0	0	0	0	0	0	12	15	0.00	0.750
49 Javier López, L ERA: 2.89	(9, 1)	0.1		1	0	0	0	0	0	0	0	0	0	0	3	5	0.00	0.000

PITCHER	IP	WLS	BF	H	R	ER	SO	BB	IBB	HBP	BLK	WP	HR	S	P	ERA	WHIP

TOP

Arizona Diamondbacks @ San Francisco Giants

AT&T Park, San Francisco, CA

Sat Jul 12 2014, 1:14 PM - 3:58 PM PDT

Att. 41,261 - Partly Cloudy - 66 F

livebaseballscorecards.com

AB	35
R	2
H	9
RBI	2
BB	1
SO	7
LOB	14

BOTTOM

Arizona Diamondbacks @ San Francisco Giants

AT&T Park, San Francisco, CA

Sat Jul 12 2014, 1:14 PM - 3:58 PM PDT

Att. 41,261 - Partly Cloudy - 66 F

livebaseballscorecards.com

Batter	1	2	3	4	5	6	7	8	9	AB	R	H	RBI	BB	SO	LOB
8 Hunter Pence, R (1, 9) OBP: 0.356, SLG: 0.471	C SI 87 S SL 83 B SL 85 X SL 86 1-2 ① G4-3		C CH 82 B FF 90 F FF 91 S FF 92 1-3 ② K		S CH 81 B SL 85 F SL 85 X SL 82 1-2 ③ G5-3			B SI 86 F SI 84 X CH 77 1-1 ① F7		4	0	0	0	0	1	0
19 Marco Scutaro, R (1, 4)	B SI 90 B SI 92 C SI 91 B FF 91 C SI 92 B SI 92 4-2 28 FC5-4 BB		C SI 90 X FF 91 0-1 ③ L7			B SI 89 B SI 90 C SI 89 X SI 91 2-1 ① G4-3		B SI 83 F SI 83 F CH 77 F CU 73 B CU 73 T SI 86 2-2 ② K		3	0	0	0	1	1	0
48 Pablo Sandoval, S (1, 5) OBP: 0.315, SLG: 0.422	X SI 92 0-0 ② F7			C CH 80 B SI 92 B SI 90 X CH 82 2-1 ① G4-3		X SL 85 0-0 ② F8		F CH 78 F CH 78 F CU 73 F SI 87 X CH 78 0-2 ③ L9		4	0	0	0	0	0	1
28 Buster Posey, R (1, 2) OBP: 0.335, SLG: 0.417	B SI 92 X SI 91 1-0 ③ FC5-4 1-2f			C SI 92 F SI 91 S SI 92 0-3 ② K		F SI 89 B SI 91 F SI 92 F SL 82 B SL 85 F CH 81 X SI 93 2-2 ③ G5-3			C FF 90 B SL 85 B SL 83 X FF 90 2-1 ① F7	4	0	0	0	0	1	1
38 Michael Morse, R (1, 7) OBP: 0.324, SLG: 0.490		F CU 80 B FF 89 X FF 89 1-1 ① G4-3		X SI 90 0-0 9 BB 1B			C SL 85 B SL 82 B SL 85 X FF 92 2-1 ① L8		B FF 92 C FF 91 X FF 91 1-1 ② P3	4	0	1	0	0	0	0
9 Brandon Belt, L (1, 3) OBP: 0.309, SLG: 0.459		B FF 90 X FF 91 1-0 13 FC9-6 1B		B SI 91 D SL 85 B SL 84 C FF 90 B SL 84 4-1 1-2 BB			C FF 91 B FF 91 B SI 89 B CH 81 B FF 91 4-1 7 G3-1 13 1B BB		C FF 91 X FF 92 0-1 ③ F7	2	0	1	0	2	0	0
13 Joaquin Arias, R (1, 6) OBP: 0.212, SLG: 0.195		D SL 84 F SL 82 B FF 91 X SI 90 2-1 ② FC9-6 1-2f		F SL 85 S SL 87 F SL 84 F FF 94 S SL 85 0-3 ③ K			C FF 91 D SL 85 S SL 85 X SL 86 1-2 7 G3-1 1B			3	0	1	0	0	1	3
7 Grégor Blanco, L (1, 8) OBP: 0.299, SLG: 0.301		C FF 89 B SI 90 X FF 91 1-1 ③ L8			X FF 92 0-0 32 K 1B		D SL 86 S SL 86 C SI 92 B SL 86 X SL 86 2-2 ② G3-1 1-2 2-3			3	0	1	0	0	0	3
32 Ryan Vogelsong, R (1, 1) OBP: 0.147, SLG: 0.182 41 Jeremy Affeldt, L (7, 1) 29 Héctor Sánchez, S (7, PH) OBP: 0.235, SLG: 0.313 63 Jean Machi, R (8, 1) 54 Sergio Romo, R (8, 1) 49 Javier López, L (9, 1)			C SI 89 B SL 83 X SI 91 1-1 ① G6-3		1 SAFE C SI 90 B SI 91 S SL 86 B FF 93 S FF 93 2-3 ① ② K 1-2		B FF 93 F SI 92 S FF 93 X FF 94 1-2 ③ L3			2 0 0 0 0 1 1 0 0 0 0 0 0 0 1 0 0 0 0 0 2 0 0 0 0 0 0 0 0 0 0 0 0 0 0 0 0 0 0 0 0 0						

Inning Stats	1	2	3	4	5	6	7	8	9
	R: 0 E: 0 K: 0 S: 7	H: 0 LOB: 1 BB: 1 P: 13	R: 0 E: 0 K: 0 S: 7	H: 1 LOB: 1 BB: 0 P: 12	R: 0 E: 0 K: 1 S: 7	H: 0 LOB: 0 BB: 0 P: 9	R: 0 E: 0 K: 2 S: 12	H: 1 LOB: 2 BB: 1 P: 18	R: 0 E: 0 K: 1 S: 7	H: 1 LOB: 0 BB: 0 P: 10
	R: 0 E: 0 K: 0 S: 8	H: 0 LOB: 0 BB: 0 P: 12	R: 0 E: 0 K: 0 S: 12	H: 1 LOB: 2 BB: 1 P: 22	R: 0 E: 0 K: 1 S: 11	H: 0 LOB: 0 BB: 0 P: 14	R: 0 E: 0 K: 0 S: 6	H: 0 LOB: 0 BB: 0 P: 9		

	1B: 4 2B: 0 3B: 0 HR: 0	SF: 0 SAC: 0 DP: 0 HBP: 0	WP: 0 PB: 0 SB: 0 CS: 0	PA: 33

	AB	30
	R	0
	H	4
	RBI	0
	BB	3
	SO	5
	LOB	11

PITCHER		IP	WLS	BF	H	R	ER	SO	BB	IBB	HBP	BLK	WP	HR	S	P	ERA	WHIP
36 Wade Miley, L ERA: 4.18	(1, 1)	7.0	W	27	4	0	0	4	3	0	0	0	0	0	60	96	0.00	1.000
29 Brad Ziegler, R ERA: 2.42	(8, 1)	1.0	H	3	0	0	0	1	0	0	0	0	0	0	11	14	0.00	0.000
43 Addison Reed, R ERA: 4.3	(9, 1)	1.0	S	3	0	0	0	0	0	0	0	0	0	0	6	9	0.00	0.000

PITCHER	IP	WLS	BF	H	R	ER	SO	BB	IBB	HBP	BLK	WP	HR	S	P	ERA	WHIP

Batter	1	2	3	4	5	6	7	8	9	AB	R	H	RBI	BB	SO	LOB
5 Ender Inciarte, L (1, 8) OBP: 0.266, SLG: 0.271	X FF 92 0-0 14 1B 1B		2 SAFE C FC 88 D CU 78 X FC 88 1-1 ② F7			B CU 76 C FF 91 X FC 88 1-1 44 CS 14 1B 1B	M SI 85 B SL 80 S CU 72 S SL 81 1-3 ② K			4	0	2	0	0	1	2
14 Martín Prado, R (1, 5) OBP: 0.321, SLG: 0.370	1 SAFE B FF 91 B FF 91 C FC 89 1 SAFE B FF 91 X FF 91 3-1 ① 15 WP 1-3 1B		B CH 83 B FC 90 B FC 88 C FF 92 F FC 90 X FC 90 3-2 44 FC5-4 2-H 1B			C CH 82 X CU 75 0-1 44 CS 1-2 1B	C CU 84 C CU 85 B FF 94 F FF 94 C SI 95 1-3 ③ K			4	0	3	1	0	1	1
44 Paul Goldschmidt, R (1, 3) OBP: 0.400, SLG: 0.549	F FF 92 F FC 89 B FC 88 S CU 77 1-3 ② K		C CH 83 C CU 78 B FC 90 X CU 79 1-2 ③ FC5-4 1-2f			C FC 87 C FC 89 B FF 93 F FC 89 2 SAFE X CU 77 1-2 ①② L9 1-2 2-3		X FF 88 0-0 ① G6-3		4	0	0	0	0	1	4
15 Mark Trumbo, R (1, 7) OBP: 0.250, SLG: 0.467	S FF 93 C CU 76 B CU 78 F CU 77 S FF 93 1-3 ③ K 1-2			B CU 78 X CU 78 1-0 ① G4-3		B FC 90 F FC 90 D CH 84 C CU 78 B FF 93 X CU 79 3-2 ③ G5-3		F FF 88 F FF 88 S SL 80 0-3 ② K		4	0	0	0	0	2	2
2 Aaron Hill, R (1, 4) OBP: 0.275, SLG: 0.363 48 Randall Delgado, R (8, 1)		B FC 88 F FF 91 B CU 77 F FF 92 B FC 88 S FC 88 3-3 ① K		C FC 90 F FC 90 B CU 77 B CU 79 F FC 90 X CU 78 2-2 ② G5-3			B FF 90 C FF 90 F FF 91 X CH 86 1-2 7 HR 1B	C FF 88 B SL 79 C SL 79 S SL 79 1-3 ③ K		4 0	1 0	1 0	0 0	0 0	2 0	0 0
7 Cody Ross, R (1, 9) OBP: 0.280, SLG: 0.299		X CH 85 0-0 ② G1-3		C FF 92 F FC 90 B CU 81 X CU 79 1-2 ③ L7			C FC 86 C FF 90 B FF 90 F FC 88 1 SAFE F FC 87 B FF 93 F CU 78 B CH 84 3-2 F FF 83 X FC 90 1-H HR		C FF 93 B FF 93 C SL 87 S KC 80 1-3 ① K	4	1	1	2	0	1	0
9 Tuffy Gosewisch, R (1, 2) OBP: 0.246, SLG: 0.321		C FF 92 F FC 88 C CU 77 0-3 ③ K			X CH 84 0-0 ① G4-3		C FF 91 B FC 88 S FF 91 X CU 76 1-2 ① G6-3		C FF 93 B SL 88 F SL 88 S FF 94 1-3 ② K	4	0	0	0	0	2	0
13 Nick Ahmed, R (1, 6) OBP: 0.231, SLG: 0.231			C FC 89 S CH 84 F FC 90 X FF 93 0-2 54 SH2-4 14 1B 1B		B FF 91 C FC 88 X FC 90 1-1 ② G5-3		B FF 91 X FC 88 1-0 28 2B 1B		B KC 79 C FF 94 B SL 88 C FF 94 X SI 93 2-2 ③ P3	4	2	2	0	0	0	0
54 Vidal Nuño, L (1, 1) 37 Matt Stites, L (6, 1) 50 Evan Marshall, R (6, 1) 28 Nick Evans, R (7, PH) OBP: 0.167, SLG: 0.444 59 Oliver Perez, L (7, 1) 1 Didi Gregorius, L (8, 4) OBP: 0.330, SLG: 0.398			X FC 88 0-0 ① SH2-4 1-2		B FF 92 C FF 92 C FF 92 S FF 92 1-3 ③ K		B FC 88 B FF 90 X FC 88 2-0 1-H 2B			1 0 0 1 0 0	0 0 0 0 0 0	0 0 0 1 0 0	0 0 0 1 0 0	0 0 0 0 0 0	1 0 0 0 0 0	0 0 0 0 0 0
Inning Stats	R: 0 E: 0 K: 2 S: 10 H: 2 LOB: 1 BB: 0 P: 15	R: 0 E: 0 K: 2 S: 7 H: 0 LOB: 0 BB: 0 P: 10	R: 1 E: 0 K: 0 S: 13 H: 2 LOB: 1 BB: 0 P: 18	R: 0 E: 0 K: 0 S: 8 H: 0 LOB: 0 BB: 0 P: 12	R: 0 E: 0 K: 1 S: 6 H: 0 LOB: 0 BB: 0 P: 8	R: 0 E: 0 K: 0 S: 11 H: 2 LOB: 1 BB: 0 P: 16	R: 3 E: 0 K: 2 S: 22 H: 4 LOB: 1 BB: 0 P: 32	R: 0 E: 0 K: 2 S: 7 H: 0 LOB: 0 BB: 0 P: 8	R: 0 E: 0 K: 2 S: 9 H: 0 LOB: 0 BB: 0 P: 13	1B: 8 2B: 1 3B: 0 HR: 1 SF: 0 SAC: 1 DP: 0 HBP: 0					WP: 1 PB: 0 SB: 0 CS: 2 PA: 35	

PITCHER		IP	WLS	BF	H	R	ER	SO	BB	IBB	HBP	BLK	WP	HR	S	P	ERA	WHIP
40 Madison Bumgarner, L ERA: 3.47	(1, 1)	6.1	W	27	10	4	4	5	0	0	0	0	1	1	70	102	5.68	1.579
49 Javier López, L ERA: 2.84	(7, 1)	0.1		1	0	0	0	1	0	0	0	0	0	0	3	4	0.00	0.000
57 Juan Gutierrez, R ERA: 3.12	(7, 1)	0.1		1	0	0	0	1	0	0	0	0	0	0	4	5	0.00	0.000
54 Sergio Romo, R ERA: 4.74	(8, 1)	1.0		3	0	0	0	2	0	0	0	0	0	0	7	8	0.00	0.000
46 Santiago Casilla, R ERA: 0.99	(9, 1)	1.0		3	0	0	0	2	0	0	0	0	0	0	9	13	0.00	0.000

PITCHER	IP	WLS	BF	H	R	ER	SO	BB	IBB	HBP	BLK	WP	HR	S	P	ERA	WHIP

TOP

Arizona Diamondbacks @ San Francisco Giants

AT&T Park, San Francisco, CA

Sun Jul 13 2014, 1:06 PM - 4:07 PM PDT

Att. 41,288 - Partly Cloudy - 64 F

livebaseballscorecards.com

AB	34
R	4
H	10
RBI	4
BB	0
SO	11
LOB	9

Batter	1	2	3	4	5	6	7	8	9	AB	R	H	RBI	BB	SO	LOB
8 Hunter Pence, R (1, 9) OBP: 0.354, SLG: 0.466	B SI 87 S FF 88 X SL 83 1-1 ① G5-3		F CU 75 X FF 88 0-1 ① F9		F SL 83 B FF 89 F SL 83 D SL 83 F SL 83 H SL 82 3-2 48 1B 28 HR HBP	C SL 86 B SL 87 B FF 96 C SL 86 S SL 86 2-3 ① K2-3		C FF 93 B CU 77 B CU 77 X SL 83 2-1 ① F8		4	1	0	0	0	1	0
7 Grégor Blanco, L (1, 8) OBP: 0.301, SLG: 0.299	B SI 88 B FF 88 X FF 88 2-0 ② P4		B SL 82 X SL 84 1-0 1B		B CU 76 X FF 89 1-0 ② F7	B FF 96 B CH 87 F FF 95 S CH 87 F CH 87 F FF 97 B FF 98 F FF 96 B SL 87 4-2 48 1B BB		X FF 94 0-0 ② B1-3		4	0	1	0	1	0	2
48 Pablo Sandoval, S (1, 5) OBP: 0.322, SLG: 0.426	C FF 90 B SL 85 F FF 88 B FF 90 X SL 84 2-2 1B		C CU 76 X SL 82 0-1 ② P6		S SL 84 F SL 83 D SL 84 F FF 90 X FF 90 1-2 28 HR 2-3 1B	B SI 94 F CH 86 X CH 88 1-1 1-3 38 BB 1B		B CU 78 C FF 94 B FF 94 B FF 94 B FF 94 4-1 BB		4	1	3	0	1	0	1
28 Buster Posey, R (1, 2) OBP: 0.333, SLG: 0.423	B SI 87 X FF 89 1-0 ③ L7		C FF 88 B CH 81 D CH 83 1 SAFE C FF 89 X FF 90 2-2 ③ G4-3		B CU 78 X SI 90 1-0 1-H 2-H 3-H HR	S SL 85 B SL 86 X SI 96 1-1 ② L6		B FF 94 X FF 94 1-0 ③ F9		5	1	1	4	0	0	5
38 Michael Morse, R (1, 7) OBP: 0.324, SLG: 0.486 (7, 3)		X FF 88 0-0 ① F8		B FF 88 F SL 83 F FF 90 F FF 89 B SL 79 F FF 90 B CH 81 S SL 84 3-3 ① K	S CH 84 F SI 90 B FF 89 B FF 89 F CH 83 F SL 83 B FF 90 S SL 82 3-3 ③ K	B FF 96 S FF 96 B FF 95 S CH 87 B CH 87 B CH 87 4-2 1-2 BB				3	0	0	0	1	2	0
13 Joaquin Arias, R (1, 3) OBP: 0.213, SLG: 0.197 21 Tyler Colvin, L (7, 7) OBP: 0.271, SLG: 0.413		C SI 87 F FF 88 X SL 83 0-2 ② G4-3		C SI 89 F SL 83 S SL 82 0-3 ② K		E8 35 BB 40 HR 1B L8				4 0	1 0	1 0	0 0	0 0	1 0	3 0
6 Ehire Adrianza, S (1, 4) OBP: 0.267, SLG: 0.288		B FF 89 X SI 87 1-0 2B		C SL 84 B FF 89 X SL 82 1-1 ③ G1-3		T FF 95 S FF 95 X SL 86 0-2 E6 35 BB 40 HR	C SL 78 C SL 79 S SL 80 0-3 ① K			4	1	1	0	0	1	1
35 Brandon Crawford, L (1, 6) OBP: 0.324, SLG: 0.407		F SL 81 B SL 82 B SL 82 S FF 88 B FF 89 F FF 89 B FF 89 4-2 40 FC5-4 BB		T FF 89 B SI 88 B FF 90 F SL 82 S FF 90 2-3 ① K	C SL 85 B SL 84 B FF 96 B FF 97 F FF 97 F FF 97 F SL 88 B FF 98 4-2 1-2 2-3 40 HR BB	F FF 92 B SL 80 C SL 80 B SI 92 B SL 80 X FF 92 3-2 ② L8				2	1	0	0	2	1	0
40 Madison Bumgarner, R (1, 1) OBP: 0.302, SLG: 0.550 49 Javier López, L (7, 1) 57 Juan Gutierrez, R (7, 1) 12 Joe Panik, L (7, PH) OBP: 0.278, SLG: 0.250 54 Sergio Romo, R (8, 1) 46 Santiago Casilla, R (9, 1)	C CU 76 B FF 90 S SL 83 X SL 83 1-2 ③ FC5-4 1-2f				C FF 90 X CH 83 0-1 48 1B 28 HR 2B	X FF 98 0-0 1-H 2-H 3-H HR	B FF 90 C SL 79 B SI 91 C FF 92 B SL 80 S SI 92 3-3 ③ K			3 0 0 1 0 0	2 0 0 0 0 0	2 0 0 0 0 0	4 0 0 0 0 0	0 0 0 0 0 0	0 0 0 1 0 0	2 0 0 0 0 0
Inning Stats	R: 0 E: 0 K: 0 S: 7 H: 1 LOB: 1 BB: 0 P: 13	R: 0 E: 0 K: 0 S: 11 H: 1 LOB: 2 BB: 1 P: 17	R: 0 E: 0 K: 0 S: 8 H: 1 LOB: 1 BB: 0 P: 11	R: 0 E: 0 K: 2 S: 10 H: 0 LOB: 0 BB: 0 P: 14	R: 4 E: 0 K: 2 S: 19 H: 3 LOB: 0 BB: 3 P: 30	R: 4 E: 2 K: 1 S: 24 H: 3 LOB: 3 BB: 3 P: 41	R: 0 E: 0 K: 2 S: 9 H: 0 LOB: 0 BB: 0 P: 15	R: 0 E: 0 K: 0 S: 5 H: 0 LOB: 1 BB: 1 P: 12		1B: 5 2B: 2 3B: 0 HR: 2 SF: 0 SAC: 0 DP: 0 HBP: 1		WP: 0 PB: 0 SB: 0 CS: 0 PA: 40		

PITCHER		IP	WLS	BF	H	R	ER	SO	BB	IBB	HBP	BLK	WP	HR	S	P	ERA	WHIP
54 Vidal Nuño, L ERA: 5.1	(1, 1)	5.0	L	23	6	4	4	4	1	0	1	0	0	1	55	85	7.20	1.400
37 Matt Stites, R ERA: 5.06	(6, 1)	0.1		6	2	4	3	1	2	0	0	0	0	1	17	28	81.00	12.000
50 Evan Marshall, R ERA: 3.57	(6, 1)	0.2		4	1	0	0	0	1	0	0	0	0	0	7	13	0.00	3.000
59 Oliver Pérez, L ERA: 2.06	(7, 1)	1.0		3	0	0	0	2	0	0	0	0	0	0	9	15	0.00	0.000
48 Randall Delgado, R ERA: 5.19	(8, 1)	1.0		4	0	0	0	0	1	0	0	0	0	0	5	12	0.00	1.000

PITCHER	IP	WLS	BF	H	R	ER	SO	BB	IBB	HBP	BLK	WP	HR	S	P	ERA	WHIP

BOTTOM

Arizona Diamondbacks @ San Francisco Giants

AT&T Park, San Francisco, CA

Sun Jul 13 2014, 1:06 PM - 4:07 PM PDT

Att. 41,288 - Partly Cloudy - 64 F

livebaseballscorecards.com

AB	34
R	8
H	9
RBI	8
BB	5
SO	7
LOB	14

San Francisco Giants @ Miami Marlins

Marlins Park, Miami, FL

Fri Jul 18 2014, 7:11 PM - 10:11 PM EDT

Att. 23,017 - Roof Closed - 77 F

TOP

livebaseballscorecards.com

Batter	1	2	3	4	5	6	7	8	9	AB	R	H	RBI	BB	SO	LOB
8 Hunter Pence, R (1, 9) OBP: 0.355, SLG: 0.466	C FF 96 S FF 95 F SL 86 B SL 88 S FF 96 1-3 ① K		B SL 84 C FF 96 B FF 96 B SL 86 B FF 96 4-1 12 G6-3 28 1B BB		B CU 73 C FF 94 B FF 93 X FF 94 2-1 12 1B 28 1B 2B	B FF 94 C FF 95 C SI 94 F FS 88 S SI 93 1-3 ① K		X FC 89 0-0 ② P4		4	2	1	0	1	2	0
12 Joe Panik, L (1, 4) OBP: 0.286, SLG: 0.263	C FF 97 F FF 97 X CU 78 0-2 ② G3		B FF 94 C FF 94 B CH 87 1 SAFE X FF 95 2-1 ② G6-3 1-2		F FF 95 X FF 92 0-1 28 1B 48 HR 2-3 1B	C FF 94 B FS 87 B FS 86 F FF 94 X FS 86 2-2 28 1B 1B		B SI 96 X SI 95 1-0 ③ F7		5	1	2	0	0	0	1
28 Buster Posey, R (1, 2) OBP: 0.338, SLG: 0.428 52 Yusmeiro Petit, R (7, 1) 49 Javier López, L (8, 1) 57 Juan Gutierrez, R (8, 1) 13 Joaquin Arias, R (9, PH) OBP: 0.211, SLG: 0.195 (9, 3)	B FF 97 X FF 96 1-0 ③ G1-3		B FF 93 B SL 83 B FF 95 X FF 95 3-0 48 1B 38 1B 2-H 1B		S SL 82 X FF 93 0-1 48 HR 1-2 3-H 1B	C FF 94 D SL 86 S SL 85 D FF 94 X SL 84 2-2 1-2 1B			X SI 92 0-0 ① G4-3	4 0 0 0 1	2 0 0 0 0	3 0 0 0 0	2 0 0 0 0	0 0 0 0 0	0 0 0 0 0	0 0 0 0 0
48 Pablo Sandoval, S (1, 5) OBP: 0.323, SLG: 0.434		S FF 95 F CU 78 B FF 91 S SL 86 1-3 ① K	B CU 74 F CU 74 B FF 93 F SL 83 F FF 93 X FF 94 2-2 38 1B 1-3 1B		B FF 94 F FF 94 S SL 84 X FF 94 1-2 1-H 2-H HR	F SI 94 D SL 86 X FS 86 1-1 ② F7			C SL 82 S CH 85 B SI 94 F CH 84 F SL 82 B SL 81 F SI 93 F SL 82 C SL 81 2-3 ② K	5	1	2	3	0	2	2
38 Michael Morse, R (1, 7) OBP: 0.328, SLG: 0.495 21 Tyler Colvin, L (6, 7) OBP: 0.277, SLG: 0.413		X FF 97 0-0 35 HR 2B	X SL 84 0-0 1-2 3-H 1B		X FF 92 0-0 9 G3 35 SF8 2B	C SI 94 B SI 94 D SL 87 S FF 94 F FF 94 F SI 94 S FS 86 2-3 ③ K			S SI 93 B SL 81 B CH 85 B SI 92 B SI 91 4-1 BB	4 0	2 0	3 0	1 0	0 1	1 0	2 0
9 Brandon Belt, L (1, 3) OBP: 0.300, SLG: 0.445 63 Jean Machi, R (9, 1)		B FF 96 C FF 95 B CH 88 F FF 94 B FF 96 C SL 84 3-3 ② K	C FF 93 S CU 75 X SI 94 0-2 ③ F8		D SL 83 C SL 82 F FF 94 X SL 82 1-2 ① G3 2-3		S FF 94 B FF 94 S FF 94 X FF 95 1-2 ① F8		B SI 92 X SI 92 1-0 ③ F9	5 0	0 0	0 0	0 0	0 0	1 0	5 0
35 Brandon Crawford, L (1, 6) OBP: 0.324, SLG: 0.418 6 Ehire Adrianza, S (6, 6) OBP: 0.264, SLG: 0.284		F FF 96 B FF 95 C CU 76 F FF 97 F FF 96 D SL 84 F FF 97 F FF 97 F CU 77 3-2 B CH 80 X FF 96 2-H HR		X FF 93 0-0 ① L8	X SL 83 0-0 ② SF8 3-H		S FF 95 B SL 85 F FF 95 B SL 87 S FF 94 2-3 ② K			2 1	1 0	1 0	3 0	0 0	0 1	0 0
7 Grégor Blanco, L (1, 8) OBP: 0.300, SLG: 0.299		F FF 95 B SL 82 F FF 96 B SL 86 X CU 75 2-2 ③ G4-3		F FF 93 B FF 93 F CU 75 B SL 82 X FF 95 2-2 ② G4-3	C SL 83 F FF 94 B SL 85 F SL 84 B SL 84 B FF 91 F FF 93 X FF 94 3-2 1B		F SL 85 X FF 95 0-1 ③ L9			4	0	1	0	0	0	0
40 Madison Bumgarner, R (1, 1) OBP: 0.283, SLG: 0.512 29 Héctor Sánchez, S (7, 2) OBP: 0.233, SLG: 0.311			C FF 94 S SL 85 S SL 85 0-3 ① K	C FF 95 C FF 95 C FF 96 0-3 ③ K	S FF 94 B FF 92 S FF 94 F SL 83 S SL 84 1-3 ③ K			B SI 95 F SI 94 B FC 89 S FC 90 F CU 84 S FC 90 2-3 ① K		3 1	0 0	0 0	0 0	0 0	3 1	1 0

	AB	39
	R	9
	H	13
	RBI	9
	BB	2
	SO	11
	LOB	11

Inning Stats																		
	R: 0	H: 0	R: 2	H: 2	R: 2	H: 3	R: 0	H: 0	R: 5	H: 6	R: 0	H: 2	R: 0	H: 0	R: 0	H: 0	R: 0	H: 0
	E: 0	LOB: 0	E: 0	LOB: 0	E: 0	LOB: 2	E: 0	LOB: 0	E: 0	LOB: 1	E: 0	LOB: 2	E: 0	LOB: 0	E: 0	LOB: 0	E: 0	LOB: 1
	K: 1	BB: 0	K: 2	BB: 0	K: 1	BB: 1	K: 1	BB: 0	K: 1	BB: 0	K: 2	BB: 0	K: 1	BB: 0	K: 1	BB: 0	K: 1	BB: 1
	S: 8	P: 10	S: 18	P: 27	S: 15	P: 26	S: 7	P: 9	S: 23	P: 31	S: 17	P: 25	S: 8	P: 11	S: 6	P: 9	S: 10	P: 17

	1B: 8	SF: 1	WP: 0	PA: 42
	2B: 3	SAC: 0	PB: 0	
	3B: 0	DP: 0	SB: 0	
	HR: 2	HBP: 0	CS: 0	

PITCHER		IP	WLS	BF	H	R	ER	SO	BB	IBB	HBP	BLK	WP	HR	S	P	ERA	WHIP
24 Nathan Eovaldi, R ERA: 4.08	(1, 1)	4.0	L	22	9	8	8	5	1	0	0	0	0	2	57	84	18.00	2.500
43 Dan Jennings, L ERA: 1.27	(5, 1)	1.0		5	2	1	1	1	0	0	0	0	0	0	14	19	9.00	2.000
41 Chris Hatcher, R ERA: 3.76	(6, 1)	1.0		5	2	0	0	2	0	0	0	0	0	0	17	25	0.00	2.000
40 Mike Dunn, L ERA: 3.44	(7, 1)	1.0		3	0	0	0	1	0	0	0	0	0	0	8	11	0.00	0.000
57 Bryan Morris, R ERA: 2.11	(8, 1)	1.0		3	0	0	0	1	0	0	0	0	0	0	6	9	0.00	0.000

PITCHER		IP	WLS	BF	H	R	ER	SO	BB	IBB	HBP	BLK	WP	HR	S	P	ERA	WHIP
31 Steve Cishek, R ERA: 3.66	(9, 1)	1.0		4	0	0	0	1	1	0	0	0	0	0	10	17	0.00	1.000

Batter	1	2	3	4	5	6	7	8	9	AB	R	H	RBI	BB	SO	LOB
21 Christian Yelich, L (1, 7) OBP: 0.351, SLG: 0.431	C FF 92 B FF 92 C FF 92 X FF 93 1-2 ① G4-3		B FF 93 C FC 88 B CU 76 X FC 89 2-1 2B			C FF 91 B FF 91 F FC 88 S FF 92 1-3 ① K		C SI 86 C SL 80 B SL 79 F SI 87 B SI 86 F CU 73 B CU 73 X SI 86 3-2 ① G6-3		4	0	1	0	0	1	0
59 Ed Lucas, R (1, 4) OBP: 0.276, SLG: 0.277	C FF 93 F FF 94 C CU 77 0-3 ② K		X FC 88 0-0 ② G6-3			B FF 92 X FF 92 1-0 ② L9		B SI 85 C SI 86 S CH 79 B CH 79 X SI 85 2-2 9 1B		4	0	1	0	0	1	1
27 Giancarlo Stanton, R (1, 9) OBP: 0.397, SLG: 0.546 40 Mike Dunn, L (7, 1) 57 Bryan Morris, L (8, 1) 6 Jeff Mathis, R (8, PH) OBP: 0.301, SLG: 0.290 31 Steve Cishek, R (9, 1)	B FC 89 B CU 76 B CH 86 B FF 93 4-0 9 FC6-4 BB		D CU 77 S FF 93 C FC 89 F FF 93 D FC 90 S CU 79 2-3 ③ K			C CH 85 X CU 77 0-1 HR		S FF 92 S FF 93 B SI 92 F CU 78 B FF 93 B SI 94 X FF 93 3-2 ② F8		2 0 0 1 0	1 0 0 0 0	1 0 0 0 0	1 0 0 0 0	1 0 0 0 0	1 0 0 1 0	1 0 0 1 0
9 Casey McGehee, R (1, 5) OBP: 0.387, SLG: 0.392	B FC 87 C FF 92 C FC 88 F FF 91 X FF 93 1-2 ③ FC6-4 1-2f			C FF 91 B CU 77 X CH 84 1-1 ① F8		F FF 92 S CU 76 B FC 89 X FC 87 1-2 13 FC6-4 1B		X FF 93 0-0 13 FC6-4 1-2 1B		4	0	2	0	0	0	1
13 Marcell Ozuna, R (1, 8) OBP: 0.320, SLG: 0.457		C FF 91 C CU 74 F CU 76 X FF 93 0-2 ① F9		C FC 87 C FF 93 F CU 77 B FF 92 S FC 90 1-3 ② K		X CH 84 0-0 ③ FC6-4 1-2f		F CU 85 B CU 83 B FF 94 X CU 83 2-1 ③ FC6-4 1-2f		4	0	0	0	0	1	3
10 Jeff Baker, R (1, 3) OBP: 0.296, SLG: 0.367		C FF 91 B CH 84 X CH 83 1-1 3 FC5-4 1B		C FF 92 B CU 77 C FF 92 S FC 89 1-3 ③ K			S FF 89 B CH 86 F FF 90 X CU 77 1-2 ① P4		B FF 93 X FF 93 1-0 ① L6	4	0	1	0	0	1	0
39 Jarrod Saltalamacchia, S (1, 2) OBP: 0.324, SLG: 0.392		C FC 87 B CH 83 C FC 88 S FC 89 1-3 ② K			F FF 91 B FC 88 S CH 84 B CH 84 B FC 88 B FC 89 4-2 3 G4-6-3 BB		C FF 90 S CH 84 X CU 76 0-2 1B		F FF 93 C CH 84 B CH 86 S CH 87 1-3 ② K	3	0	1	0	1	2	1
3 Adeiny Hechavarría, R (1, 6) OBP: 0.298, SLG: 0.337	B FF 91 F CH 83 S FF 92 B FF 92 1 SAFE X CU 77 2-2 ③ FC5-4 1-2f				B FF 90 X CH 83 1-0 ①② G4-6-3 1-2f		B FF 86 S SL 86 S FF 91 B FF 90 S CU 78 2-3 ② K		S CU 81 B CU 79 X SI 92 1-1 ③ G6-3	4	0	0	0	0	1	3
24 Nathan Eovaldi, R (1, 1) OBP: 0.051, SLG: 0.051 43 Dan Jennings, L (5, 1) 17 Donovan Solano, R (5, PH) OBP: 0.276, SLG: 0.284 41 Chris Hatcher, R (6, 1) 5 Reed Johnson, R (7, 9) OBP: 0.281, SLG: 0.380			B FF 90 C FF 90 F FF 92 B FC 88 S FC 88 2-3 ① K		B FF 92 F FC 88 X CU 76 1-1 ③ G6-3		C SL 85 S CU 78 D CU 79 F FF 91 B CU 77 F FF 91 X CU 76 2-2 ③ F7			1 0 1 0 1	0 0 0 0 0	0 0 0 0 0	0 0 0 0 0	1 0 0 0 0	0 0 0 0 0	1 0 0 0 1
Inning Stats	R: 0 E: 0 K: 1 S: 10 H: 0 LOB: 1 BB: 1 P: 16	R: 0 E: 0 K: 1 S: 12 H: 1 LOB: 1 BB: 0 P: 16	R: 0 E: 0 K: 2 S: 10 H: 1 LOB: 1 BB: 0 P: 16	R: 0 E: 0 K: 2 S: 9 H: 0 LOB: 0 BB: 0 P: 12	R: 0 E: 0 K: 0 S: 5 H: 0 LOB: 0 BB: 1 P: 11	R: 1 E: 0 K: 1 S: 10 H: 2 LOB: 1 BB: 0 P: 13	R: 0 E: 0 K: 1 S: 14 H: 1 LOB: 1 BB: 0 P: 19	R: 0 E: 0 K: 0 S: 15 H: 2 LOB: 2 BB: 0 P: 25	R: 0 E: 0 K: 1 S: 6 H: 0 LOB: 0 BB: 0 P: 9	1B: 5 2B: 1 3B: 0 HR: 1	SF: 0 SAC: 0 DP: 1 HBP: 0	WP: 0 PB: 0 SB: 0 CS: 0	PA: 35			

PITCHER		IP	WLS	BF	H	R	ER	SO	BB	IBB	HBP	BLK	WP	HR	S	P	ERA	WHIP
40 Madison Bumgarner, L ERA: 3.38	(1, 1)	6.0	W	23	4	1	1	7	2	0	0	0	0	1	56	84	1.50	1.000
52 Yusmeiro Petit, R ERA: 3.86	(7, 1)	1.0		4	1	0	0	1	0	0	0	0	0	0	14	19	0.00	1.000
49 Javier López, L ERA: 2.79	(8, 1)	0.1		2	1	0	0	0	0	0	0	0	0	0	8	13	0.00	3.000
57 Juan Gutierrez, R ERA: 3.07	(8, 1)	0.2		3	1	0	0	0	0	0	0	0	0	0	7	12	0.00	1.500
63 Jean Machi, R ERA: 1.6	(9, 1)	1.0		3	0	0	0	1	0	0	0	0	0	0	6	9	0.00	0.000

PITCHER	IP	WLS	BF	H	R	ER	SO	BB	IBB	HBP	BLK	WP	HR	S	P	ERA	WHIP

BOTTOM

San Francisco Giants @ Miami Marlins

Marlins Park, Miami, FL

Fri Jul 18 2014, 7:11 PM - 10:11 PM EDT

Att. 23,017 - Roof Closed - 77 F

livebaseballscorecards.com

AB	33
R	1
H	7
RBI	1
BB	2
SO	9
LOB	12

MIAMI

Batter	1	2	3	4	5	6	7	8	9	AB	R	H	RBI	BB	SO	LOB
8 Hunter Pence, R (1, 9) OBP: 0.355, SLG: 0.468	B FF 95 S FF 94 F SI 94 X SI 91 1-2 ① F7		C CU 77 X FF 94 0-1 12 G1-3 2B	B SI 97 B FF 98 C FF 97 S FF 96 F FF 98 F FF 98 F SI 96 X FF 97 2-2 E9 1B 1-3 2-H 3-H		C SI 95 C CU 82 X CU 84 0-2 ② L9			C FF 92 X SI 90 0-1 ① F7	5	0	2	2	0	0	2
12 Joe Panik, L (1, 4) OBP: 0.265, SLG: 0.242	B FF 95 X SI 94 1-0 ② G1-3		X SI 90 0-0 ② G1-3 2-3	B FF 96 F FF 95 X CH 87 1-1 ③ G4-3		D SI 95 C SI 94 B CH 87 X CH 88 2-1 ③ G3-1			C FF 91 F CH 86 B FF 94 X FF 92 1-2 ② F7	5	0	0	0	0	0	5
28 Buster Posey, R (1, 2) OBP: 0.336, SLG: 0.422	C FF 94 B FF 95 X SL 84 1-1 ③ G5-3		C SI 94 X SI 94 0-1 ③ G5-3		B FF 95 B FF 93 B FF 95 C FF 95 B SI 94 4-1 38 G4-6-3 48 1B BB		B FF 95 F FF 94 B FF 96 B FF 95 X FF 95 3-1 ① F8		T FF 91 B SL 81 B FF 92 F FF 90 F SI 92 B CH 87 X FF 90 3-2 ③ G6-3	4	0	0	0	1	0	1
48 Pablo Sandoval, S (1, 5) OBP: 0.327, SLG: 0.441 13 Joaquin Arias, R (9, 5) OBP: 0.211, SLG: 0.195		C SI 93 F SI 94 X SI 90 0-2 9 2B 2B	X SI 95 0-0 35 G3-1 21 HBP 17 BB 1B	B CH 88 X SI 95 1-0 38 G4-6-3 1-2 1B		F FS 87 B FS 87 F SI 94 X FS 86 1-2 ② G3-1				4 0	2 0	3 0	0 0	0 0	0 0	0 0
38 Michael Morse, R (1, 7) OBP: 0.325, SLG: 0.489 (3, 3)		B SI 95 F SI 94 X CH 90 1-1 ① G5-3	B SI 96 B FF 96 F FF 95 S SI 96 B CU 84 S SI 97 3-3 ① K	S FF 95 F SI 95 X SI 97 0-2 ① ② G4-6-3 1-2f 2-3		F SL 85 F SL 86 C FF 95 0-3 ③ K			4	0	0	0	0	2	4
9 Brandon Belt, L (1, 3) OBP: 0.304, SLG: 0.455 21 Tyler Colvin, L (3, 7) OBP: 0.278, SLG: 0.407		S FF 95 X FF 90 0-1 7 E 2B 2-H	C FF 96 B CH 89 F SI 95 H CU 83 2-2 17 BB 35 G3-1 8 E HBP 1-2	S CH 89 F CH 88 B FF 89 X FF 95 1-2 ③ P4				B SL 81 F SL 81 B FF 93 X FF 92 2-1 ① L7	1 2	1 1	1 0	1 0	0 0	0 0	0 1
35 Brandon Crawford, L (1, 6) OBP: 0.326, SLG: 0.415		X SI 94 0-0 ② F7	F CH 88 C FF 96 B CU 83 D CH 89 F SI 95 X FF 96 2-2 ② G3-1 1-2 2-3			B FF 94 B CH 87 B FF 93 C FF 93 B FF 94 4-1 17 SH1-4 7 1B BB		B FF 93 B SL 82 B FF 93 B FF 92 4-0 7 1B BB	2	0	0	0	2	0	3
7 Grégor Blanco, L (1, 8) OBP: 0.308, SLG: 0.304		C SI 94 B FF 94 B SI 94 S SI 94 B SI 96 F CH 90 S SI 90 3-3 ③ K 2-H	I IN 85 I IN 82 I IN 82 I IN 80 4-0 17 BB 8 E IBB			X SI 93 0-0 17 SH1-4 1-2 1B		B FF 93 B FF 92 B FF 92 C FF 92 F FF 92 X FF 91 3-2 17 G6-3 1-3 1B	3	1	2	0	1	1	0
17 Tim Hudson, R (1, 1) OBP: 0.125, SLG: 0.054 41 Jeremy Affeldt, L (8, 1) 54 Sergio Romo, R (9, 1) 46 Santiago Casilla, R (9, 1)			F FF 92 S SI 93 F SL 82 F SI 94 S SI 91 0-3 ① K	B SI 97 B SI 95 B FF 94 C FF 95 B FF 94 4-1 8 E 1-2 2-3 3-H BB		C FF 92 B FF 94 L FF 91 X FF 94 1-2 ① SH1-4 1-2 2-3		B FF 92 1 SAFE 1 SAFE B FF 92 S FF 92 X FF 92 2-1 ② ③ G6-3 1-2f	2 0 0 0	0 0 0 0	0 0 0 0	1 0 0 0	1 0 0 0	1 0 0 0	2 0 0 0

Inning Stats	1	2	3	4	5	6	7	8	9
	R: 0 E: 0 K: 0 S: 6	H: 0 LOB: 0 BB: 0 P: 9	R: 2 E: 0 K: 1 S: 12	H: 2 LOB: 0 BB: 0 P: 16	R: 0 E: 0 K: 1 S: 10	H: 1 LOB: 1 BB: 0 P: 10	R: 3 E: 1 K: 1 S: 19	H: 2 LOB: 2 BB: 2 P: 37	R: 0 E: 0 K: 0 S: 8	H: 1 LOB: 1 BB: 1 P: 14
	R: 0 E: 0 K: 0 S: 10	H: 1 LOB: 2 BB: 1 P: 17	R: 0 E: 0 K: 1 S: 8	H: 0 LOB: 0 BB: 0 P: 12	R: 0 E: 0 K: 0 S: 7	H: 1 LOB: 1 BB: 1 P: 18	R: 0 E: 0 K: 0 S: 9	H: 0 LOB: 0 BB: 0 P: 13	1B: 5 2B: 3 3B: 0 HR: 0	SF: 0 SAC: 1 DP: 2 HBP: 1

PITCHER		IP	WLS	BF	H	R	ER	SO	BB	IBB	HBP	BLK	WP	HR	S	P	ERA	WHIP
37 Henderson Alvarez III, R ERA: 2.64	(1, 1)	2.2	L	11	3	2	1	2	0	0	0	0	0	0	26	33	3.38	1.125
36 Sam Dyson, R ERA: 2.79	(3, 1)	3.1		18	4	3	3	1	3	1	1	0	0	0	39	70	8.10	2.100
41 Chris Hatcher, R ERA: 3.62	(7, 1)	1.0		3	0	0	0	1	0	0	0	0	0	0	8	12	0.00	0.000
43 Dan Jennings, L ERA: 1.23	(8, 1)	1.0		4	1	0	0	0	1	0	0	0	0	0	7	18	0.00	2.000
44 AJ Ramos, R ERA: 2.11	(9, 1)	1.0		3	0	0	0	0	0	0	0	0	0	0	9	13	0.00	0.000

PITCHER	IP	WLS	BF	H	R	ER	SO	BB	IBB	HBP	BLK	WP	HR	S	P	ERA	WHIP

TOP

San Francisco Giants @ Miami Marlins

Marlins Park, Miami, FL

Sat Jul 19 2014, 7:12 PM - 10:12 PM EDT

Att. 24,882 - Roof Closed - 77 F

livebaseballscorecards.com

AB	32
R	5
H	8
RBI	4
BB	5
SO	4
LOB	18

WP: 0	PA:	39
PB: 0		
SB: 0		
CS: 0		

BOTTOM

San Francisco Giants @ Miami Marlins

Marlins Park, Miami, FL

Sat Jul 19 2014, 7:12 PM - 10:12 PM EDT

Att. 24,882 - Roof Closed - 77 F

livebaseballscorecards.com

Batter	1	2	3	4	5	6	7	8	9	AB	R	H	RBI	BB	SO	LOB
21 Christian Yelich, L (1, 7) OBP: 0.353, SLG: 0.432	X FF 88 0-0 27 G6-4-3 1 1B 9 1B 1B		B SI 90 B FC 84 X SI 90 2-0 1 G4-6-3 1B			B SI 90 C FS 80 F FC 82 C FC 82 1-3 ① K		B SI 92 F SI 92 F SI 92 D CU 77 B CU 76 X SI 93 3-2 ② L6		4	1	2	0	0	1	2
1 Jordany Valdespin, L (1, 4) OBP: 0.250, SLG: 0.250	C SI 88 B FS 80 1 SAFE 1 SAFE 1 SAFE B SI 88 1 SAFE X SI 89 2-1 27 G6-4-3 1-2 1B		B SI 90 B SI 90 C FC 84 F FS 81 1 SAFE X SI 89 2-2 ②③ G4-6-3 1-2f			B SI 90 F FC 82 X FF 90 1-1 ② P6		C CU 78 C SI 93 B SI 93 B CH 88 X SI 92 2-2 ③ P2 1-2		4	0	1	0	0	0	3
27 Giancarlo Stanton, R (1, 9) OBP: 0.395, SLG: 0.552	F FC 83 X SI 90 0-1 ①② G6-4-3 1-2f 2-3			C SI 88 B FS 81 B FC 84 F SI 89 T FC 82 2-2 ① K		B SI 89 D SI 90 X SI 89 2-0 ③ G6-3			X FF 87 0-0 HR	4	1	1	1	0	1	3
9 Casey McGehee, R (1, 5) OBP: 0.386, SLG: 0.390	B FC 84 B SI 90 B SI 90 C FC 83 X SI 90 3-1 46 S 3-H 1B			C SI 90 B FF 90 X FC 82 1-1 ② F9			F CU 79 X SI 88 0-1 ① G6-3		X FF 88 0-0 ① F9	4	0	1	1	0	0	0
46 Garrett Jones, L (1, 3) OBP: 0.317, SLG: 0.418	C SI 91 B SI 89 X FS 83 1-1 ③ L8 1-2			C FF 90 X FC 83 0-1 ③ G3			B FS 82 F SI 88 X FC 81 1-1 ② F7		B FF 88 B CH 83 F FF 87 F SL 77 F FF 86 F FF 87 X CH 82 2-2 ② G1-3	4	0	0	0	0	0	1
13 Marcell Ozuna, R (1, 8) OBP: 0.322, SLG: 0.467		S FC 82 X FC 81 0-1 ① L9			B FC 80 C SI 88 B FC 81 X FC 81 2-1 ① G6-3		X FF 88 0-0 3B		B SL 77 B SL 75 X FF 86 2-0 39 WP 39 1B 2B	4	1	2	0	0	0	0
39 Jarrod Saltalamacchia, S (1, 2) OBP: 0.327, SLG: 0.394		S FS 81 X FS 81 0-1 3 G6-3 1B			C FS 82 X SI 89 0-1 ② G6-3		F FC 84 B FF 89 D FS 82 S FC 84 D FC 82 S FF 90 3-3 ③ K		S FF 94 B SI 94 B KC 80 F FF 95 B KC 82 F FF 95 F FF 96 X SL 90 3-2 2-H 1B	4	0	2	1	0	1	1
3 Adeiny Hechavarría, R (1, 6) OBP: 0.295, SLG: 0.332		B SI 90 X SI 89 1-0 ②③ G6-3 1-2f			X FF 89 0-0 ③ G4-3			B CU 79 X SI 88 1-0 ① G4-3	F SL 89 X FF 95 0-1 ③ L9	4	0	0	0	0	0	2
37 Henderson Alvarez III, R (1, 1) OBP: 0.256, SLG: 0.237 36 Sam Dyson, R (3, 1) 17 Donovan Solano, R (6, PH) OBP: 0.282, SLG: 0.291 41 Chris Hatcher, R (7, 1) 43 Dan Jennings, L (8, 1) 10 Jeff Baker, R (8, PH) OBP: 0.301, SLG: 0.372 44 AJ Ramos, R (9, 1)			C SI 88 B SI 89 F SI 88 X FC 84 1-2 ① G6-3			C SI 88 B FF 89 X SI 89 2-1 1B		B SI 88 S FC 82 X SI 88 1-1 1 WP 1B		0 1 1 0 0 0 1 0	0 0 0 0 0 0 0 0	0 0 1 0 0 0 1 0	0 0 0 0 0 0 0 0	0 0 0 0 0 0 0 0	0 0 0 0 0 0 0 0	0 0 0 0 0 0 0 0
Inning Stats	R: 1 H: 3 E: 0 LOB: 1 K: 0 BB: 0 S: 9 P: 15	R: 0 H: 1 E: 0 LOB: 0 K: 0 BB: 0 S: 5 P: 6	R: 0 H: 1 E: 0 LOB: 0 K: 0 BB: 0 S: 7 P: 12	R: 0 H: 0 E: 0 LOB: 0 K: 1 BB: 0 S: 7 P: 10	R: 0 H: 0 E: 0 LOB: 0 K: 0 BB: 0 S: 5 P: 7	R: 0 H: 1 E: 0 LOB: 1 K: 1 BB: 0 S: 8 P: 14	R: 0 H: 1 E: 0 LOB: 1 K: 1 BB: 0 S: 8 P: 12	R: 0 H: 1 E: 0 LOB: 1 K: 0 BB: 0 S: 9 P: 16	R: 2 H: 3 E: 0 LOB: 1 K: 0 BB: 0 S: 15 P: 22	1B: 8 SF: 0 2B: 1 SAC: 0 3B: 1 DP: 3 HR: 1 HBP: 0						

	AB	R	H	RBI	BB	SO	LOB
	35	3	11	3	0	3	12

WP: 2 PB: 0 SB: 1 CS: 0 PA: 35

PITCHER		IP	WLS	BF	H	R	ER	SO	BB	IBB	HBP	BLK	WP	HR	S	P	ERA	WHIP
17 Tim Hudson, R ERA: 2.78	(1, 1)	7.1	W	27	8	1	1	3	0	0	0	0	0	0	52	81	1.23	1.091
41 Jeremy Affeldt, L ERA: 1.51	(8, 1)	0.2		2	0	0	0	0	0	0	0	0	1	0	6	11	0.00	0.000
54 Sergio Romo, R ERA: 5.12	(9, 1)	0.2		4	2	2	2	0	0	0	0	0	0	1	8	12	27.00	3.000
46 Santiago Casilla, R ERA: 0.98	(9, 1)	0.1	S	2	1	0	0	0	0	0	0	0	1	0	7	10	0.00	3.000

PITCHER	IP	WLS	BF	H	R	ER	SO	BB	IBB	HBP	BLK	WP	HR	S	P	ERA	WHIP

Batter	1	2	3	4	5	6	7	8	9	AB	R	H	RBI	BB	SO	LOB
8 Hunter Pence, R (1, 9) OBP: 0.356, SLG: 0.468	B SI 92 F SI 92 S CH 85 X CH 86 1-2 G6-3		C CU 79 B CU 79 B FF 93 B SI 92 X SI 93 3-1 19 28 1B 2B 1B		C CU 80 X CH 86 0-1 19 G6-4-3 1B			B FC 91 X FC 91 1-0 G4-3		4	1	2	0	0	0	0
19 Marco Scutaro, R (1, 4) OBP: 0.250, SLG: 0.143	C FF 92 B SI 92 F FF 93 B FF 92 X SI 92 2-2 G1-3		C SI 93 1 SAFE X SI 92 0-1 28 1-2 2B 1B		B SI 91 1 SAFE C CH 83 B CH 84 B SI 89 X SI 92 3-1 G6-4-3 1-2f			C SI 96 C SI 96 B FC 92 B FC 92 S SI 98 2-3 K		4	1	1	0	0	1	1
28 Buster Posey, R (1, 3) OBP: 0.341, SLG: 0.428	X SI 91 0-0 1B		C FF 93 F SI 93 F FF 93 D CU 80 X CU 78 1-2 1-H 2-H 2B			B SI 92 B CH 86 B SI 93 B FF 92 4-0 BB		C CU 85 S FC 90 F SI 97 B SI 97 B CU 84 X FC 90 2-2 G5-3		3	0	2	2	1	0	0
48 Pablo Sandoval, S (1, 5) OBP: 0.324, SLG: 0.436	B SI 91 F CH 86 X CH 86 1-1 G6-3		F CH 86 F FF 92 B FF 94 T CU 79 1-2 K			C CH 86 B FF 93 X FF 92 1-1 F9			F SI 93 B SI 92 F SL 82 B SL 82 X SL 81 2-2 F7	4	0	0	0	0	1	3
38 Michael Morse, R (1, 7) OBP: 0.324, SLG: 0.489		C SI 91 B FF 91 X SI 92 1-1 2B	C FF 93 S CH 85 S CH 86 0-3 K			F SI 92 S CH 86 B CH 86 F FF 93 B FF 92 X CH 85 2-2 F9			F SL 81 X SL 81 0-1 L4	4	0	1	0	0	1	2
29 Héctor Sánchez, S (1, 2) OBP: 0.228, SLG: 0.303		C FF 92 X CU 78 0-1 G1-3		B SI 92 X CH 87 1-0 F7		F CH 86 F SI 94 X CU 79 0-2 G5-3			B SL 81 F SI 92 B SL 83 S SL 82 S SL 82 2-3 K	4	0	0	0	0	1	2
13 Joaquin Arias, R (1, 6) OBP: 0.206, SLG: 0.190		B FF 92 B SI 90 F FF 92 X CH 85 2-1 P4		C SI 92 C CU 79 F CU 80 F FF 93 F CU 78 B FF 94 F FF 93 X CH 88 1-2 G5-3			X SI 89 0-0 G1-3			3	0	0	0	0	0	1
7 Grégor Blanco, L (1, 8) OBP: 0.304, SLG: 0.300		C CU 78 X CU 78 0-1 F8		C FF 92 C CU 80 B CU 77 S SI 93 1-3 K			B FF 89 X FF 90 1-0 F8			3	0	0	0	0	1	1
55 Tim Lincecum, L (1, 1) OBP: 0.179, SLG: 0.086 57 Juan Gutierrez, R (8, 1) 49 Javier López, L (8, 1)			C FF 92 C FF 92 B FF 94 B FF 94 B FF 92 C FF 94 3-3 K		B FF 92 B FF 91 C FF 91 F FF 92 X FF 91 2-2 G4-3		B SI 90 X FF 90 1-0 G6-3			3 0 0	0 0 0	0 0 0	0 0 0	0 0 0	1 0 0	0 0 0
Inning Stats	R: 0 E: 0 K: 0 S: 9 H: 1 LOB: 1 BB: 0 P: 13	R: 0 E: 0 K: 0 S: 8 H: 1 LOB: 1 BB: 0 P: 11	R: 2 E: 0 K: 3 S: 17 H: 3 LOB: 1 BB: 0 P: 25	R: 0 E: 0 K: 1 S: 11 H: 0 LOB: 0 BB: 0 P: 14	R: 0 E: 0 K: 0 S: 7 H: 1 LOB: 0 BB: 0 P: 12	R: 0 E: 0 K: 0 S: 9 H: 0 LOB: 1 BB: 1 P: 16	R: 0 E: 0 K: 0 S: 3 H: 0 LOB: 0 BB: 0 P: 5	R: 0 E: 0 K: 1 S: 8 H: 0 LOB: 0 BB: 0 P: 13	R: 0 E: 0 K: 1 S: 8 H: 0 LOB: 0 BB: 0 P: 12	1B: 4 2B: 2 3B: 0 HR: 0	SF: 0 SAC: 0 DP: 1 HBP: 0					

TOP

San Francisco Giants @ Miami Marlins

Marlins Park, Miami, FL

Sun Jul 20 2014, 1:11 PM - 3:51 PM EDT

Att. 25,221 - Roof Closed - 78 F

livebaseballscorecards.com

AB	32
R	2
H	6
RBI	2
BB	1
SO	6
LOB	10

WP: 0 PB: 0 SB: 0 CS: 0 PA: 33

PITCHER		IP	WLS	BF	H	R	ER	SO	BB	IBB	HBP	BLK	WP	HR	S	P	ERA	WHIP
52 Brad Hand, L ERA: 4.86	(1, 1)	7.0	W	27	6	2	2	4	1	0	0	0	0	0	64	96	2.57	1.000
57 Bryan Morris, R ERA: 2.06	(8, 1)	1.0	H	3	0	0	0	1	0	0	0	0	0	0	8	13	0.00	0.000
31 Steve Cishek, R ERA: 3.57	(9, 1)	1.0	S	3	0	0	0	1	0	0	0	0	0	0	8	12	0.00	0.000

PITCHER		IP	WLS	BF	H	R	ER	SO	BB	IBB	HBP	BLK	WP	HR	S	P	ERA	WHIP

Batter	1	2	3	4	5	6	7	8	9	AB	R	H	RBI	BB	SO	LOB
21 Christian Yelich, L (1, 7) OBP: 0.349, SLG: 0.426	B SI 90 C SI 90 B SI 90 S CH 85 S CH 84 2-3 K ①		C CU 75 X SI 89 0-1 F8 ①		B CU 76 S CH 82 B SI 89 C SL 79 S CH 82 2-3 K ③		C CH 81 S CH 79 S FF 87 0-3 K ③			4	0	0	0	0	3	0
1 Jordany Valdespin, L (1, 4) OBP: 0.375, SLG: 0.286	B SI 90 B SI 90 C FF 90 B CH 85 B SI 91 4-1 27 FC6-4 BB		C SI 90 L FF 90 B SL 78 B CH 82 S CH 82 2-3 K2-3 ②			X CH 82 0-0 13 BLK 46 BB 1B		B FF 92 F SI 94 X CU 80 1-1 G3-1 ①		3	0	1	0	1	1	0
27 Giancarlo Stanton, R (1, 9) OBP: 0.394, SLG: 0.551	B FF 91 X CH 84 1-0 FC6-4 9 S 9 HR ② 1-2f		C SL 81 B CH 83 X CH 83 1-1 9 2-5 2B			B CH 83 F CH 82 1 SAFE S CH 83 B CH 84 F SL 79 S FF 91 2-3 K ①		B FF 93 X CU 84 1-0 L8 ②		4	1	1	0	0	1	2
9 Casey McGehee, R (1, 5) OBP: 0.387, SLG: 0.399	1 SAFE C FF 91 F CH 85 X CH 84 0-2 1-H HR		D SL 82 1-0 2-5 ③ 2-3	F FF 91 X SL 79 0-1 G3 ①		1 SAFE C SL 79 B FF 89 X SL 79 1-1 F8 ②		X CU 84 0-0 1B		4	1	2	2	0	0	1
46 Garrett Jones, L (1, 3) OBP: 0.317, SLG: 0.414	B SL 78 B SI 91 X SI 89 2-0 F8 ③			F CH 82 C CH 83 B SL 79 F FF 91 F CU 78 B SL 80 X CH 82 2-2 F7 ②		B CH 81 F CH 82 B CU 77 1 SAFE 1 SAFE B CH 82 F CH 81 F SL 80 B FF 90 4-2 13 BLK BB 1-2		1 SAFE C SI 86 B SL 80 X SL 79 1-1 P3 ③		3	0	0	0	1	0	1
13 Marcell Ozuna, R (1, 8) OBP: 0.322, SLG: 0.466		B SL 81 C CH 83 S SI 89 X CH 84 1-2 3 3 S FC6-4-5 1B		F SL 80 X SI 89 0-1 E6 3 FC5-4		C SL 81 F SL 81 X CH 84 0-2 G1-3 ③ 1-2 2-3				3	0	1	0	0	0	2
3 Adeiny Hechavarría, R (1, 6) OBP: 0.295, SLG: 0.336		1 SAFE B FF 90 S FF 90 X CH 83 1-1 FC6-4-5 6 FC6-5 ① 1-3		1 SAFE F FF 90 1 SAFE S CH 81 P PO 87 F CH 83 X SL 80 1-2 FC5-4 ③ 1-2f			C SL 79 F FF 89 F SL 78 B FF 90 F CH 82 F SL 79 F FF 90 X SI 90 1-2 6 SH5-4 5 WP 2B			3	1	1	0	0	0	2
6 Jeff Mathis, R (1, 2) OBP: 0.296, SLG: 0.284		X CH 82 0-0 FC6-5 52 WP ② 2-3			C FF 88 S SL 79 S SI 89 0-3 K ①		D SL 80 X FF 87 1-0 SH5-4 ① 2-3			2	0	0	0	0	1	1
52 Brad Hand, L (1, 1) 5 Reed Johnson, R (7, PH) OBP: 0.279, SLG: 0.377 57 Bryan Morris, L (8, 1) 31 Steve Cishek, R (9, 1)		C FF 90 C SI 90 B CH 83 B SL 81 X CH 83 2-2 G1-3 ③ 1-2			B SI 87 B SI 89 B FF 88 C FF 86 F FF 86 F FF 88 X FF 88 3-2 G4-3 ②		B SL 81 B CH 85 F SL 79 3 SAFE B SL 80 C FF 88 F FF 89 F FF 89 S SL 80 3-3 K ② 3-H			2 1 0 0	0 0 0 0	0 0 0 0	0 0 0 0	0 1 0 0	0 0 0 0	1 0 0 0
Inning Stats	R: 2 E: 0 K: 1 S: 9 H: 1 LOB: 0 BB: 1 P: 18	R: 0 E: 0 K: 0 S: 9 H: 1 LOB: 1 BB: 0 P: 13	R: 0 E: 0 K: 1 S: 7 H: 1 LOB: 1 BB: 0 P: 11	R: 0 E: 1 K: 0 S: 14 H: 0 LOB: 1 BB: 0 P: 16	R: 0 E: 0 K: 2 S: 10 H: 0 LOB: 0 BB: 0 P: 15	R: 0 E: 0 K: 1 S: 13 H: 1 LOB: 2 BB: 1 P: 20	R: 1 E: 0 K: 2 S: 16 H: 1 LOB: 0 BB: 0 P: 21	R: 0 E: 0 K: 0 S: 6 H: 1 LOB: 1 BB: 0 P: 9		1B: 3 2B: 2 3B: 0 HR: 1	SF: 0 SAC: 1 DP: 0 HBP: 0					

PITCHER		IP	WLS	BF	H	R	ER	SO	BB	IBB	HBP	BLK	WP	HR	S	P	ERA	WHIP
55 Tim Lincecum, R ERA: 3.68	(1, 1)	7.0	L	29	5	3	3	7	2	0	0	1	2	1	78	114	3.86	1.000
57 Juan Gutierrez, R ERA: 3.02	(8, 1)	0.2		3	1	0	0	0	0	0	0	0	0	0	4	6	0.00	1.500
49 Javier López, L ERA: 2.75	(8, 1)	0.1		1	0	0	0	0	0	0	0	0	0	0	2	3	0.00	0.000

PITCHER	IP	WLS	BF	H	R	ER	SO	BB	IBB	HBP	BLK	WP	HR	S	P	ERA	WHIP

BOTTOM

San Francisco Giants @ Miami Marlins

Marlins Park, Miami, FL

Sun Jul 20 2014, 1:11 PM - 3:51 PM EDT
Att. 25,221 - Roof Closed - 78 F

livebaseballscorecards.com

AB	29
R	3
H	6
RBI	2
BB	2
SO	7
LOB	10

MIAMI

Batter	1	2	3	4	5	6	7	8	9	AB	R	H	RBI	BB	SO	LOB
8 Hunter Pence, R (1, 9) OBP: 0.359, SLG: 0.475	B FF 90 B SI 90 X FF 90 2-0 ① L9		X SL 80 0-0 19 SH3 28 1B 1-2 1B	B CH 83 C CH 84 C SI 89 X CU 73 1-2 ③ FC5-4 1-2f		B CH 82 X CH 82 1-0 6 S 2-H 1B		B CU 84 X SI 94 1-0 6 CS 1-H 3B		5	1	3	2	0	0	3
19 Marco Scutaro, R (1, 4) OBP: 0.200, SLG: 0.111 6 Ehire Adrianza, S (6, PH) OBP: 0.281, SLG: 0.293 (6, 4)	B SI 90 B SI 90 C FF 88 C FF 90 X SI 90 2-2 ② P2		X SI 89 0-0 ① SH3 1-2 2-3		C FF 88 B FC 84 C FF 88 X FF 89 1-2 ① L5	B FF 89 F FF 90 C SL 79 F SL 81 B FF 92 B SL 80 B SL 81 4-2 1-2 BB		C SI 92 M CU 86 B CU 84 B CU 84 X SI 94 2-2 ② 3-H 1B		2	0	0	0	0	0	0
										1	0	1	0	1	0	0
28 Buster Posey, R (1, 2) OBP: 0.339, SLG: 0.424	X SI 90 0-0 ③ G6-3		D FC 87 C FF 90 B CH 83 F CH 83 X FC 86 2-2 38 2-4 2-H 1B 3-H		C FF 88 X CH 82 0-1 ② G5-3	C FF 92 X SL 82 0-1 ③ G4-3		B SI 92 X SI 90 1-0 ③ F8		5	0	1	2	0	0	3
48 Pablo Sandoval, S (1, 5) OBP: 0.325, SLG: 0.435		B SI 89 X CH 83 1-0 35 WP 38 1B 7 1B 1B	S FF 90 C CU 74 F SI 89 X CH 84 0-2 ② F8		S CU 73 F CH 83 X CH 84 0-2 ③ F9		C FF 92 X SL 83 0-1 1B		F FF 93 X SL 81 0-1 ① F7	5	1	2	0	0	0	1
38 Michael Morse, R (1, 7) OBP: 0.329, SLG: 0.491 63 Jean Machi, R (7, 1) 41 Jeremy Affeldt, L (8, 1) 29 Héctor Sánchez, S (9, PH) OBP: 0.226, SLG: 0.301 46 Santiago Casilla, R (9, 1)		X SI 90 0-0 35 WP 7 1B 1-2 1B	B CH 81 S SI 88 F SL 78 D CU 75 2-2 ③ 2-4 1-2	B FF 88 C FF 88 B CU 72 B CH 83 B FF 87 4-1 7 1B 37 1B 32 FC5-2 BB		B SI 88 C FF 88 X SI 89 1-1 37 HR 1B	C FF 93 X FF 92 0-1 ① F9		X FF 94 0-0 ② G6-3	3	1	2	0	1	0	1
										0	0	0	0	0	0	0
										0	0	0	0	0	0	0
										1	0	0	0	0	0	0
										0	0	0	0	0	0	0
37 Adam Duvall, R (1, 3) OBP: 0.217, SLG: 0.522		B SI 89 F FC 86 B SI 90 C SI 90 S CH 83 2-3 ① K		F SL 79 B SI 89 X FF 89 1-1 32 FC5-2 7 1B 1-2 1B		B FF 88 X FF 89 1-0 1-H HR	S FF 92 T FF 92 F SL 86 F FF 94 F FF 91 S SL 84 0-3 ② K		S SL 83 B SL 82 F SL 80 X FF 94 2-2 ③ G4-3	5	1	2	2	0	2	3
35 Brandon Crawford, L (1, 6) OBP: 0.322, SLG: 0.410		B SI 90 B SI 89 C FF 89 S FC 87 B FC 87 C FF 90 3-3 ② K 1-2 2-3		B SI 89 B SI 89 X FC 85 2-0 ① P5		F FF 88 X FC 85 0-1 ① G6-3	S SL 85 S SL 84 S SL 84 0-3 ③ K			4	0	0	0	0	2	5
7 Grégor Blanco, L (1, 8) OBP: 0.312, SLG: 0.305		X FC 87 0-0 ③ 2-H 3-H 1B		B FC 85 D SI 89 X FC 84 2-0 32 FC5-2 1-2 2-3 1B		F SL 78 M CU 74 C CH 86 0-3 ② K		B SI 93 B SI 92 B SI 93 B SI 93 4-0 8 3B BB		3	1	2	1	1	1	0
32 Ryan Vogelsong, R (1, 1) OBP: 0.167, SLG: 0.200 70 George Kontos, R (4, 1) 13 Joaquin Arias, R (6, PH) OBP: 0.213, SLG: 0.205 49 Javier López, L (6, 1) 21 Tyler Colvin, L (7, 7) OBP: 0.276, SLG: 0.403			B FF 88 C FF 88 S FF 89 X SI 89 1-2 19 SH3 8 1B 28 1B 1B	F CH 88 C FC 85 X CU 73 0-2 ② FC5-2 8 FC5-4 1-2 2-3 3-Hf		B FF 90 B CH 84 C SI 89 S CH 84 X SI 90 2-2 8 1B 2B		B SI 93 X CU 85 1-0 ① P2	2	1	1	0	0	0	3
										0	0	0	0	0	0	0
										1	1	1	0	0	0	0
										0	0	0	0	0	0	0
										1	0	0	0	0	0	1
Inning Stats	R: 0 E: 0 K: 0 S: 5 H: 0 LOB: 0 BB: 0 P: 9	R: 1 E: 0 K: 2 S: 9 H: 3 LOB: 2 BB: 0 P: 15	R: 2 E: 0 K: 0 S: 14 H: 3 LOB: 1 BB: 0 P: 19	R: 0 E: 0 K: 0 S: 11 H: 2 LOB: 3 BB: 1 P: 21	R: 0 E: 0 K: 0 S: 8 H: 0 LOB: 0 BB: 0 P: 9	R: 3 E: 0 K: 1 S: 17 H: 4 LOB: 2 BB: 1 P: 26	R: 0 E: 0 K: 2 S: 13 H: 1 LOB: 1 BB: 0 P: 13	R: 1 E: 0 K: 0 S: 6 H: 2 LOB: 1 BB: 1 P: 15	R: 0 E: 0 K: 0 S: 6 H: 0 LOB: 0 BB: 0 P: 8	1B: 12 2B: 1 3B: 1 HR: 1 SF: 0 SAC: 1 DP: 0 HBP: 0						

PITCHER		IP	WLS	BF	H	R	ER	SO	BB	IBB	HBP	BLK	WP	HR	S	P	ERA	WHIP
33 Cliff Lee, L ERA: 3.67	(1, 1)	5.2	L	29	12	6	6	3	1	0	0	0	1	1	59	90	9.53	2.294
30 Justin De Fratus, R ERA: 2.76	(6, 1)	0.1		2	0	0	0	0	1	0	0	0	0	0	5	9	0.00	3.000
59 Antonio Bastardo, L ERA: 3.3	(7, 1)	1.0		4	1	0	0	2	0	0	0	0	0	0	13	13	0.00	1.000
52 Jeff Manship, R ERA: 5.57	(8, 1)	1.0		5	2	1	1	0	1	0	0	0	0	0	6	15	9.00	3.000
43 Mario Hollands, L ERA: 3.51	(9, 1)	1.0		3	0	0	0	0	0	0	0	0	0	0	6	8	0.00	0.000

PITCHER	IP	WLS	BF	H	R	ER	SO	BB	IBB	HBP	BLK	WP	HR	S	P	ERA	WHIP

TOP

San Francisco Giants @ Philadelphia Phillies

Citizens Bank Park, Philadelphia, PA

Mon Jul 21 2014, 7:09 PM - 10:36 PM EDT

Att. 27,334 - Cloudy - 85 F

livebaseballscorecards.com

AB	38
R	7
H	15
RBI	7
BB	3
SO	5
LOB	20

WP: 1 PA: 42
PB: 0
SB: 1
CS: 1

BOTTOM

San Francisco Giants @ Philadelphia Phillies
Citizens Bank Park, Philadelphia, PA
Mon Jul 21 2014, 7:09 PM - 10:36 PM EDT
Att. 27,334 - Cloudy - 85 F

livebaseballscorecards.com

Batter	1	2	3	4	5	6	7	8	9	AB	R	H	RBI	BB	SO	LOB
24 Grady Sizemore, L (1, 8) OBP: 0.305, SLG: 0.341	B SI 90 C SI 89 B CH 83 X SI 91 2-1 ① F7	C SI 90 C FF 88 S SL 88 0-3 ② K		B CH 84 B FF 91 X SI 90 2-0 26 1B, 11 E, 6 1B, 1B	C FC 87 B SI 91 X SI 91 1-1 ② F8			B SI 92 B SI 92 S SI 92 S SI 93 F SI 93 T SI 93 2-2 ② K		5	1	1	0	0	2	4
11 Jimmy Rollins, S (1, 6) OBP: 0.325, SLG: 0.391	C SI 92 S CH 84 B SL 88 F SL 88 X CU 77 1-2 6 F8, 26 1B, 1B	C CH 84 S CU 78 B SL 88 F FF 91 B CH 86 X SL 88 2-2 1-2 2-H 3-H, 1B		F FF 91 F CH 84 F SL 88 B CU 76 B SL 88 1 SAFE X SI 90 2-2 FC5, 26 1B, 6 1B, 1-2	B SL 82 C SI 91 B SI 91 B FC 88 X FC 86 3-1 ③ F9			C CU 76 B SI 92 F SI 92 F SI 91 S SI 92 1-3 ③ K		5	1	2	2	0	1	2
26 Chase Utley, L (1, 4) OBP: 0.344, SLG: 0.435	C FF 91 1 SAFE X FF 90 0-1 6 F8, 1-2, 1B	X CH 84 0-0 ③ F9		B CH 85 B SL 88 X CH 84 2-0 6 1B, 1-2 2-3, 1B		C SL 80 B CU 72 S CU 73 B SI 87 B SI 86 X SI 86 3-2 ① G4-3			B SI 95 B SI 94 C FF 94 C FF 94 X FF 95 2-2 ① F8	5	0	2	0	0	0	2
6 Ryan Howard, L (1, 3) OBP: 0.302, SLG: 0.378	X FF 92 0-0 ② F8, 1-2 2-3	S CH 84 X FF 91 0-1 25 1B, 3 1B, 1B	B SL 87 B CU 77 S CH 85 F FF 91 B SL 88 X CU 77 3-2 1-3 2-H 3-H, 1B			B SI 86 X SI 86 1-0 ② G6-3			B SI 95 X SI 96 1-0 ② G4-3	5	0	2	2	0	0	2
3 Marlon Byrd, R (1, 9) OBP: 0.319, SLG: 0.483	B FF 90 C SI 90 B FF 89 S SI 90 B FF 90 F CH 83 X SI 92 3-2 ③ G5-3		F FF 91 B SL 88 X CU 76 1-1 25 1B, 1-2, 1B	B FC 88 S FC 88 F FF 92 C FC 88 1-3 ① K		F CH 78 B CH 79 B SI 85 B SI 86 F SI 85 X SI 85 3-2 ③ G4-3			F FF 96 F SL 89 B SI 95 B KC 79 X SL 89 2-2 9 DI, 1B	5	0	2	0	0	1	4
9 Domonic Brown, L (1, 7) OBP: 0.277, SLG: 0.328		C CH 83 C SI 90 B FF 88 X SI 92 1-2 ① L8	X CH 83 0-0 ① F6	B FF 92 F SI 91 C SI 91 C SL 84 1-3 ② K			B SI 85 C SL 80 F SI 84 B CU 73 B SI 86 F SI 84 F SI 84 F SI 84 X SI 85 3-2 ① G1-3		F SI 94 B SI 95 B FF 95 X SI 95 2-1 ③ G5-3, 1-2	5	0	0	0	0	1	5
25 Cody Asche, L (1, 5) OBP: 0.306, SLG: 0.401		B SI 92 B CU 76 S SI 92 S CH 83 B FF 91 X CH 83 3-2 33 SH, 29 1B, 11 1B, 1B	B CH 83 B FF 90 X SI 91 2-0 1-2 2-3, 1B	X FF 91 0-0 ③ F9			C SL 79 B SI 86 S SL 79 X CU 73 1-2 29 G6-4-3, 1B			4	1	3	0	0	0	2
29 Cameron Rupp, R (1, 2) OBP: 0.241, SLG: 0.288		B SI 92 X SI 91 1-0 33 SH, 11 1B, 1-2, 1B	C CU 77 D CU 78 C SI 91 B FF 91 C CU 79 2-3 ② K		X FC 87 0-0 1B		C FF 94 1 SAFE C CH 85 D CU 83 B CH 86 X CH 84 2-2 ② ③ G6-4-3, 1-2f			4	1	2	0	0	1	4
33 Cliff Lee, L (1, 1) OBP: 0.190, SLG: 0.190 30 Justin De Fratus, S (6, 1) 59 Antonio Bastardo, R (7, 1) 52 Jeff Manship, R (8, 1) 2 Ben Revere, L (8, PH) OBP: 0.313, SLG: 0.349 43 Mario Hollands, L (9, 1)	B SI 90 L SI 91 X CU 77 1-1 SH, 11 1B, 1-2 2-3, 1B	C CU 78 B FF 89 B CU 77 B FF 92 C FF 92 S FF 92 3-3 ③ K			C SI 90 F SI 91 C SL 85 0-3 ① K			C SI 92 B SI 92 X SI 93 1-1 ① G4-3		2 0 0 0 1 0	0 0 0 0 0 0	0 0 0 0 0 0	0 0 0 0 0 0	2 0 0 0 0 0	2 0 0 0 0 0	4 0 0 0 0 0
Inning Stats	R: 0 E: 0 K: 0 S: 13 H: 2 LOB: 2 BB: 0 P: 19	R: 2 E: 0 K: 1 S: 17 H: 3 LOB: 2 BB: 0 P: 25	R: 0 E: 0 K: 2 S: 12 H: 3 LOB: 3 BB: 0 P: 20	R: 2 E: 1 K: 2 S: 16 H: 3 LOB: 2 BB: 0 P: 27	R: 0 E: 0 K: 1 S: 8 H: 1 LOB: 1 BB: 0 P: 12	R: 0 E: 0 K: 0 S: 7 H: 0 LOB: 0 BB: 0 P: 14	R: 0 E: 0 K: 0 S: 12 H: 1 LOB: 0 BB: 0 P: 18	R: 0 E: 0 K: 2 S: 10 H: 0 LOB: 0 BB: 0 P: 14	R: 0 E: 0 K: 0 S: 9 H: 1 LOB: 1 BB: 0 P: 16	1B: 14 2B: 0 3B: 0 HR: 0 SF: 0 SAC: 1 DP: 1 HBP: 0						

AB	41
R	4
H	14
RBI	4
BB	0
SO	8
LOB	29

WP: 0 PA: 42
PB: 0
SB: 0
CS: 0

PITCHER		IP	WLS	BF	H	R	ER	SO	BB	IBB	HBP	BLK	WP	HR	S	P	ERA	WHIP
32 Ryan Vogelsong, R ERA: 3.99	(1, 1)	3.0		22	11	4	3	3	0	0	0	0	0	0	51	82	9.00	3.667
70 George Kontos, R ERA: 2.7	(4, 1)	2.0	W	7	1	0	0	3	0	0	0	0	0	0	15	21	0.00	0.500
49 Javier López, L ERA: 2.57	(6, 1)	1.1	H	5	1	0	0	0	0	0	0	0	0	0	16	27	0.00	0.750
63 Jean Machi, R ERA: 1.58	(7, 1)	0.2	H	1	0	0	0	0	0	0	0	0	0	0	3	5	0.00	0.000
41 Jeremy Affeldt, L ERA: 1.47	(8, 1)	1.0	H	3	0	0	0	2	0	0	0	0	0	0	10	14	0.00	0.000

PITCHER		IP	WLS	BF	H	R	ER	SO	BB	IBB	HBP	BLK	WP	HR	S	P	ERA	WHIP
46 Santiago Casilla, R ERA: 0.96	(9, 1)	1.0	S	4	1	0	0	0	0	0	0	0	0	0	9	16	0.00	1.000

San Francisco Giants @ Philadelphia Phillies

Citizens Bank Park, Philadelphia, PA

Tue Jul 22 2014, 7:09 PM - 12:53 AM EDT

Att. 30,109 - Partly Cloudy - 88 F

TOP

Batter	1	2	3	4	5	6	7	8	9	10	11	12	13	14	AB	R	H	RBI	BB	SO	LOB
8 Hunter Pence, R (1, 9) OBP: 0.360, SLG: 0.480	1B (12 G3-1; 48 2B)		G6-3		HR		F7	FC4 (1-2f)			K		P3	1B (1-2, 2-3)	8	2	3	1	0	1	1
12 Joe Panik, L (1, 4) OBP: 0.261, SLG: 0.238	G3-1 (1-2)														1	0	0	0	0	0	1
6 Ehire Adrianza, S (2, 4) OBP: 0.281, SLG: 0.303			G3-1		G4-3		2B (28 E)		K		1B (28 FC6-4)			L9; F9	7	1	2	0	0	1	3
28 Buster Posey, R (1, 3) OBP: 0.343, SLG: 0.442	P4		2B		G5-3		E4, 1B (48 1B; 2-H)		HR		FC6-4 (1-2f)			2B (70 SH1-4; 35 2B)	7	2	4	1	0	0	2
48 Pablo Sandoval, S (1, 5) OBP: 0.327, SLG: 0.436	2B (2-H)		P6		L6		1B (1-2)		P5		L7			IBB (70 SH1-4; 35 2B)	6	1	2	1	1	0	2
38 Michael Morse, R (1, 7) OBP: 0.327, SLG: 0.486	G6-3			K		G6-3	K		1B (7 FC6)			ꓘ		SH1-4 (1-2, 2-3)	5	0	1	0	0	2	3
41 Jeremy Affeldt, L (9, 1)															0	0	0	0	0	0	0
46 Santiago Casilla, R (11, 1)															0	0	0	0	0	0	0
19 Marco Scutaro, R (12, PH) OBP: 0.182, SLG: 0.100															1	0	0	0	0	1	0
70 George Kontos, R (12, 1)															0	0	0	0	0	0	0
55 Tim Lincecum, L (14, 1) OBP: 0.179, SLG: 0.086															0	0	0	0	0	0	0
7 Grégor Blanco, L (1, 8) OBP: 0.315, SLG: 0.307		BB (35 E; 35 S; 35 G4-3)		2B (35 G4-3)		F9	K2-3		FC6 (1-2f)			K		BB (35 2B)	5	2	1	0	2	2	3
35 Brandon Crawford, L (1, 6) OBP: 0.324, SLG: 0.412		G4-3 (1-H)		G4-3 (2-3)		BB (29 1B)		1B (8 FC4)		K		F8		2B (29 1B; 1-H, 2-H, 3-H)	6	1	2	4	1	1	1
29 Héctor Sánchez, S (1, 2) OBP: 0.234, SLG: 0.302		F8		IBB		1B (1-2)		K		P6			K2-3	1B (8 1B; 21 1B; 2-H)	6	0	2	1	1	2	1
52 Yusmeiro Petit, R (1, 1)		G5-3		G5-3											2	0	0	0	0	0	2
13 Joaquin Arias, R (6, PH) OBP: 0.211, SLG: 0.203						F9									1	0	0	0	0	0	2
57 Juan Gutierrez, R (6, 1)															0	0	0	0	0	0	0
49 Javier López, L (7, 1)															0	0	0	0	0	0	0
63 Jean Machi, R (7, 1)															0	0	0	0	0	0	0
37 Adam Duvall, R (8, PH) OBP: 0.208, SLG: 0.500								K							1	0	0	0	0	1	1
54 Sergio Romo, R (8, 1)															0	0	0	0	0	0	0
21 Tyler Colvin, L (9, 7) OBP: 0.277, SLG: 0.402										G4-3			P6	1B (8 1B; 1-2)	3	0	1	0	0	0	0

livebaseballscorecards.com

AB	59
R	9
H	18
RBI	8
BB	5
SO	11
LOB	22

Inning Stats

Inning	R	E	K	S	H	LOB	BB	P
1	1	0	0	12	2	1	0	22
2	1	0	0	11	0	0	1	19
3	0	0	0	14	1	1	0	18
4	0	0	1	8	1	2	1	15
5	1	0	0	9	1	0	0	15
6	0	0	0	14	1	2	1	23
7	1	1	2	22	3	2	0	33
8	0	0	2	13	1	1	0	18
9	1	0	1	11	2	1	0	15
10	0	0	1	7	0	0	0	11
11	0	0	1	10	1	1	0	14
12	0	0	2	9	0	0	0	12
13	0	0	1	8	0	0	0	13
14	4	0	0	16	5	3	2	31

1B: 10 SF: 0
2B: 6 SAC: 1
3B: 0 DP: 0
HR: 2 HBP: 0

WP: 0 PA: 65
PB: 0
SB: 1
CS: 0

PITCHER		IP	WLS	BF	H	R	ER	SO	BB	IBB	HBP	BLK	WP	HR	S	P	ERA	WHIP
27 Roberto Hernandez, R (ERA: 4.25)	(1, 1)	5.2		25	5	3	3	1	2	1	0	0	0	1	62	103	4.76	1.235
59 Antonio Bastardo, L (ERA: 3.27)	(6, 1)	0.1	H	2	1	0	0	0	0	0	0	0	0	0	6	9	0.00	3.000
53 Ken Giles, R (ERA: 1.13)	(7, 1)	1.0	H	6	3	1	1	2	0	0	0	0	0	0	22	33	9.00	3.000
63 Jake Diekman, L (ERA: 4.34)	(8, 1)	1.0	H	4	1	0	0	2	0	0	0	0	0	0	13	18	0.00	1.000
58 Jonathan Papelbon, R (ERA: 1.34)	(9, 1)	2.0	B	8	2	1	1	2	0	0	0	0	0	1	18	26	4.50	1.000

PITCHER		IP	WLS	BF	H	R	ER	SO	BB	IBB	HBP	BLK	WP	HR	S	P	ERA	WHIP
30 Justin De Fratus, R (ERA: 2.59)	(11, 1)	2.0		7	1	0	0	3	0	0	0	0	0	0	19	26	0.00	0.500
52 Jeff Manship, R (ERA: 6.65)	(13, 1)	2.0	L	13	5	4	4	1	1	1	0	0	0	0	24	44	18.00	3.000

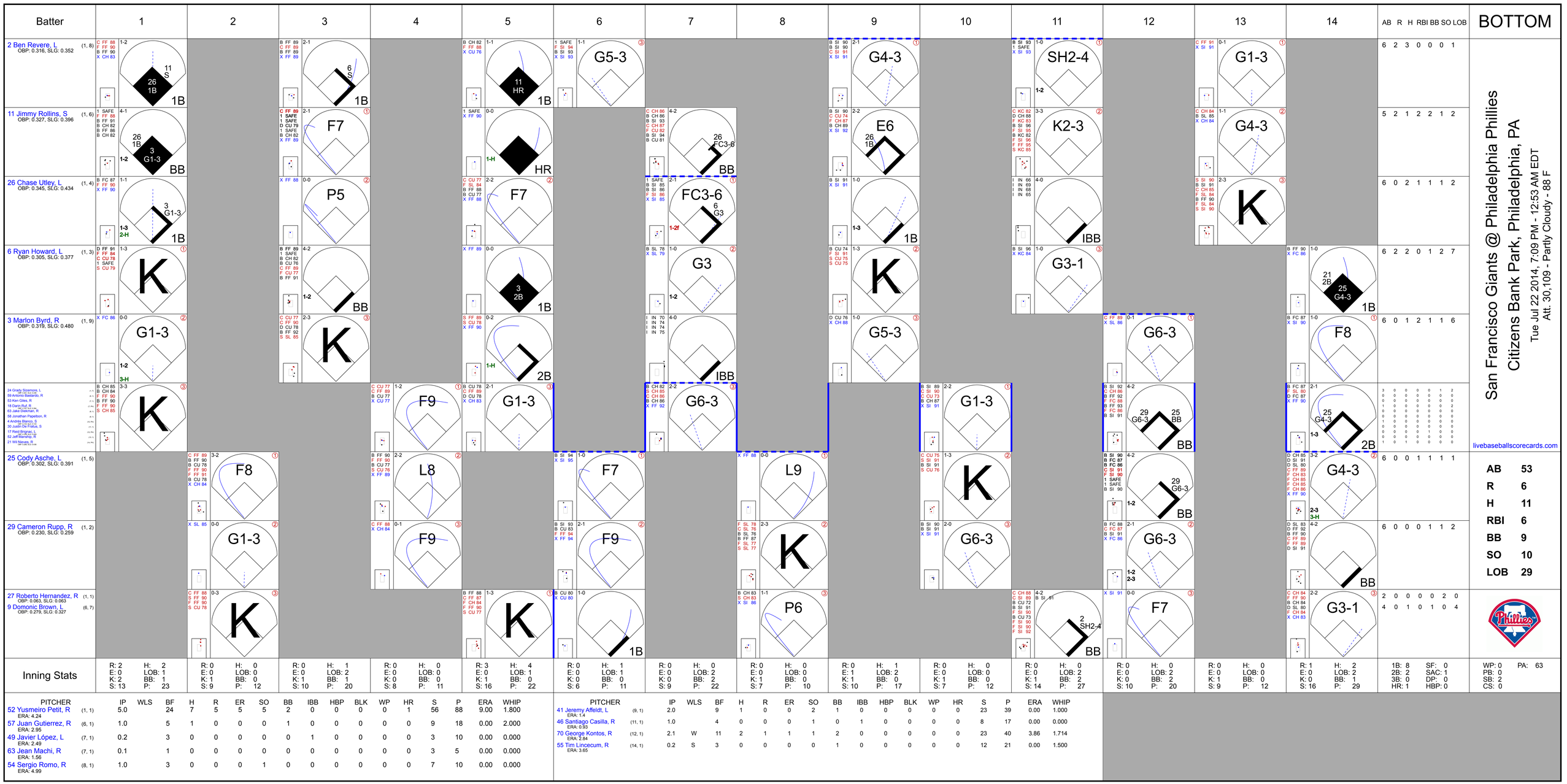
Batter
1
2
3
4
5
6
7
8
9
10
11
12
13
14
AB R H RBI BB SO LOB
BOTTOM
2 Ben Revere, L (1, 8) OBP: 0.316, SLG: 0.352
11 Jimmy Rollins, S (1, 6) OBP: 0.327, SLG: 0.396
26 Chase Utley, L (1, 4) OBP: 0.345, SLG: 0.434
6 Ryan Howard, L (1, 3) OBP: 0.305, SLG: 0.377
3 Marlon Byrd, R (1, 9) OBP: 0.319, SLG: 0.480
25 Cody Asche, L (1, 5) OBP: 0.302, SLG: 0.391
29 Cameron Rupp, R (1, 2) OBP: 0.230, SLG: 0.259
27 Roberto Hernandez, R (1, 1) OBP: 0.063, SLG: 0.063
9 Domonic Brown, L (6, 7) OBP: 0.279, SLG: 0.327
Inning Stats
R: 2 H: 2 E: 0 LOB: 1 K: 2 BB: 1 S: 13 P: 23
R: 0 H: 0 E: 0 LOB: 0 K: 1 BB: 0 S: 9 P: 12
R: 0 H: 1 E: 0 LOB: 2 K: 1 BB: 1 S: 10 P: 20
R: 0 H: 0 E: 0 LOB: 0 K: 0 BB: 0 S: 8 P: 11
R: 3 H: 4 E: 0 LOB: 1 K: 1 BB: 0 S: 16 P: 22
R: 0 H: 1 E: 0 LOB: 1 K: 0 BB: 0 S: 6 P: 11
R: 0 H: 0 E: 0 LOB: 2 K: 0 BB: 2 S: 9 P: 22
R: 0 H: 0 E: 0 LOB: 2 K: 1 BB: 2 S: 7 P: 10
R: 0 H: 1 E: 1 LOB: 2 K: 1 BB: 0 S: 10 P: 17
R: 0 H: 0 E: 0 LOB: 0 K: 1 BB: 0 S: 7 P: 12
R: 0 H: 0 E: 0 LOB: 2 K: 1 BB: 2 S: 14 P: 27
R: 0 H: 0 E: 0 LOB: 2 K: 0 BB: 2 S: 10 P: 20
R: 0 H: 0 E: 0 LOB: 0 K: 1 BB: 0 S: 9 P: 12
R: 1 H: 2 E: 0 LOB: 2 K: 0 BB: 1 S: 16 P: 29
1B: 8 2B: 2 3B: 0 HR: 1
SF: 0 SAC: 1 DP: 0 HBP: 0
WP: 0 PB: 0 SB: 2 CS: 0
PA: 63
PITCHER IP WLS BF H R ER SO BB IBB HBP BLK WP HR S P ERA WHIP
52 Yusmeiro Petit, R (1, 1) ERA: 4.24 5.0 24 7 5 5 5 2 0 0 0 0 1 56 88 9.00 1.800
57 Juan Gutierrez, R (6, 1) ERA: 2.95 1.0 5 1 0 0 0 1 0 0 0 0 0 9 18 0.00 2.000
49 Javier López, L (7, 1) ERA: 2.49 0.2 3 0 0 0 0 0 0 0 0 0 0 3 10 0.00 0.000
63 Jean Machi, R (7, 1) ERA: 1.56 0.1 1 0 0 0 0 0 0 0 0 0 0 3 5 0.00 0.000
54 Sergio Romo, R (8, 1) ERA: 4.99 1.0 3 0 0 0 1 0 0 0 0 0 0 7 10 0.00 0.000
PITCHER IP WLS BF H R ER SO BB IBB HBP BLK WP HR S P ERA WHIP
41 Jeremy Affeldt, L (9, 1) ERA: 1.4 2.0 9 1 0 0 2 1 0 0 0 0 0 23 39 0.00 1.000
46 Santiago Casilla, R (11, 1) ERA: 0.93 1.0 4 0 0 0 1 0 0 0 0 0 0 8 17 0.00 0.000
70 George Kontos, R (12, 1) ERA: 2.84 2.1 W 11 2 1 1 1 2 0 0 0 0 0 23 40 3.86 1.714
55 Tim Lincecum, R (14, 1) ERA: 3.65 0.2 S 3 0 0 0 0 1 0 0 0 0 0 12 21 0.00 1.500
San Francisco Giants @ Philadelphia Phillies
Citizens Bank Park, Philadelphia, PA
Tue Jul 22 2014, 7:09 PM - 12:53 AM EDT
Att. 30,109 - Partly Cloudy - 88 F
livebaseballscorecards.com
AB 53
R 6
H 11
RBI 6
BB 9
SO 10
LOB 29

San Francisco Giants @ Philadelphia Phillies

Citizens Bank Park, Philadelphia, PA

Wed Jul 23 2014, 7:12 PM - 11:14 PM EDT

Att. 28,648 - Cloudy - 91 F

TOP

livebaseballscorecards.com

Batter	1	2	3	4	5	6	7	8	9	AB	R	H	RBI	BB	SO	LOB
8 Hunter Pence, R (1, 9) OBP: 0.360, SLG: 0.481	F SI 92 C SI 91 B FF 91 X SI 91 1-2 ① G5-3		S KC 83 X KC 82 0-1 ② G5-3		D KC 81 B SI 92 S KC 79 B SI 91 S KC 80 X KC 82 3-2 ③ G5-3			B KC 81 B SI 91 B KC 80 B SI 90 4-0 6 CS BB	B FS 88 B FF 92 F FF 92 F FF 92 B SL 80 F FF 93 X FF 93 3-2 1-H 2-H 3-H E4 2B	4	0	1	3	1	0	2
6 Ehire Adrianza, S (1, 4) OBP: 0.277, SLG: 0.298	B FF 92 C SI 91 B SI 91 B SI 92 C SI 92 X SI 91 3-2 ② G4-3		C KC 80 B SI 92 F SI 92 S KC 83 1-3 ③ K			L KC 80 B KC 80 X KC 80 1-1 28 CS 1B		C KC 78 B SI 89 B CH 84 F SI 90 B CH 86 F SI 91 F KC 80 C KC 81 3-3 ① ② K 1-2	X FS 88 0-0 ③ G3-1	5	0	1	0	0	2	4
28 Buster Posey, R (1, 2) OBP: 0.345, SLG: 0.440	C SI 91 B KC 80 F KC 80 X KC 83 1-2 ③ G5-3			B SI 91 B KC 82 X SI 92 2-0 ① L9		**B SI 91** **B SI 91** **1 SAFE** 1 SAFE B SI 92 C SI 91 S KC 81 B KC 82 4-2 ① 48 1B **1-2** BB		B KC 80 C SI 89 B KC 82 S KC 80 B SI 90 B SI 92 4-2 BB		2	0	0	0	2	0	0
48 Pablo Sandoval, S (1, 5) OBP: 0.328, SLG: 0.435		B KC 81 C SI 92 F SI 92 X KC 82 1-2 ① G1-5-3		H KC 83 1-0 HBP		F SI 91 F SI 91 B KC 82 B SI 90 F KC 82 X KC 81 2-2 **1-2** 1B		B SI 90 B SI 91 X KC 77 2-0 ③ L7		3	0	1	0	0	0	1
38 Michael Morse, R (1, 7) OBP: 0.326, SLG: 0.482 7 Grégor Blanco, L (9, PR) OBP: 0.315, SLG: 0.307 (9, 8)		C SI 91 S KC 81 B SI 91 X KC 83 1-2 ② G5-3		B SI 92 B SI 92 F KC 82 F SI 93 F SI 92 S KC 84 2-3 ② K		X SI 89 0-0 ② F9			F FF 91 H FF 90 1-1 29 BB 21 S 8 E HBP	3 0	0 1	0 0	0 0	0 0	1 0	3 0
37 Adam Duvall, R (1, 3) OBP: 0.214, SLG: 0.464		B KC 81 C SI 92 X FF 93 1-1 1B		X SI 91 0-0 ③ G5-3		C KC 80 F SI 90 B SI 91 S KC 83 1-3 ③ K			**1 SAFE** **F SL 81** **1 SAFE** **1 SAFE** **F FF 91** 1 SAFE B SL 81 D FF 91 T FS 88 2-2 ① K	4	0	1	0	0	2	4
21 Tyler Colvin, L (1, 8) OBP: 0.270, SLG: 0.389 (9, 7)		S KC 81 C KC 82 B KC 83 F SI 92 S KC 82 1-3 ③ K			B SI 90 B SI 91 F SI 90 B KC 80 C SI 90 X KC 81 3-2 ① F8		F CH 85 X SI 90 0-1 ① G3-1		S FF 89 1 SAFE 1 SAFE S FF 92 B FF 93 T FF 93 1-2 ② K **1-2**	4	0	0	0	0	2	2
35 Brandon Crawford, L (1, 6) OBP: 0.326, SLG: 0.409			C SI 91 B SI 91 B SI 92 S KC 81 B KC 83 B SI 91 4-2 40 S BB		B SI 90 C CH 84 C KC 79 B KC 82 F KC 80 X SI 91 2-2 ② F7		B KC 78 C KC 78 B KC 79 X CH 84 2-1 ② G3		I IN 69 I IN 73 I IN 73 I IN 74 4-0 29 BB 8 E IBB	2	1	0	0	2	0	0
40 Madison Bumgarner, R (1, 1) OBP: 0.286, SLG: 0.500 29 Héctor Sánchez, S (9, PH) OBP: 0.239, SLG: 0.302 46 Santiago Casilla, R (9, 1)			S SI 92 L SI 90 S KC 81 0-3 ① K **1-2**		B KC 80 B SI 90 F SI 90 B SI 92 F SI 91 X SI 90 3-2 1B		B KC 79 B CH 80 S SI 91 X SI 90 2-1 ③ G5-3		B FF 91 F FS 88 F FF 92 B FF 92 B FS 87 B FF 92 4-2 8 E **1-2** **2-3** BB	3 0 0	0 1 0	1 0 0	0 0 0	0 1 0	1 0 0	1 0 0
Inning Stats	R: 0 E: 0 K: 0 S: 9 H: 0 LOB: 0 BB: 0 P: 14	R: 0 E: 0 K: 1 S: 12 H: 1 LOB: 1 BB: 0 P: 16	R: 0 E: 0 K: 2 S: 10 H: 0 LOB: 1 BB: 1 P: 15	R: 0 E: 0 K: 1 S: 6 H: 0 LOB: 1 BB: 0 P: 11	R: 0 E: 0 K: 0 S: 13 H: 1 LOB: 1 BB: 0 P: 24	R: 0 E: 0 K: 1 S: 12 H: 2 LOB: 2 BB: 1 P: 20	R: 0 E: 0 K: 0 S: 6 H: 0 LOB: 0 BB: 0 P: 10	R: 0 E: 0 K: 1 S: 8 H: 0 LOB: 1 BB: 2 P: 21	R: 3 E: 1 K: 2 S: 14 H: 1 LOB: 2 BB: 2 P: 29	1B: 4 2B: 1 3B: 0 HR: 0 SF: 0 SAC: 0 DP: 0 HBP: 2						

	AB	30
	R	3
	H	5
	RBI	3
	BB	6
	SO	8
	LOB	17

WP: 0 PB: 0 SB: 2 CS: 2 PA: 38

PITCHER		IP	WLS	BF	H	R	ER	SO	BB	IBB	HBP	BLK	WP	HR	S	P	ERA	WHIP
34 A.J. Burnett, R ERA: 3.86	(1, 1)	8.0		31	4	0	0	6	4	0	1	0	0	0	76	131	0.00	1.000
58 Jonathan Papelbon, R ERA: 1.96	(9, 1)	1.0	L	7	1	3	3	2	1	1	1	0	0	0	14	29	27.00	2.000

PITCHER		IP	WLS	BF	H	R	ER	SO	BB	IBB	HBP	BLK	WP	HR	S	P	ERA	WHIP

BOTTOM

Batter	1	2	3	4	5	6	7	8	9	AB	R	H	RBI	BB	SO	LOB
2 Ben Revere, L (1, 8) OBP: 0.318, SLG: 0.354	C FF 93 F FF 93 X FF 93 0-2 11 G5-4-3 1B		C FF 93 B CU 72 X FC 89 1-1 ③ G4-3			C FF 93 F FC 91 X FC 89 0-2 11 CS 1B			C FF 93 X KC 80 0-1 ① G3	4	0	2	0	0	0	0
11 Jimmy Rollins, S (1, 6) OBP: 0.326, SLG: 0.397	F FF 92 ① F FC 88 ② 1 SAFE B FF 92 X FC 88 1-2 G5-4-3 1-2f			C FF 94 B CU 76 B CH 84 F FF 93 F FC 90 X CU 77 2-2 ① G5-3		1 SAFE F FF 93 1 SAFE 1 SAFE 0-1 ③ CS 1-2	B CU 77 X CH 84 1-0 ① G5-3		B CH 88 B SI 93 C FF 93 X SI 94 2-1 26 G3-1 3 1B 2B	4	1	1	0	0	0	1
26 Chase Utley, L (1, 4) OBP: 0.342, SLG: 0.429	C FC 89 B CU 79 C CU 77 B FF 93 C FF 93 2-3 ③ K			C FC 89 B CU 78 S FC 88 S FC 89 1-3 ② K			B CU 78 X FF 93 1-0 ② F9		C SI 94 S KC 83 F SI 94 D KC 83 F FF 96 D CH 89 X SI 96 2-2 ② G3-1 2-3	4	0	0	0	0	2	1
3 Marlon Byrd, R (1, 9) OBP: 0.318, SLG: 0.478		X FC 88 0-0 ① G5-3		X FF 94 0-0 ③ L6			B FC 89 X FF 94 1-0 ③ P5		X SI 94 0-0 3-H 1B	4	0	1	1	0	0	0
51 Carlos Ruiz, R (1, 2) OBP: 0.365, SLG: 0.363		B FF 91 X FF 92 1-0 E7 2B			B CU 76 C FC 89 X CH 84 1-1 ① G6-3			L FC 89 C FF 93 F FC 89 X CU 78 0-2 18 SH1-3 9 1B 1B	F SI 94 X SL 89 0-1 ③ F8	4	0	2	0	0	0	1
9 Domonic Brown, L (1, 7) OBP: 0.279, SLG: 0.327		F FC 88 B FF 93 S FF 94 F FF 93 B FF 94 S FC 90 2-3 ② K			C FF 93 B FF 94 X FC 89 1-1 ② F9			B FC 88 F FC 88 F FF 93 F FC 89 X FC 90 1-2 18 SH1-3 1-2 1B		3	0	1	0	0	1	1
18 Darin Ruf, R (1, 3) OBP: 0.143, SLG: 0.308		C FC 90 B FC 90 X FF 94 1-1 ③ G5-3			S FC 90 C FC 89 B FF 93 S CU 78 1-3 ③ K			X FF 92 0-0 ① SH1-3 1-2 2-3		2	0	0	0	0	1	1
4 Andrés Blanco, S (1, 5) OBP: 0.100, SLG: 0.100			B FF 91 S FC 88 S CH 84 B FC 90 F FF 94 C FC 90 2-3 ① K			X FC 88 0-0 ① L8		B FC 89 F FC 90 B FF 93 F FC 90 B CU 78 S FF 94 3-3 ② K		3	0	0	0	0	2	2
34 A.J. Burnett, R (1, 1) OBP: 0.196, SLG: 0.205 24 Grady Sizemore, L (8, PH) OBP: 0.300, SLG: 0.335 58 Jonathan Papelbon, R (9, 1)			B FF 93 X FF 93 1-0 ② G5-3			B FF 92 C FF 92 X FC 90 1-1 ② L7		F FF 94 B FC 89 B FC 89 F FC 89 F FF 94 B FC 90 X FC 90 3-2 ③ F7		2 1 0	0 0 0	0 0 0	0 0 0	0 0 0	0 0 0	0 2 0
Inning Stats	R: 0 E: 0 K: 1 S: 9 H: 1 LOB: 0 BB: 0 P: 12	R: 0 E: 1 K: 1 S: 8 H: 1 LOB: 1 BB: 0 P: 12	R: 0 E: 0 K: 1 S: 7 H: 0 LOB: 0 BB: 0 P: 11	R: 0 E: 0 K: 1 S: 8 H: 0 LOB: 0 BB: 0 P: 11	R: 0 E: 0 K: 1 S: 7 H: 0 LOB: 0 BB: 0 P: 10	R: 0 E: 0 K: 0 S: 7 H: 1 LOB: 0 BB: 0 P: 8	R: 0 E: 0 K: 0 S: 3 H: 0 LOB: 0 BB: 0 P: 6	R: 0 E: 0 K: 1 S: 16 H: 2 LOB: 2 BB: 0 P: 23	R: 1 E: 0 K: 0 S: 12 H: 2 LOB: 1 BB: 0 P: 16	1B: 5 2B: 2 3B: 0 HR: 0 SF: 0 SAC: 1 DP: 1 HBP: 0						

PITCHER		IP	WLS	BF	H	R	ER	SO	BB	IBB	HBP	BLK	WP	HR	S	P	ERA	WHIP
40 Madison Bumgarner, L ERA: 3.19	(1, 1)	8.0	W	27	5	0	0	6	0	0	0	0	0	0	65	93	0.00	0.625
46 Santiago Casilla, R ERA: 1.13	(9, 1)	1.0	S	5	2	1	1	0	0	0	0	0	0	0	12	16	9.00	2.000

PITCHER	IP	WLS	BF	H	R	ER	SO	BB	IBB	HBP	BLK	WP	HR	S	P	ERA	WHIP

San Francisco Giants @ Philadelphia Phillies
Citizens Bank Park, Philadelphia, PA
Wed Jul 23 2014, 7:12 PM - 11:14 PM EDT
Att. 28,648 - Cloudy - 91 F

livebaseballscorecards.com

AB	31
R	1
H	7
RBI	1
BB	0
SO	6
LOB	9

WP: 0	PA: 33		
PB: 0			
SB: 0			
CS: 1			

Batter	1	2	3	4	5	6	7	8	9	AB	R	H	RBI	BB	SO	LOB
8 Hunter Pence, R (1, 9) OBP: 0.357, SLG: 0.476	S CH 84 X CH 85 0-1 ① F7		C FF 95 C FF 93 B CU 81 S FF 95 1-3 ③ K		B FF 95 T FF 94 F FF 94 S FF 95 1-3 ② K		S CH 85 T CH 86 F CH 85 S CH 85 0-3 ③ K			4	0	0	0	0	3	2
6 Ehire Adrianza, S (1, 4) OBP: 0.279, SLG: 0.299 35 Brandon Crawford, L (7, 6) OBP: 0.325, SLG: 0.408	F FF 93 S FF 94 X FF 94 0-2 ② F9			C CH 85 F FF 94 S CH 87 0-3 ① K	X FF 95 0-0 2-H 1B			C FF 92 X FC 88 0-1 ① F8		3 1	0 0	1 0	1 0	0 0	1 0	0 0
28 Buster Posey, R (1, 2) OBP: 0.347, SLG: 0.439	S FF 94 C FF 94 B FF 95 S FF 95 1-3 ③ K			C CH 85 B FF 94 X CH 86 1-1 48 FC5-4 1B	S CH 87 S CH 86 F FF 96 B CH 86 B FF 95 F FF 94 T FC 92 2-2 ③ K			B FF 92 C FF 93 C FC 89 B CU 80 F CH 87 F FF 94 F CU 79 B CU 80 B FF 94 4-2 BB		3	0	1	0	1	2	1
48 Pablo Sandoval, S (1, 5) OBP: 0.325, SLG: 0.431		F FF 92 F FF 93 X FF 94 0-2 ① F9		F FF 93 X CH 86 0-1 ② FC5-4 37 HBP 38 1B 1-2f		B FF 92 X FF 93 1-0 ① L9		F CH 85 F FF 94 B FF 94 X CU 79 1-2 ② F7		4	0	0	0	0	0	2
38 Michael Morse, R (1, 7) OBP: 0.325, SLG: 0.479		F FF 93 T FF 93 F FF 94 C FF 94 0-3 ② K		S CH 84 F FF 95 B FF 94 B FF 94 X CH 86 2-2 37 HBP 1-2 1B		B FF 92 F FF 93 F FF 95 C CU 79 1-3 ② K		F CH 86 S FF 95 F FF 93 D CU 81 S CH 85 1-3 ③ K		4	0	1	0	0	3	1
37 Adam Duvall, R (1, 3) OBP: 0.250, SLG: 0.452		B FF 94 F FF 94 F FF 94 B FF 93 B CU 81 F FF 94 X FF 94 3-2 E8 1B		S CH 84 F FF 94 H CU 80 1-2 2-3 HBP		S CH 85 F FF 93 X CH 86 0-2 ③ L7			B FF 91 X FF 91 1-0 ① P2	3	0	1	0	0	0	0
13 Joaquin Arias, R (1, 6) OBP: 0.205, SLG: 0.197 (7, 4)		F FF 94 F FF 94 S CU 80 0-3 ③ K		C CH 87 X CH 85 0-1 ③ G6-3			C CH 84 X CH 85 0-1 ① G5-3		B FF 91 B FF 90 C FF 91 S FF 91 S FF 91 2-3 ② K	4	0	0	0	0	2	4
7 Grégor Blanco, L (1, 8) OBP: 0.318, SLG: 0.311			B FF 94 F FF 94 B FF 94 X FF 94 2-1 ① G6-3		C FF 93 B FC 89 B FF 94 F FF 94 F CU 79 F FF 96 B FF 94 X FF 95 3-2 17 SH1-3 6 1B 1B		X FF 93 0-0 1B		B FF 91 B FF 91 X FS 89 2-0 ③ L7	4	1	2	0	0	0	0
17 Tim Hudson, R (1, 1) OBP: 0.122, SLG: 0.053 19 Marco Scutaro, R (7, PH) OBP: 0.167, SLG: 0.091 49 Javier López, L (7, 1) 63 Jean Machi, R (8, 1)			S FF 94 S FF 94 X FF 94 0-2 ② G4-3		X FF 93 0-0 ① SH1-3 1-2		L FF 92 1 SAFE F FF 93 B CH 86 X SI 94 1-2 ② F8			1 1 0 0	0 0 0 0	0 0 0 0	0 0 0 0	0 0 0 0	0 0 0 0	0 1 0 0
Inning Stats	R: 0 E: 0 K: 1 S: 8 H: 0 LOB: 0 BB: 0 P: 9	R: 0 E: 1 K: 2 S: 14 H: 1 LOB: 1 BB: 0 P: 17	R: 0 E: 0 K: 1 S: 8 H: 0 LOB: 0 BB: 0 P: 11	R: 0 E: 0 K: 1 S: 14 H: 2 LOB: 3 BB: 0 P: 18	R: 1 E: 0 K: 2 S: 15 H: 2 LOB: 1 BB: 0 P: 21	R: 0 E: 0 K: 1 S: 7 H: 0 LOB: 0 BB: 0 P: 9	R: 0 E: 0 K: 1 S: 10 H: 1 LOB: 1 BB: 0 P: 11	R: 0 E: 0 K: 1 S: 14 H: 0 LOB: 1 BB: 1 P: 20	R: 0 E: 0 K: 1 S: 5 H: 0 LOB: 0 BB: 0 P: 10	1B: 6 2B: 0 3B: 0 HR: 0	SF: 0 SAC: 1 DP: 0 HBP: 1					

PITCHER		IP	WLS	BF	H	R	ER	SO	BB	IBB	HBP	BLK	WP	HR	S	P	ERA	WHIP
35 Cole Hamels, L ERA: 2.72	(1, 1)	8.0	W	32	6	1	1	10	1	0	1	0	0	0	90	116	1.12	0.875
58 Jonathan Papelbon, R ERA: 1.91	(9, 1)	1.0	S	3	0	0	0	1	0	0	0	0	0	0	5	10	0.00	0.000

PITCHER		IP	WLS	BF	H	R	ER	SO	BB	IBB	HBP	BLK	WP	HR	S	P	ERA	WHIP

TOP

San Francisco Giants @ Philadelphia Phillies

Citizens Bank Park, Philadelphia, PA

Thu Jul 24 2014, 1:08 PM - 3:53 PM EDT

Att. 33,258 - Cloudy - 77 F

livebaseballscorecards.com

AB	32
R	1
H	6
RBI	1
BB	1
SO	11
LOB	11

BOTTOM

Batter	1	2	3	4	5	6	7	8	9	AB	R	H	RBI	BB	SO	LOB
2 Ben Revere, L (1, 8) OBP: 0.315, SLG: 0.350	C SI 88 X FS 81 0-1 G4-3 ①		B SI 90 F SI 89 B FF 90 C SI 91 X FS 84 2-2 G5-3 ①		C FS 80 C FS 82 X SI 90 0-2 E7 26 1B	B SI 90 X FS 83 1-0 G3 ③				4	1	0	0	0	0	1
11 Jimmy Rollins, S (1, 6) OBP: 0.326, SLG: 0.398	F SI 90 B FS 80 C FC 82 B FS 82 X FC 83 2-2 26 PB 3 1B 2B		C FS 82 C CU 76 B FF 90 B FS 84 X SI 91 2-2 F9 ②		L FS 82 B SI 90 F FC 84 B SI 91 T FF 90 2-2 K ①		X CH 78 0-0 F7 ①			4	1	1	0	0	1	1
26 Chase Utley, L (1, 4) OBP: 0.346, SLG: 0.431	S FS 83 B FS 82 B SI 89 F FS 82 B FS 82 B FC 84 4-2 24 L6 3 1B 2-3 BB		B CU 76 B SI 90 C FS 82 S FS 82 X FC 83 2-2 1B		B SI 90 B SI 91 F SI 90 X SI 89 2-1 3 G5-3 2-H 1B		F SI 86 X SI 87 0-1 G4-3 ②			3	0	2	1	1	0	0
3 Marlon Byrd, R (1, 9) OBP: 0.320, SLG: 0.478	F SI 89 B SI 90 X FS 82 1-1 1-2 3-H 1B		C SI 89 D FS 83 F SI 88 F CU 76 S FS 83 1-3 K ③		B FS 81 X SI 90 1-0 G5-3 ② 1-2		X SI 85 0-0 1B			4	0	2	1	0	1	2
24 Grady Sizemore, L (1, 7) OBP: 0.299, SLG: 0.330	D SI 89 B SI 88 F SI 87 B SI 89 C FS 80 X SI 90 3-2 L6 ② ③ 2-2			C FS 78 B FC 84 F FC 84 F SI 91 S FS 83 1-3 K ①	F FS 82 F FS 82 B SI 90 B SI 90 B FS 81 B FS 81 F SI 90 4-2 18 FC6-4 BB		C SI 87 X SL 81 0-1 P6 ③			3	0	0	0	1	1	3
18 Darin Ruf, R (1, 3) OBP: 0.167, SLG: 0.294		B SI 89 S FC 83 S FC 84 B FC 83 X FS 80 2-2 G6-3 ①		B SI 90 B SI 90 C FC 83 C SI 90 X SI 91 2-2 25 1B	B FC 85 S FC 83 X SI 91 1-1 FC6-4 ③ 1-2f			B CH 82 C FF 90 C CH 82 B CH 85 C CU 80 2-3 K ①		4	0	1	0	0	1	2
25 Cody Asche, L (1, 5) OBP: 0.301, SLG: 0.388		C SI 90 S CU 76 B FS 81 F FS 83 B CU 77 S FS 84 2-3 K ②		X SI 90 0-0 1-2 1B		B FS 80 T SI 87 F FS 80 S FS 82 1-3 K ①		B CH 82 S CH 82 X CH 85 1-1 P6 ②		4	0	1	0	0	2	0
21 Wil Nieves, R (1, 2) OBP: 0.300, SLG: 0.458		X SI 89 0-0 1B		B FC 83 X SI 91 1-0 F4 ②		C FC 84 X FS 82 0-1 35 G3 2B		S CU 81 X CU 81 0-1 P3 ③		4	0	2	0	0	0	2
35 Cole Hamels, L (1, 1) OBP: 0.200, SLG: 0.225 58 Jonathan Papelbon, R (9, 1)		F SI 89 C FS 82 X FS 83 0-2 G4-3 ③		S FS 83 F SI 91 B SI 91 B SI 91 F FC 85 C SI 91 2-3 K ③		B SI 89 C SI 90 F SI 89 B FS 82 F FS 82 X FS 81 2-2 G3 ② 2-3				3 0	0 0	0 0	0 0	0 0	1 0	4 0
Inning Stats	R: 1 E: 0 K: 0 S: 12 H: 2 LOB: 1 BB: 1 P: 22	R: 0 E: 0 K: 1 S: 11 H: 1 LOB: 1 BB: 0 P: 15	R: 0 E: 0 K: 1 S: 13 H: 1 LOB: 1 BB: 0 P: 20	R: 0 E: 0 K: 2 S: 13 H: 2 LOB: 2 BB: 0 P: 19	R: 1 E: 1 K: 1 S: 14 H: 1 LOB: 2 BB: 1 P: 24	R: 0 E: 0 K: 0 S: 10 H: 1 LOB: 1 BB: 0 P: 14	R: 0 E: 0 K: 0 S: 6 H: 1 LOB: 1 BB: 0 P: 6	R: 0 E: 0 K: 1 S: 7 H: 0 LOB: 0 BB: 0 P: 10		1B: 7 2B: 3 3B: 0 HR: 0 SF: 0 SAC: 0 DP: 1 HBP: 0						

PITCHER	IP	WLS	BF	H	R	ER	SO	BB	IBB	HBP	BLK	WP	HR	S	P	ERA	WHIP
17 Tim Hudson, R (1, 1) ERA: 2.65	6.0	L	28	8	2	0	6	2	0	0	0	0	0	73	114	0.00	1.667
49 Javier López, L (7, 1) ERA: 2.38	1.0		4	1	0	0	0	0	0	0	0	0	0	6	6	0.00	1.000
63 Jean Machi, R (8, 1) ERA: 1.52	1.0		3	0	0	0	1	0	0	0	0	0	0	7	10	0.00	0.000

PITCHER	IP	WLS	BF	H	R	ER	SO	BB	IBB	HBP	BLK	WP	HR	S	P	ERA	WHIP

San Francisco Giants @ Philadelphia Phillies
Citizens Bank Park, Philadelphia, PA
Thu Jul 24 2014, 1:08 PM - 3:53 PM EDT
Att. 33,258 - Cloudy - 77 F

livebaseballscorecards.com

AB	33
R	2
H	9
RBI	2
BB	2
SO	7
LOB	15

WP: 0 PB: 1 SB: 0 CS: 0 PA: 35

Los Angeles Dodgers @ San Francisco Giants

AT&T Park, San Francisco, CA

Fri Jul 25 2014, 7:17 PM - 10:45 PM PDT

Att. 41,753 - Clear - 76 F

livebaseballscorecards.com

Batter	1	2	3	4	5	6	7	8	9	AB	R	H	RBI	BB	SO	LOB
9 Dee Strange-Gordon, L (1, 4) OBP: 0.348, SLG: 0.409	B SI 90 S SI 90 C CH 84 F CH 85 F SI 92 B SL 79 S CH 83 2-3 ① K		B CU 78 X CH 83 1-0 ② G3		B CH 81 C SL 79 C CH 83 F SI 90 X CH 84 1-2 66 3B 1-H 3B	B SI 93 S SI 93 S CU 80 B CU 75 F SI 93 F CU 80 X CU 80 2-2 66 S 66 3B 1B		B SI 91 S FF 90 C FF 91 X SL 84 1-2 13 1B 1-2 1B		5	2	3	1	0	1	0
66 Yasiel Puig, R (1, 8) OBP: 0.402, SLG: 0.543	B FF 91 S CH 84 B FF 91 X SL 79 2-1 23 1B 3B		S FF 91 C FF 91 X CH 85 0-2 2B		F FF 90 X FF 90 0-1 23 1B 3-H 3B	S FF 93 B CU 84 B SI 93 B SI 94 X FF 93 3-1 1-H 3B		S FC 88 F FC 88 B SL 84 F FF 91 X FC 88 1-2 ① F8 2-3		5	2	4	2	0	0	2
23 Adrián González, L (1, 3) OBP: 0.324, SLG: 0.439	B SI 90 B CH 83 S CH 84 F CH 85 X CH 85 2-2 3-H 1B		B SI 90 B SI 89 F CH 83 F SI 89 B SL 78 X CH 83 3-2 ③ G4-3		B CH 82 S FF 89 B SL 81 X FF 88 2-1 13 1B 27 3B 3-H 1B	B SI 94 B SI 94 B SI 92 C SI 93 B SI 93 4-1 BB		F SI 91 F FC 87 B SL 84 F SL 84 B SI 91 X FF 91 2-2 ② F7		4	1	2	2	1	0	3
13 Hanley Ramirez, R (1, 6) OBP: 0.373, SLG: 0.462 54 Chris Perez, R (8, 1) 47 Paul Maholm, L (9, 1)	F FF 92 F FF 90 B FF 90 C CH 84 1-3 ② K			C SL 80 F SL 80 B SL 79 F FF 92 C FF 92 1-3 ① K	D CH 81 X SL 80 1-0 1-2 27 3B 1B	B FF 93 C CU 82 F FF 94 X FF 93 1-2 ③ F9		S SL 85 X FC 88 0-1 1-2 3-H 1B		5 0 0	1 0 0	2 0 0	1 0 0	0 0 0	2 0 0	3 0 0
3 Carl Crawford, L (1, 7) OBP: 0.279, SLG: 0.354	B SI 89 C CH 82 X FF 89 1-1 ③ F7			F FF 89 S SI 90 F FF 90 B CH 84 B CH 83 F SL 80 B CH 83 X CH 84 3-2 ② G3-1	S SI 93 B SI 93 D CH 86 X FF 93 2-1 ② L3		B CU 79 X SI 92 1-0 ① F8	D SI 91 B SI 90 C FC 87 B SI 90 F FC 86 X SL 82 3-2 ③ L6		5	0	0	0	0	0	5
27 Matt Kemp, R (1, 9) OBP: 0.337, SLG: 0.430		C FF 89 B SI 90 S FF 91 S SL 81 1-3 ① K		S CH 83 B SL 80 X CH 82 1-1 1B	B FF 94 B CU 83 B CU 84 X FF 95 3-0 1-H 2-H 3B		B CU 81 X CU 83 1-0 17 FC6-4 1B		C FF 90 B FC 90 B SL 84 X FC 86 2-1 ① P4	5	0	3	2	0	1	0
5 Juan Uribe, R (1, 5) OBP: 0.325, SLG: 0.414		C FF 90 F SI 89 C FF 91 0-3 ② K		X FF 90 0-0 ③ P3	B CU 84 X CU 83 1-0 ③ F7		S FF 93 X FF 92 0-1 ② L9		C FC 87 S SL 83 F SL 84 F SL 84 F SL 84 B FC 88 F FF 91 X SL 84 1-2 ② G4-3	5	0	0	0	0	1	3
17 A.J. Ellis, R (1, 2) OBP: 0.353, SLG: 0.259		B FF 91 C FF 90 X CH 84 1-1 ③ G6-3			C FF 89 X FF 90 0-1 ① P4	C FF 93 X FF 94 0-1 ① P6	F SI 93 B FF 93 C CU 84 X FF 93 1-2 ③ FC6-4 1-2f		C FF 90 S SL 85 B SL 83 B SL 84 S FC 86 2-3 ③ K	5	0	0	0	0	1	1
21 Zack Greinke, R (1, 1) OBP: 0.214, SLG: 0.256 16 Andre Ethier, L (8, PH) OBP: 0.314, SLG: 0.374 72 Miguel Rojas, R (8, 6) OBP: 0.273, SLG: 0.272			C FF 87 B SL 86 B FF 90 B FF 90 C FF 88 S FF 90 3-3 ① K		B SL 81 C SL 82 X FF 89 1-1 9 3B 1B	C FF 93 F FF 94 F FF 94 B CU 82 C CU 83 1-3 ② K		F FC 88 B SI 92 F FC 88 B FF 92 B SL 85 B FC 87 4-2 66 F8 9 1B 13 1B BB		3 0 0	1 1 0	1 0 0	0 0 0	0 1 0	2 0 0	0 0 0
Inning Stats	R: 1 E: 0 K: 2 S: 15 H: 2 LOB: 1 BB: 0 P: 23	R: 0 E: 0 K: 2 S: 8 H: 0 LOB: 0 BB: 0 P: 10	R: 0 E: 0 K: 1 S: 10 H: 1 LOB: 0 BB: 0 P: 17	R: 0 E: 0 K: 1 S: 12 H: 1 LOB: 1 BB: 0 P: 17	R: 5 E: 0 K: 0 S: 17 H: 6 LOB: 1 BB: 0 P: 28	R: 1 E: 0 K: 1 S: 17 H: 2 LOB: 2 BB: 1 P: 28	R: 0 E: 0 K: 0 S: 7 H: 1 LOB: 1 BB: 0 P: 10	R: 1 E: 0 K: 0 S: 18 H: 2 LOB: 2 BB: 1 P: 29	R: 0 E: 0 K: 1 S: 12 H: 0 LOB: 0 BB: 0 P: 17	1B: 9 2B: 1 3B: 5 HR: 0	SF: 0 SAC: 0 DP: 0 HBP: 0					

TOP	
AB	42
R	8
H	15
RBI	8
BB	2
SO	8
LOB	17

WP: 0 PA: 44
PB: 0
SB: 1
CS: 0

PITCHER		IP	WLS	BF	H	R	ER	SO	BB	IBB	HBP	BLK	WP	HR	S	P	ERA	WHIP
55 Tim Lincecum, R ERA: 3.96	(1, 1)	4.1	L	22	9	6	6	6	0	0	0	0	0	0	58	85	12.46	2.077
57 Juan Gutierrez, R ERA: 2.98	(5, 1)	2.2		13	4	1	1	1	1	0	0	0	0	0	28	48	3.38	1.875
70 George Kontos, R ERA: 3.0	(8, 1)	2.0		9	2	1	1	1	1	0	0	0	0	0	30	46	4.50	1.500

PITCHER	IP	WLS	BF	H	R	ER	SO	BB	IBB	HBP	BLK	WP	HR	S	P	ERA	WHIP

BOTTOM

Batter	1	2	3	4	5	6	7	8	9	AB	R	H	RBI	BB	SO	LOB
8 Hunter Pence, R (1, 9) OBP: 0.354, SLG: 0.471	C FF 93 X SL 86 0-1 G1		F SI 92 B SI 92 B SI 92 S SL 86 B CH 89 S CH 89 3-3 K		X SI 94 0-0 P4			C SL 82 C SL 84 B SL 84 B FF 93 B SL 84 X FF 94 3-2 F8		4	0	0	0	0	1	0
7 Grégor Blanco, L (1, 8) OBP: 0.313, SLG: 0.305	B FF 93 F FF 93 B CU 75 X FF 93 2-1 F9		S FF 92 B FF 92 1 SAFE 1 SAFE S CH 88 B FF 93 F CH 89 B SI 93 S CH 89 3-3 K2-3			B FF 90 F CH 86 B CU 72 B FF 91 C FF 90 C FF 90 3-3 K		B FF 94 F FF 94 B CH 89 F FF 93 X SI 94 2-2 G4-3		4	0	0	0	0	2	1
28 Buster Posey, R (1, 3) OBP: 0.346, SLG: 0.435 (4, 2)	B FF 94 C FF 94 C SI 94 B SI 94 B SI 93 B SL 88 4-2 BB			B SL 85 C SL 84 X CH 88 1-1 G5-3		C SI 92 F SI 91 F SL 84 S CH 88 0-3 K			C SI 87 B SI 86 X FC 83 1-1 F8	3	0	0	0	1	1	0
48 Pablo Sandoval, S (1, 5) OBP: 0.328, SLG: 0.432 13 Joaquin Arias, R (8, 5) OBP: 0.211, SLG: 0.197	B FF 94 X CH 89 1-0 G3			X SL 86 0-0 38 1B		B CH 88 B FF 92 F SI 93 X SI 92 2-1 1B			C SI 88 B FF 87 F FC 83 B SI 86 B SI 86 B SI 87 4-2 35 1B 12 1B 21 1B BB	3 0	0 1	2 0	0 0	0 1	0 0	1 0
38 Michael Morse, R (1, 7) OBP: 0.325, SLG: 0.478 (4, 3) 70 George Kontos, R (8, 1) 12 Joe Panik, L (9, PH) OBP: 0.271, SLG: 0.250		B SI 94 X CU 74 1-0 F7		C SI 93 X SI 92 0-1 22 FC6-4 1-2 1B		C SL 85 B SI 91 F SI 93 D SL 86 S FF 93 2-3 K			C SI 87 X CU 72 0-1 21 1B 35 1B 1-2 1B	3 0 0	0 0 1	1 0 0	0 0 1	0 0 0	1 0 0	1 0 0
35 Brandon Crawford, L (1, 6) OBP: 0.324, SLG: 0.406		C FF 93 B FF 93 B CH 88 S FF 93 C FF 94 2-3 K		S CH 89 B FF 93 S CH 89 B FF 94 B CH 89 F CH 90 C SL 90 3-3 K			X CH 86 0-0 P6		B SI 88 X SI 88 1-0 21 1B 1-2 2-3 1B	4	0	1	0	0	2	2
22 Dan Uggla, R (1, 4) OBP: 0.238, SLG: 0.227 57 Juan Gutierrez, R (5, 1) 37 Adam Duvall, R (7, PH) OBP: 0.235, SLG: 0.424 (8, 3)		C SI 94 B SL 87 S SL 87 B SL 87 X FF 95 2-2 F7		B FF 94 C FF 95 C SI 94 F SL 86 X SL 88 1-2 FC6-4 1-2f			B SI 91 F SI 92 F CU 73 X SL 83 1-2 G6-3		B SI 89 S CH 82 S CU 73 F CU 74 B CH 81 C SI 87 2-3 K	2 0 2	0 0 0	0 0 0	0 0 0	0 0 1	0 0 3	2 0 0
29 Héctor Sánchez, S (1, 2) OBP: 0.237, SLG: 0.301 21 Tyler Colvin, L (4, 7) OBP: 0.278, SLG: 0.396			B FF 92 F FF 92 F SI 93 B FF 92 S FF 93 2-3 K		B FF 91 F CH 87 B CH 88 S CH 88 B SL 86 X SL 86 3-2 10 G4-3 1B		B SI 92 F CH 87 F FF 92 B SL 84 C FF 92 2-3 K		X SL 79 0-0 1-2 2-3 3-H 1B	1 3	0 0	0 2	0 1	0 0	1 1	0 0
55 Tim Lincecum, L (1, 1) OBP: 0.175, SLG: 0.083 10 Tony Abreu, S (5, 4)			C FF 92 B CU 72 B FF 92 S FF 92 C FF 92 2-3 K		D CH 88 S CH 88 X CH 88 1-1 G4-3 1-2f			B FF 94 S FF 94 B SL 85 S FF 94 X SL 83 2-2 G1-3	D SI 86 B FF 88 B SI 85 C FF 86 C FF 88 X FF 89 3-2 F8	1 3	0 0	0 0	0 0	0 0	1 0	0 4
Inning Stats	R: 0 H: 0 E: 0 LOB: 1 K: 0 BB: 1 S: 7 P: 14	R: 0 H: 0 E: 0 LOB: 0 K: 1 BB: 0 S: 7 P: 12	R: 0 H: 0 E: 0 LOB: 1 K: 4 BB: 0 S: 13 P: 23	R: 0 H: 2 E: 0 LOB: 2 K: 1 BB: 0 S: 13 P: 18	R: 0 H: 1 E: 0 LOB: 0 K: 0 BB: 0 S: 6 P: 10	R: 0 H: 1 E: 0 LOB: 1 K: 3 BB: 0 S: 12 P: 19	R: 0 H: 0 E: 0 LOB: 0 K: 1 BB: 0 S: 7 P: 10	R: 0 H: 0 E: 0 LOB: 0 K: 0 BB: 0 S: 9 P: 16	R: 1 H: 3 E: 0 LOB: 3 K: 1 BB: 1 S: 15 P: 26	1B: 7 2B: 0 3B: 0 HR: 0	SF: 0 SAC: 0 DP: 1 HBP: 0			WP: 1 PB: 0 SB: 0 CS: 0	PA: 36		

PITCHER		IP	WLS	BF	H	R	ER	SO	BB	IBB	HBP	BLK	WP	HR	S	P	ERA	WHIP
21 Zack Greinke, R ERA: 2.74	(1, 1)	7.0	W	26	4	0	0	10	1	0	0	0	1	0	65	106	0.00	0.714
54 Chris Perez, R ERA: 5.06	(8, 1)	1.0		3	0	0	0	0	0	0	0	0	0	0	9	16	0.00	0.000
47 Paul Maholm, L ERA: 4.85	(9, 1)	1.0		7	3	1	1	1	1	0	0	0	0	0	15	26	9.00	4.000

PITCHER	IP	WLS	BF	H	R	ER	SO	BB	IBB	HBP	BLK	WP	HR	S	P	ERA	WHIP

Los Angeles Dodgers @ San Francisco Giants

AT&T Park, San Francisco, CA

Fri Jul 25 2014, 7:17 PM - 10:45 PM PDT

Att. 41,753 - Clear - 76 F

livebaseballscorecards.com

AB	34
R	1
H	7
RBI	1
BB	2
SO	11
LOB	14

Batter	1	2	3	4	5	6	7	8	9	AB	R	H	RBI	BB	SO	LOB
9 Dee Strange-Gordon, L (1, 4) OBP: 0.347, SLG: 0.406	C FF 90 B FF 91 C CH 84 S FF 91 1-3 ① K			B CU 75 B FF 91 X FF 91 2-0 ① G4-3	C FF 90 F CU 78 X FF 91 0-2 ③ F9		B CH 83 X FF 93 1-0 66 G1-3 23 1B 1B	C FF 89 B FF 91 S CU 78 S CU 80 1-3 ③ K2-3		5	1	1	0	0	2	2
66 Yasiel Puig, R (1, 8) OBP: 0.400, SLG: 0.538	C FF 89 X FF 91 0-1 ② L8			X FF 91 0-0 ② G4-3		X FF 89 0-0 23 2B 3 FC4 1B	1 SAFE 1 SAFE X SI 92 0-0 ① G1-3 1-2		C SL 84 F CU 78 B FF 91 S FC 89 1-3 ① K	5	1	1	0	0	1	1
23 Adrián González, L (1, 3) OBP: 0.327, SLG: 0.446	S FF 91 C FF 90 X SL 90 0-2 ③ G6-3			B FF 91 X FF 92 1-0 13 1B 2B		B CU 74 C CU 75 B FF 88 1 SAFE D CU 76 F CH 83 X FF 90 3-2 3 FC4 27 FC5-2 1-3 2B	X FF 93 0-0 13 2B 2-H 1B		F FF 90 X CH 82 0-1 ② G4-3	5	1	3	1	0	0	0
13 Hanley Ramirez, R (1, 6) OBP: 0.374, SLG: 0.466 72 Miguel Rojas, R (8, 6) OBP: 0.270, SLG: 0.268		X FF 90 0-0 ① G5-3		C SL 89 F CU 78 B FF 90 B FF 92 D CU 78 F FF 90 F FF 91 X CU 78 3-2 ③ 1B 2-H		F SL 87 B FF 88 C FF 89 F CH 82 D CH 83 B SI 88 X FF 89 3-2 ① G1-3	S CH 87 F CH 88 B FF 92 B FF 92 X CH 86 2-2 K 1-3 2B		B SL 84 F FF 90 B CU 77 S SL 85 C FF 91 2-3 ③ K	4 1	0 0	2 0	1 0	0 0	0 1	2 0
3 Carl Crawford, L (1, 7) OBP: 0.278, SLG: 0.352		B FF 91 F FF 91 B FF 92 C CH 84 F FF 90 F FF 92 S CU 77 2-3 ② K			B CH 84 C CH 84 B SI 91 F CU 77 F FF 89 F FF 91 F FF 91 B CU 78 X CU 78 3-2 27 1B 5 1B 1B	C SL 87 B SL 87 B SL 87 X CH 83 2-1 FC4 27 FC5-2 5 2B 2-3 3-H	F CH 87 B FF 92 B FF 92 S CH 85 C FF 93 2-3 ② K			4	2	1	1	0	2	3
27 Matt Kemp, R (1, 9) OBP: 0.339, SLG: 0.429		C FF 91 B SL 88 S FF 90 X CH 84 1-2 ③ G6-3			1 SAFE B FF 89 D CU 77 X SI 88 2-0 22 SH2-4 5 1B 1-2 1B	X CU 75 0-0 ② FC5-2 5 2B 1-2 3-H	B CH 85 B CU 82 B CH 83 B CU 80 4-0 BB			3	0	1	0	1	0	2
5 Juan Uribe, R (1, 5) OBP: 0.328, SLG: 0.420			B SI 90 X FF 90 1-0 ① F9		X SI 89 0-0 22 SH2-4 1-2 2-H 1B	B CU 76 F SL 88 B FF 89 C CH 84 X FF 91 2-2 1-3 2-H 2B	B CH 86 F CH 86 S CU 82 C CH 86 1-3 ③ K			4	0	2	2	0	1	3
17 A.J. Ellis, R (1, 2) OBP: 0.350, SLG: 0.254			C FF 91 B SL 90 F CU 76 B CU 77 F FF 90 X FF 92 2-2 ② L9		C CU 76 B CU 77 S SL 87 X SI 90 1-2 ① P3	I IN 80 I IN 82 I IN 81 I IN 82 4-0 IBB		X SL 85 0-0 ① F8		3	0	0	0	1	0	2
22 Clayton Kershaw, L (1, 1) OBP: 0.237, SLG: 0.194			B SI 92 S FF 92 S CU 78 F SL 88 B CU 77 S FF 91 2-3 ③ K		C FF 89 X SI 89 0-1 ② SH2-4 1-2 2-3	B CU 76 F FF 90 B CU 75 F SI 89 B SL 88 F FF 90 S FF 89 3-3 ③ K		C FF 88 X CH 82 0-1 ② G6-3		3	0	0	0	0	2	3
Inning Stats	R: 0 H: 0 E: 0 LOB: 0 K: 1 BB: 0 S: 8 P: 9	R: 0 H: 0 E: 0 LOB: 0 K: 1 BB: 0 S: 9 P: 12	R: 0 H: 0 E: 0 LOB: 0 K: 1 BB: 0 S: 9 P: 14	R: 1 H: 2 E: 0 LOB: 1 K: 0 BB: 0 S: 8 P: 14	R: 1 H: 3 E: 0 LOB: 2 K: 0 BB: 0 S: 16 P: 22	R: 2 H: 3 E: 0 LOB: 3 K: 1 BB: 1 S: 18 P: 35	R: 1 H: 3 E: 0 LOB: 3 K: 2 BB: 1 S: 12 P: 22	R: 0 H: 0 E: 0 LOB: 0 K: 1 BB: 0 S: 6 P: 7	R: 0 H: 0 E: 0 LOB: 0 K: 2 BB: 0 S: 8 P: 11	1B: 7 SF: 0 2B: 4 SAC: 1 3B: 0 DP: 0 HR: 0 HBP: 0						

PITCHER		IP	WLS	BF	H	R	ER	SO	BB	IBB	HBP	BLK	WP	HR	S	P	ERA	WHIP
32 Ryan Vogelsong, R ERA: 4.1	(1, 1)	6.0	L	27	8	4	4	4	0	1	0	0	0	0	68	106	6.00	1.333
63 Jean Machi, R ERA: 1.7	(7, 1)	1.0		7	3	1	1	2	1	0	0	0	0	0	12	22	9.00	4.000
52 Yusmeiro Petit, R ERA: 4.11	(8, 1)	2.0		6	0	0	0	3	0	0	0	0	0	0	14	18	0.00	0.000

PITCHER	IP	WLS	BF	H	R	ER	SO	BB	IBB	HBP	BLK	WP	HR	S	P	ERA	WHIP

TOP

Los Angeles Dodgers @ San Francisco Giants
AT&T Park, San Francisco, CA

Sat Jul 26 2014, 6:06 PM - 8:59 PM PDT
Att. 42,060 - Partly Cloudy - 73 F

livebaseballscorecards.com

AB	37
R	5
H	11
RBI	5
BB	2
SO	9
LOB	18

1B: 7	SF: 0	WP: 0	PA: 40
2B: 4	SAC: 1	PB: 0	
3B: 0	DP: 0	SB: 0	
HR: 0	HBP: 0	CS: 0	

BOTTOM

Batter	1	2	3	4	5	6	7	8	9	AB	R	H	RBI	BB	SO	LOB
8 Hunter Pence, R (1, 9) OBP: 0.351, SLG: 0.467	F FF 92 B FF 93 X SL 89 1-1 ① G5-3			F FF 92 C CU 73 S SL 88 0-3 ① K		F FF 93 F FF 92 X FF 92 0-2 ② G1-3 1-2			X FF 91 0-0 ① P2	4	0	0	0	0	1	1
7 Grégor Blanco, L (1, 8) OBP: 0.312, SLG: 0.304	B FF 93 B FF 93 F FF 93 T FF 93 B CU 75 X FF 94 3-2 28 G5-4-3 1B			B FF 93 C SL 88 X SL 89 1-1 ② F8		B FF 93 B FF 93 T FF 94 B SL 88 F FF 94 X FF 92 3-2 ③ F7			C FF 92 B CU 72 F SL 86 B CU 75 B SL 87 C FF 92 3-3 ② K	4	0	1	0	0	1	1
28 Buster Posey, R (1, 2) OBP: 0.343, SLG: 0.431 52 Yusmeiro Petit, R (8, 1) 21 Tyler Colvin, L (9, PH) OBP: 0.276, SLG: 0.393	B FF 94 1 SAFE B FF 94 S SL 88 1 SAFE B FF 94 X FF 93 3-1 ② ③ G5-4-3 1-2f			X FF 92 0-0 ③ F7			C FF 90 S SL 88 B SL 90 F SL 87 X CU 73 1-2 ① F9		B FF 93 S FF 93 F FF 93 F FF 93 B CU 75 B SL 85 F FF 92 X SL 87 3-2 ③ P2	3 0 1	0 0 0	0 0 0	0 0 0	0 0 0	0 0 0	1 0 0
48 Pablo Sandoval, S (1, 5) OBP: 0.325, SLG: 0.429 10 Tony Abreu, S (8, 5)		F FF 93 B FF 92 F FF 90 F CU 75 F CU 74 F FF 93 X SL 89 1-2 ① G5-3			S FF 92 F FF 92 B CU 74 F SL 87 S CU 76 1-3 ① K		F FF 92 X CU 72 0-1 ② P4			3 0	0 0	0 0	0 0	0 0	1 0	0 0
38 Michael Morse, R (1, 7) OBP: 0.328, SLG: 0.478		F FF 92 X FF 93 0-1 ② G1-3			B FF 94 B FF 93 B FF 94 B FF 94 4-0 BB		B FF 92 C SL 86 S SL 86 X CU 74 1-2 37 FC5-4 1B			2	0	1	0	1	0	0
37 Adam Duvall, R (1, 3) OBP: 0.216, SLG: 0.389		C FF 93 S SL 88 B CU 74 B FF 90 F SL 89 F FF 94 C FF 94 2-3 ③ K			S SL 86 F FF 93 S SL 87 0-3 ② K		B FF 92 X FF 92 1-0 ③ FC5-4 1-2f			3	0	0	0	0	2	2
22 Dan Uggla, R (1, 4) OBP: 0.233, SLG: 0.222			F FF 92 F SL 88 C CU 74 0-3 ① K		F FF 92 B FF 93 F SL 88 1 SAFE S CU 74 1-3 ③ K2-3			F FF 93 B SL 87 S SL 86 X SL 86 1-2 ① G6-3		3	0	0	0	0	2	1
35 Brandon Crawford, L (1, 6) OBP: 0.322, SLG: 0.402			C SL 86 C SL 89 B FF 95 X CU 75 1-2 ② G3-1			C FF 93 X CU 74 0-1 ① G3-1		X SL 87 0-0 ② P4		3	0	0	0	0	0	0
32 Ryan Vogelsong, R (1, 1) OBP: 0.162, SLG: 0.194 13 Joaquin Arias, R (6, PH) OBP: 0.216, SLG: 0.203 63 Jean Machi, R (7, 1) 34 Andrew Susac, R (8, 2) OBP: 0.333, SLG: 0.333			B FF 92 B FF 91 C FF 92 B FF 93 X FF 93 3-1 ③ F8			C FF 92 B SL 89 X SL 88 1-1 8 G1-3 1B		X FF 92 0-0 ③ G5-3		1 1 0 1	0 0 0 0	0 1 0 0	0 0 0 0	0 0 0 0	0 0 0 0	0 0 0 0
Inning Stats	R: 0 E: 0 K: 0 S: 7 H: 1 LOB: 0 BB: 0 P: 14	R: 0 E: 0 K: 1 S: 13 H: 0 LOB: 0 BB: 0 P: 16	R: 0 E: 0 K: 1 S: 8 H: 0 LOB: 0 BB: 0 P: 12	R: 0 E: 0 K: 1 S: 6 H: 0 LOB: 0 BB: 0 P: 7	R: 0 E: 0 K: 3 S: 10 H: 0 LOB: 1 BB: 1 P: 16	R: 0 E: 0 K: 0 S: 10 H: 1 LOB: 1 BB: 0 P: 14	R: 0 E: 0 K: 0 S: 10 H: 1 LOB: 1 BB: 0 P: 13	R: 0 E: 0 K: 0 S: 5 H: 0 LOB: 0 BB: 0 P: 6	R: 0 E: 0 K: 1 S: 9 H: 0 LOB: 0 BB: 0 P: 15	1B: 3 2B: 0 3B: 0 HR: 0 SF: 0 SAC: 0 DP: 1 HBP: 0						WP: 0 PB: 0 SB: 0 CS: 0 PA: 30

PITCHER	IP	WLS	BF	H	R	ER	SO	BB	IBB	HBP	BLK	WP	HR	S	P	ERA	WHIP
22 Clayton Kershaw, L (1, 1) ERA: 1.76	9.0	W	30	3	0	0	7	1	0	0	0	0	0	78	113	0.00	0.444

PITCHER	IP	WLS	BF	H	R	ER	SO	BB	IBB	HBP	BLK	WP	HR	S	P	ERA	WHIP

Los Angeles Dodgers @ San Francisco Giants

AT&T Park, San Francisco, CA

Sat Jul 26 2014, 6:06 PM - 8:59 PM PDT

Att. 42,060 - Partly Cloudy - 73 F

livebaseballscorecards.com

AB	29
R	0
H	3
RBI	0
BB	1
SO	7
LOB	6

Batter	1	2	3	4	5	6	7	8	9	AB	R	H	RBI	BB	SO	LOB
9 Dee Strange-Gordon, L (1, 4) OBP: 0.345, SLG: 0.402	C FF 89 X FF 91 0-1 E4 66 G4-6-3		F CU 80 B CH 83 F FC 86 H CU 81 2-2 HBP		C FF 91 C FF 91 S CU 80 0-3 K 23 WP 66 BB 23 K2-3	X CU 81 0-0 ③ P5			B CU 76 C CU 74 X SI 91 1-1 ② G6-3	4	1	0	0	0	1	1
66 Yasiel Puig, R (1, 8) OBP: 0.398, SLG: 0.532	B SI 91 1 SAFE X SI 92 1-0 ① ② G4-6-3 1-2f		1 SAFE 1 SAFE 1 SAFE B SI 91 X SI 90 1-0 ② F7		1 SAFE C SI 90 B SI 92 1 SAFE B FC 87 B FF 91 1 SAFE F FF 91 B FC 86 4-2 23 WP 13 1B 1-2 BB		B CU 82 B CH 84 C CH 85 S CH 85 T CH 85 2-2 ① K		F CH 87 F CH 87 B SI 93 F SI 94 B CH 88 B CU 76 X SI 93 3-2 ③ G6-3	4	1	0	0	1	1	2
23 Adrián González, L (1, 3) OBP: 0.324, SLG: 0.442	C CU 80 B FF 92 B FS 84 X FF 92 2-1 ③ P2		C FC 88 F FF 91 B FF 91 1 SAFE S SL 82 1-3 ③ K		F FC 87 B CH 83 S CU 81 S SL 82 1-3 ② K2-3 1-2 2-H		C CH 85 X SI 94 0-1 ② G5-3			4	0	0	0	0	2	2
13 Hanley Ramirez, R (1, 6) OBP: 0.376, SLG: 0.466 72 Miguel Rojas, R (9, 6) OBP: 0.270, SLG: 0.268		C FC 87 T FF 91 B FF 91 B SL 85 B FF 93 X FF 91 3-2 3 FC4-6 1B		F SL 84 C CH 82 B FC 87 X SI 90 1-2 E4 3 FC6-4	X FC 87 0-0 3 3B 2-H 1B		S CU 82 B SI 93 S CU 84 B CU 84 B CH 86 X CU 83 3-2 ③ F8			4	1	2	1	0	0	0
										0	0	0	0	0	0	0
3 Carl Crawford, L (1, 7) OBP: 0.278, SLG: 0.360		F FC 89 D SI 92 F FS 85 X FF 92 1-2 ① FC4-6 27 1B 1-2f		D CH 82 B FC 87 X FF 91 2-0 ① FC6-4 27 1B 5 1B 1-2f	1 SAFE X CH 82 0-0 1-H 3B			B SL 76 F CH 83 X CH 83 1-1 ① G4-3		4	1	1	1	0	0	2
27 Matt Kemp, R (1, 9) OBP: 0.343, SLG: 0.432		B FF 92 B SI 92 C SI 92 B SI 92 X SI 92 3-1 1-3 1B		1 SAFE B SL 82 1 SAFE X SI 90 1-0 5 1B 1-2 1B	C FC 86 D FC 86 B SI 90 F CU 84 B X FF 91 3-2 ③ L9			B FF 88 B SL 77 C SL 79 B SL 78 B FF 88 4-1 17 FC6-4 BB		3	0	2	0	1	0	1
5 Juan Uribe, R (1, 5) OBP: 0.331, SLG: 0.419		S FC 88 F SI 92 F FF 92 S SL 84 0-3 ② K		X SI 91 0-0 17 G6-4-3 1-2 2-H 1B		B FC 86 S CH 82 B FF 90 B FF 91 F SI 90 B SI 90 4-2 99 SH3-4 BB		F SL 78 B CH 83 F SL 80 1 SAFE S SL 76 1-3 ② K		3	0	1	1	1	2	3
17 A.J. Ellis, R (1, 2) OBP: 0.343, SLG: 0.247		C FC 88 X SL 84 0-1 ③ G1-3		S FC 86 F FC 88 B FC 86 B SI 90 X FC 83 2-2 ② ③ G6-4-3 1-2f		C FF 90 B FF 90 B FC 88 F FF 90 B SL 84 F FF 90 X SI 89 3-2 ① F9		B SI 87 B FF 88 X FF 89 2-0 ③ FC6-4 1-2f		4	0	0	0	0	0	6
99 Hyun Jin Ryu, R (1, 1) OBP: 0.158, SLG: 0.211			S FF 89 F CU 80 S SL 83 0-3 ① K		S FF 89 F FC 86 F SI 90 B SL 82 B FC 83 X SL 81 2-2 ① G5-3	L FF 88 B FF 90 B SI 89 1 SAFE X SI 89 2-1 ② SH3-4 1-2			B FF 88 B SL 78 C SL 79 F FF 88 X SL 78 2-2 ① G1-3	2	0	0	0	0	1	0
56 J.P. Howell, L (7, 1)										0	0	0	0	0	0	0
0 Brian Wilson, R (8, 1)										0	0	0	0	0	0	0
10 Justin Turner, R (9, PH) OBP: 0.361, SLG: 0.427										1	0	0	0	0	0	0
74 Kenley Jansen, S (9, 1)										0	0	0	0	0	0	0
Inning Stats	R: 0 E: 1 K: 0 S: 5 H: 0 LOB: 0 BB: 0 P: 8	R: 0 E: 0 K: 1 S: 14 H: 2 LOB: 2 BB: 0 P: 21	R: 0 E: 0 K: 2 S: 9 H: 0 LOB: 0 BB: 0 P: 13	R: 1 E: 1 K: 0 S: 9 H: 2 LOB: 1 BB: 0 P: 15	R: 3 E: 0 K: 2 S: 17 H: 2 LOB: 1 BB: 1 P: 27	R: 0 E: 0 K: 0 S: 9 H: 0 LOB: 1 BB: 1 P: 18	R: 0 E: 0 K: 1 S: 8 H: 0 LOB: 0 BB: 0 P: 13	R: 0 E: 0 K: 1 S: 7 H: 0 LOB: 1 BB: 1 P: 15	R: 0 E: 0 K: 0 S: 9 H: 0 LOB: 0 BB: 0 P: 15	1B: 5 2B: 0 3B: 1 HR: 0 SF: 0 SAC: 1 DP: 2 HBP: 1						WP: 2 PB: 0 SB: 0 CS: 0 PA: 38

PITCHER		IP	WLS	BF	H	R	ER	SO	BB	IBB	HBP	BLK	WP	HR	S	P	ERA	WHIP
22 Jake Peavy, R ERA: 4.71	(1, 1)	6.0	L	28	6	4	3	5	2	0	1	0	2	0	63	102	4.50	1.333
63 Jean Machi, R ERA: 1.66	(7, 1)	1.0		3	0	0	0	1	0	0	0	0	0	0	8	13	0.00	0.000
54 Sergio Romo, R ERA: 4.83	(8, 1)	1.1		5	0	0	0	1	1	0	0	0	0	0	10	20	0.00	0.750
41 Jeremy Affeldt, L ERA: 1.37	(9, 1)	0.2		2	0	0	0	0	0	0	0	0	0	0	6	10	0.00	0.000

PITCHER	IP	WLS	BF	H	R	ER	SO	BB	IBB	HBP	BLK	WP	HR	S	P	ERA	WHIP

TOP

Los Angeles Dodgers @ San Francisco Giants
AT&T Park, San Francisco, CA

Sun Jul 27 2014, 5:09 PM - 8:21 PM PDT
Att. 41,459 - Partly Cloudy - 69 F

livebaseballscorecards.com

AB	33
R	4
H	6
RBI	3
BB	3
SO	7
LOB	17

Batter	1	2	3	4	5	6	7	8	9	AB	R	H	RBI	BB	SO	LOB
7 Grégor Blanco, L (1, 8) OBP: 0.311, SLG: 0.303	C SI 90 X CU 74 0-1 ① G3		B SL 88 B FF 93 S FF 92 F SL 87 B SI 94 X SI 94 3-2 ① 8 1B 1-3 1B		B SI 89 F SL 84 C CU 72 B FF 91 B SL 86 X SI 92 3-2 ① G6-3		X SI 88 0-0 ②③ G4-6-3 1-2f			4	0	1	0	0	0	1
8 Hunter Pence, R (1, 9) OBP: 0.350, SLG: 0.465	B SI 92 B SL 89 X SI 93 2-0 ② G1-3		X SI 93 0-0 ① 1-2 3-H 1B		C SL 87 X SL 86 0-1 ② G5-3			B SL 86 B SL 88 X SL 90 2-0 ① P2		4	0	1	1	0	0	0
28 Buster Posey, R (1, 2) OBP: 0.345, SLG: 0.439	C SI 94 B SL 88 F SL 90 X FF 94 1-2 ③ G4-3		F SL 87 F CH 83 D SL 88 F SL 87 F SI 93 C FF 93 1-3 ③ K		B CH 85 B CH 84 B CH 84 X SI 92 3-0 HR			B CU 74 B SL 88 F SL 89 B SL 88 B SL 88 4-1 BB		3	1	1	1	1	1	2
48 Pablo Sandoval, S (1, 5) OBP: 0.322, SLG: 0.424		C CU 71 X SI 91 0-1 ① L7		F SL 85 S SL 85 F SL 87 B FF 93 F CU 74 S FF 93 1-3 ① K	B CU 71 X SI 93 1-0 ③ G6-3			F SL 87 B SL 87 C SL 89 B SL 89 T SL 89 2-2 ② K		4	0	0	0	0	2	1
38 Michael Morse, R (1, 7) OBP: 0.327, SLG: 0.476 41 Jeremy Affeldt, L (9, 1)		C SI 92 S SL 87 S SL 89 0-3 ② K		B CU 71 X FF 93 1-0 37 1B 35 1B 1B		S SL 85 F SL 85 B SI 93 S SI 92 1-3 ① K		F FF 92 B SI 92 B SI 89 X FF 92 2-1 ③ F9		4 0	1 0	1 0	0 0	0 0	2 0	1 0
37 Adam Duvall, R (1, 3) OBP: 0.220, SLG: 0.375		C CU 73 B CH 84 X SI 94 1-1 ③ G5-3		F CH 83 S CU 73 B SL 85 B FF 93 X CH 84 2-2 35 1B 1-2 1B		B CU 73 C CU 74 S SL 89 F SI 92 F SL 88 F FF 93 B CU 76 F SI 94 X SL 88 2-2 ② G5-3			B FC 94 T FC 93 C FC 94 F FC 96 S FC 95 1-3 ① K	4	0	1	0	0	1	0
22 Dan Uggla, R (1, 4) OBP: 0.234, SLG: 0.217			B FF 92 B CH 83 F FF 92 C SL 86 B CU 74 B SI 94 4-2 7 1B 8 1B BB	X SI 92 0-0 ② F8		B CH 82 C CH 83 B CU 74 F SL 88 B FF 93 C SL 89 3-3 ③ K			S FC 94 T FC 95 B FC 94 S SL 83 1-3 ② K	3	1	0	0	1	2	2
35 Brandon Crawford, L (1, 6) OBP: 0.324, SLG: 0.403			1 SAFE B SI 92 B SI 92 C SI 92 F SI 93 S SL 88 2-3 ① K	B SL 86 S SL 87 F CU 72 B SI 93 B SL 86 X SL 88 3-2 1-2 2-H 1B			B C SI 86 X SI 88 1-1 7 G4-6-3 1B		B FC 93 C FC 93 C FC 94 S FF 95 1-3 ③ K	4	0	2	1	0	2	1
22 Jake Peavy, R (1, 1) 63 Jean Machi, R (7, 1) 13 Joaquin Arias, R (7, PH) OBP: 0.215, SLG: 0.202 54 Sergio Romo, R (8, 1) 21 Tyler Colvin, L (9, 7) OBP: 0.276, SLG: 0.393			B CH 78 B SI 92 C SI 91 M SI 89 L SI 91 2-3 ② K	D CU 71 B FF 91 F FF 91 X SI 91 2-1 ③ G6-3			1 SAFE X SI 86 0-0 ① L5			2 0 1 0 0	0 0 0 0 0	0 0 0 0 0	0 0 0 0 0	1 0 0 0 0	3 0 1 0 0
Inning Stats	R: 0 E: 0 K: 0 S: 6 H: 0 LOB: 0 BB: 0 P: 9	R: 0 E: 0 K: 1 S: 7 H: 0 LOB: 0 BB: 0 P: 8	R: 1 E: 0 K: 3 S: 17 H: 2 LOB: 2 BB: 1 P: 29	R: 1 E: 0 K: 1 S: 15 H: 3 LOB: 2 BB: 0 P: 24	R: 1 E: 0 K: 0 S: 7 H: 1 LOB: 0 BB: 0 P: 14	R: 0 E: 0 K: 2 S: 13 H: 0 LOB: 0 BB: 0 P: 19	R: 0 E: 0 K: 0 S: 4 H: 1 LOB: 0 BB: 0 P: 5	R: 0 E: 0 K: 1 S: 7 H: 0 LOB: 1 BB: 1 P: 17	R: 0 E: 0 K: 3 S: 10 H: 0 LOB: 0 BB: 0 P: 13	1B: 6 2B: 0 3B: 0 HR: 1	SF: 0 SAC: 0 DP: 1 HBP: 0			WP: 0 PB: 0 SB: 0 CS: 0	PA: 35		

PITCHER		IP	WLS	BF	H	R	ER	SO	BB	IBB	HBP	BLK	WP	HR	S	P	ERA	WHIP
99 Hyun Jin Ryu, L ERA: 3.44	(1, 1)	6.0	W	25	6	3	3	7	1	0	0	0	0	1	65	103	4.50	1.167
56 J.P. Howell, L ERA: 1.26	(7, 1)	1.0	H	3	1	0	0	0	0	0	0	0	0	0	4	5	0.00	1.000
0 Brian Wilson, R ERA: 5.23	(8, 1)	1.0	H	4	0	0	0	1	1	0	0	0	0	0	7	17	0.00	1.000
74 Kenley Jansen, R ERA: 3.24	(9, 1)	1.0	S	3	0	0	0	3	0	0	0	0	0	0	10	13	0.00	0.000

PITCHER	IP	WLS	BF	H	R	ER	SO	BB	IBB	HBP	BLK	WP	HR	S	P	ERA	WHIP

BOTTOM

Los Angeles Dodgers @ San Francisco Giants

AT&T Park, San Francisco, CA

Sun Jul 27 2014, 5:09 PM - 8:21 PM PDT

Att. 41,459 - Partly Cloudy - 69 F

livebaseballscorecards.com

AB	33
R	3
H	7
RBI	3
BB	2
SO	11
LOB	12

Batter	1	2	3	4	5	6	7	8	9	AB	R	H	RBI	BB	SO	LOB
5 Josh Harrison, R (1, 7) OBP: 0.336, SLG: 0.460	B FF 92 B FF 93 B FF 93 C FF 92 B FC 90 4-1 22 BB 10 1B 17 SF8 BB	C FF 92 F CU 77 B CU 72 F FF 93 F FC 89 B FF 93 X FC 89 2-2 HR		C FF 92 X CU 79 0-1 1B			S FF 93 C SI 94 B FF 92 X SI 92 1-2 ② L8			3	2	2	1	1	0	0
10 Jordy Mercer, R (1, 6) OBP: 0.294, SLG: 0.356	C FC 89 F FF 93 1 SAFE B 1 SAFE B FF 92 X FF 93 2-2 17 SF8 22 BB 18 1B 1-2 1B	C CH 86 B CU 76 X CU 76 1-1 1B		B CH 84 C CH 83 B FF 91 B FF 91 F FC 87 X FF 92 3-2 ③ F9			B CU 80 F FF 93 F FF 93 C CU 82 1-3 ③ K			4	1	2	0	0	1	1
22 Andrew McCutchen, R (1, 8) OBP: 0.410, SLG: 0.540	D FC 88 F FC 88 F CH 85 B CU 76 B FC 90 F FC 90 D CU 80 4-2 55 E 18 1B 55 1B 1-2 2-3 BB	S FF 90 B FC 89 F CH 86 X FC 88 1-2 ② P3			B SL 82 S CU 76 C FF 88 X CU 77 1-2 ① F9			X CU 79 0-0 ① L8		3	1	0	0	1	0	1
17 Gaby Sanchez, R (1, 3) OBP: 0.289, SLG: 0.395 15 Ike Davis, L (8, PH) OBP: 0.355, SLG: 0.376 (8, 3)	C FC 90 C FC 90 F FC 90 B FF 94 X CU 78 1-2 ① SF8 2-3 3-H	B FF 90 B FF 92 X CH 85 2-0 ③ P5			S SL 83 F FF 89 B FF 89 S CU 76 1-3 ② K			B FF 93 B CH 86 B SI 92 C SI 92 X SI 93 3-1 ② F7		2 1	0 0	0 0	1 0	0 0	1 0	1 0
18 Neil Walker, S (1, 4) OBP: 0.351, SLG: 0.456	F FC 88 X CH 86 0-1 55 1B 25 SF9 1-2 3-H 1B		B CH 81 F FF 92 C FF 92 F CU 78 F FF 92 X FC 89 1-2 ① G6-3		C FF 88 B CH 82 B CH 82 X FF 88 2-1 ③ L8			S CH 86 X FF 93 0-1 ③ F8		4	1	1	1	0	0	0
55 Russell Martin, R (1, 2) OBP: 0.416, SLG: 0.391	B FC 89 B FF 93 B FC 90 C FF 93 C FC 89 2 SAFE X FC 90 3-2 25 E 1-3 2-H 1B		C CU 76 B CH 85 F CH 86 F FC 87 X FC 88 1-2 ② G4-3			C FF 87 C FF 89 B CU 77 X CU 78 1-2 ① G4-3			C CU 82 X CU 82 0-1 ① G4-3	4	0	1	1	0	0	0
25 Gregory Polanco, L (1, 9) OBP: 0.323, SLG: 0.352	B FF 94 X FC 88 1-0 ② SF9 1-2 3-H		C CU 77 T FF 92 C FC 87 0-3 ③ K			X CH 80 0-0 ② P5			C SL 79 X SI 87 0-1 59 G3-1 1B	3	0	1	1	0	1	0
59 Brent Morel, R (1, 5) OBP: 0.167, SLG: 0.091	F FC 89 S CU 77 B CU 76 F FF 93 B FC 90 F CU 77 F FF 93 F FC 88 F FC 89 2-2 X CH 85 G3			C CH 84 S FF 92 X FF 92 0-2 ① F9		C FF 88 S SL 83 B FF 89 X FF 89 1-2 ③ G6-3			B SI 86 B SI 86 C SI 85 F SI 86 X CH 80 2-2 ② G3-1 1-2	4	0	0	0	0	0	2
46 Vance Worley, R (1, 1) OBP: 0.056, SLG: 0.056		C FF 89 F FF 92 F CU 77 S FF 92 0-3 ① K		C FF 92 X FC 88 0-1 ② L5			B FF 92 F FF 92 C CU 83 S CU 82 1-3 ① K		C SI 86 B SI 86 S CH 79 S SI 85 1-3 ③ K	4	0	0	0	0	3	1
Inning Stats	R: 4 H: 3 E: 2 LOB: 1 K: 0 BB: 2 S: 25 P: 42	R: 1 H: 2 E: 0 LOB: 1 K: 1 BB: 0 S: 15 P: 21	R: 0 H: 0 E: 0 LOB: 0 K: 1 BB: 0 S: 12 P: 14	R: 0 H: 1 E: 0 LOB: 1 K: 0 BB: 0 S: 10 P: 13	R: 0 H: 0 E: 0 LOB: 0 K: 1 BB: 0 S: 8 P: 12	R: 0 H: 0 E: 0 LOB: 0 K: 0 BB: 0 S: 7 P: 9	R: 0 H: 0 E: 0 LOB: 0 K: 2 BB: 0 S: 9 P: 12	R: 0 H: 0 E: 0 LOB: 0 K: 0 BB: 0 S: 5 P: 8	R: 0 H: 1 E: 0 LOB: 1 K: 1 BB: 0 S: 10 P: 13	1B: 6 SF: 2 2B: 0 SAC: 0 3B: 0 DP: 0 HR: 1 HBP: 0						

TOP

Pittsburgh Pirates @ San Francisco Giants

AT&T Park, San Francisco, CA

Mon Jul 28 2014, 7:18 PM - 9:51 PM PDT

Att. 41,794 - Cloudy - 68 F

livebaseballscorecards.com

AB	32
R	5
H	7
RBI	5
BB	2
SO	6
LOB	6

PITCHER		IP	WLS	BF	H	R	ER	SO	BB	IBB	HBP	BLK	WP	HR	S	P	ERA	WHIP
40 Madison Bumgarner, L ERA: 3.41	(1, 1)	4.0	L	20	6	5	5	2	2	0	0	0	0	1	62	90	11.25	2.000
52 Yusmeiro Petit, R ERA: 4.0	(5, 1)	2.0		6	0	0	0	1	0	0	0	0	0	0	15	21	0.00	0.000
57 Juan Gutierrez, R ERA: 2.83	(7, 1)	2.1		7	0	0	0	2	0	0	0	0	0	0	16	22	0.00	0.000
49 Javier López, L ERA: 2.31	(9, 1)	0.2		3	1	0	0	1	0	0	0	0	0	0	8	11	0.00	1.500

PITCHER		IP	WLS	BF	H	R	ER	SO	BB	IBB	HBP	BLK	WP	HR	S	P	ERA	WHIP

WP: 0 PA: 36
PB: 0
SB: 0
CS: 0

BOTTOM

Pittsburgh Pirates @ San Francisco Giants

AT&T Park, San Francisco, CA

Mon Jul 28 2014, 7:18 PM - 9:51 PM PDT

Att. 41,794 - Cloudy - 68 F

livebaseballscorecards.com

Batter	1	2	3	4	5	6	7	8	9	AB	R	H	RBI	BB	SO	LOB
8 Hunter Pence, R (1, 9) OBP: 0.349, SLG: 0.468	B CH 87 C FF 87 B SL 82 X SI 90 2-1 ① G6-3			B FF 86 F SI 88 B SL 86 X SL 85 2-1 ① G6-3			S SL 84 C SL 82 B SL 83 F SI 91 X SL 84 1-2 ① L6		X SL 84 0-0 3B	4	0	1	0	0	0	0
12 Joe Panik, L (1, 4) OBP: 0.270, SLG: 0.239	C FF 88 F SI 90 B SI 90 F SI 89 X SL 84 1-2 ② G4-3			X SI 90 0-0 ② G6-3			B SI 90 C FF 90 B KC 78 B SI 91 S FC 90 F SI 90 F SI 92 B SI 91 4-2 28 G4-6-3 BB		C SL 83 X FF 90 0-1 ③ G5-3	3	0	0	0	1	0	1
28 Buster Posey, R (1, 2) OBP: 0.342, SLG: 0.435	C SI 90 B SI 88 F FC 89 X SI 88 1-2 ③ G4-3			C SI 91 X SL 86 0-1 ③ F9			C SL 85 B SI 90 S SL 86 X SI 90 1-2 ②③ G4-6-3 1-2f			3	0	0	0	0	0	1
48 Pablo Sandoval, S (1, 5) OBP: 0.324, SLG: 0.426		C FF 89 B SL 83 F FF 88 B SI 89 F SI 91 B KC 79 X SL 85 3-2 ① G6-3			X SI 88 0-0 38 G6-4-3 1B			B KC 79 B SL 82 X SI 92 2-0 38 FC5-4 1B		3	0	2	0	0	0	0
38 Michael Morse, R (1, 3) OBP: 0.325, SLG: 0.472		B SI 88 F SI 89 F SL 85 C SI 90 1-3 ② K			F SI 88 F FF 91 X SL 84 0-2 ①② G6-4-3 1-2f			X SL 85 0-0 ① FC5-4 1-2f		3	0	0	0	0	1	2
21 Tyler Colvin, L (1, 7) OBP: 0.270, SLG: 0.384		B SI 90 X FF 91 1-0 ③ G3-1			X SI 89 0-0 ③ F8			C FF 91 X KC 78 0-1 ② L9		3	0	0	0	0	0	1
7 Grégor Blanco, L (1, 8) OBP: 0.312, SLG: 0.303		L CH 85 B KC 78 F FF 90 C KC 79 1-3 ① K			C SI 90 F SI 91 X SI 92 0-2 10 CS 1B			B KC 78 B FF 90 C FF 89 B FF 90 X SI 88 3-1 ③ G4-3		3	0	1	0	0	1	1
35 Brandon Crawford, L (1, 6) OBP: 0.321, SLG: 0.399		X SI 90 0-0 ② L5			T SL 85 X KC 78 0-1 ① F8				C SI 91 X SI 90 0-1 ① L9	3	0	0	0	0	0	1
40 Madison Bumgarner, R (1, 1) OBP: 0.280, SLG: 0.489 52 Yusmeiro Petit, R (5, 1) 10 Tony Abreu, S (6, PH) 57 Juan Gutierrez, R (7, 1) 49 Javier López, L (9, 1) 34 Andrew Susac, R (9, PH) OBP: 0.250, SLG: 0.250		B FF 89 F SI 88 B SL 86 F SI 88 C SI 89 2-3 ③ K			B KC 77 C SL 85 B KC 79 F FF 91 X SL 82 2-2 ②③ G3 1-2				C SI 90 F SL 84 B SI 90 F SI 91 F SI 91 F SL 85 B SL 81 F SI 91 X SI 92 2-2 ② F7	1 0 1 0 0 1	0 0 0 0 0 0	0 0 0 0 0 0	0 0 0 0 0 0	1 0 0 0 0 0	0 0 1 0 0 0	0 0 1 0 0 0
Inning Stats	R: 0 E: 0 K: 0 S: 9 H: 0 LOB: 0 BB: 0 P: 13	R: 0 E: 0 K: 1 S: 8 H: 0 LOB: 0 BB: 0 P: 13	R: 0 E: 0 K: 2 S: 7 H: 0 LOB: 0 BB: 0 P: 10	R: 0 E: 0 K: 0 S: 5 H: 0 LOB: 0 BB: 0 P: 7	R: 0 E: 0 K: 0 S: 5 H: 1 LOB: 0 BB: 0 P: 5	R: 0 E: 0 K: 0 S: 8 H: 1 LOB: 0 BB: 0 P: 10	R: 0 E: 0 K: 0 S: 11 H: 0 LOB: 0 BB: 1 P: 17	R: 0 E: 0 K: 0 S: 6 H: 1 LOB: 1 BB: 0 P: 11	R: 0 E: 0 K: 0 S: 12 H: 1 LOB: 1 BB: 0 P: 14	1B: 3 2B: 0 3B: 1 HR: 0 SF: 0 SAC: 0 DP: 2 HBP: 0						

	AB	28
	R	0
	H	4
	RBI	0
	BB	1
	SO	3
	LOB	8

WP: 0 PA: 29
PB: 0
SB: 0
CS: 1

PITCHER		IP	WLS	BF	H	R	ER	SO	BB	IBB	HBP	BLK	WP	HR	S	P	ERA	WHIP
46 Vance Worley, R ERA: 2.54	(1, 1)	9.0	W	29	4	0	0	3	1	0	0	0	0	0	71	100	0.00	0.556

PITCHER	IP	WLS	BF	H	R	ER	SO	BB	IBB	HBP	BLK	WP	HR	S	P	ERA	WHIP

Batter	1	2	3	4	5	6	7	8	9	AB	R	H	RBI	BB	SO	LOB
5 Josh Harrison, R (1, 5) OBP: 0.338, SLG: 0.469	B FF 88 B SI 89 B FF 89 C FF 88 F SI 88 X SI 89 3-2 HR	B FC 84 S FC 85 B SI 89 B FF 90 B SI 90 4-1 BB			B FC 81 C SI 88 X SI 87 1-1 ① F8		S FS 78 B FC 84 C CU 74 X FS 83 1-2 ③ L9			3	1	1	1	1	0	0
25 Gregory Polanco, L (1, 9) OBP: 0.316, SLG: 0.343	B SI 90 F FS 82 X FC 85 1-1 ① L6	1 SAFE B SI 90 B FC 83 D SI 89 C SI 86 X SI 90 3-1 ③ G4-3			C FS 79 B CU 74 X FS 80 1-1 ② L7			C CH 82 B CH 82 X SI 92 1-1 ① G6-3		4	0	0	0	0	0	1
22 Andrew McCutchen, R (1, 8) OBP: 0.409, SLG: 0.539	F SI 90 B FC 85 X FC 83 1-1 ② F9		B FC 81 C SI 88 F FS 81 X FC 84 1-2 ① F9		S SI 87 B CU 75 B FC 84 C FC 83 B SI 89 X FC 83 3-2 ③ G4-3			B CH 86 X SI 93 1-0 55 S 2B		4	0	1	0	0	0	0
18 Neil Walker, S (1, 4) OBP: 0.352, SLG: 0.457	X SI 91 0-0 1B		C FS 80 X FS 81 0-1 ② G4-3			B FF 88 B FC 82 B SI 90 C SI 87 F SI 87 X FC 83 3-2 55 G1-6-3 1B		D CH 87 C CH 86 X FF 92 1-1 ② F9		4	0	2	0	0	0	1
55 Russell Martin, R (1, 2) OBP: 0.410, SLG: 0.384	X FC 83 0-0 ③ G5-3		B FF 89 C FC 83 C FS 80 B SI 90 X FC 83 2-2 ③ G1-3			F SI 89 B FC 82 C FC 82 B SI 90 F SI 89 B FC 84 1 SAFE X SI 89 3-2 ① G1-6-3 1-2			C CU 82 F SI 92 F FF 93 D CH 88 F FF 92 X CU 82 1-2 ③ G5-3 2-3		4	0	0	0	0	0	3
15 Ike Davis, L (1, 3) OBP: 0.355, SLG: 0.375 59 Brent Morel, R (9, PH) OBP: 0.154, SLG: 0.083 35 Mark Melancon, R (9, 1)		C SI 88 F CU 79 B SI 89 X FS 82 1-2 23 HR 1B		C CU 75 B SI 89 F FS 80 B CU 77 X CU 77 2-2 ① G4-3		C CU 76 F CU 76 B SI 90 C SI 90 1-3 ② K			X SI 89 0-0 ① G5-3	3 1 0	1 0 0	1 0 0	0 0 0	0 0 0	1 0 0	1 0 0
23 Travis Snider, L (1, 7) OBP: 0.337, SLG: 0.413 44 Tony Watson, L (8, 1) OBP: 1.000, SLG: 1.000 17 Gaby Sanchez, R (9, PH) OBP: 0.287, SLG: 0.393 (9, 3)		B SI 89 C FC 85 F FS 81 X FC 84 1-2 1-H HR		B FS 82 B SI 90 C FS 81 C CU 76 X SI 90 2-2 ② G4-3		B CU 76 B SI 90 C CU 76 S FS 83 B SI 90 S FS 83 3-3 ③ K			C SI 90 C CH 87 F CH 86 B SI 91 B CU 76 X SI 91 2-2 ② F9	3 0 1	1 0 0	1 0 0	2 0 0	0 0 0	1 0 0	1 0 0
10 Jordy Mercer, R (1, 6) OBP: 0.296, SLG: 0.361		F SI 91 B FC 84 S FC 84 B FC 86 F SI 90 B FC 84 X SI 89 3-2 ① G5-3		C FF 90 X SI 90 0-1 3B			C FC 79 S FS 81 B SI 89 X FC 81 1-2 ① F9		C SI 90 B CH 88 B CH 88 B SI 91 B SI 91 4-1 3 FC6-4 BB	3	0	1	0	1	0	0
47 Francisco Liriano, L (1, 1) OBP: 0.103, SLG: 0.103 3 Michael Martinez, S (8, 7) OBP: 0.235, SLG: 0.133		C SI 90 F FS 79 X SI 90 0-2 ② G4-3		F SI 90 F FS 83 X FC 85 0-2 ③ L4			C FS 80 F CU 74 X SI 90 0-2 ② G6-3		1 SAFE X SI 91 0-0 ③ FC6-4 1-2f	3 1	0 0	0 0	0 0	0 0	0 0	1 1
Inning Stats	R: 1 E: 0 K: 0 S: 9 H: 2 LOB: 1 BB: 0 P: 14	R: 2 E: 0 K: 0 S: 16 H: 2 LOB: 1 BB: 1 P: 28	R: 0 E: 0 K: 0 S: 8 H: 0 LOB: 0 BB: 0 P: 11	R: 0 E: 0 K: 0 S: 11 H: 1 LOB: 1 BB: 0 P: 15	R: 0 E: 0 K: 0 S: 7 H: 0 LOB: 0 BB: 0 P: 12	R: 0 E: 0 K: 2 S: 13 H: 1 LOB: 1 BB: 0 P: 23	R: 0 E: 0 K: 0 S: 9 H: 0 LOB: 0 BB: 0 P: 11	R: 0 E: 0 K: 0 S: 10 H: 1 LOB: 1 BB: 0 P: 14	R: 0 E: 0 K: 0 S: 7 H: 0 LOB: 1 BB: 1 P: 13	1B: 3 2B: 1 3B: 1 HR: 2	SF: 0 SAC: 0 DP: 0 HBP: 0					WP: 0 PB: 0 SB: 1 CS: 0	PA: 36

TOP

Pittsburgh Pirates @ San Francisco Giants

AT&T Park, San Francisco, CA

Tue Jul 29 2014, 7:17 PM - 10:01 PM PDT

Att. 42,242 - Partly Cloudy - 62 F

livebaseballscorecards.com

AB	34
R	3
H	7
RBI	3
BB	2
SO	2
LOB	9

PITCHER		IP	WLS	BF	H	R	ER	SO	BB	IBB	HBP	BLK	WP	HR	S	P	ERA	WHIP
17 Tim Hudson, R ERA: 2.71	(1, 1)	7.0	L	28	6	3	3	2	1	0	0	0	0	2	73	114	3.86	1.000
63 Jean Machi, R ERA: 1.62	(8, 1)	1.0		4	1	0	0	0	0	0	0	0	0	0	10	14	0.00	1.000
41 Jeremy Affeldt, L ERA: 1.34	(9, 1)	1.0		4	0	0	0	0	1	0	0	0	0	0	7	13	0.00	1.000

PITCHER		IP	WLS	BF	H	R	ER	SO	BB	IBB	HBP	BLK	WP	HR	S	P	ERA	WHIP

BOTTOM

Pittsburgh Pirates @ San Francisco Giants

AT&T Park, San Francisco, CA

Tue Jul 29 2014, 7:17 PM - 10:01 PM PDT

Att. 42,242 - Partly Cloudy - 62 F

livebaseballscorecards.com

Batter	1	2	3	4	5	6	7	8	9	AB	R	H	RBI	BB	SO	LOB
8 Hunter Pence, R (1, 9) OBP: 0.346, SLG: 0.463	B SI 94 B CH 84 B FF 93 C FF 92 X SI 93 3-1 ① F7		C SI 93 C SI 94 B CH 88 F CH 87 B SL 85 S CH 86 2-3 ② K			S CH 84 B CH 85 B SL 84 S CH 86 X SI 94 2-2 ① G5-3		B SI 95 X CH 87 1-0 ① F7		4	0	0	0	0	1	1
7 Grégor Blanco, L (1, 8) OBP: 0.311, SLG: 0.307	B SI 93 B SI 94 B SI 94 C SI 92 X SI 94 3-1 2B		B SL 87 C SI 95 S SL 88 S SL 88 1-3 ③ K			C FF 94 C SI 94 S SL 87 0-3 ② K		C SI 95 B SI 94 B SI 94 X SI 95 2-1 ②③ G4-6-3 1-2f		4	0	1	0	0	2	1
28 Buster Posey, R (1, 3) OBP: 0.346, SLG: 0.439	C SI 94 F SI 93 D SL 86 D SL 87 X CH 88 2-2 ② P6			B SI 92 X SI 92 1-0 48 G5-3 1B		F FF 92 F SL 85 B SL 85 F SL 84 F SI 93 B CH 88 B SI 94 X SI 94 3-2 48 WP 1B			C FC 94 B FF 94 X FC 92 1-1 45 DI 1B	4	0	3	0	0	0	1
48 Pablo Sandoval, S (1, 5) OBP: 0.321, SLG: 0.422	B SL 85 X CH 86 1-0 ③ L7			C FF 91 F SI 92 X CH 87 0-2 ① G5-3 1-2		F CH 86 B SI 93 B CH 86 X CH 86 2-1 ③ G6-3 1-2			F FF 92 B FC 94 X KC 81 1-1 ① L9	4	0	0	0	0	0	4
38 Michael Morse, R (1, 7) OBP: 0.324, SLG: 0.478		B SI 94 X SL 83 1-0 HR		C CH 86 S CH 86 S CH 86 0-3 ② K			F SI 91 B SI 93 B SI 94 F SL 83 S SL 85 2-3 ① K		F FF 94 S KC 82 D KC 81 B FC 92 F FF 94 S KC 81 2-3 ② K	4	1	1	1	0	3	2
34 Andrew Susac, R (1, 2) OBP: 0.286, SLG: 0.167 45 Travis Ishikawa, L (9, PH) OBP: 0.275, SLG: 0.389		S SI 91 F CH 86 B CH 88 B SL 84 B SI 94 S CH 88 3-3 ① K		F CH 87 X CH 87 0-1 ③ G6-3			F CH 87 B CH 86 B SL 84 B CH 85 B SI 92 4-1 35 FC4-6 BB		C FC 91 C FC 92 S KC 82 0-3 ③ K 1-2	2 1	0 0	0 0	0 0	1 0	1 1	1 1
22 Dan Uggla, R (1, 4) OBP: 0.229, SLG: 0.213		C SI 93 B SL 85 S CH 86 B CH 87 S CH 86 2-3 ② K			X SI 91 0-0 ① G4-3		S CH 86 D CH 86 B CH 85 B SL 83 S CH 85 S CH 86 3-3 ② K			3	0	0	0	0	2	1
35 Brandon Crawford, L (1, 6) OBP: 0.319, SLG: 0.396		B SI 94 S SL 85 F SI 94 T SL 87 1-2 ③ K			C SI 92 B SI 95 B SL 86 F SL 86 F SL 85 S SL 88 2-3 ② K		S SL 84 C SI 93 D SL 88 D SL 88 X SI 94 2-2 ③ FC4-6 1-2f			3	0	0	0	0	2	1
17 Tim Hudson, R (1, 1) OBP: 0.116, SLG: 0.050 63 Jean Machi, R (8, 1) 13 Joaquin Arias, R (8, PH) OBP: 0.221, SLG: 0.208 41 Jeremy Affeldt, L (9, 1)			C SI 91 B CH 86 F SI 92 X CH 87 1-2 ① G5-3		F SI 93 B CH 86 F SI 94 S SL 85 1-3 ③ K			B SI 94 C SI 94 X SI 94 1-1 7 G4-6-3 1B		2 0 1 0	0 0 0 0	0 0 1 0	0 0 0 0	1 0 0 0	0 0 0 0	0 0 0 0
Inning Stats	R: 0 E: 0 K: 0 S: 8 H: 1 LOB: 1 BB: 0 P: 17	R: 1 E: 0 K: 3 S: 10 H: 1 LOB: 0 BB: 0 P: 17	R: 0 E: 0 K: 2 S: 10 H: 0 LOB: 0 BB: 0 P: 14	R: 0 E: 0 K: 1 S: 9 H: 1 LOB: 1 BB: 0 P: 10	R: 0 E: 0 K: 2 S: 8 H: 0 LOB: 0 BB: 0 P: 11	R: 0 E: 0 K: 1 S: 13 H: 1 LOB: 1 BB: 0 P: 20	R: 0 E: 0 K: 2 S: 10 H: 0 LOB: 1 BB: 1 P: 21	R: 0 E: 0 K: 0 S: 5 H: 1 LOB: 0 BB: 0 P: 9	R: 0 E: 0 K: 2 S: 11 H: 1 LOB: 1 BB: 0 P: 15	1B: 4 2B: 1 3B: 0 HR: 1 SF: 0 SAC: 0 DP: 1 HBP: 0						

	AB	32
	R	1
	H	6
	RBI	1
	BB	1
	SO	13
	LOB	13

WP: 1 PA: 33
PB: 0
SB: 0
CS: 0

PITCHER		IP	WLS	BF	H	R	ER	SO	BB	IBB	HBP	BLK	WP	HR	S	P	ERA	WHIP
47 Francisco Liriano, L ERA: 3.97	(1, 1)	7.0	W	26	4	1	1	11	1	0	0	0	1	1	68	110	1.29	0.714
44 Tony Watson, L ERA: 1.61	(8, 1)	1.0	H	3	1	0	0	0	0	0	0	0	0	0	5	9	0.00	1.000
35 Mark Melancon, R ERA: 2.12	(9, 1)	1.0	S	4	1	0	0	2	0	0	0	0	0	0	11	15	0.00	1.000

PITCHER	IP	WLS	BF	H	R	ER	SO	BB	IBB	HBP	BLK	WP	HR	S	P	ERA	WHIP

Batter	1	2	3	4	5	6	7	8	9	AB	R	H	RBI	BB	SO	LOB
5 Josh Harrison, R (1, 5) OBP: 0.335, SLG: 0.474	C FF 90 X SL 81 0-1 G5-3		C SL 81 X SL 81 0-1 1-H HR	C FF 92 X CU 82 0-1 F9			C CU 82 B FF 93 X CH 87 1-1 G6-3		S SI 96 F SI 96 B KC 82 S SL 89 1-3 K 1-2	5	1	1	2	0	1	2
25 Gregory Polanco, L (1, 9) OBP: 0.314, SLG: 0.341	C SI 91 X CH 83 0-1 18 2-5 22 S 1B		B SI 89 C CH 83 B CH 81 C FF 89 X CH 82 2-2 F7		C SI 91 X CH 85 0-1 P6		F CH 87 B CH 86 X CU 80 1-1 F7			4	0	1	0	0	0	0
22 Andrew McCutchen, R (1, 8) OBP: 0.406, SLG: 0.534	S FF 90 F FF 89 B SL 80 B CH 82 F CH 83 B SL 83 S SL 82 3-3 K 1-2		B SL 79 C FF 87 B CH 80 B SL 79 X SL 79 3-1 G5-3		F FF 92 X FF 92 0-1 F9			B SL 78 C SL 78 B SI 88 T SL 78 B SL 76 C SL 77 3-3 K		4	0	0	0	0	2	1
18 Neil Walker, S (1, 4) OBP: 0.351, SLG: 0.457	S CH 82 T SI 90 D CH 80 1-2 2-5 2-3	B SI 88 C FF 88 S CU 73 B CH 83 X CH 82 2-2 23 WP 23 G3 2B	C SI 86 F CU 73 B FF 88 X CH 82 1-2 G4-3		B CH 86 S CH 86 X FF 92 1-1 P5			B CH 83 C SI 87 X SI 87 1-1 F7		4	1	1	0	0	0	0
15 Ike Davis, L (1, 3) OBP: 0.355, SLG: 0.374 17 Gaby Sanchez, R (6, PH) OBP: 0.294, SLG: 0.393 (6, 3)		B SI 89 F SI 89 B CU 76 B SI 86 F SI 89 F CH 82 F CH 82 B FF 91 4-2 23 G3 23 WP BB	C FF 86 F CH 80 X SL 79 0-2 L4-3		B SI 85 B SI 80 B SI 84 C SI 84 B SI 85 4-1 10 SH3 19 BB 23 E BB		C SL 77 S SL 78 B SL 77 B SL 76 B FF 88 B SL 79 4-2 BB		1 0	0 0	0 0	0 0	1 2	0 0	0 0
23 Travis Snider, L (1, 7) OBP: 0.335, SLG: 0.409		B SI 89 B SI 89 X SL 80 2-0 G3 1-3 2-H	F CU 74 B CH 81 X CH 81 1-1 10 WP 10 HR 1B		M SI 86 B SI 87 X 1-1 FC1 19 CS 10 SH3 1-2			B SI 86 B SI 88 X FF 87 2-0 F8		4	1	1	1	0	0	3
10 Jordy Mercer, R (1, 6) OBP: 0.296, SLG: 0.370		B FF 89 C FF 90 S SL 79 S SL 81 1-3 K2-3	B SL 81 B SL 78 X SI 89 2-0 1-H HR		X CH 83 0-0 SH3 1-2 2-3				C FF 94 X SL 88 0-1 F8	3	1	1	2	0	1	1
19 Chris Stewart, R (1, 2) OBP: 0.369, SLG: 0.305		B FF 90 B FF 88 C SL 80 S SL 81 F SL 80 F SL 81 X SL 81 2-2 G5-3	B FF 87 F FF 86 B SL 78 B SL 78 B FF 88 4-1 BB		S CH 86 B CH 86 B SI 92 B CH 86 B FF 93 4-1 2-3 3-H BB				C SI 94 B SI 94 C SL 88 X FF 94 1-2 5 DI 1B	2	0	1	0	2	0	1
50 Charlie Morton, R (1, 1) OBP: 0.083, SLG: 0.057 48 Jared Hughes, R (6, 1) 3 Michael Martinez, S (7, PH) OBP: 0.222, SLG: 0.125 37 Justin Wilson, L (7, 1) 30 Jeanmar Gómez, R (8, 1) OBP: 1.000, SLG: 1.000 29 Ernesto Frieri, R (8, 1) 24 Pedro Alvarez, L (9, PH) OBP: 0.323, SLG: 0.403			B FF 86 C FF 88 B FF 87 C FF 88 F FF 89 B FF 89 B FF 89 4-2 5 HR BB	L B FF 91 C FF 91 L FF 92 1-3 K			F SI 92 F CH 84 B FF 93 B FF 93 X CH 86 2-2 G4-3		S SI 95 B SI 95 B SI 95 X SI 95 2-1 F7	1 0 1 0 0 0 0 1	1 0 0 0 0 0 0 0	0 0 0 0 0 0 0 0	0 0 0 0 0 0 0 0	1 0 0 0 0 0 0 0	1 0 0 0 0 0 0 0	1 0 0 0 0 0 0 1
Inning Stats	R: 0 E: 0 K: 1 S: 10 H: 1 LOB: 1 BB: 0 P: 14	R: 1 E: 0 K: 1 S: 16 H: 1 LOB: 1 BB: 1 P: 27	R: 2 E: 0 K: 0 S: 13 H: 1 LOB: 0 BB: 1 P: 23	R: 2 E: 0 K: 1 S: 12 H: 2 LOB: 1 BB: 1 P: 20	R: 0 E: 0 K: 0 S: 6 H: 0 LOB: 0 BB: 0 P: 7	R: 0 E: 1 K: 0 S: 5 H: 0 LOB: 1 BB: 2 P: 14	R: 0 E: 0 K: 0 S: 7 H: 0 LOB: 0 BB: 0 P: 11	R: 0 E: 0 K: 1 S: 8 H: 0 LOB: 1 BB: 1 P: 18	R: 0 E: 0 K: 1 S: 10 H: 1 LOB: 1 BB: 0 P: 14	1B: 3 2B: 1 3B: 0 HR: 2	SF: 0 SAC: 1 DP: 0 HBP: 0		WP: 2 PB: 0 SB: 1 CS: 1	PA: 37			

PITCHER		IP	WLS	BF	H	R	ER	SO	BB	IBB	HBP	BLK	WP	HR	S	P	ERA	WHIP
55 Tim Lincecum, R ERA: 4.21	(1, 1)	3.1		18	5	5	5	2	3	0	0	0	2	2	46	78	13.50	2.400
57 Juan Gutierrez, R ERA: 2.74	(4, 1)	1.2		5	0	0	0	1	0	0	0	0	0	0	11	13	0.00	0.000
49 Javier López, L ERA: 2.31	(6, 1)	0.0		2	0	0	0	0	1	0	0	0	0	0	3	8	∞	∞
63 Jean Machi, R ERA: 1.55	(6, 1)	2.0	W	5	0	0	0	0	1	0	0	0	0	0	9	17	0.00	0.500
54 Sergio Romo, R ERA: 4.71	(8, 1)	1.0	H	4	0	0	0	1	1	0	0	0	0	0	8	18	0.00	1.000

PITCHER		IP	WLS	BF	H	R	ER	SO	BB	IBB	HBP	BLK	WP	HR	S	P	ERA	WHIP
46 Santiago Casilla, R ERA: 1.11	(9, 1)	1.0	S	4	1	0	0	1	0	0	0	0	0	0	10	14	0.00	1.000

TOP

Pittsburgh Pirates @ San Francisco Giants

AT&T Park, San Francisco, CA

Wed Jul 30 2014, 12:45 PM - 4:09 PM PDT

Att. 42,272 - Partly Cloudy - 68 F

livebaseballscorecards.com

AB	30
R	5
H	6
RBI	5
BB	6
SO	5
LOB	10

Batter	1	2	3	4	5	6	7	8	9	AB	R	H	RBI	BB	SO	LOB
8 Hunter Pence, R (1, 9) OBP: 0.344, SLG: 0.460	C SI 90 X SI 89 0-1 P6 ①	F SI 88 B FS 81 C CU 75 B SI 88 B CU 78 F SI 88 X SI 90 3-2 G6-3 ①		X SI 89 0-0 35 S 1B		B SI 92 C SI 92 B SL 84 F SI 92 B SI 92 X SI 92 3-2 G4-3 ①		C SI 90 B SI 90 X SI 91 1-1 F8 ①		5	0	1	0	0	0	0
35 Brandon Crawford, L (1, 6) OBP: 0.322, SLG: 0.395	D SI 90 X SI 89 1-0 48 BB 38 1B 28 1B 1B	C CU 76 X SI 88 0-1 F7 ②		1 SAFE 1 SAFE P PO 84 F FF 90 B SI 90 C CU 76 D CU 76 F SI 91 B FF 92 4-2 1-2 BB		C SI 92 X CH 89 0-1 G4-3 ②		S SL 83 B CH 85 B SI 90 C SI 91 B CH 86 F CH 85 B SI 92 4-2 28 E 48 1B BB		3	2	1	0	2	0	0
28 Buster Posey, R (1, 3) OBP: 0.344, SLG: 0.435	1 SAFE B SI 89 C SI 90 D CU 78 1 SAFE D SI 90 X SI 90 3-1 38 1B 48 BB 12 BB 1-2 1B	X SI 90 0-0 G6-3 ③		B SI 90 B SI 90 B SI 91 X SI 91 3-1 L5 ①		C SI 92 B SI 93 C SI 92 B SL 86 X SI 92 2-2 L7 ③		C SI 92 1 SAFE C CH 85 B SI 91 X CH 86 1-2 FC4 48 1B 1-2		5	1	1	0	0	0	3
48 Pablo Sandoval, S (1, 5) OBP: 0.325, SLG: 0.423	C SI 89 B SI 89 D CU 76 F SI 89 B SI 90 D CU 77 4-2 12 BB 38 1B 7 1B 1-2 2-3 BB		X SI 88 0-0 12 F8 38 1B 34 1B 1B F SI 91 F SI 91 F CU 78 D CU 77 F CU 78 X FF 92 1-2 P2 ②			F FF 96 F FF 96 X FF 96 0-2 G3 ①	B CH 84 F CH 86 B SI 92 F CH 85 X CH 84 2-2 1-2 2-H 1B		4	2	2	1	1	0	2
38 Michael Morse, R (1, 7) OBP: 0.328, SLG: 0.479 2 Juan Carlos Perez, R (7, PR) OBP: 0.204, SLG: 0.261 (8, 7)	X SI 90 0-0 7 1B 12 BB 1-2 2-3 3-H 1B		B SI 89 F SI 90 B SI 90 X SI 90 2-1 34 1B 7 HBP 1-2 1B B SI 91 X SI 92 1-0 L9 ③			C FF 96 B FF 96 B FF 96 S FF 97 B FF 98 B FF 97 4-2 12 1B 7 1B BB	B SL 79 B FF 92 B FF 93 C FF 93 F SI 92 F FF 94 F FF 94 X FF 94 3-2 P4 ②		3 1	0 1	2 1	1 0	1 0	0 0	2 2
12 Joe Panik, L (1, 4) OBP: 0.278, SLG: 0.239	C FF 91 B SI 90 B SI 90 B SI 91 4-1 7 1B 1-2 2-3 3-H BB		D SI 90 X SI 90 1-0 F8 ① 2-3		B SI 89 S SI 90 B FS 85 B SI 91 X SI 89 3-1 L9 ①	D FF 97 C FF 97 1 SAFE F SI 96 B FF 97 X SI 96 2-2 7 1B 34 PB 1-2 1B	B FF 94 F SI 93 F FF 94 B SL 83 F FF 94 F FF 93 S FF 93 2-3 K ③		4	1	1	1	1	1	4
7 Grégor Blanco, L (1, 8) OBP: 0.321, SLG: 0.315	C SI 89 S CU 76 X CU 77 0-2 1-2 2-3 3-H 1B		L CU 77 T CU 76 H CU 78 1-2 34 1B 1-2 HBP		X SI 91 0-0 21 WP 34 G4-3 1B		X SI 97 0-0 34 PB 1-3 2-H 1B			3	0	3	2	0	0	0
34 Andrew Susac, R (1, 2) OBP: 0.273, SLG: 0.200	F SI 89 S SI 90 B SI 90 D CU 78 S SI 89 2-3 K ②		D SI 91 X SI 91 1-0 55 G5-4-3 1-2 2-3 3-H 1B		1 SAFE B SI 90 C SI 90 1 SAFE X SI 90 1-1 G4-3 ② 1-2		1 SAFE 1 SAFE F SI 97 B FC 92 1 SAFE C FC 90 B FF 96 S FF 96 2-3 K ② 1-2 3-H			4	0	1	1	0	2	6
55 Tim Lincecum, L (1, 1) OBP: 0.167, SLG: 0.079 57 Juan Gutierrez, R (4, 1) 21 Tyler Colvin, L (5, PH) OBP: 0.288, SLG: 0.381 49 Javier Lopez, L (6, 1) 63 Jean Machi, R (6, 1) 13 Joaquin Arias, R (7, PH) OBP: 0.219, SLG: 0.206 54 Sergio Romo, R (8, 1) 46 Santiago Casilla, R (9, 1)	C SI 89 S SI 89 B CU 77 B SI 90 X SI 91 2-2 G5-3 ③		C SI 91 B SI 92 X SI 91 1-1 G5-4-3 ② ③ 1-2f		C SI 91 S CU 79 B CU 79 B SI 91 B CU 79 S CU 79 3-3 K ③ 2-3	X FF 96 0-0 G4-3 ③			2 0 0 1 0 0 1 0 0	0 0 0 0 0 0 0 0 0	0 0 0 0 0 0 0 0 0	0 0 0 0 0 0 0 0 0	0 0 0 0 0 0 0 0 0	0 0 1 0 0 0 1 0 0	6 0 1 0 0 0 1 0 0
Inning Stats	R: 3 E: 0 K: 1 S: 18 H: 4 LOB: 3 BB: 2 P: 34	R: 0 E: 0 K: 0 S: 7 H: 0 LOB: 0 BB: 0 P: 10	R: 1 E: 0 K: 0 S: 9 H: 3 LOB: 2 BB: 0 P: 15	R: 0 E: 0 K: 0 S: 13 H: 1 LOB: 2 BB: 1 P: 21	R: 0 E: 0 K: 1 S: 8 H: 1 LOB: 1 BB: 0 P: 15	R: 0 E: 0 K: 0 S: 8 H: 0 LOB: 0 BB: 0 P: 13	R: 2 E: 0 K: 1 S: 13 H: 2 LOB: 1 BB: 1 P: 21	R: 1 E: 1 K: 1 S: 21 H: 1 LOB: 2 BB: 1 P: 34		1B: 12 2B: 0 3B: 0 HR: 0 SF: 0 SAC: 0 DP: 1 HBP: 1						

BOTTOM

Pittsburgh Pirates @ San Francisco Giants

AT&T Park, San Francisco, CA

Wed Jul 30 2014, 12:45 PM - 4:09 PM PDT

Att. 42,272 - Partly Cloudy - 68 F

livebaseballscorecards.com

AB	36
R	7
H	12
RBI	6
BB	5
SO	4
LOB	27

WP: 1 PA: 42
PB: 1
SB: 1
CS: 0

PITCHER		IP	WLS	BF	H	R	ER	SO	BB	IBB	HBP	BLK	WP	HR	S	P	ERA	WHIP
50 Charlie Morton, R ERA: 3.54	(1, 1)	5.0		27	9	4	4	2	3	0	1	0	1	0	55	95	7.20	2.400
48 Jared Hughes, R ERA: 1.84	(6, 1)	1.0	H	3	0	0	0	0	0	0	0	0	0	0	8	13	0.00	0.000
37 Justin Wilson, L ERA: 4.73	(7, 1)	1.0	L	6	2	2	1	1	1	0	0	0	0	0	13	21	9.00	3.000
30 Jeanmar Gómez, R ERA: 3.54	(8, 1)	0.1		4	1	1	0	0	1	0	0	0	0	0	11	19	0.00	6.000
29 Ernesto Frieri, R ERA: 7.26	(8, 1)	0.2		2	0	0	0	1	0	0	0	0	0	0	10	15	0.00	0.000

PITCHER	IP	WLS	BF	H	R	ER	SO	BB	IBB	HBP	BLK	WP	HR	S	P	ERA	WHIP

San Francisco Giants @ New York Mets

Citi Field, Flushing, NY

Fri Aug 01 2014, 7:11 PM - 9:18 PM EDT

Att. 28,905 - Cloudy - 77 F

livebaseballscorecards.com

Batter	1	2	3	4	5	6	7	8	9	AB	R	H	RBI	BB	SO	LOB
8 Hunter Pence, R (1, 9) OBP: 0.345, SLG: 0.463	F FF 89 F FF 90 S FF 89 0-3 ① **K**	F FF 88 X FF 88 0-1 ② G4-3 2-3 3-H			B SI 88 F FF 86 B CH 82 X CH 82 2-1 ① P5		F FC 87 F SI 90 F FF 89 B FF 88 X FF 88 1-2 50 1B 1-H 3-H 3B		S CU 84 B CU 86 C FF 96 B CU 84 F FF 97 B CU 82 B CU 84 4-2 BB	4	1	1	3	1	1	1
50 Matt Duffy, R (1, 4) OBP: 0.333, SLG: 0.200	C FF 89 X FF 90 0-1 ② F8	C FF 89 X FF 88 0-1 ③ G6-3			H CU 73 1-0 28 G4-6-3 HBP		F FF 87 X FC 86 0-1 28 FC5-4 3-H 1B		B FF 97 X FF 95 1-0 ③ L8	4	0	1	1	0	0	2
28 Buster Posey, R (1, 2) OBP: 0.343, SLG: 0.433	B FF 90 X FF 90 1-0 48 1B 1B		F CU 71 F FF 87 S FC 87 0-3 ① **K**		C FF 86 1 SAFE X SI 88 0-1 ② ③ G4-6-3 1-2f		C FC 86 F CH 80 B SI 88 F CH 82 X CH 81 1-2 ② FC5-4 48 FC5-4 1-2f			4	0	1	0	0	1	2
48 Pablo Sandoval, S (1, 5) OBP: 0.324, SLG: 0.421	X CU 71 0-0 1-2 1B		X FF 88 0-0 ② F8			C SI 86 B FF 87 X CU 73 1-1 ① F9	X SI 87 0-0 ③ FC5-4 1-2f			4	0	1	0	0	0	1
38 Michael Morse, R (1, 3) OBP: 0.327, SLG: 0.477 45 Travis Ishikawa, L (8, 3) OBP: 0.275, SLG: 0.389	C SI 90 F FC 87 B FC 89 X SI 90 1-2 ③ G6-3		X SI 87 0-0 1B			C FF 86 C FF 88 F SI 89 T FC 87 0-2 ② **K**		X SI 86 0-0 ① F8		4 0	0 0	1 0	0 0	0 0	1 0	2 0
2 Juan Carlos Perez, R (1, 7) OBP: 0.208, SLG: 0.280		X FF 86 0-0 7 E 35 1B 2B	X FF 88 0-0 ③ G5-3			B FF 86 C FF 86 B SI 88 X FC 86 2-1 ③ F8		B SI 87 C SI 87 S CH 81 B CH 82 F FC 87 X SI 89 2-2 ② G6-3		4	1	1	0	0	0	1
7 Grégor Blanco, L (1, 8) OBP: 0.316, SLG: 0.310		C FF 88 X FF 87 0-1 FC1 32 SH5-4 35 1B 8 G4-3 2-3		C CU 72 B CU 74 F SI 89 B FC 87 B SI 89 F FF 89 X FF 89 3-2 ① G1-3			C SI 86 F SI 86 X FF 88 0-2 ① G1-3	X SI 86 0-0 ③ G4-3		4	1	0	0	0	0	1
35 Brandon Crawford, L (1, 6) OBP: 0.327, SLG: 0.405		B CU 73 X FF 90 1-0 8 G4-3 32 SH5-4 1-2 3-H 1B		X SI 90 0-0 ② G6-3			X CU 72 0-0 8 3B 3B		C SI 86 B SI 86 X SI 87 1-1 32 B3-6-4 1B	4	1	3	1	0	0	0
32 Ryan Vogelsong, R (1, 1) OBP: 0.175, SLG: 0.184		X FF 87 0-0 ① SH5-4 1-2 2-3		B SI 86 C SI 88 S CU 73 C FF 88 1-3 ③ **K**			H FC 87 1-0 8 3B HBP		C FF 95 X FF 95 0-1 ① ② B3-6-4 1-2f	2	1	0	0	0	1	1
Inning Stats	R: 0 E: 0 K: 1 S: 10 H: 2 LOB: 2 BB: 0 P: 12	R: 2 E: 1 K: 0 S: 9 H: 2 LOB: 1 BB: 0 P: 10	R: 0 E: 0 K: 1 S: 6 H: 1 LOB: 1 BB: 0 P: 6	R: 0 E: 0 K: 1 S: 8 H: 0 LOB: 0 BB: 0 P: 12	R: 0 E: 0 K: 0 S: 4 H: 0 LOB: 0 BB: 0 P: 7	R: 0 E: 0 K: 1 S: 8 H: 0 LOB: 0 BB: 0 P: 11	R: 3 E: 0 K: 0 S: 15 H: 3 LOB: 1 BB: 0 P: 18	R: 0 E: 0 K: 0 S: 6 H: 0 LOB: 0 BB: 0 P: 8	R: 0 E: 0 K: 0 S: 8 H: 1 LOB: 1 BB: 1 P: 14	1B: 6 2B: 1 3B: 2 HR: 0 SF: 0 SAC: 1 DP: 2 HBP: 2						

PITCHER	IP	WLS	BF	H	R	ER	SO	BB	IBB	HBP	BLK	WP	HR	S	P	ERA	WHIP
49 Jonathon Niese, L (1, 1) ERA: 3.24	8.0	L	35	9	5	3	4	0	0	2	0	0	0	68	87	3.38	1.125
38 Vic Black, R (9, 1) ERA: 1.8	1.0		3	0	0	0	0	1	0	0	0	0	0	6	11	0.00	1.000

PITCHER	IP	WLS	BF	H	R	ER	SO	BB	IBB	HBP	BLK	WP	HR	S	P	ERA	WHIP

AB	34
R	5
H	9
RBI	5
BB	1
SO	4
LOB	11

WP: 0	PA: 38		
PB: 0			
SB: 0			
CS: 0			

BOTTOM

San Francisco Giants @ New York Mets

Citi Field, Flushing, NY

Fri Aug 01 2014, 7:11 PM - 9:18 PM EDT

Att. 28,905 - Cloudy - 77 F

livebaseballscorecards.com

Batter	1	2	3	4	5	6	7	8	9	AB	R	H	RBI	BB	SO	LOB
3 Curtis Granderson, L (1, 9) OBP: 0.339, SLG: 0.410	C FF 90 B SL 88 X FF 90 1-1 P5 ①			B CH 82 S FF 90 C CU 76 B FF 90 B SL 88 B FF 91 4-2 28 G6-4-3 BB			B CH 83 C SL 87 B FF 87 C CU 77 S FF 90 2-3 K ①		C FF 90 X CH 82 0-1 G1-3 ③	3	0	0	0	1	1	0
28 Daniel Murphy, L (1, 4) OBP: 0.341, SLG: 0.422	C FF 91 B SL 88 X FF 90 1-1 P6 ②			X FF 90 0-0 G6-4-3 ①② 1-2f			C CU 76 X CH 84 0-1 F9 ②			3	0	0	0	0	0	1
5 David Wright, R (1, 5) OBP: 0.331, SLG: 0.391	C CU 76 B FF 91 S FF 91 C FF 91 1-3 K ③			B SL 89 F SL 89 F SI 91 B SL 88 X CH 85 2-2 F9 ③			X FF 90 0-0 F7 ③			3	0	0	0	0	1	0
21 Lucas Duda, L (1, 3) OBP: 0.358, SLG: 0.514		B FF 92 C FF 91 B FF 91 X FF 91 2-1 P5 ①			C SI 91 B CH 83 F CH 84 B SL 88 F SL 89 B FF 91 X FF 91 3-2 G4-3 ①			B CU 74 C SI 90 C CH 82 X SL 89 1-2 HR		3	1	1	1	0	0	0
1 Chris Young, R (1, 7) OBP: 0.286, SLG: 0.355		B CU 77 C CU 77 F FF 91 F SL 90 B CU 76 F FF 91 X SL 88 2-2 P6 ②			B FF 91 C CH 84 B FF 91 F CU 78 T CH 84 2-2 K ②			X SL 87 0-0 F8 ①		3	0	0	0	0	1	0
7 Travis d'Arnaud, R (1, 2) OBP: 0.292, SLG: 0.370		C SL 88 S FF 91 F FF 91 F CU 76 B FF 92 X FF 91 1-2 F9 ③			X SI 90 0-0 G5-3 ③			C CU 76 X CH 82 0-1 P3 ②		3	0	0	0	0	0	0
12 Juan Lagares, R (1, 8) OBP: 0.312, SLG: 0.378			C FF 90 X SL 89 0-1 G4-3 ①			C CU 75 X FF 90 0-1 49 L3-6 11 G5-3 1B		C SL 86 B SL 88 F CU 76 X FF 89 1-2 L4 ③		3	0	1	0	0	0	0
11 Rubén Tejada, R (1, 6) OBP: 0.355, SLG: 0.285			C FF 90 C FF 90 B FF 91 B CU 78 C FF 92 2-3 K ②			F SL 86 B FF 89 B CH 82 F SI 88 X CH 83 2-2 G5-3 ① 1-2			C FF 89 C FF 88 B FF 88 B CH 82 X CH 82 2-2 G5-3 ①	3	0	0	0	0	1	1
49 Jonathon Niese, L (1, 1) OBP: 0.167, SLG: 0.065 38 Vic Black, R (9, 1) 53 Bobby Abreu, L (9, PH) OBP: 0.331, SLG: 0.336			C FF 91 C CU 77 B FF 92 B FF 90 B FF 91 S FF 92 3-3 K ③			B FF 90 X CU 76 1-0 L3-6 ②③ 2-2			C CH 81 X CU 76 0-1 G4-3 ②	2 0 1	0 0 0	0 0 0	0 0 0	0 0 0	1 0 0	1 0 0
Inning Stats	R: 0 E: 0 K: 1 S: 7 H: 0 LOB: 0 BB: 0 P: 10	R: 0 E: 0 K: 0 S: 12 H: 0 LOB: 0 BB: 0 P: 17	R: 0 E: 0 K: 2 S: 8 H: 0 LOB: 0 BB: 0 P: 13	R: 0 E: 0 K: 0 S: 6 H: 0 LOB: 0 BB: 1 P: 12	R: 0 E: 0 K: 1 S: 8 H: 0 LOB: 0 BB: 0 P: 13	R: 0 E: 0 K: 0 S: 6 H: 1 LOB: 0 BB: 0 P: 9	R: 0 E: 0 K: 1 S: 6 H: 0 LOB: 0 BB: 0 P: 8	R: 1 E: 0 K: 0 S: 9 H: 1 LOB: 0 BB: 0 P: 11	R: 0 E: 0 K: 0 S: 7 H: 0 LOB: 0 BB: 0 P: 9	1B: 1 2B: 1 3B: 0 HR: 1 SF: 0 SAC: 0 DP: 2 HBP: 0						

	AB	27
	R	1
	H	2
	RBI	1
	BB	1
	SO	5
	LOB	3

WP: 0 PA: 28
PB: 0
SB: 0
CS: 0

PITCHER	IP	WLS	BF	H	R	ER	SO	BB	IBB	HBP	BLK	WP	HR	S	P	ERA	WHIP
32 Ryan Vogelsong, R (1, 1) ERA: 3.88	9.0	W	28	2	1	1	5	1	0	0	0	0	1	69	102	1.00	0.333

PITCHER	IP	WLS	BF	H	R	ER	SO	BB	IBB	HBP	BLK	WP	HR	S	P	ERA	WHIP

San Francisco Giants @ New York Mets

Citi Field, Flushing, NY

Sat Aug 02 2014, 7:10 PM - 9:35 PM EDT

Att. 33,687 - Partly Cloudy - 70 F

TOP

livebaseballscorecards.com

Batter	1	2	3	4	5	6	7	8	9	AB	R	H	RBI	BB	SO	LOB
8 Hunter Pence, R (1, 9) OBP: 0.342, SLG: 0.459	C FF 94 X SI 93 0-1 G5-3			C SI 93 B SI 93 C CU 79 T FF 93 1-2 K		X CU 78 0-0 P3		B SI 96 T SI 95 S SL 87 D SI 97 S SL 88 2-3 K		4	0	0	0	0	2	1
35 Brandon Crawford, L (1, 6) OBP: 0.323, SLG: 0.401	C FF 94 S FF 94 F FF 94 B SL 87 C FF 96 1-3 K			S CU 79 F SI 94 B FF 93 F CU 77 X SI 94 1-2 L3			C FF 93 X CU 79 0-1 F8	F SI 96 X SI 96 0-1 F8		4	0	0	0	0	1	1
28 Buster Posey, R (1, 2) OBP: 0.342, SLG: 0.431	B CU 80 C CU 81 C FF 95 X SI 95 1-2 G1-3			F SI 95 S FF 94 B SL 88 F FF 94 B SL 88 F FF 94 X CH 84 2-2 G6-3			F SL 87 F CH 83 F FF 94 B CU 78 B SL 88 X SL 87 2-2 G5-3		B SL 84 C SL 85 X FC 94 1-1 48 FC1-6 1B	4	0	1	0	0	0	0
48 Pablo Sandoval, S (1, 5) OBP: 0.323, SLG: 0.422		X CU 80 0-0 G3-1			C SI 92 B FF 94 X CU 79 1-1 L7		X CU 78 0-0 2B		C FF 95 X SI 94 0-1 FC1-6 9 1B 1-2f	4	0	1	0	0	0	1
38 Michael Morse, R (1, 7) OBP: 0.324, SLG: 0.471		B FF 94 X SI 92 1-0 G5-3			C CU 80 S CU 79 B FF 94 B CH 82 S CH 84 2-3 K		B CU 79 X CU 78 1-0 G5-3		B FF 94 C FF 94 S CU 79 C FF 94 1-3 K	4	0	0	0	0	2	2
9 Brandon Belt, L (1, 3) OBP: 0.314, SLG: 0.458		C FF 94 C SI 94 B FF 95 B SL 88 B FF 95 F FF 95 F FF 95 X SI 94 3-2 L8			C CU 78 B SL 88 S SL 86 F FF 94 B SL 88 B SL 86 B SL 87 4-2 BB			B CU 75 X FF 93 1-0 2 2B 45 1B 1B	B FF 95 F CH 90 X SL 86 1-1 1-3 1B	3	1	2	0	1	0	0
12 Joe Panik, L (1, 4) OBP: 0.265, SLG: 0.227			C FF 94 C SI 93 F FF 93 B SL 87 B FF 95 X CH 85 2-2 G3-1		F SI 93 B SI 93 C CU 80 1 SAFE X CH 83 1-2 G3			C FF 92 B SI 93 C FF 93 S SI 92 1-3 K X FF 92 0-0 G4-3		4	0	0	0	0	1	4
2 Juan Carlos Perez, R (1, 8) OBP: 0.214, SLG: 0.302			C FF 94 T FF 95 C SI 94 0-3 K			X FF 92 0-0 F8		B FF 93 C FF 93 S FF 94 F FF 96 X FF 96 1-2 45 1-3 1B 2B		3	1	1	0	0	1	0
22 Jake Peavy, R (1, 1) 45 Travis Ishikawa, L (8, PH) OBP: 0.293, SLG: 0.405 49 Javier López, L (8, 1)			F FF 95 F FF 95 S FF 96 0-3 K			C FF 93 S CU 78 S CU 78 0-3 K		S SI 94 B SI 94 S CH 84 B FF 92 X CU 79 2-2 2-H 3-H 1B		2 1 0	0 0 0	0 1 0	0 2 0	0 0 0	2 0 0	0 0 0

	AB	R	H	RBI	BB	SO	LOB
AB	33						
R	2						
H	6						
RBI	2						
BB	1						
SO	9						
LOB	9						

Inning Stats	1	2	3	4	5	6	7	8	9
	R: 0 E: 0 K: 1 S: 9 H: 0 LOB: 0 BB: 0 P: 11	R: 0 E: 0 K: 0 S: 7 H: 0 LOB: 0 BB: 0 P: 11	R: 0 E: 0 K: 2 S: 10 H: 0 LOB: 0 BB: 0 P: 12	R: 0 E: 0 K: 1 S: 12 H: 0 LOB: 0 BB: 0 P: 16	R: 0 E: 0 K: 1 S: 11 H: 0 LOB: 1 BB: 1 P: 19	R: 0 E: 0 K: 1 S: 5 H: 0 LOB: 0 BB: 0 P: 5	R: 0 E: 0 K: 0 S: 8 H: 1 LOB: 1 BB: 0 P: 11	R: 2 E: 0 K: 2 S: 16 H: 3 LOB: 1 BB: 0 P: 23	R: 0 E: 0 K: 1 S: 10 H: 2 LOB: 2 BB: 0 P: 13

1B: 4	SF: 0	WP: 0	PA: 34		
2B: 2	SAC: 0	PB: 0			
3B: 0	DP: 0	SB: 0			
HR: 0	HBP: 0	CS: 0			

PITCHER		IP	WLS	BF	H	R	ER	SO	BB	IBB	HBP	BLK	WP	HR	S	P	ERA	WHIP
48 Jacob deGrom, R ERA: 2.77	(1, 1)	7.1	W	27	4	2	2	7	1	0	0	0	0	0	73	101	2.46	0.682
27 Jeurys Familia, R ERA: 1.81	(8, 1)	0.2	H	2	0	0	0	1	0	0	0	0	0	0	5	7	0.00	0.000
58 Jenrry Mejia, R ERA: 3.58	(9, 1)	1.0	S	5	2	0	0	1	0	0	0	0	0	0	10	13	0.00	2.000

PITCHER	IP	WLS	BF	H	R	ER	SO	BB	IBB	HBP	BLK	WP	HR	S	P	ERA	WHIP

BOTTOM

San Francisco Giants @ New York Mets

Citi Field, Flushing, NY

Sat Aug 02 2014, 7:10 PM - 9:35 PM EDT

Att. 33,687 - Partly Cloudy - 70 F

livebaseballscorecards.com

Batter	1	2	3	4	5	6	7	8	9	AB	R	H	RBI	BB	SO	LOB
3 Curtis Granderson, L (1, 9) OBP: 0.336, SLG: 0.405	X FF 88 0-0 ① G5-3			C FS 87 F FC 85 B FF 90 B SI 90 B CH 80 X FS 86 3-2 ① G4-3			C CH 80 B FC 85 B CH 81 F FF 89 X SI 88 2-2 ① F9	F SL 78 F SI 87 S CU 71 0-3 ② K		4	0	0	0	0	1	0
28 Daniel Murphy, L (1, 4) OBP: 0.340, SLG: 0.423	B FF 88 B FF 88 F FF 88 C FC 86 B CH 81 F FF 89 X FF 89 3-2 ② L3			C CH 83 C FF 91 X CU 80 0-2 ② G4-3			F CH 80 B CH 82 X SI 90 1-1 5 1B 7 SF9 2B	C SI 87 C SL 79 F SL 79 X SL 79 0-2 ③ G4-3		4	1	1	0	0	0	0
5 David Wright, R (1, 5) OBP: 0.331, SLG: 0.390	S FC 87 S SL 82 B CU 80 B FF 91 B FF 90 S FC 86 3-3 ③ K			C CU 80 B FF 90 F FC 86 X SI 90 1-2 ③ G1-3			X SI 91 0-0 7 SF9 21 HBP 12 1B 2-3 1B			3	1	1	0	0	1	0
21 Lucas Duda, L (1, 3) OBP: 0.358, SLG: 0.511		C SI 90 B FF 89 F FC 86 X SI 90 1-2 ① F7			S CU 78 F FC 86 F SI 88 B CH 82 S CU 80 1-3 ① K		B SI 91 H FC 87 2-0 12 1B 4 2B 1-2 HBP			2	1	0	0	0	1	0
7 Travis d'Arnaud, R (1, 2) OBP: 0.288, SLG: 0.367		X SI 90 0-0 ② G6-3			C SI 90 S SL 84 B SI 90 B FS 87 X CU 80 2-2 ② G6-3		C SI 90 X SI 90 0-1 ② SF9 2-3 3-H			2	0	0	1	0	0	0
12 Juan Lagares, R (1, 8) OBP: 0.312, SLG: 0.377		C FF 89 X FC 87 0-1 ③ G5-3			C FC 85 B SI 90 X SI 90 1-1 ③ G5-3		X FC 85 0-0 4 2B 1-2 3-H 1B			3	1	1	1	0	0	0
4 Wilmer Flores, R (1, 6) OBP: 0.250, SLG: 0.301			B FS 87 X FC 85 1-0 ① P2			C FC 86 C CU 78 B CU 81 B SI 90 X FC 87 2-2 ① F9	F SI 91 X CH 82 0-1 1-H 2-H 2B			3	0	1	2	0	0	0
48 Jacob deGrom, L (1, 1) OBP: 0.250, SLG: 0.258 27 Jeurys Familia, R (8, 1) OBP: 1.000, SLG: 1.000 58 Jenrry Mejia, R (9, 1)			C FF 88 X CH 80 0-1 ② G6-3			F CU 78 X CU 78 0-1 ② G4-3	F FF 90 F CH 81 F FC 88 B CH 81 F FC 87 S CU 78 1-3 ③ K			3 0 0	0 0 0	0 0 0	0 0 0	0 0 0	1 0 0	1 0 0
22 Eric Young Jr., S (1, 7) OBP: 0.310, SLG: 0.300			F FF 89 X SI 89 0-1 ③ F7			B SI 90 F FF 90 C CH 81 B CU 79 F CH 82 F FC 85 S FC 87 2-3 ③ K		B SI 84 B SI 86 B SI 84 C SI 83 X SI 84 3-1 ① G1-3		3	0	0	0	0	1	0
Inning Stats	R: 0 E: 0 K: 1 S: 8 H: 0 LOB: 0 BB: 0 P: 14	R: 0 E: 0 K: 0 S: 6 H: 0 LOB: 0 BB: 0 P: 7	R: 0 E: 0 K: 0 S: 5 H: 0 LOB: 0 BB: 0 P: 6	R: 0 E: 0 K: 0 S: 9 H: 0 LOB: 0 BB: 0 P: 13	R: 0 E: 0 K: 1 S: 9 H: 0 LOB: 0 BB: 0 P: 13	R: 0 E: 0 K: 1 S: 10 H: 0 LOB: 0 BB: 0 P: 14	R: 4 E: 0 K: 1 S: 16 H: 4 LOB: 1 BB: 0 P: 22	R: 0 E: 0 K: 1 S: 9 H: 0 LOB: 0 BB: 0 P: 12		1B: 2 2B: 2 3B: 0 HR: 0 SF: 1 SAC: 0 DP: 0 HBP: 1				WP: 0 PB: 0 SB: 0 CS: 0 PA: 29		

	AB	27
	R	4
	H	4
	RBI	4
	BB	0
	SO	5
	LOB	1

PITCHER		IP	WLS	BF	H	R	ER	SO	BB	IBB	HBP	BLK	WP	HR	S	P	ERA	WHIP
22 Jake Peavy, R ERA: 4.73	(1, 1)	7.0	L	26	4	4	4	4	0	0	1	0	0	0	63	89	5.14	0.571
49 Javier López, L ERA: 2.22	(8, 1)	1.0		3	0	0	0	1	0	0	0	0	0	0	9	12	0.00	0.000

PITCHER		IP	WLS	BF	H	R	ER	SO	BB	IBB	HBP	BLK	WP	HR	S	P	ERA	WHIP

Batter	1	2	3	4	5	6	7	8	9	AB	R	H	RBI	BB	SO	LOB
8 Hunter Pence, R (1, 9) OBP: 0.345, SLG: 0.476	S SI 85 X SI 86 0-1 P3		C SL 81 B SI 87 B SI 86 X SL 82 2-1 2-H HR		C SL 82 B SL 80 B SI 84 X SI 86 2-1 50 G4-3 28 2B 1-H 2B		D FC 90 C FF 93 B FC 90 B FF 92 C FF 93 F FF 94 X FC 89 3-2 F9		B SI 91 C SI 90 B CH 84 B CH 84 X SI 90 3-1 HR	5	3	3	4	0	0	1
50 Matt Duffy, R (1, 4) OBP: 0.182, SLG: 0.100	B FF 89 T FF 88 C FF 90 T SI 88 1-2 K		B SI 88 X SI 87 1-0 F8		B SI 86 B SI 88 C SL 80 X SI 88 2-1 G4-3 2-3		B FF 90 C CU 77 S FC 89 F FC 90 T SI 91 1-2 K		B SI 90 C SL 82 C SL 82 B SI 91 X SI 92 2-2 P4	5	0	0	0	0	2	2
28 Buster Posey, R (1, 2) OBP: 0.348, SLG: 0.447 34 Andrew Susac, R (9, 2) OBP: 0.273, SLG: 0.200	B FF 89 B SI 86 C SI 87 C SI 87 X FF 91 2-2 1B		B SL 81 F SL 82 C SI 88 B SI 88 B FF 90 C SI 88 3-3 K		B SI 86 F SL 86 B SI 86 C SI 88 F CH 80 F SI 88 X FF 92 2-2 48 1B 3-H 2B		C FF 93 X FC 89 0-1 1-H HR		C SL 82 B SL 82 C SI 83 F SL 81 X SI 91 1-2 1B	5 0	2 0	4 0	3 0	0 0	1 0	0 0
48 Pablo Sandoval, S (1, 5) OBP: 0.323, SLG: 0.420 13 Joaquin Arias, R (7, 5) OBP: 0.217, SLG: 0.205	B SI 85 C SI 84 X SI 85 1-1 F7			X SI 85 0-0 L9	C SI 88 X SL 80 0-1 2-H 1B		B FC 90 X FF 92 1-0 G4-3		B CU 77 X FF 91 1-0 G6-3	4 1	0 0	1 0	1 0	0 0	0 0	1 1
9 Brandon Belt, L (1, 3) OBP: 0.312, SLG: 0.471 45 Travis Ishikawa, L (9, 3) OBP: 0.293, SLG: 0.405		B SI 85 F SI 85 F FF 90 F FF 90 C SI 88 1-3 K		F SI 86 F FF 91 B FF 90 F SI 89 F SI 89 X SI 87 1-2 HR	X SI 89 0-0 F9			C SI 90 X SI 90 0-1 G4-3		4 0	1 0	1 0	1 0	0 0	1 0	1 0
38 Michael Morse, R (1, 7) OBP: 0.322, SLG: 0.468 2 Juan Carlos Perez, R (6, 7) OBP: 0.228, SLG: 0.302		C SI 88 F SI 89 B FF 92 B SL 84 B SL 83 X SL 83 3-2 F9		C SI 87 X SI 88 0-1 G4-3		S FF 90 S FF 91 B FF 92 F FF 92 B SL 85 F FF 90 B FF 92 F FF 90 X FF 90 3-2 F9		H SL 84 1-0 HBP		3 0	0 0	0 0	0 0	0 0	0 0	0 0
7 Grégor Blanco, L (1, 8) OBP: 0.312, SLG: 0.305		B SL 82 S SI 87 X FF 91 1-1 F8		B SI 86 C SI 86 F FF 91 B SI 87 S SL 81 2-3 K		X SL 85 0-0 L9		C SL 83 B SI 90 B SL 83 X SL 84 2-1 F8		4	0	0	0	0	1	1
35 Brandon Crawford, L (1, 6) OBP: 0.323, SLG: 0.399			L SI 86 B FF 90 B FF 89 F SI 87 F SI 88 B SI 88 F FF 90 X SI 88 3-2 40 SH1-4 8 HR 1B		C SI 86 B SL 81 F SI 87 S FF 90 1-3 K	C SI 89 B SI 91 B SL 87 X SI 89 2-1 F7		C SI 91 F SI 91 B SI 91 F SL 85 S SL 82 1-3 K		4	1	1	0	0	2	1
40 Madison Bumgarner, R (1, 1) OBP: 0.302, SLG: 0.490			S SI 86 1 SAFE 1 SAFE X SI 86 0-1 SH1-4 1-2		S SI 86 X SI 88 0-1 8 PB 8 2B 1B		F FC 90 B FC 90 B FC 89 B FC 90 B FF 92 4-1 28 HR BB		B SI 89 S CH 83 C CH 82 B SL 82 S SL 83 2-3 K	2	2	1	0	1	1	0
Inning Stats	R: 0 E: 0 K: 1 S: 10 H: 1 LOB: 1 BB: 0 P: 14	R: 0 E: 0 K: 1 S: 9 H: 0 LOB: 0 BB: 0 P: 14	R: 2 E: 0 K: 1 S: 13 H: 2 LOB: 0 BB: 0 P: 22	R: 1 E: 0 K: 1 S: 11 H: 1 LOB: 0 BB: 0 P: 14	R: 3 E: 0 K: 1 S: 17 H: 4 LOB: 1 BB: 0 P: 24	R: 0 E: 0 K: 0 S: 9 H: 0 LOB: 0 BB: 0 P: 14	R: 2 E: 0 K: 1 S: 12 H: 1 LOB: 0 BB: 1 P: 21	R: 0 E: 0 K: 1 S: 8 H: 0 LOB: 1 BB: 0 P: 12	R: 1 E: 0 K: 1 S: 13 H: 2 LOB: 1 BB: 0 P: 22	1B: 5 2B: 2 3B: 0 HR: 4 SF: 0 SAC: 1 DP: 0 HBP: 1						

PITCHER		IP	WLS	BF	H	R	ER	SO	BB	IBB	HBP	BLK	WP	HR	S	P	ERA	WHIP
40 Bartolo Colon, R ERA: 4.12	(1, 1)	4.2	L	22	8	6	6	5	0	0	0	0	0	2	59	87	11.57	1.714
44 Buddy Carlyle, R ERA: 0.87	(5, 1)	1.1		4	0	0	0	0	0	0	0	0	0	0	10	15	0.00	0.000
52 Carlos Torres, R ERA: 3.26	(7, 1)	1.0		5	1	2	2	1	1	0	0	0	0	1	12	21	18.00	2.000
61 Dana Eveland, L ERA: 2.29	(8, 1)	1.2		8	2	1	1	2	0	0	1	0	0	1	20	32	5.40	1.200
66 Josh Edgin, L ERA: 2.04	(9, 1)	0.1		1	0	0	0	0	0	0	0	0	0	0	1	2	0.00	0.000

PITCHER	IP	WLS	BF	H	R	ER	SO	BB	IBB	HBP	BLK	WP	HR	S	P	ERA	WHIP

TOP

San Francisco Giants @ New York Mets

Citi Field, Flushing, NY

Sun Aug 03 2014, 1:11 PM - 3:51 PM EDT

Att. 32,408 - Cloudy - 72 F

livebaseballscorecards.com

AB	37
R	9
H	11
RBI	9
BB	1
SO	8
LOB	8

WP: 0	PA: 40					
PB: 1						
SB: 0						
CS: 0						

Batter	1	2	3	4	5	6	7	8	9	AB	R	H	RBI	BB	SO	LOB
3 Curtis Granderson, L (1, 9) OBP: 0.336, SLG: 0.402	B FF 91 B FF 91 F FF 90 C FC 88 B CU 78 F FF 93 B FC 89 4-2 5 G5-4-3 BB		F FC 89 S FF 93 F FF 93 B FC 90 X FC 90 1-2 ③ L4			F FF 94 F FF 94 B FF 94 C CU 70 1-3 ③ K			B FC 88 F FF 92 X FF 93 1-1 ① F9	3	0	0	0	1	1	1
11 Rubén Tejada, R (1, 6) OBP: 0.350, SLG: 0.281	C FF 90 F FF 92 F FF 91 C FC 88 0-3 ① K			C FC 88 X CU 77 0-1 ① G5-3			B FF 93 S FC 89 S FF 93 F FF 93 F FF 93 X FC 88 1-2 ① F9		X FF 92 0-0 ② P3	4	0	0	0	0	1	1
5 David Wright, R (1, 5) OBP: 0.331, SLG: 0.390 61 Dana Eveland, L (8, 1) 66 Josh Edgin, R (9, 1) 7 Travis d'Arnaud, R (9, PH) OBP: 0.287, SLG: 0.366	F FF 92 F FC 88 X CU 78 0-2 ②③ G5-4-3 1-2f			C FF 93 B FF 92 F FC 89 B FF 92 S CU 79 2-3 ② K2-3			B CH 84 X FF 93 1-0 29 FC6-4 1B		C FF 93 B FF 93 F FF 93 F FF 92 F FF 93 S FC 90 1-3 ③ K	3 0 0 1	0 0 0 0	1 0 0 0	0 0 0 0	0 0 0 0	1 0 0 1	1 0 0 0
29 Eric Campbell, R (1, 3) OBP: 0.362, SLG: 0.412 (8, 5)		C FF 92 S CU 77 S CU 77 0-3 ① K		F CH 84 B CU 79 S FF 94 C CU 77 1-3 ③ K			X FC 88 0-0 ② FC6-4 1-2f			3	0	0	0	0	2	1
1 Chris Young, R (1, 7) OBP: 0.283, SLG: 0.351		X CH 85 0-0 ② L7			C FF 93 X FF 93 0-1 ① F9		C FC 90 F FF 94 S FF 93 0-3 ③ K			3	0	0	0	0	1	1
12 Juan Lagares, R (1, 8) OBP: 0.309, SLG: 0.373		B FC 90 C FC 89 F CH 85 X FC 89 1-2 ③ P3			C FF 93 F FC 90 S FF 94 0-3 ② K			C CH 84 X FF 93 0-1 ① L8		3	0	0	0	0	1	0
4 Wilmer Flores, R (1, 4) OBP: 0.253, SLG: 0.313			C FF 91 X CH 83 0-1 2B		C FC 90 X FC 88 0-1 ③ F8			C FF 92 B CU 77 X CU 77 1-1 E3		3	0	1	0	0	0	0
20 Anthony Recker, R (1, 2) OBP: 0.232, SLG: 0.315			C FC 89 B FF 90 X FC 88 1-1 ① L6			C FF 91 B CH 83 X CH 83 1-1 ① F8		X FC 88 0-0 ② P5		3	0	0	0	0	0	2
40 Bartolo Colon, R (1, 1) OBP: 0.048, SLG: 0.071 44 Buddy Carlyle, L (5, 1) 22 Eric Young Jr., S (6, PH) OBP: 0.309, SLG: 0.299 52 Carlos Torres, R (7, 1) 21 Lucas Duda, L (8, 3) OBP: 0.357, SLG: 0.509			S FF 93 S FF 92 S FF 93 0-3 ② K			B FF 93 B FC 88 C FF 92 S FF 93 S FF 93 2-3 ② K		X FF 93 0-0 ③ F8		1 0 1 0 1	0 0 0 0 0	0 0 0 0 0	0 0 0 0 0	1 0 1 0 0	1 0 0 0 0	1 0 0 0 1
Inning Stats	R: 0 E: 0 K: 1 S: 10 H: 0 LOB: 0 BB: 1 P: 14	R: 0 E: 0 K: 1 S: 7 H: 0 LOB: 0 BB: 0 P: 8	R: 0 E: 0 K: 1 S: 11 H: 1 LOB: 1 BB: 0 P: 13	R: 0 E: 0 K: 2 S: 8 H: 0 LOB: 0 BB: 0 P: 11	R: 0 E: 0 K: 1 S: 7 H: 0 LOB: 0 BB: 0 P: 7	R: 0 E: 0 K: 2 S: 8 H: 0 LOB: 0 BB: 0 P: 12	R: 0 E: 0 K: 1 S: 10 H: 1 LOB: 1 BB: 0 P: 12	R: 0 E: 1 K: 0 S: 6 H: 0 LOB: 1 BB: 0 P: 7	R: 0 E: 0 K: 1 S: 8 H: 0 LOB: 0 BB: 0 P: 10	1B: 1 2B: 1 3B: 0 HR: 0 SF: 0 SAC: 0 DP: 1 HBP: 0						

PITCHER	IP	WLS	BF	H	R	ER	SO	BB	IBB	HBP	BLK	WP	HR	S	P	ERA	WHIP
40 Madison Bumgarner, L (1, 1) ERA: 3.21	9.0	W	30	2	0	0	10	1	0	0	0	0	0	75	94	0.00	0.333

PITCHER	IP	WLS	BF	H	R	ER	SO	BB	IBB	HBP	BLK	WP	HR	S	P	ERA	WHIP

BOTTOM

San Francisco Giants @ New York Mets

Citi Field, Flushing, NY

Sun Aug 03 2014, 1:11 PM - 3:51 PM EDT

Att. 32,408 - Cloudy - 72 F

livebaseballscorecards.com

AB	29
R	0
H	2
RBI	0
BB	1
SO	10
LOB	9

Batter	1	2	3	4	5	6	7	8	9	AB	R	H	RBI	BB	SO	LOB
8 Hunter Pence, R (1, 9) OBP: 0.345, SLG: 0.481	B FF 88 B SI 88 C FF 88 C SI 89 F FF 90 X FF 90 2-2 ① L9		C SL 80 C SI 90 F FF 90 X FF 90 0-2 48 2B 2B		X KC 71 0-0 ① G5-3		F SL 87 B SL 89 B SI 97 X SL 86 2-1 28 WP 3B		B FC 94 C FC 94 T SL 86 F CU 80 X FF 95 1-2 ② F9	5	2	2	0	0	0	0
7 Grégor Blanco, L (1, 8) OBP: 0.313, SLG: 0.304	S SI 88 F CH 83 B FF 88 B CH 82 F SI 89 X SI 90 2-2 ② G3-1		B KC 72 B KC 70 C SI 89 S SI 89 S CH 83 2-3 ② K		M SI 88 B SL 81 X CH 81 1-1 ② F8		F SI 97 B SI 97 T SI 96 F SI 98 F FF 98 B SI 99 F SL 89 B SI 97 D SL 89 4-2 28 WP 48 1B BB		C FC 95 B FF 93 B SI 90 B FF 94 X FF 94 3-1 28 S 48 2B 1B	4	1	1	0	1	1	1
28 Buster Posey, R (1, 2) OBP: 0.353, SLG: 0.446	C SL 82 C KC 73 X SI 89 0-2 ③ G6-3		F CH 84 B SI 90 B SL 82 B SL 82 B SI 90 4-1 48 2B BB		B KC 71 B SI 90 B CH 82 B FF 89 4-0 BB		B SI 97 B SI 96 B SI 97 B FF 97 4-0 48 1B 1-2 3-H BB		B SL 85 F SL 85 B SL 85 C SL 87 B SL 87 F SL 84 D SL 86 4-2 48 2B 1-2 BB	1	1	0	0	4	0	0
48 Pablo Sandoval, S (1, 5) OBP: 0.326, SLG: 0.427		B FF 88 F FF 89 X CH 83 1-1 ① F9	B FF 89 B SI 89 F CH 83 X FF 89 2-1 9 PB 1-H 2-H 2B		B SI 89 B SL 79 F SL 80 B CH 82 F SI 88 X FF 90 3-2 ③ G4-3		B FF 98 F SI 97 S SI 96 D CH 91 F SI 97 F SL 89 F FF 97 X SI 96 2-2 ① 9 G6-4-3 1-2 2-H 1B		C SL 86 S SL 86 F SL 86 X CU 80 0-2 1-3 2-H 2B	5	0	3	3	0	0	1
9 Brandon Belt, L (1, 3) OBP: 0.304, SLG: 0.458		B FF 88 B CH 81 F FF 89 F FF 90 B SL 83 S CH 84 3-3 ② K	F FF 89 B FF 89 F FF 88 B FF 90 F KC 75 B FF 90 F SL 81 F FF 91 X CH 82 3-2 ③ F9 2-3			F KC 77 F SL 78 X CH 82 0-2 ① F8	X SL 87 0-0 ②③ G6-4-3 1-2f		B FF 95 C FF 95 X SL 86 1-1 ③ G3-1	5	0	0	0	0	1	5
35 Brandon Crawford, L (1, 6) OBP: 0.322, SLG: 0.395		B FF 89 B CH 83 F FF 89 S FF 90 B FF 90 F FF 90 B FF 90 4-2 12 1B BB		F SL 79 F SL 81 S CH 83 0-3 ① K		L CH 81 X SI 89 0-1 ② G5-3		B CH 88 S SL 86 C SL 87 B CU 77 X SL 86 2-2 ① F7		3	0	0	0	1	1	0
12 Joe Panik, L (1, 4) OBP: 0.287, SLG: 0.266 54 Sergio Romo, R (8, 1) 46 Santiago Casilla, R (9, 1)		C SI 88 X SI 88 0-1 1-2 1B	C SL 81 F CH 83 B CH 84 F FF 89 B CH 84 X FF 90 2-2 1B		B SL 79 B CH 82 F CH 82 F CH 82 B CH 82 X CH 81 3-2 2B		B SL 86 X SL 85 1-0 ② G3		4 0 3 0 0 0 0 0 0 0 0 0 0 0 0 0 0 0 0 0 0							
2 Juan Carlos Perez, R (1, 7) OBP: 0.230, SLG: 0.286		C SL 79 F FF 89 T SI 90 0-2 ③ K	1 SAFE X FF 89 0-0 ② F7		B FF 96 B FF 96 B FF 96 C FF 96 B FF 95 4-1 BB		C FF 90 X FF 90 0-1 ③ F9		3	0	0	0	1	1	3
17 Tim Hudson, R (1, 1) OBP: 0.111, SLG: 0.048 45 Travis Ishikawa, L (6, PH) OBP: 0.286, SLG: 0.395 57 Juan Gutierrez, R (6, 1) 49 Javier López, L (6, 1) 50 Matt Duffy, R (8, 4) OBP: 0.167, SLG: 0.091			S FF 88 B FC 89 S CH 83 S SI 89 1-3 ① K C FF 89 C SI 89 F SI 91 C KC 74 0-3 ③ K		C SI 96 B SI 96 F CU 84 F SI 97 S CU 82 1-3 ③ K		F FF 94 C FC 93 B FF 95 S SL 87 1-3 ① K		2 0 0 0 0 2 1 1 0 0 0 0 1 2 0 0 0 0 0 0 0 0 0 0 0 0 0 0 1 0 0 0 0 1 0							
Inning Stats	R: 0 E: 0 K: 0 S: 11 H: 0 LOB: 0 BB: 0 P: 15	R: 0 E: 0 K: 2 S: 13 H: 1 LOB: 2 BB: 1 P: 21	R: 2 E: 0 K: 2 S: 19 H: 2 LOB: 1 BB: 1 P: 31	R: 0 E: 0 K: 2 S: 12 H: 1 LOB: 1 BB: 0 P: 14	R: 0 E: 0 K: 0 S: 6 H: 0 LOB: 1 BB: 1 P: 14	R: 0 E: 0 K: 1 S: 13 H: 1 LOB: 2 BB: 1 P: 21	R: 1 E: 0 K: 0 S: 14 H: 2 LOB: 1 BB: 2 P: 26	R: 0 E: 0 K: 0 S: 6 H: 0 LOB: 0 BB: 0 P: 9	R: 1 E: 0 K: 1 S: 18 H: 2 LOB: 2 BB: 1 P: 28	1B: 4 2B: 4 3B: 1 HR: 0 SF: 0 SAC: 0 DP: 1 HBP: 0						WP: 1 PB: 1 SB: 1 CS: 0 PA: 41

PITCHER		IP	WLS	BF	H	R	ER	SO	BB	IBB	HBP	BLK	WP	HR	S	P	ERA	WHIP
35 Dillon Gee, R ERA: 3.73	(1, 1)	5.2		25	5	2	2	6	3	0	0	0	0	0	69	106	3.18	1.412
38 Vic Black, R ERA: 1.78	(6, 1)	0.1	H	2	0	0	0	1	1	0	0	0	0	0	5	10	0.00	3.000
27 Jeurys Familia, R ERA: 1.96	(7, 1)	0.1	B	4	2	1	1	0	2	0	0	0	1	0	13	25	27.00	12.000
66 Josh Edgin, L ERA: 1.89	(7, 1)	1.1		3	0	0	0	0	0	0	0	0	0	0	5	8	0.00	0.000
44 Buddy Carlyle, R ERA: 0.84	(8, 1)	0.1		1	0	0	0	0	0	0	0	0	0	0	2	2	0.00	0.000

PITCHER		IP	WLS	BF	H	R	ER	SO	BB	IBB	HBP	BLK	WP	HR	S	P	ERA	WHIP
58 Jenrry Mejia, R ERA: 3.66	(9, 1)	1.0	L	6	2	1	1	1	1	0	0	0	0	0	18	28	9.00	3.000

TOP

San Francisco Giants @ New York Mets

Citi Field, Flushing, NY

Mon Aug 04 2014, 12:12 PM - 3:50 PM EDT

Att. 27,187 - Cloudy - 78 F

livebaseballscorecards.com

AB	34
R	4
H	9
RBI	3
BB	7
SO	8
LOB	13

BOTTOM

Batter	1	2	3	4	5	6	7	8	9	AB	R	H	RBI	BB	SO	LOB
3 Curtis Granderson, L (1, 9) OBP: 0.334, SLG: 0.398	C SI 87 S FS 80 F FC 82 B FC 85 B SI 90 F FS 81 B SI 91 F FS 81 B SI 90 4-2 28 HR BB		C FS 84 B SI 85 X FS 77 1-1 ① F7		C SI 89 B SI 89 B SI 90 L FC 84 F FC 84 F FC 82 F SI 91 B FF 91 F FC 84 3-2 ② X SI 90 F8	C SL 79 X SI 88 0-1 ③ G4-3			B SI 95 X FF 95 1-0 ② F9	4	1	0	0	1	0	2
28 Daniel Murphy, L (1, 4) OBP: 0.341, SLG: 0.429	C SI 89 1 SAFE F SI 90 B SI 90 X FS 82 1-2 1-H HR		C SI 87 B SI 87 B FF 88 X SI 90 2-1 ② L7		C SI 90 X CU 76 0-1 5 E 5 S 5 1B 1B		C SI 86 C SI 87 B CU 75 F SI 87 X SL 80 1-2 ① F7		B FF 96 C SI 93 B FF 94 F SI 94 F KC 83 S KC 84 2-3 ③ K2-3	5	2	2	2	0	1	0
5 David Wright, R (1, 5) OBP: 0.330, SLG: 0.388	X FF 90 0-0 ① F9		B FC 80 B FC 82 C FC 84 S FC 84 B FF 89 C FC 83 3-3 ③ K		B SI 89 S FC 82 X FC 83 1-1 21 BB 1-H 1B		B SI 86 X CH 80 1-0 ② F7			4	0	1	1	0	1	0
21 Lucas Duda, L (1, 3) OBP: 0.358, SLG: 0.508	B SI 91 C CU 74 F FF 91 S FS 83 1-3 ② K			B CU 71 X FS 77 1-0 7 FC6-4 1B	B FS 80 B SI 90 D FS 80 B SI 86 4-0 1-2 BB		F SI 87 B SI 88 B SL 80 B SI 86 F SI 87 F SI 87 F SI 87 C SI 88 3-3 ③ K			3	0	1	0	1	2	0
7 Travis d'Arnaud, R (1, 2) OBP: 0.283, SLG: 0.360	B SI 89 C FC 83 F FS 80 F SI 90 B FS 83 F CU 76 F FF 91 F SI 90 X FC 83 2-2 ③ G5-3			C SI 87 B FC 81 F SI 89 B SI 89 X SI 89 2-2 ① FC6-4 1 1B 12 FC5-2-6 1-2f	X FC 84 0-0 ③ F7			C SL 78 F FF 87 F SL 78 F SL 78 B SL 76 T SL 78 1-2 ① K		4	0	0	0	0	1	3
1 Chris Young, R (1, 7) OBP: 0.282, SLG: 0.349 58 Jenrry Mejia, R (9, 1)			B FC 81 X SI 88 1-0 ① P3	C FC 82 X SI 89 0-1 12 FC5-2-6 1-3 1B		C CU 80 S FF 92 X SI 93 1-2 ① P5		B FF 88 B SL 79 C SL 78 C FF 88 F SL 78 F SL 77 X SL 77 2-2 ② G1-3		4 0	0 0	1 0	0 0	0 0	0 0	0 0
12 Juan Lagares, R (1, 8) OBP: 0.315, SLG: 0.382			B CU 74 S FC 82 F SI 90 X FS 82 1-2 11 1B 1B	1 SAFE B SI 89 X SI 89 1-0 ② FC5-2-6 1-2 3-H	C CU 82 F CU 82 F FF 91 X CU 78 0-2 2B			C FF 88 B SL 77 B FF 88 S SL 79 F SL 77 F SL 78 F SL 78 X SL 76 2-2 1B		4	0	3	0	0	0	2
11 Rubén Tejada, R (1, 6) OBP: 0.349, SLG: 0.281			F SI 89 F FF 89 X SI 89 0-2 ② 35 FC5-4 1-3 1B	C FC 83 B FC 84 F FF 90 D CU 77 X FC 83 2-2 ③ L3		F FF 93 X FF 93 0-1 ② F9		1 SAFE C SL 76 F FF 87 1 SAFE 1 SAFE B FF 87 1 SAFE 1 SAFE B SL 76 2-2 ③ X FF 86 F7		4	0	1	0	0	0	4
35 Dillon Gee, R (1, 1) 38 Vic Black, R (6, 1) 53 Bobby Abreu, L (6, PH) OBP: 0.331, SLG: 0.336 4 Wilmer Flores, R (6, PH) OBP: 0.260, SLG: 0.313 27 Jeurys Familia, R (7, 1) OBP: 1.000, SLG: 1.000 66 Josh Edgin, R (7, 1) 44 Buddy Carlyle, L (8, 1) 22 Eric Young Jr., S (9, 7) OBP: 0.308, SLG: 0.297	S SI 89 X SI 89 0-1 ③ FC5-4 1-2f				S SI 88 X FC 83 0-1 ① G5-3	I IN 69 I IN 77 I IN 80 I IN 78 4-0 IBB			C SI 94 B KC 79 X SI 94 1-1 ① G4-3	2 0 0 0 0 0 0 1	0 0 0 0 0 0 0 0	0 0 0 0 1 0 0 0	0 0 0 0 0 0 0 0	0 0 0 0 0 0 0 0	0 0 0 0 0 0 0 0	1 0 0 0 0 0 0 0
Inning Stats	R: 2 H: 1 E: 0 LOB: 0 K: 1 BB: 1 S: 19 P: 27		R: 0 H: 2 E: 0 LOB: 1 K: 0 BB: 0 S: 9 P: 11	R: 0 H: 0 E: 0 LOB: 0 K: 1 BB: 0 S: 7 P: 13	R: 0 H: 2 E: 0 LOB: 2 K: 0 BB: 0 S: 10 P: 16	R: 1 H: 2 E: 0 LOB: 2 K: 0 BB: 1 S: 14 P: 22	R: 0 H: 1 E: 0 LOB: 2 K: 0 BB: 1 S: 11 P: 16	R: 0 H: 0 E: 0 LOB: 0 K: 1 BB: 0 S: 10 P: 15	R: 0 H: 1 E: 0 LOB: 1 K: 1 BB: 0 S: 19 P: 26	R: 0 H: 0 E: 0 LOB: 0 K: 1 BB: 0 S: 7 P: 11	1B: 7 2B: 1 3B: 0 HR: 1	SF: 0 SAC: 0 DP: 0 HBP: 0			WP: 0 PB: 0 SB: 1 CS: 0	PA: 38		

PITCHER		IP	WLS	BF	H	R	ER	SO	BB	IBB	HBP	BLK	WP	HR	S	P	ERA	WHIP
17 Tim Hudson, R ERA: 2.74	(1, 1)	5.0		23	7	3	2	2	2	0	0	0	0	1	59	89	3.60	1.800
57 Juan Gutierrez, R ERA: 2.7	(6, 1)	0.2		3	1	0	0	0	0	0	0	0	0	0	9	10	0.00	1.500
49 Javier López, L ERA: 2.1	(6, 1)	1.1		5	0	0	0	1	0	1	0	0	0	0	12	21	0.00	0.000
54 Sergio Romo, R ERA: 4.6	(8, 1)	1.0	W	4	1	0	0	1	0	0	0	0	0	0	19	26	0.00	1.000
46 Santiago Casilla, R ERA: 1.08	(9, 1)	1.0	S	3	0	0	0	1	0	0	0	0	0	0	7	11	0.00	0.000

PITCHER	IP	WLS	BF	H	R	ER	SO	BB	IBB	HBP	BLK	WP	HR	S	P	ERA	WHIP

San Francisco Giants @ New York Mets

Citi Field, Flushing, NY

Mon Aug 04 2014, 12:12 PM - 3:50 PM EDT

Att. 27,187 - Cloudy - 78 F

livebaseballscorecards.com

AB	35
R	3
H	9
RBI	3
BB	3
SO	5
LOB	12

Batter	1	2	3	4	5	6	7	8	9	AB	R	H	RBI	BB	SO	LOB
8 Hunter Pence, R (1, 9) (8, 8) OBP: 0.348, SLG: 0.481	C FF 95 B SI 94 X SI 95 1-1 ① G4-3		C SI 94 B SL 89 S SI 94 X SI 95 1-2 12 1B 1B		S SL 87 B SL 89 B SI 95 F SI 95 B SI 95 X SI 94 3-2 ③ G5-3		B SL 87 B SI 92 B SI 91 B SI 93 4-0 BB		B CU 79 B CH 84 B CH 83 F CH 81 B SI 91 4-1 BB	3	0	1	0	2	0	0
12 Joe Panik, L (1, 4) OBP: 0.293, SLG: 0.274	C SI 95 F SI 96 S SL 87 0-3 ② K		1 SAFE S SI 92 1 SAFE X SI 94 0-1 1-2 1B			B SL 86 B SI 93 B SI 93 C SI 92 X SI 91 3-1 9 2B 48 HR 1B	1 SAFE X SI 92 0-0 ③ F7		B CH 82 C SI 90 X SI 90 1-1 ③ G4-3	5	1	2	0	0	1	2
9 Brandon Belt, L (1, 3) (8, 9) OBP: 0.303, SLG: 0.459	F SI 95 S SI 95 B SI 96 S SI 96 1-3 ③ K		F SI 93 X SI 94 0-1 ③ L8			X SI 92 0-0 1-3 48 HR 2B		C FF 94 B SL 82 B SL 83 F FF 94 X SL 82 2-2 ① P4		4	1	1	0	0	1	2
48 Pablo Sandoval, S (1, 5) OBP: 0.327, SLG: 0.434		X SL 87 0-0 ① G4-3		B SI 94 C SI 94 B SL 88 F SI 95 X SL 87 2-2 E6		F SI 93 F SL 86 X FF 93 0-2 2-H 3-H HR		B FF 93 B FF 94 B FF 94 B FF 94 4-0 38 BB BB		3	1	1	3	1	0	0
7 Grégor Blanco, L (1, 8) OBP: 0.313, SLG: 0.305 38 Michael Morse, R (8, PH) OBP: 0.323, SLG: 0.468 (8, 7)		B SI 94 B SI 94 X SI 95 2-0 1B		B SI 92 F SI 93 D CH 85 X SI 94 2-1 ① F7		S SL 94 F SI 93 X SI 93 1-1 ① G5-3		F SI 96 B SI 96 B FF 97 D SI 96 S SI 98 D SI 98 4-2 1-2 BB		3 0	0 0	1 0	0 0	0 1	0 0	1 0
35 Brandon Crawford, L (1, 6) OBP: 0.319, SLG: 0.391		1 SAFE D SI 93 1 SAFE 1 SAFE B SI 93 X SI 92 2-0 ② F8		S SL 88 F SL 87 C SI 95 0-3 ② K		C FF 94 B SI 94 B SI 92 X FF 93 2-1 ② G4-3		B SI 96 B SI 97 F SI 97 X SI 96 2-1 ② F7		4	0	0	0	0	1	4
2 Juan Carlos Perez, R (1, 7) OBP: 0.219, SLG: 0.271 28 Buster Posey, R (8, PH) OBP: 0.353, SLG: 0.445 (8, 3)		X SI 94 0-0 ③ G3		C SI 93 D SL 90 F SI 94 S SL 88 1-3 ③ K		S SL 87 X SI 94 0-1 ③ G3		C KC 81 B SI 96 B SI 97 B SI 97 F SI 98 S KC 81 3-3 ③ K		3 1	0 0	0 0	0 0	0 0	1 1	2 2
34 Andrew Susac, R (1, 2) OBP: 0.200, SLG: 0.143			C FF 93 X SI 94 0-1 ① G5-3		B SL 88 B SI 93 X SI 94 2-0 ① G6-3		B SI 93 X SI 92 1-0 ① G6-3		S FF 91 X FF 92 0-1 ① F9	4	0	0	0	0	0	0
55 Tim Lincecum, L (1, 1) OBP: 0.159, SLG: 0.075 45 Travis Ishikawa, L (7, PH) OBP: 0.279, SLG: 0.385 63 Jean Machi, R (7, 1) 13 Joaquin Arias, R (9, PH) OBP: 0.216, SLG: 0.203			C SI 94 S SI 94 B FF 95 B SI 95 X SI 94 2-2 ② G6-3		S SI 94 S SI 94 B SL 89 S SI 95 1-3 ② K		X SI 93 0-0 ② F8		B SI 92 B SI 92 C SI 91 C SI 91 B FF 92 F SI 90 S FF 91 3-3 ② K	2 1 0 1	0 0 0 0	0 0 0 0	0 0 0 0	0 0 0 0	1 0 0 1	0 0 0 0
Inning Stats	R: 0 E: 0 K: 2 S: 8 H: 0 LOB: 0 BB: 0 P: 10	R: 0 E: 0 K: 0 S: 4 H: 1 LOB: 1 BB: 0 P: 8	R: 0 E: 0 K: 0 S: 12 H: 2 LOB: 2 BB: 0 P: 15	R: 0 E: 1 K: 2 S: 11 H: 0 LOB: 1 BB: 0 P: 16	R: 0 E: 0 K: 1 S: 7 H: 0 LOB: 0 BB: 0 P: 13	R: 3 E: 0 K: 0 S: 12 H: 3 LOB: 0 BB: 0 P: 18	R: 0 E: 0 K: 0 S: 3 H: 0 LOB: 1 BB: 1 P: 8	R: 0 E: 0 K: 1 S: 10 H: 0 LOB: 2 BB: 2 P: 25	R: 0 E: 0 K: 1 S: 9 H: 0 LOB: 1 BB: 1 P: 17	1B: 4 2B: 1 3B: 0 HR: 1 SF: 0 SAC: 0 DP: 0 HBP: 0						

PITCHER		IP	WLS	BF	H	R	ER	SO	BB	IBB	HBP	BLK	WP	HR	S	P	ERA	WHIP
52 Jimmy Nelson, R ERA: 4.2	(1, 1)	7.0	W	29	6	3	3	5	1	0	0	0	0	1	57	88	3.86	1.000
13 Will Smith, L ERA: 3.6	(8, 1)	0.1	H	2	0	0	0	0	1	0	0	0	0	0	3	9	0.00	3.000
21 Jeremy Jeffress, R ERA: 4.82	(8, 1)	0.2	H	3	0	0	0	1	1	0	0	0	0	0	7	16	0.00	1.500
57 Francisco Rodríguez, R ERA: 2.94	(9, 1)	1.0	S	4	0	0	0	1	1	0	0	0	0	0	9	17	0.00	1.000

PITCHER	IP	WLS	BF	H	R	ER	SO	BB	IBB	HBP	BLK	WP	HR	S	P	ERA	WHIP

TOP

San Francisco Giants @ Milwaukee Brewers

Miller Park, Milwaukee, WI

Tue Aug 05 2014, 7:12 PM - 10:02 PM CDT

Att. 40,465 - Clear - 70 F

livebaseballscorecards.com

AB	34
R	3
H	6
RBI	3
BB	4
SO	7
LOB	13

WP: 0	PA: 38		
PB: 0			
SB: 0			
CS: 0			

Batter	1	2	3	4	5	6	7	8	9	AB	R	H	RBI	BB	SO	LOB
27 Carlos Gómez, R (1, 8) OBP: 0.355, SLG: 0.488	F FF 90 F SL 80 S SL 82 0-3 ① K		X SL 80 0-0 1-H HR		F SL 80 B CH 83 X FF 89 1-1 2-H 1B		X CU 81 0-0 ② G1-3			4	1	2	3	0	1	0
28 Gerardo Parra, L (1, 7) OBP: 0.303, SLG: 0.365	C SI 91 B CH 85 B SI 91 X SI 90 2-1 ② G4-3		F SI 89 B CU 75 B CH 83 S CH 83 B SL 79 S CH 83 3-3 ③ K		1 SAFE X SI 88 0-0 ③ F7		X CH 84 0-0 HR			4	1	1	1	0	1	1
8 Ryan Braun, R (1, 9) OBP: 0.341, SLG: 0.506	C FF 91 C SI 93 S FF 92 0-3 ③ K			X SL 78 0-0 ① F8		C FF 89 B CH 82 X CH 82 1-1 ① G5-3	B CU 80 H CH 82 2-0 16 WP HBP			3	0	0	0	0	1	0
16 Aramis Ramirez, R (1, 5) OBP: 0.331, SLG: 0.455		C SL 81 F SL 80 B FF 91 B FF 92 C FF 91 2-3 ① K		X FF 89 0-0 ② G4-3		B SI 89 C SL 79 B CH 81 F FF 90 B CU 75 X FF 89 3-2 20 2B 1B	1 SAFE B FF 91 B CH 85 S CH 86 B FF 92 F CH 87 S CH 86 3-3 ③ K 1-2			4	0	1	0	0	2	1
20 Jonathan Lucroy, R (1, 2) OBP: 0.375, SLG: 0.494		B FF 91 F FF 91 F FF 91 F CH 84 B SL 82 F SL 82 F FF 91 X SL 81 2-2 ② G5-3		C FF 89 X FF 89 0-1 2B		C FF 90 X FF 91 0-1 1-3 2B		B CH 83 B FF 91 B FF 92 C FF 92 B FF 92 4-1 7 CS BB		3	0	2	0	1	0	0
7 Mark Reynolds, R (1, 3) OBP: 0.300, SLG: 0.422		C CU 76 S SL 81 F FF 90 S SL 81 0-3 ③ K2-3		S SL 80 S SL 80 D SL 81 C FF 91 1-3 ③ K		D SL 80 X SL 78 1-0 ② G6-3		C CU 82 1 SAFE F CH 86 B FF 92 1 SAFE B FF 92 F CH 85 F CU 82 F CH 86 2-2 ①② G6-3 1-2		4	0	0	0	0	2	4
Rickie Weeks Jr., R (1, 4) OBP: 0.329, SLG: 0.378			C SL 79 B SI 89 X SI 90 1-1 ① G1-3		C FF 89 B SI 88 B SL 81 S FF 90 B SL 79 X CH 83 3-2 27 WP 27 1B 2B	D SL 80 B FF 89 B SL 79 B FF 89 4-0 9 FC6-4 BB		B CU 81 C CU 81 C CH 84 S CH 86 1-3 ③ K		3	1	1	0	1	1	0
9 Jean Segura, R (1, 6) OBP: 0.265, SLG: 0.321			B CU 73 S FF 91 B SL 82 X FF 91 2-1 ② G6-3		C FF 90 B FF 90 S SL 80 C FF 89 1-3 ① K	F FF 89 B SI 89 D SL 80 X FF 89 2-1 ③ FC6-4 1-2f				3	0	0	0	0	1	4
52 Jimmy Nelson, R (1, 1) OBP: 0.222, SLG: 0.222 24 Lyle Overbay, L (7, PH) OBP: 0.317, SLG: 0.330 13 Will Smith, R (8, 1) 21 Jeremy Jeffress, R (8, 1) 57 Francisco Rodríguez, R (9, 1)			X FF 90 0-0 27 HR 1B		F FF 89 B SL 79 S SL 80 C CH 82 1-3 ② K		B CH 84 C CH 83 B FF 91 F CH 85 F CH 86 F FF 91 X CH 86 2-2 ① G6-3			2 1 0 0 0	1 0 0 0 0	1 0 0 0 0	1 0 0 0 0	0 0 0 0 0	1 0 0 0 0	1 0 0 0 0
Inning Stats	R: 0 E: 0 K: 2 S: 8 H: 0 LOB: 0 BB: 0 P: 10	R: 0 E: 0 K: 2 S: 13 H: 0 LOB: 0 BB: 0 P: 17	R: 2 E: 0 K: 1 S: 9 H: 2 LOB: 0 BB: 0 P: 15	R: 0 E: 0 K: 1 S: 7 H: 1 LOB: 1 BB: 0 P: 8	R: 1 E: 0 K: 2 S: 12 H: 2 LOB: 1 BB: 0 P: 18	R: 0 E: 0 K: 0 S: 10 H: 2 LOB: 3 BB: 1 P: 21	R: 1 E: 0 K: 1 S: 10 H: 1 LOB: 1 BB: 0 P: 17	R: 0 E: 0 K: 1 S: 10 H: 0 LOB: 0 BB: 1 P: 17		1B: 3 2B: 3 3B: 0 HR: 2 SF: 0 SAC: 0 DP: 0 HBP: 1				WP: 2 PB: 0 SB: 0 CS: 1 PA: 34		

PITCHER		IP	WLS	BF	H	R	ER	SO	BB	IBB	HBP	BLK	WP	HR	S	P	ERA	WHIP
55 Tim Lincecum, R ERA: 4.22	(1, 1)	6.0		26	7	3	3	8	1	0	0	0	1	1	59	89	4.50	1.333
63 Jean Machi, R ERA: 1.68	(7, 1)	2.0	L	8	1	1	1	2	1	0	1	0	1	1	20	34	4.50	1.000

PITCHER	IP	WLS	BF	H	R	ER	SO	BB	IBB	HBP	BLK	WP	HR	S	P	ERA	WHIP

BOTTOM

San Francisco Giants @ Milwaukee Brewers

Miller Park, Milwaukee, WI

Tue Aug 05 2014, 7:12 PM - 10:02 PM CDT

Att. 40,465 - Clear - 70 F

livebaseballscorecards.com

AB	31
R	4
H	8
RBI	4
BB	2
SO	10
LOB	11

Batter	1	2	3	4	5	6	7	8	9	AB	R	H	RBI	BB	SO	LOB
8 Hunter Pence, R (1, 9) OBP: 0.348, SLG: 0.479	B FF 91 B FF 91 X SI 91 2-0 28 FC6-4 48 1B 12 1B 1B	B SL 89 C SI 91 F SI 92 B CU 80 S SL 88 2-3 ① K	B CU 80 S SL 88 S SL 88 F SL 87 B SL 87 B SI 94 X SL 87 3-2 ③ G5-3		C FF 90 S FF 89 X FF 89 0-2 ③ F8			C SI 92 F SI 93 B FF 92 1 SAFE 1 SAFE B SI 93 1 SAFE B SI 94 X SI 94 3-2 12 CS 1-3 1B	B SL 84 B SL 84 2 SAFE C FF 91 B FF 89 F SI 90 X SI 90 3-2 ③ G6-3	6	1	2	0	0	1	5
12 Joe Panik, L (1, 4) OBP: 0.309, SLG: 0.292	B SI 91 1 SAFE C SL 87 C SI 91 1 SAFE X CU 78 1-2 28 FC6-4 1-2 1B	C SI 92 B SI 91 C SL 86 X SL 86 1-2 28 G6-3 1B		B SI 89 F SI 91 X SL 86 1-1 ① P6		C FF 90 B CH 78 S FF 89 F FF 90 F CH 79 C FF 91 1-3 ① K		F SI 93 B FF 93 S SI 93 D SI 93 B FF 93 X SI 93 3-2 ① 48 HR 1-2 3-H 1B		5	1	3	1	0	1	0
28 Buster Posey, R (1, 2) OBP: 0.351, SLG: 0.441	B SL 88 X FF 91 1-0 ① FC6-4 9 WP 48 1B 38 1B 1-2f 2-3	B SI 92 C FF 92 F SL 88 B FF 91 X FF 93 2-2 ② G6-3 1-2		X SI 92 0-0 9 FC3-6 48 1B 38 1B 1B		F FF 90 X CH 79 0-1 ② G5-3		D SL 86 C SI 93 F SI 92 B SI 92 1 SAFE X FF 92 2-2 ② L8		5	2	1	0	0	0	4
48 Pablo Sandoval, S (1, 5) OBP: 0.330, SLG: 0.443 54 Sergio Romo, R (8, 1) 45 Travis Ishikawa, L (9, 3) OBP: 0.279, SLG: 0.385	B CU 78 B SI 92 X CU 78 2-0 9 WP 38 1B 1-2 3-H 1B	X SI 92 0-0 ③ F7		F SL 88 S CU 80 X CU 79 0-2 9 FC3-6 1-2 1B		B FF 90 B FF 89 B FF 90 X FF 90 3-0 ③ L7		1 SAFE F CH 81 B SI 89 S SI 90 B FF 91 X SL 80 2-2 1-H HR		5 0 0	2 0 0	3 0 0	3 0 0	0 0 0	0 0 0	1 0 0
9 Brandon Belt, L (1, 3) OBP: 0.296, SLG: 0.446 46 Santiago Casilla, R (9, 1)	S FF 92 F SI 92 D CU 79 B FF 91 S FF 92 2-3 ② K 1-2 2-3		C CU 78 S SI 92 B FF 91 B CU 79 B FF 92 T SL 88 3-2 ① K	X CU 79 0-0 ② FC3-6 38 1B 1-2f 2-3			B FF 88 B FF 88 F FF 88 F FF 90 S FF 90 2-3 ① K	T SL 80 S SL 82 S SL 79 0-3 ③ K		5 0	0 0	0 0	0 0	4 0	4 0
38 Michael Morse, R (1, 7) OBP: 0.325, SLG: 0.468 57 Juan Gutierrez, R (7, 1) 41 Jeremy Affeldt, L (7, 1) 13 Joaquin Arias, R (8, 5) OBP: 0.214, SLG: 0.201	X SL 89 0-0 35 WP 7 BB 2-H 3-H 1B		X SI 92 0-0 ② G6-3	X SL 87 0-0 1-3 3-H 1B			B FF 90 S CH 80 X CH 80 1-1 ② G1-3		C SI 88 B FF 91 B SI 91 F SI 90 X FF 90 2-2 ① G6-3	4 0 0 1	0 0 0 0	2 0 0 0	3 0 0 0	0 0 0 0	0 0 0 0	0 0 0 0
7 Grégor Blanco, L (1, 8) OBP: 0.318, SLG: 0.305	B SI 92 B FF 91 B FF 91 B FF 90 4-0 35 WP 1-2 BB		B SI 92 B SL 87 B SI 91 B FF 90 4-0 35 1B BB	S SI 93 F SI 93 B SI 94 B SL 89 F SI 93 F SL 87 B SL 88 S SL 89 3-3 ③ K			C CU 78 C FF 90 B FF 90 B CH 78 F FF 90 X FF 90 2-2 1B		C FF 90 F SL 81 F SL 82 F FF 92 C FF 89 0-3 ② K	3	0	1	0	2	2	2
35 Brandon Crawford, L (1, 6) OBP: 0.322, SLG: 0.390	B SL 88 B SL 88 S CU 79 I IN 66 I IN 63 4-1 1-2 2-3 IBB		1 SAFE B SL 88 F SI 91 1 SAFE B FF 92 C SL 87 1 SAFE X SL 88 2-2 32 BB 1-3 1B		B FF 89 B FF 88 S FF 89 C FF 89 S CH 78 2-3 ① K		1 SAFE 1 SAFE X FF 89 0-0 ③ F9		B SL 78 B SL 80 S FF 91 T FF 91 B FF 92 F FF 91 B SL 80 4-2 2 BB BB	3	0	1	0	2	1	1
32 Ryan Vogelsong, R (1, 1) OBP: 0.186, SLG: 0.175 2 Juan Carlos Perez, R (7, 7) OBP: 0.242, SLG: 0.283	B FF 91 C FF 91 B FF 92 X SI 91 2-1 ③ G6-3		B SL 88 B FF 92 B FF 92 D FF 92 4-0 1-2 BB		C FF 89 C FF 90 F FF 90 X CH 77 0-2 ② G2-3			F SI 93 X SI 93 0-1 8 1B 12 1B 1B	C SL 85 D SL 84 F SI 89 F FS 86 1 SAFE B SL 84 B SI 89 B SI 90 4-2 1-2 BB	2 1	0 1	0 1	0 1	1 0	0 0	3 0
Inning Stats	R: 3 E: 0 K: 1 S: 13 H: 4 LOB: 3 BB: 2 P: 31	R: 0 E: 0 K: 1 S: 10 H: 1 LOB: 1 BB: 0 P: 15	R: 0 E: 0 K: 1 S: 11 H: 1 LOB: 3 BB: 2 P: 27	R: 1 E: 0 K: 1 S: 13 H: 3 LOB: 2 BB: 0 P: 17	R: 0 E: 0 K: 1 S: 10 H: 0 LOB: 0 BB: 0 P: 12	R: 0 E: 0 K: 1 S: 8 H: 0 LOB: 0 BB: 0 P: 12	R: 0 E: 0 K: 1 S: 10 H: 1 LOB: 1 BB: 0 P: 15	R: 3 E: 0 K: 1 S: 17 H: 4 LOB: 0 BB: 0 P: 27	R: 0 E: 0 K: 1 S: 17 H: 0 LOB: 2 BB: 2 P: 30	1B: 13 2B: 0 3B: 0 HR: 1	SF: 0 SAC: 0 DP: 0 HBP: 0					WP: 2 PB: 0 SB: 0 CS: 1	PA: 46	

PITCHER		IP	WLS	BF	H	R	ER	SO	BB	IBB	HBP	BLK	WP	HR	S	P	ERA	WHIP
49 Yovani Gallardo, R ERA: 3.54	(1, 1)	4.0	L	25	9	4	4	4	3	1	0	0	2	0	47	90	9.00	3.000
41 Marco Estrada, R ERA: 4.71	(5, 1)	3.0		10	1	0	0	3	0	0	0	0	0	0	28	39	0.00	0.333
53 Brandon Kintzler, R ERA: 3.76	(8, 1)	0.2		4	3	2	2	0	0	0	0	0	0	0	11	19	27.00	4.500
32 Tom Gorzelanny, L ERA: 0.69	(8, 1)	1.0		5	1	1	1	2	1	0	0	0	0	1	17	25	9.00	2.000
47 Rob Wooten, R ERA: 4.32	(9, 1)	0.1		2	0	0	0	0	1	0	0	0	0	0	6	13	0.00	3.000

PITCHER	IP	WLS	BF	H	R	ER	SO	BB	IBB	HBP	BLK	WP	HR	S	P	ERA	WHIP

TOP

San Francisco Giants @ Milwaukee Brewers

Miller Park, Milwaukee, WI

Wed Aug 06 2014, 7:11 PM - 11:04 PM CDT

Att. 33,394 - Clear - 74 F

livebaseballscorecards.com

AB	40
R	7
H	14
RBI	7
BB	6
SO	9
LOB	20

Batter	1	2	3	4	5	6	7	8	9	AB	R	H	RBI	BB	SO	LOB
27 Carlos Gómez, R (1, 8) OBP: 0.355, SLG: 0.494	S SI 90 B SI 90 B SL 89 X SI 90 2-1 HR		F SL 90 T FF 92 C FF 92 0-3 ① K		F CU 75 C CH 81 B FF 90 X SL 87 1-2 ① F9		B CU 82 F FF 92 X CU 82 1-1 16 S, 8 FC6-2, 16 1B 1-2 1B	S SL 80 F SL 78 B SL 79 F SL 78 S SL 79 1-3 ③ K		5	2	2	1	0	2	1
28 Gerardo Parra, L (1, 7) OBP: 0.304, SLG: 0.363 18 Khris Davis, R (7, PH) OBP: 0.302, SLG: 0.477 (8, 7)	C CH 82 F CU 76 F SL 88 F CU 76 B SL 87 X FF 90 1-2 ① P6		F CU 77 B CU 76 B CH 83 F FF 91 B FF 92 B CH 83 4-2 16 1B, BB		S FF 89 B FF 89 X CU 77 1-1 ② G4-3		F SI 91 S CH 87 F CH 88 B SI 93 X CH 87 1-2 ① L9 2-3		F SI 93 X SL 86 0-1 HR	2 2	0 1	0 1	0 1	1 0	0 0	0 2
8 Ryan Braun, R (1, 9) OBP: 0.337, SLG: 0.499	B CU 77 B CU 75 C FF 88 B FF 90 X FF 91 3-1 ② P4		X FF 90 0-0 ② L9		C SL 88 B CU 77 X CU 76 1-1 ③ L8		1 SAFE X SI 91 0-0 ② FC6-2, 16 S, 16 1B 1-2 3-H		C FF 94 B SI 94 F KC 81 S KC 80 1-3 ① K	5	1	0	0	0	1	3
16 Aramis Ramirez, R (1, 5) OBP: 0.332, SLG: 0.454	F SL 88 B FF 90 F FF 90 B FF 91 F CH 83 B CH 83 X FF 91 3-2 ③ G5-3		X SL 88 0-0 1-3 1B			B CU 76 C CH 81 B FF 89 F SL 88 B FF 90 F CH 81 X FF 92 3-2 ① F9	D SI 92 X SI 92 1-0 20 1B 1-H 2-H		S SI 95 S KC 82 S KC 81 0-3 ② K	5	0	2	2	0	1	0
20 Jonathan Lucroy, R (1, 3) OBP: 0.373, SLG: 0.490		C FF 90 B SL 89 C SL 90 B CU 78 X CU 78 2-2 ① L4	C FF 91 C FF 92 S FF 92 0-3 ③ K			X SL 88 0-0 ② F8	B CU 73 F SI 92 F CU 75 X CH 87 1-2 1-2 1B		B SI 95 F SI 93 S SL 89 X KC 82 1-2 ③ G5-3	5	0	1	0	0	1	2
2 Scooter Gennett, L (1, 4) OBP: 0.342, SLG: 0.479 53 Brandon Kintzler, R (8, 1) 32 Tom Gorzelanny, R (8, 1) 47 Rob Wooten, R (9, 1)		B SL 87 F SL 89 F FF 91 X SL 90 1-2 ② L7		X CH 80 0-0 12 G5-4-3, 1B		B SI 88 F SI 90 B SI 89 B CH 84 F SI 90 X FF 90 3-2 12 HBP, 1B	B SI 92 F SI 92 F SI 93 X CU 75 1-2 ③ L6			4 0 0 0	0 0 0 0	2 0 0 0	0 0 0 0	0 0 0 0	0 0 0 0	2 0 0 0
12 Martín Maldonado, R (1, 2) OBP: 0.364, SLG: 0.403		B CU 78 C SI 92 B SI 91 B CU 78 X SI 91 3-1 9 1B, 1B		B SL 87 X SL 88 1-0 ① ② G5-4-3 1-2f		H CH 86 1-0 1-2 HBP		C FF 88 F FF 88 B SL 80 S SL 80 1-3 ① K		3	0	1	0	0	1	1
9 Jean Segura, R (1, 6) OBP: 0.270, SLG: 0.326		C CU 77 X FF 89 0-1 1-2 1B	B CU 77 X CU 77 1-0 1B			F SL 87 B SL 87 S FF 89 F FF 91 F FF 90 B FF 89 F CH 82 F FF 89 F CU 76 2-2 ③ X SI 89 L8		X FF 88 0-0 E1, 1B		4	0	3	0	0	0	2
49 Yovani Gallardo, R (1, 1) OBP: 0.158, SLG: 0.162 7 Mark Reynolds, R (4, PH) OBP: 0.289, SLG: 0.421 41 Marco Estrada, R (5, 1) OBP: 0.182, SLG: 0.100 Rickie Weeks Jr., R (7, PH) OBP: 0.330, SLG: 0.380 (8, 4)		F CU 76 C FF 91 B FF 91 B FF 91 B CU 79 F SI 91 X SI 91 3-2 ③ L8		1 SAFE B SI 89 B SI 90 S SL 88 C FF 90 C CH 81 2-3 ③ K			C CU 80 S CU 78 B FF 92 X FF 92 1-2 18 L9, 27 1B, 8 FC6-2, 1B	C SL 80 C SL 79 S SL 79 0-3 ② K		1 1 0 2	0 0 0 0	0 0 0 1	0 0 0 0	0 1 0 1	0 1 0 1	2 1 0 1
Inning Stats	R: 1 H: 1 E: 0 LOB: 0 K: 0 BB: 0 S: 13 P: 22	R: 0 H: 2 E: 0 LOB: 2 K: 0 BB: 0 S: 14 P: 23	R: 0 H: 1 E: 0 LOB: 2 K: 2 BB: 1 S: 10 P: 14	R: 0 H: 2 E: 0 LOB: 1 K: 1 BB: 0 S: 6 P: 10	R: 0 H: 0 E: 0 LOB: 0 K: 0 BB: 0 S: 7 P: 10	R: 0 H: 1 E: 0 LOB: 2 K: 0 BB: 0 S: 16 P: 25	R: 2 H: 4 E: 0 LOB: 2 K: 0 BB: 0 S: 17 P: 23	R: 0 H: 1 E: 1 LOB: 1 K: 3 BB: 0 S: 11 P: 13	R: 1 H: 1 E: 0 LOB: 0 K: 2 BB: 0 S: 11 P: 13	1B: 11 2B: 0 3B: 0 HR: 2	SF: 0 SAC: 0 DP: 1 HBP: 1						

PITCHER		IP	WLS	BF	H	R	ER	SO	BB	IBB	HBP	BLK	WP	HR	S	P	ERA	WHIP
32 Ryan Vogelsong, R ERA: 3.77	(1, 1)	6.0	W	26	7	1	1	3	1	0	1	0	0	1	66	104	1.50	1.333
57 Juan Gutierrez, R ERA: 3.06	(7, 1)	0.0		2	2	2	2	0	0	0	0	0	0	0	5	7	∞	∞
41 Jeremy Affeldt, L ERA: 1.31	(7, 1)	1.0	H	5	2	0	0	0	0	0	0	0	0	0	12	16	0.00	2.000
54 Sergio Romo, R ERA: 4.5	(8, 1)	1.0		4	1	0	0	3	0	0	0	0	0	0	11	13	0.00	1.000
46 Santiago Casilla, R ERA: 1.27	(9, 1)	1.0		4	1	1	1	2	0	0	0	0	0	1	11	13	9.00	1.000

PITCHER		IP	WLS	BF	H	R	ER	SO	BB	IBB	HBP	BLK	WP	HR	S	P	ERA	WHIP

BOTTOM

San Francisco Giants @ Milwaukee Brewers

Miller Park, Milwaukee, WI

Wed Aug 06 2014, 7:11 PM - 11:04 PM CDT

Att. 33,394 - Clear - 74 F

livebaseballscorecards.com

AB	39
R	4
H	13
RBI	4
BB	1
SO	8
LOB	17

Batter	1	2	3	4	5	6	7	8	9	AB	R	H	RBI	BB	SO	LOB
16 Ángel Pagán, S (1, 8) OBP: 0.356, SLG: 0.409	B FF 94 F FF 94 B FF 96 X FF 95 2-1 8 FC6-4 1B		C SL 82 B CH 82 C SL 82 B SL 90 X FF 97 2-2 ① G3-1		B SL 84 F SI 96 F SI 97 D SL 88 X SI 97 2-2 8 1B 1-2 1B		S SL 85 B FF 96 F SI 97 F SI 90 B FF 96 F FF 91 B FF 98 C SI 97 3-3 ② K		F SI 91 B SI 91 X SI 91 1-1 ③ F7	5	0	2	0	0	1	1
8 Hunter Pence, R (1, 9) OBP: 0.347, SLG: 0.477	B SI 96 C FF 95 1 SAFE X SI 95 1-1 ① FC6-4 48 G6-3 28 1B 1-2f		C SL 84 B FF 97 B SL 86 B SI 98 F FF 97 X SI 97 3-2 ② G6-3		C FF 97 X SI 97 0-1 48 G4-3 1-2 2-H 1B		B SI 96 B SI 97 X SI 97 2-0 ③ F9			4	0	1	1	0	0	2
28 Buster Posey, R (1, 3) OBP: 0.352, SLG: 0.442	C SL 86 B SI 95 X SI 95 1-1 48 G6-3 1-2 1B		X SI 96 0-0 1B		C SL 83 C SL 87 S SL 88 0-3 ① K			B KC 80 F SI 96 C SI 97 B KC 81 F SI 98 F SI 98 T SI 98 2-2 ① K		4	0	2	0	0	2	2
48 Pablo Sandoval, S (1, 5) OBP: 0.330, SLG: 0.440	D SI 96 B FF 95 S SI 95 B FF 96 F SI 96 X SI 96 3-2 ② G6-3 1-2 2-3		S SL 87 F SI 96 S FF 97 0-3 ③ K		B SI 97 X SI 97 1-0 ②③ G4-3 1-2f			B SI 98 F SI 96 F SI 97 B KC 81 B SI 98 F SI 98 B SI 98 4-2 12 1B BB		3	0	0	0	1	1	5
38 Michael Morse, R (1, 7) OBP: 0.327, SLG: 0.467	B SI 97 B SI 96 C SI 96 S SI 96 F SI 96 F CH 89 H FF 97 3-2 HBP			B FF 96 B SL 86 X FF 97 2-0 12 G4-6-3 1B		F FF 96 B SL 85 B FF 97 F SI 96 B SL 87 C SL 88 3-3 ① K		S SI 98 F SI 97 S KC 82 0-3 ② K		3	0	1	0	0	2	1
12 Joe Panik, L (1, 4) OBP: 0.307, SLG: 0.290	B FF 96 F FF 95 F FF 96 S SL 88 1-3 ③ K			X SI 97 0-0 ①② G4-6-3 1-2f		C SL 83 B CH 86 B FF 96 B SI 96 F SI 96 X SI 97 3-2 ② G1-3		B FF 93 X FF 93 1-0 1-2 1B		4	0	1	0	0	1	4
35 Brandon Crawford, L (1, 6) OBP: 0.321, SLG: 0.387		C FF 96 F CH 85 S SL 87 0-3 ① K		B SL 85 C SI 96 S CH 87 B CH 89 B SL 87 B SI 97 4-2 BB		X SI 95 0-0 ③ G1-3		F SL 78 C FF 93 D SL 83 S SL 81 1-3 ③ K		3	0	0	0	1	2	2
34 Andrew Susac, R (1, 2) OBP: 0.211, SLG: 0.167		S SI 96 B SI 97 B FF 97 F FF 97 B SI 95 X FF 98 3-2 ② G5-3		1 SAFE B SL 85 F FF 95 B SL 85 S FF 96 S FF 98 2-3 ③ K			C FF 95 F SL 86 X FF 97 1-2 1B		F FF 91 C CH 84 B FF 93 B CU 78 F CH 83 F FF 92 F FF 92 B CH 84 X SI 90 3-2 ① G6-3	4	0	1	0	0	1	1
22 Jake Peavy, R (1, 1) 57 Juan Gutierrez, R (6, 1) 45 Travis Ishikawa, L (7, PH) OBP: 0.273, SLG: 0.375 63 Jean Machi, R (7, 1) 52 Yusmeiro Petit, R (8, 1) 7 Grégor Blanco, L (9, PH) OBP: 0.317, SLG: 0.304		X FF 95 0-0 ③ G4-3			C FF 93 S SI 95 S SL 88 0-3 K 16 1B 8 1B		B SI 96 B SI 97 S SI 96 F SI 98 F SI 98 B SI 97 F SI 98 C SI 97 3-3 ① K		F SI 90 S CU 76 B FF 92 B SI 92 X CH 84 2-2 ② L8	2 0 1 0 0 0 1	1 0 0 0 0 0 0	0 0 0 0 0 0 0	0 0 0 0 0 0 0	0 0 1 0 0 0 0	1 0 1 0 0 0 0	0 0 1 0 0 0 0
Inning Stats	R: 0 E: 0 K: 1 S: 16 H: 2 LOB: 3 BB: 0 P: 27	R: 0 E: 0 K: 1 S: 7 H: 0 LOB: 0 BB: 0 P: 10	R: 0 E: 0 K: 1 S: 10 H: 1 LOB: 1 BB: 0 P: 15	R: 0 E: 0 K: 1 S: 7 H: 1 LOB: 1 BB: 1 P: 15	R: 1 E: 0 K: 2 S: 12 H: 2 LOB: 1 BB: 0 P: 15	R: 0 E: 0 K: 1 S: 7 H: 0 LOB: 0 BB: 0 P: 13	R: 0 E: 0 K: 2 S: 14 H: 1 LOB: 1 BB: 0 P: 23	R: 0 E: 0 K: 3 S: 15 H: 1 LOB: 2 BB: 1 P: 23	R: 0 E: 0 K: 0 S: 11 H: 0 LOB: 0 BB: 0 P: 17	1B: 8 2B: 0 3B: 0 HR: 0 SF: 0 SAC: 0 DP: 2 HBP: 1					WP: 0 PB: 1 SB: 0 CS: 0	PA: 37

PITCHER		IP	WLS	BF	H	R	ER	SO	BB	IBB	HBP	BLK	WP	HR	S	P	ERA	WHIP
38 Wily Peralta, R ERA: 3.36	(1, 1)	6.2	W	28	7	1	0	9	1	0	1	0	0	0	72	115	0.00	1.200
21 Jeremy Jeffress, R ERA: 4.35	(7, 1)	1.0	H	4	0	0	0	2	1	0	0	0	0	0	12	20	0.00	1.000
13 Will Smith, L ERA: 3.58	(8, 1)	0.1	H	2	1	0	0	1	0	0	0	0	0	0	4	6	0.00	3.000
57 Francisco Rodríguez, R ERA: 2.89	(9, 1)	1.0	S	3	0	0	0	0	0	0	0	0	0	0	11	17	0.00	0.000

PITCHER	IP	WLS	BF	H	R	ER	SO	BB	IBB	HBP	BLK	WP	HR	S	P	ERA	WHIP

TOP

San Francisco Giants @ Milwaukee Brewers

Miller Park, Milwaukee, WI

Thu Aug 07 2014, 1:12 PM - 4:25 PM CDT

Att. 38,229 - Sunny - 75 F

livebaseballscorecards.com

AB	34
R	1
H	8
RBI	1
BB	2
SO	12
LOB	19

Batter	1	2	3	4	5	6	7	8	9	AB	R	H	RBI	BB	SO	LOB
27 Carlos Gómez, R (1, 8) OBP: 0.355, SLG: 0.492	F SL 83 B SI 89 B SI 90 S SI 89 X CH 80 2-2 20 CS 1B		F FC 85 X FC 86 0-1 ① G6-3		F FF 89 F CU 79 S CU 81 0-3 ② K	B CU 83 F CU 82 F FF 92 S CU 79 1-3 ③ K				4	0	1	0	0	2	2
20 Jonathan Lucroy, R (1, 2) OBP: 0.374, SLG: 0.493	1 SAFE C FF 88 1 SAFE B SI 90 C SI 89 X SI 91 1-2 ① 8 2B 1B		B FF 89 C FF 90 S FC 83 B FF 91 X FF 91 2-2 ② F8		F FF 89 B SL 81 F FC 84 B SL 83 X FF 91 2-2 2B		C SI 92 B SI 93 X CU 81 1-1 ① P4			4	1	2	0	0	0	0
8 Ryan Braun, R (1, 9) OBP: 0.336, SLG: 0.499	X SI 91 0-0 1-H 2B		B FF 91 C FF 90 F FF 90 S SL 83 1-3 ③ K		D CU 82 S SL 82 S SL 82 S SL 82 1-3 ③ K2-3		B CU 80 X SI 93 1-0 ② G1-3			4	0	1	1	0	2	1
16 Aramis Ramirez, R (1, 5) OBP: 0.334, SLG: 0.457	S FC 86 X FF 91 0-1 ② L9			C FC 85 S SL 82 B CH 82 X SL 82 1-2 G6-4-3 18 BB 1B		C CU 78 B SL 80 B CU 79 X FF 88 2-1 18 2B 2B	C CH 85 C SI 93 F CH 84 X FF 92 0-2 ③ G6-3			4	1	2	0	0	0	1
18 Khris Davis, R (1, 7) OBP: 0.304, SLG: 0.479 57 Francisco Rodríguez, R (9, 1)	S FC 82 X FF 91 0-1 ③ F9			B FF 91 F FF 91 F SL 83 F FF 92 D CU 80 B FC 83 1 SAFE D SL 82 4-2 G6-4-3 1-2 BB		B FF 90 F CU 80 X SI 90 1-1 1B 7 SF7 2-H 2B		B FF 89 B CH 84 X SL 86 2-0 ① F8		3 0	1 0	1 0	1 0	1 0	0 0	1 0
Rickie Weeks Jr., R (1, 4) OBP: 0.333, SLG: 0.379		B FF 89 F FC 85 B FC 83 B FF 91 F FF 90 B CU 80 4-2 BB	D CU 80 X CU 81 1-0 ①② G6-4-3 1-2f 2-3		X SI 90 0-0 38 SH1-4 9 1B 2-3 1B			C CH 86 B FF 90 S CU 76 C FF 91 1-3 ② K		3	0	1	0	1	1	2
7 Mark Reynolds, R (1, 3) OBP: 0.298, SLG: 0.418		1 SAFE B SI 91 X FF 91 1-0 ① F7	F FF 90 B FF 90 S CU 81 B FF 91 B CU 81 F SL 83 B CU 80 4-2 9 FC4-6 BB		F CU 79 D CU 80 S CU 81 X CU 79 1-2 ① SF7 3-H			C FF 78 C FF 90 B CU 79 F CU 77 B FF 90 X SL 85 2-2 ③ F8		2	0	0	1	1	0	1
9 Jean Segura, R (1, 6) OBP: 0.270, SLG: 0.326		B SI 90 C SI 91 1 SAFE 1 SAFE X CH 82 1-1 ② F9	F CU 82 F CU 80 B FF 92 D SL 83 F FF 91 X CU 79 2-2 ③ FC4-6 1-2f		1 SAFE B SI 89 B SI 89 1 SAFE F FF 89 B CU 80 X CU 80 3-1 38 SH1-4 1-2 1B					3	0	1	0	0	0	3
38 Wily Peralta, R (1, 1) OBP: 0.095, SLG: 0.122 21 Jeremy Jeffress, R (7, 1) 13 Will Smith, R (8, 1) 28 Gerardo Parra, L (9, 7) OBP: 0.304, SLG: 0.363		C FF 91 X SL 83 0-1 ③ P3			X FC 84 0-0 ① F8	L SI 88 X FF 89 0-1 ② SH1-4 1-2 2-3				2 0 0 0	0 0 0 0	0 0 0 0	0 0 0 0	0 0 0 0	0 0 0 0	1 0 0 0
Inning Stats	R: 1 E: 0 K: 0 S: 11 H: 3 LOB: 1 BB: 0 P: 14	R: 0 E: 0 K: 0 S: 7 H: 0 LOB: 1 BB: 1 P: 13	R: 0 E: 0 K: 1 S: 8 H: 0 LOB: 0 BB: 0 P: 11	R: 0 E: 0 K: 0 S: 14 H: 1 LOB: 2 BB: 2 P: 26	R: 0 E: 0 K: 2 S: 10 H: 1 LOB: 1 BB: 0 P: 13	R: 2 E: 0 K: 1 S: 15 H: 4 LOB: 2 BB: 0 P: 23	R: 0 E: 0 K: 0 S: 7 H: 0 LOB: 0 BB: 0 P: 9	R: 0 E: 0 K: 1 S: 8 H: 0 LOB: 0 BB: 0 P: 13		1B: 5 2B: 4 3B: 0 HR: 0 SF: 1 SAC: 1 DP: 1 HBP: 0						

PITCHER		IP	WLS	BF	H	R	ER	SO	BB	IBB	HBP	BLK	WP	HR	S	P	ERA	WHIP
22 Jake Peavy, R ERA: 4.73	(1, 1)	5.2	L	27	9	3	3	3	3	0	0	0	0	0	62	96	4.76	2.118
57 Juan Gutierrez, R ERA: 3.04	(6, 1)	0.1		1	0	0	0	1	0	0	0	0	0	0	3	4	0.00	0.000
63 Jean Machi, R ERA: 1.64	(7, 1)	1.0		3	0	0	0	0	0	0	0	0	0	0	7	9	0.00	0.000
52 Yusmeiro Petit, R ERA: 3.95	(8, 1)	1.0		3	0	0	0	1	0	0	0	0	0	0	8	13	0.00	0.000

PITCHER	IP	WLS	BF	H	R	ER	SO	BB	IBB	HBP	BLK	WP	HR	S	P	ERA	WHIP

BOTTOM

San Francisco Giants @ Milwaukee Brewers

Miller Park, Milwaukee, WI

Thu Aug 07 2014, 1:12 PM - 4:25 PM CDT

Att. 38,229 - Sunny - 75 F

livebaseballscorecards.com

AB	29
R	3
H	9
RBI	3
BB	3
SO	5
LOB	12

WP: 0 PA: 34
PB: 0
SB: 0
CS: 1

San Francisco Giants @ Kansas City Royals

Kauffman Stadium, Kansas City, MO

Fri Aug 08 2014, 7:12 PM - 10:09 PM CDT

Att. 28,307 - Overcast - 75 F

livebaseballscorecards.com

TOP

Batter	1	2	3	4	5	6	7	8	9	AB	R	H	RBI	BB	SO	LOB
16 Ángel Pagán, S (1, 8) OBP: 0.353, SLG: 0.405	C FF 85 C FF 87 F CH 81 F CH 80 B FF 88 B FF 88 F CH 81 S CH 80 2-3 K ①	D CH 81 C CH 81 F CH 80 X FF 87 1-2 F8 ③		1 SAFE B SI 87 B SI 88 S CH 80 D CH 80 1 SAFE F FF 87 X FF 89 3-2 P4 ②			C FF 98 F SI 99 B FF 100 X CH 90 1-2 8 G4-3 1B		B FF 95 F FF 95 B FF 96 F FF 96 F FF 97 S SL 87 2-3 K2-3 ③	5	0	1	0	0	2	3
8 Hunter Pence, R (1, 9) OBP: 0.346, SLG: 0.475	C KC 74 S CH 81 B FF 86 F FF 88 S CH 81 1-3 K ②		S CH 79 B CH 80 X CH 80 1-1 48 1B 1B	B FF 87 B KC 75 X CH 79 2-0 F9 ③			X SI 98 0-0 G4-3 1-2 ②			4	0	1	0	0	1	2
28 Buster Posey, R (1, 2) OBP: 0.351, SLG: 0.440	C SI 86 C KC 73 B CH 82 F CH 81 X FF 88 1-2 48 E 1B		B SI 87 1 SAFE C FF 88 B FF 88 B CH 80 F FF 88 F CH 80 X CH 81 3-2 F8 ①		C KC 72 B CH 78 B CH 80 F FF 86 X FF 88 2-2 F9 ①		B SI 99 B FF 98 X SI 98 2-0 G6-3 ③			4	0	1	0	0	0	2
48 Pablo Sandoval, S (1, 10) OBP: 0.331, SLG: 0.440	B FF 87 S CH 81 C FF 88 X CH 80 1-2 E4 1-2		F CH 80 F FF 88 B FF 88 D CH 81 X CH 80 2-2 38 1B 13 2B 1-3 1B ②		F FF 88 F KC 73 S KC 72 0-3 K ②			B FF 94 F FF 95 B FF 96 S FF 95 B FF 96 X FF 96 3-2 38 1B 1B		4	1	2	0	0	1	1
38 Michael Morse, R (1, 3) OBP: 0.329, SLG: 0.467 45 Travis Ishikawa, L (8, PR) OBP: 0.273, SLG: 0.375 (8, 3)	C KC 73 B FF 89 X CH 79 1-1 L7 ③		C KC 74 B FF 87 S KC 74 X FF 87 1-2 13 2B 50 1B 1-2 1B		B FF 88 S CH 79 S CH 80 F CH 80 F FF 88 F KC 73 X CH 80 1-2 G6-3 ③			C FF 96 D KC 87 X FC 93 1-1 50 G4-6-3 1-2 1B		4 0	1 0	2 0	0 0	0 0	0 0	2 0
13 Joaquin Arias, R (1, 5) OBP: 0.224, SLG: 0.226 12 Joe Panik, L (8, PH) OBP: 0.304, SLG: 0.287 (8, 4)		C FF 86 B CH 80 B FF 87 B FF 87 X FF 87 3-1 50 1B 2B	C SI 87 B FF 87 X CH 80 1-1 50 1B 1-3 2-H 2B		C FF 92 S FF 92 S FF 92 0-3 K ①			C FF 97 B FF 97 D KC 86 S FF 98 F FF 98 B FC 93 F FF 97 S FC 94 3-3 K ①		3 1	0 0	2 0	1 0	0 0	1 1	0 2
50 Matt Duffy, R (1, 4) OBP: 0.250, SLG: 0.200 (8, 5)		C FF 87 X KC 72 0-1 2-3 1B X FF 87 0-0 2-H 3-H 1B ③			B FF 93 B SL 82 S FF 92 C FF 93 S FF 93 2-3 K ②			X FC 92 0-0 G4-6-3 1-2f ② ③		4	0	2	1	0	1	2
2 Juan Carlos Perez, R (1, 7) OBP: 0.246, SLG: 0.286 7 Grégor Blanco, L (9, PH) OBP: 0.316, SLG: 0.303		B FF 88 B CH 80 F FF 88 S CH 80 1 SAFE S CH 81 2-3 K ①		B FF 86 X FF 86 1-0 35 FC6-4 1B		C SL 84 X SL 84 0-1 F7 ③			X FF 94 0-0 G4-3 ①	3 1	0 0	1 0	0 0	0 0	1 0	2 0
35 Brandon Crawford, L (1, 6) OBP: 0.318, SLG: 0.383		S SI 86 B FF 88 B SI 88 1 SAFE S CH 81 3 SAFE B FF 89 S CH 82 3-3 K ②		C SI 87 1 SAFE F SI 87 F CH 80 1 SAFE 1 SAFE F CH 79 X FF 88 0-2 FC6-4 1-2f ①			C FF 97 B SI 99 F FF 100 F CH 91 B CH 89 S SI 98 2-3 K ①		C FF 96 C SL 87 B FF 98 S SL 87 1-3 K ②	4	0	0	0	0	3	3

	AB	37
	R	2
	H	12
	RBI	2
	BB	0
	SO	11
	LOB	19

Inning Stats																		
	R: 0	H: 1	R: 0	H: 2	R: 2	H: 5	R: 0	H: 1	R: 0	H: 0	R: 0	H: 0	R: 0	H: 1	R: 0	H: 2	R: 0	H: 0
	E: 1	LOB: 2	E: 0	LOB: 2	E: 0	LOB: 2	E: 0	LOB: 1	E: 0	LOB: 0	E: 0	LOB: 0	E: 0	LOB: 0	E: 0	LOB: 1	E: 0	LOB: 2
	K: 2	BB: 0	K: 2	BB: 0	K: 0	BB: 0	K: 0	BB: 0	K: 1	BB: 0	K: 2	BB: 0	K: 1	BB: 0	K: 1	BB: 0	K: 2	BB: 0
	S: 19	P: 25	S: 13	P: 22	S: 15	P: 23	S: 10	P: 16	S: 12	P: 15	S: 8	P: 10	S: 9	P: 14	S: 11	P: 18	S: 8	P: 11

	1B: 10	SF: 0
	2B: 2	SAC: 0
	3B: 0	DP: 1
	HR: 0	HBP: 0

	WP: 0	PA: 37
	PB: 0	
	SB: 0	
	CS: 0	

PITCHER		IP	WLS	BF	H	R	ER	SO	BB	IBB	HBP	BLK	WP	HR	S	P	ERA	WHIP
51 Jason Vargas, L ERA: 3.48	(1, 1)	5.0		23	9	2	2	5	0	0	0	0	0	0	69	101	3.60	1.800
54 Jason Frasor, R ERA: 2.8	(6, 1)	1.0	W	3	0	0	0	2	0	0	0	0	0	0	8	10	0.00	0.000
40 Kelvin Herrera, R ERA: 1.65	(7, 1)	1.0	H	4	1	0	0	1	0	0	0	0	0	0	9	14	0.00	1.000
17 Wade Davis, R ERA: 0.91	(8, 1)	1.0	H	4	2	0	0	1	0	0	0	0	0	0	11	18	0.00	2.000
56 Greg Holland, R ERA: 1.81	(9, 1)	1.0	S	3	0	0	0	2	0	0	0	0	0	0	8	11	0.00	0.000

PITCHER	IP	WLS	BF	H	R	ER	SO	BB	IBB	HBP	BLK	WP	HR	S	P	ERA	WHIP

Batter	1	2	3	4	5	6	7	8	9	AB	R	H	RBI	BB	SO	LOB
23 Norichika Aoki, L (1, 9) OBP: 0.332, SLG: 0.332	C FF 92 T FF 93 B FF 94 F 2-2 ①	F FF 91 H FF 92 1-1 14 G4-6-3 HBP	B FF 92 C FF 92 C FF 92 B FC 88 X FF 92 2-2 ① G6-3	C FF 91 B FC 88 F FF 92 X FC 86 1-2 ① G5-3	2	0	0	0	0	0	0
1 Jarrod Dyson, L (7, 8) OBP: 0.324, SLG: 0.324	F FC 89 F FF 93 B CU 79 X FC 88 F7									1	0	0	0	0	0	0
14 Omar Infante, R (1, 4) OBP: 0.305, SLG: 0.364	C FF 93 B CH 86 B FF 93 B FC 87 X FF 93 3-1 16 HR 2B	1 SAFE 1 SAFE B FC 86 X FC 86 1-0 ①② G4-6-3 1-2f	C CH 83 B FC 89 X CU 78 1-1 13 E 16 1B 1B	B CH 84 B FC 87 C FC 87 F FF 92 X FC 89 2-2 ② G6-3	4	2	2	0	0	0	1
13 Salvador Perez, R (1, 2) OBP: 0.308, SLG: 0.412	F FC 88 B FF 93 F FC 89 B FF 94 D CU 78 X FF 94 3-2 ② L5	B CU 77 B CU 78 C FC 87 X FF 93 2-1 ③ L7	D FC 87 X CU 77 1-0 FC3 16 1B 4 1B 1-3	F FF 93 S FC 89 B FC 90 F CU 79 F FF 93 B FC 90 F FC 88 S CU 78 2-3 ③ K	4	1	0	0	0	1	2
16 Billy Butler, R (1, 3) OBP: 0.328, SLG: 0.389	C CU 78 B FC 90 B FC 89 S FF 93 X FF 93 2-2 2-H HR	B FF 93 C CH 83 F FC 88 X CU 78 1-2 ① G6-3	S FC 86 F FC 87 F FF 93 B FF 93 X FC 89 1-2 4 1B 1-2 3-H 1B	3	1	2	3	0	0	0
4 Alex Gordon, L (1, 7) OBP: 0.351, SLG: 0.420	B FF 93 C FC 88 S CU 78 F FF 92 S CU 71 1-3 ③ K2-3	B FC 88 X FC 88 1-0 E6 19 CS	C FC 88 X FC 87 0-1 ② 1-3 2-H 1B	3	0	1	1	0	1	0
6 Lorenzo Cain, R (1, 8) (7, 9) OBP: 0.338, SLG: 0.414	C FF 89 X CU 76 0-1 ① F8	B FF 91 F FC 86 B FC 86 S FC 88 S FC 88 2-3 ② K	X CU 76 0-0 ③ F8	3	0	0	0	0	1	2
19 Erik Kratz, R (1, 10) OBP: 0.231, SLG: 0.341	C FF 92 C FC 87 B FF 91 S FC 88 1-3 ② K	F FC 87 1 SAFE B FC 88 1-1 ③ CS 1-2	S CU 78 B FC 89 S CU 77 F FC 88 X FF 93 1-2 ① L9	S CU 77 B FC 88 B FF 92 F FC 87 F CU 77 X CU 73 2-2 8 G5-6-3 1B	3	0	1	0	0	1	0
8 Mike Moustakas, L (1, 5) OBP: 0.263, SLG: 0.395	C FF 92 B CU 72 S FC 86 F FF 92 F FC 87 F FF 93 X CU 78 1-2 2 FC6-4 1B	B FC 89 C CU 79 F FF 94 F FC 88 X FC 87 1-2 ② G4-3	X FF 92 0-0 ①② G5-6-3 1-2f	3	0	1	0	0	0	1
2 Alcides Escobar, R (1, 6) OBP: 0.314, SLG: 0.373	F FF 90 B FC 86 X CH 83 1-1 ③ FC6-4 1-2f	C CH 84 X CU 79 0-1 ③ G4-3	B CU 78 F FC 87 C FF 92 S FC 86 1-3 ③ K	3	0	0	0	0	1	1
Inning Stats	R: 2 E: 0 K: 1 S: 17 H: 2 LOB: 0 BB: 0 P: 28	R: 0 E: 0 K: 1 S: 13 H: 1 LOB: 1 BB: 0 P: 16	R: 0 E: 0 K: 0 S: 4 H: 0 LOB: 0 BB: 0 P: 8	R: 0 E: 1 K: 1 S: 8 H: 0 LOB: 0 BB: 0 P: 13	R: 0 E: 0 K: 0 S: 10 H: 0 LOB: 0 BB: 0 P: 12	R: 2 E: 1 K: 0 S: 13 H: 3 LOB: 1 BB: 0 P: 18	R: 0 E: 0 K: 1 S: 8 H: 1 LOB: 0 BB: 0 P: 11	R: 0 E: 0 K: 1 S: 12 H: 0 LOB: 0 BB: 0 P: 17		1B: 5 2B: 1 3B: 0 HR: 1 SF: 0 SAC: 0 DP: 2 HBP: 1				

PITCHER	IP	WLS	BF	H	R	ER	SO	BB	IBB	HBP	BLK	WP	HR	S	P	ERA	WHIP
40 Madison Bumgarner, L (1, 1) ERA: 3.22	8.0	L	30	7	4	3	5	0	0	1	0	0	1	85	123	3.38	0.875

PITCHER	IP	WLS	BF	H	R	ER	SO	BB	IBB	HBP	BLK	WP	HR	S	P	ERA	WHIP

BOTTOM

San Francisco Giants @ Kansas City Royals

Kauffman Stadium, Kansas City, MO

Fri Aug 08 2014, 7:12 PM - 10:09 PM CDT

Att. 28,307 - Overcast - 75 F

livebaseballscorecards.com

AB	29
R	4
H	7
RBI	4
BB	0
SO	5
LOB	7

WP: 0 PA: 31
PB: 0
SB: 0
CS: 1

Batter	1	2	3	4	5	6	7	8	9	AB	R	H	RBI	BB	SO	LOB
16 Ángel Pagán, S (1, 8) OBP: 0.351, SLG: 0.402	B FF 93 F FF 92 X FF 94 1-1 ① F7		B FF 94 X CH 86 1-0 1B			C FF 93 B KC 78 X FC 86 1-1 ① P4		C FC 88 F KC 80 C SI 92 0-3 ③ K		4	0	1	0	0	1	1
8 Hunter Pence, R (1, 9) OBP: 0.344, SLG: 0.471	B FF 94 B FF 93 F FF 93 F FC 87 B SI 88 X FF 94 3-2 ② L7		1 SAFE 1 SAFE F FC 88 X CH 86 0-1 ③ G5-3			X FC 86 0-0 ② G6-3			C FC 86 B SI 92 X CH 86 1-1 ① G5-3	4	0	0	0	0	0	1
28 Buster Posey, R (1, 2) OBP: 0.348, SLG: 0.436	X FF 95 0-0 ③ G5-3			C FF 92 C FC 88 B KC 79 B CH 84 S CH 86 2-3 ① K		B FF 94 C FF 94 B KC 79 B FC 86 X FF 93 3-1 ③ L5			C FC 88 F CH 87 X FF 92 0-2 ② F9	4	0	0	0	0	1	0
48 Pablo Sandoval, S (1, 5) OBP: 0.330, SLG: 0.439		C FF 93 B CH 85 X FC 89 1-1 ① F8		X CH 85 0-0 38 G5-4-3 1B			F KC 79 F FC 87 B CH 84 B CH 85 X KC 80 2-2 ① G3-1		B SI 93 F SI 92 B KC 80 F FF 93 C KC 82 2-3 ③ K	4	0	1	0	0	1	0
38 Michael Morse, R (1, 10) OBP: 0.326, SLG: 0.464		B FF 93 F SI 94 C KC 82 S CH 86 1-3 ② K		F FC 86 B SI 93 F SI 93 X CH 85 1-2 ② ③ G5-4-3 1-2f			S KC 80 X SI 92 0-1 ② G5-3			3	0	0	0	0	1	1
7 Grégor Blanco, L (1, 7) OBP: 0.316, SLG: 0.303		C FF 94 B KC 81 F FC 89 B CH 87 F FC 90 X FF 95 2-2 1B			B KC 77 X SI 92 1-0 ① F7		C SI 92 B KC 79 F FC 87 X SI 92 1-2 ③ G1-3			3	0	1	0	0	0	0
12 Joe Panik, L (1, 4) OBP: 0.314, SLG: 0.302		X FF 94 0-0 ③ G4-3			B SI 92 C CH 84 F FC 87 B KC 81 B CH 85 B FC 86 4-2 50 WP BB			B FF 91 C FF 91 F FC 86 B FC 86 B CH 85 X FF 93 3-2 2B		2	0	1	0	1	0	1
45 Travis Ishikawa, L (1, 3) OBP: 0.255, SLG: 0.349			C SI 93 F CH 84 B CH 85 X CH 86 1-2 ① G4-3		X CH 86 0-0 ② L8			X SI 93 0-0 ① L7		3	0	0	0	0	0	2
50 Matt Duffy, R (1, 6) OBP: 0.211, SLG: 0.167			C FF 94 C KC 80 B CH 85 F FF 94 B CH 84 S CH 85 2-3 ② K		1 SAFE F FF 93 1 SAFE C FC 86 B CH 86 B FF 94 F CH 85 F FF 94 X KC 82 2-2 ③ G6-3 1-2			B FC 86 B SI 92 C FF 92 X FC 86 2-1 ② G5-3		3	0	0	0	0	1	2
Inning Stats	R: 0 H: 0 E: 0 LOB: 0 K: 0 BB: 0 S: 6 P: 10	R: 0 H: 1 E: 0 LOB: 1 K: 1 BB: 0 S: 10 P: 14	R: 0 H: 1 E: 0 LOB: 1 K: 1 BB: 0 S: 10 P: 14	R: 0 H: 1 E: 0 LOB: 0 K: 1 BB: 0 S: 7 P: 10	R: 0 H: 0 E: 0 LOB: 1 K: 0 BB: 1 S: 9 P: 16	R: 0 H: 0 E: 0 LOB: 0 K: 0 BB: 0 S: 5 P: 9	R: 0 H: 0 E: 0 LOB: 0 K: 0 BB: 0 S: 8 P: 11	R: 0 H: 1 E: 0 LOB: 1 K: 1 BB: 0 S: 9 P: 14	R: 0 H: 0 E: 0 LOB: 0 K: 1 BB: 0 S: 8 P: 11	1B: 3 SF: 0 2B: 1 SAC: 0 3B: 0 DP: 1 HR: 0 HBP: 0						WP: 1 PA: 31 PB: 0 SB: 0 CS: 0

PITCHER	IP	WLS	BF	H	R	ER	SO	BB	IBB	HBP	BLK	WP	HR	S	P	ERA	WHIP
33 James Shields, R (1, 1) ERA: 3.25	9.0	W	31	4	0	0	5	1	0	0	0	1	0	72	109	0.00	0.556

PITCHER	IP	WLS	BF	H	R	ER	SO	BB	IBB	HBP	BLK	WP	HR	S	P	ERA	WHIP

TOP

San Francisco Giants @ Kansas City Royals

Kauffman Stadium, Kansas City, MO

Sat Aug 09 2014, 6:12 PM - 8:42 PM CDT

Att. 35,114 - Partly Cloudy - 80 F

livebaseballscorecards.com

AB	30
R	0
H	4
RBI	0
BB	1
SO	5
LOB	8

Batter	1	2	3	4	5	6	7	8	9	AB	R	H	RBI	BB	SO	LOB
23 Norichika Aoki, L (1, 9) OBP: 0.332, SLG: 0.332 1 Jarrod Dyson, L (6, PR) (7, 8) OBP: 0.327, SLG: 0.328	X FF 88 0-0 ① G1-3		C SI 89 T CU 75 B CU 77 X SI 89 1-2 ③ F7			B FS 79 F SI 89 C CU 74 B FS 81 B SI 89 X SI 89 3-2 14 G1-3 1B	C CU 74 B CU 75 C SI 93 F SI 93 X CU 76 1-2 14 S 1B 2-H			3	0	1	0	0	0	0
										1	0	1	1	0	0	0
14 Omar Infante, R (1, 4) OBP: 0.302, SLG: 0.360	C SI 89 B SI 88 B CU 76 S FC 85 F SI 90 X SI 89 2-2 ② P3			B FC 82 C SI 88 B SI 88 B SI 90 F SI 88 X SI 90 3-2 ① P4		1 SAFE B FF 86 1 SAFE B SI 84 X SI 87 2-0 ② G1-3 1-2	B SI 90 D SI 93 B SI 91 C FF 93 X FF 92 3-1 ③ G5-3 1-2			4	0	0	0	0	0	2
13 Salvador Perez, R (1, 2) OBP: 0.307, SLG: 0.410	C SI 90 X CU 76 0-1 1B			B CU 76 B CU 77 X SI 89 2-0 ② L8		F CU 74 X SI 88 0-1 ③ F9		X FF 93 0-0 ① G3		4	0	1	0	0	0	2
16 Billy Butler, R (1, 3) OBP: 0.327, SLG: 0.390	B FC 84 C FC 84 B CU 76 S FC 84 S CU 76 2-3 ③ K			C FC 85 B CU 77 B CU 75 X FC 84 2-1 ③ G6-3			S CU 74 X SI 88 0-1 4 1B 6 1B 2B	C FF 93 X CU 84 0-1 ② G5-3		4	1	1	0	0	1	1
4 Alex Gordon, L (1, 7) OBP: 0.352, SLG: 0.428		C SI 88 B FS 80 B FS 80 X FF 89 2-1 ① F8			B FS 78 B CU 73 X FF 89 2-0 HR		F SI 88 X SI 89 0-1 18 G4-6-3 6 1B 8 2B 2-3 1B	F SI 93 B CH 87 X CU 79 1-1 ③ L4		4	2	2	1	0	0	0
6 Lorenzo Cain, R (1, 8) (7, 9) OBP: 0.338, SLG: 0.414		C SI 89 C SI 89 B SI 90 X FC 84 1-2 ② L8			X SI 88 0-0 ① G5-3		F SI 88 F SI 89 B FC 85 D CU 77 B SI 89 F SI 89 F FC 83 X SI 90 3-2 18 G4-6-3 1-2 3-H 1B			3	0	1	1	0	0	0
18 Raul Ibanez, L (1, 10) OBP: 0.252, SLG: 0.300		B SI 89 X SI 88 1-0 ③ G2-3			B SI 88 C FS 80 F SI 89 X FS 83 1-2 ② L4		S SI 90 S SI 92 D SI 91 B SI 93 X SI 92 2-2 ①② G4-6-3 1-2f 2-3			3	0	0	0	0	0	2
8 Mike Moustakas, L (1, 5) OBP: 0.264, SLG: 0.397			C SI 87 B SI 88 F SI 88 X SI 88 1-2 ① F9		X SI 89 0-0 ③ G3		B SI 92 B SI 93 X SI 92 2-0 2 1B 2B 3-H			3	1	1	1	0	0	0
2 Alcides Escobar, R (1, 6) OBP: 0.314, SLG: 0.372			B SI 88 F FF 89 F SI 89 X SI 89 1-2 ② L6			B SI 87 F SI 88 X SI 89 1-1 ① G4-3	B SI 91 F SI 92 S CH 86 D CH 87 D CH 87 X SI 93 3-2 1 1B 2-H 1B			3	1	1	1	0	0	0
Inning Stats	R: 0 E: 0 K: 1 S: 10 H: 1 LOB: 1 BB: 0 P: 14	R: 0 E: 0 K: 0 S: 6 H: 0 LOB: 0 BB: 0 P: 10	R: 0 E: 0 K: 0 S: 9 H: 0 LOB: 0 BB: 0 P: 12	R: 0 E: 0 K: 0 S: 6 H: 0 LOB: 0 BB: 0 P: 13	R: 1 E: 0 K: 0 S: 6 H: 1 LOB: 0 BB: 0 P: 9	R: 0 E: 0 K: 0 S: 8 H: 1 LOB: 2 BB: 0 P: 14	R: 4 E: 0 K: 0 S: 22 H: 6 LOB: 1 BB: 0 P: 36	R: 0 E: 0 K: 0 S: 5 H: 0 LOB: 0 BB: 0 P: 6		1B: 6 2B: 2 3B: 0 HR: 1 SF: 0 SAC: 0 DP: 1 HBP: 0						

BOTTOM

San Francisco Giants @ Kansas City Royals

Kauffman Stadium, Kansas City, MO

Sat Aug 09 2014, 6:12 PM - 8:42 PM CDT

Att. 35,114 - Partly Cloudy - 80 F

livebaseballscorecards.com

AB	32
R	5
H	9
RBI	5
BB	0
SO	1
LOB	7

PITCHER		IP	WLS	BF	H	R	ER	SO	BB	IBB	HBP	BLK	WP	HR	S	P	ERA	WHIP
17 Tim Hudson, R ERA: 2.81	(1, 1)	6.0	L	24	6	4	4	1	0	0	0	0	0	1	54	84	6.00	1.000
41 Jeremy Affeldt, L ERA: 1.71	(7, 1)	0.2		4	3	1	1	0	0	0	0	0	0	0	11	19	13.50	4.500
63 Jean Machi, R ERA: 1.63	(7, 1)	0.1		1	0	0	0	0	0	0	0	0	0	0	2	5	0.00	0.000
57 Juan Gutierrez, R ERA: 2.98	(8, 1)	1.0		3	0	0	0	0	0	0	0	0	0	0	5	6	0.00	0.000

PITCHER	IP	WLS	BF	H	R	ER	SO	BB	IBB	HBP	BLK	WP	HR	S	P	ERA	WHIP

Batter	1	2	3	4	5	6	7	8	9	AB	R	H	RBI	BB	SO	LOB
16 Ángel Pagán, S (1, 8) OBP: 0.356, SLG: 0.404	C FF 93 C FF 93 F FF 95 C CU 77 0-3 ① K		B FF 92 C FF 92 X CH 82 1-1 ① G6-3			B FF 91 B FF 91 B FF 93 C FF 91 B FF 91 4-1 BB	C FF 91 F FF 92 B FF 92 F CH 85 X FF 94 1-2 8 1B 2-3 1B		X FF 96 0-0 1-2 28 S 1B	4	0	2	0	1	1	0
8 Hunter Pence, R (1, 9) OBP: 0.342, SLG: 0.468	S FF 95 X CH 83 0-1 ② P3		B CU 78 F CH 82 B CH 80 F FF 92 B CU 80 X CH 84 3-2 ② F8			B SI 91 S CH 82 C FF 91 S FF 94 1-3 ① K	B SL 83 T FF 93 C FF 92 F CH 87 X CH 87 1-2 1-2 3-H 1B		B SL 86 S SL 86 F SL 86 D SL 85 D SL 83 S FF 95 3-3 ② K 2-3	5	0	1	1	0	2	3
28 Buster Posey, R (1, 10) OBP: 0.346, SLG: 0.431 13 Joaquin Arias, R (9, PR) OBP: 0.224, SLG: 0.226	F FF 96 F FF 94 F CU 77 F FF 96 S CH 84 0-3 ③ K		C CU 78 X FF 94 0-1 ③ F8			1 SAFE C FF 94 B FF 92 C CU 76 D CH 81 B CU 78 X FF 92 3-2 ② F8	D FF 93 F FF 94 B FF 94 B SL 85 X FF 94 3-1 ③ G6-3		D SL 86 B FF 97 B FF 98 B FF 97 4-0 1-2 BB	4 0	0 0	0 0	0 0	1 0	1 0	3 0
48 Pablo Sandoval, S (1, 5) OBP: 0.329, SLG: 0.436		B FF 93 B FF 91 X FF 92 2-0 12 F8 50 HBP 34 1B 1B		F SI 91 X FF 94 0-1 ① P4		S FF 94 X FF 94 0-1 ③ F8		B KC 81 B FF 95 C FF 94 X KC 85 2-1 ① F7	C FF 96 B SL 89 B FF 98 X FF 97 2-1 ③ L8	5	1	1	0	0	0	4
37 Adam Duvall, R (1, 3) OBP: 0.227, SLG: 0.357 45 Travis Ishikawa, L (8, PH) OBP: 0.250, SLG: 0.341 (8, 3)		C FF 92 F CH 83 F FF 93 C CU 77 0-3 ① K		C FF 93 B CU 79 X FF 92 1-1 ② F8			B FF 91 B FF 90 B FF 91 B FF 90 4-0 12 BB 34 2B BB	F FF 94 B FF 96 B FC 92 C FF 96 F FC 92 F KC 87 F FF 97 F FC 92 F FF 96 2-3 ② K C FC 92		2 1	1 0	0 0	0 0	1 0	1 1	1 0
50 Matt Duffy, R (1, 6) OBP: 0.261, SLG: 0.190		B FF 94 F FF 92 H CU 75 2-1 34 1B 1-2 HBP		C FF 92 F FF 94 B CU 79 F FF 95 F CU 75 X FF 94 1-2 ③ L4			C FF 91 B SI 91 X FF 91 1-1 ① P4	B KC 85 F FF 95 B FC 93 X FF 96 2-1 1B		3	0	1	0	0	0	1
12 Joe Panik, L (1, 4) OBP: 0.312, SLG: 0.293		B FF 93 F FF 92 B FF 92 X FF 91 2-1 ② F8 2-3	B FF 91 X FF 90 1-0 ① L8			B FF 92 B FF 90 B FF 91 B FF 90 4-0 34 2B 1-2 BB	F FF 95 C FF 96 X KC 87 0-2 ③ F8			3	1	0	0	1	0	3
34 Andrew Susac, R (1, 2) OBP: 0.261, SLG: 0.273		1 SAFE F FF 94 B FF 92 X CU 76 1-1 1-2 3-H 1B	F FF 92 B CH 83 F FF 93 B FF 94 F CU 76 B FF 94 X FF 93 3-2 ② F8			X FF 92 0-0 16 1B 8 1B 1-H 2-H 2B			S FF 94 B FF 96 S SL 86 B SL 88 F FF 95 C FF 95 2-3 ① K	4	1	2	3	0	1	0
7 Grégor Blanco, L (1, 7) OBP: 0.315, SLG: 0.302		B FF 93 F FF 91 B FF 92 B FF 91 X FF 92 3-1 ③ F7	F FF 92 B FF 93 X FF 92 1-1 ③ L7			B FF 93 B FF 92 B FF 91 C FF 93 C FF 94 X FF 94 3-2 ② F9			B FF 96 C FF 96 C SL 86 X FF 96 1-2 8 S 16 1B 1B	4	0	1	0	0	0	3
Inning Stats	R: 0 H: 0 E: 0 LOB: 0 K: 2 BB: 0 S: 11 P: 11	R: 1 H: 2 E: 0 LOB: 2 K: 1 BB: 0 S: 12 P: 22	R: 0 H: 0 E: 0 LOB: 0 K: 0 BB: 0 S: 7 P: 11	R: 0 H: 0 E: 0 LOB: 0 K: 0 BB: 0 S: 9 P: 11	R: 0 H: 0 E: 0 LOB: 0 K: 0 BB: 0 S: 7 P: 12	R: 0 H: 0 E: 0 LOB: 1 K: 1 BB: 1 S: 9 P: 17	R: 3 H: 3 E: 0 LOB: 2 K: 0 BB: 2 S: 16 P: 33	R: 0 H: 1 E: 0 LOB: 1 K: 1 BB: 0 S: 15 P: 21	R: 0 H: 2 E: 0 LOB: 3 K: 2 BB: 1 S: 13 P: 25	1B: 7 SF: 0 2B: 1 SAC: 0 3B: 0 DP: 0 HR: 0 HBP: 1						

PITCHER		IP	WLS	BF	H	R	ER	SO	BB	IBB	HBP	BLK	WP	HR	S	P	ERA	WHIP
41 Danny Duffy, L ERA: 2.57	(1, 1)	6.2	W	27	3	4	4	4	3	0	1	0	0	0	61	102	5.40	0.900
54 Jason Frasor, R ERA: 2.78	(7, 1)	0.1		3	2	0	0	0	0	0	0	0	0	0	10	15	0.00	6.000
17 Wade Davis, R ERA: 0.89	(8, 1)	1.0	H	4	1	0	0	1	0	0	0	0	0	0	15	21	0.00	1.000
56 Greg Holland, R ERA: 1.77	(9, 1)	1.0	S	6	2	0	0	2	1	0	0	0	0	0	13	25	0.00	3.000

PITCHER	IP	WLS	BF	H	R	ER	SO	BB	IBB	HBP	BLK	WP	HR	S	P	ERA	WHIP

TOP

San Francisco Giants @ Kansas City Royals

Kauffman Stadium, Kansas City, MO

Sun Aug 10 2014, 1:13 PM - 4:33 PM CDT

Att. 27,359 - Cloudy - 75 F

livebaseballscorecards.com

AB	35
R	4
H	8
RBI	4
BB	4
SO	7
LOB	18

1B: 7	SF: 0	WP: 0	PA: 40
2B: 1	SAC: 0	PB: 0	
3B: 0	DP: 0	SB: 2	
HR: 0	HBP: 1	CS: 0	

Batter	1	2	3	4	5	6	7	8	9	AB	R	H	RBI	BB	SO	LOB
23 Norichika Aoki, L (1, 9) OBP: 0.339, SLG: 0.336 6 Lorenzo Cain, R (8, 9) OBP: 0.337, SLG: 0.412	B SI 88 F SI 89 C CU 73 F CH 82 X CH 84 1-2 13 S 16 2B 1B	1 SAFE B SI 89 B SL 77 1 SAFE C CH 81 F CH 81 F SL 79 F CH 84 D CU 76 4-2 F CH 82 B SL 81 1-2 14 S BB		B SI 88 C SL 78 X SL 80 1-1 13 S 13 HR 1B 2-H		B SI 84 B SI 85 B SI 84 B SI 83 4-0 1-2 BB		F SL 81 B SL 79 S SL 78 S SL 78 1-3 ② K 2-3		2 1	2 0	2 0	1 0	2 0	0 1	0 1
14 Omar Infante, R (1, 4) OBP: 0.298, SLG: 0.356	D SI 90 C SL 80 X SL 79 1-1 ① F7	B SI 89 B CH 82 B SL 80 C FF 89 F SL 80 S FF 89 3-3 ① K 1-2 2-3		1 SAFE P PO 90 1 SAFE C FF 90 F FF 90 1 SAFE F FF 91 X CU 81 1-2 ② F8		C CH 84 C FF 88 X FF 90 0-2 ① P3		C FF 89 X SL 79 0-1 ③ P6		5	0	0	0	0	1	7
13 Salvador Perez, R (1, 2) OBP: 0.309, SLG: 0.417	B SL 82 B FF 93 B SL 81 D FF 92 4-0 16 2B 4 WP 1-2 BB	X CH 80 0-0 ② L6		B FF 93 F CU 81 X FF 92 1-1 1-H HR		B SL 85 S FF 89 F FF 90 F CU 77 S CU 77 1-3 ② K				3	2	1	2	1	1	4
16 Billy Butler, R (1, 3) OBP: 0.327, SLG: 0.391	C SL 84 C CH 83 D CU 77 X SL 79 1-2 4 WP 4 HR 1-3 2-H 2B	B SL 79 X FF 89 1-0 ③ G5-3		C CU 82 X CH 84 0-1 ③ L3		B SL 84 B FF 91 X SL 85 2-0 ③ L8				4	1	1	1	0	0	4
4 Alex Gordon, L (1, 7) OBP: 0.356, SLG: 0.437	B SI 89 B SI 90 F SL 79 X SL 79 2-1 2-H 3-H HR		C SL 90 B SI 88 X CH 82 1-1 8 G4-6-3 1B		C SL 79 B CU 73 B SI 86 B SI 85 F SI 85 B SL 79 4-2 2 WP 8 G4-3 BB		C SI 91 B SI 91 X SI 92 1-1 ① G4-3			3	1	2	2	1	0	0
8 Mike Moustakas, L (1, 5) OBP: 0.261, SLG: 0.392	B SI 90 C CH 82 S CH 81 B CU 73 B SI 89 F CH 82 X SL 79 3-2 ② P4		C SI 90 B CH 82 F CH 84 1 SAFE F FF 90 X CH 82 1-2 ① ② G4-6-3 1-2f		X SI 86 0-0 ① G4-3 1-2		C CU 76 B CU 76 F SI 92 F CU 76 B SI 92 F SI 92 X SI 92 2-2 ② G4-3			4	0	0	0	0	0	2
18 Raul Ibanez, L (1, 10) OBP: 0.252, SLG: 0.296	B SI 89 B CH 80 B SI 89 B SI 88 4-0 BB		B FF 89 C CH 82 S CU 73 B FF 90 S CU 75 2-3 ③ K		B SL 80 C SI 84 D CU 73 F SI 85 S SL 80 2-3 ② K		B SI 92 B SI 93 F SI 92 X SI 92 2-1 ③ F8			3	0	0	0	1	2	1
2 Alcides Escobar, R (1, 6) OBP: 0.313, SLG: 0.371	B SL 80 C SL 81 X CH 82 1-1 ③ L6			B FF 89 X SL 77 1-0 23 S 1 SH5-3 23 1B 1B	B SL 79 S SI 84 B SL 79 X SI 84 2-1 ③ G5-3 2-3			S SL 81 B SL 79 S SL 80 F SL 79 X FF 89 1-2 ① G6-3		4	1	1	0	0	0	2
1 Jarrod Dyson, L (1, 8) OBP: 0.337, SLG: 0.344		C SI 90 X CH 82 0-1 14 S 23 S 1B		X SI 88 0-0 ① SH5-3 1-2		X SI 85 0-0 23 BB 1B		B SI 89 X FF 89 1-0 6 S 2B		3	0	3	0	0	0	0
Inning Stats	R: 4 H: 3 E: 0 LOB: 1 K: 0 BB: 2 S: 17 P: 34	R: 0 H: 1 E: 0 LOB: 2 K: 1 BB: 1 S: 12 P: 20	R: 0 H: 1 E: 0 LOB: 0 K: 1 BB: 0 S: 9 P: 13	R: 3 H: 3 E: 0 LOB: 0 K: 0 BB: 0 S: 13 P: 16	R: 0 H: 0 E: 0 LOB: 1 K: 1 BB: 1 S: 8 P: 16	R: 0 H: 1 E: 0 LOB: 2 K: 1 BB: 1 S: 9 P: 16	R: 0 H: 0 E: 0 LOB: 0 K: 0 BB: 0 S: 9 P: 14	R: 0 H: 1 E: 0 LOB: 1 K: 1 BB: 0 S: 10 P: 13		1B: 6 SF: 0 2B: 2 SAC: 1 3B: 0 DP: 1 HR: 2 HBP: 0				WP: 2 PA: 38 PB: 0 SB: 7 CS: 0		

PITCHER		IP	WLS	BF	H	R	ER	SO	BB	IBB	HBP	BLK	WP	HR	S	P	ERA	WHIP
55 Tim Lincecum, R ERA: 4.51	(1, 1)	3.1	L	19	7	6	6	2	3	0	0	0	1	1	42	73	16.20	3.000
57 Juan Gutierrez, R ERA: 3.12	(4, 1)	0.2		3	1	1	1	0	0	0	0	0	0	1	9	10	13.50	1.500
49 Javier López, L ERA: 2.03	(5, 1)	1.0		6	1	0	0	1	2	0	0	0	1	0	9	21	0.00	3.000
52 Yusmeiro Petit, R ERA: 3.89	(6, 1)	1.0		3	0	0	0	1	0	0	0	0	0	0	8	11	0.00	0.000
41 Jeremy Affeldt, L ERA: 1.67	(7, 1)	1.0		3	0	0	0	0	0	0	0	0	0	0	9	14	0.00	0.000

PITCHER		IP	WLS	BF	H	R	ER	SO	BB	IBB	HBP	BLK	WP	HR	S	P	ERA	WHIP
54 Sergio Romo, R ERA: 4.4	(8, 1)	1.0		4	1	0	0	1	0	0	0	0	0	0	10	13	0.00	1.000

BOTTOM

San Francisco Giants @ Kansas City Royals

Kauffman Stadium, Kansas City, MO

Sun Aug 10 2014, 1:13 PM - 4:33 PM CDT

Att. 27,359 - Cloudy - 75 F

livebaseballscorecards.com

AB	32
R	7
H	10
RBI	6
BB	5
SO	5
LOB	21

Batter	1	2	3	4	5	6	7	8	9	10	AB	R	H	RBI	BB	SO	LOB
30 Alejandro De Aza, L (1, 7) OBP: 0.312, SLG: 0.355	B SI 90 F FF 91 B FF 91 S FF 91 X CU 79 2-2 79 FC5-4 1B		B CU 78 L CH 85 B FF 91 F CH 85 S SL 89 2-3 ① K		B SI 90 B SL 88 B CH 84 C FF 90 B CH 84 4-1 BB			B FF 93 C CH 83 C CH 84 B FF 92 F CH 86 F FF 92 T CU 81 2-2 ① K		C SI 95 S KC 83 B SI 96 X FF 95 1-2 ② FC4-2 15 1B 1-3 3-H	4	0	1	0	1	2	2
15 Gordon Beckham, R (1, 4) OBP: 0.264, SLG: 0.342	X SI 90 0-0 ① L7		C FF 91 F FF 91 X SL 88 0-2 ② L9		1 SAFE B FF 89 X SL 87 1-0 ③ F8			B CU 82 B SI 92 X FF 93 2-0 ② G6-3		C SL 89 X SL 88 0-1 1-2 3-H 1B	5	0	1	1	0	0	2
79 José Abreu, R (1, 3) OBP: 0.358, SLG: 0.602	C CH 85 C CH 85 1 SAFE X SI 91 0-2 ② FC5-4 44 HR 1-2f		B CH 84 B CH 87 B SI 91 C CH 85 X CH 85 3-1 ③ G5-3			X FF 89 0-0 ① G6-3		C CH 83 S CH 84 S CU 82 0-3 ③ K		F SI 94 F SI 95 S KC 81 0-3 ③ K	5	1	0	0	0	2	3
44 Adam Dunn, L (1, 9) OBP: 0.346, SLG: 0.433 14 Paul Konerko, R (9, PH) OBP: 0.276, SLG: 0.370 52 Jake Petricka, R (9, 1) 57 Zach Putnam, R (9, 1)	C CU 78 X FF 90 0-1 1-H HR			C CH 84 S SL 87 B SL 88 B CU 79 F CU 78 X CH 86 2-2 ① G5-3		B CU 78 C CH 84 C SI 91 C SL 89 1-3 ② K			C SI 86 C CH 78 S CH 78 0-3 ① K		3 1 0 0	1 0 0 0	1 0 0 0	2 0 0 0	0 1 0 0	1 0 0 0	0 0 0 0
10 Alexei Ramirez, R (1, 6) OBP: 0.323, SLG: 0.420	C FF 91 X SL 89 0-1 ③ G3			C SI 91 S CU 80 B CH 85 B FF 91 F CH 85 B CU 80 F SI 91 B CH 86 4-2 12 FC4-6 BB		X CU 78 0-0 ③ L8			C SI 86 X SI 86 0-1 ② G6-3		3	0	0	0	1	0	0
12 Conor Gillaspie, L (1, 5) OBP: 0.361, SLG: 0.451		C FF 90 B FF 91 B SL 88 B SL 89 C FF 92 F SL 90 X FF 91 3-2 3B		C FF 90 F SL 88 B FF 90 B SL 88 1 SAFE X FF 91 2-2 ② FC4-6 1-2f			B CU 74 F CH 83 F FF 89 B SL 87 F FF 90 X SL 87 2-2 ① F9		C SI 86 X SL 81 0-1 ③ F8		4	0	1	0	0	0	1
21 Tyler Flowers, R (1, 2) OBP: 0.307, SLG: 0.376		B FF 90 B SI 91 S CH 85 X FF 91 2-1 ① F9		C SL 88 X SL 88 0-1 ③ F9			C CU 76 B CU 78 H SI 88 2-1 20 G6-3 HBP			B KC 78 S SL 88 C KC 79 B SI 94 F KC 79 B SL 87 S FF 94 3-3 ① K	3	0	0	0	0	1	2
20 Jordan Danks, L (1, 8) OBP: 0.246, SLG: 0.204		B CH 78 B CH 85 S SL 88 F SL 89 S SL 89 2-3 ② K			F SI 89 B SI 90 S CU 78 X SL 88 1-2 ① F8		D CH 83 X SI 88 1-0 ② G6-3 1-2			B FF 95 B SI 93 B SI 93 B SI 93 4-0 25 1B 30 FC4-2 BB	3	0	0	0	1	1	2
49 Chris Sale, L (1, 1) 25 Moisés Sierra, R (9, 9) OBP: 0.266, SLG: 0.347		B SI 90 S SI 91 S SI 91 B FF 91 F FF 92 X SL 88 2-2 ③ G6-3			B FF 89 C SI 90 B CU 78 F FF 90 S CU 78 2-3 ② K		C CH 83 S CU 77 T FF 89 0-2 ③ K			1 SAFE C SL 88 B SI 94 F SI 94 B KC 82 B FF 95 X FF 95 3-2 30 FC4-2 30 S 15 1B 1-3 1B	3 1	0 1	0 1	0 0	0 0	2 0	2 0
Inning Stats	R: 2 H: 2 E: 0 LOB: 0 K: 0 BB: 0 S: 11 P: 13	R: 0 H: 1 E: 0 LOB: 1 K: 1 BB: 0 S: 13 P: 22	R: 0 H: 0 E: 0 LOB: 0 K: 1 BB: 0 S: 8 P: 13	R: 0 H: 0 E: 0 LOB: 1 K: 0 BB: 1 S: 13 P: 21	R: 0 H: 0 E: 0 LOB: 1 K: 1 BB: 1 S: 8 P: 16	R: 0 H: 0 E: 0 LOB: 0 K: 1 BB: 0 S: 5 P: 6	R: 0 H: 0 E: 0 LOB: 1 K: 1 BB: 0 S: 9 P: 14	R: 0 H: 0 E: 0 LOB: 0 K: 2 BB: 0 S: 9 P: 13	R: 0 H: 0 E: 0 LOB: 0 K: 1 BB: 0 S: 7 P: 7	R: 1 H: 2 E: 0 LOB: 2 K: 2 BB: 1 S: 15 P: 26	1B: 3 SF: 0 2B: 0 SAC: 0 3B: 1 DP: 0 HR: 1 HBP: 1						

PITCHER		IP	WLS	BF	H	R	ER	SO	BB	IBB	HBP	BLK	WP	HR	S	P	ERA	WHIP
32 Ryan Vogelsong, R ERA: 3.71	(1, 1)	7.0		27	3	2	2	5	2	0	1	0	0	1	67	105	2.57	0.714
63 Jean Machi, R ERA: 1.6	(8, 1)	1.0		3	0	0	0	2	0	0	0	0	0	0	9	13	0.00	0.000
49 Javier López, L ERA: 1.95	(9, 1)	1.0		3	0	0	0	1	0	0	0	0	0	0	7	7	0.00	0.000
46 Santiago Casilla, R ERA: 1.44	(10, 1)	1.0	L	6	2	1	1	2	1	0	0	0	0	0	15	26	9.00	3.000

PITCHER	IP	WLS	BF	H	R	ER	SO	BB	IBB	HBP	BLK	WP	HR	S	P	ERA	WHIP

TOP

Chicago White Sox @ San Francisco Giants

AT&T Park, San Francisco, CA

Tue Aug 12 2014, 7:17 PM - 10:27 PM PDT

Att. 42,317 - Cloudy - 63 F

livebaseballscorecards.com

AB	35
R	3
H	5
RBI	3
BB	3
SO	10
LOB	14

WP: 0 PA: 39
PB: 0
SB: 1
CS: 0

Chicago White Sox @ San Francisco Giants

AT&T Park, San Francisco, CA

Tue Aug 12 2014, 7:17 PM - 10:27 PM PDT

Att. 42,317 - Cloudy - 63 F

livebaseballscorecards.com

BOTTOM

Batter	1	2	3	4	5	6	7	8	9	10	AB	R	H	RBI	BB	SO	LOB
16 Ángel Pagán, S (1, 8) OBP: 0.353, SLG: 0.400	C SI 96 B SI 97 X SI 97 1-1 ① G1-3		S CH 87 F CH 86 B SL 83 B SI 97 F SI 97 B SI 97 S CH 87 3-3 ② K			C SL 76 S CH 84 X SI 95 0-2 1B		B CH 86 C CH 88 X SI 94 1-1 ① G3		X FS 85 0-0 ① F8	5	0	1	0	0	1	0
8 Hunter Pence, R (1, 9) OBP: 0.341, SLG: 0.469	C SI 98 X CH 88 0-1 28 FC6-2 3B		C SL 77 F SL 81 B SL 81 S SI 96 1-3 ③ K			F SI 94 F SI 94 B SI 94 T SL 81 1-2 ① K		F SI 94 F SL 79 F SL 79 S SL 76 0-3 ② K		B FC 87 B FC 87 F FS 84 C FC 90 X FS 85 2-2 ② G6-3	5	0	1	0	0	3	1
28 Buster Posey, R (1, 2) OBP: 0.345, SLG: 0.428	B SI 97 B SI 98 X SI 98 2-0 ② FC6-2 3-H			B SI 94 C SI 95 C SL 79 F SI 95 B SL 82 X SL 80 2-2 ① P4		X CH 84 0-0 ② F9		C SL 74 B CH 87 C SL 77 B SL 76 F SI 95 F SI 95 F SI 94 F SI 96 X SI 96 2-2 ③ F8		B FC 88 S FS 85 B FS 86 X FS 85 2-1 1B	5	0	1	0	0	0	2
48 Pablo Sandoval, S (1, 5) OBP: 0.328, SLG: 0.433	F SI 97 F SI 95 F SI 97 B SI 96 F SI 97 S SI 97 1-3 ③ K			C CH 86 F SI 96 B SL 81 B SI 96 F SI 95 X SI 97 2-2 ② P6		X SI 96 0-0 ③ F8			C SI 94 F SI 96 B SI 93 B CH 87 X SI 96 2-2 45 1B 38 1B 12 G4-6-3 1B	X FS 86 0-0 ③ L7	5	1	1	0	0	1	3
38 Michael Morse, R (1, 7) OBP: 0.328, SLG: 0.463 50 Matt Duffy, R (9, PR) OBP: 0.261, SLG: 0.190 (10, 4)		B CH 87 B SI 96 B SI 96 B SI 94 4-0 BB		X CH 85 0-0 ③ P4			B SI 95 C SI 95 S SL 79 F SI 94 B SI 95 F SL 81 B SL 81 S SI 95 3-3 ① K		B SI 94 F SI 94 X SI 94 1-1 12 G4-6-3 45 1B 35 1B 1-2 1B		3	0	1	0	1	1	0
37 Adam Duvall, R (1, 3) OBP: 0.234, SLG: 0.356 45 Travis Ishikawa, L (9, PH) OBP: 0.265, SLG: 0.356 (10, 3)		C SI 94 F SI 95 S CH 86 0-3 ① K			B SL 75 C CH 83 S CH 84 S SL 82 1-3 ① K2-3		B SI 95 X CH 84 1-0 35 BB 1B		F SI 94 C CH 86 B SI 94 X SI 95 1-2 12 G4-6-3 1-2 2-3 1B		3	0	1	0	0	2	1
12 Joe Panik, L (1, 4) OBP: 0.310, SLG: 0.291 46 Santiago Casilla, R (10, 1)		B SI 93 X SI 96 1-0 ② L4			C SL 77 F SI 96 X SL 80 0-2 35 FC4-6 1B		S SI 96 B SI 94 B SL 76 S CH 82 D CH 85 S CH 85 3-3 ② K		B SL 88 B SI 94 F SI 93 B SI 93 X SI 96 3-1 ① ② G4-6-3 1-2f 2-3 3-H		4	0	1	0	0	1	4
35 Brandon Crawford, L (1, 6) OBP: 0.320, SLG: 0.383		F SI 95 C SL 80 S SL 81 0-3 ③ K			C SL 78 X SI 93 0-1 ② FC4-6 1-2f		B SL 79 D CH 84 B CH 84 B SI 95 4-0 1-2 BB		B SI 95 S CH 87 C SI 95 X CH 88 1-2 3-H 1B		0	0	0	0	0	0	0
32 Ryan Vogelsong, R (1, 1) OBP: 0.176, SLG: 0.167 13 Joaquin Arias, R (7, PH) OBP: 0.122, SLG: 0.225 63 Jean Machi, R (8, 1) 49 Javier López, L (9, 1) 7 Grégor Blanco, L (9, PH) OBP: 0.314, SLG: 0.301 (10, 7)			C SI 92 S SI 96 B SI 94 F CH 87 S SI 97 1-3 ① K		F SI 95 C SL 79 C SL 80 0-3 ③ K		C SL 79 D CH 85 S SI 96 B SI 95 X SI 95 2-2 ③ P4		1 SAFE F FC 87 S FS 86 P PO 84 S FC 88 1-3 ③ K		2	0	0	0	0	2	1
											1	0	0	0	0	2	0
											0	0	0	0	0	0	0
											0	0	0	0	0	0	0
											1	0	0	0	0	1	1
Inning Stats	R: 0 E: 0 K: 1 S: 10 H: 1 LOB: 1 BB: 0 P: 14	R: 0 E: 0 K: 2 S: 7 H: 0 LOB: 1 BB: 1 P: 12	R: 0 E: 0 K: 3 S: 11 H: 0 LOB: 0 BB: 0 P: 16	R: 0 E: 0 K: 0 S: 9 H: 0 LOB: 0 BB: 0 P: 13	R: 0 E: 0 K: 2 S: 11 H: 1 LOB: 1 BB: 0 P: 12	R: 0 E: 0 K: 1 S: 8 H: 1 LOB: 1 BB: 0 P: 9	R: 0 E: 0 K: 2 S: 12 H: 1 LOB: 2 BB: 1 P: 25	R: 0 E: 0 K: 1 S: 13 H: 0 LOB: 0 BB: 0 P: 16	R: 2 E: 0 K: 1 S: 17 H: 4 LOB: 1 BB: 0 P: 25	R: 0 E: 0 K: 0 S: 7 H: 1 LOB: 1 BB: 0 P: 11	1B: 8 2B: 0 3B: 1 HR: 0 SF: 0 SAC: 0 DP: 1 HBP: 0	WP: 0 PB: 0 SB: 0 CS: 0 PA: 40					

PITCHER		IP	WLS	BF	H	R	ER	SO	BB	IBB	HBP	BLK	WP	HR	S	P	ERA	WHIP
49 Chris Sale, L ERA: 2.01	(1, 1)	8.0		30	4	0	0	12	2	0	0	0	0	0	81	117	0.00	0.750
52 Jake Petricka, R ERA: 2.3	(9, 1)	0.2	B	5	4	2	2	0	0	0	0	0	0	0	13	21	27.00	6.000
57 Zach Putnam, R ERA: 2.21	(9, 1)	1.1	W	5	1	0	0	1	0	0	0	0	0	0	11	15	0.00	0.750

PITCHER	IP	WLS	BF	H	R	ER	SO	BB	IBB	HBP	BLK	WP	HR	S	P	ERA	WHIP

AB	38
R	2
H	9
RBI	1
BB	2
SO	13
LOB	17

Chicago White Sox @ San Francisco Giants

AT&T Park, San Francisco, CA

Wed Aug 13 2014, 12:46 PM - 3:30 PM PDT

Att. 41,725 - Partly Cloudy - 67 F

livebaseballscorecards.com

TOP

Batter	1	2	3	4	5	6	7	8	9	AB	R	H	RBI	BB	SO	LOB
30 Alejandro De Aza, L (1, 7) OBP: 0.311, SLG: 0.357	B FF 88 C FF 89 X FC 86 1-1 G3		C CU 80 B SI 90 X CH 83 1-1 L3 1-1			F FF 90 F CU 81 F CU 79 X SI 90 0-2 79 1B 2B		B SI 91 C SI 91 B CU 74 S SI 90 X SI 92 2-2 G1-3		4	0	1	0	0	0	1
15 Gordon Beckham, R (1, 4) OBP: 0.264, SLG: 0.341	B FF 90 B FC 86 C FC 85 F FC 86 F SL 82 B FF 90 F FF 90 X FF 90 3-2 F9			F FF 89 C CU 78 F FF 90 B SL 83 B FC 86 B FF 89 X FF 90 3-2 P4		C FC 87 X SL 83 0-1 F7		B CU 76 X SI 90 1-0 1B		4	0	1	0	0	0	1
79 José Abreu, R (1, 3) OBP: 0.359, SLG: 0.600	C FF 92 B CH 83 B SI 91 F CH 82 B CU 81 B CH 83 4-2 BB			B CU 76 X CH 82 1-0 G5-3		X CH 83 0-0 44 WP 2-3 1B		D SI 91 B SI 92 F SI 91 S SI 91 X CH 88 2-2 G1-3		3	0	1	0	1	0	1
44 Adam Dunn, L (1, 9) OBP: 0.348, SLG: 0.441	B CH 83 F FC 88 C FF 91 S FF 92 1-3 K			B FF 90 X FC 87 1-0 HR		B FF 91 B SL 82 I I IN 65 4-0 1-2 IBB			X SI 88 0-0 G4-3	3	1	1	1	1	1	1
10 Alexei Ramirez, R (1, 6) OBP: 0.321, SLG: 0.417		S FC 85 X FF 90 0-1 G4-3		C CU 79 B FF 90 B FC 86 X CU 77 2-1 F7		C FF 91 D SL 83 F FF 92 X FF 91 1-2 P4			C FF 88 B SL 80 X SL 79 1-1 F8	4	0	0	0	0	0	3
12 Conor Gillaspie, L (1, 5) OBP: 0.360, SLG: 0.447		B FF 90 F FF 89 S FF 91 F FF 91 B FF 89 F FF 90 B CU 81 F FF 90 B FC 85 4-2 21 G4-6-3 BB			C FF 89 F FF 90 X SI 90 0-2 P6		T CH 80 F FF 89 X CU 79 0-2 F8		B SI 87 B SI 88 F SI 89 C SL 81 B CH 84 T SI 86 3-2 K	3	0	0	0	1	1	0
21 Tyler Flowers, R (1, 2) OBP: 0.305, SLG: 0.373		C SI 91 B FC 88 X SI 91 1-1 G4-6-3 1-2f			X FC 87 0-0 F9		C CU 78 B SL 80 B FC 86 B CU 80 T FC 87 X FF 90 3-2 G4-3			3	0	0	0	0	0	1
20 Jordan Danks, L (1, 8) OBP: 0.250, SLG: 0.212 54 Ronald Belisario, R (7, 1) 41 Javy Guerra, R (7, 1) 27 Matt Lindstrom, R (8, 1)			B FF 88 S CH 81 X FF 89 1-1 62 FC1-6 1B		S CU 80 B FF 90 F FF 89 S CU 80 1-3 K		B CH 83 S CH 83 S CU 80 B CU 81 B CH 82 X CH 82 3-2 G3-1			3 0 0 0	0 0 0 0	1 0 0 0	0 0 0 0	1 0 0 0	0 0 0 0	0 0 0 0
62 Jose Quintana, R (1, 1) 28 Leury García, S (7, 8) OBP: 0.211, SLG: 0.230			B FS 87 1 SAFE L FF 89 X FF 89 1-1 FC1-6 30 L3 1-2f			C FF 89 F FF 89 S SL 82 0-3 K		C SI 90 B CU 73 F SI 91 B CH 88 F SI 90 X SI 91 2-2 G6-3		2 1	0 0	0 0	0 0	0 0	1 0	1 0

	AB	30
	R	1
	H	5
	RBI	1
	BB	3
	SO	4
	LOB	9

Inning Stats	1	2	3	4	5	6	7	8	9
	R: 0 E: 0 K: 1 S: 12	H: 0 LOB: 1 BB: 1 P: 21	R: 0 E: 0 K: 0 S: 9	H: 0 LOB: 0 BB: 1 P: 14	R: 0 E: 0 K: 0 S: 6	H: 1 LOB: 0 BB: 0 P: 9	R: 1 E: 0 K: 0 S: 8	H: 1 LOB: 0 BB: 0 P: 15	R: 0 E: 0 K: 1 S: 7	H: 0 LOB: 0 BB: 0 P: 8	R: 0 E: 0 K: 1 S: 13	H: 2 LOB: 3 BB: 1 P: 18	R: 0 E: 0 K: 0 S: 9	H: 0 LOB: 0 BB: 0 P: 15	R: 0 E: 0 K: 0 S: 11	H: 1 LOB: 1 BB: 0 P: 18	R: 0 E: 0 K: 1 S: 6	H: 0 LOB: 0 BB: 0 P: 10

1B: 3	SF: 0	WP: 1	PA: 33
2B: 2	SAC: 0	PB: 0	
3B: 0	DP: 2	SB: 0	
HR: 1	HBP: 0	CS: 0	

PITCHER		IP	WLS	BF	H	R	ER	SO	BB	IBB	HBP	BLK	WP	HR	S	P	ERA	WHIP
22 Jake Peavy, R ERA: 4.57	(1, 1)	7.0	W	26	4	1	1	3	2	1	0	0	1	1	64	100	1.29	0.857
41 Jeremy Affeldt, L ERA: 1.64	(8, 1)	1.0		4	1	0	0	0	0	0	0	0	0	0	11	18	0.00	1.000
54 Sergio Romo, R ERA: 4.3	(9, 1)	1.0		3	0	0	0	1	0	0	0	0	0	0	6	10	0.00	0.000

PITCHER		IP	WLS	BF	H	R	ER	SO	BB	IBB	HBP	BLK	WP	HR	S	P	ERA	WHIP

BOTTOM

Batter	1	2	3	4	5	6	7	8	9	AB	R	H	RBI	BB	SO	LOB
16 Ángel Pagán, S (1, 8) OBP: 0.352, SLG: 0.398	B FF 90 C FF 90 X CH 88 1-1 ① G4-3		B CU 79 B CU 80 C FF 90 X FF 92 2-1 ② G4-3			C CH 85 C CH 84 S CU 81 0-3 ① K B SI 95 X SI 94 1-0 8 1B; 28 1B 1-2 2-H 3-H 1B				4	1	1	2	0	1	0
8 Hunter Pence, R (1, 9) OBP: 0.340, SLG: 0.468	B SI 91 B FF 90 B FF 91 C SI 90 X FF 90 3-1 ② F9		F CU 79 B CU 81 S SI 92 S CU 81 1-3 ③ K			X CU 82 0-0 ② F7 B SI 95 B SI 94 X SI 94 2-0 28 1B; 48 E 1-2 2-H 1B				4	1	1	1	0	1	0
28 Buster Posey, R (1, 2) OBP: 0.346, SLG: 0.434	C SI 91 F SI 92 X SI 91 0-2 ③ G6-3			F FF 91 X SI 92 0-1 3B		C CH 85 S SI 92 B CU 80 F FF 92 B FF 90 T FF 92 2-2 ③ K B SL 88 X SI 94 1-0 48 E 1-2 2-H 1B				4	1	2	1	0	1	0
48 Pablo Sandoval, S (1, 5) OBP: 0.325, SLG: 0.429		X FF 89 0-0 ① L9		X FF 90 0-0 ① L4			C CU 80 S SI 84 F CU 84 X CU 80 1-2 ③ F8 F FF 91 0-0 E9 1-H 2-H			4	0	0	0	0	0	1
38 Michael Morse, R (1, 7) OBP: 0.328, SLG: 0.462 7 Grégor Blanco, L (7, PR) OBP: 0.313, SLG: 0.300 (8, 7)		C FF 89 B SI 91 F SI 91 S CU 80 1-3 ② K		F CU 79 F SI 92 C FF 93 0-3 ② K			X CH 85 0-0 37 1B; 12 FC3 1B B CU 77 F FF 88 F SI 86 S FF 80 X FF 94 3-1 ① F7			3 1	0 1	1 0	0 0	0 0	2 0	1 2
37 Adam Duvall, R (1, 3) OBP: 0.255, SLG: 0.354 54 Sergio Romo, R (9, 1)		B SI 92 F SI 91 C FF 92 B CU 80 B CH 86 B SI 91 4-2 12 1B BB		S CU 80 X CU 80 0-1 ③ F9			X FF 92 0-0 35 F8; 12 FC3; 16 1B 1-3 1B B SI 93 F SI 92 S SL 86 B CU 82 S SL 88 2-3 ① K			3 0	1 0	1 0	0 0	1 0	1 0	1 0
12 Joe Panik, L (1, 4) OBP: 0.308, SLG: 0.290		B FF 90 S FF 92 C SI 92 B SI 92 X FF 93 2-2 1-2 1B		C CU 78 B CU 82 C CH 85 B CU 80 C FF 92 2-3 ① K			L SI 91 B SI 92 X SI 92 1-1 FC3; 13 BB; 16 1B 1-2 3-H B SI 93 B SL 86 B SL 85 C SI 92 X SI 92 3-1 ② G4-3			4	1	1	1	0	1	1
35 Brandon Crawford, L (1, 6) OBP: 0.317, SLG: 0.378		D CU 82 C FF 92 D FF 93 X CU 80 2-1 ③ G3		X FF 92 0-0 ② F7			S CU 82 S SI 92 D CU 82 B CU 81 X CU 81 2-2 ② F8 2-3 C CU 82 F SL 89 F CU 82 B FF 92 S SL 87 1-3 ③ K			4	0	0	0	0	1	4
22 Jake Peavy, R (1, 1) 13 Joaquin Arias, R (7, PH) OBP: 0.228, SLG: 0.225 41 Jeremy Affeldt, L (8, 1) 45 Travis Ishikawa, L (9, 3) OBP: 0.265, SLG: 0.356			C FF 91 B FF 91 F FF 91 S CU 80 1-3 ① K				D CU 81 B FF 92 B FF 90 B FF 92 4-0 16 1B; 8 1B 1-2 BB			2 0 0 0	0 1 0 0	0 0 0 0	0 0 0 0	1 0 0 0	0 0 0 0	0 0 0 0
Inning Stats	R: 0 E: 0 K: 0 S: 7 H: 0 LOB: 0 BB: 0 P: 11	R: 0 E: 0 K: 1 S: 11 H: 1 LOB: 2 BB: 1 P: 20	R: 0 E: 0 K: 2 S: 8 H: 0 LOB: 0 BB: 0 P: 12	R: 0 E: 0 K: 1 S: 8 H: 1 LOB: 1 BB: 0 P: 8	R: 0 E: 0 K: 1 S: 7 H: 0 LOB: 0 BB: 0 P: 11	R: 0 E: 0 K: 2 S: 8 H: 0 LOB: 0 BB: 0 P: 10	R: 7 E: 1 K: 0 S: 16 H: 5 LOB: 2 BB: 1 P: 31	R: 0 E: 0 K: 2 S: 9 H: 0 LOB: 0 BB: 0 P: 15		1B: 6 2B: 0 3B: 1 HR: 0 SF: 0 SAC: 0 DP: 0 HBP: 0						

PITCHER		IP	WLS	BF	H	R	ER	SO	BB	IBB	HBP	BLK	WP	HR	S	P	ERA	WHIP
62 Jose Quintana, L ERA: 3.14	(1, 1)	6.2	L	27	4	4	4	7	2	0	0	0	0	0	59	90	5.40	0.900
54 Ronald Belisario, R ERA: 6.24	(7, 1)	0.0		3	3	1	1	0	0	0	0	0	0	0	3	7	∞	∞
41 Javy Guerra, R ERA: 3.19	(7, 1)	0.1		2	0	2	0	0	0	0	0	0	0	0	3	6	0.00	0.000
27 Matt Lindstrom, R ERA: 3.15	(8, 1)	1.0		3	0	0	0	2	0	0	0	0	0	0	9	15	0.00	0.000

PITCHER	IP	WLS	BF	H	R	ER	SO	BB	IBB	HBP	BLK	WP	HR	S	P	ERA	WHIP

Chicago White Sox @ San Francisco Giants

AT&T Park, San Francisco, CA

Wed Aug 13 2014, 12:46 PM - 3:30 PM PDT

Att. 41,725 - Partly Cloudy - 67 F

livebaseballscorecards.com

AB	33
R	7
H	7
RBI	5
BB	2
SO	9
LOB	10

WP: 0 PB: 0 SB: 0 CS: 0 PA: 35

Batter	1	2	3	4	5	6	7	8	9	10	AB	R	H	RBI	BB	SO	LOB
2 Ben Revere, L (1, 8) OBP: 0.323, SLG: 0.361	B FF 92 B FF 92 F FF 91 F FC 88 B FF 93 S FC 89 3-3 K ①			C FC 87 B FC 88 C FC 88 X FF 92 1-2 G4-1 ①		F FC 89 X FC 88 0-1 G6-3 ①		B CU 76 C SI 90 X CH 86 1-1 G6-3 ②		C SI 86 B SL 79 X SL 79 1-1 F8 ①	5	0	0	0	0	1	2
11 Jimmy Rollins, S (1, 6) OBP: 0.315, SLG: 0.386	C FF 92 F FF 93 B FC 90 B FC 90 B CU 75 S FC 90 3-3 K ②			C CH 84 B CH 85 F CU 78 F FF 93 F CU 72 F FC 89 B FC 88 F FC 89 F FF 93 2-2 X CU 78 6 CS 26 1B 1B		C CU 76 C FC 88 F FF 92 S FF 92 0-3 K ②		F SI 91 F CH 84 B CH 86 B CH 85 T SI 90 2-2 K ③		1 SAFE B SI 86 B SI 85 B SI 86 B SI 86 4-0 26 HBP 1-2 BB	4	0	1	0	1	3	0
26 Chase Utley, L (1, 4) OBP: 0.358, SLG: 0.441	B CU 80 C FF 94 F FC 89 B FF 94 F FF 93 X FC 89 2-2 G4-3 ③			B FC 88 1 SAFE 1 SAFE F FF 92 X FC 86 1-1 1-2 1B		X FF 92 0-0 F8 ③			B CU 74 B CH 88 B CH 88 C SI 90 C SI 90 B CH 88 4-2 3 FC5-4 BB	H SI 87 1-0 1-2 2-3 3-H HBP	3	0	1	1	1	0	0
6 Ryan Howard, L (1, 3) OBP: 0.298, SLG: 0.370		F FC 88 S FF 93 S FF 93 0-3 K ① C FF 93 S FC 89 T FC 89 0-2 K ②		C FF 92 F FF 93 B FC 88 B FF 93 S FF 93 2-3 K ②③ 2-3			X FC 88 0-0 F7 ① B FF 93 C FF 93 B FF 93 F FF 92 S FF 92 2-3 K ②		C SI 89 S SI 90 S SI 89 0-3 K ① 1 SAFE F SI 93 X SI 93 0-1 FC5-4 18 WP 51 BB 1-2f ②	C SI 86 B SI 88 X SI 87 1-1 SF7 ② 3-H F SI 92 X SI 92 0-1 P3 ③	4	0	0	1	0	3	3
3 Marlon Byrd, R (1, 9) OBP: 0.318, SLG: 0.472					B FF 93 X CH 84 1-0 HR						5	1	1	1	0	2	3
51 Carlos Ruiz, R (1, 2) OBP: 0.358, SLG: 0.369		B FC 88 C CH 85 B FC 90 F FC 88 F FF 94 F FC 89 F FC 89 X CU 79 2-2 F8 ③			S FF 91 B CU 75 F FF 91 F FC 89 X FF 93 1-2 G6-3 ①		C FF 93 C FC 89 B FF 91 X FF 92 1-2 G5-3 ③		C SI 94 B SI 93 D SI 93 B SL 88 F SI 94 F SI 93 B SI 94 4-2 18 WP 1-2 BB		3	0	0	0	1	0	0
18 Darin Ruf, R (1, 7) OBP: 0.347, SLG: 0.425			C FF 92 S FF 93 B FF 93 B FC 89 B FF 93 F FF 93 F FC 90 X FC 90 3-2 G5-3 ①		S FC 89 B FC 90 B CU 77 S FC 89 X FC 89 2-2 2B			B SI 90 C SI 91 X SI 91 1-1 25 HR 1B	B KC 81 B SI 94 X SI 94 2-0 G5-3 ③ 1-2 2-3		4	1	2	0	0	0	2
25 Cody Asche, L (1, 5) OBP: 0.298, SLG: 0.384			C FF 92 C CU 78 B CU 78 B FC 88 S CU 78 2-3 K ②		T FF 93 T FF 93 B FF 93 F FF 93 B FC 89 D CU 78 X FF 93 3-2 P5 ②			B SI 91 C SI 92 D CU 77 B SI 92 X SI 91 3-1 1-H HR		B KC 80 B FF 94 C FF 92 F SI 95 F SI 93 B SI 95 F FF 95 X SI 94 3-2 4 SH 26 HBP 2B	4	2	2	2	0	1	1
35 Cole Hamels, L (1, 1) OBP: 0.174, SLG: 0.196 24 Grady Sizemore, L (8, PH) OBP: 0.307, SLG: 0.361 53 Ken Giles, R (8, 1) 4 Andrés Blanco, S (10, PH) OBP: 0.345, SLG: 0.429 58 Jonathan Papelbon, R (10, 1)			B FF 92 S FF 92 B FF 92 X FF 93 2-1 P2 ③		S FF 93 C FF 93 C FF 93 0-3 K ③			F SI 91 B SI 92 B CU 75 S SI 91 B CH 88 X SI 91 3-2 G4-3 ①		L SI 84 X SI 85 0-1 SH 26 HBP 11 BB 6 SF7 2-3	2 1 0 0 0	0 0 0 1 0	0 0 0 0 0	0 0 0 0 0	1 0 0 0 0	1 0 0 0 0	1 0 0 0 0

Inning Stats	1	2	3	4	5	6	7	8	9	10
	R: 0 E: 0 K: 2 S: 10 H: 0 LOB: 0 BB: 0 P: 18	R: 0 E: 0 K: 2 S: 12 H: 0 LOB: 0 BB: 0 P: 14	R: 0 E: 0 K: 1 S: 10 H: 0 LOB: 0 BB: 0 P: 17	R: 0 E: 0 K: 1 S: 16 H: 2 LOB: 1 BB: 0 P: 22	R: 1 E: 0 K: 1 S: 15 H: 2 LOB: 1 BB: 0 P: 22	R: 0 E: 0 K: 1 S: 7 H: 0 LOB: 0 BB: 0 P: 7	R: 0 E: 0 K: 1 S: 7 H: 0 LOB: 0 BB: 0 P: 10	R: 2 E: 0 K: 1 S: 12 H: 2 LOB: 0 BB: 0 P: 22	R: 0 E: 0 K: 1 S: 11 H: 0 LOB: 2 BB: 2 P: 21	R: 2 E: 0 K: 0 S: 13 H: 1 LOB: 2 BB: 1 P: 23

PITCHER	IP	WLS	BF	H	R	ER	SO	BB	IBB	HBP	BLK	WP	HR	S	P	ERA	WHIP
40 Madison Bumgarner, L (1, 1) ERA: 3.14	7.0		24	4	1	1	9	0	0	0	0	0	1	77	110	1.29	0.571
41 Jeremy Affeldt, L (8, 1) ERA: 1.99	1.1	B	7	2	2	2	2	1	0	0	0	0	1	17	31	13.50	2.250
46 Santiago Casilla, R (9, 1) ERA: 1.62	0.2	L	4	1	1	1	0	1	0	0	0	1	0	11	20	13.50	3.000
49 Javier López, L (10, 1) ERA: 2.22	0.2		5	0	1	1	0	1	0	1	0	0	0	6	13	13.50	1.500
57 Juan Gutierrez, R (10, 1) ERA: 3.1	0.1		1	0	0	0	0	0	0	0	0	0	0	2	2	0.00	0.000

PITCHER	IP	WLS	BF	H	R	ER	SO	BB	IBB	HBP	BLK	WP	HR	S	P	ERA	WHIP

TOP

Philadelphia Phillies @ San Francisco Giants

AT&T Park, San Francisco, CA

Fri Aug 15 2014, 7:17 PM - 10:52 PM PDT

Att. 41,425 - Clear - 60 F

livebaseballscorecards.com

AB	35
R	5
H	7
RBI	5
BB	3
SO	11
LOB	12

1B: 3	SF: 1	WP: 1	PA: 41
2B: 2	SAC: 1	PB: 0	
3B: 0	DP: 0	SB: 0	
HR: 2	HBP: 1	CS: 1	

Batter	1	2	3	4	5	6	7	8	9	10	AB	R	H	RBI	BB	SO	LOB
16 Ángel Pagán, S (1, 8) OBP: 0.353, SLG: 0.401	B FF 88 B SI 90 B FF 89 C FF 90 X FF 92 3-1 28 G4-6-3 1B		C FF 92 F CU 80 X FF 92 0-2 ② G3 1-2		F FC 87 X FF 88 0-1 ① G6-3		C CH 83 B FF 92 X FF 88 1-1 28 CS 2B		B FF 96 B FF 96 C FF 96 B SL 87 X FF 96 3-1 ③ F7		5	0	2	0	0	0	1
8 Hunter Pence, R (1, 9) OBP: 0.339, SLG: 0.465	F FF 92 F FF 92 S FF 92 0-3 ① K		F CH 84 F FF 94 D CH 84 B FF 93 S CU 80 2-3 ③ K		S CH 85 S CU 80 X CU 79 0-2 1B		S FF 92 F FF 92 S CU 79 0-3 ① K2-3			B FF 89 B FF 89 C FF 89 B FS 86 X FF 90 3-1 ① G5-3	5	0	1	0	0	3	3
28 Buster Posey, R (1, 2) OBP: 0.344, SLG: 0.431	C FF 92 ② C CU 77 ③ B FC 88 1 SAFE X FF 92 1-2 G4-6-3 1-2f			X CH 81 0-0 48 2B 38 HR 1B	1 SAFE 1 SAFE B FC 89 C FC 88 X FC 90 1-1 ② F9		F CH 84 B FF 92 B CU 78 F FC 88 B CU 79 S FF 90 3-3 ②③ K 2-3			B FF 90 B FF 90 C FF 90 B FF 91 C FF 89 X FF 90 3-2 ② G6-3	5	1	1	0	0	1	3
48 Pablo Sandoval, S (1, 5) OBP: 0.328, SLG: 0.433		F CH 83 X FF 92 0-1 1B		B FF 91 X FF 91 1-0 38 HR 1-3 2B	X FC 88 0-0 ③ L4			C FF 97 X SL 86 0-1 7 SH2-3-4 12 1B 1B		B FF 90 C SI 90 F FS 87 F FF 91 B FF 89 B SL 79 F FF 90 X FS 85 3-2 ③ G4-3	5	1	3	0	0	0	1
38 Michael Morse, R (1, 7) OBP: 0.330, SLG: 0.469 7 Grégor Blanco, L (6, PR) OBP: 0.313, SLG: 0.300 (7, 7)		X FF 91 0-0 ① F9		T FF 93 D CU 79 B CU 79 X CH 85 2-1 2-H 3-H HR		F FF 91 F FC 88 B CU 77 B FC 89 F FF 93 F FF 94 B CH 86 F CH 85 F FF 94 4-2 B CH 86 12 1B 12 S 35 FC1 BB		F FF 96 B FF 96 X FF 96 1-1 ① SH2-3-4 1-2		2	1	1	3	1	0	1
37 Adam Duvall, R (1, 3) OBP: 0.241, SLG: 0.333 45 Travis Ishikawa, L (8, PH) OBP: 0.260, SLG: 0.348 (9, 3)		C FF 92 F FC 90 F FF 93 X FF 92 0-2 ② P3		X FF 92 0-0 ① F9		F FC 90 X FF 94 0-1 ① L9		F FF 96 B SL 87 C FF 95 F FF 97 B FF 97 T FF 96 2-2 ② K			0 0	0 0	0 0	0 0	0 1	0 1	2 1
12 Joe Panik, L (1, 4) OBP: 0.314, SLG: 0.297 46 Santiago Casilla, R (9, 1) 49 Javier López, L (10, 1) 57 Juan Gutierrez, R (10, 1)		B FC 89 X FC 89 1-0 ③ G6-3		B FF 89 B FF 92 C FF 93 S CH 86 X FC 90 2-2 ② G1-3		C CH 85 1 SAFE 1 SAFE B FF 90 C FF 92 B SI 92 X CH 85 2-2 35 FC1 1-3 1B		C SL 86 X SL 86 0-1 ③ 2-H 1B		0 0 0 0	0 0 0 0	2 0 0 0	0 0 0 0	0 0 0 0	0 0 0 0	1 0 0 0
35 Brandon Crawford, L (1, 6) OBP: 0.316, SLG: 0.375			C FF 91 B FF 93 L FF 90 X FF 93 1-2 ① L9	B CH 86 B FF 90 B FF 92 B FF 93 4-0 BB		F SI 91 X FF 94 0-1 ② FC1 1-2 3-H			F FF 95 B FF 96 C FF 94 B SL 88 X FF 97 2-2 ① G3		3	0	0	0	1	0	2
40 Madison Bumgarner, R (1, 1) OBP: 0.304, SLG: 0.481 41 Jeremy Affeldt, L (8, 1) 50 Matt Duffy, R (9, 4) OBP: 0.250, SLG: 0.182			S FF 93 T CU 79 X CU 80 0-2 16 G3 1B	S FC 88 S FF 93 F FF 91 C SI 93 0-3 ③ K		B FF 94 C CH 84 X FF 92 1-1 ③ P5			X FF 96 0-0 ② F9		3 0 1	0 0 0	1 0 0	0 0 0	0 0 0	1 0 0	3 0 0
Inning Stats	R: 0 E: 0 K: 1 S: 8 H: 1 LOB: 0 BB: 0 P: 12	R: 0 E: 0 K: 0 S: 8 H: 1 LOB: 1 BB: 0 P: 9	R: 0 E: 0 K: 1 S: 12 H: 1 LOB: 1 BB: 0 P: 15	R: 3 E: 0 K: 1 S: 12 H: 3 LOB: 1 BB: 1 P: 21	R: 0 E: 0 K: 0 S: 8 H: 1 LOB: 1 BB: 0 P: 9	R: 0 E: 0 K: 0 S: 15 H: 1 LOB: 2 BB: 1 P: 22	R: 0 E: 0 K: 2 S: 8 H: 1 LOB: 0 BB: 0 P: 12	R: 0 E: 0 K: 1 S: 10 H: 2 LOB: 2 BB: 0 P: 13	R: 0 E: 0 K: 0 S: 6 H: 0 LOB: 0 BB: 0 P: 11	R: 0 E: 0 K: 0 S: 10 H: 0 LOB: 0 BB: 0 P: 19	1B: 8 2B: 2 3B: 0 HR: 1 SF: 0 SAC: 1 DP: 1 HBP: 0	WP: 0 PB: 0 SB: 1 CS: 1 PA: 40					

PITCHER		IP	WLS	BF	H	R	ER	SO	BB	IBB	HBP	BLK	WP	HR	S	P	ERA	WHIP
35 Cole Hamels, L ERA: 2.44	(1, 1)	7.0		30	9	3	3	5	2	0	0	0	0	1	71	100	3.86	1.571
53 Ken Giles, R ERA: 1.33	(8, 1)	2.0	W	7	2	0	0	1	0	0	0	0	0	0	16	24	0.00	1.000
58 Jonathan Papelbon, R ERA: 1.61	(10, 1)	1.0	S	3	0	0	0	0	0	0	0	0	0	0	10	19	0.00	0.000

PITCHER	IP	WLS	BF	H	R	ER	SO	BB	IBB	HBP	BLK	WP	HR	S	P	ERA	WHIP

BOTTOM

Philadelphia Phillies @ San Francisco Giants

AT&T Park, San Francisco, CA

Fri Aug 15 2014, 7:17 PM - 10:52 PM PDT

Att. 41,425 - Clear - 60 F

livebaseballscorecards.com

AB	37
R	3
H	11
RBI	3
BB	2
SO	6
LOB	18

Philadelphia Phillies @ San Francisco Giants

AT&T Park, San Francisco, CA

Sat Aug 16 2014, 1:05 PM - 4:38 PM PDT

Att. 41,907 - Partly Cloudy - 68 F

livebaseballscorecards.com

Batter	1	2	3	4	5	6	7	8	9	AB	R	H	RBI	BB	SO	LOB
2 Ben Revere, L (1, 8) OBP: 0.328, SLG: 0.368	C SI 87 X SI 87 0-1 1B		B CU 73 C CU 75 S FC 82 B FC 83 B FS 80 X FC 85 3-2 ① F8		C FS 77 B CU 78 X FS 79 1-1 11 S 26 2B 1B	B SI 92 X SI 92 1-0 11 WP 26 FC4-2 2B		B SI 93 F SI 91 B CU 76 X SI 92 2-1 26 G4-6-3 1B		5	1	4	0	0	0	0
11 Jimmy Rollins, S (1, 6) OBP: 0.316, SLG: 0.383	X SI 87 0-0 ① P6		C SI 89 F FC 84 B FF 89 B FC 82 B FS 81 B SI 89 4-2 26 1B 6 1B BB		C SI 89 1 SAFE B SI 87 B FC 84 S FC 83 B SI 90 F SI 90 D FS 81 4-2 26 2B 6 1B 1-2 BB	B CH 86 B SI 92 F FF 93 B FF 92 X SI 92 3-1 ① G1-3 2-3		1 SAFE B SI 90 1 SAFE S SI 91 S SI 91 B SI 92 S SI 93 2-3 ① K		3	2	0	0	2	1	3
26 Chase Utley, L (1, 4) OBP: 0.359, SLG: 0.443	C SI 88 C FC 84 F FC 85 F FS 80 T FS 80 0-2 ② K		X SI 89 0-0 6 1B 3 SF8 1-2 1B		X SI 87 0-0 6 1B 1-3 2-H 2B	B SL 80 F SI 84 X SI 86 1-1 ② FC4-2 6 2B 3-H		C SI 93 X SI 93 0-1 ② ③ G4-6-3 1-2f		5	2	2	1	0	1	3
6 Ryan Howard, L (1, 3) OBP: 0.301, SLG: 0.375	C CU 74 X FF 88 0-1 ③ G4-3		B FC 83 B CU 74 F SI 89 B SI 90 C FC 83 F SI 90 X SI 89 3-2 1-3 2-H 1B		T CU 76 B CU 76 F CU 76 F CU 76 B SI 89 F SI 89 F FC 85 X FS 81 2-2 3 2B 21 FC2 2-H 3-H 1B	1 SAFE X SI 86 0-0 1-3 2B			S CU 76 S CU 75 B CU 75 B SI 93 X SI 92 2-2 ① G3	5	0	3	3	0	0	1
3 Marlon Byrd, R (1, 9) OBP: 0.319, SLG: 0.473		B SI 87 X SI 86 1-0 ① G5-3	B SI 90 B SI 89 X FS 81 1-1 ② SF8 3-H		C FF 92 B FF 92 F FF 92 X SI 94 1-2 21 FC2 1-3 2B	I IN 63 I IN 74 I IN 74 I IN 76 4-0 IBB			B SL 80 C SL 80 C FF 90 B SL 82 B SL 80 F SL 81 C SL 80 3-3 ② K	3	0	1	1	1	1	0
9 Domonic Brown, L (1, 7)		B SI 88 F FF 87 B CU 74 S FC 82 B FC 82 B SI 88 4-2 25 G3 21 1B BB	X FS 81 0-0 ③ G4-3		B CH 86 B SI 93 C CH 83 F CU 81 X FF 93 2-2 ① G5-3	C SL 79 F SI 86 F SL 80 X SL 79 0-2 ③ G1-3			B CH 85 S SI 88 B CH 84 C SI 88 X FF 88 2-2 1B	4	0	1	0	1	0	6
21 Wil Nieves, R (1, 2) OBP: 0.280, SLG: 0.392 24 Grady Sizemore, L (9, PH) OBP: 0.306, SLG: 0.359		C FC 82 X SI 88 0-1 25 G3 1-2 1B		C FF 87 X SI 87 0-1 25 G3-6-3 1B	C CU 82 S CU 84 F CU 80 X FF 93 0-2 ② FC2 25 BB 2-3 3-H		C CU 81 X CU 81 0-1 ① F7		C SL 81 F SI 88 1 SAFE X FF 88 0-2 ③ L9	4 1	0 0	2 0	0 0	0 0	0 0	2 1
25 Cody Asche, L (1, 5) OBP: 0.297, SLG: 0.380		B SI 89 X FS 82 1-0 ② G3 1-2 2-3		F FS 80 D FS 79 X SI 87 1-1 ① ② G3-6-3 1-2f	B FF 93 B CH 83 S CH 85 B CH 85 B SI 93 4-1 1-2 BB		C CH 85 B CH 84 F CH 88 B CH 86 F CU 81 F CH 88 F FF 94 F FF 94 X CU 82 2-2 ② F9			3	0	0	0	1	0	3
38 Kyle Kendrick, R (1, 1) OBP: 0.077, SLG: 0.059 43 Mario Hollands, L (6, 1) 30 Justin De Fratus, S (6, 1) 17 Reid Brignac, L (7, PH) OBP: 0.308, SLG: 0.346 59 Antonio Bastardo, R (7, 1) 63 Jake Diekman, R (8, 1)		S FC 83 B FC 80 C SI 89 S FC 82 1-3 ③ K		F SI 87 C FF 88 B CU 74 B FC 82 S FC 82 2-3 ③ K	F FF 92 F FF 93 C CU 83 0-3 ③ K		S CH 85 S CH 86 S CH 85 0-3 ③ K			3 0 0 1 0 0	0 0 0 0 0 0	0 0 0 0 0 0	0 0 0 0 0 0	3 0 0 0 0 0	0 0 0 1 0 0	5 0 0 0 0 0
Inning Stats	R: 0 E: 0 K: 1 S: 10 H: 1 LOB: 1 BB: 0 P: 10	R: 0 E: 0 K: 1 S: 9 H: 1 LOB: 2 BB: 1 P: 16	R: 2 E: 0 K: 0 S: 13 H: 2 LOB: 1 BB: 1 P: 24	R: 0 E: 0 K: 1 S: 7 H: 1 LOB: 0 BB: 0 P: 10	R: 3 E: 0 K: 1 S: 26 H: 4 LOB: 3 BB: 2 P: 40	R: 0 E: 0 K: 0 S: 10 H: 2 LOB: 3 BB: 1 P: 19	R: 0 E: 0 K: 1 S: 12 H: 0 LOB: 0 BB: 0 P: 14	R: 0 E: 0 K: 1 S: 7 H: 1 LOB: 0 BB: 0 P: 11	R: 0 E: 0 K: 1 S: 13 H: 1 LOB: 1 BB: 0 P: 20	1B: 9 2B: 4 3B: 0 HR: 0 SF: 1 SAC: 0 DP: 2 HBP: 0						

TOP	
AB	37
R	5
H	13
RBI	5
BB	5
SO	7
LOB	24

WP: 1 PB: 0 SB: 1 CS: 0 PA: 43

PITCHER		IP	WLS	BF	H	R	ER	SO	BB	IBB	HBP	BLK	WP	HR	S	P	ERA	WHIP
17 Tim Hudson, R ERA: 3.03	(1, 1)	4.0		22	8	5	5	3	3	0	0	0	0	0	51	79	11.25	2.750
57 Juan Gutierrez, R ERA: 3.02	(5, 1)	1.1		7	2	0	0	1	1	0	0	0	1	0	17	28	0.00	2.250
49 Javier López, L ERA: 2.17	(6, 1)	0.2		4	1	0	0	0	0	1	0	0	0	0	7	12	0.00	1.500
63 Jean Machi, R ERA: 1.57	(7, 1)	1.0		3	0	0	0	1	0	0	0	0	0	0	12	14	0.00	0.000
41 Jeremy Affeldt, L ERA: 1.93	(8, 1)	1.1	W	4	1	0	0	1	0	0	0	0	0	0	10	16	0.00	0.750

PITCHER		IP	WLS	BF	H	R	ER	SO	BB	IBB	HBP	BLK	WP	HR	S	P	ERA	WHIP
54 Sergio Romo, R ERA: 4.24	(9, 1)	0.2	S	3	1	0	0	1	0	0	0	0	0	0	10	15	0.00	1.500

BOTTOM

Philadelphia Phillies @ San Francisco Giants
AT&T Park, San Francisco, CA
Sat Aug 16 2014, 1:05 PM - 4:38 PM PDT
Att. 41,907 - Partly Cloudy - 68 F

livebaseballscorecards.com

Batter	1	2	3	4	5	6	7	8	9	AB	R	H	RBI	BB	SO	LOB
16 Ángel Pagán, S (1, 8) OBP: 0.347, SLG: 0.396	B SI 89 F SI 89 C FC 89 X SL 78 1-2 ① G4-3		B CH 79 C SI 88 B FC 88 B SI 86 X SI 88 3-1 ① L9		C FC 88 B SL 76 S CH 82 B SI 90 X FC 88 2-2 ② G4-3	X SL 83 0-0 ② SF9 3-H		B SI 97 F SI 99 S SL 87 S SL 87 1-3 ① K		4	0	0	1	0	1	2
8 Hunter Pence, R (1, 9) OBP: 0.338, SLG: 0.468	B SI 90 B SI 91 C FC 88 X SI 90 2-1 HR		B FC 88 C FC 86 C SL 75 X SL 75 1-2 ② P6		B SL 75 C SI 91 B CH 83 F FC 86 F SI 91 X SL 76 2-2 ③ F8	C SI 93 B FF 94 S SL 83 B SL 82 S FF 94 2-3 ③ K		S SL 85 B SL 86 S SI 98 B SI 99 S SI 99 2-3 ② K		5	1	1	1	0	2	4
28 Buster Posey, R (1, 2) OBP: 0.343, SLG: 0.428	C FC 87 F CH 83 S SI 90 0-3 ② K		C SL 78 F SL 75 B FC 90 X SI 90 1-2 ③ G6-3			X FC 86 0-0 48 E / 38 2B / 1B	X FF 91 0-0 ① F7	C SL 86 D SI 99 B SL 86 F SI 99 T SL 87 2-2 ③ K		5	1	1	0	0	2	2
48 Pablo Sandoval, S (1, 5) OBP: 0.327, SLG: 0.432	B FC 88 X CH 82 1-0 ③ G1-4-3			B CH 83 X FC 88 1-0 38 BB / 1B		F SI 89 X FC 88 0-1 FC4 38 2B / 12 1B 1-2	C FF 90 B CH 87 B FF 91 F FF 92 S SL 84 2-3 ② K			4	1	1	0	0	1	1
38 Michael Morse, R (1, 7) OBP: 0.336, SLG: 0.484 (7, 3)		C SI 90 C SI 89 X SL 75 0-2 3B		C SI 90 F FC 88 B SI 90 B SI 90 B FC 87 F SI 91 F SI 91 B SI 92 4-2 1-2 BB		X FC 88 0-0 12 1B / 7 1B 1-3 2-H 2B	B SL 84 X FF 92 1-0 2B			3	1	3	1	1	0	0
45 Travis Ishikawa, L (1, 3) OBP: 0.250, SLG: 0.333 37 Adam Duvall, R (6, PH) OBP: 0.255, SLG: 0.333 63 Jean Machi, R (7, 1) 34 Andrew Susac, R (7, PH) OBP: 0.250, SLG: 0.261 41 Jeremy Affeldt, L (8, 1) 54 Sergio Romo, R (9, 1)		F FC 88 B FC 89 X FC 89 1-1 ① F9		D CH 83 F SI 91 X FC 89 1-1 ① F9		B FF 91 B CH 85 B FF 92 B FF 91 4-0 7 1B / 12 1B / 16 SF9 / BB	X SL 83 0-0 ③ L7			2 0 0 1 0 0	0 1 0 0 0 0	0 0 0 0 0 0	0 1 0 0 0 0	0 0 0 0 0 0	0 1 0 0 0 0	3 0 0 1 0 0
12 Joe Panik, L (1, 4) OBP: 0.328, SLG: 0.325		B FC 90 B CH 84 B CH 83 B FC 89 4-0 BB		F SI 91 F FC 90 B CH 84 X FC 89 1-2 ② F5		B SL 82 C FF 91 B FF 92 C FF 91 F FF 92 X FF 92 2-2 7 1B 1-2 2-3 3-H 1B		C FF 91 B CH 87 F FF 92 B SL 83 X FF 92 2-2 7 1B / 3B		3	1	2	1	1	0	2
35 Brandon Crawford, L (1, 6) OBP: 0.315, SLG: 0.373 49 Javier López, L (6, 1) 13 Joaquin Arias, R (6, PH) OBP: 0.228, SLG: 0.225 7 Grégor Blanco, L (6, PH) OBP: 0.318, SLG: 0.305 (7, 7)		B FC 89 F CH 83 B CH 82 X FC 89 2-1 ② P6		C FC 89 S CH 84 X CH 83 0-2 ③ F8		X FF 92 0-0 1-2 2-3 3-H 1B		B SI 97 X SI 98 1-0 50 1B / 3-H 1B		2 0 0 2	0 0 0 0	0 0 0 2	0 0 0 2	0 0 0 0	0 0 0 0	4 0 0 0
17 Tim Hudson, R (1, 1) OBP: 0.109, SLG: 0.047 57 Juan Gutierrez, R (5, 1) 50 Matt Duffy, R (5, 6) OBP: 0.259, SLG: 0.200		B SI 91 X SI 91 1-0 ③ G3			C SI 89 B FC 86 X SI 90 1-1 ① G4-3	C SL 82 C SL 83 S SL 83 0-3 ① K		S SI 98 B SI 99 X SI 100 1-1 1-2 1B		1 0 3	0 0 0	0 0 1	0 0 0	0 0 1	0 0 3	2 0 3
Inning Stats	R: 1 E: 0 K: 1 S: 9 H: 1 LOB: 0 BB: 0 P: 13	R: 0 E: 0 K: 0 S: 8 H: 1 LOB: 2 BB: 1 P: 16	R: 0 E: 0 K: 0 S: 8 H: 0 LOB: 0 BB: 0 P: 13	R: 0 E: 0 K: 0 S: 13 H: 1 LOB: 2 BB: 1 P: 20	R: 0 E: 0 K: 0 S: 9 H: 0 LOB: 0 BB: 0 P: 14	R: 4 E: 1 K: 2 S: 16 H: 4 LOB: 2 BB: 1 P: 24	R: 0 E: 0 K: 1 S: 6 H: 1 LOB: 1 BB: 0 P: 9	R: 1 E: 0 K: 3 S: 15 H: 3 LOB: 2 BB: 0 P: 24		1B: 6 2B: 2 3B: 2 HR: 1	SF: 1 SAC: 0 DP: 0 HBP: 0			WP: 0 PB: 0 SB: 0 CS: 0	PA: 39	

	AB	R	H	RBI	BB	SO	LOB
AB	**35**						
R	**6**						
H	**11**						
RBI	**6**						
BB	**3**						
SO	**7**						
LOB	**24**						

PITCHER		IP	WLS	BF	H	R	ER	SO	BB	IBB	HBP	BLK	WP	HR	S	P	ERA	WHIP
38 Kyle Kendrick, R ERA: 4.9	(1, 1)	5.0		23	5	4	3	1	2	0	0	0	0	1	51	80	5.40	1.400
43 Mario Hollands, L ERA: 4.23	(6, 1)	0.0		2	1	0	0	0	1	0	0	0	0	0	4	10	∞	∞
30 Justin De Fratus, R ERA: 2.83	(6, 1)	1.0	B	4	1	1	1	2	0	0	0	0	0	0	8	10	9.00	1.000
59 Antonio Bastardo, L ERA: 4.64	(7, 1)	1.0	L	5	2	1	1	1	0	0	0	0	0	0	9	14	9.00	2.000
63 Jake Diekman, L ERA: 3.93	(8, 1)	1.0		5	2	0	0	3	0	0	0	0	0	0	12	19	0.00	2.000

PITCHER		IP	WLS	BF	H	R	ER	SO	BB	IBB	HBP	BLK	WP	HR	S	P	ERA	WHIP

Batter	1	2	3	4	5	6	7	8	9	AB	R	H	RBI	BB	SO	LOB
2 Ben Revere, L (1, 8) OBP: 0.331, SLG: 0.371	B SI 89 B SI 89 C SI 89 C FF 88 X CH 83 2-2 11 CS 1B	D SL 81 X SI 88 1-0 11 S 1B 2-3		B SI 88 X FF 87 1-0 26 FC3-6 1B		B SI 86 B SI 86 B SI 85 C SI 83 X SI 84 3-1 ② G4-3 2-3			B FF 93 C SI 92 F SL 89 X KC 82 1-2 ① G4-3	5	0	3	0	0	0	1
11 Jimmy Rollins, S (1, 6) OBP: 0.315, SLG: 0.380	1 SAFE B SI 90 C SI 87 B CH 82 B SI 90 B SI 89 4-1 ① 26 3B 1-2 BB	C CH 80 S SL 79 B FF 89 F SL 81 D CH 83 S CH 82 2-3 ③ K 1-2		C FF 88 1 SAFE S CH 82 F SL 79 B FF 88 F FF 89 B SI 88 X CH 82 2-2 ① F9		C SI 85 S SL 79 C SI 86 0-3 ③ K			B SI 94 B SI 94 C FF 94 S SL 88 F KC 81 S KC 82 2-3 ② K	4	1	0	0	1	3	4
26 Chase Utley, L (1, 4) OBP: 0.357, SLG: 0.445	C CU 76 F FF 89 D CH 83 X SL 80 1-2 1-H 3B	B CH 82 B FF 87 X FF 87 2-0 ① G1-3	1 SAFE X FF 87 0-0 ② FC3-6 1-2f				C SI 85 B SL 80 F SI 84 B CU 74 S SL 80 2-3 ① K		C SI 94 F KC 83 F FF 96 S KC 82 0-3 ③ K	5	0	1	1	0	2	1
6 Ryan Howard, L (1, 3) OBP: 0.301, SLG: 0.373	B FF 88 B FF 90 S CU 75 B CH 82 S FF 90 B FF 90 4-2 BB	B CU 73 S SL 81 C FF 88 X CU 75 1-2 ② G4-3	B CH 80 1 SAFE X SL 79 1-0 ③ G2-3				S SL 79 S SI 85 B SL 80 F SL 80 F SI 86 F SL 80 S CU 73 1-3 ② K			3	0	0	0	1	1	1
3 Marlon Byrd, R (1, 9) OBP: 0.320, SLG: 0.473	B FF 90 B SL 80 B CH 82 S CH 84 X SL 82 3-1 ② P4	B CH 82 X FF 88 1-0 24 2B 25 BB 1B			C SL 77 B CH 81 H CH 81 2-1 24 G4-6-3 HBP		C CH 85 C CU 82 S CH 87 0-3 ③ K			3	1	1	0	0	1	2
24 Grady Sizemore, L (1, 7) OBP: 0.305, SLG: 0.361	D FF 89 D CU 75 F CH 83 X CH 83 2-1 ③ G4-3	B CU 74 X FF 88 1-0 25 BB 1-3 2B			1 SAFE C CH 82 D SL 79 B FF 88 B SI 88 X CH 82 3-1 ①② G4-6-3 1-2f			B SI 88 B SI 88 C SI 88 F SI 89 B CH 84 S SL 81 3-3 ① K		4	0	1	0	0	1	3
51 Carlos Ruiz, R (1, 2) OBP: 0.357, SLG: 0.365		C FF 87 B SL 80 F FF 89 F CH 82 B SL 80 X FF 89 2-2 ① L8	C SL 81 B SL 80 D CH 83 C SL 80 F CH 82 B FF 89 B CH 82 4-2 25 BB BB		X FF 89 0-0 ③ G5-3			C SI 88 B SL 80 S SL 80 B SL 80 S SL 80 2-3 ② K		3	0	0	0	1	1	0
25 Cody Asche, L (1, 5) OBP: 0.305, SLG: 0.386		B FF 88 B CH 81 B CH 82 C SI 89 C CU 75 X CH 82 3-2 2 1B 55 SH3-4 1B	S CU 74 D CU 75 B SL 80 B CH 83 B SI 88 4-1 1-2 2-3 3-H BB			F SI 85 X SL 79 0-1 2 G4-3 55 SH5-4 1B		B SL 80 X FF 87 1-0 1B		3	0	3	1	1	0	0
55 David Buchanan, R (1, 1) OBP: 0.167, SLG: 0.048 53 Ken Giles, R (7, 1) 9 Domonic Brown, L (8, PH) OBP: 0.279, SLG: 0.335 63 Jake Diekman, R (8, 1)		X FF 89 0-0 ② SH3-4 1-2	C FF 89 C SL 79 S SL 79 0-3 ③ K			X SI 85 0-0 ① SH5-4 1-2		F SL 82 1 SAFE C SI 88 1 SAFE B CH 84 D CH 84 F FF 89 C SL 81 2-3 ③ K		1 0 1 0	0 0 0 0	0 0 0 0	0 0 0 0	1 0 1 0	3 0 1 0	
Inning Stats	R: 1 H: 2 E: 0 LOB: 2 K: 0 BB: 2 S: 13 P: 29	R: 0 H: 2 E: 0 LOB: 2 K: 1 BB: 0 S: 13 P: 21	R: 1 H: 2 E: 0 LOB: 3 K: 1 BB: 2 S: 13 P: 26	R: 0 H: 1 E: 0 LOB: 1 K: 0 BB: 0 S: 8 P: 12	R: 0 H: 0 E: 0 LOB: 0 K: 0 BB: 0 S: 4 P: 9	R: 0 H: 1 E: 0 LOB: 1 K: 1 BB: 0 S: 8 P: 11	R: 0 H: 0 E: 0 LOB: 0 K: 3 BB: 0 S: 12 P: 15	R: 0 H: 1 E: 0 LOB: 1 K: 3 BB: 0 S: 11 P: 19	R: 0 H: 0 E: 0 LOB: 0 K: 2 BB: 0 S: 11 P: 14	1B: 7 SF: 0 2B: 1 SAC: 2 3B: 1 DP: 1 HR: 0 HBP: 1						

TOP

Philadelphia Phillies @ San Francisco Giants
AT&T Park, San Francisco, CA
Sun Aug 17 2014, 1:07 PM - 4:03 PM PDT
Att. 41,851 - Partly Cloudy - 68 F

livebaseballscorecards.com

AB	32
R	2
H	9
RBI	2
BB	4
SO	11
LOB	16

WP: 0 PA: 39
PB: 0
SB: 1
CS: 1

PITCHER		IP	WLS	BF	H	R	ER	SO	BB	IBB	HBP	BLK	WP	HR	S	P	ERA	WHIP
55 Tim Lincecum, R ERA: 4.48	(1, 1)	5.0	W	25	7	2	2	2	4	0	1	0	0	0	51	97	3.60	2.200
49 Javier López, L ERA: 2.05	(6, 1)	1.2	H	6	1	0	0	3	0	0	0	0	0	0	17	23	0.00	0.600
63 Jean Machi, R ERA: 1.56	(7, 1)	0.1	H	1	0	0	0	1	0	0	0	0	0	0	3	3	0.00	0.000
54 Sergio Romo, R ERA: 4.15	(8, 1)	1.0	H	4	1	0	0	3	0	0	0	0	0	0	11	19	0.00	1.000
46 Santiago Casilla, R ERA: 1.59	(9, 1)	1.0	S	3	0	0	0	2	0	0	0	0	0	0	11	14	0.00	0.000

PITCHER	IP	WLS	BF	H	R	ER	SO	BB	IBB	HBP	BLK	WP	HR	S	P	ERA	WHIP

Batter	1	2	3	4	5	6	7	8	9	AB	R	H	RBI	BB	SO	LOB
16 Ángel Pagán, S (1, 8) OBP: 0.341, SLG: 0.389	B SI 87 C FF 88 F FF 89 X SI 90 1-2 F7 ①		B SI 89 X CH 80 1-0 G4-3 ① B SI 90 F SI 91 F SI 90 S CH 81 1-3 K ③				B CH 80 X SI 89 1-0 F8 ① F SI 98 B SI 97 F SI 96 B SI 98 S SL 87 2-3 K ③		5	0	0	0	0	2	4
8 Hunter Pence, R (1, 9) OBP: 0.337, SLG: 0.465	B SI 89 X FC 88 1-0 F8 ②		B SI 90 B CH 82 C FC 89 B SI 91 B CH 82 4-1 BB		B CU 77 B SI 90 B FC 88 C FC 89 C CH 82 X FC 90 3-2 G4-3 ①		B SI 89 C CU 76 B SI 89 S FC 89 D CU 79 X FF 90 3-2 L8 ②			3	0	0	0	1	0	1
28 Buster Posey, R (1, 3) OBP: 0.342, SLG: 0.427	C FC 88 B CU 78 S CH 80 X FC 89 1-2 F9 ③		F SI 89 F SI 89 D CH 81 S FC 89 1-3 K ②		B CH 82 X FF 90 1-0 F9 ②		B CH 81 B FF 90 1 SAFE B FF 88 F FC 89 X FF 91 1-3 3-1 1B			4	0	1	0	0	1	1
48 Pablo Sandoval, S (1, 5) OBP: 0.324, SLG: 0.428		S CH 78 B CH 79 B FF 88 X SI 88 2-1 G5-3 ①	X CH 81 0-0 G6-3 ③		X FC 89 0-0 G3-1 ③		B FF 96 F FF 97 C FF 98 B FF 98 F FF 97 X SL 87 2-2 F7 ③			4	0	0	0	0	0	3
38 Michael Morse, R (1, 7) OBP: 0.341, SLG: 0.487 7 Grégor Blanco, L (6, PR) OBP: 0.320, SLG: 0.311 (7, 7)		X FC 88 0-0 34 1B 35 1B 1B	B FF 89 C CU 76 B CH 81 X CH 82 2-1 12 1B 34 1B 1B	F FC 88 B FF 89 B FC 88 B SI 90 X CH 82 3-1 12 FC6-4 1B		B SI 96 X SI 96 1-0 12 1B 35 SF9 2B			3	2	3	0	0	0	0
12 Joe Panik, L (1, 4) OBP: 0.333, SLG: 0.331 46 Santiago Casilla, R (9, 1)		C SI 89 X FC 88 0-1 L8 ②	B CH 80 C SI 89 B SI 90 X CH 81 2-1 55 FC1-5 34 1B 1-2 1B	F CH 80 B FF 89 X SI 89 1-1 FC6-4 ① 1-2f		B SL 84 X SL 84 1-0 35 SF9 13 SF8 2-3 1B			1 4 0	0 1 0	0 2 0	0 0 0	0 0 0	0 0 0	0 2 0
34 Andrew Susac, R (1, 2) OBP: 0.321, SLG: 0.308	B FC 88 S CH 80 T FF 91 B SI 91 X FF 89 2-2 35 1B 35 E 1-2 1B		X CU 77 0-0 55 FC1-5 1-2 2-H 1B	X FF 88 0-0 FC6-4 ② 1-2f		S SI 97 S SI 97 B SI 97 F SI 97 B SL 86 D SL 87 B SI 99 4-2 BB			3	1	2	1	1	0	1
35 Brandon Crawford, L (1, 6) OBP: 0.314, SLG: 0.373	S CH 80 B SI 89 B CH 81 C FF 90 F FF 91 X CU 79 2-2 E5 1-H 2-H 1B		B SI 89 C FC 89 C SI 90 B CH 82 F FC 90 S CH 82 2-3 K ①	X SI 88 0-0 G6-3 ③		X SI 96 0-0 SF9 ① 2-3 3-H			3	0	1	2	0	1	3
55 Tim Lincecum, L (1, 1) OBP: 0.152, SLG: 0.071 49 Javier López, L (6, 1) 63 Jean Machi, R (7, 1) 45 Travis Ishikawa, L (7, PH) OBP: 0.284, SLG: 0.347 54 Sergio Romo, R (8, 1) 13 Joaquin Arias, R (8, PH) OBP: 0.226, SLG: 0.225 (9, 4)		S FC 89 S CH 82 B CH 82 B FC 88 C SI 90 2-3 K ③	B SI 90 B CH 81 L SI 89 X FF 88 2-1 FC1-5 ② 1-2 2-3f			B CH 79 S FF 87 B CH 80 B SI 89 X SI 88 3-1 28 1B 1B	D SL 84 X SI 97 1-0 SF8 ② 3-H		2 0 0 1 0 0 0	0 0 0 0 0 0 0	0 0 0 1 0 0 0	0 0 0 0 0 0 0	1 0 0 0 0 0 0	0 0 0 0 0 0 0	3 0 0 0 0 0 0
Inning Stats	R: 0 E: 0 K: 0 S: 7 H: 0 LOB: 0 BB: 0 P: 10	R: 2 E: 1 K: 1 S: 15 H: 3 LOB: 1 BB: 0 P: 23	R: 0 E: 0 K: 1 S: 6 H: 0 LOB: 1 BB: 1 P: 12	R: 1 E: 0 K: 2 S: 14 H: 3 LOB: 2 BB: 0 P: 23	R: 0 E: 0 K: 0 S: 5 H: 0 LOB: 0 BB: 0 P: 9	R: 0 E: 0 K: 0 S: 6 H: 1 LOB: 1 BB: 0 P: 10	R: 0 E: 0 K: 0 S: 12 H: 2 LOB: 2 BB: 0 P: 24	R: 2 E: 0 K: 1 S: 10 H: 2 LOB: 1 BB: 1 P: 19		1B: 10 2B: 1 3B: 0 HR: 0 SF: 2 SAC: 0 DP: 0 HBP: 0					WP: 0 PB: 0 SB: 0 CS: 0 PA: 37	

PITCHER		IP	WLS	BF	H	R	ER	SO	BB	IBB	HBP	BLK	WP	HR	S	P	ERA	WHIP
55 David Buchanan, R ERA: 4.25	(1, 1)	6.2	L	30	9	3	2	4	1	0	0	0	0	0	61	105	2.70	1.500
53 Ken Giles, R ERA: 1.32	(7, 1)	0.1		1	0	0	0	0	0	0	0	0	0	0	4	6	0.00	0.000
63 Jake Diekman, L ERA: 4.18	(8, 1)	1.0		6	2	2	2	1	1	0	0	0	0	0	10	19	18.00	3.000

PITCHER	IP	WLS	BF	H	R	ER	SO	BB	IBB	HBP	BLK	WP	HR	S	P	ERA	WHIP

BOTTOM

Philadelphia Phillies @ San Francisco Giants

AT&T Park, San Francisco, CA

Sun Aug 17 2014, 1:07 PM - 4:03 PM PDT

Att. 41,851 - Partly Cloudy - 68 F

livebaseballscorecards.com

AB	33
R	5
H	11
RBI	4
BB	2
SO	5
LOB	18

San Francisco Giants @ Chicago Cubs

Wrigley Field, Chicago, IL

Tue Aug 19 2014, 7:08 PM - 7:16 PM CDT

Att. 31,064 - Partly Cloudy - 83 F

livebaseballscorecards.com

TOP

Batter	1	2	3	4	5	6	7	8	9	AB	R	H	RBI	BB	SO	LOB
16 Ángel Pagán, S (1, 8) OBP: 0.342, SLG: 0.392	C FF 88 X FF 89 0-1 L4		C CU 71 X FF 88 0-1 8 FC5-4 1B		C FF 89 B FF 89 F SL 79 F FF 89 X FF 90 1-2 2B		1 SAFE B SI 91 X SI 92 1-0 FC4-6 8 G5-4-3 1-2f		B X SI 94 1-0 L1-3	5	0	2	0	0	0	3
8 Hunter Pence, R (1, 9) OBP: 0.336, SLG: 0.466	B FF 89 X FF 88 1-0 2B		C FF 87 B SL 81 S FF 88 F FF 88 1 SAFE X CH 81 1-2 FC5-4 1-2f		F SL 80 B FC 87 B SL 80 F CH 82 F FF 89 D CH 83 X SL 80 3-2 F9		1 SAFE 1 SAFE B SI 91 F SI 92 1 SAFE B SI 91 X SI 91 2-1 G5-4-3 1-2f			4	0	1	0	0	0	3
28 Buster Posey, R (1, 2) OBP: 0.339, SLG: 0.422	C FF 88 C SL 81 X FF 89 0-2 P3		B CU 69 C SL 79 X FF 89 1-1 F9		B FF 90 B SL 80 C CH 81 X SL 80 2-1 P6			C SL 80 B SI 95 B SI 94 C SL 81 S SL 80 2-3 K		4	0	0	0	0	1	3
48 Pablo Sandoval, S (1, 5) OBP: 0.322, SLG: 0.424	X FF 88 0-0 P4		B SL 79 F FF 88 X FF 88 1-1 F7			X SI 92 0-0 B1-3		C FF 95 B CH 89 T FF 95 X SL 81 1-2 G6-3		4	0	0	0	0	0	2
38 Michael Morse, R (1, 7) OBP: 0.338, SLG: 0.483		B FF 89 T SL 82 S FF 88 S FF 89 1-3 K	B SL 79 F SL 79 S FF 89 S SL 81 1-3 K			B SI 92 F SI 91 F SI 93 B FC 86 X SI 94 2-2 G4-3		B SI 95 B SI 82 F FF 95 S SL 83 B SL 83 X SI 94 3-2 G4-3		4	0	0	0	0	2	0
37 Adam Duvall, R (1, 3) OBP: 0.254, SLG: 0.345		C FF 88 C SL 81 B FF 90 B SL 82 X FF 90 2-2 F8	F CU 72 B SL 80 F SL 80 X FF 90 1-2 L9			B SI 93 T SI 93 F CU 78 X FC 85 1-2 12 1B 2B			C FF 95 B FF 96 X FF 95 1-1 G6-3	4	1	1	0	0	0	0
13 Joaquin Arias, R (1, 4) OBP: 0.236, SLG: 0.243 12 Joe Panik, L (6, PH) OBP: 0.344, SLG: 0.342 (6, 4)		C FF 89 B FF 90 B SL 82 C FF 89 X FF 89 2-2 35 1B 2B	C FF 88 B CH 81 C SL 79 F FF 90 X CH 81 1-2 1B			C SI 92 D CU 78 B SI 93 F CH 87 B SI 93 X CH 87 3-2 2-H 1B			C SI 96 B SI 96 F SI 95 B SL 83 X FF 96 2-2 35 1B 1B	2 2	0 0	2 2	0 1	0 0	0 0	0 0
35 Brandon Crawford, L (1, 6) OBP: 0.316, SLG: 0.374		C CU 72 S SL 82 X SL 81 0-2 2-3 1B	S SL 82 B FF 89 B SL 81 X CU 71 2-1 G4-3			F SI 93 C FF 92 B FF 92 F SI 94 D CU 80 F SI 92 X FF 92 2-2 F7			B SI 93 B C FF 94 X SI 94 2-1 1-2 1B	4	0	2	0	0	0	2
32 Ryan Vogelsong, R (1, 1) OBP: 0.170, SLG: 0.189 52 Yusmeiro Petit, R (5, 1) 45 Travis Ishikawa, L (7, PH) OBP: 0.278, SLG: 0.360 63 Jean Machi, R (7, 1) 41 Jeremy Affeldt, L (8, 1) 7 Grégor Blanco, L (9, PH) OBP: 0.319, SLG: 0.310		B FF 88 C FF 88 C FF 89 S SL 83 1-3 K			B FF 87 B FF 86 C FF 87 X FF 88 2-1 P4		C CU 78 B SI 91 B SI 92 B SI 93 X SI 93 3-1 16 FC4-6 1B		C SL 83 B SI 94 S SI 93 B SI 95 C FF 95 2-3 K	2 0 1 0 0 1	0 0 0 0 0 0	0 0 1 0 0 0	0 0 0 0 0 0	0 0 0 0 0 0	1 0 0 0 0 1	2 0 0 0 0 2
Inning Stats	R: 0 E: 0 K: 0 S: 7 H: 1 LOB: 1 BB: 0 P: 8	R: 0 E: 0 K: 2 S: 15 H: 2 LOB: 2 BB: 0 P: 21	R: 0 E: 0 K: 0 S: 10 H: 1 LOB: 1 BB: 0 P: 13	R: 0 E: 0 K: 1 S: 12 H: 1 LOB: 1 BB: 0 P: 17	R: 0 E: 0 K: 0 S: 12 H: 1 LOB: 1 BB: 0 P: 20	R: 1 E: 0 K: 0 S: 15 H: 2 LOB: 1 BB: 0 P: 23	R: 0 E: 0 K: 0 S: 5 H: 1 LOB: 0 BB: 0 P: 11	R: 0 E: 0 K: 1 S: 9 H: 0 LOB: 0 BB: 0 P: 15	R: 0 E: 0 K: 1 S: 11 H: 2 LOB: 2 BB: 0 P: 19	1B: 7 2B: 4 3B: 0 HR: 0 SF: 0 SAC: 0 DP: 1 HBP: 0						

	AB	37
	R	1
	H	11
	RBI	1
	BB	0
	SO	5
	LOB	17

WP: 0 PA: 37
PB: 0
SB: 0
CS: 0

PITCHER		IP	WLS	BF	H	R	ER	SO	BB	IBB	HBP	BLK	WP	HR	S	P	ERA	WHIP
67 Tsuyoshi Wada, L ERA: 2.75	(1, 1)	5.0	W	21	6	0	0	3	0	0	0	0	0	0	56	79	0.00	1.200
38 Jacob Turner, R ERA: 5.77	(6, 1)	2.0	H	8	3	1	1	0	0	0	0	0	0	0	20	34	4.50	1.500
46 Pedro Strop, R ERA: 2.45	(8, 1)	1.0	H	3	0	0	0	1	0	0	0	0	0	0	9	15	0.00	0.000
56 Héctor Rondón, R ERA: 2.92	(9, 1)	1.0	S	5	2	0	0	1	0	0	0	0	0	0	11	19	0.00	2.000

PITCHER	IP	WLS	BF	H	R	ER	SO	BB	IBB	HBP	BLK	WP	HR	S	P	ERA	WHIP

Batter	1	2	3	4	5	6	7	8	9	AB	R	H	RBI	BB	SO	LOB
8 Chris Coghlan, L (1, 7) OBP: 0.345, SLG: 0.449	C SI 91 B FF 92 F SL 89 C SL 89 1-3 ① K	F CU 78 C CH 86 F FF 92 B FF 91 B SL 88 B SL 89 F CU 79 X SL 89 3-2 ③ L7			C FF 88 C FF 88 B CU 75 F FF 88 B CU 76 S CH 80 2-3 ② K			B SI 90 S SI 90 C CU 75 B SI 91 S CU 75 2-3 ② K		4	0	0	0	0	3	2
9 Javier Báez, R (1, 4) OBP: 0.273, SLG: 0.500 (6, 6)	B CU 78 F SL 89 B CH 85 C CH 84 B FF 93 F CH 84 F FF 92 B FF 90 4-2 44 HR BB		S CU 78 B CU 79 F SL 89 B FF 91 C FF 92 2-3 ① K		C SL 84 S CU 76 B FF 89 B CU 77 F FF 89 F FF 90 S CU 76 2-3 ③ K			B CU 76 S CU 75 B CU 75 B SI 90 B SI 91 4-1 BB		2	1	0	0	2	2	0
44 Anthony Rizzo, L (1, 3) OBP: 0.377, SLG: 0.515	B FF 89 B SI 91 X CH 84 2-0 1-H HR		F CH 86 B FF 92 B FF 92 B FF 91 X FF 90 3-1 2B			C CU 75 S FF 88 S FF 88 0-3 ① K		1 SAFE B CU 76 X SI 91 1-0 ③ G4-3		4	1	2	2	0	1	1
Starlin Castro, R (1, 6) OBP: 0.333, SLG: 0.429 4 Chris Valaika, R (6, 4) OBP: 0.212, SLG: 0.167	C FF 89 X CH 85 0-1 ② F8		C FF 89 F SI 91 X FF 90 0-2 ② G5-3			C FF 88 F FF 88 B FF 89 F CU 77 S CU 76 1-3 ② K				2 1	0 0	0 0	0 0	0 1	0 0	1 0
24 Luis Valbuena, L (1, 5) OBP: 0.319, SLG: 0.404	X SI 90 0-0 ③ P6		C FF 91 C CH 84 F SL 89 D FF 90 S SL 88 1-3 ③ K			S FF 88 B FF 88 C CU 76 B CU 77 X FF 88 2-2 ③ G1-3				3	0	0	0	0	1	1
5 Welington Castillo, R (1, 2) OBP: 0.302, SLG: 0.381		B FF 91 B CU 76 B SL 89 C FF 91 F FF 92 X FF 92 3-2 ① F8		B FF 89 B FF 89 B FF 91 C FF 92 F FF 90 F FF 93 F SL 90 X FF 92 3-2 ① L4			B CU 80 B CH 82 X SI 91 2-0 ① G6-3			3	0	0	0	0	0	0
7 Arismendy Alcántara, S (1, 8) OBP: 0.278, SLG: 0.340		B SI 91 F CH 85 B CH 85 X FF 90 2-1 67 SH1-4 2B		B CU 78 F FF 93 B FF 92 X CU 78 2-1 ② F9			C CH 82 B CH 82 C SI 91 X CH 86 1-2 ② F7			3	0	1	0	0	0	0
6 Ryan Sweeney, L (1, 9) OBP: 0.311, SLG: 0.347 41 Matt Szczur, R (9, 9)		C CH 85 B FF 92 B SL 89 B CU 77 D CH 86 4-1 67 SH1-4 BB		C FF 92 F FF 91 C SL 89 0-3 ③ K2-3			C CH 83 F CH 82 X FF 92 0-2 ③ G5-3			2 0	0 0	0 0	0 0	1 0	1 0	0 0
67 Tsuyoshi Wada, L (1, 1) 28 Kyle Hendricks, R (5, PH) OBP: 0.278, SLG: 0.133 38 Jacob Turner, R (6, 1) OBP: 0.267, SLG: 0.357 46 Pedro Strop, R (8, 1) 20 Justin Ruggiano, R (8, PH) OBP: 0.335, SLG: 0.414 56 Héctor Rondón, R (9, 1)		L FF 91 X SI 91 0-1 ② SH1-4 1-2 2-3			C FF 87 F CH 83 B CU 77 B FF 89 T FF 88 2-2 ① K			S SI 90 B SI 90 X SI 89 1-1 ① G1-3		0 1 0 0 1 0	0 0 0 0 0 0	0 0 0 0 0 0	0 0 0 0 0 0	0 1 0 0 0 0	0 0 0 0 0 0	0 0 0 0 0 0
Inning Stats	R: 2 E: 0 K: 1 S: 11 H: 1 LOB: 0 BB: 1 P: 18	R: 0 E: 0 K: 0 S: 13 H: 1 LOB: 2 BB: 1 P: 25	R: 0 E: 0 K: 2 S: 12 H: 1 LOB: 1 BB: 0 P: 18	R: 0 E: 0 K: 1 S: 10 H: 0 LOB: 0 BB: 0 P: 15	R: 0 E: 0 K: 3 S: 12 H: 0 LOB: 0 BB: 0 P: 18	R: 0 E: 0 K: 2 S: 10 H: 0 LOB: 0 BB: 0 P: 13	R: 0 E: 0 K: 0 S: 7 H: 0 LOB: 0 BB: 0 P: 10	R: 0 E: 0 K: 1 S: 7 H: 0 LOB: 1 BB: 1 P: 15		1B: 0 2B: 2 3B: 0 HR: 1	SF: 0 SAC: 1 DP: 0 HBP: 0			WP: 0 PB: 0 SB: 0 CS: 0	PA: 30	

PITCHER	IP	WLS	BF	H	R	ER	SO	BB	IBB	HBP	BLK	WP	HR	S	P	ERA	WHIP
32 Ryan Vogelsong, R (1, 1) ERA: 3.73	4.0	L	17	3	2	2	4	2	0	0	0	0	1	46	76	4.50	1.250
52 Yusmeiro Petit, R (5, 1) ERA: 3.79	2.0		6	0	0	0	5	0	0	0	0	0	0	22	31	0.00	0.000
63 Jean Machi, R (7, 1) ERA: 1.53	1.0		3	0	0	0	0	0	0	0	0	0	0	7	10	0.00	0.000
41 Jeremy Affeldt, L (8, 1) ERA: 1.89	1.0		4	0	0	0	1	1	0	0	0	0	0	7	15	0.00	1.000

PITCHER	IP	WLS	BF	H	R	ER	SO	BB	IBB	HBP	BLK	WP	HR	S	P	ERA	WHIP

BOTTOM

San Francisco Giants @ Chicago Cubs

Wrigley Field, Chicago, IL

Tue Aug 19 2014, 7:08 PM - 7:16 PM CDT

Att. 31,064 - Partly Cloudy - 83 F

livebaseballscorecards.com

AB	26
R	2
H	3
RBI	2
BB	3
SO	10
LOB	5

Batter	1	2	3	4	5	6	7	8	9	AB	R	H	RBI	BB	SO	LOB
16 Ángel Pagán, S (1, 8) OBP: 0.340, SLG: 0.389	C FF 91 F FF 94 B SL 86 X SL 86 1-2 8 1B 48 SF8 1B	B CU 80 C CH 86 B FF 94 X CH 84 2-1 ① F8	X SI 89 0-0 ③ F7			B SI 88 F SI 88 B SI 89 B FF 89 F CH 79 F FF 90 X CU 76 3-2 ① P4		F CU 76 X FC 89 0-1 ② G6-3		5	1	1	0	0	0	1
57 Juan Gutierrez, R (8, 1)										0	0	0	0	0	0	0
63 Jean Machi, R (9, 1)										0	0	0	0	0	0	0
8 Hunter Pence, R (1, 9) OBP: 0.337, SLG: 0.471	C FF 92 B FF 93 1 SAFE F FF 91 D SL 89 1 SAFE X FF 94 2-2 12 S 38 WP 12 1B 1-3 1B	B CU 78 F CH 85 B CH 86 X SL 85 2-1 ② G6-3		B CU 73 B CH 80 C CH 80 C FF 89 B SL 84 X CH 80 3-2 HR		B FF 89 B CU 76 B CH 79 C FF 89 F CH 80 S FF 91 3-3 ② K		C FC 89 B CH 82 C FF 91 S FF 91 1-3 ③ K		5	2	2	1	0	2	0
48 Pablo Sandoval, S (1, 5) OBP: 0.323, SLG: 0.427	F FF 94 X SL 86 0-1 ① SF8 3-H	B CH 87 S CU 80 X SL 86 1-1 ③ G4-3		B FF 88 F CU 74 B CH 81 F CH 78 X FF 90 2-2 2B		C SI 88 X EP 57 0-1 ③ G6-3			B FF 89 C FF 91 F CH 82 X FF 92 1-2 12 1B 1B	4	0	2	1	0	0	0
13 Joaquin Arias, R (9, PR) OBP: 0.236, SLG: 0.243										0	0	0	0	0	0	0
(9, 5)																
38 Michael Morse, R (1, 7) OBP: 0.339, SLG: 0.484	B FF 94 B CH 88 B FF 94 B FF 94 4-0 12 1B 45 2B 1-2 BB	S CU 76 B FF 93 X CU 78 1-1 12 L9 45 2B 2B	B FF 88 S SL 82 X FF 89 1-1 ① G6-3			C FF 90 F CH 84 B FF 90 F KC 79 S FF 91 1-3 ① K			X FF 90 0-0 ① F7	3	2	1	0	1	1	1
7 Grégor Blanco, L (7, 7) OBP: 0.318, SLG: 0.309										1	0	0	0	0	0	1
(8, 8)																
12 Joe Panik, L (1, 4) OBP: 0.353, SLG: 0.352	B SL 81 X FF 94 1-0 45 2B 1-3 2-H 1B	C FF 94 D CU 82 X CH 86 1-1 ① L9 2-3	D CU 75 B CH 82 C CH 79 S FF 89 F SL 84 F CH 81 X FF 89 2-2 ② P5			C KC 78 B SI 91 B SL 84 B FF 90 X FF 91 3-1 34 G5-3 45 1B 1B		C FF 89 X CU 78 0-1 1-2 1B	5	1	3	1	0	0	2
45 Travis Ishikawa, L (1, 3) OBP: 0.305, SLG: 0.418	C CU 80 S SL 86 F SL 88 X FF 93 0-2 1-H 3-H 2B	S SL 86 X SL 86 0-1 34 HR 3-H 2B	C FF 89 B FF 89 B FF 90 F CU 77 X FF 90 2-2 ③ G5-3			C FF 90 B SL 84 B KC 79 X SL 85 2-1 34 G5-3 1-2 1B		D FC 88 X FF 89 1-0 ② F7	5	1	3	3	0	0	3
(8, 7)																
34 Andrew Susac, R (1, 2) OBP: 0.303, SLG: 0.387	C FF 94 F SL 86 B SL 88 D SL 88 F CU 80 S FF 94 2-3 ② K 3-H 2B	D FF 94 F SL 84 X FF 92 1-1 2-H HR	B FF 88 S CH 77 B FF 90 X SL 81 2-1 ① P3			B FF 91 X KC 79 1-0 ② G5-3 1-2 2-3		C FC 87 B FF 90 C FC 88 F CH 81 B FF 90 B CH 81 C FF 90 3-3 ③ K	5	1	1	2	0	2	5
35 Brandon Crawford, L (1, 6) OBP: 0.318, SLG: 0.377	I IN 84 I IN 82 I IN 80 I IN 80 4-0 IBB	B FF 91 B FF 92 X FF 91 2-0 2B	S CU 72 B CH 79 S FF 89 B FF 90 S SL 84 2-3 ② K			C KC 79 S FF 92 B FF 91 F FF 92 S KC 80 1-3 ③ K			3	0	1	0	1	2	2
22 Jake Peavy, R (1, 1) 37 Adam Duvall, R (8, PH) OBP: 0.250, SLG: 0.339	S FF 90 X FF 93 0-1 ③ F9	S FF 90 C SL 84 S SL 85 0-3 ② K	B FF 88 F FF 88 S SI 89 B SL 83 S SL 80 2-3 ③ K					F FF 91 C FC 88 S CH 83 0-3 ① K		3	0	0	0	0	2	3
(8, 3)										1	0	0	0	0	1	0

Inning Stats	1	2	3	4	5	6	7	8	9
	R: 4 E: 0 K: 1 S: 19	H: 4 LOB: 2 BB: 2 P: 33	R: 0 E: 0 K: 0 S: 6	H: 0 LOB: 0 BB: 0 P: 11	R: 3 E: 0 K: 1 S: 13	H: 4 LOB: 1 BB: 0 P: 18	R: 1 E: 0 K: 0 S: 16	H: 2 LOB: 1 BB: 0 P: 26	R: 0 E: 0 K: 2 S: 8	H: 0 LOB: 0 BB: 0 P: 14	R: 0 E: 0 K: 1 S: 9	H: 0 LOB: 0 BB: 0 P: 15	R: 0 E: 0 K: 2 S: 13	H: 2 LOB: 2 BB: 0 P: 21	R: 0 E: 0 K: 2 S: 8	H: 0 LOB: 0 BB: 0 P: 9	R: 0 E: 0 K: 1 S: 11	H: 2 LOB: 2 BB: 0 P: 16

| | | | | | | | | | | | | | | | |

Batter	1	2	3	4	5	6	7	8	9	AB	R	H	RBI	BB	SO	LOB
8 Chris Coghlan, L (1, 7) OBP: 0.344, SLG: 0.446	C FF 88 B CU 78 F CU 79 F SI 91 X CH 81 1-2 9 G5-4-3 1B	D CU 81 S CU 80 B FF 91 F FC 87 B FF 92 S SL 82 3-3 ③ K			F FC 86 F FC 84 F SI 90 B SL 80 T CU 81 1-2 ③ K		F CU 80 B FF 90 B CH 81 F FC 86 X CU 77 2-2 ③ G4-3			4	0	1	0	0	2	3
11 Kyuji Fujikawa, L (8, 1)										0	0	0	0	0	0	0
9 Javier Báez, R (1, 6) OBP: 0.271, SLG: 0.485	B FC 86 X SI 91 1-0 ①② G5-4-3 1-2f		B FC 86 C FC 84 X SL 80 1-1 44 G3-5-1 1B			B SI 89 F SI 89 S FC 85 B FC 86 X FF 91 2-2 ① F9		C CU 82 X FF 92 0-1 ① F7		4	0	1	0	0	0	1
44 Anthony Rizzo, L (1, 3) OBP: 0.376, SLG: 0.513	X FF 90 0-0 ③ P4		F FC 87 1 SAFE F FC 87 B FF 92 X CU 81 1-2 ①② G3-5-1 1-2f			B CH 82 B CH 83 C FC 84 C FF 90 X CU 80 2-2 24 1B 1B		B SI 92 X SI 93 1-0 ② P5		4	0	1	0	0	0	1
24 Luis Valbuena, L (1, 5) OBP: 0.323, SLG: 0.422		C FF 89 B FF 90 F FF 90 X CU 80 1-2 4 HR 3B	B CU 78 B CH 82 F FF 88 X FC 86 2-1 ③ L3			F CH 82 S FF 90 X CU 81 0-2 1-2 1B		B CH 86 C SI 92 B CU 79 X SI 91 2-1 HR		4	2	3	1	0	0	0
6 Ryan Sweeney, L (1, 9) OBP: 0.310, SLG: 0.345		B FF 89 F FF 91 X FF 91 1-1 ① L3		C SI 88 C FF 90 X FF 90 0-2 7 FC3-6 1B		B CH 82 X CU 80 1-0 ② F8		B CU 79 C SI 90 F CU 81 B FF 90 X CH 83 2-2 ③ G3		4	0	1	0	0	0	3
7 Arismendy Alcántara, S (1, 8) OBP: 0.271, SLG: 0.331		S CU 80 S CU 80 B FF 92 B CU 78 S CU 81 2-3 ② K		C CH 82 1 SAFE S CU 81 D SL 80 X CU 80 1-2 ① FC3-6 4 G6-4-3 1-2f		C CU 80 B CU 79 C CU 79 T CU 79 1-2 ③ K			B FF 92 S CH 83 C CH 83 S CH 86 1-3 ① K	4	0	0	0	0	3	4
4 Chris Valaika, R (1, 4) OBP: 0.216, SLG: 0.265		B SI 91 F FC 87 B SI 91 B CU 80 C CU 79 F FF 91 X FC 83 3-2 3-H HR		X SI 90 0-0 ②③ G6-4-3 1-2f			C FF 88 F FF 89 F FF 90 F CH 82 F SI 89 B FC 87 S FF 90 1-3 ① K		B CU 81 X SI 92 1-0 ② G6-3	4	1	1	2	0	1	1
12 John Baker, L (1, 2) OBP: 0.281, SLG: 0.242		B CU 78 B CH 82 B FF 90 C FF 87 X CU 80 3-1 36 1B 1B			F FF 89 B SL 80 F CH 82 C FF 90 1-3 ① K		C CU 80 X CH 80 0-1 1B		B CH 84 S CH 84 B FF 93 X SI 92 2-1 ③ G5-3	4	0	2	0	0	1	0
36 Edwin Jackson, R (1, 1) OBP: 0.175, SLG: 0.225 33 Carlos Villanueva, R (3, 1) 53 Wesley Wright, R (7, 1) 41 Matt Szczur, R (7, PH) (8, 7)		X SI 90 0-0 1-2 1B			S FC 86 C FC 85 F FF 90 S CU 79 0-3 ② K		S FC 86 F FC 86 F FC 85 F FF 90 D CU 79 B FF 91 S SL 81 2-3 ② K			1	0	1	0	0	0	0
										1	0	0	0	0	1	0
										0	0	0	0	0	0	0
										1	0	0	0	0	1	1
Inning Stats	R: 0 E: 0 K: 0 S: 6 H: 1 LOB: 0 BB: 0 P: 8	R: 2 E: 0 K: 2 S: 18 H: 4 LOB: 2 BB: 0 P: 31	R: 0 E: 0 K: 0 S: 7 H: 1 LOB: 0 BB: 0 P: 11	R: 0 E: 0 K: 0 S: 7 H: 1 LOB: 0 BB: 0 P: 8	R: 0 E: 0 K: 3 S: 11 H: 0 LOB: 0 BB: 0 P: 13	R: 0 E: 0 K: 1 S: 13 H: 2 LOB: 2 BB: 0 P: 19	R: 0 E: 0 K: 2 S: 16 H: 1 LOB: 1 BB: 0 P: 21	R: 1 E: 0 K: 0 S: 8 H: 1 LOB: 0 BB: 0 P: 13	R: 0 E: 0 K: 1 S: 6 H: 0 LOB: 0 BB: 0 P: 10	1B: 8 2B: 0 3B: 1 HR: 2	SF: 0 SAC: 0 DP: 3 HBP: 0		WP: 0 PB: 0 SB: 0 CS: 0	PA: 35			

PITCHER		IP	WLS	BF	H	R	ER	SO	BB	IBB	HBP	BLK	WP	HR	S	P	ERA	WHIP
22 Jake Peavy, R ERA: 4.48	(1, 1)	7.0	W	28	10	2	2	8	0	0	0	0	0	1	78	111	2.57	1.429
57 Juan Gutierrez, R ERA: 3.13	(8, 1)	1.0		4	1	1	1	0	0	0	0	0	0	1	8	13	9.00	1.000
63 Jean Machi, R ERA: 1.5	(9, 1)	1.0		3	0	0	0	1	0	0	0	0	0	0	6	10	0.00	0.000

PITCHER	IP	WLS	BF	H	R	ER	SO	BB	IBB	HBP	BLK	WP	HR	S	P	ERA	WHIP

BOTTOM

San Francisco Giants @ Chicago Cubs

Wrigley Field, Chicago, IL

Wed Aug 20 2014, 7:08 PM - 10:18 PM CDT

Att. 30,633 - Clear - 70 F

livebaseballscorecards.com

AB	35
R	3
H	11
RBI	3
BB	0
SO	9
LOB	14

Batter	1	2	3	4	5	6	7	8	9	AB	R	H	RBI	BB	SO	LOB
16 Ángel Pagán, S (1, 8) OBP: 0.341, SLG: 0.389	C FF 87 C SI 88 X SI 88 0-2 28 BB 48 1B 1B	F FF 89 F SI 89 B FC 85 B CH 78 X FC 86 2-2 ③ P3		X SI 87 0-0 ② F8		C SI 89 B CH 76 X FC 86 1-1 ③ G4-3			B CU 76 F FF 90 B FS 81 B FF 90 F FF 91 F FF 90 X FF 90 3-2 28 CS 1B	5	1	2	0	0	0	1
8 Hunter Pence, R (1, 9) OBP: 0.336, SLG: 0.468	X FC 85 0-0 ① F8		S FC 85 B SI 88 X SI 88 1-1 ① G3-1	B SI 87 C SI 87 S SI 88 F SI 88 S FC 86 1-3 ③ K			F FF 94 B FF 94 B FF 92 F FF 93 X CU 82 2-2 28 1B 38 SF8 1B		C FF 89 S FF 90 F FF 90 F FF 92 B FF 90 1 SAFE S CU 76 1-3 ① K	5	1	1	0	0	2	3
28 Buster Posey, R (1, 2) OBP: 0.346, SLG: 0.440	B FC 86 B FF 87 B SI 88 B SI 86 4-0 38 HBP 48 1B 1-2 BB		X FF 88 0-0 48 2B 2B		B CU 69 X SI 87 1-0 HR		F FF 94 1 SAFE 1 SAFE X FF 94 0-1 37 WP 1-3 1B		B CU 76 1 SAFE B FF 89 C FF 89 X FF 90 2-1 ② 1-2 2B	4	2	4	1	1	0	0
48 Pablo Sandoval, S (1, 5) OBP: 0.326, SLG: 0.434 35 Brandon Crawford, L (8, 6) OBP: 0.317, SLG: 0.376	F FC 85 B FF 87 X CH 77 1-1 38 HBP 1-2 2-H 1B		B FC 84 X FF 88 1-0 2-H 2B		B SI 89 C SI 88 X CU 74 1-1 38 WP 2B		F FF 95 F FF 94 B FF 94 F FF 95 B SI 92 S FF 95 2-3 ① K		B FF 91 C FF 89 B FF 90 S FS 83 S FS 84 2-3 ③ K	4 1	0 0	3 0	2 0	0 0	1 1	2 1
38 Michael Morse, R (1, 7) OBP: 0.339, SLG: 0.482 7 Grégor Blanco, L (7, 7) OBP: 0.318, SLG: 0.309	F FF 88 F FC 86 B FF 88 B FF 89 F FF 89 H SL 78 3-2 1-2 2-3 HBP		F SI 89 B FF 88 F SI 88 B FF 89 B SI 88 S SI 87 3-3 ② K		F SI 88 F FC 85 B FF 87 B CH 79 B FF 89 C FC 85 3-3 ① 2-3 K		B SI 94 S FF 95 1 SAFE X FF 94 1-1 ② SF8 3-H			2 0	0 0	0 0	1 0	0 0	2 0	2 0
37 Adam Duvall, R (1, 3) OBP: 0.234, SLG: 0.317 45 Travis Ishikawa, L (9, 3) OBP: 0.305, SLG: 0.418	C SI 88 X SI 88 0-1 ② P3		B SI 87 X SI 88 1-0 ③ F8		B FC 85 X FC 85 1-0 ② F7		B SL 86 C FF 95 C SI 93 B SL 86 X FF 95 2-2 ③ G6-3 1-2			4 0	0 0	0 0	0 0	0 0	0 0	6 0
12 Joe Panik, L (1, 4) OBP: 0.343, SLG: 0.341	B CU 70 B FC 86 C FF 88 F FF 88 X FC 86 2-2 ③ F8			C CU 69 B FC 85 S FF 87 F FF 88 B SL 78 S FF 89 2-3 ① K	B CU 72 B FC 84 X FC 84 2-0 ③ F8			B KC 80 S KC 80 X KC 79 1-1 ① G1-3		4	0	0	0	0	1	4
13 Joaquin Arias, R (1, 6) OBP: 0.237, SLG: 0.250 (8, 5)		C FF 87 F FC 85 B SI 87 X CH 78 1-2 ① F8		C CU 72 B SI 89 C SI 88 F FC 85 F FC 85 B SI 90 F FF 89 X CH 76 2-2 40 1B 2B		X SI 88 0-0 ① G5-3		C FF 91 C KC 80 B FF 90 B FF 91 F KC 81 F FF 91 F SL 86 F CH 86 X SI 91 2-2 ② G6-3		4	1	1	0	0	0	0
40 Madison Bumgarner, R (1, 1) OBP: 0.305, SLG: 0.473 50 Matt Duffy, R (8, PH) OBP: 0.250, SLG: 0.192 49 Javier López, L (8, 1) 54 Sergio Romo, R (8, 1) 46 Santiago Casilla, R (9, 1)		F FF 88 S CH 79 B FF 90 S CH 77 1-3 ② K		B CH 76 X SI 88 1-0 2-H 1B		B SI 89 F SI 88 C CH 78 S CH 77 1-3 ② K		X SI 92 0-0 ③ L3		3 1 0 0 0	0 0 0 0 0	1 0 0 0 0	1 0 0 0 0	0 0 0 0 0	2 0 0 0 0	0 0 0 0 0
Inning Stats	R: 1 E: 0 K: 0 S: 14 H: 2 LOB: 3 BB: 1 P: 24	R: 0 E: 0 K: 1 S: 9 H: 0 LOB: 0 BB: 0 P: 13	R: 1 E: 0 K: 1 S: 8 H: 2 LOB: 1 BB: 0 P: 14	R: 1 E: 0 K: 2 S: 16 H: 2 LOB: 1 BB: 0 P: 22	R: 1 E: 0 K: 1 S: 8 H: 2 LOB: 1 BB: 0 P: 16	R: 0 E: 0 K: 1 S: 6 H: 0 LOB: 0 BB: 0 P: 8	R: 1 E: 0 K: 1 S: 14 H: 2 LOB: 1 BB: 0 P: 21	R: 0 E: 0 K: 0 S: 10 H: 0 LOB: 0 BB: 0 P: 13	R: 0 E: 0 K: 2 S: 14 H: 2 LOB: 1 BB: 0 P: 22	1B: 6 2B: 5 3B: 0 HR: 1 SF: 1 SAC: 0 DP: 0 HBP: 1						

PITCHER		IP	WLS	BF	H	R	ER	SO	BB	IBB	HBP	BLK	WP	HR	S	P	ERA	WHIP
37 Travis Wood, L ERA: 4.91	(1, 1)	6.0	L	28	8	4	4	6	1	0	1	0	1	1	61	97	6.00	1.500
52 Justin Grimm, R ERA: 4.31	(7, 1)	1.0		5	2	1	1	1	0	0	0	0	1	0	14	21	9.00	2.000
53 Wesley Wright, L ERA: 2.54	(8, 1)	1.0		3	0	0	0	0	0	0	0	0	0	0	10	13	0.00	0.000
50 Blake Parker, R ERA: 6.08	(9, 1)	1.0		4	2	0	0	2	0	0	0	0	0	0	14	22	0.00	2.000

PITCHER	IP	WLS	BF	H	R	ER	SO	BB	IBB	HBP	BLK	WP	HR	S	P	ERA	WHIP

TOP

San Francisco Giants @ Chicago Cubs

Wrigley Field, Chicago, IL

Thu Aug 21 2014, 8:02 PM - 11:17 PM CDT

Att. 30,541 - Partly Cloudy - 77 F

livebaseballscorecards.com

AB	37
R	5
H	12
RBI	5
BB	1
SO	9
LOB	19

BOTTOM

Batter	1	2	3	4	5	6	7	8	9	AB	R	H	RBI	BB	SO	LOB
7 Arismendy Alcántara, S (1, 8) (7, 4) OBP: 0.269, SLG: 0.327	B FF 90 C FF 91 B FF 92 S FF 91 X FC 89 2-2 20 HR 1B		C FC 87 B FC 88 C CH 82 B FF 91 X FF 91 2-2 ① G4-3		B FC 89 F FC 88 C CU 76 S FF 91 1-3 ② K		F FF 89 X FC 85 0-1 ② G5-3 1-2 2-3		B SI 93 F FF 94 S FF 93 S SI 95 1-3 ③ K	5	1	1	0	0	2	3
9 Javier Báez, R (1, 6) OBP: 0.257, SLG: 0.457	C FC 88 S FF 92 B FF 90 1 SAFE S FF 90 1-3 ① K		C FF 91 C FF 92 B FF 92 B FC 88 S FF 92 2-3 ② K		F FF 92 S FF 92 B FF 92 C FF 92 1-3 ③ K		B FF 92 F FF 92 S FF 91 F FF 92 B FF 91 S FF 91 2-3 ③ K			4	0	0	0	0	4	3
44 Anthony Rizzo, L (1, 3) OBP: 0.377, SLG: 0.512	B FF 91 C FF 91 F FC 87 F FF 92 X FF 91 1-2 ② F7		X FC 88 0-0 20 1B 1B			B FF 92 B FC 88 T FF 92 B FF 92 B FF 92 4-1 4 S BB		B SI 84 B SL 78 B SI 83 C SI 82 C SI 84 F SI 84 S SI 83 3-3 ① K		3	0	1	0	1	1	1
20 Justin Ruggiano, R (1, 9) OBP: 0.339, SLG: 0.430 6 Ryan Sweeney, L (8, PH) OBP: 0.308, SLG: 0.343 (9, 9)	1 SAFE B FF 89 X FF 89 1-0 1-H HR		B FC 87 C CH 81 C CU 72 1 SAFE B FF 92 X FC 87 2-2 1-2 1B			S FC 86 C FC 86 B FF 92 B FF 91 F FC 87 S FF 90 2-3 ① K		B CH 83 X SI 88 1-0 ② G4-3		3	1	2	2	0	1	1
										1	0	0	0	0	0	0
5 Welington Castillo, R (1, 2) OBP: 0.304, SLG: 0.392	C FF 92 X FC 89 0-1 HR		B FF 92 B FC 88 S FF 92 B FF 92 S FF 92 S FF 92 3-3 ③ K			B CH 80 C FF 90 1 SAFE B FF 91 B FF 91 F FF 92 F FF 92 S FF 92 3-3 ② K		X FF 89 0-0 1B		4	1	2	1	0	2	3
4 Chris Valaika, R (1, 4) OBP: 0.200, SLG: 0.243 52 Justin Grimm, R (7, 1) 53 Wesley Wright, R (8, 1) 12 John Baker, L (8, PH) OBP: 0.279, SLG: 0.240 50 Blake Parker, R (9, 1)	B CU 76 F FF 92 X FC 88 1-1 ③ G5-3			B FF 90 F FC 87 B FF 91 F FF 91 X FF 92 2-2 ① F9		1 SAFE F FF 93 B FF 92 C FF 92 B FF 92 T FF 92 2-2 ③ K 1-2		X SI 88 0-0 ③ F7		3	0	0	0	0	1	1
										0	0	0	0	0	0	0
										0	0	0	0	0	0	0
										1	0	0	0	0	0	1
										0	0	0	0	0	0	0
24 Luis Valbuena, L (1, 5) OBP: 0.323, SLG: 0.420		F FF 90 B CU 77 S CU 76 X CU 71 1-2 ① F7		C FF 92 B FC 88 X FF 92 1-1 ② P4			C FC 86 B CU 77 F FC 87 X FF 91 1-2 7 G5-3 41 1B 1B		B SI 94 B SL 88 C FF 94 S SI 94 X KC 81 2-2 ① G4-3	4	0	1	0	0	0	0
41 Matt Szczur, R (1, 7) (7, 8) OBP: 0.125, SLG: 0.125 45 Logan Watkins, L (9, PH)		X FF 92 0-0 ② G5-3		X FC 88 0-0 ③ F7			X FC 86 0-0 7 G5-3 1-2 1B		F FF 94 B KC 81 S SI 95 B SI 95 S SL 90 2-3 ② K	3	0	1	0	0	0	0
										1	0	0	0	0	1	0
37 Travis Wood, R (1, 1) OBP: 0.294, SLG: 0.479 8 Chris Coghlan, L (7, 7) OBP: 0.345, SLG: 0.446		F FF 92 B FF 93 F FC 88 F CU 76 F CU 76 F FC 87 S FF 92 1-3 ③ K			S FF 91 F FF 91 S FF 91 0-3 ① K		S FF 91 M FC 85 F FF 91 D FC 86 S CU 76 1-3 ① K		X SL 89 0-0 1B	2	0	0	0	0	2	0
										2	0	1	0	0	1	2
Inning Stats	R: 3 E: 0 K: 1 S: 15 H: 3 LOB: 0 BB: 0 P: 21	R: 0 E: 0 K: 1 S: 10 H: 0 LOB: 0 BB: 0 P: 12	R: 0 E: 0 K: 2 S: 13 H: 2 LOB: 2 BB: 0 P: 22	R: 0 E: 0 K: 0 S: 6 H: 0 LOB: 0 BB: 0 P: 9	R: 0 E: 0 K: 3 S: 9 H: 0 LOB: 0 BB: 0 P: 11	R: 0 E: 0 K: 3 S: 12 H: 0 LOB: 1 BB: 1 P: 23	R: 0 E: 0 K: 2 S: 14 H: 2 LOB: 2 BB: 0 P: 18	R: 0 E: 0 K: 1 S: 7 H: 1 LOB: 1 BB: 0 P: 11	R: 0 E: 0 K: 2 S: 10 H: 1 LOB: 1 BB: 0 P: 15	1B: 7 2B: 0 3B: 0 HR: 2 SF: 0 SAC: 0 DP: 0 HBP: 0							
										WP: 0 PB: 0 SB: 1 CS: 0				PA: 37		

PITCHER		IP	WLS	BF	H	R	ER	SO	BB	IBB	HBP	BLK	WP	HR	S	P	ERA	WHIP
40 Madison Bumgarner, L (1, 1) ERA: 3.17		7.0	W	29	7	3	3	12	1	0	0	0	0	2	79	116	3.86	1.143
49 Javier López, L (8, 1) ERA: 2.03		0.1	H	1	0	0	0	1	0	0	0	0	0	0	4	7	0.00	0.000
54 Sergio Romo, R (8, 1) ERA: 4.1		0.2	H	3	1	0	0	0	0	0	0	0	0	0	3	4	0.00	1.500
46 Santiago Casilla, R (9, 1) ERA: 1.55		1.0	S	4	1	0	0	2	0	0	0	0	0	0	10	15	0.00	1.000

PITCHER	IP	WLS	BF	H	R	ER	SO	BB	IBB	HBP	BLK	WP	HR	S	P	ERA	WHIP

San Francisco Giants @ Chicago Cubs

Wrigley Field, Chicago, IL

Thu Aug 21 2014, 8:02 PM - 11:17 PM CDT

Att. 30,541 - Partly Cloudy - 77 F

livebaseballscorecards.com

AB	36
R	3
H	9
RBI	3
BB	1
SO	15
LOB	15

Batter	1	2	3	4	5	6	7	8	9	AB	R	H	RBI	BB	SO	LOB
16 Ángel Pagán, S (1, 8) OBP: 0.342, SLG: 0.389 57 Juan Gutierrez, R (9, 1)	C SI 87 B FF 88 X SI 88 1-1 8 G4-3 1B		X FF 87 0-0 ③ L8		C FC 85 B FC 86 X CH 78 1-1 ③ G4-3		B CH 85 F SI 91 B SL 90 B SL 89 F SI 92 X SI 92 3-2 1B		B SI 94 F SI 93 B FF 94 X SI 92 2-1 E3 8 1B 28 2B 1-2	5 0	1 0	2 0	0 0	0 0	0 0	1 0
8 Hunter Pence, R (1, 9) OBP: 0.335, SLG: 0.466	C SI 88 S SI 88 1 SAFE X SI 89 0-2 ①② G4-3 1-2f			X SI 86 0-0 ① F7		C SI 86 C CU 72 B FF 87 F SI 89 F SI 87 B FC 83 X SI 88 2-2 ① G6-3	B SL 90 C SI 92 1 SAFE 1 SAFE 1 SAFE F SI 92 F SL 89 C CU 75 1-3 ③ K		B SI 94 X SI 93 1-0 28 2B 48 SF8 1-2 2-H 1B	5	1	1	1	0	1	2
28 Buster Posey, R (1, 2) OBP: 0.347, SLG: 0.449 34 Andrew Susac, R (9, 2) OBP: 0.303, SLG: 0.387	S SI 88 F SI 90 X SI 89 0-2 ③ G5-3			C SI 87 C SI 87 B FC 84 X SI 89 1-2 ② G6-3		S CH 78 B SI 89 F SI 89 F SI 89 F SI 89 B CH 77 F CU 73 X SI 88 2-2 HR		F SL 89 S CH 84 B CH 84 X CU 74 1-2 F7 ①	C CH 85 B FF 95 B SI 92 F CH 86 F SI 94 X CH 87 2-2 48 SF8 7 1B 1-3 2-H 2B	5 0	2 0	2 0	2 0	0 0	0 0	0 0
48 Pablo Sandoval, S (1, 5) OBP: 0.327, SLG: 0.433		F SI 86 S SI 88 X FC 85 0-2 ① L9		B CH 78 B SI 89 S SI 90 C CH 79 F CU 74 F SI 91 F SI 90 X SI 87 2-2 38 1B 12 HR 1B		B CH 77 F SI 89 F SI 89 B FF 89 B CH 77 B SI 90 4-2 12 1B BB		X SI 90 0-0 ② G6-3	F FF 95 X FF 95 0-1 ① SF8 2-3 3-H	3	1	1	1	1	0	0
38 Michael Morse, R (1, 7) OBP: 0.339, SLG: 0.480 7 Grégor Blanco, L (6, 7) OBP: 0.322, SLG: 0.312 (9, 8)		B SI 89 S SI 89 F FC 86 F SI 89 B FF 91 F FC 85 X SI 91 3-2 ② G4-3		B SI 87 S SI 88 B FF 88 F SI 88 F FF 89 X CU 72 2-2 12 HR 1-2 1B		F SI 89 X SI 88 0-1 ② F9		B SI 91 B SI 91 B SI 91 C SI 90 S SL 90 F SI 90 B SI 91 4-2 12 1B 45 2B BB	F SI 94 X SI 94 0-1 12 G3-1 3-H 1B	3 1	1 1	1 1	0 1	0 1	0 0	1 0
12 Joe Panik, L (1, 4) OBP: 0.359, SLG: 0.381		C SI 89 B SI 89 F FC 86 B SI 89 F SI 90 X SI 89 2-2 1B		X SI 89 0-0 1-H 2-H HR		B CU 72 B CH 80 S CH 80 B FF 86 X CH 80 3-1 1-2 1B		1 SAFE X SI 91 0-0 45 2B 1-2 1B	C SI 92 F SL 79 X SI 94 0-2 ② G3-1 1-2	5	2	4	3	0	0	1
45 Travis Ishikawa, L (1, 3) OBP: 0.297, SLG: 0.417 (9, 7)		B FC 86 F SI 90 B FF 89 C SI 88 F SI 90 F SI 90 1 SAFE S FC 86 2-3 ③ K		C SI 91 S SI 90 C SI 88 0-3 ③ K		B SI 89 B SI 88 T CH 79 F CH 80 X SI 88 2-2 ③ G4-3		F SI 92 X SI 89 0-1 1-H 2-H 2B	S SI 94 C SI 93 S SI 94 0-3 ③ K	5	0	1	2	0	3	4
35 Brandon Crawford, L (1, 6) OBP: 0.314, SLG: 0.372			C SI 86 B SI 90 B SI 88 F FC 86 C SI 88 2-3 ① K		B SI 87 X CH 79 1-0 ① F8		C SI 91 F SL 88 S CU 76 0-3 ① K	B CU 73 B SI 91 C SI 91 X CU 74 2-1 ③ G1-3		4	0	0	0	0	2	1
17 Tim Hudson, R (1, 1) OBP: 0.104, SLG: 0.044 49 Javier López, L (6, 1) 50 Matt Duffy, R (7, PH) OBP: 0.241, SLG: 0.185 63 Jean Machi, R (7, 1) 54 Sergio Romo, R (8, 1) 13 Joaquin Arias, R (9, PH) OBP: 0.242, SLG: 0.255 (9, 3)			C SI 87 B SI 87 X SI 88 1-1 ② G5-3		C SI 87 B SI 87 S SI 87 B FC 83 X SI 88 2-2 ② G5-3		B SI 91 B SL 89 B SI 91 C SI 91 F SI 91 X SI 91 3-2 ② F9		C FF 93 F FF 94 B SL 80 X FF 95 1-2 16 E 8 1B 1B	2 0 1 0 0 1	0 0 0 0 0 1	0 0 0 0 0 1	0 0 0 0 0 1	0 0 0 0 0 0	0 0 0 0 0 0	0 0 0 0 0 0
Inning Stats	R: 0 E: 0 K: 0 S: 8 H: 1 LOB: 0 BB: 0 P: 9	R: 0 E: 0 K: 1 S: 16 H: 1 LOB: 1 BB: 0 P: 23	R: 0 E: 0 K: 1 S: 6 H: 0 LOB: 0 BB: 0 P: 9	R: 3 E: 0 K: 1 S: 18 H: 3 LOB: 0 BB: 0 P: 23	R: 0 E: 0 K: 0 S: 6 H: 0 LOB: 0 BB: 0 P: 10	R: 1 E: 0 K: 0 S: 20 H: 2 LOB: 2 BB: 1 P: 33	R: 0 E: 0 K: 2 S: 13 H: 1 LOB: 1 BB: 0 P: 20	R: 2 E: 0 K: 0 S: 12 H: 2 LOB: 1 BB: 1 P: 19	R: 4 E: 1 K: 1 S: 20 H: 4 LOB: 1 BB: 0 P: 26	1B: 10 2B: 2 3B: 0 HR: 2 SF: 1 SAC: 0 DP: 1 HBP: 0						

PITCHER		IP	WLS	BF	H	R	ER	SO	BB	IBB	HBP	BLK	WP	HR	S	P	ERA	WHIP
58 Doug Fister, R ERA: 2.38	(1, 1)	6.0	L	25	7	4	4	3	1	0	0	0	0	2	74	107	6.00	1.333
13 Jerry Blevins, L ERA: 5.05	(7, 1)	2.0		10	3	2	2	2	1	0	0	0	0	0	25	39	9.00	2.000
48 Ross Detwiler, L ERA: 3.74	(9, 1)	1.0		8	4	4	3	1	0	0	0	0	0	0	20	26	27.00	4.000

PITCHER	IP	WLS	BF	H	R	ER	SO	BB	IBB	HBP	BLK	WP	HR	S	P	ERA	WHIP

TOP

San Francisco Giants @ Washington Nationals

Nationals Park, Washington, DC

Fri Aug 22 2014, 7:07 PM - 10:31 PM EDT

Att. 33,718 - Cloudy - 82 F

livebaseballscorecards.com

AB	40
R	10
H	14
RBI	10
BB	2
SO	6
LOB	10

WP: 0	PA: 43		
PB: 0			
SB: 0			
CS: 0			

Batter	1	2	3	4	5	6	7	8	9	AB	R	H	RBI	BB	SO	LOB
2 Denard Span, L (1, 8) OBP: 0.353, SLG: 0.399	X SI 89 0-0 ① P5		L FS 80 B FS 81 B SI 89 F FS 83 F SI 90 F SI 90 B CU 76 X FC 85 3-2 ①② G6-4-3 1-2f		C SI 89 X CU 76 0-1 ③ L4			B SI 93 C CH 84 X CH 84 1-1 ② L7		4	0	0	0	0	0	1
6 Anthony Rendon, R (1, 5) OBP: 0.337, SLG: 0.462	C FF 89 B FC 83 S FC 84 B CU 76 B FC 82 B FF 89 4-2 20 S 25 1B 20 E BB		F SI 88 S FC 83 B FC 82 B SI 90 B FC 85 X FC 85 3-2 ③ G6-3			C SI 85 B FS 80 B FC 82 F SI 87 B CU 77 X FF 90 3-2 ① F9		C CU 82 F SI 93 F CU 81 B CH 86 F FF 93 B FF 93 B CH 86 X SI 92 3-2 1B		3	1	1	0	1	0	0
28 Jayson Werth, R (1, 9) OBP: 0.376, SLG: 0.441	B SI 89 1 SAFE 1 SAFE B SI 88 B SI 89 X SI 89 3-0 ② F9			C CU 73 B FC 82 C SI 88 X FS 80 1-2 HR		C FC 85 B CU 77 B SI 89 C SI 90 F FF 90 F FF 90 B FF 90 X SI 90 3-2 20 FC6-4 1B		C SL 80 B SL 79 S SL 78 S SL 80 1-3 ③ K		4	1	2	1	0	1	2
25 Adam LaRoche, L (1, 3) OBP: 0.375, SLG: 0.460	B FS 81 B SI 88 B SI 90 C FF 88 X FC 85 3-1 20 S 1-2 1B			B FS 79 F FF 89 B CU 76 X FS 80 2-1 ① G6-3		S SI 86 F SL 80 S SL 80 0-3 ② K			X SI 94 0-0 ① L7	4	0	1	0	0	1	1
20 Ian Desmond, R (1, 6) OBP: 0.306, SLG: 0.419	B SI 89 B SI 90 X 2-0 ③ P2 1-2 2-H			B FC 84 S FC 82 T SI 89 X SI 90 1-2 ② G6-3		B SI 85 X SI 85 1-0 ③ FC6-4 1-2f			B FF 93 B FF 93 B FF 93 B FF 93 4-0 40 DI 40 2B BB	3	1	0	0	1	0	2
34 Bryce Harper, L (1, 7) OBP: 0.347, SLG: 0.388 18 Michael Taylor, R (9, PH) OBP: 0.318, SLG: 0.333		C FS 80 B CU 75 F CU 75 F SI 89 B FS 82 F FC 84 X FS 83 2-2 3 K 1B		X SI 89 0-0 E6			C CH 82 F CH 85 B FF 93 S CH 87 1-3 ① K		C CU 80 B FF 92 B CU 80 X FF 93 2-1 ② F9	3 1	0 0	1 0	0 0	0 0	1 0	0 1
40 Wilson Ramos, R (1, 2) OBP: 0.335, SLG: 0.417	F SI 88 B SI 89 C SI 89 1 SAFE B FC 83 F SI 89 1 SAFE F CU 76 F SI 89 2-3 ① F FC 83 S SI 88 K			B SI 89 1 SAFE 1 SAFE X FC 81 1-0 ③ F9			C CU 80 T CH 84 S CH 87 0-3 ② K		S CU 80 B CU 82 S CU 81 F FF 93 F CU 79 B CU 83 X FF 93 2-2 1-H 2B	4	0	1	1	0	2	2
3 Asdrúbal Cabrera, S (1, 4) OBP: 0.310, SLG: 0.384	F SI 89 B FF 88 1 SAFE L CU 76 F FC 86 S FS 82 1-3 ②③ K 1-2				F FS 80 B FS 79 F SI 90 X FC 82 1-2 ① P3		C CH 84 X CH 86 0-1 ③ G4-3		C SI 93 B CU 80 B CU 80 C SI 93 F SI 92 B SI 92 F SI 92 B SI 91 4-2 BB	3	0	0	0	1	1	1
58 Doug Fister, L (1, 1) OBP: 0.083, SLG: 0.083 13 Jerry Blevins, L (7, 1) 19 Kevin Frandsen, R (8, PH) OBP: 0.303, SLG: 0.314 48 Ross Detwiler, R (9, 1) 8 Danny Espinosa, S (9, PH) OBP: 0.275, SLG: 0.347			B SI 87 C SI 87 X SI 89 1-1 2 G6-4-3 1B		C SI 89 S FS 82 S CU 76 0-3 ② K			B FF 93 C FF 93 C CU 80 B FF 94 X CH 86 2-2 ① L6	B CU 79 F SI 92 B CU 79 C SI 91 F SI 92 T CU 80 2-2 ③ K	2 0 1 0 0 1	0 0 0 0 0 2	1 0 0 0 0 0	0 0 0 0 0 1	0 0 0 0 0 2	1 0 0 0 0 0	0 0 0 0 0 2
Inning Stats	R: 1 H: 1 E: 0 LOB: 1 K: 0 BB: 1 S: 7 P: 19	R: 0 H: 1 E: 0 LOB: 0 K: 2 BB: 0 S: 16 P: 21	R: 0 H: 1 E: 0 LOB: 0 K: 0 BB: 0 S: 10 P: 17	R: 1 H: 1 E: 1 LOB: 1 K: 0 BB: 0 S: 10 P: 15	R: 0 H: 0 E: 0 LOB: 0 K: 1 BB: 0 S: 8 P: 9	R: 0 H: 1 E: 0 LOB: 1 K: 1 BB: 0 S: 12 P: 19	R: 0 H: 0 E: 0 LOB: 0 K: 2 BB: 0 S: 8 P: 9	R: 0 H: 1 E: 0 LOB: 1 K: 1 BB: 0 S: 13 P: 20	R: 1 H: 1 E: 0 LOB: 2 K: 1 BB: 2 S: 16 P: 30	1B: 5 SF: 0 2B: 1 SAC: 0 3B: 0 DP: 1 HR: 1 HBP: 0						WP: 0 PA: 36 PB: 0 SB: 2 CS: 0

PITCHER		IP	WLS	BF	H	R	ER	SO	BB	IBB	HBP	BLK	WP	HR	S	P	ERA	WHIP
17 Tim Hudson, R ERA: 2.99	(1, 1)	5.1	W	21	5	2	1	3	1	0	0	0	0	1	59	95	1.69	1.125
49 Javier López, L ERA: 1.99	(6, 1)	0.2	H	2	0	0	0	1	0	0	0	0	0	0	4	5	0.00	0.000
63 Jean Machi, R ERA: 1.46	(7, 1)	1.2	H	6	1	0	0	2	0	0	0	0	0	0	18	25	0.00	0.600
54 Sergio Romo, R ERA: 4.07	(8, 1)	0.1		1	0	0	0	1	0	0	0	0	0	0	3	4	0.00	0.000
57 Juan Gutierrez, R ERA: 3.23	(9, 1)	1.0		6	1	1	1	1	2	0	0	0	0	0	16	30	9.00	3.000

PITCHER	IP	WLS	BF	H	R	ER	SO	BB	IBB	HBP	BLK	WP	HR	S	P	ERA	WHIP

BOTTOM

San Francisco Giants @ Washington Nationals

Nationals Park, Washington, DC

Fri Aug 22 2014, 7:07 PM - 10:31 PM EDT

Att. 33,718 - Cloudy - 82 F

livebaseballscorecards.com

AB	33
R	3
H	7
RBI	2
BB	3
SO	8
LOB	12

Batter	1	2	3	4	5	6	7	8	9	AB	R	H	RBI	BB	SO	LOB
16 Ángel Pagán, S (1, 8) OBP: 0.340, SLG: 0.391 46 Santiago Casilla, R (8, 1)	C FF 92 B FF 94 B FF 93 X FF 94 2-1 8 HR 2B		X FF 94 0-0 ② P6			C CU 78 X FF 93 0-1 ① G6-3		B FF 94 C FF 94 X CH 87 1-1 ① G1-3 1-2		4 0	1 0	1 0	0 0	0 0	0 0	1 0
8 Hunter Pence, R (1, 9) OBP: 0.336, SLG: 0.472	F FF 94 F FF 94 X FF 93 0-2 2-H HR		B SL 90 C SL 88 F FF 94 S CU 82 1-3 ③ K2-3			C CU 81 X SL 89 0-1 48 1B 1B		B SL 88 B SL 88 C FF 94 F FF 94 F CU 81 D CU 80 F SL 86 C CU 81 3-3 ② K		4	1	2	2	0	2	1
28 Buster Posey, R (1, 3) OBP: 0.346, SLG: 0.447	T FF 95 C SL 89 T FF 94 0-2 ① K			C FF 93 X SL 87 0-1 48 1B 1B		X FF 93 0-0 ② F7		C FF 95 F FF 94 B FF 95 B CU 80 F FF 95 F FF 95 B SL 88 F FF 94 X SL 89 3-2 ③ F8 2-3		4	0	1	0	0	1	2
48 Pablo Sandoval, S (1, 5) OBP: 0.330, SLG: 0.436	F FF 94 F SL 89 X FF 94 0-2 ② L8			X FF 93 0-0 12 G6-3 1-2 1B		1 SAFE B CU 79 B FF 93 X FF 93 2-0 1-3 1B			C FF 96 S FC 90 X FC 90 0-2 12 G6-3 38 1B 1B	4	0	3	0	0	0	0
38 Michael Morse, R (1, 7) OBP: 0.338, SLG: 0.478	X SL 88 0-0 ③ F9			F FF 94 B FF 94 F FF 94 B FF 94 F FF 95 C FF 94 2-3 ① K		C FF 93 B FF 95 F FF 94 B FF 94 S SL 88 2-3 ③ K			X FF 96 0-0 12 G6-3 1-2 1B	4	0	1	0	0	2	4
12 Joe Panik, L (1, 4) OBP: 0.349, SLG: 0.370		C FF 93 F FF 94 B FF 94 X SL 90 1-2 ① P6		F SL 88 C FF 94 B FF 94 F FF 94 D CU 80 X FF 94 2-2 ②③ G6-3 1-2f			C FF 93 X CH 86 0-1 ① G3-1		C FF 95 X SI 96 0-1 ①② G6-3 1-2f 2-3	4	0	0	0	0	0	4
34 Andrew Susac, R (1, 2) OBP: 0.270, SLG: 0.343		B FF 94 F FF 94 B SL 88 F FF 93 X FF 94 2-2 ② F8			B SL 88 F SL 87 F FF 93 F FF 94 B CU 82 C FF 94 2-3 ① K		X FF 94 0-0 ② G6-3		B FF 96 X FF 96 1-0 ③ F8	4	0	0	0	0	1	1
35 Brandon Crawford, L (1, 6) OBP: 0.312, SLG: 0.369		F FF 94 F SL 90 B FF 95 S FF 95 1-3 ③ K			C CU 78 X SL 88 0-1 ② F7		C FF 94 X CU 80 0-1 ③ G6-3			3	0	0	0	0	1	0
55 Tim Lincecum, L (1, 1) OBP: 0.149, SLG: 0.070 52 Yusmeiro Petit, R (3, 1) 7 Grégor Blanco, L (8, PH) OBP: 0.325, SLG: 0.314 (8, 8)			C FF 92 F FF 94 B FF 93 B SL 89 B FF 93 C FF 93 3-3 ① K		C FF 93 X FF 94 0-1 ③ P3			B CU 78 C FF 92 F FF 93 B FF 94 F SL 89 X CH 87 2-2 28 WP 16 G1-3 1B		1 1 1	0 0 0	0 0 1	0 0 0	0 0 0	1 0 0	0 0 0
Inning Stats	R: 2 E: 0 K: 1 S: 12 H: 2 LOB: 0 BB: 0 P: 14	R: 0 E: 0 K: 1 S: 9 H: 0 LOB: 0 BB: 0 P: 13	R: 0 E: 0 K: 2 S: 7 H: 0 LOB: 0 BB: 0 P: 11	R: 0 E: 0 K: 1 S: 11 H: 2 LOB: 1 BB: 0 P: 15	R: 0 E: 0 K: 1 S: 8 H: 0 LOB: 0 BB: 0 P: 10	R: 0 E: 0 K: 1 S: 9 H: 2 LOB: 2 BB: 0 P: 13	R: 0 E: 0 K: 0 S: 5 H: 0 LOB: 0 BB: 0 P: 5	R: 0 E: 0 K: 1 S: 17 H: 1 LOB: 1 BB: 0 P: 26	R: 0 E: 0 K: 0 S: 7 H: 2 LOB: 1 BB: 0 P: 8	1B: 7 2B: 1 3B: 0 HR: 1	SF: 0 SAC: 0 DP: 2 HBP: 0			WP: 1 PB: 0 SB: 0 CS: 0	PA: 34		

PITCHER	IP	WLS	BF	H	R	ER	SO	BB	IBB	HBP	BLK	WP	HR	S	P	ERA	WHIP
27 Jordan Zimmermann, R (1, 1) ERA: 2.93	8.0	W	30	7	2	2	8	0	0	0	0	1	1	78	107	2.25	0.875
46 Matt Thornton, L (9, 1) ERA: 1.97	1.0		4	2	0	0	0	0	0	0	0	0	0	7	8	0.00	2.000

PITCHER	IP	WLS	BF	H	R	ER	SO	BB	IBB	HBP	BLK	WP	HR	S	P	ERA	WHIP

TOP

San Francisco Giants @ Washington Nationals
Nationals Park, Washington, DC
Sat Aug 23 2014, 5:18 PM - 7:55 PM EDT
Att. 34,137 - Rain - 73 F

livebaseballscorecards.com

AB	34
R	2
H	9
RBI	2
BB	0
SO	8
LOB	13

Batter	1	2	3	4	5	6	7	8	9	AB	R	H	RBI	BB	SO	LOB
2 Denard Span, L (1, 8) OBP: 0.354, SLG: 0.404	B SL 81 B FF 88 B SI 88 C FF 88 C SI 88 F FF 89 X CH 83 3-2 28 1B 3B	X FF 88 0-0 6 WP 6 E 2-H 1B	B FF 89 F FF 88 F CH 81 X FF 90 1-2 F7 ③			C CH 82 B FF 91 B CU 78 C FF 90 S CU 79 2-3 K ③				4	2	2	1	0	1	1
6 Anthony Rendon, R (1, 5) OBP: 0.336, SLG: 0.459	C FF 89 B SL 81 S FF 89 B FF 89 D SL 81 B SI 90 4-2 28 1B 25 G4-6-3 BB	C FF 89 B FF 86 C SL 79 F CH 81 B FF 88 X SL 79 2-2 E5 28 1B 1-H		C SL 84 F FF 90 C FF 88 0-3 K ①			B CU 76 B FF 88 C SL 84 F FF 90 F CU 78 X FF 90 2-2 F9 ①			3	2	0	0	1	1	0
28 Jayson Werth, R (1, 9) OBP: 0.377, SLG: 0.442	X SI 89 0-0 25 G4-6-3 1-3 3-H 1B	B SL 79 X FF 88 1-0 25 WP 25 S 2-H 1B		C FF 90 B CU 76 X CU 77 1-1 P4 ②			C CU 77 C SL 83 F CU 78 B FF 90 B FF 88 S FF 89 2-3 K ②			4	0	2	2	0	1	0
25 Adam LaRoche, L (1, 3) OBP: 0.374, SLG: 0.457	D CU 76 B CH 82 X CH 83 2-0 G4-6-3 1-2f 3-H ① T CU 74 ② B CH 82 F CH 82 D SL 79 B CH 81 F CH 82 B FF 87 4-2 1-3 BB			F FF 89 B CU 78 X CH 82 1-1 F7 ③			C CH 82 C FC 88 F CU 77 F FC 90 B CU 77 F FF 89 B CU 78 F CH 83 F CU 77 2-2 X FF 90 G6-3 ③			3	0	0	0	1	0	1
20 Ian Desmond, R (1, 6) OBP: 0.305, SLG: 0.417	C SL 79 B FF 88 F FF 89 B FF 88 F FF 88 B CH 83 B FF 89 4-2 BB	X SL 79 0-0 F9 ③			B FF 89 F SL 84 C FF 91 S CU 77 1-3 K ①			C FF 93 B KC 81 S SL 88 F SI 94 S KC 81 1-3 K ①		3	0	0	0	1	2	2
34 Bryce Harper, L (1, 7) OBP: 0.342, SLG: 0.381	1 SAFE B CH 81 S SI 88 1 SAFE F SL 80 1 SAFE C CH 81 1-3 K ③		B CU 74 B CH 82 X CH 82 2-0 G6-3 ①		B CH 83 F SL 84 B FF 89 X FF 90 2-1 P6 ②			F SI 94 S CH 88 X KC 82 0-2 G4-3 ②		4	0	0	0	0	1	1
40 Wilson Ramos, R (1, 2) OBP: 0.330, SLG: 0.410		C FF 89 F SL 79 C FF 90 0-3 K ①	F SL 80 X SL 77 0-1 P6 ②		S FF 89 X FF 90 0-1 L9 ③			X SL 88 0-0 F8 ③		4	0	0	0	0	1	0
3 Asdrúbal Cabrera, S (1, 4) OBP: 0.312, SLG: 0.391		B FF 88 B CH 81 B SI 88 C FF 86 B SI 87 4-1 27 SH2-4 2 1B BB	B CH 82 B CH 82 X FF 86 2-0 HR			B FF 88 X SL 85 1-0 G3-1 ①				2	2	1	1	1	0	0
27 Jordan Zimmermann, R (1, 1) OBP: 0.217, SLG: 0.209 46 Matt Thornton, L (9, 1)		1 SAFE B SI 88 L FF 88 1 SAFE X SL 77 1-1 SH2-4 1-2 ②	B FF 88 C FF 88 S SL 80 F SL 78 F FF 88 X SL 78 1-2 2B			B SL 83 C FF 89 C FF 90 S CU 78 1-3 K ②				2 0	0 0	1 0	0 0	0 0	1 0	0 0
Inning Stats	R: 2 E: 0 K: 1 S: 14 H: 2 LOB: 1 BB: 2 P: 28	R: 3 E: 1 K: 1 S: 16 H: 2 LOB: 2 BB: 2 P: 28	R: 1 E: 0 K: 0 S: 12 H: 2 LOB: 1 BB: 0 P: 18	R: 0 E: 0 K: 1 S: 7 H: 0 LOB: 0 BB: 0 P: 9	R: 0 E: 0 K: 1 S: 7 H: 0 LOB: 0 BB: 0 P: 10	R: 0 E: 0 K: 2 S: 7 H: 0 LOB: 0 BB: 0 P: 11	R: 0 E: 0 K: 1 S: 16 H: 0 LOB: 0 BB: 0 P: 22	R: 0 E: 0 K: 1 S: 8 H: 0 LOB: 0 BB: 0 P: 9		1B: 3 2B: 1 3B: 1 HR: 1 SF: 0 SAC: 1 DP: 1 HBP: 0				WP: 2 PB: 0 SB: 1 CS: 0 PA: 34		

PITCHER		IP	WLS	BF	H	R	ER	SO	BB	IBB	HBP	BLK	WP	HR	S	P	ERA	WHIP
55 Tim Lincecum, R ERA: 4.64	(1, 1)	2.2	L	18	6	6	4	2	4	0	0	0	2	1	39	70	13.50	3.750
52 Yusmeiro Petit, R ERA: 3.59	(3, 1)	4.1		13	0	0	0	5	0	0	0	0	0	0	40	56	0.00	0.000
46 Santiago Casilla, R ERA: 1.52	(8, 1)	1.0		3	0	0	0	1	0	0	0	0	0	0	8	9	0.00	0.000

PITCHER	IP	WLS	BF	H	R	ER	SO	BB	IBB	HBP	BLK	WP	HR	S	P	ERA	WHIP

BOTTOM

San Francisco Giants @ Washington Nationals
Nationals Park, Washington, DC
Sat Aug 23 2014, 5:18 PM - 7:55 PM EDT
Att. 34,137 - Rain - 73 F

livebaseballscorecards.com

AB	29
R	6
H	6
RBI	4
BB	4
SO	8
LOB	5

Batter	1	2	3	4	5	6	7	8	9	AB	R	H	RBI	BB	SO	LOB
7 Grégor Blanco, L (1, 8) OBP: 0.326, SLG: 0.333	F FF 93 B FF 94 B CH 88 B SI 93 C FF 95 F SI 94 X FF 95 3-2 HR	T FF 94 B FF 94 C CU 81 B CU 82 B CH 89 C FF 96 3-3 ③ K		C FF 94 B CH 86 B FF 94 B FF 95 X SI 94 3-1 ① G4-3		C SI 92 X FC 88 0-1 8 SF9 3B		C CH 80 B FF 92 X CH 80 1-1 ② G1-3		5	2	2	1	0	1	1
8 Hunter Pence, R (1, 9) OBP: 0.334, SLG: 0.470	C FF 95 C CU 81 S CU 81 0-3 ① K2-3		B FF 93 X CU 79 1-0 48 F7 28 1B 38 2B 1B	B FF 94 F FF 95 F FF 96 B CU 82 X FF 96 2-2 ② G6-3		B SI 91 B SI 91 B SI 90 F FF 90 X SI 92 3-1 ① SF9 3-H		S CH 79 X CH 79 0-1 ③ F7		4	1	1	1	0	1	1
28 Buster Posey, R (1, 2) OBP: 0.346, SLG: 0.446	C FF 95 B FF 95 S CH 88 F FF 95 X FF 95 1-2 ② F9		1 SAFE C CU 80 D CU 80 B FF 94 B CH 87 X FF 95 3-1 38 2B 45 SF7 1-2 1B	X FF 96 0-0 48 WP 1B		C FC 87 S SI 92 B FC 87 F SI 92 F SI 92 B FC 83 X FC 86 2-2 ② F8			B FF 90 X FF 90 1-0 ① F9	5	1	2	0	0	0	0
48 Pablo Sandoval, S (1, 5) OBP: 0.329, SLG: 0.434	X SI 94 0-0 38 BB 1B		X FF 94 0-0 ① F7 2-3	B SI 94 F FF 95 F FF 95 B CH 90 B FF 96 S FF 97 3-3 ③ K 1-2		S SI 91 B SI 93 B SI 91 X FC 86 2-1 ③ F7			B FF 90 C FF 90 F FF 92 T CH 87 1-2 ② K	5	0	1	0	0	2	3
38 Michael Morse, R (1, 7) OBP: 0.338, SLG: 0.478	F FF 94 B SI 94 D FF 94 B CU 81 F FF 94 B CU 80 4-2 1-2 BB		1 SAFE B FF 93 F FF 94 F FF 96 X CU 82 1-2 35 1B 1-3 3-H 2B		B SI 91 B FC 87 B SI 91 C SI 90 T SI 92 C SI 91 3-3 ① K		C SI 94 X SI 93 1-1 ① F7		B FC 90 B SL 84 S FF 90 F FF 92 S SL 87 2-3 ③ K	4	1	1	1	1	2	0
12 Joe Panik, L (1, 4) OBP: 0.353, SLG: 0.369	C FF 94 X CH 87 0-1 ③ G4-3		B CH 87 D CH 88 B SI 95 C FF 95 F FF 95 B CU 81 4-2 35 1B BB		C SI 91 B FC 88 F SI 91 X SI 92 1-2 35 1B 1B		B FF 94 F SI 93 C CH 88 X SL 83 1-2 ② L9			3	0	1	0	1	0	2
45 Travis Ishikawa, L (1, 3) OBP: 0.294, SLG: 0.460 49 Javier López, L (7, 1) 57 Juan Gutierrez, R (7, 1)		F FF 93 B FF 93 F FF 94 X FF 94 1-2 HR	S CH 89 X FF 94 0-1 ② SF7 3-H	X FC 86 0-0 ② P6		B SI 94 F CH 86 X CH 87 1-1 ③ F8				3 0 0	1 0 0	1 0 0	2 0 0	0 0 0	0 0 0	1 0 0
35 Brandon Crawford, L (1, 6) OBP: 0.316, SLG: 0.373		X SI 94 0-0 ① F7	X CU 79 0-0 1-2 2-H 1B	X SI 90 0-0 1-3 1B				X FF 92 0-0 37 L1-3 1B		4	0	3	1	0	0	0
32 Ryan Vogelsong, R (1, 1) OBP: 0.160, SLG: 0.149 41 Jeremy Affeldt, L (6, 1) 63 Jean Machi, R (6, 1) 37 Adam Duvall, R (7, 3) OBP: 0.231, SLG: 0.311		B FF 95 C FF 94 F FF 94 C FF 95 1-3 ② K	X FF 93 0-0 ③ G1-3	B SI 91 1 SAFE X SI 91 1-0 ③ G6-3				X FF 90 0-0 ① L1-3 1-2		3 0 0 1	0 0 0 0	0 0 0 0	0 0 0 0	1 0 0 0	4 0 0 1	
Inning Stats	R: 1 E: 0 K: 1 S: 16 H: 2 LOB: 2 BB: 1 P: 24	R: 1 E: 0 K: 2 S: 10 H: 1 LOB: 0 BB: 0 P: 15	R: 3 E: 0 K: 0 S: 14 H: 4 LOB: 2 BB: 1 P: 23	R: 0 E: 0 K: 1 S: 9 H: 1 LOB: 1 BB: 0 P: 17	R: 0 E: 0 K: 1 S: 9 H: 2 LOB: 2 BB: 0 P: 14	R: 1 E: 0 K: 0 S: 11 H: 1 LOB: 0 BB: 0 P: 18	R: 0 E: 0 K: 0 S: 7 H: 0 LOB: 0 BB: 0 P: 10	R: 0 E: 0 K: 0 S: 6 H: 1 LOB: 1 BB: 0 P: 7	R: 0 E: 0 K: 2 S: 7 H: 0 LOB: 0 BB: 0 P: 11	1B: 8 2B: 1 3B: 1 HR: 2 SF: 2 SAC: 0 DP: 0 HBP: 0						

PITCHER		IP	WLS	BF	H	R	ER	SO	BB	IBB	HBP	BLK	WP	HR	S	P	ERA	WHIP
37 Stephen Strasburg, R ERA: 3.59	(1, 1)	4.0		22	8	5	5	4	2	0	0	0	1	2	49	79	11.25	2.500
35 Craig Stammen, R ERA: 3.56	(5, 1)	2.0	W	9	3	1	1	1	0	0	0	0	0	0	20	32	4.50	1.500
22 Drew Storen, R ERA: 1.5	(7, 1)	1.0	H	3	0	0	0	0	0	0	0	0	0	0	7	10	0.00	0.000
36 Tyler Clippard, R ERA: 1.92	(8, 1)	1.0	H	4	1	0	0	0	0	0	0	0	0	0	6	7	0.00	1.000
29 Rafael Soriano, R ERA: 2.44	(9, 1)	1.0		3	0	0	0	2	0	0	0	0	0	0	7	11	0.00	0.000

PITCHER	IP	WLS	BF	H	R	ER	SO	BB	IBB	HBP	BLK	WP	HR	S	P	ERA	WHIP

TOP

San Francisco Giants @ Washington Nationals

Nationals Park, Washington, DC

Sun Aug 24 2014, 1:41 PM - 5:26 PM EDT

Att. 35,476 - Cloudy - 77 F

livebaseballscorecards.com

AB	37
R	6
H	12
RBI	6
BB	2
SO	7
LOB	13

WP: 1	PA: 41	1B: 8	SF: 2	R: 0	H: 0	R: 0	H: 1	R: 0	H: 2	R: 1	H: 1	R: 0	H: 0	R: 0	H: 4	R: 1	H: 2	R: 7	H: 5
PB: 0		2B: 1	SAC: 0	E: 0	LOB: 0	E: 0	LOB: 0	E: 0	LOB: 1	E: 0	LOB: 0	E: 0	LOB: 0	E: 0	LOB: 1	E: 0	LOB: 0	E: 0	LOB: 2
SB: 0		3B: 1	DP: 0	K: 0	BB: 0	K: 0	BB: 0	K: 0	BB: 0	K: 0	BB: 0	K: 0	BB: 0	K: 0	BB: 1	K: 0	BB: 0	K: 1	BB: 1
CS: 0		HR: 2	HBP: 0	S: 11	P: 18	S: 7	P: 10	S: 6	P: 7	S: 7	P: 11								

BOTTOM

Batter	1	2	3	4	5	6	7	8	9	AB	R	H	RBI	BB	SO	LOB
2 Denard Span, L (1, 8) OBP: 0.353, SLG: 0.403	C FF 90 B CH 84 X FF 90 1-1 ① G3-1		B CH 83 X FF 91 1-0 ② F8		C CU 74 B FF 90 B CU 76 F FF 92 F SL 89 B FF 91 F FF 91 X FF 90 3-2 ① L3	B CU 74 C CU 74 B SI 91 F SI 92 X SI 93 2-2 6 BB 2-3 1B	C SI 86 B SL 80 F SL 80 F SI 86 D SI 88 X SI 86 2-2 1-3 2-H 1B	S C CU 77 B F B S CU 81 2-3 ③ K		6	0	2	1	0	1	0
6 Anthony Rendon, R (1, 5) OBP: 0.337, SLG: 0.457	B FF 90 B FF 90 B FF 92 C FF 91 F FF 90 F FF 92 B SL 89 4-2 25 BB BB		C FF 92 C SL 88 B CH 85 X SL 89 1-2 ③ F9		C CU 76 B CH 84 F SL 89 B FF 90 B FF 91 X SL 88 3-2 ② L7	1 SAFE D CH 87 B CU 82 B CH 83 C SI 93 B FF 94 4-1 ② 28 1B 25 1B 1-2 BB	C FF 92 X FF 93 0-1 ③ F9			3	1	0	0	2	0	2
28 Jayson Werth, R (1, 9) OBP: 0.379, SLG: 0.445	C FF 90 B SL 90 S SL 88 F FF 90 S FF 90 1-3 ② K			C CU 77 B CU 78 X FF 90 1-1 25 2B 2B	B CH 85 T SL 88 X SL 88 1-1 ③ G4-3	C SI 92 B CH 87 F CU 82 B FF 93 X CH 87 2-2 25 1B 1-2 3-H 1B		B CU 80 B FF 94 F FF 93 S FF 92 B SI 92 F FF 94 F CU 82 F FF 94 F FF 94 4-2 F CU 83 B FF 94 25 S 20 1B BB		4	2	2	1	1	1	1
25 Adam LaRoche, L (1, 3) OBP: 0.376, SLG: 0.460	B CU 77 B FF 90 B SL 89 C SL 90 1 SAFE F SL 89 F SL 89 B FF 92 4-2 1-2 BB			C CU 76 X FF 88 0-1 34 G1-3 3 2-H 2B 2B		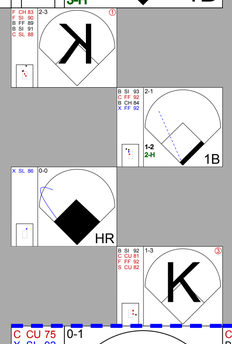		D SI 92 1 SAFE B SI 93 D SI 94 C SI 92 X CH 93 3-1 ① L8 1-2		4	1	2	2	1	1	1
20 Ian Desmond, R (1, 6) OBP: 0.306, SLG: 0.423	C SL 89 X CU 78 0-1 ③ L7			C FF 88 F SL 88 B FF 89 B FF 89 S CH 80 2-3 ① K				B CU 82 B CU 83 B FF 91 X FF 92 3-0 34 HR 2-H 1B		5	2	2	2	0	2	5
34 Bryce Harper, L (1, 7) OBP: 0.343, SLG: 0.398			S FF 90 B SL 89 C FF 90 X CH 82 1-2 ① G4-3	B CH 82 X SL 87 1-0 ② G1-3 2-3		C CU 75 X SI 92 0-1 3 1B 59 WP 2B	C SL 79 B SL 79 B SI 85 C SI 86 F CU 72 X SI 87 2-2 ① G3-1	X FF 93 0-0 1-H HR		5	2	2	2	0	0	1
3 Asdrúbal Cabrera, S (1, 4) OBP: 0.315, SLG: 0.396 36 Tyler Clippard, R (8, 1) 19 Kevin Frandsen, R (8, PH) OBP: 0.302, SLG: 0.313 29 Rafael Soriano, R (9, 1)			C CH 84 B FF 91 B CU 80 S SL 89 B CH 84 F SL 89 B SL 86 4-2 59 G1-6-3 BB	B SL 87 X CH 84 1-0 3-H 2B		X SI 91 0-0 59 WP 59 1B 2-3 1B	B CH 78 X SI 86 1-0 ② G6-3	C CU 82 C CU 80 F FF 91 X CU 78 0-2 ② F8		3 0 1 0	1 0 0 0	2 0 0 0	1 0 0 0	1 0 0 0	0 0 0 0	0 0 0 0
59 Jose Lobaton, S (1, 2) OBP: 0.286, SLG: 0.300	1 SAFE B SL 89 C SL 88 F FF 88 F FF 91 X FF 90 1-2 ② ③ G1-6-3 1-2f			F CU 77 S SL 88 B SL 88 B SL 87 B SL 87 B SL 88 4-2 BB		C SI 93 F SI 93 B CH 89 X CH 88 1-2 7 2B 1-H 1B 3-H	C SI 85 B CH 79 F CH 78 B SI 87 X SI 85 2-2 8 1B 2 1B 1B	X CH 90 0-0 8 HR 2B		4	3	3	1	1	0	1
37 Stephen Strasburg, R (1, 1) OBP: 0.175, SLG: 0.098 17 Nate Schierholtz, L (4, PH) OBP: 0.240, SLG: 0.299 35 Craig Stammen, R (5, 1) OBP: 0.286, SLG: 0.429 7 Scott Hairston, R (6, PH) OBP: 0.261, SLG: 0.339 22 Drew Storen, S (7, 1) 8 Danny Espinosa, S (7, PH) OBP: 0.280, SLG: 0.361 (8, 4)			B FF 91 C FF 90 X CU 74 1-1 ① G6-3	B SL 88 B FF 90 X SL 88 2-0 ③ P6		B SI 92 X SI 92 1-0 2 1B 28 1B 1-H 2B	F SI 86 X SI 85 0-1 2 1B 1-2 1B	D CU 81 B X 2-0 2-H HR		1 1 0 1 0 2	0 0 0 1 0 1	0 0 0 1 0 2	0 0 0 1 0 0	0 0 0 0 0 0	0 0 0 0 0 0	0 0 0 0 0 0
Inning Stats	R: 0 E: 0 K: 1 S: 14 H: 0 LOB: 2 BB: 2 P: 24	R: 0 E: 0 K: 0 S: 10 H: 0 LOB: 0 BB: 1 P: 16	R: 0 E: 0 K: 0 S: 6 H: 0 LOB: 0 BB: 0 P: 9	R: 2 E: 0 K: 1 S: 12 H: 3 LOB: 2 BB: 1 P: 23	R: 0 E: 0 K: 0 S: 10 H: 0 LOB: 0 BB: 0 P: 17	R: 6 E: 0 K: 2 S: 23 H: 8 LOB: 2 BB: 1 P: 38	R: 1 E: 0 K: 0 S: 16 H: 3 LOB: 2 BB: 0 P: 23	R: 5 E: 0 K: 1 S: 21 H: 4 LOB: 0 BB: 1 P: 35		1B: 9 2B: 6 3B: 0 HR: 3 SF: 0 SAC: 0 DP: 1 HBP: 0	WP: 1 PB: 0 SB: 1 CS: 0 PA: 46				

PITCHER		IP	WLS	BF	H	R	ER	SO	BB	IBB	HBP	BLK	WP	HR	S	P	ERA	WHIP
32 Ryan Vogelsong, R ERA: 3.78	(1, 1)	5.1		23	4	3	3	3	4	0	0	0	0	1	56	95	5.06	1.500
41 Jeremy Affeldt, L ERA: 2.64	(6, 1)	0.0	L	5	5	3	3	0	0	0	0	0	1	0	10	14	∞	∞
63 Jean Machi, R ERA: 1.6	(6, 1)	0.2		4	2	2	2	1	1	0	0	0	0	0	9	18	27.00	4.500
49 Javier López, L ERA: 2.23	(7, 1)	0.2		5	3	1	1	0	0	0	0	0	0	0	14	21	13.50	4.500
57 Juan Gutierrez, R ERA: 3.95	(7, 1)	1.1		9	4	5	5	1	1	0	0	0	0	2	23	37	33.75	3.750

PITCHER	IP	WLS	BF	H	R	ER	SO	BB	IBB	HBP	BLK	WP	HR	S	P	ERA	WHIP

San Francisco Giants @ Washington Nationals

Nationals Park, Washington, DC

Sun Aug 24 2014, 1:41 PM - 5:26 PM EDT

Att. 35,476 - Cloudy - 77 F

livebaseballscorecards.com

AB	40
R	14
H	18
RBI	13
BB	6
SO	5
LOB	13

Colorado Rockies @ San Francisco Giants

AT&T Park, San Francisco, CA

Mon Aug 25 2014, 7:18 PM - 10:03 PM PDT

Att. 41,052 - Partly Cloudy - 65 F

livebaseballscorecards.com

TOP

Batter	1	2	3	4	5	6	7	8	9	AB	R	H	RBI	BB	SO	LOB
19 Charlie Blackmon, L (1, 9) OBP: 0.338, SLG: 0.436	C FF 87 B FF 90 F CU 78 F FF 90 X CH 82 1-2 E4 33 E 13 F7 33 SF9		C FF 90 X FC 86 0-1 ③ F7		F FF 90 D CU 80 D CH 83 F FF 90 F FC 87 F FF 91 F SL 82 X CH 84 2-2 ② L3		F FF 90 B FF 90 B FF 90 X FF 90 2-1 ③ 1-2 2-H 1B			4	1	1	0	0	0	1
13 Drew Stubbs, R (1, 8) OBP: 0.338, SLG: 0.497	B SI 90 B FC 86 1 SAFE C FF 90 1 SAFE B FC 86 X FF 90 3-1 ① F7 1-2			C FC 86 X FC 86 0-1 E6 33 E 28 BLK	C FC 87 S FF 91 C FF 92 0-3 ③ K			C SL 81 S SL 82 S SL 80 0-3 ① K		4	1	0	0	0	2	2
33 Justin Morneau, L (1, 3) OBP: 0.359, SLG: 0.498	F SI 92 2 SAFE X FC 87 0-1 ② SF9 2-H			X CH 82 0-0 E6 28 1B 28 BLK 6 SF8 2-3 1B		B FF 89 X FF 90 1-0 28 CS 1B		B SI 89 X SI 89 1-0 ② F7		3	1	2	1	0	0	0
28 Nolan Arenado, R (1, 5) OBP: 0.348, SLG: 0.516	B SI 89 X FC 86 1-0 ③ G4-3			S FC 86 F FC 86 B FF 91 F FF 91 X CU 81 1-2 1-3 3-H 1B		B FF 90 B SI 90 S FF 90 B FF 90 F FF 90 1 SAFE 1 SAFE S FF 90 3-3 ①② K 1-2		C SL 80 B SL 81 F SL 80 B FF 89 S FF 89 2-3 ③ K		4	0	1	0	0	2	1
6 Corey Dickerson, L (1, 7) OBP: 0.368, SLG: 0.575		B FF 89 X FF 89 1-0 ① P4		S CU 81 X CU 81 0-1 ① SF8 3-H		C CH 83 X FF 90 0-1 ③ P5			C SI 91 X SI 92 0-1 ① G3	3	0	0	1	0	0	0
8 Michael McKenry, R (1, 2) OBP: 0.408, SLG: 0.518		C FF 90 S FC 86 S FC 86 0-3 ② K		F FC 86 X FF 90 0-1 ② P2			B FC 85 B FC 85 B SL 84 C FS 86 X FF 88 3-1 ① P6		B SI 92 C CU 75 C SI 92 X SI 93 1-2 ② G4-3	4	0	0	0	0	1	1
14 Josh Rutledge, R (1, 6) OBP: 0.308, SLG: 0.392		C FF 89 C FF 90 F FC 87 F FC 86 B FF 90 C FF 90 1-3 ③ K		1 SAFE C FF 90 X FF 90 0-1 ③ F7			X FC 85 0-0 ② F7		C SI 92 S CH 88 F SI 93 C CU 76 0-3 ③ K	4	0	0	0	0	2	1
9 DJ LeMahieu, R (1, 4) OBP: 0.317, SLG: 0.340			C FF 89 B FC 85 B FC 86 F FF 89 X FC 86 2-2 ① F9		X FF 88 0-0 2B		C FF 90 F FF 90 B CU 80 B FC 86 B FF 90 F CU 81 F FF 90 X FC 86 3-2 46 BB 19 1B 1B			3	0	2	0	0	0	0
46 Tyler Matzek, L (1, 1) OBP: 0.233, SLG: 0.179 0 Adam Ottavino, S (8, 1) 32 LaTroy Hawkins, R (9, 1)			F FF 90 B CU 79 B FF 90 X FF 89 2-1 ② G3-1		L FF 88 L FF 87 L CU 80 0-3 ① K		P PO 87 B FF 89 F SI 89 S FF 90 F FF 90 F FF 90 F CU 80 B SI 91 B FF 89 4-2 19 1B 1-2 BB			2 0 0	0 0 0	0 0 0	0 0 0	1 0 0	1 0 0	1 0 0
Inning Stats	R: 1 E: 2 K: 0 S: 9 H: 0 LOB: 0 BB: 0 P: 14	R: 0 E: 0 K: 2 S: 9 H: 0 LOB: 0 BB: 0 P: 11	R: 0 E: 0 K: 0 S: 7 H: 0 LOB: 0 BB: 0 P: 11	R: 2 E: 2 K: 0 S: 13 H: 2 LOB: 1 BB: 0 P: 14	R: 0 E: 0 K: 2 S: 13 H: 1 LOB: 1 BB: 0 P: 15	R: 0 E: 0 K: 1 S: 6 H: 1 LOB: 0 BB: 0 P: 10	R: 0 E: 0 K: 0 S: 16 H: 2 LOB: 2 BB: 1 P: 27	R: 0 E: 0 K: 2 S: 7 H: 0 LOB: 0 BB: 0 P: 10	R: 0 E: 0 K: 1 S: 9 H: 0 LOB: 0 BB: 0 P: 10	1B: 5 2B: 2 3B: 0 HR: 0 SF: 2 SAC: 0 DP: 1 HBP: 0						

PITCHER		IP	WLS	BF	H	R	ER	SO	BB	IBB	HBP	BLK	WP	HR	S	P	ERA	WHIP
22 Jake Peavy, R ERA: 4.34	(1, 1)	7.0	L	28	6	3	1	5	1	0	0	1	0	0	73	102	1.29	1.000
54 Sergio Romo, R ERA: 3.99	(8, 1)	1.0		3	0	0	0	2	0	0	0	0	0	0	7	10	0.00	0.000
41 Jeremy Affeldt, L ERA: 2.59	(9, 1)	1.0		3	0	0	0	1	0	0	0	0	0	0	9	10	0.00	0.000

PITCHER	IP	WLS	BF	H	R	ER	SO	BB	IBB	HBP	BLK	WP	HR	S	P	ERA	WHIP

AB	31
R	3
H	6
RBI	2
BB	1
SO	8
LOB	7

WP: 0 PA: 34
PB: 0
SB: 0
CS: 1

BOTTOM

Colorado Rockies @ San Francisco Giants

AT&T Park, San Francisco, CA

Mon Aug 25 2014, 7:18 PM - 10:03 PM PDT

Att. 41,052 - Partly Cloudy - 65 F

livebaseballscorecards.com

Batter	1	2	3	4	5	6	7	8	9	AB	R	H	RBI	BB	SO	LOB
16 Ángel Pagán, S (1, 8) OBP: 0.339, SLG: 0.392	C FF 92 X FF 92 0-1 28 1B 2B		C SL 83 B CH 88 B CH 89 C SL 83 B FF 94 S SL 84 3-3 ① K		X FF 92 0-0 ② L8		X SL 83 0-0 ③ G5-3			4	1	1	0	0	1	1
8 Hunter Pence, R (1, 9) OBP: 0.337, SLG: 0.471	S SL 84 B FF 94 F SL 82 F FF 95 D SL 82 S SL 85 2-3 ① K2-3		B CH 88 B SL 84 X CH 89 2-0 28 G6-4-3 1B		B FF 94 C SL 84 B CH 89 B SL 84 B FF 94 4-1 BB			C FF 97 B ST 84 S ST 86 B FF 97 X ST 83 2-2 48 G6-4-3 1B		3	0	2	0	1	1	1
28 Buster Posey, R (1, 3) OBP: 0.346, SLG: 0.444	X FF 93 0-0 38 G5-3 48 1B 2-H 1B		B FF 94 X FF 93 1-0 ②③ G6-4-3 1-2f		1 SAFE B FF 94 F CH 89 B SL 85 X CH 89 2-1 ③ G4-3			B ST 83 C FF 97 B ST 84 C ST 83 C FF 98 2-3 ① K		4	0	1	1	0	1	3
48 Pablo Sandoval, S (1, 5) OBP: 0.330, SLG: 0.434	B FF 94 F CH 90 F SL 83 X CU 79 1-2 1-2 1B			X CH 87 0-0 ① G6-3		B FF 92 C CH 88 X FF 92 1-1 38 G5-4-3 1B		D FF 98 F FF 97 X FF 98 1-1 ②③ G6-4-3 1-2f		4	0	2	0	0	0	1
38 Michael Morse, R (1, 7) OBP: 0.340, SLG: 0.482 50 Matt Duffy, R (9, PR) OBP: 0.241, SLG: 0.185	B FF 92 B FF 93 X FF 93 2-0 ②③ G5-3 2-3f			C FF 93 X FF 94 0-1 3B		C SL 82 B FF 94 X SL 82 1-1 ①② G5-4-3 1-2f			F FF 91 B FF 93 B FF 92 F SI 94 B FF 94 F FF 95 F FF 95 B SL 89 4-2 BB	3 0	0 0	1 0	0 0	1 0	0 0	3 0
12 Joe Panik, L (1, 4) OBP: 0.344, SLG: 0.359		B FF 91 C FF 91 F SL 84 S SL 84 1-3 ① K	B SL 85 F SL 84 F FF 94 F SL 85 F FF 94 S SL 82 1-3 ② K		C FF 93 X FF 93 0-1 ③ G6-3				F FF 92 1 SAFE S FF 93 B FF 92 F CU 77 1 SAFE F FF 92 D CU 79 X FF 93 2-2 ① L9	4	0	0	0	0	2	2
34 Andrew Susac, R (1, 2) OBP: 0.300, SLG: 0.432 7 Grégor Blanco, L (9, PH) OBP: 0.325, SLG: 0.332	B FF 93 X FF 92 1-0 HR		C CH 91 D SL 86 B FF 96 D SL 86 D SL 84 4-1 BB				B SL 84 B CH 88 C SL 82 F FF 94 B SL 84 S SL 86 3-3 ① K		S FF 93 B FF 93 F FF 93 C FF 93 1-3 ② K	2 1	1 0	1 0	1 0	1 0	1 1	0 1
35 Brandon Crawford, L (1, 6) OBP: 0.313, SLG: 0.369	F SL 83 C FF 94 B SL 84 S SL 85 1-3 ② K			X SL 84 0-0 ③ G3-1			X SL 84 0-0 ② G3		F CU 79 B FF 92 C FF 92 B FF 92 T FF 93 2-2 ③ K	4	0	0	0	0	2	3
22 Jake Peavy, R (1, 1) 13 Joaquin Arias, R (7, PH) OBP: 0.247, SLG: 0.260 54 Sergio Romo, R (8, 1) 41 Jeremy Affeldt, L (9, 1)	X FF 92 0-0 ③ G6-3				S FF 91 S FF 91 B FF 92 B SL 82 F FF 91 F FF 92 C SL 82 2-3 ① K		C FF 94 B FF 93 B SL 84 X FF 93 2-1 E5 1B			2 1 0 0	0 0 0 0	0 1 0 0	0 0 0 0	1 0 0 0	0 0 0 0	0 0 0 0
Inning Stats	R: 1 E: 0 K: 1 S: 11 H: 3 LOB: 1 BB: 0 P: 16	R: 1 E: 0 K: 2 S: 8 H: 1 LOB: 0 BB: 0 P: 11	R: 0 E: 0 K: 1 S: 5 H: 1 LOB: 0 BB: 0 P: 11	R: 0 E: 0 K: 1 S: 10 H: 1 LOB: 2 BB: 1 P: 15	R: 0 E: 0 K: 1 S: 9 H: 0 LOB: 1 BB: 1 P: 17	R: 0 E: 0 K: 0 S: 6 H: 1 LOB: 0 BB: 0 P: 8	R: 0 E: 1 K: 1 S: 7 H: 1 LOB: 1 BB: 0 P: 12	R: 0 E: 0 K: 1 S: 8 H: 1 LOB: 0 BB: 0 P: 13	R: 0 E: 0 K: 2 S: 15 H: 0 LOB: 1 BB: 1 P: 24							

	AB	32
	R	2
	H	9
	RBI	2
	BB	3
	SO	10
	LOB	15

	1B: 6	SF: 0	WP: 0	PA: 35
	2B: 1	SAC: 0	PB: 0	
	3B: 1	DP: 4	SB: 0	
	HR: 1	HBP: 0	CS: 0	

PITCHER		IP	WLS	BF	H	R	ER	SO	BB	IBB	HBP	BLK	WP	HR	S	P	ERA	WHIP
46 Tyler Matzek, L ERA: 5.14	(1, 1)	7.0	W	28	8	2	2	7	2	0	0	0	0	1	56	90	2.57	1.429
0 Adam Ottavino, R ERA: 3.72	(8, 1)	1.0	H	3	1	0	0	1	0	0	0	0	0	0	8	13	0.00	1.000
32 LaTroy Hawkins, R ERA: 2.74	(9, 1)	1.0	S	4	0	0	0	2	1	0	0	0	0	0	15	24	0.00	1.000

PITCHER	IP	WLS	BF	H	R	ER	SO	BB	IBB	HBP	BLK	WP	HR	S	P	ERA	WHIP

Colorado Rockies @ San Francisco Giants

AT&T Park, San Francisco, CA

Tue Aug 26 2014, 7:16 PM - 9:49 PM PDT

Att. 41,050 - Clear - 65 F

livebaseballscorecards.com

TOP

Batter	1	2	3	4	5	6	7	8	9	AB	R	H	RBI	BB	SO	LOB
14 Josh Rutledge, R (1, 6) OBP: 0.303, SLG: 0.385	C FF 92 X CH 84 0-1 ① G1-3			C FF 92 B FF 92 F FF 92 S FF 93 1-3 ① K			F FF 91 B FF 92 X FF 93 1-1 ① G5-3		B FF 93 X FF 93 1-0 ③ P4	4	0	0	0	0	1	0
13 Drew Stubbs, R (1, 8) OBP: 0.335, SLG: 0.492	C FF 92 S FF 92 B FF 92 B FC 89 X FF 93 2-2 ② F7			C FF 93 F FF 93 B FF 92 B FF 92 B FC 90 S FF 92 3-3 ② K			T FF 93 F FF 93 B FF 92 F FC 89 B FC 90 S FC 89 2-3 ② K			3	0	0	0	0	2	0
28 Nolan Arenado, R (1, 5) OBP: 0.345, SLG: 0.512	C FF 93 B FF 93 X FC 89 1-1 ③ L7			F FF 94 C CU 77 X FF 93 0-2 ③ L7			C CH 86 C FC 89 F FC 91 F FF 94 S CU 79 0-3 ③ K2-3			3	0	0	0	0	1	0
33 Justin Morneau, L (1, 3) OBP: 0.359, SLG: 0.499		C FF 92 S CU 78 X FC 88 0-2 ① L7			X CU 78 0-0 ① G4-3			S FF 92 F FF 94 B FF 93 X CU 78 1-2 2B		3	0	1	0	0	0	0
8 Michael McKenry, R (1, 2) OBP: 0.398, SLG: 0.504		C FC 88 B CU 79 B FC 88 X CH 85 2-1 ② P6			C FF 91 S FF 92 B FF 93 B FF 92 T FF 93 2-2 ② K			C FC 91 S FC 91 S FF 92 0-3 ① K		3	0	0	0	0	2	1
7 Matt McBride, R (1, 9) OBP: 0.333, SLG: 0.545		C FF 92 B FF 92 S FF 92 F FF 92 B CU 79 C FF 93 2-3 ③ K			F FF 93 X CU 78 0-1 ③ G6-3			S FF 91 S FF 91 F FF 91 C FC 88 0-3 ② K		3	0	0	0	0	2	1
1 Brandon Barnes, R (1, 7) OBP: 0.292, SLG: 0.423 49 Rex Brothers, L (8, 1)			B FC 89 X FF 92 1-0 ① P5			B FC 89 S FF 93 F FF 93 B FF 92 S FC 89 2-3 ① K		S FF 93 F FF 93 F FF 93 S FF 93 0-3 ③ K		3 0	0 0	0 0	0 0	0 0	2 0	1 0
23 Charlie Culberson, R (1, 4) OBP: 0.259, SLG: 0.304			C FF 92 T FF 93 X FF 93 0-2 ② P3			B CU 77 F FC 90 X FF 93 1-1 ② F9			C FF 92 F FC 90 S CU 76 0-3 ① K2-3	3	0	0	0	0	1	0
29 Jorge De La Rosa, L (1, 1) OBP: 0.160, SLG: 0.143 34 Matt Belisle, R (6, 1) 51 Brooks Brown, L (8, 1) 19 Charlie Blackmon, L (8, 7) OBP: 0.338, SLG: 0.435			C FF 92 F FF 93 S FF 93 0-3 ③ K			C FF 93 S FF 93 F FF 93 S FF 93 0-3 ③ K			S FF 92 B FF 92 F FF 92 F CU 70 X FF 92 1-2 ② F9	2 0 0 1	0 0 0 0	0 0 0 0	0 0 0 0	0 0 0 0	2 0 0 0	0 0 0 0
Inning Stats	R: 0 E: 0 K: 0 S: 7 H: 0 LOB: 0 BB: 0 P: 10	R: 0 E: 0 K: 1 S: 9 H: 0 LOB: 0 BB: 0 P: 13	R: 0 E: 0 K: 1 S: 7 H: 0 LOB: 0 BB: 0 P: 8	R: 0 E: 0 K: 2 S: 9 H: 0 LOB: 0 BB: 0 P: 13	R: 0 E: 0 K: 1 S: 6 H: 0 LOB: 0 BB: 0 P: 8	R: 0 E: 0 K: 2 S: 9 H: 0 LOB: 0 BB: 0 P: 12	R: 0 E: 0 K: 2 S: 11 H: 0 LOB: 0 BB: 0 P: 14	R: 0 E: 0 K: 3 S: 14 H: 1 LOB: 1 BB: 0 P: 15	R: 0 E: 0 K: 1 S: 8 H: 0 LOB: 0 BB: 0 P: 10	1B: 0 2B: 1 3B: 0 HR: 0	SF: 0 SAC: 0 DP: 0 HBP: 0			WP: 0 PB: 0 SB: 0 CS: 0	PA: 28		

	AB	28
	R	0
	H	1
	RBI	0
	BB	0
	SO	13
	LOB	3

PITCHER		IP	WLS	BF	H	R	ER	SO	BB	IBB	HBP	BLK	WP	HR	S	P	ERA	WHIP
40 Madison Bumgarner, L ERA: 3.02	(1, 1)	9.0	W	28	1	0	0	13	0	0	0	0	0	0	80	103	0.00	0.111

PITCHER	IP	WLS	BF	H	R	ER	SO	BB	IBB	HBP	BLK	WP	HR	S	P	ERA	WHIP

Batter	1	2	3	4	5	6	7	8	9	AB	R	H	RBI	BB	SO	LOB
16 Ángel Pagán, S (1, 8) OBP: 0.335, SLG: 0.387	B FF 90 B FF 91 C FF 91 B FF 92 F FF 93 F FF 93 X FS 84 3-2 ① G5-3		F FF 93 S FC 87 B CU 76 X FS 84 1-2 ② G5-3		D CU 76 X FS 84 1-0 ③ G6-3			B SI 95 S CH 86 S CH 85 S CH 85 1-3 ① K		4	0	0	0	0	1	1
8 Hunter Pence, R (1, 9) OBP: 0.340, SLG: 0.471	B FC 88 B FF 92 B FF 93 B FF 92 4-0 28 E BB		B FS 84 F FC 88 B FF 92 X FC 87 2-1 1B			C FC 82 B FF 91 B FC 87 B FS 82 C FS 82 F FC 88 B FS 83 4-2 28 HR BB		B SL 88 C CH 85 B SI 93 B CH 86 S CH 85 S CH 86 3-3 ② K		2	1	1	0	2	1	0
28 Buster Posey, R (1, 2) OBP: 0.347, SLG: 0.458	D FS 83 X FS 83 1-0 FC5 1-2		F FS 83 C FC 88 B FF 94 B FS 84 S FS 83 2-3 ③ K			B FC 87 B FC 88 C FS 82 B FS 82 X FS 82 3-1 1-H HR		B SI 95 C SL 88 B SL 88 F CH 84 B SL 88 X CH 85 3-2 HR		4	2	2	3	0	1	2
48 Pablo Sandoval, S (1, 5) OBP: 0.328, SLG: 0.431	F FC 88 C FC 89 F FC 88 S FS 84 0-3 ② K			F FC 84 X FF 92 0-1 ① G5-3		F FF 89 X FF 88 0-1 ① G3		X SI 94 0-0 E4		4	0	0	0	0	1	2
38 Michael Morse, R (1, 3) OBP: 0.338, SLG: 0.479 45 Travis Ishikawa, L (7, 3) OBP: 0.290, SLG: 0.453	F FC 87 B FF 92 S FS 83 B FF 93 X FC 88 2-2 ③ F8			T FS 82 S FC 86 B FF 93 X FS 83 1-2 ② F8		F FF 90 B FF 90 X FF 90 1-1 ② G6-3		C FF 92 S SL 85 S SL 86 0-3 ③ K		3 1	0 0	0 0	0 0	0 0	0 1	2 1
50 Matt Duffy, R (1, 4) OBP: 0.250, SLG: 0.200		C FF 91 S FS 83 B FS 82 S FC 86 1-3 ① K		B CU 74 X FS 82 1-0 7 CS 1B		X SI 91 0-0 ③ G5-3				3	0	1	0	0	1	0
7 Grégor Blanco, L (1, 7) OBP: 0.322, SLG: 0.329		X FF 92 0-0 ② G4-3		C FC 87 1 SAFE 1 SAFE 0-1 ③ CS 1-2	S FC 84 B FC 85 B FS 83 F FS 82 X FF 93 2-2 ① G4-3		B CU 69 C FF 88 X CU 70 1-1 ① F9			3	0	0	0	0	0	0
35 Brandon Crawford, L (1, 6) OBP: 0.313, SLG: 0.369		C FF 92 F FC 84 B FC 86 B FC 87 S FS 83 2-3 ③ K			L FC 84 S FC 86 B FF 92 X FF 92 1-2 40 SH1-4 1B		B FF 90 C SL 84 S SI 90 F CU 74 T FF 92 1-2 ② K			3	0	1	0	0	2	0
40 Madison Bumgarner, R (1, 1) OBP: 0.295, SLG: 0.456			C CU 72 B FS 82 S FS 81 S FS 83 1-3 ① K		X FS 81 0-0 ② SH1-4 1-2		C FF 90 B SL 88 X SL 89 1-1 ③ F9			2	0	0	0	0	1	0
Inning Stats	R: 0 E: 1 K: 1 S: 12 H: 0 LOB: 2 BB: 1 P: 22	R: 0 E: 0 K: 2 S: 7 H: 0 LOB: 0 BB: 0 P: 10	R: 0 E: 0 K: 2 S: 11 H: 1 LOB: 1 BB: 0 P: 17	R: 0 E: 0 K: 0 S: 7 H: 1 LOB: 0 BB: 0 P: 9	R: 0 E: 0 K: 0 S: 8 H: 1 LOB: 1 BB: 0 P: 12	R: 2 E: 0 K: 0 S: 10 H: 1 LOB: 0 BB: 1 P: 18	R: 0 E: 0 K: 1 S: 8 H: 0 LOB: 0 BB: 0 P: 11	R: 1 E: 1 K: 3 S: 13 H: 1 LOB: 1 BB: 0 P: 20		1B: 3 2B: 0 3B: 0 HR: 2	SF: 0 SAC: 1 DP: 0 HBP: 0					

BOTTOM

Colorado Rockies @ San Francisco Giants

AT&T Park, San Francisco, CA

Tue Aug 26 2014, 7:16 PM - 9:49 PM PDT

Att. 41,050 - Clear - 65 F

livebaseballscorecards.com

AB	29
R	3
H	5
RBI	3
BB	2
SO	9
LOB	8

1B: 3 2B: 0 3B: 0 HR: 2 SF: 0 SAC: 1 DP: 0 HBP: 0

WP: 0 PB: 0 SB: 0 CS: 1 PA: 33

PITCHER		IP	WLS	BF	H	R	ER	SO	BB	IBB	HBP	BLK	WP	HR	S	P	ERA	WHIP
29 Jorge De La Rosa, L ERA: 4.19	(1, 1)	5.0	L	21	4	2	2	5	2	0	0	0	0	1	50	82	3.60	1.200
34 Matt Belisle, R ERA: 4.63	(6, 1)	2.0		6	0	0	0	1	0	0	0	0	0	0	13	17	0.00	0.000
51 Brooks Brown, R ERA: 4.32	(8, 1)	0.2		4	1	1	1	2	0	0	0	0	0	1	10	17	13.50	1.500
49 Rex Brothers, L ERA: 5.33	(8, 1)	0.1		1	0	0	0	1	0	0	0	0	0	0	3	3	0.00	0.000

PITCHER	IP	WLS	BF	H	R	ER	SO	BB	IBB	HBP	BLK	WP	HR	S	P	ERA	WHIP

Batter	1	2	3	4	5	6	7	8	9	AB	R	H	RBI	BB	SO	LOB
19 Charlie Blackmon, L (1, 9) OBP: 0.335, SLG: 0.431	B FF 89 X SI 90 1-0 E3 33 G4-3 13 E		C FF 88 S FS 81 T FS 80 0-2 ③ K			B CU 75 B FS 82 C FC 84 X SI 90 2-1 ② G5-3		L SI 88 X SI 89 0-1 ③ G6-3		4	0	0	0	0	1	0
13 Drew Stubbs, R (1, 8) OBP: 0.337, SLG: 0.491	B SI 89 S FC 84 B SI 90 S FC 84 1 SAFE S FC 83 2-3 ① K 1-2			M CU 74 C FC 82 B FF 88 B FC 82 S SI 90 2-3 ① K		X FC 84 0-0 1B			H SI 93 1-0 33 2B HBP	3	1	1	0	0	2	1
33 Justin Morneau, L (1, 3) OBP: 0.360, SLG: 0.500	X FS 83 0-0 ② G4-3 2-3			B SI 89 B FF 90 F SI 91 B FF 91 B SI 89 4-1 28 G5-4-3 BB		X FS 81 0-0 ③ L8			B SI 92 B SI 95 X SI 94 2-0 1-H 2B	3	0	1	1	1	0	2
28 Nolan Arenado, R (1, 5) OBP: 0.342, SLG: 0.507	B CU 77 F FC 84 D FC 84 F FF 90 D FC 85 S CU 77 3-3 ③ K			X SI 91 0-0 ② ③ G5-4-3 1-2f			C FC 83 B FC 84 X FC 84 1-1 ① F9		C SL 90 X SI 95 0-1 ① G5-3	4	0	0	0	0	1	3
6 Corey Dickerson, L (1, 7) OBP: 0.369, SLG: 0.581		C SI 89 F FC 84 X SI 90 0-2 ① F7			F SI 89 X SI 91 0-1 HR		B SI 90 B CU 77 F FC 84 C FC 84 X SI 90 2-2 ② F7		I IN 80 I IN 78 I IN 79 I IN 78 4-0 8 G6-4-3 IBB	3	1	1	1	1	0	0
8 Michael McKenry, R (1, 2) OBP: 0.394, SLG: 0.496 12 Juan Nicasio, R (9, 1) OBP: 0.080, SLG: 0.083		C FC 84 X SI 90 0-1 ② P6			C CU 76 S FC 84 B FC 82 X FC 84 1-2 ① G5-3		S FC 83 B FC 90 B CU 77 B FC 83 X FC 84 3-1 1B		B SI 95 D KC 83 B FF 95 C SI 93 X SI 94 3-1 ② ③ G6-4-3 1-2f	4 0	0 0	1 0	0 0	0 0	0 0	2 0
14 Josh Rutledge, R (1, 6) OBP: 0.299, SLG: 0.379		C SI 89 X FC 84 0-1 ③ G4-3			X SI 90 0-0 ② G6-3		B SI 88 C SI 89 S FC 81 S FC 83 1-3 ③ K			3	0	0	0	0	1	1
9 DJ LeMahieu, R (1, 4) OBP: 0.317, SLG: 0.340			B FC 83 B FC 83 C SI 89 F SI 90 X FC 81 2-2 ① F9		S SI 90 X SI 90 0-1 ③ G6-3			C FF 87 B SI 87 X SI 88 1-1 1 CS 1B		3	0	1	0	0	0	0
56 Franklin Morales, L (1, 1) OBP: 0.172, SLG: 0.111 37 Nick Masset, R (7, 1) 51 Brooks Brown, L (7, 1) 1 Brandon Barnes, R (8, PH) OBP: 0.291, SLG: 0.421 53 Christian Friedrich, R (8, 1) OBP: 0.200, SLG: 0.200 15 Jackson Williams, R (9, 2)			C SI 86 S FS 80 S FS 82 0-3 ② K			C FS 78 B SI 89 C FS 80 C CU 75 1-3 ① K		1 SAFE S FC 83 S FC 82 S FC 83 0-3 ① ② K 1-2		2 0 0 1 0 0	0 0 0 0 0 0	0 0 0 0 0 0	0 0 0 0 0 0	2 0 0 1 0 0	0 0 0 1 0 0	0 0 0 1 0 0
Inning Stats	R: 0 E: 2 K: 2 S: 8 H: 0 LOB: 1 BB: 0 P: 14	R: 0 E: 0 K: 0 S: 7 H: 0 LOB: 0 BB: 0 P: 7	R: 0 E: 0 K: 2 S: 9 H: 0 LOB: 0 BB: 0 P: 11	R: 0 E: 0 K: 1 S: 5 H: 0 LOB: 0 BB: 1 P: 11	R: 1 E: 0 K: 0 S: 8 H: 1 LOB: 0 BB: 0 P: 9	R: 0 E: 0 K: 1 S: 7 H: 1 LOB: 1 BB: 0 P: 10	R: 0 E: 0 K: 1 S: 10 H: 1 LOB: 1 BB: 0 P: 17	R: 0 E: 0 K: 1 S: 7 H: 1 LOB: 0 BB: 0 P: 8	R: 1 E: 0 K: 0 S: 5 H: 1 LOB: 1 BB: 1 P: 15	1B: 3 2B: 1 3B: 0 HR: 1	SF: 0 SAC: 0 DP: 2 HBP: 1					

PITCHER		IP	WLS	BF	H	R	ER	SO	BB	IBB	HBP	BLK	WP	HR	S	P	ERA	WHIP
17 Tim Hudson, R ERA: 2.9	(1, 1)	8.0		28	4	1	1	8	1	0	0	0	0	1	61	87	1.12	0.625
46 Santiago Casilla, R ERA: 1.68	(9, 1)	1.0	W	5	1	1	1	0	0	1	1	0	0	0	5	15	9.00	1.000

PITCHER	IP	WLS	BF	H	R	ER	SO	BB	IBB	HBP	BLK	WP	HR	S	P	ERA	WHIP

TOP

Colorado Rockies @ San Francisco Giants

AT&T Park, San Francisco, CA

Wed Aug 27 2014, 7:16 PM - 10:09 PM PDT

Att. 41,071 - Clear - 64 F

livebaseballscorecards.com

AB	30
R	2
H	5
RBI	2
BB	2
SO	8
LOB	10

WP: 0 PA: 33
PB: 0
SB: 0
CS: 1

Batter	1	2	3	4	5	6	7	8	9	AB	R	H	RBI	BB	SO	LOB
16 Ángel Pagán, S (1, 8) OBP: 0.336, SLG: 0.386	C FF 90 B SL 86 F FF 92 F SL 89 B CH 84 S FF 92 2-3 ① K		C CU 73 F SL 87 B SI 93 S CH 85 1-3 ② K	S CH 85 D CH 85 B CH 82 X SL 87 2-1 ③ G5-3			S CU 76 C SI 92 B CU 80 B FS 88 F CU 78 B CU 79 B SI 93 4-2 8 E 28 1B BB		B SL 84 B FF 96 X FF 95 2-0 28 HR 1B	4	2	1	0	1	2	2
8 Hunter Pence, R (1, 9) OBP: 0.341, SLG: 0.470	B SL 88 X CH 83 1-0 ② L7		B CH 85 B FF 90 C SL 87 B FF 93 X SL 87 3-1 28 1B 1B		B CH 81 B FF 90 B SL 87 C FF 90 F SL 88 S FF 92 3-3 ① K		1 SAFE C FF 91 D CU 78 B SI 92 B CU 77 B FF 92 4-1 28 1B 1-2 BB		1 SAFE B FF 94 C FF 93 D SL 84 F FF 93 S FF 94 2-3 ② K	4	0	1	0	1	2	1
28 Buster Posey, R (1, 2) OBP: 0.349, SLG: 0.467	B SI 94 X FF 93 1-0 ③ L7		B SL 88 C CH 84 S SL 88 F SL 89 B FF 93 X SI 93 2-2 1-3 1B		B FF 90 C SL 89 C CH 84 X SL 87 1-2 ② G5-3		B SI 95 B SI 95 D SL 88 C SI 95 C SL 88 F SL 88 X SI 94 3-2 38 FC6-4 1-2 2-H 1B		1 SAFE F FF 95 X FF 93 0-1 1-H HR	5	1	3	3	0	0	0
48 Pablo Sandoval, S (1, 5) OBP: 0.325, SLG: 0.427		T SL 88 X FF 94 0-1 ① F8	C SL 88 F SL 88 B FF 92 S CH 86 1-3 ③ K		C CH 83 B FF 92 F SL 88 X FF 92 1-2 ③ G6-3		B CH 85 X SI 95 1-0 ② F7			4	0	0	0	0	1	4
38 Michael Morse, R (1, 3) OBP: 0.337, SLG: 0.479 45 Travis Ishikawa, L (8, 3) OBP: 0.290, SLG: 0.453		X FF 92 0-0 50 1B 2B		C FF 92 F SL 87 F FF 92 F FF 93 B FF 89 S SL 88 1-3 ① K		B SL 87 F SL 87 X FF 92 1-1 ① G5-3	X SI 94 0-0 ③ FC6-4 1-2f			4 0	0 0	1 0	0 0	0 0	1 0	2 0
50 Matt Duffy, R (1, 6) OBP: 0.306, SLG: 0.273		B FF 93 S SL 89 S SL 89 X FF 90 1-2 2-3 1B		B FF 93 B FF 92 F SL 89 B CH 85 X FF 92 3-1 12 1B 7 1B 2B		B SL 88 B FF 92 S SL 88 B FF 92 C SL 88 B SL 88 4-2 BB		X FF 93 0-0 ① G5-3		3	1	2	0	1	0	0
12 Joe Panik, L (1, 4) OBP: 0.342, SLG: 0.356		B SL 90 B FF 94 B FF 90 C FF 93 F FF 90 F FF 90 1 SAFE X SL 88 3-2 ② P5		D FF 93 C SL 87 X SL 89 1-1 17 SH5-4 7 1B 2-3 1B		F SI 92 X FF 92 0-1 ② L8		B FF 93 C FF 93 S SL 87 S SL 87 1-3 ② K		4	0	1	0	0	1	3
7 Grégor Blanco, L (1, 7) OBP: 0.321, SLG: 0.328		B SL 89 C SL 89 S SL 89 B SL 89 S SL 89 2-3 ③ K		B FF 90 B FF 93 S SL 89 X SL 88 2-1 17 SH5-4 1-2 3-H 1B		B FF 91 X SL 88 1-0 ③ G3		B SL 89 B FF 94 X FF 94 2-0 ③ G3		4	0	1	1	0	1	3
17 Tim Hudson, R (1, 1) OBP: 0.100, SLG: 0.043 46 Santiago Casilla, R (9, 1) 35 Brandon Crawford, L (9, PH) OBP: 0.313, SLG: 0.368			C FF 92 C SI 92 B CU 75 F FF 94 X SL 88 1-2 ① G1-3	X FF 92 0-0 ② SH5-4 1-2 2-3			F FF 92 S FC 90 B CU 78 S FF 91 1-3 ① K		F FF 94 B FF 95 B FF 95 S FF 94 S FF 94 2-3 ① K	2 0 1	0 0 0	0 0 0	0 0 0	0 0 0	1 0 1	0 0 0
Inning Stats	R: 0 E: 0 K: 1 S: 6 H: 0 LOB: 0 BB: 0 P: 10	R: 0 E: 0 K: 1 S: 13 H: 2 LOB: 2 BB: 0 P: 19	R: 0 E: 0 K: 2 S: 16 H: 2 LOB: 2 BB: 0 P: 24	R: 1 E: 0 K: 1 S: 14 H: 3 LOB: 2 BB: 0 P: 23	R: 0 E: 0 K: 1 S: 9 H: 0 LOB: 0 BB: 0 P: 14	R: 0 E: 0 K: 0 S: 7 H: 0 LOB: 1 BB: 1 P: 13	R: 1 E: 1 K: 1 S: 13 H: 1 LOB: 2 BB: 2 P: 26	R: 0 E: 0 K: 1 S: 5 H: 0 LOB: 0 BB: 0 P: 8	R: 2 E: 0 K: 2 S: 9 H: 2 LOB: 0 BB: 0 P: 15	1B: 7 2B: 2 3B: 0 HR: 1 SF: 0 SAC: 1 DP: 0 HBP: 0						

PITCHER		IP	WLS	BF	H	R	ER	SO	BB	IBB	HBP	BLK	WP	HR	S	P	ERA	WHIP
56 Franklin Morales, L ERA: 5.14	(1, 1)	6.0		26	7	1	1	6	1	0	0	0	0	0	65	103	1.50	1.333
37 Nick Masset, R ERA: 5.84	(7, 1)	0.1		3	0	1	1	1	2	0	0	0	0	0	7	16	27.00	6.000
51 Brooks Brown, R ERA: 4.15	(7, 1)	0.2		3	1	0	0	0	0	0	0	0	0	0	6	10	0.00	1.500
53 Christian Friedrich, L ERA: 8.44	(8, 1)	1.0		3	0	0	0	1	0	0	0	0	0	0	5	8	0.00	0.000
12 Juan Nicasio, R ERA: 5.86	(9, 1)	0.2	L	4	2	2	2	2	0	0	0	0	0	1	9	15	27.00	3.000

PITCHER	IP	WLS	BF	H	R	ER	SO	BB	IBB	HBP	BLK	WP	HR	S	P	ERA	WHIP

BOTTOM

Colorado Rockies @ San Francisco Giants

AT&T Park, San Francisco, CA

Wed Aug 27 2014, 7:16 PM - 10:09 PM PDT

Att. 41,071 - Clear - 64 F

livebaseballscorecards.com

AB	35
R	4
H	10
RBI	4
BB	3
SO	10
LOB	15

Batter	1	2	3	4	5	6	7	8	9	AB	R	H	RBI	BB	SO	LOB
19 Charlie Blackmon, L (1, 8) OBP: 0.335, SLG: 0.430	C FF 87 F FF 89 F FF 89 X CU 76 0-2 ① L9		B FF 88 X FC 89 1-0 2-H 1B			B CH 82 F CH 83 C CU 77 F CU 78 X CU 76 1-2 ① L9		X SL 82 0-0 ③ L8		4	0	1	1	0	0	1
9 DJ LeMahieu, R (1, 4) OBP: 0.317, SLG: 0.337	B FC 89 C SL 84 S FF 89 F FF 90 T CU 76 1-2 ② K		B SL 84 X CU 77 1-0 ③ P6			C FF 89 X CU 77 0-1 ② F7			B FF 93 C FF 94 B SL 90 S FF 94 F FF 95 B KC 83 B FF 95 4-2 BB	3	0	0	0	1	1	1
33 Justin Morneau, L (1, 3) OBP: 0.357, SLG: 0.495	B FF 88 B FF 88 S FF 89 B FF 89 F CH 82 F FC 90 F SL 84 X FF 90 3-2 ③ F8			X CH 82 0-0 ① F9		F FF 88 F CU 77 C FF 89 0-3 ③ K			B FF 94 X SI 94 1-0 ① L7	4	0	0	0	0	1	1
28 Nolan Arenado, R (1, 5) OBP: 0.341, SLG: 0.504		B FF 89 X FF 89 1-0 ① F8		C SL 83 X FF 89 0-1 6 FC3-6 1B			X CU 82 0-0 ① F7		C SI 95 F SL 91 F FF 96 X FF 95 0-2 ② P6	4	0	1	0	0	0	1
6 Corey Dickerson, L (1, 7) OBP: 0.368, SLG: 0.576		S CH 82 C FF 89 B FF 90 S CU 78 1-3 ② K2-3		1 SAFE B FF 87 X CH 81 1-0 ② FC3-6 1 CS 1-2f			B CH 84 B CH 86 B FF 93 B FF 92 4-0 1 G4-6-3 BB		S SI 94 D CH 89 F SI 96 X KC 83 1-2 ③ G3	3	0	0	0	1	1	2
1 Brandon Barnes, R (1, 9) OBP: 0.288, SLG: 0.416		C FF 89 S CU 78 F CU 78 B CU 77 B FF 90 C FF 91 2-3 ③ K		B FC 90 F SL 84 B FF 90 1 SAFE S FF 90 2-2 ③ CS 1-2	S FF 88 S CU 76 B FF 89 S CU 79 1-3 ① K2-3		C CU 83 X CH 87 0-1 ②③ G4-6-3 1-2f			3	0	0	0	0	2	1
15 Jackson Williams, R (1, 2) OBP: 0.667, SLG: 0.500			C SL 84 F FF 89 B CU 78 S CU 77 1-3 ① K		X FF 89 0-0 1B			C SL 80 B SL 80 B SL 80 B SL 82 B FF 88 4-1 14 FC3-6 BB		2	0	1	0	1	1	0
23 Charlie Culberson, R (1, 6) OBP: 0.256, SLG: 0.301 14 Josh Rutledge, R (8, PH) OBP: 0.298, SLG: 0.378 (8, 6)			S FF 89 F FF 89 B FF 89 S CU 78 1-3 ② K2-3		B SL 83 F SL 84 F FF 89 D CU 78 F FF 89 F FF 89 S CU 77 2-3 ② K			C SL 81 C FF 88 X FF 89 0-2 ① FC3-6 1-2f		2 1	0 0	0 0	0 0	0 0	2 0	1 1
24 Jordan Lyles, R (1, 1) OBP: 0.256, SLG: 0.351 34 Matt Belisle, R (7, 1) 7 Matt McBride, R (8, PH) OBP: 0.308, SLG: 0.500 12 Juan Nicasio, R (8, 1) OBP: 0.080, SLG: 0.083			C SL 83 X FF 89 0-1 19 1B 2B		C SL 82 B SL 83 B FF 89 B FF 89 C FF 88 F FF 89 S SL 83 3-3 ③ K			B SL 81 C SL 81 B FF 88 X SL 80 2-1 ② P2		2 0 1 0	1 0 0 0	1 0 0 0	0 0 0 0	1 0 0 0	1 0 1 0	1 0 1 0
Inning Stats	R: 0 E: 0 K: 1 S: 13 H: 0 LOB: 0 BB: 0 P: 17	R: 0 E: 0 K: 2 S: 8 H: 0 LOB: 0 BB: 0 P: 12	R: 1 E: 0 K: 2 S: 10 H: 2 LOB: 1 BB: 0 P: 14	R: 0 E: 0 K: 0 S: 6 H: 1 LOB: 0 BB: 0 P: 9	R: 0 E: 0 K: 3 S: 13 H: 1 LOB: 1 BB: 0 P: 19	R: 0 E: 0 K: 1 S: 9 H: 0 LOB: 0 BB: 0 P: 10	R: 0 E: 0 K: 0 S: 3 H: 0 LOB: 0 BB: 1 P: 7	R: 0 E: 0 K: 0 S: 7 H: 0 LOB: 1 BB: 1 P: 13	R: 0 E: 0 K: 0 S: 11 H: 0 LOB: 1 BB: 1 P: 17	1B: 3 2B: 1 3B: 0 HR: 0 SF: 0 SAC: 0 DP: 1 HBP: 0						

PITCHER		IP	WLS	BF	H	R	ER	SO	BB	IBB	HBP	BLK	WP	HR	S	P	ERA	WHIP
52 Yusmeiro Petit, R ERA: 3.44	(1, 1)	6.0	W	21	4	1	1	9	0	0	0	0	0	0	59	81	1.50	0.667
63 Jean Machi, R ERA: 1.57	(7, 1)	1.0	H	3	0	0	0	0	1	0	0	0	0	0	3	7	0.00	1.000
54 Sergio Romo, R ERA: 3.91	(8, 1)	1.0	H	4	0	0	0	0	1	0	0	0	0	0	7	13	0.00	1.000
46 Santiago Casilla, R ERA: 1.64	(9, 1)	1.0	S	4	0	0	0	0	1	0	0	0	0	0	11	17	0.00	1.000

PITCHER	IP	WLS	BF	H	R	ER	SO	BB	IBB	HBP	BLK	WP	HR	S	P	ERA	WHIP

TOP

Colorado Rockies @ San Francisco Giants

AT&T Park, San Francisco, CA

Thu Aug 28 2014, 12:48 PM - 3:36 PM PDT

Att. 41,017 - Sunny - 68 F

livebaseballscorecards.com

AB	29
R	1
H	4
RBI	1
BB	3
SO	9
LOB	11

Batter	1	2	3	4	5	6	7	8	9	AB	R	H	RBI	BB	SO	LOB
16 Ángel Pagán, S (1, 8) OBP: 0.341, SLG: 0.390	B SI 90 B SI 90 C FF 90 B SI 90 X SI 89 3-1 G1 ①		C CH 82 B CU 82 B SI 93 B CH 83 X SI 91 3-1 1B			C SI 90 F CU 76 B SI 90 X CU 83 1-2 28 F9 12 S 8 SF8 1B	B FF 89 C SI 90 B CU 75 F FF 90 X FF 91 2-2 12 1B 1B			4	1	3	0	0	0	0
12 Joe Panik, L (1, 4) OBP: 0.345, SLG: 0.355	B FF 91 B SI 92 C FF 92 X SI 91 2-1 G1-3 ②		X FF 91 0-0 L9 ②			C SI 90 B SI 90 B CU 80 D CH 80 B SI 90 4-1 7 BB 48 BB 1-2 BB	C FF 90 F FF 89 B FF 92 F FF 91 F SL 88 X CU 75 1-2 1-3 1B			3	0	1	0	1	0	1
28 Buster Posey, R (1, 3) OBP: 0.347, SLG: 0.463	F SI 92 B FF 93 C FF 93 B SL 87 X SL 85 2-2 G4-3 ③		1 SAFE F FF 93 F CH 82 F SL 87 X SL 86 0-2 G5-3 ③			S SI 89 X SL 86 0-1 F9 ① 2-3	F FF 91 B SL 90 F FF 91 D SL 88 F FF 92 F CU 76 F FF 92 B CU 76 X FF 90 3-2 F9 ③			4	0	0	0	0	0	5
48 Pablo Sandoval, S (1, 5) OBP: 0.328, SLG: 0.427		C FF 90 F SL 86 X FF 91 0-2 7 HR 1B	B CH 80 F SL 87 X SI 92 1-1 G5-3 ①			B SI 91 F SI 91 B FF 92 F FF 91 B SI 92 B SI 91 4-2 7 BB 1-2 BB		B FF 94 F FF 93 B FF 94 B FF 93 B FF 93 4-1 8 1B 34 1B BB		2	2	1	0	2	0	0
8 Hunter Pence, R (1, 9) OBP: 0.340, SLG: 0.469		B SI 90 B SI 90 X SI 89 2-0 P6 ①	F FF 92 C FF 94 B CH 83 S SL 87 1-3 K ②			F SL 87 B SI 90 B SL 87 S SL 88 X SL 88 2-2 SF8 ② 3-H		C SL 83 T SL 82 X FF 93 0-2 34 1B 50 FC5-2 1-2 1B		3	0	1	1	0	1	1
7 Grégor Blanco, L (1, 7) OBP: 0.323, SLG: 0.338		B CH 81 B SI 91 C SI 91 1 SAFE X SL 87 2-1 1-H HR	B SI 92 C CH 82 S FF 91 B CU 84 S SI 92 2-3 K ③			B CH 82 B FF 92 F FF 92 S FF 92 B FF 91 B FF 92 4-2 34 FC6-4 1-2 2-3 BB		B FF 92 X SI 90 1-0 F7 ①		3	1	1	2	1	1	2
34 Andrew Susac, R (1, 2) OBP: 0.295, SLG: 0.415	S SI 90 B SI 90 B CU 80 F SI 90 S FF 93 2-3 K ②			X SI 89 0-0 P5 ①		B SL 87 C FF 93 X SI 90 1-1 FC6-4 ③ 1-2f		X SL 83 0-0 50 FC5-2 50 WP 1-3 2-H 1B		4	0	1	1	0	1	3
50 Matt Duffy, R (1, 6) OBP: 0.275, SLG: 0.243	B FF 93 X SI 90 1-0 G5-3 ③			C FF 92 B FF 93 X SL 86 1-1 G4-3 ②			B SL 84 C FF 88 X FF 90 1-1 F8 ①	C FF 94 C FF 95 B SL 85 X FF 93 1-2 FC5-2 ② 1-3 3-H		4	0	0	0	0	0	2
52 Yusmeiro Petit, R (1, 1) 63 Jean Machi, R (7, 1) 35 Brandon Crawford, L (7, PH) OBP: 0.312, SLG: 0.367 54 Sergio Romo, R (8, 1) 45 Travis Ishikawa, L (8, PH) OBP: 0.286, SLG: 0.446 46 Santiago Casilla, R (9, 1)			C SI 90 B FF 92 B SI 89 B FF 90 C FF 90 S FF 90 3-3 K ①			B FF 92 F FF 91 B FF 92 S FF 90 F FF 92 S FF 91 2-3 K ③	C FF 89 S CU 74 B FF 91 F SL 89 B FF 90 F FF 91 C SL 86 2-3 K ②	F FF 91 F FF 94 B FF 92 B FF 93 X FF 94 2-2 F7 ③		2 0 1 0 1 0	0 0 0 0 0 0	0 0 0 0 0 0	0 0 0 0 0 0	2 0 1 0 0 2	0 0 0 0 0 0	0 0 0 0 0 0
Inning Stats	R: 0 E: 0 K: 0 S: 7 H: 0 LOB: 0 BB: 0 P: 14	R: 2 E: 0 K: 1 S: 10 H: 2 LOB: 0 BB: 0 P: 17	R: 0 E: 0 K: 1 S: 10 H: 1 LOB: 1 BB: 0 P: 16	R: 0 E: 0 K: 2 S: 8 H: 0 LOB: 0 BB: 0 P: 12	R: 0 E: 0 K: 1 S: 7 H: 0 LOB: 0 BB: 0 P: 10	R: 1 E: 0 K: 0 S: 15 H: 1 LOB: 3 BB: 3 P: 31	R: 0 E: 0 K: 1 S: 21 H: 2 LOB: 2 BB: 0 P: 30	R: 1 E: 0 K: 0 S: 12 H: 2 LOB: 2 BB: 1 P: 20		1B: 7 2B: 0 3B: 0 HR: 1 SF: 1 SAC: 0 DP: 0 HBP: 0			WP: 1 PB: 0 SB: 1 CS: 0 PA: 36		

PITCHER		IP	WLS	BF	H	R	ER	SO	BB	IBB	HBP	BLK	WP	HR	S	P	ERA	WHIP
24 Jordan Lyles, R ERA: 4.08	(1, 1)	6.0	L	25	4	3	3	5	3	0	0	0	0	1	57	100	4.50	1.167
34 Matt Belisle, R ERA: 4.55	(7, 1)	1.0		5	2	0	0	1	0	0	0	0	0	0	21	30	0.00	2.000
12 Juan Nicasio, R ERA: 5.89	(8, 1)	1.0		6	2	1	1	0	1	0	0	0	1	0	12	20	9.00	3.000

PITCHER	IP	WLS	BF	H	R	ER	SO	BB	IBB	HBP	BLK	WP	HR	S	P	ERA	WHIP

BOTTOM

Colorado Rockies @ San Francisco Giants

AT&T Park, San Francisco, CA

Thu Aug 28 2014, 12:48 PM - 3:36 PM PDT

Att. 41,017 - Sunny - 68 F

livebaseballscorecards.com

AB	31
R	4
H	8
RBI	4
BB	4
SO	6
LOB	16

Batter	1	2	3	4	5	6	7	8	9	AB	R	H	RBI	BB	SO	LOB
27 Carlos Gómez, R (1, 8) OBP: 0.346, SLG: 0.481	C FF 91 B SL 89 B FF 92 B SL 90 B FF 92 4-1 16 S BB	B CU 76 F CH 84 C FF 90 B FF 91 X FF 91 2-2 ① F9	X SL 87 0-0 ② SF8 2-3 3-H			C FC 88 X FC 88 0-1 ② F8		2	0	0	1	1	0	0
18 Khris Davis, R (8, 7) OBP: 0.311, SLG: 0.481								0	0	0	0	0	0	0	0	0
2 Scooter Gennett, L (1, 4) OBP: 0.337, SLG: 0.468	C FF 91 S CU 76 B FF 91 1 SAFE F SL 88 X SL 87 1-2 ① P2	S CH 84 C SI 93 F CU 77 X CU 78 0-2 ② G4-3	X CH 82 0-0 ③ G3			C SI 92 X FC 88 0-1 ③ G4-3		4	0	0	0	0	0	2
8 Ryan Braun, R (1, 9) OBP: 0.326, SLG: 0.481	1 SAFE C CU 75 F FF 90 C FF 90 0-3 ② K	X FF 89 0-0 ③ G6-3		C FF 88 F FF 88 F SL 85 S FF 90 0-3 ① K		S FC 87 B FF 91 S SL 83 X SL 84 1-2 12 G5-4-3 1B		4	0	1	0	0	2	1
16 Aramis Ramirez, R (1, 5) OBP: 0.345, SLG: 0.458	1 SAFE 1 SAFE B FF 89 C FF 90 F FF 89 P PO 88 F FF 92 X CU 77 2-2 ③ F9 1-2	X SL 88 0-0 ① G6-3		C FF 89 X CH 82 0-1 ② P4		X FC 87 0-0 ①② G5-4-3 1-2f		3	0	0	0	0	0	1
12 Martín Maldonado, R (6, 2) OBP: 0.333, SLG: 0.404								1	0	0	0	0	0	1
20 Jonathan Lucroy, R (1, 2) OBP: 0.366, SLG: 0.482	B FF 91 C SL 89 X FF 92 1-1 28 G3 24 G6-3 2B	C FF 91 B CH 84 C CH 85 X FF 91 1-2 ② L9		C SL 88 C CH 84 X CH 82 0-2 ③ F8		X SI 91 0-0 ③ G3		3	1	1	0	0	0	0
32 Tom Gorzelanny, R (6, 1)								0	0	0	0	0	0	0
9 Jean Segura, R (7, 6) OBP: 0.276, SLG: 0.319								1	0	0	0	0	0	0
28 Gerardo Parra, L (1, 7) OBP: 0.305, SLG: 0.366	F SL 89 B SL 88 B FF 92 F SL 90 B SL 90 F CH 85 X SL 89 3-2 ① G3 2-3	B SI 91 C FF 92 F CU 77 B SL 89 C CH 86 2-3 ③ K		C CU 73 B CH 82 C CU 74 B FF 89 B SL 87 S FF 90 3-3 ① K				3	0	0	0	0	2	1
(8, 8)																
24 Lyle Overbay, L (1, 3) OBP: 0.337, SLG: 0.353	B SL 89 F CU 78 B FF 91 X SL 90 2-1 ② G6-3 3-H		X FF 88 0-0 41 SH1-4 27 SF8 3 1B 1B		F CU 74 F SI 89 S CH 82 0-3 ② K			3	1	1	1	0	1	0
3 Elian Herrera, S (1, 6) OBP: 0.302, SLG: 0.360	B CU 77 C CH 84 F CH 83 F FF 92 X FF 92 1-2 1B		C SI 87 C CU 75 B SL 87 B FF 88 X SL 87 2-2 27 SF8 41 SH1-4 1-2 1B		F FF 89 F CH 81 B FF 90 S CH 82 1-3 ③ K			3	0	2	0	0	1	0
53 Brandon Kintzler, R (7, 1)								0	0	0	0	0	0	0
38 Wily Peralta, R (1, 1) OBP: 0.100, SLG: 0.104	C SL 89 B CU 77 C FF 91 S FF 91 1-3 ③ K		B FF 88 B CU 74 C FF 89 X SL 86 2-1 ① SH1-4 1-2 2-3			C FC 88 F SL 84 B FF 92 S SL 84 1-3 ① K		1	0	0	0	0	1	1
41 Marco Estrada, R (4, 1) OBP: 0.176, SLG: 0.097								0	0	0	0	0	0	0
7 Mark Reynolds, R (6, 5) OBP: 0.290, SLG: 0.406								1	0	0	0	0	1	0
Inning Stats	R: 0 E: 0 K: 1 S: 13 H: 0 LOB: 1 BB: 1 P: 19	R: 1 E: 0 K: 1 S: 15 H: 2 LOB: 1 BB: 0 P: 23	R: 0 E: 0 K: 0 S: 8 H: 0 LOB: 0 BB: 0 P: 10	R: 0 E: 0 K: 1 S: 7 H: 0 LOB: 0 BB: 0 P: 10	R: 1 E: 0 K: 0 S: 8 H: 2 LOB: 1 BB: 0 P: 12	R: 0 E: 0 K: 1 S: 9 H: 0 LOB: 0 BB: 0 P: 9	R: 0 E: 0 K: 3 S: 9 H: 0 LOB: 0 BB: 0 P: 13	R: 0 E: 0 K: 1 S: 7 H: 0 LOB: 0 BB: 0 P: 8	R: 0 E: 0 K: 0 S: 5 H: 1 LOB: 0 BB: 0 P: 6	1B: 4 2B: 1 3B: 0 HR: 0 SF: 1 SAC: 1 DP: 1 HBP: 0						

PITCHER		IP	WLS	BF	H	R	ER	SO	BB	IBB	HBP	BLK	WP	HR	S	P	ERA	WHIP
32 Ryan Vogelsong, R ERA: 3.73	(1, 1)	7.0	W	26	4	2	2	7	1	0	0	0	0	0	69	96	2.57	0.714
70 George Kontos, R ERA: 2.74	(8, 1)	2.0		6	1	0	0	1	0	0	0	0	0	0	12	14	0.00	0.500

PITCHER		IP	WLS	BF	H	R	ER	SO	BB	IBB	HBP	BLK	WP	HR	S	P	ERA	WHIP

TOP

Milwaukee Brewers @ San Francisco Giants

AT&T Park, San Francisco, CA

Fri Aug 29 2014, 7:16 PM - 10:33 PM PDT

Att. 41,348 - Cloudy - 65 F

livebaseballscorecards.com

AB	29
R	2
H	5
RBI	2
BB	1
SO	8
LOB	7

WP: 0 PA: 32
PB: 0
SB: 1
CS: 0

Batter	1	2	3	4	5	6	7	8	9	AB	R	H	RBI	BB	SO	LOB
16 Ángel Pagán, S (1, 8) OBP: 0.345, SLG: 0.402	C FF 95 B FF 96 S FF 96 B FF 98 B FF 97 X SI 96 3-2 F8	① S SL 84 F FF 98 B SL 89 X FF 98 1-2 28 1B 8 1B 1-3 2B	D SL 85 B FF 96 X CH 83 2-0 3-H 1B		C FF 89 B FF 90 B FF 90 X FF 90 2-1 28 3B 3B	B SI 86 F SI 87 X FF 87 1-1 ② P2		C SI 89 B SI 91 X SI 91 1-1 ① G3		5 1	2 0	3 0	1 0	0 0	0 0	0 0
12 Joe Panik, L (1, 4) OBP: 0.357, SLG: 0.373	B FF 97 F FF 95 C SI 98 B SL 88 X SL 87 2-2 28 1B 48 WP 1B	D FF 96 B FF 96 F SI 98 X FF 97 2-1 ① L4	D SL 84 C FF 96 1 SAFE B SI 95 X SI 95 2-1 ③ G4-3		C FF 90 B FF 89 B CH 80 X FF 90 2-1 28 3B 1B	B FF 87 B FF 87 X FF 87 2-0 28 1B 1B		X SI 90 0-0 2B		6	2	4	0	0	0	3
28 Buster Posey, R (1, 2) OBP: 0.353, SLG: 0.473 34 Andrew Susac, R (7, 2) OBP: 0.289, SLG: 0.405	1 SAFE S FF 96 X FF 97 0-1 48 WP 48 1B 1-3 1B	B SL 85 B SL 86 C FF 97 X SI 97 2-1 8 1B 2-3 3-H 1B		C CU 75 F FF 89 F FF 90 B CH 78 B FF 89 F CH 79 B FF 90 X CH 80 3-2 38 BB 8 E 7 BB 1B	C CU 78 F FF 90 F FF 89 B CH 78 X FF 89 1-2 8 1B 1-H 3-H 3B	B SI 88 C CH 81 B FF 88 B SI 89 S FF 87 X FF 90 3-2 1-3 1B		X SL 86 0-0 ② G5-3		5 1	3 0	5 0	3 0	0 0	0 0	0 1
48 Pablo Sandoval, S (1, 5) OBP: 0.328, SLG: 0.426 13 Joaquin Arias, R (6, 5) OBP: 0.244, SLG: 0.257	B FF 98 X SI 95 1-0 8 1B 1-H 3-H 1B	C SI 97 F CH 86 B FF 94 1 SAFE F SL 89 B SI 96 F FF 99 S SI 98 2-3 ② K		C FF 89 1 SAFE F CH 78 1 SAFE B FF 88 D FF 89 S FF 89 2-3 ① K	S FF 90 F FF 90 X FF 90 0-2 ① G6-3	C SI 89 B FF 90 B FF 90 F SI 91 B SL 78 X FF 91 3-2 ③ G5-3		C SI 94 F SI 92 X FF 93 0-2 ③ F9		4 2	1 0	1 0	1 0	0 0	2 0	4 3
8 Hunter Pence, R (1, 9) OBP: 0.344, SLG: 0.471	B SI 96 F SL 86 X SI 96 1-1 7 BB 38 HBP 2-H 1B	C FF 96 F SI 97 X SL 89 X FF 98 1-2 3-H 1B		C FF 90 B FF 89 D CH 79 F FF 90 B CH 78 X FF 90 3-2 E6 7 BB 38 BB 35 FC3-6 1-2	C FF 89 B FF 90 B FF 89 F CH 80 X FF 90 2-2 7 HR 3-H 1B		B SI 88 B CH 83 B SI 88 B SI 87 4-0 35 BB 38 1B BB			4	2	3	3	1	0	1
38 Michael Morse, R (1, 3) OBP: 0.340, SLG: 0.478	1 SAFE H SI 96 1-0 7 BB 1-2 HBP	B SL 85 X FF 95 1-0 ③ L9		B CH 77 B FF 89 B CH 79 B FF 90 4-0 35 FC3-6 7 BB 1-2 2-3 BB	S FF 89 C FF 90 X FF 89 0-2 ② F9		X SL 78 0-0 35 BB 1-2 1B			3	0	1	0	1	0	3
7 Grégor Blanco, L (1, 7) OBP: 0.330, SLG: 0.349 (8, 8)	D SI 95 B CH 83 F SI 96 C CH 83 F SL 87 D CH 85 B SI 96 4-2 35 G6-4-3 1-2 2-3 BB	C SL 84 F FF 95 B SL 86 F FF 96 B CH 86 B CH 85 B FF 97 4-2 35 L7 35 S 16 1B BB	F FF 90 B CH 79 B FF 90 S CH 79 D CH 78 F FF 90 B FF 91 4-2 35 FC3-6 1-2 2-3 3-H BB	B FF 89 S FF 88 B FF 89 F FF 90 X FF 90 2-2 1-H HR		S SL 78 F FF 91 C SI 89 0-3 ① K			2	2	1	3	3	1	2
35 Brandon Crawford, L (1, 6) OBP: 0.311, SLG: 0.363	B SI 96 X SI 96 1-0 ② ③ G6-4-3 1-2f	1 SAFE B FF 97 D FF 96 X FF 95 2-0 ① L7 1-3	S FF 90 D CH 80 S CH 79 F CH 79 X CH 80 1-2 ② FC3-6 1-2f 2-3 3-H	B FF 90 F FF 88 B CH 79 F FF 88 F FF 90 S CH 79 3-3 ③ K		S FF 90 B FF 90 D SL 80 B SL 80 C FF 92 B FF 91 4-2 45 G4-6-3 1-2 2-3 BB			4	0	0	1	1	1	6
32 Ryan Vogelsong, R (1, 1) OBP: 0.167, SLG: 0.157 45 Travis Ishikawa, L (7, PH) OBP: 0.282, SLG: 0.439 (8, 7)		C FF 93 S SL 85 B FF 97 B CH 87 B FF 95 F FF 94 F FF 94 F FF 96 X FF 96 3-2 16 2B 28 1B 1B	X FF 95 0-0 ② G5-3	F FF 90 C CU 78 X CH 76 0-2 ③ G1-3		F CH 84 X SI 86 0-1 ① P4	B SI 92 X SI 92 1-0 ② ③ G4-6-3 1-2f			4 1	1 0	1 0	0 0	0 0	0 0	3 3
Inning Stats	R: 3 E: 0 K: 0 S: 15 H: 4 LOB: 2 BB: 1 P: 28	R: 2 E: 0 K: 1 S: 22 H: 4 LOB: 4 BB: 0 P: 34	R: 1 E: 0 K: 0 S: 8 H: 1 LOB: 1 BB: 1 P: 18	R: 2 E: 1 K: 1 S: 21 H: 1 LOB: 2 BB: 2 P: 38	R: 5 E: 0 K: 1 S: 24 H: 5 LOB: 0 BB: 0 P: 36	R: 0 E: 0 K: 0 S: 11 H: 2 LOB: 2 BB: 0 P: 20	R: 0 E: 0 K: 1 S: 7 H: 1 LOB: 2 BB: 2 P: 16	R: 0 E: 0 K: 0 S: 7 H: 1 LOB: 1 BB: 0 P: 8							

PITCHER		IP	WLS	BF	H	R	ER	SO	BB	IBB	HBP	BLK	WP	HR	S	P	ERA	WHIP
38 Wily Peralta, R ERA: 3.82	(1, 1)	3.0	L	20	9	6	6	1	2	0	1	0	1	0	45	80	18.00	3.667
41 Marco Estrada, R ERA: 4.89	(4, 1)	2.0		15	6	7	5	2	2	0	0	0	0	1	45	74	22.50	4.000
32 Tom Gorzelanny, L ERA: 0.51	(6, 1)	1.1		9	3	0	0	1	2	0	0	0	0	0	17	34	0.00	3.750
53 Brandon Kintzler, R ERA: 3.64	(7, 1)	1.2		5	1	0	0	0	0	0	0	0	0	0	8	10	0.00	0.600

PITCHER	IP	WLS	BF	H	R	ER	SO	BB	IBB	HBP	BLK	WP	HR	S	P	ERA	WHIP

BOTTOM

Milwaukee Brewers @ San Francisco Giants

AT&T Park, San Francisco, CA

Fri Aug 29 2014, 7:16 PM - 10:33 PM PDT

Att. 41,348 - Cloudy - 65 F

livebaseballscorecards.com

AB	42
R	13
H	19
RBI	12
BB	6
SO	4
LOB	29

1B: 14	SF: 0	WP: 1	PA: 49
2B: 2	SAC: 0	PB: 0	
3B: 2	DP: 2	SB: 1	
HR: 1	HBP: 1	CS: 0	

Batter	1	2	3	4	5	6	7	8	9	AB	R	H	RBI	BB	SO	LOB
27 Carlos Gómez, R (1, 8) OBP: 0.347, SLG: 0.479	C FF 88 S SL 81 F CH 82 S CH 81 0-3 ① K			B FC 87 B SI 90 T FC 87 F FF 90 B CU 80 B CU 81 4-2 20 CS BB		F FC 84 B CU 81 D FC 88 D CU 81 B FC 87 4-1 20 FC6-4 BB		C SL 79 S SL 80 S SL 81 0-3 ③ K		2	0	0	0	2	2	2
20 Jonathan Lucroy, R (1, 2) OBP: 0.365, SLG: 0.482	B FF 90 C FF 90 S FC 85 X FF 92 1-2 ② G3			1 SAFE 1 SAFE C FF 90 C CU 81 B FF 91 B SL 84 S FC 86 2-3 ①② K 1-2		S CU 80 F FC 88 X CU 81 0-2 ③ FC6-4 1-2f			B FF 93 X FF 93 1-0 8 1B 2B	4	1	1	0	0	1	3
8 Ryan Braun, R (1, 9) OBP: 0.326, SLG: 0.479	S FC 87 B FF 91 C FF 91 S SL 84 1-3 ③ K			B CU 80 C FC 86 X CU 80 1-1 ③ G3			F FF 90 B FF 90 B SL 80 B SL 80 X FC 85 3-1 ① L8		C SL 89 B SI 94 X SI 94 1-1 16 FC5-4 2-H 1B	4	0	1	1	0	1	0
16 Aramis Ramirez, R (1, 5) OBP: 0.344, SLG: 0.455		B FC 85 F FC 85 C CU 80 S SL 82 1-3 ① K			F FF 90 B CU 80 C FC 87 B FF 91 X FC 83 2-2 ① G6-3		F CU 79 F FF 91 B FF 91 H FF 92 2-2 2 G6-4-3 HBP		B SL 90 X SL 89 1-0 ① FC5-4 7 FC5 18 HBP 1-2f	3	0	0	0	0	1	1
2 Scooter Gennett, L (1, 4) OBP: 0.333, SLG: 0.463		F FF 90 B CH 82 X CH 82 1-1 ② G1-3			B CU 79 F CU 75 F CH 82 X CU 80 1-2 ② F9		F CH 82 D FF 91 B FF 91 S CH 82 B CH 83 1 SAFE X CH 83 3-2 ②③ G6-4-3 1-2f		X KC 82 0-0 ② F8	4	0	0	0	0	0	2
18 Khris Davis, R (1, 7) OBP: 0.310, SLG: 0.478		B FC 87 S FF 90 F FF 91 B SL 83 B FF 92 X SL 82 3-2 ③ F8			B FC 87 B FC 86 C FC 85 B CU 78 X FC 85 3-1 ③ F8			T FF 89 B FF 90 F FF 90 B FC 88 X CU 81 2-2 ① G5-3	B SI 95 S SI 94 F SI 94 B KC 82 F KC 81 H SI 96 3-2 7 FC5 1-2 HBP	3	0	0	0	0	0	0
7 Mark Reynolds, R (1, 3) OBP: 0.290, SLG: 0.404			S FC 85 S SL 82 F FC 81 S FF 91 0-3 ① K			C CU 79 B FC 86 X FC 86 1-1 ① F8		F FC 87 B CU 80 C FC 86 X FF 92 1-2 1B 1B	S FF 95 X FF 94 0-1 ③ FC5 1-2 2-3f	4	0	1	0	0	1	2
9 Jean Segura, R (1, 6) OBP: 0.277, SLG: 0.317			C FC 87 B FF 91 L FF 89 S CU 81 1-3 ② K			C FC 86 C FF 90 B CU 80 B FF 90 B CH 81 B FF 91 4-2 50 SH1-4 BB		1 SAFE F FF 91 1 SAFE C FC 87 F CH 83 F FF 90 S CU 81 0-3 ② K		2	0	0	0	1	2	1
50 Mike Fiers, R (1, 1) OBP: 0.083, SLG: 0.083 24 Lyle Overbay, L (8, PH) OBP: 0.337, SLG: 0.353 Rickie Weeks Jr., R (8, PH) OBP: 0.335, SLG: 0.412 21 Jeremy Jeffress, R (8, 1)			F FF 90 F FF 91 S CU 80 0-3 ③ K			B FF 89 1 SAFE L FF 89 X SI 90 1-1 ② SH1-4 1-2		B SI 92 X SI 91 1-0 1-2 1B		1 0 1 0	0 0 0 0	0 0 1 0	0 0 0 0	0 0 0 0	1 0 0 0	0 0 0 0
Inning Stats	R: 0 E: 0 K: 2 S: 10 H: 0 LOB: 0 BB: 0 P: 12	R: 0 E: 0 K: 1 S: 8 H: 0 LOB: 0 BB: 0 P: 13	R: 0 E: 0 K: 3 S: 10 H: 0 LOB: 0 BB: 0 P: 11	R: 0 E: 0 K: 1 S: 7 H: 0 LOB: 0 BB: 1 P: 14	R: 0 E: 0 K: 0 S: 8 H: 0 LOB: 0 BB: 0 P: 14	R: 0 E: 0 K: 0 S: 10 H: 0 LOB: 2 BB: 2 P: 20	R: 0 E: 0 K: 0 S: 7 H: 0 LOB: 0 BB: 0 P: 15	R: 0 E: 0 K: 2 S: 15 H: 2 LOB: 2 BB: 0 P: 19	R: 1 E: 0 K: 0 S: 10 H: 2 LOB: 2 BB: 0 P: 16	1B: 3 2B: 1 3B: 0 HR: 0 SF: 0 SAC: 1 DP: 1 HBP: 2						

PITCHER		IP	WLS	BF	H	R	ER	SO	BB	IBB	HBP	BLK	WP	HR	S	P	ERA	WHIP
22 Jake Peavy, R ERA: 4.15	(1, 1)	7.2	W	26	1	0	0	8	3	0	1	0	0	0	71	113	0.00	0.522
41 Jeremy Affeldt, L ERA: 2.59	(8, 1)	0.0		1	1	0	0	0	0	0	0	0	0	0	1	2	∞	∞
54 Sergio Romo, R ERA: 3.88	(8, 1)	0.1	H	1	0	0	0	1	0	0	0	0	0	0	3	3	0.00	0.000
46 Santiago Casilla, R ERA: 1.79	(9, 1)	1.0	S	6	2	1	1	0	0	0	1	0	0	0	10	16	9.00	2.000

PITCHER	IP	WLS	BF	H	R	ER	SO	BB	IBB	HBP	BLK	WP	HR	S	P	ERA	WHIP

TOP

Milwaukee Brewers @ San Francisco Giants

AT&T Park, San Francisco, CA

Sat Aug 30 2014, 6:07 PM - 9:04 PM PDT

Att. 41,397 - Partly Cloudy - 69 F

livebaseballscorecards.com

AB	28
R	1
H	4
RBI	1
BB	3
SO	9
LOB	11

Milwaukee Brewers @ San Francisco Giants

AT&T Park, San Francisco, CA

Sat Aug 30 2014, 6:07 PM - 9:04 PM PDT

Att. 41,397 - Partly Cloudy - 69 F

livebaseballscorecards.com

BOTTOM

Batter	1	2	3	4	5	6	7	8	9	AB	R	H	RBI	BB	SO	LOB
16 Ángel Pagán, S (1, 8) OBP: 0.344, SLG: 0.401	C FF 89 F FF 90 F FF 92 B FF 90 B FF 91 C FF 90 2-3 ① K		F CH 83 X FF 88 0-1 12 FC6 1B	B FC 88 C CH 83 B FF 90 C CU 72 F FF 91 S CU 73 2-3 ③ K			C CU 72 B CH 77 F FF 90 X CU 73 1-2 ① G4-3			4	0	1	0	0	2	1
12 Joe Panik, L (1, 4) OBP: 0.354, SLG: 0.370	C FF 90 X FC 87 0-1 48 1B 1B		C FF 88 F FF 89 1 SAFE B FF 91 1 SAFE X CU 72 1-2 ② FC6 1-2f		C CU 71 C FF 89 B FF 91 B CU 74 X CU 72 2-2 ① G1-3		F CH 80 B FF 91 S FF 90 B CU 73 F CU 73 C FF 90 2-3 ② K			4	0	1	0	0	1	1
28 Buster Posey, R (1, 2) OBP: 0.350, SLG: 0.469	B FC 87 F FF 90 X FC 88 1-1 ② F9		B FC 85 1 SAFE 1 SAFE X FF 89 1-0 ③ P5		B FC 83 B FC 85 C FF 90 B FF 90 C CH 82 X FF 90 3-2 ② F8		B FF 91 B FC 85 X FF 91 2-0 ③ G5-3			4	0	0	0	0	0	2
48 Pablo Sandoval, S (1, 5) OBP: 0.329, SLG: 0.427	X FF 91 0-0 1-2 1B			B FF 89 B FF 90 F FF 90 F FF 91 X FF 90 2-2 8 1B 38 2B 1B	B CU 73 B FC 86 X CH 84 2-0 ③ G6-3			C KC 78 B SI 97 F SI 97 X KC 80 1-2 ① G1-3		4	1	2	0	0	0	0
8 Hunter Pence, R (1, 9) OBP: 0.343, SLG: 0.469	B FC 88 F FF 92 B FF 92 X FF 90 2-1 ③ P2			C FC 87 B FF 91 B FF 90 1 SAFE F CH 82 X CU 73 2-2 1-2 38 2B 1B		C FC 85 B FF 89 C FF 89 B CU 72 T FF 90 2-2 ① K		B KC 78 B SI 98 B SI 96 C SI 97 C SI 98 T SI 97 3-2 ② K		4	1	1	0	0	2	2
38 Michael Morse, R (1, 3) OBP: 0.340, SLG: 0.479 45 Travis Ishikawa, L (7, 3) OBP: 0.292, SLG: 0.448		C CU 71 C FF 90 S FF 91 0-3 ① K		X FF 90 0-0 7 F8 35 1B 1-H 2-H 2B		C FF 90 X FF 89 0-1 ② L8		B SI 96 B SI 96 F SI 96 F SI 95 B SI 96 X SI 96 3-2 35 1B 7 1B 1B		3 1	1 0	1 1	2 0	0 0	1 0	0 0
7 Grégor Blanco, L (1, 7) OBP: 0.332, SLG: 0.349		B FF 90 C FF 89 X FF 91 1-1 ② F7		C CU 73 X FF 90 0-1 ① F8 2-3		B CU 70 B FF 90 B FC 86 B FF 88 4-0 35 E BB		C SI 97 F CH 89 X FF 95 0-2 50 FC5 35 1B 1-2 1B		3	0	1	0	1	0	1
35 Brandon Crawford, L (1, 6) OBP: 0.314, SLG: 0.366		F FF 91 C CH 83 F FF 90 C FF 91 0-3 ③ K		B CH 83 F CH 83 X CH 84 1-1 22 S 3-H 1B		B FF 91 1 SAFE I IN 74 I IN 74 I IN 73 4-0 1-2 IBB		X SI 96 0-0 50 FC5 1-2 2-3 1B		3	0	2	1	1	1	0
22 Jake Peavy, R (1, 1) 41 Jeremy Affeldt, L (8, 1) 54 Sergio Romo, R (8, 1) 50 Matt Duffy, R (8, PH) OBP: 0.268, SLG: 0.237 46 Santiago Casilla, R (9, 1)			C FF 88 S FF 88 C CU 70 0-3 ① K	C CU 72 L CU 71 B FF 90 S CU 72 1-3 ② K 1-2		S CU 72 S CU 72 B FF 90 F CU 72 C FF 89 1-3 ③ K		B KC 78 S SI 97 X SI 96 1-1 ③ FC5 1-2 2-3f		3 0 0 1 0	0 0 0 0 0	0 0 0 0 0	0 0 0 0 0	3 0 0 0 0	3 0 0 3 0	3 0 0 3 0
Inning Stats	R: 0 E: 0 K: 1 S: 11 H: 2 LOB: 2 BB: 0 P: 16	R: 0 E: 0 K: 2 S: 9 H: 0 LOB: 0 BB: 0 P: 10	R: 0 E: 0 K: 1 S: 9 H: 1 LOB: 1 BB: 0 P: 11	R: 3 E: 0 K: 2 S: 18 H: 4 LOB: 1 BB: 0 P: 26	R: 0 E: 0 K: 0 S: 7 H: 0 LOB: 0 BB: 0 P: 14	R: 0 E: 1 K: 2 S: 9 H: 0 LOB: 2 BB: 2 P: 20	R: 0 E: 0 K: 1 S: 8 H: 0 LOB: 0 BB: 0 P: 13	R: 0 E: 0 K: 1 S: 15 H: 3 LOB: 3 BB: 0 P: 23		1B: 9 2B: 1 3B: 0 HR: 0 SF: 0 SAC: 0 DP: 0 HBP: 0					WP: 0 PB: 0 SB: 1 CS: 0 PA: 36	

	AB	34
	R	3
	H	10
	RBI	3
	BB	2
	SO	10
	LOB	13

PITCHER		IP	WLS	BF	H	R	ER	SO	BB	IBB	HBP	BLK	WP	HR	S	P	ERA	WHIP
50 Mike Fiers, R ERA: 1.93	(1, 1)	7.0	L	30	7	3	3	9	1	1	0	0	0	0	71	110	3.86	1.143
21 Jeremy Jeffress, R ERA: 2.84	(8, 1)	1.0		6	3	0	0	1	0	0	0	0	0	0	15	23	0.00	3.000

PITCHER	IP	WLS	BF	H	R	ER	SO	BB	IBB	HBP	BLK	WP	HR	S	P	ERA	WHIP

Batter	1	2	3	4	5	6	7	8	9	AB	R	H	RBI	BB	SO	LOB
27 Carlos Gómez, R (1, 8) OBP: 0.348, SLG: 0.479	B FF 92 F FF 92 B FF 93 X FF 93 2-1 20 1B 8 G6-4-3 1B		C CU 77 S FF 93 F FF 94 B CU 78 T CU 77 1-2 ② K		F FF 94 B FF 94 F FF 94 S FF 94 1-3 ③ K		B SI 87 C SI 88 B SL 81 C SI 87 D CU 74 X SI 86 3-2 ③ G3-1		F SI 89 B FF 90 B CU 75 F FF 89 D CU 76 X CH 83 3-2 ② FC6-4 1-2f 3-H	2	1	1	0	0	1	0
28 Gerardo Parra, L (3, 8) OBP: 0.303, SLG: 0.364										3	0	0	1	0	1	3
20 Jonathan Lucroy, R (1, 3) OBP: 0.364, SLG: 0.480	C FF 91 S FC 87 D CU 75 B FF 91 X FC 88 2-2 8 G6-4-3 1-3 1B		B FC 88 C FC 89 B FF 92 F FF 93 S CU 79 2-3 ③ K			B FF 92 X FC 88 1-0 ① F9		C FF 90 B CH 83 B FF 90 X FF 89 2-1 ① G6-3	C FF 88 B CU 73 B CU 74 F SL 79 B FF 89 X FF 87 3-2 ③ G6-3	5	0	1	0	0	1	1
8 Ryan Braun, R (1, 9) OBP: 0.325, SLG: 0.483	B FF 92 F FC 88 F FF 92 F FF 92 D CU 76 X FF 92 2-2 ①② G6-4-3 1-2f 3-H			C FF 91 B FC 89 C FF 93 C FF 92 1-3 ① K		F FF 94 F FF 93 B CH 86 S CU 80 1-3 ② K2-3		F FF 90 B SL 81 X SL 80 1-1 HR		4	1	1	1	0	2	1
16 Aramis Ramirez, R (1, 5) OBP: 0.346, SLG: 0.458	F FF 93 X CH 87 0-1 ③ G4-3			B CH 84 C FC 88 X FF 93 1-1 18 G4-3 2B		B FF 93 F FF 93 F FF 93 X CU 79 1-2 18 FC6-4 1B		C FF 90 B FF 90 B FF 89 B FF 89 X FF 88 3-1 ② G5-3		4	0	2	0	0	0	0
3 Elian Herrera, S (8, 5) OBP: 0.302, SLG: 0.360										0	0	0	0	0	0	0
18 Khris Davis, R (1, 7) OBP: 0.308, SLG: 0.474		S FF 92 S FF 92 X FF 92 0-2 ① L7		F FF 93 B CU 77 S FF 93 X FF 94 1-2 ② G4-3 2-3		X FF 92 0-0 ③ FC6-4 1-2f		S SL 80 B CH 83 C SL 78 X FF 89 1-2 ③ F9		4	0	0	0	0	0	2
Rickie Weeks Jr., R (1, 4) OBP: 0.337, SLG: 0.418		B FF 93 C FC 88 F FF 92 B FC 89 B FF 93 X FF 93 3-2 1B		B FF 93 C FF 93 X FF 93 1-1 ③ L7			B FC 89 X FF 92 1-0 ① F9		X FF 89 0-0 2 PB 2 1B 2B	4	1	2	0	0	0	1
12 Martín Maldonado, R (1, 2) OBP: 0.339, SLG: 0.433		C FF 90 C FC 87 1 SAFE B FF 91 S CU 76 1-3 ② K			B CH 83 C FC 89 B FF 93 F FF 94 F CU 79 S CU 79 2-3 ① K		C FC 88 C SL 84 B FF 91 F SL 84 B SL 84 X FC 87 2-2 HR		H FF 90 1-0 2 1B 2 PB 28 FC6-4 HBP	3	2	1	1	0	2	1
9 Jean Segura, R (1, 6) OBP: 0.277, SLG: 0.315	F FF 93 1 SAFE B FC 87 C FC 87 1 SAFE F FF 93 F CU 68 B FC 90 X CU 77 2-2 ③ P3				B FC 88 B CH 84 B FF 93 B FF 91 4-0 26 SH3-4 BB		B FC 88 C FF 90 C SL 83 X SL 84 1-2 ② L9		X FF 90 0-0 ① F8	3	0	0	0	1	0	3
26 Kyle Lohse, R (1, 1) OBP: 0.161, SLG: 0.130			B FF 92 C FF 93 F FF 92 F FF 93 B FC 90 X FF 92 2-2 ① F9		L FF 89 B CH 85 B FF 92 X FF 89 2-1 ② SH3-4 1-2		B SI 87 B SL 80 B SI 86 C SI 86 B SI 86 4-1 BB		C CU 74 B CU 75 F FF 89 B CH 83 X CU 75 2-2 28 FC6-4 1-3 2-H 1B	1	0	0	0	0	0	0
59 Zach Duke, L (6, 1)										0	0	0	0	0	0	0
24 Lyle Overbay, L (7, PH) OBP: 0.337, SLG: 0.353										0	0	0	0	0	0	0
7 Mark Reynolds, R (7, PH) OBP: 0.291, SLG: 0.404										0	0	0	0	1	0	0
45 Alfredo Figaro, R (7, 1)										0	0	0	0	0	0	0
13 Will Smith, R (7, 1)										0	0	0	0	0	0	0
53 Brandon Kintzler, R (7, 1)										0	0	0	0	0	0	0
2 Scooter Gennett, L (9, PH) OBP: 0.335, SLG: 0.464										1	0	1	1	0	0	0
Inning Stats	R: 1 E: 0 K: 0 S: 11 H: 2 LOB: 0 BB: 0 P: 17	R: 0 E: 0 K: 1 S: 14 H: 1 LOB: 1 BB: 0 P: 20	R: 0 E: 0 K: 2 S: 11 H: 0 LOB: 0 BB: 0 P: 16	R: 0 E: 0 K: 1 S: 10 H: 1 LOB: 1 BB: 0 P: 14	R: 0 E: 0 K: 2 S: 9 H: 0 LOB: 1 BB: 1 P: 18	R: 0 E: 0 K: 1 S: 8 H: 1 LOB: 1 BB: 0 P: 11	R: 1 E: 0 K: 0 S: 12 H: 1 LOB: 1 BB: 1 P: 23	R: 1 E: 0 K: 0 S: 9 H: 1 LOB: 0 BB: 0 P: 16	R: 2 E: 0 K: 0 S: 11 H: 2 LOB: 1 BB: 0 P: 20	1B: 5 2B: 2 3B: 0 HR: 2 SF: 0 SAC: 1 DP: 1 HBP: 1						

PITCHER		IP	W/L/S	BF	H	R	ER	SO	BB	IBB	HBP	BLK	WP	HR	S	P	ERA	WHIP
40 Madison Bumgarner, L ERA: 2.97	(1, 1)	6.0	W	23	5	1	1	7	1	0	0	0	0	0	63	96	1.50	1.000
70 George Kontos, R ERA: 3.04	(7, 1)	0.2		3	1	1	1	0	0	0	0	0	0	1	8	12	13.50	1.500
49 Javier López, L ERA: 2.2	(7, 1)	0.1		2	0	0	0	0	1	0	0	0	0	0	4	11	0.00	3.000
55 Tim Lincecum, R ERA: 4.7	(8, 1)	2.0		10	3	3	2	0	0	0	1	0	0	1	20	36	9.00	1.500

PITCHER	IP	W/L/S	BF	H	R	ER	SO	BB	IBB	HBP	BLK	WP	HR	S	P	ERA	WHIP

TOP

Milwaukee Brewers @ San Francisco Giants

AT&T Park, San Francisco, CA

Sun Aug 31 2014, 1:07 PM - 4:20 PM PDT

Att. 41,935 - Sunny - 70 F

livebaseballscorecards.com

AB	34
R	5
H	9
RBI	4
BB	2
SO	7
LOB	12

Batter	1	2	3	4	5	6	7	8	9	AB	R	H	RBI	BB	SO	LOB
16 Ángel Pagán, S (1, 8) OBP: 0.344, SLG: 0.401	B SI 88 X SI 88 1-0 F9 ①		C CU 75 X SI 90 0-1 12 E 12 S 8 2B 1B	C SI 90 B CU 74 F SL 86 C SI 90 1-3 K ③		B CU 72 X CU 73 1-0 2-H 1B	B FF 94 S SL 81 S SL 82 D SL 82 F FF 93 B FF 94 S SL 83 3-3 K ②			5	1	2	1	0	2	2
50 Matt Duffy, R (8, 5) OBP: 0.268, SLG: 0.237										0	0	0	0	0	0	0
12 Joe Panik, L (1, 4) OBP: 0.356, SLG: 0.380	B SI 90 C SI 89 B SL 86 X SI 89 2-1 L7 ②		B SL 85 B SI 88 B SL 86 B SI 90 4-0 8 2B 48 1B 1-3 BB		C CU 74 B CH 76 F SI 89 B CH 79 F SL 85 F SI 90 X CU 75 2-2 L7 ①	D FF 89 X FF 87 1-0 F9 ③	X FF 94 0-0 8 1B 2-H 3-H 3B			4	2	1	2	1	0	1
8 Hunter Pence, R (1, 9) OBP: 0.347, SLG: 0.479	S SL 84 S SL 84 F SL 84 B SI 90 X SL 84 1-2 G1-3 ③		B SL 85 X SI 90 1-0 48 1B 38 SF9 1-3 3-H 2B		F CU 74 B SI 88 F SI 89 F SL 85 X SI 91 1-2 48 HR 2B		B FF 96 F FF 95 F FF 93 F FF 94 B FF 95 D SL 83 1-0 45 WP 3B X SI 92 0-1 3-H 1B			5	3	4	2	0	0	0
48 Pablo Sandoval, S (1, 5) OBP: 0.333, SLG: 0.439		C SL 85 B SI 88 F SI 88 X SI 90 1-2 34 2B 3B	X SL 87 0-0 7 BB 2-3 3-H 1B		B SL 86 X SL 85 1-0 2-H HR		B FF 96 F FF 95 F FF 93 F FF 94 B FF 95 D SL 83 4-2 45 1B 45 WP 34 2B BB X SI 92 0-0 F7			4	3	3	3	1	0	1
55 Tim Lincecum, L (8, 1) OBP: 0.149, SLG: 0.070										0	0	0	0	0	0	0
38 Michael Morse, R (1, 3) OBP: 0.338, SLG: 0.477		S SL 85 B SL 86 F SI 89 F SL 86 B SI 88 F SI 90 B CH 78 X SL 86 3-2 G5-3 ①	C SI 91 X SI 91 0-1 SF9 ② 3-H		S SL 84 X SL 84 0-1 G3 ②		F FF 95 B FF 96 B FF 93 F FF 94 F FF 94 F SL 82 F FF 96 X SL 80 2-2 34 2B 1-3 3-H 1B	B SI 92 B SI 91 B SI 92 B SI 91 4-0 7 2B 35 G4-3 BB		2	0	0	1	0	0	1
45 Travis Ishikawa, L (6, 3) OBP: 0.311, SLG: 0.456										1	2	1	0	1	0	0
(8, 7)																
7 Grégor Blanco, L (1, 7) OBP: 0.333, SLG: 0.351		X CU 74 0-0 G3 ②	B SI 91 B CH 78 B SI 90 B SI 90 4-0 1-2 BB		C CU 75 S CH 79 B SI 90 F CH 78 X CH 78 1-2 G3 ③		B FF 94 B FF 94 X FF 94 2-0 P5 ①	B SI 92 X FF 91 1-0 35 G4-3 1-3 2B		4	0	1	0	1	0	3
(8, 8)																
34 Andrew Susac, R (1, 2) OBP: 0.320, SLG: 0.468		C SL 85 B SL 84 F SI 90 D SL 87 X SL 83 2-2 3-H 2B	B SI 91 C SI 91 X CH 77 1-1 G4-3 ③			F SI 90 B SI 89 B SL 83 X SI 89 2-1 35 FC4-6 1B	B SI 91 X SI 91 1-0 13 2B 1-H 3-H 2B	D SI 93 X SL 85 1-0 F8 ①		5	1	3	3	0	0	4
35 Brandon Crawford, L (1, 6) OBP: 0.313, SLG: 0.362		B CU 75 S CH 78 S CH 77 B CH 78 B SI 91 S CH 79 3-3 K ③		X CU 73 0-0 L3 ①		C SI 88 X CH 78 0-1 FC4-6 ① 40 SH1-3 16 1B 1-2f	D SL 82 B FF 94 B FF 93 D FF 92 4-0 13 2B 12 3B BB	F SI 93 B SI 92 X CH 88 1-1 G4-3 ② 2-3 3-H		4	2	0	1	1	1	3
40 Madison Bumgarner, R (1, 1) OBP: 0.286, SLG: 0.441			F SI 88 B SL 84 C SI 89 F SL 84 S SL 83 1-3 K ①	X SI 90 0-0 F8 ②		1 SAFE S SL 83 X SL 81 0-1 1-2 SH1-3 ②	B SL 78 X FF 92 1-0 12 3B 1-3 2-H 2B	C SI 93 S FF 92 B SI 93 C SL 88 1-3 K ③		2	0	0	0	0	1	0
70 George Kontos, R (7, 1)										0	0	0	0	0	0	0
49 Javier López, L (7, 1)										0	0	0	0	0	0	0
13 Joaquin Arias, R (7, PH) OBP: 0.247, SLG: 0.267										2	1	1	1	0	1	1
(8, 3)																
Inning Stats	R: 0 E: 0 K: 0 S: 7 H: 0 LOB: 0 BB: 0 P: 11	R: 1 E: 0 K: 1 S: 15 H: 2 LOB: 1 BB: 0 P: 24	R: 3 E: 0 K: 1 S: 12 H: 3 LOB: 2 BB: 2 P: 23	R: 0 E: 0 K: 1 S: 5 H: 0 LOB: 0 BB: 0 P: 6	R: 2 E: 0 K: 0 S: 16 H: 2 LOB: 0 BB: 0 P: 21	R: 1 E: 0 K: 0 S: 8 H: 2 LOB: 2 BB: 0 P: 12	R: 7 E: 0 K: 1 S: 20 H: 6 LOB: 1 BB: 2 P: 38	R: 1 E: 0 K: 1 S: 7 H: 1 LOB: 1 BB: 1 P: 15			1B: 6 2B: 6 3B: 3 HR: 1 SF: 1 SAC: 1 DP: 0 HBP: 0				WP: 1 PB: 0 SB: 1 CS: 0 PA: 45		

PITCHER		IP	WLS	BF	H	R	ER	SO	BB	IBB	HBP	BLK	WP	HR	S	P	ERA	WHIP
26 Kyle Lohse, R ERA: 3.68	(1, 1)	5.2	L	28	9	7	7	3	2	0	0	0	0	1	62	95	11.12	1.941
59 Zach Duke, L ERA: 2.45	(6, 1)	0.1		1	0	0	0	0	0	0	0	0	0	0	1	2	0.00	0.000
45 Alfredo Figaro, R ERA: 7.2	(7, 1)	0.0		3	2	3	3	0	1	0	0	0	1	0	9	16	∞	∞
13 Will Smith, L ERA: 4.19	(7, 1)	0.2		6	3	3	3	1	1	0	0	0	0	0	8	19	40.50	6.000
53 Brandon Kintzler, R ERA: 3.72	(7, 1)	1.1		7	2	2	2	1	1	0	0	0	0	0	10	18	13.50	2.250

PITCHER	IP	WLS	BF	H	R	ER	SO	BB	IBB	HBP	BLK	WP	HR	S	P	ERA	WHIP

BOTTOM

Milwaukee Brewers @ San Francisco Giants

AT&T Park, San Francisco, CA

Sun Aug 31 2014, 1:07 PM - 4:20 PM PDT

Att. 41,935 - Sunny - 70 F

livebaseballscorecards.com

AB	38
R	15
H	16
RBI	14
BB	5
SO	5
LOB	16

Batter	1	2	3	4	5	6	7	8	9	AB	R	H	RBI	BB	SO	LOB
16 Ángel Pagán, S (1, 8) OBP: 0.342, SLG: 0.398	B FF 88 X FF 90 1-0 ① F7	X SL 88 0-0 12 L3 1B		B CH 78 F FF 90 X CH 78 1-1 ② L7		X SI 90 0-0 ① L9		C ST 84 X FF 97 0-1 ③ G4-3		5	0	1	0	0	0	2
12 Joe Panik, L (1, 4) OBP: 0.357, SLG: 0.386	C FF 89 B FF 91 B SI 90 B SL 87 X FF 91 3-1 28 1B 8 HR 1B	B SL 87 X SL 86 1-0 ②③ L3 1-2		B SL 87 B FF 91 X FF 89 2-0 ③ P6		C SI 91 F SI 90 B CH 84 F SL 83 B CH 85 F SI 92 F SI 91 X CH 85 2-2 ② G3-1			B FF 92 C FF 93 C FF 94 X FF 94 1-2 28 1B 2B	5	2	2	0	0	0	3
28 Buster Posey, R (1, 2) OBP: 0.353, SLG: 0.472 2 Juan Carlos Perez, R (9, PR) OBP: 0.246, SLG: 0.286 54 Sergio Romo, R (9, 1)	B CU 72 B CH 79 B CH 79 S FF 90 X SI 92 3-1 8 HR 1-3 1B		B FF 91 B FF 90 X FF 90 2-0 ① P3		B FF 90 S FF 90 S SL 87 X SL 88 1-2 13 BB 7 FC4-6 2B	X SI 92 0-0 ③ G6-3			X FF 95 0-0 48 WP 48 1B 2-H 1B	5 0 0	2 1 0	3 0 0	1 0 0	0 0 0	0 0 0	0 0 0
48 Pablo Sandoval, S (1, 5) OBP: 0.334, SLG: 0.439	C SL 88 B FF 92 F SL 88 S SL 88 1-3 ② K		S FF 91 F SL 89 X SI 92 0-2 ② G5-3		F FF 91 B CH 78 S SL 87 F SL 87 B SI 92 X SL 87 2-2 ① G5-3		F FF 94 F FF 94 B FF 94 X FF 94 1-2 1B		F FF 94 F FF 94 B SL 90 X FF 95 1-2 8 FC6-4 1-H 1B	5	0	2	1	0	1	3
8 Hunter Pence, R (1, 9) OBP: 0.347, SLG: 0.483	C SL 87 B SL 87 X SL 88 1-1 1-H 3-H HR		C FF 92 B CH 81 F SI 92 F SL 88 B FF 92 X SL 88 2-2 ③ G5-3		I I IN 52 I IN 59 4-0 7 FC4-6 13 BB 35 2B IBB		B SL 86 B FF 95 S SL 87 F SL 85 X FF 94 2-2 ① L8		B FF 94 F FF 94 X SL 90 1-1 ① FC6-4 13 FC4-6 1-2f	4	2	1	3	1	0	2
13 Joaquin Arias, R (1, 3) OBP: 0.258, SLG: 0.268	B FF 91 S FF 90 B FF 91 B FF 91 B FF 91 4-1 7 BB 35 1B BB			X SI 91 0-0 7 1B 35 1B 1B	F SL 87 B SI 91 B CH 79 F FF 88 D CH 81 B CH 77 4-2 7 FC4-6 1-2 2-3 BB		F FF 95 D SL 85 1 SAFE X SL 85 1-2 ② F8		B FF 92 1 SAFE 1 SAFE F FF 92 1 SAFE P PO 86 F FF 94 X SL 88 2-2 ② FC4-6 1-2f	3	2	1	0	2	0	2
7 Grégor Blanco, L (1, 7) OBP: 0.334, SLG: 0.350	B FF 91 B SL 87 B SL 88 C FF 90 C FF 91 B FF 92 4-2 35 1B 1-2 BB			B SL 86 X SL 87 1-0 35 1B 1-3 1B	B SI 90 X SI 90 1-0 ② FC4-6 35 2B 1-2f 2-3 3-H		B FF 94 D FF 95 X FF 95 2-0 ③ G3		B FF 91 B FF 94 B FF 94 C FF 94 F FF 94 C FF 94 3-3 ③ K	4	0	1	1	1	1	4
35 Brandon Crawford, L (1, 6) OBP: 0.317, SLG: 0.368	F FF 92 B SL 87 X FF 91 1-1 ③ 1-3 2-H 1B			F SI 88 F SL 87 1 SAFE D SL 87 X FF 93 1-2 1B 3-H	B SL 84 C SI 90 X SL 82 1-1 1-3 3-H 2B			X FF 92 0-0 ① F9		4	0	3	3	0	0	0
17 Tim Hudson, R (1, 1) OBP: 0.094, SLG: 0.040 49 Javier López, L (6, 1) 63 Jean Machi, R (6, 1) 34 Andrew Susac, R (8, PH) OBP: 0.320, SLG: 0.468 45 Travis Ishikawa, L (8, PH) OBP: 0.307, SLG: 0.449 60 Hunter Strickland, R (8, 1) 14 Guillermo Quiroz, R (9, 2)		C SI 90 F FF 90 B CU 74 B FF 90 B FF 90 T FF 91 3-2 ① K		C FF 90 L FF 90 B SL 88 M SL 85 1-3 ① K	S SI 92 X SI 90 0-1 ③ G6-3			B ST 82 C SI 95 B ST 82 S FF 96 F SI 97 X ST 85 2-2 ② L3		3 0 0 0 1 0 0	0 0 0 0 0 0 0	0 0 0 0 0 0 0	0 0 0 0 0 0 0	2 0 0 0 0 0 0	4 0 0 0 0 0 0
Inning Stats	R: 4 H: 4 E: 0 LOB: 2 K: 1 BB: 2 S: 15 P: 33	R: 0 H: 1 E: 0 LOB: 0 K: 1 BB: 0 S: 5 P: 9	R: 0 H: 0 E: 0 LOB: 0 K: 0 BB: 0 S: 8 P: 12	R: 1 H: 3 E: 0 LOB: 2 K: 1 BB: 0 S: 11 P: 17	R: 2 H: 2 E: 0 LOB: 2 K: 0 BB: 2 S: 14 P: 27	R: 0 H: 0 E: 0 LOB: 0 K: 0 BB: 0 S: 8 P: 10	R: 0 H: 1 E: 0 LOB: 1 K: 0 BB: 0 S: 10 P: 16	R: 0 H: 0 E: 0 LOB: 0 K: 0 BB: 0 S: 7 P: 9	R: 2 H: 3 E: 0 LOB: 1 K: 1 BB: 0 S: 16 P: 23	1B: 10 SF: 0 2B: 4 SAC: 0 3B: 0 DP: 1 HR: 1 HBP: 0						

PITCHER		IP	WLS	BF	H	R	ER	SO	BB	IBB	HBP	BLK	WP	HR	S	P	ERA	WHIP
56 Franklin Morales, L ERA: 5.46	(1, 1)	4.1		24	9	7	7	3	3	1	0	0	0	1	48	91	14.54	2.769
58 Yohan Flande, L ERA: 5.32	(5, 1)	1.2		6	1	0	0	0	0	0	0	0	0	0	13	17	0.00	0.600
12 Juan Nicasio, R ERA: 5.82	(7, 1)	1.0		4	1	0	0	0	0	0	0	0	0	0	10	16	0.00	1.000
49 Rex Brothers, L ERA: 5.82	(8, 1)	0.1	H	1	0	0	0	0	0	0	0	0	0	0	1	1	0.00	0.000
0 Adam Ottavino, R ERA: 3.75	(8, 1)	0.2	H	2	0	0	0	0	0	0	0	0	0	0	6	8	0.00	0.000

PITCHER		IP	WLS	BF	H	R	ER	SO	BB	IBB	HBP	BLK	WP	HR	S	P	ERA	WHIP
32 LaTroy Hawkins, R ERA: 3.0	(9, 1)	1.0	W	6	3	2	2	1	0	0	0	0	1	0	16	23	18.00	3.000

TOP

San Francisco Giants @ Colorado Rockies

Coors Field, Denver, CO

Mon Sep 01 2014, 3:57 PM - 7:37 PM MDT

Att. 33,711 - Partly Cloudy - 77 F

livebaseballscorecards.com

AB	39
R	9
H	14
RBI	9
BB	4
SO	4
LOB	20

WP: 1	PA: 43					
PB: 0						
SB: 0						
CS: 0						

Batter	1	2	3	4	5	6	7	8	9	AB	R	H	RBI	BB	SO	LOB
19 Charlie Blackmon, L (1, 9) OBP: 0.333, SLG: 0.437	C SI 88 F FC 83 B SI 90 F CU 76 F FS 82 F CU 77 B FF 89 S FF 90 2-3 K ①		B FS 81 F FS 81 C SI 91 F FC 87 S FF 91 1-3 K ①		S CU 76 F SI 89 B FF 89 B CU 75 X FF 90 2-2 F8 ① 1-2	F SI 87 X SI 88 0-1 FC6 13 S ① 1-2f 3-H	F CH 84 X FF 92 0-1 L8 ③		X CH 84 0-0 1-2 3-H 1B	6	0	1	2	0	2	2
13 Drew Stubbs, R (1, 8) OBP: 0.331, SLG: 0.478	B SI 89 T SI 90 S FC 84 X FC 83 1-2 F8 ②		B CU 75 C FC 84 F SI 91 B FS 82 F FF 91 S FC 85 2-3 K ②		C FC 82 F FC 83 B FC 83 B FF 89 B SI 90 X FC 84 3-2 E5 1-2	1 SAFE S CH 82 B CH 83 1 SAFE F CH 83 B CU 80 C CH 87 2-3 K ② 1-2		C FF 99 F FF 98 F FF 99 F CU 85 B CU 84 B FF 98 F FF 98 F CU 85 B FF 100 3-2 X FF 98 1 CS 33 1B 1B		5	0	1	0	0	2	2
33 Justin Morneau, L (1, 3) OBP: 0.354, SLG: 0.486	B CU 76 X FS 82 1-0 G3-1 ③		C FC 85 B FF 90 X FS 82 1-1 L9 ③		B SI 89 X FC 84 1-0 L8 ②	B FF 93 I IN 68 I IN 75 I IN 78 4-0 IBB		X FF 98 0-0 1 CS 1-2 1B		4	0	1	0	1	0	2
28 Nolan Arenado, R (1, 5) OBP: 0.334, SLG: 0.492		C FC 82 X FC 81 0-1 G6-3 ①		B CU 74 B CU 74 F FC 83 X SI 89 2-1 G5-3 ①	X FC 84 0-0 F8 ③	B FF 93 B SI 93 X CH 86 2-0 L8 ③		C FF 98 F FF 98 F FF 98 B FF 98 X CU 85 1-2 F6 ①		5	0	0	0	0	0	6
6 Corey Dickerson, L (1, 7) OBP: 0.362, SLG: 0.558 1 Brandon Barnes, R (8, 7) OBP: 0.288, SLG: 0.416		B SI 89 C SI 89 C FS 82 F FF 90 X CU 78 1-2 14 HBP 9 3B 1B		F FS 82 B FC 84 B FF 89 B FC 84 F SI 89 T FF 90 3-2 K ②		B FS 80 B FS 79 B FC 86 C FF 89 B SI 87 4-1 8 1B 14 1B BB	B FF 91 C CH 83 B CH 82 C CH 83 S CH 84 2-3 K 8 SH2-4 14 1B	C CU 85 B FF 98 S FF 98 B FF 99 F FF 98 X FF 98 2-2 G6-3 ②③ 1-2 2-3		3 1	3 0	1 0	0 0	1 0	2 0	0 2
8 Michael McKenry, R (1, 2) OBP: 0.388, SLG: 0.481		S FC 82 C SI 90 B SI 90 S FC 81 1-3 K ②		B FF 90 C SI 88 X SI 90 1-1 14 1B 1B		B SI 89 X SI 88 1-0 14 1B 7 E 1-2 1B	B CH 82 X CH 82 1-0 SH2-4 ① 1-2		B SL 82 F SL 82 S SL 81 X SL 82 1-2 43 1B 14 SH5-4 19 1B 1B	4	2	3	0	0	1	1
14 Josh Rutledge, R (1, 6) OBP: 0.306, SLG: 0.380		B SI 90 H SI 89 2-0 9 3B 1-2 HBP		B FC 83 C FC 82 B FC 83 X SI 88 2-1 1-3 1B		C FC 82 X SI 90 0-1 7 E 43 1B 1-3 2-H 1B	C CH 84 X CH 85 0-1 4 HR 2-H 1B		L FF 88 X SI 86 0-1 SH5-4 ① 1-2	3	3	3	2	0	0	0
9 DJ LeMahieu, R (1, 4) OBP: 0.313, SLG: 0.337 58 Yohan Flande, L (6, 1) OBP: 0.000, SLG: 0.000 7 Matt McBride, R (8, PH) OBP: 0.214, SLG: 0.500 12 Juan Nicasio, R (7, 1) OBP: 0.000, SLG: 0.000 4 Ben Paulsen, L (7, PH) OBP: 0.417, SLG: 0.694 49 Rex Brothers, L (8, 1) 0 Adam Ottavino, S (8, 1) 32 LaTroy Hawkins, R (9, 1) 23 Charlie Culberson, R (9, PH) OBP: 0.286, SLG: 0.286		T FC 81 X SI 89 0-1 1-H 2-H 3B		X FC 84 0-0 G4-3 ③	F FC 82 C SI 87 1 SAFE 1 SAFE B SI 89 F FC 82 B FC 84 X SI 89 2-2 E4 43 1B 19 FC6 1-2 3-H	1 SAFE C FF 92 B FF 93 X CH 83 1-1 1-H HR		X SL 81 0-0 P2 ②	2 0 1 2 0 0 2 0 0 0 0 0 0 0 1 1 0 1 0 0 1 0 0 0 0 0 0 0 1 1 1 2 0 0 0 0 0 0 0 0 0 0 0 0 0 0 0 0 0 1 0 0 0 0 0 1						
56 Franklin Morales, L (1, 1) OBP: 0.167, SLG: 0.107 43 Rafael Ynoa, S (5, 4) OBP: 0.750, SLG: 0.750		C SI 90 X SI 90 0-1 B1-3 ③			C FF 88 C FS 81 B FF 89 X FF 90 1-2 13 E 1B	F SI 86 F SI 86 B SI 88 X CH 79 1-2 19 FC6 1-3 2-H 1B	X FF 94 0-0 P4 ②		X SL 82 0-0 19 1B 2-3 1B	1 4	0 0	0 3	0 1	0 0	0 0	1 0
Inning Stats	R: 0 E: 0 K: 1 S: 10 H: 0 LOB: 0 BB: 0 P: 14	R: 2 E: 0 K: 1 S: 13 H: 2 LOB: 1 BB: 0 P: 17	R: 0 E: 0 K: 2 S: 10 H: 0 LOB: 0 BB: 0 P: 14	R: 0 E: 0 K: 1 S: 10 H: 2 LOB: 2 BB: 0 P: 18	R: 0 E: 1 K: 0 S: 11 H: 1 LOB: 2 BB: 0 P: 18	R: 4 E: 1 K: 1 S: 17 H: 3 LOB: 2 BB: 2 P: 33	R: 3 E: 0 K: 1 S: 11 H: 2 LOB: 0 BB: 0 P: 15	R: 0 E: 0 K: 0 S: 16 H: 2 LOB: 1 BB: 0 P: 22	R: 1 E: 0 K: 0 S: 8 H: 3 LOB: 2 BB: 0 P: 9	1B: 13 2B: 0 3B: 1 HR: 1 SF: 0 SAC: 2 DP: 0 HBP: 1						

PITCHER		IP	WLS	BF	H	R	ER	SO	BB	IBB	HBP	BLK	WP	HR	S	P	ERA	WHIP
17 Tim Hudson, R ERA: 3.08	(1, 1)	5.0		26	7	6	5	5	1	0	1	0	0	0	62	96	9.00	1.600
49 Javier López, L ERA: 2.18	(6, 1)	0.1	H	2	1	0	0	0	0	0	0	0	0	0	5	6	0.00	3.000
63 Jean Machi, R ERA: 1.98	(6, 1)	1.2	B	9	2	3	3	2	0	1	0	0	1	1	15	27	16.20	1.200
60 Hunter Strickland, R ERA:	(8, 1)	1.0		4	2	0	0	0	0	0	0	0	0	0	16	22	0.00	2.000
54 Sergio Romo, R ERA: 4.01	(9, 1)	0.2	L	5	3	1	1	0	0	0	0	0	0	0	8	9	13.50	4.500

PITCHER	IP	WLS	BF	H	R	ER	SO	BB	IBB	HBP	BLK	WP	HR	S	P	ERA	WHIP

BOTTOM

San Francisco Giants @ Colorado Rockies

Coors Field, Denver, CO

Mon Sep 01 2014, 3:57 PM - 7:37 PM MDT

Att. 33,711 - Partly Cloudy - 77 F

livebaseballscorecards.com

AB	41
R	10
H	15
RBI	10
BB	2
SO	7
LOB	20

WP: 1 PA: 46
PB: 0
SB: 1
CS: 2

San Francisco Giants @ Colorado Rockies

Coors Field, Denver, CO

Tue Sep 02 2014, 6:45 PM - 10:22 PM MDT

Att. 25,256 - Clear - 83 F

livebaseballscorecards.com

TOP

Batter	1	2	3	4	5	6	7	8	9	AB	R	H	RBI	BB	SO	LOB
16 Ángel Pagán, S (1, 8) OBP: 0.345, SLG: 0.396	C FF 91 B SL 90 H FF 92 2-1 28 F8 12 BB HBP		X FF 93 0-0 ② G3		C SL 87 X SI 92 0-1 1-2 1B		B SL 86 B CH 81 F FF 91 F FF 92 F SL 84 B SL 85 F FF 91 B FF 92 4-2 12 2B 28 2B BB	B FF 96 X FF 96 1-0 ① G4-3	X SL 91 0-0 ③ G3	4	1	1	0	1	0	1
12 Joe Panik, L (1, 4) OBP: 0.363, SLG: 0.394	B SI 91 B SI 91 B FF 89 B SI 87 4-0 48 G4-6-3 1-2 BB		C FF 90 B SI 93 B CH 82 F SL 88 S SL 86 2-3 ③ K		B SI 92 F SL 88 X CH 83 1-1 ③ G4-3		X SI 91 0-0 28 2B 1-3 2B	B FF 97 C CH 89 F CH 88 X FF 98 1-2 28 WP 28 2B 1B		4	2	2	0	1	1	2
28 Buster Posey, R (1, 3) OBP: 0.355, SLG: 0.484 49 Javier López, L (9, 1)	F SI 90 C SI 90 F SI 90 F SL 90 X SL 88 0-2 ① F8 2-3			C FF 92 C FF 93 X SL 88 0-2 ① G6-3		B SL 86 B FF 92 B FF 92 C FF 90 X FF 91 3-1 HR	S SL 86 B FF 91 D SL 87 X SL 88 2-1 8 1B 2-H 3-H 2B	B FF 96 X SL 84 1-0 8 E 1-H 2B		5	3	3	4	0	0	2
										0	0	0	0	0	0	0
48 Pablo Sandoval, S (1, 5) OBP: 0.331, SLG: 0.434 13 Joaquin Arias, R (8, 5) OBP: 0.258, SLG: 0.268	F SL 88 B FF 93 B SI 93 X SL 89 2-1 ②③ G4-6-3 1-2f			S CH 84 B CH 84 F SL 86 X FF 93 1-2 ② F7		C SI 92 X SL 88 0-1 ① P4	X FF 91 0-0 ② P4	B CH 87 F FF 96 F FF 95 S CH 88 1-3 ② K		5	0	0	0	0	1	4
										0	0	0	0	0	0	0
8 Hunter Pence, R (1, 9) OBP: 0.348, SLG: 0.482		B SI 89 X FF 92 1-0 ① F9		C SL 89 F FF 94 B SL 88 B CH 84 S SL 89 2-3 ③ K		X SI 90 0-0 34 HR 1B	B FF 92 F FF 91 X FC 90 1-1 7 2B 2-H 1B	C CH 88 X FF 94 0-1 E8 7 S 2-H		5	2	2	1	0	1	0
7 Grégor Blanco, L (1, 7) OBP: 0.338, SLG: 0.357		C FF 91 S FF 92 B FF 92 X CH 82 1-2 1B			B SL 87 X SI 92 1-0 34 G5-3 37 1B 1B	B FF 92 C SI 92 B CH 82 X SI 93 2-1 ② L5	F FF 90 X FF 92 0-1 34 2B 2-H 2B	B FF 94 C FF 94 S CH 86 F CH 89 B FF 96 F CH 87 S CH 87 2-3 ③ K 1-2		5	2	3	1	0	1	2
34 Andrew Susac, R (1, 2) OBP: 0.327, SLG: 0.538		C SL 88 1 SAFE B SL 88 1 SAFE C FF 91 C SL 89 1-3 ② K			X SI 91 0-0 ① G5-3 1-2	B FF 92 C FF 92 S FF 92 F FF 93 D CU 75 B FF 90 X FF 92 0-2 1-H HR	B FF 92 C FF 92 F FF 93 3-2 35 3B 2-H 2B		C SL 92 S CU 81 B FF 95 X SL 92 1-2 ① F9	5	2	2	3	0	1	2
35 Brandon Crawford, L (1, 6) OBP: 0.316, SLG: 0.371		B SI 93 C CH 82 F SL 89 X SL 86 1-2 ③ G4-3			S SI 93 F SI 92 B SI 90 B SL 88 F SL 85 B CH 81 T SI 91 3-2 ② K	B CH 81 S SL 88 S SL 87 B SL 85 F FF 94 S SI 93 2-3 ③ K	B CU 75 X SI 93 1-0 2-H 3B		F SL 91 C SI 96 C SL 91 0-3 ② K	5	0	1	1	0	3	2
52 Yusmeiro Petit, R (1, 1) 37 Adam Duvall, R (5, PH) OPP: 0 AB, BLG: 0.000 59 Mike Kickham, L (6, 1) 70 George Kontos, R (6, 1) 50 Matt Duffy, R (7, PH) OPP: 0 AB, BLG: 0.000 41 Jeremy Affeldt, L (7, 1) 54 Sergio Romo, R (7, 1) 63 Jean Machi, R (8, 1) 45 Travis Ishikawa, L (9, PH) OPP: 0 PA, BLG: 0.467 (9, 3)			X FF 91 0-0 ① G4-3		B SL 88 S SL 88 B SI 90 B SL 87 X FF 92 3-1 16 1B 2-H 1B		X SI 89 0-0 G5-3 0-3 K		X SI 96 0-0 1B	1 1 0 0 2 0 0 0 1	0 0 0 0 0 0 0 0 0	0 1 0 0 0 0 0 0 0	0 1 0 0 0 0 0 0 1	0 0 0 0 0 0 0 0 0	0 0 0 0 1 0 0 0 0	0 0 0 0 1 0 0 0 0
Inning Stats	R: 0 E: 0 K: 0 S: 8 H: 0 LOB: 1 BB: 1 P: 16	R: 0 E: 0 K: 1 S: 10 H: 1 LOB: 1 BB: 0 P: 14	R: 0 E: 0 K: 1 S: 5 H: 0 LOB: 0 BB: 0 P: 7	R: 0 E: 0 K: 1 S: 9 H: 0 LOB: 0 BB: 0 P: 12	R: 1 E: 0 K: 1 S: 12 H: 3 LOB: 2 BB: 0 P: 20	R: 3 E: 0 K: 1 S: 15 H: 3 LOB: 0 BB: 0 P: 22	R: 6 E: 0 K: 1 S: 21 H: 6 LOB: 1 BB: 1 P: 32	R: 2 E: 1 K: 2 S: 15 H: 2 LOB: 1 BB: 0 P: 21	R: 0 E: 0 K: 1 S: 8 H: 1 LOB: 1 BB: 0 P: 9	1B: 8 2B: 5 3B: 1 HR: 2 SF: 0 SAC: 0 DP: 1 HBP: 1						

	AB	43
	R	12
	H	16
	RBI	11
	BB	2
	SO	9
	LOB	16

WP: 1 PA: 46
PB: 0
SB: 1
CS: 0

PITCHER		IP	WLS	BF	H	R	ER	SO	BB	IBB	HBP	BLK	WP	HR	S	P	ERA	WHIP
24 Jordan Lyles, R ERA: 4.35	(1, 1)	6.1		29	8	6	6	5	2	0	1	0	0	2	65	101	8.53	1.579
34 Matt Belisle, R ERA: 5.37	(7, 1)	0.1	L	5	4	3	3	0	0	0	0	0	0	0	11	17	81.00	12.000
37 Nick Masset, R ERA: 5.63	(7, 1)	0.1		2	1	1	1	1	0	0	0	0	0	0	4	5	27.00	3.000
54 Tommy Kahnle, R ERA: 3.52	(8, 1)	1.0		6	2	2	1	2	0	0	0	0	1	0	15	21	9.00	2.000
62 Rob Scahill, R ERA: 4.91	(9, 1)	1.0		4	1	0	0	1	0	0	0	0	0	0	8	9	0.00	1.000

PITCHER		IP	WLS	BF	H	R	ER	SO	BB	IBB	HBP	BLK	WP	HR	S	P	ERA	WHIP

Batter	1	2	3	4	5	6	7	8	9	AB	R	H	RBI	BB	SO	LOB
19 Charlie Blackmon, L (1, 9) OBP: 0.332, SLG: 0.437	X FF 89 0-0 13 1B 6 2B 2B	B CH 83 B FC 91 F FC 91 F CU 79 S FC 90 2-3 ③ K		F CU 77 B FC 89 X CH 83 1-1 ② G3		B CH 85 S FC 88 F SL 85 F SL 85 B FF 90 F SL 85 B CH 84 F FC 87 X FC 86 3-2 ③ P6			C SI 85 B SL 78 B SI 85 S SI 83 F SI 85 F SI 86 F SI 87 X SI 86 2-2 ① G4-3	5	1	1	0	0	1	1
43 Rafael Ynoa, S (1, 5) OBP: 0.444, SLG: 0.444	C FC 90 F FF 90 B FC 90 S CU 79 1-3 ① K2-3	B CH 82 X CH 83 1-0 ① G3	X FC 89 0-0 ③ G4-3				B SI 91 C SI 92 S CH 87 F CU 76 B SI 92 F SI 92 B CH 88 F SI 92 X SI 92 3-2 13 FC6-5 33 WP 1B		C SI 85 F CH 79 B CU 73 B SI 85 F SL 77 F SI 85 B SI 85 X SI 84 3-2 ② P3	5	0	1	0	0	1	1
33 Justin Morneau, L (1, 3) OBP: 0.352, SLG: 0.483	B FF 90 B FF 90 F FF 90 2 SAFE B FC 90 F CU 79 C FC 91 3-3 ② K	B CH 84 X SL 86 1-0 ② G4-3	B SL 80 C FF 90 X SL 84 1-1 13 FC1-4 1B			C SI 91 B CU 75 1 SAFE C CU 75 B SI 90 B SI 92 X CU 76 3-2 ① P6 1-2		X SI 85 0-0 ③ G6-3	5	0	1	0	0	1	2
13 Drew Stubbs, R (1, 8) OBP: 0.332, SLG: 0.481	B SL 85 S CU 79 F FF 91 B FC 92 D CU 79 X FF 91 3-2 6 2B 2-3 1B	B SL 85 B FF 90 C SL 85 X CU 78 2-1 14 3B 2B	B FF 92 B FF 91 C FF 90 X FF 91 2-1 ① FC1-4 6 S 6 1B 1-2f	S SI 92 B CU 76 B SI 91 X SI 90 2-1 ② FC6-5 6 BB 2-3						4	3	2	0	0	0	2
6 Corey Dickerson, L (1, 7) OBP: 0.368, SLG: 0.564	B CH 84 C FC 90 F CU 79 X FC 91 1-2 1-H 3-H 2B	B CH 83 B FF 91 I IN 72 I IN 75 4-0 14 3B IBB	1 SAFE B SL 82 F FF 92 F SL 84 B SL 86 X SL 86 2-2 1-H 1B	B CU 76 B CU 75 B SI 91 1 SAFE C SI 90 D SI 89 4-1 1-2 BB						2	1	2	3	2	0	0
14 Josh Rutledge, R (1, 6) OBP: 0.305, SLG: 0.387	C SL 84 X CU 79 0-1 ③ G4-3	B CU 77 X SL 85 1-0 9 HR 1-H 2-H 3B	F FC 88 D SI 92 X SL 85 1-1 ② L5	C SL 81 X SL 82 0-1 ③ P6						4	1	1	2	0	0	4
9 DJ LeMahieu, R (1, 4) OBP: 0.314, SLG: 0.346		B FF 89 B FC 89 C SL 84 X FF 90 2-1 15 G5-3 1B	C FC 90 C FC 89 X CU 77 0-2 3-H HR	C FC 88 S SL 86 B FF 92 D SL 85 X SL 85 2-2 ③ G5-3			C FF 91 B CH 83 X CH 85 1-1 ① G5-3			4	1	2	2	0	0	1
15 Jackson Williams, R (1, 2) OBP: 0.273, SLG: 0.200		B SL 85 X SL 85 1-0 ① G5-3 1-2	B FC 90 X SL 83 1-0 ③ G5-3			C FC 88 X SL 86 0-1 ① G4-3		B SI 91 B FF 93 X FF 93 2-0 ② P4		4	0	0	0	0	0	1
24 Jordan Lyles, R (1, 1) OBP: 0.238, SLG: 0.325 34 Matt Belisle, R (7, 1) 37 Nick Masset, R (7, 1) 54 Tommy Kahnle, R (8, 1) 16 Kyle Parker, R (8, PH) OBP: 0.100, SLG: 0.100 62 Rob Scahill, L (9, 1)		B SL 86 B SL 84 C SL 84 S FC 90 S CU 78 2-3 ② K	B FC 87 F FC 87 B SL 84 S FF 88 S FC 89 2-3 ① K			C FC 87 B FF 91 S SL 84 B SL 85 C SL 84 2-3 ② K		B CU 80 B CH 86 X FF 93 2-0 ③ P6		3 0 0 0 1 0	0 0 0 0 0 0	0 0 0 0 0 0	0 0 0 0 0 0	0 0 0 0 0 0	3 0 0 0 0 0	1 0 0 0 0 0
Inning Stats	R: 2 E: 0 K: 2 S: 15 H: 3 LOB: 1 BB: 0 P: 23	R: 0 E: 0 K: 2 S: 9 H: 1 LOB: 1 BB: 0 P: 16	R: 4 E: 0 K: 0 S: 9 H: 3 LOB: 0 BB: 1 P: 19	R: 0 E: 0 K: 1 S: 6 H: 0 LOB: 0 BB: 0 P: 9	R: 1 E: 0 K: 0 S: 12 H: 2 LOB: 1 BB: 0 P: 20	R: 0 E: 0 K: 1 S: 11 H: 0 LOB: 0 BB: 0 P: 16	R: 0 E: 0 K: 0 S: 14 H: 1 LOB: 2 BB: 1 P: 26	R: 0 E: 0 K: 0 S: 4 H: 0 LOB: 0 BB: 0 P: 9	R: 0 E: 0 K: 0 S: 12 H: 0 LOB: 0 BB: 0 P: 17	1B: 5 2B: 3 3B: 1 HR: 1 SF: 0 SAC: 0 DP: 0 HBP: 0						

PITCHER		IP	WLS	BF	H	R	ER	SO	BB	IBB	HBP	BLK	WP	HR	S	P	ERA	WHIP
52 Yusmeiro Petit, R ERA: 3.89	(1, 1)	4.0		20	7	6	6	5	0	1	0	0	0	1	39	67	13.50	1.750
59 Mike Kickham, L ERA: 27.0	(5, 1)	0.1		3	2	1	1	0	0	0	0	0	0	0	7	12	27.00	6.000
70 George Kontos, R ERA: 2.84	(5, 1)	1.2	W	5	0	0	0	1	0	0	0	0	0	0	16	24	0.00	0.000
41 Jeremy Affeldt, L ERA: 2.55	(7, 1)	0.2	H	4	1	0	0	0	1	0	0	0	1	0	12	24	0.00	3.000
54 Sergio Romo, R ERA: 3.98	(7, 1)	0.1	H	1	0	0	0	0	0	0	0	0	0	0	2	2	0.00	0.000

PITCHER		IP	WLS	BF	H	R	ER	SO	BB	IBB	HBP	BLK	WP	HR	S	P	ERA	WHIP
63 Jean Machi, R ERA: 1.95	(8, 1)	1.0		3	0	0	0	0	0	0	0	0	0	0	4	9	0.00	0.000
49 Javier López, L ERA: 2.12	(9, 1)	1.0		3	0	0	0	0	0	0	0	0	0	0	12	17	0.00	0.000

BOTTOM

San Francisco Giants @ Colorado Rockies

Coors Field, Denver, CO

Tue Sep 02 2014, 6:45 PM - 10:22 PM MDT

Att. 25,256 - Clear - 83 F

livebaseballscorecards.com

AB	37
R	7
H	10
RBI	7
BB	2
SO	6
LOB	13

WP: 1	PA: 39		
PB: 0			
SB: 1			
CS: 0			

San Francisco Giants @ Colorado Rockies

Coors Field, Denver, CO

Wed Sep 03 2014, 1:16 PM - 4:08 PM MDT

Att. 23,122 - Sunny - 89 F

TOP

livebaseballscorecards.com

Batter	1	2	3	4	5	6	7	8	9	AB	R	H	RBI	BB	SO	LOB
7 Grégor Blanco, L (1, 7) OBP: 0.340, SLG: 0.365	B FF 89 B FF 88 X FF 88 2-0 12 1B 28 SF9 1B	C SL 87 F SI 90 B FF 90 X FF 91 1-2 ③ F9			B CH 80 B FF 89 B CH 81 C FF 87 X FF 89 3-1 28 1B 3B		C FF 92 B SL 87 X FF 91 1-1 ② G3-4-1			4	2	2	0	0	0	1
12 Joe Panik, L (1, 4) OBP: 0.366, SLG: 0.397	C FF 89 X CH 82 0-1 45 F7 8 1B 1-3 1B	C SL 85 S SL 85 F FF 90 F SL 86 B SI 90 F FF 90 X CU 77 1-2 8 G5-3 28 1B 1B			F SL 86 D CH 82 D CH 83 F SL 87 D CH 83 X SL 87 3-2 ② G4-3		C FF 93 B SL 87 X SL 87 1-1 ③ P6			4	0	2	0	0	0	1
28 Buster Posey, R (1, 2) OBP: 0.356, SLG: 0.485	T SL 88 X SL 87 0-1 ① SF9 3-H	X SL 87 0-0 8 G5-3 1-2 1B			C SL 87 B SL 87 X FF 88 1-1 3-H 1B			B FF 90 F FF 96 B FF 94 F FF 94 B FF 96 F FF 95 X FF 95 3-2 ① F8		3	0	2	2	0	0	0
8 Hunter Pence, R (1, 9) OBP: 0.347, SLG: 0.481	C SI 89 C SL 87 B SL 87 X SI 89 1-2 1-2 1B	X CH 81 0-0 ① G5-3 ② 1-2 2-3f			C SL 87 X SL 84 0-1 ③ L6			C FF 96 X SL 86 0-1 ② G5-3		4	0	1	0	0	0	3
45 Travis Ishikawa, L (1, 3) OBP: 0.300, SLG: 0.432	F FF 90 B FF 90 B SL 87 X CH 82 2-1 ② F7 2-3	B SL 88 B FF 90 B SI 91 X FF 90 3-0 ③ P5				C FF 88 B FF 89 B CH 81 B FF 90 F FF 89 X FF 90 3-2 ① G3-1		C FF 96 F FF 95 S FF 96 0-3 ③ K		4	0	0	0	0	1	3
13 Joaquin Arias, R (1, 5) OBP: 0.263, SLG: 0.274	C SL 86 X SL 87 0-1 ③ F8			B CU 76 X SI 86 1-0 2 G6-4-3 1B		F SI 90 X SL 87 0-1 E4			C FF 94 F SL 86 F FF 94 X SL 84 0-2 10 G6-4-3 1B	4	0	2	0	0	0	2
35 Brandon Crawford, L (1, 6) OBP: 0.314, SLG: 0.368 10 Chris Dominguez, R (9, PH)		F FF 88 X FF 90 0-1 ① P6		C FF 88 1 SAFE X SL 86 0-1 ① P2		B CH 81 X SL 86 1-0 ② F8			X FF 95 0-0 ①② G6-4-3 1-2f	3 1	0 0	0 0	0 0	0 0	0 0	2 1
2 Juan Carlos Perez, R (1, 8) OBP: 0.247, SLG: 0.299		X FF 88 0-0 32 FC1-5-6-2 2B		C SL 85 B SI 87 C SL 87 X SL 87 1-2 ②③ G6-4-3 1-2f		X SL 86 0-0 ③ P5			B FF 94 S SL 85 X SL 83 1-1 ③ F9	4	0	1	0	0	0	2
32 Ryan Vogelsong, R (1, 1) OBP: 0.161, SLG: 0.151 57 Juan Gutierrez, R (6, 1) 56 Gary Brown, R (7, PH) 51 Erik Cordier, R (7, 1) 60 Hunter Strickland, R (8, 1)		B FF 90 T FF 89 F SL 87 F CU 77 X SL 87 1-2 ② FC1-5-6-2 2-3			F FF 88 B FF 89 X SL 85 1-1 ① G4-3		C FF 90 X FF 91 0-1 ① F7			2 0 1 0 0	0 0 0 0 0	0 0 0 0 0	0 0 0 0 0	0 0 0 0 0	0 0 0 0 0	1 0 0 0 0

AB	34
R	2
H	10
RBI	2
BB	0
SO	1
LOB	16

Inning Stats	1	2	3	4	5	6	7	8	9	1B: 8	SF: 1	WP: 0	PA: 35
	R: 1 E: 0 K: 0 S: 12 H: 3 LOB: 2 BB: 0 P: 17	R: 0 E: 0 K: 0 S: 10 H: 1 LOB: 1 BB: 0 P: 12	R: 0 E: 0 K: 0 S: 9 H: 2 LOB: 1 BB: 0 P: 13	R: 0 E: 0 K: 0 S: 6 H: 1 LOB: 0 BB: 0 P: 8	R: 1 E: 0 K: 0 S: 11 H: 2 LOB: 1 BB: 0 P: 19	R: 0 E: 1 K: 0 S: 7 H: 0 LOB: 1 BB: 0 P: 11	R: 0 E: 0 K: 0 S: 6 H: 0 LOB: 0 BB: 0 P: 8	R: 0 E: 0 K: 1 S: 9 H: 0 LOB: 0 BB: 0 P: 12	R: 0 E: 0 K: 0 S: 7 H: 1 LOB: 0 BB: 0 P: 8	2B: 1 3B: 1 HR: 0	SAC: 0 DP: 3 HBP: 0	PB: 0 SB: 0 CS: 0	

PITCHER		IP	WLS	BF	H	R	ER	SO	BB	IBB	HBP	BLK	WP	HR	S	P	ERA	WHIP
36 Christian Bergman, R ERA: 5.23	(1, 1)	6.0	W	26	9	2	2	0	0	0	0	0	0	0	55	80	3.00	1.500
53 Christian Friedrich, L ERA: 7.11	(7, 1)	1.0		3	0	0	0	0	0	0	0	0	0	0	6	8	0.00	0.000
12 Juan Nicasio, R ERA: 5.69	(8, 1)	2.0		6	1	0	0	1	0	0	0	0	0	0	16	20	0.00	0.500

PITCHER		IP	WLS	BF	H	R	ER	SO	BB	IBB	HBP	BLK	WP	HR	S	P	ERA	WHIP

Batter	1	2	3	4	5	6	7	8	9	AB	R	H	RBI	BB	SO	LOB
19 Charlie Blackmon, L (1, 8) (6, 9) OBP: 0.329, SLG: 0.433	C FF 91 X FF 91 0-1 L8		C CU 74 B SL 89 F SL 90 X CU 76 1-2 F7		S CU 77 S CU 76 B FF 92 F CU 78 S SL 89 1-3 K	X FF 94 0-0 SH5-3 1-2 2-3	S FF 99 B FF 100 F FF 98 B FF 100 X FF 100 2-2 P6			4	0	0	0	0	1	2
14 Josh Rutledge, R (1, 6) OBP: 0.312, SLG: 0.402 23 Charlie Culberson, R (7, 6) OBP: 0.254, SLG: 0.298	C FF 91 X CU 76 0-1 L7		L SI 91 B CU 76 B CH 86 X CH 85 2-1 33 F9 2B		B SL 89 B SL 89 B CU 78 C FF 92 F SI 92 B SI 92 4-2 33 1B 28 HR BB	B CU 82 X FF 94 1-0 33 SF8 2-H 3-H 3B		C CU 85 F FF 98 C FF 98 0-3 K		3 1	2 0	2 0	2 0	1 1	0 0	0 0
33 Justin Morneau, L (1, 3) OBP: 0.353, SLG: 0.483	X FF 92 0-0 1B		B SL 89 X FF 91 1-0 F9 2-3		C FF 91 X FF 91 0-1 28 HR 1-2 1B	B CU 82 B CU 80 X CU 79 2-0 SF8 3-H		X CH 87 0-0 G4-3		4	1	2	1	0	0	1
28 Nolan Arenado, R (1, 5) OBP: 0.337, SLG: 0.500	B FF 91 F CH 83 X SL 90 1-1 L9		C FF 92 D CU 78 X FF 91 1-1 F8		X SI 92 0-0 1-H 2-H HR	H CU 80 1-0 HBP		F FF 98 F CU 84 X CU 84 0-2 1B		4	1	2	3	0	0	2
6 Corey Dickerson, L (1, 7) OBP: 0.369, SLG: 0.578		B FF 91 B FF 91 X CH 83 2-0 HR		T FF 91 C FF 90 B FF 92 F FF 90 X CU 77 1-2 G6-3	X CU 77 0-0 HR	X FF 94 0-0 F8		C FF 97 F FF 97 B FF 98 B FF 99 F FF 98 B CU 85 X CU 84 3-2 F8		5	2	2	2	0	0	2
4 Ben Paulsen, L (1, 9) OBP: 0.439, SLG: 0.667 13 Drew Stubbs, R (6, 8) OBP: 0.332, SLG: 0.480		C FF 92 B FF 92 B SL 90 F FF 92 F SL 90 X FF 92 2-2 1B		C FF 92 C FF 92 B FF 92 F FF 91 C SL 90 1-3 K	F SL 87 F FF 90 S FF 91 0-3 K		B FF 100 C FF 100 C SL 87 B FF 101 B FF 101 S FF 100 3-3 K			3 1	0 0	1 0	0 0	0 0	2 1	0 0
8 Michael McKenry, R (1, 2) OBP: 0.397, SLG: 0.504	F FF 91 X FF 91 0-1 L6			C SL 90 B FF 91 C CU 79 B FF 94 B FF 91 F SL 90 B CU 79 4-2 BB		B SL 88 C CU 74 F FF 90 B FF 91 F FF 92 F SL 90 F SL 90 X FF 92 3-2 HR	B SL 89 C FF 100 B FF 99 F FF 100 B FF 101 B FF 100 4-2 7 HBP BB			2	1	1	1	2	0	1
9 DJ LeMahieu, R (1, 4) OBP: 0.314, SLG: 0.345		B CH 83 C FF 91 C CH 85 C FF 92 1-3 K		B FF 90 B SL 89 F FF 91 F SL 89 C FF 92 2-3 K		F SL 87 B CH 84 X CH 84 1-1 19 SH5-3 16 1B 14 3B 1B	B FF 100 S FF 100 F FF 98 X SL 88 1-2 P6			4	1	1	0	0	2	3
36 Christian Bergman, R (1, 1) OBP: 0.091, SLG: 0.091 16 Kyle Parker, R (6, PH) OBP: 0.182, SLG: 0.182 53 Christian Friedrich, R (7, 1) OBP: 0.200, SLG: 0.200 7 Matt McBride, R (7, PH) OBP: 0.316, SLG: 0.588 12 Juan Nicasio, R (8, 1) OBP: 0.080, SLG: 0.083		B FF 92 X FF 92 1-0 L4			C SL 88 X CU 75 0-1 G5-3	B SL 86 B SL 87 T FF 90 X SI 89 2-1 19 SH5-3 14 3B 1-2 1B	F FF 101 F SL 86 B FF 101 H FF 99 2-2 1-2 HBP			2 1 0 0 0	0 1 0 0 0	0 1 0 0 0	0 0 0 0 0	0 0 0 0 0	0 0 0 0 0	1 0 0 0 0
Inning Stats	R: 0 E: 0 K: 0 S: 7 H: 1 LOB: 1 BB: 0 P: 8	R: 1 E: 0 K: 1 S: 11 H: 2 LOB: 1 BB: 0 P: 17	R: 0 E: 0 K: 0 S: 8 H: 1 LOB: 1 BB: 0 P: 13	R: 0 E: 0 K: 2 S: 14 H: 0 LOB: 1 BB: 1 P: 22	R: 4 E: 0 K: 2 S: 15 H: 3 LOB: 0 BB: 1 P: 20	R: 4 E: 0 K: 0 S: 14 H: 4 LOB: 1 BB: 0 P: 24	R: 0 E: 0 K: 1 S: 13 H: 0 LOB: 2 BB: 1 P: 25	R: 0 E: 0 K: 1 S: 11 H: 1 LOB: 1 BB: 0 P: 14		1B: 6 2B: 1 3B: 1 HR: 4 SF: 1 SAC: 1 DP: 0 HBP: 2					WP: 0 PB: 0 SB: 0 CS: 0 PA: 41	

PITCHER		IP	WLS	BF	H	R	ER	SO	BB	IBB	HBP	BLK	WP	HR	S	P	ERA	WHIP
32 Ryan Vogelsong, R ERA: 4.06	(1, 1)	5.0	L	27	10	8	8	5	2	0	0	0	0	4	65	96	14.40	2.400
57 Juan Gutierrez, R ERA: 4.03	(6, 1)	1.0		5	1	1	1	0	0	0	1	0	0	0	4	8	9.00	1.000
51 Erik Cordier, R ERA:	(7, 1)	1.0		5	0	0	0	1	1	0	1	0	0	0	13	25	0.00	1.000
60 Hunter Strickland, R ERA:	(8, 1)	1.0		4	1	0	0	1	0	0	0	0	0	0	11	14	0.00	1.000

PITCHER	IP	WLS	BF	H	R	ER	SO	BB	IBB	HBP	BLK	WP	HR	S	P	ERA	WHIP

BOTTOM

San Francisco Giants @ Colorado Rockies

Coors Field, Denver, CO

Wed Sep 03 2014, 1:16 PM - 4:08 PM MDT

Att. 23,122 - Sunny - 89 F

livebaseballscorecards.com

AB	34
R	9
H	12
RBI	9
BB	3
SO	7
LOB	12

San Francisco Giants @ Detroit Tigers

Comerica Park, Detroit, MI

Fri Sep 05 2014, 7:10 PM - 12:38 AM EDT

Att. 31,940 - Partly Cloudy - 93 F

TOP

livebaseballscorecards.com

Batter	1	2	3	4	5	6	7	8	9	AB	R	H	RBI	BB	SO	LOB
16 Ángel Pagán, S (1, 8) OBP: 0.345, SLG: 0.395 2 Juan Carlos Perez, R (4, 8) OBP: 0.240, SLG: 0.290	B FF 91 B SI 93 C SI 90 F SI 93 X CU 78 2-2 28 G4-3 12 E 48 1B 1B	X CH 82 0-0 ② G4-3 2-3 3-H	X CH 81 0-0 ③ G4-3		C FF 94 S SL 87 B SL 86 B SL 86 X FF 96 2-2 ③ FC6-4 1-2f			F SI 91 F FF 87 B FF 91 F FF 86 B SI 91 F FF 90 B CU 84 X SI 92 3-2 ① FC5-4 28 FC6-4 1-2f		3	1	1	1	0	0	4
										2	0	0	0	0	0	2
12 Joe Panik, L (1, 4) OBP: 0.367, SLG: 0.397	1 SAFE C SI 92 F FF 93 B SI 93 1 SAFE 1 SAFE F CU 78 X SI 92 1-2 ① F7 1-2	B CU 77 C CU 76 X SI 91 1-1 ③ 3-H 1B		B FF 94 C FF 95 F FF 96 B SL 85 B FF 94 X FF 95 3-2 48 G6-4-3 28 1B 8 E 1B		C FF 95 F FF 95 B CH 87 F CH 87 F FF 94 B FF 96 B CH 88 X FF 95 3-2 ① F7		C FF 89 S CU 83 F CU 83 T SI 91 0-2 ② K		5	1	2	1	0	1	2
28 Buster Posey, R (1, 2) OBP: 0.357, SLG: 0.484 34 Andrew Susac, R (9, 2) OBP: 0.327, SLG: 0.538	C SL 86 X SI 92 0-1 ② G4-3 2-3		X SI 89 0-0 8 1B 7 2B 1B	B SL 86 X FF 95 1-0 48 G6-4-3 1-2 1B		C FF 96 B CU 84 F FF 96 B CH 88 S CU 83 2-3 ② K		S SI 86 B CU 83 X SI 91 1-1 ③ FC6-4 1-2f		5	1	2	0	0	1	2
										0	0	0	0	0	0	0
48 Pablo Sandoval, S (1, 5) OBP: 0.332, SLG: 0.440 13 Joaquin Arias, R (9, 5) OBP: 0.263, SLG: 0.274	B CU 78 F SI 94 B SI 92 X CH 84 2-1 3-H 1B		F SI 91 B FF 92 B CU 76 F CH 81 X SI 92 2-2 ① L9	X FF 95 0-0 ①② G6-4-3 1-2f 2-3		F FF 96 F CH 88 B FF 94 X FF 95 1-2 HR			X CH 86 0-0 ① F7	5	1	2	2	0	0	3
										0	0	0	0	0	0	0
8 Hunter Pence, R (1, 9) OBP: 0.348, SLG: 0.479	C FF 93 B SL 87 D SL 87 F SI 92 S FF 94 2-3 ③ K		X SI 90 0-0 7 2B 37 FC5-2 1-2 1B	X SL 86 0-0 E5 3-H		C CU 83 S CU 83 B FF 95 B CU 84 S CU 83 2-3 ③ K			B SI 93 B SI 87 F SI 92 B SI 93 B SI 92 4-1 7 BB BB	4	0	1	0	1	2	1
7 Grégor Blanco, L (1, 7) OBP: 0.344, SLG: 0.376		B SI 91 C CH 83 X FF 92 1-1 45 1B 3B	F CU 76 B SI 92 B CH 83 X CH 81 2-1 37 FC5-2 35 1B 1-3 2-H 2B	F FF 95 1 SAFE B FF 95 F FF 96 B FF 95 F SL 85 X SL 84 2-2 ③ G4-3			B CH 85 C CH 84 X FF 94 1-1 ① F8		C SL 83 F SL 84 B SL 85 B SI 93 B SL 83 F SI 93 B SI 92 4-2 1-2 BB	4	2	2	1	1	0	1
45 Travis Ishikawa, L (1, 3) OBP: 0.306, SLG: 0.423		B FF 92 B CH 82 F FF 93 X CH 82 2-1 35 SH1-4 37 1B 16 G4-3 3-H 1B	I IN 65 I IN 68 I IN 68 I IN 67 4-0 35 1B 37 FC5-2 IBB		B FF 94 S CH 86 X SL 84 1-1 ① F7		C FF 95 S CH 88 S CH 88 0-3 ② K		S SL 84 B SL 85 F SI 92 S SL 85 1-3 ② K	4	1	1	1	1	2	2
37 Adam Duvall, R (1, 10) OBP: 0.239, SLG: 0.313		C SI 91 X SI 91 0-1 16 G4-3 35 SH1-4 12 1B 1-2 1B	F SL 85 X SI 90 0-1 ② FC5-2 35 1B 1-2 2-3 3-Hf		X FF 95 0-0 ② G6-3		C CU 82 C CU 83 F FF 94 B FF 95 X CU 84 1-2 ③ F7		C CH 86 X SI 92 0-1 ③ P2	5	1	1	0	0	0	5
35 Brandon Crawford, L (1, 6) OBP: 0.318, SLG: 0.373		B SI 92 L SI 91 X CH 82 1-1 ① SH1-4 1-2 2-3	B CH 82 S CH 82 X CU 76 1-1 1-2 2-3 3-H 1B		B FF 94 F FF 96 X CH 87 1-1 2 FC6-4 1B			X FF 91 0-0 2 FC5-4 1B		3	0	3	1	0	0	0

Inning Stats	1	2	3	4	5	6	7	8	9
	R: 1 E: 1 K: 1 S: 14	R: 3 E: 0 K: 0 S: 11	R: 2 E: 0 K: 0 S: 12	R: 1 E: 1 K: 0 S: 10	R: 0 E: 0 K: 0 S: 8	R: 1 E: 0 K: 2 S: 14	R: 0 E: 0 K: 1 S: 9	R: 0 E: 0 K: 1 S: 12	R: 0 E: 0 K: 1 S: 10
	H: 2 LOB: 1 BB: 0 P: 21	H: 4 LOB: 1 BB: 0 P: 16	H: 4 LOB: 3 BB: 1 P: 21	H: 2 LOB: 1 BB: 0 P: 16	H: 1 LOB: 1 BB: 0 P: 12	H: 1 LOB: 0 BB: 0 P: 22	H: 0 LOB: 0 BB: 0 P: 11	H: 1 LOB: 1 BB: 0 P: 16	H: 0 LOB: 2 BB: 2 P: 19

	AB	40
	R	8
	H	15
	RBI	7
	BB	3
	SO	6
	LOB	22

	1B: 12	SF: 0	WP: 0	PA: 44
	2B: 1	SAC: 1	PB: 0	
	3B: 1	DP: 1	SB: 0	
	HR: 1	HBP: 0	CS: 0	

PITCHER		IP	WLS	BF	H	R	ER	SO	BB	IBB	HBP	BLK	WP	HR	S	P	ERA	WHIP
21 Rick Porcello, R ERA: 3.25	(1, 1)	3.0	L	19	10	6	5	1	0	1	0	0	0	0	37	58	15.00	3.333
57 Evan Reed, R ERA: 4.31	(4, 1)	2.0		9	3	1	0	0	0	0	0	0	0	0	18	28	0.00	1.500
45 Buck Farmer, R ERA: 12.96	(6, 1)	2.0		7	1	1	1	3	0	0	0	0	0	1	23	33	4.50	0.500
56 Kyle Ryan, L ERA:	(8, 1)	1.0		4	1	0	0	1	0	0	0	0	0	0	12	16	0.00	1.000
63 Patrick McCoy, L ERA: 3.86	(9, 1)	1.0		5	0	0	0	1	2	0	0	0	0	0	10	19	0.00	2.000

PITCHER	IP	WLS	BF	H	R	ER	SO	BB	IBB	HBP	BLK	WP	HR	S	P	ERA	WHIP

BOTTOM

Batter	1	2	3	4	5	6	7	8	9	AB	R	H	RBI	BB	SO	LOB
3 Ian Kinsler, R (1, 4) OBP: 0.315, SLG: 0.423 26 Hernán Pérez, R (9, 4) OBP: 0.500, SLG: 0.333	C FC 85 B CU 79 B FC 86 C FF 89 X FF 90 2-2 ① P4		C FC 88 B FC 87 X FF 90 1-1 ③ F9		X FF 91 0-0 48 PO 1B 3-H			X FF 92 0-0 24 L4-3 1B		4 0 2 1 0 0 0 0 0 0 0 0 0 0						
48 Torii Hunter, R (1, 9) OBP: 0.312, SLG: 0.437 61 Ezequiel Carrera, L (9, 8) OBP: 0.300, SLG: 0.351	B FC 86 X FC 86 1-0 ② G4-3			X FF 89 0-0 41 G4-6-3 24 1B 1B	C FC 88 F FF 90 D FC 84 1 SAFE 1 SAFE 1-2 ③ PO 1-2	C FC 85 F FF 89 X CH 80 0-2 ① F7		C FC 87 X FF 90 0-1 ① P3		4 0 1 0 0 0 1 0 0 0 0 0 0 0						
24 Miguel Cabrera, R (1, 3) OBP: 0.370, SLG: 0.504 32 Don Kelly, L (9, 3) OBP: 0.344, SLG: 0.299	C FF 90 B FF 90 F FF 90 F FF 91 X FF 91 1-2 1B			C FF 90 B FC 87 C FF 90 B FF 90 X CU 81 2-2 41 G4-6-3 1B 1-2		F FF 90 S SL 84 B FC 82 S SL 82 1-3 ② K		S SL 84 B FC 88 B SL 85 X FC 88 2-1 ②③ L4-3 1-2		4 0 2 0 0 1 1 0 0 0 0 0 0 0						
41 Victor Martinez, S (1, 10) OBP: 0.404, SLG: 0.568 34 James McCann, R (9, PH) OBP: 0.348, SLG: 0.545	B FF 90 C FF 90 B FC 88 F FF 90 F FF 90 F SI 91 F CU 81 X FF 91 2-2 ③ L7			B SI 91 B SI 90 X FC 87 2-0 ①② G4-6-3 1-2f 2-3		B CH 82 X CH 82 1-0 1B			X FF 90 0-0 ① P6	3 0 1 0 0 0 3 1 0 0 0 0 0 0						
28 J.D. Martinez, R (1, 7) OBP: 0.348, SLG: 0.545 33 Steven Moya, L (9, 9) OBP: 0.500, SLG: 0.500		C FF 89 B FF 89 F FC 86 X FF 89 1-2 ① G5-3		S SL 82 C FF 90 T FF 92 0-2 ③ K		B FC 87 1 SAFE F FF 90 B FC 87 S FC 87 F CU 81 F FF 91 B FC 86 F SL 83 3-3 S FF 91 ③ K			C CU 76 F CH 84 S FF 92 0-3 ② K	3 0 0 0 0 2 2 1 0 0 0 0 1 0						
9 Nick Castellanos, R (1, 5) OBP: 0.311, SLG: 0.409		X FC 87 0-0 ② G6-3			B FC 85 X FC 86 1-0 50 E 20 G4-3 1B		C FC 88 B FF 92 S SL 85 F SL 85 X SL 84 1-2 ① G6-3		X FF 91 0-0 ③ F9	4 1 1 0 0 0 0						
50 Bryan Holaday, R (1, 2) OBP: 0.273, SLG: 0.277		C SI 88 X FC 85 0-1 ③ B1-3			B SI 91 F FF 90 X FC 87 1-1 E7 20 G4-3 3 1B 1-3		F FF 92 B FC 87 X FC 86 1-1 2B			3 1 1 0 0 0 1						
30 Eugenio Suárez, R (1, 6) OBP: 0.317, SLG: 0.348			C FF 89 B FC 85 B FC 86 B FF 89 X FF 88 3-1 ① G1-3		B FC 87 X FC 86 1-0 ① P4		B FF 92 F FF 91 C FC 86 B SL 82 X SL 82 2-2 ② F7			3 0 0 0 0 0 3						
20 Rajai Davis, R (1, 8) OBP: 0.326, SLG: 0.410 18 Tyler Collins, L (9, 7) OBP: 0.263, SLG: 0.389			C FF 90 B CU 80 F CU 80 F FF 90 B FF 90 X FC 86 2-2 ② G5-3		C FF 91 B FF 91 X FF 90 1-1 ② G4-3 2-3 3-H		F FF 90 X FF 90 0-1 ③ G4-3			3 0 0 1 0 0 2 0 0 0 0 0 0 0						
Inning Stats	R: 0 H: 1 E: 0 LOB: 1 K: 0 BB: 0 S: 14 P: 20	R: 0 H: 0 E: 0 LOB: 0 K: 0 BB: 0 S: 6 P: 7	R: 0 H: 0 E: 0 LOB: 0 K: 0 BB: 0 S: 8 P: 14	R: 0 H: 2 E: 0 LOB: 1 K: 1 BB: 0 S: 8 P: 12	R: 2 H: 2 E: 1 LOB: 0 K: 0 BB: 0 S: 9 P: 14	R: 0 H: 1 E: 0 LOB: 1 K: 2 BB: 0 S: 13 P: 18	R: 0 H: 1 E: 0 LOB: 1 K: 0 BB: 0 S: 11 P: 15	R: 0 H: 1 E: 0 LOB: 0 K: 0 BB: 0 S: 5 P: 7	R: 0 H: 0 E: 0 LOB: 0 K: 1 BB: 0 S: 5 P: 5	1B: 7 SF: 0 2B: 2 SAC: 0 3B: 0 DP: 2 HR: 0 HBP: 0						

PITCHER	IP	WLS	BF	H	R	ER	SO	BB	IBB	HBP	BLK	WP	HR	S	P	ERA	WHIP
22 Jake Peavy, R (1, 1) ERA: 4.01	6.0	W	23	6	2	0	3	0	0	0	0	0	0	58	85	0.00	1.000
70 George Kontos, R (7, 1) ERA: 2.63	2.0		7	2	0	0	0	0	0	0	0	0	0	16	22	0.00	1.000
55 Tim Lincecum, R (9, 1) ERA: 4.67	1.0		3	0	0	0	1	0	0	0	0	0	0	5	5	0.00	0.000

PITCHER	IP	WLS	BF	H	R	ER	SO	BB	IBB	HBP	BLK	WP	HR	S	P	ERA	WHIP

San Francisco Giants @ Detroit Tigers

Comerica Park, Detroit, MI

Fri Sep 05 2014, 7:10 PM - 12:38 AM EDT

Att. 31,940 - Partly Cloudy - 93 F

livebaseballscorecards.com

AB	33
R	2
H	8
RBI	2
BB	0
SO	4
LOB	13

WP: 0 PA: 34
PB: 0
SB: 0
CS: 0

Batter	1	2	3	4	5	6	7	8	9	AB	R	H	RBI	BB	SO	LOB
16 Ángel Pagán, S (1, 8) OBP: 0.340, SLG: 0.390	B FF 92 B SI 92 C FF 92 F SI 92 C FC 87 2-3 ① K	T SI 92 B KC 80 X CH 84 1-1 ② F8		X FF 93 0-0 ③ F8			C SI 91 F FC 86 S CH 85 0-3 ② K		C FF 94 B FF 94 F CH 84 B SI 94 F SI 94 X SI 93 2-2 E6 2-3	5	0	0	0	0	2	1
12 Joe Panik, L (1, 4) OBP: 0.358, SLG: 0.386	C SI 93 X FF 94 0-1 ② F8	B FF 93 C SI 93 X FC 86 1-1 ③ F8			B SI 93 X SI 92 1-0 ① G4-3		C SI 93 S CH 85 C SI 94 0-3 ③ K		X SI 94 0-0 ③ G3	5	0	0	0	0	1	2
28 Buster Posey, R (1, 3) OBP: 0.361, SLG: 0.494	S SI 93 S CH 86 X FF 95 0-2 8 1B 48 1B 1B		B KC 81 B CH 84 B SI 92 B FF 92 4-0 13 FC5 8 1B BB		X SI 93 0-0 HR			C FC 85 B CH 84 F CH 84 X FC 87 1-2 1B		3	2	3	1	1	0	0
8 Hunter Pence, R (1, 9) OBP: 0.349, SLG: 0.479	F SI 94 X SI 95 0-1 48 1B 34 2B 1-3 1B		S CH 85 B KC 81 F CH 84 X SI 93 1-2 13 FC5 1-2 1B		C FC 88 X CH 84 0-1 ② G5-3			D FC 86 F CH 85 X CH 84 1-1 ① F9		4	1	2	0	0	0	1
48 Pablo Sandoval, S (1, 10) OBP: 0.331, SLG: 0.438	F FC 87 X CH 85 0-1 34 2B 1-2 1B 3-H		F SI 93 T FC 87 S FC 88 0-3 ① K		C CH 85 C KC 80 S FF 93 0-3 ③ K			S SI 93 C FF 95 F CH 85 S FC 88 0-3 ② K		4	1	1	1	0	3	3
34 Andrew Susac, R (1, 2) OBP: 0.322, SLG: 0.536	F FF 94 B FF 93 C FC 88 X SI 93 1-2 13 2B 1-H 2-H 2B		F CH 85 S SI 94 C FC 88 0-3 ② K			B FC 86 C CH 84 B FC 87 C CH 83 X FC 86 2-2 ① P4		F FF 94 B FC 90 F CH 84 S SI 94 1-3 ③ K		4	1	1	2	0	2	3
13 Joaquin Arias, R (1, 5) OBP: 0.269, SLG: 0.286	B FC 86 X FF 94 1-0 2-H 2B		X FC 87 0-0 ③ FC5 1-2 2-3f			B CH 84 B FC 86 F SI 93 B FC 86 X FF 92 3-1 ② F8			B KC 78 B FC 85 F SI 91 S CH 83 X CH 84 2-2 16 E 7 G4-3 1B	4	0	2	1	0	0	2
50 Matt Duffy, R (1, 6) OBP: 0.234, SLG: 0.205 35 Brandon Crawford, L (9, 6) OBP: 0.318, SLG: 0.373	C CH 86 B FF 93 F SI 93 C FC 89 1-3 ③ K			X FF 93 0-0 ① L6		F SI 93 X FC 88 0-1 ③ L8			1 SAFE B CH 83 1 SAFE F FC 67 F FF 92 F FF 94 C SI 94 1-3 ① K	4 0	0 0	0 0	0 0	0 0	2 0	2 0
7 Grégor Blanco, L (1, 7) OBP: 0.340, SLG: 0.372		C SI 90 C FF 92 T CH 84 0-2 ① K		C SI 92 F FF 92 B SI 94 X CH 84 1-2 ② G4-3			X FC 84 0-0 ① B1-3		1 SAFE 1 SAFE B SI 90 S SI 92 X SI 92 1-1 ② G4-3 1-2	4	0	0	0	0	1	1
Inning Stats	R: 4 E: 0 K: 2 S: 19 H: 5 LOB: 1 BB: 0 P: 24	R: 0 E: 0 K: 1 S: 7 H: 0 LOB: 0 BB: 0 P: 9	R: 0 E: 0 K: 2 S: 10 H: 1 LOB: 2 BB: 1 P: 15	R: 0 E: 0 K: 0 S: 5 H: 0 LOB: 0 BB: 0 P: 6	R: 1 E: 0 K: 1 S: 7 H: 1 LOB: 0 BB: 0 P: 8	R: 0 E: 0 K: 0 S: 7 H: 0 LOB: 0 BB: 0 P: 12	R: 0 E: 0 K: 2 S: 7 H: 0 LOB: 0 BB: 0 P: 7	R: 0 E: 0 K: 2 S: 12 H: 1 LOB: 1 BB: 0 P: 15	R: 0 E: 1 K: 1 S: 14 H: 1 LOB: 2 BB: 0 P: 20	1B: 6 2B: 2 3B: 0 HR: 1 SF: 0 SAC: 0 DP: 0 HBP: 0						

PITCHER		IP	WLS	BF	H	R	ER	SO	BB	IBB	HBP	BLK	WP	HR	S	P	ERA	WHIP
14 David Price, L ERA: 3.33	(1, 1)	8.2	L	37	9	5	5	11	1	0	0	0	0	1	87	115	5.19	1.154
40 Phil Coke, L ERA: 3.86	(9, 1)	0.1		1	0	0	0	0	0	0	0	0	0	0	1	1	0.00	0.000

PITCHER	IP	WLS	BF	H	R	ER	SO	BB	IBB	HBP	BLK	WP	HR	S	P	ERA	WHIP

TOP

San Francisco Giants @ Detroit Tigers

Comerica Park, Detroit, MI

Sat Sep 06 2014, 1:08 PM - 4:14 PM EDT

Att. 35,722 - Cloudy - 73 F

livebaseballscorecards.com

AB	37
R	5
H	9
RBI	5
BB	1
SO	11
LOB	15

BOTTOM

San Francisco Giants @ Detroit Tigers

Comerica Park, Detroit, MI

Sat Sep 06 2014, 1:08 PM - 4:14 PM EDT

Att. 35,722 - Cloudy - 73 F

livebaseballscorecards.com

Batter	1	2	3	4	5	6	7	8	9	AB	R	H	RBI	BB	SO	LOB
3 Ian Kinsler, R (1, 4) OBP: 0.313, SLG: 0.420	C FF 91 B CH 81 X FF 92 1-1 ① P6	C FC 86 B FF 91 B CU 75 B CH 82 X FF 92 3-1 ② F4		B FF 91 1 SAFE 1 SAFE B FC 86 B FF 92 C FF 92 F FF 92 F FC 88 X FC 86 3-2 ②③ L7 1-2			C CU 81 S CU 81 S FF 93 0-3 ② K			4	0	0	0	0	1	3
48 Torii Hunter, R (1, 9) OBP: 0.311, SLG: 0.438	F FF 92 X FF 92 0-1 24 HR 2B	B FC 87 X FF 92 1-0 ③ P4			B FF 92 B FF 91 X FF 92 2-0 ① F9		B FF 92 S CU 82 F CH 84 T CU 81 1-2 ③ K			4	1	1	0	0	1	2
24 Miguel Cabrera, R (1, 3) OBP: 0.371, SLG: 0.515	F FF 92 B FC 86 B FF 91 F FF 92 X FC 88 2-2 2-H HR		F FF 91 S FF 92 F FF 92 X CU 78 0-2 ① G5-3		C CU 77 S FF 92 B CU 67 X FF 92 1-2 ② F9			X SL 80 0-0 HR		4	2	2	3	0	0	0
41 Victor Martinez, S (1, 10) OBP: 0.406, SLG: 0.575	C FF 92 B FC 87 B CH 83 F FF 92 X FF 92 2-2 28 1B 1B		B FF 93 B FF 92 X FF 93 2-0 HR		B FF 92 C CU 76 B CU 72 C FC 87 X CU 78 2-2 28 FC6-4 1B			B SI 89 C FF 88 F SI 90 B CH 85 X SI 89 2-2 ① F7		4	1	3	1	0	0	0
28 J.D. Martinez, R (1, 7) OBP: 0.347, SLG: 0.542	C FF 90 B FC 86 S FF 91 F FF 92 D CU 78 X FC 87 2-2 9 G5-4-3 1-2 1B		F FF 92 X CU 76 0-1 ② G5-3		B FF 92 C FC 87 F FF 91 X CU 76 1-2 ③ FC6-4 1-2f			C SL 80 X SL 78 0-1 ② F7		4	0	1	0	0	0	1
9 Nick Castellanos, R (1, 5) OBP: 0.311, SLG: 0.408	C FF 91 B FF 92 X FF 92 1-1 ②③ G5-4-3 1-2f		C FC 89 B CU 79 F FF 91 B FF 92 X FF 92 2-2 1B			X FC 88 0-0 ① G5-3		B SL 79 C SL 79 S SL 77 B SL 77 B SL 78 F FF 87 F SL 79 C FF 88 3-3 ③ K		4	0	1	0	0	1	2
30 Eugenio Suárez, R (1, 6) OBP: 0.317, SLG: 0.348 61 Ezequiel Carrera, L (9, PH) OBP: 0.295, SLG: 0.345		C FF 91 X FC 88 0-1 20 1B 1B	S FC 86 B CH 81 F FC 86 B FF 92 X FC 88 2-2 ③ F9			C FF 91 C CU 76 F FC 88 F FF 91 B CU 76 B CU 77 B CU 77 X FF 92 3-2 ② G5-3			B FF 94 X SI 93 1-0 ① G3	3 1	0 0	1 0	0 0	0 0	0 0	1 0
34 James McCann, R (1, 2) 13 Alex Avila, L (9, PH) OBP: 0.326, SLG: 0.368		B FF 90 X FF 91 1-0 ① L7		C FF 90 B FF 91 X FC 86 1-1 ① F9		C CU 78 S FF 93 F FF 92 B FF 92 X FF 92 1-2 ③ L4			F SI 95 B SI 94 S SI 94 C KC 82 1-3 ② K	3 1	0 0	0 0	0 0	0 0	0 1	1 0
20 Rajai Davis, R (1, 8) OBP: 0.328, SLG: 0.411		F FF 90 D FC 88 1 SAFE S FF 90 X CU 78 1-2 1-2 1B		C FF 90 X CH 84 0-1 3 CS 1B			C CH 82 S CU 80 B CU 82 B CH 86 X FF 92 2-2 ① F9		B SI 96 T SI 95 B KC 82 F FF 95 X KC 82 2-2 ③ G6-3	4	0	2	0	0	0	0

	AB	R	H	RBI	BB	SO	LOB
	36	4	11	4	0	4	10

Inning Stats	1	2	3	4	5	6	7	8	9	1B	SF	WP	PA
R	2	0	1	0	0	0	0	1	0	7	0	0	36
H	4	2	2	1	1	0	0	1	0	2B 1	SAC 0	PB 0	
E	0	0	0	0	0	0	0	0	0	3B 0	DP 1	SB 0	
LOB	1	2	1	0	1	0	0	0	0	HR 3	HBP 0	CS 1	
K	0	0	0	0	0	0	2	1	1				
BB	0	0	0	0	0	0	0	0	0				
P	24	15	19	12	16	14	9	16	11				
S	16	9	13	8	10	10	9	11	7				

PITCHER		IP	WLS	BF	H	R	ER	SO	BB	IBB	HBP	BLK	WP	HR	S	P	ERA	WHIP
40 Madison Bumgarner, L ERA: 3.02	(1, 1)	6.0	W	26	10	3	3	0	0	0	0	0	0	2	66	100	4.50	1.667
63 Jean Machi, R ERA: 1.92	(7, 1)	1.0	H	3	0	0	0	2	0	0	0	0	0	0	9	12	0.00	0.000
54 Sergio Romo, R ERA: 4.08	(8, 1)	1.0	H	4	1	1	1	1	0	0	0	0	0	1	11	16	9.00	1.000
46 Santiago Casilla, R ERA: 1.75	(9, 1)	1.0	S	3	0	0	0	1	0	0	0	0	0	0	7	11	0.00	0.000

PITCHER	IP	WLS	BF	H	R	ER	SO	BB	IBB	HBP	BLK	WP	HR	S	P	ERA	WHIP

San Francisco Giants @ Detroit Tigers

Comerica Park, Detroit, MI

Sun Sep 07 2014, 8:10 PM - 11:52 PM EDT

Att. 27,523 - Clear - 73 F

TOP

livebaseballscorecards.com

Batter	1	2	3	4	5	6	7	8	9	AB	R	H	RBI	BB	SO	LOB
16 Ángel Pagán, S (1, 8) OBP: 0.339, SLG: 0.387	C FF 88 B FF 88 B SI 89 F FF 88 F FC 84 X SI 91 2-2 G6-3		X CH 80 0-0 P4		D FF 89 B CH 81 X SI 88 2-0 3-H 1B		1 SAFE 1 SAFE B FF 89 C FF 89 B CH 80 S CH 78 F CU 78 B FF 91 1 SAFE 3-2 X CH 80 F9		D SI 92 X FF 94 1-0 1-2 2-3 FC5-4	5	0	1	1	0	0	4
12 Joe Panik, L (1, 4) OBP: 0.354, SLG: 0.381	C FF 90 B FC 84 X FC 83 1-1 F8		C FF 89 B SI 89 X SI 89 1-1 28 FC6-4 1B		B FC 83 B FF 89 S SI 88 1 SAFE F SI 88 B FC 84 F SI 90 X SI 89 3-2 G3		B FC 86 B FC 84 X FF 89 2-0 P2		C SI 93 X SI 93 0-1 G4-3	5	0	1	0	0	0	4
28 Buster Posey, R (1, 2) OBP: 0.362, SLG: 0.492	F FF 88 B CU 76 B CH 82 B FF 90 B FF 90 4-1 BB		X FF 89 0-0 1-2f FC6-4			X FF 87 0-0 F8		B SI 94 B SI 94 B SI 93 C SI 94 B SI 95 4-1 8 FC4 BB		2	0	0	0	2	0	1
8 Hunter Pence, R (1, 9) OBP: 0.348, SLG: 0.477	S FF 89 X FF 90 0-1 G4-3			C FC 84 B FF 88 X FC 85 1-1 G5-3		C FF 87 B FF 88 B FF 88 B FF 88 B FF 88 4-1 48 FC6-4 BB		B CU 79 B SI 94 B SI 94 C SI 94 X SI 95 3-1 FC4 45 G3-1 48 S 1-2f		3	0	0	0	1	0	2
48 Pablo Sandoval, S (1, 10) OBP: 0.330, SLG: 0.436		C FF 88 B CH 81 B FC 83 X FC 83 2-1 F7		X CH 81 0-0 G6-3		B CH 79 D SI 87 S SI 87 S SI 88 1 SAFE X SI 88 2-2 1-2f FC6-4		C SI 95 F CU 80 F CU 81 1 SAFE 1 SAFE F FF 94 F CU 79 P PO 88 F CH 88 4-2 B FF 94 B CU 80 F CH 88 B FF 94 45 G3-1 1-2 BB		3	0	0	0	1	0	1
37 Adam Duvall, R (1, 3) OBP: 0.233, SLG: 0.304 45 Travis Ishikawa, L (6, PH) OBP: 0.299, SLG: 0.413 (6, 3)		C FF 89 B FC 84 X FC 85 1-1 F9		C FF 89 F CH 81 B FF 90 S FC 83 1-3 K		C SL 85 S SL 86 X FF 95 0-2 F8		B SI 94 F CH 89 B SI 93 B SI 94 X SI 94 3-1 1-2 2-3 G3-1		2 2	0 0	0 0	0 0	0 0	1 0	0 3
13 Joaquin Arias, R (1, 5) OBP: 0.274, SLG: 0.291		C FF 89 F SI 89 B FF 88 X FC 84 1-2 1B			C FF 86 F FC 83 B FF 85 F FF 88 F FC 82 B FF 89 F FC 83 X FF 89 2-2 G6-3		C SL 86 X SI 93 0-1 35 F8 7 BB 1B	C SI 92 X SI 93 0-1 G5-3		4	0	2	0	0	0	2
7 Grégor Blanco, L (1, 7) OBP: 0.342, SLG: 0.375 50 Matt Duffy, R (9, PH) OBP: 0.250, SLG: 0.222		C CU 75 S SI 88 B SI 89 S FF 89 1-3 K			B FC 83 B FC 83 X FF 90 2-0 35 G4-3 16 1B 2B		C SI 92 F SL 85 1 SAFE D SL 88 F SL 86 1 SAFE B SI 94 F SL 86 D SL 86 4-2 F SL 86 F SL 86 B SI 93 1-2 BB		C FF 94 B SI 92 F SI 94 F FF 95 B SL 79 X FF 94 2-2 16 FC5-4 34 BB 1B	2 1	1 0	1 1	0 0	1 0	1 0	1 0
35 Brandon Crawford, L (1, 6) OBP: 0.316, SLG: 0.370 34 Andrew Susac, R (9, PH) OBP: 0.333, SLG: 0.536			B FF 88 F FF 88 S FC 83 S FC 84 1-3 K		B FC 82 F SI 88 B CU 75 B FC 84 C FF 88 X FF 89 3-2 2-3 G4-3		B SI 93 B SL 84 C SL 84 S SL 84 X SL 84 2-2 2-3 F8		B FF 93 C CH 82 S CH 82 F CH 81 B FF 94 D CH 82 B SI 92 4-2 1-2 16 FC5-4 BB	3 0	0 0	0 0	0 1	0 0	1 0	3 0

Inning Stats	1	2	3	4	5	6	7	8	9
	R: 0 E: 0 K: 0 S: 9	H: 0 LOB: 1 BB: 1 P: 16	R: 0 E: 0 K: 1 S: 10	H: 1 LOB: 1 BB: 0 P: 15	R: 0 E: 0 K: 1 S: 7	H: 1 LOB: 1 BB: 0 P: 9	R: 0 E: 0 K: 1 S: 6	H: 0 LOB: 0 BB: 0 P: 8	R: 1 E: 0 K: 0 S: 15	H: 2 LOB: 1 BB: 0 P: 27	R: 0 E: 0 K: 0 S: 8	H: 0 LOB: 1 BB: 1 P: 14	R: 0 E: 0 K: 0 S: 16	H: 1 LOB: 2 BB: 1 P: 27	R: 0 E: 0 K: 0 S: 15	H: 0 LOB: 2 BB: 2 P: 28	R: 0 E: 0 K: 0 S: 10	H: 1 LOB: 1 BB: 1 P: 17

	AB	32
	R	1
	H	6
	RBI	1
	BB	6
	SO	3
	LOB	21

	1B: 5	SF: 0	WP: 0	PA: 38
	2B: 1	SAC: 0	PB: 0	
	3B: 0	DP: 1	SB: 1	
	HR: 0	HBP: 0	CS: 0	

PITCHER		IP	WLS	BF	H	R	ER	SO	BB	IBB	HBP	BLK	WP	HR	S	P	ERA	WHIP
53 Kyle Lobstein, L ERA: 2.78	(1, 1)	5.2	W	23	4	1	1	3	2	0	0	0	0	0	52	86	1.59	1.059
62 Al Alburquerque, R ERA: 2.65	(6, 1)	0.2	H	4	1	0	0	0	1	0	0	0	0	0	14	20	0.00	3.000
65 Blaine Hardy, L ERA: 2.0	(7, 1)	0.2	H	2	0	0	0	0	0	0	0	0	0	0	5	10	0.00	0.000
49 Jim Johnson, R ERA: 6.93	(8, 1)	1.0		5	0	0	0	0	2	0	0	0	0	0	15	28	0.00	2.000
40 Phil Coke, L ERA: 3.79	(9, 1)	1.0		4	1	0	0	0	1	0	0	0	0	0	10	17	0.00	2.000

PITCHER	IP	WLS	BF	H	R	ER	SO	BB	IBB	HBP	BLK	WP	HR	S	P	ERA	WHIP

BOTTOM

San Francisco Giants @ Detroit Tigers

Comerica Park, Detroit, MI

Sun Sep 07 2014, 8:10 PM - 11:52 PM EDT

Att. 27,523 - Clear - 73 F

livebaseballscorecards.com

Batter	1	2	3	4	5	6	7	8	9	AB	R	H	RBI	BB	SO	LOB
3 Ian Kinsler, R (1, 4) OBP: 0.313, SLG: 0.421	B FC 83 C FC 82 X SI 88 1-1 G5-3 ①		B SI 88 F SI 88 1 SAFE B SI 88 B SI 89 X FC 85 3-1 G6-3 ② 1-2		B SI 87 B FC 82 C SI 87 F FC 82 X SI 88 2-2 F8 ①		1 SAFE B FC 88 B FF 92 C SL 83 C SL 84 X SL 84 2-2 48 G1-3 24 1B 1-H 2B			4	1	1	1	0	0	1
48 Torii Hunter, R (1, 9) OBP: 0.315, SLG: 0.440	C SI 89 B FC 85 X FF 89 1-1 24 G4-3 1B		S CU 76 X CU 76 0-1 24 HR 2-H 1B		C SI 88 X FC 82 0-1 1B		D FF 91 T FC 87 F FF 91 X SL 84 1-2 G1-3 ② 2-3			4	1	3	1	0	0	1
24 Miguel Cabrera, R (1, 3) OBP: 0.372, SLG: 0.520 20 Rajai Davis, R (8, 8) OBP: 0.328, SLG: 0.411	C FC 83 F SI 89 X SI 89 0-2 G4-3 ② ③ 1-2f		1 SAFE 1 SAFE C SI 88 X CU 75 0-1 1-H HR		B SI 88 X SI 87 1-0 P3 ②		B FF 90 C FF 91 X FF 91 1-1 41 2B 1B 3-H			4 0	2 0	2 0	3 0	0 0	0 0	2 0
41 Victor Martinez, S (1, 10) OBP: 0.405, SLG: 0.575		B FS 79 B SI 88 C SI 88 X FC 82 2-1 F7 ① B SI 88 C FC 84 F FF 90 F FS 82 B FF 88 F FC 84 X SI 90 2-2 F9 ③		F SI 88 F SI 88 B SI 88 X SI 89 1-2 G6-3 ③		B CU 74 B SI 91 X SI 90 2-0 1-H 2B			4	0	1	1	0	0	1
28 J.D. Martinez, R (1, 7) OBP: 0.351, SLG: 0.543		S SI 89 S CU 76 X FC 84 0-2 G6-3 ②	B FC 83 C SI 88 B FC 83 F FF 88 B CU 76 F SI 88 F SI 89 X SI 89 3-2 9 PB 32 S 1B		C FC 82 B CU 75 C CU 76 X SI 89 1-2 32 G4-6-3 1B		I IN 83 I IN 83 I IN 85 I IN 83 4-0 IBB			3	0	2	0	1	0	0
32 Don Kelly, L (1, 8) OBP: 0.347, SLG: 0.299 (8, 3)		C SI 86 X FC 85 0-1 9 S 1B	1 SAFE S SI 88 B FS 82 B SI 89 C FS 81 B SI 88 F FC 82 B SI 88 4-2 9 PB 1-2 BB		C SI 88 1 SAFE F SI 88 X SI 88 0-2 ① ② 1-2f G4-6-3		F SI 90 D SI 91 C CU 74 F SI 93 S CU 75 1-3 ③ K			3	0	1	0	1	1	3
9 Nick Castellanos, R (1, 5) OBP: 0.308, SLG: 0.404		C SI 89 X FC 81 0-1 G6-3 ③ 1-2	C SI 88 S SI 89 B SI 90 B FC 83 S SI 89 2-3 K ① 1-2 2-3		F SI 88 B SI 89 B FF 89 B SI 89 F SI 88 X FC 83 3-2 F7 ③			F FF 98 S CU 85 C CU 84 0-3 K ①		4	0	0	0	0	2	3
13 Alex Avila, L (1, 2) OBP: 0.323, SLG: 0.363			C FS 79 C SI 89 F FS 80 B SI 89 F SI 88 B FS 81 X SI 88 2-2 G4-3 ① C SI 89 B FS 82 C SI 88 F SI 89 B SI 89 X FS 81 2-2 L3 ②			C SI 85 B SL 79 B SI 84 B SI 84 S SI 84 S SI 86 3-3 K ① C FF 97 S CH 90 B FF 98 S FF 97 1-3 K ②		4	0	0	0	0	2	2
17 Andrew Romine, S (1, 6) OBP: 0.268, SLG: 0.271			C SI 90 S FS 81 X FS 82 0-2 3 S 48 1B 1B B SI 89 S FS 81 C SI 89 B SI 89 D FS 81 X SI 88 3-2 G4-3 ③				X SI 85 0-0 3 S 3 2B 1B B CU 86 F FF 97 C FF 98 X FF 98 1-2 G6-3 ③			4	2	2	0	0	0	2

Inning Stats										
	R: 0 E: 0 K: 0 S: 7	H: 1 LOB: 0 BB: 0 P: 9	R: 0 E: 0 K: 0 S: 9	H: 1 LOB: 1 BB: 0 P: 11	R: 3 E: 0 K: 0 S: 19	H: 3 LOB: 0 BB: 0 P: 26	R: 0 E: 0 K: 1 S: 18	H: 1 LOB: 2 BB: 1 P: 32	R: 0 E: 0 K: 0 S: 9	H: 1 LOB: 1 BB: 0 P: 13
	R: 0 E: 0 K: 0 S: 11	H: 1 LOB: 0 BB: 0 P: 15	R: 3 E: 0 K: 2 S: 17	H: 4 LOB: 2 BB: 1 P: 31	R: 0 E: 0 K: 2 S: 9	H: 0 LOB: 0 BB: 0 P: 11				

	1B: 9 2B: 2 3B: 0 HR: 1	SF: 0 SAC: 0 DP: 2 HBP: 0	WP: 0 PB: 1 SB: 4 CS: 0	PA: 36

	AB	34
	R	6
	H	12
	RBI	6
	BB	2
	SO	5
	LOB	15

PITCHER		IP	WLS	BF	H	R	ER	SO	BB	IBB	HBP	BLK	WP	HR	S	P	ERA	WHIP
17 Tim Hudson, R ERA: 3.12	(1, 1)	6.0	L	25	8	3	3	1	1	0	0	0	0	1	73	106	4.50	1.500
49 Javier López, L ERA: 2.36	(7, 1)	0.1		2	1	1	1	1	0	0	0	0	0	0	4	7	27.00	3.000
70 George Kontos, R ERA: 3.25	(7, 1)	0.1		3	2	1	1	0	0	0	0	0	0	0	8	12	27.00	6.000
41 Jeremy Affeldt, L ERA: 2.54	(7, 1)	0.1		3	1	1	1	1	0	1	0	0	0	0	5	12	27.00	3.000
60 Hunter Strickland, R ERA:	(8, 1)	1.0		3	0	0	0	2	0	0	0	0	0	0	9	11	0.00	0.000

PITCHER	IP	WLS	BF	H	R	ER	SO	BB	IBB	HBP	BLK	WP	HR	S	P	ERA	WHIP

Batter	1	2	3	4	5	6	7	8	9	AB	R	H	RBI	BB	SO	LOB
5 Ender Inciarte, L (1, 7) OBP: 0.306, SLG: 0.345	C FF 88 X FF 89 0-1 ① F8			B FF 87 X FF 88 1-0 HR		B FF 87 C FF 88 F FF 88 F CU 75 C FF 89 1-3 ③ K			C CH 81 B FF 88 F CU 75 B CU 75 C CH 82 2-3 ② K	4	1	1	1	0	2	0
16 Chris Owings, R (1, 4) OBP: 0.301, SLG: 0.430	X CH 84 0-0 ② G6-3			C FF 87 F CU 76 C FF 89 0-3 ① K			C FF 86 F FF 87 B CU 76 B FF 90 F CU 76 X FF 89 2-2 26 G4-6-3 1B		C FF 89 F CU 76 X FF 89 0-2 ③ G6-3	4	0	1	0	0	1	0
15 Mark Trumbo, R (1, 3) OBP: 0.298, SLG: 0.378	C FF 87 S CU 77 S FF 90 0-3 ③ K			X FF 89 0-0 ② F8			X FF 89 0-0 ① F7			3	0	0	0	0	1	1
26 Miguel Montero, L (1, 2) OBP: 0.339, SLG: 0.387		C FF 88 B CU 77 X FF 89 1-1 ① G6-3		S CH 81 X FF 88 0-1 ③ L7			C FF 88 X CH 80 0-1 ②③ G4-6-3 1-2f			3	0	0	0	0	0	1
7 Cody Ross, R (1, 9) OBP: 0.297, SLG: 0.324		C SL 84 C FF 88 S CU 77 0-3 ② K			B CH 82 B SL 84 X FF 87 2-0 ① G3			C CU 75 S CU 74 B FF 88 F FF 88 S CU 75 1-3 ① K		3	0	0	0	0	2	0
19 Jake Lamb, L (1, 5) OBP: 0.253, SLG: 0.303		S CH 81 B FF 89 X FF 89 1-1 ③ G3-1			C FF 88 X CU 76 0-1 11 G6-4-3 1B			F FF 86 B FF 88 X CH 80 1-1 ② G6-3		3	0	1	0	0	0	0
11 AJ Pollock, R (1, 8) OBP: 0.367, SLG: 0.544			C FF 87 B CU 76 F FF 88 S CU 76 1-3 ① K		X SL 85 0-0 ②③ G6-4-3 1-2f			C FF 88 C FF 88 X CU 76 0-2 1B		3	0	1	0	0	1	1
1 Didi Gregorius, L (1, 6) OBP: 0.275, SLG: 0.350			C FF 88 C FF 89 B CU 77 F FF 88 F FF 89 C CH 82 1-3 ② K			C FF 88 X FC 88 0-1 ① L8		X SL 82 0-0 ③ P6		3	0	0	0	0	1	1
36 Wade Miley, L (1, 1) OBP: 0.185, SLG: 0.137 17 Alfredo Marte, R (3, PH) OBP: 0.238, SLG: 0.316 52 Zeke Spruill, R (3, 1) 38 Will Harris, R (7, 1) 4 Cliff Pennington, S (9, PH) OBP: 0.345, SLG: 0.349			C SL 84 C CU 76 B CU 76 S FF 89 1-3 ③ K			C FF 88 X SL 82 0-1 ② L3			S SL 81 B FF 88 X CH 80 1-1 ① F7	0 1 1 0 1	0 0 0 0 0	0 0 0 0 0	0 0 0 0 0	0 1 0 0 0	0 0 0 0 0	0 0 0 0 0
Inning Stats	R: 0 E: 0 K: 1 S: 6 H: 0 LOB: 0 BB: 0 P: 6	R: 0 E: 0 K: 1 S: 7 H: 0 LOB: 0 BB: 0 P: 9	R: 0 E: 0 K: 3 S: 11 H: 0 LOB: 0 BB: 0 P: 14	R: 1 E: 0 K: 1 S: 7 H: 1 LOB: 0 BB: 0 P: 8	R: 0 E: 0 K: 0 S: 4 H: 1 LOB: 0 BB: 0 P: 6	R: 0 E: 0 K: 1 S: 8 H: 0 LOB: 0 BB: 0 P: 9	R: 0 E: 0 K: 0 S: 7 H: 1 LOB: 0 BB: 0 P: 9	R: 0 E: 0 K: 1 S: 10 H: 1 LOB: 1 BB: 0 P: 12	R: 0 E: 0 K: 1 S: 8 H: 0 LOB: 0 BB: 0 P: 11	1B: 3 2B: 0 3B: 0 HR: 1 SF: 0 SAC: 0 DP: 2 HBP: 0						

PITCHER	IP	WLS	BF	H	R	ER	SO	BB	IBB	HBP	BLK	WP	HR	S	P	ERA	WHIP
52 Yusmeiro Petit, R (1, 1) ERA: 3.62	9.0	W	29	4	1	1	9	0	0	0	0	0	1	68	84	1.00	0.444

PITCHER	IP	WLS	BF	H	R	ER	SO	BB	IBB	HBP	BLK	WP	HR	S	P	ERA	WHIP

TOP

Arizona Diamondbacks @ San Francisco Giants
AT&T Park, San Francisco, CA
Tue Sep 09 2014, 7:15 PM - 9:44 PM PDT
Att. 41,683 - Clear - 63 F

livebaseballscorecards.com

AB	29
R	1
H	4
RBI	1
BB	0
SO	9
LOB	4

Batter	1	2	3	4	5	6	7	8	9	AB	R	H	RBI	BB	SO	LOB
16 Ángel Pagán, S (1, 8) OBP: 0.344, SLG: 0.393	B SI 89 B SI 90 C SI 91 X SI 92 2-1 8 G5-3 12 1B 34 BB 1B	B CH 85 X CH 85 1-0 28 FC4-6 12 1B 48 BB 1-2 1B	B SI 93 B CU 77 F SI 91 S SI 91 S SI 92 2-3 ③ K			F SI 92 B SI 91 X SI 92 1-1 12 E 28 SF7 1-2 1B		B FF 92 C FF 92 B CH 83 X FC 91 2-1 12 1B 1B		5	3	4	0	0	1	1
12 Joe Panik, L (1, 4) OBP: 0.369, SLG: 0.397	C FF 90 F SI 91 X FF 91 0-2 34 BB 8 G5-3 1-2 1B	B FF 88 C FF 93 B FF 90 X FF 91 2-1 28 FC4-6 1-2 2-3 1B		C SI 92 B CH 85 B CH 86 B SI 92 F SI 92 F SI 93 F SI 93 X SI 93 3-2 28 G6-4-3 1B		B SI 91 C SL 82 S SI 91 F CU 77 B FF 92 X SI 92 2-2 E7 1-3 2-H 1B		F SI 90 X FF 91 0-1 1-2 1B		5	0	5	0	0	0	0
28 Buster Posey, R (1, 3) OBP: 0.359, SLG: 0.488 45 Travis Ishikawa, L (9, 3) OBP: 0.299, SLG: 0.413	S SI 92 D CH 85 X CH 84 1-1 ① F7	B FF 93 B FF 93 B SI 95 X SI 95 3-0 ② FC4-6 48 BB 8 BB 1-2f 2-3 3-H		B SL 83 B CU 76 C SL 82 1 SAFE F SL 83 X SI 93 2-2 ①② G6-4-3 1-2f		X SL 84 0-0 ② SF7 3-H		C FF 92 F FF 91 B FF 92 F FC 91 B FC 92 F FC 92 X FC 92 2-2 ③ F7		4 0	0 0	0 0	2 0	0 0	0 0	7 0
8 Hunter Pence, R (1, 9) OBP: 0.347, SLG: 0.474	X SI 91 0-0 ② G5-3 1-2 2-3	B CH 85 B CH 86 B SL 90 C CH 85 F SI 94 B FF 94 4-2 48 BB 1-2 BB		B SL 84 C SI 93 B SI 93 C SI 93 B CU 79 F SI 93 C SI 92 3-3 ③ K		X FF 90 0-0 ③ F7				3	0	0	0	1	1	3
48 Pablo Sandoval, S (1, 5) OBP: 0.332, SLG: 0.434 35 Brandon Crawford, L (8, 6) OBP: 0.316, SLG: 0.370	B SL 89 F FF 89 D SI 92 F SL 90 D FF 90 B CH 85 4-2 34 BB BB	B FF 90 D CH 85 B FF 91 B SI 93 4-0 1-2 2-3 3-H BB			B CH 85 B SI 92 F SI 92 F SI 92 X CU 76 2-2 ① F7		B CH 79 S CH 82 X FF 92 1-1 ① L3			2 0	0 0	0 0	1 0	2 0	0 0	0 0
34 Andrew Susac, R (1, 2) OBP: 0.328, SLG: 0.508	B FF 93 D SL 89 S SI 94 C SI 95 B FF 94 B SI 95 4-2 1-2 2-3 3-H BB	F SI 94 C SI 96 B SI 94 F FF 89 X SI 95 1-2 ③ L9			F SI 93 C SI 92 S SI 92 0-3 ② K		C FF 91 X FC 91 0-1 ② F7			3	0	0	1	1	1	3
13 Joaquin Arias, R (1, 6) OBP: 0.268, SLG: 0.284 (8, 5)	F SL 89 C FF 94 B SL 89 X FF 91 1-2 ③ G5-3		C SI 93 X SI 93 0-1 ① G6-3		B SL 83 C SI 93 F SI 91 X SI 92 1-2 ③ G5-3		F FF 91 B CU 80 B CU 79 C FF 92 X FF 92 2-2 ③ F8			4	0	0	0	0	0	3
7 Grégor Blanco, L (1, 7) OBP: 0.341, SLG: 0.374		F FF 88 C SL 87 S FF 90 0-3 ① K	F SI 92 B SI 92 B CH 85 B SI 93 F SI 93 F SI 92 X SI 92 3-2 52 SH5-4 1B		F SI 92 F CU 77 B SL 83 X SL 83 1-2 E3 12 1B 16 1B 12 E			B FF 92 B CH 81 X FC 91 2-0 ① P6		4	1	1	0	0	1	0
52 Yusmeiro Petit, R (1, 1) OBP: 0.050, SLG: 0.050		C SI 90 F SI 93 X SL 87 0-2 12 1B 16 1B 28 FC4-6 1B	X SI 91 0-0 ② SH5-4 1-2		C SI 91 1 SAFE C CU 75 L SI 91 0-3 ① K			B FC 90 T FC 89 X FF 91 1-1 ② G4-3		3	1	1	0	0	1	1
Inning Stats	R: 1 E: 0 K: 0 S: 15 H: 2 LOB: 3 BB: 2 P: 27	R: 2 E: 0 K: 1 S: 16 H: 3 LOB: 3 BB: 2 P: 31	R: 0 E: 0 K: 1 S: 10 H: 1 LOB: 1 BB: 0 P: 15	R: 0 E: 0 K: 1 S: 12 H: 1 LOB: 0 BB: 0 P: 20	R: 0 E: 0 K: 1 S: 9 H: 0 LOB: 0 BB: 0 P: 12	R: 2 E: 2 K: 1 S: 14 H: 2 LOB: 1 BB: 0 P: 18	R: 0 E: 0 K: 0 S: 7 H: 0 LOB: 0 BB: 0 P: 10	R: 0 E: 0 K: 0 S: 12 H: 2 LOB: 2 BB: 0 P: 19		1B: 11 2B: 0 3B: 0 HR: 0 SF: 1 SAC: 1 DP: 1 HBP: 0						

PITCHER		IP	WLS	BF	H	R	ER	SO	BB	IBB	HBP	BLK	WP	HR	S	P	ERA	WHIP
36 Wade Miley, L ERA: 4.28	(1, 1)	2.0	L	15	5	3	3	1	4	0	0	0	0	0	31	58	13.50	4.500
52 Zeke Spruill, R ERA: 3.38	(3, 1)	4.0		16	4	2	0	4	0	0	0	0	0	0	45	65	0.00	1.000
38 Will Harris, R ERA: 5.4	(7, 1)	2.0		8	2	0	0	0	0	0	0	0	0	0	19	29	0.00	1.000

PITCHER	IP	WLS	BF	H	R	ER	SO	BB	IBB	HBP	BLK	WP	HR	S	P	ERA	WHIP

BOTTOM

Arizona Diamondbacks @ San Francisco Giants

AT&T Park, San Francisco, CA

Tue Sep 09 2014, 7:15 PM - 9:44 PM PDT

Att. 41,683 - Clear - 63 F

livebaseballscorecards.com

AB	33
R	5
H	11
RBI	4
BB	4
SO	5
LOB	18

PA: 39

WP: 0
PB: 0
SB: 0
CS: 0

Batter	1	2	3	4	5	6	7	8	9	AB	R	H	RBI	BB	SO	LOB
5 Ender Inciarte, L (1, 7) OBP: 0.305, SLG: 0.342	C FF 90 B CU 77 B CU 78 B FF 91 C FF 90 B FF 92 4-2 2 G5-4-3 BB		C CH 83 X CH 82 0-1 ① G6-3		S FF 90 B FF 90 B SL 86 F FF 90 S SL 87 2-3 ③ K			M SI 90 F CU 74 X SI 93 0-2 ① G1-3		3	0	0	0	1	1	0
2 Aaron Hill, R (1, 4) OBP: 0.283, SLG: 0.371	1 SAFE C FF 89 S SL 88 F FF 89 1 SAFE X FF 90 0-2 ① ② G5-4-3 1-2f		B SL 88 C SL 88 X CH 84 1-1 ② L8			C SL 87 X SL 87 0-1 ① F9		C CU 75 B CH 87 F SI 92 F CH 87 C SI 92 1-3 ② K		4	0	0	0	0	1	1
26 Miguel Montero, L (1, 2) OBP: 0.336, SLG: 0.384	F FF 91 C CU 77 X SL 89 0-2 ③ G4-3		X FF 91 0-0 ③ F7			B SI 91 C CU 76 X CU 76 1-1 ② G4-3		B CU 76 X SI 93 1-0 ③ G6-3		4	0	0	0	0	0	0
15 Mark Trumbo, R (1, 3) OBP: 0.297, SLG: 0.374		B FF 90 C FF 91 B FF 92 B FF 88 B FF 92 4-1 11 FC5-4 BB		X SL 88 0-0 ① L7		C SL 88 B SL 88 S FF 91 X FF 91 1-2 ③ G4-3			B SL 80 B SL 79 C SL 79 C SL 79 S SL 78 2-3 ① K	3	0	0	0	1	1	0
11 AJ Pollock, R (1, 8) OBP: 0.365, SLG: 0.536		B SL 88 B FF 92 C SI 91 F SL 88 B FF 91 X FF 90 3-2 ① FC5-4 1 BB 19 1B 1-2f		C CU 75 B SL 88 F FF 91 B FF 91 B CH 84 B FF 92 4-2 19 G4-3 19 S BB			X CU 74 0-0 ① G6-3		C FF 88 F FF 89 B SL 79 B SL 78 X FF 89 2-2 ② G6-3	3	0	0	0	1	0	1
19 Jake Lamb, L (1, 5) OBP: 0.264, SLG: 0.325		1 SAFE C SL 86 X FF 90 0-1 1 BB 1-2 1B		B SL 85 B SI 90 S SL 88 F SL 90 B SL 87 X CH 82 3-2 ② G4-3 1-3			C FF 90 B FF 90 C SI 90 B FF 89 B SL 87 X FF 90 3-2 2B		S SI 88 B CH 84 B SI 88 F SI 86 C SL 79 2-3 ③ K	4	0	2	0	0	1	1
17 Alfredo Marte, R (1, 9) OBP: 0.231, SLG: 0.307		C CU 76 B CU 78 D CH 85 B SL 89 X FF 91 3-1 ② F9		C CH 83 X FF 91 0-1 ③ G6-3			X SL 87 0-0 ② L7			3	0	0	0	0	0	4
1 Didi Gregorius, L (1, 6) OBP: 0.279, SLG: 0.348		B FF 91 F SL 89 B FF 92 B FF 92 C SL 89 B SL 88 4-2 1-2 2-3 BB			C FF 89 B CH 82 B FF 90 B FF 91 S FF 90 F FF 91 F FF 91 T FF 90 3-2 ① K		B CH 82 S CH 83 B CH 81 B CH 83 B SL 86 4-1 BB			1	0	0	0	2	1	0
55 Josh Collmenter, R (1, 1) OBP: 0.151, SLG: 0.157 31 Jordan Pacheco, R (7, PH) OBP: 0.265, SLG: 0.299 59 Oliver Pérez, L (7, 1) 50 Evan Marshall, R (7, 1) 43 Addison Reed, L (8, 1)		B FF 92 C FF 92 B SL 88 B FF 93 C FF 92 X FF 92 3-2 ③ G5-3			C FF 90 C CU 75 S CU 75 0-3 ② K		B FF 94 X FF 94 1-0 ③ G6-3			2 1 0 0 0	0 0 0 0 0	0 0 0 0 0	0 0 0 0 0	1 0 0 0 0	3 2 0 0 0	
Inning Stats	R: 0 E: 0 K: 0 S: 9 H: 0 LOB: 0 BB: 1 P: 13	R: 0 E: 0 K: 0 S: 13 H: 1 LOB: 3 BB: 2 P: 30	R: 0 E: 0 K: 0 S: 5 H: 0 LOB: 0 BB: 0 P: 6	R: 0 E: 0 K: 0 S: 8 H: 0 LOB: 1 BB: 1 P: 15	R: 0 E: 0 K: 3 S: 11 H: 0 LOB: 0 BB: 0 P: 16	R: 0 E: 0 K: 0 S: 7 H: 0 LOB: 0 BB: 0 P: 9	R: 0 E: 0 K: 0 S: 7 H: 1 LOB: 2 BB: 1 P: 15	R: 0 E: 0 K: 1 S: 8 H: 0 LOB: 0 BB: 0 P: 10	R: 0 E: 0 K: 2 S: 9 H: 0 LOB: 0 BB: 0 P: 15	1B: 1 2B: 1 3B: 0 HR: 0 SF: 0 SAC: 0 DP: 1 HBP: 0						

PITCHER		IP	WLS	BF	H	R	ER	SO	BB	IBB	HBP	BLK	WP	HR	S	P	ERA	WHIP
32 Ryan Vogelsong, R ERA: 3.9	(1, 1)	6.2		26	2	0	0	3	5	0	0	0	0	0	59	102	0.00	1.050
63 Jean Machi, R ERA: 1.91	(7, 1)	0.1	W	1	0	0	0	0	0	0	0	0	0	0	1	2	0.00	0.000
41 Jeremy Affeldt, L ERA: 2.49	(8, 1)	1.0		3	0	0	0	1	0	0	0	0	0	0	8	10	0.00	0.000
54 Sergio Romo, R ERA: 4.0	(9, 1)	1.0		3	0	0	0	2	0	0	0	0	0	0	9	15	0.00	0.000

PITCHER	IP	WLS	BF	H	R	ER	SO	BB	IBB	HBP	BLK	WP	HR	S	P	ERA	WHIP

TOP

Arizona Diamondbacks @ San Francisco Giants

AT&T Park, San Francisco, CA

Wed Sep 10 2014, 7:19 PM - 10:24 PM PDT

Att. 41,293 - Clear - 67 F

livebaseballscorecards.com

AB	28
R	0
H	2
RBI	0
BB	5
SO	6
LOB	12

WP: 0	PA: 33		
PB: 0			
SB: 1			
CS: 0			

BOTTOM

Arizona Diamondbacks @ San Francisco Giants
AT&T Park, San Francisco, CA
Wed Sep 10 2014, 7:19 PM - 10:24 PM PDT
Att. 41,293 - Clear - 67 F

livebaseballscorecards.com

Batter	1	2	3	4	5	6	7	8	9	AB	R	H	RBI	BB	SO	LOB
16 Ángel Pagán, S (1, 8) OBP: 0.344, SLG: 0.392	C FC 84 X FC 85 0-1 G1-3		C CH 79 X CH 78 0-1 12 CS 1B		B CH 80 X CH 79 1-0 G3		C SI 94 F SI 94 B SL 87 B SI 94 F SI 95 F SI 94 X FF 94 2-2 SF7 2-H 3-H			3	0	1	1	0	0	0
12 Joe Panik, L (1, 4) OBP: 0.367, SLG: 0.391	C FC 85 B FC 84 X FC 86 1-1 P6		1 SAFE 1 SAFE B CH 77 1 SAFE S CH 78 B FC 84 B FC 86 S FC 87 B CH 79 4-2 1-2 BB			B CH 76 F FC 85 B FC 85 C FC 85 F FC 86 F CU 75 S CH 78 2-3 K	B SI 94 B CH 86 F SI 95 C SI 93 C FF 95 2-3 K			3	0	0	0	1	2	0
28 Buster Posey, R (1, 2) OBP: 0.358, SLG: 0.486	B FC 86 B FC 85 F FC 84 B FC 86 S CH 78 F FC 86 X FC 88 3-2 F7		C CH 79 D CH 79 D CH 80 C CH 80 X CH 80 2-2 L7			B CH 79 S CH 78 B FC 86 X FC 86 2-1 48 G6-4-3 1B		B SL 87 X FF 91 1-0 F8		4	0	1	0	0	0	1
48 Pablo Sandoval, S (1, 5) OBP: 0.333, SLG: 0.436		C FC 85 H FC 85 1-1 8 FC5-4 HBP		X CH 77 0-0 G3-1		S CH 80 S CH 78 X CH 77 0-2 G6-4-3 1-2f		X SL 86 0-0 8 1B 45 1B 2B		3	1	1	0	0	0	1
8 Hunter Pence, R (1, 9) OBP: 0.348, SLG: 0.474		C FC 85 X FC 85 0-1 FC5-4 7 G4-3 1-2f		B CH 77 C CH 76 B FC 85 F FC 86 F FC 86 B CH 79 X FC 87 3-2 F8			C SL 78 B FF 91 C SI 92 B SL 82 B FF 93 B SI 92 4-2 7 2B BB	B SL 87 B SL 86 F FF 93 F FF 93 X FF 94 2-2 45 1B 1B 2-3		3	1	1	0	1	0	1
7 Grégor Blanco, L (1, 7) OBP: 0.343, SLG: 0.378		1 SAFE B FC 85 B FC 86 C CH 77 B FC 86 X FC 86 3-1 G4-3 1-2		S CH 79 F CH 79 B CH 76 B FC 88 X FC 86 2-2 45 S 1B			B SL 78 L SI 90 C SI 91 F SL 81 F FF 92 X SI 90 1-2 35 1B 50 2B 2B 1-H	1 SAFE B FF 93 C FF 94 B FF 94 S FF 93 F FF 93 X FF 93 2-2 L7		4	1	2	1	0	0	3
45 Travis Ishikawa, L (1, 3) OBP: 0.308, SLG: 0.410		B FC 86 B CH 78 S CH 77 B FC 86 B FC 87 4-1 BB		1 SAFE B FC 85 F FC 85 B FC 87 F FC 86 X FC 86 2-2 G1-3 1-2			B SL 80 C FF 91 F SI 90 F SL 79 S SL 80 1-3 K	B FF 95 F FF 93 C FF 94 X FF 93 1-2 1-3 3-H 1B		3	0	1	1	1	1	2
35 Brandon Crawford, L (1, 6) OBP: 0.315, SLG: 0.369		S CH 79 B FC 86 B FC 86 S CH 78 S CH 78 2-3 K			X CH 77 0-0 L9		B FF 92 C SI 91 F FF 91 X SL 82 1-2 50 2B 16 WP 2-3 1B	B FF 94 F FF 94 F FF 94 D SL 89 X SL 84 2-2 G3		4	1	1	0	0	1	4
32 Ryan Vogelsong, R (1, 1) OBP: 0.155, SLG: 0.145 63 Jean Machi, R (7, 1) 50 Matt Duffy, R (7, PH) OBP: 0.265, SLG: 0.261 41 Jeremy Affeldt, L (8, 1) 54 Sergio Romo, R (9, 1)			C FC 85 S FC 84 B FC 86 X FC 85 1-2 G6-3		B FC 85 B FC 86 C FC 86 B FC 85 C FC 86 C FC 88 3-3		1 SAFE B SL 83 B SL 84 X SI 94 2-0 16 WP 16 SF7 1-3 3-H			2 0 1 0 0	0 0 1 0 0	0 0 1 0 0	0 0 1 0 0	1 0 0 0 0	0 0 0 0 0	0 0 0 0 0
Inning Stats	R: 0 E: 0 K: 0 S: 8 H: 0 LOB: 0 BB: 0 P: 12	R: 0 E: 0 K: 1 S: 9 H: 0 LOB: 2 BB: 1 P: 19	R: 0 E: 0 K: 0 S: 10 H: 1 LOB: 1 BB: 1 P: 17	R: 0 E: 0 K: 0 S: 11 H: 1 LOB: 1 BB: 0 P: 18	R: 0 E: 0 K: 1 S: 5 H: 0 LOB: 0 BB: 0 P: 9	R: 0 E: 0 K: 1 S: 10 H: 1 LOB: 0 BB: 0 P: 14	R: 4 E: 0 K: 2 S: 23 H: 3 LOB: 0 BB: 1 P: 36	R: 1 E: 0 K: 0 S: 15 H: 3 LOB: 2 BB: 0 P: 23		1B: 6 2B: 3 3B: 0 HR: 0 SF: 1 SAC: 0 DP: 1 HBP: 1			WP: 1 PB: 0 SB: 1 CS: 1 PA: 35		

	AB	30
	R	5
	H	9
	RBI	4
	BB	3
	SO	5
	LOB	12

PITCHER	IP	WLS	BF	H	R	ER	SO	BB	IBB	HBP	BLK	WP	HR	S	P	ERA	WHIP
55 Josh Collmenter, R (1, 1) ERA: 3.67	6.0		22	3	0	0	3	2	0	1	0	0	0	53	89	0.00	0.833
59 Oliver Pérez, L (7, 1) ERA: 2.77	0.1	L	4	2	3	3	1	1	0	0	0	0	0	14	21	81.00	9.000
50 Evan Marshall, R (7, 1) ERA: 3.02	0.2		3	1	1	1	1	0	0	0	0	1	0	9	15	13.50	1.500
43 Addison Reed, R (8, 1) ERA: 3.64	1.0		6	3	1	1	0	0	0	0	0	0	0	15	23	9.00	3.000

PITCHER	IP	WLS	BF	H	R	ER	SO	BB	IBB	HBP	BLK	WP	HR	S	P	ERA	WHIP

Batter	1	2	3	4	5	6	7	8	9	AB	R	H	RBI	BB	SO	LOB
5 Ender Inciarte, L (1, 9) OBP: 0.302, SLG: 0.338	B FF 88 S FF 88 T CH 81 C FC 87 1-3 ① K		B FC 88 B FF 90 S FC 86 1 SAFE X FC 87 2-1 ① FC1-6 4 1B 1-2f			B CH 80 C CU 77 X FC 86 1-1 ① G3-1		B SI 85 B SI 84 B SI 84 C SI 83 C SI 84 F SI 86 F SI 86 X SI 86 3-2 ② G6-3		4	0	0	0	0	1	1
4 Cliff Pennington, S (1, 6) OBP: 0.354, SLG: 0.368	S FF 91 F FF 90 F FF 90 B FC 88 C FC 88 1-3 ② K		1 SAFE 1 SAFE C FC 87 B FF 91 C FF 90 1 SAFE X FC 89 1-2 16 G6-4-3 1-3 1B			B FF 89 C FF 89 B FF 89 B FC 85 X FS 86 3-1 15 2B 3B		C SI 84 F SI 84 B SI 86 H CU 74 2-2 16 1B HBP		3	1	2	0	0	1	0
16 Chris Owings, R (1, 4) OBP: 0.304, SLG: 0.431	F SI 90 B FC 87 X FC 87 1-1 1B		B SI 91 X SI 91 1-0 ②③ G6-4-3 1-2f			F SI 89 F FF 90 X FF 91 0-2 ② F9		C FF 97 X CU 86 0-1 1-2 1B		4	0	2	0	0	0	3
15 Mark Trumbo, R (1, 3) OBP: 0.297, SLG: 0.375	D FC 88 1 SAFE 1 SAFE S FC 87 B FC 87 F FC 87 1 SAFE S FF 91 2-3 ③ K			S SL 84 B FC 85 B FF 89 F FF 89 X FC 86 2-2 ① G4-3		X FF 90 0-0 3-H 2B		T CU 85 B FF 98 S FF 98 F FF 100 F FF 98 C FF 99 1-3 ③ K		4	0	1	1	0	2	3
11 AJ Pollock, R (1, 8) OBP: 0.363, SLG: 0.535		C FF 90 B FC 83 B FF 90 S FC 87 X FF 91 2-2 12 S 2B		C SL 83 B FC 86 F FC 86 F FF 90 B CU 81 B FF 91 X FF 90 3-2 ② G6-3		F CH 84 F CH 86 B FF 93 D CU 82 B FF 94 X CH 87 3-2 ③ G4-3			B FF 92 F FF 92 B SL 87 F SL 86 X FF 93 2-2 ① L8	4	0	1	0	0	0	1
19 Jake Lamb, L (1, 5) OBP: 0.264, SLG: 0.357		D CH 81 B FF 90 F FF 90 S FC 86 F FC 88 F FF 91 S FC 87 2-3 ① K		C CU 79 S CH 82 B SI 91 X FC 87 1-2 ③ F7			B FC 88 X SI 92 1-0 ① L4		B KC 80 B FF 92 X FF 92 2-0 HR	4	1	1	1	0	1	1
12 Nolan Reimold, R (1, 7) OBP: 0.276, SLG: 0.426 56 Eury De La Rosa, L (7, 1) 31 Jordan Pacheco, R (9, PH) OBP: 0.270, SLG: 0.304		S FC 87 C FC 87 C FF 92 0-3 ② K 2-3			C CH 81 C FF 89 S FF 89 0-3 ① K		C FC 88 X FC 88 0-1 ② G5-3		C SI 94 B SL 88 C SI 92 X FF 93 1-2 17 DI 1B	3 0 1	0 0 0	0 0 1	0 0 0	0 0 0	2 0 0	1 0 0
9 Tuffy Gosewisch, R (1, 2) OBP: 0.232, SLG: 0.294		C FF 91 D FC 87 B FF 90 C FF 91 F FF 91 D FC 88 X FC 87 3-2 ③ G4-3			F FF 90 C SI 89 S FF 90 0-3 ② K		C FF 92 F FC 88 B FF 92 F SL 86 C FF 92 1-3 ③ K		D SI 92 C SI 93 X SI 94 1-1 ② F9	4	0	0	0	0	2	2
48 Randall Delgado, R (1, 1) OBP: 0.125, SLG: 0.125 7 Cody Ross, R (5, PH) OBP: 0.296, SLG: 0.322 38 Will Harris, R (5, 1) 37 Matt Stites, L (6, 1) 50 Evan Marshall, R (6, 1) 17 Alfredo Marte, R (7, 7) OBP: 0.227, SLG: 0.301			C SI 89 B FF 89 B FF 89 X FF 88 2-1 5 FC1-6 1B		B FC 86 C CU 79 F FC 85 B FF 90 C FF 91 2-3 ③ K			B FC 88 C FC 87 F SL 84 S FF 92 1-3 ① K	B SL 89 B SI 93 F SI 92 X SL 89 2-1 ③ P2 1-2	1 1 0 0 0 2	0 0 0 0 0 0	1 0 0 0 0 1	0 0 0 0 0 1	0 1 0 0 0 0	0 0 0 0 0 1	0 0 0 0 0 1
Inning Stats	R: 0 E: 0 K: 3 S: 12 H: 1 LOB: 1 BB: 0 P: 17	R: 0 E: 0 K: 2 S: 15 H: 1 LOB: 1 BB: 0 P: 22	R: 0 E: 0 K: 0 S: 8 H: 2 LOB: 1 BB: 0 P: 14	R: 0 E: 0 K: 0 S: 10 H: 0 LOB: 0 BB: 0 P: 16	R: 0 E: 0 K: 3 S: 9 H: 0 LOB: 0 BB: 0 P: 11	R: 1 E: 0 K: 0 S: 11 H: 2 LOB: 1 BB: 0 P: 18	R: 0 E: 0 K: 1 S: 7 H: 0 LOB: 0 BB: 0 P: 9	R: 0 E: 0 K: 2 S: 17 H: 1 LOB: 2 BB: 0 P: 24	R: 1 E: 0 K: 0 S: 11 H: 2 LOB: 1 BB: 0 P: 19	1B: 5 2B: 2 3B: 1 HR: 1	SF: 0 SAC: 0 DP: 1 HBP: 1					

TOP

Arizona Diamondbacks @ San Francisco Giants
AT&T Park, San Francisco, CA
Thu Sep 11 2014, 12:47 PM - 4:15 PM PDT
Att. 41,039 - Partly Cloudy - 73 F

livebaseballscorecards.com

AB	35
R	2
H	9
RBI	2
BB	0
SO	11
LOB	13

WP: 0 PB: 0 SB: 1 CS: 0 PA: 36

PITCHER		IP	WLS	BF	H	R	ER	SO	BB	IBB	HBP	BLK	WP	HR	S	P	ERA	WHIP
22 Jake Peavy, R ERA: 3.93	(1, 1)	5.2	W	22	6	1	1	8	0	0	0	0	0	0	62	92	1.59	1.059
63 Jean Machi, R ERA: 1.9	(6, 1)	0.1	H	1	0	0	0	0	0	0	0	0	0	0	3	6	0.00	0.000
70 George Kontos, R ERA: 3.1	(7, 1)	1.1		4	0	0	0	2	0	0	0	0	0	0	10	13	0.00	0.000
49 Javier López, L ERA: 2.34	(8, 1)	0.1		2	0	0	0	0	0	0	1	0	0	0	7	12	0.00	0.000
60 Hunter Strickland, R ERA:	(8, 1)	0.1		2	1	0	0	1	0	0	0	0	0	0	7	8	0.00	3.000

PITCHER		IP	WLS	BF	H	R	ER	SO	BB	IBB	HBP	BLK	WP	HR	S	P	ERA	WHIP
46 Santiago Casilla, R ERA: 1.89	(9, 1)	1.0		5	2	1	1	0	0	0	0	0	0	1	11	19	9.00	2.000

Batter	1	2	3	4	5	6	7	8	9	AB	R	H	RBI	BB	SO	LOB
16 Ángel Pagán, S (1, 8) OBP: 0.347, SLG: 0.396	C FF 90 B FF 90 X SL 84 1-1 28 1B 8 1B 2B		X SI 91 0-0 28 G1-5-3 48 1B 1B	B CU 75 B CH 84 B SL 81 B FF 93 4-0 BB		X FF 96 0-0 ② L4	B SL 85 X CH 78 1-0 ③ P5			4	2	2	0	1	0	2
56 Gary Brown, R (8, 8)										0	0	0	0	0	0	0
12 Joe Panik, L (1, 4) OBP: 0.363, SLG: 0.383	B FF 93 X FF 93 1-0 ① F7		1 SAFE 1 SAFE C CU 76 F FF 93 1 SAFE B FF 90 X CH 83 1-2 ① F8	1 SAFE S CH 84 B CH 84 S CH 83 X CH 84 1-2 ③ G4-3		B FF 96 B FF 96 B FF 96 B FF 97 4-0 28 E 28 1B 8 BB BB		C SI 88 B SL 82 X CU 73 1-1 ① F8	4	1	0	0	1	0	4
28 Buster Posey, R (1, 2) OBP: 0.361, SLG: 0.489	S SL 84 C SL 84 B FF 91 F CH 85 F FF 94 F FF 96 D CH 87 X CH 86 2-2 8 1B 2-3 1B		B SL 83 S SL 84 B SI 91 X FF 95 2-1 ② G1-5-3 1-2		X FC 91 0-0 8 BB 2B	X FF 98 0-0 E9 8 BB 48 BB 1-3 2-H 1B		C SI 89 X SI 90 0-1 ② G4-3	5	0	3	1	0	0	1
48 Pablo Sandoval, S (1, 5) OBP: 0.333, SLG: 0.434	B FF 92 B FF 95 F SI 92 S CH 85 S CH 86 2-3 ② K		B SI 91 F SI 90 B FF 95 B FF 95 F SI 92 F FF 95 X SI 93 3-2 2-H 1B		B FF 90 F CU 78 B FF 92 B FF 93 F FF 92 F FF 92 X FF 92 3-2 ① F9	B FF 96 B FF 97 B FF 97 B FF 96 4-0 8 BB 1-2 BB		X SL 86 0-0 ③ F7	4	0	1	1	1	1	3
8 Hunter Pence, R (1, 9) OBP: 0.351, SLG: 0.474	S SL 84 C SI 91 F FF 95 X SL 85 0-2 1-3 3-H 1B		B SI 92 S SL 85 D SL 85 F CH 86 B SL 84 F CH 85 F SL 83 S FF 95 3-3 ③ K		C FC 92 D CU 79 B FF 93 B FC 92 B FC 91 4-1 ② 2-3 BB	B SL 88 B SL 87 1 SAFE S FF 98 B FF 98 B FF 98 4-1 1-2 2-3 3-H BB			2	0	1	2	2	1	1
7 Grégor Blanco, L (1, 7) OBP: 0.343, SLG: 0.378 63 Jean Machi, R (6, 1) 50 Matt Duffy, R (6, PH) OBP: 0.260, SLG: 0.255 70 George Kontos, R (7, 1) 49 Javier López, L (8, 1) 60 Hunter Strickland, R (8, 1) 46 Santiago Casilla, R (9, 1)	1 SAFE B SI 90 B FF 95 X FF 92 2-0 ③ F8			X SI 89 0-0 45 BB 35 1B 1B	1 SAFE C FF 91 B FF 92 X FF 91 1-1 ③ F7	C SI 94 S SL 87 F SL 87 C SL 87 0-3 ③ K			3 0 1 0 0 0 0	1 0 0 0 0 0 0	1 0 0 0 0 0 0	0 0 0 0 0 0 0	0 0 1 0 0 0 0	0 0 0 0 0 0 0	3 0 3 0 0 0 0
45 Travis Ishikawa, L (1, 3) OBP: 0.316, SLG: 0.407		B FF 91 B SI 91 C FF 95 X SI 91 2-1 ① F7		1 SAFE 1 SAFE B SI 94 B SI 93 B CH 84 C SI 92 B SI 93 4-1 35 1B 1-2 BB		C FF 93 S FF 93 F FF 96 B FF 93 B SL 85 F FF 95 X FF 95 2-2 35 G4-3 2 2B 1B	B SL 84 C SI 89 S SL 84 B FF 90 S CU 74 2-3 ① K		3	1	1	0	1	1	0
35 Brandon Crawford, L (1, 6) OBP: 0.317, SLG: 0.370		F FF 95 C SI 92 X FF 95 0-2 ② G4-3		B SI 90 X SI 92 1-0 ① 1-3 2-H 1B		B FF 94 B FF 93 C SL 85 B FF 94 X FF 94 3-1 ① G4-3 1-2	B SL 84 C SL 85 S CU 74 X FF 90 1-2 E7 2 G1-4-3 1B		4	0	2	1	0	0	1
22 Jake Peavy, R (1, 1) 2 Juan Carlos Perez, R (6, 7) OBP: 0.247, SLG: 0.310		C FF 93 S SI 91 B FF 94 X SL 81 1-2 ③ F8		S SL 81 S SL 82 F SL 81 S SL 82 0-3 ② K		X SL 88 0-0 28 1B 2-H 2B	B SI 88 C CH 78 S SL 85 B SL 88 F CU 74 X FF 90 2-2 ② G1-4-3 2-3		2 2	0 1	0 1	0 1	0 0	1 0	1 1
Inning Stats	R: 1 E: 0 K: 1 S: 17 H: 3 LOB: 2 BB: 0 P: 25	R: 0 E: 0 K: 0 S: 8 H: 0 LOB: 0 BB: 0 P: 11	R: 1 E: 0 K: 1 S: 15 H: 2 LOB: 1 BB: 0 P: 24	R: 1 E: 0 K: 1 S: 10 H: 2 LOB: 2 BB: 2 P: 20	R: 0 E: 0 K: 0 S: 9 H: 1 LOB: 1 BB: 1 P: 17	R: 3 E: 1 K: 1 S: 15 H: 3 LOB: 3 BB: 3 P: 32	R: 0 E: 1 K: 1 S: 11 H: 1 LOB: 1 BB: 0 P: 17	R: 0 E: 0 K: 0 S: 5 H: 0 LOB: 0 BB: 0 P: 6		1B: 9 2B: 3 3B: 0 HR: 0 SF: 0 SAC: 0 DP: 0 HBP: 0			WP: 0 PB: 0 SB: 0 CS: 0 PA: 40	

BOTTOM

Arizona Diamondbacks @ San Francisco Giants

AT&T Park, San Francisco, CA

Thu Sep 11 2014, 12:47 PM - 4:15 PM PDT

Att. 41,039 - Partly Cloudy - 73 F

livebaseballscorecards.com

AB	34
R	6
H	12
RBI	6
BB	6
SO	5
LOB	20

PITCHER		IP	WLS	BF	H	R	ER	SO	BB	IBB	HBP	BLK	WP	HR	S	P	ERA	WHIP
48 Randall Delgado, R ERA: 5.48	(1, 1)	4.0	L	20	7	3	3	3	2	0	0	0	0	0	50	80	6.75	2.250
38 Will Harris, R ERA: 5.18	(5, 1)	1.0		4	1	0	0	0	1	0	0	0	0	0	9	17	0.00	2.000
37 Matt Stites, R ERA: 6.11	(6, 1)	0.2		8	3	3	3	0	3	0	0	0	0	0	11	28	40.50	9.000
50 Evan Marshall, R ERA: 3.0	(6, 1)	0.1		1	0	0	0	1	0	0	0	0	0	0	4	4	0.00	0.000
56 Eury De La Rosa, L ERA: 2.1	(7, 1)	2.0		7	1	0	0	1	0	0	0	0	0	0	16	23	0.00	0.500

PITCHER	IP	WLS	BF	H	R	ER	SO	BB	IBB	HBP	BLK	WP	HR	S	P	ERA	WHIP

Batter	1	2	3	4	5	6	7	8	9	AB	R	H	RBI	BB	SO	LOB
66 Yasiel Puig, R (1, 8) OBP: 0.379, SLG: 0.471	B FF 93 S FF 93 B FF 93 F FF 94 B FC 90 F FF 94 F FF 94 B FC 90 4-2 10 G1-3 BB		X FF 93 0-0 ② F8		B FF 93 X FC 86 1-0 10 BB 1-2 1B			B CU 80 F FF 93 X CU 80 1-1 ① G6-3		3	0	1	0	1	0	0
10 Justin Turner, R (1, 4) OBP: 0.393, SLG: 0.449	C FC 88 X FC 87 0-1 ① G1-3 1-2		C FF 92 C FC 89 B FF 92 X CU 78 1-2 ③ G6-3		S FF 93 S FF 93 F FF 93 B FF 93 F FF 93 B FC 89 F FF 94 F FF 93 F FF 94 4-2 F FC 89 B CU 77 B FF 93 1-2 2-3 BB			F FF 94 F CU 79 C FF 93 0-3 ② K		3	0	0	0	1	1	1
23 Adrián González, L (1, 3) OBP: 0.336, SLG: 0.473	F FF 92 B FF 93 X FF 91 1-1 ② L3			C FF 93 S CU 78 B FF 93 T FC 89 1-2 ① K	B FC 87 S FF 93 X FF 93 1-1 ③ F8			X SI 93 0-0 ③ G3-1		4	0	0	0	0	1	4
27 Matt Kemp, R (1, 9) OBP: 0.345, SLG: 0.479	C FC 88 F FF 93 B FF 92 X FF 93 1-2 ③ G6-3			F CH 85 B CU 70 X FC 88 1-1 ② G5-3		F FF 92 X CH 84 0-1 ① G6-3			C SI 93 F CU 80 X SI 93 0-2 ① G5-3	4	0	0	0	0	0	1
13 Hanley Ramirez, R (1, 6) OBP: 0.357, SLG: 0.436 11 Erisbel Arruebarrena, R (8, 6) OBP: 0.303, SLG: 0.276		X FF 91 0-0 2B		F FF 94 F FF 94 B CU 78 H FF 94 2-2 HBP		X FF 93 0-0 ② F7			F CU 81 X CU 84 0-1 ② G1-3	2 1	0 0	1 0	0 0	0 0	0 0	0 0
33 Scott Van Slyke, R (1, 7) OBP: 0.372, SLG: 0.497 35 Kevin Correia, R (6, 1) OBP: 0.300, SLG: 0.400 63 Yimi García, R (8, 1) 18 Roger Bernadina, L (9, PH) OBP: 0.278, SLG: 0.197		C FC 87 F FC 86 S FF 93 0-3 ① K		S FC 87 F FF 91 S CU 76 0-3 ③ K		F CH 83 F FF 91 S FF 93 0-3 ③ K			B SI 93 F SI 92 C CU 80 S CU 80 1-3 ③ K	3 0 0 1	0 0 0 0	0 0 0 0	0 0 0 0	0 0 0 0	3 0 0 1	2 0 0 0
5 Juan Uribe, R (1, 5) OBP: 0.326, SLG: 0.428		D CU 78 B FF 93 C FC 87 F FF 92 F FF 93 X FC 88 2-2 ② G5-3			X CH 82 0-0 10 BB 66 1B 1B		F FC 87 S CH 84 F FF 92 S CU 72 0-3 ① K			3	0	1	0	0	1	1
17 A.J. Ellis, R (1, 2) OBP: 0.326, SLG: 0.235 26 Tim Federowicz, R (7, 2) OBP: 0.162, SLG: 0.219		C FF 94 B FF 93 X FF 93 1-1 ③ P4			C FC 86 F FC 86 B FF 90 C FF 92 1-3 ① K		C FC 88 F FC 89 X FF 93 0-2 ② F9			3 0	0 0	0 0	0 0	0 0	1 0	2 0
99 Hyun Jin Ryu, R (1, 1) OBP: 0.167, SLG: 0.191 54 Chris Perez, R (2, 1) 7 Alex Guerrero, R (3, PH) 77 Carlos Frías, R (3, 1) 65 Joc Pederson, L (6, 7) OBP: 0.222, SLG: 0.125			F FC 87 B FF 92 S FF 92 S FF 93 1-3 ① K		L FF 90 F FC 86 L FF 93 0-3 ② K		S FF 93 B FF 92 B FF 93 C FF 93 F FF 93 S FF 94 2-3 ③ K			0 0 1 1 1	0 0 0 0 0	0 0 0 0 0	0 0 0 0 0	0 0 1 1 1	0 0 0 1 0	0 0 0 1 0
Inning Stats	R: 0 E: 0 K: 0 S: 11 H: 0 LOB: 1 BB: 1 P: 17	R: 0 E: 0 K: 1 S: 10 H: 1 LOB: 1 BB: 0 P: 13	R: 0 E: 0 K: 1 S: 7 H: 0 LOB: 0 BB: 0 P: 9	R: 0 E: 0 K: 2 S: 10 H: 0 LOB: 1 BB: 0 P: 14	R: 0 E: 0 K: 2 S: 18 H: 2 LOB: 3 BB: 1 P: 25	R: 0 E: 0 K: 1 S: 6 H: 0 LOB: 0 BB: 0 P: 6	R: 0 E: 0 K: 2 S: 11 H: 0 LOB: 0 BB: 0 P: 13	R: 0 E: 0 K: 1 S: 6 H: 0 LOB: 0 BB: 0 P: 7	R: 0 E: 0 K: 1 S: 8 H: 0 LOB: 0 BB: 0 P: 9	1B: 2 2B: 1 3B: 0 HR: 0	SF: 0 SAC: 0 DP: 0 HBP: 1	WP: 0 PB: 0 SB: 0 CS: 0	PA: 33			

PITCHER		IP	WLS	BF	H	R	ER	SO	BB	IBB	HBP	BLK	WP	HR	S	P	ERA	WHIP
40 Madison Bumgarner, L ERA: 2.91	(1, 1)	7.0	W	27	3	0	0	9	2	0	1	0	0	0	73	97	0.00	0.714
57 Juan Gutierrez, R ERA: 3.9	(8, 1)	2.0		6	0	0	0	2	0	0	0	0	0	0	14	16	0.00	0.000

PITCHER	IP	WLS	BF	H	R	ER	SO	BB	IBB	HBP	BLK	WP	HR	S	P	ERA	WHIP

TOP

Los Angeles Dodgers @ San Francisco Giants

AT&T Park, San Francisco, CA

Fri Sep 12 2014, 7:20 PM - 10:18 PM PDT

Att. 41,147 - Clear - 64 F

livebaseballscorecards.com

AB	30
R	0
H	3
RBI	0
BB	2
SO	11
LOB	12

Batter	1	2	3	4	5	6	7	8	9	AB	R	H	RBI	BB	SO	LOB
16 Ángel Pagán, S (1, 8) OBP: 0.345, SLG: 0.392 57 Juan Gutierrez, R (8, 1)	C CH 85 X CU 70 0-1 G6-3 ①	B FF 93 T FF 94 S FF 94 F FF 95 B SL 84 B FF 94 B FF 95 4-2 8 G5-3 12 S BB	C SI 96 X SI 95 0-1 L7 ③		B FF 95 X CH 88 1-0 G3-1 ③		C FF 90 B CH 83 F FF 89 X CU 76 1-2 G4-3 ③			4 0	0 0	0 0	0 0	1 0	0 0	3 0
12 Joe Panik, L (1, 4) OBP: 0.360, SLG: 0.384	B SI 87 B FF 89 B SI 90 C SI 88 X SI 88 3-1 28 2B 2B	1 SAFE 1 SAFE B FF 94 B FF 92 C FF 93 X FF 92 2-1 F8 ① 1-2		B CU 80 C CH 87 B FC 89 F CH 87 B FC 89 X SI 94 3-2 G4-3 ①		B SI 90 F SI 90 F CU 78 B FF 88 X CH 84 2-2 G6-3 ①		C FF 91 B FF 93 F FF 91 B SL 79 S FF 91 2-3 K ①		5	1	1	0	0	1	1
28 Buster Posey, R (1, 2) OBP: 0.363, SLG: 0.491 34 Andrew Susac, R (9, 2) OBP: 0.328, SLG: 0.508	B SI 89 X SI 88 1-0 8 1B 2B 2-H	B FF 91 B FF 92 B FF 92 C FF 93 B FF 92 4-1 8 G5-3 BB		B SI 95 B FC 90 B FC 90 F FC 93 X FF 94 3-1 F9 ②		C CU 77 S CU 79 B CU 74 B FF 89 S CH 85 2-3 K ②		B FF 90 C FF 90 X SL 79 1-1 1B			4 0	1 0	2 0	1 0	1 0	1 0	0 0
8 Hunter Pence, R (1, 9) OBP: 0.351, SLG: 0.473 56 Gary Brown, R (9, 8)	B SI 88 X SI 88 1-0 48 F8 13 1B 1B 2-H	X FF 92 0-0 G5-3 ② ③ 1-2 2-3f		C CU 81 X FC 89 0-1 E4 48 FC6-4		B SL 88 B SL 88 C CH 84 X SL 87 2-1 48 CS 1B		C FF 90 B FF 90 T FF 91 B FF 92 X SL 79 2-2 F7 ②		5 0	1 0	2 0	1 0	0 0	0 0	3 0
48 Pablo Sandoval, S (1, 5) OBP: 0.333, SLG: 0.433 2 Juan Carlos Perez, R (8, 8) OBP: 0.244, SLG: 0.306 (9, 9)	X CH 81 0-0 F8 ② 2-3	C SI 92 X CH 88 0-1 7 1B 13 1B 1B	X SI 91 0-0 FC6-4 ③ 1-2f		B SI 90 F CH 84 B SL 87 B SL 88 S CH 84 3-2 CS ③ 1-2		X CH 84 0-0 F7 ①	C SL 79 B FF 92 X SL 79 1-1 L8 ③		4 1	0 0	1 0	0 0	0 0	0 0	2 1
13 Joaquin Arias, R (1, 3) OBP: 0.273, SLG: 0.289 (8, 5)	B SI 88 C CU 70 X SI 90 1-1 7 WP 35 2B 1B 3-H	C FF 94 X FC 89 0-1 7 1B 1-2 1B	C SI 93 B SI 92 S SI 93 B SI 94 F FC 88 F FF 94 F FC 88 X SI 94 2-2 L4 ①				B FF 89 C SL 88 X SI 89 1-1 G5-3 ②			4 1	1 0	2 0	1 0	0 0	0 0	0 0
7 Grégor Blanco, L (1, 7) OBP: 0.347, SLG: 0.379	F FF 88 B CU 71 D CH 80 D SL 85 B SI 90 4-1 35 2B 1-2 BB	C SI 93 X SI 93 0-1 1-2 2-3 1B	B CU 80 C CH 86 B FC 88 B SI 93 F FC 89 F FC 89 F CH 87 B SI 93 4-2 35 HR BB				C SL 89 B CU 78 S CU 77 S CU 74 1-3 K 35 BB 45 HR			2 2	2 1	1 0	0 2	2 1	1 0	0 0
35 Brandon Crawford, L (1, 6) OBP: 0.320, SLG: 0.381	B SL 84 C FF 89 X FF 90 1-1 1-3 2-H 2B	B FF 95 F SI 93 F FC 91 B SI 95 X FF 95 2-2 F3 ①	1 SAFE F CH 89 1 SAFE X FC 89 0-1 1-H HR				B CH 84 F SL 87 B CU 78 F CH 85 D CU 76 B SL 89 4-2 45 HR 1-2 BB			3 2	2 2	2 3	3 1	1 0	0 3	3 6
40 Madison Bumgarner, R (1, 1) OBP: 0.273, SLG: 0.419 45 Travis Ishikawa, L (7, PH) OBP: 0.323, SLG: 0.448 (8, 3)	C SI 90 F FF 90 B SL 86 C SI 92 1-3 K ③	B FF 95 S FC 90 F FF 96 S FC 89 1-3 K ②	B FC 88 S FC 89 F CU 78 S FC 90 1-3 K ②				X CH 84 0-0 1-H 2-H HR			3 1	0 1	0 1	0 3	0 0	3 0	5 0
Inning Stats	R: 4 E: 0 K: 1 S: 15 H: 5 LOB: 2 BB: 1 P: 27	R: 0 E: 0 K: 0 S: 7 H: 0 LOB: 1 BB: 2 P: 17	R: 0 E: 0 K: 1 S: 14 H: 3 LOB: 3 BB: 0 P: 17	R: 0 E: 1 K: 0 S: 8 H: 0 LOB: 1 BB: 0 P: 14	R: 2 E: 0 K: 1 S: 16 H: 1 LOB: 0 BB: 1 P: 24	R: 0 E: 0 K: 1 S: 10 H: 1 LOB: 0 BB: 0 P: 19	R: 3 E: 0 K: 1 S: 12 H: 1 LOB: 0 BB: 1 P: 19	R: 0 E: 0 K: 1 S: 10 H: 1 LOB: 1 BB: 0 P: 16		1B: 7 2B: 3 3B: 0 HR: 2	SF: 0 SAC: 0 DP: 1 HBP: 0			WP: 2 PB: 0 SB: 1 CS: 1	PA: 42	

BOTTOM

Los Angeles Dodgers @ San Francisco Giants

AT&T Park, San Francisco, CA

Fri Sep 12 2014, 7:20 PM - 10:18 PM PDT

Att. 41,147 - Clear - 64 F

livebaseballscorecards.com

AB	36
R	9
H	12
RBI	9
BB	5
SO	6
LOB	18

PITCHER		IP	WLS	BF	H	R	ER	SO	BB	IBB	HBP	BLK	WP	HR	S	P	ERA	WHIP
99 Hyun Jin Ryu, L ERA: 3.38	(1, 1)	1.0	L	9	5	4	4	1	1	0	0	0	1	0	15	27	36.00	6.000
54 Chris Perez, R ERA: 4.71	(2, 1)	1.0		4	0	0	0	0	2	0	0	0	0	0	7	17	0.00	2.000
77 Carlos Frías, R ERA: 3.91	(3, 1)	3.0		15	4	2	2	2	1	0	0	0	0	1	38	55	6.00	1.667
35 Kevin Correia, R ERA: 5.1	(6, 1)	2.0		9	2	3	3	2	1	0	0	0	1	1	22	38	13.50	1.500
63 Yimi García, R ERA:	(8, 1)	1.0		4	1	0	0	1	0	0	0	0	0	0	10	16	0.00	1.000

PITCHER	IP	WLS	BF	H	R	ER	SO	BB	IBB	HBP	BLK	WP	HR	S	P	ERA	WHIP

Batter	1	2	3	4	5	6	7	8	9	AB	R	H	RBI	BB	SO	LOB
9 Dee Strange-Gordon, L (1, 4) OBP: 0.328, SLG: 0.377	C FF 89 B FC 82 C FC 84 S FS 82 1-3 K 1	X SI 86 0-0 66 1B 23 1B 1B	D CH 80 C SI 88 X SI 87 1-1 FC6-4 23 FC4-6 66 S 27 1B 1-2f 1	X FF 86 0-0 66 FC6-4 2-H 1B		C SL 84 C SL 84 X SL 85 0-2 E6 66 1B	B FF 88 X FC 86 1-0 FC6-4 33 HR 1-2f 1	X FF 98 0-0 F7 3		7 0	3 0	2 0	1 0	0 0	1 0	5 0
66 Yasiel Puig, R (1, 8) OBP: 0.382, SLG: 0.474 57 Scott Elbert, L (7, 1) 54 Chris Perez, R (8, 1) 30 Darwin Barney, R (9, PH) OBP: 0.279, SLG: 0.323 (9, 4)	X FC 84 0-0 23 G6-3 27 2B 2B	1 SAFE B SI 86 1 SAFE X FS 84 1-0 23 1B 27 2B 1-3 1B	1 SAFE C CU 73 F SI 87 B SI 88 H FF 86 2-2 23 FC4-6 1-2 HBP	X SL 79 0-0 FC6-4 1-2f		S SL 83 X FF 91 0-1 13 1B 23 G4-3 3 1B 1-3 1B 1	F FC 85 D CU 80 B FC 85 S FF 88 T FF 88 2-2 K 2	C SI 91 S SI 76 B CU 76 B SL 77 F SI 91 X SI 92 2-2 F8 1		5 0 0 1	3 0 0 0	3 0 0 0	0 0 0 0	0 0 0 0	1 0 0 0	2 0 0 0
23 Adrián González, L (1, 3) OBP: 0.334, SLG: 0.470 33 Scott Van Slyke, R (6, 3) OBP: 0.373, SLG: 0.513	D FS 82 C FC 81 B FS 80 X SI 87 2-1 G6-3 2 2-3	B CU 74 X CH 82 1-0 27 2B 13 1B 1-2 3-H 1B	B FF 87 B SL 79 B FF 87 C SI 87 X SI 87 3-1 FC4-6 27 1B 1-2f 2-3 2		C SL 82 X FF 91 0-1 L8 1	C FF 91 X SL 86 0-1 G4-3 2 1-2	X FC 85 0-0 1-H HR	B SI 75 T SI 90 S SL 77 S SI 76 1-3 K2-3 2		5 2	1 1	1 1	1 2	0 0	0 1	4 0
27 Matt Kemp, R (1, 9) OBP: 0.348, SLG: 0.486 65 Joc Pederson, L (5, 9) OBP: 0.286, SLG: 0.118 (7, 8)	B FC 82 X SI 89 1-0 13 2B 3-H 2B	C FF 88 F FF 90 B FF 89 X SL 79 1-2 13 1B 3 SF7 1-3 2-H 2B	F FF 87 X FF 88 0-1 1-2 3-H 1B		C FF 92 F FF 92 B FF 93 S SL 86 1-3 K 2	B SL 84 D SL 83 S FF 89 B FF 91 B FF 89 4-1 3 1B 13 1B 5 BB BB	B FF 89 F FF 87 B CU 80 F FC 86 B FF 87 X FF 88 3-2 G4-3 3		C CU 75 B CH 84 F SI 91 F CU 77 B SI 92 B SI 76 B SI 91 4-2 BB	4 1	2 1	3 0	3 0	0 2	1 0	0 0
13 Hanley Ramirez, R (1, 6) OBP: 0.361, SLG: 0.443 11 Erisbel Arruebarrena, R (6, 6) OBP: 0.286, SLG: 0.258	C SI 90 F SI 89 B FC 83 X SI 89 1-2 3 1B 2-H 2B	D CU 76 B SL 78 S SL 79 X FF 88 2-1 2-3 3-H 1B	X SL 80 0-0 F8 3		B FF 90 B FF 91 F SI 90 X FF 90 2-1 3 E 1B	F SL 82 X FF 90 0-1 5 BB 3 1B 1-2 2-3 1B		C FF 98 F FF 99 S SL 89 0-3 K 1	F SI 73 D SL 77 B SI 90 C SI 90 B SL 76 S SI 90 3-3 K 3	5 2	1 0	4 0	2 0	0 2	0 2	2 1
3 Carl Crawford, L (1, 7) OBP: 0.327, SLG: 0.411 7 Alex Guerrero, R (7, 7) OBP: 0.167, SLG: 0.167	C FS 82 X FS 81 0-1 5 17 1B 2-H 1B	X SI 88 0-0 SF7 1 3-H		B SI 88 F FF 86 X SI 87 1-1 L8 1	F FF 91 D SI 92 S SL 83 X SL 85 1-2 E4 5 FC6 1-2	F SL 82 F SL 84 X SL 85 0-2 5 BB 1-2 2-3 3-H 1B		X FF 99 0-0 72 1B 1B		4 1	1 0	2 1	3 0	0 0	0 0	1 0
5 Juan Uribe, R (1, 5) OBP: 0.330, SLG: 0.438 72 Miguel Rojas, R (6, 5) OBP: 0.262, SLG: 0.246	1 SAFE B SI 86 F SI 87 1 SAFE B SI 87 X FC 81 2-1 17 1B 1-2 1B	B FF 88 X FF 89 1-0 L9 2	B FF 87 B CU 73 F FF 87 F FF 88 X SL 79 2-2 HR	C FF 90 C FF 92 B FF 91 X FF 92 1-2 FC6 3 1-2f	C CH 86 B CU 79 B FC 85 B FF 88 B FF 88 4-1 1-2 2-3 3-H BB	F FF 99 B FF 99 X FF 99 1-1 18 HBP 1-3 1B			4 1	1 0	2 1	2 0	1 0	0 0	3 0
17 A.J. Ellis, R (1, 2) OBP: 0.327, SLG: 0.238 26 Tim Federowicz, R (7, 2) OBP: 0.159, SLG: 0.215	B SI 88 S FC 82 C FC 81 X CU 76 1-2 1-3 2-H 1B	C FF 88 B SI 88 S SL 80 D CH 82 C FF 89 2-3 3	B FF 88 B FF 86 C FF 86 X FF 86 2-1 G5-3 2		3-1 21 HR 1B C FC 86 B CU 80 X FF 89 1-1 P3 3	C SL 88 S SL 88 S SL 86 0-3 K 2			5 1	1 0	2 0	1 0	0 0	1 1	4 2
21 Zack Greinke, R (1, 1) OBP: 0.271, SLG: 0.352 18 Roger Bernadina, L (7, PH) OBP: 0.297, SLG: 0.197 (7, 9)	B SI 88 B SI 88 B SI 89 C FF 88 F FF 89 F SI 89 S FC 83 3-3 K 3	S FF 87 B SL 78 B SL 78 F FF 86 B FF 89 B FF 87 4-2 9 FC6-4 BB	B FF 86 F FF 86 B FF 86 X FF 86 2-1 9 1B 2B		X FF 90 0-0 1-H HR	C FF 88 B CU 78 S FC 84 H FC 86 2-2 9 FC6-4 HBP	B FF 99 S FF 98 H SI 99 2-1 1-2 HBP		3 0	2 0	2 0	2 0	1 0	1 0	2 0
Inning Stats	R: 4 E: 0 K: 2 S: 21 H: 6 LOB: 2 BB: 0 P: 32	R: 4 E: 0 K: 1 S: 13 H: 5 LOB: 1 BB: 0 P: 21	R: 1 E: 0 K: 0 S: 11 H: 1 LOB: 2 BB: 1 P: 21	R: 2 E: 0 K: 0 S: 11 H: 3 LOB: 1 BB: 0 P: 18	R: 0 E: 1 K: 1 S: 13 H: 1 LOB: 2 BB: 0 P: 18	R: 4 E: 1 K: 0 S: 19 H: 5 LOB: 3 BB: 2 P: 31	R: 2 E: 0 K: 1 S: 10 H: 1 LOB: 0 BB: 0 P: 18	R: 0 E: 0 K: 2 S: 11 H: 2 LOB: 3 BB: 0 P: 14	R: 0 E: 0 K: 2 S: 13 H: 0 LOB: 1 BB: 1 P: 23	1B: 16 2B: 5 3B: 0 HR: 3 SF: 1 SAC: 0 DP: 0 HBP: 3	WP: 0 PB: 0 SB: 1 CS: 0 PA: 59							

PITCHER		IP	WLS	BF	H	R	ER	SO	BB	IBB	HBP	BLK	WP	HR	S	P	ERA	WHIP
17 Tim Hudson, R ERA: 3.41	(1, 1)	1.0	L	11	8	6	6	2	0	0	0	0	0	0	23	35	54.00	8.000
55 Tim Lincecum, R ERA: 4.88	(2, 1)	3.0		18	7	5	5	1	1	0	1	0	0	1	33	57	15.00	2.667
59 Mike Kickham, L ERA: 22.5	(5, 1)	1.2		13	6	4	4	1	1	0	0	0	0	1	29	41	21.60	4.200
43 Brett Bochy, R ERA: 13.5	(6, 1)	1.1		7	1	2	2	1	1	0	1	0	0	1	13	26	13.50	1.500
51 Erik Cordier, R ERA:	(8, 1)	1.0		6	2	0	0	2	0	0	1	0	0	0	11	14	0.00	2.000

PITCHER		IP	WLS	BF	H	R	ER	SO	BB	IBB	HBP	BLK	WP	HR	S	P	ERA	WHIP
53 Chris Heston, R ERA:	(9, 1)	1.0		4	0	0	0	2	1	0	0	0	0	0	13	23	0.00	1.000

TOP

Los Angeles Dodgers @ San Francisco Giants

AT&T Park, San Francisco, CA

Sat Sep 13 2014, 6:06 PM - 9:20 PM PDT

Att. 41,533 - Partly Cloudy - 65 F

livebaseballscorecards.com

AB	51
R	17
H	24
RBI	17
BB	4
SO	9
LOB	26

BOTTOM

Batter	1	2	3	4	5	6	7	8	9	AB	R	H	RBI	BB	SO	LOB
16 Ángel Pagán, S (1, 8) OBP: 0.346, SLG: 0.395 2 Juan Carlos Perez, R (5, 8) OBP: 0.250, SLG: 0.324 (6, 9)	C FF 91 X FF 91 0-1 2B		B CH 87 B FF 93 X FF 92 2-0 ③ P5			B FF 92 X SL 85 1-0 12 G4-3 2B		B SL 81 B FF 94 F FF 94 C FF 94 B SL 82 S FF 94 3-3 ③ K		2 2	0 0	1 1	0 0	0 0	0 1	0 0
12 Joe Panik, L (1, 4) OBP: 0.353, SLG: 0.377	C FF 91 B CH 87 X SI 92 1-1 ① F8			B FF 91 F CH 86 X SL 84 1-1 ① G3-1		X SI 92 0-0 ② G4-3 2-3			C FF 89 B FF 91 F FF 90 B FF 90 X FF 90 2-2 ① F8	4	0	0	0	0	0	2
28 Buster Posey, R (1, 2) OBP: 0.364, SLG: 0.492 14 Guillermo Quiroz, R (4, 2)	B FF 93 B SL 86 X SI 94 2-0 ② 2-3 1B			C FF 92 S CU 67 B SL 83 B SL 83 F FF 93 F SI 92 F CH 88 X FF 95 2-2 ② F9		C FF 92 X FF 93 0-1 ③ L4			X FF 90 0-0 ② P6	1 3	0 0	1 0	0 0	0 0	0 0	0 1
48 Pablo Sandoval, S (1, 5) OBP: 0.332, SLG: 0.431 59 Mike Kickham, L (5, 1) 43 Brett Bochy, R (6, 1) 37 Adam Duvall, R (7, PH) OBP: 0.227, SLG: 0.296 (8, 5)	B CH 88 X CH 89 1-0 ③ G1-3			B SL 85 F SL 84 B FF 93 F CU 71 B SI 92 X CH 88 3-2 ③ G4-3			S SI 89 S SL 82 F SL 85 X SL 84 0-2 ① G5-3		C FF 90 S FF 91 B FF 92 S FF 92 1-3 ③ K	2 0 0 2	0 0 0 0	0 0 0 0	0 0 0 0	0 0 0 1	0 0 0 0	1 0 0 0
8 Hunter Pence, R (1, 9) OBP: 0.350, SLG: 0.472 56 Gary Brown, R (6, 8)		B SL 83 S SL 84 S SL 83 B SI 93 B SI 93 F SL 84 F SL 87 X SI 92 3-2 ① G6-3			S CU 74 F SI 90 S FF 91 0-3 ① K		X FF 90 0-0 ② F7			2 1	0 0	0 0	0 0	0 0	1 0	0 0
7 Grégor Blanco, L (1, 7) OBP: 0.347, SLG: 0.378 51 Erik Cordier, R (8, 1) 53 Chris Heston, R (9, 1)		C FF 92 B CU 75 X CH 88 1-1 ② L6			B CH 87 C CU 73 F CU 70 B FF 92 C FF 91 2-3 ② K		X SI 89 0-0 1B			3 0 0	0 0 0	1 0 0	0 0 0	0 0 0	1 0 0	0 0 0
45 Travis Ishikawa, L (1, 3) OBP: 0.323, SLG: 0.444		B FF 92 C SL 84 C CU 75 B SL 84 C FF 92 2-3 ③ K			B SI 92 C FF 92 B CU 74 S CH 88 X SL 84 2-2 35 WP 1B		B SI 89 S SL 83 D SL 85 F FF 90 X SL 83 2-2 ③ F7			3	0	1	0	0	1	1
35 Brandon Crawford, L (1, 6) OBP: 0.319, SLG: 0.379 50 Matt Duffy, R (6, 6) OBP: 0.255, SLG: 0.250			C SI 91 B CH 86 B SI 91 F SI 92 B FF 93 X CH 87 3-2 ① G3-1		B CH 88 F FF 91 F CU 73 S FF 92 1-3 ③ K 1-2			C FF 93 X SI 93 0-1 E6 10 G5-4-3		2 1	0 0	0 0	0 0	0 0	1 0	1 0
17 Tim Hudson, R (1, 1) OBP: 0.094, SLG: 0.040 55 Tim Lincecum, L (2, 1) OBP: 0.146, SLG: 0.068 10 Chris Dominguez, R (5, 5) (8, 7)			C FF 90 C CU 73 B CH 87 C FF 92 1-3 ② K			B SL 83 S FF 91 F FF 91 F FF 92 B SL 84 X FF 94 2-2 ① G4-3		X SI 94 0-0 ①② G5-4-3 1-2f		0 1 2	0 0 0	0 0 0	0 0 0	0 0 0	0 1 0	0 0 1
Inning Stats	R: 0 E: 0 K: 0 S: 6 H: 2 LOB: 1 BB: 0 P: 10	R: 0 E: 0 K: 1 S: 10 H: 0 LOB: 0 BB: 0 P: 16	R: 0 E: 0 K: 1 S: 7 H: 0 LOB: 0 BB: 0 P: 13	R: 0 E: 0 K: 0 S: 11 H: 0 LOB: 0 BB: 0 P: 17	R: 0 E: 0 K: 3 S: 12 H: 1 LOB: 1 BB: 0 P: 17	R: 0 E: 0 K: 0 S: 8 H: 1 LOB: 1 BB: 0 P: 11	R: 0 E: 0 K: 0 S: 9 H: 1 LOB: 1 BB: 0 P: 11	R: 0 E: 1 K: 1 S: 6 H: 0 LOB: 0 BB: 0 P: 9	R: 0 E: 0 K: 1 S: 7 H: 0 LOB: 0 BB: 0 P: 10	1B: 3 2B: 2 3B: 0 HR: 0 SF: 0 SAC: 0 DP: 1 HBP: 0						

PITCHER	IP	WLS	BF	H	R	ER	SO	BB	IBB	HBP	BLK	WP	HR	S	P	ERA	WHIP
21 Zack Greinke, R (1, 1) ERA: 2.64	6.0	W	21	4	0	0	5	0	0	0	0	1	0	54	84	0.00	0.667
57 Scott Elbert, L (7, 1) ERA:	1.0		4	1	0	0	0	0	0	0	0	0	0	9	11	0.00	1.000
54 Chris Perez, R (8, 1) ERA: 4.6	1.0		3	0	0	0	1	0	0	0	0	0	0	6	9	0.00	0.000
63 Yimi García, R (9, 1) ERA:	1.0		3	0	0	0	1	0	0	0	0	0	0	7	10	0.00	0.000

PITCHER	IP	WLS	BF	H	R	ER	SO	BB	IBB	HBP	BLK	WP	HR	S	P	ERA	WHIP

Los Angeles Dodgers @ San Francisco Giants

AT&T Park, San Francisco, CA

Sat Sep 13 2014, 6:06 PM - 9:20 PM PDT

Att. 41,533 - Partly Cloudy - 65 F

livebaseballscorecards.com

AB	31
R	0
H	5
RBI	0
BB	0
SO	7
LOB	7

WP: 1 PA: 31
PB: 0
SB: 0
CS: 0

Batter	1	2	3	4	5	6	7	8	9	AB	R	H	RBI	BB	SO	LOB
9 Dee Strange-Gordon, L (1, 4) OBP: 0.329, SLG: 0.378	F FF 87 B CU 74 F CH 80 X FF 89 1-2 66 S 1B		X FF 88 0-0 66 1B 1B		B FF 88 C SL 84 B FF 89 F FF 88 S CU 78 2-3 ③ K			S SI 90 M SI 91 X CU 75 0-2 ① G1-3		4	0	2	0	0	1	0
66 Yasiel Puig, R (1, 8) OBP: 0.381, SLG: 0.472	1 SAFE 1 SAFE C FC 88 S CU 76 B FF 89 2 SAFE F FF 89 D CU 78 C FC 89 2-3 ① K 1-2		F CH 84 X FC 89 0-1 27 G6-4-3 1-2 1B			F FF 88 X CU 77 0-1 ① L7		B SI 92 C SI 91 F SI 92 S CU 77 1-3 ② K		4	0	1	0	0	2	1
23 Adrián González, L (1, 3) OBP: 0.336, SLG: 0.471	C FC 88 C FC 88 2 SAFE B FC 90 S FF 90 1-3 ② K		S CH 80 X FC 88 0-1 ① F7			F FF 87 B FF 88 F CU 77 X FC 88 1-2 27 HR 2B		F SI 92 B CU 75 H CU 75 2-1 HBP		3	1	1	0	0	1	3
27 Matt Kemp, R (1, 9) OBP: 0.347, SLG: 0.490	C SL 85 S CU 77 S FF 90 0-3 ③ K		X FF 88 0-0 ②③ G6-4-3 1-2f			B SL 84 B SL 84 X SL 83 2-0 2-H HR		1 SAFE C CU 79 S CH 84 C SI 94 0-3 ③ K		4	1	1	2	0	2	4
13 Hanley Ramirez, R (1, 6) OBP: 0.361, SLG: 0.442 72 Miguel Rojas, R (8, 6) OBP: 0.261, SLG: 0.244		X SL 84 0-0 5 E 5 E 1B	S CU 77 X SL 83 0-1 ① P6			C FF 88 B FF 88 X FF 89 1-1 ② F9			C CU 84 S FF 99 C FF 99 0-3 ① K	3 1	1 0	1 0	0 0	0 0	0 1	0 0
3 Carl Crawford, L (1, 7) OBP: 0.326, SLG: 0.412		X FF 87 0-0 ① F8	C CH 81 F FF 88 F CU 77 C FF 89 0-3 ② K			B FF 88 X CH 82 1-0 ③ G5-3			B CH 91 B FF 98 S FF 97 X FF 98 2-1 2B	4	0	1	0	0	1	1
5 Juan Uribe, R (1, 5) OBP: 0.329, SLG: 0.436		S FF 88 D CU 77 X FF 89 1-1 E9 17 SF9 1-H 1B	B SL 83 C FF 88 F CU 76 B FF 90 S FF 91 2-3 ③ K				B FF 88 X SL 84 1-0 ① P6		S CU 87 F FF 98 X CU 85 0-2 ② L7	4	1	1	0	0	1	1
17 A.J. Ellis, R (1, 2) OBP: 0.322, SLG: 0.235		B FF 90 X FF 90 1-0 ② SF9 3-H			C SL 83 S CU 77 X FF 89 0-2 ① F9		F SL 84 B FF 88 C CU 75 X CU 77 1-2 ② G5-3		C CU 87 X FF 99 0-1 ③ G3-1	3	0	0	1	0	0	1
22 Clayton Kershaw, L (1, 1) OBP: 0.234, SLG: 0.169 74 Kenley Jansen, S (9, 1)		C CH 81 C FF 89 S CU 77 0-3 ③ K			F CH 81 C FF 88 F FF 89 B CU 77 B CH 82 F FF 88 S CH 81 2-3 ② K		C FC 88 B CU 75 X CH 81 1-1 ③ 1B			3 0	0 0	1 0	0 0	0 0	2 0	0 0
Inning Stats	R: 0 E: 0 K: 3 S: 13 H: 1 LOB: 1 BB: 0 P: 17	R: 2 E: 1 K: 1 S: 8 H: 2 LOB: 0 BB: 0 P: 10	R: 0 E: 0 K: 0 S: 6 H: 2 LOB: 1 BB: 0 P: 6	R: 0 E: 0 K: 2 S: 9 H: 0 LOB: 0 BB: 0 P: 11	R: 0 E: 0 K: 2 S: 11 H: 0 LOB: 0 BB: 0 P: 15	R: 2 E: 0 K: 0 S: 9 H: 2 LOB: 0 BB: 0 P: 14	R: 0 E: 0 K: 0 S: 6 H: 1 LOB: 1 BB: 0 P: 9	R: 0 E: 0 K: 2 S: 10 H: 0 LOB: 1 BB: 0 P: 13	R: 0 E: 0 K: 1 S: 10 H: 1 LOB: 1 BB: 0 P: 12	1B: 6 2B: 2 3B: 0 HR: 1 SF: 1 SAC: 0 DP: 1 HBP: 1						WP: 0 PB: 0 SB: 1 CS: 0 PA: 35	

PITCHER		IP	WLS	BF	H	R	ER	SO	BB	IBB	HBP	BLK	WP	HR	S	P	ERA	WHIP
52 Yusmeiro Petit, R ERA: 3.64	(1, 1)	7.0	L	27	8	4	3	8	0	0	0	0	0	1	62	82	3.86	1.143
41 Jeremy Affeldt, L ERA: 2.45	(8, 1)	0.2		3	0	0	0	1	0	0	1	0	0	0	7	10	0.00	0.000
63 Jean Machi, R ERA: 1.89	(8, 1)	0.1		1	0	0	0	1	0	0	0	0	0	0	3	3	0.00	0.000
60 Hunter Strickland, R ERA:	(9, 1)	1.0		4	1	0	0	1	0	0	0	0	0	0	10	12	0.00	1.000

PITCHER	IP	WLS	BF	H	R	ER	SO	BB	IBB	HBP	BLK	WP	HR	S	P	ERA	WHIP

TOP

Los Angeles Dodgers @ San Francisco Giants
AT&T Park, San Francisco, CA
Sun Sep 14 2014, 1:07 PM - 4:00 PM PDT
Att. 41,932 - Partly Cloudy - 71 F

livebaseballscorecards.com

AB	33
R	4
H	9
RBI	3
BB	0
SO	11
LOB	11

Batter	1	2	3	4	5	6	7	8	9	AB	R	H	RBI	BB	SO	LOB
16 Ángel Pagán, S (1, 8) OBP: 0.342, SLG: 0.391	B FF 92 C FF 92 X SL 89 1-1 G6-3 ①		B FF 94 F FF 94 S CU 73 1 SAFE C CU 74 1-3 K ②		F SL 85 F SL 85 B FF 94 D CU 74 F CU 73 X SL 87 2-2 F8 ③		X FF 94 0-0 G5-3 ③			4	0	0	0	0	1	4
12 Joe Panik, L (1, 4) OBP: 0.352, SLG: 0.374	C FF 94 B CU 73 X FF 94 1-1 G1-3 ②		S FF 94 S SL 89 F FF 94 D SL 89 D CU 74 X SL 87 2-2 28 1B 1-2 1B			C FF 93 X CU 71 0-1 G3-1 ①		X SL 86 0-0 G1-3 ①		4	0	1	0	0	0	0
28 Buster Posey, R (1, 3) OBP: 0.363, SLG: 0.490	F FF 94 S FF 93 B FF 94 B CU 75 S SL 88 2-3 K ③		B FF 94 X FF 94 1-0 1-3 2-H 1B ③			F SL 85 B CU 73 X FF 93 1-1 L8 ②		C SL 86 S SL 88 S SL 87 0-3 K ②		4	0	1	1	0	2	0
8 Hunter Pence, R (1, 9) OBP: 0.348, SLG: 0.468		X FF 92 0-0 G5-3 ①		C FF 92 S CU 74 B CU 74 S SL 89 1-3 K2-3 ①		F SL 88 F FF 92 B FF 93 X SL 86 1-2 G6-3 ③		B FF 92 X FF 92 1-0 F8 ③		4	0	0	0	0	1	0
48 Pablo Sandoval, S (1, 5) OBP: 0.329, SLG: 0.428		X FF 92 0-0 G5-3 ②		F FF 94 C FF 93 T SL 88 0-2 K ②			F FF 92 X FF 93 0-1 G5-3 ①		F FC 92 B FC 95 F FC 92 X FC 94 1-2 G5-3 ①	4	0	0	0	0	1	0
34 Andrew Susac, R (1, 2) OBP: 0.338, SLG: 0.524	B FF 93 F FF 93 X SL 88 1-1 2B		B FF 93 B FF 94 F FF 94 S SL 86 F FF 93 B CU 73 X FF 94 3-2 P5 ③				X FF 93 0-0 13 1B 50 1B 1B		B FC 94 B FC 93 C FC 92 S FC 94 S FC 93 2-3 K ②	4	1	2	0	0	1	0
13 Joaquin Arias, R (1, 6) OBP: 0.278, SLG: 0.294	B FF 94 S SL 86 B FF 94 C FF 92 S SL 86 2-3 K ③				C FF 91 F FF 93 F SL 86 F SL 88 X CU 73 0-2 1B		B FF 92 F FF 92 F FF 93 X FF 93 1-2 50 1B 1-2 1B		C FC 92 C FC 94 B FC 96 S FC 96 1-3 K ③	4	0	2	0	0	2	1
7 Grégor Blanco, L (1, 7) OBP: 0.345, SLG: 0.375			S FF 93 C FF 94 B FF 94 X CU 74 1-2 G4-3 ①		L FF 93 B FF 93 1 SAFE S FF 94 1 SAFE S FF 94 1-3 K ①		S FF 94 D CU 73 B FF 94 B SL 85 S FF 94 S FF 95 3-3 K ②			3	0	0	0	0	2	3
52 Yusmeiro Petit, R (1, 1) OBP: 0.091, SLG: 0.048 50 Matt Duffy, R (7, PH) OBP: 0.269, SLG: 0.265 41 Jeremy Affeldt, L (8, 1) 63 Jean Machi, R (8, 1) 60 Hunter Strickland, R (9, 1)			B FF 91 C FF 93 F FF 93 B CU 74 B FF 94 F FF 94 F FF 94 F FF 94 B FF 94 4-2 12 1B 28 1B BB		L FF 91 1 SAFE L FF 92 D CU 72 1 SAFE B FF 91 C FF 92 2-3 K ②		X FF 94 0-0 1-3 2-H 1B			1 1 0 0 1 1 1 1 0 1 1 0 0 0 0 0 0 0 0 0 0 0 0 0 0 0 0 0 0 0 0 0 0 0 0						
Inning Stats	R: 0 H: 0 E: 0 LOB: 0 K: 1 BB: 0 S: 7 P: 11	R: 0 H: 1 E: 0 LOB: 1 K: 1 BB: 0 S: 7 P: 10	R: 1 H: 2 E: 0 LOB: 2 K: 1 BB: 1 S: 16 P: 25	R: 0 H: 0 E: 0 LOB: 0 K: 2 BB: 0 S: 10 P: 14	R: 0 H: 1 E: 0 LOB: 1 K: 2 BB: 0 S: 15 P: 20	R: 0 H: 0 E: 0 LOB: 0 K: 0 BB: 0 S: 7 P: 9	R: 1 H: 3 E: 0 LOB: 2 K: 1 BB: 0 S: 11 P: 15	R: 0 H: 0 E: 0 LOB: 0 K: 1 BB: 0 S: 5 P: 6	R: 0 H: 0 E: 0 LOB: 0 K: 2 BB: 0 S: 9 P: 13	1B: 6 SF: 0 2B: 1 SAC: 0 3B: 0 DP: 0 HR: 0 HBP: 0						

PITCHER	IP	WLS	BF	H	R	ER	SO	BB	IBB	HBP	BLK	WP	HR	S	P	ERA	WHIP
22 Clayton Kershaw, L (1, 1) ERA: 1.7	8.0	W	31	7	2	2	9	1	0	0	0	0	0	78	110	2.25	1.000
74 Kenley Jansen, R (9, 1) ERA: 2.98	1.0	S	3	0	0	0	2	0	0	0	0	0	0	9	13	0.00	0.000

PITCHER	IP	WLS	BF	H	R	ER	SO	BB	IBB	HBP	BLK	WP	HR	S	P	ERA	WHIP

BOTTOM

Los Angeles Dodgers @ San Francisco Giants
AT&T Park, San Francisco, CA
Sun Sep 14 2014, 1:07 PM - 4:00 PM PDT
Att. 41,932 - Partly Cloudy - 71 F

livebaseballscorecards.com

AB	33
R	2
H	7
RBI	2
BB	1
SO	11
LOB	9

PA: 34

WP: 0
PB: 0
SB: 0
CS: 0

Batter	1	2	3	4	5	6	7	8	9	AB	R	H	RBI	BB	SO	LOB
2 Juan Carlos Perez, R (1, 8) OBP: 0.235, SLG: 0.304	X SI 90 0-0 ① F9		C FF 92 B CH 84 C CH 84 B SI 93 F SL 89 X FF 89 2-2 ② F8		C CH 82 C CH 82 B CH 80 B SI 93 X FF 92 2-2 ③ G6-3		F CH 81 S CH 83 F CH 80 X CH 81 0-2 ③ G5-3		C CH 76 B CU 72 F CH 76 B FF 90 X SL 85 2-2 ② L7	5	0	0	0	0	0	2
12 Joe Panik, L (1, 4) OBP: 0.353, SLG: 0.379	B FF 90 C FF 90 X SL 85 1-1 ② F8		B CU 80 X FF 92 1-0 1B			C CU 78 S SL 86 B FF 91 X SL 84 1-2 ① G1-3		C SI 81 B SL 73 B SL 72 X SI 82 2-1 28 1B 2B	C SL 83 B SL 84 C SL 85 F SL 86 B FF 90 F CH 79 X FF 90 2-2 ③ F8 1-2	5	1	2	0	0	0	1
28 Buster Posey, R (1, 2) OBP: 0.362, SLG: 0.488	C SI 92 B SI 94 B CH 84 X CH 85 2-1 ③ F8		1 SAFE B FF 91 F FF 92 F SI 93 F SI 94 1 SAFE F SL 89 B FF 92 D SL 86 3-2 X CH 85 G6-3			X SI 91 0-0 ② F8		C SL 83 F SL 85 D SL 86 X SL 86 1-2 48 1B 2-H 1B		4	0	1	1	0	0	1
8 Hunter Pence, R (1, 9) OBP: 0.347, SLG: 0.467		B SI 91 C CH 83 S CH 82 F FF 90 B SI 92 F FF 91 X SL 86 2-2 ① G5-3		B FF 91 C CH 82 B SL 87 S CH 82 X FF 93 2-2 ① G4-3		C FF 91 B FF 92 B FF 91 B SI 92 X CH 84 3-1 1B		B SI 93 S SI 94 S SL 86 B FF 94 X SI 93 2-2 ① L8		4	0	1	0	0	0	1
48 Pablo Sandoval, S (1, 5) OBP: 0.331, SLG: 0.430		B SI 92 B SI 92 F CH 84 B FF 91 X SI 92 3-1 13 1B 2B		F SL 85 C FF 92 X FF 92 0-2 ② G6-3		1 SAFE S SL 86 B SL 86 F SL 86 B FF 92 C FF 92 2-3 ③ K		X FF 93 0-0 7 FC6-4 1-3 1B		4	0	2	0	0	1	1
13 Joaquin Arias, R (1, 3) OBP: 0.289, SLG: 0.306 45 Travis Ishikawa, L (8, PH) OBP: 0.320, SLG: 0.440 (8, 3)		B SL 87 X SI 89 1-0 7 FC3-6 2-3 1B		F SI 93 F FF 92 B FF 91 X FF 92 1-2 1B			C SI 89 X CU 77 0-1 7 2B 35 G6-3 1B	F SI 92 F SI 93 S CH 86 0-3 ② K		3 1	1 0	3 0	0 0	0 1	0 2	0 2
7 Grégor Blanco, L (1, 7) OBP: 0.344, SLG: 0.376		F FF 92 F SL 89 B FF 87 D SL 90 X SL 89 2-2 ② FC3-6 35 S 1-2f		1 SAFE X SI 92 0-0 ③ L7			B FF 91 D SI 89 X FF 91 2-0 1-3 2B	D CH 86 C SI 94 C FF 93 F FF 94 F FF 93 X CH 87 1-2 ③ FC6-4 1-2f		4	0	1	0	0	0	5
35 Brandon Crawford, L (1, 6) OBP: 0.319, SLG: 0.378		S SL 88 B SL 86 1 SAFE F SL 88 D FF 89 S SI 88 2-3 ③ K 1-2			C FF 90 B FF 92 X FF 88 1-1 ① F9		X FF 88 0-0 ① G6-3 3-H		B FF 89 C SI 89 X CU 74 1-1 12 DI 1B	4	0	1	1	0	1	3
32 Ryan Vogelsong, R (1, 1) OBP: 0.150, SLG: 0.140 49 Javier López, L (6, 1) 50 Matt Duffy, R (7, PH) OBP: 0.264, SLG: 0.260 57 Juan Gutierrez, R (7, 1) 51 Erik Cordier, R (8, 1) 34 Andrew Susac, R (9, PH) OBP: 0.333, SLG: 0.516			B FF 90 S SI 90 S SI 93 B FF 93 S SL 88 2-3 ① K		F SI 91 C SL 86 S SL 87 0-3 ② K		X FF 90 0-0 ② L9		B SI 88 C CH 76 F SL 85 B SL 86 B SI 88 F SL 84 C SL 86 3-3 ① K	2 0 1 0 0 1	0 0 0 0 0 0	0 0 0 0 0 0	0 0 0 0 0 0	0 0 0 0 0 1	2 0 0 0 0 1	0 0 1 0 0 1
Inning Stats	R: 0 E: 0 K: 0 S: 5 H: 0 LOB: 0 BB: 0 P: 8	R: 0 E: 0 K: 1 S: 14 H: 2 LOB: 2 BB: 0 P: 24	R: 0 E: 0 K: 1 S: 13 H: 1 LOB: 1 BB: 0 P: 21	R: 0 E: 0 K: 0 S: 10 H: 1 LOB: 1 BB: 0 P: 13	R: 0 E: 0 K: 1 S: 8 H: 0 LOB: 0 BB: 0 P: 11	R: 0 E: 0 K: 1 S: 9 H: 1 LOB: 1 BB: 0 P: 15	R: 1 E: 0 K: 0 S: 9 H: 2 LOB: 1 BB: 0 P: 11	R: 1 E: 0 K: 1 S: 17 H: 3 LOB: 2 BB: 0 P: 23	R: 0 E: 0 K: 1 S: 14 H: 1 LOB: 1 BB: 0 P: 22	1B: 8 2B: 3 3B: 0 HR: 0 SF: 0 SAC: 0 DP: 0 HBP: 0						

PITCHER	IP	WLS	BF	H	R	ER	SO	BB	IBB	HBP	BLK	WP	HR	S	P	ERA	WHIP
36 Wade Miley, L (1, 1) ERA: 4.17	7.0	W	28	7	1	1	4	0	0	0	0	0	0	68	103	1.29	1.000
47 Joe Paterson, L (8, 1) ERA: 27.0	0.0		1	1	1	1	0	0	0	0	0	0	0	2	4	∞	∞
50 Evan Marshall, R (8, 1) ERA: 2.86	1.0		5	2	0	0	1	0	0	0	0	0	0	15	19	0.00	2.000
56 Eury De La Rosa, L (9, 1) ERA: 1.91	1.0		4	1	0	0	1	0	0	0	0	0	0	14	22	0.00	1.000

PITCHER	IP	WLS	BF	H	R	ER	SO	BB	IBB	HBP	BLK	WP	HR	S	P	ERA	WHIP

TOP

San Francisco Giants @ Arizona Diamondbacks
Chase Field, Phoenix, AZ
Mon Sep 15 2014, 6:40 PM - 9:39 PM MST
Att. 21,731 - Roof Closed - 77 F

livebaseballscorecards.com

AB	38
R	2
H	11
RBI	2
BB	0
SO	6
LOB	18

WP: 0 PA: 38
PB: 0
SB: 1
CS: 0

Batter	1	2	3	4	5	6	7	8	9	AB	R	H	RBI	BB	SO	LOB
5 Ender Inciarte, L (1, 7) OBP: 0.308, SLG: 0.346	C FF 90 B CH 84 X CH 84 1-1 11 L4-6 16 BB 1B		C CU 78 B SL 89 C FF 91 B FF 92 S SL 89 2-3 ② K		B CU 76 B SL 89 S SI 92 X SI 92 2-1 ② G1-3		1 SAFE L SI 93 1 SAFE X SI 93 0-1 ① G4-3 1-2			4	0	1	0	0	1	2
16 Chris Owings, R (1, 4) OBP: 0.302, SLG: 0.419	B FF 90 1 SAFE 1 SAFE B FF 90 B FF 90 C FF 90 B FF 91 4-1 1-2 BB		F FF 91 F FF 91 B FF 92 F FF 91 X CU 76 1-2 11 WP 15 HR 1-2 1B		C CU 75 X SL 88 0-1 ③ L8		S CU 79 F SI 93 B SI 93 B SI 93 C FF 93 2-3 ② K			3	1	1	0	1	1	1
11 AJ Pollock, R (1, 8) OBP: 0.365, SLG: 0.540	C CU 77 B FF 89 B CU 78 F FF 91 F CH 85 X FF 92 2-2 ① ② L4-6 2-2		B SL 89 B CH 86 C CH 86 B FF 92 F FF 92 B SI 91 4-2 15 HR 1-2 2-3 BB			C SL 88 X CU 76 0-1 ① G6-3	B CU 80 X FF 93 1-0 15 1B 2-H 3B			3	2	1	1	1	0	2
15 Mark Trumbo, R (1, 3) OBP: 0.303, SLG: 0.389	C SI 91 B FF 91 C CU 78 C FF 91 1-3 ③ K		C SI 92 X SL 90 0-1 1-H 2-H 3-H HR			C SL 89 X CU 76 0-1 ② G6-3	B CU 80 D CU 81 C FF 94 C CU 84 F FF 93 X CU 80 2-2 3-H 1B			4	1	2	5	0	1	1
26 Miguel Montero, L (1, 2) OBP: 0.334, SLG: 0.380		B FF 91 B FF 89 F FF 91 X FF 90 2-1 ① P5	B CU 77 F SL 90 B CU 76 T FF 92 X SL 89 2-2 ③ G5-3			B CH 84 X SL 88 1-0 2 WP 2B	X SI 93 0-0 ③ L3			4	0	1	0	0	0	1
2 Aaron Hill, R (1, 5) OBP: 0.285, SLG: 0.369		B CU 77 X SL 89 1-0 ② F8		C CU 76 X CH 84 0-1 7 CS 1B		C FF 90 B CH 85 D CH 84 B CU 78 B SI 90 4-1 7 BB 2-3 BB		C SL 87 B FF 98 X FF 99 1-1 ① L8		3	0	1	0	1	0	0
7 Cody Ross, R (1, 9) OBP: 0.299, SLG: 0.319 62 Brett Jackson, L (6, PR) (7, 9)		C FF 92 S FF 90 X CU 77 0-2 ③ G5-3		F SI 90 F FF 90 B FF 91 B FF 91 F FF 92 B SI 92 1 SAFE F CU 77 S SL 88 3-3 ① ② K 1-2		F FF 90 F FF 90 B FF 90 B CU 78 D CH 82 B SL 87 4-2 1-2 BB		S FF 99 X FF 99 0-1 ② G5-3		2 1	0 0	0 0	0 0	1 0	1 0	1 0
1 Didi Gregorius, L (1, 6) OBP: 0.282, SLG: 0.345			B FF 90 C FF 91 B FF 91 X FF 90 2-1 ① G4-3	F CH 84 C SL 88 F FF 92 C SL 88 0-3 ③ K		X SI 84 0-0 ③ G4-3		S FF 99 S FF 99 F FF 100 B SI 99 S FF 99 1-3 ③ K		4	0	0	0	0	2	3
36 Wade Miley, L (1, 1) OBP: 0.196, SLG: 0.151 4 Cliff Pennington, S (7, PH) OBP: 0.356, SLG: 0.369 47 Joe Paterson, R (8, 1) 50 Evan Marshall, R (8, 1) 56 Eury De La Rosa, L (9, 1)			C FF 91 X FF 91 0-1 11 WP 16 1B 15 HR 1B		C FF 89 F CU 77 B FF 88 C FF 89 1-3 ① K		F FF 94 B FF 93 B CH 85 X SI 94 2-1 5 G4-3 11 3B 1B			2 1 0 0 0	1 1 0 0 0	1 1 0 0 0	0 0 0 0 0	0 0 0 0 0	1 0 0 0 0	0 0 0 0 0
Inning Stats	R: 0 E: 0 K: 1 S: 10 H: 1 LOB: 1 BB: 1 P: 18	R: 0 E: 0 K: 0 S: 6 H: 0 LOB: 0 BB: 0 P: 9	R: 4 E: 0 K: 1 S: 18 H: 3 LOB: 0 BB: 1 P: 29	R: 0 E: 0 K: 2 S: 11 H: 1 LOB: 0 BB: 0 P: 14	R: 0 E: 0 K: 1 S: 7 H: 0 LOB: 0 BB: 0 P: 10	R: 0 E: 0 K: 0 S: 9 H: 1 LOB: 3 BB: 2 P: 18	R: 2 E: 0 K: 1 S: 13 H: 3 LOB: 1 BB: 0 P: 20	R: 0 E: 0 K: 1 S: 8 H: 0 LOB: 0 BB: 0 P: 10		1B: 6 2B: 3 3B: 1 HR: 1	SF: 0 SAC: 0 DP: 2 HBP: 0			WP: 2 PB: 0 SB: 0 CS: 1	PA: 35	

PITCHER		IP	WLS	BF	H	R	ER	SO	BB	IBB	HBP	BLK	WP	HR	S	P	ERA	WHIP
32 Ryan Vogelsong, R ERA: 3.98	(1, 1)	5.2	L	25	6	4	4	5	4	0	0	0	2	1	60	97	6.35	1.765
49 Javier López, L ERA: 2.31	(6, 1)	0.1		1	0	0	0	0	0	0	0	0	0	0	1	1	0.00	0.000
57 Juan Gutierrez, R ERA: 4.13	(7, 1)	1.0		6	3	2	2	1	0	0	0	0	0	0	13	20	18.00	3.000
51 Erik Cordier, R ERA:	(8, 1)	1.0		3	0	0	0	1	0	0	0	0	0	0	8	10	0.00	0.000

PITCHER	IP	WLS	BF	H	R	ER	SO	BB	IBB	HBP	BLK	WP	HR	S	P	ERA	WHIP

BOTTOM

San Francisco Giants @ Arizona Diamondbacks
Chase Field, Phoenix, AZ
Mon Sep 15 2014, 6:40 PM - 9:39 PM MST
Att. 21,731 - Roof Closed - 77 F

livebaseballscorecards.com

AB	31
R	6
H	9
RBI	6
BB	4
SO	7
LOB	11

San Francisco Giants @ Arizona Diamondbacks

Chase Field, Phoenix, AZ

Tue Sep 16 2014, 6:40 PM - 9:14 PM MST

Att. 26,339 - Roof Closed - 75 F

TOP

Batter	1	2	3	4	5	6	7	8	9	AB R H RBI BB SO LOB
7 Grégor Blanco, L (1, 7) OBP: 0.340, SLG: 0.372	1-0 F7		2-3 K		2-2 G6-3			3-2 L6		4 0 0 0 0 1 1
12 Joe Panik, L (1, 4) OBP: 0.347, SLG: 0.373	3-1 L3			0-1 F7		1-1 G3		1-2 G1-3		4 0 0 0 0 0 0
28 Buster Posey, R (1, 2) OBP: 0.363, SLG: 0.494	0-0 L5			0-1 HR		3-1 F7		1-0 1B		4 1 2 1 0 0 0
48 Pablo Sandoval, S (1, 5) OBP: 0.332, SLG: 0.431		0-1 8 G5-4-3 1B		0-0 8 FC4 1B		3-2 G6-3		1-2 G4-3		4 0 2 0 0 0 1
8 Hunter Pence, R (1, 9) OBP: 0.347, SLG: 0.466		1-1 G5-4-3 1-2f		1-1 FC4 1-2f			0-1 45 1B 35 SF8 1B		1-2 G5-3	4 1 1 0 0 0 2
45 Travis Ishikawa, L (1, 3) OBP: 0.327, SLG: 0.436		2-2 HBP		1-1 L3			0-1 1B 1-3		2-1 F8	3 0 1 0 0 0 1
35 Brandon Crawford, L (1, 6) OBP: 0.320, SLG: 0.382		0-1 L8			2-1 2 FC6-5 2B		0-0 SF8 3-H		1-1 1B	3 0 2 1 0 0 1
2 Juan Carlos Perez, R (1, 8) OBP: 0.225, SLG: 0.289			1-2 L8		0-2 FC6-5 22 SH1-4 2-3		1-0 F9		0-0 G5-3	4 0 0 0 0 0 3
22 Jake Peavy, R (1, 1) 54 Sergio Romo, R (8, 1) 46 Santiago Casilla, R (9, 1)			2-2 F9		0-0 SH1-4 1-2		0-0 G5-3			2 0 0 0 0 0 1 0 0 0 0 0 0 0 0 0 0 0 0 0 0
Inning Stats	R: 0 H: 0 E: 0 LOB: 0 K: 0 BB: 0 S: 4 P: 8	R: 0 H: 1 E: 0 LOB: 1 K: 0 BB: 0 S: 8 P: 11	R: 0 H: 0 E: 0 LOB: 0 K: 1 BB: 0 S: 11 P: 16	R: 1 H: 2 E: 0 LOB: 1 K: 0 BB: 0 S: 9 P: 11	R: 0 H: 1 E: 0 LOB: 1 K: 0 BB: 0 S: 10 P: 14	R: 0 H: 0 E: 0 LOB: 0 K: 0 BB: 0 S: 11 P: 18	R: 1 H: 2 E: 0 LOB: 1 K: 0 BB: 0 S: 7 P: 8	R: 0 H: 1 E: 0 LOB: 1 K: 0 BB: 0 S: 12 P: 18	R: 0 H: 1 E: 0 LOB: 1 K: 0 BB: 0 S: 9 P: 13	1B: 6 SF: 1 2B: 1 SAC: 1 3B: 0 DP: 1 HR: 1 HBP: 1

livebaseballscorecards.com

AB	32
R	2
H	8
RBI	2
BB	0
SO	1
LOB	10

WP: 0 PA: 35
PB: 0
SB: 0
CS: 0

PITCHER	IP	WLS	BF	H	R	ER	SO	BB	IBB	HBP	BLK	WP	HR	S	P	ERA	WHIP
55 Josh Collmenter, R (1, 1) ERA: 3.6	8.0	L	31	7	2	2	1	0	0	1	0	0	1	72	104	2.25	0.875
38 Will Harris, R (9, 1) ERA: 4.85	0.1		1	0	0	0	0	0	0	0	0	0	0	4	5	0.00	0.000
56 Eury De La Rosa, L (9, 1) ERA: 1.87	0.2		3	1	0	0	0	0	0	0	0	0	0	5	8	0.00	1.500

PITCHER	IP	WLS	BF	H	R	ER	SO	BB	IBB	HBP	BLK	WP	HR	S	P	ERA	WHIP

Batter	1	2	3	4	5	6	7	8	9	AB	R	H	RBI	BB	SO	LOB
5 Ender Inciarte, L (1, 7) OBP: 0.310, SLG: 0.348	F FF 88 B FF 89 X FC 86 1-1 1B		B CH 81 F FF 90 C FF 91 B FF 91 X FF 91 2-2 ② F7			F FF 88 X FF 89 0-1 ① F7		X CU 79 0-0 16 HBP 1B		4	0	2	0	0	0	0
16 Chris Owings, R (1, 4) OBP: 0.305, SLG: 0.425	1 SAFE C FF 89 1 SAFE F FF 89 X FF 90 0-2 ① L4		B FC 86 F FF 90 B CH 82 C FF 90 F FF 91 S FF 91 2-3 ③ K			C CH 81 F FF 90 B FF 89 B FC 86 X FF 89 2-2 11 1B 3B		1 SAFE C FF 89 S FF 89 H FF 90 1-2 1-2 HBP		3	1	1	0	0	1	1
11 AJ Pollock, R (1, 8) OBP: 0.363, SLG: 0.534	1 SAFE C FC 86 1 SAFE X FF 90 0-1 ② P4			B SL 81 B FC 82 F SL 84 F FF 89 B FC 85 C FC 86 3-3 ① K		F FF 90 F FF 90 B FF 87 X SL 81 1-2 15 G5-4-3 3-H 1B		B SL 79 B SL 79 C SL 81 F FF 90 X SL 79 2-2 ③ F9		4	0	1	1	0	1	3
15 Mark Trumbo, R (1, 3) OBP: 0.302, SLG: 0.391	B FC 84 X FF 91 1-0 ③ P3			X FC 85 0-0 2B		1 SAFE X SI 90 0-0 ②③ G5-4-3 1-2f			C SI 93 B FF 93 B KC 79 B SI 93 X SI 93 3-1 ① G6-3	4	0	1	0	0	0	2
26 Miguel Montero, L (1, 2)		B FF 89 C FS 86 X FF 89 1-1 ① F7		B FF 89 X FF 89 1-0 ② F8			S CH 81 X FF 90 0-1 ① F7		C SI 94 F FF 95 B SI 94 T KC 81 1-2 ② K	4	0	0	0	0	1	1
4 Cliff Pennington, S (1, 5) OBP: 0.348, SLG: 0.360		C FF 89 F FF 90 X FC 87 0-2 ② G3-1		B FC 87 X FF 89 1-0 ③ L8			B FF 89 C FF 88 X FF 89 1-1 ② F8		C KC 81 B FF 94 X FF 94 1-1 ③ F8	4	0	0	0	0	0	1
62 Brett Jackson, L (1, 9)		S CU 80 B CU 79 B CU 80 C CU 81 F FC 87 B SI 91 B CU 80 4-2 BB			C FC 85 C FF 89 S FF 90 0-3 ① K		S CU 80 C FC 87 B CU 81 B FF 91 X CU 80 2-2 ③ G3-1			2	0	0	0	1	1	0
1 Didi Gregorius, L (1, 6) OBP: 0.279, SLG: 0.340	C SI 90 F FF 90 1 SAFE 1 SAFE X FC 88 0-2 ③ F8				B FF 90 X FC 85 1-0 ② F8			C FC 85 S FF 88 F FF 89 B FF 88 F FC 88 X FF 90 1-2 ① L8		3	0	0	0	0	0	1
55 Josh Collmenter, R (1, 1) OBP: 0.145, SLG: 0.151 19 Jake Lamb, L (8, PH) OBP: 0.271, SLG: 0.382 38 Will Harris, R (9, 1) 56 Eury De La Rosa, L (9, 1)			C FF 88 X SL 84 0-1 ① G2-3		C FF 87 B SL 82 X FF 89 1-1 ③ G6-3			C CU 79 S FF 89 B FF 89 F FF 90 S FC 87 1-3 ② K		2 1 0 0	0 0 0 0	0 0 0 0	0 0 0 0	0 1 0 0	0 0 0 0	0 0 0 0
Inning Stats	R: 0 E: 0 K: 0 S: 8 H: 1 LOB: 1 BB: 0 P: 10	R: 0 E: 0 K: 0 S: 11 H: 0 LOB: 1 BB: 1 P: 16	R: 0 E: 0 K: 1 S: 9 H: 0 LOB: 0 BB: 0 P: 13	R: 0 E: 0 K: 1 S: 6 H: 1 LOB: 1 BB: 0 P: 11	R: 0 E: 0 K: 1 S: 6 H: 0 LOB: 0 BB: 0 P: 8	R: 1 E: 0 K: 0 S: 9 H: 2 LOB: 0 BB: 0 P: 12	R: 0 E: 0 K: 0 S: 7 H: 0 LOB: 0 BB: 0 P: 10	R: 0 E: 0 K: 1 S: 15 H: 1 LOB: 2 BB: 0 P: 20	R: 0 E: 0 K: 1 S: 7 H: 0 LOB: 0 BB: 0 P: 12	1B: 3 2B: 1 3B: 1 HR: 0	SF: 0 SAC: 0 DP: 1 HBP: 1			WP: 0 PB: 0 SB: 0 CS: 0	PA: 33		

BOTTOM

San Francisco Giants @ Arizona Diamondbacks

Chase Field, Phoenix, AZ

Tue Sep 16 2014, 6:40 PM - 9:14 PM MST

Att. 26,339 - Roof Closed - 75 F

livebaseballscorecards.com

AB	31
R	1
H	5
RBI	1
BB	1
SO	5
LOB	9

PITCHER		IP	WLS	BF	H	R	ER	SO	BB	IBB	HBP	BLK	WP	HR	S	P	ERA	WHIP
22 Jake Peavy, R ERA: 3.82	(1, 1)	7.2	W	29	5	1	1	4	1	0	1	0	0	0	68	95	1.17	0.783
54 Sergio Romo, R ERA: 3.98	(8, 1)	0.1	H	1	0	0	0	0	0	0	0	0	0	0	3	5	0.00	0.000
46 Santiago Casilla, R ERA: 1.86	(9, 1)	1.0	S	3	0	0	0	1	0	0	0	0	0	0	7	12	0.00	0.000

PITCHER	IP	WLS	BF	H	R	ER	SO	BB	IBB	HBP	BLK	WP	HR	S	P	ERA	WHIP

Batter	1	2	3	4	5	6	7	8	9	AB	R	H	RBI	BB	SO	LOB
7 Grégor Blanco, L (1, 7) OBP: 0.339, SLG: 0.369	B FF 90 B SI 90 C SI 90 X FF 90 2-1 ① P6		B SL 78 C SI 89 B FF 89 F SL 78 B FF 90 B FF 90 4-2 1-2 BB		B SI 90 F SI 91 X SL 79 1-1 ② SH3 2-3 3-H		C CH 84 X CH 84 0-1 ③ F8		B FF 93 F FF 95 T FF 94 X FF 94 1-2 ② P5	3	0	0	1	1	0	4
13 Joaquin Arias, R (1, 4) OBP: 0.285, SLG: 0.301 12 Joe Panik, L (8, PH) OBP: 0.344, SLG: 0.370 (8, 4)	X SI 91 0-0 ② G5-3		D SI 89 X FF 90 1-0 ① L7		B CH 83 C SI 92 X SI 92 1-1 ③ G6-3			C SL 83 B FF 93 X CH 85 1-1 ① G6-3	F FF 94 D SL 86 B FF 94 S FF 95 S FF 96 2-3 ③ K	3 2	0 0	0 0	0 0	0 0	0 1	3 2
28 Buster Posey, R (1, 3) OBP: 0.362, SLG: 0.491	C SI 90 F SI 91 B FF 92 B FF 92 X SI 92 2-2 ③ G4-3		S CH 81 X CH 84 0-1 ②③ L6-4 2-2			B SL 78 F CH 81 B FF 90 B SI 90 B SI 91 4-1 8 G6-4-3 BB		B FF 93 B CH 86 C SL 84 S CH 87 B CH 87 X CH 87 3-2 ② F9		3	0	0	0	1	0	2
8 Hunter Pence, R (1, 9) OBP: 0.345, SLG: 0.463		B SI 91 X SI 89 1-0 ① L9		C SL 79 B CH 81 B CH 81 B SI 90 F CH 81 X CH 81 3-2 ① F7		C SI 89 B CH 82 S SI 90 D SL 80 X CH 81 2-2 ①② G6-4-3 1-2f		S SL 86 B SL 86 B CH 87 F FF 94 F CH 86 X SI 94 2-2 ③ G5-3		4	0	0	0	0	0	1
48 Pablo Sandoval, S (1, 5) OBP: 0.331, SLG: 0.429		B SI 90 F SI 90 X CH 84 1-1 ② L9		X SL 80 0-0 ② F8		B SI 90 C SI 91 F FF 91 F SL 82 F SL 80 B SI 91 S SL 82 2-3 ③ K			B FF 90 B FF 90 F FF 90 B FF 91 B FF 92 4-1 9 BB 35 1B 50 1B BB	3	1	0	0	1	1	0
34 Andrew Susac, R (1, 2) OBP: 0.329, SLG: 0.493		C SI 89 B SI 90 B SI 91 B FF 90 B FF 90 4-1 35 2B BB		F FF 90 F CH 83 C FF 91 0-3 ③ K			X SL 81 0-0 ① P6		S SL 86 S SL 88 C FF 93 0-3 ① K	3	1	0	0	1	2	1
35 Brandon Crawford, L (1, 6) OBP: 0.325, SLG: 0.390		B FF 90 B FF 91 B FF 89 C FF 89 S SL 79 X FF 90 3-2 1-H 2B			C SI 90 F FF 91 X SI 91 0-2 40 SH5-4 7 SH3 2 WP 1B		B SI 92 B SI 92 X FF 93 2-0 45 BB 1B		C SL 88 S FF 93 B SL 84 D SL 89 1 SAFE B FF 94 F FF 93 F FF 93 X SL 88 3-2 9 BB 50 1B 1-2 1B	4	2	4	1	0	0	0
2 Juan Carlos Perez, R (1, 8) OBP: 0.228, SLG: 0.282 9 Brandon Belt, L (9, PH) OBP: 0.299, SLG: 0.446 56 Gary Brown, R (9, 8)		B SI 88 C SI 89 X CH 81 1-1 ③ P6			B SL 79 1 SAFE B SI 90 B SI 89 B FF 90 4-0 7 SH3 40 SH5-4 1-2 BB		D SL 82 C FF 91 F CH 85 S CH 83 1-3 ② K		T FF 93 B FF 92 B FF 93 S SL 87 B SL 88 B FF 92 4-2 50 1B 1-2 2-3 BB	2 0 0	0 0 0	0 0 0	0 0 0	1 1 0	1 0 0	2 0 0
40 Madison Bumgarner, R (1, 1) OBP: 0.284, SLG: 0.429 45 Travis Ishikawa, L (7, PH) OBP: 0.333, SLG: 0.436 63 Jean Machi, R (7, 1) 54 Sergio Romo, R (8, 1) 50 Matt Duffy, R (9, PH) OBP: 0.278, SLG: 0.275 46 Santiago Casilla, R (9, 1)			F SI 89 F CH 81 B FF 90 F CH 80 X SI 89 1-2 28 L6-4 7 BB 1B		B CH 80 S CH 82 L CH 80 X SL 79 1-2 ① SH5-4 1-2 2-3		C CU 75 B SI 90 D CH 84 B CH 84 B FF 94 4-1 1-2 BB		B SL 86 S SL 87 B SL 87 S FF 92 B SL 88 X SL 87 3-2 1-2 2-H 3-H 1B	1 0 0 0 1 0	0 0 0 0 0 0	1 0 0 0 2 0	0 1 0 0 0 0	0 0 0 0 0 0	0 0 0 0 0 0	0 0 0 0 0 0
Inning Stats	R: 0 E: 0 K: 0 S: 6 H: 0 LOB: 0 BB: 0 P: 10	R: 1 E: 0 K: 0 S: 9 H: 1 LOB: 1 BB: 1 P: 19	R: 0 E: 0 K: 0 S: 9 H: 1 LOB: 1 BB: 1 P: 15	R: 0 E: 0 K: 1 S: 7 H: 0 LOB: 0 BB: 0 P: 10	R: 1 E: 0 K: 0 S: 10 H: 1 LOB: 1 BB: 1 P: 17	R: 0 E: 0 K: 1 S: 9 H: 0 LOB: 0 BB: 1 P: 17	R: 0 E: 0 K: 1 S: 8 H: 1 LOB: 2 BB: 1 P: 15	R: 0 E: 0 K: 0 S: 9 H: 0 LOB: 0 BB: 0 P: 15	R: 2 E: 0 K: 2 S: 20 H: 2 LOB: 2 BB: 2 P: 37	1B: 5 2B: 2 3B: 0 HR: 0 SF: 0 SAC: 2 DP: 2 HBP: 0						WP: 1 PB: 0 SB: 0 CS: 0 PA: 38	

PITCHER		IP	WLS	BF	H	R	ER	SO	BB	IBB	HBP	BLK	WP	HR	S	P	ERA	WHIP
40 Andrew Chafin, L ERA: 1.64	(1, 1)	6.0		23	3	2	2	2	4	0	0	0	1	0	50	88	3.00	1.167
48 Randall Delgado, R ERA: 5.4	(7, 1)	1.0		5	1	0	0	1	1	0	0	0	0	0	8	15	0.00	2.000
50 Evan Marshall, R ERA: 2.8	(8, 1)	1.0		3	0	0	0	0	0	0	0	0	0	0	9	15	0.00	0.000
43 Addison Reed, R ERA: 4.13	(9, 1)	0.1	L	5	2	2	2	1	2	0	0	0	0	0	14	28	54.00	12.000
37 Matt Stites, R ERA: 5.76	(9, 1)	0.2		2	0	0	0	1	0	0	0	0	0	0	6	9	0.00	0.000

PITCHER	IP	WLS	BF	H	R	ER	SO	BB	IBB	HBP	BLK	WP	HR	S	P	ERA	WHIP

TOP

San Francisco Giants @ Arizona Diamondbacks

Chase Field, Phoenix, AZ

Wed Sep 17 2014, 12:41 PM - 4:16 PM MST

Att. 19,272 - Roof Closed - 74 F

livebaseballscorecards.com

AB	29
R	4
H	6
RBI	4
BB	7
SO	5
LOB	15

Batter	1	2	3	4	5	6	7	8	9	AB	R	H	RBI	BB	SO	LOB
5 Ender Inciarte, L (1, 7) OBP: 0.312, SLG: 0.349	B FF 92 C FF 92 X FF 93 1-1 11 F8 16 1B 15 K 1B	X FC 87 0-0 ③ G3		B FF 93 C CU 78 F FC 87 F FF 92 F CU 77 S CU 77 1-3 ③ K2-3			L CH 84 X CU 80 0-1 11 F8 16 BB 1B		C SI 94 C KC 82 B FF 94 T KC 82 1-2 ② K	5	0	2	0	0	2	3
16 Chris Owings, R (1, 4) OBP: 0.306, SLG: 0.423	C FF 91 B FC 86 1 SAFE B FF 91 X FC 87 2-1 15 K 11 F8 1-2 1B		F FC 86 X CH 83 0-1 ① F7	C FF 90 F CU 75 X CU 76 0-2 ① F8			1 SAFE B SI 90 B FF 92 B FF 91 C FF 92 D FF 92 4-1 1-2 BB		T SI 94 S KC 82 B KC 81 F KC 81 B SL 88 F SI 93 B FF 95 X SI 94 3-2 E5	4	0	1	0	1	0	0
11 AJ Pollock, R (1, 8) OBP: 0.364, SLG: 0.540	C FF 91 X FC 87 0-1 ① F8 1-2 2-3		C FF 92 C CU 76 X FF 92 0-2 2 BB 1B	F FC 88 C CU 76 B FF 91 B CU 76 X FC 86 2-2 15 K2-3 3B			B CH 84 F FF 92 B FF 92 X FF 92 2-1 ② F8 2-3		C KC 81 X SI 94 0-1 ③ G5-3	5	1	2	0	0	0	5
15 Mark Trumbo, R (1, 3) OBP: 0.298, SLG: 0.386 31 Jordan Pacheco, R (9, 3) OBP: 0.280, SLG: 0.314	S FF 92 T FF 93 B FF 93 F FF 93 F FF 93 F CU 78 S FF 93 1-3 ②③ K 2-3 3-H		B FC 85 F FF 91 B CH 83 C FF 93 S FC 87 2-3 ② K	F CU 77 F CU 69 F FF 93 S CU 76 0-3 ② K2-3 3-H			C CU 81 S CH 84 S CH 87 0-3 ③ K			4 0	0 0	0 0	0 0	0 0	4 0	5 0
2 Aaron Hill, R (1, 5) OBP: 0.285, SLG: 0.366		X FF 92 0-0 ① F8	B FF 90 1 SAFE B FF 93 B FC 85 C FF 92 C FF 92 D CU 79 4-2 1-2 BB	F FF 92 X CU 78 0-1 ③ G5-3				B SL 84 C SL 83 F SL 81 X SL 80 1-2 ① F9		3	0	0	0	1	0	0
7 Cody Ross, R (1, 9) OBP: 0.298, SLG: 0.314		C FF 93 B FF 92 B FC 88 F FF 93 F CU 78 F FF 93 B CH 84 F FC 88 B FF 92 4-2 9 1B 40 1B BB	C FC 86 B FF 90 C FC 87 S CU 78 1-3 ③ K			B FC 84 C FF 91 B CU 77 X FF 91 2-1 ① F7		C SI 89 X SL 80 0-1 ② G6-3	3	1	0	0	1	1	2
9 Tuffy Gosewisch, R (1, 2) OBP: 0.250, SLG: 0.316		F FF 91 1 SAFE B FC 86 B FF 92 B FF 92 C FF 93 X FF 93 3-2 40 1B 1-3 1B		C CU 76 B FC 87 X CH 83 1-1 13 F9 2B		X CH 82 0-0 ② G5-3		C SL 80 C SL 79 F FF 89 X SL 80 0-2 1B		4	0	3	0	0	0	0
13 Nick Ahmed, R (1, 6) OBP: 0.238, SLG: 0.295 37 Matt Stites, L (9, 1)		C FF 94 D CU 77 B FF 93 X FC 87 2-1 ② P5		C FF 90 F FF 90 F CU 76 B CU 67 X FF 92 1-2 ① F9 2-3		B FF 92 C FC 86 B CU 76 X FF 92 2-1 ③ F8		S SL 80 B SL 79 C SL 80 S SL 80 1-3 ③ K		4 0	0 0	0 0	0 0	0 0	1 0	4 0
40 Andrew Chafin, R (1, 1) OBP: 0.500, SLG: 0.500 48 Randall Delgado, R (7, 1) OBP: 0.125, SLG: 0.125 26 Miguel Montero, L (7, PH) OBP: 0.331, SLG: 0.376 50 Evan Marshall, R (8, 1) 43 Addison Reed, L (9, 1) 4 Cliff Pennington, S (9, 6) OBP: 0.346, SLG: 0.358		B FF 93 C FF 92 X FF 93 1-1 1-3 3-H 1B		S CU 76 S CU 78 F FF 92 S CU 75 0-3 ② K			C CH 83 B CH 85 B FF 91 B CH 82 F FF 92 T CH 82 3-2 ① K		B SI 93 F SI 93 F SI 93 B FF 94 F SI 94 S KC 83 2-3 ① K	2 0 1 0 0 1	0 0 0 0 0 0	1 0 0 0 0 0	1 0 0 0 0 0	0 0 1 0 0 0	1 0 0 0 0 1	1 0 0 0 0 0
Inning Stats	R: 0 E: 0 K: 1 S: 12 H: 2 LOB: 2 BB: 0 P: 16	R: 1 E: 0 K: 0 S: 14 H: 2 LOB: 2 BB: 1 P: 24	R: 0 E: 0 K: 2 S: 13 H: 1 LOB: 2 BB: 1 P: 20	R: 0 E: 0 K: 2 S: 15 H: 1 LOB: 1 BB: 0 P: 18	R: 1 E: 0 K: 1 S: 12 H: 1 LOB: 0 BB: 0 P: 14	R: 0 E: 0 K: 0 S: 5 H: 0 LOB: 0 BB: 0 P: 9	R: 0 E: 0 K: 2 S: 11 H: 1 LOB: 2 BB: 1 P: 20	R: 0 E: 0 K: 1 S: 12 H: 1 LOB: 1 BB: 0 P: 14	R: 0 E: 1 K: 2 S: 14 H: 0 LOB: 1 BB: 0 P: 20	1B: 7 2B: 1 3B: 1 HR: 0	SF: 0 SAC: 0 DP: 0 HBP: 0			WP: 0 PB: 0 SB: 0 CS: 0	PA: 39	

PITCHER		IP	WLS	BF	H	R	ER	SO	BB	IBB	HBP	BLK	WP	HR	S	P	ERA	WHIP
40 Madison Bumgarner, L ERA: 2.91	(1, 1)	6.0		26	7	2	2	6	2	0	0	0	0	0	71	101	3.00	1.500
63 Jean Machi, R ERA: 1.86	(7, 1)	1.0		5	1	0	0	2	1	0	0	0	0	0	11	20	0.00	2.000
54 Sergio Romo, R ERA: 3.9	(8, 1)	1.0	W	4	1	0	0	1	0	0	0	0	0	0	12	14	0.00	1.000
46 Santiago Casilla, R ERA: 1.82	(9, 1)	1.0	S	4	0	0	0	2	0	0	0	0	0	0	14	20	0.00	0.000

PITCHER	IP	WLS	BF	H	R	ER	SO	BB	IBB	HBP	BLK	WP	HR	S	P	ERA	WHIP

BOTTOM

San Francisco Giants @ Arizona Diamondbacks

Chase Field, Phoenix, AZ

Wed Sep 17 2014, 12:41 PM - 4:16 PM MST

Att. 19,272 - Roof Closed - 74 F

livebaseballscorecards.com

AB	36
R	2
H	9
RBI	1
BB	3
SO	11
LOB	20

Batter	1	2	3	4	5	6	7	8	9	AB	R	H	RBI	BB	SO	LOB
16 Ángel Pagán, S (1, 8) OBP: 0.342, SLG: 0.389	C SL 87 B SI 86 B SL 88 F FF 89 B EP 88 F FF 89 B FC 89 4-2 12 S BB		C CH 77 B CH 78 B SL 86 F SI 89 B FC 90 X CH 76 3-2 ③ F8			C SI 85 B EP 65 B CH 76 F CH 74 F FF 88 S SL 88 2-3 ② K		B FF 92 B FF 91 1 SAFE B FF 91 C FF 92 T FF 92 F FF 92 X FF 92 3-2 ③ P5		2	0	0	0	1	1	0
55 Tim Lincecum, L (6, 1) OBP: 0.146, SLG: 0.068										0	0	0	0	0	0	0
45 Travis Ishikawa, L (8, PH) OBP: 0.330, SLG: 0.432										1	0	0	0	0	0	1
2 Juan Carlos Perez, R (8, 8) OBP: 0.228, SLG: 0.282										0	0	0	0	0	0	0
12 Joe Panik, L (1, 4) OBP: 0.347, SLG: 0.376	C FC 89 S EP 70 B FC 92 B CH 76 1 SAFE S FC 91 2-3 ① K 1-2			B CH 74 B SL 84 B SL 87 C SL 87 X SL 87 3-1 48 G3 2B		C FC 88 B SI 88 X FC 88 1-1 28 FC5-4 1B			C FF 94 B SL 88 F FF 95 B FF 96 F FF 96 C FF 97 2-3 ① K	4	0	2	0	0	2	1
28 Buster Posey, R (1, 2) OBP: 0.362, SLG: 0.489	C CH 75 X SI 91 0-1 ② G1-3			C SI 89 X CH 76 0-1 ① L7		X EP 65 0-0 ③ FC5-4 1-2f			C FF 96 H CH 89 1-1 48 WP 48 DI HBP	3	0	0	0	0	0	3
48 Pablo Sandoval, S (1, 5) OBP: 0.329, SLG: 0.425	B SI 88 S FF 89 D SL 87 F CH 76 D CH 77 F SL 88 C EP 68 3-3 ③ K			B SI 89 X EP 69 1-0 ② G3 2-3			C EP 62 X SI 84 0-1 ① L4		C FF 95 B FF 96 S FF 95 F FF 96 F SL 87 B FF 96 F FF 96 F FF 96 F FF 95 2-2 X FF 85 F7 1-3	4	0	0	0	0	1	3
8 Hunter Pence, R (1, 9) OBP: 0.343, SLG: 0.460		C SI 89 F CU 74 B FC 90 B SI 92 F CU 75 B CH 77 F SI 90 X CU 75 3-2 ① P5		B SL 87 B CH 78 B CH 76 X FF 92 3-0 ③ G4-3			B SL 84 X CH 73 1-1 ② G6-3		C FF 95 F CH 72 S FF 96 0-3 ③ K	4	0	0	0	0	1	2
9 Brandon Belt, L (1, 3) OBP: 0.295, SLG: 0.439		F SI 88 C SI 88 B CH 79 B FC 90 B FF 90 C SI 90 3-3 ② K			B SI 88 B SL 88 X FC 88 2-0 ① G6-3		B EP 63 B SI 85 C SL 84 F FF 87 X EP 66 2-2 ③ G4-3			3	0	0	0	0	1	0
7 Grégor Blanco, L (1, 7) OBP: 0.339, SLG: 0.369 (6, 8) (8, 7)		X CH 77 0-0 ③ G3			B CH 76 F CH 75 F SI 89 F EP 69 B FF 90 B EP 68 F FC 90 X SI 88 3-2 ② G4-3			C FF 92 B CH 82 B CU 78 S FF 94 X CU 80 2-2 1B		3	0	1	0	0	0	0
35 Brandon Crawford, L (1, 6) OBP: 0.323, SLG: 0.387			B SI 87 X SL 87 1-0 ① F7		X FF 89 0-0 ③ F7			X FF 92 0-0 ① F7		3	0	0	0	0	0	1
17 Tim Hudson, R (1, 1) OBP: 0.093, SLG: 0.039 49 Javier López, L (5, 1) 38 Michael Morse, R (6, PH) OBP: 0.336, SLG: 0.475 (6, 7) 70 George Kontos, R (8, 1)			C FC 90 S SI 90 S CU 75 0-3 ② K			T SL 86 B SL 86 F SI 87 F CU 74 B CH 79 S FC 90 2-3 ① K		B FF 92 S FF 92 S FF 93 B FF 93 F FF 92 C SL 83 2-3 ② K		1	0	0	0	1	0	
										0	0	0	0	0	0	
										2	0	0	0	0	2	1
										0	0	0	0	0	0	
Inning Stats	R: 0 E: 0 K: 2 S: 12 H: 0 LOB: 1 BB: 1 P: 21	R: 0 E: 0 K: 1 S: 9 H: 0 LOB: 0 BB: 0 P: 15	R: 0 E: 0 K: 1 S: 7 H: 0 LOB: 0 BB: 0 P: 11	R: 0 E: 0 K: 0 S: 6 H: 1 LOB: 1 BB: 0 P: 13	R: 0 E: 0 K: 0 S: 7 H: 0 LOB: 0 BB: 0 P: 12	R: 0 E: 0 K: 2 S: 11 H: 1 LOB: 1 BB: 0 P: 16	R: 0 E: 0 K: 0 S: 7 H: 0 LOB: 0 BB: 0 P: 10	R: 0 E: 0 K: 1 S: 12 H: 1 LOB: 1 BB: 0 P: 19	R: 0 E: 0 K: 2 S: 16 H: 0 LOB: 1 BB: 0 P: 21	1B: 2 2B: 1 3B: 0 HR: 0 SF: 0 SAC: 0 DP: 0 HBP: 1						

PITCHER		IP	WLS	BF	H	R	ER	SO	BB	IBB	HBP	BLK	WP	HR	S	P	ERA	WHIP
40 Odrisamer Despaigne, R ERA: 3.36	(1, 1)	7.0	W	24	2	0	0	6	1	0	0	0	0	0	59	98	0.00	0.429
60 Frank Garces, L ERA: 2.57	(8, 1)	0.1		2	1	0	0	0	0	0	0	0	0	0	4	6	0.00	3.000
33 Dale Thayer, R ERA: 2.01	(8, 1)	0.2		2	0	0	0	1	0	0	0	0	0	0	8	13	0.00	0.000
61 R.J. Alvarez, R ERA: 1.5	(9, 1)	1.0		4	0	0	0	2	0	0	1	0	1	0	16	21	0.00	0.000

PITCHER	IP	WLS	BF	H	R	ER	SO	BB	IBB	HBP	BLK	WP	HR	S	P	ERA	WHIP

TOP

San Francisco Giants @ San Diego Padres

Petco Park, San Diego, CA

Fri Sep 19 2014, 7:13 PM - 10:01 PM PDT

Att. 34,472 - Clear - 73 F

livebaseballscorecards.com

AB	30
R	0
H	3
RBI	0
BB	1
SO	9
LOB	12

WP: 1	PA: 32		
PB: 0			
SB: 1			
CS: 0			

Batter	1	2	3	4	5	6	7	8	9	AB	R	H	RBI	BB	SO	LOB
27 Yangervis Solarte, S (1, 5) OBP: 0.345, SLG: 0.378	C FF 89 B SI 89 X SI 89 1-1 9 1B 5 2B 1B	C SI 88 X CU 76 0-1 1B		B FS 79 B FS 80 C SI 85 C FS 80 B FF 89 F FF 89 X FC 84 3-2 ② P6			B SI 88 B FF 89 C SI 87 X CH 81 2-1 ① L8			4	1	2	0	0	0	0
25 Will Venable, L (1, 9) OBP: 0.285, SLG: 0.319	B SI 89 B SI 89 X FF 89 2-0 ① P5	C FS 81 B FF 89 X FC 83 1-1 ③ F8		B FS 80 S FS 81 S FC 86 F FC 84 S FC 85 1-3 ③ K			B CH 82 F FF 89 X FF 90 1-1 ② G4-3			4	0	0	0	0	1	2
9 Jedd Gyorko, R (1, 4) OBP: 0.274, SLG: 0.340	X FF 89 0-0 8 BB 5 2B 1-3 1B		F SI 89 B FC 84 B CU 78 X FC 84 2-1 E5 8 G3 12 2B		X SI 88 0-0 ① L8		S SL 81 F CU 76 B CH 83 B FF 90 X FF 89 2-2 ③ G3-1			4	2	1	0	0	0	0
8 Yasmani Grandal, S (1, 2) OBP: 0.315, SLG: 0.383	C SI 89 B SI 88 B FF 88 B SI 89 B SI 89 4-1 5 2B 24 1B 1-2 BB		B SI 89 X FS 83 1-0 ① G3 2-3		C SI 89 B CU 76 F FF 89 B FC 84 B SI 89 X FS 82 3-2 2B			B FC 89 C FC 89 B SI 92 C FF 92 C SL 85 2-3 ① K		3	1	1	0	1	1	1
12 Seth Smith, L (1, 7) OBP: 0.370, SLG: 0.445	X FF 89 0-0 ② F9		C FF 88 X FF 89 0-1 5 G4-3 3-H 2B		B SI 85 C SI 86 F SI 85 S SI 86 1-3 ② K			B SI 92 B FC 88 B SI 92 C SI 91 B FC 87 4-1 BB		3	0	1	1	1	1	4
5 Alexi Amarista, L (1, 6) OBP: 0.293, SLG: 0.325	B SI 90 B FF 90 C SI 90 B FF 90 F SI 90 X SI 90 3-2 24 1B 1-3 2-H 3-H 2B		C FS 82 D FC 83 C CU 76 X SI 90 1-2 ② G4-3 2-3		S SI 85 C SI 85 B SL 79 F SI 85 S SL 78 1-3 ③ K			C FC 88 B FF 92 C SL 82 B FF 92 F SL 85 B SL 84 F FF 91 X SL 83 3-2 ② L7		4	1	1	2	0	1	3
24 Cameron Maybin, R (1, 8) OBP: 0.300, SLG: 0.356	X FC 84 0-0 4 CS 2-H 3-H 1B		B FC 82 F SI 90 B SI 89 B SI 89 F SI 89 F FC 84 B SI 89 4-2 BB			B SL 80 F FF 90 F FF 89 B CH 81 S CH 82 2-3 ① K		C FF 91 X FC 88 0-1 ③ G6-3		3	0	1	2	1	1	1
4 Jake Goebbert, L (1, 3) OBP: 0.315, SLG: 0.333	1 SAFE C FS 80 C CU 76 1 SAFE P PO 84 1 SAFE 1-2 CS 1-2	F SI 87 B CU 72 X CU 75 1-1 ① L6	B FS 82 X SI 89 1-0 ③ G3			C CU 75 B CH 81 B CH 82 B SI 90 F FF 89 C FF 91 3-3 ② K				3	0	0	0	0	1	2
40 Odrisamer Despaigne, R (1, 1) 60 Frank Garces, L (8, 1) 33 Dale Thayer, R (8, 1) 61 R.J. Alvarez, R (9, 1)		S SI 88 C CU 75 S FC 82 0-3 ② K		F SI 88 X CU 73 0-1 ① G5-3			C FF 90 B SL 82 X FF 90 1-1 ③ G2-3			3 0 0 0	0 0 0 0	0 0 0 0	0 0 0 0	0 0 0 0	1 0 0 0	0 0 0 0
Inning Stats	R: 4 H: 4 E: 0 LOB: 0 K: 0 BB: 1 S: 13 P: 23	R: 0 H: 1 E: 0 LOB: 1 K: 1 BB: 0 S: 9 P: 11	R: 1 H: 1 E: 1 LOB: 2 K: 0 BB: 1 S: 12 P: 21	R: 0 H: 0 E: 0 LOB: 0 K: 1 BB: 0 S: 10 P: 14	R: 0 H: 1 E: 0 LOB: 1 K: 2 BB: 0 S: 11 P: 16	R: 0 H: 0 E: 0 LOB: 0 K: 2 BB: 0 S: 8 P: 14	R: 0 H: 0 E: 0 LOB: 0 K: 0 BB: 0 S: 7 P: 12	R: 0 H: 0 E: 0 LOB: 1 K: 1 BB: 1 S: 11 P: 20		1B: 4 SF: 0 2B: 3 SAC: 0 3B: 0 DP: 0 HR: 0 HBP: 0						WP: 0 PA: 35 PB: 0 SB: 0 CS: 1

PITCHER		IP	WLS	BF	H	R	ER	SO	BB	IBB	HBP	BLK	WP	HR	S	P	ERA	WHIP
17 Tim Hudson, R ERA: 3.52	(1, 1)	4.1	L	22	7	5	4	2	2	0	0	0	0	0	48	76	8.31	2.077
49 Javier López, L ERA: 2.27	(5, 1)	0.2		2	0	0	0	2	0	0	0	0	0	0	7	9	0.00	0.000
55 Tim Lincecum, R ERA: 4.81	(6, 1)	2.0		6	0	0	0	2	0	0	0	0	0	0	15	26	0.00	0.000
70 George Kontos, R ERA: 3.0	(8, 1)	1.0		4	0	0	0	1	1	0	0	0	0	0	11	20	0.00	1.000

PITCHER	IP	WLS	BF	H	R	ER	SO	BB	IBB	HBP	BLK	WP	HR	S	P	ERA	WHIP

BOTTOM

San Francisco Giants @ San Diego Padres

Petco Park, San Diego, CA

Fri Sep 19 2014, 7:13 PM - 10:01 PM PDT

Att. 34,472 - Clear - 73 F

livebaseballscorecards.com

AB	31
R	5
H	7
RBI	5
BB	3
SO	7
LOB	13

Batter	1	2	3	4	5	6	7	8	9	AB	R	H	RBI	BB	SO	LOB
8 Hunter Pence, R (1, 9) OBP: 0.342, SLG: 0.463	F SI 94 F FF 94 B CH 85 S FF 96 1-3 ① K		B SL 84 S CH 84 B CH 84 C FF 95 B FF 97 X FF 97 3-2 ② L9			S FF 91 T FF 93 B SL 82 S FF 93 1-3 ① K			B SL 83 X CH 84 1-0 HR	4	1	1	1	0	2	0
12 Joe Panik, L (1, 4) OBP: 0.345, SLG: 0.374	C SI 94 B FF 95 X FF 96 1-1 ② P6		X CH 86 0-0 ③ F9			C CH 85 X FF 94 0-1 ② G6-3			C FF 94 C FF 94 X FF 96 0-2 48 1B 7 1B 1B	4	1	1	0	0	0	0
28 Buster Posey, R (1, 2) OBP: 0.363, SLG: 0.489	B FF 96 B FF 96 F CH 87 X CH 87 2-1 1B			X FF 91 0-0 ① 1B		B CH 85 C FF 94 S FF 95 B FF 94 X SL 85 2-2 ③ G4-3			X FF 91 0-0 ① F9	4	0	2	0	0	0	1
48 Pablo Sandoval, S (1, 5) OBP: 0.328, SLG: 0.424 10 Chris Dominguez, R (9, PR)	B SI 96 D FF 95 F FF 97 F FF 97 F FF 97 X SL 85 2-2 ③ L7			X SL 81 0-0 ① F7			C SI 91 C FF 93 B FF 93 X FF 95 1-2 ① F7		C FF 91 1 SAFE B FF 90 S FF 91 1 SAFE X FF 92 1-2 7 1B 1-2 1B	4 0	0 0	1 0	0 0	0 0	0 0	2 0
9 Brandon Belt, L (1, 3) OBP: 0.289, SLG: 0.430		X CU 77 0-0 ① F7		C SI 93 S FF 93 T FF 95 0-2 ② K			C CU 78 X FF 95 0-2 ② G3-1		C CU 74 S FF 92 B FF 93 F FF 93 B FF 92 F FF 92 C FF 92 2-3 ② K	4	0	0	0	0	2	3
7 Grégor Blanco, L (1, 7) (8, 8) OBP: 0.338, SLG: 0.367		B SI 93 C CH 84 B FF 95 F CH 83 B FF 97 X SI 95 3-2 ② F7		X FF 94 0-0 ③ F7			C SI 94 B SL 82 B CH 84 B FF 94 X CU 78 3-2 ③ L6		C CU 75 D CU 76 F FF 91 B FF 92 B FF 91 F FF 92 X FF 92 1-3 2-H 3-2 1B	4	0	1	1	0	0	1
35 Brandon Crawford, L (1, 6) OBP: 0.323, SLG: 0.385		B FF 96 B FF 94 S CH 86 B SL 81 F FF 96 B CH 84 4-2 BB			F FF 92 F FF 94 F FF 94 X CH 82 0-2 ① L9			F FF 92 C FF 93 B SL 83 X SL 80 1-2 ① G4-3	C FF 91 B FF 91 D CH 84 B FF 90 X FF 92 3-1 ③ L7	3	0	0	0	1	0	2
2 Juan Carlos Perez, R (1, 8) OBP: 0.223, SLG: 0.276 45 Travis Ishikawa, L (8, PH) OBP: 0.327, SLG: 0.427 (8, 7)		1 SAFE C SI 94 F FF 95 1 SAFE C FF 97 0-3 ③ K			B FF 93 C CH 83 S CH 84 X FF 96 1-2 ② P4			C CU 79 C FF 95 B SL 82 B FF 96 B FF 95 F SI 93 S FF 96 3-3 ② K		2 1	0 0	0 0	0 0	0 0	1 1	1 0
52 Yusmeiro Petit, R (1, 1) OBP: 0.083, SLG: 0.043 49 Javier López, L (6, 1) 57 Juan Gutierrez, R (6, 1) 50 Matt Duffy, R (8, PH) OBP: 0.273, SLG: 0.269 41 Jeremy Affeldt, L (8, 1) 60 Hunter Strickland, R (8, 1)			C SI 92 C FF 94 C FF 96 0-3 ① K		B SI 90 F FF 93 X FF 95 1-1 ③ G1-3			C FF 93 C FF 95 B SL 84 F SL 83 F SI 97 C FF 95 1-3 ③ K		2 0 0 1 0 0	0 0 0 0 0 0	0 0 0 0 0 0	0 0 0 0 0 0	1 0 0 1 0 0	0 0 0 0 0 0	0 0 0 0 0 0
Inning Stats	R: 0 E: 0 K: 1 S: 11 H: 1 LOB: 1 BB: 0 P: 17	R: 0 E: 0 K: 1 S: 9 H: 0 LOB: 1 BB: 1 P: 16	R: 0 E: 0 K: 1 S: 7 H: 0 LOB: 0 BB: 0 P: 10	R: 0 E: 0 K: 1 S: 6 H: 1 LOB: 1 BB: 0 P: 6	R: 0 E: 0 K: 0 S: 9 H: 0 LOB: 0 BB: 0 P: 11	R: 0 E: 0 K: 1 S: 8 H: 0 LOB: 0 BB: 0 P: 11	R: 0 E: 0 K: 0 S: 9 H: 0 LOB: 0 BB: 0 P: 13	R: 0 E: 0 K: 2 S: 12 H: 0 LOB: 0 BB: 0 P: 17	R: 2 E: 0 K: 1 S: 19 H: 4 LOB: 2 BB: 0 P: 29	1B: 5 2B: 0 3B: 0 HR: 1	SF: 0 SAC: 0 DP: 0 HBP: 0			WP: 0 PB: 0 SB: 0 CS: 0	PA: 34		

PITCHER		IP	WLS	BF	H	R	ER	SO	BB	IBB	HBP	BLK	WP	HR	S	P	ERA	WHIP
34 Andrew Cashner, R ERA: 2.21	(1, 1)	8.0	W	29	4	2	2	7	1	0	0	0	0	1	75	106	2.25	0.625
59 Kevin Quackenbush, R ERA: 2.63	(9, 1)	1.0	S	5	2	0	0	1	0	0	0	0	0	0	15	24	0.00	2.000

PITCHER	IP	WLS	BF	H	R	ER	SO	BB	IBB	HBP	BLK	WP	HR	S	P	ERA	WHIP

TOP

San Francisco Giants @ San Diego Padres

Petco Park, San Diego, CA

Sat Sep 20 2014, 5:42 PM - 8:34 PM PDT

Att. 40,660 - Clear - 75 F

livebaseballscorecards.com

AB	33
R	2
H	6
RBI	2
BB	1
SO	8
LOB	10

Batter	1	2	3	4	5	6	7	8	9	AB	R	H	RBI	BB	SO	LOB
27 Yangervis Solarte, S (1, 5) OBP: 0.342, SLG: 0.374	F CH 85 X FF 88 0-1 G6-3 ①		C FC 88 B FF 90 C SL 82 X FC 90 1-2 FC4 1-3 2-H		F CU 76 B FF 88 C FC 88 F CU 76 B FF 88 B FC 88 X CH 79 3-2 F7 ②	B SI 93 F CH 84 X CU 80 1-1 FC6-4 ③ 1-2f				4	0	0	0	0	0	5
5 Alexi Amarista, L (1, 6) OBP: 0.293, SLG: 0.322	B FF 86 C SL 83 B FF 88 C SL 83 S FF 88 2-3 K ②		B CU 79 C SL 84 B FF 90 F SL 83 F CU 78 F FF 90 B FF 90 B FC 91 4-2 BB		C SL 84 B FF 89 S CU 78 X FC 90 1-2 L7 ③		X SI 92 0-0 G4-3 ①			3	0	0	0	1	1	1
9 Jedd Gyorko, R (1, 4) OBP: 0.271, SLG: 0.337	C SL 83 C FF 89 S CU 76 0-3 K ③		B FF 91 C FF 91 S CU 77 B CU 77 B FF 91 S SL 84 3-3 K ②			S CU 74 B SL 83 X FF 87 1-1 L7 ①	B FF 92 C CU 82 X CU 80 1-1 G6-3 ②			4	0	0	0	0	2	3
8 Yasmani Grandal, S (1, 3) OBP: 0.315, SLG: 0.384		C FF 87 S CH 80 S CU 75 0-3 K ①	B CH 81 C FF 89 B CU 78 C FC 89 F FC 90 S CU 77 2-3 K ③			C CH 78 C FF 87 B FC 87 X FF 88 1-2 44 2B 2B	C CU 78 B SI 91 S SI 92 S SI 92 1-3 K ③			4	1	1	0	0	3	3
12 Seth Smith, L (1, 9) OBP: 0.369, SLG: 0.442 (4, 7)		B FF 87 C FF 89 X SL 84 1-1 G2-3 ②		S CH 79 F CH 79 B FC 87 F CU 76 X FC 87 1-2 G3-1 ①		I IN 68 I IN 69 I IN 73 I IN 73 4-0 44 2B IBB		C CU 74 X SI 92 0-1 L5 ①		3	1	0	0	1	0	0
44 René Rivera, R (1, 2) OBP: 0.317, SLG: 0.430		X FF 88 0-0 G4-3 ③		C FC 86 S CU 76 S CU 73 0-3 K ②		X FF 88 0-0 25 FC6-5 1-H 2-H 2B		B SI 90 X SI 91 1-0 2B		4	0	2	2	0	1	0
16 Abraham Almonte, S (1, 7) OBP: 0.275, SLG: 0.333 25 Will Venable, L (3, PR) OBP: 0.283, SLG: 0.317 (4, 9)			X FC 87 0-0 27 FC4 27 E 2B	B CU 75 X CH 79 1-0 G4-3 ③		X SI 85 0-0 FC6-5 34 1B 24 S 2-3 ②		M CU 75 B SI 93 S CU 75 D CU 76 S CU 76 2-3 K ②		1 3	0 1	1 0	0 0	0 0	0 1	0 2
24 Cameron Maybin, R (1, 8) OBP: 0.300, SLG: 0.351			F SL 83 C FC 89 B FF 90 S CU 77 1-3 K ①		C CH 82 F FC 86 X FF 87 0-2 G4-3 ①	1 SAFE 1 SAFE B SI 92 1 SAFE B SI 92 I IN 80 I IN 81 4-0 34 1B 1-2 IBB		C FF 99 X FF 98 0-1 F8 ③		3	0	0	0	1	1	2
34 Andrew Cashner, R (1, 1) OBP: 0.206, SLG: 0.273 59 Kevin Quackenbush, R (9, 1)			B FC 89 S SL 84 B SL 85 B FF 90 F FC 90 F CH 83 B CU 75 4-2 27 E BB		B FF 86 C FF 86 X SL 82 1-1 3B	S CU 82 X FF 92 0-1 27 FC6-4 1-2 2-3 1B				2 0	0 0	2 0	0 0	1 0	0 0	0 0
Inning Stats	R: 0 E: 0 K: 2 S: 8 H: 0 LOB: 0 BB: 0 P: 10	R: 0 E: 0 K: 1 S: 6 H: 0 LOB: 0 BB: 0 P: 7	R: 1 E: 1 K: 3 S: 21 H: 1 LOB: 3 BB: 2 P: 36	R: 0 E: 0 K: 1 S: 8 H: 0 LOB: 0 BB: 0 P: 10	R: 0 E: 0 K: 0 S: 12 H: 1 LOB: 1 BB: 0 P: 17	R: 2 E: 0 K: 0 S: 11 H: 3 LOB: 3 BB: 2 P: 22	R: 0 E: 0 K: 1 S: 6 H: 0 LOB: 0 BB: 0 P: 8	R: 0 E: 0 K: 1 S: 8 H: 1 LOB: 1 BB: 0 P: 11		1B: 1 2B: 4 3B: 1 HR: 0 SF: 0 SAC: 0 DP: 0 HBP: 0					WP: 0 PB: 0 SB: 1 CS: 0 PA: 35	

PITCHER		IP	WLS	BF	H	R	ER	SO	BB	IBB	HBP	BLK	WP	HR	S	P	ERA	WHIP
52 Yusmeiro Petit, R ERA: 3.63	(1, 1)	5.1	L	24	4	3	2	7	2	1	0	0	0	0	61	92	3.38	1.125
49 Javier López, L ERA: 2.25	(6, 1)	0.1		1	0	0	0	0	0	0	0	0	0	0	1	1	0.00	0.000
57 Juan Gutierrez, R ERA: 4.04	(6, 1)	1.1		6	1	0	0	1	0	1	0	0	0	0	10	17	0.00	0.750
41 Jeremy Affeldt, L ERA: 2.42	(8, 1)	0.2		3	1	0	0	1	0	0	0	0	0	0	6	9	0.00	1.500
60 Hunter Strickland, R ERA:	(8, 1)	0.1		1	0	0	0	0	0	0	0	0	0	0	2	2	0.00	0.000

PITCHER	IP	WLS	BF	H	R	ER	SO	BB	IBB	HBP	BLK	WP	HR	S	P	ERA	WHIP

BOTTOM

San Francisco Giants @ San Diego Padres

Petco Park, San Diego, CA

Sat Sep 20 2014, 5:42 PM - 8:34 PM PDT

Att. 40,660 - Clear - 75 F

livebaseballscorecards.com

AB	31
R	3
H	6
RBI	2
BB	4
SO	9
LOB	16

Batter	1	2	3	4	5	6	7	8	9	AB	R	H	RBI	BB	SO	LOB
7 Grégor Blanco, L (1, 8) OBP: 0.337, SLG: 0.369	C FF 91 B FF 93 X FF 94 1-1 G4-3			X KC 76 0-0 B1-3	B KC 78 B KC 78 X SI 94 2-0 F8			C FF 90 B CU 77 S FF 93 X FF 94 1-2 28 G4-3 2B		4	0	1	0	0	0	3
12 Joe Panik, L (1, 4) OBP: 0.340, SLG: 0.368	C FF 93 B FF 94 S FF 92 X CH 85 1-2 F7			B CH 84 C FF 91 T FF 93 X FF 92 1-2 F7		C CH 84 B FF 92 F FF 91 B SL 84 X CH 82 2-2 F7		X FF 94 0-0 F8		4	0	0	0	0	0	1
28 Buster Posey, R (1, 3) OBP: 0.362, SLG: 0.487	B SL 86 B FF 92 C FF 93 C FF 93 C FF 94 2-3 K			C SL 86 F SL 85 X FF 94 0-2 1B		F FF 92 X FF 92 0-1 G6-3		B FF 88 F FF 90 X FF 91 1-1 G4-3 2-3		4	0	1	0	0	1	1
48 Pablo Sandoval, S (1, 5) OBP: 0.326, SLG: 0.421		X FF 91 0-0 F7		B FF 92 F SL 85 C KC 77 1 SAFE F FF 93 1 SAFE F FF 94 B SI 93 F SL 85 2-2 P6		X SL 85 0-0 L6		X SL 87 0-0 G5-3		4	0	0	0	0	0	2
8 Hunter Pence, R (1, 9) OBP: 0.340, SLG: 0.460		B FF 92 S SL 85 C FF 93 B FF 93 S FF 93 2-3 K			C FF 91 S FF 91 X FF 92 0-2 G6-3		C FF 91 B FF 92 B FF 94 T FF 94 F FF 94 F FF 94 F CH 83 F FF 94 F FF 94 2-3 F FF 94 S SL 86 K		S SL 86 X SL 87 0-1 G6-3	4	0	0	0	0	2	0
34 Andrew Susac, R (1, 2) OBP: 0.312, SLG: 0.465		X FF 92 0-0 L8			B FF 92 F FF 92 B FF 93 C FF 93 S FF 95 2-3 K		S SL 87 B SI 93 B CH 85 F FF 92 C KC 78 2-3 K		B SI 93 C FF 94 S FF 94 B FF 94 B FF 93 S SI 93 3-3 K	4	0	0	0	0	3	0
35 Brandon Crawford, L (1, 6) OBP: 0.324, SLG: 0.388			B CH 83 S FF 91 S FF 93 F FF 94 B FF 93 X FF 92 2-2 G4-3		B CH 85 B FF 94 F CH 86 X FF 94 2-1 32 1B 2B		L KC 78 S CH 84 B CH 84 B FF 94 X CH 84 2-2 10 HR 1B		B FF 94 B CH 84 C CH 82 S CH 85 S CH 85 2-3 K	4	1	2	0	0	1	0
10 Chris Dominguez, R (1, 7) OBP: 0.333, SLG: 0.800			C KC 77 S FF 93 B FF 92 B FF 93 F KC 78 X FF 93 2-2 L4		I IN 75 I IN 75 I IN 75 I IN 73 4-0 32 1B IBB		B FF 94 1 SAFE B SL 86 B FF 93 C FF 93 X SI 94 3-1 1-H HR			2	1	1	2	1	0	0
32 Ryan Vogelsong, R (1, 1) OBP: 0.167, SLG: 0.153 49 Javier López, L (6, 1) 70 George Kontos, R (6, 1) 9 Brandon Belt, L (7, PH) OBP: 0.289, SLG: 0.430 50 Matt Duffy, R (7, PH) OBP: 0.268, SLG: 0.264 63 Jean Machi, R (7, 1) 51 Erik Cordier, R (7, 1) 43 Brett Bochy, R (8, 1)			C FF 92 B FF 91 X SL 84 1-1 G6-3		S FF 93 X SI 92 0-1 1-2 2-3 1B		B FF 90 X FF 91 1-0 F7			2 0 0 0 1 0 0 0	0 0 0 0 0 0 0 0	1 0 0 0 0 0 0 0	0 0 0 0 0 0 0 0	0 0 0 0 0 0 0 0	0 0 0 0 0 0 0 0	0 0 0 0 0 0 0 0
Inning Stats	R: 0 E: 0 K: 1 S: 8 H: 0 LOB: 0 BB: 0 P: 12	R: 0 E: 0 K: 1 S: 5 H: 0 LOB: 0 BB: 0 P: 7	R: 0 E: 0 K: 0 S: 10 H: 0 LOB: 0 BB: 0 P: 15	R: 0 E: 0 K: 0 S: 14 H: 1 LOB: 1 BB: 0 P: 17	R: 0 E: 0 K: 1 S: 11 H: 2 LOB: 3 BB: 1 P: 21	R: 0 E: 0 K: 0 S: 6 H: 0 LOB: 0 BB: 0 P: 8	R: 2 E: 0 K: 2 S: 18 H: 2 LOB: 0 BB: 0 P: 28	R: 0 E: 0 K: 0 S: 7 H: 1 LOB: 1 BB: 0 P: 9	R: 0 E: 0 K: 2 S: 8 H: 0 LOB: 0 BB: 0 P: 13	1B: 3 2B: 2 3B: 0 HR: 1	SF: 0 SAC: 0 DP: 0 HBP: 0			WP: 0 PB: 0 SB: 0 CS: 0	PA: 34	

PITCHER		IP	WLS	BF	H	R	ER	SO	BB	IBB	HBP	BLK	WP	HR	S	P	ERA	WHIP
22 Ian Kennedy, R ERA: 3.76	(1, 1)	6.2	W	26	5	2	2	5	0	1	0	0	0	1	71	106	2.70	0.750
60 Frank Garces, L ERA: 2.35	(7, 1)	0.2	H	3	1	0	0	0	0	0	0	0	0	0	5	7	0.00	1.500
50 Nick Vincent, R ERA: 3.44	(8, 1)	0.2		2	0	0	0	0	0	0	0	0	0	0	3	4	0.00	0.000
56 Joaquín Benoit, R ERA: 1.55	(9, 1)	1.0		3	0	0	0	2	0	0	0	0	0	0	8	13	0.00	0.000

PITCHER	IP	WLS	BF	H	R	ER	SO	BB	IBB	HBP	BLK	WP	HR	S	P	ERA	WHIP

TOP

San Francisco Giants @ San Diego Padres

Petco Park, San Diego, CA

Sun Sep 21 2014, 1:12 PM - 4:36 PM PDT

Att. 32,480 - Sunny - 77 F

livebaseballscorecards.com

AB	33
R	2
H	6
RBI	2
BB	1
SO	7
LOB	7

Batter	1	2	3	4	5	6	7	8	9	AB	R	H	RBI	BB	SO	LOB
27 Yangervis Solarte, S (1, 5) OBP: 0.340, SLG: 0.373	B SI 89 C FF 90 B FF 89 S FF 91 F FF 91 T SL 88 2-2 ① **K**		B CH 83 B SL 89 T FF 92 S FF 92 B SL 89 X CH 84 3-2 ③ **P4**			B CU 73 F CH 83 B SI 91 X SI 92 2-1 25 1B 8 SF7 1B	B CH 82 B FF 92 X FF 93 2-0 ① **L8**	B FF 87 C FF 88 C FF 89 B FF 89 F FF 88 F FF 88 B CU 77 X FF 88 3-2 ② **G3** 1-2		5	1	1	0	0	1	1
25 Will Venable, L (1, 9) OBP: 0.285, SLG: 0.318	F FF 90 C FF 88 B FF 91 B FF 91 F SI 91 B SL 87 F CH 82 X SI 91 3-2 ② **L7**			B CH 83 F FF 90 B CH 83 X SI 92 2-1 ① **G4-3**		B FF 90 X CH 83 1-0 12 BB 9 E 44 G5-3 1-3 1B	B CH 83 S CH 84 C CH 85 B FF 93 B CH 84 X FF 94 3-2 9 E 8 2B 1B	B FF 88 B FF 88 X FF 88 2-0 ③ **F7**		5	2	2	0	0	0	1
9 Jedd Gyorko, R (1, 4) OBP: 0.271, SLG: 0.334	B SL 88 B SL 88 C FF 92 B FF 90 C FF 91 X SI 91 3-2 ③ **L1**			B CU 74 C FF 92 F SL 89 X SI 91 1-2 ② **G3-1**		F SL 83 X CH 83 0-1 E5 44 G5-3 12 BB 24 1B 1-2	1 SAFE 1 SAFE B CH 86 1 SAFE 2 SAFE B CH 86 B FF 94 D FF 93 4-0 8 2B 1-2 BB			3	2	0	0	1	0	2
8 Yasmani Grandal, S (1, 3) OBP: 0.316, SLG: 0.388		B CU 74 C CH 84 B SI 92 B SL 89 B FF 90 4-1 **BB**		B SI 91 F CU 75 B SL 88 F CH 84 F FF 91 F CU 70 F SI 92 S FF 91 2-3 ③ **K**		C SI 85 X CH 78 0-1 ① **SF7** 3-H	C FF 94 C FF 94 F FF 94 B CH 86 X FF 94 1-2 12 WP 44 1B 1-H 2-H 2B			2	1	1	3	1	1	0
12 Seth Smith, L (1, 7) OBP: 0.370, SLG: 0.444		B SI 90 C SI 90 F CH 83 F CU 75 F SL 88 F FF 91 1 SAFE X CH 84 1-2 ① **L6**			C CU 75 X SL 89 0-1 44 1B 5 SF8 2B	B SI 85 B SI 85 S SI 85 B SI 85 C SI 84 B SI 87 4-2 44 G5-3 24 1B 1-2 2-3 BB	B FF 99 C SL 85 S SL 86 S SL 85 1-3 ② **K** 2-3			3	2	1	0	1	1	2
44 René Rivera, R (1, 2) OBP: 0.319, SLG: 0.431		B CU 75 X CH 84 1-0 ② **F9**			B SL 89 B FF 91 F CU 75 F CH 84 F FF 92 X FF 91 2-2 2-3 1B	X FC 87 0-0 ② **G5-3** 1-2 2-3 3-H	C SL 85 B FF 100 X SL 86 1-1 3-H 1B			4	0	2	2	0	0	3
5 Alexi Amarista, L (1, 6) OBP: 0.292, SLG: 0.321		C FF 90 C SL 89 S FF 91 0-3 ③ **K**			B CU 75 F CH 84 F SL 88 F FF 92 X CH 82 1-2 ① **SF8** 3-H	I IN 65 I IN 70 I IN 74 I IN 79 4-0 24 1B IBB	F FF 100 S FF 98 F FF 100 F SL 87 F SL 85 S SI 98 0-3 ③ **K**			2	0	0	1	1	2	2
24 Cameron Maybin, R (1, 8) OBP: 0.299, SLG: 0.349			C FF 92 B FF 90 B FF 92 B FF 93 X FF 92 3-1 ① **G4-3**		1 SAFE F CH 84 D CH 85 F FF 92 B FF 91 F FF 91 F SI 91 S SI 89 2-3 ② **K**	B FC 87 B SL 86 X FF 90 2-0 22 FC6-4 1-2 2-H 3-H 1B		B FF 88 C FF 88 F FF 89 F FF 89 B CU 80 X FF 89 2-2 ① **F8**		4	0	1	2	0	1	1
22 Ian Kennedy, R (1, 1) OBP: 0.182, SLG: 0.196 60 Frank Garces, L (7, 1) 50 Nick Vincent, R (8, 1) 4 Jake Goebbert, L (8, PH) OBP: 0.321, SLG: 0.333 56 Joaquín Benoit, R (9, 1)			C FF 92 C CU 75 B SI 92 S FF 92 1-3 ② **K**		C CU 75 F SI 89 B FF 91 X SI 91 1-2 ③ **G5-3**	B SL 82 X SL 85 1-0 ③ **FC6-4** 1-2f		B FF 88 B FF 87 B FF 88 C FF 88 B FF 88 4-1 27 G3 **BB**		3 0 0 0 0	0 0 0 0 0	0 0 0 0 0	0 0 0 0 1	1 0 0 0 0	0 0 0 0 0	3 0 0 0 0
Inning Stats	R: 0 E: 0 K: 1 S: 12 H: 0 LOB: 0 BB: 0 P: 20	R: 0 E: 0 K: 1 S: 11 H: 0 LOB: 1 BB: 1 P: 17	R: 0 E: 0 K: 1 S: 8 H: 0 LOB: 0 BB: 0 P: 15	R: 0 E: 0 K: 1 S: 11 H: 0 LOB: 0 BB: 0 P: 16	R: 1 E: 0 K: 1 S: 18 H: 2 LOB: 1 BB: 0 P: 24	R: 4 E: 1 K: 0 S: 12 H: 3 LOB: 2 BB: 2 P: 26	R: 3 E: 1 K: 2 S: 20 H: 3 LOB: 1 BB: 1 P: 32	R: 0 E: 0 K: 0 S: 11 H: 0 LOB: 1 BB: 1 P: 22		1B: 6 2B: 2 3B: 0 HR: 0 SF: 2 SAC: 0 DP: 0 HBP: 0			WP: 1 PB: 0 SB: 0 CS: 0 PA: 38		

PITCHER	IP	WLS	BF	H	R	ER	SO	BB	IBB	HBP	BLK	WP	HR	S	P	ERA	WHIP
32 Ryan Vogelsong, R (1, 1) ERA: 3.96	5.0	L	21	4	4	2	5	1	0	0	0	0	0	65	100	3.60	1.000
49 Javier López, L (6, 1) ERA: 2.23	0.1		2	0	0	0	0	1	0	0	0	0	0	4	8	0.00	3.000
70 George Kontos, R (6, 1) ERA: 2.93	0.2		4	1	1	0	0	0	1	0	0	0	0	3	10	0.00	1.500
63 Jean Machi, R (7, 1) ERA: 2.27	0.1		4	2	3	3	0	1	0	0	0	0	0	8	18	81.00	9.000
51 Erik Cordier, R (7, 1) ERA:	0.2		3	1	0	0	2	0	0	0	0	1	0	12	14	0.00	1.500

PITCHER	IP	WLS	BF	H	R	ER	SO	BB	IBB	HBP	BLK	WP	HR	S	P	ERA	WHIP
43 Brett Bochy, R (8, 1) ERA: 7.71	1.0		4	0	0	0	0	1	0	0	0	0	0	11	22	0.00	1.000

BOTTOM

San Francisco Giants @ San Diego Padres

Petco Park, San Diego, CA

Sun Sep 21 2014, 1:12 PM - 4:36 PM PDT

Att. 32,480 - Sunny - 77 F

livebaseballscorecards.com

AB	31
R	8
H	8
RBI	8
BB	5
SO	7
LOB	15

San Francisco Giants @ Los Angeles Dodgers

Dodger Stadium, Los Angeles, CA

Mon Sep 22 2014, 7:12 PM - 11:26 PM PDT

Att. 53,500 - Clear - 76 F

TOP

Batter	1	2	3	4	5	6	7	8	9	10	11	12	13	AB	R	H	RBI	BB	SO	LOB
7 Grégor Blanco, L (1, 8) OBP: 0.337, SLG: 0.378	HR		E9 (12, SH1-3)		P3			G1-3		G3-1		G3	2B (1-H, 3-H)	7	2	2	2	0	0	0
12 Joe Panik, L (1, 4) OBP: 0.345, SLG: 0.372	K		SH1-3 (3-H)			P6		1B (28 BB)		1B (28 1B)		1B		5	0	3	1	0	1	0
28 Buster Posey, R (1, 2) OBP: 0.361, SLG: 0.484	F8		K			K		BB (1-2)		1B (48 G6-4-3, 1-3)		F9		5	0	1	0	1	2	1
48 Pablo Sandoval, S (1, 5) OBP: 0.325, SLG: 0.418	HBP			G4-3		L7		G6-3		G6-4-3 (1-2f)		F9		5	0	0	0	0	0	5
8 Hunter Pence, R (1, 9) OBP: 0.339, SLG: 0.456	P6			G6-3			P6		BB (35 1B)		G5-3		K	5	0	0	0	1	1	1
9 Brandon Belt, L (1, 3) OBP: 0.290, SLG: 0.427		G3-1		E3			K		K		1B (2 1B, 35 1B)		1B (2 G5-3, 34 1B)	6	1	2	0	0	2	1
10 Chris Dominguez, R (1, 7) OBP: 0.222, SLG: 0.500		G6-3		L8			E4							3	0	0	0	0	0	1
2 Juan Carlos Perez, R (7, PR) (7, 7) OBP: 0.227, SLG: 0.278									P4		1B (35 1B, 1-2)		G5-3 (1-2)	3	0	1	0	0	0	2
35 Brandon Crawford, L (1, 6) OBP: 0.326, SLG: 0.388		K			G4-3		K		1B (45 S, 1-3)		1B (1-3, 2-H)		IBB (34 1B, 7 2B)	5	1	2	0	1	2	1
22 Jake Peavy, R (1, 1)			G1-3		K									2	0	0	0	0	1	0
50 Matt Duffy, R (8, PH) OBP: 0.263, SLG: 0.259								K						1	0	0	0	0	1	0
54 Sergio Romo, R (8, 1)														0	0	0	0	0	0	0
45 Travis Ishikawa, L (9, PH) OBP: 0.324, SLG: 0.423									K (1-2)					1	0	0	0	0	1	2
63 Jean Machi, R (9, 1)														0	0	0	0	0	0	0
13 Joaquin Arias, R (11, PH) OBP: 0.284, SLG: 0.299											K			1	0	0	0	0	1	2
46 Santiago Casilla, R (11, 1)														0	0	0	0	0	0	0
34 Andrew Susac, R (13, PH) OBP: 0.321, SLG: 0.472													1B (7 2B, 1-3, 2-H)	1	1	1	1	0	0	0
60 Hunter Strickland, R (13, 1)														0	0	0	0	0	0	0

Inning Stats	1	2	3	4	5	6	7	8	9	10	11	12	13
R	1	0	1	0	0	0	0	0	0	0	0	0	3
E	0	0	1	1	0	0	1	0	0	0	0	0	0
K	1	1	1	0	1	1	2	1	2	0	1	0	1
S	13	8	12	7	8	7	10	12	14	8	12	9	11
H	1	0	0	0	0	0	0	1	1	2	3	1	3
LOB	1	0	0	1	0	0	1	2	2	1	2	1	1
BB	0	0	0	0	0	0	0	1	1	0	0	0	1
P	22	11	17	12	10	12	16	20	21	13	17	14	19

1B: 10 2B: 1 3B: 0 HR: 1 SF: 0 SAC: 1 DP: 1 HBP: 1

WP: 0 PB: 0 SB: 1 CS: 0 PA: 55

AB	50
R	5
H	12
RBI	4
BB	3
SO	12
LOB	16

livebaseballscorecards.com

PITCHER		IP	WLS	BF	H	R	ER	SO	BB	IBB	HBP	BLK	WP	HR	S	P	ERA	WHIP
14 Dan Haren, R ERA: 4.03	(1, 1)	7.0		26	1	2	1	7	0	0	1	0	0	1	65	100	1.29	0.143
56 J.P. Howell, L ERA: 2.23	(8, 1)	0.2		3	1	0	0	1	0	0	0	0	0	0	8	9	0.00	1.500
0 Brian Wilson, R ERA: 4.82	(8, 1)	0.1		2	0	0	0	0	1	0	0	0	0	0	4	11	0.00	3.000
74 Kenley Jansen, R ERA: 2.84	(9, 1)	1.0		5	1	0	0	2	1	0	0	0	0	0	14	21	0.00	2.000
57 Scott Elbert, L ERA: 2.45	(10, 1)	0.1		2	1	0	0	0	0	0	0	0	0	0	4	7	0.00	3.000

PITCHER		IP	WLS	BF	H	R	ER	SO	BB	IBB	HBP	BLK	WP	HR	S	P	ERA	WHIP
43 Brandon League, R ERA: 2.63	(10, 1)	1.2		7	4	0	0	1	0	0	0	0	0	0	16	23	0.00	2.400
64 Danny Coulombe, L ERA:	(12, 1)	1.0		4	1	0	0	0	0	0	0	0	0	0	9	14	0.00	1.000
35 Kevin Correia, R ERA: 5.44	(13, 1)	1.0	L	6	3	3	3	1	0	1	0	0	0	0	11	19	27.00	3.000

Batter	1	2	3	4	5	6	7	8	9	10	11	12	13	AB	R	H	RBI	BB	SO	LOB
9 Dee Strange-Gordon, L (1, 4) OBP: 0.326, SLG: 0.375	C FF 88 X FF 90 0-1 ① F7		C FF 89 C CU 80 B CU 80 X SL 81 1-2 ② F9		B FF 88 F FF 88 X FF 91 1-1 SF7 2-3 3-H		F SL 81 B FF 91 1 SAFE F FF 90 X SL 82 1-2 ③ L6			B CU 80 S CH 84 X CU 80 1-1 ③ B1-3			B FF 99 C FF 98 C FF 98 X FF 99 1-2 ③ G5-3	5	0	0	1	0	0	1
66 Yasiel Puig, R (1, 8) OBP: 0.385, SLG: 0.483	F FC 86 H FF 90 1-1 HBP		B FC 87 X FC 87 1-0 ③ P4		B FF 88 F FF 91 T FC 88 F SL 84 X CU 81 1-2 ③ P4			C FF 90 S SL 80 S SL 80 0-3 ① K			X KC 82 0-0 E6 27 G6-4-3			4	0	0	0	0	1	1
23 Adrián González, L (1, 3) OBP: 0.335, SLG: 0.476	1 SAFE C FF 90 1 SAFE C FC 88 1 SAFE X FF 91 0-2 ② F7			C FF 90 B FC 88 X FC 88 1-1 ① G3		B CH 82 B SL 81 X SI 90 2-0 ① F9		B FF 86 X FF 89 1-0 ② F9			B SI 95 X SI 95 1-0 ① L7			5	0	0	0	0	0	2
27 Matt Kemp, R (1, 9) OBP: 0.344, SLG: 0.493	1 SAFE B FC 87 B FC 86 F CU 80 1 SAFE X FF 90 2-1 ③ F9			F FF 91 S FC 88 B FC 88 B CH 83 S SL 83 2-3 ② K		S FC 83 S FC 86 S CU 80 0-3 ② K		C FF 90 T SL 82 X SL 80 0-2 ③ F9			B SI 93 B SI 95 X SI 95 2-0 ②③ G6-4-3 1-2f			5	0	0	0	0	2	2
13 Hanley Ramirez, R (1, 6) OBP: 0.295, SLG: 0.451 57 Scott Elbert, L (10, 1) 43 Brandon League, R (10, 1) 64 Danny Coulombe, L (12, 1) 30 Darwin Barney, R (12, PH) OBP: 0.293, SLG: 0.341 35 Kevin Correia, R (13, 1) OBP: 0.273, SLG: 0.364		B CH 81 F FC 87 B FF 91 B FF 90 B FF 91 4-1 3 FC3-6 BB		B FC 88 B FF 91 S FC 86 S FC 86 C FF 92 2-3 ③ K		X FC 87 0-0 1B		C CU 80 C CH 83 B CH 87 X FF 93 1-2 ① L9				B FF 95 B SI 95 C SI 94 C SI 95 B KC 83 F SI 94 H SI 95 4-2 5 G6-3 HBP		3	0	1	0	1	1	0
3 Carl Crawford, L (1, 7) OBP: 0.327, SLG: 0.419		X FC 88 0-0 ① FC3-6 1-2f			C CH 81 B FC 88 X FC 88 1-1 HR	B FF 89 1 SAFE B FF 90 1 SAFE X CH 82 2-0 ③ L9		F FF 92 F CH 84 B CH 86 B FF 92 X CH 86 2-2 ② L8				1 SAFE S FF 94 B SI 94 L SI 94 S FF 96 1-3 ① K		5	1	1	1	0	1	3
5 Juan Uribe, R (1, 5) OBP: 0.335, SLG: 0.441		B FC 87 1 SAFE C SI 91 F SI 92 S SL 84 1-3 ② K			B FF 92 B CU 79 B FC 87 F FF 89 S FC 86 F FC 85 X FF 87 3-2 17 1B 9 SF7 2B		C SI 89 X FC 86 0-1 ① G3-1		S CU 81 B CU 83 S CU 83 S CU 83 1-3 ③ K			C KC 82 X SI 96 0-1 ②③ G6-3 1-2f		5	1	1	0	0	2	2
17 A.J. Ellis, R 18 Roger Bernadina, L OBP: 0.286, SLG: 0.286 66 J.P. Howell, L 0 Brian Wilson, R 74 Kenley Jansen, S 72 Miguel Rojas, R OBP: 0.000, SLG: 0.000 65 Joc Pederson, L 11 Emilio Arrieberrena, R OBP: 0.000, SLG: 0.000 10 Justin Turner, R OBP: 0.368, SLG: 0.500	X FF 90 0-0 ③ F9				X SI 90 0-0 9 SF7 14 SH3-4 2-3 1B		C FC 85 B FC 87 F FC 86 H FC 86 2-2 HBP			C CH 84 X CH 86 0-1 ① F7		F FF 99 C FF 98 F FF 99 S CU 84 0-3 ① K		2	0	1	0	0	1	
14 Dan Haren, R (1, 1) OBP: 0.236, SLG: 0.212 16 Andre Ethier, L (7, PH) OBP: 0.320, SLG: 0.369 31 Drew Butera, R (8, 2) OBP: 0.259, SLG: 0.289 33 Scott Van Slyke, R (13, PH) OBP: 0.380, SLG: 0.525			X SI 90 0-0 ① G6-3		X SI 89 0-0 ① SH3-4 1-2		1 SAFE C SL 81 1 SAFE 1 SAFE B FC 87 X SI 91 1-1 ② L7			B CU 80 B FF 92 C FF 92 X CU 81 2-1 ② G6-3		S CU 84 C FF 99 C FF 98 0-3 ② K		1	0	0	0	0	0	0
Inning Stats	R: 0 E: 0 K: 0 S: 8 H: 0 LOB: 1 BB: 0 P: 11	R: 0 E: 0 K: 1 S: 6 H: 0 LOB: 1 BB: 1 P: 11	R: 0 E: 0 K: 0 S: 5 H: 0 LOB: 0 BB: 0 P: 7	R: 0 E: 0 K: 2 S: 8 H: 0 LOB: 0 BB: 0 P: 13	R: 2 E: 0 K: 0 S: 14 H: 3 LOB: 1 BB: 0 P: 20	R: 0 E: 0 K: 1 S: 6 H: 1 LOB: 1 BB: 0 P: 10	R: 0 E: 0 K: 0 S: 9 H: 0 LOB: 1 BB: 0 P: 13	R: 0 E: 0 K: 1 S: 7 H: 0 LOB: 0 BB: 0 P: 8	R: 0 E: 0 K: 1 S: 9 H: 0 LOB: 0 BB: 0 P: 13	R: 0 E: 0 K: 0 S: 6 H: 0 LOB: 0 BB: 0 P: 9	R: 0 E: 1 K: 0 S: 3 H: 0 LOB: 0 BB: 0 P: 6	R: 0 E: 0 K: 1 S: 8 H: 0 LOB: 0 BB: 0 P: 13	R: 0 E: 0 K: 2 S: 10 H: 0 LOB: 0 BB: 0 P: 11	1B: 2 2B: 1 3B: 0 HR: 1 SF: 1 SAC: 1 DP: 2 HBP: 3	WP: 0 PB: 0 SB: 0 CS: 0 PA: 46						

PITCHER		IP	WLS	BF	H	R	ER	SO	BB	IBB	HBP	BLK	WP	HR	S	P	ERA	WHIP
22 Jake Peavy, R ERA: 3.78	(1, 1)	7.0		28	4	2	2	4	1	0	2	0	0	1	56	85	2.57	0.714
54 Sergio Romo, R ERA: 3.83	(8, 1)	1.0		3	0	0	0	1	0	0	0	0	0	0	7	8	0.00	0.000
63 Jean Machi, R ERA: 2.2	(9, 1)	2.0		6	0	0	0	1	0	0	0	0	0	0	15	22	0.00	0.000
46 Santiago Casilla, R ERA: 1.76	(11, 1)	2.0	W	6	0	0	0	1	0	0	1	0	0	0	11	19	0.00	0.000
60 Hunter Strickland, R ERA:	(13, 1)	1.0	S	3	0	0	0	2	0	0	0	0	0	0	10	11	0.00	0.000

PITCHER	IP	WLS	BF	H	R	ER	SO	BB	IBB	HBP	BLK	WP	HR	S	P	ERA	WHIP

BOTTOM

San Francisco Giants @ Los Angeles Dodgers
Dodger Stadium, Los Angeles, CA
Mon Sep 22 2014, 7:12 PM - 11:26 PM PDT
Att. 53,500 - Clear - 76 F

livebaseballscorecards.com

AB	40
R	2
H	4
RBI	2
BB	1
SO	9
LOB	13

Batter	1	2	3	4	5	6	7	8	9	AB	R	H	RBI	BB	SO	LOB
7 Grégor Blanco, L (1, 8) OBP: 0.336, SLG: 0.377	F FF 92 B FF 93 B CU 73 C CH 88 X SL 87 2-2 28 CS 1B		B CH 87 C CH 89 S CU 70 F FF 93 B SI 93 B CH 89 X CH 87 3-2 ② L7			C CU 74 B FF 92 C FF 93 B SL 85 X CU 74 2-2 ① G6-3		F CH 87 B CU 66 C FF 93 F SI 93 X CH 88 1-2 ③ G4-3		4	0	1	0	0	0	0
12 Joe Panik, L (1, 4) OBP: 0.343, SLG: 0.371	B SI 92 X CH 88 1-0 ① P5		C FF 93 X FF 92 0-1 1B			B CH 88 B CH 89 C FF 92 X CU 68 2-1 ② G4-3			C FC 91 B FF 94 B FC 92 F FC 91 F FC 93 X FC 93 2-2 ① G4-3	4	0	1	0	0	0	1
28 Buster Posey, R (1, 2) OBP: 0.362, SLG: 0.484	B FF 93 B CU 75 F FF 94 F FF 93 X SI 94 2-2 ②③ G2 1-2		C CU 72 F SI 93 X SL 88 0-2 ③ G6-3			B SL 86 B SI 92 X FF 92 2-0 1B			B FC 93 X FC 92 1-0 48 G3 1B	4	0	2	0	0	0	2
48 Pablo Sandoval, S (1, 5) OBP: 0.324, SLG: 0.416		C FF 92 X CU 71 0-1 8 G6-4-3 1B		X CH 88 0-0 ① G4-3		C SI 93 B CH 88 S SL 86 X SL 85 1-2 ③ G1-3			X FC 92 0-0 ② G3 1-2	4	0	1	0	0	0	2
8 Hunter Pence, R (1, 9) OBP: 0.337, SLG: 0.454		X SL 82 0-0 ①② G6-4-3 1-2f		B FF 92 B FF 92 C FF 93 B CU 71 X SI 92 3-1 ② P2			C SI 91 B SL 84 S CU 70 S SL 85 1-3 ① K		B FC 92 X FC 94 1-0 ③ F9	4	0	0	0	0	1	2
9 Brandon Belt, L (1, 3) OBP: 0.286, SLG: 0.421		C FF 91 F FF 92 B CU 69 F FF 93 B SI 92 C SL 86 2-3 ③ K		F CH 88 B CH 88 F SL 86 B FF 93 B SI 93 F CH 88 S CU 75 3-3 ③ K			B CU 72 S CH 87 B CH 88 B FF 92 S CH 88 S FF 92 3-3 ② K			3	0	0	0	0	3	0
35 Brandon Crawford, L (1, 6) OBP: 0.326, SLG: 0.388			C CH 87 C FF 92 B FF 93 B SI 92 F SL 86 F FF 93 X CH 84 2-2 2 FC5-4 1B		C FF 91 B CU 72 F CH 89 B FF 93 X CU 74 2-2 ① F7		F CH 88 C CU 69 B FF 92 B FF 92 X CH 89 2-2 ③ G1-3			3	0	1	0	0	0	0
2 Juan Carlos Perez, R (1, 7) OBP: 0.220, SLG: 0.269			C SI 92 F FF 92 B FF 94 F FF 94 D SL 83 X SI 92 2-2 ① FC5-4 40 HR 1-2f		C CU 70 X FF 93 0-1 ② L7			B FF 91 X SI 91 1-0 ① P3		3	1	0	0	0	0	1
40 Madison Bumgarner, R (1, 1) OBP: 0.286, SLG: 0.470 54 Sergio Romo, R (8, 1)			S SL 85 L SL 78 1 SAFE X SL 84 0-2 1-H HR		B FF 94 S CU 71 X FF 95 1-1 ③ F9			S SL 86 B CU 68 B FF 91 S SL 86 F CU 74 B FF 94 F SL 85 S FF 92 3-3 ② K		3 0	1 0	1 0	2 0	0 0	1 0	0 0
Inning Stats	R: 0 E: 0 K: 0 S: 7 H: 1 LOB: 0 BB: 0 P: 12	R: 0 E: 0 K: 1 S: 7 H: 1 LOB: 0 BB: 0 P: 9	R: 2 E: 0 K: 0 S: 21 H: 3 LOB: 1 BB: 0 P: 28	R: 0 E: 0 K: 1 S: 7 H: 0 LOB: 0 BB: 0 P: 13	R: 0 E: 0 K: 0 S: 7 H: 0 LOB: 0 BB: 0 P: 10	R: 0 E: 0 K: 0 S: 9 H: 1 LOB: 1 BB: 0 P: 16	R: 0 E: 0 K: 2 S: 9 H: 0 LOB: 0 BB: 0 P: 15	R: 0 E: 0 K: 1 S: 10 H: 0 LOB: 0 BB: 0 P: 15	R: 0 E: 0 K: 0 S: 7 H: 1 LOB: 1 BB: 0 P: 11	1B: 6 2B: 0 3B: 0 HR: 1 SF: 0 SAC: 0 DP: 1 HBP: 0						

PITCHER	IP	WLS	BF	H	R	ER	SO	BB	IBB	HBP	BLK	WP	HR	S	P	ERA	WHIP
21 Zack Greinke, R (1, 1) ERA: 2.74	8.0	W	28	6	2	2	5	0	0	0	0	0	1	77	118	2.25	0.750
74 Kenley Jansen, R (9, 1) ERA: 2.8	1.0	S	4	1	0	0	0	0	0	0	0	0	0	7	11	0.00	1.000

PITCHER	IP	WLS	BF	H	R	ER	SO	BB	IBB	HBP	BLK	WP	HR	S	P	ERA	WHIP

TOP

San Francisco Giants @ Los Angeles Dodgers
Dodger Stadium, Los Angeles, CA
Tue Sep 23 2014, 7:12 PM - 9:59 PM PDT
Att. 49,251 - Clear - 75 F

livebaseballscorecards.com

AB	32
R	2
H	7
RBI	2
BB	0
SO	5
LOB	8

WP: 0 PA: 32
PB: 0
SB: 0
CS: 1

Batter	1	2	3	4	5	6	7	8	9	AB	R	H	RBI	BB	SO	LOB
10 Justin Turner, R (1, 4) OBP: 0.397, SLG: 0.482 74 Kenley Jansen, S (9, 1)	F FF 93 B FC 88 S FC 88 F FF 94 B FC 89 X FC 89 2-2 HR	B FF 93 X CH 84 1-0 ② F9			B FC 88 X FC 88 1-0 ② G6-3			C FF 94 X CU 77 0-1 HR		4 0	2 0	2 0	2 0	0 0	0 0	0 0
66 Yasiel Puig, R (1, 8) OBP: 0.384, SLG: 0.480	S FF 93 C FF 94 F FF 94 B CU 78 H FC 88 2-2 27 HR HBP	S FF 93 X FF 93 0-1 ③ G4-3			B CU 75 C FF 94 F FF 93 T FF 94 1-2 ③ K			S SL 81 S SL 79 S SL 80 0-3 ② K		3	1	0	0	0	2	0
23 Adrián González, L (1, 3) OBP: 0.333, SLG: 0.473	C FF 92 X FF 93 0-1 ① F8		B FC 88 X FF 93 1-0 ① G3			X FC 86 0-0 ① F8		X FF 89 0-0 ③ P6		4	0	0	0	0	0	1
27 Matt Kemp, R (1, 9) OBP: 0.344, SLG: 0.498	B FC 88 B FC 87 X FF 92 2-0 1-H HR		S FF 94 C FC 88 B FF 94 X FC 89 1-2 ② G5-3			C FC 87 B CU 79 B FC 88 B CH 84 F FC 88 F FF 94 F FC 87 F CU 77 S FC 89 3-3 ② K				3	1	1	2	0	1	0
13 Hanley Ramirez, R (1, 6) OBP: 0.367, SLG: 0.448 72 Miguel Rojas, R (8, 6) OBP: 0.252, SLG: 0.230	C CU 76 B FF 94 X CH 84 1-1 ② P2		C FC 88 C FF 94 X FF 94 0-2 ③ P4			C FF 94 F FF 94 F FF 94 F FF 94 F CU 78 B CU 68 B FF 94 T FC 89 2-2 ③ K				3 0	0 0	0 0	0 0	0 0	1 0	0 0
33 Scott Van Slyke, R (1, 7) OBP: 0.384, SLG: 0.527	C CH 83 C FC 87 B FF 93 F FF 93 B FC 88 B CU 78 F FF 93 X FC 89 3-2 5 1B 1B			B CH 79 B FC 88 X FF 92 2-0 ① 1B			S FF 92 F FC 89 B FC 87 C FF 94 1-3 ① K			3	0	2	0	0	1	0
5 Juan Uribe, R (1, 5) OBP: 0.335, SLG: 0.441	C FF 92 B FF 92 F FF 93 X CU 76 1-2 1-2 1B			S CH 82 S FF 93 B FF 93 X CU 70 1-2 ② G4-3			X CH 83 0-0 ② F7			3	0	1	0	0	0	0
17 A.J. Ellis, R (1, 2) OBP: 0.326, SLG: 0.259	B FF 92 C FC 86 C FF 93 B FC 87 X FC 87 2-2 ③ G5-3			C FC 87 B CU 77 S CH 82 B FC 88 F FF 94 F FF 94 F FF 93 B CU 79 F FF 94 3-2 ③ X FF 94 L8			F FF 94 B CH 84 F FF 92 B FF 94 S FC 88 2-3 ③ K			3	0	0	0	0	1	2
21 Zack Greinke, R (1, 1) OBP: 0.254, SLG: 0.328 30 Darwin Barney, R (8, PH) OBP: 0.291, SLG: 0.339 (9, 4)		C FF 92 B FC 86 X FC 88 1-1 ① G5-3			C FF 92 B CU 75 C CU 78 F FF 94 X FC 89 1-2 ① G4-3			C FC 88 S FF 93 B FF 93 F FF 93 B FC 85 X FC 86 2-2 ① G6-3		2 1	0 0	0 0	0 0	0 0	0 0	0 0
Inning Stats	R: 3 E: 0 K: 0 S: 23 H: 4 LOB: 2 BB: 0 P: 36	R: 0 E: 0 K: 0 S: 5 H: 0 LOB: 0 BB: 0 P: 7	R: 0 E: 0 K: 0 S: 7 H: 0 LOB: 0 BB: 0 P: 9	R: 0 E: 0 K: 0 S: 11 H: 1 LOB: 0 BB: 0 P: 17	R: 0 E: 0 K: 1 S: 8 H: 0 LOB: 0 BB: 0 P: 11	R: 0 E: 0 K: 2 S: 13 H: 0 LOB: 0 BB: 0 P: 18	R: 0 E: 0 K: 2 S: 7 H: 0 LOB: 0 BB: 0 P: 10	R: 1 E: 0 K: 1 S: 10 H: 1 LOB: 0 BB: 0 P: 12		1B: 3 2B: 0 3B: 0 HR: 3	SF: 0 SAC: 0 DP: 0 HBP: 1			WP: 0 PB: 0 SB: 0 CS: 0	PA: 30	

PITCHER		IP	WLS	BF	H	R	ER	SO	BB	IBB	HBP	BLK	WP	HR	S	P	ERA	WHIP
40 Madison Bumgarner, L ERA: 2.98	(1, 1)	7.1	L	28	6	4	4	5	0	0	1	0	0	3	80	116	4.91	0.818
54 Sergio Romo, R ERA: 3.79	(8, 1)	0.2		2	0	0	0	1	0	0	0	0	0	0	4	4	0.00	0.000

PITCHER	IP	WLS	BF	H	R	ER	SO	BB	IBB	HBP	BLK	WP	HR	S	P	ERA	WHIP

BOTTOM

San Francisco Giants @ Los Angeles Dodgers

Dodger Stadium, Los Angeles, CA

Tue Sep 23 2014, 7:12 PM - 9:59 PM PDT

Att. 49,251 - Clear - 75 F

livebaseballscorecards.com

AB	29
R	4
H	6
RBI	4
BB	0
SO	6
LOB	3

Batter	1	2	3	4	5	6	7	8	9	AB	R	H	RBI	BB	SO	LOB
8 Hunter Pence, R (1, 9) OBP: 0.335, SLG: 0.451	X FF 93 0-0 ① L4		B FF 94 X SL 90 1-0 FC5 12 1B 3-H		C FF 93 F CU 75 C FF 94 0-3 ③ K		S FF 93 1 SAFE F FF 93 S CU 75 0-3 ③ K2-3 1-2			4	0	0	1	0	2	2
12 Joe Panik, L (1, 4) OBP: 0.342, SLG: 0.369	C FF 92 B SL 90 F SL 88 B FF 94 S FF 94 2-3 ② K		B SL 90 F FF 94 X FF 94 1-1 28 G5-4-3 1B 1-2 2-3			B FF 93 S SL 87 S SL 87 F FF 95 B SL 90 X FF 95 2-2 ① L7		C FF 92 B CU 72 F CU 74 S SL 89 1-3 ① K		4	0	1	0	0	2	0
28 Buster Posey, R (1, 3) OBP: 0.360, SLG: 0.481 37 Adam Duvall, R (8, 3) OBP: 0.227, SLG: 0.296	B FF 93 X FF 93 1-0 ③ G5-3		B FF 93 C FF 94 X CU 74 1-1 ②③ G5-4-3 1-2f			S SL 87 F SL 87 B FF 94 S SL 88 1-3 ② K		C FF 92 X SL 87 0-1 ② L8		4 0	0 0	0 0	0 0	0 0	1 0	3 0
48 Pablo Sandoval, S (1, 5) OBP: 0.324, SLG: 0.415		F FF 91 C FF 92 B FF 93 B SL 90 F SL 88 X CU 72 2-2 ① P4		B FF 93 B FF 93 S SL 86 X SL 86 2-1 1B		S SL 88 C CU 74 F FF 96 B SL 89 B SL 89 X CU 74 2-2 E4 10 WP 34 1B		B FF 93 C CH 87 F SL 88 F FF 95 F FF 95 F SL 90 S FF 94 1-3 ③ K		4	0	1	0	0	1	0
34 Andrew Susac, R (1, 2) OBP: 0.329, SLG: 0.487		F SL 87 C CU 72 B FF 94 B CU 74 S FF 94 2-3 ② K		C FF 94 F FF 94 C FF 94 0-3 ① K		F FF 94 C FF 94 B FF 95 X CU 74 1-2 10 WP 1B 1-2			B CU 73 F SL 86 B SL 86 X SL 87 2-1 2B	4	0	2	0	0	2	1
10 Chris Dominguez, R (1, 7) OBP: 0.154, SLG: 0.333		B FF 94 X FF 93 1-0 ③ G1-3		F FF 94 C CU 73 B FF 94 1 SAFE F SL 88 S CU 74 1-3 ② K		B FF 94 C FF 95 B FF 94 S SL 88 F SL 88 X FF 94 2-2 ③ G1-3 1-2 2-3			X SL 88 0-0 ① G6-3	4	0	0	0	0	1	4
13 Joaquin Arias, R (1, 6) OBP: 0.283, SLG: 0.298			B FF 92 F SL 86 F FF 92 F FF 93 X SL 88 1-2 17 BLK 7 1B 8 FC5 1B C FF 93 F FF 94 B FF 94 D CU 75 D SL 87 X SL 87 3-2 ③ P6				C SL 90 B SL 87 F SL 87 S SL 87 1-3 ① K		B SL 87 B CU 76 F SL 86 B SL 89 C SL 88 X SL 90 3-2 ② F9	4	1	1	0	0	1	2
7 Grégor Blanco, L (1, 8) OBP: 0.337, SLG: 0.378			C FF 94 X FF 93 0-1 12 1B 17 BLK 1-2 1B		B FF 94 B SL 87 C FF 93 S SL 86 C CU 73 2-3 ① K		X SL 85 0-0 50 1B 1B		C SL 87 B SL 88 X SL 88 1-1 ③ G4-3	4	0	2	0	0	1	1
17 Tim Hudson, R (1, 1) OBP: 0.089, SLG: 0.038 49 Javier López, L (6, 1) 63 Jean Machi, R (6, 1) 50 Matt Duffy, R (7, PH) OBP: 0.276, SLG: 0.273 41 Jeremy Affeldt, L (7, 1) 51 Erik Cordier, R (8, 1) 57 Juan Gutierrez, R (8, 1) 53 Chris Heston, R (8, 1)			L FF 91 L FF 91 B CU 74 X FF 93 1-2 G1-3 1-2 2-3		B FF 93 X FF 93 1-0 ② G4-3		B FF 93 X FF 93 1-0 ② 8 E 1-3 1B			2 0 0 1 0 0 0 0	0 0 0 0 0 0 0 0	0 0 0 1 0 0 0 0	0 0 0 0 0 0 0 0	0 0 0 0 0 0 0 0	0 0 0 0 0 0 0 0	2 0 0 0 0 0 0 0
Inning Stats	R: 0 E: 0 K: 1 S: 5 H: 0 LOB: 0 BB: 0 P: 8	R: 0 E: 0 K: 1 S: 8 H: 0 LOB: 0 BB: 0 P: 13	R: 1 E: 0 K: 0 S: 14 H: 3 LOB: 2 BB: 0 P: 19	R: 0 E: 0 K: 2 S: 12 H: 1 LOB: 1 BB: 0 P: 18	R: 0 E: 0 K: 2 S: 7 H: 0 LOB: 0 BB: 0 P: 10	R: 0 E: 1 K: 1 S: 18 H: 1 LOB: 2 BB: 0 P: 26	R: 0 E: 1 K: 2 S: 8 H: 2 LOB: 1 BB: 0 P: 10	R: 0 E: 0 K: 2 S: 11 H: 0 LOB: 0 BB: 0 P: 13	R: 0 E: 0 K: 0 S: 8 H: 1 LOB: 1 BB: 0 P: 14	1B: 7 2B: 1 3B: 0 HR: 0 SF: 0 SAC: 0 DP: 1 HBP: 0						

TOP

San Francisco Giants @ Los Angeles Dodgers
Dodger Stadium, Los Angeles, CA
Wed Sep 24 2014, 7:10 PM - 10:17 PM PDT
Att. 53,387 - Clear - 79 F

livebaseballscorecards.com

AB	35
R	1
H	8
RBI	1
BB	0
SO	11
LOB	15

PITCHER		IP	WLS	BF	H	R	ER	SO	BB	IBB	HBP	BLK	WP	HR	S	P	ERA	WHIP
22 Clayton Kershaw, L ERA: 1.77	(1, 1)	8.0	W	31	7	1	1	11	0	0	0	1	1	0	83	117	1.12	0.875
0 Brian Wilson, R ERA: 4.72	(9, 1)	1.0		4	1	0	0	0	0	0	0	0	0	0	8	14	0.00	1.000

PITCHER	IP	WLS	BF	H	R	ER	SO	BB	IBB	HBP	BLK	WP	HR	S	P	ERA	WHIP

Batter	1	2	3	4	5	6	7	8	9	AB	R	H	RBI	BB	SO	LOB
9 Dee Strange-Gordon, L (1, 4) OBP: 0.324, SLG: 0.373	B FF 88 C SI 88 B FC 85 F SI 89 X FS 81 2-2 G3 ①		B FF 89 X FS 82 1-0 G3 ② 2-3		F SI 90 F FS 81 C FF 90 0-3 K ③		B SI 92 X SI 94 1-0 G6-3 ②	C CU 80 B CU 80 B FF 93 B SI 94 F FF 94 B SI 92 4-2 66 BB 1-2 2-3 BB		4	0	0	0	0	1	2
30 Darwin Barney, R (8, 4) OBP: 0.294, SLG: 0.339										0	0	0	0	1	0	0
66 Yasiel Puig, R (1, 8) OBP: 0.384, SLG: 0.484	S FC 83 S SI 89 B FC 81 S FC 81 1-3 K ②		D FC 81 D FS 82 B SI 89 C SI 90 S FC 82 X SI 90 3-2 G6-3 ③			S SI 89 C CU 77 X SI 90 0-2 HR	B CU 77 B SI 92 F SI 92 X SI 93 2-1 L8 ③	B CU 81 B CU 80 S FF 91 B FF 94 B FF 93 4-1 1-2 2-3 3-H BB		4	1	1	2	1	1	1
23 Adrián González, L (1, 3) OBP: 0.332, SLG: 0.469	B FS 82 F SI 89 B CU 74 S FS 82 S FC 83 2-3 K ③			F CU 75 B FS 80 B FS 82 X FF 89 2-1 L8 ①		B FF 89 X FC 84 1-0 F9 ①		3 HBP T2 E 5 1B BB L7		4	1	0	0	1	1	3
27 Matt Kemp, R (1, 9) OBP: 0.343, SLG: 0.498		B FF 88 X FS 79 1-0 L8 ①		C SI 89 X SI 90 0-1 L7 ②		B CU 77 S SI 90 B FC 83 B FC 83 F SI 90 X FC 83 3-2 3 2B 2B		C FF 101 S SL 90 S FF 100 0-3 K ①		4	1	1	0	0	1	1
13 Hanley Ramirez, R (1, 6) OBP: 0.369, SLG: 0.449 72 Miguel Rojas, R (7, 6) OBP: 0.250, SLG: 0.229		S SI 89 B CU 78 X FC 81 1-1 3 1B 1B		C SI 90 B CU 77 S FC 82 S SI 90 1-3 K ③		I IN 71 I IN 79 I IN 79 I IN 80 4-0 3 2B IBB		F FF 100 B FF 100 F SL 89 X FF 101 1-2 FC6 3 HBP 5 1B 1-2		2	1	1	0	1	1	0
										1	1	0	0	0	0	1
3 Carl Crawford, L (1, 7) OBP: 0.334, SLG: 0.426		1 SAFE B SI 87 X SI 88 1-0 5 G6-4-3 1-3 1B			H CU 75 1-0 5 F9 5 S 22 3B HBP	X SI 86 0-0 5 1B 1-H 2-H 2B		S FF 100 F FF 99 H FF 98 1-2 5 1B 17 FC5-4 1-2 2-3 HBP		2	3	2	2	0	0	0
5 Juan Uribe, R (1, 5) OBP: 0.337, SLG: 0.441		B FC 82 F FC 82 B FC 81 X FC 80 2-1 G6-4-3 ② ③ 1-2f			B FC 81 X SI 89 1-0 F9 ① 1-3	F CU 81 B CH 88 X CH 86 1-1 17 G1-6-3 2-H 1B		D SL 89 C FF 99 B SI 99 S FF 99 F FF 99 F SL 88 F SL 88 B FF 100 X FF 100 3-2 17 FC5-4 1-3 2-H 3-H 1B		4	0	2	3	0	0	3
17 A.J. Ellis, R (1, 2) OBP: 0.325, SLG: 0.256			C FC 80 B SI 89 B FC 81 B FC 82 C SI 88 B SI 89 4-2 9 G3 22 SH1-4 BB		X SI 90 0-0 P6 ②	X CU 81 0-0 G1-6-3 ② ③ 1-2f		B CU 80 B FF 93 F FF 94 F FF 94 F CU 83 X CU 81 2-2 FC5-4 ② 30 BB 16 BB 66 BB 1-2f 3-H		3	1	0	1	1	0	3
22 Clayton Kershaw, L (1, 1) OBP: 0.235, SLG: 0.206 16 Andre Ethier, L (8, PH) OBP: 0.322, SLG: 0.369 0 Brian Wilson, R (9, 1)			X FF 89 0-0 SH1-4 ① 1-2		S FC 84 B FS 81 X FC 84 1-1 3-H 3B		S SI 90 C SI 93 S CU 76 0-3 K ①	B CU 81 B SI 93 B SI 93 F SI 92 B SI 93 4-1 66 BB 30 BB 1-2 BB		2	0	1	1	0	1	0
										0	0	0	0	1	0	0
										0	0	0	0	0	0	0
Inning Stats	R: 0 E: 0 K: 2 S: 9 H: 0 LOB: 0 BB: 0 P: 14	R: 0 E: 0 K: 0 S: 6 H: 2 LOB: 1 BB: 0 P: 11	R: 0 E: 0 K: 0 S: 7 H: 0 LOB: 1 BB: 1 P: 15	R: 0 E: 0 K: 1 S: 7 H: 0 LOB: 0 BB: 0 P: 10	R: 1 E: 0 K: 1 S: 7 H: 1 LOB: 1 BB: 0 P: 10	R: 4 E: 0 K: 0 S: 11 H: 4 LOB: 0 BB: 1 P: 20	R: 0 E: 0 K: 1 S: 6 H: 0 LOB: 0 BB: 0 P: 9	R: 4 E: 1 K: 1 S: 24 H: 1 LOB: 3 BB: 4 P: 48		1B: 4 2B: 2 3B: 1 HR: 1 SF: 0 SAC: 1 DP: 2 HBP: 2			WP: 0 PB: 0 SB: 1 CS: 0 PA: 39	

BOTTOM

San Francisco Giants @ Los Angeles Dodgers

Dodger Stadium, Los Angeles, CA

Wed Sep 24 2014, 7:10 PM - 10:17 PM PDT

Att. 53,387 - Clear - 79 F

livebaseballscorecards.com

AB	30
R	9
H	8
RBI	9
BB	6
SO	6
LOB	14

PITCHER		IP	WLS	BF	H	R	ER	SO	BB	IBB	HBP	BLK	WP	HR	S	P	ERA	WHIP
17 Tim Hudson, R ERA: 3.57	(1, 1)	5.1	L	22	5	3	3	4	1	0	1	0	0	1	43	71	5.06	1.125
49 Javier López, L ERA: 2.72	(6, 1)	0.0		2	1	1	1	0	0	1	0	0	0	0	1	5	∞	∞
63 Jean Machi, R ERA: 2.18	(6, 1)	0.2		2	1	1	1	0	0	0	0	0	0	0	3	4	13.50	1.500
41 Jeremy Affeldt, L ERA: 2.38	(7, 1)	1.0		3	0	0	0	1	0	0	0	0	0	0	6	9	0.00	0.000
51 Erik Cordier, R ERA: 2.25	(8, 1)	0.1		5	1	4	1	1	1	0	1	0	0	0	14	23	27.00	6.000

PITCHER		IP	WLS	BF	H	R	ER	SO	BB	IBB	HBP	BLK	WP	HR	S	P	ERA	WHIP
57 Juan Gutierrez, R ERA: 4.02	(8, 1)	0.1		4	0	0	0	0	3	0	0	0	0	0	8	22	0.00	9.000
53 Chris Heston, R ERA:	(8, 1)	0.1		1	0	0	0	0	0	0	0	0	0	0	2	3	0.00	0.000

San Diego Padres @ San Francisco Giants

AT&T Park, San Francisco, CA

Thu Sep 25 2014, 7:16 PM - 10:48 PM PDT

Att. 41,850 - Partly Cloudy - 68 F

livebaseballscorecards.com

TOP

Batter	1	2	3	4	5	6	7	8	9	AB	R	H	RBI	BB	SO	LOB
15 Cory Spangenberg, L (1, 5) OBP: 0.314, SLG: 0.469 46 Tim Stauffer, R (8, 1) OBP: 0.167, SLG: 0.167	C FF 86 S FF 87 C FF 88 0-3 ① K		F CH 81 C FF 88 S CU 77 0-3 ② K			F CH 85 F SL 81 X CU 74 0-2 25 HR 1B	B SL 78 L SI 85 X SI 85 1-1 9 BB 8 HR 1-2 1B	1 SAFE 1 SAFE 1 SAFE D SI 87 S FF 86 S SI 87 X FF 86 1-2 ② F8		5 0	2 0	2 0	0 0	0 0	2 0	1 0
25 Will Venable, L (1, 8) OBP: 0.288, SLG: 0.327	B CH 82 F FC 89 X FF 89 1-1 9 G4-6-3 1B		B FF 87 C SL 84 X CU 76 1-1 ③ L7			F SL 82 F FF 87 D CH 80 X FF 88 1-2 1-H HR	C SI 85 D CU 72 B SI 85 B SI 85 F SI 84 X SI 85 3-2 ① P6	B FF 88 1 SAFE F FF 87 B CH 83 X SI 87 2-1 ③ F8		5	1	2	2	0	0	3
9 Jedd Gyorko, R (1, 4) OBP: 0.276, SLG: 0.328	1 SAFE S SL 84 S SL 84 F FF 89 1 SAFE 1 SAFE B FF 89 B FF 90 1 SAFE 3-2 ② G4-6-3 1-2			S CH 82 B CU 74 F SL 83 B CU 76 X FF 88 2-2 ① L7		B SL 82 C FF 87 B SL 82 F SL 82 B CU 76 X FF 88 3-2 ① L8	S CU 82 B CH 86 B CU 81 B CH 87 B FF 94 4-1 8 HR 1-2 2-3 BB		B SL 89 S SI 94 B KC 80 B SI 94 F SI 94 X SI 95 3-2 ① G5-3	4	1	0	0	1	0	1
8 Yasmani Grandal, S (1, 3) OBP: 0.323, SLG: 0.401	C CU 77 B FF 88 C SL 84 D CU 77 S CU 78 2-3 ③ K2-3			C CH 80 B FF 88 B SL 84 B FF 89 C FF 88 S CU 76 3-3 ② K		C CU 74 S CH 79 X FF 88 0-2 HR	S CH 87 B CH 87 X CH 88 1-1 1-H 2-H 3-H HR		X SI 95 0-0 ② L7	5	2	2	5	0	2	1
12 Seth Smith, L (1, 9) OBP: 0.368, SLG: 0.440		C FF 87 X CH 80 0-1 ① G3		B FF 89 B FF 88 F CH 83 F CH 80 C FF 89 2-3 ③ K		B SI 90 B SI 91 C SI 91 B SI 91 D SI 91 4-1 5 1B BB	C FF 94 S CU 81 F CH 89 B FF 93 S FF 94 1-3 ② K		B SI 96 C KC 80 X SI 94 1-1 ③ L8	4	0	0	0	1	2	0
44 René Rivera, R (1, 2) OBP: 0.322, SLG: 0.439		B FF 87 B SL 84 B FF 88 C FF 88 S SL 84 B FF 90 4-2 BB	F CU 73 F CU 75 F FF 89 F SL 84 B FF 89 B CU 75 X CU 75 2-2 ① F9			F SI 92 B SI 92 B SI 91 X SI 92 2-1 ② F9	B FF 94 S CU 83 X CH 87 1-1 HR			3	1	1	1	1	0	1
5 Alexi Amarista, L (1, 6) OBP: 0.291, SLG: 0.321		C SL 83 B FF 89 B FF 89 X SL 84 2-1 ② F7	B FF 89 X FF 89 1-0 2B			C CU 74 1 SAFE B SI 92 X SI 92 1-1 1-2 1B	B X SI 89 1-0 ③ L4			4	0	2	0	0	0	1
14 Tommy Medica, R (1, 7) OBP: 0.287, SLG: 0.410 27 Yangervis Solarte, S (8, PH) OBP: 0.339, SLG: 0.372 (8, 5)		C SL 84 S CU 77 B FF 90 D FF 90 S CU 78 2-3 ③ K	C FF 89 S CH 83 B FF 89 S CU 74 1-3 ② K			C FF 97 S FF 98 F FF 98 S CU 87 0-3 ③ K		B CH 84 F CH 84 F FF 88 B SL 78 X SL 80 2-2 1B		3 1	0 0	0 1	0 0	0 0	3 0	4 0
34 Andrew Cashner, R (1, 1) OBP: 0.194, SLG: 0.257 54 Alex Torres, L (6, 1) 21 Adam Moore, R (7, PH) OBP: 0.333, SLG: 0.300 58 Blaine Boyer, R (7, 1) 60 Frank Garces, L (7, 1) 50 Nick Vincent, R (7, 1) 4 Jake Goebbert, L (8, PH) OBP: 0.318, SLG: 0.330 (8, 7)			C FF 87 C FF 89 S CU 77 0-3 ① K		B FF 89 F SL 84 B FF 89 X FF 88 2-1 ③ P3		B SI 85 F SI 84 S CH 78 B SI 86 X SI 85 2-2 9 BB 15 1B 8 HR 1B	C SI 87 B CH 84 1 SAFE C SI 85 B FF 88 X SI 87 2-2 ① F7		2 0 1 0 0 0 1	0 0 1 0 0 0 0	0 0 1 0 0 0 0	0 0 1 0 0 0 0	1 0 0 0 0 0 0	1 0 0 0 0 0 1	1 0 0 0 0 0 1
Inning Stats	R: 0 E: 0 K: 2 S: 12 H: 1 LOB: 1 BB: 0 P: 18	R: 0 E: 0 K: 1 S: 9 H: 0 LOB: 1 BB: 1 P: 17	R: 0 E: 0 K: 2 S: 8 H: 0 LOB: 0 BB: 0 P: 9	R: 0 E: 0 K: 2 S: 9 H: 0 LOB: 0 BB: 0 P: 16	R: 0 E: 0 K: 1 S: 11 H: 1 LOB: 1 BB: 0 P: 17	R: 3 E: 0 K: 1 S: 21 H: 4 LOB: 2 BB: 1 P: 32	R: 5 E: 0 K: 1 S: 18 H: 4 LOB: 0 BB: 1 P: 32	R: 0 E: 0 K: 0 S: 11 H: 1 LOB: 1 BB: 0 P: 18	R: 0 E: 0 K: 0 S: 6 H: 0 LOB: 0 BB: 0 P: 10	1B: 6 2B: 1 3B: 0 HR: 4	SF: 0 SAC: 0 DP: 0 HBP: 0					

	AB	38
	R	8
	H	11
	RBI	8
	BB	3
	SO	10
	LOB	14

WP: 0 PB: 0 SB: 0 CS: 0 PA: 41

PITCHER		IP	WLS	BF	H	R	ER	SO	BB	IBB	HBP	BLK	WP	HR	S	P	ERA	WHIP
52 Yusmeiro Petit, R ERA: 3.69	(1, 1)	5.1		22	5	3	3	8	1	0	0	0	0	2	61	93	5.06	1.125
41 Jeremy Affeldt, L ERA: 2.38	(6, 1)	0.1	H	3	1	0	0	0	1	0	0	0	0	0	5	12	0.00	6.000
60 Hunter Strickland, R ERA:	(6, 1)	0.1	H	1	0	0	0	1	0	0	0	0	0	0	4	4	0.00	0.000
49 Javier López, L ERA: 3.19	(7, 1)	0.1	H	3	2	2	2	0	0	0	0	0	0	0	8	14	54.00	6.000
63 Jean Machi, R ERA: 2.58	(7, 1)	0.1	B	4	2	3	3	1	1	0	0	0	0	2	9	16	81.00	9.000

PITCHER		IP	WLS	BF	H	R	ER	SO	BB	IBB	HBP	BLK	WP	HR	S	P	ERA	WHIP
55 Tim Lincecum, R ERA: 4.8	(7, 1)	0.1	W	1	0	0	0	0	0	0	0	0	0	0	1	2	0.00	0.000
54 Sergio Romo, R ERA: 3.72	(8, 1)	1.0	H	4	1	0	0	0	0	0	0	0	0	0	11	18	0.00	1.000
46 Santiago Casilla, R ERA: 1.73	(9, 1)	1.0	S	3	0	0	0	0	0	0	0	0	0	0	6	10	0.00	0.000

BOTTOM

San Diego Padres @ San Francisco Giants
AT&T Park, San Francisco, CA
Thu Sep 25 2014, 7:16 PM - 10:48 PM PDT
Att. 41,850 - Partly Cloudy - 68 F

livebaseballscorecards.com

Batter	1	2	3	4	5	6	7	8	9	AB	R	H	RBI	BB	SO	LOB
7 Grégor Blanco, L (1, 8) OBP: 0.336, SLG: 0.378	C FF 93 B FF 95 C CH 86 B FF 96 F FF 97 B SL 86 F FF 96 S FF 96 3-3 ① **K**		X CU 77 0-0 28 2B **2B**	B FF 96 B SI 94 C CH 86 B SI 95 F SI 96 F FF 96 S FF 96 3-3 ③ **K**		B FF 93 B FF 93 X FF 94 2-0 ③ **F8**		C CU 74 X SI 91 0-1 ① **G6-3**		5	1	1	0	0	2	1
12 Joe Panik, L (1, 4) OBP: 0.343, SLG: 0.369	C SI 95 X FF 96 0-1 28 1B 48 SF7 **1B**		X CH 85 0-0 ① **G4-3**		B CH 84 B FF 93 S CH 84 F CU 79 B FF 95 X CH 84 3-2 ① **G1-4-3**		B FF 92 C FF 91 F CU 76 X CU 79 1-2 34 1B 48 1B **1B**	C SI 91 C SI 92 B CH 82 F SL 86 B FF 92 X CH 82 2-2 ② **P5**		5	2	2	0	0	0	1
28 Buster Posey, R (1, 2) OBP: 0.363, SLG: 0.484 34 Andrew Susac, R (7, 2) OBP: 0.333, SLG: 0.487	B SL 79 C CH 85 S SL 86 F FF 97 B SI 97 D SL 88 X SI 97 3-2 **1-3** **1B**		B FF 95 B FF 94 B SL 86 X FF 95 3-0 **2-H** 48 1B **2B**		B SL 85 B SL 81 S CH 86 B FF 95 B SI 94 4-1 48 WP 48 1B **BB**		X SI 92 0-0 8 FC5-4 48 1B 9 1B **1B** **1-2**	F FF 91 F FF 92 B FF 92 B CH 81 F FF 92 B SI 90 X CH 80 3-2 ③ **P4**		2 2	2 1	2 1	1 0	1 0	0 0	0 0
48 Pablo Sandoval, S (1, 5) OBP: 0.326, SLG: 0.418 13 Joaquin Arias, R (9, 5) OBP: 0.283, SLG: 0.298	X SL 86 0-0 ② **SF7** **3-H**		B SI 96 X SL 85 1-0 **2-H** **1B**		S SI 94 B SI 96 X SI 96 1-1 **1-H** **1B**		B SI 92 F SL 86 X SI 93 1-1 8 FC5-4 **1-2** **2-H** **1B**			3 0	0 0	3 0	4 0	0 0	0 0	0 0
8 Hunter Pence, R (1, 9) OBP: 0.333, SLG: 0.448	X FF 93 0-0 ③ **F8**		B SL 85 C FF 95 S FF 95 S FF 95 1-3 ② **K**		D SL 84 S SL 84 S FF 94 B FF 95 S SL 84 2-3 ② **K**		B CH 88 S SL 87 D SL 89 F SL 87 B FF 93 X CH 88 3-2 ① **FC5-4** 9 1B 50 SH **1-2f** **2-3**			4	1	0	0	0	2	5
9 Brandon Belt, L (1, 3) OBP: 0.290, SLG: 0.437		F SI 93 X FF 94 0-1 **HR**	C FF 94 X FF 96 0-1 ③ **P6**		F SI 94 F FF 95 X FF 97 0-2 ③ **L7**		C FF 92 F FF 93 X FF 93 0-2 50 SH **1-3** **3-H** **1B**			4	1	2	2	0	0	2
45 Travis Ishikawa, L (1, 7) OBP: 0.315, SLG: 0.410 49 Javier López, L (7, 1) 63 Jean Machi, R (7, 1) 55 Tim Lincecum, L (7, 1) OBP: 0.146, SLG: 0.068 50 Matt Duffy, R (7, PH) OBP: 0.276, SLG: 0.273 54 Sergio Romo, R (8, 1) 46 Santiago Casilla, R (9, 1)		C SI 95 X SI 96 0-1 ① **F7**		C FF 93 C SI 94 F SL 85 X FF 97 0-2 ① **L7**		B FF 90 S FF 90 S FF 93 F FF 93 B CH 84 B CH 81 F CH 83 C FF 92 3-3 ① **K**	B SL 87 F SL 86 X SL 85 1-1 SH **1-2** **3-H**		3 0 0 0 0 0 0 0	0 0 0 0 0 0 0 0	0 0 0 0 1 0 0 0	0 0 0 0 0 0 0 0	1 0 0 0 0 0 0 0	0 0 0 0 0 0 0 0	0 0 0 0 0 0 0 0
35 Brandon Crawford, L (1, 6) OBP: 0.327, SLG: 0.394		B CH 86 X CH 86 1-0 ② **L8**		B FF 95 S SL 81 F FF 95 X SL 85 1-2 **HR**		B SI 92 S CH 82 B FF 92 B FF 92 B SI 92 4-1 2 FC6-4 **BB**	B CH 84 B SI 91 B SL 85 S SL 85 F SL 86 X SL 86 3-2 ② **F7**			3	1	1	1	1	0	2
52 Yusmeiro Petit, R (1, 1) OBP: 0.077, SLG: 0.040 41 Jeremy Affeldt, L (6, 1) 60 Hunter Strickland, R (6, 1) 2 Juan Carlos Perez, R (6, PH) OBP: 0.216, SLG: 0.263 (7, 7)		B FF 94 C SI 93 B SI 93 S SI 94 B FF 97 X SI 95 3-2 ③ **G2-3**		B SI 95 C FF 95 X SI 95 1-1 ② **G4-3**		X FF 92 0-0 ② **FC6-4** **1-2f**	C SL 86 B SL 86 C SL 86 S FF 90 1-3 ③ **K**			2 0 0 2	0 0 0 0	0 0 0 0	0 0 0 0	0 0 0 1	0 0 0 3	0 0 0 3
Inning Stats	R: 1 E: 0 K: 1 S: 13 H: 2 LOB: 1 BB: 0 P: 19	R: 1 E: 0 K: 0 S: 8 H: 1 LOB: 0 BB: 0 P: 12	R: 2 E: 0 K: 1 S: 9 H: 3 LOB: 1 BB: 0 P: 14	R: 1 E: 0 K: 1 S: 13 H: 1 LOB: 0 BB: 0 P: 18	R: 1 E: 0 K: 1 S: 12 H: 1 LOB: 1 BB: 1 P: 22	R: 0 E: 0 K: 1 S: 8 H: 0 LOB: 1 BB: 1 P: 17	R: 3 E: 0 K: 1 S: 20 H: 4 LOB: 2 BB: 0 P: 30	R: 0 E: 0 K: 0 S: 10 H: 0 LOB: 0 BB: 0 P: 15		1B: 8 2B: 2 3B: 0 HR: 2	SF: 1 SAC: 1 DP: 0 HBP: 0	WP: 1 PB: 0 SB: 0 CS: 0	PA: 39			

PITCHER		IP	WLS	BF	H	R	ER	SO	BB	IBB	HBP	BLK	WP	HR	S	P	ERA	WHIP
34 Andrew Cashner, R ERA: 2.55	(1, 1)	5.0		24	8	6	6	4	1	0	0	0	1	2	55	85	10.80	1.800
54 Alex Torres, L ERA: 3.0	(6, 1)	1.0		4	0	0	0	1	1	0	0	0	0	0	8	17	0.00	1.000
58 Blaine Boyer, R ERA: 3.63	(7, 1)	0.1	L	4	3	3	3	0	0	0	0	0	0	0	9	14	81.00	9.000
60 Frank Garces, L ERA: 2.35	(7, 1)	0.0	B	1	1	0	0	0	0	0	0	0	0	0	3	3	∞	∞
50 Nick Vincent, R ERA: 3.29	(7, 1)	0.2		3	0	0	0	1	0	0	0	0	0	0	8	13	0.00	0.000

PITCHER		IP	WLS	BF	H	R	ER	SO	BB	IBB	HBP	BLK	WP	HR	S	P	ERA	WHIP
46 Tim Stauffer, R ERA: 3.48	(8, 1)	1.0		3	0	0	0	0	0	0	0	0	0	0	10	15	0.00	0.000

AB	35
R	9
H	12
RBI	9
BB	2
SO	6
LOB	14

TOP

San Diego Padres @ San Francisco Giants

AT&T Park, San Francisco, CA

Fri Sep 26 2014, 7:26 PM - 10:20 PM PDT

Att. 41,926 - Cloudy - 67 F

livebaseballscorecards.com

Batter	1	2	3	4	5	6	7	8	9	AB	R	H	RBI	BB	SO	LOB
15 Cory Spangenberg, L (1, 5) OBP: 0.286, SLG: 0.426	B SI 90 B SI 90 C FF 91 B SI 91 C FF 90 X FF 92 3-2 G6-3 ①		X SL 88 0-0 F7 ①		B CH 83 F SL 88 S CU 77 B SL 88 S CU 78 2-3 K ③		B CU 72 X SI 85 1-0 G5-3 ①		B FF 98 S FF 97 F FF 98 S SL 86 1-3 K ②	5	0	0	0	0	2	2
25 Will Venable, L (1, 8) OBP: 0.289, SLG: 0.327	B SL 88 F SI 91 C SL 89 B FF 92 B FF 93 X SI 92 3-2 9 PB 8 1B 1B		C CU 77 F CU 77 B FF 92 D CU 78 C FF 92 2-3 K ②			C CU 76 B SL 88 S CU 75 C CU 75 1-3 K ①	C SL 78 F SL 79 B CU 73 X SI 87 1-2 G4-3 ②		S SL 86 F FF 98 B SI 99 X SL 87 1-2 9 CS 1B	5	1	2	0	0	2	1
9 Jedd Gyorko, R (1, 4) OBP: 0.276, SLG: 0.330	B FF 91 B FF 89 B SL 88 C FF 92 X FF 92 3-1 G6-3 ② 1-2		B CU 77 B FF 91 B FF 93 C FF 92 C FF 92 X FF 92 3-2 G4-3 ③			X FF 90 0-0 12 2B 2B	S CH 77 S CH 79 B CH 78 X CH 79 1-2 G6-3 ③		1 SAFE D FF 98 C SL 85 1-1 CS ③ 1-2	4	1	1	0	0	0	2
8 Yasmani Grandal, S (1, 3) OBP: 0.324, SLG: 0.401	C CU 78 F CU 77 X FF 91 0-2 2-H 1B			C CH 83 C FF 89 B FF 92 B CU 76 X FF 90 2-2 G4-3 ①		B CU 77 B CH 83 B CU 77 C FF 92 B SL 89 4-1 12 2B 44 1B BB		C CU 79 S CH 86 B SI 92 C CU 79 1-3 K ①		3	1	1	1	1	1	0
12 Seth Smith, L (1, 7) OBP: 0.369, SLG: 0.443	C CU 79 B FF 90 F FF 92 X CU 76 1-2 G1-3 ③			F FF 90 X FF 92 0-1 F7 ②		X CH 84 0-0 44 1B 1-3 2-H 2B		C SI 93 B CH 87 B CU 80 F SI 94 F CU 81 X CH 86 2-2 5 F8 44 1B 1B		4	1	2	1	0	0	1
44 René Rivera, R (1, 2) OBP: 0.324, SLG: 0.439		X SI 91 0-0 G6-3 ①		C CU 78 C CH 85 B FF 92 C FF 92 1-3 K ③		B CU 77 B FF 90 X SI 91 2-0 2-H 3-H 1B		C CU 83 B FF 92 X CU 80 1-1 1-2 1B		4	0	2	2	0	1	0
5 Alexi Amarista, L (1, 6) OBP: 0.291, SLG: 0.320		C FF 91 C CU 77 S SL 89 0-3 K ②			C CU 75 B CH 82 B FF 89 X CH 82 2-1 22 SH3-4 1B	B SL 84 F SI 91 B SI 90 F SI 91 S SL 84 2-3 K ②		B SI 92 X SI 93 1-0 F8 ② 2-3		4	0	1	0	0	2	3
7 Rymer Liriano, R (1, 9) OBP: 0.289, SLG: 0.266		X CU 76 0-0 G6-3 ③			1 SAFE 1 SAFE C SI 89 B FF 90 X CH 82 1-1 F8 ①	I IN 81 I IN 85 I IN 86 I IN 86 4-0 IBB		C CU 80 S CU 84 B FF 94 D CU 81 C CU 83 2-3 K ③		3	0	0	0	1	1	3
22 Ian Kennedy, R (1, 1) OBP: 0.193, SLG: 0.192 59 Kevin Quackenbush, R (8, 1) 4 Jake Goebbert, L (9, PH) OBP: 0.315, SLG: 0.327 56 Joaquín Benoit, R (9, 1)			C SL 88 B FF 91 B FF 90 B FF 93 B FF 91 4-1 BB		1 SAFE B CU 76 L FF 90 L FF 91 B FF 90 X FF 91 2-2 SH3-4 ② 1-2	C SL 84 X FC 88 0-1 G6-3 ③			X FF 97 0-0 F8 ①	1 0 1 0	0 0 0 0	0 0 0 0	0 0 0 0	1 0 0 0	0 0 0 0	2 0 0 0

Inning Stats	1	2	3	4	5	6	7	8	9
	R: 1 E: 0 K: 0 S: 14	H: 2 LOB: 1 BB: 0 P: 24	R: 0 E: 0 K: 1 S: 5	H: 0 LOB: 0 BB: 0 P: 5	R: 0 E: 0 K: 1 S: 8	H: 0 LOB: 1 BB: 1 P: 17	R: 0 E: 0 K: 1 S: 8	H: 0 LOB: 0 BB: 0 P: 11	R: 0 E: 0 K: 1 S: 10	H: 1 LOB: 1 BB: 0 P: 17	R: 3 E: 0 K: 2 S: 12	H: 3 LOB: 2 BB: 2 P: 25	R: 0 E: 0 K: 0 S: 7	H: 0 LOB: 0 BB: 0 P: 10	R: 0 E: 0 K: 2 S: 13	H: 2 LOB: 2 BB: 0 P: 20	R: 0 E: 0 K: 1 S: 8	H: 1 LOB: 0 BB: 0 P: 11

	AB	34
	R	4
	H	9
	RBI	4
	BB	3
	SO	9
	LOB	14

	1B: 7	SF: 0	WP: 0	PA: 39
	2B: 2	SAC: 1	PB: 1	
	3B: 0	DP: 0	SB: 0	
	HR: 0	HBP: 0	CS: 1	

PITCHER		IP	WLS	BF	H	R	ER	SO	BB	IBB	HBP	BLK	WP	HR	S	P	ERA	WHIP
32 Ryan Vogelsong, R ERA: 4.0	(1, 1)	5.1	L	24	6	4	3	5	2	0	0	0	0	0	52	88	5.06	1.500
70 George Kontos, R ERA: 2.87	(6, 1)	0.2		3	0	0	0	1	0	1	0	0	0	0	5	11	0.00	0.000
49 Javier López, L ERA: 3.11	(7, 1)	1.0		3	0	0	0	0	0	0	0	0	0	0	7	10	0.00	0.000
57 Juan Gutierrez, R ERA: 3.96	(8, 1)	1.0		5	2	0	0	2	0	0	0	0	0	0	13	20	0.00	2.000
51 Erik Cordier, R ERA: 1.8	(9, 1)	1.0		3	1	0	0	1	0	0	0	0	0	0	8	11	0.00	1.000

PITCHER	IP	WLS	BF	H	R	ER	SO	BB	IBB	HBP	BLK	WP	HR	S	P	ERA	WHIP

Batter	1	2	3	4	5	6	7	8	9	AB	R	H	RBI	BB	SO	LOB
7 Grégor Blanco, L (1, 8) OBP: 0.333, SLG: 0.374	C FF 90 C FF 91 X FF 92 0-2 ① F9		S CH 83 X FF 92 0-1 ① F8		C FF 91 S CH 84 B SL 84 X FF 93 1-2 ② P6		X FF 93 0-0 ③ G1-6-3			4	0	0	0	0	0	0
12 Joe Panik, L (1, 4) OBP: 0.342, SLG: 0.367	C FF 92 C FF 92 X FF 94 0-2 ② G5-3		B CH 84 B CH 84 X FF 92 2-0 ② G3		B CH 83 F CH 84 F FF 92 C SI 93 1-3 ③ K			B FF 89 B CU 73 C FF 88 F FF 90 B CU 77 X FF 89 3-2 E9 1B		4	0	1	0	0	1	0
48 Pablo Sandoval, S (1, 5) OBP: 0.324, SLG: 0.415	B FF 93 S FF 92 X KC 79 1-1 ③ L6		X FF 93 0-0 ③ P6			C SL 84 B FF 90 F KC 78 F FF 93 X FF 92 1-2 ① P3		C FF 91 X FF 90 0-1 ① G6-3		4	0	0	0	0	0	1
9 Brandon Belt, L (1, 3) OBP: 0.298, SLG: 0.440		F FF 92 C KC 76 F KC 77 B KC 79 X FF 93 1-2 34 E 8 1B 35 SF8 1B		B KC 76 B KC 76 B FF 91 B SI 92 4-0 45 1B BB		B KC 78 F FF 93 X FF 93 1-1 8 BB 1B		B CU 75 B CU 76 X FF 91 2-0 ② F8		3	1	2	0	1	0	1
8 Hunter Pence, R (1, 9) OBP: 0.334, SLG: 0.447		S SL 85 B FF 93 C FF 93 F FF 94 B FF 94 1 SAFE X FF 93 2-2 35 SF8 34 E 1-2 1B		B FF 92 C FF 92 B FF 92 S SL 85 S SL 87 2-3 ① K		B SL 85 B SL 84 C FF 92 C FF 93 B FF 95 D CH 85 4-2 1-2 BB		X FF 90 0-0 ③ F8		3	0	1	0	1	1	2
45 Travis Ishikawa, L (1, 7) OBP: 0.313, SLG: 0.404		B FF 92 B FF 92 B FF 92 C FF 92 X FF 92 3-1 ① F8		C FF 93 1 SAFE B FF 92 1 SAFE X FF 92 1-1 1-2 1B		B SL 83 B SL 83 B FF 92 C FF 91 F SI 92 C FF 93 3-3 ② K			B SI 96 B FF 96 C FF 95 B SI 96 F FF 95 F SI 95 F CH 85 S CH 86 3-3 ① K	4	0	1	0	0	2	4
34 Andrew Susac, R (1, 2) OBP: 0.318, SLG: 0.463		C SI 92 F FF 92 X FF 93 0-2 FC6 1-2 2-3		C FF 92 X FF 92 0-1 ② L7		S CH 85 F CH 83 C SI 94 0-3 ③ K			X FF 95 0-0 ② F9	4	0	0	0	0	1	6
35 Brandon Crawford, L (1, 6) OBP: 0.325, SLG: 0.391		F CH 85 S FF 93 F KC 80 X KC 79 0-2 ② SF8 2-3 3-H		X CH 86 0-0 ③ G4-3			B CH 84 S CH 84 F FF 91 S FF 94 1-3 ① K		C FF 95 B CH 85 B CH 85 B SI 95 F FF 96 X FF 95 3-2 ③ F7	3	0	0	1	0	1	2
32 Ryan Vogelsong, R (1, 1) OBP: 0.155, SLG: 0.148 70 George Kontos, R (6, 1) 49 Javier López, L (7, 1) 10 Chris Dominguez, R (7, PH) OBP: 0.143, SLG: 0.308 57 Juan Gutierrez, R (8, 1) 51 Erik Cordier, R (9, 1)		S SL 84 S SL 83 C SI 94 0-3 ③ K			S FF 90 X FF 92 0-1 ① P4		X SL 86 0-0 ② L8			2 0 0 1 0 0	0 0 0 0 0 0	0 0 0 0 0 0	0 0 0 0 0 0	0 0 0 0 0 0	1 0 0 0 0 0	2 0 0 0 0 0
Inning Stats	R: 0 E: 0 K: 0 S: 8 H: 0 LOB: 0 BB: 0 P: 9	R: 1 E: 1 K: 1 S: 20 H: 2 LOB: 2 BB: 0 P: 26	R: 0 E: 0 K: 0 S: 4 H: 0 LOB: 0 BB: 0 P: 6	R: 0 E: 0 K: 1 S: 8 H: 1 LOB: 2 BB: 1 P: 15	R: 0 E: 0 K: 1 S: 8 H: 0 LOB: 0 BB: 0 P: 10	R: 0 E: 0 K: 2 S: 14 H: 1 LOB: 2 BB: 1 P: 23	R: 0 E: 0 K: 1 S: 5 H: 0 LOB: 0 BB: 0 P: 6	R: 0 E: 1 K: 0 S: 7 H: 1 LOB: 1 BB: 0 P: 12	R: 0 E: 0 K: 1 S: 9 H: 0 LOB: 0 BB: 0 P: 15	1B: 5 2B: 0 3B: 0 HR: 0	SF: 1 SAC: 0 DP: 0 HBP: 0			WP: 0 PB: 0 SB: 0 CS: 0	PA: 35		

PITCHER		IP	WLS	BF	H	R	ER	SO	BB	IBB	HBP	BLK	WP	HR	S	P	ERA	WHIP
22 Ian Kennedy, R ERA: 3.63	(1, 1)	7.0	W	28	4	1	0	6	2	0	0	0	0	0	67	95	0.00	0.857
59 Kevin Quackenbush, R ERA: 2.48	(8, 1)	1.0	H	4	1	0	0	0	0	0	0	0	0	0	7	12	0.00	1.000
56 Joaquín Benoit, R ERA: 1.49	(9, 1)	1.0	S	3	0	0	0	1	0	0	0	0	0	0	9	15	0.00	0.000

PITCHER	IP	WLS	BF	H	R	ER	SO	BB	IBB	HBP	BLK	WP	HR	S	P	ERA	WHIP

BOTTOM

San Diego Padres @ San Francisco Giants

AT&T Park, San Francisco, CA

Fri Sep 26 2014, 7:26 PM - 10:20 PM PDT

Att. 41,926 - Cloudy - 67 F

livebaseballscorecards.com

AB	32
R	1
H	5
RBI	1
BB	2
SO	7
LOB	18

San Diego Padres @ San Francisco Giants

AT&T Park, San Francisco, CA

Sat Sep 27 2014, 1:08 PM - 3:41 PM PDT

Att. 41,157 - Partly Cloudy - 69 F

livebaseballscorecards.com

Batter	1	2	3	4	5	6	7	8	9	AB	R	H	RBI	BB	SO	LOB
25 Will Venable, L (1, 9) OBP: 0.288, SLG: 0.326	C FF 89 C FC 87 B CU 81 X CU 81 1-2 F7 ①		B FF 90 S CH 82 C FF 91 B FF 90 X FC 88 2-2 G5-3 ①		B CH 81 X CH 80 1-0 15 2B 8 SF8 1B		C SI 93 B SI 93 B CU 76 S SI 92 B CU 77 X SI 92 3-2 G4-3 ①		C SI 94 F KC 81 S FF 94 0-3 K ③	5	1	1	0	0	1	0
15 Cory Spangenberg, L (1, 4) OBP: 0.300, SLG: 0.448	S SI 90 B FC 88 C FC 88 B FF 91 X CU 80 2-2 G3 ②		F FF 90 F FF 91 B CU 81 F SL 82 F FF 90 F CU 80 X FF 91 1-2 F9 ②		F FC 86 X CH 82 0-1 12 G4-3 1-3 2B		X SI 94 0-0 8 S 1B			4	0	2	0	0	0	0
8 Yasmani Grandal, S (1, 2) OBP: 0.326, SLG: 0.399	B FF 92 B FF 91 B FC 86 C FF 90 B FC 86 4-1 12 1B BB		B FS 84 C SL 81 B FC 88 C FF 90 B FF 91 F FC 88 B FF 90 4-2 12 1B BB		B SI 88 X CH 82 1-0 SF8 ① 3-H		B SI 93 C SI 94 B SI 92 S SI 93 B CU 77 C CU 76 3-3 K ② 1-3			1	0	0	1	2	1	1
12 Seth Smith, L (1, 7) OBP: 0.370, SLG: 0.443	B FF 91 1 SAFE X FC 89 1-0 1-2 1B		D CH 83 X FF 90 1-0 1-2 1B		B CH 83 C FC 88 X FC 88 1-1 G4-3 ② 2-3		C SI 94 T SI 93 X SI 93 0-2 G6-3 ③			4	0	2	0	0	0	2
27 Yangervis Solarte, S (1, 5) OBP: 0.336, SLG: 0.369	C CU 80 X FC 88 0-1 G4-3 ③		X FC 88 0-0 G3-1 ③		C FC 88 F SI 91 X SI 92 0-2 L7 ③			C FF 98 F CU 85 B FF 98 F FF 98 X CH 88 1-2 G6-3 ①		4	0	0	0	0	0	5
5 Alexi Amarista, L (1, 6) OBP: 0.289, SLG: 0.317		C FS 87 B FC 86 X CU 78 1-1 P6 ①		B FC 86 B FC 86 C FF 88 S FF 89 B FC 86 F FF 89 F FF 88 F FF 88 X SI 89 3-2 F7 ①		C SI 93 C SI 92 T CU 77 0-2 K ①		X FF 97 0-0 G6-3 ②		4	0	0	0	0	1	0
4 Jake Goebbert, L (1, 3) OBP: 0.313, SLG: 0.317		C FC 87 S FF 90 S FF 91 0-3 K ②		C FC 87 B SL 82 F CH 82 F FF 91 B SI 91 F SI 90 F SL 81 X FC 88 2-2 G4-3 ②		H SI 92 1-0 HBP		B FF 97 B CH 89 F SI 96 F FF 98 C CU 85 2-3 K ③		3	0	0	0	0	2	0
24 Cameron Maybin, R (1, 8) OBP: 0.291, SLG: 0.335		B CU 81 C FF 90 B FF 90 B FC 87 B FF 90 4-1 BB		C FC 88 B FF 91 X SI 90 1-1 E9		1 SAFE F SI 93 C CU 76 D CU 77 S CU 77 1-3 K ②			C SI 94 F SI 94 X KC 79 0-2 G1-3 ①	3	0	0	0	1	1	1
53 Eric Stults, L (1, 1) OBP: 0.102, SLG: 0.104 33 Dale Thayer, R (8, 1) 61 R.J. Alvarez, R (8, 1) 44 René Rivera, R (9, PH) OBP: 0.323, SLG: 0.438		1 SAFE 1 SAFE S FF 89 S CU 81 F CU 81 B FF 91 1 SAFE F FC 87 C CU 80 1-3 K ③		S FF 91 F CU 81 S CH 82 0-3 K ③		B SI 94 X SI 93 1-0 G6-3 ③			X SI 94 0-0 F8 ②	3 0 0 1	0 0 0 0	0 0 0 0	0 0 0 0	0 0 0 0	2 0 0 0	3 0 0 0

Inning Stats	1	2	3	4	5	6	7	8	9
R:	0	0	0	0	1	0	0	0	0
E:	0	0	0	1	0	0	0	0	0
K:	0	2	0	1	0	2	1	1	1
S:	10	11	14	17	9	7	10	8	7
H:	1	0	1	0	2	0	1	0	0
LOB:	2	1	2	1	1	1	1	0	0
BB:	1	1	1	0	0	0	0	0	0
P:	18	17	22	23	12	10	16	11	7

1B:	4	
2B:	1	
3B:	0	
HR:	0	
SF:	1	
SAC:	0	
DP:	0	
HBP:	1	
WP:	0	
PB:	0	
SB:	2	
CS:	0	
PA:	37	

TOP	
AB	32
R	1
H	5
RBI	1
BB	3
SO	8
LOB	12

PITCHER		IP	WLS	BF	H	R	ER	SO	BB	IBB	HBP	BLK	WP	HR	S	P	ERA	WHIP
22 Jake Peavy, R ERA: 3.73	(1, 1)	5.0		23	4	1	1	3	3	0	0	0	0	0	61	92	1.80	1.400
41 Jeremy Affeldt, L ERA: 2.28	(6, 1)	2.0		8	1	0	0	3	0	0	1	0	0	0	17	26	0.00	0.500
60 Hunter Strickland, R ERA:	(8, 1)	1.0	W	3	0	0	0	1	0	0	0	0	0	0	8	11	0.00	0.000
46 Santiago Casilla, R ERA: 1.7	(9, 1)	1.0	S	3	0	0	0	1	0	0	0	0	0	0	7	7	0.00	0.000

PITCHER		IP	WLS	BF	H	R	ER	SO	BB	IBB	HBP	BLK	WP	HR	S	P	ERA	WHIP

Batter	1	2	3	4	5	6	7	8	9	AB	R	H	RBI	BB	SO	LOB
56 Gary Brown, R (1, 8) OBP: 0.333, SLG: 0.333	C FF 85 F FF 87 B FF 87 B FF 88 F SL 78 F SL 79 F FF 89 X CH 79 2-2 ① G1-3		X FF 87 0-0 ② 34 1B 1B		X SL 76 0-0 ② G6-3			C FF 91 F FF 93 F SL 83 X FF 92 0-2 50 FC6-4 1B		4	0	2	0	0	0	0
50 Matt Duffy, R (1, 4) OBP: 0.290, SLG: 0.288	C FF 87 X SL 79 0-1 9 2B 1B		1 SAFE X FF 88 0-0 ① L9		B CU 65 B SL 76 C CH 78 C CU 68 B FF 89 X CH 79 3-2 1B			F FF 92 F FF 92 1 SAFE F FF 92 F FF 93 F FF 92 X FF 91 0-2 ① FC6-4 34 BB 35 1B 1-2f		4	2	2	0	0	0	2
9 Brandon Belt, L (1, 3) OBP: 0.302, SLG: 0.443	1 SAFE F FF 87 B FF 89 1 SAFE 1 SAFE X CU 68 1-1 1-H 2B		C FF 88 B FF 89 1 SAFE X FF 90 1-1 ② F7		1 SAFE B FF 88 C CH 78 X FF 88 1-1 ③ L7			I I IN 67 I IN 68 I IN 65 4-0 34 BB 35 1B IBB		3	1	1	1	1	0	2
34 Andrew Susac, R (1, 2) OBP: 0.326, SLG: 0.459	S CH 80 B CH 79 F CH 81 S FF 89 1-3 ② K		B FF 89 X FF 88 1-0 1-2 1B			B CH 78 S CH 79 B SL 77 X FF 88 2-1 ① G6-3		S SL 84 B FF 92 B SL 82 B FF 92 B FF 92 4-1 35 1B 1-2 2-3 BB		3	0	1	0	1	1	1
13 Joaquin Arias, R (1, 5) OBP: 0.279, SLG: 0.293 48 Pablo Sandoval, S (8, PH) OBP: 0.324, SLG: 0.415 (9, 5)	C FF 88 X CH 79 0-1 ③ F9		B FF 89 X CH 80 1-0 ③ G2-3			F FF 89 X FF 90 0-1 ② P6		S FF 93 S FF 92 F FF 92 T SI 91 0-2 ② K		3 1	0 0	0 0	0 0	0 0	0 1	3 3
35 Brandon Crawford, L (1, 6) OBP: 0.324, SLG: 0.390		C FF 87 B CH 80 F FF 88 B CH 80 B FF 91 F CH 80 F CH 80 F FF 90 S SL 81 3-3 ① K		C CU 66 S SL 80 F SL 80 B FF 87 X CH 80 1-2 ① G3		B CU 66 B FF 89 C FF 89 B SL 80 F SL 78 X SL 80 3-2 ③ G4-3		X FF 92 0-0 1-3 2-H 3-H 1B		4	0	1	2	0	1	0
10 Chris Dominguez, R (1, 7) OBP: 0.111, SLG: 0.235		F FF 89 F SL 78 F CU 69 S CH 82 0-3 ② K		B CU 65 B FF 90 S CH 77 S CH 80 C FF 90 2-3 ② K			B CH 79 X CH 79 1-0 ① G6-3	B FF 93 S FF 93 F FF 95 S FF 96 1-3 ③ K		4	0	0	0	0	3	2
2 Juan Carlos Perez, R (1, 9) OBP: 0.219, SLG: 0.265		C CH 79 X CH 79 0-1 1B		C CH 79 S CH 80 B FF 90 F FF 90 B CH 80 B CH 80 X CH 80 3-2 ③ F8			B CH 79 B CH 79 B CH 79 C FF 86 F CH 79 X CH 81 3-2 ② F7			3	0	1	0	0	0	0
22 Jake Peavy, R (1, 1) 37 Adam Duvall, R (5, PH) OBP: 0.224, SLG: 0.292 41 Jeremy Affeldt, L (6, 1) 8 Hunter Pence, R (7, PH) OBP: 0.333, SLG: 0.447 60 Hunter Strickland, R (8, 1) 46 Santiago Casilla, R (9, 1)		F FF 88 S CH 80 S FF 91 0-3 ③ K			B FF 86 X FF 86 1-0 ① F8		C FF 90 B FF 90 X FF 90 1-1 ③ L7			1 1 0 1 0 0	0 0 0 0 0 0	0 0 0 0 0 0	0 0 0 0 0 0	0 0 0 0 0 0	1 0 0 0 0 0	1 0 0 0 0 0
Inning Stats	R: 1 H: 2 E: 0 LOB: 1 K: 1 BB: 0 S: 15 P: 19	R: 0 H: 1 E: 0 LOB: 1 K: 3 BB: 0 S: 15 P: 18	R: 0 H: 2 E: 0 LOB: 2 K: 0 BB: 0 S: 6 P: 9	R: 0 H: 0 E: 0 LOB: 0 K: 1 BB: 0 S: 11 P: 17	R: 0 H: 1 E: 0 LOB: 1 K: 0 BB: 0 S: 7 P: 12	R: 0 H: 0 E: 0 LOB: 0 K: 0 BB: 0 S: 7 P: 12	R: 0 H: 0 E: 0 LOB: 0 K: 0 BB: 0 S: 6 P: 11	R: 2 H: 2 E: 1 LOB: 2 K: 2 BB: 2 S: 19 P: 28		1B: 7 2B: 1 3B: 0 HR: 0	SF: 0 SAC: 0 DP: 0 HBP: 0			WP: 0 PB: 0 SB: 0 CS: 0	PA: 34	

PITCHER		IP	WLS	BF	H	R	ER	SO	BB	IBB	HBP	BLK	WP	HR	S	P	ERA	WHIP
53 Eric Stults, L ERA: 4.3	(1, 1)	7.0		27	6	1	1	5	0	0	0	0	0	0	67	98	1.29	0.857
33 Dale Thayer, R ERA: 2.34	(8, 1)	0.2	L	6	2	2	2	1	1	1	0	0	0	0	16	24	27.00	4.500
61 R.J. Alvarez, R ERA: 1.13	(8, 1)	0.1		1	0	0	0	1	0	0	0	0	0	0	3	4	0.00	0.000

PITCHER	IP	WLS	BF	H	R	ER	SO	BB	IBB	HBP	BLK	WP	HR	S	P	ERA	WHIP

BOTTOM

San Diego Padres @ San Francisco Giants

AT&T Park, San Francisco, CA

Sat Sep 27 2014, 1:08 PM - 3:41 PM PDT

Att. 41,157 - Partly Cloudy - 69 F

livebaseballscorecards.com

AB	32
R	3
H	8
RBI	3
BB	2
SO	7
LOB	14

Batter	1	2	3	4	5	6	7	8	9	AB	R	H	RBI	BB	SO	LOB
25 Will Venable, L (1, 9) (8, 7) OBP: 0.288, SLG: 0.325	C SI 91 X SI 92 0-1 15 WP 15 1B 1B	B SI 75 C CH 82 X SI 89 1-1 ③ G6-3		C SL 78 B SL 77 B CH 82 B SI 89 C SI 89 F SL 76 F SI 89 F SI 75 X SI 90 3-2 ③ L7			C FC 88 F SI 93 F SL 85 X SL 84 0-2 ② G4-3			4	1	1	0	0	0	1
15 Cory Spangenberg, L (1, 5) OBP: 0.313, SLG: 0.452	B SI 90 L SI 91 X SI 90 1-1 8 1B 9 1B 12 SF8 1-H 1B		B FF 89 X SI 88 1-0 9 BB 8 1B 1B		B CH 82 X FF 88 1-0 ① P6		B FC 87 X CH 86 1-0 ③ F8			4	2	2	1	0	0	0
9 Jedd Gyorko, R (1, 4) OBP: 0.280, SLG: 0.333	1 SAFE 1 SAFE X SI 90 0-0 8 1B 1-2 1B		1 SAFE 1 SAFE B SI 89 B SI 89 B SI 89 C SI 89 B SL 76 4-1 12 8 1B G4-6-3 1-2 BB		B FF 91 C FF 90 S SL 80 X CU 75 1-2 8 G4-3 1B			B FF 98 S FF 99 C SL 84 B FF 98 T FF 98 2-2 ① K		3	0	2	0	1	1	0
8 Yasmani Grandal, S (1, 3) OBP: 0.327, SLG: 0.401	D SI 75 F SI 90 C CH 84 X SI 91 1-2 5 FC6-4 1-2 2-3 1B		B SI 89 X CH 82 1-0 12 G4-6-3 1-2 2-H 1B		C CU 74 D CH 83 B SI 90 C CU 76 X CU 76 2-2 ② G4-3 1-2			S FF 98 B SL 86 C SL 86 X FF 99 1-2 ② G6-3		4	0	2	1	0	0	1
12 Seth Smith, L (1, 7) OBP: 0.367, SLG: 0.440 7 Rymer Liriano, R (8, 9) OBP: 0.289, SLG: 0.266	B SI 91 X SI 90 1-0 ① SF8 3-H		B CU 75 D SI 89 X SI 88 2-0 ① ② G4-6-3 1-2f 2-3		D CU 76 X CH 81 1-0 ③ G4-3			B SL 85 F FF 99 X SL 85 1-1 ③ G4-3		3 0	0 0	0 0	1 0	0 0	0 0	3 0
44 René Rivera, R (1, 2) OBP: 0.319, SLG: 0.432	S SL 78 C SI 90 B SI 91 D SI 78 B SI 90 C SL 77 3-3 ② K		S SI 78 B SL 78 B SI 89 C SI 89 F SL 79 X SI 90 2-2 ③ G4-3			B FF 89 B CU 73 X FF 88 2-0 ① L8			F CU 79 B FF 88 F FF 88 S FF 89 1-3 ① K	4	0	0	0	0	2	3
5 Alexi Amarista, L (1, 6) OBP: 0.286, SLG: 0.314	S CH 83 B SI 90 X SI 89 1-1 ③ FC6-4 1-2f			C SI 88 B SL 76 C SL 78 X SI 89 1-2 ① F7		B CU 72 X SI 86 1-0 ② F7			B FF 87 B FF 88 B FF 88 C FF 88 S FF 88 T FF 88 3-2 ② K	4	0	0	0	0	1	2
24 Cameron Maybin, R (1, 8) OBP: 0.290, SLG: 0.331		B SI 90 C SL 76 B SI 75 B SI 89 C SI 88 C SI 89 3-3 ① K		S SL 77 B SI 90 B SL 76 B SL 75 F SI 88 B SL 77 4-2 46 G4-3 BB		B CU 73 C SL 80 X FF 89 1-1 ③ G5-3			B CU 81 B FF 89 C FF 88 B FF 88 F FF 88 X FF 89 3-2 ③ L8	3	0	0	0	1	1	0
41 Robbie Erlin, R (1, 1) OBP: 0.158, SLG: 0.111 46 Tim Stauffer, R (2, 1) OBP: 0.143, SLG: 0.143 58 Blaine Boyer, R (5, 1) 60 Frank Garces, L (5, 1) 14 Tommy Medica, R (7, PH) OBP: 0.286, SLG: 0.408 54 Alex Torres, L (7, 1) 50 Nick Vincent, R (7, 1) 57 Leonel Campos, R (7, 1)		B SI 89 C SI 89 B SL 76 X SI 89 2-1 ② G4-3		1 SAFE B SI 89 D SI 88 C SI 89 B SI 88 L SI 89 X SI 88 3-2 ② G4-3 1-2			C FC 89 X FC 87 0-1 ① F9			1 1 0 0 1 0 0 0 0	0 0 0 0 0 0 0 0 0	0 0 0 0 0 0 0 0 0	0 0 0 0 0 0 0 0 0	0 0 0 0 0 0 0 0 0	0 1 0 0 0 0 0 0 0	0 1 0 0 0 0 0 0 0
Inning Stats	R: 2 H: 4 E: 0 LOB: 2 K: 1 BB: 0 S: 14 P: 21	R: 0 H: 0 E: 0 LOB: 0 K: 1 BB: 0 S: 7 P: 13	R: 1 H: 2 E: 0 LOB: 1 K: 0 BB: 1 S: 8 P: 18	R: 0 H: 0 E: 0 LOB: 1 K: 0 BB: 1 S: 14 P: 25	R: 0 H: 1 E: 0 LOB: 1 K: 0 BB: 0 S: 8 P: 13	R: 0 H: 0 E: 0 LOB: 0 K: 0 BB: 0 S: 4 P: 8	R: 0 H: 0 E: 0 LOB: 0 K: 0 BB: 0 S: 7 P: 8	R: 0 H: 0 E: 0 LOB: 0 K: 1 BB: 0 S: 8 P: 12	R: 0 H: 0 E: 0 LOB: 0 K: 2 BB: 0 S: 9 P: 16	1B: 7 SF: 1 2B: 0 SAC: 0 3B: 0 DP: 1 HR: 0 HBP: 0						

PITCHER		IP	WLS	BF	H	R	ER	SO	BB	IBB	HBP	BLK	WP	HR	S	P	ERA	WHIP
53 Chris Heston, R ERA: 5.06	(1, 1)	4.0		19	6	3	3	2	2	0	0	0	1	0	43	77	6.75	2.000
55 Tim Lincecum, R ERA: 4.74	(5, 1)	2.0	W	7	1	0	0	0	0	0	0	0	0	0	12	21	0.00	0.500
70 George Kontos, R ERA: 2.78	(7, 1)	1.0	H	3	0	0	0	0	0	0	0	0	0	0	7	8	0.00	0.000
51 Erik Cordier, R ERA: 1.5	(8, 1)	1.0		3	0	0	0	1	0	0	0	0	0	0	8	12	0.00	0.000
43 Brett Bochy, R ERA: 5.4	(9, 1)	1.0		3	0	0	0	2	0	0	0	0	0	0	9	16	0.00	0.000

PITCHER	IP	WLS	BF	H	R	ER	SO	BB	IBB	HBP	BLK	WP	HR	S	P	ERA	WHIP

TOP

San Diego Padres @ San Francisco Giants

AT&T Park, San Francisco, CA

Sun Sep 28 2014, 1:08 PM - 4:10 PM PDT

Att. 41,077 - Cloudy - 68 F

livebaseballscorecards.com

AB	32
R	3
H	7
RBI	3
BB	2
SO	5
LOB	11

WP: 1	PA: 35		
PB: 0			
SB: 0			
CS: 0			

San Diego Padres @ San Francisco Giants

AT&T Park, San Francisco, CA

Sun Sep 28 2014, 1:08 PM - 4:10 PM PDT

Att. 41,077 - Cloudy - 68 F

livebaseballscorecards.com

BOTTOM

Batter	1	2	3	4	5	6	7	8	9	AB	R	H	RBI	BB	SO	LOB
7 Grégor Blanco, L (1, 8) (6, 9) OBP: 0.333, SLG: 0.374	C FF 88 X FF 89 0-1 12 G6-3 28 HR 1B	X CU 73 0-0 ② SF8 2-3 3-H		C CU 74 S CH 81 B FF 91 F SL 84 F SL 86 X SI 92 1-2 ② L7			B FF 91 B CH 83 B FF 93 C FF 94 B FF 93 4-1 12 1B 56 1B BB	D FF 94 X FF 94 1-0 ① F7		3	2	1	1	1	0	1
12 Joe Panik, L (1, 4) OBP: 0.343, SLG: 0.368	1 SAFE C CH 80 S CH 84 1 SAFE 1 SAFE X FF 90 0-2 ① G6-3 1-2	X CH 82 0-0 1-3 3-H 1B		B CH 82 B CH 81 X SI 90 2-0 ③ L8			C FF 93 X FC 85 0-1 56 1B 13 2B 1-2 1B	B FF 94 B FF 94 F FF 94 X FF 94 2-1 ② L8		5	1	2	1	0	0	2
28 Buster Posey, R (1, 2) OBP: 0.364, SLG: 0.490 34 Andrew Susac, R (4, 2) OBP: 0.326, SLG: 0.466	X FF 90 0-0 2-H HR	B SL 84 F SL 84 D CU 75 F SL 86 F SL 85 S SI 91 2-3 ③ K			C FF 93 F FF 93 B SI 94 B SI 94 F SI 94 B SI 93 X SI 94 3-2 8 G4-3 2B		F SL 86 B SI 90 F FF 90 S FF 90 1-3 ① K	B FF 94 D SL 87 F FF 94 B FF 94 F FF 94 S SL 86 3-3 ③ K		2 3	1 0	1 1	2 0	0 0	1 2	2 3
8 Hunter Pence, R (1, 9) OBP: 0.332, SLG: 0.445 56 Gary Brown, R (6, 8) OBP: 0.429, SLG: 0.429	B CU 72 C FF 90 B FF 89 B CH 82 X FF 90 3-1 ② G6-3		C CU 74 F FF 91 S FF 91 1-3 ① K		S CH 89 F SL 89 X SL 89 0-2 ① G4-3 2-3		C SL 85 B SL 87 X SL 85 1-1 13 2B 1-2 2-H 1B			3 1	0 1	0 1	0 1	0 0	1 0	1 0
48 Pablo Sandoval, S (1, 5) OBP: 0.324, SLG: 0.415 13 Joaquin Arias, R (4, 5) OBP: 0.281, SLG: 0.301	F CH 81 B FF 90 S CU 72 X FF 89 1-2 ③ G5-3		B SL 86 X SL 87 1-0 9 2B 1B		X SL 88 0-0 ② G5-3		C SL 85 X SL 86 0-1 50 1B 1-H 2-H 2B			2 2	0 1	1 1	0 2	0 0	0 1	0 1
9 Brandon Belt, L (1, 3) OBP: 0.306, SLG: 0.449 70 George Kontos, R (7, 1) 50 Matt Duffy, R (7, PH) OBP: 0.302, SLG: 0.300 51 Erik Cordier, R (8, 1) 43 Brett Bochy, R (9, 1)		C CU 72 B CU 74 B CH 83 B CH 82 F FF 90 B FF 91 4-2 45 BB 35 1B 7 SF8 BB	F SI 92 B SI 91 B CU 75 S CH 80 X CH 81 2-2 ② 1-3 2B		D CU 74 D CU 74 F FF 91 S FF 92 S CU 78 2-3 ③ K2-3		C FF 90 F FF 89 B SL 87 B FF 90 X SL 87 2-2 2-H 1B			2 0 1 0 0	1 0 0 0 0	1 0 1 0 0	0 0 1 0 0	1 0 0 0 0	1 0 0 0 0	1 0 0 0 0
35 Brandon Crawford, L (1, 6) OBP: 0.324, SLG: 0.389		X FF 91 0-0 7 SF8 45 BB 12 1B 1-2 1B	F SI 92 S CH 81 X FF 92 0-2 ③ L7			S CH 81 S CH 83 S CU 78 0-3 ① K	B FF 94 B FF 94 F FF 94 F FF 94 X FF 94 2-2 ② P6			4	1	1	0	0	1	2
45 Travis Ishikawa, L (1, 7) OBP: 0.311, SLG: 0.393 (7, 3)		D CU 72 B FF 90 B FF 90 C FF 90 S FF 89 B FF 89 4-2 12 1B 1-2 2-3 BB		C SI 89 B CU 72 C SL 84 B SI 90 F FF 91 B SL 85 S FF 91 3-3 ① K		S CU 80 S CU 80 F FF 94 B CU 80 F FF 94 X FF 93 1-2 ② L7	S SL 88 C SL 86 S SL 87 0-3 ③ K2-3			3	0	0	0	1	2	1
53 Chris Heston, R (1, 1) 37 Adam Duvall, R (4, PH) OBP: 0.234, SLG: 0.342 55 Tim Lincecum, L (5, 1) OBP: 0.146, SLG: 0.068 2 Juan Carlos Perez, R (6, PH) OBP: 0.224, SLG: 0.270 (7, 7)		S FF 90 C FF 90 D CU 74 F FF 90 C FF 90 1-3 ① K		B FF 91 X FF 91 1-0 HR		F CH 84 F FF 94 C CU 79 0-3 ③ K		B SL 84 B FF 94 X FF 93 2-0 1B		1 1 0 2	0 1 0 0	0 1 0 1	0 1 0 0	0 0 0 1	1 0 0 0	3 0 0 0
Inning Stats	R: 2 E: 0 K: 0 S: 11 H: 2 LOB: 0 BB: 0 P: 15	R: 2 E: 0 K: 2 S: 15 H: 2 LOB: 2 BB: 2 P: 26	R: 0 E: 0 K: 1 S: 10 H: 2 LOB: 1 BB: 0 P: 14	R: 1 E: 0 K: 1 S: 11 H: 1 LOB: 0 BB: 0 P: 18	R: 0 E: 0 K: 1 S: 11 H: 1 LOB: 1 BB: 0 P: 16	R: 0 E: 0 K: 2 S: 11 H: 0 LOB: 0 BB: 0 P: 12	R: 4 E: 0 K: 2 S: 19 H: 4 LOB: 1 BB: 1 P: 29	R: 0 E: 0 K: 1 S: 7 H: 1 LOB: 1 BB: 0 P: 15		1B: 8 2B: 3 3B: 0 HR: 2 SF: 1 SAC: 0 DP: 0 HBP: 0				WP: 0 PB: 0 SB: 0 CS: 0 PA: 39		

	AB	35
	R	9
	H	13
	RBI	9
	BB	3
	SO	10
	LOB	17

PITCHER		IP	WLS	BF	H	R	ER	SO	BB	IBB	HBP	BLK	WP	HR	S	P	ERA	WHIP
41 Robbie Erlin, L ERA: 4.99	(1, 1)	1.2	L	11	4	4	4	1	2	0	0	0	0	1	22	35	21.60	3.600
46 Tim Stauffer, R ERA: 3.5	(2, 1)	2.1		9	3	1	1	3	0	0	0	0	0	1	25	38	3.86	1.286
58 Blaine Boyer, R ERA: 3.57	(5, 1)	0.2		3	1	0	0	0	0	0	0	0	0	0	8	11	0.00	1.500
60 Frank Garces, L ERA: 2.0	(5, 1)	1.1		4	0	0	0	3	0	0	0	0	0	0	14	17	0.00	0.000
54 Alex Torres, L ERA: 3.33	(7, 1)	0.0		2	1	2	2	0	1	0	0	0	0	0	3	7	∞	∞

PITCHER		IP	WLS	BF	H	R	ER	SO	BB	IBB	HBP	BLK	WP	HR	S	P	ERA	WHIP
50 Nick Vincent, R ERA: 3.6	(7, 1)	0.1		4	3	2	2	1	0	0	0	0	0	0	10	14	54.00	9.000
57 Leonel Campos, R ERA: 5.14	(7, 1)	1.2		6	1	0	0	2	0	0	0	0	0	0	13	23	0.00	0.600

Batter	1	2	3	4	5	6	7	8	9	AB	R	H	RBI	BB	SO	LOB
7 Grégor Blanco, L (1, 8)	B FF 94 F SI 95 C CH 85 B KC 80 X CH 84 2-2 ① F8		B SI 93 B SI 94 X SI 94 2-0 ② G4-3	C SI 93 X CH 84 0-1 ③ G3-1		B SI 93 X SI 94 1-0 ③ FC6-4 1-2f		C FF 96 B FF 97 B FF 97 B FF 97 B FF 97 4-1 12 1B; 28 1B; BB		4	1	0	0	1	0	2
12 Joe Panik, L (1, 4) OBP: 0.600, SLG: 0.600	C SI 95 X CH 86 0-1 ② G4-3		C SI 94 X CH 85 0-1 1B		C CH 83 F SI 91 B FF 92 X SI 92 1-2 ① G4-3		C FF 92 B FF 93 C CH 87 X SI 93 1-2 48 BB; 28 1B; 8 FC4-2; 1B	B FF 96 B FF 97 B FF 97 C FF 96 X FF 96 3-1 28 1B; 1-2; 1B		5	0	3	0	0	0	0
28 Buster Posey, R (1, 2) OBP: 0.400, SLG: 0.400	X SI 96 0-0 ③ L8		C KC 80 1 SAFE X FF 94 0-1 ③ F9		B SI 93 B KC 79 B FF 91 C SI 92 X FF 93 3-1 ② L8		B SL 86 1 SAFE X SI 93 1-0 8 FC4-2; 48 BB; 9 1B; 1-2; 1B	C FF 96 B FF 96 X FF 97 1-1 48 FC1-4-6; 1-2; 2-H; 1B		5	1	2	1	0	0	1
48 Pablo Sandoval, S (1, 5) OBP: 0.600, SLG: 0.500 13 Joaquin Arias, R (8, 5)		C CH 85 B FF 95 F KC 82 B SI 94 F KC 82 X CH 88 2-2 9 BB; 1B		B KC 79 C CH 85 F KC 80 B SI 93 F FF 94 F SI 94 X KC 83 2-2 9 BB; 8 1B; 35 HR; 1B	C FF 92 B SI 93 B SI 92 F SI 93 S CH 85 2-3 ③ K		B SI 94 B SI 94 B SI 94 C SI 93 F SI 93 B SI 94 4-2 8 FC4-2; 9 1B; 1-2; 2-3; BB	F FF 96 X FF 96 0-1 ③ FC1-4-6 1-2f		4 0	2 0	2 0	0 0	1 0	1 0	2 0
8 Hunter Pence, R (1, 9) OBP: 0.400, SLG: 0.250		X SI 94 0-0 ① L6		C KC 83 X FF 94 0-1 9 BB; 35 HR; 1-2; 1B		C FF 90 B CH 84 F SI 91 B CH 85 B CH 85 D SI 94 4-2 9 WP; 9 1B; BB	X SI 93 0-0 ① FC4-2; 9 1B; 1-2; 2-3; 3-Hf		X FC 93 0-0 ① G4-3	4	2	1	0	1	0	4
9 Brandon Belt, L (1, 3) OBP: 0.800, SLG: 0.667		F SI 94 C SI 95 D KC 82 B FF 95 F SI 95 B KC 80 B SI 94 4-2 1-2 BB		B SI 93 B FF 94 1 SAFE C CH 86 F FF 94 B KC 83 B FF 95 4-2 35 HR; 1-2; 2-3; BB		1 SAFE C FF 94 B FF 96 X SI 96 1-1 45 BB; 1-H; 1B	X SI 93 0-0 35 G4-6-3; 1-2; 2-H; 3-H; 1B		C FF 93 B FC 85 F FC 91 B KC 81 X FC 92 2-2 ② G1	3	1	2	3	2	0	0
35 Brandon Crawford, L (1, 6) OBP: 0.200, SLG: 0.800		S KC 80 X CH 86 0-1 ② L9		B CH 85 C SI 94 F KC 80 X KC 82 1-2 1-H; 2-H; 3-H; HR		B FC 92 C FF 97 F FF 96 F FF 96 1 SAFE 1 SAFE S CU 81 1-3 ① K	C SI 90 S SL 81 B SL 79 B SI 91 X SI 91 2-2 ② ③ G4-6-3; 1-2f		F FC 91 C FS 85 B KC 80 T FC 91 1-2 ③ K	5	1	1	4	0	2	5
45 Travis Ishikawa, L (1, 7) 2 Juan Carlos Perez, R (6, PR) (6, 7)		F SI 94 B FF 94 F SI 94 S CH 87 1-3 ③ K		X SI 94 0-0 ① G4-3		S FF 96 1 SAFE F FF 95 B FF 94 1 SAFE B FF 96 F FF 96 D CU 81 B FF 96 4-2 7 FC6-4; 1-2; BB		C FF 97 X FF 96 0-1 ① F9		2 1	0 0	0 0	0 0	1 0	1 0	2 0
40 Madison Bumgarner, R (1, 1)			S SI 93 C KC 81 X KC 81 0-2 ① G4-3	S SI 93 C KC 81 S KC 80 0-3 ② K		F SI 92 L SI 92 F SI 93 S SI 93 0-3 ② K		B FF 97 B FF 97 S FF 96 C FF 97 B FF 96 S FF 97 3-3 ② K		4	0	0	0	0	3	2
Inning Stats	R: 0 E: 0 K: 0 S: 6 H: 0 LOB: 0 BB: 0 P: 8	R: 0 E: 0 K: 1 S: 13 H: 1 LOB: 2 BB: 1 P: 20	R: 0 E: 0 K: 0 S: 8 H: 1 LOB: 1 BB: 0 P: 10	R: 4 E: 0 K: 1 S: 18 H: 3 LOB: 0 BB: 1 P: 25	R: 0 E: 0 K: 1 S: 8 H: 0 LOB: 0 BB: 0 P: 14	R: 1 E: 0 K: 2 S: 16 H: 1 LOB: 2 BB: 2 P: 27	R: 2 E: 0 K: 0 S: 11 H: 3 LOB: 1 BB: 1 P: 19	R: 1 E: 0 K: 1 S: 12 H: 2 LOB: 2 BB: 1 P: 23	R: 0 E: 0 K: 1 S: 7 H: 0 LOB: 0 BB: 0 P: 10	1B: 10 2B: 0 3B: 0 HR: 1 SF: 0 SAC: 0 DP: 1 HBP: 0						

PITCHER		IP	WLS	BF	H	R	ER	SO	BB	IBB	HBP	BLK	WP	HR	S	P	ERA	WHIP
36 Edinson Volquez, R ERA: 9.0	(1, 1)	5.0	L	23	5	5	5	3	3	0	0	0	0	1	55	83	9.00	1.600
37 Justin Wilson, L ERA:	(6, 1)	0.1		3	1	0	0	1	1	0	0	0	1	0	9	15	0.00	6.000
48 Jared Hughes, R ERA: 18.0	(6, 1)	1.0		7	3	2	2	1	1	0	0	0	0	0	13	20	18.00	4.000
60 Bobby LaFromboise, L ERA:	(7, 1)	0.2		1	0	0	0	0	0	0	0	0	0	0	3	5	0.00	0.000
43 John Holdzkom, R ERA: 9.0	(8, 1)	1.0		6	2	1	1	1	1	0	0	0	0	0	12	23	9.00	3.000

PITCHER		IP	WLS	BF	H	R	ER	SO	BB	IBB	HBP	BLK	WP	HR	S	P	ERA	WHIP
35 Mark Melancon, R ERA:	(9, 1)	1.0		3	0	0	0	1	0	0	0	0	0	0	7	10	0.00	0.000

TOP

San Francisco Giants @ Pittsburgh Pirates

PNC Park, Pittsburgh, PA

Wed Oct 01 2014, 8:11 PM - 11:21 PM EDT

Att. 40,629 - Cloudy - 63 F

livebaseballscorecards.com

AB	37
R	8
H	11
RBI	8
BB	6
SO	7
LOB	18

WP: 1	PA: 43		
PB: 0			
SB: 0			
CS: 0			

BOTTOM

San Francisco Giants @ Pittsburgh Pirates

PNC Park, Pittsburgh, PA

Wed Oct 01 2014, 8:11 PM - 11:21 PM EDT

Att. 40,629 - Cloudy - 63 F

livebaseballscorecards.com

Batter	1	2	3	4	5	6	7	8	9	AB	R	H	RBI	BB	SO	LOB
5 Josh Harrison, R (1, 5) OBP: 0.500, SLG: 0.500	C FF 93 X FC 88 0-1 ① F9		B SI 92 B FC 87 C FF 93 F FF 94 S CU 79 2-3 ③ K2-3			X FC 87 0-0 10 G1-3 1B		C FF 93 F FF 91 X CU 74 0-2 E5 22 FC6-4 1B 1-3		4	0	2	0	0	1	0
10 Jordy Mercer, R (1, 6)	C FF 93 X FF 93 0-1 ② G6-3			C FF 93 B FC 86 S FC 87 B FF 93 F FC 88 S CU 78 2-3 ① K2-3		X FC 86 0-0 ② G1-3 1-2		C FC 86 F FC 85 B FF 92 S CU 76 1-3 ② K		4	0	0	0	0	2	3
22 Andrew McCutchen, R (1, 8)	B FF 94 S FC 88 F FF 93 S CU 80 1-3 ③ K			F FF 94 B FC 88 F CH 83 F FF 94 B FC 88 B FC 86 B CU 77 4-2 55 B5-3 BB		B FF 94 X FF 93 1-0 ③ F8		F FF 94 C FF 94 X FF 94 0-2 ③ FC6-4 1-2f		3	0	0	0	1	1	3
55 Russell Martin, R (1, 2) OBP: 0.250, SLG: 0.250		B FF 93 X FC 85 1-0 1B		C FC 85 X FC 86 0-1 ② B5-3 1-2			B FF 93 C FC 88 B CU 77 F FC 87 B FF 92 X FF 93 3-2 ① P5		X FC 88 0-0 ① F8	4	0	1	0	0	0	1
6 Starling Marte, R (1, 7) OBP: 0.250, SLG: 0.250		X FC 85 0-0 ① F8		B FF 94 X FF 94 1-0 ③ L7			C FF 93 B FC 86 B CU 76 X FC 87 2-1 1B		C FF 93 S CU 76 B FF 93 S CU 78 1-3 ② K2-3	4	0	1	0	0	1	2
18 Neil Walker, S (1, 4)		C FF 93 1 SAFE S FF 94 C FF 93 0-3 ② K			F FC 88 B FF 93 F FF 92 B FF 94 F FC 88 B FC 87 S FF 94 3-3 ① K		F FC 85 F FF 90 X FF 91 0-2 ② P6		C FF 93 C FC 87 X FF 94 0-2 ③ P2	4	0	0	0	0	2	2
17 Gaby Sanchez, R (1, 3)		C FF 94 F FF 94 X FC 87 0-2 ③ P4			B CH 83 C FF 92 B FC 87 B FF 93 X FF 93 3-1 ② F8		X FF 92 0-0 ③ P6			3	0	0	0	0	0	2
23 Travis Snider, L (1, 9) 48 Jared Hughes, R (6, 1) 60 Bobby LaFromboise, L (7, 1) 43 John Holdzkom, R (8, 1) 59 Brent Morel, R (8, PH) 35 Mark Melancon, R (9, 1)			B FF 93 C FF 92 F FF 93 C FF 93 1-3 ① K		C FF 93 C FF 92 F FF 93 B FC 87 S CU 78 1-3 ③ K2-3			X FF 92 0-0 ① F9		2 0 0 0 1 0	0 0 0 0 0 0	0 0 0 0 0 0	0 0 0 0 0 0	0 0 0 0 0 0	2 0 0 0 0 0	0 0 0 0 0 0
36 Edinson Volquez, R (1, 1) 37 Justin Wilson, L (6, 1) 31 Jose Tabata, R (6, 9)			S FF 93 X FF 92 0-1 ② F9			B FF 92 C FF 92 S FF 92 C FF 93 1-3 ① K		C FF 93 B FF 92 B FC 88 F FF 92 F CU 77 X CU 67 2-2 E6 5 E 5 1B		1 0 2	0 0 0	0 0 0	0 0 0	0 0 0	0 0 1	0 0 0
Inning Stats	R: 0 E: 0 K: 1 S: 7 H: 0 LOB: 0 BB: 0 P: 8	R: 0 E: 0 K: 1 S: 8 H: 1 LOB: 1 BB: 0 P: 9	R: 0 E: 0 K: 2 S: 8 H: 0 LOB: 0 BB: 0 P: 11	R: 0 E: 0 K: 1 S: 10 H: 0 LOB: 1 BB: 1 P: 17	R: 0 E: 0 K: 2 S: 10 H: 0 LOB: 0 BB: 0 P: 17	R: 0 E: 0 K: 1 S: 6 H: 1 LOB: 1 BB: 0 P: 8	R: 0 E: 0 K: 0 S: 9 H: 1 LOB: 1 BB: 0 P: 14	R: 0 E: 2 K: 1 S: 14 H: 1 LOB: 2 BB: 0 P: 17	R: 0 E: 0 K: 1 S: 7 H: 0 LOB: 0 BB: 0 P: 8	1B: 4 2B: 0 3B: 0 HR: 0	SF: 0 SAC: 0 DP: 0 HBP: 0						

PITCHER	IP	WLS	BF	H	R	ER	SO	BB	IBB	HBP	BLK	WP	HR	S	P	ERA	WHIP
40 Madison Bumgarner, L (1, 1) ERA:	9.0	W	33	4	0	0	10	1	0	0	0	0	0	79	109	0.00	0.556

PITCHER	IP	WLS	BF	H	R	ER	SO	BB	IBB	HBP	BLK	WP	HR	S	P	ERA	WHIP

AB	32
R	0
H	4
RBI	0
BB	1
SO	10
LOB	13

WP: 0 PA: 33
PB: 0
SB: 0
CS: 0

Batter	1	2	3	4	5	6	7	8	9	AB	R	H	RBI	BB	SO	LOB
7 Grégor Blanco, L (1, 8) OBP: 0.300, SLG: 0.125	C FF 97 S SI 98 B FF 98 X FF 98 1-2 ① F8		B SI 95 C SI 95 L SI 96 X CH 89 1-2 ① L8		B SI 94 B SI 95 B SI 95 B SI 94 4-0 12 G4-3 BB	C SI 92 B SI 92 X SI 91 1-1 ③ F8			X FF 92 0-0 28 F9, 28 S 1B	4	0	1	0	1	0	4
12 Joe Panik, L (1, 4) OBP: 0.500, SLG: 0.700	C SI 97 X SI 97 0-1 ② L8		B CH 88 B SI 96 F SI 97 X CH 91 2-1 28 G5-4-3 1B 1-3 2-H		1 SAFE B FF 96 B FF 95 B SI 96 C SI 95 1 SAFE X SI 95 3-1 ① G4-3 1-2		C SI 91 B SI 93 X SI 92 1-1 28 1B 3B		1 SAFE X FF 92 0-0 ① F8	5	1	2	1	0	0	2
28 Buster Posey, R (1, 2) OBP: 0.400, SLG: 0.333	F SI 98 B SI 97 F CU 83 B CH 91 X SI 98 2-2 ③ F9		C FF 96 D SL 83 F FF 96 X FF 96 1-2 ②③ G5-4-3 1-2f		F CH 89 S SI 96 H FF 95 1-2 HBP		C SL 84 X SI 92 0-1 48 CS 1B 3-H		S FF 92 1 SAFE 1 SAFE D FS 84 X FF 92 1-1 ② F9 1-3	4	0	1	1	0	0	3
48 Pablo Sandoval, S (1, 5) 46 Santiago Casilla, R (9, 1)		B SI 97 C SI 96 X CH 90 1-1 ① L8		C SI 95 F SI 96 X SI 96 0-2 8 FC6-4 1B	B FF 96 C SI 96 F SI 96 S FF 97 1-3 ② K		B SI 93 B SI 92 S SI 91 F SI 92 B KC 79 S SL 85 3-3 ①② K 1-2		F FF 92 B FF 93 B FF 93 X CH 80 2-1 ③ P3	5 0	0 0	1 0	0 0	0 0	2 0	4 0
8 Hunter Pence, R (1, 9) OBP: 0.333, SLG: 0.250		B SI 96 F FF 96 X FF 97 1-1 1B		B FF 96 B FF 96 C SI 96 F SI 96 X CU 83 2-2 ① FC6-4 9 S 9 1B 1-2f	B CU 83 B FF 97 X FF 96 2-0 ③ P3		B SL 87 B SI 92 C FF 90 X SI 91 2-1 ③ F7			4	1	1	0	0	0	3
9 Brandon Belt, L (1, 3) OBP: 0.667, SLG: 0.571		B SI 95 S CH 89 1 SAFE 1 SAFE X CH 89 1-1 ② F7		1 SAFE B SI 95 F FF 96 F FF 96 F CH 90 B CH 88 X CH 89 2-2 35 1B 1-H 1B		B SI 94 X SI 95 1-0 35 1B 1B		X FF 96 0-0 ① G3-1		4	0	2	1	0	0	1
35 Brandon Crawford, L (1, 6) OBP: 0.444, SLG: 0.889		B SI 96 1 SAFE C FF 95 F SI 96 F CH 90 S CH 90 1-3 ③ K		S FF 96 B SI 97 1 SAFE C SI 95 F SI 96 X CU 82 1-2 22 FC5-4 1B 1-2		B SI 93 F CH 88 1 SAFE X SI 95 1-1 1B 1-2		B FF 97 X FF 96 1-0 50 FC1 2B		4	0	3	0	0	1	1
45 Travis Ishikawa, L (1, 7) OBP: 0.333, SLG: 0.200 50 Matt Duffy, R (8, PH) 54 Sergio Romo, R (8, 1) 13 Joaquin Arias, R (9, 5)			B CU 81 X SI 96 1-0 12 PB, 22 SH, 12 1B 1B	X FF 95 0-0 P5	S SI 91 B SI 92 F SI 92 B CU 74 S CU 74 2-3 ① K		C FF 95 B FF 96 B FF 96 X FF 96 2-1 ② FC1 2-3			3 1 0 0	1 0 0 0	1 0 0 0	1 0 0 0	1 0 0 0	0 0 0 0	4 1 0 0
22 Jake Peavy, R (1, 1) 49 Javier López, L (6, 1) 60 Hunter Strickland, R (6, 1) 41 Jeremy Affeldt, L (7, 1) 2 Juan Carlos Perez, R (8, PH) (8, 7)			C SI 93 M SI 95 B FF 95 X FF 95 1-2 SH 12 1B, 12 PB 1-2	S SI 96 X SI 96 0-1 ③ FC5-4 1-2f	B SI 89 B SI 89 F SI 90 B SI 91 X SI 89 3-1 ② F9		F FF 96 S FC 90 B FF 97 1 SAFE D FC 90 F FF 96 B FF 97 F SI 97 X SI 98 3-2 ③ L6			2 0 0 0 1	0 0 0 0 0	0 0 0 0 0	0 0 0 0 0	0 0 0 0 0	0 0 0 0 0	4 0 0 0 1

Inning Stats	1	2	3	4	5	6	7	8	9
	R: 0 E: 0 K: 0 S: 8	H: 0 LOB: 0 BB: 0 P: 11	R: 0 E: 0 K: 1 S: 10	H: 1 LOB: 1 BB: 0 P: 14	R: 1 E: 0 K: 0 S: 12	H: 2 LOB: 0 BB: 0 P: 18	R: 1 E: 0 K: 0 S: 17	H: 3 LOB: 2 BB: 0 P: 22	R: 0 E: 0 K: 1 S: 8	H: 0 LOB: 2 BB: 1 P: 19
	R: 0 E: 0 K: 1 S: 10	H: 2 LOB: 2 BB: 0 P: 18	R: 1 E: 0 K: 1 S: 9	H: 2 LOB: 0 BB: 0 P: 15	R: 0 E: 0 K: 0 S: 9	H: 1 LOB: 1 BB: 0 P: 15	R: 0 E: 0 K: 0 S: 6	H: 1 LOB: 1 BB: 0 P: 9	1B: 10 2B: 2 3B: 1 HR: 0	SF: 0 SAC: 1 DP: 2 HBP: 1

PITCHER		IP	WLS	BF	H	R	ER	SO	BB	IBB	HBP	BLK	WP	HR	S	P	ERA	WHIP
37 Stephen Strasburg, R ERA: 1.8	(1, 1)	5.0	L	25	8	2	1	2	1	0	1	0	0	0	58	89	1.80	1.800
13 Jerry Blevins, L ERA:	(6, 1)	1.0		3	0	0	0	1	0	0	0	0	0	0	7	13	0.00	0.000
35 Craig Stammen, R ERA: 9.0	(7, 1)	1.0		4	2	1	1	1	0	0	0	0	0	0	9	15	9.00	2.000
46 Matt Thornton, L ERA:	(8, 1)	1.0		4	1	0	0	0	0	0	0	0	0	0	9	15	0.00	1.000
36 Tyler Clippard, R ERA:	(9, 1)	1.0		4	1	0	0	0	0	0	0	0	0	0	6	9	0.00	1.000

PITCHER	IP	WLS	BF	H	R	ER	SO	BB	IBB	HBP	BLK	WP	HR	S	P	ERA	WHIP

TOP

San Francisco Giants @ Washington Nationals

Nationals Park, Washington, DC

Fri Oct 03 2014, 3:11 PM - 7:04 PM EDT

Att. 44,035 - Overcast - 70 F

livebaseballscorecards.com

AB	37
R	3
H	12
RBI	3
BB	1
SO	4
LOB	28

Batter	1	2	3	4	5	6	7	8	9	AB	R	H	RBI	BB	SO	LOB
2 Denard Span, L (1, 8)	C SI 89 B SI 90 X FC 87 1-1 ① G4-3		F FF 91 F FF 92 B FF 93 B FF 90 X FC 87 2-2 ② L9			F FF 89 B FF 90 X CH 82 1-1 ① F8	B CU 77 B SI 94 B SI 94 C SI 93 X SI 95 3-1 ③ G4-3			4	0	0	0	0	0	1
6 Anthony Rendon, R (1, 5) OBP: 0.250, SLG: 0.250	C FF 90 B SI 91 X FC 87 1-1 ② F8		C SL 82 B SL 85 C SI 91 F FF 92 X SL 84 1-2 ③ G1-3			F FF 88 D SL 83 X SI 90 1-1 ② F9		B SL 82 F SI 83 F SL 80 X FF 89 1-2 25 1B 1B		4	0	1	0	0	0	1
28 Jayson Werth, R (1, 9)	B FF 91 B FF 91 C FC 83 F FC 87 B FF 92 F FF 91 B FF 88 4-2 BB			S FC 85 F FC 86 B SI 91 F FS 87 F FF 91 B FF 91 B SL 83 C SI 91 3-3 ① K		C FC 87 D SL 84 B FC 86 B FF 88 F FC 87 F SL 82 B FF 91 4-2 25 BB BB		C SL 82 C SL 80 1 SAFE B SL 82 D SL 81 X SL 80 2-2 ① P4		2	0	0	0	2	1	1
25 Adam LaRoche, L (1, 3) OBP: 0.500, SLG: 0.333	B FF 91 1 SAFE 1 SAFE B SI 91 B SI 91 F FC 87 F FF 92 S SI 91 3-3 ③ K			B CH 83 C SI 90 B SL 82 F SI 89 F SI 88 B CH 83 F SL 82 X SI 91 3-2 ② L8		B SL 79 C SI 85 B SI 86 B SI 87 B SI 85 4-1 1-2 2-3 BB		1 SAFE B SI 87 B SI 88 C SI 87 X SI 87 2-1 34 FC3-6 1-2 1B		3	0	1	0	1	1	1
20 Ian Desmond, R (1, 6)		X FC 86 0-0 ① G6-3		C FC 87 F FF 91 B SL 83 X SI 92 1-2 ③ F9		B FF 99 S FF 98 C FF 99 S FF 100 1-3 ③ K		C FF 89 S SL 80 S SL 80 0-3 ② K		4	0	0	0	0	2	5
34 Bryce Harper, L (1, 7) OBP: 0.500, SLG: 1.250		C FF 90 B CH 82 S SI 89 B FC 88 F SL 81 B FF 92 X FF 92 3-2 ② P5			S CH 82 S CH 81 B CH 82 B FF 92 X CH 82 2-2 40 G4-6-3 1B		B FF 98 S FF 98 B CU 85 X FF 97 2-1 HR	B SI 88 F SI 89 X SI 89 1-1 ③ FC3-6 1-2f		4	1	2	1	0	0	2
40 Wilson Ramos, R (1, 2)		B FC 88 B FC 88 S FC 86 B FF 90 C FF 91 F SL 82 B FC 87 4-2 BB			X SI 91 0-0 ①② G4-6-3 1-2f		B CU 86 C SI 99 F CU 87 B FF 98 B FF 97 F FF 97 F FF 97 F FF 97 C FF 98 3-3 ① K		B SI 95 C SL 90 X SI 96 1-1 ① G1-3	3	0	0	0	1	1	1
3 Asdrúbal Cabrera, S (1, 4) OBP: 0.250, SLG: 1.000		F FF 91 B FF 92 C FC 89 F FC 89 B SI 93 S FF 92 2-3 ③ K			B SL 81 F CU 81 X CU 79 1-1 ③ P6		B CU 86 F SI 97 S CH 89 X SI 97 1-2 HR		B KC 81 B KC 82 X SI 95 2-0 ② F7	4	1	1	1	0	1	1
37 Stephen Strasburg, R (1, 1) 13 Jerry Blevins, L (6, 1) 17 Nate Schierholtz, L (6, PH) OBP: 1.000, SLG: 2.000 35 Craig Stammen, R (7, 1) 11 Ryan Zimmerman, R (7, PH) 46 Matt Thornton, L (8, 1) 36 Tyler Clippard, R (9, 1) 8 Danny Espinosa, S (9, PH)			B FF 89 C FF 89 S FC 85 B FC 85 X FC 86 2-2 ① G6-3			B FC 86 B SI 89 B FF 89 C FS 87 F FS 88 F SI 88 X FF 88 3-2 25 BB 2B	S FF 97 S CU 86 X CU 84 0-2 ② F8		X SI 96 0-0 ③ G4-3	1 0 1 0 1 0 0 1	0 0 0 0 0 0 0 0	0 0 1 0 0 0 0 0	0 0 0 0 0 0 0 0	0 0 0 0 0 0 0 0	0 0 0 0 0 0 0 0	0 0 0 0 0 0 0 0
Inning Stats	R: 0 E: 0 K: 1 S: 10 H: 0 LOB: 1 BB: 1 P: 19	R: 0 E: 0 K: 1 S: 12 H: 0 LOB: 1 BB: 1 P: 21	R: 0 E: 0 K: 0 S: 10 H: 0 LOB: 0 BB: 0 P: 15	R: 0 E: 0 K: 1 S: 13 H: 0 LOB: 0 BB: 0 P: 20	R: 0 E: 0 K: 0 S: 6 H: 1 LOB: 0 BB: 0 P: 9	R: 0 E: 0 K: 1 S: 15 H: 1 LOB: 3 BB: 2 P: 29	R: 2 E: 0 K: 1 S: 16 H: 2 LOB: 0 BB: 0 P: 25	R: 0 E: 0 K: 1 S: 13 H: 2 LOB: 2 BB: 0 P: 19	R: 0 E: 0 K: 0 S: 4 H: 0 LOB: 0 BB: 0 P: 7	1B: 3 2B: 1 3B: 0 HR: 2 SF: 0 SAC: 0 DP: 1 HBP: 0						

PITCHER		IP	WLS	BF	H	R	ER	SO	BB	IBB	HBP	BLK	WP	HR	S	P	ERA	WHIP
22 Jake Peavy, R ERA:	(1, 1)	5.2	W	21	2	0	0	3	3	0	0	0	0	0	62	104	0.00	0.882
49 Javier López, L ERA:	(6, 1)	0.0		1	0	0	0	0	1	0	0	0	0	0	1	5	∞	∞
60 Hunter Strickland, R ERA: 18.0	(6, 1)	1.0	H	5	2	2	2	2	0	0	0	0	0	2	17	24	18.00	2.000
41 Jeremy Affeldt, L ERA:	(7, 1)	0.1	H	1	0	0	0	0	0	0	0	0	0	0	2	5	0.00	0.000
54 Sergio Romo, R ERA:	(8, 1)	1.0	H	5	2	0	0	1	0	0	0	0	0	0	13	19	0.00	2.000

PITCHER		IP	WLS	BF	H	R	ER	SO	BB	IBB	HBP	BLK	WP	HR	S	P	ERA	WHIP
46 Santiago Casilla, R ERA:	(9, 1)	1.0	S	3	0	0	0	0	0	0	0	0	0	0	4	7	0.00	0.000

BOTTOM

San Francisco Giants @ Washington Nationals

Nationals Park, Washington, DC

Fri Oct 03 2014, 3:11 PM - 7:04 PM EDT

Att. 44,035 - Overcast - 70 F

livebaseballscorecards.com

AB	32
R	2
H	6
RBI	2
BB	4
SO	6
LOB	13

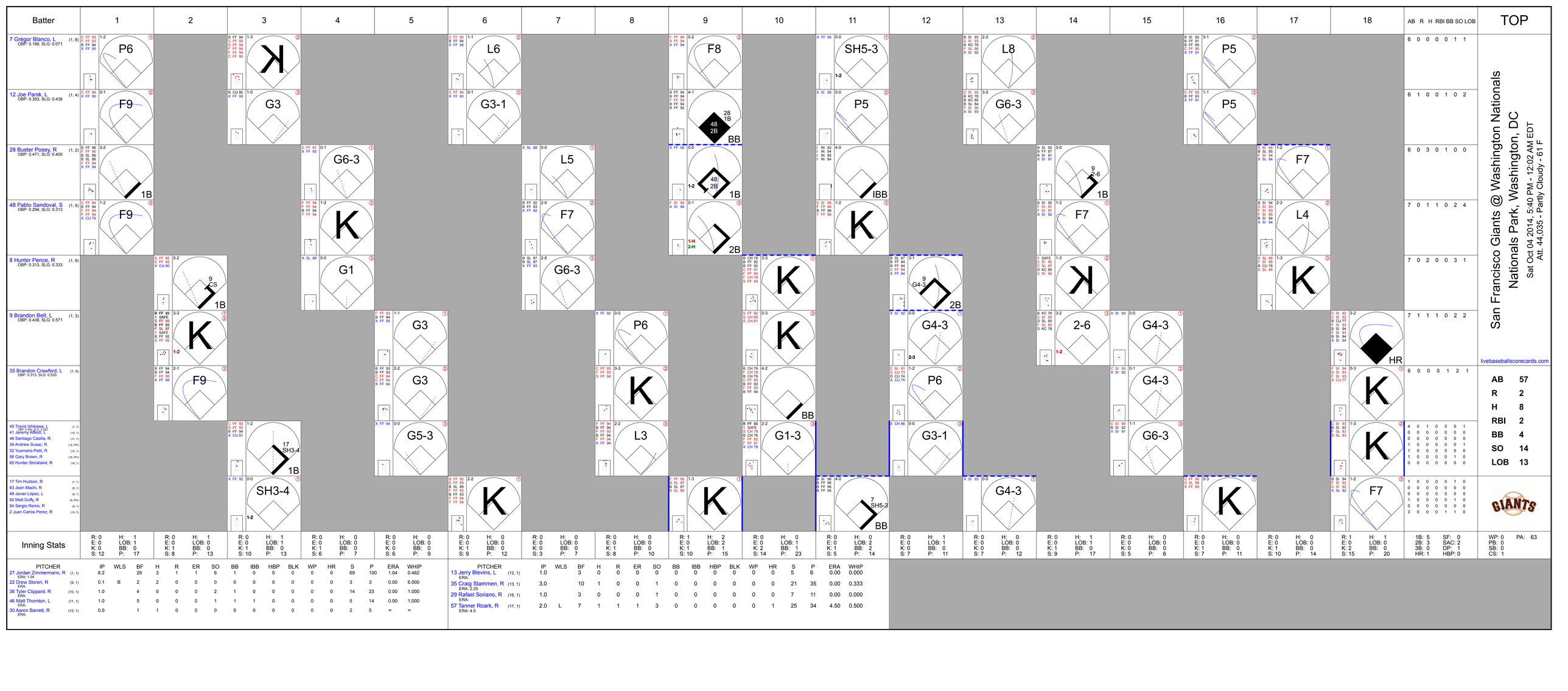
Batter
1
2
3
4
5
6
7
8
9
10
11
12
13
14
15
16
17
18
AB R H RBI BB SO LOB
TOP
7 Grégor Blanco, L (1, 8) OBP: 0.188, SLG: 0.071
P6
F9
6 0 0 0 0 1 1
12 Joe Panik, L (1, 4) OBP: 0.353, SLG: 0.438
K
G3
L6
G3-1
F8
28 1B 48 2B BB
SH5-3
P5
P5
6 1 0 0 1 0 2
28 Buster Posey, R (1, 2) OBP: 0.471, SLG: 0.400
1B
G6-3
L5
F7
IBB
9 2-6 1B
F7
6 0 3 0 1 0 0
48 Pablo Sandoval, S (1, 5) OBP: 0.294, SLG: 0.313
F9
K
F9
48 2B 1B
K
L4
7 0 1 1 0 2 4
8 Hunter Pence, R (1, 9) OBP: 0.313, SLG: 0.333
9 CS 1B
G1
G6-3
K
9 G4-3 2B
K
K
7 0 2 0 0 3 1
9 Brandon Belt, L (1, 3) OBP: 0.438, SLG: 0.571
K
G3
P6
K
G4-3
2-6
G4-3
HR
7 1 1 1 0 2 2
35 Brandon Crawford, L (1, 6) OBP: 0.313, SLG: 0.533
F9
G3
K
BB
P6
G4-3
K
6 0 0 0 1 2 1
45 Travis Ishikawa, L (1, 7)
41 Jeremy Affeldt, L (10, 1)
46 Santiago Casilla, R (11, 1)
34 Andrew Susac, R (12, PH)
52 Yusmeiro Petit, R (12, 1)
56 Gary Brown, R (18, PH)
60 Hunter Strickland, R (18, 1)
17 SH3-4 1B
G5-3
L3
G1-3
G3-1
G6-3
4 0 1 0 0 0 1
0 0 0 0 0 0 0
0 0 0 0 0 0 0
1 0 0 0 0 0 1
1 0 0 0 0 1 0
0 0 0 0 0 0 0
K
17 Tim Hudson, R (1, 1)
63 Jean Machi, R (8, 1)
49 Javier López, L (8, 1)
50 Matt Duffy, R (8, PH)
54 Sergio Romo, R (9, 1)
2 Juan Carlos Perez, R (10, 1)
SH3-4
K
K
7 SH5-3 BB
G4-3
K
F7
1 0 0 0 0 1 0
0 0 0 0 0 0 0
0 0 0 0 0 0 0
1 0 0 0 0 0 0
0 0 0 0 0 0 0
3 0 0 0 1 1 0
Inning Stats
R: 0 E: 0 K: 0 S: 12
H: 1 LOB: 1 BB: 0 P: 17
R: 0 E: 0 K: 1 S: 8
H: 1 LOB: 0 BB: 0 P: 13
R: 0 E: 0 K: 1 S: 10
H: 1 LOB: 1 BB: 0 P: 13
R: 0 E: 0 K: 1 S: 6
H: 0 LOB: 0 BB: 0 P: 7
R: 0 E: 0 K: 0 S: 6
H: 0 LOB: 0 BB: 0 P: 9
R: 0 E: 0 K: 0 S: 9
H: 0 LOB: 0 BB: 0 P: 12
R: 0 E: 0 K: 0 S: 3
H: 0 LOB: 0 BB: 0 P: 7
R: 0 E: 0 K: 1 S: 8
H: 0 LOB: 0 BB: 0 P: 10
R: 1 E: 0 K: 1 S: 10
H: 2 LOB: 2 BB: 1 P: 15
R: 0 E: 0 K: 2 S: 14
H: 0 LOB: 1 BB: 1 P: 23
R: 0 E: 0 K: 1 S: 5
H: 0 LOB: 2 BB: 2 P: 14
R: 0 E: 0 K: 1 S: 7
H: 1 LOB: 1 BB: 0 P: 11
R: 0 E: 0 K: 0 S: 7
H: 0 LOB: 0 BB: 0 P: 12
R: 0 E: 0 K: 1 S: 9
H: 1 LOB: 1 BB: 0 P: 17
R: 0 E: 0 K: 0 S: 5
H: 0 LOB: 0 BB: 0 P: 6
R: 0 E: 0 K: 1 S: 7
H: 0 LOB: 0 BB: 0 P: 11
R: 0 E: 0 K: 1 S: 10
H: 0 LOB: 0 BB: 0 P: 14
R: 1 E: 0 K: 2 S: 15
H: 1 LOB: 0 BB: 0 P: 20
1B: 5 2B: 3 3B: 0 HR: 1
SF: 0 SAC: 2 DP: 1 HBP: 0
WP: 0 PB: 0 SB: 0 CS: 1
PA: 63
PITCHER IP WLS BF H R ER SO BB IBB HBP BLK WP HR S P ERA WHIP
27 Jordan Zimmermann, R (1, 1) ERA: 1.04 8.2 29 3 1 1 6 1 0 0 0 0 0 69 100 1.04 0.462
22 Drew Storen, R (9, 1) ERA: 0.1 B 2 2 0 0 0 0 0 0 0 0 0 3 3 0.00 6.000
36 Tyler Clippard, R (10, 1) ERA: 1.0 4 0 0 0 2 1 0 0 0 0 0 14 23 0.00 1.000
46 Matt Thornton, L (11, 1) ERA: 1.0 5 0 0 0 1 1 1 0 0 0 0 5 14 0.00 1.000
30 Aaron Barrett, R (12, 1) ERA: 0.0 1 1 0 0 0 0 0 0 0 0 0 2 5 ∞ ∞
PITCHER IP WLS BF H R ER SO BB IBB HBP BLK WP HR S P ERA WHIP
13 Jerry Blevins, L (12, 1) ERA: 1.0 3 0 0 0 0 0 0 0 0 0 0 5 6 0.00 0.000
35 Craig Stammen, R (13, 1) ERA: 2.25 3.0 10 1 0 0 1 0 0 0 0 0 0 21 35 0.00 0.333
29 Rafael Soriano, R (16, 1) ERA: 1.0 3 0 0 0 1 0 0 0 0 0 0 7 11 0.00 0.000
57 Tanner Roark, R (17, 1) ERA: 4.5 2.0 L 7 1 1 1 3 0 0 0 0 0 1 25 34 4.50 0.500
San Francisco Giants @ Washington Nationals
Nationals Park, Washington, DC
Sat Oct 04 2014, 5:40 PM - 12:02 AM EDT
Att. 44,035 - Partly Cloudy - 61 F
livebaseballscorecards.com
AB 57
R 2
H 8
RBI 2
BB 4
SO 14
LOB 13
GIANTS

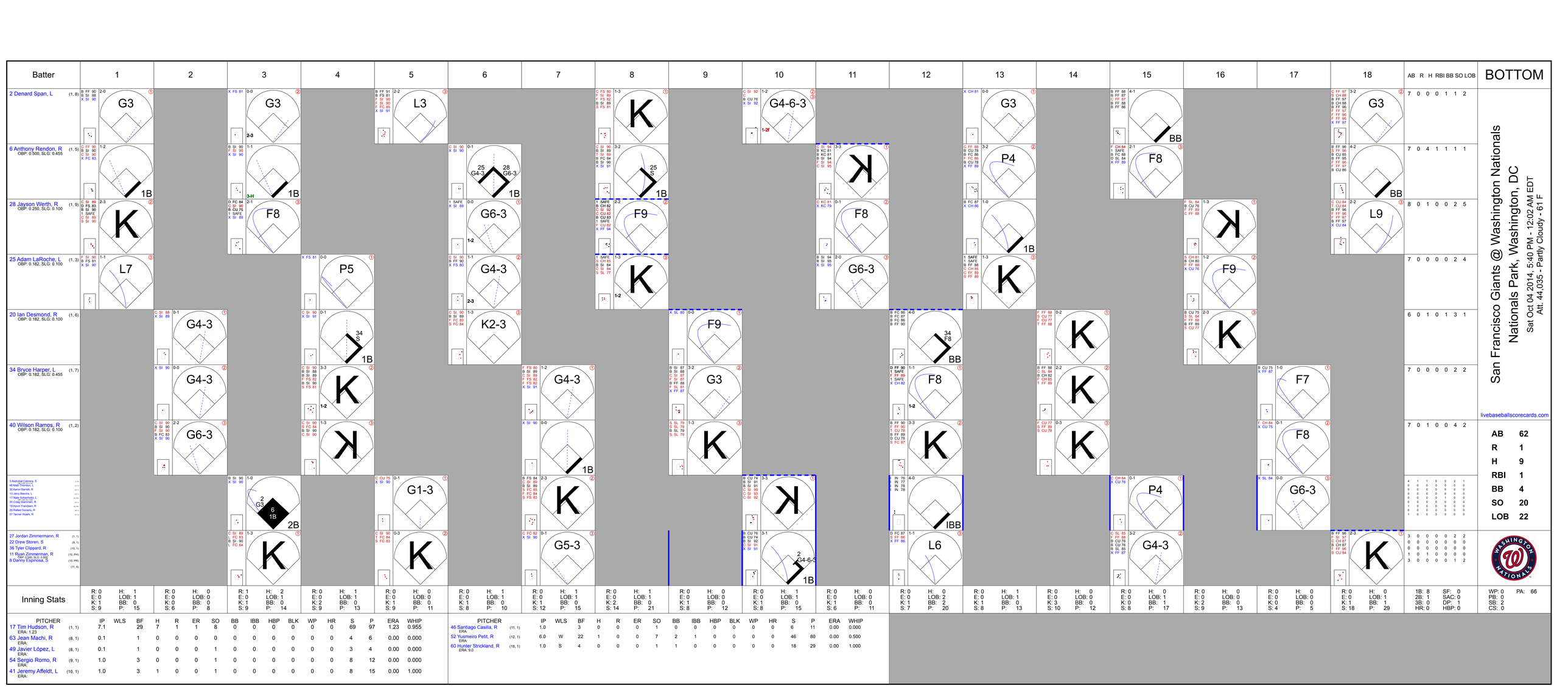
Batter
1
2
3
4
5
6
7
8
9
10
11
12
13
14
15
16
17
18
AB R H RBI BB SO LOB
BOTTOM
2 Denard Span, L (1, 8) OBP: 0.500, SLG: 0.455
6 Anthony Rendon, R (1, 5) OBP: 0.250, SLG: 0.100
28 Jayson Werth, R (1, 9) OBP: 0.182, SLG: 0.100
25 Adam LaRoche, L (1, 3) OBP: 0.182, SLG: 0.100
20 Ian Desmond, R (1, 6) OBP: 0.182, SLG: 0.100
34 Bryce Harper, L (1, 7) OBP: 0.182, SLG: 0.455
40 Wilson Ramos, R (1, 2) OBP: 0.182, SLG: 0.100
3 Asdrúbal Cabrera, S
45 Matt Thornton, L
30 Aaron Barrett, R
13 Jerry Blevins, L
17 Nate Schierholtz, L
36 Craig Stammen, R
19 Kevin Frandsen, R
29 Rafael Soriano, R
57 Tanner Roark, R
27 Jordan Zimmermann, R (1, 1)
22 Drew Storen, S (9, 1)
36 Tyler Clippard, R (10, 1)
11 Ryan Zimmerman, R (10, PH)
8 Danny Espinosa, S (10, PR)
(11, 4)
Inning Stats
PITCHER IP WLS BF H R ER SO BB IBB HBP BLK WP HR S P ERA WHIP
17 Tim Hudson, R (1, 1) 7.1 29 7 1 1 8 0 0 0 0 0 0 69 97 1.23 0.955
ERA: 1.23
63 Jean Machi, R (8, 1) 0.1 1 0 0 0 0 0 0 0 0 0 0 4 6 0.00 0.000
49 Javier López, L (8, 1) 0.1 1 0 0 0 1 0 0 0 0 0 0 3 4 0.00 0.000
54 Sergio Romo, R (9, 1) 1.0 3 0 0 0 1 0 0 0 0 0 0 8 12 0.00 0.000
41 Jeremy Affeldt, L (10, 1) 1.0 3 1 0 0 1 0 0 0 0 0 0 8 15 0.00 0.000
ERA:
PITCHER IP WLS BF H R ER SO BB IBB HBP BLK WP HR S P ERA WHIP
46 Santiago Casilla, R (11, 1) 1.0 3 0 0 0 1 0 0 0 0 0 0 6 11 0.00 0.000
ERA:
52 Yusmeiro Petit, R (12, 1) 6.0 W 22 1 0 0 7 2 1 0 0 0 0 46 80 0.00 0.500
ERA:
60 Hunter Strickland, R (18, 1) 1.0 S 4 0 0 0 1 1 0 0 0 0 0 18 29 0.00 1.000
ERA: 9.0
San Francisco Giants @ Washington Nationals
Nationals Park, Washington, DC
Sat Oct 04 2014 - 5:40 PM - 12:02 AM EDT
Att. 44,035 - Partly Cloudy - 61 F
livebaseballscorecards.com
AB 62
R 1
H 9
RBI 1
BB 4
SO 20
LOB 22
1B: 8 SF: 0
2B: 1 SAC: 0
3B: 0 DP: 1
HR: 0 HBP: 0
WP: 0 PA: 66
PB: 0
SB: 2
CS: 0

Batter	1	2	3	4	5	6	7	8	9	AB	R	H	RBI	BB	SO	LOB
2 Denard Span, L (1, 8) OBP: 0.188, SLG: 0.133	B FF 94 C FF 93 F FF 94 F FF 94 B CU 80 F FF 94 S FF 95 2-3 ① **K**		C FC 89 B FF 94 S FF 93 X FF 94 1-2 6 1B 1B			C CU 77 C FC 88 B FF 94 X FF 94 1-2 1B	X FF 93 0-0 ② P6			4	0	2	0	0	1	1
6 Anthony Rendon, R (1, 5) OBP: 0.500, SLG: 0.467	B FF 93 X FF 94 1-0 1B		B FC 87 C FC 87 X FC 86 1-1 **1-2** 1B			1 SAFE C FC 86 X FC 86 0-1 ① F7	X FF 93 0-0 ③ G6-3			4	0	2	0	0	0	2
28 Jayson Werth, R (1, 9) OBP: 0.188, SLG: 0.071	B FC 86 C FC 87 B FF 92 C FC 87 1 SAFE S FF 94 2-3 ② **K**		F FF 93 F FF 94 D CU 79 D CU 78 X FC 85 2-2 ③ G4-3			C FF 90 F FC 87 B FF 92 1 SAFE X FF 94 1-2 ② F8		C CU 80 C SI 93 B CH 88 S CH 88 1-3 ① **K**		4	0	0	0	0	2	4
25 Adam LaRoche, L (1, 3) OBP: 0.133, SLG: 0.071	S FC 86 B FF 95 B FC 88 X FF 94 2-1 ③ F8			B FC 86 C FF 93 B FF 93 S FC 89 S FC 89 2-3 ① **K**		B FC 85 X FF 92 1-0 ③ F8		X SI 93 0-0 ② G3		4	0	0	0	0	1	2
20 Ian Desmond, R (1, 6) OBP: 0.200, SLG: 0.143		C FF 93 X CH 84 0-1 ① G5-3		X FC 88 0-0 ② L8			C FF 93 X FF 93 0-1 40 SH 34 BB 40 E 1B	B SI 94 F SI 94 X CH 85 1-1 ③ F9		4	1	1	0	0	0	0
34 Bryce Harper, L (1, 7) OBP: 0.267, SLG: 0.643		X FF 94 0-0 ② L1-6-3		C FF 94 F FC 90 C FC 88 0-3 ③ K			B FC 86 B FC 85 B FC 86 C FF 93 B FC 88 4-1 **1-2** 40 E 40 E BB		C CH 84 B FF 93 X FF 94 1-1 HR	3	2	1	1	1	1	0
40 Wilson Ramos, R (1, 2) OBP: 0.143, SLG: 0.077		B FF 93 B FF 94 S FC 87 F FF 94 S CU 79 2-3 ③ **K**			B FC 86 F FF 92 S CU 78 B CU 78 X CU 79 2-2 ① G6-3		C FC 85 B FC 87 C FF 92 X FC 88 1-2 **1-H** **2-H** SH 3 1B		S CU 84 X CU 84 0-1 ① L8	3	1	0	0	0	1	0
3 Asdrúbal Cabrera, S (1, 4) OBP: 0.250, SLG: 0.583			B FF 94 X FF 94 1-0 ① L8		B FF 93 C FF 93 B FF 93 X FC 88 2-1 ② G1-3		B FF 91 X FC 88 1-0 **2-H** 1B		S CH 88 B CH 88 C FF 91 B FF 93 X FF 93 2-2 ② L9	4	0	1	1	0	0	0
58 Doug Fister, L (1, 1) 36 Tyler Clippard, R (8, 1) 17 Nate Schierholtz, L (9, PH) OBP: 1.000, SLG: 2.000 11 Ryan Zimmerman, R (9, PH) OBP: 0.333, SLG: 0.333 22 Drew Storen, S (9, 1)			C FF 93 B FF 94 S FF 93 S FF 94 1-3 ② **K**		C FF 94 X FF 94 0-1 ③ P6		X FF 91 0-0 ① B5		C CH 87 S CU 75 X SI 90 0-2 ③ G1-3	3 0 0 1 0	0 0 0 0 0	0 0 0 0 0	0 0 0 0 0	0 0 0 0 0	1 0 0 0 0	1 0 0 0 0
Inning Stats	R: 0 E: 0 K: 2 S: 11 H: 1 LOB: 1 BB: 0 P: 18	R: 0 E: 0 K: 1 S: 6 H: 0 LOB: 0 BB: 0 P: 8	R: 0 E: 0 K: 1 S: 12 H: 2 LOB: 2 BB: 0 P: 18	R: 0 E: 0 K: 2 S: 7 H: 0 LOB: 0 BB: 0 P: 9	R: 0 E: 0 K: 0 S: 7 H: 0 LOB: 0 BB: 0 P: 11	R: 0 E: 0 K: 0 S: 9 H: 1 LOB: 1 BB: 0 P: 12	R: 3 E: 1 K: 0 S: 10 H: 2 LOB: 1 BB: 1 P: 16	R: 0 E: 0 K: 1 S: 6 H: 0 LOB: 0 BB: 0 P: 8	R: 1 E: 0 K: 0 S: 10 H: 1 LOB: 0 BB: 0 P: 13	1B: 6 2B: 0 3B: 0 HR: 1 SF: 0 SAC: 1 DP: 0 HBP: 0						

PITCHER		IP	WLS	BF	H	R	ER	SO	BB	IBB	HBP	BLK	WP	HR	S	P	ERA	WHIP
40 Madison Bumgarner, L ERA: 1.13	(1, 1)	7.0	L	29	6	3	2	6	1	0	0	0	0	0	62	92	2.57	1.000
63 Jean Machi, R ERA: 4.5	(8, 1)	1.2		6	1	1	1	1	0	0	0	0	0	1	13	18	5.40	0.600
41 Jeremy Affeldt, L ERA:	(9, 1)	0.1		1	0	0	0	0	0	0	0	0	0	0	3	3	0.00	0.000

PITCHER	IP	WLS	BF	H	R	ER	SO	BB	IBB	HBP	BLK	WP	HR	S	P	ERA	WHIP

TOP

Washington Nationals @ San Francisco Giants
AT&T Park, San Francisco, CA
Mon Oct 06 2014, 2:13 PM - 4:57 PM PDT
Att. 43,627 - Sunny - 77 F

livebaseballscorecards.com

AB	34
R	4
H	7
RBI	2
BB	1
SO	7
LOB	10

BOTTOM

Washington Nationals @ San Francisco Giants
AT&T Park, San Francisco, CA
Mon Oct 06 2014, 2:13 PM - 4:57 PM PDT
Att. 43,627 - Sunny - 77 F

livebaseballscorecards.com

Batter	1	2	3	4	5	6	7	8	9	AB	R	H	RBI	BB	SO	LOB
7 Grégor Blanco, L (1, 8) OBP: 0.150, SLG: 0.056	C SI 88 B SI 87 X SI 88 1-1 B1-3 ①		S FF 86 F SI 88 B SI 87 F CH 78 X SI 89 1-2 G6-3 ①		X SI 89 0-0 F7 ②			C CH 80 X CH 80 0-1 L3 ①		4	0	0	0	0	0	1
12 Joe Panik, L (1, 4) OBP: 0.286, SLG: 0.350	B SI 87 B FC 84 C SI 88 B SI 89 F FF 86 F FC 86 F SI 89 X FC 83 3-2 G4-3 ②		B FC 83 X SI 88 1-0 G4-3 ②		C CH 78 X CH 79 0-1 G3 ③			B FF 93 C FF 92 B FF 92 B CH 80 F FF 91 F CH 81 X FF 92 3-2 G4-3 ②		4	0	0	0	0	0	1
28 Buster Posey, R (1, 2) OBP: 0.429, SLG: 0.368	B SI 89 F SI 89 S FC 81 B FF 89 X SI 90 2-2 F9 ③		B SI 88 F FF 88 C SI 88 B FC 83 X SI 90 2-2 1B			C SI 89 F FC 83 B CH 79 S CU 73 1-3 K ①		B CH 78 X FF 92 1-0 G6-3 ③		4	0	1	0	0	1	0
48 Pablo Sandoval, S (1, 5) OBP: 0.333, SLG: 0.350		C SI 87 B FC 82 B SI 88 B SI 89 X SI 90 3-1 45 BB 9 BB 1B	X CH 79 0-0 G4-3 ③			C SI 88 X FC 81 0-1 F8 ②			B SI 91 B FF 92 F FF 92 X FF 92 2-1 8 2B 35 SF9 1B	4	1	2	0	0	0	1
8 Hunter Pence, R (1, 9) OBP: 0.300, SLG: 0.368		C FF 89 X SI 89 0-1 F7 ①		C FC 81 C SI 89 B FC 82 B SI 89 X SI 91 2-2 G6-3 ①		C CU 74 X CH 76 0-1 P3 ③			C FF 93 X SL 83 0-1 1-3 2B	4	0	1	0	0	0	1
9 Brandon Belt, L (1, 3) OBP: 0.500, SLG: 0.588		C SI 90 B FF 90 B FC 87 F SI 88 B SI 90 B SI 90 4-2 45 BB 1-2 BB		B SI 90 X CH 81 1-0 35 CS 1B			B SI 88 F SI 87 S CU 73 X CH 78 1-2 35 G4-3 1B		B SL 80 B SI 92 F FF 93 F SI 93 C SL 84 2-3 K ①	3	0	2	0	1	1	2
35 Brandon Crawford, L (1, 6) OBP: 0.250, SLG: 0.444		F SI 90 X SI 90 0-1 F7 ②		B SI 90 S CH 80 F CH 79 B SI 88 C CU 73 2-3 K ② ③ 1-2			B SI 86 X SI 88 1-0 G4-3 ① 1-2		X SI 94 0-0 SF9 ② 3-H	3	0	0	1	0	1	4
45 Travis Ishikawa, L (1, 7) OBP: 0.286, SLG: 0.167		S SI 90 F FC 87 B FC 85 B SI 89 F FC 86 B SI 90 B FF 91 4-2 1-2 2-3 BB			X SI 87 0-0 F8 ①		F SI 87 X FC 82 0-1 L7 ②		F FF 93 X CH 88 0-1 G6-3 ③	3	0	0	0	1	0	2
40 Madison Bumgarner, R (1, 1) 50 Matt Duffy, R (7, PH) 63 Jean Machi, R (8, 1) 41 Jeremy Affeldt, L (9, 1)		B SI 90 C FF 90 S FC 86 F FC 84 S SI 90 1-3 K ③			F SI 88 B SI 88 B FF 90 S CH 80 B FC 83 F SI 91 B CU 72 4-2 BB		C FC 82 F FC 82 D CU 74 X SI 90 1-2 G4-3 ③			1 1 0 0	0 0 0 0	0 0 0 0	0 0 0 0	1 0 0 0	1 0 0 0	3 1 0 0

Inning Stats	1	2	3	4	5	6	7	8	9
	R: 0 E: 0 K: 0 S: 10	H: 0 LOB: 0 BB: 0 P: 16	R: 0 E: 0 K: 1 S: 15	H: 1 LOB: 3 BB: 2 P: 27	R: 0 E: 0 K: 0 S: 9	H: 1 LOB: 1 BB: 0 P: 13	R: 0 E: 0 K: 1 S: 7	H: 1 LOB: 0 BB: 0 P: 12	R: 0 E: 0 K: 0 S: 7	H: 0 LOB: 1 BB: 1 P: 11	R: 0 E: 0 K: 1 S: 7	H: 0 LOB: 0 BB: 0 P: 8	R: 0 E: 0 K: 0 S: 9	H: 1 LOB: 1 BB: 0 P: 12	R: 0 E: 0 K: 0 S: 7	H: 0 LOB: 0 BB: 0 P: 11	R: 1 E: 0 K: 1 S: 10	H: 2 LOB: 1 BB: 0 P: 14

1B: 5	SF: 1	WP: 0
2B: 1	SAC: 0	PB: 0
3B: 0	DP: 0	SB: 0
HR: 0	HBP: 0	CS: 1

PA: 35

PITCHER		IP	WLS	BF	H	R	ER	SO	BB	IBB	HBP	BLK	WP	HR	S	P	ERA	WHIP
58 Doug Fister, R ERA:	(1, 1)	7.0	W	27	4	0	0	3	3	0	0	0	0	0	64	99	0.00	1.000
36 Tyler Clippard, R ERA:	(8, 1)	1.0	H	3	0	0	0	0	0	0	0	0	0	0	7	11	0.00	0.000
22 Drew Storen, R ERA: 6.75	(9, 1)	1.0		5	2	1	1	1	0	0	0	0	0	0	10	14	9.00	2.000

PITCHER	IP	WLS	BF	H	R	ER	SO	BB	IBB	HBP	BLK	WP	HR	S	P	ERA	WHIP

Batter	1	2	3	4	5	6	7	8	9	AB	R	H	RBI	BB	SO	LOB
2 Denard Span, L (1, 8) OBP: 0.150, SLG: 0.105	C SI 93 F SI 94 B FF 94 C FF 91 1-3 ① K		B CH 86 X FF 93 1-0 ③ L7		C CU 76 F CU 76 B FF 90 B FF 89 X CU 79 2-2 ③ G3			C FF 89 B SI 89 X SI 89 1-1 ① F8		4	0	0	0	0	1	2
6 Anthony Rendon, R (1, 5) OBP: 0.400, SLG: 0.368	B FF 95 B FF 94 C FF 94 B FF 94 X FF 94 3-1 ② L8			C CU 78 B SI 91 F FF 90 B CH 84 B CH 85 F FF 93 S FF 91 3-3 ① K		X SL 89 0-0 ① L9		C SL 84 C SL 82 B SL 81 X SL 81 1-2 ② F8		4	0	0	0	0	1	0
28 Jayson Werth, R (1, 9) OBP: 0.200, SLG: 0.059	C FF 94 B FF 92 B FF 94 C FF 94 B FF 94 F FF 94 B FF 94 4-2 BB			B FF 93 C FF 93 B FF 94 C FF 93 F FF 93 B CH 85 X SI 92 3-2 ② P2		C FF 89 C CU 78 X FF 91 0-2 ② F9		C FF 90 X SL 79 0-1 ③ P3		3	0	0	0	1	0	0
25 Adam LaRoche, L (1, 3) OBP: 0.105, SLG: 0.056	C SI 92 B CH 86 B FF 91 B CH 86 S SI 94 X FF 93 3-2 ③ F7			B SI 92 X FF 93 1-0 ③ F7		S SL 79 F SI 86 F SI 87 X SL 80 0-2 ③ F8			C SI 94 X SI 94 0-1 ① F8	4	0	0	0	0	0	1
20 Ian Desmond, R (1, 6) OBP: 0.211, SLG: 0.167		C FF 91 F FF 92 B FF 93 X CU 79 1-2 ① F7			X FF 92 0-0 34 2B 1B		C FF 96 B CU 87 X FF 96 1-1 ① F9		F SI 95 B SI 95 F SI 95 S KC 82 1-3 ② K	4	1	1	0	0	1	0
34 Bryce Harper, L (1, 7) OBP: 0.368, SLG: 0.882		X CH 86 0-0 ② F8			B SL 87 F FF 90 S CU 76 B FF 91 B SL 89 X SL 88 3-2 1-H 2B		B CH 88 B FF 98 F FF 97 B CH 88 X FF 96 3-1 HR		F SI 95 S KC 82 B KC 81 B KC 82 B KC 82 F KC 80 B KC 83 4-2 BB	3	1	2	2	1	0	0
40 Wilson Ramos, R (1, 2) OBP: 0.167, SLG: 0.118		F FF 92 X SI 92 0-1 ③ G6-3			X SI 91 0-0 ① P6		B FF 100 X CU 86 1-0 1B		B SI 96 F SI 94 1 SAFE B FF 95 X SI 95 2-1 ③ G4-3	4	0	1	0	0	0	2
3 Asdrúbal Cabrera, S (1, 4) OBP: 0.200, SLG: 0.467			B FF 92 S SI 93 B FF 93 C SI 93 S FF 94 2-3 ① K		F CU 76 X CU 74 0-1 ② G6-3		B FF 97 F FF 97 C FF 96 B FF 97 F FF 97 C CH 89 2-3 ② K			3	0	0	0	0	2	2
47 Gio González, R (1, 1)			C SL 91 B CU 78 F FF 91 S CU 79 1-3 ② K		C CU 76 B FF 90 F SL 88 B FF 90 B SL 88 D CU 77 4-2 BB		C CU 84 T FF 96 X FF 98 0-2 ③ F7			1	0	0	0	0	1	0
17 Nate Schierholtz, L (5, PH) OBP: 1.000, SLG: 2.000										0	0	0	0	1	0	0
57 Tanner Roark, R (5, 1)										0	0	0	0	0	0	0
13 Jerry Blevins, L (5, 1)										0	0	0	0	0	0	0
11 Ryan Zimmerman, R (7, PH) OBP: 0.250, SLG: 0.250										1	0	0	0	0	0	1
46 Matt Thornton, L (7, 1)										0	0	0	0	0	0	0
30 Aaron Barrett, R (7, 1)										0	0	0	0	0	0	0
29 Rafael Soriano, R (7, 1)										0	0	0	0	0	0	0
Inning Stats	R: 0 E: 0 K: 1 S: 11 H: 0 LOB: 1 BB: 1 P: 22	R: 0 E: 0 K: 0 S: 6 H: 0 LOB: 0 BB: 0 P: 7	R: 0 E: 0 K: 2 S: 7 H: 0 LOB: 0 BB: 0 P: 11	R: 0 E: 0 K: 1 S: 9 H: 0 LOB: 0 BB: 0 P: 16	R: 1 E: 0 K: 0 S: 12 H: 2 LOB: 2 BB: 1 P: 21	R: 0 E: 0 K: 0 S: 8 H: 0 LOB: 0 BB: 0 P: 8	R: 1 E: 0 K: 1 S: 12 H: 2 LOB: 1 BB: 0 P: 19	R: 0 E: 0 K: 0 S: 7 H: 0 LOB: 0 BB: 0 P: 9	R: 0 E: 0 K: 1 S: 10 H: 0 LOB: 1 BB: 1 P: 17	1B: 2 2B: 1 3B: 0 HR: 1 SF: 0 SAC: 0 DP: 0 HBP: 0						

PITCHER		IP	WLS	BF	H	R	ER	SO	BB	IBB	HBP	BLK	WP	HR	S	P	ERA	WHIP
32 Ryan Vogelsong, R ERA: 1.59	(1, 1)	5.2		21	2	1	1	4	2	0	0	0	0	0	49	81	1.59	0.706
49 Javier López, L ERA:	(6, 1)	0.1	H	1	0	0	0	0	0	0	0	0	0	0	4	4	0.00	0.000
60 Hunter Strickland, R ERA: 9.0	(7, 1)	1.0	W	5	2	1	1	1	0	0	0	0	0	1	12	19	9.00	2.000
54 Sergio Romo, R ERA:	(8, 1)	1.0	H	3	0	0	0	0	0	0	0	0	0	0	7	9	0.00	0.000
46 Santiago Casilla, R ERA:	(9, 1)	1.0	S	4	0	0	0	1	1	0	0	0	0	0	10	17	0.00	1.000

PITCHER	IP	WLS	BF	H	R	ER	SO	BB	IBB	HBP	BLK	WP	HR	S	P	ERA	WHIP

TOP

Washington Nationals @ San Francisco Giants
AT&T Park, San Francisco, CA

Tue Oct 07 2014, 6:09 PM - 9:23 PM PDT
Att. 43,464 - Cloudy - 65 F

livebaseballscorecards.com

AB	31
R	2
H	4
RBI	2
BB	3
SO	6
LOB	8

WP: 0 PA: 34
PB: 0
SB: 0
CS: 0

Batter	1	2	3	4	5	6	7	8	9	AB	R	H	RBI	BB	SO	LOB
7 Grégor Blanco, L (1, 8) OBP: 0.200, SLG: 0.091	C SI 91 B FF 92 F FF 93 B SI 93 X FF 93 2-2 ① F7	B SI 93 B FF 94 B FF 93 B FF 92 4-0 12 G3-1 BB 1-2 2-3 3-H			B SI 93 F SI 93 B SI 94 X SI 93 2-1 28 F8 12 1B 1B		X FF 96 0-0 ① B5-3	C CU 77 B FF 93 S FF 93 X FF 93 1-2 ③ G3		4	0	1	1	1	0	1
12 Joe Panik, L (1, 4) OBP: 0.320, SLG: 0.375	C FF 94 X FF 93 0-1 ② G4-3	C CU 76 T SI 92 X SI 94 0-2 ② G3-1 1-2 2-3 3-H			1 SAFE C SI 94 B SI 93 1 SAFE 1 SAFE X SI 93 1-1 8 FC3 1B 1-2		C SL 84 X FF 96 0-1 8 BB 28 1B 48 WP 1B			4	1	2	1	0	0	2
28 Buster Posey, R (1, 2) OBP: 0.440, SLG: 0.391	B FF 94 S CH 82 X FF 94 1-1 8 1B 1B	X CH 84 0-0 ③ G5-3			C SL 86 S SL 85 B SI 94 B SL 87 X SI 94 2-2 ① F8 2-3		B SI 96 X SI 96 1-0 48 WP 8 BB 48 IBB 1-2 1B			4	0	2	0	0	0	4
8 Hunter Pence, R (1, 9) OBP: 0.333, SLG: 0.364	D SI 94 X FF 92 1-0 1-2 1B		B SI 92 C CH 84 F FF 94 X FF 93 1-2 ① P5		X SI 94 0-0 FC3 1-2		B SI 94 B SI 92 B SI 92 C SI 92 S FF 94 F FF 94 B SI 94 4-2 48 IBB 48 WP 1-2 2-3 BB			3	0	1	0	1	0	2
48 Pablo Sandoval, S (1, 5) OBP: 0.320, SLG: 0.304	B SI 94 F CH 85 X CH 85 1-1 ③ F9		B CU 78 C CH 85 T FF 93 X CU 80 1-2 ② G3-1		B SI 94 B SI 93 X CH 83 2-0 ② F3		B FF 94 C SL 84 D FF 93 B FF 93 I 4-1 ② 1-3 2-H 3-H IBB			3	0	0	0	1	0	5
9 Brandon Belt, L (1, 3) OBP: 0.417, SLG: 0.476		X FF 92 0-0 ① P3	B FF 94 X FF 93 1-0 ③ F8		C CU 72 B SI 93 C SI 92 S CU 74 1-3 ③ K		X FF 91 0-0 ③ L7			4	0	0	0	0	1	5
35 Brandon Crawford, L (1, 6) OBP: 0.292, SLG: 0.455		B FF 94 C FF 94 C FF 94 B CU 80 X FF 94 2-2 32 1B 2 E 7 BB 1B		F FF 92 B CU 79 T FF 92 X CU 80 1-2 ① G3-1		S SI 91 B CU 74 B SI 91 X SI 91 2-1 ① G1-3		B FF 90 F FF 91 B FF 92 B FF 90 X FF 90 3-1 45 G3 2 SH1-4 1B		4	1	2	0	0	0	0
2 Juan Carlos Perez, R (1, 7)		C FF 93 F CH 83 B FF 92 X CU 79 1-2 FC1 7 BB 32 1B 12 G3-1 1-2		B SI 93 C SI 93 X FF 92 1-1 ② F8		S CH 85 C CH 83 B SI 91 X CH 84 1-2 ② F9		X FF 91 0-0 ① SH1-4 1-2		3	1	0	0	0	0	1
32 Ryan Vogelsong, R (1, 1) OBP: 0.500, SLG: 0.500 49 Javier López, L (6, 1) 50 Matt Duffy, R (6, PH) 60 Hunter Strickland, R (7, 1) 54 Sergio Romo, R (8, 1) 45 Travis Ishikawa, L (8, PH) OBP: 0.267, SLG: 0.154 46 Santiago Casilla, R (9, 1)		B SI 92 X FF 91 1-0 12 G3-1 7 BB 1-2 2-3 1B		S SI 93 C SI 93 S FF 93 0-3 ③ K		S CH 84 X CH 85 0-1 ③ G6-3		B FF 92 B CU 77 B FF 92 X FF 92 3-0 ② G3 2-3		2 0 1 0 0 1	0 0 0 0 0 0	1 0 0 0 0 0	0 0 0 0 0 1	1 0 0 0 0 0	0 0 0 0 0 1	0 0 0 0 0 0
Inning Stats	R: 0 E: 0 K: 0 S: 10 H: 2 LOB: 2 BB: 0 P: 15	R: 2 E: 1 K: 0 S: 12 H: 2 LOB: 2 BB: 1 P: 20	R: 0 E: 0 K: 0 S: 7 H: 0 LOB: 0 BB: 0 P: 10	R: 0 E: 0 K: 1 S: 8 H: 0 LOB: 0 BB: 0 P: 10	R: 0 E: 0 K: 1 S: 12 H: 2 LOB: 3 BB: 0 P: 20	R: 0 E: 0 K: 0 S: 7 H: 0 LOB: 0 BB: 0 P: 10	R: 1 E: 0 K: 0 S: 9 H: 2 LOB: 2 BB: 2 P: 18	R: 0 E: 0 K: 0 S: 7 H: 1 LOB: 1 BB: 0 P: 14		1B: 9 2B: 0 3B: 0 HR: 0 SF: 0 SAC: 1 DP: 0 HBP: 0						

PITCHER		IP	WLS	BF	H	R	ER	SO	BB	IBB	HBP	BLK	WP	HR	S	P	ERA	WHIP
47 Gio González, L ERA:	(1, 1)	4.0		18	4	2	0	1	1	0	0	0	0	0	37	55	0.00	1.250
57 Tanner Roark, R ERA: 3.38	(5, 1)	0.2		5	2	0	0	0	0	0	0	0	0	0	9	16	0.00	3.000
13 Jerry Blevins, L ERA:	(5, 1)	1.1		4	0	0	0	1	0	0	0	0	0	0	10	14	0.00	0.000
46 Matt Thornton, L ERA: 3.86	(7, 1)	0.1	L	3	2	1	1	0	0	0	0	0	0	0	4	5	27.00	6.000
30 Aaron Barrett, R ERA:	(7, 1)	0.1		2	0	0	0	0	1	1	0	0	1	0	4	12	0.00	3.000

PITCHER		IP	WLS	BF	H	R	ER	SO	BB	IBB	HBP	BLK	WP	HR	S	P	ERA	WHIP
29 Rafael Soriano, R ERA:	(7, 1)	1.1		5	1	0	0	0	0	0	0	0	0	0	8	15	0.00	0.750

BOTTOM

Washington Nationals @ San Francisco Giants
AT&T Park, San Francisco, CA
Tue Oct 07 2014, 6:09 PM - 9:23 PM PDT
Att. 43,464 - Cloudy - 65 F

livebaseballscorecards.com

AB	33
R	3
H	9
RBI	2
BB	3
SO	2
LOB	21

WP: 1 PA: 37
PB: 0
SB: 0
CS: 0

TOP

San Francisco Giants @ St. Louis Cardinals
Busch Stadium, St. Louis, MO
Sat Oct 11 2014, 7:11 PM - 10:32 PM CDT
Att. 47,201 - Cloudy - 55 F

livebaseballscorecards.com

Batter	1	2	3	4	5	6	7	8	9	AB	R	H	RBI	BB	SO	LOB
7 Grégor Blanco, L (1, 8) OBP: 0.167, SLG: 0.074	C SI 90 F SI 90 F CU 76 B FC 85 B FF 90 F CU 76 X SI 93 2-2 ① F8	B FC 88 C CU 75 F FF 89 D CU 78 B FF 91 X SI 90 3-2 E5 1-2 2-3 3-H		B FC 85 F SI 89 B FC 87 X FC 87 2-1 ② G3 1-2		C FF 90 S FF 91 B SL 86 X CU 77 1-2 ③ G3-1		C SI 91 B SI 90 B SI 91 F SI 90 X CH 85 2-2 ③ G3		5	0	0	0	0	0	3
12 Joe Panik, L (1, 4) OBP: 0.300, SLG: 0.345	C SI 91 F CU 74 X SI 92 0-2 ② L6	B CU 76 X FC 88 1-0 ③ G1-3		B CU 76 T CU 76 X FC 87 1-1 ③ G6-3			B SL 85 C FF 90 C FF 90 B FF 90 B FF 90 F FF 91 X FF 90 3-2 9 BB 48 1B 1B		B SI 90 X SI 90 1-0 ① F7	5	0	1	0	0	0	4
28 Buster Posey, R (1, 2) OBP: 0.400, SLG: 0.357	B FF 90 S FF 91 B CU 76 B CU 76 X FC 89 3-1 ③ P4		B CU 72 B FC 88 F SI 90 X CU 74 2-1 8 FC4-6 48 1B 9 SF8 1B		X FC 86 0-0 ① F7		B FF 94 C FF 95 B FF 95 X FF 96 2-1 ① L8		C SI 90 B SI 90 F CH 85 F FF 91 X CH 84 1-2 ② G6-3	5	1	1	0	0	0	1
48 Pablo Sandoval, S (1, 5) OBP: 0.400, SLG: 0.407		B FC 90 B CU 72 C FC 87 S CU 75 F SI 91 X CU 76 2-2 9 1B 45 1B 2B	C FF 90 X CU 77 0-1 8 FC4-6 1-2 1B		B CU 76 B FC 86 B FC 88 C FF 88 B FC 87 4-1 8 FC1-6 BB		X SI 95 0-0 9 BB 1-2 1B		C SI 90 B SI 90 F CH 84 X CH 85 1-2 ③ G4-3	4	1	3	0	1	0	0
8 Hunter Pence, R (1, 9) OBP: 0.321, SLG: 0.320		C FC 88 B FC 87 D CU 76 D FC 88 S FC 88 F FC 88 D FF 92 4-2 45 1B 9 1B 7 E BB	C FC 87 F FC 89 X FC 87 0-2 ① FC4-6 1-2f 2-3		B FF 89 X FC 87 1-0 ② FC1-6 9 BB 1-2f		C CU 85 F CU 86 T CU 86 0-2 ② K			3	1	0	0	1	1	5
9 Brandon Belt, L (1, 3) OBP: 0.464, SLG: 0.500		S FF 91 B FC 89 D CU 77 F FC 89 X FC 89 2-2 7 E 45 1B 1-2 2-3 1B	F FC 88 1 SAFE 1 SAFE B CU 75 S FF 90 F FC 88 B SI 90 B FC 86 X CU 76 3-2 ② SF8 3-H		B FC 86 B FC 86 F FC 86 T FC 87 B FC 88 D CU 76 4-2 1-2 BB		B FF 97 B SI 93 B FF 96 C FF 94 B FF 96 4-1 35 FC4-6 1-2 2-3 BB		1	0	1	1	2	0	0
35 Brandon Crawford, L (1, 6) OBP: 0.250, SLG: 0.385		B FC 90 B SI 92 C FC 88 S CU 76 S CU 78 2-3 ① K	B FF 90 X FC 87 1-0 ③ G4-3		C FF 91 B SL 84 F SL 85 F SL 85 D CU 77 B SL 86 F FF 91 X SL 86 3-2 ③ G3		X SI 84 0-0 ③ FC4-6 1-2f			4	0	0	0	0	1	9
45 Travis Ishikawa, L (1, 7) OBP: 0.333, SLG: 0.250 2 Juan Carlos Perez, R (6, 7)		X FC 90 0-0 7 E 1-2 2-3 3-H 1B		C FC 88 C SI 88 X FC 83 0-2 7 G3 1B		B FF 90 C FF 90 F FF 89 B SL 85 B FF 90 C FF 90 3-3 ① K		C SI 91 X CH 85 0-1 ① G6-3		3 1	0 0	2 0	1 0	0 0	1 0	0 0
40 Madison Bumgarner, R (1, 1) 54 Sergio Romo, R (8, 1) 46 Santiago Casilla, R (9, 1)		C FC 88 S CU 77 D CU 78 X CU 76 1-2 ② L6		C FC 85 L CU 72 B FC 84 B CU 74 T FC 85 2-2 ① K		C FF 91 B CH 80 B CH 81 S FF 90 X CH 79 2-2 ② G6-3		X SI 91 0-0 ② G6-3		4 0 0	0 0 0	0 0 0	0 0 0	0 0 0	1 0 0	4 0 0

	AB	R	H	RBI	BB	SO	LOB
	35	3	8	2	4	4	26

Inning Stats																										
	R: 0 E: 0 K: 0 S: 10	H: 0 LOB: 0 BB: 0 P: 15		R: 2 E: 1 K: 1 S: 21	H: 3 LOB: 3 BB: 1 P: 36		R: 1 E: 0 K: 0 S: 12	H: 2 LOB: 1 BB: 0 P: 18		R: 0 E: 0 K: 1 S: 10	H: 1 LOB: 1 BB: 0 P: 15		R: 0 E: 0 K: 0 S: 10	H: 0 LOB: 2 BB: 2 P: 22		R: 0 E: 0 K: 1 S: 9	H: 0 LOB: 0 BB: 0 P: 15		R: 0 E: 0 K: 1 S: 12	H: 2 LOB: 3 BB: 1 P: 21		R: 0 E: 0 K: 0 S: 6	H: 0 LOB: 0 BB: 0 P: 8		R: 0 E: 0 K: 0 S: 8	H: 0 LOB: 0 BB: 0 P: 11	1B: 7 2B: 1 3B: 0 HR: 0	SF: 1 SAC: 0 DP: 0 HBP: 0	WP: 0 PB: 0 SB: 0 CS: 0	PA: 40

PITCHER	IP	WLS	BF	H	R	ER	SO	BB	IBB	HBP	BLK	WP	HR	S	P	ERA	WHIP
50 Adam Wainwright, R (1, 1) ERA: 8.0	4.2	L	24	6	3	2	2	3	0	0	0	0	0	58	98	3.86	1.929
56 Marco Gonzales, L (5, 1) ERA:	1.1		5	1	0	0	1	0	0	0	0	0	0	18	30	0.00	0.750
44 Carlos Martinez, R (7, 1) ERA: 4.5	0.2		4	1	0	0	1	1	0	0	0	0	0	7	13	0.00	3.000
36 Randy Choate, L (7, 1) ERA: 27.0	0.1		1	0	0	0	0	0	0	0	0	0	0	1	1	0.00	0.000
43 Seth Maness, R (8, 1) ERA:	2.0		6	0	0	0	0	0	0	0	0	0	0	14	19	0.00	0.000

PITCHER	IP	WLS	BF	H	R	ER	SO	BB	IBB	HBP	BLK	WP	HR	S	P	ERA	WHIP

BOTTOM

San Francisco Giants @ St. Louis Cardinals

Busch Stadium, St. Louis, MO

Sat Oct 11 2014, 7:11 PM - 10:32 PM CDT

Att. 47,201 - Cloudy - 55 F

livebaseballscorecards.com

Batter	1	2	3	4	5	6	7	8	9	AB	R	H	RBI	BB	SO	LOB
13 Matt Carpenter, L (1, 5) OBP: 0.381, SLG: 0.950	B FF 92 C FF 92 S FF 93 B CU 79 F CU 78 X FF 94 2-2 1B		C FF 92 C CU 78 B FC 87 X FC 87 1-2 ② G3		B FC 88 X FC 87 1-0 ③ F9			C FF 93 F FF 93 B FF 92 S CU 77 1-3 ① K		4	0	1	0	0	1	1
15 Randal Grichuk, R (1, 9) OBP: 0.190, SLG: 0.300	B FF 91 X FF 92 1-0 ① F7		B FF 93 F FC 87 C CU 77 B FF 93 S CU 77 2-3 ③ K			F FF 92 B FF 93 B FF 92 F FF 92 B FC 86 X FF 92 3-2 ① P2		B FF 93 F FF 93 B CU 75 X FF 92 2-1 ② F7		4	0	0	0	0	1	1
7 Matt Holliday, R (1, 7) OBP: 0.250, SLG: 0.368	X FF 92 0-0 ② F8			C FC 87 B FF 93 S CH 84 F FF 94 F CU 78 X CU 76 1-2 ① F9		B CH 86 B CH 84 X FF 93 2-0 ② F8		F SL 79 X SL 79 0-1 ③ F8		4	0	0	0	0	0	1
27 Jhonny Peralta, R (1, 6) OBP: 0.263, SLG: 0.235	X FF 92 0-0 ③ F7			B FF 93 B CH 84 F FC 87 B FF 93 F FF 93 B FF 93 4-2 BB		S CH 86 B FF 92 B CH 86 X FC 86 2-1 ③ F9			S FF 94 B SI 94 X SI 94 1-1 ① G6-3	3	0	0	0	1	0	1
32 Matt Adams, L (1, 3)		S FF 92 S FF 93 C FF 93 0-3 ① K		B FC 85 S FC 87 B FC 86 C FF 92 S CU 78 2-3 ② K			F FF 92 C FC 88 F FF 92 B CU 78 X CU 75 1-2 ① F9		F SI 94 C KC 80 X FF 94 0-2 ② F9	4	0	0	0	0	2	1
4 Yadier Molina, R (1, 2) OBP: 0.211, SLG: 0.263		C FF 94 B FF 94 B FF 94 S FC 87 F FF 94 X CU 77 2-2 ② G6-3		X FC 85 0-0 ③ L7			X FF 92 0-0 16 G3-1 19 1B 1B		F FF 94 C SL 90 F FF 94 F KC 80 B SL 90 X SI 94 1-2 ③ G5-3	4	0	1	0	0	0	1
19 Jon Jay, L (1, 8) OBP: 0.647, SLG: 0.538		B FF 92 B FF 92 C FF 92 F FC 86 F FF 93 B FC 88 X FF 94 3-2 1B			C FF 92 F FC 86 B FC 85 B CU 77 H FC 87 3-2 16 FC3-6 1 HBP		F FC 86 B FC 85 F FC 86 B FF 91 X FC 85 2-2 16 G3-1 1-2 1B			2	0	2	0	0	0	0
16 Kolten Wong, L (1, 4) OBP: 0.143, SLG: 0.429		S FC 87 F FF 94 S CU 77 0-3 ③ K			C FC 86 X CU 75 0-1 ① FC3-6 56 SH1-4 1-2f		S FC 86 F FF 93 X FC 88 0-2 ② G3-1 1-2 2-3			3	0	0	0	0	1	4
50 Adam Wainwright, R (1, 1) 56 Marco Gonzales, L (5, 1) 44 Carlos Martinez, R (7, 1) 36 Randy Choate, L (7, 1) 48 Tony Cruz, R (7, PH) 43 Seth Maness, R (8, 1)			C FF 93 S FF 92 S CU 70 0-3 ① K		L FF 90 B CU 67 X FF 90 1-1 ② SH1-4 1-2		C FF 93 B FF 93 F FF 93 F CU 77 B CU 76 S FF 93 2-3 ③ K			1 0 0 0 1 0	0 0 0 0 0 0	0 0 0 0 0 0	0 0 0 0 0 0	0 0 0 0 0 0	1 0 0 0 1 0	0 0 0 0 2 0
Inning Stats	R: 0 E: 0 K: 0 S: 7 H: 1 LOB: 1 BB: 0 P: 10	R: 0 E: 0 K: 2 S: 14 H: 1 LOB: 1 BB: 0 P: 19	R: 0 E: 0 K: 2 S: 9 H: 0 LOB: 0 BB: 0 P: 12	R: 0 E: 0 K: 1 S: 11 H: 0 LOB: 1 BB: 1 P: 18	R: 0 E: 0 K: 0 S: 7 H: 0 LOB: 1 BB: 0 P: 12	R: 0 E: 0 K: 0 S: 6 H: 0 LOB: 0 BB: 0 P: 13	R: 0 E: 0 K: 1 S: 15 H: 2 LOB: 2 BB: 0 P: 20	R: 0 E: 0 K: 1 S: 7 H: 0 LOB: 0 BB: 0 P: 10	R: 0 E: 0 K: 0 S: 10 H: 0 LOB: 0 BB: 0 P: 12	1B: 4 2B: 0 3B: 0 HR: 0		SF: 0 SAC: 1 DP: 0 HBP: 1		WP: 0 PB: 0 SB: 0 CS: 0	PA: 33	

	AB	30
	R	0
	H	4
	RBI	0
	BB	1
	SO	7
	LOB	12

PITCHER		IP	WLS	BF	H	R	ER	SO	BB	IBB	HBP	BLK	WP	HR	S	P	ERA	WHIP
40 Madison Bumgarner, L ERA: 0.76	(1, 1)	7.2	W	29	4	0	0	7	1	0	1	0	0	0	74	112	0.00	0.652
54 Sergio Romo, R ERA:	(8, 1)	0.1	H	1	0	0	0	0	0	0	0	0	0	0	2	2	0.00	0.000
46 Santiago Casilla, R ERA:	(9, 1)	1.0	S	3	0	0	0	0	0	0	0	0	0	0	10	12	0.00	0.000

PITCHER	IP	WLS	BF	H	R	ER	SO	BB	IBB	HBP	BLK	WP	HR	S	P	ERA	WHIP

Batter	1	2	3	4	5	6	7	8	9	AB	R	H	RBI	BB	SO	LOB
7 Grégor Blanco, L (1, 8) OBP: 0.200, SLG: 0.125	C FF 92 B FF 92 F SI 90 B FF 94 B SI 93 X FF 92 3-2 ① F8		B FF 93 B FF 93 C SI 91 X FF 94 2-1 12 G6-4-3 1B		S FF 94 B FF 96 S FF 95 F FF 95 B FF 94 S FF 94 2-3 ③ K		X SI 95 0-0 2-3 3-H 1B		B FF 98 F FF 98 F FF 98 B FF 98 B FF 99 X FF 98 3-2 ② L6	5	0	2	1	0	1	3
12 Joe Panik, L (1, 4) OBP: 0.314, SLG: 0.333	B SI 89 B SI 90 C FF 93 F FF 93 F FF 95 F FF 94 X SL 90 2-2 1B		C FF 92 X SI 90 0-1 ② ③ G6-4-3 1-2f			B FF 92 C SI 89 S FF 92 S FF 94 1-3 ① K	B SI 96 D CH 89 X FF 96 2-0 ② F9		C CH 88 F FF 99 B FF 99 B FF 100 B CH 89 B FF 99 4-2 28 BB 1-3 2-H BB	4	0	1	0	1	1	3
28 Buster Posey, R (1, 2) OBP: 0.371, SLG: 0.313	F SI 92 B FF 93 C FF 92 D SL 89 X FF 94 2-2 ② F9			B FF 93 X SI 91 1-0 ① G6-3		C FF 94 F FF 95 B FF 94 S SI 93 1-3 ② K	X FF 98 0-0 ③ F8		B FF 98 C FF 97 B FF 99 S SL 92 F FF 98 D SL 92 B FF 98 4-2 1-2 BB	4	0	0	0	1	1	3
48 Pablo Sandoval, S (1, 5) OBP: 0.371, SLG: 0.406	C FF 93 B SI 89 F SI 92 1 SAFE 1 SAFE X FF 94 1-2 ③ F8			B FF 92 B SI 91 S FF 92 B FF 94 X FF 94 3-1 ② P2		F FF 94 F SI 93 F FF 95 X CU 80 0-2 8 1B 2B		C SI 89 S SI 92 S SI 92 0-3 ① K	B SI 89 B SI 89 F SI 87 F SI 89 X FF 90 2-2 ③ G1-3	5	1	1	0	0	1	4
8 Hunter Pence, R (1, 9) OBP: 0.313, SLG: 0.310		C FF 92 F SI 91 F SL 87 B FF 94 B SL 88 X SI 94 2-2 ① G6-3		C FF 95 X SL 89 0-1 ③ G5-3		B SI 94 S FF 94 B FF 95 B FF 95 S FF 94 F FF 95 X FF 95 3-2 2-H 1B		F SI 89 B SI 90 C SI 90 F SI 90 S SL 85 1-3 ② K		4	0	1	1	0	1	0
9 Brandon Belt, L (1, 3) OBP: 0.469, SLG: 0.480		B SI 90 F FF 92 B SI 88 F FF 93 B FF 94 F FF 94 B FF 94 4-2 35 FC5-4 BB			C FF 92 S SI 90 B FF 94 X SI 93 1-2 45 2B 13 G4-3 1B	S SI 83 S SI 85 B SL 75 S SI 84 1-3 ③ K		C CH 68 S SI 92 F CH 68 B SI 93 F SI 93 B SI 92 X CH 68 2-2 ③ F8		3	1	1	0	1	1	1
35 Brandon Crawford, L (1, 6) OBP: 0.250, SLG: 0.345		F SI 91 S FF 94 X SI 93 0-2 ② FC5-4 1-2f			B FF 92 X FF 93 1-0 ① P4		B SI 84 B SI 84 B SI 84 B SI 84 4-0 2 SH5-4 38 PB 7 1B BB		B FF 97 B FF 97 B FF 98 C FF 99 C FF 98 S FF 99 3-3 ① K	3	1	0	0	1	1	2
45 Travis Ishikawa, L (1, 7) OBP: 0.350, SLG: 0.333 38 Michael Morse, R (7, PH) OBP: 1.000, SLG: 1.000 63 Jean Machi, R (7, 1) 49 Javier López, L (7, 1) 60 Hunter Strickland, R (7, 1) 34 Andrew Susac, R (9, PH) OBP: 0.500, SLG: 0.500 50 Matt Duffy, R (9, PR) 54 Sergio Romo, R (9, 1)		F FF 93 F FF 93 F FF 95 B FF 94 X FF 94 1-2 ③ L3			S FF 94 B SI 91 F SI 91 X FF 94 1-2 13 G4-3 1-3 2B		B FF 96 F SI 94 B SI 94 X SI 94 2-1 7 1B 2 SH5-4 1-2 1B		C SL 87 X FF 98 0-1 12 BB 2 1B 12 WP 1B	2 1 0 0 0 1 0 1	0 0 0 0 0 0 1 0	1 1 0 0 0 1 0 1	0 0 0 0 0 0 1 0	0 0 0 0 0 0 0 0	0 0 0 0 0 0 0 0	1 0 0 0 0 0 0 0
22 Jake Peavy, R (1, 1) 13 Joaquin Arias, R (5, PH) 41 Jeremy Affeldt, L (5, 1) 2 Juan Carlos Perez, R (7, PH) OBP: 0.182, SLG: 0.100 (7, 7)			C FF 91 C FF 92 F FF 93 X SL 88 0-2 ① G6-3		X SI 93 0-0 ② G4-3 2-3 3-H		X SI 94 0-0 ① SH5-4 1-2 2-3		X FF 98 0-0 12 WP 1-2 1B	1 1 0 1	0 0 0 0	0 1 0 1	0 0 0 0	0 0 0 0	0 0 0 0	0 1 0 0
Inning Stats	R: 0 H: 1 E: 0 LOB: 1 K: 0 BB: 0 S: 14 P: 22	R: 0 H: 0 E: 0 LOB: 1 K: 0 BB: 1 S: 14 P: 21	R: 0 H: 1 E: 0 LOB: 0 K: 0 BB: 0 S: 8 P: 10	R: 0 H: 0 E: 0 LOB: 0 K: 0 BB: 0 S: 5 P: 9	R: 1 H: 2 E: 0 LOB: 1 K: 1 BB: 0 S: 12 P: 17	R: 1 H: 2 E: 0 LOB: 1 K: 3 BB: 0 S: 17 P: 23	R: 1 H: 2 E: 0 LOB: 2 K: 0 BB: 1 S: 6 P: 14	R: 0 H: 0 E: 0 LOB: 0 K: 2 BB: 0 S: 12 P: 15	R: 1 H: 2 E: 0 LOB: 3 K: 1 BB: 2 S: 17 P: 33	1B: 8 SF: 0 2B: 2 SAC: 1 3B: 0 DP: 1 HR: 0 HBP: 0						

TOP

San Francisco Giants @ St. Louis Cardinals
Busch Stadium, St. Louis, MO
Sun Oct 12 2014, 7:11 PM - 10:50 PM CDT
Att. 46,262 - Partly Cloudy - 62 F

livebaseballscorecards.com

AB	35
R	4
H	10
RBI	3
BB	4
SO	7
LOB	18

WP: 2 PA: 40
PB: 1
SB: 0
CS: 0

PITCHER		IP	WLS	BF	H	R	ER	SO	BB	IBB	HBP	BLK	WP	HR	S	P	ERA	WHIP
31 Lance Lynn, R ERA: 3.09	(1, 1)	5.2		23	6	2	2	3	1	0	0	0	0	0	67	98	3.18	1.235
36 Randy Choate, L ERA: 27.0	(6, 1)	0.1		2	0	1	1	1	1	0	0	0	0	0	3	8	27.00	3.000
44 Carlos Martinez, R ERA: 3.0	(7, 1)	1.0		5	2	0	0	0	0	0	0	0	0	0	6	10	0.00	2.000
37 Pat Neshek, R ERA: 1.93	(8, 1)	1.0		3	0	0	0	2	0	0	0	0	0	0	12	15	0.00	0.000
26 Trevor Rosenthal, R ERA: 4.91	(9, 1)	0.2	B	6	2	1	1	1	2	0	0	0	1	0	14	28	13.50	6.000

PITCHER		IP	WLS	BF	H	R	ER	SO	BB	IBB	HBP	BLK	WP	HR	S	P	ERA	WHIP
43 Seth Maness, R ERA:	(9, 1)	0.1	W	1	0	0	0	0	0	0	0	0	0	0	3	5	0.00	0.000

BOTTOM

San Francisco Giants @ St. Louis Cardinals
Busch Stadium, St. Louis, MO
Sun Oct 12 2014, 7:11 PM - 10:50 PM CDT
Att. 46,262 - Partly Cloudy - 62 F

livebaseballscorecards.com

Batter	1	2	3	4	5	6	7	8	9	AB	R	H	RBI	BB	SO	LOB
13 Matt Carpenter, L (1, 5) OBP: 0.360, SLG: 0.958	C FF 88 C SI 90 B CU 81 F FF 91 B FF 92 B FF 88 S FC 87 3-3 ① **K**		C FF 89 B SL 82 X FF 90 1-1 **HR**	B FC 88 B FF 89 X FC 87 2-0 ③ **F8**			B SL 78 B SI 85 C SI 85 C SI 86 B SL 79 S SI 84 3-3 ② **K**			4	1	1	1	0	2	3
19 Jon Jay, L (1, 8) OBP: 0.571, SLG: 0.471	B FF 91 B FF 88 C FC 86 X FF 90 2-1 ② **F9**		C FF 91 B CH 82 B SL 82 C FF 90 B SL 82 X FF 89 3-2 ② **G3-1**		F SI 90 F SI 91 X CU 75 0-2 ① **G4-3**		B SI 86 X SI 84 1-0 **7 CS 1B**			4	0	1	0	0	0	0
7 Matt Holliday, R (1, 7) OBP: 0.208, SLG: 0.304	B SI 92 C FF 92 X SI 92 1-1 ③ **G6-3**		X FC 87 0-0 ③ **F9**		X CH 87 0-0 ② **G6-3**		S FF 96 B FF 97 F FF 98 1 SAFE 1-2 ③ **CS** **1-2**	B CU 84 C FF 97 F FF 97 X FF 98 1-2 ① **L8**		4	0	0	0	0	0	0
32 Matt Adams, L (1, 3) OBP: 0.348, SLG: 0.526		B FF 90 B FF 90 C FF 87 F FF 90 B FC 88 F FF 90 F SI 90 X FC 87 3-2 ① **L9**		B FF 90 B CH 81 B FF 89 C FS 87 F FF 88 B FC 86 4-2 **4 SH5-3 27 1B 15 1B BB**	B CU 75 B SI 92 X SI 91 2-0 ③ **G6-3**			C CU 84 B CU 84 C CU 84 X SI 97 1-2 **HR**		3	2	1	1	1	0	0
27 Jhonny Peralta, R (1, 6) OBP: 0.348, SLG: 0.263		B FC 88 F FC 86 B FC 87 B FC 86 B FF 90 4-1 **4 1B BB**		X SI 91 0-0 **15 1B 4 SH5-3** **1-2 1B**		B CU 74 F SI 90 S SI 91 B SI 92 B SI 91 4-2 **4 G4-6-3 BB**		S FF 97 B FF 97 S CU 85 B CU 85 X FF 97 2-2 ② **F9**		2	0	1	0	2	0	0
4 Yadier Molina, R (1, 2) OBP: 0.238, SLG: 0.286 48 Tony Cruz, R (7, 2)		X FC 88 0-0 **1-2 1B**		B SI 90 X SI 90 1-0 ① **SH5-3** **1-2** **2-3**		C SI 91 F SI 90 B CH 88 X SI 92 1-2 ①② **G4-6-3** **1-2f**		S FF 97 S FF 96 B FF 97 S FF 97 1-3 ③ **K**		2 1	0 0	1 0	0 0	0 1	0 0	1 0
16 Kolten Wong, L (1, 4) OBP: 0.222, SLG: 0.588		B FC 87 C FF 91 B CH 83 B FC 87 F SI 91 X FC 88 3-2 ② **F8**		I IN 68 I IN 68 I IN 68 I IN 69 4-0 **15 1B IBB**		C CU 75 B CU 75 B CU 75 T SI 92 B CU 72 S SI 91 3-3 ③ **K**			C SI 89 X CH 84 0-1 **HR**	3	1	1	1	1	1	2
15 Randal Grichuk, R (1, 9) OBP: 0.208, SLG: 0.304		C FF 92 B FF 88 B FF 88 X FC 88 2-1 ③ **G5-3**		F FF 91 B FF 90 F FF 90 X SL 83 1-2 **2-3** **3-H 1B**			B FF 94 X CU 82 1-0 ① **P6**			3	0	1	1	0	0	2
31 Lance Lynn, S (1, 1) 36 Randy Choate, L (6, 1) 44 Carlos Martinez, R (7, 1) 18 Oscar Taveras, L (7, PH) OBP: 0.400, SLG: 1.000 37 Pat Neshek, S (8, 1) 26 Trevor Rosenthal, R (9, 1) 43 Seth Maness, R (9, 1)			C FF 90 F FC 86 S FF 90 0-3 ① **K**	D SI 90 C FF 90 B SI 90 F SI 90 X FC 86 2-2 ② **F9**			S CH 84 B CH 84 B FF 92 X CH 83 2-1 **HR**			2 0 0 1 0 0 0	0 0 0 1 0 0 0	0 0 0 1 0 0 0	0 0 0 1 0 0 0	1 0 0 0 0 0 0	0 0 0 0 0 0 0	3 0 0 0 0 0 0
Inning Stats	R: 0 E: 0 K: 1 S: 8 H: 0 LOB: 0 BB: 0 P: 14	R: 0 E: 0 K: 0 S: 12 H: 1 LOB: 2 BB: 1 P: 24	R: 1 E: 0 K: 1 S: 9 H: 1 LOB: 0 BB: 0 P: 13	R: 1 E: 0 K: 0 S: 11 H: 2 LOB: 3 BB: 2 P: 25	R: 0 E: 0 K: 0 S: 5 H: 0 LOB: 0 BB: 0 P: 7	R: 0 E: 0 K: 1 S: 8 H: 0 LOB: 0 BB: 1 P: 16	R: 1 E: 0 K: 1 S: 9 H: 2 LOB: 0 BB: 0 P: 17	R: 1 E: 0 K: 1 S: 12 H: 1 LOB: 0 BB: 0 P: 17	R: 1 E: 0 K: 0 S: 2 H: 1 LOB: 0 BB: 0 P: 2	1B: 4 2B: 0 3B: 0 HR: 4 SF: 0 SAC: 1 DP: 1 HBP: 0						

	AB	29
	R	5
	H	8
	RBI	5
	BB	4
	SO	5
	LOB	11

PITCHER		IP	WLS	BF	H	R	ER	SO	BB	IBB	HBP	BLK	WP	HR	S	P	ERA	WHIP
22 Jake Peavy, R ERA: 1.86	(1, 1)	4.0		19	4	2	2	2	2	1	0	0	0	1	40	76	4.50	1.500
41 Jeremy Affeldt, L ERA:	(5, 1)	2.0		6	0	0	0	1	1	0	0	0	0	0	13	23	0.00	0.500
63 Jean Machi, R ERA: 7.71	(7, 1)	0.1	B	2	1	1	1	0	0	0	0	0	0	1	3	6	27.00	3.000
49 Javier López, L ERA:	(7, 1)	0.1		2	1	0	0	1	0	0	0	0	0	0	4	8	0.00	3.000
60 Hunter Strickland, R ERA: 8.31	(7, 1)	1.1		4	1	1	1	1	0	0	0	0	0	1	14	20	6.75	0.750

PITCHER		IP	WLS	BF	H	R	ER	SO	BB	IBB	HBP	BLK	WP	HR	S	P	ERA	WHIP
54 Sergio Romo, R ERA: 2.7	(9, 1)	0.0	L	1	1	1	1	0	0	0	0	0	0	1	2	2	∞	∞

Batter	1	2	3	4	5	6	7	8	9	10	AB	R	H	RBI	BB	SO	LOB
13 Matt Carpenter, L (1, 5) OBP: 0.333, SLG: 0.828	B FF 89 C SI 89 B FS 80 C SI 88 C FC 85 2-3 K ①		C FF 89 B FC 84 B SI 90 C SI 88 B FS 82 X FF 90 3-2 G4-3 ③		C SI 88 S FS 81 X SI 90 0-2 G1-6-3 ②③ 1-2f		C SI 91 B CU 75 C CU 76 B CU 76 B CU 76 X SI 94 3-2 1B			F SI 86 C SI 87 B SL 78 S CU 72 1-3 K ②	5	0	1	0	0	2	1
19 Jon Jay, L (1, 8) OBP: 0.577, SLG: 0.500	B SI 90 B SI 90 X SI 90 2-0 F7 ②			B FS 80 T SI 88 B SI 89 S SI 90 X SI 90 2-2 7 1B 16 3B 1B		C SI 89 X FS 82 0-1 32 G3 7 G5-3 27 1B 1B	1 SAFE X SI 92 0-0 G4-3 ③			X SI 85 0-0 1B	5	2	3	0	0	0	1
7 Matt Holliday, R (1, 7) OBP: 0.207, SLG: 0.286	B FF 90 F SI 90 X SI 91 1-1 G4-3 ③			X SI 90 0-0 16 3B 1-2 1B		S SI 88 X SI 88 0-1 G5-3 ① 1-2		B CH 87 X SI 91 1-0 G4-3 ①		S FF 88 B SI 89 1 SAFE B SL 80 B SL 80 C SL 80 X SL 80 3-2 G5-3 ③	5	1	1	0	0	0	2
32 Matt Adams, L (1, 3) OBP: 0.296, SLG: 0.435		B SI 88 S SI 88 X SI 89 1-1 G3-1 ①		C SI 89 B SI 89 X SI 89 1-1 L8 ①		D FS 80 C FC 82 X FS 81 1-1 G3 ② 2-3		B CU 75 B SI 92 F SI 92 X SI 93 2-1 L8 ②			4	0	0	0	0	0	3
27 Jhonny Peralta, R (1, 6) OBP: 0.333, SLG: 0.261		B FC 84 X FF 89 1-0 L7 ②		B FC 84 B SI 90 C FC 84 F SI 90 F SI 90 S CU 78 2-3 K ②		B SI 90 X SI 89 1-0 3-H 1B		F SI 92 X SI 92 0-1 L8 ③			4	0	1	1	0	1	2
16 Kolten Wong, L (1, 4) OBP: 0.273, SLG: 0.714		C SI 90 B SI 90 F FS 82 F SI 90 X SI 90 1-2 2B		C SI 90 X CU 77 0-1 1-H 2-H 3B		B SI 89 B SI 90 F SI 89 X SI 89 2-1 F8 ③			C SI 95 F SI 95 F KC 82 X FF 96 0-2 L4 ①		4	0	2	2	0	0	1
12 A.J. Pierzynski, L (1, 2)		B SI 90 F FS 82 S SI 89 S SI 91 1-3 K ③		X SI 90 0-0 G4-3 ③			B SI 87 X SI 88 1-0 L7 ①		F SI 95 X KC 82 0-1 G3 ②		4	0	0	0	0	1	2
15 Randal Grichuk, R (1, 9) OBP: 0.214, SLG: 0.407			C SI 89 B CU 75 B FC 84 X SI 89 2-1 G6-3 ①		S SI 88 C SI 88 B FC 82 B FC 84 B SI 90 F SI 90 S SI 89 3-3 K ①		X FC 83 0-0 HR		C SI 95 C KC 82 S FF 95 0-3 K ③		4	1	1	1	0	2	0
41 John Lackey, R (1, 1) 33 Daniel Descalso, L (7, PH) 56 Marco Gonzales, L (7, 1) 37 Pat Neshek, S (8, 1) 43 Seth Maness, R (9, 1) 8 Peter Bourjos, R (10, PH) 36 Randy Choate, L (10, 1)			C SI 89 S FC 81 B SI 90 C FC 83 1-3 K ②		B SI 90 T SI 89 S SI 89 B SI 90 F SI 89 H SI 89 3-2 13 G1-6-3 HBP		X SI 90 0-0 G1-3 ②			C SI 84 X SI 85 0-1 G6-3 ①	1 1 0 0 0 1 0	0 0 0 0 0 0 0	0 0 0 0 0 0 0	0 0 0 0 0 0 0	0 0 0 0 0 0 0	1 0 0 0 0 0 0	0 0 0 0 0 0 0
Inning Stats	R: 0 E: 0 K: 1 S: 6 H: 0 LOB: 0 BB: 0 P: 11	R: 0 E: 0 K: 1 S: 10 H: 1 LOB: 1 BB: 0 P: 14	R: 0 E: 0 K: 1 S: 8 H: 0 LOB: 0 BB: 0 P: 14	R: 2 E: 0 K: 1 S: 13 H: 3 LOB: 1 BB: 0 P: 18	R: 0 E: 0 K: 1 S: 10 H: 0 LOB: 0 BB: 0 P: 16	R: 1 E: 0 K: 0 S: 9 H: 2 LOB: 1 BB: 0 P: 13	R: 1 E: 0 K: 0 S: 7 H: 2 LOB: 1 BB: 0 P: 11	R: 0 E: 0 K: 0 S: 5 H: 0 LOB: 0 BB: 0 P: 8	R: 0 E: 0 K: 1 S: 9 H: 0 LOB: 0 BB: 0 P: 9	R: 0 E: 0 K: 1 S: 9 H: 1 LOB: 1 BB: 0 P: 13	1B: 6 2B: 1 3B: 1 HR: 1	SF: 0 SAC: 0 DP: 1 HBP: 1	WP: 0 PB: 0 SB: 0 CS: 0	PA: 39			

PITCHER		IP	WLS	BF	H	R	ER	SO	BB	IBB	HBP	BLK	WP	HR	S	P	ERA	WHIP
17 Tim Hudson, R ERA: 3.29	(1, 1)	6.1		26	7	4	4	5	0	0	1	0	0	1	58	89	5.68	1.105
41 Jeremy Affeldt, L ERA:	(7, 1)	1.2		6	1	0	0	0	0	0	0	0	0	0	10	16	0.00	0.600
46 Santiago Casilla, R ERA:	(9, 1)	1.0		3	0	0	0	1	0	0	0	0	0	0	9	9	0.00	0.000
49 Javier López, L ERA:	(10, 1)	0.2		3	1	0	0	1	0	0	0	0	0	0	6	7	0.00	1.500
54 Sergio Romo, R ERA: 2.45	(10, 1)	0.1	W	1	0	0	0	0	0	0	0	0	0	0	3	6	0.00	0.000

PITCHER	IP	WLS	BF	H	R	ER	SO	BB	IBB	HBP	BLK	WP	HR	S	P	ERA	WHIP

TOP

St. Louis Cardinals @ San Francisco Giants
AT&T Park, San Francisco, CA
Tue Oct 14 2014, 1:10 PM - 4:18 PM PDT
Att. 42,716 - Overcast - 70 F

livebaseballscorecards.com

AB	38
R	4
H	9
RBI	4
BB	0
SO	7
LOB	12

St. Louis Cardinals @ San Francisco Giants

AT&T Park, San Francisco, CA

Tue Oct 14 2014, 1:10 PM - 4:18 PM PDT

Att. 42,716 - Overcast - 70 F

livebaseballscorecards.com

BOTTOM

Batter	1	2	3	4	5	6	7	8	9	10	AB	R	H	RBI	BB	SO	LOB
7 Grégor Blanco, L (1, 8) OBP: 0.179, SLG: 0.111	B FF 90 X FF 90 1-0 P6 ①	B FF 89 C CU 76 B FF 90 C FF 90 B FC 83 C FC 82 3-3 K ②		B FC 82 X FC 82 1-0 L6 ③			S SL 86 C SL 86 B SL 85 C FF 92 1-3 K ③			L SI 82 X SI 83 0-1 SH 1-2 2-H	4	0	0	0	0	2	1
12 Joe Panik, L (1, 4) OBP: 0.282, SLG: 0.297	C FF 91 X FF 91 0-1 L8 ②	C FF 90 X FF 90 0-1 P5 ③			C CU 75 F FF 88 X FF 92 0-2 L7 ①			B SI 91 X SI 90 1-0 L3 ①			4	0	0	0	0	0	0
28 Buster Posey, R (1, 2) OBP: 0.359, SLG: 0.306	B FF 91 C FF 91 X FF 91 1-1 48 1B 8 2B 1B		C SI 90 C SI 91 X FF 92 0-2 G6-3 ①		C SI 91 X SI 92 0-1 G6-3 ②			S SI 90 B SL 84 S SL 84 F SI 92 F SI 92 X SI 93 1-2 F9 ②			4	1	1	0	0	0	0
48 Pablo Sandoval, S (1, 5) OBP: 0.385, SLG: 0.400	C FF 92 1 SAFE F FF 91 F FF 92 X FF 93 0-2 8 2B 45 2B 1B 1-2		B CU 76 T FF 91 F SI 91 H FC 82 2-2 HBP		B FC 82 B CU 76 F FF 90 X SI 91 2-1 G6-3 ③			C CH 70 F SI 92 B SI 93 B CH 70 X CH 65 2-2 L5 ③			3	1	1	0	0	0	0
8 Hunter Pence, R (1, 9) OBP: 0.306, SLG: 0.333	C FF 92 F FF 92 X FF 94 0-2 45 2B 2B 1-3 2-H		S SI 91 B SI 91 X SI 91 1-1 F8 ②			C CU 79 F SI 90 B FC 83 S FC 83 1-3 K ①			S SL 84 B SL 83 B SI 90 X SI 90 2-1 G1-3 ①		4	1	1	1	0	1	1
9 Brandon Belt, L (1, 3) OBP: 0.444, SLG: 0.429	B FF 90 B CU 77 D CU 78 I 4-0 45 2B IBB		X FF 90 0-0 L9 ③			C FF 90 B FF 91 S FC 84 F FF 92 S FC 82 1-3 K ②			X SI 90 0-0 L8 ②		3	1	0	0	1	1	1
45 Travis Ishikawa, L (1, 7) OBP: 0.348, SLG: 0.381 41 Jeremy Affeldt, L (7, 1) 46 Santiago Casilla, R (9, 1) 38 Michael Morse, R (9, PH) OBP: 0.500, SLG: 0.500 49 Javier López, L (10, 1) 54 Sergio Romo, R (10, 1)	X SI 90 0-0 2B 1-H 2-H 3-H			C FF 88 F FF 90 X CU 80 0-2 G3-1 ①		C FC 83 S FF 91 B FF 92 F FF 92 B FF 92 X FC 84 2-2 G4-3 ③			X SI 90 0-0 G3 ③		3 0 0 1 0 0	0 0 0 0 0 0	1 0 0 0 0 0	3 0 0 0 0 0	0 0 0 0 0 0	0 0 0 0 0 0	0 0 0 0 0 0
35 Brandon Crawford, L (1, 6) OBP: 0.250, SLG: 0.313	C FF 90 X CU 78 0-1 L7 ③			B CU 76 X CU 81 1-0 F9 ②			B FF 91 B FF 90 S FF 90 S SL 86 F SL 85 X FF 93 2-2 F7 ①			F SI 83 B SI 84 B SI 85 C SI 84 F SI 85 B SI 85 F SI 85 B SI 85 4-2 2 1B 7 SH BB	3	1	0	0	1	0	1
17 Tim Hudson, R (1, 1) OBP: 0.333, SLG: 0.333 2 Juan Carlos Perez, R (7, 7) OBP: 0.231, SLG: 0.167		F FF 87 F FF 90 F FF 91 F CU 81 X SI 90 0-2 F7 ①		C FF 89 B FF 90 X FF 89 1-1 1B			S SL 86 B CH 79 B CH 78 X FF 92 2-1 L8 ②			1 SAFE 1 SAFE L SI 82 L SI 84 1 SAFE F SI 85 B SI 85 F SI 85 X SI 84 1-2 7 SH 1B	2 2	0 0	1 1	0 0	0 0	0 0	0 0

	AB	R	H	RBI	BB	SO	LOB
	33	5	6	4	2	4	4

Inning Stats	1	2	3	4	5	6	7	8	9	10
	R: 4 E: 0 K: 0 S: 15	R: 0 E: 0 K: 1 S: 10	R: 0 E: 0 K: 0 S: 8	R: 0 E: 0 K: 0 S: 7	R: 0 E: 0 K: 0 S: 7	R: 0 E: 0 K: 2 S: 11	R: 0 E: 0 K: 1 S: 9	R: 0 E: 0 K: 0 S: 9	R: 0 E: 0 K: 0 S: 4	R: 1 E: 1 K: 0 S: 11
	H: 4 LOB: 1 BB: 1 P: 21	H: 0 LOB: 0 BB: 0 P: 13	H: 0 LOB: 1 BB: 0 P: 11	H: 1 LOB: 1 BB: 0 P: 10	H: 0 LOB: 0 BB: 0 P: 9	H: 0 LOB: 0 BB: 0 P: 15	H: 0 LOB: 0 BB: 0 P: 14	H: 0 LOB: 0 BB: 0 P: 13	H: 0 LOB: 0 BB: 0 P: 6	H: 1 LOB: 2 BB: 1 P: 16

	1B	SF	WP	PA
	4	0	0	37
	2B: 2	SAC: 1	PB: 0	
	3B: 0	DP: 0	SB: 0	
	HR: 0	HBP: 1	CS: 0	

PITCHER		IP	WLS	BF	H	R	ER	SO	BB	IBB	HBP	BLK	WP	HR	S	P	ERA	WHIP
41 John Lackey, R ERA: 3.46	(1, 1)	6.0		25	5	4	4	3	0	1	1	0	0	0	58	79	6.00	0.833
56 Marco Gonzales, L ERA:	(7, 1)	1.0		3	0	0	0	1	0	0	0	0	0	0	9	14	0.00	0.000
37 Pat Neshek, R ERA: 1.59	(8, 1)	1.0		3	0	0	0	0	0	0	0	0	0	0	9	13	0.00	0.000
43 Seth Maness, R ERA:	(9, 1)	1.0		3	0	0	0	0	0	0	0	0	0	0	4	6	0.00	0.000
36 Randy Choate, L ERA: 27.0	(10, 1)	0.0	L	3	1	1	0	0	1	0	0	0	0	0	11	16	∞	∞

PITCHER	IP	WLS	BF	H	R	ER	SO	BB	IBB	HBP	BLK	WP	HR	S	P	ERA	WHIP

Batter	1	2	3	4	5	6	7	8	9	AB	R	H	RBI	BB	SO	LOB
13 Matt Carpenter, L (1, 5) OBP: 0.343, SLG: 0.788	B FF 92 F FF 92 C SI 93 X SL 90 1-2 32 1B 2B	B FF 92 C FF 91 B CU 79 F FF 92 B CH 84 B FF 92 4-2 1-2 BB	C FF 86 C CH 81 B FF 88 B FF 89 B SL 85 C FF 90 3-3 ③ K				C SI 92 B SI 92 X CU 76 1-1 ② G1-3		B SI 95 C SI 94 C KC 80 C KC 81 1-3 ② K	4	1	1	0	1	2	0
19 Jon Jay, L (1, 8) OBP: 0.581, SLG: 0.480	B FF 91 B FF 91 F CH 84 D FF 92 F SL 89 F FF 92 B FF 92 4-2 32 1B BB	F CU 78 B FF 92 F SL 90 F FF 92 C FF 92 1-3 ③ K			B FF 86 X CH 81 1-0 ① F8		C SI 92 B SI 92 B SI 92 F SI 92 B SI 92 B SI 92 4-2 7 1B BB		C KC 82 F SI 94 X SI 95 0-2 1B	3	0	1	0	2	1	2
7 Matt Holliday, R (1, 7) OBP: 0.265, SLG: 0.364	C FF 92 B CH 86 F FF 92 B FF 91 X FF 91 2-2 ① P3		B SI 92 X SL 89 1-0 32 1B 27 G5-4-3 2B		S SL 84 B FF 88 B FF 89 F SL 85 X FF 89 2-2 32 G6-3 1B		X CH 86 0-0 1-2 1B		B SI 94 S SI 94 F SI 94 C SI 94 1-3 ③ K	5	1	3	0	0	1	3
32 Matt Adams, L (1, 3) OBP: 0.323, SLG: 0.444	X FF 92 0-0 27 G5-4-3 1-2 2-H 1B		X CU 78 0-0 27 G5-4-3 2-3 1B		1 SAFE C CU 76 X FF 88 0-1 ② ③ G6-3 1-2f		B SL 78 B SI 86 B SI 85 C SI 84 F SI 84 X SI 85 3-2 ③ G4-3			4	0	2	1	0	0	3
27 Jhonny Peralta, R (1, 6) OBP: 0.290, SLG: 0.222	B CU 78 C CH 87 B FF 92 S CH 86 X CH 86 2-2 ② ③ G5-4-3 1-2f		X SI 90 0-0 ① ② G5-4-3 1-2f 3-H			C CU 75 S SL 84 B CU 77 X FF 88 1-2 ① F7		C SL 82 B SL 81 C SL 81 F SL 80 S SL 79 1-3 ① K		4	0	0	0	0	1	3
16 Kolten Wong, L (1, 4) OBP: 0.308, SLG: 0.840		B FF 92 X FF 92 1-0 12 1B 2B	C CU 77 B CU 79 F SI 92 B SL 89 B FF 93 X CH 84 3-2 HR			C FF 87 F SL 83 B FF 89 F CH 80 B SL 82 B FC 89 X CH 82 3-2 ② G3		C SI 90 B FF 89 S SI 89 B SL 81 X SI 88 2-2 ② G1-3		4	2	2	1	0	0	0
12 A.J. Pierzynski, L (1, 2) OBP: 0.286, SLG: 0.167 56 Marco Gonzales, L (6, 1) 43 Seth Maness, R (6, 1) 18 Oscar Taveras, L (8, PH) OBP: 0.500, SLG: 1.000 37 Pat Neshek, S (8, 1)		X CH 85 0-0 40 FC3-6 2-H 1B	B SI 94 F SI 92 S CU 76 F SL 89 F CU 79 X CU 79 1-2 ③ F9			B FF 88 F CH 81 B FF 88 B SL 84 F FF 88 B FF 89 4-2 BB		S SI 88 X SI 89 0-1 1B		2 0 0 0 1 0	0 0 0 0 0 0	1 0 0 1 0 0	1 0 0 0 0 0	1 0 0 0 0 0	0 0 0 0 0 0	0 0 0 0 0 0
15 Randal Grichuk, R (1, 9) OBP: 0.188, SLG: 0.355		B FF 92 B SI 92 X SI 92 2-0 ① P4		B FF 87 F SL 84 S FF 89 F CU 76 S CU 78 1-3 ① K		C FF 88 F CU 77 1 SAFE D FF 89 F SL 84 B FF 89 T FF 89 2-2 ③ K		B FF 90 F FF 88 X FF 89 1-1 ③ F8		4	0	0	0	0	2	3
40 Shelby Miller, R (1, 1) 36 Randy Choate, L (4, 1) 44 Carlos Martinez, R (5, 1) 48 Tony Cruz, R (6, 2) 33 Daniel Descalso, L (9, PH)		C CU 78 B CU 78 B SL 87 L FF 92 X FF 92 2-2 ② FC3-6 13 BB 1-2f		B FF 87 F FF 87 C SL 84 S FF 88 1-3 ② K			B SI 90 C SI 91 X SI 91 1-1 ① L8		B SI 94 F SI 93 F FF 95 F KC 81 X SI 95 1-2 ① P6	2 0 0 0 1 1	0 0 0 0 0 0	0 0 0 0 0 0	0 0 0 0 0 0	0 0 0 1 1 1	1 0 0 0 0 0	1 0 0 0 0 0
Inning Stats	R: 1 E: 0 K: 0 S: 13 H: 2 LOB: 1 BB: 1 P: 22	R: 1 E: 0 K: 1 S: 12 H: 2 LOB: 2 BB: 1 P: 22	R: 2 E: 0 K: 0 S: 11 H: 3 LOB: 0 BB: 0 P: 16	R: 0 E: 0 K: 3 S: 10 H: 0 LOB: 0 BB: 0 P: 15	R: 0 E: 0 K: 0 S: 6 H: 1 LOB: 0 BB: 0 P: 9	R: 0 E: 0 K: 1 S: 13 H: 0 LOB: 1 BB: 1 P: 23	R: 0 E: 0 K: 0 S: 10 H: 1 LOB: 2 BB: 1 P: 19	R: 0 E: 0 K: 1 S: 11 H: 1 LOB: 1 BB: 0 P: 15	R: 0 E: 0 K: 2 S: 13 H: 1 LOB: 1 BB: 0 P: 16	1B: 7 2B: 3 3B: 0 HR: 1 SF: 0 SAC: 0 DP: 3 HBP: 0				WP: 0 PB: 0 SB: 0 CS: 0	PA: 39	

TOP

St. Louis Cardinals @ San Francisco Giants

AT&T Park, San Francisco, CA

Wed Oct 15 2014, 5:10 PM - 9:02 PM PDT

Att. 43,147 - Partly Cloudy - 66 F

livebaseballscorecards.com

AB	35
R	4
H	11
RBI	3
BB	4
SO	8
LOB	15

PITCHER		IP	WLS	BF	H	R	ER	SO	BB	IBB	HBP	BLK	WP	HR	S	P	ERA	WHIP
32 Ryan Vogelsong, R ERA: 5.19	(1, 1)	3.0		16	7	4	4	1	2	0	0	0	0	1	36	60	12.00	3.000
52 Yusmeiro Petit, R ERA:	(4, 1)	3.0	W	10	1	0	0	4	1	0	0	0	0	0	29	47	0.00	0.667
41 Jeremy Affeldt, L ERA:	(7, 1)	0.2	H	3	0	0	0	0	1	0	0	0	0	0	6	12	0.00	1.500
63 Jean Machi, R ERA: 7.71	(7, 1)	0.0		1	1	0	0	0	0	0	0	0	0	0	1	1	∞	∞
49 Javier López, L ERA:	(7, 1)	0.1	H	1	0	0	0	0	0	0	0	0	0	0	3	6	0.00	0.000

PITCHER		IP	WLS	BF	H	R	ER	SO	BB	IBB	HBP	BLK	WP	HR	S	P	ERA	WHIP
54 Sergio Romo, R ERA: 1.93	(8, 1)	1.0	H	4	1	0	0	1	0	0	0	0	0	0	11	15	0.00	1.000
46 Santiago Casilla, R ERA:	(9, 1)	1.0	S	4	1	0	0	2	0	0	0	0	0	0	13	16	0.00	1.000

Batter	1	2	3	4	5	6	7	8	9	AB	R	H	RBI	BB	SO	LOB
7 Grégor Blanco, L (1, 8) OBP: 0.205, SLG: 0.150	B FF 92 C FF 93 X SI 93 1-1 12 1B 28 SF8 2B		C SI 93 C CU 77 F CU 77 B FF 94 X CU 76 1-2 ① G3 1-2	B SI 84 B SI 84 C SI 84 B SI 84 B SI 84 4-1 1-2 BB		B FF 90 X CU 75 1-0 FC3 12 G3 28 1B 2-3 3-H	X CH 84 0-0 ③ G3		4	2	1	1	1	0	4
12 Joe Panik, L (1, 4) OBP: 0.273, SLG: 0.286	X FF 94 0-0 48 G6-4-3 2-3 1B		B CU 77 B CU 76 X FF 94 2-0 ② F8 2-3	B SI 84 B SI 84 C SI 84 B SI 86 C SI 85 X SI 86 3-2 ③ G1-3		B FF 89 D SL 85 X FF 90 2-0 ② G3 1-2 3-H		C SI 89 X CH 70 0-1 ① G4-3		5	0	1	1	0	0	4
28 Buster Posey, R (1, 2) OBP: 0.386, SLG: 0.333	X FF 96 0-0 ① SF8 3-H		F FF 94 B FF 94 B CU 78 F FF 94 B FC 87 F SI 95 X FF 94 3-2 48 BB 8 1B 3-H 1B		B CU 85 S FF 99 B FF 100 B CU 88 B FF 100 4-1 48 G6-3 BB	F SI 89 F FF 91 X FF 90 0-2 48 1B 2-H 1B		C SL 83 B SL 86 C SI 90 S SL 87 1-3 ② K		3	1	2	3	1	1	0
48 Pablo Sandoval, S (1, 5) OBP: 0.386, SLG: 0.385	1 SAFE F FF 95 X CU 78 0-1 ②③ G6-4-3 1-2f		B FC 86 B FF 94 S SI 93 B SI 93 B SI 92 4-1 8 1B 1-2 BB		X SI 97 0-0 ①② G6-3 1-2f	B CH 84 C SI 90 S CH 85 B CH 84 F CH 84 B FF 91 X SI 90 3-2 1-3 1B		B CH 69 C CH 66 B SI 93 X CH 68 2-1 ③ P5		4	0	1	0	1	0	2
8 Hunter Pence, R (1, 9) OBP: 0.350, SLG: 0.361		C FC 87 X FF 94 0-1 1B	X FC 86 0-0 1-2 2-H 1B		C FF 100 B CU 89 B CH 90 S CU 86 B CH 90 B CU 85 4-2 9 S BB	C SI 91 X CH 85 0-1 ③ P3				3	0	2	1	1	0	2
9 Brandon Belt, L (1, 3) OBP: 0.425, SLG: 0.406		B SI 95 C FF 95 1 SAFE F FF 95 S SI 95 1-3 ① K	B CU 78 C CU 76 B CU 76 X CU 77 2-1 ③ F8		B SI 95 1 SAFE 1 SAFE 1 SAFE C SI 95 F CH 89 B FF 98 X CH 90 2-2 ③ F9 1-2		X SI 89 0-0 35 2B 38 FC5-2 1B			4	0	1	0	0	1	4
45 Travis Ishikawa, L (1, 7) OBP: 0.320, SLG: 0.348 2 Juan Carlos Perez, R (6, PH) OBP: 0.267, SLG: 0.154 (7, 7)	1 SAFE C CU 78 B FF 94 F FF 94 S CU 78 1-3 ② K		B CU 77 F FF 93 C CU 77 B CU 78 X FF 95 2-2 ① G4-3		B CH 80 C CH 78 B SL 86 B FF 90 F FF 90 B CH 79 4-2 50 SH2-4 35 1B 7 FC3 BB	C SI 89 F SI 90 F SI 89 S CH 84 0-3 ① K				2 1	0 1	0 1	0 1	0 1	1 1	1 1
35 Brandon Crawford, L (1, 6) OBP: 0.300, SLG: 0.371	C CU 77 X CU 77 0-1 ③ F8		B FF 92 F SI 93 F CU 78 F FF 94 B CU 77 B FC 86 F FF 91 B FF 94 4-2 7 BB BB		1 SAFE F FF 90 B SL 85 B FF 90 X FF 90 2-1 7 FC3 50 SH2-4 12 G3 1-2 1B	S SI 89 F SI 90 B CH 84 X SI 90 1-2 38 FC5-2 1-3 2B				3	1	2	0	1	0	1
32 Ryan Vogelsong, R (1, 1) 13 Joaquin Arias, R (3, PH) 52 Yusmeiro Petit, R (4, 1) 50 Matt Duffy, R (5, PH) 41 Jeremy Affeldt, L (7, 1) 63 Jean Machi, R (7, 1) 49 Javier López, L (7, 1) 38 Michael Morse, R (7, PH) 54 Sergio Romo, R (8, 1) 46 Santiago Casilla, R (9, 1)			C FF 94 B FC 85 B FC 86 B FF 93 X SI 91 3-1 12 F8 7 G3 28 1B 1B	L FF 91 C CU 76 M 0-3 ② K		X FF 88 0-0 ① SH2-4 1-2 2-3	B SI 91 D CH 84 C SI 90 X CH 84 2-1 ② FC5-2 2-3 3-H			0 1 1 0 0 0 0 0 1 0	0 1 0 0 0 0 0 0 0 0	0 1 0 0 0 0 0 0 0 0	0 0 0 0 0 0 0 0 0 0	0 0 0 1 0 0 0 0 0 0	0 0 1 0 0 0 0 0 2 0	0 1 0 0 0 0 0 0 0 0
Inning Stats	R: 1 E: 0 K: 0 S: 6 H: 2 LOB: 0 BB: 0 P: 7	R: 0 E: 0 K: 2 S: 10 H: 1 LOB: 1 BB: 0 P: 12	R: 2 E: 0 K: 0 S: 15 H: 3 LOB: 2 BB: 1 P: 30	R: 0 E: 0 K: 1 S: 14 H: 0 LOB: 2 BB: 2 P: 27	R: 0 E: 0 K: 0 S: 7 H: 0 LOB: 1 BB: 2 P: 17	R: 3 E: 0 K: 0 S: 16 H: 3 LOB: 2 BB: 1 P: 28	R: 0 E: 0 K: 1 S: 11 H: 2 LOB: 2 BB: 0 P: 14	R: 0 E: 0 K: 1 S: 7 H: 0 LOB: 0 BB: 0 P: 10		1B: 9 2B: 2 3B: 0 HR: 0 SF: 1 SAC: 1 DP: 2 HBP: 0		WP: 0 PB: 0 SB: 1 CS: 0 PA: 40		

BOTTOM

St. Louis Cardinals @ San Francisco Giants

AT&T Park, San Francisco, CA

Wed Oct 15 2014, 5:10 PM - 9:02 PM PDT

Att. 43,147 - Partly Cloudy - 66 F

livebaseballscorecards.com

AB	32
R	6
H	11
RBI	6
BB	6
SO	5
LOB	22

PITCHER		IP	WLS	BF	H	R	ER	SO	BB	IBB	HBP	BLK	WP	HR	S	P	ERA	WHIP
40 Shelby Miller, R ERA: 4.82	(1, 1)	3.2		18	6	3	3	3	2	0	0	0	0	0	41	65	7.36	2.182
36 Randy Choate, L ERA: 18.0	(4, 1)	0.1		2	0	0	0	0	1	0	0	0	0	0	4	11	0.00	3.000
44 Carlos Martinez, R ERA: 2.25	(5, 1)	1.0		4	0	0	0	0	2	0	0	0	0	0	7	17	0.00	2.000
56 Marco Gonzales, L ERA: 4.5	(6, 1)	0.2	L	5	1	3	3	0	1	0	0	0	0	0	7	16	40.50	3.000
43 Seth Maness, R ERA:	(6, 1)	1.1		8	4	0	0	1	0	0	0	0	0	0	20	26	0.00	3.000

PITCHER		IP	WLS	BF	H	R	ER	SO	BB	IBB	HBP	BLK	WP	HR	S	P	ERA	WHIP
37 Pat Neshek, R ERA: 1.35	(8, 1)	1.0		3	0	0	0	1	0	0	0	0	0	0	7	10	0.00	0.000

Batter	1	2	3	4	5	6	7	8	9	AB	R	H	RBI	BB	SO	LOB
13 Matt Carpenter, L (1, 5) OBP: 0.333, SLG: 0.722	C FF 93 C FC 88 X FF 94 0-2 ① L6		B FC 86 B FC 87 F FF 94 F FF 93 D CU 78 F FF 94 B CU 78 4-2 19 2B BB		C FF 92 F CU 77 B FC 88 B CU 78 S FC 87 2-3 ① K			C FF 93 B CU 77 X FC 86 1-1 ① G4-3		3	0	0	0	1	1	0
19 Jon Jay, L (1, 8) (8, 7) (9, 8) OBP: 0.571, SLG: 0.517	C FF 94 S CU 79 X CU 79 0-2 ② 27 L5-4 7 1B 1B		X FC 87 0-0 1-3 2-H 2B		B FF 93 S CU 78 X CU 70 1-1 ② F8			F FC 88 B FC 85 B FC 86 F FF 93 B SI 92 F FF 93 X FC 89 3-2 ② G3		4	0	2	1	0	0	0
7 Matt Holliday, R (1, 7) OBP: 0.263, SLG: 0.351 37 Pat Neshek, S (8, 1) 52 Michael Wacha, R (9, 1)	X FC 86 0-0 1-2 1B		B FF 94 F FF 94 S FF 94 X FF 94 1-2 ② F8		X FF 93 0-0 ③ F8			F FF 93 X FF 94 0-1 ③ F8		4 0 0	0 0 0	1 0 0	0 0 0	0 0 0	0 0 0	2 0 0
27 Jhonny Peralta, R (1, 6) OBP: 0.257, SLG: 0.194	B FF 92 X FF 93 1-0 ② ③ L5-4 2-2		B FF 94 S FF 94 B FF 93 S FF 94 B FF 93 X FF 94 3-2 ③ L7			C FC 87 B CH 84 X FC 87 1-1 ① F8			C KC 80 X SI 93 0-1 ① G6-3	4	0	0	0	0	0	4
32 Matt Adams, L (1, 3) OBP: 0.343, SLG: 0.533 33 Daniel Descalso, L (9, PR) (9, 3)		C FC 88 T FC 88 B FC 88 S FF 94 1-3 ① K	C FC 88 B FF 93 S FC 88 X CU 78 1-2 HR			X FF 93 0-0 ② L9			B FF 94 B SI 93 F FF 94 B SI 94 B SI 93 4-1 16 FC5-6-4 15 1B BB	3 0	1 0	1 0	1 0	1 0	1 0	0 0
15 Randal Grichuk, R (1, 9) OBP: 0.194, SLG: 0.343 (9, 7)		F FF 93 C FF 94 S CU 78 0-3 ② K2-3	X FC 88 0-0 ① F8			C FF 94 B FF 93 B FF 93 F FF 93 F FF 94 X CU 70 2-2 ③ G4-3			B SI 93 S SI 94 X FF 95 1-1 1-2 16 FC5-6-4 1B	4	0	1	0	0	1	0
16 Kolten Wong, L (1, 4) OBP: 0.267, SLG: 0.724		F FF 94 S FF 95 F FF 94 X FF 94 0-2 ③ P6	C CU 78 T FC 88 S FC 89 0-3 ② K				B FC 87 X FC 88 1-0 ① G4-3		X SI 94 0-0 ② FC5-6-4 48 S 1-2f 2-3	4	0	0	0	0	1	2
48 Tony Cruz, R (1, 2) OBP: 0.429, SLG: 0.800			B FF 94 F FF 93 F FF 94 B FC 89 B FF 94 B FF 94 4-2 50 SH3-4 19 2B BB	S FC 88 X FC 88 0-1 HR			X FF 93 0-0 ② P3		B SI 96 B SI 95 C SI 96 F SI 95 B SI 94 B KC 82 4-2 1-2 BB	2	2	1	1	2	0	0
50 Adam Wainwright, R (1, 1) 8 Peter Bourjos, R (8, 8) 18 Oscar Taveras, L (9, PH) OBP: 0.429, SLG: 0.857 (9, 9)			T FF 91 L FF 93 X FF 92 0-2 ① SH3-4 1-2	T FF 93 F FF 93 X FF 93 0-2 ③ F8			F FF 93 C CU 77 F FF 93 S FF 93 0-3 ③ K		B SI 91 C SI 91 X SI 91 1-1 ③ G1	2 0 1	0 0 0	0 0 0	0 0 0	1 0 0	0 0 0	0 0 3
Inning Stats	R: 0 E: 0 K: 0 S: 8 H: 2 LOB: 1 BB: 0 P: 9	R: 0 E: 0 K: 2 S: 10 H: 0 LOB: 0 BB: 0 P: 11	R: 1 E: 0 K: 0 S: 15 H: 1 LOB: 2 BB: 2 P: 27	R: 2 E: 0 K: 1 S: 12 H: 2 LOB: 0 BB: 0 P: 13	R: 0 E: 0 K: 1 S: 6 H: 0 LOB: 0 BB: 0 P: 9	R: 0 E: 0 K: 0 S: 7 H: 0 LOB: 0 BB: 0 P: 10	R: 0 E: 0 K: 1 S: 6 H: 0 LOB: 0 BB: 0 P: 7	R: 0 E: 0 K: 0 S: 8 H: 0 LOB: 0 BB: 0 P: 12	R: 0 E: 0 K: 0 S: 10 H: 1 LOB: 3 BB: 2 P: 20	1B: 3 2B: 2 3B: 0 HR: 2 SF: 0 SAC: 1 DP: 1 HBP: 0						

PITCHER		IP	WLS	BF	H	R	ER	SO	BB	IBB	HBP	BLK	WP	HR	S	P	ERA	WHIP
40 Madison Bumgarner, L ERA: 1.42	(1, 1)	8.0		30	5	3	3	5	2	0	0	0	0	2	72	98	3.38	0.875
46 Santiago Casilla, R ERA:	(9, 1)	0.2		5	1	0	0	0	2	0	0	0	0	0	8	17	0.00	4.500
41 Jeremy Affeldt, L ERA:	(9, 1)	0.1	W	1	0	0	0	0	0	0	0	0	0	0	2	3	0.00	0.000

PITCHER	IP	WLS	BF	H	R	ER	SO	BB	IBB	HBP	BLK	WP	HR	S	P	ERA	WHIP

TOP

St. Louis Cardinals @ San Francisco Giants
AT&T Park, San Francisco, CA
Thu Oct 16 2014, 5:10 PM - 8:12 PM PDT
Att. 43,217 - Partly Cloudy - 66 F

livebaseballscorecards.com

AB	31
R	3
H	6
RBI	3
BB	4
SO	5
LOB	11

Batter	1	2	3	4	5	6	7	8	9	AB	R	H	RBI	BB	SO	LOB
7 Grégor Blanco, L (1, 8) OBP: 0.229, SLG: 0.182	C SI 91 B FC 85 X FF 92 1-1 28 G6-3 1B		X SI 90 0-0 12 HR 1B		C CU 73 B CH 82 C CU 74 X CU 75 1-2 ② G6-3			X CH 69 0-0 ① F7		4	1	2	0	0	0	0
12 Joe Panik, L (1, 4) OBP: 0.271, SLG: 0.348	C SI 90 1 SAFE X SI 90 0-1 ① L8		B FF 91 X FC 88 1-0 1-H HR		X FF 91 0-0 ③ G3			B SI 92 X SI 91 1-0 ② G4-3		4	1	1	2	0	0	1
28 Buster Posey, R (1, 2) OBP: 0.354, SLG: 0.302	B FC 87 X SI 91 1-0 ② G6-3 1-2		C CU 74 X FF 91 0-1 ③ G5-3			C FC 85 B CU 74 F FF 91 S CU 77 1-3 ① K		F SI 92 B SL 85 F SI 93 X SI 93 1-2 ③ L8		4	0	0	0	0	1	1
48 Pablo Sandoval, S (1, 5) OBP: 0.396, SLG: 0.419 13 Joaquin Arias, R (9, PR) OBP: 0.500, SLG: 0.500	B FF 92 S FF 92 B FC 88 C CU 76 F FF 93 B CU 75 X FF 93 3-2 ③ G4-3			C CU 74 B CU 73 B FF 91 F SI 92 X CU 75 2-2 9 L4-6 2B		C FF 91 S CH 83 B FF 92 S CU 77 1-3 ② K			C FF 96 F FF 98 B FF 98 X CH 89 1-2 9 BB 45 HR 1B	4 0	0 1	2 0	0 0	0 0	1 0	1 0
8 Hunter Pence, R (1, 9) OBP: 0.341, SLG: 0.333		B CU 72 X FF 92 1-0 ① G5-3		B SI 91 B FC 87 B CU 75 C SI 92 B SI 91 4-1 45 BB BB		B FC 87 F FF 91 B FC 86 S FC 86 S CU 78 2-3 ③ K			1 SAFE X FF 96 0-0 ① F9	3	0	0	0	1	1	1
9 Brandon Belt, L (1, 3) OBP: 0.409, SLG: 0.371		F SI 91 B FF 91 C CU 73 B CU 76 F FF 92 S CU 76 2-3 ② K		B SI 91 C SI 91 T SI 91 X SI 94 1-2 ①② L4-6 2-2			B CU 74 X FF 90 1-0 ① F7		B FF 97 B FC 91 B FF 96 B FF 95 4-0 1-2 45 HR BB	3	1	0	0	1	1	2
45 Travis Ishikawa, L (1, 7) OBP: 0.345, SLG: 0.462		B CU 75 B FF 92 F FF 92 B FC 89 X SI 92 3-1 ③ G3-1		F FF 91 B CU 73 B CU 74 B CU 74 B FF 91 4-1 1-2 BB			F SI 91 B CU 75 F FF 91 F CU 77 B CU 75 C FF 92 2-3 ② K		B FF 96 B FF 95 X FF 96 2-0 1-H 2-H HR	3	1	1	3	1	1	0
35 Brandon Crawford, L (1, 6) OBP: 0.279, SLG: 0.342			C SI 90 B FF 91 B CU 73 X SI 91 2-1 ① G3-1	C CU 74 C CU 74 F CU 76 F FF 92 S CU 76 0-3 ③ K			L FF 91 F CU 75 X CU 77 0-2 ③ G3-1			3	0	0	0	0	1	2
40 Madison Bumgarner, R (1, 1) 38 Michael Morse, R (8, PH) OBP: 0.500, SLG: 1.250 46 Santiago Casilla, R (9, 1) 41 Jeremy Affeldt, L (9, 1)			F FF 92 B FC 86 X FF 92 1-1 ② P5		S FC 86 C CU 73 B FC 85 B FF 93 S FC 87 2-3 ① K			B SI 90 F SI 90 X SL 83 1-1 HR		2 1 0 0	0 1 0 0	0 1 0 0	0 1 0 0	0 0 0 0	1 0 0 0	0 0 0 0
Inning Stats	R: 0 E: 0 K: 0 S: 9 H: 1 LOB: 1 BB: 0 P: 14	R: 0 E: 0 K: 1 S: 7 H: 0 LOB: 0 BB: 0 P: 13	R: 2 E: 0 K: 0 S: 8 H: 2 LOB: 0 BB: 0 P: 12	R: 0 E: 0 K: 1 S: 13 H: 1 LOB: 2 BB: 2 P: 24	R: 0 E: 0 K: 1 S: 7 H: 0 LOB: 0 BB: 0 P: 10	R: 0 E: 0 K: 3 S: 9 H: 0 LOB: 0 BB: 0 P: 13	R: 0 E: 0 K: 1 S: 8 H: 0 LOB: 0 BB: 0 P: 11	R: 1 E: 0 K: 0 S: 7 H: 1 LOB: 0 BB: 0 P: 10	R: 3 E: 0 K: 0 S: 5 H: 2 LOB: 1 BB: 1 P: 12	1B: 3 2B: 2 3B: 0 HR: 3	SF: 0 SAC: 0 DP: 1 HBP: 0			WP: 0 PB: 0 SB: 0 CS: 0	PA: 34	

PITCHER	IP	WLS	BF	H	R	ER	SO	BB	IBB	HBP	BLK	WP	HR	S	P	ERA	WHIP
50 Adam Wainwright, R (1, 1) ERA: 5.63	7.0		26	4	2	2	7	2	0	0	0	0	1	61	97	2.57	0.857
37 Pat Neshek, R (8, 1) ERA: 2.35	1.0	B	4	1	1	1	0	0	0	0	0	0	1	7	10	9.00	1.000
52 Michael Wacha, R (9, 1) ERA: 81.0	0.1	L	4	2	3	3	0	1	0	0	0	0	1	5	12	81.00	9.000

PITCHER	IP	WLS	BF	H	R	ER	SO	BB	IBB	HBP	BLK	WP	HR	S	P	ERA	WHIP

BOTTOM

St. Louis Cardinals @ San Francisco Giants

AT&T Park, San Francisco, CA

Thu Oct 16 2014, 5:10 PM - 8:12 PM PDT

Att. 43,217 - Partly Cloudy - 66 F

livebaseballscorecards.com

AB	31
R	6
H	7
RBI	6
BB	3
SO	7
LOB	8

San Francisco Giants @ Kansas City Royals

Kauffman Stadium, Kansas City, MO

Tue Oct 21 2014, 7:11 PM - 10:41 PM CDT

Att. 40,459 - Clear - 66 F

TOP

livebaseballscorecards.com

Batter	1	2	3	4	5	6	7	8	9	AB	R	H	RBI	BB	SO	LOB
7 Grégor Blanco, L (1, 8) OBP: 0.264, SLG: 0.191	B FF 93 F FF 92 B FF 94 F FF 93 X CH 86 2-2 28 1B 12 F8 48 2B 1B	C FF 92 B FC 88 B FC 86 F FF 93 X SI 91 2-2 ③ F8		B CU 78 B FF 94 C FF 92 B FF 92 B FF 93 4-1 1-2 2-3 3-H BB			B FF 90 S FF 90 B FF 90 F FF 90 B FF 92 B FF 90 4-2 12 3B BB	C FF 91 B FF 91 B FF 91 X CH 81 2-1 ② P5		3	2	1	1	2	0	1
12 Joe Panik, L (1, 4) OBP: 0.264, SLG: 0.373	1 SAFE B SI 92 1 SAFE X SI 93 1-0 ① F8 1-2		B KC 77 B FC 88 X SI 90 2-0 ① L4	D CU 78 C FF 92 C CU 77 S FF 94 1-3 ② K			1 SAFE F FF 89 F SI 90 1 SAFE X CU 76 0-2 1-H 48 1B 3B	X FF 91 0-0 ③ F8		5	1	1	1	0	1	5
28 Buster Posey, R (1, 2) OBP: 0.340, SLG: 0.292	B SI 92 B FC 88 X SI 91 2-0 48 2B 2-3 1B		C KC 77 B SI 91 S KC 78 B KC 78 F FC 86 B KC 79 X FC 86 3-2 ② L5	X SI 94 0-0 ③ F9			C CH 81 F CU 72 X FF 93 0-2 ① L3		C FF 91 B FF 92 X SL 85 1-1 ① G5-3	5	0	1	0	0	0	4
48 Pablo Sandoval, S (1, 5) OBP: 0.415, SLG: 0.458	C FF 94 X KC 81 0-1 ② 8 HR 1-H 3-H 2B		C FF 92 X FF 91 0-1 ③ L8		C FF 92 S CU 79 F FF 93 F CU 78 F CU 80 B FF 94 F FF 93 X CU 81 1-2 ① G6-3		B CU 73 D CH 82 F FF 92 X CH 80 2-1 8 WP 3-H 1B		B FF 92 X CH 87 1-0 9 FC6-4 8 BB 1B	5	1	3	2	0	0	0
8 Hunter Pence, R (1, 9) OBP: 0.388, SLG: 0.452	B FF 94 D CH 87 C SI 93 S FF 94 B FF 94 F FF 94 X FF 93 3-2 2-H HR			C FC 86 C KC 78 B CH 83 B CH 85 X KC 79 2-2 9 WP 38 1B 2B	F SI 92 X CU 80 0-1 ② G6-3		C CU 73 B FF 93 D FF 92 B CH 82 D CH 81 4-1 1-2 BB		B SL 86 C FF 92 S FF 92 B SL 85 D SL 84 D FF 92 4-2 9 FC6-4 1-2 BB	3	2	2	2	2	0	0
9 Brandon Belt, L (1, 3) OBP: 0.408, SLG: 0.359	C FC 90 B CH 86 B FC 90 F CH 86 B FC 88 F FF 93 X CH 87 3-2 1B			F SI 92 B FC 88 B CH 85 D FC 89 D CH 86 4-1 2 SH5-4 38 1B 7 BB 2-3 BB	B SI 92 B CU 78 F SI 92 F FF 92 S FF 93 3-3 ③ K		C FF 91 C CU 73 F FF 92 F CH 82 S FF 92 0-3 ② K		F FF 94 X CH 86 0-1 ② FC6-4 1-2f 2-3	4	1	1	0	1	2	4
38 Michael Morse, R (1, 10) OBP: 0.333, SLG: 0.667	D SI 92 C FF 93 B FF 92 B SI 91 T SI 93 T CH 86 3-2 ③ K			F SI 90 B CH 84 B SI 91 X SI 91 2-1 7 BB 2 SH5-4 1-2 3-H 1B		S FF 92 F FF 92 B FF 93 F FF 92 F CU 81 F FF 93 S FF 94 1-3 ① K	B FF 93 X FF 92 1-0 ③ F8		S FF 92 C FF 92 S FF 91 0-3 ③ K	5	0	1	1	0	3	5
45 Travis Ishikawa, L (1, 7) OBP: 0.333, SLG: 0.444 2 Juan Carlos Perez, R (4, PH) OBP: 0.235, SLG: 0.133 (4, 7)		X SI 92 0-0 ① G3-1		B X FF 93 1-0 ① SH5-4 1-2 2-3		B CU 77 F FF 93 S FF 93 B CU 80 X FF 93 2-2 ② F8		C FF 89 S CU 73 C CH 81 0-3 ① K		1 2	0 0	0 0	0 0	0 0	0 1	0 0
35 Brandon Crawford, L (1, 6) OBP: 0.298, SLG: 0.341		B FF 91 C SI 91 B KC 80 F FF 92 F FC 87 F SI 91 X SI 90 2-2 ② L9		B FF 94 C CU 78 B FF 94 C FF 93 D FF 94 D FF 95 4-2 7 BB BB		S CU 79 S SI 92 B FF 94 X SI 92 1-2 ③ G3-1		B CU 73 S CH 81 B CH 82 X FF 91 2-1 1B		3	0	1	0	1	0	0

	AB	R	H	RBI	BB	SO	LOB
AB	36						
R	7						
H	11						
RBI	7						
BB	6						
SO	7						
LOB	19						

Inning Stats	1	2	3	4	5	6	7	8	9
	R: 3 E: 0 K: 1 S: 18	R: 0 E: 0 K: 0 S: 9	R: 0 E: 0 K: 0 S: 7	R: 2 E: 0 K: 1 S: 14	R: 0 E: 0 K: 1 S: 12	R: 0 E: 0 K: 1 S: 12	R: 2 E: 0 K: 1 S: 17	R: 0 E: 0 K: 1 S: 8	R: 0 E: 0 K: 1 S: 10
	H: 5 LOB: 1 BB: 0 P: 32	H: 0 LOB: 0 BB: 0 P: 13	H: 0 LOB: 0 BB: 0 P: 12	H: 2 LOB: 3 BB: 3 P: 32	H: 0 LOB: 0 BB: 0 P: 16	H: 0 LOB: 0 BB: 0 P: 16	H: 2 LOB: 2 BB: 2 P: 28	H: 1 LOB: 1 BB: 0 P: 12	H: 1 LOB: 2 BB: 1 P: 16

| | | | | | |

Batter	1	2	3	4	5	6	7	8	9	AB R H RBI BB SO LOB
2 Alcides Escobar, R (1, 6) OBP: 0.293, SLG: 0.400	1-2 G6-3 ①		0-3 K ①		1-1 F9 ③			1-0 23 G4-6-3 1B		4 0 1 0 0 1 2
23 Norichika Aoki, L (1, 9) OBP: 0.306, SLG: 0.226	1-1 L1 ②		0-3 K ②			2-1 G6-3 ①		0-1 G4-6-3 ② ③ 1-2f		4 0 0 0 0 1 3
6 Lorenzo Cain, R (1, 8) OBP: 0.390, SLG: 0.417	3-2 HBP		4-2 BB			2-2 G6-3 ②			0-3 K ①	2 0 0 0 1 1 0
35 Eric Hosmer, L (1, 3) OBP: 0.500, SLG: 0.667	1-1 L8 ③		0-0 G4-3 ③			2-2 L1-3 ③			2-2 G4-3 ②	4 0 0 0 0 0 4
16 Billy Butler, R (1, 10) OBP: 0.306, SLG: 0.300 7 Josh Willingham, R (9, PH) OBP: 0.333, SLG: 0.333		2-2 13 G1-4-3 1B		1-1 P4 ①			2-1 F8 ①		2-3 K ③	3 0 1 0 0 0 0 1 0 0 0 0 1 0
4 Alex Gordon, L (1, 7) OBP: 0.368, SLG: 0.400		2-1 L6 ①		3-3 K ②			0-2 G3 ②			3 0 0 0 0 1 1
13 Salvador Perez, R (1, 2) OBP: 0.158, SLG: 0.216		1-1 G1-4-3 ② ③ 1-2f		1-3 K ③			1-2 HR			3 1 1 1 0 1 1
14 Omar Infante, R (1, 4) OBP: 0.270, SLG: 0.188			0-1 E6 8 2B		0-0 F9 ①		0-1 P6 ③			3 0 0 0 0 0 0
8 Mike Moustakas, L (1, 5) OBP: 0.273, SLG: 0.656			3-2 1-3 2B		2-3 K ②			2-2 G1-3 ①		3 0 1 0 0 1 0
Inning Stats	R: 0 H: 0 E: 0 LOB: 1 K: 0 BB: 0 S: 12 P: 18	R: 0 H: 1 E: 0 LOB: 0 K: 0 BB: 0 S: 8 P: 13	R: 0 H: 1 E: 1 LOB: 3 K: 2 BB: 1 S: 15 P: 22	R: 0 H: 0 E: 0 LOB: 0 K: 2 BB: 0 S: 9 P: 14	R: 0 H: 0 E: 0 LOB: 0 K: 1 BB: 0 S: 6 P: 9	R: 0 H: 0 E: 0 LOB: 0 K: 0 BB: 0 S: 11 P: 17	R: 1 H: 1 E: 0 LOB: 0 K: 0 BB: 0 S: 10 P: 13	R: 0 H: 1 E: 0 LOB: 0 K: 0 BB: 0 S: 6 P: 9	R: 0 H: 0 E: 0 LOB: 0 K: 2 BB: 0 S: 10 P: 14	1B: 2 SF: 0 2B: 1 SAC: 0 3B: 0 DP: 2 HR: 1 HBP: 1

BOTTOM

San Francisco Giants @ Kansas City Royals

Kauffman Stadium, Kansas City, MO

Tue Oct 21 2014, 7:11 PM - 10:41 PM CDT

Att. 40,459 - Clear - 66 F

livebaseballscorecards.com

AB	30
R	1
H	4
RBI	1
BB	1
SO	7
LOB	11

WP: 0 PA: 32
PB: 0
SB: 0
CS: 0

PITCHER	IP	WLS	BF	H	R	ER	SO	BB	IBB	HBP	BLK	WP	HR	S	P	ERA	WHIP
40 Madison Bumgarner, L (1, 1) ERA: 1.4	7.0	W	26	3	1	1	5	1	0	1	0	0	1	71	106	1.29	0.571
49 Javier López, L (8, 1) ERA:	1.0		3	1	0	0	0	0	0	0	0	0	0	6	9	0.00	1.000
60 Hunter Strickland, R (9, 1) ERA: 6.75	1.0		3	0	0	0	2	0	0	0	0	0	0	10	14	0.00	0.000

PITCHER	IP	WLS	BF	H	R	ER	SO	BB	IBB	HBP	BLK	WP	HR	S	P	ERA	WHIP

Batter	1	2	3	4	5	6	7	8	9	AB	R	H	RBI	BB	SO	LOB
7 Grégor Blanco, L (1, 8) OBP: 0.276, SLG: 0.255	B FF 96 C FF 96 B FF 97 F FF 95 F FF 97 B FF 97 F FF 97 X FF 98 3-2 HR		C FF 95 C SI 97 B FF 99 B CU 82 X SI 97 2-2 ② G3		X SI 95 0-0 ② P4		B SI 98 F FF 97 B FF 98 B SI 96 B FF 96 4-1 1-2 BB		B FF 94 F FF 94 C SL 87 S SL 88 1-3 ③ K2-3 1-2	4	1	1	1	1	1	2
12 Joe Panik, L (1, 4) OBP: 0.263, SLG: 0.364	C FF 97 B FA 88 B CH 86 X FF 98 2-1 ① F9		C FA 92 B FF 98 S CH 86 X FF 98 1-2 1B		B SI 95 1 SAFE B CH 84 X SI 94 2-0 ③ L8		B FF 98 B SI 98 C FF 95 X FF 97 2-1 ② F8			4	0	1	0	0	0	3
28 Buster Posey, R (1, 2) OBP: 0.333, SLG: 0.288	C FF 100 B CU 83 F SI 97 S CU 84 1-3 ② K		F SI 95 X SI 96 0-1 ③ G4-3			B CU 80 B FF 95 C SI 94 C CH 87 B SI 97 X SI 95 3-2 8 1B	F SI 98 F FF 99 B FF 100 F CH 88 X SI 98 1-2 ③ G4-3			4	0	1	0	0	1	3
48 Pablo Sandoval, S (1, 5) OBP: 0.404, SLG: 0.462	B FF 94 B SI 96 F SI 96 X SI 95 2-1 ③ G1-3			X SI 94 0-0 9 2B		D SI 96 X FF 93 1-0 ① F9		C FF 94 S FF 96 B KC 85 F FF 97 S KC 86 1-3 ① K		4	1	1	0	0	1	1
8 Hunter Pence, R (1, 9) OBP: 0.377, SLG: 0.435		C FF 96 C FF 99 B FF 99 F CU 82 X FF 98 1-2 ① F8		C SI 96 X SI 96 0-1 ① G6-3		X SI 95 0-0 38 FC6-4 1-2 1B		F FF 97 S KC 87 F FF 98 B FC 92 B KC 86 S KC 86 2-3 ② K2-3		4	0	1	0	0	1	1
9 Brandon Belt, L (1, 3) OBP: 0.396, SLG: 0.372		C SI 97 B FF 98 F CH 86 F CU 83 B CH 87 B CH 87 C SI 97 3-3 ② K		S SI 96 D CU 84 X CH 85 1-1 38 F9 2-H 2B		S FF 100 F FF 100 F FF 101 B CH 92 X SI 101 1-2 ② F7		F FF 96 C FC 90 X FF 97 0-2 ③ G3-1		4	0	1	1	0	1	2
38 Michael Morse, R (1, 10) OBP: 0.333, SLG: 0.583 34 Andrew Susac, R (9, PH) OBP: 0.333, SLG: 0.333		B FF 98 X SI 95 1-0 45 FC6 1B		B FF 97 F SI 95 S CU 82 B SI 98 F SI 97 B SI 98 F FF 96 X CU 83 3-2 ②③ F9 2-2		F SI 101 S SI 100 B FF 101 X FF 100 1-2 ③ FC6-4 1-2f			C FF 93 C SL 84 F FF 96 S SL 86 0-3 ① K2-3	3 1	0 0	1 0	0 0	0 0	0 1	3 0
45 Travis Ishikawa, L (1, 7) OBP: 0.324, SLG: 0.419		B SI 95 F CH 84 X SI 96 1-1 ③ FC6 1-2f			B CU 81 C CH 83 S CU 83 B CU 83 B CU 82 X SI 96 3-2 35 FC4-6 1B		C FF 100 C SI 100 F FF 100 S FF 99 0-3 ① K		C FF 95 B FS 88 F FF 95 B SL 88 B FF 94 S FF 95 3-3 ② K	4	0	1	0	0	2	1
35 Brandon Crawford, L (1, 6) OBP: 0.314, SLG: 0.341			C FA 93 X CH 85 0-1 ① G4-3		F SI 95 B FF 97 B SI 94 X SI 94 2-1 ① FC4-6 1-2f		T FF 100 B CH 92 B FF 100 B SI 99 B SI 99 4-1 7 BB BB		F FF 94 X FF 96 0-1 7 DI 1B	3	0	1	0	1	0	1
Inning Stats	R: 1 E: 0 K: 1 S: 12 H: 1 LOB: 0 BB: 0 P: 20	R: 0 E: 0 K: 1 S: 11 H: 1 LOB: 1 BB: 0 P: 17	R: 0 E: 0 K: 0 S: 10 H: 1 LOB: 1 BB: 0 P: 13	R: 1 E: 0 K: 0 S: 10 H: 2 LOB: 1 BB: 0 P: 14	R: 0 E: 0 K: 0 S: 7 H: 1 LOB: 1 BB: 0 P: 14	R: 0 E: 0 K: 0 S: 12 H: 2 LOB: 2 BB: 0 P: 18	R: 0 E: 0 K: 1 S: 12 H: 0 LOB: 2 BB: 2 P: 23	R: 0 E: 0 K: 2 S: 11 H: 0 LOB: 0 BB: 0 P: 14	R: 0 E: 0 K: 3 S: 12 H: 1 LOB: 1 BB: 0 P: 16	1B: 6 2B: 2 3B: 0 HR: 1 SF: 0 SAC: 0 DP: 0 HBP: 0						WP: 0 PB: 0 SB: 0 CS: 0 PA: 37	

TOP

San Francisco Giants @ Kansas City Royals

Kauffman Stadium, Kansas City, MO

Wed Oct 22 2014, 7:11 PM - 10:33 PM CDT

Att. 40,446 - Partly Cloudy - 67 F

livebaseballscorecards.com

AB	35
R	2
H	9
RBI	2
BB	2
SO	8
LOB	17

PITCHER		IP	WLS	BF	H	R	ER	SO	BB	IBB	HBP	BLK	WP	HR	S	P	ERA	WHIP
30 Yordano Ventura, R ERA: 4.42	(1, 1)	5.1		23	8	2	2	2	0	0	0	0	0	1	55	87	3.38	1.500
40 Kelvin Herrera, R ERA: 0.9	(6, 1)	1.2	W	7	0	0	0	1	2	0	0	0	0	0	19	32	0.00	1.200
17 Wade Davis, R ERA: 0.87	(8, 1)	1.0		3	0	0	0	2	0	0	0	0	0	0	11	14	0.00	0.000
56 Greg Holland, R ERA: 1.0	(9, 1)	1.0		4	1	0	0	3	0	0	0	0	0	0	12	16	0.00	1.000

PITCHER	IP	WLS	BF	H	R	ER	SO	BB	IBB	HBP	BLK	WP	HR	S	P	ERA	WHIP

Batter	1	2	3	4	5	6	7	8	9	AB	R	H	RBI	BB	SO	LOB
2 Alcides Escobar, R (1, 6) OBP: 0.311, SLG: 0.432	B FF 89 F FF 89 B FF 90 X FC 86 2-1 6 CS 1B	X FF 92 0-0 2-H 2B			C FF 90 F CU 80 S FC 83 0-3 ② K	F SI 91 X SI 91 0-1 ②③ G6-4-3 1-2f				4	0	2	1	0	1	1
23 Norichika Aoki, L (1, 9) OBP: 0.282, SLG: 0.206 1 Jarrod Dyson, L (6, 8)	1 SAFE C FF 89 X FF 90 0-1 ① F8	T FC 87 X FF 91 0-1 ③ L7			X FF 90 0-0 ③ F8		B SI 89 X SI 89 1-0 ① F7			3 1	0 0	0 0	0 0	0 0	0 0	2 0
6 Lorenzo Cain, R (1, 8) OBP: 0.400, SLG: 0.450 (6, 9)	F FF 90 F FF 90 1 SAFE 1 SAFE B FF 91 B FF 91 B CU 81 F FF 91 X FF 90 3-2 ② 16 1B 1-2 2B		F SI 87 B CU 81 S CU 81 B SL 81 X FF 91 2-2 ① F9			B SL 81 C CU 79 X SL 82 1-1 35 BB 16 1B 1B	X CH 83 0-0 ② G6-3			4	2	2	0	0	0	0
35 Eric Hosmer, L (1, 3) OBP: 0.500, SLG: 0.629	D CH 84 B FF 89 B FC 89 B FF 91 4-0 16 1B BB		B SL 81 C FF 91 X CH 82 1-1 ② G4-3			B FF 89 1 SAFE B FC 86 B FS 87 C FF 89 C FF 91 1 SAFE D CU 80 4-2 13 WP 16 1B 13 2B 1-2 BB	B SI 92 C SI 85 C SI 90 B CH 84 S CH 83 2-3 ③ K			2	1	0	0	2	1	0
16 Billy Butler, R (1, 10) OBP: 0.333, SLG: 0.333 0 Terrance Gore, R (6, PR) (7, 10) 7 Josh Willingham, R (8, PH) OBP: 0.250, SLG: 0.250 (9, 10)	S FC 88 X FC 87 0-1 1-3 2-H 1B		B CU 81 S SL 83 X SL 82 1-1 ③ F8			B SI 94 D FF 95 X FF 93 2-0 13 WP 13 2B 1-2 2-H 1B		B FF 89 B CH 79 F FF 89 B SL 79 F FF 88 F SL 81 T FF 90 3-2 ① K		3 0 1	0 1 0	2 0 0	2 0 0	0 0 1	0 0 0	0 0 0
4 Alex Gordon, L (1, 7) OBP: 0.333, SLG: 0.353	X FF 91 0-0 ③ F7			C CH 82 B FF 90 B CU 81 X CU 80 2-1 ① F8		C SI 86 B SI 87 X SI 86 1-1 ① F7		B CH 84 B FF 89 X FF 88 2-0 ② P5		4	0	0	0	0	0	4
13 Salvador Perez, R (1, 2) OBP: 0.167, SLG: 0.244		C FF 90 X FC 82 0-1 ① L3		X FF 90 0-0 ② G4-3		F FF 97 C FF 97 B CU 85 X FF 97 1-2 14 HR 1-H 2-H 2B		B CU 75 S SL 79 F SL 79 F FF 90 B CH 81 S FF 94 2-3 ③ K		4	1	1	2	0	1	0
14 Omar Infante, R (1, 4) OBP: 0.300, SLG: 0.343		B FC 87 B FC 87 X FF 89 2-0 2 2B 2B		C FF 90 X FF 90 0-1 ③ G6-3		B FF 96 X FF 98 1-0 2-H HR				3	2	2	2	0	0	0
8 Mike Moustakas, L (1, 5) OBP: 0.278, SLG: 0.629		B FF 91 C FF 89 X CH 83 1-1 ② F8			C CU 79 B FF 90 B CU 75 X FF 90 2-1 ① G4-3	C SI 92 B CU 76 X SI 92 1-1 2 G6-4-3 1B				3	0	1	0	0	0	1
Inning Stats	R: 1 H: 3 E: 0 LOB: 2 K: 0 BB: 1 S: 11 P: 20	R: 1 H: 2 E: 0 LOB: 1 K: 0 BB: 0 S: 8 P: 11	R: 0 H: 0 E: 0 LOB: 0 K: 0 BB: 0 S: 7 P: 11	R: 0 H: 0 E: 0 LOB: 0 K: 0 BB: 0 S: 5 P: 7	R: 0 H: 0 E: 0 LOB: 0 K: 1 BB: 0 S: 6 P: 8	R: 5 H: 5 E: 0 LOB: 1 K: 1 BB: 1 S: 15 P: 26	R: 0 H: 0 E: 0 LOB: 0 K: 1 BB: 0 S: 5 P: 8	R: 0 H: 0 E: 0 LOB: 0 K: 2 BB: 0 S: 9 P: 16		1B: 5 SF: 0 2B: 4 SAC: 0 3B: 0 DP: 1 HR: 1 HBP: 0					WP: 1 PA: 34 PB: 0 SB: 0 CS: 1	

PITCHER		IP	WLS	BF	H	R	ER	SO	BB	IBB	HBP	BLK	WP	HR	S	P	ERA	WHIP
22 Jake Peavy, R ERA: 3.68	(1, 1)	5.0	L	22	6	4	4	1	2	0	0	0	0	0	41	66	7.20	1.600
63 Jean Machi, R ERA: 11.57	(6, 1)	0.0		1	1	0	0	0	0	0	0	0	0	0	1	3	∞	∞
49 Javier López, L ERA:	(6, 1)	0.1		1	0	0	0	0	0	0	0	0	0	0	2	3	0.00	0.000
60 Hunter Strickland, R ERA: 10.13	(6, 1)	0.0		2	2	3	3	0	0	0	0	0	1	1	4	6	∞	∞
41 Jeremy Affeldt, L ERA:	(6, 1)	0.2		2	1	0	0	0	0	0	0	0	0	0	4	5	0.00	1.500

PITCHER		IP	WLS	BF	H	R	ER	SO	BB	IBB	HBP	BLK	WP	HR	S	P	ERA	WHIP
55 Tim Lincecum, R ERA:	(7, 1)	1.2		5	0	0	0	2	0	0	0	0	0	0	10	18	0.00	0.000
46 Santiago Casilla, R ERA:	(8, 1)	0.1		1	0	0	0	1	0	0	0	0	0	0	4	6	0.00	0.000

BOTTOM

San Francisco Giants @ Kansas City Royals

Kauffman Stadium, Kansas City, MO

Wed Oct 22 2014, 7:11 PM - 10:33 PM CDT

Att. 40,446 - Partly Cloudy - 67 F

livebaseballscorecards.com

AB	32
R	7
H	10
RBI	7
BB	2
SO	4
LOB	8

Batter	1	2	3	4	5	6	7	8	9	AB	R	H	RBI	BB	SO	LOB
2 Alcides Escobar, R (1, 6) OBP: 0.327, SLG: 0.458	X FF 91 0-0 4 G3 6 G6-3 2B		C SI 89 B CU 77 F FC 84 F SI 90 B FS 81 B FC 85 X SI 90 3-2 ② G4-3			B FC 83 F SI 90 X FC 84 1-1 4 2B 1B		B SL 79 C FF 89 S SL 78 S SL 78 1-3 ① K		4	2	2	0	0	1	0
4 Alex Gordon, L (1, 7) OBP: 0.326, SLG: 0.368	X SI 90 0-0 ① G3 2-3		C SI 90 C SI 90 B FS 82 S FS 82 1-3 ③ K			D SI 89 X SI 89 1-0 35 1B 2B 1-H		F SI 93 C SI 94 B SI 94 B CU 77 F SI 94 X SI 94 2-2 ② F7		4	1	1	1	0	1	1
6 Lorenzo Cain, R (1, 9) OBP: 0.367, SLG: 0.409	D FC 85 B SI 91 S FC 83 C SI 92 D FC 84 X SI 92 3-2 ② G6-3 3-H			B FC 84 C SI 90 X FC 83 1-1 ① L9		B SI 90 F SI 90 B FF 90 X SI 89 2-1 ② G5-3		X SI 92 0-0 ③ G6-3		4	0	0	1	0	0	1
35 Eric Hosmer, L (1, 3) OBP: 0.479, SLG: 0.590	B FS 84 S FS 84 B FF 91 X SI 91 2-1 ③ G3-1			C SI 90 B SI 90 S SI 90 S FS 83 1-3 ② K		C SI 86 F SI 87 F CU 71 F SL 79 B SI 87 F SI 87 D SI 86 F SL 78 F SL 80 3-2 B SI 87 X SI 86 2-H 1B			C SI 91 F SI 91 B SI 92 X SI 92 1-2 ① G5-3	4	0	1	1	0	1	0
8 Mike Moustakas, L (1, 5) OBP: 0.275, SLG: 0.590		F SI 89 B SI 90 F FS 84 F FS 82 F FC 85 B FS 81 X SI 91 2-2 14 BB 1B		C SI 91 C FS 83 B SI 91 X FS 82 1-2 ③ G4-3		B SI 86 B SI 88 B SI 85 C SI 84 F SI 86 F SI 87 F SL 79 S SL 78 3-3 ③ K			B SI 91 X SI 91 1-0 ② F9	4	0	1	0	0	1	1
14 Omar Infante, R (1, 4) OBP: 0.295, SLG: 0.316		B SI 90 1 SAFE B SI 89 C SI 89 S FC 83 D FC 83 D FC 84 4-2 1 G4-6-3 1-2 BB			C FF 90 B FC 84 X FC 84 1-1 ① G5-3		C FF 90 F SL 79 B SL 80 S SL 80 1-3 ① K		C FF 94 F SI 93 C FF 95 0-3 ③ K	3	0	0	0	1	2	0
13 Salvador Perez, R (1, 2) OBP: 0.156, SLG: 0.227		D FC 83 F SI 90 F SI 91 X FC 83 1-2 ① L7			X SI 90 0-0 ② G1-3		C SL 81 S SL 80 B SL 79 F FF 89 X SL 78 1-2 ② F7			3	0	0	0	0	0	2
1 Jarrod Dyson, L (1, 8) OBP: 0.182, SLG: 0.100		B SI 91 F SI 89 X SI 90 1-1 ②③ G4-6-3 1-2f			C SI 88 X FS 81 0-1 ③ G3		C SI 88 X SI 88 0-1 1B			3	0	1	0	0	0	2
11 Jeremy Guthrie, R (1, 1)			C SI 89 C SI 89 B FC 84 X SI 90 1-2 ① G4-3			C SI 88 M SI 88 X SI 90 0-2 ① G4-3	1 SAFE C FF 88 1 SAFE F FF 87 S SL 80 0-3 ③ K			2	0	0	0	0	0	0
40 Kelvin Herrera, R (6, 1)										1	0	0	0	0	1	1
27 Brandon Finnegan, L (7, 1)										0	0	0	0	0	0	0
17 Wade Davis, R (8, 1)										0	0	0	0	0	0	0
56 Greg Holland, R (9, 1)										0	0	0	0	0	0	0
Inning Stats	R: 1 H: 1 E: 0 LOB: 0 K: 0 BB: 0 S: 7 P: 12	R: 0 H: 1 E: 0 LOB: 1 K: 0 BB: 1 S: 12 P: 20	R: 0 H: 0 E: 0 LOB: 0 K: 1 BB: 0 S: 10 P: 15	R: 0 H: 0 E: 0 LOB: 0 K: 1 BB: 0 S: 8 P: 11	R: 0 H: 0 E: 0 LOB: 0 K: 0 BB: 0 S: 5 P: 6	R: 2 H: 3 E: 0 LOB: 1 K: 1 BB: 0 S: 21 P: 31	R: 0 H: 1 E: 0 LOB: 1 K: 2 BB: 0 S: 12 P: 14	R: 0 H: 0 E: 0 LOB: 0 K: 1 BB: 0 S: 8 P: 11	R: 0 H: 0 E: 0 LOB: 0 K: 1 BB: 0 S: 7 P: 9	1B: 4 SF: 0 2B: 2 SAC: 0 3B: 0 DP: 1 HR: 0 HBP: 0						

TOP

Kansas City Royals @ San Francisco Giants

AT&T Park, San Francisco, CA

Fri Oct 24 2014, 5:11 PM - 8:25 PM PDT

Att. 43,020 - Partly Cloudy - 67 F

livebaseballscorecards.com

AB	32
R	3
H	6
RBI	3
BB	1
SO	7
LOB	8

PITCHER		IP	WLS	BF	H	R	ER	SO	BB	IBB	HBP	BLK	WP	HR	S	P	ERA	WHIP
17 Tim Hudson, R ERA: 3.72	(1, 1)	5.2	L	21	4	3	3	2	1	0	0	0	0	0	50	76	4.76	0.882
49 Javier López, L ERA:	(6, 1)	0.1		2	1	0	0	1	0	0	0	0	0	0	13	19	0.00	3.000
54 Sergio Romo, R ERA: 1.5	(7, 1)	1.1		5	1	0	0	3	0	0	0	0	0	0	15	18	0.00	0.750
41 Jeremy Affeldt, L ERA:	(8, 1)	1.1		4	0	0	0	0	0	0	0	0	0	0	9	13	0.00	0.000
46 Santiago Casilla, R ERA:	(9, 1)	0.1		1	0	0	0	1	0	0	0	0	0	0	3	3	0.00	0.000

PITCHER	IP	WLS	BF	H	R	ER	SO	BB	IBB	HBP	BLK	WP	HR	S	P	ERA	WHIP

BOTTOM

Kansas City Royals @ San Francisco Giants

AT&T Park, San Francisco, CA

Fri Oct 24 2014, 5:11 PM - 8:25 PM PDT

Att. 43,020 - Partly Cloudy - 67 F

livebaseballscorecards.com

Batter	1	2	3	4	5	6	7	8	9	AB	R	H	RBI	BB	SO	LOB
7 Grégor Blanco, L (1, 8) OBP: 0.274, SLG: 0.241	C SI 89 B CH 85 X FF 90 1-1 ① F8		B CH 85 B FF 92 B FF 92 C FF 92 X CH 89 3-1 ③ F8			B SI 96 B FF 96 B FF 97 B FF 93 4-0 28 G4-3 12 G1-3 BB		X FF 96 0-0 ② B2-3		3	0	0	0	1	0	0
12 Joe Panik, L (1, 4) OBP: 0.246, SLG: 0.339	B SI 91 C FF 91 X CH 84 1-1 ② G4-3			B FC 90 F SI 90 C CU 76 X CH 84 1-2 ① F9		F FF 98 B FF 99 B FF 98 X FF 99 2-1 ① G1-3 1-2 2-3		B KC 86 C FF 96 C FC 92 S KC 88 1-3 ③ K		4	0	0	0	0	1	2
28 Buster Posey, R (1, 2) OBP: 0.311, SLG: 0.268	F FF 92 B FF 92 X FF 90 1-1 ③ L9			F SL 88 B FF 92 F SI 92 X CH 85 1-2 ② G6-3		B FF 98 X SI 96 1-0 ② G4-3 2-3 3-H			B SL 87 X FF 95 1-0 ① F7	4	0	0	1	0	0	1
48 Pablo Sandoval, S (1, 5) OBP: 0.377, SLG: 0.429		C CU 76 B CH 86 F SI 92 F FF 92 B FC 89 B CU 78 X SI 92 3-2 ① F8		B SL 81 C CH 87 F CU 79 X FF 93 1-2 ③ G4-3		C FF 101 F FF 99 X FF 100 0-2 ③ G3			B FF 96 X FF 96 1-0 ② G1-3	4	0	0	0	0	0	1
8 Hunter Pence, R (1, 9) OBP: 0.386, SLG: 0.429		S SL 88 B FC 92 B SI 93 C CH 88 B CU 79 X FC 89 3-2 9 CS 1B			B FC 91 C CH 85 B SI 91 X SL 88 2-1 ① L4		B SI 98 S FF 98 B FF 96 C FF 96 F FF 98 F SI 96 B CH 88 B FF 96 4-2 BB		C SL 87 S SL 88 B SL 89 X SL 89 1-2 ③ G1-3	3	0	1	0	1	0	0
9 Brandon Belt, L (1, 3) OBP: 0.393, SLG: 0.370		S CH 88 D FC 89 T FF 92 B FF 93 F CU 78 X SI 93 2-2 ② 1-2 1B			B CU 77 X CU 76 1-0 ② L4		S SI 96 F FF 99 B FF 98 B FF 99 B FF 97 T FF 97 3-2 ① K			3	0	1	0	0	1	1
45 Travis Ishikawa, L (1, 7) OBP: 0.306, SLG: 0.394 2 Juan Carlos Perez, R (7, PH) OBP: 0.222, SLG: 0.125 (8, 7)		B SI 92 S CH 85 S FC 92 B CU 77 X SL 88 2-2 ③ L9			S CU 77 X CH 86 0-1 ③ G3-1		B SI 92 X SI 93 1-0 ② F7			2 1	0 0	0 0	0 0	0 0	0 0	1 1
35 Brandon Crawford, L (1, 6) OBP: 0.315, SLG: 0.340 41 Jeremy Affeldt, L (8, 1) 46 Santiago Casilla, R (9, 1)			C FF 91 S CH 87 X FF 92 0-2 ① G4-3			F FF 89 X CU 76 0-1 38 2B 1B	B SI 93 B SL 82 C SI 94 F SI 94 B SI 95 S SI 95 3-3 ③ K			3 0 0	1 0 0	1 0 0	1 0 0	0 0 0	1 0 0	1 0 0
17 Tim Hudson, R (1, 1) OBP: 0.250, SLG: 0.250 49 Javier López, L (6, 1) 38 Michael Morse, R (6, PH) OBP: 0.385, SLG: 0.692 54 Sergio Romo, R (7, 1) 13 Joaquin Arias, R (8, 6) OBP: 0.333, SLG: 0.333			C FF 91 C CU 79 B CU 79 B FC 89 F FC 92 X SL 88 2-2 ② F8			C SI 92 S SI 90 F FF 90 F CH 86 B FC 90 B SL 88 B SI 93 X SI 91 3-2 12 G1-3 28 G4-3 1-H 2B		C FC 90 B FC 92 S KC 86 B FF 97 F FF 97 F FF 98 C FC 93 2-3 ① K		1 0 1 0 1	0 0 1 0 0	0 0 1 0 0	0 0 1 0 0	0 0 1 0 0	0 0 0 0 1	0 0 0 0 0
Inning Stats	R: 0 E: 0 K: 0 S: 6 H: 0 LOB: 0 BB: 0 P: 9	R: 0 E: 0 K: 0 S: 14 H: 2 LOB: 1 BB: 0 P: 24	R: 0 E: 0 K: 0 S: 9 H: 0 LOB: 0 BB: 0 P: 14	R: 0 E: 0 K: 0 S: 9 H: 0 LOB: 0 BB: 0 P: 12	R: 0 E: 0 K: 0 S: 5 H: 0 LOB: 0 BB: 0 P: 8	R: 2 E: 0 K: 0 S: 13 H: 2 LOB: 1 BB: 1 P: 23	R: 0 E: 0 K: 2 S: 11 H: 0 LOB: 1 BB: 1 P: 22	R: 0 E: 0 K: 0 S: 9 H: 0 LOB: 0 BB: 0 P: 12	R: 0 E: 0 K: 0 S: 5 H: 0 LOB: 0 BB: 0 P: 8	1B: 3 2B: 1 3B: 0 HR: 0	SF: 0 SAC: 0 DP: 0 HBP: 0			WP: 0 PB: 0 SB: 0 CS: 1	PA: 32		

	AB	30
	R	2
	H	4
	RBI	2
	BB	2
	SO	4
	LOB	8

PITCHER		IP	WLS	BF	H	R	ER	SO	BB	IBB	HBP	BLK	WP	HR	S	P	ERA	WHIP
11 Jeremy Guthrie, R ERA: 2.7	(1, 1)	5.0	W	18	4	2	2	0	0	0	0	0	0	0	50	77	3.60	0.800
40 Kelvin Herrera, R ERA: 0.79	(6, 1)	1.1	H	6	0	0	0	1	2	0	0	0	0	0	13	27	0.00	1.500
27 Brandon Finnegan, L ERA: 3.6	(7, 1)	0.2	H	2	0	0	0	1	0	0	0	0	0	0	4	8	0.00	0.000
17 Wade Davis, R ERA: 0.79	(8, 1)	1.0	H	3	0	0	0	2	0	0	0	0	0	0	9	12	0.00	0.000
56 Greg Holland, R ERA: 0.9	(9, 1)	1.0	S	3	0	0	0	0	0	0	0	0	0	0	5	8	0.00	0.000

PITCHER	IP	WLS	BF	H	R	ER	SO	BB	IBB	HBP	BLK	WP	HR	S	P	ERA	WHIP

Batter	1	2	3	4	5	6	7	8	9	AB	R	H	RBI	BB	SO	LOB
2 Alcides Escobar, R (1, 6) OBP: 0.315, SLG: 0.434	C FF 93 X SL 89 0-1 G6-3		C FF 93 X CH 86 0-1 4 FC3-6 1B	C SL 85 X CU 77 0-1 P6		C FF 88 X CU 76 0-1 F7			C FF 95 S CU 83 B FF 97 S FF 97 1-3 K	5	0	1	0	0	1	0
4 Alex Gordon, L (1, 7) OBP: 0.314, SLG: 0.372	C FF 93 B CH 84 F CH 86 C SL 89 1-3 K		S SL 88 X CH 84 0-1 FC3-6 6 1B 6 S 35 1B 1-2f	B FF 88 F FF 89 B CH 82 B SL 85 X FF 89 3-1 F8			B CU 76 F SI 91 X SI 93 1-1 F7		S CH 89 S CH 89 B FF 97 X CH 89 1-2 2B	5	1	1	0	0	1	1
6 Lorenzo Cain, R (1, 9) OBP: 0.370, SLG: 0.408	B FF 92 F FF 93 X SL 90 1-1 1B		D FF 92 B FF 90 F FF 93 1 SAFE F CH 85 B FF 94 X SI 93 3-2 8 BB 35 1B 14 1B 1-3 1B	F SL 85 F FF 88 S CU 75 0-3 K			B SI 92 C SI 92 X CH 88 1-1 L5		C FF 97 F FF 98 D CU 86 X CU 84 1-2 F9	5	1	2	0	0	1	1
35 Eric Hosmer, L (1, 3) OBP: 0.491, SLG: 0.614	C CH 85 F FF 93 F FF 92 1 SAFE S SL 89 0-3 K		B FF 91 X CH 85 1-0 8 BB 14 1B 1-2 1B 3-H		F CH 81 B CH 80 F FF 88 B CU 75 X CU 75 2-2 2B		C CU 76 S CU 77 X SI 92 0-2 1B		C CH 90 F FF 97 F FF 97 B CH 89 X CH 88 1-2 G1-3	5	1	3	1	0	1	2
8 Mike Moustakas, L (1, 5) OBP: 0.273, SLG: 0.548		C CU 78 X CH 84 0-1 G4-3	B CH 87 2 SAFE D CH 87 B CH 86 B FF 93 4-0 14 1B 13 1B 1-2 BB 2-3		B CH 82 C SL 84 X FF 89 1-1 P6		D CU 76 B SI 93 X SI 92 2-0 G4-3			3	1	0	0	1	0	2
14 Omar Infante, R (1, 4) OBP: 0.292, SLG: 0.310		T FF 93 F SL 89 X CH 84 0-2 P2	C CU 79 F CU 79 B FF 92 B FF 94 X FF 90 2-2 1 BB 13 1B 1-2 2-H 3-H 1B	B SL 84 C FF 89 F SL 85 S CU 76 1-3 K				X FF 88 0-0 F8		4	0	1	2	0	1	1
13 Salvador Perez, R (1, 2) OBP: 0.204, SLG: 0.271		B SI 92 F SL 89 X SI 92 1-1 1 FC3-6 1B	B CU 77 B CH 87 B FF 93 C FF 93 X FF 90 3-1 1 BB 1-2 2-H 1B	X FF 88 0-0 P4				C FF 88 X FF 89 0-1 1 G4-3 1B	4	0	3	1	0	0	1
1 Jarrod Dyson, L (1, 8) OBP: 0.267, SLG: 0.154		C FF 92 F SI 92 B FF 90 F SL 90 B CU 76 F FF 92 X SL 89 2-2 FC3-6 1-2f	C CH 86 B FF 94 S CH 87 B CH 86 F CH 86 B CH 86 4-2 1-2 2-3 BB			C FF 87 B CU 75 F SL 83 B FF 88 F FC 88 X CH 81 2-2 23 G3-6-3 1B		X SI 87 0-0 G4-3 1-2	3	0	1	0	1	0	2
51 Jason Vargas, L (1, 1) 54 Jason Frasor, R (5, 1) 41 Danny Duffy, L (5, 1) 23 Norichika Aoki, L (6, PH) OBP: 0.275, SLG: 0.200 27 Brandon Finnegan, L (6, 1) 55 Tim Collins, L (7, 1) 12 Jayson Nix, R (7, 5)			F8 K			1 SAFE B FF 87 X FF 87 1-0 G3-6-3 1-2f		F FF 88 C SL 78 S SL 79 0-3 K		2 0 0 1 0 0 1	0 0 0 0 0 0 0	0 0 0 0 0 0 0	0 0 0 0 0 0 0	1 0 0 0 0 0 0	3 0 0 1 0 0 1	3 0 0 0 0 0 1
Inning Stats	R: 0 E: 0 K: 2 S: 11 H: 1 LOB: 1 BB: 0 P: 13	R: 0 E: 0 K: 0 S: 12 H: 1 LOB: 1 BB: 0 P: 15	R: 4 E: 0 K: 1 S: 24 H: 5 LOB: 3 BB: 2 P: 47	R: 0 E: 0 K: 1 S: 7 H: 0 LOB: 0 BB: 0 P: 10	R: 0 E: 0 K: 1 S: 9 H: 1 LOB: 1 BB: 0 P: 13	R: 0 E: 0 K: 0 S: 7 H: 1 LOB: 0 BB: 0 P: 10	R: 0 E: 0 K: 0 S: 8 H: 1 LOB: 1 BB: 0 P: 12	R: 0 E: 0 K: 1 S: 7 H: 1 LOB: 1 BB: 0 P: 7	R: 0 E: 0 K: 1 S: 13 H: 1 LOB: 1 BB: 0 P: 17	1B: 10 2B: 2 3B: 0 HR: 0 SF: 0 SAC: 0 DP: 1 HBP: 0						

PITCHER		IP	WLS	BF	H	R	ER	SO	BB	IBB	HBP	BLK	WP	HR	S	P	ERA	WHIP
32 Ryan Vogelsong, R ERA: 7.15	(1, 1)	2.2		16	7	4	4	2	1	0	0	0	0	0	41	62	13.50	3.000
63 Jean Machi, R ERA: 10.13	(3, 1)	0.1		2	0	0	0	1	1	0	0	0	0	0	6	13	0.00	3.000
52 Yusmeiro Petit, R ERA:	(4, 1)	3.0	W	10	2	0	0	2	0	0	0	0	0	0	23	33	0.00	0.667
41 Jeremy Affeldt, L ERA:	(7, 1)	1.0	H	4	1	0	0	0	0	0	0	0	0	0	8	12	0.00	1.000
54 Sergio Romo, R ERA: 1.29	(8, 1)	1.0		4	1	0	0	1	0	0	0	0	0	0	7	7	0.00	1.000

PITCHER		IP	WLS	BF	H	R	ER	SO	BB	IBB	HBP	BLK	WP	HR	S	P	ERA	WHIP
60 Hunter Strickland, R ERA: 8.53	(9, 1)	1.0		4	1	0	0	1	0	0	0	0	0	0	13	17	0.00	1.000

Kansas City Royals @ San Francisco Giants

AT&T Park, San Francisco, CA

Sat Oct 25 2014, 5:09 PM - 9:08 PM PDT

Att. 43,066 - Cloudy - 65 F

TOP

livebaseballscorecards.com

AB	38
R	4
H	12
RBI	4
BB	2
SO	7
LOB	15

WP: 0 PA: 40
PB: 0
SB: 1
CS: 0

Batter	1	2	3	4	5	6	7	8	9	AB	R	H	RBI	BB	SO	LOB
7 Grégor Blanco, L (1, 8) OBP: 0.294, SLG: 0.254	B SI 88 C FF 88 B FF 88 B FF 88 C FF 89 B FF 89 4-2 28 S 12 WP 8 FC5-4 BB		C FF 88 D KC 76 B FF 88 C FF 87 X FF 88 2-2 ① G4-3 1-2	F SI 88 C FF 88 B SI 88 X FF 87 1-2 ③ P6		C SI 92 D SL 82 L SI 92 X SL 83 1-2 8 FC6-2 12 SH5-4 48 1B 1-2 1B	B FF 92 B FF 91 X FF 91 2-0 E1 12 2B 1-3 2-H 1B	C FF 91 C CU 73 X CH 83 0-2 ③ G4-3		5	3	2	0	1	0	3
12 Joe Panik, L (1, 4) OBP: 0.262, SLG: 0.381	1 SAFE B FF 89 F FF 88 B CH 82 X FF 89 2-1 ① P5 1-2		X FF 87 0-0 ② F7		B FF 86 C FF 87 X KC 77 1-1 28 G6-3 8 1B 2B	B SI 92 2 SAFE X SI 92 1-0 ① SH5-4 1-2 2-3	B CH 82 F FF 92 X FF 93 1-1 28 G3 8 2B 1-H 3-H 2B			4	2	2	2	0	0	2
28 Buster Posey, R (1, 2) OBP: 0.333, SLG: 0.271	S CH 82 C FF 89 B CH 81 F FF 90 D CH 81 F CH 81 D KC 77 B CH 82 4-2 8 FC5-4 2-3 BB		C FF 88 B FF 88 B FF 88 X SI 88 2-1 8 1B 2-H 1B		B CH 85 F FF 92 X FF 92 1-1 ① G6-3 2-3	I IN 71 I IN 74 I IN 76 I IN 76 4-0 8 FC6-2 48 1B IBB	B CH 82 S CH 81 X CU 73 1-1 ① G3 2-3			3	1	1	1	2	0	2
8 Hunter Pence, R (1, 9) OBP: 0.403, SLG: 0.463	F FF 88 C FF 89 B FF 89 X CH 81 1-2 ② FC5-4 1-2f 3-H		D CH 81 S CH 81 B FF 89 X CH 80 2-1 1-2 1B		B SL 85 F SL 84 C FF 92 B FF 92 X FF 92 2-2 48 1B 2 SF8 3-H 1B	F SI 93 B SI 93 X SI 93 1-1 ② FC6-2 48 1B 9 1B 1-2 2-3 3-Hf	X CH 82 0-0 3-H 2B			5	2	3	3	0	0	4
48 Pablo Sandoval, S (1, 5) OBP: 0.379, SLG: 0.426	B FF 89 B SI 88 F SI 87 F SI 89 S CH 80 2-3 ③ K		C SI 88 S FF 88 S CH 81 0-3 ③ K		B CU 81 F FF 94 X SI 92 1-1 9 BB 1-3 1B	X SI 93 0-0 9 1B 1-2 2-H 3-H 1B	B CU 72 S FF 93 X CH 82 1-1 ② P5			5	0	2	2	0	2	4
9 Brandon Belt, L (1, 3) OBP: 0.410, SLG: 0.367		S SI 88 B KC 77 S SI 88 F SI 89 B KC 76 F SI 88 X FF 89 2-2 ① F8		C KC 76 S SI 88 F SI 88 F KC 77 B CH 81 B KC 77 B SI 89 T SI 88 3-2 ① K	B FF 93 B FF 92 B FF 93 B FF 94 4-0 1-2 BB	C SI 94 X SI 94 0-1 1-2 2-H 1B	B CU 74 D CH 83 S FF 93 B CH 82 F FF 92 B FF 92 4-2 BB			3	0	1	1	2	1	0
2 Juan Carlos Perez, R (1, 7) OBP: 0.217, SLG: 0.150		X SI 89 0-0 ② F8		C KC 77 C SI 88 X FF 89 0-2 52 1B 1B	X SI 92 0-0 ② SF8 3-H	S SL 83 B SI 93 X SI 94 1-1 ③ G4-3	C FF 91 B CU 72 S CH 81 F CH 81 D CU 74 S CH 81 2-3 ③ K			4	0	1	1	0	1	4
35 Brandon Crawford, L (1, 6) OBP: 0.305, SLG: 0.327		B FF 89 X FF 88 1-0 ③ G3-1		C FF 88 B FF 86 B FF 88 X FF 88 2-1 ② F9	S FF 93 B CU 78 S FF 93 C SI 94 1-3 ③ K		B SL 78 C SI 91 F SI 90 B SI 94 X SI 94 2-2 7 1B 38 BB 7 E 1B	F FF 91 B CU 74 S CH 81 F CH 81 F FF 92 S CH 81 1-3 ① K		5	1	1	0	0	2	3
32 Ryan Vogelsong, R (1, 1) 63 Jean Machi, R (3, 1) 50 Matt Duffy, R (3, PH) 52 Yusmeiro Petit, R (4, 1) 13 Joaquin Arias, R (6, PH) 41 Jeremy Affeldt, L (7, 1) 38 Michael Morse, R (7, PH) 54 Sergio Romo, R (8, 1) 45 Travis Ishikawa, L (8, PH) 60 Hunter Strickland, R (9, 1)			F FF 86 B FF 87 B FF 88 F FF 88 X CH 81 2-2 7 G4-3 28 1B 1B	X FF 88 0-0 1-2 1B		B SI 92 X SI 92 1-0 12 SH5-4 7 1B 8 FC6-2 1B	B SI 93 B SI 93 B SI 93 C SI 92 C SI 92 D CH 86 4-2 7 E 12 2B 1-2 BB	S CU 74 B CH 82 B FF 92 F FF 91 X FF 91 2-2 ② L4		0 0 0 0 0 0 0 0 0 0 0 0 0 0 1 1 1 0 0 0 0 1 0 1 0 0 0 0 1 0 1 0 0 0 0 0 0 0 0 0 0 0 0 1 0 0 1 0 0 0 0 0 0 0 0 0 1 0 0 0 0 0 0 0 0 0 0 0 0 0						
Inning Stats	R: 1 H: 0 E: 0 LOB: 1 K: 1 BB: 2 S: 14 P: 27	R: 0 H: 0 E: 0 LOB: 0 K: 0 BB: 0 S: 7 P: 10	R: 1 H: 3 E: 0 LOB: 2 K: 1 BB: 0 S: 14 P: 22	R: 0 H: 2 E: 0 LOB: 2 K: 1 BB: 0 S: 14 P: 20	R: 2 H: 3 E: 0 LOB: 2 K: 1 BB: 1 S: 13 P: 23	R: 3 H: 4 E: 0 LOB: 2 K: 0 BB: 1 S: 12 P: 21	R: 4 H: 4 E: 1 LOB: 2 K: 1 BB: 2 S: 19 P: 36	R: 0 H: 0 E: 0 LOB: 0 K: 1 BB: 0 S: 11 P: 14		1B: 13 SF: 1 2B: 3 SAC: 1 3B: 0 DP: 0 HR: 0 HBP: 0						

PITCHER		IP	WLS	BF	H	R	ER	SO	BB	IBB	HBP	BLK	WP	HR	S	P	ERA	WHIP
51 Jason Vargas, L ERA: 3.52	(1, 1)	4.0		20	6	3	3	3	2	0	0	0	1	0	51	82	6.75	2.000
54 Jason Frasor, R ERA: 2.08	(5, 1)	0.1		2	1	0	0	0	0	0	0	0	0	0	5	8	0.00	3.000
41 Danny Duffy, L ERA: 3.86	(5, 1)	0.2		4	1	1	1	1	1	0	0	0	0	0	6	12	13.50	3.000
27 Brandon Finnegan, L ERA: 10.5	(6, 1)	1.0	L	10	5	5	5	0	1	1	0	0	0	0	17	32	45.00	6.000
55 Tim Collins, L ERA: 3.86	(7, 1)	2.0		10	3	2	2	2	1	0	0	0	0	0	25	39	9.00	2.000

PITCHER	IP	WLS	BF	H	R	ER	SO	BB	IBB	HBP	BLK	WP	HR	S	P	ERA	WHIP

BOTTOM

Kansas City Royals @ San Francisco Giants

AT&T Park, San Francisco, CA

Sat Oct 25 2014, 5:09 PM - 9:08 PM PDT

Att. 43,066 - Cloudy - 65 F

livebaseballscorecards.com

AB	38
R	11
H	16
RBI	10
BB	6
SO	6
LOB	22

WP: 1 PA: 46
PB: 0
SB: 1
CS: 0

Batter	1	2	3	4	5	6	7	8	9	AB	R	H	RBI	BB	SO	LOB
2 Alcides Escobar, R (1, 6) OBP: 0.293, SLG: 0.404	X FF 93 0-0 ① F7		C FF 92 B CU 75 B CU 76 X FC 87 2-1 ② L8			B FC 86 X FF 92 1-0 ① P2		C FC 87 B CU 76 S FF 93 X FF 92 1-2 ③ F8		4	0	0	0	0	0	0
4 Alex Gordon, L (1, 7) OBP: 0.291, SLG: 0.340	C FF 92 X FC 88 0-1 ② G4-3		F FF 94 C CH 86 F CU 77 B FF 93 S CU 76 1-3 ③ K2-3			S FF 93 B FF 93 B CU 78 T FF 93 B FF 93 X FF 92 3-2 ② P6			C FF 92 X FF 93 0-1 ① F9	4	0	0	0	0	1	0
6 Lorenzo Cain, R (1, 9) (8, 8) OBP: 0.362, SLG: 0.396	C FF 94 S FF 93 B FC 88 X FF 94 1-2 1B			C FC 86 T CU 75 B CU 65 F FF 92 X CU 76 1-2 ① G6-3		C FC 87 B CH 84 F FF 93 F FC 87 F CU 75 B CU 76 B FF 93 X FF 94 3-2 ③ L7			C FF 93 X FF 92 0-1 ② G6-3	4	0	1	0	0	0	0
35 Eric Hosmer, L (1, 3) OBP: 0.474, SLG: 0.583	B FC 86 F FF 92 1 SAFE S FC 87 S CU 77 1-3 ③ K			C FC 86 B FC 89 F FC 86 X FC 87 1-2 ② G5-3			F FC 87 B FF 93 X CU 76 1-1 1B		S FC 87 S FF 92 B FC 87 B FF 93 B FF 93 X FC 88 3-2 ③ G5-3	4	0	1	0	0	1	1
13 Salvador Perez, R (1, 2) OBP: 0.212, SLG: 0.275		F FF 93 B FF 93 X FC 87 1-1 1B		X CU 77 0-0 ③ G3			C FC 86 X FC 87 0-1 ① L7			3	0	1	0	0	0	1
8 Mike Moustakas, L (1, 5) OBP: 0.255, SLG: 0.511		B FC 87 B FF 92 F FC 86 S FF 94 B FF 94 F FF 93 F FC 88 S FC 88 3-3 ① K			X FF 93 0-0 ① L6		C FF 92 S FC 86 F FF 93 X FC 87 0-2 ② F8			3	0	0	0	0	1	2
14 Omar Infante, R (1, 4) OBP: 0.294, SLG: 0.333 40 Kelvin Herrera, R (7, 1) 17 Wade Davis, R (8, 1)		C FC 86 C FF 91 S CU 76 0-3 ② K			C FF 90 B CH 84 B CH 84 X FF 93 2-1 2B		B CH 84 C FC 85 B CH 84 S FC 87 B FC 88 X FC 87 3-2 ③ G5-3			3 0 0	0 0 0	1 0 0	0 0 0	0 0 0	1 0 0	2 0 0
1 Jarrod Dyson, L (1, 8) OBP: 0.235, SLG: 0.133 16 Billy Butler, R (8, PH) OBP: 0.325, SLG: 0.324 23 Norichika Aoki, L (8, 9) OBP: 0.275, SLG: 0.200		C FF 93 F FC 85 S FF 94 0-3 ③ K			C FF 92 F FF 92 F FC 87 B CU 75 S CU 74 1-3 ② K			C FF 93 F CH 86 C CU 76 0-3 ① K		2 1 0	0 0 0	0 0 0	0 0 0	0 0 0	2 1 0	2 0 0
33 James Shields, R (1, 1) 12 Jayson Nix, R (7, 4)			C FF 93 T FF 94 X FF 94 0-2 ① F8		B FF 93 S FC 86 C FC 86 S CU 77 1-3 ③ K2-3			B FC 87 F FF 92 B CU 76 B FC 85 X FF 92 3-1 ② F7		2 1	0 0	0 0	0 0	0 0	1 0	1 0
Inning Stats	R: 0 E: 0 K: 1 S: 9 H: 1 LOB: 1 BB: 0 P: 11	R: 0 E: 0 K: 3 S: 13 H: 1 LOB: 1 BB: 0 P: 17	R: 0 E: 0 K: 1 S: 9 H: 0 LOB: 0 BB: 0 P: 12	R: 0 E: 0 K: 0 S: 8 H: 0 LOB: 0 BB: 0 P: 10	R: 0 E: 0 K: 2 S: 10 H: 1 LOB: 1 BB: 0 P: 14	R: 0 E: 0 K: 0 S: 9 H: 0 LOB: 0 BB: 0 P: 16	R: 0 E: 0 K: 0 S: 11 H: 1 LOB: 1 BB: 0 P: 15	R: 0 E: 0 K: 1 S: 8 H: 0 LOB: 0 BB: 0 P: 12	R: 0 E: 0 K: 0 S: 7 H: 0 LOB: 0 BB: 0 P: 10	1B: 3 2B: 1 3B: 0 HR: 0	SF: 0 SAC: 0 DP: 0 HBP: 0					

PITCHER	IP	WLS	BF	H	R	ER	SO	BB	IBB	HBP	BLK	WP	HR	S	P	ERA	WHIP
40 Madison Bumgarner, L (1, 1) ERA: 1.13	9.0	W	31	4	0	0	8	0	0	0	0	0	0	84	117	0.00	0.444

PITCHER	IP	WLS	BF	H	R	ER	SO	BB	IBB	HBP	BLK	WP	HR	S	P	ERA	WHIP

TOP

Kansas City Royals @ San Francisco Giants

AT&T Park, San Francisco, CA

Sun Oct 26 2014, 5:09 PM - 8:18 PM PDT

Att. 43,087 - Clear - 67 F

livebaseballscorecards.com

AB	31
R	0
H	4
RBI	0
BB	0
SO	8
LOB	9

PA: 31

WP: 0
PB: 0
SB: 0
CS: 0

BOTTOM

Kansas City Royals @ San Francisco Giants

AT&T Park, San Francisco, CA

Sun Oct 26 2014, 5:09 PM - 8:18 PM PDT

Att. 43,087 - Clear - 67 F

livebaseballscorecards.com

Batter	1	2	3	4	5	6	7	8	9	AB	R	H	RBI	BB	SO	LOB
7 Grégor Blanco, L (1, 8) OBP: 0.274, SLG: 0.234	X SI 91 0-0 G3		X FF 93 0-0 L7		C SI 91 S FC 86 B SI 91 X CH 86 1-2 G4-3		C FF 97 C CH 92 F FF 99 B SI 97 F SI 98 B FF 98 X FF 96 2-2 G3-1	B KC 82 F FC 94 F FF 94 B FF 95 C KC 86 2-3 K		5	0	0	0	0	1	1
12 Joe Panik, L (1, 4) OBP: 0.275, SLG: 0.379	B SI 94 C FF 93 C KC 80 B CH 86 B FC 90 X FF 92 3-2 F8		C FF 93 B FC 88 X SI 92 1-1 G6-3		C KC 79 S CH 85 B FC 88 X FC 88 1-2 28 WP 1B		B SI 98 B FF 97 B FF 98 C FF 97 F FF 98 F FF 98 B SI 98 4-2 28 G4-6-3 BB			3	0	1	0	1	0	0
28 Buster Posey, R (1, 2) OBP: 0.343, SLG: 0.274	S FC 89 B KC 80 X FF 93 1-1 1B		C FF 93 F FC 87 X FC 87 0-2 G4-3		B FC 86 B SI 92 B FC 86 B FF 91 4-0 1-2 BB		F FF 98 B SI 96 F CH 89 X FF 98 1-2 G4-6-3 1-2f			3	0	1	0	1	0	1
48 Pablo Sandoval, S (1, 5) OBP: 0.386, SLG: 0.431	B SI 93 D CH 86 X FF 93 2-0 G4-3			S FC 88 X KC 79 0-1 45 1B 35 1B 1B	S SI 93 F FC 86 B SI 92 S FF 91 1-3 K			B CH 90 S FF 98 X SI 98 1-1 8 1B 2 E 1B		4	2	2	0	0	1	3
8 Hunter Pence, R (1, 9) OBP: 0.409, SLG: 0.466		S FC 88 C SI 91 X CH 85 0-2 45 F8 9 1B 35 G4-3 1B		B FC 87 S FC 86 F FC 86 B FC 88 S FC 87 2-3 K	X FC 85 0-0 L9			S SI 99 F FF 99 X CU 82 0-2 1-2 2 E 1B		4	2	2	0	0	1	3
9 Brandon Belt, L (1, 3) OBP: 0.400, SLG: 0.358		X FC 88 0-0 35 G4-3 45 F8 1-2 1B		B FC 89 S KC 80 D KC 81 F SI 92 S KC 80 2-3 K		B FC 86 B SI 91 X FC 87 2-0 F7		B FF 95 S FC 91 B FF 96 F FF 96 B FF 97 C FF 96 3-3 K		4	0	1	0	0	2	3
45 Travis Ishikawa, L (1, 7) OBP: 0.325, SLG: 0.405 2 Juan Carlos Perez, R (6, PR) OBP: 0.250, SLG: 0.238 (7, 7)		F SI 92 D KC 80 S CH 86 B FC 89 F CH 86 B FF 94 X FF 94 3-2 F8 1-2 2-3		B SI 93 X SI 92 1-0 35 1B 1-2 1B		C KC 78 S FC 86 F KC 78 B SI 90 X CH 83 1-2 35 G1-3 1B		S FF 96 F FF 96 B FC 90 B FC 92 F FC 91 B FF 95 X FF 96 3-2 E6 35 1B 1-H 2-H 2B		3 1	0 1	2 1	0 2	0 0	0 0	2 0
35 Brandon Crawford, L (1, 6) OBP: 0.317, SLG: 0.339		F FC 90 D CH 87 B FC 88 S CH 86 B FC 88 X CH 87 3-2 G4-3 2-3 3-H		S KC 80 D CH 86 S FC 88 B FC 89 X KC 80 2-2 1-2 2-H 1B		1 SAFE C SI 90 F FC 86 B FF 92 B FC 86 X SI 92 2-2 G1-3 1-2		C FC 92 F FF 95 X FC 91 0-2 3-H 1B		4	0	2	3	0	0	2
40 Madison Bumgarner, R (1, 1)		S FC 87 S FC 87 X FC 87 0-2 G5-3		C FF 93 S FC 86 B FF 92 S FC 85 1-3 K	X FF 92 0-0 P5			F FF 95 S FC 91 C FF 95 0-3 K		4	0	0	0	0	2	6
Inning Stats	R: 0 E: 0 K: 0 S: 7 H: 1 LOB: 1 BB: 0 P: 13	R: 1 E: 0 K: 0 S: 14 H: 2 LOB: 1 BB: 0 P: 20	R: 0 E: 0 K: 0 S: 6 H: 0 LOB: 0 BB: 0 P: 7	R: 1 E: 0 K: 3 S: 15 H: 3 LOB: 2 BB: 0 P: 23	R: 0 E: 0 K: 1 S: 10 H: 1 LOB: 2 BB: 1 P: 17	R: 0 E: 0 K: 0 S: 9 H: 1 LOB: 2 BB: 0 P: 14	R: 0 E: 0 K: 0 S: 11 H: 0 LOB: 0 BB: 1 P: 18	R: 3 E: 1 K: 3 S: 21 H: 4 LOB: 1 BB: 0 P: 30		1B: 11 2B: 1 3B: 0 HR: 0 SF: 0 SAC: 0 DP: 1 HBP: 0						

	AB	35
	R	5
	H	12
	RBI	5
	BB	2
	SO	7
	LOB	21

PITCHER		IP	WLS	BF	H	R	ER	SO	BB	IBB	HBP	BLK	WP	HR	S	P	ERA	WHIP
33 James Shields, R ERA: 6.12	(1, 1)	6.0	L	27	8	2	2	4	1	0	0	0	1	0	61	94	3.00	1.500
40 Kelvin Herrera, R ERA: 2.19	(7, 1)	1.0		5	2	2	2	0	1	0	0	0	0	0	16	24	18.00	3.000
17 Wade Davis, R ERA: 0.73	(8, 1)	1.0		5	2	1	0	3	0	0	0	0	0	0	16	24	0.00	2.000

PITCHER	IP	WLS	BF	H	R	ER	SO	BB	IBB	HBP	BLK	WP	HR	S	P	ERA	WHIP

San Francisco Giants @ Kansas City Royals

Kauffman Stadium, Kansas City, MO

Tue Oct 28 2014, 7:10 PM - 10:30 PM CDT

Att. 40,372 - Clear - 58 F

livebaseballscorecards.com

TOP

Batter	1	2	3	4	5	6	7	8	9	AB	R	H	RBI	BB	SO	LOB
7 Grégor Blanco, L (1, 8) OBP: 0.269, SLG: 0.221	B FF 97 B FF 96 C FF 96 B FF 96 C FF 96 S FF 96 3-3 ① **K**		B FF 95 B FF 94 B FF 95 B FF 93 4-0 12 BB 1-2 BB		X FF 94 0-0 ③ G3		X SI 98 0-0 ③ P5		F FF 92 F FF 93 F CH 83 F CU 74 S FF 93 0-3 ③ **K**	4	0	0	0	1	2	3
12 Joe Panik, L (1, 4) OBP: 0.288, SLG: 0.377	C FF 95 X CH 88 0-1 ② F8		C FF 95 B SI 96 F FF 96 F CU 85 F FF 98 F CU 84 B FC 92 B FC 93 4-2 F FF 97 B SI 97 28 G6-3 1-2 2-3 BB			B FF 95 C FF 93 B FC 92 F FF 96 X FF 94 2-2 ① F9		C FF 90 F FF 92 X CH 86 0-2 48 1B 1B		3	0	1	0	1	0	0
28 Buster Posey, R (1, 2) OBP: 0.329, SLG: 0.262 34 Andrew Susac, R (7, 2) OBP: 0.250, SLG: 0.250	B FF 96 B SI 96 B FF 97 C FF 96 X FF 97 3-1 ③ G6-3		X SI 97 0-0 ②③ G6-3 1-2f			C CU 83 S FC 93 X FF 100 0-2 ② G6-3		B FF 91 B FF 92 X FF 91 2-0 ① F8		3 1	0 0	0 0	0 0	0 0	0 0	3 1
48 Pablo Sandoval, S (1, 5) OBP: 0.392, SLG: 0.426 13 Joaquin Arias, R (8, 5) OBP: 0.500, SLG: 0.500		B FF 96 B CU 81 F FF 95 X FF 96 2-1 ① F8		X FF 93 0-0 ① G1-3		B FF 96 B FF 92 C FF 96 B CH 86 B FF 94 4-1 BB		C FF 92 B FF 92 B SL 85 X FF 92 2-1 1-2 1B		3 0	0 0	1 0	0 0	1 0	0 0	0 0
8 Hunter Pence, R (1, 9) OBP: 0.400, SLG: 0.468		C SI 99 B FF 93 X FF 94 1-1 2B		C FF 98 B CU 84 X SI 97 1-1 ② G4-3		X SI 96 0-0 ③ G1-3		X SL 84 0-0 ② F2		4	0	1	0	0	0	3
9 Brandon Belt, L (1, 3) OBP: 0.391, SLG: 0.351		B SI 96 S SI 96 F FF 97 B SI 98 S FF 97 2-3 ② **K**		B SI 96 X FF 95 1-0 1B			F FC 93 X CH 86 0-1 ① F9	F FF 92 B FF 92 F FF 92 B FF 92 S SL 81 2-3 ③ **K**		4	0	1	0	0	2	3
38 Michael Morse, R (1, 10) OBP: 0.333, SLG: 0.529		X FF 98 0-0 ③ F9		B FF 98 B SI 95 C SI 96 F SI 96 B FF 98 X SI 97 3-2 ③ G6-3			B FF 100 F SI 96 C CU 84 X FF 100 1-2 ② G6-3		S FF 91 X FF 92 0-1 ① P3	4	0	0	0	0	0	2
45 Travis Ishikawa, L (1, 7) OBP: 0.326, SLG: 0.385 2 Juan Carlos Perez, R (8, 7) OBP: 0.280, SLG: 0.273			C FF 94 S FF 97 S CU 82 0-3 ① **K**		F FF 93 B CH 85 F FF 93 C FF 99 1-3 ① **K**		B FF 93 B CH 87 B FF 96 C FF 96 F FF 95 B FF 96 4-2 35 1B BB		C FF 91 X CU 71 0-1 1B	2 1	0 0	0 1	0 0	1 0	2 0	0 0
35 Brandon Crawford, L (1, 6) OBP: 0.333, SLG: 0.345 50 Matt Duffy, R (8, 6) OBP: 0.167, SLG: 0.167			F FF 98 B FA 92 B FF 94 B FF 96 B FF 95 4-1 12 BB 7 BB BB		F FF 94 C CU 81 B CU 84 X SI 100 1-2 ② G3		B FF 93 X SI 95 1-0 1-2 1B		C FF 92 S CH 81 B CH 82 S CH 82 1-3 ② **K**	2 1	0 0	1 0	0 0	1 0	0 1	0 1

Inning Stats	1	2	3	4	5	6	7	8	9
	R: 0 E: 0 K: 1 S: 7 H: 0 LOB: 0 BB: 0 P: 13	R: 0 E: 0 K: 1 S: 8 H: 1 LOB: 1 BB: 0 P: 13	R: 0 E: 0 K: 1 S: 12 H: 0 LOB: 2 BB: 3 P: 24	R: 0 E: 0 K: 0 S: 7 H: 1 LOB: 1 BB: 0 P: 12	R: 0 E: 0 K: 1 S: 7 H: 0 LOB: 0 BB: 0 P: 9	R: 0 E: 0 K: 0 S: 8 H: 0 LOB: 1 BB: 1 P: 14	R: 0 E: 0 K: 0 S: 9 H: 1 LOB: 2 BB: 1 P: 15	R: 0 E: 0 K: 1 S: 10 H: 2 LOB: 2 BB: 0 P: 16	R: 0 E: 0 K: 2 S: 12 H: 1 LOB: 1 BB: 0 P: 13

	AB	32
	R	0
	H	6
	RBI	0
	BB	5
	SO	7
	LOB	16

	1B: 5	SF: 0	WP: 0	PA: 37
	2B: 1	SAC: 0	PB: 0	
	3B: 0	DP: 1	SB: 0	
	HR: 0	HBP: 0	CS: 0	

PITCHER		IP	WLS	BF	H	R	ER	SO	BB	IBB	HBP	BLK	WP	HR	S	P	ERA	WHIP
30 Yordano Ventura, R ERA: 3.2	(1, 1)	7.0	W	28	3	0	0	4	5	0	0	0	0	0	58	100	0.00	1.143
54 Jason Frasor, R ERA: 1.69	(8, 1)	1.0		5	2	0	0	1	0	0	0	0	0	0	10	16	0.00	2.000
55 Tim Collins, L ERA: 3.18	(9, 1)	1.0		4	1	0	0	2	0	0	0	0	0	0	12	13	0.00	1.000

PITCHER		IP	WLS	BF	H	R	ER	SO	BB	IBB	HBP	BLK	WP	HR	S	P	ERA	WHIP

Batter	1	2	3	4	5	6	7	8	9	AB	R	H	RBI	BB	SO	LOB
2 Alcides Escobar, R (1, 6) OBP: 0.302, SLG: 0.419	C FF 89 X SL 82 0-1 F9 ①	D FC 83 C FF 91 S FF 92 X FC 86 1-2 6 1B; 23 1B; 1B	C SI 92 X SI 92 0-1 G1-3 ②		X FF 92 0-0 23 G4-3; 1-H; 2B		F FF 96 F FF 97 F FF 96 F FF 97 X CU 84 0-2 F8 ②			5	1	2	1	0	0	1
23 Norichika Aoki, L (1, 9) OBP: 0.295, SLG: 0.211 1 Jarrod Dyson, L (6, 8) OBP: 0.222, SLG: 0.125	B FF 89 C FF 90 C CH 83 F FF 90 S FF 92 1-3 K ②	C FC 88 F SI 91 F FF 92 B FF 92 F FC 87 F FC 88 X SI 91 1-2 6 1B; 35 2B; 1-2; 2-3; 3-H; 1B	B CH 85 B SI 93 D CH 84 B FF 92 4-0 6 2B BB		S CH 85 B CH 83 D FF 92 X CH 82 2-1 G4-3 ①; 2-3		S SI 94 B SI 94 X CH 87 1-1 G3 ③			3 1	1 0	1 0	1 0	1 0	1 0	1 0
6 Lorenzo Cain, R (1, 8) OBP: 0.397, SLG: 0.429 (6, 9)	S FC 83 B SI 92 B SL 80 B FF 91 C FC 86 B FF 91 4-2 35 1B BB	B FF 90 F SL 86 C FF 89 F FF 89 D CU 77 X FF 89 2-2 35 WP; 35 2B; 1-3; 2-H; 3-H; 1B	F FF 92 D CH 86 F SI 92 X CU 82 1-2 1-3; 2-H 2B		S FF 92 X CH 84 0-1 G6-3 ②			C SI 91 F CU 77 B FF 91 F SI 91 B CH 85 B SI 92 B FF 93 4-2 16 G5-4-3 BB		3	1	2	3	2	0	1
35 Eric Hosmer, L (1, 3) OBP: 0.468, SLG: 0.585	D CH 83 1 SAFE C FC 88 1 SAFE B FF 91 X FC 87 2-1 16 FC6-4; 1-3; 1B	1 SAFE F FF 88 F SL 84 B CU 78 X FF 89 1-2 16 2B; 1-H; 3-H; 2B	B CH 84 B CH 83 C CH 84 X FF 92 2-1 G1-3 ③		C FF 92 B FF 92 S FF 91 S CH 86 1-3 K ③			C CH 85 F CH 85 B FF 91 C FF 90 1-3 K ①		5	1	2	2	0	2	4
16 Billy Butler, R (1, 10) OBP: 0.333, SLG: 0.342	C SI 92 1 SAFE X FC 83 0-1 FC6-4 ③; 1-2f	F SL 85 F CU 77 X FF 89 0-2 4 G3; 2-H; 2B		C SI 92 X CH 85 0-1 F9 ①		B CU 84 B CU 84 B FF 96 C FF 96 F FF 97 F CU 85 B FF 96 4-2 4 G4-6-3 BB		C CU 77 D CU 77 S SI 92 X FF 92 1-2 G5-4-3 ②③; 1-2f		4	0	1	1	1	0	3
4 Alex Gordon, L (1, 7) OBP: 0.288, SLG: 0.333	C CH 82 X CH 82 0-1 13 1B; 8 2B; 1B S CH 82 X CH 83 0-1 G3 ②; 2-3			B FF 92 C CH 84 B FF 92 B FF 92 F FF 92 F FF 92 C FF 91 3-3 ②		B SI 94 X SI 94 1-0 G4-6-3 ①②; 1-2f				4	1	1	0	0	1	2
13 Salvador Perez, R (1, 2) OBP: 0.232, SLG: 0.291	B FF 91 B FC 86 X FF 91 2-0 8 2B; 23 1B; 1-3; 1B F FF 88 X CU 76 0-1 P5 ③			B CU 82 C FF 91 X CH 83 1-1 1B		X FF 96 0-0 G6-3 ③				4	1	2	0	0	0	1
8 Mike Moustakas, L (1, 5) OBP: 0.275, SLG: 0.592	B FF 92 F FF 91 X FC 88 1-1 23 1B; 6 1B; 1-3; 3-H; 2B	B FF 92 F CH 84 S CH 83 X CH 84 1-2 G6-3 ①	C FF 91 X CH 84 0-1 F8 ③				C FF 94 B CU 83 B CH 88 F FF 97 F FF 96 X CU 85 2-2 HR			4	2	2	2	0	0	1
14 Omar Infante, R (1, 4) OBP: 0.309, SLG: 0.367	S FC 83 D SL 84 S FC 87 S FC 87 1-3 K ①	C FF 92 B CU 83 X CU 81 1-1 6 2B; 2B			C FF 91 B FF 92 C FF 92 B FF 91 X FF 92 2-2 2 2B; 1B		X FF 97 0-0 P3 ①			4	2	2	0	0	1	2
Inning Stats	R: 0 E: 0 K: 1 S: 12 H: 1 LOB: 2 BB: 1 P: 19	R: 7 E: 0 K: 1 S: 31 H: 8 LOB: 1 BB: 0 P: 40	R: 1 E: 0 K: 0 S: 12 H: 2 LOB: 2 BB: 1 P: 21	R: 0 E: 0 K: 1 S: 10 H: 1 LOB: 1 BB: 0 P: 14	R: 1 E: 0 K: 1 S: 11 H: 2 LOB: 1 BB: 0 P: 16	R: 0 E: 0 K: 0 S: 5 H: 0 LOB: 0 BB: 1 P: 10	R: 1 E: 0 K: 0 S: 12 H: 1 LOB: 0 BB: 0 P: 15	R: 0 E: 0 K: 1 S: 9 H: 0 LOB: 0 BB: 1 P: 15		1B: 8 2B: 6 3B: 0 HR: 1 SF: 0 SAC: 0 DP: 2 HBP: 0						

PITCHER		IP	WLS	BF	H	R	ER	SO	BB	IBB	HBP	BLK	WP	HR	S	P	ERA	WHIP
22 Jake Peavy, R ERA: 6.19	(1, 1)	1.1	L	11	6	5	5	2	1	0	0	0	0	0	29	42	33.75	5.250
52 Yusmeiro Petit, R ERA: 1.42	(2, 1)	0.2		5	3	2	2	0	0	0	0	0	1	0	14	17	27.00	4.500
63 Jean Machi, R ERA: 7.94	(3, 1)	3.0		15	5	2	2	2	1	0	0	0	0	0	33	51	6.00	2.000
60 Hunter Strickland, R ERA: 7.56	(6, 1)	2.0		7	1	1	1	0	1	0	0	0	0	1	17	25	4.50	1.000
32 Ryan Vogelsong, R ERA: 6.57	(8, 1)	1.0		3	0	0	0	1	1	0	0	0	0	0	9	15	0.00	1.000

PITCHER	IP	WLS	BF	H	R	ER	SO	BB	IBB	HBP	BLK	WP	HR	S	P	ERA	WHIP

BOTTOM

San Francisco Giants @ Kansas City Royals

Kauffman Stadium, Kansas City, MO

Tue Oct 28 2014, 7:10 PM - 10:30 PM CDT

Att. 40,372 - Clear - 58 F

livebaseballscorecards.com

AB	37
R	10
H	15
RBI	10
BB	4
SO	5
LOB	16

1B: 8 SF: 0 WP: 1 PA: 41
2B: 6 SAC: 0 PB: 0
3B: 0 DP: 2 SB: 0
HR: 1 HBP: 0 CS: 0

Batter	1	2	3	4	5	6	7	8	9	AB	R	H	RBI	BB	SO	LOB
7 Grégor Blanco, L (1, 8) OBP: 0.256, SLG: 0.208	C FF 89 S CH 83 B CH 84 F SI 93 X FC 91 1-2 ① F8		C SI 90 B FF 91 X SI 90 1-1 ① G1-3		B CH 87 X SI 96 1-0 ① L7		C KC 85 B KC 88 C FF 95 B FF 97 B FF 96 X KC 86 3-2 ③ G6-3			4	0	0	0	0	0	0
12 Joe Panik, L (1, 4) OBP: 0.273, SLG: 0.356	B FF 90 C CH 84 X CH 85 1-1 ② G3-1		C FF 90 F SI 90 B SI 92 B CU 80 C FC 87 2-3 ② K		L FF 98 S SI 97 F SI 99 F CH 91 S CH 89 0-3 ② K			F FC 90 B FC 91 F FC 92 C FF 96 1-3 ① K		4	0	0	0	0	3	0
28 Buster Posey, R (1, 2) OBP: 0.312, SLG: 0.246	F FC 89 X FF 92 0-1 ③ G5-3		C SL 86 F CU 76 S FC 88 0-3 ③ K		S CH 89 S CH 88 B FF 99 C FF 97 1-3 ③ K			C FC 91 X FC 92 0-1 ② G4-3		4	0	0	0	0	2	0
48 Pablo Sandoval, S (1, 5) OBP: 0.423, SLG: 0.465		C FF 92 H FC 90 1-1 9 1B 8 1B 38 SF9 HBP		C FC 88 B SI 90 B FF 91 X SI 89 2-1 9 F7 8 1B 38 1B 1B		C FF 97 S SI 98 B CH 89 X FF 98 1-2 8 G6-4-3 1B		C FF 96 X FC 90 0-1 2B		3	2	3	0	0	0	0
8 Hunter Pence, R (1, 9) OBP: 0.405, SLG: 0.470		F SI 90 C CH 88 X CH 86 0-2 38 SF9 9 1B 35 SF8 1-2 1B		C CH 86 B SI 90 X SL 86 1-1 38 1B 1-2 1B		X SI 97 0-0 ①② G6-4-3 1-2f		S FF 96 X FC 92 0-1 ③ G4-3		4	1	2	0	0	0	2
9 Brandon Belt, L (1, 3) OBP: 0.397, SLG: 0.361		S CH 87 B FF 92 F SL 88 B FF 93 X CU 78 2-2 1-2 2-3 1B		C SL 86 B FF 90 X SI 91 1-1 ① F7 2-3		C CU 81 F CH 89 B CH 91 X SI 99 1-2 1B			S SL 86 B SL 87 X FF 95 1-1 ① G4-3	4	0	2	0	0	0	2
38 Michael Morse, R (1, 10) OBP: 0.318, SLG: 0.500		F FC 88 X SI 93 0-1 ① SF9 2-3 3-H		F SI 97 F SI 99 X SI 99 0-2 1-3 3-H 1B		S FF 98 F FF 97 C CH 89 0-3 ③ K			S SL 88 S SL 87 B SL 86 S SL 87 1-3 ② K	3	0	1	2	0	2	1
35 Brandon Crawford, L (1, 6) OBP: 0.314, SLG: 0.328		B FF 92 D CH 84 X FF 92 2-0 ② SF8 3-H		F FF 99 S CH 90 F CH 90 B FF 98 C FF 98 1-3 ② K			C FF 93 B FC 92 F FF 96 B KC 86 S KC 84 2-3 ① K		B FF 95 S SL 87 F FF 94 B SL 87 S SL 87 3-3 ③ K	3	0	0	1	0	3	2
2 Juan Carlos Perez, R (1, 7) OBP: 0.250, SLG: 0.240		C FF 91 F SL 86 S SI 92 0-3 ③ K		S FF 97 X FF 96 0-1 ③ G6-3			B FF 95 S KC 85 F FF 96 S FF 97 1-3 ② K			3	0	0	0	0	2	3
Inning Stats	R: 0 E: 0 K: 0 S: 8 H: 0 LOB: 0 BB: 0 P: 10	R: 2 E: 0 K: 1 S: 13 H: 2 LOB: 1 BB: 0 P: 18	R: 0 E: 0 K: 2 S: 8 H: 0 LOB: 0 BB: 0 P: 11	R: 1 E: 0 K: 1 S: 15 H: 3 LOB: 2 BB: 0 P: 20	R: 0 E: 0 K: 2 S: 9 H: 0 LOB: 0 BB: 0 P: 11	R: 0 E: 0 K: 1 S: 10 H: 2 LOB: 1 BB: 0 P: 12	R: 0 E: 0 K: 2 S: 9 H: 0 LOB: 0 BB: 0 P: 15	R: 0 E: 0 K: 1 S: 9 H: 1 LOB: 1 BB: 0 P: 10	R: 0 E: 0 K: 2 S: 8 H: 0 LOB: 0 BB: 0 P: 13	1B: 7 2B: 1 3B: 0 HR: 0	SF: 2 SAC: 0 DP: 1 HBP: 1			WP: 0 PB: 0 SB: 0 CS: 0	PA: 35		

PITCHER		IP	WLS	BF	H	R	ER	SO	BB	IBB	HBP	BLK	WP	HR	S	P	ERA	WHIP
11 Jeremy Guthrie, R ERA: 4.05	(1, 1)	3.1	L	15	4	3	3	3	0	0	1	0	0	0	35	49	8.10	1.200
40 Kelvin Herrera, R ERA: 1.8	(4, 1)	2.2		10	3	0	0	4	0	0	0	0	0	0	28	33	0.00	1.125
17 Wade Davis, R ERA: 0.63	(7, 1)	2.0		7	1	0	0	3	0	0	0	0	0	0	18	25	0.00	0.500
56 Greg Holland, R ERA: 0.82	(9, 1)	1.0		3	0	0	0	2	0	0	0	0	0	0	8	13	0.00	0.000

PITCHER	IP	WLS	BF	H	R	ER	SO	BB	IBB	HBP	BLK	WP	HR	S	P	ERA	WHIP

TOP

San Francisco Giants @ Kansas City Royals

Kauffman Stadium, Kansas City, MO

Wed Oct 29 2014, 7:13 PM - 10:21 PM CDT

Att. 40,535 - Clear - 55 F

livebaseballscorecards.com

AB	32
R	3
H	8
RBI	3
BB	0
SO	12
LOB	10

Batter	1	2	3	4	5	6	7	8	9	AB	R	H	RBI	BB	SO	LOB
2 Alcides Escobar, R (1, 6) OBP: 0.303, SLG: 0.415	S SI 89 B SI 88 S FC 85 F FS 81 B SI 90 X FC 85 2-2 ① L7	X FC 84 0-0 23 FC6 1-2 1B			D CU 74 1 SAFE B FC 86 X FF 91 2-0 ① SH1-4 1-2			B FF 92 F FF 92 F FC 86 B FF 92 S FF 92 2-3 ① K		3	0	1	0	0	1	0
23 Norichika Aoki, L (1, 9) OBP: 0.292, SLG: 0.195	C FF 90 B FS 83 F FS 82 B FC 86 B FS 84 B SI 90 4-2 6 FC5-4 BB	B SI 91 X SI 90 1-0 ③ FC6 1-2f			B FF 90 B FF 91 C FF 90 X FC 86 2-1 ② L7			B FF 92 C FF 91 F FF 92 X FF 92 1-2 ② G6-3		3	0	0	0	1	0	3
6 Lorenzo Cain, R (1, 8) OBP: 0.388, SLG: 0.417	B FC 84 1 SAFE B SI 88 X SI 88 2-0 ② FC5-4 1-2f		C SI 91 B SI 91 S CH 88 F CH 86 F SI 93 F SI 92 B CH 87 X SI 92 2-2 35 G4-6-3 1B		C FC 87 S FF 93 B FF 93 F FF 93 S FF 93 1-3 ③ K			B FC 87 S FF 91 C FF 92 F FF 91 F FF 93 B CU 76 X FF 92 2-2 ③ P4		4	0	1	0	0	1	2
35 Eric Hosmer, L (1, 3) OBP: 0.439, SLG: 0.544	S FS 82 B FF 88 F FS 81 C SI 90 1-3 ③ K		F SI 92 1 SAFE 1 SAFE X SI 91 0-1 ① ② G4-6-3 1-2f			S FC 86 S FF 91 X FF 92 0-2 ① P6			B FC 87 B FC 87 C FF 93 F FC 88 S FF 92 2-3 ① K	4	0	0	0	0	2	2
16 Billy Butler, R (1, 10) OBP: 0.327, SLG: 0.333		C SI 88 X FS 81 0-1 4 2B 1B	C SI 92 B SI 90 B CH 86 F SI 90 F CH 87 B CH 87 F SI 92 F SI 92 X SI 92 3-2 ③ G6-3			B CU 75 C CH 86 C FC 87 B FF 92 F CU 76 X FF 92 2-2 ② F8			B FF 91 C CU 75 X FF 92 1-1 ② P3	4	1	1	0	0	0	0
4 Alex Gordon, L (1, 7) OBP: 0.317, SLG: 0.370		X SI 89 0-0 8 F7 14 SF8 2B 1-H		C CU 73 B CH 88 F SI 90 B SI 91 H CU 73 3-2 13 G4-6-3 HBP		S FC 88 F FC 86 X FF 93 0-2 ③ L8			F FF 93 X FC 87 0-1 E8 1B	3	1	2	1	0	0	0
13 Salvador Perez, R (1, 2) OBP: 0.233, SLG: 0.276		H SI 88 1-0 2 1B HBP		X SI 91 0-0 ① ② G4-6-3 1-2f		C CU 74 S CU 76 X CU 74 0-2 ① F9			S FF 92 B FF 92 S FF 92 B FF 92 F FF 92 X FF 93 2-2 ③ P5	3	0	0	0	0	0	2
8 Mike Moustakas, L (1, 5) OBP: 0.259, SLG: 0.558		D FS 82 X FS 82 1-0 ① F7 2-3		F SI 91 B CU 74 C CU 74 B SI 90 X SI 91 2-2 ③ G5-3			F FC 87 C FF 92 X FC 87 0-2 ② G5-3			3	0	0	0	0	0	2
14 Omar Infante, R (1, 4) OBP: 0.310, SLG: 0.373		C SI 89 X SI 88 0-1 ② SF8 3-H			B FC 85 C FC 86 X FF 93 1-1 2 SH1-4 1B			C CH 84 F CU 75 S CU 74 0-3 ③ K		2	0	1	1	0	1	0
Inning Stats	R: 0 H: 0 E: 0 LOB: 1 K: 1 BB: 1 S: 10 P: 19	R: 2 H: 3 E: 0 LOB: 2 K: 0 BB: 0 S: 8 P: 11	R: 0 H: 1 E: 0 LOB: 0 K: 0 BB: 0 S: 14 P: 19	R: 0 H: 0 K: 0 LOB: 0 S: 6 BB: 0 P: 11	R: 0 H: 1 E: 0 LOB: 1 K: 1 BB: 0 S: 9 P: 15	R: 0 H: 0 E: 0 LOB: 0 K: 0 BB: 0 S: 10 P: 12	R: 0 H: 0 E: 0 LOB: 0 K: 1 BB: 0 S: 9 P: 9	R: 0 H: 0 E: 0 LOB: 0 K: 1 BB: 0 S: 11 P: 16	R: 0 H: 1 E: 1 LOB: 1 K: 1 BB: 0 S: 11 P: 16	1B: 5 SF: 1 2B: 1 SAC: 1 3B: 0 DP: 2 HR: 0 HBP: 2						

PITCHER		IP	WLS	BF	H	R	ER	SO	BB	IBB	HBP	BLK	WP	HR	S	P	ERA	WHIP
17 Tim Hudson, R ERA: 4.29	(1, 1)	1.2		10	3	2	2	1	1	0	1	0	0	0	17	28	10.80	2.400
41 Jeremy Affeldt, L ERA:	(2, 1)	2.1	W	7	1	0	0	0	0	0	1	0	0	0	21	32	0.00	0.429
40 Madison Bumgarner, L ERA: 1.03	(5, 1)	5.0	S	17	2	0	0	4	0	0	0	0	0	0	50	68	0.00	0.400

PITCHER	IP	WLS	BF	H	R	ER	SO	BB	IBB	HBP	BLK	WP	HR	S	P	ERA	WHIP

BOTTOM

San Francisco Giants @ Kansas City Royals

Kauffman Stadium, Kansas City, MO

Wed Oct 29 2014, 7:13 PM - 10:21 PM CDT

Att. 40,535 - Clear - 55 F

livebaseballscorecards.com

AB	29
R	2
H	6
RBI	2
BB	1
SO	5
LOB	11