San Francisco Giants - 2017

Cincinnati Reds @ San Francisco Giants

Scottsdale Stadium, Scottsdale, AZ

Fri Feb 24 2017, 3:08 PM - 6:08 PM EST

Att. 9,531 - Sunny - 61 F

TOP

livebaseballscorecards.com

Batter	1	2	3	4	5	6	7	8	9	AB	R	H	RBI	BB	SO	LOB
9 José Peraza, R (1, 4) OBP: 0.333, SLG: 0.333	G6-3	30 G4-3, 30 S, 1B 3-H			G5-3		82 BB, 66 1B, 1B		F8	3	0	1	1	0	0	0
63 Henan Iribarren, L (6, 4) OBP: 0.500, SLG: 0.500										2	1	1	0	0	0	1
30 Arismendy Alcántara, S (1, 8) OBP: 0.333, SLG: 0.667	43 G4-3, 3 1B, 2B	G4-3 1-3			G4-3		66 1B, BB 1-2		E5, 71 FC6-4 1-2	3	1	1	0	0	0	1
82 Gabriel Guerrero, R (6, 8)										1	0	0	0	1	0	1
43 Scott Schebler, L (1, 9)	G4-3 2-3	G4-3			F8		71 L4-3 1-3 2-H		K	3	0	0	0	0	0	2
66 Aristides Aquino, R (6, 9) OBP: 0.500, SLG: 0.500										2	0	1	1	0	1	2
23 Adam Duvall, R (1, 7)	33 S, 3 1B, BB		K			G6-3	L4-3 1-1		FC6-4 1-2f	1	1	0	0	1	1	0
71 Phillip Ervin, R (6, PH)										3	0	0	0	0	0	4
(6, 7)																
33 Jesse Winker, L (1, 10)	3 1B, HBP 1-2		K			79 FC3-6, BB		G5-3		1	0	0	0	0	1	0
76 Shawn Zarraga, S (6, PH)										1	0	0	0	1	0	0
(6, 10)																
3 Patrick Kivlehan, R (1, 3) OBP: 0.500, SLG: 0.500	1-2 2-H 3-H, 1B		G5-3			FC3-6, 32 1B 1-2f		F9		2	0	1	2	0	0	0
79 Sebastián Elizalde, L (6, PH)										2	0	0	0	0	0	1
(6, 3)																
67 Rob Brantly, L (1, 2)	L8			G3-1		1-2, 1B		BB		2	0	0	0	0	0	2
32 Stuart Turner, R (6, PH) OBP: 1.000, SLG: 1.000										1	0	1	0	1	0	0
(6, 2)																
49 Tony Renda, R (1, 5) OBP: 0.500, SLG: 1.500		9 1B, 3B		K		F9		F9		2	1	1	0	0	1	0
78 Brandon Dixon, R (6, PH)										2	0	0	0	0	0	3
(6, 5)																
90 Zach Vincej, R (1, 6)		L1		G5-3			K		82 E, 1B	2	0	0	0	0	0	1
6 Blake Trahan, R (6, 6) OBP: 0.500, SLG: 0.500										2	0	1	0	0	1	0

| Inning Stats | | | | | | | | | | | | | | | |

Cincinnati Reds @ San Francisco Giants

Scottsdale Stadium, Scottsdale, AZ

Fri Feb 24 2017, 3:08 PM - 6:08 PM EST

Att. 9,531 - Sunny - 61 F

livebaseballscorecards.com

BOTTOM

Batter	1	2	3	4	5	6	7	8	9	AB	R	H	RBI	BB	SO	LOB
35 Brandon Crawford, L (1, 6)	L7		K		49 1B, 58 1B, BB	K			22 1B, 49 HR, BB	2	0	0	0	0	1	0
7 Jimmy Rollins, S (4, 6)										1	1	0	0	1	1	1
63 Orlando Calixte, R (7, 6) (8, 4)										0	1	0	0	1	0	0
12 Joe Panik, L (1, 4) OBP: 0.500, SLG: 0.500	8 2B, 1B		L4		89 FC4-6, 49 1B, 1-2, 1B		G6-3		49 HR, 1-3, 1B	2	1	1	0	0	0	0
58 Gordon Beckham, R (4, 4) OBP: 0.500, SLG: 0.500										2	0	1	0	0	0	0
22 Christian Arroyo, R (8, 6) OBP: 1.000, SLG: 1.000										1	1	1	0	0	0	0
9 Brandon Belt, L (1, 3) OBP: 0.500, SLG: 0.500	L9				89 FC4-6, 1-2, 2-H, 1B		L4		1-H, 3-H, HR	2	0	1	0	0	0	1
49 Chris Marrero, R (5, 3) OBP: 0.667, SLG: 1.667			1B							3	1	2	4	0	0	0
8 Hunter Pence, R (1, 9) OBP: 0.500, SLG: 1.000	1-H, 2B		K		FC4-6, 6 S, 1-2f, 2-3		F9			2	0	1	1	0	1	1
89 Austin Slater, R (4, 9)										2	0	0	0	0	0	2
38 Michael Morse, R (1, 10)	K			K		K2-3		G5-3		2	0	0	0	0	2	1
43 Kyle Blanks, R (5, PH) (6, 10)						1-2				2	0	0	0	0	1	2
6 Jarrett Parker, L (1, 7)		K		BB, 5				1 K2-3, 78 WP, 2B		2	0	0	0	1	2	2
87 Wynton Bernard, R (6, 7) OBP: 1.000, SLG: 2.000										1	1	1	0	0	0	0
21 Conor Gillaspie, L (1, 5) OBP: 0.500, SLG: 0.500		66 G5-3, 5 1B, 1B		K		K		K2-3, 2-3		2	0	1	0	0	1	1
1 Jae-Gyun Hwang, R (5, 5)										2	0	0	0	0	2	1
5 Nick Hundley, R (1, 2) OBP: 1.000, SLG: 1.000		1-2, 1B		1-2, BB		G4-3		3-H, 2B		1	0	1	0	1	0	0
78 Steven Duggar, L (4, PR) (5, 8) OBP: 0.500, SLG: 1.000										2	0	1	0	0	0	0
66 Gorkys Hernández, R (1, 8)		G5-3, 2-3f		P3		1B		G5-3		2	0	0	0	0	0	4
Trevor Brown, R (5, 2) OBP: 0.500, SLG: 0.500										2	0	1	0	0	0	1
Inning Stats	R: 1 E: 0 K: 1 S: 7 / H: 2 LOB: 1 BB: 0 P: 7	R: 0 E: 0 K: 1 S: 6 / H: 2 LOB: 1 BB: 0 P: 6	R: 0 E: 0 K: 2 S: 8 / H: 1 LOB: 1 BB: 0 P: 8	R: 0 E: 0 K: 2 S: 7 / H: 0 LOB: 2 BB: 2 P: 15	R: 1 E: 0 K: 2 S: 9 / H: 2 LOB: 2 BB: 1 P: 13	R: 0 E: 0 K: 2 S: 8 / H: 1 LOB: 1 BB: 0 P: 8	R: 0 E: 0 K: 0 S: 3 / H: 0 LOB: 0 BB: 0 P: 3	R: 1 E: 0 K: 1 S: 7 / H: 2 LOB: 1 BB: 0 P: 8	R: 3 E: 0 K: 0 S: 2 / H: 2 LOB: 0 BB: 1 P: 6	1B: 8 2B: 3 3B: 0 HR: 1	SF: 0 SAC: 0 DP: 1 HBP: 0						

	AB	35
	R	6
	H	12
	RBI	5
	BB	4
	SO	11
	LOB	17

WP: 1 PB: 0 SB: 1 CS: 0 PA: 39

PITCHER	IP	WLS	BF	H	R	ER	SO	BB	IBB	HBP	BLK	WP	HR	S	P	ERA	WHIP
54 Rookie Davis, R (1, 1) ERA: 4.5	2.0		9	4	1	1	2	0	0	0	0	0	0	13	13	4.50	2.000
47 Sal Romano, R (3, 1) ERA:	2.0	H	9	1	0	0	4	2	0	0	0	0	0	15	23	0.00	1.500
53 Wandy Peralta, L (5, 1) ERA: 9.0	1.0	H	6	2	1	1	2	1	0	0	0	0	0	9	13	9.00	3.000
48 Barrett Astin, R (6, 1) ERA:	1.0	H	4	1	0	0	2	0	0	0	0	0	0	8	8	0.00	1.000
77 Alejandro Chacin, R (7, 1) ERA:	1.0	H	3	0	0	0	0	0	0	0	0	0	0	3	3	0.00	0.000

PITCHER	IP	WLS	BF	H	R	ER	SO	BB	IBB	HBP	BLK	WP	HR	S	P	ERA	WHIP
65 Lucas Luetge, L (8, 1) ERA: 9.0	1.0	H	5	2	1	1	1	0	0	0	0	1	0	7	8	9.00	2.000
89 Kevin Shackelford, R (9, 1) ERA:	0.0	L	3	2	3	3	0	1	0	0	0	0	1	2	6	∞	∞

Batter	1	2	3	4	5	6	7	8	9	AB	R	H	RBI	BB	SO	LOB
12 Kyle Schwarber, L (1, 7)	G4-3	CS 1-2	G4-3		9 2B, 9 E, 1B		P2		F8	2	0	0	0	0	0	0
68 Eloy Jiménez, R (5, PH) (5, 7) OBP: 0.333, SLG: 0.333										3	1	1	0	0	0	0
9 Javier Báez, R (1, 4) OBP: 0.667, SLG: 1.000	7 3B, 1B		G5-3		E9 1-H, 2B			F9	73 DI, 73 2B, 1B	3	1	2	0	0	0	0
8 Jemile Weeks, S (5, PR) (5, 4) OBP: 0.500, SLG: 0.500										2	1	1	0	0	0	0
7 Jeimer Candelario, S (1, 5) OBP: 0.333, SLG: 1.000	1-H, 3B		F9		F7			3 2B, 82 1B, BB	1-H, 2B	3	0	1	1	0	0	1
73 Victor Caratini, S (5, 2) OBP: 1.000, SLG: 2.000										1	1	1	1	1	0	0
47 Miguel Montero, L (1, 2)	L4			F8	G4-3			82 1B, 98 1B, 2B 1-3	G4-3	3	0	0	0	0	0	2
3 David Bote, R (5, 5) OBP: 0.500, SLG: 1.000										2	1	1	0	0	0	1
5 Albert Almora Jr., R (1, 8) OBP: 0.333, SLG: 0.333	F8			72 F9, 15 1B, 1B		F8		WP, 98 1B, 1B 2-3 3-H		3	0	1	0	0	0	1
82 Taylor Davis, R (6, 3) OBP: 1.000, SLG: 1.000										1	0	1	1	0	0	0
15 Chris Dominguez, R (1, 3) OBP: 0.667, SLG: 1.000		72 F8, 78 FC6-4, 2B		66 FC4-6, 1B 1-2		G6-3		WP, 1B 1-2 3-H		3	1	2	0	0	0	0
98 Todd Glaesmann, R (6, 8) OBP: 1.000, SLG: 1.000										1	0	1	1	0	0	0
72 John Andreoli, R (1, 9)		F8 2-3		F9 2-3		G3		K 1-2 2-3		3	0	0	0	0	0	3
Eddy Martinez, R (6, 9)										1	0	0	0	0	1	2
66 Munenori Kawasaki, L (1, 6)		E4 78 FC6-4		FC4-6 1-2f			P3	K		2	0	0	0	0	0	3
85 Chesny Young, R (6, 6)										2	0	0	0	0	1	2
78 Mark Zagunis, R (1, 10)		FC6-4 12 CS 1-2f 3-H			K		K		G4-3	3	0	0	1	0	2	1
96 Chris Pieters, L (9, PH)										1	0	0	0	0	0	0
Inning Stats	R: 1 E: 0 K: 0 S: 5 H: 2 LOB: 1 BB: 0 P: 5	R: 1 E: 1 K: 0 S: 4 H: 1 LOB: 0 BB: 0 P: 5	R: 0 E: 0 K: 0 S: 3 H: 0 LOB: 0 BB: 0 P: 3	R: 0 E: 0 K: 0 S: 5 H: 2 LOB: 2 BB: 0 P: 5	R: 1 E: 1 K: 1 S: 7 H: 2 LOB: 1 BB: 0 P: 7	R: 0 E: 0 K: 0 S: 3 H: 0 LOB: 0 BB: 0 P: 3	R: 0 E: 0 K: 1 S: 5 H: 0 LOB: 0 BB: 0 P: 5	R: 2 E: 0 K: 2 S: 10 H: 3 LOB: 2 BB: 1 P: 14	R: 1 E: 0 K: 0 S: 5 H: 2 LOB: 1 BB: 0 P: 6	1B: 7 2B: 4 3B: 1 HR: 0 SF: 0 SAC: 0 DP: 0 HBP: 0						

TOP

Chicago Cubs @ San Francisco Giants

Scottsdale Stadium, Scottsdale, AZ

Sat Feb 25 2017, 3:08 PM - 5:53 PM EST

Att. 11,515 - Sunny - 63 F

livebaseballscorecards.com

AB	39
R	6
H	12
RBI	5
BB	1
SO	4
LOB	16

WP: 1 PB: 0 SB: 0 CS: 1 PA: 41

PITCHER	IP	WLS	BF	H	R	ER	SO	BB	IBB	HBP	BLK	WP	HR	S	P	ERA	WHIP
18 Matt Cain, R (1, 1) ERA: 4.5	2.0		9	3	2	1	0	0	0	0	0	0	0	9	10	4.50	1.500
41 Mark Melancon, R (3, 1) ERA:	1.0		3	0	0	0	0	0	0	0	0	0	0	3	3	0.00	0.000
50 Ty Blach, L (4, 1) ERA: 4.5	2.0		10	4	1	1	1	0	0	0	0	0	0	12	12	4.50	2.000
70 George Kontos, R (6, 1) ERA:	1.0	W	3	0	0	0	0	0	0	0	0	0	0	3	3	0.00	0.000
57 Bryan Morris, R (7, 1) ERA:	1.0		3	0	0	0	1	0	0	0	0	0	0	5	5	0.00	0.000

PITCHER	IP	WLS	BF	H	R	ER	SO	BB	IBB	HBP	BLK	WP	HR	S	P	ERA	WHIP
61 Josh Osich, L (8, 1) ERA: 18.0	1.0		7	3	2	2	2	1	0	0	0	1	0	10	14	18.00	4.000
60 Hunter Strickland, R (9, 1) ERA: 9.0	1.0	S	5	2	1	1	0	0	0	0	0	0	0	5	6	9.00	2.000

Batter	1	2	3	4	5	6	7	8	9	AB	R	H	RBI	BB	SO	LOB
2 Denard Span, L (1, 8) OBP: 0.500, SLG: 0.500	28 G4-6-3 1B			G3	K 1-2		G6-3			2	0	1	0	0	0	0
78 Steven Duggar, L (5, 8) OBP: 0.250, SLG: 0.500										2	0	0	0	0	1	1
35 Brandon Crawford, L (1, 6)	F8			28 G6-4-3 BB		72 BB 89 1B 1B	G4-3			1	0	0	0	1	0	1
63 Orlando Calixte, R (5, 6) OBP: 0.667, SLG: 0.500										2	1	1	0	0	0	0
28 Buster Posey, R (1, 2)	G4-6-3 1-2f			G6-4-3 1-2f		89 1B 1 HR 1-2 BB	G6-3			2	0	0	0	0	0	2
72 Tim Federowicz, R (5, 2)										1	1	0	0	1	0	0
38 Michael Morse, R (1, 3)		G4-3			94 1B 39 2B BB	1 HR 1-3 2-H 1B		G5-3		1	0	0	0	1	0	0
89 Austin Slater, R (5, PR) (6, 9) OBP: 0.250, SLG: 0.250										2	2	1	1	0	0	0
94 Aaron Hill, R (1, 5) OBP: 0.500, SLG: 0.500		P4			39 2B 10 G4-3 1-2 1B	1-H 3-H HR		43 WP 43 SF7 1B		2	1	1	0	0	0	0
1 Jae-Gyun Hwang, R (6, 5) OBP: 0.333, SLG: 1.333										1	1	1	3	0	0	0
83 Ryder Jones, L (7, 5) OBP: 1.000, SLG: 1.000										1	1	1	0	0	0	0
39 Justin Ruggiano, R (1, 9) OBP: 0.500, SLG: 1.000		K			10 G4-3 37 1B 1-3 2-H 2B			SF7 1-H		2	1	1	1	0	1	0
43 Kyle Blanks, R (6, 3) OBP: 0.250, SLG: 0.333										1	0	1	1	0	0	0
51 Mac Williamson, R (1, 7)		G4-3			G5-3	P3		90 BLK BB		2	0	0	0	0	0	3
87 Wynton Bernard, R (6, 7) OBP: 0.667, SLG: 1.000										1	0	0	0	1	0	1
10 Eduardo Núñez, R (1, 10)		G6-3			G4-3 2-3 3-H	K		G4-3 1-2		2	0	0	1	0	0	2
49 Chris Marrero, R (6, PH) (7, 10) OBP: 0.500, SLG: 1.250										1	0	0	0	0	1	1
90 Miguel Gómez, S (8, PH) (9, 10)										1	0	0	0	0	0	1
37 Kelby Tomlinson, R (1, 4) OBP: 0.500, SLG: 0.500		G6-3			78 S 3-H 1B	G4-3				2	0	1	1	0	0	0
71 Juniel Querecuto, S (6, 4)										1	0	0	0	0	0	1
Inning Stats	R: 0 E: 0 K: 0 S: 3 H: 1 LOB: 0 P: 3	R: 0 E: 0 K: 1 S: 5 H: 0 LOB: 0 BB: 0 P: 5	R: 0 E: 0 K: 0 S: 3 H: 0 LOB: 0 BB: 0 P: 3	R: 0 E: 0 K: 0 S: 2 H: 0 LOB: 0 BB: 1 P: 6	R: 3 E: 0 K: 1 S: 8 H: 3 LOB: 2 BB: 1 P: 13	R: 4 E: 0 K: 1 S: 11 H: 4 LOB: 1 BB: 1 P: 15	R: 0 E: 0 K: 0 S: 3 H: 0 LOB: 0 BB: 0 P: 3	R: 1 E: 0 K: 0 S: 4 H: 1 LOB: 1 BB: 1 P: 10		1B: 7 2B: 1 3B: 0 HR: 1	SF: 1 SAC: 0 DP: 2 HBP: 0					

PITCHER		IP	WLS	BF	H	R	ER	SO	BB	IBB	HBP	BLK	WP	HR	S	P	ERA	WHIP
29 Rob Zastryzny, L ERA:	(1, 1)	1.0		3	1	0	0	0	0	0	0	0	0	0	3	3	0.00	1.000
80 Pierce Johnson, R ERA:	(2, 1)	1.0	H	3	0	0	0	1	0	0	0	0	0	0	5	5	0.00	0.000
82 Dallas Beeler, R ERA:	(3, 1)	1.0	H	3	0	0	0	0	0	0	0	0	0	0	3	3	0.00	0.000
84 Jhondaniel Medina, R ERA:	(4, 1)	1.0	H	3	0	0	0	0	1	0	0	0	0	0	2	6	0.00	1.000
69 Tommy Nance, R ERA: 27.0	(5, 1)	1.0	B	7	3	3	3	1	1	0	0	0	0	0	8	13	27.00	4.000

PITCHER		IP	WLS	BF	H	R	ER	SO	BB	IBB	HBP	BLK	WP	HR	S	P	ERA	WHIP
48 Jim Henderson, R ERA: 36.0	(6, 1)	1.0	L	8	4	4	4	1	1	0	0	0	0	1	11	15	36.00	5.000
21 Dylan Floro, R ERA:	(7, 1)	1.0		3	0	0	0	0	0	0	0	0	0	0	3	3	0.00	0.000
63 Maikel Cleto, R ERA: 9.0	(8, 1)	1.0		5	1	1	1	0	1	0	0	1	1	0	4	10	9.00	2.000

BOTTOM

Chicago Cubs @ San Francisco Giants

Scottsdale Stadium, Scottsdale, AZ

Sat Feb 25 2017, 3:08 PM - 5:53 PM EST

Att. 11,515 - Sunny - 63 F

livebaseballscorecards.com

AB	30
R	8
H	9
RBI	8
BB	4
SO	3
LOB	13

1B: 7	SF: 1	WP: 2	PA: 35
2B: 1	SAC: 0	PB: 0	
3B: 0	DP: 2	SB: 1	
HR: 1	HBP: 0	CS: 0	

San Francisco Giants @ Cincinnati Reds

Goodyear Ballpark, Goodyear, AZ

Sun Feb 26 2017, 3:07 PM - 6:14 PM EST

Att. 4,348 - Partly Cloudy - 65 F

TOP

livebaseballscorecards.com

Batter	1	2	3	4	5	6	7	8	9	AB	R	H	RBI	BB	SO	LOB
7 Jimmy Rollins, S (1, 6) OBP: 0.600, SLG: 0.333	G1-4-3		12 HR BB	9 G3 6 HR 1B		49 G4-3 84 G5-3 90 1B BB	G4-3			2	2	1	0	1	0	0
58 Gordon Beckham, R (4, 6) OBP: 0.500, SLG: 0.333										1	1	0	0	1	0	0
12 Joe Panik, L (1, 4) OBP: 0.600, SLG: 1.200	6 WP 6 1B 1B		1-H HR	F7		G5-3 1-2		L4		3	1	2	2	0	0	1
84 C.J. Hinojosa, R (4, 4)										2	0	0	0	0	0	1
9 Brandon Belt, L (1, 3) OBP: 0.200, SLG: 0.200	K		B2-3	G3 1-2		G4-3 2-3		G5-3		3	0	0	0	0	1	2
49 Chris Marrero, R (4, 3) OBP: 0.333, SLG: 0.833										2	0	0	0	0	0	1
6 Jarrett Parker, L (1, 9) OBP: 0.714, SLG: 1.250	1-H 1B		21 WP 51 1B 21 G3 BB	2-H HR		90 1B 51 BB BB		G6-3		2	2	2	2	2	0	0
89 Austin Slater, R (6, 9) OBP: 0.200, SLG: 0.200										1	0	0	0	0	0	0
51 Mac Williamson, R (1, 7) OBP: 0.500, SLG: 0.400		21 HR 1B	21 G3 1 1B 21 WP 1-2 1B	K		90 1B 1-2 BB			G6-3	3	2	2	0	1	1	0
87 Wynton Bernard, R (6, 7) OBP: 0.500, SLG: 0.667										1	0	0	0	0	0	0
21 Conor Gillaspie, L (1, 5) OBP: 0.600, SLG: 1.250		1-H HR	G3 1-3 2-H		BB	1-2 2-3 3-H 1B			G3-1	2	1	1	3	1	0	1
90 Miguel Gómez, S (5, 5) OBP: 0.333, SLG: 0.333										2	0	1	1	0	0	0
5 Nick Hundley, R (1, 2) OBP: 0.600, SLG: 0.333		K	1 1B HBP		F7	F8			L4	2	0	0	0	0	1	1
Trevor Brown, R (5, 2) OBP: 0.250, SLG: 0.250										2	0	0	0	0	0	3
1 Jae-Gyun Hwang, R (1, 10) OBP: 0.333, SLG: 0.833		G6-3	1-2 3-H 1B		F8		K			3	0	1	1	0	0	1
83 Ryder Jones, L (7, PH) OBP: 0.500, SLG: 0.500 (7, 10)										1	0	0	0	0	1	0
66 Gorkys Hernández, R (1, 8)		G3-1	G4-3		P2		K			3	0	0	0	0	0	3
78 Steven Duggar, L (5, 8) OBP: 0.200, SLG: 0.400										1	0	0	0	0	1	0

Inning Stats	1	2	3	4	5	6	7	8	9
	R: 0 E: 0 K: 1 S: 6	H: 2 LOB: 2 BB: 0 P: 7	R: 2 E: 0 K: 1 S: 9	H: 2 LOB: 0 BB: 0 P: 11	R: 4 E: 0 K: 0 S: 6	H: 3 LOB: 2 BB: 2 P: 17	R: 2 E: 0 K: 1 S: 8	H: 2 LOB: 0 BB: 0 P: 10	R: 0 E: 0 K: 0 S: 3	H: 0 LOB: 1 BB: 1 P: 7	R: 1 E: 0 K: 0 S: 4	H: 1 LOB: 3 BB: 3 P: 16	R: 0 E: 0 K: 2 S: 7	H: 0 LOB: 0 BB: 0 P: 7	R: 0 E: 0 K: 0 S: 3	H: 0 LOB: 0 BB: 0 P: 3	R: 0 E: 0 K: 0 S: 3	H: 0 LOB: 0 BB: 0 P: 3

AB	36
R	9
H	10
RBI	9
BB	6
SO	5
LOB	14

1B: 7	SF: 0	WP: 2	PA: 43
2B: 0	SAC: 0	PB: 0	
3B: 0	DP: 0	SB: 0	
HR: 3	HBP: 1	CS: 0	

PITCHER		IP	WLS	BF	H	R	ER	SO	BB	IBB	HBP	BLK	WP	HR	S	P	ERA	WHIP
46 Tim Adleman, R ERA: 9.0	(1, 1)	2.0		9	4	2	2	2	0	0	0	0	1	1	15	18	9.00	2.000
55 Robert Stephenson, R ERA: 36.0	(3, 1)	1.0	L	9	3	4	4	0	2	0	1	0	1	1	6	17	36.00	5.000
88 Nick Routt, L ERA: 18.0	(4, 1)	1.0		5	2	2	2	1	0	0	0	0	0	1	8	10	18.00	2.000
52 Tony Cingrani, L ERA:	(5, 1)	1.0		4	0	0	0	0	1	0	0	0	0	0	3	7	0.00	1.000
21 Michael Lorenzen, R ERA: 9.0	(6, 1)	1.0		7	1	1	1	0	3	0	0	0	0	0	4	16	9.00	4.000

PITCHER		IP	WLS	BF	H	R	ER	SO	BB	IBB	HBP	BLK	WP	HR	S	P	ERA	WHIP
58 Luis Castillo, R ERA:	(7, 1)	2.0		6	0	0	0	2	0	0	0	0	0	0	10	10	0.00	0.000
73 Keury Mella, R ERA:	(9, 1)	1.0		3	0	0	0	0	0	0	0	0	0	0	3	3	0.00	0.000

Batter	1	2	3	4	5	6	7	8	9	AB	R	H	RBI	BB	SO	LOB
9 José Peraza, R (1, 4) OBP: 0.500, SLG: 0.667 49 Tony Renda, R (6, 4) OBP: 0.667, SLG: 1.000	F8	15 2B 1B 3-H		2B			BB		F8	3 1	1 0	2 0	1 0	0 1	0 0	0 1
15 Dilson Herrera, R (1, 10) OBP: 0.800, SLG: 1.000 76 Shawn Zarraga, S (7, PH) (8, 10)	23 1B BB	1-H 2-H 2B		BB			K		G4-6-3 1-2f	1 2	0 0	1 0	2 0	2 0	0 1	0 2
19 Joey Votto, L (1, 3) 80 Chad Wallach, R (5, 3) OBP: 0.333, SLG: 0.333	K	K		G6-3			F7			3 1	0 0	0 0	0 0	0 0	2 0	4 1
23 Adam Duvall, R (1, 7) OBP: 0.400, SLG: 0.250 79 Sebastián Elizalde, L (6, 7)	1-2 1B	L7			F7		F8			3 1	0 0	1 0	0 0	0 0	0 0	1 1
27 Desmond Jennings, R (1, 8) OBP: 0.400, SLG: 0.400 82 Gabriel Guerrero, R (6, 8) OBP: 0.600, SLG: 0.750	K		G5-3		43 G4-6-3 1B			66 WP 63 G4-3 2B		3 1	0 1	1 1	0 1	0 0	1 0	2 0
43 Scott Schebler, L (1, 9) 66 Aristides Aquino, R (6, 9) OBP: 0.400, SLG: 0.400		32 1B 90 2B BB	F7		G4-6-3 1-2f			K 2-3		2 1	1 0	0 0	0 0	1 1	0 1	1 1
78 Brandon Dixon, R (1, 5) 63 Hernan Iribarren, L (6, 5) OBP: 0.500, SLG: 0.500	K	G5-3				G3		G4-3 3-H		2 2	0 0	0 0	0 1	0 0	1 0	1 0
32 Stuart Turner, R (1, 2) OBP: 0.750, SLG: 0.667 67 Rob Brantly, L (6, 2)	90 2B 9 1B 1-2 1B			G6-3		G3-1		K		2 2	1 0	1 0	0 0	0 0	0 1	0 0
90 Zach Vincej, R (1, 6) OBP: 0.333, SLG: 0.500 6 Blake Trahan, R (6, 6) OBP: 0.500, SLG: 0.500	15 2B 2B 1-3 2-H			F9		L6			76 G4-6-3 1B	2 2	1 0	1 1	1 0	0 0	0 0	0 0
Inning Stats	R: 0 H: 1 E: 0 LOB: 2 K: 2 BB: 1 S: 8 P: 12	R: 4 H: 4 E: 0 LOB: 1 K: 2 BB: 1 S: 11 P: 15	R: 0 H: 0 E: 0 LOB: 0 K: 0 BB: 0 S: 3 P: 3	R: 0 H: 1 E: 0 LOB: 2 K: 0 BB: 1 S: 4 P: 8	R: 0 H: 1 E: 0 LOB: 0 K: 0 BB: 0 S: 3 P: 3	R: 0 H: 0 E: 0 LOB: 0 K: 0 BB: 0 S: 3 P: 3	R: 0 H: 0 E: 0 LOB: 1 K: 1 BB: 1 S: 5 P: 9	R: 1 H: 1 E: 0 LOB: 0 K: 2 BB: 0 S: 8 P: 9	R: 0 H: 1 E: 0 LOB: 0 K: 0 BB: 0 S: 3 P: 3	1B: 5 2B: 4 3B: 0 HR: 0	SF: 0 SAC: 0 DP: 2 HBP: 0						

PITCHER	IP	WLS	BF	H	R	ER	SO	BB	IBB	HBP	BLK	WP	HR	S	P	ERA	WHIP
45 Matt Moore, L (1, 1) ERA: 6.75	1.1		7	1	1	1	3	2	0	0	0	0	0	11	19	6.75	2.250
54 Matt Reynolds, L (2, 1) ERA: 40.5	0.2	W	6	4	3	3	1	0	0	0	0	0	0	8	8	40.50	6.000
93 David Hernandez, R (3, 1) ERA:	1.0	H	3	0	0	0	0	0	0	0	0	0	0	3	3	0.00	0.000
32 Tyler Beede, R (4, 1) ERA:	2.0		8	2	0	0	0	1	0	0	0	0	0	7	11	0.00	1.500
56 Albert Suárez, R (6, 1) ERA:	1.2		6	0	0	0	1	1	0	0	0	0	0	7	11	0.00	0.600

PITCHER	IP	WLS	BF	H	R	ER	SO	BB	IBB	HBP	BLK	WP	HR	S	P	ERA	WHIP
46 Michael Roth, L (7, 1) ERA: 6.75	1.1		5	1	1	1	2	0	0	0	0	1	0	9	10	6.75	0.750
80 Dan Slania, R (9, 1) ERA:	1.0		3	1	0	0	0	0	0	0	0	0	0	3	3	0.00	1.000

BOTTOM

San Francisco Giants @ Cincinnati Reds

Goodyear Ballpark, Goodyear, AZ

Sun Feb 26 2017, 3:07 PM - 6:14 PM EST

Att. 4,348 - Partly Cloudy - 65 F

livebaseballscorecards.com

AB	34
R	5
H	9
RBI	5
BB	4
SO	7
LOB	15

WP: 1 PA: 38
PB: 0
SB: 0
CS: 0

Batter	1	2	3	4	5	6	7	8	9	AB	R	H	RBI	BB	SO	LOB
11 Rajai Davis, R (1, 8) OBP: 0.500, SLG: 0.400 83 Jaycob Brugman, L (4, 8) OBP: 0.500, SLG: 0.333	F9	25 2B 1-2 1B		23 L4-6 1-2 1B			16 FC6-4 BB	K		3 1 2 0 0 0 0 1 0 0 0 1 1 3						
23 Matt Joyce, L (1, 9) OBP: 0.600, SLG: 2.000 16 Adam Rosales, R (5, 6)	1-2 HR	K		L4-6 1-1			FC6-4 82 1B 1-2f	4-0 1-2 2-3 3-H BB		3 1 1 1 0 1 4 1 0 0 1 1 0 1						
25 Ryon Healy, R (1, 3) OBP: 0.333, SLG: 0.667 28 Matt Olson, L (5, 3)	P3	2 FC5 1-H 2-H 2B			K		K	P5		3 0 1 2 0 1 0 2 0 0 0 0 1 4						
2 Khris Davis, R (1, 10) 82 Max Schrock, L (7, PH) OBP: 0.500, SLG: 0.500 (7, 10)	21 WP 21 1B BB	FC5 2-3			F7		1-2 1B		G4-3	2 1 0 0 1 0 1 2 0 1 0 0 0 0						
21 Stephen Vogt, L (1, 2) OBP: 0.600, SLG: 0.600 13 Bruce Maxwell, L (6, 2)	10 1B 1-H 1B		K		1B		K		G6-3	3 0 2 1 0 1 0 2 0 0 0 0 1 2						
10 Marcus Semien, R (1, 6) OBP: 0.167, SLG: 0.167 76 Kenny Wilson, R (5, 9) OBP: 0.500, SLG: 0.500	1-2 1B	K			K			1 CS 1B	K	3 0 1 0 0 2 1 2 0 1 0 0 1 0						
47 Matt Chapman, R (1, 5) OBP: 0.143, SLG: 0.571 1 Franklin Barreto, R (6, 4) OBP: 0.750, SLG: 0.667	K		F8			G3		1 SAFE 1 SAFE 39 BB 16 BB 1-2 BB		3 0 0 0 0 1 2 0 1 0 0 1 0 0						
52 Joey Wendle, L (1, 4) 84 Yairo Muñoz, R (6, 5) OBP: 1.000, SLG: 1.000		K		L8		G1-3		16 BB 39 BB 1-2 1B		3 0 0 0 0 1 0 1 0 1 0 0 0 0						
37 Jaff Decker, L (1, 7) OBP: 0.500, SLG: 0.333 39 Joshua Rodriguez, R (7, 7)		25 WP 11 1B 25 2B BB		11 1B 1B		G4-3		16 BB 1-2 2-3 BB		2 1 1 0 1 0 0 0 0 0 0 1 0 0						
Inning Stats	R: 2 E: 0 K: 1 S: 10 H: 3 LOB: 2 BB: 1 P: 16	R: 2 E: 0 K: 2 S: 9 H: 2 LOB: 1 BB: 1 P: 14	R: 0 E: 0 K: 2 S: 7 H: 0 LOB: 0 BB: 0 P: 7	R: 0 E: 0 K: 0 S: 4 H: 2 LOB: 1 BB: 0 P: 4	R: 0 E: 0 K: 2 S: 8 H: 1 LOB: 1 BB: 0 P: 8	R: 0 E: 0 K: 0 S: 3 H: 0 LOB: 0 BB: 0 P: 3	R: 0 E: 0 K: 2 S: 8 H: 1 LOB: 2 BB: 1 P: 12	R: 1 E: 0 K: 1 S: 6 H: 2 LOB: 3 BB: 3 P: 18	R: 0 E: 0 K: 1 S: 5 H: 0 LOB: 0 BB: 0 P: 5	1B: 9 2B: 2 3B: 0 HR: 1 SF: 0 SAC: 0 DP: 1 HBP: 0						

PITCHER	IP	WLS	BF	H	R	ER	SO	BB	IBB	HBP	BLK	WP	HR	S	P	ERA	WHIP
29 Jeff Samardzija, R (1, 1) ERA: 18.0	1.0		7	3	2	2	1	1	0	0	0	1	1	10	16	18.00	4.000
74 Kraig Sitton, L (2, 1) ERA: 18.0	1.0		6	2	2	2	2	1	0	0	0	1	0	9	14	18.00	3.000
34 Chris Stratton, R (3, 1) ERA:	2.0		7	2	0	0	2	0	0	0	0	0	0	11	11	0.00	1.000
62 Cory Gearrin, R (5, 1) ERA: 4.5	1.0		4	1	0	0	2	0	0	0	0	0	0	8	8	0.00	1.000
64 Derek Law, R (6, 1) ERA:	1.0		3	0	0	0	0	0	0	0	0	0	0	3	3	0.00	0.000

PITCHER	IP	WLS	BF	H	R	ER	SO	BB	IBB	HBP	BLK	WP	HR	S	P	ERA	WHIP
83 Sam Coonrod, R (7, 1) ERA:	1.0		5	1	0	0	2	1	0	0	0	0	0	8	12	0.00	2.000
76 Andrew Suárez, L (8, 1) ERA: 9.0	1.0	L	7	2	1	1	1	3	0	0	0	0	0	6	18	9.00	5.000
53 José Domínguez, R (9, 1) ERA:	1.0		3	0	0	0	1	0	0	0	0	0	0	5	5	0.00	0.000

TOP

Oakland Athletics @ San Francisco Giants

Scottsdale Stadium, Scottsdale, AZ

Mon Feb 27 2017, 3:06 PM - 6:07 PM EST

Att. 7,385 - Cloudy - 64 F

livebaseballscorecards.com

AB	36
R	5
H	11
RBI	5
BB	6
SO	11
LOB	18

1B: 9 SF: 0
2B: 2 SAC: 0
3B: 0 DP: 1
HR: 1 HBP: 0

WP: 2 PA: 42
PB: 0
SB: 0
CS: 1

Batter	1	2	3	4	5	6	7	8	9	AB	R	H	RBI	BB	SO	LOB
2 Denard Span, L (1, 8) OBP: 0.500, SLG: 0.333	L1-6		BB	P4	G5-3	FC5-4 1B	22 1B BB 1-2 2-3		K	1	0	0	0	1	0	0
39 Justin Ruggiano, R (5, 8) OBP: 0.400, SLG: 0.500										2	0	0	0	1	1	0
35 Brandon Crawford, L (1, 6)	G5-3		P4			72 FC5-4 1B	1-3 2-H 3-H 1B		G3	2	0	0	0	0	0	1
22 Christian Arroyo, R (5, 6) OBP: 0.750, SLG: 0.750										3	0	2	2	0	0	0
28 Buster Posey, R (1, 2)	8 2B BB		K			FC5-4 63 WP 1-2f	P3		G5-3	1	0	0	0	1	1	1
72 Tim Federowicz, R (6, 2)										3	0	0	0	0	0	3
8 Hunter Pence, R (1, 9) OBP: 0.500, SLG: 1.000	1-3 2B			P4		F8 1-2	F8			2	0	1	0	0	0	0
63 Orlando Calixte, R (5, 9) OBP: 0.400, SLG: 0.250										2	0	0	0	0	0	3
9 Brandon Belt, L (1, 3) OBP: 0.286, SLG: 0.714	K			HR		F7		P5		2	1	1	1	0	1	2
43 Kyle Blanks, R (5, 3) OBP: 0.167, SLG: 0.200										2	0	0	0	0	0	1
6 Jarrett Parker, L (1, 7) OBP: 0.556, SLG: 0.833		L5		G4-3			G4-3	G5-3		2	0	0	0	0	0	0
89 Austin Slater, R (5, 7) OBP: 0.143, SLG: 0.143										2	0	0	0	0	0	0
94 Aaron Hill, R (1, 5) OBP: 0.250, SLG: 0.250		G3		P3			38 1B 2B	E3 71 FC5 38 1B		2	0	0	0	0	0	0
83 Ryder Jones, L (5, 5) OBP: 0.500, SLG: 0.750										2	1	1	0	0	0	0
10 Eduardo Núñez, R (1, 10)		G5-3			G4-3		39 BB 71 1B 22 1B 2-H 1B	1-2 1B		2	0	0	0	0	0	0
38 Michael Morse, R (7, PH) OBP: 0.500, SLG: 0.400 (8, 10)										2	1	2	1	0	0	0
84 C.J. Hinojosa, R (8, PR) (9, 10)										0	0	0	0	0	0	0
37 Kelby Tomlinson, R (1, 4) OBP: 0.250, SLG: 0.250			K		G4-3		39 BB 22 1B 1B 1-2	FC5 2-3f		2	0	0	0	0	1	0
71 Juniel Querecuto, S (6, 4) OBP: 0.333, SLG: 0.333										2	1	1	0	0	0	2
Inning Stats	R: 0 E: 0 K: 1 S: 6 H: 1 LOB: 2 BB: 1 P: 10	R: 0 E: 0 K: 0 S: 3 H: 0 LOB: 0 BB: 0 P: 3	R: 0 E: 0 K: 2 S: 7 H: 0 LOB: 1 BB: 1 P: 11	R: 1 E: 0 K: 0 S: 4 H: 1 LOB: 0 BB: 0 P: 5	R: 0 E: 0 K: 0 S: 3 H: 0 LOB: 0 BB: 0 P: 3	R: 0 E: 0 K: 0 S: 4 H: 1 LOB: 1 BB: 0 P: 5	R: 3 E: 0 K: 0 S: 7 H: 4 LOB: 2 BB: 1 P: 11	R: 0 E: 1 K: 0 S: 5 H: 1 LOB: 2 BB: 0 P: 5	R: 0 E: 0 K: 1 S: 5 H: 0 LOB: 0 BB: 0 P: 5	1B: 5 2B: 2 3B: 0 HR: 1	SF: 0 SAC: 0 DP: 0 HBP: 0		WP: 1 PB: 0 SB: 0 CS: 0	PA: 39			

BOTTOM

Oakland Athletics @ San Francisco Giants

Scottsdale Stadium, Scottsdale, AZ

Mon Feb 27 2017, 3:06 PM - 6:07 PM EST

Att. 7,385 - Cloudy - 64 F

livebaseballscorecards.com

AB	36
R	4
H	8
RBI	4
BB	3
SO	4
LOB	13

PITCHER		IP	WLS	BF	H	R	ER	SO	BB	IBB	HBP	BLK	WP	HR	S	P	ERA	WHIP
49 Kendall Graveman, R ERA:	(1, 1)	1.0		5	1	0	0	1	1	0	0	0	0	0	6	10	0.00	2.000
55 Sean Manaea, L ERA:	(2, 1)	2.0		7	0	0	0	2	1	0	0	0	0	0	10	14	0.00	0.500
36 Zach Neal, R ERA: 4.5	(4, 1)	2.0		7	1	1	1	0	0	0	0	0	0	1	7	8	4.50	0.500
77 Heath Fillmyer, R ERA:	(6, 1)	1.0	H	4	1	0	0	0	0	0	0	0	1	0	4	5	0.00	1.000
74 Trey Cochran-Gill, R ERA: 81.0	(7, 1)	0.1	B	6	4	3	3	0	1	0	0	0	0	0	5	9	81.00	15.000

PITCHER		IP	WLS	BF	H	R	ER	SO	BB	IBB	HBP	BLK	WP	HR	S	P	ERA	WHIP
71 Simon Castro, R ERA:	(7, 1)	0.2	W	2	0	0	0	0	0	0	0	0	0	0	2	2	0.00	0.000
91 James Naile, R ERA:	(8, 1)	1.0	H	5	1	0	0	0	0	0	0	0	0	0	5	5	0.00	1.000
90 Kyle Finnegan, R ERA:	(9, 1)	1.0	S	3	0	0	0	1	0	0	0	0	0	0	5	5	0.00	0.000

Batter	1	2	3	4	5	6	7	8	9	AB	R	H	RBI	BB	SO	LOB
7 Jimmy Rollins, S (1, 6) OBP: 0.444, SLG: 0.286	F F X 0-2 ① L9		C S X 0-2 ① P5	B X 1-0 35 G6-3 1B		C X 0-1 ③ G6-3			B X 1-0 ② G4-3	4	0	1	0	0	0	1
63 Orlando Calixte, R (6, 6) OBP: 0.333, SLG: 0.200										1	0	0	0	0	0	0
12 Joe Panik, L (1, 4) OBP: 0.625, SLG: 1.125	B B X 2-0 21 1B 2B		C X 0-1 35 2B 49 1B 1B	C B X 1-1 ① L8			B C B F F S 2-3 ① K		B B B B C X 3-1 ③ P6	3	2	2	0	0	0	1
84 C.J. Hinojosa, R (6, 4)										2	0	0	0	0	1	0
35 Brandon Crawford, L (1, 10) OBP: 0.300, SLG: 0.250	B B B B C B 4-1 21 1B BB		B B B C 1 SAFE X 3-1 1-3 49 1B 2B	1 SAFE S S S X 1-2 ②③ G6-3 1-2f			B B F X 2-1 ② G4-3			3	1	1	0	1	0	1
49 Chris Marrero, R (1, 3) OBP: 0.300, SLG: 0.600	C F B F C 1-3 ② K		C S B B B X 3-2 51 HBP 21 BB 5 BB 2-H 3-H 1B		B B B C X 3-1 ① P4		C B F X 1-2 ③ G6-3			4	1	1	2	0	1	2
83 Ryder Jones, L (7, 3) OBP: 0.500, SLG: 0.750										0	0	0	0	0	0	0
21 Conor Gillaspie, L (1, 5) OBP: 0.625, SLG: 1.000	B X 1-0 1-3 2-H 1B		B D B B C B 4-1 5 BB 51 HBP 58 SF9 1-2 BB		C X 0-1 ② P6			B B C F C 2-3 ① K		2	1	1	1	1	0	0
1 Jae-Gyun Hwang, R (6, 5) OBP: 0.286, SLG: 0.714										1	0	0	0	0	1	0
51 Mac Williamson, R (1, 9) OBP: 0.400, SLG: 0.250	C B F X 1-2 ③ G1-3		S F B H 2-2 58 SF9 5 BB 1-2 2-3 HBP		X 0-0 ③ G3-1			X 0-0 ② G3		3	0	0	0	0	0	2
89 Austin Slater, R (8, 9) OBP: 0.143, SLG: 0.143										0	0	0	0	0	0	0
5 Nick Hundley, R (1, 2) OBP: 0.500, SLG: 0.200		C X 0-1 ① F9	B B S S B F B 4-2 1-2 2-3 3-H BB			B C C F B S 2-3 ① K		B B B C X 3-1 3B		2	0	0	1	1	1	0
Trevor Brown, R (6, 2) OBP: 0.400, SLG: 0.800										1	0	1	0	0	0	0
58 Gordon Beckham, R (1, 7) OBP: 0.429, SLG: 0.600		B B F C B S 3-3 ② K	C 2 D F X SAFE 1-2 ② SF9 2-3 3-H			F X 0-1 66 F8 2B		B F B B S C 3-3 ③ K		2	0	1	1	0	1	0
87 Wynton Bernard, R (6, 7) OBP: 0.400, SLG: 0.500										1	0	0	0	0	1	1
66 Gorkys Hernández, R (1, 8)		X 0-0 ③ F8	B B C X 2-1 ③ G4-3			B B X 2-0 ② F8 2-3			C B S S 1-3 ① K	3	0	0	0	0	0	3
78 Steven Duggar, L (6, 8) OBP: 0.167, SLG: 0.333										1	0	0	0	0	1	0

TOP

San Francisco Giants @ San Diego Padres

Peoria Stadium, Peoria, AZ

Tue Feb 28 2017, 3:11 PM - 6:01 PM EST

Att. 3,047 - Partly Cloudy - 58 F

livebaseballscorecards.com

AB	33
R	5
H	8
RBI	5
BB	3
SO	7
LOB	11

Inning Stats	1	2	3	4	5	6	7	8	9
	R: 1 E: 0 K: 1 S: 13 H: 2 LOB: 2 BB: 1 P: 22	R: 0 E: 0 K: 1 S: 6 H: 0 LOB: 0 BB: 0 P: 9	R: 4 E: 0 K: 0 S: 21 H: 3 LOB: 2 BB: 2 P: 40	R: 0 E: 0 K: 0 S: 6 H: 1 LOB: 0 BB: 0 P: 9	R: 0 E: 0 K: 0 S: 5 H: 0 LOB: 0 BB: 0 P: 8	R: 0 E: 0 K: 1 S: 9 H: 1 LOB: 1 BB: 0 P: 13	R: 0 E: 0 K: 1 S: 9 H: 0 LOB: 0 BB: 0 P: 14	R: 0 E: 0 K: 2 S: 9 H: 1 LOB: 1 BB: 0 P: 17	R: 0 E: 0 K: 1 S: 6 H: 0 LOB: 0 BB: 0 P: 11

1B: 4	SF: 1
2B: 3	SAC: 0
3B: 1	DP: 1
HR: 0	HBP: 1

WP: 0	PA: 38
PB: 0	
SB: 0	
CS: 0	

PITCHER		IP	WLS	BF	H	R	ER	SO	BB	IBB	HBP	BLK	WP	HR	S	P	ERA	WHIP
46 Jhoulys Chacín, R ERA: 4.5	(1, 1)	2.0		9	2	1	1	2	1	0	0	0	0	0	19	31	4.50	1.500
94 Barry Enright, R ERA: 27.0	(3, 1)	0.1		7	3	4	4	0	2	0	1	0	0	0	16	32	108.00	15.000
54 Keith Hessler, L ERA: 7.71	(3, 1)	1.2		5	1	0	0	0	0	0	0	0	0	0	11	17	0.00	0.600
63 José Ruiz, R ERA:	(5, 1)	1.0		3	0	0	0	0	0	0	0	0	0	0	5	8	0.00	0.000
90 Kyle McGrath, L ERA:	(6, 1)	2.0	W	7	1	0	0	2	0	0	0	0	0	0	18	27	0.00	0.500
91 Brad Wieck, L ERA:	(8, 1)	1.0		4	1	0	0	2	0	0	0	0	0	0	9	17	0.00	1.000
74 Aroni Nina, R ERA: 4.5	(9, 1)	1.0		3	0	0	0	1	0	0	0	0	0	0	6	11	0.00	0.000

Batter	1	2	3	4	5	6	7	8	9	AB	R	H	RBI	BB	SO	LOB
2 Luis Sardinas, S (1, 6) OBP: 0.200, SLG: 0.200 70 Javy Guerra, L (6, PH) (7, 6)	G4-3		G1-3	F8		K		G3-1		3 2	0 0	0 0	0 0	0 0	0 1	1 2
15 Cory Spangenberg, L (1, 4) OBP: 0.125, SLG: 0.125 85 Luis Urías, R (6, 4) OBP: 0.400, SLG: 0.250	K		K		G4-3		L7	BB		3 1	0 0	0 0	0 0	0 1	2 0	0 0
26 Yangervis Solarte, S (1, 5) 17 Allen Córdoba, R (6, 5) OBP: 0.167, SLG: 0.167	P3		G6-3		F9		K	K		3 2	0 0	0 0	0 0	0 0	0 2	0 1
18 Austin Hedges, R (1, 10) OBP: 0.750, SLG: 1.125 44 Héctor Sánchez, S (7, PH) (8, 10)		17 3B 2B		17 G1-4-3 32 HR 79 1B 1B	L7		78 WP 64 2B BB			3 0	2 1	2 0	0 0	0 1	0 0	0 0
79 Jamie Romak, R (1, 3) OBP: 0.167, SLG: 0.167 78 Dusty Coleman, R (7, 3) OBP: 0.500, SLG: 1.333		G5-3		17 G1-4-3 1-2 1B		K	64 2B 9 E 1-2 BB			3 0	0 1	1 0	0 0	0 1	1 0	1 0
17 José Pirela, R (1, 7) OBP: 0.143, SLG: 0.429 64 Nick Buss, L (7, 7) OBP: 0.200, SLG: 0.400		32 SF7 2-H 3B		G1-4-3 1-2f 2-3		E6 21 E 32 1B	9 E 1-3 2-H 2B			3 1	2 1	1 1	1 1	0 0	0 0	2 0
21 Luis Torrens, R (1, 2) 9 Tony Cruz, R (7, 2) OBP: 0.333, SLG: 0.333		BB		32 HR HBP		E4 32 1B 1-3	E9 2-H 3-H			1 1	1 0	0 0	0 0	1 0	0 0	1 0
32 Jabari Blash, R (1, 9) OBP: 0.444, SLG: 0.833 5 Collin Cowgill, R (7, 9)		SF7 3-H		1-H 3-H HR		1B 1-2 3-H	G6-3			2 1	1 0	2 0	5 0	0 0	0 0	0 1
82 Rafael Ortega, L (1, 8) OBP: 0.200, SLG: 0.400 71 Franchy Cordero, L (7, 8) OBP: 0.400, SLG: 0.500		G3		2B		L6		G6-3		3 1	0 0	1 0	0 0	0 0	0 0	3 0
Inning Stats	R: 0 E: 0 K: 1 S: 6 H: 0 LOB: 0 BB: 0 P: 7	R: 2 E: 0 K: 0 S: 12 H: 2 LOB: 1 BB: 1 P: 19	R: 0 E: 0 K: 1 S: 8 H: 0 LOB: 0 BB: 0 P: 12	R: 3 E: 0 K: 0 S: 7 H: 4 LOB: 1 BB: 0 P: 9	R: 0 E: 0 K: 0 S: 6 H: 0 LOB: 0 BB: 0 P: 10	R: 1 E: 2 K: 2 S: 17 H: 1 LOB: 2 BB: 0 P: 25	R: 3 E: 1 K: 1 S: 16 H: 1 LOB: 1 BB: 2 P: 31	R: 0 E: 0 K: 1 S: 7 H: 0 LOB: 1 BB: 1 P: 14		1B: 3 2B: 3 3B: 1 HR: 1 SF: 1 SAC: 0 DP: 1 HBP: 1			WP: 1 PB: 0 SB: 0 CS: 0 PA: 39		

PITCHER		IP	WLS	BF	H	R	ER	SO	BB	IBB	HBP	BLK	WP	HR	S	P	ERA	WHIP
40 Madison Bumgarner, L	(1, 1)	2.0		9	2	2	2	1	1	0	0	0	0	0	18	26	9.00	1.500
ERA: 12.0																		
41 Mark Melancon, R	(3, 1)	1.0	H	3	0	0	0	1	0	0	0	0	0	0	8	12	0.00	0.000
ERA:																		
52 Clayton Blackburn, R	(4, 1)	2.0	B	10	4	3	3	0	0	0	1	0	0	1	13	19	13.50	2.000
ERA: 6.75																		
60 Hunter Strickland, R	(6, 1)	1.0	L	6	1	1	0	2	0	0	0	0	0	0	17	25	0.00	1.000
ERA: 4.5																		
61 Josh Osich, L	(7, 1)	0.2		6	1	3	1	1	2	0	0	0	1	0	13	27	13.50	4.500
ERA: 16.2																		

PITCHER		IP	WLS	BF	H	R	ER	SO	BB	IBB	HBP	BLK	WP	HR	S	P	ERA	WHIP
57 Bryan Morris, R	(7, 1)	0.1		1	0	0	0	0	0	0	0	0	0	0	3	4	0.00	0.000
ERA:																		
65 Ray Black, R	(8, 1)	1.0		4	0	0	0	1	1	0	0	0	0	0	7	14	0.00	1.000
ERA:																		

BOTTOM

San Francisco Giants @ San Diego Padres

Peoria Stadium, Peoria, AZ

Tue Feb 28 2017, 3:11 PM - 6:01 PM EST

Att. 3,047 - Partly Cloudy - 58 F

livebaseballscorecards.com

AB	33
R	9
H	8
RBI	7
BB	4
SO	6
LOB	12

Batter	1	2	3	4	5	6	7	8	9	AB	R	H	RBI	BB	SO	LOB
26 Chase Utley, L (1, 4) OBP: 0.444, SLG: 0.500	G3	G3			31 HR 1-2 BB		E9 1-3 1B		K	2	1	0	0	1	0	1
3 Chris Taylor, R (5, 4) OBP: 0.400, SLG: 0.333 (8, 6)										2	0	1	0	0	1	0
9 Yasmani Grandal, S (1, 10)	31 G3-6-3 1B		G6-3		K		K 3-H			3	0	1	0	0	1	2
73 Stetson Allie, R (7, PH) OBP: 0.200, SLG: 0.400 (7, 10)										1	0	0	0	0	1	0
31 Joc Pederson, L (1, 8) OBP: 0.143, SLG: 0.571	G3-6-3 1-2f		K		HR 1-H 2-H		K			3	1	1	3	0	1	1
25 Rob Segedin, R (6, 5) OBP: 0.545, SLG: 0.889										1	0	0	0	0	1	0
66 Yasiel Puig, R (1, 9) OBP: 0.250, SLG: 0.375		K	E6		G5-3			14 F8 79 FC5-2-5-1 2B		4	0	1	0	0	1	0
47 Tyler Holt, R (8, 9) OBP: 0.667, SLG: 0.833										0	0	0	0	0	0	0
14 Enrique Hernández, R (1, 6)		G4-3	G4-3		K			F8 2-3		4	0	0	0	0	1	2
37 Darnell Sweeney, S (8, 4) OBP: 0.375, SLG: 0.375										0	0	0	0	0	0	0
61 Cody Bellinger, L (1, 3) OBP: 0.273, SLG: 0.500	35 1B 6 1B 1B			K		G3-1		FC5-2-5-1 3-H		3	1	1	0	0	1	0
79 O'Koyea Dickson, R (7, 3) OBP: 0.500, SLG: 0.833										1	0	0	0	0	0	1
35 Bobby Wilson, R (1, 2) OBP: 0.167, SLG: 0.167				G6-3		K		G5-3		3	1	1	0	0	1	0
83 Alex Verdugo, L (6, 8) OBP: 0.200, SLG: 0.800	6 1B 78 3B 1-3 1B									1	0	0	0	0	0	1
6 Charlie Culberson, R (1, 5) OBP: 0.364, SLG: 0.364				L9		F9			K	3	1	1	1	0	0	0
64 Jack Murphy, S (6, 2) OBP: 0.250, SLG: 0.250	78 3B 1-2 3-H 1B									1	0	0	0	0	1	0
78 Henry Ramos, S (1, 7) OBP: 0.429, SLG: 1.167					26 BB 31 HR BB		3 E 3 1B 73 WP BB		G6-3	1	1	1	2	1	0	0
50 Brett Eibner, R (6, 7) OBP: 0.333, SLG: 0.600	1-H 2-H 3B									1	1	0	0	1	0	0
Inning Stats	R: 0 E: 0 K: 0 S: 3 H: 1 LOB: 0 BB: 0 P: 3	R: 3 E: 0 K: 1 S: 9 H: 4 LOB: 1 BB: 0 P: 9	R: 0 E: 1 K: 1 S: 6 H: 0 LOB: 1 BB: 0 P: 6	R: 0 E: 0 K: 1 S: 5 H: 0 LOB: 0 BB: 0 P: 5	R: 3 E: 0 K: 2 S: 8 H: 1 LOB: 0 BB: 2 P: 16	R: 0 E: 0 K: 1 S: 5 H: 0 LOB: 0 BB: 0 P: 5	R: 1 E: 1 K: 2 S: 7 H: 1 LOB: 0 BB: 1 P: 12	R: 0 E: 0 K: 0 S: 4 H: 1 LOB: 1 BB: 0 P: 4	R: 0 E: 0 K: 2 S: 7 H: 0 LOB: 0 BB: 0 P: 7	1B: 5 2B: 1 3B: 1 HR: 1	SF: 0 SAC: 0 DP: 1 HBP: 0						

TOP

Los Angeles Dodgers @ San Francisco Giants

Scottsdale Stadium, Scottsdale, AZ

Wed Mar 01 2017, 8:08 PM - 11:07 PM EST

Att. 9,279 - Clear - 69 F

livebaseballscorecards.com

AB	34
R	7
H	8
RBI	6
BB	3
SO	10
LOB	8

WP: 1 PB: 0 SB: 0 CS: 0 PA: 37

PITCHER	IP	WLS	BF	H	R	ER	SO	BB	IBB	HBP	BLK	WP	HR	S	P	ERA	WHIP
18 Matt Cain, R (1, 1) ERA: 9.0	2.0		10	5	3	3	1	0	0	0	0	0	0	12	12	13.50	2.500
50 Ty Blach, L (3, 1) ERA: 2.25	2.0		7	0	0	0	2	0	0	0	0	0	0	11	11	0.00	0.000
70 George Kontos, R (5, 1) ERA: 13.5	1.0	L	6	1	3	3	2	2	0	0	0	0	1	8	16	27.00	3.000
82 Roberto Gómez, R (6, 1) ERA: 4.5	1.0		3	0	0	0	1	0	0	0	0	0	0	5	5	0.00	0.000
48 Steven Okert, L (7, 1) ERA:	1.0		4	1	1	0	2	1	0	0	0	1	0	7	12	0.00	2.000

PITCHER	IP	WLS	BF	H	R	ER	SO	BB	IBB	HBP	BLK	WP	HR	S	P	ERA	WHIP
93 David Hernandez, R (8, 1) ERA:	1.0		4	1	0	0	0	0	0	0	0	0	0	4	4	0.00	1.000
59 Neil Ramírez, R (9, 1) ERA:	1.0		3	0	0	0	2	0	0	0	0	0	0	7	7	0.00	0.000

Batter	1	2	3	4	5	6	7	8	9	AB	R	H	RBI	BB	SO	LOB
2 Denard Span, L (1, 8) OBP: 0.286, SLG: 0.167	G4-3	L4		G3			K		G4-3	3	0	0	0	0	0	2
39 Justin Ruggiano, R (6, 8) OBP: 0.286, SLG: 0.333										2	0	0	0	0	1	0
10 Eduardo Núñez, R (1, 10) OBP: 0.143, SLG: 0.143	G3-1		8 CS 1B		G6-3		89 2B BB		G5-3	3	0	1	0	0	0	0
83 Ryder Jones, L (7, PH) OBP: 0.600, SLG: 0.750										0	0	0	0	1	0	0
(8, 10)																
90 Miguel Gómez, S (9, PH) OBP: 0.250, SLG: 0.250										1	0	0	0	0	0	0
8 Hunter Pence, R (1, 9) OBP: 0.429, SLG: 0.667	G5-3		9 1B 6 HR BB		K		1-3 2B		K	2	1	0	0	1	1	0
89 Austin Slater, R (6, 9) OBP: 0.222, SLG: 0.333			1-2							2	0	1	0	0	1	0
9 Brandon Belt, L (1, 3) OBP: 0.400, SLG: 0.667		K	6 HR 1B		BB		G6-3			2	1	1	0	1	1	0
38 Michael Morse, R (6, 3) OBP: 0.429, SLG: 0.333			1-3							1	0	0	0	0	0	2
94 Aaron Hill, R (1, 5) OBP: 0.286, SLG: 0.167		6 WP 6 2B BB	F8		K			G5-3		2	1	0	0	1	1	3
22 Christian Arroyo, R (6, 5) OBP: 0.600, SLG: 0.600										1	0	0	0	0	0	0
6 Jarrett Parker, L (1, 7) OBP: 0.583, SLG: 1.222		37 PB 37 G4-3 2B	1-H			L8		63 WP 71 1B BB		3	2	2	4	0	0	0
87 Wynton Bernard, R (7, 7) OBP: 0.500, SLG: 0.500		1-H	3-H HR							0	1	0	0	1	0	0
58 Gordon Beckham, R (1, 6) OBP: 0.500, SLG: 0.500			G5-3				37 G6-4-3 BB		K2-3	1	0	0	0	2	0	0
63 Orlando Calixte, R (7, 6) OBP: 0.286, SLG: 0.167		37 PB BB							1-2	1	0	0	0	0	1	1
37 Kelby Tomlinson, R (1, 4) OBP: 0.143, SLG: 0.143		G4-3		K		G6-4-3				3	0	0	1	0	1	2
71 Juniel Querecuto, S (7, 4) OBP: 0.500, SLG: 0.500		1-2 2-H				1-2f			2-H 1B	1	0	1	1	0	0	0
72 Tim Federowicz, R (1, 2)										1	0	0	0	1	1	0
77 Aramis Garcia, R (7, 2)		BB		K			K		K	2	0	0	0	0	2	1
Inning Stats	R: 0 H: 0 E: 0 LOB: 0 K: 0 BB: 0 S: 3 P: 3	R: 2 H: 1 E: 0 LOB: 2 K: 1 BB: 3 S: 6 P: 20	R: 3 H: 3 E: 0 LOB: 0 K: 0 BB: 1 S: 6 P: 10	R: 0 H: 0 E: 0 LOB: 0 K: 2 BB: 0 S: 7 P: 7	R: 0 H: 0 E: 0 LOB: 1 K: 2 BB: 1 S: 7 P: 11	R: 0 H: 0 E: 0 LOB: 0 K: 0 BB: 1 S: 2 P: 6	R: 0 H: 1 E: 0 LOB: 2 K: 2 BB: 1 S: 8 P: 12	R: 1 H: 1 E: 0 LOB: 1 K: 2 BB: 1 S: 8 P: 13	R: 0 H: 0 E: 0 LOB: 0 K: 1 BB: 0 S: 5 P: 5	1B: 3 2B: 2 3B: 0 HR: 1	SF: 0 SAC: 0 DP: 1 HBP: 0						

PITCHER		IP	WLS	BF	H	R	ER	SO	BB	IBB	HBP	BLK	WP	HR	S	P	ERA	WHIP
29 Scott Kazmir, L ERA: 5.4	(1, 1)	1.2		8	1	2	1	1	2	0	0	0	1	0	8	18	5.40	1.800
71 Josh Ravin, R ERA: 13.5	(2, 1)	1.0		6	2	2	2	0	2	0	0	0	0	0	5	13	18.00	4.000
59 Madison Younginer, R ERA: 3.86	(3, 1)	1.1	W	5	1	1	1	2	0	0	0	0	0	1	9	9	6.75	0.750
72 Ralston Cash, R ERA:	(5, 1)	1.0	H	4	0	0	0	2	1	0	0	0	0	0	7	11	0.00	1.000
62 Patrick Schuster, L ERA:	(6, 1)	1.0	H	3	0	0	0	0	1	0	0	0	0	0	2	6	0.00	1.000

PITCHER		IP	WLS	BF	H	R	ER	SO	BB	IBB	HBP	BLK	WP	HR	S	P	ERA	WHIP
91 Shea Spitzbarth, R ERA:	(7, 1)	1.0	H	5	1	0	0	2	1	0	0	0	0	0	8	12	0.00	2.000
95 Kyle Hooper, R ERA: 9.0	(8, 1)	1.0	H	5	1	1	1	2	1	0	0	0	1	0	8	13	9.00	2.000
62 Michael Johnson, L ERA:	(9, 1)	1.0	S	3	0	0	0	1	0	0	0	0	0	0	5	5	0.00	0.000

BOTTOM

Los Angeles Dodgers @ San Francisco Giants

Scottsdale Stadium, Scottsdale, AZ

Wed Mar 01 2017, 8:08 PM - 11:07 PM EST

Att. 9,279 - Clear - 69 F

livebaseballscorecards.com

AB	31
R	6
H	6
RBI	6
BB	8
SO	10
LOB	11

1B: 3 SF: 0
2B: 2 SAC: 0
3B: 0 DP: 1
HR: 1 HBP: 0

WP: 2 PA: 39
PB: 1
SB: 0
CS: 1

Batter	1	2	3	4	5	6	7	8	9	AB	R	H	RBI	BB	SO	LOB
44 Peter Bourjos, R (1, 8) OBP: 0.400, SLG: 0.500	7 1B 53 1B 1B	G4-6-3 1-2f			7 HR 2B	K			5 G3-1 5 S 25 1B 1B	3	2	2	0	0	0	1
32 Jacob May, S (6, PH) OBP: 0.200, SLG: 0.200 (6, 8)										2	1	1	0	0	1	2
7 Tim Anderson, R (1, 6) OBP: 0.583, SLG: 1.000	53 E 53 1B 84 E 1-3 1B	F9			2-H HR	F8			G3-1 1-3	3	2	2	2	0	0	0
5 Yolmer Sánchez, S (6, PH) OBP: 0.400, SLG: 0.500 (6, 6)										2	0	0	0	0	0	3
53 Melky Cabrera, S (1, 10) OBP: 0.154, SLG: 0.083	E8 84 E 1-3 3-H 1B		P6		F7		K2-3		83 E 3-H 1B	4	1	1	1	0	1	0
25 Cody Asche, L (9, PH) OBP: 0.455, SLG: 0.375 (9, 10)										1	0	1	1	0	0	0
26 Avisaíl García, R (1, 9) OBP: 0.300, SLG: 0.400	G1-3		K		G6-3		82 E BB		F8	3	0	0	0	0	1	2
63 Adam Engel, R (6, 9) OBP: 0.417, SLG: 0.125										1	0	0	0	1	0	1
32 Rymer Liriano, R (1, 7) OBP: 0.250, SLG: 0.100	84 E BB		84 E BB		K	F8			FC6 1-2	1	1	0	0	2	1	0
83 Courtney Hawkins, R (6, 7) OBP: 0.300, SLG: 0.300										2	0	0	0	0	0	2
84 Danny Hayes, L (1, 3) OBP: 0.417, SLG: 0.400	E8 1-H 2-H 3-H 2B		G4-3 1-3			85 F9 24 BB 10 1B 1B	P6 1-3		G5-3	2	0	1	3	0	0	1
82 Nicky Delmonico, L (6, PH) OBP: 0.313, SLG: 0.533 (6, 3)										3	1	1	0	0	0	3
39 Everth Cabrera, S (1, 5) OBP: 0.231, SLG: 0.250	K			K		10 E 10 1B 1-2 BB		K		2	0	0	0	0	2	1
24 Matt Davidson, R (6, PH) OBP: 0.429, SLG: 0.364 (6, 5)										1	0	0	0	1	1	0
38 Omar Narváez, L (1, 2) OBP: 0.375, SLG: 0.286	G4-3			G5-3		F9 2-3		G1-3		2	0	0	0	0	0	1
85 Roberto Peña, R (6, PH) OBP: 0.286, SLG: 0.286 (6, 2)										2	0	0	0	0	0	2
28 Leury García, S (1, 4) OBP: 0.400, SLG: 0.500		44 G4-6-3 1B		G4-3		E4 1-3 3-H 1B		K		2	0	1	0	0	0	0
10 Yoán Moncada, S (6, PH) OBP: 0.385, SLG: 0.111 (6, 4)										2	0	1	1	0	1	0
Inning Stats	R: 4 E: 2 K: 1 S: 9 / H: 4 LOB: 1 BB: 1 P: 13	R: 0 E: 0 K: 0 S: 3 / H: 1 LOB: 0 BB: 0 P: 3	R: 0 E: 0 K: 1 S: 6 / H: 0 LOB: 1 BB: 1 P: 11	R: 0 E: 0 K: 1 S: 5 / H: 0 LOB: 0 BB: 0 P: 5	R: 2 E: 0 K: 1 S: 9 / H: 2 LOB: 0 BB: 0 P: 9	R: 1 E: 1 K: 1 S: 7 / H: 2 LOB: 2 BB: 1 P: 11	R: 0 E: 0 K: 1 S: 5 / H: 0 LOB: 1 BB: 1 P: 10	R: 0 E: 0 K: 2 S: 7 / H: 0 LOB: 0 BB: 0 P: 8	R: 1 E: 1 K: 0 S: 6 / H: 2 LOB: 2 BB: 0 P: 7	1B: 8 2B: 2 3B: 0 HR: 1 / SF: 0 SAC: 0 DP: 1 HBP: 0							

TOP

Chicago White Sox @ San Francisco Giants

Scottsdale Stadium, Scottsdale, AZ

Thu Mar 02 2017, 3:06 PM - 6:36 PM EST

Att. 7,714 - Sunny - 72 F

livebaseballscorecards.com

AB	38
R	8
H	11
RBI	8
BB	4
SO	8
LOB	19

PITCHER		IP	WLS	BF	H	R	ER	SO	BB	IBB	HBP	BLK	WP	HR	S	P	ERA	WHIP
45 Matt Moore, L ERA: 11.25	(1, 1)	2.2	L	14	5	4	4	2	2	0	0	0	0	0	16	24	13.50	2.625
74 Kraig Sitton, L ERA: 13.5	(3, 1)	0.1		1	0	0	0	0	0	0	0	0	0	0	2	3	0.00	0.000
41 Mark Melancon, R ERA:	(4, 1)	1.0		3	0	0	0	1	0	0	0	0	0	0	5	5	0.00	0.000
62 Cory Gearrin, R ERA: 9.0	(5, 1)	1.0		5	2	2	2	1	0	0	0	0	0	1	9	9	18.00	2.000
61 Josh Osich, L ERA: 13.5	(6, 1)	1.0		6	2	1	1	1	1	0	0	0	0	0	7	11	9.00	3.000

PITCHER		IP	WLS	BF	H	R	ER	SO	BB	IBB	HBP	BLK	WP	HR	S	P	ERA	WHIP
56 Albert Suárez, R ERA:	(7, 1)	1.0		4	0	0	0	1	1	0	0	0	0	0	5	10	0.00	1.000
64 Derek Law, R ERA:	(8, 1)	1.0		3	0	0	0	2	0	0	0	0	0	0	7	8	0.00	0.000
60 Hunter Strickland, R ERA: 6.0	(9, 1)	1.0		6	2	1	1	0	0	0	0	0	0	0	6	7	9.00	2.000

BOTTOM

Chicago White Sox @ San Francisco Giants

Scottsdale Stadium, Scottsdale, AZ

Thu Mar 02 2017, 3:06 PM - 6:36 PM EST

Att. 7,714 - Sunny - 72 F

livebaseballscorecards.com

Batter	1	2	3	4	5	6	7	8	9	AB	R	H	RBI	BB	SO	LOB
7 Jimmy Rollins, S (1, 4) OBP: 0.333, SLG: 0.200	L7	P4		K 1-2		43 E 2B 1-H 3-H		P3 1-3		3	0	0	0	0	1	4
84 C.J. Hinojosa, R (6, 4) OBP: 0.167, SLG: 0.333										2	1	1	2	0	0	1
9 Brandon Belt, L (1, 3) OBP: 0.417, SLG: 0.600	BB 39 E		K	K		E5 87 FC5-4 2-H		K		1	0	0	0	1	1	0
43 Kyle Blanks, R (4, 3) OBP: 0.111, SLG: 0.125										3	0	0	0	0	2	2
39 Justin Ruggiano, R (1, 7) OBP: 0.222, SLG: 0.250	1 SAFE K 1-2		K	K	G6-3	FC5-4 1-2f		G6-3		2	0	0	0	0	2	2
87 Wynton Bernard, R (4, 7) OBP: 0.333, SLG: 0.286										3	0	0	0	0	0	2
35 Brandon Crawford, L (1, 6) OBP: 0.231, SLG: 0.182	G4-3		K	K	G6-3	F8			K	3	0	0	0	0	1	2
22 Christian Arroyo, R (6, 6) OBP: 0.429, SLG: 0.429										2	0	0	0	0	1	1
38 Michael Morse, R (1, 10) OBP: 0.417, SLG: 0.300		F8	G1-4-3		BB		5 WP 1B		F9	4	0	1	0	1	0	1
21 Conor Gillaspie, L (1, 5) OBP: 0.545, SLG: 0.778		F8		5 1B 63 FC6-4 1B	K		K		E4 72 DI 72 E	3	1	1	0	0	1	1
83 Ryder Jones, L (6, 5) OBP: 0.429, SLG: 0.500										2	1	0	0	0	1	1
5 Nick Hundley, R (1, 2) OBP: 0.500, SLG: 0.333	63 1B 1B			63 FC6-4 1-3 1B		G6-3	K 1-2		E6 1-H	4	0	2	0	0	1	1
72 Tim Federowicz, R (8, 2)										1	0	0	0	0	0	0
63 Orlando Calixte, R (1, 9) OBP: 0.333, SLG: 0.364	78 BB 1-3 1B			FC6-4 78 S 78 1B 1-2f 3-H		78 WP 84 2B 2B	L6		G6-3	5	2	2	1	0	0	3
78 Steven Duggar, L (1, 8) OBP: 0.500, SLG: 0.500	BB 1-2			7 S 1-H 1B		84 2B 2-3 BB		84 WP 1B		2	1	2	1	2	0	0
Inning Stats	R: 0 H: 0 E: 1 LOB: 1 K: 1 BB: 1 S: 5 P: 9	R: 0 H: 2 E: 0 LOB: 3 K: 0 BB: 1 S: 7 P: 11	R: 0 H: 0 E: 0 LOB: 1 K: 3 BB: 0 S: 11 P: 11	R: 2 H: 3 E: 0 LOB: 1 K: 2 BB: 0 S: 10 P: 12	R: 0 H: 0 E: 0 LOB: 1 K: 1 BB: 1 S: 5 P: 9	R: 3 H: 2 E: 1 LOB: 1 K: 0 BB: 1 S: 6 P: 10	R: 0 H: 1 E: 0 LOB: 1 K: 2 BB: 0 S: 8 P: 9	R: 0 H: 1 E: 0 LOB: 1 K: 1 BB: 0 S: 6 P: 8	R: 1 H: 0 E: 2 LOB: 1 K: 1 BB: 0 S: 7 P: 9	1B: 7 SF: 0 2B: 2 SAC: 0 3B: 0 DP: 0 HR: 0 HBP: 0						

	AB	40
	R	6
	H	9
	RBI	4
	BB	4
	SO	11
	LOB	21

WP: 5 PA: 44
PB: 0
SB: 2
CS: 0

PITCHER		IP	WLS	BF	H	R	ER	SO	BB	IBB	HBP	BLK	WP	HR	S	P	ERA	WHIP
45 Derek Holland, L ERA:	(1, 1)	2.0	W	10	2	0	0	1	2	0	0	0	0	0	12	20	0.00	2.000
51 Carson Fulmer, R ERA: 4.91	(3, 1)	1.2		9	3	2	2	4	0	0	0	0	1	0	18	20	10.80	1.800
80 Jace Fry, L ERA:	(4, 1)	1.1	H	5	0	0	0	2	1	0	0	0	0	0	8	12	0.00	0.750
34 Anthony Swarzak, R ERA: 13.5	(6, 1)	1.0		7	2	3	2	0	1	0	0	0	1	0	6	10	18.00	3.000
37 Juan Minaya, R ERA:	(7, 1)	1.1	H	6	2	0	0	2	0	0	0	0	2	0	10	13	0.00	1.500

PITCHER		IP	WLS	BF	H	R	ER	SO	BB	IBB	HBP	BLK	WP	HR	S	P	ERA	WHIP
48 Tommy Kahnle, R ERA: 6.0	(8, 1)	1.1	H	6	0	1	0	2	0	0	0	0	0	0	10	12	0.00	0.000
92 El'Hajj Muhammad, R ERA:	(9, 1)	0.1	S	1	0	0	0	0	0	0	0	0	0	0	1	1	0.00	0.000

San Francisco Giants @ Los Angeles Angels

Tempe Diablo Stadium, Tempe, AZ

Thu Mar 02 2017, 3:09 PM - 6:08 PM EST

Att. 3,824 - Sunny - 73 F

livebaseballscorecards.com

Batter	1	2	3	4	5	6	7	8	9	AB	R	H	RBI	BB	SO	LOB
10 Eduardo Núñez, R (1, 10) OBP: 0.100, SLG: 0.100 90 Miguel Gómez, S (7, PH) OBP: 0.167, SLG: 0.167 (7, 10)	L6		L8		G6-3 2-3		F9 2-3		K	3 2	0 0	0 0	0 0	0 0	0 1	1 1
12 Joe Panik, L (1, 4) OBP: 0.636, SLG: 1.000 71 Juniel Querecuto, S (5, 4) OBP: 0.333, SLG: 0.400	94 1B 6 FC3-6 1B		94 1B BB		L3		SF8 3-H		K	2 1	1 0	1 0	0 1	1 0	0 1	1 0
94 Aaron Hill, R (1, 5) OBP: 0.400, SLG: 0.333 1 Jae-Gyun Hwang, R (5, 5) OBP: 0.444, SLG: 0.889	6 FC3-6 1-3 1B		1-2 1B		F9		1B		89 WP 2B	3 2	0 0	2 2	0 0	0 0	0 0	1 0
6 Jarrett Parker, L (1, 9) OBP: 0.467, SLG: 0.917 89 Austin Slater, R (6, 9) OBP: 0.182, SLG: 0.273	FC3-6 49 S 1-2f 3-H		K			F9	G5-3		K 2-3	3 2	0 0	0 0	1 0	0 0	1 1	3 2
49 Chris Marrero, R (1, 3) OBP: 0.286, SLG: 0.714	K 1-2			F7		HR 3-2		G4-3		4	1	1	1	0	1	1
51 Mac Williamson, R (1, 7) OBP: 0.429, SLG: 0.333		G4-3		1B		G4-3		37 1B 1B		4	0	2	0	0	0	0
Trevor Brown, R (1, 2) OBP: 0.375, SLG: 0.625 79 Matt Winn, R (7, 2)	K			37 G4-6-3 1-2 1B		F9		K		3 1	0 0	1 0	0 0	0 0	1 1	0 1
37 Kelby Tomlinson, R (1, 6) OBP: 0.273, SLG: 0.455	K			G4-6-3 1-2f			66 2B 3B	1-3 1B		4	1	2	0	0	1	2
66 Gorkys Hernández, R (1, 8) OBP: 0.167, SLG: 0.333			G5-3		10 G6-3 2B		90 F9 71 SF8 3-H 2B	L7		4	1	2	1	0	0	2

Inning Stats									
	R: 1 E: 0 K: 1 S: 7	H: 2 LOB: 1 BB: 0 P: 7	R: 0 E: 0 K: 2 S: 7	H: 0 LOB: 0 BB: 0 P: 7	R: 0 E: 0 K: 1 S: 6	H: 1 LOB: 2 BB: 1 P: 10	R: 0 E: 0 K: 0 S: 4	H: 2 LOB: 1 BB: 0 P: 4	R: 0 E: 0 K: 0 S: 4	H: 1 LOB: 1 BB: 0 P: 4
	R: 1 E: 0 K: 0 S: 6	H: 1 LOB: 0 BB: 0 P: 9	R: 2 E: 0 K: 0 S: 6	H: 3 LOB: 1 BB: 0 P: 6	R: 0 E: 0 K: 1 S: 7	H: 2 LOB: 2 BB: 0 P: 7	R: 0 E: 0 K: 3 S: 10	H: 1 LOB: 1 BB: 0 P: 11		

	AB	38
	R	4
	H	13
	RBI	4
	BB	1
	SO	8
	LOB	15

	1B: 8	SF: 1
	2B: 3	SAC: 0
	3B: 1	DP: 1
	HR: 1	HBP: 0

	WP: 1	PA: 40
	PB: 0	
	SB: 1	
	CS: 0	

PITCHER		IP	WLS	BF	H	R	ER	SO	BB	IBB	HBP	BLK	WP	HR	S	P	ERA	WHIP
47 Ricky Nolasco, R ERA: 4.5	(1, 1)	2.0		8	2	1	1	3	0	0	0	0	0	0	14	14	4.50	1.000
36 Yusmeiro Petit, R ERA:	(3, 1)	3.0		13	4	0	0	1	1	0	0	0	0	0	14	18	0.00	1.667
62 Brooks Pounders, R ERA: 6.75	(6, 1)	2.0	W	10	4	3	3	0	0	0	0	0	0	1	12	15	13.50	2.000
64 Mike Morin, R ERA: 4.5	(8, 1)	1.0	H	5	2	0	0	1	0	0	0	0	0	0	7	7	0.00	2.000
53 Blake Parker, R ERA: 4.5	(9, 1)	1.0	S	4	1	0	0	3	0	0	0	0	1	0	10	11	0.00	1.000

PITCHER	IP	WLS	BF	H	R	ER	SO	BB	IBB	HBP	BLK	WP	HR	S	P	ERA	WHIP

Batter	1	2	3	4	5	6	7	8	9	AB	R	H	RBI	BB	SO	LOB
8 Eric Young Jr., S (1, 8) OBP: 0.333, SLG: 0.300 85 Chad Hinshaw, R (8, 7) OBP: 1.000, SLG: 1.000	0-0 25 CS 1B		0-0 ② G6-3	0-0 ②③ G6-3 1-2f			4-0 83 SH 85 1B 1-2 BB			3 1 1 0 1 0 1 0 0 0 0 0 0 0						
25 Ben Revere, L (1, 7) OBP: 0.667, SLG: 0.625 83 Sherman Johnson, L (6, 4)	0-1 ①② G3 1-2		4-0 24 1B 18 2B BB		4-0 18 CS BB		0-0 SH 85 1B 88 SF9 1-3 2-H			1 1 0 0 2 0 1 0 1 0 0 0 0 0						
24 C.J. Cron, R (1, 3) OBP: 0.500, SLG: 0.727 85 Matt Thaiss, L (6, 3) OBP: 0.714, SLG: 0.600	0-0 1B		0-0 18 2B 1-3 1B		0-0 ① F8		0-0 19 FC6-4 1-3 3-H 1B			3 1 2 0 0 0 1 1 0 1 1 0 0 0						
18 Luis Valbuena, L (1, 5) OBP: 0.357, SLG: 0.538 88 Matt Williams, R (5, PR) (6, 6)	0-0 ③ F8		0-0 19 1B 1-H 3-H 2B		1-0 ② 1-2 2B		0-0 ① SF9 3-H			3 0 2 2 0 0 1 0 0 0 1 0 0 0						
19 Jefry Marte, R (1, 10) OBP: 0.400, SLG: 0.385 90 Jared Foster, R (7, PR) (8, 10)		4-0 33 FC4-6 BB	0-0 2-3 1B		0-3 ③ K		0-0 ② FC6-4 59 FC5-4 1-2f			3 0 1 0 1 1 2 0 0 0 0 0 0 0						
12 Martín Maldonado, R (1, 2) 59 Tony Sanchez, R (7, PH) OBP: 0.200, SLG: 0.250 (8, 2)	0-3 ① K		4-0 BB			4-0 84 G6-4-3 BB	0-0 ③ FC5-4 1-2f			1 0 0 0 2 1 1 1 0 0 0 0 0 1						
33 Ramón Flores, L (1, 9) OBP: 0.250, SLG: 0.182	0-0 ② FC4-6 1-2f	0-0 ③ G3				0-3 ① K		0-0 ① P6		4 0 0 0 0 1 5						
49 Nolan Fontana, L (1, 6) OBP: 0.300, SLG: 0.222 84 Michael Hermosillo, R (6, 7) OBP: 0.286, SLG: 0.667 (8, 8)	0-0 ③ G1-3			0-0 86 CS 1B		0-0 ②③ G6-4-3 1-2f		0-0 ② G6-3		2 0 1 0 0 0 1 2 0 0 0 0 0 1						
86 David Fletcher, R (1, 4) OBP: 0.636, SLG: 0.625 22 Kaleb Cowart, S (6, 5) OBP: 0.400, SLG: 0.444			0-3 ① K	0-1 ① 8 G6-3 1-2 1B			0-0 8 BB 83 SH 1B		0-3 ③ K	2 0 1 0 0 1 0 2 1 1 0 0 1 0						
Inning Stats	R: 0 H: 2 E: 0 LOB: 1 K: 0 BB: 0 S: 5 P: 5	R: 0 H: 0 E: 0 LOB: 1 K: 1 BB: 1 S: 5 P: 9	R: 2 H: 3 E: 0 LOB: 3 K: 1 BB: 2 S: 8 P: 16	R: 0 H: 2 E: 0 LOB: 0 K: 0 BB: 0 S: 4 P: 4	R: 0 H: 1 E: 0 LOB: 1 K: 1 BB: 1 S: 5 P: 10	R: 0 H: 0 E: 0 LOB: 0 K: 1 BB: 1 S: 4 P: 8	R: 3 H: 2 E: 1 LOB: 1 K: 0 BB: 1 S: 6 P: 10	R: 0 H: 0 E: 0 LOB: 0 K: 1 BB: 0 S: 5 P: 5		1B: 8 SF: 1 2B: 2 SAC: 1 3B: 0 DP: 2 HR: 0 HBP: 0						

PITCHER		IP	WLS	BF	H	R	ER	SO	BB	IBB	HBP	BLK	WP	HR	S	P	ERA	WHIP
32 Tyler Beede, R ERA:	(1, 1)	2.0		8	2	0	0	1	1	0	0	0	0	0	10	14	0.00	1.500
76 Andrew Suárez, L ERA: 16.2	(3, 1)	0.2	B	7	3	2	2	1	2	0	0	0	0	0	7	15	27.00	7.500
54 Matt Reynolds, L ERA: 27.0	(3, 1)	0.1		1	0	0	0	0	0	0	0	0	0	0	1	1	0.00	0.000
83 Sam Coonrod, R ERA:	(4, 1)	1.0		3	2	0	0	0	0	0	0	0	0	0	4	4	0.00	2.000
67 Joan Gregorio, R ERA:	(5, 1)	1.0		4	1	0	0	1	1	0	0	0	0	0	5	10	0.00	2.000

PITCHER		IP	WLS	BF	H	R	ER	SO	BB	IBB	HBP	BLK	WP	HR	S	P	ERA	WHIP
73 Kyle Crick, R ERA:	(6, 1)	1.0		3	0	0	0	1	1	0	0	0	0	0	4	8	0.00	1.000
81 Carlos Alvarado, R ERA: 27.0	(7, 1)	0.2	L	6	2	3	2	0	1	0	0	0	0	0	5	9	27.00	4.500
80 Dan Slania, R ERA:	(7, 1)	0.1		1	0	0	0	0	0	0	0	0	0	0	1	1	0.00	0.000
86 Chase Johnson, R ERA:	(8, 1)	1.0		3	0	0	0	1	0	0	0	0	0	0	5	5	0.00	0.000

BOTTOM

San Francisco Giants @ Los Angeles Angels

Tempe Diablo Stadium, Tempe, AZ

Thu Mar 02 2017, 3:09 PM - 6:08 PM EST

Att. 3,824 - Sunny - 73 F

livebaseballscorecards.com

AB	28
R	5
H	10
RBI	4
BB	6
SO	5
LOB	15

WP: 0 PA: 36
PB: 0
SB: 0
CS: 3

San Francisco Giants @ Oakland Athletics

Hohokam Stadium, Mesa, AZ

Fri Mar 03 2017, 3:08 PM - 5:49 PM EST

Att. 8,203 - Partly Cloudy - 76 F

livebaseballscorecards.com

Batter	1	2	3	4	5	6	7	8	9	AB	R	H	RBI	BB	SO	LOB
2 Denard Span, L (1, 8) OBP: 0.300, SLG: 0.125	SSS 0-3 ① K		BBBB 4-0 1-2 BB			X 0-0 ① L6		BBBB 4-0 89 G4-3 1B 1-2 BB		2	0	0	0	1	1	0
66 Gorkys Hernández, R (6, 8) OBP: 0.231, SLG: 0.333										0	0	0	0	1	0	0
12 Joe Panik, L (1, 4) OBP: 0.538, SLG: 0.833	X 0-0 ② G3-1		X 0-0 ② F7			X 0-0 ② F8		X 0-0 ① F7		2	0	0	0	0	0	2
58 Gordon Beckham, R (4, 4) OBP: 0.417, SLG: 0.375										2	0	0	0	0	0	2
28 Buster Posey, R (1, 2)	X 0-0 ③ G4-3		X 0-0 ③ G6-3			BBBB 4-0 BB		X 0-0 1-2 2-3 89 G4-3 1B		2	0	0	0	1	0	2
Trevor Brown, R (6, 2) OBP: 0.444, SLG: 0.667										1	0	1	0	0	0	0
77 Aramis Garcia, R (8, 2)										0	0	0	0	0	0	0
8 Hunter Pence, R (1, 9) OBP: 0.300, SLG: 0.444		X 0-0 ① G6-3		CCC 0-3 ① K		X 0-0 ③ G6-3		X 0-0 ② G4-3 1-2 2-3 3-H		3	0	0	0	0	1	1
89 Austin Slater, R (6, 9) OBP: 0.167, SLG: 0.250										1	0	0	1	0	0	2
35 Brandon Crawford, L (1, 6) OBP: 0.250, SLG: 0.214		X 0-0 6 BB 1B		X 0-0 ② P5			X 0-0 ① G3	X 0-0 ③ G5-3		3	0	1	0	0	0	0
63 Orlando Calixte, R (7, 6) OBP: 0.308, SLG: 0.333										1	0	0	0	0	0	2
6 Jarrett Parker, L (1, 10) OBP: 0.444, SLG: 0.786	1 SAFE BBBBB 4-0 ② 1-2 BB		X 0-0 ③ G4-3				SSS 0-3 ② K		X 0-0 ① P6	2	0	0	0	1	1	0
90 Miguel Gómez, S (9, PH) OBP: 0.143, SLG: 0.143										1	0	0	0	0	0	0
49 Chris Marrero, R (1, 3) OBP: 0.294, SLG: 0.625	X 0-0 ③ F8				X 0-0 ① G6-3		BBBB 4-0 BB		SSS 0-3 ② K2-3	2	0	0	0	1	0	1
83 Ryder Jones, L (7, 3) OBP: 0.375, SLG: 0.429										1	0	0	0	0	1	0
51 Mac Williamson, R (1, 7) OBP: 0.412, SLG: 0.286			BBBB 4-0 1 FC5-4 BB		X 0-0 ② G5-3		SSS 0-3 ③ K		CCC 0-3 ③ K	2	0	0	0	1	1	1
87 Wynton Bernard, R (7, 7) OBP: 0.300, SLG: 0.250										1	0	0	0	0	1	0
1 Jae-Gyun Hwang, R (1, 5) OBP: 0.364, SLG: 0.727			X 0-0 ① FC5-4 2 BB 1-2f		X 0-0 ③ G5-3			X 0-0 1B 66 BB 89 G4-3 1B		2	0	0	0	0	0	1
37 Kelby Tomlinson, R (6, 5) OBP: 0.333, SLG: 0.500										1	1	1	0	0	0	0
Inning Stats	R: 0 E: 0 K: 1 S: 5 H: 0 LOB: 0 BB: 0 P: 5	R: 0 E: 0 K: 0 S: 3 H: 1 LOB: 1 BB: 1 P: 7	R: 0 E: 0 K: 0 S: 3 H: 0 LOB: 2 BB: 2 P: 11	R: 0 E: 0 K: 1 S: 5 H: 0 LOB: 0 BB: 0 P: 5	R: 0 E: 0 K: 0 S: 3 H: 0 LOB: 0 BB: 0 P: 3	R: 0 E: 0 K: 0 S: 3 H: 0 LOB: 1 BB: 1 P: 7	R: 0 E: 0 K: 2 S: 7 H: 0 LOB: 1 BB: 1 P: 11	R: 1 E: 0 K: 0 S: 5 H: 2 LOB: 2 BB: 1 P: 9	R: 0 E: 0 K: 2 S: 7 H: 0 LOB: 0 BB: 0 P: 7	1B: 3 2B: 0 3B: 0 HR: 0	SF: 0 SAC: 0 DP: 0 HBP: 0						

	AB	29
	R	1
	H	3
	RBI	1
	BB	6
	SO	6
	LOB	14

WP: 0 PB: 0 SB: 0 CS: 0 PA: 35

TOP

PITCHER		IP	WLS	BF	H	R	ER	SO	BB	IBB	HBP	BLK	WP	HR	S	P	ERA	WHIP
49 Kendall Graveman, R ERA:	(1, 1)	2.0	W	7	1	0	0	1	1	0	0	0	0	0	8	12	0.00	1.000
66 Ryan Dull, R ERA:	(3, 1)	1.0	H	5	0	0	0	0	2	0	0	0	0	0	3	11	0.00	2.000
31 Liam Hendriks, R ERA:	(4, 1)	1.0	H	3	0	0	0	1	0	0	0	0	0	0	5	5	0.00	0.000
78 Daniel Gossett, R ERA:	(5, 1)	2.0	H	7	0	0	0	0	1	0	0	0	0	0	6	10	0.00	0.500
58 Paul Blackburn, R ERA: 2.45	(7, 1)	1.2	H	9	2	1	1	2	2	0	0	0	0	0	11	19	5.40	2.400

PITCHER		IP	WLS	BF	H	R	ER	SO	BB	IBB	HBP	BLK	WP	HR	S	P	ERA	WHIP
71 Simon Castro, R ERA:	(8, 1)	1.1		4	0	0	0	2	0	0	0	0	0	0	8	8	0.00	0.000

Batter	1	2	3	4	5	6	7	8	9	AB	R	H	RBI	BB	SO	LOB
57 Alejandro De Aza, L (1, 8) OBP: 0.500, SLG: 0.778 76 Kenny Wilson, R (7, PH) OBP: 0.500, SLG: 1.000 (8, 9)	0-0 25 FC1-6-5 2B		0-0 P4		0-3 K		1-1 2-H 3-H HR			3 0 1 0 0 1 0 1 1 1 3 0 0 0						
10 Marcus Semien, R (1, 6) OBP: 0.200, SLG: 0.467 84 Yairo Muñoz, R (7, 5) OBP: 0.333, SLG: 0.333	0-3 K		0-0 P6			0-0 F8	0-0 G6-3			3 0 0 0 0 1 1 1 0 0 0 0 0 0						
25 Ryon Healy, R (1, 10) OBP: 0.167, SLG: 0.545 15 Andrew Lambo, L (7, PH) (8, 10)	0-0 FC1-6-5 2-3			2-0 HR		0-0 F7	0-0 G1-3			3 1 1 1 0 0 1 1 0 0 0 0 0 0						
2 Khris Davis, R (1, 7) OBP: 0.182, SLG: 0.200 37 Jaff Decker, L (7, 7) OBP: 0.429, SLG: 0.500	0-3 K			0-0 G4-3		0-0 E5		0-0 2B		3 0 0 0 0 1 1 1 0 1 0 0 0 0						
3 Trevor Plouffe, R (1, 5) OBP: 0.400, SLG: 0.667 80 Sean Murphy, R (7, 2)		0-0 P2		0-0 17 G4-3 1B		0-0 P5		0-0 P3		3 0 1 0 0 0 1 1 0 0 0 0 0 1						
17 Yonder Alonso, L (1, 3) OBP: 0.455, SLG: 0.625 64 Rangel Ravelo, R (7, PH) OBP: 0.750, SLG: 2.000 28 Matt Olson, L (8, 3) OBP: 0.182, SLG: 0.300		2-0 HR		0-0 G4-3 1-2			4-0 20 2B 1 1B BB	0-3 K		2 1 1 1 0 0 1 0 1 0 0 1 0 0 1 0 0 0 0 1 1						
20 Mark Canha, R (1, 9) OBP: 0.308, SLG: 0.417 82 Max Schrock, L (8, 4) OBP: 0.333, SLG: 0.333		0-3 K		0-0 G4-3			0-0 1 1B 76 HR 1-3 2B	0-0 G3-1		3 1 1 0 0 1 1 1 0 0 0 0 0 1						
19 Josh Phegley, R (1, 2) 1 Franklin Barreto, R (7, 6) OBP: 0.625, SLG: 0.500		0-0 G4-3			0-3 K		0-0 76 HR 2-3 3-H 1B			2 0 0 0 0 1 0 1 1 1 1 0 0 0						
16 Adam Rosales, R (1, 4) 83 Jaycob Brugman, L (8, 8) OBP: 0.375, SLG: 0.286			0-0 G5-3		0-0 G5-3		0-0 G4-3			3 0 0 0 0 0 2 0 0 0 0 0 0 0						
Inning Stats	R: 0 H: 1 E: 0 LOB: 1 K: 2 BB: 0 S: 8 P: 8	R: 1 H: 1 E: 0 LOB: 0 K: 1 BB: 0 S: 6 P: 8	R: 0 H: 0 E: 0 LOB: 0 K: 0 BB: 0 S: 3 P: 3	R: 1 H: 2 E: 0 LOB: 1 K: 0 BB: 0 S: 5 P: 7	R: 0 H: 0 E: 0 LOB: 0 K: 2 BB: 0 S: 7 P: 7	R: 0 H: 0 E: 1 LOB: 1 K: 0 BB: 0 S: 4 P: 4	R: 4 H: 3 E: 0 LOB: 0 K: 0 BB: 1 S: 7 P: 12	R: 0 H: 1 E: 0 LOB: 1 K: 1 BB: 0 S: 6 P: 6		1B: 2 SF: 0 2B: 3 SAC: 0 3B: 0 DP: 0 HR: 3 HBP: 0						

PITCHER		IP	WLS	BF	H	R	ER	SO	BB	IBB	HBP	BLK	WP	HR	S	P	ERA	WHIP
29 Jeff Samardzija, R ERA: 7.36	(1, 1)	2.2	L	10	2	1	1	3	0	0	0	0	0	1	16	18	3.38	0.750
82 Roberto Gómez, R ERA: 3.86	(3, 1)	0.1		1	0	0	0	0	0	0	0	0	0	0	1	1	0.00	0.000
34 Chris Stratton, R ERA: 2.25	(4, 1)	2.0		8	2	1	1	2	0	0	0	0	0	1	12	14	4.50	1.000
70 George Kontos, R ERA: 9.0	(6, 1)	1.0		4	0	0	0	0	0	0	0	0	0	0	4	4	0.00	0.000
46 Michael Roth, L ERA: 22.5	(7, 1)	0.2		6	3	4	4	0	1	0	0	0	0	1	6	11	54.00	6.000

PITCHER		IP	WLS	BF	H	R	ER	SO	BB	IBB	HBP	BLK	WP	HR	S	P	ERA	WHIP
53 José Domínguez, R ERA:	(7, 1)	1.1		5	1	0	0	1	0	0	0	0	0	0	7	7	0.00	0.750

BOTTOM

San Francisco Giants @ Oakland Athletics

Hohokam Stadium, Mesa, AZ

Fri Mar 03 2017, 3:08 PM - 5:49 PM EST

Att. 8,203 - Partly Cloudy - 76 F

livebaseballscorecards.com

AB	33
R	6
H	8
RBI	6
BB	1
SO	6
LOB	11

1B: 2	SF: 0	WP: 0	PA: 34
2B: 3	SAC: 0	PB: 0	
3B: 0	DP: 0	SB: 0	
HR: 3	HBP: 0	CS: 0	

San Francisco Giants @ Kansas City Royals

Surprise Stadium, Surprise, AZ

Sat Mar 04 2017, 3:05 PM - 5:30 PM EST

Att. 8,006 - Overcast - 75 F

livebaseballscorecards.com

TOP

Batter	1	2	3	4	5	6	7	8	9	AB	R	H	RBI	BB	SO	LOB
7 Jimmy Rollins, S (1, 6) OBP: 0.267, SLG: 0.154 22 Christian Arroyo, R (6, 6) OBP: 0.375, SLG: 0.375	F X 0-1 ① G5-3		B S F F B B X 3-2 ① L7			F B B B C F X 3-2 ① L6		S F T 0-2 ③ K		3 0 0 0 0 0 0 1 0 0 0 0 1 0						
94 Aaron Hill, R (1, 4) OBP: 0.385, SLG: 0.333 71 Juniel Querecuto, S (6, 4) OBP: 0.286, SLG: 0.333	C F B X 1-2 ② 9 FC3-6 28 1B 1B		C F B X 1-2 ② P4			C B F S 1-3 ② K			B F B X 2-1 ① G6-3	3 0 1 0 0 1 0 1 0 0 0 0 0 0						
28 Buster Posey, R (1, 10) OBP: 0.300, SLG: 0.125 83 Ryder Jones, L (9, PH) OBP: 0.333, SLG: 0.375	1 SAFE B B X 1-0 9 FC3-6 1-2 1B		B B B C S S X 3-2 ③ G6-3			S B X 1-1 ③ G6-3			S B X 1-1 ② P5	3 0 1 0 0 0 0 1 0 0 0 0 0 0						
9 Brandon Belt, L (1, 3) OBP: 0.333, SLG: 0.462 43 Kyle Blanks, R (7, 3) OBP: 0.100, SLG: 0.111	B D F B X 3-1 ② FC3-6 6 HBP 1-2f 2-3			B B B C C S 3-3 ① K			S B X 1-1 ① G6-3		C F S 0-3 ③ K	3 0 0 0 0 1 2 1 0 0 0 0 1 0						
6 Jarrett Parker, L (1, 9) OBP: 0.429, SLG: 0.688 78 Steven Duggar, L (7, 8) OBP: 0.500, SLG: 0.500	H 1-0 1-2 HBP			B S C B X 2-2 ② G4-3			B B B X 3-0 ② P6			2 0 0 0 0 0 0 0 0 0 0 0 0 0						
63 Orlando Calixte, R (1, 5) OBP: 0.313, SLG: 0.333 90 Miguel Gómez, S (7, 5) OBP: 0.143, SLG: 0.143	B S X 1-1 ③ F8			X 0-0 ③ G5-3			C X 0-1 1B			3 0 1 0 0 0 3 0 0 0 0 0 0 0						
5 Nick Hundley, R (1, 2) OBP: 0.400, SLG: 0.250 72 Tim Federowicz, R (7, 2)		B C S F B B X 3-2 ① L5			C F B X 1-2 ① G6-3		F B S X 1-2 ③ G4-3			3 0 0 0 0 0 1 0 0 0 0 0 0 0						
39 Justin Ruggiano, R (1, 7) OBP: 0.167, SLG: 0.182 (7, 9)		B B X 2-0 ② L4			B S B S S X 3-3 ② K			S B B X 2-1 ① G5-3		3 0 0 0 0 1 0						
66 Gorkys Hernández, R (1, 8) OBP: 0.200, SLG: 0.286 49 Chris Marrero, R (7, 7) OBP: 0.278, SLG: 0.588		B B C X 2-1 ③ G6-3			X 0-0 ③ G6-3			B B X 2-0 ② F8		2 0 0 0 0 0 0 1 0 0 0 0 0 0						
Inning Stats	R: 0 H: 2 E: 0 LOB: 3 K: 0 BB: 0 S: 10 P: 17	R: 0 H: 0 E: 0 LOB: 0 K: 0 BB: 0 S: 7 P: 14	R: 0 H: 0 E: 0 LOB: 0 K: 0 BB: 0 S: 10 P: 17	R: 0 H: 0 E: 0 LOB: 0 K: 1 BB: 0 S: 7 P: 12	R: 0 H: 0 E: 0 LOB: 0 K: 1 BB: 0 S: 7 P: 11	R: 0 H: 0 E: 0 LOB: 0 K: 1 BB: 0 S: 10 P: 15	R: 0 H: 1 E: 0 LOB: 1 K: 0 BB: 0 S: 8 P: 13	R: 0 H: 0 E: 0 LOB: 0 K: 1 BB: 0 S: 6 P: 10	R: 0 H: 0 E: 0 LOB: 0 K: 1 BB: 0 S: 7 P: 10	1B: 3 SF: 0 2B: 0 SAC: 0 3B: 0 DP: 0 HR: 0 HBP: 1						

	AB	30
	R	0
	H	3
	RBI	0
	BB	0
	SO	5
	LOB	6

WP: 0 PA: 31
PB: 0
SB: 0
CS: 0

PITCHER		IP	WLS	BF	H	R	ER	SO	BB	IBB	HBP	BLK	WP	HR	S	P	ERA	WHIP
39 Jason Hammel, R ERA:	(1, 1)	2.0		9	2	0	0	0	0	0	1	0	0	0	17	31	0.00	1.000
26 Mike Minor, L ERA:	(3, 1)	2.0		6	0	0	0	1	0	0	0	0	0	0	17	29	0.00	0.000
54 Scott Alexander, L ERA:	(5, 1)	1.0	W	3	0	0	0	1	0	0	0	0	0	0	7	11	0.00	0.000
50 Miguel Almonte, R ERA: 3.0	(6, 1)	1.0	H	3	0	0	0	1	0	0	0	0	0	0	10	15	0.00	0.000
62 Al Alburquerque, R ERA:	(7, 1)	1.0	H	4	1	0	0	0	0	0	0	0	0	0	8	13	0.00	1.000

PITCHER		IP	WLS	BF	H	R	ER	SO	BB	IBB	HBP	BLK	WP	HR	S	P	ERA	WHIP
45 Kyle Zimmer, R ERA: 7.71	(8, 1)	1.0	H	3	0	0	0	1	0	0	0	0	0	0	6	10	0.00	0.000
47 Bobby Parnell, R ERA: 9.0	(9, 1)	1.0	S	3	0	0	0	1	0	0	0	0	0	0	7	10	0.00	0.000

BOTTOM

San Francisco Giants @ Kansas City Royals

Surprise Stadium, Surprise, AZ

Sat Mar 04 2017, 3:05 PM - 5:30 PM EST

Att. 8,006 - Overcast - 75 F

livebaseballscorecards.com

Batter	1	2	3	4	5	6	7	8	9	AB	R	H	RBI	BB	SO	LOB
4 Alex Gordon, L (1, 9) OBP: 0.429, SLG: 0.385 82 Brandon Downes, R (6, 9)	C B S F B S 3-3 K ①		B F S X 1-2 1B		S C B F D X 2-2 G1-3 ① 1-2	C S D F D B S 3-3 K ③				3 0 1 0 0 1 1 1 0 0 0 0 1 3						
2 Alcides Escobar, R (1, 6) OBP: 0.286, SLG: 0.643 68 Humberto Arteaga, R (6, 6) OBP: 0.125, SLG: 0.125	C B F X 1-2 1B		B B F S X 2-2 F9 ①		B S F S 1-3 K ②		C F X 0-2 F8 ①			3 0 1 0 0 1 2 1 0 0 0 0 0 0						
6 Lorenzo Cain, R (1, 8) OBP: 0.429, SLG: 0.600 11 Bubba Starling, R (6, 8) OBP: 0.364, SLG: 0.300	B F C C D S 2-3 K ②		1 SAFE C B C B S 2-3 K ②		F B X 1-1 HR 2-H		S S B S 1-3 K ②			3 1 1 2 0 2 2 1 0 0 0 0 1 0						
35 Eric Hosmer, L (1, 3) OBP: 0.357, SLG: 0.667 66 Ryan O'Hearn, L (6, 3) OBP: 0.375, SLG: 0.667	B B X 2-0 F8 ③		F X 0-1 G4-3 ③		X 0-0 F8 ③		B B S B F X 3-2 G6-3 ③			3 0 0 0 0 0 2 1 0 0 0 0 0 0						
13 Salvador Perez, R (1, 2) OBP: 0.556, SLG: 1.444 36 Cam Gallagher, R (6, 2) OBP: 0.250, SLG: 0.250		B B F C X 2-2 19 G4-6-3 1B		B B F B X 3-1 F8 ①		C F B B X 2-2 7 FC5 19 BB 1B		B B S F S 2-3 K ①		2 0 1 0 0 0 0 2 0 1 0 0 1 0						
19 Cheslor Cuthbert, R (1, 5) OBP: 0.375, SLG: 0.182 17 Hunter Dozier, R (6, PR) OBP: 0.538, SLG: 0.727 (7, 5)	X 0-0 G4-6-3 ① ② 1-2f			C B B C X 2-2 1B		B C B B B 4-1 27 1B 7 FC5 1-2 BB		C F F B S 1-3 K ②		2 0 1 0 1 0 1 1 0 0 0 0 1 0						
7 Peter O'Brien, R (1, 7) OBP: 0.368, SLG: 0.813 0 Terrance Gore, R (6, PR) OBP: 0.667, SLG: 1.000 (7, 7)	B B B C B 4-1 27 1B BB			C S F S 0-3 K ②		C X 0-1 FC5 ① 27 1B 1-2 2-3f		C X 0-1 P6 ③		2 0 0 0 1 1 3 1 0 0 0 0 0 0						
27 Adalberto Mondesi, S (1, 4) OBP: 0.538, SLG: 0.769 98 D.J. Burt, R (7, 4)	X 0-0 1-2 1B			1 SAFE X 0-0 G4-3 ③		S X 0-1 1-2 2-3 1B				3 0 2 0 0 0 1 0 0 0 0 0 0 0						
78 Chase Vallot, R (1, 10) OBP: 0.600, SLG: 1.250	B S D F C 2-3 K ③				S B B B B 4-1 4 G1-3 6 HR BB	C C S 0-3 K ②				2 1 0 0 1 2 5						
Inning Stats	R: 0 E: 0 K: 2 S: 12 H: 1 LOB: 1 BB: 0 P: 20	R: 0 E: 0 K: 1 S: 9 H: 2 LOB: 2 BB: 1 P: 17	R: 0 E: 0 K: 1 S: 11 H: 1 LOB: 1 BB: 0 P: 16	R: 0 E: 0 K: 1 S: 10 H: 1 LOB: 1 BB: 0 P: 15	R: 2 E: 0 K: 1 S: 11 H: 1 LOB: 0 BB: 1 P: 19	R: 0 E: 0 K: 2 S: 15 H: 2 LOB: 3 BB: 1 P: 24	R: 0 E: 0 K: 1 S: 9 H: 0 LOB: 0 BB: 0 P: 13	R: 0 E: 0 K: 2 S: 10 H: 0 LOB: 0 BB: 0 P: 13		1B: 7 2B: 0 3B: 0 HR: 1 SF: 0 SAC: 0 DP: 1 HBP: 0						

PITCHER	IP	WLS	BF	H	R	ER	SO	BB	IBB	HBP	BLK	WP	HR	S	P	ERA	WHIP
52 Clayton Blackburn, R (1, 1) ERA: 4.5	2.0		9	3	0	0	3	1	0	0	0	0	0	21	37	0.00	2.000
73 Kyle Crick, R (3, 1) ERA:	1.2		7	2	0	0	2	0	0	0	0	0	0	20	30	0.00	1.200
74 Kraig Sitton, L (4, 1) ERA: 13.5	1.1	L	6	1	2	2	1	1	0	0	0	0	1	12	20	13.50	1.500
93 David Hernandez, R (6, 1) ERA:	1.0		6	2	0	0	2	1	0	0	0	0	0	15	24	0.00	3.000
48 Steven Okert, L (7, 1) ERA:	1.0		3	0	0	0	1	0	0	0	0	0	0	9	13	0.00	0.000

PITCHER	IP	WLS	BF	H	R	ER	SO	BB	IBB	HBP	BLK	WP	HR	S	P	ERA	WHIP
59 Neil Ramírez, R (8, 1) ERA:	1.0		3	0	0	0	2	0	0	0	0	0	0	10	13	0.00	0.000

AB	31
R	2
H	8
RBI	2
BB	3
SO	11
LOB	20

WP: 0 PB: 0 SB: 0 CS: 0 PA: 34

Batter	1	2	3	4	5	6	7	8	9	AB	R	H	RBI	BB	SO	LOB
27 Adalberto Mondesi, S (1, 4) OBP: 0.529, SLG: 0.765 68 Humberto Arteaga, R (7, 6) OBP: 0.111, SLG: 0.111	S S S 0-3 ① K	S S S 0-3 ③ K			X 0-0 46 BB 1-2 1B		X 0-0 2-H 2B		S S S 0-3 ② K	4 0 2 1 0 2 2 1 0 0 0 0 1 1						
46 Ramón Torres, S (1, 6) OBP: 0.308, SLG: 0.333 0 Terrance Gore, R (7, 7) OBP: 0.500, SLG: 0.667	X 0-0 ② G5-3		S S C 0-3 ① K		B B B 4-0 12 G6-4-3 1-2 2-3 BB		X 0-0 ③ G3		X 0-0 ③ F8	3 0 0 0 1 1 1 1 0 0 0 0 0 1						
12 Jorge Soler, R (1, 10) OBP: 0.217, SLG: 0.056	X 0-0 1B	X 0-0 ② G5-3			X 0-0 ② ③ G6-4-3 1-2f			X 0-0 ① F9		4 0 1 0 0 0 3						
35 Eric Hosmer, L (1, 3) OBP: 0.294, SLG: 0.533 17 Hunter Dozier, R (6, 3) OBP: 0.571, SLG: 1.000	X 0-0 ③ G6-3	S S S 0-3 ③ K				X 0-0 ① F7		B S S B X 2-2 HR		3 0 0 0 0 1 1 1 1 1 1 0 0 0						
16 Paulo Orlando, R (1, 8) OBP: 0.421, SLG: 0.533 14 Billy Burns, S (6, 8) OBP: 0.273, SLG: 0.222		X 0-0 38 1B 2B		S S S 0-3 ① K		X 0-0 ② G5-3		X 0-0 ② G3-1		3 1 1 0 0 1 0 1 0 0 0 0 0 0						
19 Cheslor Cuthbert, R (1, 5) OBP: 0.368, SLG: 0.154 49 Garin Cecchini, L (6, 5) OBP: 0.111, SLG: 0.111		B B B 4-0 38 1B BB		X 0-0 ② G6-3		X 0-0 ③ G5-3		X 0-0 ③ G4-3		2 0 0 0 1 0 0 1 0 0 0 0 0 0						
7 Peter O'Brien, R (1, 7) OBP: 0.364, SLG: 0.789 11 Bubba Starling, R (7, PR) OBP: 0.417, SLG: 0.364 (7, 9)		X 0-0 ① F4		X 0-0 ③ G6-3			X 0-0 27 2B 2B		X 0-0 15 1B 78 G5-3 1B	3 0 1 0 0 0 2 1 2 1 0 0 0 0						
38 Jorge Bonifacio, R (1, 9) OBP: 0.500, SLG: 0.769 15 Whit Merrifield, R (7, 4) OBP: 0.333, SLG: 0.333		X 0-0 1-2 2-H 1B			X 0-0 ① F8		X 0-0 ① G5-3		X 0-0 78 G5-3 1-3 1B	3 0 1 1 0 0 1 1 0 1 0 0 0 0						
36 Cam Gallagher, R (1, 2) OBP: 0.273, SLG: 0.200 78 Zane Evans, R (8, 2)		X 0-0 ② F9			B B B 4-0 46 BB 27 1B BB		X 0-0 ② F9		X 0-0 ① G5-3 1-2 3-H	2 0 0 0 1 0 3 1 0 0 1 0 0 1						
Inning Stats	R: 0 H: 1 E: 0 LOB: 1 K: 1 BB: 0 S: 6 P: 6	R: 1 H: 2 E: 0 LOB: 2 K: 1 BB: 1 S: 7 P: 11	R: 0 H: 0 E: 0 LOB: 0 K: 2 BB: 0 S: 7 P: 7	R: 0 H: 0 E: 0 LOB: 0 K: 1 BB: 0 S: 5 P: 5	R: 0 H: 1 E: 0 LOB: 2 K: 0 BB: 2 S: 3 P: 11	R: 0 H: 0 E: 0 LOB: 0 K: 0 BB: 0 S: 3 P: 3	R: 1 H: 2 E: 0 LOB: 1 K: 0 BB: 0 S: 5 P: 5	R: 1 H: 1 E: 0 LOB: 0 K: 0 BB: 0 S: 6 P: 8	R: 1 H: 2 E: 0 LOB: 1 K: 1 BB: 0 S: 7 P: 7	1B: 5 SF: 0 2B: 3 SAC: 0 3B: 0 DP: 1 HR: 1 HBP: 0						

TOP

Kansas City Royals @ San Francisco Giants

Scottsdale Stadium, Scottsdale, AZ

Sun Mar 05 2017, 3:06 PM - 5:31 PM EST

Att. 11,197 - Cloudy - 72 F

livebaseballscorecards.com

AB	35
R	4
H	9
RBI	4
BB	3
SO	6
LOB	16

WP: 0 PA: 38
PB: 0
SB: 0
CS: 0

PITCHER		IP	WLS	BF	H	R	ER	SO	BB	IBB	HBP	BLK	WP	HR	S	P	ERA	WHIP
40 Madison Bumgarner, L ERA: 7.5	(1, 1)	3.0		13	3	1	1	4	1	0	0	0	0	0	20	24	3.00	1.333
86 Chase Johnson, R ERA:	(4, 1)	1.0	H	3	0	0	0	1	0	0	0	0	0	0	5	5	0.00	0.000
41 Mark Melancon, R ERA: 9.82	(5, 1)	1.0	H	5	1	0	0	0	2	0	0	0	0	0	3	11	0.00	3.000
61 Josh Osich, L ERA: 9.0	(6, 1)	1.0	H	3	0	0	0	0	0	0	0	0	0	0	3	3	0.00	0.000
62 Cory Gearrin, R	(7, 1)	1.0	H	5	2	1	1	0	0	0	0	0	0	0	5	5	9.00	2.000
82 Roberto Gómez, R ERA: 5.4	(8, 1)	1.0	B	4	1	1	1	0	0	0	0	0	0	0	6	8	9.00	1.000
56 Albert Suárez, R ERA: 2.45	(9, 1)	1.0	L	5	2	1	1	1	0	0	0	0	0	0	7	7	9.00	2.000

Batter	1	2	3	4	5	6	7	8	9	AB	R	H	RBI	BB	SO	LOB
2 Denard Span, L (1, 8) OBP: 0.231, SLG: 0.091 78 Steven Duggar, L (6, 8) OBP: 0.455, SLG: 0.444	L8		F8		G6-3			K		3 0 0 0 0 0 2 1 0 0 0 0 1 0						
10 Eduardo Núñez, R (1, 10) OBP: 0.154, SLG: 0.154 43 Kyle Blanks, R (8, PH) OBP: 0.091, SLG: 0.100 (9, 10)	28 WP 1B		F8 1-2 2-3		G6-3			K		3 0 1 0 0 0 2 1 0 0 0 0 1 0						
28 Buster Posey, R (1, 2) OBP: 0.385, SLG: 0.273 22 Christian Arroyo, R (6, PR) OBP: 0.333, SLG: 0.333 (7, 6)	K 1-2		1B 2-H 3-H			8 G6-4-3 1B			G6-3	3 0 2 2 0 1 1 1 0 0 0 0 0 0						
8 Hunter Pence, R (1, 9) OBP: 0.231, SLG: 0.333 Trevor Brown, R (7, 2) OBP: 0.400, SLG: 0.600	K		F8			G6-4-3 1-2f			G5-3	3 0 0 0 0 1 3 1 0 0 0 0 0 0						
35 Brandon Crawford, L (1, 6) OBP: 0.211, SLG: 0.176 89 Austin Slater, R (7, 9) OBP: 0.231, SLG: 0.308		G4-3		G4-3		K			1B	3 0 0 0 0 1 1 1 0 1 0 0 0 0						
9 Brandon Belt, L (1, 3) OBP: 0.294, SLG: 0.400 38 Michael Morse, R (5, 3) OBP: 0.357, SLG: 0.250		K		G3			F8		G6-3	2 0 0 0 0 1 0 2 0 0 0 0 0 1						
51 Mac Williamson, R (1, 7) OBP: 0.400, SLG: 0.471 87 Wynton Bernard, R (8, 7) OBP: 0.300, SLG: 0.250		G4-3		HR			F9			3 1 1 1 0 0 0 0 0 0 0 0 0 0						
12 Joe Panik, L (1, 4) OBP: 0.533, SLG: 0.786 37 Kelby Tomlinson, R (6, 4) OBP: 0.308, SLG: 0.462			10 F8 58 1B 28 1B 1B	G3			G5-3			2 1 1 0 0 0 0 1 0 0 0 0 0 0						
58 Gordon Beckham, R (1, 5) OBP: 0.429, SLG: 0.400 1 Jae-Gyun Hwang, R (6, 5) OBP: 0.333, SLG: 0.667			10 F8 28 1B 1-2 1B		P3			P4		2 1 1 0 0 0 0 1 0 0 0 0 0 0						
Inning Stats	R: 0 H: 1 E: 0 LOB: 1 K: 2 BB: 0 S: 8 P: 9	R: 0 H: 0 E: 0 LOB: 0 K: 1 BB: 0 S: 5 P: 5	R: 2 H: 3 E: 0 LOB: 1 K: 0 BB: 0 S: 6 P: 6	R: 1 H: 1 E: 0 LOB: 0 K: 0 BB: 0 S: 5 P: 5	R: 0 H: 0 E: 0 LOB: 0 K: 0 BB: 0 S: 3 P: 3	R: 0 H: 1 E: 0 LOB: 1 K: 1 BB: 0 S: 5 P: 5	R: 0 H: 0 E: 0 LOB: 0 K: 0 BB: 0 S: 3 P: 3	R: 0 H: 0 E: 0 LOB: 0 K: 2 BB: 0 S: 7 P: 7	R: 0 H: 1 E: 0 LOB: 1 K: 0 BB: 0 S: 4 P: 4	1B: 6 SF: 0 2B: 0 SAC: 0 3B: 0 DP: 1 HR: 1 HBP: 0						

PITCHER		IP	WLS	BF	H	R	ER	SO	BB	IBB	HBP	BLK	WP	HR	S	P	ERA	WHIP
41 Danny Duffy, L ERA: 7.71	(1, 1)	3.0		13	4	2	2	3	0	0	0	0	1	0	19	20	6.00	1.333
48 Joakim Soria, R ERA: 3.0	(4, 1)	1.0		4	1	1	1	0	0	0	0	0	0	1	5	5	9.00	1.000
64 Matt Strahm, L ERA:	(5, 1)	3.0		9	1	0	0	1	0	0	0	0	0	0	11	11	0.00	0.333
61 Kevin McCarthy, R ERA: 2.25	(8, 1)	1.0	W	3	0	0	0	2	0	0	0	0	0	0	7	7	0.00	0.000
75 Malcom Culver, R ERA: 2.25	(9, 1)	1.0	S	4	1	0	0	0	0	0	0	0	0	0	4	4	0.00	1.000

PITCHER	IP	WLS	BF	H	R	ER	SO	BB	IBB	HBP	BLK	WP	HR	S	P	ERA	WHIP

BOTTOM

Kansas City Royals @ San Francisco Giants

Scottsdale Stadium, Scottsdale, AZ

Sun Mar 05 2017, 3:06 PM - 5:31 PM EST

Att. 11,197 - Cloudy - 72 F

livebaseballscorecards.com

AB	33
R	3
H	7
RBI	3
BB	0
SO	6
LOB	10

Batter	1	2	3	4	5	6	7	8	9	AB	R	H	RBI	BB	SO	LOB
70 Greg Allen, S (1, 8) OBP: 0.391, SLG: 0.429	C X 0-1 6 S 35 1B 1B		X 0-0 ② L4		1 SAFE X 0-0 35 S 1-2 1B		X 0-0 ③ L9			3	1	2	0	0	0	0
69 Todd Isaacs, R (6, 8)										1	0	0	0	0	0	1
6 Brandon Guyer, R (1, 7) OBP: 0.400, SLG: 1.200	S X 0-1 ① G5-3 1-2		X 0-0 ③ F7		S C S 0-3 ② K			S C C 0-3 ① K		2	0	0	0	0	0	1
22 Todd Hankins, R (4, 5)										2	0	0	0	0	2	2
(6, 4)																
35 Abraham Almonte, S (1, 9) OBP: 0.250, SLG: 0.375	X 0-0 13 S 2-H 1B			X 0-0 ① L4	B X 1-0 ③ F9 1-2 2-3			C S S 0-3 ② K		3	0	1	1	0	0	2
69 Ka'ai Tom, L (6, 9)										1	0	0	0	0	1	0
13 Chris Colabello, R (1, 3) OBP: 0.500, SLG: 0.647	C X 0-1 ② F9 1-2			B B B B 4-0 78 FC6-4 BB		X 0-0 45 G6-4-3 1B		X 0-0 ③ G5-3		2	0	1	0	1	0	1
44 Wily Mo Peña, R (6, PR) OBP: 0.500, SLG: 0.500										1	0	0	0	0	0	0
(6, 3)																
78 Bradley Zimmer, L (1, 10) OBP: 0.364, SLG: 0.600	S S S 0-3 ③ K			X 0-0 ② FC6-4 45 2B 1-2f		X 0-0 ① F7			X 0-0 73 FC6-4 1B	4	1	1	0	0	1	3
45 Erik Kratz, R (1, 2) OBP: 0.222, SLG: 0.444		X 0-0 ① G6-3		X 0-0 1-H 2B		X 0-0 ② ③ G6-4-3 1-2f			X 0-0 ① FC6-4 61 G4-6-3 1-2f	3	0	1	1	0	0	1
73 Francisco Mejía, S (6, 2)										1	0	0	0	0	0	1
4 Richie Shaffer, R (1, 5) OBP: 0.190, SLG: 0.278		X 0-0 ② L7		D C C S 1-3 ③ K			X 0-0 ① G1-3		X 0-0 ② ③ G4-6-3 1-2f	2	0	0	0	0	1	1
(4, 7)																
61 Connor Marabell, L (6, 7)										2	0	0	0	0	0	1
9 Erik González, R (1, 4) OBP: 0.375, SLG: 0.688		C F S 0-3 ③ K			X 0-0 ① P3		B B B B 4-0 51 G3 BB			2	0	0	0	1	0	0
62 Nolan Jones, L (6, 5)										0	0	0	0	1	0	0
77 Eric Stamets, R (1, 6) OBP: 0.357, SLG: 0.417			X 0-0 ① G2-3		H 1-0 35 S 70 1B HBP		B 1 X SAFE 1-0 ② G3 1-2			1	0	0	0	0	0	0
51 Luke Wakamatsu, S (6, 6)										1	0	0	0	0	0	1
Inning Stats	R: 1 H: 2 E: 0 LOB: 1 K: 1 BB: 0 S: 10 P: 10	R: 0 H: 0 E: 0 LOB: 0 K: 1 BB: 0 S: 5 P: 5	R: 0 H: 0 E: 0 LOB: 0 K: 0 BB: 0 S: 3 P: 3	R: 1 H: 1 E: 0 LOB: 1 K: 1 BB: 1 S: 6 P: 11	R: 0 H: 1 E: 0 LOB: 2 K: 1 BB: 0 S: 6 P: 8	R: 0 H: 1 E: 0 LOB: 1 K: 0 BB: 0 S: 3 P: 3	R: 0 H: 0 E: 0 LOB: 1 K: 0 BB: 1 S: 3 P: 8	R: 0 H: 0 E: 0 LOB: 0 K: 2 BB: 0 S: 7 P: 7	R: 0 H: 1 E: 0 LOB: 0 K: 0 BB: 0 S: 3 P: 3	1B: 5 SF: 0 2B: 1 SAC: 0 3B: 0 DP: 2 HR: 0 HBP: 1						

TOP

Cleveland Indians @ San Francisco Giants

Scottsdale Stadium, Scottsdale, AZ

Mon Mar 06 2017, 3:07 PM - 5:36 PM EST

Att. 9,241 - Sunny - 66 F

livebaseballscorecards.com

AB	31
R	2
H	6
RBI	2
BB	2
SO	6
LOB	15

PITCHER		IP	WLS	BF	H	R	ER	SO	BB	IBB	HBP	BLK	WP	HR	S	P	ERA	WHIP
18 Matt Cain, R ERA: 7.36	(1, 1)	3.1		13	2	2	2	2	1	0	0	0	0	0	19	23	5.40	0.900
50 Ty Blach, L ERA: 1.35	(4, 1)	2.2	B	11	3	0	0	2	0	0	1	0	0	0	14	17	0.00	1.125
80 Dan Slania, R ERA:	(7, 1)	1.0	W	4	0	0	0	0	1	0	0	0	0	0	3	8	0.00	1.000
64 Derek Law, R ERA:	(8, 1)	1.0	H	3	0	0	0	2	0	0	0	0	0	0	7	7	0.00	0.000
60 Hunter Strickland, R ERA: 4.5	(9, 1)	1.0	S	3	1	0	0	0	0	0	0	0	0	0	3	3	0.00	1.000

PITCHER	IP	WLS	BF	H	R	ER	SO	BB	IBB	HBP	BLK	WP	HR	S	P	ERA	WHIP

Batter	1	2	3	4	5	6	7	8	9	AB	R	H	RBI	BB	SO	LOB
2 Denard Span, L (1, 8) OBP: 0.188, SLG: 0.071 39 Justin Ruggiano, R (6, 9) OBP: 0.154, SLG: 0.167	G4-3	K			G3		K			3 0 0 0 0 1 2 1 0 0 0 0 1 0						
7 Jimmy Rollins, S (1, 4) OBP: 0.333, SLG: 0.143 1 Jae-Gyun Hwang, R (6, 5) OBP: 0.308, SLG: 0.615 (8, 3)	P6		38 F9 6 BB 94 CS BB		8 FC5-4 HBP		K2-3			1 0 0 0 1 0 0 1 0 0 0 0 1 0						
8 Hunter Pence, R (1, 9) OBP: 0.188, SLG: 0.267 49 Chris Marrero, R (6, 7) OBP: 0.263, SLG: 0.556	G6-3		K		FC5-4 1-2f			K		3 0 0 0 0 1 2 1 0 0 0 0 1 0						
6 Jarrett Parker, L (1, 7) OBP: 0.417, SLG: 0.611 63 Orlando Calixte, R (6, 8) OBP: 0.294, SLG: 0.313		K	1-2 BB		F7			F7		2 0 0 0 1 1 1 1 0 0 0 0 0 0						
38 Michael Morse, R (1, 10) OBP: 0.353, SLG: 0.214 87 Wynton Bernard, R (8, PH) OBP: 0.273, SLG: 0.222 (9, 10)		94 2B BB	F9 2-3			K		K		2 1 0 0 1 1 2 1 0 0 0 0 1 0						
94 Aaron Hill, R (1, 6) OBP: 0.375, SLG: 0.400 22 Christian Arroyo, R (7, 6) OBP: 0.333, SLG: 0.333	1-H 43 1B 2B	CS 3-H	P6			F8				3 1 1 1 0 0 0 0 0 0 0 0 0 0						
5 Nick Hundley, R (1, 2) OBP: 0.389, SLG: 0.214 72 Tim Federowicz, R (7, 2)	43 1B BB		K			F7				2 0 0 0 1 1 0 0 0 0 0 0 0 0						
43 Kyle Blanks, R (1, 3) OBP: 0.286, SLG: 0.462 83 Ryder Jones, L (8, 5) OBP: 0.333, SLG: 0.375	1-2 2-H 1B		1B				37 SF7 3B			3 1 3 1 0 0 0 0 0 0 0 0 0 0						
37 Kelby Tomlinson, R (1, 5) OBP: 0.250, SLG: 0.400 (6, 4)	L9		P3				SF7 3-H			2 0 0 1 0 0 3						
Inning Stats	R: 0 E: 0 K: 0 S: 3 H: 0 LOB: 0 BB: 0 P: 3	R: 2 E: 0 K: 2 S: 9 H: 2 LOB: 2 BB: 2 P: 17	R: 0 E: 0 K: 1 S: 7 H: 0 LOB: 1 BB: 2 P: 15	R: 0 E: 0 K: 1 S: 6 H: 1 LOB: 1 BB: 0 P: 6	R: 0 E: 0 K: 0 S: 3 H: 0 LOB: 1 BB: 0 P: 4	R: 0 E: 0 K: 1 S: 5 H: 0 LOB: 0 BB: 0 P: 5	R: 1 E: 0 K: 2 S: 8 H: 1 LOB: 0 BB: 0 P: 8	R: 0 E: 0 K: 2 S: 7 H: 0 LOB: 0 BB: 0 P: 7		1B: 2 2B: 1 3B: 1 HR: 0	SF: 1 SAC: 0 DP: 0 HBP: 1			WP: 0 PB: 0 SB: 0 CS: 1	PA: 33		

PITCHER		IP	WLS	BF	H	R	ER	SO	BB	IBB	HBP	BLK	WP	HR	S	P	ERA	WHIP
31 Danny Salazar, R ERA: 4.26	(1, 1)	2.1		13	2	2	2	3	4	0	0	0	0	0	17	33	7.71	2.571
62 Nick Goody, R ERA:	(3, 1)	1.0		2	0	0	0	0	0	0	0	0	0	0	3	3	0.00	0.000
48 Boone Logan, L ERA: 27.0	(4, 1)	0.2		3	1	0	0	1	0	0	0	0	0	0	5	5	0.00	1.500
40 James Russell, L ERA: 2.25	(5, 1)	1.0		4	0	0	0	0	0	0	1	0	0	0	3	4	0.00	0.000
57 Kyle Crockett, L ERA: 4.5	(6, 1)	1.0		3	0	0	0	1	0	0	0	0	0	0	5	5	0.00	0.000

PITCHER		IP	WLS	BF	H	R	ER	SO	BB	IBB	HBP	BLK	WP	HR	S	P	ERA	WHIP
74 Shawn Morimando, L ERA: 6.35	(7, 1)	2.0	L	7	1	1	1	4	0	0	0	0	0	0	15	15	4.50	0.500

BOTTOM

Cleveland Indians @ San Francisco Giants

Scottsdale Stadium, Scottsdale, AZ

Mon Mar 06 2017, 3:07 PM - 5:36 PM EST

Att. 9,241 - Sunny - 66 F

livebaseballscorecards.com

AB	26
R	3
H	4
RBI	3
BB	4
SO	9
LOB	10

Batter	1	2	3	4	5	6	7	8	9	AB	R	H	RBI	BB	SO	LOB
66 Gorkys Hernández, R (1, 8) OBP: 0.222, SLG: 0.250 78 Steven Duggar, L (6, 8) OBP: 0.462, SLG: 0.455	4-0 12 CS BB			0-0 ① G6-3	1-0 ③ F9 1-3		0-3 ③ K		0-0 G6-4-3 1B	2 2	0 0	0 1	0 0	1 0	0 1	1 1
12 Joe Panik, L (1, 4) OBP: 0.500, SLG: 0.706 Trevor Brown, R (6, 4) OBP: 0.333, SLG: 0.500	1-0 ①② G4 1-2			0-0 9 3B 1B		0-3 ① K		0-0 ① F7	0-0 ②③ G6-4-3 1-2f	3 2	1 0	1 0	0 0	0 0	1 0	1 3
51 Mac Williamson, R (1, 7) OBP: 0.375, SLG: 0.571 87 Wynton Bernard, R (8, 7) OBP: 0.273, SLG: 0.222	0-3 ③ K			0-0 ② F7		0-0 HR		0-0 ② G6-3		4 0	1 0	1 0	1 0	0 0	1 0	1 0
9 Brandon Belt, L (1, 3) OBP: 0.300, SLG: 0.500 83 Ryder Jones, L (6, 3) OBP: 0.400, SLG: 0.444		0-0 ① P6		0-0 1-H 3B		0-0 ② G3		0-0 63 E 1B		3 1	0 0	1 1	1 0	0 0	0 0	0 0
39 Justin Ruggiano, R (1, 9) OBP: 0.125, SLG: 0.133 63 Orlando Calixte, R (6, 9) OBP: 0.278, SLG: 0.294 (7, 5)		0-0 ② G6-3		0-3 ③ K		0-3 ③ K		0-0 E5 1-2		3 1	0 0	0 0	0 0	0 0	2 0	1 1
49 Chris Marrero, R (1, 10) OBP: 0.273, SLG: 0.667 90 Miguel Gómez, S (8, PH) OBP: 0.125, SLG: 0.125 (8, 10)		0-3 ③ K			0-0 ① P3		1-1 HR	0-0 ③ F8		3 1	1 0	1 0	1 0	0 0	1 0	0 2
1 Jae-Gyun Hwang, R (1, 5) OBP: 0.313, SLG: 0.750 89 Austin Slater, R (7, 9) OBP: 0.214, SLG: 0.286			0-0 ① G1-3		1-0 HR		0-0 ① G6-3		0-0 ① G4-3	3 1	1 0	1 0	1 0	0 0	0 0	0 0
58 Gordon Beckham, R (1, 6) OBP: 0.412, SLG: 0.385 22 Christian Arroyo, R (7, 6) OBP: 0.400, SLG: 0.400			0-3 ② K2-3		0-0 66 E 1B		0-0 ② F7		0-0 77 E 77 1B 1B	3 1	0 0	1 1	0 0	0 0	1 0	0 0
72 Tim Federowicz, R (1, 2) 77 Aramis Garcia, R (7, 2) OBP: 0.333, SLG: 0.333			0-0 ③ G5-3		0-2 ② K		4-0 BB		0-0 E7 1-3 1B	2 1	0 0	0 1	0 0	1 0	1 0	1 0
Inning Stats	R: 0 E: 0 K: 1 S: 4 H: 0 LOB: 0 BB: 1 P: 9	R: 0 E: 0 K: 1 S: 5 H: 0 LOB: 0 BB: 0 P: 5	R: 0 E: 0 K: 1 S: 5 H: 0 LOB: 0 BB: 0 P: 5	R: 1 E: 0 K: 1 S: 7 H: 2 LOB: 1 BB: 0 P: 7	R: 1 E: 0 K: 1 S: 7 H: 2 LOB: 1 BB: 0 P: 9	R: 1 E: 0 K: 2 S: 8 H: 1 LOB: 0 BB: 0 P: 8	R: 1 E: 0 K: 1 S: 7 H: 1 LOB: 1 BB: 1 P: 12	R: 0 E: 1 K: 0 S: 5 H: 1 LOB: 2 BB: 0 P: 5	R: 0 E: 1 K: 0 S: 5 H: 3 LOB: 2 BB: 0 P: 5	1B: 6 2B: 0 3B: 1 HR: 3 SF: 0 SAC: 0 DP: 1 HBP: 0						

PITCHER		IP	WLS	BF	H	R	ER	SO	BB	IBB	HBP	BLK	WP	HR	S	P	ERA	WHIP
22 Clayton Kershaw, L ERA:	(1, 1)	3.0		9	0	0	0	3	1	0	0	0	0	0	14	19	0.00	0.333
46 Josh Fields, R ERA: 23.14	(4, 1)	1.0		5	2	1	1	1	0	0	0	0	0	0	7	7	9.00	2.000
51 Steve Geltz, R ERA: 3.0	(5, 1)	1.0	B	5	2	1	1	1	0	0	0	0	0	1	7	9	9.00	2.000
43 Luis Avilán, L ERA: 3.0	(6, 1)	1.0	L	4	1	1	1	2	0	0	0	0	0	1	8	8	9.00	1.000
75 Grant Dayton, L ERA: 4.5	(7, 1)	1.0		5	1	1	1	1	1	0	0	0	0	1	7	12	9.00	2.000

PITCHER		IP	WLS	BF	H	R	ER	SO	BB	IBB	HBP	BLK	WP	HR	S	P	ERA	WHIP
36 Adam Liberatore, L ERA:	(8, 1)	1.0		5	1	0	0	0	0	0	0	0	0	0	5	5	0.00	1.000
91 Shea Spitzbarth, R ERA:	(9, 1)	1.0		5	3	0	0	0	0	0	0	0	0	0	5	5	0.00	3.000

TOP

San Francisco Giants @ Los Angeles Dodgers
Camelback Ranch, Glendale, AZ
Tue Mar 07 2017, 3:08 PM - 6:03 PM EST
Att. 10,777 - Partly Cloudy - 71 F

livebaseballscorecards.com

AB	36
R	4
H	10
RBI	4
BB	2
SO	8
LOB	12

Batter	1	2	3	4	5	6	7	8	9	AB	R	H	RBI	BB	SO	LOB
11 Logan Forsythe, R (1, 4) OBP: 0.462, SLG: 0.538	0-0 23 1B	0-3 K		0-0 66 E 1-3 2-H		0-0			0-3 K	3	0	2	1	0	1	2
61 Cody Bellinger, L (5, 3) OBP: 0.417, SLG: 0.450 (7, 7)	1B			1B		1B				2	0	1	0	0	1	0
66 Yasiel Puig, R (1, 9) OBP: 0.294, SLG: 0.563	0-3 K		4-0 23 WP BB	0-0 E4 1-2 3-H		0-0 F9			0-0 G5-3	2	0	0	0	1	1	2
15 Austin Barnes, R (6, 2) OBP: 0.250, SLG: 0.200										2	0	0	0	0	0	1
23 Adrián González, L (1, 3) OBP: 0.200, SLG: 0.200	0-0 9 WP 1-3		0-3 K 1-2	0-0 P6			0-0 L6		0-0 G4-3	3	0	1	0	0	1	3
87 José Miguel Fernández, L (5, 4)	1B									2	0	0	0	0	0	0
9 Yasmani Grandal, S (1, 2) OBP: 0.368, SLG: 0.421	1-3 K 1-2		0-0 G5-3		0-0 47 WP		0-3 K			3	0	1	0	0	1	3
73 Stetson Allie, R (5, PR) OBP: 0.333, SLG: 0.455 (6, 9)					1B					1	0	0	0	0	1	0
28 Franklin Gutierrez, R (1, 10)	0-0 G5-3		0-0 G4-3		0-3 K		4-0 93 FC4-6 BB			3	0	0	0	0	1	4
84 Willie Calhoun, L (7, PH) OBP: 0.500, SLG: 0.333 (8, 10)										0	0	0	0	1	0	0
47 Tyler Holt, R (1, 7) OBP: 0.625, SLG: 0.786		0-0 3 S 1B		4-0 3 1B 11 1B BB	4-0 6 G5-4-3 1-2 BB		0-0 FC4-6 1-2f			1	1	1	0	2	0	0
93 Edwin Ríos, L (7, 5)										1	0	0	0	0	0	1
6 Charlie Culberson, R (1, 6) OBP: 0.200, SLG: 0.240		0-3 K		0-0 F8	0-0 G5-4-3 1-2f			0-0 G6-3		3	0	0	0	0	1	4
76 Wynston Sawyer, R (7, 3) OBP: 0.333, SLG: 0.333										1	0	0	0	0	0	0
37 Darnell Sweeney, S (1, 5) OBP: 0.313, SLG: 0.313		0-0 F9		0-3 K		0-3 K		0-0 F9		3	0	0	0	0	2	2
0 Erick Mejia, S (7, 6) OBP: 0.667, SLG: 2.000										1	0	0	0	0	0	0
3 Chris Taylor, R (1, 8) OBP: 0.526, SLG: 0.400		4-0 1-2 BB		0-0 11 1B 66 E 1-2 1B		0-0 F8		0-3 K		2	1	1	0	1	0	0
94 Johan Mieses, R (7, 8)										1	0	0	0	0	1	0
Inning Stats	R: 0 E: 0 K: 2 S: 9 / H: 2 LOB: 2 BB: 0 P: 10	R: 0 E: 0 K: 2 S: 8 / H: 1 LOB: 2 BB: 1 P: 12	R: 0 E: 0 K: 1 S: 5 / H: 0 LOB: 1 BB: 1 P: 9	R: 2 E: 1 K: 1 S: 8 / H: 2 LOB: 2 BB: 1 P: 12	R: 0 E: 0 K: 1 S: 5 / H: 1 LOB: 2 BB: 1 P: 9	R: 0 E: 0 K: 1 S: 6 / H: 1 LOB: 1 BB: 0 P: 6	R: 0 E: 0 K: 1 S: 5 / H: 0 LOB: 1 BB: 1 P: 9	R: 0 E: 0 K: 1 S: 5 / H: 0 LOB: 0 BB: 0 P: 5	R: 0 E: 0 K: 1 S: 5 / H: 0 LOB: 0 BB: 0 P: 5	1B: 7 2B: 0 3B: 0 HR: 0	SF: 0 SAC: 0 DP: 1 HBP: 0						

PITCHER	IP	WLS	BF	H	R	ER	SO	BB	IBB	HBP	BLK	WP	HR	S	P	ERA	WHIP
45 Matt Moore, L (1, 1) ERA: 6.43	3.0		14	3	0	0	5	2	0	0	0	2	0	22	31	0.00	1.667
67 Joan Gregorio, R (4, 1) ERA: 5.4	0.2		6	2	2	1	1	1	0	0	0	0	0	7	11	13.50	4.500
54 Matt Reynolds, L (4, 1) ERA: 20.25	0.1		1	0	0	0	0	0	0	0	0	0	0	1	1	0.00	0.000
32 Tyler Beede, R (5, 1) ERA:	2.0	W	8	2	0	0	2	1	0	0	0	1	0	11	15	0.00	1.500
70 George Kontos, R (7, 1) ERA: 6.75	1.0	H	4	0	0	0	1	1	0	0	0	0	0	5	9	0.00	1.000

PITCHER	IP	WLS	BF	H	R	ER	SO	BB	IBB	HBP	BLK	WP	HR	S	P	ERA	WHIP
59 Neil Ramírez, R (8, 1) ERA:	1.0	H	3	0	0	0	1	0	0	0	0	0	0	5	5	0.00	0.000
53 José Domínguez, R (9, 1) ERA:	1.0	S	3	0	0	0	1	0	0	0	0	0	0	5	5	0.00	0.000

BOTTOM

San Francisco Giants @ Los Angeles Dodgers

Camelback Ranch, Glendale, AZ

Tue Mar 07 2017, 3:08 PM - 6:03 PM EST

Att. 10,777 - Partly Cloudy - 71 F

livebaseballscorecards.com

AB	34
R	2
H	7
RBI	1
BB	5
SO	11
LOB	22

1B: 7 2B: 0 3B: 0 HR: 0 | SF: 0 SAC: 0 DP: 1 HBP: 0

WP: 3 PB: 0 SB: 1 CS: 0 | PA: 39

Batter	1	2	3	4	5	6	7	8	9	AB	R	H	RBI	BB	SO	LOB
16 Ángel Pagán, S (1, 7) OBP: 0.500, SLG: 0.500 7 Enrique Hernández, R (6, 7)	F X 0-1 1 HBP 12 1B 1B	X 0-0 ③ G4-3		X 0-0 ③ L9		X 0-0 1B		X 0-0 ① FC1-6 1B 1-2f 2-3		4 1	0 0	2 0	0 0	0 0	0 0	3 2
12 Francisco Lindor, S (1, 6) OBP: 0.333, SLG: 0.333 Edwin Ríos, L (5, 6) OBP: 0.500, SLG: 0.500	X 0-0 1 HBP 1-2 1B	X 0-0 ① P5	X 0-0 ① P4	S S S	X 0-3 ③ K	X 0-0 1-3 3-H 1B				3 2	0 0	1 1	0 1	0 0	0 1	0 1
1 Carlos Correa, R (1, 5) 14 Mike Aviles, R (5, 5)	H 1-0 4 G5-4-3 1-2 2-3 HBP	X 0-0 ② G6-3	B B B B 4-0 4 1B 15 1B 9 SF8 BB		C F T 0-2 ① K	X 0-0 ② P5				1 2	1 0	0 0	0 0	1 0	0 1	0 2
15 Carlos Beltrán, S (1, 10) OBP: 0.667, SLG: 0.667 44 René Rivera, R (7, PH) (7, 10)	S S S 0-3 ① K	X 0-0 1B	X 0-0 9 SF8 4 1B 1-2 1B		X 0-0 ② G3	X 0-0 ③ F9				3 2	0 0	2 0	0 0	0 0	1 0	3 2
4 Yadier Molina, R (1, 2) OBP: 0.333, SLG: 0.333 55 Roberto Pérez, R (6, 2)	X 0-0 ②③ G5-4-3 1-2f	X 0-0 ③ F8	X 0-0 1-2 2-3 1B		X 0-0 ③ G4-3		C F S S 0-3 ① K			3 2	0 0	1 0	0 0	0 0	0 1	4 0
9 Javier Báez, R (1, 4) OBP: 0.333, SLG: 0.500 Isan Díaz, L (5, 4)	C S C 0-3 ① K	X 0-0 5 FC3-6 17 S 3 SH3-4 1B	X 0-0 ② SF8 2-3 3-H		B B B B 4-0 20 BB 17 1B 3 1B BB	X 0-0 ② F7				2 1	1 1	1 0	1 0	0 1	1 0	0 0
17 Eddie Rosario, L (1, 9) OBP: 0.400, SLG: 0.250	X 0-0 ② P4	S H 1-1 5 FC3-6 1-2 HBP	C C S 0-3 ③ K		X 0-0 20 BB 3 1B 1-2 1B	X 0-0 ③ G3-1				4 2	1 0	1 1	0 0	0 0	1 1	2 1
5 T.J. Rivera, R (1, 3) 20 Kennys Vargas, S (6, 3)	H 1-0 3 BB HBP	X 0-0 ① FC3-6 3 SH3-4 1-2f 2-3		F F C 0-3 ① K	B B B B 4-0 7 FC1-6 3 1B 1B 1-2 2-3 BB					2 0	0 1	0 0	0 0	0 1	1 0	2 0
3 Rey Fuentes, L (1, 8) OBP: 0.667, SLG: 0.500	B B B 4-0 1-2 BB	3 SAFE X 0-0 ② SH3-4 1-2 3-H		S S C 0-3 ② K	X 0-0 7 FC1-6 1-2 2-H 3-H 1B					2	0	1	3	1	1	0
Inning Stats	R: 0 E: 0 K: 1 S: 7 H: 2 LOB: 2 BB: 0 P: 8	R: 0 E: 0 K: 1 S: 5 H: 0 LOB: 2 BB: 1 P: 10	R: 0 E: 0 K: 0 S: 4 H: 1 LOB: 1 BB: 0 P: 4	R: 1 E: 0 K: 0 S: 5 H: 1 LOB: 1 BB: 0 P: 6	R: 1 E: 0 K: 1 S: 7 H: 2 LOB: 2 BB: 1 P: 11	R: 0 E: 0 K: 3 S: 10 H: 1 LOB: 1 BB: 0 P: 10	R: 0 E: 0 K: 1 S: 5 H: 0 LOB: 0 BB: 0 P: 5	R: 3 E: 0 K: 0 S: 6 H: 3 LOB: 2 BB: 2 P: 14	R: 0 E: 0 K: 1 S: 5 H: 0 LOB: 0 BB: 0 P: 5	1B: 10 2B: 0 3B: 0 HR: 0 SF: 1 SAC: 1 DP: 1 HBP: 3						

PITCHER		IP	WLS	BF	H	R	ER	SO	BB	IBB	HBP	BLK	WP	HR	S	P	ERA	WHIP
29 Jeff Samardzija, R	(1, 1)	3.2		18	4	1	1	2	1	0	3	0	0	0	20	27	2.46	1.364
ERA: 2.45																		
46 Michael Roth, L	(4, 1)	1.1		7	2	1	1	1	1	0	0	0	0	0	8	12	6.75	2.250
ERA: 6.75																		
41 Mark Melancon, R	(6, 1)	1.0		4	1	0	0	3	0	0	0	0	0	0	10	10	0.00	1.000
ERA:																		
61 Josh Osich, L	(7, 1)	1.0		3	0	0	0	1	0	0	0	0	0	0	5	5	0.00	0.000
ERA:																		
93 David Hernandez, R	(8, 1)	0.1	B	6	3	3	3	0	2	0	0	0	0	0	4	12	81.00	15.000
ERA: 81.0																		

PITCHER		IP	WLS	BF	H	R	ER	SO	BB	IBB	HBP	BLK	WP	HR	S	P	ERA	WHIP
62 Cory Gearrin, R	(8, 1)	0.2		2	0	0	0	0	0	0	0	0	0	0	2	2	0.00	0.000
ERA:																		
48 Steven Okert, L	(9, 1)	1.0	W	3	0	0	0	1	0	0	0	0	0	0	5	5	0.00	0.000
ERA:																		

TOP

Puerto Rico @ San Francisco Giants

Scottsdale Stadium, Scottsdale, AZ

Wed Mar 08 2017, 3:08 PM - 5:52 PM EST

Att. 8,010 - Partly Cloudy - 77 F

livebaseballscorecards.com

AB	34
R	5
H	10
RBI	5
BB	4
SO	8
LOB	21



BOTTOM

Puerto Rico @ San Francisco Giants

Scottsdale Stadium, Scottsdale, AZ

Wed Mar 08 2017, 3:08 PM - 5:52 PM EST

Att. 8,010 - Partly Cloudy - 77 F

livebaseballscorecards.com

Batter	1	2	3	4	5	6	7	8	9	AB	R	H	RBI	BB	SO	LOB
2 Denard Span, L (1, 8) OBP: 0.333, SLG: 0.333 63 Orlando Calixte, R (7, 8) OBP: 1.000, SLG: 3.000 (8, 9)	F8			G4-3		1B		21 PB 3B		3 1	0 1	1 1	0 0	0 0	0 0	0 0
10 Eduardo Núñez, R (1, 5) 21 Conor Gillaspie, L (6, 5)	P6			K		G6-3		F8 3-H		2 2	0 0	0 0	0 0	0 0	1 0	0 0
8 Hunter Pence, R (1, 9) OBP: 0.333, SLG: 1.000 78 Steven Duggar, L (8, 8)	K			L5			38 HR 3B	K		3 1	1 0	1 0	0 0	0 0	1 1	0 0
38 Michael Morse, R (1, 10) OBP: 0.333, SLG: 1.333 43 Kyle Blanks, R (9, PH)		K			F9		2-1 HR 3-H		49 HR BB	3 0	1 1	1 0	2 0	0 1	1 0	0 0
9 Brandon Belt, L (1, 3) OBP: 0.500, SLG: 0.500 49 Chris Marrero, R (6, 3) OBP: 0.500, SLG: 2.000		G4-3			94 WP 6 E 1B		G4-3		1 SAFE 1 SAFE 1-H HR	2 2	1 1	1 1	0 2	0 0	0 0	0 0
94 Aaron Hill, R (1, 4) 37 Kelby Tomlinson, R (6, 4)		F9			K 1-2		G4-3			2 1	0 0	0 0	0 0	0 0	1 0	1 0
6 Jarrett Parker, L (1, 7) OBP: 0.667, SLG: 0.500 87 Wynton Bernard, R (8, 7)			G6-4-3 BB		E9 2-H 1B		E6			2 0	0 0	1 0	1 0	1 0	0 0	0 0
7 Jimmy Rollins, S (1, 6) 22 Christian Arroyo, R (6, 6)		F8			L3		1 SAFE G5-3			2 1	0 0	0 0	0 0	0 0	0 0	2 1
Trevor Brown, R (1, 2) 5 Nick Hundley, R (7, 2)	1 SAFE	G6-4-3 1-2f				G5-3		P6		2 1	0 0	0 0	0 0	0 0	0 0	1 0

	AB	30
	R	6
	H	7
	RBI	5
	BB	2
	SO	5
	LOB	5

Inning Stats																		
	R: 0 E: 0 K: 1 S: 5	H: 0 LOB: 0 BB: 0 P: 5	R: 0 E: 0 K: 1 S: 5	H: 0 LOB: 0 BB: 0 P: 5	R: 0 E: 0 K: 0 S: 3	H: 0 LOB: 0 BB: 1 P: 7	R: 0 E: 0 K: 1 S: 5	H: 0 LOB: 0 BB: 0 P: 5	R: 1 E: 1 K: 1 S: 7	H: 2 LOB: 1 BB: 0 P: 8	R: 0 E: 0 K: 0 S: 3	H: 1 LOB: 0 BB: 0 P: 3	R: 2 E: 1 K: 0 S: 7	H: 2 LOB: 1 BB: 0 P: 9	R: 1 E: 0 K: 1 S: 6	H: 1 LOB: 0 BB: 0 P: 7	R: 2 E: 0 K: 0 S: 1	H: 1 LOB: 0 BB: 1 P: 5

	1B: 3 2B: 0 3B: 2 HR: 2	SF: 0 SAC: 0 DP: 1 HBP: 0	WP: 1 PB: 1 SB: 0 CS: 0	PA: 32

PITCHER		IP	WLS	BF	H	R	ER	SO	BB	IBB	HBP	BLK	WP	HR	S	P	ERA	WHIP
53 Héctor Santiago, L ERA:	(1, 1)	1.0		3	0	0	0	1	0	0	0	0	0	0	5	5	0.00	0.000
28 Jorge López, R ERA:	(2, 1)	2.0		6	0	0	0	1	1	0	0	0	0	0	8	12	0.00	0.500
29 Joe Colón, R ERA:	(4, 1)	1.0	H	3	0	0	0	1	0	0	0	0	0	0	5	5	0.00	0.000
34 Orlando Roman, R ERA: 4.5	(5, 1)	2.0	H	8	3	1	1	1	0	0	0	0	1	0	10	11	4.50	1.500
32 J.C. Romero, L ERA: 18.0	(7, 1)	1.0	B	6	2	2	2	0	0	0	0	0	0	1	7	9	18.00	2.000

PITCHER		IP	WLS	BF	H	R	ER	SO	BB	IBB	HBP	BLK	WP	HR	S	P	ERA	WHIP
Miguel Mejia, R ERA:	(8, 1)	1.0	H	4	1	1	0	1	0	0	0	0	0	0	6	7	0.00	1.000
13 Emilio Pagán, R ERA:	(9, 1)	0.0	L	2	1	2	2	0	1	0	0	0	0	1	1	5	∞	∞

Cleveland Indians @ San Francisco Giants

Scottsdale Stadium, Scottsdale, AZ

Fri Mar 10 2017, 3:08 PM - 6:21 PM EST

Att. 11,429 - Sunny - 82 F

TOP

livebaseballscorecards.com

Batter	1	2	3	4	5	6	7	8	9	AB	R	H	RBI	BB	SO	LOB
22 Jason Kipnis, L (1, 10) OBP: 0.500, SLG: 0.400 73 Francisco Mejía, S (6, PH) OBP: 0.308, SLG: 0.308 (6, 10)	B B B B 4-0 BB		X 0-0 ② P5		X 0-0 11 BB 6 HBP 1B	X 0-0 3-H 1B		C C C 0-3 ② K	X 0-0 1B	2 0 1 0 1 0 0 3 0 2 1 0 1 0						
6 Brandon Guyer, R (1, 7) OBP: 0.333, SLG: 0.750 70 Greg Allen, S (6, 7) OBP: 0.379, SLG: 0.360 (7, 8)	S S S 0-3 ① K		X 0-0 ③ L7		H 1-0 11 BB 1-2 HBP	X 0-0 ③ G5-3		B B B B 4-0 4 1B 53 2B BB	S S S 0-3 ③ K	3 0 0 0 0 1 2 1 1 0 0 1 1 1						
11 José Ramírez, S (1, 5) OBP: 0.346, SLG: 0.609 4 Richie Shaffer, R (6, 5) OBP: 0.269, SLG: 0.391	X 0-0 ② F8			X 0-0 ① F9	B B B B 4-0 99 FC6-4 1-2 2-3 BB		X 0-0 53 G6-4-3 1B	X 0-0 1-2 53 2B 1B		2 0 0 0 1 0 1 2 1 2 0 0 0 0						
45 Erik Kratz, R (1, 2) OBP: 0.267, SLG: 0.600 53 Adam Moore, R (5, 2) OBP: 0.385, SLG: 0.667	X 0-0 ③ P3			X 0-0 ② P6	C C C 0-3 ② K		X 0-0 ① ② G6-4-3 1-2f	X 0-0 33 WP 1-H 2-H 2B		3 0 0 0 0 1 4 2 0 1 2 0 0 1						
99 Daniel Robertson, R (1, 9) OBP: 0.375, SLG: 0.333 2 Dorssys Paulino, R (7, 7)		X 0-0 9 S 1B		X 0-0 E5 78 2B	X 0-0 ③ FC6-4 1-2f		H 1-0 78 HBP 86 1B HBP	B B B B 4-0 33 WP BB		3 2 1 0 0 0 3 0 0 0 0 1 0 0						
78 Bradley Zimmer, L (1, 8) OBP: 0.433, SLG: 0.704 33 Mike Papi, L (7, 9) OBP: 0.500, SLG: 0.250	S S S 0-3 ① K			X 0-0 1-H 86 1B 2B		X 0-0 9 1B 2B	H 1-0 1-2 86 1B HBP	B B B B 4-0 1-2 2-3 BB		3 2 2 1 0 1 1 0 0 0 0 1 0 0						
86 Nellie Rodriguez, R (1, 3) OBP: 0.385, SLG: 0.375		X 0-0 ② F7		X 0-0 2-H 9 FC6-4 1B		X 0-0 ① P4	X 0-0 1-2 2-H 1B	C C C 0-3 ③ K		5 0 2 2 0 1 5						
9 Erik González, R (1, 4) OBP: 0.318, SLG: 0.545 79 Ronny Rodríguez, R (7, PH) OBP: 0.174, SLG: 0.227 (7, 4)	B S S S 1-3 ③ K 1-2			X 0-0 ③ FC6-4 1-2f		X 0-0 1 G3-1 1 WP 73 1B 2-H 1B	S S S 0-3 ③ K		S S S 0-3 ① K	3 1 1 1 0 1 2 2 0 0 0 0 2 2						
1 Michael Martinez, S (1, 6) OBP: 0.417, SLG: 0.708 77 Eric Stamets, R (6, 6) OBP: 0.263, SLG: 0.294			X 0-0 ① P4		X 0-0 ① G3-1	B X 1-0 ② G3-1 1-3		X 0-0 ① G6-3	X 0-0 ② G5-3	3 0 0 0 0 0 1 2 0 0 0 0 0 0						
Inning Stats	R: 0 E: 0 K: 1 S: 5 H: 0 LOB: 1 BB: 1 P: 9	R: 0 E: 0 K: 2 S: 8 H: 1 LOB: 1 BB: 0 P: 9	R: 0 E: 0 K: 0 S: 3 H: 0 LOB: 0 BB: 0 P: 3	R: 2 E: 1 K: 0 S: 6 H: 2 LOB: 1 BB: 0 P: 6	R: 0 E: 0 K: 1 S: 6 H: 1 LOB: 3 BB: 1 P: 11	R: 2 E: 0 K: 0 S: 6 H: 3 LOB: 1 BB: 0 P: 7	R: 1 E: 0 K: 1 S: 6 H: 2 LOB: 2 BB: 0 P: 8	R: 2 E: 0 K: 2 S: 9 H: 2 LOB: 3 BB: 3 P: 21	R: 0 E: 0 K: 2 S: 8 H: 1 LOB: 1 BB: 0 P: 8	1B: 9 2B: 3 3B: 0 HR: 0 SF: 0 SAC: 0 DP: 1 HBP: 3						

	AB	39
	R	7
	H	12
	RBI	7
	BB	5
	SO	9
	LOB	23

WP: 2 PB: 0 SB: 1 CS: 0 PA: 47

PITCHER		IP	WLS	BF	H	R	ER	SO	BB	IBB	HBP	BLK	WP	HR	S	P	ERA	WHIP
40 Madison Bumgarner, L ERA: 4.5	(1, 1)	4.0		17	3	2	0	3	1	0	0	0	0	0	22	27	0.00	1.000
41 Mark Melancon, R ERA:	(5, 1)	1.0	H	6	1	0	0	1	1	0	1	0	0	0	6	11	0.00	2.000
56 Albert Suárez, R ERA: 5.79	(6, 1)	1.0	B	6	3	2	2	0	0	0	0	0	1	0	6	7	18.00	3.000
83 Sam Coonrod, R ERA: 3.0	(7, 1)	1.0		6	2	1	1	1	0	0	2	0	0	0	6	8	9.00	2.000
64 Derek Law, R ERA: 3.6	(8, 1)	1.0	L	8	2	2	2	2	3	0	0	0	1	0	9	21	18.00	5.000

PITCHER		IP	WLS	BF	H	R	ER	SO	BB	IBB	HBP	BLK	WP	HR	S	P	ERA	WHIP
60 Hunter Strickland, R ERA: 3.6	(9, 1)	1.0		4	1	0	0	2	0	0	0	0	0	0	8	8	0.00	1.000

BOTTOM

Cleveland Indians @ San Francisco Giants

Scottsdale Stadium, Scottsdale, AZ

Fri Mar 10 2017, 3:08 PM - 6:21 PM EST

Att. 11,429 - Sunny - 82 F

livebaseballscorecards.com

Batter	1	2	3	4	5	6	7	8	9	AB	R	H	RBI	BB	SO	LOB
2 Denard Span, L (1, 8) OBP: 0.211, SLG: 0.063	G4-3		B2-3		12 G6-3 BB		39 G6-4-3 72 WP HBP	K		2	0	0	0	1	0	0
94 Aaron Hill, R (6, 4) OBP: 0.389, SLG: 0.375										1	0	0	0	0	1	2
12 Joe Panik, L (1, 4) OBP: 0.429, SLG: 0.600	G3		L7		G6-3		39 G6-4-3 BB		39 1B 2B	3	0	0	0	0	0	2
72 Tim Federowicz, R (6, 2) OBP: 0.385, SLG: 0.222										1	0	1	0	1	0	0
78 Steven Duggar, L (9, PR) OBP: 0.462, SLG: 0.455										0	0	0	0	0	0	0
8 Hunter Pence, R (1, 9) OBP: 0.158, SLG: 0.222	F8		P4		K		G6-4-3		2-3 1B	3	0	0	0	0	1	3
39 Justin Ruggiano, R (6, 9) OBP: 0.167, SLG: 0.176										2	0	1	0	0	0	2
9 Brandon Belt, L (1, 3) OBP: 0.364, SLG: 0.684		1-2 HR		6 G4-3 BB		F7	G6-3		K	1	1	1	1	1	0	0
38 Michael Morse, R (5, 3) OBP: 0.300, SLG: 0.176										3	0	0	0	0	1	4
6 Jarrett Parker, L (1, 10) OBP: 0.370, SLG: 0.524	F8		G4-3			L8		K	K	3	0	0	0	0	0	1
43 Kyle Blanks, R (8, PH) OBP: 0.250, SLG: 0.400 (9, 10)										2	0	0	0	0	2	3
51 Mac Williamson, R (1, 7) OBP: 0.385, SLG: 0.565	7 S 7 HR 1B		K			1B		1 1B 3B	K	2	1	1	0	0	1	1
49 Chris Marrero, R (5, 7) OBP: 0.320, SLG: 0.750										3	1	2	0	0	1	3
58 Gordon Beckham, R (1, 5) OBP: 0.368, SLG: 0.333	F7		F8			K		66 P3 37 1B 1B		2	0	0	0	0	0	2
1 Jae-Gyun Hwang, R (5, 5) OBP: 0.333, SLG: 0.722										2	0	1	1	0	1	1
7 Jimmy Rollins, S (1, 6) OBP: 0.350, SLG: 0.375	1-H HR				G6-3		94 HBP 66 E 72 WP 1B	1-2 1B		2	1	1	2	0	0	0
37 Kelby Tomlinson, R (6, 6) OBP: 0.333, SLG: 0.471										2	1	2	0	0	0	0
5 Nick Hundley, R (1, 2) OBP: 0.400, SLG: 0.200	P4				12 G6-3 2 S BB		FC5 72 WP 94 HBP 39 G6-4-3	P3		1	0	0	0	1	0	0
66 Gorkys Hernández, R (5, PR) (6, 8) OBP: 0.200, SLG: 0.222										2	1	0	0	0	0	3
Inning Stats	R: 0 E: 0 K: 0 S: 3 H: 0 LOB: 0 BB: 0 P: 3	R: 3 E: 0 K: 0 S: 9 H: 3 LOB: 0 BB: 0 P: 12	R: 0 E: 0 K: 0 S: 3 H: 0 LOB: 0 BB: 0 P: 3	R: 0 E: 0 K: 1 S: 5 H: 0 LOB: 1 BB: 1 P: 9	R: 0 E: 0 K: 1 S: 5 H: 0 LOB: 3 BB: 2 P: 13	R: 0 E: 0 K: 1 S: 6 H: 1 LOB: 1 BB: 0 P: 6	R: 2 E: 1 K: 0 S: 4 H: 1 LOB: 1 BB: 1 P: 9	R: 1 E: 0 K: 2 S: 10 H: 3 LOB: 2 BB: 0 P: 10	R: 0 E: 0 K: 3 S: 11 H: 2 LOB: 3 BB: 0 P: 11	1B: 6 2B: 1 3B: 1 HR: 2	SF: 0 SAC: 0 DP: 1 HBP: 1						

AB	37
R	6
H	10
RBI	4
BB	4
SO	8
LOB	27

WP: 1 PB: 0 SB: 2 CS: 0 PA: 42

PITCHER		IP	WLS	BF	H	R	ER	SO	BB	IBB	HBP	BLK	WP	HR	S	P	ERA	WHIP
47 Trevor Bauer, R ERA: 2.7	(1, 1)	4.0		16	3	3	3	1	1	0	0	0	0	2	20	27	6.75	1.000
68 Tyler Olson, L ERA:	(5, 1)	1.0		5	0	0	0	1	2	0	0	0	0	0	5	13	0.00	2.000
51 Shawn Armstrong, R ERA:	(6, 1)	1.0	H	4	1	0	0	1	0	0	0	0	0	0	6	6	0.00	1.000
80 Josh Martin, R ERA: 7.2	(7, 1)	1.0	W	6	1	2	0	0	1	0	1	0	1	0	4	9	0.00	2.000
76 Adam Plutko, R ERA: 1.5	(8, 1)	2.0	S	11	5	1	1	5	0	0	0	0	0	0	21	21	4.50	2.500

PITCHER	IP	WLS	BF	H	R	ER	SO	BB	IBB	HBP	BLK	WP	HR	S	P	ERA	WHIP

Cincinnati Reds @ San Francisco Giants

Scottsdale Stadium, Scottsdale, AZ

Sat Mar 11 2017, 3:04 PM - 6:02 PM EST

Att. 10,093 - Sunny - 84 F

TOP

livebaseballscorecards.com

Batter	1	2	3	4	5	6	7	8	9	AB	R	H	RBI	BB	SO	LOB
6 Billy Hamilton, S (1, 8) OBP: 0.250, SLG: 0.182	F9		BB	K		F7			HR	3	1	0	0	1	1	0
7 TJ Friedl, L (6, 8) OBP: 1.000, SLG: 4.000										1	1	1	1	0	0	0
49 Tony Renda, R (1, 5) OBP: 0.533, SLG: 0.760	1B		2B	HBP		G6-3			K	3	2	2	1	0	0	0
3 Gavin LaValley, R (6, 5)										1	0	0	0	0	1	0
43 Scott Schebler, L (1, 9) OBP: 0.259, SLG: 0.273	1B		SF8	1B			K		K	2	1	2	2	0	0	0
81 Jose Siri, R (6, 9)										2	0	0	0	0	2	0
23 Adam Duvall, R (1, 7) OBP: 0.348, SLG: 0.650	2B		HR	FC6-4			K		K	3	1	2	3	0	0	1
17 Taylor Trammell, L (6, 7)										2	0	0	0	0	2	1
3 Patrick Kivlehan, R (1, 10) OBP: 0.464, SLG: 0.704	L3		G4-3		G5-3		G6-3			4	0	0	0	0	0	1
83 Christian Walker, R (1, 3) OBP: 0.160, SLG: 0.250		G1-3	1B		F8			P3		3	0	1	0	0	0	0
46 Angelo Gumbs, R (6, 3)										1	0	0	0	0	0	0
63 Hernan Iribarren, L (1, 4) OBP: 0.407, SLG: 0.385		G4-3	1B		BB			K		2	0	1	0	1	0	0
21 Juan Perez, L (6, 4)										1	0	0	0	0	1	0
68 Joe Hudson, R (1, 2) OBP: 0.385, SLG: 0.273	K		P5		F7			K		3	0	0	0	0	1	3
36 Chris Okey, R (6, 2)										1	0	0	0	0	1	0
30 Arismendy Alcántara, S (1, 6) OBP: 0.233, SLG: 0.517			1B	K		P4			G5-3	3	1	1	0	0	1	0
2 Alfredo Rodriguez, R (6, 6)										1	0	0	0	0	0	0
Inning Stats	R: 1 E: 0 K: 0 S: 5 H: 3 LOB: 1 BB: 0 P: 5	R: 0 E: 0 K: 1 S: 5 H: 0 LOB: 0 BB: 0 P: 5	R: 4 E: 0 K: 0 S: 9 H: 5 LOB: 2 BB: 1 P: 13	R: 1 E: 0 K: 2 S: 9 H: 1 LOB: 1 BB: 0 P: 11	R: 0 E: 0 K: 0 S: 3 H: 0 LOB: 1 BB: 1 P: 7	R: 0 E: 0 K: 0 S: 3 H: 0 LOB: 0 BB: 0 P: 3	R: 0 E: 0 K: 2 S: 7 H: 0 LOB: 0 BB: 0 P: 7	R: 0 E: 0 K: 2 S: 7 H: 0 LOB: 0 BB: 0 P: 7	R: 1 E: 0 K: 3 S: 11 H: 1 LOB: 1 BB: 0 P: 11	1B: 6 2B: 2 3B: 0 HR: 2 SF: 1 SAC: 0 DP: 0 HBP: 1							

AB	36
R	7
H	10
RBI	7
BB	2
SO	10
LOB	6

WP: 2 PB: 0 SB: 2 CS: 0 PA: 40

PITCHER	IP	WLS	BF	H	R	ER	SO	BB	IBB	HBP	BLK	WP	HR	S	P	ERA	WHIP
47 Johnny Cueto, R (1, 1) ERA: 4.5	2.0		8	3	1	1	1	0	0	0	0	0	0	10	10	4.50	1.500
18 Matt Cain, R (3, 1) ERA: 9.58	3.0	B	18	6	5	5	2	2	0	1	0	1	1	21	31	15.00	2.667
48 Steven Okert, L (6, 1) ERA:	1.0		3	0	0	0	0	0	0	0	0	0	0	3	3	0.00	0.000
34 Chris Stratton, R (7, 1) ERA: 1.8	1.0	W	3	0	0	0	2	0	0	0	0	0	0	7	7	0.00	0.000
92 Reyes Moronta, R (8, 1) ERA:	1.0	H	3	0	0	0	2	0	0	0	0	0	0	7	7	0.00	0.000

PITCHER	IP	WLS	BF	H	R	ER	SO	BB	IBB	HBP	BLK	WP	HR	S	P	ERA	WHIP
70 George Kontos, R (9, 1) ERA: 7.2	1.0	S	5	1	1	1	3	0	0	0	0	1	1	11	11	9.00	1.000

Cincinnati Reds @ San Francisco Giants

Scottsdale Stadium, Scottsdale, AZ

Sat Mar 11 2017, 3:04 PM - 6:02 PM EST

Att. 10,093 - Sunny - 84 F

BOTTOM

livebaseballscorecards.com

Batter	1	2	3	4	5	6	7	8	9	AB	R	H	RBI	BB	SO	LOB
2 Denard Span, L (1, 8) OBP: 0.182, SLG: 0.053	F8		K	G3 1-2 2-3		BB 4-0 1-2 2-3		WP 6 S 6 89 1B 4-0 1-2 BB		3	0	0	0	0	1	2
78 Steven Duggar, L (5, 8) OBP: 0.533, SLG: 0.455										0	1	0	0	2	0	0
12 Joe Panik, L (1, 4) OBP: 0.375, SLG: 0.522	F8		G4-3	F8		F3		P6 1-0 2-3		3	0	0	0	0	0	2
84 C.J. Hinojosa, R (5, 4) OBP: 0.125, SLG: 0.250										2	0	0	0	0	0	5
6 Jarrett Parker, L (1, 9) OBP: 0.406, SLG: 0.500	K		1B		BB 49 1B 38 G4-3 4-0	2-1 1-0 3-H	G1-3	89 1B 4-1 1-3 3-H BB		3	1	1	0	2	1	0
(7, 7)																
49 Chris Marrero, R (1, 7) OBP: 0.321, SLG: 0.704		K	F9		1B 1-3		21 HR 1B	21 G6-4-3 1-2 3-H 1B		3	0	1	0	0	1	1
89 Austin Slater, R (7, 9) OBP: 0.313, SLG: 0.375										2	1	2	1	0	0	0
38 Michael Morse, R (1, 3) OBP: 0.348, SLG: 0.550		HR 2-2		HR 1-2	G4-3 3-H		HR 1-H	G6-4-3 1-2f		3	2	2	3	0	0	0
21 Conor Gillaspie, L (6, 3) OBP: 0.538, SLG: 1.000										2	1	1	2	0	0	2
94 Aaron Hill, R (1, 10) OBP: 0.409, SLG: 0.421	F8		2B 1 G4-3 5 2B		G6-3		HBP 1-0			3	1	1	0	0	0	0
1 Jae-Gyun Hwang, R (1, 5) OBP: 0.333, SLG: 0.810	HR 2-2		G4-3 2-3		K	K				3	1	1	1	0	1	1
22 Christian Arroyo, R (7, 6) OBP: 0.364, SLG: 0.364										1	0	0	0	0	1	1
5 Nick Hundley, R (1, 2) OBP: 0.455, SLG: 0.353	1B		2B 2 G3 3-H		1B 78 BB 37 1B 6 2-1	G4-3				2	0	2	1	0	0	0
72 Tim Federowicz, R (6, 2) OBP: 0.400, SLG: 0.273										2	0	1	0	0	0	1
37 Kelby Tomlinson, R (1, 6) OBP: 0.381, SLG: 0.474	F9		BB 2 G3 4-0		1B 78 BB 1-2			84 WP 78 BB 6 WP 1B 0-0		2	0	1	0	1	0	1
90 Miguel Gómez, S (7, 5) OBP: 0.222, SLG: 0.222										1	1	1	0	0	0	0
Inning Stats	R: 0 E: 0 K: 1 S: 5 H: 0 LOB: 0 BB: 0 P: 5	R: 2 E: 0 K: 1 S: 12 H: 3 LOB: 1 BB: 0 P: 16	R: 0 E: 0 K: 1 S: 6 H: 1 LOB: 1 BB: 0 P: 6	R: 2 E: 0 K: 0 S: 8 H: 3 LOB: 2 BB: 1 P: 13	R: 1 E: 0 K: 0 S: 3 H: 1 LOB: 0 BB: 1 P: 7	R: 0 E: 0 K: 1 S: 6 H: 2 LOB: 3 BB: 1 P: 11	R: 2 E: 0 K: 1 S: 7 H: 2 LOB: 1 BB: 0 P: 8	R: 2 E: 0 K: 0 S: 5 H: 2 LOB: 1 BB: 2 P: 14		1B: 8 2B: 2 3B: 0 HR: 4 SF: 0 SAC: 0 DP: 1 HBP: 1						

AB	35
R	9
H	14
RBI	8
BB	5
SO	5
LOB	16

WP: 2 PB: 0 SB: 1 CS: 0 PA: 41

PITCHER		IP	WLS	BF	H	R	ER	SO	BB	IBB	HBP	BLK	WP	HR	S	P	ERA	WHIP
37 Scott Feldman, R ERA: 4.5	(1, 1)	3.1		16	6	4	4	3	0	0	0	0	0	3	28	33	10.80	1.800
44 Nefi Ogando, R ERA: 8.31	(4, 1)	1.2	H	8	2	1	1	0	2	0	0	0	0	0	6	14	5.40	2.400
85 Tyler Mahle, R ERA: 7.2	(6, 1)	2.0	L	12	4	2	2	2	1	0	1	0	0	1	13	19	9.00	2.500
40 Austin Brice, R ERA: 15.75	(8, 1)	1.0		6	2	2	2	0	2	0	0	0	2	0	5	14	18.00	4.000

PITCHER	IP	WLS	BF	H	R	ER	SO	BB	IBB	HBP	BLK	WP	HR	S	P	ERA	WHIP

Batter	1	2	3	4	5	6	7	8	9	AB	R	H	RBI	BB	SO	LOB
66 Gorkys Hernández, R (1, 8) OBP: 0.208, SLG: 0.273 80 Rando Moreno, S (8, 4)	F FF 94 B FF 94 B FF 95 X FF 94 2-1 ① L8		1 SAFE B FF 93 B FF 93 X FF 93 2-0 10 CS 1-H 2B		B CU 77 C FF 95 X FF 95 1-1 ③ G6-3			B FF 94 C FF 92 F SL 86 B SL 85 F FF 93 B FF 93 F FF 93 X FF 93 3-2 ② G6-3		4 0	0 0	1 0	1 0	0 0	0 0	0 0
10 Eduardo Núñez, R (1, 5) OBP: 0.188, SLG: 0.188 83 Ryder Jones, L (6, 5) OBP: 0.364, SLG: 0.400	X FF 94 0-0 ② G5-3		C SL 84 F FF 94 B SL 84 X SL 85 1-2 ① ② G5-3 2-3			B FF 94 B FF 94 X FF 93 2-0 8 S 1B		S FF 93 F FF 95 S SL 85 0-3 ③ K		3 1	0 0	1 0	0 0	0 0	0 1	1 0
8 Hunter Pence, R (1, 9) OBP: 0.182, SLG: 0.200 87 Wynton Bernard, R (6, 9) OBP: 0.250, SLG: 0.200	B FF 95 B FF 95 C FF 94 B FF 94 F FF 93 D SL 86 4-2 9 S BB		B SL 81 S SL 84 B SL 84 C FF 93 F SI 95 B SL 85 F FF 94 F FF 94 S FF 95 3-3 ③ K			F FF 94 B CH 86 B FF 92 X FF 93 2-1 ① L6 1-2			X FF 94 0-0 ① G5-3	2 1	0 0	0 0	0 0	1 0	1 0	1 0
9 Brandon Belt, L (1, 3) OBP: 0.360, SLG: 0.682 43 Kyle Blanks, R (6, 3) OBP: 0.235, SLG: 0.375	B FF 93 B FF 94 B FF 93 F FF 94 X FF 95 3-1 ③ F7 1-2			X FF 91 0-0 2B		C CH 87 B FF 94 F FF 94 B FF 94 B CH 83 S CH 86 3-3 ② K			S FF 96 C FF 94 X SL 80 0-2 ② P3	3 1	0 0	1 0	0 0	0 0	1 0	2 0
51 Mac Williamson, R (1, 7) OBP: 0.379, SLG: 0.577 84 Ryan Lollis, L (8, 7)		B FF 91 X FF 91 1-0 2B		C FF 92 B FF 94 B FF 94 S SL 84 S SL 84 2-3 ① K		D SL 85 D SI 93 S CH 88 X CH 87 2-1 ③ L5			B FF 95 F FF 94 B SL 79 B SL 78 F FF 95 B FF 94 4-2 BB	3 0	0 0	1 0	0 0	0 1	1 0	2 0
Trevor Brown, R (1, 2) OBP: 0.333, SLG: 0.467 63 Orlando Calixte, R (7, PR) OBP: 0.263, SLG: 0.278 (7, 6) (8, 8)		B FF 92 C FF 92 B CU 80 F FF 93 B SL 87 X FF 95 3-2 ① P6	C FF 93 B FF 93 C CU 80 X FF 93 1-2 ② F8				C SI 94 C CU 82 B SI 94 F CH 86 F CH 86 X CU 81 1-2 7 CS 1B		C FF 95 D SL 80 B FF 96 F FF 94 F FF 95 C SL 78 3-3 ③ K	3 1	0 0	1 0	0 0	0 0	0 1	2 1
7 Jimmy Rollins, S (1, 4) OBP: 0.304, SLG: 0.316 71 Juniel Querecuto, S (7, 4) OBP: 0.286, SLG: 0.333 (8, 6)		D FF 94 C FF 93 B FF 93 X FF 92 2-1 ② G6-3		B FF 92 B FF 93 B FF 92 F FF 92 F FF 91 X FF 93 3-2 ③ F7			C SI 94 1 SAFE 1 SAFE B CH 86 F FF 95 B SI 94 F CH 87 S CH 87 2-3 ① ② K 1-2			3 0	0 0	0 0	0 0	0 0	1 0	3 0
58 Gordon Beckham, R (1, 6) OBP: 0.318, SLG: 0.278 79 Matt Winn, R (7, 2)		F FF 94 S SL 85 F FF 93 D SL 86 S SL 85 1-3 ③ K			B FF 95 F FF 96 S SI 96 F SL 86 X SI 96 1-2 ① F9		X FF 95 0-0 ③ F9			3 0	0 0	0 0	0 0	0 0	1 0	2 0
39 Justin Ruggiano, R (1, 10) OBP: 0.190, SLG: 0.158			B FF 93 B SL 77 S FF 92 S FF 94 H FF 95 3-2 66 2B HBP		C SL 85 F SI 95 B CU 79 B FF 96 X CU 78 2-2 ② G1-3			X FF 93 0-0 ① G6-3		2	1	0	0	0	0	0
Inning Stats	R: 0 E: 0 K: 0 S: 7 H: 0 LOB: 1 BB: 1 P: 16	R: 0 E: 0 K: 1 S: 10 H: 1 LOB: 1 BB: 0 P: 17	R: 1 E: 0 K: 1 S: 12 H: 1 LOB: 0 BB: 0 P: 21	R: 0 E: 0 K: 1 S: 10 H: 1 LOB: 1 BB: 0 P: 16	R: 0 E: 0 K: 0 S: 9 H: 0 LOB: 0 BB: 0 P: 13	R: 0 E: 0 K: 1 S: 8 H: 1 LOB: 1 BB: 0 P: 17	R: 0 E: 0 K: 1 S: 10 H: 1 LOB: 1 BB: 0 P: 13	R: 0 E: 0 K: 1 S: 9 H: 0 LOB: 0 BB: 0 P: 12	R: 0 E: 0 K: 1 S: 10 H: 0 LOB: 1 BB: 1 P: 17	1B: 2 2B: 3 3B: 0 HR: 0 SF: 0 SAC: 0 DP: 0 HBP: 1						

TOP

San Francisco Giants @ Arizona Diamondbacks

Salt River Fields at Talking Stick, Scottsdale, AZ

Sat Mar 11 2017, 3:11 PM - 6:07 PM EST

Att. 13,557 - Sunny - 84 F

livebaseballscorecards.com

AB	30
R	1
H	5
RBI	1
BB	2
SO	7
LOB	14

WP: 0 PB: 0 SB: 2 CS: 2 PA: 33

PITCHER		IP	WLS	BF	H	R	ER	SO	BB	IBB	HBP	BLK	WP	HR	S	P	ERA	WHIP
38 Robbie Ray, L ERA: 1.17	(1, 1)	3.1	W	14	3	1	1	3	1	0	1	0	0	0	33	60	2.70	1.200
53 Tyler Jones, R ERA: 2.25	(4, 1)	0.2	H	2	0	0	0	0	0	0	0	0	0	0	6	10	0.00	0.000
54 Tom Wilhelmsen, R ERA: 2.25	(5, 1)	1.0	H	3	0	0	0	0	0	0	0	0	0	0	9	13	0.00	0.000
50 Evan Marshall, R ERA: 2.25	(6, 1)	1.0	H	4	1	0	0	1	0	0	0	0	0	0	8	17	0.00	1.000
58 Erik Davis, R ERA: 1.8	(7, 1)	1.0		3	1	0	0	1	0	0	0	0	0	0	10	13	0.00	1.000

PITCHER		IP	WLS	BF	H	R	ER	SO	BB	IBB	HBP	BLK	WP	HR	S	P	ERA	WHIP
63 Jared Miller, L ERA: 2.25	(8, 1)	1.0		3	0	0	0	1	0	0	0	0	0	0	9	12	0.00	0.000
68 Jimmie Sherfy, R ERA:	(9, 1)	1.0		4	0	0	0	1	1	0	0	0	0	0	10	17	0.00	1.000

BOTTOM

San Francisco Giants @ Arizona Diamondbacks

Salt River Fields at Talking Stick, Scottsdale, AZ

Sat Mar 11 2017, 3:11 PM - 6:07 PM EST

Att. 13,557 - Sunny - 84 F

livebaseballscorecards.com

Batter	1	2	3	4	5	6	7	8	9	AB	R	H	RBI	BB	SO	LOB
5 Grégor Blanco, L (1, 8) OBP: 0.296, SLG: 0.417 73 Ildemaro Vargas, S (5, PR) OBP: 0.333, SLG: 0.600 (6, 4)	F SI 90 C SI 91 F SI 92 X SL 77 0-2 6 G1 3B	C SI 90 S SI 89 S SI 91 0-3 ③ K			X CU 80 0-0 6 2B 27 G6-3 1B	X FF 90 0-0 2B		C FF 92 S FF 92 F SL 82 S SL 83 0-3 ③ K		3 2	1 1	2 1	0 1	0 0	1 1	1 1
6 David Peralta, L (1, 9) OBP: 0.333, SLG: 0.375 74 Domingo Leyba, S (5, PR) OBP: 0.211, SLG: 0.316 (6, 6)	B SI 92 B SL 82 C SI 91 X SI 92 2-1 ① G1 3-H	B SL 80 X SI 89 1-0 ① G6-3			B FF 90 C SI 92 C CU 74 B FF 92 1 SAFE 1 SAFE X SI 90 2-2 27 G6-3 16 1B 1-3 2B	F SI 90 S CU 81 F CU 79 X FF 90 0-2 ② F8				3 1	0 1	1 0	1 0	0 0	0 0	0 1
27 Brandon Drury, R (1, 4) OBP: 0.333, SLG: 0.462 30 Jason Pridie, L (6, 3) OBP: 0.292, SLG: 0.455	C SI 92 B SI 82 F SI 92 F SI 92 X SI 91 1-2 22 3B 1B	F SL 80 X SL 76 0-1 22 G3-1 2B			B CU 74 X SI 92 1-0 ① G6-3 2-3 3-H	B SL 84 F SI 91 F FF 90 B FF 90 F SL 80 X FF 92 2-2 ③ G1-3				3 1	1 0	2 0	1 0	0 0	0 0	2 1
22 Jake Lamb, L (1, 5) OBP: 0.571, SLG: 1.053 71 Dawel Lugo, R (5, PR) OBP: 0.200, SLG: 0.200 (6, 5)	C SI 90 B SL 82 X SI 81 1-1 1-H 3B	C SI 89 S SI 90 F SI 90 F SI 92 D SL 81 B SI 91 D SI 91 X SI 91 3-2 ② G3-1 2-3			B CU 76 3 SAFE F SI 91 F CU 75 B FF 92 F FF 91 F FF 92 B SI 92 F CU 76 4-2 B CU 81 16 1B BB		S FF 95 F FF 95 B SL 85 S SL 82 1-3 ① K			2 1	0 0	1 0	1 0	1 0	0 1	1 0
16 Chris Owings, R (1, 6) OBP: 0.379, SLG: 0.481 75 Evan Marzilli, L (5, PR) OBP: 0.250, SLG: 0.750 (6, 8)	C SI 91 D CH 81 D SL 80 F SI 91 S SL 83 2-3 ② K	D CH 80 B FF 88 C FF 87 X SL 79 2-1 ③ G6-3			X CU 79 0-0 1-2 3-H 1B		B FF 95 B FF 95 C FF 95 X FF 95 2-1 ② G4-3			3 1	0 0	1 0	1 0	0 0	1 0	2 0
10 Chris Herrmann, L (1, 2) OBP: 0.259, SLG: 0.167 29 Josh Thole, L (6, 2) OBP: 0.125, SLG: 0.125	C SI 92 F SI 91 D SI 83 B SI 92 S SI 91 2-3 ③ K			C SI 91 B CH 81 F SI 91 X FF 91 1-2 41 1B 1B	B CU 73 F SI 91 F SI 89 S CU 77 1-3 ② K		B FF 96 F FF 95 F SL 83 X FF 88 1-2 ③ G3-1			3 1	0 0	1 0	0 0	0 0	2 0	3 0
4 Ketel Marte, S (1, 10) OBP: 0.292, SLG: 0.381 28 Óscar Hernández, R (8, PH) OBP: 0.353, SLG: 0.688 (9, 10)		X SI 89 0-0 ① G5-3		C SI 91 B SI 91 F FF 91 C CU 75 1-3 ① K	B CU 76 B FF 92 F SI 89 F SI 92 X CU 75 2-2 ③ L8			F FF 93 S SL 85 B SL 85 X FF 94 1-2 ① L9		3 1	0 0	0 0	0 0	0 0	1 0	3 0
41 Jeremy Hazelbaker, L (1, 7) OBP: 0.300, SLG: 0.259 79 Jake Goebbert, L (7, 9) OBP: 0.500, SLG: 0.500		C SI 88 X SL 77 0-1 1B		X SI 91 0-0 14 G5-4-3 1-2 1B		X FF 90 0-0 ① F9		B FF 93 S SI 90 X FF 93 1-1 1B		3 1	0 0	2 1	0 0	0 0	0 0	0 0
14 Kristopher Negrón, R (1, 3) OBP: 0.200, SLG: 0.368 (6, 9) (7, 7) 78 Stewart Ijames, L (8, 7)	D SI 89 1 SAFE 1 SAFE C SI 88 S SI 80 D SI 80 C SI 90 2-3 ② K			B FF 91 X FF 91 1-0 ②③ G5-4-3 1-2f		B SI 89 F FF 90 C CU 75 X CU 74 1-2 HR		B FF 93 F CH 86 F FF 92 X SL 83 1-2 ② P3		3 1	1 0	1 0	1 0	0 0	1 0	3 1
Inning Stats	R: 2 E: 0 K: 2 S: 18 H: 3 LOB: 1 BB: 0 P: 26	R: 0 E: 0 K: 2 S: 9 H: 1 LOB: 1 BB: 0 P: 11	R: 0 E: 0 K: 0 S: 10 H: 1 LOB: 1 BB: 0 P: 16	R: 0 E: 0 K: 1 S: 8 H: 2 LOB: 1 BB: 0 P: 11	R: 2 E: 0 K: 1 S: 17 H: 3 LOB: 2 BB: 1 P: 27	R: 1 E: 0 K: 0 S: 13 H: 2 LOB: 1 BB: 0 P: 16	R: 0 E: 0 K: 1 S: 8 H: 0 LOB: 0 BB: 0 P: 12	R: 0 E: 0 K: 1 S: 12 H: 1 LOB: 1 BB: 0 P: 15		1B: 7 2B: 3 3B: 2 HR: 1 SF: 0 SAC: 0 DP: 1 HBP: 0				WP: 0 PB: 0 SB: 0 CS: 0 PA: 37	

PITCHER		IP	WLS	BF	H	R	ER	SO	BB	IBB	HBP	BLK	WP	HR	S	P	ERA	WHIP
50 Ty Blach, L ERA: 2.89	(1, 1)	2.2	L	13	5	2	2	4	0	0	0	0	0	0	35	49	6.75	1.875
54 Matt Reynolds, L ERA: 16.2	(3, 1)	0.1		1	0	0	0	0	0	0	0	0	0	0	2	4	0.00	0.000
52 Clayton Blackburn, R ERA: 6.23	(4, 1)	2.2		15	7	3	3	2	1	0	0	0	0	1	34	48	10.12	3.000
46 Michael Roth, L ERA: 19.29	(6, 1)	0.1		1	0	0	0	0	0	0	0	0	0	0	4	6	0.00	0.000
73 Kyle Crick, R ERA:	(7, 1)	1.0		3	0	0	0	1	0	0	0	0	0	0	8	12	0.00	0.000

PITCHER		IP	WLS	BF	H	R	ER	SO	BB	IBB	HBP	BLK	WP	HR	S	P	ERA	WHIP
67 Joan Gregorio, R ERA: 3.38	(8, 1)	1.0		4	1	0	0	1	0	0	0	0	0	0	12	15	0.00	1.000

AB	36
R	5
H	13
RBI	5
BB	1
SO	8
LOB	19

Batter	1	2	3	4	5	6	7	8	9	AB	R	H	RBI	BB	SO	LOB
11 AJ Pollock, R (1, 8) OBP: 0.409, SLG: 0.529 75 Evan Marzilli, L (2, 8) OBP: 0.375, SLG: 0.625 (3, 8)	B F F X 1-2 HR		X 0-0 27 G5-3 10 BB 1-2 1B		S S S 0-3 ① K		X 0-0 1-2 2-H 1B		X 0-0 ① FC4 30 BB 28 BB 1-2f	1 4	1 0	1 2	1 1	0 0	0 1	0 2
10 Chris Herrmann, L (1, 3) OBP: 0.300, SLG: 0.192 28 Óscar Hernández, R (6, 2) OBP: 0.368, SLG: 0.647	X 0-0 ① G6-3		B B B B 4-0 4 FC5 27 G5-3 1-2 2-3 BB		X 0-0 27 G6-4-3 1-2 1B		X 0-0 ② ③ G5-3 2-3f		B D B D 4-0 30 BB 1-2 BB	2 1	0 0	1 0	0 0	1 1	0 0	0 2
27 Brandon Drury, R (1, 4) OBP: 0.333, SLG: 0.448 30 Jason Pridie, L (6, 3) OBP: 0.308, SLG: 0.435	X 0-0 ② 1B		X 0-0 ① ② G5-3 1-2 2-3f 3-H		X 0-0 ② ③ G6-4-3 1-2f			C C C 0-3 ① K	B B B B 4-0 1-2 2-3 BB	3 1	0 0	1 0	0 0	0 1	0 1	4 0
22 Jake Lamb, L (1, 5) OBP: 0.583, SLG: 1.000 76 Jack Reinheimer, R (6, PR) OBP: 0.500, SLG: 0.333 (6, 4)	C F S 0-3 ③ K		B B B 4-0 BB			B B B 4-0 4 G3-6 BB		C C C 0-3 ② K	X 0-0 ② P2	1 2	0 0	0 0	0 0	2 0	1 1	0 3
4 Ketel Marte, S (1, 6) OBP: 0.286, SLG: 0.360 73 Ildemaro Vargas, S (8, PR) OBP: 0.318, SLG: 0.571 (8, 6)		X 0-0 ① G5-3	X 0-0 ③ FC5 2-3f			X 0-0 ① ② G3-6 1-2f		X 0-0 14 WP 31 BB 14 1B 1B	S S S 0-3 ③ K	4 1	0 1	1 1	0 0	0 0	0 1	3 3
31 Oswaldo Arcia, L (1, 9) OBP: 0.281, SLG: 0.464 79 Jake Goebbert, L (8, 9) OBP: 0.500, SLG: 0.500		X 0-0 ② G3		X 0-0 ① G4-3		S S S 0-3 ③ K		B B B B 4-0 1-2 14 1B 14 WP BB		3 0	0 0	0 0	0 0	1 0	1 0	1 0
14 Kristopher Negrón, R (1, 7) OBP: 0.292, SLG: 0.435 78 Stewart Ijames, L (8, 7)		X 0-0 1B		X 0-0 ② G5-3			X 0-0 74 1B 75 1B 1B	B X 1-0 1-3 2-H 1B		4 0	1 0	3 0	1 0	0 0	0 0	0 0
13 Nick Ahmed, R (1, 10) OBP: 0.219, SLG: 0.367 71 Dawel Lugo, R (8, PH) OBP: 0.188, SLG: 0.188 (8, 10)		X 0-0 ③ F8		X 0-0 ③ F9			X 0-0 ① L4	S S S 0-3 ③ K		3 1	0 0	0 0	0 0	0 1	0 2	2 2
2 Jeff Mathis, R (1, 2) OBP: 0.571, SLG: 0.500 74 Domingo Leyba, S (6, 5) OBP: 0.286, SLG: 0.381			X 0-0 10 BB 75 1B 27 G5-3 1B		X 0-0 10 1B 1B		X 0-0 28 G5-3 75 1B 1-2 1B		C X 0-1 75 FC4 1B	2 2	1 0	2 2	0 0	0 0	0 0	0 0

TOP

Arizona Diamondbacks @ San Francisco Giants
Scottsdale Stadium, Scottsdale, AZ
Sun Mar 12 2017, 4:07 PM - 7:04 PM EDT
Att. 10,412 - Sunny - 84 F

livebaseballscorecards.com

AB	35
R	4
H	13
RBI	3
BB	6
SO	7
LOB	22

Inning Stats	1	2	3	4	5	6	7	8	9	1B: 12	SF: 0	WP: 1	PA: 41
	R: 1 E: 0 K: 1 S: 8	H: 2 LOB: 0 BB: 0 P: 9	R: 0 E: 0 K: 0 S: 4	H: 1 LOB: 1 BB: 0 P: 4	R: 1 E: 0 K: 0 S: 4	H: 2 LOB: 2 BB: 2 P: 12	R: 0 E: 0 K: 0 S: 3	H: 0 LOB: 0 BB: 0 P: 3	R: 0 E: 0 K: 1 S: 6	H: 2 LOB: 1 BB: 0 P: 6	R: 0 E: 0 K: 1 S: 4	H: 0 LOB: 1 BB: 1 P: 8	R: 1 E: 0 K: 0 S: 5	H: 3 LOB: 1 BB: 0 P: 5	R: 1 E: 0 K: 3 S: 11	H: 2 LOB: 2 BB: 1 P: 16	R: 0 E: 0 K: 1 S: 7	H: 1 LOB: 3 BB: 2 P: 15	2B: 0 3B: 0 HR: 1	SAC: 0 DP: 4 HBP: 0	PB: 0 SB: 0 CS: 0	

PITCHER		IP	WLS	BF	H	R	ER	SO	BB	IBB	HBP	BLK	WP	HR	S	P	ERA	WHIP
45 Matt Moore, L ERA: 5.73	(1, 1)	4.0	W	17	5	2	2	1	2	0	0	0	0	1	19	28	4.50	1.750
41 Mark Melancon, R ERA:	(5, 1)	1.0	H	4	2	0	0	1	0	0	0	0	0	0	6	6	0.00	2.000
32 Tyler Beede, R ERA: 1.23	(6, 1)	1.1		6	2	1	1	1	1	0	0	0	0	0	7	11	6.75	2.250
61 Josh Osich, L ERA: 8.31	(7, 1)	0.2		2	1	0	0	0	0	0	0	0	0	0	2	2	0.00	1.500
59 Neil Ramírez, R ERA: 1.8	(8, 1)	1.0		6	2	1	1	3	1	0	0	0	1	0	11	16	9.00	3.000

PITCHER		IP	WLS	BF	H	R	ER	SO	BB	IBB	HBP	BLK	WP	HR	S	P	ERA	WHIP
53 José Domínguez, R ERA:	(9, 1)	1.0		6	1	0	0	1	2	0	0	0	0	0	7	15	0.00	3.000

Batter	1	2	3	4	5	6	7	8	9	AB	R	H	RBI	BB	SO	LOB
10 Eduardo Núñez, R (1, 5) OBP: 0.211, SLG: 0.263 1 Jae-Gyun Hwang, R (6, 5) OBP: 0.304, SLG: 0.773	G4-3	G6-3			6 1B 2B	G6-4-3 1-2f		SF7 2-3 3-H		3 1	1 0	1 0	0 1	0 0	0 0	1 1
94 Aaron Hill, R (1, 4) OBP: 0.400, SLG: 0.381 22 Christian Arroyo, R (6, 6) OBP: 0.308, SLG: 0.308	E9 6 CS		K		6 1B 21 2B BB		G1	E6 43 HR 3-H		2 2	1 1	0 0	0 0	1 0	1 0	0 0
9 Brandon Belt, L (1, 10) OBP: 0.357, SLG: 0.640 43 Kyle Blanks, R (7, PH) OBP: 0.316, SLG: 0.611 (8, 10)	K		6 1B 1B		K		1B	HR 1-H		3 2	0 1	1 2	0 2	0 0	2 0	3 0
6 Jarrett Parker, L (1, 7) OBP: 0.457, SLG: 0.556 49 Chris Marrero, R (6, 7) OBP: 0.300, SLG: 0.655	CS 1-2	21 E 1B 37 2B 1B	1-2 1B		21 2B 1-3 2-H 1B		K	K		3 2	2 0	3 0	1 0	0 0	0 2	0 1
21 Conor Gillaspie, L (1, 3) OBP: 0.500, SLG: 0.929 83 Ryder Jones, L (6, 3) OBP: 0.333, SLG: 0.364		FC1 1B 37 2B 1-2	F7		1-3 3-H 1B		K			3 1	2 0	1 0	1 0	0 0	0 1	3 1
Trevor Brown, R (1, 2) OBP: 0.389, SLG: 0.500 72 Tim Federowicz, R (6, 2) OBP: 0.438, SLG: 0.417		37 2B 63 G6-3 1-2 2-3 1B	P4		37 G4-6-3 2-H 3-H 1B			90 2B 2B		3 1	1 1	2 1	2 1	0 0	0 0	2 0
37 Kelby Tomlinson, R (1, 6) OBP: 0.375, SLG: 0.500 90 Miguel Gómez, S (6, 4) OBP: 0.300, SLG: 0.400		63 G6-3 1-3 2-H 3-H 2B	P4		G4-6-3 1-2f			63 E 1 SF7 2-H 2B		3 1	0 1	1 1	2 1	0 0	0 0	1 0
66 Gorkys Hernández, R (1, 8) OBP: 0.185, SLG: 0.240 78 Steven Duggar, L (7, 8) OBP: 0.500, SLG: 0.417		G5-3	F9			F9		K		3 1	0 0	0 0	0 0	0 0	0 1	2 1
63 Orlando Calixte, R (1, 9) OBP: 0.261, SLG: 0.273		G6-3 2-3 3-H			G1-3	1 G6-4-3 1B		E9 1 SF7 22 E 2-3		4	1	1	1	0	0	2
Inning Stats	R: 0 E: 1 K: 1 S: 5 H: 0 LOB: 0 BB: 0 P: 6	R: 3 E: 1 K: 0 S: 7 H: 3 LOB: 1 BB: 0 P: 7	R: 0 E: 0 K: 1 S: 7 H: 2 LOB: 2 BB: 0 P: 7	R: 0 E: 0 K: 0 S: 3 H: 0 LOB: 0 BB: 0 P: 3	R: 4 E: 0 K: 1 S: 8 H: 4 LOB: 0 BB: 1 P: 12	R: 0 E: 0 K: 0 S: 3 H: 1 LOB: 0 BB: 0 P: 3	R: 0 E: 0 K: 2 S: 8 H: 1 LOB: 1 BB: 0 P: 9	R: 5 E: 2 K: 2 S: 13 H: 3 LOB: 0 BB: 0 P: 19		1B: 8 2B: 5 3B: 0 HR: 1 SF: 1 SAC: 0 DP: 2 HBP: 0						

PITCHER	IP	WLS	BF	H	R	ER	SO	BB	IBB	HBP	BLK	WP	HR	S	P	ERA	WHIP
25 Archie Bradley, R (1, 1) ERA: 11.17	4.0	L	18	5	3	1	2	0	0	0	0	0	0	22	23	2.25	1.250
36 Enrique Burgos, R (5, 1) ERA: 9.0	1.0		7	4	4	4	1	1	0	0	0	0	0	8	12	36.00	5.000
53 Tyler Jones, R (6, 1) ERA: 1.8	1.0		3	1	0	0	0	0	0	0	0	0	0	3	3	0.00	1.000
48 Randall Delgado, R (7, 1) ERA: 1.8	1.0		4	1	0	0	2	0	0	0	0	0	0	8	9	0.00	1.000
40 Andrew Chafin, L (8, 1) ERA: 1.8	1.0		8	3	5	1	2	0	0	0	0	0	1	13	19	9.00	3.000

PITCHER	IP	WLS	BF	H	R	ER	SO	BB	IBB	HBP	BLK	WP	HR	S	P	ERA	WHIP

BOTTOM

Arizona Diamondbacks @ San Francisco Giants

Scottsdale Stadium, Scottsdale, AZ

Sun Mar 12 2017, 4:07 PM - 7:04 PM EDT

Att. 10,412 - Sunny - 84 F

livebaseballscorecards.com

AB	38
R	12
H	14
RBI	11
BB	1
SO	7
LOB	18

WP: 0 PA: 41
PB: 0
SB: 0
CS: 1

Batter	1	2	3	4	5	6	7	8	9	AB	R	H	RBI	BB	SO	LOB
2 Denard Span, L (1, 8) OBP: 0.231, SLG: 0.136 87 Wynton Bernard, R (7, 8) OBP: 0.250, SLG: 0.200 (8, 7)	BBBB 4-0 12 S 8 1B BB	x 0-0 ③ G4-3			x 0-0 12 G4-3 8 FC1-5 2B		x 0-0 ② FC4-6 12 FC4-6 1-2f			3	1	1	0	1	0	2
										0	0	0	0	0	0	0
12 Joe Panik, L (1, 4) OBP: 0.321, SLG: 0.444 22 Christian Arroyo, R (7, 4) OBP: 0.308, SLG: 0.308 (8, 6)	CSS 0-3 ① K 1-2		x 0-0 ① G4-3		x 0-0 ① G4-3 2-3		x 0-0 ③ FC4-6 1-2f			4	0	0	0	0	1	3
										0	0	0	0	0	0	0
8 Hunter Pence, R (1, 9) OBP: 0.192, SLG: 0.208 84 Ryan Lollis, L (8, 9)	x 0-0 51 1B 2-H 1B		x 0-0 ② L8		x 0-0 ② FC1-5 3-H			x 0-0 ① G4-3		4	0	1	1	0	0	1
										0	0	0	0	0	0	0
38 Michael Morse, R (1, 10) OBP: 0.360, SLG: 0.524 90 Miguel Gómez, S (3, PR) OBP: 0.250, SLG: 0.333 (3, 10)	CSS 0-3 ② K		BBBB 4-0 51 1B BB		x 0-0 ③ P6			x 0-0 ② G4-3		1	0	0	0	1	1	1
										2	0	0	0	0	0	1
51 Mac Williamson, R (1, 7) OBP: 0.394, SLG: 0.567 63 Orlando Calixte, R (8, 8) OBP: 0.261, SLG: 0.273	x 0-0 1-2 1B		x 0-0 1-2 1B			x 0-0 ① F8		CCS 0-3 ③ K		4	0	2	0	0	1	0
										0	0	0	0	0	0	0
49 Chris Marrero, R (1, 3) OBP: 0.273, SLG: 0.594 83 Ryder Jones, L (8, 3) OBP: 0.385, SLG: 0.417	CSS 0-3 ③ K		x 0-0 ③ P4			x 0-0 ② F8			x 0-0 86 FC4-6 1B	3	0	0	0	0	1	4
										1	0	1	0	0	0	0
7 Jimmy Rollins, S (1, 6) OBP: 0.269, SLG: 0.273 86 Myles Schroder, S (8, 4)		SCS 0-3 ① K		FFS 0-3 ① K		FFC 0-3 ③ K			x 0-0 ① FC4-6 58 FC6-4 1-2f	3	0	0	0	0	3	0
										1	0	0	0	0	0	1
5 Nick Hundley, R (1, 2) OBP: 0.440, SLG: 0.400 77 Aramis Garcia, R (7, 2) OBP: 0.250, SLG: 0.250		x 0-0 2B		SSS 0-3 ② K			x 0-0 ① L8		x 0-0 ② F9	3	0	1	0	0	1	0
										1	0	0	0	0	0	1
58 Gordon Beckham, R (1, 5) OBP: 0.308, SLG: 0.273		CCS 0-3 ② K		SFS 0-3 ③ K			x 0-0 2 FC4-6 1B		x 0-0 ③ FC6-4 1-2f	4	0	1	0	0	2	2
Inning Stats	R: 1 H: 2 E: 0 LOB: 2 K: 3 BB: 1 S: 11 P: 15	R: 0 H: 1 E: 0 LOB: 1 K: 2 BB: 0 S: 8 P: 8	R: 0 H: 1 E: 0 LOB: 2 K: 0 BB: 1 S: 4 P: 8	R: 0 H: 0 E: 0 LOB: 0 K: 3 BB: 0 S: 9 P: 9	R: 0 H: 1 E: 0 LOB: 1 K: 0 BB: 0 S: 4 P: 4	R: 0 H: 0 E: 0 LOB: 0 K: 1 BB: 0 S: 5 P: 5	R: 0 H: 1 E: 0 LOB: 1 K: 0 BB: 0 S: 4 P: 4	R: 0 H: 0 E: 0 LOB: 0 K: 1 BB: 0 S: 5 P: 5	R: 0 H: 1 E: 0 LOB: 1 K: 0 BB: 0 S: 4 P: 4	1B: 5 SF: 0 2B: 2 SAC: 0 3B: 0 DP: 0 HR: 0 HBP: 0						

TOP

San Francisco Giants @ Texas Rangers

Surprise Stadium, Surprise, AZ

Mon Mar 13 2017, 9:07 PM - 11:40 PM EDT

Att. 11,216 - Clear - 89 F

livebaseballscorecards.com

AB	34
R	1
H	7
RBI	1
BB	2
SO	10
LOB	16

WP: 0 PA: 36
PB: 0
SB: 1
CS: 0

PITCHER		IP	WLS	BF	H	R	ER	SO	BB	IBB	HBP	BLK	WP	HR	S	P	ERA	WHIP
11 Yu Darvish, R ERA: 3.38	(1, 1)	3.1	W	16	4	1	1	6	2	0	0	0	0	0	26	34	2.70	1.800
87 Austin Bibens-Dirkx, R ERA: 1.8	(4, 1)	0.2		2	0	0	0	2	0	0	0	0	0	0	6	6	0.00	0.000
36 Dillon Gee, R ERA: 1.29	(5, 1)	3.0	H	11	2	0	0	1	0	0	0	0	0	0	13	13	0.00	0.667
55 Allen Webster, R ERA: 1.59	(8, 1)	2.0		7	1	0	0	1	0	0	0	0	0	0	9	9	0.00	0.500

PITCHER	IP	WLS	BF	H	R	ER	SO	BB	IBB	HBP	BLK	WP	HR	S	P	ERA	WHIP

BOTTOM

Batter	1	2	3	4	5	6	7	8	9	AB	R	H	RBI	BB	SO	LOB
14 Carlos Gómez, R (1, 8) OBP: 0.409, SLG: 0.800 70 César Puello, R (6, 8) OBP: 0.083, SLG: 0.333	C F S 0-3 ① K	D B B C C X 3-2 1-H 2-H 3-H HR		B B B B 4-0 1 2B BB		X 0-0 ② F7				2 1	2 0	1 0	4 0	1 0	1 0	0 1
1 Elvis Andrus, R (1, 6) OBP: 0.333, SLG: 0.667 99 Michael De León, S (4, PR) OBP: 0.154, SLG: 0.154 (5, 6)	X 0-0 5 FC6 5 E 2B	X 0-0 ① G4-3		X 0-0 1-H 2B		X 0-0 ③ G1-3				3 1	1 0	2 0	1 0	0 0	0 0	0 1
17 Shin-Soo Choo, L (1, 10) OBP: 0.222, SLG: 0.188 93 Matt Lipka, R (7, PH) (8, 10)	B B B B 4-0 5 E 16 1B BB	X 0-0 ② F8		F F S 0-3 ② K			X 0-0 ① F8			2 1	1 0	0 0	0 0	1 0	1 0	1 0
5 Mike Napoli, R (1, 3) OBP: 0.375, SLG: 0.500 67 Ronald Guzmán, L (6, 3) OBP: 0.150, SLG: 0.158	X 0-0 FC6 16 1B 1-2 2-H	X 0-0 1B		X 0-0 ③ F7			X 0-0 31 G6-3 31 PB 1B			3 1	0 0	1 1	0 0	0 0	0 0	2 0
30 Nomar Mazara, L (1, 9) OBP: 0.280, SLG: 0.458 31 Jared Hoying, L (7, 9) OBP: 0.259, SLG: 0.435	X 0-0 ② F8	X 0-0 ③ P5			X 0-0 ① P6		B X 1-0 ② G6-3 1-3			3 1	0 0	0 0	0 0	0 0	0 0	3 1
16 Ryan Rua, R (1, 7) OBP: 0.273, SLG: 0.375 94 Scott Heineman, R (7, 7) OBP: 0.308, SLG: 0.333	X 0-0 ③ 1-3 2-H 1B		F F S 0-3 ① K		C S S 0-3 ② K		C F S 0-3 ③ K			3 1	0 0	1 0	1 0	0 0	2 1	0 1
15 Will Middlebrooks, R (1, 5) OBP: 0.250, SLG: 0.469 97 Jason Martinson, R (7, 5) OBP: 0.250, SLG: 0.455		X 0-0 63 1B 8 1B 14 HR 1B	S S S 0-3 ② K		X 0-0 ③ F9			S C S 0-3 ① K		3 1	1 0	1 0	0 0	0 0	1 1	0 0
8 Brett Hayes, R (1, 2) OBP: 0.429, SLG: 0.571 38 Steven Lerud, L (6, 2) OBP: 0.444, SLG: 0.286		X 0-0 63 1B 1-2 14 HR 1B	X 0-0 ③ G6-3			B B B B 4-0 BB		X 0-0 ② G5-3		2 1	1 0	1 0	0 0	0 1	0 0	0 0
63 Doug Bernier, R (1, 4) OBP: 0.226, SLG: 0.179 93 Josh Morgan, R (7, 4)		X 0-0 1-2 2-3 14 HR 1B		X 0-0 ① P4		S F S 0-3 ① K		X 0-0 ③ G6-3		3 1	1 0	1 0	0 0	0 0	1 0	1 0
Inning Stats	R: 2 E: 1 K: 1 S: 7 H: 2 LOB: 2 BB: 1 P: 11	R: 4 E: 0 K: 0 S: 10 H: 5 LOB: 1 BB: 0 P: 13	R: 0 E: 0 K: 2 S: 7 H: 0 LOB: 0 BB: 0 P: 7	R: 1 E: 0 K: 1 S: 6 H: 1 LOB: 1 BB: 1 P: 10	R: 0 E: 0 K: 1 S: 5 H: 0 LOB: 0 BB: 0 P: 5	R: 0 E: 0 K: 1 S: 5 H: 0 LOB: 1 BB: 1 P: 9	R: 0 E: 0 K: 1 S: 6 H: 1 LOB: 1 BB: 0 P: 7	R: 0 E: 0 K: 1 S: 5 H: 0 LOB: 0 BB: 0 P: 5		1B: 6 2B: 2 3B: 0 HR: 1	SF: 0 SAC: 0 DP: 0 HBP: 0					

PITCHER	IP	WLS	BF	H	R	ER	SO	BB	IBB	HBP	BLK	WP	HR	S	P	ERA	WHIP
29 Jeff Samardzija, R (1, 1) ERA: 9.82	3.2	L	21	8	7	5	4	2	0	0	0	0	1	29	40	12.27	2.727
82 Roberto Gómez, R (4, 1) ERA: 4.91	0.1		1	0	0	0	0	0	0	0	0	0	0	1	1	0.00	0.000
46 Michael Roth, L (5, 1) ERA: 13.5	1.0		3	0	0	0	1	0	0	0	0	0	0	5	5	0.00	0.000
93 David Hernandez, R (6, 1) ERA:	1.0		4	0	0	0	1	1	0	0	0	0	0	5	9	0.00	1.000
92 Reyes Moronta, R (7, 1) ERA:	1.0		4	1	0	0	1	0	0	0	0	0	0	6	7	0.00	1.000

PITCHER	IP	WLS	BF	H	R	ER	SO	BB	IBB	HBP	BLK	WP	HR	S	P	ERA	WHIP
60 Hunter Strickland, R (8, 1) ERA: 3.0	1.0		3	0	0	0	1	0	0	0	0	0	0	5	5	0.00	0.000

San Francisco Giants @ Texas Rangers

Surprise Stadium, Surprise, AZ

Mon Mar 13 2017, 9:07 PM - 11:40 PM EDT

Att. 11,216 - Clear - 89 F

livebaseballscorecards.com

AB	33
R	7
H	9
RBI	6
BB	3
SO	8
LOB	11

WP: 0 PB: 1 SB: 0 CS: 0 PA: 36

San Francisco Giants @ Cleveland Indians

Goodyear Ballpark, Goodyear, AZ

Tue Mar 14 2017, 4:08 PM - 7:18 PM EDT

Att. 8,116 - Sunny - 88 F

TOP

livebaseballscorecards.com

Batter	1	2	3	4	5	6	7	8	9	AB	R	H	RBI	BB	SO	LOB
10 Eduardo Núñez, R (1, 10) OBP: 0.261, SLG: 0.348 75 Juan Ciriaco, R (9, PH) (9, 10)	0-0 37 F8 9 2B 2B	0-0 37 E 37 FC6 9 SF7 1B		0-0 P3 ①		0-0 P3 ②			S S S 0-3 K2-3 ①	4 1	2 0	2 0	0 0	0 0	0 1	1 0
37 Kelby Tomlinson, R (1, 6) OBP: 0.321, SLG: 0.423 71 Juniel Querecuto, S (6, 4) OBP: 0.250, SLG: 0.286	0-0 F8 ① 2-3	0-0 FC6 6 1B 1-3		0-0 G3 ②		S S S 0-3 K ③			0-0 G4-3 ②	4 1	0 0	0 0	0 0	0 0	1 0	3 0
9 Brandon Belt, L (1, 3) OBP: 0.387, SLG: 0.704 21 Conor Gillaspie, L (5, 3) OBP: 0.500, SLG: 0.875	0-0 6 HR 2B 3-H	0-0 SF7 ② 3-H		0-0 1B			0-0 6 G4-6-3 1B		0-0 F7 ③	2 2	1 0	2 1	2 0	0 0	0 0	0 0
6 Jarrett Parker, L (1, 7) OBP: 0.462, SLG: 0.645 84 Ryan Lollis, L (7, 7)	S S X 0-2 2-H HR	0-0 1B 2-3		0-0 F8 ③			0-0 ① ② G4-6-3 1-2f			4 0	1 0	2 0	2 0	0 0	0 0	2 0
94 Aaron Hill, R (1, 4) OBP: 0.393, SLG: 0.417 22 Christian Arroyo, R (5, 4) OBP: 0.286, SLG: 0.286 (6, 6)	0-0 1 G6-3 39 HR 2B	0-0 G5-3 ③			0-0 G6-3 ①		0-0 G6-3 ③			3 1	1 0	1 0	0 0	0 0	0 0	2 0
1 Jae-Gyun Hwang, R (1, 5) OBP: 0.333, SLG: 0.731	0-0 G6-3 ② 2-3		0-0 1B		0-0 F8 ②			0-0 1B ①		4	0	2	0	0	0	1
39 Justin Ruggiano, R (1, 9) OBP: 0.208, SLG: 0.318 85 Hunter Cole, R (6, 9)	B B S S X 2-2 3-H HR		S S C 0-3 K ①		0-0 L5 ③			0-0 G6-3 ②		3 1	1 0	1 0	2 0	0 0	1 0	1 0
Trevor Brown, R (1, 2) OBP: 0.350, SLG: 0.450 72 Tim Federowicz, R (5, 2) OBP: 0.444, SLG: 0.500	S S S 0-3 K ③	0-0 F8 ②				S S C 0-3 K ①		0-0 2B		2 2	0 0	0 1	0 0	0 0	1 1	1 0
66 Gorkys Hernández, R (1, 8) OBP: 0.200, SLG: 0.250 63 Orlando Calixte, R (6, 8) OBP: 0.250, SLG: 0.261		0-0 G2-3 ①	0-0 F7 ③			0-0 1B		S S C 0-3 K ③		3 1	0 0	1 0	0 0	0 0	0 1	1 1

Inning Stats										
	R: 5 E: 0 K: 1 S: 14	H: 5 LOB: 0 BB: 0 P: 16	R: 1 E: 1 K: 0 S: 6	H: 2 LOB: 2 BB: 0 P: 6	R: 0 E: 0 K: 1 S: 6	H: 1 LOB: 1 BB: 0 P: 6	R: 0 E: 0 K: 0 S: 4	H: 1 LOB: 1 BB: 0 P: 4	R: 0 E: 0 K: 0 S: 3	H: 0 LOB: 0 BB: 0 P: 3
	R: 0 E: 0 K: 2 S: 8	H: 1 LOB: 1 BB: 0 P: 8	R: 0 E: 0 K: 0 S: 3	H: 1 LOB: 0 BB: 0 P: 3	R: 0 E: 0 K: 1 S: 6	H: 2 LOB: 1 BB: 0 P: 6	R: 0 E: 0 K: 1 S: 5	H: 0 LOB: 0 BB: 0 P: 5	1B: 7 2B: 4 3B: 0 HR: 2	SF: 1 SAC: 0 DP: 1 HBP: 0	WP: 0 PB: 0 SB: 0 CS: 0	PA: 39

PITCHER		IP	WLS	BF	H	R	ER	SO	BB	IBB	HBP	BLK	WP	HR	S	P	ERA	WHIP
43 Josh Tomlin, R ERA: 6.75	(1, 1)	3.0	L	18	8	6	5	2	0	0	0	0	0	2	26	28	15.00	2.667
80 Josh Martin, R ERA: 6.0	(4, 1)	1.0		4	1	0	0	0	0	0	0	0	0	0	4	4	0.00	1.000
58 Carlos Frías, R ERA:	(5, 1)	1.1		5	1	0	0	1	0	0	0	0	0	0	7	7	0.00	0.750
48 Boone Logan, L ERA: 10.38	(6, 1)	1.1		4	1	0	0	1	0	0	0	0	0	0	6	6	0.00	0.750
49 Chris Narveson, L ERA: 1.35	(7, 1)	1.1		5	2	0	0	1	0	0	0	0	0	0	7	7	0.00	1.500

PITCHER		IP	WLS	BF	H	R	ER	SO	BB	IBB	HBP	BLK	WP	HR	S	P	ERA	WHIP
39 Matt Whitehouse, L ERA:	(9, 1)	1.0		3	0	0	0	1	0	0	0	0	0	0	5	5	0.00	0.000

AB	38
R	6
H	13
RBI	6
BB	0
SO	6
LOB	13

Batter	1	2	3	4	5	6	7	8	9	AB	R	H	RBI	BB	SO	LOB
26 Austin Jackson, R (1, 10) OBP: 0.167, SLG: 0.500 72 Yandy Díaz, R (6, PH) OBP: 0.529, SLG: 0.455 (7, 10)	G5-3	K	K	K		9 1B	L3			3	0	0	0	0	2	3
						1B				2	0	1	0	0	0	2
11 José Ramírez, S (1, 5) OBP: 0.406, SLG: 0.643 9 Erik González, R (4, PR) OBP: 0.333, SLG: 0.533 (5, 5)	8 2B BB	1-2 3-H 1B		30 G4-3 1-3 2B		70 G6-4-3 1-2 1B		K		2	0	2	1	1	0	0
										2	0	1	0	0	1	0
30 Tyler Naquin, L (1, 8) OBP: 0.480, SLG: 0.792 70 Greg Allen, S (5, 8) OBP: 0.342, SLG: 0.303	K	G4-3		G4-3 2-3 3-H		G6-4-3 1-2f		F8		3	0	0	1	0	1	4
										2	0	0	0	0	0	2
8 Lonnie Chisenhall, L (1, 9) OBP: 0.370, SLG: 0.520 33 Mike Papi, L (5, 9) OBP: 0.500, SLG: 0.333 (6, 3)	1-3 2B		K	F7			G1-3	E6		3	0	1	0	0	1	2
								1B		2	0	1	0	0	0	0
35 Abraham Almonte, S (1, 7) OBP: 0.414, SLG: 0.375 61 Connor Marabell, L (5, PR) OBP: 0.200, SLG: 0.200 (6, 7)	F7		99 1B BB		45 G6-4-3 1B		73 2B 78 2B 1B	G4-3		2	0	1	0	1	0	2
										2	1	1	0	0	0	1
45 Erik Kratz, R (1, 2) OBP: 0.286, SLG: 0.550 73 Francisco Mejía, S (6, 2) OBP: 0.450, SLG: 0.789		99 G4-3 4 2B 2B	K		G6-4-3 1-2f		78 2B 1-3 2B		79 G5-3 BB	3	1	1	0	0	1	2
										1	1	1	0	1	0	0
99 Daniel Robertson, R (1, 4) OBP: 0.429, SLG: 0.429 79 Ronny Rodríguez, R (5, PR) OBP: 0.207, SLG: 0.357 (6, 4)	G4-3 2-3	4 FC6-4 1-2 1B			BB		G5-3		G5-3 1-2	2	0	1	0	1	0	1
										2	0	0	0	0	0	3
4 Richie Shaffer, R (1, 3) OBP: 0.297, SLG: 0.485 78 Bradley Zimmer, L (6, 9) OBP: 0.405, SLG: 0.647	1 1B 11 1B 3-H 2B	FC6-4 1-2f			K		2-H 3-H 2B		F8	3	1	1	1	0	1	3
										2	0	1	2	0	1	1
1 Michael Martinez, S (1, 6) OBP: 0.400, SLG: 0.633 4 Ivan Castillo, S (7, 6) 23 Jordan Smith, L (9, PH) OBP: 0.300, SLG: 0.222	11 1B 2-3 1B			11 2B 30 G4-3 1B		G6-3		BB		3	1	2	0	0	0	0
										0	0	0	0	1	0	0
										1	0	0	0	0	1	1
Inning Stats	R: 0 E: 0 K: 1 S: 6 H: 1 LOB: 2 BB: 1 P: 10	R: 2 E: 0 K: 1 S: 9 H: 4 LOB: 2 BB: 0 P: 9	R: 0 E: 0 K: 2 S: 8 H: 1 LOB: 2 BB: 1 P: 12	R: 1 E: 0 K: 1 S: 7 H: 2 LOB: 2 BB: 0 P: 7	R: 0 E: 0 K: 1 S: 5 H: 1 LOB: 1 BB: 1 P: 9	R: 0 E: 0 K: 0 S: 4 H: 2 LOB: 1 BB: 0 P: 4	R: 2 E: 0 K: 0 S: 6 H: 3 LOB: 2 BB: 1 P: 10	R: 0 E: 1 K: 1 S: 6 H: 1 LOB: 1 BB: 0 P: 6	R: 0 E: 0 K: 2 S: 7 H: 0 LOB: 1 BB: 1 P: 11	1B: 9 2B: 6 3B: 0 HR: 0	SF: 0 SAC: 0 DP: 2 HBP: 0						

PITCHER		IP	WLS	BF	H	R	ER	SO	BB	IBB	HBP	BLK	WP	HR	S	P	ERA	WHIP
56 Albert Suárez, R ERA: 6.14	(1, 1)	2.2	W	16	6	2	2	4	2	0	0	0	0	0	22	30	6.75	3.000
Kyle Crick, R ERA: 1.29	(3, 1)	2.1		10	3	1	1	2	1	0	0	0	0	0	13	17	3.86	1.714
74 Kraig Sitton, L ERA: 9.82	(6, 1)	1.0	H	4	2	0	0	0	0	0	0	0	0	0	4	4	0.00	2.000
83 Sam Coonrod, R ERA: 6.75	(7, 1)	1.0	H	7	3	2	2	0	1	0	0	0	0	0	6	10	18.00	4.000
70 George Kontos, R ERA: 6.0	(8, 1)	1.0	H	4	1	0	0	1	0	0	0	0	0	0	6	6	0.00	1.000

PITCHER		IP	WLS	BF	H	R	ER	SO	BB	IBB	HBP	BLK	WP	HR	S	P	ERA	WHIP
64 Derek Law, R ERA: 3.0	(9, 1)	1.0	S	4	0	0	0	2	1	0	0	0	0	0	7	11	0.00	1.000

BOTTOM

San Francisco Giants @ Cleveland Indians

Goodyear Ballpark, Goodyear, AZ

Tue Mar 14 2017, 4:08 PM - 7:18 PM EDT

Att. 8,116 - Sunny - 88 F

livebaseballscorecards.com

AB	40
R	5
H	15
RBI	5
BB	5
SO	9
LOB	27

1B: 9 SF: 0 WP: 0 PA: 45
2B: 6 SAC: 0 PB: 0
3B: 0 DP: 2 SB: 0
HR: 0 HBP: 0 CS: 0

Los Angeles Angels @ San Francisco Giants

Scottsdale Stadium, Scottsdale, AZ

Wed Mar 15 2017, 4:05 PM - 6:53 PM EDT

Att. 11,846 - Partly Cloudy - 85 F

livebaseballscorecards.com

TOP

Batter	1	2	3	4	5	6	7	8	9	AB	R	H	RBI	BB	SO	LOB
0 Yunel Escobar, R (1, 5) OBP: 0.250, SLG: 0.160	P3		G5-4-3 1-2f			F9		B3-4		3	0	0	0	0	0	2
8 Eric Young Jr., S (7, 9) OBP: 0.286, SLG: 0.241										1	0	0	0	0	0	0
56 Kole Calhoun, L (1, 9) OBP: 0.276, SLG: 0.448	P5			F9			27 2B 1B	F8		3	1	1	0	0	0	0
13 Rey Navarro, S (7, 4) OBP: 0.231, SLG: 0.250										1	0	0	0	0	0	0
27 Mike Trout, R (1, 8) OBP: 0.367, SLG: 0.400	G5-3			F7			5 1B 1-H 2B	F9		3	1	1	1	0	0	0
22 Kaleb Cowart, S (7, 5) OBP: 0.259, SLG: 0.250										1	0	0	0	0	0	0
5 Albert Pujols, R (1, 10) OBP: 0.417, SLG: 0.700		F7		G5-3			18 1B 3 1B 3-H 1B		P5	3	0	1	1	0	0	0
6 Dustin Ackley, L (7, PR) OBP: 0.200, SLG: 0.200										1	1	0	0	0	0	0
(7, 10)																
18 Luis Valbuena, L (1, 3) OBP: 0.353, SLG: 0.500		F7			K C C S		25 G3-1 3 1B 12 SF9 1-2 1B		F9	3	0	1	0	0	1	0
85 Matt Thaiss, L (7, PR) OBP: 0.500, SLG: 0.417										1	1	0	0	0	0	0
(7, 3)																
3 Danny Espinosa, S (1, 4) OBP: 0.226, SLG: 0.179		K2-3 S S S			F8		25 G3-1 1-2 2-H 1B		1B	3	0	1	1	0	1	0
33 Ramón Flores, L (7, 7) OBP: 0.273, SLG: 0.300										1	0	1	0	0	0	0
25 Ben Revere, L (1, 7) OBP: 0.500, SLG: 0.500			F8		L7		G3-1 1-2 2-3		P6	3	0	0	0	0	0	2
88 Matt Williams, R (7, 6) OBP: 0.222, SLG: 0.143										1	0	0	0	0	0	1
12 Martín Maldonado, R (1, 2) OBP: 0.156, SLG: 0.071			49 1B BB			G5-3	SF9 3-H			1	0	0	1	1	0	0
96 Francisco Arcia, L (8, 2) OBP: 0.167, SLG: 0.167										0	0	0	0	0	0	0
49 Nolan Fontana, L (1, 6) OBP: 0.333, SLG: 0.318			0 G5-4-3 1-2 1B			K C T C	F9			2	0	1	0	0	1	0
17 Shane Robinson, R (7, PH) OBP: 0.440, SLG: 0.609										1	0	0	0	0	0	2
(7, 8)																

Inning Stats									
	R: 0 E: 0 K: 0 S: 3	H: 0 LOB: 0 BB: 0 P: 3	R: 0 E: 0 K: 1 S: 5	H: 0 LOB: 0 BB: 0 P: 5	R: 0 E: 0 K: 0 S: 3	H: 1 LOB: 1 BB: 1 P: 7	R: 0 E: 0 K: 0 S: 3	H: 0 LOB: 0 BB: 0 P: 3	R: 0 E: 0 K: 1 S: 5	H: 0 LOB: 0 BB: 0 P: 5
	R: 0 E: 0 K: 1 S: 5	H: 0 LOB: 0 BB: 0 P: 5	R: 4 E: 0 K: 0 S: 8	H: 5 LOB: 2 BB: 0 P: 8	R: 0 E: 0 K: 0 S: 3	H: 0 LOB: 0 BB: 0 P: 3	R: 0 E: 0 K: 0 S: 4	H: 1 LOB: 1 BB: 0 P: 4	1B: 6 2B: 1 3B: 0 HR: 0	SF: 1 SAC: 0 DP: 1 HBP: 0	WP: 0 PB: 0 SB: 0 CS: 0	PA: 34

	AB	32
	R	4
	H	7
	RBI	4
	BB	1
	SO	3
	LOB	7

PITCHER		IP	WLS	BF	H	R	ER	SO	BB	IBB	HBP	BLK	WP	HR	S	P	ERA	WHIP
40 Madison Bumgarner, L ERA: 2.81	(1, 1)	6.0		19	1	0	0	3	1	0	0	0	0	0	24	28	0.00	0.333
50 Ty Blach, L ERA: 5.56	(7, 1)	2.0	W	11	5	4	4	0	0	0	0	0	0	0	11	11	18.00	2.500
48 Steven Okert, L ERA:	(9, 1)	1.0	S	4	1	0	0	0	0	0	0	0	0	0	4	4	0.00	1.000

PITCHER	IP	WLS	BF	H	R	ER	SO	BB	IBB	HBP	BLK	WP	HR	S	P	ERA	WHIP

Batter	1	2	3	4	5	6	7	8	9	AB	R	H	RBI	BB	SO	LOB
2 Denard Span, L (1, 8) OBP: 0.241, SLG: 0.125	B B B B 4-0 10 G5-3 BB		C C S 0-3 K ②		B X 1-0 G4-3 ③ 1-2	X 0-0 P4 ②				2	0	0	0	1	1	1
39 Justin Ruggiano, R (7, 8) OBP: 0.200, SLG: 0.304 (9, 9)										1	0	0	0	0	0	0
10 Eduardo Núñez, R (1, 5) OBP: 0.269, SLG: 0.385	X 0-0 G5-3 ① 1-2		X 0-0 L7 ③			X 0-0 8 S 51 G6-3 2B	X 0-0 F8 ③			3	1	1	0	0	0	1
1 Jae-Gyun Hwang, R (7, 5) OBP: 0.321, SLG: 0.704										1	0	0	0	0	0	0
8 Hunter Pence, R (1, 9) OBP: 0.241, SLG: 0.231	X 0-0 F8 ②			X 0-0 51 G6-3 51 PB 1B		B B B D 4-0 51 G6-3 38 2B 2-3 BB		X 0-0 L8 ①		2	1	1	0	1	0	1
49 Chris Marrero, R (7, 7) OBP: 0.265, SLG: 0.576 (9, 3)										1	0	0	0	0	0	0
51 Mac Williamson, R (1, 7) OBP: 0.378, SLG: 0.559	F S S 0-3 K ③			S X 0-1 G6-3 ① 1-3		X 0-0 G6-3 ① 1-2 3-H		X 0-0 38 1B 2B		4	1	1	1	0	1	3
(7, 9)																
(9, 7)																
9 Brandon Belt, L (1, 3) OBP: 0.364, SLG: 0.655		X 0-0 P4 ①		C S S 0-3 K ②		X 0-0 5 E 2B 2-H		X 0-0 72 2B 1B 2-H		2	0	0	0	0	1	1
38 Michael Morse, R (5, 3) OBP: 0.407, SLG: 0.609										2	1	2	2	0	0	0
63 Orlando Calixte, R (8, PR) OBP: 0.250, SLG: 0.261 (9, 8)										0	1	0	0	0	0	0
5 Nick Hundley, R (1, 2) OBP: 0.393, SLG: 0.348		X 0-0 G4-3 ②		F C S 0-3 K ③		X 0-0 E1 94 1B 2-H		X 0-0 37 1B 22 BLK 2B 2-H		3	1	0	0	0	1	1
72 Tim Federowicz, R (7, 2) OBP: 0.474, SLG: 0.600										1	1	1	1	0	0	0
12 Joe Panik, L (1, 4) OBP: 0.333, SLG: 0.429		B B B B 4-0 BB			X 0-0 G4-3 ①	X 0-0 1B 2-H		X 0-0 22 BLK 1B 2-3		1	0	0	0	1	0	0
94 Aaron Hill, R (6, 4) OBP: 0.414, SLG: 0.440										1	0	1	1	0	0	0
37 Kelby Tomlinson, R (8, PH) OBP: 0.345, SLG: 0.444 (9, 4)										1	0	1	0	0	0	0
40 Madison Bumgarner, R (1, 1)		S S S 0-3 K ③			F S S 0-3 K ②	C C S 0-3 K ③		S S S 0-3 K ② 1-2 3-H		2	0	0	0	0	2	1
6 Jarrett Parker, L (6, PH) OBP: 0.450, SLG: 0.625										1	0	0	0	0	1	0
50 Ty Blach, R (7, 1)										0	0	0	0	0	0	0
22 Christian Arroyo, R (8, PH) OBP: 0.267, SLG: 0.267										1	0	0	0	0	1	2
48 Steven Okert, L (9, 1)										0	0	0	0	0	0	0
7 Jimmy Rollins, S (1, 6) OBP: 0.286, SLG: 0.261			X 0-0 L4 ①		B B B B 4-0 2 WP BB		X 0-0 F7 ①	X 0-0 G5-3 ③		1	0	0	0	1	0	0
58 Gordon Beckham, R (6, 6) OBP: 0.286, SLG: 0.250										2	0	0	0	0	0	1
Inning Stats	R: 0 H: 0 E: 0 LOB: 1 K: 1 BB: 1 S: 5 P: 9	R: 0 H: 0 E: 0 LOB: 1 K: 1 BB: 1 S: 5 P: 9	R: 0 H: 0 E: 0 LOB: 0 K: 1 BB: 0 S: 5 P: 5	R: 0 H: 1 E: 0 LOB: 1 K: 2 BB: 0 S: 9 P: 9	R: 0 H: 0 E: 0 LOB: 1 K: 1 BB: 1 S: 5 P: 10	R: 4 H: 3 E: 1 LOB: 0 K: 1 BB: 1 S: 8 P: 12	R: 0 H: 0 E: 0 LOB: 0 K: 0 BB: 0 S: 3 P: 3	R: 3 H: 4 E: 0 LOB: 1 K: 1 BB: 0 S: 9 P: 9		1B: 4 SF: 0 2B: 4 SAC: 0 3B: 0 DP: 0 HR: 0 HBP: 0						

PITCHER		IP	WLS	BF	H	R	ER	SO	BB	IBB	HBP	BLK	WP	HR	S	P	ERA	WHIP
45 Tyler Skaggs, L ERA:	(1, 1)	2.0		8	0	0	0	2	2	0	0	0	0	0	10	18	0.00	1.000
66 JC Ramírez, R ERA: 6.17	(3, 1)	4.0		18	4	4	3	5	2	0	0	0	1	0	27	36	6.75	1.500
32 Cam Bedrosian, R ERA:	(7, 1)	1.0		3	0	0	0	0	0	0	0	0	0	0	3	3	0.00	0.000
60 Justin Miller, R ERA: 19.29	(8, 1)	0.1	L	4	3	3	3	0	0	0	0	0	0	0	4	4	81.00	9.000
65 Cody Ege, L ERA:	(8, 1)	0.2		3	1	0	0	1	0	0	0	1	0	0	5	5	0.00	1.500

PITCHER	IP	WLS	BF	H	R	ER	SO	BB	IBB	HBP	BLK	WP	HR	S	P	ERA	WHIP

BOTTOM

Los Angeles Angels @ San Francisco Giants

Scottsdale Stadium, Scottsdale, AZ

Wed Mar 15 2017, 4:05 PM - 6:53 PM EDT

Att. 11,846 - Partly Cloudy - 85 F

livebaseballscorecards.com

AB	32
R	7
H	8
RBI	5
BB	4
SO	8
LOB	12

WP: 1	PA: 36		
PB: 1			
SB: 1			
CS: 0			

Colorado Rockies @ San Francisco Giants

Scottsdale Stadium, Scottsdale, AZ

Fri Mar 17 2017, 9:08 PM - 11:51 PM EDT

Att. 12,184 - Partly Cloudy - 90 F

TOP

livebaseballscorecards.com

Batter	1	2	3	4	5	6	7	8	9	AB	R	H	RBI	BB	SO	LOB
19 Charlie Blackmon, L (1, 8) OBP: 0.514, SLG: 0.700	9 G4-6-3 1B	G4-3		G4-3			9 1B		E5 80 PB, 6 G5-3, 80 E	4	0	2	0	0	0	2
91 Tyler Bugner, L (7, PR)										0	0	0	0	0	0	0
43 Rafael Ynoa, S (7, 7) OBP: 0.281, SLG: 0.414										1	1	0	0	0	0	0
9 DJ LeMahieu, R (1, 4) OBP: 0.471, SLG: 0.656	G4-6-3 1-2f		K		L6		98 G6-4-3 1B 1-2		G5-3 1-2	4	0	1	0	0	1	1
6 Daniel Castro, R (7, PR)										1	0	0	0	0	0	1
OBP: 0.300, SLG: 0.345 (7, 6)																
27 Trevor Story, R (1, 6) OBP: 0.361, SLG: 0.788	1B		K		K		F7		E6 98 CS 2-H	4	0	1	0	0	2	2
80 Derrik Gibson, R (7, 4) OBP: 0.250, SLG: 0.250										1	0	0	0	0	0	0
72 Jordan Patterson, L (1, 3) OBP: 0.341, SLG: 0.595	P4		65 E 1B		65 FC5-4 1B		G6-4-3 1-2f		CS 1-2	3	1	2	0	0	0	1
98 Correlle Prime, R (7, PH) OBP: 0.750, SLG: 1.500 (7, 3)										1	0	0	0	0	0	2
65 Stephen Cardullo, R (1, 9) OBP: 0.425, SLG: 0.636		68 3B 1B	E9 1-H 2B		FC5-4 1-2f			76 1B, 13 SF7 1B		3	1	2	1	0	0	1
75 Noel Cuevas, R (6, 7) OBP: 0.300, SLG: 0.350 (7, 8)										1	1	1	0	0	0	0
74 Pat Valaika, R (1, 5) OBP: 0.353, SLG: 0.667		L8	K			G6-3		80 G4-6-3 1-3		3	0	0	0	0	1	2
76 Jan Vázquez, S (6, 2) OBP: 0.250, SLG: 0.250										1	0	1	0	0	0	0
68 Raimel Tapia, L (1, 7) OBP: 0.325, SLG: 0.351				K		F7		SF7 3-H		3	1	1	1	0	1	0
Zach Jemiola, L (6, 1)										0	0	0	0	0	0	0
13 Dustin Garneau, R (8, PH) OBP: 0.458, SLG: 1.056										0	0	0	1	0	0	0
54 Carlos Estévez, R (8, 1)										0	0	0	0	0	0	0
Shane Carle, R (9, 1)		14 1B 1-H 3B								0	0	0	0	0	0	0
14 Tony Wolters, L (1, 2) OBP: 0.560, SLG: 0.714						HBP		G4-6-3 1-2f		2	0	1	1	0	0	0
80 Mike Tauchman, L (6, PR) OBP: 0.290, SLG: 0.259		82 FC3-6 1B 3-H		G4-3						1	0	0	0	0	0	1
(6, 9)																
82 Harrison Musgrave, L (1, 1)										1	0	0	0	0	0	1
81 Anthony Bemboom, L (4, PH) OBP: 0.444, SLG: 1.125										1	0	1	0	0	0	0
24 Jordan Lyles, R (4, 1)										0	0	0	0	0	0	0
18 Cristhian Adames, S (6, PH) OBP: 0.314, SLG: 0.606		FC3-6 1-2f		1B		G3			K	2	0	0	0	0	1	1
(6, 5)																

	AB	37
	R	5
	H	13
	RBI	4
	BB	0
	SO	6
	LOB	15

Inning Stats																								
	R: 0	H: 2	R: 2	H: 3	R: 1	H: 2	R: 0	H: 1	R: 0	H: 1	R: 0	H: 0	R: 0	H: 2	R: 1	H: 2	R: 1	H: 0	1B: 11	SF: 1	WP: 0	PA: 40
	E: 0	LOB: 1	E: 0	LOB: 1	E: 1	LOB: 1	E: 0	LOB: 1	E: 0	LOB: 1	E: 0	LOB: 0	E: 0	LOB: 2	E: 0	LOB: 0	E: 2	LOB: 0	2B: 1	SAC: 0	PB: 1	
	K: 0	BB: 0	K: 0	BB: 0	K: 3	BB: 0	K: 1	BB: 0	K: 1	BB: 0	K: 0	BB: 0	K: 0	BB: 0	K: 0	BB: 0	K: 1	BB: 0	3B: 1	DP: 3	SB: 0	
	S: 4	P: 4	S: 6	P: 6	S: 11	P: 11	S: 6	P: 6	S: 6	P: 6	S: 3	P: 4	S: 4	P: 4	S: 4	P: 4	S: 7	P: 8	HR: 0	HBP: 1	CS: 1	

PITCHER		IP	WLS	BF	H	R	ER	SO	BB	IBB	HBP	BLK	WP	HR	S	P	ERA	WHIP
18 Matt Cain, R	(1, 1)	4.2	L	22	9	3	3	5	0	0	0	0	0	0	32	32	5.79	1.929
ERA: 8.4																		
82 Roberto Gómez, R	(5, 1)	0.1		1	0	0	0	0	0	0	0	0	0	0	1	1	0.00	0.000
ERA: 4.5																		
41 Mark Melancon, R	(6, 1)	1.0		4	0	0	0	0	0	0	1	0	0	0	3	4	0.00	0.000
ERA:																		
13 Will Smith, L	(7, 1)	1.0		4	2	0	0	0	0	0	0	0	0	0	4	4	0.00	2.000
ERA:																		
59 Neil Ramírez, R	(8, 1)	1.0		4	2	1	1	0	0	0	0	0	0	0	4	4	9.00	2.000
ERA: 3.0																		

PITCHER		IP	WLS	BF	H	R	ER	SO	BB	IBB	HBP	BLK	WP	HR	S	P	ERA	WHIP
61 Josh Osich, L	(9, 1)	1.0		4	0	1	0	1	0	0	0	0	0	0	7	8	0.00	0.000
ERA: 6.75																		

BOTTOM

Colorado Rockies @ San Francisco Giants

Scottsdale Stadium, Scottsdale, AZ

Fri Mar 17 2017, 9:08 PM - 11:51 PM EDT

Att. 12,184 - Partly Cloudy - 90 F

livebaseballscorecards.com

Batter	1	2	3	4	5	6	7	8	9	AB	R	H	RBI	BB	SO	LOB
10 Eduardo Núñez, R (1, 5) OBP: 0.241, SLG: 0.345	G4-3		G6-3			P5				3	0	0	0	0	0	0
37 Kelby Tomlinson, R (7, 4) OBP: 0.333, SLG: 0.429								G3 1-3		1	0	0	0	0	0	1
94 Aaron Hill, R (1, 4) OBP: 0.375, SLG: 0.393	P6			F9		G5-3		G6-3		3	0	0	0	0	0	0
13 Will Smith, R (7, 1)										0	0	0	0	0	0	0
1 Jae-Gyun Hwang, R (8, 7) OBP: 0.310, SLG: 0.679										1	0	0	0	0	0	1
8 Hunter Pence, R (1, 9) OBP: 0.219, SLG: 0.207	G5-3			P1			K		P4	3	0	0	0	0	1	0
49 Chris Marrero, R (8, 3) OBP: 0.257, SLG: 0.559										1	0	0	0	0	0	0
38 Michael Morse, R (1, 7) OBP: 0.400, SLG: 0.615		F8		K			9 1B 5 G5-3 2B		F8	3	0	1	0	0	1	0
63 Orlando Calixte, R (7, PR) (8, 9) OBP: 0.240, SLG: 0.250										1	1	0	0	0	0	0
9 Brandon Belt, L (1, 3) OBP: 0.361, SLG: 0.625		F8			K		2-3 5 G5-3 1B		2B	3	0	1	0	0	1	0
72 Tim Federowicz, R (8, 2) OBP: 0.500, SLG: 0.688										1	0	1	0	0	0	0
5 Nick Hundley, R (1, 2) OBP: 0.419, SLG: 0.385		7 FC5-4 1B			1B		G5-3 1-2 3-H		F9	3	0	2	1	0	0	2
22 Christian Arroyo, R (8, 6) OBP: 0.250, SLG: 0.250										1	0	0	0	0	0	1
7 Jimmy Rollins, S (1, 6) OBP: 0.258, SLG: 0.231		FC5-4 1-2f			F7		F7			3	0	0	0	0	0	3
59 Neil Ramírez, R (8, 1)										0	0	0	0	0	0	0
61 Josh Osich, L (9, 1)										0	0	0	0	0	0	0
66 Gorkys Hernández, R (1, 8) OBP: 0.182, SLG: 0.226			K		L8			K		3	0	0	0	0	2	1
18 Matt Cain, R (1, 1)			K			P4		37 G3 37 WP 1B		1	0	0	0	0	1	0
82 Roberto Gómez, R (5, 1)										0	0	0	0	0	0	0
41 Mark Melancon, R (6, 1)										0	0	0	0	0	0	0
21 Conor Gillaspie, L (6, PH) (7, 5) OBP: 0.500, SLG: 0.833										2	0	1	0	0	0	0

	AB	33
	R	1
	H	6
	RBI	1
	BB	0
	SO	6
	LOB	9

Inning Stats	1	2	3	4	5	6	7	8	9
	R: 0 E: 0 K: 0 S: 3	H: 0 LOB: 0 BB: 0 P: 3	R: 0 E: 0 K: 0 S: 4	H: 1 LOB: 1 BB: 0 P: 4	R: 0 E: 0 K: 2 S: 7	H: 0 LOB: 0 BB: 0 P: 7	R: 0 E: 0 K: 1 S: 5	H: 0 LOB: 0 BB: 0 P: 5	R: 0 E: 0 K: 1 S: 6	H: 1 LOB: 1 BB: 0 P: 6	R: 0 E: 0 K: 0 S: 3	H: 0 LOB: 0 BB: 0 P: 3	R: 1 E: 0 K: 1 S: 7	H: 2 LOB: 1 BB: 0 P: 7	R: 0 E: 0 K: 1 S: 6	H: 1 LOB: 1 BB: 0 P: 7	R: 0 E: 0 K: 0 S: 4	H: 1 LOB: 1 BB: 0 P: 4

1B: 4	SF: 0
2B: 2	SAC: 0
3B: 0	DP: 0
HR: 0	HBP: 0

WP: 1	PA: 33
PB: 0	
SB: 0	
CS: 0	

PITCHER		IP	WLS	BF	H	R	ER	SO	BB	IBB	HBP	BLK	WP	HR	S	P	ERA	WHIP
82 Harrison Musgrave, L ERA: 3.27	(1, 1)	3.0	W	10	1	0	0	2	0	0	0	0	0	0	14	14	0.00	0.333
24 Jordan Lyles, R ERA: 7.04	(4, 1)	2.0		7	1	0	0	2	0	0	0	0	0	0	11	11	0.00	0.500
Zach Jemiola, R ERA: 1.0	(6, 1)	2.0	H	8	2	1	1	1	0	0	0	0	0	0	10	10	4.50	1.000
54 Carlos Estévez, R ERA: 3.0	(8, 1)	1.0	H	4	1	0	0	1	0	0	0	0	1	0	6	7	0.00	1.000
Shane Carle, R ERA: 8.44	(9, 1)	1.0		4	1	0	0	0	0	0	0	0	0	0	4	4	0.00	1.000

PITCHER		IP	WLS	BF	H	R	ER	SO	BB	IBB	HBP	BLK	WP	HR	S	P	ERA	WHIP

Batter	1	2	3	4	5	6	7	8	9	AB	R	H	RBI	BB	SO	LOB
2 Denard Span, L (1, 8) OBP: 0.273, SLG: 0.250 63 Orlando Calixte, R (6, 8) OBP: 0.231, SLG: 0.240	C B F F B X 2-2 12 2B 1B	C C C 0-3 ②		C F X 0-2 ③ G1-3		B S B 2 SAFE X 2-1 2-H 3B		S X 0-1 ③ G5-3		4 1 2 1 0 1 2 1 0 0 0 0 0 0						
12 Joe Panik, L (1, 4) OBP: 0.333, SLG: 0.452 37 Kelby Tomlinson, R (5, 4) OBP: 0.313, SLG: 0.400 (8, 5)	C B X 1-1 1-H 6 1B 2B	D B B C C C 3-3 ③ 1-2			B X 1-0 ① G3-1	B B X 2-0 ③ G5-3			C X 0-1 ① F9	3 1 1 1 0 1 1 2 0 0 0 0 0 1						
6 Jarrett Parker, L (1, 7) OBP: 0.455, SLG: 0.694 84 Ryan Lollis, L (7, 7)	X 0-0 21 E 2-H 1B		B B S T F B F F X 3-2 HR		C F F B F B S 2-3 ② K		C B X 1-1 ① F8		B S B F C 2-3 ② K	4 1 2 2 0 1 0 1 0 0 0 0 1 0						
49 Chris Marrero, R (1, 3) OBP: 0.275, SLG: 0.615	C X 0-1 ① L9		B X 1-0 ① P3		B B X 2-0 39 FC5 21 1B 1B		X 0-0 HR		F B C B C 2-3 ③ K	5 1 2 1 0 1 1						
21 Conor Gillaspie, L (1, 5) OBP: 0.478, SLG: 0.762 22 Christian Arroyo, R (5, 5) OBP: 0.235, SLG: 0.235 (8, 6)	B X 1-0 E6 1-3		F X 0-1 ② G4-3		S X 0-1 39 FC5 1-2 1B		S X 0-1 ② G6-3			3 0 1 0 0 0 1 1 0 0 0 0 0 0						
39 Justin Ruggiano, R (1, 9) OBP: 0.207, SLG: 0.296 79 Slade Heathcott, L (7, 9)	C 1 SAFE S F S 0-3 ② K		C C S X 0-2 ③ G4-3		B X 1-0 ③ FC5 1-2 2-3f		B S C X 1-2 1B			4 0 1 0 0 1 4 0 0 0 0 0 0 0						
72 Tim Federowicz, R (1, 10) OBP: 0.478, SLG: 0.684 66 Gorkys Hernández, R (7, PH) OBP: 0.176, SLG: 0.219 (7, 10)	C S B D S 2-3 ③ K			B B X 2-0 ① L8		B C B F X 2-2 2 3B 2B	F X 0-1 ③ F9			3 1 1 0 0 1 2 1 0 0 0 0 0 1						
58 Gordon Beckham, R (1, 6) OBP: 0.281, SLG: 0.286 71 Juniel Querecuto, S (8, 4) OBP: 0.250, SLG: 0.286		C S X 0-2 ① G5-3		F F X 0-2 2B		B F X 1-1 ① G5-3		B F C B F X 2-2 ① G5-3		4 0 1 0 0 0 1 0 0 0 0 0 0 0						
Trevor Brown, R (1, 2) OBP: 0.333, SLG: 0.417 79 Matt Winn, R (8, 2)		C X 0-1 12 S 1B		C F F F S 0-3 ② K		X 0-0 ② L7		B C F S 1-3 ② K		4 0 1 0 0 2 2 0 0 0 0 0 0 0						
Inning Stats	R: 2 H: 3 E: 1 LOB: 2 K: 2 BB: 0 S: 17 P: 23	R: 0 H: 1 E: 0 LOB: 1 K: 2 BB: 0 S: 11 P: 14	R: 1 H: 1 E: 0 LOB: 0 K: 0 BB: 0 S: 13 P: 17	R: 0 H: 1 E: 0 LOB: 1 K: 1 BB: 0 S: 12 P: 14	R: 0 H: 2 E: 0 LOB: 2 K: 1 BB: 0 S: 10 P: 16	R: 1 H: 2 E: 0 LOB: 1 K: 0 BB: 0 S: 9 P: 16	R: 1 H: 2 E: 0 LOB: 1 K: 0 BB: 0 S: 10 P: 12	R: 0 H: 0 E: 0 LOB: 0 K: 1 BB: 0 S: 9 P: 12	R: 0 H: 0 E: 0 LOB: 0 K: 2 BB: 0 S: 8 P: 12	1B: 6 SF: 0 2B: 3 SAC: 0 3B: 1 DP: 0 HR: 2 HBP: 0						

PITCHER	IP	WLS	BF	H	R	ER	SO	BB	IBB	HBP	BLK	WP	HR	S	P	ERA	WHIP
18 Hisashi Iwakuma, R (1, 1) ERA: 9.58	3.2		18	6	3	3	5	0	0	0	0	0	1	50	65	7.36	1.636
47 James Pazos, L (4, 1) ERA: 5.14	1.0		5	2	0	0	1	0	0	0	0	0	0	12	17	0.00	2.000
50 Nick Vincent, R (5, 1) ERA: 14.54	0.1		1	0	0	0	0	0	0	0	0	0	0	1	2	0.00	0.000
48 Jonathan Aro, R (6, 1) ERA: 7.88	2.0		10	4	2	2	0	0	0	0	0	0	1	19	28	9.00	2.000
92 Darin Gillies, R (8, 1) ERA:	1.0	W	3	0	0	0	1	0	0	0	0	0	0	9	12	0.00	0.000

PITCHER	IP	WLS	BF	H	R	ER	SO	BB	IBB	HBP	BLK	WP	HR	S	P	ERA	WHIP
56 Christian Bergman, R (9, 1) ERA: 12.0	1.0	S	3	0	0	0	2	0	0	0	0	0	0	8	12	0.00	0.000

TOP

San Francisco Giants @ Seattle Mariners

Peoria Stadium, Peoria, AZ

Sat Mar 18 2017, 4:13 PM - 7:07 PM EDT

Att. 12,358 - Partly Cloudy - 91 F

livebaseballscorecards.com

AB	40
R	5
H	12
RBI	5
BB	0
SO	9
LOB	16

1B: 6	SF: 0	WP: 0	PA: 40
2B: 3	SAC: 0	PB: 0	
3B: 1	DP: 0	SB: 1	
HR: 2	HBP: 0	CS: 0	

Batter	1	2	3	4	5	6	7	8	9	AB	R	H	RBI	BB	SO	LOB
12 Leonys Martin, L (1, 8) OBP: 0.268, SLG: 0.462 87 Braden Bishop, R (7, 8) OBP: 0.333, SLG: 0.250	S T F F B C 1-3 ① K			F F B B X 2-2 ① P6		C X 0-1 ① L8 X	0-0 ③ F9			3 0 0 0 0 1 0 1 0 0 0 0 0 0						
21 Taylor Motter, R (1, 4) OBP: 0.415, SLG: 0.455 82 Jay Baum, R (6, PR) OBP: 0.500, SLG: 0.750 (7, 4)	B B F S X 2-2 ② G1-3			B X 1-0 ② P4		B B B B 4-0 15 3B BB		B X 1-0 82 1B 82 BB 70 BB 1B		2 0 0 0 1 0 0 1 2 1 0 0 0 0						
15 Kyle Seager, L (1, 5) OBP: 0.366, SLG: 0.417 28 Zach Shank, R (6, PR) OBP: 0.500, SLG: 0.444 (7, 5)	B S B C X 2-2 ③ L7			B B B B 4-0 26 FC4 BB		C B B X 2-1 26 2B 1-H 3B		B C B S S 2-3 ① K		2 0 1 1 1 0 0 1 1 0 0 0 1 1						
26 Danny Valencia, R (1, 10) OBP: 0.283, SLG: 0.317 82 Ricky Eusebio, R (8, PH) (9, 10)		B F C S 1-3 ① K		S B D S X 2-2 ③ FC4 1-2f		B X 1-0 5 2B 3-H 2B		B C F B B F B 4-2 70 BB 82 1B 85 BB 1-2 BB		3 1 1 1 0 1 1 0 1 0 0 1 0 0						
20 Daniel Vogelbach, L (1, 3) OBP: 0.321, SLG: 0.340 82 Ryan Casteel, R (7, 3) OBP: 0.375, SLG: 0.750		F C C 0-3 ② K			F B S X 1-2 ① G4-3	F B B F S 2-3 ② K		B C S X 1-2 85 BB 70 BB 6 SF8 1-2 2-3 1B		3 0 0 0 0 2 3 1 1 1 0 0 0 0						
5 Guillermo Heredia, R (1, 7) OBP: 0.512, SLG: 0.676 70 Tyler O'Neill, R (7, 7) OBP: 0.433, SLG: 0.600		C B F F X 1-2 ③ F8			X 0-0 13 1B 1B	C B X 1-1 2-H 2B		B C D B D 4-1 6 SF8 85 BB 1-2 2-3 3-H BB		3 0 2 1 0 0 0 0 0 0 1 1 0 0						
16 Ben Gamel, L (1, 9) OBP: 0.318, SLG: 0.500 85 Chantz Mack, L (7, 9)			B F B B X 3-1 ① G3		B B F X 2-1 ② L6	B C F B C 3-3 ③ K		C S B B B F B 4-2 7 S 1-2 2-3 3-H BB		3 0 0 0 0 1 4 0 0 0 1 1 0 0						
13 Tyler Smith, R (1, 6) OBP: 0.378, SLG: 0.605 6 Mike Freeman, L (7, 6) OBP: 0.297, SLG: 0.371			C B X 1-1 ② F7		1 SAFE C X 0-1 1-2 1B	C B X 3-3 ① G5-3		X 0-0 ② SF8 2-3 3-H		2 0 1 0 0 0 0 1 0 0 1 0 0 0						
71 Steven Baron, R (1, 2) OBP: 0.286, SLG: 0.308 7 Tuffy Gosewisch, R (7, 2) OBP: 0.214, SLG: 0.269			C S B B F B B X 3-2 ③ G6-3		S F S 0-3 ③ K	B F B B F B F C 3-3 ② K		B F C X 1-2 ③ F8 1-2		2 0 0 0 0 1 2 2 0 0 0 0 1 2						
Inning Stats	R: 0 H: 0 E: 0 LOB: 0 K: 1 BB: 0 S: 11 P: 16	R: 0 H: 0 E: 0 LOB: 0 K: 2 BB: 0 S: 10 P: 12	R: 0 H: 0 E: 0 LOB: 0 K: 0 BB: 0 S: 8 P: 15	R: 0 H: 0 E: 0 LOB: 1 K: 0 BB: 1 S: 7 P: 16	R: 0 H: 2 E: 0 LOB: 2 K: 1 BB: 0 S: 11 P: 14	R: 3 H: 3 E: 0 LOB: 3 K: 2 BB: 1 S: 13 P: 26	R: 0 H: 0 E: 0 LOB: 0 K: 1 BB: 0 S: 7 P: 11	R: 3 H: 2 E: 0 LOB: 2 K: 1 BB: 3 S: 18 P: 35		1B: 4 SF: 1 2B: 2 SAC: 0 3B: 1 DP: 0 HR: 0 HBP: 0						

PITCHER	IP	WLS	BF	H	R	ER	SO	BB	IBB	HBP	BLK	WP	HR	S	P	ERA	WHIP
45 Matt Moore, L (1, 1) ERA: 3.94	5.0		18	2	0	0	4	1	0	0	0	0	0	47	73	0.00	0.600
93 David Hernandez, R (6, 1) ERA: 5.79	0.2		6	3	3	3	1	1	0	0	0	0	0	10	20	40.50	6.000
46 Michael Roth, L (6, 1) ERA: 9.64	1.1	H	4	0	0	0	2	0	0	0	0	0	0	10	17	0.00	0.000
53 José Domínguez, R (8, 1) ERA: 5.79	0.1	L	5	2	3	3	1	2	0	0	0	0	0	11	23	81.00	12.000
74 Kraig Sitton, L (8, 1) ERA: 9.0	0.1	B	2	0	0	0	0	1	0	0	0	0	0	4	8	0.00	3.000

PITCHER	IP	WLS	BF	H	R	ER	SO	BB	IBB	HBP	BLK	WP	HR	S	P	ERA	WHIP
60 Hunter Strickland, R (8, 1) ERA: 2.84	0.1		1	0	0	0	0	0	0	0	0	0	0	3	4	0.00	0.000

BOTTOM

San Francisco Giants @ Seattle Mariners

Peoria Stadium, Peoria, AZ

Sat Mar 18 2017, 4:13 PM - 7:07 PM EDT

Att. 12,358 - Partly Cloudy - 91 F

livebaseballscorecards.com

AB	30
R	6
H	7
RBI	6
BB	5
SO	8
LOB	13

WP: 0 PA: 36
PB: 0
SB: 1
CS: 0

Batter	1	2	3	4	5	6	7	8	9	AB	R	H	RBI	BB	SO	LOB
2 Scooter Gennett, L (1, 7) OBP: 0.419, SLG: 0.571 99 Clint Coulter, R (6, 9)	0-1 7 1B 2B		0-3 ① K		0-0 21 2B 2B	0-0 ②③ G5-4-3 1-2f			0-0 ② G5-3	4 1	2 0	2 0	0 0	0 0	1 0	1 0
7 Eric Thames, L (1, 3) OBP: 0.419, SLG: 0.400 95 Jose Cuas, R (9, PR) OBP: 1.000, SLG: 1.000 (9, 5)	0-0 21 S 2-H 1B		0-3 ② K		4-0 21 2B 14 1B BB		0-3 ① K		4-0 BB	3 0	1 0	1 0	1 0	2 0	2 0	0 0
21 Travis Shaw, L (1, 5) OBP: 0.447, SLG: 0.718 92 Johnny Davis, S (7, PR) (7, 7)	4-0 1-2 BB		0-3 ③ K		0-0 14 1B 1-3 2-H 2B		0-0 1B		0-0 ③ G2	3 1	1 0	2 0	1 0	1 0	1 0	0 1
14 Hernán Pérez, R (1, 4) OBP: 0.375, SLG: 0.783 50 Jacob Barnes, R (7, 1) 26 Taylor Jungmann, R (8, 1) 45 Tyler Cravy, R (9, 1)	0-0 ① F4			1-2 HR	0-0 10 G1-3 2-H 3-H 1B		0-0 ② L8			4 0 0 0	1 0 0 0	2 0 0 0	3 0 0 0	0 0 0 0	0 0 0 0	3 0 0 0
10 Kirk Nieuwenhuis, L (1, 9) OBP: 0.444, SLG: 0.694 12 Iván De Jesús Jr., R (6, 7) OBP: 0.452, SLG: 0.455 (7, 5) (9, 3)	0-0 ② F8			2-0 HR	0-0 ① G1-3 1-2		0-0 ③ G4-3			3 1	1 0	1 0	1 0	0 0	0 0	3 1
47 Jett Bandy, R (1, 2) OBP: 0.263, SLG: 0.297 90 Nate Orf, R (7, 4) OBP: 0.375, SLG: 0.350	0-3 ③ K			0-0 ① F8	0-0 ② F8			0-3 ① K		3 1	0 0	0 0	0 0	1 0	3 0	
3 Orlando Arcia, R (1, 6) OBP: 0.277, SLG: 0.326 29 Yadiel Rivera, R (8, 6) OBP: 0.306, SLG: 0.438		0-0 ① G6-3		0-0 ② G4-3	0-0 ③ G6-3			0-3 ② K		4 0	0 0	0 0	0 0	0 0	1 0	1 0
94 Kyle Wren, L (1, 8) OBP: 0.429, SLG: 0.654		0-0 27 CS 1B		0-0 1B		0-0 ① G6-3		0-0 ③ G4-3		4	0	2	0	0	0	0
27 Zach Davies, R (1, 1) OBP: 0.333, SLG: 0.333 58 Rob Scahill, L (6, 1) 76 René García, R (7, 2) OBP: 0.333, SLG: 0.467		1-0 ②③ G3 1-2		0-3 ③ K		0-0 2 G5-4-3 1B			0-0 ① L8	3 0 1	0 0 0	1 0 0	0 0 0	0 0 0	1 0 0	2 0 0
Inning Stats	R: 1 E: 0 K: 1 S: 8 H: 2 LOB: 2 BB: 1 P: 12	R: 0 E: 0 K: 0 S: 3 H: 1 LOB: 0 BB: 0 P: 4	R: 0 E: 0 K: 3 S: 9 H: 0 LOB: 0 BB: 0 P: 9	R: 2 E: 0 K: 1 S: 11 H: 3 LOB: 1 BB: 0 P: 14	R: 3 E: 0 K: 0 S: 6 H: 3 LOB: 1 BB: 1 P: 10	R: 0 E: 0 K: 0 S: 3 H: 1 LOB: 0 BB: 0 P: 3	R: 0 E: 0 K: 1 S: 6 H: 1 LOB: 1 BB: 0 P: 6	R: 0 E: 0 K: 2 S: 7 H: 0 LOB: 0 BB: 0 P: 7	R: 0 E: 0 K: 0 S: 3 H: 0 LOB: 1 BB: 1 P: 7	1B: 6 2B: 3 3B: 0 HR: 2	SF: 0 SAC: 0 DP: 1 HBP: 0				WP: 0 PB: 0 SB: 1 CS: 1	PA: 39	

PITCHER		IP	WLS	BF	H	R	ER	SO	BB	IBB	HBP	BLK	WP	HR	S	P	ERA	WHIP
29 Jeff Samardzija, R ERA: 11.12	(1, 1)	4.0	L	22	9	6	6	5	2	0	0	0	0	2	34	46	13.50	2.750
48 Steven Okert, L ERA:	(5, 1)	1.0		3	0	0	0	0	0	0	0	0	0	0	3	3	0.00	0.000
32 Tyler Beede, R ERA: 0.96	(6, 1)	2.0		7	2	0	0	1	0	0	0	0	0	0	9	9	0.00	1.000
70 George Kontos, R ERA: 5.14	(8, 1)	1.0		3	0	0	0	2	0	0	0	0	0	0	7	7	0.00	0.000
64 Derek Law, R ERA: 2.57	(9, 1)	1.0		4	0	0	0	0	1	0	0	0	0	0	3	7	0.00	1.000

PITCHER	IP	WLS	BF	H	R	ER	SO	BB	IBB	HBP	BLK	WP	HR	S	P	ERA	WHIP

TOP

Milwaukee Brewers @ San Francisco Giants

Scottsdale Stadium, Scottsdale, AZ

Sun Mar 19 2017, 4:09 PM - 7:05 PM EDT

Att. 11,158 - Sunny - 90 F

livebaseballscorecards.com

AB	36
R	6
H	11
RBI	6
BB	3
SO	8
LOB	15

BOTTOM

Milwaukee Brewers @ San Francisco Giants

Scottsdale Stadium, Scottsdale, AZ

Sun Mar 19 2017, 4:09 PM - 7:05 PM EDT

Att. 11,158 - Sunny - 90 F

livebaseballscorecards.com

Batter	1	2	3	4	5	6	7	8	9	AB	R	H	RBI	BB	SO	LOB
2 Denard Span, L (1, 8) OBP: 0.278, SLG: 0.258 66 Gorkys Hernández, R (7, 8) OBP: 0.171, SLG: 0.212	G4-3			F8		1B		K		3	0	1	0	0	0	0
										1	0	0	0	0	1	0
12 Joe Panik, L (1, 4) OBP: 0.314, SLG: 0.424 94 Aaron Hill, R (5, 4) OBP: 0.353, SLG: 0.367	G4-3			G4-3		F8		P6		2	0	0	0	0	0	0
										2	0	0	0	0	0	1
8 Hunter Pence, R (1, 9) OBP: 0.200, SLG: 0.188 63 Orlando Calixte, R (7, 9) OBP: 0.222, SLG: 0.231	F9			G3		K		E5		3	0	0	0	0	1	1
										1	0	0	0	0	0	0
9 Brandon Belt, L (1, 3) OBP: 0.385, SLG: 0.618 21 Conor Gillaspie, L (8, 3) OBP: 0.458, SLG: 0.727		K			5 FC4-6 10 1B 1B		1 1B 58 1B BB	F8		2	1	1	0	1	1	0
										1	0	0	0	0	0	1
6 Jarrett Parker, L (1, 7) OBP: 0.435, SLG: 0.658 1 Jae-Gyun Hwang, R (6, 5) OBP: 0.323, SLG: 0.667		K			K		58 1B 5 SF9 1B		F8	2	0	0	0	0	2	1
										2	1	1	0	0	0	0
10 Eduardo Núñez, R (1, 5) 32 Tyler Beede, R (6, 1) 58 Gordon Beckham, R (7, PH) OBP: 0.303, SLG: 0.310 70 George Kontos, R (8, 1) 64 Derek Law, R (9, 1) 49 Chris Marrero, R (9, PH) OBP: 0.293, SLG: 0.615		G5-3			5 FC4-6 1-2 1B		1-3 2-H 1B		22 HR BB	2	0	1	0	0	0	0
										0	0	0	0	0	0	0
										1	0	1	1	0	0	0
										0	0	0	0	0	0	0
										0	0	0	0	0	0	0
										0	1	0	0	1	0	0
5 Nick Hundley, R (1, 2) OBP: 0.382, SLG: 0.357 72 Tim Federowicz, R (8, 2) OBP: 0.458, SLG: 0.650			K		FC4-6 1-2f 2-3		SF9 3-H		F8	2	0	0	1	0	1	2
										1	0	0	0	0	0	1
7 Jimmy Rollins, S (1, 6) OBP: 0.235, SLG: 0.207 22 Christian Arroyo, R (8, 6) OBP: 0.278, SLG: 0.444		G5-3			K		K		1-H HR	3	0	0	0	0	2	3
										1	1	1	2	0	0	0
29 Jeff Samardzija, R (1, 1) 48 Steven Okert, L (5, 1) 38 Michael Morse, R (6, 7) OBP: 0.364, SLG: 0.552		F8				K	F7		K	1	0	0	0	0	0	0
										0	0	0	0	0	0	0
										3	0	0	0	0	2	1

Inning Stats	1	2	3	4	5	6	7	8	9
	R: 0 H: 0 E: 0 LOB: 0 K: 0 BB: 0 S: 3 P: 3	R: 0 H: 0 E: 0 LOB: 0 K: 2 BB: 0 S: 7 P: 7	R: 0 H: 0 E: 0 LOB: 0 K: 1 BB: 0 S: 5 P: 5	R: 0 H: 0 E: 0 LOB: 0 K: 0 BB: 0 S: 3 P: 3	R: 0 H: 2 E: 0 LOB: 2 K: 2 BB: 0 S: 9 P: 9	R: 0 H: 1 E: 0 LOB: 1 K: 2 BB: 0 S: 8 P: 8	R: 2 H: 2 E: 0 LOB: 1 K: 1 BB: 1 S: 7 P: 11	R: 0 H: 0 E: 1 LOB: 1 K: 1 BB: 0 S: 6 P: 6	R: 2 H: 1 E: 0 LOB: 0 K: 1 BB: 1 S: 6 P: 10

1B: 5 SF: 1
2B: 0 SAC: 0
3B: 0 DP: 0
HR: 1 HBP: 0

WP: 0 PA: 36
PB: 0
SB: 0
CS: 0

	AB	33
	R	4
	H	6
	RBI	4
	BB	2
	SO	10
	LOB	11

PITCHER	IP	WLS	BF	H	R	ER	SO	BB	IBB	HBP	BLK	WP	HR	S	P	ERA	WHIP
27 Zach Davies, R (1, 1) ERA: 4.5	5.1	W	18	2	0	0	6	0	0	0	0	0	0	30	30	0.00	0.375
58 Rob Scahill, R (6, 1) ERA:	0.2		3	1	0	0	1	0	0	0	0	0	0	5	5	0.00	1.500
50 Jacob Barnes, R (7, 1) ERA: 9.0	1.0		6	2	2	2	1	1	0	0	0	0	0	7	11	18.00	3.000
26 Taylor Jungmann, R (8, 1) ERA: 2.0	1.0		4	0	0	0	1	0	0	0	0	0	0	6	6	0.00	0.000
45 Tyler Cravy, R (9, 1) ERA: 2.61	1.0		5	1	2	2	1	1	0	0	0	0	1	6	10	18.00	2.000

PITCHER	IP	WLS	BF	H	R	ER	SO	BB	IBB	HBP	BLK	WP	HR	S	P	ERA	WHIP

San Francisco Giants @ Chicago White Sox

Camelback Ranch, Glendale, AZ

Mon Mar 20 2017, 4:11 PM - 7:08 PM EDT

Att. 7,028 - Partly Cloudy - 91 F

TOP

livebaseballscorecards.com

Batter	1	2	3	4	5	6	7	8	9	AB	R	H	RBI	BB	SO	LOB
10 Eduardo Núñez, R (1, 5) OBP: 0.235, SLG: 0.324	B X 1-0 L8		X 0-0 L8			F F X 0-2 G6-4-3 1-2f		X 0-0 1-H 2-H HR		3	0	0	0	0	0	1
83 Ryder Jones, L (6, 5) OBP: 0.429, SLG: 0.692										1	1	1	3	0	0	0
37 Kelby Tomlinson, R (1, 4) OBP: 0.333, SLG: 0.394	X 0-0 9 G4-3 1B			X 0-0 P4			X 0-0 G5-3	B B B B 4-0 49 1B BB		3	0	1	0	1	0	0
59 Neil Ramírez, R (8, 1)										0	0	0	0	0	0	0
9 Brandon Belt, L (1, 3) OBP: 0.381, SLG: 0.622	X 0-0 G4-3 1-2			X 0-0 F8			X 0-0 2B	X 0-0 1-2 1B		3	0	1	0	0	0	1
49 Chris Marrero, R (7, 3) OBP: 0.310, SLG: 0.625										1	0	1	0	0	0	0
38 Michael Morse, R (1, 10) OBP: 0.343, SLG: 0.516	C F S 0-3 K			X 0-0 F8			X 0-0 P3	X 0-0 F9		2	0	0	0	0	1	1
1 Jae-Gyun Hwang, R (7, PH) OBP: 0.303, SLG: 0.625										2	0	0	0	0	0	3
(7, 7)																
94 Aaron Hill, R (1, 7) OBP: 0.324, SLG: 0.333		X 0-0 L7			X 0-0 G6-3		X 0-0 P6		X 0-0 G5-3	3	0	0	0	0	0	1
60 Hunter Strickland, R (7, 1)										0	0	0	0	0	0	0
13 Will Smith, R (8, 1)										0	0	0	0	0	0	0
84 C.J. Hinojosa, R (8, 4) OBP: 0.111, SLG: 0.222										1	0	0	0	0	0	0
39 Justin Ruggiano, R (1, 9) OBP: 0.250, SLG: 0.367		X 0-0 58 P4 2B			C F S 0-3 K			X 0-0 72 FC9-6 1B	X 0-0 G1-3	3	0	2	0	0	1	0
84 Ryan Lollis, L (8, 9)										1	0	0	0	0	0	0
58 Gordon Beckham, R (1, 6) OBP: 0.278, SLG: 0.281		2 SAFE X 0-0 P4 2-3			X 0-0 G6-3			X 0-0 L7	X 0-0 F8	3	0	0	0	0	0	2
71 Juniel Querecuto, S (8, 6) OBP: 0.222, SLG: 0.250										1	0	0	0	0	0	0
72 Tim Federowicz, R (1, 2) OBP: 0.407, SLG: 0.565			F C C 0-3 K			C S S 0-3 K		X 0-0 FC9-6 66 1B 83 HR 1-3		3	1	0	0	0	2	1
83 Jeff Arnold, R (8, 2)										0	0	0	0	0	0	0
66 Gorkys Hernández, R (1, 8) OBP: 0.184, SLG: 0.222			X 0-0 P4			X 0-0 E3 10 G6-4-3		X 0-0 83 HR 1-2 1B		3	1	1	0	0	0	0
79 Slade Heathcott, L (8, 8)										0	0	0	0	0	0	0

	AB	33
	R	3
	H	7
	RBI	3
	BB	1
	SO	4
	LOB	10

Inning Stats																																
	R: 0 E: 0 K: 1 S: 6	H: 1 LOB: 1 BB: 0 P: 7	R: 0 E: 0 K: 0 S: 3	H: 1 LOB: 0 BB: 0 P: 3	R: 0 E: 0 K: 1 S: 5	H: 0 LOB: 0 BB: 0 P: 5	R: 0 E: 0 K: 0 S: 3	H: 0 LOB: 0 BB: 0 P: 3	R: 0 E: 0 K: 1 S: 5	H: 0 LOB: 0 BB: 0 P: 5	R: 0 E: 1 K: 1 S: 7	H: 0 LOB: 0 BB: 0 P: 7	R: 0 E: 0 K: 0 S: 4	H: 1 LOB: 1 BB: 0 P: 4	R: 3 E: 0 K: 0 S: 7	H: 4 LOB: 2 BB: 1 P: 11	R: 0 E: 0 K: 0 S: 3	H: 0 LOB: 0 BB: 0 P: 3	1B: 4 2B: 2 3B: 0 HR: 1	SF: 0 SAC: 0 DP: 1 HBP: 0	WP: 0 PB: 0 SB: 0 CS: 0	PA: 34

PITCHER		IP	WLS	BF	H	R	ER	SO	BB	IBB	HBP	BLK	WP	HR	S	P	ERA	WHIP
40 Reynaldo López, R ERA: 3.72	(1, 1)	6.0		19	2	0	0	4	0	0	0	0	0	0	29	30	0.00	0.333
41 Cory Luebke, L ERA: 1.04	(7, 1)	1.0	H	4	1	0	0	0	0	0	0	0	0	0	4	4	0.00	1.000
48 Tommy Kahnle, R ERA: 5.87	(8, 1)	0.2	L	6	3	3	3	0	1	0	0	0	0	1	5	9	40.50	6.000
66 Michael Ynoa, R ERA: 4.5	(8, 1)	1.1		5	1	0	0	0	0	0	0	0	0	0	5	5	0.00	0.750

PITCHER		IP	WLS	BF	H	R	ER	SO	BB	IBB	HBP	BLK	WP	HR	S	P	ERA	WHIP

BOTTOM

San Francisco Giants @ Chicago White Sox

Camelback Ranch, Glendale, AZ

Mon Mar 20 2017, 4:11 PM - 7:08 PM EDT

Att. 7,028 - Partly Cloudy - 91 F

livebaseballscorecards.com

Batter	1	2	3	4	5	6	7	8	9	AB	R	H	RBI	BB	SO	LOB
44 Peter Bourjos, R (1, 8) OBP: 0.389, SLG: 0.600	G1-3			28 SF7 3B		BBB 4-0 79 SF9 28 SH1-3 1-2 BB		X 0-0 32 G5-3 28 G4-3 1B		2	1	1	0	1	0	0
63 Adam Engel, R (7, 8) OBP: 0.349, SLG: 0.250										1	0	1	0	0	0	0
28 Leury García, S (1, 6) OBP: 0.356, SLG: 0.429	L9			SF7 3-H		SH1-3 1-2 2-3		G4-3 1-2		2	0	0	1	0	0	1
53 Melky Cabrera, S (1, 7) OBP: 0.273, SLG: 0.244	F8			G4-3		BBB 4-0 79 SF9 BB		G5-3 2-3		2	0	0	0	1	0	0
32 Jacob May, S (6, PR) (7, 7) OBP: 0.378, SLG: 0.535										1	0	0	0	0	0	1
79 José Abreu, R (1, 3) OBP: 0.277, SLG: 0.349		G5-3		CSS 0-3 K2-3		SF9 1-2 2-3 3-H		SSBBB 4-2 BB		2	0	0	1	0	1	0
84 Danny Hayes, L (7, 3) OBP: 0.438, SLG: 0.586										0	0	0	0	1	0	0
21 Todd Frazier, R (1, 5) OBP: 0.211, SLG: 0.278		SSS 0-3 K			P5	G6-3		SSS 0-3 K		3	0	0	0	0	1	3
24 Matt Davidson, R (7, 5) OBP: 0.333, SLG: 0.452										1	0	0	0	0	1	2
26 Avisaíl García, R (1, 9) OBP: 0.386, SLG: 0.537		G5-3			H 1-0 HBP		CCC 0-3 K		CCC 0-3 K	2	0	0	0	0	1	0
32 Rymer Liriano, R (8, 9) OBP: 0.295, SLG: 0.410										1	0	0	0	0	1	0
82 Nicky Delmonico, L (1, 10) OBP: 0.300, SLG: 0.489			L6		L8		36 G6-3 1B		SSS 0-3 K2-3	4	0	1	0	0	1	1
36 Kevan Smith, R (1, 2) OBP: 0.480, SLG: 0.652			F8		CTS 0-3 K		G6-3 1-2		F9	3	0	0	0	0	1	2
85 Roberto Peña, R (8, 2) OBP: 0.158, SLG: 0.111										1	0	0	0	0	0	0
5 Yolmer Sánchez, S (1, 4) OBP: 0.333, SLG: 0.400			G4-3			BBB 4-0 28 SH1-3 44 BB 79 SF9 BB	L9			2	1	0	0	1	0	1

	AB	27
	R	2
	H	3
	RBI	2
	BB	4
	SO	7
	LOB	11

Inning Stats	1	2	3	4	5	6	7	8	9
	R: 0 E: 0 K: 0 S: 3	H: 0 LOB: 0 BB: 0 P: 3	R: 0 E: 0 K: 1 S: 5	H: 0 LOB: 0 BB: 0 P: 5	R: 0 E: 0 K: 0 S: 3	H: 0 LOB: 0 BB: 0 P: 3	R: 1 E: 0 K: 1 S: 6	H: 1 LOB: 0 BB: 0 P: 6	R: 0 E: 0 K: 1 S: 5	H: 0 LOB: 1 BB: 0 P: 6	R: 1 E: 0 K: 0 S: 3	H: 0 LOB: 3 BB: 3 P: 15	R: 0 E: 0 K: 1 S: 6	H: 1 LOB: 1 BB: 0 P: 6	R: 0 E: 0 K: 1 S: 8	H: 1 LOB: 2 BB: 1 P: 12	R: 0 E: 0 K: 2 S: 7	H: 0 LOB: 0 BB: 0 P: 7

	1B: 2	SF: 2
	2B: 0	SAC: 1
	3B: 1	DP: 0
	HR: 0	HBP: 1

WP: 0	PA: 35
PB: 0	
SB: 0	
CS: 0	

PITCHER		IP	WLS	BF	H	R	ER	SO	BB	IBB	HBP	BLK	WP	HR	S	P	ERA	WHIP
47 Johnny Cueto, R ERA: 2.57	(1, 1)	5.0		17	1	1	1	3	0	0	1	0	0	0	22	23	1.80	0.200
61 Josh Osich, L ERA: 7.11	(6, 1)	1.0		6	0	1	1	0	3	0	0	0	0	0	3	15	9.00	3.000
60 Hunter Strickland, R ERA: 2.45	(7, 1)	1.0	W	4	1	0	0	1	0	0	0	0	0	0	6	6	0.00	1.000
13 Will Smith, L ERA:	(8, 1)	0.2	H	3	1	0	0	0	0	0	0	0	0	0	3	3	0.00	1.500
59 Neil Ramírez, R ERA: 2.45	(8, 1)	1.1	S	5	0	0	0	3	1	0	0	0	0	0	12	16	0.00	0.750

PITCHER		IP	WLS	BF	H	R	ER	SO	BB	IBB	HBP	BLK	WP	HR	S	P	ERA	WHIP

San Diego Padres @ San Francisco Giants

Scottsdale Stadium, Scottsdale, AZ

Tue Mar 21 2017, 4:06 PM - 7:41 PM EDT

Att. 10,143 - Sunny - 88 F

livebaseballscorecards.com

TOP

Batter	1	2	3	4	5	6	7	8	9	AB	R	H	RBI	BB	SO	LOB
8 Erick Aybar, S (1, 6) OBP: 0.350, SLG: 0.351	S X 0-1 10 S 1B		X 0-0 ② P3		X 0-0 2-H 1B		H 1-0 79 1B 1-2 HBP		X 0-0 1B	3	0	2	1	0	0	0
78 Dusty Coleman, R (5, 6) OBP: 0.303, SLG: 0.483										1	0	1	0	0	0	0
11 Ryan Schimpf, L (1, 5) OBP: 0.250, SLG: 0.143	S S 0-3 ① K		X 0-0 ③ L8		X 0-0 ③ G4-3		X 0-0 1-3 2-H 1B		X 0-0 ③ L8	3	0	0	0	0	1	2
79 Jamie Romak, R (6, 5) OBP: 0.222, SLG: 0.278										2	0	1	1	0	0	1
4 Wil Myers, R (1, 3) OBP: 0.500, SLG: 0.632	C C C 0-3 ② K			B B B B 4-0 BB		X 0-0 32 G4-3 10 F8 1B	X 0-0 ③ F7			3	0	1	0	1	1	3
59 Kevin Quackenbush, R (7, 1)										0	0	0	0	0	0	0
95 Mark Zimmerman, L (7, 1)										0	0	0	0	0	0	0
76 José Torres, L (8, 1)										0	0	0	0	0	0	0
10 Hunter Renfroe, R (1, 9) OBP: 0.309, SLG: 0.491	B X 1-0 ③ F9 1-2			X 0-0 ① P2		X 0-0 ① F8 1-2		X 0-0 28 WP 28 SF9 2B		4	0	1	0	0	0	3
13 Nicholas Torres, R (8, PR) OBP: 1.000, SLG: 2.000										0	1	0	0	0	0	0
(8, 9)																
32 Jabari Blash, R (1, 7) OBP: 0.375, SLG: 0.632		X 0-0 ① F8		C F S 0-3 ② K		X 0-0 ② G4-3 2-3		B X 1-0 ① SF9 2-H		3	0	0	0	0	1	2
28 Michael Gettys, R (6, 8)										0	0	0	1	0	0	0
44 Héctor Sánchez, S (1, 2) OBP: 0.333, SLG: 0.679		X 0-0 2 G4-3 2B		X 0-0 ③ L8		F F C 0-3 ③		X 0-0 ② P5		3	0	1	0	0	1	2
21 Luis Torrens, R (6, 2) OBP: 0.250, SLG: 0.167										1	0	0	0	0	0	1
2 Luis Sardinas, S (1, 4) OBP: 0.200, SLG: 0.200		X 0-0 ② G4-3 2-3			X 0-0 38 SH3-4 8 1B		X 0-0 ① G4-3	C F C 0-3 ③		3	1	1	0	0	0	1
98 Fernando Perez, L (7, 3)										1	0	0	0	0	1	1
17 Allen Córdoba, R (1, 8) OBP: 0.229, SLG: 0.159	F F S 0-3 ③ K				C C C 0-3 ①		X 0-0 78 HBP 79 1B		X 0-0 ① G6-3	4	1	1	0	0	2	2
(6, 7)																
38 Trevor Cahill, R (1, 1)			X 0-0 ① G6-3		X 0-0 ② SH3-4 1-2		X 0-0 ② P6		X 0-0 ② G6-3	1	0	0	0	0	0	0
34 Craig Stammen, R (6, 1)										0	0	0	0	0	0	0
9 Tony Cruz, R (7, PH) OBP: 0.300, SLG: 0.222										1	0	0	0	0	0	1
94 Peter Van Gansen, L (7, 4)										1	0	0	0	0	0	0
Inning Stats	R: 0 E: 0 K: 2 S: 9 H: 1 LOB: 1 BB: 0 P: 10	R: 0 E: 0 K: 1 S: 6 H: 1 LOB: 1 BB: 0 P: 6	R: 0 E: 0 K: 0 S: 3 H: 0 LOB: 0 BB: 0 P: 3	R: 0 E: 0 K: 1 S: 5 H: 0 LOB: 1 BB: 1 P: 9	R: 1 E: 0 K: 1 S: 7 H: 2 LOB: 1 BB: 0 P: 7	R: 0 E: 0 K: 1 S: 6 H: 1 LOB: 1 BB: 0 P: 6	R: 1 E: 0 K: 0 S: 5 H: 2 LOB: 2 BB: 0 P: 6	R: 1 E: 0 K: 1 S: 6 H: 1 LOB: 1 BB: 0 P: 7	R: 0 E: 0 K: 0 S: 4 H: 1 LOB: 1 BB: 0 P: 4	1B: 7 2B: 2 3B: 0 HR: 0 SF: 1 SAC: 1 DP: 0 HBP: 1						

AB	34
R	3
H	9
RBI	3
BB	1
SO	7
LOB	19

WP: 1 PB: 0 SB: 1 CS: 0 PA: 38

PITCHER		IP	WLS	BF	H	R	ER	SO	BB	IBB	HBP	BLK	WP	HR	S	P	ERA	WHIP
40 Madison Bumgarner, L ERA: 2.5	(1, 1)	2.0		8	2	0	0	3	0	0	0	0	0	0	15	16	0.00	1.000
50 Ty Blach, L ERA: 5.02	(3, 1)	3.0	B	12	2	1	1	2	1	0	0	0	0	0	15	19	3.00	1.000
70 George Kontos, R ERA: 4.5	(6, 1)	1.0		4	1	0	0	1	0	0	0	0	0	0	6	6	0.00	1.000
62 Cory Gearrin, R ERA: 9.0	(7, 1)	1.0	W	6	2	1	1	0	0	0	1	0	0	0	5	6	9.00	2.000
46 Michael Roth, L ERA: 9.53	(8, 1)	1.0	H	4	1	1	1	1	0	0	0	0	1	0	6	7	9.00	1.000

PITCHER		IP	WLS	BF	H	R	ER	SO	BB	IBB	HBP	BLK	WP	HR	S	P	ERA	WHIP
64 Derek Law, R ERA: 2.25	(9, 1)	1.0	S	4	1	0	0	0	0	0	0	0	0	0	4	4	0.00	1.000

BOTTOM

San Diego Padres @ San Francisco Giants

Scottsdale Stadium, Scottsdale, AZ

Tue Mar 21 2017, 4:06 PM - 7:41 PM EDT

Att. 10,143 - Sunny - 88 F

livebaseballscorecards.com

Batter	1	2	3	4	5	6	7	8	9	AB	R	H	RBI	BB	SO	LOB
2 Denard Span, L (1, 8) OBP: 0.282, SLG: 0.294	SSC 0-3 ① K		CFT 0-2 ② K			X 0-0 12 L9 2B	BBBB 4-0 BB			3	0	1	0	0	2	0
37 Kelby Tomlinson, R (7, 4) OBP: 0.351, SLG: 0.394										0	0	0	0	1	0	0
12 Joe Panik, L (1, 4) OBP: 0.289, SLG: 0.389	CFC 0-3 ② K		X 0-0 ③ G6-3			X 0-0 ① L9 2-3	X 0-0 ③ L7			3	0	0	0	0	1	1
79 Slade Heathcott, L (7, 9)										1	0	0	0	0	0	1
8 Hunter Pence, R (1, 9) OBP: 0.211, SLG: 0.176	BBBB 4-0 6 WP BB			X 0-0 ① G5-3		X 0-0 ② L6		X 0-0 ① G5-3		2	0	0	0	1	0	1
62 Cory Gearrin, R (7, 1)										0	0	0	0	0	0	0
1 Jae-Gyun Hwang, R (8, 5) OBP: 0.294, SLG: 0.606										1	0	0	0	0	0	0
6 Jarrett Parker, L (1, 7) OBP: 0.400, SLG: 0.595	BCFS 1-3 ③ K 1-2			CCS 0-3 ② K		FFS 0-3 ③ K		CFS 0-3 ② K		4	0	0	0	0	4	2
49 Chris Marrero, R (1, 3) OBP: 0.348, SLG: 0.698		X 0-0 ① G1-3		BBBB 4-0 BB			X 0-0 21 1B 5 HR 1B	BFX 1-1 HR		3	2	2	1	1	0	0
21 Conor Gillaspie, L (1, 5) OBP: 0.444, SLG: 0.680		X 0-0 ② G6-3		X 0-0 ③ F7			X 0-0 1-2 5 HR 1B	BBBB 4-0 BB		3	1	1	0	0	0	1
58 Gordon Beckham, R (8, 6) OBP: 0.297, SLG: 0.281										0	0	0	0	1	0	0
5 Nick Hundley, R (1, 2) OBP: 0.405, SLG: 0.581	BX 1-0 HR		CFC 0-3 ① K			X 0-0 1-H 2-H HR	X 0-0 ③ F8			3	2	2	4	0	1	0
77 Aramis Garcia, R (8, 2) OBP: 0.200, SLG: 0.200										1	0	0	0	0	0	1
7 Jimmy Rollins, S (1, 6) OBP: 0.216, SLG: 0.188	X 0-0 ③ F7		X 0-0 ② G6-3			X 0-0 ① G4-3				3	0	0	0	0	0	0
46 Michael Roth, L (8, 1)										0	0	0	0	0	0	0
64 Derek Law, R (9, 1)										0	0	0	0	0	0	0
40 Madison Bumgarner, R (1, 1)			X 0-0 ① G1-3			CCS 0-3 ③ K	X 0-0 ② F9			0	0	0	0	0	0	0
50 Ty Blach, R (3, 1)										1	0	0	0	0	0	0
94 Aaron Hill, R (5, PH) OBP: 0.316, SLG: 0.324										1	0	0	0	0	1	0
70 George Kontos, R (6, 1)										0	0	0	0	0	0	0
39 Justin Ruggiano, R (7, 8) OBP: 0.242, SLG: 0.355										1	0	0	0	0	0	0
Inning Stats	R: 0 E: 0 K: 3 S: 9 H: 0 LOB: 1 BB: 1 P: 14	R: 1 E: 0 K: 0 S: 4 H: 1 LOB: 0 BB: 0 P: 5	R: 0 E: 0 K: 1 S: 5 H: 0 LOB: 0 BB: 0 P: 5	R: 0 E: 0 K: 1 S: 5 H: 0 LOB: 1 BB: 1 P: 9		R: 0 E: 0 K: 1 S: 6 H: 1 LOB: 1 BB: 0 P: 6	R: 3 E: 0 K: 0 S: 6 H: 3 LOB: 1 BB: 1 P: 10	R: 1 E: 0 K: 1 S: 7 H: 1 LOB: 1 BB: 1 P: 12		1B: 2 2B: 1 3B: 0 HR: 3	SF: 0 SAC: 0 DP: 0 HBP: 0					WP: 1 PB: 0 SB: 0 CS: 0	PA: 34

	AB	30
	R	5
	H	6
	RBI	5
	BB	4
	SO	9
	LOB	7

PITCHER		IP	WLS	BF	H	R	ER	SO	BB	IBB	HBP	BLK	WP	HR	S	P	ERA	WHIP
38 Trevor Cahill, R ERA: 4.4	(1, 1)	5.0		18	1	1	1	7	2	0	0	0	1	1	30	40	1.80	0.600
34 Craig Stammen, R ERA: 1.17	(6, 1)	1.0		4	1	0	0	1	0	0	0	0	0	0	6	6	0.00	1.000
59 Kevin Quackenbush, R ERA: 12.27	(7, 1)	0.2	L	5	3	3	3	0	0	0	0	0	0	1	5	5	40.50	4.500
95 Mark Zimmerman, R ERA:	(7, 1)	0.1		2	0	0	0	0	1	0	0	0	0	0	1	5	0.00	3.000
76 José Torres, L ERA: 1.29	(8, 1)	1.0		5	1	1	1	1	1	0	0	0	0	1	7	12	9.00	2.000

PITCHER	IP	WLS	BF	H	R	ER	SO	BB	IBB	HBP	BLK	WP	HR	S	P	ERA	WHIP

San Francisco Giants @ Milwaukee Brewers

Maryvale Baseball Park, Phoenix, AZ

Wed Mar 22 2017, 4:08 PM - 6:45 PM EDT

Att. 7,181 - Cloudy - 79 F

livebaseballscorecards.com

TOP

Batter	1	2	3	4	5	6	7	8	9	AB	R	H	RBI	BB	SO	LOB
2 Denard Span, L (1, 8) OBP: 0.286, SLG: 0.378 66 Gorkys Hernández, R (6, 8) OBP: 0.179, SLG: 0.216	L9		HR			P5	G6-3			3 1	1 0	1 0	2 0	0 0	0 0	0 0
94 Aaron Hill, R (1, 5) OBP: 0.317, SLG: 0.351 87 Wynton Bernard, R (6, 9) OBP: 0.231, SLG: 0.182 (8, 7)	K		P3			8 2B		G1-3		3 1	1 0	1 0	0 0	0 0	1 0	0 0
8 Hunter Pence, R (1, 9) OBP: 0.220, SLG: 0.216 82 Roberto Gómez, R (6, 1) 49 Chris Marrero, R (7, 7) OBP: 0.340, SLG: 0.682 (8, 3)	F8			G6-3		2-H		K		3 0 1	0 0 0	1 0 0	1 0 0	0 0 0	0 0 1	0 0 0
9 Brandon Belt, L (1, 3) OBP: 0.348, SLG: 0.561 93 David Hernandez, R (8, 1) 56 Albert Suárez, R (9, 1)		F8		P6		F7		K		4 0 0	0 0 0	0 0 0	0 0 0	0 0 0	1 0 0	1 0 0
6 Jarrett Parker, L (1, 7) OBP: 0.377, SLG: 0.556 48 Steven Okert, L (7, 1) 85 Hunter Cole, R (8, 9)		G3-1		F8			K		G6-3	3 0 1	0 0 0	0 0 0	0 0 0	0 0 0	1 0 0	0 0 0
37 Kelby Tomlinson, R (1, 6) OBP: 0.341, SLG: 0.361		K			G6-3		72 S 72 2B BB		G4-3	3	1	0	0	1	1	0
58 Gordon Beckham, R (1, 4) OBP: 0.268, SLG: 0.250			K		P6		K		L7	4	0	0	0	0	2	1
72 Tim Federowicz, R (1, 2) OBP: 0.433, SLG: 0.600			2 HR BB		L4		1 HR 1-H 2B			2	2	1	1	1	0	0
18 Matt Cain, R (1, 1) 1 Jae-Gyun Hwang, R (6, 5) OBP: 0.314, SLG: 0.706			K			G5-3	HR 2-H			2 1	0 1	0 1	0 2	0 0	1 0	1 0
Inning Stats	R: 0 E: 0 K: 1 S: 5 H: 0 LOB: 0 BB: 0 P: 5	R: 0 E: 0 K: 1 S: 5 H: 0 LOB: 0 BB: 0 P: 5	R: 2 E: 0 K: 2 S: 10 H: 1 LOB: 0 BB: 1 P: 16	R: 0 E: 0 K: 0 S: 3 H: 0 LOB: 0 BB: 0 P: 3	R: 0 E: 0 K: 0 S: 3 H: 0 LOB: 0 BB: 0 P: 3	R: 1 E: 0 K: 0 S: 5 H: 2 LOB: 1 BB: 0 P: 5	R: 3 E: 0 K: 2 S: 9 H: 2 LOB: 0 BB: 1 P: 14	R: 0 E: 0 K: 2 S: 7 H: 0 LOB: 0 BB: 0 P: 7	R: 0 E: 0 K: 0 S: 3 H: 0 LOB: 0 BB: 0 P: 3	1B: 0 2B: 3 3B: 0 HR: 2	SF: 0 SAC: 0 DP: 0 HBP: 0			WP: 0 PB: 0 SB: 1 CS: 0		PA: 34	

	AB	32
	R	6
	H	5
	RBI	6
	BB	2
	SO	8
	LOB	3

PITCHER		IP	WLS	BF	H	R	ER	SO	BB	IBB	HBP	BLK	WP	HR	S	P	ERA	WHIP
52 Jimmy Nelson, R ERA: 5.68	(1, 1)	5.2		20	2	3	3	4	1	0	0	0	0	1	29	35	4.76	0.529
98 Nick Ramirez, L ERA: 7.36	(6, 1)	0.1	H	2	1	0	0	0	0	0	0	0	0	0	2	2	0.00	3.000
59 Carlos Torres, R ERA: 9.0	(7, 1)	1.0	L	6	2	3	3	2	1	0	0	0	0	1	9	14	27.00	3.000
46 Corey Knebel, R ERA: 3.0	(8, 1)	1.0		3	0	0	0	2	0	0	0	0	0	0	7	7	0.00	0.000
35 Brent Suter, L ERA: 4.0	(9, 1)	1.0		3	0	0	0	0	0	0	0	0	0	0	3	3	0.00	0.000

PITCHER	IP	WLS	BF	H	R	ER	SO	BB	IBB	HBP	BLK	WP	HR	S	P	ERA	WHIP

BOTTOM

Batter	1	2	3	4	5	6	7	8	9	AB	R	H	RBI	BB	SO	LOB
5 Jonathan Villar, S (1, 4) OBP: 0.360, SLG: 0.409	S S S 0-3 ① K	x 0-0 1B	C C C 0-3 ③ K				x 0-0 E1 10 G1-6-3 1-3		x 0-0 ② FC6-4 10 DI 1-2f	4	0	1	0	0	2	2
95 Jose Cuas, R (7, PR) OBP: 0.500, SLG: 0.500 (8, 5)										1	0	0	0	0	0	1
23 Keon Broxton, R (1, 8) OBP: 0.451, SLG: 0.659	x 0-0 8 2B 1B	x 0-0 ③ F8			x 0-0 ① L7		x 0-0 ① ② G1-6-3 1-2f		B S S S 1-3 ③ K 1-2	3	1	1	0	0	0	1
10 Kirk Nieuwenhuis, L (7, 8) OBP: 0.408, SLG: 0.625										2	0	0	0	0	1	3
8 Ryan Braun, R (1, 7) OBP: 0.333, SLG: 0.643	x 0-0 16 1B 1-H 2B		S S S 0-3 ① K		x 0-0 ② G6-3		x 0-0 ③ F7			3	1	1	1	0	1	0
15 Nick Noonan, L (7, 5) OBP: 0.333, SLG: 0.833 (8, 4)										1	0	0	0	0	0	2
16 Domingo Santana, R (1, 9) OBP: 0.319, SLG: 0.488	x 0-0 14 FC9-6 2-H 1B		B B B 4-0 14 G5-4-3 BB		x 0-0 ③ F9			x 0-0 ① F8		2	0	1	1	1	0	0
92 Johnny Davis, S (7, 7)										1	0	0	0	0	0	0
14 Hernán Pérez, R (1, 5) OBP: 0.367, SLG: 0.690	x 0-0 ② FC9-6 24 1B 47 S 1-2f		x 0-0 ② ③ G5-4-3 1-2f			x 0-0 24 G5-3 1B		x 0-0 ② G6-3		3	1	1	0	0	0	2
99 Clint Coulter, R (7, 9)										1	0	0	0	0	0	0
24 Jesús Aguilar, R (1, 3) OBP: 0.532, SLG: 0.875	x 0-0 47 E 1-3 1B			B B F X 2-1 HR		x 0-0 ① G5-3 1-2		x 0-0 76 WP 1B		3	1	2	1	0	0	1
93 Ryan Aguilar, L (8, 3) OBP: 1.000, SLG: 1.000										1	0	1	0	0	0	0
47 Jett Bandy, R (1, 2) OBP: 0.244, SLG: 0.275	B X 1-0 ③ P4 1-3 3-H			x 0-0 ① F9		x 0-0 ② P4		B X 1-0 ③ G6-3 1-2		3	0	0	0	0	0	2
76 René García, R (8, 2) OBP: 0.313, SLG: 0.438										1	0	0	0	0	0	1
3 Orlando Arcia, R (1, 6) OBP: 0.288, SLG: 0.333		x 0-0 ① F8		x 0-0 52 SH1-4 1B		x 0-0 ③ L7			x 0-0 ① P4	3	0	1	0	0	0	1
46 Corey Knebel, R (8, 1)										0	0	0	0	0	0	0
35 Brent Suter, L (9, 1)										0	0	0	0	0	0	0
94 Weston Wilson, R (9, PH)										1	0	0	0	0	0	0
52 Jimmy Nelson, R (1, 1)		S S S 0-3 ② K		x 0-0 ② SH1-4 1-2			B B B 4-0 5 E 5 E BB		x 0-0 95 FC6-4 1B	1	0	0	0	0	1	0
98 Nick Ramirez, L (6, 1)										0	0	0	0	0	0	0
59 Carlos Torres, R (7, 1)										0	0	0	0	0	0	0
18 Eric Sogard, L (7, PH) OBP: 0.405, SLG: 0.242 (8, 6)										1	0	1	0	1	0	0
Inning Stats	R: 3 H: 4 E: 0 LOB: 1 K: 1 BB: 0 S: 9 P: 10	R: 0 H: 1 E: 0 LOB: 1 K: 1 BB: 0 S: 6 P: 6	R: 0 H: 0 E: 0 LOB: 0 K: 1 BB: 1 S: 4 P: 8	R: 1 H: 2 E: 0 LOB: 1 K: 1 BB: 0 S: 8 P: 10	R: 0 H: 0 E: 0 LOB: 0 K: 0 BB: 0 S: 3 P: 3	R: 0 H: 1 E: 0 LOB: 1 K: 0 BB: 0 S: 4 P: 4	R: 0 H: 0 E: 1 LOB: 2 K: 0 BB: 1 S: 3 P: 7	R: 0 H: 1 E: 0 LOB: 1 K: 0 BB: 0 S: 4 P: 5	R: 0 H: 1 E: 0 LOB: 1 K: 1 BB: 0 S: 6 P: 7	1B: 8 SF: 0 2B: 1 SAC: 1 3B: 0 DP: 2 HR: 1 HBP: 0						

PITCHER		IP	WLS	BF	H	R	ER	SO	BB	IBB	HBP	BLK	WP	HR	S	P	ERA	WHIP
18 Matt Cain, R ERA: 8.1	(1, 1)	5.0		22	7	4	4	4	1	0	0	0	0	1	30	37	7.20	1.600
82 Roberto Gómez, R ERA: 3.6	(6, 1)	1.0	W	4	1	0	0	0	0	0	0	0	0	0	4	4	0.00	1.000
48 Steven Okert, L ERA:	(7, 1)	1.0	H	4	0	0	0	0	1	0	0	0	0	0	3	7	0.00	1.000
93 David Hernandez, R ERA: 4.76	(8, 1)	1.0	H	4	1	0	0	0	0	0	0	0	1	0	4	5	0.00	1.000
56 Albert Suárez, R ERA: 5.4	(9, 1)	1.0	S	4	1	0	0	1	0	0	0	0	0	0	6	7	0.00	1.000

PITCHER	IP	WLS	BF	H	R	ER	SO	BB	IBB	HBP	BLK	WP	HR	S	P	ERA	WHIP

San Francisco Giants @ Milwaukee Brewers

Maryvale Baseball Park, Phoenix, AZ

Wed Mar 22 2017, 4:08 PM - 6:45 PM EDT

Att. 7,181 - Cloudy - 79 F

livebaseballscorecards.com

AB	35
R	4
H	10
RBI	3
BB	2
SO	5
LOB	16

WP: 1 PA: 38
PB: 0
SB: 1
CS: 0

Batter	1	2	3	4	5	6	7	8	9	AB	R	H	RBI	BB	SO	LOB
12 Leonys Martin, L (1, 8) OBP: 0.308, SLG: 0.438 5 Guillermo Heredia, R (6, 8) OBP: 0.434, SLG: 0.574	P5	17 1B; 15 1B; 1-2; 3-H; 1B		K		G3		L3; 1-2		4 1	1 0	1 0	1 0	0 0	1 0	0 1
17 Mitch Haniger, R (1, 10) OBP: 0.467, SLG: 0.691 93 Dario Pizzano, L (8, PH) (8, 10)	K	15 1B; 1-3; 2-H; 1B			15 1B; 26 1B; 2B	P5		F8		4 1	1 0	2 0	1 0	0 0	1 0	0 2
15 Kyle Seager, L (1, 5) OBP: 0.388, SLG: 0.405 28 Zach Shank, R (6, 5) OBP: 0.542, SLG: 0.444	BB	1-2; 3-H; 1B			3 E; 26 1B; 21 1B; 2-3; 1B	K		82 FC6-4; 2-3; BB		3 0	1 0	2 0	1 0	1 1	1 0	0 0
26 Danny Valencia, R (1, 3) OBP: 0.304, SLG: 0.340 82 Ryan Casteel, R (7, PR) OBP: 0.333, SLG: 0.667 (7, 3)	L9	F8			3 BB; 21 1B; 1-2; 3-H; 1B		21 FC9-6; 1B	FC6-4; 1-2f		4 1	1 0	2 0	1 0	0 0	0 0	3 2
3 Mike Zunino, R (1, 2) OBP: 0.550, SLG: 0.893 7 Tuffy Gosewisch, R (7, 2) OBP: 0.212, SLG: 0.233		21 BLK; 13 1B; 2B	16 FC1-5-6; 21 WP; BB		21 1B; 1-2; 2-3; BB		K		K	2 1	1 0	1 0	0 0	2 0	1 1	1 0
21 Taylor Motter, R (1, 9) OBP: 0.415, SLG: 0.419 44 Kyle Waldrop, L (7, PR) OBP: 0.174, SLG: 0.381 (7, 9)		13 1B; 16 WP; 12 1B; 2-3; BB	F7; 1-2		1-2; 2-H; 3-H; 1B		1-2f; FC9-6; 16 HR		BB	3 0	1 1	1 0	2 0	1 1	0 0	2 0
16 Ben Gamel, L (1, 7) OBP: 0.314, SLG: 0.553 83 Ian Miller, L (7, 7)	K; 1-2	FC1-5-6; 13 CS; 2-3			F7		1-H; HR		K	4 1	1 0	1 0	2 0	0 0	1 1	5 1
13 Tyler Smith, R (1, 6) OBP: 0.333, SLG: 0.529 81 Rayder Ascanio, R (7, 6) OBP: 0.292, SLG: 0.190	12 1B; 17 1B; 2-3; 3-H; 1B	CS; 1-2		G3-1	K		K		K	4 1	1 0	1 0	1 0	0 0	2 1	3 1
6 Mike Freeman, L (1, 4) OBP: 0.292, SLG: 0.370 93 Adam Law, R (8, PR) OBP: 0.667, SLG: 0.500 (8, 4)	K			G6-3	F7			28 WP; 5 WP; 1B		4 0	0 0	1 0	0 0	0 0	1 0	4 0
Inning Stats	R: 0 E: 0 K: 1 S: 5 H: 0 LOB: 1 BB: 1 P: 9	R: 4 E: 0 K: 2 S: 12 H: 5 LOB: 2 BB: 1 P: 17	R: 0 E: 0 K: 0 S: 2 H: 0 LOB: 0 BB: 1 P: 7	R: 0 E: 0 K: 1 S: 5 H: 0 LOB: 0 BB: 0 P: 5	R: 3 E: 0 K: 1 S: 9 H: 4 LOB: 2 BB: 1 P: 13	R: 0 E: 0 K: 1 S: 5 H: 0 LOB: 0 BB: 0 P: 5	R: 2 E: 0 K: 2 S: 10 H: 2 LOB: 1 BB: 0 P: 11	R: 0 E: 0 K: 0 S: 4 H: 1 LOB: 2 BB: 1 P: 9	R: 0 E: 0 K: 3 S: 9 H: 0 LOB: 1 BB: 1 P: 13	1B: 9 2B: 2 3B: 0 HR: 1 SF: 0 SAC: 0 DP: 0 HBP: 0						WP: 4 PB: 0 SB: 0 CS: 1 PA: 45	

Seattle Mariners @ San Francisco Giants

Scottsdale Stadium, Scottsdale, AZ

Thu Mar 23 2017, 9:16 PM - 12:25 AM EDT

Att. 10,717 - Partly Cloudy - 70 F

TOP

livebaseballscorecards.com

AB	38
R	9
H	12
RBI	9
BB	6
SO	11
LOB	25

PITCHER		IP	WLS	BF	H	R	ER	SO	BB	IBB	HBP	BLK	WP	HR	S	P	ERA	WHIP
45 Matt Moore, L ERA: 5.6	(1, 1)	1.2	L	11	4	4	4	3	2	0	0	1	1	0	15	24	21.60	3.600
46 Michael Roth, L ERA: 6.75	(2, 1)	2.1		8	1	0	0	1	1	0	0	0	1	0	9	14	0.00	0.857
60 Hunter Strickland, R ERA: 5.63	(5, 1)	0.2		7	4	3	3	1	1	0	0	0	0	0	8	12	40.50	7.500
54 Matt Reynolds, L ERA: 9.0	(5, 1)	1.1		4	0	0	0	1	0	0	0	0	0	0	6	6	0.00	0.000
62 Cory Gearrin, R ERA: 10.5	(7, 1)	1.0		5	2	2	2	2	0	0	0	0	0	1	10	11	18.00	2.000

PITCHER		IP	WLS	BF	H	R	ER	SO	BB	IBB	HBP	BLK	WP	HR	S	P	ERA	WHIP
61 Josh Osich, L ERA: 6.14	(8, 1)	1.0		5	1	0	0	0	1	0	0	0	2	0	4	9	0.00	2.000
59 Neil Ramírez, R ERA: 2.16	(9, 1)	1.0		4	0	0	0	3	1	0	0	0	0	0	9	13	0.00	1.000

Batter	1	2	3	4	5	6	7	8	9	AB	R	H	RBI	BB	SO	LOB
66 Gorkys Hernández, R (1, 8) OBP: 0.167, SLG: 0.200	G2-3			L7		G1-3		K		3	0	0	0	0	0	0
62 Cory Gearrin, R (7, 1)										0	0	0	0	0	0	0
79 Slade Heathcott, L (8, 9)										1	0	0	0	0	1	1
12 Joe Panik, L (1, 4) OBP: 0.293, SLG: 0.410	G4-3			K			6 WP 21 G3 2B	84 HBP 1B		3	1	1	0	0	1	0
76 Brandon Bednar, R (8, 4) OBP: 1.000, SLG: 1.000										1	0	1	0	0	0	0
6 Jarrett Parker, L (1, 9) OBP: 0.375, SLG: 0.563	K			2B			K	HBP		3	0	1	0	0	2	1
84 Ryan Lollis, L (8, 7)										0	0	0	0	0	0	0
49 Chris Marrero, R (1, 7) OBP: 0.333, SLG: 0.638		L8		G6-3			21 G3 BB	F9		3	0	0	0	1	0	4
(8, 3)																
21 Conor Gillaspie, L (1, 3) OBP: 0.400, SLG: 0.607		K			P3		G3		K	3	0	0	1	0	1	1
61 Josh Osich, L (8, 1)										0	0	0	0	0	0	0
59 Neil Ramírez, R (9, 1)										0	0	0	0	0	0	0
83 Jeff Arnold, R (9, PH)										1	0	0	0	0	1	0
1 Jae-Gyun Hwang, R (1, 5) OBP: 0.308, SLG: 0.649		G4-3			G6-3		L7		HBP	3	0	0	0	0	0	1
5 Nick Hundley, R (1, 2) OBP: 0.385, SLG: 0.545			K		F9			75 DI 39 1B BB	F7	2	0	0	0	0	1	0
77 Aramis Garcia, R (6, 2) OBP: 0.286, SLG: 0.167										1	1	0	0	1	0	1
7 Jimmy Rollins, S (1, 6) OBP: 0.205, SLG: 0.176		G4-3				P6		K	K	2	0	0	0	0	0	0
75 Juan Ciriaco, R (7, 6)										2	0	0	0	0	2	2
45 Matt Moore, L (1, 1)			K			G5-3		84 HBP 76 1B		0	0	0	0	0	0	0
46 Michael Roth, L (2, 1)										1	0	0	0	0	1	0
60 Hunter Strickland, R (5, 1)										0	0	0	0	0	0	0
54 Matt Reynolds, L (5, 1)										0	0	0	0	0	0	0
39 Justin Ruggiano, R (6, PH) OBP: 0.257, SLG: 0.364										2	0	1	1	0	0	0
(7, 8)																
Inning Stats	R: 0 E: 0 K: 1 S: 5 H: 0 LOB: 0 BB: 0 P: 5	R: 0 E: 0 K: 1 S: 5 H: 0 LOB: 0 BB: 0 P: 5	R: 0 E: 0 K: 2 S: 7 H: 0 LOB: 0 BB: 0 P: 7	R: 0 E: 0 K: 1 S: 6 H: 1 LOB: 1 BB: 0 P: 6	R: 0 E: 0 K: 0 S: 3 H: 0 LOB: 0 BB: 0 P: 3	R: 0 E: 0 K: 0 S: 3 H: 0 LOB: 0 BB: 0 P: 3	R: 1 E: 0 K: 1 S: 6 H: 1 LOB: 1 BB: 1 P: 11	R: 1 E: 0 K: 2 S: 9 H: 2 LOB: 3 BB: 1 P: 14	R: 0 E: 0 K: 2 S: 7 H: 0 LOB: 1 BB: 0 P: 8	1B: 2 2B: 2 3B: 0 HR: 0 SF: 0 SAC: 0 DP: 0 HBP: 2							

PITCHER		IP	WLS	BF	H	R	ER	SO	BB	IBB	HBP	BLK	WP	HR	S	P	ERA	WHIP
34 Félix Hernández, R ERA: 2.45	(1, 1)	6.0	W	19	1	0	0	5	0	0	0	0	0	0	29	29	0.00	0.167
41 Nick Hagadone, L ERA: 1.13	(7, 1)	1.0		5	1	1	1	1	1	0	0	0	1	0	6	11	9.00	2.000
38 Casey Fien, R ERA: 4.66	(8, 1)	2.0		11	2	1	1	4	1	0	2	0	0	0	16	22	4.50	1.500

PITCHER	IP	WLS	BF	H	R	ER	SO	BB	IBB	HBP	BLK	WP	HR	S	P	ERA	WHIP

BOTTOM

Seattle Mariners @ San Francisco Giants

Scottsdale Stadium, Scottsdale, AZ

Thu Mar 23 2017, 9:16 PM - 12:25 AM EDT

Att. 10,717 - Partly Cloudy - 70 F

livebaseballscorecards.com

AB	31
R	2
H	4
RBI	2
BB	2
SO	10
LOB	11

WP: 1 PA: 35
PB: 0
SB: 0
CS: 0

Batter	1	2	3	4	5	6	7	8	9	AB	R	H	RBI	BB	SO	LOB
2 Denard Span, L (1, 8) OBP: 0.326, SLG: 0.415 66 Gorkys Hernández, R (7, 8) OBP: 0.167, SLG: 0.200	C FF 93 B FF 94 X 1-1 L8		X FF 95 0-0 9 HR 2-3 1B	X FF 95 0-0 1B			C CU 75 B SL 87 X FF 93 1-1 9 CS 1B			4 1 3 0 0 0 0 0 0 0 0 0 0 0						
9 Brandon Belt, L (1, 3) OBP: 0.340, SLG: 0.600 70 George Kontos, R (7, 1) 1 Jae-Gyun Hwang, R (8, 7) OBP: 0.308, SLG: 0.649	X FF 94 0-0 F9		X CH 85 0-0 1-H 3-H HR	F FF 95 F FF 96 S FF 95 0-3 K			F FF 91 1 SAFE 1 SAFE B FF 92 B CU 75 B SL 88 1 SAFE F FF 94 C FF 93 3-3 1-2 K			4 1 1 3 0 2 2 0 0 0 0 0 0 0 0 0 0 0 0 0 0						
8 Hunter Pence, R (1, 9) OBP: 0.222, SLG: 0.220 48 Steven Okert, L (8, 1) 64 Derek Law, R (9, 1) Reyes Moronta, R (9, 1)	C FF 94 S FF 95 B FF 96 S FF 96 1-3 K		F FF 95 X 0-1 28 2B 1B		C CH 85 C FF 94 B CU 80 S CU 80 1-3 K			F FF 96 B SI 94 B SL 91 S SL 92 C SI 96 2-3 K		4 0 1 0 0 3 0 0 0 0 0 0 0 0 0 0 0 0 0 0 0 0 0 0 0 0 0 0						
28 Buster Posey, R (1, 2) OBP: 0.375, SLG: 0.357 72 Tim Federowicz, R (5, 2) OBP: 0.419, SLG: 0.577		C FF 95 B FF 95 X CU 80 1-1 G5-3	X FF 90 0-0 35 1B 1-H 2B		C FF 96 X CU 80 0-1 F8			F SI 98 F SL 92 B SL 93 X SL 92 1-2 G6-3		3 1 1 0 0 0 0 1 0 0 0 0 0 0						
35 Brandon Crawford, L (1, 6) OBP: 0.227, SLG: 0.200 56 Albert Suárez, R (5, 1) 49 Chris Marrero, R (7, 3) OBP: 0.346, SLG: 0.708		C FF 94 F FF 96 X FF 96 0-2 P6	C FF 94 D CU 80 F FF 94 D SL 83 F FF 96 F FF 96 F FF 95 X FF 91 2-2 6 BB 2-H 1B		L CH 86 S FF 95 B SI 94 B CU 79 B FF 94 F SI 94 F FF 95 X SI 95 3-2 G3-1			F FF 98 B FF 96 F FF 97 B FF 94 X FF 96 2-2 HR		3 0 1 1 0 0 0 0 0 0 0 0 0 0 1 1 1 1 0 0 0						
6 Jarrett Parker, L (1, 7) OBP: 0.390, SLG: 0.551 39 Justin Ruggiano, R (6, 7) OBP: 0.250, SLG: 0.353 (8, 9)		B FF 98 B CH 87 S FF 96 B FF 96 T FF 96 F FF 96 S FF 97 3-3 K	D FF 95 1 SAFE C FF 92 1 SAFE B FF 94 C CH 84 B CU 78 F FF 94 F SI 93 4-2 1-2 BB			B SI 94 B SI 94 B SI 93 B SI 92 4-0 94 G6-4-3 BB		B FF 97 F SI 97 B FF 96 S SL 92 S SL 92 2-3 K		1 0 0 0 2 1 0 1 0 0 0 0 1 0						
94 Aaron Hill, R (1, 5) OBP: 0.295, SLG: 0.325 21 Conor Gillaspie, L (6, 5) OBP: 0.387, SLG: 0.586			K L9			C SI 93 B ST 82 1 SAFE F SI 93 X SL 83 1-2 G6-4-3 1-2f			X SL 82 0-0 F9	3 0 0 0 0 1 3 1 0 0 0 0 0 0						
37 Kelby Tomlinson, R (1, 4) OBP: 0.356, SLG: 0.410			B FF 95 B FF 95 S FF 93 X FF 95 2-1 29 2B 3B	S FF 93 B FF 95 B CH 85 B FF 93 B FF 93 4-1 29 G1-6-4 BB		B SI 93 C ST 81 X ST 82 1-1 G4-3			C FF 92 C FF 92 B FF 90 B SL 85 X FF 91 2-2 F8	3 1 1 0 1 0 0						
29 Jeff Samardzija, R (1, 1) OBP: 0.333, SLG: 0.667 7 Jimmy Rollins, S (5, 6) OBP: 0.195, SLG: 0.167			B FF 94 B FF 94 B FF 92 C FF 93 F FF 94 F FF 96 X FF 91 3-2 2 1B 9 HR 3-H 2B	L SI 94 1 SAFE 1 SAFE X SI 93 0-1 G1-6-4 1-2f			B FF 93 X FF 93 1-0 P4		B SL 86 B FF 91 F FF 90 X SL 84 2-1 F9	2 1 1 1 0 0 1 2 0 0 0 0 0 0						
Inning Stats	R: 0 E: 0 K: 1 S: 6 H: 0 LOB: 0 BB: 0 P: 8	R: 0 E: 0 K: 1 S: 9 H: 0 LOB: 0 BB: 0 P: 13	R: 5 E: 0 K: 1 S: 25 H: 7 LOB: 2 BB: 1 P: 37	R: 0 E: 0 K: 1 S: 7 H: 1 LOB: 1 BB: 1 P: 11	R: 0 E: 0 K: 1 S: 10 H: 0 LOB: 0 BB: 0 P: 14	R: 0 E: 0 K: 0 S: 5 H: 0 LOB: 0 BB: 1 P: 11	R: 0 E: 0 K: 1 S: 6 H: 1 LOB: 0 BB: 0 P: 11	R: 1 E: 0 K: 2 S: 12 H: 1 LOB: 0 BB: 0 P: 19	R: 0 E: 0 K: 0 S: 6 H: 0 LOB: 0 BB: 0 P: 10	1B: 5 2B: 2 3B: 1 HR: 2 SF: 0 SAC: 0 DP: 2 HBP: 0						

PITCHER		IP	WLS	BF	H	R	ER	SO	BB	IBB	HBP	BLK	WP	HR	S	P	ERA	WHIP
55 Jon Gray, R ERA: 4.11	(1, 1)	2.2	L	14	7	5	5	3	0	0	0	0	0	1	35	48	16.88	2.625
61 Matt Carasiti, R ERA: 1.29	(3, 1)	2.1		9	1	0	0	2	2	0	0	0	0	0	22	35	0.00	1.286
0 Adam Ottavino, R ERA: 5.19	(6, 1)	1.0		3	0	0	0	0	1	0	0	0	0	0	5	11	0.00	1.000
38 Mike Dunn, L ERA:	(7, 1)	1.0		3	1	0	0	1	0	0	0	0	0	0	6	11	0.00	1.000
47 Jairo Díaz, R ERA: 32.4	(8, 1)	1.0		4	1	1	1	2	0	0	0	0	0	1	12	19	9.00	1.000

PITCHER		IP	WLS	BF	H	R	ER	SO	BB	IBB	HBP	BLK	WP	HR	S	P	ERA	WHIP
83 Jerry Vasto, L ERA: 5.79	(9, 1)	1.0		3	0	0	0	0	0	0	0	0	0	0	6	10	0.00	0.000

TOP

San Francisco Giants @ Colorado Rockies

Salt River Fields at Talking Stick, Scottsdale, AZ

Fri Mar 24 2017, 4:11 PM - 7:03 PM EDT

Att. 13,152 - Sunny - 73 F

livebaseballscorecards.com

AB	33
R	6
H	10
RBI	6
BB	3
SO	8
LOB	6

WP: 0 PA: 36
PB: 0
SB: 0
CS: 1

San Francisco Giants @ Colorado Rockies

Salt River Fields at Talking Stick, Scottsdale, AZ

Fri Mar 24 2017, 4:11 PM - 7:03 PM EDT

Att. 13,152 - Sunny - 73 F

livebaseballscorecards.com

BOTTOM

Batter	1	2	3	4	5	6	7	8	9	AB	R	H	RBI	BB	SO	LOB
19 Charlie Blackmon, L (1, 8) OBP: 0.429, SLG: 0.727 74 Pat Valaika, R (8, 6) OBP: 0.340, SLG: 0.558	B FF 91 B SI 91 C SI 92 S SL 86 B FS 84 S SI 92 3-3 K ①		B FF 93 C SI 91 B SI 93 C SL 84 S SL 85 2-3 K ②			B CU 75 B CH 84 F CH 84 X CH 85 2-1 F8 ①		S B SL 85 C X FF 92 1-2 L9 ②	B FF 95 S FF 94 F FF 95 B FF 95 F SL 82 F FF 96 B SL 82 S SL 82 3-3 K ③ 1-2 3-H	3 2	0 0	0 0	0 0	0 0	2 1	2 2
9 DJ LeMahieu, R (1, 4) OBP: 0.375, SLG: 0.565 72 Jordan Patterson, L (8, 3) OBP: 0.296, SLG: 0.500	F SI 92 X SI 92 0-1 F8 ②		B SI 93 X SI 94 1-0 G4-3 ③			1 SAFE C CU 75 X SL 82 0-1 G4-6-3 ②③ 1-2f		C FF 92 B FF 92 F SL 85 F SL 83 B FF 92 S FF 91 2-3 K ③		3 1	0 0	0 0	0 0	0 0	0 1	2 1
5 Carlos González, L (1, 9) OBP: 0.321, SLG: 0.385 18 Cristhian Adames, S (7, PR) (8, 5) OBP: 0.304, SLG: 0.535	X SI 92 0-0 G4-3 ③			C SI 93 B SL 86 S SL 86 B SL 87 X FS 83 2-2 G4-3 ①			B SI 92 B FF 89 B FF 93 C SI 92 B FC 89 4-1 28 2B BB		C FF 92 S CH 84 X FF 94 0-2 68 FC1-6 81 FC3-6 2B	2 1	0 2	0 1	0 0	1 0	0 0	0 0
28 Nolan Arenado, R (1, 5) OBP: 0.250, SLG: 0.409 43 Rafael Ynoa, S (7, PR) (8, 4) OBP: 0.317, SLG: 0.486		C SI 92 B SL 86 B SL 85 F SI 93 X SI 94 2-2 G5-3 ①		B KC 78 X SI 94 1-0 F7 ②			B FC 88 1 SAFE 1 SAFE C FC 88 B SI 92 1 SAFE X FC 88 2-1 8 G3-1 1-H 2B		D CU 74 B FF 93 B FF 91 B FF 91 4-0 68 FC1-6 BB	3 0	0 0	1 0	1 0	0 1	0 0	0 0
27 Trevor Story, R (1, 6) OBP: 0.320, SLG: 0.681 68 Raimel Tapia, L (8, 8) OBP: 0.314, SLG: 0.375		C SI 93 X SI 93 0-1 P4 ②		C SL 84 B SI 94 B SI 94 X SI 94 2-1 P4 ③			B SI 92 C FC 87 S FC 88 S FC 85 1-3 K ①		B SL 79 C FF 94 X SL 80 1-1 FC1-6 81 FC3-6 1-2f 2-3	3 1	0 0	0 0	0 0	0 0	1 0	2 2
8 Gerardo Parra, L (1, 3) OBP: 0.400, SLG: 0.452 81 Anthony Bemboom, L (8, 2) OBP: 0.429, SLG: 1.077		C KC 78 S FS 83 X SI 95 0-2 1B			B CH 83 C CH 83 X FF 93 1-1 G4-3 ①		X FC 88 0-0 G3-1 ② 2-3		X FF 93 0-0 FC3-6 91 1B 91 WP 15 1B 1-2f 3-H	3 1	0 1	1 1	0 0	0 1	0 0	2 1
12 Mark Reynolds, R (1, 10) OBP: 0.298, SLG: 0.325 91 Tyler Nevin, R (9, PH) OBP: 1.000, SLG: 1.000		C SI 92 B FF 93 C SI 94 1 SAFE S SL 86 1-3 K ③			B FF 92 B CU 76 C SL 82 B SL 83 S FF 94 X FF 95 3-2 G5-3 ②		B FF 91 S FC 88 F SI 93 F SL 84 S FC 88 1-3 K ③		C FF 87 S SL 80 D CU 76 B SL 83 X CH 85 2-2 15 1B 65 1B 1-3 1B	3 1	0 1	0 1	0 1	0 0	2 0	4 0
14 Tony Wolters, L (1, 2) OBP: 0.576, SLG: 0.667 15 Chris Denorfia, R (8, 9) OBP: 0.314, SLG: 0.200			C SI 90 B KC 75 X SL 82 1-1 2 G5-3 1B	B FF 95 F SI 93 X FF 94 1-1 F8 ③			S FF 87 F SL 82 F SL 80 B FF 92 F SL 85 X SL 80 1-2 F8 ①		S FF 87 B FF 94 F SL 81 B CH 84 B SL 86 X FF 93 3-2 65 1B 74 WP 1-3 3-H 1B	2 2	0 1	1 1	0 1	0 0	0 0	0 0
2 Alexi Amarista, L (1, 7) OBP: 0.325, SLG: 0.306 65 Stephen Cardullo, R (8, 7) OBP: 0.389, SLG: 0.587			C FF 92 B SI 94 X SL 85 1-1 G5-3 ① 1-2			B FF 92 B FF 93 C FF 93 B CH 84 F FF 93 X FF 93 3-2 9 G4-6-3 1B		C FF 92 B SL 85 B SL 77 B FF 91 C SL 85 B SL 87 4-2 BB	C FF 90 C FF 92 F FF 95 B FF 94 X SL 83 1-2 74 WP 1-3 3-H 1B	2 1	0 0	1 1	0 1	0 1	0 0	1 0
Inning Stats	R: 0 E: 0 K: 1 S: 6 H: 0 LOB: 0 BB: 0 P: 9	R: 0 E: 0 K: 1 S: 11 H: 1 LOB: 1 BB: 0 P: 14	R: 0 E: 0 K: 1 S: 8 H: 1 LOB: 1 BB: 0 P: 13	R: 0 E: 0 K: 0 S: 6 H: 0 LOB: 0 BB: 0 P: 11	R: 0 E: 0 K: 0 S: 7 H: 0 LOB: 0 BB: 0 P: 12	R: 0 E: 0 K: 0 S: 7 H: 1 LOB: 0 BB: 0 P: 12	R: 1 E: 0 K: 2 S: 11 H: 1 LOB: 3 BB: 1 P: 19	R: 0 E: 0 K: 1 S: 14 H: 0 LOB: 1 BB: 1 P: 22	R: 4 E: 0 K: 1 S: 21 H: 4 LOB: 1 BB: 1 P: 35	1B: 6 2B: 2 3B: 0 HR: 0 SF: 0 SAC: 0 DP: 1 HBP: 0						WP: 2 PB: 0 SB: 0 CS: 0 PA: 37	

	AB	34
	R	5
	H	8
	RBI	4
	BB	3
	SO	7
	LOB	19

PITCHER		IP	WLS	BF	H	R	ER	SO	BB	IBB	HBP	BLK	WP	HR	S	P	ERA	WHIP
29 Jeff Samardzija, R ERA: 8.22	(1, 1)	4.0	W	14	2	0	0	3	0	0	0	0	0	0	31	47	0.00	0.500
56 Albert Suárez, R ERA: 4.35	(5, 1)	2.0		6	1	0	0	0	0	0	0	0	0	0	14	24	0.00	0.500
70 George Kontos, R ERA: 5.0	(7, 1)	1.0		5	1	1	1	2	1	0	0	0	0	0	11	19	9.00	2.000
48 Steven Okert, L ERA:	(8, 1)	1.0		4	0	0	0	1	1	0	0	0	0	0	14	22	0.00	1.000
64 Derek Law, R ERA: 6.23	(9, 1)	0.2		7	4	4	4	0	1	0	0	0	1	0	16	27	54.00	7.500

PITCHER		IP	WLS	BF	H	R	ER	SO	BB	IBB	HBP	BLK	WP	HR	S	P	ERA	WHIP
Reyes Moronta, R ERA:	(9, 1)	0.1	S	1	0	0	0	1	0	0	0	0	1	0	5	8	0.00	0.000

San Diego Padres @ San Francisco Giants

Scottsdale Stadium, Scottsdale, AZ

Sat Mar 25 2017, 6:09 PM - 8:52 PM EDT

Att. 11,804 - Partly Cloudy - 82 F

TOP

livebaseballscorecards.com

Batter	1	2	3	4	5	6	7	8	9	AB	R	H	RBI	BB	SO	LOB
7 Manuel Margot, R (1, 8) OBP: 0.273, SLG: 0.381	G6-3	15 CS 2-H 1B		G4-3		K			P6	4	0	1	1	0	1	0
94 Alan Garcia, L (6, 8) (9, 7)										1	0	0	0	0	0	1
15 Cory Spangenberg, L (1, 5) OBP: 0.391, SLG: 0.535	26 1B 10 2B 1B	3-2 1-2 HR		1B			G3-1		K	4	2	3	1	0	0	0
2 Luis Sardinas, S (7, 5) OBP: 0.179, SLG: 0.179 (9, 6)										1	0	0	0	0	1	1
26 Yangervis Solarte, S (1, 4) OBP: 0.250, SLG: 0.290	10 2B 1-3 1B	F7		P6			K			3	1	1	0	0	0	1
78 Dusty Coleman, R (5, 4) OBP: 0.297, SLG: 0.438										1	0	0	0	0	1	0
10 Hunter Renfroe, R (1, 9) OBP: 0.323, SLG: 0.508	1-H 3-H 2B		8 HR 1B	G5-3			K			3	1	2	2	0	0	1
32 Jabari Blash, R (6, 9) OBP: 0.345, SLG: 0.578										1	0	0	0	0	1	0
8 Erick Aybar, S (1, 6) OBP: 0.320, SLG: 0.383	K		1-H HR		F9			L5		3	1	1	2	0	1	1
17 Allen Córdoba, R (6, 6) OBP: 0.218, SLG: 0.157 (9, 8)										1	0	0	0	0	0	0
21 Luis Torrens, R (1, 2) OBP: 0.286, SLG: 0.172	BB		G6-3		P3			F8		3	0	0	0	1	0	0
9 Tony Cruz, R (8, 2) OBP: 0.250, SLG: 0.182										0	0	0	0	0	0	0
79 Jamie Romak, R (1, 3) OBP: 0.280, SLG: 0.600	K		2-0 HR		K			K		4	1	1	1	0	3	2
5 Collin Cowgill, R (1, 7) OBP: 0.304, SLG: 0.250		3 SH3-4 7 1B 1B	P6			K			1B	3	1	1	0	0	1	0
13 Nicholas Torres, R (6, 7) OBP: 1.000, SLG: 1.500										1	0	1	0	0	0	0
63 Tyler Selesky, L (9, PR)										0	0	0	0	0	0	0
15 Diego Goris, R (9, 5)										0	0	0	0	0	0	0
3 Clayton Richard, L (1, 1)		SH3-4 1-2	K			K			P3	2	0	0	0	0	2	0
88 Phil Maton, R (7, 1)										0	0	0	0	0	0	0
12 Christian Bethancourt, R (8, 1) OBP: 0.250, SLG: 0.571										0	0	0	0	0	0	0
44 Héctor Sánchez, S (9, PH) OBP: 0.306, SLG: 0.588										1	0	0	0	0	0	1
83 Carlos Fisher, R (9, 1)										0	0	0	0	0	0	0

Inning Stats	1	2	3	4	5	6	7	8	9
	R: 2 E: 0 K: 2 S: 10	R: 2 E: 0 K: 0 S: 7	R: 3 E: 0 K: 1 S: 8	R: 0 E: 0 K: 0 S: 4	R: 0 E: 0 K: 1 S: 5	R: 0 E: 0 K: 3 S: 9	R: 0 E: 0 K: 2 S: 7	R: 0 E: 0 K: 1 S: 5	R: 0 E: 0 K: 1 S: 6
	H: 3 LOB: 2 BB: 1 P: 14	H: 3 LOB: 0 BB: 0 P: 10	H: 3 LOB: 0 BB: 0 P: 10	H: 1 LOB: 1 BB: 0 P: 4	H: 0 LOB: 0 BB: 0 P: 5	H: 0 LOB: 0 BB: 0 P: 9	H: 0 LOB: 0 BB: 0 P: 7	H: 0 LOB: 0 BB: 0 P: 5	H: 1 LOB: 1 BB: 0 P: 6

1B: 7	SF: 0	WP: 0	PA: 38
2B: 1	SAC: 1	PB: 0	
3B: 0	DP: 0	SB: 0	
HR: 3	HBP: 0	CS: 1	

	AB	36
	R	7
	H	11
	RBI	7
	BB	1
	SO	11
	LOB	8

PITCHER		IP	WLS	BF	H	R	ER	SO	BB	IBB	HBP	BLK	WP	HR	S	P	ERA	WHIP
34 Chris Stratton, R ERA: 9.0	(1, 1)	3.0		18	9	7	7	3	1	0	0	0	0	3	25	34	21.00	3.333
96 Jose Flores, R ERA:	(4, 1)	1.0		4	1	0	0	0	0	0	0	0	0	0	4	4	0.00	1.000
41 Mark Melancon, R ERA: 4.5	(5, 1)	1.0		3	0	0	0	1	0	0	0	0	0	0	5	5	0.00	0.000
70 George Kontos, R ERA:	(6, 1)	1.0		3	0	0	0	3	0	0	0	0	0	0	9	9	0.00	0.000
61 Josh Osich, L ERA: 5.4	(7, 1)	1.0		3	0	0	0	2	0	0	0	0	0	0	7	7	0.00	0.000
62 Cory Gearrin, R ERA: 9.0	(8, 1)	1.0		3	0	0	0	1	0	0	0	0	0	0	5	5	0.00	0.000
59 Neil Ramírez, R ERA: 1.93	(9, 1)	1.0	W	4	1	0	0	1	0	0	0	0	0	0	6	6	0.00	1.000

Batter	1	2	3	4	5	6	7	8	9	AB	R	H	RBI	BB	SO	LOB
2 Denard Span, L (1, 8) OBP: 0.327, SLG: 0.409	L8		K		12 1B 1B		12 3B 2B		89 HBP 80 SH 1 1B BB	3	0	1	0	0	1	1
39 Justin Ruggiano, R (6, 7) OBP: 0.289, SLG: 0.400										1	2	1	0	1	0	0
12 Joe Panik, L (1, 4) OBP: 0.311, SLG: 0.465	G4-3		G5-3		1-3 1B		2-H 3B		1-2 SH 1 1B 89 HBP	4	0	2	1	0	0	1
80 Rando Moreno, S (8, 4)										0	0	0	0	0	0	0
8 Hunter Pence, R (1, 9) OBP: 0.224, SLG: 0.205	K2-3			28 G5-4-3 BB	G1-3		G6-3		1-2 2-3 1 1B HBP	3	0	0	0	1	1	3
89 Austin Slater, R (8, 9) OBP: 0.353, SLG: 0.375										0	0	0	0	0	0	0
28 Buster Posey, R (1, 3) OBP: 0.421, SLG: 0.588		HR		1-2f G5-4-3		35 HR 1B	K		1-2 2-3 3-H 1B	3	2	2	1	0	0	1
1 Jae-Gyun Hwang, R (7, 3) OBP: 0.317, SLG: 0.641										2	0	1	1	0	1	1
35 Brandon Crawford, L (1, 6) OBP: 0.240, SLG: 0.348		L7		G4-3		1-H HR	G5-3			3	1	1	2	0	0	0
37 Kelby Tomlinson, R (7, 6) OBP: 0.348, SLG: 0.400										1	0	0	0	0	0	1
5 Nick Hundley, R (1, 2) OBP: 0.395, SLG: 0.595		F9			49 E 94 G6-3 2B	94 FC6-5 2B			F8	4	1	2	0	0	0	0
83 Jeff Arnold, R (9, 2)										0	0	0	0	0	0	0
49 Chris Marrero, R (1, 10) OBP: 0.339, SLG: 0.667	G4-3				E3 94 G6-3 66 G6-3 2-3	G6-3			66 2B BB	3	1	0	0	1	0	2
78 Bryan Reynolds, S (8, PR) (9, 10)										0	1	0	0	0	0	0
94 Aaron Hill, R (1, 5) OBP: 0.277, SLG: 0.302			G5-3		G6-3 2-3 3-H	FC6-5 2-3			F8	3	0	0	1	0	0	2
21 Conor Gillaspie, L (7, 5) OBP: 0.375, SLG: 0.567										1	0	0	0	0	0	1
66 Gorkys Hernández, R (1, 7) OBP: 0.196, SLG: 0.273			2B		G6-3 3-H	G4-3			1-H 2B	4	0	2	2	0	0	1
(6, 8)																
Inning Stats	R: 0 H: 0 E: 0 LOB: 0 K: 1 BB: 0 S: 5 P: 5	R: 1 H: 1 E: 0 LOB: 0 K: 0 BB: 0 S: 4 P: 7	R: 0 H: 1 E: 0 LOB: 1 K: 1 BB: 0 S: 6 P: 6	R: 0 H: 0 E: 0 LOB: 0 K: 0 BB: 1 S: 2 P: 6	R: 2 H: 3 E: 1 LOB: 2 K: 0 BB: 0 S: 7 P: 7	R: 2 H: 3 E: 0 LOB: 1 K: 0 BB: 0 S: 8 P: 9	R: 1 H: 2 E: 0 LOB: 1 K: 1 BB: 0 S: 7 P: 7	R: 1 H: 1 E: 0 LOB: 2 K: 0 BB: 1 S: 3 P: 7	R: 1 H: 1 E: 0 LOB: 3 K: 0 BB: 1 S: 2 P: 7	1B: 4 SF: 0 2B: 5 SAC: 1 3B: 1 DP: 1 HR: 2 HBP: 1						

PITCHER		IP	WLS	BF	H	R	ER	SO	BB	IBB	HBP	BLK	WP	HR	S	P	ERA	WHIP
3 Clayton Richard, L ERA: 7.36	(1, 1)	6.0		27	8	5	3	2	1	0	0	0	0	2	32	40	4.50	1.500
88 Phil Maton, R ERA: 1.0	(7, 1)	1.0	H	5	2	1	1	1	0	0	0	0	0	0	7	7	9.00	2.000
12 Christian Bethancourt, R ERA: 2.45	(8, 1)	1.0	B	4	1	1	1	0	1	0	0	0	0	0	3	7	9.00	2.000
83 Carlos Fisher, R ERA: 6.75	(9, 1)	0.0	L	4	1	1	1	0	1	0	1	0	0	0	2	7	∞	∞

PITCHER	IP	WLS	BF	H	R	ER	SO	BB	IBB	HBP	BLK	WP	HR	S	P	ERA	WHIP

BOTTOM

San Diego Padres @ San Francisco Giants

Scottsdale Stadium, Scottsdale, AZ

Sat Mar 25 2017, 6:09 PM - 8:52 PM EDT

Att. 11,804 - Partly Cloudy - 82 F

livebaseballscorecards.com

AB	35
R	8
H	12
RBI	8
BB	3
SO	3
LOB	14

WP: 0	PA: 40		
PB: 0			
SB: 0			
CS: 0			

Batter	1	2	3	4	5	6	7	8	9	AB	R	H	RBI	BB	SO	LOB
10 Eduardo Núñez, R (1, 10) OBP: 0.237, SLG: 0.342	G4-3	1-H 2-H 2B		CSS K			F7			4	0	1	2	0	1	1
83 Ryder Jones, L (8, 3) OBP: 0.429, SLG: 0.692										0	0	0	0	0	0	0
7 Jimmy Rollins, S (1, 4) OBP: 0.222, SLG: 0.250	P6	F9			2B			9 G4-3 2B		4	0	2	0	0	0	1
75 Juan Ciriaco, R (8, 4)										0	0	0	0	0	0	0
9 Brandon Belt, L (1, 3) OBP: 0.352, SLG: 0.583	1B		F9		BBBB 6 CS BB			G4-3 2-3		3	0	1	0	1	0	1
79 Slade Heathcott, L (8, 9)										0	0	0	0	0	0	0
6 Jarrett Parker, L (1, 9) OBP: 0.381, SLG: 0.528	G3	G6-3			BSSC 1-2			49 G1-4-3 1B		4	0	1	0	0	1	2
60 Hunter Strickland, R (8, 1)										0	0	0	0	0	0	0
59 Neil Ramírez, R (9, 1)										0	0	0	0	0	0	0
48 Steven Okert, L (9, 1)										0	0	0	0	0	0	0
49 Chris Marrero, R (1, 7) OBP: 0.350, SLG: 0.648		21 2B 39 1B 1B	BBBB BB			P6		G1-4-3 1-2f		3	0	1	0	1	0	2
21 Conor Gillaspie, L (1, 5) OBP: 0.371, SLG: 0.576		39 1B 1-3 72 1B 2B	G1-3			CSS K			39 CS 2B	3	1	1	0	0	1	1
1 Jae-Gyun Hwang, R (6, 5) OBP: 0.333, SLG: 0.675										1	0	1	0	0	0	0
39 Justin Ruggiano, R (1, 8) OBP: 0.333, SLG: 0.405	3 SAFE		BBBB 72 G6-4-3 BB		SSC				BBBB BB 2-3	2	1	1	0	2	1	0
84 Ryan Lollis, L (9, PR) (9, 8)	72 1B 10 2B 2-3 3-H 1B				K					0	0	0	0	0	0	0
72 Tim Federowicz, R (1, 2) OBP: 0.412, SLG: 0.552			G6-4-3 1-2f			F8			F9	3	1	1	1	0	0	1
83 Jeff Arnold, R (8, 2)	10 2B 1-2 3-H 1B									1	0	0	0	0	0	1
37 Kelby Tomlinson, R (1, 6) OBP: 0.347, SLG: 0.395										3	0	1	0	0	0	2
22 Christian Arroyo, R (7, 6) OBP: 0.263, SLG: 0.421	F7		1B			F9			F9	1	0	0	0	0	0	1

TOP

San Francisco Giants @ Chicago White Sox

Camelback Ranch, Glendale, AZ

Sun Mar 26 2017, 4:09 PM - 6:52 PM EDT

Att. 8,463 - Sunny - 81 F

livebaseballscorecards.com

AB	32
R	3
H	11
RBI	3
BB	4
SO	4
LOB	13

Inning Stats	1	2	3	4	5	6	7	8	9
	R: 0 E: 0 K: 0 S: 4	R: 3 E: 0 K: 0 S: 7	R: 0 E: 0 K: 0 S: 3	R: 0 E: 0 K: 1 S: 5	R: 0 E: 0 K: 1 S: 4	R: 0 E: 0 K: 2 S: 7	R: 0 E: 0 K: 0 S: 3	R: 0 E: 0 K: 0 S: 4	R: 0 E: 0 K: 0 S: 3
	H: 1 LOB: 1 BB: 0 P: 4	H: 5 LOB: 1 BB: 0 P: 7	H: 0 LOB: 1 BB: 1 P: 7	H: 1 LOB: 1 BB: 1 P: 9	H: 1 LOB: 0 BB: 1 P: 9	H: 0 LOB: 0 BB: 0 P: 7	H: 0 LOB: 0 BB: 0 P: 3	H: 2 LOB: 1 BB: 0 P: 4	H: 1 LOB: 1 BB: 1 P: 7

PITCHER		IP	WLS	BF	H	R	ER	SO	BB	IBB	HBP	BLK	WP	HR	S	P	ERA	WHIP	PITCHER		IP	WLS	BF	H	R	ER	SO	BB	IBB	HBP	BLK	WP	HR	S	P	ERA	WHIP
33 James Shields, R ERA: 3.45	(1, 1)	5.0		22	8	3	3	2	3	0	0	0	0	0	23	36	5.40	2.200																			
65 Nate Jones, R ERA:	(6, 1)	1.0		3	0	0	0	2	0	0	0	0	0	0	7	7	0.00	0.000																			
30 David Robertson, R ERA: 2.25	(7, 1)	1.0		3	0	0	0	0	0	0	0	0	0	0	3	3	0.00	0.000																			
43 Dan Jennings, L ERA: 1.35	(8, 1)	1.0		4	2	0	0	0	0	0	0	0	0	0	4	4	0.00	2.000																			
73 Blake Smith, R ERA: 4.5	(9, 1)	1.0	W	4	1	0	0	0	1	0	0	0	0	0	3	7	0.00	2.000																			

PITCHER		IP	WLS	BF	H	R	ER	SO	BB	IBB	HBP	BLK	WP	HR	S	P	ERA	WHIP	PITCHER		IP	WLS	BF	H	R	ER	SO	BB	IBB	HBP	BLK	WP	HR	S	P	ERA	WHIP

Batter	1	2	3	4	5	6	7	8	9	AB	R	H	RBI	BB	SO	LOB
44 Peter Bourjos, R (1, 8) OBP: 0.340, SLG: 0.521	G6-3		BB 20 G5-4-3		G4-3 3-H			K		3	0	0	1	1	1	0
20 Tyler Saladino, R (1, 4) OBP: 0.415, SLG: 0.638 5 Yolmer Sánchez, S (7, 4) OBP: 0.345, SLG: 0.520	F9		G5-4-3 1-2f		F9			1B		3 1	0 0	0 1	0 0	0 0	0 0	1 0
53 Melky Cabrera, S (1, 10) OBP: 0.286, SLG: 0.302 84 Danny Hayes, L (8, PH) OBP: 0.390, SLG: 0.579 (9, 10)	1B			B5-3		79 G4-6-3 1B		K		3 1	0 0	2 0	0 0	0 0	0 1	0 1
79 José Abreu, R (1, 3) OBP: 0.302, SLG: 0.421 88 Tyler Ladendorf, R (9, PR)	F8			2B		G4-6-3 1-2f			BB 94 SH2-3 82 S 28 FC6-2-5-1	3 0	0 0	1 0	0 0	1 0	0 0	2 0
21 Todd Frazier, R (1, 5) OBP: 0.188, SLG: 0.226 82 Nicky Delmonico, L (7, 5) OBP: 0.339, SLG: 0.589		G6-3		G5-3		G6-3			BB 28 FC6-2-5-1 94 SH2-3 85 1B 1-2	3 0	0 1	0 0	0 0	0 1	0 0	1 0
26 Avisaíl García, R (1, 9) OBP: 0.333, SLG: 0.463 94 Luis Alexander Basabe, R (8, 9) OBP: 0.333, SLG: 0.500		28 FC4-6 1B		G6-3			K		SH2-3 1-2 2-3	3 0	0 0	1 0	0 0	0 0	1 0	1 0
28 Leury García, S (1, 6) OBP: 0.356, SLG: 0.429	FC4-6 1-2f				18 2B 1B		K		FC6-2-5-1 85 1B 2-3 3-H	4	2	1	0	0	1	4
18 Geovany Soto, R (1, 2) OBP: 0.250, SLG: 0.227 85 Roberto Peña, R (8, 2) OBP: 0.190, SLG: 0.150	F9				32 1B 44 G4-3 1-H 2B		F9		2-H 3-H 1B	3 1	1 0	1 1	1 2	0 0	0 0	1 0
32 Jacob May, S (1, 7) OBP: 0.386, SLG: 0.564			K		2-3 1B			G5-3		3	0	1	0	0	1	0
Inning Stats	R: 0 E: 0 K: 0 S: 4 H: 1 LOB: 1 BB: 0 P: 4	R: 0 E: 0 K: 0 S: 4 H: 1 LOB: 1 BB: 0 P: 4	R: 0 E: 0 K: 1 S: 4 H: 0 LOB: 0 BB: 1 P: 8	R: 0 E: 0 K: 0 S: 4 H: 1 LOB: 1 BB: 0 P: 4	R: 2 E: 0 K: 0 S: 5 H: 3 LOB: 0 BB: 0 P: 5	R: 0 E: 0 K: 0 S: 3 H: 1 LOB: 0 BB: 0 P: 3	R: 0 E: 0 K: 2 S: 7 H: 0 LOB: 0 BB: 0 P: 7	R: 0 E: 0 K: 2 S: 8 H: 1 LOB: 1 BB: 0 P: 8	R: 2 E: 0 K: 0 S: 4 H: 1 LOB: 1 BB: 2 P: 12	1B: 7 2B: 2 3B: 0 HR: 0	SF: 0 SAC: 1 DP: 2 HBP: 0						

PITCHER		IP	WLS	BF	H	R	ER	SO	BB	IBB	HBP	BLK	WP	HR	S	P	ERA	WHIP
50 Ty Blach, L ERA: 4.43	(1, 1)	6.0		23	7	2	2	1	1	0	0	0	0	0	24	28	3.00	1.333
62 Cory Gearrin, R ERA: 7.88	(7, 1)	1.0	H	3	0	0	0	2	0	0	0	0	0	0	7	7	0.00	0.000
60 Hunter Strickland, R ERA: 5.0	(8, 1)	1.0	H	4	1	0	0	2	0	0	0	0	0	0	8	8	0.00	1.000
59 Neil Ramírez, R ERA: 3.72	(9, 1)	0.1	L	3	0	2	2	0	2	0	0	0	0	0	2	10	54.00	6.000
48 Steven Okert, L ERA:	(9, 1)	0.1	B	2	1	0	0	0	0	0	0	0	0	0	2	2	0.00	3.000

PITCHER	IP	WLS	BF	H	R	ER	SO	BB	IBB	HBP	BLK	WP	HR	S	P	ERA	WHIP

BOTTOM

San Francisco Giants @ Chicago White Sox

Camelback Ranch, Glendale, AZ

Sun Mar 26 2017, 4:09 PM - 6:52 PM EDT

Att. 8,463 - Sunny - 81 F

livebaseballscorecards.com

AB	31
R	4
H	9
RBI	4
BB	3
SO	5
LOB	11

1B: 7 2B: 2 3B: 0 HR: 0 SF: 0 SAC: 1 DP: 2 HBP: 0

WP: 0 PB: 0 SB: 1 CS: 0 PA: 35

Batter	1	2	3	4	5	6	7	8	9	AB	R	H	RBI	BB	SO	LOB
9 José Peraza, R (1, 6) OBP: 0.328, SLG: 0.422	FFS 0-3 ① K		X 0-0 ③ F7			X 0-0 ① G5-3		X 0-0 ② FC5-4 6 1B 1-2f		4	0	0	0	0	1	1
30 Arismendy Alcántara, S (1, 4) OBP: 0.286, SLG: 0.541 6 Eric Jagielo, L (6, 3) OBP: 0.333, SLG: 0.333	X 0-0 ② G5-3			X 0-0 ① G6-3		X 0-0 ② G6-3		X 0-0 1-3 1B		3 1	0 0	0 1	0 0	0 0	0 0	0 0
3 Patrick Kivlehan, R (1, 5) OBP: 0.421, SLG: 0.654 12 Brian O'Grady, L (6, 8) OBP: 0.400, SLG: 0.250	X 0-0 ③ G5-3			FFC 0-3 ② K		X 0-0 ③ G5		X 0-0 ③ G3-1		3 1	0 0	0 0	0 0	0 0	1 0	0 2
27 Desmond Jennings, R (1, 8) OBP: 0.300, SLG: 0.415 15 Nick Senzel, R (6, 5) OBP: 0.333, SLG: 0.667		X 0-0 ① F7		X 0-0 ③ G6-3			CSS 0-3 ① K		CCC 0-3 ① K	2 2	0 0	0 0	0 0	0 0	0 2	0 0
79 Sebastián Elizalde, L (1, 9) OBP: 0.345, SLG: 0.444		X 0-0 63 G1-3 1B			X 0-0 63 WP 67 SF8 2B		SSS 0-3 ② K		X 0-0 ② G3	4	1	2	0	0	1	0
63 Hernan Iribarren, L (1, 7) OBP: 0.352, SLG: 0.333		X 0-0 ② G1-3 1-2			BCFS 1-3 ① K 2-3		X 0-0 1B		X 0-0 ③ G6-3	4	0	1	0	0	1	2
67 Rob Brantly, L (1, 3) OBP: 0.389, SLG: 0.387 7 Alex Blandino, R (6, 4) OBP: 0.500, SLG: 0.333		CSS 0-3 ③ K			X 0-0 ② SF8 3-H		FCS 0-3 ③ K			1 1	0 0	0 0	1 0	0 0	1 1	1 1
32 Stuart Turner, R (1, 2) OBP: 0.513, SLG: 0.688			X 0-0 ① G6-3		X 0-0 HR			X 0-0 ① G5-3		3	1	1	1	0	0	0
25 Cody Reed, L (1, 1) 49 Robert Stock, L (4, 1) 34 Michael Beltre, S (5, PH) 21 Michael Lorenzen, R (6, 1) 36 Blake Wood, R (7, 1) 53 Wandy Peralta, L (7, 1) 17 Blake Butler, R (8, PH) OBP: 0.250, SLG: 0.500 52 Tony Cingrani, L (8, 1) 16 Geoff Broussard, R (8, 1)			CCC 0-3 ② K		SCS 0-3 ③ K			X 0-0 9 FC5-4 1B		1 0 1 0 0 0 0 1 0 0	0 0 0 0 0 0 0 0 0 0	0 0 0 0 0 0 0 1 0 0	0 0 0 0 0 0 0 0 0 0	0 0 1 0 0 0 0 0 0 0	1 0 0 0 0 0 0 0 0 0	0 0 0 0 0 0 0 0 0 0
Inning Stats	R: 0 E: 0 K: 1 S: 5 H: 0 LOB: 0 BB: 0 P: 5	R: 0 E: 0 K: 1 S: 6 H: 1 LOB: 1 BB: 0 P: 6	R: 0 E: 0 K: 1 S: 5 H: 0 LOB: 0 BB: 0 P: 5	R: 0 E: 0 K: 1 S: 5 H: 0 LOB: 0 BB: 0 P: 5	R: 2 E: 0 K: 2 S: 9 H: 2 LOB: 0 BB: 0 P: 10	R: 0 E: 0 K: 0 S: 3 H: 0 LOB: 0 BB: 0 P: 3	R: 0 E: 0 K: 3 S: 10 H: 1 LOB: 1 BB: 0 P: 10	R: 0 E: 0 K: 0 S: 5 H: 2 LOB: 2 BB: 0 P: 5	R: 0 E: 0 K: 1 S: 5 H: 0 LOB: 0 BB: 0 P: 5	1B: 4 2B: 1 3B: 0 HR: 1 SF: 1 SAC: 0 DP: 0 HBP: 0						

PITCHER		IP	WLS	BF	H	R	ER	SO	BB	IBB	HBP	BLK	WP	HR	S	P	ERA	WHIP
40 Madison Bumgarner, L ERA: 2.52	(1, 1)	7.0	W	25	4	2	2	9	0	0	0	0	1	1	43	44	2.57	0.571
60 Hunter Strickland, R ERA: 4.82	(8, 1)	0.1		1	0	0	0	0	0	0	0	0	0	0	1	1	0.00	0.000
61 Josh Osich, L ERA: 5.0	(8, 1)	0.2		4	2	0	0	0	0	0	0	0	0	0	4	4	0.00	3.000
41 Mark Melancon, R ERA:	(9, 1)	1.0		3	0	0	0	1	0	0	0	0	0	0	5	5	0.00	0.000

PITCHER	IP	WLS	BF	H	R	ER	SO	BB	IBB	HBP	BLK	WP	HR	S	P	ERA	WHIP

TOP

Cincinnati Reds @ San Francisco Giants

Scottsdale Stadium, Scottsdale, AZ

Mon Mar 27 2017, 4:08 PM - 6:42 PM EDT

Att. 8,860 - Cloudy - 79 F

livebaseballscorecards.com

AB	32
R	2
H	6
RBI	2
BB	0
SO	10
LOB	7

WP: 1	PA: 33		
PB: 0			
SB: 0			
CS: 0			

Cincinnati Reds @ San Francisco Giants

Scottsdale Stadium, Scottsdale, AZ

Mon Mar 27 2017, 4:08 PM - 6:42 PM EDT

Att. 8,860 - Cloudy - 79 F

livebaseballscorecards.com

BOTTOM

Batter	1	2	3	4	5	6	7	8	9	AB	R	H	RBI	BB	SO	LOB
2 Denard Span, L (1, 8) OBP: 0.352, SLG: 0.417 84 Ryan Lollis, L (7, PR) (8, 9)	BBBB 4-0 28 FC5-4 9 BB 35 1B BB	x 0-0 ① G1-3		x 0-0 9 1B 8 2B 2-H 1B	x 0-0 ① P6		x 0-0 2-H 1B			4 2 2 2 1 0 2 0 0 0 0 0 0 0						
9 Brandon Belt, L (1, 3) OBP: 0.356, SLG: 0.558 60 Hunter Strickland, R (8, 1) 61 Josh Osich, L (8, 1) 41 Mark Melancon, R (9, 1)	BBBB 4-0 28 FC5-4 1-2 BB	x 0-0 ② F7		x 0-0 8 2B 1-2 1B	x 0-0 ② F8		x 0-0 ③ L3			4 1 1 0 1 0 3 0 0 0 0 0 0 0 0 0 0 0 0 0 0 0 0 0 0 0 0 0						
8 Hunter Pence, R (1, 9) OBP: 0.231, SLG: 0.234 49 Chris Marrero, R (5, 7) OBP: 0.339, SLG: 0.625 (8, 3)	x 0-0 ① F9	x 0-0 ③ G6-3		x 0-0 28 G1-3 94 2B 1-H 2-H 2B	x 0-0 ③ G6-3			x 0-0 ① F8		3 1 1 2 0 0 4 2 0 0 0 0 0 0						
28 Buster Posey, R (1, 2) OBP: 0.417, SLG: 0.571 75 Juan Ciriaco, R (8, PR) (9, 4)	x 0-0 ② FC5-4 35 1B 94 1B 1-2f 2-3	x 0-0 ① G6-3	x 0-0 ② G1-3 2-3	BBBB 4-0 37 G4-6-3 BB			x 0-0 94 BB 1 1B 2B			4 1 1 0 1 0 3 0 1 0 0 0 0 0						
35 Brandon Crawford, L (1, 6) OBP: 0.286, SLG: 0.360 37 Kelby Tomlinson, R (6, 6) OBP: 0.353, SLG: 0.386	x 0-0 94 1B 1-2 3-H 1B	x 0-0 ② F8	BBB 4-0 94 2B BB	x 0-0 ① ② G4-6-3 1-2f		BBBB 4-0 94 BB 1 1B BB				2 1 1 1 1 0 0 1 1 0 0 1 0 1						
94 Aaron Hill, R (1, 5) OBP: 0.327, SLG: 0.362 (4, 4) 5 Nick Hundley, R (9, 2) OBP: 0.395, SLG: 0.595	x 0-0 ③ 1-3 2-H 1B	x 0-0 12 FC6 1B	x 0-0 1 HR 1-H 3-H 2B	x 0-0 ③ F8		BBBB 4-0 1 1B 6 SF8 1-2 2-3 BB				4 2 3 3 1 0 0 0 0 0 0 0 0 0						
12 Joe Panik, L (1, 4) OBP: 0.319, SLG: 0.455 1 Jae-Gyun Hwang, R (4, 5) OBP: 0.356, SLG: 0.744	H 1-0 40 BB 66 2B HBP	x 0-0 ③ FC6 1-2f	BCBX 2-1 2-H HR				CCS 0-3 ① K	x 0-0 1-3 2-H 3-H 1B		1 1 0 0 0 0 1 3 1 2 4 0 1 0						
40 Madison Bumgarner, R (1, 1) OBP: 0.400, SLG: 0.250 6 Jarrett Parker, L (7, PH) OBP: 0.369, SLG: 0.519 (8, 7)	BBBB 4-0 66 2B 1-2 BB			x 0-0 ① G5-3 x 0-0 66 FC6-4 1B			SCS 0-3 ② K	x 0-0 ② SF8 3-H		2 0 1 0 1 0 0 1 0 0 1 0 1 0						
66 Gorkys Hernández, R (1, 7) OBP: 0.235, SLG: 0.367 (5, 9) (8, 8)	x 0-0 1-3 2-H 2B			x 0-0 2 1B 2B x 0-0 ③ FC6-4 1-2f			x 0-0 2 1B 2B	x 0-0 ③ P6		5 2 3 1 0 0 3						
Inning Stats	R: 2 H: 2 E: 0 LOB: 2 K: 0 BB: 2 S: 4 P: 12	R: 1 H: 1 E: 0 LOB: 2 K: 0 BB: 1 S: 4 P: 9	R: 0 H: 1 E: 0 LOB: 1 K: 0 BB: 0 S: 4 P: 4	R: 7 H: 7 E: 0 LOB: 1 K: 0 BB: 1 S: 11 P: 17	R: 0 H: 0 E: 0 LOB: 0 K: 0 BB: 0 S: 3 P: 3	R: 0 H: 0 E: 0 LOB: 0 K: 0 BB: 1 S: 2 P: 6	R: 1 H: 2 E: 0 LOB: 1 K: 2 BB: 0 S: 9 P: 9	R: 3 H: 2 E: 0 LOB: 2 K: 0 BB: 2 S: 5 P: 13		1B: 8 SF: 1 2B: 6 SAC: 0 3B: 0 DP: 1 HR: 1 HBP: 1						

	AB	36
	R	14
	H	15
	RBI	14
	BB	7
	SO	2
	LOB	17

WP: 0 PA: 45
PB: 0
SB: 0
CS: 0

PITCHER		IP	WLS	BF	H	R	ER	SO	BB	IBB	HBP	BLK	WP	HR	S	P	ERA	WHIP
25 Cody Reed, L ERA: 7.08	(1, 1)	3.2	L	25	10	10	10	0	4	0	1	0	0	1	21	40	24.55	3.818
49 Robert Stock, R ERA:	(4, 1)	0.1		2	1	0	0	0	0	0	0	0	0	0	2	2	0.00	3.000
21 Michael Lorenzen, R ERA: 5.56	(5, 1)	2.0		6	0	0	0	0	1	0	0	0	0	0	5	9	0.00	0.500
36 Blake Wood, R ERA: 6.75	(7, 1)	0.2		4	2	1	1	2	0	0	0	0	0	0	8	8	13.50	3.000
53 Wandy Peralta, L ERA: 5.73	(7, 1)	0.1		1	0	0	0	0	0	0	0	0	0	0	1	1	0.00	0.000

PITCHER		IP	WLS	BF	H	R	ER	SO	BB	IBB	HBP	BLK	WP	HR	S	P	ERA	WHIP
52 Tony Cingrani, L ERA: 6.75	(8, 1)	0.1		5	2	3	3	0	2	0	0	0	0	0	3	11	81.00	12.000
16 Geoff Broussard, R ERA:	(8, 1)	0.2		2	0	0	0	0	0	0	0	0	0	0	2	2	0.00	0.000

Oakland Athletics @ San Francisco Giants

AT&T Park, San Francisco, CA

Thu Mar 30 2017, 7:15 PM - 9:48 PM PDT

Att. 39,380 - Clear - 58 F

livebaseballscorecards.com

TOP

Batter	1	2	3	4	5	6	7	8	9	AB	R	H	RBI	BB	SO	LOB
11 Rajai Davis, R (1, 8) OBP: 0.351, SLG: 0.453	C X 0-1 ① G6-3		L FF 91 X SL 84 0-1 ① 25 PO 1B		F FF 90 X SL 85 0-1 ① 1-3 2B			S FC 87 C FC 87 S SL 84 0-3 ① K		4	0	2	0	0	1	0
23 Matt Joyce, L (1, 9) OBP: 0.400, SLG: 0.350	B C B X 2-1 ② G3-1		B SI 90 C SL 83 1 SAFE F SI 89 F X FF 91 1-2 ② L7		B B C X 2-1 ③ G1-3			B FF 89 C FC 86 B FC 87 B CH 83 S FF 89 S FC 86 3-3 ② K		4	0	0	0	0	1	3
25 Ryon Healy, R (1, 5) OBP: 0.303, SLG: 0.600	C S B F B SL 84 F CH 80 B CH 81 X FF 91 3-2 1B		C SL 83 1 SAFE 0-1 ③ PO 1-2	B FF 90 B FF 89 C SL 82 B CH 76 S SL 81 F SL 83 F F S FF 92 3-3 ① K		B S X 1-1 ① E6 21 G6-3		C SL 84 S FC 87 B FF 91 S SL 84 1-3 ③ K		4	0	1	0	0	2	0
21 Stephen Vogt, L (1, 2) OBP: 0.315, SLG: 0.383	C SI 90 X FF 90 0-1 ③ G6-3			C CH 83 F CH 81 B SL 84 F SL 84 B FF 92 X CH 81 2-2 ② F7		B B F X 2-1 ① G6-3 2-3			F FC 92 C FC 92 C FC 92 0-3 ① K	4	0	0	0	0	1	2
8 Jed Lowrie, S (1, 4) OBP: 0.365, SLG: 0.362		X FF 88 0-0 ① 1B		B FC 86 T FF 92 F FC 86 X FF 91 1-2 ① 1B		C F S 0-3 ② K			B KC 81 F FC 92 F FC 91 B FC 92 B FC 91 F FC 92 S KC 82 3-3 ② K2-3	4	0	2	0	0	2	1
10 Marcus Semien, R (1, 6) OBP: 0.276, SLG: 0.423		F FF 87 X SI 88 0-1 ① F8		X SL 82 0-0 ③ B2-3		C F X 0-2 ③ G3			C FF 92 B FC 92 B FC 91 B FC 90 F FC 92 F KC 81 F FC 91 X KC 82 3-2 ③ G6-3	4	0	0	0	0	0	3
17 Yonder Alonso, L (1, 3) OBP: 0.484, SLG: 0.647		F SL 84 1 SAFE B SL 84 B FF 89 C CH 78 X FF 90 2-2 ② P3			X CH 86 0-0 ① 11 2B 1B		C X 0-1 ① G4-3			3	0	1	0	0	0	1
20 Mark Canha, R (1, 10) OBP: 0.259, SLG: 0.296		C SI 89 F SI 89 D SL 84 B FF 90 B SL 84 X CH 79 3-2 ③ F7			C SL 83 B B F SL 83 S 2-3 ① K		S B X 1-1 ② G1-3			3	0	0	0	0	1	2
37 Jaff Decker, L (1, 7) OBP: 0.405, SLG: 0.452 47 Matt Chapman, R (7, PH) OBP: 0.351, SLG: 0.531 12 J.P. Sportman, R (7, 7) OBP: 0.300, SLG: 0.222			S SL 82 B CH 80 F CH 83 X FF 90 1-2 ① G6-3		C CH 80 X SL 82 0-1 ② F7		F C C 0-3 ③ K			2 1 0	0 0 0	0 0 0	0 0 0	0 1 0	0 0 0	1 0 0

	AB	33
	R	0
	H	6
	RBI	0
	BB	0
	SO	9
	LOB	13

Inning Stats																		
	R: 0	H: 1	R: 0	H: 1	R: 0	H: 1	R: 0	H: 1	R: 0	H: 2	R: 0	H: 0	R: 0	H: 0	R: 0	H: 0	1B: 5	SF: 0	WP: 0	PA: 34
	E: 0	LOB: 1	E: 0	LOB: 1	E: 0	LOB: 1	K: 1	LOB: 1	E: 0	LOB: 2	E: 1	LOB: 1	E: 0	LOB: 0	E: 0	LOB: 0	2B: 1	SAC: 0	PB: 0	
	K: 0	BB: 0	K: 0	BB: 0	K: 0	BB: 0	S: 14	BB: 0	K: 1	BB: 0	K: 1	BB: 0	K: 1	BB: 0	K: 3	BB: 0	3B: 0	DP: 0	SB: 0	
	S: 11	P: 16	S: 9	P: 14	S: 10	P: 12		P: 20	S: 10	P: 14	S: 10	P: 13	S: 7	P: 8	S: 9	P: 13	HR: 0	HBP: 0	CS: 0	
															S: 12	P: 18				

PITCHER		IP	WLS	BF	H	R	ER	SO	BB	IBB	HBP	BLK	WP	HR	S	P	ERA	WHIP
47 Johnny Cueto, R ERA: 1.5	(1, 1)	5.0		20	6	0	0	2	0	0	0	0	0	0	54	76	0.00	1.200
62 Cory Gearrin, R ERA: 7.0	(6, 1)	1.0		4	0	0	0	1	0	0	0	0	0	0	10	13	0.00	0.000
50 Ty Blach, L ERA: 4.22	(7, 1)	1.0	W	3	0	0	0	1	0	0	0	0	0	0	7	8	0.00	0.000
70 George Kontos, R ERA: 4.09	(8, 1)	1.0	H	3	0	0	0	3	0	0	0	0	0	0	9	13	0.00	0.000
41 Mark Melancon, R ERA:	(9, 1)	1.0	S	3	0	0	0	2	0	0	0	0	0	0	12	18	0.00	0.000

PITCHER	IP	WLS	BF	H	R	ER	SO	BB	IBB	HBP	BLK	WP	HR	S	P	ERA	WHIP

Batter	1	2	3	4	5	6	7	8	9	AB	R	H	RBI	BB	SO	LOB
2 Denard Span, L (1, 8) OBP: 0.361, SLG: 0.473 66 Gorkys Hernández, R (8, PR) OBP: 0.245, SLG: 0.373 (9, 8)	C FF 91 F FF 92 B FF 92 X FF 93 1-2 L8			C FF 91 B SL 80 X FF 91 1-1 G4-3		C X 0-1 F8		X SI 96 0-0 37 FC5 8 1B 1B		4 0	0 0	1 0	0 0	0 0	0 0	0 0
9 Brandon Belt, L (1, 3) OBP: 0.338, SLG: 0.517 94 Aaron Hill, R (8, 4) OBP: 0.321, SLG: 0.354	B SL 82 X FF 92 1-0 F7			B SL 79 X SL 78 1-0 G4-3			F X 0-1 28 1B 35 1B 1B	C FF 96 B S FF 96 X FF 97 1-2 F7		3 1	1 0	1 0	0 0	0 0	0 0	0 1
8 Hunter Pence, R (1, 9) OBP: 0.237, SLG: 0.259	C FF 92 B CH 85 B CH 85 F FF 92 X CH 85 2-2 G1-3			S CH 84 S FF 93 B SL 82 X FF 93 1-2 F8			B C F D F 1 SAFE S 2-3 K	B S SL 86 X FF 96 1-1 37 FC5 1-2 1B		4	0	1	0	0	1	1
28 Buster Posey, R (1, 2) OBP: 0.407, SLG: 0.542 37 Kelby Tomlinson, R (7, PR) OBP: 0.321, SLG: 0.347 (8, 6)		B FF 91 F CH 84 C FF 92 B SL 80 X CH 84 2-2 G6-3			B C X 1-1 G6-3		B F X 1-1 21 1B 35 1B 10 1B 1-3 1B	B FF 97 F FF 97 X FF 96 1-1 FC5 1-2 2-3f		3 1	0 1	1 1	0 0	0 0	0 0	0 2
35 Brandon Crawford, L (1, 6) OBP: 0.294, SLG: 0.387 5 Nick Hundley, R (8, 2) OBP: 0.388, SLG: 0.548		C SL 80 F F SL 80 T FF 93 0-2 K			S B X 1-1 P5		S F F D X 1-2 10 1B 21 1B 12 SF7 1-2 3-H 1B	C SL 86 C SI 97 B FF 98 B FF 98 B SL 84 F SL 85 T FF 98 3-2 K		3 1	1 0	1 0	1 0	0 0	1 1	0 2
49 Chris Marrero, R (1, 7) OBP: 0.348, SLG: 0.683 62 Cory Gearrin, R (6, 1) 50 Ty Blach, R (7, 1) 21 Conor Gillaspie, L (7, PH) OBP: 0.395, SLG: 0.583 (8, 5)		F FF 92 B CH 86 F FF 92 S CH 86 1-3 K			B C X 1-1 10 WP 2B		F D F D F X 2-2 10 1B 1-2 2-3 1B			2 0 0 1	0 0 0 0	1 0 0 1	0 0 0 0	0 0 0 0	1 0 0 0	0 0 0 0
10 Eduardo Núñez, R (1, 5) OBP: 0.238, SLG: 0.333 1 Jae-Gyun Hwang, R (8, 3) OBP: 0.375, SLG: 0.733			B CH 84 C FF 91 S CH 84 X CH 86 1-2 G5-3		B F D C B X 3-2 G6-3 2-3		B X 1-0 1-2 2-3 3-H 1B			3 0	0 0	1 0	1 0	0 0	0 0	1 0
12 Joe Panik, L (1, 4) OBP: 0.300, SLG: 0.435 70 George Kontos, R (8, 1) 41 Mark Melancon, R (9, 1)			B FF 91 C FF 92 X FF 93 1-1 G3-1		B C S B S 2-3 K	C SI 96 B FF 97 X SI 97 1-1 SF7 3-H				2 0 0	0 0 0	0 0 0	1 0 0	0 0 0	1 0 0	0 0 0
47 Johnny Cueto, R (1, 1) 6 Jarrett Parker, L (6, 7) OBP: 0.357, SLG: 0.492			F FF 91 L FF 90 X FF 92 0-2 B2-3		B X 1-0 L8	C FF 97 F SL 83 B FF 96 S FF 97 1-3 K				1 2	0 0	0 0	0 0	0 0	0 1	0 3
Inning Stats	R: 0 E: 0 K: 0 S: 7 H: 0 LOB: 0 BB: 0 P: 11	R: 0 E: 0 K: 2 S: 10 H: 0 LOB: 0 BB: 0 P: 13	R: 0 E: 0 K: 0 S: 8 H: 0 LOB: 0 BB: 0 P: 10	R: 0 E: 0 K: 0 S: 6 H: 0 LOB: 0 BB: 0 P: 9	R: 0 E: 0 K: 0 S: 9 H: 1 LOB: 1 BB: 0 P: 15	R: 0 E: 0 K: 1 S: 6 H: 0 LOB: 0 BB: 0 P: 9	R: 3 E: 0 K: 2 S: 22 H: 5 LOB: 3 BB: 0 P: 31	R: 0 E: 0 K: 1 S: 12 H: 2 LOB: 2 BB: 0 P: 18		1B: 7 2B: 1 3B: 0 HR: 0 SF: 1 SAC: 0 DP: 0 HBP: 0				WP: 1 PB: 0 SB: 0 CS: 0 PA: 32		

PITCHER		IP	WLS	BF	H	R	ER	SO	BB	IBB	HBP	BLK	WP	HR	S	P	ERA	WHIP
55 Sean Manaea, L ERA: 3.91	(1, 1)	4.0		12	0	0	0	2	0	0	0	0	0	0	31	43	0.00	0.000
John Axford, R ERA: 3.52	(5, 1)	1.0		4	1	0	0	0	0	0	0	0	1	0	9	15	0.00	1.000
37 Danny Coulombe, L ERA: 5.79	(6, 1)	1.0	L	4	1	1	1	1	0	0	0	0	0	0	8	11	9.00	1.000
31 Liam Hendriks, R ERA: 8.22	(7, 1)	0.1		5	4	1	1	1	0	0	0	0	0	0	15	22	27.00	12.000
Frankie Montas, R ERA: 0.77	(7, 1)	1.2		7	2	1	1	2	0	0	0	0	0	0	17	25	5.40	1.200

PITCHER	IP	WLS	BF	H	R	ER	SO	BB	IBB	HBP	BLK	WP	HR	S	P	ERA	WHIP

BOTTOM

Oakland Athletics @ San Francisco Giants

AT&T Park, San Francisco, CA

Thu Mar 30 2017, 7:15 PM - 9:48 PM PDT

Att. 39,380 - Clear - 58 F

livebaseballscorecards.com

AB	31
R	3
H	8
RBI	3
BB	0
SO	6
LOB	10

Oakland Athletics @ San Francisco Giants

AT&T Park, San Francisco, CA

Fri Mar 31 2017, 7:16 PM - 10:05 PM PDT

Att. 42,403 - Clear - 66 F

livebaseballscorecards.com

TOP

Batter	1	2	3	4	5	6	7	8	9	AB	R	H	RBI	BB	SO	LOB
11 Rajai Davis, R (1, 8) OBP: 0.333, SLG: 0.429 37 Jaff Decker, L (6, 8) OBP: 0.421, SLG: 0.500	C F F S 0-3 ① K		B SL 88 1 SAFE X SL 88 1-0 ③ FC5-4 1-2f			D SL 86 C FF 92 F SL 87 B SL 86 C FF 94 2-3 ① K 1-2		B SL 83 B FF 96 X FF 95 2-0 2B 1-H		3 0 0 0 0 2 2 1 0 1 1 0 0 0						
23 Matt Joyce, L (1, 9) OBP: 0.379, SLG: 0.326 12 J.P. Sportman, R (6, 9) OBP: 0.273, SLG: 0.200	B F B C S SL 86 2-3 ② K			X FF 92 0-0 ① L9		B CU 78 X FF 92 1-0 ② G3-1 2-3		C SL 84 B FF 95 C FF 95 D SL 83 X FF 97 2-2 ③ G3		3 0 0 0 0 1 1 1 0 0 0 0 0 1						
8 Jed Lowrie, S (1, 4) OBP: 0.352, SLG: 0.347 16 Adam Rosales, R (4, 4) OBP: 0.308, SLG: 0.378	B SI 95 B KC 82 B SI 94 C FF 92 F FF 93 X SL 88 3-2 ③ P5			F FF 92 F SL 87 S SL 88 0-3 ② K		B SL 85 F FF 93 C FF 94 S SL 86 1-3 ③ K			C SL 80 S SL 81 B FF 96 B SL 84 S FF 94 2-3 ① K	2 0 0 0 0 1 0 2 0 0 0 0 2 1						
2 Khris Davis, R (1, 10) OBP: 0.286, SLG: 0.333 82 Max Schrock, L (9, PH) OBP: 0.387, SLG: 0.567		X FF 92 0-0 ① G6-3		C SL 85 S FF 93 B FF 94 S SL 88 1-3 ③ K			C B FF 93 F FF 93 F FF 94 B SL 87 F SL 87 X FF 93 2-2 ① G5-3		B SL 81 X 1-0 47 1B	3 0 0 0 0 1 0 1 0 1 0 0 0 0						
3 Trevor Plouffe, R (1, 5) OBP: 0.447, SLG: 0.698 47 Matt Chapman, R (7, 5) OBP: 0.362, SLG: 0.540		C SI 92 X SI 93 0-1 ② G5-3			C KC 78 B FF 92 B FF 92 X FF 91 2-1 ① L8		C SL 80 C CU 80 S SL 86 0-3 ② K		F SL 82 D CU 78 D SL 81 B X FF 94 3-1 25 WP 1-3 1B	3 0 0 0 0 1 0 1 0 1 0 0 0 0						
17 Yonder Alonso, L (1, 3) OBP: 0.484, SLG: 0.635 25 Ryon Healy, R (7, PH) OBP: 0.294, SLG: 0.581 (7, 3)		C SL 86 B SL 85 B FS 84 X FF 93 2-1 ③ P3			C SI 93 B SI 94 B SI 94 S FS 85 F SL 86 F SL 87 F FF 96 B SL 87 F SI 95 4-2 B SL 87 10 S BB		B FF 88 F FF 86 B SI 93 F SI 92 S SL 87 2-3 ③ K		C FF 95 F SL 81 B CU 77 T FF 96 1-2 ② K 1-2	1 0 0 0 1 0 0 2 0 0 0 0 2 2						
10 Marcus Semien, R (1, 6) OBP: 0.279, SLG: 0.418 15 Andrew Lambo, L (8, 7) OBP: 0.409, SLG: 0.667			X KC 79 0-0 11 FC5-4 1B		B FF 95 C SI 95 B SI 95 C SI 94 D SL 88 S SL 85 3-3 ② K 1-2			F FF 95 B FF 95 B SL 85 C X FF 96 2-2 ① F9	B FF 96 C SL 81 B CH 86 B SL 80 B SL 83 4-1 BB	3 0 1 0 0 1 1 0 0 0 0 1 0 0					
20 Mark Canha, R (1, 7) OBP: 0.246, SLG: 0.281 30 Ryan Lavarnway, R (8, 2) OBP: 0.421, SLG: 0.526			B SI 93 1 SAFE F SI 93 S SI 94 B SL 88 1 SAFE F FF 94 F SI 95 1 SAFE 2-2 ① F7 F SL 88 X SI 95		B FF 95 B SI 94 C SL 85 C SL 84 F SI 96 F SL 87 F SI 94 F SL 88 F FF 95 2-2 ③ G4-3 X FF 95			C SL 84 C SL 82 F SL 82 F FF 96 F SI 96 F FF 95 B FF 97 X SL 84 1-2 E5 37 2B	C F FF 95 D SL 80 X FF 96 1-2 ③ G6-3	3 1 0 0 0 0 2 1 0 0 0 0 0 3						
19 Josh Phegley, R (1, 2) OBP: 0.238, SLG: 0.268 52 Richie Martin, R (8, 6) OBP: 0.429, SLG: 0.450			1 SAFE S SL 88 1 SAFE F SI 95 F FF 96 S SI 94 0-3 ② K			X FF 93 0-0 23 G3-1 11 WP 1B		X FF 96 0-0 ② F7		3 0 1 0 0 1 2 0 0 0 0 0 0 0						
Inning Stats	R: 0 E: 0 K: 2 S: 10 H: 0 LOB: 0 BB: 0 P: 15	R: 0 E: 0 K: 0 S: 5 H: 0 LOB: 0 BB: 0 P: 7	R: 0 E: 0 K: 1 S: 12 H: 1 LOB: 1 BB: 0 P: 15	R: 0 E: 0 K: 2 S: 7 H: 0 LOB: 0 BB: 0 P: 8	R: 0 E: 0 K: 1 S: 19 H: 0 LOB: 1 BB: 1 P: 30	R: 0 E: 0 K: 2 S: 8 H: 1 LOB: 1 BB: 0 P: 12	R: 0 E: 0 K: 2 S: 11 H: 0 LOB: 0 BB: 0 P: 15	R: 1 E: 1 K: 0 S: 15 H: 1 LOB: 1 BB: 0 P: 22	R: 0 E: 0 K: 2 S: 13 H: 2 LOB: 3 BB: 1 P: 25	1B: 4 2B: 1 3B: 0 HR: 0 SF: 0 SAC: 0 DP: 0 HBP: 0						

	AB	33
	R	1
	H	5
	RBI	1
	BB	2
	SO	12
	LOB	15

WP: 2 PB: 0 SB: 1 CS: 0 PA: 35

PITCHER		IP	WLS	BF	H	R	ER	SO	BB	IBB	HBP	BLK	WP	HR	S	P	ERA	WHIP
29 Jeff Samardzija, R ERA: 6.2	(1, 1)	5.0		17	1	0	0	6	1	0	0	0	0	0	53	75	0.00	0.400
59 Neil Ramírez, R ERA: 3.18	(6, 1)	1.2	H	6	1	0	0	3	0	0	0	0	1	0	16	22	0.00	0.600
48 Steven Okert, L ERA: 0.93	(7, 1)	0.1	H	1	0	0	0	1	0	0	0	0	0	0	3	5	0.00	0.000
60 Hunter Strickland, R ERA: 4.35	(8, 1)	1.0	W	5	1	1	0	0	0	0	0	0	0	0	15	22	0.00	1.000
64 Derek Law, R ERA: 5.06	(9, 1)	1.0	S	6	2	0	0	2	1	0	0	0	1	0	13	25	0.00	3.000

PITCHER	IP	WLS	BF	H	R	ER	SO	BB	IBB	HBP	BLK	WP	HR	S	P	ERA	WHIP

Oakland Athletics @ San Francisco Giants

AT&T Park, San Francisco, CA

Fri Mar 31 2017, 7:16 PM - 10:05 PM PDT

Att. 42,403 - Clear - 66 F

BOTTOM

livebaseballscorecards.com

Batter	1	2	3	4	5	6	7	8	9	AB	R	H	RBI	BB	SO	LOB
2 Denard Span, L (1, 8) OBP: 0.369, SLG: 0.475	B FF 93 X FF 92 1-0 ① G4-3		C FF 94 B CU 79 F SL 88 F X FF 95 1-2 9 FC5-6 1B		C CH 87 F KC 80 B SI 94 F KC 80 F SI 94 F FF 95 F KC 81 F CH 87 B FF 94 2-2 X KC 81 9 G3 9 S 1B		X FF 95 0-0 ③ L6			4	0	2	0	0	0	1
9 Brandon Belt, L (1, 3) OBP: 0.333, SLG: 0.500	B FF 94 B SL 88 F FF 92 F CU 78 X CH 78 2-2 ② P5		1 SAFE 1 SAFE X CH 76 0-0 ① FC5-6 1-2f		F SI 93 B KC 80 S KC 81 F KC 80 B CH 86 X KC 79 2-2 ② G3 1-3			X CH 86 0-0 8 2B 10 FC6-4 1B		4	1	1	0	0	0	2
8 Hunter Pence, R (1, 9) OBP: 0.254, SLG: 0.293	X FF 94 0-0 1B		D SL 88 D SL 92 S FF 92 S SL 88 1 SAFE S SL 88 2-3 ② K		C SL 87 B KC 79 F SL 88 B KC 78 S SL 88 2-3 ③ K			X FF 93 0-0 10 FC6-4 1-3 2B		4	0	2	0	0	2	2
28 Buster Posey, R (1, 2) OBP: 0.400, SLG: 0.500 72 Tim Federowicz, R (8, 2) OBP: 0.417, SLG: 0.645	S SL 88 X SL 93 0-1 ③ F7		D CU 77 X SL 88 1-0 ③ G5-3			F FF 92 B CU 80 B FF 94 F CH 84 B CU 81 B FF 94 4-2 10 G5-4-3 BB		S FF 93 S SL 87 D SL 86 X SL 86 1-2 ① P3		2 1	0 0	0 0	0 0	1 0	0 0	2 2
35 Brandon Crawford, L (1, 6) OBP: 0.316, SLG: 0.471		X FF 94 0-0 HR		C SL 89 S CH 78 F FF 94 X CU 79 0-2 ① L7		B CH 85 X FF 94 1-0 ① F8			0-0 10 FC6-4 IBB	3	1	1	1	1	0	1
10 Eduardo Núñez, R (1, 5) OBP: 0.217, SLG: 0.304		C SL 88 B CU 77 F FF 94 B CH 78 X CH 76 2-2 ① F7		B FF 94 S CH 78 F FF 94 B CU 81 X SL 90 2-2 ② G6-3		X CH 84 0-0 ②③ G5-4-3 1-2f		F SL 85 B FF 92 X SL 86 1-1 ② FC6-4 1-2f 2-3 3-H		4	0	0	1	0	0	3
6 Jarrett Parker, L (1, 7) OBP: 0.375, SLG: 0.517 66 Gorkys Hernández, R (7, PH) OBP: 0.236, SLG: 0.358 (8, 7)		B FF 93 F FF 93 B FF 93 B CH 77 F FF 92 F CH 77 B FF 92 4-2 12 CS BB		C CU 77 C SL 88 F CH 79 X CH 79 0-2 2B			X FF 93 0-0 ① G5-3	B FF 92 1 SAFE S SL 85 S SL 85 D SL 84 X FF 92 2-2 ③ F9		1 2	0 0	1 0	0 0	1 0	0 0	0 2
12 Joe Panik, L (1, 4) OBP: 0.321, SLG: 0.438		B SL 88 B CH 76 X FF 92 2-0 ② 1-2 1B		X SL 92 0-0 ③ F8			B FF 94 F FF 93 B SL 81 F FF 94 F FF 95 B SL 82 B FF 95 4-2 BB			2	0	1	0	1	0	1
29 Jeff Samardzija, R (1, 1) OBP: 0.250, SLG: 0.500 21 Conor Gillaspie, L (5, PH) OBP: 0.385, SLG: 0.568 59 Neil Ramírez, R (6, 1) 48 Steven Okert, L (7, 1) 49 Chris Marrero, R (7, PH) OBP: 0.343, SLG: 0.672 60 Hunter Strickland, R (8, 1) 64 Derek Law, R (9, 1)		F FF 92 C SL 88 S FF 94 0-3 ③ K			B SI 93 C KC 81 F SI 93 S KC 80 1-3 ① K		B FS 86 1 SAFE F FF 94 B SL 82 C FF 95 X FF 95 2-2 ② L8			1 1 0 0 1 0 0	0 0 0 0 0 0 0	0 0 0 0 0 0 0	0 0 0 0 0 0 0	1 1 0 0 0 0 0	1 0 0 0 1 0 0	1 0 0 0 1 0 0
Inning Stats	R: 0 E: 0 K: 0 S: 7 H: 1 LOB: 1 BB: 0 P: 10	R: 1 E: 0 K: 1 S: 11 H: 2 LOB: 1 BB: 1 P: 19	R: 0 E: 0 K: 1 S: 9 H: 1 LOB: 1 BB: 0 P: 13	R: 0 E: 0 K: 0 S: 12 H: 1 LOB: 1 BB: 0 P: 14	R: 0 E: 0 K: 2 S: 18 H: 1 LOB: 1 BB: 0 P: 25	R: 0 E: 0 K: 0 S: 4 H: 0 LOB: 0 BB: 1 P: 9	R: 0 E: 0 K: 0 S: 8 H: 0 LOB: 1 BB: 1 P: 14	R: 1 E: 0 K: 0 S: 10 H: 2 LOB: 2 BB: 1 P: 14		1B: 5 2B: 2 3B: 0 HR: 1	SF: 0 SAC: 0 DP: 1 HBP: 0			WP: 0 PB: 0 SB: 1 CS: 1	PA: 34	

	AB	30
	R	2
	H	8
	RBI	2
	BB	4
	SO	4
	LOB	18

PITCHER		IP	WLS	BF	H	R	ER	SO	BB	IBB	HBP	BLK	WP	HR	S	P	ERA	WHIP
45 Jharel Cotton, R ERA: 4.35	(1, 1)	4.0		17	5	1	1	2	1	0	0	0	0	1	39	56	2.25	1.500
46 Santiago Casilla, R ERA: 13.5	(5, 1)	1.0		4	1	0	0	2	0	0	0	0	0	0	18	25	0.00	1.000
44 Ryan Madson, R ERA: 6.0	(6, 1)	1.0		3	0	0	0	0	1	0	0	0	0	0	4	9	0.00	1.000
62 Sean Doolittle, L ERA: 7.11	(7, 1)	1.0		4	0	0	0	0	1	0	0	0	0	0	8	14	0.00	1.000
66 Ryan Dull, R ERA: 3.68	(8, 1)	1.0	L	6	2	1	1	0	0	1	0	0	0	0	10	14	9.00	2.000

PITCHER	IP	WLS	BF	H	R	ER	SO	BB	IBB	HBP	BLK	WP	HR	S	P	ERA	WHIP

Batter	1	2	3	4	5	6	7	8	9	AB	R	H	RBI	BB	SO	LOB
10 Eduardo Núñez, R (1, 6) OBP: 0.204, SLG: 0.286 22 Christian Arroyo, R (6, 6) OBP: 0.286, SLG: 0.400 (8, 4)	C SI 90 F SI 88 B CU 75 C CU 75 1-3 ① K	C SL 84 S SL 84 B SL 85 X CU 77 1-2 ② ③ L1-5 3-3		C CU 74 B SI 87 B SI 90 X CU 75 2-1 ② P6			C CU 80 S FF 94 B SI 95 F CH 85 F SI 95 B FF 96 F SL 88 F FF 96 F FF 95 4-2 B SL 84 F SI 95 F SI 96 F CH 84 B SL 84 39 E 39 HR BB		C CH 85 X SI 89 0-1 ② G5-3	3 1	0 1	0 0	0 0	0 1	1 0	2 0
9 Brandon Belt, L (1, 10) OBP: 0.338, SLG: 0.516 1 Jae-Gyun Hwang, R (4, PH) OBP: 0.353, SLG: 0.688 (4, 10)	C SL 83 B SI 89 X CU 76 1-1 21 HBP 2B	F SI 89 B SL 82 X SI 87 1-1 ① G5-3 C SI 91 B SI 91 S FF 92 X SI 90 1-2 ③ G5-3					D SI 95 1 SAFE 1 SAFE B SL 89 X FF 95 2-0 ② P4		B FF 90 B CH 83 C CH 82 S CH 77 S SI 87 2-3 ③ K	2 3	0 0	1 0	0 0	0 0	0 1	0 1
8 Hunter Pence, R (1, 9) OBP: 0.246, SLG: 0.283 39 Justin Ruggiano, R (4, 9) OBP: 0.348, SLG: 0.561	S SL 82 F S 0-3 ② K	S FF 89 S SL 84 B CU 75 F SI 90 B SL 86 B CU 77 S SL 84 3-3 ② K	C SI 95 X SL 89 0-1 ① F8				C FF 94 B SI 94 B SI 95 S CH 87 X FF 96 2-2 1-H HR			2 2	0 1	0 1	0 2	0 0	2 0	1 0
6 Jarrett Parker, L (1, 7) OBP: 0.382, SLG: 0.508 Orlando Calixte, R (7, PR) OBP: 0.222, SLG: 0.231 (7, 8) (8, 6)	C B C D F B B 4-2 21 HBP BB	B SI 91 S SL 85 C SI 90 F CU 76 B SI 90 X SL 84 2-2 ③ F7	T FF 96 X CH 83 0-1 ② G3				F SL 87 B CH 84 X FF 95 1-1 21 BLK 1B			3 0	0 0	1 0	0 0	1 0	0 0	0 0
21 Conor Gillaspie, L (1, 5) OBP: 0.395, SLG: 0.550 83 Ryder Jones, L (7, 5) OBP: 0.429, SLG: 0.692	C F B H 2-2 1-2 2-3 HBP	C B SI 88 X SI 87 1-1 94 1B 49 HBP 5 HR 1B	B FF 95 F CH 85 B SL 90 X SI 94 2-1 ③ G5-3				1 SAFE B 1 SAFE B FF 91 F FF 91 F FF 92 1 SAFE B SL 82 X SL 81 3-2 ③ P2 1-2			3 0	1 0	1 0	0 0	0 0	0 0	1 0
49 Chris Marrero, R (1, 3) OBP: 0.338, SLG: 0.641	C X 0-1 ③ F7			C SI 87 H SI 88 1-1 94 1B 5 HR 1-2 HBP		F SI 94 B SI 93 S CU 82 B SL 89 S SI 95 2-3 ① K		C FF 91 F SL 82 X SL 83 0-2 ① G6-3		3	1	0	0	0	1	3
94 Aaron Hill, R (1, 4) OBP: 0.316, SLG: 0.346 Kelby Tomlinson, R (8, 7) OBP: 0.321, SLG: 0.347		B SI 87 C SI 88 X SL 81 1-1 ① G5-3		X SL 81 0-0 5 HR 1-2 2-3 1B		C FF 95 B SL 88 C SI 95 B CH 85 S SL 88 2-3 ② K		X FF 92 0-0 ② L7		4 0	1 0	1 0	0 0	0 0	1 0	0 0
5 Nick Hundley, R (1, 2) OBP: 0.396, SLG: 0.609		C SL 84 F SI 90 B CU 75 F CU 77 F SI 92 B CU 75 F SL 84 X SI 91 2-2 66 2B 10 L1-5 1B		B SI 89 X SL 83 1-0 1-H 2-H 3-H HR		C CU 82 B SI 94 B SI 94 X SL 88 2-1 ③ F7		B SL 81 F FF 91 X FF 92 1-1 ③ L8		4	1	2	4	0	0	0
66 Gorkys Hernández, R (1, 8) OBP: 0.237, SLG: 0.368 (7, 7) (8, 8)		S SI 90 X SI 90 0-1 1-3 2B		C SL 83 C SI 88 S CU 75 0-3 ① K			F SI 94 X CU 81 0-1 ① P3		C FF 88 B CH 84 F CH 82 S CH 77 1-3 ① K	4	0	1	0	0	2	0
Inning Stats	R: 0 E: 0 K: 2 S: 15 H: 1 LOB: 3 BB: 1 P: 23	R: 0 E: 0 K: 0 S: 13 H: 2 LOB: 1 BB: 0 P: 17	R: 0 E: 0 K: 1 S: 10 H: 0 LOB: 0 BB: 0 P: 16	R: 4 E: 0 K: 1 S: 13 H: 3 LOB: 0 BB: 0 P: 19	R: 0 E: 0 K: 0 S: 6 H: 0 LOB: 0 BB: 0 P: 8	R: 0 E: 0 K: 2 S: 8 H: 0 LOB: 0 BB: 0 P: 14	R: 2 E: 0 K: 0 S: 21 H: 2 LOB: 2 BB: 1 P: 33	R: 0 E: 0 K: 0 S: 6 H: 0 LOB: 0 BB: 0 P: 7	R: 0 E: 0 K: 2 S: 8 H: 0 LOB: 0 BB: 0 P: 11	1B: 4 2B: 3 3B: 0 HR: 2 SF: 0 SAC: 0 DP: 1 HBP: 2						

PITCHER		IP	WLS	BF	H	R	ER	SO	BB	IBB	HBP	BLK	WP	HR	S	P	ERA	WHIP
60 Andrew Triggs, R ERA: 8.1	(1, 1)	3.2	L	19	6	4	4	4	1	0	2	0	0	1	48	71	9.82	1.909
36 Zach Neal, R ERA: 6.23	(4, 1)	0.1		1	0	0	0	0	0	0	0	0	0	0	3	4	0.00	0.000
50 Raúl Alcántara, R ERA: 4.76	(5, 1)	2.2		11	2	2	2	2	1	0	0	0	0	1	32	49	6.75	1.125
71 Simon Castro, R ERA: 2.7	(7, 1)	1.1		4	0	0	0	0	0	0	0	1	0	0	9	13	0.00	0.000
73 César Valdez, R ERA: 2.0	(9, 1)	1.0		3	0	0	0	2	0	0	0	0	0	0	8	11	0.00	0.000

PITCHER	IP	WLS	BF	H	R	ER	SO	BB	IBB	HBP	BLK	WP	HR	S	P	ERA	WHIP

TOP

San Francisco Giants @ Oakland Athletics

Oakland Coliseum, Oakland, CA

Sat Apr 01 2017, 12:08 PM - 3:02 PM PDT
Att. 30,743 - Partly Cloudy - 66 F

livebaseballscorecards.com

AB	34
R	6
H	8
RBI	6
BB	2
SO	8
LOB	8

1B: 4	SF: 0	WP: 0	PA: 38
2B: 3	SAC: 0	PB: 0	
3B: 0	DP: 1	SB: 0	
HR: 2	HBP: 2	CS: 0	

Batter	1	2	3	4	5	6	7	8	9	AB	R	H	RBI	BB	SO	LOB
23 Matt Joyce, L (1, 9) OBP: 0.377, SLG: 0.348	X FF 93 0-0 ① F7		D CH 86 B CH 85 F SI 94 C CU 80 B CU 81 X FF 95 3-2 1-H 2-H 2B		B CH 84 C SL 80 B FF 90 F CH 85 D CU 76 1 SAFE S SL 79 3-3 ② K		B SL 81 C FF 95 C SL 81 X FF 95 1-2 ③ F9		B SL 82 B FF 95 B FF 97 C FF 96 C FF 96 F FF 95 X SL 83 3-2 ③ G6-3	3	0	1	2	0	1	1
16 Adam Rosales, R (6, 6) OBP: 0.296, SLG: 0.362										2	0	0	0	0	0	2
8 Jed Lowrie, S (1, 4) OBP: 0.339, SLG: 0.333	C B F SI 93 S CH 86 1-3 ② K		F SI 93 D CH 85 D FF 94 X SI 93 2-1 ② F8		X SL 80 0-0 ③ F8			B SI 95 F SI 95 X CU 76 1-1 ① L8		2	0	0	0	0	1	1
82 Max Schrock, L (4, 4) OBP: 0.364, SLG: 0.531										2	0	0	0	0	0	1
25 Ryon Healy, R (1, 5) OBP: 0.282, SLG: 0.554	C B S C 1-3 ③ K		B CH 85 X FF 93 1-0 ③ G6-3			B CH 83 B CH 83 F SI 88 B SI 90 S CH 84 S CH 84 3-3 ① K		C SL 85 X SI 96 0-1 ② L8		3	0	0	0	0	2	1
47 Matt Chapman, R (7, 5) OBP: 0.356, SLG: 0.529										1	0	0	0	0	0	0
2 Khris Davis, R (1, 7) OBP: 0.295, SLG: 0.341		S FF 92 S CU 80 B CU 82 B FF 93 S FF 95 2-3 ① K		X FF 92 0-0 3 G6-4-3 21 1B 1B		B SL 81 B SI 90 B FF 90 C FF 89 B SI 90 4-1 19 S 19 2B BB		F FF 96 B CU 77 F FF 96 B CU 84 X CU 76 2-2 1B		2	0	1	0	0	1	0
37 Jaff Decker, L (6, 8) OBP: 0.450, SLG: 0.515										1	1	1	0	1	0	0
21 Stephen Vogt, L (1, 2) OBP: 0.321, SLG: 0.388		B CH 85 B SI 94 X FF 94 2-0 ② G1		C FF 92 B FF 91 1 SAFE X FF 92 1-1 3 G6-4-3 1-2 1B		B CH 85 C SI 89 S CH 85 X FF 91 1-2 1-H 2B		C SL 84 X SI 94 0-1 ③ L7		2	0	1	0	0	0	0
19 Josh Phegley, R (5, 2) OBP: 0.250, SLG: 0.302										2	0	1	1	0	0	1
3 Trevor Plouffe, R (1, 10) OBP: 0.420, SLG: 0.652		C FF 93 B FF 93 B CH 84 F FF 94 C CU 80 2-3 ③ K		B CH 85 F FF 93 D CU 80 X FF 94 2-1 ① ② G6-4-3 1-2f 2-3		C SL 83 T FF 96 B FF 96 F SL 82 C SL 83 1-3 ② K			C FF 96 B SL 80 C SL 82 X FF 95 1-2 ① P3	3	0	0	0	0	2	3
29 Matt McBride, R (9, PH) OBP: 0.286, SLG: 0.615										1	0	0	0	0	0	0
10 Marcus Semien, R (1, 6) OBP: 0.286, SLG: 0.421			B SL 87 F SI 92 X CH 85 1-1 17 1B 23 2B 1B	F CU 80 C FF 94 D CU 82 B SI 93 B SL 87 C FF 94 3-3 ③ K		B FF 97 S FF 95 X FF 96 1-1 ③ L6			C FF 96 S CH 88 X CH 87 0-2 15 WP 20 G6-3 1B	2	1	1	0	0	1	1
26 Chris Parmelee, L (6, 3) OBP: 0.391, SLG: 0.537										2	0	1	0	0	0	1
17 Yonder Alonso, L (1, 3) OBP: 0.500, SLG: 0.648			F SI 94 B FF 94 X CH 84 1-1 1-2 23 2B 1B		C SL 80 F SI 90 B SL 82 X SI 90 1-2 1B		C SL 82 S FF 97 B SL 83 F SL 81 F FF 94 C SL 81 1-3 ① K		X FF 94 0-0 ② G6-3 1-2	2	1	2	0	0	0	0
20 Mark Canha, R (6, 9) OBP: 0.238, SLG: 0.271										2	0	0	0	0	1	1
11 Rajai Davis, R (1, 8) OBP: 0.323, SLG: 0.414			B FF 93 M SI 92 S CU 81 B FF 94 B CU 82 X SI 94 3-2 ① P2		B SI 90 X CH 84 1-0 ① F7		C FF 96 F FF 96 B FF 96 S SI 89 1-3 ② K		B CH 88 S FF 96 C SL 80 F FF 96 B CH 88 F FF 97 B SL 80 B FF 95 4-2 2-3 BB	2	0	0	0	0	0	3
15 Andrew Lambo, L (6, 7) OBP: 0.417, SLG: 0.632										1	0	0	0	1	1	0
Inning Stats	R: 0 E: 0 K: 2 S: 7 H: 0 LOB: 0 BB: 0 P: 9	R: 0 E: 0 K: 2 S: 7 H: 0 LOB: 0 BB: 0 P: 13	R: 2 E: 0 K: 0 S: 13 H: 3 LOB: 1 BB: 0 P: 24	R: 0 E: 0 K: 1 S: 8 H: 2 LOB: 1 BB: 0 P: 14	R: 0 E: 0 K: 1 S: 8 H: 1 LOB: 1 BB: 0 P: 13	R: 1 E: 0 K: 2 S: 13 H: 1 LOB: 1 BB: 1 P: 23	R: 0 E: 0 K: 2 S: 11 H: 0 LOB: 0 BB: 0 P: 14	R: 0 E: 0 K: 0 S: 9 H: 1 LOB: 1 BB: 0 P: 12	R: 0 E: 0 K: 0 S: 15 H: 1 LOB: 2 BB: 1 P: 23	1B: 7 2B: 2 3B: 0 HR: 0 SF: 0 SAC: 0 DP: 1 HBP: 0						

PITCHER	IP	WLS	BF	H	R	ER	SO	BB	IBB	HBP	BLK	WP	HR	S	P	ERA	WHIP
32 Tyler Beede, R (1, 1) ERA: 2.03	4.0	W	16	5	2	2	5	0	0	0	0	0	0	35	60	4.50	1.250
46 Michael Roth, L (5, 1) ERA: 6.75	1.1	H	7	2	1	1	2	1	0	0	0	0	0	15	28	6.75	2.250
Kyle Crick, R (6, 1) ERA: 1.04	1.2	H	5	0	0	0	3	0	0	0	0	0	0	17	22	0.00	0.000
82 Roberto Gómez, R (8, 1) ERA: 2.84	1.0	H	4	1	0	0	0	0	0	0	0	0	0	9	12	0.00	1.000
Reyes Moronta, R (9, 1) ERA:	1.0	S	5	1	0	0	0	1	0	0	0	1	0	15	23	0.00	2.000

PITCHER	IP	WLS	BF	H	R	ER	SO	BB	IBB	HBP	BLK	WP	HR	S	P	ERA	WHIP

BOTTOM

San Francisco Giants @ Oakland Athletics

Oakland Coliseum, Oakland, CA

Sat Apr 01 2017, 12:08 PM - 3:02 PM PDT

Att. 30,743 - Partly Cloudy - 66 F

livebaseballscorecards.com

AB	35
R	3
H	9
RBI	3
BB	2
SO	10
LOB	16

WP: 1 PA: 37
PB: 0
SB: 1
CS: 0

Batter	1	2	3	4	5	6	7	8	9	AB	R	H	RBI	BB	SO	LOB
2 Denard Span, L (1, 8) OBP: 0.400, SLG: 0.400	C SI 91 B SI 90 X CU 75 1-1 ① P6	B SI 91 B CH 87 X SI 91 2-0 ③ G3-1			C CU 76 B CU 75 F SI 90 B SI 91 X CH 87 2-2 ① F7		B SL 83 S FF 92 B FF 94 F SL 81 F SL 80 X FF 94 2-2 9 CS 1B		X SI 93 0-0 8 WP 9 WP 35' FC2 1B	5	0	2	0	0	0	1
9 Brandon Belt, L (1, 3)	F SI 92 F FF 91 B SL 80 B SI 93 B B FF 92 4-2 8 1B BB	F SI 91 B SI 90 B CU 75 C CH 87 F SL 85 F SI 92 C SL 84 2-3 ① K			S CH 87 B SI 90 X CU 75 1-1 ② F8		B FF 92 S SL 81 1 SAFE 1 SAFE 1 SAFE B SL 81 X FF 92 2-1 ② ③ G4-3 1-2		1 SAFE B FF 95 C SI 95 1 SAFE B FF 95 1 SAFE B SI 94 S CH 85 F CH 85 4-2 8 WP BB 1-2	3	0	0	0	2	1	1
8 Hunter Pence, R (1, 9) OBP: 0.400, SLG: 0.250	B FF 92 S SL 80 X SI 91 1-1 1-2 1B	B SI 90 S SL 82 C CH 86 B SI 92 S CH 87 2-3 ② K			C SI 90 B CH 87 X SI 90 1-1 ③ P2			C SL 85 S SL 84 B CU 76 B SL 86 S SL 86 2-3 ① K	C SI 96 B FF 99 B SI 97 S SI 95 F CH 86 F SI 97 B SI 96 B FF 97 4-2 1-2 2-3 BB	4	0	1	0	1	2	0
28 Buster Posey, R (1, 2)	D SL 82 F CH 87 C SL 82 C SL 86 1-3 ② K	S SI 91 B SI 92 B FF 91 B CU 76 S SL 85 X SL 84 3-2 ③ G6-3				B SI 96 X SI 95 1-0 ① F9		B SL 85 B FF 92 B SL 86 B SI 90 4-0 35 1B BB	B CH 84 X SI 95 1-0 ② F9	4	0	0	0	1	1	5
35 Brandon Crawford, L (1, 6) OBP: 0.400, SLG: 0.600	C SI 91 S CH 87 B SI 92 D CU 75 D CH 88 F CH 89 F CH 88 X SI 92 3-2 ③ P3			B SI 90 B CH 86 C SI 90 F CH 87 B SI 92 X FF 91 3-2 ① F8		X SI 96 0-0 10 1B 2B		C SI 92 X CU 77 0-1 1-2 1B	C CH 84 S CH 85 B FF 96 B CH 86 X CH 85 2-2 ③ 3-H FC2	5	1	2	0	0	0	5
10 Eduardo Núñez, R (1, 5) OBP: 0.750, SLG: 1.000		C SL 80 X SL 85 0-1 6 G3-1 6 S 12 SF8 1B		C SL 85 B SI 90 X SL 84 1-1 2B		S SL 88 X SL 87 0-1 66 [A4] D8 66 S 2-H 1B		S SL 85 X CH 84 0-1 ② L9		4	1	3	1	0	0	2
6 Jarrett Parker, L (1, 7) 66 Gorkys Hernández, R (6, PH) (6, 7)		1 SAFE T SI 90 B SI 90 X SI 91 1-1 ① G3-1 1-3		2 SAFE B SI 91 C SL 84 F SI 90 D SL 82 S SL 81 2-3 ② K		B FF 93 S FS 83 S FF 94 B FS 85 B FS 85 F FF 94 C FF 94 3-3 ② ③ K 1-3		B SL 84 B SI 92 C SL 85 S SL 83 S FF 92 2-3 ③ K		2 2	0 0	0 0	0 0	0 0	1 2	2 3
12 Joe Panik, L (1, 4) OBP: 0.250, SLG: 1.000		B CH 87 F CH 87 T SI 92 B SI 92 X SI 92 2-2 ② SF8 3-H		X CH 87 0-0 ③ G2-3			C SL 82 F SL 82 X FF 93 0-2 ① G6-3		C SI 92 B CH 81 B CH 82 B CH 82 X SI 93 3-1 21 SF8 3B	3	1	1	1	0	0	1
40 Madison Bumgarner, R (1, 1) OBP: 1.000, SLG: 4.000 64 Derek Law, R (8, 1) 50 Ty Blach, R (8, 1) 60 Hunter Strickland, R (8, 1) 21 Conor Gillaspie, L (9, PH) 41 Mark Melancon, R (9, 1)		F SI 92 B SL 81 S SL 85 B SL 86 B SI 93 F SL 82 B CU 76 4-2 BB			C CU 73 B FF 90 F FF 90 X SI 91 1-2 HR		B SI 94 B SI 94 X FF 92 2-0 HR		B CH 83 X CH 84 1-0 ① SF8 3-H	2 0 0 0 0 0	2 0 0 0 0 0	2 0 0 0 0 0	2 0 0 0 1 0	1 0 0 0 0 0	0 0 0 0 0 0	0 0 0 0 0 0
Inning Stats	R: 0 E: 0 K: 1 S: 14 H: 1 LOB: 2 BB: 1 P: 24	R: 1 E: 0 K: 0 S: 11 H: 1 LOB: 1 BB: 1 P: 20	R: 0 E: 0 K: 2 S: 11 H: 0 LOB: 0 BB: 0 P: 18	R: 0 E: 0 K: 1 S: 9 H: 1 LOB: 1 BB: 0 P: 15	R: 1 E: 0 K: 0 S: 10 H: 1 LOB: 0 BB: 0 P: 15	R: 1 E: 0 K: 1 S: 8 H: 2 LOB: 1 BB: 0 P: 12	R: 1 E: 0 K: 0 S: 10 H: 2 LOB: 0 BB: 0 P: 16	R: 0 E: 0 K: 2 S: 10 H: 1 LOB: 2 BB: 1 P: 18	R: 1 E: 0 K: 0 S: 15 H: 2 LOB: 3 BB: 2 P: 30	1B: 6 2B: 2 3B: 1 HR: 2 SF: 2 SAC: 0 DP: 0 HBP: 0						

PITCHER		IP	WLS	BF	H	R	ER	SO	BB	IBB	HBP	BLK	WP	HR	S	P	ERA	WHIP
21 Zack Greinke, R ERA: 3.6	(1, 1)	5.0		21	4	2	2	4	2	0	0	0	0	1	55	92	3.60	1.200
54 Tom Wilhelmsen, R ERA: 27.0	(6, 1)	0.1		3	2	1	1	0	0	0	0	0	0	0	4	5	27.00	6.000
29 Jorge De La Rosa, L ERA:	(6, 1)	0.2		1	0	0	0	1	0	0	0	0	0	0	4	7	0.00	0.000
40 Andrew Chafin, L ERA: 9.0	(7, 1)	1.0		4	2	1	1	0	0	0	0	0	0	1	10	16	9.00	2.000
60 J.J. Hoover, R ERA:	(8, 1)	1.0		5	1	0	0	2	1	0	0	0	0	0	10	18	0.00	2.000

PITCHER		IP	WLS	BF	H	R	ER	SO	BB	IBB	HBP	BLK	WP	HR	S	P	ERA	WHIP
56 Fernando Rodney, R ERA: 9.0	(9, 1)	1.0	W	7	2	1	1	0	2	0	0	0	2	0	15	30	9.00	4.000

TOP

San Francisco Giants @ Arizona Diamondbacks

Chase Field, Phoenix, AZ

Sun Apr 02 2017, 1:11 PM - 4:33 PM MST

Att. 49,016 - Sunny - 75 F

livebaseballscorecards.com

AB	34
R	5
H	11
RBI	5
BB	5
SO	7
LOB	20

Batter	1	2	3	4	5	6	7	8	9	AB	R	H	RBI	BB	SO	LOB
11 AJ Pollock, R (1, 8) OBP: 0.600, SLG: 1.200	X FF 92 0-0 ① P3			C FF 93 B FC 89 X FF 93 1-1 ① F8		C FC 87 X FF 93 0-1 1-H HR		B SL 83 X FF 95 1-0 16 1B 44 1B 1B	D KC 83 B KC 82 X FF 93 2-0 16 1B 16 DI 1-3 1B	5	2	3	2	0	0	0
16 Chris Owings, R (1, 6) OBP: 0.400, SLG: 0.400	F FF 93 F FF 93 S CU 79 0-3 ② K2-3			B FC 90 F FC 89 F CU 77 B FF 93 S CU 78 2-3 ② K2-3		B CU 75 C FC 88 F CU 77 S CU 77 1-3 ② K		B FF 93 X FF 93 1-0 22 G4-6-3 44 1B 1-2 1B	C KC 82 C FF 93 D KC 82 X FF 92 1-2 1-3 3-H 1B	5	0	2	1	0	3	0
44 Paul Goldschmidt, R (1, 3) OBP: 0.500, SLG: 0.500	C FF 93 B CU 79 B FF 93 B FF 93 F FC 90 X FF 94 3-2 ③ G4-3			S FC 89 B FF 93 X FC 88 1-1 ③ F7		C FC 89 C FC 88 X FF 93 0-2 1B		C SL 81 C SL 79 B FF 94 B SL 81 X SI 94 2-2 22 G4-6-3 1-2 1B 2-H		4	0	2	1	0	0	0
22 Jake Lamb, L (1, 5)		C FF 94 F FF 94 S FF 94 0-3 ① K			B FF 93 C FF 93 F CU 78 B FF 94 B FF 94 S FF 93 3-3 ① K	1 SAFE S FF 93 S FF 93 F FF 93 1 SAFE B FF 93 S CU 78 1-3 ③ K		C FF 92 B FF 93 D FF 93 F FF 92 X CU 80 2-2 ①② G4-6-3 1-2f 2-3		4	0	0	0	0	3	3
24 Yasmany Tomás, R (1, 7)		C CU 77 F FF 94 B FF 93 C FF 94 1-3 ② K			F FC 89 F FF 94 F FF 94 S CU 78 0-3 ② K		C FC 87 C FC 86 C CU 76 0-3 ① K	S SL 84 S SL 83 D SL 83 X SI 98 1-2 ③ G1-3		4	0	0	0	0	3	1
27 Brandon Drury, R (1, 4) OBP: 0.250, SLG: 0.250		S FC 89 C FF 94 S FC 90 0-3 ③ K			B FF 94 B FF 94 F FC 88 X FF 92 2-1 ③ G5-3		C FF 92 B CU 78 B FF 93 X CU 76 2-1 2 1B 1B		C FF 94 B FF 93 S FF 93 B KC 83 F KC 83 B FF 94 T FF 94 3-2 ① K	4	0	1	0	0	2	0
6 David Peralta, L (1, 9)			B FF 93 X FF 93 1-0 ① G4-3			C FF 92 F FF 92 B FC 89 B FF 93 S CU 79 2-3 ① K	F FF 92 X FF 93 0-1 ② F7		X FF 94 0-0 ② G4-3	4	0	0	0	0	1	1
2 Jeff Mathis, R (1, 2) OBP: 0.750, SLG: 1.500 41 Jeremy Hazelbaker, L (9, PR)			C FF 94 F FF 93 B FC 89 F FC 89 X CU 78 1-2 ② F8			B FF 93 X FC 89 1-0 13 1B 3B	X FC 90 0-0 1-2 1B		X FF 93 0-0 3 1B 2B	4 0	1 1	3 0	0 0	0 0	0 0	0 0
21 Zack Greinke, R (1, 1) 54 Tom Wilhelmsen, R (8, 1) 29 Jorge De La Rosa, L (8, 1) 13 Nick Ahmed, R (8, PH) OBP: 1.000, SLG: 1.000 40 Andrew Chafin, R (7, 1) 8 Chris Iannetta, R (7, PH) 60 J.J. Hoover, R (8, 1) 56 Fernando Rodney, R (9, 1) 3 Daniel Descalso, L (9, PH) OBP: 1.000, SLG: 1.000			F FC 88 X FF 93 0-1 ③ L9			C FF 93 X FF 93 0-1 11 HR 1B 3-H	X FC 86 0-0 ③ G3		C FF 93 X FF 94 0-1 11 1B 16 1B 2-H	1 0 0 1 0 1 0 0 1	0 0 0 1 0 0 0 0 1	0 0 0 1 0 0 0 0 1	0 0 0 1 0 0 0 0 1	0 0 0 0 0 0 0 0 0	0 0 0 0 0 0 0 0 0	0 0 0 0 0 0 0 0 0
Inning Stats	R: 0 E: 0 K: 1 S: 7 H: 0 LOB: 0 BB: 0 P: 10	R: 0 E: 0 K: 3 S: 9 H: 0 LOB: 0 BB: 0 P: 10	R: 0 E: 0 K: 0 S: 7 H: 0 LOB: 0 BB: 0 P: 9	R: 0 E: 0 K: 1 S: 7 H: 0 LOB: 0 BB: 0 P: 11	R: 0 E: 0 K: 2 S: 9 H: 0 LOB: 0 BB: 0 P: 14	R: 3 E: 0 K: 3 S: 18 H: 4 LOB: 1 BB: 0 P: 23	R: 0 E: 0 K: 1 S: 9 H: 2 LOB: 2 BB: 0 P: 11	R: 1 E: 0 K: 0 S: 11 H: 3 LOB: 1 BB: 0 P: 18	R: 2 E: 0 K: 1 S: 12 H: 4 LOB: 3 BB: 0 P: 18	1B: 10 2B: 1 3B: 1 HR: 1 SF: 0 SAC: 0 DP: 1 HBP: 0						

BOTTOM

San Francisco Giants @ Arizona Diamondbacks
Chase Field, Phoenix, AZ
Sun Apr 02 2017, 1:11 PM - 4:33 PM MST
Att. 49,016 - Sunny - 75 F

livebaseballscorecards.com

AB	38
R	6
H	13
RBI	6
BB	0
SO	12
LOB	7

PITCHER		IP	WLS	BF	H	R	ER	SO	BB	IBB	HBP	BLK	WP	HR	S	P	ERA	WHIP
40 Madison Bumgarner, L ERA: 3.86	(1, 1)	7.0		27	6	3	3	11	0	0	0	0	0	1	66	88	3.86	0.857
64 Derek Law, R ERA:	(8, 1)	0.0	B	3	3	1	1	0	0	0	0	0	0	0	5	9	∞	∞
50 Ty Blach, L ERA:	(8, 1)	0.2		1	0	0	0	0	0	0	0	0	0	0	3	5	0.00	0.000
60 Hunter Strickland, R ERA:	(8, 1)	0.1		1	0	0	0	0	0	0	0	0	0	0	3	4	0.00	0.000
41 Mark Melancon, R ERA: 27.0	(9, 1)	0.2	L	6	4	2	2	1	0	0	0	0	0	0	12	18	27.00	6.000

PITCHER	IP	WLS	BF	H	R	ER	SO	BB	IBB	HBP	BLK	WP	HR	S	P	ERA	WHIP

Batter	1	2	3	4	5	6	7	8	9	AB	R	H	RBI	BB	SO	LOB
66 Gorkys Hernández, R (1, 8) OBP: 0.375, SLG: 0.429	C FF 92 X FF 94 0-1 B1-3	B CH 85 S SI 94 T FF 94 F FF 95 F SL 81 X SL 82 1-2 9 G3 1-2 2-H 3-H 1B		C FF 92 F FF 94 F FF 93 B SL 82 B SI 93 B CH 84 X FF 92 3-2 G6-3	X SL 86 0-0 9 2B 1-H 2-H 2B	B T FF 95 B FF 96 F FF 96 B SL 90 B FF 97 4-2 8 1B BB	F SI 94 B CU 79 S SL 88 C FF 96 1-3 K		5	1	2	4	1	1	0
9 Brandon Belt, L (1, 3) OBP: 0.364, SLG: 0.333	B FF 94 F SL 80 B SI 93 X FF 93 2-1 G6-3	B FF 94 B SL 81 C SL 79 S FF 94 B FF 94 X SI 92 3-2 G3 1-2 2-3		F FF 93 B SL 83 X FF 92 1-1 8 1B 1B	D CH 87 X FF 92 1-0 2-H 2B	B FF 96 B FF 94 1 SAFE X FF 96 2-0 F9	B SI 95 F SI 96 B SL 89 F SI 96 B SL 88 S CH 88 3-3 K		6	0	2	1	0	1	3
8 Hunter Pence, R (1, 9) OBP: 0.455, SLG: 0.500	B FF 94 S SL 81 B X FF 94 2-1 2B	C SL 82 X FF 94 0-1 L9		C CH 87 B FF 93 1 SAFE C SL 82 F SI 94 X FF 94 1-2 1B	C FF 94 C FF 94 B FF 93 S SL 87 1-3 K	X FF 96 0-0 1-3 1B	X SL 88 0-0 G4-3		6	0	3	0	0	1	3
28 Buster Posey, R (1, 2)	B B CH 86 F D FF 95 B 4-1 BB	X FF 92 0-0 E4 35 2B 10 FC4-2	B CH 84 X CH 84 1-0 L5	B SL 86 F SI 95 C SI 94 D CH 88 F SI 96 D CH 89 B SL 86 4-2 BB	B SL 90 C FF 96 C SL 91 C 1-3			3	0	0	0	2	1	4
35 Brandon Crawford, L (1, 6) OBP: 0.400, SLG: 0.900	F X 0-1 F9	C FF 92 X FF 93 0-1 10 FC4-2 49 SF9 1-3 2B			HR 1-2 G3	X FF 96 0-0 P6			5	2	2	1	0	0	6
10 Eduardo Núñez, R (1, 5) OBP: 0.556, SLG: 0.667		C FF 93 B B CH 84 F FF 93 F SI 94 X SL 81 2-2 47 1B 12 BB 66 1B 1B	C FF 92 T FF 91 B FF 92 D SL 81 F SL 82 B FF 93 F FF 93 X FF 92 3-2 FC4-2 49 SF9 2-3 3-H	B FF 96 X 1-0 12 1B 47 E 1B	C FF 95 C FF 95 S FF 96 0-3 K	F B SL 90 B F SL 89 B S FF 95 3-3 K			5	2	2	0	0	2	2
49 Chris Marrero, R (1, 7) 62 Cory Gearrin, R (6, 1) 70 George Kontos, R (7, 1) 21 Conor Gillaspie, L (8, PH) 64 Derek Law, R (8, 1) 60 Hunter Strickland, R (9, 1)	1 SAFE 1 SAFE C FF 92 T SI 92 F FF 94 F SL 81 C FF 94 0-3 K	S SL 80 S SL 81 D SL 81 D SL 82 X FF 93 2-2 SF9 2-3 3-H	1 SAFE S FF 94 1 SAFE B SI 95 B FF 94 F FF 94 F CH 87 C CH 87 2-3 K	B FF 96 F FF 97 F SL 91 S KC 82 1-3 K	B FF 95 B FF 94 C SL 91 B FF 95 F FF 96 F FF 97 S 3-3 K			3 0 0 0 1 0 0	0 0 0 0 0 0 0	0 0 0 0 0 0 0	1 0 0 0 0 0 0	0 0 0 0 0 0 0	3 0 0 1 0 0 0	2 0 0 0 0 0 0
12 Joe Panik, L (1, 4) OBP: 0.556, SLG: 1.000	C SL 81 1 SAFE 1 SAFE B FF 92 S D SL 82 B SL 81 1 SAFE B SL 80 4-2 47 1B 66 1B 1-2 BB	C SL 81 B FF 92 X SL 81 1-1 G4-3	B CH 86 X CH 85 1-0 47 E 66 2B 1-3 1B	B KC 82 B F C FF 95 B X FF 97 3-2 6 BLK 2B	F KC 80 B F FF 95 X FF 96 1-2 1B			4	2	3	0	1	0	1
47 Johnny Cueto, R (1, 1) OBP: 0.333, SLG: 0.333 6 Jarrett Parker, L (6, PH) (6, 7)	C SI 90 X FF 91 0-1 9 G3 66 1B 1-2 2-3 1B	X FF 91 0-0 L8	X SL 85 0-0 E6 66 2B 1-2 3-H	S FF 96 S FF 97 C FF 98 0-3 K 2-3	1 SAFE B B FF 95 F SL 90 F S 2-3 K			3 2	1 0	1 0	1 0	0 0	0 2	1 2

Inning Stats										
	R: 0 E: 0 K: 0 S: 9	H: 1 LOB: 2 BB: 1 P: 17	R: 2 E: 0 K: 1 S: 23	H: 3 LOB: 2 BB: 1 P: 33	R: 1 E: 1 K: 0 S: 13	H: 1 LOB: 1 BB: 0 P: 19	R: 0 E: 0 K: 0 S: 12	H: 2 LOB: 2 BB: 0 P: 18	R: 5 E: 1 K: 2 S: 20	H: 5 LOB: 2 BB: 1 P: 32
	R: 0 E: 0 K: 3 S: 12	H: 1 LOB: 1 BB: 0 P: 16	R: 0 E: 0 K: 1 S: 8	H: 1 LOB: 2 BB: 1 P: 15	R: 0 E: 0 K: 3 S: 13	H: 1 LOB: 1 BB: 0 P: 22	R: 0 E: 0 K: 2 S: 7	H: 0 LOB: 0 BB: 0 P: 11	1B: 9 2B: 5 3B: 0 HR: 1	SF: 1 SAC: 0 DP: 0 HBP: 0	WP: 0 PB: 0 SB: 0 CS: 0	PA: 48

PITCHER	IP	WLS	BF	H	R	ER	SO	BB	IBB	HBP	BLK	WP	HR	S	P	ERA	WHIP
46 Patrick Corbin, L (1, 1) ERA: 4.5	4.0	L	22	7	3	2	1	2	0	0	0	0	0	57	87	4.50	2.250
48 Randall Delgado, R (5, 1) ERA: 54.0	0.2		9	5	5	4	2	1	0	0	0	0	1	17	28	54.00	9.000
25 Archie Bradley, R (5, 1) ERA:	3.1		14	3	0	0	7	1	0	0	1	0	0	36	57	0.00	1.200
54 Tom Wilhelmsen, R (9, 1) ERA: 6.75	1.0		3	0	0	0	2	0	0	0	0	0	0	7	11	0.00	0.000

PITCHER	IP	WLS	BF	H	R	ER	SO	BB	IBB	HBP	BLK	WP	HR	S	P	ERA	WHIP

TOP

San Francisco Giants @ Arizona Diamondbacks
Chase Field, Phoenix, AZ
Tue Apr 04 2017, 6:40 PM - 10:06 PM MST
Att. 19,378 - Clear - 77 F

livebaseballscorecards.com

AB	43
R	8
H	15
RBI	8
BB	4
SO	12
LOB	24

Batter	1	2	3	4	5	6	7	8	9	AB	R	H	RBI	BB	SO	LOB
11 AJ Pollock, R (1, 8) OBP: 0.500, SLG: 0.778	C FF 90 X 0-1 G5-3 ①		C FF 92 B SL 87 B FF 93 C SL 87 B SL 85 F SI 93 F SI 94 F SL 85 X SI 93 3-2 1B		C SL 85 B FF 91 C SL 85 F CH 82 X SL 85 1-2 L9 ①		C T B SI 90 B B SL 86 F SI 92 B SL 85 4-2 6 S BB		C SI 96 F SI 97 F SI 95 S SL 83 0-3 K ②	4	0	1	0	1	1	1
6 David Peralta, L (1, 9)	B FF 91 B C SL 86 S CH 80 B X CH 81 3-2 G3 ②		S CH 82 1 SAFE X SI 91 0-1 F7 ③		B SL 83 F CH 82 S CH 81 T SI 92 1-2 K ②		1 SAFE D B SI 91 C FC 88 X 2-1 F8 ① 1-2		F SI 95 B FF 97 S FF 97 C SI 97 1-3 K ③ 1-2	5	0	0	0	0	2	3
44 Paul Goldschmidt, R (1, 3) OBP: 0.500, SLG: 0.857	B X SI 92 1-0 G5-3 ③			B SL 83 B SL 85 C SL 84 S FF 92 F FF 93 X CH 82 2-2 HR	C SL 83 S FF 92 B B F SL 84 F B SI 93 B SL 82 4-2 22 HR BB		F FC 88 F B SL 85 S SI 92 1-3 K ②			3	2	1	1	1	1	1
22 Jake Lamb, L (1, 5) OBP: 0.250, SLG: 0.571		C FF 92 C FF 88 B FF 91 B SL 85 B FF 93 F SL 88 S SI 93 3-3 K ①		B SL 86 B SL 86 S FF 92 C CH 83 F FF 92 F FF 93 B SL 86 B SI 93 4-2 27 1B 16 1B BB	X CH 81 0-0 1-H HR		B S FC 87 S FC 87 C FC 87 1-3 K ③			3	2	1	2	1	2	1
24 Yasmany Tomás, R (1, 7)		X SL 86 0-0 G6-3 ②		B FF 92 X SI 92 1-0 L8 ①	C S SL 85 S SL 83 0-3 K ③			X SL 80 0-0 P6 ①		4	0	0	0	0	1	1
27 Brandon Drury, R (1, 4) OBP: 0.500, SLG: 0.500		C SI 94 C FF 93 X CH 84 0-2 1B		S SL 85 B FF 92 X SL 84 1-1 16 1B 1-2 1B		X SI 92 0-0 1B		F B C CU 79 B FF 95 B X FF 94 3-2 G4-3 ②		4	0	3	0	0	0	0
16 Chris Owings, R (1, 6) OBP: 0.333, SLG: 0.333		S FF 92 F SI 92 X FF 93 0-2 G4-3 ③		F SI 92 X SI 91 0-1 1-2 2-H 1B		D SL 85 F CH 84 X SL 84 1-1 L8 ①		C SL 81 S CU 78 B CU 78 S SL 82 1-3 K ③		4	0	1	1	0	1	2
2 Jeff Mathis, R (1, 2) OBP: 0.429, SLG: 0.857 10 Chris Herrmann, L (9, PH)			B FF 91 S SL 81 S SL 82 S SL 83 1-3 K ①	C SL 86 F SL 85 B SL 85 B SL 86 S SI 92 2-3 K ②		X SI 91 0-0 P4 ②			B FF 97 X SI 97 1-0 G6-3 ①	3 1	0 0	0 0	0 0	0 0	2 0	3 0
46 Patrick Corbin, L (1, 1) 3 Daniel Descalso, L (4, PH) OBP: 0.500, SLG: 0.500 48 Randall Delgado, R (5, 1) 25 Archie Bradley, R (5, 1) 54 Tom Wilhelmsen, R (9, 1) 41 Jeremy Hazelbaker, L (9, PH)			F FF 91 S SL 87 B SL 86 F SL 87 F FF 94 X SL 87 1-2 G6-3 ②	B CH 84 X FF 88 1-0 G3 ③		C SL 83 B SI 91 S SL 85 F SL 85 F SL 86 B SL 87 S SL 86 2-3 K ③			C SI 96 S CH 90 B SL 84 F SI 96 B CH 91 F SL 83 B SI 96 B SI 96 4-2 6 DI BB	1 1 0 1 0 0 0	0 0 0 0 0 0 0	0 0 0 0 0 0 0	0 0 0 0 0 0 1	0 0 0 0 0 0 0	0 0 0 0 0 0 0	0 2 0 1 0 0 0
Inning Stats	R: 0 E: 0 K: 0 S: 6 H: 0 LOB: 0 BB: 0 P: 10	R: 0 E: 0 K: 1 S: 11 H: 1 LOB: 1 BB: 0 P: 14	R: 0 E: 0 K: 1 S: 16 H: 1 LOB: 1 BB: 0 P: 21	R: 2 E: 0 K: 1 S: 17 H: 3 LOB: 2 BB: 1 P: 28	R: 2 E: 0 K: 2 S: 15 H: 1 LOB: 0 BB: 1 P: 21	R: 0 E: 0 K: 1 S: 9 H: 1 LOB: 1 BB: 0 P: 12	R: 0 E: 0 K: 2 S: 11 H: 0 LOB: 1 BB: 1 P: 19	R: 0 E: 0 K: 1 S: 7 H: 0 LOB: 0 BB: 0 P: 11	R: 0 E: 0 K: 2 S: 12 H: 0 LOB: 1 BB: 1 P: 18	1B: 5 2B: 0 3B: 0 HR: 2	SF: 0 SAC: 0 DP: 0 HBP: 0					

PITCHER	IP	WLS	BF	H	R	ER	SO	BB	IBB	HBP	BLK	WP	HR	S	P	ERA	WHIP
47 Johnny Cueto, R (1, 1) ERA: 7.2	5.0	W	23	6	4	4	5	2	0	0	0	0	2	65	94	7.20	1.600
62 Cory Gearrin, R (6, 1) ERA:	1.0		5	1	0	0	1	1	0	0	0	0	0	12	19	0.00	2.000
70 George Kontos, R (7, 1) ERA:	1.0		3	0	0	0	2	0	0	0	0	0	0	8	12	0.00	0.000
64 Derek Law, R (8, 1) ERA: 9.0	1.0		3	0	0	0	1	0	0	0	0	0	0	7	11	0.00	0.000
60 Hunter Strickland, R (9, 1) ERA:	1.0		4	0	0	0	2	1	0	0	0	0	0	12	18	0.00	1.000

PITCHER	IP	WLS	BF	H	R	ER	SO	BB	IBB	HBP	BLK	WP	HR	S	P	ERA	WHIP

BOTTOM

San Francisco Giants @ Arizona Diamondbacks
Chase Field, Phoenix, AZ
Tue Apr 04 2017, 6:40 PM - 10:06 PM MST
Att. 19,378 - Clear - 77 F

livebaseballscorecards.com

AB	34
R	4
H	7
RBI	4
BB	4
SO	11
LOB	15

Batter	1	2	3	4	5	6	7	8	9	AB	R	H	RBI	BB	SO	LOB
66 Gorkys Hernández, R (1, 8) OBP: 0.231, SLG: 0.250	B FF 94 B FF 94 B FF 94 C FF 94 C SI 94 F SI 95 X SI 94 3-2 ① F9		M FS 84 C FC 86 F SI 94 C FF 94 0-3 ① K		B CU 76 B FF 94 F FF 93 X FC 87 2-1 ① G4-3		B FF 94 B FF 94 S FF 93 S FF 85 S FS 86 2-3 ② K		C SI 92 S CH 83 F SI 94 B CH 84 X CH 83 1-2 ① F8	5	0	0	0	0	2	0
9 Brandon Belt, L (1, 3) OBP: 0.375, SLG: 0.714	C FF 93 X FS 89 0-1 ② G6-3		X FS 88 0-0 ② 8 1B 3B		F FF 93 X FC 85 0-1 HR		S FF 95 B FC 88 S FF 95 S FS 86 1-3 ③ K		C CH 84 F FF 95 B CH 84 S SI 96 1-3 ② K	5	2	2	1	0	2	0
8 Hunter Pence, R (1, 9) OBP: 0.438, SLG: 0.600	B CU 78 B SI 94 X SI 94 2-0 3B		X FC 85 0-0 28 1B 35 SF7 1B 3-H		B FS 90 B FS 89 S FC 88 B FS 90 C FC 84 F FF 95 X FS 89 3-2 ② G6-3			C FF 90 B SL 84 X SL 83 1-1 ① G6-3	B FF 94 C CH 83 S CH 84 B FF 95 X CH 84 2-2 ③ L7	5	1	2	1	0	0	0
28 Buster Posey, R (1, 2) OBP: 0.429, SLG: 0.200	X SI 94 0-0 ③ L3		C FS 88 S SI 93 X FC 86 0-2 1-3 1B		B SI 94 B FC 85 C SI 94 F FS 89 B FF 94 F FS 90 F FF 96 F FS 90 B SI 91 4-2 BB			F SI 91 B SL 85 B FF 92 F SI 90 X SL 85 2-2 10 1B 35 1B 7 BB 1B		3	1	2	0	1	0	1
35 Brandon Crawford, L (1, 6) OBP: 0.357, SLG: 0.769		X CU 75 0-0 ① F8 C FS 90 C SI 94 X SI 93 0-2 ② SF7 3-H			S SI 94 B FS 89 B FS 90 S FS 89 B FF 94 F FS 89 T FS 90 3-2 ③ K			F SI 91 D CH 87 B CH 87 B FF 92 X SI 91 3-1 7 BB 10 1B 49 WP 1-2 1B		3	1	1	1	0	1	1
10 Eduardo Núñez, R (1, 5) OBP: 0.538, SLG: 0.615		B FC 84 B FF 93 X FF 93 2-0 6 S 12 1B 1B B FC 87 F FF 95 S FS 90 X SI 95 1-2 ③ G5-3				B FC 83 C FF 93 F FC 85 S FF 94 1-3 ① K		B SL 86 F SL 84 B CH 87 X SL 84 2-1 49 WP 7 BB 1-2 2-3 1B		4	1	2	0	0	1	1
6 Jarrett Parker, L (1, 7) 59 Neil Ramírez, R (6, 1) 21 Conor Gillaspie, L (8, PH) 7 Aaron Hill, R (8, PH) (8, 7)		B SI 92 S FF 93 S FF 93 B FF 94 B FF 92 X SI 93 3-2 ② P5 1-2	C CU 76 F SI 92 T SI 94 0-2 ① K			B FS 88 F SI 93 F SI 93 S SI 94 1-3 ② K		S SL 83 B SL 84 F SI 94 D SL 84 B SI 94 B SL 83 4-2 49 WP BB 1-2 2-3 3-H		3 0 0 0	0 0 0 0	0 0 0 0	0 0 0 1	2 0 0 1	1 0 0 0	1 0 0 0
12 Joe Panik, L (1, 4) OBP: 0.462, SLG: 0.727		X FS 88 0-0 2-H 1B	B CU 76 C FF 94 F FS 87 S FF 94 1-3 ② K			X FF 93 0-0 ③ F9		C SL 83 B FF 93 B SL 83 B FF 94 C SL 82 3-3 ② K		4	0	1	1	0	2	3
45 Matt Moore, L (1, 1) 62 Cory Gearrin, R (6, 1) 49 Chris Marrero, R (6, 7) 70 George Kontos, R (8, 1)		B SI 92 C SI 92 F SI 92 F SI 92 X SI 92 1-2 ③ G4-3	C FF 92 C CU 76 B SI 93 S FF 93 1-3 ③ K				X FF 94 0-0 ① P4	B CU 79 B SL 88 X FF 94 2-0 ③ F8 1-2 2-3 3-H		2 0 2 0	0 0 0 0	0 0 0 0	0 0 0 0	1 0 0 0	1 0 2 0	1 0 2 0
Inning Stats	R: 0 E: 0 K: 0 S: 8 H: 1 LOB: 1 BB: 0 P: 13	R: 1 E: 0 K: 0 S: 10 H: 2 LOB: 1 BB: 0 P: 16	R: 2 E: 0 K: 1 S: 15 H: 3 LOB: 1 BB: 0 P: 16	R: 0 E: 0 K: 3 S: 9 H: 0 LOB: 0 BB: 0 P: 11	R: 1 E: 0 K: 1 S: 17 H: 1 LOB: 1 BB: 1 P: 29	R: 0 E: 0 K: 2 S: 7 H: 0 LOB: 0 BB: 0 P: 9	R: 0 E: 0 K: 2 S: 7 H: 0 LOB: 0 BB: 0 P: 10	R: 2 E: 0 K: 1 S: 15 H: 3 LOB: 2 BB: 1 P: 32	R: 0 E: 0 K: 1 S: 10 H: 0 LOB: 0 BB: 0 P: 14	1B: 7 2B: 0 3B: 2 HR: 1 SF: 1 SAC: 0 DP: 0 HBP: 0						

PITCHER		IP	WLS	BF	H	R	ER	SO	BB	IBB	HBP	BLK	WP	HR	S	P	ERA	WHIP
99 Taijuan Walker, R ERA: 6.0	(1, 1)	6.0	W	26	7	4	4	7	1	0	0	0	0	1	66	94	6.00	1.333
29 Jorge De La Rosa, L ERA:	(7, 1)	1.0	H	3	0	0	0	2	0	0	0	0	0	0	7	10	0.00	0.000
60 J.J. Hoover, R ERA: 13.5	(8, 1)	0.1		4	3	2	2	0	0	0	0	0	0	0	9	17	54.00	9.000
40 Andrew Chafin, L ERA: 6.75	(8, 1)	0.1	H	2	0	0	0	1	1	0	0	0	0	0	5	12	0.00	3.000
54 Tom Wilhelmsen, R ERA: 5.4	(8, 1)	0.1	H	1	0	0	0	0	0	0	0	0	1	0	1	3	0.00	0.000

PITCHER		IP	WLS	BF	H	R	ER	SO	BB	IBB	HBP	BLK	WP	HR	S	P	ERA	WHIP
56 Fernando Rodney, R ERA: 4.5	(9, 1)	1.0	S	3	0	0	0	1	0	0	0	0	0	0	10	14	0.00	0.000

TOP

San Francisco Giants @ Arizona Diamondbacks
Chase Field, Phoenix, AZ
Wed Apr 05 2017, 6:42 PM - 9:56 PM MST
Att. 14,675 - Partly Cloudy - 82 F

livebaseballscorecards.com

AB	36
R	6
H	10
RBI	5
BB	2
SO	11
LOB	10

WP: 1 PA: 39
PB: 0
SB: 1
CS: 0

Batter	1	2	3	4	5	6	7	8	9	AB	R	H	RBI	BB	SO	LOB
11 AJ Pollock, R (1, 8) OBP: 0.533, SLG: 0.857	C FF 90 X FF 92 0-1 G1-4-3		C FF 91 B KC 80 S CH 86 X FF 93 1-2 16 1B 2B		F FF 92 X CH 83 0-1 G5-3	B SL 83 B SI 90 C SI 91 C SI 92 X SI 93 2-2 16 CS 3-H 1B	C SL 85 0-1 CS 2-3	C FC 88 B SL 84 F FC 87 B SL 85 X SL 84 2-2 44 G6-3 2B		5	1	3	1	0	0	0
16 Chris Owings, R (1, 9) OBP: 0.500, SLG: 0.500	B FF 91 B CH 87 B FC 90 B FF 91 4-0 BB		B FF 93 F FC 87 X FC 90 1-1 22 2B 2-H 1B		C CH 84 X KC 81 0-1 22 S 22 E 2B	1 SAFE B CH 85 C SI 92 B SL 86 C SI 92 B SL 87 B SI 92 4-2 44 S 1-2 BB		C FC 87 X SI 90 0-1 L7		3	1	2	1	2	0	1
44 Paul Goldschmidt, R (1, 3) OBP: 0.462, SLG: 0.600	F FF 93 F CH 84 C FC 90 0-3 K		F FF 92 C FC 90 S KC 82 0-3 K		B KC 81 B FF 93 C CH 84 S FF 93 B FF 93 F FF 92 B FC 90 4-2 22 S 22 E BB	C SI 92 B SL 87 B SI 92 B SI 93 4-1 1-2 BB		2 SAFE C SI 91 X FC 87 0-1 G6-3 2-3		3	1	0	0	2	2	3
22 Jake Lamb, L (1, 5) OBP: 0.231, SLG: 0.500	S FF 94 1 SAFE C FF 93 B FF 95 X FF 94 1-2 G5-3		C KC 80 X FF 93 0-1 1-3 2B		B FF 92 B FF 93 C FC 91 S FC 89 B KC 82 X FC 89 3-2 E3 24 2B 1-H 2-H	F SI 94 B CU 81 F SL 85 C SI 95 1-3 K		F SL 84 D FC 87 X SI 91 1-1 G6-3		5	1	1	0	0	1	4
24 Yasmany Tomás, R (1, 7) OBP: 0.167, SLG: 0.250 10 Chris Herrmann, L (7, PR) (8, 7)		B CH 85 C FF 94 F CH 86 F KC 82 F KC 81 B FC 88 X FC 90 2-2 27 FC6-4 1B	F FF 92 C FC 89 F FF 94 B FF 93 S KC 82 1-3 K		B FF 92 B CH 88 F FC 90 X FC 88 2-1 2-H 2B		B SI 92 F SL 86 C SI 93 F SI 93 S SL 87 1-3 K 27 PB 27 1B			4 0	0 1	2 0	1 0	0 0	2 0	2 0
27 Brandon Drury, R (1, 4) OBP: 0.417, SLG: 0.417		S FF 92 B FC 88 F FF 93 B FF 93 X FC 90 2-2 FC6-4 1-2f		B CH 82 X FC 88 1-0 F9	S KC 82 F KC 81 X FF 91 0-2 G4-3		B SI 92 C SI 93 X CU 80 1-1 13 2B 1-H 1B			4	1	1	1	0	0	2
8 Chris Iannetta, R (1, 2) OBP: 0.200, SLG: 0.200	S FF 91 X FF 93 0-1 F9		F KC 80 B KC 81 X FF 93 1-1 F9			C CH 82 X CH 88 0-1 41 2B 1B	F SI 92 C SI 93 B SL 85 D SL 86 F SI 92 C SL 84 2-3			4	1	1	0	0	1	2
13 Nick Ahmed, R (1, 6) OBP: 0.400, SLG: 0.600	1 SAFE F FC 90 D CH 85 B FF 92 B FF 94 C FF 92 F FF 93 X FF 93 3-2 G1-3		F FF 92 B CH 84 S CH 83 B CH 84 X FC 90 2-2 P4			X FF 91 0-0 F8	X SI 91 0-0 11 CS 1-H 2B			4	0	1	1	0	0	2
99 Taijuan Walker, R (1, 1) 41 Jeremy Hazelbaker, L (6, PH) OBP: 1.000, SLG: 2.000 29 Jorge De La Rosa, L (7, 1) 3 Daniel Descalso, L (7, PH) OBP: 0.333, SLG: 0.333 60 J.J. Hoover, R (8, 1) 40 Andrew Chafin, R (8, 1) 54 Tom Wilhelmsen, R (8, 1) 56 Fernando Rodney, R (9, 1)			X FF 91 0-0 G6-3		C FC 90 S KC 80 B KC 80 F FF 93 B FC 89 F FF 91 X FC 88 2-2 G6-3	C FC 86 B FC 90 X KC 82 1-1 11 1B 1-H 2B	C SI 93 S SI 93 B SI 92 B SI 93 S SL 85 2-3 K			2 1 0 1 0 0 1 0	0 1 0 0 0 0 0 0	0 1 0 0 0 0 0 0	0 1 0 0 0 0 0 0	0 0 0 0 0 0 0 0	0 0 0 1 0 0 0 0	0 0 0 2 0 0 0 0
Inning Stats	R: 0 E: 0 K: 1 S: 8 H: 0 LOB: 1 BB: 1 P: 13	R: 0 E: 0 K: 0 S: 14 H: 1 LOB: 1 BB: 0 P: 21	R: 1 E: 0 K: 2 S: 15 H: 3 LOB: 2 BB: 0 P: 18	R: 0 E: 0 K: 0 S: 6 H: 0 LOB: 0 BB: 0 P: 10	R: 3 E: 1 K: 0 S: 20 H: 2 LOB: 1 BB: 1 P: 31	R: 2 E: 0 K: 1 S: 14 H: 3 LOB: 2 BB: 2 P: 26	R: 2 E: 0 K: 3 S: 15 H: 2 LOB: 1 BB: 0 P: 21	R: 0 E: 0 K: 0 S: 9 H: 1 LOB: 1 BB: 0 P: 12		1B: 5 2B: 7 3B: 0 HR: 0	SF: 0 SAC: 0 DP: 0 HBP: 0			WP: 1 PB: 1 SB: 3 CS: 2	PA: 41	

PITCHER		IP	WLS	BF	H	R	ER	SO	BB	IBB	HBP	BLK	WP	HR	S	P	ERA	WHIP
45 Matt Moore, L ERA: 5.06	(1, 1)	5.1	L	27	8	6	3	3	2	0	0	0	0	0	68	99	5.06	1.875
62 Cory Gearrin, R ERA:	(6, 1)	0.1		3	1	0	0	0	2	0	0	0	0	0	6	16	0.00	9.000
59 Neil Ramírez, R ERA: 13.5	(6, 1)	1.1		6	2	2	2	4	0	0	0	0	1	0	18	25	13.50	1.500
70 George Kontos, R ERA:	(8, 1)	1.0		4	1	0	0	0	0	0	0	0	0	0	9	12	0.00	1.000

PITCHER	IP	WLS	BF	H	R	ER	SO	BB	IBB	HBP	BLK	WP	HR	S	P	ERA	WHIP

BOTTOM

San Francisco Giants @ Arizona Diamondbacks

Chase Field, Phoenix, AZ

Wed Apr 05 2017, 6:42 PM - 9:56 PM MST

Att. 14,675 - Partly Cloudy - 82 F

livebaseballscorecards.com

AB	36
R	8
H	12
RBI	6
BB	4
SO	7
LOB	18

Batter	1	2	3	4	5	6	7	8	9	AB	R	H	RBI	BB	SO	LOB
66 Gorkys Hernández, R (1, 8) OBP: 0.176, SLG: 0.188	B FF 93 B FF 93 C FF 92 L FF 93 F FF 94 S SL 85 2-3 K		X KC 81 0-0 G6-3			C FF 91 C FF 93 B FF 91 B FF 93 B SL 85 X SL 82 3-2 G5-3	C SI 94 B FF 94 F SI 94 B FF 94 X SI 94 2-2 E4			4	0	0	0	0	1	0
9 Brandon Belt, L (1, 3) OBP: 0.350, SLG: 0.588	B SL 86 C SL 84 B SI 93 F SL 83 B SL 85 X FF 93 3-2 F8			B SL 83 B KC 80 B FF 93 B FF 93 4-0 35 S 35 1B BB		B FF 92 C KC 81 F SL 86 F FF 92 S FF 92 1-3 K	D CH 86 1 SAFE D CH 87 1 SAFE B CH 84 C SI 92 X SI 94 3-1 G1-3			3	1	0	0	1	1	1
8 Hunter Pence, R (1, 9) OBP: 0.400, SLG: 0.500	B SL 84 B FF 93 F SL 83 S FF 94 X SL 84 2-2 G6-3			B FF 92 F SL 84 1 SAFE C SI 93 B FF 94 X SL 84 2-2 F7		B SL 82 B FF 93 F SL 84 C FF 93 B KC 82 B FF 92 4-2 28 PB 28 2B BB		F SI 94 X SI 93 0-1 F9		3	1	0	0	1	0	1
28 Buster Posey, R (1, 2) OBP: 0.444, SLG: 0.429		B FF 91 C SL 84 F FF 93 B FF 93 S SL 84 2-3 K		B SL 84 X SL 83 1-0 F8		1 SAFE 1 SAFE F FF 92 F SL 85 D SL 86 1 SAFE B FF 92 B SL 86 X SL 83 3-2 10 BB 1-H 2B		C SI 93 B SI 93 C SI 92 B CH 88 X SI 94 2-2 35 G3-1 2B		4	0	2	1	0	1	1
35 Brandon Crawford, L (1, 6) OBP: 0.389, SLG: 0.688		S SL 84 F FF 93 B SL 86 B SL 83 X FF 93 2-2 P2		1 SAFE D SL 85 X FF 92 1-0 1-H 1B		B FS 84 S FS 84 S FS 84 D FS 84 B FS 84 D FS 84 4-2 10 BB BB		D SL 83 B FF 93 X FF 93 2-0 G3-1 2-3		3	0	1	1	1	0	1
10 Eduardo Núñez, R (1, 5) OBP: 0.471, SLG: 0.500		X FF 92 0-0 G6-3			C SL 82 B FF 90 B FF 91 C SL 84 X FF 93 2-2 G6-3	B FS 84 F FF 93 D FS 84 B CU 76 F FF 94 F FS 84 F FS 84 B FF 94 4-2 1-2 2-3 BB		D SL 82 X FF 93 1-0 G6-3		3	0	0	0	1	0	1
49 Chris Marrero, R (1, 7) 60 Hunter Strickland, R (6, 1) 50 Ty Blach, R (8, 1) 21 Conor Gillaspie, L (9, PH)			C FF 92 B SL 83 S SL 83 X FF 93 1-2 G4-3		B FF 93 S SL 84 C FF 92 F FF 93 B SL 83 S SL 84 2-3 K	S FS 85 S FS 85 B FS 84 X FF 94 1-2 F8			C SI 93 F CU 77 F SI 93 B SL 87 F SL 86 X FF 93 1-2 F8	3 0 0 1	0 0 0 0	0 0 0 0	0 0 0 0	0 0 0 0	1 0 0 0	3 0 0 0
7 Aaron Hill, R (1, 4) (6, 7) OBP: 0.600, SLG: 1.333			B KC 77 B SL 84 C FF 93 C FF 93 B SL 85 X FF 93 3-2 HR		B FF 93 B SL 86 C FF 94 B SL 84 D FF 92 4-1 BB		C FF 95 X SI 95 0-1 L6		C SI 93 C SI 93 B SL 88 B SL 87 C SL 86 2-3	3	1	1	1	1	1	0
29 Jeff Samardzija, R (1, 1) 12 Joe Panik, L (6, 4) OBP: 0.400, SLG: 0.615			C FF 92 B KC 80 F KC 81 F FF 93 S SL 84 1-3 K		S SL 85 S SI 93 S FF 94 0-3 K		B SI 94 F SI 95 X SI 94 1-1 G6-3		B SI 92 B FF 92 X SI 92 2-0 P5	2 2	0 0	0 0	0 0	0 0	2 0	1 0
Inning Stats	R: 0 E: 0 K: 1 S: 10 H: 0 LOB: 0 BB: 0 P: 17	R: 0 E: 0 K: 1 S: 7 H: 0 LOB: 0 BB: 0 P: 11	R: 1 E: 0 K: 1 S: 11 H: 1 LOB: 0 BB: 0 P: 16	R: 1 E: 0 K: 0 S: 5 H: 1 LOB: 1 BB: 1 P: 13	R: 0 E: 0 K: 2 S: 11 H: 0 LOB: 1 BB: 1 P: 19	R: 1 E: 0 K: 1 S: 21 H: 1 LOB: 3 BB: 3 P: 41	R: 0 E: 1 K: 0 S: 9 H: 0 LOB: 1 BB: 0 P: 15	R: 0 E: 0 K: 0 S: 7 H: 1 LOB: 1 BB: 0 P: 12	R: 0 E: 0 K: 1 S: 9 H: 0 LOB: 0 BB: 0 P: 14	1B: 1 2B: 2 3B: 0 HR: 1	SF: 0 SAC: 0 DP: 0 HBP: 0	WP: 0 PB: 1 SB: 1 CS: 0	PA: 36			

TOP

San Francisco Giants @ Arizona Diamondbacks

Chase Field, Phoenix, AZ

Thu Apr 06 2017, 6:41 PM - 9:41 PM MST

Att. 15,308 - Partly Cloudy - 87 F

livebaseballscorecards.com

AB	31
R	3
H	4
RBI	3
BB	5
SO	7
LOB	9

PITCHER		IP	WLS	BF	H	R	ER	SO	BB	IBB	HBP	BLK	WP	HR	S	P	ERA	WHIP
38 Robbie Ray, L ERA: 4.76	(1, 1)	5.2		22	3	3	3	6	3	0	0	0	0	1	56	99	4.76	1.059
29 Jorge De La Rosa, L ERA:	(6, 1)	0.1	W	3	0	0	0	0	2	0	0	0	0	0	9	18	0.00	6.000
48 Randall Delgado, R ERA: 18.0	(7, 1)	1.1	H	6	1	0	0	0	0	0	0	0	0	0	14	22	0.00	0.750
40 Andrew Chafin, L ERA: 4.5	(8, 1)	0.2	H	2	0	0	0	0	0	0	0	0	0	0	2	5	0.00	0.000
60 J.J. Hoover, R ERA: 7.71	(9, 1)	1.0		3	0	0	0	1	0	0	0	0	0	0	9	14	0.00	0.000

PITCHER		IP	WLS	BF	H	R	ER	SO	BB	IBB	HBP	BLK	WP	HR	S	P	ERA	WHIP

Batter	1	2	3	4	5	6	7	8	9	AB	R	H	RBI	BB	SO	LOB
11 AJ Pollock, R (1, 8) OBP: 0.450, SLG: 0.737	C FF 92 B SI 92 F FS 86 B SI 93 X SI 93 2-2 G6-3 ①		X SI 95 0-0 G5-4-3 ②③ 1-2f		C FS 87 F SI 94 B SI 95 S SL 88 1-3 K ③	D SL 83 C SL 82 X SI 97 1-1 F8 ③		C SL 82 C FF 92 X FF 92 0-2 6 2B 1-H 2-H 2B		5	1	1	2	0	1	3
6 David Peralta, L (1, 9) OBP: 0.214, SLG: 0.462	C FF 94 C SI 94 B FS 86 B FF 92 S FS 88 2-3 K ②			B KC 78 X SI 91 1-0 HR		B FS 83 B KC 78 B SI 94 B FF 91 4-0 44 1B 22 HR BB	X SI 95 0-0 G5-3 ①	B SL 82 F FF 92 X SL 82 1-1 2-H 2B		4	2	2	2	1	1	0
44 Paul Goldschmidt, R (1, 3) OBP: 0.444, SLG: 0.733	B SI 94 C KC 81 S FF 92 B FF 93 C FF 92 2-3 K ③			B SL 85 B SL 86 X FF 91 2-0 HR		C B SI 93 1 SAFE 1 SAFE B SI 93 C SI 93 X SI 94 2-2 1-2 22 HR 1B	C SI 95 X SI 96 0-1 G6-3 ②	C FF 92 X CH 82 0-1 G6-3 ③		5	2	2	1	0	1	1
22 Jake Lamb, L (1, 5) OBP: 0.294, SLG: 0.667		C SI 92 F SI 93 S SI 93 0-3 K ①		C KC 79 F SI 94 C FS 88 0-3 K ①		C SI 94 B SL 88 X SI 93 1-1 1-H 2-H HR	B FF 95 B SI 95 B SI 96 B SI 96 4-0 BB			3	1	1	3	1	2	0
16 Chris Owings, R (1, 6) OBP: 0.389, SLG: 0.375		B SL 86 S KC 80 T SL 88 S SI 94 1-3 K ②		B SI 94 X FS 87 1-0 G4-3 ②		B SL 86 F FS 86 B SL 87 F FF 94 F SI 93 X FF 93 2-2 L9 ①	B SI 95 C SL 83 1 SAFE B SI 96 F SI 96 1 SAFE C SL 83 2-3 K ③			4	0	0	0	0	2	1
10 Chris Herrmann, L (1, 7) OBP: 0.600, SLG: 0.500		X SI 93 0-0 1B		B KC 81 S FS 84 S FS 84 X SI 95 1-2 1B		F SI 94 B KC 76 S FS 85 B FS 85 B FS 85 F SI 95 B SI 94 4-2 3 1B 41 1B BB		F FF 91 X SI 92 0-1 G1-3 ①		3	1	2	0	1	0	0
3 Daniel Descalso, L (1, 4) OBP: 0.286, SLG: 0.286		B SI 94 B FF 92 F FF 91 S SI 93 1 SAFE T FS 88 2-2 K ③		C SI 93 X FS 85 0-1 L3 ③		X FS 87 0-0 41 1B 1-2 1B		C SL 80 B FF 92 X FF 91 1-1 P6 ②		4	0	1	0	0	1	2
2 Jeff Mathis, R (1, 2) OBP: 0.364, SLG: 0.600			C FF 90 X SL 86 0-1 F9 ①		B SI 94 C SI 94 F KC 81 S FS 87 1-3 K ①	S SL 84 C SI 98 B SL 84 B SI 97 F SI 97 X SL 83 2-2 P3 ②		B CH 82 C CH 82 B FF 92 B SI 92 B SI 92 4-1 13 BB 11 2B BB		3	1	0	0	1	1	2
38 Robbie Ray, L (1, 1) OBP: 0.500, SLG: 0.500 29 Jorge De La Rosa, L (6, 1) 41 Jeremy Hazelbaker, L (6, PH) OBP: 1.000, SLG: 1.500 48 Randall Delgado, R (7, 1) 40 Andrew Chafin, R (8, 1) 13 Nick Ahmed, R (8, PH) OBP: 0.500, SLG: 0.600 60 J.J. Hoover, R (9, 1)			C SI 93 B KC 79 F SI 94 X FS 87 1-2 11 G5-4-3 1B		B SI 93 C SI 93 S SI 93 B SL 88 S SI 95 2-3 K ②	B SI 94 F SI 96 B SI 96 S SI 96 X SI 96 2-2 1-2 2-H 1B		D CH 82 C FF 91 B SI 91 B SL 82 C FF 92 F FF 92 B FF 92 4-2 1-2 11 2B BB		2 0 0 1 0 0 0 0 0	0 0 0 0 0 0 1 0 0	1 0 1 0 0 0 0 0 0	0 0 0 0 0 0 1 0 0	1 0 0 0 0 0 0 0 0	0 0 0 0 0 0 0 0 0
Inning Stats	R: 0 E: 0 K: 2 S: 9 H: 0 LOB: 0 BB: 0 P: 15	R: 0 E: 0 K: 3 S: 10 H: 1 LOB: 1 BB: 0 P: 13	R: 0 E: 0 K: 0 S: 6 H: 1 LOB: 0 BB: 0 P: 7	R: 2 E: 0 K: 1 S: 11 H: 3 LOB: 1 BB: 0 P: 16	R: 0 E: 0 K: 3 S: 9 H: 0 LOB: 0 BB: 0 P: 13	R: 4 E: 0 K: 0 S: 22 H: 4 LOB: 2 BB: 2 P: 40	R: 0 E: 0 K: 1 S: 6 H: 0 LOB: 1 BB: 1 P: 12	R: 3 E: 0 K: 0 S: 15 H: 2 LOB: 1 BB: 2 P: 25		1B: 6 2B: 2 3B: 0 HR: 3 SF: 0 SAC: 0 DP: 1 HBP: 0				WP: 0 PB: 0 SB: 0 CS: 0 PA: 39		

PITCHER		IP	WLS	BF	H	R	ER	SO	BB	IBB	HBP	BLK	WP	HR	S	P	ERA	WHIP
29 Jeff Samardzija, R ERA: 10.13	(1, 1)	5.1	L	25	8	6	6	9	2	0	0	0	0	3	58	90	10.12	1.875
60 Hunter Strickland, R ERA:	(6, 1)	1.2		7	1	0	0	1	1	0	0	0	0	0	15	26	0.00	1.200
50 Ty Blach, L ERA: 16.2	(8, 1)	1.0		7	2	3	3	0	2	0	0	0	0	0	15	25	27.00	4.000

PITCHER	IP	WLS	BF	H	R	ER	SO	BB	IBB	HBP	BLK	WP	HR	S	P	ERA	WHIP

BOTTOM

San Francisco Giants @ Arizona Diamondbacks

Chase Field, Phoenix, AZ

Thu Apr 06 2017, 6:41 PM - 9:41 PM MST

Att. 15,308 - Partly Cloudy - 87 F

livebaseballscorecards.com

AB	34
R	9
H	11
RBI	9
BB	5
SO	10
LOB	9

San Francisco Giants @ San Diego Padres

Petco Park, San Diego, CA

Fri Apr 07 2017, 3:45 PM - 6:40 PM PDT

Att. 43,441 - Sunny - 69 F

livebaseballscorecards.com

TOP

Batter	1	2	3	4	5	6	7	8	9	AB	R	H	RBI	BB	SO	LOB
12 Joe Panik, L (1, 4) OBP: 0.421, SLG: 0.706	B SI 93 F SI 94 F SI 95 F SI 93 B SI 94 B SI 94 F SI 94 X SI 95 3-2 7 F9 9 BLK 2B		B SI 95 C FS 88 F SL 84 F SL 87 B FS 89 C SI 95 2-3 ③ K			B FS 85 X SI 94 1-0 9 HR 1-3 2B		C FF 92 X FF 90 0-1 ① L8		4	2	2	0	0	1	0
7 Aaron Hill, R (1, 7) OBP: 0.444, SLG: 0.667	S SI 94 X SI 94 0-1 ① F9 2-3			C SL 82 B SI 91 B SI 92 F SI 93 X SI 95 2-2 ① G6-3		F SI 92 C SI 93 B SI 93 D SL 84 B SI 93 B SI 93 4-2 9 HR BB		B FF 92 X FF 92 1-0 ② F8		3	1	0	0	1	0	1
9 Brandon Belt, L (1, 3) OBP: 0.375, SLG: 0.857	F SL 87 S SL 85 F SL 86 C SI 96 0-3 ② K 3-H			B SI 95 C SI 94 X SI 95 1-1 ② F7		C SL 86 X SL 85 0-1 1-H 2-H 3-H HR		B FF 93 S FF 92 F FF 93 X FF 93 1-2 HR		4	2	2	5	0	1	0
35 Brandon Crawford, L (1, 6) OBP: 0.409, SLG: 0.632	X SI 94 0-0 ③ G4-3			C SL 86 B FS 89 B SI 96 X SI 96 2-1 5 FC6-4 1B		X SI 95 0-0 ① G1-3		S FF 92 S FF 93 B CU 80 B CU 79 B FF 93 B FF 92 4-2 BB		3	0	1	0	1	0	0
5 Nick Hundley, R (1, 2) OBP: 0.250, SLG: 0.250		F SI 93 X SL 86 0-1 ① G5-3		S FF 93 F SI 92 F SL 85 B SL 86 B FS 84 1 SAFE F SI 94 X SI 93 2-2 ③ FC6-4 1-2f		C SL 84 B SI 94 B SI 93 B SI 93 X SI 94 3-1 10 G4-6-3 1B		S FF 91 C FF 92 F FF 92 F FF 92 F FF 93 B FF 93 B FF 92 F FF 93 1 SAFE 2-3 ③ S FF 92 K		4	0	1	0	0	1	2
10 Eduardo Núñez, R (1, 5) OBP: 0.429, SLG: 0.450		B SI 94 X SI 96 1-0 ② G6-3			X SI 92 0-0 6 FC1-6-5 1B	B SL 81 F SI 94 B SI 95 X SI 94 2-1 ②③ G4-6-3 1-2f			B FF 98 B FF 97 X FF 94 2-0 ① G5-3	4	0	1	0	0	0	1
6 Jarrett Parker, L (1, 9) 8 Hunter Pence, R (9, PH) OBP: 0.381, SLG: 0.474		C SL 84 X SL 85 0-1 ③ G4-3			D FS 86 B SI 93 X SI 93 2-0 ① FC1-6-5 66 G6-4-3 1-2f		B FF 94 C FF 94 C SL 82 C SI 95 1-3 ① K		S FF 97 S SL 85 B FF 97 S FF 97 1-3 ② K	3 1	0 0	0 0	0 0	0 0	1 1	1 0
66 Gorkys Hernández, R (1, 8) OBP: 0.150, SLG: 0.158 2 Denard Span, L (9, PH) OBP: 0.333, SLG: 0.333			F SI 93 X FF 92 0-1 ① G5-3		M SL 84 F FF 94 B SL 84 X SI 93 1-2 ②③ G6-4-3 1-2f		S SI 94 B FF 96 B FF 95 F FF 92 F SI 96 S FF 95 2-3 ② K		B FF 97 B SL 84 B FF 95 C FF 94 F FF 96 T FF 96 3-2 ③ K	3 1	0 0	0 0	0 0	0 0	1 1	1 0
18 Matt Cain, R (1, 1) 62 Cory Gearrin, R (5, 1) 21 Conor Gillaspie, L (6, PH) OBP: 0.250, SLG: 0.333 59 Neil Ramírez, R (6, 1) 49 Chris Marrero, R (7, PH) 70 George Kontos, R (7, 1) 64 Derek Law, R (7, 1)			B C SI 94 C SI 94 B SL 85 S SI 96 2-3 ② K			C SL 84 B SI 95 C SI 94 B SL 86 F SL 84 X SI 93 2-2 12 2B 9 HR 1B	B FF 94 F FF 94 X FF 96 1-1 ③ P4			1 0 1 0 1 0 0	0 0 1 0 0 0 0	0 0 1 0 0 0 0	0 0 0 0 0 0 0	0 0 0 0 0 0 0	1 0 0 0 0 0 0	0 0 0 0 0 0 0
Inning Stats	R: 1 E: 0 K: 1 S: 12 H: 1 LOB: 0 BB: 0 P: 15	R: 0 E: 0 K: 0 S: 5 H: 0 LOB: 0 BB: 0 P: 6	R: 0 E: 0 K: 2 S: 9 H: 0 LOB: 0 BB: 0 P: 13	R: 0 E: 0 K: 0 S: 12 H: 1 LOB: 1 BB: 0 P: 19	R: 0 E: 0 K: 0 S: 5 H: 1 LOB: 0 BB: 0 P: 8	R: 4 E: 0 K: 0 S: 14 H: 4 LOB: 0 BB: 1 P: 26	R: 0 E: 0 K: 2 S: 9 H: 0 LOB: 0 BB: 0 P: 13	R: 1 E: 0 K: 1 S: 15 H: 1 LOB: 1 BB: 1 P: 23	R: 0 E: 0 K: 2 S: 7 H: 0 LOB: 0 BB: 0 P: 13	1B: 4 2B: 2 3B: 0 HR: 2 SF: 0 SAC: 0 DP: 2 HBP: 0						

	AB	33
	R	6
	H	8
	RBI	5
	BB	2
	SO	8
	LOB	6

WP: 0 PA: 35
PB: 0
SB: 0
CS: 0

PITCHER		IP	WLS	BF	H	R	ER	SO	BB	IBB	HBP	BLK	WP	HR	S	P	ERA	WHIP
61 Luis Perdomo, R ERA: 8.44	(1, 1)	5.1		23	7	5	5	3	1	0	0	1	0	1	55	83	8.44	1.500
43 Miguel Díaz, R ERA:	(6, 1)	0.2		1	0	0	0	0	0	0	0	0	0	0	2	4	0.00	0.000
76 José Torres, L ERA: 5.4	(7, 1)	1.0	W	3	0	0	0	2	0	0	0	0	0	0	9	13	0.00	0.000
40 Ryan Buchter, L ERA: 5.4	(8, 1)	1.0	H	5	1	1	1	1	1	0	0	0	0	1	15	23	9.00	2.000
37 Brandon Maurer, R ERA:	(9, 1)	1.0	S	3	0	0	0	2	0	0	0	0	0	0	7	13	0.00	0.000

PITCHER	IP	WLS	BF	H	R	ER	SO	BB	IBB	HBP	BLK	WP	HR	S	P	ERA	WHIP

BOTTOM

Batter	1	2	3	4	5	6	7	8	9	AB	R	H	RBI	BB	SO	LOB
7 Manuel Margot, R (1, 8) OBP: 0.333, SLG: 0.632	C FF 87 B CU 74 B SL 80 B SL 82 X FF 88 3-1 HR		S FF 87 B CH 83 X SI 88 1-1 HR	F SL 83 B CH 84 F CU 76 B FF 91 X SL 86 2-2 ③ G6-3		C SL 86 F SI 93 B SL 85 B SL 85 X CU 80 2-2 ③ G4-3		F FF 93 B CU 74 B SL 80 B SI 94 B FF 94 4-1 4 L9 16 SH1-3 BB		4	2	2	2	1	0	0
16 Travis Jankowski, L (1, 7) OBP: 0.316, SLG: 0.188	B SI 87 X FF 88 1-0 ① L7		C CU 74 B CH 84 X FF 89 1-1 ① B1		B CH 82 F CH 82 X FF 87 1-1 4 G5-3 4 S 26 1B 1B		B SI 91 C FC 88 F FC 87 B SL 84 B FC 88 B FC 87 4-2 4 1B 26 2B BB	X FF 91 0-0 ① SH1-3 1-2		3	2	1	0	1	0	0
4 Wil Myers, R (1, 3) OBP: 0.333, SLG: 0.571	C FF 88 B SI 88 F CH 83 B SI 90 X CH 84 2-2 ② P4		B SL 83 B FF 90 S SI 90 B CH 84 F CH 84 X SI 90 3-2 26 1B 2B		B FF 88 D SL 84 B FF 88 F SI 87 X SI 89 3-1 ① G5-3 1-3		1 SAFE X SI 90 0-0 26 2B 1-2 1B	B CH 81 C SL 82 S FF 95 B FF 95 X FF 96 2-2 ② L9 2-3		5	2	2	0	0	0	2
26 Yangervis Solarte, S (1, 4) OBP: 0.381, SLG: 0.600	X CH 83 0-0 ③ G4-3		X SI 89 0-0 2-H 1B		X SL 86 0-0 10 E 11 BB 3-H 1B		X FC 88 0-0 10 F8 18 SH1-4 1-H 2-H 2B	X SL 80 0-0 ③ F9		5	1	3	4	0	0	1
11 Ryan Schimpf, L (1, 5) OBP: 0.350, SLG: 0.400		B FF 88 B FF 87 C CH 82 B SL 82 F FF 87 B CH 83 4-2 10 WP BB	B CU 75 B FF 89 B FF 89 B FF 87 4-0 BB		B FF 88 1 SAFE B SI 88 B CH 82 B FF 88 4-0 10 E 1-2 BB		B SL 82 B SI 90 C FC 86 C SL 83 F FC 88 B SI 90 B FC 87 4-2 18 SH1-4 BB			0	0	0	0	4	0	0
10 Hunter Renfroe, R (1, 9) OBP: 0.250, SLG: 0.450		B CH 84 F SI 88 B SI 89 X SL 82 2-1 E6 1-2	F CH 84 D CH 85 S SI 90 S SI 90 1-3 ② K		B CU 76 B SI 88 S SI 88 X SL 84 2-1 E5 18 G6-4-3 1-2 2-3		B SL 84 D FC 87 S FC 86 X FC 86 2-1 ① F8 2-3			4	0	0	0	0	1	7
18 Austin Hedges, R (1, 2)		F SI 88 C SL 84 F SI 89 B CU 77 S FF 89 1-3 ① K	X SL 84 0-0 ③ P2		F SI 90 F SI 90 B SL 85 B SI 92 X SI 91 2-2 ②③ G6-4-3 1-2f		S FC 86 1 SAFE X FC 86 0-1 ② SH1-4 1-2 3-H			3	0	0	1	0	1	7
8 Erick Aybar, S (1, 6) OBP: 0.412, SLG: 0.385		X SI 89 0-0 ② F6		C CH 81 B CU 74 B FF 87 C FF 86 B SL 83 X CH 83 3-2 ① G3-1		C SI 91 X CU 77 0-1 ① G4-3	S FC 86 B FC 85 B FC 85 B FF 89 B FC 86 4-1 BB			3	0	0	0	1	0	2
61 Luis Perdomo, R (1, 1) 43 Miguel Díaz, R (6, 1) 2 Luis Sardinas, S (6, PH) 76 José Torres, L (7, 1) 32 Jabari Blash, R (7, PH) 40 Ryan Buchter, L (8, 1) 37 Brandon Maurer, R (9, 1)		X SL 82 0-0 ③ F9		C SL 84 F CU 75 B SL 83 B SI 88 C CU 76 2-3 ② K		B CU 78 B CU 80 C SI 93 F SI 93 S SL 86 2-3 ② K	C SL 80 S SI 95 S FF 94 0-3 ③ K			2 0 1 0 1 0 0	0 0 0 0 0 0 0	0 0 0 0 0 0 0	0 0 0 0 0 0 0	1 0 1 0 1 0 0	2 0 0 0 2 0 0	0 0 0 0 2 0 0
Inning Stats	R: 1 E: 0 K: 0 S: 7 H: 1 LOB: 0 BB: 0 P: 13	R: 0 E: 1 K: 1 S: 10 H: 0 LOB: 2 BB: 1 P: 17	R: 2 E: 0 K: 1 S: 12 H: 3 LOB: 2 BB: 1 P: 22	R: 0 E: 0 K: 1 S: 9 H: 0 LOB: 0 BB: 0 P: 16	R: 1 E: 1 K: 0 S: 10 H: 2 LOB: 2 BB: 1 P: 22	R: 0 E: 0 K: 1 S: 8 H: 0 LOB: 0 BB: 0 P: 12	R: 3 E: 0 K: 1 S: 15 H: 2 LOB: 2 BB: 3 P: 29	R: 0 E: 0 K: 0 S: 6 H: 0 LOB: 1 BB: 1 P: 12		1B: 4 2B: 2 3B: 0 HR: 2 SF: 0 SAC: 2 DP: 1 HBP: 0						

PITCHER		IP	WLS	BF	H	R	ER	SO	BB	IBB	HBP	BLK	WP	HR	S	P	ERA	WHIP
18 Matt Cain, R ERA: 8.31	(1, 1)	4.1		24	6	4	4	3	3	0	0	0	1	2	45	85	8.31	2.077
62 Cory Gearrin, R ERA:	(5, 1)	0.2		1	0	0	0	0	0	0	0	0	0	0	3	5	0.00	0.000
59 Neil Ramírez, R ERA: 7.71	(6, 1)	1.0	H	3	0	0	0	1	0	0	0	0	0	0	8	12	0.00	0.000
70 George Kontos, R ERA: 10.13	(7, 1)	0.2	L	7	2	3	3	0	3	0	0	0	0	0	12	26	40.50	7.500
64 Derek Law, R ERA: 3.86	(7, 1)	1.1		5	0	0	0	1	1	0	0	0	0	0	9	15	0.00	0.750

PITCHER	IP	WLS	BF	H	R	ER	SO	BB	IBB	HBP	BLK	WP	HR	S	P	ERA	WHIP

San Francisco Giants @ San Diego Padres

Petco Park, San Diego, CA

Fri Apr 07 2017, 3:45 PM - 6:40 PM PDT

Att. 43,441 - Sunny - 69 F

livebaseballscorecards.com

AB	31
R	7
H	8
RBI	7
BB	7
SO	5
LOB	23

WP: 1 PA: 40
PB: 0
SB: 1
CS: 0

Batter	1	2	3	4	5	6	7	8	9	AB	R	H	RBI	BB	SO	LOB
2 Denard Span, L (1, 8) OBP: 0.300, SLG: 0.222	B SI 89 C FF 90 F SI 90 F SI 90 X SI 91 1-2 ① G4-3		B B F B B 4-1 BB			B SI 88 F FF 88 X SI 89 1-1 ① L8		C FF 92 X ST 82 0-1 ③ G1-3		3	0	0	0	1	0	0
9 Brandon Belt, L (1, 3) OBP: 0.357, SLG: 0.800	B FF 90 F SI 90 B SI 90 X SL 78 2-1 2B		C X 0-1 ③ G3			B SI 90 X CU 76 1-0 ② G4-3			F FF 91 X CU 76 0-1 ① G3	4	0	1	0	0	0	1
8 Hunter Pence, R (1, 9) OBP: 0.320, SLG: 0.391	B SI 90 S SL 78 C SL 79 B SI 90 F SL 80 S SL 80 2-3 ② K2-3			C CU 76 S SL 79 B SI 90 B SI 90 T SI 91 2-2 ① K		C SI 89 X SL 80 0-1 ③ G5-3			C FF 90 S FF 92 B FF 92 S FF 92 1-3 ② K	4	0	0	0	0	3	1
28 Buster Posey, R (1, 2) OBP: 0.409, SLG: 0.389	B SI 91 S SI 89 F SI 90 B SL 80 X SL 78 2-2 ③ G6-3			C SI 90 S CH 81 F SL 79 X SL 80 0-2 ② G4-3			C SL 77 C SL 77 B SL 78 B SI 90 C SI 89 2-3 ① K		B FF 91 F FF 91 B FF 93 X FF 92 2-1 35 DI 35 1B 1B	4	1	1	0	0	1	1
35 Brandon Crawford, L (1, 6) OBP: 0.385, SLG: 0.565		B FF 89 X FF 90 1-0 ① G6-3		C SI 89 C SL 78 X CH 84 0-2 ③ G3			X CU 74 0-0 ② G4-3		B FF 92 S FF 92 X FF 91 1-1 1-H 1B	4	0	1	1	0	0	0
10 Eduardo Núñez, R (1, 5) OBP: 0.400, SLG: 0.458		B FF 90 C SI 90 B SL 78 C SL 79 B SI 91 F SI 90 X SI 90 3-2 ② G1-3			F SI 89 C SI 90 X SL 79 0-2 ① F8		F SL 77 F SI 89 F SI 91 X SI 92 0-2 2B		X FF 92 0-0 ③ F7	4	0	1	0	0	0	1
12 Joe Panik, L (1, 4) OBP: 0.409, SLG: 0.650		B FF 90 C SI 89 C SL 78 F B B X SL 79 3-2 ③ F8			B SI 89 X FF 90 1-0 6 FC3-5 1B		C ST 79 D ST 81 F ST 80 F ST 80 F FF 92 X ST 81 1-2 ③ G3			3	0	1	0	0	0	1
6 Jarrett Parker, L (1, 7) 7 Aaron Hill, R (8, PH) OBP: 0.400, SLG: 0.571 (8, 7)			B F C F B B F S 3-3 ① K		X FF 90 0-0 ② FC3-5 1-2f			B SI 91 B SI 92 C SI 92 F FF 92 S ST 81 2-3 ① K		2 1	0 0	0 0	0 0	1 1	1 0
40 Madison Bumgarner, R (1, 1) OBP: 0.500, SLG: 1.600			B C F B C 2-3 ② K		B SL 77 B SL 78 C CU 77 X SL 79 2-1 ③ G5-3			B SI 92 X SI 93 1-0 ② F9		3	0	0	0	0	1	1
Inning Stats	R: 0 E: 0 K: 1 S: 13 H: 1 LOB: 1 BB: 0 P: 20	R: 0 E: 0 K: 0 S: 9 H: 0 LOB: 0 BB: 0 P: 16	R: 0 E: 0 K: 2 S: 11 H: 0 LOB: 1 BB: 1 P: 20	R: 0 E: 0 K: 1 S: 10 H: 0 LOB: 0 BB: 0 P: 12	R: 0 E: 0 K: 0 S: 7 H: 1 LOB: 1 BB: 0 P: 10	R: 0 E: 0 K: 0 S: 5 H: 0 LOB: 0 BB: 0 P: 7	R: 0 E: 0 K: 1 S: 13 H: 1 LOB: 1 BB: 0 P: 16	R: 0 E: 0 K: 1 S: 6 H: 0 LOB: 0 BB: 0 P: 9	R: 1 E: 0 K: 1 S: 10 H: 2 LOB: 1 BB: 0 P: 14	1B: 3 2B: 2 3B: 0 HR: 0 SF: 0 SAC: 0 DP: 0 HBP: 0						WP: 0 PB: 0 SB: 0 CS: 0 PA: 33

PITCHER		IP	WLS	BF	H	R	ER	SO	BB	IBB	HBP	BLK	WP	HR	S	P	ERA	WHIP
46 Jhoulys Chacín, R ERA: 8.1	(1, 1)	6.2	W	24	3	0	0	5	1	0	0	0	0	0	63	95	0.00	0.600
52 Brad Hand, L ERA:	(7, 1)	1.1	H	4	0	0	0	1	0	0	0	0	0	0	11	15	0.00	0.000
40 Ryan Buchter, L ERA: 6.75	(9, 1)	1.0	S	5	2	1	1	1	0	0	0	0	0	0	10	14	9.00	2.000

PITCHER	IP	WLS	BF	H	R	ER	SO	BB	IBB	HBP	BLK	WP	HR	S	P	ERA	WHIP

TOP

San Francisco Giants @ San Diego Padres

Petco Park, San Diego, CA

Sat Apr 08 2017, 5:43 PM - 8:05 PM PDT

Att. 42,397 - Partly Cloudy - 64 F

livebaseballscorecards.com

AB	32
R	1
H	5
RBI	1
BB	1
SO	7
LOB	7

Batter	1	2	3	4	5	6	7	8	9	AB	R	H	RBI	BB	SO	LOB
7 Manuel Margot, R (1, 8) OBP: 0.360, SLG: 0.696	B FF 92 B FF 92 X FF 92 2-0 4 G5-3 10 2B 2B	X FC 86 0-0 2-H 2B		C CU 78 B CH 84 X CU 77 1-1 G5-3 ②		C FF 91 X CH 84 0-1 G3 ③				4	1	2	1	0	0	0
4 Wil Myers, R (1, 3) OBP: 0.280, SLG: 0.480	C FC 87 F FF 90 B CU 77 X CU 77 1-2 G5-3 ① 2-3	B FF 90 B FF 91 F FC 87 S FF 92 F FF 92 C FC 86 2-3 K ②		X CH 84 0-0 E5			F FF 92 X 0-1 F9 ①			4	0	0	0	0	1	2
26 Yangervis Solarte, S (1, 4) OBP: 0.360, SLG: 0.522	F FC 88 H FC 88 1-1 10 2B HBP	X FF 90 0-0 F8 ③		1 SAFE C FF 90 F FF 90 B FF 90 1 SAFE X FC 85 1-2 F9 ③			F FC 86 X CH 84 0-1 G5-3 ②			3	0	0	0	0	0	2
10 Hunter Renfroe, R (1, 9) OBP: 0.292, SLG: 0.500	B FC 87 C FC 87 X CU 77 1-1 1-3 3-H 2B		C C FF 91 F CU 78 B FF 90 X FF 91 1-2 18 BB 1B		F CU 78 B CH 83 X CH 84 1-1 G5-3 ①		B FF 91 X FC 88 1-0 G5-3 ③			4	0	2	1	0	0	0
32 Jabari Blash, R (1, 7) 16 Travis Jankowski, L (9, 7) OBP: 0.316, SLG: 0.188	B FF 92 B FF 91 F FC 88 B FF 91 B FF 91 4-1 BB		X FF 90 0-0 P4 ①		F FF 91 B CH 84 S FC 88 B FC 87 S CU 78 2-3 K ②			B FC 88 X FF 92 1-0 P6 ①		3 0	0 0	0 0	0 0	1 0	1 0	1 0
2 Luis Sardinas, S (1, 5) OBP: 0.167, SLG: 0.167	B FC 86 X FF 91 1-0 P3 ②		1 SAFE C FF 89 L FF 90 B FC 86 X FC 86 1-2 L7 ②		F CH 84 B FF 91 X CH 85 1-1 1B			C FF 92 X CH 83 0-1 G5-3 ②		4	0	1	0	0	0	4
18 Austin Hedges, R (1, 2)	X FC 88 0-0 F7 ③		B CU 76 F FC 86 1 SAFE S FF 91 B FC 87 F FC 88 F FF 91 B CU 78 F FC 86 4-2 F FF 91 F FF 91 B CU 79 1-2 BB		F FC 87 B FC 89 X CH 83 1-1 F7 ③			B CH 83 F FF 91 S FF 91 B FF 91 F CU 78 X FC 87 2-2 G6-3 ③		3	0	0	0	1	0	4
17 Allen Córdoba, R (1, 6) OBP: 0.200, SLG: 0.200 8 Erick Aybar, S (8, 6) OBP: 0.412, SLG: 0.385		C CU 77 C FF 91 B FF 91 F CU 79 X FC 88 1-2 46 SH2-4 7 2B 1B	C FC 85 X FF 91 0-1 F9 ③			F CH 82 L FC 87 B FC 88 C FF 92 1-3 K ①				3 0	1 0	1 0	0 0	0 0	1 0	2 0
46 Jhoulys Chacín, R (1, 1) 52 Brad Hand, L (7, 1) 40 Ryan Buchter, L (9, 1)		C CU 77 X FC 85 0-1 SH2-4 ① 1-2		C FF 90 B CU 77 S FF 90 F CU 78 B CU 79 F FF 92 C FC 88 2-3 K ①		B FC 88 F FC 87 S CU 78 B FF 91 S FF 92 2-3 K ②				2 0 0	0 0 0	0 0 0	0 0 0	0 0 0	2 0 0	0 0 0
Inning Stats	R: 1 E: 0 K: 0 S: 10 H: 2 LOB: 3 BB: 1 P: 20	R: 1 E: 0 K: 1 S: 12 H: 2 LOB: 1 BB: 0 P: 15	R: 0 E: 0 K: 0 S: 17 H: 1 LOB: 2 BB: 1 P: 23	R: 0 E: 1 K: 1 S: 11 H: 0 LOB: 1 BB: 0 P: 15	R: 0 E: 0 K: 1 S: 9 H: 1 LOB: 1 BB: 0 P: 14	R: 0 E: 0 K: 2 S: 8 H: 0 LOB: 0 BB: 0 P: 11	R: 0 E: 0 K: 0 S: 5 H: 0 LOB: 0 BB: 0 P: 6	R: 0 E: 0 K: 0 S: 7 H: 0 LOB: 0 BB: 0 P: 10		1B: 3 2B: 3 3B: 0 HR: 0 SF: 0 SAC: 1 DP: 0 HBP: 1			WP: 0 PB: 0 SB: 0 CS: 0 PA: 34	

PITCHER	IP	WLS	BF	H	R	ER	SO	BB	IBB	HBP	BLK	WP	HR	S	P	ERA	WHIP
40 Madison Bumgarner, L (1, 1) ERA: 3.0	8.0	L	34	6	2	2	5	2	0	1	0	0	0	79	114	2.25	1.000

PITCHER	IP	WLS	BF	H	R	ER	SO	BB	IBB	HBP	BLK	WP	HR	S	P	ERA	WHIP

BOTTOM

San Francisco Giants @ San Diego Padres

Petco Park, San Diego, CA

Sat Apr 08 2017, 5:43 PM - 8:05 PM PDT

Att. 42,397 - Partly Cloudy - 64 F

livebaseballscorecards.com

AB	30
R	2
H	6
RBI	2
BB	2
SO	5
LOB	15

San Francisco Giants @ San Diego Padres

Petco Park, San Diego, CA

Sun Apr 09 2017, 1:44 PM - 4:38 PM PDT

Att. 40,537 - Partly Cloudy - 61 F

livebaseballscorecards.com

TOP

Batter	1	2	3	4	5	6	7	8	9	AB	R	H	RBI	BB	SO	LOB
2 Denard Span, L (1, 8) OBP: 0.267, SLG: 0.286	B FF 89 C SI 88 F SI 90 B SL 81 X FF 91 2-2 ① G3		C SI 88 C SL 80 T SL 81 0-2 ① K	X SI 91 0-0 ③ G4-3			B KC 76 X SI 91 1-0 ② F9		B FF 96 C SI 94 X SL 84 1-1 8 PB 2B	5	0	1	0	0	1	1
9 Brandon Belt, L (1, 3) OBP: 0.364, SLG: 0.714	B SI 89 F SI 88 C B FF 92 S SI 91 2-3 ② K		B SL 81 S SI 89 F SI 90 B CH 86 F FF 91 B SI 90 D SL 81 4-2 8 HR BB		X FF 88 0-0 ① G3		B SI 92 B SI 90 B SI 92 C SI 91 B SI 91 4-1 BB		B FF 95 B SL 82 F FF 95 T FF 94 S FF 95 2-3 ② K	3	1	0	0	2	2	1
8 Hunter Pence, R (1, 9) OBP: 0.300, SLG: 0.464	X FF 92 0-0 ③ G3		1 SAFE F SI 90 B FF 91 F SI 91 1 SAFE B FF 91 X SL 81 2-2 1-H HR		B FF 88 C FF 89 F FF 91 F FF 91 F X CH 85 1-2 ② G6-3		B FC 86 B SI 90 B SI 90 C SI 89 X SI 90 3-1 ③ G4-3		B FF 97 B FF 95 B FF 95 F FF 95 X FF 95 3-1 2-3 ③ F9	5	1	1	2	0	0	2
28 Buster Posey, R (1, 2) OBP: 0.462, SLG: 0.571		F SI 89 C SI 89 B CH 85 B SL 81 F FF 92 F SI 90 B SL 81 B SI 91 4-2 35 1B 49 1B BB	B SI 89 B SI 90 X SI 90 2-0 HR		B SL 79 B CH 83 B SI 89 X SI 89 3-0 ③ F9			C FC 86 B SI 89 B FC 84 C FC 86 X FC 85 2-2 10 FC5-4 35 1B 1B		3	2	2	1	1	0	0
35 Brandon Crawford, L (1, 6) OBP: 0.400, SLG: 0.556		B SI 90 X SI 90 1-0 49 1B 49 E 1-2 1B	B SI 89 X SI 90 1-0 ② P6			C SL 78 F FF 88 B CH 84 X CH 83 1-2 ① G3		C SI 90 B SI 90 X FC 83 1-1 10 FC5-4 1-2 1B		4	1	2	0	0	0	0
10 Eduardo Núñez, R (1, 5) OBP: 0.379, SLG: 0.407		F SL 80 F SI 91 B CH 85 X SI 91 1-2 ① L9	C SI 89 B SL 81 F SL 79 X CH 84 1-2 ③ G4-3			B SI 89 F SL 79 B SI 90 B SI 88 B SI 89 4-1 BB		B FC 85 X SI 90 1-0 ① FC5-4 49 S 1-2f 2-3		3	0	0	0	1	0	4
49 Chris Marrero, R (1, 7) OBP: 0.071, SLG: 0.077 64 Derek Law, R (8, 1) 41 Mark Melancon, R (9, 1)		C SI 91 X SI 91 0-1 E9 1-H 2-H 1B		B FF 88 C FF 89 B CH 84 F FF 88 S SI 88 2-3 ① K		1 SAFE C SL 80 1 SAFE 1 SAFE B SI 90 F CH 82 F SI 90 X SL 81 1-2 ② F9		C FC 85 B SI 91 F FC 85 X KC 77 1-2 ② F7 1-2		4 0 0	0 0 0	1 0 0	1 0 0	0 0 0	1 0 0	3 0 0
7 Aaron Hill, R (1, 4) OBP: 0.357, SLG: 0.455		C SI 90 B SI 90 X FF 91 1-1 ② G5-3		B SL 75 X SI 88 1-0 47 FC2-6 1B		X SI 89 0-0 ③ L4		C SI 90 B SI 90 F SI 91 D FC 86 X FC 84 2-2 ③ F8		4	0	1	0	0	0	4
47 Johnny Cueto, R (1, 1) OBP: 0.167, SLG: 0.167 66 Gorkys Hernández, R (8, 7) OBP: 0.143, SLG: 0.150		X FF 91 0-0 ③ G1-3		L SI 90 X SI 88 0-1 ② FC2-6 1-2f			C SI 90 S FC 84 B FC 86 C SI 91 1-3 ① K		F SI 94 F SI 94 B FF 96 F FF 95 F FF 96 X SL 82 1-2 ① F9	3 1	0 0	0 0	0 0	0 0	1 0	2 0
Inning Stats	R: 0 E: 0 K: 1 S: 7 H: 0 LOB: 0 BB: 0 P: 11	R: 2 E: 1 K: 0 S: 13 H: 2 LOB: 1 BB: 1 P: 20	R: 3 E: 0 K: 1 S: 14 H: 2 LOB: 0 BB: 1 P: 24	R: 0 E: 0 K: 1 S: 7 H: 1 LOB: 1 BB: 0 P: 10	R: 0 E: 0 K: 0 S: 7 H: 0 LOB: 0 BB: 0 P: 11	R: 0 E: 0 K: 0 S: 9 H: 0 LOB: 1 BB: 1 P: 15	R: 0 E: 0 K: 1 S: 7 H: 0 LOB: 1 BB: 1 P: 16	R: 0 E: 0 K: 0 S: 12 H: 2 LOB: 2 BB: 0 P: 19	R: 0 E: 0 K: 1 S: 12 H: 1 LOB: 1 BB: 0 P: 19	1B: 5 2B: 1 3B: 0 HR: 2 SF: 0 SAC: 0 DP: 0 HBP: 0	WP: 0 PB: 1 SB: 1 CS: 0 PA: 39					

	AB	35
	R	5
	H	8
	RBI	4
	BB	4
	SO	5
	LOB	17

PITCHER		IP	WLS	BF	H	R	ER	SO	BB	IBB	HBP	BLK	WP	HR	S	P	ERA	WHIP
3 Clayton Richard, L ERA: 2.57	(1, 1)	6.0	L	26	5	5	4	3	3	0	0	0	0	2	57	91	6.00	1.333
34 Craig Stammen, R ERA:	(7, 1)	2.0		9	2	0	0	1	1	0	0	0	0	0	19	35	0.00	1.500
76 José Torres, L ERA: 4.15	(9, 1)	1.0		4	1	0	0	1	0	0	0	0	0	0	12	19	0.00	1.000

PITCHER	IP	WLS	BF	H	R	ER	SO	BB	IBB	HBP	BLK	WP	HR	S	P	ERA	WHIP

Batter	1	2	3	4	5	6	7	8	9	AB	R	H	RBI	BB	SO	LOB
7 Manuel Margot, R (1, 8) OBP: 0.333, SLG: 0.607	C SI 92 F SI 91 S SI 93 0-3 K ①		B SI 88 C SI 91 B CH 84 F CH 84 B SI 93 F CH 86 F SI 93 X SI 93 3-2 P3 ①			F CH 85 C CH 84 C CH 85 0-3 K ①	F SI 90 F SI 91 B SI 92 X FC 87 1-2 P6 ①		X FF 93 0-0 16 BB 1B	5	0	1	0	0	2	1
16 Travis Jankowski, L (1, 7) OBP: 0.333, SLG: 0.158	S SI 92 B FC 87 S SI 92 B SI 94 X 2-2 F8 ②		S CH 84 S CH 82 B CH 82 S SI 94 1-3 K ②			B SI 92 F CH 82 F CH 82 B SI 91 F SI 94 B SI 93 B SI 93 4-2 4 HR BB	F SI 93 1 SAFE C SI 91 1 SAFE D CH 82 C SI 92 1-3 K ②		B KC 81 C KC 82 B FF 92 C FF 92 D KC 82 B FF 93 4-2 4 G4-6-3 1-2 BB	3	1	0	0	2	2	1
4 Wil Myers, R (1, 3) OBP: 0.300, SLG: 0.567	B FC 88 B SI 94 F SI 92 F FC 86 X SI 94 2-2 26 1B 1B		F SL 85 X SI 95 0-1 P6 ③			F SI 91 1 SAFE X SI 93 0-1 1-H HR	X SI 92 0-0 F9 ③		B FF 94 X FF 92 1-0 1-2f G4-6-3 ②③	5	1	2	2	0	0	3
26 Yangervis Solarte, S (1, 4) OBP: 0.414, SLG: 0.667	S SI 93 F SI 93 F SI 92 B FC 87 X SI 92 1-2 1-3 1B			B CH 80 F CH 81 F CH 81 X SI 93 1-2 P5 ①		B CH 84 F SI 89 S CH 84 B CH 83 B FC 88 X 3-2 18 HBP 11 BB 1B		C FF 94 X CH 83 0-1 HR		4	1	3	1	0	0	0
11 Ryan Schimpf, L (1, 5) OBP: 0.375, SLG: 0.353	F SI 90 C SI 90 X SI 92 0-2 F7 ③			C CH 83 S CH 82 B CH 83 B SI 94 S SI 92 2-3 K ②		F SI 91 B SI 89 B SI 89 D CH 84 1 SAFE B SI 91 4-2 18 HBP 1-2 BB		C CU 76 B SI 96 F SI 95 B CU 77 F FF 95 B SL 80 B FF 94 4-2 BB		2	0	0	0	2	1	2
10 Hunter Renfroe, R (1, 9) OBP: 0.250, SLG: 0.429		C CH 84 F SL 84 B SI 92 C SI 92 1-3 K ①		S SI 94 F SI 93 X SI 95 0-2 F9 ③		X SI 94 0-0 F9 ②		B FF 93 B SL 78 X FF 93 2-0 L9 ①		4	0	0	0	0	1	3
18 Austin Hedges, R (1, 2)		F CH 84 F FC 88 T SI 93 0-2 K ②			B SI 93 X CH 84 1-0 L8 ①	H SI 93 1-0 1-2 2-3 HBP		S FF 94 B FF 95 S FF 94 S FF 95 1-3 K ②		3	0	0	0	0	2	1
8 Erick Aybar, S (1, 6) OBP: 0.400, SLG: 0.375 34 Craig Stammen, R (7, 1) 12 Christian Bethancourt, R (8, PH) 76 José Torres, L (9, 1)		X SI 92 0-0 1B			B CH 83 C CH 81 B FC 87 C CH 81 X SI 94 2-2 G4-3 ②	C FC 88 X SI 93 0-1 P5 ③		D SL 80 C FF 93 B FF 94 X SI 93 2-1 F9 ③		3 0 1 0	0 0 0 0	1 0 0 0	0 0 0 0	0 0 0 0	0 0 0 0	3 0 1 0
3 Clayton Richard, L (1, 1) 2 Luis Sardinas, S (7, 6) OBP: 0.250, SLG: 0.143		F SI 91 B SL 86 X CH 81 1-1 G1-3 ③			C SI 91 X CH 82 0-1 G6-3 ③		C CH 81 B CH 82 B FC 87 B SI 89 B SI 89 4-1 BB		B FF 93 C FF 93 B KC 82 F FF 93 X KC 83 2-2 G4-3 ①	2 1	0 0	0 0	0 1	0 0	0 0	1 0
Inning Stats	R: 0 E: 0 K: 1 S: 16 H: 2 LOB: 2 BB: 0 P: 21	R: 0 E: 0 K: 2 S: 9 H: 1 LOB: 1 BB: 0 P: 11	R: 0 E: 0 K: 1 S: 10 H: 0 LOB: 0 BB: 0 P: 14	R: 0 E: 0 K: 1 S: 9 H: 0 LOB: 0 BB: 0 P: 12	R: 0 E: 0 K: 0 S: 6 H: 0 LOB: 0 BB: 0 P: 9	R: 2 E: 0 K: 1 S: 16 H: 2 LOB: 3 BB: 2 P: 28	R: 0 E: 0 K: 1 S: 8 H: 0 LOB: 1 BB: 1 P: 14	R: 1 E: 0 K: 1 S: 11 H: 1 LOB: 1 BB: 1 P: 20	R: 0 E: 0 K: 0 S: 7 H: 1 LOB: 1 BB: 1 P: 14	1B: 5 2B: 0 3B: 0 HR: 2 SF: 0 SAC: 0 DP: 1 HBP: 1						

PITCHER	IP	WLS	BF	H	R	ER	SO	BB	IBB	HBP	BLK	WP	HR	S	P	ERA	WHIP
47 Johnny Cueto, R (1, 1) ERA: 4.5	7.0	W	30	5	2	2	7	3	0	1	0	0	1	74	109	2.57	1.143
64 Derek Law, R (8, 1) ERA: 5.4	1.0	H	5	1	1	1	1	1	0	0	0	0	1	11	20	9.00	2.000
41 Mark Melancon, R (9, 1) ERA: 10.8	1.0	S	4	1	0	0	0	1	0	0	0	0	0	7	14	0.00	2.000

PITCHER	IP	WLS	BF	H	R	ER	SO	BB	IBB	HBP	BLK	WP	HR	S	P	ERA	WHIP

BOTTOM

San Francisco Giants @ San Diego Padres

Petco Park, San Diego, CA

Sun Apr 09 2017, 1:44 PM - 4:38 PM PDT

Att. 40,537 - Partly Cloudy - 61 F

livebaseballscorecards.com

AB	33
R	3
H	7
RBI	3
BB	5
SO	8
LOB	16

Batter	1	2	3	4	5	6	7	8	9	AB	R	H	RBI	BB	SO	LOB
11 AJ Pollock, R (1, 8) OBP: 0.273, SLG: 0.438	B FF 91 C CH 81 B KC 78 X FF 90 2-1 ① G6-3		C FF 91 B CH 83 B FC 86 F FF 93 X FC 88 2-2 ③ G1-3			C FC 84 C FF 90 B FC 88 X KC 80 1-2 ① P3		X FC 87 0-0 ③ FC6-4 1-2f		4	0	0	0	0	0	1
16 Chris Owings, R (1, 6) OBP: 0.387, SLG: 0.517	X FF 91 0-0 ② F8			B FF 88 B CH 80 X FF 91 2-0 ① G6-3		B CH 78 X FC 88 1-0 ② G6-3			C FC 93 B FC 93 B FC 93 B FC 92 X FC 92 3-1 2B	4	0	1	0	0	0	0
44 Paul Goldschmidt, R (1, 3) OBP: 0.400, SLG: 0.600	C FF 89 X FF 91 0-1 ③ G6-3			B FF 91 C FC 88 B FF 92 X FC 88 2-1 ② G5-3		B KC 81 B FC 89 F FF 92 B FF 90 C FC 89 X FF 93 3-2 ③ F7			X FC 93 0-0 ① L7	4	0	0	0	0	0	1
22 Jake Lamb, L (1, 5) OBP: 0.294, SLG: 0.500		F FF 90 C KC 81 X FF 93 0-2 1B		F FF 93 X FF 92 0-1 ③ G1-3			C KC 80 X FF 90 0-1 ① L8		B FC 92 B FC 92 F FC 92 F FC 91 B FC 91 F FC 92 X FC 91 3-2 ② P5	4	0	1	0	0	0	1
24 Yasmany Tomás, R (1, 7) OBP: 0.333, SLG: 0.667		B FC 86 B FF 92 S FC 89 S CH 80 C FC 90 2-3 ① K			B FF 88 B FF 92 C FC 88 X FF 91 2-1 HR		C FF 89 S FF 93 B FC 89 C FC 87 1-3 ② K		B FC 92 X FC 92 1-0 ③ F9	4	1	1	1	0	2	2
27 Brandon Drury, R (1, 4) OBP: 0.440, SLG: 0.542		C FF 90 F FC 88 B FF 90 X CH 81 1-2 ② F9			B FF 90 B CH 81 S FF 93 F FF 92 C FC 89 2-3 ① K		X CH 78 0-0 ③ F8			3	0	0	0	0	1	1
6 David Peralta, L (1, 9) OBP: 0.290, SLG: 0.464		D KC 82 X FF 91 1-0 ③ G1-3			C FC 90 C KC 81 C FF 93 0-3 ② K			F FF 88 H FF 93 1-1 11 FC6-4 HBP		2	0	0	0	0	1	1
2 Jeff Mathis, R (1, 2) OBP: 0.333, SLG: 0.529			B FC 85 C CH 81 C FF 90 F FF 90 X KC 78 1-2 ① F9		B FC 88 X FF 93 1-0 2B			S FC 86 C FC 89 X FF 91 0-2 ① F7		3	0	1	0	0	0	1
99 Taijuan Walker, R (1, 1) 48 Randall Delgado, R (6, 1) 10 Chris Herrmann, L (8, PH) OBP: 0.400, SLG: 0.333 40 Andrew Chafin, R (8, 1)			C FF 92 B FC 89 X FC 88 1-1 ② F9		D FC 90 B FF 90 C FF 93 B FF 92 F FF 91 T FF 93 3-2 ③ K			C FC 88 B FC 89 1 SAFE B FF 92 S FC 88 X KC 81 2-2 ② F8		2 0 1 0	0 0 0 0	0 0 0 0	0 0 0 0	1 0 0 0	0 0 0 0	1 0 1 0

Inning Stats	1	2	3	4	5	6	7	8	9
R	0	0	0	0	1	0	0	0	0
H	0	1	0	0	2	0	0	0	1
E	0	0	0	0	0	0	0	0	0
LOB	0	1	0	0	1	0	0	1	0
K	0	1	0	0	3	0	1	0	0
BB	0	0	0	0	0	0	0	0	0
S	5	10	9	5	12	7	6	8	8
P	7	14	13	9	20	12	7	11	15

		1B	SF	WP	PA
		2B	SAC	PB	
		3B	DP	SB	
		HR	HBP	CS	
		1	0	0	32
		2	0	0	
		0	0	0	
		1	0	0	

PITCHER		IP	WLS	BF	H	R	ER	SO	BB	IBB	HBP	BLK	WP	HR	S	P	ERA	WHIP
45 Matt Moore, L ERA: 2.7	(1, 1)	8.0	W	28	3	1	1	5	0	0	1	0	0	1	62	93	1.12	0.375
41 Mark Melancon, R ERA: 6.75	(9, 1)	1.0	S	4	1	0	0	0	0	0	0	0	0	0	8	15	0.00	1.000

PITCHER		IP	WLS	BF	H	R	ER	SO	BB	IBB	HBP	BLK	WP	HR	S	P	ERA	WHIP

TOP

Arizona Diamondbacks @ San Francisco Giants

AT&T Park, San Francisco, CA

Mon Apr 10 2017, 1:40 PM - 4:17 PM PDT

Att. 42,129 - Partly Cloudy - 61 F

livebaseballscorecards.com

AB	31
R	1
H	4
RBI	1
BB	0
SO	5
LOB	10

BOTTOM

Batter	1	2	3	4	5	6	7	8	9	AB	R	H	RBI	BB	SO	LOB
2 Denard Span, L (1, 8) OBP: 0.263, SLG: 0.333	B FF 94 C FF 94 F FF 93 B FF 94 F FF 94 X FF 94 2-2 8 WP 2B	C CU 76 B SI 91 B CU 79 X FS 90 2-1 ② G4-3	B CU 76 C FF 95 B CU 79 X FS 89 2-1 ② G4-3 2-3		C SL 86 X FF 94 0-1 ② G4-3 2-3				4	0	1	0	0	0	2
9 Brandon Belt, L (1, 3) OBP: 0.378, SLG: 0.667	B FF 94 X CU 77 1-0 ① L9	B FF 94 B FF 91 B FF 94 B FF 92 4-0 8 1B BB	B CU 78 B FS 90 C FF 94 C FF 95 D CU 79 B FF 94 4-2 BB		B SL 87 S SL 86 B FF 92 D SL 86 F CH 86 C SL 86 3-3 ③ K				2	0	0	0	2	1	2
8 Hunter Pence, R (1, 9) OBP: 0.324, SLG: 0.500	B FF 92 F FC 86 B FF 92 D FS 90 X FC 86 3-1 ② P4 2-3	F FC 87 X FF 93 0-1 1-2 1B	B FC 86 X FC 84 1-0 ③ F8				F FF 95 X SL 87 0-1 5 F8 35 SF9 2B			4	1	2	0	0	0	3
28 Buster Posey, R (1, 2) OBP: 0.481, SLG: 0.571 5 Nick Hundley, R (1, PR) OBP: 0.143, SLG: 0.143 (2, 2)	F FC 86 H FF 94 1-1 HBP	D FC 89 B FC 87 F FC 86 C FF 93 X FC 86 2-2 ③ L8			B FF 92 X FF 92 1-0 ① G6-3		F FF 94 C FF 95 B FF 94 F SL 87 X CH 87 1-2 ① F8 2-3			0 3	0 0	0 0	0 0	0 0	0 0	0 3
35 Brandon Crawford, L (1, 6) OBP: 0.382, SLG: 0.567	S CU 76 X CU 77 0-1 ③ G3			B FS 89 X FS 90 1-0 10 G1-3 45 FC1 2B	B FS 90 C FF 93 F FF 93 S CU 78 1-3 ② K		D CH 87 S SL 86 B FF 91 F FF 94 F CH 87 D SL 87 F SL 87 X SL 86 3-2 ② SF9 3-H			3	1	1	1	0	1	2
10 Eduardo Núñez, R (1, 5) OBP: 0.364, SLG: 0.387		X FF 94 0-0 ① P4		X FC 86 0-0 ① G1-3 2-3	C CU 77 B CU 78 S FS 90 X FF 94 1-2 1B		C CH 84 B FF 94 X FF 94 1-1 ③ F9			4	0	1	0	0	0	1
12 Joe Panik, L (1, 4) OBP: 0.385, SLG: 0.565		B FF 94 C FF 94 S FF 94 B FF 94 B FF 91 F FS 90 X FF 95 3-2 ② F7	D CU 78 D FS 90 B FS 89 B FS 90 4-0 45 FC1 6 BB 45 E BB	1 SAFE 1 SAFE 1 SAFE F FF 93 P PO 89 1 SAFE B FF 91 B FS 88 F FS 87 3-2 X FS 88 G6-3			B SL 83 C FF 92 S SL 81 B SL 82 B FF 93 T SL 80 3-2 ① K		3	1	0	0	1	1	1
6 Jarrett Parker, L (1, 7) OBP: 0.133, SLG: 0.071 49 Chris Marrero, R (8, PH) OBP: 0.067, SLG: 0.071 41 Mark Melancon, R (9, 1)	S FF 93 B FF 93 B FF 94 B FS 90 F FF 94 X FF 94 3-2 ③ F8		C CU 77 B FF 94 B FF 93 C CU 78 F FF 93 F FF 94 B FF 95 B FF 93 4-2 45 E 45 E 1-2 BB			C CU 76 B CU 78 F FF 92 X FF 93 1-2 2 G4-3 45 SH5-4 1B		B SL 83 S SL 80 C FF 93 S SL 83 1-3 ② K		2 1 0	1 0 0	1 0 0	0 0 0	1 0 0	0 1 0	0 0 0
45 Matt Moore, L (1, 1) 66 Gorkys Hernández, R (8, PH) OBP: 0.136, SLG: 0.143 (9, 7)		S FF 91 S FF 93 S FF 94 0-3 ① K	L FS 90 X CU 75 0-1 FC1 2 G4-3 1-H 2-H 3-H			L FF 93 L FF 93 X FF 92 0-2 ① SH5-4 1-2		F SI 93 X SI 94 0-1 ③ G6-3		2 1	0 0	0 0	1 0	0 0	1 0	0 0
Inning Stats	R: 0 E: 0 K: 0 S: 10 H: 1 LOB: 2 BB: 0 P: 17	R: 0 E: 0 K: 0 S: 8 H: 0 LOB: 0 BB: 0 P: 14	R: 0 E: 0 K: 1 S: 10 H: 1 LOB: 2 BB: 1 P: 18	R: 3 E: 1 K: 0 S: 13 H: 1 LOB: 2 BB: 3 P: 29	R: 0 E: 0 K: 1 S: 11 H: 1 LOB: 1 BB: 0 P: 16	R: 0 E: 0 K: 1 S: 11 H: 1 LOB: 1 BB: 0 P: 15	R: 1 E: 0 K: 0 S: 13 H: 1 LOB: 0 BB: 0 P: 18	R: 0 E: 0 K: 2 S: 8 H: 0 LOB: 0 BB: 0 P: 12		1B: 3 2B: 3 3B: 0 HR: 0	SF: 1 SAC: 1 DP: 0 HBP: 1				WP: 1 PB: 0 SB: 0 CS: 0	PA: 36	

PITCHER	IP	WLS	BF	H	R	ER	SO	BB	IBB	HBP	BLK	WP	HR	S	P	ERA	WHIP
99 Taijuan Walker, R (1, 1) ERA: 4.91	5.0	L	26	5	3	2	2	4	0	1	0	1	0	55	98	3.60	1.800
48 Randall Delgado, R (6, 1) ERA: 7.5	2.0		7	1	1	1	1	0	0	0	0	0	0	21	29	4.50	0.500
40 Andrew Chafin, L (8, 1) ERA: 3.0	1.0		3	0	0	0	2	0	0	0	0	0	0	8	12	0.00	0.000

PITCHER	IP	WLS	BF	H	R	ER	SO	BB	IBB	HBP	BLK	WP	HR	S	P	ERA	WHIP

Arizona Diamondbacks @ San Francisco Giants

AT&T Park, San Francisco, CA

Mon Apr 10 2017, 1:40 PM - 4:17 PM PDT

Att. 42,129 - Partly Cloudy - 61 F

livebaseballscorecards.com

AB	29
R	4
H	6
RBI	2
BB	4
SO	5
LOB	14

Batter	1	2	3	4	5	6	7	8	9	AB	R	H	RBI	BB	SO	LOB
11 AJ Pollock, R (1, 8) OBP: 0.263, SLG: 0.405	X FF 92 0-0 ① F8		C FF 94 S SL 86 B FF 94 B SL 88 X SL 87 2-2 44 BB 22 3B 1-2 1B	B KC 80 C FF 96 X SI 95 1-1 ③ G5-3			B FF 94 C FF 94 B FS 85 X SL 87 2-1 ① G6-3	C FF 92 B CU 78 F FF 91 D SL 84 D CU 78 S CU 76 3-3 ③ K		5	1	1	0	0	1	3
6 David Peralta, L (1, 9) OBP: 0.250, SLG: 0.394	C FF 92 B FF 94 B SL 93 C FF 94 S SL 89 2-3 ② K		F FF 95 S FF 95 B FF 95 F FF 95 S SL 90 1-3 ① K		B SL 87 S FS 85 X FF 95 1-1 ① L7		X SL 85 0-0 ② G3		X FF 96 0-0 ① G1	5	0	0	0	0	2	2
44 Paul Goldschmidt, R (1, 3) OBP: 0.425, SLG: 0.576	B SI 96 H FF 97 2-0 22 BB HBP		B SL 88 S SL 87 B SI 94 B SL 88 B SL 89 4-1 22 3B 1-2 2-3 BB		F FS 86 C FF 96 B SL 91 B FF 96 F SI 96 S SL 88 2-3 ② K		B KC 80 B FF 94 B FF 94 X FF 92 3-0 1B		C FF 95 B FF 96 C FF 95 C SL 82 1-3 ② K	3	1	1	0	1	2	0
22 Jake Lamb, L (1, 5) OBP: 0.359, SLG: 0.571	B FF 96 B SI 95 B SI 95 B FF 94 4-0 1-2 BB		B FF 96 F FF 94 X FF 96 1-1 1-H 2-H 3-H 3B		B SL 90 S FS 86 B B FS 85 B SL 86 4-1 24 1B BB		B CU 76 X SI 90 1-0 ③ L9		B FF 95 B SL 81 F FF 95 X FF 94 2-1 1B	3	0	2	3	2	0	1
24 Yasmany Tomás, R (1, 7) OBP: 0.345, SLG: 0.655	B SL 87 X SL 87 1-0 ③ F8		C FF 95 X FF 95 0-1 ② G5-3		X FF 95 0-0 1-3 1B			B SL 84 C FF 93 F FF 93 F FF 92 B CU 78 F X FF 93 2-2 8 1B 2B	C FF 95 S FF 94 S FF 96 0-3 ③ K	5	1	2	0	0	1	4
27 Brandon Drury, R (1, 4) OBP: 0.379, SLG: 0.464		X FF 94 0-0 ① F9	B FF 95 S SL 87 F SL 87 F FF 95 X SL 86 1-2 ③ G1-3		C SL 87 X FF 95 0-1 ③ L9			D CU 79 F FF 93 F FF 93 F FF 93 C FF 92 1-3 ① K		4	0	0	0	0	1	4
16 Chris Owings, R (1, 6) OBP: 0.371, SLG: 0.485		B FF 93 S SL 88 F FF 96 B FF 94 F FS 89 B SI 97 S SL 87 3-3 ② K		F KC 79 B FF 94 C KC 80 X SL 89 1-2 ① G5-3		L FF 94 F SL 88 X FF 94 0-2 ① L9		B SL 84 D SL 85 C FF 93 C CU 78 X CU 78 2-2 8 1B 1B		4	0	1	0	0	1	0
8 Chris Iannetta, R (1, 2) OBP: 0.286, SLG: 0.167		B FF 95 F FF 96 F FF 95 C SL 90 1-3 ③ K		F SL 89 B KC 80 B FF 95 B SL 88 B FF 96 4-1 38 SH1-4 BB		B FF 95 F FF 94 B SL 89 C SL 88 F SL 88 F FS 85 S FF 96 2-3 ② K		F FF 93 F FF 93 F FF 93 D SL 83 B SL 85 X FF 93 2-2 1-3 2-H 1B		3	0	1	1	1	2	0
38 Robbie Ray, L (1, 1) OBP: 0.500, SLG: 0.500 60 J.J. Hoover, R (7, 1) 3 Daniel Descalso, L (8, PH) OBP: 0.357, SLG: 0.250 29 Jorge De La Rosa, L (8, 1) 56 Fernando Rodney, R (9, 1)			B B FF 93 C FF 92 F FF 93 F SL 86 X SI 94 2-2 44 BB 11 1B 22 3B 1B	L SI 95 1 SAFE L SL 85 B FS 86 X FF 94 1-2 ② SH1-4 1-2		S FF 85 S T SL 86 0-2 ③ K		S FF 92 F CU 77 F FF 92 F FF 91 S SL 83 0-3 ② K		2 0 1 0 0	1 0 0 0 0	1 0 0 0 0	0 0 0 0 0	0 0 1 0 0	1 0 2 0 0	0 0 2 0 0
Inning Stats	R: 0 E: 0 K: 1 S: 5 H: 0 LOB: 2 BB: 1 P: 14	R: 0 E: 0 K: 2 S: 8 H: 0 LOB: 0 BB: 0 P: 12	R: 3 E: 0 K: 1 S: 20 H: 3 LOB: 1 BB: 1 P: 31	R: 0 E: 0 K: 0 S: 9 H: 0 LOB: 1 BB: 1 P: 16	R: 0 E: 0 K: 1 S: 10 H: 1 LOB: 2 BB: 1 P: 17	R: 0 E: 0 K: 2 S: 11 H: 0 LOB: 0 BB: 0 P: 13	R: 0 E: 0 K: 0 S: 5 H: 1 LOB: 1 BB: 0 P: 11	R: 1 E: 0 K: 3 S: 24 H: 3 LOB: 2 BB: 0 P: 34	R: 0 E: 0 K: 2 S: 9 H: 1 LOB: 1 BB: 0 P: 12	1B: 7 2B: 1 3B: 1 HR: 0	SF: 0 SAC: 1 DP: 0 HBP: 1			WP: 0 PB: 0 SB: 0 CS: 0	PA: 41	

TOP

Arizona Diamondbacks @ San Francisco Giants

AT&T Park, San Francisco, CA

Tue Apr 11 2017, 7:16 PM - 10:33 PM PDT

Att. 41,562 - Overcast - 59 F

livebaseballscorecards.com

AB	35
R	4
H	9
RBI	4
BB	4
SO	12
LOB	16

PITCHER		IP	WLS	BF	H	R	ER	SO	BB	IBB	HBP	BLK	WP	HR	S	P	ERA	WHIP
29 Jeff Samardzija, R ERA: 6.75	(1, 1)	6.2	L	30	5	3	3	7	4	0	1	0	0	0	67	112	4.05	1.350
50 Ty Blach, L ERA: 13.5	(7, 1)	0.1		1	0	0	0	0	0	0	0	0	0	0	1	2	0.00	0.000
59 Neil Ramírez, R ERA: 8.1	(8, 1)	1.0		6	3	1	1	3	0	0	0	0	0	0	24	34	9.00	3.000
60 Hunter Strickland, R ERA:	(9, 1)	1.0		4	1	0	0	2	0	0	0	0	0	0	9	12	0.00	1.000

PITCHER	IP	WLS	BF	H	R	ER	SO	BB	IBB	HBP	BLK	WP	HR	S	P	ERA	WHIP

Batter	1	2	3	4	5	6	7	8	9	AB	R	H	RBI	BB	SO	LOB
66 Gorkys Hernández, R (1, 8) OBP: 0.148, SLG: 0.120	X FF 92 0-0 ① L3	D SL 86 B SI 92 F FF 93 F FF 94 X SL 84 2-2 ③ F7			C FF 92 B FF 92 B SI 92 C FF 92 X FF 93 2-2 ① G1-3		B KC 79 S FF 93 B FF 93 F FF 94 B FF 94 F SI 93 F SL 83 F FF 94 B SL 81 4-2 8 1B BB	S FS 84 F FS 84 B FF 93 D FS 84 S FS 85 2-3 ③ K		4	0	0	0	1	1	5
9 Brandon Belt, L (1, 3) OBP: 0.333, SLG: 0.571	B KC 82 C FF 94 B SL 81 B FF 93 S SL 84 S SL 84 3-3 ② K		X KC 79 0-0 ① G6-3		C SL 81 F FF 93 F SL 84 X KC 82 0-2 ② P5		F FF 92 C SL 83 B FF 93 S SL 83 1-3 ② K		C SI 93 C SI 92 X CH 84 0-2 ① G4-3	5	0	0	0	0	2	1
8 Hunter Pence, R (1, 9) OBP: 0.410, SLG: 0.529	C FF 94 B FF 94 B SL 84 B FF 95 C X SL 85 3-2 1B		B FF 90 F KC 83 B KC 81 S SL 83 B FF 94 F KC 81 B FF 94 4-2 5 1B BB		B KC 79 B FF 93 B SL 78 C SI 92 B SI 92 4-1 BB		D SL 85 S SL 86 B FF 92 S SL 85 X FF 92 2-2 7 FC6-4 1-2 1B		C CH 83 B FF 94 B FF 93 B CH 83 B FF 94 4-1 5 DI 5 2B BB	2	1	2	0	3	0	0
7 Aaron Hill, R (1, 5) OBP: 0.263, SLG: 0.313	C FF 94 B FF 95 1 SAFE 1 SAFE X FF 93 1-1 ③ P3		C FF 92 X SI 92 0-1 ② L8		1 SAFE F SL 81 D SI 93 S SL 83 D SL 85 B FF 95 S SL 84 3-3 ③ K		B SL 85 B CU 77 C SL 85 X SL 84 2-1 ③ FC6-4 1-2f		C CH 83 F CH 84 C FF 96 0-3 ② K	5	0	0	0	0	2	6
5 Nick Hundley, R (1, 2) OBP: 0.333, SLG: 0.500		B FF 91 F FF 92 S KC 82 B FF 92 B FF 94 X FF 93 3-2 ① G3	1 SAFE X SI 92 0-0 1-2 1B		T FF 90 S SL 80 C FF 92 0-3 ① K			B FF 93 B FF 93 X FF 92 2-0 49 G6-4-3 12 2B 2B	F SI 93 B CH 83 S CH 83 X FF 94 1-2 1-H 10 1B 2B	5	2	3	1	0	1	0
10 Eduardo Núñez, R (1, 6) OBP: 0.421, SLG: 0.444		C SL 84 X FF 93 0-1 12 BB 49 BB 1B	X SI 93 0-0 ③ G3		C KC 80 B SL 78 X SI 93 1-1 1B			X FF 93 0-0 49 G6-4-3 1B	X CH 83 0-0 2-H 35 S 1B	5	0	4	1	0	0	2
49 Chris Marrero, R (1, 7) OBP: 0.105, SLG: 0.059 35 Brandon Crawford, L (9, PH) OBP: 0.371, SLG: 0.548		1 SAFE 1 SAFE C 1 SAFE B FF 94 B SI 92 1 SAFE B SL 85 B SI 93 4-1 12 BB 1-2 BB	C KC 78 B FF 92 C KC 79 B SL 84 C FF 92 2-3 ① K		X SI 91 0-0 ② L9			S FS 84 D FS 85 F FS 85 X FC 89 1-2 ① ② G6-4-3 1-2f 2-3	S CH 84 B CH 85 S CH 81 B CH 84 S CH 84 2-3 ③ K 1-2	3 1	0 0	0 0	0 0	1 0	1 1	3 1
12 Joe Panik, L (1, 4) OBP: 0.400, SLG: 0.577		S SL 82 B FF 92 B SL 84 B FF 94 B FF 94 4-1 1-2 2-3 BB	B SL 80 X FF 92 1-0 ② F8		C FF 93 X FF 93 0-1 ③ L5			C FF 95 D FC 88 B B FS 85 X FF 94 3-1 3-H 2B		3	0	1	1	1	0	1
29 Jeff Samardzija, R (1, 1) 50 Ty Blach, R (7, 1) 43 Tim Federowicz, R (7, PH) 59 Neil Ramírez, R (8, 1) 21 Conor Gillaspie, L (8, PH) OBP: 0.400, SLG: 0.333 60 Hunter Strickland, R (9, 1)		F FF 92 B SI 93 S FF 94 S FF 94 1-3 ② K	F FF 92 C KC 79 S FF 94 0-3 ③ K				B KC 78 F FF 90 C KC 80 S SL 82 1-3 ① K	D CU 78 F FS 84 D H FF 94 3-1 HBP		2 0 1 0 0 0	0 0 0 0 0 0	0 0 0 0 0 0	0 0 0 0 0 0	2 0 1 0 0 0	0 0 0 0 0 0	3 0 0 0 0 0

Inning Stats	1	2	3	4	5	6	7	8	9
	R: 0 E: 0 K: 1 S: 9	H: 1 LOB: 1 BB: 0 P: 16	R: 0 E: 0 K: 1 S: 13	H: 1 LOB: 3 BB: 2 P: 27	R: 0 E: 0 K: 0 S: 8	H: 1 LOB: 2 BB: 1 P: 12	R: 0 E: 0 K: 2 S: 7	H: 0 LOB: 0 BB: 0 P: 10	R: 0 E: 0 K: 1 S: 11	H: 0 LOB: 1 BB: 1 P: 20	R: 0 E: 0 K: 1 S: 8	H: 1 LOB: 1 BB: 0 P: 9	R: 0 E: 0 K: 2 S: 16	H: 1 LOB: 2 BB: 1 P: 26	R: 1 E: 0 K: 1 S: 11	H: 3 LOB: 2 BB: 0 P: 22	R: 2 E: 0 K: 2 S: 14	H: 2 LOB: 1 BB: 1 P: 21

PITCHER		IP	WLS	BF	H	R	ER	SO	BB	IBB	HBP	BLK	WP	HR	S	P	ERA	WHIP
38 Robbie Ray, L ERA: 2.19	(1, 1)	6.2	W	29	4	0	0	8	5	0	0	0	0	0	67	111	0.00	1.350
60 J.J. Hoover, R ERA: 4.5	(7, 1)	0.1	H	2	1	0	0	0	0	0	0	0	0	0	5	9	0.00	3.000
29 Jorge De La Rosa, L ERA: 4.5	(8, 1)	1.0		6	3	1	1	1	0	0	1	0	0	0	11	22	9.00	3.000
56 Fernando Rodney, R ERA: 6.75	(9, 1)	1.0	S	6	2	2	2	2	1	0	0	0	0	0	14	21	18.00	3.000

PITCHER	IP	WLS	BF	H	R	ER	SO	BB	IBB	HBP	BLK	WP	HR	S	P	ERA	WHIP

BOTTOM

Arizona Diamondbacks @ San Francisco Giants

AT&T Park, San Francisco, CA

Tue Apr 11 2017, 7:16 PM - 10:33 PM PDT

Att. 41,562 - Overcast - 59 F

livebaseballscorecards.com

AB	36
R	3
H	10
RBI	3
BB	6
SO	11
LOB	22

1B: 7	SF: 0	WP: 0	PA: 43
2B: 3	SAC: 0	PB: 0	
3B: 0	DP: 1	SB: 1	
HR: 0	HBP: 1	CS: 0	

Batter	1	2	3	4	5	6	7	8	9	AB	R	H	RBI	BB	SO	LOB
11 AJ Pollock, R (1, 8) OBP: 0.256, SLG: 0.429	B FF 90 X FF 90 1-0 6 SF8 3B	C FF 90 B CU 77 C FF 91 B FF 91 F FF 90 B SL 86 T CU 78 3-2 ③ K			B FF 90 B FF 90 B SL 84 C FF 91 X FF 90 3-1 ② G6-3		B SL 82 S FC 86 B SL 85 B SL 85 C FF 89 X FF 90 3-2 ② L8		C FF 95 S SL 84 B SL 83 S SL 82 1-3 ② K2-3	5	1	1	0	0	2	1
6 David Peralta, L (1, 9) OBP: 0.268, SLG: 0.405	D SL 84 B FF 90 B FF 90 C FF 90 X SL 85 3-1 ① SF8 3-H	C SL 82 B CU 76 B SL 84 F SL 83 C FF 91 2-3 ① K			B CU 75 X FF 91 1-0 44 FC5-4 1B		B FF 90 F FC 86 B SL 82 X SL 85 2-1 44 S 1B		X FF 94 0-0 ③ G4-3	4	0	2	1	0	1	0
44 Paul Goldschmidt, R (1, 3) OBP: 0.386, SLG: 0.514	C SL 85 X CU 76 0-1 ② F9	B CU 76 C FF 91 B SL 84 B SL 84 C FF 91 S FF 91 3-3 ② K			B FF 90 C FF 91 B CU 77 1 SAFE X FF 91 2-1 ③ FC5-4 1-2f		F FF 90 F FF 90 B SL 84 F FF 90 B FC 87 X FC 86 2-2 ③ G1-3 1-2			4	0	0	0	0	1	2
22 Jake Lamb, L (1, 5) OBP: 0.419, SLG: 0.632	B FF 90 B SL 84 B FF 90 B FF 90 4-0 24 S BB	B CU 77 X CH 84 1-0 1B				C SL 82 B FF 89 B SL 83 F SL 83 B SL 85 X SL 84 3-2 2B		C FF 93 S SL 83 X FF 94 0-2 24 G3 27 1B		3	1	3	0	1	0	0
24 Yasmany Tomás, R (1, 7) OBP: 0.364, SLG: 0.613	B CU 75 B CU 75 B FF 90 1 SAFE C SI 90 S SL 84 B SL 86 4-2 1-2 BB	1 SAFE X FF 89 0-0 ③ F9				C FF 89 B CU 77 F FF 90 B FF 91 B FF 91 F FF 91 B CU 78 4-2 BB		B FF 94 C SL 81 B FF 95 C FF 94 X FF 96 2-2 ① G3 1-2		2	0	0	0	2	0	2
27 Brandon Drury, R (1, 4) OBP: 0.364, SLG: 0.438	C FF 90 F SL 84 B FF 91 X FF 90 1-2 ③ G3-1			X SL 83 0-0 ① L9		S SI 92 F SI 92 B SL 86 B SI 92 F SI 93 S SI 92 2-3 ① K		B SL 82 X FF 95 1-0 2-H 1B		4	0	1	1	0	1	4
16 Chris Owings, R (1, 6) OBP: 0.359, SLG: 0.459		F FF 88 X SL 84 0-1 E8 1B		C FF 89 F FF 89 B CU 79 S CU 77 1-3 ② K		S SL 85 F SI 92 S SL 86 0-3 ② K		C FF 93 D SL 80 S FF 92 S CU 76 1-3 ② K		4	0	1	0	0	3	3
2 Jeff Mathis, R (1, 2) OBP: 0.273, SLG: 0.429		B FF 89 X SL 84 1-0 ① G6-3		C CU 76 C FF 90 S SL 83 0-3 ③ K		S SL 86 B SL 85 F SL 86 S SI 91 1-3 ③ K		S SL 80 X FF 93 0-1 ③ L4		4	0	0	0	0	2	4
26 Shelby Miller, R (1, 1) 40 Andrew Chafin, R (6, 1) 41 Jeremy Hazelbaker, L (7, PH) OBP: 0.000, SLG: 0.875 54 Tom Wilhelmsen, R (7, 1) 25 Archie Bradley, R (7, 1) 10 Chris Herrmann, L (9, PH) OBP: 0.364, SLG: 0.300		C SL 83 S CU 76 B CU 78 C FF 90 1-3 ② K			C FF 88 C CU 76 F SL 82 B CU 76 B FF 90 F SL 83 B FF 91 X FF 91 3-2 ① G4-3		C FC 86 C SL 82 S SL 84 0-3 ① K		B FF 93 C FF 95 X FF 95 1-1 ① G4-3	2 0 1 0 0 1	0 0 0 0 0 0	0 0 0 0 0 0	0 0 0 0 0 0	1 0 1 0 0 0	0 0 0 0 0 0	1 0 0 0 0 0
Inning Stats	R: 1 E: 0 K: 0 S: 10 H: 1 LOB: 2 BB: 2 P: 23	R: 0 E: 1 K: 2 S: 10 H: 1 LOB: 1 BB: 0 P: 15	R: 0 E: 0 K: 2 S: 8 H: 1 LOB: 1 BB: 0 P: 14	R: 0 E: 0 K: 2 S: 7 H: 0 LOB: 0 BB: 0 P: 8	R: 0 E: 0 K: 0 S: 10 H: 1 LOB: 1 BB: 0 P: 19	R: 0 E: 0 K: 3 S: 16 H: 1 LOB: 2 BB: 1 P: 26	R: 0 E: 0 K: 1 S: 12 H: 1 LOB: 1 BB: 0 P: 19	R: 1 E: 0 K: 1 S: 12 H: 2 LOB: 1 BB: 0 P: 16	R: 0 E: 0 K: 1 S: 6 H: 0 LOB: 0 BB: 0 P: 8	1B: 6 2B: 1 3B: 1 HR: 0 SF: 1 SAC: 0 DP: 0 HBP: 0					WP: 0 PB: 0 SB: 2 CS: 0	PA: 38

PITCHER		IP	WLS	BF	H	R	ER	SO	BB	IBB	HBP	BLK	WP	HR	S	P	ERA	WHIP
18 Matt Cain, R ERA: 4.82	(1, 1)	5.0	W	23	5	1	1	6	3	0	0	0	0	0	51	92	1.80	1.600
62 Cory Gearrin, R ERA:	(6, 1)	1.0	H	3	0	0	0	3	0	0	0	0	0	0	10	13	0.00	0.000
70 George Kontos, R ERA: 7.36	(7, 1)	1.0	H	4	1	0	0	1	0	0	0	0	0	0	12	19	0.00	1.000
64 Derek Law, R ERA: 6.23	(8, 1)	1.0		5	2	1	1	1	0	0	0	0	0	0	12	16	9.00	2.000
60 Hunter Strickland, R ERA:	(9, 1)	1.0		3	0	0	0	1	0	0	0	0	0	0	6	8	0.00	0.000

PITCHER	IP	WLS	BF	H	R	ER	SO	BB	IBB	HBP	BLK	WP	HR	S	P	ERA	WHIP

TOP

Arizona Diamondbacks @ San Francisco Giants

AT&T Park, San Francisco, CA

Wed Apr 12 2017, 7:16 PM - 10:36 PM PDT

Att. 41,656 - Partly Cloudy - 59 F

livebaseballscorecards.com

AB	34
R	2
H	8
RBI	2
BB	3
SO	12
LOB	17

Batter	1	2	3	4	5	6	7	8	9	AB	R	H	RBI	BB	SO	LOB
2 Denard Span, L (1, 8) OBP: 0.292, SLG: 0.391	C FF 93 X FF 94 0-1 9 G6-3 2B		B CU 78 B FF 94 X FF 93 2-0 ① P6		D CU 77 C CU 77 B FF 94 B FC 87 F FC 87 X FC 88 3-2 9 BB 8 1B 2-H 1B	B SL 80 C SL 80 B FF 91 B SL 80 X FF 90 3-1 ② F9 2-3		C FF 94 X FF 94 0-1 ① G4-3		5	1	2	1	0	0	2
9 Brandon Belt, L (1, 3) OBP: 0.340, SLG: 0.526	B FF 94 F FF 93 F FF 93 B FF 95 D CU 78 X FF 96 3-2 ① G6-3 2-3		X CU 77 0-0 ② P5		1 SAFE B FF 91 B CU 77 B FF 93 1 SAFE B FF 93 4-0 8 1B 21 1B 1-2 BB	1 SAFE X SL 80 0-0 ③ G3		B KC 80 C SL 89 B KC 82 B FF 94 B FF 94 4-1 BB		3	1	0	0	2	0	3
8 Hunter Pence, R (1, 9) OBP: 0.386, SLG: 0.487	S FC 88 F FF 94 F FF 95 B CU 77 F FF 95 S FF 95 1-3 ② K		B FF 94 B FC 89 C FF 94 F FF 94 B FC 89 X FC 89 3-2 ③ G3		D FC 89 C FF 94 X FC 88 1-1 21 1B 1-3 2-H 1B		B CU 79 C SL 87 B SI 95 X FF 96 2-1 ① G4-3	C SL 90 F SL 87 1 SAFE D KC 82 C SL 89 1-3 ② K		5	0	1	1	0	2	2
35 Brandon Crawford, L (1, 6) OBP: 0.350, SLG: 0.486	B CU 78 X CU 79 1-0 ③ G3			X FF 92 0-0 ① G3	D CU 78 S FC 87 B CU 80 F FF 94 S FC 87 2-3 ② K		B CH 88 B SI 96 B SI 96 C FF 94 B SI 94 4-1 5 WP 5 2B BB	B KC 80 S FF 96 B SL 89 B FF 95 F FF 95 F SL 91 S FF 96 3-3 ③ K		4	1	0	0	1	2	4
21 Conor Gillaspie, L (1, 5) OBP: 0.333, SLG: 0.286		B CU 77 B FF 93 F FF 93 B FF 94 X FF 94 3-1 ① F8		B CU 77 C FF 93 B FC 88 X FF 94 2-1 E6	X FC 86 0-0 1-2 3-H 1B		D FF 94 D CU 78 C FF 96 C SI 95 F SI 95 1 SAFE X FF 95 2-2 ② L9			4	0	1	1	0	0	1
5 Nick Hundley, R (1, 2) OBP: 0.313, SLG: 0.500		C FF 94 F FC 90 B FF 95 F FF 93 X FC 89 1-2 ② F8		X FF 92 0-0 ② P5	B FF 94 X FC 88 1-0 ③ P6		B SL 86 F SI 94 B CU 78 B FF 96 F SL 86 X FF 96 3-2 12 PB 6 3B 1-H 2B			4	1	1	1	0	0	3
12 Joe Panik, L (1, 4) OBP: 0.412, SLG: 0.552		C CU 78 C FF 94 F FC 88 B FC 88 X FF 96 1-2 E6 18 WP 6 BLK		X FF 94 0-0 ③ F9		B CU 76 B FF 93 F FF 93 F FF 93 B FC 87 X FF 93 3-2 2 F9 6 1B 1B	B CH 90 B SI 95 C FF 94 F SL 88 F CU 80 D SL 88 F CH 89 D 4-2 6 3B 2-3 BB			3	1	1	0	1	0	1
6 Jarrett Parker, L (1, 7) OBP: 0.263, SLG: 0.294		B FF 94 B FF 92 B FF 94 3-0 18 WP 1-2 IBB			C CU 76 F FF 94 F FF 95 C FC 87 0-3 ① K	F FF 93 C FF 94 X SI 94 0-2 1-2 1B	C FF 95 B FF 95 1 SAFE X FF 95 1-1 1-H 3-H 3B			3	0	2	2	1	1	0
18 Matt Cain, R (1, 1) OBP: 0.333, SLG: 0.667 62 Cory Gearrin, R (6, 1) 7 Aaron Hill, R (6, PH) OBP: 0.250, SLG: 0.294 70 George Kontos, R (7, 1) 49 Chris Marrero, R (7, PH) OBP: 0.100, SLG: 0.056 64 Derek Law, R (8, 1) 60 Hunter Strickland, R (9, 1)		F FC 87 B FF 95 S SI 93 B FF 93 B FF 96 S FF 95 3-3 ③ K 1-2 2-3			F FF 93 B FC 89 X FF 94 1-1 2 1B 2B	C FC 88 D CU 78 B FC 86 S FC 88 F FF 96 D FC 87 S FC 88 3-3 ① K	C SL 88 X KC 82 0-1 ③ G5-3			2 0 1 0 1 0 0	1 0 0 0 0 0 0	1 0 0 0 0 0 0	0 0 0 0 0 0 0	0 0 0 0 0 0 0	1 0 1 0 1 0 0	2 0 2 0 0 0 0
Inning Stats	R: 0 E: 0 K: 1 S: 11 H: 1 LOB: 1 BB: 0 P: 16	R: 0 E: 1 K: 1 S: 13 H: 0 LOB: 2 BB: 1 P: 24	R: 0 E: 0 K: 0 S: 5 H: 0 LOB: 0 BB: 0 P: 10	R: 0 E: 1 K: 0 S: 5 H: 0 LOB: 1 BB: 0 P: 7	R: 3 E: 0 K: 2 S: 16 H: 4 LOB: 2 BB: 1 P: 28	R: 0 E: 0 K: 1 S: 13 H: 2 LOB: 2 BB: 0 P: 22	R: 3 E: 0 K: 0 S: 18 H: 2 LOB: 1 BB: 2 P: 34	R: 0 E: 0 K: 2 S: 10 H: 0 LOB: 1 BB: 1 P: 18		1B: 5 2B: 3 3B: 1 HR: 0 SF: 0 SAC: 0 DP: 0 HBP: 0				WP: 2 PB: 1 SB: 0 CS: 0 PA: 40		

PITCHER		IP	WLS	BF	H	R	ER	SO	BB	IBB	HBP	BLK	WP	HR	S	P	ERA	WHIP
26 Shelby Miller, R ERA: 5.06	(1, 1)	5.1	L	27	7	3	3	5	1	1	0	1	1	0	60	101	5.06	1.500
40 Andrew Chafin, L ERA: 2.45	(6, 1)	0.2		2	0	0	0	0	0	0	0	0	0	0	3	6	0.00	0.000
54 Tom Wilhelmsen, R ERA: 9.0	(7, 1)	0.2		6	2	3	3	0	2	0	0	0	1	0	16	32	40.50	6.000
25 Archie Bradley, R ERA:	(7, 1)	1.1		5	0	0	0	2	1	0	0	0	0	0	12	20	0.00	0.750

PITCHER	IP	WLS	BF	H	R	ER	SO	BB	IBB	HBP	BLK	WP	HR	S	P	ERA	WHIP

BOTTOM

Arizona Diamondbacks @ San Francisco Giants

AT&T Park, San Francisco, CA

Wed Apr 12 2017, 7:16 PM - 10:36 PM PDT

Att. 41,656 - Partly Cloudy - 59 F

livebaseballscorecards.com

AB	35
R	6
H	9
RBI	6
BB	5
SO	7
LOB	21

Colorado Rockies @ San Francisco Giants

AT&T Park, San Francisco, CA

Thu Apr 13 2017, 7:16 PM - 10:05 PM PDT

Att. 41,915 - Partly Cloudy - 54 F

livebaseballscorecards.com

TOP

Batter	1	2	3	4	5	6	7	8	9	AB	R	H	RBI	BB	SO	LOB
19 Charlie Blackmon, L (1, 8) OBP: 0.298, SLG: 0.442	C FF 91 X FF 92 0-1 ① L3		B FF 93 S FF 90 X FF 92 1-1 ② F7		B FC 88 B FC 86 B FF 92 C FF 91 F FF 91 X FC 87 3-2 ③ P5		C FF 92 B FF 93 S SL 84 D SL 82 B FF 92 C SL 82 3-3 ② K			4	0	0	0	0	1	1
9 DJ LeMahieu, R (1, 4) OBP: 0.302, SLG: 0.368	C FF 92 C CU 80 X FC 88 0-2 ② 5 S 28 BB 1B		C FC 88 S CH 86 B FF 92 X CU 80 1-2 ③ P5			B FF 91 X FC 88 1-0 ① 5 F8 28 1B 12 1B 1B	B SL 82 C FF 92 B SI 92 B SL 84 S FF 93 F FF 93 B SL 84 4-2 1-2 BB			3	1	2	0	1	0	0
28 Nolan Arenado, R (1, 5) OBP: 0.400, SLG: 0.590	F FF 90 B FF 92 B FF 91 S FC 87 D CU 80 B FF 91 4-2 12 FC5-4 1-2 BB			C CU 79 B CH 85 S FC 88 X FF 92 1-2 ① L8		B CH 83 C FF 91 B CH 85 F FC 86 F CU 79 X FF 90 2-2 12 1B 1-2 1B	F FF 93 B SI 93 B SL 84 B SL 84 F FF 92 X FF 93 3-2 ③ P3			3	0	1	0	1	0	2
5 Carlos González, L (1, 9) OBP: 0.238, SLG: 0.359	B FF 92 S FF 92 T FF 92 F FF 92 S CU 79 1-3 ② K 2-3			B FF 93 X FF 93 1-0 27 HR 1B		B FF 92 X FF 92 1-0 ① F8 2-3		X FF 90 0-0 ① P5		4	1	1	0	0	1	4
12 Mark Reynolds, R (1, 3) OBP: 0.375, SLG: 0.722	B FF 92 B FF 92 X FC 88 2-0 ③ FC5-4 1-2f			B CU 78 B FF 91 C FC 87 C CU 78 B FC 88 S FF 92 3-3 ② K		B FF 92 B FF 92 C CU 77 S CU 78 F FF 92 D CU 78 F CU 78 X FF 92 3-2 1-2 3-H 1B		F FF 92 C SL 83 F FF 92 B SI 92 X CU 79 1-2 ② P4		4	0	1	1	0	1	3
27 Trevor Story, R (1, 6) OBP: 0.268, SLG: 0.314		B FF 91 F FC 88 B FF 92 F FC 89 S FF 92 2-3 ① K		X FF 92 0-0 1-H HR		F FF 92 F CU 79 B FC 88 B FF 92 D CU 80 S FF 92 3-3 ② K		B SI 92 C CU 81 S SL 85 B FF 93 X SL 85 3-2 ③ F8		4	1	1	2	0	2	2
16 Stephen Cardullo, R (1, 7)		C FC 87 F FF 92 X FF 92 0-2 ② G3		F FF 93 F FC 87 S CU 80 0-3 ③ K		S CU 78 X FF 91 0-1 ③ F9			X SI 90 0-0 ① F9	4	0	0	0	0	1	2
13 Dustin Garneau, R (1, 2) OBP: 0.250, SLG: 0.389		C FF 92 F FF 92 F FC 88 F FC 88 B FF 92 B FC 88 C FF 92 2-3 ③ K			F B FF 91 F FC 87 S CU 78 1-3 ① K2-3		S SL 83 B FF 92 B FF 94 X SL 83 2-1 ① P3		S CH 81 B SI 91 F SI 90 F SI 90 B CH 81 S CH 81 2-3 ② K	4	0	0	0	0	3	0
55 Jon Gray, R (1, 1) 52 Chris Rusin, L (4, 1) OBP: 0.500, SLG: 0.500 0 Adam Ottavino, S (7, 1) 38 Mike Dunn, L (8, 1) 18 Cristhian Adames, S (9, PH) 56 Greg Holland, R (9, 1)			C FF 91 B FF 92 C FF 92 S CU 80 1-3 ① K		C FF 91 F FF 91 F CU 78 X FF 92 0-2 ② G4-3		C FF 93 X CU 77 0-1 9 BB 1B		X SI 90 0-0 ③ L7	1 2 0 0 0 1 0	0 0 0 0 0 0 0	0 1 0 0 0 0 0	0 0 0 0 0 0 0	0 0 0 0 0 0 0	1 0 0 0 0 0 0	0 0 0 0 0 0 0

Inning Stats																								
	R: 0	H: 1		R: 0	H: 0		R: 0	H: 0		R: 2	H: 2		R: 0	H: 0		R: 1	H: 3		R: 0	H: 1		R: 0	H: 0	
	E: 0	LOB: 2		E: 0	LOB: 0		E: 0	LOB: 0		E: 0	LOB: 0		E: 0	LOB: 0		E: 0	LOB: 2		E: 0	LOB: 0		E: 0	LOB: 0	
	K: 1	BB: 1		K: 2	BB: 0		K: 1	BB: 0		K: 2	BB: 0		K: 1	BB: 0		K: 1	BB: 0		K: 1	BB: 1		K: 0	BB: 0	
	S: 12	P: 19		S: 11	P: 15		S: 8	P: 11		S: 11	P: 16		S: 10	P: 14		S: 16	P: 26		S: 13	P: 25		S: 8	P: 12	

	R: 0	H: 0		R: 1	H: 1		R: 0	H: 0		1B: 6	SF: 0		WP: 0	PA: 36		AB 34								
	E: 0	LOB: 0		E: 0	LOB: 2		E: 0	LOB: 0		2B: 0	SAC: 0		PB: 0			R 3								
	K: 1	BB: 0		K: 1	BB: 1		K: 1	BB: 0		3B: 0	DP: 0		SB: 1			H 7								
	S: 6	P: 8		S: 16	P: 25		S: 13	P: 25		HR: 1	HBP: 0		CS: 0			RBI 3								
																BB 2								
																SO 10								
																LOB 14								

PITCHER		IP	WLS	BF	H	R	ER	SO	BB	IBB	HBP	BLK	WP	HR	S	P	ERA	WHIP
40 Madison Bumgarner, L (1, 1) ERA: 3.43		6.0	L	25	6	3	3	8	1	0	0	0	0	1	68	101	4.50	1.167
59 Neil Ramírez, R (7, 1) ERA: 5.06		2.0		8	1	0	0	1	1	0	0	0	0	0	21	37	0.00	1.000
50 Ty Blach, L (9, 1) ERA: 9.0		1.0		3	0	0	0	1	0	0	0	0	0	0	6	8	0.00	0.000

PITCHER		IP	WLS	BF	H	R	ER	SO	BB	IBB	HBP	BLK	WP	HR	S	P	ERA	WHIP

BOTTOM

Colorado Rockies @ San Francisco Giants

AT&T Park, San Francisco, CA

Thu Apr 13 2017, 7:16 PM - 10:05 PM PDT

Att. 41,915 - Partly Cloudy - 54 F

livebaseballscorecards.com

Batter	1	2	3	4	5	6	7	8	9	AB	R	H	RBI	BB	SO	LOB
2 Denard Span, L (1, 8) OBP: 0.286, SLG: 0.370	C FF 96 C FF 97 B FF 97 B SL 91 X FF 98 2-2 12 G5-4-3 1B		B FF 94 X FF 96 1-0 ③ FC4-6 1-2f			B SL 83 X SI 89 1-0 ② G6-3		F FF 93 B SL 86 X FF 93 1-1 ③ G4-3		4	0	1	0	0	0	1
12 Joe Panik, L (1, 4) OBP: 0.421, SLG: 0.531	C FF 95 X FF 96 0-1 ①② G5-4-3 1-2f			B FF 96 B CU 79 B FF 94 C FF 95 B FF 94 4-1 BB		C SI 90 X FC 88 0-1 ③ G3			C SL 87 B SL 88 F FF 94 F SL 88 X SL 87 1-2 9 FC4-6 1B	3	0	1	0	1	0	1
9 Brandon Belt, L (1, 3) OBP: 0.333, SLG: 0.500	C FF 96 F FF 97 B FF 99 X SL 90 1-2 ③ G4-3			X SL 83 0-0 ① L9			B SI 90 B FC 88 X SI 90 2-0 8 FC5-4 1B		S SL 85 B SL 87 C FF 93 D CU 80 B FF 93 X SL 86 3-2 ① FC4-6 21 BB 8 1B 1-2f	4	0	1	0	0	0	2
8 Hunter Pence, R (1, 9) OBP: 0.375, SLG: 0.465		C FF 96 C SL 90 C FF 95 0-3 ① K		C SI 91 F CH 84 1 SAFE B SI 91 S CH 84 1-3 ② K			B FF 90 S SI 89 B CH 84 X CH 83 2-1 ① FC5-4 21 1B 10 SF7 1-2f		B SL 84 X SL 87 1-0 21 BB 1-2 1B	4	1	1	0	0	2	2
21 Conor Gillaspie, L (1, 5) OBP: 0.385, SLG: 0.300		C CU 79 X FF 96 0-1 ② L3		B FC 89 1 SAFE 1 SAFE D SI 91 F FC 89 X FC 86 2-1 ③ G6-3			B FC 88 X FF 90 1-0 1-3 1B		D CU 79 D SL 86 C SL 87 B SL 88 B SL 86 4-1 10 G4-6-3 1-2 2-3 BB	3	0	1	0	1	0	1
10 Eduardo Núñez, R (1, 6) OBP: 0.381, SLG: 0.410		B SL 91 X FF 97 1-0 ③ G1-3			B SI 90 C CH 84 B SI 91 X SI 90 2-1 ① G5-3		B ST 82 D ST 82 B ST 81 F SI 94 F SI 95 X ST 82 3-2 ② SF7 3-H		X FF 94 0-0 ②③ G4-6-3 1-2f	3	0	0	1	0	0	3
6 Jarrett Parker, L (1, 7) OBP: 0.227, SLG: 0.250			X FF 96 0-0 ① G4-3		B FF 90 F SI 90 B SI 90 C FC 89 S SL 84 2-3 ② K		B ST 82 1 SAFE C ST 82 S SI 95 F ST 83 S ST 84 1-3 ③ K			3	0	0	0	0	2	1
43 Tim Federowicz, R (1, 2) 35 Brandon Crawford, L (8, PH) OBP: 0.341, SLG: 0.472 50 Ty Blach, R (9, 1)			B FF 96 B FF 96 B FF 96 B FF 96 4-0 2 FC4-6 BB		B SI 91 X SI 89 1-0 ③ L4			B SI 94 X SI 94 1-0 ① G3		1 1 0	0 0 0	0 0 0	0 0 0	1 0 0	0 0 0	0 0 0
40 Madison Bumgarner, R (1, 1) OBP: 0.375, SLG: 1.143 59 Neil Ramírez, R (7, 1) 5 Nick Hundley, R (8, PH) OBP: 0.294, SLG: 0.471 (9, 2)			C FF 95 D SL 90 D FF 97 X FF 96 2-1 ② P5			S SI 88 S CH 83 F CH 81 X SI 90 0-2 ① G6-3		B SI 94 F SI 92 C SI 95 B ST 83 B ST 83 S ST 82 3-3 ② K		2 0 1	0 0 0	0 0 0	0 0 0	0 0 0	0 0 1	1 0 0
Inning Stats	R: 0 E: 0 K: 0 S: 8 H: 1 LOB: 0 BB: 0 P: 11	R: 0 E: 0 K: 1 S: 6 H: 0 LOB: 0 BB: 0 P: 7	R: 0 E: 0 K: 0 S: 4 H: 0 LOB: 1 BB: 1 P: 11	R: 0 E: 0 K: 1 S: 7 H: 0 LOB: 1 BB: 1 P: 14	R: 0 E: 0 K: 1 S: 6 H: 0 LOB: 0 BB: 0 P: 11	R: 0 E: 0 K: 0 S: 7 H: 0 LOB: 0 BB: 0 P: 8	R: 1 E: 0 K: 1 S: 11 H: 2 LOB: 1 BB: 0 P: 20	R: 0 E: 0 K: 1 S: 6 H: 0 LOB: 0 BB: 0 P: 11	R: 0 E: 0 K: 0 S: 10 H: 2 LOB: 2 BB: 1 P: 19	1B: 5 2B: 0 3B: 0 HR: 0	SF: 1 SAC: 0 DP: 2 HBP: 0						

	AB	29
	R	1
	H	5
	RBI	1
	BB	3
	SO	5
	LOB	12

WP: 0 PB: 0 SB: 0 CS: 0 PA: 33

PITCHER	IP	WLS	BF	H	R	ER	SO	BB	IBB	HBP	BLK	WP	HR	S	P	ERA	WHIP
55 Jon Gray, R (1, 1) ERA: 4.38	3.0		11	1	0	0	1	2	0	0	0	0	0	19	34	0.00	1.000
52 Chris Rusin, L (4, 1) ERA: 1.69	3.1	W	12	2	1	1	2	0	0	0	0	0	0	23	37	2.70	0.600
0 Adam Ottavino, R (7, 1) ERA: 1.5	1.1	H	4	0	0	0	2	0	0	0	0	0	0	11	19	0.00	0.000
38 Mike Dunn, L (8, 1) ERA:	0.1	H	1	0	0	0	0	0	0	0	0	0	0	2	3	0.00	0.000
56 Greg Holland, R (9, 1) ERA:	1.0	S	5	2	0	0	0	1	0	0	0	0	0	10	19	0.00	3.000

PITCHER	IP	WLS	BF	H	R	ER	SO	BB	IBB	HBP	BLK	WP	HR	S	P	ERA	WHIP

Batter	1	2	3	4	5	6	7	8	9	AB	R	H	RBI	BB	SO	LOB
19 Charlie Blackmon, L (1, 8) OBP: 0.294, SLG: 0.426	C SI 88 S CH 78 S CH 80 0-3 ① K		C SL 85 C CH 80 B CH 81 S CH 83 1-3 ③ K		X SI 92 0-0 9 G6-4-3 1-2 2-3 1B			B FF 90 B FF 92 X FF 93 2-0 ① L7		4	0	1	0	0	2	0
9 DJ LeMahieu, R (1, 4) OBP: 0.319, SLG: 0.381	B FF 90 B SL 84 F FF 89 X SI 90 2-1 28 FC5-4 1B			C FF 88 B CH 79 C SL 83 B CH 82 X SL 82 2-2 5 G3-6-1 1B	B FF 91 C FF 90 D CH 82 X CH 81 2-1 ② ③ G6-4-3 1-2f			C FF 93 B CU 77 X FF 93 1-1 ② G4-3		4	0	2	0	0	0	3
5 Carlos González, L (1, 9) OBP: 0.239, SLG: 0.349	X FF 90 0-0 ② F8			B FF 91 S CH 80 X SI 91 1-1 ① ② G3-6-1 1-2f		B FF 89 C FC 88 X FF 89 1-1 1B		X CH 84 0-0 ③ G3		4	0	1	0	0	0	2
28 Nolan Arenado, R (1, 5) OBP: 0.367, SLG: 0.535	X FF 90 0-0 ③ FC5-4 1-2f			B SL 84 B SI 91 X SL 84 2-0 ③ G6-3		B CH 81 B SI 90 F FF 91 F FF 90 B CH 81 1 SAFE X FF 92 3-2 ① P3			B SI 91 F SI 91 B SI 92 B SL 85 X SI 90 3-1 ① P2	4	0	0	0	0	0	2
12 Mark Reynolds, R (1, 3) OBP: 0.364, SLG: 0.675		B FC 88 C FF 88 B B CH 78 C FF 90 X FF 91 3-2 ① G6-3			B CH 78 X SL 81 1-0 14 1B 27 BB 16 FC4 1B	B FF 91 B SI 92 X FF 91 2-0 ② L9			C SL 85 X SI 92 0-1 ② G4-3	4	1	1	0	0	0	1
27 Trevor Story, R (1, 6) OBP: 0.267, SLG: 0.289		F FF 90 S CH 80 C SL 83 0-3 ② K			D SI 90 B SI 90 B FF 91 C FF 89 F FF 91 B FF 92 4-2 16 FC4 14 1B 16 E BB 1-2	S CH 80 S FF 92 B FF 91 B FF 91 D CH 81 S FF 92 3-3 ③ K			X SL 83 0-0 ③ F8	3	1	0	0	1	2	1
7 Raimel Tapia, L (1, 7)		F CH 81 X SL 87 0-1 ③ L8			C SI 91 S CH 81 B FF 92 X FF 91 1-2 ① P6		L CH 80 X 0-1 ① F8			3	0	0	0	0	0	2
14 Tony Wolters, L (1, 2) OBP: 0.333, SLG: 0.318			B SI 88 B SI 88 X FF 88 2-0 ① L7		B CH 81 C CH 80 X FF 91 1-1 19 1B 16 E 1-2 2-3 1B		F SI 89 S CH 80 B CH 80 X CH 81 1-2 ② F7			3	0	1	0	0	0	0
44 Tyler Anderson, L (1, 1) OBP: 0.250, SLG: 0.250 16 Stephen Cardullo, R (5, PH) 45 Scott Oberg, R (5, 1) 18 Cristhian Adames, S (7, PH) 51 Jake McGee, L (7, 1) 54 Carlos Estévez, R (7, 1) 29 Shane Carle, R (8, 1)			B SI 87 C FF 89 S CH 78 S CH 80 1-3 ② K		F FF 92 S FF 92 B SI 90 X FF 94 1-2 FC4 19 1B 1-2 2-H 3-H		F CH 81 C FF 90 B FF 90 C SL 85 1-3 ③ K			1 1 0 1 0 0 0	0 0 0 0 0 0 0	0 1 0 0 0 0 0	0 1 0 0 0 0 0	1 0 0 1 0 0 0	0 0 0 0 0 0 0	0 1 0 0 0 0 0
Inning Stats	R: 0 E: 0 K: 1 S: 7 H: 1 LOB: 1 BB: 0 P: 9	R: 0 E: 0 K: 1 S: 8 H: 0 LOB: 0 BB: 0 P: 11	R: 0 E: 0 K: 2 S: 7 H: 0 LOB: 0 BB: 0 P: 11	R: 0 E: 0 K: 0 S: 6 H: 1 LOB: 0 BB: 0 P: 11	R: 2 E: 1 K: 0 S: 14 H: 3 LOB: 2 BB: 1 P: 24	R: 0 E: 0 K: 1 S: 9 H: 1 LOB: 1 BB: 0 P: 18	R: 0 E: 0 K: 1 S: 8 H: 0 LOB: 0 BB: 0 P: 10	R: 0 E: 0 K: 0 S: 4 H: 0 LOB: 0 BB: 0 P: 7	R: 0 E: 0 K: 0 S: 5 H: 0 LOB: 0 BB: 0 P: 8	1B: 6 2B: 0 3B: 0 HR: 0	SF: 0 SAC: 0 DP: 2 HBP: 0		WP: 0 PB: 0 SB: 0 CS: 0	PA: 33			

TOP

Colorado Rockies @ San Francisco Giants

AT&T Park, San Francisco, CA

Fri Apr 14 2017, 7:16 PM - 10:05 PM PDT

Att. 42,738 - Partly Cloudy - 56 F

livebaseballscorecards.com

AB	32
R	2
H	6
RBI	1
BB	1
SO	6
LOB	12

PITCHER		IP	WLS	BF	H	R	ER	SO	BB	IBB	HBP	BLK	WP	HR	S	P	ERA	WHIP
47 Johnny Cueto, R ERA: 3.79	(1, 1)	7.0	W	27	6	2	2	6	1	0	0	0	0	0	59	94	2.57	1.000
64 Derek Law, R ERA: 5.06	(8, 1)	1.0		3	0	0	0	0	0	0	0	0	0	0	4	7	0.00	0.000
62 Cory Gearrin, R ERA:	(9, 1)	1.0		3	0	0	0	0	0	0	0	0	0	0	5	8	0.00	0.000

PITCHER	IP	WLS	BF	H	R	ER	SO	BB	IBB	HBP	BLK	WP	HR	S	P	ERA	WHIP

BOTTOM

Colorado Rockies @ San Francisco Giants

AT&T Park, San Francisco, CA

Fri Apr 14 2017, 7:16 PM - 10:05 PM PDT

Att. 42,738 - Partly Cloudy - 56 F

livebaseballscorecards.com

Batter	1	2	3	4	5	6	7	8	9	AB	R	H	RBI	BB	SO	LOB
2 Denard Span, L (1, 8) OBP: 0.303, SLG: 0.355	B FF 91 B FF 90 C FF 91 B FF 92 C FF 91 X FF 92 3-2 ① G4-3		B FF 89 F FF 90 X FF 92 1-1 9 G4-3 8 1B 1B		X FF 95 0-0 ① L7		B FF 96 B FF 93 C FF 93 B FF 92 B FF 91 4-1 9 1B 9 E BB	B FF 93 S FF 92 B FF 93 B FF 92 X FF 92 3-1 ② F7		4	2	1	0	1	0	1
9 Brandon Belt, L (1, 3) OBP: 0.321, SLG: 0.468	F FC 89 F FF 93 F FF 93 F CH 83 F CH 83 F FF 93 B FC 86 B SI 92 X CH 85 2-2 ② P6		F CH 81 X FF 90 0-1 ② G4-3 1-2		F FF 95 X FF 96 0-1 ② F7		C FF 93 1 SAFE 1 SAFE C FF 94 B FF 95 1 SAFE F FF 95 F FF 95 F FF 94 3-2 F SL 81 B SL 80 F FF 96 F FF 95 F B FF 96 X FF 96 1-H E8 8 1B 1B	S FF 93 C SL 84 B SL 84 D SL 87 B FF 93 F FF 93 F FF 94 F FF 94 X FF 93 3-2 ③ P6	5	1	1	0	0	0	2
8 Hunter Pence, R (1, 9) OBP: 0.404, SLG: 0.489	C FF 92 B FF 91 X FF 92 1-1 ③ G4-3		X FC 89 0-0 2-H 1B		C FF 95 B SI 95 B SL 89 C FF 96 F FF 96 B SL 90 X SL 89 3-2 1B		X FF 94 0-0 5 1B 35 1B 2-H 1B			4	1	3	2	0	0	0
5 Nick Hundley, R (1, 2) OBP: 0.286, SLG: 0.429		C FF 91 C FF 92 F FF 92 X CH 84 0-2 ① F8	1 SAFE B FF 90 F FC 88 F FF 91 B FC 86 F FF 91 T FF 92 2-2 ③ K		B FF 94 F SI 93 C SL 87 S SL 86 1-3 ③ K		F FF 97 B FF 96 F FF 96 X SL 85 1-2 35 1B 10 1B 1-2 1B			4	1	1	0	0	2	2
35 Brandon Crawford, L (1, 6) OBP: 0.356, SLG: 0.550		B FC 88 F FF 92 S FF 91 F FF 91 X CH 84 1-2 ② P5		X FF 90 0-0 HR		F FF 94 C CH 88 B CH 87 S SL 88 1-3 ① K	F FF 96 X FF 96 0-1 10 1B 1-3 2-H 1B			4	1	2	2	0	1	0
10 Eduardo Núñez, R (1, 5) OBP: 0.391, SLG: 0.405		B FF 92 B FF 92 B FF 90 C FF 91 B FF 92 4-1 49 BLK 49 HR BB		X FC 86 0-0 ① L3		C SL 88 B SL 87 X SL 89 1-1 ② G6-3	B FF 97 D FF 96 B FF 98 X FF 94 3-0 66 FC4-6 1-2 3-H 1B			3	1	1	1	1	0	0
49 Chris Marrero, R (1, 7) OBP: 0.174, SLG: 0.286 66 Gorkys Hernández, R (7, 7) OBP: 0.143, SLG: 0.115		1 SAFE B FF 89 F CH 84 F FF 91 B FF 91 F CH 83 X CH 83 2-2 1-H HR	C CH 83 B FF 92 C FF 92 B FC 89 X FC 88 2-2 12 G3 12 BLK 1B		B SL 87 C FF 95 B SL 88 F FF 94 B SL 87 X SL 87 3-2 ③ F7	D SL 82 X FF 95 1-0 ③ FC4-6 1-2f			3 1	1 0	2 0	2 0	0 0	0 0	0 2
12 Joe Panik, L (1, 4) OBP: 0.381, SLG: 0.472		B B FF 92 X FF 91 2-0 ③ G4-3	C FC 85 C FF 90 F CH 83 F FC 86 B FC 87 F CH 82 X FF 93 1-2 ② G3 1-3				C FF 94 B FF 95 B FF 95 F FF 93 B SL 82 S FF 96 3-3 ① K B FF 92 B FF 93 X FF 90 2-0 ① F9			4	0	0	0	0	1	1
47 Johnny Cueto, R (1, 1) OBP: 0.111, SLG: 0.111 64 Derek Law, R (8, 1) 21 Conor Gillaspie, L (8, PH) OBP: 0.357, SLG: 0.273 62 Cory Gearrin, R (9, 1)			C CH 86 F FF 91 F FF 91 X CH 80 0-2 ① G4-3	S FF 93 C FF 92 F FF 92 X CH 82 0-2 ③ G1-3			F FF 93 S FF 95 B FF 96 F FF 94 F FF 95 B SL 82 F FF 95 B FF 96 3-3 C FF 94 ② K	C SL 86 B F FF 92 S SL 85 1-3 K		3 0 1 0	0 0 0 0	0 0 0 0	0 0 1 0	1 0 0 0	1 0 0 0

| | | | |

Batter	1	2	3	4	5	6	7	8	9	AB	R	H	RBI	BB	SO	LOB
19 Charlie Blackmon, L (1, 8) OBP: 0.286, SLG: 0.404	C CH 87 C KC 80 B KC 80 F FC 88 F FF 92 F CH 82 X FC 89 1-2 ① L7		B CH 81 B FC 88 X FF 91 2-0 ① F8	B FC 89 X CH 83 1-0 2-H 3-H 1B		B FF 90 B FF 89 B FF 90 C FF 90 C FC 87 F FC 88 F KC 80 F FC 87 S FC 88 3-3 ② K		B FF 89 C SL 85 B CU 81 X SI 89 2-1 ③ L7		5	0	1	2	0	1	0
9 DJ LeMahieu, R (1, 4) OBP: 0.346, SLG: 0.391	B FF 89 B FC 89 B FF 92 C FF 91 B FF 92 4-1 5 FC6-4 28 1B BB		C FF 91 B KC 82 B KC 82 X FF 89 2-1 ② G6-3	1 SAFE F FF 88 X KC 80 0-1 ③ L7		X FF 89 0-0 28 2B 1B			C SI 91 X CU 76 0-1 5 FC3-6 1B	4	0	2	0	1	0	1
28 Nolan Arenado, R (1, 5) OBP: 0.389, SLG: 0.625	C FC 88 X FF 92 0-1 5 FC6-4 1-2 1B		X FF 91 0-0 HR		B KC 80 C FC 87 X KC 80 1-1 ① G6-3	B CH 81 X FC 88 1-0 1-3 2B			B SI 91 F CH 81 D CU 78 F CH 81 B CH 80 X CH 81 3-2 ① F9	5	1	3	1	0	0	1
5 Carlos González, L (1, 9) OBP: 0.216, SLG: 0.313	B FF 91 F FF 91 X FC 88 1-1 ② FC6-4 12 FC5-4 1-2f 2-3		C FF 92 S KC 82 S KC 82 0-3 ③ K		F KC 80 F KC 79 B FF 92 S KC 80 1-3 ② K	B FF 92 B FF 92 B FF 93 X FF 92 3-0 ③ P6			F SI 91 X SI 91 0-1 ② FC3-6 1-2f	5	0	0	0	0	2	5
12 Mark Reynolds, R (1, 3) OBP: 0.367, SLG: 0.644	B FC 87 B FF 91 C FC 88 C KC 82 F FC 88 X FF 93 2-2 ③ FC5-4 1-2f			X FF 91 0-0 16 1B 13 2B 1B	C KC 78 C KC 75 B FC 85 X KC 80 1-2 27 BB 16 1B 1B		C CU 81 F CU 77 S SL 83 0-3 ① K		B CH 82 C SI 91 X CH 81 1-1 ③ G4-3	5	2	2	0	0	1	3
27 Trevor Story, R (1, 6) OBP: 0.286, SLG: 0.275		C FF 91 C FC 88 B KC 81 B FC 89 B FC 86 B FF 92 4-2 BB	C CH 81 B FF 93 X FC 87 1-1 ① F7	D CH 81 B FF 92 B FC 88 B FF 90 4-0 16 1B 1-2 BB			B FF 93 C SL 83 X FF 93 1-1 ② F8			2	0	0	0	2	0	1
16 Stephen Cardullo, R (1, 7) OBP: 0.227, SLG: 0.105		F FC 89 1 SAFE S CH 80 B CH 80 X FC 88 1-2 ① F8	B FF 88 C CH 82 S KC 80 X KC 80 1-2 13 2B 19 1B 1-2 1B	F KC 80 X FF 91 0-1 1-3 2-H 1B			B CU 78 C SL 82 C FF 93 B FF 92 F FF 95 B SL 85 S SL 86 3-3 ③ K			4	1	2	1	0	1	1
13 Dustin Garneau, R (1, 2) OBP: 0.250, SLG: 0.409		C CH 82 X FC 87 0-1 ② F8	B FC 88 F FC 87 X CH 81 1-1 19 1B 1-3 2-H 2B	1 SAFE C FF 90 B FF 91 F FF 90 C FC 90 1-3 ③ K				X FC 86 0-0 ① G4-3		4	1	1	1	0	1	3
32 Tyler Chatwood, R (1, 1)		X FF 92 0-0 ③ P4	C FC 88 D KC 81 F FC 87 B KC 81 B FF 92 F FC 88 F FC 87 S CH 84 3-3 ② K			B FF 88 X FC 87 1-0 ① G5-3		C FF 90 C SL 85 X SL 83 0-2 ② G1-3		4	0	0	0	0	1	3
Inning Stats	R: 0 E: 0 K: 0 S: 15 H: 1 LOB: 2 BB: 1 P: 23	R: 0 E: 0 K: 0 S: 8 H: 0 LOB: 1 BB: 1 P: 13	R: 1 E: 0 K: 1 S: 7 H: 1 LOB: 0 BB: 0 P: 11	R: 3 E: 0 K: 1 S: 16 H: 4 LOB: 1 BB: 0 P: 23	R: 1 E: 0 K: 2 S: 13 H: 2 LOB: 2 BB: 1 P: 21	R: 0 E: 0 K: 1 S: 10 H: 2 LOB: 2 BB: 0 P: 18	R: 0 E: 0 K: 2 S: 9 H: 0 LOB: 0 BB: 0 P: 13	R: 0 E: 0 K: 0 S: 6 H: 0 LOB: 0 BB: 0 P: 8	R: 0 E: 0 K: 0 S: 9 H: 1 LOB: 1 BB: 0 P: 13	1B: 8 2B: 2 3B: 0 HR: 1 SF: 0 SAC: 0 DP: 0 HBP: 0						

PITCHER		IP	WLS	BF	H	R	ER	SO	BB	IBB	HBP	BLK	WP	HR	S	P	ERA	WHIP
45 Matt Moore, L ERA: 4.26	(1, 1)	5.2	L	30	10	5	5	5	3	0	0	0	0	1	68	105	7.94	2.294
59 Neil Ramírez, R ERA: 4.05	(6, 1)	1.1		4	0	0	0	2	0	0	0	0	0	0	10	17	0.00	0.000
70 George Kontos, R ERA: 5.79	(8, 1)	1.0		3	0	0	0	0	0	0	0	0	0	0	6	8	0.00	0.000
50 Ty Blach, L ERA: 6.75	(9, 1)	1.0		4	1	0	0	0	0	0	0	0	0	0	9	13	0.00	1.000

PITCHER	IP	WLS	BF	H	R	ER	SO	BB	IBB	HBP	BLK	WP	HR	S	P	ERA	WHIP

TOP

Colorado Rockies @ San Francisco Giants

AT&T Park, San Francisco, CA

Sat Apr 15 2017, 1:08 PM - 3:32 PM PDT

Att. 42,371 - Partly Cloudy - 62 F

livebaseballscorecards.com

AB	38
R	5
H	11
RBI	5
BB	3
SO	7
LOB	18

WP: 0 PA: 41
PB: 0
SB: 0
CS: 0

BOTTOM

Colorado Rockies @ San Francisco Giants

AT&T Park, San Francisco, CA

Sat Apr 15 2017, 1:08 PM - 3:32 PM PDT

Att. 42,371 - Partly Cloudy - 62 F

livebaseballscorecards.com

Batter	1	2	3	4	5	6	7	8	9	AB	R	H	RBI	BB	SO	LOB
2 Denard Span, L (1, 8) OBP: 0.297, SLG: 0.324	C FF 94 B CU 78 X FF 92 1-1 ① G4-3			C FF 94 C CU 76 B CU 77 X FF 96 1-2 ① G4-3		C CU 76 F FF 94 S CH 87 0-3 ③ K			B CU 77 B FF 94 B FC 91 C FF 94 B FF 95 4-1 BB	3	0	0	0	1	1	1
12 Joe Panik, L (1, 4) OBP: 0.370, SLG: 0.450	B SI 95 C FF 95 C CU 78 F SI 95 B CH 87 X CH 88 2-2 ② G4-3			B CU 74 X FF 96 1-0 ② F7			B FF 95 C FF 94 B CH 86 X FF 94 2-1 35 G4-3 1B		B FF 94 C FF 95 B FF 94 F FF 94 X FF 96 2-2 ② P6	4	0	1	0	0	0	1
8 Hunter Pence, R (1, 9) OBP: 0.375, SLG: 0.451	F FF 96 B FF 96 B FF 94 X FC 89 2-1 ③ G6-3			C FC 89 X SI 94 0-1 ③ G6-3			B FC 88 B FC 88 S FC 87 D FF 95 S FC 87 S FC 88 3-3 ① K		X FF 94 0-0 ③ G4-3	4	0	0	0	0	1	2
35 Brandon Crawford, L (1, 6) OBP: 0.333, SLG: 0.512		C FF 94 X FF 94 0-1 ① P6			B CU 74 F FF 95 B CU 75 F FF 94 S FF 96 2-3 ① K		F FF 95 B FF 94 F CU 75 X CH 86 1-2 ② G4-3 1-2			3	0	0	0	0	1	1
21 Conor Gillaspie, L (1, 3) OBP: 0.294, SLG: 0.214		B CU 76 X FF 95 1-0 ② G4-3			B FF 95 F FF 96 F FF 96 B FF 98 F CU 77 X FF 95 2-2 ② F7		C FF 96 B FC 89 X FF 95 1-1 ③ F9			3	0	0	0	0	0	1
10 Eduardo Núñez, R (1, 5) OBP: 0.375, SLG: 0.386 59 Neil Ramírez, R (6, 1) 70 George Kontos, R (8, 1) 66 Gorkys Hernández, R (8, PH) OBP: 0.138, SLG: 0.111 50 Ty Blach, R (9, 1)		B FF 95 F FF 96 X FC 89 1-1 ③ G5-3			F FC 90 B SI 95 S SI 96 X FC 88 1-2 ③ G3-1			C FC 87 B SI 94 X FC 87 1-1 ① G1-3		2 0 0 1 0	0 0 0 0 0	0 0 0 0 0	0 0 0 0 0	0 0 0 0 0	0 0 0 0 0	0 0 0 0 0
5 Nick Hundley, R (1, 2) OBP: 0.250, SLG: 0.375			S FF 95 F SI 94 B FC 89 X FC 89 1-2 ① G6-3			B FC 86 X FC 87 1-0 ① G6-3		X FF 94 0-0 ② G6-3		3	0	0	0	0	0	0
6 Jarrett Parker, L (1, 7) OBP: 0.217, SLG: 0.238 7 Aaron Hill, R (5, 7) OBP: 0.227, SLG: 0.263 (6, 5)			B FF 96 X FF 95 1-0 ② G1-3			B FF 96 S FC 88 B FC 88 S FC 89 C FF 96 2-3 ② K		C SI 94 X FC 89 0-1 ③ L7		1 2	0 0	0 0	0 0	0 0	0 1	0 0
45 Matt Moore, L (1, 1) 49 Chris Marrero, R (6, 7) OBP: 0.200, SLG: 0.304			B X FF 94 1-0 ③ G5-3			B SI 94 C FC 88 B SI 95 B S FF 96 X FF 96 3-2 1B			B SI 93 C SI 93 C SI 94 X FC 87 1-2 ① G5-3	1 2	0 0	0 1	0 0	0 0	0 0	0 0

	AB	29
	R	0
	H	2
	RBI	0
	BB	1
	SO	4
	LOB	6

Inning Stats	1	2	3	4	5	6	7	8	9	1B: 2	SF: 0	WP: 0	PA: 30
	R: 0 E: 0 K: 0 S: 8	R: 0 E: 0 K: 0 S: 5	R: 0 E: 0 K: 0 S: 5	R: 0 E: 0 K: 0 S: 6	R: 0 E: 0 K: 1 S: 10	R: 0 E: 0 K: 2 S: 10	R: 0 E: 0 K: 1 S: 10	R: 0 E: 0 K: 0 S: 5	R: 0 E: 0 K: 0 S: 8	2B: 0 3B: 0 HR: 0	SAC: 0 DP: 0 HBP: 0	PB: 0 SB: 0 CS: 0	
	H: 0 LOB: 0 BB: 0 P: 13	H: 0 LOB: 0 BB: 0 P: 7	H: 0 LOB: 0 BB: 0 P: 8	H: 0 LOB: 0 BB: 0 P: 8	H: 0 LOB: 0 BB: 0 P: 15	H: 1 LOB: 1 BB: 0 P: 16	H: 1 LOB: 1 BB: 0 P: 17	H: 0 LOB: 0 BB: 0 P: 6	H: 0 LOB: 1 BB: 1 P: 15				

PITCHER	IP	WLS	BF	H	R	ER	SO	BB	IBB	HBP	BLK	WP	HR	S	P	ERA	WHIP
32 Tyler Chatwood, R (1, 1) ERA: 3.54	9.0	W	30	2	0	0	4	1	0	0	0	0	0	67	105	0.00	0.333

PITCHER	IP	WLS	BF	H	R	ER	SO	BB	IBB	HBP	BLK	WP	HR	S	P	ERA	WHIP

Colorado Rockies @ San Francisco Giants

AT&T Park, San Francisco, CA

Sun Apr 16 2017, 1:06 PM - 3:51 PM PDT

Att. 41,455 - Rain - 56 F

livebaseballscorecards.com

TOP

Batter	1	2	3	4	5	6	7	8	9	AB	R	H	RBI	BB	SO	LOB
19 Charlie Blackmon, L (1, 8) OBP: 0.283, SLG: 0.446	HR	G3		K			F7			4	1	1	1	0	1	1
9 DJ LeMahieu, R (1, 4) OBP: 0.357, SLG: 0.400	5 2B 28 2B 1B	3-H 1B			G6-3		G4-3			4	1	2	1	0	0	0
5 Carlos González, L (1, 9) OBP: 0.218, SLG: 0.327	1-3 28 2B 2B	G5-3			L4			G1-3		4	1	1	0	0	0	1
28 Nolan Arenado, R (1, 5) OBP: 0.397, SLG: 0.654	12 G1-3 2-H 3-H 2B		2B		K			P4		4	0	2	2	0	1	0
12 Mark Reynolds, R (1, 3) OBP: 0.358, SLG: 0.612	G1-3 2-3		L4			1B		K		4	0	1	0	0	1	2
27 Trevor Story, R (1, 6) OBP: 0.264, SLG: 0.250	P6		K			K			K	4	0	0	0	0	3	3
7 Raimel Tapia, L (1, 7)	K		L9			L9			G1-3	4	0	0	0	0	1	3
14 Tony Wolters, L (1, 2) OBP: 0.321, SLG: 0.308		19 G3 49 SH2-4 9 1B 1B		K		G3			K	4	1	1	0	0	2	1
49 Antonio Senzatela, R (1, 1)		SH2-4 1-2		K			K			2	0	0	0	0	2	0
38 Mike Dunn, L (8, 1)										0	0	0	0	0	0	0
0 Adam Ottavino, S (8, 1)										0	0	0	0	0	0	0
56 Greg Holland, R (9, 1)										0	0	0	0	0	0	0

	AB	34
	R	4
	H	8
	RBI	4
	BB	0
	SO	11
	LOB	11

Inning Stats	1	2	3	4	5	6	7	8	9
	R: 3 E: 0 K: 1 S: 14	H: 4 LOB: 1 BB: 0 P: 25	R: 1 E: 0 K: 0 S: 15	H: 2 LOB: 1 BB: 0 P: 21	R: 0 E: 0 K: 1 S: 11	H: 1 LOB: 1 BB: 0 P: 17	R: 0 E: 0 K: 3 S: 9	H: 0 LOB: 0 BB: 0 P: 12	R: 0 E: 0 K: 1 S: 8	H: 0 LOB: 0 BB: 0 P: 12
	R: 0 E: 0 K: 1 S: 8	H: 1 LOB: 1 BB: 0 P: 14	R: 0 E: 0 K: 1 S: 7	H: 0 LOB: 0 BB: 0 P: 9	R: 0 E: 0 K: 1 S: 8	H: 0 LOB: 0 BB: 0 P: 9	R: 0 E: 0 K: 2 S: 7	H: 0 LOB: 0 BB: 0 P: 11		

	1B: 4	SF: 0
	2B: 3	SAC: 1
	3B: 0	DP: 0
	HR: 1	HBP: 0

	WP: 0	PA: 35
	PB: 0	
	SB: 0	
	CS: 0	

PITCHER		IP	WLS	BF	H	R	ER	SO	BB	IBB	HBP	BLK	WP	HR	S	P	ERA	WHIP
29 Jeff Samardzija, R ERA: 6.16	(1, 1)	7.0	L	29	8	4	4	8	0	0	0	0	0	1	72	110	5.14	1.143
48 Steven Okert, L ERA:	(8, 1)	0.1		1	0	0	0	0	0	0	0	0	0	0	2	2	0.00	0.000
60 Hunter Strickland, R ERA:	(8, 1)	0.2		2	0	0	0	1	0	0	0	0	0	0	6	7	0.00	0.000
41 Mark Melancon, R ERA: 4.91	(9, 1)	1.0		3	0	0	0	2	0	0	0	0	0	0	7	11	0.00	0.000

PITCHER		IP	WLS	BF	H	R	ER	SO	BB	IBB	HBP	BLK	WP	HR	S	P	ERA	WHIP

BOTTOM

Colorado Rockies @ San Francisco Giants

AT&T Park, San Francisco, CA

Sun Apr 16 2017, 1:06 PM - 3:51 PM PDT

Att. 41,455 - Rain - 56 F

livebaseballscorecards.com

Batter	1	2	3	4	5	6	7	8	9	AB	R	H	RBI	BB	SO	LOB
2 Denard Span, L (1, 8) OBP: 0.293, SLG: 0.342	C FF 91 X FF 90 0-1 9 1B 8 SF9 2B		B FF 92 C FF 92 B CH 82 B FF 93 C FF 93 X FF 94 3-2 ① G5-3			B SL 82 X FF 94 1-0 ① G4-3		B SL 87 C FF 91 M FF 92 F FF 92 D SL 88 S SL 85 2-3 ① K		4	1	1	0	0	1	1
9 Brandon Belt, L (1, 3) OBP: 0.333, SLG: 0.490	F FF 90 X CH 84 0-1 35 3B 2-3 1B		B FF 92 C FF 93 B FF 93 F FF 92 B FF 93 X FF 94 3-2 ② G3-1			B FF 92 C FF 92 B FF 92 S CH 85 X FF 95 2-2 8 G4-3 2B		D CU 75 F SL 86 C FF 91 B FF 92 S SL 88 2-3 ② K		4	1	2	0	0	1	1
8 Hunter Pence, R (1, 9) OBP: 0.350, SLG: 0.426	C FF 92 F FF 89 B FF 92 B FF 94 X FF 95 2-2 ① SF9 3-H		S SL 81 B SL 78 B SL 76 C FF 93 B FF 95 X FF 93 3-2 ③ F8			X FF 92 0-0 ② G4-3 2-3		B ST 80 X ST 81 1-0 ③ F9		3	0	0	1	0	0	2
35 Brandon Crawford, L (1, 6) OBP: 0.327, SLG: 0.532	X FF 92 0-0 5 SF8 1-H 3B			C FF 92 B CH 85 B CH 84 F FF 94 S FF 94 2-3 ① K		D SL 81 X SL 79 1-0 ③ G2-3			X FF 94 0-0 ① P4	4	1	1	1	0	1	1
5 Nick Hundley, R (1, 2) OBP: 0.250, SLG: 0.407	X FF 94 0-0 ② SF8 3-H			B FF 93 B SL 78 F FF 93 F FF 95 S FF 95 2-3 ② K			F FF 93 B FF 92 X FF 93 1-1 12 G4-3 2B		C SL 86 S SL 87 S SL 85 0-3 ② K	3	0	1	1	0	2	0
10 Eduardo Núñez, R (1, 5) OBP: 0.346, SLG: 0.354	C FF 95 X SL 80 0-1 ③ G6-3 3-H			C SL 80 X SL 80 0-1 ③ P4			D SL 82 C X FF 94 1-1 ① G1-3		X FF 95 0-0 ③ L9	4	0	0	0	0	0	1
12 Joe Panik, L (1, 4) OBP: 0.367, SLG: 0.442		C FF 92 B SL 81 C FF 94 X SL 86 1-2 ① G4-3			C FF 93 B CH 85 B CH 86 B FF 92 X FF 94 3-1 49 G4-6-3 1B		B SL 77 F SL 80 X FF 93 1-1 ② G4-3 2-3			3	0	1	0	0	0	1
49 Chris Marrero, R (1, 7) OBP: 0.179, SLG: 0.269		X FF 90 0-0 ② F8				D FF 91 B FF 93 1 SAFE F FF 93 X FF 92 2-1 ① ② G4-6-3 1-2f	C FF 95 B FF 94 B SL 78 S SL 83 X SL 81 2-2 ③ P3			3	0	0	0	0	0	2
29 Jeff Samardzija, R (1, 1) 48 Steven Okert, L (8, 1) 60 Hunter Strickland, R (8, 1) 7 Aaron Hill, R (8, PH) OBP: 0.261, SLG: 0.300 41 Mark Melancon, R (9, 1)		C FF 93 B SL 79 B SL 78 X FF 93 2-1 ③ L8			C FF 95 S SL 82 F FF 96 F FF 97 S SL 81 0-3 ③ K			C FF 93 B B SL 77 X FF 94 2-1 1B		2 0 0 1 0	0 0 0 0 0	0 0 0 1 0	0 0 0 0 0	0 0 0 0 0	1 0 0 0 0	0 0 0 0 0
Inning Stats	R: 3 H: 3 E: 0 LOB: 0 K: 0 BB: 0 S: 11 P: 13	R: 0 H: 0 E: 0 LOB: 0 K: 0 BB: 0 S: 6 P: 9	R: 0 H: 0 E: 0 LOB: 0 K: 0 BB: 0 S: 9 P: 18	R: 0 H: 0 E: 0 LOB: 0 K: 2 BB: 0 S: 8 P: 12	R: 0 H: 1 E: 0 LOB: 0 K: 1 BB: 0 S: 9 P: 14	R: 0 H: 1 E: 0 LOB: 1 K: 0 BB: 0 S: 6 P: 10	R: 0 H: 1 E: 0 LOB: 1 K: 0 BB: 0 S: 9 P: 14	R: 0 H: 1 E: 0 LOB: 1 K: 2 BB: 0 S: 10 P: 17	R: 0 H: 0 E: 0 LOB: 0 K: 1 BB: 0 S: 5 P: 5	1B: 3 SF: 2 2B: 3 SAC: 0 3B: 1 DP: 1 HR: 0 HBP: 0						

AB	31	
R	3	
H	7	
RBI	3	
BB	0	
SO	6	
LOB	9	

WP: 0 PA: 33
PB: 0
SB: 0
CS: 0

PITCHER		IP	WLS	BF	H	R	ER	SO	BB	IBB	HBP	BLK	WP	HR	S	P	ERA	WHIP
49 Antonio Senzatela, R ERA: 2.37	(1, 1)	7.0	W	27	7	3	3	3	0	0	0	0	0	0	60	94	3.86	1.000
38 Mike Dunn, L ERA:	(8, 1)	0.2	H	2	0	0	0	2	0	0	0	0	0	0	7	11	0.00	0.000
0 Adam Ottavino, R ERA: 1.42	(8, 1)	0.1	H	1	0	0	0	0	0	0	0	0	0	0	1	2	0.00	0.000
56 Greg Holland, R ERA:	(9, 1)	1.0	S	3	0	0	0	1	0	0	0	0	0	0	5	5	0.00	0.000

PITCHER	IP	WLS	BF	H	R	ER	SO	BB	IBB	HBP	BLK	WP	HR	S	P	ERA	WHIP

Batter	1	2	3	4	5	6	7	8	9	10	11	AB	R	H	RBI	BB	SO	LOB
2 Denard Span, L (1, 8) OBP: 0.261, SLG: 0.302	B SI 93 B FF 93 T FF 92 X FF 93 2-1 G3 ①			C FF 91 F SI 92 F SI 93 B SL 83 B SL 85 X FF 93 2-2 F9 ①		F FF 92 1 SAFE B SL 85 B FF 91 F SL 84 C SI 92 2-3 K ②	F FF 91 F FF 91 X FC 88 0-2 G4-3 ③			C SI 94 F SI 93 C SI 93 0-3 K ②		5	0	0	0	0	2	4
9 Brandon Belt, L (1, 3) OBP: 0.338, SLG: 0.473	T SI 93 B FF 93 F SL 84 B SI 92 B SI 92 S FF 92 3-3 K ②			F FF 92 B SL 86 B SL 85 X FF 93 2-1 L8 ②		B SL 84 B SL 86 D SL 86 F SI 92 C FF 92 B FF 92 4-2 8 1B 28 1B BB 1-2		F FF 91 B FF 92 S FF 93 B CH 88 S CH 88 2-3 K ①		C SL 86 F SI 94 X SI 94 0-2 8 BB 1B		4	0	1	0	1	2	0
8 Hunter Pence, R (1, 9) OBP: 0.369, SLG: 0.431	C SL 85 B SL 86 B SI 93 S SL 85 S SL 85 2-3 K2-3 ③			B SL 83 F SL 84 X SL 84 1-1 G5-3 ③		B SL 85 D SL 85 F SI 92 X SI 92 2-1 28 1B 1B 1-2 2-H		B FF 93 X SL 83 1-0 28 1B 1B		B SI 93 B SI 92 B SI 93 B SI 93 4-0 BB 1-2		4	0	2	1	1	1	0
28 Buster Posey, R (1, 10) OBP: 0.500, SLG: 0.577		F SI 92 B SI 92 B SI 92 F SI 92 X SL 84 2-2 G4-3 ①			B SL 84 B SL 84 C SI 91 X CH 85 2-1 10 FC6-4 1B	X SL 85 0-0 ③ 1-2 2-H 1B		C FF 93 C CU 68 X CH 88 0-2 35 G4-6-3 1-2 1B		C SI 94 S SI 92 S SI 92 0-3 K ③		5	0	3	0	0	1	2
35 Brandon Crawford, L (1, 6) OBP: 0.316, SLG: 0.519		B CU 76 S SL 84 S FF 92 B SL 83 F SL 85 F SL 85 X SI 93 2-2 F7 ②			F SI 92 1 SAFE X SI 91 0-1 F7 ①		B CU 77 S SL 83 X SI 91 1-1 10 1B 2B	B FF 92 T FF 93 B FF 94 X CH 88 2-1 G4-6-3 ②③ 1-2f			X SI 91 0-0 F8 ①	5	0	1	0	0	0	3
10 Eduardo Núñez, R (1, 5) OBP: 0.333, SLG: 0.340		S SL 85 X SI 93 0-1 G6-3 ③			X SL 84 0-0 FC6-4 ② 1-2f		F SI 91 B SL 85 F SI 91 F SL 84 B SL 83 X SL 83 2-2 12 BB 1B 2-3		B SL 88 S FF 98 X SL 86 1-1 G6-3 ①		B SI 89 F SI 92 S SI 91 C SI 91 1-3 K ②	5	0	1	0	0	1	1
5 Nick Hundley, R (1, 2) OBP: 0.242, SLG: 0.406			C SI 91 X SL 84 0-1 G1-4-3 ①		1 SAFE 1 SAFE F FF 92 X SI 92 0-1 F8 ③		S SI 88 B SI 88 F SL 76 F SI 88 S SL 77 1-3 K ①		S FF 98 F FF 99 F FF 99 F CH 90 X CH 90 0-2 L8 ②		C SI 92 B SI 92 F SI 92 F SI 90 B SI 92 F SI 93 B SI 93 X SL 83 3-2 12 1B 2B	5	1	1	0	0	1	3
12 Joe Panik, L (1, 4) OBP: 0.389, SLG: 0.447			C SI 92 X CH 85 0-1 F7 ②			C FF 91 S CH 84 X SI 92 0-2 9 BB 8 1B 1B	1 SAFE 1 SAFE F FC 87 B FC 88 B FC 86 B FF 91 B FC 88 4-1 1-2 BB		S CH 91 F CH 92 B CH 91 S SI 98 1-3 K ③		S SI 92 B FF 93 C SI 92 X SI 92 1-2 66 S 2-H 1B	4	1	2	1	1	1	0
49 Chris Marrero, R (1, 7) OBP: 0.156, SLG: 0.233 66 Gorkys Hernández, R (10, 7) OBP: 0.133, SLG: 0.107			C FF 92 X SI 92 0-1 L6 ③			C SL 83 X SL 85 0-1 L7 ①	C FF 92 B FF 90 F FF 91 C FF 91 1-3 K ②			X SI 92 0-0 G5-3 ①	B SI 92 X SI 92 1-0 G5-3 ③ 1-2	4 1	0 0	0 0	0 0	0 0	1 0	4 1
Inning Stats	R: 0 E: 0 H: 0 LOB: 0 K: 2 BB: 0 S: 8 P: 15	R: 0 E: 0 H: 0 LOB: 0 K: 0 BB: 0 S: 10 P: 14	R: 0 E: 0 H: 0 LOB: 0 K: 0 BB: 0 S: 6 P: 6	R: 0 E: 0 H: 0 LOB: 0 K: 0 BB: 0 S: 8 P: 13	R: 0 E: 0 H: 0 LOB: 1 K: 0 BB: 0 S: 7 P: 9	R: 1 E: 0 H: 3 LOB: 2 K: 1 BB: 1 S: 13 P: 21	R: 0 E: 0 H: 2 LOB: 3 K: 2 BB: 1 S: 17 P: 26	R: 0 E: 0 H: 2 LOB: 1 K: 1 BB: 0 S: 9 P: 14	R: 0 E: 0 H: 0 LOB: 0 K: 1 BB: 0 S: 10 P: 12	R: 0 E: 0 H: 1 LOB: 2 K: 2 BB: 1 S: 10 P: 14	R: 1 E: 0 H: 2 LOB: 1 K: 1 BB: 0 S: 13 P: 19	1B: 9 2B: 2 3B: 0 HR: 0	SF: 0 SAC: 0 DP: 1 HBP: 0					

PITCHER	IP	WLS	BF	H	R	ER	SO	BB	IBB	HBP	BLK	WP	HR	S	P	ERA	WHIP
39 Jason Hammel, R (1, 1) ERA: 4.6	6.0		24	6	1	1	3	1	0	0	0	0	0	58	87	1.50	1.167
47 Peter Moylan, R (7, 1) ERA:	0.1		1	0	0	0	1	0	0	0	0	0	0	4	5	0.00	0.000
34 Travis Wood, L (7, 1) ERA: 16.2	0.2		3	0	0	0	1	1	0	0	0	0	0	7	12	0.00	1.500
48 Joakim Soria, R (8, 1) ERA:	1.0		4	2	0	0	1	0	0	0	0	0	0	9	14	0.00	2.000
40 Kelvin Herrera, R (9, 1) ERA: 3.0	1.0		3	0	0	0	1	0	0	0	0	0	0	10	12	0.00	0.000

PITCHER	IP	WLS	BF	H	R	ER	SO	BB	IBB	HBP	BLK	WP	HR	S	P	ERA	WHIP
54 Scott Alexander, L (10, 1) ERA: 2.08	2.0	L	10	3	1	1	3	1	0	0	0	0	0	23	33	4.50	2.000

TOP

San Francisco Giants @ Kansas City Royals

Kauffman Stadium, Kansas City, MO

Tue Apr 18 2017, 7:16 PM - 10:53 PM CDT

Att. 20,863 - Clear - 77 F

livebaseballscorecards.com

AB	42
R	2
H	11
RBI	2
BB	3
SO	10
LOB	18

WP: 0	PA: 45		
PB: 0			
SB: 1			
CS: 0			

Batter	1	2	3	4	5	6	7	8	9	10	11	AB	R	H	RBI	BB	SO	LOB
4 Alex Gordon, L (1, 7) OBP: 0.263, SLG: 0.250	B SI 88 B SL 83 X SI 89 2-0 6 F8 2B		X SI 89 0-0 ① L9		1 SAFE B SL 83 B SI 90 F CH 84 F CH 84 S CH 85 2-3 ②③ K 1-2			H SI 92 1-0 6 1B HBP		C CU 77 B FF 94 B CH 81 X FF 95 2-1 ① G4-3		4	0	1	0	0	1	1
8 Mike Moustakas, L (1, 5) OBP: 0.340, SLG: 0.630 16 Paulo Orlando, R (10, PR) OBP: 0.171, SLG: 0.128 19 Cheslor Cuthbert, R (11, 5) OBP: 0.200, SLG: 0.357	C SI 89 X FF 90 0-1 ① P5		C CH 83 B SI 89 X SI 89 1-1 ② G6-3			X CH 82 0-0 ① F7		B SL 82 B FF 92 X FF 92 2-0 ② L9		B FF 96 B FF 94 X FF 93 2-0 6 1B 1B		5 0 0	0 0 0	1 0 0	0 0 0	0 0 0	0 0 0	3 0 0
6 Lorenzo Cain, R (1, 8) OBP: 0.482, SLG: 0.400	B SI 90 S FF 90 F CU 75 F SI 90 X SI 90 1-2 ② F8 2-3		C SI 90 F SI 90 B SI 90 F SL 84 B FF 90 B SI 90 X SL 85 3-2 ③ P3			C SL 82 X SI 88 0-1 ② F9		S FC 87 S FC 87 X FC 87 0-2 1-2 2-3 1B		1 SAFE B SI 92 1 SAFE 1 SAFE X SI 92 1-0 35 G4-6-3 1-2 1B		5	0	2	0	0	0	1
35 Eric Hosmer, L (1, 3) OBP: 0.259, SLG: 0.260	B SI 90 F FF 89 B FF 88 B SL 84 B SL 84 4-1 BB			X CU 74 0-0 37 G4-5-3 1B		C FF 89 B FF 88 F SL 84 B SI 90 B FF 90 F SL 85 X SL 84 3-2 ③ G1-3		S SL 84 D SL 83 F FF 93 X SL 82 1-2 ③ G3		B FF 94 B CU 76 T FF 94 B FF 94 X SI 94 3-1 ②③ G4-6-3 1-2f		4	0	1	0	1	0	5
13 Salvador Perez, R (1, 2) OBP: 0.288, SLG: 0.600 24 Christian Colón, R (11, PR)	C SI 91 X SI 89 0-1 ③ F7			X SL 81 0-0 ① F9			C SL 81 S SI 88 S SL 83 0-3 ① K		B CU 74 C CU 78 F SL 80 B CU 76 X SL 81 2-2 ① G6-3		C KC 80 B FF 93 F FF 93 B KC 82 F KC 82 X KC 83 2-2 15 1B 1B	5 0	0 0	1 0	0 0	0 0	1 0	3 0
37 Brandon Moss, L (1, 10) OBP: 0.268, SLG: 0.324		B SI 89 C SI 88 F SL 83 X CU 75 1-2 15 S 1B		1 SAFE C SI 88 B SI 88 B FF 91 F CH 83 F SI 90 X SI 90 2-2 ②③ G4-5-3 1-2f			X SI 88 0-0 ② F7		X FF 94 0-0 15 BB 1B		S FF 93 B FF 93 F FF 92 F FF 93 C FF 92 1-3 ① K	5	0	2	0	0	1	2
2 Alcides Escobar, R (1, 6) OBP: 0.250, SLG: 0.261		C SI 89 B SI 89 X SI 90 1-1 ① F8			F SL 79 X SI 89 0-1 ① G6-3		B SI 88 X SI 88 1-0 ③ P6		1 SAFE B FF 92 1 SAFE X FF 93 1-0 ② F9		B FF 93 F KC 81 1 SAFE C FF 92 S FF 93 1-3 ② K	5	0	0	0	0	1	3
15 Whit Merrifield, R (1, 9) OBP: 0.800, SLG: 1.667		B SI 89 S SL 83 X SI 90 1-1 ② G6-3 1-2			S CH 83 B CH 84 B SI 90 B SI 90 F SI 90 X SI 90 3-2 HR			B CH 81 B CH 82 B FF 91 B FF 91 4-0 6 1B 27 SH2-3 BB		F CU 76 T FF 93 D CU 78 B SL 79 B SI 95 B SL 82 4-2 1-2 BB		B FF 92 B FF 91 S FF 92 B FF 92 X FF 92 3-1 1-2 1B	3	1	2	1	2	0	1
27 Adalberto Mondesi, S (1, 4) OBP: 0.162, SLG: 0.200		L CH 84 S SI 89 B SI 90 F CU 76 B CH 85 C SI 90 2-3 ③ K			B CH 83 B CH 84 F SI 90 B SI 90 B SI 89 4-1 4 CS BB			X CH 82 0-0 ① SH2-3 1-2		C SI 95 C SI 96 S FF 95 0-3 ③ K		S FF 92 F FF 92 B FF 92 F FF 92 S KC 81 1-3 ③ K	3	0	0	0	1	3	5
Inning Stats	R: 0 E: 0 K: 0 S: 10 H: 1 LOB: 2 BB: 1 P: 17	R: 0 E: 0 K: 1 S: 11 H: 1 LOB: 1 BB: 0 P: 16	R: 0 E: 0 K: 0 S: 7 H: 0 LOB: 0 BB: 0 P: 11	R: 0 E: 0 K: 0 S: 6 H: 1 LOB: 0 BB: 0 P: 8	R: 1 E: 0 K: 1 S: 9 H: 1 LOB: 0 BB: 1 P: 18	R: 0 E: 0 K: 0 S: 7 H: 0 LOB: 0 BB: 0 P: 10	R: 0 E: 0 K: 1 S: 5 H: 0 LOB: 0 BB: 0 P: 6	R: 0 E: 0 K: 0 S: 8 H: 1 LOB: 3 BB: 1 P: 16	R: 0 E: 0 K: 1 S: 10 H: 1 LOB: 2 BB: 1 P: 17	R: 0 E: 0 K: 0 S: 6 H: 2 LOB: 2 BB: 0 P: 14	R: 0 E: 0 K: 3 S: 17 H: 2 LOB: 2 BB: 0 P: 25	1B: 8 2B: 1 3B: 0 HR: 1 SF: 0 SAC: 1 DP: 2 HBP: 1	WP: 0 PB: 0 SB: 1 CS: 1 PA: 45					

PITCHER		IP	WLS	BF	H	R	ER	SO	BB	IBB	HBP	BLK	WP	HR	S	P	ERA	WHIP
18 Matt Cain, R ERA: 3.31	(1, 1)	7.0		25	4	1	1	3	2	0	0	0	0	1	55	86	1.29	0.857
50 Ty Blach, L ERA: 5.79	(8, 1)	0.2		4	0	0	0	0	1	0	1	0	0	0	2	9	0.00	1.500
70 George Kontos, R ERA: 5.79	(8, 1)	0.0		1	1	0	0	0	0	0	0	0	0	0	3	3	∞	∞
48 Steven Okert, L ERA:	(8, 1)	0.1		1	0	0	0	0	0	0	0	0	0	0	3	4	0.00	0.000
64 Derek Law, R ERA: 3.68	(9, 1)	2.0	W	9	3	0	0	1	1	0	0	0	0	0	16	31	0.00	2.000

PITCHER		IP	WLS	BF	H	R	ER	SO	BB	IBB	HBP	BLK	WP	HR	S	P	ERA	WHIP
41 Mark Melancon, R ERA: 3.86	(11, 1)	1.0	S	5	2	0	0	3	0	0	0	0	0	0	17	25	0.00	2.000

BOTTOM

San Francisco Giants @ Kansas City Royals

Kauffman Stadium, Kansas City, MO

Tue Apr 18 2017, 7:16 PM - 10:53 PM CDT

Att. 20,863 - Clear - 77 F

livebaseballscorecards.com

AB	39
R	1
H	10
RBI	1
BB	4
SO	7
LOB	24

Batter	1	2	3	4	5	6	7	8	9	AB	R	H	RBI	BB	SO	LOB
7 Aaron Hill, R (1, 7) OBP: 0.259, SLG: 0.261	C FF 86 X CH 81 0-1 G1-3			C KC 72 B SI 86 B FF 87 C SI 88 S CH 80 2-3 K		B SI 85 C CH 79 F CH 80 X CH 79 1-2 G6-3			B FF 98 B SI 96 B FF 96 B FF 96 4-0 8 G6-3 8 WP BB	3	0	0	0	1	1	0
9 Brandon Belt, L (1, 3) OBP: 0.333, SLG: 0.458	B SI 86 X SI 87 1-0 L8			S CH 80 X CH 81 0-1 28 1B 1B		F KC 74 B FF 87 B FF 87 F CH 80 S SI 87 2-3 K			C SI 97 B CH 91 B CH 87 F SI 97 F CH 90 X CH 90 2-2 L9	4	0	1	0	0	1	1
8 Hunter Pence, R (1, 9) OBP: 0.348, SLG: 0.403	C FF 88 C SI 87 B CH 81 T SI 87 1-2 K			C CH 81 B FF 87 X SI 86 1-1 F9		S CH 81 F CH 82 B CH 81 X CH 81 1-2 G6-3			B SL 89 S FF 98 F FF 99 F SL 86 X SL 86 1-2 G6-3 1-3	4	0	0	0	0	1	2
28 Buster Posey, R (1, 10) OBP: 0.472, SLG: 0.533		C FF 86 F SI 85 S CH 81 0-3 K		F SI 87 F SI 87 1 SAFE 1 SAFE D CH 82 B SI 88 F SI 88 X CH 81 2-2 1-2 1B			B CH 79 C SI 85 F SI 85 S CH 80 1-3 K		C SI 98 B FF 98 X SI 97 1-1 G4-3	4	0	1	0	0	2	1
35 Brandon Crawford, L (1, 6) OBP: 0.317, SLG: 0.509		B KC 75 S FF 87 C KC 75 X SI 87 1-2 G4-3		X KC 75 0-0 P6			F CH 80 B KC 74 B KC 74 C SI 86 X SI 87 2-2 10 G4-3 1B			3	0	1	0	0	0	2
10 Eduardo Núñez, R (1, 5) OBP: 0.317, SLG: 0.321		B FF 88 B CH 82 X SI 87 2-0 F8			C KC 72 F SI 85 B SI 86 B SI 87 X CH 81 2-2 G6-3		B SI 85 B SI 86 X CH 78 2-0 G4-3 1-2f			3	0	0	0	0	0	1
5 Nick Hundley, R (1, 2) OBP: 0.250, SLG: 0.429			B FF 86 C KC 74 S CH 81 B CH 80 B SI 87 S SI 87 3-3 K		B SI 86 F KC 75 X SI 88 1-1 12 G4-3 2B			B FF 91 F FF 91 B FF 92 X FF 93 2-1 P4		3	0	1	0	0	1	0
12 Joe Panik, L (1, 4) OBP: 0.368, SLG: 0.420			B FF 88 S SI 82 S SI 82 C FF 88 1-3 K		D CH 81 C SI 87 B FF 88 F FF 87 B SI 88 X CH 81 3-2 G4-3 2-3			B FF 93 X CH 87 1-0 G4-3		3	0	0	0	0	1	1
66 Gorkys Hernández, R (1, 8) OBP: 0.125, SLG: 0.100 2 Denard Span, L (8, PH) OBP: 0.255, SLG: 0.295 (8, 8)			F SI 88 B SI 87 B SI 88 S CH 81 C SI 88 2-3 K		C KC 76 F CH 81 S CH 80 0-3 K			B FF 92 B FF 92 B FF 92 C FF 92 C CH 88 C CH 87 3-3 K		2 1	0 0	0 0	0 0	0 0	2 1	1 0
Inning Stats	R: 0 E: 0 K: 1 S: 6 H: 0 LOB: 0 BB: 0 P: 8	R: 0 E: 0 K: 1 S: 7 H: 0 LOB: 0 BB: 0 P: 10	R: 0 E: 0 K: 3 S: 9 H: 0 LOB: 0 BB: 0 P: 15	R: 0 E: 0 K: 1 S: 12 H: 2 LOB: 2 BB: 0 P: 17	R: 0 E: 0 K: 1 S: 11 H: 1 LOB: 1 BB: 0 P: 17	R: 0 E: 0 K: 1 S: 9 H: 0 LOB: 0 BB: 0 P: 13	R: 0 E: 0 K: 1 S: 7 H: 1 LOB: 0 BB: 0 P: 12	R: 0 E: 0 K: 1 S: 6 H: 0 LOB: 0 BB: 0 P: 12	R: 0 E: 0 K: 0 S: 10 H: 0 LOB: 1 BB: 1 P: 18	1B: 3 2B: 1 3B: 0 HR: 0 SF: 0 SAC: 0 DP: 1 HBP: 0						

PITCHER	IP	WLS	BF	H	R	ER	SO	BB	IBB	HBP	BLK	WP	HR	S	P	ERA	WHIP
51 Jason Vargas, L (1, 1) ERA: 0.44	7.0	W	24	4	0	0	9	0	0	0	0	0	0	61	92	0.00	0.571
48 Joakim Soria, R (8, 1) ERA:	1.0	H	3	0	0	0	1	0	0	0	0	0	0	6	12	0.00	0.000
40 Kelvin Herrera, R (9, 1) ERA: 2.57	1.0	S	4	0	0	0	0	1	0	0	0	1	0	10	18	0.00	1.000

PITCHER	IP	WLS	BF	H	R	ER	SO	BB	IBB	HBP	BLK	WP	HR	S	P	ERA	WHIP

TOP

San Francisco Giants @ Kansas City Royals

Kauffman Stadium, Kansas City, MO

Wed Apr 19 2017, 7:15 PM - 9:43 PM CDT

Att. 24,402 - Partly Cloudy - 78 F

livebaseballscorecards.com

AB	30
R	0
H	4
RBI	0
BB	1
SO	10
LOB	9

WP: 1 PA: 31
PB: 0
SB: 0
CS: 0

BOTTOM

San Francisco Giants @ Kansas City Royals

Kauffman Stadium, Kansas City, MO

Wed Apr 19 2017, 7:15 PM - 9:43 PM CDT

Att. 24,402 - Partly Cloudy - 78 F

livebaseballscorecards.com

Batter	1	2	3	4	5	6	7	8	9	AB	R	H	RBI	BB	SO	LOB
4 Alex Gordon, L (1, 7) OBP: 0.262, SLG: 0.250	C FF 93 B FF 93 F FC 90 B FF 93 S CU 78 2-3 ① **K**		B CU 79 F FF 92 X CU 79 1-1 6 FC3-6 8 1B 1B		1 SAFE B FF 92 B FF 92 B FF 92 C FF 92 F FC 88 F FF 92 X FC 89 3-2 ② **G5-3** 1-3		C FF 93 S SL 81 B FF 94 X SL 84 1-2 ①② 1-2 **F8**			4	0	1	0	0	1	2
8 Mike Moustakas, L (1, 5) OBP: 0.352, SLG: 0.620	X FF 93 0-0 ② **P6**		F FC 87 X FC 87 0-1 6 FC3-6 1-2 1B		F FF 93 B FC 88 B CU 80 X FF 93 2-1 6 2B 1B 3-H		S FC 89 S SL 80 B FF 94 B FF 93 S SL 82 2-3 ③ **K**			4	0	2	1	0	1	0
6 Lorenzo Cain, R (1, 8) OBP: 0.467, SLG: 0.408	B FF 94 F FF 93 X FF 93 1-1 ③ **G6-3**		C FC 87 F FC 87 B CU 79 X FF 91 1-2 ② **FC3-6** 35 S 1-2f 2-3		X FC 89 0-0 **2B** 1-3			C FF 91 C SL 83 S FC 88 0-3 ① **K**		4	0	1	0	0	1	2
35 Eric Hosmer, L (1, 3) OBP: 0.259, SLG: 0.278		X FF 93 0-0 ① **L8**	B FC 87 X CU 80 1-0 ③ **G4-3** 1-2		S FF 92 F FF 92 F FF 92 X CU 79 0-2 ③ **F7**			C FC 87 X FF 92 0-1 13 1B 2B		4	1	1	0	0	0	4
13 Salvador Perez, R (1, 2) OBP: 0.321, SLG: 0.604		B FF 93 B FC 89 S FC 89 F FF 93 F FC 88 F CU 80 F FF 94 X FF 94 2-2 15 FC5-4 1B		C FC 88 F FF 91 S CU 79 0-3 ① **K**		B FF 92 B FC 88 B FF 92 C FF 92 S FC 88 F FF 92 B FC 88 4-2 **BB**		B SI 90 X FC 88 1-0 15 G6-4-3 2-H 1B		3	0	2	1	1	1	0
15 Whit Merrifield, R (1, 4) OBP: 0.444, SLG: 0.714		B FC 89 C FF 93 S FC 90 X FC 90 1-2 ② **FC5-4** 2 2B 1-2f		F FF 93 B FF 93 B FC 88 B FC 88 X FF 93 3-1 ② **G6-3**		C FC 90 D FC 86 F FF 92 B FC 91 B FC 86 T CU 79 3-2 ① **K**		D FF 91 S FC 85 X FC 87 1-1 ②③ **G6-4-3** 1-2f		4	0	0	0	0	1	3
2 Alcides Escobar, R (1, 6) OBP: 0.255, SLG: 0.286		C FF 91 X FF 91 0-1 **2B** 1-3		B FF 93 F FC 88 F CU 79 B FF 92 X FC 87 2-2 ③ **G4-3**		B CU 77 D FC 87 S FF 92 B FF 91 S FC 88 S FC 88 3-3 ② **K**				3	0	1	0	0	1	1
19 Cheslor Cuthbert, R (1, 10) OBP: 0.167, SLG: 0.294		B CU 80 F FC 89 B FC 88 B FC 89 T FC 89 X FC 89 3-2 ③ **L5**			C FC 88 B CU 80 S FF 92 B FF 92 B FF 92 X FC 89 3-2 ① **G6-3**	B FC 87 B FF 92 X FF 92 2-0 ③ **F9**				3	0	0	0	0	0	3
16 Paulo Orlando, R (1, 9) OBP: 0.205, SLG: 0.167			B CH 84 X FF 92 1-0 ① **L9**		X FC 89 0-0 4 G5-3 4 S 8 1B 1B		C FF 93 B CH 87 B SI 92 B FF 92 F FC 89 X FC 90 3-2 4 CS 1B			3	1	2	0	0	0	0
Inning Stats	R: 0 E: 0 K: 1 S: 6 H: 0 LOB: 0 BB: 0 P: 9	R: 0 E: 0 K: 0 S: 15 H: 2 LOB: 2 BB: 0 P: 21	R: 0 E: 0 K: 0 S: 9 H: 2 LOB: 2 BB: 0 P: 13	R: 0 E: 0 K: 1 S: 8 H: 0 LOB: 0 BB: 0 P: 13	R: 1 E: 0 K: 0 S: 15 H: 3 LOB: 2 BB: 0 P: 23	R: 0 E: 0 K: 2 S: 10 H: 0 LOB: 1 BB: 1 P: 22	R: 0 E: 0 K: 1 S: 9 H: 1 LOB: 0 BB: 0 P: 15	R: 1 E: 0 K: 1 S: 8 H: 2 LOB: 0 BB: 0 P: 10		1B: 7 2B: 3 3B: 0 HR: 0 SF: 0 SAC: 0 DP: 1 HBP: 0				WP: 0 PB: 0 SB: 2 CS: 1 PA: 33		

	AB	32
	R	2
	H	10
	RBI	2
	BB	1
	SO	6
	LOB	15

PITCHER		IP	WLS	BF	H	R	ER	SO	BB	IBB	HBP	BLK	WP	HR	S	P	ERA	WHIP
40 Madison Bumgarner, L ERA: 3.0	(1, 1)	6.0	L	26	7	1	1	4	1	0	0	0	0	0	63	101	1.50	1.333
48 Steven Okert, L ERA:	(7, 1)	1.0		3	1	0	0	1	0	0	0	0	0	0	9	15	0.00	1.000
70 George Kontos, R ERA: 6.35	(8, 1)	1.0		4	2	1	1	1	0	0	0	0	0	0	8	10	9.00	2.000

PITCHER	IP	WLS	BF	H	R	ER	SO	BB	IBB	HBP	BLK	WP	HR	S	P	ERA	WHIP

San Francisco Giants @ Colorado Rockies

Coors Field, Denver, CO

Fri Apr 21 2017, 6:42 PM - 9:40 PM MDT

Att. 27,663 - Cloudy - 42 F

livebaseballscorecards.com

Batter	1	2	3	4	5	6	7	8	9	AB	R	H	RBI	BB	SO	LOB
2 Denard Span, L (1, 8) OBP: 0.250, SLG: 0.286	B FF 94 B FF 95 X FF 94 2-0 ① G3	C FF 94 X FF 94 0-1 9 BB 1-2 2-H 1B		C CU 75 F CU 76 F FF 94 X FC 87 0-2 ③ L6			C FF 90 X SL 85 0-1 ① P6	B FF 93 X FF 93 1-0 ② L8		5	0	1	1	0	0	2
9 Brandon Belt, L (1, 3) OBP: 0.351, SLG: 0.508	B FF 94 X FF 94 1-0 ② L8	B FF 94 F FF 95 F FF 95 D CH 90 D CH 89 B FC 89 4-2 1-2 2-3 BB			C SI 91 B FF 92 F FF 93 X FF 95 1-2 HR		X SL 84 0-0 35 WP 8 1B 1B	X FF 95 0-0 ③ P5		4	1	2	1	1	0	2
8 Hunter Pence, R (1, 9) OBP: 0.351, SLG: 0.394	C FF 95 B FF 95 X FC 89 1-1 ③ L9	S SI 95 B FC 89 X FC 89 1-1 ③ G4-3			B FF 93 B SI 94 B FF 94 C FF 93 F FF 94 B FF 95 4-2 BB		1 SAFE X FF 91 0-0 35 WP 1-2 1B		B FF 92 S FF 92 F FF 93 C SL 86 1-3 ① K	4	0	1	0	1	1	3
28 Buster Posey, R (1, 2) OBP: 0.439, SLG: 0.486		B FF 94 X SI 92 1-0 35 L8 35 BLK 10 2B 1B	C CU 73 F FF 92 B FF 94 F SI 93 F FF 93 B FC 90 X SI 93 2-2 ① L5		X FC 89 0-0 ① F9		B ST 82 B ST 81 B ST 82 C SI 94 X SI 95 3-1 ② F8		X SL 85 0-0 ② F7	5	1	1	0	0	0	3
35 Brandon Crawford, L (1, 6) OBP: 0.308, SLG: 0.483		S FF 93 B FF 95 B FF 95 X FF 95 2-1 ① L8 1-3	B SI 93 B FF 93 F FF 94 X FF 95 2-1 10 G6-3 1B		X SI 93 0-0 ② L8		B SI 95 X ST 82 1-0 ③ G4-3 1-2 2-3		C FF 94 S SL 87 S SL 86 0-3 ③ K	5	0	1	0	0	1	4
10 Eduardo Núñez, R (1, 5) OBP: 0.328, SLG: 0.350		D FF 95 B SI 94 D FC 89 X FF 95 3-0 12 1B 49 1B 3-H 2B	C SI 93 D FC 88 X FC 87 1-1 ② G6-3 1-2		C FF 93 B FC 87 D FC 88 X FF 93 2-1 ③ G4-3			B ST 82 C ST 82 B SI 94 X ST 82 2-1 12 S 12 1B 1B		4	2	2	1	0	0	2
12 Joe Panik, L (1, 4) OBP: 0.393, SLG: 0.434		C FF 94 F FF 94 D FC 87 X CH 87 1-2 49 1B 47 FC1-2 2-3 1B	X FF 93 0-0 ③ L6			C CU 74 B FC 84 B FC 83 F FF 93 F CU 78 B FC 86 B FF 94 4-2 49 G5-4-3 BB		C SI 95 X ST 82 0-1 49 BB 1-H 1B		3	0	2	1	1	0	1
49 Chris Marrero, R (1, 7) OBP: 0.194, SLG: 0.242		X SI 93 0-0 47 FC1-2 2 1B 1-3 3-H 1B		C FC 86 F SI 92 B FC 86 F SI 94 B FF 95 X FC 88 2-2 ① P3		C SI 92 X FF 92 0-1 ①② G5-4-3 1-2f		B ST 82 1 SAFE B SI 93 B ST 80 B SI 93 4-0 1-2 BB		3	1	1	1	1	0	1
47 Johnny Cueto, R (1, 1) OBP: 0.091, SLG: 0.091 7 Aaron Hill, R (6, PH) OBP: 0.250, SLG: 0.250 50 Ty Blach, R (6, 1) 62 Cory Gearrin, R (7, 1) 66 Gorkys Hernández, R (8, PH) OBP: 0.121, SLG: 0.097 48 Steven Okert, L (8, 1) 60 Hunter Strickland, R (8, 1)		X FF 93 0-0 ② FC1-2 9 BB 2 1B 1-2 3-H		C FF 92 C SI 93 B SI 94 C FF 94 1-3 ② K		C FC 89 B SI 92 C SI 92 S FF 94 1-3 ③ K		B ST 81 B ST 81 L SI 93 C SI 94 X ST 84 2-2 ① L9		2 0 0 0 0 1 2 1 0 0 0 0 1 0 0 0 0 0 0 0 0 0 0 0 0 0 0 0 1 0 0 0 0 0 2 0 0 0 0 0 0 0 0 0 0 0 0 0 0						

Inning Stats									
	R: 0 E: 0 K: 0 S: 4	H: 0 LOB: 0 BB: 0 P: 8	R: 3 E: 0 K: 0 S: 15	H: 5 LOB: 3 BB: 1 P: 27	R: 0 E: 0 K: 0 S: 10	H: 1 LOB: 1 BB: 0 P: 15	R: 0 E: 0 K: 1 S: 11	H: 0 LOB: 0 BB: 0 P: 14	R: 1 E: 0 K: 0 S: 9
	H: 1 LOB: 1 BB: 1 P: 16	R: 0 E: 0 K: 1 S: 8	H: 0 LOB: 0 BB: 1 P: 13	R: 0 E: 0 K: 0 S: 7	H: 2 LOB: 2 BB: 0 P: 11	R: 1 E: 0 K: 0 S: 9	H: 2 LOB: 2 BB: 1 P: 18	R: 0 E: 0 K: 2 S: 7	H: 0 LOB: 0 BB: 0 P: 8

| | | | | | | | | |

Batter	1	2	3	4	5	6	7	8	9	AB	R	H	RBI	BB	SO	LOB
19 Charlie Blackmon, L (1, 8) OBP: 0.292, SLG: 0.478	B FC 87 C SL 82 B CH 78 B FC 90 F FC 88 X FC 89 3-2 ① G5-3		X CH 81 0-0 ② SH2-3 2-3	B FF 90 C SL 85 X CH 80 1-1 2-H IHR		B SI 90 X SL 78 1-0 ③ G4-3		F FF 93 B FF 92 T FF 93 F FF 94 F FF 93 F FC 89 X 1-2 ② G3 2-3		4	1	1	2	0	0	1
9 DJ LeMahieu, R (1, 4) OBP: 0.348, SLG: 0.377	C SL 82 B FF 89 B SL 84 X SL 83 2-1 ② G6-3		B SI 90 B C SL 85 X FF 91 2-1 ③ L4	C SL 84 B SI 91 F SL 84 B SL 84 F FF 92 B SL 84 B FC 88 4-2 BB			C SI 90 B SL 82 T SL 83 X SI 90 1-2 ① G3-1	C SL 80 B SL 82 C FF 95 B FF 96 X FF 95 2-2 ③ G6-3		4	0	0	0	1	0	2
28 Nolan Arenado, R (1, 5) OBP: 0.400, SLG: 0.714	B SL 83 B CH 79 F FF 89 X SL 83 2-1 ③ F7			B SI 90 X FF 91 1-0 ① G5-3 B SL 83 X SL 84 1-0 ③ P4			B SI 90 T SL 85 C SL 83 B SI 90 S SI 92 2-3 ② K			4	0	0	0	0	1	1
5 Carlos González, L (1, 9) OBP: 0.219, SLG: 0.300		C FC 88 X SL 84 0-1 ① G4-3	B FF 91 B B SL 86 C FF 90 S SL 85 X SL 86 3-2 8 1B 12 1B 27 HR 1B		C CH 80 B FF 89 B SL 86 X SI 89 2-1 ① G6-3		B SI 90 C SI 90 B SI 91 B SI 91 B SI 90 4-1 8 HBP 12 BB BB			3	1	1	0	1	0	0
12 Mark Reynolds, R (1, 3) OBP: 0.385, SLG: 0.596		C FC 88 F CU 77 B CU 80 B SL 84 B CH 80 B SL 85 4-2 BB	B FF 91 X SI 91 1-0 8 1B 27 HR 1-2 1B		F FF 89 F SL 83 B FC 88 B CH 81 X FF 91 2-2 8 G3 2B		B SL 84 B SI 89 F SI 90 1 SAFE B SI 91 B SI 90 4-1 8 HBP 1-2 BB			2	1	2	0	2	0	0
8 Gerardo Parra, L (1, 7) OBP: 0.348, SLG: 0.395		X CH 80 0-0 ② F8	X FC 87 0-0 27 HR 1-2 2-3 1B		B SI 89 F CH 80 F CH 81 X FF 89 1-2 ② G3 2-3		B CH 84 B SL 83 H SL 85 3-0 1-2 2-3 HBP			3	1	1	0	0	0	2
27 Trevor Story, R (1, 6) OBP: 0.262, SLG: 0.375		T FF 91 F FF 91 D CH 79 B FF 91 B FF 92 S FF 92 3-3 ③ K	B FF 92 X FF 92 1-0 1-H 2-H 3-H HR		F SL 85 B FF 90 B SI 91 X CH 80 2-1 ③ L7		B SI 90 C SI 91 F SI 91 B SL 86 B SL 84 X SL 84 3-2 ③ P4			4	1	1	4	0	1	5
14 Tony Wolters, L (1, 2) OBP: 0.375, SLG: 0.400			C FC 89 B SL 85 F SL 85 X SI 89 1-2 19 SH2-3 32 SH3 1B	B CH 83 B CH 81 F FC 87 C CH 81 B FC 87 X FF 90 3-2 32 SH1-4 19 IHR 1B		C FF 90 B SI 90 F FF 90 B SL 80 C SL 78 2-3 ① K		C FF 91 B SL 82 X FC 89 1-1 19 G3 2B		4	1	3	0	0	1	0
32 Tyler Chatwood, R (1, 1) 4 Pat Valaika, R (6, PH) 38 Mike Dunn, L (7, 1) 0 Adam Ottavino, S (7, 1) 51 Jake McGee, L (8, 1) 16 Stephen Cardullo, R (8, PH) OBP: 0.233, SLG: 0.149 56 Greg Holland, R (9, 1)			X SL 84 0-0 ① SH3 1-2	1 SAFE B FC 88 1 SAFE L SL 82 1 SAFE L SL 84 D SL 85 X FF 89 2-2 SH1-4 1-2		F SI 89 C SI 90 X CH 81 0-2 ② L4		B SI 92 L SI 90 L FF 92 S SL 82 1-3 ① K		0 1 0 0 0 0 1 0	0 0 0 0 0 0 0 0	0 0 0 0 0 0 0 0	0 0 0 0 0 0 0 0	0 0 0 0 0 0 1 0	0 0 0 0 0 0 1 0	0 0 0 0 0 0 1 0
Inning Stats	R: 0 E: 0 K: 0 S: 7 H: 0 LOB: 0 BB: 0 P: 14	R: 0 E: 0 K: 1 S: 8 H: 0 LOB: 1 BB: 1 P: 15	R: 0 E: 0 K: 0 S: 7 H: 1 LOB: 1 BB: 0 P: 10	R: 6 E: 0 K: 0 S: 19 H: 6 LOB: 1 BB: 1 P: 36	R: 0 E: 0 K: 0 S: 10 H: 1 LOB: 1 BB: 0 P: 17	R: 0 E: 0 K: 1 S: 7 H: 0 LOB: 0 BB: 0 P: 10	R: 0 E: 0 K: 1 S: 11 H: 0 LOB: 3 BB: 2 P: 28	R: 0 E: 0 K: 1 S: 14 H: 1 LOB: 1 BB: 0 P: 19		1B: 5 2B: 2 3B: 0 HR: 2 SF: 0 SAC: 3 DP: 0 HBP: 1						

PITCHER		IP	WLS	BF	H	R	ER	SO	BB	IBB	HBP	BLK	WP	HR	S	P	ERA	WHIP
47 Johnny Cueto, R ERA: 5.25	(1, 1)	5.0	L	25	8	6	6	1	2	0	0	0	0	1	51	92	10.80	2.000
50 Ty Blach, L ERA: 4.76	(6, 1)	1.0		3	0	0	0	1	0	0	0	0	0	0	7	10	0.00	0.000
62 Cory Gearrin, R ERA:	(7, 1)	1.0		6	0	0	0	1	2	0	1	0	0	0	11	28	0.00	2.000
48 Steven Okert, L ERA:	(8, 1)	0.2		3	1	0	0	1	0	0	0	0	0	0	11	14	0.00	1.500
60 Hunter Strickland, R ERA:	(8, 1)	0.1		1	0	0	0	0	0	0	0	0	0	0	3	5	0.00	0.000

PITCHER	IP	WLS	BF	H	R	ER	SO	BB	IBB	HBP	BLK	WP	HR	S	P	ERA	WHIP

BOTTOM

San Francisco Giants @ Colorado Rockies

Coors Field, Denver, CO

Fri Apr 21 2017, 6:42 PM - 9:40 PM MDT

Att. 27,663 - Cloudy - 42 F

livebaseballscorecards.com

AB	30
R	6
H	9
RBI	6
BB	4
SO	4
LOB	12

WP: 0 PA: 38
PB: 0
SB: 0
CS: 0

Batter	1	2	3	4	5	6	7	8	9	AB	R	H	RBI	BB	SO	LOB
2 Denard Span, L (1, 8) OBP: 0.245, SLG: 0.280 21 Conor Gillaspie, L (3, PH) OBP: 0.250, SLG: 0.176 (3, 5)	C FF 93 B FF 93 C FF 94 B SL 84 F FF 94 X FF 94 2-2 ① G4-3		C FF 92 F FF 92 B FF 94 X SL 79 1-2 ② F7			X FF 92 0-0 ① G4-3		X FF 92 0-0 ② L8		1 3	0 0	0 0	0 0	0 0	0 0	0 2
9 Brandon Belt, L (1, 3) OBP: 0.359, SLG: 0.537	B FF 94 F FF 93 B FF 93 C FF 94 B FF 94 X FF 95 3-2 2B		B SL 81 B FF 93 C FF 94 D SL 81 C FF 95 C FF 95 3-3 ③ K			B FF 94 C FF 93 F FF 93 S SL 82 1-3 ② K		C CU 72 B SL 83 F FF 91 F FF 92 F CU 74 B FF 92 D SL 86 X FF 92 3-2 1-H 12 1B 2B		4	1	2	1	0	2	1
12 Joe Panik, L (1, 4) OBP: 0.400, SLG: 0.491	B SL 79 B FF 92 F FF 92 X SL 83 2-1 ② F8			B SL 80 X FF 91 1-0 ① P4		B FF 92 C SL 84 C FF 94 X SL 83 1-2 HR		F SL 87 D SL 85 X FF 93 1-1 2-H 35 WP 28 1B 1B		4	1	2	2	0	0	1
28 Buster Posey, R (1, 2) OBP: 0.422, SLG: 0.462	D SL 83 X FF 93 1-0 ③ G6-3			B FF 93 B FF 90 C FF 94 F SL 79 B SL 83 S FF 97 3-3 ② K		C FF 95 F FF 92 F FF 96 X FF 96 0-2 ③ G4-3		X FF 98 0-0 1-2 35 WP 1B		4	0	1	0	0	1	1
35 Brandon Crawford, L (1, 6) OBP: 0.290, SLG: 0.453		C FF 93 C SL 84 B FF 93 F SL 81 B FF 95 X FF 96 2-2 ① G3		B SL 83 F FF 93 B FF 95 S SL 80 B FF 95 X FF 96 3-2 ③ F7			B FF 93 B FF 91 F FF 94 B FF 96 F FF 94 X FF 96 3-2 ① L7	D CH 91 S CH 91 B FF 98 F CH 91 B FF 98 T FF 97 3-2 1-2 2-3 ③ K		4	0	0	0	0	1	2
10 Eduardo Núñez, R (1, 5) OBP: 0.324, SLG: 0.344 (3, 9)		X FF 93 0-0 ② G6-3			C FF 92 B SL 81 X SL 81 1-1 ① F7		C FF 92 X FF 94 0-1 49 G5-4-3 1B		B FF 94 F FF 95 B SI 94 F SL 91 B CU 84 X FF 95 3-2 ① F9	4	0	1	0	0	0	0
49 Chris Marrero, R (1, 7) OBP: 0.175, SLG: 0.216		C FF 95 B SL 81 C SL 81 B FF 97 X SL 79 2-2 ③ P4			B FF 93 F FF 91 F FF 94 X SL 84 1-2 ② L6		B FF 91 1 SAFE F FF 91 X FF 90 1-1 ② ③ G5-4-3 1-2f		C FF 96 S FF 94 B CU 86 S SL 91 1-3 ② K	4	0	0	0	0	1	1
66 Gorkys Hernández, R (1, 9) OBP: 0.162, SLG: 0.118 (3, 8)			X FF 93 0-0 45 SH1-4 1B		H SL 77 1-0 HBP			C FF 95 F FF 96 S SL 88 0-3 ① K	C FF 95 X SL 91 0-1 ③ G5-3	3	0	1	0	0	1	0
45 Matt Moore, L (1, 1) 7 Aaron Hill, R (5, PH) OBP: 0.241, SLG: 0.240 34 Chris Stratton, R (5, 1) 8 Hunter Pence, R (8, PH) OBP: 0.360, SLG: 0.394 59 Neil Ramírez, R (8, 1) 70 George Kontos, R (8, 1)			X FF 92 0-0 ① SH1-4 1-2		B FF 93 X FF 90 1-0 ③ G5-3			S FF 95 B SL 86 B SI 95 B SL 89 S FF 97 B FF 96 4-2 9 2B BB		0 1 0 0 0 0 0	0 0 0 1 0 0 0	0 0 0 0 0 0 0	0 0 0 1 0 0 0	0 0 0 0 0 0 0	0 0 0 0 0 0 0	0 1 0 0 0 0 0
Inning Stats	R: 0 H: 1 E: 0 LOB: 1 K: 0 BB: 0 S: 10 P: 18	R: 0 H: 0 E: 0 LOB: 0 K: 0 BB: 0 S: 8 P: 12	R: 0 H: 1 E: 0 LOB: 1 K: 1 BB: 0 S: 8 P: 12	R: 0 H: 0 E: 0 LOB: 0 K: 1 BB: 0 S: 7 P: 14	R: 0 H: 0 E: 0 LOB: 1 K: 0 BB: 0 S: 6 P: 10	R: 1 H: 1 E: 0 LOB: 0 K: 1 BB: 0 S: 11 P: 13	R: 0 H: 1 E: 0 LOB: 0 K: 0 BB: 0 S: 7 P: 11	R: 2 H: 3 E: 0 LOB: 2 K: 2 BB: 1 S: 17 P: 28	R: 0 H: 0 E: 0 LOB: 0 K: 1 BB: 0 S: 8 P: 12	1B: 4 SF: 0 2B: 2 SAC: 1 3B: 0 DP: 1 HR: 1 HBP: 1					WP: 1 PA: 35 PB: 0 SB: 0 CS: 0	

PITCHER		IP	WLS	BF	H	R	ER	SO	BB	IBB	HBP	BLK	WP	HR	S	P	ERA	WHIP
49 Antonio Senzatela, R ERA: 2.08	(1, 1)	7.0	W	25	4	1	1	3	0	0	1	0	0	1	57	90	1.29	0.571
45 Scott Oberg, R ERA: 2.25	(8, 1)	0.1		2	0	1	1	1	1	0	0	0	0	0	5	9	27.00	3.000
38 Mike Dunn, L ERA: 1.17	(8, 1)	0.1		3	2	1	1	0	0	0	0	0	0	0	8	12	27.00	6.000
54 Carlos Estévez, R ERA: 4.26	(8, 1)	0.1	H	2	1	0	0	1	0	0	0	0	1	0	4	7	0.00	3.000
24 Jordan Lyles, R ERA: 6.14	(9, 1)	1.0		3	0	0	0	1	0	0	0	0	0	0	8	12	0.00	0.000

PITCHER	IP	WLS	BF	H	R	ER	SO	BB	IBB	HBP	BLK	WP	HR	S	P	ERA	WHIP

TOP

San Francisco Giants @ Colorado Rockies

Coors Field, Denver, CO

Sat Apr 22 2017, 6:13 PM - 9:13 PM MDT

Att. 39,239 - Clear - 59 F

livebaseballscorecards.com

AB	32
R	3
H	7
RBI	3
BB	1
SO	6
LOB	9

Batter	1	2	3	4	5	6	7	8	9	AB	R	H	RBI	BB	SO	LOB
19 Charlie Blackmon, L (1, 8) OBP: 0.299, SLG: 0.549	B FF 90 X FF 91 1-0 28 1B 3B	B KC 78 F FC 88 B FF 93 F FF 92 X FC 90 2-2 ③ F8		B KC 80 F KC 81 F FF 93 B CH 85 X CH 85 2-2 HR			B CU 75 X FF 92 1-0 ① F7	F CU 78 X SI 92 0-1 ② SF7 3-H		4	2	2	2	0	0	1
9 DJ LeMahieu, R (1, 4) OBP: 0.378, SLG: 0.415	C FF 92 F FC 89 F KC 81 S FF 93 0-3 ① K		F CH 81 B FF 92 X KC 79 1-1 28 G5-4-3 1B	X FC 86 0-0 28 WP 2B			B FF 92 C FF 93 B CU 76 B SL 85 B FF 92 4-1 28 G1-3 BB	B SI 93 X FF 92 1-0 5 BB 28 HBP 12 1B 1-2 1B		4	1	3	0	1	1	1
28 Nolan Arenado, R (1, 5) OBP: 0.400, SLG: 0.687	B CH 83 X FF 93 1-0 5 G6-3 5 WP 12 HR 3-H 1B		B FF 93 X CH 83 1-0 ①② G5-4-3 1-2f	B FF 93 B FF 93 B CH 84 C FF 92 X FC 91 3-1 ③ G6-3 2-3			B CU 77 F FC 91 S CU 77 F CU 78 X CU 76 1-2 ② G1-3 1-2	C CU 77 S SI 92 F SI 92 B SL 83 H FF 93 2-2 5 BB 12 1B 1-2 2-3 HBP		4	2	1	1	0	0	3
5 Carlos González, L (1, 9) OBP: 0.232, SLG: 0.297	B FF 91 X FF 91 1-0 ② G6-3 1-3		B KC 82 X FF 92 1-0 1B		C FF 91 B FF 94 S CU 78 B X SI 94 2-2 ① G6-3		B FF 92 C FF 91 S FF 92 F FF 92 F FF 94 X FF 93 1-2 ③ G3	B SI 92 B SI 92 B FF 90 B SI 91 4-0 12 1B 1-2 2-3 3-H BB		4	0	1	1	1	0	2
12 Mark Reynolds, R (1, 3) OBP: 0.400, SLG: 0.661	X FF 92 0-0 3-H HR		B CH 82 C CH 82 1 SAFE F FF 92 T FF 94 1-2 ③ K		C SL 85 B CU 79 S CU 78 B FF 94 X CU 78 2-2 ② G5-3			27 E 2 1B 2B C SL 92 X CU 78 0-1 1-3 2-H 3-H 1B		5	2	3	4	0	1	1
27 Trevor Story, R (1, 6) OBP: 0.257, SLG: 0.410	B KC 81 C CH 85 S CH 82 F FF 93 B CH 84 B FF 94 C FF 94 3-3 ③ K			C CH 82 B FF 92 X FF 90 1-1 HR	C SI 93 C CU 78 B FF 93 B FF 94 S FF 94 2-3 ③ K			E4 2 1B 8 1B 3-2 2-3 K		5	2	1	1	0	3	3
16 Stephen Cardullo, R (1, 7) OBP: 0.250, SLG: 0.143 2 Alexi Amarista, L (6, 7) OBP: 0.200, SLG: 0.300		X FF 91 0-0 ① G5-3		B FF 92 B FF 93 C FC 89 B CH 84 B FF 93 4-1 13 2B BB		C FF 92 B FF 92 S CH 84 S FF 93 1-3 ① K		X FF 92 0-0 8 1B 19 SF7 1-2 3-H 1B		1 2	1 1	0 1	0 1	1 0	0 1	0 0
13 Dustin Garneau, R (1, 2) OBP: 0.222, SLG: 0.333		B FF 93 B FC 89 X FC 90 2-0 ② F9		S FC 89 S FF 92 1 SAFE F FF 93 F CH 82 D KC 80 X CH 84 1-2 49 K 1-H 2B		B SL 86 X FF 92 1-0 ② P3		L SL 83 C SL 84 S FF 93 0-3 ① K		4	0	1	1	0	1	2
49 Antonio Senzatela, R (1, 1) 45 Scott Oberg, R (8, 1) 38 Mike Dunn, L (8, 1) 54 Carlos Estévez, R (8, 1) 8 Gerardo Parra, L (8, PH) OBP: 0.362, SLG: 0.409 24 Jordan Lyles, R (9, 1)		B FF 92 X FC 89 1-0 E1		M FF 91 2 SAFE S FF 92 B FF 91 F FF 92 S KC 80 1-3 ①② K 2-3		F FF 93 B CU 76 C SL 84 S FF 93 1-3 ③ K		C SI 92 X CU 77 0-1 28 HBP 9 1B 5 BB 1-3 2-H 1B		3 0 0 0 1	0 0 0 0 1	0 0 0 0 1	0 0 0 0 1	0 0 0 0 0	2 0 0 0 0	1 0 0 0 0
Inning Stats	R: 3 H: 3 E: 0 LOB: 0 K: 2 BB: 0 S: 12 P: 18	R: 0 H: 0 E: 1 LOB: 1 K: 0 BB: 0 S: 6 P: 11	R: 0 H: 2 E: 0 LOB: 1 K: 1 BB: 0 S: 7 P: 11	R: 3 H: 4 E: 0 LOB: 1 K: 1 BB: 1 S: 18 P: 30	R: 0 H: 0 E: 0 LOB: 0 K: 1 BB: 0 S: 9 P: 15	R: 0 H: 0 E: 0 LOB: 0 K: 2 BB: 0 S: 7 P: 10	R: 0 H: 0 E: 0 LOB: 1 K: 0 BB: 1 S: 11 P: 18	R: 6 H: 5 E: 1 LOB: 2 K: 2 BB: 1 S: 23 P: 39		1B: 7 SF: 1 2B: 3 SAC: 0 3B: 1 DP: 1 HR: 3 HBP: 1						

PITCHER		IP	WLS	BF	H	R	ER	SO	BB	IBB	HBP	BLK	WP	HR	S	P	ERA	WHIP
45 Matt Moore, L ERA: 5.87	(1, 1)	4.0	L	21	9	6	6	4	1	0	0	0	2	3	43	70	13.50	2.500
34 Chris Stratton, R ERA:	(5, 1)	3.0		10	0	0	0	3	1	0	0	0	0	0	27	43	0.00	0.333
59 Neil Ramírez, R ERA: 4.91	(8, 1)	0.2		10	5	6	1	1	1	0	1	0	0	0	20	33	13.50	9.000
70 George Kontos, R ERA: 6.0	(8, 1)	0.1		1	0	0	0	1	0	0	0	0	0	0	3	6	0.00	0.000

PITCHER	IP	WLS	BF	H	R	ER	SO	BB	IBB	HBP	BLK	WP	HR	S	P	ERA	WHIP

BOTTOM

San Francisco Giants @ Colorado Rockies

Coors Field, Denver, CO

Sat Apr 22 2017, 6:13 PM - 9:13 PM MDT

Att. 39,239 - Clear - 59 F

livebaseballscorecards.com

AB	37
R	12
H	14
RBI	12
BB	3
SO	9
LOB	14

WP: 2	PA: 42		
PB: 0			
SB: 0			
CS: 0			

San Francisco Giants @ Colorado Rockies

Coors Field, Denver, CO

Sun Apr 23 2017, 1:11 PM - 3:57 PM MDT

Att. 42,011 - Partly Cloudy - 70 F

TOP

livebaseballscorecards.com

Batter	1	2	3	4	5	6	7	8	9	AB	R	H	RBI	BB	SO	LOB
10 Eduardo Núñez, R (1, 5) OBP: 0.306, SLG: 0.324	X SI 90 0-0 G6-3			B CH 86 B SL 87 F FF 92 B SL 87 X SI 92 3-1 G1-3		C SI 91 X FF 92 0-1 L9	B SI 92 1 SAFE B SL 85 F FF 92 B SI 92 X FF 92 3-1 F9			4	0	0	0	0	0	2
9 Brandon Belt, L (1, 7) (7, 9) OBP: 0.354, SLG: 0.514	C FF 92 S FF 94 B FF 94 S SL 90 1-3 K			X SI 92 0-0 G4-3		F FF 94 F FF 93 S SL 88 0-3 K		B FF 96 C FF 96 B FF 96 B SI 96 B FF 97 4-1 21 G4-6-3 BB		3	0	0	0	1	2	0
8 Hunter Pence, R (1, 9) OBP: 0.372, SLG: 0.406 64 Derek Law, R (7, 1) 21 Conor Gillaspie, L (8, PH) OBP: 0.238, SLG: 0.167 (8, 3)	B SI 92 C SI 93 B CH 87 C SI 94 X SI 94 2-2 G4-3			B SL 87 F FF 93 X SI 93 1-1 1B		B SI 92 X SI 92 1-0 28 1B 1B		X FF 96 0-0 G4-6-3 1-2f		3 0 1	0 0 0	2 0 0	0 0 0	0 0 0	0 0 0	0 0 1
28 Buster Posey, R (1, 3) OBP: 0.408, SLG: 0.442 60 Hunter Strickland, R (8, 1)		C SI 90 X FF 92 0-1 F8		B SL 86 1 SAFE X SI 91 1-0 G5-3		B SI 91 F FF 90 B FF 91 X FF 91 2-1 1-2 1B		B FF 97 S SL 91 F FF 96 X SL 90 1-2 G6-3		4 0	0 0	1 0	0 0	0 0	0 0	1 0
35 Brandon Crawford, L (1, 6) OBP: 0.274, SLG: 0.426		C SL 87 X FF 94 0-1 G6-3			B CH 88 C SL 88 X SL 88 1-1 F8	D CH 89 S SL 87 S FF 92 F FF 94 B SL 88 B FF 93 S SL 88 3-3 K			X FC 90 0-0 G1-3	4	0	0	0	0	1	2
5 Nick Hundley, R (1, 2) OBP: 0.250, SLG: 0.436		X FF 92 0-0 G5-3			B SI 91 F FF 93 B FF 92 B FF 91 X SI 92 3-1 G1-3		F SI 90 B SI 91 F FF 90 B FF 92 B SL 86 F FF 93 X SI 93 3-2 12 L8 2B		C SI 91 B CH 84 S FF 90 X CH 82 1-2 G6-3	4	0	1	0	0	0	0
12 Joe Panik, L (1, 4) OBP: 0.406, SLG: 0.483			C FF 91 F SL 88 F SI 93 B FF 93 X SL 90 1-2 G6-3		B SL 87 S SL 88 F FF 94 B CH 88 B SI 92 X SI 93 3-2 66 1B 1B		C SL 86 B SI 92 X SL 86 1-1 L8 2-3		C SI 92 B SL 84 S FF 90 B FC 89 B SL 84 B FF 91 4-2 BB	3	0	1	0	1	0	1
66 Gorkys Hernández, R (1, 8) OBP: 0.195, SLG: 0.135			B SI 92 X SL 86 1-0 G1-3		B FF 94 X SI 91 1-0 1-3 1B		S FF 93 B SI 92 D CH 87 B FF 91 B SI 92 4-1 BB		X FF 92 0-0 F9	3	0	1	0	1	0	1
29 Jeff Samardzija, R (1, 1) 48 Steven Okert, L (6, 1) 49 Chris Marrero, R (7, PH) OBP: 0.171, SLG: 0.211 (7, 7)			C SI 92 X SI 93 0-1 G6-3		B SL 85 1 SAFE X FF 93 1-0 G4-3		F FF 92 1 SAFE X FF 92 0-1 P4			2 0 1	0 0 0	0 0 0	0 0 0	0 0 0	0 0 0	2 0 2
Inning Stats	R: 0 E: 0 K: 1 S: 7 H: 0 LOB: 0 BB: 0 P: 10	R: 0 E: 0 K: 0 S: 5 H: 0 LOB: 0 BB: 0 P: 5	R: 0 E: 0 K: 0 S: 7 H: 0 LOB: 0 BB: 0 P: 9	R: 0 E: 0 K: 0 S: 6 H: 1 LOB: 1 BB: 0 P: 11	R: 0 E: 0 K: 0 S: 9 H: 2 LOB: 2 BB: 0 P: 18	R: 0 E: 0 K: 2 S: 12 H: 2 LOB: 2 BB: 0 P: 18	R: 0 E: 0 K: 0 S: 11 H: 1 LOB: 2 BB: 1 P: 22	R: 0 E: 0 K: 0 S: 5 H: 0 LOB: 0 BB: 1 P: 10	R: 0 E: 0 K: 0 S: 7 H: 0 LOB: 1 BB: 1 P: 12	1B: 5 2B: 1 3B: 0 HR: 0 SF: 0 SAC: 0 DP: 1 HBP: 0						

	AB	32
	R	0
	H	6
	RBI	0
	BB	3
	SO	3
	LOB	12

	WP: 0	PA: 35
	PB: 0	
	SB: 0	
	CS: 0	

PITCHER		IP	WLS	BF	H	R	ER	SO	BB	IBB	HBP	BLK	WP	HR	S	P	ERA	WHIP
31 Kyle Freeland, L ERA: 3.32	(1, 1)	7.0	W	28	6	0	0	3	1	0	0	0	0	0	57	93	0.00	1.000
45 Scott Oberg, R ERA: 2.0	(8, 1)	1.0		3	0	0	0	0	1	0	0	0	0	0	5	10	0.00	1.000
52 Chris Rusin, L ERA: 1.17	(9, 1)	1.0		4	0	0	0	0	1	0	0	0	0	0	7	12	0.00	1.000

PITCHER	IP	WLS	BF	H	R	ER	SO	BB	IBB	HBP	BLK	WP	HR	S	P	ERA	WHIP

Batter	1	2	3	4	5	6	7	8	9	AB	R	H	RBI	BB	SO	LOB
19 Charlie Blackmon, L (1, 8) OBP: 0.321, SLG: 0.595	B FF 93 X FC 91 1-0 28 SF7 3B		B FS 88 B SI 95 F SI 95 F SI 95 B SI 97 B SI 96 4-2 9 CS BB		C SI 96 B FC 90 F FF 96 B SI 96 F FF 95 S FC 92 2-3 ② K	B FC 89 S FC 89 X FF 92 1-1 2-H 3-H 2B				3	1	2	2	1	1	1
9 DJ LeMahieu, R (1, 4) OBP: 0.359, SLG: 0.391	C SI 93 X KC 82 0-1 ① G1-3		B FF 94 1 SAFE 1 SAFE B FF 95 C SL 88 F FC 91 T SI 96 2-2 ②③ K 1-2		F FC 92 B FF 97 F FF 94 B SI 97 F SI 96 F FF 95 D SL 85 C FC 91 3-3 ③ K	B SL 82 X FF 91 1-0 ③ G6-3				4	0	0	0	0	2	4
28 Nolan Arenado, R (1, 5) OBP: 0.392, SLG: 0.671	X KC 81 0-0 ② SF7 3-H			F SL 87 F SI 95 B FF 94 S FF 94 1-3 ① K		S SL 85 F FF 94 X FC 90 0-2 5 BB 8 E 1B	X FF 92 0-0 ① G6-3			3	1	1	1	0	1	0
5 Carlos González, L (1, 9) OBP: 0.260, SLG: 0.303	B FF 93 C FF 94 F SI 94 X SL 86 1-2 1B			B FF 96 B FF 96 B FF 96 C SI 95 B SL 88 4-1 8 HR BB		B SI 94 B FS 86 B FF 95 B FF 94 4-0 8 E 27 1B 1-2 BB	B CH 84 C FF 92 B FF 94 F FF 95 B CU 76 F FF 92 F FF 95 F FF 94 X FF 96 3-2 ② G6-3			2	2	1	0	2	0	0
12 Mark Reynolds, R (1, 3) OBP: 0.378, SLG: 0.621	C SI 94 S FF 94 S SL 86 0-3 ③ K			B SI 95 B FF 93 S SL 89 B SL 89 S FF 95 X FF 94 3-2 ② L9		S FF 95 C SL 87 B FF 96 F SI 96 S FC 91 1-3 ① K	B SL 81 X FF 92 1-0 ③ G6-3			4	0	0	0	0	2	4
8 Gerardo Parra, L (1, 7) OBP: 0.373, SLG: 0.479		B SL 85 B SI 94 L SI 94 F FF 95 X FF 94 2-2 ① G3		1 SAFE F SL 88 B SL 88 X FS 88 1-1 1-H HR		X SI 95 0-0 E8 27 1B 1-3 2-H 1B		C SL 83 F FF 96 X SL 80 0-2 ① F7		4	2	2	3	0	0	0
27 Trevor Story, R (1, 6) OBP: 0.257, SLG: 0.400		C FC 92 X FF 95 0-1 ② L9		B FF 94 X SL 88 1-0 ③ P4		S SL 90 F FC 91 X SI 96 0-2 31 SH2-4 14 HBP 19 2B 2-H 3-H 1B		B SL 81 X FF 95 1-0 ② P3		4	1	1	2	0	0	0
14 Tony Wolters, L (1, 2) OBP: 0.361, SLG: 0.364		B FF 96 F FF 95 B SI 96 X SL 89 2-1 ③ G3			B FF 94 B SI 92 B FF 96 C SI 93 F FF 96 F SI 96 X SI 97 3-2 ① F8	1 SAFE F FC 89 B FF 90 B FC 88 F FF 92 H SL 80 3-2 31 SH2-4 19 2B 1-2 HBP		C FF 96 B FF 96 B SL 82 B FF 96 X FF 94 3-1 ③ L9		3	1	0	0	0	0	0
31 Kyle Freeland, L (1, 1) OBP: 0.286, SLG: 0.286 45 Scott Oberg, R (8, 1) 52 Chris Rusin, L (9, 1) OBP: 0.500, SLG: 0.500			C FF 92 F SI 94 B FF 94 B FF 94 X SI 95 2-2 ① G1-3		C SI 95 X FS 88 0-1 1B	L FF 92 X FC 87 0-1 ② SH2-4 1-2 2-3				2 0 1 0 0 0 0 0 0 0 0 0 0 0 0 0 0 0 0 0 0						
Inning Stats	R: 1 E: 0 K: 1 S: 10 H: 2 LOB: 1 BB: 0 P: 12	R: 0 E: 0 K: 0 S: 7 H: 0 LOB: 0 BB: 0 P: 11	R: 0 E: 0 K: 1 S: 8 H: 0 LOB: 0 BB: 1 P: 16	R: 2 E: 0 K: 1 S: 10 H: 1 LOB: 0 BB: 1 P: 20	R: 0 E: 0 K: 2 S: 15 H: 1 LOB: 1 BB: 0 P: 23	R: 5 E: 1 K: 1 S: 18 H: 4 LOB: 1 BB: 1 P: 28	R: 0 E: 0 K: 0 S: 8 H: 0 LOB: 0 BB: 0 P: 12	R: 0 E: 0 K: 0 S: 6 H: 0 LOB: 0 BB: 0 P: 10		1B: 5 2B: 1 3B: 1 HR: 1 SF: 1 SAC: 1 DP: 0 HBP: 1				WP: 0 PB: 0 SB: 0 CS: 1 PA: 35	

PITCHER		IP	WLS	BF	H	R	ER	SO	BB	IBB	HBP	BLK	WP	HR	S	P	ERA	WHIP
29 Jeff Samardzija, R ERA: 7.4	(1, 1)	5.1	L	25	7	7	7	6	3	0	0	0	0	1	61	98	11.81	1.875
48 Steven Okert, L ERA: 3.0	(6, 1)	0.2		4	1	1	1	0	0	0	1	0	0	0	7	12	13.50	1.500
64 Derek Law, R ERA: 3.24	(7, 1)	1.0		3	0	0	0	0	0	0	0	0	0	0	8	12	0.00	0.000
60 Hunter Strickland, R ERA:	(8, 1)	1.0		3	0	0	0	0	0	0	0	0	0	0	6	10	0.00	0.000

PITCHER	IP	WLS	BF	H	R	ER	SO	BB	IBB	HBP	BLK	WP	HR	S	P	ERA	WHIP

BOTTOM

San Francisco Giants @ Colorado Rockies

Coors Field, Denver, CO

Sun Apr 23 2017, 1:11 PM - 3:57 PM MDT

Att. 42,011 - Partly Cloudy - 70 F

livebaseballscorecards.com

AB	29
R	8
H	8
RBI	8
BB	3
SO	6
LOB	9

Batter	1	2	3	4	5	6	7	8	9	AB	R	H	RBI	BB	SO	LOB
60 Andrew Toles, L (1, 7) OBP: 0.278, SLG: 0.400	B FF 90 C CU 74 B CH 84 X FF 90 2-1 G3		C FF 88 X CU 75 0-1 G4-3			B CU 73 X CH 82 1-0 G1-3		C SL 80 1 SAFE F CU 78 1 SAFE S CU 74 0-3 K		4	0	0	0	0	1	1
5 Corey Seager, L (1, 6) OBP: 0.381, SLG: 0.514	B FF 88 F FF 90 B CU 75 X CH 84 2-1 1B		C FF 89 B CH 84 F SL 83 C FF 91 1-3 K			F FF 89 B FF 89 X CU 74 1-1 G3-1		B FF 94 1-0 CS 1-2	F FF 93 X KC 81 0-1 G1-3	4	0	1	0	0	1	0
10 Justin Turner, R (1, 5) OBP: 0.421, SLG: 0.478	C FF 89 B FF 89 F FF 90 X CU 75 1-2 F8			B FF 88 F CU 73 X FF 89 1-1 G6-3		X CU 74 0-0 L7			C KC 81 X FF 93 0-1 23 PO 23 WP 1B	4	0	1	0	0	0	1
9 Yasmani Grandal, S (1, 2) OBP: 0.344, SLG: 0.442	C FF 89 B CH 83 S CU 75 1 SAFE B SI 89 C CU 75 2-3 K			C CH 83 X FF 88 0-1 G1-5-3			B SI 91 S FC 88 B CH 84 X FC 88 2-1 G5-3		C FC 92 C FC 92 B FC 92 B FC 92 F FC 92 C FC 92 2-3 K	4	0	0	0	0	2	2
23 Adrián González, L (1, 3) OBP: 0.347, SLG: 0.328		C FF 89 C CU 74 B FF 90 X SL 82 1-2 F7		C FF 89 B FF 89 B CU 74 X FF 90 2-1 P3			B SL 81 X FC 87 1-0 L8		B KC 82 B FF 92 C FC 91 B FC 91 S FC 92 2 SAFE 3-2 PO 1-3	3	0	0	0	0	0	0
66 Yasiel Puig, R (1, 9) OBP: 0.337, SLG: 0.457		B FF 89 X FF 89 1-0 F8			X SL 81 0-0 26 FC4-6 1B		S FF 92 B SL 85 F FF 92 S FC 88 1-3 K			3	0	1	0	0	1	0
26 Chase Utley, L (1, 4) OBP: 0.152, SLG: 0.034		B FF 89 B CH 84 B FF 89 C FF 89 B FF 88 4-1 14 FC5-4 BB			1 SAFE B FF 88 X CH 83 1-0 FC4-6 14 G1-3 1-2f			B FF 93 C FF 93 B CH 82 B FF 95 C FF 94 B FF 95 4-2 14 1B 14 WP 3 FC5-4 BB		1	1	0	0	2	0	1
14 Enrique Hernández, R (1, 8) OBP: 0.371, SLG: 0.677		B SL 83 C FF 90 X FF 90 1-1 FC5-4 1-2f			C SI 89 S FF 90 D FF 90 F CU 74 1 SAFE X CU 74 1-2 G1-3 1-2			F FF 94 B FF 96 X SL 81 1-1 3 FC5-4 1-3 1B		3	0	1	0	0	0	2
99 Hyun Jin Ryu, R (1, 1) OBP: 0.286, SLG: 0.167 36 Adam Liberatore, L (7, 1) 46 Josh Fields, R (7, 1) 3 Chris Taylor, R (8, PH) OBP: 0.600, SLG: 1.111 54 Sergio Romo, R (8, 1)			S FF 88 B SI 89 B SL 82 X FF 89 2-1 L8		B CU 72 B SL 80 C FF 89 C FF 89 B SI 90 C FF 91 3-3 K			B FF 94 B SL 79 X FF 94 2-0 FC5-4 5 CS 1-2f 3-H		2 0 0 1 0	0 0 0 0 0	0 0 0 1 0	0 0 0 0 0	1 0 0 0 0	1 0 0 1 0	1 0 0 1 0
Inning Stats	R: 0 E: 0 K: 1 S: 10 H: 1 LOB: 1 BB: 0 P: 17	R: 0 E: 0 K: 0 S: 7 H: 0 LOB: 1 BB: 1 P: 14	R: 0 E: 0 K: 1 S: 7 H: 0 LOB: 0 BB: 0 P: 10	R: 0 E: 0 K: 0 S: 6 H: 0 LOB: 0 BB: 0 P: 9	R: 0 E: 0 K: 1 S: 9 H: 1 LOB: 1 BB: 0 P: 14	R: 0 E: 0 K: 0 S: 4 H: 0 LOB: 0 BB: 0 P: 6	R: 0 E: 0 K: 1 S: 6 H: 0 LOB: 0 BB: 0 P: 10	R: 1 E: 0 K: 1 S: 8 H: 1 LOB: 0 BB: 1 P: 16	R: 0 E: 0 K: 1 S: 10 H: 1 LOB: 0 BB: 0 P: 15	1B: 4 2B: 0 3B: 0 HR: 0 SF: 0 SAC: 0 DP: 0 HBP: 0						

TOP

Los Angeles Dodgers @ San Francisco Giants

AT&T Park, San Francisco, CA

Mon Apr 24 2017, 7:15 PM - 10:13 PM PDT

Att. 41,399 - Overcast - 59 F

livebaseballscorecards.com

AB	29
R	1
H	4
RBI	1
BB	2
SO	6
LOB	9

WP: 2 PA: 33
PB: 0
SB: 0
CS: 1

PITCHER		IP	WLS	BF	H	R	ER	SO	BB	IBB	HBP	BLK	WP	HR	S	P	ERA	WHIP
18 Matt Cain, R ERA: 2.42	(1, 1)	6.0	W	21	2	0	0	3	1	0	0	0	0	0	43	70	0.00	0.500
48 Steven Okert, L ERA: 2.45	(7, 1)	0.2	H	2	0	0	0	0	0	0	0	0	0	0	3	6	0.00	0.000
70 George Kontos, R ERA: 5.68	(7, 1)	0.1	H	1	0	0	0	1	0	0	0	0	0	0	3	4	0.00	0.000
64 Derek Law, R ERA: 3.86	(8, 1)	1.0	H	4	1	1	1	1	1	0	0	0	1	0	8	16	9.00	2.000
41 Mark Melancon, R ERA: 3.18	(9, 1)	1.0	S	3	1	0	0	1	0	0	0	0	1	0	10	15	0.00	1.000

PITCHER	IP	WLS	BF	H	R	ER	SO	BB	IBB	HBP	BLK	WP	HR	S	P	ERA	WHIP

Batter	1	2	3	4	5	6	7	8	9	AB	R	H	RBI	BB	SO	LOB
8 Hunter Pence, R (1, 9) OBP: 0.378, SLG: 0.411	C FF 90 F CH 82 B CH 82 S FF 90 1-3 K ①		B CU 73 C FF 92 S SI 91 B CH 83 X CH 82 2-2 9 G5-3 1B			B FF 91 C CU 72 X FF 90 1-1 P2 ①	S FF 93 F FF 95 X FF 93 0-2 1-2 2-H 1B			4	0	2	1	0	1	0
9 Brandon Belt, L (1, 3) OBP: 0.360, SLG: 0.507	C CU 72 B FF 90 B CU 73 S CH 81 B FF 92 D CH 83 4-2 10 G5-3 28 1B BB		S CH 82 F CH 82 B FF 90 B FF 89 F CH 82 F CH 82 F SI 90 1 SAFE F CH 80 3-2 F CU 72 B FC 88 1 SAFE X FF 90 G5-3 ② 1-2		S FF 90 B FF 90 B CH 80 X CH 81 2-1 28 1B 1B	S FF 94 F FF 95 B FF 94 B FF 94 S FF 95 2-3 K ③			3	0	1	0	1	1	3
10 Eduardo Núñez, R (1, 7) OBP: 0.303, SLG: 0.310	F FF 91 X CH 83 0-1 G5-3 ② 1-2		X CH 80 0-0 G4-3 ③			B FF 89 X CH 81 1-0 L7 ②		C SL 78 S SL 73 B SL 78 B FF 88 B SL 76 F SL 77 F FF 86 B SL 77 4-2 35 CS BB		3	0	0	0	1	0	3
28 Buster Posey, R (1, 2) OBP: 0.415, SLG: 0.447	X SI 91 0-0 ③ 2-H 1B			X FF 88 0-0 F9 ①		B CH 80 F CH 80 C FC 84 X CU 74 1-2 1-3 1B		1 SAFE F SL 76 X SL 77 0-1 F9 ①		4	0	2	0	0	0	1
35 Brandon Crawford, L (1, 6) OBP: 0.286, SLG: 0.444		B CU 73 B CU 73 C FC 85 C FF 92 F CH 82 B FF 93 X FF 92 3-2 22 G4-3 12 SF8 2B		B FC 82 B CU 72 C CU 72 X FF 91 2-1 L9 ②		D CH 81 F CH 82 B FF 90 C CH 81 B CH 82 X CH 82 3-2 P5 ③		1 SAFE 1 SAFE B SI 86 B SL 77 1 SAFE C SL 78 B SI 87 F SL 79 X SL 78 3-2 1-2 1B ②		4	1	2	0	0	0	2
22 Christian Arroyo, R (1, 5)		B FF 91 F CH 82 X CH 80 1-1 G4-3 ① 2-3		C FF 91 B CH 82 B CH 81 C CH 81 X CH 80 2-2 G4-3 ③			F FF 91 S FF 94 B CH 83 F CH 84 F FF 94 X CH 84 1-2 G4-3 ①	B SL 79 S SL 78 B SL 77 C SL 79 1 SAFE B SL 78 C SL 78 3-3 K ③		4	0	0	0	0	1	2
12 Joe Panik, L (1, 4) OBP: 0.403, SLG: 0.484		B CU 74 B FC 87 B FC 87 C CH 82 X CU 74 3-1 SF8 ② 3-H			B CU 72 C FC 82 B CH 80 S CH 81 B CH 80 F CH 81 X CH 79 3-2 G3 ①		C FF 94 B SL 87 F FF 93 B CH 84 B CH 86 X CH 82 3-2 46 BB 8 1B 1B			2	1	1	1	0	0	0
46 Drew Stubbs, R (1, 8)		C CU 72 X FF 92 0-1 G4-3 ③			C CH 81 B FF 90 F FF 91 X FC 86 1-2 P3 ②		B FF 92 B FF 94 C FF 93 1 SAFE S CH 83 1 SAFE B FF 92 B FF 93 4-2 8 1B 1-2 BB			2	0	0	0	1	0	0
18 Matt Cain, R (1, 1) OBP: 0.200, SLG: 0.400 48 Steven Okert, L (7, 1) 70 George Kontos, R (7, 1) 66 Gorkys Hernández, R (7, PH) OBP: 0.195, SLG: 0.135 21 Conor Gillaspie, L (7, PH) OBP: 0.227, SLG: 0.158 64 Derek Law, R (8, 1) 41 Mark Melancon, R (9, 1)			C CH 80 C CU 72 B FF 91 T CH 80 1-2 K ①		B FF 91 S CH 80 C CU 70 F CH 81 C CU 71 1-3 K ③		B FF 92 C FF 93 C FF 93 F FF 94 F FF 94 F FF 93 X FF 94 1-2 P3 ②			2 0 0 0 1 0	0 0 0 0 0 0	0 0 0 0 0 0	0 0 0 0 0 0	2 0 0 0 0 0	0 0 0 0 2 0	0 0 0 0 0 0
Inning Stats	R: 0 E: 0 K: 1 S: 8 H: 1 LOB: 2 BB: 1 P: 13	R: 1 E: 0 K: 0 S: 10 H: 1 LOB: 0 BB: 0 P: 17	R: 0 E: 0 K: 1 S: 15 H: 1 LOB: 1 BB: 0 P: 21	R: 0 E: 0 K: 0 S: 6 H: 0 LOB: 0 BB: 0 P: 10	R: 0 E: 0 K: 1 S: 11 H: 0 LOB: 0 BB: 0 P: 16	R: 0 E: 0 K: 0 S: 11 H: 2 LOB: 2 BB: 0 P: 19	R: 1 E: 0 K: 1 S: 22 H: 2 LOB: 2 BB: 1 P: 33	R: 0 E: 0 K: 1 S: 12 H: 1 LOB: 1 BB: 1 P: 22		1B: 7 2B: 1 3B: 0 HR: 0 SF: 1 SAC: 0 DP: 0 HBP: 0				WP: 0 PB: 0 SB: 0 CS: 1 PA: 33		

PITCHER		IP	WLS	BF	H	R	ER	SO	BB	IBB	HBP	BLK	WP	HR	S	P	ERA	WHIP
99 Hyun Jin Ryu, L ERA: 4.64	(1, 1)	6.0	L	23	5	1	1	3	1	0	0	0	0	0	61	96	1.50	1.000
36 Adam Liberatore, L ERA: 27.0	(7, 1)	0.1		3	1	1	1	0	1	0	0	0	0	0	10	18	27.00	6.000
46 Josh Fields, R ERA:	(7, 1)	0.2		3	1	0	0	1	0	0	0	0	0	0	12	15	0.00	1.500
54 Sergio Romo, R ERA: 8.59	(8, 1)	1.0		4	1	0	0	1	1	0	0	0	0	0	12	22	0.00	2.000

PITCHER	IP	WLS	BF	H	R	ER	SO	BB	IBB	HBP	BLK	WP	HR	S	P	ERA	WHIP

BOTTOM

Los Angeles Dodgers @ San Francisco Giants
AT&T Park, San Francisco, CA
Mon Apr 24 2017, 7:15 PM - 10:13 PM PDT
Att. 41,399 - Overcast - 59 F

livebaseballscorecards.com

AB	29
R	2
H	8
RBI	2
BB	3
SO	5
LOB	13

Batter	1	2	3	4	5	6	7	8	9	AB	R	H	RBI	BB	SO	LOB
14 Enrique Hernández, R (1, 8) OBP: 0.342, SLG: 0.618 60 Andrew Toles, L (7, PH) OBP: 0.268, SLG: 0.385 (7, 8)	B SI 91 C SI 90 F CH 82 F CH 82 B SI 92 C SI 92 2-3 K		C SI 89 B SI 90 X SI 90 1-1 G6-3		C CH 80 X CH 80 0-1 L1		C SL 83 B SL 84 D FF 92 B FC 86 S FF 91 S FC 88 3-3 K		X FF 92 0-0 F7	3 2	0 0	0 0	0 0	0 0	1 1	1 4
5 Corey Seager, L (1, 6) OBP: 0.386, SLG: 0.506	B SI 91 B SL 81 B SI 91 X SI 91 3-0 G3-1			C SI 90 B SI 90 B CH 82 B CH 82 C SI 90 B SI 90 4-2 10 1B 66 1B BB		B CH 84 X SI 90 1-0 L7		X FF 96 0-0 66 S 1B		3	1	1	0	1	0	0
10 Justin Turner, R (1, 5) OBP: 0.425, SLG: 0.479	B SI 91 F SI 91 X CU 77 1-1 1B			X SI 90 0-0 66 1B 23 FC3-6 1-2 1B		C SL 85 X SI 91 0-1 F9		F FF 93 D FF 94 X SL 83 1-1 F9		4	1	2	0	0	0	1
66 Yasiel Puig, R (1, 9) OBP: 0.345, SLG: 0.452	C CH 81 B SI 91 B SI 91 C SI 91 F SI 93 F CH 82 B CH 82 X SI 92 3-2 G3			D CH 82 X SI 90 1-0 23 FC3-6 1-3 2-H 1B		T SI 91 F SI 91 B SL 85 B SI 92 S SI 91 2-3 K		B FF 95 C FF 95 B FF 95 B FF 96 B FF 95 4-1 1-2 BB		3	0	1	1	1	1	1
23 Adrián González, L (1, 3) OBP: 0.342, SLG: 0.338 74 Kenley Jansen, S (8, 1)		B SI 89 B SI 90 C SI 90 X SI 90 2-1 P6		B SI 91 X CU 78 1-0 FC3-6 9 G5-4-3 1-2f 3-H			B SL 84 X SI 89 1-0 35 WP 2B	X FF 96 0-0 F7		4 0	0 0	1 0	1 0	0 0	0 0	3 0
9 Yasmani Grandal, S (1, 2) OBP: 0.338, SLG: 0.418		C SI 88 B SI 90 B CH 82 F SI 90 X SI 90 2-2 G6-3		B SI 90 S CH 82 X SI 90 1-1 G5-4-3 1-2f			B SI 90 B SI 92 B SI 92 C SI 90 B SI 92 4-1 35 WP BB	C FF 95 B FF 96 F FF 95 S FF 96 1-3 K		3	0	0	0	1	1	3
3 Chris Taylor, R (1, 4) OBP: 0.500, SLG: 0.846		B SL 79 C SI 90 C SI 90 B CH 82 S CH 81 2-3 K			S CH 80 C CH 80 X SI 91 0-2 22 SH1 1B		C SI 90 B SL 85 X SI 90 1-1 F4		C SL 83 F FF 93 S FF 94 0-3 K	4	0	1	0	0	2	2
35 Cody Bellinger, L (1, 7) OBP: 0.500, SLG: 0.333			X SL 79 0-0 P6		B SI 89 S SI 90 S SI 89 F SI 90 1 SAFE F SI 91 D CH 83 F SI 91 B CU 78 3-2 X SI 91 L9		C FC 89 B FC 89 1-1 1-2 2-3 IBB		B CU 78 B CU 77 B FF 92 X FF 93 3-0 1B	3	0	1	0	1	0	1
22 Clayton Kershaw, L (1, 1) OBP: 0.250, SLG: 0.182 52 Pedro Báez, R (8, 1) 33 Scott Van Slyke, R (8, 3) OBP: 0.281, SLG: 0.296			B SI 89 C SI 90 B SI 90 C SI 90 X SI 90 2-2 G5-3	C SI 89 M CH 81 X CH 80 0-2 SH1 1-2		X FF 92 0-0 F7		C FF 92 1 SAFE F FF 92 1 SAFE S SL 84 0-3 K	2 0 1	0 0 0	0 0 0	0 0 0	0 0 0	0 0 1	3 0 1
Inning Stats	R: 0 E: 0 K: 1 S: 12 H: 1 LOB: 1 BB: 0 P: 21	R: 0 E: 0 K: 1 S: 8 H: 0 LOB: 0 BB: 0 P: 14	R: 0 E: 0 K: 0 S: 6 H: 0 LOB: 0 BB: 0 P: 9	R: 2 E: 0 K: 0 S: 7 H: 2 LOB: 0 BB: 1 P: 14	R: 0 E: 0 K: 0 S: 14 H: 1 LOB: 1 BB: 0 P: 17	R: 0 E: 0 K: 1 S: 6 H: 0 LOB: 0 BB: 0 P: 9	R: 0 E: 0 K: 1 S: 9 H: 1 LOB: 3 BB: 2 P: 19	R: 0 E: 0 K: 1 S: 8 H: 1 LOB: 2 BB: 1 P: 14	R: 0 E: 0 K: 2 S: 8 H: 1 LOB: 1 BB: 0 P: 11	1B: 6 2B: 1 3B: 0 HR: 0 SF: 0 SAC: 1 DP: 1 HBP: 0						

PITCHER		IP	WLS	BF	H	R	ER	SO	BB	IBB	HBP	BLK	WP	HR	S	P	ERA	WHIP
50 Ty Blach, L ERA: 4.22	(1, 1)	5.0	L	19	4	2	2	2	1	0	0	0	0	0	47	75	3.60	1.000
62 Cory Gearrin, R ERA:	(6, 1)	1.1		6	1	0	0	1	1	0	0	0	0	0	10	19	0.00	1.500
70 George Kontos, R ERA: 5.14	(7, 1)	0.2		3	0	0	0	1	0	1	0	0	1	0	5	9	0.00	0.000
60 Hunter Strickland, R ERA:	(8, 1)	1.0		5	1	0	0	1	1	0	0	0	0	0	8	14	0.00	2.000
59 Neil Ramírez, R ERA: 4.32	(9, 1)	1.0		4	1	0	0	2	0	0	0	0	0	0	8	11	0.00	1.000

PITCHER	IP	WLS	BF	H	R	ER	SO	BB	IBB	HBP	BLK	WP	HR	S	P	ERA	WHIP

TOP

Los Angeles Dodgers @ San Francisco Giants

AT&T Park, San Francisco, CA

Tue Apr 25 2017, 7:17 PM - 10:14 PM PDT

Att. 41,329 - Partly Cloudy - 58 F

livebaseballscorecards.com

AB	32
R	2
H	7
RBI	2
BB	4
SO	7
LOB	20

WP: 1	PA: 37		
PB: 0			
SB: 1			
CS: 0			

Batter	1	2	3	4	5	6	7	8	9	AB	R	H	RBI	BB	SO	LOB
8 Hunter Pence, R (1, 9) OBP: 0.372, SLG: 0.403	F FF 92 X CU 73 0-1 ① G1-3		F FF 94 S FF 93 D FF 91 X FF 91 1-2 28 1B 2-3 1B		X FF 92 0-0 ① F8		B FF 93 S SL 89 X SL 90 1-1 ③ G5-3			4	0	1	0	0	0	1
22 Christian Arroyo, R (1, 5) OBP: 0.125, SLG: 0.125	X FF 93 0-0 10 FC5-4 1B		C FF 91 F CU 74 B FF 94 S SL 88 1-3 ① K		C FF 93 F CU 73 B FF 93 B CU 74 S SL 89 2-3 ② K			X FF 95 0-0 ① P4		4	0	1	0	0	2	2
10 Eduardo Núñez, R (1, 7) OBP: 0.288, SLG: 0.293 (9, 6)	C FF 93 C SL 91 F SL 90 X CU 73 0-2 ② FC5-4 28 S 1-2f		C SL 89 F FF 94 S FF 94 0-3 ② K		X SL 89 0-0 ③ G5-3			B SL 86 F FF 96 F FF 95 F FF 98 F SL 86 B SL 86 F FF 97 F FF 98 F FF 98 3-2 ② P6 B FF 96 X FF 97		4	0	0	0	0	1	3
28 Buster Posey, R (1, 3) OBP: 0.439, SLG: 0.460 (9, 2)	B FF 94 F SL 90 1 SAFE 1 SAFE D SL 88 B FF 93 F SL 90 F SL 89 B FF 94 4-2 BB 1-2		C CU 74 X SL 91 0-1 1B 1-2 3-H			X FF 92 0-0 ① L7		X FC 92 0-0 35 1B 1B		3	0	2	1	1	0	0
35 Brandon Crawford, L (1, 6) OBP: 0.284, SLG: 0.434 29 Jeff Samardzija, R (8, PR) 59 Neil Ramírez, R (9, 1)	C SL 90 D SL 90 B FF 94 S SL 90 X SL 90 2-2 ③ L7		B FF 94 F FF 94 F FF 94 X FF 91 1-2 ③ G1-3			F FF 92 B CU 73 F SL 90 C FF 93 1-3 ② K		B FC 91 B FC 90 S FC 92 1 SAFE S FC 91 X FC 93 2-2 1-3 1B		4 0 0	0 0 0	1 0 0	0 0 0	0 0 0	1 0 0	4 0 0
5 Nick Hundley, R (1, 2) OBP: 0.233, SLG: 0.405 9 Brandon Belt, L (8, PH) OBP: 0.356, SLG: 0.500 (9, 7)		F FF 93 X CU 73 0-1 ① F9		C SL 88 S FF 92 X FF 92 0-2 ① F9		C SL 88 F CH 86 S SL 88 0-3 ③ K		C FC 92 B FC 93 B FC 93 C FC 93 B FC 94 S FC 95 3-3 ③ K		3 1	0 0	0 0	0 0	0 0	1 1	0 2
12 Joe Panik, L (1, 4) OBP: 0.395, SLG: 0.470		C FF 93 X SL 90 0-1 ② G3		B FF 92 C FF 93 B FF 92 X SL 88 2-1 1B			C FF 93 B CU 73 S CU 73 X FF 93 1-2 ① F7		B FC 92 C FC 92 F FC 92 C SI 96 1-3 ① K	4	0	1	0	0	1	0
46 Drew Stubbs, R (1, 8)		B FF 92 X FF 93 1-0 ③ P4		C FF 93 C CU 74 B SL 91 B FF 94 S SL 90 2-3 ② K			F FF 93 B SL 89 S SL 88 C CU 73 1-3 ② K		B FC 94 X FC 93 1-0 ② P4	4	0	0	0	0	2	1
50 Ty Blach, R (1, 1) OBP: 0.500, SLG: 1.000 62 Cory Gearrin, R (6, 1) 70 George Kontos, R (7, 1) 66 Gorkys Hernández, R (7, PH) OBP: 0.214, SLG: 0.158 60 Hunter Strickland, R (8, 1) 21 Conor Gillaspie, L (9, 3) OBP: 0.217, SLG: 0.150			B FF 92 B FF 93 C FF 92 X FF 93 2-1 8 1B 28 1B 2B	C FF 93 D CU 74 X FF 93 1-1 ③ G4-3			B SL 88 F FF 92 X SL 89 1-1 1B		C FC 93 S SL 82 F SI 97 X FC 94 0-2 ③ G3	2 0 0 1 0 1	1 0 0 0 0 0	1 0 0 1 0 0	0 0 0 0 0 0	0 0 0 0 0 0	0 0 0 0 0 0	1 0 0 0 0 0
Inning Stats	R: 0 E: 0 K: 0 S: 13 H: 1 LOB: 2 BB: 1 P: 19	R: 0 E: 0 K: 0 S: 5 H: 0 LOB: 0 BB: 0 P: 6	R: 1 E: 0 K: 2 S: 16 H: 3 LOB: 2 BB: 0 P: 21	R: 0 E: 0 K: 1 S: 10 H: 1 LOB: 1 BB: 0 P: 15	R: 0 E: 0 K: 1 S: 5 H: 0 LOB: 0 BB: 0 P: 7	R: 0 E: 0 K: 2 S: 7 H: 0 LOB: 0 BB: 0 P: 8	R: 0 E: 0 K: 1 S: 10 H: 1 LOB: 1 BB: 0 P: 14	R: 0 E: 0 K: 1 S: 16 H: 2 LOB: 2 BB: 0 P: 24	R: 0 E: 0 K: 1 S: 8 H: 0 LOB: 0 BB: 0 P: 10	1B: 7 2B: 1 3B: 0 HR: 0 SF: 0 SAC: 0 DP: 0 HBP: 0						WP: 0 PB: 0 SB: 1 CS: 0 PA: 36	

PITCHER		IP	WLS	BF	H	R	ER	SO	BB	IBB	HBP	BLK	WP	HR	S	P	ERA	WHIP
22 Clayton Kershaw, L ERA: 2.29	(1, 1)	7.0	W	28	6	1	1	7	1	0	0	0	0	0	66	90	1.29	1.000
52 Pedro Báez, R ERA:	(8, 1)	0.2	H	2	0	0	0	0	0	0	0	0	0	0	9	12	0.00	0.000
74 Kenley Jansen, R ERA: 2.45	(8, 1)	1.1	S	6	2	0	0	2	0	0	0	0	0	0	15	22	0.00	1.500

PITCHER	IP	WLS	BF	H	R	ER	SO	BB	IBB	HBP	BLK	WP	HR	S	P	ERA	WHIP

BOTTOM

Los Angeles Dodgers @ San Francisco Giants
AT&T Park, San Francisco, CA
Tue Apr 25 2017, 7:17 PM - 10:14 PM PDT
Att. 41,329 - Partly Cloudy - 58 F

livebaseballscorecards.com

AB	35
R	1
H	8
RBI	1
BB	1
SO	9
LOB	14

Batter	1	2	3	4	5	6	7	8	9	10	AB	R	H	RBI	BB	SO	LOB
35 Cody Bellinger, L (1, 7) OBP: 0.222, SLG: 0.125	C SI 88 C SL 86 S FF 90 0-3 **K** ①		S FF 92 B FF 92 B CH 82 B FC 88 F FF 92 F FF 92 S FF 93 3-3 **K** ②		S FF 90 B CH 82 S CH 82 B CH 83 F FF 90 F FF 92 F FF 93 F CH 84 C FC 88 2-3 **K** ③		F SL 81 B FF 91 B FC 89 X FF 90 2-1 **L8** ①		B FC 90 B FC 90 S FC 90 X FC 91 2-1 **P6** ③		5	0	0	0	0	3	0
5 Corey Seager, L (1, 6) OBP: 0.387, SLG: 0.537	X FC 88 0-0 10 1B **1B**		X SL 83 0-0 **G3** ③			B SI 90 B SL 80 F SL 85 B FF 93 C FF 91 X FF 92 3-2 **HR**	X FF 92 0-0 **F7** ②			X CH 83 0-0 **G3** ①	5	1	2	1	0	0	0
10 Justin Turner, R (1, 5) OBP: 0.435, SLG: 0.487	X SI 91 0-0 **1-2** **1B**			C FF 90 X SL 82 0-1 **F8** ①		S SL 82 B SL 84 X SL 85 1-1 9 2B 26 1B **1B**	C SI 91 B CH 85 B CH 86 X CH 85 2-1 **G5-3** ③			B FF 93 C SL 79 B FF 95 F FF 95 F FF 96 B CU 76 X SL 82 3-2 **1B**	5	1	3	0	0	0	0
23 Adrián González, L (1, 3) OBP: 0.333, SLG: 0.319	S CH 81 X FF 92 0-1 **F4** ②			C SI 91 F FC 87 B FF 92 B FF 92 F FC 88 B CH 84 F FF 93 F FF 92 B FF 92 4-2 9 FC5-6 **BB**		X FF 91 0-0 **P3** ①		C SL 82 S FC 88 F FF 92 B FF 89 B FC 88 S FC 90 2-3 **K** ①		X FF 94 0-0 **L7** ②	4	0	0	0	1	1	4
9 Yasmani Grandal, S (1, 2) OBP: 0.329, SLG: 0.417	C CH 81 B CH 82 T FF 92 F FF 92 X CH 81 1-2 **L9** ③			X SI 91 0-0 **FC5-6** 66 1B **1-2f** ②		1 SAFE X CH 81 0-0 26 1B 60 FC6-4 **1-3** **2B**		F CH 86 B FF 92 B SI 91 F FC 90 X FC 89 2-2 **G5-3** ②		B SL 79 C FF 92 1 SAFE B FF 92 X FF 93 2-1 **F7** ③	5	1	1	0	0	0	4
66 Yasiel Puig, R (1, 9) OBP: 0.363, SLG: 0.461		B FF 90 S SI 91 C FF 91 S FC 87 1-3 **K** ①		B SI 93 B SI 93 X FC 86 2-0 **1-2** **1B**		B SI 92 B SI 92 B SI 92 C FF 91 B FC 87 4-1 60 FC6-4 26 1B **BB**		S FF 96 F FF 96 X SL 81 0-2 **1B**			3	0	2	0	1	1	0
26 Chase Utley, L (1, 4) OBP: 0.162, SLG: 0.061		F CH 82 B CH 82 X CH 83 1-1 **G4-3** ②		B CH 84 C FF 92 F FF 93 X FF 93 1-2 **L5** ③		B FF 92 F FF 92 C FC 87 X CH 83 1-2 60 FC6-4 **1-2** **2-3** **3-H** **1B**		C FF 93 C SL 82 1 SAFE X FF 94 0-2 **G4-3** ③			4	0	1	1	0	0	3
60 Andrew Toles, L (1, 8) OBP: 0.250, SLG: 0.357		X SL 83 0-0 **G4-3** ③			C CH 80 X CH 79 0-1 **G3** ①	S FF 92 C FC 88 B FF 92 X FC 88 1-2 **FC6-4** **1-2f** **2-3** **3-H** ②			S KC 81 B KC 82 F FC 92 B KC 82 X FC 92 2-2 **G4-3** ①		4	0	0	1	0	0	2
57 Alex Wood, R (1, 1) 54 Sergio Romo, R (7, 1) 43 Luis Avilán, L (7, 1) 52 Pedro Báez, R (7, 1) 3 Chris Taylor, R (9, PH) OBP: 0.467, SLG: 0.786 68 Ross Stripling, R (9, 1)			C FF 89 S SL 84 B FF 90 B SL 83 F SL 83 F FF 92 F CH 81 B SL 86 C FF 92 3-3 **K** ①		C SL 81 X SL 79 0-1 **G5-3** ②	T SI 92 X SI 92 0-1 **G4-3** ③			C FC 91 B KC 80 B FC 91 F FC 91 X FC 91 2-2 **G6-3** ②		3 0 0 0 1 0	0 0 0 0 0 0	0 0 0 0 0 0	0 0 0 0 0 0	1 0 0 0 0 0	2 0 0 0 0 0
Inning Stats	R: 0 E: 0 K: 1 S: 11 H: 2 LOB: 2 BB: 0 P: 12	R: 0 E: 0 K: 1 S: 6 H: 0 LOB: 0 BB: 0 P: 8	R: 0 E: 0 K: 2 S: 11 H: 0 LOB: 0 BB: 0 P: 17	R: 0 E: 0 K: 0 S: 12 H: 1 LOB: 2 BB: 1 P: 19	R: 0 E: 0 K: 1 S: 11 H: 0 LOB: 0 BB: 0 P: 13	R: 3 E: 0 K: 0 S: 16 H: 4 LOB: 2 BB: 1 P: 26	R: 0 E: 0 K: 0 S: 5 H: 0 LOB: 0 BB: 0 P: 9	R: 0 E: 0 K: 1 S: 13 H: 1 LOB: 1 BB: 0 P: 17	R: 0 E: 0 K: 0 S: 8 H: 0 LOB: 0 BB: 0 P: 14	R: 0 E: 0 K: 0 S: 8 H: 1 LOB: 1 BB: 0 P: 13	1B: 7 2B: 1 3B: 0 HR: 1	SF: 0 SAC: 0 DP: 0 HBP: 0					

PITCHER		IP	WLS	BF	H	R	ER	SO	BB	IBB	HBP	BLK	WP	HR	S	P	ERA	WHIP
47 Johnny Cueto, R ERA: 5.1	(1, 1)	6.0		27	7	3	3	5	2	0	0	0	0	1	67	95	4.50	1.500
48 Steven Okert, L ERA: 1.69	(7, 1)	1.2		5	0	0	0	1	0	0	0	0	0	0	12	20	0.00	0.000
60 Hunter Strickland, R ERA:	(8, 1)	0.1		2	1	0	0	0	0	0	0	0	0	0	6	6	0.00	3.000
41 Mark Melancon, R ERA: 2.7	(9, 1)	1.0		3	0	0	0	0	0	0	0	0	0	0	8	14	0.00	0.000
64 Derek Law, R ERA: 3.48	(10, 1)	1.0	W	4	1	0	0	0	0	0	0	0	0	0	8	13	0.00	1.000

PITCHER	IP	WLS	BF	H	R	ER	SO	BB	IBB	HBP	BLK	WP	HR	S	P	ERA	WHIP

TOP

Los Angeles Dodgers @ San Francisco Giants
AT&T Park, San Francisco, CA
Wed Apr 26 2017, 7:15 PM - 10:26 PM PDT
Att. 41,573 - Overcast - 58 F

livebaseballscorecards.com

AB	39
R	3
H	9
RBI	3
BB	2
SO	6
LOB	15

WP: 0 PA: 41
PB: 0
SB: 0
CS: 0

Batter	1	2	3	4	5	6	7	8	9	10	AB	R	H	RBI	BB	SO	LOB
8 Hunter Pence, R (1, 9) OBP: 0.352, SLG: 0.383	F SI 92 C CH 86 B SI 93 S CH 86 1-3 K			B CH 87 X CH 86 1-0 G6-3		T SI 92 1 SAFE C SI 92 1 SAFE X SI 93 0-2 F9		C SL 87 X FF 97 0-1 L9		S FF 94 F FF 94 B FF 94 F FF 94 F FF 95 B FF 96 F FF 94 F FF 95 B FF 94 3-2 X FF 96 SF7 3-H	4	0	0	1	0	1	1
9 Brandon Belt, L (1, 3) OBP: 0.363, SLG: 0.487	S KC 84 S KC 85 B KC 86 C SI 93 1-3 K			B SI 93 B CH 87 B KC 84 C SI 93 B SI 93 4-1 10 G1-3 BB		F SI 92 B SI 92 X KC 84 1-1 FC5-6 1-2f		B FF 96 B CH 88 B FF 96 B CH 87 4-0 BB			2	0	0	0	2	1	1
10 Eduardo Núñez, R (1, 6) (9, 7) OBP: 0.274, SLG: 0.278	B SI 94 X CH 86 1-0 G6-3			C SI 93 S KC 84 1 SAFE X CH 86 0-2 G1-3 1-2			C SL 77 X SI 87 0-1 L8	D SL 88 F FF 96 C FF 97 X FF 97 1-2 G5-3			4	0	0	0	0	0	2
28 Buster Posey, R (1, 2) OBP: 0.443, SLG: 0.463		B SI 93 B SI 92 B SI 93 C CH 86 C CH 86 X SI 93 3-2 G5-3		B SI 93 C SI 94 X CH 86 1-1 F8			F SL 76 B CH 82 B SI 86 X SL 79 2-1 22 PB 22 HR 1B		X SL 89 0-0 22 G4-6-3 1B		4	1	2	0	0	0	1
22 Christian Arroyo, R (1, 5) (9, 6) OBP: 0.167, SLG: 0.417		F SI 93 B SI 93 B CH 86 C CH 86 B SI 93 C CH 87 3-3 K			S CH 86 B SI 93 X CH 85 1-1 G1-3		B SL 80 B FF 87 X SL 80 2-0 1-H HR		B SL 89 C KC 80 1 SAFE X SL 89 1-1 G4-6-3 1-2f		4	1	1	2	0	1	1
12 Joe Panik, L (1, 4) OBP: 0.375, SLG: 0.443		B SI 93 C SI 93 C CH 87 B CH 86 S KC 86 2-3 K			B SI 92 B SI 94 F SI 93 X CH 85 2-1 G4-3		B SI 93 S CH 83 X CH 84 1-1 G6-3		C KC 80 F CH 86 F FF 95 B KC 82 F FF 93 X CH 85 1-2 G4-3		4	0	0	0	0	1	0
66 Gorkys Hernández, R (1, 7) (9, 8) OBP: 0.217, SLG: 0.167			C SI 92 X CH 86 0-1 G6-3		B CH 86 B SI 93 F CH 86 C SI 93 X KC 84 2-2 P6		B FF 95 B SI 94 C FF 94 S FF 96 F FF 96 F SI 97 S FF 97 2-3 K			F FF 91 B SL 89 B FF 92 X SL 90 2-1 5 SH 21 S 8 SF7 1B	4	1	1	0	0	1	0
46 Drew Stubbs, R (1, 8) OBP: 0.222, SLG: 0.125 21 Conor Gillaspie, L (8, PH) OBP: 0.240, SLG: 0.143 (9, 5)			C SI 93 B CH 86 X CH 86 1-1 G6-3			C SI 92 B KC 84 X CH 86 1-1 9 FC5-6 1B		B CH 86 F FF 96 F CH 86 F FF 97 F FF 97 S CH 88 1-3 K		B FF 92 1 SAFE 1 SAFE B FF 92 B FF 93 C FF 93 S SL 90 B SL 91 4-2 5 SH 1-2 BB	2 1	0 0	1 0	0 0	0 1	0 1	0 0
47 Johnny Cueto, R (1, 1) OBP: 0.083, SLG: 0.083 37 Kelby Tomlinson, R (6, PH) 48 Steven Okert, L (7, 1) 60 Hunter Strickland, R (8, 1) 38 Michael Morse, R (8, PH) OBP: 1.000, SLG: 4.000 41 Mark Melancon, R (9, 1) 64 Derek Law, R (10, 1) 5 Nick Hundley, R (10, PH) OBP: 0.233, SLG: 0.405			C SI 93 F CH 87 S KC 84 0-3 K			1 SAFE C CH 85 B SI 92 C SI 92 B CH 85 B KC 84 F KC 84 F SI 94 X KC 84 3-2 L8		B FF 97 S FF 96 S FF 96 X FF 97 1-2 HR		X FF 91 0-0 SH 1-2 2-3	1 1 0 0 1 0 0 0 0	0 0 0 0 1 0 0 0 0	0 0 0 0 1 0 0 0 0	0 0 0 0 1 0 0 0 0	1 0 0 0 0 0 0 0 0	0 0 0 0 0 0 0 0 0	0 1 0 0 0 0 0 0 0
Inning Stats	R: 0 E: 0 K: 2 S: 7 H: 0 LOB: 0 BB: 0 P: 10	R: 0 E: 0 K: 2 S: 9 H: 0 LOB: 0 BB: 0 P: 17	R: 0 E: 0 K: 1 S: 7 H: 0 LOB: 0 BB: 0 P: 8	R: 0 E: 0 K: 0 S: 7 H: 0 LOB: 1 BB: 1 P: 13	R: 0 E: 0 K: 0 S: 7 H: 0 LOB: 0 BB: 0 P: 12	R: 0 E: 0 K: 0 S: 12 H: 1 LOB: 1 BB: 0 P: 17	R: 2 E: 0 K: 1 S: 12 H: 2 LOB: 0 BB: 0 P: 19	R: 1 E: 0 K: 1 S: 13 H: 1 LOB: 1 BB: 1 P: 20	R: 0 E: 0 K: 0 S: 8 H: 1 LOB: 0 BB: 0 P: 10	R: 1 E: 0 K: 0 S: 12 H: 1 LOB: 2 BB: 1 P: 21	1B: 4 2B: 0 3B: 0 HR: 2	SF: 1 SAC: 1 DP: 1 HBP: 0			WP: 0 PB: 1 SB: 1 CS: 0	PA: 37		

PITCHER		IP	WLS	BF	H	R	ER	SO	BB	IBB	HBP	BLK	WP	HR	S	P	ERA	WHIP
57 Alex Wood, L ERA: 2.29	(1, 1)	6.0		20	1	0	0	5	1	0	0	0	0	0	49	77	0.00	0.333
54 Sergio Romo, R ERA: 10.57	(7, 1)	0.1	H	3	2	2	2	0	0	0	0	0	0	1	5	9	54.00	6.000
43 Luis Avilán, L ERA: 3.18	(7, 1)	0.1	H	1	0	0	0	0	0	0	0	0	0	0	2	3	0.00	0.000
52 Pedro Báez, R ERA: 1.08	(7, 1)	1.1	B	6	1	1	1	2	1	0	0	0	0	1	18	27	6.75	1.500
68 Ross Stripling, R ERA: 4.5	(9, 1)	1.1	L	7	2	1	1	0	1	0	0	0	0	0	20	31	6.75	2.250

PITCHER	IP	WLS	BF	H	R	ER	SO	BB	IBB	HBP	BLK	WP	HR	S	P	ERA	WHIP

BOTTOM

Los Angeles Dodgers @ San Francisco Giants

AT&T Park, San Francisco, CA

Wed Apr 26 2017, 7:15 PM - 10:26 PM PDT

Att. 41,573 - Overcast - 58 F

livebaseballscorecards.com

AB	32
R	4
H	6
RBI	4
BB	3
SO	7
LOB	7

Batter	1	2	3	4	5	6	7	8	9	10	AB	R	H	RBI	BB	SO	LOB
14 Enrique Hernández, R (1, 8) OBP: 0.302, SLG: 0.553	B FF 93 C FF 92 B FF 92 B FF 93 X FF 92 3-1 ① F9		S CH 82 S FF 94 B FC 90 X CH 82 1-2 ② G5-3		C FC 90 B FC 90 F CH 84 D FC 91 C FF 94 2-3 ③ K			C SL 85 B SL 84 X FC 87 1-1 ② G6-3		X FF 95 0-0 ① SF3 1-2 2-3 3-H	4	0	0	1	0	1	1
5 Corey Seager, L (1, 6) OBP: 0.398, SLG: 0.565	S KC 82 S FC 91 X FF 94 0-2 HR		B FC 91 B CH 85 B FF 91 B FF 94 4-0 BB			X FF 92 0-0 ① G4-3		B SL 82 X SL 85 1-0 ③ G4-1		0-0 3 BB 10 1B IBB	3	1	1	1	2	0	0
10 Justin Turner, R (1, 5) OBP: 0.433, SLG: 0.475	F FF 94 B FF 94 F FC 90 B CH 85 B FC 90 B FF 92 4-2 3 FC4-6 BB		C FF 92 F FF 94 1 SAFE B FF 92 C FC 90 1-3 ③ K			F FF 90 B FF 92 X FC 89 1-1 ② L9			B FC 91 S FC 91 F FC 92 C FC 92 1-3 ① K	X FF 96 0-0 3 BB 1-2 2-3 3-H 1B	4	0	1	1	1	2	1
66 Yasiel Puig, R (1, 9) OBP: 0.344, SLG: 0.432	C FF 93 1 SAFE B FC 89 B FF 92 S FF 92 C FC 91 2-3 ② K		S CH 82 S FF 93 B FC 89 B FC 90 S CH 85 2-3 ① K			C FC 90 X CH 83 0-1 ③ L7			X FF 92 0-0 ② G6-3	X FF 96 0-0 P3 ②	5	0	0	0	0	2	4
3 Chris Taylor, R (1, 4) OBP: 0.450, SLG: 0.667	B CH 82 B FF 92 X FF 93 2-0 ③ FC4-6 1-2f			B FF 93 X FF 92 1-0 ② P4			B CH 81 B FF 93 X FF 92 2-0 15 G6-3 15 WP 1B		B FC 91 C FC 90 F FC 91 S KC 83 1-3 ③ K	B SL 81 B FF 96 B FF 96 B FF 95 4-0 1-2 2-3 3-H BB	4	0	1	1	1	1	1
15 Austin Barnes, R (1, 2) OBP: 0.296, SLG: 0.500 23 Adrián González, L (10, PH) OBP: 0.341, SLG: 0.319 68 Ross Stripling, R (10, PR) 41 Chris Hatcher, R (10, 1)		C FF 92 S CH 82 B FC 90 X CH 83 1-2 ① G2-3		C FC 89 B CH 84 F CH 85 F FF 93 C FC 90 1-3 ③ K			C FF 91 F FC 89 1 SAFE B FF 93 B CH 84 X FC 90 2-2 ① G6-3 1-3			9 BB 26 1B 60 1B BB F8	3 0 1 0	0 0 1 0	0 0 0 0	0 0 0 0	1 0 0 0	1 0 3 0	1 0 0 0
33 Scott Van Slyke, R (1, 3) OBP: 0.257, SLG: 0.267 26 Chase Utley, L (10, PH) OBP: 0.184, SLG: 0.088 (10, 3)		B FC 89 X FF 93 1-0 ② P3			F FF 92 B FF 92 X FF 92 1-1 ① L7		B FC 91 B FC 90 C CH 84 B FC 90 F FF 94 C CH 83 3-3 ② K			L FF 91 B FF 91 L FF 90 F FC 89 B FC 89 B FC 89 X FC 88 3-2 60 1B 9 BB 14 SF3 1-2 1B	3 1	0 1	0 1	0 0	0 0	1 0	1 0
35 Cody Bellinger, L (1, 7) OBP: 0.250, SLG: 0.100 43 Luis Avilán, L (7, 1) 74 Kenley Jansen, S (9, 1) 9 Yasmani Grandal, S (10, PH) OBP: 0.338, SLG: 0.417 (10, 2)		B FF 92 F FF 93 F FF 94 B FC 90 S CH 82 2-3 ③ K			C CH 82 S FF 92 B CH 84 F FF 92 B FC 90 B FF 94 F FF 93 B CH 84 4-2 7 SH1-3 BB		B FF 93 B FF 93 S FF 93 C FF 94 2-3 ③ K			B FC 89 F FC 88 S FF 90 F FF 92 B FF 92 B FC 89 B FF 90 4-2 14 SF3 60 1B 10 1B 1-2 2-3 BB	2 0 0 0	0 0 0 1	0 0 0 0	0 0 0 1	1 0 0 0	2 0 0 0	1 0 0 0
7 Julio Urías, L (1, 1) 46 Josh Fields, R (6, 1) 60 Andrew Toles, L (7, 7) OBP: 0.258, SLG: 0.362			C FF 91 C FF 93 X FC 89 0-2 ① G1-3		L FF 90 C FF 91 X FF 90 0-2 ② SH1-3 1-2			B SL 83 S FC 86 F FC 87 F SL 84 F FC 87 F FC 86 T FF 90 1-2 ① K		B FC 87 F FC 92 C FF 91 F SL 81 X FC 89 1-2 10 1B 14 SF3 3 BB 1-2 2-3 3-H 1B	1 0 2	0 0 1	0 0 1	0 0 1	0 0 0	0 0 1	0 0 0
Inning Stats	R: 1 H: 1 E: 0 LOB: 1 K: 1 BB: 1 S: 11 P: 22	R: 0 H: 0 E: 0 LOB: 0 K: 1 BB: 0 S: 7 P: 11	R: 0 H: 0 E: 0 LOB: 1 K: 1 BB: 1 S: 9 P: 15	R: 0 H: 0 E: 0 LOB: 0 K: 2 BB: 0 S: 8 P: 12	R: 0 H: 0 E: 0 LOB: 1 K: 1 BB: 1 S: 12 P: 19	R: 0 H: 0 E: 0 LOB: 0 K: 0 BB: 0 S: 5 P: 6	R: 0 H: 1 E: 0 LOB: 1 K: 2 BB: 0 S: 10 P: 19	R: 0 H: 0 E: 0 LOB: 0 K: 1 BB: 0 S: 9 P: 12	R: 0 H: 0 E: 0 LOB: 0 K: 2 BB: 0 S: 7 P: 9	R: 4 H: 3 E: 0 LOB: 3 K: 0 BB: 4 S: 18 P: 35	1B: 4 2B: 0 3B: 0 HR: 1	SF: 1 SAC: 1 DP: 0 HBP: 0	WP: 1 PB: 0 SB: 0 CS: 0	PA: 42			

PITCHER		IP	WLS	BF	H	R	ER	SO	BB	IBB	HBP	BLK	WP	HR	S	P	ERA	WHIP
45 Matt Moore, L ERA: 4.8	(1, 1)	7.0		26	2	1	1	8	3	0	0	0	1	1	62	104	1.29	0.714
70 George Kontos, R ERA: 4.5	(8, 1)	1.0		3	0	0	0	1	0	0	0	0	0	0	9	12	0.00	0.000
41 Mark Melancon, R ERA: 2.35	(9, 1)	1.0		3	0	0	0	2	0	0	0	0	0	0	7	9	0.00	0.000
62 Cory Gearrin, R ERA: 1.42	(10, 1)	0.0	L	1	0	1	1	0	1	0	0	0	0	0	3	7	∞	∞
48 Steven Okert, L ERA: 6.75	(10, 1)	0.0		3	2	0	0	0	1	0	0	0	0	0	11	19	∞	∞

PITCHER		IP	WLS	BF	H	R	ER	SO	BB	IBB	HBP	BLK	WP	HR	S	P	ERA	WHIP
60 Hunter Strickland, R ERA:	(10, 1)	0.2		5	1	3	3	0	1	1	0	0	0	0	3	7	40.50	3.000
59 Neil Ramírez, R ERA: 4.15	(10, 1)	0.1		1	0	0	0	0	0	0	0	0	0	0	1	2	0.00	0.000

TOP

Los Angeles Dodgers @ San Francisco Giants

AT&T Park, San Francisco, CA

Thu Apr 27 2017, 12:46 PM - 4:13 PM PDT

Att. 41,580 - Partly Cloudy - 65 F

livebaseballscorecards.com

AB	33
R	5
H	5
RBI	5
BB	7
SO	11
LOB	13

Los Angeles Dodgers @ San Francisco Giants

AT&T Park, San Francisco, CA

Thu Apr 27 2017, 12:46 PM - 4:13 PM PDT
Att. 41,580 - Partly Cloudy - 65 F

livebaseballscorecards.com

Batter	1	2	3	4	5	6	7	8	9	10	AB	R	H	RBI	BB	SO	LOB
8 Hunter Pence, R (1, 9) OBP: 0.344, SLG: 0.372	G4-3		K			L1		9 FC1-4 1B		F8	5	0	1	0	0	1	0
9 Brandon Belt, L (1, 7) OBP: 0.365, SLG: 0.475	K			28 G6-4-3 1B		10 E 22 1B BB		FC1-4 10 1B 1-2f		L6	4	1	1	0	1	1	1
10 Eduardo Núñez, R (1, 6) OBP: 0.273, SLG: 0.277	F8			P3		K 1-3		28 G6-4-3 1B 1-2			4	0	1	0	0	1	2
28 Buster Posey, R (1, 3) OBP: 0.446, SLG: 0.446		22 1B BB		G6-4-3 1-2f		22 1B IBB		G6-4-3 1-2f			2	0	0	0	2	0	3
22 Christian Arroyo, R (1, 5) OBP: 0.250, SLG: 0.438		37 G6-4-3 1B 1-2			L8	1B 1-2 3-H			K		4	0	2	1	0	1	0
5 Nick Hundley, R (1, 2) OBP: 0.213, SLG: 0.370		P6			G5-3	P3			K		4	0	0	0	0	1	4
37 Kelby Tomlinson, R (1, 4) 59 Neil Ramírez, R (10, 1)		G6-4-3 1-2f			66 BB 1B		F9		66 S 1B		4	0	2	0	0	0	2
											0	0	0	0	0	0	0
66 Gorkys Hernández, R (1, 8) OBP: 0.220, SLG: 0.156	P6				4-2 BB 1-2		K		K 1-2		3	0	0	0	1	2	1
45 Matt Moore, L (1, 1)	K				L8		G3			L8	2	0	0	0	0	1	2
21 Conor Gillaspie, L (7, PH) OBP: 0.231, SLG: 0.136											1	0	0	0	0	0	0
70 George Kontos, R (8, 1)											0	0	0	0	0	0	0
41 Mark Melancon, R (9, 1)											0	0	0	0	0	0	0
62 Cory Gearrin, R (10, 1)											0	0	0	0	0	0	0
48 Steven Okert, L (10, 1)											0	0	0	0	0	0	0
60 Hunter Strickland, R (10, 1)											0	0	0	0	0	0	0
12 Joe Panik, L (10, 4) OBP: 0.370, SLG: 0.437											1	0	0	0	0	0	0
Inning Stats	R: 0 H: 0 E: 0 LOB: 0 K: 1 BB: 0 S: 10 P: 16	R: 0 H: 1 E: 0 LOB: 1 K: 0 BB: 1 S: 7 P: 13	R: 0 H: 0 E: 0 LOB: 0 K: 2 BB: 0 S: 9 P: 10	R: 0 H: 1 E: 0 LOB: 0 K: 0 BB: 0 S: 8 P: 12	R: 0 H: 1 E: 0 LOB: 2 K: 0 BB: 1 S: 13 P: 22	R: 1 H: 1 E: 1 LOB: 2 K: 1 BB: 2 S: 9 P: 19	R: 0 H: 0 E: 0 LOB: 0 K: 1 BB: 0 S: 7 P: 12	R: 0 H: 2 E: 0 LOB: 1 K: 0 BB: 0 S: 7 P: 10	R: 0 H: 1 E: 0 LOB: 1 K: 3 BB: 0 S: 18 P: 24	R: 0 H: 0 E: 0 LOB: 0 K: 0 BB: 0 S: 11 P: 14	1B: 7 2B: 0 3B: 0 HR: 0	SF: 0 SAC: 0 DP: 3 HBP: 0						

PITCHER		IP	WLS	BF	H	R	ER	SO	BB	IBB	HBP	BLK	WP	HR	S	P	ERA	WHIP
7 Julio Urías, L	(1, 1)	5.2		23	4	1	1	4	3	1	0	0	0	0	55	90	1.59	1.235
ERA: 1.59																		
46 Josh Fields, R	(6, 1)	1.0		3	0	0	0	1	0	0	0	0	0	0	5	9	0.00	0.000
ERA:																		
43 Luis Avilán, L	(7, 1)	1.1		5	2	0	0	0	0	0	0	0	0	0	10	15	0.00	1.500
ERA: 2.57																		
74 Kenley Jansen, R	(9, 1)	1.0	W	4	1	0	0	3	0	0	0	0	0	0	18	24	0.00	1.000
ERA: 2.16																		
41 Chris Hatcher, R	(10, 1)	1.0		3	0	0	0	0	0	0	0	0	0	0	11	14	0.00	0.000
ERA: 3.55																		

PITCHER	IP	WLS	BF	H	R	ER	SO	BB	IBB	HBP	BLK	WP	HR	S	P	ERA	WHIP

AB	34
R	1
H	7
RBI	1
BB	4
SO	8
LOB	15

WP: 0 PA: 38
PB: 0
SB: 1
CS: 0

Batter	1	2	3	4	5	6	7	8	9	AB	R	H	RBI	BB	SO	LOB
7 Manuel Margot, R (1, 8) OBP: 0.295, SLG: 0.420	F FF 94 X SI 94 0-1 ① G6-3		B SI 94 B SI 95 C SL 87 1 SAFE 2-1 ③ PO 1-2	B KC 78 X SL 86 1-0 ① P3		B SI 95 B SL 88 C SL 88 F FF 93 F SL 89 X SI 97 2-2 ① G4-3		C CU 74 B FF 94 F FF 92 C FF 96 1-3 ② K		4	0	0	0	0	1	0
8 Erick Aybar, S (1, 6) OBP: 0.289, SLG: 0.342	B SI 95 B SI 94 X FF 93 2-0 ② F7			F FF 94 B KC 80 B SL 88 X SI 94 2-1 ② G1-3		B FF 95 F FF 93 X FF 94 1-1 ② P6		B CU 73 C FF 94 F FF 94 F FF 96 X FF 95 1-2 4 E 4 S 1B		4	0	1	0	0	0	0
4 Wil Myers, R (1, 3) OBP: 0.321, SLG: 0.559	C FF 93 C KC 79 B FF 94 S FF 96 1-3 ③ K			B C SI 96 S FF 94 B SI 97 S FF 94 2-3 ③ K		X SL 88 0-0 ③ F7		B SL 79 B CU 74 C CU 78 X FF 94 2-1 ③ F8 1-3		4	0	0	0	0	2	1
26 Yangervis Solarte, S (1, 4) OBP: 0.353, SLG: 0.400		C FF 92 B FC 92 X FS 82 1-1 ① F8			B FC 91 H FC 91 2-0 11 HR HBP		F FS 86 F FF 95 B FF 94 F FC 90 F SI 97 F FF 96 F FC 92 H KC 83 2-2 15 2B HBP		B KC 81 C FF 92 F FC 92 X FC 92 1-2 ① P4	2	1	0	0	0	0	0
11 Ryan Schimpf, L (1, 5) OBP: 0.282, SLG: 0.397		B FF 93 F FF 94 X SI 95 1-1 ② F7			X SI 95 0-0 1-H HR		B FF 94 F FS 89 B FF 95 C FS 88 S FF 95 2-3 ① K		B FC 92 F FC 92 X FC 92 1-1 ② F9	4	1	1	2	0	1	1
15 Cory Spangenberg, L (1, 7) OBP: 0.286, SLG: 0.357		X SI 94 0-0 ③ L8			B FS 85 S FS 87 B FF 94 F FS 87 X SI 96 2-2 E7 18 1B 1B		F FS 88 B FF 94 X FS 87 1-1 1-3 2B		M KC 81 C KC 82 F KC 82 B FC 92 F FC 92 F FC 91 B KC 81 F FC 92 X FC 91 2-2 ③ G4-3	4	1	2	0	0	0	0
18 Austin Hedges, R (1, 2) OBP: 0.240, SLG: 0.478			X SI 94 0-0 ① G5-3		F SI 96 B SI 96 X SL 89 1-1 32 G5-4-3 3-H 1B		F SL 90 F SI 97 B FF 95 S FF 96 1-3 ② K			3	0	1	1	0	1	2
32 Jabari Blash, R (1, 9) OBP: 0.333, SLG: 0.235			B FC 92 B SI 94 B SI 95 B FF 93 4-0 7 PO BB		C SI 96 B SI 94 X SI 95 1-1 ①② G5-4-3 1-2f		B SI 96 B SI 96 C SI 96 X SI 96 2-1 ③ G5-3			2	0	0	0	1	0	3
61 Luis Perdomo, R (1, 1) 52 Brad Hand, L (7, 1) 44 Héctor Sánchez, S (8, PH) OBP: 0.133, SLG: 0.071 40 Ryan Buchter, L (8, 1)			B FF 93 1 SAFE 1 SAFE C FF 93 L FC 92 L SL 86 1-3 ② K		X FF 95 0-0 ③ P3			C CU 74 C CU 74 X FF 94 0-2 ① P6		2 0 1 0	0 0 0 0	0 0 0 0	0 0 0 0	1 0 0 0	1 0 0 0	1 0 0 0

Inning Stats																																			
	R: 0	E: 0	K: 1	S: 6	H: 0	LOB: 0	BB: 0	P: 9	R: 0	E: 0	K: 0	S: 5	H: 0	LOB: 0	BB: 0	P: 7	R: 0	E: 0	K: 1	S: 5	H: 0	LOB: 1	BB: 1	P: 12	R: 0	E: 0	K: 1	S: 6	H: 0	LOB: 0	BB: 0	P: 11	R: 3	E: 1	K: 0	S: 9	H: 3	LOB: 0	BB: 0	P: 15
	R: 0	E: 0	K: 0	S: 7	H: 0	LOB: 0	BB: 0	P: 10	R: 0	E: 0	K: 2	S: 16	H: 1	LOB: 2	BB: 0	P: 24	R: 0	E: 0	K: 1	S: 12	H: 1	LOB: 1	BB: 0	P: 16	R: 0	E: 0	K: 0	S: 12	H: 0	LOB: 0	BB: 0	P: 16	1B: 3	2B: 1	3B: 0	HR: 1	SF: 0	SAC: 0	DP: 1	HBP: 2	WP: 0	PB: 0	SB: 1	CS: 0	PA: 34

PITCHER		IP	WLS	BF	H	R	ER	SO	BB	IBB	HBP	BLK	WP	HR	S	P	ERA	WHIP
29 Jeff Samardzija, R ERA: 6.32	(1, 1)	7.0		26	4	3	2	5	1	0	2	0	0	1	54	88	2.57	0.714
64 Derek Law, R ERA: 3.18	(8, 1)	1.0	W	4	1	0	0	1	0	0	0	0	0	0	12	16	0.00	1.000
41 Mark Melancon, R ERA: 2.08	(9, 1)	1.0	S	3	0	0	0	0	0	0	0	0	0	0	12	16	0.00	0.000

PITCHER	IP	WLS	BF	H	R	ER	SO	BB	IBB	HBP	BLK	WP	HR	S	P	ERA	WHIP

TOP

San Diego Padres @ San Francisco Giants

AT&T Park, San Francisco, CA

Fri Apr 28 2017, 7:15 PM - 9:41 PM PDT

Att. 41,436 - Clear - 64 F

livebaseballscorecards.com

AB	30
R	3
H	5
RBI	3
BB	1
SO	6
LOB	8

BOTTOM

San Diego Padres @ San Francisco Giants

AT&T Park, San Francisco, CA

Fri Apr 28 2017, 7:15 PM - 9:41 PM PDT

Att. 41,436 - Clear - 64 F

livebaseballscorecards.com

Batter	1	2	3	4	5	6	7	8	9	AB	R	H	RBI	BB	SO	LOB
12 Joe Panik, L (1, 4) OBP: 0.376, SLG: 0.440	C SI 93 X SL 85 0-1 38 G4-3 9 1B 22 E 1B	C FF 93 C FF 96 B FF 96 B FS 87 B FF 96 F FF 96 X FF 97 3-2 8 HBP 9 1B 1B		C FF 96 X SL 88 0-1 G3 ③			X FF 92 0-0 B2 ①			4	1	2	0	0	0	1
9 Brandon Belt, L (1, 7) (8, 3) OBP: 0.390, SLG: 0.506	X FF 94 0-0 22 E 38 G4-3 21 1B 1-2 1B	B FF 96 1 SAFE X SL 86 1-0 8 HBP 1-2 1B			B FF 94 B FF 94 X FF 94 2-0 8 WP 38 SF9 2B		S ST 81 1 SAFE D ST 81 B ST 80 1 SAFE S ST 81 B FF 94 D ST 82 4-2 1-2 BB			3	2	3	0	1	0	0
8 Hunter Pence, R (1, 9) OBP: 0.340, SLG: 0.360	C FF 93 B FF 94 S FF 94 X FF 94 1-2 P2 ①	C SL 83 F SL 85 B FF 95 H FF 95 2-2 1-2 2-3 HBP			F FF 96 B SL 85 S SL 86 B SL 83 S SL 84 2-3 K2-3 ①		B SI 93 F SI 94 C ST 81 D ST 82 F FF 94 T ST 82 2-2 K ②			3	0	0	0	0	2	5
38 Michael Morse, R (1, 3) OBP: 0.200, SLG: 1.000 64 Derek Law, R (8, 1) 41 Mark Melancon, R (9, 1)	X FF 94 0-0 G4-3 1-2 2-3 ②	C SL 85 T FF 96 B SL 85 S SL 85 1-3 K ③			X SL 85 0-0 SF9 3-H ②		F CU 78 T FF 94 B FF 93 S ST 83 1-3 K ③			3 0 0	0 0 0	0 0 0	1 0 0	0 0 0	2 0 0	7 0 0
22 Christian Arroyo, R (1, 6) OBP: 0.250, SLG: 0.550	B FF 94 B SL 85 X FF 94 2-0 E6 21 1B 2-3 3-H		C FF 93 X FF 94 0-1 G4-3 ①		B FF 97 X FF 94 1-0 G4-3 ③			B FF 93 X FF 93 1-0 HR		4	1	1	1	0	0	1
21 Conor Gillaspie, L (1, 5) OBP: 0.233, SLG: 0.154	F FF 94 X FF 94 0-1 1-2 3-H 1B		F FF 94 B SL 84 X SL 84 1-1 L6 ②			X SL 85 0-0 L4 ①		F FF 92 B FF 94 C CU 78 X FF 93 1-2 L8 ①		4	0	1	1	0	0	0
5 Nick Hundley, R (1, 2) OBP: 0.196, SLG: 0.340	S SL 84 S SL 83 S SL 84 0-3 K2-3 ③		C FF 94 X FF 95 0-1 G4-3 ③			X FF 94 0-0 F9 ②		C FF 92 S FF 93 B FF 94 F FF 93 B FF 93 X FF 92 2-2 F7 ②		4	0	0	0	0	1	2
46 Drew Stubbs, R (1, 8) OBP: 0.154, SLG: 0.083		C SL 82 X FF 94 0-1 G5-3 ①		B FF 92 M FF 93 B SL 85 F FF 94 F FF 96 S SL 86 2-3 K ①		C FF 95 S SL 87 B SL 86 S SL 84 1-3 K ③		C FF 91 S FF 92 B FF 92 X FF 93 1-2 P2 ③		4	0	0	0	0	2	0
29 Jeff Samardzija, R (1, 1) 37 Kelby Tomlinson, R (7, PH) OBP: 0.500, SLG: 0.500 66 Gorkys Hernández, R (8, 7) OBP: 0.220, SLG: 0.156		X FF 94 0-0 G5-3 ②		X FF 95 0-0 G6-3 ②			B SI 92 X SI 91 1-0 9 BB 1B			2 1 0	0 0 0	0 1 0	0 0 0	0 0 0	0 0 0	0 0 0
Inning Stats	R: 2 E: 1 K: 1 S: 13 H: 3 LOB: 2 BB: 0 P: 16	R: 0 E: 0 K: 1 S: 13 H: 2 LOB: 3 BB: 0 P: 20	R: 0 E: 0 K: 0 S: 6 H: 0 LOB: 0 BB: 0 P: 7	R: 0 E: 0 K: 1 S: 7 H: 0 LOB: 0 BB: 0 P: 9	R: 1 E: 0 K: 1 S: 6 H: 1 LOB: 0 BB: 0 P: 11	R: 0 E: 0 K: 1 S: 5 H: 0 LOB: 0 BB: 0 P: 6	R: 0 E: 0 K: 2 S: 11 H: 1 LOB: 2 BB: 1 P: 19	R: 1 E: 0 K: 0 S: 11 H: 1 LOB: 0 BB: 0 P: 16		1B: 6 2B: 1 3B: 0 HR: 1 SF: 1 SAC: 0 DP: 0 HBP: 1						

	AB	32
	R	4
	H	8
	RBI	3
	BB	1
	SO	7
	LOB	16

PITCHER		IP	WLS	BF	H	R	ER	SO	BB	IBB	HBP	BLK	WP	HR	S	P	ERA	WHIP
61 Luis Perdomo, R ERA: 4.96	(1, 1)	6.0		26	6	3	1	5	0	0	1	0	1	0	50	69	1.50	1.000
52 Brad Hand, L ERA: 0.82	(7, 1)	1.0		5	1	0	0	2	1	0	0	0	0	0	11	19	0.00	2.000
40 Ryan Buchter, L ERA: 3.72	(8, 1)	1.0	L	4	1	1	1	0	0	0	0	0	0	1	11	16	9.00	1.000

PITCHER	IP	WLS	BF	H	R	ER	SO	BB	IBB	HBP	BLK	WP	HR	S	P	ERA	WHIP

San Diego Padres @ San Francisco Giants

AT&T Park, San Francisco, CA

Sat Apr 29 2017, 6:06 PM - 9:37 PM PDT

Att. 42,862 - Clear - 66 F

TOP

livebaseballscorecards.com

Batter	1	2	3	4	5	6	7	8	9	AB	R	H	RBI	BB	SO	LOB
7 Manuel Margot, R (1, 8) OBP: 0.300, SLG: 0.419	C FF 88 C CU 73 F FF 90 B SI 91 F FF 89 S CU 75 1-3 ① K		F SL 83 C CU 74 X CU 75 0-2 15 S 1B		B SL 81 C CU 74 F CU 73 B SI 90 B FF 89 S FF 90 3-3 ② K	F FF 95 F FF 94 B FF 94 F FF 95 X FF 94 1-2 15 FC6-4 1B 1-2 2-3 3-H	C SL 83 C SL 84 C CU 80 0-3 ③ K			5	0	2	1	0	3	0
15 Cory Spangenberg, L (1, 7) OBP: 0.222, SLG: 0.278 43 Miguel Díaz, R (6, 1) 76 José Torres, L (6, 1) 2 Luis Sardinas, S (8, PH) OBP: 0.250, SLG: 0.192 (8, 4)	C FF 89 B CU 74 X CU 74 1-1 ② G4-3		D FF 90 1 SAFE F SI 89 C FF 89 B FF 90 1 SAFE S CU 74 2-3 ② K 1-2		B CH 82 B FF 90 X FF 88 2-0 ③ G6-3	C SL 85 S SL 84 D SL 84 B FF 93 X SL 84 2-2 ② FC6-4 4 HR 1-2f 2-3 3-H		B SI 89 X SI 90 1-0 ① G1-3		4 0 0 1	1 0 0 0	0 0 0 0	1 0 0 0	0 0 0 0	1 0 0 0	3 0 0 0
4 Wil Myers, R (1, 3) OBP: 0.333, SLG: 0.589	B FF 89 C FF 90 B FF 89 F FF 90 B SL 82 B CU 74 X FF 91 3-2 26 1B 26 S 1B		C CU 74 B FF 89 B FF 90 X CU 74 2-1 ③ G6-3			C FF 93 C FF 93 C CU 79 X FF 93 1-2 26 11 2B 1B 1 SAFE C FF 93 S SAFE B SL 86 X FF 93 1-1 1-H 3-H HR		B SL 83 B SI 91 B SI 91 C SI 90 F SI 91 F SL 85 C SI 91 3-3 ② K		5	2	3	3	0	1	1
26 Yangervis Solarte, S (1, 4) OBP: 0.355, SLG: 0.400 34 Craig Stammen, R (8, 1)	1 SAFE B FF 89 B FF 89 C FF 89 X CU 75 2-1 1-3 1B			C CU 73 C SI 89 B SL 81 X CH 81 1-2 ① F8		B FC 91 C FF 92 X FC 92 1-1 11 2B 10 FC5-2 1-3 1B S CH 86 B CU 79 B SL 85 1-3 ③ K		C SL 82 X SI 91 0-1 ③ G4-3		5 0	0 0	2 0	0 0	0 0	1 0	1 0
11 Ryan Schimpf, L (1, 5) OBP: 0.300, SLG: 0.417	C FF 90 S SI 90 X CU 74 1-1 ③ L3			S FF 89 C SL 82 B SI 90 X FF 91 1-2 18 1B 8 1B 1B		C FF 93 B CU 77 X FC 92 1-1 10 FC5-2 18 1B 1-3 3-H 2B	B FF 92 C SL 83 B CH 85 F FF 93 B SL 83 B FF 92 4-2 8 WP 17 HR BB		B SL 82 C SI 89 F SL 82 S SL 83 1-3 ① K		4	3	2	1	1	1	2
10 Hunter Renfroe, R (1, 9) OBP: 0.242, SLG: 0.412		F FF 89 C CU 73 B FF 89 B CU 74 S CU 74 2-3 ① K		B CU 74 B FF 90 C SL 82 F CU 74 1 SAFE F FF 89 F FF 91 F CU 74 S CU 74 2-3 ② K		B CU 76 C CU 78 X FF 92 1-1 ① FC5-2 18 1B 44 BB 2-3 3-H	S SL 83 F FF 93 B SL 84 X SL 84 1-2 ① F8		C SL 82 B SI 92 T SI 91 S SI 90 1-3 ② K		5	1	0	0	0	3	4
18 Austin Hedges, R (1, 2) OBP: 0.263, SLG: 0.479		B SL 81 C SI 89 F FF 89 B CU 74 S FF 91 2-3 ② K		X SI 88 0-0 8 1B 46 CS 1-3 1B		1 SAFE F FF 91 X SI 92 0-1 44 BB 8 BB 7 1B 1-3 3-H 1B	B FF 93 C SL 83 B FF 91 S FF 94 S FF 93 2-3 ② K		B SI 89 B SL 84 B FF 91 C SI 89 C SI 89 F SI 92 B SI 92 4-2 17 WP 8 1B BB		4	1	2	1	1	2	1
8 Erick Aybar, S (1, 6) OBP: 0.307, SLG: 0.351		F FF 86 B CH 85 C CU 74 F SL 84 X SI 90 1-2 ③ G4-3		X CU 73 0-0 1-3 3-H 1B		B FF 93 1 SAFE F FC 93 F CH 85 B FC 90 B CU 76 B SL 85 4-2 7 1B 44 BB 15 FC6-4 1-2 BB	1 SAFE 1 SAFE B FF 92 S FF 92 F FF 93 F FF 93 1 SAFE F SL 85 S SL 84 1-3 K 17 HR 1-2		B SI 90 X SI 90 1-0 17 WP 1-2 1B		4	2	2	1	1	1	1
46 Jhoulys Chacín, R (1, 1) OBP: 0.364, SLG: 0.364 44 Héctor Sánchez, S (6, PH) OBP: 0.188, SLG: 0.071 17 Allen Córdoba, R (6, PR) OBP: 0.333, SLG: 0.467 (6, 7)			C FF 89 B FF 88 B SL 81 X FF 90 2-1 ① G6-3	F SI 89 1 SAFE 1 SAFE B FF 89 1-1 ③ CS 3-H	S SL 79 C SI 88 S CU 73 0-3 ① K	C SL 83 B FF 94 C SL 84 F SL 83 B FF 95 F SI 94 D CU 80 B FF 95 4-2 15 FC6-4 4 HR 7 1B 1-2 2-3 3-H BB	B SL 83 B FF 94 X FF 94 2-0 1-H 2-H HR	B SI 91 C SL 83 C SI 90 B SI 91 S SL 84 2-3 ③ K 1-2 2-3		2 0 2	0 0 2	0 0 1	0 1 3	0 1 0	1 1 2	0 0 2

AB	41
R	12
H	14
RBI	12
BB	4
SO	15
LOB	15

Inning Stats	1	2	3	4	5	6	7	8	9
	R: 0 E: 0 K: 1 S: 15	R: 0 E: 0 K: 2 S: 10	R: 0 E: 0 K: 1 S: 10	R: 1 E: 0 K: 1 S: 15	R: 0 E: 0 K: 2 S: 7	R: 8 E: 0 K: 1 S: 29	R: 3 E: 0 K: 3 S: 17	R: 0 E: 0 K: 1 S: 8	R: 0 E: 0 K: 3 S: 13
	H: 2 LOB: 2 BB: 0 P: 23	H: 0 LOB: 0 BB: 0 P: 15	H: 1 LOB: 0 BB: 0 P: 16	H: 3 LOB: 1 BB: 0 P: 20	H: 0 LOB: 0 BB: 0 P: 12	H: 6 LOB: 1 BB: 2 P: 46	H: 1 LOB: 0 BB: 1 P: 27	H: 0 LOB: 0 BB: 0 P: 12	H: 1 LOB: 2 BB: 1 P: 22

1B: 11	SF: 0
2B: 1	SAC: 0
3B: 0	DP: 0
HR: 2	HBP: 0

WP: 2	PA: 46
PB: 0	
SB: 2	
CS: 1	

PITCHER		IP	WLS	BF	H	R	ER	SO	BB	IBB	HBP	BLK	WP	HR	S	P	ERA	WHIP
18 Matt Cain, R ERA: 2.3	(1, 1)	5.0		20	6	1	1	7	0	0	0	0	0	0	57	86	1.80	1.200
34 Chris Stratton, R ERA: 13.5	(6, 1)	0.1	L	6	4	5	5	0	1	0	0	0	0	0	13	21	135.00	15.000
59 Neil Ramírez, R ERA: 8.71	(6, 1)	1.2		11	3	6	6	4	2	0	0	0	1	2	33	52	32.40	3.000
62 Cory Gearrin, R ERA: 1.08	(8, 1)	2.0		8	1	0	0	4	1	0	0	0	1	0	21	34	0.00	1.000

PITCHER		IP	WLS	BF	H	R	ER	SO	BB	IBB	HBP	BLK	WP	HR	S	P	ERA	WHIP

Batter	1	2	3	4	5	6	7	8	9	AB	R	H	RBI	BB	SO	LOB
12 Joe Panik, L (1, 4) OBP: 0.367, SLG: 0.418	B SI 89 B FF 90 C FF 90 X FF 91 2-1 ① G4-3		C CH 83 B CH 83 C CH 82 X FF 91 1-2 ② G4-3		B SI 90 F FF 90 B FF 90 B CH 83 F FF 90 B SL 80 4-2 9 1B 1-2 2-3 BB	C SI 94 F SI 93 C SL 81 0-3 ③ K			B FF 90 F FF 91 B FC 88 B FF 91 X FF 91 3-1 ① F7	4	0	0	0	1	1	2
9 Brandon Belt, L (1, 7) OBP: 0.390, SLG: 0.494 (6, 3)	B FF 92 B CU 75 L SI 90 B FF 92 B SI 92 4-1 BB		C CU 74 B FF 91 F FF 91 B SL 78 B CU 76 C SL 81 3-3 ③ K		T SI 90 B FF 90 B CU 76 X SI 90 2-1 1-2 2-H 3-H 1B		X SI 93 0-0 ① F9		B KC 80 F SI 91 C FF 92 F FC 86 B FF 92 B FC 88 F FC 87 S FC 86 3-3 ② K	4	0	1	2	1	2	0
28 Buster Posey, R (1, 2) OBP: 0.420, SLG: 0.417 62 Cory Gearrin, R (8, 1) 8 Hunter Pence, R (9, PH) OBP: 0.337, SLG: 0.356	B FF 90 C SL 79 F FF 92 C FF 88 1-3 ② K			F FF 91 B FF 91 B FF 92 B SL 78 C SL 79 X SI 92 3-2 ① G5-3	X SL 80 0-0 ② F7		C SI 92 F SI 94 B SI 94 F SI 94 B FF 94 F SI 93 T SI 94 2-2 ② K		C FF 91 B SI 91 B SI 91 F SI 91 B FC 89 F FF 92 X FF 91 3-2 ③ G4-3	4 0 1	0 0 0	0 0 0	0 0 0	0 0 0	2 0 0	3 0 0
38 Michael Morse, R (1, 3) OBP: 0.125, SLG: 0.571 34 Chris Stratton, R (6, 1) 59 Neil Ramírez, R (6, 1) 5 Nick Hundley, R (7, PH) OBP: 0.192, SLG: 0.333 (8, 2)	F FF 92 F SL 79 S SL 80 0-3 ③ K			B FF 92 B SI 92 C SI 92 C SL 81 X FF 92 2-2 ② G5-3	X SL 80 0-0 ③ F9		B SI 92 B SI 93 S FF 93 F FF 93 S SI 94 2-3 ③ K			3 0 0 1	0 0 0 0	0 0 0 0	0 0 0 0	0 0 0 0	1 0 0 1	3 0 0 0
22 Christian Arroyo, R (1, 6) OBP: 0.208, SLG: 0.458		C FF 91 B SL 78 S SL 80 B SI 93 C FF 93 2-3 ① K		B SL 80 C SL 80 S CH 80 C SL 81 1-3 ③ K		C FF 95 B FF 96 X FF 94 1-1 ① L9		C FF 92 C FF 92 X FF 92 0-2 ① G4-3		4	0	0	0	0	2	0
21 Conor Gillaspie, L (1, 5) OBP: 0.294, SLG: 0.241		C SI 92 B CH 84 X CH 82 1-1 1B			B CU 74 X CH 83 1-0 10 1B 2B	B FF 95 B SI 94 B CH 88 C FF 96 B CH 87 4-1 46 BB 66 1B BB		B SI 93 S CH 87 F CH 88 B FF 93 S FC 87 2-3 ② K		3	2	2	0	1	1	0
10 Eduardo Núñez, R (1, 9) OBP: 0.283, SLG: 0.287 (6, 7)	C SL 78 S SL 79 B FF 92 F FF 92 X SL 79 1-2 ② F7				C SL 78 D FF 91 B FF 91 X SL 79 2-1 12 BB 37 1B 9 1B 2-H 1B	B FF 93 C CH 85 F FF 95 X CH 87 1-2 ② F7		C FF 92 X FF 92 0-1 46 1B 1B		4	1	2	1	0	0	2
46 Drew Stubbs, R (1, 8) OBP: 0.235, SLG: 0.133	C SL 78 1 SAFE F FF 91 C FF 92 0-3 ③ K				1 SAFE L FF 90 L SL 79 D SL 81 1 SAFE 1 SAFE X SL 81 1-2 ① P3	B FF 95 B FF 95 B FF 95 B SI 93 4-0 66 1B 1-2 BB		S FC 84 X FF 92 0-1 1-2 1B		3	0	1	0	1	1	2
18 Matt Cain, R (1, 1) OBP: 0.167, SLG: 0.333 37 Kelby Tomlinson, R (5, PH) OBP: 0.571, SLG: 0.571 66 Gorkys Hernández, R (6, 9) OBP: 0.231, SLG: 0.170			B FF 91 F FF 90 B SL 77 X SI 92 2-1 ① G6-3		1 SAFE C SL 80 B FF 91 C FF 90 X FF 91 1-2 12 BB 9 1B 1B	C FF 96 B SL 84 F CH 88 D SL 82 X CH 87 2-2 1-3 2-H 1B		C FC 85 D FC 86 F FC 84 B FF 92 D FC 85 X FC 86 3-2 ③ L1		1 1 2	0 1 0	0 1 1	0 0 1	0 0 0	0 0 0	0 0 2

Inning Stats	1	2	3	4	5	6	7	8	9
	R: 0 E: 0 K: 2 S: 9	H: 0 LOB: 1 BB: 1 P: 16	R: 0 E: 0 K: 2 S: 12	H: 1 LOB: 1 BB: 0 P: 16	R: 0 E: 0 K: 0 S: 8	H: 0 LOB: 0 BB: 0 P: 14	R: 0 E: 0 K: 1 S: 9	H: 0 LOB: 0 BB: 0 P: 15	R: 3 E: 0 K: 0 S: 15	H: 4 LOB: 2 BB: 1 P: 26	R: 1 E: 0 K: 1 S: 12	H: 1 LOB: 2 BB: 2 P: 24	R: 0 E: 0 K: 2 S: 9	H: 0 LOB: 0 BB: 0 P: 13	R: 0 E: 0 K: 1 S: 13	H: 2 LOB: 2 BB: 0 P: 18	R: 0 E: 0 K: 1 S: 11	H: 0 LOB: 0 BB: 0 P: 20

| | | | |

San Diego Padres @ San Francisco Giants

AT&T Park, San Francisco, CA

Sun Apr 30 2017, 1:06 PM - 4:28 PM PDT

Att. 41,989 - Sunny - 70 F

livebaseballscorecards.com

TOP

Batter	1	2	3	4	5	6	7	8	9	10	11	12	AB	R	H	RBI	BB	SO	LOB
7 Manuel Margot, R (1, 8) OBP: 0.293, SLG: 0.405	C SI 89 C SI 90 F SL 79 B SL 80 X SI 92 1-2 F9 ①		B SI 89 C SI 90 B SI 90 B SI 90 X SI 91 3-1 FC6-4 (4 S, 8 BB) ② 1-2f		X SI 90 0-0 L9 ①			S SL 84 X CU 74 0-1 26 1B 1B	F FC 92 X FF 92 0-1 G6-4-3 ②③ 1-2f			1 SAFE X FF 90 0-0 L8 ①	6	0	1	0	0	0	4
8 Erick Aybar, S (1, 6) OBP: 0.309, SLG: 0.341	F SI 90 X CH 82 0-1 G6-3 ②		B SI 90 D CH 82 B SI 91 B SI 91 4-0 BB 1-2		C SI 89 D SI 90 X CH 82 1-1 P4 ②			C CU 77 F FF 93 B CU 74 S SL 81 1-3 K ①		C SL 83 B SL 81 S SI 95 F FF 96 F SL 81 B FF 96 T FF 96 2-2 K ①		X SI 90 0-0 4 HR 1B 1-2	5	1	1	0	1	2	2
4 Wil Myers, R (1, 3) OBP: 0.325, SLG: 0.593	C SI 91 B CH 82 F SI 91 B SL 80 B SL 79 F CH 83 X SI 92 3-2 F9 ③		B CH 82 B SI 91 C SI 90 S CH 82 X SI 92 2-2 L8 ③ 2-3		F SI 91 C SI 91 B CH 82 B SI 92 F SI 92 D SL 81 F CH 82 F SI 91 X SI 92 3-2 FC6-4 1-2f			B SL 79 C SL 78 F FF 94 D CU 75 1 SAFE B SL 82 S FF 94 3-3 K ②		S SL 83 F FF 98 B FF 98 C FF 98 1-3 K ②		D FC 87 X FF 90 1-0 HR 1-H 2-H	6	1	1	3	0	2	4
26 Yangervis Solarte, S (1, 4) OBP: 0.351, SLG: 0.394 37 Brandon Maurer, R (8, 1) 21 Luis Torrens, R (10, PH) OBP: 0.154, SLG: 0.083 40 Ryan Buchter, L (10, 1) 46 Jhoulys Chacín, R (12, PH) OBP: 0.333, SLG: 0.333 76 José Torres, L (12, 1)		B SI 90 S CH 82 X CH 82 1-1 G4-3 ①		X CH 80 0-0 G5-3 ①		C CU 74 B CH 81 F SI 90 X SI 90 1-2 F9 ①		C FF 94 X FF 94 0-1 1-3 1B		B SL 84 S FF 96 C FF 97 B SL 84 F FF 97 S FF 96 2-3 K ③		B FF 91 S FC 86 F SL 84 X FC 86 1-2 L7 ②	4 0 0 1 0 0 1	0 0 0 0 0 0 0	1 0 0 0 0 0 0	0 0 0 0 0 0 0	0 0 0 0 1 0 0	0 0 0 0 0 0 0	0 0 0 0 0 0 0
18 Austin Hedges, R (1, 2) OBP: 0.256, SLG: 0.468		S CH 82 B SI 91 F CH 83 B SI 92 X SI 92 2-2 G6-3 ②		B SI 89 B SI 90 X CH 81 2-0 2B		C CU 75 B SI 90 X SI 90 1-1 F8 ②		C SL 81 C SL 81 B FF 95 B FF 95 S SL 82 2-3 K ③			S SL 84 X FC 87 0-1 P4 ① 1-0	S FC 88 X FC 86 0-1 P5 ③	6	0	1	0	0	1	2
11 Ryan Schimpf, L (1, 5) OBP: 0.301, SLG: 0.405 52 Brad Hand, L (6, 1) 2 Luis Sardinas, S (8, 4) OBP: 0.233, SLG: 0.179		X SI 92 0-0 E4		C SI 91 D SL 82 C SI 91 D CU 78 D CH 83 B SI 92 4-2 BB		C SI 89 X SL 81 0-1 F8 ③			B FC 92 X FC 92 1-0 E6 (44 HR)		C FF 91 B SI 91 F SI 90 B SL 84 X FC 88 2-2 G3 ②		2 0 0 0 2	0 0 0 0 1	0 0 0 0 0	0 0 0 0 0	1 0 0 0 0	0 0 0 0 0	0 0 0 0 0
10 Hunter Renfroe, R (1, 9) OBP: 0.231, SLG: 0.392	C SI 91 C SI 91 B SI 91 X CH 83 1-2 F9 ③			X SI 91 0-0 F9 ②			C CU 74 B CU 75 B CU 76 B SI 90 X SI 90 3-1 F9 ①		B KC 80 S FC 92 C FC 91 C KC 81 1-3 ①		B FC 88 S FC 86 F FC 88 X FC 88 1-2 E5		5	0	0	0	0	1	4
32 Jabari Blash, R (1, 7) OBP: 0.296, SLG: 0.200 44 Héctor Sánchez, S (9, PH) OBP: 0.235, SLG: 0.333 17 Allen Córdoba, R (9, 7) OBP: 0.324, SLG: 0.452			F SI 90 B CH 82 F CH 83 C SI 92 1-3 ① X CH 82 0-0 G5-3 ③				C CH 82 B SI 90 X SI 90 1-1 G6-3 ②		B FC 92 C FC 91 X FC 91 1-1 1-H HR		X FC 87 0-0 G4-3 ③		3 1 1	0 1 0	0 1 0	0 2 0	0 0 0	1 0 1	2 0 1
3 Clayton Richard, L (1, 1) OBP: 0.333, SLG: 0.273 15 Cory Spangenberg, L (6, 5) OBP: 0.286, SLG: 0.333			B SI 90 T SI 90 X SL 79 1-1 7 FC6-4 1B		F SI 89 B CU 75 X CU 74 1-1 4 FC6-4 1B		C SI 90 B CU 77 B CU 76 B SL 79 X SI 90 3-1 G6-3 ③		S KC 82 B FC 92 B KC 82 B FC 93 X FC 92 3-1 7 G6-4-3 1B			X FC 87 0-0 8 1B 4 HR 1B	2 3	0 1	2 2	0 0	0 0	0 0	0 0
Inning Stats	R: 0 E: 0 K: 0 S: 10 H: 0 LOB: 0 BB: 0 P: 14	R: 0 E: 1 K: 0 S: 9 H: 0 LOB: 1 BB: 0 P: 13	R: 0 E: 0 K: 1 S: 10 H: 1 LOB: 2 BB: 1 P: 21	R: 0 E: 0 K: 0 S: 6 H: 1 LOB: 2 BB: 1 P: 12	R: 0 E: 0 K: 0 S: 11 H: 1 LOB: 1 BB: 0 P: 16	R: 0 E: 0 K: 0 S: 7 H: 0 LOB: 0 BB: 0 P: 9	R: 0 E: 0 K: 0 S: 6 H: 0 LOB: 0 BB: 0 P: 13	R: 0 E: 0 K: 3 S: 13 H: 2 LOB: 2 BB: 0 P: 19	R: 2 E: 1 K: 1 S: 10 H: 2 LOB: 0 BB: 0 P: 16	R: 0 E: 0 K: 3 S: 12 H: 0 LOB: 0 BB: 0 P: 17	R: 0 E: 1 K: 0 S: 9 H: 0 LOB: 1 BB: 0 P: 12	R: 3 E: 0 K: 0 S: 9 H: 3 LOB: 0 BB: 0 P: 11							

	AB	48
	R	5
	H	10
	RBI	5
	BB	2
	SO	8
	LOB	19

	1B: 7	SF: 0	WP: 0	PA: 50
	2B: 1	SAC: 0	PB: 0	
	3B: 0	DP: 1	SB: 1	
	HR: 2	HBP: 0	CS: 0	

PITCHER		IP	WLS	BF	H	R	ER	SO	BB	IBB	HBP	BLK	WP	HR	S	P	ERA	WHIP
50 Ty Blach, L ERA: 2.55	(1, 1)	7.0		27	3	0	0	1	2	0	0	0	0	0	59	98	0.00	0.714
64 Derek Law, R ERA: 2.92	(8, 1)	1.0	H	5	2	0	0	3	0	0	0	0	0	0	13	19	0.00	2.000
41 Mark Melancon, R ERA: 2.79	(9, 1)	1.0	B	5	2	2	1	1	0	0	0	0	0	1	10	16	9.00	2.000
60 Hunter Strickland, R ERA:	(10, 1)	1.0		3	0	0	0	3	0	0	0	0	0	0	12	17	0.00	0.000
70 George Kontos, R ERA: 6.3	(11, 1)	2.0	L	10	3	3	3	0	0	0	0	0	0	1	18	23	13.50	1.500

PITCHER	IP	WLS	BF	H	R	ER	SO	BB	IBB	HBP	BLK	WP	HR	S	P	ERA	WHIP

Batter	1	2	3	4	5	6	7	8	9	10	11	12	AB	R	H	RBI	BB	SO	LOB
10 Eduardo Núñez, R (1, 6) OBP: 0.278, SLG: 0.293	C FF 88 X SI 87 0-1 ① G1-3		X FF 91 0-0 2B		B CH 84 T SL 80 S FF 91 F SL 83 F FF 92 F SL 82 X SL 83 1-2 ② G4-3 2-3		C CU 79 X FF 94 0-1 ③ L6			C CU 76 X FF 94 0-1 ② P4			5	0	1	0	0	0	1
9 Brandon Belt, L (1, 7) (7, 3) OBP: 0.373, SLG: 0.467	B SI 88 F FF 88 X SI 89 1-1 ② G3-1		S SL 81 F FF 92 S FF 94 0-3 ② K		B SI 91 B FF 92 F SL 82 F FF 92 S CH 86 2-3 ③ K			S FF 91 B FF 92 S ST 81 S ST 81 1-3 ① K		C CU 77 S FF 94 B CU 78 S CU 79 1-3 ③ K			5	0	0	0	0	4	2
8 Hunter Pence, R (1, 9) OBP: 0.330, SLG: 0.340	X FF 90 0-0 ③ F8		B CH 86 F CH 85 S FF 93 B CH 84 X FF 93 2-2 ③ G5-3			B FF 90 B FF 89 B FF 90 C FF 90 D FF 90 4-1 BB 28 G5-3 38 2B			F FF 85 B SL 84 B SL 84 B FF 96 X FF 95 3-1 ② F9			B FF 92 B FF 92 X FF 92 2-0 ① F7		4	1	0	0	1	0	1
28 Buster Posey, R (1, 2) OBP: 0.432, SLG: 0.431		B SL 77 F CH 81 B FF 90 X CH 81 2-1 ① G5-3		B SL 79 B FF 90 C FF 90 F CH 84 X FF 91 3-2 22 G6-4-3 1B		B FF 91 1 SAFE T FF 91 F FF 91 D CH 83 X SL 82 2-2 ① G5-3 1-2			X FF 96 0-0 1B			F FF 92 F FC 89 X CU 78 0-2 1B		5	0	3	0	0	0	1
38 Michael Morse, R (1, 3) OBP: 0.182, SLG: 0.600 46 Drew Stubbs, R (6, PR) OBP: 0.211, SLG: 0.118 (7, 8)		X SL 79 0-0 ② G5-3		B CH 82 F SL 82 S FF 92 F FF 93 S SL 83 1-3 ① K		F SL 80 X CH 83 0-1 2B 2-H			X FF 94 0-0 ③ F8			B FF 92 S FF 92 F FF 92 B FF 91 F FF 91 F FF 92 F FF 92 1 SAFE C CU 77 2-3 ② K		3	0	1	1	0	1	1
													2	0	0	0	0	1	2
22 Christian Arroyo, R (1, 5) OBP: 0.207, SLG: 0.414		C FF 90 X FF 90 0-1 12 1B 1B		C CH 84 B FF 91 X CH 84 1-1 ② ③ G6-4-3 1-2f		D ST 79 X SI 92 1-0 ② G5-3				X CH 86 0-0 ① G5-3		C CU 75 F FF 93 F FF 93 B CU 78 C CU 76 1-3 ③ K		5	0	1	0	0	1	3
12 Joe Panik, L (1, 4) OBP: 0.368, SLG: 0.410		B FF 91 1 SAFE X FF 91 1-0 1-3 1B			C FF 90 B CH 84 H FF 90 2-1 66 2B 50 SF8 HBP	S ST 81 X FF 92 0-1 G5-3			C FF 93 F CH 83 B CH 83 F SL 85 B FF 97 B SL 85 S SL 84 3-3 ② K		C SI 94 X SL 82 0-1 ① L1		4	1	1	0	0	1	1
66 Gorkys Hernández, R (1, 8) OBP: 0.228, SLG: 0.192 (7, 7)		C FF 92 X SL 82 0-1 ③ F7			L FF 90 C CH 84 X FF 92 0-2 10 G4-3 1-3 2B		C SI 92 B FF 92 C ST 82 B ST 81 F ST 82 B FF 94 X ST 82 3-2 ① F9		C FF 96 B FF 97 F SL 85 F FF 98 F SL 86 X FF 98 1-2 ③ G4-3		C SI 96 X FF 95 0-1 ② P4		5	0	1	0	0	0	2
50 Ty Blach, R (1, 1) OBP: 0.250, SLG: 0.667 37 Kelby Tomlinson, R (7, PH) OBP: 0.500, SLG: 0.500 64 Derek Law, R (8, 1) 41 Mark Melancon, R (9, 1) 60 Hunter Strickland, R (10, 1) 5 Nick Hundley, R (10, PH) OBP: 0.185, SLG: 0.327 70 George Kontos, R (11, 1) 21 Conor Gillaspie, L (12, PH) OBP: 0.286, SLG: 0.233			C FF 89 X FF 89 0-1 ① L4		S SL 80 S SL 82 X 0-2 ① SF8 3-H		C FF 94 C ST 82 B ST 81 S ST 83 1-3 ② K			B FF 91 C FF 92 F FF 94 B FF 94 X FF 92 2-2 ① F8		C SI 95 B SI 95 X SI 96 1-1 ③ L7	1 1 0 0 0 0 1 0 1	0 0 0 0 0 0 0 0 0	0 0 0 0 0 0 0 0 0	1 0 0 0 0 0 0 0 0	0 1 0 0 0 0 0 0 0	0 0 0 0 0 0 0 0 0	0 0 0 0 0 0 0 0 0
Inning Stats	R: 0 E: 0 K: 0 S: 5 H: 0 LOB: 0 BB: 0 P: 6	R: 0 E: 0 K: 0 S: 8 H: 2 LOB: 2 BB: 0 P: 11	R: 0 E: 0 K: 1 S: 9 H: 1 LOB: 1 BB: 0 P: 11	R: 0 E: 0 K: 0 S: 9 H: 1 LOB: 0 BB: 0 P: 14	R: 1 E: 0 K: 1 S: 16 H: 1 LOB: 1 BB: 0 P: 21	R: 1 E: 0 K: 0 S: 9 H: 1 LOB: 1 BB: 1 P: 16	R: 0 E: 0 K: 1 S: 9 H: 0 LOB: 0 BB: 0 P: 13	R: 0 E: 0 K: 1 S: 7 H: 1 LOB: 1 BB: 0 P: 11	R: 0 E: 0 K: 1 S: 10 H: 0 LOB: 0 BB: 0 P: 14	R: 0 E: 0 K: 1 S: 8 H: 0 LOB: 0 BB: 0 P: 11	R: 0 E: 0 K: 2 S: 14 H: 1 LOB: 1 BB: 0 P: 19	R: 0 E: 0 K: 0 S: 6 H: 0 LOB: 0 BB: 0 P: 7	1B: 5 2B: 3 3B: 0 HR: 0	SF: 1 SAC: 0 DP: 1 HBP: 1	WP: 0 PB: 0 SB: 0 CS: 0	PA: 45		

PITCHER		IP	WLS	BF	H	R	ER	SO	BB	IBB	HBP	BLK	WP	HR	S	P	ERA	WHIP
3 Clayton Richard, L ERA: 4.29	(1, 1)	5.1		23	6	2	2	3	1	0	1	0	0	0	53	75	3.38	1.312
52 Brad Hand, L ERA: 0.69	(6, 1)	2.0		6	0	0	0	2	0	0	0	0	0	0	15	21	0.00	0.000
37 Brandon Maurer, R ERA: 2.61	(8, 1)	1.2		6	1	0	0	1	0	0	0	0	0	0	14	21	0.00	0.600
40 Ryan Buchter, L ERA: 3.09	(10, 1)	2.0	W	7	1	0	0	3	0	0	0	0	0	0	22	30	0.00	0.500
76 José Torres, L ERA: 4.85	(12, 1)	1.0	S	3	0	0	0	0	0	0	0	0	0	0	6	7	0.00	0.000

PITCHER	IP	WLS	BF	H	R	ER	SO	BB	IBB	HBP	BLK	WP	HR	S	P	ERA	WHIP

BOTTOM

San Diego Padres @ San Francisco Giants

AT&T Park, San Francisco, CA

Sun Apr 30 2017, 1:06 PM - 4:28 PM PDT

Att. 41,989 - Sunny - 70 F

livebaseballscorecards.com

AB	42
R	2
H	8
RBI	2
BB	1
SO	9
LOB	14

Batter	1	2	3	4	5	6	7	8	9	AB	R	H	RBI	BB	SO	LOB
66 Gorkys Hernández, R (1, 7) OBP: 0.230, SLG: 0.196	B FF 92 F FF 93 B FF 93 F SL 90 X FF 94 2-2 G6-3 ①	B FF 92 F FF 94 1 SAFE B FF 93 S SL 90 C CU 74 2-3 K ③			B SL 88 X SL 88 1-0 E1 22 1B 1B		B FF 88 B SL 77 C SL 79 F FF 86 X FF 88 2-2 L9 ③			4	1	1	0	0	1	1
22 Christian Arroyo, R (1, 5) OBP: 0.273, SLG: 0.438	F FF 94 F CU 72 F FF 94 X SL 91 0-2 8 HR 1B		C CU 72 B FF 93 F FF 94 B FF 91 F SL 89 F FF 95 F FF 94 F CU 74 S FF 91 2-3 K ①		B FF 93 F FF 93 F SL 90 D SL 90 F CU 74 F FF 93 X FF 93 2-2 8 G6-4-3 2-H 1B			B FF 94 C FF 95 B FF 95 S FF 94 B FF 94 F FF 95 B FF 94 4-2 28 G4-6-3 BB		3	1	2	1	1	1	0
8 Hunter Pence, R (1, 9) OBP: 0.327, SLG: 0.367	B FF 93 C SL 90 X CU 75 1-1 1-H HR		B FF 95 F SL 90 B CH 86 F FF 94 F SL 91 B FF 94 F SL 90 X FF 93 3-2 G4-3 ②		C FF 93 X CH 85 0-1 G6-4-3 ② ③ 1-2f			C FF 95 S FF 94 S FF 95 0-3 K ①		4	1	1	2	0	1	2
28 Buster Posey, R (1, 2) OBP: 0.423, SLG: 0.464	F FF 93 B SL 90 X FF 94 1-1 G5-3 ②		B CU 73 C FF 94 B CH 87 X SL 90 2-1 HR			X CU 70 0-0 F8 ①		X FF 96 0-0 G4-6-3 ② ③ 1-2f		4	1	1	1	0	0	1
38 Michael Morse, R (1, 3) OBP: 0.214, SLG: 0.538 9 Brandon Belt, L (6, 3) OBP: 0.369, SLG: 0.462	S FF 93 S FF 93 B FF 93 B FF 94 X FF 91 2-2 1B		S FF 93 S FF 93 S FF 93 0-3 K ③			C FF 93 C CU 72 S SL 89 0-3 K ②			B FF 94 F FF 94 X FF 94 1-1 P5 ①	3 1	0 0	1 0	0 0	0 0	2 0	0 0
10 Eduardo Núñez, R (1, 6) OBP: 0.277, SLG: 0.302	B FF 93 F SL 89 X FF 94 1-1 F8 ③			X SL 88 0-0 G6-3 ①		C FF 92 B CH 85 F FF 92 B SL 89 B FF 92 F SL 88 X FF 92 3-2 2B			B KC 77 S FF 94 B FF 94 F FF 95 T FF 96 2-2 K ②	4	0	1	0	0	1	1
12 Joe Panik, L (1, 4) OBP: 0.364, SLG: 0.402		C FF 91 C CU 72 X SL 89 0-2 47 FC1-6 1B		C FF 92 F FF 92 F FF 93 B CU 74 B CU 73 B FF 93 X FF 93 3-2 P5 ②		C FF 93 D SL 90 F CU 72 B SL 90 F CU 72 F FF 93 B FF 93 X CU 74 3-2 G6-3 ③			C FF 96 B CH 80 F FF 96 F FF 96 B CH 78 X FF 95 2-2 F8 ③	4	0	1	0	0	0	1
46 Drew Stubbs, R (1, 8) OBP: 0.182, SLG: 0.100		C FF 93 F FF 93 D SL 90 C FF 94 1-3 K ①		X FF 92 0-0 F9 ③			C SL 78 X SL 74 0-1 G5-3 ①			3	0	0	0	0	1	1
47 Johnny Cueto, R (1, 1) OBP: 0.067, SLG: 0.067 48 Steven Okert, L (8, 1) 64 Derek Law, R (9, 1)		L FF 93 B FF 92 X FF 93 1-1 FC1-6 ② 1-2f			F FF 92 C FF 91 X CU 72 0-2 G5-3 ①		S SL 78 C SL 77 S SL 77 0-3 K ②			3 0 0	0 0 0	0 0 0	0 0 0	0 0 0	1 0 0	1 0 0
Inning Stats	R: 2 E: 0 K: 0 S: 16 H: 3 LOB: 1 BB: 0 P: 23	R: 0 E: 0 K: 2 S: 11 H: 1 LOB: 1 BB: 0 P: 15	R: 1 E: 0 K: 2 S: 17 H: 1 LOB: 0 BB: 0 P: 24	R: 0 E: 0 K: 0 S: 6 H: 0 LOB: 0 BB: 0 P: 9	R: 1 E: 1 K: 0 S: 11 H: 2 LOB: 0 BB: 0 P: 14	R: 0 E: 0 K: 1 S: 13 H: 1 LOB: 1 BB: 0 P: 19	R: 0 E: 0 K: 1 S: 8 H: 0 LOB: 0 BB: 0 P: 10	R: 0 E: 0 K: 1 S: 7 H: 0 LOB: 0 BB: 1 P: 11	R: 0 E: 0 K: 1 S: 9 H: 0 LOB: 0 BB: 0 P: 14	1B: 5 2B: 1 3B: 0 HR: 2 SF: 0 SAC: 0 DP: 2 HBP: 0						

TOP

San Francisco Giants @ Los Angeles Dodgers
Dodger Stadium, Los Angeles, CA
Mon May 01 2017, 7:11 PM - 10:02 PM PDT
Att. 44,606 - Clear - 71 F

livebaseballscorecards.com

AB	33
R	4
H	8
RBI	4
BB	1
SO	8
LOB	8

WP: 0 PA: 34
PB: 0
SB: 0
CS: 0

PITCHER		IP	WLS	BF	H	R	ER	SO	BB	IBB	HBP	BLK	WP	HR	S	P	ERA	WHIP
22 Clayton Kershaw, L ERA: 2.61	(1, 1)	6.0	L	25	8	4	3	5	0	0	0	0	0	2	74	104	4.50	1.333
54 Sergio Romo, R ERA: 8.68	(7, 1)	1.0		3	0	0	0	1	0	0	0	0	0	0	8	10	0.00	0.000
46 Josh Fields, R ERA: 1.0	(8, 1)	2.0		6	0	0	0	2	1	0	0	0	0	0	16	25	0.00	0.500

PITCHER	IP	WLS	BF	H	R	ER	SO	BB	IBB	HBP	BLK	WP	HR	S	P	ERA	WHIP

Batter	1	2	3	4	5	6	7	8	9	AB	R	H	RBI	BB	SO	LOB
60 Andrew Toles, L (1, 8) OBP: 0.288, SLG: 0.453	X SL 80 0-0 10 F9 · 5 BB · 9 G3 · 1B	B CH 83 X SL 84 1-0 ③ G3			C SL 83 B SL 83 B SL 84 S FC 88 F FC 88 F FF 94 S SL 87 2-3 ③ K		F FC 90 B FC 89 F FF 93 D FC 88 B FF 94 2 SAFE X FF 93 3-2 ③ G3-1			4	1	1	0	0	1	3
5 Corey Seager, L (1, 6) OBP: 0.405, SLG: 0.532	B FF 91 B SL 84 B SL 86 C FF 90 B SI 92 4-1 9 G3 · 1-2 · BB		F SL 81 X SI 92 0-1 ① L8			X SL 85 0-0 ① G4-3		B FF 90 S FC 88 F FF 92 F FF 94 X FF 89 1-2 ① F7		3	0	0	0	1	0	0
10 Justin Turner, R (1, 5) OBP: 0.447, SLG: 0.538	B SL 84 B SI 90 X FF 92 2-0 ① F9 · 2-3		C FF 92 F FF 93 B CH 83 S FC 87 1-3 ② K			C SI 92 F FF 91 B FF 93 F CH 83 B FF 92 B CH 82 F SL 85 X FF 92 3-2 ② F7		X CH 87 0-0 ② L8		4	0	0	0	0	1	2
9 Yasmani Grandal, S (1, 2) OBP: 0.310, SLG: 0.387	F SI 94 B SI 93 B FF 92 1 SAFE B SL 85 X SL 85 3-1 ② G3 · 1-2 · 3-H		S CH 84 S CH 82 S CH 84 0-3 ③ K			X CH 83 0-0 ③ P4		F SI 89 C FC 88 T FF 91 0-2 ③ K		4	0	0	1	0	2	1
23 Adrián González, L (1, 3) OBP: 0.333, SLG: 0.315	C CH 81 B FF 92 B FC 87 F FF 93 T FF 92 2-2 ③ K			F CH 82 X SI 92 0-1 ① F9			B FF 90 C SL 85 F CH 82 B SL 86 X SL 86 2-2 66 FC5 · 35 1B · 1B		C FF 90 B SL 83 B FC 89 S FF 90 F FF 92 X SI 89 2-2 ① F8	4	0	1	0	0	1	1
35 Cody Bellinger, L (1, 7) OBP: 0.393, SLG: 0.600		X CH 80 0-0 22 1B · 2B		B FF 90 S FF 91 B FF 92 X FC 87 2-1 ② F9			B FF 92 B FF 92 T FC 87 B FC 88 X FC 87 3-1 66 FC5 · 3 1B · 1-2 · 1B		B FF 91 X FF 91 1-0 ② P4	4	2	2	0	0	0	0
66 Yasiel Puig, R (1, 9) OBP: 0.315, SLG: 0.419		F FF 92 S FF 92 B FF 92 B FF 93 B SI 92 F FF 93 2 SAFE X FF 93 3-2 ① F9		X FF 93 0-0 ③ G5-3			B SI 93 X FF 93 1-0 ① FC5 · 3 1B · 1-2 · 2-3f		C SL 81 C FF 96 B FF 96 B SL 84 S FF 97 2-3 ③ K	4	0	0	0	0	1	3
26 Chase Utley, L (1, 4) OBP: 0.204, SLG: 0.136		C CH 83 B CH 83 B FC 88 D CH 82 C CH 83 F CH 83 S CH 81 3-3 ② K			C FF 91 B CH 81 X FC 88 2-1 ① G4-3		F CH 84 F CH 84 B FC 87 B FC 88 C FF 94 2-3 ② K			3	0	0	0	0	2	3
22 Clayton Kershaw, L (1, 1) OBP: 0.286, SLG: 0.231 54 Sergio Romo, R (7, 1) 3 Chris Taylor, R (7, PH) OBP: 0.367, SLG: 0.607 46 Josh Fields, R (8, 1)		F FF 92 F FF 92 X FF 91 0-2 2-H · 1B			X SI 92 0-0 ② G6-3		B FF 94 B FF 94 S FC 87 C FC 88 B FC 87 X FC 88 3-2 1-2 · 2-H · 1B			2 0 1 0	0 0 0 0	1 0 1 0	1 0 1 0	0 0 0 0	0 0 0 0	0 0 0 0
Inning Stats	R: 1 E: 0 K: 1 S: 8 H: 1 LOB: 1 BB: 1 P: 19	R: 1 E: 0 K: 1 S: 13 H: 2 LOB: 1 BB: 0 P: 20	R: 0 E: 0 K: 2 S: 8 H: 0 LOB: 0 BB: 0 P: 9	R: 0 E: 0 K: 0 S: 5 H: 0 LOB: 0 BB: 0 P: 7	R: 0 E: 0 K: 1 S: 8 H: 0 LOB: 0 BB: 0 P: 12	R: 0 E: 0 K: 0 S: 7 H: 0 LOB: 0 BB: 0 P: 10	R: 1 E: 0 K: 1 S: 16 H: 3 LOB: 2 BB: 0 P: 30	R: 0 E: 0 K: 1 S: 8 H: 0 LOB: 0 BB: 0 P: 9	R: 0 E: 0 K: 1 S: 8 H: 0 LOB: 0 BB: 0 P: 13	1B: 5 2B: 1 3B: 0 HR: 0	SF: 0 SAC: 0 DP: 0 HBP: 0	WP: 0 PB: 0 SB: 0 CS: 0	PA: 34				

PITCHER	IP	WLS	BF	H	R	ER	SO	BB	IBB	HBP	BLK	WP	HR	S	P	ERA	WHIP
47 Johnny Cueto, R (1, 1) ERA: 4.86	7.0	W	28	6	3	3	6	1	0	0	0	0	0	65	107	3.86	1.000
48 Steven Okert, L (8, 1) ERA: 5.14	1.2	H	5	0	0	0	1	0	0	0	0	0	0	13	17	0.00	0.000
64 Derek Law, R (9, 1) ERA: 2.84	0.1	S	1	0	0	0	1	0	0	0	0	0	0	3	5	0.00	0.000

PITCHER	IP	WLS	BF	H	R	ER	SO	BB	IBB	HBP	BLK	WP	HR	S	P	ERA	WHIP

BOTTOM

San Francisco Giants @ Los Angeles Dodgers

Dodger Stadium, Los Angeles, CA

Mon May 01 2017, 7:11 PM - 10:02 PM PDT

Att. 44,606 - Clear - 71 F

livebaseballscorecards.com

AB	33
R	3
H	6
RBI	3
BB	1
SO	8
LOB	13

Batter	1	2	3	4	5	6	7	8	9	AB	R	H	RBI	BB	SO	LOB
66 Gorkys Hernández, R (1, 8) (7, 9) OBP: 0.242, SLG: 0.213	C SI 93 F SI 93 B KC 84 S KC 85 1-3 K	B SI 94 X CH 88 1-0 L1		C SI 92 M CH 86 B CH 86 F KC 84 F CH 86 B SI 93 X KC 85 2-2 G5-3			B SI 95 T SI 94 F SI 94 B CH 84 X CH 86 2-2 9 1B 1B		B FF 93 B FF 94 C FF 93 F FF 94 X FF 94 2-2 1B	5	0	2	0	0	1	2
9 Brandon Belt, L (1, 7) (7, 3) OBP: 0.371, SLG: 0.469	B SI 94 F CH 88 X SI 94 1-1 G5-3	B KC 84 B SI 94 F CH 87 B CH 87 X CH 87 3-1 2-H 3-H 2B		S KC 84 S SI 94 S SI 93 0-3 K			F SI 94 X SI 94 0-1 1-2 1B		B FF 93 F FF 94 D FS 87 F FF 95 F FS 87 B FF 93 F FF 94 F FS 87 T FS 87 3-2 K	5	0	2	2	0	2	1
8 Hunter Pence, R (1, 9) OBP: 0.325, SLG: 0.363 46 Drew Stubbs, R (7, 8) OBP: 0.174, SLG: 0.095	B SI 94 B SI 95 B CH 87 C SI 93 F SI 94 X SI 95 3-2 1B	C SI 93 B CH 88 B SI 93 X CH 86 2-1 F9			C CH 85 F KC 85 B SI 92 B KC 84 B CH 86 F SI 93 C SI 94 3-3 K		B SI 94 S CH 85 S CH 86 S CH 85 1-3 K		C SL 83 B FF 95 F FS 87 F FF 94 F FF 94 B FS 85 S FS 87 2-3 K	4	0	1	0	0	2	3
										1	0	0	0	0	1	1
28 Buster Posey, R (1, 3) OBP: 0.415, SLG: 0.452 61 Josh Osich, L (7, 1) 70 George Kontos, R (8, 1) 21 Conor Gillaspie, L (9, PH) OBP: 0.278, SLG: 0.226	D SI 94 B SI 94 S SI 94 C SI 93 S CH 88 2-3 K		B SI 92 C SI 93 B CH 87 F SI 93 F KC 85 X CH 87 2-2 10 G4-3 22 G1-3 12 1B 1B		X SI 93 0-0 L4		B SI 95 F CH 87 S CH 86 F CH 86 D CH 86 B SI 94 F CH 85 X CH 86 3-2 G6-3		S FS 86 B FS 87 B FS 87 S FS 87 B FS 87 S FS 87 3-3 K	4	1	1	0	0	1	3
										0	0	0	0	0	0	0
										0	0	0	0	0	0	0
										1	0	0	0	0	1	1
22 Christian Arroyo, R (1, 5) OBP: 0.297, SLG: 0.444		F SI 93 F SI 93 B CH 86 B SI 94 X CH 87 2-2 5 BB 10 1B 45 1B 1B	C CH 87 F SI 93 X KC 84 0-2 G1-3 1-2		C SI 94 S KC 86 B KC 85 S KC 85 1-3 K			T SL 85 C FF 96 F FF 96 X FF 95 0-2 12 FC1-6 1B		4	1	2	0	0	1	1
10 Eduardo Núñez, R (1, 6) OBP: 0.276, SLG: 0.300		F CH 87 1 SAFE F SI 93 X KC 84 0-2 45 1B 5 BB 45 E 1-2 1B	B CH 87 X CH 87 1-0 G4-3 2-3			B SL 80 X SL 79 1-0 P6		C SL 85 D FS 88 F SL 85 B FF 95 X FF 96 2-2 P5		4	1	1	0	0	0	2
12 Joe Panik, L (1, 4) OBP: 0.359, SLG: 0.396		C KC 84 F KC 84 D CH 88 B KC 86 F CH 87 C SI 94 2-3 K	C SI 93 X KC 85 0-1 3-H 1B			B FF 88 F CH 82 B FF 88 X SI 87 2-1 G3		C FF 96 C FF 96 F FF 96 X FS 89 0-2 FC1-6 5 2B 1-2f		4	0	1	1	0	1	3
5 Nick Hundley, R (1, 2) OBP: 0.211, SLG: 0.345		B CH 87 B CH 86 B CH 88 C SI 94 C SI 93 F CH 88 B CH 88 4-2 45 E 9 2B 1-2 2-3 BB	1 SAFE F SI 92 1 SAFE S CH 86 S CH 86 0-3 K			X SL 78 0-0 P3		B SL 83 X SL 83 1-0 1-3 2B		3	1	1	0	1	1	1
45 Matt Moore, L (1, 1) OBP: 0.111, SLG: 0.111 62 Cory Gearrin, R (4, 1) 57 Bryan Morris, L (6, 1) 37 Kelby Tomlinson, R (7, PH) OBP: 0.400, SLG: 0.400 (7, 7)		X SI 94 0-0 E8 9 2B 1-3 2-H 3-H 1B		C SI 92 B KC 83 C SI 92 F SI 93 C KC 83 1-3 K			C SI 94 F SI 94 B CH 84 F CH 85 F SI 95 B CH 85 S CH 85 2-3 K		S FF 95 C FF 95 F FF 96 S FF 96 0-3 K	2	1	1	1	0	1	0
										0	0	0	0	0	0	0
										0	0	0	0	0	0	0
										2	0	0	0	0	2	2

Inning Stats																								
	R: 0 E: 0 K: 2 S: 11	H: 1 LOB: 1 BB: 0 P: 18	R: 4 E: 1 K: 1 S: 19	H: 4 LOB: 1 BB: 1 P: 33	R: 1 E: 0 K: 1 S: 13	H: 2 LOB: 1 BB: 0 P: 16	R: 0 E: 0 K: 2 S: 12	H: 0 LOB: 0 BB: 0 P: 15	R: 0 E: 0 K: 2 S: 8	H: 0 LOB: 0 BB: 0 P: 12	R: 0 E: 0 K: 0 S: 4	H: 0 LOB: 0 BB: 0 P: 7	R: 0 E: 0 K: 2 S: 18	H: 2 LOB: 2 BB: 0 P: 26	R: 0 E: 0 K: 1 S: 16	H: 2 LOB: 2 BB: 0 P: 19	R: 0 E: 0 K: 3 S: 17	H: 1 LOB: 1 BB: 0 P: 27	1B: 10 2B: 2 3B: 0 HR: 0	SF: 0 SAC: 0 DP: 0 HBP: 0	WP: 0 PB: 0 SB: 0 CS: 0	PA: 40		

PITCHER	IP	WLS	BF	H	R	ER	SO	BB	IBB	HBP	BLK	WP	HR	S	P	ERA	WHIP
57 Alex Wood, L (1, 1) ERA: 3.28	5.0	W	23	7	5	4	8	1	0	0	0	0	0	63	94	7.20	1.600
54 Sergio Romo, R (6, 1) ERA: 7.84	1.0		3	0	0	0	0	0	0	0	0	0	0	4	7	0.00	0.000
43 Luis Avilán, L (7, 1) ERA: 1.93	1.0		5	2	0	0	2	0	0	0	0	0	0	18	26	0.00	2.000
41 Chris Hatcher, R (8, 1) ERA: 3.45	2.0		9	3	0	0	4	0	0	0	0	0	0	33	46	0.00	1.500

PITCHER	IP	WLS	BF	H	R	ER	SO	BB	IBB	HBP	BLK	WP	HR	S	P	ERA	WHIP

TOP

San Francisco Giants @ Los Angeles Dodgers

Dodger Stadium, Los Angeles, CA

Tue May 02 2017, 7:12 PM - 10:34 PM PDT

Att. 43,471 - Clear - 73 F

livebaseballscorecards.com

AB	39
R	5
H	12
RBI	4
BB	1
SO	14
LOB	20

Batter	1	2	3	4	5	6	7	8	9	AB	R	H	RBI	BB	SO	LOB
14 Enrique Hernández, R (1, 8) OBP: 0.281, SLG: 0.490	B FF 92 X FF 92 1-0 ① F8	L FF 92 F FF 91 F KC 81 B KC 82 X FF 93 1-2 ① F7		1 SAFE D CH 83 B CH 82 F FF 93 B KC 81 F FF 92 B CH 83 4-2 10 HBP 5 BB 28 FC3-6 1-2 BB	B SL 84 B SI 92 X SI 91 2-0 ② FC6-5 1-3		B FF 96 B SI 98 B FF 97 C FF 95 S FF 96 X FF 96 3-2 ① G5-3		4	1	0	0	1	0	2
5 Corey Seager, L (1, 6) OBP: 0.405, SLG: 0.531	X CH 83 0-0 ② F7	X KC 82 0-0 10 SF9 1-3 2B		S FC 90 B FF 93 B FF 93 B FF 90 B CH 84 4-1 28 FC3-6 66 1B 10 HBP 1-2 2-3 BB	1 SAFE X SI 91 0-0 ③ G4-3		B SL 78 B SL 80 X FF 97 2-0 ② G4-3			4	1	1	0	1	0	1
10 Justin Turner, R (1, 5) OBP: 0.444, SLG: 0.531	C FF 93 F FF 93 C FF 94 0-3 ③ K	B FF 93 C FF 94 F FF 92 F FF 92 F FF 93 X FF 92 1-2 ② SF9 2-3 3-H		H SI 90 1-0 28 FC3-6 1-2 2-3 3-H HBP		X FC 92 0-0 60 2B 66 1B 1B	X FF 97 0-0 ③ G6-3			3	1	1	2	0	1	0
28 Franklin Gutierrez, R (1, 7) OBP: 0.294, SLG: 0.563 60 Andrew Toles, L (6, PH) OBP: 0.293, SLG: 0.468 (7, 7)	C FF 82 F FF 91 X FF 84 0-2 HR 1-3 ③ K			C SL 83 X SI 91 0-1 ② FC3-6 3 BB 66 1B 1-2f 2-3 3-H	F FC 90 B FF 94 S SI 93 B FF 94 X FC 89 2-2 1-3 66 1B 2B			B FF 92 F FC 88 F FC 87 F SL 84 B SL 84 X SI 92 2-2 ① G4-3		3 2	2 1	1 1	2 0	0 0	1 0	3 0
3 Chris Taylor, R (1, 4) OBP: 0.429, SLG: 0.586	B CH 82 B FF 93 B FF 93 B FF 92 4-0 15 BB 66 1B 35 3B	B FF 89 B FF 88 B FF 92 4-0 66 G5-4-3		B SL 85 C SL 84 1 SAFE B SI 90 B SI 90 S SL 84 D SL 85 4-2 66 1B 1-2 BB	B SI 93 S FC 90 F FC 89 F FF 93 B CU 83 T FC 89 2-2 ① K			T FC 88 F FF 91 B SL 84 B FC 87 B FC 87 B FC 86 4-2 BB		1	1	0	0	4	1	2
66 Yasiel Puig, R (1, 9) OBP: 0.327, SLG: 0.429	B FF 90 C FC 90 F FC 91 X KC 83 1-2 15 BB 35 3B 1B	X KC 80 0-0 ① ② G5-4-3 1-2f		B SI 91 X SI 92 1-0 1-3 2-H 3-H 1B	B FF 94 X FF 94 1-0 15 BB 23 1B 2-H 3-H 1B			C FF 91 S FC 87 F FF 92 B FC 87 T FC 87 1-2 ② K		5	2	3	4	0	1	2
15 Austin Barnes, R (1, 2) OBP: 0.324, SLG: 0.448	B FC 90 D FF 91 B FF 91 B FF 93 4-0 35 3B 1-2 2-3 BB	S CH 82 X CH 82 0-1 ③ L5		1 SAFE C SI 92 X SI 92 0-1 ③ G4-3		B FC 90 B FC 90 B SI 93 B SI 93 4-0 23 1B 1-2 BB		C FC 88 S FF 92 B FC 88 B FC 87 F SI 92 B FC 88 X FC 86 3-2 ③ G5-3		3	1	0	0	2	0	3
35 Cody Bellinger, L (1, 3) OBP: 0.406, SLG: 0.655	B FF 93 D CH 85 F FF 93 X FF 94 2-1 57 1B 1-H 2-H 3-H 3B			B FF 89 X FF 90 1-0 5 BB 14 BB 10 HBP 1B	S CH 83 C SL 83 F CH 83 B SI 89 B SI 91 F FF 92 X CH 84 2-2 ① G4-3	B FC 90 F CU 82 B FF 93 D FC 91 X FF 94 3-1 ② F8				4	2	2	3	0	0	2
57 Alex Wood, R (1, 1) OBP: 0.111, SLG: 0.111 26 Chase Utley, L (5, PH) OBP: 0.220, SLG: 0.136 54 Sergio Romo, R (6, 1) 23 Adrián González, L (6, PH) OBP: 0.340, SLG: 0.322 43 Luis Avilán, L (7, 1) 41 Chris Hatcher, R (8, 1)	B KC 81 C FF 92 S FF 93 X FC 90 1-2 5 2B 10 SF9 3-H 1B			L FF 89 L FF 90 B KC 80 L KC 80 1-3 ① K	B CH 84 B SI 90 F SI 90 F SI 92 B CH 84 F CH 84 B SI 91 4-2 14 FC6-5 14 S BB	X FC 91 0-0 ③ 1-3 2-H 1B			2 0 0 1 0 0 0	1 0 0 0 0 0 0	1 0 0 1 1 0 0	1 0 0 0 1 0 0	0 0 0 0 0 0 0	1 0 0 0 0 0 0	1 0 0 0 0 0 0
Inning Stats	R: 0 E: 0 K: 1 S: 5 H: 0 LOB: 0 BB: 0 P: 6	R: 6 E: 0 K: 1 S: 24 H: 5 LOB: 1 BB: 2 P: 39	R: 0 E: 0 K: 0 S: 3 H: 0 LOB: 0 BB: 1 P: 7	R: 4 E: 0 K: 1 S: 14 H: 2 LOB: 2 BB: 3 P: 30	R: 0 E: 0 K: 0 S: 10 H: 0 LOB: 1 BB: 1 P: 18	R: 3 E: 0 K: 1 S: 12 H: 4 LOB: 2 BB: 1 P: 24	R: 0 E: 0 K: 0 S: 5 H: 0 LOB: 0 BB: 0 P: 10	R: 0 E: 0 K: 1 S: 14 H: 0 LOB: 1 BB: 1 P: 24		1B: 7 2B: 2 3B: 1 HR: 1 SF: 1 SAC: 0 DP: 1 HBP: 1		WP: 0 PB: 0 SB: 1 CS: 0 PA: 43		

PITCHER		IP	WLS	BF	H	R	ER	SO	BB	IBB	HBP	BLK	WP	HR	S	P	ERA	WHIP
45 Matt Moore, L ERA: 6.75	(1, 1)	3.1	L	20	6	9	9	3	5	0	0	0	0	1	39	69	24.30	3.300
62 Cory Gearrin, R ERA: 1.8	(4, 1)	1.2		9	1	1	1	0	2	0	1	0	0	0	17	31	5.40	1.800
57 Bryan Morris, R ERA: 27.0	(6, 1)	1.0		7	4	3	3	1	1	0	0	0	0	0	12	24	27.00	5.000
61 Josh Osich, L ERA:	(7, 1)	1.0		3	0	0	0	0	0	0	0	0	0	0	5	10	0.00	0.000
70 George Kontos, R ERA: 5.73	(8, 1)	1.0		4	0	0	0	1	1	0	0	0	0	0	14	24	0.00	1.000

PITCHER	IP	WLS	BF	H	R	ER	SO	BB	IBB	HBP	BLK	WP	HR	S	P	ERA	WHIP

BOTTOM

San Francisco Giants @ Los Angeles Dodgers

Dodger Stadium, Los Angeles, CA

Tue May 02 2017, 7:12 PM - 10:34 PM PDT

Att. 43,471 - Clear - 73 F

livebaseballscorecards.com

AB	32
R	13
H	11
RBI	13
BB	9
SO	5
LOB	16

Batter	1	2	3	4	5	6	7	8	9	10	11	AB	R	H	RBI	BB	SO	LOB
66 Gorkys Hernández, R (1, 8) (11, 7) OBP: 0.250, SLG: 0.227	B FF 90 X FF 91 1-0 F8		B FF 94 B CH 80 B CH 81 C FF 93 C FF 93 F FF 94 X CH 82 3-2 F8 2-3		C CH 83 B FF 94 B CH 81 B CH 81 F FF 96 B FF 95 4-2 9 BB BB		C KC 81 S FF 94 B FF 94 B KC 84 F FF 96 C SL 89 2-3 K			F FF 93 B KC 80 X FF 94 1-1 F9	B FF 91 B FF 91 X FF 91 2-0 9 1B 8 SF8 1-3 2-H 2B	5	1	1	1	1	1	1
9 Brandon Belt, L (1, 3) OBP: 0.393, SLG: 0.470	B FF 91 B CU 76 B FF 91 L FF 91 B FF 91 4-1 BB		B CU 79 D SL 86 C CH 83 C FF 92 F CH 83 B FF 95 B FF 97 4-2 BB		B FF 94 B FF 95 B CH 82 C FF 94 1 SAFE T FF 94 B FF 95 4-2 1-2 BB		C SL 88 B CH 87 S FF 95 C FF 94 1-3 K			F FF 94 B CH 82 B FF 94 C FF 94 F FF 94 F FF 96 B CH 78 B FF 94 4-2 28 1B 8 1B BB	C FF 92 F FF 92 X FF 92 0-2 28 BB 2-3 3-H 1B	2	0	1	1	4	1	0
8 Hunter Pence, R (1, 9) OBP: 0.325, SLG: 0.364	B FF 92 X CH 81 1-0 F7		B FF 95 S CH 83 C FF 94 S CH 83 1-3 K		C FF 93 S FF 93 B FF 94 X CH 82 1-2 F9			X FF 93 0-0 28 WP 28 G4-3 1B		C FF 96 X FF 95 0-1 28 1B 1-2 1B	X FF 93 0-0 SF8 3-H	5	1	2	1	0	1	6
28 Buster Posey, R (1, 2) OBP: 0.420, SLG: 0.449	1 SAFE B FF 92 1 SAFE X CH 80 1-0 F8			C FF 93 C SL 83 B FF 92 F CH 83 B SL 87 F CH 82 F SL 87 X FF 94 2-2 22 FC5-4 1B	C SL 86 C SL 87 X FF 96 0-2 F9			C FF 92 B KC 82 S SL 89 X SL 89 1-2 G4-3 1-H		B FF 95 S FF 96 F FF 96 B KC 80 F FF 96 X FF 96 2-2 1-2 2-3 1B	B FF 92 B FF 91 1 SAFE B FF 91 B FF 91 4-0 22 FC4-6 1-2 BB	5	0	2	1	1	0	1
22 Christian Arroyo, R (1, 6) OBP: 0.256, SLG: 0.381		B FF 92 B FF 92 C FF 94 F FF 93 F SL 85 X FF 93 2-2 G4-3		B CU 76 S CH 81 C FF 94 F SL 84 X CH 82 1-2 FC5-4 10 G6-4-3 1-2f	F SI 97 F FF 97 C SL 89 0-3 K		C FF 98 S SL 88 X SL 88 0-2 2B	F FF 93 F FF 94 B SL 91 B FF 93 S SL 88 2-3 K		S FF 96 B FF 96 F FF 96 S FF 96 1-3 K	X FF 92 0-0 FC4-6 1-2f	6	0	0	0	0	3	6
10 Eduardo Núñez, R (1, 7) OBP: 0.282, SLG: 0.314 46 Drew Stubbs, R (11, 8) OBP: 0.174, SLG: 0.095		B FF 94 B FF 94 S CH 83 S CH 83 F FF 93 X FF 94 2-2 12 G5-6-3 1B		1 SAFE X CH 82 0-0 G6-4-3 1-2f	C FF 98 S SL 88 X SL 88 0-2 2B		X FF 93 0-0 P4		S FF 96 B FF 96 X FF 96 1-1 F9		5 0	0 0	2 0	0 0	0 0	0 0	4 0
12 Joe Panik, L (1, 4) OBP: 0.370, SLG: 0.411		1 SAFE C CU 76 1 SAFE X SL 84 0-1 G5-6-3 1-2f	B FF 93 B CU 77 F CH 81 F FF 93 F CU 79 X SL 87 2-2 37 L9 2B		B CH 87 B FF 98 2-0 IBB		B FC 92 F FC 92 C FC 93 S FC 94 1-3 K		C FF 92 F FF 92 B CU 77 X FF 93 1-2 37 SH3-4 66 2B 1B	4 4	1 1	2 1	0 0	1 1	1 1	1 1
37 Kelby Tomlinson, R (1, 5) OBP: 0.357, SLG: 0.357		C FF 94 X FF 93 0-1 66 F8 29 SH2 1B	T FF 94 B FF 94 F FF 93 X FF 92 1-2 L9 2-3		D SL 89 C FF 98 X FF 99 1-1 G3		C FC 93 C SI 96 C SI 96 0-3 K		X FF 91 0-0 SH3-4 1-2	4 4	0 0	1 1	0 0	0 0	1 1	3 3
29 Jeff Samardzija, R (1, 1) 38 Michael Morse, R (9, PH) OBP: 0.200, SLG: 0.500 64 Derek Law, R (9, 1) 48 Steven Okert, L (9, 1) 5 Nick Hundley, R (11, PH) OBP: 0.224, SLG: 0.345 41 Mark Melancon, R (11, 1)		B FF 91 X CH 78 1-0 SH2 1-2	X CU 78 0-0 G6-3		C SL 88 B SL 87 C FF 95 S KC 84 1-3 K2-3		S FC 94 S SL 82 F FC 93 B FC 96 S FC 96 2-3 K		B FF 92 B FF 91 F FF 91 S FF 91 B FF 90 B FF 90 4-2 66 2B 9 1B BB	2 1 0 0 0 0 0	0 0 0 0 1 0 0	0 0 0 0 0 0 0	0 0 0 0 0 0 0	1 1 0 0 1 0 0	0 0 0 0 0 0 0	1 0 0 0 0 0 0
Inning Stats	R: 0 E: 0 K: 0 S: 4 H: 0 LOB: 1 BB: 1 P: 11	R: 0 E: 0 K: 0 S: 10 H: 1 LOB: 0 BB: 0 P: 14	R: 0 E: 0 K: 1 S: 13 H: 1 LOB: 2 BB: 1 P: 22	R: 0 E: 0 K: 0 S: 11 H: 1 LOB: 0 BB: 0 P: 14	R: 0 E: 0 K: 0 S: 15 H: 1 LOB: 3 BB: 2 P: 27	R: 0 E: 0 K: 1 S: 11 H: 1 LOB: 2 BB: 1 P: 14	R: 0 E: 0 K: 3 S: 10 H: 0 LOB: 0 BB: 0 P: 14	R: 1 E: 0 K: 1 S: 8 H: 1 LOB: 0 BB: 0 P: 11	R: 0 E: 0 K: 3 S: 9 H: 0 LOB: 0 BB: 0 P: 12	R: 0 E: 0 K: 1 S: 17 H: 2 LOB: 3 BB: 1 P: 26	R: 3 E: 0 K: 0 S: 12 H: 3 LOB: 2 BB: 2 P: 23	1B: 8 2B: 3 3B: 0 HR: 0 SF: 1 SAC: 2 DP: 2 HBP: 0						

PITCHER		IP	WLS	BF	H	R	ER	SO	BB	IBB	HBP	BLK	WP	HR	S	P	ERA	WHIP
7 Julio Urías, L ERA: 0.84	(1, 1)	5.0		21	4	0	0	1	4	0	0	0	0	0	53	88	0.00	1.600
52 Pedro Báez, R ERA: 0.87	(6, 1)	1.0		5	1	0	0	1	0	1	0	0	0	0	11	14	0.00	1.000
68 Ross Stripling, R ERA: 3.94	(7, 1)	2.0	B	7	1	1	1	4	0	0	0	0	1	0	18	25	4.50	0.500
74 Kenley Jansen, R ERA: 1.69	(9, 1)	1.0		3	0	0	0	3	0	0	0	0	0	0	9	12	0.00	0.000
46 Josh Fields, R ERA: 0.9	(10, 1)	1.0		6	2	0	0	1	1	0	0	0	0	0	17	26	0.00	3.000

PITCHER		IP	WLS	BF	H	R	ER	SO	BB	IBB	HBP	BLK	WP	HR	S	P	ERA	WHIP
75 Grant Dayton, L ERA: 5.0	(11, 1)	1.0	L	8	3	3	3	0	2	0	0	0	0	0	12	23	27.00	5.000

TOP

San Francisco Giants @ Los Angeles Dodgers

Dodger Stadium, Los Angeles, CA

Wed May 03 2017, 7:18 PM - 11:08 PM PDT

Att. 50,215 - Clear - 71 F

livebaseballscorecards.com

AB	39
R	4
H	11
RBI	4
BB	8
SO	10
LOB	23

WP: 2	PA: 50		
PB: 0			
SB: 0			
CS: 0			

Batter	1	2	3	4	5	6	7	8	9	10	11	AB	R	H	RBI	BB	SO	LOB
60 Andrew Toles, L (1, 8) OBP: 0.310, SLG: 0.476	X FF 93 0-0 5 CS 1B			B KC 81 S KC 82 B KC 83 C KC 81 X FF 97 2-2 ① G6-3		1 SAFE C SL 89 B FC 90 B SI 96 S KC 83 B FC 92 S FC 91 3-3 ②③ K 1-2			B CU 74 X SL 80 1-0 5 G4-6-3 1B		B KC 82 B FC 92 F FF 93 C FC 92 F KC 82 F FC 92 X FC 92 2-2 1-2 1B	5	0	3	0	0	1	1
5 Corey Seager, L (1, 6) OBP: 0.388, SLG: 0.505	C FF 94 D KC 81 B FS 86 F SL 87 F SL 88 X SL 88 2-2 ①② G4-3 1-2			F KC 82 B SL 89 F SL 88 S SL 88 1-3 ② K			C SL 86 F FS 88 B FF 96 B SL 88 B FF 95 X SL 89 3-2 ① L7		B FC 85 D FC 88 X FF 90 2-0 ②③ G4-6-3 1-2f		B FF 93 B FC 91 F FC 91 C FF 94 X FC 92 2-2 ③ G5-3	5	0	0	0	0	1	4
10 Justin Turner, R (1, 5) OBP: 0.438, SLG: 0.515	B SI 95 C KC 81 S SL 89 S FC 90 1-3 ③ K			B SL 89 X SL 89 1-0 ③ G4-3			C KC 82 S FC 90 F FC 91 F FC 92 B SL 85 S SL 84 1-3 ② K			H FC 88 1-0 HBP		3	0	0	0	0	2	0
9 Yasmani Grandal, S (1, 2) OBP: 0.308, SLG: 0.380		F SI 94 B FS 86 X FS 88 1-1 ① F9			B SL 88 F SL 87 F FF 96 F FF 97 S FC 92 1-3 ① K		C SL 88 B KC 83 X SI 96 1-1 1B			L SI 91 L SI 92 B FF 94 X FC 88 1-2 ① F9		4	0	1	0	0	1	1
35 Cody Bellinger, L (1, 7) OBP: 0.361, SLG: 0.576		S FF 95 X FS 87 0-1 ② L7			S SI 96 C FF 97 F FF 95 B FC 91 X FC 92 1-2 ② G3		C FF 96 F FF 96 S FF 95 0-3 ③ K			B FC 89 1 SAFE X SI 92 1-0 ② F8		4	0	0	0	0	1	2
23 Adrián González, L (1, 3) OBP: 0.327, SLG: 0.309		X FF 94 0-0 ③ F7			C SL 88 B SL 84 F FF 96 F FF 94 X FC 92 1-2 ③ G5-3			C KC 80 B FF 93 F KC 82 F SL 88 S SL 89 1-3 ① K		C FF 91 F FF 95 1 SAFE B FF 93 T FF 94 1-2 ③ K		4	0	0	0	0	2	1
66 Yasiel Puig, R (1, 9) OBP: 0.316, SLG: 0.412			C FF 94 X SI 94 0-1 ① G5-3			X SL 87 0-0 E4 3 1B		B FC 90 X KC 82 1-0 ② G3-1			B FC 92 X FC 94 1-0 ① G3	4	1	0	0	0	0	0
26 Chase Utley, L (1, 4) OBP: 0.204, SLG: 0.125			B FF 93 C KC 81 C SL 88 B FS 88 C SL 89 2-3 ② K			F FF 95 F FF 96 B FC 90 B FC 91 B FC 90 C FC 90 3-3 ① K		C FS 88 B SL 89 S SL 89 B FC 91 C FC 91 2-3 ③ K			S FC 93 C FC 93 X FC 93 0-2 ② G4-3	4	0	0	0	0	3	1
7 Julio Urías, L (1, 1) 52 Pedro Báez, R (8, 1) 3 Chris Taylor, R (8, PH) 68 Ross Stripling, R (7, 1) 74 Kenley Jansen, S (9, 1) 14 Enrique Hernández, R (9, PH) 46 Josh Fields, R (10, 1) 75 Grant Dayton, L (11, 1) 28 Franklin Gutierrez, R (11, PH) OBP: 0.333, SLG: 0.500			C FF 95 F FF 95 B FC 90 S KC 83 1-3 ③ K			D SI 96 F FC 90 B SI 97 X SL 89 2-1 60 CS 1B 3-H			S SL 82 F FF 96 B SL 82 S SL 82 1-3 ① K		C FC 93 X FC 93 0-1 60 1B 1B	1 0 1 0 0 0 1 0 1	0 0 0 0 0 0 0 0 0	0 0 1 0 0 0 0 0 1	0 0 0 0 0 0 0 0 0	1 0 0 0 0 0 1 0 0	0 0 0 0 0 0 0 0 0	0 0 0 0 0 0 0 0 0
Inning Stats	R: 0 E: 0 K: 1 S: 8 H: 1 LOB: 0 BB: 0 P: 11	R: 0 E: 0 K: 0 S: 5 H: 0 LOB: 0 BB: 0 P: 6	R: 0 E: 0 K: 2 S: 8 H: 0 LOB: 0 BB: 0 P: 11	R: 0 E: 0 K: 1 S: 7 H: 0 LOB: 0 BB: 0 P: 11	R: 0 E: 0 K: 1 S: 12 H: 0 LOB: 0 BB: 0 P: 15	R: 1 E: 1 K: 2 S: 9 H: 1 LOB: 0 BB: 0 P: 17	R: 0 E: 0 K: 2 S: 13 H: 1 LOB: 1 BB: 0 P: 18	R: 0 E: 0 K: 2 S: 8 H: 0 LOB: 0 BB: 0 P: 12	R: 0 E: 0 K: 1 S: 5 H: 1 LOB: 0 BB: 0 P: 9	R: 0 E: 0 K: 1 S: 7 H: 0 LOB: 1 BB: 0 P: 11	R: 0 E: 0 K: 0 S: 14 H: 2 LOB: 2 BB: 0 P: 19	1B: 6 2B: 0 3B: 0 HR: 0	SF: 0 SAC: 0 DP: 1 HBP: 1	WP: 0 PB: 0 SB: 0 CS: 2	PA: 38			

PITCHER		IP	WLS	BF	H	R	ER	SO	BB	IBB	HBP	BLK	WP	HR	S	P	ERA	WHIP
29 Jeff Samardzija, R ERA: 5.03	(1, 1)	8.0		26	3	1	0	11	0	0	0	0	0	0	70	101	0.00	0.375
64 Derek Law, R ERA: 2.77	(9, 1)	0.1		2	1	0	0	1	0	0	0	0	0	0	4	6	0.00	3.000
48 Steven Okert, L ERA: 4.15	(9, 1)	1.2	W	5	0	0	0	1	0	0	1	0	0	0	8	14	0.00	0.000
41 Mark Melancon, R ERA: 2.53	(11, 1)	1.0	S	5	2	0	0	0	0	0	0	0	0	0	14	19	0.00	2.000

PITCHER IP WLS BF H R ER SO BB IBB HBP BLK WP HR S P ERA WHIP

BOTTOM

San Francisco Giants @ Los Angeles Dodgers
Dodger Stadium, Los Angeles, CA
Wed May 03 2017, 7:18 PM - 11:08 PM PDT
Att. 50,215 - Clear - 71 F

livebaseballscorecards.com

AB	37
R	1
H	6
RBI	1
BB	0
SO	13
LOB	10

San Francisco Giants @ Cincinnati Reds

Great American Ball Park, Cincinnati, OH

Fri May 05 2017, 8:31 PM - 11:45 PM EDT

Att. 22,724 - Rain - 47 F

TOP

livebaseballscorecards.com

Batter	1	2	3	4	5	6	7	8	9	AB	R	H	RBI	BB	SO	LOB
12 Joe Panik, L (1, 4) OBP: 0.357, SLG: 0.394	B CH 78 C SL 73 S CH 74 F SI 84 C FF 86 1-3 ① K		F SL 72 B CH 73 X CH 75 1-1 ② F8		C FF 85 B FF 85 B CH 77 F SL 73 T CU 75 2-2 ③ K		F SI 96 X SI 97 0-1 ②③ G6-4-3 1-2f			4	0	0	0	0	2	3
9 Brandon Belt, L (1, 7) OBP: 0.389, SLG: 0.456 (8, 3)	B FF 87 B FF 85 B B CU 71 4-0 28 FC6-4 BB		B CU 73 X CH 74 1-0 ③ G6-3			C SL 69 F CH 71 F FF 83 B CU 68 B SI 80 F SL 76 X SL 76 2-2 ① F9		B FF 94 S SI 92 B FF 95 S SI 93 B CU 80 S FF 94 3-3 ① K		3	0	0	0	1	1	0
8 Hunter Pence, R (1, 9) OBP: 0.317, SLG: 0.355 46 Drew Stubbs, R (7, 8) OBP: 0.167, SLG: 0.091	B FC 86 B SI 86 X 2-0 ② P3			C CH 71 B CU 70 X FF 84 1-1 ① G5-3		B FF 86 X FF 85 1-0 E6 28 2B 21 G6-3		C FF 95 C SL 84 B FF 95 B SL 87 B SI 93 S FF 93 3-3 ② K		3 1	1 0	0 0	0 0	0 0	0 1	1 0
28 Buster Posey, R (1, 2) OBP: 0.435, SLG: 0.476 (4, 3) 60 Hunter Strickland, R (8, 1)	B FF 86 F CU 71 F FF 86 X CU 76 1-2 ③ FC6-4 1-2f			B FF 85 X CH 74 1-0 38 G6-4-3 1B C FF 84 F SL 73 X FF 86 0-2 ②③ G6-4-3 1-2f		C FF 85 B FF 86 F FF 85 F SL 75 B CU 74 X CU 74 2-2 21 G6-3 1-3 2B B SI 97 X SI 97 1-0 ② G6-3 2-3 3-H		F FF 95 B CU 78 X FF 94 1-1 1B B FF 92 F FF 93 X FF 94 1-1 ③ L9		4 0	0 0	3 0	0 0	0 0	0 0	1 0
38 Michael Morse, R (1, 3) OBP: 0.176, SLG: 0.438 62 Cory Gearrin, R (4, 1) 21 Conor Gillaspie, L (6, PH) OBP: 0.270, SLG: 0.219 57 Bryan Morris, L (6, 1) 61 Josh Osich, L (7, 1) 37 Kelby Tomlinson, R (8, PH) OBP: 0.333, SLG: 0.333 (8, 7)		B FF 84 B FC 85 F CU 70 F FF 85 F SL 77 F CU 72 B CU 73 F CU 72 F FF 85 3-3 ① K								2 0 1 0 0 0	0 0 0 0 0 0	0 0 1 0 0 1	0 0 0 0 0 0	0 0 0 0 0 0	1 0 0 0 0 0	1 0 1 0 0 1
22 Christian Arroyo, R (1, 5) OBP: 0.255, SLG: 0.435		B CU 71 X FF 85 1-0 HR			B FF 84 B F CU 69 X CH 74 2-1 ① L7	B SI 97 S SL 92 X SL 92 1-1 ③ G5-3			C FF 93 B CU 80 B SL 85 F SI 93 X 2-2 ① L9	4	1	1	1	0	0	1
10 Eduardo Núñez, R (1, 6) OBP: 0.289, SLG: 0.324		C FC 85 X 0-1 ② L6			B CU 72 C CU 68 S CU 75 B FF 85 F FF 85 B SL 77 X CU 72 3-2 5 2B 2B		B SI 95 B SL 89 B SI 97 B SI 94 4-0 66 1B BB		C SI 93 F SI 93 S CU 79 0-3 ② K	3	1	1	0	1	1	0
66 Gorkys Hernández, R (1, 8) OBP: 0.250, SLG: 0.229 (7, 9)		C S SL 75 B SL 75 B FF 83 X CU 75 2-2 ③ P3			B CH 76 C SL 73 B CU 75 X CU 71 2-1 ② L8		C SL 90 B SI 96 X SL 89 1-1 12 G6-4-3 1B 1-2		C FF 94 C SI 93 X CU 80 0-2 ③ P3	4	0	1	0	0	0	1
18 Matt Cain, R (1, 1) OBP: 0.143, SLG: 0.286 5 Nick Hundley, R (4, 2) OBP: 0.233, SLG: 0.368			S FC 83 B C CU 71 S SL 76 1-3 ① K		B CU 70 B CU 70 S CU 72 B FF 85 S CU 72 X FF 84 3-2 2-H 2B		C SI 96 C SL 91 F SI 97 F FS 85 B SL 92 S SL 91 1-3 ① K			1 2	0 0	0 1	0 1	0 0	1 1	0 2

Inning Stats	1	2	3	4	5	6	7	8	9
	R: 0 E: 0 K: 1 S: 8	H: 0 LOB: 1 BB: 1 P: 16	R: 1 E: 0 K: 1 S: 15	H: 1 LOB: 0 BB: 0 P: 21	R: 0 E: 0 K: 1 S: 6	H: 0 LOB: 0 BB: 0 P: 9	R: 0 E: 0 K: 0 S: 6	H: 1 LOB: 0 BB: 0 P: 8	R: 1 E: 0 K: 1 S: 14	H: 2 LOB: 1 BB: 0 P: 26	R: 1 E: 1 K: 0 S: 13	H: 1 LOB: 1 BB: 0 P: 20	R: 0 E: 0 K: 1 S: 9	H: 1 LOB: 1 BB: 1 P: 15	R: 0 E: 0 K: 2 S: 10	H: 1 LOB: 1 BB: 0 P: 18	R: 0 E: 0 K: 1 S: 9	H: 0 LOB: 0 BB: 0 P: 11

| | | | | | | | |

BOTTOM

San Francisco Giants @ Cincinnati Reds

Great American Ball Park, Cincinnati, OH

Fri May 05 2017, 8:31 PM - 11:45 PM EDT

Att. 22,724 - Rain - 47 F

livebaseballscorecards.com

Batter	1	2	3	4	5	6	7	8	9	AB	R	H	RBI	BB	SO	LOB
6 Billy Hamilton, S (1, 8) OBP: 0.291, SLG: 0.310	C FF 88 B CU 72 B SL 81 F SL 82 B CU 74 B FF 90 4-2 2 1B 19 SF8 BB	B CH 83 B FF 90 F SI 89 B SL 83 B FF 90 4-1 2 S 7 1B BB	X SI 89 0-0 2 E 2-H 1B	B SI 89 X SI 89 1-0 ③ G1-3		X FC 88 0-0 1-H 2 2B 3B		B FF 96 C FF 95 C SL 84 B SI 96 B SL 84 X FF 96 3-2 7 BB 19 BB 43 1B 1B		4	4	3	2	2	0	2
2 Zack Cozart, R (1, 6) OBP: 0.427, SLG: 0.552	1 SAFE 1 SAFE C FF 88 X FF 89 0-1 19 SF8 7 1B 1-3 1B	B FF 90 C SI 90 B CU 74 B CU 74 B SL 80 4-1 19 S 7 1B 1-3 BB	1 SAFE C SI 89 1 SAFE P PO 90 1 SAFE X FF 90 1-1 ③ L6 1-2		B SL 81 B SL 80 F SI 89 B SI 90 C SI 89 X SI 89 3-2 ① L8	B CU 82 F CU 81 B SI 92 X SI 92 2-1 19 G3-1 3-H 2B		C FF 96 F FF 96 C FF 96 0-3 ① K		5	2	2	1	1	1	2
19 Joey Votto, L (1, 3) OBP: 0.389, SLG: 0.604	C CU 75 B SI 90 F SI 89 B SI 85 X CU 75 2-2 ① SF8 1-2 3-H	F CH 83 B FF 90 B FF 90 F SI 90 B FF 90 B FF 90 4-2 7 1B 43 1B 1-2 BB		B CH 83 F CH 82 B FF 90 C CU 74 B FF 91 F FF 89 B SI 90 4-2 7 1B 23 1B 9 3B BB	B SI 89 C SI 91 B CH 84 B CH 84 B SI 90 4-1 23 2B 9 E BB	D CU 82 X FC 89 1-0 ① G3-1 2-3		B FF 96 B FF 96 B FF 95 B FF 96 4-0 43 1B 7 BB 1-2 BB		1	2	0	1	4	0	1
23 Adam Duvall, R (1, 7) OBP: 0.314, SLG: 0.578	C SI 90 X CU 75 0-1 ② P6	X FF 90 0-0 ② L5		C SI 89 B FF 90 X SI 89 1-1 7 1B 9 3B 1-2 1B	B SI 90 X SI 90 1-0 9 E 1-3 2B	D FC 88 F FC 88 S CU 82 X FF 91 1-2 ② F8		S SL 83 S FF 96 S FF 96 0-3 ② K		6	1	2	0	0	1	7
7 Eugenio Suárez, R (1, 5) OBP: 0.416, SLG: 0.592	C CU 73 X SI 90 0-1 43 1B 9 1B 2-H 1B	B CU 75 B CU 75 X SI 91 2-0 43 1B 1-2 2-H 3-H 1B		C CU 75 X SI 90 0-1 ① 1-2 2-3 1B	B SI 89 B SL 84 X SI 90 2-0 ② G5-3	C SI 91 B FF 92 F SI 92 S CU 82 1-3 ③ K		B SL 83 F FF 96 C FF 95 B FF 94 B SL 82 B FF 96 4-2 43 1B 1-2 2-3 BB		5	1	3	3	1	1	3
43 Scott Schebler, L (1, 9) OBP: 0.319, SLG: 0.539	F CH 82 S FF 91 F SI 91 D X CH 82 1-2 9 1B 1-3 1B	C CU 74 B FF 90 X CU 74 1-1 ③ 1-2 2-H 1B		0-0 9 3B IBB	C CH 84 C SI 92 H SI 91 1-2 9 E HBP		S SL 76 B FF 95 S FF 95 X FF 95 1-2 ① G4-3	B FF 95 X FF 95 1-0 1-2 2-3 3-H 1B		4	1	3	1	1	0	0
9 José Peraza, R (1, 4) 36 Blake Wood, R (6, 1) 32 Stuart Turner, R (7, PH) OBP: 0.217, SLG: 0.333 40 Austin Brice, R (8, 1)	X FF 89 0-0 39 FC6-4 1-2 3-H 1B		C SI 88 F FF 89 B SI 90 B FF 90 X CU 74 2-2 61 S 6 1B 1B	C SI 90 X SI 91 0-1 1-H 2-H 3-H 3B	B SL 84 X SI 91 1-0 E5 1-2 2-3 3-H		X FF 95 0-0 ② F9	F FF 95 C FF 96 C FF 96 0-3 ③ K		4 0 1 1	1 0 0 0	3 0 0 0	4 0 0 0	0 0 0 1	0 0 0 3	2 0 0 0
39 Devin Mesoraco, R (1, 2) OBP: 0.368, SLG: 0.400	X CU 74 0-0 ③ FC6-4 1-2f		1 SAFE C FF 90 X CU 74 0-1 ① F8	B SL 81 B SI 89 S SL 82 B SI 91 B SI 91 4-1 BB	B SI 91 B SI 90 C SI 90 B SL 84 X SI 90 3-1 ③ F9		B SL 77 B FF 94 B FF 93 C FF 93 F FF 95 F FF 94 B FF 94 4-2 BB			3	0	0	0	2	0	6
61 Bronson Arroyo, R (1, 1) 4 Scooter Gennett, L (6, 4) OBP: 0.298, SLG: 0.509		F SI 89 S CU 72 C CU 73 0-3 ① K	1 SAFE C SI 90 L CU 73 1 SAFE 1 SAFE B CU 74 B SI 90 T CU 74 2-2 ② K 1-2	L SI 89 C SI 90 C SI 91 0-3 ② K		B FC 90 F FC 89 B FF 93 B SI 91 C FC 88 B FC 89 4-2 6 3B BB	C FF 93 B SL 75 S SI 94 F SI 94 C SL 77 1-3 ③ K			3 1	0 1	0 0	0 0	0 1	3 1	3 1
Inning Stats	R: 3 E: 0 K: 0 S: 17 H: 4 LOB: 2 BB: 1 P: 24	R: 2 E: 0 K: 1 S: 11 H: 2 LOB: 2 BB: 3 P: 26	R: 1 E: 1 K: 1 S: 12 H: 2 LOB: 1 BB: 0 P: 16	R: 3 E: 0 K: 1 S: 14 H: 3 LOB: 2 BB: 3 P: 24	R: 1 E: 1 K: 0 S: 11 H: 1 LOB: 3 BB: 1 P: 26	R: 2 E: 0 K: 1 S: 12 H: 2 LOB: 1 BB: 1 P: 21	R: 0 E: 0 K: 1 S: 11 H: 0 LOB: 1 BB: 1 P: 17	R: 1 E: 0 K: 3 S: 15 H: 2 LOB: 3 BB: 2 P: 27		1B: 12 2B: 2 3B: 2 HR: 0 SF: 1 SAC: 0 DP: 0 HBP: 1						

AB	38
R	13
H	16
RBI	12
BB	12
SO	8
LOB	30

WP: 0 PB: 0 SB: 4 CS: 0 PA: 52

PITCHER		IP	WLS	BF	H	R	ER	SO	BB	IBB	HBP	BLK	WP	HR	S	P	ERA	WHIP
18 Matt Cain, R ERA: 4.7	(1, 1)	3.1	L	24	10	9	9	2	5	1	0	0	0	0	47	78	24.30	4.500
62 Cory Gearrin, R ERA: 1.54	(4, 1)	1.2		11	2	1	0	1	2	0	1	0	0	0	18	38	0.00	2.400
57 Bryan Morris, R ERA: 22.5	(6, 1)	1.0		6	2	2	2	1	1	0	0	0	0	0	12	21	18.00	3.000
61 Josh Osich, L ERA:	(7, 1)	1.0		4	0	0	0	1	1	0	0	0	0	0	11	17	0.00	1.000
60 Hunter Strickland, R ERA: 0.82	(8, 1)	1.0		7	2	1	1	3	2	0	0	0	0	0	15	27	9.00	4.000

PITCHER		IP	WLS	BF	H	R	ER	SO	BB	IBB	HBP	BLK	WP	HR	S	P	ERA	WHIP

Batter	1	2	3	4	5	6	7	8	9	AB	R	H	RBI	BB	SO	LOB
37 Kelby Tomlinson, R (1, 4) OBP: 0.316, SLG: 0.278	B FF 91 B FF 90 C FF 90 F FF 90 F FF 92 C FF 93 2-3 ① K		B SL 77 X FF 90 1-0 ① F8		C SL 76 B FF 90 C FF 89 B SL 75 B FF 90 D SL 80 4-2 BB		B CU 79 B FF 96 C FF 96 X FF 96 2-1 ② P4			3	0	0	0	1	1	0
9 Brandon Belt, L (1, 3) OBP: 0.377, SLG: 0.439 61 Josh Osich, L (7, 1)	B FF 92 B SL 80 C FF 90 F FF 93 B FF 94 C SL 80 3-3 ② K		F FF 91 B FF 91 S SL 79 B FF 91 X SL 77 2-2 ② G3		B FF 90 1 SAFE S SL 76 1 SAFE X FF 90 1-1 ② F7		F FF 96 B FF 96 F FS 88 C FF 97 1-3 ③ K			4 0	0 0	0 0	0 0	0 0	2 0	1 0
8 Hunter Pence, R (1, 9) OBP: 0.307, SLG: 0.342	C FF 91 B FF 92 S CH 82 B FF 92 X CH 82 2-2 ③ F7		B CH 79 C FF 90 X FF 90 1-1 ③ F9		B FF 89 F FF 90 F FF 90 D SL 77 D CH 80 X FF 90 3-2 ③ F8			S SL 89 C SL 88 F FF 96 X SL 89 0-2 ① G4-3		4	0	0	0	0	0	1
28 Buster Posey, R (1, 2) OBP: 0.442, SLG: 0.476 5 Nick Hundley, R (6, 2) OBP: 0.230, SLG: 0.362		B FF 90 C FF 90 B FF 89 B CH 82 B FF 91 4-1 39 E, 22 BB, 10 SF8 BB		B FF 88 B FF 89 B FF 88 C FF 88 X FF 90 3-1 10 1B, 22 1B 1B		X CH 78 0-0 ① G5-3		X FF 97 0-0 ② G6-3		2 1	1 0	1 0	0 0	1 0	0 0	0 0
22 Christian Arroyo, R (1, 5) OBP: 0.280, SLG: 0.438 57 Bryan Morris, L (6, 1) 48 Steven Okert, L (7, 1) 38 Michael Morse, R (7, 3) OBP: 0.167, SLG: 0.412		F FF 90 B CH 79 B FF 91 B FF 90 F FF 90 F FF 92 1 SAFE F FF 90 B FF 92 4-2 39 E, 66 2B, 1-2 BB		S CH 79 C FF 91 X FF 90 0-2 10 1B, 1-2 1B		C FF 88 F FF 90 B SL 77 F CH 80 X FF 90 1-2 ② F9		B FF 97 X FF 96 1-0 ③ G6-3		2 0 0 1	1 0 0 0	1 0 0 0	0 0 0 0	1 0 0 0	0 0 0 0	0 0 0 0
39 Justin Ruggiano, R (1, 7)		F FF 90 C FF 93 X FF 91 0-2 E9, 66 2B, 1-2, 2-3		B FF 89 X CH 79 1-0 ① F7		S SL 75 B FF 90 B FF 90 B CH 80 B FF 88 4-1 10 2B BB			X FF 96 0-0 ① G6-3	3	0	0	0	1	0	4
10 Eduardo Núñez, R (1, 6) OBP: 0.297, SLG: 0.342		B FF 92 B CH 82 X FF 90 2-0 ① SF8, 3-H		B CH 79 D FF 89 X FF 90 2-0 66 G6-4-3, 1-2, 2-3 1B		B FF 87 X FF 88 1-0 1-3 2B			C FF 96 F FF 96 B CU 80 X CU 78 1-2 ② F9	3	0	2	1	0	0	0
66 Gorkys Hernández, R (1, 8) OBP: 0.263, SLG: 0.247		X FF 90 0-0 50 L9-2-6, 1-3, 2-H 2B		F FF 91 X FF 92 0-1 ② ③ G6-4-3, 1-2f		B SL 75 B FF 89 C FF 89 X FF 89 2-1 ③ G5-3			B FF 99 B FF 96 B FF 95 B FF 95 4-0 BB	3	0	1	1	1	0	5
50 Ty Blach, R (1, 1) OBP: 0.200, SLG: 0.500 70 George Kontos, R (4, 1) 21 Conor Gillaspie, L (6, 5) OBP: 0.256, SLG: 0.206		S FF 91 C FF 92 F FF 92 X SL 79 0-2 ② ③ L9-2-6, 2-3			X FF 89 0-0 ① L3		B FF 95 F FF 96 B FS 87 B FF 96 X FF 96 3-1 ① F7		F FF 96 S FS 86 S FS 86 0-3 ③ K	1 1 2	0 0 0	0 0 0	0 0 0	0 0 1	0 0 1	2 0 1
Inning Stats	R: 0 E: 0 K: 2 S: 10 H: 0 LOB: 0 BB: 0 P: 17	R: 2 E: 1 K: 0 S: 14 H: 1 LOB: 1 BB: 2 P: 24	R: 0 E: 0 K: 0 S: 6 H: 0 LOB: 0 BB: 0 P: 10	R: 0 E: 0 K: 0 S: 9 H: 3 LOB: 2 BB: 0 P: 15	R: 0 E: 0 K: 0 S: 8 H: 0 LOB: 1 BB: 1 P: 16	R: 0 E: 0 K: 0 S: 9 H: 1 LOB: 2 BB: 1 P: 17	R: 0 E: 0 K: 1 S: 7 H: 0 LOB: 0 BB: 0 P: 13	R: 0 E: 0 K: 0 S: 6 H: 0 LOB: 0 BB: 0 P: 7	R: 0 E: 0 K: 1 S: 7 H: 0 LOB: 1 BB: 1 P: 12	1B: 3 2B: 3 3B: 0 HR: 0	SF: 1 SAC: 0 DP: 2 HBP: 0					

PITCHER		IP	WLS	BF	H	R	ER	SO	BB	IBB	HBP	BLK	WP	HR	S	P	ERA	WHIP
50 Amir Garrett, L ERA: 4.25	(1, 1)	6.0	W	26	5	2	2	2	4	0	0	0	0	0	56	99	3.00	1.500
55 Robert Stephenson, R ERA: 7.88	(7, 1)	3.0	S	10	0	0	0	2	1	0	0	0	0	0	20	32	0.00	0.333

PITCHER	IP	WLS	BF	H	R	ER	SO	BB	IBB	HBP	BLK	WP	HR	S	P	ERA	WHIP

TOP

San Francisco Giants @ Cincinnati Reds

Great American Ball Park, Cincinnati, OH

Sat May 06 2017, 7:12 PM - 9:57 PM EDT

Att. 20,213 - Partly Cloudy - 62 F

livebaseballscorecards.com

AB	30
R	2
H	5
RBI	2
BB	5
SO	4
LOB	14

1B: 3	SF: 1
2B: 3	SAC: 0
3B: 0	DP: 2
HR: 0	HBP: 0

WP: 0	PA: 36
PB: 0	
SB: 0	
CS: 0	

Batter	1	2	3	4	5	6	7	8	9	AB	R	H	RBI	BB	SO	LOB
6 Billy Hamilton, S (1, 8) OBP: 0.301, SLG: 0.344	C FF 89 F CH 81 X SI 90 0-2 2 SF9 3B	S CH 80 B CH 81 S CH 81 X CH 80 1-2 2 S 2B 2-H 3-H	F FF 88 D CH 80 C FF 89 B FF 89 F FF 90 B SL 79 F SI 89 X FF 89 3-2 2 1B 19 2B 1-3 1B		F SI 90 B SI 90 B FC 86 B SI 89 F FF 91 F FC 86 F FC 86 X FF 90 3-2 ① P6		B FC 90 C FC 89 C FF 92 B CH 86 F FF 92 X SL 81 2-2 ② F9	C SL 75 D SL 76 X FF 93 1-1 ③ G5-3		6	2	3	2	0	0	1
2 Zack Cozart, R (1, 6) OBP: 0.435, SLG: 0.567	X CH 80 0-0 ① SF9 3-H	C FF 90 X FF 90 0-1 ③ G6-3 2-3	B FF 88 X CH 80 1-0 19 2B 1-3 3-H 1B		B FC 88 B SI 91 B SL 85 C FF 89 F FC 86 B FC 87 4-2 19 1B 23 SF7 BB		B CH 86 C SL 81 F FF 93 F FF 92 B FF 93 F FF 91 F FC 89 X FF 93 2-2 30 2B			3	2	2	2	1	0	1
19 Joey Votto, L (1, 3) OBP: 0.400, SLG: 0.615 30 Arismendy Alcántara, S (7, PH) OBP: 0.385, SLG: 0.520 (8, 9)	X SI 89 0-0 ② G6-3	C FF 89 4-1 B CU 74 C CU 74 B CU 76 D FF 89 7 2B 23 1B BB B SI 89 1-1 F CU 76 X FF 90 1-3 3-H 2B			X FC 86 0-0 1-3 1B		B FF 92 C FC 88 B FF 91 S FF 91 X FF 93 2-2 4 1B 2-H 2B			3 1	1 1	2 1	1 1	1 1	0 0	0 0
23 Adam Duvall, R (1, 7) OBP: 0.325, SLG: 0.607	B CH 80 C FF 90 B SI 90 B SI 90 X SI 90 3-1 HR	B FF 90 1-0 X FF 89 7 2B 9 G6-3 1-2 1B C CH 81 2-2 ③ B FF 90 3 CH 81 F CH 91 B CH 81 F FF 90 X CU 76 P3			C SI 92 B SI 91 X SI 91 1-1 ② SF7 3-H		B SL 83 C FC 89 B SI 90 C SL 80 B FF 92 B SL 81 4-2 4 1B BB			3	2	2	2	1	0	2
7 Eugenio Suárez, R (1, 5) OBP: 0.419, SLG: 0.627 4 Scooter Gennett, L (7, PH) OBP: 0.310, SLG: 0.518 (8, 5)	B CU 74 C CU 74 B CH 81 C FF 91 F FF 90 B CH 81 X CH 81 3-2 ③ L7	C FF 90 X CU 76 0-1 9 G6-3 3 WP 1-3 2-H 2B	C FC 87 X FC 88 0-1 HR	B SI 91 B SI 91 C FC 86 C SI 91 X FF 91 2-2 ③ F9		B FC 89 C SL 80 X FC 89 1-1 1-2 2-H 1B			4 1	2 0	2 1	2 1	0 0	0 0	1 0
9 José Peraza, R (1, 4) OBP: 0.279, SLG: 0.305		C FF 89 B FF 89 X FF 88 1-1 E4 50 SH3-4 3 1B 6 2B	X FF 89 0-0 ① G6-3 2-3 3-H	C FF 91 B SI 91 B SL 83 S FC 86 S FC 87 2-3 ① K		X FF 91 0-0 ① F7	C FC 92 C SL 74 F FF 93 S SL 74 0-3 ③ K			5	1	0	1	0	2	3
3 Patrick Kivlehan, R (1, 9) OBP: 0.438, SLG: 0.500 (8, 3)		X SI 88 0-0 50 SH3-4 6 2B 1-2 1B	B CH 82 B CH 80 F FF 89 B CU 73 X FF 89 3-1 3-H HR	X SL 82 0-0 1B		C FF 91 C FF 92 S FC 89 0-3 ② K		B CH 80 X FF 94 1-0 32 G4-3 55 WP 1B		5	2	4	1	0	1	0
39 Devin Mesoraco, R (1, 2) OBP: 0.348, SLG: 0.368 55 Robert Stephenson, R (7, 1)		B CH 80 C SI 90 B CH 80 F SI 90 D SI 90 F SI 90 F FF 90 F FF 90 X FF 90 3-2 ① F4	X CH 81 0-0 6 1B 2 1B 1B	C FF 91 B FC 88 B FC 87 C FC 88 S FC 87 2-3 ② K		C CU 81 X FF 93 0-1 ③ G6-3		B FF 93 B FF 93 C FC 92 S FF 93 F FC 92 B SL 73 F FC 92 S FF 93 3-3 ① K 1-2		4 1	1 0	1 0	0 0	0 0	1 1	3 1
50 Amir Garrett, R (1, 1) 32 Stuart Turner, R (7, 2) OBP: 0.200, SLG: 0.304		L FF 88 X FF 88 0-1 ② SH3-4 1-2 2-3	X SI 88 0-0 ② B2	B FF 90 B FF 90 B FF 89 C FF 88 X FF 89 3-1 ③ L7			C FC 88 X FC 92 0-1 ① G5-3	C SL 75 X FF 95 0-1 ② G4-3 2-3		2 2	0 0	0 0	0 0	0 0	0 0	2 1
Inning Stats	R: 2 E: 0 K: 0 S: 11 H: 2 LOB: 0 BB: 0 P: 17	R: 2 E: 1 K: 0 S: 16 H: 2 LOB: 1 BB: 0 P: 21	R: 6 E: 0 K: 0 S: 22 H: 7 LOB: 2 BB: 1 P: 37	R: 1 E: 0 K: 2 S: 11 H: 2 LOB: 1 BB: 0 P: 18	R: 1 E: 0 K: 0 S: 13 H: 1 LOB: 1 BB: 1 P: 23	R: 0 E: 0 K: 1 S: 6 H: 0 LOB: 0 BB: 0 P: 6	R: 2 E: 0 K: 1 S: 23 H: 3 LOB: 2 BB: 1 P: 34	R: 0 E: 0 K: 1 S: 10 H: 1 LOB: 1 BB: 0 P: 15		1B: 9 2B: 5 3B: 1 HR: 3 SF: 2 SAC: 1 DP: 0 HBP: 0					

BOTTOM

San Francisco Giants @ Cincinnati Reds

Great American Ball Park, Cincinnati, OH

Sat May 06 2017, 7:12 PM - 9:57 PM EDT

Att. 20,213 - Partly Cloudy - 62 F

livebaseballscorecards.com

AB	40
R	14
H	18
RBI	13
BB	3
SO	5
LOB	15

PITCHER		IP	WLS	BF	H	R	ER	SO	BB	IBB	HBP	BLK	WP	HR	S	P	ERA	WHIP
50 Ty Blach, L ERA: 5.66	(1, 1)	3.0	L	22	11	10	8	0	1	0	0	0	1	2	49	75	24.00	4.000
70 George Kontos, R ERA: 6.23	(4, 1)	2.0		10	3	2	2	2	1	0	0	0	0	1	24	41	9.00	2.000
57 Bryan Morris, R ERA: 15.0	(6, 1)	1.0		3	0	0	0	1	0	0	0	0	0	0	6	6	0.00	0.000
48 Steven Okert, L ERA: 5.79	(7, 1)	0.2		6	3	2	2	0	1	0	0	0	0	0	19	30	27.00	6.000
61 Josh Osich, L ERA:	(7, 1)	1.1		5	1	0	0	2	0	0	0	0	1	0	14	19	0.00	0.750

PITCHER	IP	WLS	BF	H	R	ER	SO	BB	IBB	HBP	BLK	WP	HR	S	P	ERA	WHIP

WP: 2 PA: 46
PB: 0
SB: 1
CS: 0

Batter	1	2	3	4	5	6	7	8	9	AB	R	H	RBI	BB	SO	LOB
12 Joe Panik, L (1, 4) OBP: 0.353, SLG: 0.388	C FC 87 B CH 78 F FC 90 S FC 90 1-3 ① **K**		B CH 82 S FC 89 C SI 91 X FC 91 1-2 ② **P6**			X CH 83 0-0 8 G5-3 1B		F FC 90 B SI 89 B FC 88 C CU 75 X FC 89 2-2 ② **G3-1** 2-3		4	0	1	0	0	1	1
9 Brandon Belt, L (1, 3) OBP: 0.366, SLG: 0.423	B FC 88 B CU 74 S FC 90 X FC 89 2-1 ② **F8**		C CU 75 S CH 84 B CH 82 X FC 91 1-2 ③ **F7**			B FC 88 C SI 89 F FF 90 F FC 89 D CU 76 F SI 90 S FC 89 2-3 ① **K**		C CU 76 B FC 89 C CU 76 X SI 89 1-2 ③ **G3-1**		4	0	0	0	0	1	2
8 Hunter Pence, R (1, 9) OBP: 0.305, SLG: 0.339	C CU 74 F SI 92 S FC 88 0-3 ③ **K**			S CU 76 B CU 77 B SI 90 B FC 89 F SI 90 X FC 91 3-2 21 G4-6-3 1B		C SI 90 B FC 88 F FF 90 X CU 75 1-2 ② **G5-3** 1-2			B SI 88 X SI 89 1-0 ① **G4-3**	4	0	1	0	0	1	1
28 Buster Posey, R (1, 2) OBP: 0.434, SLG: 0.460		C SI 88 B FC 88 B SI 90 B CU 75 F SI 91 F SI 92 H SI 91 4-2 22 FC6-4 HBP		B FC 88 B SI 91 C FC 89 F FC 90 X CU 77 2-2 ① **F9**		S FC 88 F CU 76 B SI 89 X CU 76 1-2 ③ **G5-3**			C CU 74 F CU 76 F SI 89 B SI 89 F FC 88 X CU 76 1-2 ② **G4-3**	3	0	0	0	0	0	2
21 Conor Gillaspie, L (1, 5) OBP: 0.233, SLG: 0.184		C CU 74 B FC 88 F FC 88 B CU 73 X CU 76 2-2 ① **F9**		X FC 89 0-0 ②③ **G4-6-3** 1-2f			B CU 73 F FC 88 B SI 90 X FC 89 2-1 ① **G3-1**		B CU 74 C CU 75 B FC 88 C FC 89 X FC 89 2-2 ③ **G3**	4	0	0	0	0	0	2
22 Christian Arroyo, R (1, 6) OBP: 0.283, SLG: 0.451		F SI 90 X CU 76 0-1 ② **FC6-4** 10 BB 1-2f			X FC 88 0-0 10 G3-1 2B		X CU 76 0-0 ② **G6-3**			3	0	1	0	0	0	1
10 Eduardo Núñez, R (1, 7) OBP: 0.298, SLG: 0.336		F FC 86 D FC 88 1 SAFE B FC 88 F SI 90 B CU 78 B FC 89 4-2 1-2 BB			D FC 89 C SI 90 F SI 90 X SI 92 1-2 ① **G3-1** 2-3		B SI 90 X SI 89 1-0 ③ **G6-3**			2	0	0	0	1	0	1
66 Gorkys Hernández, R (1, 8) OBP: 0.265, SLG: 0.263		C SI 90 C SI 90 D CU 77 S CU 74 1-3 ③ **K**			X CU 77 0-0 ② **F9**			C SI 89 B SI 89 C SI 90 B CU 77 X FC 90 2-2 12 G3-1 2B		3	0	1	0	0	1	3
47 Johnny Cueto, R (1, 1) OBP: 0.059, SLG: 0.059 38 Michael Morse, R (8, PH) OBP: 0.158, SLG: 0.389 64 Derek Law, R (8, 1)			X SI 90 0-0 ① **G6-3**		C C CU 76 X CU 72 0-2 ③ **G6-3**			C SI 88 C SI 89 S CU 78 0-3 ① **K**		2 1 0	0 0 0	0 0 0	0 0 0	0 1 0	0 1 0	1 1 0
Inning Stats	R: 0 H: 0 E: 0 LOB: 0 K: 2 BB: 0 S: 8 P: 11	R: 0 H: 0 E: 0 LOB: 2 K: 1 BB: 1 S: 13 P: 24	R: 0 H: 0 E: 0 LOB: 0 K: 0 BB: 0 S: 7 P: 9	R: 0 H: 1 E: 0 LOB: 0 K: 0 BB: 0 S: 8 P: 13	R: 0 H: 1 E: 0 LOB: 1 K: 0 BB: 0 S: 8 P: 9	R: 0 H: 1 E: 0 LOB: 1 K: 1 BB: 0 S: 12 P: 16	R: 0 H: 0 E: 0 LOB: 0 K: 0 BB: 0 S: 4 P: 7	R: 0 H: 1 E: 0 LOB: 1 K: 1 BB: 0 S: 12 P: 17	R: 0 H: 0 E: 0 LOB: 0 K: 0 BB: 0 S: 9 P: 13	1B: 2 SF: 0 2B: 2 SAC: 0 3B: 0 DP: 1 HR: 0 HBP: 1						WP: 0 PA: 32 PB: 0 SB: 0 CS: 0

PITCHER	IP	WLS	BF	H	R	ER	SO	BB	IBB	HBP	BLK	WP	HR	S	P	ERA	WHIP
37 Scott Feldman, R (1, 1) ERA: 3.76	9.0	W	32	4	0	0	5	1	0	1	0	0	0	81	119	0.00	0.556

PITCHER	IP	WLS	BF	H	R	ER	SO	BB	IBB	HBP	BLK	WP	HR	S	P	ERA	WHIP

TOP

San Francisco Giants @ Cincinnati Reds

Great American Ball Park, Cincinnati, OH

Sun May 07 2017, 4:11 PM - 6:38 PM EDT

Att. 21,142 - Sunny - 62 F

livebaseballscorecards.com

AB	30
R	0
H	4
RBI	0
BB	1
SO	5
LOB	15

BOTTOM

San Francisco Giants @ Cincinnati Reds

Great American Ball Park, Cincinnati, OH

Sun May 07 2017, 4:11 PM - 6:38 PM EDT

Att. 21,142 - Sunny - 62 F

livebaseballscorecards.com

Batter	1	2	3	4	5	6	7	8	9	AB	R	H	RBI	BB	SO	LOB
6 Billy Hamilton, S (1, 8) OBP: 0.307, SLG: 0.360	C FF 91 B CH 80 C FF 90 F SL 85 F SL 86 B FF 94 X FC 86 3-2 E6 19 1B 7 1B	B SI 91 B SL 86 C FF 92 X FF 93 2-1 3B			B SL 85 C SL 85 B SL 80 F CH 80 F SL 86 B FF 92 B FF 92 4-2 2 CS 2 BLK BB		B SI 92 S CH 82 S CH 82 F FF 94 B FF 93 B CH 84 X FC 87 3-2 ③ P5			3	1	1	0	1	0	0
2 Zack Cozart, R (1, 6) OBP: 0.438, SLG: 0.596	B FF 91 B SL 84 1 SAFE 1 SAFE B FF 92 C FF 90 X FF 90 3-1 ① F8	C SL 84 X FF 94 0-1 ③ L8			B FF 90 1 SAFE B FF 93 C SL 85 X FF 93 2-1 ① 1-3 HR			F FF 93 C SL 80 F FF 94 B FF 95 B CU 76 X FF 94 2-2 43 HBP 1B		4	1	2	1	0	0	2
19 Joey Votto, L (1, 3) OBP: 0.396, SLG: 0.602	F FC 87 F FC 87 X FF 92 0-2 7 1B 4 1B 1-2 1B		C FF 91 B FF 93 B FC 87 B FC 87 C SL 86 C FC 89 3-3 ① K		X CH 84 0-0 ② F9			F FF 93 C CU 78 B FF 95 1 SAFE B FF 95 S CU 76 2-3 ① K		4	1	1	0	0	2	1
7 Eugenio Suárez, R (1, 5) OBP: 0.413, SLG: 0.613	C FF 91 X SI 92 0-1 4 1B 1-2 2-H 1B		B C SL 86 B FF 93 C FF 94 C FC 88 2-3 ② K		B SL 83 C SL 84 F SL 81 S SL 80 1-3 ③ K			B FF 94 S FF 94 F FF 93 X CU 76 1-2 ② F9		4	0	1	1	0	2	1
43 Scott Schebler, L (1, 9) OBP: 0.325, SLG: 0.562	S CH 84 S FF 92 D SL 85 B FF 92 S CH 83 2-3 ② K		B CH 83 X FF 93 1-0 HR			C SI 87 B SL 84 F CH 80 S CH 81 1-3 ① K2-3		B FF 93 H FF 93 2-0 1-2 HBP		3	1	1	1	0	2	2
4 Scooter Gennett, L (1, 7) OBP: 0.311, SLG: 0.508 23 Adam Duvall, R (8, 7) OBP: 0.323, SLG: 0.602	B FC 89 B FC 88 X CH 83 2-0 1-3 2-H 1B		F FF 93 C FC 87 B FC 87 S FF 92 1-3 ③ K			B CH 80 X SL 85 1-0 ② G4-3		B FF 93 C FF 92 D CH 84 C FF 94 S FF 94 2-3 ③ K		3 1	0 0	1 0	1 0	0 0	1 1	0 2
9 José Peraza, R (1, 4) OBP: 0.272, SLG: 0.298	F FF 92 F FF 92 S FC 87 0-3 ③ K			C SL 82 F FF 91 B FC 87 F FF 91 X FC 87 1-2 ① G3-1		B FF 91 X SL 83 1-0 ③ L8				3	0	0	0	0	1	2
16 Tucker Barnhart, L (1, 2) OBP: 0.304, SLG: 0.301		C CH 81 S SL 83 X SL 82 0-2 ① G6-3		F SL 86 F FF 92 B FF 91 B SL 85 S FC 87 2-3 ② K			S CH 80 B SI 90 X SL 86 1-1 ① G3			3	0	0	0	0	1	0
37 Scott Feldman, L (1, 1)		X FF 90 0-0 ② F9		S SL 86 F FF 92 B SL 85 S CH 82 1-3 ③ K			B CH 81 F SL 85 S FC 88 B SL 86 F SL 83 F FF 91 F SL 83 S CH 83 2-3 ② K			3	0	0	0	0	2	0
Inning Stats	R: 2 H: 3 E: 1 LOB: 2 K: 2 BB: 0 S: 19 P: 29	R: 0 H: 1 E: 0 LOB: 1 K: 0 BB: 0 S: 8 P: 10	R: 1 H: 1 E: 0 LOB: 0 K: 3 BB: 0 S: 10 P: 17	R: 0 H: 0 E: 0 LOB: 0 K: 2 BB: 0 S: 10 P: 14	R: 1 H: 1 E: 0 LOB: 0 K: 1 BB: 1 S: 9 P: 16	R: 0 H: 0 E: 0 LOB: 0 K: 1 BB: 0 S: 5 P: 8	R: 0 H: 0 E: 0 LOB: 0 K: 1 BB: 0 S: 12 P: 18	R: 0 H: 1 E: 0 LOB: 2 K: 2 BB: 0 S: 13 P: 22		1B: 4 SF: 0 2B: 0 SAC: 0 3B: 1 DP: 0 HR: 2 HBP: 1				WP: 0 PA: 33 PB: 0 SB: 0 CS: 1		

	AB	31
	R	4
	H	7
	RBI	4
	BB	1
	SO	12
	LOB	10

PITCHER		IP	WLS	BF	H	R	ER	SO	BB	IBB	HBP	BLK	WP	HR	S	P	ERA	WHIP
47 Johnny Cueto, R ERA: 4.5	(1, 1)	7.0	L	28	6	4	2	10	1	0	0	1	0	2	73	112	2.57	1.000
64 Derek Law, R ERA: 2.57	(8, 1)	1.0		5	1	0	0	2	0	0	1	0	0	0	13	22	0.00	1.000

PITCHER	IP	WLS	BF	H	R	ER	SO	BB	IBB	HBP	BLK	WP	HR	S	P	ERA	WHIP

Batter	1	2	3	4	5	6	7	8	9	AB	R	H	RBI	BB	SO	LOB
12 Joe Panik, L (1, 4) OBP: 0.358, SLG: 0.393	C SI 94 S FF 94 S FF 96 0-3 ① K		B SI 92 C CU 81 F FF 94 S SL 87 1-3 ① K		B FF 93 F SL 89 F FF 93 B FF 94 X CH 87 2-2 1B		F FF 89 B FF 89 S CU 70 X CU 71 1-2 1B			4	0	2	0	0	2	0
9 Brandon Belt, L (1, 3) OBP: 0.362, SLG: 0.412	B FF 96 F FF 94 F FF 96 B SL 89 B SL 88 F FF 95 B FF 95 4-2 8 HR BB		C SL 89 B FF 95 C FF 95 B FF 96 S CH 88 2-3 ② K		1 SAFE C SL 87 L SL 87 B FF 95 B FF 94 T FF 94 2-2 ② K		D CU 70 B CH 83 S FF 89 F FF 89 S CU 71 2-3 ③ K			3	1	0	0	1	3	2
8 Hunter Pence, R (1, 9) OBP: 0.304, SLG: 0.361	B SL 88 B FF 95 C FF 95 B SI 94 T FF 94 X FF 94 3-2 1-H HR		F FF 94 S SL 90 T FF 96 0-2 ③ K		C FF 94 B FF 94 F FF 94 1 SAFE F FF 94 B CH 86 S CH 86 2-3 ③ K			B FF 91 X SL 84 1-0 ① G5-3		4	1	1	2	0	2	1
28 Buster Posey, R (1, 2) OBP: 0.437, SLG: 0.505	S FF 96 C FF 95 B SL 90 X SI 95 1-2 ② G3			B FF 92 S FF 92 X SL 90 1-1 10 G4-3 2B		X FF 91 0-0 HR		B SL 86 B SL 85 B FF 91 C FF 92 X SL 85 3-1 ② F9		4	1	2	1	0	0	0
22 Christian Arroyo, R (1, 6) OBP: 0.263, SLG: 0.418	B SL 89 S FF 96 C FF 95 T FF 96 1-2 ③ K			B FF 93 F FF 94 F FF 95 B FF 95 F FF 95 D CH 86 S CH 86 3-3 ① K		C CH 85 F SL 92 F CH 87 B SL 88 S CH 87 1-3 ① K		S SL 86 S SL 85 B SL 85 B SL 84 B FF 92 S SL 85 3-3 ③ K		4	0	0	0	0	4	1
10 Eduardo Núñez, R (1, 7) (6, 5) OBP: 0.288, SLG: 0.325		B FF 94 B SL 88 X FF 93 2-0 ① F7		B SL 88 B SI 92 X SL 88 2-0 ② G4-3 2-3		X FF 92 0-0 ② P3			X SI 96 0-0 ① P6	4	0	0	0	0	0	1
21 Conor Gillaspie, L (1, 5) OBP: 0.239, SLG: 0.175 48 Steven Okert, L (6, 1) 64 Derek Law, R (8, 1) 38 Michael Morse, R (9, PH) OBP: 0.150, SLG: 0.368 61 Josh Osich, L (9, 1) 60 Hunter Strickland, R (9, 1)		C SI 95 B SI 95 B CU 82 X CH 88 2-1 ② L8		S CU 82 B SL 90 D CU 81 F FF 96 B SL 88 F SI 95 B SL 89 4-2 BB		F CU 80 X SI 94 0-1 ③ G5-3			B SI 96 X FF 97 1-0 ② F7	2 0 0 1 0 0	0 0 0 0 0 0	0 0 0 0 0 0	0 0 0 0 0 0	1 0 0 0 0 0	0 0 0 0 0 0	0 0 0 0 0 0
66 Gorkys Hernández, R (1, 8) OBP: 0.264, SLG: 0.253		B FF 94 S FF 95 B FF 95 B FF 95 B FF 93 4-1 BB		B FF 94 B FF 94 F FF 93 S FF 94 F FF 95 S FF 95 2-3 ③ K			B FF 90 C FF 90 C FF 92 B FF 92 F FF 92 B FF 93 S FF 92 3-3 ① K		B SI 96 X SI 97 1-0 ③ G6-3	3	0	0	0	1	2	2
45 Matt Moore, L (1, 1) OBP: 0.091, SLG: 0.091 70 George Kontos, R (6, 1) 39 Justin Ruggiano, R (6, 7)		C FF 95 B SI 95 F SL 88 B FF 95 S FF 94 2-3 ③ K			X SI 92 0-0 ① G6-3		F CH 86 B CH 86 X KC 84 1-1 ② G6-3			2 0 1	0 0 0	0 0 0	0 0 0	0 0 0	1 0 0	1 0 0
Inning Stats	R: 2 E: 0 K: 2 S: 15 H: 1 LOB: 0 BB: 1 P: 24	R: 0 E: 0 K: 1 S: 7 H: 0 LOB: 1 BB: 1 P: 17	R: 0 E: 0 K: 3 S: 9 H: 0 LOB: 0 BB: 0 P: 12	R: 0 E: 0 K: 2 S: 14 H: 1 LOB: 2 BB: 1 P: 26	R: 0 E: 0 K: 2 S: 11 H: 1 LOB: 1 BB: 0 P: 17	R: 1 E: 0 K: 1 S: 8 H: 1 LOB: 0 BB: 0 P: 9	R: 0 E: 0 K: 2 S: 12 H: 1 LOB: 1 BB: 0 P: 19	R: 0 E: 0 K: 1 S: 6 H: 0 LOB: 0 BB: 0 P: 13	R: 0 E: 0 K: 0 S: 3 H: 0 LOB: 0 BB: 0 P: 5	1B: 2 2B: 1 3B: 0 HR: 2 SF: 0 SAC: 0 DP: 0 HBP: 0						

TOP

San Francisco Giants @ New York Mets

Citi Field, Flushing, NY

Mon May 08 2017, 7:11 PM - 10:32 PM EDT

Att. 28,453 - Partly Cloudy - 58 F

livebaseballscorecards.com

AB	32
R	3
H	5
RBI	3
BB	3
SO	14
LOB	8

PITCHER		IP	WLS	BF	H	R	ER	SO	BB	IBB	HBP	BLK	WP	HR	S	P	ERA	WHIP
48 Jacob deGrom, R ERA: 3.8	(1, 1)	6.0		25	4	3	3	11	3	0	0	0	0	2	64	105	4.50	1.167
59 Fernando Salas, R ERA: 5.87	(7, 1)	0.2		2	0	0	0	1	0	0	0	0	0	0	6	10	0.00	0.000
39 Jerry Blevins, L ERA: 0.79	(7, 1)	0.1		2	1	0	0	1	0	0	0	0	0	0	6	9	0.00	3.000
43 Addison Reed, R ERA: 3.18	(8, 1)	1.0		3	0	0	0	1	0	0	0	0	0	0	6	13	0.00	0.000
27 Jeurys Familia, R ERA: 1.13	(9, 1)	1.0	W	3	0	0	0	0	0	0	0	0	0	0	3	5	0.00	0.000

PITCHER		IP	WLS	BF	H	R	ER	SO	BB	IBB	HBP	BLK	WP	HR	S	P	ERA	WHIP

Batter	1	2	3	4	5	6	7	8	9	AB	R	H	RBI	BB	SO	LOB
30 Michael Conforto, L (1, 7) OBP: 0.426, SLG: 0.614	B FF 91 B FF 94 B FF 94 B FF 93 4-0 20 2B 19 1B BB	B KC 81 F KC 81 S FF 93 F FF 94 T FC 90 1-2 ③ K			B KC 80 B KC 81 C FF 92 B FF 93 T FC 90 X FC 90 3-2 54 2B 1-2 1B	C SL 83 C SI 92 S FF 92 0-3 ③ K			S SI 93 B SI 96 B SL 73 B SI 94 B FF 95 4-1 4 1B 20 1B BB	3	2	1	0	2	2	2
54 T.J. Rivera, R (1, 3) OBP: 0.373, SLG: 0.451	B KC 82 C FC 91 B FF 93 F FF 93 B FF 94 T FF 93 3-2 ① K	B CH 85 F CH 85 B FC 92 B FF 92 F FF 94 F FC 90 S FF 94 3-3 ① K			F CH 86 X FF 92 0-1 ① 1-3 2-H 2B	B SI 90 X SI 90 1-0 ① G6-3			B SI 94 B SI 93 F FF 93 X SI 92 2-1 ① P5	5	0	1	1	0	2	2
19 Jay Bruce, L (1, 9) OBP: 0.358, SLG: 0.571	F FF 92 C KC 82 B FC 91 F FC 90 D KC 83 X FC 89 2-2 20 2B 1-2 1B	B KC 82 C KC 82 B FF 93 C KC 80 X FC 90 2-2 ② F7			X KC 82 0-0 ① P5	C SL 83 B FC 89 S SL 83 B SL 84 S SL 84 2-3 ② K			1 SAFE B SL 72 X SI 92 1-0 ② F9	5	0	1	0	0	1	3
4 Wilmer Flores, R (1, 5) OBP: 0.231, SLG: 0.340	F FF 94 C KC 82 D KC 83 F FC 90 X FC 92 1-2 ② F8	X KC 82 0-0 2B			B FF 93 F FF 93 F FC 90 F FF 92 F FC 90 B FF 92 X FF 93 2-2 ② P6	F SI 91 B SI 92 X SI 91 1-1 ③ F9			C FF 96 F FF 98 X FF 96 0-2 20 1B 1-2 1B	5	0	2	0	0	0	4
20 Neil Walker, S (1, 4) OBP: 0.295, SLG: 0.336	S CH 83 B FF 93 B CH 85 B FC 91 F FC 91 X FF 94 3-2 1-3 2-H 2B	C FC 90 F FC 92 X FF 93 0-2 ③ G6-3			C FF 91 F FC 91 B FC 90 F FC 91 D CH 85 B FC 91 S KC 82 3-3 ③ K			B CH 81 C CU 76 B CU 76 X FF 92 2-1 ① F8	B SL 83 C SL 84 F SI 96 F SI 95 F SL 84 X SL 82 1-2 1-2 2-H 1B	5	0	2	2	0	1	3
7 José Reyes, S (1, 6) OBP: 0.270, SLG: 0.330	C FF 94 D CH 84 B CH 84 C KC 84 F FC 91 F FF 94 F FC 91 F KC 82 X FF 94 2-2 ③ F8			C CH 84 X KC 82 0-1 ① L5	C CH 86 X FF 93 0-1 ① F9			B SI 92 B CU 76 B FF 93 B FF 90 4-0 12 BB 44 1B BB	3	0	0	0	1	0	2
44 René Rivera, R (1, 2) OBP: 0.327, SLG: 0.396		B CH 84 F FC 90 S KC 82 X KC 83 1-2 ① L8		X FC 90 0-0 ② P3		B FC 89 F FC 90 C KC 82 1 SAFE B FC 90 F FC 90 B FC 90 F KC 81 X FC 91 3-2 12 FC6-4 1B		C FF 91 C CU 76 B FF 93 1 SAFE X CU 74 1-2 12 BB 1-2 1B		4	0	2	0	0	0	0
12 Juan Lagares, R (1, 8) OBP: 0.308, SLG: 0.212		C FF 92 F FC 91 H FF 93 1-2 48 SH1-4 HBP		F FF 92 C FF 90 T FF 92 0-2 ③ K		C FC 87 S SI 92 B FC 88 F SI 92 D FC 87 F FC 87 F SI 91 F FC 88 2-2 X FC 88 FC6-4 3 2B 1-2f		B FF 92 B FF 92 F FF 93 B FF 92 B FF 92 4-1 13 G6-4-3 1-2 2-3 BB		2	1	0	0	1	1	1
48 Jacob deGrom, L (1, 1) OBP: 0.267, SLG: 0.267 3 Curtis Granderson, L (6, PH) OBP: 0.267, SLG: 0.274 59 Fernando Salas, R (7, 1) 39 Jerry Blevins, L (7, 1) 43 Addison Reed, L (8, 1) 13 Asdrúbal Cabrera, S (8, PH) OBP: 0.333, SLG: 0.381 27 Jeurys Familia, R (9, 1)		X FC 88 0-0 ② SH1-4 1-2			C FF 92 F KC 81 X FC 89 0-2 30 1B 54 2B 1B	X SI 90 0-0 1-H 2B		C FF 92 C CH 81 F FF 94 D CU 75 X FF 95 1-2 ②③ G6-4-3 1-2f		1 1 0 0 0 1 0	1 0 0 0 0 0 0	1 1 0 0 0 0 0	0 1 0 0 0 0 0	0 0 0 0 0 0 0	0 0 0 0 0 0 3	0 0 0 0 0 0 0
Inning Stats	R: 1 H: 2 E: 0 LOB: 2 K: 1 BB: 1 S: 21 P: 36	R: 0 H: 0 E: 0 LOB: 1 K: 1 BB: 0 S: 10 P: 13	R: 0 H: 1 E: 0 LOB: 1 K: 1 BB: 0 S: 11 P: 16	R: 0 H: 0 E: 0 LOB: 0 K: 1 BB: 0 S: 6 P: 6	R: 1 H: 3 E: 0 LOB: 2 K: 1 BB: 0 S: 18 P: 26	R: 1 H: 2 E: 0 LOB: 1 K: 1 BB: 0 S: 20 P: 25	R: 0 H: 0 E: 0 LOB: 0 K: 1 BB: 0 S: 6 P: 10	R: 0 H: 1 E: 0 LOB: 2 K: 0 BB: 2 S: 10 P: 22	R: 1 H: 2 E: 0 LOB: 2 K: 0 BB: 1 S: 12 P: 20	1B: 7 2B: 4 3B: 0 HR: 0	SF: 0 SAC: 1 DP: 1 HBP: 1			WP: 0 PB: 0 SB: 0 CS: 0	PA: 41		

PITCHER		IP	WLS	BF	H	R	ER	SO	BB	IBB	HBP	BLK	WP	HR	S	P	ERA	WHIP
45 Matt Moore, L ERA: 6.52	(1, 1)	5.1		25	7	3	3	5	1	0	1	0	0	0	74	108	5.06	1.500
70 George Kontos, R ERA: 6.08	(6, 1)	0.1	B	2	1	0	0	0	0	0	0	0	0	0	9	11	0.00	3.000
48 Steven Okert, L ERA: 5.06	(6, 1)	1.1		4	0	0	0	2	0	0	0	0	0	0	9	13	0.00	0.000
64 Derek Law, R ERA: 2.4	(8, 1)	1.0		5	1	0	0	0	2	0	0	0	0	0	10	22	0.00	3.000
61 Josh Osich, L ERA: 2.25	(9, 1)	0.2	L	3	0	1	1	0	1	0	0	0	0	0	4	11	13.50	1.500

PITCHER		IP	WLS	BF	H	R	ER	SO	BB	IBB	HBP	BLK	WP	HR	S	P	ERA	WHIP
60 Hunter Strickland, R ERA: 0.82	(9, 1)	0.0		2	2	0	0	0	0	0	0	0	0	0	8	9	∞	∞

BOTTOM

San Francisco Giants @ New York Mets

Citi Field, Flushing, NY

Mon May 08 2017, 7:11 PM - 10:32 PM EDT

Att. 28,453 - Partly Cloudy - 58 F

livebaseballscorecards.com

AB	35
R	4
H	11
RBI	4
BB	4
SO	7
LOB	20

Batter	1	2	3	4	5	6	7	8	9	AB	R	H	RBI	BB	SO	LOB
12 Joe Panik, L (1, 4) OBP: 0.347, SLG: 0.378	B SI 94 F FF 93 X FF 96 1-1 ① L7		B SI 94 S FF 95 F FF 94 F FC 88 X FF 96 1-2 ② F8		C CU 78 C FF 94 B CU 81 B FF 96 S CH 91 2-3 ③ K			C FF 88 X CU 71 0-1 ① F9		4	0	0	0	0	1	2
9 Brandon Belt, L (1, 3) OBP: 0.359, SLG: 0.402	F FF 94 S FF 96 B SI 96 B FF 96 S CH 91 2-3 ② K		D FC 90 S FF 95 F FF 94 B FF 95 C FF 96 2-3 ③ K			F CU 78 F FC 88 B SI 94 B FF 94 B FF 95 F FF 96 F FF 95 B CU 80 4-2 8 G4-6-3 BB		B CU 71 S CU 71 B CU 70 X CU 70 2-1 ② F9		3	0	0	0	1	2	2
8 Hunter Pence, R (1, 9) OBP: 0.295, SLG: 0.349	C FF 95 F FF 95 S SI 96 0-3 ③ K			C FF 94 S FC 89 B FF 96 B FF 96 X FF 95 2-2 ① G2-3		C FF 95 X FF 94 0-1 ①② G4-6-3 1-2f		B FF 90 C FF 90 X FF 91 1-1 ③ G4-3		4	0	0	0	0	1	2
28 Buster Posey, R (1, 2) OBP: 0.439, SLG: 0.532		B FF 93 C SI 95 B FC 88 X FF 95 2-1 ① G1-3		B FC 87 X FC 88 1-0 HR		B FF 94 S FF 94 B SI 93 B FF 94 B FF 94 4-1 BB			B SI 96 C SI 97 B FF 96 X SI 97 2-1 ① G6-3	3	1	1	1	1	0	0
21 Conor Gillaspie, L (1, 5) OBP: 0.220, SLG: 0.159		C SI 93 C FF 94 F FC 90 B CU 80 F CU 79 X FC 88 1-2 ② G4-3		X CU 79 0-0 ② G1-3		X SI 93 0-0 ③ G6-3			C SI 97 X SI 97 0-1 ② G3-1	4	0	0	0	0	0	1
22 Christian Arroyo, R (1, 6) OBP: 0.279, SLG: 0.404		B FF 95 F FF 96 F FF 95 B FC 91 B FC 88 F FF 97 F FF 98 B CH 91 4-2 BB		B FF 94 B CH 90 B CU 78 B FF 96 4-0 BB			C SI 95 X CH 88 0-1 ① G5-3		F SI 97 B SL 87 F SI 97 X FF 98 1-2 ③ F8	2	0	0	0	2	0	0
10 Eduardo Núñez, R (1, 7) OBP: 0.281, SLG: 0.317		C FF 95 B SI 94 X FF 94 1-1 ③ G1-3		C FF 95 X FF 95 0-1 ③ G4-3			B SI 95 C SL 88 S SI 97 B FF 96 F SL 89 S SI 97 2-3 ② K			3	0	0	0	0	1	2
66 Gorkys Hernández, R (1, 8) OBP: 0.256, SLG: 0.244			B FF 94 C FF 94 C FF 95 B FF 95 F FF 96 F FF 96 B FC 89 X FF 96 3-2 ① G3-1		B FF 93 X FF 94 1-0 ① G4-3		F SI 97 X SI 96 0-1 ③ F9			3	0	0	0	0	0	0
29 Jeff Samardzija, R (1, 1) OBP: 0.071, SLG: 0.071 39 Justin Ruggiano, R (8, PH) 62 Cory Gearrin, R (8, 1)			B FF 95 C FF 95 S FC 90 B FC 89 B FF 97 X FF 97 3-2 1B		C FF 93 X CU 78 0-1 ② G5-3			B SL 85 F SL 86 F SI 94 B FF 94 H CH 89 3-2 HBP		2 0 0	0 0 0	1 0 0	0 0 0	0 0 0	0 0 0	0 0 0
Inning Stats	R: 0 E: 0 K: 2 S: 8 H: 0 LOB: 0 BB: 0 P: 11	R: 0 E: 0 K: 0 S: 13 H: 0 LOB: 1 BB: 1 P: 21	R: 0 E: 0 K: 1 S: 15 H: 1 LOB: 1 BB: 0 P: 24	R: 1 E: 0 K: 0 S: 7 H: 1 LOB: 1 BB: 1 P: 14	R: 0 E: 0 K: 1 S: 6 H: 0 LOB: 0 BB: 0 P: 9	R: 0 E: 0 K: 0 S: 8 H: 0 LOB: 1 BB: 2 P: 16	R: 0 E: 0 K: 1 S: 8 H: 0 LOB: 0 BB: 0 P: 10	R: 0 E: 0 K: 0 S: 8 H: 0 LOB: 1 BB: 0 P: 14	R: 0 E: 0 K: 0 S: 7 H: 0 LOB: 0 BB: 0 P: 10	1B: 1 2B: 0 3B: 0 HR: 1	SF: 0 SAC: 0 DP: 1 HBP: 1			WP: 0 PB: 0 SB: 0 CS: 0	PA: 33	

TOP

San Francisco Giants @ New York Mets

Citi Field, Flushing, NY

Tue May 09 2017, 7:10 PM - 9:48 PM EDT

Att. 29,030 - Partly Cloudy - 58 F

livebaseballscorecards.com

AB	28
R	1
H	2
RBI	1
BB	4
SO	5
LOB	9

PITCHER		IP	WLS	BF	H	R	ER	SO	BB	IBB	HBP	BLK	WP	HR	S	P	ERA	WHIP
45 Zack Wheeler, R ERA: 4.18	(1, 1)	6.0	W	23	2	1	1	4	4	0	0	0	0	1	57	95	1.50	1.000
47 Hansel Robles, R ERA: 1.47	(7, 1)	1.0		4	0	0	0	1	0	0	1	0	0	0	10	15	0.00	0.000
39 Jerry Blevins, L ERA: 0.75	(8, 1)	0.2		2	0	0	0	0	0	0	0	0	0	0	4	6	0.00	0.000
43 Addison Reed, R ERA: 3.12	(8, 1)	0.1		1	0	0	0	0	0	0	0	0	0	0	2	3	0.00	0.000
27 Jeurys Familia, R ERA: 1.0	(9, 1)	1.0		3	0	0	0	0	0	0	0	0	0	0	7	10	0.00	0.000

PITCHER		IP	WLS	BF	H	R	ER	SO	BB	IBB	HBP	BLK	WP	HR	S	P	ERA	WHIP

San Francisco Giants @ New York Mets

Citi Field, Flushing, NY

Tue May 09 2017, 7:10 PM - 9:48 PM EDT

Att. 29,030 - Partly Cloudy - 58 F

livebaseballscorecards.com

BOTTOM

Batter	1	2	3	4	5	6	7	8	9	AB	R	H	RBI	BB	SO	LOB
30 Michael Conforto, L (1, 7) OBP: 0.425, SLG: 0.648	C SI 92 C KC 78 B SL 88 B SI 93 X SL 87 2-2 ① F8	C SI 93 F FS 85 F FC 90 B SI 95 B SI 96 F KC 83 B SI 94 F SI 96 F SI 97 3-2 F FS 91 X FC 90 54 2B 2B		B SI 93 C SI 94 C SL 88 S SL 89 1-3 ② K			F SI 93 X SL 89 0-1 HR	S SL 83 F SI 92 B SI 93 F SL 85 B SL 83 F SI 94 F X CH 85 2-2 ③ G4-3		5	2	2	1	0	1	4
54 T.J. Rivera, R (1, 3) OBP: 0.397, SLG: 0.491	C SI 93 X SI 93 0-1 19 2B 20 3B 1B	C SI 95 C KC 82 X SL 89 0-2 2-H 2B		S SI 95 X SI 96 0-1 1-3 1B			B SI 95 S FS 88 F FS 89 C SI 95 1-3 ① K			4	1	3	1	0	1	0
19 Jay Bruce, L (1, 9) OBP: 0.355, SLG: 0.569	F SI 93 S SL 87 F SL 87 D SL 88 F SI 96 X KC 82 1-2 1-3 20 3B 2B	B SI 95 C SI 95 D KC 83 S FS 88 B SI 96 F FS 88 S FC 90 3-3 ② K		X FC 90 0-0 ③ P5			C FS 86 B SI 95 S FS 86 F FS 86 X SL 90 1-2 ② L3			4	1	1	0	0	1	3
20 Neil Walker, S (1, 4) OBP: 0.294, SLG: 0.350	C SI 92 X SI 95 0-1 7 1B 2-H 3-H 3B	B SI 94 B FS 88 F SI 95 S SL 88 S SL 89 2-3 ③ K			X SI 93 0-0 ① G3-1		B SI 95 B KC 80 S SL 88 C SI 95 S FS 87 2-3 ③ K			4	1	1	2	0	2	1
3 Curtis Granderson, L (1, 8) OBP: 0.200, SLG: 0.264	C KC 81 B FS 89 X FF 93 1-1 ② P3		B SI 92 X SI 93 1-0 ① P5		C SI 92 F SI 94 S FS 87 0-3 ② K			X SI 91 0-0 ① F8		4	0	0	0	0	1	1
7 José Reyes, S (1, 6) OBP: 0.269, SLG: 0.328	C SI 95 B SI 95 B FS 88 X FS 89 2-1 44 2B 3-H 1B		C SI 93 B KC 79 X SI 95 1-1 ② G6-3		C SI 94 F FS 86 B SI 95 F SI 94 X FS 88 1-2 ③ L7			B SI 91 C CH 85 C SI 91 F SL 84 B SL 83 X SI 92 2-2 ② G4-3		4	1	1	1	0	0	0
44 René Rivera, R (1, 2) OBP: 0.339, SLG: 0.421	1 SAFE X SL 87 0-0 1-H 2B		B KC 79 X SI 94 1-0 ③ G5-3			C KC 79 S SL 87 B FS 90 S FC 90 1-3 ① K		C SI 91 B SL 84 S SL 84 X SL 84 1-2 13 1B 4 1B 1B		4	0	2	1	0	1	0
4 Wilmer Flores, R (1, 5) OBP: 0.250, SLG: 0.352	C KC 82 F SI 95 X SL 88 0-2 ③ F8			C SI 92 F KC 80 X SI 93 0-2 54 1B 1B		B SL 87 B SL 88 C SI 94 F SI 94 X SL 89 2-2 ② P6		X SI 92 0-0 13 1B 1-2 1B		4	0	2	0	0	0	1
45 Zack Wheeler, L (1, 1) OBP: 0.250, SLG: 0.273 15 Matt Reynolds, R (6, PH) OBP: 0.125, SLG: 0.125 47 Hansel Robles, R (7, 1) 39 Jerry Blevins, L (8, 1) 43 Addison Reed, L (8, 1) 13 Asdrúbal Cabrera, S (8, PH) OBP: 0.339, SLG: 0.387 27 Jeurys Familia, R (9, 1)		C SI 92 C SI 93 X SI 93 0-2 ① G1-3		L FF 93 C SI 93 L SI 94 0-3 ① K		C SL 87 F SL 89 B SL 89 B SI 94 S SL 89 2-3 ③ K		B SI 92 B SI 91 X SI 92 2-0 1-2 2-3 1B		2 1 0 0 0 1 0	0 0 0 0 0 0 0	0 0 0 0 0 1 0	0 0 0 0 0 0 0	1 0 0 0 0 0 0	1 0 0 0 0 0 0	1 0 0 0 0 0 0
Inning Stats	R: 4 E: 0 K: 0 S: 20 H: 5 LOB: 1 BB: 0 P: 26	R: 1 E: 0 K: 2 S: 21 H: 2 LOB: 1 BB: 0 P: 29	R: 0 E: 0 K: 0 S: 4 H: 0 LOB: 0 BB: 0 P: 7	R: 0 E: 0 K: 2 S: 12 H: 2 LOB: 2 BB: 0 P: 13	R: 0 E: 0 K: 1 S: 8 H: 0 LOB: 0 BB: 0 P: 9	R: 0 E: 0 K: 2 S: 9 H: 0 LOB: 0 BB: 0 P: 14	R: 1 E: 0 K: 2 S: 12 H: 1 LOB: 0 BB: 0 P: 16	R: 0 E: 0 K: 0 S: 16 H: 3 LOB: 3 BB: 0 P: 23		1B: 7 2B: 4 3B: 1 HR: 1 SF: 0 SAC: 0 DP: 0 HBP: 0						

	AB	37
	R	6
	H	13
	RBI	6
	BB	0
	SO	9
	LOB	11

PITCHER		IP	WLS	BF	H	R	ER	SO	BB	IBB	HBP	BLK	WP	HR	S	P	ERA	WHIP
29 Jeff Samardzija, R ERA: 5.44	(1, 1)	7.0	L	31	10	6	6	9	0	0	0	0	0	1	86	114	7.71	1.429
62 Cory Gearrin, R ERA: 1.42	(8, 1)	1.0		6	3	0	0	0	0	0	0	0	0	0	16	23	0.00	3.000

PITCHER	IP	WLS	BF	H	R	ER	SO	BB	IBB	HBP	BLK	WP	HR	S	P	ERA	WHIP

Batter	1	2	3	4	5	6	7	8	9	AB	R	H	RBI	BB	SO	LOB
12 Joe Panik, L (1, 4) OBP: 0.341, SLG: 0.365	C FF 88 S CH 81 X FF 89 0-2 G6-3 ①		C CU 74 X FF 88 0-1 G4-3 ①		C FF 87 X CU 73 0-1 F9 ①		C FF 91 X CU 76 0-1 L9 ①		F SI 96 B SL 87 B FF 96 B SI 96 F FF 96 B SI 96 4-2 10 E 8 1B BB	4	1	0	0	1	0	0
10 Eduardo Núñez, R (1, 5) OBP: 0.286, SLG: 0.320	B FF 89 L FF 88 F CH 82 F CH 79 B FF 89 S CH 81 2-3 K ②		C FF 87 X CH 82 0-1 1B		C SI 86 F FF 86 F FF 87 B CU 72 X FF 87 1-2 P6 ②		C SL 87 X CH 88 0-1 1B		B FF 96 B SI 95 C SI 96 1 SAFE 1 SAFE F SI 95 F SI 96 F SI 96 X SI 96 2-2 FC5 28 BB 8 1B 22 2B 1-2	5	1	2	0	0	1	1
8 Hunter Pence, R (1, 9) OBP: 0.292, SLG: 0.344	C FF 89 B FF 90 B CH 82 S CH 82 S CH 82 2-3 K ③		B FF 88 X SI 89 1-0 L9 ②		X CH 80 0-0 G5-3 ③		1 SAFE 1 SAFE C SI 96 S SI 94 S FF 95 0-3 K ②		B SI 95 B SI 95 X SI 96 2-0 28 BB 22 2B 1-2 2-H 1B	5	1	1	1	0	2	2
28 Buster Posey, R (1, 3) OBP: 0.446, SLG: 0.561 (8, 2)		S FF 87 B FC 88 F SI 87 F CH 80 B FF 88 X FF 89 2-2 HR	B SI 89 C FF 87 B SI 88 X CH 82 2-1 L5 ③			B CH 80 C SI 85 B FC 86 X CH 80 2-1 5 1B 22 1B 39 SF9 1B	X CH 89 0-0 L5 ③		B SI 95 D SL 86 D SI 95 F SI 96 F SI 96 D SI 96 4-2 22 2B 1-2 2-3 BB	4	3	2	1	1	0	2
22 Christian Arroyo, R (1, 6) OBP: 0.288, SLG: 0.419		C FF 87 F CH 81 B CU 73 B CH 81 X FF 88 2-2 G6-3 ①		F FF 87 C FF 86 B CH 80 S CH 80 1-3 K ①		D CH 81 T CH 80 B SI 85 B FF 86 C CH 81 F CH 80 F FF 87 F CH 81 X CH 80 3-2 39 SF9 5 1B 66 FC5-2 1-2 1B		B SL 82 B SL 82 C FF 89 F FF 90 X FF 91 2-2 G3-1 ①	B SI 96 X SI 95 1-0 37 G6-3 1-H 2-H 3-H 2B	5	0	2	3	0	1	0
5 Nick Hundley, R (1, 2) OBP: 0.262, SLG: 0.377 37 Kelby Tomlinson, R (8, PR) OBP: 0.300, SLG: 0.263 (8, 7)		C SI 88 B SI 88 B CH 82 B CU 75 B SI 87 4-1 39 1B BB		X SI 88 0-0 F9 ②		B FF 90 F FF 90 B CH 86 S FF 92 F FF 92 X KC 83 2-2 66 FC5-2 1-2 2-3 1B		X FF 92 0-0 39 F8 1B	C FF 93 B SI 92 X SL 82 1-1 G6-3 ② 2-3	3 1	0 0	2 0	0 0	1 0	0 0	0 1
39 Justin Ruggiano, R (1, 7) OBP: 0.364, SLG: 0.250 (8, 8)		S FF 88 D CH 83 B FF 88 X CH 83 2-1 1-2 1B	S SI 88 X FC 86 0-1 66 BB 1B			T CH 87 B FF 92 X FF 90 1-1 SF9 ① 2-3 3-H		C SL 84 D SL 85 1 SAFE B FF 91 X FF 91 2-1 F8 ② 1-2	B SL 83 F SI 93 C SL 83 S CH 88 1-3 K ③	4	0	2	1	0	1	2
66 Gorkys Hernández, R (1, 8) OBP: 0.258, SLG: 0.238 9 Brandon Belt, L (8, PH) OBP: 0.357, SLG: 0.398 (8, 3)		F SI 88 F SI 89 B FF 88 F CH 81 F CU 74 S FF 87 1-3 K ②	B SI 87 B CU 75 B SI 86 B SI 87 4-0 1-2 BB			S FF 92 B FF 92 X FF 93 1-1 FC5-2 ② 1-2 3-H		B CU 70 B FF 88 C FF 87 F CU 71 X CU 69 2-2 F8 ③		2 1	0 0	0 0	0 0	1 0	1 0	4 2
18 Matt Cain, R (1, 1) OBP: 0.111, SLG: 0.222 38 Michael Morse, R (6, PH) OBP: 0.143, SLG: 0.350 70 George Kontos, R (6, 1) 48 Steven Okert, L (7, 1) 57 Bryan Morris, L (7, 1) 21 Conor Gillaspie, L (9, PH) OBP: 0.216, SLG: 0.156 64 Derek Law, R (9, 1)		X CH 81 0-0 G6-3 ③		B CH 81 S SI 86 F CU 74 S CH 81 1-3 K ③		B FF 92 D KC 84 C FF 92 S CH 87 S FF 92 2-3 K ③			B SI 96 X SI 97 1-0 L7 ①	2 1 0 0 0 0 1 0	0 0 0 0 0 0 0 0	0 0 0 0 0 0 0 0	0 0 0 0 0 0 0 0	0 1 0 0 0 0 0 0	1 0 0 0 0 0 0 0	4 2 0 0 0 0 0 0
Inning Stats	R: 0 E: 0 K: 2 S: 10 H: 0 LOB: 0 BB: 0 P: 14	R: 1 E: 0 K: 1 S: 16 H: 2 LOB: 2 BB: 1 P: 27	R: 0 E: 0 K: 0 S: 7 H: 1 LOB: 1 BB: 0 P: 10	R: 0 E: 0 K: 2 S: 9 H: 1 LOB: 2 BB: 1 P: 15	R: 0 E: 0 K: 0 S: 7 H: 0 LOB: 0 BB: 0 P: 8	R: 1 E: 0 K: 1 S: 19 H: 3 LOB: 2 BB: 0 P: 30	R: 0 E: 0 K: 1 S: 8 H: 1 LOB: 1 BB: 0 P: 8	R: 0 E: 0 K: 0 S: 9 H: 1 LOB: 2 BB: 0 P: 15	R: 4 E: 1 K: 1 S: 17 H: 2 LOB: 1 BB: 2 P: 33	1B: 9 2B: 1 3B: 0 HR: 1 SF: 1 SAC: 0 DP: 0 HBP: 0						

PITCHER		IP	WLS	BF	H	R	ER	SO	BB	IBB	HBP	BLK	WP	HR	S	P	ERA	WHIP
29 Tommy Milone, L ERA: 5.88	(1, 1)	5.0		23	6	2	2	5	2	0	0	0	0	1	57	87	3.60	1.600
59 Fernando Salas, R ERA: 5.51	(6, 1)	1.0	H	4	1	0	0	1	0	0	0	0	0	0	11	17	0.00	1.000
66 Josh Edgin, L ERA: 1.98	(7, 1)	0.1	H	1	0	0	0	0	0	0	0	0	0	0	2	2	0.00	0.000
47 Hansel Robles, R ERA: 1.42	(7, 1)	0.2	H	3	1	0	0	1	0	0	0	0	0	0	6	6	0.00	1.500
43 Addison Reed, R ERA: 3.0	(8, 1)	0.2	H	3	1	0	0	0	0	0	0	0	0	0	6	10	0.00	1.500

PITCHER		IP	WLS	BF	H	R	ER	SO	BB	IBB	HBP	BLK	WP	HR	S	P	ERA	WHIP
39 Jerry Blevins, L ERA: 0.73	(8, 1)	0.1	H	1	0	0	0	0	0	0	0	0	0	0	3	5	0.00	0.000
27 Jeurys Familia, R ERA: 3.86	(9, 1)	0.1	L	6	2	4	3	0	2	0	0	0	0	0	12	26	81.00	12.000
50 Rafael Montero, R ERA: 9.82	(9, 1)	0.2		2	0	0	0	1	0	0	0	0	0	0	5	7	0.00	0.000

TOP

San Francisco Giants @ New York Mets

Citi Field, Flushing, NY

Wed May 10 2017, 1:11 PM - 4:43 PM EDT

Att. 31,066 - Partly Cloudy - 60 F

livebaseballscorecards.com

AB	38
R	6
H	11
RBI	6
BB	4
SO	8
LOB	20



BOTTOM

San Francisco Giants @ New York Mets

Citi Field, Flushing, NY

Wed May 10 2017, 1:11 PM - 4:43 PM EDT

Att. 31,066 - Partly Cloudy - 60 F

livebaseballscorecards.com

Batter	1	2	3	4	5	6	7	8	9	AB	R	H	RBI	BB	SO	LOB
7 José Reyes, S (1, 6) OBP: 0.267, SLG: 0.317	C FF 89 B CU 73 F SI 89 B SL 80 B SI 90 B SI 91 4-2 19 S 3 2B BB		X CH 82 0-0 ① G3	X SI 90 0-0 ③ G4-3		C SI 90 C FC 87 S SL 84 0-3 ③ K		X SI 92 0-0 ③ FC6 1-2f		4	1	0	0	1	1	6
54 T.J. Rivera, R (1, 3) OBP: 0.382, SLG: 0.467	X SI 90 0-0 ① F8		B SI 89 X SI 88 1-0 ② G5-3		C SI 88 B CU 73 C CU 74 B CU 74 X SI 90 2-2 ① P4		B FC 86 B FC 86 X SL 85 2-0 ① G5-3		C FF 92 B CU 74 X FF 94 1-1 20 1B 4 2B 1B	5	1	1	0	0	0	1
19 Jay Bruce, L (1, 9) OBP: 0.364, SLG: 0.591	B CH 82 B SI 89 F CH 82 B FF 87 B SI 90 4-1 3 2B 1-2 BB		X CH 82 0-0 HR		B CU 74 C SI 90 C SI 89 B SL 82 F SI 90 C SI 90 2-3 ② K		C SI 91 X SI 90 0-1 4 FC5 20 BB 1B		B FF 93 S CU 72 F FF 94 F CH 85 B CH 83 S CU 74 2-3 ① K	4	1	2	1	1	2	1
20 Neil Walker, S (1, 4) OBP: 0.298, SLG: 0.347	B SI 90 S SI 90 C CU 74 B SI 90 B SI 90 F CU 75 X CU 75 3-2 ② F6		X CH 81 0-0 ③ G3-1		B SI 90 B SI 90 F SI 90 C SI 90 F CU 75 S SI 90 2-3 ③ K		C FC 89 B FF 92 B FF 92 B SL 80 B FC 88 4-1 4 FC5 1-2 BB		C FF 94 B FF 95 X CU 75 1-1 4 2B 1-2 1B	4	1	1	0	1	1	2
3 Curtis Granderson, L (1, 7) OBP: 0.200, SLG: 0.270	C CU 74 F SI 89 F FF 91 B CU 75 B CU 75 X SI 91 2-2 1-3 2-H 2B			C SI 89 B CU 74 B SI 90 B CH 82 X SI 89 3-1 E3 4 1B 29 1B		C SL 83 F FC 88 S SL 84 0-3 ① K	C SL 82 B FF 92 B FF 90 F SL 82 F SL 80 X FF 91 2-2 ② F5		B SL 79 C CU 74 F FF 94 B FF 94 F FF 92 F FF 94 F FF 95 X FF 95 2-2 ② L9	5	1	1	1	0	1	4
4 Wilmer Flores, R (1, 5) OBP: 0.279, SLG: 0.390 15 Matt Reynolds, R (9, PR) OBP: 0.125, SLG: 0.125	C CU 74 C SI 90 X CU 75 0-2 ③ G1-3			1 SAFE B SI 89 1 SAFE C SI 88 B CU 74 1 SAFE 1 SAFE 1 SAFE B SI 89 3-1 X SI 90 29 1B 1-2 1B		S FC 87 B FC 87 F SL 84 F FC 87 X FC 87 1-2 12 1B 26 BB 1B	S FC 88 D SI 94 X SI 92 1-1 ③ FC5 1-2 2-3f		B FF 94 X FF 93 1-0 1-H 2-H 2B	5 0	0 0	3 0	2 0	0 0	0 0	4 0
26 Kevin Plawecki, R (1, 2) OBP: 0.200, SLG: 0.083		C SL 78 B SI 88 X SI 88 1-1 ① L8		B SI 89 B SI 89 C SL 80 X SI 88 2-1 ① P4		B FC 87 B SI 90 1 SAFE F FC 87 B SI 89 B FC 86 4-1 12 1B 1-2 BB		S SI 92 B SI 92 X SI 92 1-1 ① G6-3	C CU 74 C SL 81 B FF 95 B SL 81 X SL 79 2-2 ③ G2-3	4	0	0	0	1	0	3
12 Juan Lagares, R (1, 8) OBP: 0.302, SLG: 0.216		B CU 73 B SI 88 X SI 87 2-0 ② F8		C CU 74 X SI 89 0-1 ② P2		X SI 89 0-0 1-2 2-3 1B		B FC 88 F SI 92 B FC 88 B FC 88 X SI 92 3-1 ② L5		4	0	1	0	0	0	2
29 Tommy Milone, L (1, 1) 59 Fernando Salas, R (8, 1) 13 Asdrúbal Cabrera, S (6, PH) 66 Josh Edgin, R (7, 1) 47 Hansel Robles, R (7, 1) 43 Addison Reed, L (8, 1) 39 Jerry Blevins, L (8, 1) 30 Michael Conforto, L (8, PH) 27 Jeurys Familia, R (9, 1) 50 Rafael Montero, R (9, 1)		C SI 88 F CH 82 C SI 89 0-3 ③ K		S CU 74 X CH 83 0-1 1-2 2-H 1B		B SL 83 C FC 87 S FC 87 F SL 84 S FC 86 1-3 ② K		B SI 92 B FC 90 X FC 89 2-0 7 FC6 1B		2 0 1 0 0 0 0 1 0	0 0 0 0 0 0 0 0 0	1 0 0 0 0 0 0 1 0	1 0 0 0 0 0 0 0 0	0 0 0 0 0 0 0 0 0	1 0 1 0 0 0 0 0 0	0 3 0 0 0 0 0 0 0
Inning Stats	R: 1 E: 0 K: 0 S: 15 H: 1 LOB: 2 BB: 2 P: 28	R: 0 E: 0 K: 1 S: 6 H: 0 LOB: 0 BB: 0 P: 9	R: 1 E: 0 K: 0 S: 4 H: 1 LOB: 0 BB: 0 P: 5	R: 1 E: 1 K: 0 S: 11 H: 2 LOB: 2 BB: 0 P: 19	R: 0 E: 0 K: 2 S: 11 H: 0 LOB: 0 BB: 0 P: 17	R: 0 E: 0 K: 3 S: 16 H: 2 LOB: 3 BB: 1 P: 22	R: 0 E: 0 K: 0 S: 10 H: 1 LOB: 2 BB: 1 P: 19	R: 0 E: 0 K: 0 S: 6 H: 1 LOB: 1 BB: 0 P: 12	R: 2 E: 0 K: 1 S: 18 H: 3 LOB: 1 BB: 0 P: 27	1B: 8 2B: 2 3B: 0 HR: 1 SF: 0 SAC: 0 DP: 0 HBP: 0	WP: 0 PB: 0 SB: 1 CS: 0 PA: 43					

	AB	39
	R	5
	H	11
	RBI	5
	BB	4
	SO	7
	LOB	26

PITCHER		IP	WLS	BF	H	R	ER	SO	BB	IBB	HBP	BLK	WP	HR	S	P	ERA	WHIP
18 Matt Cain, R ERA: 4.54	(1, 1)	5.0		22	4	3	2	3	2	0	0	0	0	1	47	78	3.60	1.200
70 George Kontos, R ERA: 5.52	(6, 1)	1.1		7	2	0	0	3	1	0	0	0	0	0	17	25	0.00	2.250
48 Steven Okert, L ERA: 4.91	(7, 1)	0.1		3	1	0	0	0	1	0	0	0	0	0	7	13	0.00	6.000
57 Bryan Morris, R ERA: 10.38	(7, 1)	1.1	W	5	1	0	0	0	0	0	0	0	0	0	8	15	0.00	0.750
64 Derek Law, R ERA: 3.38	(9, 1)	1.0	S	6	3	2	2	1	0	0	0	0	0	0	18	27	18.00	3.000

PITCHER	IP	WLS	BF	H	R	ER	SO	BB	IBB	HBP	BLK	WP	HR	S	P	ERA	WHIP

Cincinnati Reds @ San Francisco Giants

AT&T Park, San Francisco, CA

Thu May 11 2017, 7:15 PM - 9:51 PM PDT

Att. 41,193 - Overcast - 58 F

TOP

livebaseballscorecards.com

Batter	1	2	3	4	5	6	7	8	9	AB	R	H	RBI	BB	SO	LOB
6 Billy Hamilton, S (1, 8) OBP: 0.311, SLG: 0.360	C SI 90 B CU 77 X SL 80 1-1 ① G1			B CU 76 F SL 79 B SI 90 X CH 81 2-1 2 2B 19 G3 1B		B SI 87 X SI 89 1-0 2 G4-3 19 1B 1B		C FF 98 B FF 98 B FF 97 C SL 84 X SL 84 2-2 ① G3		4	2	2	0	0	0	1
2 Zack Cozart, R (1, 6) OBP: 0.444, SLG: 0.596	C SI 90 F CH 82 F CU 78 B CU 78 B SI 91 X SI 91 2-2 ② G6-3			B CH 80 X SI 90 1-0 19 G3 1-3 2B		B SI 89 X CH 80 1-0 ① G4-3 1-2		F FF 98 S SL 84 X FF 97 0-2 3-H 2B		4	0	2	1	0	0	1
19 Joey Votto, L (1, 3) OBP: 0.411, SLG: 0.615	C SL 80 X SI 91 0-1 ③ F7			F SI 92 B SI 92 B CU 76 X SI 91 2-1 ① G3 2-3 3-H		F SL 79 X SI 90 0-1 23 1B 2-H 1B		0-0 IBB		3	0	1	2	1	0	1
23 Adam Duvall, R (1, 7) OBP: 0.316, SLG: 0.568		C CH 81 X CH 81 0-1 ① F8		C SI 91 F CU 78 C SI 91 0-3 ② K		B CH 82 F CH 82 C SI 89 B SI 90 F SI 90 X CH 81 2-2 7 G6-4-3 1-2 1B		D SL 84 B FF 97 C FF 97 S FF 97 S FF 98 2-3 ② K		4	0	1	0	0	2	3
7 Eugenio Suárez, R (1, 5) OBP: 0.391, SLG: 0.564		C SI 90 B SI 91 B SI 90 C SI 91 X SI 91 2-2 ② G3-1		D SI 92 S SI 91 B SI 91 F SI 91 F SI 91 D CH 82 F SI 92 D CH 82 4-2 43 S BB		S SI 90 S SI 90 F SI 90 D CU 78 F SI 91 B SI 92 B SI 92 X SI 91 3-2 ②③ G6-4-3 1-2f		X FF 97 0-0 ③ F9		3	0	0	0	1	0	4
43 Scott Schebler, L (1, 9) OBP: 0.318, SLG: 0.526		B SL 79 S SI 91 C SI 91 X SI 91 1-2 ③ G3		F CH 83 S SI 91 F SI 92 X SI 92 0-2 ③ G1-3 1-2			F CU 76 X SL 79 0-1 ① L4		F FF 95 X SL 76 0-1 ① G3-1	4	0	0	0	0	0	2
9 José Peraza, R (1, 4) OBP: 0.257, SLG: 0.280 53 Wandy Peralta, L (7, 1) 3 Patrick Kivlehan, R (9, PH) OBP: 0.400, SLG: 0.452 26 Raisel Iglesias, R (9, 1) OBP: 1.000, SLG: 2.000			B CU 75 C SI 89 X CH 81 1-1 ① G3-1		C CH 79 X SI 89 0-1 ① G3		C CH 80 F CH 80 X CU 77 0-2 ② F7		C SL 75 F FF 95 B CH 82 F FF 95 C SL 76 1-3 ② K	3 0 1 0	0 0 0 0	0 0 0 0	0 0 0 0	0 0 0 0	0 0 1 0	0 0 0 0
39 Devin Mesoraco, R (1, 2) OBP: 0.344, SLG: 0.333			B CH 82 C SI 91 S SI 90 S CU 77 1-3 ② K		B CU 73 B CH 80 F CH 80 X SI 89 2-1 ② F8		S SI 90 F CH 80 B SI 89 B SI 90 F SI 90 F SI 91 X CH 80 2-2 ③ G4-3		X SI 95 0-0 ③ G5-3	4	0	0	0	0	1	0
61 Bronson Arroyo, R (1, 1) 31 Drew Storen, S (7, 1) 4 Scooter Gennett, L (7, 4) OBP: 0.323, SLG: 0.550			X SI 90 0-0 ③ P4		B SI 88 B FF 89 B SI 89 C SI 90 X SI 89 3-1 ③ P3			C SL 82 F FF 96 F FF 98 X SL 84 0-2 2 2B 3B		2 0 1	0 0 1	0 0 1	0 0 0	0 0 0	0 0 0	0 0 0
Inning Stats	R: 0 E: 0 K: 0 S: 8 H: 0 LOB: 0 BB: 0 P: 11	R: 0 E: 0 K: 0 S: 8 H: 0 LOB: 0 BB: 0 P: 11	R: 0 E: 0 K: 1 S: 6 H: 0 LOB: 0 BB: 0 P: 8	R: 1 E: 0 K: 1 S: 16 H: 2 LOB: 2 BB: 1 P: 25	R: 0 E: 0 K: 0 S: 6 H: 0 LOB: 0 BB: 0 P: 11	R: 1 E: 0 K: 0 S: 13 H: 3 LOB: 1 BB: 0 P: 20	R: 0 E: 0 K: 0 S: 10 H: 0 LOB: 0 BB: 0 P: 12	R: 1 E: 0 K: 1 S: 14 H: 2 LOB: 2 BB: 1 P: 18	R: 0 E: 0 K: 1 S: 7 H: 0 LOB: 0 BB: 0 P: 8	1B: 4 2B: 2 3B: 1 HR: 0	SF: 0 SAC: 0 DP: 1 HBP: 0					

	AB	33
	R	3
	H	7
	RBI	3
	BB	2
	SO	4
	LOB	12

WP: 0 PB: 0 SB: 1 CS: 0 PA: 35

PITCHER		IP	WLS	BF	H	R	ER	SO	BB	IBB	HBP	BLK	WP	HR	S	P	ERA	WHIP
50 Ty Blach, L ERA: 4.88	(1, 1)	7.0		26	5	2	2	2	1	0	0	0	0	0	67	98	2.57	0.857
60 Hunter Strickland, R ERA: 1.5	(8, 1)	1.0	L	6	2	1	1	1	0	1	0	0	0	0	14	18	9.00	2.000
61 Josh Osich, L ERA: 1.8	(9, 1)	1.0		3	0	0	0	1	0	0	0	0	0	0	7	8	0.00	0.000

PITCHER	IP	WLS	BF	H	R	ER	SO	BB	IBB	HBP	BLK	WP	HR	S	P	ERA	WHIP

Batter	1	2	3	4	5	6	7	8	9	AB	R	H	RBI	BB	SO	LOB
2 Denard Span, L (1, 8) OBP: 0.293, SLG: 0.400	B SL 71 C CU 68 X SL 73 1-1 ① P5		B SI 83 C FF 85 B SL 70 B SL 73 X CU 72 3-1 2B		C SL 69 F SI 85 B SI 84 B FC 87 X FF 86 2-2 HR		C SI 90 D CH 84 S SL 80 X SL 79 1-2 1-2 1B		X FF 96 0-0 1-3 1B	5	1	4	1	0	0	0
9 Brandon Belt, L (1, 3) OBP: 0.358, SLG: 0.418	X FC 84 0-0 HR		B CU 71 C SL 70 B SI 83 F FF 86 B FC 85 B SL 71 4-2 BB		B CH 77 C SL 72 C CU 76 B FC 82 F FF 86 C CU 75 2-3 ② K		B SL 85 D SL 85 F CH 83 S FF 97 X SL 85 2-2 ③ F7		X CH 88 0-0 ③ F7	4	1	1	1	1	1	4
8 Hunter Pence, R (1, 9) OBP: 0.291, SLG: 0.341	B FF 84 X CH 75 1-0 1B		C CU 70 B FF 85 B FF 85 X CU 71 2-1 ② F7		S SL 71 S SL 70 X SL 76 0-2 ③ F8			B FF 96 C CH 84 S FF 96 S CH 84 1-3 ① K		4	0	1	0	0	1	2
35 Brandon Crawford, L (1, 6) OBP: 0.282, SLG: 0.438	B FF 83 C SL 73 B SI 82 S SL 75 1 SAFE F CU 70 X FF 85 2-2 ② L9		C FF 85 F FF 85 X SL 75 0-2 ③ G4-3			X SL 70 0-0 ① G1-3		B SL 87 S SL 84 F FF 96 X CH 85 1-2 2B		4	0	1	0	0	0	3
22 Christian Arroyo, R (1, 5) OBP: 0.286, SLG: 0.409	B SL 71 F CU 73 B SL 76 X CU 70 2-1 ③ G1-3			C FC 84 F FF 84 X SL 76 0-2 1B		C CU 68 B SL 69 X CU 69 1-1 ② F7		C CH 85 S CH 86 B FF 96 T CH 86 1-2 ② K		4	0	1	0	0	1	2
12 Joe Panik, L (1, 4) OBP: 0.338, SLG: 0.361		C SL 68 X CH 74 0-1 5 G5-4-3 1B		X FF 85 0-0 ① P5		C SI 84 B FF 86 X SI 83 1-1 ③ G1-3		B SL 85 F SL 84 X FF 96 1-1 ③ G3-1		4	0	1	0	0	0	2
10 Eduardo Núñez, R (1, 7) OBP: 0.277, SLG: 0.310		C FF 84 B FF 84 1 SAFE F FF 85 F SL 77 F FF 85 B CU 77 1 SAFE F SL 75 2-2 ① P3 X FF 86		B CU 71 B CU 72 D FF 85 C CU 69 X FF 84 3-1 ② F7			X SL 80 0-0 ① G3		C SL 82 B SL 84 B FF 96 B FF 95 C FF 94 S FF 96 3-3 ① K	4	0	0	0	0	1	2
5 Nick Hundley, R (1, 2) OBP: 0.261, SLG: 0.369 66 Gorkys Hernández, R (9, PR) OBP: 0.258, SLG: 0.238		1 SAFE 1 SAFE C CU 70 B SL 75 X CU 69 1-1 ② ③ G5-4-3 1-2f		1 SAFE X FC 85 0-0 ③ F9			C SL 80 B SI 90 B CH 83 C SL 79 X SL 81 2-2 ② L7		X SL 84 0-0 2 1B 1B	4 0	0 0	1 0	0 0	0 0	0 0	2 0
50 Ty Blach, R (1, 1) OBP: 0.143, SLG: 0.333 38 Michael Morse, R (7, PH) OBP: 0.182, SLG: 0.381 37 Kelby Tomlinson, R (7, PR) OBP: 0.300, SLG: 0.263 60 Hunter Strickland, R (8, 1) 61 Josh Osich, L (9, 1) 28 Buster Posey, R (9, PH) OBP: 0.442, SLG: 0.556			C CH 77 B CU 69 S CU 74 S CU 74 1-3 ① K		C CU 70 S CU 75 C FF 86 0-3 ① K		F SL 80 X SL 81 0-1 2 1B 1B		C SL 83 S SL 85 F SI 96 B SL 81 F FF 94 B SL 85 1 SAFE X FF 95 2-2 ② F9	2 1 0 0 0 0 1	0 0 0 0 0 0 0	0 1 0 0 0 0 0	0 0 0 0 0 0 0	0 0 0 0 0 0 0	2 0 0 0 0 0 0	0 0 0 0 0 0 1
Inning Stats	R: 1 H: 2 E: 0 LOB: 1 K: 0 BB: 0 S: 10 P: 16	R: 0 H: 1 E: 0 LOB: 0 K: 0 BB: 0 S: 10 P: 13	R: 0 H: 1 E: 0 LOB: 2 K: 1 BB: 1 S: 12 P: 22	R: 0 H: 1 E: 0 LOB: 1 K: 0 BB: 0 S: 7 P: 10	R: 1 H: 1 E: 0 LOB: 0 K: 2 BB: 0 S: 13 P: 17	R: 0 H: 0 E: 0 LOB: 0 K: 0 BB: 0 S: 5 P: 7	R: 0 H: 2 E: 0 LOB: 2 K: 0 BB: 0 S: 12 P: 17	R: 0 H: 1 E: 0 LOB: 1 K: 2 BB: 0 S: 11 P: 15	R: 0 H: 2 E: 0 LOB: 2 K: 1 BB: 0 S: 11 P: 16	1B: 7 2B: 2 3B: 0 HR: 2	SF: 0 SAC: 0 DP: 1 HBP: 0		WP: 0 PB: 0 SB: 0 CS: 0	PA: 38			

PITCHER	IP	WLS	BF	H	R	ER	SO	BB	IBB	HBP	BLK	WP	HR	S	P	ERA	WHIP
61 Bronson Arroyo, R (1, 1) ERA: 5.94	6.0		24	6	2	2	3	1	0	0	0	0	2	57	85	3.00	1.167
31 Drew Storen, R (7, 1) ERA: 2.3	0.2		4	2	0	0	0	0	0	0	0	0	0	9	12	0.00	3.000
53 Wandy Peralta, L (7, 1) ERA: 1.2	1.1	W	5	1	0	0	2	0	0	0	0	0	0	14	20	0.00	0.750
26 Raisel Iglesias, R (9, 1) ERA: 0.93	1.0	S	5	2	0	0	1	0	0	0	0	0	0	11	16	0.00	2.000

PITCHER	IP	WLS	BF	H	R	ER	SO	BB	IBB	HBP	BLK	WP	HR	S	P	ERA	WHIP

BOTTOM

Cincinnati Reds @ San Francisco Giants

AT&T Park, San Francisco, CA

Thu May 11 2017, 7:15 PM - 9:51 PM PDT

Att. 41,193 - Overcast - 58 F

livebaseballscorecards.com

AB	37
R	2
H	11
RBI	2
BB	1
SO	6
LOB	18

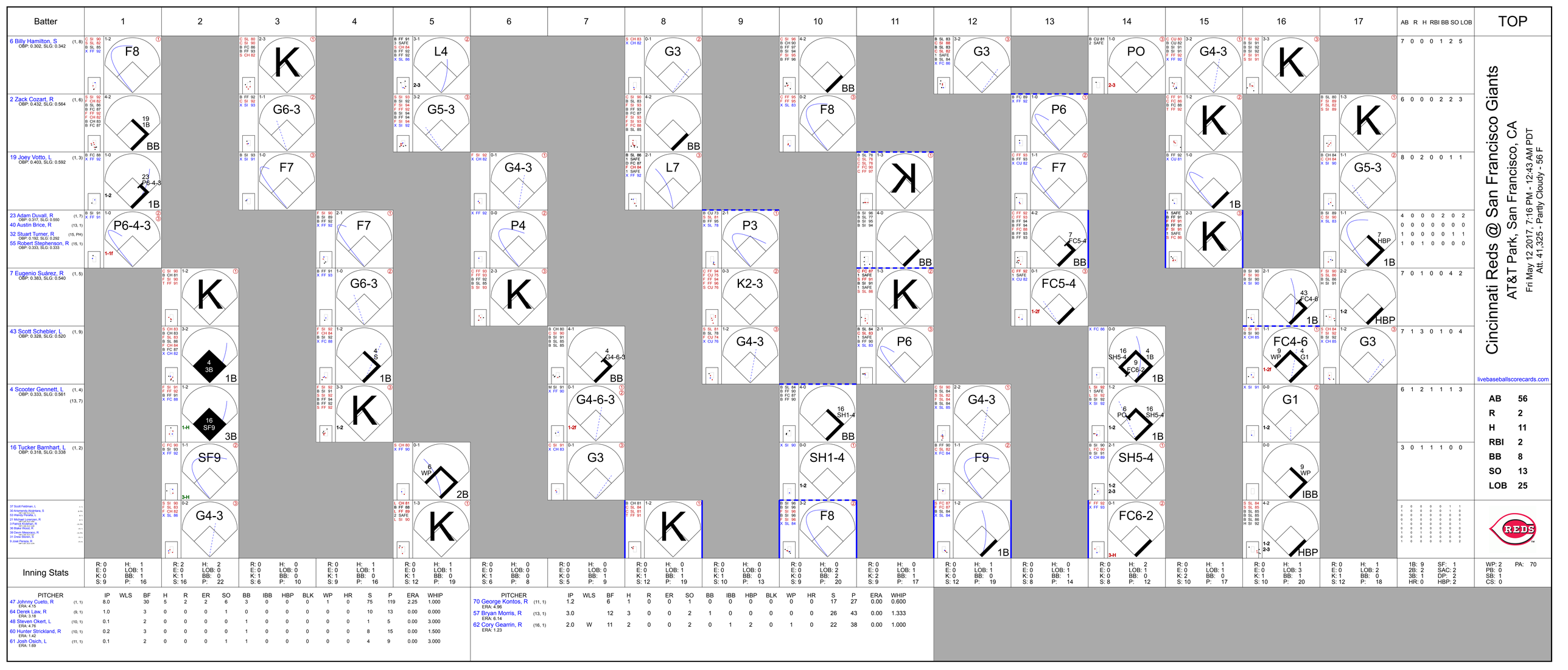
Batter
1
2
3
4
5
6
7
8
9
10
11
12
13
14
15
16
17
AB R H RBI BB SO LOB
TOP
6 Billy Hamilton, S (1, 8) OBP: 0.302, SLG: 0.342
2 Zack Cozart, R (1, 6) OBP: 0.432, SLG: 0.564
19 Joey Votto, L (1, 3) OBP: 0.403, SLG: 0.592
23 Adam Duvall, R (1, 7) OBP: 0.317, SLG: 0.550
40 Austin Brice, R (13, 1)
32 Stuart Turner, R (15, PH)
55 Robert Stephenson, R (15, 1) OBP: 0.333, SLG: 0.333
7 Eugenio Suárez, R (1, 5) OBP: 0.383, SLG: 0.540
43 Scott Schebler, L (1, 9) OBP: 0.328, SLG: 0.520
4 Scooter Gennett, L (1, 4) OBP: 0.333, SLG: 0.561
(13, 7)
16 Tucker Barnhart, L (1, 2) OBP: 0.318, SLG: 0.338
37 Scott Feldman, L
30 Antonio Bastardo, S
53 Wandy Peralta, L
21 Michael Lorenzen, R
3 Patrick Kivlehan, R
36 Brandon Finnegan, R
39 Devin Mesoraco, R
31 Drew Storen, R
9 Jose Peraza, R
Inning Stats
PITCHER IP WLS BF H R ER SO BB IBB HBP BLK WP HR S P ERA WHIP
47 Johnny Cueto, R (1, 1) ERA: 4.15 8.0 30 5 2 2 6 3 0 0 0 1 0 75 119 2.25 1.000
64 Derek Law, R (9, 1) ERA: 3.18 1.0 3 0 0 0 1 0 0 0 0 0 0 10 13 0.00 0.000
48 Steven Okert, L (10, 1) ERA: 4.76 0.1 2 0 0 0 0 1 0 0 0 0 0 1 5 0.00 3.000
60 Hunter Strickland, R (10, 1) ERA: 1.42 0.2 3 0 0 0 1 0 0 0 0 0 0 8 15 0.00 1.500
61 Josh Osich, L (11, 1) ERA: 1.69 0.1 2 0 0 0 0 1 1 0 0 0 0 4 9 0.00 3.000
PITCHER IP WLS BF H R ER SO BB IBB HBP BLK WP HR S P ERA WHIP
70 George Kontos, R (11, 1) ERA: 4.96 1.2 6 1 0 0 1 0 0 0 0 0 0 17 27 0.00 0.600
57 Bryan Morris, R (13, 1) ERA: 6.14 3.0 12 3 0 0 2 1 0 0 0 0 0 26 43 0.00 1.333
62 Cory Gearrin, R (16, 1) ERA: 1.23 2.0 W 11 2 0 0 2 0 1 2 0 1 0 22 38 0.00 1.000
Cincinnati Reds @ San Francisco Giants
AT&T Park, San Francisco, CA
Fri May 12 2017, 7:16 PM - 12:43 AM PDT
Att. 41,325 - Partly Cloudy - 56 F
livebaseballscorecards.com
AB 56
R 2
H 11
RBI 2
BB 8
SO 13
LOB 25
1B: 9 SF: 1
2B: 2 SAC: 2
3B: 1 DP: 2
HR: 0 HBP: 2
WP: 2 PA: 70
PB: 0
SB: 1
CS: 0

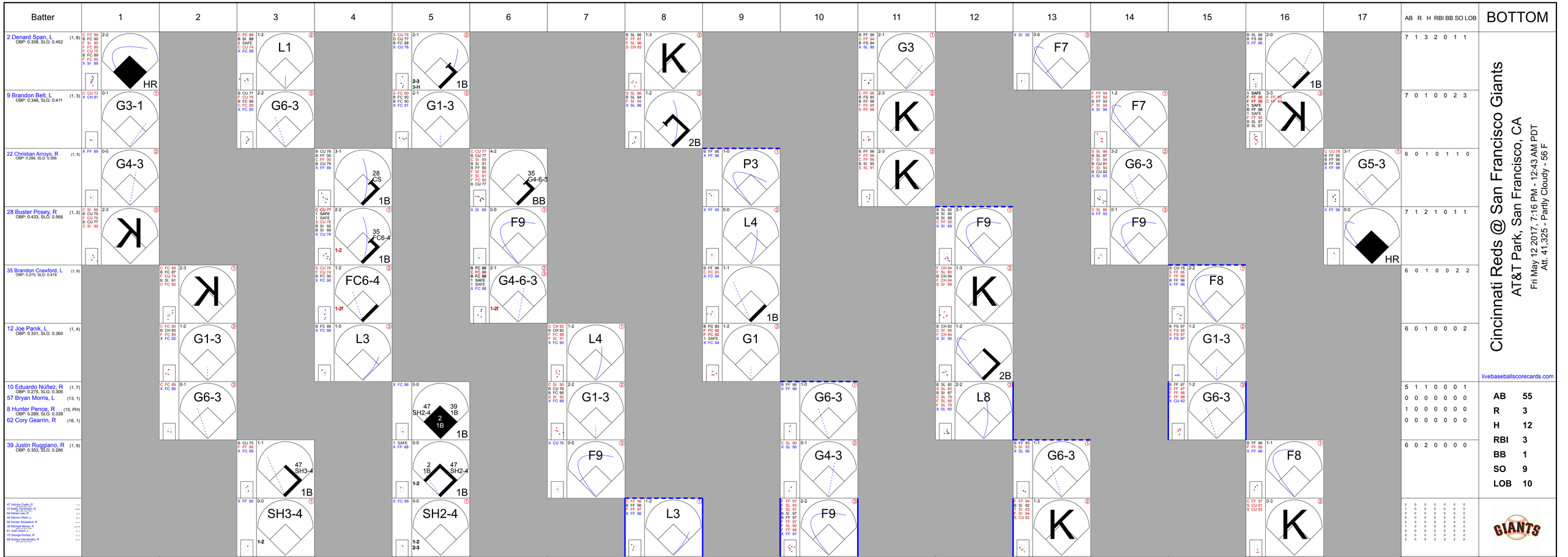
Batter
1
2
3
4
5
6
7
8
9
10
11
12
13
14
15
16
17
AB R H RBI BB SO LOB
BOTTOM
2 Denard Span, L (1, 8) OBP: 0.308, SLG: 0.452
9 Brandon Belt, L (1, 3) OBP: 0.348, SLG: 0.411
22 Christian Arroyo, R (1, 5) OBP: 0.286, SLG: 0.389
28 Buster Posey, R (1, 2) OBP: 0.433, SLG: 0.566
35 Brandon Crawford, L (1, 6) OBP: 0.275, SLG: 0.419
12 Joe Panik, L (1, 4) OBP: 0.331, SLG: 0.360
10 Eduardo Núñez, R (1, 7) OBP: 0.275, SLG: 0.306
57 Bryan Morris, L (13, 1)
8 Hunter Pence, R (15, PH) OBP: 0.289, SLG: 0.338
62 Cory Gearrin, R (16, 1)
39 Justin Ruggiano, R (1, 9) OBP: 0.353, SLG: 0.286
47 Johnny Cueto, R
37 Kelby Tomlinson, R
64 Derek Law, R
48 Steven Okert, L
60 Hunter Strickland, R
38 Michael Morse, R
61 Josh Osich, L
70 George Kontos, R
66 Gorkys Hernández, R
Cincinnati Reds @ San Francisco Giants
AT&T Park, San Francisco, CA
Fri May 12 2017, 7:16 PM - 12:43 AM PDT
Att. 41,325 - Partly Cloudy - 56 F
livebaseballscorecards.com
AB 55
R 3
H 12
RBI 3
BB 1
SO 9
LOB 10
Inning Stats
PITCHER IP WLS BF H R ER SO BB IBB HBP BLK WP HR S P ERA WHIP
37 Scott Feldman, R (1, 1) ERA: 3.89 7.0 26 7 2 2 2 1 0 0 0 0 1 61 92 2.57 1.143
53 Wandy Peralta, L (8, 1) ERA: 1.93 1.0 3 1 0 0 1 0 0 0 0 0 0 9 12 0.00 1.000
21 Michael Lorenzen, R (9, 1) ERA: 3.54 1.0 4 1 0 0 0 0 0 0 0 0 0 7 10 0.00 1.000
36 Blake Wood, R (10, 1) ERA: 3.31 2.0 6 0 0 0 2 0 0 0 0 0 0 18 27 0.00 0.000
31 Drew Storen, R (12, 1) ERA: 2.16 1.0 4 1 0 0 0 1 0 0 0 0 0 14 21 0.00 1.000
PITCHER IP WLS BF H R ER SO BB IBB HBP BLK WP HR S P ERA WHIP
40 Austin Brice, R (13, 1) ERA: - 2.0 6 0 0 0 1 0 0 0 0 0 0 17 23 0.00 0.000
55 Robert Stephenson, R (15, 1) ERA: 7.36 2.1 L 9 2 1 1 2 0 0 0 0 0 1 24 37 3.86 0.857

Cincinnati Reds @ San Francisco Giants

AT&T Park, San Francisco, CA

Sat May 13 2017, 1:06 PM - 3:38 PM PDT

Att. 41,269 - Partly Cloudy - 60 F

TOP

livebaseballscorecards.com

Batter	1	2	3	4	5	6	7	8	9	AB	R	H	RBI	BB	SO	LOB
9 José Peraza, R (1, 6) OBP: 0.273, SLG: 0.279	B FF 90 F FF 91 X CH 86 1-1 30 FC5-4 1B	C KC 83 B FF 91 B FF 90 S CH 83 B CH 85 B KC 83 4-2 1-2 2-3 BB		B FF 91 F FC 88 X CH 86 1-1 ② FC4 30 FC5-4 1-2f		B CH 85 B FF 91 B FF 92 C FF 92 X CH 86 3-1 ③ L7 1-3			B CU 73 F FF 94 B FF 95 F SL 80 B CU 77 F SL 81 B FF 94 4-2 BB	3	0	1	0	2	0	2
30 Arismendy Alcántara, S (1, 4) OBP: 0.333, SLG: 0.438	B FF 92 B FF 90 C FF 91 F FF 92 X CH 85 2-2 ① FC5-4 19 1B 1-2f	S FF 92 F FF 92 S KC 82 0-3 ③ K		B CH 84 X CH 84 1-0 ③ FC5-4 1-2f			B CH 83 C FF 89 B CH 84 X FF 92 2-1 ① G6-3		B FF 92 C FF 94 X FF 94 1-1 ② F8	5	0	0	0	0	1	6
19 Joey Votto, L (1, 3) OBP: 0.396, SLG: 0.577	F FF 92 F KC 81 X FF 89 0-2 1-2 1B		X FC 88 0-0 ① F7		F KC 82 C KC 81 S KC 81 0-3 ① K		C KC 81 B FF 92 B FF 93 S FC 92 X FF 93 2-2 ② L1		X CU 76 0-0 ③ P6	5	0	1	0	0	1	1
23 Adam Duvall, R (1, 7) OBP: 0.315, SLG: 0.541	B FF 92 B FF 91 X FF 89 2-0 ② F9		C CH 84 B KC 81 S FF 92 B FC 89 B FC 88 X CH 86 3-2 7 1B 1B		C FF 93 B KC 81 B FC 90 C FF 91 S FF 92 2-3 ② K		S FF 92 F KC 81 B FF 92 B FC 89 S FF 93 2-3 ③ K			4	0	1	0	0	2	2
7 Eugenio Suárez, R (1, 5) OBP: 0.379, SLG: 0.531	C FF 90 B FF 92 B FF 92 X 2-1 ③ L8		F FF 92 B FF 93 B FF 91 X FF 92 2-1 1-2 1B		C FF 92 B FF 92 F CH 86 X FF 92 1-2 ③ F8			C FF 91 C FC 88 B CH 85 B FF 91 X FC 89 2-2 ① G4-3		4	0	1	0	0	0	2
43 Scott Schebler, L (1, 8) OBP: 0.333, SLG: 0.551		C FF 92 S KC 81 X KC 82 0-2 ① F7	F FF 92 F FF 90 F FC 89 X FF 92 0-2 ② L5			B FC 88 X FC 88 1-0 HR		C FF 92 X KC 82 0-1 39 BLK 2B		4	1	2	1	0	0	2
3 Patrick Kivlehan, R (1, 9) OBP: 0.350, SLG: 0.389		X CH 85 0-0 ② G5-3	C FC 88 F FF 92 B KC 81 S KC 82 1-3 ③ K			X CH 86 0-0 ① G5-3		X SL 84 0-0 ② P6		4	0	0	0	0	1	3
39 Devin Mesoraco, R (1, 2) OBP: 0.378, SLG: 0.387		C FF 92 X FC 89 0-1 9 BB 2B		B KC 80 C FF 90 S CH 84 T CH 85 1-2 ① K		B CH 86 C FF 92 B FF 92 B CH 85 B FF 92 4-1 9 E 9 S BB		F SL 84 F FF 97 B FF 98 D SL 83 F FF 96 F FF 97 X SL 84 2-2 ③ G4-3 2-3		3	0	1	0	1	1	1
51 Lisalverto Bonilla, S (1, 1) OBP: 0.500, SLG: 0.333 4 Scooter Gennett, L (9, PH) OBP: 0.329, SLG: 0.552		D CH 86 B FF 91 C FF 91 B FC 89 B FF 92 4-1 9 BB BB		B FF 91 C FF 89 B FF 89 F FF 90 X CH 86 2-2 9 FC4 1B		L FF 92 M FF 91 L FF 91 0-3 ② K			S CH 81 S CH 80 F CU 75 B CU 76 F FF 93 X CH 84 1-2 ① G6-3	2 1	0 0	1 0	0 0	1 0	1 0	1 0

Inning Stats																								
	R: 0	H: 2		R: 0	H: 1		R: 0	H: 2		R: 0	H: 1		R: 0	H: 0		R: 1	H: 1		R: 0	H: 0		R: 0	H: 1	
	E: 0	LOB: 2		E: 0	LOB: 3		E: 0	LOB: 2		E: 0	LOB: 1		E: 0	LOB: 0		E: 0	LOB: 1		E: 0	LOB: 0		E: 0	LOB: 1	
	K: 0	BB: 0		K: 1	BB: 2		K: 1	BB: 0		K: 0	BB: 0		K: 2	BB: 0		K: 1	BB: 1		K: 1	BB: 0		K: 0	BB: 0	
	S: 11	P: 18		S: 12	P: 20		S: 13	P: 19		S: 9	P: 14		S: 9	P: 12		S: 8	P: 16		S: 8	P: 14		S: 11	P: 15	

	R: 0	H: 0		R: 0	H: 1		R: 0	H: 0		1B: 5	SF: 0		WP: 0	PA: 39
	E: 0	LOB: 0		E: 0	LOB: 1		E: 0	LOB: 1		2B: 2	SAC: 0		PB: 0	
	K: 1	BB: 0		K: 0	BB: 0		K: 0	BB: 1		3B: 0	DP: 0		SB: 1	
	S: 8	P: 14		S: 11	P: 15		S: 11	P: 17		HR: 1	HBP: 0		CS: 0	

PITCHER		IP	WLS	BF	H	R	ER	SO	BB	IBB	HBP	BLK	WP	HR	S	P	ERA	WHIP
45 Matt Moore, L	(1, 1)	7.1	W	33	8	1	1	7	3	0	0	0	0	1	75	120	1.23	1.500
ERA: 5.67																		
60 Hunter Strickland, R	(8, 1)	0.2	H	2	0	0	0	0	0	0	0	1	0	0	6	8	0.00	0.000
ERA: 1.35																		
64 Derek Law, R	(9, 1)	1.0	S	4	0	0	0	0	1	0	0	0	0	0	11	17	0.00	1.000
ERA: 3.0																		

PITCHER	IP	WLS	BF	H	R	ER	SO	BB	IBB	HBP	BLK	WP	HR	S	P	ERA	WHIP

AB	35
R	1
H	8
RBI	1
BB	4
SO	7
LOB	20

BOTTOM

Cincinnati Reds @ San Francisco Giants

AT&T Park, San Francisco, CA

Sat May 13 2017, 1:06 PM - 3:38 PM PDT

Att. 41,269 - Partly Cloudy - 60 F

livebaseballscorecards.com

Batter	1	2	3	4	5	6	7	8	9	AB	R	H	RBI	BB	SO	LOB
2 Denard Span, L (1, 8) OBP: 0.304, SLG: 0.439	B FF 92 F FF 91 F FF 93 C FF 92 1-3 ① K		B CU 78 X SI 92 1-0 9 G3-6 1B			C CH 83 F FF 92 F CU 80 F FF 93 X CU 80 0-2 ① G4-3		X FF 92 0-0 ② B2		4	0	1	0	0	1	0
12 Joe Panik, L (1, 4) OBP: 0.329, SLG: 0.357	C FF 92 X CH 84 0-1 ② L7		B FF 90 1 SAFE D FF 90 X FF 92 2-0 ① F8			B CH 84 F CH 84 B CH 84 X CH 85 2-1 ② F9		C FF 92 X FF 91 0-1 9 S 1B		4	0	1	0	0	0	1
9 Brandon Belt, L (1, 7) OBP: 0.352, SLG: 0.432 (8, 3)	C CH 84 B FF 93 F FF 91 X FF 92 1-2 HR		X CH 83 0-0 ② ③ G3-6 1-2f			S CH 84 X CH 84 0-1 ③ G4-3		D CH 84 1 SAFE S CH 83 B CH 81 C CH 84 1 SAFE D CH 84 D CH 84 4-2 1-2 BB		3	1	1	1	1	0	1
38 Michael Morse, R (1, 3) OBP: 0.231, SLG: 0.375 66 Gorkys Hernández, R (7, PR) OBP: 0.250, SLG: 0.230 (8, 7)	B FF 93 S CU 80 B CH 84 B FF 92 F FF 91 B CH 84 4-2 BB			F CH 83 X FF 93 0-1 ① G6-3			X FF 92 0-0 5 G6-3 35 S 37 1B 1B	F FF 92 F FF 92 X CU 81 0-2 ③ G5-3		2 1	0 1	1 0	0 0	1 0	0 0	0 2
35 Brandon Crawford, L (1, 6) OBP: 0.266, SLG: 0.404	X FF 92 0-0 ③ F8			B FF 92 S CH 84 X CH 86 1-1 ② G3-1			B CH 83 B SI 92 S CH 82 1 SAFE S CH 83 S CH 84 2-3 ① K 1-2			3	0	0	0	0	1	2
5 Nick Hundley, R (1, 2) OBP: 0.250, SLG: 0.353		C FF 92 B CH 84 F CH 83 F CU 80 X FF 92 1-2 ① G3		S CU 79 B CH 85 S CH 85 B CU 80 S CH 85 2-3 ③ K			X FF 93 0-0 ② G6-3 2-3			3	0	0	0	0	1	2
37 Kelby Tomlinson, R (1, 5) OBP: 0.292, SLG: 0.261		C CU 78 X FF 92 0-1 ② G3-1			X CH 84 0-0 ① L8		B SI 92 B FF 93 S CH 84 X CH 84 2-1 39 S 1B 3-H			3	0	1	1	0	0	0
39 Justin Ruggiano, R (1, 9) OBP: 0.350, SLG: 0.471		X FF 92 0-0 HR			C CH 84 X CH 86 0-1 ② F8		1 SAFE P PO 90 B CH 83 C CH 83 F CH 83 D CU 81 S CH 84 3-3 ③ K 1-2			3	1	1	1	0	1	1
45 Matt Moore, L (1, 1) OBP: 0.077, SLG: 0.077 60 Hunter Strickland, R (8, 1) 22 Christian Arroyo, R (8, PH) OBP: 0.282, SLG: 0.384 64 Derek Law, R (9, 1)		C FF 92 S CU 78 S CU 79 0-3 ③ K			C FF 93 B CU 81 B SI 91 X FF 93 2-1 ③ G6-3			C CH 83 S CH 85 B CH 86 B CH 85 F CH 86 F CU 78 X CH 84 2-2 ① P5		2 0 0 1 0	0 0 0 0 0	0 0 0 0 0	0 0 0 0 0	1 0 0 0 0	0 0 0 0 0	0 0 0 0 0
Inning Stats	R: 1 H: 1 E: 0 LOB: 1 K: 1 BB: 1 S: 11 P: 17	R: 1 H: 1 E: 0 LOB: 0 K: 1 BB: 0 S: 10 P: 11	R: 0 H: 1 E: 0 LOB: 0 K: 0 BB: 0 S: 3 P: 6	R: 0 H: 0 E: 0 LOB: 0 K: 1 BB: 0 S: 7 P: 10	R: 0 H: 0 E: 0 LOB: 0 K: 0 BB: 0 S: 5 P: 7	R: 0 H: 0 E: 0 LOB: 0 K: 0 BB: 0 S: 9 P: 11	R: 1 H: 2 E: 0 LOB: 2 K: 2 BB: 0 S: 11 P: 17	R: 0 H: 1 E: 0 LOB: 2 K: 0 BB: 1 S: 13 P: 19		1B: 4 2B: 0 3B: 0 HR: 2	SF: 0 SAC: 0 DP: 1 HBP: 0					

	AB	29
	R	3
	H	6
	RBI	3
	BB	2
	SO	5
	LOB	9

WP: 0 PA: 31
PB: 0
SB: 3
CS: 0

PITCHER	IP	WLS	BF	H	R	ER	SO	BB	IBB	HBP	BLK	WP	HR	S	P	ERA	WHIP
51 Lisalverto Bonilla, R (1, 1) ERA: 4.85	8.0	L	31	6	3	3	5	2	0	0	0	0	2	69	98	3.38	1.000

PITCHER	IP	WLS	BF	H	R	ER	SO	BB	IBB	HBP	BLK	WP	HR	S	P	ERA	WHIP

Batter	1	2	3	4	5	6	7	8	9	AB	R	H	RBI	BB	SO	LOB
6 Billy Hamilton, S (1, 8) OBP: 0.307, SLG: 0.347	B FC 93 F SI 94 B KC 79 C SI 94 C KC 81 2-3 ① K		B KC 79 C KC 78 X SI 95 1-1 19 1B 1B		B KC 83 B SL 88 X SL 88 2-0 ① G3		B KC 79 S KC 78 B KC 80 F KC 80 X KC 83 2-2 1B			4	0	2	0	0	1	2
4 Scooter Gennett, L (1, 4) OBP: 0.324, SLG: 0.535	B FS 85 B SI 93 C SL 87 S SI 94 B FS 86 T SI 95 3-2 ② K		S SI 95 B SI 95 B T FF 95 C FF 96 2-3 ② K		F FF 94 B SI 96 B FC 91 S FF 94 F FF 94 F SI 97 X FC 92 2-2 19 G3-6-3 2-H 3-H 1B		B FF 91 B FC 87 C FF 90 S FF 91 F FF 90 X FF 90 2-2 ③ F8			4	0	1	2	0	2	2
19 Joey Votto, L (1, 3) OBP: 0.399, SLG: 0.582	X FS 86 0-0 2B		C FF 96 F SI 95 B FF 96 B FC 90 B FF 94 F FF 97 X FC 90 3-2 1-3 1B		1 SAFE B SI 96 F SL 89 B SI 96 F FF 95 B FC 92 X FC 91 3-2 ② ③ G3-6-3 1-2f			B FF 92 S FC 87 C SL 79 B SL 81 F FC 89 X FF 91 2-2 ① F7		4	0	2	0	0	0	1
23 Adam Duvall, R (1, 7) OBP: 0.313, SLG: 0.540	F SI 95 F SI 94 S FC 91 0-3 ③ K		C SI 96 D KC 82 F SI 96 F FC 92 B FF 92 B SI 96 X FC 90 3-2 ③ L7			B KC 78 F SI 94 B KC 80 F SL 89 B FC 92 C SI 95 3-3 ① K		C SI 90 B CH 84 F CH 84 F FC 89 B SL 82 F SI 90 X FC 90 2-2 2B		4	0	1	0	0	2	3
7 Eugenio Suárez, R (1, 5) OBP: 0.376, SLG: 0.523		B KC 78 X SI 94 1-0 1B		C SL 87 B SI 94 F SI 94 F FC 92 B FC 92 F SI 96 X FF 93 2-2 ① P4		X SI 94 0-0 ② G6-3		C FF 91 B FF 91 C FF 92 T FF 92 1-2 ② K		4	0	1	0	0	1	1
43 Scott Schebler, L (1, 9) OBP: 0.324, SLG: 0.534		B KC 78 F SL 88 F SI 94 X FS 88 1-2 ① F8		B FF 94 S FF 94 X KC 81 1-1 ② G6-3		C KC 80 F FF 93 B SL 88 B FC 92 S FF 95 2-3 ③ K		B SL 84 X FC 89 1-0 ③ F8		4	0	0	0	0	1	2
9 José Peraza, R (1, 6) OBP: 0.279, SLG: 0.300		B SL 89 1 SAFE X SI 94 1-0 ② F7		C FF 96 B KC 82 F FC 91 F SI 96 B SI 95 S FC 92 2-3 ③ K			C SI 92 C KC 79 X SI 94 0-2 16 SF9 3B		B SI 88 X SI 88 1-0 32 G5-4-3 1B	4	1	2	0	0	1	1
39 Devin Mesoraco, R (1, 2) OBP: 0.385, SLG: 0.394 40 Austin Brice, R (5, 1) 3 Patrick Kivlehan, R (7, PH) OBP: 0.341, SLG: 0.378 36 Blake Wood, R (7, 1) 26 Raisel Iglesias, R (8, 1) OBP: 1.000, SLG: 2.000 32 Stuart Turner, R (9, PH) OBP: 0.185, SLG: 0.280		C KC 79 X FC 90 0-1 ③ G4-3			B KC 80 B SI 94 C SI 94 B SL 89 F SI 95 F FC 92 X FC 90 3-2 16 2B 4 1B 1B		B SI 94 X SL 89 1-0 ① G5-3		B SI 89 X SI 90 1-0 ① ② G5-4-3 1-2f	2 0 1 0 0 0	1 0 0 0 0 0	1 0 0 0 0 0	0 0 0 0 0 0	0 0 0 0 0 0	0 0 1 0 0 1	1 0 0 0 0 1
46 Tim Adleman, R (1, 1) OBP: 0.125, SLG: 0.250 48 Barrett Astin, R (2, 1) 16 Tucker Barnhart, L (5, PH) OBP: 0.319, SLG: 0.354 (5, 2)			C FC 92 C FF 94 B SL 89 S SL 90 1-3 ① K		X SI 96 0-0 1-3 4 1B 2B		X KC 81 0-0 ② SF9 3-H		C CH 83 C SL 82 X SL 83 0-2 ③ G3	0 1 2	0 0 1	0 0 1	0 0 1	0 0 0	0 1 0	0 0 0
Inning Stats	R: 0 E: 0 K: 3 S: 10 H: 1 LOB: 1 BB: 0 P: 15	R: 0 E: 0 K: 0 S: 7 H: 1 LOB: 1 BB: 0 P: 10	R: 0 E: 0 K: 2 S: 16 H: 2 LOB: 2 BB: 0 P: 26	R: 0 E: 0 K: 1 S: 11 H: 0 LOB: 0 BB: 0 P: 16	R: 2 E: 0 K: 0 S: 14 H: 3 LOB: 0 BB: 0 P: 24	R: 0 E: 0 K: 2 S: 7 H: 0 LOB: 0 BB: 0 P: 12	R: 1 E: 0 K: 0 S: 12 H: 2 LOB: 1 BB: 0 P: 17	R: 0 E: 0 K: 1 S: 13 H: 1 LOB: 1 BB: 0 P: 19	R: 0 E: 0 K: 0 S: 5 H: 1 LOB: 0 BB: 0 P: 7	1B: 7 2B: 3 3B: 1 HR: 0 SF: 1 SAC: 0 DP: 2 HBP: 0						

TOP

Cincinnati Reds @ San Francisco Giants

AT&T Park, San Francisco, CA

Sun May 14 2017, 1:08 PM - 4:01 PM PDT

Att. 42,122 - Partly Cloudy - 61 F

livebaseballscorecards.com

AB	35
R	3
H	11
RBI	3
BB	0
SO	9
LOB	15

WP: 0 PB: 0 SB: 0 CS: 0 PA: 36

PITCHER		IP	WLS	BF	H	R	ER	SO	BB	IBB	HBP	BLK	WP	HR	S	P	ERA	WHIP
29 Jeff Samardzija, R ERA: 5.26	(1, 1)	6.2	W	28	9	3	3	8	0	0	0	0	0	0	73	114	4.05	1.350
48 Steven Okert, L ERA: 4.5	(7, 1)	0.2		3	1	0	0	0	0	0	0	0	0	0	13	19	0.00	1.500
70 George Kontos, R ERA: 4.76	(8, 1)	0.2		2	0	0	0	1	0	0	0	0	0	0	4	6	0.00	0.000
62 Cory Gearrin, R ERA: 1.15	(9, 1)	1.0		3	1	0	0	0	0	0	0	0	0	0	5	7	0.00	1.000

PITCHER		IP	WLS	BF	H	R	ER	SO	BB	IBB	HBP	BLK	WP	HR	S	P	ERA	WHIP

Cincinnati Reds @ San Francisco Giants

AT&T Park, San Francisco, CA

Sun May 14 2017, 1:08 PM - 4:01 PM PDT

Att. 42,122 - Partly Cloudy - 61 F

BOTTOM

livebaseballscorecards.com

Batter	1	2	3	4	5	6	7	8	9	AB	R	H	RBI	BB	SO	LOB
2 Denard Span, L (1, 8) OBP: 0.297, SLG: 0.451	C FF 89 X FF 89 0-1 E9 12 2B	B SI 93 B SI 92 B SI 92 C FF 92 F FF 92 X SI 93 3-2 12 SF9 3B	B FF 92 C CH 84 X FC 90 1-1 ③ G3-1		X FF 92 0-0 ③ G3			S CH 86 F CH 88 B CH 88 C SL 84 1-3 ① K		5	2	1	0	0	1	1
12 Joe Panik, L (1, 4) OBP: 0.331, SLG: 0.368	B X 1-0 9 G3-1 28 1B 2B 2-H	F SI 92 X CH 84 0-1 ① SF9 3-H		B SI 90 F SI 89 X FC 90 1-1 35 F8 28 BB 1B		B SI 92 C SI 92 B SI 93 X FF 92 3-1 ① F7		S CH 87 B CH 88 F SI 96 X FF 94 1-2 ② G4-3		4	1	2	2	0	0	0
9 Brandon Belt, L (1, 3) OBP: 0.354, SLG: 0.449	X CH 83 0-0 ① G3-1 2-3	F CH 83 B CH 85 B CH 85 B CH 84 B SI 93 4-1 28 HBP 35 2B BB		B SI 90 X FC 89 1-0 ① F7		B CU 80 B SI 91 B SI 91 C SI 92 X FF 92 3-1 HR		F FF 96 F CH 88 B CH 88 F FF 96 S SL 83 1-3 ③ K		4	2	1	1	1	1	2
28 Buster Posey, R (1, 2) OBP: 0.452, SLG: 0.574	B FF 90 X FF 90 1-0 22 BB 35 BB 10 E 1B 3-H	C SI 91 H SI 90 1-1 35 2B 1-2 HBP		D SI 90 B SL 87 C SL 86 B SI 90 B SL 86 4-1 22 FC4 1-2 BB		B SI 93 B SI 93 X SL 85 2-0 22 FC6-4 1B				2	2	2	1	1	0	0
35 Brandon Crawford, L (1, 6) OBP: 0.276, SLG: 0.413	B FF 89 1 SAFE F FF 89 F FF 90 B CH 84 B FF 90 D CH 86 4-2 22 BB 10 E 1-2 BB	B SI 92 B SI 91 B SI 91 F SI 90 F SI 91 X SI 92 3-2 1-H 2-H 2B		X SI 90 0-0 ② F8 2-3		X SI 92 0-0 ② L4				3	1	1	2	1	0	3
22 Christian Arroyo, R (1, 5) OBP: 0.280, SLG: 0.368	B CU 73 B CH 84 S FF 88 B FF 89 S FF 91 F FF 90 B FF 90 4-2 10 E 39 FC6-2-5 1-2 2-3 BB	B SI 92 T SL 86 F CH 84 B SL 88 F SL 87 F FF 94 X SI 92 2-2 ② G5-3		X SL 86 0-0 ③ FC4 1-2f		S SL 85 D SL 85 B SI 91 X SI 92 2-1 ③ FC6-4 1-2f				3	0	0	0	1	0	4
10 Eduardo Núñez, R (1, 7) OBP: 0.281, SLG: 0.312 66 Gorkys Hernández, R (8, 7) OBP: 0.250, SLG: 0.230	F FF 89 X FF 89 0-1 E7 1-3 2-H 3-H 1B	C SI 92 X SI 92 0-1 ③ G5-3			C SI 93 S SL 85 X SL 85 0-2 29 S 39 S 1B		B SI 96 C FF 95 B FF 96 S SL 89 X FF 95 2-2 ① G1-3			4 0	0 0	2 0	2 0	0 0	0 0	1 0
39 Justin Ruggiano, R (1, 9) OBP: 0.292, SLG: 0.381	D CH 85 X FF 90 1-0 ② FC6-2-5 3-H		S SI 91 F CH 81 B SL 87 S SL 86 1-3 ① K		1 SAFE F SI 91 B SL 84 S SI 93 B SL 84 X SL 84 2-2 ① G5-3 1-2		B FF 96 X SL 90 1-0 ② G6-3			4	0	0	0	0	1	3
29 Jeff Samardzija, R (1, 1) OBP: 0.059, SLG: 0.059 48 Steven Okert, L (7, 1) 70 George Kontos, R (8, 1) 62 Cory Gearrin, R (9, 1)	X FF 89 0-0 ③ F9	F SI 90 X SL 86 0-1 ② G2			S SL 84 B SL 84 D SI 92 B SI 93 S FF 93 S FF 93 3-3 ② K 2-3		B FF 96 C FF 95 C SL 90 C FF 96 1-3 ③ K			3 1 0 0	0 0 0 0	0 0 0 0	0 0 0 0	0 1 0 0	1 0 0 0	3 0 0 0
Inning Stats	R: 4 E: 2 K: 0 S: 14 H: 3 LOB: 2 BB: 2 P: 25	R: 3 E: 0 K: 0 S: 17 H: 2 LOB: 1 BB: 1 P: 30	R: 0 E: 0 K: 1 S: 7 H: 0 LOB: 0 BB: 0 P: 9	R: 0 E: 0 K: 0 S: 6 H: 1 LOB: 2 BB: 1 P: 12	R: 0 E: 0 K: 1 S: 10 H: 1 LOB: 1 BB: 0 P: 15	R: 1 E: 0 K: 0 S: 8 H: 2 LOB: 1 BB: 0 P: 18	R: 0 E: 0 K: 1 S: 7 H: 0 LOB: 0 BB: 0 P: 11	R: 0 E: 0 K: 2 S: 10 H: 0 LOB: 0 BB: 0 P: 13		1B: 5 2B: 2 3B: 1 HR: 1 SF: 1 SAC: 0 DP: 0 HBP: 1				WP: 0 PB: 0 SB: 2 CS: 0 PA: 39		

	AB	33
	R	8
	H	9
	RBI	8
	BB	4
	SO	5
	LOB	17

PITCHER		IP	WLS	BF	H	R	ER	SO	BB	IBB	HBP	BLK	WP	HR	S	P	ERA	WHIP
46 Tim Adleman, R ERA: 5.27	(1, 1)	1.0	L	9	3	4	3	0	2	0	0	0	0	0	14	25	27.00	5.000
48 Barrett Astin, R ERA: 6.75	(2, 1)	3.0		15	3	3	3	1	2	0	1	0	0	0	30	51	9.00	1.667
40 Austin Brice, R ERA: 1.35	(5, 1)	2.0		9	3	1	1	1	0	0	0	0	0	1	18	33	4.50	1.500
36 Blake Wood, R ERA: 3.12	(7, 1)	1.0		3	0	0	0	1	0	0	0	0	0	0	7	11	0.00	0.000
26 Raisel Iglesias, R ERA: 0.89	(8, 1)	1.0		3	0	0	0	2	0	0	0	0	0	0	10	13	0.00	0.000

PITCHER	IP	WLS	BF	H	R	ER	SO	BB	IBB	HBP	BLK	WP	HR	S	P	ERA	WHIP

Batter	1	2	3	4	5	6	7	8	9	AB	R	H	RBI	BB	SO	LOB
31 Joc Pederson, L (1, 8) OBP: 0.333, SLG: 0.333	C B X CU 74 1-1 2B		C CU 73 B FF 89 B FF 89 F FF 89 F FF 91 X CH 84 2-2 ② L7		B FF 90 B C FF 89 F FF 89 F SL 82 B FF 90 B FF 90 4-2 BB			C FF 95 B SL 78 S SL 78 F SL 78 C FF 96 1-3 ① K	C FF 92 D CU 74 C SL 81 F CU 76 B FF 94 F FF 94 T FF 94 2-2 ③ K	4	0	1	0	1	2	1
5 Corey Seager, L (1, 6) OBP: 0.372, SLG: 0.479	B CH 83 B SL 82 C FF 90 B FF 90 F SL 83 F CU 75 C FF 91 3-3 ① K		C CH 83 X FF 90 0-1 9 2B 1B		S SI 89 1 SAFE X CU 73 0-1 ③ G3			C SL 78 C SL 78 F FC 92 B FC 91 C FF 96 1-3 ② K		4	1	1	0	0	2	2
9 Yasmani Grandal, S (1, 2) OBP: 0.363, SLG: 0.482	X FF 90 0-0 ② F8		B FF 89 C CU 74 X FF 90 1-1 1-H 2B			B CH 82 F CU 73 X CU 72 1-1 ① F8		X FF 95 0-0 ③ L8		4	0	1	1	0	0	1
35 Cody Bellinger, L (1, 7) OBP: 0.378, SLG: 0.658	B CU 75 B FF 90 B CH 83 S FF 89 F FF 90 C FF 91 3-3 ③ K		F CU 74 C FF 90 B FF 91 B FF 91 B SI 90 S FF 91 3-3 ③ K			C CU 73 B CU 72 B CU 74 S CU 74 B FF 90 F FF 89 X CU 74 3-2 ② F7			C FF 94 B SL 79 B SL 77 X FF 94 2-1 ① F7	4	0	0	0	0	2	2
66 Yasiel Puig, R (1, 9) OBP: 0.316, SLG: 0.428 75 Grant Dayton, L (6, 1) 15 Austin Barnes, R (7, 4) OBP: 0.396, SLG: 0.561		B FF 89 C FF 89 B CU 74 B FF 90 B FF 90 4-1 26 L3 BB	C CU 73 F CU 73 X SL 81 0-2 ① F7			X CU 73 0-0 ③ F9			B FF 95 F FC 90 F FC 91 X FC 90 1-2 26 BB 3 2B 1B	2 0 1	0 0 1	0 0 1	0 0 1	1 0 0	0 0 0	0 0 0
26 Chase Utley, L (1, 3) OBP: 0.291, SLG: 0.290		1 SAFE X FF 88 0-0 ①② L3 1-1	B CH 82 B CH 82 B FF 90 B FF 88 4-0 3 G6-3 BB			C CU 72 X SL 82 0-1 ① F9		C FF 95 B FF 95 B FC 87 B FF 94 B FF 94 4-1 3 2B 28 1B 1-2 BB	2	1	0	0	2	0	1
3 Chris Taylor, R (1, 4) OBP: 0.425, SLG: 0.515 (7, 5)		B SI 89 B FF 89 F FF 89 B FF 89 X FF 89 3-1 1B	B CU 74 C FF 90 F CU 74 B FF 91 X FF 90 2-2 ②③ G6-3 1-2f			C CU 73 C CU 72 B CU 75 B FF 90 F FF 91 X SI 92 2-2 1B		B SI 90 C SI 91 B SL 84 B SI 90 F SI 91 X SI 90 3-2 28 1B 33 WP 1-3 2-H 2B	4	1	3	1	0	0	1
14 Enrique Hernández, R (1, 5) OBP: 0.307, SLG: 0.500 41 Chris Hatcher, R (7, 1) 28 Franklin Gutierrez, R (9, PH) OBP: 0.393, SLG: 0.560		1 SAFE 1 SAFE S FF 88 1 SAFE F SI 88 B FF 91 D CU 74 1 SAFE B CU 75 3-2 ③ G5-3	C FF 88 B SI 89 X FF 89 1-1 ① L6			F FF 89 D CU 74 C CU 74 F FF 90 B FF 90 S CU 75 2-3 ② K		B SL 83 S SL 84 S SL 83 B SL 86 X SI 92 2-2 33 WP 2-3 3-H 1B	3 0 1	0 0 0	0 0 1	0 0 1	0 0 0	1 0 0	2 0 0
38 Brandon McCarthy, R (1, 1) OBP: 0.273, SLG: 0.111 33 Scott Van Slyke, R (6, 9) OBP: 0.250, SLG: 0.316			B B FF 88 C FF 88 C FF 88 X SI 89 2-2 ① L9		C FF 88 B CU 73 S CU 73 T CU 74 1-2 ② K	C FF 93 F FF 93 S FC 90 0-3 ③ K			B CU 78 B FF 90 B FF 91 C FF 92 X FF 92 3-1 ② F7 1-2 3-H	2 2	0 0	0 0	0 0	0 0	1 1	0 2
Inning Stats	R: 0 E: 0 K: 2 S: 10 H: 1 LOB: 1 BB: 0 P: 17	R: 0 E: 0 K: 0 S: 10 H: 1 LOB: 1 BB: 1 P: 20	R: 1 E: 0 K: 1 S: 14 H: 2 LOB: 1 BB: 0 P: 22	R: 0 E: 0 K: 0 S: 6 H: 0 LOB: 0 BB: 1 P: 12	R: 0 E: 0 K: 1 S: 10 H: 0 LOB: 1 BB: 1 P: 16	R: 0 E: 0 K: 0 S: 7 H: 0 LOB: 0 BB: 0 P: 11	R: 0 E: 0 K: 2 S: 13 H: 1 LOB: 1 BB: 0 P: 17	R: 0 E: 0 K: 2 S: 9 H: 0 LOB: 0 BB: 0 P: 11	R: 3 E: 0 K: 1 S: 19 H: 3 LOB: 1 BB: 1 P: 36	1B: 5 2B: 4 3B: 0 HR: 0 SF: 0 SAC: 0 DP: 2 HBP: 0						WP: 1 PB: 0 SB: 0 CS: 0 PA: 37

PITCHER		IP	WLS	BF	H	R	ER	SO	BB	IBB	HBP	BLK	WP	HR	S	P	ERA	WHIP
18 Matt Cain, R ERA: 4.04	(1, 1)	6.2	W	26	5	1	1	5	3	0	0	0	0	0	67	112	1.35	1.200
57 Bryan Morris, R ERA: 5.87	(7, 1)	0.1		1	0	0	0	1	0	0	0	0	0	0	3	3	0.00	0.000
61 Josh Osich, L ERA: 4.05	(8, 1)	1.1		6	1	2	2	2	1	0	0	0	0	0	15	24	13.50	1.500
62 Cory Gearrin, R ERA: 1.72	(9, 1)	0.0		2	2	0	0	0	0	0	0	0	0	0	6	11	∞	∞
64 Derek Law, R ERA: 2.89	(9, 1)	0.2		2	0	1	1	1	0	0	0	0	1	0	7	12	13.50	0.000

PITCHER	IP	WLS	BF	H	R	ER	SO	BB	IBB	HBP	BLK	WP	HR	S	P	ERA	WHIP

TOP

Los Angeles Dodgers @ San Francisco Giants

AT&T Park, San Francisco, CA

Mon May 15 2017, 7:15 PM - 10:24 PM PDT

Att. 41,397 - Partly Cloudy - 57 F

livebaseballscorecards.com

AB	33
R	4
H	8
RBI	3
BB	4
SO	9
LOB	12

Batter	1	2	3	4	5	6	7	8	9	AB	R	H	RBI	BB	SO	LOB
2 Denard Span, L (1, 8) OBP: 0.291, SLG: 0.434	C FF 93 X CH 89 0-1 P5 ①		B FC 91 B FC 92 C CU 81 F FC 92 X FF 94 2-2 2-H 1B		B FF 91 C FF 92 B CH 88 X FC 91 2-1 G3 ①	B FF 89 X FF 89 1-0 F7 ③		B SL 83 F SL 85 F FF 93 S FS 86 1-3 K ③		5	0	1	1	0	1	2
12 Joe Panik, L (1, 4) OBP: 0.322, SLG: 0.358	C SI 93 B CU 79 S FF 93 S FC 92 1-3 K ②		C FC 92 1 SAFE F FF 93 F FC 93 1 SAFE D CU 82 B FF 94 F FC 91 X CU 80 2-2 G3 ③		B CU 81 X FF 92 1-0 E4		C FF 90 B CU 72 B FF 90 F FF 89 F FF 92 B FF 91 F FF 89 X FF 89 3-2 P5 ①			4	0	0	0	0	1	1
9 Brandon Belt, L (1, 3) OBP: 0.351, SLG: 0.443	B FC 91 F FC 91 B CU 80 X FC 92 2-1 G3 ③			S FC 91 B FC 89 B CU 80 C FC 90 X FC 92 2-2 28 1B 35 2B 1B	B CU 79 X FC 90 1-0 L6 ②		X FF 91 0-0 F7 ②			4	1	1	0	0	0	1
28 Buster Posey, R (1, 2) OBP: 0.453, SLG: 0.598		X FF 93 0-0 G6-3 ①		C FF 93 B FC 92 C CU 81 1 SAFE X SI 94 1-2 35 2B 10 1B 1B	C CU 80 1 SAFE C CU 78 X FC 91 0-2 G6-3 ③		C CU 72 C FF 92 B CU 76 B FF 90 F FF 91 X FF 91 2-2 HR			4	2	2	1	0	0	1
35 Brandon Crawford, L (1, 6) OBP: 0.284, SLG: 0.421		C SI 93 B FC 92 C FC 92 B CU 79 X FC 91 2-2 L3 ②		F CU 80 D CH 90 X FC 91 1-1 10 1B 1-3 2-H 2B		B SI 91 X SI 92 1-0 F8 ①	B B FF 90 F FF 90 B FF 90 B FF 91 4-1 10 2B BB			3	2	1	1	1	0	0
10 Eduardo Núñez, R (1, 7) OBP: 0.287, SLG: 0.324 66 Gorkys Hernández, R (7, PR) OBP: 0.250, SLG: 0.230 (8, 7)		B SI 93 F FC 92 B SI 94 B FC 90 C F C 3-3 K ③		X SI 94 0-0 22 S 22 SF9 2-H 3-H 1B		F CU 78 F FC 89 C FC 91 0-3 K ② B FF 89 B FF 90 B FF 89 C FF 91 F FF 90 F FF 88 X FF 89 3-2 1-H 2B				4 0	1 0	2 0	3 0	0 0	2 0	0 0
22 Christian Arroyo, R (1, 5) OBP: 0.279, SLG: 0.359 61 Josh Osich, L (8, 1) 62 Cory Gearrin, R (9, 1) 64 Derek Law, R (9, 1)			C FC 91 F CU 80 C FF 93 0-3 K ① B CU 82 B CU 80 F FC 92 B FC 91 F FC 92 F FF 94 X FC 92 3-2 SF9 ① 2-H		B SI 92 B FF 92 B FC 89 B FF 91 4-0 51 S 51 1B BB X 0-0 G6-3 ③				2 0 0 0	1 0 0 0	0 0 0 0	1 0 0 0	1 0 0 0	1 0 0 0	1 0 0 0
51 Mac Williamson, R (1, 9) OBP: 0.500, SLG: 0.500			S SI 93 B FF 93 S CU 81 B FC 92 B FF 92 X FF 94 3-2 18 SH2-4 2 1B 1B	C FC 91 X CU 80 0-1 G5-3 ②		F FC 90 1 SAFE B SI 92 B FC 89 F CU 80 1 SAFE D CU 80 F CU 81 X FF 92 3-2 18 1B 1-H 1B		C FF 93 C FF 93 S FF 94 0-3 K ①		4	1	2	1	0	1	0
18 Matt Cain, R (1, 1) OBP: 0.182, SLG: 0.273 57 Bryan Morris, L (7, 1) 37 Kelby Tomlinson, R (8, 5) OBP: 0.280, SLG: 0.250			L FF 93 X SI 92 0-1 SH2-4 ② 1-2	F FF 92 S FC 90 B FC 91 C CU 80 1-3 K ③		F FF 92 F FF 91 B SI 93 X CU 80 1-2 1B		F FF 93 F FF 93 S FS 87 0-3 K ②		2 0 1	0 0 0	1 0 0	0 0 0	0 0 0	1 0 1	0 0 0
Inning Stats	R: 0 E: 0 K: 1 S: 7 H: 0 LOB: 0 BB: 0 P: 10	R: 0 E: 0 K: 1 S: 8 H: 0 LOB: 0 BB: 0 P: 13	R: 1 E: 0 K: 1 S: 16 H: 2 LOB: 1 BB: 0 P: 23	R: 4 E: 0 K: 1 S: 18 H: 4 LOB: 0 BB: 0 P: 26	R: 0 E: 1 K: 0 S: 7 H: 0 LOB: 1 BB: 0 P: 11	R: 1 E: 0 K: 1 S: 12 H: 2 LOB: 2 BB: 1 P: 22	R: 2 E: 0 K: 0 S: 16 H: 2 LOB: 1 BB: 1 P: 28	R: 0 E: 0 K: 3 S: 9 H: 0 LOB: 0 BB: 0 P: 10		1B: 7 2B: 2 3B: 0 HR: 1 SF: 1 SAC: 1 DP: 0 HBP: 0					WP: 0 PB: 0 SB: 2 CS: 0 PA: 37	

PITCHER		IP	WLS	BF	H	R	ER	SO	BB	IBB	HBP	BLK	WP	HR	S	P	ERA	WHIP
38 Brandon McCarthy, R ERA: 4.15	(1, 1)	5.2	L	27	8	6	6	5	1	0	0	0	0	0	67	103	9.53	1.588
75 Grant Dayton, L ERA: 5.25	(6, 1)	1.0		6	2	2	2	0	1	0	0	0	0	1	16	29	18.00	3.000
41 Chris Hatcher, R ERA: 3.54	(7, 1)	1.1		4	0	0	0	3	0	0	0	0	0	0	10	11	0.00	0.000

PITCHER	IP	WLS	BF	H	R	ER	SO	BB	IBB	HBP	BLK	WP	HR	S	P	ERA	WHIP

BOTTOM

Los Angeles Dodgers @ San Francisco Giants

AT&T Park, San Francisco, CA

Mon May 15 2017, 7:15 PM - 10:24 PM PDT

Att. 41,397 - Partly Cloudy - 57 F

livebaseballscorecards.com

AB	33
R	8
H	10
RBI	8
BB	2
SO	8
LOB	6

Los Angeles Dodgers @ San Francisco Giants

AT&T Park, San Francisco, CA

Tue May 16 2017, 7:15 PM - 10:01 PM PDT

Att. 41,366 - Overcast - 56 F

livebaseballscorecards.com

Batter	1	2	3	4	5	6	7	8	9	AB	R	H	RBI	BB	SO	LOB
3 Chris Taylor, R (1, 4) OBP: 0.440, SLG: 0.563	B SI 90 B SI 90 B SI 90 B SI 90 4-0 28 G5-4-3 BB		C SI 89 B SI 90 B SL 79 C CH 81 F SI 90 C SI 92 2-3 ③ K			B CU 76 B CH 80 X SI 89 2-0 HR		F FF 96 X FF 96 0-1 5 G6-3 1B		3	1	2	1	1	1	0
28 Franklin Gutierrez, R (1, 7) OBP: 0.387, SLG: 0.536 5 Corey Seager, L (8, PH) OBP: 0.370, SLG: 0.476 (8, 6)	C SI 90 X CH 80 0-1 ①② G5-4-3 1-2f			B CU 74 B CH 80 B SI 80 X SI 89 3-0 ① F8		B CH 81 B SI 90 C CH 81 C SI 90 X SI 91 2-2 15 F9 14 1B 1B		C SL 85 D SI 97 B SI 96 X FF 97 2-1 ①② G6-3 1-2f		3 1	0 0	1 0	0 0	0 0	0 0	1 1
10 Justin Turner, R (1, 5) OBP: 0.442, SLG: 0.478	B SI 90 B CU 77 B SI 91 C FF 91 C FF 90 B SI 91 4-2 BB			B CU 77 B CH 80 B SI 88 C SI 89 C SI 89 X SI 89 3-2 14 2B 15 FC4-2 1B		B CH 81 C CH 79 F SI 90 F SL 79 T SI 90 1-2 ① K		B SL 84 C SL 86 B SL 83 S FF 97 F SL 84 X SL 83 2-2 1B		3	0	2	0	1	1	1
14 Enrique Hernández, R (1, 6) OBP: 0.316, SLG: 0.514 (8, 9)	C SI 90 X SI 90 0-1 ③ P6			C SI 89 X SI 90 0-1 15 FC4-2 1-3 2B		1 SAFE F SI 89 C CU 76 B CU 75 F CU 75 X SI 91 1-2 1-2 1B		S FF 96 X FF 96 0-1 ③ L3		4	0	2	0	0	0	2
15 Austin Barnes, R (1, 2) OBP: 0.365, SLG: 0.511		C CH 80 T SI 89 X CH 80 0-2 ① G5-3		B CH 81 B CH 80 C SI 90 X SI 91 2-1 ② FC4-2 66 FC6-4 2-3 3-H		D CH 80 F SI 89 X SI 90 1-1 ② F9 2-3			C SL 78 B CU 75 B FF 93 X FF 92 2-1 ① F8	4	0	0	0	0	0	4
66 Yasiel Puig, R (1, 9) OBP: 0.310, SLG: 0.418 52 Pedro Báez, R (6, 1) 46 Josh Fields, R (7, 1) 9 Yasmani Grandal, S (9, PH) OBP: 0.360, SLG: 0.477		B CU 75 B SI 90 C CH 81 S SI 90 X SI 91 2-2 ② F9		B SI 90 1 SAFE B SI 90 X SI 90 2-0 ③ FC6-4 1-2f		X SI 90 0-0 ③ F9			B CH 83 C CU 74 F CU 75 C CU 77 1-3 ② K	3 0 0 1	0 0 0 0	0 0 0 0	0 0 0 0	0 0 0 1	0 0 0 0	4 0 0 0
31 Joc Pederson, L (1, 8) OBP: 0.320, SLG: 0.318		B SL 80 S SI 90 F SI 90 B SI 91 X SI 91 2-2 ③ G3			C CU 74 B SL 78 F SI 89 B SI 90 F SI 90 X SI 90 2-2 ① G5-3		B SL 78 B SI 89 C SL 77 S SI 89 X SI 90 2-2 ① G4-3		X FF 94 0-0 ③ G1-3	4	0	0	0	0	0	0
33 Scott Van Slyke, R (1, 3) OBP: 0.234, SLG: 0.293			C CH 81 B SI 89 F SI 90 X CU 76 1-2 ① G5-3		B CH 80 F SL 79 B SI 89 C CH 80 F SL 79 T SL 80 2-2 ② K		B CH 80 C CH 79 F CU 76 B SI 90 S SI 90 2-3 ② K			3	0	0	0	0	2	0
44 Rich Hill, L (1, 1) 43 Luis Avilán, L (6, 1) 35 Cody Bellinger, L (6, 9) OBP: 0.373, SLG: 0.649 (8, 7)			C SI 90 S SI 89 F SI 90 X CU 76 0-2 ② L8		X SI 89 0-0 ③ L6		C CU 76 B SL 81 B CU 76 X CU 75 2-1 ③ L7			2 0 1	0 0 0	0 0 0	0 0 0	0 0 0	0 0 0	0 0 0
Inning Stats	R: 0 E: 0 K: 0 S: 6 H: 0 LOB: 1 BB: 2 P: 14	R: 0 E: 0 K: 0 S: 9 H: 0 LOB: 0 BB: 0 P: 13	R: 0 E: 0 K: 1 S: 11 H: 0 LOB: 0 BB: 0 P: 14	R: 0 E: 0 K: 0 S: 9 H: 2 LOB: 2 BB: 0 P: 19	R: 0 E: 0 K: 1 S: 9 H: 0 LOB: 0 BB: 0 P: 13	R: 1 E: 0 K: 1 S: 15 H: 3 LOB: 2 BB: 0 P: 22	R: 0 E: 0 K: 1 S: 8 H: 0 LOB: 0 BB: 0 P: 14	R: 0 E: 0 K: 0 S: 10 H: 2 LOB: 1 BB: 0 P: 14	R: 0 E: 0 K: 1 S: 6 H: 0 LOB: 0 BB: 0 P: 9	1B: 5 2B: 1 3B: 0 HR: 1 SF: 0 SAC: 0 DP: 2 HBP: 0						

TOP	
AB	32
R	1
H	7
RBI	1
BB	2
SO	5
LOB	13

WP: 0 PA: 34
PB: 0
SB: 0
CS: 0

PITCHER		IP	WLS	BF	H	R	ER	SO	BB	IBB	HBP	BLK	WP	HR	S	P	ERA	WHIP
50 Ty Blach, L ERA: 4.15	(1, 1)	7.0	W	27	5	1	1	4	2	0	0	0	0	1	67	109	1.29	1.000
60 Hunter Strickland, R ERA: 1.26	(8, 1)	1.0	H	4	2	0	0	0	0	0	0	0	0	0	10	14	0.00	2.000
64 Derek Law, R ERA: 2.75	(9, 1)	1.0	S	3	0	0	0	1	0	0	0	0	0	0	6	9	0.00	0.000

PITCHER	IP	WLS	BF	H	R	ER	SO	BB	IBB	HBP	BLK	WP	HR	S	P	ERA	WHIP

Batter	1	2	3	4	5	6	7	8	9	AB	R	H	RBI	BB	SO	LOB
2 Denard Span, L (1, 8) OBP: 0.301, SLG: 0.430	B FF 89 B FF 91 C FF 90 C ST 74 H CU 73 3-2 9 F8 22 BLK HBP		B SI 87 B SI 87 C FF 90 B ST 74 X CU 74 3-1 9 CS 1B		X CU 74 0-0 ② F9		C FF 95 B FF 95 X FF 95 1-1 ② L6			3	0	1	0	0	0	1
22 Christian Arroyo, R (1, 4) OBP: 0.278, SLG: 0.354	B CU 73 C FF 90 C FF 90 F CU 74 B FF 90 B CU 72 C FF 90 3-3 ① K 1-2		B CU 74 1 SAFE F FF 88 C SI 88 1 SAFE C ST 72 1-3 ② K		C CU 74 F FF 89 F FF 89 F ST 74 B ST 72 F FF 89 X CU 74 1-2 ③ G5-3		C KC 79 X FF 94 0-1 9 CS 1B			4	0	1	0	0	2	3
9 Brandon Belt, L (1, 3) OBP: 0.355, SLG: 0.465	C ST 73 C SI 88 B FF 89 B ST 73 B CU 74 F SI 89 X ST 72 3-2 ② F8 2-3		B SI 88 1 SAFE 1-0 ③ CS 1-2	B CU 73 S ST 72 B ST 73 X CU 72 2-1 HR		F SI 92 S CH 84 B CH 84 B CH 85 F SI 93 B CH 84 X SI 92 3-2 28 G3 28 WP 35 1B 1B	B FF 94 F FF 95 1 SAFE F FF 94 B FF 95 2-2 ③ CS 1-2	C FF 94 X FF 95 0-1 ① F8		4	2	2	1	0	0	1
28 Buster Posey, R (1, 2) OBP: 0.455, SLG: 0.595	X FF 90 0-0 ③ F8			B FF 89 B FF 88 B CU 73 X FF 89 3-0 35 1B 1B		B SI 94 F SI 93 F SI 93 F CH 84 B CH 83 X SI 94 2-2 ① G3 1-3		B KC 79 X FF 95 1-0 1B		4	0	2	0	0	0	2
35 Brandon Crawford, L (1, 6) OBP: 0.292, SLG: 0.424		B FF 90 B FF 89 F FF 89 C ST 73 C CU 74 2-3 ① K		X ST 73 0-0 10 G4-6-3 1-2 1B		X SI 93 0-0 10 L8 39 1B 1B 3-H		F FF 96 B FF 94 T FF 95 1 SAFE F FF 94 1 SAFE S FF 96 1-3 ② K		4	0	2	1	0	2	1
39 Justin Ruggiano, R (1, 7) OBP: 0.286, SLG: 0.360		B CU 74 S CU 74 S CU 72 S CU 74 1-3 ② K		S CU 74 C CU 74 F CU 74 B FF 88 F CU 74 C FF 88 1-3 ① K		S FF 95 B SL 92 B SL 87 1 SAFE X FF 96 2-1 51 S 1B 1-2		1 SAFE F FF 96 F FF 96 S FF 96 0-3 ③ K		4	0	1	0	0	3	3
10 Eduardo Núñez, R (1, 5) OBP: 0.288, SLG: 0.324		C SI 88 C ST 73 X CU 74 0-2 51 S 1B		X FF 88 0-0 ② G4-6-3 ③ 1-2f		F FF 97 F FF 96 X SL 87 0-2 ② L8 2-3				3	0	1	0	0	0	4
51 Mac Williamson, R (1, 9) OBP: 0.429, SLG: 0.429		1 SAFE B CU 73 1 SAFE C CU 73 1 SAFE C SI 88 X CU 74 1-2 ③ G5-3 1-2		B CU 73 F FF 87 X CU 72 1-1 50 SH3-4 1B		C FF 97 C FF 97 F FF 96 B FF 97 B FF 97 B FF 98 S FF 97 3-3 ③ K 1-2				3	0	1	0	0	1	3
50 Ty Blach, R (1, 1) OBP: 0.125, SLG: 0.286 37 Kelby Tomlinson, R (7, PH) OBP: 0.269, SLG: 0.240 60 Hunter Strickland, R (8, 1) 64 Derek Law, R (9, 1)			B FF 88 S FF 89 B CU 73 C CU 73 F CU 73 S CU 73 2-3 ① K		B CU 72 L FF 88 X FF 87 1-1 ① SH3-4 1-2		C KC 77 X FF 94 0-1 ① P4			1 1 0 0	0 0 0 0	0 0 0 0	0 0 0 0	0 0 0 0	1 0 0 0	0 0 0 0
Inning Stats	R: 0 E: 0 K: 1 S: 11 H: 0 LOB: 1 BB: 0 P: 20	R: 0 E: 0 K: 2 S: 12 H: 1 LOB: 1 BB: 0 P: 16	R: 0 E: 0 K: 2 S: 9 H: 1 LOB: 0 BB: 0 P: 16	R: 1 E: 0 K: 1 S: 10 H: 3 LOB: 1 BB: 0 P: 16	R: 0 E: 0 K: 0 S: 11 H: 1 LOB: 1 BB: 0 P: 14	R: 1 E: 0 K: 1 S: 18 H: 3 LOB: 2 BB: 0 P: 28	R: 0 E: 0 K: 0 S: 8 H: 1 LOB: 0 BB: 0 P: 11	R: 0 E: 0 K: 2 S: 10 H: 1 LOB: 1 BB: 0 P: 12		1B: 10 2B: 0 3B: 0 HR: 1	SF: 0 SAC: 1 DP: 1 HBP: 1			WP: 1 PB: 0 SB: 2 CS: 2	PA: 35	

PITCHER		IP	WLS	BF	H	R	ER	SO	BB	IBB	HBP	BLK	WP	HR	S	P	ERA	WHIP
44 Rich Hill, L ERA: 2.77	(1, 1)	5.0		20	6	1	1	6	0	0	1	1	0	1	53	82	1.80	1.200
43 Luis Avilán, L ERA: 2.45	(6, 1)	0.1	L	3	2	1	1	0	0	0	0	0	1	0	9	14	27.00	6.000
52 Pedro Báez, R ERA: 1.17	(6, 1)	0.2		3	1	0	0	1	0	0	0	0	0	0	9	14	0.00	1.500
46 Josh Fields, R ERA: 0.55	(7, 1)	2.0		7	2	0	0	2	0	0	0	0	0	0	18	23	0.00	1.000

PITCHER	IP	WLS	BF	H	R	ER	SO	BB	IBB	HBP	BLK	WP	HR	S	P	ERA	WHIP

BOTTOM

Los Angeles Dodgers @ San Francisco Giants

AT&T Park, San Francisco, CA

Tue May 16 2017, 7:15 PM - 10:01 PM PDT

Att. 41,366 - Overcast - 56 F

livebaseballscorecards.com

AB	31
R	2
H	11
RBI	2
BB	0
SO	9
LOB	18

Batter	1	2	3	4	5	6	7	8	9	AB	R	H	RBI	BB	SO	LOB
26 Chase Utley, L (1, 3) OBP: 0.293, SLG: 0.292 14 Enrique Hernández, R (7, PH) OBP: 0.309, SLG: 0.500 (7, 7)	B SI 90 B CH 81 C FF 90 X SL 82 2-1 ① G3-1		B CH 80 X CH 80 1-0 10 SH5-3 5 1B 9 WP 1B		C SI 91 X CH 83 0-1 ② L8		F FF 94 B CH 84 F FF 94 F SL 78 X FF 95 1-2 ① G6-3		B SL 82 F SI 90 F CH 82 S SL 83 1-3 ② K	3 2	1 0	1 0	0 0	0 0	0 1	0 0
5 Corey Seager, L (1, 6) OBP: 0.376, SLG: 0.476	X SL 85 0-0 10 2B 9 2B 1B		C SI 91 F FC 90 X CH 84 0-2 9 WP 10 SH5-3 1-2 1B		B CH 83 X CH 83 1-0 ③ G4-3		B SL 76 B FF 94 F FF 95 B FF 95 F FF 96 B SL 79 4-2 35 2B BB		B SL 82 F SI 90 B CH 84 X CH 84 2-1 ③ F7	4	2	2	0	1	0	0
10 Justin Turner, R (1, 5) OBP: 0.446, SLG: 0.489	B SI 91 X SI 91 1-0 9 2B 1-3 2B		X SL 85 0-0 ① SH5-3 1-2 2-3			B FC 90 B SL 81 X SL 82 2-0 35 2B 66 1B 1B	X 0-0 ② F8			3	2	2	0	0	0	1
35 Cody Bellinger, L (1, 7) OBP: 0.379, SLG: 0.667 (7, 3)	B FC 88 S FC 88 F FC 90 B FF 92 F CH 83 B SL 86 F FF 93 S CH 83 3-3 ② K		B FC 88 X CH 83 1-0 ② L3			B SL 84 1 SAFE B SI 89 1 SAFE C SL 85 B FF 91 X SL 84 3-1 66 1B 1-3 2B	1 SAFE B SI 95 B FF 95 X FF 95 2-0 1-H 2B			4	1	2	1	0	1	4
9 Yasmani Grandal, S (1, 2) OBP: 0.357, SLG: 0.478	F FF 93 F FC 88 F FF 93 X FC 87 0-2 2-H 3-H 2B		B FF 94 X CH 84 1-0 ③ F8 2-3 3-H			F SI 92 S CH 84 X CH 84 0-2 ① G3-4	C SL 78 F FF 94 F FF 93 F SI 96 S CH 83 0-3 ③ K			4	0	1	2	0	1	4
3 Chris Taylor, R (1, 4) OBP: 0.432, SLG: 0.541	B FC 88 B SL 86 F SI 93 F CH 84 F FF 92 C FC 87 2-3 ③ K			B SL 82 C CH 81 F FC 87 B FF 92 C FC 87 2-3 ① K		B SI 93 B SI 93 3 SAFE B SL 86 B FF 92 4-0 66 1B BB		C CU 82 X FC 90 0-1 ① G4-3		3	0	0	0	1	2	1
31 Joc Pederson, L (1, 8) OBP: 0.308, SLG: 0.304		X SI 90 0-0 ① P5		S CH 83 B CH 84 S FC 88 B FF 93 B FF 93 F FF 93 X FF 94 3-2 ② G4-3		B FC 89 F SI 92 D CH 84 F SL 86 B FF 93 F FF 92 C FF 82 3-3 ② K		F FC 90 S CU 81 B CU 81 S CU 81 1-3 ② K		4	0	0	0	0	2	3
66 Yasiel Puig, R (1, 9) OBP: 0.309, SLG: 0.414		C FF 90 F SI 91 B SL 86 B SL 86 F SI 92 X FF 92 2-2 ② L6		S SL 85 F SL 84 B CH 82 X SL 86 1-2 ③ F8		C SI 94 B SI 92 C SI 94 X SI 93 1-2 22 S 1-3 2-H 3-H 1B		X FF 93 0-0 ③ F8		4	0	1	2	0	0	0
22 Clayton Kershaw, L (1, 1) OBP: 0.227, SLG: 0.190 52 Pedro Báez, R (8, 1) 28 Franklin Gutierrez, R (9, PH) OBP: 0.375, SLG: 0.517 54 Sergio Romo, R (9, 1)		C SI 91 C CH 83 S CH 82 0-3 ③ K			C SI 89 X CH 82 0-1 ① L7	D CH 83 B SI 92 B FC 87 C FF 90 C FF 92 F FF 92 F FF 92 S FC 88 3-3 ③ K 1-2			C CH 82 X SL 82 0-1 ① G6-3	3 0 1 0	0 0 0 0	0 0 0 0	0 0 0 0	0 0 0 0	2 0 0 0	2 0 0 0

Inning Stats	1	2	3	4	5	6	7	8	9
	R: 2 E: 0 K: 2 S: 17	R: 0 E: 0 K: 1 S: 8	R: 1 E: 0 K: 0 S: 7	R: 0 E: 0 K: 1 S: 10	R: 0 E: 0 K: 0 S: 5	R: 2 E: 0 K: 2 S: 19	R: 1 E: 0 K: 1 S: 13	R: 0 E: 0 K: 1 S: 6	R: 0 E: 0 K: 1 S: 7
	H: 3 LOB: 1 BB: 0 P: 25	H: 0 LOB: 0 BB: 0 P: 10	H: 2 LOB: 1 BB: 0 P: 10	H: 0 LOB: 0 BB: 0 P: 16	H: 0 LOB: 0 BB: 0 P: 6	H: 3 LOB: 2 BB: 1 P: 35	H: 1 LOB: 1 BB: 1 P: 20	H: 0 LOB: 0 BB: 0 P: 7	H: 0 LOB: 0 BB: 0 P: 10

1B: 5 SF: 0
2B: 4 SAC: 1
3B: 0 DP: 0
HR: 0 HBP: 0

WP: 1 PA: 38
PB: 0
SB: 1
CS: 0

PITCHER		IP	WLS	BF	H	R	ER	SO	BB	IBB	HBP	BLK	WP	HR	S	P	ERA	WHIP
47 Johnny Cueto, R ERA: 4.5	(1, 1)	6.0	L	27	8	5	5	6	1	0	0	0	1	0	66	102	7.50	1.500
61 Josh Osich, L ERA: 4.7	(7, 1)	1.0		5	1	1	1	1	1	0	0	0	0	0	13	20	9.00	2.000
57 Bryan Morris, R ERA: 5.19	(8, 1)	1.0		3	0	0	0	1	0	0	0	0	0	0	6	7	0.00	0.000
62 Cory Gearrin, R ERA: 1.62	(9, 1)	1.0		3	0	0	0	1	0	0	0	0	0	0	7	10	0.00	0.000

PITCHER	IP	WLS	BF	H	R	ER	SO	BB	IBB	HBP	BLK	WP	HR	S	P	ERA	WHIP

TOP

Los Angeles Dodgers @ San Francisco Giants
AT&T Park, San Francisco, CA
Wed May 17 2017, 12:45 PM - 3:20 PM PDT
Att. 41,588 - Partly Cloudy - 64 F

livebaseballscorecards.com

AB	35
R	6
H	9
RBI	5
BB	2
SO	9
LOB	15

BOTTOM

Batter	1	2	3	4	5	6	7	8	9	AB	R	H	RBI	BB	SO	LOB
10 Eduardo Núñez, R (1, 5) OBP: 0.287, SLG: 0.342	F FF 93 T SL 86 F SL 89 S FF 93 0-3 ① **K**			F FF 93 F CU 73 B FF 93 F SL 84 X FF 93 1-2 ① **G4-3**		X SL 89 0-0 ③ **FC4-6** 1-2f			B SI 87 F SL 76 C FF 88 X SL 75 1-2 **HR**	4	1	1	1	0	1	1
39 Justin Ruggiano, R (1, 7) (7, 8) OBP: 0.281, SLG: 0.345	B FF 94 C FF 94 B SL 83 T FF 94 T SL 90 2-2 ② **K**			C FF 93 X SL 88 0-1 22 G6-4-3 1B			B FF 92 X FF 92 1-0 ① **P4**		B FF 87 F FF 88 S SL 76 F SL 75 F SL 78 B FF 87 C FF 87 2-3 ② **K**	4	0	1	0	0	2	0
22 Christian Arroyo, R (1, 6) OBP: 0.266, SLG: 0.337	X FF 94 0-0 ③ **F9**			1 SAFE F FF 93 F FF 94 1 SAFE B SL 87 X CU 73 1-2 ② ③ **G6-4-3** 1-2f			X FF 92 0-0 ② **L4**		B FF 87 C FF 88 F SI 86 X SL 76 1-2 ③ **G5-3**	4	0	0	0	0	0	1
28 Buster Posey, R (1, 2) (7, 3) OBP: 0.452, SLG: 0.588		X FF 94 0-0 ① **P4**			C FF 94 B CH 86 B FF 94 S SL 89 X 2-2 ① **P6**		C FF 92 S CH 85 B FF 93 X SL 86 1-2 **1B**			3	0	1	0	0	0	0
38 Michael Morse, R (1, 3) (7, 7) OBP: 0.207, SLG: 0.333		B FF 92 F FF 93 B FF 94 B SL 88 C FF 93 F FF 94 X FF 95 3-2 ② **F8**			F FF 93 F FF 94 B SI 95 F CU 74 S SL 90 1-3 ② **K**		B FF 91 X FF 92 1-0 ③ **F8**			3	0	0	0	0	1	1
51 Mac Williamson, R (1, 9) OBP: 0.300, SLG: 0.300		C FF 94 B CU 75 S SL 89 B CU 76 S SL 87 2-3 ③ **K**			B SL 90 S FF 94 C FF 94 S SL 86 1-3 ③ **K**			C SL 85 S SL 85 X FF 95 0-2 ① **G5-3**		3	0	0	0	0	2	0
12 Joe Panik, L (1, 4) OBP: 0.316, SLG: 0.350			C FF 93 B CU 74 B FF 94 F FF 94 X SI 96 2-2 ① **G5-3**			C FF 93 B FF 92 B SL 83 X FF 93 2-1 ① **P5**		F FF 96 B CH 87 F CH 86 B CH 87 B FF 96 X FF 96 3-2 ② **G1-3**		3	0	0	0	0	0	0
66 Gorkys Hernández, R (1, 8) OBP: 0.245, SLG: 0.225 61 Josh Osich, L (7, 1) 57 Bryan Morris, L (8, 1) 35 Brandon Crawford, L (8, PH) OBP: 0.290, SLG: 0.420 62 Cory Gearrin, R (9, 1)			F FF 93 L CU 74 F FF 94 B CU 74 B FF 95 B SL 89 F FF 94 X FF 94 3-2 ② **G5-3**			C FF 92 F FF 92 F SI 94 X CU 74 0-2 ② **L8**		X SL 87 0-0 ③ **G4-3**		2 0 0 1 0	0 0 0 0 0	0 0 0 0 0	0 0 0 0 0	0 0 0 0 0	0 0 0 0 0	0 0 0 0 0
47 Johnny Cueto, R (1, 1) OBP: 0.056, SLG: 0.056 5 Nick Hundley, R (6, PH) OBP: 0.257, SLG: 0.357 (7, 2)			C FF 93 F FF 93 X CU 74 0-2 ③ **G6-3**			B FF 93 B FF 93 B FF 93 C FF 93 F FF 93 F FF 92 X FF 93 3-2 10 FC4-6 1B			B SL 77 C SL 78 C FF 87 S SL 77 1-3 ① **K**	1 2	0 0	0 1	0 0	0 1	0 0	0 0
Inning Stats	R: 0 E: 0 K: 2 S: 8 H: 0 LOB: 0 BB: 0 P: 10	R: 0 E: 0 K: 1 S: 8 H: 0 LOB: 0 BB: 0 P: 13	R: 0 E: 0 K: 0 S: 11 H: 0 LOB: 0 BB: 0 P: 16	R: 0 E: 0 K: 0 S: 9 H: 1 LOB: 0 BB: 0 P: 11	R: 0 E: 0 K: 2 S: 10 H: 0 LOB: 0 BB: 0 P: 14	R: 0 E: 0 K: 0 S: 11 H: 1 LOB: 1 BB: 0 P: 16	R: 0 E: 0 K: 0 S: 6 H: 1 LOB: 1 BB: 0 P: 9	R: 0 E: 0 K: 0 S: 7 H: 0 LOB: 0 BB: 0 P: 10	R: 1 E: 0 K: 2 S: 14 H: 1 LOB: 0 BB: 0 P: 19	1B: 3 2B: 0 3B: 0 HR: 1 SF: 0 SAC: 0 DP: 1 HBP: 0						

PITCHER		IP	WLS	BF	H	R	ER	SO	BB	IBB	HBP	BLK	WP	HR	S	P	ERA	WHIP
22 Clayton Kershaw, L ERA: 2.15	(1, 1)	7.0	W	23	3	0	0	5	0	0	0	0	0	0	63	89	0.00	0.429
52 Pedro Báez, R ERA: 1.1	(8, 1)	1.0		3	0	0	0	0	0	0	0	0	0	0	7	10	0.00	0.000
54 Sergio Romo, R ERA: 8.1	(9, 1)	1.0		4	1	1	1	2	0	0	0	0	0	1	14	19	9.00	1.000

PITCHER		IP	WLS	BF	H	R	ER	SO	BB	IBB	HBP	BLK	WP	HR	S	P	ERA	WHIP

Los Angeles Dodgers @ San Francisco Giants

AT&T Park, San Francisco, CA

Wed May 17 2017, 12:45 PM - 3:20 PM PDT

Att. 41,588 - Partly Cloudy - 64 F

livebaseballscorecards.com

AB	30
R	1
H	4
RBI	1
BB	0
SO	7
LOB	3

WP: 0 PA: 30
PB: 0
SB: 0
CS: 0

Batter	1	2	3	4	5	6	7	8	9	AB	R	H	RBI	BB	SO	LOB
2 Denard Span, L (1, 8) OBP: 0.307, SLG: 0.429	B FF 94 C FF 96 C FF 96 F FF 97 F CH 88 F CH 89 X CU 76 1-2 F8 ①		C FF 93 F FF 93 F FC 90 C FC 91 0-3 K ①		F FF 94 B FF 94 B CH 86 X FC 91 2-1 G4-3 ②		B SI 91 B SI 91 X SI 92 2-0 28 BB 12 G1-3 2-3 3-H 1B	F FF 96 B FF 96 X FF 96 1-1 1-2 2-H 1B		5	0	2	2	0	1	0
12 Joe Panik, L (1, 4) OBP: 0.313, SLG: 0.340	C FF 95 B FC 92 B FF 96 S FF 95 F CH 88 B CU 76 B FF 96 4-2 BB		B CH 88 F FF 94 F FC 91 X FC 92 1-2 G1-4-3 ②		C CH 86 X FC 90 0-1 P6 ③		B FS 81 B SI 90 F FS 81 F FS 80 B SI 91 X SI 91 3-2 G1-3 ② 1-2 3-H	D KC 85 X FF 90 1-0 G1-3 ③		4	0	0	1	1	0	3
9 Brandon Belt, L (1, 3) OBP: 0.367, SLG: 0.473	B FF 95 1 SAFE 1 SAFE F FF 95 B FC 91 F CH 89 F FF 96 S CU 77 2-3 K ②		X CU 76 0-0 28 BB 1B			X CU 75 0-0 28 G5-4-3 1B B FS 81 B SI 90 D FS 83 C SI 91 F FS 81 B SI 91 4-2 28 BB BB			B FF 92 F CH 83 B FF 93 F FF 92 F FF 93 X CH 83 2-2 35 1B 10 2B 1B	4	1	3	0	1	1	1
28 Buster Posey, R (1, 2) OBP: 0.450, SLG: 0.574	S FC 91 B CU 77 B CH 87 B FC 92 F FF 96 F FC 91 X FF 96 3-2 F8 ③		B FF 95 B FC 90 B CH 88 B FF 94 4-0 1-2 BB			X FF 92 0-0 1-2f G5-4-3 ①② B FS 82 B SI 91 C SI 91 1 SAFE B FS 81 T FS 81 F FS 81 F SL 86 B FS 81 4-2 1-2 2-3 BB			B FC 88 C FC 85 X FF 93 1-1 F8 ①	3	0	0	0	2	0	3
35 Brandon Crawford, L (1, 6) OBP: 0.304, SLG: 0.438		B CU 74 F FF 95 X CH 88 1-1 10 SH1-3 2B S FF 95 S FC 89 D CU 78 S FF 96 1-3 K ③				C FF 93 F CH 90 F FC 91 X FF 96 0-2 10 CS 1B X FF 91 0-0 F7 ③			S FF 93 B FF 94 1 SAFE F FF 94 F CH 87 B FF 94 1 SAFE X CH 84 2-2 1-3 10 2B 1B	5	1	3	0	0	1	5
10 Eduardo Núñez, R (1, 7) OBP: 0.292, SLG: 0.353		B SI 94 X FF 94 1-0 SH1-3 ① 2-3	S FC 90 C FF 93 X FF 94 0-2 G5-3 ①			F FC 92 1 SAFE F FF 94 F CH 88 D CU 78 1-2 CS ③ 1-2	F FF 94 B SI 95 B FF 94 S SL 88 X SL 89 2-2 22 1B 51 E 1B	C FF 95 X SI 96 0-1 L8 ①	X FC 89 0-0 1-H 3-H 2B	4	1	2	2	0	0	0
22 Christian Arroyo, R (1, 5) OBP: 0.283, SLG: 0.344		F FF 95 X CH 89 0-1 G5-3 ②	C CU 76 X FC 90 0-1 G6-3 ②				1 SAFE 1 SAFE F FF 92 F FF 93 F FF 94 X FF 94 0-2 66 SH1-4 51 E 2 1B 1-3 1B	B CU 80 X CU 80 1-0 38 1B 2 1B 1B	0-0 IBB	4	2	2	0	1	0	1
51 Mac Williamson, R (1, 9) OBP: 0.308, SLG: 0.250 48 Steven Okert, L (7, 1) 70 George Kontos, R (7, 1) 38 Michael Morse, R (8, PH) OBP: 0.233, SLG: 0.357 57 Bryan Morris, L (8, 1) 5 Nick Hundley, R (9, PH) OBP: 0.263, SLG: 0.352 41 Mark Melancon, R (9, 1)		0-0 45 S IBB	C FF 94 C FF 95 B CH 89 S CH 90 1-3 K ③				1 SAFE X SI 91 0-0 E5 2 1B 66 SH1-4 12 G1-3 1-2 3-H	B FF 95 F FF 94 B CU 79 S FF 97 X CU 80 2-2 1-2 2 1B 1B	S FF 94 F FF 94 S FC 86 0-3 K ②	2 0 0 1 0 0 1	1 0 0 0 0 0 0	0 0 0 1 0 0 0	1 0 0 0 0 0 0	1 0 0 0 0 1 0	1 0 0 0 0 2 0	1 0 0 0 0 0 0
45 Matt Moore, L (1, 1) OBP: 0.067, SLG: 0.067 66 Gorkys Hernández, R (7, PH) OBP: 0.245, SLG: 0.225 (7, 9) 39 Justin Ruggiano, R (8, PH) OBP: 0.265, SLG: 0.323 (8, 9)		F FF 95 C CH 89 D CH 91 S CU 77 1-3 K ③ 1-2			C CU 74 B FF 93 B CH 90 B FF 92 C FF 93 X FF 94 3-2 G4-3 ①		L SI 89 B SI 91 B SI 91 X SI 92 2-1 SH1-4 ① 1-2 2-3	S FF 96 B FF 96 F SI 96 B CU 81 F FF 96 C FF 95 2-3 K ②	S FF 93 S FF 93 B FC 86 B FF 93 X FF 92 2-2 F9 ③	2 0 2	0 0 0	0 0 0	0 0 0	0 0 1	1 0 4	2 0 4
Inning Stats	R: 0 E: 0 K: 1 S: 17 H: 0 LOB: 1 BB: 1 P: 27	R: 0 E: 0 K: 1 S: 8 H: 1 LOB: 2 BB: 1 P: 11	R: 0 E: 0 K: 2 S: 11 H: 1 LOB: 2 BB: 1 P: 17	R: 0 E: 0 K: 1 S: 8 H: 0 LOB: 0 BB: 0 P: 9	R: 0 E: 0 K: 0 S: 7 H: 0 LOB: 0 BB: 0 P: 12	R: 0 E: 0 K: 0 S: 9 H: 2 LOB: 0 BB: 0 P: 10	R: 3 E: 1 K: 0 S: 21 H: 3 LOB: 3 BB: 2 P: 38	R: 1 E: 0 K: 1 S: 13 H: 3 LOB: 2 BB: 0 P: 20	R: 2 E: 0 K: 1 S: 17 H: 3 LOB: 2 BB: 1 P: 24	1B: 11 2B: 2 3B: 0 HR: 0 SF: 0 SAC: 2 DP: 1 HBP: 0						WP: 0 PB: 0 SB: 1 CS: 1 PA: 46	

PITCHER		IP	WLS	BF	H	R	ER	SO	BB	IBB	HBP	BLK	WP	HR	S	P	ERA	WHIP
52 Michael Wacha, R ERA: 2.74	(1, 1)	6.0		23	4	0	0	5	2	1	0	0	0	0	60	86	0.00	1.000
30 Jonathan Broxton, R ERA: 6.75	(7, 1)	0.0		2	2	2	2	0	0	0	0	0	0	0	7	9	∞	∞
67 Matt Bowman, R ERA: 2.95	(7, 1)	0.2	B	6	1	1	0	0	2	0	0	0	0	0	13	28	0.00	4.500
46 Kevin Siegrist, L ERA: 4.02	(7, 1)	0.1		1	0	0	0	0	0	0	0	0	0	0	1	1	0.00	0.000
64 Sam Tuivailala, R ERA: 3.6	(8, 1)	0.2	H	5	3	1	1	1	0	0	0	0	0	0	12	18	13.50	4.500

PITCHER		IP	WLS	BF	H	R	ER	SO	BB	IBB	HBP	BLK	WP	HR	S	P	ERA	WHIP
21 Brett Cecil, L ERA: 5.65	(8, 1)	0.1	H	1	0	0	0	0	0	0	0	0	0	0	1	2	0.00	0.000
26 Seunghwan Oh, R ERA: 3.32	(9, 1)	1.0	L	7	3	2	2	1	0	1	0	0	0	0	17	24	18.00	3.000

TOP

San Francisco Giants @ St. Louis Cardinals

Busch Stadium, St. Louis, MO

Fri May 19 2017, 7:18 PM - 11:16 PM CDT

Att. 44,548 - Cloudy - 70 F

livebaseballscorecards.com

AB	37
R	6
H	13
RBI	6
BB	6
SO	7
LOB	22

BOTTOM

San Francisco Giants @ St. Louis Cardinals

Busch Stadium, St. Louis, MO

Fri May 19 2017, 7:18 PM - 11:16 PM CDT

Att. 44,548 - Cloudy - 70 F

livebaseballscorecards.com

Batter	1	2	3	4	5	6	7	8	9	AB	R	H	RBI	BB	SO	LOB
25 Dexter Fowler, S (1, 8) OBP: 0.343, SLG: 0.484	X FF 89 0-0 ① L6		B FF 91 F FF 93 B FC 88 X CH 85 2-1 ② 28 SF8 3B		B FF 90 B FF 92 B FC 90 F FF 92 B FF 92 4-1 28 G5-4-3 1-2 BB		B SL 84 S SL 83 X SL 83 1-1 1-H 3-H HR		C FC 92 ② B FC 91 B FC 91 B FC 90 X FC 91 3-1 ③ G1-6-3 1-2f	4	2	2	3	1	0	1
28 Tommy Pham, R (1, 7) OBP: 0.382, SLG: 0.587	C FF 90 F CH 85 S KC 81 0-3 ② K		S FF 92 X FF 92 0-1 ① SF8 3-H		X CH 86 0-0 ② ③ G5-4-3 1-2f		S FC 87 C FC 87 X FC 87 0-2 ① G5-3			3	0	0	1	0	1	2
13 Matt Carpenter, L (1, 3) OBP: 0.392, SLG: 0.484	L FF 91 B FF 93 C FC 90 B FF 93 B KC 82 B FF 93 4-2 BB		X FF 92 0-0 ② L6			F FF 92 X KC 81 0-1 ① F7	X SI 91 0-0 ② G4-3			3	0	0	0	1	0	0
3 Jedd Gyorko, R (1, 5) OBP: 0.379, SLG: 0.598	F FF 91 F FF 93 1 SAFE S KC 84 0-3 ③ K		S FF 92 B FC 89 B FC 90 F FF 90 S FF 93 2-3 ③ K			B KC 82 B FF 90 F FF 90 F FF 92 B FF 93 F FF 94 F CH 88 X FF 93 3-2 4 2B 3B	F FF 91 F FC 87 S FC 87 0-3 ③ K			4	1	1	0	0	3	1
4 Yadier Molina, R (1, 2) OBP: 0.313, SLG: 0.395		X FF 91 0-0 ① G6-3		B FC 91 C CH 85 S KC 82 X KC 82 1-2 ① P3		X KC 84 0-0 3-H 2B		F SI 93 F SI 92 F FC 88 S SI 93 0-3 ① K		4	0	1	1	0	1	0
36 Aledmys Díaz, R (1, 6) OBP: 0.280, SLG: 0.389		B FF 92 S CH 85 F KC 83 B KC 82 X KC 82 2-2 ② F7		S CH 85 X FF 91 0-1 ② P3		F FF 92 C FF 92 X FF 93 0-2 ② G5-3		F FF 93 B SI 93 S SI 94 F SI 93 S SI 93 1-3 ② K		4	0	0	0	0	1	1
15 Randal Grichuk, R (1, 9) OBP: 0.298, SLG: 0.406		F FF 93 B FF 92 F CH 87 X FC 89 1-2 16 S 1B		X CH 86 0-0 ③ F7		C FF 93 B FF 90 D FF 92 B FF 92 T FF 92 X FF 92 3-2 ③ F7		F FF 93 X FC 89 0-1 ③ F7		4	0	1	0	0	0	1
16 Kolten Wong, L (1, 4) OBP: 0.378, SLG: 0.431		B FF 91 B FF 92 2-0 1-2 IBB			B FF 93 C KC 83 F FF 93 F KC 81 X FF 91 1-2 25 BB 1B		B SI 92 B FF 91 C FF 91 F FC 89 B SI 91 B FF 92 4-2 27 1B 25 HR BB		C FC 91 B KC 82 X FC 92 1-1 25 G1-6-3 1B	2	1	2	0	2	0	0
52 Michael Wacha, R (1, 1) ERA: 5.37, BS: 0.000 30 Jonathan Broxton, R (1, 1) 67 Matt Bowman, R (7, 1) 46 Kevin Siegrist, L (7, 1) 27 Jhonny Peralta, R (7, PH) ERA: 5.14, SLG: 0.154 64 Sam Tuivailala, R (8, 1) 21 Brett Cecil, R (8, 1) 26 Seunghwan Oh, R (9, 1) 32 Matt Adams, L (9, PH) OBP: 0.343, SLG: 0.396		C FF 91 F FF 92 F KC 83 B KC 83 F KC 83 C FF 92 1-3 ③ K			L FF 90 L FF 93 L FF 91 0-3 ① K		C FC 90 F FF 92 X FF 92 0-2 1-3 25 HR 1B		X FC 92 0-0 ① F7	2 0 0 0 0 2 3 0 0 0 0 0 0 0 0 0 0 0 0 0 0 0 0 0 0 0 0 0 1 1 1 0 0 0 0 0 0 0 0 0 0 0 0 0 0 0 0 0 0 0 0 0 0 0 0 0 1 0 0 0 0 0 1							

	AB	32
	R	5
	H	8
	RBI	5
	BB	4
	SO	8
	LOB	10

Inning Stats	1	2	3	4	5	6	7	8	9	1B: 4	SF: 1	WP: 0	PA: 37
	R: 0 E: 0 K: 2 S: 9 H: 0 LOB: 1 BB: 1 P: 13	R: 0 E: 0 K: 1 S: 12 H: 1 LOB: 2 BB: 1 P: 18	R: 1 E: 0 K: 1 S: 8 H: 1 LOB: 0 BB: 0 P: 12	R: 0 E: 0 K: 0 S: 6 H: 0 LOB: 0 BB: 0 P: 7	R: 0 E: 0 K: 1 S: 9 H: 1 LOB: 1 BB: 1 P: 14	R: 1 E: 0 K: 0 S: 14 H: 2 LOB: 1 BB: 0 P: 20	R: 3 E: 0 K: 1 S: 14 H: 2 LOB: 0 BB: 1 P: 19	R: 0 E: 0 K: 2 S: 10 H: 0 LOB: 0 BB: 0 P: 11	R: 0 E: 0 K: 0 S: 5 H: 1 LOB: 0 BB: 0 P: 9	2B: 1 3B: 2 HR: 1	SAC: 0 DP: 2 HBP: 0	PB: 0 SB: 1 CS: 0	

PITCHER		IP	WLS	BF	H	R	ER	SO	BB	IBB	HBP	BLK	WP	HR	S	P	ERA	WHIP
45 Matt Moore, L ERA: 5.37	(1, 1)	6.0		25	5	2	2	5	2	1	0	0	0	0	58	84	3.00	1.167
48 Steven Okert, L ERA: 6.0	(7, 1)	0.0		2	1	2	2	0	1	0	0	0	0	0	5	9	∞	∞
70 George Kontos, R ERA: 5.0	(7, 1)	1.0	B	4	1	1	1	1	0	0	0	0	0	1	9	10	9.00	1.000
57 Bryan Morris, R ERA: 4.66	(8, 1)	1.0	W	3	0	0	0	2	0	0	0	0	0	0	10	11	0.00	0.000
41 Mark Melancon, R ERA: 2.31	(9, 1)	1.0	S	3	1	0	0	0	0	0	0	0	0	0	5	9	0.00	1.000

PITCHER	IP	WLS	BF	H	R	ER	SO	BB	IBB	HBP	BLK	WP	HR	S	P	ERA	WHIP

Batter	1	2	3	4	5	6	7	8	9	10	11	12	13	AB	R	H	RBI	BB	SO	LOB
2 Denard Span, L (1, 8) OBP: 0.312, SLG: 0.420	B FF 92 C FF 93 C SL 83 X CH 86 1-2 P5			C CU 79 S CH 85 F FF 96 B FF 97 X SL 85 1-2 F8		B CH 86 F CH 87 B SL 86 F SI 94 S CH 88 2-3 K			B CH 85 B SI 94 B SI 93 C FF 94 C FF 95 B SL 87 4-2 BB			X FF 93 0-0 12 G1-4-3 1B		4	0	1	0	1	1	0
12 Joe Panik, L (1, 4) OBP: 0.309, SLG: 0.336	C SL 82 C CH 86 X FF 96 0-2 F8			X SI 95 0-0 1B			C SI 92 X CH 85 0-1 G3		B CH 86 F SI 94 F FF 97 B FF 99 X CH 88 2-2 G4-3			1 SAFE 1 SAFE C CU 71 1 SAFE X CU 73 0-1 G1-4-3 1-2f		5	0	1	0	0	0	2
9 Brandon Belt, L (1, 3) OBP: 0.357, SLG: 0.458	F SI 92 F FF 96 X SL 85 0-2 F8			X FF 95 0-0 L8			B SI 93 B SI 95 X FF 96 2-0 F7			B FF 98 X FF 100 1-0 F7			F FF 92 F FF 90 B CU 73 B CU 73 F FF 91 C CH 94 2-3 K	5	0	0	0	0	1	1
28 Buster Posey, R (1, 2) OBP: 0.441, SLG: 0.559		C SI 92 B SI 93 X CH 86 1-1 G5-3		B SI 95 X SL 84 1-0 F7			C SI 96 B SI 95 F SI 96 X CH 88 1-2 G6-3			B SL 89 C SL 88 C CH 88 X FF 99 1-2 G1			B CU 73 S CH 82 X CH 83 1-1 10 1B 35 1B 22 2B 1B	5	1	1	0	0	0	1
35 Brandon Crawford, L (1, 6) OBP: 0.299, SLG: 0.427		F FF 93 T SL 84 B FF 95 S CH 85 1-3 K			X CU 78 0-0 G4-3			B SI 92 C CH 84 X SI 94 1-1 G5-3		B FF 100 S FF 99 F FF 100 S CH 88 1-3 K			X FF 94 0-0 10 1B 22 2B 1-2 1B	5	1	1	0	0	2	0
10 Eduardo Núñez, R (1, 7) OBP: 0.295, SLG: 0.354		F SI 93 C SI 94 F SI 94 F SL 83 X FF 96 0-2 P4			B SI 93 C SI 93 X SI 95 1-1 G5-3			X SI 94 0-0 22 G6-4-3 1B			C SI 91 F SI 92 B FS 82 X SI 92 1-2 P1		B FF 93 F FF 93 F FF 92 X CU 73 1-2 22 2B 5 SF9 1-2 2-3 1B	5	1	2	0	0	0	0
22 Christian Arroyo, R (1, 5) OBP: 0.279, SLG: 0.347	B SI 92 X SI 93 1-0 G5-3				C SI 93 S SL 83 F FF 97 X SL 86 0-2 L9			1 SAFE P PO 88 X SI 94 1-0 G6-4-3 1-2f			F SI 92 B SL 86 X SI 91 1-1 G1-5-3		C FF 92 B FF 92 F FF 92 F FF 93 B FF 93 F FF 92 F CH 84 D FF 94 F FF 93 3-2 F FF 93 F CH 93 X CU 84 1-3 2-H 3-H 2B	5	0	1	2	0	0	1
51 Mac Williamson, R (1, 9) OBP: 0.235, SLG: 0.188 60 Hunter Strickland, R (11, 1) 5 Nick Hundley, R (13, PH) OBP: 0.250, SLG: 0.352 41 Mark Melancon, R (13, 1)	X SI 92 0-0 G5-3					B SI 92 X SL 83 1-0 P4			F SI 94 S SI 95 B SL 87 B SL 88 S FF 99 2-3 K		C SI 92 B SI 93 X SI 94 1-1 G6-3		F SI 92 X FF 94 0-1 SF9 3-H	4 0 0 0	0 0 0 0	0 0 0 0	0 0 1 0	1 0 0 0	0 0 0 0	0 0 0 0
29 Jeff Samardzija, R (1, 1) OBP: 0.053, SLG: 0.053 38 Michael Morse, R (9, PH) OBP: 0.226, SLG: 0.345 61 Josh Osich, L (9, 1) 64 Derek Law, R (9, 1) 39 Justin Ruggiano, R (11, 9) OBP: 0.250, SLG: 0.303	C SI 93 B SI 96 C SI 94 F FF 98 C SL 86 1-3 K					C SI 92 B SI 94 C SL 85 S SL 85 1-3 K			B SI 95 B SI 94 B SI 94 X SI 93 3-0 G6-3			C CH 83 S CU 71 X CU 72 0-2 G6-3	B FF 94 F SL 86 S SL 86 T FF 94 1-2 K	2 1 0 0 2	0 0 0 0 0	0 0 0 0 0	0 0 0 0 1	2 0 0 0 1	0 0 0 0 1	0 0 0 0 1
Inning Stats	R: 0 E: 0 K: 0 S: 9 H: 0 LOB: 0 BB: 0 P: 10	R: 0 E: 0 K: 1 S: 10 H: 0 LOB: 0 BB: 0 P: 12	R: 0 E: 0 K: 1 S: 6 H: 0 LOB: 0 BB: 0 P: 8	R: 0 E: 0 K: 0 S: 7 H: 1 LOB: 1 BB: 0 P: 9	R: 0 E: 0 K: 0 S: 7 H: 0 LOB: 0 BB: 0 P: 8	R: 0 E: 0 K: 2 S: 7 H: 0 LOB: 0 BB: 0 P: 11	R: 0 E: 0 K: 0 S: 6 H: 0 LOB: 0 BB: 0 P: 9	R: 0 E: 0 K: 0 S: 5 H: 1 LOB: 0 BB: 0 P: 6	R: 0 E: 0 K: 0 S: 9 H: 0 LOB: 1 BB: 1 P: 20	R: 0 E: 0 K: 1 S: 7 H: 0 LOB: 0 BB: 0 P: 10	R: 0 E: 0 K: 0 S: 7 H: 0 LOB: 0 BB: 0 P: 10	R: 0 E: 0 K: 0 S: 6 H: 1 LOB: 0 BB: 0 P: 6	R: 3 E: 0 K: 2 S: 24 H: 4 LOB: 1 BB: 0 P: 32	1B: 6 2B: 1 3B: 0 HR: 0	SF: 1 SAC: 0 DP: 2 HBP: 0	WP: 0 PB: 0 SB: 0 CS: 0	PA: 45			

PITCHER	IP	WLS	BF	H	R	ER	SO	BB	IBB	HBP	BLK	WP	HR	S	P	ERA	WHIP
18 Carlos Martinez, R (1, 1) ERA: 3.28	9.0		29	2	0	0	5	1	0	0	0	0	0	66	93	0.00	0.333
44 Trevor Rosenthal, R (10, 1) ERA: 2.76	1.0		3	0	0	0	1	0	0	0	0	0	0	7	10	0.00	0.000
67 Matt Bowman, R (11, 1) ERA: 2.79	1.0		3	0	0	0	0	0	0	0	0	0	0	7	10	0.00	0.000
46 Kevin Siegrist, L (12, 1) ERA: 5.29	1.1	L	8	5	3	3	1	0	0	0	0	0	0	25	32	20.25	3.750
30 Jonathan Broxton, R (13, 1) ERA: 6.39	0.2		2	0	0	0	1	0	0	0	0	0	0	5	6	0.00	0.000

PITCHER	IP	WLS	BF	H	R	ER	SO	BB	IBB	HBP	BLK	WP	HR	S	P	ERA	WHIP

TOP

San Francisco Giants @ St. Louis Cardinals
Busch Stadium, St. Louis, MO
Sat May 20 2017, 6:17 PM - 10:39 PM CDT
Att. 45,072 - Partly Cloudy - 79 F

livebaseballscorecards.com

AB	43
R	3
H	7
RBI	3
BB	1
SO	8
LOB	6

Batter	1	2	3	4	5	6	7	8	9	10	11	12	13	AB	R	H	RBI	BB	SO	LOB
25 Dexter Fowler, S (1, 8) OBP: 0.329, SLG: 0.461	C SI 92 B FC 91 S KC 80 B SI 95 B SL 88 X SI 93 3-2 **P6** ①			C KC 79 B FC 91 F FC 93 S SL 89 1-3 **K** ①		B SI 92 C SI 93 C SL 87 C SI 95 1-3 **K** ①		C KC 80 C FF 96 X FC 91 0-2 **G4-3** ② 2-3			C SI 96 F SL 83 S SL 88 0-3 **K** ②		B KC 79 X FC 90 1-0 **FC5-6** 55 DI 55 1B ② 1-2f	6	1	0	0	0	3	2
55 Stephen Piscotty, R (1, 9) OBP: 0.375, SLG: 0.369	C SI 94 X SI 94 0-1 **G6-3** ②			C KC 81 B SL 84 H SI 94 2-1 3 1B **HBP**		F SL 90 C KC 82 B SI 95 F SI 96 C SI 94 1-3 **K** ②		S SI 96 F SI 97 X FF 97 0-2 **F9** ③			B FF 97 F FF 98 X SL 90 1-1 **L8** ③		B FC 91 C FC 90 S KC 81 D KC 81 F FC 89 F KC 81 F FC 90 B FC 89 X FC 91 3-2 13 S 1B 1-H	5	0	1	1	0	1	1
13 Matt Carpenter, L (1, 3) OBP: 0.384, SLG: 0.477	C SI 92 B SI 94 B SI 94 C SL 87 B SI 94 S SL 89 3-3 **K** ③			B SI 94 C FF 94 X SI 94 1-1 **F8** ②		B SI 94 F SI 95 B FS 88 B FS 86 X SI 95 3-1 **F7** ③			C SL 79 B SL 79 B SL 79 F FF 96 X FF 98 2-2 2B ①			C SI 96 X CH 91 0-1 **F8** ①	B FC 90 C FC 90 B FC 90 F KC 81 D KC 81 F FC 91 X KC 80 3-2 **F8** ③ 1-2	6	0	1	0	0	1	2
3 Jedd Gyorko, R (1, 5) OBP: 0.380, SLG: 0.591		X SI 92 0-0 **G5-3** ①		B SI 94 F SI 94 F SI 94 X FC 92 1-2 1-3 1B			C KC 78 C KC 79 B SI 95 F KC 82 S KC 82 1-3 **K** ①		C FF 94 B CU 73 C SL 79 B CU 74 B SL 80 S FF 93 3-3 **K** ②			X FF 96 0-0 35 1B 1B		5	0	2	0	0	2	0
4 Yadier Molina, R (1, 2) OBP: 0.309, SLG: 0.388		C FS 92 C KC 82 X SI 93 0-2 16 CS 1B		B KC 82 C SI 96 1 SAFE F FF 94 B SI 95 B KC 82 X SI 95 3-2 **G3-1** ③			B KC 78 C SI 95 F KC 80 B KC 82 X KC 80 2-2 **P5** ②		F SL 79 F FF 94 B FF 96 B CU 76 S SL 79 2-3 **K** ③			1 SAFE X SL 89 0-0 **L7** ②		5	0	1	0	0	1	3
16 Kolten Wong, L (1, 4) OBP: 0.375, SLG: 0.427 35 Greg Garcia, L (4, 4) OBP: 0.400, SLG: 0.364		C SI 94 X FS 86 0-1 **L7** ② ③ 1-2			C KC 78 F SI 94 B FS 84 F FC 91 B FC 90 B FC 93 F SI 96 X SI 95 3-2 1B			F SI 94 X SI 96 0-1 2B		C CH 81 X CU 75 0-1 **L3** ①		X SI 95 0-0 1-2 1B		1 4	0 0	0 3	0 0	0 0	0 0	1 0
15 Randal Grichuk, R (1, 7) OBP: 0.288, SLG: 0.392		C SL 88 C KC 80 B FC 92 X SL 90 1-2 **G5-3** ①			1 SAFE F SI 94 C SI 96 C SI 96 0-3 **K** ①			F SI 94 B KC 81 X KC 80 1-1 **F8** ③		C SL 79 C CU 75 B FF 96 B SL 80 X CU 75 2-2 **P6** ②		S SL 83 F SL 86 S FF 94 0-3 **K** ③		5	0	0	0	0	2	4
36 Aledmys Díaz, R (1, 6) OBP: 0.278, SLG: 0.383		C SI 94 F KC 83 S FS 90 0-3 **K** ②			C SI 96 F KC 82 B SI 96 1 SAFE 1 SAFE S SL 90 1-3 **K** ②			F SI 93 B KC 79 C KC 81 B SL 84 X SI 96 2-2 25 G4-3 18 SH3-4 1B		B FF 95 X FF 94 1-0 **F8** ③			C FC 91 B KC 80 X FC 91 1-1 **F8** ①	5	0	1	0	0	2	1
18 Carlos Martinez, R (1, 1) OBP: 0.221, SLG: 0.316 44 Trevor Rosenthal, R (10, 1) 67 Matt Bowman, R (11, 1) 28 Tommy Pham, R (11, PH) OBP: 0.316, SLG: 0.574 46 Kevin Siegrist, L (12, 1) 30 Jonathan Broxton, R (13, 1) 27 Jhonny Peralta, R (13, PH) OBP: 0.241, SLG: 0.185		X SI 94 0-0 **G4-3** ③			X SI 94 0-0 **P3** ③			X SL 86 0-0 **SH3-4** ① 1-2			F FF 97 S SL 89 C SL 88 0-3 **K** ①		X FC 91 0-0 25 FC5-6 1B	2 0 0 1 0 0 1	0 0 0 0 0 0 0	0 0 0 0 0 0 0	0 0 0 0 0 0 0	0 0 0 0 0 0 0	1 0 0 1 0 0 0	1 0 0 0 0 0 0
Inning Stats	R: 0 E: 0 K: 1 S: 8 H: 0 LOB: 0 BB: 0 P: 14	R: 0 E: 0 K: 0 S: 6 H: 1 LOB: 0 BB: 0 P: 6	R: 0 E: 0 K: 1 S: 7 H: 0 LOB: 0 BB: 0 P: 8	R: 0 E: 0 K: 1 S: 12 H: 1 LOB: 2 BB: 0 P: 20	R: 0 E: 0 K: 2 S: 12 H: 1 LOB: 1 BB: 0 P: 16	R: 0 E: 0 K: 2 S: 9 H: 0 LOB: 0 BB: 0 P: 14	R: 0 E: 0 K: 1 S: 11 H: 1 LOB: 1 BB: 0 P: 15	R: 0 E: 0 K: 0 S: 10 H: 1 LOB: 1 BB: 0 P: 12	R: 0 E: 0 K: 2 S: 9 H: 1 LOB: 0 BB: 0 P: 16	R: 0 E: 0 K: 0 S: 6 H: 0 LOB: 0 BB: 0 P: 9	R: 0 E: 0 K: 2 S: 8 H: 0 LOB: 0 BB: 0 P: 9	R: 0 E: 0 K: 1 S: 8 H: 2 LOB: 2 BB: 0 P: 8	R: 1 E: 0 K: 0 S: 14 H: 2 LOB: 1 BB: 0 P: 22	1B: 8 2B: 2 3B: 0 HR: 0	SF: 0 SAC: 1 DP: 0 HBP: 1	WP: 0 PB: 0 SB: 1 CS: 1	PA: 48		

PITCHER		IP	WLS	BF	H	R	ER	SO	BB	IBB	HBP	BLK	WP	HR	S	P	ERA	WHIP
29 Jeff Samardzija, R ERA: 4.57	(1, 1)	8.0		29	5	0	0	8	0	0	1	0	0	0	75	105	0.00	0.625
61 Josh Osich, L ERA: 4.5	(9, 1)	0.1		1	1	0	0	0	0	0	0	0	0	0	3	5	0.00	3.000
64 Derek Law, R ERA: 2.53	(9, 1)	1.2		5	0	0	0	2	0	0	0	0	0	0	12	20	0.00	0.000
60 Hunter Strickland, R ERA: 1.1	(11, 1)	2.0	W	8	2	0	0	3	0	0	0	0	0	0	16	17	0.00	1.000
41 Mark Melancon, R ERA: 2.84	(13, 1)	1.0	S	5	2	1	1	0	0	0	0	0	0	0	14	22	9.00	2.000

PITCHER	IP	WLS	BF	H	R	ER	SO	BB	IBB	HBP	BLK	WP	HR	S	P	ERA	WHIP

BOTTOM

San Francisco Giants @ St. Louis Cardinals

Busch Stadium, St. Louis, MO

Sat May 20 2017, 6:17 PM - 10:39 PM CDT

Att. 45,072 - Partly Cloudy - 79 F

livebaseballscorecards.com

AB	46
R	1
H	10
RBI	1
BB	0
SO	13
LOB	15

Batter	1	2	3	4	5	6	7	8	9	AB	R	H	RBI	BB	SO	LOB
2 Denard Span, L (1, 8) OBP: 0.296, SLG: 0.398	B FF 88 X SI 89 1-0 ① L7		B SI 89 C FC 85 B CU 72 F FC 87 B FF 91 X FF 91 3-2 ② F7		B CU 71 C FF 89 C CH 82 X FC 85 1-2 ① G3-1		X FC 89 0-0 ② F7		B CU 78 C FF 95 F SL 88 S CU 80 1-3 ③ K	5	0	0	0	0	1	2
12 Joe Panik, L (1, 4) OBP: 0.308, SLG: 0.333	B SI 88 C SI 89 B CH 83 F FF 90 B CU 74 X CU 73 3-2 ② G4-3		B SI 90 X FC 86 1-0 22 2B 1B		B CU 72 X SI 89 1-0 ② G4-3		C FF 92 D KC 84 B KC 84 C KC 84 X FC 88 2-2 ③ G1-3			4	1	1	0	0	0	2
22 Christian Arroyo, R (1, 5) OBP: 0.278, SLG: 0.354	C SI 89 S CU 73 B FF 90 B FC 87 S FF 92 2-3 ③ K		C SI 90 B FF 89 X SI 90 1-1 1-H 2B		X FC 86 0-0 ③ L9			B FF 91 C SL 82 C SL 84 F CH 83 F FF 92 S SL 85 1-3 ① K		4	0	1	1	0	2	0
9 Brandon Belt, L (1, 3) OBP: 0.355, SLG: 0.452		B CU 69 F FC 84 B FF 89 S FF 90 B CU 74 F FF 91 F FF 92 X CU 75 3-2 35 BB 1B	B FF 91 F FF 91 B CU 75 X FF 91 2-1 ③ P5			B FC 83 X SI 89 1-0 ① P5		F SL 84 C CH 84 F SL 86 B CH 83 S CH 83 1-3 ② K		4	0	1	0	0	1	1
35 Brandon Crawford, L (1, 6) OBP: 0.306, SLG: 0.451		1 SAFE F SI 90 B CH 83 B CH 84 B CU 73 B FF 90 4-1 1-2 BB		C FC 85 F CU 72 B CU 72 B FC 83 S CU 74 2-3 ① K		B SI 88 S CH 82 F FF 89 X CU 74 1-2 ② G3		B FF 93 C FF 93 B FF 94 B CH 84 X FF 93 3-1 HR		3	1	1	1	1	1	0
10 Eduardo Núñez, R (1, 7) OBP: 0.294, SLG: 0.370		S FC 87 B SI 91 F SI 90 S CU 77 1-3 ① K		S CU 72 X SI 90 0-1 ② P3		B CU 73 S SI 89 S CU 75 B CU 75 F CU 75 X SI 92 2-2 ③ P3		C FF 93 B SL 86 F FF 92 X CH 84 1-2 HR		4	1	1	1	0	1	2
5 Nick Hundley, R (1, 2) OBP: 0.263, SLG: 0.373		B FC 87 S FF 92 F SI 92 F FC 87 S CU 76 1-3 ② K		B SI 88 B SI 89 X SI 90 2-0 2B			X FC 84 0-0 51 BB 1B	B SL 84 C FF 93 B SL 84 S SL 84 C SL 85 2-3 ③ K		4	0	2	0	0	2	2
51 Mac Williamson, R (1, 9) OBP: 0.286, SLG: 0.167		B CU 75 C SI 91 B FC 85 B CU 76 F FC 85 S SI 92 3-3 ③ K		B FC 83 B CU 73 B FC 85 B SI 88 4-0 BB			F SI 91 B CU 72 B CU 73 B SI 91 B SI 90 4-1 1-2 BB		S FF 95 B CU 80 C CU 79 F FF 94 B FF 95 F FF 95 B CU 79 X FF 95 3-2 ① P4	2	0	0	0	2	1	2
18 Matt Cain, R (1, 1) OBP: 0.154, SLG: 0.231 48 Steven Okert, L (6, 1) 38 Michael Morse, R (7, PH) OBP: 0.219, SLG: 0.333 70 George Kontos, R (7, 1) 62 Cory Gearrin, R (8, 1) 39 Justin Ruggiano, R (9, PH) OBP: 0.243, SLG: 0.294			C SI 89 F FC 84 B SI 92 F CU 74 X FC 86 1-2 ① G1-3	F SI 92 F FC 86 F CU 77 D CU 76 X SI 92 1-2 ③ F9			C CU 74 F SI 92 F SI 92 C CU 76 0-3 ① K		S CU 80 S SL 91 B SL 90 B SL 88 F FF 97 C FF 95 2-3 ② K	2 0 1 0 0 1	0 0 0 0 0 0	0 0 0 0 0 0	0 0 0 0 0 0	0 0 1 0 0 1	0 0 2 0 0 0	2 0 0 0 0 0

TOP

San Francisco Giants @ St. Louis Cardinals
Busch Stadium, St. Louis, MO
Sun May 21 2017, 1:16 PM - 4:09 PM CDT
Att. 47,533 - Sunny - 70 F

livebaseballscorecards.com

AB	34
R	3
H	7
RBI	3
BB	3
SO	11
LOB	15

Inning Stats	1	2	3	4	5	6	7	8	9	1B: 3 SF: 0	WP: 0 PA: 37
	R: 0 H: 0 E: 0 LOB: 0 K: 1 BB: 0 S: 7 P: 13	R: 0 H: 1 E: 0 LOB: 2 K: 3 BB: 1 S: 16 P: 28	R: 1 H: 2 E: 0 LOB: 1 K: 0 BB: 0 S: 12 P: 20	R: 0 H: 1 E: 0 LOB: 2 K: 1 BB: 1 S: 10 P: 19	R: 0 H: 0 E: 0 LOB: 0 K: 0 BB: 0 S: 5 P: 7	R: 0 H: 0 E: 0 LOB: 0 K: 0 BB: 0 S: 8 P: 12	R: 0 H: 1 E: 0 LOB: 2 K: 1 BB: 1 S: 10 P: 16	R: 2 H: 2 E: 0 LOB: 0 K: 3 BB: 0 S: 17 P: 25	R: 0 H: 0 E: 0 LOB: 0 K: 2 BB: 0 S: 12 P: 18	2B: 2 SAC: 0 3B: 0 DP: 0 HR: 2 HBP: 0	PB: 0 SB: 0 CS: 0

PITCHER	IP	WLS	BF	H	R	ER	SO	BB	IBB	HBP	BLK	WP	HR	S	P	ERA	WHIP
50 Adam Wainwright, R (1, 1) ERA: 4.81	6.1	W	27	5	1	1	6	3	0	0	0	0	0	64	109	1.42	1.263
21 Brett Cecil, L (7, 1) ERA: 5.4	0.2		2	0	0	0	0	0	0	0	0	0	0	4	6	0.00	0.000
63 Miguel Socolovich, R (8, 1) ERA: 6.75	1.0		5	2	2	2	3	0	0	0	0	0	2	17	25	18.00	2.000
64 Sam Tuivailala, R (9, 1) ERA: 3.27	1.0		3	0	0	0	2	0	0	0	0	0	0	12	18	0.00	0.000

PITCHER	IP	WLS	BF	H	R	ER	SO	BB	IBB	HBP	BLK	WP	HR	S	P	ERA	WHIP

Batter	1	2	3	4	5	6	7	8	9	AB	R	H	RBI	BB	SO	LOB
25 Dexter Fowler, S (1, 8) OBP: 0.318, SLG: 0.447	C SI 88 B CU 73 C SI 89 B SI 91 X CU 74 2-2 F7 ①	C SI 89 B FF 90 X CU 76 1-1 SF8 ② 3-H		S FF 88 B CU 74 X CH 82 1-1 G2-3 ③		F SI 90 C FC 87 B FF 92 F SL 81 X FF 91 1-2 F8 ② 2-3		C CH 85 F CH 84 B SI 91 B SI 91 X CH 85 2-2 G4-6-3 ②③ 1-2f		4	0	0	1	0	0	3
35 Greg Garcia, L (1, 4) OBP: 0.406, SLG: 0.362	B CH 82 B FF 89 C FF 88 C CH 82 F SI 89 B CU 74 B SI 89 4-2 BB	F CH 82 X CH 83 0-1 G4-3 ③			C SI 87 B CU 72 F CH 80 F FF 89 F CH 83 X CH 83 1-2 13 HR 1B	B SL 81 B SI 89 X FC 88 2-0 L9 ③				3	1	1	0	1	0	1
13 Matt Carpenter, L (1, 3) OBP: 0.381, SLG: 0.492	C SI 88 1 SAFE X FF 88 0-1 F7 ②		C CH 81 B FF 89 B SL 81 C CH 82 F CH 83 B SI 89 X CH 82 3-2 F8 ①		X FF 88 0-0 1-H HR		B SL 84 B FC 89 C SI 91 X SI 90 2-1 G3-1 ①			4	1	1	2	0	0	1
4 Yadier Molina, R (1, 2) OBP: 0.307, SLG: 0.384	B SL 80 1 SAFE X SL 80 1-0 F8 ③		B CU 74 B CU 72 F SI 90 F SI 90 F FF 90 X FF 91 2-2 27 BB 1B		C SI 89 S CH 83 B SL 85 F SL 81 X CU 75 1-2 G5-3 ①		C FF 92 B FC 88 B FC 88 S FC 87 B FF 92 X FC 87 3-2 F9 ②			4	0	1	0	0	0	1
27 Jhonny Peralta, R (1, 5) OBP: 0.303, SLG: 0.233		B CU 72 C FF 88 B FF 88 X SI 89 2-1 36 BB 28 1B 15 2B 1B	D SI 88 B SL 81 B SL 81 B SI 89 4-0 1-2 BB		B SI 89 F FF 90 F CH 83 F SI 91 B CU 73 X FF 89 2-2 28 G5-4-3 1B		C FF 92 S FC 88 B FF 91 X SL 83 1-2 G5-3 ③			3	1	2	0	1	0	0
28 Tommy Pham, R (1, 7) OBP: 0.367, SLG: 0.549		C FF 88 L CU 73 B CU 74 X SI 89 1-2 36 BB 15 2B 1B 1-2	B FF 89 C CH 82 B CU 74 C FF 90 S CU 74 2-3 K ②		B SL 80 B SL 81 B SI 89 C SI 89 X SI 89 3-1 G5-4-3 ②③ 1-2f			F SL 83 X SI 90 0-1 G6-3 ①		4	1	1	0	0	1	3
36 Aledmys Díaz, R (1, 6) OBP: 0.289, SLG: 0.400		B SL 79 B SI 89 F FF 90 B SL 82 B SI 90 4-1 15 2B BB 1-2 2-3	C CH 82 X CH 83 0-1 F7 ③			C CU 72 F CU 71 B SL 81 B SI 89 X FF 89 2-2 15 L8 50 2B 2B		X SI 90 0-0 15 2B 2B		3	3	2	0	1	0	2
15 Randal Grichuk, R (1, 9) OBP: 0.294, SLG: 0.408		C SI 89 X FF 90 0-1 50 SH1-4 25 SF8 2B 1-H 2-H 3-H		F CH 82 X CU 74 0-1 L5 ①		B CH 82 X SI 89 1-0 L8 ① 2-3		B SL 84 B SL 84 X SI 91 2-0 55 1B 2B 2-H		4	1	2	4	0	0	1
50 Adam Wainwright, R (1, 1) OBP: 0.294, SLG: 0.529 21 Brett Cecil, R (7, 1) 63 Miguel Socolovich, R (8, 1) 55 Stephen Piscotty, R (8, PH) OBP: 0.381, SLG: 0.376 64 Sam Tuivailala, R (9, 1)		L SI 90 L SI 90 B CU 77 X SI 91 1-2 SH1-4 ① 2-3		S SL 82 B FF 89 X CU 74 1-1 F7 ②		3 SAFE X SI 89 0-0 25 F8 2B 3-H		X CH 84 0-0 25 G4-6-3 1B 2-3		2 0 0 1 0	0 0 0 0 0	1 0 0 1 0	1 0 0 0 0	0 0 0 0 0	0 0 0 0 0	0 0 0 0 0
Inning Stats	R: 0 E: 0 K: 0 S: 9 H: 0 LOB: 1 BB: 1 P: 16	R: 4 E: 0 K: 0 S: 15 H: 3 LOB: 0 BB: 1 P: 24	R: 0 E: 0 K: 1 S: 13 H: 1 LOB: 2 BB: 1 P: 24	R: 0 E: 0 K: 0 S: 6 H: 0 LOB: 0 BB: 0 P: 8	R: 2 E: 0 K: 0 S: 16 H: 3 LOB: 0 BB: 0 P: 23	R: 1 E: 0 K: 0 S: 10 H: 2 LOB: 1 BB: 0 P: 16	R: 0 E: 0 K: 0 S: 8 H: 0 LOB: 0 BB: 0 P: 14	R: 1 E: 0 K: 0 S: 8 H: 3 LOB: 1 BB: 0 P: 12		1B: 6 2B: 5 3B: 0 HR: 1	SF: 1 SAC: 1 DP: 2 HBP: 0		WP: 0 PB: 0 SB: 0 CS: 0	PA: 37		

BOTTOM

San Francisco Giants @ St. Louis Cardinals

Busch Stadium, St. Louis, MO

Sun May 21 2017, 1:16 PM - 4:09 PM CDT

Att. 47,533 - Sunny - 70 F

livebaseballscorecards.com

AB	32
R	8
H	12
RBI	8
BB	3
SO	1
LOB	12

PITCHER		IP	WLS	BF	H	R	ER	SO	BB	IBB	HBP	BLK	WP	HR	S	P	ERA	WHIP
18 Matt Cain, R ERA: 4.91	(1, 1)	5.1	L	27	9	7	7	1	3	0	0	0	0	1	64	103	11.81	2.250
48 Steven Okert, L ERA: 5.68	(6, 1)	0.2		2	0	0	0	0	0	0	0	0	0	0	5	8	0.00	0.000
70 George Kontos, R ERA: 4.74	(7, 1)	1.0		3	0	0	0	0	0	0	0	0	0	0	8	14	0.00	0.000
62 Cory Gearrin, R ERA: 2.04	(8, 1)	1.0		5	3	1	1	0	0	0	0	0	0	0	8	12	9.00	3.000

Batter	1	2	3	4	5	6	7	8	9	AB	R	H	RBI	BB	SO	LOB
12 Joe Panik, L (1, 4) OBP: 0.322, SLG: 0.376	B FF 90 C SI 90 F SI 90 B CH 85 B FC 84 X SI 91 3-2 HR		X FC 81 0-0 9 1B 2-H 2B	B FC 82 H 2-0 22 FC6-4 HBP		C FF 93 B CU 73 X CU 72 1-1 2B		C FF 96 B SL 87 F SL 86 F FF 95 F CH 89 B CH 90 F SL 86 B SI 94 F FF 96 3-2 X FF 96 L9 ③		4	2	3	2	0	0	0
22 Christian Arroyo, R (1, 5) OBP: 0.265, SLG: 0.337	S FF 91 B FF 92 B FF 92 X FC 82 2-1 G6-3 ①		C FF 92 D FC 82 F FC 83 S FF 92 1-3 K ②	B CU 79 X FC 83 1-0 FC6-4 ③ 1-2f		D FF 92 X CH 84 1-0 G2-3 ③			F SI 93 B SI 92 B CH 84 F SI 92 X SL 86 2-2 F8 ①	5	0	0	0	0	1	4
9 Brandon Belt, L (1, 3) OBP: 0.356, SLG: 0.469	F FF 91 X FF 92 0-1 F8 ②		X FC 82 0-0 28 HBP 2-H 1B		S FC 81 X FF 90 0-1 HR		B FF 90 F SI 89 X SI 90 1-1 G3-1 ①		B SL 87 C FF 93 B FF 94 F SI 93 X SI 94 2-2 G3-1 ②	5	1	2	2	0	0	0
28 Buster Posey, R (1, 2) OBP: 0.447, SLG: 0.562	F FF 92 X FF 92 0-1 F9 ③		H FF 92 1-0 1-2 HBP		C FF 90 B FF 91 F FF 91 X FF 92 1-2 2B		B CU 73 B CH 84 B CU 72 C SI 92 S CH 85 B FF 93 4-2 BB		B C FF 97 B FF 96 C FF 96 X FF 96 2-2 G6-3 ③	3	0	1	0	1	0	0
35 Brandon Crawford, L (1, 6) OBP: 0.296, SLG: 0.436		B CU 79 C FC 81 B FC 80 F FC 81 F FF 92 F FC 83 S FC 84 2-3 K ①	F CH 84 B CH 83 B FC 84 B CU 77 X FC 80 3-1 G4-3 ③		F CH 83 F FC 80 C SI 89 0-3 K ①		S FF 92 F FC 93 B FF 92 S CH 84 1-3 K ②		4	0	0	0	0	3	4
10 Eduardo Núñez, R (1, 7) OBP: 0.293, SLG: 0.367		C FF 92 B SI 90 X SI 91 1-1 G5-3 ②		C SI 90 B FC 83 L FF 90 F SI 91 B FC 81 B FF 92 F FF 91 X FC 82 3-2 39 S 39 2B 1B	B FC 80 S SI 90 B CU 78 S FF 90 F FF 90 S CH 83 2-3 K ②		C FF 93 F SL 80 B CH 85 X CH 85 1-2 G5-3 ③			4	1	1	0	0	1	2
39 Justin Ruggiano, R (1, 9) OBP: 0.268, SLG: 0.421		C FF 92 S FF 93 B FF 92 F FF 93 X FC 84 1-2 G6-3 ③		C FF 92 S FC 82 F FF 92 B FF 92 X FC 82 1-2 50 B2-5-4 1-H 2B	C FF 91 S FC 83 D FC 84 S FF 91 1-3 K ③			S SL 84 C FF 96 B FF 94 X FF 96 1-2 HR		4	1	2	2	0	1	1
66 Gorkys Hernández, R (1, 8) OBP: 0.255, SLG: 0.220			C FF 91 B FC 83 F FC 81 B FF 92 B FF 91 F FC 82 B SI 91 4-2 50 S 12 2B BB	B SI 90 B FF 91 S FC 82 C FF 90 2 SAFE F FF 91 F FF 92 F FC 82 D CH 83 4-2 D FC 82 50 B2-5-4 BB		X SI 91 0-0 G3-1 ①		B FF 95 C FF 96 F SI 95 B SL 87 X SL 85 2-2 G6-3 ①		2	1	0	0	2	0	0
50 Ty Blach, R (1, 1) OBP: 0.083, SLG: 0.182 64 Derek Law, R (8, 1) 48 Steven Okert, L (8, 1) 60 Hunter Strickland, R (8, 1) 41 Mark Melancon, R (9, 1)			S FF 90 C SI 90 S FC 83 0-3 K ① 1-2	S FC 80 L FC 82 X 0-2 B2-5-4 ①② 1-2 2-3f		C FF 90 B SI 91 S SI 92 F CH 84 C FF 92 1-3 K ②		C B FF 96 C FF 96 C FF 95 1-3 K ②		4 0 0 0 0	0 0 0 0 0	0 0 0 0 0	0 0 0 0 0	0 0 0 0 0	3 0 0 0 0	3 0 0 0 0
Inning Stats	R: 1 E: 0 K: 0 S: 9 H: 1 LOB: 0 BB: 0 P: 14	R: 0 E: 0 K: 1 S: 11 H: 0 LOB: 0 BB: 0 P: 15	R: 2 E: 0 K: 2 S: 13 H: 2 LOB: 2 BB: 1 P: 22	R: 1 E: 0 K: 0 S: 18 H: 2 LOB: 2 BB: 1 P: 29	R: 1 E: 0 K: 3 S: 15 H: 2 LOB: 1 BB: 0 P: 19	R: 0 E: 0 K: 1 S: 8 H: 1 LOB: 1 BB: 0 P: 11	R: 0 E: 0 K: 1 S: 10 H: 0 LOB: 1 BB: 1 P: 17	R: 1 E: 0 K: 1 S: 16 H: 1 LOB: 0 BB: 0 P: 23	R: 0 E: 0 K: 0 S: 9 H: 0 LOB: 0 BB: 0 P: 15	1B: 2 2B: 4 3B: 0 HR: 3	SF: 0 SAC: 0 DP: 1 HBP: 2			WP: 0 PB: 0 SB: 2 CS: 0	PA: 40	

PITCHER		IP	WLS	BF	H	R	ER	SO	BB	IBB	HBP	BLK	WP	HR	S	P	ERA	WHIP
41 John Lackey, R ERA: 4.82	(1, 1)	5.0	L	25	7	5	5	6	2	0	2	0	0	2	66	99	9.00	1.800
32 Brian Duensing, L ERA: 3.43	(6, 1)	2.0		8	1	0	0	2	1	0	0	0	0	0	18	28	0.00	1.000
56 Héctor Rondón, R ERA: 3.86	(8, 1)	1.0		4	1	1	1	1	0	0	0	0	0	1	16	23	9.00	1.000
59 Zac Rosscup, L ERA:	(9, 1)	0.2		2	0	0	0	0	0	0	0	0	0	0	6	10	0.00	0.000
6 Carl Edwards Jr., R ERA: 1.02	(9, 1)	0.1		1	0	0	0	0	0	0	0	0	0	0	3	5	0.00	0.000

PITCHER	IP	WLS	BF	H	R	ER	SO	BB	IBB	HBP	BLK	WP	HR	S	P	ERA	WHIP

TOP

San Francisco Giants @ Chicago Cubs

Wrigley Field, Chicago, IL

Mon May 22 2017, 7:08 PM - 10:06 PM CDT

Att. 36,204 - Overcast - 70 F

livebaseballscorecards.com

AB	35
R	6
H	9
RBI	6
BB	3
SO	9
LOB	14

BOTTOM

San Francisco Giants @ Chicago Cubs
Wrigley Field, Chicago, IL
Mon May 22 2017, 7:08 PM - 10:06 PM CDT
Att. 36,204 - Overcast - 70 F

livebaseballscorecards.com

Batter	1	2	3	4	5	6	7	8	9	AB	R	H	RBI	BB	SO	LOB
18 Ben Zobrist, S (1, 7) OBP: 0.347, SLG: 0.443	C SI 90 B SI 90 F CH 81 F SI 91 B SL 80 F CH 81 F CH 82 B SI 92 F SI 91 3-3 F SI 90 F SI 90 F SI 90 Q SI 90 ① K		C SI 90 1 SAFE B SI 90 F CH 81 B CH 81 X SI 90 2-2 1-2 ② 3B			C SI 88 B CH 78 X CU 76 1-1 ① L6		B SL 79 B FF 91 X FF 90 2-0 3-H HR		4	1	2	2	0	1	0
5 Albert Almora Jr., R (1, 8) OBP: 0.323, SLG: 0.385 30 Jon Jay, L (8, PH) OBP: 0.418, SLG: 0.410 59 Zac Rosscup, R (9, 1) 6 Carl Edwards Jr., R (9, 1)	C SI 90 X CH 82 0-1 ② F9		B SI 91 X SI 90 1-0 ③ G4-3			S CH 79 F SI 89 X CH 80 0-2 ② 1B		C SL 78 F CU 74 X FF 92 0-2 44 HBP 1B		3 1 0 0	0 1 0 0	1 0 0 0	0 0 0 0	0 0 0 0	0 0 0 0	1 0 0 0
17 Kris Bryant, R (1, 5) OBP: 0.402, SLG: 0.572	C SI 90 B CU 78 X SI 91 1-1 ③ L7			C CU 76 C SI 90 B SI 90 X SI 91 1-2 ① G4-3		B CU 78 B SI 90 B CH 80 C SI 91 C SI 90 C SI 89 3-3 ③ K		X FF 91 0-0 ① F8		4	0	0	0	0	1	1
44 Anthony Rizzo, L (1, 3) OBP: 0.364, SLG: 0.407 (3, 4) (3, 3)		C SL 78 B SI 90 B CH 82 B SI 91 F SI 90 F SL 79 X SI 90 3-2 ① G3-1		S SI 90 B SI 91 X SI 90 1-1 ② G4-3			B CU 76 C SI 89 F SI 89 X CH 80 1-2 ① G2-3	B FF 93 B FF 93 F FF 90 H SL 80 3-1 40 G6-4-3 1-2 HBP		3	0	0	0	0	0	0
40 Willson Contreras, R (1, 2) OBP: 0.304, SLG: 0.408		C SI 88 B SI 90 S SI 90 B SI 89 F SI 90 X SI 90 2-2 27 FC4-6 1B		B CH 81 B CH 81 X SI 90 2-0 ③ G6-3			S CH 80 B SI 89 S SI 89 X SI 90 1-2 ② L9	B SL 85 B SL 85 C SL 87 X SI 97 2-1 ② ③ G6-4-3 1-2f		4	0	1	0	0	0	2
27 Addison Russell, R (1, 6) OBP: 0.281, SLG: 0.353		D CH 81 F SI 90 X SI 89 1-1 ② FC4-6 1-2f	S SI 88 X CH 80 0-1 9 FC5-4 1B			B CH 80 B SI 89 S SI 89 S SI 89 C SI 90 2-3 ③ K		C FC 92 F FC 92 B KC 82 X KC 83 1-2 ① G5-3		4	0	1	0	0	1	1
22 Jason Heyward, L (1, 9) OBP: 0.342, SLG: 0.368		C SI 90 C SI 91 1 SAFE X SI 91 0-2 ③ G4-3	X SI 89 0-0 ① F9					C SI 89 X CU 74 0-1 9 HR 1B	X FF 92 0-0 ② F8	4	1	1	0	0	0	2
9 Javier Báez, R (1, 4) OBP: 0.301, SLG: 0.496 (3, 3) (3, 4)			C CH 80 B SI 89 F SI 90 X SI 90 1-2 18 CS 1B		B SI 90 C SI 89 X SI 89 1-1 ② FC5-4 1-2f			F SI 89 X SI 90 0-1 1-H HR	C FF 92 S KC 82 F FF 92 X FF 92 0-2 1B	4	1	3	2	0	0	1
41 John Lackey, R (1, 1) OBP: 0.250, SLG: 0.313 12 Kyle Schwarber, L (5, PH) OBP: 0.302, SLG: 0.342 32 Brian Duensing, L (6, 1) 56 Héctor Rondón, R (8, 1) 8 Ian Happ, S (8, PH) OBP: 0.455, SLG: 0.786 (9, 8)			S CH 81 S CH 79 F SI 90 1 SAFE X SI 90 0-2 ① L3		X SI 90 0-0 ③ F8			X CH 79 0-0 18 HR 3B	F FF 91 F FC 90 B FC 91 S KC 82 1-3 ③ K2-3	1 1 0 0 2	0 0 0 0 1	0 0 0 0 1	0 0 0 0 1	0 0 0 0 1	0 1 0 0 1	1 1 0 0 1

	AB	35
	R	4
	H	11
	RBI	4
	BB	0
	SO	4
	LOB	11

Inning Stats	1	2	3	4	5	6	7	8	9
	R: 0 E: 0 K: 1 S: 14 H: 0 LOB: 0 BB: 0 P: 18	R: 0 E: 0 K: 0 S: 13 H: 1 LOB: 1 BB: 0 P: 19	R: 0 E: 0 K: 0 S: 11 H: 2 LOB: 1 BB: 0 P: 15	R: 0 E: 0 K: 0 S: 6 H: 0 LOB: 0 BB: 0 P: 10	R: 0 E: 0 K: 0 S: 6 H: 1 LOB: 1 BB: 0 P: 7	R: 0 E: 0 K: 1 S: 8 H: 1 LOB: 0 BB: 0 P: 12	R: 0 E: 0 K: 1 S: 9 H: 0 LOB: 0 BB: 0 P: 13	R: 4 E: 0 K: 0 S: 13 H: 5 LOB: 1 BB: 0 P: 20	R: 0 E: 0 K: 1 S: 11 H: 1 LOB: 1 BB: 0 P: 13

1B: 7	SF: 0	WP: 0	PA: 36
2B: 0	SAC: 0	PB: 0	
3B: 2	DP: 1	SB: 0	
HR: 2	HBP: 1	CS: 1	

PITCHER		IP	WLS	BF	H	R	ER	SO	BB	IBB	HBP	BLK	WP	HR	S	P	ERA	WHIP
50 Ty Blach, L ERA: 4.1	(1, 1)	7.0	W	27	8	3	3	3	0	0	0	0	0	1	72	99	3.86	1.143
64 Derek Law, R ERA: 2.91	(8, 1)	0.1		3	2	1	1	0	0	0	0	0	0	1	5	7	27.00	6.000
48 Steven Okert, L ERA: 5.68	(8, 1)	0.0		1	0	0	0	0	0	0	1	0	0	0	1	4	∞	∞
60 Hunter Strickland, R ERA: 1.06	(8, 1)	0.2	H	1	0	0	0	0	0	0	0	0	0	0	2	4	0.00	0.000
41 Mark Melancon, R ERA: 2.63	(9, 1)	1.0	S	4	1	0	0	1	0	0	0	0	0	0	11	13	0.00	1.000

PITCHER	IP	WLS	BF	H	R	ER	SO	BB	IBB	HBP	BLK	WP	HR	S	P	ERA	WHIP

Batter	1	2	3	4	5	6	7	8	9	AB	R	H	RBI	BB	SO	LOB
12 Joe Panik, L (1, 4) OBP: 0.315, SLG: 0.366	B FF 91 F FF 91 B FF 92 F FF 92 F FF 92 C FC 88 2-3 ① K			B FF 90 X FC 86 1-0 ① G5-3		C FF 90 F CU 74 B CU 76 F FC 87 B FF 92 X FC 86 2-2 ② L8			C FF 91 F SI 89 S CH 84 0-3 ② K	4	0	0	0	0	2	0
22 Christian Arroyo, R (1, 5) OBP: 0.256, SLG: 0.324	B FF 92 F FF 91 B FF 91 S CH 82 S CU 77 2-3 ② K			S CH 84 F FC 86 C CU 76 0-3 ② K		B FF 92 X FF 92 1-0 ③ G4-3			C CU 75 S CH 84 F CH 83 X CU 77 0-2 ③ F7	4	0	0	0	0	2	0
9 Brandon Belt, L (1, 3) OBP: 0.351, SLG: 0.461	B SI 90 F SI 90 F FF 92 S FF 91 1-3 ③ K			F FF 90 S FC 86 S CU 76 0-3 ③ K			B CU 75 F FC 82 X FF 89 1-1 ① L8			3	0	0	0	0	2	0
28 Buster Posey, R (1, 2) OBP: 0.444, SLG: 0.564		B FF 89 C FF 90 X CH 84 1-1 ① G2-3			X CH 84 0-0 35 2B 2B		B FF 90 B SI 89 X CH 84 2-0 ② G1-3			3	1	1	0	0	0	0
39 Justin Ruggiano, R (1, 9) OBP: 0.273, SLG: 0.415		S FF 89 S FC 88 B CU 76 B CU 76 X FF 91 2-2 35 G6-4-3 1B			C FF 89 F FC 86 S FF 90 0-3 ① K		T FC 87 B FF 91 S FF 90 B CU 76 X FF 92 2-2 ③ F9			3	0	1	0	0	1	1
35 Brandon Crawford, L (1, 6) OBP: 0.297, SLG: 0.442		B CU 76 F FF 92 X FC 86 1-1 ② ③ G6-4-3 1-2f			D CH 85 X FC 85 1-0 10 1B 2-H 2B			S CH 84 X SI 90 0-1 ① G4-3		3	0	1	1	0	0	1
10 Eduardo Núñez, R (1, 7) OBP: 0.294, SLG: 0.367			F FF 90 F CH 83 B CH 84 X FF 90 1-2 ① G5-3		X CU 74 0-0 66 CS 2-3 1B			C CH 84 B CH 83 X FC 86 1-1 ② F8		3	0	1	0	0	0	0
66 Gorkys Hernández, R (1, 8) OBP: 0.248, SLG: 0.213			C FF 92 B FF 92 B FF 91 X FC 87 2-1 ② L8		F FF 91 B FF 90 B FF 91 F FC 88 S CU 76 2-3 ② ③ K 1-2			B FF 91 F FF 91 X FF 90 1-1 ③ P4		3	0	0	0	0	1	2
47 Johnny Cueto, R (1, 1) OBP: 0.050, SLG: 0.050 57 Bryan Morris, L (7, 1) 61 Josh Osich, L (8, 1) 38 Michael Morse, R (9, PH) OBP: 0.212, SLG: 0.323			C FF 92 C FF 91 B FF 92 C FF 92 1-3 ③ K			C CU 73 B FF 91 X SI 91 1-1 ① B2-3			C CU 75 F FC 87 B CU 76 S FF 90 1-3 ① K	2 0 0 1	0 0 0 0	0 0 0 0	0 0 0 0	0 0 0 0	1 0 0 1	0 0 0 0
Inning Stats	R: 0 E: 0 K: 3 S: 10 H: 0 LOB: 0 BB: 0 P: 15	R: 0 E: 0 K: 0 S: 7 H: 1 LOB: 0 BB: 0 P: 11	R: 0 E: 0 K: 1 S: 8 H: 0 LOB: 0 BB: 0 P: 12	R: 0 E: 0 K: 2 S: 7 H: 0 LOB: 0 BB: 0 P: 8	R: 1 E: 0 K: 2 S: 9 H: 3 LOB: 1 BB: 0 P: 12	R: 0 E: 0 K: 0 S: 7 H: 0 LOB: 0 BB: 0 P: 11	R: 0 E: 0 K: 0 S: 6 H: 0 LOB: 0 BB: 0 P: 11	R: 0 E: 0 K: 0 S: 6 H: 0 LOB: 0 BB: 0 P: 8	R: 0 E: 0 K: 2 S: 10 H: 0 LOB: 0 BB: 0 P: 11	1B: 2 2B: 2 3B: 0 HR: 0 SF: 0 SAC: 0 DP: 1 HBP: 0						

PITCHER	IP	WLS	BF	H	R	ER	SO	BB	IBB	HBP	BLK	WP	HR	S	P	ERA	WHIP
34 Jon Lester, L (1, 1) ERA: 3.19	9.0	W	29	4	1	1	10	0	0	0	0	0	0	70	99	1.00	0.444

PITCHER	IP	WLS	BF	H	R	ER	SO	BB	IBB	HBP	BLK	WP	HR	S	P	ERA	WHIP

TOP

San Francisco Giants @ Chicago Cubs

Wrigley Field, Chicago, IL

Tue May 23 2017, 7:12 PM - 9:15 PM CDT

Att. 32,905 - Cloudy - 58 F

livebaseballscorecards.com

AB	29
R	1
H	4
RBI	1
BB	0
SO	10
LOB	4

WP: 0 PA: 29
PB: 0
SB: 0
CS: 1

BOTTOM

San Francisco Giants @ Chicago Cubs
Wrigley Field, Chicago, IL
Tue May 23 2017, 7:12 PM - 9:15 PM CDT
Att. 32,905 - Cloudy - 58 F

livebaseballscorecards.com

Batter	1	2	3	4	5	6	7	8	9	AB	R	H	RBI	BB	SO	LOB
18 Ben Zobrist, S (1, 4) (9, 7) OBP: 0.344, SLG: 0.437	F SI 87 B FF 88 B CH 79 F SL 83 S CH 79 2-3 ① K		C SI 89 B FF 91 F FF 90 X CH 82 1-2 12 1B		S CH 82 X FF 91 0-1 ③ P4			X FF 95 0-0 ② L9		4	0	1	0	0	1	0
12 Kyle Schwarber, L (1, 7) OBP: 0.301, SLG: 0.359 9 Javier Báez, R (9, 4) OBP: 0.301, SLG: 0.496	B FF 88 B CH 83 B SL 84 C FF 88 F SL 85 X SI 91 3-2 HR		B CH 82 C CH 80 1 SAFE 1 SAFE C CH 81 B CH 83 F CH 82 C SL 85 2-3 ② ③ K 1-2			S CH 78 B CH 79 X FF 90 1-1 ① G1-3		B FF 96 C FF 97 C SL 79 F SL 79 S FC 90 1-3 ③ K		4 0	1 0	1 0	1 0	0 0	2 0	1 0
17 Kris Bryant, R (1, 5) OBP: 0.406, SLG: 0.571	C SL 85 S CH 81 B CH 81 S SI 90 1-3 ② K			F SI 88 B SI 89 B SL 83 S CH 80 X FF 91 2-2 44 HR 1B		B SI 90 B SI 91 C SL 83 S CH 80 F CH 81 B SL 85 D CH 81 4-2 44 G6-3 44 WP BB				2	1	1	0	1	1	0
44 Anthony Rizzo, L (1, 3) OBP: 0.363, SLG: 0.424	S CH 86 B CH 81 F CH 86 X FF 91 1-2 ③ L7			X SI 90 0-0 1-H HR		B SL 83 F FF 91 S CH 81 B CH 82 B FF 92 F CH 83 X SL 85 3-2 ② G6-3 1-3				3	1	1	2	0	0	1
8 Ian Happ, S (1, 8) OBP: 0.417, SLG: 0.710		B SL 84 C CH 79 X CH 80 1-1 ① G4-3		S FF 91 B FF 90 B FF 90 X SL 84 2-1 ① G4-3		B FF 91 B SL 85 F SL 86 B FF 92 F SL 84 F SI 92 C SL 85 3-3 ③ K				3	0	0	0	0	1	1
22 Jason Heyward, L (1, 9) OBP: 0.341, SLG: 0.394		X CH 86 0-0 HR		C CH 80 B FF 90 F SL 83 B FF 91 S CH 82 2-3 ② K			B SI 93 B SI 94 X SI 92 2-0 ① F8			3	1	1	1	0	1	0
40 Willson Contreras, R (1, 2) OBP: 0.298, SLG: 0.398		S SI 90 S SI 89 S CH 81 0-3 ② K		C SL 84 S SL 84 S CH 83 0-3 ③ K			F SI 94 F SI 94 X FC 90 0-2 ② L9			3	0	0	0	0	2	0
27 Addison Russell, R (1, 6) OBP: 0.276, SLG: 0.346		C SL 81 B FF 90 X SI 90 1-1 ③ L7			C SL 82 X SL 81 0-1 ① G6-3		F FC 91 B FC 90 B SI 93 B FF 94 X SI 94 3-1 ③ G6-3			3	0	0	0	0	0	0
34 Jon Lester, L (1, 1) OBP: 0.130, SLG: 0.143			C SI 88 S CH 78 B CH 80 F SL 84 B CH 81 S CH 81 2-3 ① K		C SL 81 S CH 80 B SL 82 B CH 81 B FF 91 F SL 84 X FF 90 3-2 ② G4-3			B FF 93 C FF 93 B SL 77 C FF 94 S FF 95 2-3 ① K		3	0	0	0	0	2	0
Inning Stats	R: 1 E: 0 K: 2 S: 12 H: 1 LOB: 0 BB: 0 P: 19	R: 1 E: 0 K: 1 S: 8 H: 1 LOB: 0 BB: 0 P: 10	R: 0 E: 0 K: 2 S: 11 H: 1 LOB: 0 BB: 0 P: 16	R: 2 E: 0 K: 2 S: 12 H: 2 LOB: 0 BB: 0 P: 18	R: 0 E: 0 K: 0 S: 8 H: 0 LOB: 0 BB: 0 P: 11	R: 0 E: 0 K: 1 S: 13 H: 0 LOB: 1 BB: 1 P: 24	R: 0 E: 0 K: 0 S: 6 H: 0 LOB: 0 BB: 0 P: 11	R: 0 E: 0 K: 2 S: 8 H: 0 LOB: 0 BB: 0 P: 11		1B: 2 2B: 0 3B: 0 HR: 3 SF: 0 SAC: 0 DP: 0 HBP: 0						

AB	28
R	4
H	5
RBI	4
BB	1
SO	10
LOB	3

WP: 1 PA: 29
PB: 0
SB: 0
CS: 0

PITCHER		IP	WLS	BF	H	R	ER	SO	BB	IBB	HBP	BLK	WP	HR	S	P	ERA	WHIP
47 Johnny Cueto, R ERA: 4.64	(1, 1)	6.0	L	23	5	4	4	8	1	0	0	0	1	3	64	98	6.00	1.000
57 Bryan Morris, R ERA: 4.22	(7, 1)	1.0		3	0	0	0	0	0	0	0	0	0	0	6	11	0.00	0.000
61 Josh Osich, L ERA: 4.0	(8, 1)	1.0		3	0	0	0	2	0	0	0	0	0	0	8	11	0.00	0.000

PITCHER	IP	WLS	BF	H	R	ER	SO	BB	IBB	HBP	BLK	WP	HR	S	P	ERA	WHIP

San Francisco Giants @ Chicago Cubs

Wrigley Field, Chicago, IL

Wed May 24 2017, 7:07 PM - 10:11 PM CDT

Att. 35,617 - Overcast - 52 F

TOP

livebaseballscorecards.com

Batter	1	2	3	4	5	6	7	8	9	AB	R	H	RBI	BB	SO	LOB
2 Denard Span, L (1, 8) OBP: 0.291, SLG: 0.418	G1-3		HR		L9			FC3-6	P4	5	1	1	1	0	0	2
12 Joe Panik, L (1, 4) OBP: 0.306, SLG: 0.355	P6		K			G3-1		P5	K	5	0	0	0	0	2	2
9 Brandon Belt, L (1, 3) OBP: 0.359, SLG: 0.464	1B		F7			E1		28 BB	BB	3	0	2	0	1	0	0
48 Steven Okert, L (8, 1)										0	0	0	0	0	0	0
62 Cory Gearrin, R (8, 1)										0	0	0	0	0	0	0
28 Buster Posey, R (1, 2) OBP: 0.439, SLG: 0.551	G5-3		L4			P4		BB		3	0	0	0	1	0	2
35 Brandon Crawford, L (1, 6) OBP: 0.295, SLG: 0.444		10 1B 22 FC4-6 2B		F8		P5		G1-3		4	1	1	0	0	0	4
10 Eduardo Núñez, R (1, 7) OBP: 0.298, SLG: 0.370		22 FC4-6 1B		K			G5-3		51 HR 1B	4	1	2	0	0	1	0
22 Christian Arroyo, R (1, 5) OBP: 0.248, SLG: 0.313		FC4-6		K			L3		K	4	0	0	1	0	2	2
51 Mac Williamson, R (1, 9) OBP: 0.280, SLG: 0.318		K			L7		G6-3		HR	4	1	1	2	0	1	1
45 Matt Moore, L (1, 1) OBP: 0.059, SLG: 0.059		G1-3			K			2 FC3-6 1B	12 S BB	2	0	0	0	0	1	1
70 George Kontos, R (7, 1)										0	0	0	0	0	0	0
38 Michael Morse, R (8, PH) OBP: 0.257, SLG: 0.344										1	0	1	0	1	0	0
(8, 3)																
66 Gorkys Hernández, R (9, PR) OBP: 0.248, SLG: 0.213										0	0	0	0	0	0	0
Inning Stats	R: 0 E: 0 K: 0 S: 14 H: 1 LOB: 1 BB: 0 P: 22	R: 1 E: 0 K: 1 S: 11 H: 2 LOB: 1 BB: 0 P: 17	R: 1 E: 0 K: 1 S: 11 H: 1 LOB: 0 BB: 0 P: 17	R: 0 E: 0 K: 2 S: 8 H: 0 LOB: 0 BB: 0 P: 10	R: 0 E: 0 K: 1 S: 8 H: 0 LOB: 0 BB: 0 P: 12	R: 0 E: 1 K: 0 S: 10 H: 1 LOB: 1 BB: 0 P: 13	R: 0 E: 0 K: 0 S: 5 H: 0 LOB: 0 BB: 0 P: 7	R: 0 E: 0 K: 0 S: 14 H: 1 LOB: 3 BB: 2 P: 29	R: 2 E: 0 K: 2 S: 22 H: 2 LOB: 2 BB: 1 P: 34	1B: 5 2B: 1 3B: 0 HR: 2	SF: 0 SAC: 0 DP: 0 HBP: 0						

	AB	35
	R	4
	H	8
	RBI	4
	BB	3
	SO	7
	LOB	14

WP: 0 PB: 0 SB: 1 CS: 0 PA: 38

PITCHER		IP	WLS	BF	H	R	ER	SO	BB	IBB	HBP	BLK	WP	HR	S	P	ERA	WHIP
28 Kyle Hendricks, R ERA: 3.25	(1, 1)	7.0	W	26	5	2	2	5	0	0	0	0	0	1	67	98	2.57	0.714
19 Koji Uehara, R ERA: 3.31	(8, 1)	0.2	H	4	1	0	0	0	1	0	0	0	0	0	11	19	0.00	3.000
6 Carl Edwards Jr., R ERA: 1.0	(8, 1)	0.1	H	2	0	0	0	0	1	0	0	0	0	0	3	10	0.00	3.000
71 Wade Davis, R ERA: 0.98	(9, 1)	1.0	S	6	2	2	2	2	1	0	0	0	0	1	22	34	18.00	3.000

PITCHER		IP	WLS	BF	H	R	ER	SO	BB	IBB	HBP	BLK	WP	HR	S	P	ERA	WHIP

BOTTOM

San Francisco Giants @ Chicago Cubs

Wrigley Field, Chicago, IL

Wed May 24 2017, 7:07 PM - 10:11 PM CDT

Att. 35,617 - Overcast - 52 F

livebaseballscorecards.com

Batter	1	2	3	4	5	6	7	8	9	AB	R	H	RBI	BB	SO	LOB
9 Javier Báez, R (1, 4) OBP: 0.301, SLG: 0.496	F FF 90 B FF 92 X CH 85 1-1 5 FC1-4 1B		X CH 86 0-0 ③ G5-3		F FF 92 S FF 94 X FF 94 0-2 ② SF8 3-H		X FC 88 0-0 SH 1-3 2-H			2	0	1	1	0	0	0
5 Albert Almora Jr., R (1, 8) OBP: 0.311, SLG: 0.368	B FF 90 B FF 91 1 SAFE B FF 90 C FF 92 F FF 92 F FF 93 1 SAFE X CH 85 3-2 ① FC1-4 17 G4-3 1-2f			B FF 91 X FF 90 1-0 ① F7	F FF 94 X CH 85 0-1 ③ G2-3		F FC 89 B FC 88 X SI 92 1-1 ① G5-3			4	0	0	0	0	0	4
17 Kris Bryant, R (1, 5) OBP: 0.403, SLG: 0.561	B FF 90 X CH 84 1-0 ② ③ G4-3 1-2f			C KC 83 B FF 93 X CH 85 1-1 ② F7		S CH 85 F KC 82 F FF 91 F KC 82 B FF 94 B CH 86 B KC 82 F FF 92 F FF 93 4-2 B FF 94 44 1B BB	B FC 89 F FC 88 B SI 93 F FC 87 S SI 92 2-3 ② K			3	0	0	0	1	1	3
44 Anthony Rizzo, L (1, 3) OBP: 0.376, SLG: 0.470		C FF 90 X KC 82 0-1 HR		X FF 92 0-0 HR		F FC 88 F CH 86 X FC 88 0-2 1-2 1B	0-0 IBB			3	2	3	2	1	0	0
8 Ian Happ, S (1, 7) OBP: 0.400, SLG: 0.647		S FF 92 F CH 84 C FF 92 0-3 ① K		B FF 93 B FC 88 B FF 93 C FF 91 B FC 89 4-1 BB		S FC 89 C FF 92 X FF 93 0-2 ① F9	B FC 88 C FC 89 S FC 88 B FC 88 S FC 88 2-3 ③ K			3	0	0	0	1	2	5
22 Jason Heyward, L (1, 9) OBP: 0.339, SLG: 0.407		F FF 92 X FF 92 0-1 ② L6		X FF 92 0-0 ③ G3		F FC 90 F FF 93 X FC 88 0-2 ② G1-3		F SI 90 X SI 91 0-1 30 SF9 3B		4	1	1	0	0	0	3
27 Addison Russell, R (1, 6) OBP: 0.282, SLG: 0.346		B FF 92 B FF 92 X FF 92 2-0 ③ F9			B FF 92 B CH 86 C FF 92 X FF 92 2-1 47 1B 9 SF8 1B	S FF 92 B FF 92 F FF 93 B FF 94 S KC 83 2-3 ③ K		D SI 92 F CH 84 B FC 89 S FC 89 B FC 90 B FF 90 4-2 40 G4-6-3 BB		3	1	1	0	1	1	2
47 Miguel Montero, L (1, 2) OBP: 0.365, SLG: 0.517 19 Koji Uehara, R (8, 1) 6 Carl Edwards Jr., R (8, 1) 30 Jon Jay, L (8, PH) OBP: 0.413, SLG: 0.410 71 Wade Davis, R (9, 1)			C FF 91 B FC 88 S FF 92 B KC 82 F FF 93 X FF 93 2-2 ① F9		X FC 88 0-0 1-3 1B		X KC 82 0-0 9 SH 9 E 2B	B FF 91 X FF 90 1-0 ① SF9 3-H		3 0 0 0 0	1 0 0 0 0	2 0 0 0 0	0 0 0 1 0	0 0 0 0 0	0 0 0 0 0	0 0 0 0 0
28 Kyle Hendricks, R (1, 1) OBP: 0.125, SLG: 0.125 40 Willson Contreras, R (7, PH) OBP: 0.301, SLG: 0.395 (8, 2)			F FF 91 B FF 89 F FF 90 B CH 84 C FF 92 2-3 ② K		C FF 91 L FF 92 L FF 92 0-3 ① K		D CH 85 S FF 92 B FF 92 F FF 90 B FF 93 B FF 92 4-2 9 E BB	B SI 91 X SI 91 1-0 ② ③ G4-6-3 1-2f		2 1	0 0	0 0	0 1	0 0	2 1	2 1
Inning Stats	R: 0 E: 0 K: 0 S: 7 H: 1 LOB: 0 BB: 0 P: 12	R: 1 E: 0 K: 1 S: 8 H: 1 LOB: 0 BB: 0 P: 10	R: 0 E: 0 K: 1 S: 8 H: 0 LOB: 0 BB: 0 P: 12	R: 1 E: 0 K: 0 S: 6 H: 1 LOB: 1 BB: 1 P: 12	R: 1 E: 0 K: 1 S: 11 H: 2 LOB: 1 BB: 0 P: 13	R: 0 E: 0 K: 1 S: 18 H: 1 LOB: 2 BB: 1 P: 24	R: 1 E: 1 K: 2 S: 12 H: 1 LOB: 3 BB: 2 P: 21	R: 1 E: 0 K: 0 S: 6 H: 1 LOB: 0 BB: 1 P: 12		1B: 4 2B: 1 3B: 1 HR: 2 SF: 2 SAC: 1 DP: 2 HBP: 0				WP: 0 PB: 0 SB: 0 CS: 0 PA: 36		

	AB	28
	R	5
	H	8
	RBI	4
	BB	5
	SO	6
	LOB	20

PITCHER		IP	WLS	BF	H	R	ER	SO	BB	IBB	HBP	BLK	WP	HR	S	P	ERA	WHIP
45 Matt Moore, L ERA: 5.28	(1, 1)	6.0	L	27	7	4	3	4	3	0	0	0	0	2	61	90	4.50	1.667
70 George Kontos, R ERA: 4.5	(7, 1)	1.0		5	0	0	0	2	0	1	0	0	0	0	9	14	0.00	0.000
48 Steven Okert, L ERA: 6.23	(8, 1)	0.1		3	1	1	1	0	1	0	0	0	0	0	5	10	27.00	6.000
62 Cory Gearrin, R ERA: 1.96	(8, 1)	0.2		1	0	0	0	0	0	0	0	0	0	0	1	2	0.00	0.000

PITCHER	IP	WLS	BF	H	R	ER	SO	BB	IBB	HBP	BLK	WP	HR	S	P	ERA	WHIP

San Francisco Giants @ Chicago Cubs

Wrigley Field, Chicago, IL

Thu May 25 2017, 1:21 PM - 3:53 PM CDT

Att. 37,513 - Cloudy - 63 F

livebaseballscorecards.com

Batter	1	2	3	4	5	6	7	8	9	AB	R	H	RBI	BB	SO	LOB
2 Denard Span, L (1, 8) OBP: 0.299, SLG: 0.426	C FF 93 F SI 93 X FF 95 0-2 12 L9 9 2B 2B		B FF 91 X FF 93 1-0 ② L8		D CH 86 B CH 86 D CH 86 B SI 93 4-0 12 G3 2-3 BB			C FF 94 X FF 93 0-1 ①② G6-4-3 1-2f		3	1	1	0	1	0	1
12 Joe Panik, L (1, 4) OBP: 0.299, SLG: 0.347	B SI 93 B SI 93 B SI 92 C FF 93 X CH 87 3-1 ① L9 2-3		C SI 90 B CH 85 B CH 85 X SI 91 2-1 ③ F8		B FF 92 C SI 91 1 SAFE 1 SAFE F SI 92 B FF 94 1 SAFE F SI 93 D CH 86 3-2 ②③ X CH 87 G3 1-2			B FF 94 B FF 94 X FF 93 2-0 ③ G6-3		4	0	0	0	0	0	3
9 Brandon Belt, L (1, 3) OBP: 0.356, SLG: 0.465	F FF 94 F FF 95 D CH 88 X CH 88 1-2 3-H 2B			X CU 78 0-0 ① L4		B CU 75 B CU 76 B FF 93 C FF 93 F FF 93 X FF 93 3-2 ① G5-3			X FF 92 0-0 ① G4-3	4	0	1	1	0	0	0
28 Buster Posey, R (1, 2) OBP: 0.435, SLG: 0.540	B SI 94 X FF 93 1-0 ② P6			B FF 92 B FF 92 C FF 92 B CH 86 F SI 93 F SI 94 B CU 81 4-2 51 S 35 1B BB		C FF 94 X FF 95 0-1 ② L8			C FF 93 B CU 78 B CH 83 X CH 84 2-1 ② G5-3	3	0	0	0	1	0	1
35 Brandon Crawford, L (1, 6) OBP: 0.301, SLG: 0.445	B CU 81 B SI 93 S CH 88 X FF 93 2-1 ③ L9			B CU 80 S CH 86 X FF 92 1-1 51 S 1-2 1B		C FF 94 F FF 94 B FF 95 X CH 86 1-2 ③ L3			X FF 92 0-0 1B	4	0	2	0	0	0	1
39 Justin Ruggiano, R (1, 9) OBP: 0.250, SLG: 0.378		S FF 90 B SI 91 X CU 81 1-1 ① L5		B SI 93 X FF 93 1-0 ② F6			X FF 92 0-0 ① G5-3		D CU 77 C CU 75 X FF 92 1-1 ③ F7	4	0	0	0	0	0	3
51 Mac Williamson, R (1, 7) OBP: 0.250, SLG: 0.280		F SI 90 F FF 92 F FF 92 S CH 86 0-3 ② K		F SI 93 B CH 87 F CH 87 B CH 86 X FF 94 2-2 ③ G6-3 1-2 2-3			B FF 93 F FF 93 B CU 76 X FF 92 2-1 ② G6-3			3	0	0	0	0	1	2
22 Christian Arroyo, R (1, 5) OBP: 0.242, SLG: 0.304		B CU 80 F FF 93 X FF 94 1-1 ③ G4-3			C CU 79 X CU 78 0-1 ① G1-3		S FF 94 F FF 94 B CU 79 B CU 78 X CH 84 2-2 ③ G2-3			3	0	0	0	0	0	0
29 Jeff Samardzija, R (1, 1) OBP: 0.095, SLG: 0.143 38 Michael Morse, R (8, PH) OBP: 0.278, SLG: 0.344 61 Josh Osich, L (8, 1)			X FF 92 0-0 ① G5-3		B FF 92 S FF 94 X CU 80 1-1 2 WP 2B			C CU 77 B FF 93 B FF 92 B CU 77 B FF 94 4-1 2 G6-4-3 BB		2 0 0	0 0 0	1 0 0	0 0 0	0 1 0	0 0 0	0 0 0
Inning Stats	R: 1 E: 0 K: 0 S: 11 H: 2 LOB: 1 BB: 0 P: 18	R: 0 E: 0 K: 1 S: 8 H: 0 LOB: 0 BB: 0 P: 10	R: 0 E: 0 K: 0 S: 4 H: 0 LOB: 0 BB: 0 P: 7	R: 0 E: 0 K: 0 S: 10 H: 1 LOB: 2 BB: 1 P: 18	R: 0 E: 0 K: 0 S: 8 H: 1 LOB: 1 BB: 1 P: 16	R: 0 E: 0 K: 0 S: 8 H: 0 LOB: 0 BB: 0 P: 12	R: 0 E: 0 K: 0 S: 6 H: 0 LOB: 0 BB: 0 P: 10	R: 0 E: 0 K: 0 S: 4 H: 0 LOB: 0 BB: 1 P: 10	R: 0 E: 0 K: 0 S: 6 H: 1 LOB: 1 BB: 0 P: 9	1B: 2 2B: 3 3B: 0 HR: 0 SF: 0 SAC: 0 DP: 1 HBP: 0						

AB	30
R	1
H	5
RBI	1
BB	3
SO	1
LOB	11

WP: 1 PB: 0 SB: 2 CS: 0 PA: 33

PITCHER		IP	WLS	BF	H	R	ER	SO	BB	IBB	HBP	BLK	WP	HR	S	P	ERA	WHIP
33 Eddie Butler, R ERA: 1.93	(1, 1)	5.0	W	20	4	1	1	1	2	0	0	0	1	0	41	69	1.80	1.200
38 Mike Montgomery, L ERA: 2.27	(6, 1)	4.0	S	13	1	0	0	0	1	0	0	0	0	0	24	41	0.00	0.500

PITCHER	IP	WLS	BF	H	R	ER	SO	BB	IBB	HBP	BLK	WP	HR	S	P	ERA	WHIP

BOTTOM

San Francisco Giants @ Chicago Cubs

Wrigley Field, Chicago, IL

Thu May 25 2017, 1:21 PM - 3:53 PM CDT

Att. 37,513 - Cloudy - 63 F

livebaseballscorecards.com

Batter	1	2	3	4	5	6	7	8	9	AB	R	H	RBI	BB	SO	LOB
18 Ben Zobrist, S (1, 4) (9, 7) OBP: 0.354, SLG: 0.468	C SI 93 S SL 85 X SI 94 0-2 G3-1		B KC 82 C SI 95 F SL 88 X SL 90 1-2 1B			C KC 78 B FC 93 X FC 92 1-1 HR		B FF 93 C FF 94 X FF 95 1-1 17 FC6-4 1B		4	1	3	1	0	0	0
12 Kyle Schwarber, L (1, 7) OBP: 0.294, SLG: 0.350 27 Addison Russell, R (9, 6) OBP: 0.282, SLG: 0.346	B SL 84 B SL 88 F SI 93 F KC 82 S FS 87 2-3 K ②		B FF 93 C FF 95 S SI 95 F FF 96 B SL 90 1 SAFE B KC 81 S SL 90 3-3 K ③			B SL 86 B KC 80 F SL 86 F SL 88 F KC 80 S SI 95 2-3 K ①		S FF 96 B FF 96 B SL 79 F FF 96 1 SAFE F FF 95 D SL 80 S FC 91 3-3 K ①		4 0	0 0	0 0	0 0	0 0	4 0	2 0
17 Kris Bryant, R (1, 5) OBP: 0.400, SLG: 0.571	X SI 95 0-0 HR			C KC 80 B SL 89 F KC 80 X SI 96 1-2 G4-3 ①		C KC 80 B SL 88 F KC 80 S SI 97 1-3 K ②		F FF 96 X FF 97 0-1 FC6-4 8 1B 44 1B 22 WP 1-2f ②		4	2	1	1	0	1	1
44 Anthony Rizzo, L (1, 3) OBP: 0.378, SLG: 0.477	C FS 87 B KC 83 X SI 95 1-1 F9 ③			F SI 95 B SI 95 F SI 95 F FC 92 B SI 94 B FF 95 X FC 90 3-2 F9 ②		F SL 89 X FS 88 0-1 2B		1 SAFE S FC 91 C FC 92 1 SAFE X FC 92 0-2 8 1B 22 E 1-2 1B		4	1	2	0	0	0	0
8 Ian Happ, S (1, 8) OBP: 0.409, SLG: 0.622		C FF 93 S FF 93 B SL 88 F SL 88 F SI 95 S SI 95 1-3 K ①		B FF 94 S SI 95 B FF 95 S SI 95 S SI 96 2-3 K ③		S SI 96 B SI 96 B FF 96 F SI 96 B SI 97 B 4-2 BB		B FF 96 B FF 96 X FF 95 2-0 22 WP 1-2 2-3 1B		3	0	1	0	1	2	0
22 Jason Heyward, L (1, 9) OBP: 0.336, SLG: 0.427		X FF 94 0-0 P5 ②			C SI 93 B KC 77 B SI 94 X SI 94 2-1 HR	X FF 95 0-0 P3 ③		B FF 92 C FF 95 F FF 96 S FF 97 1-3 K ③ 1-3 2-H 3-H		4	1	1	1	0	1	3
47 Miguel Montero, L (1, 2) OBP: 0.364, SLG: 0.508		C SI 93 B FC 93 B SL 88 B KC 81 X SI 94 3-1 P5 ③			B SL 88 S SL 89 B FS 87 X SI 94 2-1 9 G6-4-3 1B		B KC 77 S KC 79 S KC 79 F SI 95 F SI 95 B KC 82 F FF 95 F SI 96 X SI 96 2-2 F9 ①			3	0	1	0	0	0	0
9 Javier Báez, R (1, 6) (9, 4) OBP: 0.295, SLG: 0.485			S SL 87 S SI 93 B FC 90 X SI 95 1-2 G3-1 ①		B SI 94 S SI 94 1 SAFE B SI 94 F SI 95 X SI 95 2-2 G6-4-3 ①② 1-2f		B SI 95 C SL 88 F SI 95 X SL 89 1-2 L9 ②			3	0	0	0	0	0	1
33 Eddie Butler, R (1, 1) 38 Mike Montgomery, L (6, 1)			C FC 92 S KC 80 B FC 90 S KC 82 1-3 K ②		B SL 88 S FF 94 C SI 94 B FC 90 X SI 96 2-2 G3 ③		F SI 95 F FF 95 C FC 91 0-3 K ③			2 1	0 0	0 0	0 0	0 0	1 1	0 0
Inning Stats	R: 1 E: 0 K: 1 S: 9 H: 1 LOB: 0 BB: 0 P: 12	R: 0 E: 0 K: 1 S: 8 H: 0 LOB: 0 BB: 0 P: 12	R: 0 E: 0 K: 2 S: 13 H: 1 LOB: 1 BB: 0 P: 19	R: 0 E: 0 K: 1 S: 10 H: 0 LOB: 0 BB: 0 P: 16	R: 1 E: 0 K: 0 S: 10 H: 2 LOB: 0 BB: 0 P: 18	R: 1 E: 0 K: 2 S: 14 H: 2 LOB: 2 BB: 1 P: 22	R: 0 E: 0 K: 1 S: 13 H: 0 LOB: 0 BB: 0 P: 16	R: 2 E: 0 K: 2 S: 15 H: 3 LOB: 1 BB: 0 P: 22		1B: 5 2B: 1 3B: 0 HR: 3 SF: 0 SAC: 0 DP: 1 HBP: 0				WP: 3 PB: 0 SB: 0 CS: 0 PA: 33		

	AB	32
	R	5
	H	9
	RBI	3
	BB	1
	SO	10
	LOB	7

PITCHER		IP	WLS	BF	H	R	ER	SO	BB	IBB	HBP	BLK	WP	HR	S	P	ERA	WHIP
29 Jeff Samardzija, R ERA: 4.5	(1, 1)	7.0	L	27	6	3	3	8	1	0	0	0	0	3	77	115	3.86	1.000
61 Josh Osich, L ERA: 4.5	(8, 1)	1.0		6	3	2	1	2	0	0	0	0	1	0	15	22	9.00	3.000

PITCHER	IP	WLS	BF	H	R	ER	SO	BB	IBB	HBP	BLK	WP	HR	S	P	ERA	WHIP

Atlanta Braves @ San Francisco Giants

AT&T Park, San Francisco, CA

Fri May 26 2017, 7:16 PM - 9:55 PM PDT

Att. 41,326 - Partly Cloudy - 58 F

livebaseballscorecards.com

Batter	1	2	3	4	5	6	7	8	9	AB	R	H	RBI	BB	SO	LOB
11 Ender Inciarte, L (1, 8) OBP: 0.330, SLG: 0.398	C FF 88 B CH 82 F FF 88 S CU 74 1-3 K		C SL 82 F CU 73 X CU 73 0-2 G3			F SL 81 B FF 88 B CU 73 F SL 83 C FF 90 2-3 K	F FF 90 B FF 90 X CH 84 1-1 L4			4	0	0	0	0	2	1
4 Brandon Phillips, R (1, 4) OBP: 0.358, SLG: 0.433	C FF 88 F SI 89 B CU 73 X FF 91 1-2 G4-3		B CU 73 C FF 90 B FF 90 X FF 90 2-1 G1-3			B FF 90 X FF 90 1-0 22 G3 2B		C FC 90 T FC 90 B CU 82 X FC 89 1-2 F9		4	0	1	0	0	0	0
22 Nick Markakis, L (1, 9) OBP: 0.371, SLG: 0.391	C CH 82 B FF 89 X FF 88 1-1 2B			B FF 88 C FF 89 B CU 80 X CU 74 2-1 L9		C SL 81 X CU 73 0-1 G3 2-3		B FF 92 B FC 89 B FC 90 C FF 92 B SI 92 4-1 27 PB BB		3	0	1	0	1	0	1
27 Matt Kemp, R (1, 7) OBP: 0.373, SLG: 0.579	C SL 79 X CU 73 0-1 F7			F B FF 91 X FF 91 1-1 18 1B 1B		B FF 90 F CH 84 F FF 90 D SL 84 B FF 92 X FF 92 3-2 G4-3		F FF 93 B FF 92 D FC 90 B FC 89 X FC 89 3-1 G5-3 1-2		4	0	1	0	0	0	3
18 Matt Adams, L (1, 3) OBP: 0.342, SLG: 0.507		C SI 88 B SI 89 F CU 73 B FF 89 X SI 90 2-2 F7		X CH 84 0-0 25 G5-4-3 1-3 1B			F CH 82 B FF 91 S CH 82 X CH 85 1-2 G5-3		0-0 IBB	3	0	1	0	1	0	0
25 Tyler Flowers, R (1, 2) OBP: 0.465, SLG: 0.447		C FF 89 B CU 73 B CU 72 X FF 89 2-1 14 G3-1 1B		C FF 90 B FF 90 X CH 84 1-1 G5-4-3 1-2f			B CU 73 C CH 83 B SI 89 B CH 84 F FF 90 X FF 90 3-2 14 G3 54 1B 1B	D FC 89 F FC 89 X FF 93 1-1 G6-3		4	1	2	0	0	0	4
14 Rio Ruiz, L (1, 5) OBP: 0.344, SLG: 0.414		S SL 83 B CH 84 C SL 83 B FF 92 1 SAFE X FF 90 2-2 G3-1 1-2			C CU 74 B FF 90 X CH 83 1-1 F7		F FF 90 X CH 82 0-1 G3 1-2		S FC 86 S FF 91 B FF 92 S SL 85 1-3 K	4	0	0	0	0	1	2
7 Dansby Swanson, R (1, 6) OBP: 0.283, SLG: 0.309		F CU 74 F CU 75 C FF 91 0-3 K			C FF 89 F CU 75 B CU 74 X CU 74 1-2 G5-3		0-0 54 1B 54 E IBB		X FC 88 0-0 E5 23 G3-6	3	1	0	0	1	1	1
54 Jaime García, L (1, 1) OBP: 0.143, SLG: 0.214 52 José Ramirez, R (7, 1) 38 Arodys Vizcaíno, R (8, 1) 23 Danny Santana, S (9, PH) OBP: 0.184, SLG: 0.277 53 Jim Johnson, R (9, 1)			C FF 89 F FF 88 X CU 73 0-2 G4-3		F SL 82 X CH 85 0-1 G3		F CH 83 2 SAFE X FF 91 0-1 E7 1-H 2-H 1B		1 SAFE S FC 88 S SI 91 1 SAFE X FC 88 0-2 G3-6 1-2f	3 0 0 1 0	0 0 0 0 0	1 0 0 0 0	1 0 0 0 0	0 0 0 0 0	0 0 0 0 0	0 0 0 1 0
Inning Stats	R: 0 E: 0 K: 1 S: 10 H: 1 LOB: 1 BB: 0 P: 13	R: 0 E: 0 K: 1 S: 11 H: 1 LOB: 1 BB: 0 P: 17	R: 0 E: 0 K: 0 S: 8 H: 0 LOB: 0 BB: 0 P: 10	R: 0 E: 0 K: 0 S: 7 H: 2 LOB: 1 BB: 0 P: 11	R: 0 E: 0 K: 0 S: 7 H: 0 LOB: 0 BB: 0 P: 9	R: 0 E: 0 K: 1 S: 9 H: 1 LOB: 1 BB: 0 P: 15	R: 2 E: 1 K: 0 S: 12 H: 2 LOB: 1 BB: 1 P: 17	R: 0 E: 0 K: 0 S: 8 H: 0 LOB: 2 BB: 2 P: 17	R: 0 E: 1 K: 1 S: 7 H: 0 LOB: 0 BB: 0 P: 8	1B: 5 2B: 2 3B: 0 HR: 0 SF: 0 SAC: 0 DP: 2 HBP: 0						

TOP

AB	33
R	2
H	7
RBI	1
BB	3
SO	4
LOB	13

WP: 0 PB: 1 SB: 0 CS: 0 PA: 36

PITCHER		IP	WLS	BF	H	R	ER	SO	BB	IBB	HBP	BLK	WP	HR	S	P	ERA	WHIP
18 Matt Cain, R ERA: 4.45	(1, 1)	7.0	L	28	7	2	1	3	0	1	0	0	0	0	64	92	1.29	1.000
57 Bryan Morris, R ERA: 3.86	(8, 1)	1.0		5	0	0	0	0	1	1	0	0	0	0	8	17	0.00	1.000
70 George Kontos, R ERA: 4.29	(9, 1)	1.0		3	0	0	0	1	0	0	0	0	0	0	7	8	0.00	0.000

PITCHER		IP	WLS	BF	H	R	ER	SO	BB	IBB	HBP	BLK	WP	HR	S	P	ERA	WHIP

Atlanta Braves @ San Francisco Giants

AT&T Park, San Francisco, CA

Fri May 26 2017, 7:16 PM - 9:55 PM PDT

Att. 41,326 - Partly Cloudy - 58 F

livebaseballscorecards.com

BOTTOM

Batter	1	2	3	4	5	6	7	8	9	AB	R	H	RBI	BB	SO	LOB
2 Denard Span, L (1, 8) OBP: 0.297, SLG: 0.419	B FF 91 C X SI 91 1-1 ① G4-3		C SI 91 S SL 84 B SI 93 X SI 92 1-2 ③ G6-3			X SI 91 0-0 9 G3 10 1B 1B		B SL 84 C FF 97 B SL 85 F FF 98 F FF 99 X SL 86 2-2 ① L9		4	0	1	0	0	0	0
10 Eduardo Núñez, R (1, 5) OBP: 0.303, SLG: 0.373	S FF 92 C CH 86 F FF 92 X SL 83 0-2 28 S 1B			B CH 82 C SI 91 X SI 92 1-1 ① F8		F FF 91 1 SAFE B FF 91 F FF 90 X SL 80 1-2 9 G3 1-2 1B		C SL 86 F FF 98 X SL 86 0-2 ② G5-3		4	0	2	0	0	0	0
9 Brandon Belt, L (1, 7) OBP: 0.354, SLG: 0.457	F FF 91 F SI 91 S SL 81 0-3 ② K			X SI 93 0-0 ② G4-3		F SL 80 X SI 91 0-1 ② G3 1-2 2-3		B FF 98 S SL 85 B SL 85 B FF 99 B FF 98 4-1 BB		3	0	0	0	1	1	3
28 Buster Posey, R (1, 3) OBP: 0.430, SLG: 0.528	C FF 92 X CH 85 0-1 ③ G4-3 1-2			B FF 93 X SI 91 1-0 ③ F8		0-0 IBB		F FF 98 D SL 85 B FF 98 F FF 99 X FF 99 2-2 ③ G5-3		3	0	0	0	1	0	2
39 Justin Ruggiano, R (1, 9) OBP: 0.250, SLG: 0.367		B FF 91 B SI 91 F FF 92 F SI 92 X SI 93 2-2 ① G5-3			C SI 91 B CH 84 X CH 84 1-1 22 FC4-6 1B	B CU 76 X FF 91 1-0 ③ G5-3			C SI 93 F FF 93 B CU 80 F FF 93 C SI 94 1-3 ① K	4	0	1	0	0	1	3
35 Brandon Crawford, L (1, 6) OBP: 0.300, SLG: 0.435		B FF 92 F FF 91 S SI 93 F SI 93 X SL 84 1-2 ② G4-3			F FF 92 1 SAFE S SI 92 X CU 78 0-2 ① F7		B SI 90 B SI 90 B FF 90 C FF 90 F FF 91 B SI 92 4-2 22 FC4-6 BB		B SI 95 B CU 80 C SI 93 X SI 93 2-1 ② G1-3	3	0	0	0	1	0	1
5 Nick Hundley, R (1, 2) OBP: 0.250, SLG: 0.354		B SI 91 C FF 93 B SI 92 B SI 91 F FF 92 F FF 93 C SI 92 3-3 ③ K			1 SAFE S SI 92 F FF 92 S SL 84 0-3 ② K		F FF 93 D SI 91 B FF 91 B FF 90 X FF 91 3-1 ① F8		C CU 78 B FF 93 B SI 94 C SI 94 F CU 81 S FF 94 2-3 ③ K	4	0	0	0	0	3	2
22 Christian Arroyo, R (1, 4) OBP: 0.236, SLG: 0.297			B FF 92 B SI 91 X FF 92 2-0 ① F9		X FF 92 0-0 ③ FC4-6 1-2f		X SI 92 0-0 ② FC4-6 1-2f			3	0	0	0	0	0	2
18 Matt Cain, R (1, 1) OBP: 0.133, SLG: 0.200 38 Michael Morse, R (7, PH) OBP: 0.270, SLG: 0.333 57 Bryan Morris, L (8, 1) 70 George Kontos, R (9, 1)			B FF 92 F FF 91 C SI 93 C SL 83 1-3 ② K			F FF 91 C CU 76 B CU 77 F SL 81 F CH 83 S SL 82 1-3 ① K	X SL 90 0-0 ③ G1-3			2 1 0 0	0 0 0 0	0 0 0 0	0 0 0 0	0 0 0 0	2 0 0 0	0 1 0 0
Inning Stats	R: 0 H: 1 E: 0 LOB: 1 K: 1 BB: 0 S: 11 P: 12	R: 0 H: 0 E: 0 LOB: 0 K: 1 BB: 0 S: 11 P: 17	R: 0 H: 0 E: 0 LOB: 0 K: 1 BB: 0 S: 7 P: 11	R: 0 H: 0 E: 0 LOB: 0 K: 0 BB: 0 S: 4 P: 6	R: 0 H: 1 E: 0 LOB: 1 K: 1 BB: 0 S: 9 P: 10	R: 0 H: 2 E: 0 LOB: 3 K: 1 BB: 1 S: 12 P: 15	R: 0 H: 0 E: 0 LOB: 1 K: 0 BB: 1 S: 6 P: 13	R: 0 H: 0 E: 0 LOB: 1 K: 0 BB: 1 S: 11 P: 19	R: 0 H: 0 E: 0 LOB: 0 K: 2 BB: 0 S: 10 P: 15	1B: 4 2B: 0 3B: 0 HR: 0	SF: 0 SAC: 0 DP: 0 HBP: 0			WP: 0 PB: 0 SB: 1 CS: 0	PA: 34		

	AB	R	H	RBI	BB	SO	LOB
	31	0	4	0	3	7	14

PITCHER		IP	WLS	BF	H	R	ER	SO	BB	IBB	HBP	BLK	WP	HR	S	P	ERA	WHIP
54 Jaime García, L ERA: 3.58	(1, 1)	6.2	W	26	4	0	0	5	1	1	0	0	0	0	59	83	0.00	0.750
52 José Ramirez, R ERA: 2.05	(7, 1)	0.1	H	1	0	0	0	0	0	0	0	0	0	0	1	1	0.00	0.000
38 Arodys Vizcaíno, R ERA: 2.21	(8, 1)	1.0	H	4	0	0	0	0	1	0	0	0	0	0	11	19	0.00	1.000
53 Jim Johnson, R ERA: 3.48	(9, 1)	1.0	S	3	0	0	0	2	0	0	0	0	0	0	10	15	0.00	0.000

PITCHER	IP	WLS	BF	H	R	ER	SO	BB	IBB	HBP	BLK	WP	HR	S	P	ERA	WHIP

Batter	1	2	3	4	5	6	7	8	9	AB	R	H	RBI	BB	SO	LOB
11 Ender Inciarte, L (1, 8) OBP: 0.336, SLG: 0.397	C SI 90 L SI 90 B CU 76 B SI 91 X SI 91 2-2 ① G3		B SI 90 B CH 80 B CH 80 C SI 90 F SI 90 F SI 90 B SL 80 4-2 BB			B SL 76 B SI 88 B SI 88 C SI 88 B SI 89 4-1 4 G6-4-3 BB		X SI 89 0-0 4 1B 22 FC5-4 2-3 1B	X KC 82 0-0 ③ L1-3	3	1	1	0	2	0	1
4 Brandon Phillips, R (1, 4) OBP: 0.355, SLG: 0.429	C SI 90 F SI 91 S 0-3 ② K		C SI 91 F SI 90 X SI 90 0-2 ③ F8			B CH 80 X SI 88 1-0 ① ② G6-4-3 1-2f		F SI 89 X SI 89 0-1 22 FC5-4 1-3 3-H 1B		4	0	1	1	0	1	3
22 Nick Markakis, L (1, 9) OBP: 0.369, SLG: 0.388	C SL 79 F SI 90 S SI 91 0-3 ③ K			B SI 88 B SL 78 C SI 90 B SI 90 X SI 89 3-1 27 G6-4-3 1B		C SI 89 B CH 80 F CH 78 T SI 90 1-2 ③ K		T SI 87 S FF 89 F SI 90 X SI 90 0-2 ② FC5-4 27 2B 1-2f 3-H		4	0	1	1	0	2	1
27 Matt Kemp, R (1, 7) OBP: 0.370, SLG: 0.577		X CH 80 0-0 ① F9		X SI 89 0-0 ① ② G6-4-3 1-2f			X CH 79 0-0 ① L8	C CU 69 S FF 94 D SL 81 B FF 95 X FF 95 2-2 1-3 2B		4	0	1	0	0	0	1
18 Matt Adams, L (1, 3) OBP: 0.325, SLG: 0.481		C SI 89 C SI 90 B SI 90 S SI 90 1-3 ② K		B SL 76 B SI 89 F CH 80 C SI 90 X SI 91 2-2 ③ G6-3			C SI 88 F CH 79 X SI 91 0-2 ② G6-3	D CH 80 S CH 84 X FF 94 1-1 ③ G3		4	0	0	0	0	1	2
25 Tyler Flowers, R (1, 2) OBP: 0.466, SLG: 0.449		X SI 90 0-0 ③ G6-3			C SI 89 B CU 75 B SI 90 X SI 89 2-1 1B		B CH 79 F CH 80 B SI 90 X SI 89 2-1 7 FC5-4 1B		X FF 92 0-0 ① L8	4	0	2	0	0	0	0
7 Dansby Swanson, R (1, 6) OBP: 0.287, SLG: 0.305			C CH 80 B CH 80 B SI 90 F SI 89 B SI 91 B SI 90 4-2 26 SH1-4 BB		B SI 88 D CH 80 X SI 89 2-0 ① L8		F SI 89 B SI 88 X SI 88 1-1 ③ FC5-4 1-2f		C FF 92 B CH 81 F FF 92 B SL 80 B FF 94 F FF 93 B CU 78 4-2 23 3B BB	2	1	0	0	2	0	2
23 Danny Santana, S (1, 5) OBP: 0.189, SLG: 0.314			F SI 90 S CH 80 B CH 79 D CH 80 1 SAFE S SI 89 2-3 ① K		B CH 81 B SI 89 C SI 90 X SI 90 2-1 ② L9			C CH 79 F SI 89 X CU 74 0-2 ① L9	C FF 92 S CU 74 D CU 75 F SL 79 X CU 73 1-2 1-H 3B	4	0	1	1	0	1	2
26 Mike Foltynewicz, R (1, 1) 64 Emilio Bonifácio, S (5, PH) OBP: 0.188, SLG: 0.222 39 Sam Freeman, R (5, 1) 58 Luke Jackson, R (6, 1) 14 Rio Ruiz, L (8, PH) OBP: 0.364, SLG: 0.467 46 Ian Krol, L (8, 1) 8 Jace Peterson, L (9, PH) OBP: 0.297, SLG: 0.268			L SI 90 B SI 89 1 SAFE X SI 90 1-1 ② SH1-4 1-2		C SI 90 C SI 89 X CH 81 0-2 ③ F9			F CH 79 B CH 79 B CH 79 X SI 88 2-1 11 1B 4 1B 2B	S KC 81 S FC 91 S KC 82 0-3 ② K	0 1 0 0 1 0 1	0 0 0 0 1 0 0	0 0 0 0 1 0 0	0 0 0 0 0 0 0	0 0 0 0 0 0 1	0 1 0 0 0 0 1	0 0 0 0 0 0 1
Inning Stats	R: 0 E: 0 K: 2 S: 9 H: 0 LOB: 0 BB: 0 P: 11	R: 0 E: 0 K: 1 S: 5 H: 0 LOB: 0 BB: 0 P: 6	R: 0 E: 0 K: 1 S: 13 H: 0 LOB: 2 BB: 2 P: 24	R: 0 E: 0 K: 0 S: 6 H: 1 LOB: 0 BB: 0 P: 11	R: 0 E: 0 K: 0 S: 8 H: 1 LOB: 1 BB: 0 P: 14	R: 0 E: 0 K: 1 S: 5 H: 0 LOB: 0 BB: 1 P: 11	R: 0 E: 0 K: 0 S: 8 H: 1 LOB: 1 BB: 0 P: 11	R: 2 E: 0 K: 0 S: 17 H: 4 LOB: 2 BB: 0 P: 22	R: 1 E: 0 K: 1 S: 12 H: 1 LOB: 1 BB: 1 P: 17	1B: 5 2B: 2 3B: 1 HR: 0 SF: 0 SAC: 1 DP: 2 HBP: 0						

PITCHER	IP	WLS	BF	H	R	ER	SO	BB	IBB	HBP	BLK	WP	HR	S	P	ERA	WHIP
50 Ty Blach, L (1, 1) ERA: 3.83	7.2	W	30	6	2	2	5	3	0	0	0	0	0	66	102	2.35	1.174
64 Derek Law, R (8, 1) ERA: 3.22	0.2	H	5	2	1	1	0	1	0	0	0	0	0	13	21	13.50	4.500
41 Mark Melancon, R (9, 1) ERA: 2.51	0.2	S	2	0	0	0	1	0	0	0	0	0	0	4	4	0.00	0.000

PITCHER	IP	WLS	BF	H	R	ER	SO	BB	IBB	HBP	BLK	WP	HR	S	P	ERA	WHIP

TOP

Atlanta Braves @ San Francisco Giants

AT&T Park, San Francisco, CA

Sat May 27 2017, 7:06 PM - 9:36 PM PDT

Att. 41,355 - Clear - 59 F

livebaseballscorecards.com

AB	32
R	3
H	8
RBI	3
BB	4
SO	6
LOB	14

PA: 37

WP: 0
PB: 0
SB: 0
CS: 0

Batter	1	2	3	4	5	6	7	8	9	AB	R	H	RBI	BB	SO	LOB
2 Denard Span, L (1, 8) OBP: 0.296, SLG: 0.422	C FF 96 B SI 97 B FF 89 X FF 97 2-1 G4-3		C CH 86 B CH 86 B FF 96 C SI 96 X FF 97 2-2 G5-3	F FF 93 B FF 95 X SI 94 1-1 1-3 2-H 2B			X FF 96 0-0 G4-6-3 1-2f			4	0	1	1	0	0	1
10 Eduardo Núñez, R (1, 7) OBP: 0.302, SLG: 0.367 66 Gorkys Hernández, R (9, 7) OBP: 0.248, SLG: 0.213	F FF 97 B SL 88 C SL 87 X CU 81 1-2 P5		B CH 87 B FF 96 B FF 95 B FF 92 4-0 BB	C FF 95 X FF 93 0-1 F8			B SL 87 C CU 81 B FF 94 X CU 82 2-1 G6-3			3 0	0 0	0 0	0 0	1 0	0 0	2 0
12 Joe Panik, L (1, 4) OBP: 0.298, SLG: 0.341	B FF 97 F FF 97 F FF 97 F SL 82 B CH 87 X SI 97 2-2 G6-3		X FF 95 0-0 F7		B CU 84 B FF 95 B FF 95 C FF 95 B FF 95 4-1 9 G6-4-3 BB			C SL 88 S SL 88 S SL 89 0-3 K		3	0	0	0	1	1	1
9 Brandon Belt, L (1, 3) OBP: 0.357, SLG: 0.472		B FF 95 X FF 96 1-0 F8		B CH 84 X CH 85 1-0 HR	C FF 96 X CU 85 0-1 G6-4-3 1-2f			B SL 90 S FF 95 F FF 95 B CU 80 B SL 89 F SL 89 B 4-2 7 S 5 1B BB		3	2	1	1	1	0	1
35 Brandon Crawford, L (1, 6) OBP: 0.299, SLG: 0.430		X FF 97 0-0 7 FC5-4 1B		F FF 95 F CU 79 B SL 86 T FF 96 1-2 K	C FF 95 S FS 88 B FS 87 X CU 86 1-2 L8			F SL 88 F FF 95 D CU 80 S SL 87 1-3 K		4	0	1	0	0	2	1
7 Aaron Hill, R (1, 5) OBP: 0.242, SLG: 0.214		C SL 84 D SL 86 F FF 95 B SL 86 X FF 95 2-2 FC5-4 5 HR 1-2f		F FF 95 F FF 96 B FF 95 B SL 85 C FF 94 2-3		B FF 96 X FF 95 1-0 F8		B SI 94 B SI 94 B SL 90 F SI 95 B SI 96 4-1 5 1B 1-2 BB		3	1	0	0	1	1	1
5 Nick Hundley, R (1, 2) OBP: 0.273, SLG: 0.410		B SL 85 B FF 96 X SL 84 2-0 1-H HR		X FF 96 0-0 51 1B 50 1B 1B		B SL 88 B FF 96 X FF 95 2-0 P4		B SL 88 X SI 95 1-0 1-2 2-H 1B		4	2	3	3	0	0	0
51 Mac Williamson, R (1, 9) OBP: 0.250, SLG: 0.276		C FF 95 B FF 96 S FF 97 S FF 97 1-3 K		S SL 84 B SL 86 F SL 85 B FF 94 B SL 86 X FF 95 3-2 50 1B 2 2B 1-3 1B		B FF 96 C FF 96 X SL 88 1-1 G6-3		D SL 90 X FF 95 1-0 G1-6-3		4	1	1	0	0	1	2
50 Ty Blach, R (1, 1) OBP: 0.200, SLG: 0.286 64 Derek Law, R (8, 1) 41 Mark Melancon, R (9, 1)			C FF 90 F FF 93 F FF 94 F FF 96 C FF 96 0-3	C FF 92 S CL 83 B SL 85 B FF 94 X FF 93 2-2 2 2B 1-2 3-H 1B			C FF 95 C FF 96 B SL 85 B SL 86 B FF 96 X FF 95 3-2 2 G4-6-3 1B			3 0 0	0 0 0	2 0 0	1 0 0	0 0 0	1 0 0	0 0 0
Inning Stats	R: 0 E: 0 K: 0 S: 9 H: 0 LOB: 0 BB: 0 P: 14	R: 2 E: 0 K: 1 S: 9 H: 2 LOB: 0 BB: 0 P: 15	R: 0 E: 0 K: 1 S: 9 H: 0 LOB: 1 BB: 1 P: 15	R: 3 E: 0 K: 2 S: 18 H: 5 LOB: 2 BB: 0 P: 28	R: 0 E: 0 K: 0 S: 6 H: 0 LOB: 0 BB: 1 P: 11	R: 0 E: 0 K: 0 S: 4 H: 0 LOB: 0 BB: 0 P: 8	R: 0 E: 0 K: 0 S: 6 H: 1 LOB: 0 BB: 0 P: 11	R: 1 E: 0 K: 2 S: 12 H: 1 LOB: 2 BB: 2 P: 23		1B: 6 2B: 1 3B: 0 HR: 2 SF: 0 SAC: 0 DP: 2 HBP: 0					

PITCHER		IP	WLS	BF	H	R	ER	SO	BB	IBB	HBP	BLK	WP	HR	S	P	ERA	WHIP
26 Mike Foltynewicz, R ERA: 4.44	(1, 1)	4.0	L	20	7	5	5	4	1	0	0	0	0	2	45	72	11.25	2.000
39 Sam Freeman, L ERA: 1.5	(5, 1)	1.0		3	0	0	0	0	1	0	0	0	0	0	6	11	0.00	1.000
58 Luke Jackson, R ERA: 2.7	(6, 1)	2.0		6	1	0	0	0	0	0	0	0	0	0	10	19	0.00	0.500
46 Ian Krol, L ERA: 6.63	(8, 1)	1.0		6	1	1	1	2	2	0	0	0	0	0	12	23	9.00	3.000

PITCHER	IP	WLS	BF	H	R	ER	SO	BB	IBB	HBP	BLK	WP	HR	S	P	ERA	WHIP

BOTTOM

Atlanta Braves @ San Francisco Giants

AT&T Park, San Francisco, CA

Sat May 27 2017, 7:06 PM - 9:36 PM PDT

Att. 41,355 - Clear - 59 F

livebaseballscorecards.com

AB	31
R	6
H	9
RBI	6
BB	4
SO	6
LOB	9

Batter	1	2	3	4	5	6	7	8	9	AB	R	H	RBI	BB	SO	LOB
11 Ender Inciarte, L (1, 8) OBP: 0.335, SLG: 0.399	X SI 91 0-0 ① F8		C SI 92 F CH 83 B FC 87 B FC 87 B SI 93 X FF 93 3-2 ② F7		B FF 90 F SL 83 F FF 91 X FF 91 1-2 2B		S SI 94 S CU 82 B FF 94 S FF 93 1-3 ③ K			4	0	1	0	0	1	0
4 Brandon Phillips, R (1, 4) OBP: 0.351, SLG: 0.423 8 Jace Peterson, L (5, PH) OBP: 0.301, SLG: 0.273 (5, 4)	C FF 91 S SL 86 S CH 83 0-3 ② K		B SL 86 S SL 84 F SI 93 B FF 94 F FC 87 B CH 86 X FF 94 3-2 ③ F9		B FF 91 F SL 86 F FF 92 B FF 92 F SL 85 B FF 92 X FF 92 3-2 ③ F8			F FF 95 B SL 78 F X FF 97 1-2 22 BB 1B		2 2	0 0	0 1	0 0	0 0	1 0	0 1
22 Nick Markakis, L (1, 9) OBP: 0.376, SLG: 0.392	C FF 92 B FF 92 B FC 87 X SL 86 2-1 27 1B 1B			C SI 92 F CH 83 B FF 92 X CH 84 1-2 ① F7		F CH 81 C SL 86 F FF 91 B SL 86 B FF 91 X FF 92 2-2 27 2B 24 G5-3 1B		B FF 95 B FF 95 F FF 95 B FF 95 B FF 96 4-1 18 G4-6-3 1-2 BB		3	1	2	0	1	0	0
27 Matt Kemp, R (1, 7) OBP: 0.379, SLG: 0.588	B SI 92 B SL 86 F SL 86 B CH 82 X SL 86 3-1 1-3 1B			F SI 92 F FF 93 X CH 84 0-2 18 FC3-6 1B		B F FF 91 X SI 91 1-1 1-3 2B		S FF 92 C FF 96 S FC 92 0-3 ① K		4	0	3	0	0	1	2
18 Matt Adams, L (1, 3) OBP: 0.310, SLG: 0.457	B FF 93 B CH 82 F FC 89 F FC 88 C FF 92 2-3 ③ K			C FF 92 B FF 91 F FF 92 X CH 85 1-2 ② FC3-6 24 BB 1-2f		S CH 82 F CH 83 D CH 84 F CH 83 D SL 82 B FF 92 S FF 93 3-3 ① K		X FF 97 0-0 ②③ G4-6-3 1-2f		4	0	0	0	0	2	7
24 Kurt Suzuki, R (1, 2) OBP: 0.379, SLG: 0.457		C SL 83 B FF 90 C FF 92 S SI 93 1-3 ① K		B FC 87 B FF 92 F FF 92 D SL 86 F FF 92 B FF 92 4-2 1-2 BB		X SI 92 0-0 ② G5-3 3-H			B SI 90 C SI 90 S SL 84 B SL 85 F SL 85 X SI 92 2-2 ① G6-3	3	0	0	1	1	1	1
14 Rio Ruiz, L (1, 5) OBP: 0.351, SLG: 0.424		S CH 83 B CH 84 S FF 92 F SL 86 F CH 84 T CH 84 1-2 ② K		X CH 83 0-0 ③ G6-3		B FF 92 B FC 87 S FC 88 F FF 93 B FF 92 S CH 83 3-3 ③ K			B SI 91 B CH 84 C SI 91 B SI 91 C SI 90 B FF 92 4-2 7 FC3-6 BB	3	0	0	0	1	2	3
7 Dansby Swanson, R (1, 6) OBP: 0.281, SLG: 0.298		F SI 93 F FF 92 S CH 85 0-3 ③ K			S SL 81 X SI 91 0-1 ① G6-3		B FF 93 X SI 93 1-0 ① G6-3		C SL 85 F SI 90 X SL 86 0-2 ② FC3-6 23 DI 1-2f	4	0	0	0	0	1	1
19 R.A. Dickey, R (1, 1) OBP: 0.150, SLG: 0.150 64 Emilio Bonifácio, S (7, PH) OBP: 0.154, SLG: 0.216 45 Matt Wisler, R (7, 1) 23 Danny Santana, S (9, PH) OBP: 0.185, SLG: 0.308			C SI 89 B FF 90 S SL 85 F FF 92 F SL 86 F CH 83 C SL 86 1-3 ① K		X FF 90 0-0 ② G4-3		C SI 94 C FF 94 B FF 94 B SI 94 F FC 90 B FF 93 X FF 93 3-2 ② L7		C SI 91 B CH 84 F CH 84 B SL 86 X SI 92 2-2 ③ G3-1 1-2	2 1 0 1	0 0 0 0	0 0 0 0	0 0 0 0	0 0 0 0	1 0 0 0	0 0 0 1

Inning Stats	1	2	3	4	5	6	7	8	9
	R: 0 E: 0 K: 2 S: 11 H: 2 LOB: 2 BB: 0 P: 18	R: 0 E: 0 K: 3 S: 11 H: 0 LOB: 0 BB: 0 P: 13	R: 0 E: 0 K: 1 S: 13 H: 0 LOB: 0 BB: 0 P: 20	R: 0 E: 0 K: 0 S: 12 H: 1 LOB: 2 BB: 1 P: 18	R: 0 E: 0 K: 0 S: 10 H: 1 LOB: 1 BB: 0 P: 14	R: 1 E: 0 K: 2 S: 14 H: 2 LOB: 1 BB: 0 P: 23	R: 0 E: 0 K: 1 S: 8 H: 0 LOB: 0 BB: 0 P: 13	R: 0 E: 0 K: 1 S: 8 H: 1 LOB: 1 BB: 1 P: 13	R: 0 E: 0 K: 0 S: 12 H: 0 LOB: 1 BB: 1 P: 20

1B: 5	SF: 0	WP: 0	PA: 36
2B: 2	SAC: 0	PB: 0	
3B: 0	DP: 1	SB: 0	
HR: 0	HBP: 0	CS: 0	

PITCHER		IP	WLS	BF	H	R	ER	SO	BB	IBB	HBP	BLK	WP	HR	S	P	ERA	WHIP
47 Johnny Cueto, R ERA: 4.37	(1, 1)	6.0	W	25	6	1	1	8	1	0	0	0	0	0	71	106	1.50	1.167
57 Bryan Morris, R ERA: 3.55	(7, 1)	1.0		3	0	0	0	1	0	0	0	0	0	0	8	13	0.00	0.000
61 Josh Osich, L ERA: 4.09	(8, 1)	1.0		4	1	0	0	1	1	0	0	0	0	0	8	13	0.00	2.000
62 Cory Gearrin, R ERA: 1.86	(9, 1)	1.0		4	0	0	0	0	1	0	0	0	0	0	12	20	0.00	1.000

PITCHER	IP	WLS	BF	H	R	ER	SO	BB	IBB	HBP	BLK	WP	HR	S	P	ERA	WHIP

TOP

Atlanta Braves @ San Francisco Giants

AT&T Park, San Francisco, CA

Sun May 28 2017, 1:06 PM - 3:35 PM PDT

Att. 42,343 - Overcast - 61 F

livebaseballscorecards.com

AB	33
R	1
H	7
RBI	1
BB	3
SO	10
LOB	16

Atlanta Braves @ San Francisco Giants

AT&T Park, San Francisco, CA

Sun May 28 2017, 1:06 PM - 3:35 PM PDT

Att. 42,343 - Overcast - 61 F

BOTTOM

livebaseballscorecards.com

Batter	1	2	3	4	5	6	7	8	9	AB	R	H	RBI	BB	SO	LOB
2 Denard Span, L (1, 8) OBP: 0.294, SLG: 0.411	C KN 80 X KN 75 0-1 ① P6	C KN 74 B KN 76 B KN 76 F KN 75 D KN 76 D KN 74 4-2 9 WP, 10 1B, 35 1B BB	X KN 80 0-0 ② F7			C KN 70 X KN 76 0-1 ② L4				3	1	0	0	1	0	1
10 Eduardo Núñez, R (1, 5) OBP: 0.306, SLG: 0.370	B KN 71 X KN 82 1-0 28 BB, 9 E, 35 PB 1B	X KN 75 0-0 9 WP, 35 1B 1B 1-2 2-H	D KN 72 S KN 69 X KN 70 1-1 ③ FC5-4 1-2f			C KN 72 X KN 77 0-1 ③ L8				4	2	2	1	0	0	1
9 Brandon Belt, L (1, 3) OBP: 0.355, SLG: 0.464	C KN 76 B KN 77 1 SAFE F KN 76 1 SAFE F KN 78 B KN 79 B KN 74 F KN 75 4-2 D KN 73 35 PB, 28 BB, 35 G3-1 BB 1-2	B KN 76 F KN 76 D KN 79 X KN 72 2-1 ② F7 1-2 2-3		C KN 72 F KN 70 B KN 78 B KN 76 S KN 71 2-3 ① K			B FF 94 X CH 87 1-0 ① F8			3	1	0	0	1	1	2
28 Buster Posey, R (1, 2) OBP: 0.432, SLG: 0.521	B KN 75 C FF 83 B KN 76 B KN 73 B KN 72 4-1 35 G3-1, 35 PB BB 1-2 2-3	D KN 75 B KN 76 D KN 76 B KN 75 4-0 35 E, 35 1B BB		X KN 82 0-0 ② F7			C FF 94 B SL 81 B SL 79 X FF 94 2-1 ② G3-1			2	0	0	0	2	0	0
35 Brandon Crawford, L (1, 6) OBP: 0.297, SLG: 0.424	C KN 74 B KN 77 X KN 77 1-1 ② G3-1 1-3 2-H 3-H	S KN 76 B KN 79 S KN 75 X KN 77 1-2 E2 1-3 2-H 3-H 1B		S EP 68 B KN 77 B EP 64 C KN 72 X KN 76 2-2 ③ G5-3			S CU 74 F FF 94 S SL 81 0-3 ③ K			4	0	1	3	0	1	1
39 Justin Ruggiano, R (1, 9) OBP: 0.232, SLG: 0.340	S KN 76 C KN 78 S KN 78 0-3 ③ K2-3	B KN 75 S KN 73 S KN 74 F KN 78 X KN 76 1-2 ③ G5-3 3-H			F KN 70 X KN 70 0-1 ① F8			B FF 92 C SL 79 X FF 93 1-1 ① F8		4	0	0	0	0	1	3
12 Joe Panik, L (1, 4) OBP: 0.303, SLG: 0.352		B KN 70 X KN 80 1-0 66 1B 3B	C KN 71 B EP 65 B KN 69 B KN 70 B KN 79 4-1 66 1B, 47 SF9 BB		B EP 69 X EP 68 1-0 ② G4-3			B SI 92 C SI 91 X CU 77 1-1 ② L3		3	2	1	0	1	0	0
66 Gorkys Hernández, R (1, 7) OBP: 0.257, SLG: 0.224		T KN 76 X KN 77 0-1 47 SH1-3, 10 1B 1B 3-H	B KN 80 X KN 79 1-0 10 FC5-4 1-3 1B		C KN 82 X EP 68 0-1 ③ G6-3			S SL 82 B SL 81 B SL 81 B FF 92 F FF 92 F SL 82 X FF 94 3-2 ③ F8		4	1	2	1	0	0	0
47 Johnny Cueto, R (1, 1) OBP: 0.048, SLG: 0.050		X KN 82 0-0 ① SH1-3 1-2	X KN 81 0-0 ① SF9 3-H			S KN 72 X KN 76 0-1 ① G4-3				0	0	0	1	0	0	0
38 Michael Morse, R (6, PH) OBP: 0.263, SLG: 0.324										1	0	0	0	0	0	0
57 Bryan Morris, L (7, 1)										0	0	0	0	0	0	0
61 Josh Osich, L (8, 1)										0	0	0	0	0	0	0
62 Cory Gearrin, R (9, 1)										0	0	0	0	0	0	0
Inning Stats	R: 2 E: 1 K: 1 S: 13 H: 1 LOB: 1 BB: 2 P: 23	R: 4 E: 1 K: 0 S: 16 H: 4 LOB: 2 BB: 2 P: 29	R: 1 E: 0 K: 0 S: 6 H: 1 LOB: 1 BB: 1 P: 12	R: 0 E: 0 K: 1 S: 7 H: 0 LOB: 0 BB: 0 P: 11	R: 0 E: 0 K: 0 S: 5 H: 0 LOB: 0 BB: 0 P: 6	R: 0 E: 0 K: 0 S: 6 H: 0 LOB: 0 BB: 0 P: 6	R: 0 E: 0 K: 1 S: 6 H: 0 LOB: 0 BB: 0 P: 9	R: 0 E: 0 K: 0 S: 8 H: 0 LOB: 0 BB: 0 P: 13		1B: 5 2B: 0 3B: 1 HR: 0	SF: 1 SAC: 1 DP: 0 HBP: 0		WP: 1 PB: 1 SB: 0 CS: 0	PA: 35		

	AB	28
	R	7
	H	6
	RBI	6
	BB	5
	SO	3
	LOB	8

PITCHER		IP	WLS	BF	H	R	ER	SO	BB	IBB	HBP	BLK	WP	HR	S	P	ERA	WHIP
19 R.A. Dickey, R ERA: 4.95	(1, 1)	6.0	L	29	6	7	6	2	5	0	0	0	1	0	53	87	9.00	1.833
45 Matt Wisler, R ERA: 7.0	(7, 1)	2.0		6	0	0	0	1	0	0	0	0	0	0	14	22	0.00	0.000

PITCHER	IP	WLS	BF	H	R	ER	SO	BB	IBB	HBP	BLK	WP	HR	S	P	ERA	WHIP

Batter	1	2	3	4	5	6	7	8	9	AB	R	H	RBI	BB	SO	LOB
7 Trea Turner, R (1, 6) OBP: 0.275, SLG: 0.424	L FF 91 S CH 83 X CH 83 0-2 ① G6-3	S CH 84 B FF 92 S CH 86 F FF 93 X CH 84 1-2 ③ G4-3			C KC 80 B CH 82 S CH 84 X FF 92 1-2 ③ G1-3			X FF 96 0-0 ① L8	F SI 92 B SL 84 S SL 85 B SL 85 X SI 92 2-2 ③ G5-3	5	0	0	0	0	0	4
28 Jayson Werth, R (1, 7) OBP: 0.375, SLG: 0.440	B FF 91 X FF 90 1-0 ② F9		C FF 90 B FC 89 F CH 84 X FF 91 1-2 ① P3			C FF 89 X FF 91 0-1 ① L8		C FF 98 B SL 88 F FF 98 B SL 85 F SL 87 B FF 97 F FF 96 X FF 98 3-2 ② G4-3		4	0	0	0	0	0	0
34 Bryce Harper, L (1, 9) OBP: 0.448, SLG: 0.675 8 Brian Goodwin, L (8, PR) OBP: 0.286, SLG: 0.400 (8, 9)	F FF 91 C KC 80 F FF 93 B CH 84 X CH 86 1-2 ③ G3-1		B KC 82 C KC 82 X KC 80 1-1 ② L7			B FF 88 C CH 85 F KC 81 F FF 93 B FC 89 B FF 93 F CH 84 F FF 93 F FC 88 3-3 S KC 81 ② K		H FF 98 1-0 11 1B 20 1B HBP		3 0	0 1	0 0	0 0	0 0	1 0	0 0
11 Ryan Zimmerman, R (1, 3) OBP: 0.413, SLG: 0.707		C KC 80 X FF 90 0-1 HR	B FF 92 C FF 90 C KC 81 B FC 88 C FC 87 2-3 ③ K			F CH 84 X KC 82 0-1 20 2B 1B		C FC 88 S FF 92 1 SAFE D FC 88 X SL 84 1-2 20 1B 1-2 1B		4	2	3	1	0	1	0
20 Daniel Murphy, L (1, 4) OBP: 0.374, SLG: 0.555		B FC 88 B KC 80 C FF 93 B CH 85 C FF 93 X FF 92 3-2 ① P5		B KC 81 C FC 87 F CH 85 B FC 88 X KC 80 2-2 ① F8		1 SAFE B FF 89 F FF 88 X FF 92 1-1 1-H 2B		B SI 91 B FF 91 C FC 86 B SI 91 X FC 87 3-1 1-3 2-H 1B		4	0	2	2	0	0	0
6 Anthony Rendon, R (1, 5) OBP: 0.393, SLG: 0.517		B FF 89 C CH 85 F FF 91 F FC 88 X FC 89 1-2 3 E 32 1B 1B		B FF 91 B CH 86 F FF 92 F FC 88 X FF 92 2-2 3 CS 1B		C FF 91 D CH 84 X FF 92 1-1 ③ L8		C FC 87 B FF 92 X FC 88 1-1 ③ P6		4	0	2	0	0	0	3
32 Matt Wieters, S (1, 2) OBP: 0.346, SLG: 0.418		X FF 89 0-0 1-2 3 E 1B	B FF 93 B FF 92 F FF 93 B CH 86 1 SAFE X FF 93 3-1 ② P5				S CH 84 S FF 91 C FF 90 0-3 ① K		B FC 84 B FC 84 C FC 86 X FF 91 2-1 ① G4-3	4	0	1	0	0	1	1
3 Michael Taylor, R (1, 8) OBP: 0.289, SLG: 0.430		X CH 85 0-0 1-2 2-3 FC6	1 SAFE 0-0 ③ CS 1-2		B CH 84 F FF 90 F FF 91 X FC 88 1-2 ① G6-3		X CH 83 0-0 ② F8		S FC 88 F FC 87 B FF 92 S SI 92 1-3 ② K	4	0	0	0	0	1	2
57 Tanner Roark, R (1, 1) OBP: 0.211, SLG: 0.222 46 Oliver Perez, L (8, 1) 27 Shawn Kelley, R (8, 1) 10 Stephen Drew, L (9, PH) OBP: 0.286, SLG: 0.278 41 Joe Ross, R (9, PR) OBP: 0.214, SLG: 0.154 30 Koda Glover, R (9, 1)		S FF 92 S FF 92 S FF 93 0-3 ② K			C FF 90 B CH 82 S FF 90 X FF 90 1-2 ② F9		C FF 91 S CH 84 S FF 91 0-3 ③ K		B FF 92 C FC 86 B SI 92 C FC 87 B SL 84 F FC 87 B FF 91 4-2 BB	3 0 0 0 0 0	0 0 0 0 0 0	0 0 0 0 0 0	0 0 0 0 1 0	0 0 0 0 0 0	2 0 0 0 0 0	3 0 0 0 0 0
Inning Stats	R: 0 E: 0 K: 0 S: 8 H: 0 LOB: 0 BB: 0 P: 10	R: 1 E: 1 K: 1 S: 18 H: 3 LOB: 3 BB: 0 P: 23	R: 0 E: 0 K: 1 S: 8 H: 0 LOB: 0 BB: 0 P: 12	R: 0 E: 0 K: 0 S: 8 H: 1 LOB: 0 BB: 0 P: 15	R: 0 E: 0 K: 0 S: 9 H: 0 LOB: 0 BB: 0 P: 12	R: 1 E: 0 K: 1 S: 15 H: 2 LOB: 1 BB: 0 P: 20	R: 0 E: 0 K: 2 S: 7 H: 0 LOB: 0 BB: 0 P: 7	R: 1 E: 0 K: 0 S: 13 H: 2 LOB: 2 BB: 0 P: 22	R: 0 E: 0 K: 1 S: 11 H: 0 LOB: 1 BB: 1 P: 20	1B: 6 2B: 1 3B: 0 HR: 1 SF: 0 SAC: 0 DP: 0 HBP: 1					WP: 0 PB: 0 SB: 0 CS: 1	PA: 38

PITCHER		IP	WLS	BF	H	R	ER	SO	BB	IBB	HBP	BLK	WP	HR	S	P	ERA	WHIP
45 Matt Moore, L ERA: 4.98	(1, 1)	7.0	L	27	6	2	2	5	0	0	0	0	0	1	73	99	2.57	0.857
60 Hunter Strickland, R ERA: 1.53	(8, 1)	0.2		3	0	1	1	0	0	0	1	0	0	0	6	10	13.50	0.000
70 George Kontos, R ERA: 4.09	(8, 1)	1.0		6	2	0	0	1	1	0	0	0	0	0	15	27	0.00	3.000
62 Cory Gearrin, R ERA: 1.83	(9, 1)	0.1		1	0	0	0	0	0	0	0	0	0	0	3	5	0.00	0.000

PITCHER	IP	WLS	BF	H	R	ER	SO	BB	IBB	HBP	BLK	WP	HR	S	P	ERA	WHIP

TOP

Washington Nationals @ San Francisco Giants
AT&T Park, San Francisco, CA

Mon May 29 2017, 1:08 PM - 4:10 PM PDT
Att. 41,969 - Overcast - 61 F

livebaseballscorecards.com

AB	35
R	3
H	8
RBI	3
BB	1
SO	6
LOB	13

Batter	1	2	3	4	5	6	7	8	9	AB	R	H	RBI	BB	SO	LOB
2 Denard Span, L (1, 8) OBP: 0.285, SLG: 0.397	C FF 93 B FF 92 C SI 93 F SI 92 S CU 79 1-3 ① K		C FF 92 B SI 92 X SL 86 1-1 ③ P3			C CH 81 F SI 92 X SI 93 0-2 ① F9		C SL 79 B FF 92 F SL 80 F SI 94 X FF 94 1-2 ① G5-3		4	0	0	0	0	1	1
12 Joe Panik, L (1, 4) OBP: 0.302, SLG: 0.346	B SI 92 F SI 93 X CU 78 1-1 ② F7		C CH 83 F FF 92 B CU 78 X CU 76 1-2 ① G4-3			B SI 92 F CH 84 X CH 83 1-1 ② G4-3		C SI 92 B FF 91 F SL 79 B SL 81 B FF 94 B SL 81 4-2 35 1B 28 1B BB		3	0	0	0	1	0	0
9 Brandon Belt, L (1, 3) OBP: 0.358, SLG: 0.465 (8, 7)	B FF 93 B FF 94 B CH 84 C SI 93 C SI 93 S SI 94 3-3 ③ K			B FF 93 X CH 84 1-0 28 CS 1B		B SL 86 B SI 92 X SI 92 2-0 28 1B 1B		S FF 95 B FF 95 S SL 80 S SI 94 1-3 ② K		4	0	2	0	0	2	1
28 Buster Posey, R (1, 2) OBP: 0.439, SLG: 0.524		C SL 89 B SL 86 F FF 93 B SI 91 F FF 94 B SL 87 S FF 93 3-3 ① K		B FF 92 B SI 91 C FF 92 B SL 90 S SL 86 B FF 94 4-2 ② 1-2 BB		X SL 89 0-0 1-2 1B		B FF 92 B SL 83 X FF 92 2-0 35 1B 1-2 1B		3	0	2	0	1	1	0
35 Brandon Crawford, L (1, 6) OBP: 0.296, SLG: 0.420		C CU 77 S FF 94 B CH 86 B FF 94 F CH 85 X SI 94 2-2 ② F7		D CH 85 S CH 81 1 SAFE X FF 92 1-1 ③ F7		S CH 83 B FF 92 X CU 78 1-1 ③ G4-3		F FF 92 S FF 92 B FF 93 F FF 93 X FF 94 1-2 1-2 2-3 1B		4	0	1	0	0	0	3
39 Justin Ruggiano, R (1, 9) OBP: 0.250, SLG: 0.351		C FF 92 S SL 87 B FF 94 B SL 86 B CH 85 X FF 94 3-2 22 CS 1B			B SL 85 S SL 85 F FF 93 B SL 86 F CH 83 X SI 93 2-2 1B		B SL 85 C SI 92 X CU 77 1-1 ① G6-3	F FF 93 S SL 85 F FF 95 D SL 86 X SL 82 1-2 ③ F7		4	0	2	0	0	0	3
22 Christian Arroyo, R (1, 5) OBP: 0.244, SLG: 0.306		D SL 90 B FF 93 2-0 ③ CS 1-2	C FF 92 X CU 76 0-1 2B		F SL 85 1 SAFE B SI 92 X SL 86 1-1 ① P3		F SL 86 C FF 94 B CH 83 B CH 82 F FF 94 F FF 94 F FF 94 H SI 94 3-2 HBP		B SI 97 C FF 96 S SL 92 F SL 92 S SL 91 1-3 ① K	3	0	1	0	0	1	1
51 Mac Williamson, R (1, 7) OBP: 0.235, SLG: 0.258 38 Michael Morse, R (7, PH) OBP: 0.250, SLG: 0.306 (8, 3)			S SL 84 S SI 92 S CH 84 0-3 ① K		S CH 83 B FF 92 C SI 93 B SI 91 1 SAFE 1 SAFE S CH 82 2-3 ② K		C SI 92 S SL 85 B SL 94 F SL 85 B SI 89 S SL 85 2-3 ② K		X SL 95 0-0 ② G6-3	2	0	0	0	0	2	2
										2	0	0	0	0	1	1
45 Matt Moore, L (1, 1) OBP: 0.053, SLG: 0.053 7 Aaron Hill, R (7, PH) OBP: 0.235, SLG: 0.207 60 Hunter Strickland, R (8, 1) 70 George Kontos, R (8, 1) 62 Cory Gearrin, R (9, 1) 5 Nick Hundley, R (9, PH) OBP: 0.270, SLG: 0.405			F SI 92 C SI 90 B SI 90 B CU 77 F SI 92 X SI 93 2-2 ② G5-3		X FF 91 0-0 ③ F7		B SL 84 S SL 83 X SI 92 1-1 ③ P4		C SL 95 C CU 82 B SL 94 F SL 92 B FF 98 T SL 93 2-2 ③ K	2	0	0	0	0	0	2
										1	0	0	0	0	0	1
										0	0	0	0	0	0	0
										0	0	0	0	0	0	0
										0	0	0	0	0	0	0
										1	0	0	0	0	1	0
Inning Stats	R: 0 E: 0 K: 2 S: 9 H: 0 LOB: 0 BB: 0 P: 14	R: 0 E: 0 K: 1 S: 11 H: 1 LOB: 0 BB: 0 P: 21	R: 0 E: 0 K: 1 S: 11 H: 1 LOB: 1 BB: 0 P: 14	R: 0 E: 0 K: 0 S: 8 H: 1 LOB: 1 BB: 1 P: 15	R: 0 E: 0 K: 1 S: 10 H: 1 LOB: 1 BB: 0 P: 15	R: 0 E: 0 K: 0 S: 9 H: 2 LOB: 2 BB: 0 P: 13	R: 0 E: 0 K: 1 S: 13 H: 0 LOB: 1 BB: 0 P: 20	R: 0 E: 0 K: 1 S: 18 H: 2 LOB: 3 BB: 1 P: 28	R: 0 E: 0 K: 2 S: 9 H: 0 LOB: 0 BB: 0 P: 12	1B: 7 2B: 1 3B: 0 HR: 0 SF: 0 SAC: 0 DP: 0 HBP: 1	WP: 0 PB: 0 SB: 0 CS: 2 PA: 37					

PITCHER		IP	WLS	BF	H	R	ER	SO	BB	IBB	HBP	BLK	WP	HR	S	P	ERA	WHIP
57 Tanner Roark, R ERA: 3.86	(1, 1)	7.0	W	27	6	0	0	6	1	0	1	0	0	0	71	112	0.00	1.000
46 Oliver Pérez, L ERA: 5.23	(8, 1)	0.2	H	3	0	0	0	1	1	0	0	0	0	0	9	15	0.00	1.500
27 Shawn Kelley, R ERA: 5.79	(8, 1)	0.1	H	3	2	0	0	0	0	0	0	0	0	0	9	13	0.00	6.000
30 Koda Glover, R ERA: 2.2	(9, 1)	1.0	S	3	0	0	0	2	0	0	0	0	0	0	9	12	0.00	0.000

PITCHER	IP	WLS	BF	H	R	ER	SO	BB	IBB	HBP	BLK	WP	HR	S	P	ERA	WHIP

BOTTOM

Washington Nationals @ San Francisco Giants

AT&T Park, San Francisco, CA

Mon May 29 2017, 1:08 PM - 4:10 PM PDT

Att. 41,969 - Overcast - 61 F

livebaseballscorecards.com

AB	33
R	0
H	8
RBI	0
BB	2
SO	9
LOB	15

TOP

Washington Nationals @ San Francisco Giants
AT&T Park, San Francisco, CA
Tue May 30 2017, 7:16 PM - 10:47 PM PDT
Att. 41,266 - Overcast - 61 F

livebaseballscorecards.com

Batter	1	2	3	4	5	6	7	8	9	AB	R	H	RBI	BB	SO	LOB
7 Trea Turner, R (1, 6) OBP: 0.284, SLG: 0.429	B FF 92 B FC 92 C FF 92 C SL 86 B KC 82 X SI 94 3-2 34 G3 34 S 11 2B 1B	B SL 89 B FC 90 F KC 80 B FF 96 X SL 90 2-2 28 1B 1-2 1B		C KC 78 C KC 81 B FC 90 X SI 95 1-2 ② G1-3	S FC 90 B CU 82 S FC 90 B FC 89 X FF 94 2-2 ② FC6-2 28 BB 1-2 2-3 3-Hf		C CU 74 X CU 76 0-1 2-3 1B			5	1	3	0	0	0	3
28 Jayson Werth, R (1, 7) OBP: 0.381, SLG: 0.455	1 SAFE C FC 92 X SI 93 0-1 ① L8	C FC 90 B FF 95 C FF 94 X FF 95 1-2 1-2 2-3 1B		C KC 81 B SI 95 F SL 89 B SI 95 X FS 89 2-2 3B	B FF 93 B FF 93 B FC 90 C FF 93 B FC 88 4-1 1-2 2-3 3-H BB		C FF 92 B FF 93 D CU 76 C FF 93 F FF 93 F FF 93 S SL 82 2-3 ③ K			4	0	2	1	1	1	3
34 Bryce Harper, L (1, 9) OBP: 0.438, SLG: 0.655	1 SAFE B SI 92 B SI 93 F SL 87 B SI 94 C SI 94 F FS 88 X KC 81 3-2 ② G3 1-3	D KC 81 C KC 81 C FF 96 D FS 90 B FF 96 C FC 92 3-3 ② K		B FF 95 S FF 95 F FF 95 B SL 84 F FF 96 B FC 92 F KC 83 F KC 82 C FC 92 3-3 ③ K	F FF 93 B FF 93 B FF 94 F CU 83 F FC 90 X CU 82 2-2 ③ F8			C SL 82 F FF 97 S CH 84 0-3 ① K		5	0	0	0	0	3	8
11 Ryan Zimmerman, R (1, 3) OBP: 0.412, SLG: 0.702	F FF 96 X KC 80 0-1 20 1B 2B 3-H	F FF 95 F SI 96 S SL 89 0-3 ③ K			B FF 94 C FF 93 B FF 93 S FC 91 S FC 90 2-3 ① K	C SI 91 F SL 87 S SL 86 0-3 ① K		S CH 85 C FF 98 B CH 85 B CH 84 B FF 97 B FF 97 4-2 20 G4-6-3 BB		4	1	1	1	1	3	3
20 Daniel Murphy, L (1, 4) OBP: 0.379, SLG: 0.561	C SI 94 B SI 94 X SI 95 1-1 2-H 1B	B FF 94 X KC 80 1-0 32 G1-3 2B			X SI 94 0-0 32 1B 6 1B 3 1B 1B	C SI 92 C CH 86 X SL 86 0-2 ② F8		F FF 97 F FF 98 X SL 79 0-2 ②③ G4-6-3 1-2f		5	1	3	1	0	0	1
6 Anthony Rendon, R (1, 5) OBP: 0.388, SLG: 0.508	C SL 88 B FC 90 T FF 95 F FF 93 B FC 90 F FF 94 F SI 96 B KC 81 F FC 90 3-2 ③ X SI 96 F8	C FF 94 C SL 90 C KC 82 0-3 ① K			B FF 93 B FC 90 X FF 93 2-0 32 1B 3 1B 1-2 1B	B SL 86 C SL 85 C SI 91 B SL 89 B SL 87 X SI 92 3-2 ③ F9			C CH 84 X FF 94 0-1 ① F9	5	1	1	0	0	1	2
32 Matt Wieters, S (1, 2) OBP: 0.342, SLG: 0.411		F FF 93 B FF 94 F FS 87 B SL 89 X FS 87 2-2 ① G4-3	B FF 94 C SL 89 S FF 95 F FF 96 B SI 95 X FS 88 2-2 ② G1-3 2-3		B FF 93 X FC 90 1-0 47 SH 3 1B 7 FC6-2 1B 1-2 2-3		C CU 70 B FF 93 B FF 93 S FF 93 X FF 95 2-2 ① F7		F FF 94 F FF 96 B CH 85 B FF 96 F FF 95 S SL 81 2-3 ② K	5	0	1	0	0	1	1
3 Michael Taylor, R (1, 8) OBP: 0.301, SLG: 0.432		C KC 79 B SL 87 C FF 93 X SL 89 1-2 47 E 47 1B 1B	C FC 91 S FC 92 B FC 92 B FC 92 B FF 96 S KC 83 3-3 ③ K		S FF 94 B FF 93 X FF 94 1-1 7 FC6-2 47 SH 28 BB 1B 1-2 2-H 3-H		B CH 84 F FF 94 B SL 81 S SL 81 B SL 81 F FF 95 B FF 94 4-2 7 1B 47 SH1-3 BB		C SL 81 S FF 95 B CH 86 B CH 84 B FF 96 S SL 81 3-3 ③ K	4	2	2	2	1	2	1
47 Gio González, R (1, 1) OBP: 0.261, SLG: 0.190 43 Matt Albers, L (7, 1) 30 Koda Glover, R (9, 1)		1 SAFE L SL 86 B FS 90 F FF 93 B FC 89 X FF 94 2-2 28 1B 7 1B 1-H 1B		C FF 92 S KC 80 X FC 90 0-2 ① G1-3	B FC 90 X FC 89 1-0 28 BB SH 7 FC6-2 1-2 2-3		C FF 92 1 SAFE L FF 90 1 SAFE 1 SAFE X FF 91 0-2 ② SH1-3 1-2			2	0	1	1	0	0	0
										0	0	0	0	0	0	0
										0	0	0	0	0	0	0

	AB	39
	R	6
	H	14
	RBI	6
	BB	3
	SO	11
	LOB	22

Inning Stats																		
	R: 2	H: 3	R: 1	H: 4	R: 0	H: 1	R: 0	H: 1	R: 3	H: 4	R: 0	H: 0	R: 0	H: 1	R: 0	H: 0	R: 0	H: 0
	E: 0	LOB: 1	E: 0	LOB: 3	E: 0	LOB: 1	E: 0	LOB: 1	E: 1	LOB: 3	E: 0	LOB: 0	E: 0	LOB: 2	E: 0	LOB: 0	E: 0	LOB: 0
	K: 0	BB: 1	K: 2	BB: 0	K: 1	BB: 0	K: 1	BB: 0	K: 1	BB: 1	K: 1	BB: 0	K: 1	BB: 1	K: 0	BB: 1	K: 2	BB: 0
	S: 20	P: 30	S: 21	P: 32	S: 11	P: 17	S: 15	P: 21	S: 17	P: 32	S: 9	P: 12	S: 16	P: 24	S: 8	P: 12	S: 9	P: 14

	1B: 11	SF: 0	WP: 0	PA: 44
	2B: 2	SAC: 2	PB: 0	
	3B: 1	DP: 1	SB: 1	
	HR: 0	HBP: 0	CS: 0	

PITCHER		IP	WLS	BF	H	R	ER	SO	BB	IBB	HBP	BLK	WP	HR	S	P	ERA	WHIP
29 Jeff Samardzija, R ERA: 4.63	(1, 1)	4.0	L	21	9	3	3	5	0	0	0	0	0	0	67	100	6.75	2.250
57 Bryan Morris, R ERA: 4.61	(5, 1)	1.0		9	4	3	2	1	1	0	0	0	0	0	17	32	18.00	5.000
62 Cory Gearrin, R ERA: 1.74	(6, 1)	1.0		3	0	0	0	1	0	0	0	0	0	0	9	12	0.00	0.000
64 Derek Law, R ERA: 3.09	(7, 1)	1.0		5	1	0	0	1	1	0	0	0	0	0	16	24	0.00	2.000
61 Josh Osich, L ERA: 3.46	(8, 1)	2.0		6	0	0	0	3	1	0	0	0	0	0	17	26	0.00	0.500

PITCHER		IP	WLS	BF	H	R	ER	SO	BB	IBB	HBP	BLK	WP	HR	S	P	ERA	WHIP

Batter	1	2	3	4	5	6	7	8	9	AB	R	H	RBI	BB	SO	LOB
46 Orlando Calixte, R (1, 7) (7, 8) (8, 9) OBP: 0.400, SLG: 0.600	B SI 87 C SI 86 X SI 88 1-1 10 G6-3 1B	B FF 90 S CH 84 F FF 92 B FF 90 X CH 84 2-2 1-H 2-H 2B		1 SAFE B FF 90 1 SAFE 1 SAFE B CU 74 X FF 90 2-0 ③ G4-3		S CU 75 D CU 76 C FF 90 D CU 76 B CU 76 C FF 91 3-3 ③ K 1-2 2-3		C FF 93 D SL 86 B FF 93 B SI 92 C SI 94 S SI 94 3-3 ③ K		5	0	2	2	0	2	4
10 Eduardo Núñez, R (1, 5) OBP: 0.303, SLG: 0.370	B FF 88 C FF 89 1 SAFE X CH 82 1-1 ① G6-3 1-2	X CH 84 0-0 ③ G6-3			B CU 70 F FF 88 S CU 73 B FF 90 B SI 89 X CH 82 3-2 ① G6-3		X CH 81 0-0 9 F8 28 1B 2B		C FF 97 B SL 94 B FF 96 F SL 93 B SL 93 X SL 93 3-2 ① G1-3	5	1	1	0	0	0	2
9 Brandon Belt, L (1, 3) (7, 7) OBP: 0.350, SLG: 0.453	S CU 72 F SI 88 C SI 88 0-3 ② K	X FF 86 0-0 ① G6-3			B CU 73 F FF 89 X SI 88 1-1 ② G3-1		F SI 86 D SI 86 B CU 72 B SI 88 X SI 88 3-1 ① F8 2-3		T SL 93 B CH 87 X SL 92 1-1 ② F9	5	0	0	0	0	1	2
28 Buster Posey, R (1, 2) (7, 3) OBP: 0.449, SLG: 0.530	D CH 83 B FF 89 B CU 73 C SI 88 B FF 90 4-1 BB	B SI 86 B SI 89 X SI 88 2-0 1B			C CH 83 F FF 90 B SI 90 F FF 90 B CU 75 X CH 85 2-2 1B		C FF 92 D SL 86 B SL 86 C FF 92 F SI 92 X SI 92 2-2 3-H 1B		B SL 93 C SI 96 C CU 81 B SL 92 S SL 92 2-3 ③ K	4	0	3	1	1	1	0
39 Justin Ruggiano, R (1, 9) OBP: 0.238, SLG: 0.333 2 Denard Span, L (7, PH) OBP: 0.282, SLG: 0.393 (8, 8)	B CU 73 S CH 83 C FF 91 B CH 83 C SI 91 2-3 ③ K	B FF 89 X CH 81 1-0 ② F7			B CH 82 C FF 90 S CU 76 D CU 76 S CH 83 2-3 ③ K		F FF 92 F FF 94 1 SAFE X FF 92 0-2 ② P4			3 1	0 0	0 0	0 0	0 0	2 0	4 1
7 Aaron Hill, R (1, 4) OBP: 0.263, SLG: 0.219 61 Josh Osich, L (8, 1)		C SI 86 C CU 73 B FF 87 X SI 90 1-2 66 BB 46 2B 1B	F CH 82 1 SAFE B FF 88 X FF 90 1-1 ③ P2			C CU 73 B CU 74 B FF 89 B FF 90 B SI 89 4-1 46 WP 22 1B BB	C FF 93 X SL 86 0-1 ③ P4			3 0	1 0	1 0	0 0	1 0	0 0	2 0
22 Christian Arroyo, R (1, 6) OBP: 0.244, SLG: 0.304		X CH 83 0-0 ① F8		B SI 88 F CU 73 B FF 90 F CH 82 F SI 90 X CU 75 2-2 ① G6-3		F SI 88 F CU 73 X CH 83 0-2 46 WP 1-2 1B		S SL 86 B SL 86 B SI 91 S SI 91 B SI 93 S SL 85 3-3 ① K		4	0	1	0	0	1	1
66 Gorkys Hernández, R (1, 8) OBP: 0.268, SLG: 0.230 64 Derek Law, R (7, 1) 12 Joe Panik, L (8, 4) OBP: 0.305, SLG: 0.346		B SI 88 B FF 89 B CH 82 B SI 89 4-0 46 2B 1-2 BB		B CU 74 F CH 83 X CU 75 1-1 1B		B CU 73 B FF 89 X FF 90 2-0 ① F7		C FF 94 B CH 83 B FF 94 S FF 92 B SL 87 B FF 93 4-2 BB		2 0 0	1 0 0	1 0 0	0 0 0	1 0 1	0 0 0	2 0 0
29 Jeff Samardzija, R (1, 1) OBP: 0.091, SLG: 0.136 37 Kelby Tomlinson, R (4, PH) OBP: 0.259, SLG: 0.231 57 Bryan Morris, L (5, 1) 62 Cory Gearrin, R (6, 1) 5 Nick Hundley, R (6, PH) OBP: 0.264, SLG: 0.395 (7, 2)		C SI 87 L FF 88 S FF 88 0-3 ② K		B SI 88 X SI 89 1-0 ② F9		C FF 91 C CU 74 B FF 89 F SI 90 S CU 76 1-3 ② K		C FF 93 T SL 86 B FF 94 1 SAFE B SL 86 S SI 92 2-3 ② K		1 1 0 0 2	0 0 0 0 0	0 0 0 0 0	0 0 0 0 0	1 0 0 0 2	2 1 0 0 3	2 1 0 0 3
Inning Stats	R: 0 E: 0 K: 2 S: 11 H: 1 LOB: 2 BB: 1 P: 19	R: 2 E: 0 K: 1 S: 11 H: 2 LOB: 1 BB: 1 P: 18	R: 0 E: 0 K: 0 S: 5 H: 1 LOB: 1 BB: 0 P: 9	R: 0 E: 0 K: 0 S: 8 H: 1 LOB: 1 BB: 0 P: 14	R: 0 E: 0 K: 1 S: 12 H: 1 LOB: 1 BB: 0 P: 20	R: 0 E: 0 K: 2 S: 12 H: 1 LOB: 2 BB: 1 P: 22	R: 1 E: 0 K: 0 S: 12 H: 2 LOB: 1 BB: 0 P: 17	R: 0 E: 0 K: 3 S: 11 H: 0 LOB: 1 BB: 1 P: 23	R: 0 E: 0 K: 1 S: 8 H: 0 LOB: 0 BB: 0 P: 14	1B: 7 2B: 2 3B: 0 HR: 0		SF: 0 SAC: 0 DP: 0 HBP: 0		WP: 1 PB: 0 SB: 0 CS: 0		PA: 40

PITCHER		IP	WLS	BF	H	R	ER	SO	BB	IBB	HBP	BLK	WP	HR	S	P	ERA	WHIP
47 Gio González, L ERA: 3.03	(1, 1)	6.1	W	30	8	3	3	6	3	0	0	0	1	0	62	108	4.26	1.737
43 Matt Albers, R ERA: 1.29	(7, 1)	1.2		7	1	0	0	3	1	0	0	0	0	0	20	34	0.00	1.200
30 Koda Glover, R ERA: 2.08	(9, 1)	1.0	S	3	0	0	0	1	0	0	0	0	0	0	8	14	0.00	0.000

PITCHER	IP	WLS	BF	H	R	ER	SO	BB	IBB	HBP	BLK	WP	HR	S	P	ERA	WHIP

BOTTOM

Washington Nationals @ San Francisco Giants
AT&T Park, San Francisco, CA
Tue May 30 2017, 7:16 PM - 10:47 PM PDT
Att. 41,266 - Overcast - 61 F

livebaseballscorecards.com

AB	36
R	3
H	9
RBI	3
BB	4
SO	10
LOB	24

Batter	1	2	3	4	5	6	7	8	9	AB	R	H	RBI	BB	SO	LOB
7 Trea Turner, R (1, 6) OBP: 0.293, SLG: 0.433	X FF 87 0-0 20 1B 11 HR 1B	2 SAFE B CU 75 C FF 89 B SI 88 X FF 89 2-1 ② G1-3 1-2 2-3		C SI 89 B FF 89 X CH 83 1-1 28 G6-4-3 1-2 1B			B FF 92 X FC 87 1-0 11 G6-3 28 S 1B		C FC 91 L KC 81 B KC 81 F FC 92 B KC 81 S KC 82 2-3 ① K2-3	5	1	3	0	0	1	2
28 Jayson Werth, R (1, 7) OBP: 0.371, SLG: 0.440	B 1 SAFE C FF 88 1 SAFE C FF 88 B CU 74 1 SAFE C FF 89 2-3 ① K	B FF 88 C CU 75 B CU 74 B FF 89 X FF 90 3-1 ③ G6-3		F CU 73 B FF 89 B SI 89 S CU 73 F FF 89 X FF 90 2-2 ② ③ G6-4-3 1-2f			C FF 91 C FC 87 D SL 83 F FF 91 X FF 91 1-2 ① P4 1-2		B FC 91 F FC 91 S KC 81 B FC 91 B KC 83 T FC 91 3-2 ② K	5	0	0	0	0	2	6
20 Daniel Murphy, L (1, 4) OBP: 0.380, SLG: 0.555	1 SAFE C SI 87 F FF 87 F FF 88 P PO 89 1 SAFE F CU 75 X SL 84 1-2 11 HR 1-3 1B	F SL 81 B CH 82 T FF 90 B FF 91 F FF 91 C FF 90 2-3 ① K	F FF 88 F FF 88 B FF 90 X CH 82 1-2 ① L6				B FF 91 B FF 91 S FC 88 B FF 91 B FC 88 4-1 11 G6-3 BB		C FF 92 B FF 92 B FS 86 X FC 92 2-1 ③ G3-1	4	1	1	0	1	1	0
11 Ryan Zimmerman, R (1, 3) OBP: 0.409, SLG: 0.709	X CU 74 0-0 1-H 3-H HR	B CU 74 B CU 74 C FF 90 X CH 83 2-1 ② F8	C SI 88 B SL 80 X FF 89 1-1 ② L8				S FC 88 F FC 87 B FF 91 X FC 86 1-2 ② G6-3 1-2 2-3			4	1	1	3	0	0	2
6 Anthony Rendon, R (1, 5) OBP: 0.390, SLG: 0.514	C FF 88 B CU 73 F CU 74 B SI 89 B FF 89 X 3-2 ② G6-3	C FF 89 B CH 84 F FF 89 X SI 90 1-2 32 1B 1B	C FF 88 B CU 74 B SI 89 F FF 90 X SL 82 2-2 2B				C SI 92 B FC 88 X FC 88 1-1 ③ G5-3			4	0	2	0	0	0	2
32 Matt Wieters, S (1, 2) OBP: 0.339, SLG: 0.407	F FF 88 B F FF 89 X SI 89 1-2 ③ G3	1 SAFE B CU 73 B SI 89 X FF 88 2-0 1-3 1B	C FF 89 C FF 89 X FF 91 0-2 ③ G5-3				F SI 97 B SI 97 B CH 89 B SI 97 T FF 97 F FF 97 S FF 97 3-3 ① K			4	0	1	0	0	1	1
8 Brian Goodwin, L (1, 9) OBP: 0.240, SLG: 0.333		B CH 82 B FF 87 X FF 87 2-0 ① F7	C CU 74 F CH 82 B FF 90 C FF 91 1-3 ③ K		S SL 83 X FF 91 0-1 ① G6-3			C SL 83 C SL 83 B SL 84 F FF 98 B FF 97 X FF 96 2-2 ② L7		4	0	0	0	0	1	2
3 Michael Taylor, R (1, 8) OBP: 0.307, SLG: 0.438		C FF 88 B F FF 88 X CU 72 1-2 7 G1-3 2B	F FF 88 C FF 88 B CU 71 X CU 73 1-2 ① L9		X FC 88 0-0 ② F8		B SL 86 B FF 98 B FF 96 B FF 97 4-0 BB			3	0	1	0	1	0	0
31 Max Scherzer, R (1, 1) OBP: 0.192, SLG: 0.160		B B FF 88 2 SAFE B FF 89 B FF 89 4-0 7 G1-3 BB	C SI 88 X CU 73 0-1 7 1B 1B		F FF 92 S FC 87 F FC 86 X FC 87 0-2 ③ G4-3			B FF 95 C FF 98 X FF 97 1-1 ③ G4-3		3	0	1	0	1	0	1

TOP

Washington Nationals @ San Francisco Giants
AT&T Park, San Francisco, CA
Wed May 31 2017, 7:15 PM - 10:00 PM PDT
Att. 41,371 - Cloudy - 59 F

livebaseballscorecards.com

AB	36
R	3
H	10
RBI	3
BB	3
SO	6
LOB	16

Inning Stats	1	2	3	4	5	6	7	8	9
	R: 3 E: 0 K: 1 S: 17	R: 0 E: 0 K: 0 S: 8	R: 0 E: 0 K: 2 S: 13	R: 0 E: 0 K: 0 S: 11	R: 0 E: 0 K: 0 S: 11	R: 0 E: 0 K: 0 S: 7	R: 0 E: 0 K: 0 S: 11	R: 0 E: 0 K: 1 S: 10	R: 0 E: 0 K: 2 S: 9
	H: 3 LOB: 0 BB: 0 P: 23	H: 1 LOB: 2 BB: 1 P: 20	H: 2 LOB: 2 BB: 0 P: 21	H: 2 LOB: 1 BB: 0 P: 15	H: 1 LOB: 1 BB: 0 P: 15	H: 0 LOB: 0 BB: 0 P: 7	H: 1 LOB: 2 BB: 1 P: 19	H: 0 LOB: 1 BB: 1 P: 20	H: 0 LOB: 0 BB: 0 P: 16

1B: 7 SF: 0
2B: 2 SAC: 0
3B: 0 DP: 1
HR: 1 HBP: 0

WP: 0 PA: 39
PB: 0
SB: 1
CS: 0

PITCHER		IP	WLS	BF	H	R	ER	SO	BB	IBB	HBP	BLK	WP	HR	S	P	ERA	WHIP
18 Matt Cain, R ERA: 4.53	(1, 1)	5.0	L	24	9	3	3	3	1	0	0	0	0	1	60	94	5.40	2.000
70 George Kontos, R ERA: 3.75	(6, 1)	2.0		8	1	0	0	0	1	0	0	0	0	0	18	26	0.00	1.000
60 Hunter Strickland, R ERA: 1.45	(8, 1)	1.0		4	0	0	0	1	1	0	0	0	0	0	10	20	0.00	1.000
41 Mark Melancon, R ERA: 2.35	(9, 1)	1.0		3	0	0	0	2	0	0	0	0	0	0	9	16	0.00	0.000

PITCHER		IP	WLS	BF	H	R	ER	SO	BB	IBB	HBP	BLK	WP	HR	S	P	ERA	WHIP

Batter	1	2	3	4	5	6	7	8	9	AB	R	H	RBI	BB	SO	LOB
2 Denard Span, L (1, 8) OBP: 0.273, SLG: 0.380	C FF 93 F FF 94 X CU 77 0-2 ① L8			X FC 87 0-0 ① B5-3		C FF 92 X FF 93 0-1 ① P5		X FF 93 0-0 ②③ G4-6-3 1-2f		4	0	0	0	0	0	1
10 Eduardo Núñez, R (1, 5) OBP: 0.302, SLG: 0.368	F FF 94 F SL 85 S FF 95 0-3 ② K			C FF 95 F SL 86 B CH 85 X FF 96 1-2 28 2B 1B		C SL 84 X FF 93 0-1 ② F8			B SL 84 C SL 86 S SL 85 S SL 86 1-3 ① K	4	1	1	0	0	2	0
9 Brandon Belt, L (1, 3) OBP: 0.348, SLG: 0.454	B FF 94 F CU 78 F B FF 95 B FC 88 X FF 96 3-2 ③ G3-1			F CH 85 1 SAFE 1 SAFE X FF 94 0-1 ② P5		X CU 78 0-0 2B			B FF 95 S FF 94 X FF 94 1-1 ② F8	4	0	1	0	0	0	1
28 Buster Posey, R (1, 2) OBP: 0.445, SLG: 0.529		X FF 94 0-0 ① F8		X FF 93 0-0 1-H 2B		C SL 85 X SL 86 0-1 ③ F7			F FF 94 S SL 84 F SL 85 S SL 85 0-3 ③ K	4	0	1	1	0	1	1
35 Brandon Crawford, L (1, 6) OBP: 0.290, SLG: 0.411		C FF 94 B FF 95 B CU 79 S FF 96 F FF 96 B FC 89 F FC 89 F FF 96 S FF 96 3-3 ② K		F FF 95 S FC 88 B CH 85 S FF 95 1-3 ③ K			F FF 93 B CU 79 F CH 85 S FC 87 1-3 ① K			3	0	0	0	0	3	1
46 Orlando Calixte, R (1, 7) OBP: 0.250, SLG: 0.375		C SL 84 B FF 96 F FF 96 S SL 87 1-3 ③ K			B SL 84 C FF 94 F FF 94 B CH 84 F SL 86 S CH 85 2-3 ① K		X SL 84 0-0 ② L8			3	0	0	0	0	2	0
12 Joe Panik, L (1, 4) OBP: 0.305, SLG: 0.352		B FF 92 F FF 94 X CU 77 1-1 ① G4-3			C CH 84 F FF 94 B CH 86 F CH 86 X FC 89 1-2 2B		C CH 82 F FF 93 F FF 94 B CH 79 S CH 84 1-3 ③ K			3	0	1	0	0	1	0
66 Gorkys Hernández, R (1, 9) OBP: 0.261, SLG: 0.223		C SL 85 B FF 95 X SL 86 1-1 ② L6			B FF 95 C SL 84 S FF 94 F FF 95 F CH 83 B SL 87 T FF 96 2-2 ② K			X FF 94 0-0 ① P4		3	0	0	0	0	1	1
18 Matt Cain, R (1, 1) OBP: 0.125, SLG: 0.188 7 Aaron Hill, R (5, PH) OBP: 0.256, SLG: 0.212 70 George Kontos, R (6, 1) 60 Hunter Strickland, R (8, 1) 37 Kelby Tomlinson, R (8, PH) OBP: 0.286, SLG: 0.259 41 Mark Melancon, R (9, 1)		C FF 94 F SI 94 B SL 86 S SL 86 1-3 ③ K			X FF 94 0-0 ③ P3			C SL 83 F FF 94 X SL 86 0-2 2 G4-6-3 1B		1 1 0 0 1 0	0 0 0 0 0 0	0 0 0 0 1 0	0 0 0 0 0 0	0 0 0 0 0 0	1 0 0 0 0 0	0 0 0 0 0 0
Inning Stats	R: 0 E: 0 K: 1 S: 9 H: 0 LOB: 0 BB: 0 P: 12	R: 0 E: 0 K: 2 S: 10 H: 0 LOB: 0 BB: 0 P: 14	R: 0 E: 0 K: 1 S: 7 H: 0 LOB: 0 BB: 0 P: 10	R: 1 E: 0 K: 1 S: 10 H: 2 LOB: 1 BB: 0 P: 12	R: 0 E: 0 K: 2 S: 14 H: 1 LOB: 1 BB: 0 P: 19	R: 0 E: 0 K: 0 S: 7 H: 1 LOB: 1 BB: 0 P: 7	R: 0 E: 0 K: 2 S: 8 H: 0 LOB: 0 BB: 0 P: 10	R: 0 E: 0 K: 0 S: 5 H: 1 LOB: 0 BB: 0 P: 5	R: 0 E: 0 K: 2 S: 9 H: 0 LOB: 0 BB: 0 P: 11	1B: 2 2B: 3 3B: 0 HR: 0		SF: 0 SAC: 0 DP: 1 HBP: 0		WP: 0 PB: 0 SB: 0 CS: 0	PA: 31	

PITCHER	IP	WLS	BF	H	R	ER	SO	BB	IBB	HBP	BLK	WP	HR	S	P	ERA	WHIP
31 Max Scherzer, R (1, 1) ERA: 2.56	9.0	W	31	5	1	1	11	0	0	0	0	0	0	79	100	1.00	0.556

PITCHER	IP	WLS	BF	H	R	ER	SO	BB	IBB	HBP	BLK	WP	HR	S	P	ERA	WHIP

BOTTOM

Washington Nationals @ San Francisco Giants
AT&T Park, San Francisco, CA
Wed May 31 2017, 7:15 PM - 10:00 PM PDT
Att. 41,371 - Cloudy - 59 F

livebaseballscorecards.com

AB	31
R	1
H	5
RBI	1
BB	0
SO	11
LOB	6

Batter	1	2	3	4	5	6	7	8	9	AB	R	H	RBI	BB	SO	LOB
2 Denard Span, L (1, 8) OBP: 0.299, SLG: 0.417 66 Gorkys Hernández, R (8, 8) OBP: 0.261, SLG: 0.223	C FF 92 F FF 91 F CU 79 X FF 91 0-2 10 2B 9 E 1B	B FF 91 B SI 91 C SL 84 B SL 85 C FF 91 X FF 93 3-2 9 FC3-6 10 1B 35 SF8 1-3 1B	X FF 91 0-0 9 BB 1-3 2B	D CU 74 B FF 93 X SI 92 2-0 ③ F8		B SI 93 B SL 88 C SI 96 C SI 96 X SI 97 2-2 10 2B 1-2 3-H 1B		B FF 97 F FF 97 X FF 97 1-1 2B		6 0	3 0	5 0	1 0	0 0	0 0	3 0
10 Eduardo Núñez, R (1, 5) OBP: 0.313, SLG: 0.384 22 Christian Arroyo, R (8, 5) OBP: 0.244, SLG: 0.304	X FF 91 0-0 9 E 35 SF7 1-3 2B	D CU 76 X FF 91 1-0 9 FC3-6 1-2 3-H 1B	F CU 76 B CU 77 B FF 93 B CU 75 F SL 84 F CU 77 B CH 81 4-2 9 BB BB		C FF 92 X FS 82 0-1 ① L7	C SI 92 F SI 96 D SL 91 X SL 86 1-2 1-H 2-H 2B		F SL 85 X FF 97 0-1 ③ F9		5 0	1 0	3 0	3 0	1 0	0 0	1 0
9 Brandon Belt, L (1, 3) OBP: 0.348, SLG: 0.447	B CU 78 B FF 92 B FF 92 X SI 92 3-0 E4 12 2B 2-3 3-H	B CU 77 S CU 77 F CU 78 X CU 78 1-2 ① FC3-6 35 SF8 28 BB 1-2f 2-3	C FF 92 B FF 91 B FF 92 D FS 84 B FF 93 4-1 1-2 2-3 3-H BB		C FF 92 C CU 73 X FS 85 0-2 ② G6-3	F FF 97 C FF 99 D FS 90 B SL 87 C FF 99 2-3 ③ K		B FF 93 B CU 77 F FF 94 B CU 79 F FF 93 X FF 94 3-2 35 G3 28 1B 12 1B 1B		5	1	1	2	1	1	4
28 Buster Posey, R (1, 2) OBP: 0.441, SLG: 0.519	C FF 92 F SI 92 F FF 93 S CU 78 0-3 ① K	B FF 92 B SL 84 B FF 92 B FF 92 4-0 1-2 BB	C FF 93 D SL 82 C SL 82 S FS 86 1-3 ③ K		C FF 93 X FF 92 0-1 ③ G1-3		F FF 97 X SL 85 0-1 ① L6		C SL 82 B FF 95 S SL 82 F SL 86 B SL 84 B SL 82 X SL 82 3-2 46 BB 35 G3 1-2 1B	5	0	1	0	1	2	5
35 Brandon Crawford, L (1, 6) OBP: 0.292, SLG: 0.409 37 Kelby Tomlinson, R (9, 6) OBP: 0.286, SLG: 0.259	B CU 76 X FF 91 1-0 ② SF7 3-H	B CU 77 X CU 76 1-0 ② SF8 2-3 3-H		C FF 92 B FS 85 X FF 92 1-1 ① G2-3		B FF 93 F FF 91 B SI 92 B FF 91 B SI 91 4-1 12 E 53 1B BB	B FF 98 X FF 97 1-0 1B		F FF 96 X FF 96 0-1 ① G3 1-2 2-3	3 0	1 0	1 0	2 0	1 0	0 0	2 0
12 Joe Panik, L (1, 4) OBP: 0.306, SLG: 0.356	1 SAFE B FF 90 X FF 90 1-0 ③ 1-3 2B	X CU 76 0-0 ③ L8		C SI 93 C SI 93 B FS 85 X FS 84 1-2 ② G3		C SI 92 D SL 88 X SI 94 1-1 E1 53 1B 2 1B 1-2	F FF 98 B FS 86 X FF 98 1-1 ② L4		F FF 97 X SL 84 0-1 46 BB 3-H 1B	6	1	2	1	0	0	4
46 Orlando Calixte, R (1, 7) OBP: 0.357, SLG: 0.333	B FF 91 B SL 86 B FF 92 B FF 92 4-0 BB		F FF 92 B CU 77 C CU 77 S CU 76 1-3 ① K2-3	C FF 93 C SL 82 B FF 92 X FS 85 1-2 50 BB 53 BB 1B		C SI 92 B SI 94 B SI 92 F SI 94 S SI 96 2-3 ① K	S SL 86 S SL 86 S SL 87 0-3 ③ K2-3		D SL 86 S SL 82 C SL 85 D SL 83 B SL 84 F SL 82 B FF 95 4-2 1-2 2-3 BB	4	0	1	0	2	3	3
53 Austin Slater, R (1, 9) OBP: 0.333, SLG: 0.200	B CU 77 S SL 85 B FF 92 B FF 93 C FF 92 F SI 93 X SI 92 3-2 ③ G6-3		C FF 92 X CU 77 0-1 ② G4-3	B FF 92 1 SAFE B FF 92 B FF 92 B FF 93 4-0 50 BB 1-2 BB		B SI 93 B SI 92 F FF 95 S SI 95 X SI 97 2-2 2 1B 10 2B 1-3 2-H 1B		F FF 97 S SL 86 S SL 86 0-3 ① K	S SL 83 S SL 84 F SL 85 F FF 98 C SL 83 0-3 ② K	5	1	1	1	1	2	6
50 Ty Blach, R (1, 1) OBP: 0.286, SLG: 0.235		B B FF 91 B FF 91 B FF 91 4-0 2 1B 10 1B BB	C FF 91 B SL 83 C CU 76 B CU 77 B CU 77 F FF 92 B CU 76 4-2 2 2B 9 BB BB	B SL 80 B FF 93 B FF 91 C FF 92 F FF 91 B SI 92 4-2 1-2 2-3 BB		B SI 94 S FF 92 B FF 90 S SL 87 D SL 87 F FF 92 C SI 93 3-3 ② K		C FF 98 F FF 98 C SL 83 0-3 ② K	B FF 96 C FF 94 C SL 81 S SL 86 1-3 ③ K	3	2	0	0	3	3	5
Inning Stats	R: 2 E: 1 K: 1 S: 16 H: 3 LOB: 3 BB: 1 P: 28	R: 2 E: 0 K: 0 S: 9 H: 2 LOB: 2 BB: 2 P: 23	R: 1 E: 0 K: 2 S: 16 H: 1 LOB: 3 BB: 3 P: 30	R: 0 E: 0 K: 0 S: 11 H: 1 LOB: 3 BB: 2 P: 24	R: 0 E: 0 K: 0 S: 7 H: 0 LOB: 0 BB: 0 P: 7	R: 4 E: 1 K: 3 S: 22 H: 3 LOB: 1 BB: 1 P: 39	R: 0 E: 0 K: 1 S: 8 H: 1 LOB: 1 BB: 0 P: 10	R: 0 E: 0 K: 2 S: 10 H: 1 LOB: 1 BB: 0 P: 11	R: 1 E: 0 K: 2 S: 22 H: 3 LOB: 3 BB: 1 P: 33	1B: 10 2B: 5 3B: 0 HR: 0 SF: 2 SAC: 0 DP: 0 HBP: 0						

PITCHER		IP	WLS	BF	H	R	ER	SO	BB	IBB	HBP	BLK	WP	HR	S	P	ERA	WHIP
48 Jerad Eickhoff, R ERA: 5.13	(1, 1)	2.2	L	20	6	5	4	2	5	0	0	0	0	0	37	72	13.50	4.125
59 Mark Leiter Jr., R ERA: 4.74	(3, 1)	2.1		11	1	0	0	1	3	0	0	0	0	0	22	40	0.00	1.714
63 Joely Rodríguez, L ERA: 6.15	(6, 1)	0.2		7	3	4	1	2	1	0	0	0	0	0	19	34	13.50	6.000
57 Luis García, R ERA: 2.0	(6, 1)	2.1		9	2	0	0	4	0	0	0	0	0	0	21	26	0.00	0.857
61 Edubray Ramos, R ERA: 3.47	(9, 1)	1.0		7	3	1	1	2	1	0	0	0	0	0	22	33	9.00	4.000

PITCHER	IP	WLS	BF	H	R	ER	SO	BB	IBB	HBP	BLK	WP	HR	S	P	ERA	WHIP

TOP

San Francisco Giants @ Philadelphia Phillies

Citizens Bank Park, Philadelphia, PA

Fri Jun 02 2017, 7:09 PM - 10:03 PM EDT

Att. 22,491 - Partly Cloudy - 76 F

livebaseballscorecards.com

AB	42
R	10
H	15
RBI	10
BB	10
SO	11
LOB	33

WP: 0	PA: 54		
PB: 0			
SB: 0			
CS: 0			

Batter	1	2	3	4	5	6	7	8	9	AB	R	H	RBI	BB	SO	LOB
16 César Hernández, S (1, 4) OBP: 0.345, SLG: 0.414	C SI 88 B SI 89 F CH 81 B SL 80 S SI 90 2-3 K		B SI 88 F CH 80 C CH 80 B SI 92 B SI 90 X SI 90 3-2 23 G6-4-3 1B			C SI 88 B CU 73 B SI 88 S CH 79 X SI 90 2-2 1B		C SI 89 B CU 76 X SI 89 1-1 G6-3		4	0	2	0	0	1	0
23 Aaron Altherr, R (1, 8) OBP: 0.379, SLG: 0.534	C SI 90 S CU 77 X SI 91 0-2 G6-3		X SI 90 0-0 G6-4-3 1-2f			B SI 90 B CH 78 X SI 89 2-0 F9			B CH 80 F SI 90 X SI 89 1-1 G5-3	4	0	0	0	0	0	2
47 Howie Kendrick, R (1, 7) OBP: 0.390, SLG: 0.509	C SI 89 B CH 81 B SI 90 X CH 82 2-1 G5-3			C SI 87 X SL 78 0-1 1B		C SI 89 B SI 89 F SI 90 B SI 91 F SI 90 S SI 90 2-3 K			C SI 88 X SI 90 0-1 1B	4	0	2	0	0	1	1
19 Tommy Joseph, R (1, 3) OBP: 0.303, SLG: 0.441		C SI 89 B SL 78 B SI 91 C SI 90 B SI 91 F SI 91 X SI 90 3-2 G5-3		C CH 79 F SI 90 B SI 91 C SI 90 1-3 K		B CH 80 X CH 79 1-0 G3-1			S SI 89 B SI 90 S SI 90 X SI 90 1-2 L7	4	0	0	0	0	1	3
7 Maikel Franco, R (1, 5) OBP: 0.273, SLG: 0.350		B CH 81 F CU 76 B SI 91 F CH 82 B CH 80 X SI 90 3-2 5 FC4-6 1B		C CH 79 X CH 79 0-1 P3			X CH 80 0-0 G6-3		C SI 90 S CH 80 X CH 79 1-2 G5-3	4	0	1	0	0	0	2
5 Michael Saunders, L (1, 9) OBP: 0.264, SLG: 0.395		C SI 91 X SI 90 0-1 FC4-6 29 1B 1-2f		X SI 90 0-0 G4-3			C SI 88 B SI 90 B CU 76 S SL 80 F SI 90 F SL 78 X SI 90 2-2 F7			3	0	0	0	0	0	2
29 Cameron Rupp, R (1, 2) OBP: 0.324, SLG: 0.398		C SI 90 X SI 90 0-1 13 FC5-4 1-2 1B		C CH 80 B SI 89 X SI 89 1-1 25 G5-4-3 1B			B CH 80 B CU 75 C SI 90 F SI 90 X SI 91 2-2 F9			3	0	2	0	0	0	0
13 Freddy Galvis, S (1, 6) OBP: 0.277, SLG: 0.380		C SI 91 F CH 80 B SI 92 X SI 92 1-2 FC5-4 1-2f		C SI 89 F CU 76 F SI 90 S CU 76 0-3 K				B SI 88 X CH 80 1-0 G5-3		3	0	0	0	0	1	3
48 Jerad Eickhoff, R (1, 1) OBP: 0.077, SLG: 0.077 59 Mark Leiter Jr., R (3, 1) 25 Daniel Nava, S (5, PH) OBP: 0.419, SLG: 0.450 63 Joely Rodríguez, L (6, 1) 57 Luis García, R (6, 1) 15 Ty Kelly, S (8, PH) OBP: 0.231, SLG: 0.375 61 Edubray Ramos, R (9, 1)			C SI 88 X CH 80 0-1 G6-3			B CH 79 S SI 90 X SI 89 1-1 G5-4-3 1-2f		C SI 89 B CH 79 B CU 75 X SI 90 2-1 F7		0 1 1 0 0 1 0	0 0 0 0 0 0 0	0 0 0 0 0 0 0	0 0 0 0 0 0 0	0 0 0 0 0 0 0	0 0 1 0 0 0 0	0 0 1 0 0 0 0
Inning Stats	R: 0 E: 0 K: 1 S: 8 H: 0 LOB: 0 BB: 0 P: 12	R: 0 E: 0 K: 0 S: 14 H: 2 LOB: 2 BB: 0 P: 21	R: 0 E: 0 K: 0 S: 6 H: 1 LOB: 0 BB: 0 P: 9	R: 0 E: 0 K: 1 S: 8 H: 1 LOB: 1 BB: 0 P: 9	R: 0 E: 0 K: 1 S: 8 H: 1 LOB: 0 BB: 0 P: 10	R: 0 E: 0 K: 1 S: 9 H: 1 LOB: 1 BB: 0 P: 16	R: 0 E: 0 K: 0 S: 9 H: 0 LOB: 0 BB: 0 P: 13	R: 0 E: 0 K: 0 S: 5 H: 0 LOB: 0 BB: 0 P: 9	R: 0 E: 0 K: 0 S: 10 H: 1 LOB: 1 BB: 0 P: 13	1B: 7 2B: 0 3B: 0 HR: 0	SF: 0 SAC: 0 DP: 2 HBP: 0	WP: 0 PB: 0 SB: 0 CS: 0	PA: 32			

PITCHER		IP	WLS	BF	H	R	ER	SO	BB	IBB	HBP	BLK	WP	HR	S	P	ERA	WHIP
50 Ty Blach, L ERA: 3.24	(1, 1)	9.0	W	32	7	0	0	4	0	0	0	0	0	0	77	112	0.00	0.778

PITCHER	IP	WLS	BF	H	R	ER	SO	BB	IBB	HBP	BLK	WP	HR	S	P	ERA	WHIP

BOTTOM

San Francisco Giants @ Philadelphia Phillies

Citizens Bank Park, Philadelphia, PA

Fri Jun 02 2017, 7:09 PM - 10:03 PM EDT

Att. 22,491 - Partly Cloudy - 76 F

livebaseballscorecards.com

AB	32
R	0
H	7
RBI	0
BB	0
SO	4
LOB	14

Batter	1	2	3	4	5	6	7	8	9	AB	R	H	RBI	BB	SO	LOB
2 Denard Span, L (1, 8) OBP: 0.304, SLG: 0.415	C SI 91 F FF 92 B FF 92 B CU 74 X FF 92 2-2 10 L5-3 1B		C CU 75 B FF 93 B CH 86 X FF 93 2-1 ② L3		C CU 74 B FF 92 B FF 92 B CU 73 B FF 91 4-1 1-2 BB			C SI 90 C SL 84 B SI 93 F SL 86 F SL 85 B SI 92 S SL 84 2-3 ② K		3	0	1	0	1	1	0
10 Eduardo Núñez, R (1, 5) OBP: 0.311, SLG: 0.381	X FF 90 0-0 ① ② L5-3 1-1		B SL 84 B SL 83 X FF 92 2-0 1B		B FF 92 S FF 92 F CU 76 X FF 93 1-2 ③ F9			C SL 83 S SL 84 F SI 91 C SI 91 0-3 ③ K		4	0	1	0	0	1	3
9 Brandon Belt, L (1, 3) OBP: 0.350, SLG: 0.450	B FF 92 X FF 90 1-0 ③ F9		1 SAFE F FF 92 B FF 92 B FF 92 1 SAFE C CU 76 X FF 92 2-2 ③ P5			B FF 90 B CU 71 B SI 90 C FF 90 S FF 90 B CU 72 4-2 28 G4-3 BB			C FF 95 B FS 88 S FS 87 X FS 87 1-2 35 1B 2B	3	1	1	0	1	0	1
28 Buster Posey, R (1, 2) OBP: 0.438, SLG: 0.512		B FF 91 C CU 75 F FF 91 B FF 93 X CU 76 2-2 35 G5-3 35 BLK 46 SF7 1B		X FF 91 0-0 ① F9		D CU 76 B FF 91 B FF 91 S FF 90 F FF 91 X FF 91 3-2 ① ② G4-3 1-2f			B FF 95 B FF 95 B FF 95 C FF 94 C FF 95 X FF 95 3-2 ① F7	4	1	1	0	0	0	2
35 Brandon Crawford, L (1, 6) OBP: 0.291, SLG: 0.405		F FF 92 F SI 91 F CU 76 F CU 76 F FF 93 F SL 81 X FF 93 0-2 ① G5-3 1-3		B FF 92 X CH 87 1-0 ② G1-3		B CU 76 C FF 92 X CU 75 1-1 ③ G4-3			B FF 94 C FS 86 D FS 87 X FF 95 2-1 46 1B 46 DI 7 1B 2-H 1B	4	1	1	1	0	0	1
12 Joe Panik, L (1, 4) OBP: 0.310, SLG: 0.356		B FF 92 F CU 77 F CU 76 F FF 93 H FF 91 2-2 HBP		B SI 92 C FF 91 F CU 74 X FF 93 1-2 ③ G6-3			C FF 90 F CH 83 X FF 92 0-2 53 G4-6-3 1B		B FF 96 X SI 94 1-0 ② L8	3	0	1	0	0	0	1
46 Orlando Calixte, R (1, 7) OBP: 0.333, SLG: 0.333		C CU 75 1 SAFE 1 SAFE F CU 76 X CU 76 0-2 ② SF7 3-H			C FF 91 B FF 93 F CU 74 B FF 92 X CU 74 2-2 ① P6		X CU 74 0-0 ① P4		B FS 87 F FS 87 B FS 87 X FF 95 2-1 7 1B 1-3 1B	3	0	1	1	0	0	1
53 Austin Slater, R (1, 9) OBP: 0.222, SLG: 0.125 7 Aaron Hill, R (9, PH) OBP: 0.275, SLG: 0.235 66 Gorkys Hernández, R (9, PR) OBP: 0.261, SLG: 0.223		S FF 92 X CU 75 0-1 ③ F7			S CU 76 X CU 76 0-1 ② G5-3		1 SAFE F FF 91 B CU 73 B CU 72 T FF 90 X FF 92 2-2 ② ③ G4-6-3 1-2f		C FF 94 B FS 87 S FS 87 B FS 87 X FS 87 2-2 5 FC6-4 1-3 3-H 1B	3 1 0	0 0 0	0 1 0	0 1 0	0 0 0	0 0 0	2 0 0
47 Johnny Cueto, R (1, 1) OBP: 0.087, SLG: 0.048 60 Hunter Strickland, R (7, 1) 37 Kelby Tomlinson, R (8, PH) OBP: 0.276, SLG: 0.250 57 Bryan Morris, L (8, 1) 5 Nick Hundley, R (9, PH) OBP: 0.261, SLG: 0.391			B FF 89 F FF 90 F FF 91 X FF 92 1-2 ① G3-1		B FF 92 B FF 91 C FF 91 B FF 92 B FF 91 4-1 2 BB BB			C SI 88 B SL 84 S SL 83 F SL 85 F SI 91 F SL 84 S SL 83 1-3 ① K	X SI 92 0-0 ③ FC6-4 1-2f	1 0 1 0 1	0 0 0 0 0	0 0 0 0 0	1 0 0 0 0	0 0 1 0 0	0 0 0 0 2
Inning Stats	R: 0 E: 0 K: 0 S: 5 H: 1 LOB: 0 BB: 0 P: 8	R: 1 E: 0 K: 0 S: 18 H: 1 LOB: 1 BB: 0 P: 22	R: 0 E: 0 K: 0 S: 9 H: 1 LOB: 1 BB: 0 P: 16	R: 0 E: 0 K: 0 S: 5 H: 0 LOB: 0 BB: 0 P: 7	R: 0 E: 0 K: 0 S: 10 H: 0 LOB: 2 BB: 2 P: 21	R: 0 E: 0 K: 0 S: 7 H: 0 LOB: 0 BB: 1 P: 15	R: 0 E: 0 K: 0 S: 7 H: 1 LOB: 0 BB: 0 P: 9	R: 0 E: 0 K: 3 S: 15 H: 0 LOB: 0 BB: 0 P: 18	R: 2 E: 0 K: 0 S: 15 H: 4 LOB: 2 BB: 0 P: 26	1B: 7 2B: 2 3B: 0 HR: 0 SF: 1 SAC: 0 DP: 3 HBP: 1						WP: 0 PB: 0 SB: 0 CS: 0 PA: 36

TOP

San Francisco Giants @ Philadelphia Phillies

Citizens Bank Park, Philadelphia, PA

Sat Jun 03 2017, 4:10 PM - 6:58 PM EDT

Att. 32,413 - Sunny - 76 F

livebaseballscorecards.com

AB	31
R	3
H	8
RBI	3
BB	3
SO	3
LOB	13

PITCHER		IP	WLS	BF	H	R	ER	SO	BB	IBB	HBP	BLK	WP	HR	S	P	ERA	WHIP
49 Ben Lively, R ERA: 1.29	(1, 1)	7.0	W	26	4	1	1	0	3	0	1	1	0	0	61	98	1.29	1.000
17 Pat Neshek, R ERA: 0.89	(8, 1)	1.0		3	0	0	0	3	0	0	0	0	0	0	15	18	0.00	0.000
50 Héctor Neris, R ERA: 3.6	(9, 1)	0.2		6	4	2	2	0	0	0	0	0	0	0	14	25	27.00	6.000
46 Jeanmar Gómez, R ERA: 7.47	(9, 1)	0.1	S	1	0	0	0	0	0	0	0	0	0	0	1	1	0.00	0.000

PITCHER	IP	WLS	BF	H	R	ER	SO	BB	IBB	HBP	BLK	WP	HR	S	P	ERA	WHIP

BOTTOM

San Francisco Giants @ Philadelphia Phillies
Citizens Bank Park, Philadelphia, PA
Sat Jun 03 2017, 4:10 PM - 6:58 PM EDT
Att. 32,413 - Sunny - 76 F

livebaseballscorecards.com

Batter	1	2	3	4	5	6	7	8	9	AB	R	H	RBI	BB	SO	LOB
16 César Hernández, S (1, 4) OBP: 0.348, SLG: 0.416	C FC 88 B CH 80 B CH 80 C FF 89 X SL 84 2-2 ① L3		C SI 92 C SI 91 B FF 91 X FC 87 1-2 37 PO 1B		S CH 84 B CH 83 C CH 85 S CH 84 1-3 ③ K		B FF 96 X SI 96 1-0 37 2B 1-2 2-3 1B			4	1	2	0	0	1	2
37 Odúbel Herrera, L (1, 8) OBP: 0.267, SLG: 0.340	B FF 89 B FF 90 B CH 78 C FF 89 X FF 90 3-1 ② F8		C FF 92 B FF 91 1 SAFE F FF 92 1 SAFE 1 SAFE 1-2 ③ PO 1-2	C CH 81 T FF 93 X FF 92 0-2 47 G3-1 2B		C CH 81 S CH 80 X CH 79 0-2 ① L7	S SL 82 X SL 80 0-1 1-H 2-H 3-H 2B			4	0	2	3	0	0	0
47 Howie Kendrick, R (1, 7) OBP: 0.365, SLG: 0.475 17 Pat Neshek, S (8, 1) 50 Héctor Neris, R (9, 1) 46 Jeanmar Gómez, R (9, 1)	F FF 92 C FF 91 S CH 82 0-3 ③ K			B FF 91 X FF 91 1-0 ① G3-1 2-3		T FF 91 S SL 85 B SI 93 S CH 83 1-3 ② K	B FF 96 B FF 95 S FF 95 F FF 96 S SL 85 2-3 ② K			4 0 0 0	0 0 0 0	0 0 0 0	0 0 0 0	0 0 0 0	3 0 0 0	2 0 0 0
19 Tommy Joseph, R (1, 3) OBP: 0.302, SLG: 0.455		C FF 89 B SL 82 S SL 82 B SL 84 B FF 91 X SI 90 3-2 ① G4-3		B SI 92 D SL 84 S CH 82 S CH 83 S FF 93 2-3 ② K		B SL 85 C CH 83 B SL 86 C SL 85 F CH 83 B FC 87 X CH 83 3-2 HR	B FF 96 D SL 80 X FF 97 2-0 ③ F9			4	1	1	1	0	1	2
5 Michael Saunders, L (1, 9) OBP: 0.263, SLG: 0.389		S CH 82 B CH 82 F FF 90 X SL 86 1-2 ② F8		C FF 92 B FF 92 S CH 83 F FF 93 B FF 92 S CH 84 2-3 ③ K		C SI 91 F SI 92 B FF 93 B CH 85 B CH 85 F SI 93 F FF 94 F SI 94 3-3 S CH 84 K		B SI 94 B FC 91 S SI 93 F SI 94 B SI 95 B SI 94 4-2 7 G6-4-3 BB		3	0	0	0	1	2	1
7 Maikel Franco, R (1, 5) OBP: 0.277, SLG: 0.359		C SL 84 B SL 84 B FF 92 X SL 84 2-1 2B			F FF 92 B CH 83 S CH 84 B CH 84 S CH 84 2-3 ① K		X SI 91 0-0 34 1B 13 1B 1B	X SI 94 0-0 ①② G6-4-3 1-2f		4	1	2	0	0	1	1
34 Andrew Knapp, S (1, 2) OBP: 0.371, SLG: 0.483		B FF 90 X CH 81 1-0 ③ G4-3			B CH 84 C SI 93 S FF 92 B FF 92 F CH 83 C FF 94 2-3 ② K		F SI 91 B FF 92 X SL 82 1-1 16 1B 13 1B 37 2B 1-3 1B	C CU 82 B FF 94 X FC 90 1-1 ③ G4-3		4	1	1	0	0	1	1
13 Freddy Galvis, S (1, 6) OBP: 0.283, SLG: 0.385			B CH 81 T FF 91 S SL 85 X SL 86 1-2 ① F8		F SL 85 F SF 92 B FC 88 X FC 88 1-2 49 1B 1B		X SI 95 0-0 16 1B 37 2B 1-2 3-H 1B			3	1	2	1	0	0	0
49 Ben Lively, R (1, 1) OBP: 0.500, SLG: 0.500 25 Daniel Nava, S (7, PH) OBP: 0.413, SLG: 0.443 23 Aaron Altherr, R (8, 7) OBP: 0.379, SLG: 0.534			C SI 89 S SL 84 S SL 82 0-3 ② K		B FF 93 C SI 92 S SL 84 B SL 84 F SL 84 X FF 93 2-2 1-2 1B		L SI 95 B FF 96 B FF 96 F FF 95 X SL 82 2-2 ① F8			2 1 0	0 0 0	1 0 0	0 0 0	0 0 0	1 0 0	0 2 0
Inning Stats	R: 0 E: 0 K: 1 S: 8 H: 0 LOB: 0 BB: 0 P: 13	R: 0 E: 0 K: 0 S: 9 H: 1 LOB: 1 BB: 0 P: 16	R: 0 E: 0 K: 1 S: 11 H: 1 LOB: 0 BB: 0 P: 14	R: 0 E: 0 K: 2 S: 11 H: 1 LOB: 1 BB: 0 P: 16	R: 0 E: 0 K: 3 S: 17 H: 2 LOB: 2 BB: 0 P: 25	R: 1 E: 0 K: 2 S: 17 H: 1 LOB: 0 BB: 0 P: 24	R: 4 E: 0 K: 1 S: 14 H: 5 LOB: 1 BB: 0 P: 22	R: 0 E: 0 K: 0 S: 6 H: 0 LOB: 0 BB: 1 P: 11		1B: 7 2B: 3 3B: 0 HR: 1 SF: 0 SAC: 0 DP: 1 HBP: 0					WP: 0 PB: 0 SB: 0 CS: 0 PA: 35	

	AB	33
	R	5
	H	11
	RBI	5
	BB	1
	SO	10
	LOB	11

PITCHER		IP	WLS	BF	H	R	ER	SO	BB	IBB	HBP	BLK	WP	HR	S	P	ERA	WHIP
47 Johnny Cueto, R ERA: 4.38	(1, 1)	6.0	L	25	8	3	3	9	0	0	0	0	0	1	76	112	4.50	1.333
60 Hunter Strickland, R ERA: 2.29	(7, 1)	1.0		6	3	2	2	1	0	0	0	0	0	0	11	18	18.00	3.000
57 Bryan Morris, R ERA: 4.3	(8, 1)	1.0		3	0	0	0	0	1	0	0	0	0	0	6	11	0.00	1.000

PITCHER	IP	WLS	BF	H	R	ER	SO	BB	IBB	HBP	BLK	WP	HR	S	P	ERA	WHIP

Batter	1	2	3	4	5	6	7	8	9	AB	R	H	RBI	BB	SO	LOB
2 Denard Span, L (1, 8) OBP: 0.308, SLG: 0.410	C FF 89 F FF 89 F FC 88 B CH 80 F CH 80 F FF 91 X CH 82 1-2 ① F8		B FF 91 C KC 76 X KC 78 1-1 FC3 9 BB 10 BB 28 SF9 1-3		B FF 90 F KC 76 F FF 90 B FF 91 B CH 83 B CH 84 4-2 BB		B FF 94 C FF 94 C SL 84 X FF 96 1-2 28 1B 9 HBP 35 1B 1B		B FF 95 C FF 94 F FF 94 X FF 95 1-2 ① L9	4	2	1	0	1	0	1
10 Eduardo Núñez, R (1, 5) OBP: 0.313, SLG: 0.393	C FF 90 X FF 90 0-1 HR		B SI 90 C FF 90 F FF 90 F SI 91 F CH 80 1 SAFE F SI 91 D CH 80 B SI 90 4-2 1 SAFE B FF 91 28 SF9 9 BB 1-2 BB		X SI 90 0-0 ② F8		F FF 94 X SL 81 0-1 ① F8		S FS 87 F FS 87 F FF 95 B FS 87 F FS 87 F FF 95 B FS 88 B FF 96 S FS 88 3-3 ② K	4	1	1	1	1	1	2
9 Brandon Belt, L (1, 7) (7, 3) OBP: 0.351, SLG: 0.444	F FC 85 F CH 81 B CH 80 B FF 90 F FF 90 B CH 80 X FC 88 3-2 ② F7		S CH 83 B FC 88 B FC 88 F FF 91 F FF 91 B CH 81 B CH 80 4-2 1-2 2-3 3-H BB		B FC 86 B FC 87 F FF 89 C CH 82 X FC 88 2-2 ③ P6		H SI 92 1-0 28 1B 35 1B 1-2 HBP		C FS 88 F FF 95 B FS 88 B FF 95 S FS 87 2-3 ③ K	3	1	0	1	1	1	1
28 Buster Posey, R (1, 3) (7, 2) OBP: 0.439, SLG: 0.512	X FF 88 0-0 ③ G5-3		C SI 90 B FF 90 F KC 79 D KC 79 X FF 91 2-2 ② SF9 2-3 3-H			B KC 78 B SI 90 F SI 91 S CH 82 B CH 81 B CH 84 4-2 35 HR BB	B FF 97 B SL 84 C SL 83 X FF 98 2-1 35 1B 1-2 2-3 1B			2	1	1	1	1	0	0
35 Brandon Crawford, L (1, 6) OBP: 0.296, SLG: 0.427		C FF 90 B FC 87 F KC 77 F KC 77 S CH 80 1-3 ① K	B FF 90 F CH 80 F CH 82 1 SAFE B FC 83 S FF 90 2-3 ③ K			B SI 89 X FF 90 1-0 1-H HR	S FF 98 X FS 87 0-1 5 G4-3 1-2 2-H 3-H 1B			4	1	2	4	0	2	2
5 Nick Hundley, R (1, 2) OBP: 0.250, SLG: 0.374 64 Derek Law, R (7, 1)		F KC 75 B KC 77 F CH 80 S CH 79 1-3 ② K		X KC 76 0-0 ① G5-3		B CH 83 C SI 90 B CH 82 F CH 82 X CH 81 2-2 ① G6-3	D SL 85 B FF 98 C FF 97 X SL 82 2-1 ② ③ G4-3 1-2f			4 0	0 0	0 0	0 0	0 0	1 0	2 0
12 Joe Panik, L (1, 4) OBP: 0.313, SLG: 0.361		C KC 75 X FF 90 0-1 ③ G5-3		B FF 90 C FC 87 F FC 87 B CH 80 X CH 82 2-2 ② P5		B CH 81 X CH 82 1-0 2B		C SI 90 F SI 91 B SI 91 B SI 91 F SL 83 B CH 70 F SI 90 B SI 90 4-2 46 FC1-6 BB		3	0	1	0	1	0	0
46 Orlando Calixte, R (1, 9) (7, 7) OBP: 0.273, SLG: 0.263			B FF 90 B FF 90 C SI 89 B CH 81 F CH 82 C SI 89 3-3 ① K	C KC 78 B KC 79 X CH 82 1-1 ③ G1		L SL 81 X SL 83 0-1 ② G6-3		L SL 82 X SL 83 0-1 ① FC1-6 8 G6-4-3 1-2f		4	0	0	0	0	1	2
45 Matt Moore, L (1, 1) OBP: 0.100, SLG: 0.100 37 Kelby Tomlinson, R (5, PH) OBP: 0.267, SLG: 0.241 70 George Kontos, R (5, 1) 7 Aaron Hill, R (6, PH) OBP: 0.268, SLG: 0.229 62 Cory Gearrin, R (6, 1) 61 Josh Osich, L (7, 1) 8 Hunter Pence, R (7, 9) OBP: 0.287, SLG: 0.336			T FF 90 B CH 81 X FF 90 1-1 2 E 2 FC3 9 BB 1B		X SI 90 0-0 ① G4-3	D SL 84 F FF 96 C SL 84 S FF 96 1-3 ③ K		C SL 82 B SI 90 F SL 82 B SL 84 F SL 84 F SI 90 F SL 84 X SI 90 2-2 ② ③ G6-4-3 1-2f		1 1 0 1 0 0 0 1	1 0 0 0 0 0 0 0	1 0 0 0 0 0 0 0	0 0 0 0 0 0 0 0	0 0 0 1 0 0 0 0	0 0 0 0 1 0 0 0	0 0 0 1 1 0 0 1
Inning Stats	R: 1 E: 0 K: 0 S: 13 H: 1 LOB: 0 BB: 0 P: 17	R: 0 E: 0 K: 2 S: 9 H: 0 LOB: 0 BB: 0 P: 11	R: 2 E: 1 K: 2 S: 21 H: 1 LOB: 2 BB: 2 P: 38	R: 0 E: 0 K: 0 S: 6 H: 0 LOB: 0 BB: 0 P: 9	R: 0 E: 0 K: 0 S: 7 H: 0 LOB: 1 BB: 1 P: 13	R: 2 E: 0 K: 1 S: 12 H: 2 LOB: 1 BB: 1 P: 21	R: 2 E: 0 K: 0 S: 11 H: 3 LOB: 1 BB: 0 P: 17	R: 0 E: 0 K: 0 S: 12 H: 0 LOB: 0 BB: 1 P: 18	R: 0 E: 0 K: 2 S: 12 H: 0 LOB: 0 BB: 0 P: 18	1B: 4 2B: 1 3B: 0 HR: 2 SF: 1 SAC: 0 DP: 2 HBP: 1						

TOP

San Francisco Giants @ Philadelphia Phillies
Citizens Bank Park, Philadelphia, PA
Sun Jun 04 2017, 1:42 PM - 5:06 PM EDT
Att. 25,063 - Cloudy - 79 F

livebaseballscorecards.com

AB	32
R	7
H	7
RBI	7
BB	5
SO	7
LOB	12

PITCHER		IP	WLS	BF	H	R	ER	SO	BB	IBB	HBP	BLK	WP	HR	S	P	ERA	WHIP
58 Jeremy Hellickson, R ERA: 4.5	(1, 1)	5.1		25	4	5	3	4	4	0	0	0	0	2	63	103	5.06	1.500
61 Edubray Ramos, R ERA: 3.7	(6, 1)	1.0	H	4	1	1	1	1	0	0	0	0	0	0	10	12	9.00	1.000
63 Joely Rodríguez, L ERA: 6.49	(7, 1)	0.0		1	0	0	0	0	0	0	1	0	0	0	0	1	∞	∞
57 Luis García, R ERA: 1.93	(7, 1)	0.2	B	3	2	1	1	0	0	0	0	0	0	0	6	10	13.50	3.000
17 Pat Neshek, R ERA: 0.84	(8, 1)	1.0	W	3	0	0	0	0	1	0	0	0	0	0	12	18	0.00	1.000

PITCHER		IP	WLS	BF	H	R	ER	SO	BB	IBB	HBP	BLK	WP	HR	S	P	ERA	WHIP
50 Héctor Neris, R ERA: 3.46	(9, 1)	1.0	S	3	0	0	0	2	0	0	0	0	0	0	12	18	0.00	0.000

WP: 0 PA: 39
PB: 0
SB: 0
CS: 0

BOTTOM

Batter	1	2	3	4	5	6	7	8	9	AB	R	H	RBI	BB	SO	LOB
16 César Hernández, S (1, 4) OBP: 0.353, SLG: 0.419	B FF 90 C FF 89 B FF 92 B FF 89 C FF 91 B FF 92 4-2 37 2B BB	B FF 94 X FF 93 1-0 2B		C KC 83 B FF 94 S CH 86 X CH 85 1-2 ③ F9			B FF 97 B FF 96 B FF 96 D FF 96 4-0 37 2B BB	C FF 96 B CH 81 X FF 93 1-1 ③ L7		3	2	1	0	2	0	1
37 Odúbel Herrera, L (1, 8) OBP: 0.276, SLG: 0.373	L FF 92 1 SAFE S FF 88 B KC 82 F FF 90 1 SAFE F KC 81 F FF 94 X CH 84 1-2 47 2B 1-H 2B	F KC 83 B FF 94 B FF 94 B FC 90 X FF 94 3-1 ③ F7			B FC 89 B FF 91 C FC 87 X FF 91 2-1 HR		C SL 79 D FF 96 S SL 81 X FF 97 1-2 47 G4-3 1-H 2B			4	2	3	3	0	0	1
47 Howie Kendrick, R (1, 7) OBP: 0.373, SLG: 0.484	B CH 85 B FC 90 F FC 91 B FF 93 X FC 92 3-1 19 CS 2-H 2B		B FF 94 C KC 80 B CH 84 C KC 81 B FC 90 B FF 93 4-2 23 G6-4-3 19 E 7 WP BB		C FC 88 F SL 84 S FC 88 0-3 ① K		X FF 94 0-0 ② G4-3 2-3			3	1	1	1	1	1	1
19 Tommy Joseph, R (1, 3) 61 Edubray Ramos, R (6, 1) OBP: 0.297, SLG: 0.446 63 Joely Rodríguez, L (7, 1) 57 Luis García, R (7, 1) 25 Daniel Nava, S (7, PH) 17 Pat Neshek, S (8, 1) OBP: 0.421, SLG: 0.443 50 Héctor Neris, R (9, 1)	D FF 92 C KC 83 F KC 82 X FF 92 1-2 ①② F8 2-3		X CH 84 0-0 FC5 23 G6-4-3 1-2		C FF 92 C FC 88 C FC 87 0-3 ② K		H FF 94 1-0 23 FC5-4 HBP			3 0 0 0 0 0 0	0 0 0 0 0 0 0	0 0 0 0 0 0 0	0 0 0 0 0 0 0	1 0 0 0 0 0 0	2 0 0 0 0 0 0
23 Aaron Altherr, R (1, 9) OBP: 0.370, SLG: 0.520	B FF 92 C KC 81 B FF 92 X FF 90 2-1 ③ F8		C FF 91 F FF 93 X KC 82 0-2 ①② G6-4-3 1-2f 2-3		S SL 84 S SL 84 X FF 92 0-2 ③ G4-3		B SL 79 X SL 79 1-0 ③ FC5-4 1-2f			4	0	0	0	0	0	4
7 Maikel Franco, R (1, 5) OBP: 0.277, SLG: 0.372		C FF 91 X FF 94 0-1 ① L6	B KC 82 B FC 90 T FF 93 F KC 82 F KC 84 F FF 94 B FF 94 F KC 82 X FF 89 3-2 ③ G5-3 3-H			S SL 85 B SL 86 F SI 91 X SL 86 1-2 ① F8		C FF 93 X FF 95 0-1 HR		4	1	1	1	0	0	0
29 Cameron Rupp, R (1, 2) OBP: 0.321, SLG: 0.393		B CH 85 B FF 89 S FF 94 C KC 81 B FF 94 X KC 83 3-2 13 HR 1B		C CH 85 B FF 92 F CH 84 F FF 90 B FF 93 X CH 86 2-2 ① P3		B SL 85 C SI 93 S SI 92 B SL 86 C SI 93 2-3 ② K		S SL 83 C SL 80 B CU 76 C FF 93 1-3 ① K		4	1	1	0	0	2	0
13 Freddy Galvis, S (1, 6) OBP: 0.287, SLG: 0.419		X FF 90 0-0 1-H HR		B FF 94 B CH 84 B FF 92 C FF 92 X FF 93 3-1 ② P6		C SI 91 F CH 84 B SL 86 F SI 92 C SI 91 1-3 ③ K		B CH 83 C SL 80 S FF 91 X CU 77 1-2 HR		4	2	2	3	0	1	0
58 Jeremy Hellickson, R (1, 1) OBP: 0.261, SLG: 0.300 41 Brock Stassi, L (6, 3) OBP: 0.290, SLG: 0.361 4 Andrés Blanco, S (7, PH) OBP: 0.273, SLG: 0.265 (8, 3)		B FF 92 C FF 93 F FF 92 B CH 85 F FF 94 B KC 83 C FF 93 3-3 ② K		B FF 92 C FF 92 S CH 85 B CH 85 X FF 92 2-2 1B			B CH 83 F FF 94 S SL 80 X SL 79 1-2 ① P4	C CH 83 C CH 83 B CU 77 B CU 76 X FF 94 3-2 ② G4-3		2 0 2	0 0 0	1 0 0	0 0 0	0 0 0	1 0 0	0 0 0
Inning Stats	R: 2 E: 0 K: 0 S: 15 H: 2 LOB: 0 BB: 1 P: 26	R: 2 E: 0 K: 1 S: 13 H: 3 LOB: 1 BB: 0 P: 23	R: 1 E: 1 K: 0 S: 12 H: 0 LOB: 0 BB: 1 P: 19	R: 0 E: 0 K: 0 S: 12 H: 1 LOB: 1 BB: 0 P: 20	R: 1 E: 0 K: 2 S: 11 H: 1 LOB: 0 BB: 0 P: 13	R: 0 E: 0 K: 2 S: 10 H: 0 LOB: 0 BB: 0 P: 14	R: 1 E: 0 K: 0 S: 8 H: 1 LOB: 2 BB: 1 P: 16	R: 2 E: 0 K: 1 S: 13 H: 2 LOB: 0 BB: 0 P: 19		1B: 2 2B: 4 3B: 0 HR: 4 SF: 0 SAC: 0 DP: 1 HBP: 1					WP: 1 PB: 0 SB: 0 CS: 1 PA: 37	

PITCHER		IP	WLS	BF	H	R	ER	SO	BB	IBB	HBP	BLK	WP	HR	S	P	ERA	WHIP
45 Matt Moore, L ERA: 5.22	(1, 1)	4.0		19	6	5	4	1	2	0	0	0	1	1	52	88	9.00	2.000
70 George Kontos, R ERA: 3.96	(5, 1)	1.0		4	1	1	1	2	0	0	0	0	0	1	11	13	9.00	1.000
62 Cory Gearrin, R ERA: 1.66	(6, 1)	1.0		3	0	0	0	2	0	0	0	0	0	0	10	14	0.00	0.000
61 Josh Osich, L ERA: 4.05	(7, 1)	0.1	B	3	1	1	1	0	1	0	0	0	0	0	6	12	27.00	6.000
64 Derek Law, R ERA: 3.6	(7, 1)	1.2	L	8	2	2	2	1	0	0	1	0	0	2	15	23	10.80	1.200

PITCHER	IP	WLS	BF	H	R	ER	SO	BB	IBB	HBP	BLK	WP	HR	S	P	ERA	WHIP

San Francisco Giants @ Philadelphia Phillies

Citizens Bank Park, Philadelphia, PA

Sun Jun 04 2017, 1:42 PM - 5:06 PM EDT

Att. 25,063 - Cloudy - 79 F

livebaseballscorecards.com

AB	33
R	9
H	10
RBI	8
BB	3
SO	6
LOB	9

Batter	1	2	3	4	5	6	7	8	9	AB	R	H	RBI	BB	SO	LOB
2 Denard Span, L (1, 8) OBP: 0.311, SLG: 0.406	C FF 92 F SI 91 F FS 85 S FS 85 0-3 K		X FF 91 0-0 1B		B FF 91 B FF 90 X FF 91 2-0 G3		C SI 94 X SL 91 0-1 G4-3		B FF 96 1 SAFE B FF 96 B FF 97 C FF 95 B FF 97 4-1 9 1B, 10 E, 28 G4-3 1-2 BB	4	1	1	0	1	1	0
10 Eduardo Núñez, R (1, 5) OBP: 0.315, SLG: 0.408	B SI 91 F SI 90 S SL 80 X SL 80 1-2 9 BB 1B		C FF 92 B FF 92 X SI 91 1-1 L7		B FF 92 B SL 81 C FF 92 B SI 90 X SI 90 3-1 HR		F SI 95 F SL 90 F SL 91 B SL 89 X SL 89 1-2 F9		B FF 97 F FF 97 B SL 87 F FF 97 X SL 88 2-2 E8 28 G4-3, 9 1B, 8 G6-3 1-2 2-3	5	2	2	1	0	0	2
9 Brandon Belt, L (1, 3) OBP: 0.356, SLG: 0.445	1 SAFE C FF 91 B SI 91 B SI 91 B FS 82 F FF 90 B FS 84 4-2 1-2 BB		B FF 92 C FF 91 B SL 80 B FF 91 L FF 92 X FF 91 3-2 L4		C FF 89 B SI 90 F SL 80 T FS 84 1-2 K			X SI 94 0-0 28 FC5-4 1B	F FF 97 B FF 97 B FF 96 X CH 90 2-1 8 G6-3, 28 G4-3 1-2 2-3 3-H 1B	4	0	2	1	1	1	0
28 Buster Posey, R (1, 2) OBP: 0.438, SLG: 0.509	C FF 92 X SI 91 0-1 G5-3			S SL 76 S FF 92 X FS 82 0-2 35 PB, 12 1B 1B	F FF 92 B FF 92 F FF 92 F FF 92 F FS 84 B FF 90 F FS 83 F FF 91 X FF 91 2-2 1B			B SL 91 B SI 94 S FF 94 X SI 94 2-1 FC5-4 8 F8, 35 WP, 7 2B 1-2f	B SL 87 B FF 98 F FF 99 F FF 98 X FF 98 2-2 G4-3 1-2 2-3 3-H	5	2	2	1	0	0	4
35 Brandon Crawford, L (1, 6) OBP: 0.305, SLG: 0.421		B FF 91 B SI 89 B SI 90 B FF 89 4-0 46 G4-3, 8 1B BB		B SI 90 B FF 89 F FF 92 B SI 90 F SI 91 F SI 91 X SI 90 3-2 F7 1-2	B FF 91 B FF 90 X FF 90 2-0 F9			S SL 91 B FF 95 B SI 94 B SI 93 B SL 88 4-1 8 F8, 7 2B 1-2 BB	F CH 89 B FF 98 B FF 98 2-1 8 G6-3 IBB	2	1	0	0	3	0	2
8 Hunter Pence, R (1, 9) OBP: 0.284, SLG: 0.331		B SI 90 X FF 91 1-0 46 G4-3 1-2 1B		X SI 91 0-0 G5-3		C SI 92 B SL 85 F SI 92 B SI 93 S SI 93 2-3 K		B SI 93 F SI 92 F SI 94 X SI 92 1-2 F8 1-2 2-3	X FF 97 0-0 G6-3 1-2 2-3 3-H	5	0	1	1	0	1	5
12 Joe Panik, L (1, 4) OBP: 0.315, SLG: 0.359		B FF 92 F FF 92 B SI 90 B SI 90 T FF 92 X FF 92 3-2 P5		C FF 92 D FS 82 D FS 82 X FF 92 2-1 29 FC5, 46 BB 2-H 1B		C SI 94 S SL 86 B FF 94 S FF 94 1-3 K			C FF 97 T FF 95 B FF 98 X FF 98 1-2 G4-3	4	0	1	1	1	1	4
46 Orlando Calixte, R (1, 7) OBP: 0.280, SLG: 0.238 7 Aaron Hill, R (8, PH) OBP: 0.286, SLG: 0.278 66 Gorkys Hernández, R (8, 7) OBP: 0.261, SLG: 0.223		B SL 78 C FF 92 D FS 82 X SI 92 2-1 G4-3 1-2 2-3		B FF 91 1 SAFE D SL 80 B SI 91 B FF 91 4-0 29 FC5 1-2 BB		S SI 94 S SL 86 B SL 85 B SL 88 S SI 94 2-3 K		F FF 94 B SI 94 X SI 93 1-1 1-H 2-H 3-H 2B		2 1 0	0 0 0	0 1 0	0 2 0	1 0 0	1 0 0	2 0 0
29 Jeff Samardzija, R (1, 1) OBP: 0.080, SLG: 0.120 60 Hunter Strickland, R (8, 1) 37 Kelby Tomlinson, R (9, PH) OBP: 0.290, SLG: 0.267 41 Mark Melancon, R (9, 1)		S SL 81 X SL 80 0-1 F7		F FF 92 C FF 92 X FS 83 0-2 FC5 1-2 2-3f			X SI 94 0-0 G6-3		F FF 96 F FF 96 B FF 97 B SL 87 X FF 97 2-2 10 E, 2 BB, 9 1B 1B	3 0 1 0	0 0 1 0	0 0 1 0	0 0 0 0	0 0 0 0	0 0 0 0	4 0 0 0
Inning Stats	R: 0 H: 1 E: 0 LOB: 1 K: 1 BB: 1 S: 11 P: 16	R: 0 H: 1 E: 0 LOB: 2 K: 0 BB: 1 S: 8 P: 18	R: 0 H: 1 E: 0 LOB: 0 K: 0 BB: 0 S: 6 P: 10	R: 1 H: 2 E: 0 LOB: 2 K: 0 BB: 1 S: 13 P: 22	R: 1 H: 2 E: 0 LOB: 1 K: 1 BB: 0 S: 14 P: 24	R: 0 H: 0 E: 0 LOB: 0 K: 3 BB: 0 S: 9 P: 14	R: 0 H: 0 E: 0 LOB: 0 K: 0 BB: 0 S: 7 P: 8	R: 2 H: 2 E: 0 LOB: 2 K: 0 BB: 2 S: 9 P: 17	R: 3 H: 2 E: 1 LOB: 2 K: 0 BB: 2 S: 17 P: 32	1B: 9 SF: 0 2B: 1 SAC: 0 3B: 0 DP: 0 HR: 1 HBP: 0						

PITCHER		IP	WLS	BF	H	R	ER	SO	BB	IBB	HBP	BLK	WP	HR	S	P	ERA	WHIP
41 Junior Guerra, R ERA: 1.83	(1, 1)	5.0		23	7	2	1	2	3	0	0	0	0	1	52	90	1.80	2.000
48 Jared Hughes, R ERA: 4.57	(6, 1)	1.0		3	0	0	0	3	0	0	0	0	0	0	9	14	0.00	0.000
58 Rob Scahill, R ERA: 3.31	(7, 1)	2.0	L	9	2	2	2	0	1	1	0	0	1	0	16	25	9.00	1.500
37 Neftalí Feliz, R ERA: 5.4	(9, 1)	1.0		8	2	3	1	0	1	1	0	0	0	0	17	32	9.00	3.000

PITCHER	IP	WLS	BF	H	R	ER	SO	BB	IBB	HBP	BLK	WP	HR	S	P	ERA	WHIP

TOP

San Francisco Giants @ Milwaukee Brewers

Miller Park, Milwaukee, WI

Mon Jun 05 2017, 6:41 PM - 9:45 PM CDT

Att. 21,452 - Clear - 71 F

livebaseballscorecards.com

AB	36
R	7
H	11
RBI	7
BB	7
SO	5
LOB	23

Batter	1	2	3	4	5	6	7	8	9	AB	R	H	RBI	BB	SO	LOB
18 Eric Sogard, L (1, 6) OBP: 0.531, SLG: 0.612	C FS 90 B SL 89 C KC 78 B KC 80 F FC 90 X SI 93 2-2 16 1B 14 SF7 2B		B SI 92 C FS 85 C KC 80 B SI 93 X FS 88 2-2 ② F8			B SI 93 C SI 94 S SI 94 S SI 95 1-3 ② K		F SL 86 B SI 94 B KC 79 F SL 86 B FS 85 X SI 95 3-2 16 WP 1B		4	1	2	0	0	1	0
16 Domingo Santana, R (1, 9) OBP: 0.362, SLG: 0.484	F SI 93 B SL 85 F SL 87 X SL 88 1-2 7 S 14 E 2-3 1B		F KC 78 F SI 94 B FS 90 C SI 94 1-3 ③ K			F SL 87 B SI 94 S FF 95 F SI 95 X SL 86 1-2 ③ G4-3		B SL 87 1 SAFE C SI 96 B SL 86 C FF 97 S FF 98 2-3 ③ K 1-2		4	1	1	0	0	2	1
7 Eric Thames, L (1, 3) OBP: 0.406, SLG: 0.591	B SI 94 F FS 91 S SI 94 B SI 94 X SI 95 2-2 ① F7 1-2			F SI 93 B FC 92 F FS 86 B SI 93 S SI 94 2-3 ① K			B FS 86 F SI 93 S KC 79 F SL 89 B FS 88 F SI 96 C SI 95 2-3 ① K		C FF 93 F FC 93 C FC 94 0-3 ① K	4	0	0	0	0	3	2
14 Hernán Pérez, R (1, 5) OBP: 0.304, SLG: 0.467	X SI 95 0-0 ② SF7 2-H 3-H			C KC 79 B FS 87 X KC 78 1-1 ② G5-3			F SL 87 B SL 87 X SL 87 1-1 9 1B 2B		X FC 94 0-0 ② G1-3	3	0	1	1	0	0	0
9 Manny Piña, R (1, 2) OBP: 0.336, SLG: 0.423	S SI 93 C KC 79 B FF 94 F SI 94 X SI 94 1-2 ③ G5-3			F SI 94 X SL 88 0-1 ③ G6-3			X SL 88 0-0 2-3 1B		C FF 92 X FF 94 0-1 ③ F7	4	0	1	0	0	0	0
2 Nick Franklin, S (1, 7) OBP: 0.243, SLG: 0.277		C KC 77 B FS 84 X SI 93 1-1 ① G4-3			B FC 92 X FC 92 1-0 ① L9		C SI 94 C SL 89 B SI 95 1 SAFE B FC 91 S SL 90 2-3 ② K			3	0	0	0	0	1	2
5 Jonathan Villar, S (1, 4) OBP: 0.281, SLG: 0.315		B SI 93 F SI 93 B FS 85 X FS 88 2-1 ② G4-3			C FS 84 B SI 91 F KC 79 F FS 88 C SI 95 1-3 ② K		C SL 90 F SL 89 B SI 94 B SL 90 1 SAFE S SL 90 2-3 ③ K			3	0	0	0	0	2	2
33 Brett Phillips, L (1, 8) OBP: 0.333, SLG: 0.333		C SI 94 B SI 93 B FS 86 F KC 81 F SI 96 S SL 89 2-3 ③ K			F FS 87 B SI 93 S FF 93 F SI 94 B SL 88 S SI 95 2-3 ③ K			C SI 90 S FS 82 X SI 92 0-2 24 G5-4-3 1B		3	0	1	0	0	2	0
41 Junior Guerra, R (1, 1) 48 Jared Hughes, R (6, 1) 23 Keon Broxton, R (6, PH) OBP: 0.310, SLG: 0.430 58 Rob Scahill, L (7, 1) 24 Jesús Aguilar, R (8, PH) OBP: 0.339, SLG: 0.523 37 Neftalí Feliz, R (9, 1)			F SI 92 X SL 87 0-1 ① G6-3			C SL 84 S KC 80 B KC 81 B SI 96 S SL 87 2-3 ① K		B SL 89 1 SAFE C SI 94 F SI 94 B SL 87 F FC 90 F SI 94 X KC 82 2-2 ①② G5-4-3 1-2f		1 0 1 0 1 0	0 0 0 0 0 0	0 0 0 0 0 0	0 0 0 0 0 0	0 0 1 0 0 0	0 0 0 0 1 0	0 0 0 0 0 0
Inning Stats	R: 2 E: 1 K: 0 S: 15 H: 2 LOB: 0 BB: 0 P: 21	R: 0 E: 0 K: 1 S: 8 H: 0 LOB: 0 BB: 0 P: 13	R: 0 E: 0 K: 1 S: 8 H: 0 LOB: 0 BB: 0 P: 11	R: 0 E: 0 K: 1 S: 7 H: 0 LOB: 0 BB: 0 P: 10	R: 0 E: 0 K: 2 S: 9 H: 0 LOB: 0 BB: 0 P: 13	R: 0 E: 0 K: 2 S: 10 H: 0 LOB: 0 BB: 0 P: 14	R: 0 E: 0 K: 3 S: 14 H: 2 LOB: 2 BB: 0 P: 21	R: 0 E: 0 K: 1 S: 14 H: 2 LOB: 1 BB: 0 P: 21	R: 0 E: 0 K: 1 S: 6 H: 0 LOB: 0 BB: 0 P: 6	1B: 4 2B: 2 3B: 0 HR: 0	SF: 1 SAC: 0 DP: 1 HBP: 0	WP: 1 PB: 0 SB: 1 CS: 0	PA: 32			

PITCHER		IP	WLS	BF	H	R	ER	SO	BB	IBB	HBP	BLK	WP	HR	S	P	ERA	WHIP
29 Jeff Samardzija, R ERA: 4.29	(1, 1)	7.2	W	28	6	2	1	10	0	0	0	0	0	0	82	119	1.17	0.783
60 Hunter Strickland, R ERA: 2.25	(8, 1)	0.1	H	1	0	0	0	1	0	0	0	0	1	0	3	5	0.00	0.000
41 Mark Melancon, R ERA: 2.2	(9, 1)	1.0		3	0	0	0	1	0	0	0	0	0	0	6	6	0.00	0.000

PITCHER	IP	WLS	BF	H	R	ER	SO	BB	IBB	HBP	BLK	WP	HR	S	P	ERA	WHIP

BOTTOM

San Francisco Giants @ Milwaukee Brewers

Miller Park, Milwaukee, WI

Mon Jun 05 2017, 6:41 PM - 9:45 PM CDT

Att. 21,452 - Clear - 71 F

livebaseballscorecards.com

AB	31
R	2
H	6
RBI	1
BB	0
SO	12
LOB	8

Batter	1	2	3	4	5	6	7	8	9	AB	R	H	RBI	BB	SO	LOB
2 Denard Span, L (1, 8) OBP: 0.316, SLG: 0.408	C SI 92 B FF 93 B CU 80 B SI 94 F SI 94 F FF 95 F FF 95 X FF 96 3-2 10 G5-4-3 1B			C CU 77 X FC 92 0-1 ① P6		C CH 83 X CH 83 0-1 10 1B 1B		B FC 90 X FF 91 1-0 ③ G6-3		4	0	2	0	0	0	1
10 Eduardo Núñez, R (1, 5) OBP: 0.323, SLG: 0.414	S FF 94 X SI 94 0-1 ① ② G5-4-3 1-2f			B CH 84 C CU 78 B CU 79 F FC 90 F CH 84 X SI 96 2-2 9 CS 1B		X FC 90 0-0 1-2 1B			B CU 79 F FC 91 X CU 79 1-1 9 1B 28 1B 1B	4	1	3	0	0	0	1
9 Brandon Belt, L (1, 3) OBP: 0.355, SLG: 0.441	B FF 94 B CU 79 X FF 94 2-0 ③ P5			1 SAFE S FF 94 B FF 94 F FF 94 B CH 84 B CH 86 S FF 94 3-3 ② ③ K 1-2		C CU 78 B FF 94 X FF 93 1-1 ③ G3			X FC 91 0-0 35 FC1 28 1B 35 E 1-3 1B	4	1	1	0	0	1	3
28 Buster Posey, R (1, 2) OBP: 0.439, SLG: 0.509		B FF 93 C FC 88 B SI 93 X FC 90 2-1 ① F8			B SI 92 S FF 92 C FF 94 B FF 95 B SI 93 F FF 95 F FF 96 F FF 95 3-2 X FF 95 ① F8		B CU 78 S FF 89 X FF 94 1-1 35 G5-4-3 1B		X FC 91 0-0 12 G3 35 E 1-2 3-H 1B	4	0	2	1	0	0	0
35 Brandon Crawford, L (1, 6) OBP: 0.298, SLG: 0.411		S SI 94 B FF 94 X CU 77 1-1 ② G6-3			B CU 77 B CU 77 F FF 93 F SI 94 X CH 85 2-2 E3 8 G6-3 8 PB		X CH 83 0-0 ① ② G5-4-3 1-2f		C FF 94 X CU 79 0-1 FC1 12 G3 1-2 2-H	4	0	0	0	0	0	2
8 Hunter Pence, R (1, 9) OBP: 0.277, SLG: 0.322		B SI 94 B CU 78 B FC 89 C FF 93 F SI 94 S FF 96 3-3 ③ K			C CU 77 B SI 94 S CU 78 X FF 94 1-2 ② G6-3 1-3		T FF 92 S CU 78 X CU 78 0-2 ③ G5-3		C KC 79 F FF 97 F FF 97 S KC 81 0-3 ① K	4	0	0	0	0	2	3
12 Joe Panik, L (1, 4) OBP: 0.314, SLG: 0.353			C SI 92 C FF 93 B FF 92 B CU 78 B CH 83 B FF 95 4-2 53 G6-4-3 BB		D CH 85 C CH 84 X FF 95 1-1 ③ G3-1			C CU 74 B CH 83 S CH 84 B FF 94 X SI 94 2-2 ① F7	B KC 80 C KC 80 X KC 81 1-1 ② G3 1-2 2-3	3	0	0	0	1	0	3
53 Austin Slater, R (1, 7) OBP: 0.231, SLG: 0.167			C FC 91 B CU 79 B FC 91 B SI 95 X SI 94 3-1 ① ② G6-4-3 1-2f			B CU 78 F FC 89 F FF 93 X CU 79 1-2 ① G5-3		S FF 94 F FF 94 X CU 78 0-2 1B	S KC 81 D KC 81 B FF 99 F FF 98 X FF 98 2-2 ③ G4-3	4	0	1	0	0	0	3
18 Matt Cain, R (1, 1) OBP: 0.118, SLG: 0.176 37 Kelby Tomlinson, R (6, PH) OBP: 0.281, SLG: 0.258 62 Cory Gearrin, R (6, 1) 7 Aaron Hill, R (8, PH) OBP: 0.279, SLG: 0.270 57 Bryan Morris, L (8, 1)			S FF 92 B FF 94 F FC 89 C CU 78 1-3 ③ K			C CU 76 S CU 77 T FF 93 0-2 ② K		C FC 90 F CU 78 F FF 95 B CH 84 X CH 84 1-2 ② F7		1 1 0 1 0	0 0 0 0 0	0 0 0 0 0	0 0 0 0 0	1 1 0 0 0	0 0 0 1 0	
Inning Stats	R: 0 E: 0 K: 0 S: 8 H: 1 LOB: 0 BB: 0 P: 13	R: 0 E: 0 K: 1 S: 7 H: 0 LOB: 0 BB: 0 P: 13	R: 0 E: 0 K: 1 S: 7 H: 0 LOB: 0 BB: 1 P: 15	R: 0 E: 0 K: 1 S: 9 H: 1 LOB: 1 BB: 0 P: 14	R: 0 E: 1 K: 0 S: 15 H: 0 LOB: 1 BB: 0 P: 22	R: 0 E: 0 K: 1 S: 11 H: 2 LOB: 2 BB: 0 P: 13	R: 0 E: 0 K: 0 S: 6 H: 1 LOB: 0 BB: 0 P: 7	R: 0 E: 0 K: 0 S: 11 H: 1 LOB: 1 BB: 0 P: 15	R: 2 E: 1 K: 1 S: 15 H: 3 LOB: 2 BB: 0 P: 19	1B: 9 2B: 1 3B: 0 HR: 0	SF: 0 SAC: 0 DP: 4 HBP: 0			WP: 0 PB: 1 SB: 0 CS: 1	PA: 35		

TOP

San Francisco Giants @ Milwaukee Brewers

Miller Park, Milwaukee, WI

Tue Jun 06 2017, 6:43 PM - 9:16 PM CDT

Att. 21,214 - Clear - 72 F

livebaseballscorecards.com

AB	34
R	2
H	9
RBI	1
BB	1
SO	5
LOB	17

PITCHER		IP	WLS	BF	H	R	ER	SO	BB	IBB	HBP	BLK	WP	HR	S	P	ERA	WHIP
57 Chase Anderson, R ERA: 2.94	(1, 1)	7.2	W	27	6	0	0	4	1	0	0	0	0	0	73	110	0.00	0.913
59 Carlos Torres, R ERA: 4.45	(8, 1)	0.1		5	3	2	1	0	0	0	0	0	0	0	7	9	27.00	9.000
46 Corey Knebel, R ERA: 1.24	(9, 1)	1.0	S	3	0	0	0	1	0	0	0	0	0	0	9	12	0.00	0.000

PITCHER	IP	WLS	BF	H	R	ER	SO	BB	IBB	HBP	BLK	WP	HR	S	P	ERA	WHIP

Batter	1	2	3	4	5	6	7	8	9	AB	R	H	RBI	BB	SO	LOB
18 Eric Sogard, L (1, 4) OBP: 0.529, SLG: 0.623	C CH 84 C CH 80 B CU 70 B CU 71 X FF 87 2-2 7 CS 1B	C SI 87 B FF 89 X SI 87 1-1 16 1B 1-H 3-H 2B	X CH 80 0-0 ③ F9			C SI 90 X CH 85 0-1 ③ G3				4	1	2	2	0	0	1
16 Domingo Santana, R (1, 9) OBP: 0.364, SLG: 0.484	B SI 86 C SI 86 F SI 86 S SI 88 1-3 ① K	C SI 88 X CU 71 0-1 24 1B 7 BB 2-H 1B	B SI 88 X SI 87 1-0 24 G6-4-3 1B				X SL 83 0-0 ① F8			4	0	2	1	0	1	1
7 Eric Thames, L (1, 7) OBP: 0.407, SLG: 0.587 59 Carlos Torres, R (8, 1) 46 Corey Knebel, R (9, 1)	B CH 81 B FF 88 X CH 82 2-0 ② 1-2 1B	C SI 88 B SI 87 B SI 88 S SI 88 B FF 89 4-2 24 1B 1-2 BB	C CH 82 B CU 72 1 SAFE F FF 87 B FF 89 C SI 88 2-3 ① K				B CH 84 X CH 85 1-0 ② G3-1			3 0 0	0 0 0	1 0 0	0 0 0	1 0 0	1 0 0	1 0 0
24 Jesús Aguilar, R (1, 3) OBP: 0.344, SLG: 0.523	B SI 89 B CU 70 F SI 89 B SI 87 S FF 87 F FF 88 X SI 88 3-2 ③ F8	B CU 72 C CH 82 X FF 88 1-1 1-2 2-3 1B	C SI 89 X FF 89 0-1 ② ③ G6-4-3 1-2f				C SI 90 X SL 84 0-1 1B			4	0	2	0	0	0	2
14 Hernán Pérez, R (1, 5) OBP: 0.303, SLG: 0.478		B FF 87 B CU 71 X FF 89 2-0 HR C SI 89 X CH 83 0-1 ③ F8			C CU 71 X CU 76 0-1 ① G1-3		C SI 92 X SI 92 0-1 ③ G1-3			4	1	1	1	0	0	4
47 Jett Bandy, R (1, 2) OBP: 0.320, SLG: 0.457		C CU 71 B CU 78 B FF 88 F FF 89 F CU 71 X SI 89 2-2 23 FC5-4 1B	C CU 70 F SI 87 F FF 88 B SI 88 F SI 88 X FF 89 1-2 ① G5-3		C CU 77 X CU 72 0-1 ② L5			B SI 94 S FC 90 F FF 94 S FC 89 1-3 ① K		4	0	1	0	0	1	0
23 Keon Broxton, R (1, 8) OBP: 0.308, SLG: 0.423	X SI 88 0-0 ① FC5-4 3 1B 18 2B 1-2f	C SI 88 B SL 79 F CU 72 B SI 88 B SI 88 B FF 88 4-2 3 G4-3 57 2B BB			C CU 71 F CU 78 B FF 90 S SL 81 1-3 ③ K			B SI 94 F SI 94 B FC 89 F FF 93 X CU 82 2-2 ② G1-3		3	2	0	0	1	1	1
3 Orlando Arcia, R (1, 6) OBP: 0.288, SLG: 0.358	1 SAFE C SI 87 B SI 86 1 SAFE 1 SAFE X SI 87 1-1 18 2B 1-3 1B	1 SAFE B SI 86 F SI 86 X SI 86 1-1 ② G4-3 1-2				X SI 91 0-0 ① F7		C FC 89 S FC 88 X FC 89 0-2 ③ G4-3		4	1	1	0	0	0	1
57 Chase Anderson, R (1, 1) OBP: 0.154, SLG: 0.192 33 Brett Phillips, L (8, 7) OBP: 0.333, SLG: 0.333	B FF 88 X SI 87 1-0 ② B2	C CU 72 F FF 87 B CU 72 X CU 70 1-2 2-H 2B				S SI 90 B SI 91 S SL 83 F SL 83 S SL 84 1-3 ② K				3 0	0 0	1 0	1 0	0 0	1 0	2 0
Inning Stats	R: 0 E: 0 K: 1 S: 11 H: 2 LOB: 1 BB: 0 P: 19	R: 4 E: 0 K: 0 S: 19 H: 6 LOB: 3 BB: 1 P: 31	R: 1 E: 0 K: 0 S: 13 H: 1 LOB: 1 BB: 1 P: 20	R: 0 E: 0 K: 1 S: 6 H: 1 LOB: 0 BB: 0 P: 9	R: 0 E: 0 K: 1 S: 7 H: 0 LOB: 0 BB: 0 P: 0	R: 0 E: 0 K: 1 S: 7 H: 0 LOB: 0 BB: 0 P: 8	R: 0 E: 0 K: 0 S: 6 H: 1 LOB: 1 BB: 0 P: 7	R: 0 E: 0 K: 1 S: 9 H: 0 LOB: 0 BB: 0 P: 12		1B: 8 2B: 2 3B: 0 HR: 1 SF: 0 SAC: 0 DP: 1 HBP: 0					

BOTTOM

San Francisco Giants @ Milwaukee Brewers

Miller Park, Milwaukee, WI

Tue Jun 06 2017, 6:43 PM - 9:16 PM CDT

Att. 21,214 - Clear - 72 F

livebaseballscorecards.com

AB	33
R	5
H	11
RBI	5
BB	2
SO	5
LOB	13

PITCHER		IP	WLS	BF	H	R	ER	SO	BB	IBB	HBP	BLK	WP	HR	S	P	ERA	WHIP
18 Matt Cain, R ERA: 4.87	(1, 1)	5.0	L	25	10	5	5	3	2	0	0	0	0	1	56	87	9.00	2.400
62 Cory Gearrin, R ERA: 1.52	(6, 1)	2.0		7	1	0	0	1	0	0	0	0	0	0	13	15	0.00	0.500
57 Bryan Morris, R ERA: 4.02	(8, 1)	1.0		3	0	0	0	1	0	0	0	0	0	0	9	12	0.00	0.000

PITCHER	IP	WLS	BF	H	R	ER	SO	BB	IBB	HBP	BLK	WP	HR	S	P	ERA	WHIP

Batter	1	2	3	4	5	6	7	8	9	AB	R	H	RBI	BB	SO	LOB
2 Denard Span, L (1, 8) OBP: 0.314, SLG: 0.411	B SI 93 C SI 93 X FF 94 1-1 10 FC2-6 2B		S KC 84 B FF 94 S KC 85 S KC 84 1-3 ① K	F KC 84 C KC 85 2 SAFE S FF 94 0-3 ③ K			X SI 94 0-0 ② G4-3			4	0	1	0	0	2	1
10 Eduardo Núñez, R (1, 5) OBP: 0.322, SLG: 0.411	B FF 93 X SI 94 1-0 ① FC2-6 28 F9 2-3		B KC 84 X SI 94 1-0 9 S 9 2B 1B		S SL 87 B SI 93 F SI 93 F SL 89 X SI 94 1-2 ① G1-3		X SL 86 0-0 ③ G1-3			4	1	1	0	0	0	1
9 Brandon Belt, L (1, 3) OBP: 0.357, SLG: 0.444	F SI 94 B FF 95 S FF 94 2 SAFE B FF 95 F FF 94 B FF 94 4-2 BB		1 SAFE 1 SAFE B SI 94 B SI 94 F FF 93 X FF 93 2-1 28 HR 1-H 2B		B KC 83 F KC 83 B SL 88 S SI 94 C KC 85 2-3 ② K			C FF 97 B FC 93 S FC 93 S FC 93 1-3 ① K		3	1	1	1	1	2	0
28 Buster Posey, R (1, 2) OBP: 0.440, SLG: 0.522	B SL 88 C SL 88 X SI 94 1-1 ② F9 2-3		X SL 89 0-0 2-H HR		X SI 94 0-0 ③ P4			B FF 98 B FF 98 B FF 99 B FF 96 4-0 8 FC6-4 BB		3	1	1	2	1	0	2
35 Brandon Crawford, L (1, 6) OBP: 0.291, SLG: 0.401	F KC 84 C T FF 95 F FF 95 F FF 95 B SL 90 X FF 95 1-2 ③ P6		F SI 94 C KC 84 S SL 89 0-3 ② K			C KC 82 X CH 87 0-1 ① G4-3		B FF 98 C FF 97 D FC 93 S FC 91 S FC 91 2-3 ② K		4	0	0	0	0	2	3
8 Hunter Pence, R (1, 9) OBP: 0.276, SLG: 0.320		B SI 93 B SI 93 C SI 94 F SI 93 B SI 94 F SI 94 X SI 94 3-2 ① G6-3	X KC 84 0-0 ③ G6-3			B SI 92 F SI 94 X SI 94 1-1 12 1B 1B		T FF 98 B FF 97 X FC 93 1-1 ③ FC6-4 1-2f		4	0	1	0	0	0	1
12 Joe Panik, L (1, 4) OBP: 0.322, SLG: 0.363		C SI 94 F KC 84 B FF 95 F KC 84 X CH 89 1-2 2B		C KC 82 F SI 94 F KC 85 F FF 94 H FF 94 1-2 50 SH3-4 HBP		C SI 94 B KC 82 F KC 82 B FF 94 F SI 95 X SI 94 2-2 46 G6-4-3 1-2 1B			C FF 98 X KC 78 0-1 ① L7	3	0	2	0	0	0	0
46 Orlando Calixte, R (1, 7) OBP: 0.250, SLG: 0.208 7 Aaron Hill, R (9, PH) OBP: 0.273, SLG: 0.263		C SL 89 F SL 89 F SL 89 B SI 94 F SI 95 S SL 90 1-3 ② K	B SI 94 F SI 94 C KC 84 X SL 89 1-2 ① P3			B SL 87 X SI 94 1-0 ②③ G6-4-3 1-2f			F FF 97 C FF 97 C FF 98 0-3 ② K	3 1	0 0	0 0	0 0	0 0	1 1	4 0
50 Ty Blach, R (1, 1) OBP: 0.273, SLG: 0.222 37 Kelby Tomlinson, R (7, PH) OBP: 0.273, SLG: 0.250 70 George Kontos, R (7, 1) 5 Nick Hundley, R (9, PH) OBP: 0.247, SLG: 0.370		C FF 94 B SL 90 F SI 95 S FF 95 1-3 ③ K	B FF 92 X FF 93 1-0 ② SH3-4 1-2				B SI 93 C SI 93 S SL 85 B SL 84 X SI 93 2-2 ① G4-3		B FF 97 B FF 98 S FF 97 S FF 98 F FF 98 F KC 79 B FF 97 S FF 98 3-3 ③ K	1 1 0 1	0 0 0 0	0 0 0 0	0 0 0 0	0 0 0 0	1 0 0 1	1 0 0 0
Inning Stats	R: 0 E: 0 K: 0 S: 13 H: 1 LOB: 2 BB: 1 P: 21	R: 0 E: 0 K: 2 S: 16 H: 1 LOB: 1 BB: 0 P: 22	R: 3 E: 0 K: 2 S: 11 H: 3 LOB: 0 BB: 0 P: 15	R: 0 E: 0 K: 1 S: 11 H: 0 LOB: 1 BB: 0 P: 14	R: 0 E: 0 K: 1 S: 8 H: 0 LOB: 0 BB: 0 P: 11	R: 0 E: 0 K: 0 S: 9 H: 2 LOB: 1 BB: 0 P: 13	R: 0 E: 0 K: 0 S: 5 H: 0 LOB: 0 BB: 0 P: 7	R: 0 E: 0 K: 2 S: 8 H: 0 LOB: 1 BB: 1 P: 16	R: 0 E: 0 K: 2 S: 10 H: 0 LOB: 0 BB: 0 P: 13	1B: 3 2B: 3 3B: 0 HR: 1	SF: 0 SAC: 1 DP: 1 HBP: 1			WP: 0 PB: 0 SB: 1 CS: 0	PA: 36		

PITCHER	IP	WLS	BF	H	R	ER	SO	BB	IBB	HBP	BLK	WP	HR	S	P	ERA	WHIP
52 Jimmy Nelson, R (1, 1) ERA: 3.45	6.0	W	26	7	3	3	6	1	0	1	0	0	1	68	96	4.50	1.333
48 Jared Hughes, R (7, 1) ERA: 4.37	1.0	H	3	0	0	0	0	0	0	0	0	0	0	5	7	0.00	0.000
50 Jacob Barnes, R (8, 1) ERA: 2.67	1.0	H	4	0	0	0	2	1	0	0	0	0	0	8	16	0.00	1.000
46 Corey Knebel, R (9, 1) ERA: 1.2	1.0	S	3	0	0	0	2	0	0	0	0	0	0	10	13	0.00	0.000

PITCHER	IP	WLS	BF	H	R	ER	SO	BB	IBB	HBP	BLK	WP	HR	S	P	ERA	WHIP

TOP

San Francisco Giants @ Milwaukee Brewers

Miller Park, Milwaukee, WI

Wed Jun 07 2017, 7:11 PM - 9:51 PM CDT

Att. 20,580 - Clear - 75 F

livebaseballscorecards.com

AB	32
R	3
H	7
RBI	3
BB	2
SO	10
LOB	13

Batter	1	2	3	4	5	6	7	8	9	AB	R	H	RBI	BB	SO	LOB
5 Jonathan Villar, S (1, 4) OBP: 0.285, SLG: 0.341	B FF 89 B SI 90 C SI 89 F CH 80 B SI 90 F SI 90 X SI 90 3-2 G5-3 ①		S SI 89 L CH 80 X SI 90 0-2 3B		B CH 80 C SI 89 S SI 89 B CH 81 F SI 89 F SI 90 X CH 81 2-2 G6-3 ②		B SI 91 X FC 86 1-0 HR			4	1	2	1	0	0	0
16 Domingo Santana, R (1, 9) OBP: 0.367, SLG: 0.500	F SI 90 B SI 90 X SI 90 1-1 HR		B CH 80 D CH 80 C SI 90 S CH 80 X CH 81 2-2 G6-3 ③		B SI 90 S CH 81 F SI 90 B CH 81 F CH 82 B CH 82 F CH 82 F SI 90 X SI 90 3-2 24 2B 1B		B FC 87 C FC 86 S SL 84 S SL 84 1-3 K ①			4	2	2	1	0	1	1
24 Jesús Aguilar, R (1, 3) OBP: 0.349, SLG: 0.530	B CH 80 B SI 90 C CH 81 F SL 78 C SI 90 2-3 K ②			B CH 80 X CH 80 1-0 E7 21 1B 1B	1 SAFE B CH 80 C SI 89 F SI 90 X SI 91 1-2 1-H 2B		F FF 92 S FC 88 T FC 87 0-2 K ②			4	1	2	1	0	2	0
21 Travis Shaw, L (1, 5) OBP: 0.342, SLG: 0.527	B SL 78 F SI 91 X SI 90 1-1 P2 ③			C SI 90 B SI 90 D SL 80 X SI 89 2-1 14 2B 9 SF9 2-H 1B	C SI 90 X SI 89 0-1 F7 ③		B FF 91 B SI 90 B SI 91 C SI 90 B CU 81 4-1 BB			3	1	1	1	1	0	1
14 Hernán Pérez, R (1, 7) OBP: 0.302, SLG: 0.479		F SI 88 X CH 80 0-1 G6-3 ①		X CH 80 0-0 1-3 2B	S CH 79 X CH 80 0-1 L9 ①		C SL 85 S FC 87 X FC 87 0-2 G5-3 ③			4	0	1	0	0	0	1
9 Manny Piña, R (1, 2) OBP: 0.333, SLG: 0.430		B CH 80 X CH 80 1-0 G6-3 ②		F CU 76 C SI 90 B SI 92 B SI 92 X SI 91 2-2 SF9 ① 3-H	X SI 89 0-0 3 2B 2B			C FC 87 C SI 91 B FC 87 S SL 85 1-3 K ①		3	1	1	1	0	1	0
23 Keon Broxton, R (1, 8) OBP: 0.302, SLG: 0.414		S FF 90 S CH 80 X CH 80 0-2 G1-3 ③		C CH 81 X SI 90 0-1 L9 ②	F SI 89 D SI 89 S CH 79 F CH 79 B SI 90 T FF 90 2-2 K ②			X SI 92 0-0 G5-3 ②		4	0	0	0	0	1	2
3 Orlando Arcia, R (1, 6) OBP: 0.287, SLG: 0.361			B CH 79 B CH 79 X SI 88 2-0 G6-3 ①	D SI 89 F SI 90 X CH 80 1-1 F9 ③		B SI 89 F SI 89 F SI 90 F CH 80 B SI 92 X SI 89 2-2 2-H 2B		F FF 91 C FC 86 S FC 86 0-3 K ③		4	0	1	1	0	1	1
52 Jimmy Nelson, R (1, 1) OBP: 0.087, SLG: 0.087 2 Nick Franklin, S (6, PH) OBP: 0.239, SLG: 0.273 48 Jared Hughes, R (7, 1) 50 Jacob Barnes, R (8, 1) 46 Corey Knebel, R (9, 1)			F SI 88 X CH 79 0-1 G5-3 ②		B SI 88 C CH 80 S CU 75 F CU 75 F SI 89 T SI 89 1-2 K ①	B CU 75 C SI 89 F CH 80 B CH 79 F SI 90 X CU 76 2-2 G6-3 ③				2 1 0 0 0	0 0 0 0 0	0 0 0 0 0	0 0 0 0 0	1 0 0 0 0	0 1 0 0 0	0 1 0 0 0
Inning Stats	R: 1 E: 0 K: 1 S: 11 H: 1 LOB: 0 BB: 0 P: 18	R: 0 E: 0 K: 0 S: 6 H: 0 LOB: 0 BB: 0 P: 7	R: 0 E: 0 K: 0 S: 9 H: 1 LOB: 1 BB: 0 P: 13	R: 2 E: 1 K: 0 S: 11 H: 3 LOB: 1 BB: 0 P: 17	R: 1 E: 0 K: 1 S: 21 H: 2 LOB: 1 BB: 0 P: 28	R: 1 E: 0 K: 1 S: 15 H: 2 LOB: 1 BB: 0 P: 21	R: 1 E: 0 K: 2 S: 11 H: 1 LOB: 1 BB: 1 P: 17	R: 0 E: 0 K: 2 S: 7 H: 0 LOB: 0 BB: 0 P: 8		1B: 3 2B: 4 3B: 1 HR: 2 SF: 1 SAC: 0 DP: 0 HBP: 0				WP: 0 PB: 0 SB: 0 CS: 0 PA: 35		

PITCHER		IP	WLS	BF	H	R	ER	SO	BB	IBB	HBP	BLK	WP	HR	S	P	ERA	WHIP
50 Ty Blach, L ERA: 3.64	(1, 1)	6.0	L	27	9	5	5	3	0	0	0	0	0	1	73	104	7.50	1.500
70 George Kontos, R ERA: 4.0	(7, 1)	2.0		8	1	1	1	4	1	0	0	0	0	1	18	25	4.50	1.000

PITCHER	IP	WLS	BF	H	R	ER	SO	BB	IBB	HBP	BLK	WP	HR	S	P	ERA	WHIP

BOTTOM

San Francisco Giants @ Milwaukee Brewers

Miller Park, Milwaukee, WI

Wed Jun 07 2017, 7:11 PM - 9:51 PM CDT

Att. 20,580 - Clear - 75 F

livebaseballscorecards.com

AB	33
R	6
H	10
RBI	6
BB	1
SO	7
LOB	7

San Francisco Giants @ Milwaukee Brewers

Miller Park, Milwaukee, WI

Thu Jun 08 2017, 1:11 PM - 5:32 PM CDT

Att. 23,005 - Partly Cloudy - 81 F

livebaseballscorecards.com

TOP

Batter	1	2	3	4	5	6	7	8	9	10	AB	R	H	RBI	BB	SO	LOB
2 Denard Span, L (1, 8) OBP: 0.315, SLG: 0.414	G6-3	K		G4-3		G4-3		10 FC5-4 1B		10 1B 12 SF 2B	6	1	2	1	0	1	4
10 Eduardo Núñez, R (1, 5) OBP: 0.322, SLG: 0.409	G5-3		P4	G5-3		12 1B 1B		FC5-4 12 S		12 SF 12 S 1B	6	0	2	2	0	0	1
12 Joe Panik, L (1, 4) OBP: 0.326, SLG: 0.380	F7		HR		BB	1B		K		SF	4	1	2	2	1	1	1
9 Brandon Belt, L (1, 3) OBP: 0.352, SLG: 0.434		35 1B 5 FC5-4 BB	G4-3		F8	G4-3			K	L6	5	1	0	0	1	1	5
35 Brandon Crawford, L (1, 6) OBP: 0.298, SLG: 0.398		5 FC5-4 1B	5 2B BB		K		G6-3		K	5 G4-6-3 IBB	4	0	1	0	2	2	1
5 Nick Hundley, R (1, 2) OBP: 0.252, SLG: 0.378		FC5-4 53 HBP 66 1B	2B		F9		1B		K	G4-6-3	6	0	2	1	0	1	5
66 Gorkys Hernández, R (1, 9) OBP: 0.275, SLG: 0.241 (10, 7)		53 HBP 1B	K			53 CS 1B	F9			37 1B 8 1B	5	1	3	0	0	1	3
53 Austin Slater, R (1, 7) OBP: 0.353, SLG: 0.429 60 Hunter Strickland, R (7, 1) 41 Mark Melancon, R (9, 1) 37 Kelby Tomlinson, R (10, PH) OBP: 0.294, SLG: 0.273 64 Derek Law, R (10, 1)		HBP		HR		7 2B BB	F8			8 1B 2 2B 1B	2 0 0 1 0	2 0 0 1 0	1 0 0 1 0	1 0 0 1 0	1 0 0 0 0	0 0 0 0 0	1 0 0 0 0
47 Johnny Cueto, R (1, 1) OBP: 0.080, SLG: 0.043 7 Aaron Hill, R (6, PH) OBP: 0.289, SLG: 0.308 57 Bryan Morris, L (6, 1) 61 Josh Osich, L (6, 1) 46 Orlando Calixte, R (7, 7) OBP: 0.241, SLG: 0.200 8 Hunter Pence, R (10, PH) OBP: 0.280, SLG: 0.325 (10, 9)		L6		K		2 G4-3 10 1B 2B	F8			2 2B 10 1B 1B	2 1 0 0 1 1	0 1 0 0 0 1	0 1 0 0 0 1	0 0 0 0 0 1	0 0 0 0 0 1	1 0 0 0 0 1	3 0 0 0 0 1
Inning Stats	R: 0 E: 0 K: 0 S: 8 H: 0 LOB: 0 BB: 0 P: 12	R: 1 E: 0 K: 1 S: 21 H: 2 LOB: 3 BB: 1 P: 33	R: 1 E: 0 K: 1 S: 10 H: 2 LOB: 2 BB: 1 P: 17	R: 1 E: 0 K: 1 S: 13 H: 1 LOB: 0 BB: 0 P: 19	R: 0 E: 0 K: 1 S: 13 H: 0 LOB: 1 BB: 1 P: 20	R: 2 E: 0 K: 0 S: 15 H: 4 LOB: 2 BB: 1 P: 26	R: 0 E: 0 K: 0 S: 15 H: 1 LOB: 1 BB: 0 P: 19	R: 0 E: 0 K: 1 S: 9 H: 1 LOB: 1 BB: 0 P: 13	R: 0 E: 0 K: 3 S: 13 H: 0 LOB: 0 BB: 0 P: 17	R: 4 E: 1 K: 0 S: 19 H: 5 LOB: 2 BB: 1 P: 31	1B: 11 2B: 3 3B: 0 HR: 2 SF: 1 SAC: 0 DP: 1 HBP: 1						

	AB	44
	R	9
	H	16
	RBI	9
	BB	5
	SO	8
	LOB	24

WP: 0 PB: 0 SB: 2 CS: 1 PA: 51

PITCHER		IP	WLS	BF	H	R	ER	SO	BB	IBB	HBP	BLK	WP	HR	S	P	ERA	WHIP
56 Paolo Espino, R ERA: 5.63	(1, 1)	4.0		20	5	3	3	3	2	0	1	0	0	2	52	81	6.75	1.750
38 Wily Peralta, R ERA: 5.98	(5, 1)	1.1		7	2	2	2	1	2	0	0	0	0	0	21	36	13.50	3.000
51 Oliver Drake, R ERA: 4.91	(6, 1)	1.0		5	2	0	0	0	0	0	0	0	0	0	12	17	0.00	2.000
59 Carlos Torres, R ERA: 4.22	(7, 1)	1.2		7	2	0	0	1	0	0	0	0	0	0	19	25	0.00	1.200
37 Neftalí Feliz, R ERA: 5.19	(9, 1)	1.0		3	0	0	0	3	0	0	0	0	0	0	13	17	0.00	0.000

PITCHER		IP	WLS	BF	H	R	ER	SO	BB	IBB	HBP	BLK	WP	HR	S	P	ERA	WHIP
50 Jacob Barnes, R ERA: 3.86	(10, 1)	0.0	L	5	5	4	4	0	0	0	0	0	0	0	12	19	∞	∞
58 Rob Scahill, R ERA: 3.12	(10, 1)	1.0		4	0	0	0	0	0	1	0	0	0	0	7	12	0.00	0.000

BOTTOM

Francisco Giants @ Milwaukee Brewers

Miller Park, Milwaukee, WI

Thu Jun 08 2017, 1:11 PM - 5:32 PM CDT

Att. 23,005 - Partly Cloudy - 81 F

livebaseballscorecards.com

Batter	1	2	3	4	5	6	7	8	9	10	AB	R	H	RBI	BB	SO	LOB
18 Eric Sogard, L (1, 6) (6, 4) OBP: 0.541, SLG: 0.672	C SI 90 F FF 92 B CH 82 F FF 91 X CH 81 1-2 21 BB 7 BB 16 1B 1B	C CH 83 B SL 85 B FF 92 F FF 92 B FF 94 F FC 87 X FF 92 3-2 ③ P2		B SL 85 C FF 92 C FF 91 B FF 92 F FF 93 C FF 92 2-3 ③ K		B CU 84 B FF 92 B SI 94 B FF 92 4-0 BB			B FC 91 C FC 93 X FC 92 1-1 HR	C FF 92 X FF 95 0-1 7 G5-6-3 1-3 1B	5	2	3	1	1	1	1
7 Eric Thames, L (1, 7) OBP: 0.410, SLG: 0.596	S SI 90 1 SAFE B FF 90 1 SAFE B FF 91 1 SAFE B SL 84 T FF 91 1 SAFE 4-2 B FF 91 16 1B 21 BB 1-2 BB		C CH 80 X CH 81 0-1 HR		X FF 89 0-0 ① F7	C SL 78 B FF 95 F FF 94 B SL 80 C SL 78 2-3 ③ K			C KC 82 S FC 93 B FC 93 B KC 81 B FC 93 B FC 92 4-2 24 2B 21 1B BB	B SL 79 C FF 93 B FF 94 D SL 80 F FF 94 X FF 96 3-2 ②③ G5-6-3 1-2f	4	2	1	1	2	1	3
24 Jesús Aguilar, R (1, 3) OBP: 0.344, SLG: 0.525	C FF 92 X FF 92 0-1 ① F8		B SL 84 X FF 92 1-0 ① L8		B SI 90 C FF 90 B SL 83 F FF 92 F SL 84 X FF 93 2-2 ② G6-3		C FF 93 X FF 96 0-1 ① F7		B FC 92 C KC 81 C FC 91 B FC 91 B FC 91 X KC 82 3-2 21 1B 1-3 2B		5	0	1	0	0	0	2
21 Travis Shaw, L (1, 5) OBP: 0.352, SLG: 0.534	B FF 92 B SL 85 B FF 93 B FF 92 4-0 16 1B 1-2 2-3 BB		F FF 91 C SL 86 F SL 84 B FF 92 B FF 92 B FC 87 X FF 91 3-2 ② P4		B SL 81 F FF 91 B FF 92 X FF 92 2-1 47 S 47 E 2B		B SL 76 B SL 78 B FF 95 B FF 95 4-0 BB		C FC 92 S FC 92 F FC 92 B KC 81 X FC 91 1-2 2-3 3-H 1B		3	1	2	1	2	0	0
16 Domingo Santana, R (1, 9) OBP: 0.372, SLG: 0.500	X SI 92 0-0 1-2 2-3 3-H 1B		F FF 93 X SI 93 0-1 1B		B SL 84 B SL 85 C SL 84 S FF 91 F FF 91 B FF 93 B FF 91 4-2 47 S BB		C SL 86 X FF 96 0-1 ② F9		B FC 92 F FC 92 F KC 81 B FC 92 F FC 90 D KC 83 S KC 82 3-3 ① K		4	0	2	1	1	1	3
47 Jett Bandy, R (1, 2) OBP: 0.316, SLG: 0.442	D SL 84 X SI 93 1-0 ② L6		C FF 91 B SL 85 F SI 92 D SL 86 S FF 93 2-3 ③ K		B FF 91 B SL 85 B SL 85 B FF 91 4-0 1-2 2-H BB		F FF 96 S SL 85 S SL 84 0-3 ③ K		C KC 81 X KC 82 0-1 ② L5		4	0	0	0	1	2	7
5 Jonathan Villar, S (1, 4) OBP: 0.281, SLG: 0.336 51 Oliver Drake, R (6, 1) 59 Carlos Torres, R (7, 1) 2 Nick Franklin, S (8, PH) OBP: 0.236, SLG: 0.269 37 Neftalí Feliz, R (9, 1) 14 Hernán Pérez, R (9, PH) OBP: 0.300, SLG: 0.476 50 Jacob Barnes, R (10, 1) 58 Rob Scahill, L (10, 1)	B FC 88 B FF 89 B FF 92 C SI 91 F SI 93 X FF 92 3-2 ③ F7			B FF 90 S FF 91 B FF 92 X SI 91 2-1 ① G6-3	F FF 91 C SL 85 F FF 91 D SL 84 B FF 92 X FF 91 2-2 ③ L6		X FF 95 0-0 ① G4-3	B FC 90 S FC 90 X FC 90 1-1 ③ G3		3 0 0 1 0 1 0 0	0 0 0 0 0 0 0 0	0 0 0 0 0 0 0 0	0 0 0 0 0 0 0 0	0 0 0 0 0 0 0 0	0 0 0 0 0 0 2 0	5 0 0 0 0 0 2 0
23 Keon Broxton, R (1, 8) OBP: 0.295, SLG: 0.403		C SL 84 B SL 84 F SI 90 X FF 90 1-2 ① G5-3		F SL 82 F FF 91 B SL 84 B SL 84 S FF 92 2-3 ② K		C FC 89 B FC 89 S CU 84 B FF 94 S FC 88 2-3 ① K		C FF 95 B SL 86 B SL 86 X SI 95 2-1 ② P6		C FF 92 C SL 82 B FF 95 F SL 80 B SL 83 C FF 94 2-3 ① K	5	0	0	0	0	3	0
56 Paolo Espino, R (1, 1) OBP: 0.333, SLG: 0.333 38 Wily Peralta, R (5, 1) OBP: 0.308, SLG: 0.250 3 Orlando Arcia, R (6, 6) OBP: 0.288, SLG: 0.361		C FF 90 S SL 84 B SL 84 S SL 85 1-3 ② K		B SL 83 C SI 91 B SL 83 X FF 90 2-1 1B		C SI 92 X SI 93 0-1 ② G4-3		B SL 87 X FF 95 1-0 ③ P2		C SL 79 X FF 95 0-1 18 1B 1B	2 0 3	0 0 0	1 0 1	0 0 0	0 0 0	1 0 0	0 0 0
Inning Stats	R: 1 H: 2 E: 0 LOB: 3 K: 0 BB: 2 S: 13 P: 26	R: 0 H: 0 E: 0 LOB: 0 K: 1 BB: 0 S: 10 P: 15	R: 1 H: 2 E: 0 LOB: 1 K: 1 BB: 0 S: 12 P: 18	R: 0 H: 1 E: 0 LOB: 1 K: 2 BB: 0 S: 11 P: 19	R: 1 H: 1 E: 0 LOB: 2 K: 0 BB: 2 S: 14 P: 28	R: 0 H: 0 E: 0 LOB: 1 K: 2 BB: 1 S: 8 P: 16	R: 0 H: 0 E: 0 LOB: 1 K: 1 BB: 1 S: 7 P: 11	R: 0 H: 0 E: 0 LOB: 0 K: 0 BB: 0 S: 4 P: 7	R: 2 H: 3 E: 0 LOB: 2 K: 1 BB: 1 S: 19 P: 32	R: 0 H: 2 E: 0 LOB: 1 K: 1 BB: 0 S: 11 P: 16	1B: 7 2B: 2 3B: 0 HR: 2	SF: 0 SAC: 0 DP: 1 HBP: 0					

PITCHER		IP	WLS	BF	H	R	ER	SO	BB	IBB	HBP	BLK	WP	HR	S	P	ERA	WHIP
47 Johnny Cueto, R ERA: 4.33	(1, 1)	5.0		25	6	3	2	4	4	0	0	0	0	1	60	106	3.60	2.000
57 Bryan Morris, R ERA: 3.86	(6, 1)	0.2	H	3	0	0	0	1	1	0	0	0	0	0	5	11	0.00	1.500
61 Josh Osich, L ERA: 3.86	(6, 1)	0.2	H	3	0	0	0	1	1	0	0	0	0	0	5	11	0.00	1.500
60 Hunter Strickland, R ERA: 2.08	(7, 1)	1.2	H	5	0	0	0	1	0	0	0	0	0	0	9	12	0.00	0.000
41 Mark Melancon, R ERA: 3.12	(9, 1)	1.0	W	7	3	2	2	1	1	0	0	0	0	1	19	32	18.00	4.000

PITCHER		IP	WLS	BF	H	R	ER	SO	BB	IBB	HBP	BLK	WP	HR	S	P	ERA	WHIP
64 Derek Law, R ERA: 3.46	(10, 1)	1.0		4	2	0	0	1	0	0	0	0	0	0	11	16	0.00	2.000

AB	40
R	5
H	11
RBI	4
BB	7
SO	9
LOB	23

WP: 0 PA: 47
PB: 0
SB: 2
CS: 0

Batter	1	2	3	4	5	6	7	8	9	AB	R	H	RBI	BB	SO	LOB
2 Brian Dozier, R (1, 4) OBP: 0.337, SLG: 0.411	F FF 92 C KC 82 B CH 86 S KC 82 1-3 K ①		B FC 89 B FF 93 X FC 90 2-0 7 G1-3 1-2 2-H 1B	B FF 91 X FF 93 1-0 7 BB 2-3 1B			C SI 91 B SI 93 B SI 92 B SI 93 B SI 92 4-1 7 G4-6-3 BB		B FC 89 B FC 88 C FF 91 X FC 87 2-1 P3 ③	4	0	2	1	1	1	0
7 Joe Mauer, L (1, 3) OBP: 0.353, SLG: 0.407	C FF 93 F FF 91 B KC 84 X KC 82 1-2 G1-3 ②		B KC 82 B FF 92 B FF 93 C FF 93 C FF 92 X FF 94 3-2 G1-3 ② 1-2 2-3	C FF 92 B KC 82 D KC 82 B FF 92 B FF 92 4-1 1-2 BB			C SI 92 1 SAFE F SI 94 F SL 85 X SI 93 0-2 G4-6-3 ①② 1-2f			3	0	0	0	1	0	3
22 Miguel Sanó, R (1, 5) OBP: 0.405, SLG: 0.601	X FF 92 0-0 P3 ③		C CH 86 F FF 93 B FF 93 B FF 93 S KC 83 2-3 K ③	C KC 81 F FF 93 C KC 82 0-3 K ③			F SL 85 B SI 93 F SI 93 F SL 86 X SL 87 1-2 G6-3 ③			4	0	0	0	0	2	5
36 Robbie Grossman, S (1, 7) OBP: 0.413, SLG: 0.450 20 Eddie Rosario, L (8, 7) OBP: 0.291, SLG: 0.408		C FF 92 X FF 92 0-1 25 CS 1B		B CH 85 F FC 90 C CH 84 X KC 81 1-2 21 BB 26 BB 54 2B 1B	B FF 90 B CH 86 X FF 91 2-0 F8 ①			X SI 92 0-0 2B		4 0	1 0	3 0	0 0	0 0	0 0	0 0
26 Max Kepler, L (1, 9) OBP: 0.335, SLG: 0.436		B FF 93 B KC 82 C FF 92 C FC 90 X FF 94 2-2 L4 ①		C KC 82 B FF 92 D CH 86 B FC 89 B FF 93 4-1 21 BB 54 2B 1-2 BB	B FF 90 X FF 93 1-0 P6 ②			C CH 86 F CH 85 B SI 93 T SL 88 1-2 K ①		3	1	0	0	1	1	2
5 Eduardo Escobar, S (1, 6) OBP: 0.279, SLG: 0.372		X FF 92 0-0 F9 ②		C FF 92 F CH 86 D KC 82 X FF 92 1-2 F8 ①	B FF 92 C FF 90 B CH 85 X FF 92 2-1 F8 ③			B CH 86 F CH 86 B SI 92 S SI 93 X SL 86 2-2 G1-3 ②		4	0	0	0	0	0	4
25 Byron Buxton, R (1, 8) OBP: 0.273, SLG: 0.277		1 SAFE 0-0 CS ③ 1-2	F FF 93 B KC 81 B KC 82 X FF 92 2-1 21 1B 2 1B 1B	X FF 90 0-0 F4 ②		C FF 91 B KC 80 X CH 85 1-1 P3 ①		F SL 86 C SL 85 B SL 87 F SL 87 F SI 92 X SL 87 1-2 P3 ③		4	1	1	0	0	0	3
21 Jason Castro, L (1, 2) OBP: 0.325, SLG: 0.410			B FF 90 B FF 92 X FF 92 2-0 7 G1-3 2 1B 1-2 1B	D FF 92 B FF 89 F FF 92 B KC 82 B KC 83 4-1 54 2B 1-2 2-3 BB		B FF 90 S FF 90 B KC 82 X FF 92 2-1 G4-3 ②			B CU 80 X FF 91 1-0 G4-3 ①	3	1	1	0	1	0	0
54 Ervin Santana, R (1, 1) OBP: 0.250, SLG: 0.500			T FF 92 X FF 91 0-1 B2 ① 1B	X FF 92 0-0 2 1B 1-H 2-H 3-H 2B		T FF 91 X FF 90 0-1 B5-3 ③			C SL 84 B SL 84 B FC 87 B FF 91 C FF 90 C FC 87 3-3 K ②	4	0	1	3	0	1	2
Inning Stats	R: 0 E: 0 K: 1 S: 7 H: 0 LOB: 0 BB: 0 P: 9	R: 0 E: 0 K: 0 S: 6 H: 1 LOB: 0 BB: 0 P: 8	R: 1 E: 0 K: 1 S: 12 H: 3 LOB: 2 BB: 0 P: 23	R: 3 E: 0 K: 1 S: 15 H: 3 LOB: 3 BB: 3 P: 30	R: 0 E: 0 K: 0 S: 4 H: 0 LOB: 0 BB: 0 P: 9	R: 0 E: 0 K: 0 S: 6 H: 0 LOB: 0 BB: 0 P: 9	R: 0 E: 0 K: 0 S: 9 H: 0 LOB: 0 BB: 1 P: 14	R: 0 E: 0 K: 1 S: 12 H: 1 LOB: 1 BB: 0 P: 16	R: 0 E: 0 K: 1 S: 6 H: 0 LOB: 0 BB: 0 P: 12	1B: 6 2B: 2 3B: 0 HR: 0	SF: 0 SAC: 0 DP: 1 HBP: 0			WP: 0 PB: 0 SB: 0 CS: 1	PA: 38		

TOP

Minnesota Twins @ San Francisco Giants

AT&T Park, San Francisco, CA

Fri Jun 09 2017, 7:16 PM - 9:42 PM PDT

Att. 41,046 - Partly Cloudy - 59 F

livebaseballscorecards.com

AB	33
R	4
H	8
RBI	4
BB	4
SO	5
LOB	19

PITCHER		IP	WLS	BF	H	R	ER	SO	BB	IBB	HBP	BLK	WP	HR	S	P	ERA	WHIP
45 Matt Moore, L ERA: 5.28	(1, 1)	6.0	L	27	7	4	4	3	3	0	0	0	0	0	50	88	6.00	1.667
62 Cory Gearrin, R ERA: 1.4	(7, 1)	2.0		7	1	0	0	1	1	0	0	0	0	0	21	30	0.00	1.000
70 George Kontos, R ERA: 3.86	(9, 1)	1.0		3	0	0	0	1	0	0	0	0	0	0	6	12	0.00	0.000

PITCHER	IP	WLS	BF	H	R	ER	SO	BB	IBB	HBP	BLK	WP	HR	S	P	ERA	WHIP

BOTTOM

Minnesota Twins @ San Francisco Giants

AT&T Park, San Francisco, CA

Fri Jun 09 2017, 7:16 PM - 9:42 PM PDT

Att. 41,046 - Partly Cloudy - 59 F

livebaseballscorecards.com

Batter	1	2	3	4	5	6	7	8	9	AB	R	H	RBI	BB	SO	LOB
2 Denard Span, L (1, 8) OBP: 0.307, SLG: 0.404	C FF 91 X FF 91 0-1 ① F7		D SL 85 X SL 86 1-0 ③ G3-1			F FF 92 X CH 86 0-1 ① FC3-6 10 FC6-4 1-2f		C FF 91 X CH 87 0-1 ③ G1		4	0	0	0	0	0	2
10 Eduardo Núñez, R (1, 5) OBP: 0.321, SLG: 0.406	B FF 92 B FF 91 C FF 92 F FF 91 X SL 84 2-2 9 G4-6-3 1B			C FF 92 C SL 85 B SL 84 B FF 92 X SL 85 2-2 ① G5-3		C SL 84 1 SAFE F FF 94 1 SAFE X SL 85 0-2 ② FC6-4 9 FC6 1-2f			X SL 84 0-0 ① G1-3	4	0	1	0	0	0	1
9 Brandon Belt, L (1, 3) OBP: 0.347, SLG: 0.427	C SL 82 1 SAFE F FF 91 1 SAFE D SL 84 X FF 92 1-2 ② ③ G4-6-3 1-2f			C SL 84 X FF 94 0-1 ② G3-1		X FF 93 0-0 ③ FC6 1-2f			C SL 82 X CH 86 0-1 ② F8	4	0	0	0	0	0	2
28 Buster Posey, R (1, 2) OBP: 0.432, SLG: 0.511		C FF 92 S SL 83 B SL 83 X FF 92 1-2 ① G6-3		C FF 94 B SL 86 B FF 93 F SL 86 X FF 95 2-2 ③ F7			B SL 84 X FF 92 1-0 ① F9		C FF 94 C SL 85 B SL 87 F FF 93 C SL 87 1-3 ③ K	4	0	0	0	0	1	0
35 Brandon Crawford, L (1, 6) OBP: 0.298, SLG: 0.397		X FF 91 0-0 ② G3-1			C FF 92 X SL 85 0-1 ① G4-3		X FF 92 0-0 1B			3	0	1	0	0	0	0
8 Hunter Pence, R (1, 9) OBP: 0.275, SLG: 0.318		C FF 93 C SL 85 B SL 83 S SL 86 1-3 ③ K			S SL 86 B SL 85 X FF 94 1-1 ② P4		B SL 85 S SL 85 B SL 84 1 SAFE X FF 93 2-1 ② F9			3	0	0	0	0	1	1
7 Aaron Hill, R (1, 4) OBP: 0.313, SLG: 0.366			C FF 92 B SL 83 X FF 93 1-1 3B		C FF 93 B SL 86 B SL 86 B FF 94 F FF 93 B FF 95 4-2 BB		S SL 84 1 SAFE X FF 92 0-1 ③ P5			2	0	1	0	1	0	1
53 Austin Slater, R (1, 7) OBP: 0.300, SLG: 0.353			X SL 83 0-0 ① G3		F FF 93 B SL 85 1 SAFE C FF 94 1 SAFE S SL 86 1-3 ③ K			B SL 84 B FF 92 C FF 93 F FF 93 S SL 86 2-3 ① K		3	0	0	0	0	2	2
45 Matt Moore, L (1, 1) OBP: 0.095, SLG: 0.095 37 Kelby Tomlinson, R (6, PH) OBP: 0.314, SLG: 0.294 62 Cory Gearrin, R (7, 1) 66 Gorkys Hernández, R (8, PH) OBP: 0.273, SLG: 0.239 70 George Kontos, R (9, 1)			X FF 93 0-0 ② G2-3			X SL 83 0-0 2 FC3-6 1B		C SL 84 C FF 93 B SL 85 F SL 87 T FF 93 2-2 ② K		1 1 0 1 0	0 0 0 0 0	0 1 0 0 0	0 0 0 0 0	0 0 0 0 0	0 0 0 1 0	1 0 0 0 0
Inning Stats	R: 0 E: 0 K: 0 S: 8 H: 1 LOB: 0 BB: 0 P: 11	R: 0 E: 0 K: 1 S: 7 H: 0 LOB: 0 BB: 0 P: 9	R: 0 E: 0 K: 0 S: 5 H: 1 LOB: 1 BB: 0 P: 7	R: 0 E: 0 K: 0 S: 8 H: 0 LOB: 0 BB: 0 P: 12	R: 0 E: 0 K: 1 S: 9 H: 0 LOB: 1 BB: 1 P: 15	R: 0 E: 0 K: 0 S: 7 H: 1 LOB: 1 BB: 0 P: 7	R: 0 E: 0 K: 0 S: 6 H: 1 LOB: 1 BB: 0 P: 9	R: 0 E: 0 K: 2 S: 9 H: 0 LOB: 0 BB: 0 P: 13	R: 0 E: 0 K: 1 S: 7 H: 0 LOB: 0 BB: 0 P: 8	1B: 3 2B: 0 3B: 1 HR: 0	SF: 0 SAC: 0 DP: 1 HBP: 0					

	AB	30
	R	0
	H	4
	RBI	0
	BB	1
	SO	5
	LOB	10

PITCHER	IP	WLS	BF	H	R	ER	SO	BB	IBB	HBP	BLK	WP	HR	S	P	ERA	WHIP
54 Ervin Santana, R (1, 1) ERA: 2.2	9.0	W	31	4	0	0	5	1	0	0	0	0	0	66	91	0.00	0.556

PITCHER	IP	WLS	BF	H	R	ER	SO	BB	IBB	HBP	BLK	WP	HR	S	P	ERA	WHIP

Minnesota Twins @ San Francisco Giants

AT&T Park, San Francisco, CA

Sat Jun 10 2017, 1:06 PM - 3:49 PM PDT

Att. 41,255 - Partly Cloudy - 64 F

livebaseballscorecards.com

TOP

Batter	1	2	3	4	5	6	7	8	9	AB	R	H	RBI	BB	SO	LOB
2 Brian Dozier, R (1, 4) OBP: 0.336, SLG: 0.422	B FS 91 X SI 91 1-0 ① F7		C SL 89 F FC 92 C SI 96 0-3 ② K		B FF 95 X SL 90 1-0 2-H HR		S FF 92 B FF 93 B FF 93 C FF 93 S FF 93 2-3 ③ K			4	1	1	2	0	2	2
36 Robbie Grossman, S (1, 7) OBP: 0.410, SLG: 0.441 9 Matt Belisle, R (8, 1) 27 Brandon Kintzler, R (9, 1)	B SI 91 F SL 87 B SI 93 F FF 93 X SL 88 2-2 ② L7		D KC 82 X SI 96 1-0 ③ G3		B SI 96 B SL 89 B SI 96 C FF 96 F FF 96 B SI 96 4-2 BB			C CH 79 C SL 78 F CU 76 B FF 94 S FF 94 1-3 ① K		3 0 0	0 0 0	0 0 0	1 0 0	1 0 0	0 0 0	1 0 0
22 Miguel Sanó, R (1, 5) OBP: 0.398, SLG: 0.589	C SI 94 S KC 80 B FC 92 F SI 94 X SL 88 1-2 E5			C SL 88 B FF 92 B SI 95 S SL 87 F SI 97 X SL 90 2-2 ① F8	C KC 80 X SL 88 0-1 ③ L8			T FF 92 B CU 76 C SL 81 F FF 94 B FF 95 X FF 93 2-2 ② L8		4	0	0	0	0	0	1
26 Max Kepler, L (1, 9) OBP: 0.329, SLG: 0.427	D KC 80 B SL 88 X SL 88 2-0 ③ L9			X SI 95 0-0 ② G5-3		B KC 80 B SI 95 C SI 93 X SL 87 2-1 ① F9		B CH 84 B CH 82 C SL 78 X FF 94 2-1 ③ G3-1		4	0	0	0	0	0	1
19 Kennys Vargas, S (1, 3) OBP: 0.270, SLG: 0.490 21 Tyler Duffey, R (6, 1) 25 Byron Buxton, R (8, 8) OBP: 0.272, SLG: 0.275		C FS 91 B KC 79 B FF 93 X FC 92 2-1 ① P5		C SI 96 B FF 97 B FS 88 F SL 89 X SI 97 2-2 HR		C KC 80 F FF 95 S FF 96 0-3 ② K			B FF 95 B SL 86 C FF 95 S FF 95 C FF 96 2-3 ① K	3 0 1	1 0 0	1 0 0	1 0 0	0 0 1	1 0 1	0 0 0
20 Eddie Rosario, L (1, 8) OBP: 0.285, SLG: 0.399 (8, 7)		B SL 84 C KC 80 C SL 88 S SI 96 1-3 ② K		F SI 95 X SI 96 0-1 ③ F7		B FF 94 C SL 89 C KC 81 F FF 96 F SI 97 T SL 88 1-2 ③ K			B SL 81 X FF 95 1-0 ② F8	4	0	0	0	0	2	0
38 Chris Gimenez, R (1, 2) OBP: 0.360, SLG: 0.290		C SI 92 F KC 81 F FC 91 B SL 87 C SI 96 1-3 ③ K			C FF 96 C FF 96 X FF 93 0-2 16 S 2 HR 1B		C SL 79 X FF 92 0-1 ① P3		B SL 86 B SL 80 F FF 96 X FF 95 2-1 1B	4	1	2	0	0	1	0
16 Ehire Adrianza, S (1, 6) OBP: 0.319, SLG: 0.341			B SI 93 X SL 87 1-0 ① G3		D SI 96 S SL 89 C FF 97 B KC 83 F SI 97 1 SAFE B FC 90 S SI 97 3-3 ① K 1-2		C CH 82 B CU 74 C CU 76 X CU 75 1-2 ② F8		B FF 94 X FF 95 1-0 ③ P3	4	0	0	0	0	1	2
17 José Berríos, R (1, 1) OBP: 0.500, SLG: 0.500 7 Joe Mauer, L (6, 3) OBP: 0.356, SLG: 0.407			X FF 93 0-0 1B		B SL 89 F FF 96 B KC 82 X FF 96 2-1 ② F9		B FF 93 S CH 81 B CU 74 B FF 94 B FF 92 4-1 BB			2 0	0 0	1 0	0 0	0 1	0 0	1 0
Inning Stats	R: 0 E: 1 K: 0 S: 9 H: 0 LOB: 1 BB: 0 P: 15	R: 0 E: 0 K: 2 S: 9 H: 0 LOB: 0 BB: 0 P: 13	R: 0 E: 0 K: 1 S: 6 H: 1 LOB: 1 BB: 0 P: 8	R: 1 E: 0 K: 0 S: 10 H: 1 LOB: 0 BB: 0 P: 14	R: 2 E: 0 K: 1 S: 14 H: 2 LOB: 1 BB: 1 P: 24	R: 0 E: 0 K: 2 S: 10 H: 0 LOB: 0 BB: 0 P: 13	R: 0 E: 0 K: 1 S: 9 H: 0 LOB: 1 BB: 1 P: 16	R: 0 E: 0 K: 1 S: 10 H: 0 LOB: 0 BB: 0 P: 15	R: 0 E: 0 K: 1 S: 7 H: 1 LOB: 1 BB: 0 P: 13	1B: 3 2B: 0 3B: 0 HR: 2 SF: 0 SAC: 0 DP: 0 HBP: 0						

	AB	33
	R	3
	H	5
	RBI	3
	BB	2
	SO	9
	LOB	8

WP: 0 PA: 35
PB: 0
SB: 1
CS: 0

PITCHER		IP	WLS	BF	H	R	ER	SO	BB	IBB	HBP	BLK	WP	HR	S	P	ERA	WHIP
29 Jeff Samardzija, R ERA: 4.31	(1, 1)	6.0	L	24	4	3	3	6	1	0	0	0	0	2	58	87	4.50	0.833
64 Derek Law, R ERA: 3.21	(7, 1)	2.0		7	0	0	0	2	1	0	0	0	0	0	19	31	0.00	0.500
60 Hunter Strickland, R ERA: 1.99	(9, 1)	1.0		4	1	0	0	1	0	0	0	0	0	0	7	13	0.00	1.000

PITCHER		IP	WLS	BF	H	R	ER	SO	BB	IBB	HBP	BLK	WP	HR	S	P	ERA	WHIP

Batter	1	2	3	4	5	6	7	8	9	AB	R	H	RBI	BB	SO	LOB
2 Denard Span, L (1, 8) OBP: 0.306, SLG: 0.406	C FF 93 B FF 92 F SI 94 S FF 93 1-3 ① **K**		B SV 78 B SI 93 X SI 92 2-0 ③ 10 F9 **2B**	1 SAFE B SI 92 B CH 81 X FF 92 2-0 ③ **F8**			X SI 90 0-0 ① **L8**			4	0	1	0	0	1	1
10 Eduardo Núñez, R (1, 5) OBP: 0.320, SLG: 0.401	B SV 81 S CH 85 B SI 93 F SI 93 X SV 82 2-2 ② **G6-3**		X CH 85 0-0 ① **F9** **2-3**		B CH 84 B CH 84 B SI 91 C FF 91 B SI 90 4-1 9 1B 28 FC5-4 **BB**		C KC 80 B KC 84 B KC 81 F KC 79 B FF 92 F FF 91 X KC 80 3-2 ② **G6-3**			3	1	0	0	1	0	1
9 Brandon Belt, L (1, 3) OBP: 0.353, SLG: 0.443	B SI 93 F SI 93 B SV 80 S FF 93 B SV 82 X SI 93 3-2 **HR**		B FF 93 C FF 93 B SI 93 B CH 84 D CH 85 4-1 28 BB **BB**		1 SAFE X SI 91 0-0 28 FC5-4 **1-3** **1B**		B FF 93 C SI 92 F FF 90 B FF 91 B KC 82 X KC 81 3-2 ③ **F8**			3	1	2	1	1	0	0
28 Buster Posey, R (1, 2) OBP: 0.433, SLG: 0.514	X FF 92 0-0 **2B**		B FF 93 B SI 93 B CH 85 B SI 93 4-0 **1-2** **BB**		D SI 92 B SV 81 C SV 81 C FF 94 X SV 83 2-2 ① **FC5-4** **1-2f** **3-H**			C CU 73 B FF 93 F FF 93 X FF 93 1-2 ① **G3**		3	0	1	1	1	0	1
35 Brandon Crawford, L (1, 6) OBP: 0.292, SLG: 0.388	B FF 92 B SI 93 C FF 92 X CH 84 2-1 ③ **G3**		D CH 85 S FF 92 F CH 85 B FF 94 B FF 94 S FF 93 3-3 ② **K**		B SI 92 F FF 92 F SI 91 D SV 83 S CH 83 2-3 ② **K**			C FF 88 F FF 93 C FF 92 0-3 ② **K**		4	0	0	0	0	3	5
8 Hunter Pence, R (1, 9) OBP: 0.269, SLG: 0.310		C SV 79 B SI 91 F FF 92 S FF 92 1-3 ① **K**	C CH 85 B SI 93 C SV 81 F FF 95 B SV 82 C SV 82 2-3 ③ **K**		C CH 84 B SV 78 S SV 79 B SV 82 S SV 82 2-3 ③ **K**			C FF 93 X SL 88 0-1 ③ **G4-3**		4	0	0	0	0	3	4
7 Aaron Hill, R (1, 4) OBP: 0.288, SLG: 0.333		B CH 85 C CH 84 X SV 79 1-1 ② **F8**	C FF 91 B SV 80 S SV 81 C FF 92 1-3 ① **K**		F FF 92 B SV 80 X SV 82 0-2 ① **F8**				B FF 93 C FF 92 F SL 86 F FF 93 F SL 87 B SL 87 F FF 94 X FF 95 2-2 ① **G6-3**	4	0	0	0	0	1	0
53 Austin Slater, R (1, 7) OBP: 0.375, SLG: 0.400		C SI 91 B FF 92 B SV 80 H FF 92 3-1 **HBP**		X SV 79 0-0 **1B**	C FF 91 C SV 79 X SV 82 0-2 37 G4-6-3 **1B**				F FF 93 F SI 94 X FF 94 0-2 ② **G5-3**	3	0	2	0	0	0	0
29 Jeff Samardzija, R (1, 1) OBP: 0.074, SLG: 0.111 37 Kelby Tomlinson, R (6, PH) OBP: 0.306, SLG: 0.286 64 Derek Law, R (7, 1) 60 Hunter Strickland, R (9, 1) 5 Nick Hundley, R (9, PH) OBP: 0.250, SLG: 0.374		1 SAFE S FF 92 X SI 93 0-1 ③ **P4**	F FF 93 1 SAFE 1 SAFE L FF 91 D SV 84 S FF 94 1-3 ② **K**				B KC 80 X FF 90 1-0 ② ③ **G4-6-3** **1-2f**		S SL 87 S SL 87 B SL 87 S SL 88 1-3 ③ **K**	2 1 0 0 1	0 0 0 0 0	0 0 0 0 0	0 0 0 0 0	0 0 0 0 1	1 0 0 0 0	2 1 0 0 0
Inning Stats	R: 1 E: 0 K: 1 S: 12 H: 2 LOB: 1 BB: 0 P: 20	R: 0 E: 0 K: 1 S: 8 H: 0 LOB: 1 BB: 0 P: 13	R: 0 E: 0 K: 2 S: 10 H: 1 LOB: 3 BB: 2 P: 25	R: 0 E: 0 K: 2 S: 8 H: 1 LOB: 1 BB: 0 P: 12	R: 1 E: 0 K: 2 S: 11 H: 1 LOB: 1 BB: 1 P: 21	R: 0 E: 0 K: 0 S: 7 H: 1 LOB: 0 BB: 0 P: 8	R: 0 E: 0 K: 0 S: 8 H: 0 LOB: 0 BB: 0 P: 14	R: 0 E: 0 K: 1 S: 8 H: 0 LOB: 0 BB: 0 P: 9	R: 0 E: 0 K: 1 S: 12 H: 0 LOB: 0 BB: 0 P: 15	1B: 3 2B: 2 3B: 0 HR: 1	SF: 0 SAC: 0 DP: 1 HBP: 1			WP: 0 PB: 0 SB: 0 CS: 0	PA: 36	

PITCHER	IP	WLS	BF	H	R	ER	SO	BB	IBB	HBP	BLK	WP	HR	S	P	ERA	WHIP
17 José Berríos, R (1, 1) ERA: 2.84	5.1	W	26	6	2	2	8	3	0	1	0	0	1	55	97	3.38	1.688
21 Tyler Duffey, R (6, 1) ERA: 3.13	1.2	H	4	0	0	0	0	0	0	0	0	0	0	9	16	0.00	0.000
9 Matt Belisle, R (8, 1) ERA: 7.17	1.0	H	3	0	0	0	1	0	0	0	0	0	0	8	9	0.00	0.000
27 Brandon Kintzler, R (9, 1) ERA: 2.96	1.0	S	3	0	0	0	1	0	0	0	0	0	0	12	15	0.00	0.000

PITCHER	IP	WLS	BF	H	R	ER	SO	BB	IBB	HBP	BLK	WP	HR	S	P	ERA	WHIP

BOTTOM

Minnesota Twins @ San Francisco Giants

AT&T Park, San Francisco, CA

Sat Jun 10 2017, 1:06 PM - 3:49 PM PDT

Att. 41,255 - Partly Cloudy - 64 F

livebaseballscorecards.com

AB	32
R	2
H	6
RBI	2
BB	3
SO	10
LOB	15

Minnesota Twins @ San Francisco Giants

AT&T Park, San Francisco, CA

Sun Jun 11 2017, 1:06 PM - 4:48 PM PDT

Att. 41,321 - Cloudy - 61 F

livebaseballscorecards.com

TOP

Batter	1	2	3	4	5	6	7	8	9	AB	R	H	RBI	BB	SO	LOB
2 Brian Dozier, R (1, 4) OBP: 0.345, SLG: 0.422	X FF 88 0-0 7 G6-3 1B		S FF 87 B CU 74 F CU 73 F FF 90 F SI 90 B FF 91 B CH 85 F FF 90 B SL 82 4-2 22 G1-6-3 7 BB BB		B CH 83 B FF 89 B FF 89 C FF 89 B SI 89 4-1 22 L8 7 1B 36 1B BB	1 SAFE C FF 91 F FC 87 1 SAFE X SL 84 0-2 ① FC6-4 7 S 1-2f		F FF 96 B FF 95 B SL 84 B FF 96 B FF 95 4-1 BB		2	1	1	0	3	0	1
7 Joe Mauer, L (1, 3) OBP: 0.357, SLG: 0.404	B FF 87 B FF 87 1 SAFE C 1 SAFE B CH 81 F FF 88 X CH 83 3-2 ① G6-3 1-2		1 SAFE B FF 89 1 SAFE 1 SAFE B FF 88 C SL 81 B SL 82 B FF 90 4-1 22 G1-6-3 1-2 BB		C SL 80 X FF 90 0-1 22 L8 36 1B 1-2 1B	1 SAFE B FC 86 C FC 86 C SL 83 B FC 86 C SL 84 2-3 ② K 1-2		B FF 97 F FF 95 B FF 96 X FF 95 2-1 ③ G1-4-3		4	1	1	0	1	1	3
22 Miguel Sanó, R (1, 5) OBP: 0.394, SLG: 0.584	X SL 81 0-0 ② G5-3		C CU 74 C FF 90 B FF 90 X FF 91 1-2 ① ② G1-6-3 1-2f 2-3		S SI 90 F CU 75 B FF 90 B FF 90 X FF 91 2-2 ① L8 1-2 2-3	C FC 87 S SL 83 S FC 87 0-3 ③ K			B SI 95 F SI 95 B SI 95 B SI 95 X SI 95 3-1 36 1B 5 E 2B	5	1	1	0	0	1	6
36 Robbie Grossman, S (1, 7) OBP: 0.409, SLG: 0.439	B CH 82 B CH 83 C CU 73 B FF 88 C FF 90 X FF 90 3-2 ③ G5-3		C CU 75 F SI 89 D CU 75 B FF 91 C FF 91 2-3 ③ K		X FF 90 0-0 21 S 5 1B 1B 2-H 3-H		S CH 84 C FF 94 X SL 79 0-2 ① G6-3		B CH 88 C FF 94 F CH 88 X SI 95 1-2 5 E 21 WP 19 WP 1B 2-3	5	2	2	2	0	1	2
21 Jason Castro, L (1, 2) OBP: 0.321, SLG: 0.399		C FF 88 B CU 73 T FF 88 F CH 84 X CH 83 1-2 ① L9	F CU 74 X SI 89 0-1 ① L7	1 SAFE B FF 90 C FC 87 B FC 87 F FF 91 1 SAFE 1 SAFE C SL 84 2-3 ② K 1-2	S CH 78 X SL 79 1-1 ② L9		B SI 94 B CH 88 B FC 83 C SI 93 B SI 95 4-1 19 WP 5 E 19 G6-3 BB 1-2	4	1	0	0	1	1	1
5 Eduardo Escobar, S (1, 6) OBP: 0.299, SLG: 0.410		B SL 80 F FF 89 B FF 89 B SL 83 F FF 89 X FF 90 3-2 HR	B FF 90 F FF 89 X CU 75 1-1 20 FC6-4 1B	C FC 87 B FC 87 F SL 84 X SL 85 1-2 20 1B 1B 2-H	B FF 97 B FF 96 B FF 96 B FF 95 4-0 BB		C SI 95 T CH 89 F CH 89 F CH 88 F FF 95 B SI 94 F FF 95 X SI 94 1-2 E3 19 WP 1-2 2-3 3-H	4	1	3	3	1	0	2
20 Eddie Rosario, L (1, 9) OBP: 0.283, SLG: 0.394 (8, 8)		C FF 89 C CU 74 X CU 73 0-2 ② G4-3	S SL 82 F SL 83 F FF 90 B CU 75 X FF 90 1-2 ② FC6-4 25 1B 1-2f	B SI 91 X FF 90 1-0 1-3 1B	1 SAFE D SL 79 B FF 95 C FF 97 S FF 96 1 SAFE X FF 96 2-2 ③ G5-3		B SI 93 D FF 93 S FF 93 F FF 94 D CU 85 F SI 94 S SI 93 3-3 ① K	5	0	1	0	0	1	5
25 Byron Buxton, R (1, 8) OBP: 0.277, SLG: 0.298 47 Craig Breslow, L (8, 1) 19 Kennys Vargas, S (9, PH) OBP: 0.267, SLG: 0.485		B FF 89 X SL 81 1-0 HR	1 SAFE X SI 89 0-0 1-3 1B	L FC 87 F FC 87 S FC 86 0-3 ③ K			B FF 95 C FF 96 C FF 96 S SL 84 1-3 ① K2-3	C FC 89 S FF 94 B SI 94 B FF 93 B FC 90 X FF 94 3-2 ② G6-3 1-2 2-H 3-H	4 0 1	1 0 0	2 0 0	1 0 1	0 0 0	2 0 1	2 0 1
66 Nik Turley, L (1, 1) 50 Chris Heston, R (5, 1) 16 Ehire Adrianza, S (6, PH) OBP: 0.333, SLG: 0.341 62 Buddy Boshers, L (6, 1) 9 Matt Belisle, R (7, 1) 51 Alex Wimmers, L (7, 1) 26 Max Kepler, L (8, PH) OBP: 0.326, SLG: 0.423 (8, 9)		B FF 89 X FF 89 1-0 G3	X FF 88 0-0 L5		B FC 86 B FF 90 B SI 90 B FF 90 4-0 2 FC6-4 BB		B SL 80 X FF 96 1-0 G1-3	B FF 92 C FF 94 D CU 83 X SI 94 2-1 G4-3	2 0 0 0 0 0 2	0 0 0 0 0 0 0	0 0 0 0 0 0 0	0 0 1 0 0 0 0	0 0 0 0 0 0 0	0 0 0 0 0 0 1	2 0 0 0 0 0 1
Inning Stats	R: 0 H: 1 E: 0 LOB: 1 K: 0 BB: 0 S: 8 P: 14	R: 2 H: 2 E: 0 LOB: 0 K: 0 BB: 0 S: 12 P: 18	R: 0 H: 0 E: 0 LOB: 1 K: 1 BB: 2 S: 12 P: 23	R: 0 H: 2 E: 0 LOB: 2 K: 0 BB: 0 S: 10 P: 12	R: 3 H: 4 E: 0 LOB: 2 K: 2 BB: 1 S: 17 P: 27	R: 0 H: 0 E: 0 LOB: 1 K: 2 BB: 1 S: 9 P: 15	R: 0 H: 0 E: 0 LOB: 1 K: 0 BB: 1 S: 8 P: 15	R: 0 H: 0 E: 0 LOB: 1 K: 1 BB: 1 S: 7 P: 15	R: 3 H: 2 E: 1 LOB: 1 K: 1 BB: 1 S: 22 P: 39	1B: 8 SF: 0 2B: 1 SAC: 0 3B: 0 DP: 1 HR: 2 HBP: 0						WP: 2 PA: 45 PB: 0 SB: 2 CS: 0

	AB	38
	R	8
	H	11
	RBI	7
	BB	7
	SO	7
	LOB	26

PITCHER		IP	WLS	BF	H	R	ER	SO	BB	IBB	HBP	BLK	WP	HR	S	P	ERA	WHIP
18 Matt Cain, R ERA: 5.22	(1, 1)	4.1		22	7	5	5	1	3	0	0	0	0	2	49	80	10.38	2.308
70 George Kontos, R ERA: 3.64	(5, 1)	1.2		8	2	0	0	4	1	0	0	0	0	0	19	29	0.00	1.800
61 Josh Osich, L ERA: 3.6	(7, 1)	1.0	W	4	0	0	0	0	1	0	0	0	0	0	8	15	0.00	1.000
60 Hunter Strickland, R ERA: 1.9	(8, 1)	1.0	H	4	0	0	0	1	1	0	0	0	0	0	7	15	0.00	1.000
49 Sam Dyson, R ERA: 11.88	(9, 1)	0.0		4	2	3	2	0	1	0	0	0	1	0	13	22	∞	∞

PITCHER		IP	WLS	BF	H	R	ER	SO	BB	IBB	HBP	BLK	WP	HR	S	P	ERA	WHIP
57 Bryan Morris, R ERA: 3.63	(9, 1)	1.0		3	0	0	0	1	0	0	0	0	1	0	9	17	0.00	0.000

BOTTOM

Batter	1	2	3	4	5	6	7	8	9	AB	R	H	RBI	BB	SO	LOB
37 Kelly Tomlinson, R (1, 6) OBP: 0.341, SLG: 0.308 60 Hunter Strickland, R (8, 1) 49 Sam Dyson, R (9, 1) 57 Bryan Morris, L (9, 1)	B FF 93 C FF 92 B FF 94 B FF 92 X FF 93 3-1 10 2B 7 SF8 1B		B FF 91 B FF 92 B FF 93 C FF 92 X FF 92 3-1 1B	C CU 79 F FF 93 F CU 81 X CU 78 0-2 ③ G5-3			B FF 91 B FF 92 B FF 93 C FF 92 X FF 92 10 1B 28 2B BB X FF 90 0-0 FC5-4 1-2!			4 0 0 0	2 0 0 0	2 0 0 0	0 0 0 0	1 0 0 0	0 0 0 0	5 0 0 0
10 Eduardo Núñez, R (1, 5) OBP: 0.325, SLG: 0.414	1 SAFE F FF 93 1 SAFE B CU 78 X FF 92 1-1 7 SF8 28 G3 1-3 2B		B CU 76 X FF 93 1-0 ① L9		B CU 72 B CU 77 X FF 92 2-0 28 S 28 1B 2B		1 SAFE S CU 73 C FF 92 X CU 76 0-2 28 2B 1-2 1B	B SI 86 C SI 88 F CH 78 F SI 90 X CH 79 1-2 ① G6-3		5	3	3	0	0	0	1
7 Aaron Hill, R (1, 4) OBP: 0.281, SLG: 0.327	B FF 94 B FF 93 C FF 93 B CH 89 X FF 92 3-1 ① SF8 2-3 3-H		1 SAFE 1 SAFE F FF 92 B CH 86 F CU 77 B CU 77 F CU 80 S CU 81 2-3 ② K		C SI 87 X SL 76 0-1 ① G6-3		D SL 87 L FF 91 S FF 92 X SL 88 1-2 ① P2	C SI 90 F SI 91 B FF 92 X CH 79 1-2 28 1B 8 2B 1B		4	1	1	1	0	1	4
28 Buster Posey, R (1, 3) OBP: 0.437, SLG: 0.521	C CU 78 F FF 93 F CU 79 X FF 91 0-2 ② G3 3-H		B CU 77 X FF 92 1-0 ③ F9		D SI 77 C SI 88 F CU 72 D CU 72 F CU 73 F FF 90 X CU 72 2-2 8 G6-3 2-H 1B		B SL 88 F FF 93 X FF 92 1-1 8 2B 1-H 2-H 2B	B SI 90 B SI 91 X SI 90 2-0 8 2B 53 3B 1-2 1B		5	2	3	4	0	0	1
8 Hunter Pence, R (1, 9) OBP: 0.278, SLG: 0.337	C CU 78 F FF 93 S CU 80 0-3 ③ K			B CU 75 C CU 79 X FF 92 1-1 5 1B 2B	D SL 77 C SI 88 C SI 87 D SL 78 B FF 87 1 SAFE X FF 88 3-2 ② G6-3 1-2		S CU 75 X CU 77 0-1 53 1B 2-H 2B	C CH 79 F SI 91 X FF 93 0-2 53 3B 1-3 2-H 2B		5	3	3	2	0	1	1
5 Nick Hundley, R (1, 2) OBP: 0.257, SLG: 0.369		C FF 93 B CU 77 B CU 78 F FF 92 X CU 79 2-2 ① G1-3		F CU 81 B CU 79 T FF 93 X FF 93 1-2 53 2B 2-H 1B	B SL 77 X SI 87 1-0 ③ P6		B FF 91 X SL 88 1-0 ② L6	0-0 53 3B IBB		4	1	1	1	1	0	2
53 Austin Slater, R (1, 7) OBP: 0.414, SLG: 0.560		B FF 93 B FF 94 X FF 94 2-0 ② L7		X FF 91 0-0 1-3 2B	C SI 90 T CH 86 S CH 86 0-3 ① K		C SL 87 C FF 92 B CU 77 X FF 92 1-2 2 PB 35 PB 2-H 1B	X SI 90 0-0 35 SF9 1-H 2-H 3-H 3B		5	1	3	4	0	1	0
66 Gorkys Hernández, R (1, 8) OBP: 0.274, SLG: 0.250 61 Josh Osich, L (7, 1) 35 Brandon Crawford, L (7, PH) OBP: 0.294, SLG: 0.388 (8, 6)		C FF 94 B FF 93 B FF 93 B FF 93 X FF 93 3-1 2B	B CU 78 C SU 79 D CU 80 X FF 93 2-1 ① G5-3		B SI 90 F CH 85 S CU 79 1-3 ② K		B CH 85 B FF 89 B FF 92 B FF 92 4-0 2 S 1-2 BB	X CU 81 0-0 ② SF9 3-H		3 0 0	0 0 0	1 0 1	0 0 1	0 0 1	1 0 0	2 0 0
18 Matt Cain, R (1, 1) OBP: 0.105, SLG: 0.158 70 George Kontos, R (5, 1) 2 Denard Span, L (6, PH) OBP: 0.306, SLG: 0.401 (7, 8)		T FF 93 S FF 93 C FF 94 0-3 ③ K		S FF 93 S CU 80 S CU 79 0-3 ② K		C CU 78 B CU 79 X SI 91 1-1 ③ G4-3	B CU 75 C FF 92 B CH 85 B CH 85 F CH 85 B FF 92 4-2 37 FC5-4 1-2 2-3 BB	B CU 80 F SI 90 B CU 79 C CU 79 F SI 92 F CU 79 X CH 81 2-2 ③ P5		2 0 2	0 0 0	0 0 0	0 0 1	0 0 0	2 0 0	3 0 0
Inning Stats	R: 2 E: 0 K: 1 S: 13 H: 2 LOB: 0 BB: 0 P: 20	R: 0 E: 0 K: 1 S: 9 H: 1 LOB: 1 BB: 0 P: 16	R: 0 E: 0 K: 1 S: 8 H: 1 LOB: 1 BB: 0 P: 15	R: 1 E: 0 K: 1 S: 15 H: 3 LOB: 2 BB: 0 P: 19	R: 1 E: 0 K: 0 S: 12 H: 2 LOB: 1 BB: 0 P: 20	R: 0 E: 0 K: 2 S: 8 H: 0 LOB: 0 BB: 0 P: 10	R: 4 E: 0 K: 0 S: 18 H: 4 LOB: 3 BB: 3 P: 34	R: 5 E: 0 K: 0 S: 18 H: 4 LOB: 0 BB: 1 P: 24		1B: 8 2B: 8 3B: 1 HR: 0 SF: 2 SAC: 0 DP: 0 HBP: 0						

PITCHER		IP	WLS	BF	H	R	ER	SO	BB	IBB	HBP	BLK	WP	HR	S	P	ERA	WHIP
66 Nik Turley, L ERA: 9.0	(1, 1)	4.0		20	8	4	4	4	0	0	0	0	0	0	46	73	9.00	2.000
50 Chris Heston, R ERA: 16.5	(5, 1)	1.0		4	1	0	0	0	0	0	0	0	0	0	11	17	0.00	1.000
62 Buddy Boshers, L ERA: 2.0	(6, 1)	1.0	H	3	0	0	0	2	0	0	0	0	0	0	8	10	0.00	0.000
9 Matt Belisle, R ERA: 8.59	(7, 1)	0.2	L	7	4	4	4	0	1	0	0	0	0	0	15	23	54.00	7.500
51 Alex Wimmers, R ERA: 4.15	(7, 1)	0.1		3	0	0	0	0	2	0	0	0	0	0	3	11	0.00	6.000

PITCHER		IP	WLS	BF	H	R	ER	SO	BB	IBB	HBP	BLK	WP	HR	S	P	ERA	WHIP
47 Craig Breslow, L ERA: 4.5	(8, 1)	1.0		8	4	5	5	0	0	1	0	0	0	0	18	24	45.00	4.000

Minnesota Twins @ San Francisco Giants

AT&T Park, San Francisco, CA

Sun Jun 11 2017, 1:06 PM - 4:48 PM PDT

Att. 41,321 - Cloudy - 61 F

livebaseballscorecards.com

AB	39
R	13
H	17
RBI	13
BB	4
SO	6
LOB	19

WP: 0 PA: 45
PB: 2
SB: 2
CS: 0

Batter	1	2	3	4	5	6	7	8	9	AB	R	H	RBI	BB	SO	LOB
15 Whit Merrifield, R (1, 4) OBP: 0.332, SLG: 0.459	C SI 90 S CU 76 B SI 90 X CH 82 1-2 ① G4-3		B SI 91 C SI 91 B SI 91 B CH 82 X SI 91 3-1 ① P3		D CU 77 C SI 90 F SI 91 D CH 80 X CH 80 2-2 ② G6-3	B SL 84 X SI 93 1-0 38 1B 1-H 2-H 3-H 3B		C FF 93 X SL 84 0-1 38 BB 1B		5	1	2	3	0	0	4
38 Jorge Bonifacio, R (1, 9) OBP: 0.327, SLG: 0.456	B SI 90 B CH 81 F SI 90 X SI 91 2-1 ② G6-3		F CH 81 X CU 77 0-1 1-2 2-H 3-H 1B		B SI 90 B SI 90 C CH 80 B CH 79 T SI 91 X SI 91 3-2 ③ F9	S SL 87 D SI 92 F SL 86 B SL 86 X SI 93 2-2 3-H 1B		D FF 96 B FF 96 B FF 95 B FF 96 4-0 35 G4-6-3 1-2 BB		4	0	2	3	1	0	1
6 Lorenzo Cain, R (1, 8) OBP: 0.342, SLG: 0.407	B SI 89 X SI 90 1-0 ③ F7		C SI 91 X CH 80 0-1 ② F8			8 1B 35 1B 2 2B 1B F8		B SL 83 F FF 95 F FF 94 S FF 96 1-3 ① K		5	1	1	0	0	1	5
35 Eric Hosmer, L (1, 3) OBP: 0.364, SLG: 0.465		C SI 89 T SI 90 B SI 91 S SL 80 1-3 ① K	B SI 90 B FF 91 C SI 90 F SI 91 F SI 91 S CH 80 2-3 ③ K			1 SAFE X SI 90 0-0 8 1B 2 2B 1-2 1B	B SI 90 B CH 85 S CH 85 B SI 92 B SI 92 4-1 8 2B BB	X FF 95 0-0 ②③ G4-6-3 1-2f		4	1	1	0	1	2	4
13 Salvador Perez, R (1, 2) OBP: 0.311, SLG: 0.505		X CH 82 0-0 8 G5-6-3 1B		B SI 88 X CH 80 1-0 ① F9		C SI 90 B CU 75 B SI 90 F SI 90 S SI 91 2-3 ① K	C SI 92 D SL 86 X SI 92 1-1 ① L9		B FF 94 S SI 93 B SI 93 F CH 86 F SI 94 B FC 91 X SI 94 3-2 8 G4-3 2B	5	0	2	0	0	1	3
8 Mike Moustakas, L (1, 5) OBP: 0.315, SLG: 0.555		T SI 90 B CU 76 D CU 76 X SI 90 2-1 ②③ G5-6-3 1-2f		B CU 76 F SI 90 C CU 77 X CH 80 1-2 ② L7		X CU 76 0-0 2 2B 15 3B 1-2 2-3 1B	F SI 92 X SI 91 0-1 1-3 2B		X FC 91 0-0 ① G4-3 2-3	5	1	2	0	0	0	2
2 Alcides Escobar, R (1, 6) OBP: 0.209, SLG: 0.242			X CU 76 0-0 51 1B 4 1B 38 1B 1B	C SI 89 B CH 80 F CH 80 X SI 90 1-2 ③ F9		X CU 75 0-0 15 3B 1-3 2-H 3-H 2B	C SI 94 X SI 93 0-1 ② G6-3		D SI 95 S FC 90 X FC 88 1-1 ② F9	5	2	2	2	0	0	3
4 Alex Gordon, L (1, 7) OBP: 0.305, SLG: 0.262			B SI 90 B SL 79 C SI 90 F SI 90 F SI 91 X SI 90 2-2 51 1B 38 1B 1-2 1B	F SI 89 B SL 78 X 1-1 2B		0-0 15 3B IBB	0-0 IBB		D FC 91 D CH 88 S FC 90 F SI 95 B FC 92 C SI 94 3-3 ③ K	3	2	2	0	2	1	1
51 Jason Vargas, L (1, 1) OBP: 0.250, SLG: 0.250 34 Travis Wood, R (8, 1)			B SI 90 X SI 91 1-0 38 1B 1-2 2-3 1B		L SL 79 B SI 90 X SL 77 1-1 ① L6	B SL 77 T SI 89 B SI 89 C SI 90 C SI 90 2-3 ② K	S SL 84 X SL 85 0-1 ③ G4-3			4 0	0 0	1 0	0 0	0 0	1 0	7 0
Inning Stats	R: 0 E: 0 K: 0 S: 6 H: 0 LOB: 0 BB: 0 P: 10	R: 0 E: 0 K: 1 S: 6 H: 1 LOB: 0 BB: 0 P: 9	R: 2 E: 0 K: 1 S: 16 H: 4 LOB: 2 BB: 0 P: 24	R: 0 E: 0 K: 0 S: 7 H: 0 LOB: 0 BB: 0 P: 10	R: 0 E: 0 K: 0 S: 10 H: 1 LOB: 1 BB: 0 P: 17	R: 6 E: 0 K: 2 S: 20 H: 6 LOB: 1 BB: 1 P: 29	R: 0 E: 0 K: 0 S: 9 H: 1 LOB: 3 BB: 2 P: 14	R: 0 E: 0 K: 1 S: 6 H: 1 LOB: 1 BB: 1 P: 11	R: 0 E: 0 K: 1 S: 10 H: 1 LOB: 1 BB: 0 P: 17	1B: 10 2B: 4 3B: 1 HR: 0 SF: 0 SAC: 0 DP: 2 HBP: 0						

PITCHER		IP	WLS	BF	H	R	ER	SO	BB	IBB	HBP	BLK	WP	HR	S	P	ERA	WHIP
50 Ty Blach, L ERA: 4.24	(1, 1)	5.2	L	27	10	7	7	4	0	1	0	0	0	0	57	86	11.12	1.765
62 Cory Gearrin, R ERA: 1.67	(6, 1)	1.1		9	3	1	1	0	1	1	0	0	0	0	17	27	6.75	3.000
60 Hunter Strickland, R ERA: 1.82	(8, 1)	1.0		4	1	0	0	1	1	0	0	0	0	0	6	11	0.00	2.000
49 Sam Dyson, R ERA: 11.21	(9, 1)	1.0		4	1	0	0	1	0	0	0	0	0	0	10	17	0.00	1.000

PITCHER	IP	WLS	BF	H	R	ER	SO	BB	IBB	HBP	BLK	WP	HR	S	P	ERA	WHIP

TOP

Kansas City Royals @ San Francisco Giants

AT&T Park, San Francisco, CA

Tue Jun 13 2017, 7:15 PM - 9:53 PM PDT

Att. 41,284 - Clear - 62 F

livebaseballscorecards.com

AB	40
R	8
H	15
RBI	8
BB	4
SO	6
LOB	30

WP: 0 PA: 44
PB: 0
SB: 0
CS: 0

BOTTOM

Batter	1	2	3	4	5	6	7	8	9	AB	R	H	RBI	BB	SO	LOB
2 Denard Span, L (1, 8) OBP: 0.299, SLG: 0.392 49 Sam Dyson, R (9, 1)	C SI 84 X KC 71 0-1 ① F8		B KC 71 C SI 86 B SI 86 C SI 86 F KC 72 X KC 70 2-2 ③ L1			C SI 83 B CH 76 C KC 71 B CH 77 X SI 86 2-2 ① G4-3		F SI 89 X SI 90 0-1 ① F7		4 0	0 0	0 0	0 0	0 0	0 0	0 0
10 Eduardo Núñez, R (1, 5) OBP: 0.324, SLG: 0.415	B SI 85 S CH 79 B CH 79 F SI 86 C SI 86 2-3 ② K			C KC 68 F CH 77 S CH 78 0-3 ① K		B SI 82 B SI 83 F SI 85 B CH 78 X SI 85 3-1 ② 9 F8 2B		F SI 90 F FF 89 X FF 90 0-2 ② L8		4	0	1	0	0	2	0
9 Brandon Belt, L (1, 3) OBP: 0.348, SLG: 0.435	C KC 72 B KC 71 B CH 78 B SI 87 F SI 86 C SI 88 3-3 ③ K			C KC 71 B SI 83 F SI 85 B KC 71 B CH 79 S SI 86 3-3 ② K		C SI 85 X KC 71 0-1 ② F8 2-3		B FC 87 X FC 86 1-0 ③ G4-3		4	0	0	0	0	2	1
28 Buster Posey, R (1, 2) OBP: 0.440, SLG: 0.528 5 Nick Hundley, R (8, 2) OBP: 0.255, SLG: 0.365		C SI 84 B CH 79 X SI 86 1-1 ① 8 G4-3 35 SF8 2B		B CH 79 F SI 86 B KC 72 B SI 86 S CH 79 X CH 79 3-2 ② 8 FC6-4 1B		X KC 71 0-0 ③ G4-3			X SI 88 0-0 ① L8	3 1	1 0	2 0	0 0	0 0	0 0	1 0
8 Hunter Pence, R (1, 9) OBP: 0.278, SLG: 0.331		C KC 71 F SI 86 D KC 72 X CH 80 1-2 ① G4-3 2-3		S CH 79 X CH 79 0-1 ③ FC6-4 1-2f			C KC 68 F CH 82 X CH 76 0-2 ① P4		B SI 90 C SI 90 B CH 82 B FF 88 F FF 87 D FF 92 4-2 BB	3	0	0	0	1	0	2
35 Brandon Crawford, L (1, 6) OBP: 0.289, SLG: 0.381		B KC 74 X KC 73 1-0 ② SF8 3-H			X SI 83 0-0 ① L4		C SI 83 X KC 70 0-1 ② G6-3		X FF 87 0-0 ② L8	3	0	0	1	0	0	1
7 Aaron Hill, R (1, 4) OBP: 0.279, SLG: 0.308		B CH 78 C KC 72 B CH 79 X SI 87 2-1 ③ L5			C SI 83 B SI 83 B SI 83 B CH 78 X SI 85 3-1 ② P5		B SI 84 B CH 76 B SI 85 B SI 84 4-0 53 1B BB		B SI 91 X SI 91 1-0 ③ P3	3	0	0	0	1	0	1
53 Austin Slater, R (1, 7) OBP: 0.438, SLG: 0.571			C SI 83 C SI 84 B CH 78 S CH 78 1-3 ① K		B CH 78 S CH 78 X KC 73 1-1 1B		X SI 84 0-0 1-2 1B			3	0	2	0	0	1	0
50 Ty Blach, R (1, 1) OBP: 0.250, SLG: 0.200 62 Cory Gearrin, R (6, 1) 37 Kelby Tomlinson, R (7, PH) OBP: 0.333, SLG: 0.300 60 Hunter Strickland, R (8, 1) 66 Gorkys Hernández, R (9, 8) OBP: 0.274, SLG: 0.250			B SI 83 B SI 85 C SI 85 X SI 85 2-1 ② G6-3		B CH 78 F SI 85 C SI 86 F CH 79 F KC 73 F CH 78 B SI 86 F SI 86 X CH 77 2-2 ③ P4		C SI 85 B CH 79 S CH 78 S CH 79 1-3 ③ K			2 0 1 0 0	0 0 0 0 0	0 0 0 0 0	0 0 0 0 0	0 0 1 0 0	0 0 0 0 0	1 0 2 0 0

Inning Stats									
	R: 0 E: 0 K: 2 S: 8	H: 0 LOB: 0 BB: 0 P: 13	R: 1 E: 0 K: 0 S: 8	H: 1 LOB: 0 BB: 0 P: 13	R: 0 E: 0 K: 1 S: 9	H: 0 LOB: 0 BB: 0 P: 14	R: 0 E: 0 K: 2 S: 11	H: 1 LOB: 1 BB: 0 P: 17	R: 0 E: 0 K: 0 S: 12	H: 1 LOB: 1 BB: 0 P: 18
	R: 0 E: 0 K: 0 S: 8	H: 1 LOB: 1 BB: 0 P: 13	R: 0 E: 0 K: 1 S: 9	H: 1 LOB: 2 BB: 1 P: 14	R: 0 E: 0 K: 0 S: 6	H: 0 LOB: 0 BB: 0 P: 7	R: 0 E: 0 K: 0 S: 5	H: 0 LOB: 1 BB: 1 P: 10	1B: 3 2B: 2 3B: 0 HR: 0	SF: 1 SAC: 0 DP: 0 HBP: 0	WP: 0 PB: 0 SB: 0 CS: 0	PA: 34

PITCHER	IP	WLS	BF	H	R	ER	SO	BB	IBB	HBP	BLK	WP	HR	S	P	ERA	WHIP
51 Jason Vargas, L (1, 1) ERA: 2.1	7.0	W	27	5	1	1	6	1	0	0	0	0	0	65	102	1.29	0.857
34 Travis Wood, L (8, 1) ERA: 7.61	2.0		7	0	0	0	0	1	0	0	0	0	0	11	17	0.00	0.500

PITCHER	IP	WLS	BF	H	R	ER	SO	BB	IBB	HBP	BLK	WP	HR	S	P	ERA	WHIP

Kansas City Royals @ San Francisco Giants

AT&T Park, San Francisco, CA

Tue Jun 13 2017, 7:15 PM - 9:53 PM PDT

Att. 41,284 - Clear - 62 F

livebaseballscorecards.com

AB	31
R	1
H	5
RBI	1
BB	2
SO	6
LOB	9

Batter	1	2	3	4	5	6	7	8	9	AB	R	H	RBI	BB	SO	LOB
15 Whit Merrifield, R (1, 4) OBP: 0.337, SLG: 0.466	X FF 90 0-0 ① F9		C FF 89 X SL 81 0-1 38 HR 1B	X FF 91 0-0 ② P6		B FF 91 C SL 83 X SI 92 1-1 38 2B 1B		B FF 91 X FF 93 1-0 6 S 6 1B 2B	C FF 96 X SL 85 0-1 ③ FC5-4 1-2f	6	3	3	0	0	0	1
38 Jorge Bonifacio, R (1, 9) OBP: 0.329, SLG: 0.481	C FF 90 B SI 91 F SI 91 B CH 82 B FF 91 X SI 92 3-2 ② F8		1 SAFE B SI 90 X FF 89 1-0 1-H HR	B SI 92 F FF 92 X SI 92 1-1 ③ L3		F SI 91 1 SAFE B FF 91 B CH 79 X SL 84 2-1 6 G5-3 1-H 2B		B CU 76 X CU 77 1-0 ① P2		5	1	2	3	0	0	1
6 Lorenzo Cain, R (1, 8) OBP: 0.351, SLG: 0.426	C FF 91 B SL 85 X SL 82 1-1 1B		C FC 87 X CH 83 0-1 HR		B SI 90 B SI 91 B FF 91 C FF 90 B FF 92 4-1 35 2B BB	B FC 86 X FF 92 1-0 ② G5-3 2-3		B FF 93 B FF 93 B FF 93 X FF 93 3-0 35 1B 8 SF8 2-H 1B		4	2	3	2	1	0	1
35 Eric Hosmer, L (1, 3) OBP: 0.364, SLG: 0.468	X FC 87 0-0 ③ G1-3		C SI 91 B FF 92 S FC 88 F SL 86 F FF 92 B FF 92 F FF 92 F FC 88 X FF 93 2-2 ① L7		C SL 86 1 SAFE C FF 91 B SL 85 X FF 91 1-2 1-3 2B	B SL 79 F FF 96 B SL 78 S FC 90 X FF 96 2-2 ③ G6-3		X FF 93 0-0 8 SF8 1-3 1B		5	0	2	0	0	0	2
8 Mike Moustakas, L (1, 5) OBP: 0.317, SLG: 0.565		B SI 89 S CH 79 S CH 82 B CH 82 B CH 82 F FF 92 X CH 82 3-2 HR	B FF 92 B FC 88 F FF 92 B SL 84 B FC 88 4-1 2 1B BB		F FC 87 B FF 91 T FC 88 T FF 92 1-2 ① K		C FF 95 X FC 90 0-1 ① G1	F CH 80 B CH 83 B CU 75 B CU 75 F FF 93 X SL 80 3-2 ② SF8 2-3 3-H		3	1	1	2	1	1	2
2 Alcides Escobar, R (1, 6) OBP: 0.216, SLG: 0.253		F SL 85 B SI 90 X SI 89 1-1 9 G3-1 2B	B FF 91 S SL 84 X FF 91 1-1 1-2 1B		F SI 93 B SI 93 D FC 86 B SI 93 F FF 93 C FC 88 3-3 ② K		B FF 96 C FF 97 S CH 85 B CH 85 F FF 97 B FC 92 X FF 97 3-2 4 FC6 1B	X FF 95 0-0 ③ G6-3		5	0	3	0	0	1	3
4 Alex Gordon, L (1, 7) OBP: 0.303, SLG: 0.256		X FC 87 0-0 ① L6	C FF 92 F FF 92 S SL 86 0-3 ② K		F FC 89 B FF 93 F FC 89 B FF 93 B FF 91 F FC 87 B FF 93 4-2 BB		1 SAFE B FF 96 F FF 97 F FF 97 F FC 91 X FF 97 1-2 ② FC6 39 FC5 9 1B 1-2f		B FF 95 C FF 94 B SL 83 X FF 97 2-1 ① P4	4	0	0	0	1	1	4
9 Drew Butera, R (1, 2) OBP: 0.263, SLG: 0.375		C SL 85 X FF 90 0-1 ② G3-1 2-3	S SL 84 B FF 92 X SI 92 1-1 ③ G4-3		C SI 94 S FC 87 S FC 87 0-3 ③ K		1 SAFE B FF 95 X FF 95 1-0 39 FC5 1-2 1B		X FF 96 0-0 15 FC5-4 1B	5	0	2	0	0	1	6
39 Jason Hammel, R (1, 1) 47 Peter Moylan, R (7, 1) 26 Mike Minor, R (8, 1) 37 Brandon Moss, L (9, PH) OBP: 0.248, SLG: 0.403 40 Kelvin Herrera, R (9, 1)		C SL 85 F SI 90 B FF 90 S SL 84 1-3 ③ K		F FF 89 S SL 84 B SL 84 X FF 91 1-2 ① L6		X SI 89 0-0 ① G6-3	X FF 95 0-0 ③ FC5 1-2 2-3f		C FF 96 C FF 96 B FF 96 S FF 96 1-3 ② K	4 0 0 1 0	0 0 0 0 0	0 0 0 0 0	0 0 0 1 0	1 0 0 1 0	0 0 0 1 0	3 0 0 1 0
Inning Stats	R: 0 E: 0 K: 0 S: 7 H: 1 LOB: 1 BB: 0 P: 11	R: 1 E: 0 K: 1 S: 12 H: 2 LOB: 1 BB: 0 P: 17	R: 3 E: 0 K: 1 S: 20 H: 4 LOB: 2 BB: 1 P: 29	R: 0 E: 0 K: 0 S: 6 H: 0 LOB: 0 BB: 0 P: 8	R: 0 E: 0 K: 3 S: 16 H: 1 LOB: 3 BB: 2 P: 29	R: 1 E: 0 K: 0 S: 9 H: 2 LOB: 1 BB: 0 P: 15	R: 0 E: 0 K: 0 S: 12 H: 2 LOB: 2 BB: 0 P: 17	R: 2 E: 0 K: 0 S: 8 H: 3 LOB: 1 BB: 0 P: 16	R: 0 E: 0 K: 1 S: 8 H: 1 LOB: 1 BB: 0 P: 11	1B: 9 2B: 4 3B: 0 HR: 3 SF: 1 SAC: 0 DP: 0 HBP: 0						

PITCHER		IP	WLS	BF	H	R	ER	SO	BB	IBB	HBP	BLK	WP	HR	S	P	ERA	WHIP
47 Johnny Cueto, R ERA: 4.57	(1, 1)	5.2	L	30	10	5	5	5	3	0	0	0	0	3	67	104	7.94	2.294
61 Josh Osich, L ERA: 3.31	(6, 1)	1.1		6	2	0	0	0	0	0	0	0	0	0	15	22	0.00	1.500
64 Derek Law, R ERA: 3.72	(8, 1)	1.0		6	3	2	2	0	0	0	0	0	0	0	8	16	18.00	3.000
60 Hunter Strickland, R ERA: 1.75	(9, 1)	1.0		4	1	0	0	1	0	0	0	0	0	0	8	11	0.00	1.000

PITCHER	IP	WLS	BF	H	R	ER	SO	BB	IBB	HBP	BLK	WP	HR	S	P	ERA	WHIP

Kansas City Royals @ San Francisco Giants

AT&T Park, San Francisco, CA

Wed Jun 14 2017, 12:46 PM - 3:49 PM PDT

Att. 41,144 - Sunny - 68 F

TOP

livebaseballscorecards.com

AB	42
R	7
H	16
RBI	7
BB	3
SO	6
LOB	24

WP: 0 PB: 0 SB: 1 CS: 0 PA: 46

Batter	1	2	3	4	5	6	7	8	9	AB	R	H	RBI	BB	SO	LOB
2 Denard Span, L (1, 8) OBP: 0.308, SLG: 0.394	C FF 93 B FF 94 F FF 93 F SL 85 S SL 85 1-3 K ①		C FF 93 H CU 79 1-1 10 G4-3 HBP		X SI 92 0-0 35 WP 28 1B 1B		C CU 76 X FF 93 0-1 P2 ②		C FF 99 T FF 99 F FF 99 D SI 92 B FF 99 X FF 98 2-2 9 G4-6-3 10 1B 1-2 1B	4	0	2	0	0	1	0
10 Eduardo Núñez, R (1, 5) OBP: 0.326, SLG: 0.419	B CU 78 S SL 86 X SI 93 1-1 G6-3 ②		D SL 86 S SL 86 1 SAFE C FF 93 1 SAFE F FF 93 1 SAFE F SL 84 X SL 86 1-2 G4-3 ② 1-2		C SL 86 1 SAFE C FF 93 X FF 92 0-2 L9 ①		B FF 94 F CU 77 X SL 84 1-1 2B		F FF 98 F FF 98 F FF 100 F CH 91 F FF 99 X SL 89 0-2 9 G4-6-3 1-2 2-H 1B	5	0	2	1	0	0	2
9 Brandon Belt, L (1, 3) OBP: 0.345, SLG: 0.428	B FF 92 X SL 84 1-0 P5 ③		B SL 86 F FF 93 F SL 86 D SL 86 X FF 93 2-2 P4 ③		1 SAFE B FF 92 X FF 93 1-0 P2 ②		C SL 86 B FF 93 B FF 92 S SL 87 F SL 86 B SL 86 B SL 86 4-2 BB		X FF 100 0-0 G4-6-3 ①② 1-2f 2-3	4	0	0	0	1	0	4
28 Buster Posey, R (1, 2) OBP: 0.435, SLG: 0.520		F FF 92 B FF 93 B FF 94 X SL 85 2-1 G6-3 ①		B CU 79 B FF 94 C FF 94 B SI 94 C SL 87 T FF 93 3-2 K ①	S SL 86 X FF 92 0-1 35 WP 1-2 1B		S SL 79 X SL 80 0-1 G1-3 ③		B FF 98 B FF 98 C FF 99 F FF 96 S FF 99 2-3 K ③	5	0	1	0	0	2	3
35 Brandon Crawford, L (1, 6) OBP: 0.293, SLG: 0.380		B SL 85 C FF 94 B SL 86 F SL 85 F FF 93 X FF 93 2-2 G3 ②		X SL 87 0-0 12 1B 53 1B 1B	C SL 86 S FF 93 B SL 85 S SL 87 1-3 K ③ 1-2 2-3			B SL 90 B FF 95 B FF 95 B FF 94 4-0 8 FC5-4 BB		3	1	1	0	1	1	2
8 Hunter Pence, R (1, 9) OBP: 0.277, SLG: 0.329		C CU 79 B SL 86 S SL 86 B SL 85 X SL 84 2-2 12 1B 1B		F FF 94 D SL 87 X FF 93 1-1 L9 ②		B CU 75 C CU 76 S SL 84 B FF 93 B FF 93 S SL 85 3-3 K ①		C FF 95 F SL 90 F KC 84 B FF 96 D KC 84 F SL 89 X CH 88 2-2 FC5-4 ① 12 G2-3 1-2f	4	0	1	0	0	1	2
12 Joe Panik, L (1, 4) OBP: 0.329, SLG: 0.382		C FF 93 X CU 79 0-1 1-2 1B		F SI 94 F FF 93 X FF 94 0-2 53 1B 1-3 1B		B SL 86 X SI 93 1-0 F7 ②		X SL 90 0-0 G2-3 ② 1-2	4	0	2	0	0	0	1
53 Austin Slater, R (1, 7) OBP: 0.417, SLG: 0.531		X SL 86 0-0 G4-3 ③		F SL 87 B SL 86 B SI 94 X SL 86 2-1 1-3 3-H 1B		B FF 93 X SL 84 1-0 F7 ③		B FF 95 B KC 82 X SL 88 2-0 F7 ③	4	0	1	1	0	0	3
47 Johnny Cueto, R (1, 1) OBP: 0.074, SLG: 0.040 61 Josh Osich, L (6, 1) 37 Kelby Tomlinson, R (7, PH) OBP: 0.326, SLG: 0.293 64 Derek Law, R (8, 1) 60 Hunter Strickland, R (9, 1) 7 Aaron Hill, R (9, PH) OBP: 0.274, SLG: 0.302			X FF 92 0-0 G6-3 ①	C FF 94 S SL 88 X SL 86 0-2 G1-3 ③			B SL 85 X FF 92 1-0 B1-3 ①		C FF 97 F FF 97 F SL 88 X FF 100 0-2 E6 2 1B 10 1B	2 0 1 0 0 1	0 0 0 0 0 1	0 0 0 0 0 1	0 0 0 0 0 1	0 0 0 0 0 1	0 0 0 0 0 0	2 0 0 0 0 0
Inning Stats	R: 0 E: 0 K: 1 S: 7 H: 0 LOB: 0 BB: 0 P: 10	R: 0 E: 0 K: 0 S: 12 H: 2 LOB: 2 BB: 0 P: 18	R: 0 E: 0 K: 0 S: 10 H: 0 LOB: 1 BB: 0 P: 14	R: 1 E: 0 K: 1 S: 14 H: 3 LOB: 2 BB: 1 P: 20	R: 0 E: 0 K: 1 S: 10 H: 2 LOB: 2 BB: 0 P: 12	R: 0 E: 0 K: 1 S: 5 H: 0 LOB: 0 BB: 0 P: 10	R: 0 E: 0 K: 0 S: 10 H: 1 LOB: 2 BB: 1 P: 16	R: 0 E: 0 K: 0 S: 7 H: 0 LOB: 1 BB: 1 P: 15	R: 1 E: 1 K: 1 S: 18 H: 2 LOB: 1 BB: 0 P: 22	1B: 9 2B: 1 3B: 0 HR: 0	SF: 0 SAC: 0 DP: 1 HBP: 1			WP: 1 PB: 0 SB: 0 CS: 0	PA: 40		

PITCHER		IP	WLS	BF	H	R	ER	SO	BB	IBB	HBP	BLK	WP	HR	S	P	ERA	WHIP
39 Jason Hammel, R ERA: 5.05	(1, 1)	6.2	W	30	8	1	1	4	1	0	1	0	1	0	66	98	1.35	1.350
47 Peter Moylan, R ERA: 6.95	(7, 1)	0.1	H	1	0	0	0	0	0	0	0	0	0	0	2	2	0.00	0.000
26 Mike Minor, L ERA: 2.18	(8, 1)	1.0		4	0	0	0	0	1	0	0	0	0	0	7	15	0.00	1.000
40 Kelvin Herrera, R ERA: 5.13	(9, 1)	1.0		5	2	1	0	1	0	0	0	0	0	0	18	22	0.00	2.000

PITCHER	IP	WLS	BF	H	R	ER	SO	BB	IBB	HBP	BLK	WP	HR	S	P	ERA	WHIP

BOTTOM

Kansas City Royals @ San Francisco Giants

AT&T Park, San Francisco, CA

Wed Jun 14 2017, 12:46 PM - 3:49 PM PDT

Att. 41,144 - Sunny - 68 F

livebaseballscorecards.com

AB	37
R	2
H	10
RBI	2
BB	2
SO	5
LOB	19

Batter	1	2	3	4	5	6	7	8	9	AB	R	H	RBI	BB	SO	LOB
2 Denard Span, L (1, 8) OBP: 0.309, SLG: 0.392	C FF 95 C FF 96 S CU 79 0-3 ① K	S CU 77 F CU 76 X FF 96 0-2 ③ L6		B FF 93 B CH 84 B FF 94 C FF 92 F FF 93 F FF 94 X FF 95 3-2 ② L9		B FF 94 X FF 95 1-0 ③ G1-3		B SL 86 X SL 87 1-0 66 FC6-4 1B	B CU 76 B FF 93 X FF 93 2-0 29 S, 66 WP, 29 S 1-3 1B	6	0	2	0	0	1	5
10 Eduardo Núñez, R (1, 5) OBP: 0.324, SLG: 0.416 66 Gorkys Hernández, R (7, PR) OBP: 0.270, SLG: 0.248 (7, 7)	B CU 78 X FF 95 1-0 ② G6-3		C FF 94 F FF 93 X FF 95 0-2 ① F9	D CU 75 X FF 94 1-0 ③ F8			C SL 90 S FF 95 X SL 90 0-2 28 HR 1B	B CU 75 B FF 93 F FF 94 X FF 93 2-1 ① FC6-4 9 BB, 50 1B 1-2f	S SL 84 L SL 86 B SL 84 X FF 96 1-2 ② SF8 1-2 3-H	4 1	0 2	1 0	0 1	0 0	0 0	2 1
9 Brandon Belt, L (1, 3) OBP: 0.345, SLG: 0.421	C FF 97 F CH 88 B FF 96 B FF 96 B CU 78 X CH 89 3-2 ③ G3		B FF 95 C FF 93 X FF 96 1-1 ② G3		C CU 78 X CH 88 0-1 ① F7		C FF 95 S CH 89 C FF 97 0-3 ① K	B FF 93 B CU 74 B FF 93 B FF 94 4-0 50 1B, 35 HR BB 1-2	0-0 29 S IBB	4	1	0	0	2	1	1
28 Buster Posey, R (1, 2) OBP: 0.440, SLG: 0.545 61 Josh Osich, L (7, 1) 50 Ty Blach, R (8, PH) OBP: 0.280, SLG: 0.238 57 Bryan Morris, L (8, 1) 29 Jeff Samardzija, R (9, PH) OBP: 0.074, SLG: 0.111 60 Hunter Strickland, R (9, 1)		B FF 96 F FF 95 B FF 96 F FF 96 B CU 76 X FF 94 3-2 ① G5-3	X FF 95 0-0 8 1B 2B		C FF 96 F FF 96 F FF 95 B CU 78 B CH 87 F FF 96 X FF 95 2-2 35 1B 1B		F SL 91 D SL 90 B FF 95 F FF 96 X SL 90 2-2 1-H HR	B SI 92 X SI 91 1-0 35 HR 1B 1-2 2-H	B SL 85 B FF 94 S FF 93 F SL 84 D FF 94 3-2 ③ S 1-2 2-H	4 0 1 0 1 0	1 0 1 0 0 0	3 0 1 0 0 0	2 0 1 0 0 0	0 0 0 0 0 0	0 0 0 0 0 0	0 0 0 0 2 0
8 Hunter Pence, R (1, 9) OBP: 0.280, SLG: 0.328		C FF 94 B CH 87 B CU 77 F FF 95 B CU 79 F FF 95 B FF 97 4-2 53 1B, 12 1B, 45 BB BB	C FF 93 B CH 86 B FF 95 X CU 75 2-1 2-3 1B		D CU 76 C CU 76 C FF 94 B CU 78 F FF 94 F FF 95 C CU 77 2-3 ② K		B FF 97 C FF 96 B SL 89 F FF 96 X CH 89 2-2 ② G4-3	X SL 85 0-0 ② L8	4	1	1	0	1	1	4
35 Brandon Crawford, L (1, 6) OBP: 0.300, SLG: 0.407		B FF 93 F CH 87 X CH 86 1-1 ② P5	X CU 75 0-0 ③ F9		B FF 94 F FF 94 B CU 76 X CH 85 2-1 1-2 1B		X FF 96 0-0 2B	S FF 94 B FF 95 D FF 93 X FF 96 2-2 1-H 2-H HR		5	1	3	3	0	0	3
12 Joe Panik, L (1, 4) OBP: 0.331, SLG: 0.380		C FF 94 B FF 94 X FF 94 1-1 45 BB, 53 1B 1-2 1B	C CU 76 B CH 85 X FF 94 1-1 ① G4-3	C CU 74 S CH 86 X FF 95 0-2 ③ F7			C CU 74 D SL 87 D FF 92 B FF 92 B FF 93 4-1 BB	C FF 95 F FF 94 F FF 96 F FF 94 F SL 78 F FF 96 F FF 97 X FF 97 0-2 ③ F9		4	0	1	0	1	0	2
53 Austin Slater, R (1, 7) OBP: 0.463, SLG: 0.568 (7, 5)		S CU 76 B CU 74 X FF 93 1-1 45 BB 1-2 2-3 1B	B FF 96 S CU 76 B SL 81 B FF 95 C FF 95 X FF 95 3-2 7 BB 1B			C FF 96 B SL 88 X SL 89 1-1 37 G4-6-3 1B	D SL 88 B FF 93 X FF 93 2-0 ③ G4-3		C CU 74 F SL 85 X SL 84 0-2 2 1B, 66 SF8 1B	5	1	4	0	0	0	2
45 Matt Moore, L (1, 1) OBP: 0.136, SLG: 0.095 7 Aaron Hill, R (4, PH) OBP: 0.286, SLG: 0.302 70 George Kontos, R (4, 1) 37 Kelby Tomlinson, R (6, PH) OBP: 0.318, SLG: 0.286 62 Cory Gearrin, R (6, 1) 5 Nick Hundley, R (7, 2) OBP: 0.259, SLG: 0.396		C CU 76 F CU 75 D CU 76 F FF 93 F FF 94 B CU 76 B FF 94 B FF 93 4-2 1-2 2-3 3-H BB		D CU 77 C FF 93 B CU 75 F FF 93 B FF 92 B FF 93 4-2 1-2 BB		X FF 95 0-0 ① ② G4-6-3 1-2f		C FF 93 C FF 93 B FF 94 F CU 75 X FF 93 1-2 HR	C FF 93 F SL 84 F SL 83 D SL 85 B FF 94 S FF 94 2-3 ① K	0 0 0 0 1 0 2	0 0 0 0 0 0 1	0 0 0 0 0 0 1	1 1 0 0 0 0 1	1 0 0 0 0 0 0	0 0 0 0 0 0 1	0 0 0 0 1 0 1

Inning Stats																							
	R: 0	E: 0	K: 1	S: 7	H: 0	LOB: 0	BB: 0	P: 11	R: 1	E: 0	K: 0	S: 19	H: 2	LOB: 3	BB: 2	P: 33	R: 0	E: 0	K: 0	S: 9	H: 2	LOB: 2	BB: 0	P: 12
	R: 0	E: 0	K: 0	S: 12	H: 1	LOB: 2	BB: 1	P: 24	R: 0	E: 0	K: 1	S: 17	H: 2	LOB: 2	BB: 0	P: 23	R: 0	E: 0	K: 0	S: 4	H: 1	LOB: 0	BB: 0	P: 6
	R: 2	E: 0	K: 1	S: 15	H: 3	LOB: 2	BB: 1	P: 25	R: 5	E: 0	K: 0	S: 20	H: 4	LOB: 0	BB: 1	P: 31	R: 1	E: 0	K: 1	S: 13	H: 2	LOB: 2	BB: 1	P: 21

	1B: 12	2B: 2	3B: 0	HR: 3	SF: 1	SAC: 0	DP: 1	HBP: 0	WP: 1	PB: 0	SB: 2	CS: 0	PA: 49

PITCHER		IP	WLS	BF	H	R	ER	SO	BB	IBB	HBP	BLK	WP	HR	S	P	ERA	WHIP
34 Jeff Hoffman, R ERA: 2.25	(1, 1)	5.0		25	7	1	1	2	3	0	0	0	0	0	64	103	1.80	2.000
45 Scott Oberg, R ERA: 5.81	(6, 1)	1.2		8	4	2	2	1	0	0	0	0	0	1	17	23	10.80	2.400
38 Mike Dunn, L ERA: 5.82	(7, 1)	0.2		6	2	3	3	0	2	0	0	0	0	1	9	23	40.50	6.000
50 Chad Qualls, R ERA: 4.6	(8, 1)	0.1		2	1	0	0	0	0	0	0	0	0	0	2	3	0.00	3.000
51 Jake McGee, L ERA: 1.63	(8, 1)	0.1	H	2	1	2	2	0	0	0	0	0	0	1	11	13	54.00	3.000

PITCHER		IP	WLS	BF	H	R	ER	SO	BB	IBB	HBP	BLK	WP	HR	S	P	ERA	WHIP
56 Greg Holland, R ERA: 1.4	(9, 1)	1.0	W	6	2	1	1	1	0	1	0	0	1	0	13	21	9.00	2.000

TOP

San Francisco Giants @ Colorado Rockies

Coors Field, Denver, CO

Thu Jun 15 2017, 6:44 PM - 10:38 PM MDT

Att. 40,747 - Partly Cloudy - 86 F

livebaseballscorecards.com

AB	42
R	9
H	17
RBI	9
BB	6
SO	4
LOB	24

BOTTOM

San Francisco Giants @ Colorado Rockies

Coors Field, Denver, CO

Thu Jun 15 2017, 6:44 PM - 10:38 PM MDT

Att. 40,747 - Partly Cloudy - 86 F

livebaseballscorecards.com

Batter	1	2	3	4	5	6	7	8	9	AB	R	H	RBI	BB	SO	LOB
19 Charlie Blackmon, L (1, 8) OBP: 0.380, SLG: 0.611	C FF 91 F FF 94 B FF 94 X FF 93 1-2 E2 9 1B 1B	C KC 79 B FF 92 B FF 94 T FF 94 B FF 93 B FF 93 4-2 9 1B 28 2B BB	X FF 92 0-0 9 1B 3B	B FF 90 X FC 85 1-0 ③ F9				C CU 84 B FF 94 B FC 92 F FC 92 B FF 94 B FC 91 4-2 9 FC4-6 BB		3	3	2	0	2	0	0
9 DJ LeMahieu, R (1, 4) OBP: 0.350, SLG: 0.372	B FF 93 F FF 93 F FF 94 X CH 86 1-2 2-H 28 2B 1B	B FF 93 1 SAFE C FF 93 L CH 86 F FF 94 1 SAFE 1 SAFE X FF 93 1-2 28 2B 1B	X FF 94 0-0 3-H 1B			X SI 92 0-0 28 2B 1B		1 SAFE C CU 83 S CU 83 X FC 91 0-2 ① FC4-6 28 CS 1-2f		5	3	4	2	0	0	1
28 Nolan Arenado, R (1, 5) OBP: 0.346, SLG: 0.553	1 SAFE B FF 92 S CH 86 F FF 94 X FF 94 1-2 1-H 12 1B 2B	C CH 85 B FF 92 X CH 86 1-1 1-H 20 2B 2-H 2B	B FF 92 F FF 92 B FF 93 F FF 93 S KC 82 3-3 ② K			B SL 86 B SI 92 X SI 92 2-0 1-H 2B		C FC 90 S FC 90 D CU 84 B FC 89 B FC 89 1 SAFE F CU 84 S FC 88 3-3 ② ③ K 1-2		5	2	3	4	0	2	2
12 Mark Reynolds, R (1, 3) OBP: 0.382, SLG: 0.557	S KC 82 X KC 82 0-1 27 F9 20 1B 2-H 1B	S FF 92 F KC 82 S FF 94 0-3 ① K	S FF 92 B FF 93 C KC 82 B FF 93 S FF 93 2-3 ③ K			B SL 86 F SL 87 S FF 93 S SL 87 1-3 ① K			C SL 81 X SL 86 0-1 5 BB 7 1B 1B	5	1	2	1	0	3	3
20 Ian Desmond, R (1, 7) OBP: 0.318, SLG: 0.404	B FF 92 B FF 92 F FF 92 F FF 93 F FF 93 X KC 82 2-2 7 S 1-2 1B	C FF 93 B FF 94 X FF 93 1-1 7 1B 2-H 2B		S SL 82 F FC 88 S SL 84 0-3 ① K		F SI 92 B SI 93 T SL 86 B SL 88 S SL 86 2-3 ② K			F FF 97 C SL 85 X SL 86 0-2 ① P3	5	1	2	1	0	2	2
27 Trevor Story, R (1, 6) OBP: 0.308, SLG: 0.395 38 Mike Dunn, L (7, 1) 50 Chad Qualls, R (8, 1) 51 Jake McGee, L (8, 1) 56 Greg Holland, R (9, 1) 5 Carlos González, L (9, PH) OBP: 0.295, SLG: 0.336	C KC 80 F FF 93 X FF 93 0-2 ① F9 2-3	S KC 81 F FF 93 S FF 93 0-3 ② K		C SL 82 B FC 87 B FC 91 X FC 86 2-1 ② G1-3		C SI 93 B SL 87 F SI 93 F SL 86 B SL 85 S SL 88 2-3 ③ K			B FF 97 B FF 97 B SI 97 B SI 96 4-0 7 1B 1-2 BB	4 0 0 0 0 0	0 0 0 0 0 0	0 0 0 0 0 0	0 0 0 0 0 1	2 0 0 0 0 0	4 0 0 0 0 0
7 Raimel Tapia, L (1, 9) OBP: 0.375, SLG: 0.357	1 SAFE C FF 92 F FF 93 S CH 83 0-3 ② K 1-2	X FF 94 0-0 23 WP 2-H 1B		B FC 86 B FF 90 X SL 85 2-0 ③ F7			B SL 78 B FF 95 B FF 96 C FF 95 F FF 97 F FF 98 X FF 97 3-2 ① F7		C SL 82 X SL 82 0-1 1-2 2-H 1B	5	0	2	2	0	1	2
23 Tom Murphy, R (1, 2)	0-0 IBB	C FF 92 B FF 94 T FF 94 F FF 93 B KC 83 F FF 94 X KC 82 2-2 ③ F7 1-3			C FC 86 S SL 84 S SL 83 0-3 ① K		C SL 81 B FF 95 F FF 97 B CH 85 B FF 97 X SL 80 3-2 ② G5-3			3	0	0	0	1	1	1
34 Jeff Hoffman, R (1, 1) OBP: 0.077, SLG: 0.077 2 Alexi Amarista, L (5, PH) OBP: 0.329, SLG: 0.474 45 Scott Oberg, R (6, 1) 4 Pat Valaika, R (7, 6) OBP: 0.257, SLG: 0.486	F FF 92 S CH 82 S KC 82 0-3 ③ K		C FF 91 F FF 90 S KC 82 0-3 ① K		X FC 84 0-0 ② G3		B FF 97 S SL 80 F FF 97 F SL 80 X FF 98 1-2 ③ L9			2 1 0 1	0 0 0 0	0 0 0 0	0 0 0 0	0 0 0 0	2 0 0 0	3 0 0 0
Inning Stats	R: 3 E: 1 K: 2 S: 24 H: 5 LOB: 3 BB: 1 P: 29	R: 4 E: 0 K: 2 S: 22 H: 4 LOB: 1 BB: 1 P: 31	R: 1 E: 0 K: 3 S: 11 H: 2 LOB: 1 BB: 0 P: 16	R: 0 E: 0 K: 1 S: 6 H: 0 LOB: 0 BB: 0 P: 10	R: 0 E: 0 K: 1 S: 5 H: 0 LOB: 0 BB: 0 P: 6	R: 1 E: 0 K: 3 S: 12 H: 2 LOB: 1 BB: 0 P: 19	R: 0 E: 0 K: 0 S: 11 H: 0 LOB: 0 BB: 0 P: 18	R: 0 E: 0 K: 1 S: 9 H: 0 LOB: 1 BB: 1 P: 16	R: 1 E: 0 K: 0 S: 7 H: 2 LOB: 2 BB: 1 P: 11	1B: 10 2B: 5 3B: 1 HR: 0 SF: 0 SAC: 0 DP: 1 HBP: 0						

AB	39
R	10
H	15
RBI	10
BB	4
SO	13
LOB	18

WP: 1 PA: 43
PB: 0
SB: 1
CS: 1

PITCHER		IP	WLS	BF	H	R	ER	SO	BB	IBB	HBP	BLK	WP	HR	S	P	ERA	WHIP
45 Matt Moore, L ERA: 6.0	(1, 1)	3.0		22	11	8	8	7	1	1	0	0	1	0	57	76	24.00	4.000
70 George Kontos, R ERA: 3.41	(4, 1)	2.0		6	0	0	0	2	0	0	0	0	0	0	11	16	0.00	0.000
62 Cory Gearrin, R ERA: 1.93	(6, 1)	1.0		5	2	1	1	3	0	0	0	0	0	0	12	19	9.00	2.000
61 Josh Osich, L ERA: 3.12	(7, 1)	1.0		3	0	0	0	0	0	0	0	0	0	0	11	18	0.00	0.000
57 Bryan Morris, R ERA: 3.44	(8, 1)	1.0		3	0	0	0	1	1	0	0	0	0	0	9	16	0.00	1.000

PITCHER		IP	WLS	BF	H	R	ER	SO	BB	IBB	HBP	BLK	WP	HR	S	P	ERA	WHIP
60 Hunter Strickland, R ERA: 2.08	(9, 1)	0.1	L	4	2	1	1	0	1	0	0	0	0	0	7	11	27.00	9.000

San Francisco Giants @ Colorado Rockies

Coors Field, Denver, CO

Fri Jun 16 2017, 6:45 PM - 9:54 PM MDT

Att. 46,632 - Partly Cloudy - 93 F

livebaseballscorecards.com

TOP

Batter	1	2	3	4	5	6	7	8	9	AB	R	H	RBI	BB	SO	LOB
2 Denard Span, L (1, 8) OBP: 0.311, SLG: 0.420	X FF 93 0-0 ① G3		C FF 92 B SL 84 X SL 85 1-1 HR		F FF 95 B FF 95 X FF 96 1-1 ③ G1-3			B SI 92 C FF 91 B FC 90 X FC 89 2-1 12 2B 3B	B FF 93 C SL 85 B FF 94 S SL 86 F SL 86 S SL 85 2-3 ② K	5	2	2	1	0	1	2
12 Joe Panik, L (1, 4) OBP: 0.336, SLG: 0.407	C FF 92 B FF 93 X FF 93 1-1 HR		X FF 95 0-0 ③ G3			C FF 92 B CH 84 B FF 92 X FF 94 2-1 9 G3 8 G4-3 2B		F FF 93 X CH 85 0-1 8 E 3-H 2B	S SL 86 B SL 85 F SL 86 X FF 95 1-2 ③ G4-3	5	3	3	2	0	0	2
9 Brandon Belt, L (1, 3) OBP: 0.340, SLG: 0.414	F FF 93 S FF 94 B FF 94 B FF 93 C FF 95 2-3 ② K			B FF 94 C FF 91 F FF 90 B FF 95 B FF 94 S FF 94 3-3 ① K		B FF 92 X FF 92 1-0 ① G3 2-3		X FC 87 0-0 ② F8		4	0	0	0	0	2	2
8 Hunter Pence, R (1, 9) OBP: 0.285, SLG: 0.331	C SL 85 B FF 93 C FF 94 X FF 94 1-2 ③ G3-1			C FF 92 X FF 93 0-1 35 CS 1B		X FF 95 0-0 ② G4-3 3-H		B CH 86 F SI 91 B FC 88 B CH 85 S CH 85 X CH 85 3-2 E7 2-H 1B		4	0	2	2	0	0	0
35 Brandon Crawford, L (1, 6) OBP: 0.294, SLG: 0.399		B SL 82 B SL 82 C FF 92 X FF 94 2-1 ① G3		B FF 92 F FF 93 S FF 94 B FF 93 B FF 96 S FF 94 3-3 ②③ K 1-2		B CH 86 B FF 94 B FF 96 C FF 94 T FF 95 S FF 95 3-3 ③ K		C SI 92 B FF 91 S CH 85 X FC 89 1-2 ③ F7		4	0	0	0	0	2	2
5 Nick Hundley, R (1, 2) OBP: 0.259, SLG: 0.391		B FF 94 B FF 94 B FF 94 C FF 96 F FF 95 S FF 95 3-3 ② K			F FF 93 C FF 92 B FF 96 B SL 86 X SL 83 2-2 7 G4-6-3 1B		B FF 95 B SI 93 C FF 94 C SI 95 S SL 87 2-3 ① K		X FF 92 0-0 ① P3	4	0	1	0	0	2	0
7 Aaron Hill, R (1, 5) OBP: 0.273, SLG: 0.286 49 Sam Dyson, R (8, 1) 66 Gorkys Hernández, R (9, PH) OBP: 0.276, SLG: 0.272		B FF 95 C SL 84 C FF 94 F SL 86 F FF 94 B FF 94 B FF 94 X FF 95 3-2 ③ F8			B FF 92 X FF 91 1-0 ①② G4-6-3 1-2f		C ST 81 S SL 87 B SI 95 F ST 82 B FF 95 X SL 85 2-2 ② P6		C FF 91 X FF 92 0-1 53 1B 3B	3 0 1	0 0 1	0 0 1	0 0 0	0 0 0	0 0 0	1 0 0
53 Austin Slater, R (1, 7) OBP: 0.467, SLG: 0.550			C FF 92 F FF 89 B FF 96 X FF 95 1-2 ① G4-3		B FF 92 B FF 93 B FF 95 B FF 95 4-0 29 HR BB		C FF 94 B ST 81 F ST 81 F FF 93 B SL 86 F FF 94 S ST 83 2-3 ③ K		C FF 92 B SL 85 D SL 82 X FF 93 2-1 28 BB 3-H 1B	3	1	1	1	1	1	0
29 Jeff Samardzija, R (1, 1) OBP: 0.103, SLG: 0.241 37 Kelby Tomlinson, R (7, 5) OBP: 0.311, SLG: 0.279 64 Derek Law, R (7, 1) 28 Buster Posey, R (9, PH) OBP: 0.443, SLG: 0.545 50 Ty Blach, R (9, PR) OBP: 0.280, SLG: 0.238			C FF 94 C SL 76 S SL 84 0-3 ② K		B FF 92 B FF 93 X FF 95 2-0 1-H HR			B FF 92 B SI 91 X FF 92 2-0 ① G6-3	B FF 92 D SL 84 B FF 92 B FF 92 4-0 1-2 BB	2 1 0 0 0	1 0 0 0 0	1 0 0 0 0	2 0 0 0 0	0 0 0 1 0	1 0 0 0 0	0 0 0 0 0

	AB	36
	R	8
	H	11
	RBI	8
	BB	2
	SO	9
	LOB	9

Inning Stats	1	2	3	4	5	6	7	8	9
	R: 1 E: 0 K: 1 S: 9	H: 1 LOB: 0 BB: 0 P: 13	R: 0 E: 0 K: 1 S: 10	H: 0 LOB: 0 BB: 0 P: 18	R: 1 E: 0 K: 1 S: 9	H: 1 LOB: 0 BB: 0 P: 11	R: 0 E: 0 K: 2 S: 8	H: 1 LOB: 1 BB: 0 P: 14	R: 2 E: 0 K: 0 S: 7	H: 2 LOB: 0 BB: 1 P: 17	R: 1 E: 0 K: 1 S: 7	H: 1 LOB: 0 BB: 0 P: 13	R: 0 E: 0 K: 2 S: 12	H: 0 LOB: 0 BB: 0 P: 18	R: 2 E: 1 K: 0 S: 12	H: 3 LOB: 1 BB: 0 P: 20	R: 1 E: 0 K: 1 S: 12	H: 2 LOB: 2 BB: 1 P: 21

	1B: 4	SF: 0	WP: 0	PA: 38
	2B: 3	SAC: 0	PB: 0	
	3B: 2	DP: 2	SB: 0	
	HR: 3	HBP: 0	CS: 1	

PITCHER		IP	WLS	BF	H	R	ER	SO	BB	IBB	HBP	BLK	WP	HR	S	P	ERA	WHIP
49 Antonio Senzatela, R ERA: 4.1	(1, 1)	6.0	W	23	6	5	5	6	1	0	0	0	0	3	50	86	7.50	1.167
0 Adam Ottavino, R ERA: 2.96	(7, 1)	1.0	H	3	0	0	0	2	0	0	0	0	0	0	12	18	0.00	0.000
52 Chris Rusin, L ERA: 2.68	(8, 1)	1.0		6	3	2	2	0	0	0	0	0	0	0	12	20	18.00	3.000
56 Greg Holland, R ERA: 1.69	(9, 1)	1.0	S	6	2	1	1	1	1	0	0	0	0	0	12	21	9.00	3.000

PITCHER		IP	WLS	BF	H	R	ER	SO	BB	IBB	HBP	BLK	WP	HR	S	P	ERA	WHIP

BOTTOM

San Francisco Giants @ Colorado Rockies

Coors Field, Denver, CO

Fri Jun 16 2017, 6:45 PM - 9:54 PM MDT

Att. 46,632 - Partly Cloudy - 93 F

livebaseballscorecards.com

Batter	1	2	3	4	5	6	7	8	9	AB	R	H	RBI	BB	SO	LOB
19 Charlie Blackmon, L (1, 8) OBP: 0.380, SLG: 0.618	C FC 91 S SL 85 B SL 85 S SL 88 1-3 K ①		F KC 80 B SL 87 F SL 88 B SI 97 X SL 90 2-2 9 2B 2B		B SL 85 X SI 94 1-0 9 1B 2-H 3B	C SL 84 B SL 83 B SL 87 C SL 86 F FF 94 F SL 87 S SL 86 2-3 K ③		X FC 91 0-0 L9 ②		5	2	2	1	0	2	0
9 DJ LeMahieu, R (1, 4) OBP: 0.361, SLG: 0.385	C FC 91 B SI 92 F FC 91 B SL 90 X SL 87 2-2 28 2B 1B		C SI 94 X FF 94 0-1 2-H 2B		X FF 95 0-0 28 1B 20 HR 3-H 1B		B KC 75 C SL 86 F KC 76 B SI 93 F SI 93 B SL 90 B SL 88 4-2 5 1B 28 PB 20 SF8 BB	C FC 92 X FC 90 0-1 28 S 1B		4	2	4	2	1	0	0
28 Nolan Arenado, R (1, 5) OBP: 0.347, SLG: 0.554	C SL 86 X FF 94 0-1 1-3 2B		C SI 94 S SL 90 F FC 91 X FC 91 0-2 P4 ②		S FC 91 S FS 88 B FF 94 X FF 94 1-2 20 HR 1-2 1B		D CU 73 S SL 79 B SL 79 C SL 80 S SL 80 2-3 K ① 1-2	1 SAFE B SI 96 F FC 90 1 SAFE C SI 97 B FC 91 B FC 90 F SI 96 F FC 91 3-3 S FC 92 K ③ 1-2		5	1	2	0	0	2	3
5 Carlos González, L (1, 9) OBP: 0.295, SLG: 0.335	F FC 91 T FC 92 X FF 93 0-2 L6 ②		B FC 92 B FF 93 C FF 94 F FF 95 F FF 96 B SL 86 X SI 96 3-2 G3 ③		C SI 94 X SI 94 0-1 F8 ②		C FF 94 X FF 94 0-1 7 1B 7 E 2-3 1B			4	1	1	0	0	0	5
20 Ian Desmond, R (1, 3) OBP: 0.317, SLG: 0.420	F SL 87 B FF 94 F FF 94 S FF 94 1-3 K ③			B KC 77 X FC 91 1-0 L8 ①	F SI 96 B FF 95 F FF 95 X FC 91 1-2 1-H 2-H HR		X SL 81 0-0 SF8 ② 3-H			3	1	1	4	0	1	2
7 Raimel Tapia, L (1, 7) OBP: 0.389, SLG: 0.375		B KC 84 C SL 90 X FS 84 1-1 14 CS 2 G1-3 1B		C SI 93 B SI 93 F SL 84 X SI 96 1-2 G4-3 ②	B SL 85 F FF 95 X FS 86 1-1 G4-3 ③		B FF 94 1 SAFE B FF 93 X SL 79 2-0 E9 1-H 2 2B 1B			4	1	2	0	0	0	0
2 Alexi Amarista, L (1, 6) OBP: 0.325, SLG: 0.476		C FC 92 X FC 92 0-1 G1-3 ① 1-2		B KC 78 X FF 94 1-0 F7 ③		B KC 77 C FC 92 X FC 93 1-1 G3 ① B FF 96 X FF 93 1-0 14 WP 3-H 2B				4	0	1	1	0	0	1
14 Tony Wolters, L (1, 2) OBP: 0.397, SLG: 0.357		B FC 92 C SL 86 F FF 93 2 SAFE B SL 90 B FC 91 F FF 95 F FC 91 F FF 98 3-2 F FC 82 X SI 97 F8 ② ③ 2-3			X SI 92 0-0 49 SH1-4 19 3B 1B	C KC 78 B KC 84 B KC 78 C SL 86 B SI 94 S SL 88 3-3 K ② B CH 82 S FF 94 C CU 77 F FF 95 C CU 77 1-3 K ③ 2-3				4	1	1	0	0	2	2
49 Antonio Senzatela, R (1, 1) OBP: 0.160, SLG: 0.200 27 Trevor Story, R (6, PH) OBP: 0.311, SLG: 0.414 0 Adam Ottavino, S (7, 1) 52 Chris Rusin, L (8, 1) OBP: 0.400, SLG: 0.400 4 Pat Valaika, R (8, PH) OBP: 0.263, SLG: 0.479 56 Greg Holland, R (9, 1)			C FS 91 S SL 88 F SL 88 B FF 94 F SL 89 X FF 96 1-2 G4-3 ①		B FC 92 L FC 92 X SL 86 1-1 SH1-4 ① 1-2	C KC 78 X SI 94 0-1 HR		C FC 90 F FC 89 S FC 91 0-3 K ①		1 1 0 0 1 0	0 1 0 0 0 0	0 1 0 0 0 0	0 1 0 0 1 0	0 0 0 0 0 0	0 0 0 0 1 0	0 0 0 0 0 0

	AB	36
	R	10
	H	15
	RBI	9
	BB	1
	SO	8
	LOB	13

Inning Stats	1	2	3	4	5	6	7	8	9
	R: 0 E: 0 K: 2 S: 14	H: 2 LOB: 2 BB: 0 P: 18	R: 0 E: 0 K: 0 S: 11	H: 1 LOB: 0 BB: 0 P: 15	R: 1 E: 0 K: 0 S: 18	H: 2 LOB: 1 BB: 0 P: 24	R: 0 E: 0 K: 0 S: 5	H: 0 LOB: 0 BB: 0 P: 8	R: 5 E: 0 K: 0 S: 15	H: 5 LOB: 0 BB: 0 P: 20	R: 1 E: 0 K: 2 S: 12	H: 1 LOB: 0 BB: 0 P: 18	R: 3 E: 1 K: 2 S: 15	H: 3 LOB: 1 BB: 1 P: 25	R: 0 E: 0 K: 2 S: 11	H: 1 LOB: 1 BB: 0 P: 14

	1B: 8	SF: 1	WP: 1	PA: 39
	2B: 4	SAC: 1	PB: 1	
	3B: 1	DP: 0	SB: 1	
	HR: 2	HBP: 0	CS: 1	

PITCHER		IP	WLS	BF	H	R	ER	SO	BB	IBB	HBP	BLK	WP	HR	S	P	ERA	WHIP
29 Jeff Samardzija, R ERA: 4.81	(1, 1)	6.0	L	29	11	8	8	4	1	0	0	0	0	2	78	110	12.00	2.000
64 Derek Law, R ERA: 4.2	(7, 1)	1.0		6	3	2	2	2	0	0	0	0	1	0	12	18	18.00	3.000
49 Sam Dyson, R ERA: 10.61	(8, 1)	1.0		4	1	0	0	2	0	0	0	0	0	0	11	14	0.00	1.000

PITCHER	IP	WLS	BF	H	R	ER	SO	BB	IBB	HBP	BLK	WP	HR	S	P	ERA	WHIP

Batter	1	2	3	4	5	6	7	8	9	AB	R	H	RBI	BB	SO	LOB
37 Kelby Tomlinson, R (1, 6) OBP: 0.320, SLG: 0.261	B FF 91 C SI 91 S FF 93 B FF 93 B SI 94 B SI 93 4-2 12 1B BB		B SI 92 C CH 84 B CH 85 X SI 91 2-1 ① G1-3		C CU 82 X SI 91 0-1 ① G5-3		C FF 96 B FF 97 F SL 91 F SL 90 S SL 92 1-3 ① K		C FF 94 B FF 96 B FF 95 C FF 95 F FF 97 B FF 97 B FF 95 4-2 12 L3 BB	3	0	0	0	2	1	0
12 Joe Panik, L (1, 4) OBP: 0.341, SLG: 0.412	C FF 93 F CH 86 B SL 87 1 SAFE 1 SAFE B FF 93 X SL 87 2-2 ① 8 1B 1-2 1B		B FF 92 X FF 92 1-0 8 FC6-4 1B		C SI 92 X FF 92 0-1 8 FC6-4 1B		C FF 97 F SI 95 B CH 92 B CH 90 F SI 95 B SL 91 X CH 91 3-2 ② G4-3		F FF 94 B FF 96 X FF 95 1-1 ②③ L3 1-1	5	0	3	0	0	0	1
8 Hunter Pence, R (1, 9) OBP: 0.289, SLG: 0.335	F FF 93 X SL 85 0-1 1-2 1B		C SL 84 X FF 92 0-1 ② FC6-4 28 FC6-4 1-2f		C CU 83 B SI 93 X SI 92 1-1 ② FC6-4 1-2f		B FF 98 F SL 88 F SL 91 F SL 90 F FF 98 B FF 97 X CH 90 2-2 28 1B 1B			4	0	2	0	0	0	2
28 Buster Posey, R (1, 3) OBP: 0.439, SLG: 0.539	B SI 92 F FF 91 F SI 93 B SI 92 T FF 94 2-2 ② K		X 0-0 ③ FC6-4 1-2f		B SI 91 X SI 92 1-0 ③ L9		C FF 97 X FF 95 0-1 1-3 1B			4	0	1	0	0	1	4
53 Austin Slater, R (1, 7) OBP: 0.449, SLG: 0.523	B SI 93 S SI 93 S SI 94 F SI 95 D SL 88 D SI 94 S SI 94 3-3 ③ K			S FF 90 B SI 92 X FF 92 1-1 ① G6-3		B SI 91 X SI 92 1-1 5 G5-3 1B	C FF 96 C SL 83 C SL 93 0-3 ③ K			4	0	1	0	0	2	4
5 Nick Hundley, R (1, 2) OBP: 0.258, SLG: 0.395		C SI 89 B SI 91 F SI 92 B SL 85 F SI 92 B SL 84 F SI 92 X SI 93 3-2 E5 7 G5-4-3		B SI 92 X SI 92 1-0 66 1B 2B		B CH 84 B FF 92 X SI 90 2-0 ① G5-3 1-2		F SL 83 F ST 80 B FF 94 B SL 84 C SI 93 2-3 ① K		4	1	1	0	0	1	1
7 Aaron Hill, R (1, 5) OBP: 0.257, SLG: 0.267		C SI 93 B SI 92 F SI 92 F SI 92 F SI 92 B SL 84 F FF 93 F SL 85 F SI 92 2-2 ①② X SI 92 G5-4-3 1-2f		B SI 90 X SI 90 1-0 ② F7		C SI 92 C SL 84 X FF 93 0-2 ② L6		B SL 83 B FF 94 C FF 93 X FF 94 2-1 ② F7		4	0	0	0	0	0	3
66 Gorkys Hernández, R (1, 8) OBP: 0.290, SLG: 0.282		C SI 91 B SL 87 B SI 92 X SI 91 2-1 1B		C SI 92 F SI 91 X SI 92 0-2 2-H 1B		0-0 IBB		B ST 78 B SL 84 C FF 94 F ST 79 B ST 81 S ST 80 3-3 ③ K		3	0	2	1	1	1	0
18 Matt Cain, R (1, 1) OBP: 0.095, SLG: 0.143 9 Brandon Belt, L (6, PH) OBP: 0.339, SLG: 0.412 57 Bryan Morris, L (6, 1) 61 Josh Osich, L (7, 1) 62 Cory Gearrin, R (8, 1) 2 Denard Span, L (9, PH) OBP: 0.309, SLG: 0.418		C SI 93 X SI 92 0-1 ③ G5-3		S SI 92 X SI 92 0-1 ③ G5-3		B SL 87 B FF 93 S SL 87 F FF 94 B SL 85 S SI 93 3-3 ③ K			C FF 94 C FF 95 F FF 96 S FF 97 0-3 ① K	2 1 0 0 0 0	0 0 0 0 0 0	0 0 0 0 0 0	0 0 0 0 0 0	0 1 0 0 0 1	0 0 0 0 0 0	2 2 0 0 0 0
Inning Stats	R: 0 E: 0 K: 2 S: 14 H: 2 LOB: 2 BB: 1 P: 25	R: 0 E: 1 K: 0 S: 17 H: 1 LOB: 1 BB: 0 P: 24	R: 0 E: 0 K: 0 S: 6 H: 1 LOB: 1 BB: 0 P: 9	R: 1 E: 0 K: 0 S: 9 H: 2 LOB: 1 BB: 0 P: 12	R: 0 E: 0 K: 0 S: 7 H: 1 LOB: 1 BB: 0 P: 9	R: 0 E: 0 K: 1 S: 9 H: 1 LOB: 2 BB: 1 P: 15	R: 0 E: 0 K: 2 S: 18 H: 2 LOB: 2 BB: 0 P: 24	R: 0 E: 0 K: 2 S: 8 H: 0 LOB: 0 BB: 0 P: 15	R: 0 E: 0 K: 1 S: 9 H: 0 LOB: 0 BB: 1 P: 14	1B: 9 2B: 2 3B: 0 HR: 0 SF: 0 SAC: 0 DP: 2 HBP: 0						

PITCHER		IP	WLS	BF	H	R	ER	SO	BB	IBB	HBP	BLK	WP	HR	S	P	ERA	WHIP
31 Kyle Freeland, L ERA: 3.42	(1, 1)	6.0	W	27	8	1	1	3	1	1	0	0	0	0	62	94	1.50	1.500
45 Scott Oberg, R ERA: 5.6	(7, 1)	1.0	H	5	2	0	0	2	0	0	0	0	0	0	18	24	0.00	2.000
0 Adam Ottavino, R ERA: 2.84	(8, 1)	1.0		3	0	0	0	2	0	0	0	0	0	0	8	15	0.00	0.000
51 Jake McGee, L ERA: 1.57	(9, 1)	1.0		3	0	0	0	1	1	0	0	0	0	0	9	14	0.00	1.000

TOP

San Francisco Giants @ Colorado Rockies

Coors Field, Denver, CO

Sat Jun 17 2017, 1:13 PM - 4:12 PM MDT

Att. 48,035 - Partly Cloudy - 81 F

livebaseballscorecards.com

AB	35
R	1
H	10
RBI	1
BB	3
SO	8
LOB	19

WP: 0 PA: 38
PB: 0
SB: 0
CS: 0

Batter	1	2	3	4	5	6	7	8	9	AB	R	H	RBI	BB	SO	LOB
7 Raimel Tapia, L (1, 8) OBP: 0.390, SLG: 0.378	C FF 86 B FF 88 X SL 80 1-1 G5-3		F FF 89 F FF 89 X CU 75 0-2 ① F7 B CU 76 X FF 90 1-0 1-2 1B			X CU 83 0-0 9 G4-3 28 1B 1B	F FF 96 F FF 97 C SL 79 0-3 ③ K			5	1	2	0	0	1	2
9 DJ LeMahieu, R (1, 4) OBP: 0.358, SLG: 0.382	C FF 87 B CU 73 B FF 88 B FF 89 F SI 88 X CU 74 3-2 ② P3		B CH 82 X CH 83 1-0 20 1B 12 BB 1B	B FF 90 B FF 90 C CU 75 B SI 91 C SI 90 X CU 75 3-2 ③ L8		C FC 90 1 SAFE B FF 93 1 SAFE X SI 94 1-1 ② G4-3 1-2		C SI 92 B SL 85 C SL 85 B SL 86 F SL 86 F SI 93 B SL 88 X SL 87 3-2 ① F8		5	0	1	0	0	0	3
28 Nolan Arenado, R (1, 5) OBP: 0.344, SLG: 0.547	C FF 90 C FF 90 B CH 85 T CU 76 1-2 ③ K		C FF 89 1 SAFE X FF 90 0-1 ② L8		X CU 74 0-0 ① F7	F FF 94 X FC 88 0-1 12 CS 2-H 1B		C SI 87 X SI 95 0-1 ② L8		5	0	1	1	0	1	1
12 Mark Reynolds, R (1, 3) OBP: 0.382, SLG: 0.552		C FF 88 F SL 84 B CU 76 B CU 74 B CU 74 F FF 90 C FF 91 3-3 ① K	1 SAFE D CU 74 B FF 90 B CU 75 C SL 82 S SI 91 4-1 20 1B 1-2 BB		C FF 89 C SI 91 B SL 84 B SL 84 X FF 91 2-2 ② F9	S FF 93 F FF 94 B FF 93 2-2 ③ CS 1-2	C CU 83 X FC 89 0-1 20 SH5-3 14 1B 1B	C SI 93 B SI 93 F SI 93 S SL 87 1-3 ③ K	4	1	1	0	1	2	0
20 Ian Desmond, R (1, 7) OBP: 0.322, SLG: 0.424		B FF 90 C FF 90 X SL 84 1-1 ② G5-3	X FF 91 0-0 5 FC1-6 1-2 2-3 1B		X CU 75 0-0 27 PB 5 S 27 1B 1B		X FF 93 0-0 ① SH5-3 1-2			3	1	2	0	0	0	0
5 Carlos González, L (1, 9) OBP: 0.302, SLG: 0.336		B CU 75 X FF 90 1-0 27 1B 14 1B 1B	X FF 92 0-0 ③ FC1-6 1-2f		C CU 76 1 SAFE B FF 91 B FF 92 B FF 91 D CH 84 4-1 27 1B 1-2 BB			0-0 14 1B 4 2B IBB		2	2	1	0	2	0	3
27 Trevor Story, R (1, 6) OBP: 0.315, SLG: 0.416		B SI 89 F CU 73 B FF 91 X CH 84 2-1 14 1B 1-3 1B		X CU 75 0-0 ① P4	C FF 91 B FF 90 F CU 74 1 SAFE B FF 91 X FF 90 2-2 1-2 2-H 1B		F FF 94 X FF 93 0-1 ② L8			4	0	2	1	0	0	2
14 Tony Wolters, L (1, 2) OBP: 0.400, SLG: 0.361		C FF 90 X FF 90 0-1 1-3 3-H 1B		C FF 88 B SL 82 C CU 75 F SL 84 X SL 84 1-2 ② G3	C SL 82 F SL 81 X CU 75 0-2 ③ G4-3		X FC 91 0-0 4 2B 1-2 2-H 1B			4	0	2	2	0	0	2
31 Kyle Freeland, L (1, 1) OBP: 0.320, SLG: 0.458 2 Alexi Amarista, L (6, PH) OBP: 0.321, SLG: 0.470 45 Scott Oberg, R (7, 1) 4 Pat Valaika, R (7, PH) OBP: 0.263, SLG: 0.500 0 Adam Ottavino, S (8, 1) 51 Jake McGee, L (9, 1)		F SL 82 C CU 75 1 SAFE S FF 90 0-3 ③ K		X SL 83 0-0 7 1B 1B		B FC 92 B FF 94 C FF 94 F SI 94 X FF 93 3-2 ① F8	F FF 94 X FF 94 0-1 1-3 2-H 2B			2 1 0 0 1 0 0	0 0 0 0 0 0 0	1 0 0 1 0 0 0	0 0 0 1 0 0 0	0 0 0 0 0 0 0	1 0 0 0 0 0 0	2 0 0 0 0 0 0
Inning Stats	R: 0 E: 0 K: 1 S: 8 H: 0 LOB: 0 BB: 0 P: 13	R: 1 E: 0 K: 2 S: 14 H: 3 LOB: 2 BB: 0 P: 21	R: 0 E: 0 K: 0 S: 9 H: 2 LOB: 3 BB: 1 P: 14	R: 0 E: 0 K: 0 S: 10 H: 2 LOB: 2 BB: 0 P: 15	R: 1 E: 0 K: 0 S: 12 H: 2 LOB: 2 BB: 1 P: 20	R: 1 E: 0 K: 0 S: 10 H: 2 LOB: 0 BB: 0 P: 16	R: 2 E: 0 K: 1 S: 11 H: 3 LOB: 2 BB: 1 P: 11	R: 0 E: 0 K: 1 S: 10 H: 0 LOB: 0 BB: 0 P: 14		1B: 13 2B: 1 3B: 0 HR: 0 SF: 0 SAC: 1 DP: 0 HBP: 0					WP: 0 PB: 1 SB: 1 CS: 1	PA: 41

PITCHER		IP	WLS	BF	H	R	ER	SO	BB	IBB	HBP	BLK	WP	HR	S	P	ERA	WHIP
18 Matt Cain, R ERA: 4.99	(1, 1)	5.0	L	26	9	2	1	3	2	0	0	0	0	0	53	83	1.80	2.200
57 Bryan Morris, R ERA: 4.5	(6, 1)	1.2		10	5	3	3	0	0	1	0	0	0	0	18	24	16.20	3.000
61 Josh Osich, L ERA: 3.06	(7, 1)	0.1		1	0	0	0	1	0	0	0	0	0	0	3	3	0.00	0.000
62 Cory Gearrin, R ERA: 1.86	(8, 1)	1.0		3	0	0	0	1	0	0	0	0	0	0	10	14	0.00	0.000

PITCHER	IP	WLS	BF	H	R	ER	SO	BB	IBB	HBP	BLK	WP	HR	S	P	ERA	WHIP

BOTTOM

San Francisco Giants @ Colorado Rockies

Coors Field, Denver, CO

Sat Jun 17 2017, 1:13 PM - 4:12 PM MDT

Att. 48,035 - Partly Cloudy - 81 F

livebaseballscorecards.com

AB	36
R	5
H	14
RBI	5
BB	3
SO	5
LOB	15

Batter	1	2	3	4	5	6	7	8	9	AB	R	H	RBI	BB	SO	LOB
2 Denard Span, L (1, 8) OBP: 0.322, SLG: 0.418	B SI 94 B FF 94 B FF 94 C FF 94 D FF 95 4-1 35 1B 12 S BB		C FF 95 D CU 80 B FC 88 F FF 98 B FC 89 B FF 97 4-2 12 G3 BB		B CU 79 B FC 95 B FF 96 C FF 94 B FF 96 4-2 35 S 35 HR BB		B SI 93 C CH 85 B SI 92 S FC 89 X FF 94 2-2 1B		B FF 96 F FF 96 X FF 96 1-1 ② L7	2	1	1	0	3	0	0
12 Joe Panik, L (1, 4) OBP: 0.338, SLG: 0.407	B SI 94 C FF 95 F SI 95 S FC 90 1-3 ① K 1-2		B SI 96 F FF 95 B FF 96 X FF 97 2-1 ② G3 1-2 2-3		B CU 79 B CH 88 F FF 96 1 SAFE X FF 96 2-1 ② L7		X FC 89 0-0 ② F7		F FF 97 X 0-1 35 S 35 2B 1B	5	1	1	0	0	1	5
35 Brandon Crawford, L (1, 6) OBP: 0.301, SLG: 0.424	B FF 96 D FC 88 X FF 95 2-0 28 G4-6-3 2-3 1B		X FF 96 0-0 ③ L8		B CU 80 S FF 96 B CU 81 X FF 96 2-1 1-H HR		1 SAFE 1 SAFE F SI 92 1 SAFE S FC 89 S CH 86 0-3 ③ K		1 SAFE X FF 93 0-0 1-H 2B	5	1	3	3	0	1	3
28 Buster Posey, R (1, 2) OBP: 0.439, SLG: 0.538	B FF 96 B FF 92 B FC 92 C FF 96 X SI 96 3-1 ② ③ G4-6-3 1-2f			B CU 80 F FC 91 F FF 96 B FF 98 F FF 95 B SI 97 X FC 91 3-2 53 FC5 2B	B FC 92 F FF 97 S FC 91 H FF 97 2-2 HBP			B SL 90 C FF 95 F SL 91 S CU 85 1-3 ① K	B SL 84 C FF 97 B SL 83 C SL 85 S FF 98 2-3 ③ K	4	0	1	0	0	2	3
9 Brandon Belt, L (1, 3) OBP: 0.338, SLG: 0.410		X FF 94 0-0 53 G6-4-3 1B		F FF 96 F FF 96 S CU 84 0-3 ① K	D FF 96 B FC 88 S FF 96 S CH 89 S CU 83 2-3 ③ K			C CH 84 X CU 83 0-1 ② F8		4	0	1	0	0	2	2
53 Austin Slater, R (1, 7) OBP: 0.415, SLG: 0.479		1 SAFE D FF 94 B FF 95 B SI 94 C FF 94 X FF 96 3-1 ① ② G6-4-3 1-2f		X CU 83 0-0 ② FC5 7 BB 2-3		C CU 78 B SI 94 S FC 89 B CU 81 F FC 90 S FC 88 2-3 ① K		B SL 90 F FF 96 B CU 85 B SL 90 X SL 89 3-1 ③ P3		4	0	0	0	0	1	2
7 Aaron Hill, R (1, 5) OBP: 0.257, SLG: 0.254	C FF 97 S FF 92 F FF 98 B FC 83 B CU 82 X FC 90 2-2 ③ G5-3			C FF 96 1 SAFE 1 SAFE B FF 96 B CU 81 B FC 92 F FF 96 D FF 97 4-2 1-2 BB		S FC 88 F FF 95 B FC 89 B FC 88 X CU 81 2-2 ② L7			C FF 94 F FF 95 B FF 97 X FF 96 1-2 ① G5-3	3	0	0	0	1	0	0
66 Gorkys Hernández, R (1, 9) OBP: 0.296, SLG: 0.283			X FF 96 0-0 12 G3 50 SH2-4 1B	S FC 90 S FF 96 B CU 82 B FC 91 F FF 96 X SI 97 2-2 ③ G1-3		B SI 95 B FC 91 B FC 90 C FF 96 X FF 95 3-1 ③ F9			B FF 94 B FF 94 B FF 95 B FF 94 4-0 8 HR BB	3	1	1	0	1	0	2
50 Ty Blach, R (1, 1) OBP: 0.259, SLG: 0.217 70 George Kontos, R (7, 1) 8 Hunter Pence, R (9, PH) OBP: 0.293, SLG: 0.355 41 Mark Melancon, R (9, 1)			C FF 93 M FC 89 X FC 90 0-2 ① SH2-4 1-2		B FF 94 F FF 93 F FC 89 B CU 81 B FC 90 F FF 95 F FF 95 S FF 95 3-3 ① K		C SI 92 F FF 90 F CH 85 X CH 85 0-2 ① G4-3		F FF 95 X FF 96 0-1 1-H HR	2 0 1	0 0 1	0 0 1	0 0 2	0 0 0	1 0 0	0 0 0
Inning Stats	R: 0 E: 0 K: 1 S: 7 H: 1 LOB: 1 BB: 1 P: 17	R: 0 E: 0 K: 0 S: 7 H: 1 LOB: 0 BB: 0 P: 12	R: 0 E: 0 K: 0 S: 9 H: 1 LOB: 2 BB: 1 P: 15	R: 0 E: 0 K: 1 S: 14 H: 1 LOB: 2 BB: 1 P: 23	R: 2 E: 0 K: 2 S: 16 H: 1 LOB: 1 BB: 1 P: 31	R: 0 E: 0 K: 1 S: 9 H: 0 LOB: 0 BB: 0 P: 16	R: 0 E: 0 K: 1 S: 11 H: 1 LOB: 1 BB: 0 P: 13	R: 0 E: 0 K: 1 S: 7 H: 0 LOB: 0 BB: 0 P: 11	R: 3 E: 0 K: 1 S: 13 H: 3 LOB: 1 BB: 1 P: 21	1B: 5 2B: 2 3B: 0 HR: 2	SF: 0 SAC: 1 DP: 2 HBP: 1	WP: 0 PB: 0 SB: 3 CS: 0	PA: 40			

PITCHER		IP	WLS	BF	H	R	ER	SO	BB	IBB	HBP	BLK	WP	HR	S	P	ERA	WHIP
32 Tyler Chatwood, R ERA: 4.08	(1, 1)	6.0		26	5	2	2	5	4	0	1	0	0	1	62	114	3.00	1.500
52 Chris Rusin, L ERA: 2.61	(7, 1)	1.0		4	1	0	0	1	0	0	0	0	0	0	11	13	0.00	1.000
24 Jordan Lyles, R ERA: 6.82	(8, 1)	1.0	H	3	0	0	0	1	0	0	0	0	0	0	7	11	0.00	0.000
51 Jake McGee, L ERA: 2.45	(9, 1)	0.2	B	6	3	3	3	0	1	0	0	0	0	1	10	16	40.50	6.000
54 Carlos Estévez, R ERA: 7.98	(9, 1)	0.1	W	1	0	0	0	1	0	0	0	0	0	0	3	5	0.00	0.000

PITCHER	IP	WLS	BF	H	R	ER	SO	BB	IBB	HBP	BLK	WP	HR	S	P	ERA	WHIP

TOP

San Francisco Giants @ Colorado Rockies

Coors Field, Denver, CO

Sun Jun 18 2017, 1:12 PM - 4:27 PM MDT

Att. 48,341 - Sunny - 78 F

livebaseballscorecards.com

AB	33
R	5
H	9
RBI	5
BB	5
SO	8
LOB	17

Batter	1	2	3	4	5	6	7	8	9	AB	R	H	RBI	BB	SO	LOB
19 Charlie Blackmon, L (1, 8) OBP: 0.377, SLG: 0.610	C SI 90 F FF 89 F SI 90 B SL 76 F CH 81 F SL 79 S SL 78 1-3 **K** ①		B SL 76 S SL 79 B SL 79 C SI 91 B SL 82 X SI 90 3-2 **G3-1** ②		B SL 80 B SL 79 F SL 80 F SI 91 F FF 91 B SI 91 X SI 91 3-2 **G3** ③		F SL 79 X SL 79 0-1 **G4-3** ②		C FC 92 F KC 81 B FC 92 B FC 91 F FC 91 X KC 83 2-2 9 1B **28 HR** 1B 1-3	5	1	1	0	0	1	1
9 DJ LeMahieu, R (1, 4) OBP: 0.362, SLG: 0.383	C CH 81 S SL 79 F SL 80 B SI 92 F SL 79 X SI 91 1-2 **G1-3** ②		B SI 89 X SL 78 1-0 **F8** ③			B SI 89 B SL 78 B SI 89 C FF 89 B SI 89 4-1 **28 2B BB**	C SL 84 F FC 87 X SL 85 0-2 **1B**		C FC 91 F FC 92 X FC 90 0-2 **28 HR** 1B 1-3 3-H	4	2	2	1	1	0	0
28 Nolan Arenado, R (1, 5) OBP: 0.352, SLG: 0.573	S CH 82 X SI 90 0-1 **3B**			C CH 80 B CU 74 B CU 72 X FF 90 2-1 20 G6-4-3 12 1B **1B**		S CH 79 B FF 89 X CH 80 1-1 1-H **2B**	S FC 89 C FC 88 P PO 88 1 SAFE S FC 89 1-3 **K** ③		X FC 92 0-0 1-H 3-H **HR**	5	1	4	4	0	1	1
12 Mark Reynolds, R (1, 3) OBP: 0.384, SLG: 0.550	D CH 81 C SI 90 C SI 90 B FF 90 B SI 91 B CH 82 4-2 20 FC5-4 **BB**			B SI 90 C FF 90 F SI 90 B SI 92 X FF 91 2-2 20 G6-4-3 1-2 **1B**		B CU 73 B CH 80 S FF 90 F CH 80 F FF 90 X SI 91 2-2 **P3** ①		C SL 84 F FC 88 C SL 85 0-3 **K** ①		3	0	1	0	1	1	1
20 Ian Desmond, R (1, 7) OBP: 0.316, SLG: 0.415	X SI 91 0-0 **FC5-4** ③ 1-2f			C CH 81 X SI 91 0-1 **G6-4-3** ① ② 1-2f 2-3		X SI 90 0-0 **P6** ②		B FC 89 B SL 82 X FC 87 2-0 **P3** ②		4	0	0	0	0	0	5
5 Carlos González, L (1, 9) OBP: 0.301, SLG: 0.335 54 Carlos Estévez, R (9, 1)		X FF 89 0-0 **L9** ①		B SI 92 F SI 91 F FF 91 S SL 80 1-3 **K** ③		C FF 90 S CH 81 X SL 78 0-2 **G4-3** ③		F FC 86 S FF 91 B SL 84 B FF 92 X FC 88 2-2 **1B**		4 0	0 0	1 0	0 0	0 0	1 0	2 0
27 Trevor Story, R (1, 6) OBP: 0.318, SLG: 0.433		C CH 80 F FF 89 B SI 91 S CH 80 1-3 **K** ②			C SI 89 X CU 73 0-1 32 SH5-4 **1B**		B CH 80 F CH 80 X SI 90 1-1 **HR**	S FC 88 1 SAFE F FC 88 1 SAFE B FC 87 T FC 86 1-2 **K** ③		4	1	2	1	0	2	1
23 Tom Murphy, R (1, 2) 14 Tony Wolters, L (9, PH) OBP: 0.397, SLG: 0.358		C FF 89 B CH 80 B SI 91 B SI 90 S CH 82 F SI 91 F SI 91 S CH 81 3-3 **K** ③			F FF 88 S FF 89 T CH 79 0-2 **K** ①		C CU 75 B FF 89 B FF 89 S CH 80 B SI 90 X SI 90 3-2 **F9** ①		B FC 93 B FC 93 C FC 94 B FC 93 X FC 92 3-1 **G4-3** ①	3 1	0 0	0 0	0 0	0 0	2 0	1 0
32 Tyler Chatwood, R (1, 1) OBP: 0.200, SLG: 0.240 52 Chris Rusin, L (7, 1) OBP: 0.400, SLG: 0.400 4 Pat Valaika, R (7, PH) OBP: 0.273, SLG: 0.548 24 Jordan Lyles, R (8, 1) OBP: 0.500, SLG: 0.500 51 Jake McGee, L (9, 1) 7 Raimel Tapia, L (9, 9) OBP: 0.405, SLG: 0.395			C SI 88 B CH 79 X CH 79 1-1 **P6** ①		1 SAFE X CH 80 0-0 **SH5-4** ② 1-2		X SI 90 0-0 **HR**		B FC 93 S FC 92 F FF 92 F KC 82 F KC 83 X KC 83 1-2 19 1B 9 1B **1B**	1 0 1 0 0 0 1	0 0 1 0 0 0 1	0 0 1 0 0 0 1	0 0 1 0 0 0 1	0 0 0 0 0 0 0	0 0 0 0 0 0 0	0 0 0 0 0 0 0
Inning Stats	R: 0 E: 0 K: 1 S: 16 H: 1 LOB: 2 BB: 1 P: 22	R: 0 E: 0 K: 2 S: 9 H: 0 LOB: 0 BB: 0 P: 13	R: 0 E: 0 K: 0 S: 6 H: 0 LOB: 0 BB: 0 P: 11	R: 0 E: 0 K: 1 S: 10 H: 2 LOB: 1 BB: 0 P: 15	R: 0 E: 0 K: 1 S: 10 H: 1 LOB: 1 BB: 0 P: 13	R: 1 E: 0 K: 0 S: 11 H: 1 LOB: 1 BB: 1 P: 18	R: 2 E: 0 K: 1 S: 15 H: 3 LOB: 1 BB: 0 P: 19	R: 0 E: 0 K: 2 S: 10 H: 1 LOB: 1 BB: 0 P: 15	R: 4 E: 0 K: 0 S: 15 H: 4 LOB: 0 BB: 0 P: 21	1B: 8 2B: 1 3B: 1 HR: 3		SF: 0 SAC: 1 DP: 1 HBP: 0		WP: 0 PB: 0 SB: 0 CS: 0		PA: 39

PITCHER		IP	WLS	BF	H	R	ER	SO	BB	IBB	HBP	BLK	WP	HR	S	P	ERA	WHIP
50 Ty Blach, L ERA: 4.23	(1, 1)	6.2		28	7	3	3	5	2	0	0	0	0	2	70	104	4.05	1.350
70 George Kontos, R ERA: 3.27	(7, 1)	1.1		6	2	0	0	3	0	0	0	0	0	0	17	22	0.00	1.500
41 Mark Melancon, R ERA: 5.09	(9, 1)	0.1	L	5	4	4	4	0	0	0	0	0	0	1	15	21	108.00	12.000

PITCHER	IP	WLS	BF	H	R	ER	SO	BB	IBB	HBP	BLK	WP	HR	S	P	ERA	WHIP

BOTTOM

San Francisco Giants @ Colorado Rockies

Coors Field, Denver, CO

Sun Jun 18 2017, 1:12 PM - 4:27 PM MDT

Att. 48,341 - Sunny - 78 F

livebaseballscorecards.com

AB	36
R	7
H	13
RBI	7
BB	2
SO	8
LOB	12

Batter	1	2	3	4	5	6	7	8	9	AB	R	H	RBI	BB	SO	LOB
2 Denard Span, L (1, 8) OBP: 0.320, SLG: 0.420	C FF 82 C KN 76 X KN 79 0-2 10 1B 2B		B KN 73 C KN 72 S KN 77 F KN 80 B KN 76 S KN 76 2-3 ① K			C KN 76 C KN 79 X KN 80 0-2 ① G1-3		F FF 97 1 SAFE F SI 98 F SI 98 S SL 86 0-3 ② K		4	0	1	0	0	2	1
10 Eduardo Núñez, R (1, 5) OBP: 0.323, SLG: 0.413	F KN 73 F KN 77 B FF 83 X KN 78 1-2 2-3 1B		C KN 77 X KN 79 0-1 ② L6			F KN 75 X KN 80 0-1 ② G1-3		X SL 85 0-0 ③ P6		4	0	1	0	0	0	1
35 Brandon Crawford, L (1, 6) OBP: 0.296, SLG: 0.416	B KN 76 1 SAFE S KN 78 B KN 78 X KN 76 2-1 ① P6		B KN 78 T KN 78 F KN 80 C KN 78 1-3 ③ K			F KN 72 B KN 79 X KN 78 1-1 ③ G4-3			B FF 93 X FF 94 1-0 ① F7	4	0	0	0	0	1	2
28 Buster Posey, R (1, 2) OBP: 0.435, SLG: 0.531	1 SAFE C FF 84 B KN 79 F KN 79 S KN 80 1-3 ② K			B KN 75 F FF 85 C KN 79 F KN 80 X EP 66 1-2 ① F9			B KN 71 H KN 70 2-0 HBP		X FF 94 0-0 ② L7	3	0	0	0	0	1	2
8 Hunter Pence, R (1, 9) OBP: 0.287, SLG: 0.348	F KN 79 B KN 80 X KN 80 1-1 ③ P6			X KN 78 0-0 ② P3			S KN 78 B KN 80 S KN 77 F KN 79 F KN 80 S KN 79 1-3 ① K		S SL 87 B SL 86 F SL 84 B CU 82 X FF 96 2-2 ③ P6	4	0	0	0	0	1	3
12 Joe Panik, L (1, 4) OBP: 0.335, SLG: 0.402		C KN 76 B KN 78 S KN 75 S KN 79 1-3 ① K		C KN 75 F KN 80 F KN 81 B KN 81 X KN 79 1-2 ③ F8			F KN 78 X KN 80 0-1 ② F7			3	0	0	0	0	1	1
9 Brandon Belt, L (1, 3) OBP: 0.338, SLG: 0.409		C KN 78 X EP 65 0-1 ② 1B			X KN 75 0-0 ① F7		B KN 80 C KN 79 B KN 79 X KN 79 2-1 ③ G4-3			3	0	1	0	0	0	1
66 Gorkys Hernández, R (1, 7) OBP: 0.299, SLG: 0.281 37 Kelby Tomlinson, R (8, PH) OBP: 0.333, SLG: 0.277 61 Josh Osich, L (8, 1) 64 Derek Law, R (8, 1) 57 Bryan Morris, L (8, 1)		C FF 83 B KN 78 B KN 78 C KN 76 B KN 79 F FF 85 F KN 77 B KN 75 4-2 BB			C FF 84 B KN 80 F KN 73 S KN 81 1-3 ② K			B FF 97 X SI 98 1-0 1B		1 1 0 0 0	0 0 0 0 0	0 1 0 0 0	0 0 0 0 0	1 0 0 0 0	1 0 0 0 0	0 0 0 0 0
47 Johnny Cueto, R (1, 1) OBP: 0.069, SLG: 0.037 53 Austin Slater, R (8, PH) OBP: 0.407, SLG: 0.469 (8, 7)		C FF 84 1 SAFE F KN 79 X KN 79 0-2 ③ G6-3			X FF 84 0-0 ③ P4			C SI 97 S SL 85 S SL 85 0-3 ① K		2 1	0 0	0 0	0 0	0 1	0 1	1 1
Inning Stats	R: 0 E: 0 K: 1 S: 13 H: 2 LOB: 2 BB: 0 P: 18	R: 0 E: 0 K: 1 S: 12 H: 1 LOB: 1 BB: 1 P: 17	R: 0 E: 0 K: 2 S: 9 H: 0 LOB: 0 BB: 0 P: 12	R: 0 E: 0 K: 0 S: 9 H: 0 LOB: 0 BB: 0 P: 11	R: 0 E: 0 K: 1 S: 5 H: 0 LOB: 0 BB: 0 P: 6	R: 0 E: 0 K: 0 S: 7 H: 0 LOB: 0 BB: 0 P: 8	R: 0 E: 0 K: 1 S: 9 H: 0 LOB: 1 BB: 0 P: 14	R: 0 E: 0 K: 2 S: 9 H: 1 LOB: 1 BB: 0 P: 10	R: 0 E: 0 K: 0 S: 5 H: 0 LOB: 0 BB: 0 P: 8	1B: 3 2B: 1 3B: 0 HR: 0	SF: 0 SAC: 0 DP: 0 HBP: 1					

TOP

San Francisco Giants @ Atlanta Braves

SunTrust Park, Atlanta, GA

Mon Jun 19 2017, 8:19 PM - 11:05 PM EDT

Att. 24,723 - Cloudy - 73 F

livebaseballscorecards.com

AB	30
R	0
H	4
RBI	0
BB	1
SO	8
LOB	13

WP: 0 PB: 0 SB: 0 CS: 0 PA: 32

PITCHER		IP	WLS	BF	H	R	ER	SO	BB	IBB	HBP	BLK	WP	HR	S	P	ERA	WHIP
19 R.A. Dickey, R ERA: 4.91	(1, 1)	7.0	W	25	3	0	0	6	1	0	1	0	0	0	64	86	0.00	0.571
38 Arodys Vizcaíno, R ERA: 1.86	(8, 1)	1.0	H	4	1	0	0	2	0	0	0	0	0	0	9	10	0.00	1.000
58 Luke Jackson, R ERA: 4.08	(9, 1)	1.0		3	0	0	0	0	0	0	0	0	0	0	5	8	0.00	0.000

PITCHER	IP	WLS	BF	H	R	ER	SO	BB	IBB	HBP	BLK	WP	HR	S	P	ERA	WHIP

BOTTOM

San Francisco Giants @ Atlanta Braves

SunTrust Park, Atlanta, GA

Mon Jun 19 2017, 8:19 PM - 11:05 PM EDT

Att. 24,723 - Cloudy - 73 F

livebaseballscorecards.com

Batter	1	2	3	4	5	6	7	8	9	AB	R	H	RBI	BB	SO	LOB
11 Ender Inciarte, L (1, 8) OBP: 0.355, SLG: 0.414 16 Lane Adams, R (8, PR) OBP: 0.235, SLG: 0.235 (9, 8)	F SI 88 X SL 87 0-1 G3		S SI 91 X SI 90 0-1 1-H 2B		C SL 86 F CH 82 X SL 85 0-2 1B			4 FC5-4 BB B FF 92 F CH 82 B CH 82 B FF 93 X FF 94 3-2 4 2B 1B		4 0	0 0	3 0	1 0	1 0	0 0	0 0
4 Brandon Phillips, R (1, 4) OBP: 0.348, SLG: 0.430	C SI 90 F SI 91 B SL 86 X SI 92 1-2 G6-3		F SI 91 F SL 86 F SI 90 X CH 81 0-2 L5		B SL 85 B FF 92 F SL 85 F FF 91 1 SAFE B SL 87 F SI 91 F FF 92 F SI 92 3-2 X SL 80 G5-3			1 SAFE X FF 95 0-0 FC5-4 22 G4-3 18 1B 1-2f X FF 92 0-0 1-3 2B		5	1	1	0	0	0	3
22 Nick Markakis, L (1, 9) OBP: 0.368, SLG: 0.379	C SI 91 F FF 91 F FF 92 B SL 87 H SI 92 2-2 HBP		B SL 87 X CH 81 1-0 L8			C CH 81 B CH 82 X SI 91 1-1 L7		F FF 96 F FF 96 X SL 80 0-2 G4-3 1-2 G4-3		4	0	0	0	0	0	5
27 Matt Kemp, R (1, 7) OBP: 0.363, SLG: 0.545 58 Luke Jackson, R (9, 1)	F FF 92 B SL 87 B SL 86 F SI 92 B FF 93 X FF 93 3-2 G1-3			F SL 85 F FF 91 S SL 84 0-3 K		B SI 90 X SI 91 1-0 L9		0-0 18 1B 7 1B IBB		3 0	1 0	0 0	0 0	1 0	1 0	1 0
18 Matt Adams, L (1, 3) OBP: 0.354, SLG: 0.579		B SI 89 F SL 86 B CH 80 X SL 86 2-1 G3		C SI 92 X CH 83 0-1 HR		S FF 91 F SL 86 B SL 86 B FF 92 F FF 92 X FF 92 2-2 L9		D FC 91 B FF 96 X FF 96 2-0 7 1B 1-3 2-H 1B		4	2	2	2	0	0	0
25 Tyler Flowers, R (1, 2) OBP: 0.431, SLG: 0.464		C FF 93 X SI 91 0-1 G6-3		C SI 92 F SL 84 B SL 84 B FF 91 T FF 93 2-2 K			X SI 90 0-0 G1-3	C SL 80 B FF 93 F FF 94 B FF 95 D SL 83 B SL 82 4-2 7 1B 17 1B BB		3	1	0	0	1	1	0
7 Dansby Swanson, R (1, 6) OBP: 0.303, SLG: 0.339		B SI 92 S SL 87 F SI 93 B FF 94 F SL 86 B SI 94 F SL 84 X FF 92 3-2 L9		B SI 91 X SI 92 1-0 G6-3			C SI 91 C SL 86 X SI 92 0-2 17 FC1-6 1B	F FF 93 B FF 94 B SL 81 F FF 94 B FF 94 X FF 94 3-2 17 1B 23 HR 1-3 2-H 3-H 1B		4	1	2	2	0	0	0
17 Johan Camargo, S (1, 5) OBP: 0.333, SLG: 0.409			X SL 86 0-0 11 2B 1B		C FF 89 S CH 82 B SL 85 S CH 82 1-3 K2-3		C SI 91 C FF 92 X CH 79 0-2 FC1-6 1-2f	1 SAFE X FF 93 0-0 23 HR 1-3 3-H 1B		4	2	2	1	0	1	1
19 R.A. Dickey, R (1, 1) OBP: 0.133, SLG: 0.133 14 Rio Ruiz, L (7, PH) OBP: 0.273, SLG: 0.299 38 Arodys Vizcaíno, R (8, 1) 23 Danny Santana, S (8, PH) OBP: 0.274, SLG: 0.433 (9, 7)			M SL 85 X SL 84 0-1 L4		C SL 84 F SI 89 F SL 86 F SL 83 F FF 90 F FF 91 S SL 84 0-3 K		F FF 92 F FF 88 B FF 92 X SL 87 1-2 G4-3	B SI 92 B SL 79 T CH 81 F FF 92 D CU 76 X SL 80 3-2 1-H 3-H HR		2 1 0 1	0 0 0 1	0 0 0 1	0 0 0 3	1 0 0 0	1 1 0 0	1 1 0 0
Inning Stats	R: 0 E: 0 K: 0 S: 11 H: 0 LOB: 1 BB: 0 P: 17	R: 0 E: 0 K: 0 S: 9 H: 0 LOB: 0 BB: 0 P: 14	R: 1 E: 0 K: 0 S: 10 H: 2 LOB: 1 BB: 0 P: 11	R: 1 E: 0 K: 2 S: 9 H: 1 LOB: 0 BB: 0 P: 12	R: 0 E: 0 K: 2 S: 19 H: 1 LOB: 1 BB: 0 P: 23	R: 0 E: 0 K: 0 S: 7 H: 0 LOB: 0 BB: 0 P: 11	R: 0 E: 0 K: 0 S: 10 H: 1 LOB: 1 BB: 0 P: 11	R: 7 E: 0 K: 0 S: 23 H: 6 LOB: 3 BB: 3 P: 43		1B: 7 2B: 2 3B: 0 HR: 2 SF: 0 SAC: 0 DP: 0 HBP: 1		WP: 0 PB: 0 SB: 0 CS: 0 PA: 39		

	AB	35
	R	9
	H	11
	RBI	9
	BB	3
	SO	4
	LOB	12

PITCHER		IP	WLS	BF	H	R	ER	SO	BB	IBB	HBP	BLK	WP	HR	S	P	ERA	WHIP
47 Johnny Cueto, R ERA: 4.42	(1, 1)	7.0	L	27	5	2	2	4	0	0	1	0	0	1	75	99	2.57	0.714
61 Josh Osich, L ERA: 4.42	(8, 1)	0.2		5	1	3	3	0	1	1	0	0	0	0	8	14	40.50	3.000
64 Derek Law, R ERA: 5.4	(8, 1)	0.0		6	5	4	4	0	1	0	0	0	0	1	13	26	∞	∞
57 Bryan Morris, R ERA: 4.43	(8, 1)	0.1		1	0	0	0	0	0	0	0	0	0	0	2	3	0.00	0.000

PITCHER	IP	WLS	BF	H	R	ER	SO	BB	IBB	HBP	BLK	WP	HR	S	P	ERA	WHIP

San Francisco Giants @ Atlanta Braves

SunTrust Park, Atlanta, GA

Tue Jun 20 2017, 7:38 PM - 10:33 PM EDT

Att. 23,823 - Overcast - 72 F

TOP

livebaseballscorecards.com

Batter	1	2	3	4	5	6	7	8	9	AB	R	H	RBI	BB	SO	LOB
2 Denard Span, L (1, 8) OBP: 0.319, SLG: 0.417	C FF 92 B FF 92 X SI 92 1-1 G4-3		B SL 78 B FF 94 X SI 93 2-0 G5-3			B SI 91 X SI 91 1-0 L8		B FF 93 C FF 92 C SI 93 X SL 90 1-2 12 E 12 1B 35 E 2-H 1B		4	1	1	1	0	0	1
12 Joe Panik, L (1, 4) OBP: 0.337, SLG: 0.403	B FF 92 S SI 91 X SI 92 1-1 35 G1-6-3 1B			C FF 92 F CU 70 B FF 92 B CH 81 F CU 73 X SI 92 2-2 G1-3			C CU 70 X SI 88 0-1 G1-3	X SL 88 0-0 E1 35 E 1-3 1B		4	0	2	0	0	0	0
35 Brandon Crawford, L (1, 6) OBP: 0.295, SLG: 0.413	S SI 92 F SI 92 X SI 92 0-2 G1-6-3 1-2f			F SI 92 X CH 83 0-1 28 G5-4-3 1B			B SI 89 B SI 89 B SI 90 C FF 90 X SI 91 3-1 P6	1 SAFE 1 SAFE X SL 89 0-0 E3 28 G6-4-3 1-2 3-H		4	0	1	1	0	0	2
28 Buster Posey, R (1, 2) OBP: 0.429, SLG: 0.521		F FF 92 B SI 91 C SI 91 B SL 85 S SI 92 2-3 K		X SI 92 0-0 G5-4-3 1-2f			B FF 92 C SI 90 X SI 90 1-1 F9	X SI 92 0-0 G6-4-3 1-2f		4	0	0	0	0	1	3
8 Hunter Pence, R (1, 9) OBP: 0.286, SLG: 0.346		B SI 91 B SI 92 X SL 85 2-0 F8			C SI 89 B SL 81 B SI 91 C SI 92 X FF 93 2-2 F9			B SI 89 C SI 89 B SL 81 X SI 89 2-1 9 E 53 HR 1B	C FC 84 B FC 82 B SI 90 X SI 91 2-1 F8	4	1	1	0	0	0	0
9 Brandon Belt, L (1, 3) OBP: 0.337, SLG: 0.418		B CU 72 L SI 90 B FF 92 F SI 92 B SI 92 F FF 94 F SI 93 F FF 94 F FF 94 3-2 X SI 84 L8			B FF 92 F CH 84 B CH 84 B CU 74 X SI 92 3-1 G4-3			D CU 74 X SI 90 1-0 FC4 53 HR 1-2	B FC 86 B FC 86 L FC 87 X FC 86 2-1 HR	4	2	1	1	0	0	1
53 Austin Slater, R (1, 7) OBP: 0.397, SLG: 0.509			B SI 91 B SI 91 X SI 90 2-0 G5-3		B SL 84 F SI 91 C SI 92 F FF 93 X SL 84 1-2 F8			X SI 91 0-0 1-H 2-H HR	B FC 84 C FC 87 B FF 91 X FC 88 2-1 L6	4	1	1	3	0	0	0
37 Kelby Tomlinson, R (1, 5) OBP: 0.345, SLG: 0.294			C SI 92 C SL 84 B SL 85 B SI 93 B SI 93 X SI 94 3-2 45 SH1-3 1B			X FF 90 0-0 G4-3		X SI 89 0-0 2 S 45 SH2-3 2 1B 1B	B SI 92 X FC 84 1-0 L7	4	1	2	0	0	0	0
45 Matt Moore, L (1, 1) OBP: 0.130, SLG: 0.091			L FF 93 1 SAFE X FF 92 0-1 SH1-3 1-2			B FF 89 C FF 88 S SI 89 S SI 91 1-3 K		1 SAFE 1 SAFE X SI 89 0-0 SH2-3 1-2		1	0	0	0	0	1	0
70 George Kontos, R (8, 1)										0	0	0	0	0	0	0
61 Josh Osich, L (8, 1)										0	0	0	0	0	0	0
49 Sam Dyson, R (8, 1)										0	0	0	0	0	0	0
41 Mark Melancon, R (9, 1)										0	0	0	0	0	0	0
Inning Stats	R: 0 E: 0 K: 0 S: 7 H: 1 LOB: 0 BB: 0 P: 9	R: 0 E: 0 K: 1 S: 11 H: 0 LOB: 0 BB: 0 P: 18	R: 0 E: 0 K: 0 S: 7 H: 1 LOB: 1 BB: 0 P: 14	R: 0 E: 0 K: 0 S: 7 H: 1 LOB: 0 BB: 0 P: 9	R: 0 E: 0 K: 0 S: 9 H: 0 LOB: 0 BB: 0 P: 15	R: 0 E: 0 K: 1 S: 5 H: 0 LOB: 0 BB: 0 P: 7	R: 0 E: 0 K: 0 S: 6 H: 0 LOB: 0 BB: 0 P: 10	R: 5 E: 3 K: 0 S: 12 H: 5 LOB: 1 BB: 0 P: 16	R: 1 E: 0 K: 0 S: 7 H: 1 LOB: 0 BB: 0 P: 14	1B: 7 2B: 0 3B: 0 HR: 2 SF: 0 SAC: 2 DP: 3 HBP: 0						

	AB	33
	R	6
	H	9
	RBI	6
	BB	0
	SO	2
	LOB	7

WP: 0 PA: 35
PB: 0
SB: 1
CS: 0

PITCHER		IP	WLS	BF	H	R	ER	SO	BB	IBB	HBP	BLK	WP	HR	S	P	ERA	WHIP
49 Julio Teheran, R ERA: 4.76	(1, 1)	7.1	L	27	6	4	3	2	0	0	0	0	0	1	58	91	3.68	0.818
46 Ian Krol, L ERA: 5.26	(8, 1)	0.0		3	2	1	0	0	0	0	0	0	0	0	5	6	∞	∞
30 Jason Motte, R ERA: 2.14	(8, 1)	1.2		5	1	1	1	0	0	0	0	0	0	1	8	15	5.40	0.600

PITCHER		IP	WLS	BF	H	R	ER	SO	BB	IBB	HBP	BLK	WP	HR	S	P	ERA	WHIP

Batter	1	2	3	4	5	6	7	8	9	AB	R	H	RBI	BB	SO	LOB
11 Ender Inciarte, L (1, 8) OBP: 0.354, SLG: 0.413	C FF 91 C FF 93 F KC 81 X KC 82 0-2 G5-3		X KC 81 0-0 SF8 3-H		F FF 94 F FF 95 S KC 82 0-3 K			B FF 93 X FF 92 1-0 4 1B 27 2B 1B		3	1	1	1	0	1	1
4 Brandon Phillips, R (1, 4) OBP: 0.346, SLG: 0.427	B FF 92 B FF 89 X FF 92 2-0 F7		F FF 94 B FF 92 C KC 82 X CH 83 1-2 G6-3			F FF 94 F FF 92 B FF 92 X KC 82 1-2 G4-3		1 SAFE C FC 89 1 SAFE S FC 88 X FC 88 0-2 27 2B 1-2 1B		4	0	1	0	0	0	0
22 Nick Markakis, L (1, 9) OBP: 0.366, SLG: 0.377	F FF 92 X CH 83 0-1 L6			B KC 81 C KC 80 B FF 93 C FF 94 C FF 94 2-3 K		B KC 81 X KC 80 1-0 27 G5-4-3 1B		B SI 90 C FC 88 B SI 92 F SI 91 B SL 84 C FC 88 3-3 K		4	0	1	0	0	2	2
27 Matt Kemp, R (1, 7) OBP: 0.365, SLG: 0.547 16 Lane Adams, R (8, PR) OBP: 0.235, SLG: 0.235 (9, 7)		F FF 92 X CH 84 0-1 G5-3		B FF 94 B FF 91 B FF 94 D FF 89 4-0 BB		F FF 93 X CH 83 0-1 G5-4-3 1-2f		S FC 88 S FC 87 B SL 84 B FC 88 F FC 87 X FC 86 2-2 1-3 2-H 2B		3 0	0 0	1 0	1 0	1 0	0 0	1 0
18 Matt Adams, L (1, 3) OBP: 0.346, SLG: 0.564		C FF 93 B FF 92 B FF 91 X KC 81 2-1 G3		B FF 94 C FF 93 B FF 93 C CH 85 B FF 94 S FF 94 3-3 K			C FF 92 S FF 93 F FF 92 F KC 83 X FF 92 0-2 F8	B SL 79 X FF 96 1-0 P3		4	0	0	0	0	1	3
24 Kurt Suzuki, R (1, 2) OBP: 0.339, SLG: 0.396		B FF 92 F CH 83 F FF 92 X FF 95 1-2 P4		B KC 82 S FF 93 F FF 94 C FF 94 1-3 K			B KC 81 F CH 83 X CH 82 1-1 17 2B 1B	C FC 88 F SI 94 F FC 87 F SI 94 F SL 80 X SI 94 0-2 F9		4	0	1	0	0	1	3
7 Dansby Swanson, R (1, 6) OBP: 0.302, SLG: 0.337			B FF 92 C FF 92 B CH 83 S FF 93 X FF 92 2-2 17 3B 1B		C FF 91 C KC 83 B CH 83 X KC 82 1-2 L3		S FF 92 B FF 92 F FF 94 1 SAFE F FF 93 1 SAFE T KC 83 1-2 K		X FC 91 0-0 G5-3	4	1	1	0	0	1	1
17 Johan Camargo, S (1, 5) OBP: 0.367, SLG: 0.500			B CH 83 B FF 89 F FF 94 1 SAFE X CH 84 2-1 11 SF8 1-H 3B		B FF 93 F FF 91 S CH 83 X CH 82 1-2 49 SH5-4 1B		C FF 94 1 SAFE X FF 94 0-1 1-3 2B		B FF 92 F FC 91 B FC 91 B FC 91 F FC 91 X FC 92 3-2 G1-3	4	1	3	1	0	0	0
49 Julio Teheran, R (1, 1) OBP: 0.107, SLG: 0.077 46 Ian Krol, L (8, 1) 30 Jason Motte, R (8, 1) 23 Danny Santana, S (9, PH) OBP: 0.271, SLG: 0.429			B FF 91 F FF 92 B KC 82 F FF 92 F KC 82 B FF 92 F FF 92 S KC 82 3-3 K		B FF 90 L FF 90 1 SAFE X FF 92 1-1 SH5-4 1-2		F FF 94 C FF 94 X FF 93 0-2 L8		C FC 92 B KC 81 F KC 82 F FC 90 B KC 81 B FC 90 F FC 91 X FC 92 3-2 G4-3	2 0 0 1	0 0 0 0	0 0 0 0	0 0 0 0	0 0 0 0	1 0 0 0	3 0 0 0
Inning Stats	R: 0 E: 0 K: 0 S: 7 H: 0 LOB: 0 BB: 0 P: 9	R: 0 E: 0 K: 0 S: 7 H: 0 LOB: 0 BB: 0 P: 10	R: 2 E: 0 K: 1 S: 14 H: 2 LOB: 0 BB: 0 P: 22	R: 0 E: 0 K: 3 S: 9 H: 0 LOB: 1 BB: 1 P: 19	R: 0 E: 0 K: 1 S: 11 H: 1 LOB: 1 BB: 0 P: 14	R: 0 E: 0 K: 0 S: 6 H: 1 LOB: 0 BB: 0 P: 8	R: 0 E: 0 K: 1 S: 16 H: 2 LOB: 2 BB: 0 P: 18	R: 1 E: 0 K: 1 S: 18 H: 3 LOB: 2 BB: 0 P: 25	R: 0 E: 0 K: 0 S: 9 H: 0 LOB: 0 BB: 0 P: 15	1B: 6 2B: 2 3B: 1 HR: 0 SF: 1 SAC: 1 DP: 1 HBP: 0						

PITCHER		IP	WLS	BF	H	R	ER	SO	BB	IBB	HBP	BLK	WP	HR	S	P	ERA	WHIP
45 Matt Moore, L ERA: 5.82	(1, 1)	7.0	W	28	7	3	3	6	1	0	0	0	0	0	71	102	3.86	1.143
70 George Kontos, R ERA: 3.24	(8, 1)	0.1	H	3	2	0	0	1	0	0	0	0	0	0	10	15	0.00	6.000
61 Josh Osich, L ERA: 4.34	(8, 1)	0.1	H	1	0	0	0	0	0	0	0	0	0	0	1	2	0.00	0.000
49 Sam Dyson, R ERA: 10.42	(8, 1)	0.1	H	1	0	0	0	0	0	0	0	0	0	0	6	6	0.00	0.000
41 Mark Melancon, R ERA: 4.82	(9, 1)	1.0	S	3	0	0	0	0	0	0	0	0	0	0	9	15	0.00	0.000

PITCHER	IP	WLS	BF	H	R	ER	SO	BB	IBB	HBP	BLK	WP	HR	S	P	ERA	WHIP

BOTTOM

San Francisco Giants @ Atlanta Braves

SunTrust Park, Atlanta, GA

Tue Jun 20 2017, 7:38 PM - 10:33 PM EDT

Att. 23,823 - Overcast - 72 F

livebaseballscorecards.com

AB	33
R	3
H	9
RBI	3
BB	1
SO	7
LOB	14

Batter	1	2	3	4	5	6	7	8	9	10	11	AB	R	H	RBI	BB	SO	LOB
2 Denard Span, L (1, 8) OBP: 0.325, SLG: 0.431	C FF 93 B CU 79 S CU 80 F FF 94 F FF 95 X CU 80 1-2 35 G4-6-3 1B		X FF 92 0-0 ① G6-3			C FF 92 C SL 81 F CU 79 X CU 81 0-2 ① G4-3		B SL 87 X SI 98 1-0 35 WP 3B		B CU 85 F CU 85 F FF 97 B CU 85 F CU 84 F CU 85 F FF 96 F FF 96 X CU 85 2-2 1B		5	1	3	0	0	0	0
37 Kelby Tomlinson, R (1, 4) 49 Sam Dyson, R (8, 1) 66 Gorkys Hernández, R (10, PH) OBP: 0.297, SLG: 0.279 62 Cory Gearrin, R (10, 1)	C FF 93 ① 1 SAFE 1 SAFE B FF 93 L FF 93 B CU 79 1 SAFE F FF 94 F FF 92 2-3 S FF 94 K		C FF 92 X CU 77 0-1 ② F8			C FF 92 C FF 93 B FF 91 F FF 94 X CU 78 1-2 ② G1-3		F SI 98 T SL 87 X SL 86 0-2 ② G5-3		X SI 95 0-0 ③ F8		4 0 1	0 0 0	0 0 0	0 0 0	0 0 0	1 0 0	2 0 1
35 Brandon Crawford, L (1, 6) OBP: 0.289, SLG: 0.403	S CU 79 B FF 95 B CU 78 F CU 78 B FF 94 F FF 94 X FF 93 3-2 ②③ G4-6-3 1-2f		B CU 78 C FF 92 B FF 94 X FF 93 2-1 ③ P4			S SL 82 S FF 93 C CU 83 0-3 ③		S SL 88 T SI 98 X SL 87 0-2 ③ F8 3-H			B CU 83 C CU 83 S CU 83 B CU 83 S CU 82 2-3 ① K	5	0	0	0	0	2	1
28 Buster Posey, R (1, 2) OBP: 0.424, SLG: 0.514		X FF 92 0-0 ① G5-3		C FF 92 B FF 93 X FF 93 1-1 ① L5			C SL 88 B FF 97 X SL 89 1-1 53 G6-3 8 G4-3 1B		C SI 92 F SI 93 X SI 94 0-2 ① F7		B FF 95 B SL 86 B SL 86 X FF 96 3-0 ② F8	5	0	1	0	0	0	0
8 Hunter Pence, R (1, 9) OBP: 0.294, SLG: 0.364		B FF 94 C FF 93 B FF 93 F FF 94 X CH 87 2-2 53 G3-1 9 3B 1B		B FF 94 X FF 92 1-0 ② F8			F FF 97 X FF 97 0-1 ① G4-3 1-2		X SI 93 0-0 HR		B SL 86 F FF 96 B FF 96 B SL 86 C FF 95 F SL 86 B SL 86 4-2 BB	4	2	2	1	1	0	1
53 Austin Slater, R (1, 7) OBP: 0.365, SLG: 0.466	C CU 76 C FF 92 1 SAFE F FF 92 F FF 93 X CU 78 0-2 ② G3-1 1-2			C CU 78 X FF 94 0-1 ③ F9			S SL 89 B SL 88 X SL 89 1-1 ② G6-3 2-3		X CU 80 0-0 ② G5-3		F FF 94 F FF 96 S SL 86 0-3 ③ K	5	0	0	0	0	1	3
9 Brandon Belt, L (1, 3) OBP: 0.339, SLG: 0.425	X FF 91 0-0 ① 2-H 3B				X SL 81 0-0 ① F8		B FF 98 B CH 88 F FF 97 S FF 97 B FF 98 B CH 86 4-2 BB		B SI 94 F SI 93 C CU 80 B CU 80 B FF 93 S CU 80 3-3 ③ K			3	0	1	1	1	0	
7 Aaron Hill, R (1, 5) OBP: 0.256, SLG: 0.242	C FF 94 F FF 94 F FF 95 B CU 79 B FF 94 F CU 79 F FF 93 D FF 95 F FF 94 4-2 B FF 92 BB				C FF 91 B FF 93 B FF 92 X CH 84 2-1 ② F7		C FF 97 F FF 98 X FF 97 0-2 ③ L8			B SI 95 F SI 95 X FS 87 1-1 ① G1-3		3	0	0	0	1	0	2
29 Jeff Samardzija, R (1, 1) OBP: 0.097, SLG: 0.226 12 Joe Panik, L (8, PH) OBP: 0.335, SLG: 0.400 (8, 4)	X FF 93 0-0 ③ G1-3				B FF 94 F FF 93 B CU 77 C CU 78 F FF 92 S CU 79 2-3 ③ K			B SI 97 C FF 95 C SI 97 T SL 87 1-2 ① K		B FF 96 B CU 86 X CU 85 2-0 ② L9		2 2	0 0	0 0	0 0	0 0	1 1	2 0
Inning Stats	R: 0 E: 0 K: 1 S: 14 H: 1 LOB: 0 BB: 0 P: 20	R: 1 E: 0 K: 0 S: 17 H: 2 LOB: 2 BB: 1 P: 23	R: 0 E: 0 K: 0 S: 5 H: 0 LOB: 0 BB: 0 P: 7	R: 0 E: 0 K: 0 S: 5 H: 0 LOB: 0 BB: 0 P: 7	R: 0 E: 0 K: 1 S: 7 H: 0 LOB: 0 BB: 0 P: 11	R: 0 E: 0 K: 1 S: 11 H: 0 LOB: 0 BB: 0 P: 12	R: 0 E: 0 K: 0 S: 11 H: 1 LOB: 2 BB: 1 P: 17	R: 1 E: 0 K: 1 S: 10 H: 1 LOB: 0 BB: 0 P: 12	R: 1 E: 0 K: 1 S: 8 H: 1 LOB: 0 BB: 0 P: 11	R: 0 E: 0 K: 0 S: 11 H: 1 LOB: 1 BB: 0 P: 16	R: 0 E: 0 K: 2 S: 10 H: 0 LOB: 1 BB: 1 P: 19	1B: 4 2B: 0 3B: 2 HR: 1 SF: 0 SAC: 0 DP: 1 HBP: 0						

PITCHER	IP	WLS	BF	H	R	ER	SO	BB	IBB	HBP	BLK	WP	HR	S	P	ERA	WHIP
51 Sean Newcomb, L (1, 1) ERA: 1.96	6.0		21	3	1	1	3	1	0	0	0	0	0	59	80	1.50	0.667
52 José Ramirez, R (7, 1) ERA: 2.73	1.0	H	5	1	0	0	0	1	0	0	0	0	0	11	17	0.00	2.000
38 Arodys Vizcaíno, R (8, 1) ERA: 2.1	1.0	H	4	1	1	1	1	0	0	0	0	1	0	10	12	9.00	1.000
53 Jim Johnson, R (9, 1) ERA: 3.52	1.0	B	4	1	1	1	1	0	0	0	0	0	1	8	11	9.00	1.000
39 Sam Freeman, L (10, 1) ERA: 2.49	1.1		5	1	0	0	1	0	0	0	0	0	0	14	21	0.00	0.750

PITCHER	IP	WLS	BF	H	R	ER	SO	BB	IBB	HBP	BLK	WP	HR	S	P	ERA	WHIP
58 Luke Jackson, R (11, 1) ERA: 3.93	0.2	W	3	0	0	0	1	1	0	0	0	0	0	7	14	0.00	1.500

TOP

San Francisco Giants @ Atlanta Braves

SunTrust Park, Atlanta, GA

Wed Jun 21 2017, 8:52 PM - 12:06 AM EDT

Att. 25,771 - Overcast - 71 F

livebaseballscorecards.com

AB	39
R	3
H	7
RBI	2
BB	3
SO	7
LOB	12

WP: 1	PB: 0	SB: 0	CS: 0
PA: 42			

San Francisco Giants @ Atlanta Braves

SunTrust Park, Atlanta, GA

Wed Jun 21 2017, 8:52 PM - 12:06 AM EDT

Att. 25,771 - Overcast - 71 F

livebaseballscorecards.com

BOTTOM

Batter	1	2	3	4	5	6	7	8	9	10	11	AB	R	H	RBI	BB	SO	LOB
11 Ender Inciarte, L (1, 8) OBP: 0.355, SLG: 0.413	S FS 89 X KC 78 0-1 17 G4-3 1B		C SI 95 X SL 87 0-1 E5		B KC 80 X SI 94 1-0 17 FC4-6 1B			F SI 92 F CH 86 T FC 90 0-2 K		F CH 84 F CH 85 T SI 92 0-2 K		5	0	2	0	0	2	0
17 Johan Camargo, S (1, 4) OBP: 0.333, SLG: 0.453 (8, 5)	F SI 92 F SL 85 F SI 91 X FS 86 0-2 G4-3 1-2		1 SAFE B SI 94 X FS 90 1-0 G3		C FF 94 B SI 94 X KC 80 1-1 FC4-6 1-2f			S CH 88 B FC 91 C SI 94 X CH 88 1-2 G6-3			B CH 84 X SI 91 1-0 P5	5	0	0	0	0	0	3
22 Nick Markakis, L (1, 9) OBP: 0.367, SLG: 0.375	S SI 94 F SI 92 S FF 93 0-3 K			X KC 80 0-0 18 HR 1B		B FS 86 C SI 92 F FS 87 B FF 94 B SI 95 T SL 89 3-2 K		B SI 94 C FF 94 X FC 90 1-1 P5			B SI 92 F CH 85 B SI 92 B SI 92 D SL 86 4-1 27 HR BB	4	2	1	0	1	2	1
27 Matt Kemp, R (1, 7) OBP: 0.362, SLG: 0.552	S SL 87 B SL 88 F SI 93 B FC 92 S SI 94 2-3 K			X SI 93 0-0 F9		C SL 85 S KC 81 B FF 94 F SL 88 S FC 90 1-3 K			F SI 94 B SL 79 S FC 87 F FC 86 F SI 94 S FC 88 1-3 K		B SI 91 X SL 86 1-0 1-H HR	5	1	1	2	0	3	2
18 Matt Adams, L (1, 3) OBP: 0.344, SLG: 0.575		X SI 92 0-0 L8		B SI 93 C FC 91 B SI 94 S SL 88 X SL 90 2-2 1-H HR		F KC 80 F SI 94 T FF 94 0-2 K			B SI 95 B SI 95 F CH 88 X FC 91 2-1 G3-1			4	1	1	2	0	1	0
25 Tyler Flowers, R (1, 2) OBP: 0.427, SLG: 0.478		C FS 92 B KC 82 B SI 93 F SL 86 S SI 95 2-3 K		X SL 87 0-0 L5			B SI 93 C KC 80 B FC 92 X SL 86 2-1 HR		X SI 96 0-0 E5 7 S			4	1	1	1	0	1	0
16 Lane Adams, R (9, PR) OBP: 0.235, SLG: 0.235												0	0	0	0	0	0	0
39 Sam Freeman, R (10, 1)												0	0	0	0	0	0	0
23 Danny Santana, S (11, 4) OBP: 0.271, SLG: 0.429												0	0	0	0	0	0	0
7 Dansby Swanson, R (1, 6) OBP: 0.301, SLG: 0.336		C SI 93 B KC 81 C KC 82 X SL 89 1-2 G4-3		C SI 95 X KC 82 0-1 G1-3			C SI 93 X SI 93 0-1 4 G6-3 1B		B SI 96 X SI 95 1-0 G4-3 1-2			4	0	1	0	0	0	1
14 Rio Ruiz, L (1, 5) OBP: 0.264, SLG: 0.288			X SI 92 0-0 G4-3		B FS 86 X FS 86 1-0 G3		1 SAFE B SI 92 C SL 87 1 SAFE F FC 92 F SI 94 T FC 91 1-2 K			C SL 83 B SI 92 S SI 92 B SI 94 B SI 93 F SI 93 F SL 85 S SL 85 3-3 K		3	0	0	0	0	1	1
38 Arodys Vizcaíno, R (8, 1)												0	0	0	0	0	0	0
53 Jim Johnson, R (9, 1)												0	0	0	0	0	0	0
24 Kurt Suzuki, R (10, 2) OBP: 0.336, SLG: 0.392												1	0	0	0	0	1	0
51 Sean Newcomb, L (1, 1)												2	0	0	0	0	1	0
52 José Ramirez, R (7, 1)			C SI 91 S SI 93 F SI 96 C SL 89 0-3 K		B SI 94 X SI 93 1-0 G5-3		C SI 93 X SL 88 0-1 G6-3 1-2f			F SL 85 X SI 94 0-1 G3-1		0	0	0	0	0	0	0
4 Brandon Phillips, R (7, PH) OBP: 0.344, SLG: 0.424 (8, 4)												2	0	0	0	0	0	1
58 Luke Jackson, R (11, 1)												0	0	0	0	0	0	0
Inning Stats	R: 0 E: 0 K: 2 S: 12 H: 1 LOB: 1 BB: 0 P: 14	R: 0 E: 0 K: 1 S: 7 H: 0 LOB: 0 BB: 0 P: 10	R: 0 E: 1 K: 1 S: 8 H: 0 LOB: 1 BB: 0 P: 9	R: 2 E: 0 K: 0 S: 8 H: 2 LOB: 0 BB: 0 P: 10	R: 0 E: 0 K: 0 S: 5 H: 1 LOB: 1 BB: 0 P: 9	R: 0 E: 0 K: 3 S: 10 H: 0 LOB: 0 BB: 0 P: 14	R: 1 E: 0 K: 1 S: 10 H: 2 LOB: 0 BB: 0 P: 13	R: 0 E: 0 K: 1 S: 8 H: 0 LOB: 0 BB: 0 P: 10	R: 0 E: 1 K: 1 S: 9 H: 0 LOB: 2 BB: 0 P: 13	R: 0 E: 0 K: 2 S: 11 H: 0 LOB: 0 BB: 0 P: 14	R: 2 E: 0 K: 0 S: 3 H: 1 LOB: 0 BB: 1 P: 9	1B: 4 2B: 0 3B: 0 HR: 3 SF: 0 SAC: 0 DP: 1 HBP: 0						

PITCHER	IP	WLS	BF	H	R	ER	SO	BB	IBB	HBP	BLK	WP	HR	S	P	ERA	WHIP
29 Jeff Samardzija, R (1, 1) ERA: 4.74	7.0		27	6	3	3	8	0	0	0	0	0	2	60	79	3.86	0.857
49 Sam Dyson, R (8, 1) ERA: 9.43	2.0		7	0	0	0	2	0	0	0	0	0	0	17	23	0.00	0.000
62 Cory Gearrin, R (10, 1) ERA: 2.37	1.1	L	6	1	2	2	2	1	0	0	0	0	1	14	23	13.50	1.500

PITCHER	IP	WLS	BF	H	R	ER	SO	BB	IBB	HBP	BLK	WP	HR	S	P	ERA	WHIP

AB	39
R	5
H	7
RBI	5
BB	1
SO	12
LOB	9

WP: 0 PB: 0 SB: 1 CS: 0 PA: 40

Batter	1	2	3	4	5	6	7	8	9	AB	R	H	RBI	BB	SO	LOB
37 Kelby Tomlinson, R (1, 5) OBP: 0.308, SLG: 0.262	C FF 92 X FF 91 0-1 ① L8	B FC 90 S CH 84 F CH 82 F FF 90 F SL 82 B FC 89 D CH 82 X CH 82 3-2 ③ G5-3		B FF 88 S CH 80 B CH 81 X CH 80 2-1 ②③ G6-3 2-3		C FC 88 F FF 95 B FC 86 X SI 93 1-2 8 1B 1B		B SI 93 C SL 87 F FF 92 B CU 76 B SL 86 X FF 92 3-2 E7 12 1B	B SI 93 X SI 93 1-0 FC4 1-2 2-3 3-H	6	1	1	1	0	0	4
12 Joe Panik, L (1, 4) OBP: 0.338, SLG: 0.414	C FF 92 C SI 92 B SL 83 X SI 92 1-2 ② G1-3		B CU 78 C CU 80 B CU 71 B CH 87 F SI 89 F SI 89 F SI 89 F SI 90 F SI 90 4-2 B SL 82 8 G5-3 28 2B BB		B SI 90 F SI 91 B SL 82 X SI 90 2-1 HR	F FC 88 B SI 93 S SI 93 F FC 86 B SI 95 X FC 86 2-2 ② F7		C SL 87 B SL 87 X SL 86 1-1 8 2B 28 G6-3 2-H 1B	B CU 80 F SI 94 B CU 80 B SI 94 S SI 95 X SI 95 3-2 ② SF7 3-H	4	3	2	3	1	0	1
8 Hunter Pence, R (1, 9) OBP: 0.295, SLG: 0.368	X FF 92 0-0 ③ L9		B SI 90 X CH 82 1-0 ① G5-3 1-2		B CH 82 F CH 83 X FF 89 1-1 ① F8	X FC 90 0-0 1-2 1B		S SL 84 D SL 86 F SI 97 X SL 84 1-2 28 G6-3 1-3 2B	C SI 94 B SI 95 X SI 94 1-1 ③ G4-3	6	0	2	0	0	0	3
28 Buster Posey, R (1, 3) OBP: 0.427, SLG: 0.537		B SI 91 X SI 91 1-0 HR	D CU 74 D CU 75 X FF 90 2-0 53 2B 2-H 2B		B SI 90 X CH 83 1-0 5 1B 2B	S FC 83 S FC 87 B FC 86 S SI 95 1-3 ③ K		X SI 97 0-0 ② G6-3 2-3 3-H		5	2	3	3	0	1	3
53 Austin Slater, R (1, 7) OBP: 0.382, SLG: 0.484 (5, 8)		F FF 91 S FF 92 X FF 92 0-2 35 G4-3 18 2B 35 WP 1B	B CU 73 F FC 88 S CH 80 X FF 88 2-1 2-H 2B		B FF 94 B FF 94 B FF 95 C SI 94 D SI 95 4-1 5 1B BB		B SI 92 B FF 92 C SL 86 X FF 92 2-1 ① L9	B SI 98 X SI 97 1-0 ③ G5-3		4	1	2	1	1	0	1
35 Brandon Crawford, L (1, 6) OBP: 0.283, SLG: 0.394		C SI 90 B SI 91 X SI 91 1-1 ① G4-3 1-3	S SL 80 S SL 81 S SL 79 0-3 ② K		C SI 95 B F SI 95 B SI 95 X SI 95 2-2 ② L7		S SL 88 X FF 93 0-1 ② F7		B FF 92 F SI 93 C CU 79 B CU 80 X SI 94 2-2 ① L6	5	0	0	0	0	1	4
5 Nick Hundley, R (1, 2) OBP: 0.264, SLG: 0.395		B SI 92 S CH 82 F FF 90 D CH 83 S CH 82 2-3 ② K	F CH 80 F SI 88 B SL 81 X CU 76 1-2 ③ G3		B SI 96 F FF 96 C FF 96 B FF 96 X FF 96 2-2 66 FC6-4 1-2 2-3 1B		B SI 93 B SI 92 F SI 92 F SL 86 S CU 78 2-3 ③ K		X FF 92 0-0 9 BB 2 1B 37 FC4 1B	5	1	2	0	0	2	2
66 Gorkys Hernández, R (1, 8) OBP: 0.305, SLG: 0.276 59 Kyle Crick, L (5, 1) 7 Aaron Hill, R (8, PH) OBP: 0.253, SLG: 0.239 70 George Kontos, R (8, 1) 2 Denard Span, L (9, PH) OBP: 0.329, SLG: 0.434		0-0 18 S 18 2B IBB		B FF 88 B CH 80 B CH 80 C FF 86 B FF 88 4-1 37 CS 18 S BB	X SL 82 0-0 ③ FC6-4 1-2f			B SI 92 B SI 92 C FF 92 C SL 86 F FF 93 B SL 86 F FF 92 X SL 87 3-2 ① F7	C SI 93 B FF 92 D CH 88 X SI 94 2-1 37 FC4 9 BB 12 SF7 1-2 1B	1 0 1 0 1	1 0 0 0 1	0 0 0 0 1	0 0 0 0 1	2 0 0 0 0	0 0 0 0 0	3 0 0 0 0
18 Matt Cain, R (1, 1) OBP: 0.130, SLG: 0.217 57 Bryan Morris, L (5, 1) 9 Brandon Belt, L (5, 7) OBP: 0.342, SLG: 0.437		F SI 91 D SL 85 X SI 91 1-1 1-H 3-H 2B		1 SAFE D CH 87 L CH 87 L CU 72 1 SAFE S CU 78 1-3 ① K 1-2		F FF 94 D CH 97 B FF 95 B SI 94 S SI 94 B SI 94 S SI 94 3-3 ① K		F SL 88 F FF 93 F SL 84 B FF 92 F SL 85 F SL 86 X FF 92 2-2 HR	B SI 94 S SI 93 B CH 88 B SI 94 S SI 94 F SI 95 B SI 94 4-2 37 FC4 1-2 2-3 BB	2 0 2	0 0 1	1 0 1	2 0 1	0 0 1	1 0 0	1 0 0
Inning Stats	R: 0 E: 0 K: 0 S: 6 H: 0 LOB: 0 BB: 0 P: 7	R: 3 E: 0 K: 1 S: 16 H: 3 LOB: 1 BB: 1 P: 24	R: 2 E: 0 K: 1 S: 16 H: 2 LOB: 1 BB: 1 P: 26	R: 0 E: 0 K: 1 S: 6 H: 0 LOB: 0 BB: 1 P: 13	R: 1 E: 0 K: 0 S: 13 H: 3 LOB: 3 BB: 1 P: 25	R: 0 E: 0 K: 2 S: 14 H: 2 LOB: 2 BB: 0 P: 21	R: 0 E: 0 K: 1 S: 7 H: 0 LOB: 0 BB: 0 P: 11	R: 3 E: 1 K: 0 S: 20 H: 3 LOB: 1 BB: 0 P: 31	R: 2 E: 0 K: 0 S: 15 H: 2 LOB: 2 BB: 1 P: 28	1B: 7 2B: 5 3B: 0 HR: 3 SF: 1 SAC: 0 DP: 0 HBP: 0						WP: 1 PB: 0 SB: 2 CS: 1 PA: 48	

PITCHER		IP	WLS	BF	H	R	ER	SO	BB	IBB	HBP	BLK	WP	HR	S	P	ERA	WHIP
54 Jaime García, L ERA: 4.03	(1, 1)	4.1		22	7	6	6	3	2	1	0	0	1	2	49	79	12.46	2.077
56 Jason Hursh, R ERA: 1.93	(5, 1)	0.2	W	4	1	0	0	0	1	0	0	0	0	0	8	16	0.00	3.000
30 Jason Motte, R ERA: 2.05	(6, 1)	1.0		5	2	0	0	2	0	0	0	0	0	0	14	21	0.00	2.000
46 Ian Krol, L ERA: 5.33	(7, 1)	1.1		7	2	3	1	1	0	0	0	0	0	1	22	35	6.75	1.500
38 Arodys Vizcaíno, R ERA: 2.05	(8, 1)	0.2		3	1	0	0	0	0	0	0	0	0	0	5	7	0.00	1.500

PITCHER		IP	WLS	BF	H	R	ER	SO	BB	IBB	HBP	BLK	WP	HR	S	P	ERA	WHIP
53 Jim Johnson, R ERA: 3.98	(9, 1)	1.0	S	7	2	2	2	0	1	0	0	0	0	0	15	28	18.00	3.000

TOP

San Francisco Giants @ Atlanta Braves

SunTrust Park, Atlanta, GA

Thu Jun 22 2017, 9:01 PM - 12:38 AM EDT

Att. 25,521 - Cloudy - 74 F

livebaseballscorecards.com

AB	42
R	11
H	15
RBI	11
BB	5
SO	6
LOB	22

Batter	1	2	3	4	5	6	7	8	9	AB	R	H	RBI	BB	SO	LOB
11 Ender Inciarte, L (1, 8) OBP: 0.355, SLG: 0.412	C SI 87 F CH 82 B FF 90 F SI 89 B SL 80 X SI 89 2-2 4 F9 22 HR 1B		X SL 80 0-0 4 G1-4-3 22 E 1B B CH 84 F CH 84 B CH 84 B CH 85 X SI 91 3-1 ③ G4-3		B SI 93 X FC 90 1-0 ② F7		F FF 95 F CH 88 F SL 82 F FF 95 X SL 82 0-2 ② F8			5	2	2	0	0	0	3
4 Brandon Phillips, R (1, 4) OBP: 0.346, SLG: 0.435 30 Jason Motte, R (6, 1) 46 Ian Krol, L (7, 1) 38 Arodys Vizcaíno, R (8, 1) 53 Jim Johnson, R (9, 1)	C SI 88 X SI 88 0-1 ① F9 1-2		C SI 88 S CU 73 B FF 90 B SI 89 1 SAFE X SI 89 2-2 ② G1-4-3 1-2		X CU 72 0-0 HR B SI 93 S FC 93 F SL 93 B FC 87 B SI 92 C CU 83 B FF 92 4-2 22 1B 23 1B BB		F FF 94 B FF 95 S SL 84 X FC 94 1-2 ③ F7			3 0 1 0 0	2 0 0 0 0	1 0 0 0 0	1 0 0 0 0	1 0 0 0 0	0 0 0 0 0	2 0 0 0 0
22 Nick Markakis, L (1, 9) OBP: 0.374, SLG: 0.394	F CU 72 B SI 89 C SI 89 T FF 90 B SI 89 F SI 90 B SL 83 X FF 91 3-2 2-H HR		B SI 89 B CH 83 C FF 90 T SI 89 F FF 91 X CU 74 2-2 E7 2-H 1B		C SI 88 C CH 83 B SL 80 X SL 82 1-2 18 27 1B 1B X SI 93 0-0 23 1B 1-3 1B			C CU 79 X FC 88 0-1 ① G3		5	2	4	3	0	0	0
27 Matt Kemp, R (1, 7) OBP: 0.362, SLG: 0.549 23 Danny Santana, S (5, PR) OBP: 0.276, SLG: 0.430 (6, 4)	B SL 81 X SL 80 1-0 ② L8		C SI 90 B SI 91 X CU 74 1-1 ③ F8		F FF 90 S SI 90 T SI 90 S SI 92 S SI 90 0-2 18 24 1B 1-2 1B F FF 96 X FF 96 0-2 1-2 3-H 1B			B SL 83 C SL 82 B SI 91 B FC 85 F SI 90 S FC 88 3-3 ② K		3 2	0 1	1 1	0 1	0 0	0 1	1 0
18 Matt Adams, L (1, 3) OBP: 0.346, SLG: 0.587	C FF 90 S CH 82 B SI 90 S FF 91 1-3 ③ K			B CH 82 B SI 88 C FF 90 S SI 89 F SI 90 X SI 90 2-2 HR	F FF 94 B SI 94 S SI 94 D SL 94 F CU 89 7 24 1B 17 SF7 1-2 2-H 1B C FF 87 S CH 85 F FC 86 F SL 84 X FF 90 1-2 F7		B CU 78 S FC 87 F FC 87 F SL 84 F FC 87 B FF 90 F SL 85 F SL 85 F CH 86 2-2 ③ X FF 91 G1-3-1		5	2	2	2	0	1	2
24 Kurt Suzuki, R (1, 2) OBP: 0.341, SLG: 0.396		C SI 87 X CU 72 0-1 ① F8		X SL 80 0-0 17 7 1B G3-1 1B C FC 88 S SI 94 X SI 93 0-2 7 1B 16 HR 1-2 2-H 1B		B SL 84 C FC 95 C FF 95 X SL 83 1-2 ① F8			4	1	2	1	0	0	0
7 Dansby Swanson, R (1, 6) OBP: 0.304, SLG: 0.339		X FF 88 0-0 ② L7		C SI 89 X SI 89 0-1 17 G3-1 1-2 1B	X SI 92 0-0 16 HR 1-2 2-3 1B	B SL 83 S SL 83 B SL 82 B FC 94 X FF 94 3-1 ② P4			4	1	2	0	0	0	0
17 Johan Camargo, S (1, 5) OBP: 0.310, SLG: 0.429		C SI 87 S SI 89 B FF 90 B FF 90 X SL 83 2-2 ③ F9	B CH 84 X CH 83 1-0 ① G3-1 1-2 2-3		D FC 91 X SI 92 1-0 ① SF7 3-H	S FF 95 F FF 94 B FF 95 F FF 96 X SL 83 1-2 ③ G1-3			3	0	0	1	0	0	2
54 Jaime García, L (1, 1) OBP: 0.143, SLG: 0.190 56 Jason Hursh, R (5, 1) 16 Lane Adams, R (5, PH) OBP: 0.263, SLG: 0.421 (6, 7)			B CH 85 C SI 88 B CH 82 C SI 89 F SI 88 X CU 74 2-2 ① G4-3	S CH 84 F SI 90 B SI 91 X CH 84 1-2 G3	B CU 83 X FC 88 1-0 1-H 2-H HR	X FF 94 0-0 ① F8			2 0 0 2	0 0 0 1	0 0 0 1	0 0 0 3	0 0 0 0	0 0 0 0	2 0 0 0
Inning Stats	R: 2 E: 0 K: 1 S: 15 H: 2 LOB: 0 BB: 0 P: 22	R: 0 E: 0 K: 0 S: 6 H: 0 LOB: 0 BB: 0 P: 8	R: 1 E: 1 K: 0 S: 14 H: 2 LOB: 1 BB: 0 P: 21	R: 1 E: 0 K: 0 S: 13 H: 3 LOB: 2 BB: 0 P: 20	R: 8 E: 0 K: 0 S: 32 H: 9 LOB: 2 BB: 1 P: 43	R: 0 E: 0 K: 0 S: 9 H: 0 LOB: 0 BB: 0 P: 14	R: 0 E: 0 K: 0 S: 9 H: 0 LOB: 0 BB: 0 P: 10	R: 0 E: 0 K: 1 S: 13 H: 0 LOB: 0 BB: 0 P: 18		1B: 12 2B: 0 3B: 0 HR: 4	SF: 1 SAC: 0 DP: 0 HBP: 0		WP: 0 PB: 0 SB: 0 CS: 0	PA: 41		

PITCHER		IP	WLS	BF	H	R	ER	SO	BB	IBB	HBP	BLK	WP	HR	S	P	ERA	WHIP
18 Matt Cain, R ERA: 5.54	(1, 1)	4.0	L	22	10	7	7	1	0	0	0	0	0	3	58	82	15.75	2.500
57 Bryan Morris, R ERA: 6.43	(5, 1)	0.2		8	5	4	4	0	1	0	0	0	0	1	14	23	54.00	9.000
59 Kyle Crick, R ERA:	(5, 1)	2.1		8	1	1	1	0	0	0	0	0	0	0	26	33	3.86	0.429
70 George Kontos, R ERA: 3.15	(8, 1)	1.0		3	0	0	0	1	0	0	0	0	0	0	13	18	0.00	0.000

PITCHER	IP	WLS	BF	H	R	ER	SO	BB	IBB	HBP	BLK	WP	HR	S	P	ERA	WHIP

BOTTOM

San Francisco Giants @ Atlanta Braves

SunTrust Park, Atlanta, GA

Thu Jun 22 2017, 9:01 PM - 12:38 AM EDT

Att. 25,521 - Cloudy - 74 F

livebaseballscorecards.com

AB	39
R	12
H	16
RBI	12
BB	1
SO	2
LOB	12

New York Mets @ San Francisco Giants

AT&T Park, San Francisco, CA

Fri Jun 23 2017, 7:16 PM - 10:28 PM PDT

Att. 41,769 - Partly Cloudy - 62 F

livebaseballscorecards.com

Batter	1	2	3	4	5	6	7	8	9	AB	R	H	RBI	BB	SO	LOB
3 Curtis Granderson, L (1, 9) OBP: 0.315, SLG: 0.436	C B CU 76 X SI 90 / 1-1 13 1B 4 1B 1B	B SI 91 B SI 90 B SL 81 X SI 91 / 3-0 ② SF9 2-H	B SL 80 C SI 90 X CH 81 / 1-1 ② G3-1 2-3			B FC 85 C FF 92 C SL 83 B FC 86 X SL 81 / 2-2 13 1B 52 2B 1B	F FF 95 S FF 95 D SL 80 B FF 95 B SL 79 C SL 79 / 3-3 ② K		C FC 92 X FC 91 / 0-1 ② F7	5	2	2	1	0	1	4
13 Asdrúbal Cabrera, S (1, 4) OBP: 0.327, SLG: 0.396	B SI 89 T SI 90 D CH 80 X SI 90 / 2-1 ① 1-3 1B	B CH 80 X SI 91 / 1-0 52 HR 1B	C SI 90 C SI 90 D SL 80 B CH 81 F CH 81 X SI 91 / 2-2 ③ P4			D FF 90 X SI 92 / 1-0 52 2B 4 SF7 1-2 1B	B FF 94 D CH 85 X FF 95 / 2-0 ③ L6		C FC 91 F FC 92 C FC 91 / 0-3 ③ K	6	2	3	0	0	1	4
52 Yoenis Cespedes, R (1, 7) OBP: 0.392, SLG: 0.651	C SI 90 B SI 91 S SI 91 F SL 80 X SI 92 / 1-2 ② P6	B SI 90 B SI 92 C CH 80 X SI 91 / 2-1 1-H HR		C SL 84 B SI 94 X SI 94 / 1-1 4 G6-4-3 1B		C FF 93 F FF 95 F FC 86 B SL 82 F SL 82 F FF 94 F SL 84 X SI 92 / 1-2 30 1B 1-3 2-H 2B		X CH 82 / 0-0 ① P6		5	2	3	3	0	0	1
4 Wilmer Flores, R (1, 5) OBP: 0.305, SLG: 0.456	B CH 81 X CU 77 / 1-0 30 1B 3-H 1B	F SI 91 B SI 91 B SI 91 F CH 80 X SI 90 / 2-2 30 2B 2B		C SI 92 X SI 93 / 0-1 ① ② G6-4-3 1-2f		X FF 93 / 0-0 ② SF7 3-H		B FF 93 C SL 80 F FF 94 X SL 79 / 1-2 1B		4	1	3	2	0	0	1
30 Michael Conforto, L (1, 8) OBP: 0.404, SLG: 0.550	B SI 91 B SL 81 F SI 91 C SI 90 B SL 79 X SI 90 / 3-2 1-3 1B	D SL 78 C CU 76 X SI 90 / 1-1 18 2B 2-H 2B		B CH 85 X SI 92 / 1-0 ③ G6-3		B SL 83 C SL 81 F SL 83 X FC 85 / 1-2 2-H 1B		S FF 95 C FF 95 D SL 81 F SL 81 T FF 96 / 1-2 ② K		5	1	3	2	0	1	1
18 Travis d'Arnaud, R (1, 2) OBP: 0.289, SLG: 0.457	B SI 91 C SI 90 F SI 91 X CH 80 / 1-2 ③ G4-3	C CH 80 B CH 81 F CH 80 X SI 91 / 1-2 2-H 2B			F SI 92 S CH 84 B SL 85 X SL 85 / 1-2 ① P3	T FF 92 B SI 92 B SI 92 B FF 89 X FF 89 / 3-1 ③ F8		C FF 96 B CH 84 S CH 85 C CH 82 / 1-3 ③ K		5	0	1	1	0	1	4
21 Lucas Duda, L (1, 3) OBP: 0.365, SLG: 0.565		C Sr 86 X Sr 86 / 0-1 67 2B 2B / C CH 81 F Sr 91 D SL 80 D CH 81 X Sr 90 / 2-2 ③ G4-3			C CH 85 B CH 86 B SI 92 X CH 86 / 2-1 ② G3	C SL 77 X FF 94 / 0-1 HR			B FC 90 S FC 90 B KC 81 X FC 92 / 2-1 9 G3-1 2B	5	2	3	1	0	0	1
7 José Reyes, S (1, 6) OBP: 0.267, SLG: 0.317		X CH 80 / 0-0 ① P4	C SI 88 B SL 79 C SI 89 F SL 79 B CH 80 B SI 90 F SI 90 B SI 89 / 4-2 3 G3-1 67 SH2-3 BB		S CH 85 B CH 86 X SI 92 / 1-1 ③ P5		C FF 95 S CH 85 S SL 81 / 0-3 ① K		B FC 91 D FC 91 B FC 91 B FC 90 / 4-0 9 G3-1 BB	3	0	0	0	2	1	1
67 Seth Lugo, R (1, 1) OBP: 0.333, SLG: 0.667 51 Paul Sewald, R (6, 1) 54 T.J. Rivera, R (7, PH) OBP: 0.320, SLG: 0.393 39 Jerry Blevins, L (7, 1) 62 Erik Goeddel, R (8, 1) 9 Brandon Nimmo, L (9, PH) OBP: 0.333, SLG: 0.200 43 Addison Reed, L (9, 1)		C CH 79 S CH 79 B CH 80 B SI 90 X CH 80 / 2-2 3 WP 3 SF9 2-H 2B	B SI 90 F SI 88 1 SAFE D CH 80 X SI 89 / 2-1 ① SH2-3 1-2			C FF 93 B FF 91 X CH 85 / 1-1 ① G6-3	B CH 84 F FF 95 B FF 95 F FF 95 F SL 80 F SL 80 X FF 96 / 2-2 1B		B FC 90 B FC 91 C FC 91 S FC 91 X FC 92 / 2-2 ① G3-1 1-2 2-3	2	1	1	1	0	0	0
										0	0	0	0	0	0	0
										1	0	0	0	0	0	0
										0	0	0	0	0	0	0
										0	0	0	0	0	0	0
										1	0	0	0	0	0	2
										0	0	0	0	0	0	0
Inning Stats	R: 1 E: 0 K: 0 S: 15 / H: 4 LOB: 2 BB: 0 P: 24	R: 6 E: 0 K: 0 S: 21 / H: 7 LOB: 1 BB: 0 P: 35	R: 0 E: 0 K: 0 S: 12 / H: 0 LOB: 1 BB: 1 P: 21	R: 0 E: 0 K: 0 S: 5 / H: 1 LOB: 0 BB: 0 P: 7	R: 0 E: 0 K: 0 S: 7 / H: 0 LOB: 0 BB: 0 P: 11	R: 3 E: 0 K: 0 S: 19 / H: 4 LOB: 1 BB: 0 P: 28	R: 1 E: 0 K: 2 S: 14 / H: 2 LOB: 1 BB: 0 P: 21	R: 0 E: 0 K: 2 S: 11 / H: 1 LOB: 1 BB: 0 P: 14	R: 0 E: 0 K: 1 S: 10 / H: 1 LOB: 2 BB: 1 P: 18	1B: 11 2B: 7 3B: 0 HR: 2 / SF: 2 SAC: 1 DP: 1 HBP: 0						

TOP	
AB	42
R	11
H	20
RBI	11
BB	2
SO	5
LOB	19

WP: 1 PB: 0 SB: 0 CS: 0 / PA: 47

PITCHER		IP	WLS	BF	H	R	ER	SO	BB	IBB	HBP	BLK	WP	HR	S	P	ERA	WHIP
50 Ty Blach, L ERA: 4.86	(1, 1)	3.0	L	20	11	7	7	0	1	0	0	0	1	1	48	80	21.00	4.000
62 Cory Gearrin, R ERA: 2.23	(4, 1)	2.0		6	1	0	0	0	0	0	0	0	0	0	12	18	0.00	0.500
48 Steven Okert, L ERA: 7.71	(6, 1)	1.0		7	4	3	3	0	0	0	0	0	0	0	19	28	27.00	4.000
61 Josh Osich, L ERA: 4.35	(7, 1)	2.0		9	3	1	1	4	0	0	0	0	0	1	25	35	4.50	1.500
41 Mark Melancon, R ERA: 4.58	(9, 1)	1.0		5	1	0	0	1	1	0	0	0	0	0	10	18	0.00	2.000

PITCHER	IP	WLS	BF	H	R	ER	SO	BB	IBB	HBP	BLK	WP	HR	S	P	ERA	WHIP

BOTTOM

Batter	1	2	3	4	5	6	7	8	9	AB	R	H	RBI	BB	SO	LOB
2 Denard Span, L (1, 8) OBP: 0.330, SLG: 0.433	C FC 88 X FF 90 0-1 12 F9 21 G4-3 9 2B 1B	X CU 75 0-0 1B	B CU 76 F CH 86 C CU 76 X FF 94 1-2 ③ F8		C CU 70 C FF 89 F CU 71 X FF 90 0-2 ① G5-3		S SL 86 C SL 87 B FF 92 X FF 92 1-2 ③ G4-3	5	1	2	0	0	0	0
21 Conor Gillaspie, L (1, 5) OBP: 0.200, SLG: 0.143	C FF 89 B FF 92 B CU 75 X FF 92 2-1 ① G4-3 1-2	X FF 91 0-0 ② L8				B FF 90 C CH 84 S SL 84 B FF 93 B FC 88 F CH 84 T FF 93 3-2 ① K	C FF 89 C FF 89 S CU 71 0-3 ② K			4	0	0	0	0	2	2
12 Joe Panik, L (1, 4) OBP: 0.341, SLG: 0.415	C CU 75 X CU 76 0-1 ② F9 2-3	B FF 92 B CH 84 X FF 92 2-0 ③ F8				C CH 85 B FF 93 B CH 83 X CH 84 2-1 53 1B 9 BB 35 SF8 1B	B CH 84 B CU 71 C FF 89 F FF 89 X SI 88 2-2 1B			4	1	2	0	0	0	2
9 Brandon Belt, L (1, 3) OBP: 0.344, SLG: 0.439	X FF 92 0-0 3-H 2B			F FF 91 B FF 93 C CH 85 B FF 94 B CU 76 X CH 85 3-2 ① F7		B CU 75 B SI 91 F FC 89 B FF 93 B FF 91 4-1 5 BB 53 1B 66 1B 1-2 BB	D CU 71 F CU 70 B FF 89 C FF 89 X CU 72 2-2 ③ G6-3			3	1	1	1	1	0	1
53 Austin Slater, R (1, 7) OBP: 0.389, SLG: 0.500	D CU 76 C FF 91 C FF 92 F FF 94 C SI 92 1-3 ③ K			B FC 89 X FC 87 1-0 35 G4-3 2B		B FF 91 C SI 90 F CH 83 X FF 92 1-2 5 BB 66 1B 1-2 2-3 1B		X CH 85 0-0 ① G5-3		4	1	2	0	0	1	1
35 Brandon Crawford, L (1, 6) OBP: 0.282, SLG: 0.390		C CU 75 B FF 94 B FF 92 B CH 85 C FF 92 F FF 93 B FF 93 4-2 5 FC5-4 BB		X FF 90 0-0 ② G4-3 2-3		S CU 76 B FF 92 B CU 75 X CH 84 2-1 ② SF8 3-H		B FF 92 B FF 92 C FF 91 F CH 86 X CU 77 2-2 ② G4-3		2	0	0	1	1	0	1
5 Nick Hundley, R (1, 2) OBP: 0.264, SLG: 0.385	C FC 88 F FF 91 B FC 89 1 SAFE X CU 77 1-2 ① FC5-4 66 G6-4-3 1-2f			B FF 92 X FF 93 1-0 ③ L7		B CU 75 F SI 90 B CU 76 F FF 91 B CH 85 F CH 84 B FF 92 4-2 66 1B 1-2 2-3 BB		B CU 76 S FF 92 F FF 92 F FF 93 C CU 77 1-3 ③ K		3	0	0	0	1	1	2
66 Gorkys Hernández, R (1, 9) OBP: 0.303, SLG: 0.276	C CU 75 T CH 84 1 SAFE F FF 94 X FF 94 0-2 ② ③ G6-4-3 1-2f				F CH 85 F FF 92 X FF 95 0-2 ① G3	C CU 76 S CU 77 D SL 86 B CU 78 X CU 78 2-2 1-2 2-H 3-H 1B			B FF 91 S FF 91 B FF 91 X FF 91 2-1 ① F9	4	0	1	2	0	0	1
50 Ty Blach, R (1, 1) OBP: 0.269, SLG: 0.217 7 Aaron Hill, R (3, PH) OBP: 0.000, SLG: 0.000 62 Cory Gearrin, R (4, 1) 8 Hunter Pence, R (5, PH) OBP: 0.261, SLG: 0.348 48 Steven Okert, L (6, 1) 37 Kelby Tomlinson, R (6, PH) OBP: 0.429, SLG: 0.500 61 Josh Osich, L (7, 1) 41 Mark Melancon, R (8, 1) 28 Buster Posey, R (9, PH) OBP: 0.426, SLG: 0.538			C FF 91 B CU 76 X CU 76 1-1 ① G1-3		C CU 75 C CH 84 F FF 95 X CU 78 0-2 ② G6-3	B FF 90 C FF 90 F SL 82 S FF 91 1-3 ③ K		B FF 92 S FF 92 X SL 86 1-1 ② F7	0 0 0 0 0 0 0 1 0 0 0 0 0 0 0 0 0 0 0 0 0 1 0 0 0 0 0 0 0 0 0 0 0 0 0 1 0 0 0 0 1 2 0 0 0 0 0 0 0 1 0 0 0 0 0 0						
Inning Stats	R: 1 H: 2 E: 0 LOB: 1 K: 1 BB: 0 S: 11 P: 14	R: 0 H: 0 E: 0 LOB: 0 K: 0 BB: 1 S: 10 P: 15	R: 0 H: 1 E: 0 LOB: 1 K: 0 BB: 0 S: 5 P: 8	R: 0 H: 1 E: 0 LOB: 1 K: 0 BB: 0 S: 6 P: 11	R: 0 H: 0 E: 0 LOB: 0 K: 0 BB: 0 S: 10 P: 11	R: 3 H: 3 E: 0 LOB: 2 K: 2 BB: 2 S: 21 P: 40	R: 0 H: 1 E: 0 LOB: 1 K: 1 BB: 0 S: 13 P: 17	R: 0 H: 0 E: 0 LOB: 0 K: 1 BB: 0 S: 8 P: 11	R: 0 H: 0 E: 0 LOB: 0 K: 0 BB: 0 S: 7 P: 11	1B: 6 SF: 1 2B: 2 SAC: 0 3B: 0 DP: 1 HR: 0 HBP: 0						

PITCHER		IP	WLS	BF	H	R	ER	SO	BB	IBB	HBP	BLK	WP	HR	S	P	ERA	WHIP
67 Seth Lugo, R ERA: 3.72	(1, 1)	5.2	W	26	7	4	4	2	3	0	0	0	0	0	60	95	6.35	1.765
51 Paul Sewald, R ERA: 5.08	(6, 1)	0.1		1	0	0	0	1	0	0	0	0	0	0	3	4	0.00	0.000
39 Jerry Blevins, L ERA: 2.13	(7, 1)	1.0		4	1	0	0	1	0	0	0	0	0	0	13	17	0.00	1.000
62 Erik Goeddel, R ERA:	(8, 1)	1.0		3	0	0	0	1	0	0	0	0	0	0	8	11	0.00	0.000
43 Addison Reed, R ERA: 2.65	(9, 1)	1.0		3	0	0	0	0	0	0	0	0	0	0	7	11	0.00	0.000

PITCHER	IP	WLS	BF	H	R	ER	SO	BB	IBB	HBP	BLK	WP	HR	S	P	ERA	WHIP

New York Mets @ San Francisco Giants

AT&T Park, San Francisco, CA

Fri Jun 23 2017, 7:16 PM - 10:28 PM PDT

Att. 41,769 - Partly Cloudy - 62 F

livebaseballscorecards.com

AB	33
R	4
H	8
RBI	4
BB	3
SO	5
LOB	12

WP: 0 PA: 37
PB: 0
SB: 0
CS: 0

New York Mets @ San Francisco Giants

AT&T Park, San Francisco, CA

Sat Jun 24 2017, 4:16 PM - 7:08 PM PDT

Att. 41,216 - Partly Cloudy - 68 F

TOP

livebaseballscorecards.com

Batter	1	2	3	4	5	6	7	8	9	AB	R	H	RBI	BB	SO	LOB
3 Curtis Granderson, L (1, 8) OBP: 0.317, SLG: 0.442	C SI 89 X SL 86 0-1 ① G3-1		C SI 92 C FF 93 B FF 92 S FF 93 1-3 ② K		B CH 83 C FF 92 S CH 81 S CH 83 1-3 ③ K			B CH 89 F FC 89 X SI 95 1-1 19 1B 3B	D SL 84 1 SAFE C FC 96 B CH 88 B FF 94 D FC 95 4-1 13 G6-3 1-2 BB	4	1	1	0	1	2	1
13 Asdrúbal Cabrera, S (1, 4) OBP: 0.338, SLG: 0.405	X SI 90 0-0 2B		1 SAFE C FF 93 B FF 94 C FF 93 F FF 93 1 SAFE B FF 93 B SL 86 X FC 86 3-2 1-3 1B			B SL 85 C FC 87 B FF 90 B FC 87 F FF 91 F FC 88 B FF 92 4-2 52 1B BB		B FC 91 T FC 89 D CH 90 B FC 89 B FC 91 4-1 19 1B 4 2B BB	B CH 88 F FC 95 F FC 95 D SL 86 B FC 97 X FC 96 3-2 ① ② G6-3 1-2f 2-3	3	1	2	0	2	0	2
52 Yoenis Cespedes, R (1, 7) OBP: 0.384, SLG: 0.631	B SL 85 B SI 90 X SL 85 2-0 ② F8		B SI 93 F SI 94 X FF 93 1-1 ③ F7			C FF 92 B FF 93 1 SAFE F SL 85 1 SAFE X FF 94 1-2 21 L3 1B		F SI 96 B SI 96 S FC 88 S FC 87 1-3 ① K	B FC 96 B SL 84 F FC 94 S FC 96 X FC 96 2-2 ③ P2 3-H	5	0	1	0	0	1	5
19 Jay Bruce, L (1, 9) OBP: 0.339, SLG: 0.537	S CH 81 B FF 91 B FC 87 X FC 88 2-1 ③ G3			B CH 79 C SL 84 X SL 86 1-1 ① G3		B FC 87 X FF 92 1-0 ① L8		C SI 92 X FC 90 0-1 4 2B 1-2 3-H 1B		4	0	1	1	0	0	3
21 Lucas Duda, L (1, 3) OBP: 0.363, SLG: 0.555		B CH 80 B SL 86 C SL 85 B CH 80 B FF 90 4-1 18 G5-4-3 BB		B CH 83 C SL 82 X FF 92 1-1 ② L8		B FC 88 D SL 87 C SL 86 B SL 85 X FC 88 3-1 ② ③ L3 1-1		C SL 84 D SL 84 S FF 93 F FF 94 S FF 92 1-3 ② K		3	0	0	0	1	1	4
4 Wilmer Flores, R (1, 5) OBP: 0.314, SLG: 0.481		F SI 92 B SI 92 F SI 93 F FF 92 B FF 93 F FF 93 F SL 84 X SI 93 2-2 ① F7		C CH 83 B FC 87 S FF 94 B FC 87 X CH 83 2-2 HR			B FF 90 B SL 83 B FF 88 B FC 86 4-0 BB	B FF 91 X FC 88 1-0 1-3 2-H 2B		3	1	2	2	1	0	1
18 Travis d'Arnaud, R (1, 2) OBP: 0.282, SLG: 0.444		C FC 86 X SI 93 0-1 ② ③ G5-4-3 1-2f		B FF 92 F FF 92 F SL 85 F FF 93 X SL 86 1-2 ③ P3			B SI 90 C SL 85 D SL 84 F FF 92 B FF 92 X FF 91 3-2 ① P4	C FC 88 B FF 91 F FF 91 B SL 85 X FF 91 2-2 ③ F8		4	0	0	0	0	0	4
7 José Reyes, S (1, 6) OBP: 0.267, SLG: 0.324			B FF 91 C FC 87 B FF 92 B SL 86 X FF 90 3-1 ① G6-3		X FF 91 0-0 ① P6		C FF 92 C FF 93 X FF 92 0-2 ② F8		C FF 96 X CH 90 0-1 30 1B 3B	4	1	1	0	0	0	1
48 Jacob deGrom, L (1, 1) OBP: 0.294, SLG: 0.412 30 Michael Conforto, L (9, PH) OBP: 0.406, SLG: 0.553 43 Addison Reed, L (9, 1)			S FF 91 X FC 87 0-1 13 1B 1B		C FF 89 F FF 90 F FF 89 C SL 84 0-3 ② K		B FF 93 B SL 86 X FF 90 2-0 ③ G4-3		D FC 96 S FC 95 B FF 96 C FF 97 X FC 96 2-2 13 G6-3 3 BB 52 WP 3-H 1B	3 1 0	0 1 0	1 1 0	0 1 0	0 0 0	1 0 0	1 0 0
Inning Stats	R: 0 E: 0 K: 0 S: 6 H: 1 LOB: 1 BB: 0 P: 10	R: 0 E: 0 K: 0 S: 9 H: 0 LOB: 0 BB: 1 P: 15	R: 0 E: 0 K: 1 S: 13 H: 2 LOB: 2 BB: 0 P: 21	R: 1 E: 0 K: 0 S: 11 H: 1 LOB: 0 BB: 0 P: 16	R: 0 E: 0 K: 2 S: 8 H: 0 LOB: 0 BB: 0 P: 9	R: 0 E: 0 K: 0 S: 9 H: 1 LOB: 1 BB: 1 P: 18	R: 0 E: 0 K: 0 S: 7 H: 0 LOB: 1 BB: 1 P: 16	R: 2 E: 0 K: 2 S: 16 H: 3 LOB: 2 BB: 1 P: 26	R: 2 E: 0 K: 0 S: 12 H: 2 LOB: 0 BB: 1 P: 23	1B: 5 2B: 3 3B: 2 HR: 1 SF: 0 SAC: 0 DP: 3 HBP: 0						

	AB	34
	R	5
	H	10
	RBI	4
	BB	5
	SO	5
	LOB	22

WP: 1 PA: 39
PB: 0
SB: 0
CS: 0

PITCHER		IP	WLS	BF	H	R	ER	SO	BB	IBB	HBP	BLK	WP	HR	S	P	ERA	WHIP
47 Johnny Cueto, R ERA: 4.2	(1, 1)	7.0		27	5	1	1	3	3	0	0	0	0	1	63	105	1.29	1.143
49 Sam Dyson, R ERA: 10.13	(8, 1)	0.1	L	3	1	2	2	1	1	0	0	0	0	0	6	12	54.00	6.000
48 Steven Okert, L ERA: 7.53	(8, 1)	0.1		2	1	0	0	1	0	0	0	0	0	0	6	7	0.00	3.000
70 George Kontos, R ERA: 3.12	(8, 1)	0.1		2	1	0	0	0	0	0	0	0	0	0	4	7	0.00	3.000
59 Kyle Crick, R ERA: 5.4	(9, 1)	1.0		5	2	2	2	0	1	0	0	0	1	0	12	23	18.00	3.000

PITCHER		IP	WLS	BF	H	R	ER	SO	BB	IBB	HBP	BLK	WP	HR	S	P	ERA	WHIP

BOTTOM

Batter	1	2	3	4	5	6	7	8	9	AB	R	H	RBI	BB	SO	LOB
2 Denard Span, L (1, 8) OBP: 0.324, SLG: 0.425	F FF 94 B CH 87 X CH 87 1-1 ① P4		B CU 81 X CH 88 1-0 ③ FC6 1-2f			B CU 80 C SL 88 F FF 94 F FF 95 X SL 88 1-2 ① G3		C SL 88 X FF 94 0-1 ② G6-3		4	0	0	0	0	0	1
12 Joe Panik, L (1, 4) OBP: 0.339, SLG: 0.410	C CU 81 C CH 87 X FF 96 0-2 ② G3			C FF 94 B FF 95 F CU 81 B FF 96 B FF 96 B CH 89 4-2 ② 28 1B BB		C CH 87 F FF 94 B FF 94 B CU 81 B CU 81 S SL 88 3-3 ② K		X FF 94 0-0 ③ G2		3	0	0	0	1	1	0
8 Hunter Pence, R (1, 9) OBP: 0.293, SLG: 0.364	B FF 95 X FF 96 1-0 ③ F9			X SL 88 0-0 ① L8		S CU 80 X CU 80 0-1 1B			B SL 83 F FF 89 X SL 84 1-1 ① G5-3	4	0	1	0	0	0	1
28 Buster Posey, R (1, 2) OBP: 0.427, SLG: 0.534		C FF 94 F FF 95 F SL 90 B FF 96 S FF 96 1-3 ① K		S CH 87 S SL 86 B FF 96 1 SAFE F CH 89 X FF 96 1-2 1-3 1B		B FF 94 B FF 94 C CH 87 F SL 90 F FF 95 X CH 87 2-2 ③ L9			C FF 91 F FF 92 B FF 92 B FF 92 B SL 86 X SL 83 3-2 9 FC4-6 1B	4	0	2	0	0	1	1
9 Brandon Belt, L (1, 3) OBP: 0.343, SLG: 0.448		C CU 80 X SL 90 0-1 ② B1-3		B FF 95 F SL 89 D CU 81 S SL 89 S FF 96 2-3 ② K			X CU 79 0-0 HR		X SL 85 0-0 ② FC4-6 35 DI 1-2f 35 1B	4	2	1	1	0	1	3
35 Brandon Crawford, L (1, 6) OBP: 0.282, SLG: 0.387		B FF 95 B FF 95 B FF 95 C FF 95 F FF 95 T FF 97 3-2 ③ K		S SL 89 C FF 96 B SL 90 S FF 96 1-3 ③ K			B FF 94 F SL 88 X SL 88 1-1 ① F7		S SL 84 D SL 85 S SL 84 X FF 92 1-2 1-H 1B	4	0	1	1	0	2	2
63 Ryder Jones, L (1, 5)			C CU 81 X CH 87 0-1 ① G4-3		C CU 79 B FF 96 X CH 88 1-1 ① F8		S FF 96 B FF 94 S CH 90 X FF 96 1-2 ② G3		F SL 86 S SL 85 D SL 86 B SL 84 X FF 91 2-2 ③ G4-3	4	0	0	0	0	0	1
53 Austin Slater, R (1, 7) OBP: 0.387, SLG: 0.493			C CU 80 C CU 80 F FF 96 B FF 95 X CH 88 1-2 47 FC2-6 1B		X FF 94 0-0 ② G4-3		C CU 82 C FF 95 B FF 96 F FF 96 S CU 82 1-3 ③ K			3	0	1	0	0	1	0
47 Johnny Cueto, R (1, 1) OBP: 0.095, SLG: 0.034 49 Sam Dyson, R (8, 1) 48 Steven Okert, L (8, 1) 70 George Kontos, R (8, 1) 37 Kelby Tomlinson, R (8, PH) OBP: 0.299, SLG: 0.254 59 Kyle Crick, L (9, 1)			F FF 94 X CU 80 0-1 ② FC2-6 2 FC6 1-2f		C FF 94 S FF 95 F FF 95 B FF 95 S CU 81 1-3 ③ K			S FF 92 B CU 80 B FF 94 X FF 94 2-1 ① L4		2 0 0 0 1 0	0 0 0 0 0 0	0 0 0 0 0 0	0 0 0 0 0 0	1 0 0 0 0 0	1 0 0 0 0 0	1 0 0 0 0 0
Inning Stats	R: 0 E: 0 K: 0 S: 6 H: 0 LOB: 0 BB: 0 P: 8	R: 0 E: 0 K: 2 S: 9 H: 0 LOB: 0 BB: 0 P: 13	R: 0 E: 0 K: 0 S: 9 H: 1 LOB: 1 BB: 0 P: 11	R: 0 E: 0 K: 2 S: 13 H: 1 LOB: 2 BB: 1 P: 21	R: 0 E: 0 K: 1 S: 7 H: 0 LOB: 0 BB: 0 P: 9	R: 0 E: 0 K: 1 S: 13 H: 1 LOB: 1 BB: 0 P: 19	R: 1 E: 0 K: 1 S: 10 H: 1 LOB: 0 BB: 0 P: 13	R: 0 E: 0 K: 0 S: 5 H: 0 LOB: 0 BB: 0 P: 7	R: 1 E: 0 K: 0 S: 12 H: 2 LOB: 1 BB: 0 P: 19	1B: 5 2B: 0 3B: 0 HR: 1	SF: 0 SAC: 0 DP: 0 HBP: 0					

PITCHER		IP	WLS	BF	H	R	ER	SO	BB	IBB	HBP	BLK	WP	HR	S	P	ERA	WHIP
48 Jacob deGrom, R ERA: 3.71	(1, 1)	8.0	W	29	4	1	1	7	1	0	0	0	0	1	72	101	1.12	0.625
43 Addison Reed, R ERA: 2.82	(9, 1)	1.0		5	2	1	1	0	0	0	0	0	0	0	12	19	9.00	2.000

PITCHER	IP	WLS	BF	H	R	ER	SO	BB	IBB	HBP	BLK	WP	HR	S	P	ERA	WHIP

New York Mets @ San Francisco Giants

AT&T Park, San Francisco, CA

Sat Jun 24 2017, 4:16 PM - 7:08 PM PDT

Att. 41,216 - Partly Cloudy - 68 F

livebaseballscorecards.com

AB	33
R	2
H	6
RBI	2
BB	1
SO	7
LOB	10

WP: 0	PA: 34
PB: 0	
SB: 0	
CS: 0	

Batter	1	2	3	4	5	6	7	8	9	AB	R	H	RBI	BB	SO	LOB
3 Curtis Granderson, L (1, 8) OBP: 0.328, SLG: 0.457	B FF 92 F FF 90 F FF 92 B KC 82 B KC 83 B FF 94 4-2 13 F8 13 WP 19 G3 BB		B FF 90 X FF 92 1-0 13 E 1B	B FF 93 C CH 81 B KC 83 C CH 83 B FF 92 B FF 93 4-2 13 1B BB		B CU 79 C SL 83 B FC 86 F SI 91 F SL 84 F FC 88 B FC 86 B SL 85 4-2 13 G4-6-3 BB	C CH 85 1 SAFE T SL 86 B SL 84 B SI 93 F SL 87 3 SAFE C SI 93 2-3 ③		C SI 95 B CH 89 B SL 86 S FF 93 F FF 96 X FF 96 2-2 HR	3	2	2	1	3	1	2
13 Asdrúbal Cabrera, S (1, 6) OBP: 0.343, SLG: 0.405	F FF 93 B CH 81 B FF 93 X FF 92 2-1 ① F8 1-3		D CH 82 X FF 92 1-0 E5 1-3	1 SAFE F FF 92 C KC 81 1 SAFE X FF 93 0-2 1-2 1B		F FC 89 D FC 87 D FF 90 F X 2-2 ①② G4-6-3 1-2f		C SL 78 B CH 83 X FF 96 1-1 19 HR 1B	B CH 89 B SL 81 B FF 94 C FF 94 S FF 94 B FF 93 4-2 4 HBP BB	5	1	2	0	1	0	3
19 Jay Bruce, L (1, 9) OBP: 0.339, SLG: 0.543	C KC 84 D FF 93 X FF 93 1-1 ② G3 3-H		B KC 82 X KC 82 1-0 ① G1-3	S KC 82 S FF 94 S KC 82 0-3 ③ K		B FC 83 B CU 78 F SL 85 S FC 86 X FC 88 2-2 4 1B 1B		C FF 95 B SL 78 C SL 79 D SL 79 X FF 95 2-2 1-H HR	B SL 81 F FF 94 F SI 94 X FF 92 1-2 ② F7	6	1	2	3	0	1	5
4 Wilmer Flores, R (1, 5) OBP: 0.325, SLG: 0.487	F FF 92 F FF 93 B FF 94 B CH 80 F CH 82 F FF 92 F KC 82 F CH 82 F FF 93 2-3 ③ F CH 82 S FF 92 K		0-0 IBB	C FF 92 X CH 80 0-1 21 2B 2B	X FF 90 0-0 1-3 1B		B FF 95 C CH 86 X CH 85 1-1 ① F8	C SL 85 H FF 94 1-1 1-2 HBP	4	1	2	0	1	1	0
21 Lucas Duda, L (1, 3) OBP: 0.362, SLG: 0.553		C FF 92 S KC 81 X FF 94 0-2 44 HR 1B	D KC 82 S KC 82 S KC 82 S KC 83 1-3 ② K	C KC 82 X FF 93 0-1 44 G3 2-H 2B	D SL 84 C SL 83 B SL 83 B FC 87 S FC 86 S FC 87 3-3 ③ K		C SL 79 C SL 80 C SL 79 0-3 ② K	C SL 81 B SL 80 C FF 92 S SL 82 1-3 ③ K	6	1	2	1	0	4	7
54 T.J. Rivera, R (1, 4) OBP: 0.322, SLG: 0.393		F FF 92 B FF 93 B FF 92 X FF 92 2-1 ① L7	C FF 92 B FF 93 F FF 94 B FF 93 X KC 83 2-2 ③ G5-3	C CH 81 X CH 80 0-1 ① F8		C SI 90 X SL 83 0-1 7 FC4-6 9 BB 1B	F FF 94 B CH 84 B CH 86 F FF 95 X SL 80 2-2 9 BB 1B		5	0	2	0	0	0	5
30 Michael Conforto, L (1, 7) OBP: 0.405, SLG: 0.548 9 Brandon Nimmo, L (6, 7) OBP: 0.500, SLG: 0.200		B FF 93 B KC 82 X FF 93 2-0 ② L7	C S CH 81 S FF 92 0-3 ① K	B FF 92 B FF 92 D KC 82 C FF 92 C FF 93 H FF 92 4-2 44 G3 HBP		B CH 84 B SI 90 F SI 90 F SI 91 B CH 84 1 SAFE B SI 91 4-2 7 FC4-6 1-2 BB	C FF 94 B FF 95 B FF 94 F FF 94 B CH 87 F FF 95 F SL 80 B FF 94 4-2 1-2 BB		2 0	0 0	0 0	0 2	1 0	1 0
44 René Rivera, R (1, 2) OBP: 0.305, SLG: 0.423		F FF 93 X FF 92 0-1 1-H HR	X CH 82 0-0 HR	X FC 87 0-0 ② G3 1-2 2-3		B SI 92 X SL 83 1-0 ① F6	C FF 94 F FF 94 D CH 84 F FF 95 S SL 81 1-3 ③ K		5	2	2	3	0	1	6
50 Rafael Montero, R (1, 1) 66 Josh Edgin, R (6, 1) 7 José Reyes, S (7, PH) OBP: 0.266, SLG: 0.323 51 Paul Sewald, R (7, 1) 39 Jerry Blevins, L (8, 1) 59 Fernando Salas, R (8, 1) OBP: 0.500, SLG: 0.500 46 Chasen Bradford, R (9, 1)		C FF 91 X FF 92 0-1 G6-3	F FF 91 F CH 81 F FF 91 B KC 81 C KC 81 1-3 ② K	B FC 88 C FC 86 X FC 87 1-1 ③ G1-3		C CH 85 F SI 93 X SI 92 0-2 ② FC4-6 1-2f 2-3		C FF 94 C FF 96 S SL 87 0-3 ① K	3 0 1 0 0 1 0	0 0 0 0 0 0 0	0 0 0 0 0 0 0	0 0 0 0 0 1 0	1 0 0 0 0 0 0	2 0 2 0 0 0 0
Inning Stats	R: 1 E: 0 K: 1 S: 15 H: 0 LOB: 0 BB: 1 P: 24	R: 2 E: 0 K: 0 S: 10 H: 2 LOB: 0 BB: 0 P: 14	R: 0 E: 1 K: 1 S: 9 H: 1 LOB: 3 BB: 1 P: 15	R: 1 E: 0 K: 3 S: 16 H: 2 LOB: 2 BB: 1 P: 21	R: 1 E: 0 K: 0 S: 11 H: 2 LOB: 2 BB: 0 P: 16	R: 0 E: 0 K: 1 S: 14 H: 2 LOB: 2 BB: 1 P: 25	R: 0 E: 0 K: 1 S: 12 H: 1 LOB: 2 BB: 1 P: 19	R: 2 E: 0 K: 2 S: 21 H: 3 LOB: 2 BB: 1 P: 32	R: 1 E: 0 K: 2 S: 16 H: 1 LOB: 2 BB: 1 P: 25	1B: 8 2B: 2 3B: 0 HR: 4	SF: 0 SAC: 0 DP: 1 HBP: 2			WP: 1 PB: 0 SB: 0 CS: 0	PA: 50		

PITCHER		IP	WLS	BF	H	R	ER	SO	BB	IBB	HBP	BLK	WP	HR	S	P	ERA	WHIP
45 Matt Moore, L ERA: 6.04	(1, 1)	4.1	L	25	7	5	5	5	2	1	1	0	1	2	58	86	10.38	2.077
70 George Kontos, R ERA: 2.97	(5, 1)	1.2		7	2	0	0	1	1	0	0	0	0	0	17	29	0.00	1.800
62 Cory Gearrin, R ERA: 2.16	(7, 1)	1.0		5	1	0	0	1	1	0	0	0	0	0	12	19	0.00	2.000
61 Josh Osich, L ERA: 4.98	(8, 1)	1.0		7	3	2	2	2	1	0	0	0	0	1	21	32	18.00	4.000
60 Hunter Strickland, R ERA: 2.33	(9, 1)	1.0		6	1	1	1	2	1	0	1	0	0	1	16	25	9.00	2.000

PITCHER	IP	WLS	BF	H	R	ER	SO	BB	IBB	HBP	BLK	WP	HR	S	P	ERA	WHIP

New York Mets @ San Francisco Giants

AT&T Park, San Francisco, CA

Sun Jun 25 2017, 1:08 PM - 4:50 PM PDT

Att. 41,137 - Partly Cloudy - 63 F

TOP

livebaseballscorecards.com

AB	41
R	8
H	14
RBI	8
BB	7
SO	11
LOB	33

Batter	1	2	3	4	5	6	7	8	9	AB	R	H	RBI	BB	SO	LOB
2 Denard Span, L (1, 8) OBP: 0.326, SLG: 0.425	C FF 94 B SL 84 F CH 89 B FF 94 X FF 94 2-2 ① P2		F CH 88 X FF 94 0-1 8 BB, 12 1B, 28 SF9, 1B		F FF 94 B FF 93 B SL 80 S CH 88 B FF 93 F FF 96 S FF 95 3-3 ③ K			C FF 89 F FF 90 X CU 71 0-2 28 G6-3, 8 1B, 1B	S SL 84 S SL 84 B SL 84 F SL 84 F F FF 93 C SL 85 1-3 ③ K	5	1	2	0	0	2	2
12 Joe Panik, L (1, 4) OBP: 0.341, SLG: 0.409	C FF 95 B CH 90 F FF 94 S FF 94 1-3 ② K		B FF 94 X CH 90 1-0 28 SF9, 8 BB, 1-2, 1B			C FF 93 B SL 83 C SL 83 B FF 92 B SL 82 B CH 87 4-2 28 P3-6, 8 1B, BB		B CU 71 D CU 71 F FF 89 X CU 72 2-1 ① F3		3	0	1	0	1	1	2
8 Hunter Pence, R (1, 9) OBP: 0.301, SLG: 0.368	B FF 95 C CH 88 B SI 90 B FF 95 S CH 89 X CH 89 3-2 ③ G6-3		B CH 88 B FF 94 B FF 94 C FF 95 D CH 88 4-1 9 CS, 1-2, 2-3, BB			B FF 92 C FF 94 C FF 94 B CH 88 X CH 88 2-2 1-2, 1B		C KC 86 F FF 93 B FF 94 X FF 94 1-2 28 G6-3, 1-2, 2-3, 1B		3	0	2	0	1	0	0
28 Buster Posey, R (1, 2) OBP: 0.421, SLG: 0.528		B FF 94 C FF 94 B FF 92 X CH 90 2-1 ① G6-3	B FF 94 C CH 88 B FF 95 X FF 95 2-1 ② SF9, 2-3, 3-H			B FF 94 B FF 94 C CH 89 F FF 95 B FF 94 F FF 96 F CH 89 X FF 93 3-2 ①② P3-6, 2-2f		S FF 92 B FF 94 B FF 88 F FF 93 F FF 93 X FF 94 2-2 ② G6-3, 1-2, 2-3, 3-H		3	0	0	2	0	0	4
9 Brandon Belt, L (1, 3) OBP: 0.342, SLG: 0.445		B CH 88 B CH 86 X FF 93 2-0 35 1B, 1B	D SL 86 S SL 83 S SL 84 F SL 83 1 SAFE B FF 93 D SL 84 3-2 ③ CS, 1-2	B FF 93 C H 87 B FF 92 F SL 83 B CH 87 S CH 88 3-3 ① K		D CU 80 C FF 92 S CU 81 S CU 81 1-3 ③ K		D KC 85 C FF 91 B KC 86 F FF 93 F FF 93 S FF 94 2-3 ③ K		4	0	1	0	0	3	3
35 Brandon Crawford, L (1, 6) OBP: 0.281, SLG: 0.385		X FF 94 0-0 1-2, 1B		B CH 87 F FF 95 S CH 87 B SL 83 F FF 94 B FF 94 F CH 88 T FF 95 3-2 ② K			C S SL 83 F FF 91 F FF 92 B CH 84 F FF 93 B SL 83 B SL 84 X FF 92 3-2 ① F7		B SI 89 X SI 88 1-0 ① G3	4	0	1	0	0	1	0
63 Ryder Jones, L (1, 5) 70 George Kontos, R (5, 1) 66 Gorkys Hernández, R (7, 7) OBP: 0.306, SLG: 0.279		S SL 83 F SL 83 D B FF 95 X CH 89 2-2 ② L8		S SL 83 F SL 82 C FF 94 0-3 ③ K			S FF 93 C FF 93 B FF 93 X FF 93 1-2 ② L8		B FF 90 S SL 84 B SL 83 X FF 90 2-1 21 BB, 1B	2 0 2	0 0 0	0 0 1	0 0 0	0 0 0	1 0 0	2 0 0
53 Austin Slater, R (1, 7) OBP: 0.377, SLG: 0.479 62 Cory Gearrin, R (7, 1) 37 Kelby Tomlinson, R (7, PH) OBP: 0.294, SLG: 0.250 61 Josh Osich, L (8, 1) 60 Hunter Strickland, R (9, 1) 5 Nick Hundley, R (9, PH) OBP: 0.262, SLG: 0.382		S SL 84 B FF 95 X FF 94 1-1 ③ L9			C SL 81 B FF 93 B FF 93 S SL 83 F FF 93 C CH 89 2-3 ① K		S SL 84 C SL 85 C FF 93 0-3 ③ K		T FF 91 S FF 92 F SL 85 S SL 84 0-3 ② K	2 0 1 0 0 1	0 0 0 0 0 0	0 0 0 0 0 0	0 0 0 0 0 0	1 0 0 0 0 1	2 0 1 0 0 1	2 0 0 0 0 1
45 Matt Moore, L (1, 1) OBP: 0.125, SLG: 0.087 21 Conor Gillaspie, L (5, 5) OBP: 0.224, SLG: 0.176			C FF 94 C FF 93 C FF 93 0-3 ① K		C FF 95 X FF 93 0-1 ② G5-3			B FF 88 X FF 88 1-0 8 1B, 28 G6-3, 2B	B FF 90 B SI 89 B SI 89 C SI 90 B SI 89 4-1 1-2, BB	1 2	0 1	0 1	0 0	0 1	1 0	0 0
Inning Stats	R: 0 E: 0 K: 1 S: 9 H: 0 LOB: 0 BB: 0 P: 15	R: 0 E: 0 K: 0 S: 9 H: 2 LOB: 2 BB: 0 P: 16	R: 1 E: 0 K: 1 S: 12 H: 2 LOB: 1 BB: 1 P: 22	R: 0 E: 0 K: 3 S: 11 H: 0 LOB: 0 BB: 0 P: 17	R: 0 E: 0 K: 2 S: 10 H: 0 LOB: 0 BB: 0 P: 15	R: 0 E: 0 K: 1 S: 13 H: 1 LOB: 1 BB: 1 P: 23	R: 0 E: 0 K: 1 S: 12 H: 0 LOB: 0 BB: 0 P: 16	R: 1 E: 0 K: 1 S: 17 H: 3 LOB: 2 BB: 0 P: 25	R: 0 E: 0 K: 2 S: 14 H: 1 LOB: 2 BB: 1 P: 22	1B: 8 2B: 2 3B: 0 HR: 0	SF: 1 SAC: 0 DP: 1 HBP: 0			WP: 0 PB: 0 SB: 0 CS: 1	PA: 38	

PITCHER		IP	WLS	BF	H	R	ER	SO	BB	IBB	HBP	BLK	WP	HR	S	P	ERA	WHIP
50 Rafael Montero, R ERA: 5.63	(1, 1)	5.2	W	22	5	1	1	7	2	0	0	0	0	0	61	104	1.59	1.235
66 Josh Edgin, L ERA: 3.99	(6, 1)	0.1		1	0	0	0	1	0	0	0	0	0	0	3	4	0.00	0.000
51 Paul Sewald, R ERA: 4.91	(7, 1)	1.0		3	0	0	0	1	0	0	0	0	0	0	12	16	0.00	0.000
39 Jerry Blevins, L ERA: 2.45	(8, 1)	0.1		3	2	1	1	0	0	0	0	0	0	0	6	9	27.00	6.000
59 Fernando Salas, R ERA: 5.88	(8, 1)	0.2		3	1	0	0	1	0	0	0	0	0	0	11	16	0.00	1.500

PITCHER		IP	WLS	BF	H	R	ER	SO	BB	IBB	HBP	BLK	WP	HR	S	P	ERA	WHIP
46 Chasen Bradford, R ERA:	(9, 1)	1.0		5	1	0	0	2	1	0	0	0	0	0	14	22	0.00	2.000

BOTTOM

New York Mets @ San Francisco Giants

AT&T Park, San Francisco, CA

Sun Jun 25 2017, 1:08 PM - 4:50 PM PDT

Att. 41,137 - Partly Cloudy - 63 F

livebaseballscorecards.com

AB	33
R	2
H	9
RBI	2
BB	3
SO	12
LOB	16

Colorado Rockies @ San Francisco Giants

AT&T Park, San Francisco, CA

Mon Jun 26 2017, 7:09 PM - 10:29 PM PDT

Att. 41,388 - Clear - 64 F

TOP

livebaseballscorecards.com

Batter	1	2	3	4	5	6	7	8	9	AB	R	H	RBI	BB	SO	LOB
19 Charlie Blackmon, L (1, 8) OBP: 0.372, SLG: 0.589	B FF 94 B SI 93 F FF 94 B FF 94 C SI 94 S SI 96 3-3 ① K		B FS 87 S SL 89 B FF 96 X SI 95 2-1 28 FC6-5 9 1B 1B			B FS 85 B SL 89 F SI 94 S SL 89 F SL 90 X SL 90 2-2 ① L6	B FF 96 C SI 94 B SI 96 B SL 81 B SI 95 4-1 BB		B FC 96 X FF 95 1-0 ③ F7 1-2	4	0	1	0	1	1	1
9 DJ LeMahieu, R (1, 4) OBP: 0.362, SLG: 0.383	B SI 95 C SL 88 B SI 94 X SI 95 2-1 ② G3-1		B SI 95 F SI 96 X SI 96 1-1 28 FC6-5 1-2 1B			B SL 87 B SI 95 C SI 94 X SI 95 2-1 ② G3	B FF 96 B SL 85 C FF 95 X FF 94 2-1 ③ G1			4	0	1	0	0	0	3
28 Nolan Arenado, R (1, 5) OBP: 0.343, SLG: 0.552	B SL 86 B SL 91 X SL 87 2-0 ③ F7		C FC 95 S SL 89 X KC 84 0-2 ③ FC6-5 1-2 2-3f			C SI 94 B FC 93 F SL 92 B FS 87 F SL 88 X KC 83 2-2 ③ G2		B FC 90 B SI 95 F SI 95 C FC 89 S FC 90 2-3 ① K		4	0	0	0	0	1	2
12 Mark Reynolds, R (1, 3) OBP: 0.389, SLG: 0.544		B SI 93 B FF 93 C SI 93 C SL 86 X KC 80 2-2 ① G6-3		S KC 79 C SI 94 B FF 93 B FC 93 S SI 95 2-3 ① K			C KC 80 B SI 92 C SI 94 F FC 94 X SI 94 1-2 20 G4-3 7 1B 27 1B 1B	C SI 96 B FC 91 B SI 96 X SI 96 2-1 1B		4	1	2	0	0	1	0
7 Raimel Tapia, L (1, 9) OBP: 0.328, SLG: 0.339		F SI 94 B SI 93 F FC 93 F FF 94 F SL 89 B KC 82 B FF 96 S SL 91 3-3 ② K		F SI 95 F SL 90 B KC 83 B SL 90 X SL 90 2-2 ② G6-3			F SI 93 F SL 88 F SL 88 B FF 93 B SL 88 X SL 89 2-2 27 1B 20 G4-3 14 1B 1-2 1B	C SI 95 F FC 90 D CH 90 C FC 90 1-3 ② K		4	1	1	0	0	2	1
20 Ian Desmond, R (1, 7) OBP: 0.302, SLG: 0.387		C SI 96 F SI 97 F SL 89 B SL 90 F FC 95 X KC 83 1-2 27 FC6-4 1B		T SL 87 X KC 83 0-1 ③ G6-3			B SI 95 S SI 95 X SI 95 1-1 ① G4-3 1-2 2-3	B SI 95 C FC 89 F SI 96 S FC 90 1-3 ③ K		4	0	1	0	0	1	3
27 Trevor Story, R (1, 6) OBP: 0.307, SLG: 0.409		C FF 95 B FF 96 X SI 96 1-1 ③ FC6-4 1-2f			F FF 94 S FS 88 B SL 90 B FF 95 B SL 90 X SI 96 3-2 ① G6-3		X SI 96 0-0 4 WP 14 1B 2-3 3-H 1B		B FC 96 S FC 95 C SL 83 S SL 85 1-3 ① K	4	0	1	1	0	1	1
14 Tony Wolters, L (1, 2) OBP: 0.395, SLG: 0.351			C SI 94 B KC 81 B FC 94 X SL 88 2-1 ① L8		B FS 86 C KC 83 F SI 95 F FC 93 F SI 97 X FS 87 1-2 ② G4-1		S FF 96 F FF 96 X SI 97 0-2 4 WP 1-2 3-H 1B		B FC 96 B CH 90 F FC 95 X FC 96 2-1 2 FC4-6 1B	4	0	2	1	0	0	0
48 Germán Márquez, R (1, 1) OBP: 0.118, SLG: 0.118 31 Kyle Freeland, L (5, PH) OBP: 0.286, SLG: 0.407 49 Antonio Senzatela, R (5, 1) OBP: 0.154, SLG: 0.192 4 Pat Valaika, R (7, PH) OBP: 0.263, SLG: 0.506 50 Chad Qualls, R (7, 1) 38 Mike Dunn, L (7, 1) 47 Jairo Díaz, R (8, 1) 2 Alexi Amarista, L (9, PH) OBP: 0.311, SLG: 0.443			C FF 93 S SL 88 B FC 94 S KC 83 1-3 ② K		S SI 94 B FF 96 F SL 91 S FF 95 1-3 ③ K		F SL 85 B FF 95 C FF 95 S SL 86 1-3 ② K 1-2 2-3		C SL 84 C SL 83 F FC 94 B FC 96 F SL 84 F FC 94 X CH 91 1-2 ② FC4-6 19 DI 1-2f	1 1 0 1 0 0 0 0 1	0 0 0 0 0 0 0 0 0	0 0 0 0 0 0 0 0 0	0 0 0 0 0 0 0 0 0	0 1 0 0 0 0 0 0 1	1 0 0 1 0 0 0 0 0	0 0 0 2 0 0 0 0 0
Inning Stats	R: 0 E: 0 K: 1 S: 6 H: 0 LOB: 0 BB: 0 P: 13	R: 0 E: 0 K: 1 S: 15 H: 1 LOB: 1 BB: 0 P: 22	R: 0 E: 0 K: 1 S: 12 H: 2 LOB: 2 BB: 0 P: 18	R: 0 E: 0 K: 1 S: 8 H: 0 LOB: 0 BB: 0 P: 12	R: 0 E: 0 K: 1 S: 11 H: 0 LOB: 0 BB: 0 P: 16	R: 0 E: 0 K: 0 S: 10 H: 0 LOB: 0 BB: 0 P: 16	R: 2 E: 0 K: 1 S: 20 H: 4 LOB: 3 BB: 1 P: 31	R: 0 E: 0 K: 3 S: 11 H: 1 LOB: 1 BB: 0 P: 17	R: 0 E: 0 K: 1 S: 12 H: 1 LOB: 1 BB: 0 P: 17	1B: 9 2B: 0 3B: 0 HR: 0	SF: 0 SAC: 0 DP: 0 HBP: 0					

AB	36
R	2
H	9
RBI	2
BB	1
SO	10
LOB	14

WP: 1 PB: 0 SB: 0 CS: 0 PA: 37

PITCHER		IP	WLS	BF	H	R	ER	SO	BB	IBB	HBP	BLK	WP	HR	S	P	ERA	WHIP
29 Jeff Samardzija, R ERA: 4.63	(1, 1)	6.1	W	25	6	2	2	5	0	0	0	0	0	0	73	112	2.84	0.947
60 Hunter Strickland, R ERA: 2.28	(7, 1)	0.2	H	4	1	0	0	1	1	0	0	0	1	0	9	16	0.00	3.000
49 Sam Dyson, R ERA: 9.67	(8, 1)	1.0		4	1	0	0	3	0	0	0	0	0	0	11	17	0.00	1.000
59 Kyle Crick, R ERA: 4.15	(9, 1)	1.0		4	1	0	0	1	0	0	0	0	0	0	12	17	0.00	1.000

PITCHER	IP	WLS	BF	H	R	ER	SO	BB	IBB	HBP	BLK	WP	HR	S	P	ERA	WHIP

BOTTOM

Colorado Rockies @ San Francisco Giants

AT&T Park, San Francisco, CA

Mon Jun 26 2017, 7:09 PM - 10:29 PM PDT

Att. 41,388 - Clear - 64 F

livebaseballscorecards.com

Batter	1	2	3	4	5	6	7	8	9	AB	R	H	RBI	BB	SO	LOB
2 Denard Span, L (1, 8) OBP: 0.332, SLG: 0.435	C FF 94 C FF 96 F FF 98 B KC 84 F FF 96 F KC 80 X FF 98 1-2 12 CS 1B		B FF 90 B FF 91 B FF 92 C FF 93 F FF 91 B FF 91 4-2 8 F8 12 1B 28 SF8 BB	X KC 78 0-0 12 SF8 2-H 3B		B FF 96 C FF 94 F FF 93 B FF 97 B FF 96 X FF 95 3-2 ③ L8		B SI 96 F SI 96 F SL 88 X CU 80 1-2 ① P6		4	2	2	1	1	0	1
12 Joe Panik, L (1, 4) OBP: 0.342, SLG: 0.411	C FF 94 C FF 97 B FF 96 B CH 88 F FF 96 B KC 84 X FF 95 3-2 ①② G1-3 1-2		C KC 78 1 SAFE B SI 91 X FF 90 1-1 28 SF8 9 3B 1-2 1B	F SI 92 X SI 92 0-1 ② SF8 3-H			B SI 89 X SI 90 1-0 ① F7	B FF 98 B CU 79 X SI 97 2-0 8 1B 8 PB 28 1B 2-H 1B		4	2	2	2	0	0	1
8 Hunter Pence, R (1, 9) OBP: 0.307, SLG: 0.374	B FF 96 B FF 95 F FF 95 B FF 96 X FF 95 3-1 28 2B 1B		S FF 93 B KC 79 B KC 76 F FF 93 X FF 96 2-2 ① F8 2-3	C CH 87 S FF 96 B FF 97 S FF 97 1-3 ③ K			B SI 91 C SI 90 B SI 91 C SI 91 X SI 92 2-2 28 1B 35 1B 1B	B FF 96 S SI 96 B SI 96 X SI 96 2-1 28 1B 1-3 1B		5	2	3	0	0	1	2
28 Buster Posey, R (1, 2) OBP: 0.424, SLG: 0.536	C FF 94 B FF 96 X FF 94 1-1 1-H 2B		C FF 93 X FF 95 0-1 ② SF8 1-2 3-H		C FF 95 S SL 83 S FF 96 0-3 ① K		S SL 85 B SI 91 X SI 92 1-1 35 1B 1-2 1B	C SL 88 X SI 96 0-1 1-2 3-H 1B		4	0	3	3	0	1	0
9 Brandon Belt, L (1, 3) OBP: 0.346, SLG: 0.451	B FF 94 D KC 79 B FF 94 C FF 94 C FF 94 B FF 94 4-2 BB		C KC 80 B KC 79 X FF 93 1-1 2-H 3B		B CH 88 B FF 95 B FF 93 B FF 95 4-0 35 FC4-6 BB		C SL 86 B FF 90 C FF 91 B FF 92 C SL 86 2-3 ② K	B FF 96 F FF 97 F FF 95 D CU 81 B FF 97 S SL 89 3-3 ② K		3	0	1	1	2	2	4
35 Brandon Crawford, L (1, 6) OBP: 0.283, SLG: 0.383	B FF 93 B FF 92 F FF 92 C FF 92 X KC 78 2-2 ③ G4-3		C FF 95 F FF 95 H KC 83 1-2 HBP		B FF 92 C FF 94 C FF 92 X FF 95 1-2 ② FC4-6 1-2f		S FF 92 F FF 92 B SL 86 F FF 93 D SL 86 F FF 90 X FF 93 2-2 1-3 2-H 1B	S FF 97 B FF 97 D CU 80 F FF 97 F SL 90 S SL 90 2-3 ③ K		4	0	1	1	0	1	5
63 Ryder Jones, L (1, 5)		B FF 92 F FF 92 F FF 92 X FF 95 1-2 ① P5	1 SAFE 1 SAFE C KC 77 S KC 77 X KC 80 0-2 ③ G4-3		S SL 83 X FF 94 0-1 ③ G1-3		D SL 87 S SL 86 1 SAFE B FF 92 X FF 92 2-1 ③ F8			4	0	0	0	0	0	5
66 Gorkys Hernández, R (1, 7) OBP: 0.305, SLG: 0.278		C FF 92 C KC 79 B SL 84 B FF 98 X FF 96 2-2 ② L9		B KC 78 B FF 92 S FF 91 B FF 93 X FF 93 3-1 29 SH3 2 3B 1B		S FF 94 B FF 95 X SL 84 1-1 ① G6-3		B FF 96 C FF 96 C CU 79 X SL 88 1-2 E7 37 2B		4	2	1	0	0	0	0
29 Jeff Samardzija, R (1, 1) OBP: 0.091, SLG: 0.212 60 Hunter Strickland, R (7, 1) 49 Sam Dyson, R (8, 1) 37 Kelby Tomlinson, R (8, PH) OBP: 0.304, SLG: 0.277 59 Kyle Crick, L (9, 1)		B FF 94 S FF 93 C FF 93 B SL 84 F FF 95 C KC 76 2-3 ③ K		X FF 91 0-0 ① SH3 1-2		B SL 86 B FF 95 C FF 94 C FF 95 C FF 94 2-3 ② K		X SI 96 0-0 12 S 12 1B 2-H 2B		2 0 0 0 1	0 0 0 1 0	0 0 0 1 0	0 0 0 1 0	0 0 0 0 0	2 0 0 0 0	0 0 0 0 0
Inning Stats	R: 1 E: 0 K: 0 S: 19 H: 3 LOB: 2 BB: 1 P: 33	R: 0 E: 0 K: 1 S: 10 H: 0 LOB: 0 BB: 0 P: 15	R: 2 E: 0 K: 0 S: 16 H: 2 LOB: 2 BB: 1 P: 25	R: 2 E: 0 K: 1 S: 9 H: 2 LOB: 0 BB: 0 P: 13	R: 0 E: 0 K: 1 S: 8 H: 0 LOB: 1 BB: 1 P: 13	R: 0 E: 0 K: 1 S: 8 H: 0 LOB: 0 BB: 0 P: 14	R: 1 E: 0 K: 1 S: 16 H: 3 LOB: 2 BB: 0 P: 26	R: 3 E: 1 K: 2 S: 20 H: 4 LOB: 2 BB: 0 P: 31		1B: 10 2B: 2 3B: 2 HR: 0 SF: 2 SAC: 1 DP: 0 HBP: 1						

AB	35
R	9
H	14
RBI	9
BB	3
SO	7
LOB	18

WP: 0 PA: 42
PB: 1
SB: 1
CS: 1

PITCHER		IP	WLS	BF	H	R	ER	SO	BB	IBB	HBP	BLK	WP	HR	S	P	ERA	WHIP
48 Germán Márquez, R ERA: 4.38	(1, 1)	4.0	L	21	7	5	5	2	2	0	1	0	0	0	54	86	11.25	2.250
49 Antonio Senzatela, R ERA: 4.68	(5, 1)	2.0		7	0	0	0	2	1	0	0	0	0	0	16	27	0.00	0.500
50 Chad Qualls, R ERA: 5.06	(7, 1)	0.1		3	2	1	1	0	0	0	0	0	0	0	6	10	27.00	6.000
38 Mike Dunn, L ERA: 5.68	(7, 1)	0.2		3	1	0	0	1	0	0	0	0	0	0	10	16	0.00	1.500
47 Jairo Díaz, R ERA: 18.0	(8, 1)	1.0		8	4	3	2	2	0	0	0	0	0	0	20	31	18.00	4.000

PITCHER	IP	WLS	BF	H	R	ER	SO	BB	IBB	HBP	BLK	WP	HR	S	P	ERA	WHIP

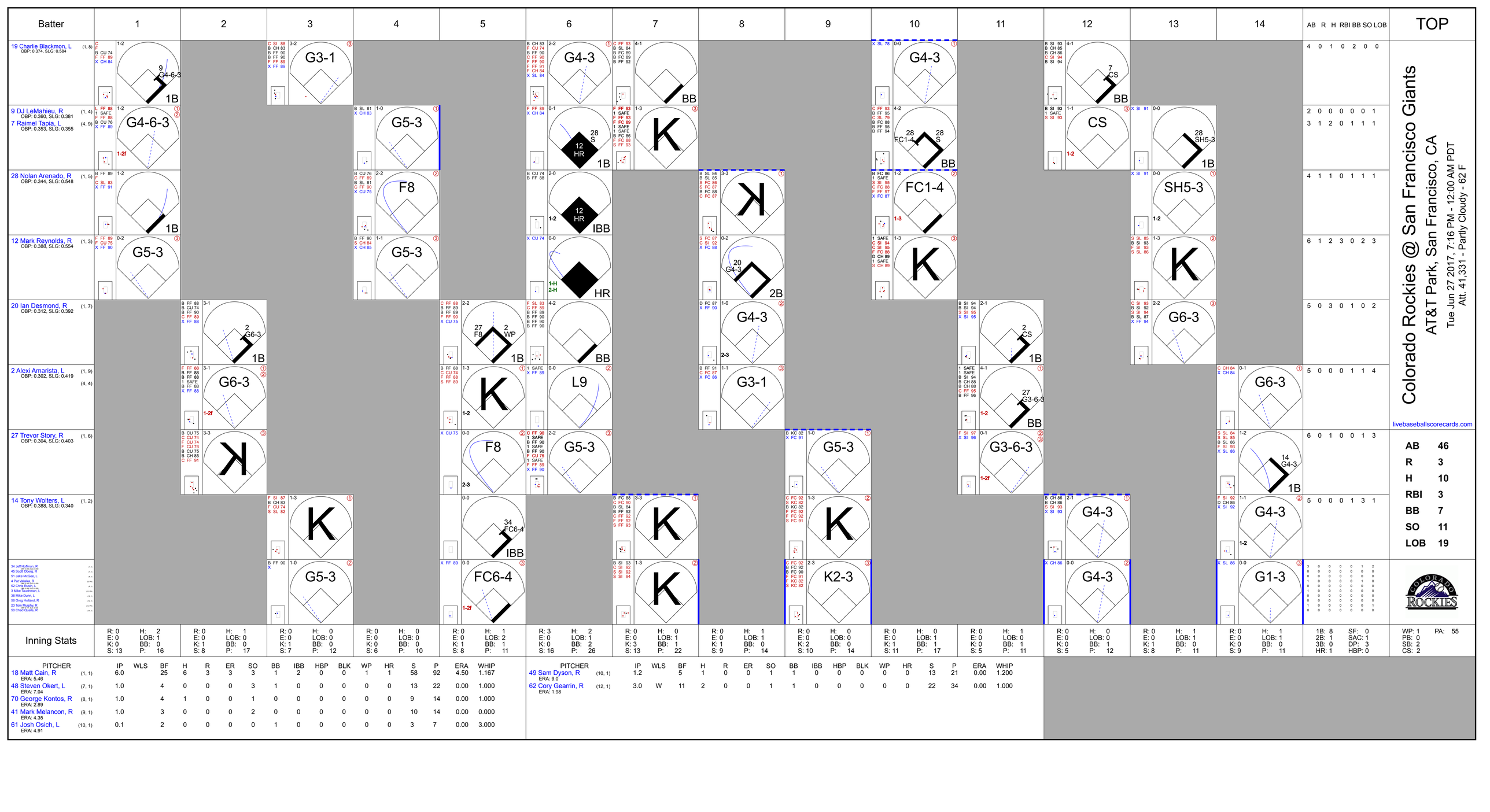
Batter
1
2
3
4
5
6
7
8
9
10
11
12
13
14
AB R H RBI BB SO LOB
TOP
19 Charlie Blackmon, L (1, 8)
OBP: 0.374, SLG: 0.584
4 0 1 0 2 0 0
9 DJ LeMahieu, R (1, 4)
OBP: 0.360, SLG: 0.381
7 Raimel Tapia, L (4, 9)
OBP: 0.353, SLG: 0.355
2 0 0 0 0 0 1
3 1 2 0 1 1 1
28 Nolan Arenado, R (1, 5)
OBP: 0.344, SLG: 0.548
4 1 1 0 1 1 1
12 Mark Reynolds, R (1, 3)
OBP: 0.388, SLG: 0.554
6 1 2 3 0 2 3
20 Ian Desmond, R (1, 7)
OBP: 0.312, SLG: 0.392
5 0 3 0 1 0 2
2 Alexi Amarista, L (1, 9)
OBP: 0.302, SLG: 0.419
(4, 4)
5 0 0 0 1 1 4
27 Trevor Story, R (1, 6)
OBP: 0.304, SLG: 0.403
6 0 1 0 0 1 3
14 Tony Wolters, L (1, 2)
OBP: 0.388, SLG: 0.340
5 0 0 0 1 3 1
Colorado Rockies @ San Francisco Giants
AT&T Park, San Francisco, CA
Tue Jun 27 2017, 7:16 PM - 12:00 AM PDT
Att. 41,331 - Partly Cloudy - 62 F
livebaseballscorecards.com
AB 46
R 3
H 10
RBI 3
BB 7
SO 11
LOB 19
Inning Stats
R: 0 H: 2 E: 0 LOB: 1 K: 0 BB: 0 S: 13 P: 16
R: 0 H: 1 E: 0 LOB: 0 K: 1 BB: 0 S: 8 P: 17
R: 0 H: 0 E: 0 LOB: 0 K: 1 BB: 0 S: 7 P: 12
R: 0 H: 0 E: 0 LOB: 0 K: 0 BB: 0 S: 6 P: 10
R: 0 H: 1 E: 0 LOB: 2 K: 1 BB: 1 S: 8 P: 11
R: 3 H: 2 E: 0 LOB: 1 K: 0 BB: 2 S: 16 P: 26
R: 0 H: 0 E: 0 LOB: 1 K: 3 BB: 1 S: 13 P: 22
R: 0 H: 1 E: 0 LOB: 1 K: 1 BB: 0 S: 9 P: 14
R: 0 H: 0 E: 0 LOB: 0 K: 2 BB: 0 S: 10 P: 14
R: 0 H: 0 E: 0 LOB: 1 K: 1 BB: 1 S: 11 P: 17
R: 0 H: 1 E: 0 LOB: 0 K: 0 BB: 1 S: 5 P: 11
R: 0 H: 0 E: 0 LOB: 0 K: 0 BB: 1 S: 5 P: 12
R: 0 H: 1 E: 0 LOB: 1 K: 1 BB: 0 S: 8 P: 11
R: 0 H: 1 E: 0 LOB: 1 K: 0 BB: 0 S: 9 P: 11
1B: 8 SF: 0
2B: 1 SAC: 1
3B: 0 DP: 3
HR: 1 HBP: 0
WP: 1 PA: 55
PB: 0
SB: 2
CS: 2
PITCHER IP WLS BF H R ER SO BB IBB HBP BLK WP HR S P ERA WHIP
18 Matt Cain, R (1, 1) ERA: 5.46 6.0 25 6 3 3 3 1 2 0 0 1 1 58 92 4.50 1.167
48 Steven Okert, L (7, 1) ERA: 7.04 1.0 4 0 0 0 3 1 0 0 0 0 0 13 22 0.00 1.000
70 George Kontos, R (8, 1) ERA: 2.89 1.0 4 1 0 0 1 0 0 0 0 0 0 9 14 0.00 1.000
41 Mark Melancon, R (9, 1) ERA: 4.35 1.0 3 0 0 0 2 0 0 0 0 0 0 10 14 0.00 0.000
61 Josh Osich, L (10, 1) ERA: 4.91 0.1 2 0 0 0 0 1 0 0 0 0 0 3 7 0.00 3.000
PITCHER IP WLS BF H R ER SO BB IBB HBP BLK WP HR S P ERA WHIP
49 Sam Dyson, R (10, 1) ERA: 9.0 1.2 5 1 0 0 1 1 0 0 0 0 0 13 21 0.00 1.200
62 Cory Gearrin, R (12, 1) ERA: 1.98 3.0 W 11 2 0 0 1 1 0 0 0 0 0 22 34 0.00 1.000

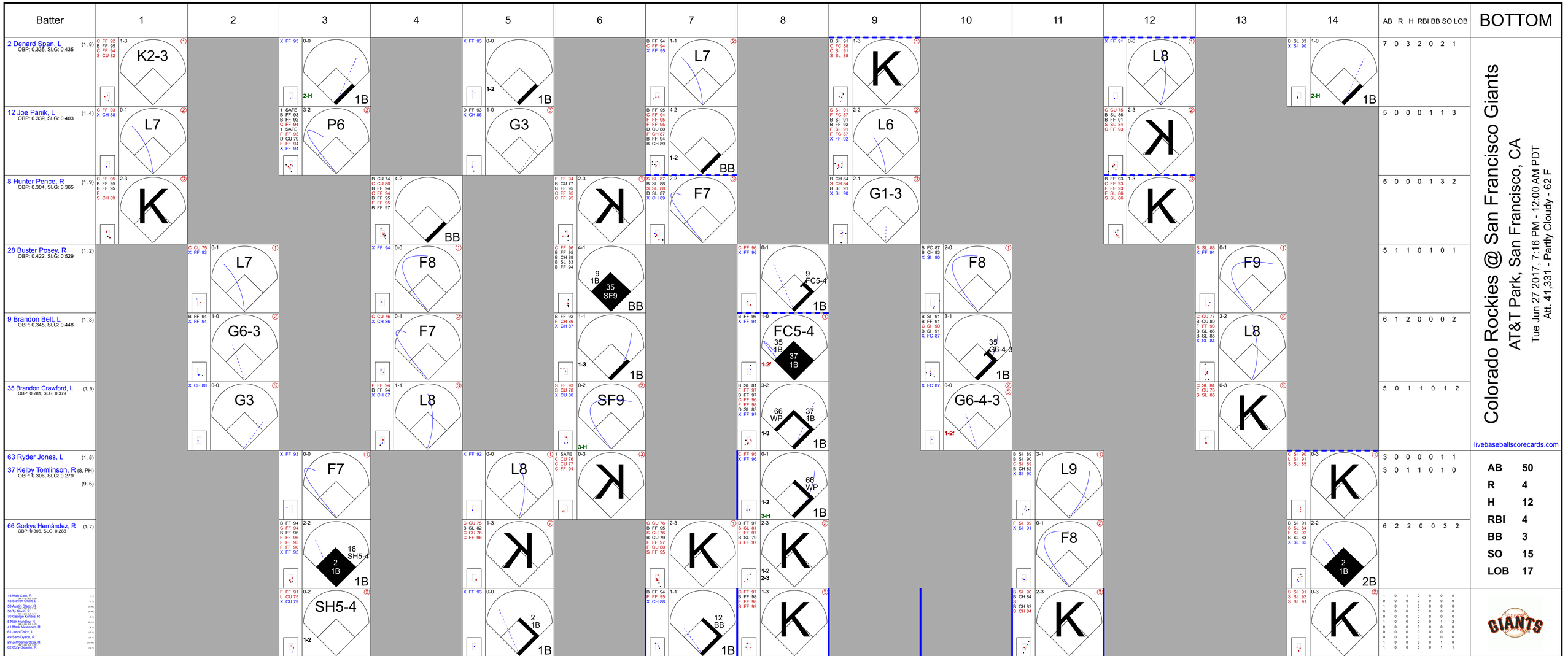
Batter
1
2
3
4
5
6
7
8
9
10
11
12
13
14
AB R H RBI BB SO LOB
BOTTOM
2 Denard Span, L (1, 8) OBP: 0.335, SLG: 0.435
12 Joe Panik, L (1, 4) OBP: 0.339, SLG: 0.403
8 Hunter Pence, R (1, 9) OBP: 0.304, SLG: 0.365
28 Buster Posey, R (1, 2) OBP: 0.422, SLG: 0.529
9 Brandon Belt, L (1, 3) OBP: 0.345, SLG: 0.448
35 Brandon Crawford, L (1, 6) OBP: 0.281, SLG: 0.379
63 Ryder Jones, L (1, 5)
37 Kelby Tomlinson, R (8, PH) (9, 5) OBP: 0.306, SLG: 0.279
66 Gorkys Hernández, R (1, 7) OBP: 0.306, SLG: 0.288
18 Matt Cain, R
46 Steven Okert, L
53 Austin Slater, R
90 Ty Blach, R
70 George Kontos, R
5 Nick Hundley, R
41 Mark Melancon, R
61 Josh Osich, L
49 Sam Dyson, R
29 Jeff Samardzija, R
62 Cory Gearrin, R
Colorado Rockies @ San Francisco Giants
AT&T Park, San Francisco, CA
Tue Jun 27 2017, 7:16 PM - 12:00 AM PDT
Att. 41,331 - Partly Cloudy - 62 F
livebaseballscorecards.com
AB 50
R 4
H 12
RBI 4
BB 3
SO 15
LOB 17
Inning Stats
PITCHER IP WLS BF H R ER SO BB IBB HBP BLK WP HR S P ERA WHIP
34 Jeff Hoffman, R (1, 1) ERA: 4.04 6.2 29 6 2 2 6 3 0 0 0 0 0 66 97 2.70 1.350
45 Scott Oberg, R (7, 1) ERA: 4.96 0.1 H 2 1 1 1 0 0 0 0 0 0 0 5 7 27.00 3.000
51 Jake McGee, L (8, 1) ERA: 3.0 1.0 B 5 2 0 0 2 0 0 0 0 0 1 0 13 20 0.00 2.000
52 Chris Rusin, L (9, 1) ERA: 2.45 3.0 9 1 0 0 2 0 0 0 0 0 0 0 21 36 0.00 0.333
38 Mike Dunn, L (12, 1) ERA: 5.54 0.2 2 0 0 0 1 0 0 0 0 0 0 0 4 6 0.00 0.000
56 Greg Holland, R (12, 1) ERA: 1.53 1.1 4 0 0 0 2 0 0 0 0 0 0 0 12 16 0.00 0.000
50 Chad Qualls, R (14, 1) ERA: 5.4 0.2 L 4 2 1 1 2 0 0 0 0 0 0 10 13 13.50 3.000
1B: 11 SF: 1
2B: 1 SAC: 1
3B: 0 DP: 1
HR: 0 HBP: 0
WP: 1 PA: 55
PB: 0
SB: 0
CS: 0

Colorado Rockies @ San Francisco Giants

AT&T Park, San Francisco, CA

Wed Jun 28 2017, 12:46 PM - 3:50 PM PDT

Att. 41,286 - Cloudy - 65 F

livebaseballscorecards.com

TOP

Batter	1	2	3	4	5	6	7	8	9	AB	R	H	RBI	BB	SO	LOB
19 Charlie Blackmon, L (1, 8) OBP: 0.369, SLG: 0.575	B SI 89 F SI 89 B CH 80 C SI 90 X SI 91 2-2 E1 20 1B 28 1B	B CH 80 X SI 90 1-0 ② G4-3 1-2 2-3		C SI 90 X SI 90 0-1 ③ P6			C CU 75 X CU 76 0-1 ① F8		C FF 92 X SL 81 0-1 ② F8	5	1	0	0	0	0	3
20 Ian Desmond, R (1, 7) OBP: 0.314, SLG: 0.393	D SI 90 F SI 90 F SI 91 X CH 80 1-2 28 S 28 1B 1-3 1B	C SI 90 X CH 81 0-1 ③ G1-3			C CU 74 X SI 89 0-1 ① G3		B SI 90 C SI 90 X CH 79 1-1 12 1B 1B		B FF 96 C FF 96 F FF 97 X SL 84 1-2 ③ F8	5	1	2	0	0	0	2
28 Nolan Arenado, R (1, 5) OBP: 0.346, SLG: 0.547	B CH 81 C CH 81 B SI 92 C SI 92 X CH 81 2-2 1-H 3-H 1B		S CU 75 B SI 90 X SI 89 1-1 12 G6-4-3 1B		C CH 79 B CH 79 X SI 90 1-1 ② L9		1 SAFE C FF 91 1 SAFE F FC 88 D SL 85 1 SAFE S SL 84 1-3 ② K			4	0	2	2	0	1	1
12 Mark Reynolds, R (1, 3) OBP: 0.386, SLG: 0.550	B SI 91 S CH 81 S SI 91 F SL 79 S SI 92 1-3 ① K		S CH 79 B SI 89 F SI 89 X CH 80 1-2 ①② G6-4-3 1-2f		C CH 79 B SI 90 B SI 90 B SI 89 C CH 79 S CH 77 3-3 ③ K		1 SAFE S SL 84 B SL 83 1 SAFE X SI 91 1-1 27 FC6-4 1-3 1B			4	0	1	0	0	2	2
27 Trevor Story, R (1, 6) OBP: 0.303, SLG: 0.400	B SI 90 B SI 91 B CH 80 C SI 90 1 SAFE F SI 90 C CH 80 3-3 ② K		B SI 89 B CH 80 F SI 89 B SI 90 F SI 89 X SI 88 3-2 1B			B CU 76 B CU 74 X SI 89 2-0 ① F9	S SL 82 C FC 87 D FC 87 D SL 84 X FC 87 2-2 ③ FC6-4 1-2f			4	0	1	0	0	1	3
4 Pat Valaika, R (1, 4) OBP: 0.250, SLG: 0.489	F SI 90 B SI 90 S SI 91 D SL 79 X CH 80 2-2 ③ G4-3		S CH 79 B CH 79 C SI 89 1 SAFE F CH 80 S CH 79 1-3 ③ K			X CH 78 0-0 E1 3 1B 1B		S FC 87 S FC 86 X FC 86 0-2 ① P5		4	1	1	0	0	1	2
3 Mike Tauchman, L (1, 9) OBP: 0.600, SLG: 0.333 24 Jordan Lyles, R (8, 1) OBP: 0.250, SLG: 0.250		C SI 89 F SI 89 B SL 77 F SI 90 B SI 90 F SI 90 B CH 80 B SI 90 4-2 19 G4-3 23 BB BB		B SI 89 B SI 88 B SI 87 C SI 90 B SI 89 4-1 31 FC1-6 BB		C SI 90 B SI 91 D SL 78 X SI 91 2-1 3-H 1B		B FC 88 S FF 90 X FF 91 1-1 ② F8		2 0	0 0	1 0	1 0	2 0	0 0	0 0
23 Tom Murphy, R (1, 2) OBP: 0.136, SLG: 0.100		B SI 90 1 SAFE S SI 89 B CH 79 B CH 80 B SI 90 4-1 19 G4-3 1-2 BB		C CH 80 X CH 78 0-1 ① P4		1 SAFE S SI 90 F SI 90 B CH 79 F SI 90 S SI 90 1-3 ② K		B SI 92 F SI 90 F FC 87 X SL 82 1-2 ③ L4		3	0	0	0	1	1	2
31 Kyle Freeland, L (1, 1) OBP: 0.258, SLG: 0.367 0 Adam Ottavino, S (7, 1) 51 Jake McGee, L (8, 1) 7 Raimel Tapia, L (8, 9) OBP: 0.348, SLG: 0.349		L SI 89 L SI 90 L CU 77 0-3 ① K		1 SAFE X CH 78 0-0 ② FC1-6 1-2f		C CH 79 F SI 90 X CU 78 0-2 ③ G1-3			B FF 90 C FF 90 F FC 88 B SL 82 B FF 91 F FF 90 F FF 90 X FF 90 3-2 ① G4-3	3 0 0 1	0 0 0 0	0 0 0 0	0 0 0 0	1 0 0 0	0 0 0 0	4 0 0 0
AB 35 **R 3** **H 8** **RBI 3** **BB 3** **SO 7** **LOB 19**																

Inning Stats																																
	R: 2 E: 1 K: 2 S: 19	H: 2 LOB: 1 BB: 0 P: 30	R: 0 E: 0 K: 1 S: 11	H: 0 LOB: 2 BB: 2 P: 20	R: 0 E: 0 K: 1 S: 12	H: 2 LOB: 1 BB: 0 P: 18	R: 0 E: 0 K: 0 S: 6	H: 0 LOB: 1 BB: 1 P: 10	R: 0 E: 0 K: 1 S: 7	H: 0 LOB: 0 BB: 0 P: 11	R: 1 E: 1 K: 1 S: 11	H: 2 LOB: 1 BB: 0 P: 16	R: 0 E: 0 K: 1 S: 12	H: 2 LOB: 2 BB: 0 P: 17	R: 0 E: 0 K: 0 S: 8	H: 0 LOB: 0 BB: 0 P: 10	R: 0 E: 0 K: 0 S: 10	H: 0 LOB: 0 BB: 0 P: 14	1B: 8 2B: 0 3B: 0 HR: 0	SF: 0 SAC: 0 DP: 1 HBP: 0	WP: 0 PB: 0 SB: 1 CS: 0	PA: 38

PITCHER		IP	WLS	BF	H	R	ER	SO	BB	IBB	HBP	BLK	WP	HR	S	P	ERA	WHIP
50 Ty Blach, L ERA: 4.6	(1, 1)	6.1	W	29	7	3	1	6	3	0	0	0	0	0	70	110	1.42	1.579
70 George Kontos, R ERA: 2.82	(7, 1)	1.0	H	4	1	0	0	1	0	0	0	0	0	0	11	15	0.00	1.000
48 Steven Okert, L ERA: 6.48	(8, 1)	1.1	H	4	0	0	0	0	0	0	0	0	0	0	12	17	0.00	0.000
60 Hunter Strickland, R ERA: 2.25	(9, 1)	0.1	S	1	0	0	0	0	0	0	0	0	0	0	3	4	0.00	0.000

PITCHER	IP	WLS	BF	H	R	ER	SO	BB	IBB	HBP	BLK	WP	HR	S	P	ERA	WHIP

BOTTOM

Colorado Rockies @ San Francisco Giants

AT&T Park, San Francisco, CA

Wed Jun 28 2017, 12:46 PM - 3:50 PM PDT

Att. 41,286 - Cloudy - 65 F

livebaseballscorecards.com

Batter	1	2	3	4	5	6	7	8	9	AB	R	H	RBI	BB	SO	LOB
66 Gorkys Hernández, R (1, 8) (9, 7) OBP: 0.311, SLG: 0.289	B SI 89 B SI 89 C FF 91 X FF 91 2-1 9 CS 1B		C SL 83 B CH 85 C CU 81 C SL 84 1-3 ③ K		B CH 86 S FF 92 L CH 86 B FF 92 X FF 91 2-2 ① P4			F ST 83 B FF 94 B SI 92 B SI 93 B FF 93 4-1 12 G4-3 12 WP 9 FC6-4 BB		3	1	1	0	1	1	1
12 Joe Panik, L (1, 4) OBP: 0.338, SLG: 0.401	B FF 90 C SL 84 1 SAFE X CU 80 1-1 ① P5			C FF 89 C SI 90 F SL 84 X SI 90 0-2 9 F8 53 1B 1 G1-3 1B	C FF 90 B CU 80 F FF 90 F FF 90 X SL 84 1-2 ②③ G4-6-3 1-2f			B FF 93 B FF 94 F FF 94 X FF 94 2-1 ① G4-3 1-3		4	1	1	0	0	0	3
53 Austin Slater, R (1, 9) OBP: 0.390, SLG: 0.480	X SI 90 0-0 ② L8			D CH 86 1 SAFE S CH 87 F FF 91 D SL 84 F FF 91 D CH 86 X SI 91 3-2 1 G1-3 5 HR 1B 1-2		B CH 86 C CH 88 B CH 87 X SI 91 2-1 ① G6-3		C FF 95 S FF 96 F FF 98 F FF 98 B FF 97 D SL 81 F FF 98 F FF 98 D SL 79 4-2 F FF 88 B FF 98 9 FC6-4 BB		3	1	1	0	1	0	1
9 Brandon Belt, L (1, 3) OBP: 0.341, SLG: 0.442	B CU 79 B SL 84 2-0 ③ CS 1-2	S FF 90 B FF 91 F SL 86 B SI 91 X SL 86 2-2 ① F7		B SI 90 X SL 84 1-0 ① F8 2-3		F FF 90 B FF 92 S CU 80 X SI 90 1-2 ② P5		S SL 81 S SL 81 X FF 98 0-2 ② FC6-4 1 PB 1-2f 3-H		4	0	0	1	0	0	3
1 Jae-Gyun Hwang, R (1, 5) OBP: 0.250, SLG: 1.000 2 Denard Span, L (9, 8) OBP: 0.335, SLG: 0.435		C SI 89 B CH 85 S CH 86 B CH 86 X SL 85 2-2 ② G5-3		S SI 91 B SL 84 B SI 92 X SI 88 2-1 ② G1-3 1-2 3-H		B CU 81 B FF 90 X CH 89 2-0 HR		B CU 82 B SL 89 C SL 89 C CU 83 B FF 93 C CU 81 3-3 ③ K 2-3		4 0	1 0	1 0	2 0	0 0	1 0	2 0
5 Nick Hundley, R (1, 2) OBP: 0.269, SLG: 0.409		B SI 89 S CU 82 F SI 90 X CH 84 1-2 1B		B SL 85 B FF 92 B FF 91 C FF 92 S SL 84 X SL 83 3-2 2-H HR		B CU 80 B CH 86 B SI 90 C SI 90 S FF 92 S SL 84 3-3 ③ K				3	1	2	2	0	1	0
37 Kelby Tomlinson, R (1, 6) OBP: 0.307, SLG: 0.271		F FF 91 B FF 92 X CH 84 1-1 ③ P4		B CH 87 C SL 86 B FF 92 B SI 91 C FF 91 B SL 85 4-2 BB			C FF 92 B FF 93 F SL 86 B ST 81 S ST 82 2-3 ① K			2	0	0	0	1	1	1
63 Ryder Jones, L (1, 7) (9, 5)			B FF 89 C CU 81 F CU 78 X SL 85 1-2 ① P4	1 SAFE C SL 85 X CU 79 0-1 ③ F8			B FF 93 C ST 79 B FF 92 F ST 80 S ST 83 2-3 ② K			3	0	0	0	0	1	1
50 Ty Blach, R (1, 1) OBP: 0.276, SLG: 0.240 70 George Kontos, R (7, 1) 48 Steven Okert, L (8, 1) 60 Hunter Strickland, R (9, 1)			C SI 89 B CH 85 X FF 91 1-1 ② G5-3		B CU 78 C SI 90 X SL 84 1-1 12 G4-6-3 1B		C FF 92 B FF 93 F FF 93 C ST 81 1-3 ③ K			2 1 0 0	0 0 0 0	1 0 0 0	0 0 0 0	0 1 0 0	0 0 0 0	0 0 0 0
Inning Stats	R: 0 E: 0 K: 0 S: 5 H: 1 LOB: 0 BB: 0 P: 10	R: 0 E: 0 K: 0 S: 11 H: 1 LOB: 1 BB: 0 P: 17	R: 0 E: 0 K: 1 S: 8 H: 0 LOB: 0 BB: 0 P: 11	R: 3 E: 0 K: 0 S: 18 H: 3 LOB: 1 BB: 1 P: 31	R: 0 E: 0 K: 0 S: 9 H: 1 LOB: 0 BB: 0 P: 13	R: 1 E: 0 K: 1 S: 9 H: 1 LOB: 0 BB: 0 P: 17	R: 0 E: 0 K: 3 S: 9 H: 0 LOB: 0 BB: 0 P: 14	R: 1 E: 1 K: 1 S: 16 H: 0 LOB: 1 BB: 2 P: 29		1B: 5 2B: 0 3B: 0 HR: 2	SF: 0 SAC: 0 DP: 1 HBP: 0		WP: 1 PB: 1 SB: 0 CS: 1	PA: 33	

	AB	29
	R	5
	H	7
	RBI	5
	BB	3
	SO	6
	LOB	12

PITCHER	IP	WLS	BF	H	R	ER	SO	BB	IBB	HBP	BLK	WP	HR	S	P	ERA	WHIP
31 Kyle Freeland, L (1, 1) ERA: 3.84	6.0	L	24	7	4	4	2	1	0	0	0	0	2	60	99	6.00	1.333
0 Adam Ottavino, R (7, 1) ERA: 5.08	1.0		4	0	1	1	3	1	0	0	0	0	0	10	19	9.00	1.000
51 Jake McGee, L (8, 1) ERA: 2.94	0.2		3	0	0	0	0	1	0	0	0	1	0	12	18	0.00	1.500
24 Jordan Lyles, R (8, 1) ERA: 6.88	0.1		1	0	0	0	1	0	0	0	0	0	0	3	6	0.00	0.000

PITCHER	IP	WLS	BF	H	R	ER	SO	BB	IBB	HBP	BLK	WP	HR	S	P	ERA	WHIP

San Francisco Giants @ Pittsburgh Pirates

PNC Park, Pittsburgh, PA

Fri Jun 30 2017, 7:08 PM - 11:08 PM EDT

Att. 26,407 - Overcast - 81 F

TOP

livebaseballscorecards.com

Batter	1	2	3	4	5	6	7	8	9	AB	R	H	RBI	BB	SO	LOB
2 Denard Span, L (1, 8) OBP: 0.347, SLG: 0.456	C FF 94 X FF 93 0-1 HR		B KC 81 F CH 89 C FF 96 B SL 90 F SL 88 B FF 97 F CH 91 B FF 99 4-2 12 E 8 12 1B 8 1B BB	X CH 90 0-0 12 1B 8 1B 1-2 2-3 1B		C FF 96 B FF 96 B SL 87 F FF 97 1 SAFE X SL 88 2-2 8 HBP 12 S 28 2B 1-3 1B	X CH 92 0-0 28 G5-3 8 1B 1-2 1B		F SI 95 F SI 96 C SI 96 F SL 87 F SL 87 B SI 95 X SI 96 2-2 ① G4-3	5	4	4	1	1	0	0
12 Joe Panik, L (1, 4) OBP: 0.344, SLG: 0.404	B FF 94 C KC 81 B FF 95 X CH 90 2-1 ① G4-3		1 SAFE C KC 83 F SI 96 B SL 90 B FF 96 X SL 86 2-2 E3 8 1B 1-3 1B	B FF 97 F FF 97 X KC 84 1-1 8 1B 1-2 2-3 3-H 1B		1 SAFE B FF 90 B FF 91 F FF 91 B SL 82 F FF 91 D SL 82 4-2 8 HBP 28 2B 1-2 BB	B SI 94 X CH 91 1-0 ① L8		B SI 91 B SI 94 B SI 93 C SI 93 X SI 93 3-1 66 HBP 8 BB 9 SF7 1B	5	2	3	1	1	0	2
8 Hunter Pence, R (1, 9) OBP: 0.317, SLG: 0.372 57 Dan Slania, R (9, 1)	C KC 80 C SI 94 B FF 96 S KC 80 1-3 ② K		X SI 98 0-0 1-3 3-H 1B	B SL 90 C SI 97 X SL 90 1-1 1-2 2-H 3-H 1B		F SI 95 H SI 96 1-1 28 2B 9 2B 1-2 2-3 3-H HBP	B SL 88 C CH 91 B CH 92 F CH 92 F SL 87 B CH 90 X CH 92 3-2 1-2 2-H 1B		B SI 94 B SL 84 B SI 93 C SI 92 F SI 92 B SI 93 4-2 66 HBP 1-2 BB	4 0	1 0	3 0	5 0	1 0	1 0	0 0
28 Buster Posey, R (1, 2) OBP: 0.418, SLG: 0.526	C SI 95 X SI 95 0-1 ③ G5-3		C KC 83 C FF 98 S SL 90 0-3 ② K	X SI 97 0-0 ③ P3		B SL 87 F SI 94 F SI 96 B SI 96 B SL 89 X SI 96 3-2 9 2B 1-3 2-H 3-H 2B	C CH 79 F CH 77 B FF 89 X FC 86 1-2 ② ③ G5-3 2-3f		S SI 93 S SI 93 D SL 85 H SI 94 2-2 1-2 2-3 HBP	5	1	1	2	0	1	6
9 Brandon Belt, L (1, 3) OBP: 0.344, SLG: 0.457		F FF 94 B FF 96 S SI 95 B SL 89 B FF 97 F SI 96 F CH 89 F FF 98 B KC 84 4-2 1 G5-3 1 WP BB	B SL 92 B CH 90 C SL 89 B FF 98 S SI 98 C FF 98 3-3 ③ K		B FF 96 B FF 96 X SI 96 2-0 ① L6	B CH 91 F CH 93 X SI 94 1-1 2-H 3-H 2B		C FF 87 B SL 77 X SL 77 1-1 HR	B FF 94 X CH 85 1-0 ② SF7 3-H	4	1	2	4	1	1	2
35 Brandon Crawford, L (1, 6) OBP: 0.274, SLG: 0.369		C KC 82 F FF 97 C SI 98 0-3 ① K		F KC 83 X SI 97 0-1 ① F7	F FF 97 F FF 97 S SL 88 0-3 ② K	C CH 92 X CH 90 0-1 ② L4		F SL 79 B CH 81 B SI 88 F FC 88 X CH 80 2-2 ① F9	F FF 95 D SL 86 S CH 86 X CH 87 1-2 ③ G1-3	6	0	0	0	0	2	4
1 Jae-Gyun Hwang, R (1, 5) OBP: 0.250, SLG: 0.571 62 Cory Gearrin, R (6, 1) 5 Nick Hundley, R (7, 2) OBP: 0.274, SLG: 0.414 61 Josh Osich, L (7, 1) 66 Gorkys Hernández, R (9, PH) OBP: 0.315, SLG: 0.289 (9, 9)		C FF 95 F SL 88 B SL 88 F SL 88 F FF 97 F KC 80 X SL 89 1-2 ② G5-3 1-3		C SI 95 B CH 88 B SI 95 B SL 88 C FF 96 S FF 97 3-3 ② K	C SL 89 B KC 80 B FF 97 X SI 96 2-1 ③ F8	S SL 87 B SL 87 B CH 90 S CH 92 B CH 93 B FF 96 4-2 BB		F SI 88 F FC 85 X FF 88 0-2 1B	3 0 1 0 0	0 0 0 0 0	0 0 1 0 0	0 0 0 0 0	1 0 0 0 0	1 0 0 0 0	1 0 0 0 0
53 Austin Slater, R (1, 7) OBP: 0.391, SLG: 0.475		C FF 97 D SL 87 S SL 88 F FF 96 B FF 98 S FF 98 2-3 ③ K		B FF 96 C FF 97 B FF 92 X FF 97 2-1 2 1B 47 1B 12 1B 1B		X FF 96 0-0 2 1B 8 HBP 1B F CH 92 X CH 92 0-1 ③ L9		B CH 79 B CH 79 S SL 82 X FC 84 2-1 ② L8	5	2	2	0	0	1	4
47 Johnny Cueto, R (1, 1) OBP: 0.091, SLG: 0.065 63 Ryder Jones, L (6, PH) OBP: 0.053, SLG: 0.053 (6, 5)			C FF 94 X FF 93 0-1 ① G5-3	B FF 98 X FF 96 1-0 12 1B 2 1B 8 1B 1-2 1B		X FF 96 0-0 ① F7	C CH 92 X CH 92 0-1 2 1B 8 1B 1B	S SL 78 X CU 72 0-1 ③ L3	2 3	1 1	1 1	0 0	0 0	0 0	0 2

Inning Stats	1	2	3	4	5	6	7	8	9
	R: 1 E: 0 K: 1 S: 9	H: 1 LOB: 0 BB: 0 P: 12	R: 0 E: 0 K: 2 S: 18	H: 0 LOB: 1 BB: 1 P: 25	R: 1 E: 1 K: 2 S: 16	H: 2 LOB: 2 BB: 1 P: 25	R: 3 E: 0 K: 1 S: 14	H: 5 LOB: 2 BB: 0 P: 22	R: 0 E: 0 K: 1 S: 6	H: 0 LOB: 0 BB: 0 P: 10	R: 5 E: 0 K: 0 S: 19	H: 4 LOB: 2 BB: 2 P: 34	R: 1 E: 0 K: 0 S: 11	H: 3 LOB: 1 BB: 0 P: 16	R: 1 E: 0 K: 0 S: 12	H: 2 LOB: 1 BB: 0 P: 17	R: 1 E: 0 K: 0 S: 15	H: 1 LOB: 2 BB: 1 P: 28

	1B: 14	SF: 1	WP: 1	PA: 51
	2B: 2	SAC: 0	PB: 0	
	3B: 0	DP: 1	SB: 1	
	HR: 2	HBP: 2	CS: 0	

	AB	43
	R	13
	H	18
	RBI	13
	BB	5
	SO	7
	LOB	21

PITCHER		IP	WLS	BF	H	R	ER	SO	BB	IBB	HBP	BLK	WP	HR	S	P	ERA	WHIP
45 Gerrit Cole, R ERA: 4.51	(1, 1)	5.1	L	28	10	7	7	7	2	0	0	0	1	1	68	101	11.81	2.250
59 Antonio Bastardo, L ERA: 17.55	(6, 1)	0.0		1	0	0	0	0	1	0	0	0	0	0	2	6	∞	∞
52 Jhan Mariñez, R ERA: 4.23	(6, 1)	1.0		10	5	4	4	0	1	0	1	0	0	0	20	33	36.00	6.000
38 Wade LeBlanc, L ERA: 4.47	(7, 1)	1.2		6	2	1	1	0	0	0	0	0	0	1	15	21	5.40	1.200
37 Edgar Santana, R ERA: 3.86	(9, 1)	0.1		4	1	1	1	0	1	0	1	0	0	0	11	22	27.00	6.000

PITCHER		IP	WLS	BF	H	R	ER	SO	BB	IBB	HBP	BLK	WP	HR	S	P	ERA	WHIP
41 Daniel Hudson, R ERA: 4.81	(9, 1)	0.2		2	0	0	0	0	0	0	0	0	0	0	4	6	0.00	0.000

Batter	1	2	3	4	5	6	7	8	9	AB	R	H	RBI	BB	SO	LOB
26 Adam Frazier, L (1, 4) OBP: 0.351, SLG: 0.385	X SI 86 0-0 22 BB 5 1B 55 FC3-6 1B	B CH 86 B CH 79 B SL 85 D SI 89 4-0 5 G6-4-3 BB		F SL 85 B CH 82 B SL 84 B CH 86 F SL 87 X FF 91 3-2 ② F8		B SI 91 C CH 84 B CH 84 X SI 92 2-1 ② L8		S SL 78 F FF 95 X CH 84 0-2 ② L6		4	1	1	0	1	0	2
5 Josh Harrison, R (1, 5) OBP: 0.376, SLG: 0.458 38 Wade LeBlanc, L (7, 1) OBP: 0.200, SLG: 0.200 23 David Freese, R (8, PH) OBP: 0.364, SLG: 0.368 37 Edgar Santana, R (9, 1) 41 Daniel Hudson, R (9, 1)	X SI 87 0-0 55 FC3-6 22 BB 28 2B 1-2 1B	B SI 90 X SI 89 1-0 ②③ G6-4-3 1-2f		D SL 86 S FF 92 B SI 90 F FF 93 X SL 86 2-2 ③ FC5 1-2 2-3f		B SI 92 B SI 92 B SI 92 C SI 92 S SI 92 T SI 93 3-2 ③ K		B CH 85 B FF 95 B FF 95 B FF 93 4-0 BB		4 0 0 0 0	1 0 0 0 0	1 0 0 0 0	0 0 0 0 0	0 0 1 0 0	1 0 0 0 0	4 0 0 0 0
22 Andrew McCutchen, R (1, 8) OBP: 0.369, SLG: 0.495 64 José Osuna, R (7, PR) OBP: 0.302, SLG: 0.483 (8, 9)	B SL 84 F SL 83 D SL 84 B SL 84 B FF 89 4-1 55 FC3-6 1-2 2-3 BB	C SL 84 B FF 90 B B SL 79 H SL 83 4-1 55 FC1-6 HBP	F SL 81 B FF 91 F SI 91 B FF 92 X CH 81 2-2 28 2B 1B	C SI 90 B SL 85 B SL 85 F SI 93 B SL 85 X SL 85 3-2 55 2B 28 G3 1B	C SI 80 B SL 79 S FF 96 X CH 84 1-2 G1-3			2 1	0 1	2 1	0 0	1 0	0 0	0 1
55 Josh Bell, S (1, 3) OBP: 0.315, SLG: 0.463	C CH 78 X CH 86 0-1 ① FC3-6 28 2B 25 SF8 1-2f 2-3 3-H	C FF 90 B FF 91 C SL 85 F SI 91 F CH 81 1 SAFE D CH 80 X SL 84 2-2 ① FC1-6 1-2f	B SI 91 S SI 91 B SL 86 1 SAFE S CH 80 F FF 92 F FF 92 D SL 84 F CH 77 3-3 ① 1 SAFE F FF 90 F SL 82 G SI 91 K	B FF 95 F FC 92 B SL 79 X FF 94 2-1 28 G3 10 1B 1-3 2B			B SI 92 B FF 91 T FF 92 X FF 92 2-1 ① P5	5	2	1	1	0	1	4
28 John Jaso, L (1, 7) OBP: 0.331, SLG: 0.459	B FF 89 B CH 86 X SI 91 2-0 1-3 3-H 2B	B CH 81 S CH 80 S SL 84 B SL 85 B SI 92 X SI 91 3-2 ② F7	S CH 80 B FF 92 C SI 92 B FF 93 X FF 92 2-2 1-3 2B	B SL 79 X SL 79 1-0 G3 2-3 3-H			B CU 78 F FF 92 S CU 80 B CU 82 X CU 81 2-2 ② G3	5	0	2	2	0	0	3
25 Gregory Polanco, L (1, 9) OBP: 0.300, SLG: 0.368 (8, 8)	F SL 83 X SL 84 0-1 ② SF8 3-H	C FF 90 B SL 84 B SL 84 F CH 82 B FF 91 X SL 85 3-2 ③ F8	C SL 87 B SL 87 F SL 87 B FF 91 D SL 84 F CH 75 X SI 91 3-2 ② G5-3	X FF 95 0-0 ② F7			F CU 79 F CU 79 B FF 92 B FF 93 F CU 81 F FF 94 X CU 79 2-2 ③ L9	4	0	0	1	0	0	5
10 Jordy Mercer, R (1, 6) OBP: 0.347, SLG: 0.407	C SL 84 F SI 89 F SL 84 B SI 91 B CH 81 B SL 85 F FF 91 F FF 91 S CH 80 3-3 ③ K	B SL 84 B FF 90 C FF 89 B FF 92 B SI 89 4-1 5 FC5 19 1B BB	B SI 91 B SL 84 C SL 85 B SI 90 B SL 85 4-1 BB	B SL 78 X FF 95 1-0 3-H 1B				2	0	1	1	2	1	1
19 Chris Stewart, R (1, 2) OBP: 0.266, SLG: 0.288 62 Max Moroff, S (7, 5) OBP: 0.216, SLG: 0.129		B SL 83 X SI 88 1-0 45 SH3-4 1B	X SL 84 0-0 5 FC5 1-2 1B	C SI 90 B SL 84 X FF 91 1-1 ③ G4-3	F FF 94 C SL 79 S SL 78 0-3 ③ K			3 1	0 0	2 0	0 0	0 0	0 1	3 1
45 Gerrit Cole, R (1, 1) OBP: 0.143, SLG: 0.111 59 Antonio Bastardo, R (6, 1) 32 Elias Díaz, R (6, 2) OBP: 0.329, SLG: 0.400 52 Jhan Mariñez, R (6, 1)		M SL 82 X SL 82 0-1 ① SH3-4 1-2	L SL 83 B FF 88 C SL 82 2 SAFE T SL 84 1-2 ① K	C SI 91 F SL 83 F SL 86 C SL 85 0-3 ① K	C CH 83 F FF 96 X SL 79 0-2 ① G6-3			1 0 2 0	0 0 0 0	0 0 0 0	0 0 0 0	0 0 0 0	1 0 1 0	2 0 0 0
Inning Stats	R: 3 E: 0 K: 1 S: 14 H: 3 LOB: 1 BB: 1 P: 23	R: 0 E: 0 K: 0 S: 4 H: 1 LOB: 1 BB: 1 P: 10	R: 0 E: 0 K: 0 S: 12 H: 0 LOB: 1 BB: 0 P: 24	R: 0 E: 0 K: 1 S: 11 H: 1 LOB: 2 BB: 1 P: 21	R: 0 E: 0 K: 1 S: 21 H: 2 LOB: 3 BB: 1 P: 36	R: 0 E: 0 K: 2 S: 9 H: 0 LOB: 0 BB: 0 P: 14	R: 2 E: 0 K: 1 S: 11 H: 3 LOB: 1 BB: 0 P: 18	R: 0 E: 0 K: 0 S: 9 H: 0 LOB: 1 BB: 1 P: 14	R: 0 E: 0 K: 0 S: 10 H: 0 LOB: 0 BB: 0 P: 16	1B: 7 2B: 3 3B: 0 HR: 0	SF: 1 SAC: 1 DP: 1 HBP: 1		WP: 0 PB: 0 SB: 0 CS: 0	PA: 42			

PITCHER		IP	WLS	BF	H	R	ER	SO	BB	IBB	HBP	BLK	WP	HR	S	P	ERA	WHIP
47 Johnny Cueto, R ERA: 4.26	(1, 1)	5.0	W	26	7	3	3	3	4	0	1	0	0	0	62	114	5.40	2.200
62 Cory Gearrin, R ERA: 2.17	(6, 1)	1.0		4	1	1	1	2	0	0	0	0	0	0	12	20	9.00	1.000
61 Josh Osich, L ERA: 4.88	(7, 1)	2.0		9	2	1	1	1	1	0	0	0	0	0	17	26	4.50	1.500
57 Dan Slania, R ERA:	(9, 1)	1.0		3	0	0	0	0	0	0	0	0	0	0	10	16	0.00	0.000

PITCHER	IP	WLS	BF	H	R	ER	SO	BB	IBB	HBP	BLK	WP	HR	S	P	ERA	WHIP

BOTTOM

San Francisco Giants @ Pittsburgh Pirates

PNC Park, Pittsburgh, PA

Fri Jun 30 2017, 7:08 PM - 11:08 PM EDT

Att. 26,407 - Overcast - 81 F

livebaseballscorecards.com

AB	34
R	5
H	10
RBI	5
BB	5
SO	6
LOB	26

Batter	1	2	3	4	5	6	7	8	9	10	11	AB	R	H	RBI	BB	SO	LOB
2 Denard Span, L (1, 8) OBP: 0.348, SLG: 0.457	C SI 94 B FF 94 B FF 96 F FF 96 X SI 96 2-2 G1-4-3 ①		C SL 90 X KC 79 0-1 L8 ③			B KC 82 X SI 96 1-0 2B		C FF 97 B FF 97 X FF 97 1-1 G3 ③			B FF 96 B CH 87 B FF 97 C FF 96 B FF 97 4-1 12 1B 12 PB 28 WP BB	4	1	1	0	1	0	2
12 Joe Panik, L (1, 4) OBP: 0.342, SLG: 0.401	B FF 94 F SI 96 B CH 88 X SI 94 2-1 L7 ②			C SI 94 B KC 81 F CH 88 X FF 95 1-2 G4-3 ①		F SI 96 C FF 96 X SL 88 0-2 L7 ②			C FF 99 B FF 98 F FF 100 C FF 101 1-3 K ①		C FF 96 P PO 88 C FF 96 F FF 95 F FF 96 B FF 95 X FF 97 2-2 28 WP 28 S 1-3 1B	5	0	1	0	0	1	1
8 Hunter Pence, R (1, 9) OBP: 0.310, SLG: 0.364	B SI 96 X SI 96 1-0 L8 ③			B SL 89 B FF 95 C FF 96 X SI 96 2-1 G1-3 ②		B SL 88 S SL 88 B FF 96 C SL 88 B SL 89 C SL 88 3-3 K ③			C FF 101 B FF 100 B CH 91 X FF 99 2-1 F9 ②		C SL 86 T SL 86 D SL 87 C SL 87 1-3 K ②	5	0	0	0	0	2	3
28 Buster Posey, R (1, 2) OBP: 0.418, SLG: 0.522		B FF 94 B CH 87 C FF 95 F SI 95 X FF 96 2-2 L3 ①		B KC 80 B FF 96 F SI 95 X FF 97 2-1 G6-3 ③			B SI 94 F CH 88 F SI 95 X CH 87 1-2 9 FC4-6 1B		B FF 100 B FF 100 C FF 98 X FF 99 2-1 F8 ③		F CH 88 C FF 96 D SL 87 F FF 96 B SL 85 D SL 86 F SL 87 B SL 86 4-2 1-3 3-H BB	4	0	1	0	1	0	0
9 Brandon Belt, L (1, 3) OBP: 0.339, SLG: 0.449		X FF 96 0-0 P5 ②			B SL 89 B FF 95 B CH 88 C FF 95 X SI 96 3-1 F7 ①		B SI 95 S SI 94 C SI 95 F SI 94 B SL 86 X SI 95 2-2 FC4-6 35 6-3-1-6 1-2f ①			X FF 96 0-0 P5 ①	S FF 96 C FF 94 F FF 95 D CH 87 B FF 96 X FF 96 2-2 F9 ③	5	0	0	0	0	0	3
35 Brandon Crawford, L (1, 6) OBP: 0.270, SLG: 0.363		B FF 96 C CH 88 F FF 96 X SL 89 1-2 F8 ③			B KC 81 S CH 90 X CH 88 1-1 G4-3 ②		C SI 94 1 SAFE X SL 87 0-1 F8-3-1-6 ②③ 1-1			S FF 99 S FF 100 S SL 87 0-3 K ②		4	0	0	0	0	1	1
63 Ryder Jones, L (1, 5) OBP: 0.130, SLG: 0.048 61 Josh Osich, L (10, 1) 49 Sam Dyson, R (11, 1)			B SI 93 B SI 94 B SI 94 B SI 95 4-0 53 G3-1 BB		B SL 89 F FF 96 F FF 96 F SI 98 S KC 84 1-3 K2-3 ③			F SI 95 B CH 89 B FF 96 X SI 96 2-1 P6 ①		H FF 100 1-0 HBP	2 0 0 0 1 1 0 0 0 0 0 0 0 0 0 0 0 0 0 0 0							
53 Austin Slater, R (1, 7) OBP: 0.385, SLG: 0.500			B FF 96 C SL 89 1 SAFE X SL 89 1-1 G3-1 ① 1-2			X SL 88 0-0 HR		C SI 98 B CH 88 X SI 97 1-1 G4-3 ②		C FF 98 C FF 97 C CU 83 0-3 K ③	4	1	1	1	0	1	2
45 Matt Moore, L (1, 1) OBP: 0.115, SLG: 0.080 70 George Kontos, R (6, 1) 1 Jae-Gyun Hwang, R (8, PH) OBP: 0.333, SLG: 0.750 48 Steven Okert, L (8, 1) 60 Hunter Strickland, R (8, 1) 37 Kelby Tomlinson, R (10, 5) OBP: 0.303, SLG: 0.268			B FF 96 S SI 95 F FF 95 B SL 89 C SL 87 2-3 K ②			C FF 94 S FF 96 X FF 97 0-2 F7 ①		C FF 97 F SI 99 B SL 89 F FF 98 B SL 90 B SL 89 X FF 98 3-2 2B			C SL 87 F SL 86 B SL 87 S FF 97 1-3 K ①	2 0 0 0 0 1 1 0 0 0 0 0 0 0 1 0 1 0 0 0 0 0 0 0 0 0 0 0 0 0 0 0 0 0 0 1 0 0 0 0 1 0							
Inning Stats	R: 0 E: 0 K: 0 S: 6 H: 0 LOB: 0 BB: 0 P: 11	R: 0 E: 0 K: 0 S: 7 H: 0 LOB: 0 BB: 0 P: 10	R: 0 E: 0 K: 1 S: 7 H: 0 LOB: 1 BB: 1 P: 14	R: 0 E: 0 K: 0 S: 7 H: 0 LOB: 0 BB: 0 P: 12	R: 0 E: 0 K: 1 S: 8 H: 0 LOB: 0 BB: 0 P: 13	R: 1 E: 0 K: 1 S: 11 H: 2 LOB: 1 BB: 0 P: 15	R: 0 E: 0 K: 0 S: 9 H: 1 LOB: 0 BB: 0 P: 12	R: 0 E: 0 K: 0 S: 10 H: 1 LOB: 1 BB: 0 P: 17	R: 0 E: 0 K: 1 S: 7 H: 0 LOB: 0 BB: 0 P: 12	R: 0 E: 0 K: 2 S: 7 H: 0 LOB: 1 BB: 0 P: 8	R: 1 E: 0 K: 2 S: 21 H: 1 LOB: 2 BB: 2 P: 34	1B: 2 2B: 3 3B: 0 HR: 1	SF: 0 SAC: 0 DP: 1 HBP: 1	WP: 1 PB: 1 SB: 1 CS: 0	PA: 41			

PITCHER	IP	WLS	BF	H	R	ER	SO	BB	IBB	HBP	BLK	WP	HR	S	P	ERA	WHIP
39 Chad Kuhl, R (1, 1) ERA: 5.26	6.0		21	2	1	1	3	1	0	0	0	0	1	46	75	1.50	0.500
44 Tony Watson, L (7, 1) ERA: 3.89	1.0		3	1	0	0	0	0	0	0	0	0	0	9	12	0.00	1.000
12 Juan Nicasio, R (8, 1) ERA: 2.8	1.0		4	1	0	0	0	0	0	0	0	0	0	10	17	0.00	1.000
73 Felipe Vázquez, L (9, 1) ERA: 0.82	2.0		7	0	0	0	3	0	0	1	0	0	0	14	20	0.00	0.000
41 Daniel Hudson, R (11, 1) ERA: 4.67	1.0	L	6	1	1	0	2	2	0	0	0	1	0	21	34	0.00	3.000

PITCHER	IP	WLS	BF	H	R	ER	SO	BB	IBB	HBP	BLK	WP	HR	S	P	ERA	WHIP

TOP

San Francisco Giants @ Pittsburgh Pirates

PNC Park, Pittsburgh, PA

Sat Jul 01 2017, 4:08 PM - 8:06 PM EDT

Att. 27,247 - Partly Cloudy - 82 F

livebaseballscorecards.com

AB	37
R	2
H	5
RBI	1
BB	3
SO	8
LOB	13

Batter	1	2	3	4	5	6	7	8	9	10	11	AB	R	H	RBI	BB	SO	LOB
5 Josh Harrison, R (1, 4) OBP: 0.369, SLG: 0.449	C FF 93 F FF 92 B FF 94 X FF 93 1-2 L9 ①		C FF 93 B FF 93 B FF 92 C FF 95 S FF 95 2-3 K ①	B FF 93 C CH 82 S FF 93 X FF 94 1-2 P6 ③		C FC 88 B SI 92 S FC 88 S FC 88 1-3 K ③			F SL 78 B FF 94 F FF 94 B FF 96 X SL 82 2-2 G5-3 ①		X FC 89 0-0 F7 ①	6	0	0	0	0	2	4
64 José Osuna, R (1, 7) OBP: 0.295, SLG: 0.468	C FF 92 B CH 81 C CH 83 X KC 81 1-2 G5-3 ②		C CH 84 X CH 83 0-1 F9 ②		C FF 93 X FF 94 0-1 P4 ①		S SL 83 C FC 88 B SL 83 B FC 87 X FC 88 2-2 L7 ①		S FF 94 C FF 93 B FF 95 B SL 83 X FF 95 2-2 G3 ②		B SI 95 X SI 94 1-0 22 G2-3 1B	6	0	1	0	0	0	0
22 Andrew McCutchen, R (1, 8) OBP: 0.372, SLG: 0.495	B KC 81 F FF 92 B FC 92 B CH 83 F FF 94 B CH 84 4-2 55 BB 23 BB BB		C KC 83 X CH 80 0-1 55 1B 2B		C FF 93 C FF 94 C KC 82 F FF 95 F KC 81 F KC 79 B FF 96 S KC 82 2-3 K ②		F FC 88 F CU 79 S FC 87 F FC 88 B FC 88 B SI 92 X SL 84 0-3 K ②		B FF 94 B SL 84 C SL 84 B SL 76 C FF 93 F FF 94 B FF 95 4-2 55 BB 23 BB BB		B SI 95 C FC 89 F SI 95 X SI 95 1-2 G2-3 ② 1-2	4	1	1	0	2	2	1
23 David Freese, R (1, 5) OBP: 0.371, SLG: 0.372	B FF 92 B FF 93 B FF 93 B FF 92 4-0 55 BB 1-2 BB		B FF 94 B KC 83 B FF 94 B FF 94 4-0 55 1B BB		C FF 95 B KC 80 F KC 81 C FF 94 1-3 K ③		C CU 79 S FC 87 F FC 88 B FC 88 B SI 92 X SL 84 2-2 2B		B FF 93 B SI 93 B SI 94 1 SAFE B FF 94 4-0 55 BB 1-2 BB		C FC 88 B SI 95 B FC 86 B SI 95 F SI 96 S FC 89 3-3 K ③	3	0	1	0	3	2	1
55 Josh Bell, S (1, 3) OBP: 0.322, SLG: 0.463	C FF 92 D CH 81 B KC 83 B FF 92 C FF 93 B FF 92 4-2 1-2 2-3 BB		B FF 92 B CH 81 C FF 93 X FF 94 2-1 1-3 2-H 1B			B KC 80 F FF 93 F FF 93 B KC 80 B KC 80 B FF 93 4-2 62 FC 25 1B BB	X FC 88 0-0 G3-1 ③		B SL 80 F FF 95 B SI 93 B SI 94 F FF 94 B SI 94 4-2 1-2 2-3 BB			2	0	1	1	3	0	1
32 Elias Díaz, R (1, 2) OBP: 0.309, SLG: 0.373	C KC 82 F FF 94 B FF 92 X KC 83 1-2 G1 ③		C FF 92 S FF 91 1 SAFE B FF 93 S KC 81 1-3 K ③			B CH 82 1 SAFE B FF 93 S FF 93 X FF 92 2-1 L8 ①		C CH 84 X FC 87 0-1 G6-3 ①	B SL 83 C FF 95 B FF 94 S FF 94 F FF 95 C SL 82 2-3 K ③			5	0	0	0	0	2	9
25 Gregory Polanco, L (1, 9) OBP: 0.310, SLG: 0.379		C FF 94 C FF 93 S CH 82 0-3 K ①		X KC 81 0-0 62 F7 2B		X FF 94 0-0 62 FC 1-2 1B		B FC 88 C FF 91 X FF 91 1-1 1B		B FF 95 B FF 95 B FF 95 F FF 93 B FF 94 4-1 26 G4-6-3 BB		4	0	3	0	1	1	0
62 Max Moroff, S (1, 6) OBP: 0.190, SLG: 0.111		B FF 92 C FF 92 X CH 82 1-1 P3 ②		F FF 92 X FF 92 0-1 F7 ① 2-3		B KC 81 C FF 91 B FF 93 X FF 93 2-1 FC 28 BB 1-2f 2-3 ②		F SI 91 1 SAFE S FC 88 F FC 87 B SI 92 S FC 89 1-3 K ②		B FF 95 X FF 94 1-0 B3 ①		5	0	0	0	0	1	5
39 Chad Kuhl, R (1, 1) 28 John Jaso, L (6, PH) OBP: 0.335, SLG: 0.459 44 Tony Watson, L (7, 1) 12 Juan Nicasio, R (8, 1) 10 Jordy Mercer, R (8, PH) OBP: 0.345, SLG: 0.406 73 Felipe Vázquez, L (9, 1) 26 Adam Frazier, L (10, PH) OBP: 0.350, SLG: 0.383 41 Daniel Hudson, R (11, 1)		B FF 92 C FF 91 S KC 82 X KC 81 1-2 G5-3 ③		F FF 92 S FF 92 X FF 90 0-2 G4-3 ②		B FF 94 1 SAFE B FC 90 1 SAFE F FF 92 F FF 94 B FF 95 B FF 94 4-2 1-2 BB		C FF 94 S SL 84 1 SAFE 1 SAFE B SL 84 F FF 96 B FF 97 F FF 95 B FF 94 3-3 S SL 84 K ③		F FF 95 X SL 76 0-1 G4-6-3 ② ③ 1-2f		2 0 0 0 1 0 1 0 1 0	0 0 0 0 0 0 0 0 0 0	0 0 0 0 0 0 1 0 0 0	0 1 0 0 1 0 0 0 0 0	0 0 0 0 0 0 0 0 0 0	1 0 0 0 1 0 0 0 1 0	0 0 0 0 1 0 1 0 0 0
Inning Stats	R: 0 E: 0 K: 0 S: 13 H: 0 LOB: 3 BB: 3 P: 28	R: 0 E: 0 K: 1 S: 8 H: 0 LOB: 0 BB: 0 P: 10	R: 1 E: 0 K: 2 S: 12 H: 2 LOB: 2 BB: 1 P: 21	R: 0 E: 0 K: 0 S: 9 H: 1 LOB: 1 BB: 0 P: 10	R: 0 E: 0 K: 2 S: 11 H: 0 LOB: 0 BB: 0 P: 14	R: 0 E: 0 K: 1 S: 12 H: 1 LOB: 3 BB: 2 P: 25	R: 0 E: 0 K: 1 S: 11 H: 1 LOB: 1 BB: 0 P: 15	R: 0 E: 0 K: 2 S: 13 H: 1 LOB: 1 BB: 0 P: 18	R: 0 E: 0 K: 1 S: 15 H: 0 LOB: 3 BB: 3 P: 33	R: 0 E: 0 K: 0 S: 4 H: 0 LOB: 0 BB: 1 P: 9	R: 0 E: 0 K: 1 S: 8 H: 1 LOB: 1 BB: 0 P: 13	1B: 4 2B: 3 3B: 0 HR: 0 SF: 0 SAC: 0 DP: 1 HBP: 0	WP: 0 PB: 0 SB: 0 CS: 0 PA: 49					

PITCHER		IP	WLS	BF	H	R	ER	SO	BB	IBB	HBP	BLK	WP	HR	S	P	ERA	WHIP
45 Matt Moore, L ERA: 5.78	(1, 1)	5.2		27	4	1	1	5	6	0	0	0	0	0	62	104	1.59	1.765
70 George Kontos, R ERA: 2.72	(6, 1)	1.1		5	1	0	0	2	0	0	0	0	0	0	14	19	0.00	0.750
48 Steven Okert, L ERA: 6.23	(8, 1)	0.2		3	1	0	0	1	0	0	0	0	0	0	8	10	0.00	1.500
60 Hunter Strickland, R ERA: 2.15	(8, 1)	1.1		7	0	0	0	2	3	0	0	0	0	0	20	41	0.00	2.250
61 Josh Osich, L ERA: 4.68	(10, 1)	1.0	W	3	0	0	0	0	1	0	0	0	0	0	4	9	0.00	1.000

PITCHER		IP	WLS	BF	H	R	ER	SO	BB	IBB	HBP	BLK	WP	HR	S	P	ERA	WHIP
49 Sam Dyson, R ERA: 8.64	(11, 1)	1.0	S	4	1	0	0	1	0	0	0	0	0	0	8	13	0.00	1.000

BOTTOM

San Francisco Giants @ Pittsburgh Pirates

PNC Park, Pittsburgh, PA

Sat Jul 01 2017, 4:08 PM - 8:06 PM EDT

Att. 27,247 - Partly Cloudy - 82 F

livebaseballscorecards.com

AB	39
R	1
H	7
RBI	1
BB	10
SO	11
LOB	24

San Francisco Giants @ Pittsburgh Pirates

PNC Park, Pittsburgh, PA

Sun Jul 02 2017, 1:41 PM - 4:34 PM EDT

Att. 32,144 - Partly Cloudy - 82 F

livebaseballscorecards.com

Batter	1	2	3	4	5	6	7	8	9	AB	R	H	RBI	BB	SO	LOB
2 Denard Span, L (1, 8) OBP: 0.343, SLG: 0.449	B FF 92 F FF 92 B FF 93 S CH 86 X FF 94 2-2 ① G1-3		C SI 91 B CH 85 T SI 91 B SL 86 X CH 84 2-2 ③ G3			B CU 76 X SI 91 1-0 ② L9	C SL 87 X SI 94 0-1 ③ G6-3			4	0	0	0	0	0	2
12 Joe Panik, L (1, 4) OBP: 0.341, SLG: 0.402	B FF 93 B FF 92 F SI 91 F FF 93 X SI 92 2-2 ② G6-3			C CU 76 B CH 86 X CH 86 1-1 ① F7		B FF 92 X SI 91 1-0 ③ F7		C SI 94 B SL 86 B SI 94 F SI 95 X SL 86 2-2 9 HR 2B		4	1	1	0	0	0	0
8 Hunter Pence, R (1, 9) OBP: 0.310, SLG: 0.359	B FF 94 X FF 93 1-0 ③ F9			X SL 82 0-0 ② G5-3			B SI 88 B SI 89 C FF 92 B SL 83 B FF 92 4-1 28 2B 9 1B BB	B SI 94 D SL 85 S SL 85 S SI 93 S SL 87 2-3 ① K		3	1	0	0	1	1	1
28 Buster Posey, R (1, 2) OBP: 0.416, SLG: 0.521		C FF 91 B SI 89 B CH 85 F SI 91 B FF 93 F FF 91 S SI 91 3-3 ① K		C CU 77 B FF 93 B FF 93 B CH 86 F SI 92 X FF 94 3-2 ③ G3-1			B SI 88 B CH 84 F SI 91 C SL 82 F SI 91 X SI 89 2-2 9 1B 1-3 35 1B 2B	C SI 94 C SI 94 C SL 88 0-3 ② K		4	1	1	0	0	2	1
9 Brandon Belt, L (1, 3) OBP: 0.344, SLG: 0.463		C FF 93 B FF 93 X FF 93 1-1 35 G1 1B			C SI 90 X CH 85 0-1 ① G6-3		F SI 94 X SI 94 0-1 1 1B 35 1B 37 SF8 2-3 3-H 1B	B SL 86 S SL 86 B SI 94 B SL 86 X SL 86 3-1 2-H HR		4	2	3	3	0	0	0
35 Brandon Crawford, L (1, 6) OBP: 0.270, SLG: 0.361		X SI 90 0-0 ② G1 1-2			C SI 90 B SI 90 C FF 92 X FF 92 2-1 ② P4		S SL 87 B SI 94 X SI 95 1-1 1 1B 1-2 3-H 1B	S SL 78 B FF 91 X FF 90 1-1 ③ F8		4	0	1	1	0	0	1
1 Jae-Gyun Hwang, R (1, 5) OBP: 0.385, SLG: 0.667		F SI 91 D SL 85 B CH 85 S CH 85 S FF 95 2-3 ③ K			C FF 94 F SI 89 B FF 94 B SL 83 F SI 92 B SI 92 X FF 94 3-2 1B		C SI 89 C SI 94 B SI 94 X CH 88 1-2 1-2 2-3 1B		B FF 88 B FF 89 F FF 89 F FF 89 C SL 81 2-3 ① K	4	0	2	0	0	2	1
53 Austin Slater, R (1, 7) OBP: 0.368, SLG: 0.477 49 Sam Dyson, R (9, 1)			C FF 91 B SI 90 F CH 84 F FF 93 B SI 90 F FF 94 X FF 93 2-2 ① G6-3		C SL 84 S SI 90 F FF 93 T SI 89 0-2 ③ K		B SI 95 X SI 94 1-0 ① P3		B FF 90 F FF 89 B SL 81 X FF 90 2-1 ② F9	4 0	0 0	0 0	0 0	0 0	1 0	4 0
29 Jeff Samardzija, R (1, 1) OBP: 0.083, SLG: 0.194 37 Kelby Tomlinson, R (7, PH) OBP: 0.299, SLG: 0.268 62 Cory Gearrin, R (7, 1) 48 Steven Okert, L (8, 1) 66 Gorkys Hernández, R (9, PH) OBP: 0.313, SLG: 0.287 (9, 7)			C FF 93 X SI 90 0-1 ② G6-3			B FF 92 F CH 88 S SL 83 F FF 93 X SI 89 1-2 ① G5-3	F SI 89 F SI 94 B CH 87 X SI 94 1-2 ② SF8 3-H		S FF 90 B SL 79 F FF 90 B FF 91 S SL 80 2-3 ③ K	2 0 0 0 1	0 0 0 0 0	0 0 0 0 0	0 1 0 0 0	0 0 0 0 1	0 0 0 0 0	0 0 0 0 0
Inning Stats	R: 0 E: 0 K: 0 S: 7 H: 0 LOB: 0 BB: 0 P: 12	R: 0 E: 0 K: 2 S: 10 H: 1 LOB: 1 BB: 0 P: 16	R: 0 E: 0 K: 0 S: 10 H: 0 LOB: 0 BB: 0 P: 14	R: 0 E: 0 K: 0 S: 6 H: 0 LOB: 0 BB: 0 P: 10	R: 0 E: 0 K: 1 S: 12 H: 1 LOB: 1 BB: 0 P: 17	R: 0 E: 0 K: 0 S: 6 H: 0 LOB: 0 BB: 0 P: 9	R: 3 E: 0 K: 0 S: 18 H: 4 LOB: 2 BB: 1 P: 28	R: 2 E: 0 K: 2 S: 13 H: 2 LOB: 0 BB: 0 P: 21	R: 0 E: 0 K: 2 S: 8 H: 0 LOB: 0 BB: 0 P: 14	1B: 5 2B: 2 3B: 0 HR: 1 SF: 1 SAC: 0 DP: 0 HBP: 0						

TOP	
AB	34
R	5
H	8
RBI	5
BB	1
SO	7
LOB	10

WP: 0 PA: 36
PB: 0
SB: 0
CS: 0

PITCHER		IP	WLS	BF	H	R	ER	SO	BB	IBB	HBP	BLK	WP	HR	S	P	ERA	WHIP
57 Trevor Williams, R ERA: 4.67	(1, 1)	6.0		22	3	2	2	3	1	0	0	0	0	0	56	89	3.00	0.667
44 Tony Watson, L ERA: 4.03	(7, 1)	1.0	L	6	3	1	1	0	0	0	0	0	0	0	13	17	9.00	3.000
37 Edgar Santana, R ERA: 5.87	(8, 1)	0.2		4	2	2	2	2	0	0	0	0	0	1	11	18	27.00	3.000
59 Antonio Bastardo, L ERA: 14.63	(8, 1)	1.1		4	0	0	0	2	0	0	0	0	0	0	10	17	0.00	0.000

PITCHER		IP	WLS	BF	H	R	ER	SO	BB	IBB	HBP	BLK	WP	HR	S	P	ERA	WHIP

Batter	1	2	3	4	5	6	7	8	9	AB	R	H	RBI	BB	SO	LOB
26 Adam Frazier, L (1, 4) OBP: 0.348, SLG: 0.381	B FC 91 T SI 92 B SI 93 X SI 93 2-1 1B		C SL 88 B KC 81 F KC 81 F SI 95 B FF 94 B FF 95 F FS 89 F SI 96 C SI 96 3-3 ② K		C SI 94 B KC 79 F KC 78 S SL 89 1-3 ② K			F CH 83 X SL 83 0-1 ① L7		4	0	1	0	0	2	0
64 José Osuna, R (1, 9) OBP: 0.294, SLG: 0.477	C SI 93 F SI 94 B FF 93 S SL 88 1-3 ① K		S SL 85 X SI 95 0-1 3B		C SL 87 B KC 80 X SL 88 1-1 ③ F8			C SI 90 T SL 84 S SL 85 0-3 ② K		4	0	1	0	0	2	1
28 John Jaso, L (1, 7) OBP: 0.339, SLG: 0.479	B SL 86 B SL 87 F SI 94 S FC 92 1 SAFE F FC 92 F FC 92 X KC 82 2-2 ② F9		C SL 90 X FF 94 0-1 ③ L9			F FS 83 F SL 87 X SL 87 0-2 1B		C FC 90 B SL 85 F FF 91 F FC 86 X FC 86 1-2 HR		4	1	2	1	0	0	2
55 Josh Bell, S (1, 3) OBP: 0.318, SLG: 0.456	1 SAFE B SI 94 F FF 93 B SI 94 F SI 95 1 SAFE X FS 87 2-2 ③ G3			C SI 93 T FF 93 X FF 94 0-2 ① G4-3		B SI 94 S SI 94 C SI 94 F SI 94 F FS 86 X KC 81 1-2 ① F7		B CH 85 S CH 84 X FF 90 1-1 ③ P3		4	0	0	0	0	0	2
25 Gregory Polanco, L (1, 8) OBP: 0.309, SLG: 0.381		X SI 93 0-0 ① F7		B FC 92 X SI 93 1-0 10 HR 2B		X FF 93 0-0 ② P5			B SI 96 C FC 89 B FF 95 B CH 89 X FF 94 3-1 ① G1-3	4	1	1	0	0	0	1
10 Jordy Mercer, R (1, 6) OBP: 0.344, SLG: 0.415		C SI 91 C KC 80 F SI 93 B FS 86 F FS 86 F SL 89 X SI 97 1-2 ② G3-1		F SI 95 B SI 95 B SI 96 F SI 96 X FS 91 2-2 2-H HR		C SI 94 C SI 95 X FC 90 0-2 ③ F7			C SI 95 F FF 96 F FC 88 B FF 96 X SI 95 1-2 ② G1-3	4	1	1	2	0	0	1
62 Max Moroff, S (1, 5) OBP: 0.200, SLG: 0.128 5 Josh Harrison, R (9, PH) OBP: 0.368, SLG: 0.447		C SI 93 B FS 85 B KC 82 C SL 88 F SI 96 B FC 90 X SI 96 3-2 1B		C SI 93 B SI 95 X FS 88 1-1 ② F9			B SI 91 C CH 84 X SI 92 1-1 ① L7		C FF 97 C SI 96 S FC 90 0-3 ③ K	3 1	0 0	1 0	0 0	0 0	0 1	0 0
19 Chris Stewart, R (1, 2) OBP: 0.254, SLG: 0.274		B FF 94 C SL 87 F SI 95 C SL 90 1-3 ③ K		B KC 82 B SL 88 X SI 94 2-0 ③ L8			C SI 92 B SI 92 X SL 84 1-1 ② G6-3			3	0	0	0	0	1	1
57 Trevor Williams, R (1, 1) 44 Tony Watson, L (7, 1) 23 David Freese, R (7, PH) OBP: 0.370, SLG: 0.371 37 Edgar Santana, R (8, 1) 59 Antonio Bastardo, R (8, 1)			C SI 93 C SL 88 B FC 90 C KC 82 1-3 ① K		C SI 92 F SI 92 X SL 89 0-2 ① G3		C SL 85 B SI 92 X SI 93 1-1 ③ L8			2 0 1 0 0	0 0 0 0 0	0 0 0 0 0	0 0 0 0 0	0 0 0 0 0	1 0 0 0 0	0 0 0 0 0
Inning Stats	R: 0 E: 0 K: 1 S: 13 H: 1 LOB: 1 BB: 0 P: 20	R: 0 E: 0 K: 1 S: 14 H: 1 LOB: 1 BB: 0 P: 19	R: 0 E: 0 K: 2 S: 13 H: 1 LOB: 1 BB: 0 P: 17	R: 2 E: 0 K: 0 S: 10 H: 2 LOB: 0 BB: 0 P: 16	R: 0 E: 0 K: 1 S: 8 H: 0 LOB: 0 BB: 0 P: 10	R: 0 E: 0 K: 0 S: 12 H: 1 LOB: 1 BB: 0 P: 13	R: 0 E: 0 K: 0 S: 6 H: 0 LOB: 0 BB: 0 P: 9	R: 1 E: 0 K: 1 S: 11 H: 1 LOB: 0 BB: 0 P: 13	R: 0 E: 0 K: 1 S: 9 H: 0 LOB: 0 BB: 0 P: 13	1B: 3 2B: 1 3B: 1 HR: 2	SF: 0 SAC: 0 DP: 0 HBP: 0			WP: 0 PB: 0 SB: 0 CS: 0	PA: 34	

PITCHER		IP	WLS	BF	H	R	ER	SO	BB	IBB	HBP	BLK	WP	HR	S	P	ERA	WHIP
29 Jeff Samardzija, R ERA: 4.54	(1, 1)	6.0	W	24	6	2	2	5	0	0	0	0	0	1	70	95	3.00	1.000
62 Cory Gearrin, R ERA: 2.08	(7, 1)	1.2	H	5	0	0	0	1	0	0	0	0	0	0	11	14	0.00	0.000
48 Steven Okert, L ERA: 6.62	(8, 1)	0.1	H	2	1	1	1	0	0	0	0	0	0	1	6	8	27.00	3.000
49 Sam Dyson, R ERA: 8.31	(9, 1)	1.0	S	3	0	0	0	1	0	0	0	0	0	0	9	13	0.00	0.000

PITCHER	IP	WLS	BF	H	R	ER	SO	BB	IBB	HBP	BLK	WP	HR	S	P	ERA	WHIP

BOTTOM

San Francisco Giants @ Pittsburgh Pirates

PNC Park, Pittsburgh, PA

Sun Jul 02 2017, 1:41 PM - 4:34 PM EDT

Att. 32,144 - Partly Cloudy - 82 F

livebaseballscorecards.com

AB	34
R	3
H	7
RBI	3
BB	0
SO	7
LOB	8

Batter	1	2	3	4	5	6	7	8	9	AB	R	H	RBI	BB	SO	LOB
2 Denard Span, L (1, 8) OBP: 0.337, SLG: 0.442	B FF 97 B FF 96 C SI 97 F SI 96 B SI 98 F SI 98 F SI 98 S CH 91 3-3 ① **K**		B FF 97 B CH 90 X SI 98 2-0 ② **G3**			B CH 90 F SI 96 F CU 79 X FC 89 1-2 ① **P4**		B SI 96 B FF 95 C FF 96 B FF 97 X FF 97 3-1 ① **G4-3**		4	0	0	0	0	1	0
12 Joe Panik, L (1, 4) OBP: 0.340, SLG: 0.400	B FF 98 B FF 97 B SI 98 C SI 97 F SI 98 F SI 98 X SI 98 3-2 ② **F7**		B SI 97 X CH 89 1-0 **1B**			C FF 96 F FF 97 C SI 96 0-3 ② **K**		B FF 97 F SI 96 X FF 96 1-1 ② **G3**		4	0	1	0	0	1	0
8 Hunter Pence, R (1, 9) OBP: 0.309, SLG: 0.370	B SI 98 B SI 98 X FF 98 2-0 **HR**		B SI 95 X SI 95 1-0 ③ **F8**			C FC 89 B CH 88 X CH 90 1-1 ③ **G6-3**		S FF 96 S FC 89 B CU 79 X FC 90 1-2 ③ **G4-3**		4	1	1	1	0	0	1
28 Buster Posey, R (1, 10) OBP: 0.410, SLG: 0.513	X SI 98 0-0 ③ **G5-3**			B FF 96 B SI 96 X SI 96 2-0 ① **F8**			X CH 88 0-0 ① **L6**		B FF 94 B FC 90 C FF 94 B FC 92 S FF 95 X FF 96 3-2 ① **F8**	4	0	0	0	0	0	0
9 Brandon Belt, L (1, 3) OBP: 0.343, SLG: 0.464		F FF 96 B CH 88 X CH 89 1-1 ① **F7**		X SI 96 0-0 ② **F7**			C SI 95 B FC 90 B FC 89 X FF 96 2-1 **35 HR** **2B**		S SI 96 C FF 95 B SL 85 B SL 84 S FF 96 2-3 ② **K**	4	1	1	0	0	1	0
35 Brandon Crawford, L (1, 6) OBP: 0.270, SLG: 0.372		C SI 97 B CH 89 B SI 96 X SI 96 2-1 ② **F7**		F SI 97 S FC 90 C SI 97 0-3 ③ **K**			B CH 87 B CH 88 X CH 88 2-0 **2-H** **HR**		C FF 97 X SL 83 0-1 ③ **G3**	4	1	1	2	0	1	0
1 Jae-Gyun Hwang, R (1, 5) OBP: 0.375, SLG: 0.571		B SI 96 C FC 90 B FC 90 S SI 96 B SI 98 B SI 97 4-2 **BB**			C FF 96 C FC 87 B FF 96 F CH 88 F SI 96 B FC 89 F SI 96 X FF 97 2-2 ① **F9**		F FF 96 X FC 89 0-1 ② **F8**			2	0	0	0	1	0	0
5 Nick Hundley, R (1, 2) OBP: 0.275, SLG: 0.412		B SI 96 B SI 96 F SI 96 S FC 89 B FC 87 F SI 96 X FC 90 3-2 ③ **L7**			C FC 90 B FC 89 F SI 96 S CH 88 1-3 ② **K**		X FC 91 0-0 **53 FC4** **1B**			3	0	1	0	0	1	1
53 Austin Slater, R (1, 7) OBP: 0.357, SLG: 0.462			C SI 96 F FC 90 B SI 97 C SI 97 1-3 ① **K**		X SI 97 0-0 ③ **G2-3**		X SI 96 0-0 ③ **FC4** **1-2f**			3	0	0	0	0	1	1
Inning Stats	R: 1 E: 0 K: 1 S: 11 H: 1 LOB: 0 BB: 0 P: 19	R: 0 E: 0 K: 0 S: 10 H: 0 LOB: 1 BB: 1 P: 20	R: 0 E: 0 K: 1 S: 6 H: 1 LOB: 1 BB: 0 P: 11	R: 0 E: 0 K: 1 S: 5 H: 0 LOB: 0 BB: 0 P: 7	R: 0 E: 0 K: 1 S: 10 H: 0 LOB: 0 BB: 0 P: 13	R: 0 E: 0 K: 1 S: 8 H: 0 LOB: 0 BB: 0 P: 10	R: 2 E: 0 K: 0 S: 8 H: 3 LOB: 1 BB: 0 P: 12	R: 0 E: 0 K: 0 S: 7 H: 0 LOB: 0 BB: 0 P: 12	R: 0 E: 0 K: 1 S: 8 H: 0 LOB: 0 BB: 0 P: 13	1B: 2 2B: 1 3B: 0 HR: 2	SF: 0 SAC: 0 DP: 0 HBP: 0		WP: 0 PB: 0 SB: 0 CS: 0		PA: 33		

PITCHER		IP	WLS	BF	H	R	ER	SO	BB	IBB	HBP	BLK	WP	HR	S	P	ERA	WHIP
32 Michael Fulmer, R ERA: 3.2	(1, 1)	8.0	W	30	5	3	3	5	1	0	0	0	0	2	65	104	3.38	0.750
38 Justin Wilson, L ERA: 2.56	(9, 1)	1.0	S	3	0	0	0	1	0	0	0	0	0	0	8	13	0.00	0.000

PITCHER	IP	WLS	BF	H	R	ER	SO	BB	IBB	HBP	BLK	WP	HR	S	P	ERA	WHIP

TOP

San Francisco Giants @ Detroit Tigers

Comerica Park, Detroit, MI

Tue Jul 04 2017, 1:13 PM - 3:33 PM EDT

Att. 32,514 - Sunny - 74 F

livebaseballscorecards.com

AB	32
R	3
H	5
RBI	3
BB	1
SO	6
LOB	3

Batter	1	2	3	4	5	6	7	8	9	AB	R	H	RBI	BB	SO	LOB
3 Ian Kinsler, R (1, 4) OBP: 0.325, SLG: 0.398	C SI 87 C SI 89 X CU 74 0-2 ① P2		X CH 82 0-0 ② G5-3		X CU 74 0-0 ② P6		S FC 88 F FC 88 X SL 84 0-2 ② F9			4	0	0	0	0	0	2
31 Alex Avila, L (1, 2) OBP: 0.428, SLG: 0.564	B SI 88 C CH 82 B CH 83 B SI 89 X SI 88 3-1 ② L6		C SI 88 B CU 74 B SI 89 X CH 83 2-1 ③ L9		F CH 83 C SI 89 B CU 75 S SI 89 1-3 ③ K		B FC 87 S FF 91 X FC 88 1-1 8 1B 1-2 2-3 1B			4	0	1	0	0	1	0
8 Justin Upton, R (1, 7) OBP: 0.359, SLG: 0.513	B SI 89 C SI 89 X SI 89 1-1 2B			B FF 88 B SL 80 C FF 89 C FF 89 F FF 90 B CH 84 F SI 90 B CU 75 4-2 24 1B 41 1B BB		X SI 88 0-0 24 F8 2B	B FC 88 B FC 87 X FF 92 2-0 ③ 1-3 2-H 3-H 1B			3	1	3	2	1	0	0
24 Miguel Cabrera, R (1, 3) OBP: 0.357, SLG: 0.451 17 Andrew Romine, S (7, 3) OBP: 0.295, SLG: 0.347	B CU 74 C CU 73 F FF 90 F FF 91 C SI 90 1-3 ③ K			B SI 89 C SI 88 F FF 89 X SI 89 1-2 41 1B 9 SF8 1-2 1B		B CU 74 B SI 89 X CU 74 2-0 ① F8 2-3		B FF 95 F FF 96 F SL 83 X SL 84 1-2 ① G3-1		3 1	1 0	1 0	0 0	0 0	1 0	2 0
28 J.D. Martinez, R (1, 9) OBP: 0.387, SLG: 0.635		B SI 86 F CH 82 X SI 88 1-1 ① P6		C CU 74 F CU 74 B FF 91 X SI 89 1-2 ① F8		C SI 89 S CU 75 F FF 91 B SI 90 S SI 91 1-3 ② K		C SL 82 B SL 82 B SL 82 B FF 94 X FF 94 3-1 ② F9		4	0	0	0	0	1	3
41 Victor Martinez, S (1, 10) OBP: 0.325, SLG: 0.368		C CH 81 X FF 89 0-1 HR		B SI 88 F SI 89 F SI 88 B CH 83 X SL 83 2-2 1-3 2-H 1B		B CU 76 F CU 75 B CU 76 B CU 76 F SI 90 X FF 91 3-2 ③ G3-1		X FF 96 0-0 ③ F7		4	1	2	2	0	0	1
9 Nick Castellanos, R (1, 5) OBP: 0.314, SLG: 0.438		X SI 88 0-0 ② G6-3		X SI 89 0-0 ② SF8 3-H			B CU 72 B SI 88 X SI 89 2-0 1 15 FC1-5 1B			2	0	1	1	0	0	0
15 Mikie Mahtook, R (1, 8) OBP: 0.292, SLG: 0.429		C SI 88 F SI 87 F FF 90 X CH 84 0-2 ③ L7		F CU 75 C SI 88 X CU 74 0-2 ③ P5			1 SAFE B SI 87 X SI 88 1-0 31 1B 1 FC1-5 1-2 8 1B 1B			3	1	1	0	0	0	1
1 Jose Iglesias, R (1, 6) OBP: 0.276, SLG: 0.341			B CU 73 C FF 88 X SI 87 1-1 ① G5-3		C SI 87 F CU 73 B CU 75 X CU 74 1-2 ① P3		X SI 89 0-0 ① FC1-5 31 1B 1-2 2-3f 8 1B			3	1	0	0	0	0	2
Inning Stats	R: 0 E: 0 K: 1 S: 11 H: 1 LOB: 1 BB: 0 P: 16	R: 1 E: 0 K: 0 S: 9 H: 1 LOB: 0 BB: 0 P: 10	R: 0 E: 0 K: 0 S: 5 H: 0 LOB: 0 BB: 0 P: 8	R: 2 E: 0 K: 0 S: 17 H: 2 LOB: 1 BB: 1 P: 25	R: 0 E: 0 K: 1 S: 7 H: 0 LOB: 0 BB: 0 P: 9	R: 0 E: 0 K: 1 S: 9 H: 1 LOB: 1 BB: 0 P: 15	R: 2 E: 0 K: 0 S: 9 H: 4 LOB: 2 BB: 0 P: 15	R: 0 E: 0 K: 0 S: 6 H: 0 LOB: 0 BB: 0 P: 10		1B: 6 2B: 2 3B: 0 HR: 1	SF: 1 SAC: 0 DP: 0 HBP: 0		WP: 0 PB: 0 SB: 0 CS: 0	PA: 33		

BOTTOM

San Francisco Giants @ Detroit Tigers

Comerica Park, Detroit, MI

Tue Jul 04 2017, 1:13 PM - 3:33 PM EDT

Att. 32,514 - Sunny - 74 F

livebaseballscorecards.com

AB	31
R	5
H	9
RBI	5
BB	1
SO	3
LOB	11

PITCHER		IP	WLS	BF	H	R	ER	SO	BB	IBB	HBP	BLK	WP	HR	S	P	ERA	WHIP
18 Matt Cain, R ERA: 5.58	(1, 1)	6.1	L	27	7	5	5	3	1	0	0	0	0	1	61	89	7.11	1.263
70 George Kontos, R ERA: 2.68	(7, 1)	0.2		3	2	0	0	0	0	0	0	0	0	0	6	9	0.00	3.000
59 Kyle Crick, R ERA: 3.38	(8, 1)	1.0		3	0	0	0	0	0	0	0	0	0	0	6	10	0.00	0.000

PITCHER	IP	WLS	BF	H	R	ER	SO	BB	IBB	HBP	BLK	WP	HR	S	P	ERA	WHIP

Batter	1	2	3	4	5	6	7	8	9	AB	R	H	RBI	BB	SO	LOB
66 Gorkys Hernández, R (1, 8) OBP: 0.321, SLG: 0.297	C FF 93 B FF 93 F FF 93 X SL 89 1-2 ① G5-3		X SL 88 0-0 8 L1-3 8 S 1 1B 1-2 1B	X SL 87 0-0 ② P3		B FF 92 B SL 88 B FF 93 C FF 92 X FF 92 3-1 8 FC6-4 1B			C SI 95 F ST 79 B FC 90 F SI 96 F ST 82 B ST 83 X FC 88 2-2 28 G5-3 9 BB 1B	5	1	3	0	0	0	2
9 Brandon Belt, L (1, 3) OBP: 0.346, SLG: 0.462	C FF 94 B CU 78 S CU 77 B CU 78 B CU 76 F FF 93 B FF 92 4-2 BB		S SL 87 S SL 87 B SL 86 S CU 77 1-3 ① K 2-3	C SL 87 B CU 78 B CU 77 X SL 86 2-1 8 3B 1-3 2-H 1B		B FF 92 1 SAFE 1 SAFE F CH 85 B FF 93 B FF 92 1 SAFE X CH 85 3-1 ② F7			1 SAFE C SI 94 F FC 89 B ST 81 1 SAFE B SI 95 B FF 96 F ST 80 B SI 96 4-2 1-2 BB	3	1	1	1	2	1	3
8 Hunter Pence, R (1, 9) OBP: 0.307, SLG: 0.375	C SL 88 1 SAFE X FF 93 0-1 ② P4		C CU 78 1 SAFE D CH 90 B CH 88 B CU 76 S FF 94 X SL 86 3-2 ② L1-3 1-3 3-H	B FF 94 1 SAFE S FF 94 X FF 94 1-1 1-H 3-H 3B		C SL 89 B SL 88 X SL 87 1-1 ③ FC6-4 1-2f			C SI 94 D SI 94 X FC 88 1-1 ① F8	5	0	1	3	0	0	5
28 Buster Posey, R (1, 10) OBP: 0.413, SLG: 0.510	C FF 93 C CU 77 X FF 93 0-2 ③ L9		0-0 1 1B IBB	0-0 IBB			B FF 92 B FF 92 C SL 88 H FF 92 3-1 1 FC6-4 HBP		B ST 80 F FF 93 C FC 88 B SI 96 B ST 83 X FC 92 3-2 ②③ G5-3 2-3f	2	0	0	0	2	0	3
1 Jae-Gyun Hwang, R (1, 5) OBP: 0.350, SLG: 0.500		X FF 93 0-0 ① L8	B SL 89 C FF 94 C FF 94 B FF 95 X SL 89 2-2 1-3 3-H 1B	X FF 92 0-0 ③ F8			C SL 86 C FF 93 X FF 93 0-2 ① FC6-4 35 G3-6-1 1-2f			4	0	1	1	0	0	3
35 Brandon Crawford, L (1, 6) OBP: 0.266, SLG: 0.366		C FF 94 S SL 87 T FF 94 0-2 ② K	X SL 88 0-0 ③ G1-3		C FF 92 B FF 92 X CH 86 1-1 ① F7		F FF 92 F FF 93 B FF 92 F FF 94 B FF 93 X CU 82 2-2 ②③ G3-6-1 1-2f			4	0	0	0	0	1	3
53 Austin Slater, R (1, 7) OBP: 0.363, SLG: 0.457		C FF 95 C CH 88 B FF 94 F FF 94 X SL 88 1-2 1B		B CU 77 X FF 92 1-0 ① P4	B SL 89 B FF 92 X FF 93 2-0 ② G6-3			B FF 96 C FF 95 B FF 95 B SL 84 F FF 96 D SL 85 4-2 37 L9-3 BB		3	0	1	0	1	0	0
5 Nick Hundley, R (1, 2) OBP: 0.275, SLG: 0.415		1 SAFE S FF 93 B FF 93 F CH 88 X CH 88 1-2 ③ G1-3		B FF 94 B CH 86 B FF 94 X FF 94 3-0 9 1B 2B	C FF 93 B CU 83 F CU 81 F SL 89 B FF 93 F FF 93 C FF 94 2-3 ③ K			C SL 83 S SL 82 S SL 85 0-3 ① K	4	1	1	0	0	2	2
37 Kelby Tomlinson, R (1, 4) OBP: 0.309, SLG: 0.270			C FF 92 B FF 93 B SI 92 X FF 92 2-1 9 WP 66 1B 8 L1-3 1B	B FF 93 B SL 88 B FF 93 C FF 94 B FF 92 4-1 9 1B 8 3B BB		F SL 86 B CU 82 X FF 93 1-1 ① L9			C FF 94 B FF 93 F SL 83 F FF 98 B SL 84 X SL 84 2-2 ②③ L9-3 1-1	3	2	1	0	1	0	1
Inning Stats	R: 0 E: 0 K: 0 S: 11 H: 0 LOB: 1 BB: 1 P: 16	R: 0 E: 0 K: 1 S: 11 H: 1 LOB: 1 BB: 0 P: 13	R: 2 E: 0 K: 1 S: 13 H: 3 LOB: 2 BB: 1 P: 21	R: 3 E: 0 K: 0 S: 9 H: 3 LOB: 2 BB: 2 P: 20	R: 0 E: 0 K: 1 S: 8 H: 0 LOB: 0 BB: 0 P: 13	R: 0 E: 0 K: 0 S: 8 H: 1 LOB: 1 BB: 0 P: 16	R: 0 E: 0 K: 0 S: 8 H: 0 LOB: 0 BB: 0 P: 13	R: 0 E: 0 K: 1 S: 9 H: 0 LOB: 0 BB: 1 P: 15	R: 0 E: 0 K: 0 S: 13 H: 1 LOB: 1 BB: 1 P: 23	1B: 7 2B: 2 3B: 1 HR: 0 SF: 0 SAC: 0 DP: 3 HBP: 1						

TOP

San Francisco Giants @ Detroit Tigers

Comerica Park, Detroit, MI

Wed Jul 05 2017, 7:11 PM - 10:28 PM EDT

Att. 26,613 - Partly Cloudy - 83 F

livebaseballscorecards.com

AB	33
R	5
H	9
RBI	5
BB	6
SO	4
LOB	22

PITCHER		IP	WLS	BF	H	R	ER	SO	BB	IBB	HBP	BLK	WP	HR	S	P	ERA	WHIP
44 Daniel Norris, L ERA: 5.29	(1, 1)	4.0	L	23	7	5	5	2	2	2	0	0	1	0	44	70	11.25	2.250
53 Warwick Saupold, R ERA: 1.99	(5, 1)	3.0		10	1	0	0	1	0	0	1	0	0	0	24	42	0.00	0.333
43 Bruce Rondón, R ERA: 10.13	(8, 1)	1.0		3	0	0	0	1	1	0	0	0	0	0	9	15	0.00	1.000
61 Shane Greene, R ERA: 3.35	(9, 1)	1.0		4	1	0	0	0	1	0	0	0	0	0	13	23	0.00	2.000

PITCHER	IP	WLS	BF	H	R	ER	SO	BB	IBB	HBP	BLK	WP	HR	S	P	ERA	WHIP

Batter	1	2	3	4	5	6	7	8	9	AB	R	H	RBI	BB	SO	LOB
3 Ian Kinsler, R (1, 4) OBP: 0.327, SLG: 0.398	B FF 89 S FF 90 B CH 79 B SI 90 X SI 90 3-1 L9 ①		D SL 77 X CH 81 1-0 L5 ③			B CH 79 F SI 89 F CH 80 F SI 92 X CU 78 1-2 9 G5-3 1B	B CH 86 D SI 92 C SI 92 B SI 91 C SI 92 X SI 93 3-2 1-2 2-3 3-H 1B		C SI 96 B FC 87 B FF 96 X SI 95 2-1 L9 ③	5	0	2	1	0	0	1
9 Nick Castellanos, R (1, 5) OBP: 0.313, SLG: 0.437	F FF 89 S CU 76 X SI 91 0-2 G4-3 ②			C FF 88 F CH 80 B CH 80 B FF 90 B CU 77 X SI 90 3-2 1B		C SI 89 B SI 89 X CH 80 1-1 G5-3 ② 1-2	F SI 92 C SI 92 B SL 86 X SI 92 1-2 SF9 ② 3-H			3	0	1	1	0	0	1
8 Justin Upton, R (1, 7) OBP: 0.355, SLG: 0.505	B SI 90 B CH 79 B FF 91 C SI 92 F SI 90 F CH 80 X CH 79 3-2 G5-3 ③			C FF 90 B SI 90 B SI 91 X CH 81 2-1 F8 ①		X SI 89 0-0 G6-3 ③	C SL 85 B SL 87 C SI 93 F SL 86 S SL 88 2-3 K ③			4	0	0	0	0	1	4
24 Miguel Cabrera, R (1, 3) OBP: 0.359, SLG: 0.452		C CU 75 C SI 90 B CU 77 X SI 90 1-2 41 G5-4-3 1B		B FF 91 C CH 80 F FF 90 X SI 92 1-2 F8 ②			B SI 89 C CH 79 X CH 79 1-1 28 2B 41 1B 1B	B FF 95 B SI 95 X FF 95 2-0 P4 ①		4	1	2	0	0	0	1
28 J.D. Martinez, R (1, 9) OBP: 0.384, SLG: 0.632		F FF 90 B SI 91 F CH 81 B CH 81 S CH 80 2-3 K ①		B CH 80 B CH 80 S CH 80 B SI 91 C CH 81 X CH 80 3-2 F9 ③			C FF 88 F SI 90 X SI 89 0-2 1-3 41 1B 2B	X SL 87 0-0 G5-3 ②		4	1	1	0	0	1	2
41 Victor Martinez, S (1, 10) OBP: 0.327, SLG: 0.374 17 Andrew Romine, S (8, PR) OBP: 0.295, SLG: 0.347 (9, 10)		C CH 80 X SI 90 0-1 ② ③ G5-4-3 1-2f	B CU 75 B CU 76 X SI 90 2-0 L5 ①			D CH 79 B SI 90 F CH 80 X CH 79 2-1 1 WP 15 1B 3 1B 2-H 3-H 1B	C FF 95 X FF 95 0-1 2B		4 0	1 0	2 0	2 0	0 0	0 0	1 0
15 Mikie Mahtook, R (1, 8) OBP: 0.291, SLG: 0.423			X FF 88 0-0 G4-3 ①		C SI 89 S CH 79 B CH 80 B CH 80 F SI 90 F FF 90 S CH 80 2-3 K ②		S FC 87 C FC 88 X SL 83 0-2 3 1B 1 WP 9 SF9 1-2 1B	C SL 87 F FF 95 B SL 84 B SL 87 F FF 96 S FF 94 2-3 K ③		4	1	1	0	0	2	1
34 James McCann, R (1, 2) OBP: 0.291, SLG: 0.431 31 Alex Avila, L (7, PH) OBP: 0.424, SLG: 0.557 (8, 2)			B SI 88 S CH 80 B CH 80 B CH 80 B SI 90 4-1 1 G4-3 BB		X CH 80 0-0 P2 ③		C CU 77 S SL 82 B SL 83 C SL 83 1-3 K ①		X FF 94 0-0 G5-3 ①	1 2	0 0	0 0	0 0	1 0	0 1	0 2
1 Jose Iglesias, R (1, 6) OBP: 0.276, SLG: 0.337			B FF 90 C SI 90 X CH 80 1-1 G4-3 ② 1-2			C CH 79 F SI 89 X CH 80 0-2 F8 ①	C SI 91 B SL 86 B SI 92 B SI 90 B SI 93 4-1 3 1B 1-2 2-3 BB		S SI 94 X SI 95 0-1 G5-3 ②	3	0	0	0	1	0	1
Inning Stats	R: 0 E: 0 K: 0 S: 9 H: 0 LOB: 0 BB: 0 P: 15	R: 0 E: 0 K: 1 S: 8 H: 1 LOB: 0 BB: 0 P: 11	R: 0 E: 0 K: 0 S: 5 H: 0 LOB: 1 BB: 1 P: 11	R: 0 E: 0 K: 0 S: 11 H: 1 LOB: 1 BB: 0 P: 20	R: 0 E: 0 K: 1 S: 7 H: 0 LOB: 0 BB: 0 P: 11	R: 0 E: 0 K: 0 S: 10 H: 1 LOB: 1 BB: 0 P: 12	R: 4 E: 0 K: 2 S: 24 H: 5 LOB: 2 BB: 1 P: 38	R: 0 E: 0 K: 1 S: 8 H: 1 LOB: 1 BB: 0 P: 12	R: 0 E: 0 K: 0 S: 5 H: 0 LOB: 0 BB: 0 P: 7	1B: 7 2B: 2 3B: 0 HR: 0 SF: 1 SAC: 0 DP: 1 HBP: 0						

PITCHER		IP	WLS	BF	H	R	ER	SO	BB	IBB	HBP	BLK	WP	HR	S	P	ERA	WHIP
50 Ty Blach, L ERA: 4.6	(1, 1)	6.0	W	24	6	3	3	2	1	0	0	0	0	0	57	90	4.50	1.167
70 George Kontos, R ERA: 2.9	(7, 1)	0.0		1	1	0	0	0	0	0	0	0	0	0	3	3	∞	∞
48 Steven Okert, L ERA: 6.5	(7, 1)	0.1	H	1	0	0	0	1	0	0	0	0	0	0	3	4	0.00	0.000
62 Cory Gearrin, R ERA: 2.04	(7, 1)	0.2	H	4	1	1	1	1	1	0	0	0	1	0	11	21	13.50	3.000
60 Hunter Strickland, R ERA: 2.08	(8, 1)	1.0	H	4	1	0	0	1	0	0	0	0	0	0	8	12	0.00	1.000

PITCHER		IP	WLS	BF	H	R	ER	SO	BB	IBB	HBP	BLK	WP	HR	S	P	ERA	WHIP
49 Sam Dyson, R ERA: 8.0	(9, 1)	1.0	S	3	0	0	0	0	0	0	0	0	0	0	5	7	0.00	0.000

BOTTOM

San Francisco Giants @ Detroit Tigers

Comerica Park, Detroit, MI

Wed Jul 05 2017, 7:11 PM - 10:28 PM EDT

Att. 26,613 - Partly Cloudy - 83 F

livebaseballscorecards.com

AB	34
R	4
H	9
RBI	4
BB	2
SO	5
LOB	14

WP: 1 PA: 37
PB: 0
SB: 0
CS: 0

San Francisco Giants @ Detroit Tigers

Comerica Park, Detroit, MI

Thu Jul 06 2017, 1:11 PM - 3:48 PM EDT

Att. 27,210 - Cloudy - 83 F

livebaseballscorecards.com

Batter	1	2	3	4	5	6	7	8	9	AB	R	H	RBI	BB	SO	LOB
2 Denard Span, L (1, 8) OBP: 0.340, SLG: 0.440	B FF 90 X FF 90 1-0 ① F7		B SI 92 1 SAFE 1 SAFE 1 SAFE 1 SAFE H SI 91 2-0 1-2 HBP			X FF 91 0-0 12 3B 1B		B FF 96 C FF 95 F FF 97 S CH 89 1-3 ① K		3	1	1	0	0	1	0
12 Joe Panik, L (1, 4) OBP: 0.338, SLG: 0.405	C FF 91 B CU 77 X FS 83 1-1 ② G4-3		X FS 84 0-0 ③ F9			B SI 91 1 SAFE X FF 89 1-0 1-H 8 G4-3 3B		B SL 85 X FF 96 1-0 ② L4		4	1	1	1	0	0	2
8 Hunter Pence, R (1, 10) OBP: 0.306, SLG: 0.373	B SI 91 C FS 84 C FF 93 B SI 94 F FS 83 B SL 83 F FS 82 S FF 91 3-3 ③ K			B SL 84 B FS 82 S FS 83 X SL 83 2-1 28 FC4-6 1B		D FS 82 F SI 90 X SL 86 1-1 ① G4-3 3-H		B SL 87 C CH 89 F CH 90 S FF 97 1-3 ③ K		4	0	1	1	0	2	0
28 Buster Posey, R (1, 2) OBP: 0.408, SLG: 0.502		C FF 90 S FF 92 F FF 91 X FF 91 0-2 ① L8		F FF 91 1 SAFE S FS 83 X SI 93 0-2 ① FC4-6 1-2f		B SL 84 C FF 92 S FF 92 B FF 93 B CH 73 C FS 78 3-3 ② K			B FF 95 S SI 94 X SI 95 1-1 ① P4	4	0	0	0	0	1	1
9 Brandon Belt, L (1, 3) OBP: 0.345, SLG: 0.463		B FF 91 X CU 78 1-0 ② F9		B SI 92 F SL 85 B SI 93 D FS 85 F FC 88 C FC 89 3-3 ② K		B FS 78 C FF 90 X FS 82 1-1 2B			S SL 82 B SL 84 F FC 90 B SL 82 S FF 97 2-3 ② K	4	0	1	0	0	2	1
1 Jae-Gyun Hwang, R (1, 5) OBP: 0.292, SLG: 0.409		C FF 92 F FC 89 B FF 91 B FF 92 B FS 84 X SI 92 3-2 ③ L4		C SL 83 B FS 83 S FS 82 C FC 90 1-3 ③ K		D SL 83 F FS 82 F FF 92 S FF 93 1-3 ③ K			X FC 92 0-0 ③ G1-4-3	4	0	0	0	0	2	2
35 Brandon Crawford, L (1, 6) OBP: 0.263, SLG: 0.362			C FF 90 B CU 78 F FF 92 F SI 92 B FS 82 F FS 83 S CH 71 2-3 ① K		F FS 82 F FF 90 B FF 93 B FF 90 F FF 90 T CH 72 2-2 ① K		B SI 91 F SI 94 B FC 86 X SI 95 2-1 ① F8			3	0	0	0	0	2	0
53 Austin Slater, R (1, 7) OBP: 0.352, SLG: 0.443			C CU 77 B SL 83 F FS 81 C SI 93 1-3 ② K		B FF 93 F FF 91 B FF 93 C SI 91 X FS 84 2-2 ② G4-3		F SI 93 S ST 82 C ST 81 0-3 ② K			3	0	0	0	0	2	0
66 Gorkys Hernández, R (1, 9) OBP: 0.322, SLG: 0.298			B FF 81 F FS 83 X FF 91 1-1 2 HBP 1B		B FF 92 C CU 78 B FS 84 X CH 76 2-1 ③ G3		C ST 80 B ST 82 S ST 81 S FF 96 1-3 ③ K			3	0	1	0	0	1	0
Inning Stats	R: 0 E: 0 K: 1 S: 8 H: 0 LOB: 0 BB: 0 P: 13	R: 0 E: 0 K: 0 S: 8 H: 0 LOB: 0 BB: 0 P: 12	R: 0 E: 0 K: 2 S: 11 H: 1 LOB: 2 BB: 0 P: 17	R: 0 E: 0 K: 2 S: 11 H: 1 LOB: 1 BB: 0 P: 17	R: 0 E: 0 K: 1 S: 9 H: 0 LOB: 0 BB: 0 P: 15	R: 2 E: 0 K: 2 S: 12 H: 3 LOB: 1 BB: 0 P: 19	R: 0 E: 0 K: 2 S: 8 H: 0 LOB: 0 BB: 0 P: 11	R: 0 E: 0 K: 2 S: 7 H: 0 LOB: 0 BB: 0 P: 10	R: 0 E: 0 K: 1 S: 6 H: 0 LOB: 0 BB: 0 P: 9	1B: 3 2B: 1 3B: 1 HR: 0 SF: 0 SAC: 0 DP: 0 HBP: 1						

TOP	
AB	32
R	2
H	5
RBI	2
BB	0
SO	13
LOB	6
WP: 0	PA: 33
PB: 0	
SB: 0	
CS: 0	

PITCHER		IP	WLS	BF	H	R	ER	SO	BB	IBB	HBP	BLK	WP	HR	S	P	ERA	WHIP
19 Aníbal Sánchez, R ERA: 5.89	(1, 1)	6.0	W	24	5	2	2	8	0	0	1	0	0	0	59	93	3.00	0.833
61 Shane Greene, R ERA: 3.26	(7, 1)	1.0	H	3	0	0	0	2	0	0	0	0	0	0	8	11	0.00	0.000
43 Bruce Rondón, R ERA: 8.53	(8, 1)	1.0	H	3	0	0	0	2	0	0	0	0	0	0	7	10	0.00	0.000
38 Justin Wilson, L ERA: 2.48	(9, 1)	1.0		3	0	0	0	1	0	0	0	0	0	0	6	9	0.00	0.000

PITCHER	IP	WLS	BF	H	R	ER	SO	BB	IBB	HBP	BLK	WP	HR	S	P	ERA	WHIP

BOTTOM

San Francisco Giants @ Detroit Tigers

Comerica Park, Detroit, MI

Thu Jul 06 2017, 1:11 PM - 3:48 PM EDT

Att. 27,210 - Cloudy - 83 F

livebaseballscorecards.com

Batter	1	2	3	4	5	6	7	8	9	AB	R	H	RBI	BB	SO	LOB
3 Ian Kinsler, R (1, 4) OBP: 0.322, SLG: 0.392	B FF 92 S FF 91 B CU 77 X SI 91 2-1 ① G5-3	X SL 82 0-0 ② F7		B SL 81 B FF 91 X FF 90 2-0 ③ F7			B FF 91 X SL 82 1-0 ② G3-1			4	0	0	0	0	0	0
31 Alex Avila, L (1, 3) OBP: 0.425, SLG: 0.551	C SI 92 B FF 92 X CH 85 1-1 ② G6-3	X SI 90 0-0 ③ F7			C SI 89 B CU 76 B CH 83 B SI 90 F FF 91 B FF 92 4-2 24 G6-4-3 BB		B CH 82 B FF 90 B SI 90 C FF 90 B SI 90 4-1 BB			2	0	0	0	2	0	0
8 Justin Upton, R (1, 7) OBP: 0.356, SLG: 0.507	C FF 93 B FF 92 F SI 91 B FF 92 B SL 84 D SL 84 4-2 24 S 24 1B BB		X CU 75 0-0 14 1B 2B		B FF 91 F SI 91 B FF 91 B SL 84 F FF 90 X FF 91 3-2 ① F9		C FF 95 T FF 96 F FF 96 B FF 96 X FF 95 1-2 ③ G3			3	2	1	0	1	0	2
24 Miguel Cabrera, R (1, 10) OBP: 0.358, SLG: 0.449	C CU 76 C SL 84 B SI 91 F SL 85 F FF 92 X CU 77 1-2 28 FC4 1-H 1B		F FF 92 S FF 92 D SL 84 F FF 91 F FF 93 X SI 92 1-2 ① G6-3		C SL 83 X FF 91 0-1 ② ③ G6-4-3 1-2f			F FF 95 S SL 84 C SL 84 0-3 ① K		4	0	1	1	0	1	2
28 J.D. Martinez, R (1, 9) OBP: 0.381, SLG: 0.623	S FF 91 X SI 91 0-1 ③ FC4 1-2f		X CU 77 0-0 ② P4			X CU 74 0-0 ① L7		S FF 95 B SL 84 C FF 94 F FF 95 X FF 95 1-2 9 WP 9 1B 1B		4	1	1	0	0	0	2
9 Nick Castellanos, R (1, 5) OBP: 0.318, SLG: 0.446 17 Andrew Romine, S (9, 5) OBP: 0.295, SLG: 0.347		X FF 90 0-0 14 1B 3B	S SL 83 B FF 92 B SL 85 D SL 84 B FC 91 4-1 14 1B BB			B SL 82 C CU 75 B CU 75 S SL 82 X SL 83 2-2 ② L8		B FF 95 B SL 85 S FF 95 F FF 95 F SL 82 B FF 95 X SL 85 3-2 14 WP 1-H 1B		3 0	1 0	2 0	1 0	1 0	0 0	0 0
14 Alex Presley, L (1, 8) OBP: 0.333, SLG: 0.365		F FF 92 X CH 84 0-1 34 S 49 HR 3-H 1B	C CU 77 S FF 92 B FF 93 X FF 92 1-2 ③ 1-3 2-H 1B			B FF 91 C FC 90 F SI 90 B SL 84 B FF 91 B FC 90 4-2 34 FC5-4 BB		C FF 94 B SI 94 F FF 95 T FF 95 1-2 ② K 1-2		3	1	2	2	1	1	1
34 James McCann, R (1, 2) OBP: 0.284, SLG: 0.419	B FF 89 B SI 90 B SI 90 C FF 91 F SI 91 1 SAFE F SI 90 F SI 90 S SL 82 3-3 ① K 1-2			F SL 81 S CU 75 F FF 91 F CU 75 X SI 90 0-2 ① G6-3		1 SAFE X FF 90 0-0 ③ FC5-4 1-2f		C FF 94 S FC 95 T FF 95 0-2 ③ K		4	0	0	0	0	2	3
49 Dixon Machado, R (1, 6) OBP: 0.342, SLG: 0.400		D SL 84 C FC 90 X FF 90 1-1 2-H HR		B SI 92 C SL 83 S CU 76 B CU 75 X SI 91 2-2 ② L9			B FF 90 S SL 82 B SL 82 C SL 82 X FF 91 2-2 ① G6-3			3	1	1	2	0	0	0

Inning Stats	1	2	3	4	5	6	7	8	9
	R: 1 E: 0 K: 0 S: 13 H: 1 LOB: 1 BB: 1 P: 21	R: 3 E: 0 K: 1 S: 12 H: 3 LOB: 0 BB: 0 P: 16	R: 1 E: 0 K: 0 S: 11 H: 2 LOB: 2 BB: 1 P: 17	R: 0 E: 0 K: 0 S: 9 H: 0 LOB: 0 BB: 0 P: 13	R: 0 E: 0 K: 0 S: 7 H: 0 LOB: 0 BB: 1 P: 14	R: 0 E: 0 K: 0 S: 7 H: 0 LOB: 1 BB: 1 P: 13	R: 0 E: 0 K: 0 S: 9 H: 0 LOB: 1 BB: 1 P: 17	R: 1 E: 0 K: 3 S: 17 H: 2 LOB: 1 BB: 0 P: 22	

	AB	30
	R	6
	H	8
	RBI	6
	BB	5
	SO	4
	LOB	10

	1B: 5	SF: 0	WP: 2	PA: 35
	2B: 1	SAC: 0	PB: 0	
	3B: 1	DP: 1	SB: 2	
	HR: 1	HBP: 0	CS: 0	

PITCHER		IP	WLS	BF	H	R	ER	SO	BB	IBB	HBP	BLK	WP	HR	S	P	ERA	WHIP
34 Chris Stratton, R ERA: 9.0	(1, 1)	6.2	L	29	6	5	5	1	5	0	0	0	0	1	64	106	6.75	1.650
59 Kyle Crick, R ERA: 4.05	(7, 1)	1.1		6	2	1	1	3	0	0	0	0	2	0	21	27	6.75	1.500

PITCHER	IP	WLS	BF	H	R	ER	SO	BB	IBB	HBP	BLK	WP	HR	S	P	ERA	WHIP

Miami Marlins @ San Francisco Giants

AT&T Park, San Francisco, CA

Fri Jul 07 2017, 7:16 PM - 9:55 PM PDT

Att. 41,510 - Clear - 72 F

TOP

livebaseballscorecards.com

Batter	1	2	3	4	5	6	7	8	9	AB	R	H	RBI	BB	SO	LOB
9 Dee Strange-Gordon, L (1, 4) OBP: 0.345, SLG: 0.364	B FF 90 C FF 91 F FF 91 X KC 81 1-2 27 HR 1B	X FF 90 0-0 21 1B 41 1B 1B		B KC 80 X FC 89 1-0 ① L7		F CH 85 X CH 85 0-1 2B		C SL 80 X SL 79 0-1 1B		5	2	4	0	0	0	0
27 Giancarlo Stanton, R (1, 9) OBP: 0.353, SLG: 0.554	D FF 90 1 SAFE C FF 92 X CH 80 1-1 1-H HR	C FF 91 F FF 92 X KC 78 0-2 ① L8		B FF 93 X FF 92 1-0 21 1B 2B		C SL 84 S SL 86 S SL 86 0-3 ② K		X FF 96 0-0 ③ F9		5	1	2	2	0	1	3
21 Christian Yelich, L (1, 8) OBP: 0.356, SLG: 0.397	F FF 92 X FF 92 0-1 ① F8	X FF 88 0-0 41 1B 1-2 1B		B FF 92 B KC 79 X FC 90 2-0 13 G6-4-3 2-3 1B		0-0 IBB			C FF 95 X CH 89 0-1 ① G3-1	4	0	2	0	1	0	0
13 Marcell Ozuna, R (1, 7) OBP: 0.370, SLG: 0.568	B FF 93 B CH 80 C FF 93 S KC 81 F KC 82 B FF 94 F FF 92 F KC 81 F FF 93 3-2 ② F FF 92 F FF 93 X CH 83 F8	F FF 91 X FF 92 0-1 ② F8		S SL 83 X SI 92 0-1 ②③ G6-4-3 1-2f		C SI 94 B FF 94 F FF 93 S SL 87 1-3 ③ K			F SL 82 B FC 96 S FC 94 F FC 96 T FC 96 1-2 ② K	5	0	0	0	0	2	6
41 Justin Bour, L (1, 3) OBP: 0.363, SLG: 0.546	F FF 92 F FF 92 X FF 92 0-2 11 1B 14 1B 39 1B 1B	B FF 90 F FF 93 B KC 81 F FC 88 D KC 81 X KC 80 3-2 14 FC6-4 1-3 2-H 1B			B SI 90 C CH 85 X SI 92 1-1 ① L7		S SL 78 C FF 96 B CH 83 S SL 76 1-3 ① K		B CH 88 C FF 95 C CH 90 X SL 84 1-2 ③ P4	5	1	2	1	0	1	0
14 Martín Prado, R (1, 5) OBP: 0.309, SLG: 0.402	C FF 91 C FF 92 B FF 90 X KC 80 1-2 11 1B 39 1B 1-2 1B	B FF 92 B FF 93 C FF 93 X CH 81 2-1 ③ FC6-4 1-2f			C SI 92 S SL 85 F SL 85 B SI 92 X SL 86 1-2 ② G3-1		C FF 95 B CH 84 C SL 76 F CH 82 X FF 96 1-2 ② G5-3			4	1	1	0	0	0	2
11 J.T. Realmuto, R (1, 2) OBP: 0.359, SLG: 0.464	D CH 81 C KC 81 X FF 92 1-1 39 1B 1-2 2-3 1B		F FF 93 B CH 83 X CH 84 1-1 39 G4-6-3 1B		C SI 93 S SL 84 B SL 85 X SL 86 1-2 HR		C FF 96 F FF 96 B FC 91 S CH 83 1-3 ③ K			4	1	3	1	0	1	0
39 JT Riddle, L (1, 6) OBP: 0.290, SLG: 0.375	C FC 89 X KC 81 0-1 1-3 2-H 3-H 1B		F FF 93 S FF 92 F CH 84 B FF 93 X FF 89 1-2 ①② G4-6-3 1-2f		B CH 87 S SI 93 F SI 93 X SL 86 1-2 ③ F7			C FF 93 B FC 90 F FF 95 F SL 78 B FF 96 F FF 96 X FC 91 2-2 58 B2-6-4 1B		4	0	2	2	0	0	1
58 Dan Straily, R (1, 1) OBP: 0.059, SLG: 0.030 22 Dustin McGowan, R (9, 1)	F FF 91 C FF 91 C KC 81 0-3 ③ K		B FF 92 X FF 90 1-0 ③ G1-6-3			B SI 91 S SI 90 F SI 92 C SL 84 1-3 ① K		C FF 94 L FF 94 B FF 95 1 SAFE X FF 95 1-2 ①② B2-6-4 1-2f		4 0	0 0	0 0	0 0	0 0	2 0	3 0
Inning Stats	R: 4 E: 0 K: 1 S: 29 H: 6 LOB: 2 BB: 0 P: 36	R: 1 E: 0 K: 0 S: 12 H: 3 LOB: 2 BB: 0 P: 17	R: 0 E: 0 K: 0 S: 7 H: 1 LOB: 0 BB: 0 P: 10	R: 0 E: 0 K: 0 S: 5 H: 2 LOB: 1 BB: 0 P: 9	R: 1 E: 0 K: 0 S: 12 H: 1 LOB: 0 BB: 0 P: 16	R: 0 E: 0 K: 3 S: 11 H: 1 LOB: 2 BB: 1 P: 13	R: 0 E: 0 K: 2 S: 10 H: 0 LOB: 0 BB: 0 P: 13	R: 0 E: 0 K: 0 S: 11 H: 2 LOB: 1 BB: 0 P: 14	R: 0 E: 0 K: 1 S: 9 H: 0 LOB: 0 BB: 0 P: 11	1B: 12 2B: 2 3B: 0 HR: 2 SF: 0 SAC: 0 DP: 3 HBP: 0						

	AB	40
	R	6
	H	16
	RBI	6
	BB	1
	SO	7
	LOB	15

	WP: 0	PA: 41
	PB: 0	
	SB: 0	
	CS: 0	

MIAMI

PITCHER		IP	WLS	BF	H	R	ER	SO	BB	IBB	HBP	BLK	WP	HR	S	P	ERA	WHIP
45 Matt Moore, L ERA: 6.04	(1, 1)	3.1	L	21	12	5	5	1	0	0	0	0	0	1	51	70	13.50	3.600
62 Cory Gearrin, R ERA: 2.13	(4, 1)	2.2		10	2	1	1	3	0	1	0	0	0	1	25	31	3.38	0.750
61 Josh Osich, L ERA: 4.33	(7, 1)	2.0		7	2	0	0	2	0	0	0	0	0	0	21	27	0.00	1.000
59 Kyle Crick, R ERA: 3.52	(9, 1)	1.0		3	0	0	0	1	0	0	0	0	0	0	9	11	0.00	0.000

PITCHER		IP	WLS	BF	H	R	ER	SO	BB	IBB	HBP	BLK	WP	HR	S	P	ERA	WHIP

Miami Marlins @ San Francisco Giants

AT&T Park, San Francisco, CA

Fri Jul 07 2017, 7:16 PM - 9:55 PM PDT

Att. 41,510 - Clear - 72 F

livebaseballscorecards.com

BOTTOM

Batter	1	2	3	4	5	6	7	8	9	AB	R	H	RBI	BB	SO	LOB
2 Denard Span, L (1, 8) OBP: 0.338, SLG: 0.449	C SL 83 C FF 92 F FF 91 F SL 84 F CH 83 F FF 88 F FF 91 F SL 86 B FF 92 1-2 F CH 84 X CH 84 G4-3 ①		X FF 90 0-0 P6 ③			B FF 89 B CH 83 C FF 90 X FF 89 2-1 P4 ③			B FF 89 B FF 89 F FF 88 B SL 83 C FF 91 F FF 91 X FF 90 3-2 HR	4	1	1	1	0	0	0
12 Joe Panik, L (1, 4) OBP: 0.340, SLG: 0.413	C FF 91 F FF 91 B CH 84 F FF 91 B SL 84 X CH 83 2-2 2B			C FF 87 X CU 75 0-1 F9 ①			C FF 89 X CH 82 0-1 G6-3 ①		B FF 94 X FF 94 1-0 9 WP 2B	4	0	2	0	0	0	0
8 Hunter Pence, R (1, 9) OBP: 0.301, SLG: 0.367	C FF 91 X SL 83 0-1 F8 ②			B FF 91 C FF 91 B SL 85 F SL 84 X SL 84 2-2 L9 ②			X FF 90 0-0 F8 ②		B SL 87 B SL 88 F FF 94 X SL 86 2-1 G6-3 ②	4	0	0	0	0	0	2
28 Buster Posey, R (1, 2) OBP: 0.409, SLG: 0.500	D FF 90 F CH 83 C SL 84 X SL 84 1-2 G4-3 ③			F FF 90 B FF 91 F SL 83 B FF 92 B CH 83 X FF 91 3-2 G4-3 ③			C FF 88 S CH 83 B CH 82 B SL 85 X FF 90 2-2 1B		B FF 96 B FF 95 B FF 95 B FF 95 4-0 9 WP BB	3	0	1	0	1	0	1
9 Brandon Belt, L (1, 3) OBP: 0.344, SLG: 0.460		X FF 88 0-0 1B ①			C FF 88 F FF 88 B FF 89 B SL 83 F FF 91 B CH 83 X FF 91 3-2 F9 ①		S CH 83 B SL 83 B CH 83 M CH 82 S SL 83 2-3 K ③		B CH 87 F FF 94 B CH 89 F FF 96 B SL 88 C 3-3 1-2 2-3 K ③	4	0	1	0	0	2	3
1 Jae-Gyun Hwang, R (1, 5) OBP: 0.259, SLG: 0.360		C FF 90 B SL 84 C FF 91 X FF 91 1-2 P3 ②			F FF 90 B CH 82 B CH 83 C SL 82 X FF 91 2-2 F9 ②			S SL 82 F FF 89 C SL 82 0-3 K ①		3	0	0	0	0	1	0
35 Brandon Crawford, L (1, 6) OBP: 0.260, SLG: 0.357		F FF 91 F SL 84 F SL 82 B SL 83 B FF 91 X CH 84 2-2 G3 ③			S CH 84 F FF 90 T SL 84 0-2 K ③			B CU 73 B CH 82 C FF 90 X CH 82 2-1 G6-3 ②		3	0	0	0	0	1	0
53 Austin Slater, R (1, 7) OBP: 0.343, SLG: 0.430 66 Gorkys Hernández, R (9, 7) OBP: 0.322, SLG: 0.298			C FF 89 B CU 73 X SL 82 1-1 F8 ①			F SL 82 B SL 83 S FF 89 F SL 84 X FF 90 1-2 F9 ①			S SL 81 X SL 83 0-1 G6-3 ③	3 0	0 0	0 0	0 0	0 0	0 0	0 0
45 Matt Moore, L (1, 1) OBP: 0.111, SLG: 0.077 62 Cory Gearrin, R (4, 1) 21 Conor Gillaspie, L (6, PH) OBP: 0.220, SLG: 0.173 61 Josh Osich, L (7, 1) 59 Kyle Crick, L (9, 1) 52 Miguel Gómez, S (9, PH)			C FF 88 F FF 90 B SL 85 X FF 90 1-2 G6-3 ②			B CU 72 B CH 83 C FF 89 X FF 90 2-1 P4 ②			X FF 88 0-0 L9 ①	1 0 1 0 0 0 1	0 0 0 0 0 0 0	0 0 0 0 0 0 0	0 0 0 0 0 0 0	0 0 0 0 0 0 0	0 0 0 0 0 0 0	0 0 0 0 0 0 0
Inning Stats	R: 0 E: 0 K: 0 S: 19 H: 1 LOB: 1 BB: 0 P: 23	R: 0 E: 0 K: 0 S: 8 H: 1 LOB: 0 BB: 0 P: 11	R: 0 E: 0 K: 0 S: 6 H: 0 LOB: 0 BB: 0 P: 8	R: 0 E: 0 K: 0 S: 8 H: 0 LOB: 0 BB: 0 P: 13	R: 0 E: 0 K: 1 S: 10 H: 0 LOB: 0 BB: 0 P: 15	R: 0 E: 0 K: 0 S: 8 H: 0 LOB: 0 BB: 0 P: 13	R: 0 E: 0 K: 1 S: 9 H: 1 LOB: 1 BB: 0 P: 13	R: 0 E: 0 K: 1 S: 7 H: 0 LOB: 0 BB: 0 P: 9	R: 1 E: 0 K: 1 S: 11 H: 2 LOB: 2 BB: 1 P: 24	1B: 2 2B: 2 3B: 0 HR: 1 SF: 0 SAC: 0 DP: 0 HBP: 0						

	AB	31
	R	1
	H	5
	RBI	1
	BB	1
	SO	4
	LOB	6

WP: 1 PA: 32
PB: 0
SB: 0
CS: 0

PITCHER		IP	WLS	BF	H	R	ER	SO	BB	IBB	HBP	BLK	WP	HR	S	P	ERA	WHIP
58 Dan Straily, R ERA: 3.31	(1, 1)	8.1	W	28	4	1	1	3	0	0	0	0	0	1	80	113	1.08	0.480
22 Dustin McGowan, R ERA: 2.93	(9, 1)	0.2		4	1	0	0	1	1	0	0	0	1	0	6	16	0.00	3.000

PITCHER	IP	WLS	BF	H	R	ER	SO	BB	IBB	HBP	BLK	WP	HR	S	P	ERA	WHIP

Miami Marlins @ San Francisco Giants

AT&T Park, San Francisco, CA

Sat Jul 08 2017, 7:09 PM - 10:09 PM PDT

Att. 41,480 - Partly Cloudy - 64 F

TOP

livebaseballscorecards.com

Batter	1	2	3	4	5	6	7	8	9	AB	R	H	RBI	BB	SO	LOB
9 Dee Strange-Gordon, L (1, 4) OBP: 0.346, SLG: 0.363	C C KC 78 B FF 95 F FS 85 X SL 90 1-2 27 G6-3 21 2B 1B		B FC 91 B KC 78 B FF 93 C SI 93 F SI 92 S SL 88 3-3 ① K		F FF 93 B KC 79 F FF 94 X FC 90 1-2 ① G4-3		B FC 92 B SL 84 B FF 92 B SI 92 4-0 21 L8 27 G6-3 BB		S FC 88 X FC 87 0-1 ② G4-3	4	1	1	0	1	1	1
27 Giancarlo Stanton, R (1, 9) OBP: 0.351, SLG: 0.551	C SI 94 S SI 95 X SL 88 0-2 ① G6-3 1-2		C FF 94 F FS 86 B FC 90 F SL 87 S SI 95 1-3 ② K		X SL 86 0-0 13 1B 2B		B SI 94 F SI 93 F SL 88 1 SAFE X SL 88 1-2 ① G6-3 1-2		D FC 87 B FC 88 C FF 91 B SL 84 C FC 86 S FC 87 3-3 ③ K 3-H	5	1	1	0	0	2	2
21 Christian Yelich, L (1, 8) OBP: 0.358, SLG: 0.401	C FF 94 B FF 94 B KC 82 F SL 88 D FC 90 X FF 96 2-2 13 1B 2-H 2B		B SI 94 F SI 93 B KC 79 F FC 92 F SL 89 B SL 87 X SL 89 3-2 1B		C KC 79 C KC 80 F SL 88 S FF 94 0-3 ② K		S KC 78 D KC 79 F SI 94 B KC 80 B SL 87 X FF 95 3-2 ② L8 2-3			4	1	2	1	0	1	2
13 Marcell Ozuna, R (1, 7) OBP: 0.372, SLG: 0.567	C SL 87 B SI 94 F SI 94 X SL 90 1-2 41 G3-1 2-H 1B		B SL 89 C FF 95 1 SAFE B SI 94 S SL 88 1 SAFE X SI 94 2-2 ③ P4		F FF 95 X FF 95 0-1 2-H 1B		B FF 95 X SL 87 1-0 ③ P3			4	0	2	2	0	0	2
41 Justin Bour, L (1, 3) OBP: 0.361, SLG: 0.553	S KC 82 X KC 80 0-1 ② G3-1 1-2			B SL 85 X SI 93 1-0 HR	C SL 88 F KC 80 B FF 95 X SL 87 1-2 ③ P3			C FC 86 B SI 91 B SL 80 X SI 92 2-1 ① G5-3		4	1	1	1	0	0	2
14 Martín Prado, R (1, 5) OBP: 0.299, SLG: 0.388	C FF 94 F FF 96 X SI 96 0-2 ③ G3			C FF 93 B KC 79 X SI 94 1-1 ① L9		B FC 92 X FF 94 1-0 ① G1-3		C FF 92 B CU 80 C FC 86 B FC 88 S FC 87 2-3 ② K		4	0	0	0	0	1	1
11 J.T. Realmuto, R (1, 2) OBP: 0.361, SLG: 0.468		B FF 93 X SL 88 1-0 ① G6-3		X FF 94 0-0 39 G4-3 1B		B SI 94 X KC 78 1-0 39 G3-1 2B		B FC 88 F FC 88 C FF 92 X FF 92 1-2 ③ G6-3		4	0	2	0	0	0	0
39 JT Riddle, L (1, 6) OBP: 0.289, SLG: 0.377		C FF 94 F SL 85 B FF 94 C SI 94 1-3 ② K		C FF 94 F KC 79 1 SAFE X SL 88 0-2 ② G4-3 1-2		B SI 93 X SL 88 1-0 ② G3-1 2-3			X FF 90 0-0 51 SH2-3 27 WP 2B	4	1	1	0	0	1	2
50 Chris O'Grady, R (1, 1) 71 Drew Steckenrider, R (6, 1) 66 Jarlín García, L (6, 1) 46 Kyle Barraclough, R (7, 1) 35 David Phelps, R (8, 1) 51 Ichiro Suzuki, L (9, PH) OBP: 0.263, SLG: 0.296 44 AJ Ramos, R (9, 1)		C FF 93 F FF 95 X SL 89 0-2 ③ G4-3		C SL 89 X FF 94 0-1 ③ G3		S SL 86 C SL 86 S SL 88 0-3 ③ K			X FF 91 0-0 ① SH2-3 2-3	3 0 0 0 0 0 0 0	0 0 0 0 0 0 0 0	0 0 0 0 0 0 0 0	0 0 0 0 0 0 0 0	1 0 0 0 0 0 0 0	2 0 0 0 0 0 0 0	
Inning Stats	R: 2 E: 0 K: 0 S: 19 H: 3 LOB: 1 BB: 0 P: 23	R: 0 E: 0 K: 1 S: 7 H: 0 LOB: 0 BB: 0 P: 9	R: 0 E: 0 K: 2 S: 14 H: 1 LOB: 1 BB: 0 P: 23	R: 1 E: 0 K: 0 S: 9 H: 2 LOB: 0 BB: 1 P: 11	R: 1 E: 0 K: 1 S: 13 H: 2 LOB: 1 BB: 0 P: 15	R: 0 E: 0 K: 1 S: 6 H: 1 LOB: 1 BB: 0 P: 9	R: 0 E: 0 K: 0 S: 7 H: 0 LOB: 1 BB: 1 P: 16	R: 0 E: 0 K: 1 S: 8 H: 0 LOB: 0 BB: 0 P: 13	R: 1 E: 0 K: 1 S: 7 H: 1 LOB: 0 BB: 0 P: 10	1B: 5 2B: 4 3B: 0 HR: 1 SF: 0 SAC: 1 DP: 0 HBP: 0						

	AB	36
	R	5
	H	10
	RBI	4
	BB	1
	SO	7
	LOB	14

WP: 1 PB: 0 SB: 0 CS: 0 PA: 38

PITCHER		IP	WLS	BF	H	R	ER	SO	BB	IBB	HBP	BLK	WP	HR	S	P	ERA	WHIP
29 Jeff Samardzija, R ERA: 4.58	(1, 1)	7.0	L	31	9	4	4	5	1	0	0	0	0	1	75	106	5.14	1.429
48 Steven Okert, L ERA: 6.38	(8, 1)	0.1		1	0	0	0	0	0	0	0	0	0	0	2	4	0.00	0.000
70 George Kontos, R ERA: 3.0	(8, 1)	1.2		6	1	1	1	2	0	0	0	0	1	0	13	19	5.40	0.600

PITCHER	IP	WLS	BF	H	R	ER	SO	BB	IBB	HBP	BLK	WP	HR	S	P	ERA	WHIP

BOTTOM

Batter	1	2	3	4	5	6	7	8	9	AB	R	H	RBI	BB	SO	LOB
2 Denard Span, L (1, 8) OBP: 0.336, SLG: 0.442	C FF 88 B FF 89 B FC 84 B FF 90 B FF 89 4-1 8 BB BB		C FF 86 B CH 78 X FF 87 1-1 ① F7		F FF 88 B FF 87 B CH 77 F FF 87 B FC 84 C FC 83 3-3 ② K		B FF 94 L FF 94 B SL 79 X FF 94 2-1 ① G3 1-2		C SL 80 C F CH 86 F B FF 93 S SL 81 1-3 ② K	4	0	0	0	1	2	3
12 Joe Panik, L (1, 4) OBP: 0.338, SLG: 0.409	C FF 88 X FC 85 0-1 ① L7		C FF 88 B CU 77 B CH 79 F FC 83 B FF 89 C FC 82 3-3 ② K		X CU 76 0-0 ③ F9		D SL 80 B SL 80 F FF 96 F FF 95 D SL 80 X CH 90 3-2 ② G6-3 2-3		B FF 92 X CH 86 1-0 1-3 3-H 1B	5	0	1	1	0	1	2
8 Hunter Pence, R (1, 9) OBP: 0.299, SLG: 0.361	B SI 89 D FC 84 B FC 84 B FF 89 4-0 1-2 BB		B CH 80 B FC 83 B FC 84 C FF 87 X CH 80 3-1 ③ G6-3			X FC 81 0-0 ① F8 C FF 95 X FF 94 0-1 ③ G2-3			C SL 82 F SL 82 F SL 82 S FF 94 0-3 ③ K	4	0	0	0	1	1	3
28 Buster Posey, R (1, 2) OBP: 0.407, SLG: 0.500	C FC 84 F CH 80 C FC 84 0-3 ② K			F CH 79 B FF 87 X FC 82 1-1 ① G6-3		C FF 86 B X FF 88 1-1 9 2B 2B		B KC 81 X FF 92 1-0 ① G6-3		4	1	1	0	0	1	2
9 Brandon Belt, L (1, 3) OBP: 0.346, SLG: 0.467	C B FF 89 S FF 85 D CU 78 F FC 84 X FC 84 2-2 ③ P3			X CU 75 0-0 35 1B 2B		B FF 87 F FC 82 X FF 87 1-1 35 WP 35 G4-3 2-H 2B		C FC 90 B FF 92 F FC 89 S FF 93 1-3 ② K		4	2	2	1	0	1	2
1 Jae-Gyun Hwang, R (1, 5) OBP: 0.290, SLG: 0.357		B FF 88 F FF 88 C FC 84 B FC 84 X FF 88 2-2 1B		X FC 82 0-0 ② P6		D CU 84 B FF 96 B FF 95 C FF 96 F FF 95 B FF 97 4-2 35 G4-3 35 WP BB		F KC 81 B FF 94 B FC 90 X FF 94 2-1 ③ G6-3		3	0	1	0	1	0	1
35 Brandon Crawford, L (1, 6) OBP: 0.264, SLG: 0.357		X FC 84 0-0 ① P3		B FC 83 F FC 84 X FF 89 1-1 2-H 1B		B SL 84 B SL 86 F FF 93 C FF 94 B SL 87 X SL 84 3-2 ② G4-3 1-3 2-H			C SL 81 B FF 94 S CH 85 B SL 82 B CH 85 B SL 80 4-2 21 1B 12 1B BB	3	1	1	2	1	0	2
66 Gorkys Hernández, R (1, 7) OBP: 0.316, SLG: 0.292 52 Miguel Gómez, S (9, PH)		B FF 88 C FC 83 1 SAFE B FF 88 F FC 84 B FC 84 X FC 82 3-2 ② L8		1 SAFE F FF 87 B FF 88 1 SAFE C CU 75 T FC 83 1-2 ③ K		B SL 83 X FF 94 1-0 ③ P5			C SL 78 S SL 81 S SL 81 0-3 ① K	3 1	0 0	0 0	0 0	0 0	1 1	3 1
29 Jeff Samardzija, R (1, 1) OBP: 0.079, SLG: 0.184 37 Kelby Tomlinson, R (7, PH) OBP: 0.317, SLG: 0.270 48 Steven Okert, L (8, 1) 70 George Kontos, R (8, 1) 21 Conor Gillaspie, L (9, PH) OBP: 0.233, SLG: 0.189 51 Mac Williamson, R (9, PR) OBP: 0.235, SLG: 0.258		C FF 88 X CH 78 0-1 ③ F7			B FC 83 F FC 82 B FF 87 B FF 86 F FF 86 F FC 82 X FC 82 3-2 ① G6-3		C FF 94 B SL 81 B SL 80 B FF 94 B FF 95 4-1 12 G6-3 2 G3 BB		B SL 81 S CH 85 B FF 94 S SL 80 X SL 81 2-2 12 1B 1-3 1B	2 0 0 0 1 0	0 0 0 0 0 0	0 0 0 0 1 0	0 0 0 0 0 0	0 1 0 0 0 0	0 0 0 0 0 0	1 0 0 0 0 0
Inning Stats	R: 0 E: 0 K: 1 S: 10 H: 0 LOB: 2 BB: 2 P: 20	R: 0 E: 0 K: 0 S: 9 H: 1 LOB: 1 BB: 0 P: 14	R: 0 E: 0 K: 1 S: 7 H: 0 LOB: 0 BB: 0 P: 14	R: 1 E: 0 K: 1 S: 9 H: 2 LOB: 1 BB: 0 P: 12	R: 0 E: 0 K: 1 S: 8 H: 0 LOB: 0 BB: 0 P: 14	R: 2 E: 0 K: 0 S: 11 H: 2 LOB: 1 BB: 1 P: 21	R: 0 E: 0 K: 0 S: 8 H: 0 LOB: 1 BB: 1 P: 17	R: 0 E: 0 K: 1 S: 6 H: 0 LOB: 0 BB: 0 P: 10	R: 1 E: 0 K: 3 S: 18 H: 2 LOB: 2 BB: 1 P: 26	1B: 4 2B: 3 3B: 0 HR: 0 SF: 0 SAC: 0 DP: 0 HBP: 0						

PITCHER		IP	WLS	BF	H	R	ER	SO	BB	IBB	HBP	BLK	WP	HR	S	P	ERA	WHIP
50 Chris O'Grady, L ERA: 5.06	(1, 1)	5.1	W	23	5	3	3	4	2	0	0	0	0	0	48	81	5.06	1.312
71 Drew Steckenrider, R ERA: 3.86	(6, 1)	0.0		1	0	0	0	0	1	0	0	0	0	0	2	6	∞	∞
66 Jarlín García, L ERA: 3.68	(6, 1)	0.2	H	2	0	0	0	0	0	0	0	0	1	0	4	8	0.00	0.000
46 Kyle Barraclough, R ERA: 2.9	(7, 1)	1.0	H	4	0	0	0	0	1	0	0	0	0	0	8	17	0.00	1.000
35 David Phelps, R ERA: 3.56	(8, 1)	1.0	H	3	0	0	0	1	0	0	0	0	0	0	6	10	0.00	0.000

PITCHER		IP	WLS	BF	H	R	ER	SO	BB	IBB	HBP	BLK	WP	HR	S	P	ERA	WHIP
44 AJ Ramos, R ERA: 3.34	(9, 1)	1.0	S	6	2	1	1	3	1	0	0	0	0	0	18	26	9.00	3.000

Miami Marlins @ San Francisco Giants

AT&T Park, San Francisco, CA

Sat Jul 08 2017, 7:09 PM - 10:09 PM PDT

Att. 41,480 - Partly Cloudy - 64 F

livebaseballscorecards.com

AB	34
R	4
H	7
RBI	4
BB	5
SO	8
LOB	20

PA: 39

WP: 1
PB: 0
SB: 0
CS: 0

Batter	1	2	3	4	5	6	7	8	9	10	11	AB	R	H	RBI	BB	SO	LOB
9 Dee Strange-Gordon, L (1, 4) OBP: 0.342, SLG: 0.358	C FF 89 B CH 80 B FF 89 X SL 84 2-1 L6 ①		B FF 88 F FF 88 B CH 78 X CH 76 2-1 L9 ①	B SI 90 F SI 88 L CH 79 X SL 83 1-2 P6 ③		F FF 89 X FF 89 0-1 G6-3 ③		C FF 95 F SL 76 X SL 82 0-2 21 G6-3 27 S 1B	X FF 96 0-0 FC4-6 ③ 1-2f		B SL 82 X FF 90 1-0 G4-3 ②	7	0	1	0	0	0	2
27 Giancarlo Stanton, R (1, 9) OBP: 0.360, SLG: 0.572	B FF 90 B FF 90 B CH 80 C SI 89 B SI 90 4-1 BB		F CH 81 H SI 90 1-1 21 E HBP		C SL 81 X SL 82 0-1 HR		B FF 88 B CH 77 B SI 87 B FF 88 4-0 21 2B 41 1B BB	1 SAFE F FF 96 1 SAFE B SL 76 X SL 77 1-1 P3 ① 1-2		B FF 95 F SI 95 C FF 96 X FC 90 1-2 13 G1-3 1B	B SI 92 B SL 84 B FC 87 C FF 90 X FC 86 3-1 HR	4	4	3	2	2	0	1
21 Christian Yelich, L (1, 8) OBP: 0.359, SLG: 0.406	B FF 90 B CH 81 C SL 83 F SL 85 S SL 84 2-3 K ②		F CH 80 D CH 81 1 SAFE X SL 81 1-1 E3 13 2B 1-H 2B		C SL 82 F FF 89 B SL 82 F FC 90 B CH 82 B SL 85 B SL 85 4-2 BB		C FF 87 B FF 90 F FF 90 X FF 90 1-2 41 1B 1-3 2B	C SL 77 C SL 77 F SL 76 B SL 76 F FF 94 F SL 78 X FF 96 1-2 G6-3 ② 2-3		C SI 95 B FC 88 X FC 88 1-1 F9 ① 1-2	C CH 85 B SL 83 S FC 87 S SL 83 1-3 K ③	6	2	2	1	1	2	3
13 Marcell Ozuna, R (1, 7) OBP: 0.374, SLG: 0.566	B CH 82 X SI 91 1-0 L8 ③		B SL 84 S SL 81 B FF 91 X FF 90 2-1 41 L8 3-H 2B		X FF 91 0-0 P2 ①		B FC 89 D CH 81 F SL 82 S CH 80 B SL 80 F CH 81 B CH 80 4-2 14 G5-3 41 1B 11 1B BB	S CU 74 B FF 89 B FF 89 D CU 73 F FF 90 F CU 74 F CU 74 F CU 75 F CU 75 4-2 D CU 76 41 WP BB		1 SAFE B FF 95 B FC 90 C FC 88 X SI 96 2-1 G1-3 ② 1-2		4	1	1	1	2	0	3
41 Justin Bour, L (1, 3) OBP: 0.367, SLG: 0.556		C SL 84 B FF 90 S FF 89 F FF 90 X SL 84 1-2 2B	F FF 90 X CH 80 0-1 L8 ② 2-3		C SL 82 X FF 88 0-1 P5 ②		F FF 91 X SI 92 0-1 11 1B 14 G5-3 39 SF9 1-2 2-H 3-H 1B	B FF 90 B CH 83 2-0 1-2 IBB		0-0 IBB		4	1	2	2	2	0	2
14 Martín Prado, R (1, 5) OBP: 0.293, SLG: 0.373		B FF 90 F FF 90 B CH 81 F FF 91 B CH 81 C SL 84 3-3 K ①	B CH 81 C FF 90 B FF 90 B SL 82 B SL 84 4-1 BB		1 SAFE 1 SAFE B FF 87 B FF 89 B SL 82 C FF 88 X FF 90 3-1 P6 ③		C FF 95 X FF 96 0-1 G5-3 ① 1-2 2-3	C FF 88 B CU 74 C FF 89 F FF 90 F FF 89 F CU 76 B CU 75 X FF 90 2-2 F8 ③		B SI 97 F FC 90 X SI 97 1-1 G6-3 ③		5	0	0	0	1	1	9
11 J.T. Realmuto, R (1, 2) OBP: 0.357, SLG: 0.461		X FF 91 0-0 L6 ② B SL 83 B SL 84 X SL 84 2-0 G5-3 ③				X CH 77 0-0 G5-3 ① C FF 95 X SL 85 0-1 39 SF9 39 S 2-3 3-H 1B		B SI 95 X SI 94 1-0 G3 ①		B FC 88 C FC 87 C SL 84 F FC 88 X SI 91 1-2 E6 39 F9 17 HR	6	1	1	1	0	0	3
39 JT Riddle, L (1, 6) OBP: 0.290, SLG: 0.375		0-0 IBB		B SL 81 F FF 88 B FF 90 F SL 84 B FF 90 X SL 83 3-2 G6-3 ①		C CH 76 S CH 79 X CH 78 0-2 1B	S FF 95 B FF 96 F FF 95 B FF 96 X FF 95 2-2 SF9 ② 1-3 3-H		B FC 90 F FF 95 B FC 89 B SI 95 X FF 97 3-1 G4-3 ②		B FC 87 B FC 87 X FC 86 2-0 F9 ① 2-3	4	0	1	1	1	0	1
62 José Ureña, R 51 Ichiro Suzuki, L 66 Jarlín García, L 22 Dustin McGowan, R 28 Tyler Moore, R 35 David Phelps, R 46 Kyle Barraclough, R 25 Junichi Tazawa, R 32 Derek Dietrich, L 64 Nick Wittgren, R 17 A.J. Ellis, R 44 AJ Ramos, R		C SL 83 X SL 83 0-1 B2-3 ③		X FF 88 0-0 F8 ②		C SI 87 F CH 81 B SL 83 X SL 82 1-2 L7 ②	C SL 84 F FF 95 B FF 95 B FF 95 S SL 84 2-3 K ③		B FC 90 B CH 89 X FF 95 2-0 9 FC4-6 1B		C FC 87 S FC 87 X FC 87 0-2 HR 3-H	2 0 0 0 0 0 2 1 0 0 0 0 0 1 0 0 0 0 0 0 0 0 0 0 0 0 0 0 1 0 0 0 0 1 1 0 0 0 0 0 0 0 0 0 0 0 0 0 0 0 0 0 0 0 0 0 1 0 1 0 0 0 0 0 0 0 0 0 0 0 1 1 1 2 0 0 0 0 0 0 0 0 0 0						
Inning Stats	R: 0 E: 0 K: 1 S: 7 H: 0 LOB: 1 BB: 1 P: 16	R: 0 E: 0 K: 1 S: 10 H: 1 LOB: 2 BB: 1 P: 14	R: 2 E: 1 K: 0 S: 11 H: 2 LOB: 2 BB: 1 P: 23	R: 0 E: 0 K: 0 S: 7 H: 0 LOB: 0 BB: 0 P: 11	R: 1 E: 0 K: 0 S: 10 H: 1 LOB: 1 BB: 1 P: 17	R: 0 E: 0 K: 0 S: 9 H: 1 LOB: 1 BB: 0 P: 10	R: 4 E: 0 K: 1 S: 18 H: 3 LOB: 1 BB: 2 P: 31	R: 0 E: 0 K: 0 S: 23 H: 1 LOB: 3 BB: 2 P: 33	R: 0 E: 0 K: 0 S: 5 H: 1 LOB: 1 BB: 0 P: 11	R: 0 E: 0 K: 0 S: 9 H: 1 LOB: 2 BB: 1 P: 14	R: 3 E: 1 K: 1 S: 14 H: 2 LOB: 0 BB: 0 P: 22	1B: 6 2B: 4 3B: 0 HR: 3 SF: 1 SAC: 0 DP: 0 HBP: 1						

PITCHER		IP	WLS	BF	H	R	ER	SO	BB	IBB	HBP	BLK	WP	HR	P	ERA	WHIP
47 Johnny Cueto, R ERA: 4.51	(1, 1)	6.0		31	6	6	6	2	5	1	1	0	0	1	106	9.00	1.833
48 Steven Okert, L ERA: 6.87	(7, 1)	0.0		1	1	0	0	0	0	0	0	0	0	0	2	∞	∞
60 Hunter Strickland, R ERA: 2.01	(7, 1)	1.0		4	1	1	1	1	0	0	0	0	0	0	14	9.00	1.000
61 Josh Osich, L ERA: 4.23	(8, 1)	0.2		3	1	0	0	0	0	0	0	0	0	0	13	0.00	1.500
18 Matt Cain, R ERA: 5.56	(8, 1)	0.1		3	0	0	0	0	1	1	0	0	1	0	20	0.00	3.000

PITCHER		IP	WLS	BF	H	R	ER	SO	BB	IBB	HBP	BLK	WP	HR	S	P	ERA	WHIP
49 Sam Dyson, R ERA: 7.45	(9, 1)	2.0		9	2	0	0	0	0	1	0	0	0	0	14	25	0.00	1.000
70 George Kontos, R ERA: 3.14	(11, 1)	1.0	L	6	2	3	1	1	0	0	0	0	0	2	14	22	9.00	2.000

TOP

Miami Marlins @ San Francisco Giants

AT&T Park, San Francisco, CA

Sun Jul 09 2017, 1:08 PM - 5:17 PM PDT

Att. 41,516 - Sunny - 64 F

livebaseballscorecards.com

AB	46
R	10
H	13
RBI	10
BB	9
SO	4
LOB	28

MIAMI

WP: 1 PA: 57
PB: 0
SB: 2
CS: 0

Miami Marlins @ San Francisco Giants

AT&T Park, San Francisco, CA

Sun Jul 09 2017, 1:08 PM - 5:17 PM PDT

Att. 41,516 - Sunny - 64 F

livebaseballscorecards.com

Batter	1	2	3	4	5	6	7	8	9	10	11	AB	R	H	RBI	BB	SO	LOB
2 Denard Span, L (1, 8) OBP: 0.336, SLG: 0.444	B FF 97 C FF 96 B SL 86 X FF 96 2-1 F7 ①		C FF 96 X SL 84 0-1 F8 ①		B FF 95 X FF 94 1-0 1B		C KC 81 B FC 90 X SI 93 1-1 1-H 2B	F FF 92 B FF 91 X FO 85 1-1 F9 ③			B FF 91 B CH 86 X FF 90 2-0 F7 ②	6	0	2	1	0	0	2
12 Joe Panik, L (1, 4) OBP: 0.335, SLG: 0.403	B FF 97 B FF 96 F FF 96 B FF 97 X FF 96 3-1 F7 ②		C SI 94 X FF 97 0-1 P6 ②		B CH 87 B FF 95 X FF 93 2-0 P6 ③		C KC 80 B FF 94 F KC 80 B FC 90 F SI 94 B FC 92 F KC 82 C SI 93 3-3 K ③		C FF 93 B CH 88 F FF 93 F FF 93 B CH 87 S FF 94 2-3 K ①		B FF 93 B FF 92 C FF 91 B SL 81 B FF 91 4-1 BB	5	0	0	0	1	2	2
8 Hunter Pence, R (1, 9) OBP: 0.300, SLG: 0.360	X FF 97 0-0 G4-3 ③		C SL 84 B SL 82 S SL 84 B SL 86 S CH 90 2-3 K ③			S CH 87 X FF 93 0-1 35 FC4-6 1B		C FF 92 B SL 78 B SL 79 S SL 80 B SL 80 X SL 80 3-2 9 35 1B 1B	F SL 85 B FF 95 C FF 93 B SL 83 B FF 95 X FF 94 3-2 F9 ②		C CH 85 X SL 81 0-1 L9 ③	6	1	2	0	0	1	1
9 Brandon Belt, L (1, 3) OBP: 0.349, SLG: 0.470		B FF 97 B FF 96 F CH 93 B CH 86 F FF 94 X SL 88 3-2 35 HR 2B		C SL 84 B FF 96 B FF 97 F SL 86 B FF 97 B SL 88 4-2 1 G5-4-3 BB		B SL 85 1 SAFE B FF 93 X SL 85 2-0 P6 ①		X FF 94 0-0 28 WP 35 1B 5 1B 1-2 1B	B CH 87 B FF 93 C FF 94 S CH 88 S FF 93 2-3 K ③			4	2	2	0	1	1	1
35 Brandon Crawford, L (1, 6) OBP: 0.266, SLG: 0.369		S SL 81 B FF 95 B FF 94 D SL 86 X FF 95 3-1 2-H HR		C CH 88 B CH 90 B FF 94 B CH 89 F SL 88 1 SAFE F SL 88 X SL 89 3-2 F8 ①		S SL 85 D SL 85 X SL 84 1-1 1-2f FC4-6 ②		B SL 79 S CH 89 B SL 80 X FF 95 2-1 5 1B 28 WP 52 1B 1-2 2-H 1B		B SL 82 B CH 86 C FF 92 C FF 93 F CH 86 S FF 93 2-3 K ①		5	2	2	3	0	1	2
1 Jae-Gyun Hwang, R (1, 5) OBP: 0.265, SLG: 0.323 61 Josh Osich, L (8, 1) 18 Matt Cain, R (8, 1) OBP: 0.167, SLG: 0.250 28 Buster Posey, R (8, PH) OBP: 0.406, SLG: 0.498 51 Mac Williamson, R (9, 7) OBP: 0.229, SLG: 0.250		B FF 97 F FF 96 X SL 85 1-1 P2 ①		F FF 97 X SL 83 0-1 G5-4-3 ② ③ 1-2f		B SI 91 D SL 86 X FF 91 2-0 F8 ③		B FF 94 B SL 78 B SL 79 X FF 94 3-0 G5-3 ① 1-2 2-3		C FF 93 B FF 92 C FF 92 S SL 84 1-3 K ②		3	0	0	0	0	0	2
5 Nick Hundley, R (1, 2) OBP: 0.286, SLG: 0.443		X FF 97 0-0 1B		C FF 96 B CH 88 B FF 97 F SL 86 F SL 85 X CH 88 2-2 HR			C KC 81 S FF 94 S FF 94 0-3 K ①	D FF 94 X SL 78 1-0 52 1B 2-3 3-H 1B		B FF 93 F FF 93 S CH 86 F FF 94 X FF 93 1-2 F8 ③		0	0	0	0	0	0	0
66 Gorkys Hernández, R (1, 7) OBP: 0.311, SLG: 0.287 52 Miguel Gómez, S (8, PH) OBP: 0.333, SLG: 0.333 49 Sam Dyson, R (9, 1) 70 George Kontos, R (11, 1) 37 Kelby Tomlinson, R (11, PH) OBP: 0.325, SLG: 0.307		C SL 84 F FF 96 B SL 85 S SL 84 1-3 K ②		S SL 85 C FF 95 B SL 84 F SL 84 B SL 85 S FF 96 2-3 K ①			C FF 94 B KC 80 X FF 94 1-1 G6-3 ②	B SL 79 S SL 80 S SL 79 D SL 80 X SL 79 2-2 1-3 3-H 1B			C FF 91 B SL 80 X FF 91 1-1 21 G4-3 3B	3	0	0	0	0	2	1
47 Johnny Cueto, R (1, 1) OBP: 0.086, SLG: 0.061 48 Steven Okert, L (7, 1) 21 Conor Gillaspie, L (7, 5) OBP: 0.238, SLG: 0.196 60 Hunter Strickland, R (7, 1)		F FF 96 D FF 96 X FF 96 1-1 G4-3 ③		X FF 97 0-0 L9 ②			B KC 82 C FC 89 B FC 90 C KC 81 B FF 94 F FF 94 X FC 90 3-2 2 2B 1B	D FO 84 B FF 90 S FO 84 S FO 85 X FF 92 2-2 P5 ②			B FF 92 S SL 80 X CH 86 1-1 G4-3 ① 3-H	2	0	0	0	0	0	1
Inning Stats	R: 0 E: 0 K: 0 S: 5 H: 0 LOB: 0 BB: 0 P: 10	R: 2 E: 0 K: 1 S: 13 H: 3 LOB: 1 BB: 0 P: 22	R: 0 E: 0 K: 1 S: 7 H: 0 LOB: 0 BB: 0 P: 9	R: 0 E: 0 K: 0 S: 8 H: 0 LOB: 0 BB: 1 P: 15	R: 1 E: 0 K: 1 S: 11 H: 2 LOB: 1 BB: 0 P: 18	R: 0 E: 0 K: 0 S: 6 H: 1 LOB: 1 BB: 0 P: 11	R: 1 E: 0 K: 2 S: 16 H: 2 LOB: 1 BB: 0 P: 24	R: 3 E: 0 K: 0 S: 16 H: 5 LOB: 2 BB: 0 P: 30	R: 0 E: 0 K: 2 S: 10 H: 0 LOB: 0 BB: 0 P: 17	R: 0 E: 0 K: 2 S: 11 H: 0 LOB: 0 BB: 0 P: 15	R: 1 E: 0 K: 0 S: 8 H: 1 LOB: 1 BB: 1 P: 16	1B: 9 2B: 2 3B: 1 HR: 2	SF: 0 SAC: 0 DP: 1 HBP: 0		WP: 1 PB: 0 SB: 0 CS: 0	PA: 48		

BOTTOM

AB	46
R	8
H	14
RBI	8
BB	2
SO	9
LOB	16

PITCHER		IP	WLS	BF	H	R	ER	SO	BB	IBB	HBP	BLK	WP	HR	S	P	ERA	WHIP
62 José Ureña, R ERA: 3.54	(1, 1)	5.0		20	5	3	3	3	1	0	0	0	0	2	44	74	5.40	1.200
66 Jarlín García, L ERA: 3.6	(6, 1)	0.2		3	1	0	0	0	0	0	0	0	0	0	5	8	0.00	1.500
22 Dustin McGowan, R ERA: 2.91	(6, 1)	0.1		1	0	0	0	0	0	0	0	0	0	0	1	3	0.00	0.000
35 David Phelps, R ERA: 3.68	(7, 1)	1.0		5	2	1	1	2	0	0	0	0	0	0	16	24	9.00	2.000
46 Kyle Barraclough, R ERA: 3.54	(8, 1)	0.1	B	6	5	3	3	0	0	0	0	0	1	0	11	22	81.00	15.000

PITCHER		IP	WLS	BF	H	R	ER	SO	BB	IBB	HBP	BLK	WP	HR	S	P	ERA	WHIP
25 Junichi Tazawa, R ERA: 5.87	(8, 1)	0.2		2	0	0	0	0	0	0	0	0	0	0	5	8	0.00	0.000
64 Nick Wittgren, R ERA: 3.62	(9, 1)	2.0	W	6	0	0	0	4	0	0	0	0	0	0	21	32	0.00	0.000
44 AJ Ramos, R ERA: 3.51	(11, 1)	1.0	S	5	1	1	1	0	1	0	0	0	0	0	8	16	9.00	2.000

San Francisco Giants @ San Diego Padres

Petco Park, San Diego, CA

Fri Jul 14 2017, 7:10 PM - 10:37 PM PDT

Att. 34,970 - Clear - 74 F

livebaseballscorecards.com

TOP

Batter	1	2	3	4	5	6	7	8	9	AB	R	H	RBI	BB	SO	LOB
2 Denard Span, L (1, 8) OBP: 0.333, SLG: 0.439	G3	G4-3		FC6		1B		G4-6-3		5	0	1	1	0	0	5
10 Eduardo Núñez, R (1, 5) OBP: 0.321, SLG: 0.413	G6-3		2B		G5-3	G6-3			K	5	0	1	0	0	1	2
9 Brandon Belt, L (1, 3) OBP: 0.350, SLG: 0.472	28 1B 2B		F8		K		K		28 G5-3 1B	5	1	2	0	0	2	1
28 Buster Posey, R (1, 2) OBP: 0.409, SLG: 0.509	2-H 1B		8 G6-4-3 BB		K		HR		G5-3 1-2	4	1	2	2	1	1	1
8 Hunter Pence, R (1, 9) OBP: 0.298, SLG: 0.355	K		G6-4-3 1-2f			12 1B 66 1B 52 SF8 BB	F9		K	4	1	0	0	1	2	4
35 Brandon Crawford, L (1, 6) OBP: 0.266, SLG: 0.371		66 1B 47 1B 2B		G4-3		F7	K			4	1	1	0	0	1	1
66 Gorkys Hernández, R (1, 7) OBP: 0.326, SLG: 0.311		47 1B 47 CS 2-3 1B		47 FC2-5 12 1B 1B		52 SF8 12 1B 2 1B 1-2 1B		12 L8 2B		4	1	4	0	0	0	0
12 Joe Panik, L (1, 4) OBP: 0.337, SLG: 0.404	K			47 FC2-5 1-2 1B		2 1B 1-2 2-3 1B		L8 2-3		4	0	2	0	0	1	3
47 Johnny Cueto, R (1, 1) 62 Cory Gearrin, R (6, 1) 52 Miguel Gómez, S (6, PH) 70 George Kontos, R (8, 1) 21 Conor Gillaspie, L (8, PH) 37 Kelby Tomlinson, R (8, PH) 48 Steven Okert, L (8, 1) 60 Hunter Strickland, R (8, 1) 49 Sam Dyson, R (8, 1)	1-3 3-H 1B			SF8 2-3 3-H			2 G4-6-3 BB			2 0 0 0 0 0 0 0 0	0 0 0 0 0 0 0 0 0	1 0 0 1 0 0 0 0 0	1 0 0 0 0 1 0 0 0	0 0 0 0 0 0 0 0 0	0 0 0 0 0 0 0 0 0	2 0 0 0 0 0 0 0 0
Inning Stats	R: 1 E: 0 K: 1 S: 9 H: 2 LOB: 1 BB: 0 P: 13	R: 1 E: 0 K: 1 S: 17 H: 3 LOB: 1 BB: 0 P: 22	R: 0 E: 0 K: 0 S: 9 H: 1 LOB: 1 BB: 1 P: 18	R: 0 E: 0 K: 0 S: 8 H: 2 LOB: 2 BB: 0 P: 9	R: 0 E: 0 K: 2 S: 8 H: 0 LOB: 0 BB: 0 P: 14	R: 2 E: 0 K: 0 S: 15 H: 3 LOB: 2 BB: 1 P: 24	R: 1 E: 0 K: 2 S: 10 H: 1 LOB: 0 BB: 0 P: 16	R: 0 E: 0 K: 0 S: 9 H: 1 LOB: 1 BB: 1 P: 16	R: 0 E: 0 K: 2 S: 11 H: 1 LOB: 1 BB: 0 P: 13	1B: 9 2B: 4 3B: 0 HR: 1 SF: 1 SAC: 0 DP: 2 HBP: 0						

	AB	37
	R	5
	H	14
	RBI	5
	BB	3
	SO	8
	LOB	19

PITCHER		IP	WLS	BF	H	R	ER	SO	BB	IBB	HBP	BLK	WP	HR	S	P	ERA	WHIP
3 Clayton Richard, L ERA: 4.75	(1, 1)	5.2	L	28	11	4	4	4	2	0	0	0	0	0	62	94	6.35	2.294
88 Phil Maton, R ERA: 4.38	(6, 1)	0.1		1	0	0	0	0	0	0	0	0	0	0	4	6	0.00	0.000
40 Ryan Buchter, L ERA: 3.12	(7, 1)	1.0		4	1	1	1	2	0	0	0	0	0	1	10	16	9.00	1.000
34 Craig Stammen, R ERA: 4.5	(8, 1)	0.1		2	1	0	0	0	0	0	0	0	0	0	5	7	0.00	3.000
76 José Torres, L ERA: 4.46	(8, 1)	0.2		2	0	0	0	0	1	0	0	0	0	0	4	9	0.00	1.500

PITCHER		IP	WLS	BF	H	R	ER	SO	BB	IBB	HBP	BLK	WP	HR	S	P	ERA	WHIP
37 Brandon Maurer, R ERA: 5.45	(9, 1)	1.0		4	1	0	0	2	0	0	0	0	0	0	11	13	0.00	1.000

WP: 0	PB: 0	PA: 41
SB: 0	CS: 1	

Batter	1	2	3	4	5	6	7	8	9	AB	R	H	RBI	BB	SO	LOB
7 Manuel Margot, R (1, 8) OBP: 0.313, SLG: 0.392	C SI 88 B CH 84 B SI 89 C SI 90 F CH 81 S SI 92 2-3 ① **K**	F SL 86 S SI 90 B SI 90 X CH 82 1-2 ③ **F7**		X SI 90 0-0 1-2 **1B**		B FC 87 X FC 86 1-0 ③ **G6-3**			B SI 94 B SI 94 C SI 95 X SI 95 2-1 4 1B 2 2 1B **1B**	5	1	2	0	0	1	1
20 Carlos Asuaje, L (1, 4) OBP: 0.344, SLG: 0.386	B SI 90 B CH 81 B CH 87 C SI 88 B CH 86 4-1 **BB**		C SI 87 F CH 79 X CH 82 0-2 2 FC6-4 **2B**	F CH 86 B SI 88 C SL 83 B SI 90 C CH 84 2-3 ② **K**			C CU 79 C FC 86 B FF 91 F FC 87 X SL 84 1-2 ① **L7**		F CH 88 X SI 94 0-1 ② **L9**	4	0	1	0	1	1	3
4 Wil Myers, R (1, 3) OBP: 0.332, SLG: 0.463	C SI 91 C SI 92 1 SAFE S SI 91 0-3 ② **K**		F CH 84 F SI 89 B SI 92 B SI 91 B CH 86 B SI 91 4-2 2 FC6-4 **BB**	B SL 84 F SL 84 B SI 90 F SI 92 B CH 84 F SI 91 X CH 82 3-2 ③ **G5-3**			S FC 88 B FC 86 S SL 83 C SL 82 1-3 ② **K**		B SI 96 F SI 96 X FC 91 1-1 15 HBP 2 1B 1-3 **1B**	4	0	1	0	1	2	3
2 José Pirela, R (1, 7) OBP: 0.321, SLG: 0.484	B SI 91 X SI 92 1-0 ③ **P5**		B SL 84 X SI 90 1-0 ① **FC6-4** 1-2f 2-3		C SI 91 S SL 83 B SI 93 S SL 84 1-3 ① **K**		F FC 86 X FC 86 0-1 ③ **G5-3**		B SI 94 1 SAFE X SI 95 1-0 15 HBP 1-2 3-H **1B**	5	0	1	1	0	1	3
15 Cory Spangenberg, L (1, 5) OBP: 0.297, SLG: 0.359		C SI 88 B CH 84 F CH 86 B SI 91 F CH 80 B CH 86 B SI 91 4-2 32 2B **BB**	1 SAFE F FC 87 S SI 90 1 SAFE S SI 90 0-3 ② **K**	X SI 91 0-0 8 P6-4 **2B**				B FF 91 F FF 92 C SL 79 F FF 92 B SL 83 S FF 92 2-3 ① **K**	F FC 91 B CH 88 B FC 91 H FC 91 3-1 1-2 2-3 **HBP**	3	1	1	0	1	2	2
32 Jabari Blash, R (1, 9) OBP: 0.349, SLG: 0.273		S CH 84 X SI 90 0-1 8 1B 1-H **2B**	C SL 84 B FC 86 1 SAFE S SI 92 B SI 92 X SI 91 2-2 ③ **P2**	D SL 84 C SI 93 B SL 84 S SL 83 D SL 84 B SI 94 4-2 **BB**				B SI 96 B SI 95 X SI 96 2-0 **1B**	B FC 89 B SI 95 S SI 95 F SI 95 F SI 96 B SI 95 X SI 95 3-2 ③ **F9**	4	1	2	1	1	0	5
8 Erick Aybar, S (1, 6) OBP: 0.310, SLG: 0.366		F SI 87 F CH 82 B SI 91 B CH 86 X FF 92 2-2 3 SH2-4 2-H **1B**		S CH 78 B CH 85 B CH 84 S CH 79 X SI 90 2-2 18 1B **2B**	C CH 86 B SI 92 B CH 86 X SI 93 2-1 ②③ **P6-4** 2-2f			C SL 80 F SI 97 B SI 96 F FF 96 1 SAFE C SL 82 1-3 ② **K**		4	1	2	1	0	1	3
18 Austin Hedges, R (1, 2) OBP: 0.259, SLG: 0.416		C SL 85 F SI 91 S CH 81 0-3 ① **K**		X SI 90 0-0 3 FC3-6 2-H **1B**		B FC 87 X SI 91 1-0 ① **G6-3**		C SL 81 S SI 95 F FF 95 S SL 84 0-3 ③ **K**		4	0	1	1	0	2	2
3 Clayton Richard, L (1, 1) OBP: 0.171, SLG: 0.121 88 Phil Maton, R (6, 1) 17 Allen Córdoba, R (6, PH) OBP: 0.285, SLG: 0.327 40 Ryan Buchter, L (7, 1) 34 Craig Stammen, R (8, 1) OBP: 0.400, SLG: 0.500 76 José Torres, L (8, 1) OBP: 1.000, SLG: 1.000 37 Brandon Maurer, R (9, 1) 44 Héctor Sánchez, S (9, PH) OBP: 0.190, SLG: 0.385		L CH 86 X CH 84 0-1 ② **SH2-4** 1-2		L CH 80 1 SAFE B CH 80 L CH 84 X CH 86 1-2 ① **FC3-6** 7 1B 1-2f		S FC 87 F FC 88 F FF 91 X FC 86 0-2 ② **F8**			C SI 95 C FC 91 B SL 81 S CH 88 1-3 ① **K2-3**	1 0 1 0 0 0 0 1	0 0 0 0 0 0 0 0	0 0 0 0 0 0 0 0	0 0 0 0 0 0 0 1	0 0 0 0 0 0 0 0	0 0 0 0 0 0 0 1	1 0 0 0 0 0 0 0
Inning Stats	R: 0 E: 0 K: 2 S: 9 H: 0 LOB: 1 BB: 1 P: 16	R: 2 E: 0 K: 1 S: 16 H: 2 LOB: 1 BB: 1 P: 23	R: 0 E: 0 K: 1 S: 12 H: 1 LOB: 2 BB: 1 P: 19	R: 1 E: 0 K: 1 S: 16 H: 3 LOB: 2 BB: 0 P: 24	R: 0 E: 0 K: 1 S: 8 H: 1 LOB: 1 BB: 1 P: 15	R: 0 E: 0 K: 0 S: 6 H: 0 LOB: 0 BB: 0 P: 8	R: 0 E: 0 K: 1 S: 9 H: 0 LOB: 0 BB: 0 P: 11	R: 0 E: 0 K: 3 S: 13 H: 1 LOB: 1 BB: 0 P: 18	R: 1 E: 0 K: 1 S: 15 H: 3 LOB: 3 BB: 0 P: 26	1B: 7 2B: 5 3B: 0 HR: 0 SF: 0 SAC: 1 DP: 1 HBP: 1						

PITCHER		IP	WLS	BF	H	R	ER	SO	BB	IBB	HBP	BLK	WP	HR	S	P	ERA	WHIP
47 Johnny Cueto, R ERA: 4.59	(1, 1)	4.0		21	6	3	3	5	3	0	0	0	0	0	53	82	6.75	2.250
62 Cory Gearrin, R ERA: 2.08	(5, 1)	1.0	W	4	1	0	0	1	1	0	0	0	0	0	8	15	0.00	2.000
70 George Kontos, R ERA: 3.0	(6, 1)	2.0	H	6	0	0	0	1	0	0	0	0	0	0	15	19	0.00	0.000
48 Steven Okert, L ERA: 6.75	(8, 1)	0.1	H	1	0	0	0	1	0	0	0	0	0	0	4	6	0.00	0.000
60 Hunter Strickland, R ERA: 1.97	(8, 1)	0.2	H	3	1	0	0	2	0	0	0	0	0	0	9	12	0.00	1.500

PITCHER		IP	WLS	BF	H	R	ER	SO	BB	IBB	HBP	BLK	WP	HR	S	P	ERA	WHIP
49 Sam Dyson, R ERA: 7.5	(9, 1)	1.0	S	7	3	1	1	1	0	0	1	0	0	0	15	26	9.00	3.000

BOTTOM

San Francisco Giants @ San Diego Padres

Petco Park, San Diego, CA

Fri Jul 14 2017, 7:10 PM - 10:37 PM PDT

Att. 34,970 - Clear - 74 F

livebaseballscorecards.com

AB	36
R	4
H	11
RBI	4
BB	4
SO	11
LOB	23

PA: 42

Batter	1	2	3	4	5	6	7	8	9	AB	R	H	RBI	BB	SO	LOB
2 Denard Span, L (1, 8) OBP: 0.331, SLG: 0.438	C SI 91 B SI 92 X SI 92 1-1 ① L4	C SI 92 B SL 78 F CH 84 B SL 79 X SL 81 2-2 10 1B 2B		C FF 89 X CU 74 0-1 ② F9		X CH 80 0-0 ③ P6			B FF 98 C SL 86 X CH 87 1-1 ③ F7	5	0	1	0	0	0	0
10 Eduardo Núñez, R (1, 5) OBP: 0.324, SLG: 0.412	F FF 93 F SI 92 B SI 91 B SI 92 B SL 81 B SL 80 4-2 35 BB 28 1B 8 1B BB	C SL 80 S SI 92 X SI 90 0-2 9 BB 2-3 1B		C SI 90 C SI 92 S CH 76 0-3 ③ K			B FF 92 C FF 92 F FF 92 S CU 80 1-3 ① K			3	1	1	0	1	2	0
9 Brandon Belt, L (1, 3) OBP: 0.352, SLG: 0.470	1 SAFE B CH 81 F SI 90 1 SAFE L FF 92 1 SAFE F SI 90 C SL 79 1-3 ② K	S SI 92 F FF 91 1 SAFE B SL 78 D CU 76 B SI 90 B SI 92 4-2 1-2 BB			B CU 72 B SI 92 C CU 77 B FF 92 S SI 89 C SI 93 3-3 ① K		B FF 93 F FF 92 B FF 92 F FF 92 B CU 79 F FF 92 D CU 79 4-2 28 CS BB			2	0	0	0	2	2	1
28 Buster Posey, R (1, 2) OBP: 0.407, SLG: 0.505	B SL 80 C SL 80 C SI 91 1 SAFE F SL 81 X SI 93 1-2 35 BB 8 1B 1-2 1B	X SL 80 0-0 ③ F7			X SL 80 0-0 ② G5-3		C FF 92 F FF 92 B FF 92 B FF 92 S CU 79 2-3 ② ③ K 1-2			4	1	1	0	0	1	4
35 Brandon Crawford, L (1, 6) OBP: 0.272, SLG: 0.375	B SI 92 B CU 74 2 SAFE D CH 83 B SI 93 4-0 8 1B 1-2 2-3 BB		C CH 83 X SI 92 0-1 12 G6-3 2B		B SI 92 B CU 76 B SI 89 S SI 90 B SI 92 4-1 BB			F FF 92 B ST 81 B ST 82 F FF 94 S ST 81 2-3 ① K		2	0	1	0	2	1	0
8 Hunter Pence, R (1, 9) OBP: 0.298, SLG: 0.353	C SI 92 X SL 81 0-1 1-3 2-H 3-H 1B		C SL 81 S SL 81 D SI 92 S SI 92 1-3 ① K		B SI 91 F SI 91 F SI 93 F SL 81 D SL 80 X SL 79 2-2 ③ P4			C ST 81 B FF 93 X SI 93 1-1 ② G3		4	0	1	2	0	1	2
12 Joe Panik, L (1, 4) OBP: 0.336, SLG: 0.412	C CH 82 1 SAFE S FF 91 D SL 79 B SL 76 F SI 90 F FF 94 F SL 82 1 SAFE 3-2 ③ G6-3		X SI 93 0-0 ② G6-3 2-3			B CU 74 B CH 81 X SI 90 2-0 HR		B ST 82 S FF 93 C FF 93 B ST 82 B FF 94 X ST 83 3-2 ③ F9		4	1	1	1	0	0	3
66 Gorkys Hernández, R (1, 7) OBP: 0.319, SLG: 0.303		C SI 89 M SL 79 B SL 81 X FF 92 1-2 ① L9	S SI 92 B SL 81 X SL 80 1-1 ③ P6			B SL 79 B SL 78 X SI 90 2-0 ① G1-3			C FF 96 X SL 87 0-1 ① G5-3	4	0	0	0	0	0	1
40 Madison Bumgarner, R (1, 1) OBP: 0.273, SLG: 0.800 60 Hunter Strickland, R (8, 1) 21 Conor Gillaspie, L (9, PH) OBP: 0.234, SLG: 0.193 62 Cory Gearrin, R (9, 1) 48 Steven Okert, L (9, 1)		B SI 90 C SL 80 S SL 81 B SI 92 X SL 79 2-2 ② P3	X SI 90 0-0 ① G6-3		C SL 79 B SL 79 X SL 79 1-1 ② G5-3				C CH 85 B SL 84 B CH 86 X SL 86 2-1 ② G3	3 0 1 0 0	0 0 0 0 0	0 0 0 0 0	0 0 0 0 0	0 0 0 0 0	0 0 0 0 0	0 0 0 0 0

TOP

San Francisco Giants @ San Diego Padres

Petco Park, San Diego, CA

Sat Jul 15 2017, 5:42 PM - 8:34 PM PDT

Att. 36,266 - Clear - 75 F

livebaseballscorecards.com

AB	32
R	3
H	6
RBI	3
BB	5
SO	7
LOB	11

Inning Stats	1	2	3	4	5	6	7	8	9
	R: 2 E: 0 K: 1 S: 20	H: 2 LOB: 2 BB: 2 P: 34	R: 0 E: 0 K: 0 S: 15	H: 2 LOB: 3 BB: 1 P: 24	R: 0 E: 0 K: 1 S: 8	H: 1 LOB: 1 BB: 0 P: 10	R: 0 E: 0 K: 1 S: 6	H: 0 LOB: 0 BB: 0 P: 6	R: 0 E: 0 K: 1 S: 9	H: 0 LOB: 1 BB: 1 P: 18	R: 1 E: 0 K: 0 S: 5	H: 1 LOB: 0 BB: 0 P: 10	R: 0 E: 0 K: 2 S: 9	H: 0 LOB: 1 BB: 1 P: 16	R: 0 E: 0 K: 1 S: 8	H: 0 LOB: 0 BB: 0 P: 14	R: 0 E: 0 K: 0 S: 6	H: 0 LOB: 0 BB: 0 P: 9

1B: 3 2B: 3 3B: 0 HR: 1	SF: 0 SAC: 0 DP: 1 HBP: 0	WP: 0 PB: 0 SB: 0 CS: 1	PA: 37
---	---	---	---

PITCHER		IP	WLS	BF	H	R	ER	SO	BB	IBB	HBP	BLK	WP	HR	S	P	ERA	WHIP
46 Jhoulys Chacín, R ERA: 4.33	(1, 1)	6.0		28	6	3	3	4	4	0	0	0	0	1	63	102	4.50	1.667
88 Phil Maton, R ERA: 4.05	(7, 1)	1.0		3	0	0	0	2	1	0	0	0	0	0	9	16	0.00	1.000
52 Brad Hand, L ERA: 2.25	(8, 1)	1.0		3	0	0	0	1	0	0	0	0	0	0	8	14	0.00	0.000
37 Brandon Maurer, R ERA: 5.3	(9, 1)	1.0	W	3	0	0	0	0	0	0	0	0	0	0	6	9	0.00	0.000

PITCHER		IP	WLS	BF	H	R	ER	SO	BB	IBB	HBP	BLK	WP	HR	S	P	ERA	WHIP

Batter	1	2	3	4	5	6	7	8	9	AB	R	H	RBI	BB	SO	LOB
7 Manuel Margot, R (1, 8) OBP: 0.308, SLG: 0.386	C FF 89 B FF 89 B FC 87 F FF 89 B CU 78 F FC 86 F FC 87 F FC 86 S CU 79 3-3 K ①		B FF 90 B CH 82 F FC 86 B FF 89 F FC 86 S FC 85 3-3 K ③		X FC 85 0-0 G5-3 ③			C SL 78 B SI 94 S SL 84 F SL 84 S SI 96 1-3 K ①		4	0	0	0	0	3	1
20 Carlos Asuaje, L (1, 4) OBP: 0.354, SLG: 0.383	C FF 90 F CU 78 B FF 90 B CU 77 F FF 90 F FC 85 C FF 90 2-3 K ②			B FC 85 C CU 78 B FC 86 F FF 90 B FC 86 F FC 87 F FF 90 B FF 90 4-2 32 HR BB		X FF 89 0-0 G4-3 ①		B SI 95 X SI 95 1-0 4 BB 1B		3	1	1	0	1	1	0
4 Wil Myers, R (1, 3) OBP: 0.331, SLG: 0.459	F FF 90 C FF 90 B CU 79 C FC 86 1-3 K ③			C FC 85 F FF 89 F FC 85 F CU 78 S CU 77 0-3 K ①		B CH 81 B FC 86 X FC 86 2-0 G6-3 ②		F SL 84 1 SAFE B SL 84 S FF 96 B FF 94 B SL 82 F SI 95 B SL 85 4-2 17 G6-4-3 BB 1-2		3	0	0	0	1	2	1
2 José Pirela, R (1, 5) OBP: 0.321, SLG: 0.488 88 Phil Maton, R (7, 1) 52 Brad Hand, L (8, 1) 17 Allen Córdoba, R (8, PH) OBP: 0.283, SLG: 0.325 37 Brandon Maurer, R (9, 1)		B FF 89 C CH 82 X CH 82 1-1 G1-3 ①		B FC 85 X FF 89 1-0 F9 ②		B CH 81 X FC 85 1-0 2B		B SI 96 S SI 96 F SL 85 B SI 94 X FF 96 2-2 G6-4-3 ②③ 1-2f		3 0 0 1 0	0 0 0 0 0	1 0 0 0 0	0 0 0 0 0	0 0 0 0 0	0 0 0 0 0	1 0 0 2 0
32 Jabari Blash, R (1, 9) OBP: 0.362, SLG: 0.378		S FC 86 X FF 90 0-1 P6 ②		F FF 89 1 SAFE B FF 88 F FC 85 B FC 85 1 SAFE X CU 78 2-2 1-H HR		B FC 86 X FF 89 1-0 F8 ③			B SI 91 S SL 83 C SI 93 B SL 85 X SL 85 2-2 8 SH2-3 44 HR 1B	4	2	2	2	0	0	1
8 Erick Aybar, S (1, 6) OBP: 0.307, SLG: 0.361		B FF 89 X CH 83 1-0 G6-3 ③		X FF 89 0-0 L8 ③			B FF 88 C FC 85 C CH 82 F FF 89 F FF 89 B FC 86 X FC 85 2-2 G5-3 ①	B SI 90 F SI 91 X SI 91 1-1 SH2-3 ① 1-2		3	0	0	0	0	0	0
44 Héctor Sánchez, S (1, 2) OBP: 0.196, SLG: 0.442			F FF 89 B CH 81 X FC 85 1-1 P6 ①		S CH 81 F FC 86 X FF 89 0-2 F7 ①		C FC 86 B FF 90 B FF 90 X FC 86 2-1 F9 ②	X FC 88 0-0 2-H HR		4	1	1	2	0	0	0
23 Matt Szczur, R (1, 7) OBP: 0.352, SLG: 0.357			F FF 89 B CH 82 C CU 77 F FC 86 F FF 89 B FF 89 X CU 78 2-2 HR		B FF 89 B FC 85 F FF 89 X CH 82 2-1 1B		B CH 82 C FC 85 F FF 89 B FF 90 F FF 90 B FC 86 B FC 87 4-2 BB			2	1	2	1	1	0	0
46 Jhoulys Chacín, R (1, 1) OBP: 0.242, SLG: 0.273 15 Cory Spangenberg, L (7, 5) OBP: 0.296, SLG: 0.358			B FF 90 X FF 89 1-0 G6-3 ②		X FC 87 0-0 P6 ②		X FF 90 0-0 P4 ③			2 1	0 0	0 0	0 0	0 0	0 0	1 1
Inning Stats	R: 0 E: 0 K: 3 S: 14 H: 0 LOB: 0 BB: 0 P: 20	R: 0 E: 0 K: 0 S: 5 H: 0 LOB: 0 BB: 0 P: 7	R: 1 E: 0 K: 1 S: 11 H: 1 LOB: 0 BB: 0 P: 18	R: 2 E: 0 K: 1 S: 14 H: 1 LOB: 0 BB: 1 P: 21	R: 0 E: 0 K: 0 S: 7 H: 1 LOB: 1 BB: 0 P: 9	R: 0 E: 0 K: 0 S: 4 H: 1 LOB: 1 BB: 0 P: 8	R: 0 E: 0 K: 0 S: 11 H: 0 LOB: 1 BB: 1 P: 19	R: 0 E: 0 K: 1 S: 11 H: 1 LOB: 1 BB: 1 P: 19	R: 2 E: 0 K: 0 S: 6 H: 2 LOB: 0 BB: 0 P: 9	1B: 3 2B: 1 3B: 0 HR: 3 SF: 0 SAC: 1 DP: 1 HBP: 0						WP: 0 PB: 0 SB: 0 CS: 0 PA: 34	

BOTTOM

San Francisco Giants @ San Diego Padres

Petco Park, San Diego, CA

Sat Jul 15 2017, 5:42 PM - 8:34 PM PDT

Att. 36,266 - Clear - 75 F

livebaseballscorecards.com

AB	30
R	5
H	7
RBI	5
BB	3
SO	6
LOB	8

PITCHER		IP	WLS	BF	H	R	ER	SO	BB	IBB	HBP	BLK	WP	HR	S	P	ERA	WHIP
40 Madison Bumgarner, L ERA: 3.18	(1, 1)	7.0		27	4	3	3	5	2	0	0	0	0	2	66	102	3.86	0.857
60 Hunter Strickland, R ERA: 1.91	(8, 1)	1.0		4	1	0	0	1	1	0	0	0	0	0	11	19	0.00	2.000
62 Cory Gearrin, R ERA: 2.28	(9, 1)	0.0	L	1	1	1	1	0	0	0	0	0	0	0	3	5	∞	∞
48 Steven Okert, L ERA: 7.11	(9, 1)	0.1		2	1	1	1	0	0	0	0	0	0	1	3	4	27.00	3.000

PITCHER	IP	WLS	BF	H	R	ER	SO	BB	IBB	HBP	BLK	WP	HR	S	P	ERA	WHIP

San Francisco Giants @ San Diego Padres

Petco Park, San Diego, CA

Sun Jul 16 2017, 1:42 PM - 4:20 PM PDT

Att. 30,561 - Partly Cloudy - 75 F

livebaseballscorecards.com

TOP

Batter	1	2	3	4	5	6	7	8	9	AB	R	H	RBI	BB	SO	LOB
2 Denard Span, L (1, 8) OBP: 0.337, SLG: 0.446	C SI 90 B SI 93 X SI 94 1-1 ① L8		B KC 76 F CH 85 B SI 92 X CH 84 2-1 8 1B		B FC 86 B FC 87 C SI 92 X SI 93 2-1 2B		X SI 91 0-0 10 2B 1B			4	0	3	0	0	0	0
10 Eduardo Núñez, R (1, 5) OBP: 0.323, SLG: 0.414 59 Kyle Crick, L (7, 1) 61 Josh Osich, L (8, 1)	B SI 92 S SI 93 F CH 85 T SI 94 1-2 ② K		X SI 92 0-0 ① L8		C SI 93 F KC 80 F SI 93 F SI 93 X KC 80 0-2 ② G1-3		F CH 84 F CH 81 F SI 92 X SI 92 0-2 1-3 2B			4 0 0	0 0 0	1 0 0	0 0 0	0 0 0	1 0 0	2 0 0
8 Hunter Pence, R (1, 9) OBP: 0.297, SLG: 0.352	F SI 92 B KC 79 X FC 85 1-1 ③ G5-3		D CH 84 X KC 78 1-0 1-2 1B		C CH 82 D CH 84 B SI 93 X CH 83 2-1 ③ P6		B FC 84 B SI 91 X SI 90 2-0 ③ G4-3			4	0	1	0	0	0	3
28 Buster Posey, R (1, 3) OBP: 0.408, SLG: 0.509		C SI 92 X CH 83 0-1 35 2B 2B	X SI 91 0-0 ② L8			C CH 86 C FC 85 B KC 79 F SI 92 B KC 80 S CH 83 2-3 ① K		C FF 91 C FF 90 F CU 78 B CU 78 F CU 78 F FF 92 X FF 92 1-2 35 G4-6-3 1B		4	1	2	0	0	1	2
35 Brandon Crawford, L (1, 6) OBP: 0.272, SLG: 0.377		X SI 91 0-0 5 WP 2-H 2B	S KC 81 B KC 80 X CH 82 1-1 ③ G4-3			L CH 82 B KC 79 B FC 86 F SI 91 C SI 92 2-3 ② K		B FF 91 C FF 91 X CU 78 1-1 ① ② G4-6-3 1-2f		4	0	1	1	0	1	3
5 Nick Hundley, R (1, 2) OBP: 0.285, SLG: 0.444		B KC 81 S KC 79 F SI 92 S KC 81 1-3 ① K 2-3		B SI 92 C SI 92 B KC 80 S CH 83 T SI 94 2-2 ① K		S KC 76 X KC 78 0-1 2B		C FF 91 B FF 91 F CU 78 F CU 77 B FF 91 S FF 92 2-3 ③ K		4	0	1	0	0	3	1
12 Joe Panik, L (1, 4) OBP: 0.333, SLG: 0.408 52 Miguel Gómez, S (9, PH) OBP: 0.200, SLG: 0.250		F SI 92 F KC 81 S CH 83 0-3 ② K		B CH 83 X CH 83 1-0 ② G3		X CH 85 0-0 ③ F8			B FF 94 X FF 94 1-0 ① F8	3 1	0 0	0 0	0 0	0 0	1 0	2 0
66 Gorkys Hernández, R (1, 7) OBP: 0.317, SLG: 0.298		B SI 93 B KC 79 F CH 85 B KC 80 B SI 92 4-1 BB		C SI 91 B SI 92 C CH 85 X CH 86 1-2 ③ G6-3			S FC 82 B FC 85 M CH 81 S SI 92 1-3 ① K		B FF 95 B CH 88 X FF 93 2-0 ② F7	3	0	0	0	1	1	0
29 Jeff Samardzija, R (1, 1) OBP: 0.075, SLG: 0.175 1 Jae-Gyun Hwang, R (7, PH) OBP: 0.250, SLG: 0.303 (7, 5)		X SI 92 0-0 ③ G1-3		B SI 88 F SI 88 X FC 83 1-1 ① G1-5-3			C SI 93 B FC 84 S CH 83 F SI 92 B KC 78 B CH 83 S SI 92 3-3 ② K		S FF 95 S SL 84 X SL 85 0-2 ③ G6-3	2 2	0 0	0 0	0 0	0 0	0 1	2 0
Inning Stats	R: 0 E: 0 K: 1 S: 7 H: 0 LOB: 0 BB: 0 P: 10	R: 1 E: 0 K: 2 S: 11 H: 2 LOB: 2 BB: 1 P: 16	R: 0 E: 0 K: 0 S: 7 H: 2 LOB: 2 BB: 0 P: 11	R: 0 E: 0 K: 1 S: 7 H: 0 LOB: 0 BB: 0 P: 11	R: 0 E: 0 K: 0 S: 11 H: 1 LOB: 1 BB: 0 P: 16	R: 0 E: 0 K: 2 S: 10 H: 1 LOB: 1 BB: 0 P: 14	R: 0 E: 0 K: 2 S: 13 H: 2 LOB: 2 BB: 0 P: 19	R: 0 E: 0 K: 1 S: 12 H: 1 LOB: 0 BB: 0 P: 16	R: 0 E: 0 K: 0 S: 5 H: 0 LOB: 0 BB: 0 P: 8	1B: 4 2B: 5 3B: 0 HR: 0 SF: 0 SAC: 0 DP: 1 HBP: 0						

PITCHER		IP	WLS	BF	H	R	ER	SO	BB	IBB	HBP	BLK	WP	HR	S	P	ERA	WHIP
38 Trevor Cahill, R ERA: 3.14	(1, 1)	6.2	W	29	8	1	1	8	1	0	0	0	1	0	65	94	1.35	1.350
34 Craig Stammen, R ERA: 4.47	(7, 1)	0.1		1	0	0	0	0	0	0	0	0	0	0	1	3	0.00	0.000
59 Kevin Quackenbush, R ERA: 6.33	(8, 1)	1.0		3	1	0	0	1	0	0	0	0	0	0	12	16	0.00	1.000
76 José Torres, L ERA: 4.35	(9, 1)	1.0		3	0	0	0	0	0	0	0	0	0	0	5	8	0.00	0.000

PITCHER		IP	WLS	BF	H	R	ER	SO	BB	IBB	HBP	BLK	WP	HR	S	P	ERA	WHIP

AB	35
R	1
H	9
RBI	1
BB	1
SO	9
LOB	15

WP: 1	PA: 36		
PB: 0			
SB: 0			
CS: 0			

BOTTOM

San Francisco Giants @ San Diego Padres

Petco Park, San Diego, CA

Sun Jul 16 2017, 1:42 PM - 4:20 PM PDT

Att. 30,561 - Partly Cloudy - 75 F

livebaseballscorecards.com

Batter	1	2	3	4	5	6	7	8	9	AB	R	H	RBI	BB	SO	LOB
2 José Pirela, R (1, 7) OBP: 0.319, SLG: 0.481 59 Kevin Quackenbush, R (8, 1) 76 José Torres, L (9, 1) OBP: 1.000, SLG: 1.000	C SI 92 X SI 93 0-1 ① G1-3	C SI 94 B SI 95 X SI 95 1-1 ① FC4-6 20 CS 1-2f		B KC 79 X SI 93 1-0 20 G3-6 1B			B SI 95 X SI 95 1-0 ① L7			4 0 0	0 0 0	1 0 0	0 0 0	0 0 0	0 0 0	2 0 0
20 Carlos Asuaje, L (1, 4) OBP: 0.348, SLG: 0.365	C SI 91 F KC 80 H SI 93 1-2 4 1B 44 HR HBP	1 SAFE B SI 94 B SI 94 C FS 86 S FS 88 F SI 96 B FS 90 S FS 89 3-3 ②③ K 1-2		X FS 91 0-0 ②③ G3-6 1-2f			B FF 95 X FF 95 1-0 ② L6			3	1	0	0	0	1	3
4 Wil Myers, R (1, 3) OBP: 0.332, SLG: 0.459	C FS 88 B SI 93 F SI 93 B SI 93 1 SAFE B SI 95 X FS 90 3-2 44 HR 1-2 1B	C KC 78 X FS 87 0-1 44 1B 15 HR 1B	F SI 93 F SI 94 C KC 82 0-3 ① K				B SI 95 B SL 84 X SI 95 2-0 ③ G6-3 1-2			4	2	2	0	0	1	1
44 Héctor Sánchez, S (1, 2) OBP: 0.220, SLG: 0.511	B SI 95 X FS 88 1-0 1-H 2-H HR	F SI 94 1 SAFE B SI 93 S SI 94 B SI 94 1 SAFE X SI 94 2-2 15 HR 1-3 1B	B FS 92 B FS 85 F SI 94 F SI 94 S KC 83 2-3 ② K					B SL 78 F FF 92 B CH 84 X FF 96 2-1 ① L3		4	2	2	3	0	1	0
32 Jabari Blash, R (1, 9) OBP: 0.353, SLG: 0.390	B SI 94 B SL 86 S SL 86 F SI 95 S FS 88 2-3 ② K	F SI 94 C KC 81 F SI 94 S SI 94 0-3 ① K	S KC 81 S SI 93 B SI 95 B KC 83 B KC 81 F SL 89 S FS 89 3-3 ③ K					F FF 97 B CH 85 B FF 97 X FF 96 2-1 2B		4	0	1	0	0	3	2
15 Cory Spangenberg, L (1, 5) OBP: 0.300, SLG: 0.383	B KC 79 X SI 95 1-0 8 2B 3B	C KC 81 L SI 94 X SI 96 0-2 1-H 3-H HR			S SL 84 S FS 85 C SL 86 0-3 ① K			C SL 78 F FF 97 D SL 78 C SL 77 1-3 ② K		4	2	2	3	0	2	1
8 Erick Aybar, S (1, 6) OBP: 0.306, SLG: 0.364	X FS 86 0-0 3-H 2B	X FS 87 0-0 ② F9			C SI 92 F FS 86 B FS 89 B SI 96 F SI 94 F SI 94 C KC 81 2-3 ② K			C SL 76 B FF 96 F FF 96 F FF 97 S SL 79 1-3 ③ K		4	0	1	1	0	2	1
23 Matt Szczur, R (1, 8) OBP: 0.344, SLG: 0.347	S FS 89 X FS 89 0-1 ③ L6	B KC 80 C SI 95 C SI 95 F KC 84 X KC 83 1-2 ③ F8			X KC 80 0-0 ③ G1-3					3	0	0	0	0	0	1
38 Trevor Cahill, R (1, 1) OBP: 0.385, SLG: 0.417 34 Craig Stammen, R (7, 1) OBP: 0.400, SLG: 0.500 17 Allen Córdoba, R (7, PH) OBP: 0.287, SLG: 0.329 (8, 7)		B SI 92 X SI 91 1-0 2 FC4-6 1B		F SI 91 B SI 92 S SI 93 X FF 94 1-2 ① F9			B SL 82 B FF 93 S FF 94 X SI 95 2-1 4 WP 1B			2 0 1	0 0 0	1 0 1	0 0 0	0 0 0	0 0 0	0 0 0
Inning Stats	R: 4 E: 0 K: 1 S: 15 H: 4 LOB: 1 BB: 0 P: 23	R: 0 E: 0 K: 1 S: 7 H: 1 LOB: 0 BB: 0 P: 12	R: 3 E: 0 K: 1 S: 17 H: 3 LOB: 0 BB: 0 P: 20	R: 0 E: 0 K: 0 S: 5 H: 1 LOB: 0 BB: 0 P: 7	R: 0 E: 0 K: 3 S: 10 H: 0 LOB: 0 BB: 0 P: 15	R: 0 E: 0 K: 2 S: 9 H: 0 LOB: 0 BB: 0 P: 11	R: 0 E: 0 K: 0 S: 5 H: 1 LOB: 1 BB: 0 P: 11	R: 0 E: 0 K: 2 S: 11 H: 1 LOB: 1 BB: 0 P: 17		1B: 6 2B: 2 3B: 1 HR: 2 SF: 0 SAC: 0 DP: 1 HBP: 1				WP: 1 PB: 0 SB: 0 CS: 1 PA: 34	

	AB	33
	R	7
	H	11
	RBI	7
	BB	0
	SO	10
	LOB	11

PITCHER		IP	WLS	BF	H	R	ER	SO	BB	IBB	HBP	BLK	WP	HR	S	P	ERA	WHIP
29 Jeff Samardzija, R ERA: 4.86	(1, 1)	6.0	L	26	9	7	7	8	0	0	1	0	0	2	63	88	10.50	1.500
59 Kyle Crick, R ERA: 3.12	(7, 1)	1.0		4	1	0	0	0	0	0	0	0	1	0	5	11	0.00	1.000
61 Josh Osich, L ERA: 4.08	(8, 1)	1.0		4	1	0	0	2	0	0	0	0	0	0	11	17	0.00	1.000

PITCHER	IP	WLS	BF	H	R	ER	SO	BB	IBB	HBP	BLK	WP	HR	S	P	ERA	WHIP

Cleveland Indians @ San Francisco Giants

AT&T Park, San Francisco, CA

Mon Jul 17 2017, 7:16 PM - 9:48 PM PDT

Att. 39,538 - Clear - 63 F

livebaseballscorecards.com

TOP

Batter	1	2	3	4	5	6	7	8	9	AB	R	H	RBI	BB	SO	LOB
Bradley Zimmer, L (1, 8) OBP: 0.326, SLG: 0.420	B FF 92 S FF 91 B KC 83 B FF 93 X FF 92 3-1 G4-3		B FF 92 X KC 80 1-0 L9		S FF 92 X FF 93 0-1 E1 12 1B 2-H		X FF 89 0-0 B5-3		C FC 87 F FC 88 S SL 84 0-3 K	5	1	0	0	0	1	2
12 Francisco Lindor, S (1, 6) OBP: 0.318, SLG: 0.464	B FF 93 X FF 91 1-0 L8			B CH 84 B CH 84 C FC 91 X CH 84 2-1 10 BB 1B	C FF 92 X CH 86 0-1 23 1B 2-H 1B		B FF 92 X CH 83 1-0 F8		F FC 87 X FC 88 0-1 1-3 2-H 1B	5	0	3	2	0	0	0
23 Michael Brantley, L (1, 7) OBP: 0.363, SLG: 0.426	C FF 92 C KC 82 F KC 80 F FF 93 X KC 82 0-2 G3			L FC 90 C FF 93 1 SAFE B FF 92 F FC 87 S KC 80 1-3 K	C FC 90 S KC 80 D KC 81 F FF 93 B FC 90 F KC 80 X FC 89 2-2 2-3 1B		B FF 90 C FC 89 B KC 81 C FC 88 F KC 81 B FF 93 F FF 93 X FF 92 3-2 G4-3		F FF 95 F FF 94 B FF 96 1 SAFE X SL 77 1-2 F7	5	0	1	0	0	1	3
10 Edwin Encarnación, R (1, 3) OBP: 0.366, SLG: 0.472		B FF 92 C FF 92 F FF 93 F FF 93 B CH 82 F KC 81 S CH 83 2-3 K		1 SAFE B FF 92 1 SAFE B CH 84 B FF 88 B FF 92 4-0 1-2 BB	1 SAFE B KC 81 C FF 91 X FF 91 1-1 P6			B SL 85 C SI 93 C FF 92 B SL 86 X SI 93 2-2 G5-3		3	0	0	0	1	1	2
11 José Ramírez, S (1, 4) OBP: 0.379, SLG: 0.587		F FF 92 B FF 93 F KC 81 B FF 93 B CH 84 X FF 94 3-2 F9		C CH 84 C CH 83 B FF 93 X KC 82 1-2 L5		C FC 90 B KC 81 B FF 92 X CH 84 2-1 SH 2B		B CH 86 B SI 92 T SI 92 X SI 94 2-1 F8		4	1	1	0	0	0	2
Brandon Guyer, R (1, 9) OBP: 0.259, SLG: 0.260 24 Andrew Miller, L (8, 1) 37 Cody Allen, R (9, 1)		B FF 93 X FF 93 1-0 L6		F CH 83 B FF 92 S CH 84 D CH 82 S FF 93 2-3 K		L FF 92 X FC 91 0-1 SH 2-H		B SL 85 X SI 92 1-0 G4-3		3 0 0	0 0 0	0 0 0	0 0 0	0 0 0	1 0 0	2 0 0
7 Yan Gomes, R (1, 2) OBP: 0.308, SLG: 0.370			X FF 92 0-0 HR		B KC 80 B FF 92 C FC 90 X CH 84 2-1 G5-3	F FC 90 X FF 86 0-1 G5-3			X FC 88 0-0 L7	4	1	1	1	0	0	1
39 Gio Urshela, R (1, 5) OBP: 0.308, SLG: 0.333			B CH 84 F FF 92 S CH 84 S CH 84 1-3 K2-3		B CH 83 C FC 89 B CH 84 X FF 92 2-1 E 2B	X CH 83 0-0 F7			B FC 89 C FC 88 F SL 84 X FC 87 1-2 35 BB 12 1B 1B	4	2	2	0	0	1	1
43 Josh Tomlin, R (1, 1) OBP: 0.143, SLG: 0.143 35 Abraham Almonte, S (8, 9) OBP: 0.336, SLG: 0.375			C FF 92 B FF 93 F FF 92 S CH 84 1-3 K		X FF 90 0-0 G6-3	B FF 93 C FF 92 X FF 90 1-1 F9			B FF 91 F FC 86 B CH 85 B FC 86 C FC 86 B FC 87 4-2 12 1B 1-2 BB	3 0	0 0	0 0	0 0	0 1	1 0	2 0
Inning Stats	R: 0 E: 0 K: 0 S: 8 H: 0 LOB: 0 BB: 0 P: 12	R: 0 E: 0 K: 1 S: 9 H: 0 LOB: 0 BB: 0 P: 15	R: 1 E: 0 K: 2 S: 8 H: 1 LOB: 0 BB: 0 P: 11	R: 0 E: 0 K: 2 S: 12 H: 1 LOB: 2 BB: 1 P: 22	R: 2 E: 1 K: 0 S: 16 H: 3 LOB: 2 BB: 0 P: 23	R: 1 E: 1 K: 0 S: 9 H: 1 LOB: 1 BB: 0 P: 12	R: 0 E: 0 K: 0 S: 7 H: 0 LOB: 0 BB: 0 P: 11	R: 0 E: 0 K: 0 S: 6 H: 0 LOB: 0 BB: 0 P: 11	R: 1 E: 0 K: 1 S: 14 H: 2 LOB: 2 BB: 1 P: 20	1B: 5 2B: 2 3B: 0 HR: 1 SF: 0 SAC: 1 DP: 0 HBP: 0	WP: 0 PB: 0 SB: 0 CS: 0 PA: 39					

	AB	36
	R	5
	H	8
	RBI	3
	BB	2
	SO	6
	LOB	15

PITCHER		IP	WLS	BF	H	R	ER	SO	BB	IBB	HBP	BLK	WP	HR	S	P	ERA	WHIP
45 Matt Moore, L ERA: 5.81	(1, 1)	7.0	L	30	6	4	2	5	1	0	0	0	0	1	69	106	2.57	1.000
62 Cory Gearrin, R ERA: 2.23	(8, 1)	1.0		3	0	0	0	0	0	0	0	0	0	0	6	11	0.00	0.000
70 George Kontos, R ERA: 3.15	(9, 1)	0.2		5	2	1	1	1	1	0	0	0	0	0	11	16	13.50	4.500
61 Josh Osich, L ERA: 4.03	(9, 1)	0.1		1	0	0	0	0	0	0	0	0	0	0	3	4	0.00	0.000

PITCHER	IP	WLS	BF	H	R	ER	SO	BB	IBB	HBP	BLK	WP	HR	S	P	ERA	WHIP

BOTTOM

Cleveland Indians @ San Francisco Giants

AT&T Park, San Francisco, CA

Mon Jul 17 2017, 7:16 PM - 9:48 PM PDT

Att. 39,538 - Clear - 63 F

livebaseballscorecards.com

Batter	1	2	3	4	5	6	7	8	9	AB	R	H	RBI	BB	SO	LOB
2 Denard Span, L (1, 8) OBP: 0.332, SLG: 0.440	B FF 86 C FF 88 F FC 85 X FF 89 1-2 L8		L FC 87 X CU 75 0-1 L7		B CU 75 F FC 86 B FC 88 X FC 86 2-1 L9			C SL 82 X FF 92 0-1 G3		4	0	0	0	0	0	1
10 Eduardo Núñez, R (1, 5) OBP: 0.318, SLG: 0.407	X FF 89 0-0 L9		B FC 85 B FF 88 X FC 86 2-0 G5-4-3 1-2f			F FF 88 X FC 88 0-1 L9			B KC 82 X FF 93 1-0 F9	4	0	0	0	0	0	1
8 Hunter Pence, R (1, 9) OBP: 0.293, SLG: 0.347	C FF 90 F FC 86 B FF 89 B FC 86 S CU 76 2-3 K2-3			C CU 74 S FC 86 B CU 76 S FC 85 1-3 K		F FC 86 F FF 89 B FF 88 B CU 77 S FC 86 2-3 K			F FF 93 C KC 84 F FF 93 B KC 84 F KC 82 X KC 83 1-2 G1-3	4	0	0	0	0	3	0
28 Buster Posey, R (1, 2) OBP: 0.406, SLG: 0.505		C FF 88 F CU 74 S FC 86 0-3 K		B FF 89 B FC 86 B FF 89 C FF 89 X FC 87 3-1 35 2B 1B		X CU 76 0-0 L7			B KC 82 B FF 93 C FF 93 F FF 93 X FF 93 2-2 L1	4	1	1	0	0	1	0
35 Brandon Crawford, L (1, 6) OBP: 0.272, SLG: 0.380		X FC 87 0-0 G3		B FF 87 1 SAFE B FC 85 X FF 88 2-0 1 G4-3 1-H 2B			C CU 74 C FC 87 S FF 89 0-3 K			3	0	1	1	0	1	0
1 Jae-Gyun Hwang, R (1, 3) OBP: 0.231, SLG: 0.278		X FF 90 0-0 G6-3		B FF 89 S FC 85 X FC 85 1-1 G4-3 2-3			F FC 87 B FF 89 X FC 85 1-1 G5-3			3	0	0	0	0	0	1
12 Joe Panik, L (1, 4) OBP: 0.333, SLG: 0.407			C FF 88 X FF 86 0-1 66 2B 1B	B FF 88 B FC 87 X FC 85 2-0 F8			C FC 86 B FF 88 B FC 87 B FC 86 C FC 86 X CU 76 3-2 G1-3			3	1	1	0	0	0	1
66 Gorkys Hernández, R (1, 7) OBP: 0.323, SLG: 0.310			B FC 86 1 SAFE X FC 85 1-0 45 1B 1-H 2B		C CU 73 B FC 87 X FC 85 1-1 45 B5-6-4 1B			L CU 74 B CU 75 S FC 86 B CU 76 F FC 86 X FC 86 3-2 G6-3		3	1	2	1	0	0	0
45 Matt Moore, L (1, 1) OBP: 0.138, SLG: 0.107 62 Cory Gearrin, R (8, 1) 52 Miguel Gómez, S (8, PH) OBP: 0.167, SLG: 0.200 70 George Kontos, R (9, 1) 61 Josh Osich, L (9, 1)			X FC 86 0-0 10 G5-4-3 3-H 1B		L FC 85 1 SAFE X FC 84 0-1 B5-6-4 1-2f			X FF 91 0-0 G6-3		2 0 1 0 0	0 0 0 0 0	1 0 0 0 0	1 0 0 0 0	0 0 0 0 0	0 0 0 0 0	1 0 0 0 0
Inning Stats	R: 0 E: 0 K: 1 S: 7 H: 0 LOB: 0 BB: 0 P: 10	R: 0 E: 0 K: 1 S: 5 H: 0 LOB: 0 BB: 0 P: 5	R: 2 E: 0 K: 0 S: 7 H: 3 LOB: 0 BB: 0 P: 10	R: 1 E: 0 K: 1 S: 9 H: 2 LOB: 1 BB: 0 P: 18	R: 0 E: 0 K: 0 S: 6 H: 1 LOB: 0 BB: 0 P: 9	R: 0 E: 0 K: 1 S: 6 H: 0 LOB: 0 BB: 0 P: 8	R: 0 E: 0 K: 1 S: 8 H: 0 LOB: 0 BB: 0 P: 12	R: 0 E: 0 K: 0 S: 7 H: 0 LOB: 0 BB: 0 P: 10	R: 0 E: 0 K: 0 S: 9 H: 0 LOB: 0 BB: 0 P: 13	1B: 4 2B: 2 3B: 0 HR: 0 SF: 0 SAC: 0 DP: 2 HBP: 0						

	AB	31
	R	3
	H	6
	RBI	3
	BB	0
	SO	5
	LOB	5

WP: 0 PA: 31
PB: 0
SB: 0
CS: 0

PITCHER		IP	WLS	BF	H	R	ER	SO	BB	IBB	HBP	BLK	WP	HR	S	P	ERA	WHIP
43 Josh Tomlin, R ERA: 5.74	(1, 1)	7.1	W	26	6	3	3	5	0	0	0	0	0	0	52	79	3.68	0.818
24 Andrew Miller, L ERA: 1.58	(8, 1)	0.2	H	2	0	0	0	0	0	0	0	0	0	0	3	3	0.00	0.000
37 Cody Allen, R ERA: 2.97	(9, 1)	1.0	S	3	0	0	0	0	0	0	0	0	0	0	9	13	0.00	0.000

PITCHER	IP	WLS	BF	H	R	ER	SO	BB	IBB	HBP	BLK	WP	HR	S	P	ERA	WHIP

Cleveland Indians @ San Francisco Giants

AT&T Park, San Francisco, CA

Tue Jul 18 2017, 7:15 PM - 10:19 PM PDT

Att. 39,151 - Clear - 61 F

livebaseballscorecards.com

TOP

Batter	1	2	3	4	5	6	7	8	9	10	AB	R	H	RBI	BB	SO	LOB
Brandon Guyer, R (1, 9) OBP: 0.256, SLG: 0.282	C FF 90 B SI 91 C CU 77 S CH 81 1-3 K ①		D CU 78 C SI 90 X SI 90 1-1 2-H 3B ①			X CH 79 0-0 F9 ①		S FF 95 B SL 86 B SL 80 S SI 94 F FF 97 B FF 94 X FF 94 3-2 G6-3 ①		B SI 94 B SI 94 X FF 94 2-0 F9 ③	5	0	1	1	0	1	0
12 Francisco Lindor, S (1, 6) OBP: 0.318, SLG: 0.461	C SI 90 S CH 81 B CH 81 B CH 80 X CH 81 2-2 L6 ②		B SI 91 F SI 91 X CU 78 1-1 G6-3 ②			B SI 89 B SI 89 B SI 89 C SI 88 B SI 89 4-1 23 1B BB		B CH 88 B FF 93 B FF 94 C FF 93 F FF 94 X FF 94 3-2 F7 ②			3	0	0	0	1	0	1
23 Michael Brantley, L (1, 7) OBP: 0.361, SLG: 0.424	B SI 90 X SI 90 1-0 L7 ③		D SL 80 C SL 80 C SI 91 B SI 92 F SI 92 D CH 81 X SI 91 3-2 F8 ③			1 SAFE X SI 90 0-0 10 G6-4-3 1-2 1B		C CH 86 B SL 85 X FF 95 1-1 L8 ③			4	0	1	0	0	0	1
10 Edwin Encarnación, R (1, 3) OBP: 0.388, SLG: 0.471		B SI 89 C CH 81 B SI 91 X SI 89 2-1 11 FC5-4 1B		C CH 78 B SI 89 F SI 89 B CH 80 F CU 76 X SI 91 2-2 G6-3 ①		B CU 77 C SI 90 F SI 90 X CH 80 1-2 G6-4-3 ② ③ 1-2f			C FC 90 B FC 89 B FF 95 B SI 94 B SI 94 4-1 39 G2-3 BB		3	0	1	0	1	0	2
11 José Ramírez, S (1, 4) OBP: 0.375, SLG: 0.580		C SI 90 S SI 90 B SI 90 B SI 91 D CU 77 X SI 90 3-2 FC5-4 ① 39 1B 1-2f		C SI 90 B CU 77 X SI 89 1-1 G6-3 ②			B SI 88 X CU 75 1-0 F9 ①		X FC 90 0-0 P4 ①		4	0	0	0	0	0	2
39 Gio Urshela, R (1, 5) OBP: 0.294, SLG: 0.313 37 Cody Allen, R (9, 1)		B CH 81 B SI 90 X SI 91 2-0 7 G6-4-3 1-2 1B		F SI 89 S CH 79 B SI 90 X CH 80 1-2 L8 ③			C CU 75 B SI 90 X SI 89 1-1 G6-3 ②		C SI 94 X SI 95 0-1 G2-3 ② 1-2		4 0	0 0	1 0	0 0	0 0	0 0	1 0
7 Yan Gomes, R (1, 2) OBP: 0.307, SLG: 0.368		C CH 80 B SI 90 B SI 92 X CH 80 2-1 G6-4-3 ② ③ 1-2f	C CH 80 F SI 89 B SI 89 B SL 80 F CH 80 C SI 90 2-3 K ①				B CU 75 B CH 80 S CH 80 F CU 76 B SI 91 X SI 88 3-2 1B 1B		X SI 96 0-0 G5-3 ③		4	0	1	0	0	1	3
Bradley Zimmer, L (1, 8) OBP: 0.330, SLG: 0.422			B SL 78 X SI 90 1-0 52 SH1-4 3B 1B		C CU 77 S SL 79 X SI 90 1-1 G3 ②		C SI 90 C SI 90 F CH 79 F SI 90 B SI 90 B SI 90 B CH 80 1 SAFE F SI 90 3-2 X SI 91 41 FC5-4 1-2 1B			S FC 89 X FC 90 0-1 B4-3 ①	4	1	2	0	0	0	0
52 Mike Clevinger, R (1, 1) 41 Carlos Santana, S (7, PH) OBP: 0.336, SLG: 0.404 27 Bryan Shaw, S (7, 1) 24 Andrew Miller, L (8, 1) 9 Erik González, R (9, 5) OBP: 0.293, SLG: 0.439			1 SAFE L CH 81 B SI 90 X SI 89 1-1 SH1-4 ① 1-2		C SI 88 B CH 79 S CU 76 C CU 76 1-3 K ③		C SI 91 B SI 91 X SI 90 1-1 FC5-4 ③ 1-2f			S FC 89 F FC 90 X FC 90 0-2 G4-3 ②	1 1 0 0 1	0 0 0 0 0	0 0 0 0 0	0 0 0 0 0	0 0 0 0 0	1 0 0 0 0	0 2 0 0 0
Inning Stats	R: 0 E: 0 K: 1 S: 7 H: 0 LOB: 0 BB: 0 P: 11	R: 0 E: 0 K: 0 S: 8 H: 2 LOB: 1 BB: 0 P: 17	R: 1 E: 0 K: 0 S: 11 H: 2 LOB: 1 BB: 0 P: 18	R: 0 E: 0 K: 0 S: 9 H: 0 LOB: 0 BB: 0 P: 13	R: 0 E: 0 K: 2 S: 9 H: 0 LOB: 0 BB: 0 P: 13	R: 0 E: 0 K: 0 S: 6 H: 1 LOB: 1 BB: 1 P: 11	R: 0 E: 0 K: 0 S: 14 H: 2 LOB: 2 BB: 0 P: 23	R: 0 E: 0 K: 0 S: 9 H: 0 LOB: 0 BB: 0 P: 16	R: 0 E: 0 K: 0 S: 5 H: 0 LOB: 1 BB: 1 P: 9	R: 0 E: 0 K: 0 S: 6 H: 0 LOB: 0 BB: 0 P: 8	1B: 6 2B: 0 3B: 1 HR: 0 SF: 0 SAC: 1 DP: 2 HBP: 0						

PITCHER		IP	WLS	BF	H	R	ER	SO	BB	IBB	HBP	BLK	WP	HR	S	P	ERA	WHIP
50 Ty Blach, L ERA: 4.36	(1, 1)	7.0		27	7	1	1	3	1	0	0	0	0	0	64	106	1.29	1.143
60 Hunter Strickland, R ERA: 1.85	(8, 1)	1.0		3	0	0	0	0	0	0	0	0	0	0	9	16	0.00	0.000
49 Sam Dyson, R ERA: 7.03	(9, 1)	2.0	W	7	0	0	0	0	1	0	0	0	0	0	11	17	0.00	0.500

PITCHER	IP	WLS	BF	H	R	ER	SO	BB	IBB	HBP	BLK	WP	HR	S	P	ERA	WHIP

AB	34
R	1
H	7
RBI	1
BB	2
SO	3
LOB	12

WP: 0 PA: 37
PB: 0
SB: 0
CS: 0

Batter	1	2	3	4	5	6	7	8	9	10	AB	R	H	RBI	BB	SO	LOB
2 Denard Span, L (1, 8) OBP: 0.333, SLG: 0.437	C FF 92 B FF 92 X FF 94 1-1 ① F8		B CH 88 B FF 92 B FF 91 C FF 92 B FF 93 4-1 10 FC6-4 BB			X CH 86 0-0 ① G1-3		B FF 93 F SL 83 X FF 94 1-1 ② L8		X KC 82 0-0 10 1B 10 DI 2-3 1B	4	0	1	0	1	0	0
10 Eduardo Núñez, R (1, 5) OBP: 0.319, SLG: 0.407	C FF 94 F FF 91 B SL 83 F SL 84 X FF 95 1-2 1B		F FF 93 F SL 82 F FF 92 X SL 82 0-2 ① FC6-4 9 CS 1-2f			B FF 90 F FF 90 B SL 81 B SL 81 X FF 91 3-1 E9 28 1B		B SL 84 C FF 93 X FF 94 1-1 ③ G3		C FF 92 B FF 93 X FF 92 1-1 1-3 3-H 1B	5	1	2	1	0	0	1
9 Brandon Belt, L (1, 3) OBP: 0.351, SLG: 0.465	C FF 93 S FF 93 B FF 93 B FF 94 S CH 89 2-3 ② K		1 SAFE F CH 87 B FF 92 F CH 85 F CH 87 B FF 92 S CH 86 3-3 ② ③ K 1-2			S FF 90 B FF 91 D CH 87 B FF 90 2 SAFE S CH 85 F CH 86 F FF 91 S FF 91 3-3 ② K			C FF 93 B FF 94 B FF 94 B SL 84 C SL 85 B SL 84 4-2 8 1B 28 BB BB		3	0	0	0	1	3	3
28 Buster Posey, R (1, 2) OBP: 0.407, SLG: 0.503	B FF 94 S SL 83 1 SAFE C SL 82 B FF 91 D CU 77 S CH 87 3-3 ③ K			S CU 74 B CH 86 C FF 92 X CU 74 1-2 ① G5-3		B SL 81 C FF 91 B FF 92 B CH 85 X SL 80 3-1 2-H 1B			C FF 94 B SL 85 B FF 94 B FF 94 B SL 85 4-1 8 1B 1-2 BB		3	0	1	1	1	1	1
35 Brandon Crawford, L (1, 6) OBP: 0.269, SLG: 0.375		X FF 92 0-0 ① F7		C CU 75 S CH 86 B FF 91 B FF 92 B CH 87 F FF 92 F CH 86 F CH 87 X FF 92 3-2 ② F7		S CH 85 B CH 86 B FF 91 B CH 85 X FF 89 3-1 ③ P6			B SL 85 B SL 84 C FF 93 B SL 84 C FF 92 2 SAFE X SL 84 3-2 ① F9		4	0	0	0	0	0	3
8 Hunter Pence, R (1, 9) OBP: 0.292, SLG: 0.345		C FF 93 B FF 92 S CU 75 B SL 83 B SL 83 X FF 92 3-2 ② G1-3		S SL 82 B SL 83 C FF 92 F CU 75 S SL 82 1-3 ③ K			C FC 94 B FC 94 X SL 81 1-1 ① G6-3		F KC 82 S FF 93 D KC 84 F FF 94 B FF 94 X KC 82 2-2 1-2 2-3 1B		4	0	1	0	0	1	0
12 Joe Panik, L (1, 4) OBP: 0.332, SLG: 0.408		B FF 92 B CH 88 C FF 92 X FF 92 2-1 2B			B FF 90 X CH 86 1-0 ① F8		B FC 94 F FC 94 X FC 95 1-1 ② L8		F FF 93 D KC 83 F KC 83 S KC 83 1-3 ② K		4	0	1	0	0	1	3
66 Gorkys Hernández, R (1, 7) OBP: 0.321, SLG: 0.305		0-0 IBB			C FF 91 B SL 80 X SL 80 1-1 ② P4		F SL 81 X FC 94 0-1 ③ G1-3		F FF 93 D KC 83 D KC 83 X FF 93 2-1 ③ F9		3	0	0	0	1	0	3
50 Ty Blach, R (1, 1) OBP: 0.258, SLG: 0.222 60 Hunter Strickland, R (8, 1) 52 Miguel Gómez, S (8, PH) OBP: 0.143, SLG: 0.167 49 Sam Dyson, R (9, 1) 21 Conor Gillaspie, L (10, PH) OBP: 0.246, SLG: 0.224 37 Kelby Tomlinson, R (10, PR) OBP: 0.333, SLG: 0.307		C SL 80 C FF 94 S SL 82 0-3 ③ K			C FF 90 C FF 91 B SL 80 C FF 89 1-3 ③ K			B FF 93 S SL 84 F SL 85 F FF 95 X SL 85 1-2 ① G6-3		C KC 82 B KC 83 C KC 82 X 1-2 2 1B 10 1B 2B	2 0 1 0 1 0	0 0 0 0 0 1	0 0 0 0 0 0	0 0 0 0 0 0	2 0 0 0 0 1	2 0 0 0 0 0	2 0 0 0 0 0
Inning Stats	R: 0 H: 1 E: 0 LOB: 1 K: 2 BB: 0 S: 12 P: 19	R: 0 H: 1 E: 0 LOB: 2 K: 1 BB: 1 S: 9 P: 14	R: 0 H: 0 E: 0 LOB: 1 K: 1 BB: 1 S: 9 P: 16	R: 0 H: 0 E: 0 LOB: 0 K: 1 BB: 0 S: 13 P: 18	R: 0 H: 0 E: 0 LOB: 0 K: 1 BB: 0 S: 6 P: 9	R: 1 H: 1 E: 1 LOB: 1 K: 1 BB: 0 S: 12 P: 24	R: 0 H: 0 E: 0 LOB: 0 K: 0 BB: 0 S: 6 P: 8	R: 0 H: 0 E: 0 LOB: 0 K: 0 BB: 0 S: 8 P: 11	R: 0 H: 1 E: 0 LOB: 3 K: 1 BB: 2 S: 15 P: 31	R: 1 H: 3 E: 0 LOB: 3 K: 0 BB: 0 S: 6 P: 8	1B: 5 2B: 3 3B: 0 HR: 0	SF: 0 SAC: 0 DP: 1 HBP: 0						

PITCHER	IP	WLS	BF	H	R	ER	SO	BB	IBB	HBP	BLK	WP	HR	S	P	ERA	WHIP
52 Mike Clevinger, R (1, 1) ERA: 2.73	6.0		23	3	1	0	7	1	1	0	0	0	0	61	100	0.00	0.667
27 Bryan Shaw, R (7, 1) ERA: 2.95	1.0		3	0	0	0	0	0	0	0	0	0	0	6	8	0.00	0.000
24 Andrew Miller, L (8, 1) ERA: 1.53	1.1		6	0	0	0	0	2	0	0	0	0	0	14	28	0.00	1.500
37 Cody Allen, R (9, 1) ERA: 3.16	0.2	L	6	4	1	1	1	0	0	0	0	0	0	15	22	13.50	6.000

PITCHER	IP	WLS	BF	H	R	ER	SO	BB	IBB	HBP	BLK	WP	HR	S	P	ERA	WHIP

BOTTOM

Cleveland Indians @ San Francisco Giants

AT&T Park, San Francisco, CA

Tue Jul 18 2017, 7:15 PM - 10:19 PM PDT

Att. 39,151 - Clear - 61 F

livebaseballscorecards.com

AB	34
R	2
H	7
RBI	2
BB	4
SO	8
LOB	16

WP: 0 PA: 38
PB: 0
SB: 0
CS: 1

Cleveland Indians @ San Francisco Giants

AT&T Park, San Francisco, CA

Wed Jul 19 2017, 12:46 PM - 4:01 PM PDT

Att. 41,067 - Sunny - 68 F

livebaseballscorecards.com

TOP

Batter	1	2	3	4	5	6	7	8	9	AB	R	H	RBI	BB	SO	LOB
Bradley Zimmer, L (1, 8) OBP: 0.326, SLG: 0.412	S C FF 87 S CU 74 0-3 ① K		B FF 89 S CH 83 B SL 86 B CU 74 F FF 90 D CH 84 4-2 23 1B 11 1B 1-2 BB		C CU 74 B FF 88 X SI 88 1-1 ① F7		B CU 78 B FC 86 S FC 86 C FC 87 S FC 86 2-3 ③ K		X FF 94 0-0 ② FC3-6 23 BB 12 HBP 1-2f	4	1	0	0	1	2	2
12 Francisco Lindor, S (1, 6) OBP: 0.316, SLG: 0.456	C FF 89 B FF 89 C CU 75 S CU 75 1-3 ② K		B SL 86 B FF 89 B FF 89 X SI 89 3-0 ② L9		X SL 81 0-0 ② L7			C SL 81 X SI 91 0-1 ① G4-3	1 SAFE C CH 88 H FC 90 1-1 23 BB HBP 1-2	4	0	0	0	0	1	2
23 Michael Brantley, L (1, 7) OBP: 0.365, SLG: 0.429	C FF 89 X CU 74 0-1 ③ G4-3		X SL 86 0-0 11 1B 1-3 2-H 1B		C FF 87 X CU 75 0-1 ③ P6			C FF 92 X SI 92 0-1 41 1B 2B	B FF 94 B SI 94 B FC 89 C FF 94 C FF 94 B SI 94 4-2 1-2 2-3 BB	4	2	2	1	1	0	0
11 José Ramírez, S (1, 5) OBP: 0.378, SLG: 0.580		B FF 86 C CH 81 X CU 73 1-1 ① F9	F CU 76 C FF 90 F FF 90 X SL 87 0-2 2-H 3-H 1B			B CH 80 X FF 86 1-0 41 G3-6-1 1B		0-0 41 1B IBB	B FF 95 B FF 95 C FF 95 C FF 94 F FF 96 X SI 96 2-2 ③ F9	4	0	2	2	1	0	3
41 Carlos Santana, S (1, 3) OBP: 0.338, SLG: 0.408		C SL 84 B CU 74 B SL 85 S FF 87 X FF 89 2-2 2B	B SI 88 B CH 83 X SL 87 2-0 ③ B1-3			1 SAFE X SI 87 0-0 ① ② G3-6-1 1-2f		X FF 93 0-0 55 FC6-4 1-2 2-H 1B		4	0	2	1	0	0	2
35 Abraham Almonte, S (1, 9) OBP: 0.325, SLG: 0.361 27 Bryan Shaw, S (8, 1)		B FF 88 B CH 83 X CH 82 2-0 ② F7		B FF 88 C FF 88 B CU 74 T FF 88 C CU 74 2-3 ① K		B FF 88 F SI 88 F CU 75 B FF 90 S SI 90 2-3 ③ K		X CH 82 0-0 ② L8		4 0	0 0	0 0	0 0	0 0	2 0	3 0
55 Roberto Pérez, R (1, 2) OBP: 0.258, SLG: 0.254		B CU 75 C FF 90 X FF 89 1-1 ③ G5-3		X FF 88 0-0 2B			B FC 88 C FC 87 B SL 84 B FC 88 F FF 91 C FC 88 3-3 ① ③ K	B SL 85 C SI 92 B SI 92 B SI 92 X SI 91 3-1 ③ FC6-4 1-2f		4	0	1	0	0	1	3
9 Erik González, R (1, 4) OBP: 0.290, SLG: 0.443			C FF 87 S CU 73 X CU 75 0-2 ① G6-3	C CU 74 X FF 88 0-1 ② G5-3			B CU 79 B FC 87 X FC 86 2-0 10 F7 2B		C SI 94 S FC 91 F CH 89 F FC 91 C FC 89 0-3 ① K	4	0	1	0	0	1	1
59 Carlos Carrasco, R (1, 1) 10 Edwin Encarnación, R (7, PH) OBP: 0.367, SLG: 0.469 Nick Goody, R (7, 1) 48 Boone Logan, R (7, 1) Brandon Guyer, R (8, 9) OBP: 0.264, SLG: 0.291			B FF 89 C SI 88 C CU 74 F CU 74 F FF 89 F CU 75 B SL 86 B FF 89 B FF 89 4-2 BB 23 1B BB	B FF 89 C SI 88 S CU 74 S CU 75 1-3 ③ K			F FC 86 S SL 85 F SL 84 F SL 82 B FC 87 D SL 84 X FC 86 2-2 ② F7 2-3		F SI 95 C FC 90 B FC 90 X SI 96 1-2 FC3-6 1B	1 1 0 0 1	1 0 0 0 0	0 0 0 0 1	0 0 0 0 0	1 0 0 0 0	1 0 0 0 0	1 1 0 0 0

	AB	35
	R	4
	H	9
	RBI	4
	BB	4
	SO	8
	LOB	18

Inning Stats																								
	R: 0	H: 0	R: 0	H: 1	R: 3	H: 2	R: 0	H: 1	R: 0	H: 0	R: 0	H: 1	R: 0	H: 1	R: 1	H: 2	R: 0	H: 1	1B: 5	SF: 0	WP: 0	PA: 40
	E: 0	LOB: 0	E: 0	LOB: 1	E: 0	LOB: 1	E: 0	LOB: 1	E: 0	LOB: 0	E: 0	LOB: 0	E: 0	LOB: 1	E: 0	LOB: 2	E: 0	LOB: 3	2B: 4	SAC: 0	PB: 0	
	K: 2	BB: 0	K: 0	BB: 0	K: 0	BB: 2	K: 2	BB: 0	K: 0	BB: 0	K: 1	BB: 0	K: 2	BB: 0	S: 8	BB: 1	K: 1	BB: 1	3B: 0	DP: 1	SB: 0	
	S: 8	P: 9	S: 8	P: 14	S: 17	P: 30	S: 9	P: 12	S: 5	P: 6	S: 5	P: 8	S: 12	P: 21		P: 11	S: 16	P: 24	HR: 0	HBP: 1	CS: 0	

PITCHER		IP	WLS	BF	H	R	ER	SO	BB	IBB	HBP	BLK	WP	HR	S	P	ERA	WHIP
18 Matt Cain, R ERA: 5.49	(1, 1)	6.0		24	5	3	3	5	2	0	0	0	0	0	52	79	4.50	1.167
70 George Kontos, R ERA: 3.09	(7, 1)	1.0		4	1	0	0	2	0	0	0	0	0	0	12	21	0.00	1.000
48 Steven Okert, L ERA: 7.32	(8, 1)	0.2		5	2	1	1	0	0	1	0	0	0	0	6	6	13.50	3.000
62 Cory Gearrin, R ERA: 2.22	(8, 1)	0.1	W	1	0	0	0	0	0	0	0	0	0	0	2	5	0.00	0.000
49 Sam Dyson, R ERA: 6.82	(9, 1)	1.0	S	6	1	0	0	1	1	0	1	0	0	0	16	24	0.00	2.000

PITCHER		IP	WLS	BF	H	R	ER	SO	BB	IBB	HBP	BLK	WP	HR	S	P	ERA	WHIP

Batter	1	2	3	4	5	6	7	8	9	AB	R	H	RBI	BB	SO	LOB
2 Denard Span, L (1, 8) OBP: 0.336, SLG: 0.452	B FF 95 C FF 95 B CU 83 F FF 94 F CH 89 B FF 95 F FF 94 F FF 96 X FF 95 3-2 52 1B 35 G4-3 2B		F FF 96 B FF 95 F CH 88 S SL 85 1-3 ① K		B CU 83 F FF 94 B CH 88 F CH 88 X SL 85 2-2 HR		D SL 85 F FF 94 F FF 96 B SL 86 D SL 85 1 SAFE X SL 86 3-2 ②③ G4-3 1-2f			4	2	2	1	0	1	2
52 Miguel Gómez, S (1, 4) OBP: 0.182, SLG: 0.200	B CU 83 B FF 95 X FF 95 2-0 35 G4-3 2-3 1B		T CH 88 C CU 83 S SL 86 0-3 ② K		C CH 88 B FF 94 B CH 89 X CH 88 2-1 ② G6-3			B SL 85 B FF 95 C FF 95 S SL 84 S SL 86 2-3 ① K		4	0	1	0	0	2	1
9 Brandon Belt, L (1, 3) OBP: 0.352, SLG: 0.462	B FF 95 S SI 93 X FF 94 1-1 ① P6		F CH 89 B FF 95 D CH 88 S CH 89 B CU 86 D CH 90 4-2 1-2 BB		B FF 94 S FF 95 C FF 94 B FF 95 B CU 86 F FF 95 S FF 95 3-3 ③ K			F SL 85 B FF 95 S FF 95 B FF 94 B SL 84 B SL 85 4-2 21 FC3 35 1B 21 E BB		2	1	0	0	2	1	2
35 Brandon Crawford, L (1, 6) OBP: 0.272, SLG: 0.380	C CU 84 B CU 83 B FF 94 F CU 83 X SL 85 2-2 ② G4-3 1-2 3-H		D CU 83 B FF 94 C CH 87 S CH 89 S CH 89 2-3 ③ K			B FF 94 F FF 95 B CU 82 T CH 88 F SL 85 X FF 91 2-2 21 L8 2B		S FC 93 B FC 94 B FC 94 F FC 93 F FC 95 X FC 95 2-2 21 E 28 2B 1-2 1B		4	1	2	1	0	1	3
21 Conor Gillaspie, L (1, 5) OBP: 0.246, SLG: 0.242	B FF 94 X CH 88 1-0 ③ L8			B FF 94 B SL 87 F FF 94 B FF 95 X FF 94 3-1 5 G5-3 37 FC1-2-5 2B		B CU 82 B CH 87 F CH 87 X CH 86 2-1 ① L8 2-3		C FC 93 F FC 95 X FC 94 0-2 FC3 28 2B 1-3 2-H		4	1	1	0	0	0	3
5 Nick Hundley, R (1, 2) OBP: 0.284, SLG: 0.435		X FF 95 0-0 ① F9		S SL 84 X CU 84 0-1 ① G5-3 2-3		B FF 92 B FF 93 B SL 84 B FF 92 4-0 37 G6-4-3 BB		C FC 94 F FC 94 B FC 95 F FC 92 F FC 94 S SL 81 2-3 ② K		3	0	0	0	1	1	3
37 Kelby Tomlinson, R (1, 7) OBP: 0.322, SLG: 0.295 28 Buster Posey, R (8, PH) OBP: 0.409, SLG: 0.508 49 Sam Dyson, R (9, 1)		C FF 95 B SL 85 C CU 85 C CU 87 1-3 ② K		X CU 83 0-0 ② FC1-2-5 66 WP 66 S 3-H		B FF 94 C FF 94 B FF 95 X SL 85 2-1 ②③ G6-4-3 1-2f		C FC 95 F FC 95 B FC 94 B FC 94 B FC 94 F FC 95 X SL 82 3-2 1-H 3-H 2B		3 1 0	0 0 0	0 1 0	0 2 0	0 0 0	1 0 0	3 0 0
66 Gorkys Hernández, R (1, 9) OBP: 0.315, SLG: 0.298 (9, 7)		X CU 84 0-0 ③ G5-3		1 SAFE C FF 93 F CU 83 B CU 84 1 SAFE 1 SAFE F SL 84 F SL 83 B FF 94 3-2 ③ B CU 84 F FF 96 X FF 96 G6-3 1-3			B SL 84 F FF 91 C FF 92 B SL 84 C FF 93 2-3 ① K	C FC 94 B FC 94 F FC 94 S FC 95 1-3 ③ K		4	0	0	0	0	2	2
18 Matt Cain, R (1, 1) OBP: 0.192, SLG: 0.269 70 George Kontos, R (7, 1) 10 Eduardo Núñez, R (7, PH) OBP: 0.322, SLG: 0.409 48 Steven Okert, L (8, 1) 62 Cory Gearrin, R (8, 1) 8 Hunter Pence, R (9, 9) OBP: 0.292, SLG: 0.345			B FF 96 F FF 96 B FF 95 X FF 95 2-1 9 BB 1B		B FF 93 C SL 84 S CU 82 F CU 84 S SL 86 1-3 ① K		S SL 86 X SL 84 0-1 2 G4-3 1B			2 0 1 0 0 0	0 0 0 0 0 0	1 0 1 0 0 0	0 0 0 0 0 0	0 0 0 0 0 0	1 0 0 0 0 0	0 0 0 0 0 0
Inning Stats	R: 1 E: 0 K: 0 S: 13 H: 2 LOB: 1 BB: 0 P: 22	R: 0 E: 0 K: 1 S: 5 H: 0 LOB: 0 BB: 0 P: 6	R: 0 E: 0 K: 3 S: 13 H: 1 LOB: 2 BB: 1 P: 22	R: 0 E: 0 K: 0 S: 11 H: 1 LOB: 1 BB: 0 P: 17	R: 1 E: 0 K: 2 S: 13 H: 1 LOB: 0 BB: 0 P: 21	R: 0 E: 0 K: 0 S: 8 H: 1 LOB: 1 BB: 1 P: 18	R: 0 E: 0 K: 1 S: 8 H: 1 LOB: 0 BB: 0 P: 13	R: 3 E: 1 K: 3 S: 24 H: 2 LOB: 1 BB: 1 P: 38		1B: 4 2B: 4 3B: 0 HR: 1 SF: 0 SAC: 0 DP: 2 HBP: 0			WP: 1 PB: 0 SB: 1 CS: 0 PA: 35		

PITCHER		IP	WLS	BF	H	R	ER	SO	BB	IBB	HBP	BLK	WP	HR	S	P	ERA	WHIP
59 Carlos Carrasco, R ERA: 3.62	(1, 1)	6.0		25	6	2	2	6	2	0	0	0	1	1	63	106	3.00	1.333
Nick Goody, R ERA: 2.04	(7, 1)	0.1	H	2	1	0	0	1	0	0	0	0	0	0	5	7	0.00	3.000
48 Boone Logan, L ERA: 4.71	(7, 1)	1.0	H	3	0	1	0	1	1	0	0	0	0	0	8	17	0.00	1.000
27 Bryan Shaw, R ERA: 2.91	(8, 1)	0.2	L	5	2	2	0	2	0	0	0	0	0	0	19	27	0.00	3.000

PITCHER	IP	WLS	BF	H	R	ER	SO	BB	IBB	HBP	BLK	WP	HR	S	P	ERA	WHIP

BOTTOM

Cleveland Indians @ San Francisco Giants

AT&T Park, San Francisco, CA

Wed Jul 19 2017, 12:46 PM - 4:01 PM PDT

Att. 41,067 - Sunny - 68 F

livebaseballscorecards.com

AB	32
R	5
H	9
RBI	4
BB	3
SO	10
LOB	19

San Diego Padres @ San Francisco Giants

AT&T Park, San Francisco, CA

Thu Jul 20 2017, 7:16 PM - 10:14 PM PDT

Att. 41,166 - Clear - 64 F

livebaseballscorecards.com

TOP

Batter	1	2	3	4	5	6	7	8	9	AB	R	H	RBI	BB	SO	LOB
2 José Pirela, R (1, 4) OBP: 0.318, SLG: 0.473	B FF 90 B FF 90 C FF 90 X FC 87 2-1 ① F7		B CH 82 F FF 90 B FF 89 B FF 90 X FF 90 3-1 ① F8			C B CH 81 X FF 90 1-1 ① B5-3		B SL 83 B FF 91 C FC 86 S FC 86 X SL 84 2-2 4 2B 1B		4	1	1	0	0	0	0
23 Matt Szczur, R (1, 8) OBP: 0.343, SLG: 0.349	B FF 90 C FC 86 F CH 82 B CU 80 S FF 91 2-3 ② K		B CH 83 F FF 90 F FF 90 S FC 86 1-3 ② K			B FF 90 C FC 87 X FF 91 1-1 ② G6-3		1 SAFE B FF 91 1 SAFE X FC 86 1-0 ① F9		4	0	0	0	0	2	1
4 Wil Myers, R (1, 3) OBP: 0.334, SLG: 0.462	C FC 86 X CH 84 0-1 ③ L7		X FC 87 0-0 ③ L5			B FF 90 B FF 91 C FF 91 F CH 84 B FF 91 F FC 87 B FF 91 4-2 BB		X FC 86 0-0 1-H 2B		3	0	1	1	1	0	0
32 Jabari Blash, R (1, 7) OBP: 0.403, SLG: 0.491		B FF 90 B CH 82 X FC 87 2-0 10 HR 2B		B FF 91 X CH 83 1-0 ① G5-3		B FF 91 C CH 82 B FF 91 F FC 87 1 SAFE 1 SAFE B FF 91 F FC 86 F FF 92 3-3 ③ K		B FF 95 S FF 96 S FF 96 S FF 97 1-3 ② K		4	1	1	0	0	2	2
10 Hunter Renfroe, R (1, 9) OBP: 0.287, SLG: 0.456		B FF 90 F FC 86 X CU 79 1-1 2-H HR	B FF 91 F FC 87 X FC 88 1-1 ② G5-3				B CH 81 B FF 90 F FC 87 B FF 90 S FF 90 F FF 90 F FF 91 F FC 87 C FC 88 3-3 ① K	D SL 83 F FF 96 D FF 97 X SL 84 2-1 ③ G5-3		4	1	1	2	0	1	1
8 Erick Aybar, S (1, 6) OBP: 0.298, SLG: 0.353		X CU 79 0-0 ① F8	C FF 91 F FF 90 F FF 90 X CU 78 0-2 15 CS 1B				L CH 83 F CH 83 B FF 91 F FF 91 F FC 86 F FC 86 B CU 79 B FF 91 X FC 87 3-2 15 HR 1B		F CH 89 B SL 83 F FF 96 B FC 96 X FC 96 2-2 ① G6-3	4	1	2	0	0	0	0
15 Cory Spangenberg, L (1, 5) OBP: 0.306, SLG: 0.409		F FC 87 F FF 90 B FF 89 T FC 87 1-2 ② K	B FF 91 1-0 ③ CS 1-2	X 0-0 ① G3			F FC 87 B FC 85 1 SAFE B FF 90 X FF 90 2-1 1-H HR		X CH 89 0-0 21 BB 1B	4	1	2	2	0	1	0
21 Luis Torrens, R (1, 2) OBP: 0.272, SLG: 0.229		X FF 90 0-0 1B		B FF 90 C FC 85 B CH 81 F FF 90 F FC 86 X FF 90 2-2 ② F7			S SL 83 S FC 86 S SL 82 0-3 ② K		B FF 97 C FF 97 F FF 97 B FF 97 F FF 97 1 SAFE F FF 97 F SL 84 B SL 82 4-2 ② F FC 95 F FC 96 B FF 96 1-2 BB	3	0	1	0	1	1	0
46 Jhoulys Chacín, R (1, 1) OBP: 0.229, SLG: 0.257 17 Allen Córdoba, R (7, PH) OBP: 0.287, SLG: 0.327 40 Ryan Buchter, L (7, 1) 52 Brad Hand, L (8, 1) 44 Héctor Sánchez, S (9, PH) OBP: 0.250, SLG: 0.536 37 Brandon Maurer, R (9, 1)		C FF 90 X FC 84 0-1 ③ G5-3			S FF 90 X FF 90 0-1 ③ P4		S CU 79 X FC 86 0-1 ③ G4-3		B FF 96 S FC 95 F FC 96 F FC 96 B FF 96 F FC 96 F FF 97 B SL 84 X FC 96 3-2 ③ P3	2 1 0 0 0 1 0	0 0 0 0 0 0 0	0 0 0 0 0 0 0	0 0 0 0 0 0 0	0 0 0 0 0 0 0	0 0 0 0 0 0 0	1 0 0 0 0 1 0
Inning Stats	R: 0 E: 0 K: 1 S: 7 H: 0 LOB: 0 BB: 0 P: 11	R: 2 E: 0 K: 1 S: 10 H: 3 LOB: 1 BB: 0 P: 14	R: 0 E: 0 K: 1 S: 6 H: 0 LOB: 0 BB: 0 P: 10	R: 0 E: 0 K: 0 S: 7 H: 1 LOB: 0 BB: 0 P: 10	R: 0 E: 0 K: 0 S: 7 H: 0 LOB: 0 BB: 0 P: 9	R: 0 E: 0 K: 1 S: 12 H: 0 LOB: 1 BB: 1 P: 21	R: 2 E: 0 K: 2 S: 19 H: 2 LOB: 0 BB: 0 P: 27	R: 1 E: 0 K: 1 S: 10 H: 2 LOB: 1 BB: 0 P: 16	R: 0 E: 0 K: 0 S: 17 H: 1 LOB: 1 BB: 1 P: 26	1B: 5 2B: 2 3B: 0 HR: 2 SF: 0 SAC: 0 DP: 0 HBP: 0						

	AB	34
	R	5
	H	9
	RBI	5
	BB	2
	SO	7
	LOB	6

WP: 0 PA: 37
PB: 0
SB: 0
CS: 1

PITCHER		IP	WLS	BF	H	R	ER	SO	BB	IBB	HBP	BLK	WP	HR	S	P	ERA	WHIP
40 Madison Bumgarner, L ERA: 3.57	(1, 1)	6.1	L	25	6	4	4	5	1	0	0	0	0	2	63	97	5.68	1.105
70 George Kontos, R ERA: 3.21	(7, 1)	1.0		5	2	1	1	1	0	0	0	0	0	0	10	13	9.00	2.000
59 Kyle Crick, R ERA: 2.61	(8, 1)	1.2		6	1	0	0	1	1	0	0	0	0	0	22	34	0.00	1.200

PITCHER		IP	WLS	BF	H	R	ER	SO	BB	IBB	HBP	BLK	WP	HR	S	P	ERA	WHIP

BOTTOM

San Diego Padres @ San Francisco Giants

AT&T Park, San Francisco, CA

Thu Jul 20 2017, 7:16 PM - 10:14 PM PDT

Att. 41,166 - Clear - 64 F

livebaseballscorecards.com

Batter	1	2	3	4	5	6	7	8	9	AB	R	H	RBI	BB	SO	LOB
2 Denard Span, L (1, 8) OBP: 0.338, SLG: 0.456	B FF 91 C FF 92 B FF 91 X SI 91 2-1 G4-3 ①			C FF 92 F FF 92 X CH 86 0-2 10 G6-3 2B		F FF 93 X FF 93 0-1 10 1B 2-H 1B		C ST 81 F ST 81 S ST 82 0-3 K ②		4	1	2	1	0	1	1
10 Eduardo Núñez, R (1, 5) OBP: 0.324, SLG: 0.411	B SI 92 F SI 92 F CH 85 B FF 91 X SI 92 2-2 G3 ②			B FF 92 C SI 91 F FF 93 X SI 91 1-2 G6-3 ① 2-3		C SL 82 X SL 81 0-1 9 CS 9 BLK 2-H 1B		X SI 93 0-0 9 BB 1-2 1B		4	0	2	1	0	0	1
9 Brandon Belt, L (1, 3) OBP: 0.354, SLG: 0.460	C FF 92 X FF 90 0-1 B1-3 ③			C SL 79 B FF 92 F FF 92 D SL 82 C SL 83 2-3 K ②		B FF 92 B FF 93 B SL 79 B CU 74 4-0 1-3 BB ②		B ST 83 S FF 94 C FF 94 F ST 83 F ST 83 B FF 94 B FF 95 B FF 94 4-2 1-2 2-3 BB		2	0	0	0	2	1	1
28 Buster Posey, R (1, 2) OBP: 0.404, SLG: 0.502		B FF 91 C SL 79 B SI 92 B SI 92 C SI 93 X SL 80 3-2 G6-3 ①		B FF 93 C FF 92 F SL 80 B SL 83 F SL 80 D SL 82 F FF 95 X SI 94 3-2 L3 ③		B SL 80 C FF 92 X FF 92 1-1 P3 ③		C ST 84 C ST 83 F ST 84 D ST 84 X FF 95 1-2 F9 ③		4	0	0	0	0	0	5
35 Brandon Crawford, L (1, 6) OBP: 0.269, SLG: 0.375		C FF 91 S CU 77 S SL 81 0-3 K ②			B CU 76 S CU 76 B CU 78 S FF 91 B SL 82 F FF 92 X FF 93 3-2 L7 ①		S FF 92 F FF 93 B FF 94 F FC 89 F FF 94 X FF 93 1-2 G6-3 ①		B FF 96 C FF 95 X CH 86 1-1 F8 ①	4	0	0	0	0	1	0
8 Hunter Pence, R (1, 9) OBP: 0.292, SLG: 0.344		C SL 80 C FF 92 B FF 92 F SI 93 X SI 93 1-2 G1-3 ③			X SL 80 0-0 G1-4-3 ②		B FF 92 B FF 92 B FF 93 C FF 93 X FF 90 3-1 G5-3 ②		X SL 85 0-0 66 1B 1B	4	0	1	0	0	0	0
12 Joe Panik, L (1, 4) 59 Kyle Crick, L (8, 1) 52 Miguel Gómez, S (9, PH) OBP: 0.167, SLG: 0.182			B FF 88 B SI 91 C FF 92 S SL 78 C SI 91 2-3 K ①		C FF 92 B CH 85 X FF 93 1-1 G4-3 ③		C FF 92 B FF 92 B FF 92 X FF 90 2-1 G4-3 ③		F FF 95 X CH 86 0-1 F8 ②	3 0 1	0 0 0	0 0 0	0 0 0	0 0 0	1 0 0	0 0 1
66 Gorkys Hernández, R (1, 7) OBP: 0.319, SLG: 0.308			C SL 78 L SL 79 B CU 77 B FF 92 X SL 81 2-2 G5-3 ②			X SL 78 0-0 2 1B 2B		B SI 92 F SI 93 C ST 81 F ST 81 B ST 82 F FF 93 X ST 81 2-2 L7 ①	X FF 97 0-0 1-2 1B	4	1	2	0	0	0	0
40 Madison Bumgarner, R (1, 1) 70 George Kontos, R (7, 1) 37 Kelby Tomlinson, R (8, 4) OBP: 0.330, SLG: 0.304 5 Nick Hundley, R (9, PH) OBP: 0.282, SLG: 0.432			F FF 92 F FF 91 B SL 81 S SL 80 1-3 K ③			B SL 79 S SL 79 B SL 81 F SL 80 X SL 82 2-2 F7 ①		B ST 81 F SI 92 C ST 81 X ST 81 1-2 9 BB 10 1B 1B	B FF 96 C FF 95 F FF 96 F FF 98 C SL 86 1-3 K ③	2 0 1 1	0 0 0 0	0 0 1 0	0 0 0 0	0 0 0 0	1 0 0 1	1 0 0 2
Inning Stats	R: 0 E: 0 K: 0 S: 7 H: 0 LOB: 0 P: 11	R: 0 E: 0 K: 1 S: 10 H: 0 LOB: 0 BB: 0 P: 14	R: 0 E: 0 K: 2 S: 9 H: 0 LOB: 0 BB: 0 P: 14	R: 0 E: 0 K: 1 S: 14 H: 1 LOB: 1 BB: 0 P: 20	R: 0 E: 0 K: 0 S: 7 H: 0 LOB: 0 BB: 0 P: 11	R: 2 E: 0 K: 0 S: 10 H: 3 LOB: 1 BB: 1 P: 17	R: 0 E: 0 K: 0 S: 9 H: 0 LOB: 0 BB: 0 P: 15	R: 0 E: 0 K: 1 S: 20 H: 2 LOB: 3 BB: 1 P: 28	R: 0 E: 0 K: 1 S: 10 H: 2 LOB: 2 BB: 0 P: 12	1B: 6 2B: 2 3B: 0 HR: 0 SF: 0 SAC: 0 DP: 0 HBP: 0						WP: 0 PB: 0 SB: 0 CS: 1 PA: 36	

	AB	34
	R	2
	H	8
	RBI	2
	BB	2
	SO	6
	LOB	12

PITCHER		IP	WLS	BF	H	R	ER	SO	BB	IBB	HBP	BLK	WP	HR	S	P	ERA	WHIP
46 Jhoulys Chacín, R ERA: 4.26	(1, 1)	6.0	W	22	4	2	2	4	1	0	0	1	0	0	57	87	3.00	0.833
40 Ryan Buchter, L ERA: 3.22	(7, 1)	1.0	H	3	0	0	0	0	0	0	0	0	0	0	9	15	0.00	0.000
52 Brad Hand, L ERA: 2.2	(8, 1)	1.0	H	6	2	0	0	1	1	0	0	0	0	0	20	28	0.00	3.000
37 Brandon Maurer, R ERA: 5.17	(9, 1)	1.0	S	5	2	0	0	1	0	0	0	0	0	0	10	12	0.00	2.000

PITCHER	IP	WLS	BF	H	R	ER	SO	BB	IBB	HBP	BLK	WP	HR	S	P	ERA	WHIP

San Diego Padres @ San Francisco Giants

AT&T Park, San Francisco, CA

Fri Jul 21 2017, 7:16 PM - 12:02 AM PDT

Att. 41,145 - Clear - 62 F

TOP

livebaseballscorecards.com

Batter	1	2	3	4	5	6	7	8	9	10	11	AB	R	H	RBI	BB	SO	LOB
2 José Pirela, R (1, 7) OBP: 0.335, SLG: 0.500	S FC 92 S FF 92 B SL 88 X SL 88 1-2 ① G6-3		C SL 88 X KC 81 0-1 20 G3 2B		X KC 80 0-0 20 1B 4 FC1-2 2-H 1B	D SI 93 C SI 92 F SI 93 D SL 85 S SL 85 2-3 ② K		S SL 88 X SL 88 0-1 20 1B 3-H 3B		C SI 93 B FC 89 B FC 91 B SI 93 B FF 94 4-1 20 G4-3 BB	1 SAFE B FC 88 C FC 88 F FF 92 D SL 84 F FC 87 F FF 92 D SL 84 X FC 87 3-2 20 1B 1-3 3-H 1B	6	1	4	3	1	1	2
20 Carlos Asuaje, L (1, 4) OBP: 0.378, SLG: 0.452	B FS 92 C SI 92 B FC 92 S FC 92 F FF 94 B FS 85 S FF 95 3-3 ② K		C KC 80 X SL 88 0-1 ② G3 2-3		F FF 93 B FC 92 B KC 80 D SL 88 X FF 93 3-1 4 FC1-2 44 2B 1-3 1B	1 SAFE B FF 93 X SI 92 1-0 ③ 1-3 3-H 1B		X FF 93 0-0 3-H 1B		1 SAFE B FC 88 1 SAFE S SI 93 X SI 92 1-1 ① G4-3 1-2	1 SAFE F FC 94 X CH 87 0-1 4 G6-4-3 1-2 3-H 1B	7	1	4	3	0	1	2
4 Wil Myers, R (1, 3) OBP: 0.333, SLG: 0.466	S FF 93 C KC 80 B FF 95 B FF 93 X SI 95 2-2 ③ G6-3		S SI 94 F FF 95 B SL 88 B SI 95 B KC 81 X SI 95 3-2 ③ L7		B SI 94 B SI 94 F SI 94 B KC 81 F SL 85 1 SAFE X SI 94 3-2 FC1-2 44 2B 15 G4-3 1-2 3-H 1B		B SL 82 C SL 87 S FF 94 F SL 89 B FF 96 B FF 95 F FF 95 X FF 95 3-2 HR	B SL 81 B FF 94 X FF 94 2-0 ① P5	F FC 92 B SI 94 B SI 96 B FC 89 B FC 87 4-1 BB	C FC 96 F FC 96 B FC 96 F SL 83 X FC 95 1-2 ② ③ G6-4-3 1-2f	6	2	1	1	1	0	6
44 Héctor Sánchez, S (1, 2) OBP: 0.273, SLG: 0.597 88 Phil Maton, R (10, 1)		C FS 90 S SL 84 B FS 92 F FS 84 X FC 91 1-2 ① F8		X FC 92 0-0 HR	S FF 94 F FF 94 B SI 94 X KC 82 1-2 ① 15 G4-3 1-3 2-H 2B		C CH 88 X SL 80 0-1 15 1B 1B	F SI 93 S SI 93 B FF 92 B CH 87 1 SAFE X SI 95 2-2 ② L7		B FC 89 F FF 94 S CH 88 S CH 89 1-3 ② K		6	1	3	2	0	1	3
15 Cory Spangenberg, L (1, 5) OBP: 0.310, SLG: 0.409		X SI 91 0-0 1B		B KC 80 C KC 80 B FC 91 B FC 92 B SI 94 4-1 33 K 8 E BB	B SL 77 F FF 96 X SL 78 1-1 ② G4-3 2-3 3-H		B FF 93 X FF 93 1-0 1-2 1B	1 SAFE S CU 76 B SI 92 F FF 94 1 SAFE F SL 84 S SL 84 1-3 ③ K		X CH 89 0-0 ③ G6-3		5	0	2	1	1	1	4
10 Hunter Renfroe, R (1, 9) OBP: 0.285, SLG: 0.451		F SI 93 C SI 94 F FF 93 B KC 82 B SL 89 F FF 95 X SI 95 2-2 ② F9		1 SAFE X SL 86 0-0 ① F7	F SI 92 S SI 92 S SL 84 B SL 84 B SL 85 C SI 94 3-3 ③ K		B SL 88 D SL 87 F FF 94 D SL 90 X FF 94 3-1 ① L8		S SI 91 B SI 94 X CH 87 1-2 ① L7		C SL 84 X FC 88 0-1 21 SH1-4 8 BB 23 1B 1B	6	1	1	0	0	1	5
8 Erick Aybar, S (1, 6) OBP: 0.295, SLG: 0.346	C FF 94 C KC 82 1 SAFE B SL 90 S KC 83 1-3 ③ K2-3			X FF 93 0-0 E4 33 K 1-2		F CH 85 B CH 84 B SI 92 B SI 90 X SI 90 3-1 ① F8	B FF 94 X FF 94 1-0 ② F7		F SI 93 B CH 85 B CU 75 F SI 92 B SI 93 F SI 91 X SI 92 3-2 ② L9		L FF 91 B FF 91 B FC 87 S FC 88 1 SAFE F FC 88 B FC 88 F FC 88 B FC 87 4-2 23 1B 21 SH1-4 2 1B 1-2 BB	5	1	0	0	1	1	4
33 Franchy Cordero, L (1, 8) 34 Craig Stammen, R (4, 1) GB: 0.41, ALGS: 0.000 40 Ryan Buchter, L (8, 1) 32 Jabari Blash, R (7, PH) GB: 0.00, ALGS: 0.000 39 Kirby Yates, L (7, 1) 52 Brad Hand, L (8, 1) 17 Allen Cordoba, R (8, PH) GB: 1.00, ALGS: 0.000 37 Brandon Maurer, R (8, 1) 21 Luis Torrens, R (10, 2) GB: 0.00, ALGS: 0.000			B FS 91 B FC 90 C FF 93 X SL 88 2-1 38 G6-3 3B	S KC 81 B KC 82 B FF 94 C KC 82 S KC 82 2-3 ② ③ K 1-2 2-3		B SL 83 B SI 91 B SI 90 B SI 91 4-0 23 1B 20 1B BB	B FF 96 B SL 89 X FF 93 2-0 ③ P6		B CU 74 F FF 92 F SI 93 B SL 83 B SL 81 B SI 92 4-2 BB		L FC 88 X FC 88 0-1 ① SH1-4 1-2 2-3	2 1 1 0 0 1 2 0 1 0 0 1 0 0 0 0 0 0 0 0 0 1 0 0 0 0 0 2 0 0 0 0 0 0 0 0 0 0 0 0 0 0 0 0 0 0 1 0 0 0 0 0 0 0 0 0 0 0 0 0 0 0 0						
38 Trevor Cahill, R (1, 1) OBP: 0.357, SLG: 0.385 23 Matt Szczur, R (4, 8) OBP: 0.360, SLG: 0.395			B F SL 86 B FF 94 S SI 94 F SI 95 B KC 81 X SI 94 3-2 ① G6-3 3-H		B KC 84 B SI 92 F SI 93 C SI 93 X SL 87 2-2 2 1B 2B	B SI 91 B SL 83 C SI 92 F SI 92 D SL 83 X SI 91 3-2 20 1B 1-3 1B		B FF 92 X 1-0 2 3B 3B	1 SAFE F SI 92 B SI 90 B SI 92 B SI 93 F SI 92 F SI 93 S SI 93 3-3 ③ K		B FC 88 B FF 92 B FC 88 C FF 92 X FF 92 3-1 2 1B 20 1B 2-3 3-H 1B	1 0 0 1 0 0 0 5 3 4 1 0 1 1						
Inning Stats	R: 0 E: 0 K: 1 S: 10 H: 0 LOB: 0 BB: 0 P: 16	R: 0 E: 0 K: 1 S: 13 H: 1 LOB: 1 BB: 0 P: 17	R: 1 E: 0 K: 0 S: 13 H: 2 LOB: 1 BB: 0 P: 21	R: 1 E: 1 K: 1 S: 7 H: 1 LOB: 2 BB: 1 P: 13	R: 3 E: 0 K: 1 S: 17 H: 4 LOB: 1 BB: 0 P: 30	R: 1 E: 0 K: 1 S: 9 H: 2 LOB: 2 BB: 1 P: 22	R: 1 E: 0 K: 0 S: 12 H: 3 LOB: 2 BB: 0 P: 22	R: 2 E: 0 K: 1 S: 12 H: 3 LOB: 1 BB: 0 P: 18	R: 0 E: 0 K: 1 S: 13 H: 0 LOB: 1 BB: 1 P: 24	R: 0 E: 0 K: 1 S: 8 H: 0 LOB: 2 BB: 2 P: 18	R: 3 E: 0 K: 0 S: 21 H: 4 LOB: 1 BB: 1 P: 32	1B: 12 2B: 3 3B: 3 HR: 2 SF: 0 SAC: 1 DP: 1 HBP: 0	WP: 0 PB: 0 SB: 0 CS: 0 PA: 57					

	AB	50
	R	12
	H	20
	RBI	12
	BB	6
	SO	8
	LOB	31

PITCHER		IP	WLS	BF	H	R	ER	SO	BB	IBB	HBP	BLK	WP	HR	S	P	ERA	WHIP
29 Jeff Samardzija, R ERA: 5.05	(1, 1)	4.1		22	8	5	5	3	1	0	0	0	0	1	55	88	10.38	2.077
61 Josh Osich, L ERA: 3.99	(5, 1)	0.1		1	0	0	0	0	0	0	0	0	0	0	2	3	0.00	0.000
62 Cory Gearrin, R ERA: 2.35	(5, 1)	1.1	B	6	2	1	1	2	1	0	0	0	0	0	12	28	6.75	2.250
60 Hunter Strickland, R ERA: 2.55	(7, 1)	1.1		10	6	3	3	0	0	0	0	0	0	1	17	30	20.25	4.500
48 Steven Okert, L ERA: 6.75	(8, 1)	1.2		6	0	0	0	2	1	0	0	0	0	0	20	34	0.00	0.600

PITCHER		IP	WLS	BF	H	R	ER	SO	BB	IBB	HBP	BLK	WP	HR	S	P	ERA	WHIP
49 Sam Dyson, R ERA: 6.62	(10, 1)	1.0		5	0	0	0	1	2	0	0	0	0	0	8	18	0.00	2.000
70 George Kontos, R ERA: 3.75	(11, 1)	0.1	L	5	3	3	3	0	1	0	0	0	0	0	15	25	81.00	12.000
59 Kyle Crick, R ERA: 2.45	(11, 1)	0.2		2	1	0	0	0	0	0	0	0	0	0	6	7	0.00	1.500

Batter	1	2	3	4	5	6	7	8	9	10	11	AB	R	H	RBI	BB	SO	LOB
2 Denard Span, L (1, 8) OBP: 0.334, SLG: 0.454	B SI 88 C SI 89 B KC 78 X SI 90 2-1 9 WP 9 1B 2B	B SI 91 C FC 84 B SI 92 F FC 86 S KC 80 2-3 ① K	B KC 81 X CH 85 1-0 FC1 28 WP 9 BB 2-3	C FF 92 F FF 90 B FF 93 X FC 87 1-2 ① F7	S FF 94 S ST 83 C FF 95 0-3 ③ K	C FF 92 X FF 92 0-1 ③ L1						6	1	1	0	0	2	3
10 Eduardo Núñez, R (1, 5) OBP: 0.318, SLG: 0.402	L SI 91 X FF 92 0-1 ① P4	F CH 82 F FF 90 B SI 92 X KC 79 1-2 ②③ G1-4-3 1-2f	X KC 78 0-0 ② L1	F FF 93 B FF 95 B FF 91 F FF 94 S FC 87 2-3 ② K		C FF 97 B CH 82 C SL 88 X FF 97 1-2 ① G4-3	B FF 92 S FF 91 B FF 92 C CU 80 F FF 92 X FF 92 2-2 ① G3-1					6	0	0	0	0	1	4
9 Brandon Belt, L (1, 3) OBP: 0.356, SLG: 0.457 (11, 7)	B KC 81 B SI 92 X SI 91 2-0 28 BB 35 1B 2-H 1B	F KC 78 B FF 91 S CH 81 B KC 81 B FC 87 F FF 92 B FC 85 4-2 35 G5-3 8 1B BB	B FF 92 B KC 79 B CH 83 B SI 90 4-0 28 WP 1-2 BB	C FC 87 B FF 93 S FF 93 B FC 88 F FC 87 B FC 87 X FF 93 3-2 ③ F7		X CH 87 0-0 ② F8	X FF 92 0-0 ② F8					4	2	1	1	2	0	0
28 Buster Posey, R (1, 2) OBP: 0.406, SLG: 0.497	B SI 89 B CH 84 D KC 79 B SI 90 4-0 35 1B 35 E 1-2 BB	B SI 88 X SI 92 1-0 ① L7	D FC 83 C FC 85 F CH 82 B KC 81 B FF 92 B FC 85 4-2 1-2 2-3 3-H BB	B FF 93 C SL 86 B FF 94 F FF 94 X SL 88 2-2 ① L9		B FF 95 C FF 97 B CH 87 C SL 88 B FF 97 B FF 97 4-2 35 DI 35 1B BB	X FF 92 0-0 ③ G5-3					3	2	0	0	3	0	1
35 Brandon Crawford, L (1, 6) OBP: 0.271, SLG: 0.375	C FC 87 S CH 85 D KC 81 B SI 92 X CH 85 2-2 E9 8 2B 1-H 2-H 1B	D FC 83 C KC 80 B FF 91 F CH 84 F FF 92 B SI 92 X KC 80 3-2 ② G5-3 1-2	X FF 90 0-0 ③ L9	C SL 86 F FF 94 F FF 94 F FF 94 X FF 94 0-2 ② F9		B FF 97 B FF 98 C FF 95 C SL 84 B FF 98 F SL 88 X FF 98 3-2 21 HR 1-H 1B						5	2	2	2	0	0	4
8 Hunter Pence, R (1, 9) OBP: 0.298, SLG: 0.353 48 Steven Okert, L (8, 1) 21 Conor Gillaspie, L (0, PH) OBP: 0.257, SLG: 0.302 49 Sam Dyson, R (10, 1) 70 George Kontos, R (11, 1) 1 Jae-Gyun Hwang, R (11, 3) OBP: 0.231, SLG: 0.278	X KC 80 0-0 12 G3-1 3-H 2B	B FF 92 S FC 87 D FC 86 B FC 82 X SI 89 3-1 12 S 2-H 1B	B FC 85 B FC 84 C SI 90 B FF 90 S SI 90 X FC 86 3-2 1B	C SL 86 C FF 95 F FF 94 B FF 94 B SL 85 S SL 86 2-3 ③ K		B SL 84 X SL 84 1-0 1-H HR						4 0 1 0 0 0 0	0 0 1 0 0 0 0	3 0 1 0 0 0 0	2 0 2 0 0 0 0	0 0 0 0 0 0 0	1 0 0 0 0 0 0	0 0 0 0 0 0 0
12 Joe Panik, L (1, 4) OBP: 0.325, SLG: 0.398	B SI 90 C SI 92 X CH 84 1-1 ② G3-1 2-3	1 SAFE C KC 78 D KC 81 B FF 90 F FC 84 B SI 91 X KC 79 3-2 ③ G4-3 1-2	1 SAFE X SI 90 0-0 ① F8			B FF 92 F SI 92 C ST 82 F ST 82 S FF 94 1-3 ① K	F FF 97 B SL 89 B CH 87 F SL 88 X FF 96 2-2 ③ G3					5	0	0	0	0	1	3
66 Gorkys Hernández, R (1, 7) OBP: 0.321, SLG: 0.310 (8, 9)	B KC 78 B KC 80 F CH 84 C KC 80 B FF 92 X CH 85 3-2 ③ G4-3	B FC 87 C SI 87 S FC 83 X FC 85 1-2 2 E 29 SH1-4 28 WP 1B	F SI 91 1 SAFE 1 SAFE B KC 78 C FF 90 B FF 90 S FF 90 2-3 ② K			B CU 77 X SI 94 1-0 1B	F FF 91 C FF 90 F FF 92 B FF 93 X FF 93 1-2 ① F9					5	1	2	0	0	1	2
29 Jeff Samardzija, R (1, 1) OBP: 0.098, SLG: 0.195 61 Josh Osich, L (5, 1) 62 Cory Gearrin, R (5, 1) 60 Hunter Strickland, R (7, 1) 37 Kelby Tomlinson, R (8, 7) OBP: 0.322, SLG: 0.286 59 Kyle Crick, L (11, 1)	C SI 87 B SI 88 B KC 78 X SI 87 2-1 10 G1-4-3 1B	1 SAFE 1 SAFE X CH 86 0-0 ① SH1-4 1-2	S FF 89 C FF 91 B SI 91 S FC 84 1-3 ③ K			C CU 78 F FF 94 F FF 94 S ST 83 0-3 ② K	B FF 92 X FF 92 1-0 ② L9					1 0 1 0 0 2 0	0 0 0 0 0 0 0	1 0 0 0 0 0 0	0 0 0 0 0 1 0	1 0 0 0 0 1 0	0 0 1 0 0 1 0	0 0 1 0 0 1 0
Inning Stats	R: 4 H: 4 E: 1 LOB: 1 K: 0 BB: 1 S: 14 P: 28	R: 0 H: 1 E: 0 LOB: 0 K: 1 BB: 0 S: 8 P: 13	R: 1 H: 1 E: 0 LOB: 1 K: 0 BB: 1 S: 13 P: 27	R: 1 H: 1 E: 1 LOB: 3 K: 0 BB: 2 S: 9 P: 19	R: 0 H: 1 E: 0 LOB: 1 K: 2 BB: 0 S: 10 P: 16	R: 0 H: 0 E: 0 LOB: 0 K: 1 BB: 0 S: 10 P: 16	R: 0 H: 0 E: 0 LOB: 0 K: 1 BB: 0 S: 12 P: 16	R: 0 H: 1 E: 0 LOB: 1 K: 3 BB: 0 S: 12 P: 14	R: 3 H: 2 E: 0 LOB: 0 K: 0 BB: 1 S: 14 P: 25	R: 0 H: 0 E: 0 LOB: 0 K: 0 BB: 0 S: 7 P: 9	R: 0 H: 0 E: 0 LOB: 0 K: 0 BB: 0 S: 6 P: 8	1B: 8 2B: 2 3B: 0 HR: 1	SF: 0 SAC: 1 DP: 1 HBP: 0						

PITCHER		IP	WLS	BF	H	R	ER	SO	BB	IBB	HBP	BLK	WP	HR	S	P	ERA	WHIP
38 Trevor Cahill, R ERA: 3.69	(1, 1)	3.2		22	7	6	5	1	4	0	0	0	2	0	43	86	12.27	3.000
34 Craig Stammen, R ERA: 4.13	(4, 1)	1.1		5	1	0	0	2	0	0	0	0	0	0	11	17	0.00	0.750
40 Ryan Buchter, L ERA: 3.13	(6, 1)	1.0		3	0	0	0	1	0	0	0	0	0	0	10	16	0.00	0.000
39 Kirby Yates, R ERA: 2.3	(7, 1)	1.0	H	3	0	0	0	1	0	0	0	0	0	0	12	16	0.00	0.000
52 Brad Hand, L ERA: 2.16	(8, 1)	1.0	H	4	1	0	0	3	0	0	0	0	0	0	12	14	0.00	1.000

PITCHER		IP	WLS	BF	H	R	ER	SO	BB	IBB	HBP	BLK	WP	HR	S	P	ERA	WHIP
37 Brandon Maurer, R ERA: 5.72	(9, 1)	1.0	B	6	2	3	3	0	1	0	0	0	0	1	14	25	27.00	3.000
88 Phil Maton, R ERA: 3.86	(10, 1)	2.0	W	6	0	0	0	0	0	0	0	0	0	0	13	17	0.00	0.000

BOTTOM

San Diego Padres @ San Francisco Giants

AT&T Park, San Francisco, CA

Fri Jul 21 2017, 7:16 PM - 12:02 AM PDT

Att. 41,145 - Clear - 62 F

livebaseballscorecards.com

AB	43
R	9
H	11
RBI	7
BB	5
SO	8
LOB	19

1B: 8	SF: 0	WP: 2	PA: 49
2B: 2	SAC: 1	PB: 0	
3B: 0	DP: 1	SB: 1	
HR: 1	HBP: 0	CS: 0	

Batter	1	2	3	4	5	6	7	8	9	10	11	12	AB	R	H	RBI	BB	SO	LOB
2 José Pirela, R (1, 7) OBP: 0.335, SLG: 0.490	C FF 91 S KC 81 S KC 80 0-3 K ①		C CH 84 S KC 80 X KC 80 0-2 1B ③	C FF 94 B FF 92 S CH 83 X CH 83 1-2 G3 ③			F FF 93 C FF 94 X CU 77 0-2 P6 ③			C SL 84 B SI 93 B FF 93 B FF 94 B FF 93 4-1 4 CS BB		B SL 77 B SI 95 C CH 85 C SL 78 X FF 96 2-2 G4-3 ③	5	0	1	0	1	1	1
59 Kevin Quackenbush, R (12, 1)													0	0	0	0	0	0	0
20 Carlos Asuaje, L (1, 4) OBP: 0.358, SLG: 0.427	F FF 92 F FF 92 F KC 80 F KC 80 S FF 92 0-3 K ②		C KC 80 B FF 92 1 SAFE X KC 80 1-1 G3 ③		C FF 92 B KC 79 X KC 80 1-1 P6 ①			X 0-0 B1-3 ①		B FF 93 B FF 94 F FF 94 C FF 95 S FF 94 2-3 K ①			5	0	0	0	0	2	2
4 Wil Myers, R (1, 3) OBP: 0.332, SLG: 0.471	F FF 92 B FF 92 X CH 84 1-1 G5-3 ③			L FF 92 F FF 93 B FF 93 F KC 80 B FC 92 F CH 83 F CH 84 X FF 93 2-2 HR	B FC 93 B FF 92 C FF 93 B FF 93 F CH 83 C KC 82 3-3 K ②			B FF 93 B CU 76 S FF 93 X FF 95 2-1 L6 ②		B FF 94 B SL 94 F FF 94 F FF 94 1 SAFE B FF 94 S SL 86 3-3 K ②③ 1-2			5	1	1	1	0	2	1
32 Jabari Blash, R (1, 9) OBP: 0.370, SLG: 0.441 (12, 7)		B FF 90 S CH 83 F FF 93 X FF 92 1-2 F9 ①		B CH 85 S CH 81 X CH 82 1-1 F7 ①	B FF 93 X FF 93 1-0 F8 ③			B CU 76 B FF 95 C FF 94 S CH 86 B SL 83 S CH 86 3-3 K ③			B SL 86 X FF 93 1-0 G5-3 ①		5	0	0	0	0	1	0
15 Cory Spangenberg, L (1, 5) OBP: 0.312, SLG: 0.409		B KC 82 F FF 92 F CH 84 B FC 93 B FF 86 X FF 94 3-2 1B		B KC 81 S FF 93 C CH 84 X FF 93 1-2 23 21 1B 1B		F FF 94 B KC 79 C KC 79 F KC 80 S FF 92 1-3 K ①			S CH 86 B FC 90 X CH 87 1-1 G3 ①			B SL 77 C SL 77 B SL 76 F FF 96 B SL 77 S SL 78 3-3 K ②	5	1	2	0	0	2	0
23 Matt Szczur, R (1, 8) OBP: 0.368, SLG: 0.407		L FF 92 X FF 92 0-1 P6 ②		C CH 82 X FF 92 0-1 21 61 3B 1B 1-2 1B		X FF 94 0-0 P5 ②			B SI 92 C FC 92 F CH 87 F FC 89 X CH 89 1-2 21 FC3-6 2B			C CH 83 H FF 94 1-1 HBP	4	1	2	0	0	0	1
17 Allen Córdoba, R (1, 6) OBP: 0.289, SLG: 0.320		C CH 83 D CH 82 1 SAFE L FF 91 F FF 91 B FF 91 1 SAFE S KC 79 2-3 K ③		C FF 92 C KC 80 B FF 92 C FF 92 1-3 K ②		B FF 92 S CH 83 B FF 92 S CH 84 F CH 81 B FF 93 S KC 82 3-3 K ③			H SI 94 1-0 21 FC3-6 HBP			F FF 96 1 SAFE B SL 77 C SL 76 1 SAFE C SL 75 1-3 K ③	4	0	0	0	0	4	4
21 Luis Torrens, R (1, 2) OBP: 0.268, SLG: 0.227			F FF 91 B FF 91 C CH 84 B FF 91 B FC 91 F FF 93 X FF 92 3-2 L8 ①	X KC 81 0-0 61 3B 1B 1-2 2-H			C FF 94 B CU 76 F FF 93 F CU 76 B SL 81 F FF 94 B FF 96 X FF 95 3-2 L8 ①		F SI 95 S FC 89 F FC 89 F FC 90 X SI 95 0-2 FC3-6 1-2f 2-3		S FF 94 X CH 83 0-1 G1-3 ①	5	1	1	1	0	0	2
61 Luis Perdomo, R (1, 1) DEF: LWS, SLG: 0.000 33 Franchy Cordero, L (7, PH) 77 Buddy Baumann, L (7, 1) 39 Kirby Yates, L (8, 1) 44 Héctor Sánchez, S (8, PH) 40 Ryan Buchter, L (8, 1) 76 José Torres, L (10, 1) DEF: -1R, SLG: 1.000 10 Hunter Renfroe, R (12, PH) DEF: 0RF, SLG: 0.000 (12, 9)			B FF 92 B FF 90 X FF 93 2-0 G4-3 ②	X FF 92 0-0 3B 1-H 2-H			B CU 76 C CU 76 F FF 92 B FF 93 B CH 85 X CH 85 3-2 P6 ②		F FF 95 B FF 96 F FF 95 X CH 90 1-2 G3 ③		B CH 84 C CH 85 S FF 96 B SL 78 C FF 97 2-3 K ②	2 1 0 0 1 0 0	0 0 0 0 0 0 0	1 0 0 0 0 0 0	2 0 0 0 0 0 0	0 0 0 0 0 0 0	0 0 0 0 0 0 0	0 0 0 0 2 0 0
Inning Stats	R: 0 E: 0 K: 2 S: 10 H: 0 LOB: 0 BB: 0 P: 11	R: 0 E: 0 K: 1 S: 12 H: 1 LOB: 1 BB: 0 P: 18	R: 0 E: 0 K: 0 S: 10 H: 1 LOB: 1 BB: 0 P: 16	R: 4 E: 0 K: 1 S: 21 H: 5 LOB: 1 BB: 0 P: 27	R: 0 E: 0 K: 1 S: 6 H: 0 LOB: 0 BB: 0 P: 11	R: 0 E: 0 K: 2 S: 9 H: 0 LOB: 0 BB: 0 P: 13	R: 0 E: 0 K: 0 S: 11 H: 0 LOB: 0 BB: 0 P: 17	R: 0 E: 0 K: 1 S: 6 H: 0 LOB: 0 BB: 0 P: 11	R: 0 E: 0 K: 0 S: 14 H: 1 LOB: 2 BB: 0 P: 18	R: 0 E: 0 K: 2 S: 7 H: 0 LOB: 1 BB: 1 P: 16	R: 0 E: 0 K: 2 S: 8 H: 0 LOB: 1 BB: 0 P: 14	R: 0 E: 0 K: 1 S: 8 H: 0 LOB: 0 BB: 0 P: 12	1B: 5 2B: 2 3B: 1 HR: 1	SF: 0 SAC: 0 DP: 1 HBP: 2	WP: 0 PB: 0 SB: 0 CS: 1	PA: 46

TOP

San Diego Padres @ San Francisco Giants

AT&T Park, San Francisco, CA

Sat Jul 22 2017, 1:06 PM - 5:02 PM PDT

Att. 40,936 - Sunny - 71 F

livebaseballscorecards.com

AB	43
R	4
H	8
RBI	4
BB	1
SO	13
LOB	13

PITCHER		IP	WLS	BF	H	R	ER	SO	BB	IBB	HBP	BLK	WP	HR	S	P	ERA	WHIP
45 Matt Moore, L ERA: 5.82	(1, 1)	6.0		25	7	4	4	7	0	0	0	0	0	1	68	96	6.00	1.167
56 Albert Suárez, R ERA:	(7, 1)	2.0		6	0	0	0	1	0	0	0	0	0	0	17	28	0.00	0.000
49 Sam Dyson, R ERA: 6.43	(9, 1)	1.0		5	1	0	0	0	0	0	1	0	0	0	14	18	0.00	1.000
60 Hunter Strickland, R ERA: 2.45	(10, 1)	1.1		4	0	0	0	2	1	0	0	0	0	0	8	18	0.00	0.750
61 Josh Osich, L ERA: 3.77	(11, 1)	1.2	W	6	0	0	0	3	0	0	1	0	0	0	15	24	0.00	0.000

PITCHER		IP	WLS	BF	H	R	ER	SO	BB	IBB	HBP	BLK	WP	HR	S	P	ERA	WHIP

Batter	1	2	3	4	5	6	7	8	9	10	11	12	AB	R	H	RBI	BB	SO	LOB
66 Gorkys Hernández, R (1, 8) (9, 7) OBP: 0.326, SLG: 0.309	C FF 93 L SL 86 B SL 83 S SL 83 1-3 K2-3 ①		B FF 95 X FF 95 1-0 10 1B 12 1B 1B	B SL 85 B SL 84 B SI 96 C FF 98 F SI 95 F SL 87 B 4-2 10 1B 1-2 2-3 BB		B SL 86 D SL 86 F FF 95 F SI 94 D SL 85 B SI 94 4-2 1-2 2-3 BB		C FF 92 S FF 93 B FF 94 F FF 94 F FF 94 S SL 85 1-3 K ③			L SI 95 F SI 94 B CH 89 X FF 96 1-2 P4 ①		4	1	1	0	2	2	2
10 Eduardo Núñez, R (1, 6) (9, 5) OBP: 0.325, SLG: 0.409	X SI 94 0-0 12 G5-3 2B		B FF 92 B FF 94 1 SAFE C SL 84 X SI 94 2-1 12 1B 1-3 1B	C FF 96 X FF 96 0-1 1-3 2-H 3-H 1B ③		C FF 94 X SL 85 0-1 F7 ③			B FF 93 B FF 93 B FF 94 C FF 93 B FF 92 4-1 BB		S SL 83 X SL 82 0-1 P5 ②		5	0	3	2	1	0	3
12 Joe Panik, L (1, 4) OBP: 0.323, SLG: 0.394	F SI 94 B FF 94 F FF 94 X FF 94 1-2 G5-3 2-3 ②		X FF 96 0-0 1-3 3-H 1B		B FS 86 X SL 88 1-0 G3 ①		C CH 85 F SL 82 B SI 88 S SI 88 1-3 K ①		X FF 92 0-0 B1 ①		B FF 95 F FF 95 F FF 95 X SI 96 1-2 F9 ③		6	0	1	1	0	1	2
9 Brandon Belt, L (1, 3) OBP: 0.353, SLG: 0.452	B FF 94 B FF 94 C FF 94 X FF 95 2-1 P6 ③		X FF 94 0-0 F8 ③		B FF 96 B FS 88 X FF 95 2-0 P4 ②		B SI 88 F SI 87 X SI 88 1-1 F9 ②		F FF 94 S FC 88 X FF 95 0-2 F9 ②			X FF 90 0-0 37 FC3-6 1B	6	0	1	0	0	0	4
21 Conor Gillaspie, L (1, 5) OBP: 0.243, SLG: 0.284 49 Sam Dyson, R (9, 1) 28 Buster Posey, R (9, PH) OBP: 0.402, SLG: 0.499 60 Hunter Strickland, R (10, 1) 61 Josh Osich, L (11, 1) 37 Kelby Tomlinson, R (12, PH) OBP: 0.319, SLG: 0.293		B FF 93 X SL 86 1-0 G4-3 ①		C FF 95 B SL 83 C FF 96 B SL 82 B FF 98 F FF 96 F FF 96 F SL 86 S SL 86 3-3 K ①	B FF 96 X FF 95 1-0 G6-3 ③		B SI 86 C SL 86 B SI 88 S SI 87 S SL 83 2-3 K ③		C FC 87 F FF 95 1 SAFE B FF 94 B FF 95 F FC 87 F FF 94 S FC 87 2-3 K ③			X FF 89 0-0 FC3-6 8 WP 5 1B 1-2f ①	4 0 1 0 0 1	0 0 0 0 0 1	0 0 0 0 0 0	0 0 0 0 0 0	2 0 1 0 0 0	0 0 1 0 0 1
8 Hunter Pence, R (1, 9) OBP: 0.298, SLG: 0.351		B SL 84 C FF 94 X SI 94 1-1 G4-3 ②	C FF 95 F SI 96 B FF 97 B FF 96 B SL 86 X FF 94 3-2 E6 5 G4-3 46 1B			C SL 83 C SL 84 B SL 84 S SL 85 1-3 K2-3 ①		S SL 84 B SL 84 B FF 93 B SL 85 B FF 92 4-1 35 2B BB	B FF 94 F FF 95 S CH 89 F SL 83 F FF 96 B CH 88 F FF 96 X SI 95 2-2 2 G4-3 5 SH1-3 1B		1 SAFE C FF 90 F SL 82 1 SAFE 1 SAFE B CU 77 B SL 84 X SL 82 2-2 1-2 ②	5	1	1	0	1	1	1
5 Nick Hundley, R (1, 2) OBP: 0.286, SLG: 0.431	C FF 93 B SI 91 X FF 94 1-1 G4-3 ③			B SI 92 F SI 95 D SL 85 1 SAFE B FF 94 F FF 94 F FF 95 F FF 95 X SI 95 3-2 G4-3 1-2 ②		X SL 84 0-0 66 BB 46 E 1B		S SL 84 S SL 84 S FF 92 0-3 K ①			1 SAFE C SI 96 X SI 96 0-1 SH1-3 1-2 ①	S CU 78 X CU 77 0-1 2-H 1B	5	0	2	1	0	1	2
46 Orlando Calixte, R (1, 7) 2 Denard Span, L (8, PH) OBP: 0.332, SLG: 0.451 (9, 8) OBP: 0.250, SLG: 0.214			X FF 94 0-0 G4-3 ①	B SL 86 X FF 95 1-0 66 BB 45 1B 10 1B 2-H 1B		C SL 85 1 SAFE X SL 84 0-1 FC1 66 BB 1-2		S FF 93 1 SAFE B FF 93 1 SAFE F FF 92 S SL 85 1-3 K ②			B SI 96 X SI 95 1-0 G4-3 2-3 ②		3 2	1 0	1 0	1 0	0 0	0 1	1 2
45 Matt Moore, L (1, 1) OBP: 0.161, SLG: 0.133 52 Miguel Gómez, S (6, PH) OBP: 0.154, SLG: 0.167 56 Albert Suárez, R (7, 1) 35 Brandon Crawford, L (8, PH) OBP: 0.272, SLG: 0.380 (9, 6)			C SI 94 S FF 95 S SL 85 0-3 K ②	B SL 86 X FF 95 1-0 66 BB 10 1B 1-2 1B		X SI 95 0-0 F8 ②		F SL 84 1 SAFE D SL 86 F FF 93 X SL 86 1-2 1-3 2B			D SI 96 F FF 95 F FF 95 B FF 96 S SI 96 2-3 K ③		2 1 0 2	1 0 0 0	1 0 0 1	0 0 0 1	0 0 0 1	1 0 0 1	0 2 0 1
Inning Stats	R: 0 E: 0 K: 1 S: 9 H: 1 LOB: 1 BB: 0 P: 13	R: 0 E: 0 K: 0 S: 5 H: 0 LOB: 0 BB: 0 P: 8	R: 1 E: 0 K: 1 S: 9 H: 3 LOB: 2 BB: 0 P: 12	R: 3 E: 1 K: 1 S: 21 H: 3 LOB: 2 BB: 1 P: 36	R: 0 E: 0 K: 0 S: 3 H: 0 LOB: 0 BB: 0 P: 7	R: 0 E: 1 K: 1 S: 11 H: 1 LOB: 3 BB: 1 P: 16	R: 0 E: 0 K: 0 S: 8 H: 0 LOB: 0 BB: 0 P: 12	R: 0 E: 0 K: 2 S: 15 H: 1 LOB: 2 BB: 1 P: 22	R: 0 E: 0 K: 1 S: 10 H: 0 LOB: 1 BB: 1 P: 16	R: 0 E: 0 K: 1 S: 12 H: 1 LOB: 1 BB: 0 P: 17	R: 0 E: 0 K: 0 S: 8 H: 0 LOB: 0 BB: 0 P: 10	R: 1 E: 0 K: 0 S: 7 H: 2 LOB: 1 BB: 0 P: 9	1B: 10 2B: 2 3B: 0 HR: 0	SF: 0 SAC: 1 DP: 0 HBP: 0	WP: 1 PB: 0 SB: 0 CS: 0	PA: 52			

PITCHER	IP	WLS	BF	H	R	ER	SO	BB	IBB	HBP	BLK	WP	HR	S	P	ERA	WHIP
61 Luis Perdomo, R (1, 1) ERA: 4.71	6.0		29	8	4	1	4	2	0	0	0	0	0	58	92	1.50	1.667
77 Buddy Baumann, L (7, 1) ERA:	1.0		3	0	0	0	2	0	0	0	0	0	0	8	12	0.00	0.000
39 Kirby Yates, R (8, 1) ERA: 2.23	1.0		5	1	0	0	3	1	0	0	0	0	0	15	22	0.00	2.000
40 Ryan Buchter, L (9, 1) ERA: 3.05	1.0		4	0	0	0	1	1	0	0	0	0	0	10	16	0.00	1.000
76 José Torres, L (10, 1) ERA: 4.47	2.0		7	1	0	0	1	0	0	0	0	0	0	20	27	0.00	0.500

PITCHER	IP	WLS	BF	H	R	ER	SO	BB	IBB	HBP	BLK	WP	HR	S	P	ERA	WHIP
59 Kevin Quackenbush, R (12, 1) ERA: 7.86	0.2	L	4	2	1	1	0	0	0	0	0	1	0	7	9	13.50	3.000

BOTTOM

San Diego Padres @ San Francisco Giants

AT&T Park, San Francisco, CA

Sat Jul 22 2017, 1:06 PM - 5:02 PM PDT

Att. 40,936 - Sunny - 71 F

livebaseballscorecards.com

AB	47
R	5
H	12
RBI	5
BB	4
SO	11
LOB	22

Batter	1	2	3	4	5	6	7	8	9	AB	R	H	RBI	BB	SO	LOB
7 Manuel Margot, R (1, 8) OBP: 0.304, SLG: 0.373	B SI 88 X 1-0 ① P4		C SI 89 B CU 76 S CH 81 F SI 91 X SI 92 1-2 ③ F8		C CU 75 X CH 79 0-1 20 G1-6-3 1B		B SI 89 B CU 75 C SI 89 C CH 80 B SI 91 X SI 89 3-2 ② G4-3		1 SAFE F SI 93 C SL 83 B SI 92 X SI 92 1-2 ① L4	5	0	1	0	0	0	1
20 Carlos Asuaje, L (1, 4) OBP: 0.360, SLG: 0.426	C SI 89 B CU 77 B SL 78 X SL 80 2-1 ② G4-3			C CU 76 B SI 91 B SL 80 X SI 90 2-1 ① F7	X SI 89 0-0 ①② G1-6-3 1-2f		B SI 89 B CU 76 X SI 90 2-0 1B		B SL 84 1 SAFE B CH 86 B SI 93 C SI 92 X SI 93 3-1 1-2 1B	5	0	2	0	0	0	1
4 Wil Myers, R (1, 3) OBP: 0.333, SLG: 0.476	B SI 89 F SI 91 F SL 80 B CH 80 B SI 92 F CH 81 X CH 81 3-2 HR			B SI 91 B SL 80 B SL 80 C SI 90 B SI 92 4-1 10 2B 32 2B BB	X CH 80 0-0 ③ F7		F SL 80 B SI 91 F SI 90 F SI 91 S CH 81 1-3 ③ K		F SI 92 C SI 93 F SL 86 B SL 86 C FF 94 1-3 ② K	4	2	1	1	1	2	3
10 Hunter Renfroe, R (1, 9) OBP: 0.283, SLG: 0.449	C SI 91 C CU 77 B SI 91 X SI 91 1-2 ③ P3			S CH 81 X SI 91 0-1 32 2B 1-3 2B		C CU 75 B CU 76 B SI 89 B CH 79 C SI 89 C SI 90 3-3 ① K		C SL 83 B FF 94 X SI 94 1-1 ① G5-3	S SL 84 C SL 85 F SI 95 B SL 85 B SL 86 C SL 88 2-3 ③ K	5	1	1	0	0	2	2
32 Jabari Blash, R (1, 7) OBP: 0.377, SLG: 0.452		B SI 89 X CH 80 1-0 ① G6-3		X SI 90 0-0 44 2B 2-H 3-H 2B		F CU 75 F SI 91 B CH 79 B SI 90 B SI 90 X CH 80 3-2 44 1B E6		F FF 95 F FF 96 B FC 96 B SL 84 B FF 95 B FC 95 4-2 15 WP BB		3	1	1	2	1	0	0
44 Héctor Sánchez, S (1, 2) OBP: 0.282, SLG: 0.597		B CU 76 X SI 89 1-0 ② L7		B CH 81 X CH 80 1-0 15 1B 2-H 2B		X SI 90 0-0 1-3 1B		S FF 96 B CH 88 B FF 95 F FF 95 D FF 96 1 SAFE X FF 96 3-2 ② F7		4	1	2	1	0	0	1
15 Cory Spangenberg, L (1, 5) OBP: 0.315, SLG: 0.408		C SI 90 B SL 80 B CH 81 C SL 79 C SI 91 2-3 ③ K		B SL 80 B SI 91 X SI 90 2-0 2-H 1B		C CU 77 F CU 77 S SL 79 0-3 ② K		C SL 84 B FF 95 B SL 91 B FC 96 3-1 1-2 IBB		3	0	1	1	1	2	2
17 Allen Córdoba, R (1, 6) OBP: 0.283, SLG: 0.312			S CH 80 X SI 89 0-1 ① F9	D SI 91 1 SAFE B CU 77 X SI 90 2-0 ② L6		C SI 91 B SI 89 X CH 79 1-1 ③ G3-1		B FF 96 C SL 85 S FF 95 F FF 96 B SL 83 F FF 96 F FC 96 C FC 96 2-3 ③ K		4	0	0	0	0	1	5
64 Dinelson Lamet, R (1, 1) 77 Buddy Baumann, L (7, 1) 88 Phil Maton, R (8, 1) 23 Matt Szczur, R (9, PH) OBP: 0.372, SLG: 0.407 52 Brad Hand, L (9, 1)			C FF 88 S CU 75 S SL 77 0-3 ② K	T SI 89 F SI 91 S CH 79 0-3 ③ K			S CU 73 F CU 75 C SI 89 0-3 ① K		B SL 81 B SI 91 B SI 91 B SI 91 4-0 20 1B BB	3 0 0 0 0	0 0 0 0 0	0 0 0 0 0	0 0 0 0 1	0 0 0 0 0	3 0 0 0 0	1 0 0 0 0
Inning Stats	R: 1 E: 0 K: 0 S: 10 H: 1 LOB: 0 BB: 0 P: 17	R: 0 E: 0 K: 1 S: 5 H: 0 LOB: 0 BB: 0 P: 9	R: 0 E: 0 K: 1 S: 9 H: 0 LOB: 0 BB: 0 P: 10	R: 4 E: 0 K: 1 S: 12 H: 4 LOB: 1 BB: 1 P: 23	R: 0 E: 0 K: 0 S: 4 H: 1 LOB: 0 BB: 0 P: 4	R: 0 E: 1 K: 2 S: 12 H: 1 LOB: 2 BB: 0 P: 19	R: 0 E: 0 K: 2 S: 11 H: 1 LOB: 1 BB: 0 P: 17	R: 0 E: 0 K: 1 S: 14 H: 0 LOB: 2 BB: 2 P: 27	R: 0 E: 0 K: 2 S: 13 H: 1 LOB: 2 BB: 1 P: 24	1B: 5 2B: 3 3B: 0 HR: 1 SF: 0 SAC: 0 DP: 1 HBP: 0						

PITCHER		IP	WLS	BF	H	R	ER	SO	BB	IBB	HBP	BLK	WP	HR	S	P	ERA	WHIP
50 Ty Blach, L ERA: 4.5	(1, 1)	7.0	L	30	8	5	5	7	1	0	0	0	0	1	63	99	6.43	1.286
59 Kyle Crick, R ERA: 2.25	(8, 1)	1.0		5	0	0	0	1	1	1	0	0	1	0	14	27	0.00	1.000
62 Cory Gearrin, R ERA: 2.3	(9, 1)	1.0		5	1	0	0	2	1	0	0	0	0	0	13	24	0.00	2.000

PITCHER	IP	WLS	BF	H	R	ER	SO	BB	IBB	HBP	BLK	WP	HR	S	P	ERA	WHIP

TOP

San Diego Padres @ San Francisco Giants

AT&T Park, San Francisco, CA

Sun Jul 23 2017, 1:05 PM - 3:53 PM PDT

Att. 41,372 - Partly Cloudy - 69 F

livebaseballscorecards.com

AB	36
R	5
H	9
RBI	5
BB	4
SO	10
LOB	16

WP: 1 PB: 0 SB: 0 CS: 0 PA: 40

Batter	1	2	3	4	5	6	7	8	9	AB	R	H	RBI	BB	SO	LOB
2 Denard Span, L (1, 8) OBP: 0.331, SLG: 0.452	C FF 94 X SL 85 0-1 28 1B 2B		B FF 94 C FF 95 X SL 86 1-1 ① L8		B SL 85 L FF 93 F FF 94 F FF 95 F CU 82 X FF 95 1-2 ① P6		B FF 94 X FF 94 1-0 ② F8			4	1	1	0	0	0	0
10 Eduardo Núñez, R (1, 5) OBP: 0.330, SLG: 0.414	F FF 95 B FF 95 S SL 87 S SL 86 1-3 ① K		C SL 86 X FF 96 0-1 1B		B SL 83 C SL 85 B FF 94 S SL 84 X CU 82 2-2 1B		B FF 94 B FF 93 C SL 85 X FF 94 2-1 1B			4	0	3	0	0	1	1
9 Brandon Belt, L (1, 3) OBP: 0.350, SLG: 0.447	C FF 96 S FF 96 F SL 88 B SL 83 B SL 85 S FF 96 2-3 ② K		1 SAFE S FF 94 C FF 94 F FF 95 B FF 96 C SL 88 1-3 ② K		X FF 94 0-0 ② P5		F SI 86 F SI 86 F SI 89 B SI 89 F SL 84 B SI 88 X SI 88 2-2 ③ E7 1-2			4	0	0	0	0	2	4
28 Buster Posey, R (1, 2) OBP: 0.403, SLG: 0.492	B SL 87 C FF 95 X FF 96 1-1 2-H 1B		S SL 86 1 SAFE X SL 87 0-1 ③ F9		S SI 95 X FF 95 0-1 ③ L4			C FF 91 B CU 81 B CU 80 X FF 91 2-1 ① G4-3		4	0	1	1	0	0	2
35 Brandon Crawford, L (1, 6) OBP: 0.269, SLG: 0.375	B FF 96 F CH 90 X FF 96 1-1 ③ L9			B FF 94 B FF 94 X CH 89 2-0 ① G3-1		B FF 92 B CH 89 X FF 93 2-0 ① P6		C FF 91 X FF 90 0-1 ② F8		4	0	0	0	0	0	1
8 Hunter Pence, R (1, 9) OBP: 0.295, SLG: 0.346		B FF 95 C SL 86 S SL 87 S FF 97 1-3 ① K		X SL 86 0-0 ② G5-3		B SL 84 X FF 94 1-0 ② G6-3		C FF 93 S CU 79 X CU 79 0-2 ③ G5-3		4	0	0	0	0	1	0
52 Miguel Gómez, S (1, 4) OBP: 0.235, SLG: 0.313		B SL 86 X SI 91 1-0 ② F7		B FF 95 C CH 91 X FF 92 1-1 66 WP 66 1B 2B		B FF 94 S SL 85 X FF 94 1-1 1B			B CU 76 B SI 91 F SI 91 F SI 92 S ST 81 2-3 ① K	4	1	2	0	0	1	0
66 Gorkys Hernández, R (1, 7) OBP: 0.329, SLG: 0.309	S FF 96 B FF 96 B SL 86 F FF 95 B FF 96 D SL 89 4-2 50 WP BB		S FF 95 B SL 88 B SL 87 S FF 94 B SL 86 X SL 85 3-2 2-H 1B		C FF 94 B FF 93 X FF 93 1-1 ③ L9				B SI 93 S SI 92 X FF 93 1-1 ② G6-3	3	0	1	1	1	0	1
50 Ty Blach, R (1, 1) OBP: 0.242, SLG: 0.207 37 Kelby Tomlinson, R (7, PH) OBP: 0.315, SLG: 0.289 59 Kyle Crick, L (8, 1) 62 Cory Gearrin, R (9, 1) 5 Nick Hundley, R (9, PH) OBP: 0.284, SLG: 0.429	B FF 95 X FF 94 1-0 ③ G4-3 1-2		F FF 95 S SL 87 C FF 95 0-3 ③ K				S FF 93 F SL 83 S FF 94 0-3 ① K		B CU 76 X SI 93 1-0 ③ G1-3	2 1 0 0 1	0 0 0 0 0	0 0 0 0 0	0 0 0 0 0	0 0 0 0 0	1 1 0 0 0	2 0 0 0 0
Inning Stats	R: 1 H: 2 E: 0 LOB: 1 K: 2 BB: 0 S: 13 P: 18	R: 0 H: 0 E: 0 LOB: 1 K: 1 BB: 1 S: 7 P: 14	R: 0 H: 1 E: 0 LOB: 1 K: 1 BB: 0 S: 10 P: 12	R: 1 H: 2 E: 0 LOB: 1 K: 1 BB: 0 S: 10 P: 16	R: 0 H: 1 E: 0 LOB: 1 K: 0 BB: 0 S: 11 P: 14	R: 0 H: 1 E: 0 LOB: 1 K: 0 BB: 0 S: 6 P: 11	R: 0 H: 1 E: 1 LOB: 1 K: 1 BB: 0 S: 11 P: 16	R: 0 H: 0 E: 0 LOB: 0 K: 0 BB: 0 S: 7 P: 9	R: 0 H: 0 E: 0 LOB: 0 K: 1 BB: 0 S: 6 P: 10	1B: 6 2B: 2 3B: 0 HR: 0	SF: 0 SAC: 0 DP: 0 HBP: 0			WP: 2 PB: 0 SB: 0 CS: 0	PA: 36	

PITCHER	IP	WLS	BF	H	R	ER	SO	BB	IBB	HBP	BLK	WP	HR	S	P	ERA	WHIP
64 Dinelson Lamet, R (1, 1) ERA: 5.92	6.2	W	29	8	2	2	6	1	0	0	0	2	0	63	94	2.70	1.350
77 Buddy Baumann, L (7, 1) ERA:	0.1	H	1	0	0	0	0	0	0	0	0	0	0	5	7	0.00	0.000
88 Phil Maton, R (8, 1) ERA: 3.63	1.0	H	3	0	0	0	0	0	0	0	0	0	0	7	9	0.00	0.000
52 Brad Hand, L (9, 1) ERA: 2.12	1.0	S	3	0	0	0	1	0	0	0	0	0	0	6	10	0.00	0.000

PITCHER	IP	WLS	BF	H	R	ER	SO	BB	IBB	HBP	BLK	WP	HR	S	P	ERA	WHIP

BOTTOM

San Diego Padres @ San Francisco Giants

AT&T Park, San Francisco, CA

Sun Jul 23 2017, 1:05 PM - 3:53 PM PDT

Att. 41,372 - Partly Cloudy - 69 F

livebaseballscorecards.com

AB	35
R	2
H	8
RBI	2
BB	1
SO	7
LOB	11

TOP

Pittsburgh Pirates @ San Francisco Giants

AT&T Park, San Francisco, CA

Mon Jul 24 2017, 7:16 PM - 10:42 PM PDT

Att. 40,030 - Clear - 62 F

livebaseballscorecards.com

Batter	1	2	3	4	5	6	7	8	9	AB	R	H	RBI	BB	SO	LOB
6 Starling Marte, R (1, 7) OBP: 0.323, SLG: 0.365	B FF 88 F FF 88 B CU 72 B B FF 89 4-1 5 2B 5 S 22 G5-3 BB	B CH 83 B FF 90 X FF 90 2-0 E5 5 1B 22 HR 2-3		C SI 89 C SI 90 X CU 76 0-2 G5-3 ③			S FC 88 B FF 92 C FF 92 B CU 81 S FF 92 2-3 K ①	D SL 81 F FF 95 B CH 85 B FF 95 F SI 94 X FF 94 3-2 1-H 2B		4	2	1	1	1	1	1
5 Josh Harrison, R (1, 4) OBP: 0.355, SLG: 0.434	D FF 89 1 SAFE 1 SAFE C FF 88 X CU 74 1-1 55 2B 1-3 2B	T FF 91 1 SAFE X FF 90 0-1 22 HR 1-2 3-H 1B			C FF 93 F SL 82 B FF 94 S CU 75 1-3 K ①		B SL 84 F FF 92 B FC 88 X FC 86 2-1 G5-3 ② B FC 94 B FC 94 X FF 94 2-0 P4 ③			5	2	2	1	0	1	1
22 Andrew McCutchen, R (1, 8) OBP: 0.382, SLG: 0.511	F FF 89 C CH 83 D CU 75 F FF 90 X CH 84 1-2 G5-3 ① 3-H	B CU 75 B CU 75 B SL 84 F FF 91 X CU 76 3-1 1-H 2-H HR			B SL 83 C SL 82 C CH 85 B FF 94 X FF 94 2-2 G4-3 ②		C SL 84 S SI 92 X SI 92 0-2 L9 ③		S SL 82 S FC 95 B FF 96 B FC 95 S FF 96 2-3 K ①	5	1	1	4	0	1	1
55 Josh Bell, S (1, 3) OBP: 0.330, SLG: 0.488	F CH 83 B CU 74 B CH 84 C FF 90 D CU 75 F FF 90 F FF 91 X FF 90 3-2 2-H 2B	F FF 91 B CH 85 B CU 77 C CU 77 C SL 87 2-3 K ③			X FF 93 0-0 G4-3 ③			C FF 95 B CH 83 X SL 79 1-1 26 SH1-3 10 HR 23 1B 1B	X FF 96 0-0 29 BB 23 BB 1B	5	1	3	1	0	1	0
23 David Freese, R (1, 5) OBP: 0.389, SLG: 0.374	B CU 75 B CH 84 C SI 89 X CU 75 2-1 L5 ②		C FF 88 B SL 82 X CU 74 1-1 26 FC4-6 1B			B FF 92 B SL 82 F FF 92 F FF 92 F FF 94 F CH 85 C FF 94 2-3 K ①		B FF 95 B FF 94 F FF 95 F FF 95 B CH 84 X FF 95 3-2 26 SH1-3 10 HR 1-2 1B	B FF 95 S FF 94 D SL 84 B FC 96 B FF 96 4-1 29 BB 1-2 BB	4	1	2	0	1	1	1
26 Adam Frazier, L (1, 9) OBP: 0.340, SLG: 0.359	C CU 76 F CH 84 X CH 83 0-2 L4 ③		B FF 88 B SL 82 C CH 82 F SL 85 X FF 90 2-2 FC4-6 ① 29 G6-4-3 1-2f			C CH 84 X CU 75 0-1 G4-3 ②		X SL 78 0-0 SH1-3 ① 1-2 2-3	C FF 96 B CH 89 B FC 95 C FC 95 S FF 95 2-3 K ②	4	0	0	0	0	1	4
29 Francisco Cervelli, R (1, 2) OBP: 0.366, SLG: 0.410		C CH 83 X CU 73 0-1 G6-3 ① 1 SAFE B SI 89 B CU 76 X FF 90 2-0 G6-4-3 ②③ 1-2f				X FF 94 0-0 10 1B 1B		B FF 96 X FF 95 1-0 G5-3 ② 1-2 2-3	B FC 96 F FC 95 B SL 82 F FC 93 B FC 96 B FC 96 4-2 1-2 2-3 BB	4	0	1	0	1	0	3
10 Jordy Mercer, R (1, 6) OBP: 0.341, SLG: 0.426		C FF 89 T CU 75 B FF 92 B FF 90 B FF 90 F SI 91 X FF 91 3-2 6 E 45 SH3-4 5 1B 1B		B CU 75 X SL 83 1-0 G4-3 ①		C SL 82 B FF 94 X FF 93 1-1 1-3 1B		C CH 86 F FF 96 D SL 79 D CH 84 F SL 79 B FF 96 X SL 77 3-2 2-H 3-H HR	B FC 96 B FF 96 B FC 95 C FC 96 F FF 95 X FF 95 3-2 G6-3 ③	5	2	3	3	0	0	3
45 Gerrit Cole, R (1, 1) OBP: 0.162, SLG: 0.139 44 Tony Watson, L (7, 1) 64 José Osuna, R (8, PH) OBP: 0.294, SLG: 0.455 12 Juan Nicasio, R (8, 1) 73 Felipe Vázquez, L (9, 1)		X FF 91 0-0 SH3-4 ② 1-2		B FF 90 C FF 89 X CU 75 1-1 G6-3 ②		F FF 94 F FF 93 S SL 82 0-3 K ③		B FF 96 B CH 86 F FF 95 X FF 96 2-1 6 2B 1B		2 0 1 0 0	0 0 1 0 0	0 0 1 0 0	0 0 1 0 0	1 0 0 0 0	2 0 0 0 0	2 0 0 0 0
Inning Stats	R: 2 E: 0 K: 0 S: 17 H: 2 LOB: 1 BB: 1 P: 28	R: 4 E: 1 K: 1 S: 15 H: 3 LOB: 0 BB: 0 P: 25	R: 0 E: 0 K: 0 S: 6 H: 1 LOB: 0 BB: 0 P: 11	R: 0 E: 0 K: 0 S: 6 H: 0 LOB: 0 BB: 0 P: 8	R: 0 E: 0 K: 1 S: 7 H: 0 LOB: 0 BB: 0 P: 10	R: 0 E: 0 K: 2 S: 13 H: 2 LOB: 2 BB: 0 P: 16	R: 0 E: 0 K: 1 S: 8 H: 0 LOB: 0 BB: 0 P: 12	R: 4 E: 0 K: 0 S: 17 H: 5 LOB: 1 BB: 0 P: 32	R: 0 E: 0 K: 2 S: 13 H: 1 LOB: 3 BB: 2 P: 28	1B: 9 2B: 3 3B: 0 HR: 2	SF: 0 SAC: 2 DP: 1 HBP: 0					

	AB	39
	R	10
	H	14
	RBI	10
	BB	3
	SO	7
	LOB	16

WP: 0 PB: 0 SB: 1 CS: 0 PA: 44

PITCHER		IP	WLS	BF	H	R	ER	SO	BB	IBB	HBP	BLK	WP	HR	S	P	ERA	WHIP
18 Matt Cain, R ERA: 5.45	(1, 1)	4.0	L	19	6	6	2	1	1	0	0	0	0	1	44	72	4.50	1.750
56 Albert Suárez, R ERA:	(5, 1)	2.0		8	2	0	0	3	0	0	0	0	0	0	20	26	0.00	1.000
70 George Kontos, R ERA: 3.67	(7, 1)	1.0		3	0	0	0	1	0	0	0	0	0	0	8	12	0.00	0.000
61 Josh Osich, L ERA: 4.83	(8, 1)	0.2		7	5	4	4	0	0	0	0	0	0	1	16	29	54.00	7.500
59 Kyle Crick, R ERA: 2.03	(8, 1)	1.1		7	1	0	0	2	2	0	0	0	0	0	14	31	0.00	2.250

PITCHER		IP	WLS	BF	H	R	ER	SO	BB	IBB	HBP	BLK	WP	HR	S	P	ERA	WHIP

Batter	1	2	3	4	5	6	7	8	9	AB	R	H	RBI	BB	SO	LOB
2 Denard Span, L (1, 8) OBP: 0.335, SLG: 0.449	C FF 94 X FF 93 0-1 ① L4		X CH 88 0-0 ② L9		B FF 96 B FF 96 B FF 97 C FF 96 B FF 97 4-1 FC4-6 9 28 1B 1B BB		B SI 94 C SI 95 B SL 86 F SI 95 F SI 95 F SL 86 F SI 95 B SI 95 B SI 94 4-2 G4-6-3 9 28 1B 1B BB		S FF 98 C FF 100 B FF 101 F CU 83 B SL 87 F FF 100 B FF 100 B FF 97 4-2 BB	2	2	0	0	3	0	0
Eduardo Núñez, R (1, 5) OBP: 0.331, SLG: 0.413	C FF 94 S KC 79 X FF 94 0-2 ② F9		X FF 95 0-0 ③ G4-3		C KC 80 F FF 96 F SL 87 F FF 96 B FF 96 X KC 80 1-2 9 FC4-6 1-2 1B		C SI 94 F SI 94 F SI 96 B SL 86 X CH 88 1-2 9 G4-6-3 1-2 1B		X FF 96 0-0 ① P3	5	0	2	0	0	0	1
9 Brandon Belt, L (1, 3) OBP: 0.350, SLG: 0.448	F FF 95 C CH 88 B SL 85 B FF 96 B FF 97 B FF 97 4-2 BB			B FF 96 T FF 95 C KC 79 F FF 97 B FF 97 X CH 88 2-2 35 1B 2B	B FF 96 F FF 96 B FF 97 B SL 89 X FF 96 3-1 ① FC4-6 28 1B 1-2f 2-3		B SI 94 C SI 94 B SL 86 F SI 94 B SI 94 F SI 94 F SI 95 X SI 94 3-2 ① ② G4-6-3 1-2f 2-3		B CU 82 S FF 97 B FF 99 F FF 98 F FF 98 X SL 87 2-2 ② P5	4	1	1	0	1	0	5
28 Buster Posey, R (1, 2) OBP: 0.403, SLG: 0.490	F FF 94 B FF 95 B FF 95 S SL 87 C FF 96 2-3 ③ K			B KC 78 C FF 96 F CH 89 X FF 97 1-2 ① G6-3	X FF 95 0-0 ② 35 FC6 1-3 3-H 1B		B CH 87 X SI 95 1-0 3-H 1B		B FF 98 S CU 81 S CH 88 B FF 98 X CH 88 2-2 ③ F9	5	0	2	2	0	1	3
35 Brandon Crawford, L (1, 6) OBP: 0.271, SLG: 0.376 59 Kyle Crick, L (8, 1)		B FF 95 S CH 88 F SL 86 X CH 90 1-2 12 G3 12 PB 1B		B CH 91 F FF 97 X FF 97 1-1 12 FC5 8 BB 2-H 1B	F KC 80 S SL 89 X FF 97 0-2 ③ FC6 1-2f		S SL 84 C SL 84 S SL 84 0-3 ③ K			4 0	0 0	2 0	1 0	0 0	1 0	2 0
8 Hunter Pence, R (1, 9) OBP: 0.294, SLG: 0.342		C FF 95 B FF 95 S FF 95 1 SAFE B FF 95 C FF 96 2-3 ① K		C SL 87 B SL 88 B FF 96 B FF 96 B FF 96 4-1 66 BB 12 FC5 1-2 BB	C KC 79 B FF 94 F FF 93 B SL 86 F FF 95 X FF 94 3-2 ① P3		S FF 94 B FF 96 X SL 88 1-1 ① G3-1			3	0	0	0	1	1	1
12 Joe Panik, L (1, 4) OBP: 0.322, SLG: 0.392		C FF 96 B CH 88 B CH 90 X CH 90 2-1 ② G3 1-3		B FF 98 F FF 97 B CH 89 X CH 91 2-1 ② FC5 66 BB 1-2 2-3f	B SL 87 B CH 88 F FF 95 B FF 94 S FF 96 X FF 96 3-2 ② P5			B FF 96 F FF 94 B FF 96 C FF 95 F FF 96 X FF 97 2-2 66 DI 1B		4	0	1	0	0	0	3
66 Gorkys Hernández, R (1, 7) OBP: 0.332, SLG: 0.310		F FF 95 C FF 97 F KC 80 B FF 97 B FF 96 S SL 88 2-3 ③ K		C KC 79 B SL 90 D FF 96 C FF 96 B FF 98 B FF 97 4-2 1-2 2-3 BB	B FF 96 X FF 95 1-0 1B			B FF 96 C FF 95 B SL 90 F FF 97 X FF 97 2-2 ② G5-3 1-2		3	0	1	0	1	1	2
18 Matt Cain, R (1, 1) OBP: 0.185, SLG: 0.259 21 Conor Gillaspie, L (4, PH) OBP: 0.240, SLG: 0.279 56 Albert Suárez, R (5, 1) 46 Orlando Calixte, R (6, PH) OBP: 0.242, SLG: 0.207 70 George Kontos, R (7, 1) 61 Josh Osich, L (8, 1) 37 Kelby Tomlinson, R (8, 6) OBP: 0.312, SLG: 0.286			C FF 94 B SL 85 B FF 95 S FF 95 F FF 96 S FF 96 2-3 ① K	B FF 97 B CH 90 X FF 97 2-0 ③ G4-3	B SL 89 F FF 96 B FF 96 F FF 96 F FF 97 X KC 82 2-2 ③ G5-3			F FF 97 B FF 97 S SL 90 B SL 90 F FF 98 B SL 89 F FF 96 F FF 97 F FF 96 3-2 ③ X FF 96 G6-3		1 1 0 1 0 0 0 1	0 0 0 0 0 0 0 0	0 0 0 0 0 0 0 0	0 0 0 0 0 0 0 0	1 0 0 0 0 0 0 0	0 3 0 1 0 0 0 1	0 0 0 0 0 0 0 0
Inning Stats	R: 0 E: 0 K: 1 S: 10 H: 0 LOB: 1 BB: 1 P: 16	R: 0 E: 0 K: 2 S: 12 H: 1 LOB: 1 BB: 0 P: 19	R: 0 E: 0 K: 1 S: 6 H: 0 LOB: 0 BB: 0 P: 8	R: 1 E: 0 K: 0 S: 15 H: 2 LOB: 3 BB: 2 P: 31	R: 1 E: 0 K: 0 S: 12 H: 2 LOB: 1 BB: 0 P: 20	R: 0 E: 0 K: 0 S: 12 H: 1 LOB: 1 BB: 0 P: 21	R: 1 E: 0 K: 1 S: 19 H: 2 LOB: 1 BB: 1 P: 28	R: 0 E: 0 K: 0 S: 16 H: 1 LOB: 1 BB: 0 P: 24	R: 0 E: 0 K: 0 S: 12 H: 0 LOB: 1 BB: 1 P: 20	1B: 8 2B: 1 3B: 0 HR: 0 SF: 0 SAC: 0 DP: 1 HBP: 0						WP: 0 PB: 1 SB: 0 CS: 0 PA: 40	

PITCHER		IP	WLS	BF	H	R	ER	SO	BB	IBB	HBP	BLK	WP	HR	S	P	ERA	WHIP
45 Gerrit Cole, R ERA: 4.12	(1, 1)	6.0	W	27	6	2	2	4	4	0	0	0	0	0	67	115	3.00	1.667
44 Tony Watson, L ERA: 3.63	(7, 1)	1.0		5	2	1	1	1	1	0	0	0	0	0	19	28	9.00	3.000
12 Juan Nicasio, R ERA: 2.58	(8, 1)	1.0		4	1	0	0	0	0	0	0	0	0	0	16	24	0.00	1.000
73 Felipe Vázquez, L ERA: 0.68	(9, 1)	1.0		4	0	0	0	0	1	0	0	0	0	0	12	20	0.00	1.000

PITCHER	IP	WLS	BF	H	R	ER	SO	BB	IBB	HBP	BLK	WP	HR	S	P	ERA	WHIP

BOTTOM

Pittsburgh Pirates @ San Francisco Giants

AT&T Park, San Francisco, CA

Mon Jul 24 2017, 7:16 PM - 10:42 PM PDT

Att. 40,030 - Clear - 62 F

livebaseballscorecards.com

AB	34
R	3
H	9
RBI	3
BB	6
SO	5
LOB	22

Batter		1	2	3	4	5	6	7	8	9	AB	R	H	RBI	BB	SO	LOB
6 Starling Marte, R OBP: 0.316, SLG: 0.356	(1, 7) (6, 8)	C FF 88 T FF 90 X FF 90 0-2 P3		C FC 86 B FF 91 B CU 79 B CH 82 F FC 87 C FC 87 3-3 K		B FC 85 X FC 86 1-0 L9		F FF 91 B SI 92 B FF 92 T FF 92 B FC 94 X FF 91 3-2 G5-3	C SL 83 C FF 90 D CU 78 F FF 92 X FF 92 1-2 1-3 2-H 1B		5	0	1	1	0	1	2
5 Josh Harrison, R OBP: 0.357, SLG: 0.436 43 Steven Brault, L OBP: 0.500, SLG: 0.500 38 Wade LeBlanc, L OBP: 0.200, SLG: 0.200	(1, 4) (5, 1) (8, 1)	X FF 90 0-0 1B		C CH 82 B FF 90 X CU 79 1-1 E5 23 2B		C FF 89 X CH 83 0-1 23 1B 1-2 1B		C FF 91 F FF 92 X FC 92 0-2 28 BB 2-3 1B	D FC 92 X FC 91 1-0 G1-3		3 2 0	0 0 0	2 1 0	0 0 0	0 0 0	0 0 0	0 2 0
22 Andrew McCutchen, R OBP: 0.379, SLG: 0.507 28 John Jaso, L OBP: 0.309, SLG: 0.403	(1, 8) (6, 9)	F FC 86 F CH 82 X FF 90 0-2 F7		C FC 85 B FF 90 B FF 90 F FC 85 X FF 91 2-2 L8		C FC 87 F FF 91 B FF 92 F FC 88 F FF 91 S CU 80 1-3 K		D CU 80 C FF 92 B FF 94 B FF 91 F FF 92 F FF 92 B CU 77 4-2 23 G6-4-3 1-2 BB		C CU 75 X CU 76 0-1 F8	3 1	0 0	0 0	0 0	0 1	1 0	4 0
23 David Freese, R OBP: 0.389, SLG: 0.379	(1, 5)	C FF 89 B CH 83 C FF 89 X CU 78 1-2 F8		C FF 90 X CH 83 0-1 1-3 2B		B FC 87 B FF 91 X FF 91 2-0 1-3 2-H 1B		B FF 92 B FF 92 S FF 92 B FF 92 X FF 93 3-1 G6-4-3 1-2f		C SL 83 F SI 89 F FC 90 C SL 84 0-3 K	5	0	2	1	0	1	4
55 Josh Bell, S OBP: 0.328, SLG: 0.484	(1, 3)		C FF 90 F FC 87 C FC 87 0-3 K	C FC 88 F FF 91 B FF 91 F FC 88 X FF 91 1-2 F9		B FF 91 B FF 91 F FC 87 C FC 87 X FF 92 2-2 G3			B CH 83 B FF 91 F FF 91 X FF 91 2-1 62 1B 64 1B 26 SF8 1B	X CU 78 0-0 G4-3	5	1	1	0	0	1	4
64 José Osuna, R OBP: 0.299, SLG: 0.462	(1, 9) (6, 7)		F FF 91 B CH 82 B FF 91 X FC 87 2-1 2B		B FF 89 C CH 82 B FF 91 F FF 90 F FC 87 X FC 87 2-2 L9		C FC 93 F CU 76 B CU 78 B SL 86 S FF 90 2-3 K		X SL 82 0-0 62 1B 6 1B 1-2 1B		4	1	2	0	0	1	0
29 Francisco Cervelli, R OBP: 0.363, SLG: 0.406 19 Chris Stewart, R OBP: 0.269, SLG: 0.278	(1, 2) (5, 2)		B FC 86 C FF 91 F CH 84 S FF 91 1-3 K		B CH 83 C CH 82 X CU 79 1-1 G5-3		C FC 92 F FC 93 S CU 79 0-3 K		C SL 85 D FF 91 B FC 90 F FF 90 S SL 86 2-3 K		2 2	0 0	0 0	0 0	0 0	1 2	1 2
10 Jordy Mercer, R OBP: 0.341, SLG: 0.424 62 Max Moroff, S OBP: 0.239, SLG: 0.207	(1, 6) (8, PH) (8, 6)		0-0 IBB		B FF 91 F FC 86 C FF 91 B FF 91 F FF 91 B FC 86 X FF 91 3-2 G6-3		B SL 85 B FF 92 F FC 92 X FC 93 2-1 L8		D CU 77 C FF 91 B FF 92 X SL 83 2-1 6 1B 1-2 2-3 1B		2 1	0 0	0 1	0 0	1 0	0 0	0 0
50 Jameson Taillon, R OBP: 0.048, SLG: 0.048 31 A.J. Schugel, R 26 Adam Frazier, L OBP: 0.344, SLG: 0.368	(1, 1) (4, 1) (5, PH) (5, 4)		X FC 87 0-0 G5-3			C FF 90 X CU 77 0-1 5 1B 23 1B 1B		B FC 92 F FF 93 F CU 77 B FF 92 B FC 93 X FF 93 3-2 43 1B 2B	F FC 91 X CU 79 0-1 SF8 3-H		1 0 2	0 0 1	0 0 2	0 0 1	0 0 0	0 0 0	2 0 0
Inning Stats		R: 0 E: 0 K: 0 S: 10 H: 1 LOB: 1 BB: 0 P: 11	R: 0 E: 0 K: 2 S: 9 H: 1 LOB: 2 BB: 1 P: 12	R: 0 E: 1 K: 1 S: 14 H: 1 LOB: 2 BB: 0 P: 21	R: 0 E: 0 K: 0 S: 10 H: 0 LOB: 0 BB: 0 P: 16	R: 1 E: 0 K: 1 S: 14 H: 3 LOB: 2 BB: 0 P: 20	R: 0 E: 0 K: 2 S: 8 H: 0 LOB: 0 BB: 0 P: 12	R: 0 E: 0 K: 0 S: 14 H: 2 LOB: 2 BB: 1 P: 27	R: 2 E: 0 K: 1 S: 15 H: 4 LOB: 2 BB: 0 P: 23	R: 0 E: 0 K: 1 S: 7 H: 0 LOB: 0 BB: 0 P: 7	1B: 9 2B: 3 3B: 0 HR: 0 SF: 1 SAC: 0 DP: 1 HBP: 0						

PITCHER		IP	WLS	BF	H	R	ER	SO	BB	IBB	HBP	BLK	WP	HR	S	P	ERA	WHIP
40 Madison Bumgarner, L ERA: 3.38	(1, 1)	5.0	W	23	6	1	1	4	0	1	0	0	0	0	57	80	1.80	1.200
34 Chris Stratton, R ERA: 7.71	(6, 1)	4.0	S	18	6	2	2	4	1	0	0	0	0	0	44	69	4.50	1.750

PITCHER	IP	WLS	BF	H	R	ER	SO	BB	IBB	HBP	BLK	WP	HR	S	P	ERA	WHIP

TOP

Pittsburgh Pirates @ San Francisco Giants

AT&T Park, San Francisco, CA

Tue Jul 25 2017, 7:16 PM - 10:25 PM PDT

Att. 41,232 - Clear - 63 F

livebaseballscorecards.com

AB	38
R	3
H	12
RBI	3
BB	2
SO	8
LOB	21

WP: 0 PB: 0 SB: 0 CS: 0 PA: 41

Batter	1	2	3	4	5	6	7	8	9	AB	R	H	RBI	BB	SO	LOB
2 Denard Span, L (1, 8) OBP: 0.337, SLG: 0.449	C FF 93 B FF 94 B CU 80 X FF 95 2-1 G3		C CU 80 X CH 88 0-1 28 S HBP 28 2B 1B	B SI 94 B FF 94 F FF 94 B SI 94 C FF 94 X SI 95 3-2 1-3 2B 1B	C FF 91 F SI 91 B SL 84 F SI 91 B FF 93 S SL 83 2-3 K		B SI 91 X FF 90 1-0 G3-1			4	2	2	0	0	1	1
21 Conor Gillaspie, L (7, 5) OBP: 0.237, SLG: 0.275										1	0	0	0	0	0	0
Eduardo Núñez, R (1, 5) OBP: 0.334, SLG: 0.417	X FF 94 0-0 G5-3		C FF 94 B FF 94 S CU 81 B FF 94 H FF 94 3-2 28 2B 28 S 12 3B 1-2 HBP	X FF 95 0-0 1-H 9 2B 3-H 2B	B FF 91 B CH 85 B SI 90 C FF 90 C SI 90 S SI 90 3-3 K		X FF 91 0-0 L8			2	2	1	2	0	0	0
37 Kelby Tomlinson, R (5, PH) OBP: 0.305, SLG: 0.279										2	0	0	0	0	1	1
(6, 5)																
(7, 7)																
9 Brandon Belt, L (1, 3) OBP: 0.351, SLG: 0.453	L FF 94 X FF 94 0-1 G4-3		B CH 87 X FF 93 1-0 P5	C CU 79 X FF 94 0-1 28 G4-1 8 1B 3-H 2B	B SL 84 B SI 92 F FF 91 B SI 92 S FF 92 X 3-2 1-3 2B			C FF 88 F SI 86 X FC 85 0-2 L4		5	1	2	1	0	0	2
28 Buster Posey, R (1, 2) OBP: 0.407, SLG: 0.497		C SI 94 X FF 94 0-1 8 FC3 35 1B 8 E 1B	C B CU 78 C FF 94 B FF 94 B CU 80 X CU 81 3-2 12 3B 1-3 2-H 2B	B FF 92 F FF 92 B SI 92 F CH 80 X FF 93 2-2 G4-1 2-3	B C FF 92 B SL 85 B FF 92 X FF 92 3-1 1B			C FF 87 C CH 79 B CH 79 X CH 78 1-2 G1-3		4	2	3	1	0	0	1
34 Chris Stratton, R (6, 1)										1	0	0	0	0	0	0
35 Brandon Crawford, L (1, 6) OBP: 0.276, SLG: 0.381		B FF 94 F FF 95 B CH 87 D SI 95 X SI 94 3-1 12 F8 8 E 66 G6-3 1-2 1B	X CH 81 0-0 12 3B IBB	0-0 G1-3	C FF 93 B SL 85 F SL 85 B FF 92 D SL 84 F FF 93 X SI 92 3-2 L3			B FF 86 T SL 80 B SI 87 X SL 80 2-1 8 2B 2B		4	3	2	0	1	0	4
8 Hunter Pence, R (1, 9) OBP: 0.296, SLG: 0.347		B CU 80 C FF 95 B FF 95 C FF 94 F CU 82 X FF 95 2-2 FC3 66 G6-3 66 S 1-2 2-H	X FF 94 0-0 F4	C CH 81 B FF 92 B FF 92 B FF 92 C FF 92 F FF 92 X FF 92 3-2 12 WP 3-H 1B		B CU 76 B FF 89 X FF 89 2-0 E4 12 G1-6-3		B SI 88 D CH 81 X FC 85 2-0 2-H 2B		5	0	2	2	0	0	4
12 Joe Panik, L (1, 4) OBP: 0.323, SLG: 0.397	C CU 80 B FF 93 B FF 93 X FF 94 2-1 F8 2-3		C CH 88 B CH 88 X CH 88 1-1 1-H 2-H 3-H 3B	C FF 92 F CH 81 B CH 81 B CH 81 B FF 92 F CH 81 F FF 92 B SI 92 4-2 1-2 BB		B SI 90 F FF 91 X SI 90 1-1 G1-6-3 1-2f		B SI 88 X SI 88 1-0 G3		4	0	1	3	1	0	4
66 Gorkys Hernández, R (1, 7) OBP: 0.326, SLG: 0.303	L FF 94 B SI 94 B FF 94 F FF 95 D CU 82 X FF 94 3-2 G6-3 1-3 3-H	F FF 95 B CU 79 C CU 79 B CU 80 X FF 93 2-2 G6-3	C FF 92 X SI 91 0-1 F9		B FF 92 S FF 91 B SI 90 S SI 90 F FF 91 F CH 86 B SL 84 F FF 92 X SI 91 3-2 G4-3					4	0	0	1	0	0	4
(7, 8)																
40 Madison Bumgarner, R (1, 1) OBP: 0.313, SLG: 0.643	B CU 80 F SI 94 C FF 95 S CU 81 1-3 K		S SI 93 B CU 80 X CU 78 1-1 2 1B 2B 1B	B SI 90 B FF 91 B SI 90 B FF 89 4-0 9 2B BB			C FF 89 F FF 90 F FF 90 B CH 85 B SL 81 F SI 90 B FF 91 X SI 89 3-2 G1-4-3			2	1	1	0	1	1	1
5 Nick Hundley, R (6, 2) OBP: 0.282, SLG: 0.426										1	0	0	0	0	0	0
Inning Stats	R: 0 E: 0 K: 0 S: 5 H: 0 LOB: 0 BB: 0 P: 7	R: 2 E: 1 K: 1 S: 16 H: 2 LOB: 1 BB: 0 P: 27	R: 4 E: 0 K: 0 S: 14 H: 3 LOB: 1 BB: 1 P: 24	R: 4 E: 0 K: 0 S: 22 H: 5 LOB: 2 BB: 1 P: 35	R: 0 E: 0 K: 2 S: 16 H: 2 LOB: 3 BB: 1 P: 34	R: 0 E: 1 K: 0 S: 9 H: 0 LOB: 0 BB: 0 P: 15	R: 0 E: 0 K: 0 S: 7 H: 0 LOB: 0 BB: 0 P: 11	R: 1 E: 0 K: 0 S: 10 H: 2 LOB: 1 BB: 0 P: 16		1B: 7 2B: 6 3B: 1 HR: 0 SF: 0 SAC: 0 DP: 1 HBP: 1						

PITCHER	IP	WLS	BF	H	R	ER	SO	BB	IBB	HBP	BLK	WP	HR	S	P	ERA	WHIP
50 Jameson Taillon, R (1, 1) ERA: 4.03	3.0	L	21	9	10	9	1	0	1	1	0	0	0	43	70	27.00	3.000
31 A.J. Schugel, R (4, 1) ERA: 2.0	1.0		5	1	0	0	0	1	0	0	0	1	0	14	23	0.00	2.000
43 Steven Brault, L (5, 1) ERA: 4.5	3.0		12	2	0	0	2	1	0	0	0	0	0	32	60	0.00	1.000
38 Wade LeBlanc, L (8, 1) ERA: 4.85	1.0		5	2	1	1	0	0	0	0	0	0	0	10	16	9.00	2.000

PITCHER	IP	WLS	BF	H	R	ER	SO	BB	IBB	HBP	BLK	WP	HR	S	P	ERA	WHIP

BOTTOM

Pittsburgh Pirates @ San Francisco Giants

AT&T Park, San Francisco, CA

Tue Jul 25 2017, 7:16 PM - 10:25 PM PDT

Att. 41,232 - Clear - 63 F

livebaseballscorecards.com

AB	39
R	11
H	14
RBI	10
BB	3
SO	3
LOB	22

Batter	1	2	3	4	5	6	7	8	9	AB	R	H	RBI	BB	SO	LOB
6 Starling Marte, R (1, 7) OBP: 0.304, SLG: 0.340	F FF 93 X FF 93 0-1 ① F8	F SL 90 B FF 96 X SI 95 1-1 ③ P3			B FF 94 C KC 80 C FF 96 B FF 95 S FF 96 2-3 ② K			B FF 94 X FF 94 1-0 ① P4		4	0	0	0	0	1	3
5 Josh Harrison, R (1, 5) OBP: 0.359, SLG: 0.437	X FF 91 0-0 ② F9		C KC 78 X SI 93 0-1 55 S 1B		F KC 80 F FF 95 B FC 94 B SI 96 S FF 96 2-3 ③ K			B FF 94 F FF 95 X SL 85 1-1 22 L4-3 1B		4	0	2	0	0	1	0
22 Andrew McCutchen, R (1, 8) OBP: 0.376, SLG: 0.501	C FF 93 C FS 85 X SI 94 0-2 ③ G3		C KC 81 B KC 81 F SL 89 F SI 94 F SI 96 B KC 83 S FC 94 2-3 ① K			C KC 78 B FF 94 X KC 80 1-1 ① G6-3		B FF 93 X FF 96 1-0 ②③ L4-3 1-1		4	0	0	0	0	1	2
55 Josh Bell, S (1, 3) OBP: 0.325, SLG: 0.479		C FF 93 B FF 93 S FC 92 F SL 88 F KC 82 B SI 96 B SI 94 F FC 93 S FF 94 3-3 ① K	B KC 83 B SI 95 T FF 94 S FC 93 S FS 85 2-3 ② K 1-2			C FS 84 B FS 86 B FC 92 B FS 86 T FF 92 X FF 93 3-2 ② F9			S FF 94 B CH 88 B CH 88 S FF 94 F CH 90 F FC 90 X FF 94 2-2 ① P3	4	0	0	0	0	2	1
28 John Jaso, L (1, 9) OBP: 0.308, SLG: 0.397		B FS 85 B KC 79 C SL 87 F FF 94 F FS 85 B FF 96 D SL 90 4-2 29 1B 26 2B BB	C FS 86 B SL 91 B FC 93 C KC 82 S SI 97 2-3 ③ K			X FF 95 0-0 ③ F8			C CH 89 F SI 94 F CH 90 X FC 92 0-2 ② G6-3	3	1	0	0	1	1	1
29 Francisco Cervelli, R (1, 2) OBP: 0.361, SLG: 0.404		B FF 95 C SI 95 C KC 82 B SI 96 B SI 95 X SI 96 3-2 26 2B 57 FC1-2 1B 1-3		S FS 84 B KC 80 C FS 86 B FF 94 F SI 96 C FF 95 2-3 ① K			C KC 81 F FF 95 B FF 95 F KC 82 S FC 96 2-3 ① K		B SI 95 C SI 95 C FC 91 F FC 90 B SI 96 F FC 92 F CH 90 S FC 93 2-3 ③ K	4	0	1	0	0	3	0
26 Adam Frazier, L (1, 4) OBP: 0.347, SLG: 0.375		B SI 94 X KC 82 1-0 57 FC1-2 2B 1-3 3-H		C FF 93 B FF 93 X FS 87 1-1 ② L9			F FF 94 X SL 88 0-1 10 G3 1B			3	0	2	1	0	0	0
10 Jordy Mercer, R (1, 6) OBP: 0.341, SLG: 0.421		0-0 57 FC1-2 IBB		C FF 95 C KC 82 B FC 94 F KC 85 F FF 94 X FC 93 1-2 ③ L9			1 SAFE X FF 96 0-0 ② G3 1-2			2	0	0	0	1	0	1
57 Trevor Williams, R (1, 1) OBP: 0.103, SLG: 0.071 23 David Freese, R (7, PH) OBP: 0.388, SLG: 0.378 44 Tony Watson, L (7, 1) 12 Juan Nicasio, R (8, 1)		B SI 95 F SI 94 C SI 95 B SL 88 X SI 95 2-2 ② FC1-2 1-2 2-3 3-Hf			C SI 93 X KC 78 0-1 ① G4-3		B SI 96 X FF 96 1-0 ③ G1-3			2 1 0 0	0 0 0 0	0 0 0 0	0 0 0 0	0 0 0 0	0 0 0 0	3 1 0 0
Inning Stats	R: 0 E: 0 K: 0 S: 6 H: 0 LOB: 0 BB: 0 P: 6	R: 1 E: 0 K: 1 S: 18 H: 2 LOB: 3 BB: 2 P: 32	R: 0 E: 0 K: 3 S: 13 H: 1 LOB: 1 BB: 0 P: 19	R: 0 E: 0 K: 1 S: 11 H: 0 LOB: 0 BB: 0 P: 15	R: 0 E: 0 K: 2 S: 8 H: 0 LOB: 0 BB: 0 P: 12	R: 0 E: 0 K: 0 S: 6 H: 0 LOB: 0 BB: 0 P: 10	R: 0 E: 0 K: 1 S: 8 H: 1 LOB: 1 BB: 0 P: 11	R: 0 E: 0 K: 0 S: 4 H: 1 LOB: 0 BB: 0 P: 7	R: 0 E: 0 K: 1 S: 15 H: 0 LOB: 0 BB: 0 P: 19	1B: 4 2B: 2 3B: 0 HR: 0 SF: 0 SAC: 0 DP: 1 HBP: 0						

PITCHER		IP	WLS	BF	H	R	ER	SO	BB	IBB	HBP	BLK	WP	HR	S	P	ERA	WHIP
29 Jeff Samardzija, R ERA: 4.85	(1, 1)	7.0	W	27	4	1	1	8	1	1	0	0	0	0	70	105	1.29	0.714
60 Hunter Strickland, R ERA: 2.39	(8, 1)	1.0	H	3	1	0	0	0	0	0	0	0	0	0	4	7	0.00	1.000
49 Sam Dyson, R ERA: 6.25	(9, 1)	1.0	S	3	0	0	0	1	0	0	0	0	0	0	15	19	0.00	0.000

PITCHER	IP	WLS	BF	H	R	ER	SO	BB	IBB	HBP	BLK	WP	HR	S	P	ERA	WHIP

TOP

Pittsburgh Pirates @ San Francisco Giants

AT&T Park, San Francisco, CA

Wed Jul 26 2017, 12:46 PM - 3:23 PM PDT

Att. 41,038 - Partly Cloudy - 69 F

livebaseballscorecards.com

AB	31
R	1
H	5
RBI	1
BB	2
SO	9
LOB	12

BOTTOM

Pittsburgh Pirates @ San Francisco Giants

AT&T Park, San Francisco, CA

Wed Jul 26 2017, 12:46 PM - 3:23 PM PDT

Att. 41,038 - Partly Cloudy - 69 F

livebaseballscorecards.com

Batter	1	2	3	4	5	6	7	8	9	AB	R	H	RBI	BB	SO	LOB
2 Denard Span, L (1, 8) OBP: 0.337, SLG: 0.451	B FF 92 F FF 93 X FF 94 1-1 ① G6-3	X FF 94 0-0 ③ G4-3			B FF 92 L FF 92 L SI 91 F FF 93 X FF 94 1-2 12 F9 2B		L SI 93 B SI 93 X SI 93 1-1 ① SH5-4 2-3			3	0	1	0	0	0	1
12 Joe Panik, L (1, 4) OBP: 0.322, SLG: 0.398	B FF 94 C FF 94 S CU 77 B SL 87 F FF 94 F FF 94 B FF 94 X FF 93 3-2 28 WP 35 FC6-4 2B		B SI 90 B FF 92 C FF 92 X FF 92 2-1 ① G4-3		B FF 93 B FF 93 C FF 92 B FF 94 X FF 94 3-1 ① F9 2-3		X SI 94 0-0 ② G3			4	1	1	0	0	0	2
9 Brandon Belt, L (1, 3) OBP: 0.352, SLG: 0.454	C FF 93 B FF 93 B CH 84 B B 4-1 35 FC6-4 28 WP BB		F CH 85 F FF 93 B FF 94 B SL 84 B FF 93 F SI 91 C FF 94 3-3 ② K		B FF 92 S SI 92 F FF 92 F SL 83 X FF 93 1-2 ② G3		B SL 87 X SI 94 1-0 3-H 2B			3	0	1	1	1	1	1
28 Buster Posey, R (1, 2) OBP: 0.413, SLG: 0.498	B FF 92 B SL 86 B SI 92 C FF 92 D SL 85 4-1 35 FC6-4 1-2 2-3 BB		B SL 84 C FF 92 S SI 90 B CU 77 F SI 90 F FF 94 X CH 85 2-2 1B		0-0 IBB		0-0 IBB			1	0	1	0	3	0	0
35 Brandon Crawford, L (1, 6) OBP: 0.273, SLG: 0.376	B SI 92 C FF 94 B SI 92 X FF 93 2-1 ② FC6-4 8 FC6-4 1-2f 2-3 3-H		B FF 92 F FF 92 C FF 93 X FF 93 1-2 ③ G3		B FF 92 C FF 90 B SI 89 B FF 92 T FF 92 F FF 92 X FF 93 3-2 ③ L7		S SI 95 S SI 95 C SI 95 0-3 ③ K			4	0	0	1	0	1	7
8 Hunter Pence, R (1, 9) OBP: 0.292, SLG: 0.342	B FF 94 X FF 90 1-0 ③ FC6-4 1-2f			C SL 82 B SL 86 B FF 90 F FF 91 X FF 93 2-2 ① G4-3		X FF 90 0-0 ① F9		C FF 94 B SL 88 B FF 95 C FF 95 S FF 96 2-3 ① K2-3		4	0	0	0	0	1	2
21 Conor Gillaspie, L (1, 5) OBP: 0.225, SLG: 0.260		C FF 92 X FF 90 0-1 ① G4-3		X SI 90 0-0 ② G4-3		C FF 91 X SI 90 0-1 ② G4-3		C FF 94 F FF 96 B FF 95 X FF 96 1-2 ② G6-3		4	0	0	0	0	0	0
66 Gorkys Hernández, R (1, 7) OBP: 0.329, SLG: 0.307		X FF 92 0-0 29 S 1B		C FF 93 X FF 89 0-1 1B		B FF 93 F FF 88 C FF 93 B SL 84 B FF 94 X FF 92 3-2 ③ G6-3		C FF 96 B FF 96 S SL 90 F FF 97 B SL 87 X FF 97 2-2 ③ G3		4	0	2	0	0	0	0
29 Jeff Samardzija, R (1, 1) OBP: 0.093, SLG: 0.186 52 Miguel Gómez, S (7, PH) OBP: 0.278, SLG: 0.412 60 Hunter Strickland, R (8, 1) 49 Sam Dyson, R (9, 1)		1 SAFE L FF 91 F FF 94 B FF 95 S SL 84 1-3 ② K 1-2		F FF 92 F SL 85 X SL 83 0-2 ③ G6-3			B SI 93 B SI 92 C SI 93 X CH 85 2-1 2 SH5-4 9 2B 2B			2	0	0	0	0	1	2
										1	1	1	0	0	0	0
										0	0	0	0	0	0	0
										0	0	0	0	0	0	0

	AB	30
	R	2
	H	7
	RBI	2
	BB	4
	SO	4
	LOB	15

Inning Stats	1	2	3	4	5	6	7	8	9
	R: 1 E: 0 K: 0 S: 12 H: 1 LOB: 2 BB: 2 P: 27	R: 0 E: 0 K: 1 S: 7 H: 1 LOB: 1 BB: 0 P: 8	R: 0 E: 0 K: 1 S: 14 H: 1 LOB: 1 BB: 0 P: 22	R: 0 E: 0 K: 0 S: 9 H: 1 LOB: 1 BB: 0 P: 11	R: 0 E: 0 K: 0 S: 14 H: 1 LOB: 2 BB: 1 P: 22	R: 0 E: 0 K: 0 S: 6 H: 0 LOB: 0 BB: 0 P: 9	R: 1 E: 0 K: 1 S: 9 H: 2 LOB: 2 BB: 1 P: 13	R: 0 E: 0 K: 1 S: 10 H: 0 LOB: 0 BB: 0 P: 15	

	1B: 3	SF: 0	WP: 1	PA: 35
	2B: 4	SAC: 1	PB: 0	
	3B: 0	DP: 0	SB: 1	
	HR: 0	HBP: 0	CS: 0	

PITCHER		IP	WLS	BF	H	R	ER	SO	BB	IBB	HBP	BLK	WP	HR	S	P	ERA	WHIP
57 Trevor Williams, R ERA: 4.53	(1, 1)	6.0		26	5	1	1	2	2	1	0	0	1	0	62	99	1.50	1.167
44 Tony Watson, L ERA: 3.74	(7, 1)	1.0	L	6	2	1	1	1	0	1	0	0	0	0	9	13	9.00	2.000
12 Juan Nicasio, R ERA: 2.53	(8, 1)	1.0		3	0	0	0	1	0	0	0	0	0	0	10	15	0.00	0.000

PITCHER	IP	WLS	BF	H	R	ER	SO	BB	IBB	HBP	BLK	WP	HR	S	P	ERA	WHIP

Batter	1	2	3	4	5	6	7	8	9	AB	R	H	RBI	BB	SO	LOB
2 Denard Span, L (1, 8) OBP: 0.336, SLG: 0.449	C SI 92 C SI 91 S CH 86 0-3 ① **K**		C KC 82 X SI 92 0-1 **1B**			C CH 83 B SI 92 F CH 84 T CH 86 1-2 ① **K**	X KC 84 0-0 ③ **G4-3**			4	0	1	0	0	2	1
12 Joe Panik, L (1, 4) OBP: 0.319, SLG: 0.393	B SI 92 F SI 92 B SI 92 B SI 93 X SI 93 3-1 ② **L6**		D SI 91 C SI 93 C CH 85 D CH 86 1 SAFE X SI 92 2-2 ③ **L6**			C SI 93 X SI 92 0-1 ② **G5-3**		C FF 96 X FF 99 0-1 ① **P5**		4	0	0	0	0	0	1
8 Hunter Pence, R (1, 9) OBP: 0.289, SLG: 0.338	B SI 92 B SI 92 C SI 93 X CH 85 2-1 ③ **F8**			B SI 90 F CH 85 B SI 91 X CH 85 2-1 ① **G6-3**		B SI 92 B SI 91 F CH 85 B KC 84 C SI 92 X CH 86 3-2 ③ **G3**		B FF 100 C FF 100 S SL 90 B FF 100 S FC 90 2-3 ② **K**		4	0	0	0	0	1	0
28 Buster Posey, R (1, 3) OBP: 0.414, SLG: 0.498		B SI 91 X CH 85 1-0 ① **G6-3**		C KC 83 F KC 83 X SI 92 0-2 **1B**			B CH 83 B SI 90 X CH 85 2-0 35 FC4-6 **1B**	C FF 100 C SL 89 S FC 91 0-3 ③ **K**		4	0	2	0	0	1	0
35 Brandon Crawford, L (1, 6) OBP: 0.273, SLG: 0.384		F SI 91 X SI 92 0-1 **HR**		B KC 84 D KC 82 C CH 85 X KC 83 2-1 ② **F8**			X KC 83 0-0 ① **FC4-6** 1-2f 1 1B		C FC 93 C SI 96 F SL 84 F FC 96 S FC 96 0-3 ① **K**	4	2	1	1	0	1	2
1 Jae-Gyun Hwang, R (1, 5) OBP: 0.233, SLG: 0.275		C SI 93 B CH 86 X CH 85 1-1 ② **G1-3**		F SI 92 B SI 92 F CH 85 F KC 84 F KC 82 B CH 86 S KC 85 2-3 ③ **K**			C CH 85 B KC 84 X KC 82 1-1 2-H 5 2B **1B**		C FC 96 B SI 96 S FC 95 C FC 95 1-3 ② **K**	4	1	1	1	0	2	1
5 Nick Hundley, R (1, 2) OBP: 0.281, SLG: 0.428		B SI 90 B SI 92 X SI 91 2-0 ③ **L7**			B CH 84 B SI 91 C CH 86 X KC 83 2-1 ① **P2**		B CH 85 B SI 91 S CH 85 D KC 84 X KC 83 3-1 1-H 66 2B **2B**		S FC 93 S FC 95 B FC 96 S SL 84 1-3 ③ **K**	4	1	1	1	0	1	0
66 Gorkys Hernández, R (1, 7) OBP: 0.333, SLG: 0.317			B SI 91 B CH 83 B SI 91 C SI 91 C SI 91 S CH 86 3-3 ① **K**		C SI 92 C KC 84 X SI 91 0-2 45 L6-3 **1B**		F KC 84 B SI 92 D CH 86 X KC 84 2-1 3-H **2B**			3	0	2	1	0	1	0
45 Matt Moore, L (1, 1) OBP: 0.147, SLG: 0.121 70 George Kontos, R (7, 1) 61 Josh Osich, L (7, 1) 59 Kyle Crick, L (8, 1)			B SI 92 C SI 92 X SI 92 1-1 ② **G4-3**		B SI 91 F SI 90 S KC 82 X SI 92 1-2 ② ③ **L6-3** 1-2		S KC 84 S KC 82 S CH 86 0-3 ② **K**			3 0 0 0	0 0 0 0	0 0 0 0	0 0 0 0	1 0 0 0	2 0 0 0	
Inning Stats	R: 0 E: 0 K: 1 S: 7 H: 0 LOB: 0 BB: 0 P: 12	R: 1 E: 0 K: 0 S: 6 H: 1 LOB: 0 BB: 0 P: 10	R: 0 E: 0 K: 1 S: 10 H: 1 LOB: 0 BB: 0 P: 16	R: 0 E: 0 K: 1 S: 12 H: 1 LOB: 1 BB: 0 P: 18	R: 0 E: 0 K: 0 S: 8 H: 1 LOB: 0 BB: 0 P: 11	R: 0 E: 0 K: 1 S: 8 H: 0 LOB: 0 BB: 0 P: 12	R: 3 E: 1 K: 1 S: 12 H: 4 LOB: 1 BB: 0 P: 20	R: 0 E: 0 K: 2 S: 8 H: 0 LOB: 0 BB: 0 P: 10	R: 0 E: 0 K: 3 S: 11 H: 0 LOB: 0 BB: 0 P: 13	1B: 5 2B: 3 3B: 0 HR: 1 SF: 0 SAC: 0 DP: 1 HBP: 0						

PITCHER		IP	WLS	BF	H	R	ER	SO	BB	IBB	HBP	BLK	WP	HR	S	P	ERA	WHIP
57 Alex Wood, L ERA: 2.38	(1, 1)	7.0	W	28	8	4	4	5	0	0	0	0	0	1	63	99	5.14	1.143
17 Brandon Morrow, R ERA: 1.66	(8, 1)	1.0	H	3	0	0	0	2	0	0	0	0	0	0	8	10	0.00	0.000
74 Kenley Jansen, R ERA: 1.39	(9, 1)	1.0	S	3	0	0	0	3	0	0	0	0	0	0	11	13	0.00	0.000

PITCHER	IP	WLS	BF	H	R	ER	SO	BB	IBB	HBP	BLK	WP	HR	S	P	ERA	WHIP

TOP

San Francisco Giants @ Los Angeles Dodgers
Dodger Stadium, Los Angeles, CA
Fri Jul 28 2017, 7:11 PM - 9:49 PM PDT
Att. 51,426 - Clear - 74 F

livebaseballscorecards.com

AB	34
R	4
H	8
RBI	4
BB	0
SO	10
LOB	7

WP: 0 PA: 34
PB: 0
SB: 0
CS: 0

Batter	1	2	3	4	5	6	7	8	9	AB	R	H	RBI	BB	SO	LOB
3 Chris Taylor, R (1, 7) OBP: 0.387, SLG: 0.540	X FF 90 0-0 ① G6-3		C FF 92 F FF 91 B FF 93 C FC 90 1-3 ② K		C FF 92 B FC 90 S KC 80 F FF 92 B FC 90 S FC 90 2-3 ③ K		T FC 89 S SL 84 D SL 84 B FF 92 B FC 87 F SL 83 X FC 88 3-2 5 HR 2-H 2B			4	1	1	1	0	2	2
5 Corey Seager, L (1, 6) OBP: 0.385, SLG: 0.516	X FF 94 0-0 HR		S FF 93 F KC 80 B KC 81 1 SAFE S KC 80 1-3 ③ K			C CH 83 C KC 80 S KC 80 0-3 ① K	S SL 77 X SL 77 0-1 2-H HR			4	2	2	3	0	2	1
10 Justin Turner, R (1, 5) OBP: 0.457, SLG: 0.554	B FF 92 F CH 83 X FF 92 1-1 ② P3			C KC 80 C FC 88 B KC 81 B CH 84 X FF 92 2-2 ① F8		F FF 89 B FF 91 B FC 90 B FF 90 B FF 92 4-1 BB	B CH 85 B FF 96 C SL 80 X FF 96 2-1 1B			3	0	1	0	1	0	0
35 Cody Bellinger, L (1, 3) OBP: 0.344, SLG: 0.603	B FF 91 B FF 91 F FC 91 F CH 84 X FC 89 2-2 ③ G6-3			B CH 85 B CH 84 B FF 91 X FF 93 3-0 ② P6		X CH 83 0-0 ② L9	1 SAFE X FF 96 0-0 ③ F7			4	0	0	0	0	0	2
11 Logan Forsythe, R (1, 4) OBP: 0.357, SLG: 0.327		C FF 92 B KC 80 B FF 90 T FF 93 X FF 94 2-2 ① G4-3		C KC 81 S KC 80 X KC 81 0-2 ③ G5-3		C FF 92 B FF 91 C KC 80 C FC 90 1-3 ③ K		S FF 96 T FF 96 B FF 96 B FF 96 T FF 97 2-2 ① K		4	0	0	0	0	2	1
15 Austin Barnes, R (1, 2) OBP: 0.416, SLG: 0.540		X FF 93 0-0 ② F9			C CH 83 B FC 90 B KC 79 B FF 92 F FF 92 B FC 90 4-2 14 WP 57 G6-3 BB		B KC 79 B FF 90 B FF 90 B FF 91 4-0 31 2B 66 G6-3 BB	B SL 82 B FF 95 B FF 96 C FF 96 C FC 95 B FC 96 4-2 14 CS BB		1	2	0	0	3	0	0
14 Enrique Hernández, R (1, 9) OBP: 0.320, SLG: 0.471		X FF 94 0-0 ③ G6-3			1 SAFE F FF 92 B CH 83 B FF 92 X CH 84 2-1 ① G5-3 1-3		B FC 89 C FC 88 F CH 81 B FF 91 C FC 90 2-3 ① K	S FF 96 1 SAFE B FF 96 B SL 84 B FF 95 F FC 95 S FC 96 3-3 ②③ K 1-2		4	0	0	0	0	2	3
31 Joc Pederson, L (1, 8) OBP: 0.359, SLG: 0.481			C KC 81 B FF 92 B FF 93 X KC 83 2-1 1B		B FF 93 B FF 93 C KC 81 B KC 80 C FF 94 B FF 93 4-2 57 G6-3 BB		B KC 80 X KC 80 1-0 1-3 3 2B 2B			2	1	2	0	1	0	0
57 Alex Wood, R (1, 1) OBP: 0.083, SLG: 0.057 66 Yasiel Puig, R (7, PH) OBP: 0.328, SLG: 0.471 17 Brandon Morrow, R (8, 1) 74 Kenley Jansen, S (9, 1) OBP: 0.500, SLG: 0.750			L FF 91 B FF 90 X FF 88 1-1 ① B2		B FF 91 L FF 90 B FF 87 B FF 90 L FF 91 X FF 91 3-2 ② G6-3 1-2 3-H		C FF 93 X FF 92 0-1 ② G6-3 3-H			2 1 0 0	0 0 0 0	0 1 0 0	1 0 0 0	0 0 0 0	0 0 0 0	2 1 0 0
Inning Stats	R: 1 E: 0 K: 0 S: 7 H: 1 LOB: 0 BB: 0 P: 10	R: 0 E: 0 K: 0 S: 5 H: 0 LOB: 0 BB: 0 P: 7	R: 0 E: 0 K: 2 S: 10 H: 1 LOB: 1 BB: 0 P: 15	R: 0 E: 0 K: 0 S: 7 H: 0 LOB: 0 BB: 0 P: 12	R: 1 E: 0 K: 1 S: 13 H: 0 LOB: 1 BB: 2 P: 28	R: 0 E: 0 K: 2 S: 8 H: 0 LOB: 1 BB: 1 P: 13	R: 4 E: 0 K: 1 S: 15 H: 4 LOB: 1 BB: 1 P: 27	R: 0 E: 0 K: 2 S: 8 H: 0 LOB: 0 BB: 1 P: 17		1B: 2 2B: 2 3B: 0 HR: 2 SF: 0 SAC: 0 DP: 0 HBP: 0					WP: 1 PB: 0 SB: 0 CS: 1 PA: 34	

PITCHER		IP	WLS	BF	H	R	ER	SO	BB	IBB	HBP	BLK	WP	HR	S	P	ERA	WHIP
45 Matt Moore, L ERA: 5.74	(1, 1)	6.1		26	3	4	3	6	4	0	0	0	1	1	54	96	4.26	1.105
70 George Kontos, R ERA: 3.83	(7, 1)	0.1	L	2	1	0	0	0	0	0	0	0	0	0	6	9	0.00	3.000
61 Josh Osich, L ERA: 5.06	(7, 1)	0.1		3	2	2	2	0	0	0	0	0	0	1	5	7	54.00	6.000
59 Kyle Crick, R ERA: 1.88	(8, 1)	1.0		3	0	0	0	2	1	0	0	0	0	0	8	17	0.00	1.000

PITCHER	IP	WLS	BF	H	R	ER	SO	BB	IBB	HBP	BLK	WP	HR	S	P	ERA	WHIP

BOTTOM

San Francisco Giants @ Los Angeles Dodgers

Dodger Stadium, Los Angeles, CA

Fri Jul 28 2017, 7:11 PM - 9:49 PM PDT

Att. 51,426 - Clear - 74 F

livebaseballscorecards.com

AB	29
R	6
H	6
RBI	6
BB	5
SO	8
LOB	12

Batter	1	2	3	4	5	6	7	8	9	AB	R	H	RBI	BB	SO	LOB
2 Denard Span, L (1, 8) OBP: 0.332, SLG: 0.443	B FF 90 C FF 89 B FF 89 F FF 90 B FF 89 S CU 74 3-3 **K** ①			C FF 88 B FF 88 S CU 73 X FF 88 1-2 **G5-3** ①		C FF 89 B FF 89 B CU 75 B CU 75 C FF 90 X CU 75 3-2 **P6** ①		1 SAFE C SI 94 X CH 85 0-1 **L3** ③		4	0	0	0	0	1	1
52 Miguel Gómez, S (1, 4) OBP: 0.273, SLG: 0.381	C FF 90 C FF 91 F FF 91 X CU 75 0-2 **G4-3** ②			F FF 90 F CU 75 S CU 76 0-3 **K** ②		C CU 75 F CU 76 F FF 91 B FF 89 F FC 80 X CU 75 1-2 **F8** ②			C FC 92 B FC 92 B FC 92 S FC 93 X FC 94 2-2 8 **G6-3** 1B	4	0	1	0	0	1	0
8 Hunter Pence, R (1, 9) OBP: 0.288, SLG: 0.346	B FF 91 F FF 90 B FF 91 S CU 74 F CU 74 F FF 90 B FF 90 X FF 90 3-2 **G6-3** ③			T FF 90 B CU 76 S FF 90 F FF 90 B FF 91 F FF 90 X CU 76 2-2 **HR**		B SL 88 X FF 95 1-0 **F7** ③			X FC 93 0-0 **G6-3** ①② 1-2f	4	1	1	1	0	0	1
28 Buster Posey, R (1, 2) OBP: 0.412, SLG: 0.494		C FF 89 X FF 90 0-1 **F9** ①		X FF 90 0-0 **P6** ③			F FF 98 B SL 86 C SL 88 B CH 89 X FF 97 2-2 **G4-3** ①		B FC 95 B SL 85 B FC 96 C FC 94 B FC 96 4-1 35 1B **BB**	3	0	0	0	1	0	0
35 Brandon Crawford, L (1, 6) OBP: 0.275, SLG: 0.383		B FF 90 X FF 90 1-0 **G3** ②			B FF 88 B FF 89 C FF 88 B CU 74 B CU 74 4-1 66 CS **BB**		B CH 89 S FF 97 C CH 88 T SL 91 1-2 **K** ②		B FC 94 X FC 92 1-0 1-2 1B	3	0	1	0	1	1	0
1 Jae-Gyun Hwang, R (1, 3) (8, 5) OBP: 0.213, SLG: 0.250		C FF 90 B FF 90 B CU 75 F FF 90 F CU 75 B CU 74 X CU 74 3-2 **F9** ③			C FF 89 F CU 74 B FF 89 X CU 74 1-2 **F7** ①		X FF 98 0-0 **F7** ③		S FC 94 S FC 95 S FC 96 0-3 **K** ③	4	0	0	0	0	1	3
66 Gorkys Hernández, R (1, 7) OBP: 0.333, SLG: 0.322			C FF 89 L CU 75 X CU 74 0-2 **G6-3** ①		1 SAFE B FF 90 F FF 88 C CU 75 F FF 88 F CU 74 1 SAFE F FF 88 X CU 75 1-2 1-2 **E7** 2B ②			C KC 76 B FF 94 T FF 95 B FF 96 F FF 96 X FF 96 2-2 **G6-3** ①		3	0	1	0	0	0	0
37 Kelby Tomlinson, R (1, 5) OBP: 0.309, SLG: 0.276 21 Conor Gillaspie, L (8, PH) OBP: 0.222, SLG: 0.257 (8, 3)			B FF 90 X FF 90 1-0 **B2-3** ②		0-0 **IBB**			B CU 77 X CH 84 1-0 **L9** ②		1 1	0 0	0 0	0 0	1 0	0 0	0 0
50 Ty Blach, R (1, 1) OBP: 0.229, SLG: 0.194 39 Carlos Moncrief, L (8, PH) 62 Cory Gearrin, R (8, 1)			B FF 88 C FF 89 F FF 90 F CU 75 F CU 74 X CU 74 1-2 **L3** ③		F FF 90 F CU 75 S CU 73 0-3 **K** ③			B CU 78 B CH 85 B CH 86 C SI 94 S CH 86 B CH 86 4-2 **BB**		2 0 0	0 0 0	0 0 0	0 0 0	1 0 0	0 0 0	2 0 0
Inning Stats	R: 0 E: 0 K: 1 S: 12 H: 0 LOB: 0 BB: 0 P: 18	R: 0 E: 0 K: 0 S: 7 H: 0 LOB: 0 BB: 0 P: 11	R: 0 E: 0 K: 0 S: 9 H: 0 LOB: 0 BB: 0 P: 11	R: 1 E: 0 K: 1 S: 12 H: 1 LOB: 0 BB: 0 P: 15	R: 0 E: 1 K: 1 S: 13 H: 1 LOB: 2 BB: 2 P: 19	R: 0 E: 0 K: 0 S: 9 H: 0 LOB: 0 BB: 0 P: 14	R: 0 E: 0 K: 1 S: 7 H: 0 LOB: 0 BB: 0 P: 10	R: 0 E: 0 K: 0 S: 9 H: 0 LOB: 1 BB: 1 P: 16	R: 0 E: 0 K: 1 S: 9 H: 2 LOB: 2 BB: 1 P: 16	1B: 2 2B: 1 3B: 0 HR: 1 SF: 0 SAC: 0 DP: 1 HBP: 0						

PITCHER	IP	WLS	BF	H	R	ER	SO	BB	IBB	HBP	BLK	WP	HR	S	P	ERA	WHIP
44 Rich Hill, L (1, 1) ERA: 3.35	5.2	W	20	2	1	1	3	1	1	0	0	0	1	61	86	1.59	0.529
52 Pedro Báez, R (6, 1) ERA: 1.43	1.1	H	4	0	0	0	1	0	0	0	0	0	0	8	12	0.00	0.000
46 Josh Fields, R (8, 1) ERA: 2.68	0.1	H	1	0	0	0	0	0	0	0	0	0	0	4	6	0.00	0.000
43 Luis Avilán, L (8, 1) ERA: 3.34	0.2	H	3	0	0	0	0	1	0	0	0	0	0	5	10	0.00	1.500
74 Kenley Jansen, R (9, 1) ERA: 1.36	1.0	S	5	2	0	0	1	1	0	0	0	0	0	9	16	0.00	3.000

PITCHER	IP	WLS	BF	H	R	ER	SO	BB	IBB	HBP	BLK	WP	HR	S	P	ERA	WHIP

TOP

San Francisco Giants @ Los Angeles Dodgers
Dodger Stadium, Los Angeles, CA
Sat Jul 29 2017, 1:09 PM - 3:50 PM PDT
Att. 47,792 - Sunny - 84 F

livebaseballscorecards.com

AB	29
R	1
H	4
RBI	1
BB	4
SO	5
LOB	7

WP: 0	PA: 33		
PB: 0			
SB: 0			
CS: 1			

Batter	1	2	3	4	5	6	7	8	9	AB	R	H	RBI	BB	SO	LOB
3 Chris Taylor, R (1, 7) OBP: 0.385, SLG: 0.540	C SI 89 S CU 77 B CU 77 X SI 91 1-2 L9 ①	X FF 90 0-0 L6 ③		C CH 81 F SI 90 B SI 90 B SI 91 B SI 90 S SI 92 3-3 K ③			F SI 90 X SI 90 0-1 2B			4	0	1	0	0	1	2
5 Corey Seager, L (1, 6) OBP: 0.389, SLG: 0.524	B SI 91 B SI 92 F SI 92 X SL 80 2-1 35 1B 2B	B CU 75 F SI 90 X SI 91 1-1 10 L8 35 1B 2B	X SI 91 0-0 35 G3-6-3 1B				B CU 78 B SI 91 2 SAFE C SI 91 B SI 92 X SL 81 3-1 P4 ③			4	2	3	0	0	0	1
10 Justin Turner, R (1, 5) OBP: 0.457, SLG: 0.549	C CH 81 B CH 81 B SI 92 D CU 79 S SI 92 B SI 92 4-2 35 1B 66 G1-2-3 BB	C SI 90 X SI 91 0-1 L8 ① 2-3	T SI 90 B FF 91 F SI 91 B SI 91 F CH 81 S SI 90 2-3 K ①					B SL 84 B SL 84 S SI 92 C FF 93 F CH 86 B SL 86 B FF 94 4-2 35 CS BB		2	0	0	0	2	1	2
35 Cody Bellinger, L (1, 3) OBP: 0.346, SLG: 0.602	B SL 79 X CH 82 1-0 11 BB 1-3 2-H 1B	F SI 91 X SI 92 0-1 66 FC5-4 3-H 1B	C CU 78 B SI 91 D CU 79 F SI 92 X SI 91 2-2 G3-6-3 ②③ 1-2f					F SL 85 F SL 85 B FF 93 S FF 93 1-3 K ①② 1-2		4	0	2	2	0	1	2
11 Logan Forsythe, R (1, 4) OBP: 0.356, SLG: 0.323	C SI 91 B SI 91 C CU 78 B CH 81 B SI 92 1 SAFE B SI 92 4-2 1-2 BB	1 SAFE B CH 81 C CU 78 B SI 91 B SI 91 F SI 90 X SI 90 3-2 F9 ②				C CH 79 X SI 90 0-1 F8 ①		C SL 85 C SL 85 S SL 86 0-3 K ③		3	0	0	0	1	1	1
66 Yasiel Puig, R (1, 9) OBP: 0.325, SLG: 0.466	B SI 92 B SI 92 C SI 92 S CH 82 B SI 92 X CH 81 3-2 G1-2-3 ②③ 3-Hf	X SI 91 0-0 FC5-4 ③ 1-2f				B SI 90 C SI 90 X CH 80 1-1 G3 ②				3	0	0	0	0	0	4
9 Yasmani Grandal, S (1, 2) OBP: 0.322, SLG: 0.487		B SI 90 B SI 89 X FF 90 2-0 31 FC5-4 1B		B SI 88 X CH 81 1-0 1B			B FF 89 B SI 90 C SI 91 X SI 91 2-1 G5-3 ③			3	0	2	0	0	0	0
31 Joc Pederson, L (1, 8) OBP: 0.356, SLG: 0.476 15 Austin Barnes, R (7, PH) OBP: 0.413, SLG: 0.536 46 Josh Fields, R (8, 1) 43 Luis Avilán, L (8, 1) 74 Kenley Jansen, S (9, 1) OBP: 0.500, SLG: 0.750		X SI 90 0-0 FC5-4 ① 1-2f		B SI 90 B SI 91 C SI 90 F SI 90 F CU 78 B SI 92 F SI 90 S SI 91 3-3 K ①			C CH 79 X CH 79 0-1 G1-3 ①			2 1 0 0 0	0 0 0 0 0	0 0 0 0 0	0 0 0 0 0	0 0 0 0 0	1 0 0 0 0	2 0 0 0 0
44 Rich Hill, L (1, 1) OBP: 0.111, SLG: 0.080 52 Pedro Báez, R (6, 1) 14 Enrique Hernández, R (7, PH) OBP: 0.318, SLG: 0.469 (8, 8)		X SI 91 0-0 B1 ②		L SI 91 X SI 91 0-1 B1 ②			B CU 76 C SI 90 F CH 79 B SI 91 X CU 77 2-2 G1-6-3 ②			2 0 1	0 0 0	0 0 0	0 0 0	0 0 0	0 0 0	2 0 0
Inning Stats	R: 1 E: 0 K: 0 S: 13 H: 2 LOB: 2 BB: 2 P: 28	R: 0 E: 0 K: 0 S: 4 H: 1 LOB: 1 BB: 0 P: 6	R: 1 E: 0 K: 0 S: 10 H: 2 LOB: 1 BB: 0 P: 14	R: 0 E: 0 K: 2 S: 11 H: 1 LOB: 1 BB: 0 P: 18	R: 0 E: 0 K: 1 S: 8 H: 1 LOB: 0 BB: 0 P: 12	R: 0 E: 0 K: 0 S: 6 H: 0 LOB: 0 BB: 0 P: 9	R: 0 E: 0 K: 0 S: 9 H: 1 LOB: 1 BB: 0 P: 14	R: 0 E: 0 K: 2 S: 9 H: 0 LOB: 0 BB: 1 P: 14		1B: 5 2B: 3 3B: 0 HR: 0 SF: 0 SAC: 0 DP: 2 HBP: 0					WP: 0 PB: 0 SB: 0 CS: 1 PA: 32	

PITCHER		IP	WLS	BF	H	R	ER	SO	BB	IBB	HBP	BLK	WP	HR	S	P	ERA	WHIP
50 Ty Blach, L ERA: 4.38	(1, 1)	7.0	L	29	8	2	2	3	2	0	0	0	0	0	61	101	2.57	1.429
62 Cory Gearrin, R ERA: 2.25	(8, 1)	1.0		3	0	0	0	2	1	0	0	0	0	0	9	14	0.00	1.000

PITCHER	IP	WLS	BF	H	R	ER	SO	BB	IBB	HBP	BLK	WP	HR	S	P	ERA	WHIP

BOTTOM

San Francisco Giants @ Los Angeles Dodgers
Dodger Stadium, Los Angeles, CA
Sat Jul 29 2017, 1:09 PM - 3:50 PM PDT
Att. 47,792 - Sunny - 84 F

livebaseballscorecards.com

AB	29
R	2
H	8
RBI	2
BB	3
SO	5
LOB	16

Batter	1	2	3	4	5	6	7	8	9	10	11	AB	R	H	RBI	BB	SO	LOB
2 Denard Span, L (1, 8) OBP: 0.328, SLG: 0.436	C FF 90 S CH 81 C CH 81 0-3 ① K		B FF 90 X FF 90 1-0 ③ G4-3			B CU 73 B FF 91 C FF 91 X FF 91 2-1 ②③ G6-3 1-2f			C SL 80 C SL 81 S SL 80 0-3 ① K		1 SAFE B SI 92 C SI 92 L SI 93 1 SAFE B CH 85 F CH 85 F CH 85 F CH 85 2-2 ① F CH 85 X CH 86 G4-3 1-3	5	0	0	0	0	2	2
12 Joe Panik, L (1, 4) OBP: 0.322, SLG: 0.396	B FF 90 X FF 91 1-0 ② F9			C CU 70 S CH 80 B FF 90 B CH 81 X FF 92 2-2 8 G4-6-3 1B			B FF 90 X FF 90 1-0 28 F9 8 1B 35 L8-2 1B		B SL 80 B SL 82 S SI 92 X SI 92 2-1 ② F8		X SI 93 0-0 8 1B 3-H 1B	5	0	3	1	0	0	0
8 Hunter Pence, R (1, 9) OBP: 0.290, SLG: 0.347	C FF 91 B FF 91 S FF 92 T FC 89 1-2 ③ K			C FF 90 B CH 83 F CH 82 B CH 82 B FC 88 X FF 92 3-2 ①② G4-6-3 1-2f			X CH 81 0-0 1-2 1B		C FF 96 B FF 97 X SL 86 1-1 ③ G5-3		B FF 98 D SL 88 1 SAFE X FF 98 2-0 28 G6-4-3 1B 1-2	5	0	2	0	0	1	1
28 Buster Posey, R (1, 2) OBP: 0.412, SLG: 0.491		B FF 90 B FF 90 B CH 81 F FF 91 B FC 88 4-1 1 FC4-6 BB		C FF 91 B CU 74 F FF 92 C FC 87 1-3 ③ K			F FC 85 B CH 82 C FC 86 D CH 84 F FC 87 B FC 84 X CH 84 3-2 ① F9 2-3			B SL 88 F FF 99 X FF 99 1-1 21 G6-3 35 S 1B	B SL 90 X FF 100 1-0 ②③ G6-4-3 1-2f	4	0	1	0	1	1	4
35 Brandon Crawford, L (1, 6) OBP: 0.272, SLG: 0.379		S SL 79 B SL 78 F CH 82 S SL 78 1-3 ① K			C SL 78 B FF 89 S SL 76 B CH 83 B SL 76 X CH 82 3-2 ① L3		X SL 79 0-0 ②③ L8-2 3-H			F FF 99 S FF 100 1 SAFE B FF 100 B FC 91 S FF 101 2-3 ① K 1-2		4	0	0	0	0	2	4
1 Jae-Gyun Hwang, R (1, 5) OBP: 0.204, SLG: 0.239 21 Conor Gillaspie, L (8, PH) OBP: 0.229, SLG: 0.303 (8, 5)		C FF 92 S CH 81 1 SAFE B FC 86 B CH 82 B CU 72 X FF 92 3-2 ② FC4-6 1-2f			F FF 92 S CH 82 0-3 ② K			C KC 76 F FF 94 X FF 96 0-2 HR		C FF 99 X SL 90 0-1 ② G6-3 2-3		2 2	0 1	0 1	0 1	0 0	1 1	1 1
9 Brandon Belt, L (1, 3) OBP: 0.353, SLG: 0.452		F SL 77 L FF 90 S CH 81 0-3 ③ K			F CH 80 X SL 78 0-1 ③ G3			B FF 95 S FF 96 B FF 96 S FF 95 F FF 96 B FF 96 B FF 95 4-2 52 G6-4-3 BB		0-0 IBB	2	0	0	0	2	1	1
66 Gorkys Hernández, R (1, 7) OBP: 0.332, SLG: 0.321			B FF 89 B FF 88 X FF 90 2-0 40 G5-4-3 1B			B CU 71 C CU 70 B FF 91 L CH 80 S FF 91 2-3 ① K		X FF 96 0-0 ① B1		S FF 99 1 SAFE X FF 99 0-1 ③ P3		4	0	1	0	0	1	3
40 Madison Bumgarner, R (1, 1) OBP: 0.333, SLG: 0.625 52 Miguel Gómez, S (8, PH) OBP: 0.261, SLG: 0.364 60 Hunter Strickland, R (8, 1) 49 Sam Dyson, R (9, 1) 62 Cory Gearrin, R (10, 1) 37 Kelby Tomlinson, R (11, PH) OBP: 0.316, SLG: 0.284 56 Albert Suárez, R (11, 1)			X CH 81 0-0 ①② G5-4-3 1-2f			B FF 91 S CH 80 S CU 72 B FF 91 B CH 80 X CH 80 3-2 2 G6-3 1B		C SL 79 B SL 77 S SL 79 1 SAFE 1 SAFE F SL 78 B CH 82 F SL 79 X SL 79 2-2 ②③ G6-4-3 1-2f			X FF 97 0-0 2 G4-3 2 S 12 1B 1B	2 1 0 0 0 0 1	0 0 0 0 0 0 1	1 0 0 0 0 0 0	0 0 0 0 0 0 0	0 0 0 0 0 0 0	0 0 0 0 0 0 0	1 1 0 0 0 0 0
Inning Stats	R: 0 E: 0 K: 2 S: 7 H: 0 LOB: 0 BB: 0 P: 9	R: 0 E: 0 K: 2 S: 10 H: 0 LOB: 1 BB: 1 P: 18	R: 0 E: 0 K: 0 S: 3 H: 1 LOB: 0 BB: 0 P: 6	R: 0 E: 0 K: 1 S: 9 H: 1 LOB: 0 BB: 0 P: 15	R: 0 E: 0 K: 1 S: 8 H: 0 LOB: 0 BB: 0 P: 11	R: 0 E: 0 K: 1 S: 8 H: 1 LOB: 0 BB: 0 P: 15	R: 0 E: 0 K: 0 S: 7 H: 2 LOB: 1 BB: 0 P: 11	R: 1 E: 0 K: 0 S: 12 H: 1 LOB: 0 BB: 1 P: 18	R: 0 E: 0 K: 1 S: 7 H: 0 LOB: 0 BB: 0 P: 10	R: 0 E: 0 K: 1 S: 9 H: 1 LOB: 2 BB: 1 P: 12	R: 1 E: 0 K: 0 S: 11 H: 3 LOB: 1 BB: 0 P: 16	1B: 9 2B: 1 3B: 0 HR: 1	SF: 0 SAC: 0 DP: 6 HBP: 0	WP: 0 PB: 0 SB: 2 CS: 0	PA: 40			

PITCHER		IP	WLS	BF	H	R	ER	SO	BB	IBB	HBP	BLK	WP	HR	S	P	ERA	WHIP
99 Hyun Jin Ryu, L ERA: 3.83	(1, 1)	7.0		23	5	0	0	7	1	0	0	0	0	0	52	85	0.00	0.857
46 Josh Fields, R ERA: 2.89	(8, 1)	0.1		3	1	1	1	0	1	0	0	0	0	1	7	11	27.00	6.000
58 Edward Paredes, L ERA:	(8, 1)	1.1		3	0	0	0	1	0	0	0	0	0	0	10	14	0.00	0.000
71 Josh Ravin, R ERA:	(9, 1)	0.1		1	0	0	0	0	0	0	0	0	0	0	2	3	0.00	0.000
17 Brandon Morrow, R ERA: 1.99	(10, 1)	1.0		6	2	1	1	1	0	1	0	0	0	0	10	13	9.00	2.000
43 Luis Avilán, L ERA: 3.3	(11, 1)	0.1		2	1	0	0	0	0	0	0	0	0	0	2	4	0.00	3.000
52 Pedro Báez, R ERA: 1.41	(11, 1)	0.2	W	2	1	0	0	0	0	0	0	0	0	0	2	5	0.00	1.500

TOP

San Francisco Giants @ Los Angeles Dodgers
Dodger Stadium, Los Angeles, CA
Sun Jul 30 2017, 5:09 PM - 9:03 PM PDT
Att. 53,495 - Clear - 77 F

livebaseballscorecards.com

AB	37
R	2
H	10
RBI	2
BB	3
SO	9
LOB	19

Batter	1	2	3	4	5	6	7	8	9	10	11	AB	R	H	RBI	BB	SO	LOB
3 Chris Taylor, R (1, 7) OBP: 0.378, SLG: 0.529	C FF 92 B FF 91 B FF 91 B FF 91 F FF 91 S FC 88 3-3 ① **K**		C CH 83 S FF 91 B FF 91 X FC 88 1-2 ③ F9			C CH 82 B FC 88 X FF 91 1-1 ① P4		B FF 95 B FF 95 X FF 94 2-0 ① F7	C FC 92 B SI 96 S FC 92 F FC 93 B SI 97 B SI 96 S FC 92 3-3 ② **K**		C SL 83 B FF 95 B SL 84 F FF 95 B FF 94 X SL 84 3-2 ① G5-3	6	0	0	0	0	2	1
5 Corey Seager, L (1, 6) OBP: 0.395, SLG: 0.529	X FF 92 0-0 1B			X CU 79 0-0 ① G3-1		S CU 79 X FC 87 0-1 35 1B		B CH 87 B FF 94 B FF 95 D FF 95 4-0 ① 11 BB 10 G1-3 BB	0-0 10 1B IBB		X CU 76 0-0 65 2B 2B	4	1	3	0	2	0	0
10 Justin Turner, R (1, 5) OBP: 0.455, SLG: 0.543	X FC 86 0-0 ② P3			B FF 91 B CU 78 F FF 92 F FF 92 X FF 90 2-2 ② G1-3		X FF 92 0-0 ② P3		C SL 83 F FF 95 X FF 95 0-2 ② G1-3 1-2	F SI 97 X FC 92 0-1 1-2 2-3 1B		0-0 65 2B IBB	5	1	1	0	1	0	3
35 Cody Bellinger, L (1, 3) OBP: 0.349, SLG: 0.599 17 Brandon Morrow, R (10, 1) 43 Luis Avilán, L (11, 1) 52 Pedro Báez, R (11, 1) 65 Kyle Farmer, R (11, PH) OBP: 1.000, SLG: 2.000	X FF 91 0-0 ③ F9			C FF 92 B CU 80 B FF 92 B FC 88 D FC 88 4-1 11 1B BB		C FF 92 1 SAFE B FF 90 C FF 91 F FF 90 X CU 80 1-2 1-3 1B		0-0 11 BB IBB	S FF 96 S FF 98 X FF 97 0-2 ③ F7		C SL 83 S FF 94 B SL 84 B FF 95 B SL 85 X FF 96 3-2 1-H 2-H 2B	3 0 0 0 1	0 0 0 0 0	1 0 0 0 1	0 0 0 0 2	2 0 0 0 0	0 0 0 0 0	4 0 0 0 0
11 Logan Forsythe, R (1, 4) OBP: 0.357, SLG: 0.321		C FF 90 F CH 83 B CU 79 B CU 78 F FC 88 B FF 92 C FF 91 3-3 ① **K**		B FF 89 C FF 92 X FF 92 1-1 1-2 1B		C FF 91 B FF 90 B FF 91 X FC 87 2-1 ③ G5-3		B FF 96 B FF 95 B FF 96 B FF 96 4-0 1-2 2-3 BB		X FF 92 0-0 ① F8		4	0	1	0	1	1	2
15 Austin Barnes, R (1, 2) OBP: 0.400, SLG: 0.515		B CH 84 C FC 88 F CU 80 X FF 92 1-2 ② L9		B FC 88 B FF 91 B FC 88 C FC 88 X FF 92 2-2 ③ F8			B CH 81 B CU 79 F FC 86 B FC 86 X FF 90 3-1 ① L9	B SL 84 X FF 95 1-0 ③ F9		C SI 92 B SL 84 X FF 92 1-1 ② L9	5	0	0	0	0	0	5
14 Enrique Hernández, R (1, 8) OBP: 0.318, SLG: 0.467 26 Chase Utley, L (9, PH) OBP: 0.332, SLG: 0.407 (10, 3)		C FF 91 F CU 81 C FC 88 0-3 ③ **K**		C CU 79 B CH 82 C FF 92 X FC 88 1-2 ① G5-3			C CH 82 B FF 90 C FC 88 F FC 86 B CU 80 X FC 86 2-2 1B		C SI 96 B FF 97 B CH 90 F FC 91 X CH 91 2-2 66 S 66 1B 1B	C CH 85 B CH 85 F SI 92 F SI 93 B CH 86 F CH 85 B SL 85 4-2 66 1B BB	3 1	0 1	1 1	0 0	0 1	1 0	0 0
66 Yasiel Puig, R (1, 9) OBP: 0.326, SLG: 0.465			X FF 92 0-0 ① F9	B FF 90 X CH 83 1-0 ② P6			B FF 90 C FF 91 B FF 90 B FF 90 F FC 87 F FF 91 T FC 88 3-2 ② **K**		C SI 97 B FC 92 S SI 96 F SI 97 B SI 98 B FC 92 X SI 96 3-2 10 1B 31 G3 1-H 1B	X FF 94 0-0 1-2 1B	5	0	2	1	0	1	1
99 Hyun Jin Ryu, R (1, 1) OBP: 0.292, SLG: 0.200 9 Yasmani Grandal, S (7, PH) OBP: 0.321, SLG: 0.485 46 Josh Fields, R (8, 1) 58 Edward Paredes, L (8, 1) 71 Josh Ravin, R (9, 1) 31 Joc Pederson, L (9, PH) OBP: 0.353, SLG: 0.472 (10, 8)			C FF 91 S CU 79 B CU 79 B FF 92 S FC 88 2-3 ② **K**	C FF 92 C CU 77 F FF 91 B CU 80 S FC 87 1-3 ③ **K**			F FF 91 S FC 88 F FF 91 S FC 87 0-3 ③ **K**		1 SAFE S FF 96 F FF 97 F FC 92 1 SAFE 1 SAFE X CH 91 0-2 ① G3 1-2	F SI 93 B CH 84 X CH 86 1-1 ③ G4-3	2 1 0 0 0 2	0 0 0 0 0 0	0 0 0 0 0 0	0 0 0 0 0 0	2 1 0 0 0 0	0 1 0 0 0 3	0 1 0 0 0 0
Inning Stats	R: 0 E: 0 K: 1 S: 6 H: 1 LOB: 1 BB: 0 P: 9	R: 0 E: 0 K: 2 S: 10 H: 0 LOB: 0 BB: 0 P: 14	R: 0 E: 0 K: 1 S: 7 H: 0 LOB: 0 BB: 0 P: 10	R: 0 E: 0 K: 0 S: 10 H: 1 LOB: 2 BB: 1 P: 19	R: 0 E: 0 K: 1 S: 8 H: 0 LOB: 0 BB: 0 P: 11	R: 0 E: 0 K: 0 S: 11 H: 2 LOB: 2 BB: 0 P: 15	R: 0 E: 0 K: 2 S: 13 H: 1 LOB: 1 BB: 0 P: 21	R: 0 E: 0 K: 0 S: 5 H: 0 LOB: 3 BB: 3 P: 16	R: 1 E: 0 K: 1 S: 20 H: 3 LOB: 3 BB: 1 P: 28	R: 0 E: 0 K: 0 S: 10 H: 1 LOB: 2 BB: 1 P: 16	R: 2 E: 0 K: 0 S: 7 H: 2 LOB: 1 BB: 1 P: 13	1B: 9 2B: 2 3B: 0 HR: 0 SF: 0 SAC: 0 DP: 0 HBP: 0						

PITCHER		IP	WLS	BF	H	R	ER	SO	BB	IBB	HBP	BLK	WP	HR	S	P	ERA	WHIP
40 Madison Bumgarner, L ERA: 2.92	(1, 1)	7.0		27	5	0	0	7	1	0	0	0	0	0	65	99	0.00	0.857
60 Hunter Strickland, R ERA: 2.33	(8, 1)	1.0	H	6	0	0	0	0	2	1	0	0	0	0	5	16	0.00	2.000
49 Sam Dyson, R ERA: 6.32	(9, 1)	1.0	B	7	3	1	1	1	0	1	0	0	0	0	20	28	9.00	3.000
62 Cory Gearrin, R ERA: 2.2	(10, 1)	1.0		5	1	0	0	0	1	0	0	0	0	0	10	16	0.00	2.000
56 Albert Suárez, R ERA: 4.15	(11, 1)	0.1	L	4	2	2	2	0	0	1	0	0	0	0	7	13	54.00	6.000

PITCHER	IP	WLS	BF	H	R	ER	SO	BB	IBB	HBP	BLK	WP	HR	S	P	ERA	WHIP

BOTTOM

San Francisco Giants @ Los Angeles Dodgers

Dodger Stadium, Los Angeles, CA

Sun Jul 30 2017, 5:09 PM - 9:03 PM PDT

Att. 53,495 - Clear - 77 F

livebaseballscorecards.com

AB	42
R	3
H	11
RBI	3
BB	7
SO	8
LOB	20

WP: 0 PA: 49
PB: 0
SB: 1
CS: 0

Batter	1	2	3	4	5	6	7	8	9	AB	R	H	RBI	BB	SO	LOB
2 Denard Span, L (1, 8) OBP: 0.326, SLG: 0.433	C SI 91 X FF 92 0-1 G6-3		X SL 88 0-0 L4		B SI 89 B SI 87 B SI 89 C SI 88 C SI 90 X SI 91 3-2 F7		B SL 86 F FF 91 X KC 80 1-1 9 1B 1-3 3-H 1B		B SI 97 X SI 95 1-0 L9	5	0	1	1	0	0	1
12 Joe Panik, L (1, 4) OBP: 0.321, SLG: 0.392	C SI 91 X FF 92 0-1 F8		B CH 85 X SL 87 1-0 F9		B CH 84 B SI 91 B SI 91 B SI 90 4-0 9 CS BB		C SL 88 S KC 82 1 SAFE B KC 82 T KC 82 1-2 K		B SI 98 B SI 96 C SI 97 C SI 98 S SL 90 2-3 K	4	0	0	0	1	2	3
9 Brandon Belt, L (1, 3) OBP: 0.355, SLG: 0.455	L SI 90 B SL 90 B SI 87 F CH 85 B FF 93 X SI 92 3-2 28 1B 2B			B CH 84 X 1-0 F7	1 SAFE B SI 89 F SL 87 B CH 82 F SI 90 F SL 86 1 SAFE B FF 91 F SL 85 3-3 1 SAFE C SL 86 K 1-2		C FF 91 B KC 82 X FF 92 1-1 1-3 3-H 1B			4	1	2	1	0	1	1
28 Buster Posey, R (1, 10) OBP: 0.413, SLG: 0.491	C SL 88 X SL 88 0-1 2-H 1B			X SI 92 0-0 35 1B 1 1B 1B		B SI 88 X CU 76 1-0 G5-3	C FF 95 B FF 96 B FF 95 C FF 96 1 SAFE 1 SAFE F FF 96 F FF 96 S SL 88 2-3 K			4	1	2	1	0	1	2
35 Brandon Crawford, L (1, 6) OBP: 0.272, SLG: 0.377	1 SAFE B SI 90 B SI 89 X SI 90 2-0 G6-3			B SI 91 B CH 83 S CH 83 X SL 87 2-1 1 1B 39 1B 1-3 1B		S SL 85 B FF 90 C CH 84 X SL 84 1-2 G5-3		F SI 93 B SI 94 X FF 94 1-1 G4-3		4	1	1	0	0	0	1
1 Jae-Gyun Hwang, R (1, 5) OBP: 0.212, SLG: 0.245 21 Conor Gillaspie, L (8, PH) OBP: 0.226, SLG: 0.299 (8, 5)		C SI 91 B SL 85 C SL 84 B CU 77 F SI 92 F CU 77 S SL 86 2-3 K		B SL 86 1 SAFE 1 SAFE F SL 85 X SI 92 1-1 39 1B 1-3 3-H 1B		B SI 91 B SL 81 S SL 83 C SI 91 B CU 78 S SL 85 3-3 K		F SI 94 X FF 95 0-1 P6		3	0	1	1	0	2	0
										1	0	0	0	0	0	0
39 Carlos Moncrief, L (1, 9) OBP: 0.600, SLG: 0.750		C SI 90 F CH 85 B FF 93 B CU 77 X SL 86 2-2 P5		D SI 90 1 SAFE F CH 84 1 SAFE X SI 90 1-1 1-2 3-H 1B			B SI 88 F CH 82 C SL 85 B CU 76 B SL 84 F SL 84 X SI 91 3-2 5 FC1-6 2B	C CU 81 B FF 94 C FF 94 B FF 95 F SL 87 S FF 95 2-3 K		4	0	2	1	0	1	0
5 Nick Hundley, R (1, 2) OBP: 0.281, SLG: 0.423		C SI 92 B SI 92 X SL 86 1-1 F8		X SL 84 0-0 F4			X SL 84 0-0 FC1-6 66 1B 2 1B 2-2		B SL 90 B SL 89 B SI 98 C SI 96 C SI 97 X SI 97 3-2 52 FC3-6 1B	4	1	1	0	0	0	3
66 Gorkys Hernández, R (1, 7) OBP: 0.332, SLG: 0.321 52 Miguel Gómez, S (9, PH) OBP: 0.250, SLG: 0.348			B SI 90 C SI 91 F SL 87 C SI 93 1-3 K	B SI 91 F SL 84 S SI 90 D CU 77 B SL 87 X SI 91 3-2 G4-3			X SL 83 0-0 2 1B 9 1B 1-3 1B		C SI 96 X SI 96 0-1 FC3-6 1-2f	3	1	1	0	0	1	2
										1	0	0	0	0	0	1
Inning Stats	R: 1 E: 0 K: 0 S: 10 H: 2 LOB: 1 BB: 0 P: 15	R: 0 E: 0 K: 1 S: 10 H: 0 LOB: 0 BB: 0 P: 15	R: 0 E: 0 K: 1 S: 5 H: 0 LOB: 0 BB: 0 P: 7	R: 2 E: 0 K: 0 S: 12 H: 4 LOB: 2 BB: 0 P: 20	R: 0 E: 0 K: 1 S: 8 H: 0 LOB: 1 BB: 1 P: 18	R: 0 E: 0 K: 1 S: 7 H: 0 LOB: 0 BB: 0 P: 12	R: 2 E: 0 K: 2 S: 18 H: 4 LOB: 2 BB: 0 P: 26	R: 0 E: 0 K: 1 S: 8 H: 0 LOB: 0 BB: 0 P: 11	R: 0 E: 0 K: 1 S: 9 H: 1 LOB: 1 BB: 0 P: 15	1B: 9 2B: 3 3B: 0 HR: 0 SF: 0 SAC: 0 DP: 1 HBP: 0						

PITCHER		IP	WLS	BF	H	R	ER	SO	BB	IBB	HBP	BLK	WP	HR	S	P	ERA	WHIP
58 Paul Blackburn, R ERA: 3.05	(1, 1)	6.1	W	27	8	5	5	4	1	0	0	0	0	0	58	96	7.11	1.421
37 Danny Coulombe, L ERA: 2.48	(7, 1)	0.1	H	3	2	0	0	1	0	0	0	0	0	0	7	10	0.00	6.000
31 Liam Hendriks, R ERA: 5.48	(7, 1)	1.1	H	4	0	0	0	2	0	0	0	0	0	0	13	18	0.00	0.000
39 Blake Treinen, R ERA: 4.79	(9, 1)	1.0	S	4	1	0	0	1	0	0	0	0	0	0	9	15	0.00	1.000

PITCHER	IP	WLS	BF	H	R	ER	SO	BB	IBB	HBP	BLK	WP	HR	S	P	ERA	WHIP

TOP

San Francisco Giants @ Oakland Athletics

Oakland Coliseum, Oakland, CA

Mon Jul 31 2017, 7:08 PM - 10:34 PM PDT

Att. 38,391 - Clear - 64 F

livebaseballscorecards.com

AB	37
R	5
H	11
RBI	5
BB	1
SO	8
LOB	14

WP: 0	PA: 38		
PB: 0			
SB: 0			
CS: 1			

Batter	1	2	3	4	5	6	7	8	9	AB	R	H	RBI	BB	SO	LOB
23 Matt Joyce, L (1, 9) (9, 7) OBP: 0.334, SLG: 0.408	B SI 86 B SI 86 C SI 87 B CH 81 D SI 88 4-1 10 1B 8 1B BB	B CH 83 C CH 83 B CH 84 F CH 84 B CH 84 X SI 91 3-2 1B		B SI 88 C FF 88 B CH 83 X SL 86 2-1 F9 ②		B FF 96 C FF 95 B SL 81 B SL 80 C SL 79 B SL 79 4-2 10 HR BB		B SI 95 B FF 95 C FF 94 B FF 95 S FF 95 X FF 96 3-2 17 BB 2 BB 25 1B 1B		3	3	2	0	2	0	1
10 Marcus Semien, R (1, 6) OBP: 0.343, SLG: 0.378	C FF 89 X CU 73 0-1 8 1B 2 SF7 1-2 1B	1 SAFE C FF 90 C FF 90 B FF 90 B SI 91 1 SAFE X FF 89 2-2 F9 ③		B CU 74 B SI 89 C SL 85 F SI 90 1 SAFE X SI 90 2-2 L7 ③		S FC 88 B SI 93 X SI 92 1-1 1-H 2-H 3-H HR		1 SAFE C FF 96 S FF 96 S FF 97 0-3 K ①		5	2	2	4	0	1	3
8 Jed Lowrie, S (1, 4) OBP: 0.348, SLG: 0.440	X SI 88 0-0 17 BB 1-3 2-H 1B		F SI 89 B CU 74 F SL 86 F F SI 90 X FF 91 1-2 2 G1-4-3 1B		F CH 81 X CH 82 0-1 17 G6-3 2B	B CU 80 B FC 88 S FC 88 B FC 88 S SI 91 B FC 87 4-2 2 G6-4-3 BB		F FF 96 S FF 96 F FF 97 1 SAFE F FF 96 B FF 97 F FF 96 D SL 85 F SI 96 2-2 X CH 88 F9 ②		4	0	3	1	1	0	1
2 Khris Davis, R (1, 7) OBP: 0.329, SLG: 0.509 18 Chad Pinder, R (8, PR) OBP: 0.289, SLG: 0.490 (9, 9)	C CH 81 D CH 83 B FF 89 X CH 82 2-1 SF7 ① 3-H		X FF 88 0-0 G1-4-3 ① ② 1-2f		F CU 74 F SL 86 B FF 91 S FF 92 1-3 K ①	S FC 87 X FC 86 0-1 G6-4-3 ② ③ 1-2f		1 SAFE 1 SAFE D SL 84 B FF 96 B FF 95 B FF 94 4-0 17 BB 25 1B 1-2 BB		3 0	0 1	0 0	1 0	1 0	1 0	3 0
17 Yonder Alonso, L (1, 3) OBP: 0.367, SLG: 0.532	B SI 88 C CU 73 B FF 89 B SI 90 F CH 82 1 SAFE B CU 74 4-2 1-2 BB		B CU 74 B CU 75 C SI 90 B SL 85 C SI 90 B SI 90 4-2 25 1B BB		B FF 90 B SL 86 C SI 91 B FF 91 X FF 91 3-1 ② G6-3 2-3		C CU 79 B SL 84 X FC 87 1-1 ① L9	B FF 95 B FF 95 S SI 95 B SI 95 B FF 95 4-1 25 1B 1-2 2-3 BB		2	0	0	0	3	0	1
25 Ryon Healy, R (1, 10) OBP: 0.292, SLG: 0.463	B SL 86 X SI 88 1-0 ② L5		B SI 89 C CU 76 F SI 91 X SI 90 1-2 1-2 1B		C CU 76 X CU 76 0-1 ③ P3		C SL 84 S SL 84 S SL 84 0-3 ② K	X SL 84 0-0 1-2 2-H 3-H 1B		5	0	2	2	0	1	3
13 Bruce Maxwell, L (1, 2) OBP: 0.350, SLG: 0.327	C FF 88 F FF 89 D CU 76 F FF 90 F FF 88 B CH 82 F CH 83 X CH 83 2-2 F8 ③		F CH 84 D CH 84 X FF 91 1-1 F7 ③			B SL 78 B FF 96 F FF 94 C FF 96 B FF 97 B SL 79 4-2 11 2B 10 HR BB	C FC 87 S CH 85 F SL 85 B FF 91 F FC 87 B SL 84 X FC 88 2-2 2B	B SI 95 C FF 94 F SI 93 S FF 95 1-3 K ③		4	1	1	0	1	1	6
26 Matt Chapman, R (1, 5) OBP: 0.262, SLG: 0.464		C SL 85 B FF 90 F FF 89 X FF 88 1-2 ① P6		C CU 73 X CU 73 0-1 ① F7		X FF 93 0-0 ① L8	B FC 88 B FC 87 B FC 88 B SI 90 4-0 BB			3	0	0	0	1	0	1
38 Jaycob Brugman, L (1, 8) OBP: 0.352, SLG: 0.357 11 Rajai Davis, R (6, PH) OBP: 0.297, SLG: 0.355 (7, 8)		B FF 90 B CH 82 C FF 89 X SI 89 2-1 ② G1-3		X SI 88 0-0 1B		D SL 77 B SL 79 B FF 94 C FF 94 X FF 95 3-1 10 HR 1-3 2B	C FF 96 F FF 95 B FF 95 B SL 84 B FF 97 S FF 96 3-3 ③ K			2 2	0 1	1 1	0 0	0 0	0 1	0 2
Inning Stats	R: 2 E: 0 K: 0 S: 15 H: 2 LOB: 2 BB: 2 P: 28	R: 0 E: 0 K: 0 S: 11 H: 1 LOB: 1 BB: 0 P: 19	R: 0 E: 0 K: 0 S: 13 H: 2 LOB: 2 BB: 1 P: 20	R: 0 E: 0 K: 0 S: 8 H: 1 LOB: 1 BB: 0 P: 12	R: 0 E: 0 K: 1 S: 9 H: 1 LOB: 1 BB: 0 P: 13	R: 4 E: 0 K: 0 S: 13 H: 2 LOB: 0 BB: 3 P: 29	R: 0 E: 0 K: 2 S: 13 H: 1 LOB: 2 BB: 1 P: 23	R: 2 E: 0 K: 2 S: 18 H: 2 LOB: 2 BB: 2 P: 32		1B: 8 2B: 3 3B: 0 HR: 1 SF: 1 SAC: 0 DP: 2 HBP: 0					

PITCHER		IP	WLS	BF	H	R	ER	SO	BB	IBB	HBP	BLK	WP	HR	S	P	ERA	WHIP
18 Matt Cain, R ERA: 5.37	(1, 1)	5.0		24	7	2	2	1	3	0	0	0	0	0	56	92	3.60	2.000
61 Josh Osich, L ERA: 5.85	(6, 1)	0.1	L	4	1	3	3	0	2	0	0	0	0	0	7	18	81.00	9.000
70 George Kontos, R ERA: 3.91	(6, 1)	1.1	B	7	2	1	1	1	2	0	0	0	0	1	16	28	6.75	3.000
59 Kyle Crick, R ERA: 2.93	(7, 1)	1.0		5	1	2	2	2	1	0	0	0	0	0	16	28	18.00	2.000
60 Hunter Strickland, R ERA: 2.31	(8, 1)	0.1		3	1	0	0	1	1	0	0	0	0	0	5	10	0.00	6.000

PITCHER	IP	WLS	BF	H	R	ER	SO	BB	IBB	HBP	BLK	WP	HR	S	P	ERA	WHIP

BOTTOM

San Francisco Giants @ Oakland Athletics

Oakland Coliseum, Oakland, CA

Mon Jul 31 2017, 7:08 PM - 10:34 PM PDT

Att. 38,391 - Clear - 64 F

livebaseballscorecards.com

AB	33
R	8
H	12
RBI	8
BB	9
SO	5
LOB	21

San Francisco Giants @ Oakland Athletics

Oakland Coliseum, Oakland, CA

Tue Aug 01 2017, 7:10 PM - 9:48 PM PDT

Att. 38,871 - Clear - 66 F

TOP

livebaseballscorecards.com

Batter	1	2	3	4	5	6	7	8	9	AB	R	H	RBI	BB	SO	LOB
66 Gorkys Hernández, R (1, 8) OBP: 0.333, SLG: 0.327	3-2 37 1B 2B 2-2 F9		C SI 89 X CH 81 0-1 37 FC6-4 1-2 1B		F FC 88 B FC 87 X FC 87 1-1 F9		B FC 86 X FC 87 1-0 G5-4-3 1-2f			5	1	2	0	0	0	3
37 Kelby Tomlinson, R (1, 7) OBP: 0.330, SLG: 0.315	L SI 91 D CH 81 X CH 81 1-1 9 E 28 1B 2-H 1B	B SI 90 C SI 90 B SI 90 F SL 78 F SI 91 X CH 83 2-2 G5-3	B SI 90 C SI 90 C SL 77 B SI 91 X CH 81 2-2 FC6-4 1-2f			F FC 87 X FC 86 0-1 8 HR 3B		C CU 75 F FF 91 B FF 93 B FC 88 F FF 92 B FC 88 B FC 85 4-2 28 G6-3 9 F7 BB		4	2	2	1	1	0	2
9 Brandon Belt, L (1, 3) OBP: 0.355, SLG: 0.465	X SI 91 0-0 FC3 28 1B 35 FC3-6 1-2	F SI 91 X SL 79 0-1 28 2B 2B		B FF 91 B FF 91 C FF 91 X FC 87 2-1 HR		S CH 87 C FC 88 B FF 92 B CH 89 S FC 89 2-3 K		X CH 86 0-0 F7 1-2		5	3	2	1	0	1	3
28 Buster Posey, R (1, 2) OBP: 0.418, SLG: 0.497	B SI 90 B SI 90 F SI 90 B CH 82 F SI 92 X SI 91 3-2 35 FC3-6 1-3 2-H 1B	B SL 80 C CH 81 F SI 90 D SL 77 X SI 89 2-2 2-H 2B		B FC 88 S FC 89 C FF 92 X FC 88 1-2 35 FC4-6 1B		0-0 8 HR IBB		C FC 86 X FC 85 0-1 G6-3 2-3		4	1	3	2	1	0	1
8 Hunter Pence, R (1, 9) OBP: 0.289, SLG: 0.354	C SI 90 B SI 90 X CH 81 1-1 F8	F SI 91 X CH 82 0-1 F8		S FC 87 F FC 87 B FC 88 S FC 87 1-3 K		X FC 88 0-0 1-H 3-H HR		B FF 92 C FF 92 B FC 88 S FF 92 B FF 92 X FC 88 3-2 F9		5	1	1	3	0	1	5
35 Brandon Crawford, L (1, 6) OBP: 0.268, SLG: 0.372	X SL 78 0-0 FC3-6 5 HR 1-2f 3-H	S SL 79 S SI 90 S SL 80 0-3 K		C FF 91 X CH 88 0-1 FC4-6 5 FC6-4 1-2f		B FF 92 C FF 92 X CH 88 1-1 G4-3			X CH 87 0-0 G3	5	1	0	1	0	1	3
5 Nick Hundley, R (1, 10) OBP: 0.284, SLG: 0.446	C SI 91 X CH 82 0-1 1-H HR		X SI 90 0-0 G5-3	C FC 87 X FC 87 0-1 FC6-4 1-2f		S FC 90 F FC 90 S FF 93 0-3 K			B CU 75 X FC 88 1-0 1 WP 2B	5	1	2	2	0	1	1
1 Jae-Gyun Hwang, R (1, 5) OBP: 0.228, SLG: 0.231	B SI 91 F SI 91 B SI 91 B SI 91 C SI 90 B SI 91 4-2 12 1B BB		X SI 90 0-0 F9		B FC 88 X FC 88 1-0 G5-3		C FF 92 B FF 91 B FC 88 B FC 89 B FF 92 4-1 66 G5-4-3 BB		B FF 92 C CH 86 B FC 87 B CH 84 S FC 87 C FC 86 3-3 2-3 K	3	0	0	0	2	1	1
12 Joe Panik, L (1, 4) OBP: 0.322, SLG: 0.392	C SL 79 C SI 91 B SL 80 X SI 92 1-2 1-3 1B		C SL 79 B SI 91 X SI 91 1-1 66 1B 1B		C FF 91 X CH 87 0-1 G5-3		1 SAFE X CH 86 0-0 F9		C CH 86 X CH 86 0-1 G4-3	5	0	2	0	0	0	2
Inning Stats	R: 5 E: 1 K: 0 S: 25 H: 5 LOB: 2 BB: 1 P: 40	R: 1 E: 0 K: 1 S: 14 H: 2 LOB: 1 BB: 0 P: 18	R: 0 E: 0 K: 0 S: 9 H: 2 LOB: 2 BB: 0 P: 12	R: 1 E: 0 K: 1 S: 12 H: 2 LOB: 1 BB: 0 P: 16	R: 0 E: 0 K: 0 S: 5 H: 0 LOB: 0 BB: 0 P: 7	R: 3 E: 0 K: 2 S: 11 H: 2 LOB: 0 BB: 1 P: 14	R: 0 E: 0 K: 0 S: 3 H: 0 LOB: 0 BB: 1 P: 8	R: 0 E: 0 K: 0 S: 9 H: 0 LOB: 1 BB: 1 P: 16	R: 0 E: 0 K: 1 S: 7 H: 1 LOB: 1 BB: 0 P: 11	1B: 6 2B: 4 3B: 1 HR: 3 SF: 0 SAC: 0 DP: 1 HBP: 0						

	AB	41
	R	10
	H	14
	RBI	10
	BB	4
	SO	5
	LOB	21

WP: 1 PA: 45
PB: 0
SB: 0
CS: 0

PITCHER		IP	WLS	BF	H	R	ER	SO	BB	IBB	HBP	BLK	WP	HR	S	P	ERA	WHIP
55 Sean Manaea, L ERA: 3.88	(1, 1)	3.0	L	20	9	6	2	1	1	0	0	0	0	1	48	70	6.00	3.333
64 Michael Brady, R ERA: 4.15	(4, 1)	6.0		25	5	4	4	4	2	1	0	0	1	2	47	72	6.00	1.167

PITCHER	IP	WLS	BF	H	R	ER	SO	BB	IBB	HBP	BLK	WP	HR	S	P	ERA	WHIP

BOTTOM

San Francisco Giants @ Oakland Athletics

Oakland Coliseum, Oakland, CA

Tue Aug 01 2017, 7:10 PM - 9:48 PM PDT

Att. 38,871 - Clear - 66 F

livebaseballscorecards.com

Batter	1	2	3	4	5	6	7	8	9	AB	R	H	RBI	BB	SO	LOB
23 Matt Joyce, L (1, 9) OBP: 0.336, SLG: 0.424	C FC 91 X SL 84 0-1 10 1B 2B	C SI 94 B SI 94 X SI 94 1-1 ② SF7 3-H			B SI 94 C SI 93 B KC 79 X FC 91 2-1 1-H HR		F SI 94 B SL 87 X FS 89 1-1 ②③ G4-6-3 1-2f			3	1	2	3	0	0	1
10 Marcus Semien, R (1, 6) OBP: 0.340, SLG: 0.374	F SI 92 C KC 80 B FC 92 F FC 92 F SI 93 D FS 86 X KC 82 2-2 ① 2 BB 17 1B 2-3 1B	F SI 94 F SI 94 S SI 94 0-3 ③ K			B KC 81 C KC 82 F SI 94 S FF 95 1-3 ① K			C KC 77 B KC 80 B FC 91 S FC 92 X FC 92 2-2 ① G3		4	1	1	0	0	2	1
8 Jed Lowrie, S (1, 4) OBP: 0.344, SLG: 0.436	X FF 92 0-0 ② F8		C FS 84 B KC 81 B FS 92 F FC 92 B SI 94 X SI 94 3-2 ① L9		B KC 80 X FS 86 1-0 ② G3			X FS 83 0-0 ② G3-1		4	0	0	0	0	0	1
2 Khris Davis, R (1, 7) OBP: 0.328, SLG: 0.505	B SL 87 B SI 93 B SI 93 B SI 93 4-0 17 1B 1-2 BB		F SI 94 S SL 89 B SL 87 F SI 95 B SI 94 X SL 88 2-2 ② F8		C FS 86 X KC 82 0-1 ③ G5-3			C FF 93 B FC 92 S F SL 88 B FF 92 X FF 93 2-2 ③ G4-3		3	0	0	0	1	0	0
17 Yonder Alonso, L (1, 3) OBP: 0.367, SLG: 0.530 18 Chad Pinder, R (9, PH) OBP: 0.288, SLG: 0.486	X SI 93 0-0 1-2 2-H 1B		B SI 94 F SL 88 S FF 93 F SI 94 F FS 88 B FF 93 F SI 95 B SL 88 F FF 95 3-3 ③ S SL 90 K			X SI 92 0-0 ① G6-3			F FF 96 B SI 97 F SI 97 X CH 87 1-2 ① G5-3	3 1	0 0	1 0	1 0	0 0	1 0	0 0
25 Ryon Healy, R (1, 10) OBP: 0.289, SLG: 0.459	B KC 82 C SI 95 X SI 95 1-1 ③ G4-3			B FF 94 X KC 80 1-0 ① G6-3		B FS 91 C SI 93 B SI 94 C SL 86 X SI 95 2-2 ② P3			C SI 96 X SI 97 0-1 ② L4	4	0	0	0	0	0	2
13 Bruce Maxwell, L (1, 2) OBP: 0.341, SLG: 0.317 30 Ryan Lavarnway, R (9, PH) OBP: 0.333, SLG: 0.375		C KC 80 B FC 92 F FF 93 B FF 94 B FF 95 T FF 95 3-2 ① K		B SI 92 T FF 93 F FS 85 F SI 95 C SL 88 1-3 ② K		B SI 93 F SI 93 B KC 79 C SI 94 F SI 95 X SI 94 2-2 ③ F7			F SI 97 S FC 92 B SI 97 X FC 93 1-2 26 WP 1B	3 1	0 0	0 1	0 0	0 0	2 0	0 0
26 Matt Chapman, R (1, 5) OBP: 0.279, SLG: 0.465		C KC 80 B SI 95 C SL 88 B SI 94 B SL 88 B SI 96 4-2 38 E 38 FC1 23 SF7 BB		B KC 82 X SI 94 1-0 ③ F7			F SL 84 X KC 79 0-1 23 G4-6-3 1B		C SI 95 B FF 97 D CH 87 C SI 96 B CH 86 B FF 97 4-2 1-2 BB	2	1	1	0	2	0	0
38 Jaycob Brugman, L (1, 8) OBP: 0.349, SLG: 0.354		B KC 81 X SI 94 1-0 FC1 1-3			C KC 78 B FC 93 B KC 80 S SL 87 X SL 88 2-2 23 HR 1B		B FC 92 B FF 92 X SI 93 2-0 ① F8		B FF 97 X SI 97 1-0 ③ G6-3	4	1	1	0	0	0	4

Inning Stats	1	2	3	4	5	6	7	8	9
	R: 1 E: 0 K: 0 S: 11 H: 3 LOB: 2 BB: 1 P: 18	R: 1 E: 1 K: 2 S: 11 H: 0 LOB: 1 BB: 1 P: 20	R: 0 E: 0 K: 1 S: 14 H: 0 LOB: 0 BB: 0 P: 22	R: 0 E: 0 K: 1 S: 6 H: 0 LOB: 0 BB: 0 P: 9	R: 2 E: 0 K: 1 S: 11 H: 2 LOB: 0 BB: 0 P: 17	R: 0 E: 0 K: 0 S: 8 H: 0 LOB: 0 BB: 0 P: 12	R: 0 E: 0 K: 0 S: 5 H: 1 LOB: 0 BB: 0 P: 8	R: 0 E: 0 K: 0 S: 8 H: 0 LOB: 0 BB: 0 P: 12	R: 0 E: 0 K: 0 S: 11 H: 1 LOB: 2 BB: 1 P: 18

1B: 5	SF: 1	WP: 1
2B: 1	SAC: 0	PA: 36
3B: 0	DP: 1	PB: 0
HR: 1	HBP: 0	SB: 0
		CS: 0

AB	32
R	4
H	7
RBI	4
BB	3
SO	5
LOB	9

PITCHER		IP	WLS	BF	H	R	ER	SO	BB	IBB	HBP	BLK	WP	HR	S	P	ERA	WHIP
29 Jeff Samardzija, R ERA: 4.77	(1, 1)	8.0	W	31	6	4	3	5	2	0	0	0	0	1	74	118	3.38	1.000
61 Josh Osich, L ERA: 5.67	(9, 1)	1.0		5	1	0	0	0	1	0	0	0	1	0	11	18	0.00	2.000

PITCHER	IP	WLS	BF	H	R	ER	SO	BB	IBB	HBP	BLK	WP	HR	S	P	ERA	WHIP

Batter	1	2	3	4	5	6	7	8	9	AB	R	H	RBI	BB	SO	LOB
11 Rajai Davis, R (1, 8) OBP: 0.292, SLG: 0.348	C FF 90 F KC 80 X CH 82 0-2 ① L9		X CH 79 0-0 ① F8	X FF 90 0-0 ③ L9		C FF 94 F FF 94 F CU 76 C CU 74 0-3 ③ K		F FF 94 S FF 93 F FF 93 B FF 93 X CU 77 1-2 ① FC6-4 10 S 1-2f 2-3		5	0	0	0	0	1	4
10 Marcus Semien, R (1, 6) OBP: 0.336, SLG: 0.367	B FF 89 S FF 91 C CH 84 X KC 81 1-2 ② G5-3		B FF 87 B KC 80 F FC 89 C CH 81 C FF 90 2-3 ② K		B X FF 91 1-0 ① F9		F FF 93 F FF 94 B CU 76 B FF 91 X FF 94 1-2 8 2B 1B	T CU 77 T FF 94 3 SAFE B FF 93 S SL 84 1-3 ② K 1-2		5	1	1	0	0	2	2
8 Jed Lowrie, S (1, 4) OBP: 0.347, SLG: 0.442	B FF 90 C FF 91 C CH 83 X KC 80 1-2 ③ G6-3		S KC 80 B FF 90 B FF 90 B FF 92 B FF 90 4-1 25 HR BB		B X FF 91 B FF 91 B CH 83 B FF 90 X FF 88 3-0 2B		C FF 92 S FF 93 B CU 76 B FF 93 F FF 93 X CH 85 2-2 25 G6-3 18 1B 1-H 2B	B FF 95 F CU 78 B CH 85 C CU 77 X FF 93 2-2 ③ F7		4	2	2	1	1	0	2
25 Ryon Healy, R (1, 3) OBP: 0.291, SLG: 0.467 66 Ryan Dull, R (8, 1) 37 Danny Coulombe, L (8, 1) 38 Jaycob Brugman, L (9, PH) OBP: 0.347, SLG: 0.351 46 Santiago Casilla, R (9, 1)		C FF 90 B FF 91 B FF 90 C FF 90 F CH 82 F CH 83 B FF 93 F FF 91 X FF 92 3-2 18 BB 26 2B 1B	C FF 92 B FF 93 D FF 91 X FF 92 2-1 1-H HR	B KC 80 B FF 92 C CH 79 X KC 80 2-1 ② F9		C SL 82 B FF 93 S CU 75 D CU 75 X SL 82 2-2 ① G6-3 2-3		S SI 90 X FC 88 0-1 ① F8	4 0 0 1 0	2 0 0 0 0	2 0 0 0 0	2 0 0 0 0	0 0 0 0 0	0 0 0 0 0	2 0 0 0 0
18 Chad Pinder, R (1, 7) OBP: 0.297, SLG: 0.487		B CH 80 B CH 80 D FF 90 C FF 90 B FF 90 4-1 26 2B 30 G5-4-3 1-2 BB	F FF 92 C KC 80 X FF 90 0-2 26 1B 1B	C CH 82 S KC 79 F CH 80 S KC 80 0-3 ③ K		B SL 81 F CU 74 B FF 94 C FF 94 X CH 85 2-2 3-H 1B		B SL 85 S FC 87 B CU 80 S FC 87 C FC 87 2-3 ② K	4	1	2	1	1	2	1
26 Matt Chapman, R (1, 5) OBP: 0.293, SLG: 0.476		B KC 80 D FF 91 X FF 90 2-0 30 G5-4-3 1-3 2-H 2B	B CH 81 C CH 80 B FF 91 F CH 81 X KC 81 2-2 1-3 1B		B FF 93 B SL 83 S SL 84 S SL 84 B SL 82 B CU 75 4-2 30 HBP BB	C FF 93 C FF 93 C FF 93 0-3 ② K		C FC 88 B FF 91 C FC 87 B FF 90 X FC 87 2-2 ③ G5-3	4	0	2	1	1	1	1
23 Matt Joyce, L (1, 9) OBP: 0.335, SLG: 0.420		B KC 81 B FF 91 B FC 88 B FF 91 4-0 30 G5-4-3 BB	B KC 81 S FF 90 X FF 91 1-1 ③ G4-3		B FF 93 X CH 85 1-0 ① L9	F FF 91 F CU 75 B FF 91 S CU 76 1-3 ③ K				3	0	0	0	1	1	4
30 Ryan Lavarnway, R (1, 2) OBP: 0.385, SLG: 0.364		F CH 79 X CH 78 0-1 ① ② G5-4-3 1-2f 2-3 3-H		B FF 88 B FF 91 C FF 91 X CH 82 2-1 ① G6-3	H FF 93 1-0 1-2 HBP		B FF 90 S SL 82 X SL 80 1-1 11 FC6-4 17 1B 1B		3	0	1	0	0	0	2
48 Daniel Gossett, R (1, 1) OBP: 0.200, SLG: 0.200 17 Yonder Alonso, L (8, PH) OBP: 0.369, SLG: 0.532 (8, 3)		C FF 90 S CH 80 C CH 79 0-3 ③ K		C FF 89 B FF 88 C CH 81 S KC 79 1-3 ② K	C FF 92 M SL 82 M SL 81 0-3 ② K		X CU 75 0-0 11 FC6-4 1-2 1B	3 1	0 0	0 1	0 0	0 0	3 0	3 0
Inning Stats	R: 0 E: 0 K: 0 S: 9 H: 0 LOB: 0 BB: 0 P: 11	R: 2 E: 0 K: 1 S: 13 H: 2 LOB: 1 BB: 2 P: 26	R: 2 E: 0 K: 1 S: 15 H: 3 LOB: 2 BB: 1 P: 26	R: 0 E: 0 K: 1 S: 6 H: 0 LOB: 0 BB: 0 P: 9	R: 0 E: 0 K: 1 S: 8 H: 1 LOB: 1 BB: 0 P: 14	R: 0 E: 0 K: 2 S: 10 H: 0 LOB: 2 BB: 1 P: 16	R: 2 E: 0 K: 2 S: 19 H: 3 LOB: 1 BB: 0 P: 27	R: 0 E: 0 K: 1 S: 13 H: 2 LOB: 2 BB: 0 P: 18	R: 0 E: 0 K: 1 S: 8 H: 0 LOB: 0 BB: 0 P: 12	1B: 7 2B: 3 3B: 0 HR: 1	SF: 0 SAC: 0 DP: 1 HBP: 1				WP: 0 PB: 0 SB: 1 CS: 0	PA: 42	

PITCHER	IP	WLS	BF	H	R	ER	SO	BB	IBB	HBP	BLK	WP	HR	S	P	ERA	WHIP
45 Matt Moore, L (1, 1) ERA: 5.8	5.0	L	23	6	4	4	4	3	0	0	0	0	1	51	86	7.20	1.800
56 Albert Suárez, R (6, 1) ERA: 4.91	3.0		16	5	2	2	5	1	0	1	0	0	0	42	61	6.00	2.000
70 George Kontos, R (9, 1) ERA: 3.83	1.0		3	0	0	0	1	0	0	0	0	0	0	8	12	0.00	0.000

PITCHER	IP	WLS	BF	H	R	ER	SO	BB	IBB	HBP	BLK	WP	HR	S	P	ERA	WHIP

TOP

Oakland Athletics @ San Francisco Giants

AT&T Park, San Francisco, CA

Wed Aug 02 2017, 7:15 PM - 10:03 PM PDT

Att. 40,635 - Partly Cloudy - 65 F

livebaseballscorecards.com

AB	37
R	6
H	11
RBI	5
BB	4
SO	10
LOB	21

BOTTOM

Oakland Athletics @ San Francisco Giants

AT&T Park, San Francisco, CA

Wed Aug 02 2017, 7:15 PM - 10:03 PM PDT

Att. 40,635 - Partly Cloudy - 65 F

livebaseballscorecards.com

Batter	1	2	3	4	5	6	7	8	9	AB	R	H	RBI	BB	SO	LOB
2 Denard Span, L (1, 8) OBP: 0.325, SLG: 0.430	C SI 92 F FF 92 X CU 78 0-2 L8		B FF 93 X FF 92 1-0 B1-3			C CH 86 B FF 92 X FF 91 1-1 L8		1 SAFE C FF 89 1 SAFE X SL 80 0-1 12 G4-6-3 1-2 1B		4	0	1	0	0	0	0
12 Joe Panik, L (1, 4) OBP: 0.321, SLG: 0.390	B FF 92 S CH 86 X CH 86 1-1 G6-3			C FF 92 B SL 87 F CH 86 B FF 92 X CH 87 2-2 L7		B FF 91 T FF 92 X CH 86 1-1 1B		B SL 86 F SL 86 C KC 80 X KC 80 1-2 G4-6-3 1-2f		4	0	1	0	0	0	2
9 Brandon Belt, L (1, 3) OBP: 0.352, SLG: 0.460	C FF 93 B CU 77 F FF 92 F SL 84 B CU 79 C FF 92 2-3 K			B CU 79 X CH 86 1-0 G6-3		D FF 90 F SL 84 F SL 85 B FF 91 S SL 83 2-3 K			X FF 94 0-0 F8	4	0	0	0	0	2	1
28 Buster Posey, R (1, 2) OBP: 0.414, SLG: 0.491		B FF 92 X FF 91 1-0 F9		B FF 93 C SL 86 B CH 87 F FF 92 F FF 92 X SL 83 2-2 F9		D SL 85 X FF 91 1-0 F8			C SI 95 B SI 94 B FF 95 X SI 94 2-1 G5-3	4	0	0	0	0	0	1
35 Brandon Crawford, L (1, 6) OBP: 0.276, SLG: 0.374		C FF 91 B FF 91 F CH 87 F CU 78 B FF 93 B FF 91 B FF 90 4-2 BB			B SL 87 B FF 88 S FF 93 B FF 92 B FF 92 4-1 8 2B 66 SF9 BB		F FF 91 F CU 78 F SL 85 B FF 92 B FF 93 X CH 86 2-2 21 G3-6-3 1B		B FF 95 B FF 94 B FF 95 B FF 95 4-0 8 DI BB	1	1	1	0	3	0	0
8 Hunter Pence, R (1, 9) OBP: 0.288, SLG: 0.356		B FF 90 C SL 82 X SL 83 1-1 L7			C SL 83 B FF 92 X SL 81 1-1 1-3 2B	F FF 92 B CU 78 1 SAFE C SL 83 B FF 92 S CU 79 2-3 K			B FF 95 S KC 82 C SI 94 B KC 80 B KC 81 S KC 82 3-3 K 1-2	4	0	1	0	0	2	3
21 Conor Gillaspie, L (1, 5) OBP: 0.218, SLG: 0.288		B FF 90 S CH 85 X FF 92 1-1 P5			S CH 86 X FF 92 0-1 F8		X FF 91 0-0 G3-6-3 1-2f			3	0	0	0	0	0	4
66 Gorkys Hernández, R (1, 7) OBP: 0.329, SLG: 0.324			B FF 92 C FF 92 C SL 82 S CU 79 1-3 K		F SL 85 X FF 92 0-1 SF9 3-H			B FF 91 X FF 91 1-0 F8		2	0	0	1	0	1	0
45 Matt Moore, L (1, 1) OBP: 0.143, SLG: 0.118 52 Miguel Gómez, S (5, PH) OBP: 0.240, SLG: 0.333 56 Albert Suárez, R (6, 1) 39 Carlos Moncrief, L (8, PH) OBP: 0.667, SLG: 0.800 70 George Kontos, R (9, 1)			B FF 92 S FF 92 C FF 91 B CU 76 F FF 91 F SL 83 S CH 85 2-3 K		S CH 86 D FF 92 F CH 87 X FF 93 1-2 F7			B SL 81 F FF 90 B FF 90 S CH 84 X FF 91 2-2 2 1B		1 1 0 1 0	0 0 0 0 0	0 0 0 1 0	0 0 0 0 0	1 0 0 0 0	0 1 0 0 0	0 0 0 0 0
Inning Stats	R: 0 E: 0 K: 1 S: 9 H: 0 LOB: 0 BB: 0 P: 12	R: 0 E: 0 K: 0 S: 8 H: 0 LOB: 1 BB: 1 P: 15	R: 0 E: 0 K: 2 S: 9 H: 0 LOB: 0 BB: 0 P: 13	R: 0 E: 0 K: 0 S: 8 H: 0 LOB: 0 BB: 0 P: 13	R: 1 E: 0 K: 0 S: 10 H: 1 LOB: 1 BB: 1 P: 16	R: 0 E: 0 K: 1 S: 8 H: 1 LOB: 1 BB: 0 P: 13	R: 0 E: 0 K: 1 S: 8 H: 1 LOB: 0 BB: 0 P: 12	R: 0 E: 0 K: 0 S: 9 H: 2 LOB: 1 BB: 0 P: 13	R: 0 E: 0 K: 1 S: 6 H: 0 LOB: 1 BB: 1 P: 15	1B: 4 2B: 1 3B: 0 HR: 0	SF: 1 SAC: 0 DP: 2 HBP: 0			WP: 0 PB: 0 SB: 0 CS: 0	PA: 33		

	AB	29
	R	1
	H	5
	RBI	1
	BB	3
	SO	6
	LOB	12

PITCHER		IP	WLS	BF	H	R	ER	SO	BB	IBB	HBP	BLK	WP	HR	S	P	ERA	WHIP
48 Daniel Gossett, R ERA: 5.17	(1, 1)	7.0	W	25	3	1	1	5	2	0	0	0	0	0	60	94	1.29	0.714
66 Ryan Dull, R ERA: 5.3	(8, 1)	0.1		3	2	0	0	0	0	0	0	0	0	0	6	9	0.00	6.000
37 Danny Coulombe, L ERA: 2.43	(8, 1)	0.2		1	0	0	0	0	0	0	0	0	0	0	3	4	0.00	0.000
46 Santiago Casilla, R ERA: 4.31	(9, 1)	1.0		4	0	0	0	1	1	0	0	0	0	0	6	15	0.00	1.000

PITCHER	IP	WLS	BF	H	R	ER	SO	BB	IBB	HBP	BLK	WP	HR	S	P	ERA	WHIP

Batter	1	2	3	4	5	6	7	8	9	AB	R	H	RBI	BB	SO	LOB
11 Rajai Davis, R (1, 8) OBP: 0.292, SLG: 0.358	B SI 89 X SI 90 1-0 ① F8		C SI 90 S CU 77 D CU 78 B SI 92 S SI 91 2-3 ② K		B SI 90 B CH 79 F SI 91 X SI 90 2-1 ② G3			X CH 78 0-0 HR		4	1	1	1	0	1	1
10 Marcus Semien, R (1, 6) OBP: 0.333, SLG: 0.371	B SI 90 F SI 91 C CH 80 B SI 90 F SI 90 X CH 80 2-2 8 G3 2B		X SI 90 0-0 ③ F9		B CH 80 X SI 89 1-0 ③ F7			C SI 89 X SI 90 0-1 ② F8		4	0	1	0	0	0	1
8 Jed Lowrie, S (1, 4) OBP: 0.346, SLG: 0.440	C SI 90 B CU 78 F SI 89 X SI 91 1-2 ② G3 2-3			X SI 89 0-0 2 1B 26 1B 1B		B SI 89 X SL 79 1-0 ① L7		X CU 77 0-0 ③ G6-3		4	1	1	0	0	0	1
2 Khris Davis, R (1, 7) OBP: 0.327, SLG: 0.503	X CH 81 0-0 ③ F8			F SI 90 B SI 90 X CU 77 1-1 26 1B 1-2 1B		B SI 91 C SI 90 B SI 89 F SI 91 F CH 80 C SI 92 2-3 ② K			B FF 93 C SI 92 S SL 85 S SL 85 1-3 ① K	4	0	1	0	0	2	1
25 Ryon Healy, R (1, 3) OBP: 0.288, SLG: 0.462		B SI 88 C SI 89 X SI 90 1-1 ① L8		C CU 77 B CH 81 F SI 91 X CH 81 1-2 ① F3		B CH 80 S CH 80 F SI 91 F SI 91 F SI 90 B SI 90 X CH 80 2-2 ③ F8			S SL 85 F SI 93 B SL 87 S SL 86 1-3 ② K	4	0	0	0	0	1	2
18 Chad Pinder, R (1, 9) OBP: 0.302, SLG: 0.487		B SI 89 B CH 80 S SI 90 X CH 80 2-1 ② F9		F CU 77 F SI 91 B SI 90 B SI 92 B SI 92 C SI 91 3-3 ② K			B SI 88 X CH 80 1-0 13 G6-4-3 1B		B CH 86 C SI 92 B SL 85 X SI 91 2-1 26 FC6-4 1B	4	0	2	0	0	1	2
26 Matt Chapman, R (1, 5) OBP: 0.292, SLG: 0.467		C SI 89 C SI 90 B CU 78 B SI 92 B CH 80 S CH 81 3-3 ③ K		B CH 81 C SI 92 C CH 82 B SI 92 F SI 92 D SL 82 X SI 92 3-2 1-3 2-H 1B			B SI 89 F SI 89 X CH 80 1-1 ① L9		B SI 93 C SI 92 D SL 86 S SI 92 X SL 86 2-2 ③ FC6-4 1-2f	4	0	1	1	0	1	2
13 Bruce Maxwell, L (1, 2) OBP: 0.341, SLG: 0.311			C SI 89 B SI 89 B SL 80 B SI 90 C SI 90 B SI 90 4-2 BB	F SI 91 C SI 92 D CH 81 X SI 92 1-2 ③ G6-3			X SI 90 0-0 ② ③ G6-4-3 1-2f			2	0	0	0	1	0	3
49 Kendall Graveman, R (1, 1) 20 Mark Canha, R (3, PH) OBP: 0.232, SLG: 0.389 67 Simon Castro, R (3, 1) 38 Jaycob Brugman, L (5, PH) OBP: 0.345, SLG: 0.348 56 Chris Smith, R (5, 1)			C SI 90 B SI 91 S SI 91 X SI 91 1-2 ① L6		C SI 89 X SI 89 0-1 ① G4-3			C SI 88 C SI 87 F SI 88 X CH 79 0-2 ① P4		0 1 0 1 1	0 0 0 0 0	0 0 0 0 0	0 0 0 0 0	0 0 0 0 0	0 0 0 0 0	0 1 0 0 0
Inning Stats	R: 0 E: 0 K: 0 S: 9 H: 1 LOB: 1 BB: 0 P: 13	R: 0 E: 0 K: 1 S: 7 H: 0 LOB: 0 BB: 0 P: 13	R: 0 E: 0 K: 1 S: 9 H: 0 LOB: 1 BB: 1 P: 16	R: 1 E: 0 K: 1 S: 16 H: 3 LOB: 2 BB: 0 P: 25	R: 0 E: 0 K: 0 S: 5 H: 0 LOB: 0 BB: 0 P: 8	R: 0 E: 0 K: 1 S: 10 H: 0 LOB: 0 BB: 0 P: 15	R: 0 E: 0 K: 0 S: 4 H: 1 LOB: 0 BB: 0 P: 6	R: 1 E: 0 K: 0 S: 8 H: 1 LOB: 0 BB: 0 P: 8	R: 0 E: 0 K: 2 S: 11 H: 1 LOB: 1 BB: 0 P: 17	1B: 5 2B: 1 3B: 0 HR: 1 SF: 0 SAC: 0 DP: 1 HBP: 0						

PITCHER		IP	WLS	BF	H	R	ER	SO	BB	IBB	HBP	BLK	WP	HR	S	P	ERA	WHIP
50 Ty Blach, L ERA: 4.24	(1, 1)	8.0	W	30	6	2	2	4	1	0	0	0	0	1	68	104	2.25	0.875
62 Cory Gearrin, R ERA: 2.16	(9, 1)	1.0		4	1	0	0	2	0	0	0	0	0	0	11	17	0.00	1.000

PITCHER	IP	WLS	BF	H	R	ER	SO	BB	IBB	HBP	BLK	WP	HR	S	P	ERA	WHIP

TOP

Oakland Athletics @ San Francisco Giants

AT&T Park, San Francisco, CA

Thu Aug 03 2017, 7:15 PM - 9:43 PM PDT

Att. 39,883 - Overcast - 68 F

livebaseballscorecards.com

AB	33
R	2
H	7
RBI	2
BB	1
SO	6
LOB	14

WP: 0	PA: 34
PB: 0	
SB: 0	
CS: 0	

Batter	1	2	3	4	5	6	7	8	9	AB	R	H	RBI	BB	SO	LOB
2 Denard Span, L (1, 8) OBP: 0.324, SLG: 0.431 66 Gorkys Hernández, R (8, 8) OBP: 0.332, SLG: 0.327	B SI 93 C SI 93 B FC 92 F FC 92 X FF 94 2-2 ① G6-3	B FC 89 C CH 86 X FC 90 1-1 63 WP; 63 1B 2B		B FF 92 C FF 92 F FF 91 C SL 82 1-3 ① K	B FF 87 B CH 77 C FF 86 X FF 88 2-1 ③ F7			C FF 86 B FF 87 S KC 78 B KC 78 X CH 75 2-2 9 BB 1B		4 1	1 0	1 1	0 0	0 0	1 0	0 0
63 Ryder Jones, L (1, 5) OBP: 0.179, SLG: 0.115	C SI 93 X SI 94 0-1 9 2B; 28 1B 1B	F FF 93 B FC 86 X CH 87 1-1 9 HR 1B 2-H		C FF 92 C FF 93 X FF 95 0-2 ② P5		B FF 85 C FF 86 B CH 75 X CH 76 2-1 ① G3-1		F FF 85 B CH 75 C FF 86 B KC 76 X CH 73 2-2 ② L4		5	2	2	1	0	0	1
9 Brandon Belt, L (1, 3) OBP: 0.355, SLG: 0.471	F FC 90 1 SAFE C FF 94 X FC 93 0-2 28 1B; 35 1B 2B 1-3	X FC 89 0-0 1-H HR		C SL 80 B FF 93 B FF 92 X FF 92 2-1 ③ G6-3		X CH 77 0-0 ② F7		B FF 87 D CH 76 B FF 87 B FF 84 4-0 1-2 BB		4	2	2	2	1	0	0
28 Buster Posey, R (1, 2) OBP: 0.412, SLG: 0.488 5 Nick Hundley, R (7, 2) OBP: 0.282, SLG: 0.444	B FF 97 T FF 95 F FF 95 X SL 79 1-2 8 G4-3; 6 2B; 35 1B 1B 2-3 3-H	F FF 95 X FF 93 0-1 ① G5-3			C FF 86 B KC 79 X KC 79 1-1 ① G6-3	C FF 88 C KC 79 B KC 79 B CH 75 B KC 78 F FF 87 X FF 87 3-2 ③ G5-3		C KC 78 C FF 85 S KC 77 0-3 ③ K		4 1	1 0	1 0	1 0	0 0	0 1	0 2
35 Brandon Crawford, L (1, 6) OBP: 0.276, SLG: 0.372 37 Kelby Tomlinson, R (8, 6) OBP: 0.330, SLG: 0.315	C FC 91 B FF 96 X FC 91 1-1 8 G4-3; 6 2B 1B 1-2 3-H	X SI 93 0-0 ② L9			F CH 76 C FF 87 X CH 76 0-2 ② G3-1		B CH 76 C FF 86 F CH 76 B KC 76 X CH 76 2-2 ① G1-3			4 0	1 0	1 0	1 0	0 0	0 0	0 0
8 Hunter Pence, R (1, 9) OBP: 0.289, SLG: 0.358 39 Carlos Moncrief, L (7, 9) OBP: 0.571, SLG: 0.667	B FF 96 C FF 96 B FF 96 F FF 95 X SI 95 2-2 ② G4-3 1-2 2-3	X SI 94 0-0 ③ F9			C FF 88 C FF 88 B KC 78 B KC 77 B FF 86 X FF 86 3-2 6 2B 2B		C CH 76 C FF 87 B CH 74 B CH 74 B FF 88 S FF 84 3-3 ② K			3 1	1 0	1 0	0 0	0 0	0 1	2 0
6 Jarrett Parker, L (1, 7) OBP: 0.296, SLG: 0.400	C SI 95 B CH 87 B SI 94 X SI 94 2-1 2-H 3-H 2B		F FF 92 B FF 92 C FF 92 F SL 83 C SL 83 1-3 ① K		F FF 86 D CH 75 B CH 75 X FF 87 2-1 50 HR 2-H 2B		B FF 88 T FF 87 X CH 76 1-1 1B			4 1	1 0	3 0	3 0	0 0	1 0	0 0
12 Joe Panik, L (1, 4) OBP: 0.323, SLG: 0.388 62 Cory Gearrin, R (9, 1)	0-0 50 FC4-6 IBB		C FF 92 F FF 94 F FF 94 B SL 84 B SL 83 X FF 92 2-2 ② F9		0-0 50 HR IBB		C FF 86 F CH 76 B KC 76 D CH 76 X FF 85 2-2 ③ P6			2 0	1 0	0 0	0 0	2 0	0 0	1 0
50 Ty Blach, R (1, 1) OBP: 0.237, SLG: 0.294 52 Miguel Gómez, S (8, PH) OBP: 0.231, SLG: 0.320 (9, 4)	B SI 95 X SI 94 1-0 ③ FC4-6 1-2f		C FF 92 B FF 93 X FF 92 1-1 ③ L9		D KC 78 X FF 86 1-0 1-H 2-H HR			B FF 86 S CH 75 X CH 77 1-1 ① L8		3 1	1 0	1 0	3 0	0 0	0 0	2 0
Inning Stats	R: 4 E: 0 K: 0 S: 20 H: 5 LOB: 2 BB: 1 P: 29	R: 3 E: 0 K: 0 S: 9 H: 3 LOB: 0 BB: 0 P: 11	R: 0 E: 0 K: 1 S: 10 H: 0 LOB: 0 BB: 0 P: 14	R: 0 E: 0 K: 1 S: 8 H: 0 LOB: 0 BB: 0 P: 11	R: 4 E: 0 K: 0 S: 13 H: 3 LOB: 0 BB: 1 P: 22	R: 0 E: 0 K: 0 S: 7 H: 0 LOB: 0 BB: 0 P: 12	R: 0 E: 0 K: 1 S: 11 H: 1 LOB: 1 BB: 0 P: 19	R: 0 E: 0 K: 1 S: 11 H: 1 LOB: 2 BB: 1 P: 20		1B: 6 2B: 5 3B: 0 HR: 2 SF: 0 SAC: 0 DP: 0 HBP: 0						

PITCHER		IP	WLS	BF	H	R	ER	SO	BB	IBB	HBP	BLK	WP	HR	S	P	ERA	WHIP
49 Kendall Graveman, R ERA: 4.96	(1, 1)	2.0	L	15	8	7	7	0	0	1	0	0	1	1	29	40	31.50	4.000
67 Simon Castro, R ERA: 2.0	(3, 1)	2.0		6	0	0	0	2	0	0	0	0	0	0	18	25	0.00	0.000
56 Chris Smith, R ERA: 4.82	(5, 1)	4.0		19	5	4	4	2	1	1	0	0	0	1	42	73	9.00	1.500

PITCHER	IP	WLS	BF	H	R	ER	SO	BB	IBB	HBP	BLK	WP	HR	S	P	ERA	WHIP

BOTTOM

Oakland Athletics @ San Francisco Giants

AT&T Park, San Francisco, CA

Thu Aug 03 2017, 7:15 PM - 9:43 PM PDT

Att. 39,883 - Overcast - 68 F

livebaseballscorecards.com

AB	37
R	11
H	13
RBI	11
BB	3
SO	4
LOB	8

WP: 1	PA: 40				
PB: 0					
SB: 0					
CS: 0					

Batter	1	2	3	4	5	6	7	8	9	AB	R	H	RBI	BB	SO	LOB
6 David Peralta, L (1, 7) OBP: 0.356, SLG: 0.457	B FF 91 F FF 91 C FF 91 B CU 79 B CU 78 B FF 92 4-2 8 G1-6-3 BB		X FF 91 0-0 ③ G3			B FC 86 B FC 87 B FC 87 C FF 90 X FF 91 3-1 44 1B 2B	S FC 88 B FF 92 B FF 91 S FC 89 D CU 80 X FC 88 3-2 ③ F8			3	1	1	0	1	0	2
8 Chris Iannetta, R (1, 2) OBP: 0.313, SLG: 0.463	C FF 90 F FC 88 B FF 90 F CH 83 B FC 88 B CU 78 X FF 92 3-2 ① ② G1-6-3 1-2f			B CH 82 F FC 88 B FF 91 F FC 88 B FF 92 S FC 88 3-3 ① K		F FC 87 B FC 86 B FF 90 C FF 91 S FC 88 2-3 ① K		C FF 96 B SL 86 B SL 85 S FF 95 B FF 95 C FF 95 3-3 ① K		4	0	0	0	0	3	2
11 AJ Pollock, R (1, 8) OBP: 0.341, SLG: 0.486	C CH 83 B CU 78 X FF 92 1-1 ③ F9			C CH 84 X FF 92 0-1 44 3B 1B		C FF 91 S FC 88 X FF 91 0-2 ② G5-3		C FF 95 B FF 95 B SL 85 C SL 85 C FF 95 2-3 ② K		4	1	1	0	0	1	1
44 Paul Goldschmidt, R (1, 3) OBP: 0.443, SLG: 0.597		X FF 90 0-0 1B		B FF 90 X FC 87 1-0 1-H 3B		B FF 92 X CH 84 1-0 2-H 1B		B FF 96 C FF 96 S FF 97 X FF 97 1-2 ③ L9		4	0	3	2	0	0	0
28 J.D. Martinez, R (1, 9) OBP: 0.370, SLG: 0.620		C FF 90 B FF 91 B FC 87 F FC 86 S FF 91 2-3 ① K		F FC 88 S FF 91 X FF 90 0-2 ② G6-3		S FC 88 B FC 88 B FF 91 X FC 89 2-1 ③ L9			S FF 95 F FC 90 C FC 86 0-3 ① K	4	0	0	0	0	2	3
9 Adam Rosales, R (1, 6) OBP: 0.274, SLG: 0.347		1 SAFE F FF 89 B FF 90 F FF 90 X FF 91 1-2 ② F8		S FC 88 B FF 88 F FF 91 S FC 88 1-3 ③ K			C FF 91 S FC 88 B FC 88 S FF 91 1-3 ① K		C SI 95 B SI 95 X FC 90 1-1 22 CS 1B	4	0	1	0	0	2	2
22 Jake Lamb, L (1, 5) OBP: 0.375, SLG: 0.531		C FF 92 S FC 87 X FC 88 0-2 ③ G3	X FF 90 0-0 ① G4-3				H FF 92 1-0 3 BB HBP		1 SAFE B SI 94 C FC 89 X SI 96 1-1 ② ③ L5 1-2	3	0	0	0	0	0	2
27 Brandon Drury, R (1, 4) OBP: 0.324, SLG: 0.439			F FF 91 B CH 83 B FC 88 S FC 86 B FC 87 X FC 88 3-2 ① G5-3		C FF 90 F CU 80 S CU 80 0-3 ② K2-3		F FC 88 F CU 78 B CU 78 C FC 89 1-3 ② K			3	0	0	0	0	2	1
50 Anthony Banda, L (1, 1) 3 Daniel Descalso, L (7, PH) OBP: 0.347, SLG: 0.402 29 Jorge De La Rosa, L (7, 1) 47 David Hernandez, R (8, 1) 56 Fernando Rodney, R (9, 1)			C FF 91 X FF 92 0-1 ② G5-3		C FF 91 B CU 78 X FF 90 1-1 ③ L6		B FF 91 S FF 91 C FC 88 B FF 91 F CU 79 F FF 90 B FC 89 B FC 88 4-2 1-2 BB			2 0 0 0 0	0 0 0 0 0	0 0 0 0 0	0 1 0 0 0	0 0 0 0 0	0 0 0 0 0	0 0 0 0 0

Inning Stats	1	2	3	4	5	6	7	8	9
	R: 0 E: 0 K: 0 S: 8	H: 0 LOB: 0 BB: 1 P: 16	R: 0 E: 0 K: 1 S: 10	H: 1 LOB: 1 BB: 0 P: 13	R: 0 E: 0 K: 0 S: 6	H: 0 LOB: 0 BB: 0 P: 9	R: 1 E: 0 K: 2 S: 12	H: 2 LOB: 1 BB: 0 P: 17	R: 0 E: 0 K: 1 S: 6	H: 0 LOB: 0 BB: 0 P: 7	R: 1 E: 0 K: 1 S: 11	H: 2 LOB: 1 BB: 0 P: 19	R: 0 E: 0 K: 2 S: 13	H: 0 LOB: 2 BB: 1 P: 23	R: 0 E: 0 K: 2 S: 9	H: 0 LOB: 0 BB: 0 P: 15	R: 0 E: 0 K: 1 S: 7	H: 1 LOB: 0 BB: 0 P: 9

1B: 4	SF: 0	WP: 0	PA: 34
2B: 1	SAC: 0	PB: 0	
3B: 1	DP: 1	SB: 0	
HR: 0	HBP: 1	CS: 1	

PITCHER		IP	WLS	BF	H	R	ER	SO	BB	IBB	HBP	BLK	WP	HR	S	P	ERA	WHIP
40 Madison Bumgarner, L ERA: 2.88	(1, 1)	7.0	L	28	5	2	2	7	2	0	1	0	0	0	66	104	2.57	1.000
60 Hunter Strickland, R ERA: 2.25	(8, 1)	1.0		3	0	0	0	2	0	0	0	0	0	0	9	15	0.00	0.000
49 Sam Dyson, R ERA: 6.16	(9, 1)	1.0		3	1	0	0	1	0	0	0	0	0	0	7	9	0.00	1.000

PITCHER		IP	WLS	BF	H	R	ER	SO	BB	IBB	HBP	BLK	WP	HR	S	P	ERA	WHIP

TOP

Arizona Diamondbacks @ San Francisco Giants

AT&T Park, San Francisco, CA

Fri Aug 04 2017, 7:17 PM - 9:54 PM PDT
Att. 38,967 - Partly Cloudy - 66 F

livebaseballscorecards.com

AB	31
R	2
H	6
RBI	2
BB	2
SO	10
LOB	13

BOTTOM

Batter	1	2	3	4	5	6	7	8	9	AB	R	H	RBI	BB	SO	LOB
2 Denard Span, L (1, 8) OBP: 0.323, SLG: 0.427	B FF 96 B FF 95 B FF 94 C FF 94 F FF 94 F FF 94 B FF 95 4-2 37 G3-6-3 BB		X FF 94 0-0 ③ G4-3		L FF 93 C FF 94 F FF 95 B CH 82 C FF 94 1-3 ② K			F FF 94 C FF 93 F FC 87 F FF 95 X FF 94 0-2 ① L3		3	0	0	0	1	1	0
37 Kelby Tomlinson, R (1, 4) OBP: 0.327, SLG: 0.313 (7, 5)	C FF 93 X CH 84 0-1 ①② G3-6-3 1-2f			X FF 93 0-0 8 1B 9 B1-3 35 BB 1B	B CH 87 B FF 93 F FF 93 B FF 92 C FF 92 F FF 94 F FF 94 C FF 93 3-3 ③ K			B FF 94 F FF 94 X FF 94 1-1 ② F9		4	1	1	0	0	1	1
9 Brandon Belt, L (1, 3) OBP: 0.355, SLG: 0.469 12 Joe Panik, L (6, PR) OBP: 0.322, SLG: 0.387 (7, 4)	C CU 81 B CU 82 X CU 81 1-1 ③ F8			1 SAFE B FF 93 X CU 79 1-0 ① B1-3 1-2		S CU 80 B CU 81 B FF 93 H CU 79 3-1 28 F8-4 HBP		X SI 93 0-0 ③ F8		2 1	0 0	0 0	0 0	0 0	0 0	1 0
28 Buster Posey, R (1, 2) OBP: 0.410, SLG: 0.484		C FF 94 B CH 86 B CH 87 F FF 94 B FF 95 C CH 86 3-3 ① K		F FF 92 B FF 93 D CH 83 B FF 92 B CH 83 4-1 35 BB 8 1B BB		X FF 92 0-0 ①② F8-4 1-2			S FF 92 C CH 81 B CH 83 X FF 93 1-2 ① G4-3	3	0	0	0	1	1	1
8 Hunter Pence, R (1, 9) OBP: 0.294, SLG: 0.361		B FF 96 B CH 86 S FF 95 B CH 86 B FF 95 4-1 66 FC6-4 BB		B CH 84 X CH 84 1-0 35 BB 1-2 2-3 1B		B FF 92 C FF 92 X CH 87 1-1 1B			S FF 94 B FF 95 X CH 83 1-1 ② G6-3	3	0	2	0	1	0	0
35 Brandon Crawford, L (1, 6) OBP: 0.276, SLG: 0.369		B FF 94 F FF 93 X CU 81 1-1 ② P6		B CU 78 B CU 80 S CU 78 F CU 79 B FF 93 B CU 77 4-2 1-2 2-3 3-H BB		B CU 79 B FF 92 B FF 92 C FF 92 S FF 92 X FF 92 3-2 ③ F9			B FF 93 S CH 84 B FF 96 C CH 84 S FF 94 2-3 ③ K	3	0	0	1	1	1	2
66 Gorkys Hernández, R (1, 7) OBP: 0.328, SLG: 0.323		B FF 94 S CH 85 1 SAFE F FF 94 X CH 88 1-2 ③ FC6-4 1-2f		B CH 85 S FF 94 F FF 93 F CH 86 S FF 93 1-3 ② K			B CU 74 B FF 93 X FF 93 2-0 ① F8			3	0	0	0	0	1	4
63 Ryder Jones, L (1, 5) OBP: 0.161, SLG: 0.103 (7, 3)			F FF 94 B CU 82 F CU 81 S FF 95 1-3 ① K	X FF 93 0-0 ③ G4-3			B FF 93 S FC 87 F FC 87 F FF 93 F FS 85 S FS 85 1-3 ② K		3	0	0	0	0	2	3
40 Madison Bumgarner, R (1, 1) OBP: 0.300, SLG: 0.556 52 Miguel Gómez, S (7, PH) OBP: 0.222, SLG: 0.308 60 Hunter Strickland, R (8, 1) 49 Sam Dyson, R (9, 1)			C FF 94 S CH 86 F FF 95 B CH 86 S CU 82 1-3 ② K		S CH 86 S CH 86 S FF 94 0-3 ① K		B CU 76 S FS 84 F FS 84 F FF 94 S FC 88 1-3 ③ K			2 1 0 0	0 0 0 0	0 0 0 0	0 0 0 0	0 0 0 0	2 1 0 0	0 0 0 0
Inning Stats	R: 0 E: 0 K: 0 S: 7 H: 0 LOB: 0 BB: 1 P: 12	R: 0 E: 0 K: 1 S: 9 H: 0 LOB: 1 BB: 1 P: 18	R: 0 E: 0 K: 2 S: 8 H: 0 LOB: 0 BB: 0 P: 10	R: 1 E: 0 K: 1 S: 11 H: 2 LOB: 3 BB: 2 P: 22	R: 0 E: 0 K: 3 S: 12 H: 0 LOB: 0 BB: 0 P: 16	R: 0 E: 0 K: 0 S: 7 H: 1 LOB: 1 BB: 0 P: 14	R: 0 E: 0 K: 2 S: 10 H: 0 LOB: 0 BB: 0 P: 14	R: 0 E: 0 K: 0 S: 8 H: 0 LOB: 0 BB: 0 P: 9	R: 0 E: 0 K: 1 S: 8 H: 0 LOB: 0 BB: 0 P: 12	1B: 3 2B: 1 3B: 0 HR: 0 SF: 0 SAC: 0 DP: 2 HBP: 1						

PITCHER		IP	WLS	BF	H	R	ER	SO	BB	IBB	HBP	BLK	WP	HR	S	P	ERA	WHIP
50 Anthony Banda, L ERA: 3.66	(1, 1)	6.0	W	24	3	1	1	7	4	0	1	0	0	0	54	92	1.50	1.167
29 Jorge De La Rosa, L ERA: 4.28	(7, 1)	1.0	H	3	0	0	0	2	0	0	0	0	0	0	10	14	0.00	0.000
47 David Hernandez, R ERA: 2.15	(8, 1)	1.0	H	3	0	0	0	0	0	0	0	0	0	0	8	9	0.00	0.000
56 Fernando Rodney, R ERA: 4.66	(9, 1)	1.0	S	3	0	0	0	1	0	0	0	0	0	0	8	12	0.00	0.000

PITCHER	IP	WLS	BF	H	R	ER	SO	BB	IBB	HBP	BLK	WP	HR	S	P	ERA	WHIP

Arizona Diamondbacks @ San Francisco Giants

AT&T Park, San Francisco, CA

Fri Aug 04 2017, 7:17 PM - 9:54 PM PDT

Att. 38,967 - Partly Cloudy - 66 F

livebaseballscorecards.com

AB	28
R	1
H	3
RBI	1
BB	4
SO	10
LOB	12

1B: 3	SF: 0	WP: 0	PA: 33
2B: 1	SAC: 0	PB: 0	
3B: 0	DP: 2	SB: 0	
HR: 0	HBP: 1	CS: 0	

Batter	1	2	3	4	5	6	7	8	9	10	AB	R	H	RBI	BB	SO	LOB
6 David Peralta, L (1, 7) OBP: 0.358, SLG: 0.461	B FF 92 C FF 92 S SL 86 X CU 79 1-2 22 HBP 44 SF8 2B	B FF 93 B FF 92 S CH 86 X FF 93 2-1 ③ F7			X FF 91 0-0 ① 1-3 1B	X FC 96 0-0 1-2 2-H 11 PB 1B		X SI 92 0-0 ③ G3-1		B SL 80 X FF 96 1-0 ② L9 2-3	6	1	3	1	0	0	3
11 AJ Pollock, R (1, 8) OBP: 0.337, SLG: 0.476	B FF 93 B FF 93 B SI 94 B FF 92 4-0 44 SF8 22 HBP 28 2B BB		S SL 84 C SI 90 B CU 78 F CU 77 B CH 84 X FF 93 2-2 ① L7		C FF 92 B FF 91 X SI 92 1-1 28 BB 3-H E5	B SL 85 F FC 96 F SL 82 B SL 82 B SI 96 S SL 82 3-3 ② 1-2 2-3 K			B FC 90 X SI 94 1-0 ① G5-3	X FF 95 0-0 ③ F8	5	1	0	0	1	1	4
22 Jake Lamb, L (1, 5) OBP: 0.376, SLG: 0.526	C SI 94 F CH 86 F FF 94 D CU 80 H SL 87 2-2 28 2B 1-2 2-3 HBP		F CH 85 X FF 93 0-1 ② F9		D CU 76 2 SAFE B FF 92 B FF 92 F FF 92 D SL 85 4-1 28 BB BB	B FF 96 F SL 81 X FC 95 1-1 ③ P6			B CH 88 X CH 88 1-0 ② G3-1		3	0	0	0	1	0	2
44 Paul Goldschmidt, R (1, 3) OBP: 0.440, SLG: 0.594	C FF 94 S FC 94 B FF 94 B FF 95 X SL 87 2-2 ① SF8 2-3 3-H		B SI 92 C FF 91 C FC 92 X FF 91 1-2 ③ G6-3		C FF 91 S CU 78 B FF 92 B FF 93 C FF 92 2-3 ② K		B SL 83 B FC 96 B FF 96 F FF 95 F FF 96 S FF 96 3-3 ① K		B SI 95 S SI 95 C FF 95 F SL 82 F SI 96 F FC 89 F SL 81 X FF 96 1-2 10 BB 28 1B 1B		4	0	1	1	0	2	2
28 J.D. Martinez, R (1, 9) OBP: 0.377, SLG: 0.635	B SL 86 X SL 85 1-0 ② 1-H 3-H 2B			F FC 92 B FC 91 B CU 78 F FF 90 F FF 92 B FC 93 X FC 90 3-2 ① G6-3	B CU 77 B FF 92 B FF 92 C FF 90 B FF 92 4-1 1-2 2-3 BB		B FF 96 S SL 82 F FF 96 F SL 82 F FC 95 B SL 83 X FF 96 2-2 3B		1 SAFE X SI 95 0-0 1-2 10 BB 1B		4	0	3	1	1	0	0
3 Daniel Descalso, L (1, 4) OBP: 0.342, SLG: 0.395 40 Andrew Chafin, R (7, 1) 47 David Hernandez, R (8, 1) 10 Chris Herrmann, L (9, PH) OBP: 0.251, SLG: 0.337 30 T.J. McFarland, L (9, 1) OBP: 0.200, SLG: 0.200	C CU 78 S FF 93 B FF 94 C FC 93 1-3 ③ K			B CH 85 F FC 92 C FC 91 X SL 83 1-2 ② P5	B FF 92 X FF 92 1-0 ③ F7		S FF 96 X FF 96 0-1 ② P4		T CH 89 B CH 90 B SI 94 S CH 88 F CH 89 B CH 89 B SI 94 4-2 1-2 2-3 BB		4 0 0 0 0	0 0 0 0 0	0 0 0 0 0	0 0 0 1 0	1 0 0 0 0	0 0 0 0 0	5 0 0 0 0
4 Ketel Marte, S (1, 6) OBP: 0.320, SLG: 0.500		B FF 93 B FF 92 X FF 91 2-0 2B		B SL 85 B FF 92 C FC 91 B CH 84 B FC 91 4-1 BB		B FF 95 X FF 95 1-0 ① G6-3	F FF 97 F FF 96 F FC 96 F SL 83 X FF 95 0-2 ③ F7		C SI 96 B CH 88 X CH 89 1-1 ③ G4-3		4	0	1	0	1	0	4
2 Jeff Mathis, R (1, 2) OBP: 0.282, SLG: 0.341 5 Grégor Blanco, L (10, PR) OBP: 0.342, SLG: 0.398 8 Chris Iannetta, R (10, 2) OBP: 0.313, SLG: 0.463		S CU 76 F FF 92 C FF 93 0-3 ① K		C SL 84 F CU 76 1 SAFE X FC 90 0-2 ③ G5-3		T FF 95 X FF 96 0-1 99 E 6 1B 1B		C SL 84 C FF 91 B SL 85 B SL 85 F SI 94 X SL 85 2-2 ① P4		C SL 84 B FF 97 B FF 95 C FF 95 B FF 96 F FF 95 B FF 95 4-2 6 L9 9 SH1 BB	4 0 0	1 0 0	1 0 0	0 0 0	1 0 0	1 0 0	2 0 0
99 Taijuan Walker, R (1, 1) OBP: 0.237, SLG: 0.297 33 Jake Barrett, R (7, 1) 9 Adam Rosales, R (7, 4) OBP: 0.272, SLG: 0.345		S SL 85 B FF 91 S CU 78 D CU 78 C FC 91 2-3 ② K		C FC 90 B FC 90 S SL 82 X SL 84 1-2 6 1B 11 E 1B	C FF 95 B FC 96 C FF 95 B FF 95 B FC 96 F FF 95 X FF 96 3-2 FC6 11 PB 6 1B 1-2			C SL 84 C SL 84 B SL 85 X FF 92 1-2 ② F8		1 SAFE L FF 93 X FF 93 0-1 ① SH1 1-2	3 0 1	1 0 0	1 0 0	0 0 0	0 0 0	1 0 0	2 0 0
Inning Stats	R: 2 E: 0 K: 1 S: 13 H: 2 LOB: 1 BB: 1 P: 24	R: 0 E: 0 K: 2 S: 9 H: 1 LOB: 1 BB: 0 P: 15	R: 0 E: 0 K: 0 S: 9 H: 0 LOB: 0 BB: 0 P: 12	R: 0 E: 0 K: 0 S: 11 H: 0 LOB: 1 BB: 1 P: 19	R: 1 E: 1 K: 1 S: 12 H: 2 LOB: 3 BB: 2 P: 25	R: 1 E: 1 K: 1 S: 13 H: 2 LOB: 2 BB: 0 P: 21	R: 0 E: 0 K: 1 S: 16 H: 1 LOB: 1 BB: 0 P: 21	R: 0 E: 0 K: 0 S: 8 H: 0 LOB: 0 BB: 0 P: 11	R: 0 E: 0 K: 0 S: 15 H: 2 LOB: 3 BB: 1 P: 23	R: 0 E: 0 K: 0 S: 7 H: 0 LOB: 2 BB: 1 P: 12	1B: 6 2B: 3 3B: 1 HR: 0	SF: 1 SAC: 1 DP: 0 HBP: 1	WP: 0 PB: 1 SB: 0 CS: 0	PA: 47			

PITCHER	IP	WLS	BF	H	R	ER	SO	BB	IBB	HBP	BLK	WP	HR	S	P	ERA	WHIP
34 Chris Stratton, R (1, 1) ERA: 6.63	5.0		24	5	3	2	4	4	0	1	0	0	0	54	95	3.60	1.800
59 Kyle Crick, R (6, 1) ERA: 2.6	2.0		10	3	1	0	2	0	0	0	0	0	0	29	42	0.00	1.500
62 Cory Gearrin, R (8, 1) ERA: 2.12	1.0		3	0	0	0	0	0	0	0	0	0	0	8	11	0.00	0.000
49 Sam Dyson, R (9, 1) ERA: 6.0	1.0		6	2	0	0	0	1	0	0	0	0	0	15	23	0.00	3.000
60 Hunter Strickland, R (10, 1) ERA: 2.2	1.0	W	4	0	0	0	0	1	0	0	0	0	0	7	12	0.00	1.000

PITCHER	IP	WLS	BF	H	R	ER	SO	BB	IBB	HBP	BLK	WP	HR	S	P	ERA	WHIP

TOP

Arizona Diamondbacks @ San Francisco Giants

AT&T Park, San Francisco, CA

Sat Aug 05 2017, 6:14 PM - 9:51 PM PDT

Att. 39,532 - Partly Cloudy - 65 F

livebaseballscorecards.com

AB	38
R	4
H	10
RBI	3
BB	6
SO	6
LOB	24

Batter	1	2	3	4	5	6	7	8	9	10	AB	R	H	RBI	BB	SO	LOB
2 Denard Span, L (1, 8) OBP: 0.322, SLG: 0.427	C FF 91 C FF 92 B FF 93 B FF 93 F FF 92 F FS 88 F FF 93 S FC 83 2-3 K ①	B FF 93 F FF 93 X FS 87 1-1 F7 ②	C FF 91 B FF 91 B FF 91 C FF 91 X FF 93 2-2 L9 ① 1 SAFE B SI 93 X FF 92 1-0 G4-3 ③	C SI 90 X SI 90 0-1 35 G4-6-3 6 1B 2B	5	1	1	0	0	1	3
63 Ryder Jones, L (1, 3) OBP: 0.147, SLG: 0.094 37 Kelby Tomlinson, R (8, PH) OBP: 0.339, SLG: 0.320 (9, 5)	C FF 92 F CU 76 F FF 94 B FF 94 F FF 94 S CU 76 1-3 K ②	B FF 93 F FF 93 F FF 93 B FF 95 F FC 86 B CU 76 X FF 95 3-2 P3 ③	X FF 91 0-0 F7 ② F SI 93 C FF 93 X SL 82 0-2 35 1B 28 G6-3 1B	0-0 35 G4-6-3 IBB	3	0	0	0	0	1	2
											1	1	1	0	1	0	0
35 Brandon Crawford, L (1, 6) OBP: 0.275, SLG: 0.366	B CU 75 C FF 89 F CU 76 F FF 94 T FF 94 1-2 K ③	X FS 88 0-0 G4-3 ①	C FF 92 S CU 76 F FF 94 F FF 94 S CU 76 0-3 K ③ X SL 80 0-0 28 G6-3 1-3 1B	X SI 90 0-0 G4-6-3 ①② 1-2f 2-3	5	0	1	0	0	2	2
48 Pablo Sandoval, S (1, 5) OBP: 0.270, SLG: 0.363 28 Buster Posey, R (8, PH) OBP: 0.411, SLG: 0.483 (9, 3)	B FF 92 B FF 92 B FF 92 C FF 90 F FF 91 X FF 92 3-2 G4-3 ①	B FF 93 F FS 89 F FF 93 B FC 88 X FF 95 2-2 G4-3 ②	B CU 74 X FF 93 1-0 6 2B 2B F FF 94 B FF 94 C FC 88 B FF 94 X FF 96 2-2 G6-3 ①② 1-2f 3-H	0-0 6 1B 6 DI IBB	3	1	1	0	0	0	0
											1	0	0	0	1	0	1
6 Jarrett Parker, L (1, 7) OBP: 0.313, SLG: 0.433	F FF 93 B FF 93 F FC 84 S FF 94 1-3 K ②	B CU 78 C FF 93 C CU 78 B CU 79 F FF 96 X FF 94 2-2 P5 ③	B FF 92 C FF 93 B FF 92 X FF 92 2-1 8 HR 2B 2-H F FC 89 S CU 83 B CU 82 F FC 85 B FF 94 F CU 82 S CU 81 2-3 K 8 CS	C SI 91 X SI 92 0-1 1-3 1B 3-H	5	1	2	2	0	2	0
8 Hunter Pence, R (1, 9) OBP: 0.293, SLG: 0.369	C FC 86 X CU 76 0-1 G6-3 ③	C FF 94 B FF 95 S FF 93 B FF 95 B CU 77 F FF 94 S FC 86 3-3 K ①	F CU 75 B FC 85 X CU 75 1-1 2-H HR F FF 94 F FC 88 D CU 82 F CU 83 B FC 86 2-2 CS ③ 1-2	C SI 90 X SI 90 0-1 G1-3 ①	4	1	1	2	0	1	0
12 Joe Panik, L (1, 4) OBP: 0.324, SLG: 0.387	C FF 90 B FS 88 X FS 88 1-1 5 2B 1B	B CU 76 C FF 93 C CU 77 B FF 94 X FF 92 3-1 L9 ②	C FF 95 B FS 83 F FF 96 B FS 84 F FS 86 F SL 84 B FF 96 B FF 96 4-2 BB	C SL 81 X SI 90 0-1 G3 ②	3	0	1	0	1	0	0
5 Nick Hundley, R (1, 2) OBP: 0.293, SLG: 0.457	B FC 86 F FF 93 F FF 93 B FC 85 X FC 85 2-2 1-3 2B	B CU 76 C FF 95 C FF 93 B CU 79 X FF 95 2-2 1B	C FF 96 B FF 96 X FF 96 1-1 F9 ① C SI 91 F SL 80 B SI 91 B SI 91 X SI 91 2-2 1B	4	0	3	0	0	0	1
34 Chris Stratton, R (1, 1) 39 Carlos Moncrief, L (5, PH) OBP: 0.500, SLG: 0.571 59 Kyle Crick, L (6, 1) 52 Miguel Gómez, S (7, PH) OBP: 0.214, SLG: 0.286 62 Cory Gearrin, R (8, 1) 49 Sam Dyson, R (9, 1) 66 Gorkys Hernández, R (9, PH) OBP: 0.327, SLG: 0.322 60 Hunter Strickland, R (10, 1)	B FC 85 B FF 94 C FF 93 X FF 94 2-1 G3 ①	B FF 93 B FF 94 F FF 93 F FF 94 X CU 76 2-2 G3 ③	B FF 96 B SL 88 C FF 96 X FF 96 2-1 P4 ② S SI 91 B SI 91 S CH 85 X SI 92 1-2 L6 ③		1	0	0	0	0	0	2
					1	0	0	0	0	0	1
					0	0	0	0	0	0	0
					1	0	0	0	0	0	1
					0	0	0	0	0	0	0
					0	0	0	0	0	0	0
					1	0	0	0	0	0	1
					0	0	0	0	0	0	0

Inning Stats	1	2	3	4	5	6	7	8	9	10	1B: 6	SF: 0	WP: 1	PA: 42
	R: 0 H: 0 E: 0 LOB: 0 K: 3 BB: 0 S: 15 P: 19	R: 0 H: 0 E: 0 LOB: 0 K: 1 BB: 0 S: 8 P: 12	R: 0 H: 2 E: 0 LOB: 2 K: 0 BB: 0 S: 13 P: 22	R: 0 H: 0 E: 0 LOB: 0 K: 0 BB: 0 S: 8 P: 12	R: 0 H: 1 E: 0 LOB: 1 K: 1 BB: 0 S: 13 P: 23	R: 0 H: 0 E: 0 LOB: 0 K: 1 BB: 1 S: 9 P: 11	R: 3 H: 3 E: 0 LOB: 1 K: 0 BB: 1 S: 14 P: 26	R: 1 H: 2 E: 0 LOB: 0 K: 1 BB: 0 S: 15 P: 21	R: 0 H: 1 E: 0 LOB: 1 K: 0 BB: 0 S: 10 P: 13	R: 1 H: 2 E: 0 LOB: 2 K: 0 BB: 2 S: 5 P: 5	2B: 4 3B: 0 HR: 1	SAC: 0 DP: 2 HBP: 0	PB: 0 SB: 0 CS: 1	

PITCHER	IP	WLS	BF	H	R	ER	SO	BB	IBB	HBP	BLK	WP	HR	S	P	ERA	WHIP
99 Taijuan Walker, R (1, 1) ERA: 3.6	6.0		24	6	3	3	6	0	0	0	0	0	1	71	108	4.50	1.000
33 Jake Barrett, R (7, 1) ERA: 0.77	0.2	H	3	0	0	0	0	1	0	0	0	0	0	8	15	0.00	1.500
40 Andrew Chafin, L (7, 1) ERA: 2.58	0.1	H	3	2	1	1	0	0	0	0	0	0	0	5	6	27.00	6.000
47 David Hernandez, R (8, 1) ERA: 2.09	1.0	B	2	0	0	0	1	0	0	0	0	1	0	11	17	0.00	0.000
30 T.J. McFarland, L (9, 1) ERA: 3.66	1.2	L	9	3	1	1	0	0	2	0	0	0	0	15	18	5.40	1.800

PITCHER	IP	WLS	BF	H	R	ER	SO	BB	IBB	HBP	BLK	WP	HR	S	P	ERA	WHIP

BOTTOM

Arizona Diamondbacks @ San Francisco Giants

AT&T Park, San Francisco, CA

Sat Aug 05 2017, 6:14 PM - 9:51 PM PDT

Att. 39,532 - Partly Cloudy - 65 F

livebaseballscorecards.com

AB	38
R	5
H	11
RBI	4
BB	3
SO	7
LOB	14

Batter	1	2	3	4	5	6	7	8	9	AB	R	H	RBI	BB	SO	LOB
6 David Peralta, L (1, 7) OBP: 0.357, SLG: 0.457	B FF 92 B FF 93 C FF 94 B FF 94 F FF 93 F SL 90 B SL 88 4-2 22 G3 5 G3 44 2B BB		F FF 94 B SL 85 F SI 96 X SL 88 1-2 ② G4-3		B SL 86 F SI 94 F SI 96 X SL 89 1-2 ③ F8		F FF 97 F SL 79 X SL 83 0-2 ② G3 1-2 2-3 3-H			3	1	0	1	1	0	2
5 Grégor Blanco, L (1, 8) OBP: 0.337, SLG: 0.391 11 AJ Pollock, R (7, PH) OBP: 0.336, SLG: 0.474 (7, 8)	B FF 94 C SI 94 B KC 81 S SI 95 B SI 96 X SI 95 3-2 ① G3 1-2		X SI 95 0-0 ③ L8			B KC 78 X SI 94 1-0 ① B5-3	B CU 74 C CU 75 F CU 74 B CU 73 D CU 75 X SL 81 3-2 ③ G5-3			3 1	0 0	0 0	0 0	0 0	0 0	1 2
22 Jake Lamb, L (1, 5) OBP: 0.377, SLG: 0.525	C FF 94 C KC 81 F SL 89 B FF 94 X SL 89 1-2 ② G3 2-3			C SI 93 S FF 93 X SL 90 0-2 28 1B 3 1B 1B		B KC 79 C KC 77 F KC 81 F FF 96 B FC 93 F SI 96 B KC 81 B FF 96 4-2 44 G5-3 BB		F FF 92 C FF 92 X CU 75 1-1 ① G3-1		3	1	1	0	1	0	1
44 Paul Goldschmidt, R (1, 3) OBP: 0.438, SLG: 0.593	C KC 82 B KC 83 B FC 94 S FC 95 X FC 94 2-2 3-H 2B			C FF 95 B SI 95 C FF 96 B FF 97 S FF 97 2-3 ① K		C KC 80 S FF 96 X FF 95 0-2 ② G5-3 1-2		C CU 75 B SL 82 B CU 76 C FF 94 B FF 94 X FF 94 3-2 ② F9		4	0	1	1	0	1	2
28 J.D. Martinez, R (1, 9) OBP: 0.375, SLG: 0.628	C FF 96 X SI 95 0-1 ③ P5			C SI 96 S SL 90 B FF 96 X FF 97 1-2 3 1B 4 F7-2 1B		B FF 96 C FF 96 B FF 96 S KC 82 F FF 96 B KC 83 F FF 97 X FC 94 3-2 ③ F9		F FF 93 C FF 94 B FF 93 S CU 77 1-3 ③ K		4	0	1	0	0	1	2
3 Daniel Descalso, L (1, 4) OBP: 0.341, SLG: 0.392		T SI 92 F SI 94 B KC 83 X FF 97 1-2 ① F7		B SI 96 F FC 94 F SI 97 X FC 96 1-2 1-3 2-H 1B			B KC 79 C KC 77 X SI 95 1-1 ① F8		C FF 93 B CU 75 F FF 93 F CU 75 F SL 82 B SL 83 B FF 95 X FF 94 3-2 ① G3-1	4	0	1	1	0	0	0
4 Ketel Marte, S (1, 6) OBP: 0.329, SLG: 0.500		C FF 95 X FF 96 0-1 ② B1-3		C KC 81 B FF 96 F SI 96 F SL 90 F FF 97 B SI 97 X KC 81 2-2 ②③ F7-2 3-H			C FF 94 B FF 94 C KC 81 X FF 95 1-2 27 HBP 10 BB 6 G3 1B		C FF 94 S CU 77 B CU 77 X CU 76 1-2 1B	4	1	2	0	0	0	2
10 Chris Herrmann, L (1, 2) OBP: 0.251, SLG: 0.331		C SI 94 X KC 81 0-1 ③ G4-3			C SL 87 F SI 95 F FF 94 F SI 96 S FF 95 0-3 ① K		F SI 94 B SL 86 B SL 85 B SI 95 B SI 94 4-1 6 G3 27 HBP 1-2 BB		B FF 93 B CH 85 C FF 94 S FF 94 F FF 95 C CU 76 2-3 ② K	3	0	0	0	1	2	1
46 Patrick Corbin, L (1, 1) OBP: 0.156, SLG: 0.073 27 Brandon Drury, R (7, PH) OBP: 0.326, SLG: 0.439 33 Jake Barrett, R (7, 1) 29 Jorge De La Rosa, L (8, 1) 8 Chris Iannetta, R (9, PH) OBP: 0.311, SLG: 0.460			C SI 93 B FC 93 X SI 93 1-1 ① G6-3		C SI 95 F SI 95 B FF 96 B FF 96 F SI 97 B SL 90 T SI 96 3-2 ② K		C SL 84 H SI 92 1-1 6 G3 1-2 2-3 HBP		B FF 93 C CU 76 C SL 84 F FF 96 S CU 76 1-3 ③ K	2 0 0 0 1	0 0 0 0 0	0 0 0 0 0	0 0 0 0 0	0 0 0 0 1	1 0 0 0 1	0 0 0 0 1
Inning Stats	R: 1 E: 0 K: 0 S: 15 H: 1 LOB: 1 BB: 1 P: 25	R: 0 E: 0 K: 0 S: 7 H: 0 LOB: 0 BB: 0 P: 8	R: 0 E: 0 K: 0 S: 6 H: 0 LOB: 0 BB: 0 P: 8	R: 1 E: 0 K: 1 S: 17 H: 3 LOB: 1 BB: 0 P: 23	R: 0 E: 0 K: 2 S: 12 H: 0 LOB: 0 BB: 0 P: 16	R: 0 E: 0 K: 0 S: 13 H: 0 LOB: 1 BB: 1 P: 21	R: 1 E: 0 K: 0 S: 13 H: 1 LOB: 2 BB: 1 P: 23	R: 0 E: 0 K: 1 S: 8 H: 0 LOB: 0 BB: 0 P: 13	R: 0 E: 0 K: 2 S: 16 H: 1 LOB: 1 BB: 0 P: 23	1B: 5 2B: 2 3B: 0 HR: 0 SF: 0 SAC: 0 DP: 1 HBP: 1						

PITCHER		IP	WLS	BF	H	R	ER	SO	BB	IBB	HBP	BLK	WP	HR	S	P	ERA	WHIP
29 Jeff Samardzija, R ERA: 4.75	(1, 1)	6.1	W	26	5	3	3	3	3	0	0	0	0	0	76	113	4.26	1.263
62 Cory Gearrin, R ERA: 2.12	(7, 1)	0.0		1	0	0	0	0	0	0	1	0	0	0	1	2	∞	∞
61 Josh Osich, L ERA: 5.61	(7, 1)	0.1	H	1	0	0	0	0	0	0	0	0	0	0	3	3	0.00	0.000
56 Albert Suárez, R ERA: 3.72	(7, 1)	2.1	S	8	1	0	0	3	0	0	0	0	0	0	27	42	0.00	0.429

PITCHER	IP	WLS	BF	H	R	ER	SO	BB	IBB	HBP	BLK	WP	HR	S	P	ERA	WHIP

TOP

Arizona Diamondbacks @ San Francisco Giants

AT&T Park, San Francisco, CA

Sun Aug 06 2017, 1:07 PM - 4:08 PM PDT

Att. 40,107 - Partly Cloudy - 64 F

livebaseballscorecards.com

AB	32
R	3
H	6
RBI	3
BB	3
SO	6
LOB	14

Arizona Diamondbacks @ San Francisco Giants

AT&T Park, San Francisco, CA

Sun Aug 06 2017, 1:07 PM - 4:08 PM PDT

Att. 40,107 - Partly Cloudy - 64 F

livebaseballscorecards.com

Batter	1	2	3	4	5	6	7	8	9	AB	R	H	RBI	BB	SO	LOB
66 Gorkys Hernández, R (1, 8) OBP: 0.326, SLG: 0.325	L SI 92 F FF 92 B SL 82 B FF 93 T CH 84 2-2 ① K		B CH 81 B FF 91 X CH 83 2-0 E6 37 SH2-3 8 1B		B SL 82 X SI 92 1-0 E4 8 S 5 1B 2B	C SL 79 F SL 82 S SL 82 0-3 ③ K2-3				4	2	1	0	0	2	1
37 Kelby Tomlinson, R (1, 6) OBP: 0.330, SLG: 0.310	F FF 93 B FF 92 X SL 81 1-1 ② P4		B FF 93 X FF 92 1-0 ① SH2-3 1-2 2-3		C SL 79 B SI 92 S SL 80 S SL 81 1-3 ① K		B SL 83 F FF 94 B SL 87 X FF 94 2-1 ① P4			3	0	0	0	0	1	1
28 Buster Posey, R (1, 3) OBP: 0.414, SLG: 0.481	C SI 93 B CH 86 B CH 86 F SI 93 X SI 94 2-2 ③ G5-3		0-0 52 S 8 1B IBB		0-0 8 S 5 1B IBB		B FF 96 C FF 96 B FF 96 B FF 95 B FF 96 4-1 8 1B BB			1	1	0	0	3	0	0
8 Hunter Pence, R (1, 9) OBP: 0.295, SLG: 0.370		C SI 92 B FF 92 F CH 84 X SL 81 1-2 ① F7	B SI 93 C SI 94 F CH 86 D SL 82 F SI 94 B CH 82 X CH 83 3-2 52 FC6-4 1-2 2-H 3-H 1B		C SI 92 D CH 85 F SI 93 D SL 81 F CH 86 B SI 93 S SL 83 3-3 ② K 1-2 2-3		C FF 96 C FF 96 B SL 87 X FF 96 1-2 1-2 1B			4	0	2	2	0	1	2
5 Nick Hundley, R (1, 2) OBP: 0.292, SLG: 0.452		B SI 93 S SI 94 B SI 94 B CH 85 X SI 94 3-1 ② F8	C SL 81 S SL 82 D SL 82 S CH 83 1-3 ② K		B SL 80 F CH 83 S SL 82 X CH 84 1-2 52 1B 2-H 3-H 1B		D SL 90 B FF 96 F FF 96 F FF 95 X SL 89 2-2 ② L7			4	0	1	2	0	1	4
52 Miguel Gómez, S (1, 4) OBP: 0.250, SLG: 0.323		X SI 93 0-0 6 HR 1B	F SL 81 F FF 92 D SL 82 X FF 93 1-2 ③ FC6-4 1-2f 2-3		B SI 91 C SI 91 X SI 92 1-1 1-2 1B		X FF 95 0-0 ③ F9			4	1	2	0	0	0	4
6 Jarrett Parker, L (1, 7) OBP: 0.306, SLG: 0.500		F SI 92 B SL 81 B SI 92 B FF 94 S FF 94 X FF 94 3-2 1-H HR	C SL 78 B SL 81 C SI 90 B SL 82 S SL 82 2-3 ① K		C SL 81 B SI 92 B SI 91 B SL 81 2 SAFE F SL 82 C SL 82 3-3 ③ K			B FC 88 X FS 83 1-0 ① G4-3		4	1	1	2	0	2	2
63 Ryder Jones, L (1, 5) OBP: 0.132, SLG: 0.083		B FF 93 C SL 82 S CH 84 S SL 84 1-3 ③ K	F SL 79 F SL 80 B SL 83 B FF 93 S SL 82 2-3 ② K			B FF 90 S SL 76 B FF 90 C FF 90 B SL 82 C FF 92 3-3 ① K		B FC 88 S FS 82 F FF 94 B FS 85 B FS 86 X FS 85 3-2 ② G3		4	0	0	0	0	3	0
29 Jeff Samardzija, R (1, 1) OBP: 0.109, SLG: 0.217 62 Cory Gearrin, R (7, 1) 61 Josh Osich, L (7, 1) 56 Albert Suárez, R (7, 1)			X SI 91 0-0 37 SH2-3 8 1B 2B	C CH 84 S SL 81 B SL 81 B CH 84 B SI 93 X SI 93 3-2 ③ G6-3		B CH 84 S SI 92 X SL 79 1-1 ② L9		C FF 94 X FF 93 0-1 ③ G6-3		3 0 0 1	1 0 0 0	1 0 0 0	0 0 0 0	0 0 0 0	0 0 0 0	0 0 0 0

AB	32
R	6
H	8
RBI	6
BB	3
SO	10
LOB	14

Inning Stats	1	2	3	4	5	6	7	8	9
	R: 0 E: 0 K: 1 S: 8 H: 0 LOB: 0 BB: 0 P: 13	R: 2 E: 0 K: 1 S: 12 H: 2 LOB: 0 BB: 0 P: 20	R: 2 E: 1 K: 1 S: 13 H: 2 LOB: 2 BB: 1 P: 21	R: 0 E: 0 K: 2 S: 9 H: 0 LOB: 0 BB: 0 P: 16	R: 2 E: 1 K: 3 S: 16 H: 3 LOB: 2 BB: 1 P: 26	R: 0 E: 0 K: 2 S: 8 H: 0 LOB: 0 BB: 0 P: 12	R: 0 E: 0 K: 0 S: 10 H: 1 LOB: 2 BB: 1 P: 19	R: 0 E: 0 K: 0 S: 6 H: 0 LOB: 0 BB: 0 P: 10	

| | | | |

Batter	1	2	3	4	5	6	7	8	9	AB	R	H	RBI	BB	SO	LOB
30 Jon Jay, L (1, 7) OBP: 0.389, SLG: 0.387	C FF 90 S FF 92 X KC 81 0-2 ① G3		B KC 78 C FF 90 B FC 87 C KC 80 F FC 89 X CH 84 2-2 44 F8 17 WP 40 WP 1B		X FF 90 0-0 17 WP 44 1B 1B	B FF 90 F FF 93 F KC 80 T KC 80 1-2 ③ K		F SL 88 B FF 89 F FF 88 X CU 76 1-2 ③ F7		5	2	2	0	0	1	3
17 Kris Bryant, R (1, 5) OBP: 0.390, SLG: 0.512	X FF 91 0-0 ② L8		C FF 91 B CH 80 C FC 90 D KC 80 H FF 93 3-2 40 WP 1-2 HBP		B FF 89 B FF 91 F FC 89 B CH 81 C FF 92 X FF 92 3-2 ① L9 1-2		B CU 75 B FF 91 X FF 91 2-0 40 FC6-2 3B		B CU 76 S FF 88 F SL 87 X CU 76 1-2 40 F8 44 1B 1B	4	0	2	0	0	0	1
44 Anthony Rizzo, L (1, 3) OBP: 0.389, SLG: 0.514	C FF 93 B FF 92 B FF 93 B FF 94 F FF 94 X FF 93 3-2 40 FC6-4 1B		C FF 91 D KC 80 B FC 88 X FF 91 2-1 ① F8 2-3		B KC 81 X FC 88 1-0 18 S 5 1B 2-H 1B		B CU 75 D CU 76 T SL 84 X SL 85 2-1 ① G3		F FF 88 B CH 83 X FF 88 1-1 18 G4-6-3 1-2 1B	5	1	3	1	0	0	3
40 Willson Contreras, R (1, 2) OBP: 0.344, SLG: 0.524	X CH 82 0-0 ③ FC6-4 1-2f		B FF 93 S KC 82 F KC 80 S CH 84 1-3 ② K 1-2 3-H		B CH 84 C CH 81 S FF 93 B FF 93 B CH 82 S CH 84 3-3 ② K		C CU 75 X CU 76 0-1 ② FC6-2 18 CS 3-H		B CU 76 F CU 77 S SL 87 X CU 76 1-2 ① F8 2-3	5	0	0	0	0	2	6
18 Ben Zobrist, S (1, 4) OBP: 0.315, SLG: 0.363		X FF 91 0-0 ① G4-3	X FF 91 0-0 ③ L7		1 SAFE B FF 90 C FF 91 1 SAFE D CH 81 B FF 92 S FF 92 F CH 83 B FC 90 4-2 5 1B 1-2 BB		1 SAFE B FF 90 B FF 90 B SL 85 3-0 ③ CS 1-2	B CH 83 C FF 90 F CU 76 X SL 84 1-2 ① G4-3	C FF 90 B FF 88 F SI 90 B FF 89 X FF 91 2-2 ②③ G4-6-3 1-2f	4	0	0	0	1	0	3
5 Albert Almora Jr., R (1, 8) OBP: 0.327, SLG: 0.391		C FF 92 B KC 78 S KC 81 B KC 79 X FF 92 2-2 ② L9		X CH 84 0-0 ① G6-3	C FF 91 X KC 81 0-1 1-2 2-H 1B			F FF 91 F CU 76 B SI 91 F FF 91 B CU 79 X CU 78 2-2 2 BB 22 FC3 1B		4	0	2	1	0	0	0
22 Jason Heyward, L (1, 9) OBP: 0.313, SLG: 0.400		X FF 93 0-0 9 IHR 1B		B FF 93 B FF 94 C FC 90 X KC 80 2-1 1B	D FF 91 X FC 90 1-0 ③ G1-3			X CH 84 0-0 FC3 2 BB 1-2		4	1	2	0	0	0	3
9 Javier Báez, R (1, 6) OBP: 0.311, SLG: 0.493		X FF 93 0-0 1-H IHR	F CH 85 1 SAFE B FF 92 F CH 84 F FF 92 F KC 79 S CH 81 1-3 ② K			X KC 79 0-0 ① F8		B FF 91 B FF 91 C FF 92 B FF 91 C FF 91 S FF 88 3-3 ② K		4	1	1	2	0	2	3
49 Jake Arrieta, R (1, 1) OBP: 0.143, SLG: 0.245 46 Pedro Strop, R (7, 1) 2 Tommy La Stella, L (8, PH) OBP: 0.423, SLG: 0.509 32 Brian Duensing, L (8, 1) 71 Wade Davis, R (9, 1)		C FF 93 C KC 80 B CH 82 B FF 92 B KC 81 C FF 94 3-3 ③ K		C FF 94 D CH 82 C FF 92 C KC 80 1-3 ③ K		B FF 92 B FF 93 C FF 92 C FF 90 B CH 83 C FF 90 3-3 ② K		B CU 77 C SL 84 D SL 84 B CU 76 S FF 91 F FF 91 B FF 91 4-2 1-2 2-3 BB		3 0 0 0 0	0 0 0 0 0	0 0 0 0 0	0 0 1 0 0	3 0 0 0 0	1 0 0 0 0
Inning Stats	R: 0 E: 0 K: 0 S: 8 H: 1 LOB: 1 BB: 0 P: 11	R: 2 E: 0 K: 1 S: 9 H: 2 LOB: 0 BB: 0 P: 14	R: 1 E: 0 K: 1 S: 12 H: 1 LOB: 1 BB: 0 P: 20	R: 0 E: 0 K: 2 S: 11 H: 1 LOB: 1 BB: 0 P: 15	R: 2 E: 0 K: 1 S: 14 H: 3 LOB: 2 BB: 1 P: 26	R: 0 E: 0 K: 2 S: 7 H: 0 LOB: 0 BB: 0 P: 11	R: 0 E: 0 K: 0 S: 5 H: 1 LOB: 0 BB: 0 P: 12	R: 0 E: 0 K: 1 S: 17 H: 1 LOB: 3 BB: 1 P: 28	R: 0 E: 0 K: 0 S: 11 H: 2 LOB: 1 BB: 0 P: 16	1B: 10 2B: 0 3B: 1 HR: 1		SF: 0 SAC: 0 DP: 1 HBP: 1		WP: 3 PB: 0 SB: 1 CS: 1	PA: 42	

TOP

Chicago Cubs @ San Francisco Giants

AT&T Park, San Francisco, CA

Mon Aug 07 2017, 7:09 PM - 10:03 PM PDT

Att. 40,462 - Partly Cloudy - 63 F

livebaseballscorecards.com

AB	38
R	5
H	12
RBI	4
BB	2
SO	8
LOB	23

PITCHER		IP	WLS	BF	H	R	ER	SO	BB	IBB	HBP	BLK	WP	HR	S	P	ERA	WHIP
45 Matt Moore, L ERA: 5.88	(1, 1)	6.0	L	28	8	5	5	7	1	0	1	0	3	0	61	97	7.50	1.500
18 Matt Cain, R ERA: 5.22	(7, 1)	3.0		13	4	0	0	1	1	0	0	0	0	0	33	56	0.00	1.667

PITCHER		IP	WLS	BF	H	R	ER	SO	BB	IBB	HBP	BLK	WP	HR	S	P	ERA	WHIP

Batter	1	2	3	4	5	6	7	8	9	AB	R	H	RBI	BB	SO	LOB
2 Denard Span, L (1, 8) OBP: 0.317, SLG: 0.421	B SI 90 C SI 91 F SI 92 X CU 78 1-2 ① F9	X SL 87 0-0 ③ G3			B SI 91 C CH 87 F SI 90 F CU 78 T SL 87 1-2 ① K		F SI 90 X SI 92 0-1 E9 (12 1B)		X FF 95 0-0 ②③ G6-3 (1-2f)	5	1	0	0	0	1	3
12 Joe Panik, L (1, 4) OBP: 0.325, SLG: 0.388	B SI 92 X SI 92 1-0 (6 2B) 1B		C SI 91 X CU 78 0-1 ① F8		C SI 92 X CU 78 0-1 ② L8		D SI 90 B SI 91 2 SAFE B CH 87 C SI 92 X SI 92 3-1 2-H 1B			4	0	2	1	0	0	0
6 Jarrett Parker, L (1, 7) OBP: 0.325, SLG: 0.553 (7, 9)	C SI 91 D CU 80 F SI 92 B SL 88 1 SAFE X SI 92 2-2 1-3 2B		B SI 92 B CU 78 X SI 91 2-0 (28 G4-3) 2B		B CU 78 C SL 87 T SL 86 S CH 85 1-3 ③ K		B FF 95 F FF 96 D FS 90 C FS 89 D SL 87 S FF 97 3-3 ② K			4	0	2	0	0	2	1
28 Buster Posey, R (1, 2) OBP: 0.410, SLG: 0.476	X SI 91 0-0 ② G1-3		B SI 91 X SI 91 1-0 ② G4-3 (2-3)			B SI 90 C SI 91 X SI 90 1-1 ① G6-3	X FF 96 0-0 ③ F9			4	0	0	0	0	0	4
48 Pablo Sandoval, S (1, 5) OBP: 0.270, SLG: 0.368	C CU 80 S SL 87 D CH 89 X SL 86 1-2 ③ F7		B SI 91 B CU 79 F SL 89 S SL 86 F SL 87 B SI 92 X CH 87 3-2 ③ G5-3			C CH 86 S SI 92 X CU 77 0-2 (63 HR) 2B		C CU 73 X CH 86 0-1 ① G2-3		4	1	1	0	0	0	3
35 Brandon Crawford, L (1, 6) OBP: 0.274, SLG: 0.368		B SI 91 B SL 87 S SI 92 F SI 91 S SI 91 2-3 ① K		B SI 90 X SI 90 1-0 (63 1B) 2B		F CU 79 F SL 86 C SL 87 0-3 ② K		X SL 81 0-0 ② F7		4	0	1	0	0	2	1
63 Ryder Jones, L (1, 3) OBP: 0.190, SLG: 0.205		C SI 92 H SL 88 1-1 (45 1B) HBP		B CU 75 B SL 87 F SI 91 X SI 91 2-1 (45 G6-4-3) 2-3 1B		F SL 87 X SL 87 0-1 2-H HR		B FF 92 F FF 92 S SL 82 B FF 92 X SL 81 2-2 ③ G3-1		3	1	2	2	0	0	0
39 Carlos Moncrief, L (1, 9) OBP: 0.364, SLG: 0.400 18 Matt Cain, R (7, 1) OBP: 0.185, SLG: 0.259 52 Miguel Gómez, S (9, PH) OBP: 0.242, SLG: 0.313		B SI 92 X SI 92 1-0 ② F7		S SL 86 B SL 89 C SI 90 S CU 78 1-3 ① K		B CU 76 C CU 77 X SI 90 1-1 ③ F8			B FF 93 B FC 93 C FF 93 F FC 91 X FF 95 2-2 ① G2-3	3 0 1	0 0 0	0 0 0	0 0 0	0 0 0	1 0 0	3 0 0
45 Matt Moore, L (1, 1) OBP: 0.162, SLG: 0.139 37 Kelby Tomlinson, R (7, 7) OBP: 0.333, SLG: 0.307		B SI 91 1 SAFE S SI 91 D SI 92 F SI 91 X SI 92 2-2 1-2 1B		X SI 91 0-0 ②③ G6-4-3 (1-2f)			B SI 91 F SI 90 X SL 88 1-1 ① G6-3		B FC 94 B FF 94 C FF 93 S FF 94 B FF 95 B FF 95 4-2 (2 G6-3) BB	2 1	0 0	1 0	0 0	0 1	0 0	2 0

BOTTOM

Chicago Cubs @ San Francisco Giants

AT&T Park, San Francisco, CA

Mon Aug 07 2017, 7:09 PM - 10:03 PM PDT

Att. 40,462 - Partly Cloudy - 63 F

livebaseballscorecards.com

AB	35
R	3
H	9
RBI	3
BB	1
SO	6
LOB	17

Inning Stats	1	2	3	4	5	6	7	8	9
	R: 0 E: 0 K: 0 S: 11	H: 2 LOB: 2 BB: 0 P: 16	R: 0 E: 0 K: 1 S: 9	H: 1 LOB: 2 BB: 0 P: 15	R: 0 E: 0 K: 0 S: 8	H: 1 LOB: 1 BB: 0 P: 14	R: 0 E: 0 K: 1 S: 7	H: 2 LOB: 1 BB: 0 P: 11	R: 0 E: 0 K: 2 S: 9	H: 0 LOB: 0 BB: 0 P: 11	R: 2 E: 0 K: 1 S: 12	H: 2 LOB: 0 BB: 0 P: 14	R: 1 E: 1 K: 1 S: 10	H: 1 LOB: 1 BB: 0 P: 17	R: 0 E: 0 K: 0 S: 6	H: 0 LOB: 0 BB: 0 P: 8	R: 0 E: 0 K: 0 S: 6	H: 0 LOB: 0 BB: 1 P: 12

	1B	2B	3B	HR	SF	SAC	DP	HBP
	4	4	0	1	0	0	2	1

	WP	PB	SB	CS	PA
	0	0	0	0	37

PITCHER		IP	WLS	BF	H	R	ER	SO	BB	IBB	HBP	BLK	WP	HR	S	P	ERA	WHIP
49 Jake Arrieta, R ERA: 3.83	(1, 1)	6.1	W	29	9	3	2	5	0	0	1	0	0	1	62	91	2.84	1.421
46 Pedro Strop, R ERA: 2.38	(7, 1)	0.2	H	2	0	0	0	1	0	0	0	0	0	0	4	7	0.00	0.000
32 Brian Duensing, L ERA: 2.28	(8, 1)	1.0	H	3	0	0	0	0	0	0	0	0	0	0	6	8	0.00	0.000
71 Wade Davis, R ERA: 2.31	(9, 1)	1.0	S	3	0	0	0	0	1	0	0	0	0	0	6	12	0.00	1.000

PITCHER	IP	WLS	BF	H	R	ER	SO	BB	IBB	HBP	BLK	WP	HR	S	P	ERA	WHIP

Chicago Cubs @ San Francisco Giants

AT&T Park, San Francisco, CA

Tue Aug 08 2017, 7:15 PM - 10:00 PM PDT

Att. 39,864 - Overcast - 62 F

livebaseballscorecards.com

Batter	1	2	3	4	5	6	7	8	9	AB	R	H	RBI	BB	SO	LOB
30 Jon Jay, L (1, 7) (8, 8) OBP: 0.381, SLG: 0.379	C SI 91 B CU 78 F SI 91 F SI 91 C CU 78 1-3 ① K		C SI 89 X CU 77 0-1 ③ G3		B SI 91 F SI 91 X CU 78 1-1 ② G4-3 2-3 3-H		B CU 75 F SI 90 X CH 80 1-1 ③ G3-1		C FF 96 X SI 95 0-1 ③ G4-3 1-2	5	0	0	1	0	1	2
17 Kris Bryant, R (1, 5) OBP: 0.391, SLG: 0.512	B SI 91 C SI 91 B SI 91 F SI 92 X CH 81 2-2 44 G4-6-3 1B			C CU 77 X SI 90 0-1 ① G6-3	C SI 91 B SI 91 B CH 81 B CH 80 T SI 91 X SI 92 3-2 ③ F9			C FF 95 B SL 84 X FF 95 1-1 40 E 8 SF7 40 FC4 1B		4	1	2	0	0	0	1
44 Anthony Rizzo, L (1, 3) OBP: 0.388, SLG: 0.511	C SI 90 C SI 92 X SI 92 0-2 ② ③ G4-6-3 1-2f			S CH 80 X SI 90 0-1 8 1B 1B		F SI 90 B CU 77 X SI 90 1-1 ① G3		B FF 95 C FF 95 F FF 96 X FF 96 1-2 ① P5		4	0	1	0	0	0	2
40 Willson Contreras, R (1, 2) OBP: 0.343, SLG: 0.524		C SI 89 B CU 77 C SI 91 B CH 80 B SI 91 S CH 81 3-3 ① K		B CH 80 D CH 81 C B SI 91 X SI 90 3-1 ② L3		C CU 76 X SI 89 0-1 8 2B 2B		C SL 83 S SL 84 F SL 82 F FF 96 B FF 96 X SL 84 1-2 FC4 8 E 1-3		4	1	1	0	0	1	2
8 Ian Happ, S (1, 4) OBP: 0.321, SLG: 0.494		X CH 80 0-0 ② L6		C SI 90 B SI 90 F SI 90 X CU 78 1-2 1B		B CH 79 X SI 90 1-0 2-H 2B		X FF 96 0-0 ② SF7 1-2 3-H		3	0	2	2	0	0	0
5 Albert Almora Jr., R (1, 8) OBP: 0.328, SLG: 0.388 12 Kyle Schwarber, L (8, PH) OBP: 0.307, SLG: 0.429 (8, 7)		B SI 89 C SI 90 B CH 81 B CH 80 C SI 91 B SI 91 4-2 BB		S CH 80 B CH 80 X CH 80 1-1 ③ F7		B SI 90 B CH 79 C CH 80 X SI 90 2-1 ② G5-3		B FF 96 S FF 96 F FF 96 X FF 96 1-2 ③ P6		2 1	0 0	0 0	0 0	1 0	0 0	3 1
22 Jason Heyward, L (1, 9) OBP: 0.312, SLG: 0.398		F SL 81 C SI 92 B SI 91 B SI 91 S SL 80 2-3 ③ K	C SI 90 X SL 79 0-1 62 SH5-4 30 G4-3 9 1B 1B		C SI 91 D SI 90 F SI 91 X SI 91 1-2 ③ G4-3				B FF 96 X FF 95 1-0 ① G6-3	4	1	1	0	0	1	2
9 Javier Báez, R (1, 6) OBP: 0.310, SLG: 0.490			B SI 90 B SI 91 C CH 80 F SI 91 X CU 76 2-2 ① G4-3	C SI 90 S CH 80 B CH 80 B SI 89 X SI 91 2-2 30 G4-3 62 SH5-4 1-2 1B			B SI 90 F CU 77 X SI 90 1-1 ① F8		C FF 96 F FF 97 S FC 91 0-3 ② K	4	0	1	0	0	1	0
62 Jose Quintana, R (1, 1) OBP: 0.100, SLG: 0.111 18 Ben Zobrist, S (7, PH) OBP: 0.314, SLG: 0.361 19 Koji Uehara, R (7, 1) 6 Carl Edwards Jr., R (7, 1) 37 Justin Wilson, L (8, 1) 2 Tommy La Stella, L (9, PH) OBP: 0.431, SLG: 0.509			B SI 90 F SI 89 X CH 79 1-1 ② G6-3	X SI 90 0-0 ① SH5-4 1-2 2-3			C CU 76 B CU 78 B CU 75 B SI 89 X SI 89 3-1 ② P6		C FF 96 B FC 91 B CH 90 B FF 95 B FF 95 4-1 30 DI BB	1 1 0 0 0 0	0 0 0 0 0 0	0 0 0 0 0 0	0 0 0 0 0 1	0 0 0 0 0 0	0 0 0 0 0 0	0 0 0 0 0 0
Inning Stats	R: 0 E: 0 K: 1 S: 10 H: 1 LOB: 0 BB: 0 P: 13	R: 0 E: 0 K: 2 S: 9 H: 0 LOB: 1 BB: 1 P: 18	R: 0 E: 0 K: 0 S: 7 H: 0 LOB: 0 BB: 0 P: 10	R: 0 E: 0 K: 0 S: 11 H: 2 LOB: 2 BB: 0 P: 16	R: 1 E: 0 K: 0 S: 11 H: 2 LOB: 1 BB: 0 P: 17	R: 1 E: 0 K: 0 S: 10 H: 2 LOB: 1 BB: 0 P: 15	R: 0 E: 0 K: 0 S: 6 H: 0 LOB: 0 BB: 0 P: 11	R: 1 E: 2 K: 0 S: 14 H: 1 LOB: 1 BB: 0 P: 18	R: 0 E: 0 K: 1 S: 7 H: 0 LOB: 1 BB: 1 P: 12	1B: 6 2B: 2 3B: 0 HR: 0 SF: 1 SAC: 1 DP: 1 HBP: 0						

TOP

AB	33
R	3
H	8
RBI	3
BB	2
SO	4
LOB	13

WP: 0 PB: 0 SB: 0 CS: 0 PA: 37

PITCHER		IP	WLS	BF	H	R	ER	SO	BB	IBB	HBP	BLK	WP	HR	S	P	ERA	WHIP
50 Ty Blach, L ERA: 4.15	(1, 1)	7.0	W	28	7	2	2	3	1	0	0	0	0	0	64	100	2.57	1.143
60 Hunter Strickland, R ERA: 2.14	(8, 1)	1.0	H	5	1	1	0	0	0	0	0	0	0	0	14	18	0.00	1.000
49 Sam Dyson, R ERA: 5.85	(9, 1)	1.0	S	4	0	0	0	1	1	0	0	0	0	0	7	12	0.00	1.000

PITCHER	IP	WLS	BF	H	R	ER	SO	BB	IBB	HBP	BLK	WP	HR	S	P	ERA	WHIP

BOTTOM

Chicago Cubs @ San Francisco Giants

AT&T Park, San Francisco, CA

Tue Aug 08 2017, 7:15 PM - 10:00 PM PDT

Att. 39,864 - Overcast - 62 F

livebaseballscorecards.com

Batter	1	2	3	4	5	6	7	8	9	AB	R	H	RBI	BB	SO	LOB
66 Gorkys Hernández, R (1, 8) OBP: 0.325, SLG: 0.324	X FF 92 0-0 8 E 52 G6-3 28 HR 1B	C SI 92 X CH 86 0-1 G1-3		B CH 86 D CU 77 X CH 87 2-0 G5-3			B FF 96 B FF 95 F FF 95 L FF 95 S CU 82 2-3 K			4	1	1	0	0	1	4
52 Miguel Gómez, S (1, 4) OBP: 0.235, SLG: 0.303 12 Joe Panik, L (2, 4) OBP: 0.323, SLG: 0.385	C FF 92 1 SAFE B SI 92 X FF 93 1-1 G6-3 1-2		C CU 76 B SV 79 C FF 93 B SV 78 S SV 78 2-3 K		C FF 92 B SI 92 X SI 91 1-1 G6-3		C CU 83 F FF 96 X CU 81 0-2 FC4-6 1-2f 3-H			1 3	0 0	0 0	0 1	0 0	0 1	1 1
8 Hunter Pence, R (1, 9) OBP: 0.292, SLG: 0.366	B CH 85 C CU 78 X CH 86 1-1 E6 28 HR 2-3		C SI 92 B SV 76 F SI 91 X CH 86 1-2 G4-3		B CH 87 C SI 92 B SI 93 X CH 86 2-1 F9		C FF 96 B FF 95 B FF 96 S FF 96 F FF 95 X CU 81 2-2 G5-3			4	1	0	0	0	0	2
28 Buster Posey, R (1, 3) OBP: 0.411, SLG: 0.485	X FF 92 0-0 1-H 3-H HR		B SI 92 X SI 92 1-0 L8		B SI 91 B CH 86 F CH 87 F SI 91 F SI 92 B CH 86 T CH 86 3-2 K			B FC 92 B FC 92 C FF 96 S SL 86 F FF 96 F SL 85 X FC 93 2-2 35 S 35 1B 1B		4	2	2	3	0	1	0
5 Nick Hundley, R (1, 2) OBP: 0.296, SLG: 0.456	F SI 92 B CH 86 F CH 86 B CH 86 B SI 93 B CH 87 4-2 BB			B CU 77 C SI 92 X SI 90 1-1 G6-3		F CU 76 X CH 84 0-1 35 G6-3 2B		C FF 96 B FF 95 S FF 96 X FF 96 1-2 L8		3	0	1	0	1	0	1
35 Brandon Crawford, L (1, 6) OBP: 0.277, SLG: 0.369	B FF 92 F CU 77 F SI 93 F SI 93 F CH 86 X SI 93 1-2 F7			X CU 76 0-0 6 1B 50 1B 1B		B FF 91 2 SAFE S CH 85 S SV 78 B FF 91 X SV 77 2-2 G6-3 2-3		S FC 92 B FF 97 F FF 96 1 SAFE F SL 85 1 SAFE B FF 95 X FF 96 2-2 37 S 1-H 1B		4	1	2	1	0	0	2
6 Jarrett Parker, L (1, 7) OBP: 0.318, SLG: 0.524	C FF 93 B SV 79 X SI 93 1-1 L9			B FF 92 B SI 92 C SI 91 X SI 92 2-1 50 1B 1-2 1B		C SV 78 B SV 77 B SV 77 X SV 77 2-1 F9		B FF 96 C FF 96 1 SAFE B FF 96 1 SAFE 1 SAFE B FF 94 S FF 96 X FF 96 3-2 F7		4	0	1	0	0	0	2
37 Kelby Tomlinson, R (1, 5) OBP: 0.331, SLG: 0.298		B FF 92 C SI 92 C CH 87 B CH 85 F SI 92 B SI 93 X SI 92 3-2 G4-3		X CH 86 0-0 F9			B FF 87 B FS 77 B FF 86 C FF 86 B FF 86 4-1 48 1B 12 FC4-6 BB	C FF 95 S FF 96 F FF 96 B FF 96 B FF 96 X FF 96 2-2 P2 1-2		3	1	0	0	1	0	3
50 Ty Blach, R (1, 1) OBP: 0.250, SLG: 0.306 48 Pablo Sandoval, S (7, PH) OBP: 0.276, SLG: 0.374 60 Hunter Strickland, R (8, 1) 49 Sam Dyson, R (9, 1)		C SI 91 B CU 76 B SI 92 F SI 92 C SI 93 2-3 K		C CU 77 F SV 77 X SV 76 0-2 1-3 2-H 1B			X FS 77 0-0 12 FC4-6 1-3 1B			2 1 0 0	0 0 0 0	1 1 0 0	1 0 0 0	0 0 0 0	1 0 0 0	0 0 0 0
Inning Stats	R: 3 H: 2 E: 1 LOB: 1 K: 0 BB: 1 S: 16 P: 24	R: 0 H: 0 E: 0 LOB: 0 K: 1 BB: 0 S: 9 P: 14	R: 0 H: 0 E: 0 LOB: 0 K: 1 BB: 0 S: 7 P: 11	R: 1 H: 3 E: 0 LOB: 2 K: 0 BB: 0 S: 10 P: 15	R: 0 H: 0 E: 0 LOB: 0 K: 1 BB: 0 S: 8 P: 14	R: 0 H: 1 E: 0 LOB: 0 K: 0 BB: 0 S: 7 P: 11	R: 1 H: 1 E: 0 LOB: 1 K: 1 BB: 1 S: 12 P: 20	R: 1 H: 2 E: 0 LOB: 1 K: 0 BB: 0 S: 19 P: 29		1B: 7 SF: 0 2B: 1 SAC: 0 3B: 0 DP: 0 HR: 1 HBP: 0						WP: 0 PA: 35 PB: 0 SB: 2 CS: 0	

	AB	R	H	RBI	BB	SO	LOB
AB	33						
R	6						
H	9						
RBI	6						
BB	2						
SO	4						
LOB	16						

PITCHER		IP	WLS	BF	H	R	ER	SO	BB	IBB	HBP	BLK	WP	HR	S	P	ERA	WHIP
62 Jose Quintana, L ERA: 4.42	(1, 1)	6.0	L	25	6	4	3	3	1	0	0	0	0	1	57	89	4.50	1.167
19 Koji Uehara, R ERA: 3.55	(7, 1)	0.0		2	1	1	1	0	1	0	0	0	0	0	2	6	∞	∞
6 Carl Edwards Jr., R ERA: 3.74	(7, 1)	1.0		3	0	0	0	1	0	0	0	0	0	0	10	14	0.00	0.000
37 Justin Wilson, L ERA: 2.84	(8, 1)	1.0		5	2	1	1	0	0	0	0	0	0	0	19	29	9.00	2.000

PITCHER	IP	WLS	BF	H	R	ER	SO	BB	IBB	HBP	BLK	WP	HR	S	P	ERA	WHIP

Chicago Cubs @ San Francisco Giants

AT&T Park, San Francisco, CA

Wed Aug 09 2017, 12:46 PM - 3:35 PM PDT

Att. 41,099 - Overcast - 62 F

TOP

livebaseballscorecards.com

Batter	1	2	3	4	5	6	7	8	9	AB	R	H	RBI	BB	SO	LOB
18 Ben Zobrist, S (1, 9) (8, 4) OBP: 0.316, SLG: 0.363	C FF 90 B FF 89 X CH 82 1-1 17 1B 1B		C FF 90 X FF 91 0-1 ② G1-3		B FF 91 C FC 86 B FF 91 C FC 85 F CU 78 X FF 89 2-2 ③ G5-3			F SI 94 F CH 88 F FF 96 B FF 96 B SL 82 X FF 95 2-2 1B		4	0	2	0	0	0	0
5 Albert Almora Jr., R (1, 8) OBP: 0.332, SLG: 0.406 44 Anthony Rizzo, L (8, PH) (8, 3) OBP: 0.387, SLG: 0.510	L FF 90 X FC 86 0-1 ① L6		X FF 90 0-0 HR			C CH 82 F FC 85 X CU 77 0-2 8 FC5-4 1B		F SI 95 B FF 96 1 SAFE S SL 81 1 SAFE S FF 96 1-3 ① K		3 1	1 0	2 0	1 0	0 0	0 1	1 1
17 Kris Bryant, R (1, 5) OBP: 0.390, SLG: 0.509	B FC 87 S FC 87 B FC 87 S FC 87 X FC 86 2-2 1-2 1B		X FC 87 0-0 ③ F9			F FC 86 C FC 86 X FF 90 0-2 ① F8		F FF 97 F FF 96 B FF 96 B SL 86 F SL 83 B SL 84 F SI 94 F FF 95 X FF 95 3-2 ② F9		4	0	1	0	0	0	2
40 Willson Contreras, R (1, 3) OBP: 0.342, SLG: 0.519 22 Jason Heyward, L (8, 9) OBP: 0.312, SLG: 0.398	F CU 78 B FC 85 C FF 89 S FF 91 1-3 ② K			L CU 77 B CU 78 S FC 85 B CU 78 B FC 87 B FC 86 4-2 BB		B CH 82 C CH 81 F CU 77 X FF 91 1-2 ② F9		B SL 81 X SL 84 1-0 ③ G5-3		3 0	0 0	0 0	0 0	1 0	1 0	4 0
8 Ian Happ, S (1, 4) (8, 8) OBP: 0.316, SLG: 0.486	F FC 86 T FF 91 B FF 90 F FC 87 F FC 88 S CU 80 1-3 ③ K2-3			F FF 90 1 SAFE B FF 90 F FF 89 B FC 86 X FC 87 2-2 ① F7		X FC 86 0-0 ③ FC5-4 1-2f			X FF 95 0-0 ① F8	4	0	0	0	0	1	4
9 Javier Báez, R (1, 6) OBP: 0.307, SLG: 0.484		C FF 89 F FF 89 X CU 80 0-2 ① P3		X FF 91 0-0 ② F9			F FC 87 F FF 90 F CU 77 S CU 78 0-3 ① K		B SI 96 S FC 91 X SI 95 1-1 ② G1-3	4	0	0	0	0	1	1
12 Kyle Schwarber, L (1, 7) OBP: 0.307, SLG: 0.427		C FC 86 F FF 90 B CU 79 B FC 87 S CU 79 2-3 ② K		D FC 87 C CU 77 1 SAFE X FF 90 1-1 ③ P3			C FC 86 B CU 77 B FC 86 F FC 86 B X FF 91 3-2 1B		B SI 93 C FF 98 F FF 97 B FC 90 B FC 91 X SI 95 3-2 ③ G3	4	0	1	0	0	1	1
13 Alex Avila, L (1, 2) OBP: 0.387, SLG: 0.474		S FF 91 C FC 87 F FF 90 B FC 86 X CU 78 1-2 ③ G6-3			B FF 90 X FC 86 1-0 ① G1-3		B FF 91 C FC 87 T FC 86 T FC 87 1-2 ② K			3	0	0	0	0	1	1
28 Kyle Hendricks, R (1, 1) OBP: 0.074, SLG: 0.074 38 Mike Montgomery, L (5, 1) OBP: 0.067, SLG: 0.267 30 Jon Jay, L (7, PH) OBP: 0.380, SLG: 0.377 32 Brian Duensing, L (7, 1) 46 Pedro Strop, R (7, 1)			C FF 89 S FF 90 S CU 79 0-3 ① K		S FC 86 F FF 90 C FC 86 0-3 ② K		1 SAFE X FF 90 0-0 ③ G4-3			2 0 1 0 0	0 0 0 0 0	0 0 0 0 0	0 0 0 0 0	2 0 0 0 0	0 0 0 0 0	0 0 1 0 0

Inning Stats	1	2	3	4	5	6	7	8	9
R:	0	0	1	0	0	0	0	0	0
E:	0	0	0	0	0	0	0	0	0
K:	2	1	1	0	1	0	2	1	0
S:	15	10	7	8	8	10	11	14	6
H:	2	0	1	0	0	1	1	1	0
LOB:	2	0	0	1	0	1	1	1	0
BB:	0	0	0	1	0	0	0	0	0
P:	20	13	7	15	11	11	15	21	10

1B:	5
2B:	0
3B:	0
HR:	1
SF:	0
SAC:	0
DP:	0
HBP:	0
WP:	0
PB:	0
SB:	0
CS:	0
PA:	34

	AB	33
	R	1
	H	6
	RBI	1
	BB	1
	SO	8
	LOB	16

PITCHER		IP	WLS	BF	H	R	ER	SO	BB	IBB	HBP	BLK	WP	HR	S	P	ERA	WHIP
40 Madison Bumgarner, L ERA: 2.71	(1, 1)	7.0	W	27	5	1	1	7	1	0	0	0	0	1	69	92	1.29	0.857
60 Hunter Strickland, R ERA: 2.09	(8, 1)	1.0	H	4	1	0	0	1	0	0	0	0	0	0	14	21	0.00	1.000
49 Sam Dyson, R ERA: 5.71	(9, 1)	1.0	S	3	0	0	0	0	0	0	0	0	0	0	6	10	0.00	0.000

PITCHER		IP	WLS	BF	H	R	ER	SO	BB	IBB	HBP	BLK	WP	HR	S	P	ERA	WHIP

Batter	1	2	3	4	5	6	7	8	9	AB	R	H	RBI	BB	SO	LOB
2 Denard Span, L (1, 8) OBP: 0.319, SLG: 0.420	C FC 84 B CH 77 F CH 77 S FF 85 1-3 ① K		B FF 85 S CH 78 B FC 85 B FC 86 F CH 78 B FF 87 4-2 63 S BB	C CU 72 F FC 85 B CH 78 D CH 78 F FF 86 D CH 79 S CH 78 3-3 ③ K			F SI 91 B SL 80 B FF 90 B FF 91 X FF 91 3-1 63 1B 6 1B 1B			3	1	1	0	1	2	2
63 Ryder Jones, L (1, 3) OBP: 0.196, SLG: 0.209	S FF 84 F FF 85 F CH 78 T CH 78 0-2 ② K		B CH 78 S CH 78 X CH 78 1-1 ① G4-3 1-2		B FF 84 F CH 77 B FF 85 X FC 85 2-1 ① P1		C SL 80 X SL 81 0-1 6 1B 1-2 1B			4	0	1	0	0	1	1
6 Jarrett Parker, L (1, 7) OBP: 0.333, SLG: 0.511	C FF 85 B CH 78 F CH 78 B CU 72 X CH 78 2-2 ③ L8		B CH 78 C CU 72 B CU 73 F CH 79 B CU 73 B CU 71 4-2 BB		B FC 86 B CU 72 S CH 78 C FF 86 X CU 72 2-2 ② G6-3		S SL 83 X SL 83 0-1 28 G5-4-3 1-2 2-H 1B			3	0	1	1	1	0	0
28 Buster Posey, R (1, 2) OBP: 0.410, SLG: 0.482		B SI 84 C FF 84 X FF 85 1-1 ① G4-3	B FF 85 C FF 84 B CH 78 F FF 86 B FF 86 X CH 78 3-2 ② F8		C FF 85 F FF 85 X FF 86 0-2 1B		X SI 96 0-0 ②③ G5-4-3 1-2f			4	0	1	0	0	0	4
48 Pablo Sandoval, S (1, 5) OBP: 0.275, SLG: 0.369		C FF 85 X CH 78 0-1 35 1B 12 1B 1B	S CH 79 S FF 86 B FF 85 F FF 86 D CH 78 B CH 79 X CH 78 3-2 ③ F7		B FC 89 X FC 89 1-0 ③ P3			S FS 87 S FS 88 F SL 86 S FS 88 0-3 ① K		4	1	1	0	0	1	3
8 Hunter Pence, R (1, 9) OBP: 0.297, SLG: 0.377		C FF 84 B C FF 85 B FF 85 X FF 86 2-2 ② L9	C SI 84 C SI 85 X CH 78 0-2 35 BB 1B		B FF 94 B FF 94 B FF 93 C FF 93 B FF 94 4-1 12 G4-6-3 BB			X FF 96 0-0 HR		3	1	2	1	1	0	1
35 Brandon Crawford, L (1, 6) OBP: 0.279, SLG: 0.369		B CU 72 B CH 77 C CU 72 L CH 77 B CU 72 X FC 86 3-2 12 1B 1-3 1B	D CH 78 B FC 84 1 SAFE 1 SAFE B CU 72 B FC 84 4-0 1-2 BB		B CU 77 B FF 94 X FF 94 2-0 ① P6			C FS 89 S SL 85 F FS 89 B FF 96 F SL 86 X FS 88 1-2 ② L8		3	0	1	0	1	0	1
12 Joe Panik, L (1, 4) OBP: 0.322, SLG: 0.383		C CU 72 B FF 86 F FF 85 X FF 85 1-2 1-2 3-H 1B	B FF 84 X FF 84 1-0 ① F7		1 SAFE B FF 93 F FC 88 X CU 76 1-1 ②③ G4-6-3 1-2f			X FF 97 0-0 ③ G1		4	0	1	1	0	0	3
40 Madison Bumgarner, R (1, 1) OBP: 0.273, SLG: 0.500 37 Kelby Tomlinson, R (7, PH) OBP: 0.328, SLG: 0.295 60 Hunter Strickland, R (8, 1) 49 Sam Dyson, R (9, 1)		B FF 84 F FF 84 S CH 77 S CH 77 1-3 ③ K	S CH 77 S CH 77 S CH 77 0-3 ② K				C SI 90 F SL 82 F FF 91 S SL 80 0-3 ① K			2 1 0 0	0 0 0 0	0 0 0 0	0 0 0 0	0 0 0 0	2 1 0 0	4 0 0 0
Inning Stats	R: 0 E: 0 K: 2 S: 10 H: 0 LOB: 0 BB: 0 P: 13	R: 1 E: 0 K: 1 S: 16 H: 3 LOB: 2 BB: 0 P: 24	R: 0 E: 0 K: 0 S: 13 H: 0 LOB: 2 BB: 2 P: 28	R: 0 E: 0 K: 2 S: 11 H: 1 LOB: 2 BB: 1 P: 19	R: 0 E: 0 K: 0 S: 9 H: 1 LOB: 1 BB: 0 P: 14	R: 0 E: 0 K: 0 S: 4 H: 0 LOB: 0 BB: 1 P: 11	R: 1 E: 0 K: 1 S: 11 H: 3 LOB: 1 BB: 0 P: 14	R: 1 E: 0 K: 1 S: 11 H: 1 LOB: 0 BB: 0 P: 12		1B: 8 2B: 0 3B: 0 HR: 1 SF: 0 SAC: 0 DP: 2 HBP: 0						

PITCHER	IP	WLS	BF	H	R	ER	SO	BB	IBB	HBP	BLK	WP	HR	S	P	ERA	WHIP
28 Kyle Hendricks, R (1, 1) ERA: 3.7	4.2		22	5	1	1	5	3	0	0	0	0	0	58	96	1.93	1.714
38 Mike Montgomery, L (5, 1) ERA: 3.67	1.1		4	0	0	0	0	1	0	0	0	0	0	5	13	0.00	0.750
32 Brian Duensing, L (7, 1) ERA: 2.45	0.1	L	4	3	1	1	1	0	0	0	0	0	0	10	13	27.00	9.000
46 Pedro Strop, R (7, 1) ERA: 2.49	1.2		5	1	1	1	1	0	0	0	0	0	1	12	13	5.40	0.600

PITCHER	IP	WLS	BF	H	R	ER	SO	BB	IBB	HBP	BLK	WP	HR	S	P	ERA	WHIP

BOTTOM

Chicago Cubs @ San Francisco Giants

AT&T Park, San Francisco, CA

Wed Aug 09 2017, 12:46 PM - 3:35 PM PDT

Att. 41,099 - Overcast - 62 F

livebaseballscorecards.com

AB	31
R	3
H	9
RBI	3
BB	4
SO	7
LOB	19

Batter	1	2	3	4	5	6	7	8	9	AB	R	H	RBI	BB	SO	LOB
2 Denard Span, L (1, 8) OBP: 0.318, SLG: 0.416	C FF 92 B SI 95 B FF 92 X FF 93 2-1 ① G4-3	B FF 94 F SI 94 C SI 94 B FF 91 F SI 95 F SL 86 F FF 92 X FF 94 2-2 ③ G4-3			B SI 92 C CU 77 B CU 77 B CU 77 B SI 91 4-1 BB		C FF 93 1 SAFE X SI 92 0-1 ② FC4-6 1-2f			3	0	0	0	1	0	3
12 Joe Panik, L (1, 4) OBP: 0.322, SLG: 0.390	C SI 93 B CU 79 B CU 79 X FF 92 2-1 HR		B FF 91 X CH 86 1-0 ① F8		1 SAFE C SI 91 1 SAFE C CU 78 B FF 97 1 SAFE D SL 88 1 SAFE 1 SAFE 2-2 ② F8		B SI 92 B FF 93 X SI 92 2-0 ③ G6-3			4	1	1	1	0	0	2
6 Jarrett Parker, L (1, 7) OBP: 0.327, SLG: 0.490	B CU 77 B FF 94 B FF 94 C FF 92 X SI 92 3-1 28 E 28 S 1B		C FF 92 B CU 78 B CH 86 C SL 85 S SL 86 2-3 ② K		1 SAFE B SI 92 F FF 93 1 SAFE X FF 95 1-1 ③ G6-3			B CU 82 X SI 94 1-0 ① F7		4	0	1	0	0	1	1
28 Buster Posey, R (1, 2) OBP: 0.410, SLG: 0.484	F SL 88 B FF 92 B FF 94 F SL 88 B FF 93 X SL 89 3-2 ② G1-3 1-3		C FF 96 S SL 88 B FF 96 B SI 96 F SL 89 B FF 90 B SI 92 4-2 BB			X SI 94 0-0 ① F8		B FF 95 C CU 83 F FF 97 F FF 97 X CH 86 1-2 2B		3	0	1	0	1	0	1
48 Pablo Sandoval, S (1, 5) OBP: 0.274, SLG: 0.365	B SI 95 C FF 94 S SI 94 S FF 98 1-3 ③ K		C SI 92 F FF 95 D SL 87 S SL 85 1-3 ③ K			B CU 78 B FF 94 X FF 92 2-0 1B		F FF 96 S FF 97 B FF 96 X FF 97 1-2 ② P5		4	0	1	0	0	2	3
35 Brandon Crawford, L (1, 6) OBP: 0.279, SLG: 0.368		C CU 79 B CU 81 X FF 96 1-1 8 1B 1B	X FF 92 0-0 ① G4-3			B CU 78 F CH 86 X SI 92 1-1 ② P5		C CU 83 D CU 83 F CU 84 F FF 96 B FF 98 X FF 98 2-2 ③ G4-3		4	0	1	0	0	0	2
8 Hunter Pence, R (1, 9) OBP: 0.297, SLG: 0.376		B SI 92 F SI 92 B SI 94 1 SAFE X SL 86 2-1 1-2 1B	C FF 93 B SL 85 B SL 85 S FF 92 S SL 86 2-3 ② K			F SL 86 B FF 94 X SL 87 1-1 ③ G5-3			S FF 94 B FF 94 F FF 94 S FF 95 1-3 ① K	4	0	1	0	0	2	1
63 Ryder Jones, L (1, 3) OBP: 0.204, SLG: 0.217 37 Kelby Tomlinson, R (9, PH) OBP: 0.325, SLG: 0.292		B SI 92 B SI 91 F FF 94 C CU 77 F SL 86 C FF 92 2-3 ① K	C SL 85 C CU 79 B FF 95 X FF 93 1-2 ③ G6-3				F SI 91 B SI 92 B SI 93 X SI 92 2-1 2 FC4-6 1B		S FF 94 B FF 94 L FS 86 F FF 94 F FF 95 B FF 95 S FF 95 2-3 ② K	3 1	0 0	1 0	0 0	0 0	1 1	2 0
29 Jeff Samardzija, R (1, 1) OBP: 0.104, SLG: 0.208 39 Carlos Moncrief, L (7, PH) OBP: 0.333, SLG: 0.364 61 Josh Osich, L (7, 1) 41 Mark Melancon, R (8, 1) 5 Nick Hundley, R (9, PH) OBP: 0.295, SLG: 0.453		L FF 92 B FF 95 X SL 86 1-1 ② F8			B SL 86 X SL 86 1-0 ① G4-3		F FF 91 B SI 92 X SI 92 1-1 ① F8		X FF 94 0-0 ③ G5-3	2 1 0 0 1	0 0 0 0 0	0 0 0 0 0	0 0 0 0 0	0 0 0 0 0	0 0 0 0 0	2 1 0 0 0
Inning Stats	R: 1 E: 0 K: 1 S: 12 H: 2 LOB: 1 BB: 0 P: 23	R: 0 E: 0 K: 1 S: 16 H: 2 LOB: 2 BB: 0 P: 24	R: 0 E: 0 K: 2 S: 10 H: 0 LOB: 1 BB: 1 P: 18	R: 0 E: 0 K: 1 S: 7 H: 0 LOB: 0 BB: 0 P: 10	R: 0 E: 0 K: 0 S: 7 H: 0 LOB: 1 BB: 1 P: 15	R: 0 E: 0 K: 0 S: 6 H: 1 LOB: 1 BB: 0 P: 10	R: 0 E: 0 K: 0 S: 7 H: 1 LOB: 1 BB: 0 P: 12	R: 0 E: 0 K: 0 S: 12 H: 1 LOB: 1 BB: 0 P: 17	R: 0 E: 0 K: 2 S: 9 H: 0 LOB: 0 BB: 0 P: 12	1B: 5 2B: 1 3B: 0 HR: 1	SF: 0 SAC: 0 DP: 0 HBP: 0					

PITCHER		IP	WLS	BF	H	R	ER	SO	BB	IBB	HBP	BLK	WP	HR	S	P	ERA	WHIP
40 Edwin Jackson, R ERA: 3.86	(1, 1)	6.0	W	25	5	1	1	5	2	0	0	0	0	1	58	100	1.50	1.167
21 Brandon Kintzler, R ERA: 2.45	(7, 1)	1.0	H	4	1	0	0	0	0	0	0	0	0	0	7	12	0.00	1.000
44 Ryan Madson, R ERA: 1.68	(8, 1)	1.0	H	4	1	0	0	0	0	0	0	0	0	0	12	17	0.00	1.000
62 Sean Doolittle, L ERA: 3.34	(9, 1)	1.0	S	3	0	0	0	2	0	0	0	0	0	0	9	12	0.00	0.000

PITCHER	IP	WLS	BF	H	R	ER	SO	BB	IBB	HBP	BLK	WP	HR	S	P	ERA	WHIP

TOP

San Francisco Giants @ Washington Nationals

Nationals Park, Washington, DC

Sat Aug 12 2017, 10:07 PM - 1:17 AM EDT

Att. 32,344 - Drizzle - 73 F

livebaseballscorecards.com

AB	34
R	1
H	7
RBI	1
BB	2
SO	7
LOB	18

WP: 0	PA: 36		
PB: 0			
SB: 1			
CS: 0			

BOTTOM

San Francisco Giants @ Washington Nationals
Nationals Park, Washington, DC
Sat Aug 12 2017, 10:07 PM - 1:17 AM EDT
Att. 32,344 - Drizzle - 73 F

livebaseballscorecards.com

Batter	1	2	3	4	5	6	7	8	9	AB	R	H	RBI	BB	SO	LOB
8 Brian Goodwin, L (1, 8) (2, 9) OBP: 0.310, SLG: 0.498	G4-3	1-2		K		G3		F7		5	0	1	0	0	1	4
1 Wilmer Difo, S (1, 6) OBP: 0.341, SLG: 0.389	34 G3 11 2B 2B	K			G4-3		45 L5-3 1B			4	1	2	0	0	1	2
34 Bryce Harper, L (1, 9) OBP: 0.419, SLG: 0.614 45 Andrew Stevenson, L (2, 8) OBP: 0.111, SLG: 0.111	G3 2-3		K		G3-1		L5-3 1-1			1 3	0 0	0 0	0 0	0 0	0 1	1 1
11 Ryan Zimmerman, R (1, 3) OBP: 0.359, SLG: 0.583	20 1B 2B 3-H		P3		1B		20 BB BB			3	1	2	1	1	0	0
20 Daniel Murphy, L (1, 4) OBP: 0.383, SLG: 0.569	1B 2-H		K		P5		6 FC5-4 BB 1-2			3	0	1	1	1	1	1
6 Anthony Rendon, R (1, 5) OBP: 0.405, SLG: 0.549	F7			F8		26 2B 1B 0-1	FC5-4 1-2f			4	1	1	0	0	0	3
26 Adam Lind, L (1, 7) OBP: 0.364, SLG: 0.522 62 Sean Doolittle, L (9, 1)	8 1B BB 4-1			32 FC3-6 1B		1-H 2B		32 G1-3 1B 0-2		3 0	0 0	3 0	1 0	1 0	0 0	0 0
32 Matt Wieters, S (1, 2) OBP: 0.293, SLG: 0.373		P5		FC3-6 40 1B 1-2f		F8		G1-3 1-2		4	0	0	0	0	0	4
40 Edwin Jackson, R (1, 1) OBP: 0.125, SLG: 0.125 21 Brandon Kintzler, R (7, 1) 44 Ryan Madson, L (8, 1) 4 Howie Kendrick, R (8, PH) OBP: 0.396, SLG: 0.472 (9, 7)		K		1B 1-2		K		K		3 0 0 1	0 0 0 0	1 0 0 0	0 0 0 0	0 0 0 0	2 0 0 1	2 0 0 1
Inning Stats	R: 2 E: 0 K: 0 S: 16 H: 3 LOB: 1 BB: 0 P: 24	R: 0 E: 0 K: 2 S: 13 H: 1 LOB: 2 BB: 1 P: 23	R: 0 E: 0 K: 2 S: 9 H: 0 LOB: 0 BB: 0 P: 16	R: 0 E: 0 K: 1 S: 16 H: 2 LOB: 2 BB: 0 P: 21	R: 0 E: 0 K: 0 S: 13 H: 1 LOB: 1 BB: 0 P: 20	R: 1 E: 0 K: 1 S: 12 H: 2 LOB: 1 BB: 0 P: 16	R: 0 E: 0 K: 0 S: 8 H: 1 LOB: 2 BB: 2 P: 18	R: 0 E: 0 K: 1 S: 12 H: 1 LOB: 1 BB: 0 P: 19		1B: 8 2B: 4 3B: 0 HR: 0 SF: 0 SAC: 0 DP: 1 HBP: 0						

	AB	34
	R	3
	H	11
	RBI	3
	BB	3
	SO	7
	LOB	19

WP: 0 PB: 0 SB: 0 CS: 0 PA: 37

PITCHER	IP	WLS	BF	H	R	ER	SO	BB	IBB	HBP	BLK	WP	HR	S	P	ERA	WHIP
29 Jeff Samardzija, R (1, 1) ERA: 4.74	6.0	L	28	9	3	3	6	1	0	0	0	0	0	79	120	4.50	1.667
61 Josh Osich, L (7, 1) ERA: 5.45	1.0		5	1	0	0	0	2	0	0	0	0	0	8	18	0.00	3.000
41 Mark Melancon, R (8, 1) ERA: 4.15	1.0		4	1	0	0	1	0	0	0	0	0	0	12	19	0.00	1.000

PITCHER	IP	WLS	BF	H	R	ER	SO	BB	IBB	HBP	BLK	WP	HR	S	P	ERA	WHIP

Batter	1	2	3	4	5	6	7	8	9	AB	R	H	RBI	BB	SO	LOB
12 Joe Panik, L (1, 4) OBP: 0.327, SLG: 0.393	B FF 91 C FF 92 F CU 78 X FF 91 1-2 1B	B CU 79 X CU 78 1-0 35 BB 2-H 3-H 1B		C CU 80 B SI 91 B CH 85 D SL 85 F CU 80 X FF 93 3-2 ③ L7			C SI 95 X KC 78 0-1 1B		B SI 90 B SI 89 B SI 91 B SI 90 4-0 48 FC5-4 BB	4	0	3	2	1	0	1
35 Brandon Crawford, L (1, 6) OBP: 0.278, SLG: 0.364	C CU 80 F CH 86 B SI 92 S CU 80 1-3 ① K	D CH 85 B FF 92 B CH 85 B FF 92 4-0 1-2 BB			S FF 93 B FF 93 B CU 80 C CU 77 X FF 93 2-2 ① G6-3		B KC 79 B KC 76 X CH 83 2-0 ① F8		C SI 91 D SL 85 1 SAFE F SI 91 X SL 84 1-2 ① F7	4	0	0	0	1	1	3
6 Jarrett Parker, L (1, 7) (8, 9) OBP: 0.298, SLG: 0.444	B FF 92 1 SAFE 1 SAFE F FF 92 F FF 92 1 SAFE D CU 80 1 SAFE F CH 86 2-3 ② C CU 79 K	C CU 80 S FF 92 S CU 81 0-3 ③ K			B CU 80 F SI 92 C CU 78 S CU 78 1-3 ② K		C SI 94 1 SAFE B SI 92 1 SAFE B KC 79 F SI 94 1 SAFE B SI 93 X SI 93 3-2 ② P1		S SI 89 B SI 92 S SI 91 S SI 93 1-3 ② K	5	0	0	0	0	4	5
48 Pablo Sandoval, S (1, 5) OBP: 0.264, SLG: 0.350	1 SAFE F FF 92 B SI 93 B CU 81 F FF 92 S FF 92 2-3 ③ K		B FF 90 X CU 79 1-0 ① F9		F FF 93 F CU 80 X SI 91 0-2 ③ G4-3		T SI 94 X SI 93 0-1 ③ F9		X SI 91 0-0 ③ FC5-4 1-2f	5	0	0	0	0	1	3
5 Nick Hundley, R (1, 2) OBP: 0.294, SLG: 0.454		B FF 92 B FF 93 F FF 93 B SL 84 F SL 83 S SL 85 3-3 ① K	F FF 92 C FF 92 X FF 91 0-2 ② G4-3			F SL 84 S FF 90 X SL 84 0-2 ① G3		C SI 92 F SI 92 X SI 93 0-2 63 1B 37 SF8 2B		4	1	1	0	0	1	0
63 Ryder Jones, L (1, 3) OBP: 0.226, SLG: 0.260		B CU 79 X CH 84 1-0 66 1B 2B	B SI 91 X FF 91 1-0 ③ L8			C FF 90 B FF 91 X CU 79 1-1 ② F9		B SI 91 F SI 91 X SI 92 1-1 66 G6-3 66 S 2-3 1B		4	1	2	0	0	0	0
39 Carlos Moncrief, L (1, 9) OBP: 0.400, SLG: 0.385 37 Kelby Tomlinson, R (8, PH) OBP: 0.322, SLG: 0.292 (8, 7)		B FF 92 C CU 78 T FF 91 B CU 79 B CU 77 B FF 93 4-2 34 SH2-4 66 1B 12 1B BB		C CU 79 S CH 87 X FF 93 0-2 ① F9		X FF 92 0-0 66 2B 1B		C SI 92 B SI 92 F SL 84 F SI 92 D SL 83 B SL 84 X SI 92 3-2 ① SF8 3-H		2 0	1 0	1 0	0 1	1 0	0 0	0 0
66 Gorkys Hernández, R (1, 8) OBP: 0.331, SLG: 0.332		C FF 93 C FF 93 F FF 94 X SL 84 0-2 34 SH2-4 12 1B 1-2 2-H 1B		B SL 84 B FF 93 S SL 85 B SL 84 B FF 92 4-1 34 G4-3 34 S BB		F SL 85 B SL 83 X FF 92 1-1 1-3 2B		C SI 92 S SL 85 B SI 93 X SI 93 2-2 ② G6-3 1-3		3	1	2	1	1	0	1
34 Chris Stratton, R (1, 1) 61 Josh Osich, L (7, 1) 8 Hunter Pence, R (8, PH) OBP: 0.296, SLG: 0.375 60 Hunter Strickland, R (8, 1) 49 Sam Dyson, R (9, 1)		X FF 91 0-0 ② SH2-4 1-2 2-3		1 SAFE B FF 89 S FF 93 B FF 93 X FF 92 2-1 ② G4-3 1-3		C SI 92 B SL 84 B CU 81 C FF 91 B SL 83 X SI 90 3-2 ③ G6-3		F SI 92 X SL 84 0-1 ③ F8		2 0 0 1 0 0	0 0 0 0 0 0	0 0 0 0 0 0	0 0 0 0 0 0	0 0 0 0 0 0	3 0 1 0 0	

| Inning Stats | | |

BOTTOM

San Francisco Giants @ Washington Nationals
Nationals Park, Washington, DC
Sun Aug 13 2017, 1:07 PM - 4:14 PM EDT
Att. 30,866 - Sunny - 82 F

livebaseballscorecards.com

Batter	1	2	3	4	5	6	7	8	9	AB	R	H	RBI	BB	SO	LOB
8 Brian Goodwin, L (1, 9) OBP: 0.313, SLG: 0.498	C FF 91 B SI 92 F CH 84 F CU 78 X SI 92 1-2 ① L4		B CH 84 S CH 84 B CH 83 C SI 92 X SL 86 2-2 1B		1 SAFE D CH 84 C SI 91 B SI 91 D CH 84 X SI 91 3-1 ③ L6			B SI 95 C FF 96 X SI 95 1-1 6 S 6 HR 1B		4	1	2	0	0	0	1
3 Michael Taylor, R (9, 9) OBP: 0.320, SLG: 0.510										0	0	0	0	0	0	0
5 Adrián Sanchez, R (1, 4) OBP: 0.300, SLG: 0.359	C FF 92 S CU 78 B CU 80 C CU 77 1-3 ② K		F SI 92 B FF 91 F CU 76 S SI 92 1-3 ② K			B SL 84 X SI 90 1-0 ① P6		S FF 95 B FF 97 B SL 85 S FF 96 S FF 97 2-3 ① K		4	0	0	0	0	3	2
6 Anthony Rendon, R (1, 5) OBP: 0.405, SLG: 0.557	C FF 93 B FF 94 X SI 94 1-1 1B		B FF 93 X FF 92 1-0 ③ F8			C FF 93 B CU 77 S CU 77 S FF 93 1-3 ② K		B SL 86 S FF 97 B FF 96 F FF 96 F SL 83 X FF 95 2-2 1-H HR		4	1	2	2	0	1	1
11 Ryan Zimmerman, R (1, 3) OBP: 0.355, SLG: 0.577	C SI 91 C SI 93 1 SAFE X CU 78 0-2 ③ G6-3			B CU 76 B FF 90 S SI 91 F FF 92 F FF 93 S CU 78 2-3 ① K		B CH 85 B SI 92 C SL 84 X CU 78 2-1 ③ G5-3		C SL 84 B FF 96 X FF 95 1-1 ② G6-3		4	0	0	0	0	1	1
26 Adam Lind, L (1, 7) OBP: 0.356, SLG: 0.511		C FF 92 C FF 92 F SI 92 S CU 77 0-3 ① K		B CH 84 X SI 91 1-0 ② F7			B FF 90 B CU 78 C FF 91 S FF 91 B FF 92 F FF 92 F FF 92 X FF 92 3-2 ① F8	C SL 81 X FF 96 0-1 ③ L8		4	0	0	0	0	1	0
1 Wilmer Difo, S (1, 6) OBP: 0.339, SLG: 0.386		B CH 84 B FF 92 C FF 92 X FF 93 2-1 1B		T FF 92 B CU 77 T CH 85 F CH 84 S SL 86 1-3 ③ K			B FF 91 F SI 92 C CU 78 S SL 87 1-3 ② K		B FC 93 X FF 93 1-0 ① L7	4	0	1	0	0	2	0
45 Andrew Stevenson, L (1, 8) OBP: 0.182, SLG: 0.182		C SI 91 F CU 77 S SL 86 0-3 ② K			S CH 84 X CH 83 0-1 1B		B FF 92 X SI 92 1-0 59 BB 1B		F CH 88 X CH 87 0-1 ② G4-3	4	0	2	0	0	1	1
59 Jose Lobaton, S (1, 2) OBP: 0.227, SLG: 0.296 4 Howie Kendrick, R (9, PH) OBP: 0.394, SLG: 0.469	B CU 76 F FF 90 1 SAFE F FF 91 1 SAFE B FF 92 S CU 78 2-3 ③ K				X FF 90 0-0 ① L7		1 SAFE F FF 91 B CU 76 F FF 91 F SL 85 B FF 92 B SL 87 F SI 93 B SI 92 4-2 1-2 BB		B FC 91 B FF 93 B FF 94 C FF 94 F FF 94 C SI 95 3-3 ③ K	2	0	0	0	1	1	2
										1	0	0	0	0	1	0
22 A.J. Cole, R (1, 1) 36 Sammy Solís, R (7, 1) 20 Daniel Murphy, L (7, PH) OBP: 0.382, SLG: 0.567 33 Matt Grace, L (8, 1)			C FF 92 B SL 84 B FF 91 C FF 92 F FF 93 F SI 92 B CU 79 F SI 91 F FF 92 3-2 ① G5-3		C FF 90 L FF 91 L SI 89 0-3 ② K		B FC 89 X FF 95 1-0 ③ F7			2	0	0	0	0	1	1
										0	0	0	0	0	0	0
										1	0	0	0	0	0	2
										0	0	0	0	0	0	0

Inning Stats																																
	R: 0	H: 1		R: 0	H: 1		R: 0	H: 0		R: 0	H: 1		R: 0	H: 0		R: 0	H: 1		R: 2	H: 2		R: 0	H: 0		1B: 6	SF: 0		WP: 0	PA: 35			
	E: 0	LOB: 1		E: 0	LOB: 1		E: 0	LOB: 0		K: 1	LOB: 0		E: 0	LOB: 2		E: 0	LOB: 0		K: 1	LOB: 0		E: 0	LOB: 0		2B: 0	SAC: 0		PB: 0				
	K: 1	BB: 0		K: 3	BB: 0		K: 1	BB: 1		S: 8	BB: 0		K: 1	BB: 1		K: 1	BB: 1		S: 13	BB: 0		K: 1	BB: 0		3B: 0	DP: 0		SB: 1				
	S: 12	P: 15		S: 12	P: 16		S: 15	P: 22		S: 9	P: 13		S: 6	P: 10		S: 14	P: 24			P: 19		S: 6	P: 10		HR: 1	HBP: 0		CS: 0				

PITCHER		IP	WLS	BF	H	R	ER	SO	BB	IBB	HBP	BLK	WP	HR	S	P	ERA	WHIP
34 Chris Stratton, R ERA: 4.91	(1, 1)	6.2	W	26	5	0	0	10	1	0	0	0	0	0	75	109	0.00	0.900
61 Josh Osich, L ERA: 5.4	(7, 1)	0.1	H	1	0	0	0	0	0	0	0	0	0	0	1	2	0.00	0.000
60 Hunter Strickland, R ERA: 2.45	(8, 1)	1.0		5	2	2	2	1	0	0	0	0	0	1	13	19	18.00	2.000
49 Sam Dyson, R ERA: 5.57	(9, 1)	1.0	S	3	0	0	0	1	0	0	0	0	0	0	6	10	0.00	0.000

PITCHER	IP	WLS	BF	H	R	ER	SO	BB	IBB	HBP	BLK	WP	HR	S	P	ERA	WHIP

Batter	1	2	3	4	5	6	7	8	9	10	11	AB	R	H	RBI	BB	SO	LOB
2 Denard Span, L (1, 8) OBP: 0.319, SLG: 0.416	C FF 93 B FF 92 F CU 78 B CH 85 X FF 94 2-2 ① G4-3			B CU 76 B FF 93 S FF 94 F CH 86 X SL 88 2-2 12 2B 8 1B 1B		B FF 93 C SL 85 F FC 88 X FF 94 1-2 12 CS 1B		C SI 92 S CH 89 B FF 93 B SI 94 B CH 90 X SI 94 3-2 ③ P5			F FF 93 B SL 89 B SL 88 F SI 94 B FF 95 X SL 88 3-2 ① G3	5	1	2	0	0	0	0
12 Joe Panik, L (1, 4) OBP: 0.330, SLG: 0.397	B FF 94 C CU 78 B CU 79 B CH 86 X FF 95 3-1 ② L9			X FF 92 0-0 1-3 8 1B 2B		C CH 83 B FF 92 B CU 77 F CH 83 1 SAFE B SL 86 B CU 79 4-2 ② 1-2 BB			C SL 82 B FF 95 F FF 94 X FF 95 1-2 8 F9 8 WP 1B		B CH 85 X SL 86 1-0 ② F8	4	0	2	0	1	0	0
8 Hunter Pence, R (1, 9) OBP: 0.297, SLG: 0.373	C SL 85 B FF 95 S FF 95 B SL 86 S CH 84 2-3 ③ K			S SL 88 X SL 86 0-1 ① 48 FC6 2-H 3-H 1B		B SL 85 B SL 85 B SL 86 C FF 93 C FF 93 F CH 84 S FF 95 3-3 ③ K			S FF 94 1 SAFE F FF 94 B FF 95 F FF 94 B FS 85 X FF 95 2-2 ① F9 1-3		B SL 88 C FF 93 B FF 95 B SL 87 B FF 94 4-1 BB	4	0	1	1	1	2	2
28 Buster Posey, R (1, 2) OBP: 0.408, SLG: 0.478 (9, 3)		B SL 85 F FF 93 B SL 86 C SL 86 F FF 95 B FF 94 S CH 85 3-3 ① K		B FF 94 S SL 85 B FF 94 F FF 94 B SL 85 1 SAFE F SL 86 F SL 85 X SL 85 3-2 ② P6			B FF 92 X CU 77 1-0 ① G5-3			0-0 IBB	1 SAFE C SL 88 X FF 93 0-1 ③ G4-3	4	0	0	0	1	1	2
48 Pablo Sandoval, S (1, 5) OBP: 0.263, SLG: 0.371		B FF 93 X FF 94 1-0 ② F9		X FF 94 0-0 ③ FC6 1-2f			B CH 82 X FF 93 1-0 HR		F FF 95 F FF 95 F FF 95 B FF 96 F FF 96 F FF 96 B FS 86 X FS 86 2-2 ② P4			4	1	1	1	0	0	3
63 Ryder Jones, L (1, 3) OBP: 0.214, SLG: 0.245 5 Nick Hundley, R (9, PH) OBP: 0.292, SLG: 0.452 (9, 2)		C CU 78 B FF 93 X CU 79 1-1 ③ F7		F FC 88 C FC 86 S CH 83 0-3 ① K			C SL 87 S CU 76 B CH 86 F FF 94 S FC 88 1-3 ② K		F FF 95 B FF 95 S FF 96 X FF 96 1-2 ③ F7			3 1	0 0	0 0	0 0	0 0	2 0	0 2
6 Jarrett Parker, L (1, 7) OBP: 0.279, SLG: 0.414			B FF 92 B CU 76 X FF 94 2-0 ① F7	B CH 84 C FC 88 B FF 94 C CU 79 B FC 89 F FF 95 S FC 89 3-3 ② K			C SL 87 B CU 74 B FF 92 S FC 88 F FF 94 C CU 77 2-3 ③ K			F FF 93 F FF 93 B SL 88 X SL 88 1-2 ① G4-3		4	0	0	0	0	2	0
37 Kelby Tomlinson, R (1, 6) OBP: 0.312, SLG: 0.282			F FF 94 S SL 85 B SL 88 B SL 86 F CH 83 C SL 86 2-3 ② K	F SL 84 F FF 95 B FF 95 S FF 95 1-3 ③ K				C SL 85 B SI 93 F SI 93 C SI 94 1-3 ① K		F SL 88 C SI 94 S SL 86 0-3 ② K		4	0	0	0	0	4	0
45 Matt Moore, L (1, 1) OBP: 0.154, SLG: 0.132 39 Carlos Moncrief, L (8, PH) OBP: 0.375, SLG: 0.357 62 Cory Gearrin, R (8, 1) 60 Hunter Strickland, R (9, 1) 35 Brandon Crawford, L (10, PH) OBP: 0.277, SLG: 0.363 56 Albert Suarez, R (10, 1)			C FF 94 B FF 95 B FF 94 F FF 94 F CU 78 B CH 85 C FF 94 3-3 ③ K		X FF 91 0-0 ① L8			B CH 87 C SI 92 X SI 93 1-1 ② G6-3		F CH 85 B FF 94 B FF 96 F SL 89 F FF 95 F SL 90 F SL 83 F FF 95 S SL 90 2-3 ③ K		2 1 0 0 1 0	0 0 0 0 0 0	0 0 0 0 0 0	0 0 0 0 0 0	1 0 0 0 0 0	0 0 0 0 1 0	0 0 0 0 0 0
Inning Stats	R: 0 E: 0 K: 1 S: 8 H: 0 LOB: 0 BB: 0 P: 15	R: 0 E: 0 K: 1 S: 7 H: 0 LOB: 0 BB: 0 P: 12	R: 0 E: 0 K: 2 S: 9 H: 0 LOB: 0 BB: 0 P: 16	R: 1 E: 0 K: 0 S: 12 H: 3 LOB: 1 BB: 0 P: 17	R: 0 E: 0 K: 3 S: 10 H: 0 LOB: 0 BB: 0 P: 14	R: 0 E: 0 K: 1 S: 10 H: 1 LOB: 1 BB: 1 P: 18	R: 1 E: 0 K: 2 S: 10 H: 1 LOB: 0 BB: 0 P: 15	R: 0 E: 0 K: 1 S: 8 H: 0 LOB: 0 BB: 0 P: 13	R: 0 E: 0 K: 0 S: 16 H: 1 LOB: 2 BB: 1 P: 22	R: 0 E: 0 K: 2 S: 13 H: 0 LOB: 0 BB: 0 P: 16	R: 0 E: 0 K: 0 S: 7 H: 0 LOB: 1 BB: 1 P: 15	1B: 4 2B: 1 3B: 0 HR: 1	SF: 0 SAC: 0 DP: 0 HBP: 0		WP: 1 PB: 0 SB: 0 CS: 1		PA: 40	

PITCHER		IP	WLS	BF	H	R	ER	SO	BB	IBB	HBP	BLK	WP	HR	S	P	ERA	WHIP
31 Max Scherzer, R ERA: 2.25	(1, 1)	7.0		25	5	2	2	10	1	0	0	0	0	1	66	107	2.57	0.857
21 Brandon Kintzler, R ERA: 2.41	(8, 1)	1.0		3	0	0	0	1	0	0	0	0	0	0	8	13	0.00	0.000
62 Sean Doolittle, L ERA: 3.24	(9, 1)	1.0		5	1	0	0	0	0	1	0	0	1	0	16	22	0.00	1.000
43 Matt Albers, R ERA: 2.03	(10, 1)	2.0	W	7	0	0	0	2	1	0	0	0	0	0	20	31	0.00	0.500

PITCHER	IP	WLS	BF	H	R	ER	SO	BB	IBB	HBP	BLK	WP	HR	S	P	ERA	WHIP

TOP

San Francisco Giants @ Washington Nationals

Nationals Park, Washington, DC

Sun Aug 13 2017, 7:06 PM - 10:35 PM EDT

Att. 29,085 - Clear - 84 F

livebaseballscorecards.com

AB	37
R	2
H	6
RBI	2
BB	3
SO	13
LOB	9

Batter	1	2	3	4	5	6	7	8	9	10	11	AB	R	H	RBI	BB	SO	LOB
45 Andrew Stevenson, L (1, 9) OBP: 0.185, SLG: 0.185	C FF 90 C KC 80 F KC 79 S KC 80 0-3 ① K		B KC 80 F FC 87 C FF 90 S KC 78 1-3 ① K		B KC 82 F FC 88 S KC 80 F KC 81 F KC 81 B KC 81 C FF 94 2-3 ③ K			B FF 92 B SL 84 X FF 93 2-0 1 E 1B		C CU 77 S SL 82 T SL 84 0-2 ② K		5	0	1	0	0	4	0
1 Wilmer Difo, S (1, 6) OBP: 0.336, SLG: 0.382	F FF 89 B FF 91 X CH 84 1-1 20 FC3-6 1B		B CH 83 B FF 89 C FF 89 X CH 83 2-1 ② B1-3			X FC 87 0-0 ① G1-3		1 SAFE B SI 93 C SI 93 B SI 92 1 SAFE F SI 93 S SL 84 2-3 ② K 1-2		C FF 95 F SL 84 F CU 78 F SL 82 C FF 94 0-3 ③ K		5	0	1	0	0	2	1
20 Daniel Murphy, L (1, 4) OBP: 0.384, SLG: 0.574	X FF 90 0-0 ② FC3-6 11 1B 1-2f		C FF 92 B KC 81 F KC 81 B FF 93 F FF 92 X FF 91 2-2 HR			C FC 87 S KC 80 C CH 84 0-3 ② K		0-0 11 FC6-4 IBB			C CH 86 B FF 93 X CU 77 1-1 11 1B 4 HR 1B	4	2	2	1	1	1	1
11 Ryan Zimmerman, R (1, 3) OBP: 0.358, SLG: 0.585	S FF 90 F FF 91 B CH 81 B KC 81 F CH 82 F FF 91 X CH 83 2-2 1-2 1B		C KC 81 B KC 78 F FF 91 X KC 81 1-2 ③ F9			C KC 80 B FC 90 X FC 91 1-1 HR		B SL 84 C SL 84 F SI 94 B SL 84 X SL 85 2-2 ③ FC6-4 1-2f			C SI 93 B SI 94 C FF 94 B FF 94 X FF 93 2-2 6 IBB 4 HR 1-3 1B	5	2	3	1	0	0	2
6 Anthony Rendon, R (1, 5) OBP: 0.403, SLG: 0.551	B FF 91 X FF 90 1-0 ③ P4			C CH 82 B KC 79 X FF 91 1-1 ① G4-3		C FF 90 F FF 91 B CH 82 B KC 76 X FF 91 2-2 ③ L9			C FF 95 F FF 96 B SL 84 B SL 84 S SL 83 2-3 ① K		0-0 4 HR 1-2 IBB	4	1	0	0	1	1	2
4 Howie Kendrick, R (1, 7) OBP: 0.399, SLG: 0.486		C FF 89 F FF 90 T KC 79 0-2 ① K		C CH 84 C FF 92 S FC 90 0-3 ② K			X FF 91 0-0 3 G6-4-3 1B		S SL 84 B SL 83 S SL 83 B FF 97 B SL 83 B FF 96 4-2 BB		B SI 94 C SL 83 D CU 77 F FF 94 F SL 83 X SL 83 2-2 1-H 2-H 3-H HR	4	1	2	4	1	2	0
32 Matt Wieters, S (1, 2) OBP: 0.293, SLG: 0.372 43 Matt Albers, L (10, 1)		X CH 82 0-0 ② 1B		B FF 91 B FF 89 C FF 89 F FC 90 B FF 91 X CH 84 3-2 ③ G6-3			C FF 90 D CH 83 F FF 88 1 SAFE B FF 91 S CH 83 2-3 ① K		X FF 94 0-0 ② F9			4	0	1	0	0	1	2
												0	0	0	0	0	0	0
3 Michael Taylor, R (1, 8) OBP: 0.319, SLG: 0.506		F FF 90 S CH 82 B FF 93 X FC 89 1-2 E6 1B			B CH 82 F FC 88 S CH 81 S CH 84 1-3 ① K		B CH 81 X FF 90 1-0 ②③ G6-4-3 1-2f		B FF 95 C SL 84 B FF 97 C FF 97 S FF 97 2-3 ③ K			4	0	1	0	0	2	2
31 Max Scherzer, R (1, 1) OBP: 0.269, SLG: 0.271 21 Brandon Kintzler, R (8, 1) 26 Adam Lind, L (8, PH) OBP: 0.355, SLG: 0.508 62 Sean Doolittle, L (9, 1) 29 Pedro Severino, R (10, 2) OBP: 0.333, SLG: 0.500		C FF 91 B CH 84 S CH 85 C CH 83 1-3 ③ K			X FF 91 0-0 ② F8			B CH 86 C CH 86 B SI 94 C CH 86 C SL 84 2-3 ① K		S SL 84 F FF 95 B CU 77 S CU 77 S SL 84 2-3 ① K		2 0 1 0 1	0 0 0 0 0	0 0 0 0 0	0 0 0 0 0	1 0 1 0 0	1 0 0 0 0	0 0 0 0 0
Inning Stats	R: 0 E: 0 K: 1 S: 13 H: 2 LOB: 2 BB: 0 P: 17	R: 0 E: 1 K: 2 S: 10 H: 2 LOB: 1 BB: 0 P: 12	R: 1 E: 0 K: 1 S: 12 H: 1 LOB: 0 BB: 0 P: 18	R: 0 E: 0 K: 1 S: 8 H: 0 LOB: 0 BB: 0 P: 12	R: 0 E: 0 K: 2 S: 9 H: 0 LOB: 0 BB: 0 P: 12	R: 1 E: 0 K: 1 S: 9 H: 1 LOB: 0 BB: 0 P: 12	R: 0 E: 0 K: 1 S: 5 H: 1 LOB: 0 BB: 0 P: 8	R: 0 E: 1 K: 2 S: 10 H: 1 LOB: 2 BB: 1 P: 18	R: 0 E: 0 K: 2 S: 9 H: 0 LOB: 1 BB: 1 P: 17	R: 0 E: 0 K: 3 S: 11 H: 0 LOB: 0 BB: 0 P: 13	R: 4 E: 0 K: 0 S: 9 H: 3 LOB: 0 BB: 1 P: 14	1B: 8 2B: 0 3B: 0 HR: 3	SF: 0 SAC: 0 DP: 1 HBP: 0					

PITCHER		IP	WLS	BF	H	R	ER	SO	BB	IBB	HBP	BLK	WP	HR	S	P	ERA	WHIP
45 Matt Moore, L ERA: 5.71	(1, 1)	7.0		26	7	2	2	9	0	0	0	0	0	2	66	91	2.57	1.000
62 Cory Gearrin, R ERA: 2.08	(8, 1)	1.0		5	1	0	0	2	0	1	0	0	0	0	10	18	0.00	1.000
60 Hunter Strickland, R ERA: 2.4	(9, 1)	1.0		4	0	0	0	2	1	0	0	0	0	0	9	17	0.00	1.000
56 Albert Suárez, R ERA: 6.75	(10, 1)	1.0	L	7	3	4	4	3	0	1	0	0	0	1	20	27	36.00	3.000

PITCHER	IP	WLS	BF	H	R	ER	SO	BB	IBB	HBP	BLK	WP	HR	S	P	ERA	WHIP

BOTTOM

San Francisco Giants @ Washington Nationals

Nationals Park, Washington, DC

Sun Aug 13 2017, 7:06 PM - 10:35 PM EDT

Att. 29,085 - Clear - 84 F

livebaseballscorecards.com

AB	39
R	6
H	11
RBI	6
BB	3
SO	16
LOB	11

WP: 0	PA: 42		
PB: 0			
SB: 0			
CS: 0			

Batter	1	2	3	4	5	6	7	8	9	AB	R	H	RBI	BB	SO	LOB
2 Denard Span, L (1, 8) OBP: 0.318, SLG: 0.416	B FF 89 C FF 89 S FF 90 B FF 91 B FF 90 F FF 90 X FF 91 3-2 ① G4-3		X FF 88 0-0 8 1B 2-H 3-H 2B		C FF 88 B SL 83 F CH 82 B SL 85 X FF 88 2-2 ① G4-3		C FF 95 F FF 95 X FF 95 0-2 ② L8		C FF 93 B CH 83 S CH 82 C FF 95 1-3 ③ K	5	1	1	2	0	1	1
66 Gorkys Hernández, R (1, 7) OBP: 0.327, SLG: 0.328 6 Jarrett Parker, L (7, PH) OBP: 0.274, SLG: 0.407 (7, 7)	X FF 89 0-0 ② G1-3		B SL 84 C CH 82 F FF 87 B FF 90 B SL 85 F CH 83 F CH 85 X FF 90 3-2 ② F9		B CH 81 S FF 88 B FF 89 S FF 89 B FF 89 X FF 88 3-2 ② G5-3		C FF 95 B FF 95 B FF 96 F FF 95 S CU 84 2-3 ③ K			3 1	0 0	0 0	0 0	0 0	0 1	1 1
8 Hunter Pence, R (1, 9) OBP: 0.299, SLG: 0.375	C FF 90 F FF 90 B CH 84 X CH 84 1-2 ③ G3		F FF 88 B SL 84 X CH 82 2-1 5 BB 2-H 1B		C CH 82 B CH 80 X CH 83 1-1 1B			B FF 94 S FF 94 C SL 86 B FF 94 B SL 87 X FF 92 3-2 ① G5-3		4	0	2	1	0	0	0
28 Buster Posey, R (1, 3) OBP: 0.406, SLG: 0.474		B FF 88 B FF 90 F FF 88 B CH 83 C FF 89 X CH 84 3-2 ① F8	0-0 5 BB IBB		D FF 88 B FF 87 X CH 82 2-0 ③ F7			S FF 95 F FF 94 B SL 87 B SL 88 S FF 94 2-3 ② K		3	0	0	0	1	1	1
5 Nick Hundley, R (1, 2) OBP: 0.302, SLG: 0.455		B FF 89 F FF 90 B FF 90 B FF 91 X FF 90 3-1 35 G4-6-3 1B	B FF 89 D CH 81 B FF 89 B FF 88 4-0 1-2 2-3 BB			C FF 87 X FF 89 0-2 ① P4		B FF 95 B FF 94 F FF 94 X FF 93 2-1 35 BB 1B		3	0	2	0	1	0	0
35 Brandon Crawford, L (1, 6) OBP: 0.277, SLG: 0.360		B FF 88 C CH 82 1 SAFE X SL 84 1-1 ②③ G4-6-3 1-2f	C SL 84 X SL 84 0-1 ③ G4-3			F FF 88 X FF 88 0-1 ② P2		F SI 93 D CH 89 B SI 93 B CH 91 B FF 94 4-1 1-2 BB		3	0	0	0	1	0	4
48 Pablo Sandoval, S (1, 5) OBP: 0.263, SLG: 0.367			C FF 89 B CH 82 X CH 83 1-1 50 SH5-4 37 BB 2 2B 1B	X FF 88 0-0 ① F8		B FF 87 C FF 87 F FF 89 B FF 89 X FF 89 2-2 ③ G5-3		C CH 86 B SI 94 S CH 87 F CH 88 D SL 89 X SI 95 2-2 ③ G6-3		4	1	1	0	0	0	2
37 Kelby Tomlinson, R (1, 4) OBP: 0.318, SLG: 0.283			B FF 89 B FF 88 C FF 88 S SL 84 B FF 91 B FF 90 4-2 50 SH5-4 2 2B 1-2 BB	C FF 88 B FF 88 B FF 89 X FF 87 2-1 ② B2-3		B FF 88 F FF 89 X FF 89 1-1 39 FC3-6 1B		C FF 93 B FC 87 X FC 85 1-1 ① G5-3		3	1	1	0	1	0	0
50 Ty Blach, R (1, 1) OBP: 0.244, SLG: 0.297 39 Carlos Moncrief, L (7, PH) OBP: 0.353, SLG: 0.333 59 Kyle Crick, L (7, 1) 63 Ryder Jones, L (9, PH) OBP: 0.211, SLG: 0.241			2 SAFE D FF 86 X FF 88 1-0 ① SH5-4 1-2 2-3	C FF 88 B FF 88 B FF 88 X FF 88 2-1 ③ F9		F FF 87 1 SAFE B FF 86 S FF 87 F CH 82 D CH 80 F FF 87 F SL 85 1 SAFE 2-2 X FF 89 FC3-6 1-2f		C FF 93 B FF 94 S FC 89 X FC 88 1-2 ② F8		1 1 0 1	0 0 0 0	0 0 0 0	0 0 0 0	0 0 0 0	0 0 0 0	0 1 0 0
Inning Stats	R: 0 E: 0 K: 0 S: 8 H: 0 LOB: 0 BB: 0 P: 12	R: 0 E: 0 K: 0 S: 7 H: 1 LOB: 0 BB: 0 P: 14	R: 3 E: 0 K: 0 S: 15 H: 3 LOB: 3 BB: 3 P: 30	R: 0 E: 0 K: 0 S: 5 H: 0 LOB: 0 BB: 0 P: 9	R: 0 E: 0 K: 0 S: 9 H: 1 LOB: 1 BB: 0 P: 17	R: 0 E: 0 K: 0 S: 8 H: 0 LOB: 0 BB: 0 P: 10	R: 0 E: 0 K: 1 S: 14 H: 1 LOB: 1 BB: 0 P: 19	R: 0 E: 0 K: 1 S: 13 H: 1 LOB: 2 BB: 1 P: 26	R: 0 E: 0 K: 1 S: 8 H: 0 LOB: 0 BB: 0 P: 11	1B: 6 2B: 1 3B: 0 HR: 0	SF: 0 SAC: 1 DP: 1 HBP: 0					

PITCHER		IP	WLS	BF	H	R	ER	SO	BB	IBB	HBP	BLK	WP	HR	S	P	ERA	WHIP
61 Adam Conley, L ERA: 5.32	(1, 1)	6.1	W	27	6	3	3	0	2	1	0	0	0	0	60	103	4.26	1.263
71 Drew Steckenrider, R ERA: 2.12	(7, 1)	0.2	H	2	0	0	0	1	0	0	0	0	0	0	6	8	0.00	0.000
22 Dustin McGowan, R ERA: 3.26	(8, 1)	1.0		5	1	0	0	1	1	0	0	0	0	0	13	26	0.00	2.000
43 Odrisamer Despaigne, R ERA: 3.77	(9, 1)	1.0		3	0	0	0	1	0	0	0	0	0	0	8	11	0.00	0.000

PITCHER	IP	WLS	BF	H	R	ER	SO	BB	IBB	HBP	BLK	WP	HR	S	P	ERA	WHIP

TOP

San Francisco Giants @ Miami Marlins

Marlins Park, Miami, FL

Mon Aug 14 2017, 7:14 PM - 9:56 PM EDT

Att. 17,096 - Roof Closed - 81 F

livebaseballscorecards.com

AB	32
R	3
H	7
RBI	3
BB	4
SO	3
LOB	11

WP: 0 PA: 37
PB: 0
SB: 0
CS: 0

Batter	1	2	3	4	5	6	7	8	9	AB	R	H	RBI	BB	SO	LOB
9 Dee Strange-Gordon, L (1, 4) OBP: 0.339, SLG: 0.361	C SI 90 X CH 79 0-1 27 HR 1B		B SI 90 X SI 90 1-0 27 F8 21 1B 1B	C CU 78 F CU 78 X CU 79 0-2 27 1B 2-3 3-H 1B		L SI 88 X SI 89 0-1 ② L9	F X FF 96 0-1 ③ P6			5	2	3	1	0	0	3
27 Giancarlo Stanton, R (1, 9) OBP: 0.374, SLG: 0.640	B SI 90 B SI 91 X SI 91 2-0 1-H HR		1 SAFE B CH 80 B SI 91 S CH 81 B SI 92 X CH 82 3-1 ① F8 1-2	F SI 91 C CU 79 X CU 77 0-2 1-2 3-H 1B		0-0 IBB		C FC 96 C SL 81 B FF 94 B SL 80 S SL 80 2-3 ① K		4	1	2	3	1	1	1
21 Christian Yelich, L (1, 8) OBP: 0.368, SLG: 0.430	C SI 91 B CU 78 X SI 91 1-1 ① L8		B SI 91 F CH 79 X SI 91 1-1 13 FC6-4 2-H 1B	C CH 80 B CH 80 C SI 90 D CU 79 X SI 91 2-2 ③ G3-1		X CU 78 0-0 ③ G3		B CH 88 X FF 95 1-0 13 G6-4-3 1B		5	0	2	1	0	0	4
13 Marcell Ozuna, R (1, 7) OBP: 0.363, SLG: 0.545	C CU 78 F SI 91 B CU 78 S CU 77 1-3 ② K2-3		B CH 80 X CH 80 1-0 ② FC6-4 11 FC6-4 1-2f	X CU 77 0-0 HR			C FF 96 B FF 96 B SL 81 B FF 96 C FF 96 B FF 96 4-2 28 2B BB	X FF 96 0-0 ② ③ G6-4-3 1-2f		4	2	1	1	1	1	2
11 J.T. Realmuto, R (1, 2) OBP: 0.354, SLG: 0.464	C SI 90 B CU 77 B CH 80 X CH 81 2-1 1B		B CU 76 F SI 90 X CU 77 1-1 ③ FC6-4 1-2f	F SI 90 B SI 90 B SI 89 X CH 80 2-1 ① G6-3			C FF 96 F FF 96 F FF 97 B FF 96 S SL 83 1-3 ① K			4	0	1	0	0	1	2
28 Tyler Moore, R (1, 3) OBP: 0.270, SLG: 0.440	C CH 81 C SI 90 F SI 91 B CH 80 B CH 80 X CH 81 2-2 ③ F8			B CH 80 X CH 80 1-0 ① G3	B CH 80 B SI 89 C CH 79 B FF 89 X CH 79 3-1 ② P6		B FC 95 1 SAFE 1 SAFE B FF 95 B FF 94 C FF 95 F FF 95 X FF 96 3-2 19 HBP 51 PB 1-H 2B			4	1	1	1	0	0	1
32 Derek Dietrich, L (1, 5) OBP: 0.324, SLG: 0.397			B SL 79 X SI 89 1-0 ① P4	C SI 90 B CU 78 C CU 80 B CU 78 X CU 78 2-2 61 SH5-4 19 BB 9 1B 1B	C SI 90 X CU 76 0-1 ③ L8		B FF 96 F FF 96 B CH 88 B FF 95 B FF 95 4-1 51 PB 19 HBP 51 FC6-2 BB			3	1	1	0	1	0	0
19 Miguel Rojas, R (1, 6) OBP: 0.365, SLG: 0.340			C SI 89 F SI 90 B CU 80 F SI 91 X CU 77 1-2 ② G4-3	D CH 80 B SI 90 F SI 90 F CH 80 B SI 91 F SI 90 B CH 80 4-2 9 1B 61 SH5-4 27 1B 1-2 BB		B CH 79 F SI 88 B SI 89 F SI 88 B CU 77 B SI 90 4-2 61 SH1 BB	H SL 80 1-0 51 FC6-2 51 PB 1-2 2-3 HBP			1	1	0	0	2	0	0
61 Adam Conley, L (1, 1) OBP: 0.200, SLG: 0.143 71 Drew Steckenrider, R (7, 1) 51 Ichiro Suzuki, L (7, PH) OBP: 0.299, SLG: 0.306 22 Dustin McGowan, R (8, 1) 43 Odrisamer Despaigne, R (9, 1) OBP: 0.250, SLG: 0.250			C SI 89 B SL 80 X SI 90 1-1 ③ G6-3	C SI 90 M SI 91 X SI 89 0-2 ② SH5-4 1-2 2-3		X SI 89 0-0 ① SH1 1-2	B FF 96 B FF 96 S FC 95 B FF 96 C FF 97 X FF 96 3-2 ② FC6-2 1-3 2-H 3-H			1 0 1 0 0	0 0 0 0 0	0 0 0 0 0	0 0 0 0 0	0 0 0 0 0	0 0 0 0 0	0 0 2 0 0
Inning Stats	R: 2 E: 0 K: 1 S: 14 H: 3 LOB: 1 BB: 0 P: 22		R: 0 E: 0 K: 0 S: 7 H: 0 LOB: 0 BB: 0 P: 10	R: 1 E: 0 K: 0 S: 8 H: 2 LOB: 1 BB: 0 P: 15	R: 2 E: 0 K: 0 S: 19 H: 3 LOB: 2 BB: 1 P: 28	R: 1 E: 0 K: 0 S: 7 H: 1 LOB: 0 BB: 0 P: 12	R: 0 E: 0 K: 0 S: 6 H: 0 LOB: 2 BB: 0 P: 10	R: 2 E: 0 K: 1 S: 15 H: 1 LOB: 2 BB: 2 P: 31	R: 0 E: 0 K: 1 S: 5 H: 1 LOB: 0 BB: 0 P: 8		1B: 8 2B: 1 3B: 0 HR: 2 SF: 0 SAC: 2 DP: 1 HBP: 1			WP: 0 PB: 1 SB: 0 CS: 0 PA: 40	

PITCHER	IP	WLS	BF	H	R	ER	SO	BB	IBB	HBP	BLK	WP	HR	S	P	ERA	WHIP
50 Ty Blach, L (1, 1) ERA: 4.37	6.0	L	30	9	6	6	1	2	1	0	0	0	2	61	97	9.00	1.833
59 Kyle Crick, R (7, 1) ERA: 2.79	2.0		10	2	2	1	2	2	0	1	0	0	0	20	39	4.50	2.000

PITCHER	IP	WLS	BF	H	R	ER	SO	BB	IBB	HBP	BLK	WP	HR	S	P	ERA	WHIP

BOTTOM

San Francisco Giants @ Miami Marlins

Marlins Park, Miami, FL

Mon Aug 14 2017, 7:14 PM - 9:56 PM EDT

Att. 17,096 - Roof Closed - 81 F

livebaseballscorecards.com

AB	32
R	8
H	11
RBI	7
BB	5
SO	3
LOB	15

MIAMI

San Francisco Giants @ Miami Marlins

Marlins Park, Miami, FL

Tue Aug 15 2017, 7:11 PM - 10:23 PM EDT

Att. 21,694 - Roof Closed - 80 F

TOP

livebaseballscorecards.com

Batter	1	2	3	4	5	6	7	8	9	AB	R	H	RBI	BB	SO	LOB
2 Denard Span, L (1, 8) OBP: 0.324, SLG: 0.428	C FF 89 C CH 84 B CH 83 B SL 84 X SL 83 2-2 ① L4		S CH 84 X FF 92 0-1 2-H HR		B FF 92 D SL 83 B FF 90 B FF 90 4-0 1-2 BB		C CU 75 X FO 86 0-1 E9 8 2B 1-H 1B		X FF 97 0-0 6 S 8 G6-3 6 E 1-3 1B	4	3	3	2	1	0	0
8 Hunter Pence, R (1, 9) 62 Cory Gearrin, R (9, 1)	B FF 91 B SL 83 S FF 91 C FF 92 B SL 83 B SL 83 4-2 28 FC6-4 BB		X SL 84 0-0 ② G4-3		B SL 83 S FF 90 B FF 91 S SL 83 D SL 83 F FF 91 X SL 81 3-2 ② F7		C FF 93 F FF 93 B FF 94 D FO 88 X FF 91 2-2 6 L1-6 3-H 2B		C CU 88 D CU 86 B FF 98 X FF 98 2-1 ① G6-3 1-2 3-H	4 0	0 0	1 0	2 0	1 0	0 0	3 0
6 Jarrett Parker, L (1, 7) OBP: 0.269, SLG: 0.391	1 SAFE 1 SAFE X FF 91 0-0 ② F7		B FF 91 C CU 76 B CH 85 S CH 84 S SL 85 2-3 ③ K		F CH 82 2 SAFE 0-1 ③ PO 2-3	B FC 85 X FF 92 1-0 28 1B 1B	S FF 94 B FF 95 F FF 95 F FF 96 B CU 83 X FF 96 3-2 ①② L1-6 2-2		B FF 97 B CH 90 C FF 98 C FF 98 X FF 99 2-2 ② P6 2-H	5	0	1	0	0	1	2
28 Buster Posey, R (1, 2) OBP: 0.406, SLG: 0.473	1 SAFE C FF 90 C CH 83 X FF 92 0-2 ③ FC6-4 1-2f			B CU 72 X SL 83 1-0 35 CS 1B		C SI 92 X FF 90 0-1 1-2 1B	B CU 82 F FF 95 F CH 89 B FF 97 B CU 83 X CU 83 3-2 ③ G5-3		S CU 89 S CU 87 B FF 99 B CU 89 B FF 98 F FF 99 X CU 88 3-2 ③ F9	5	0	2	0	0	0	1
48 Pablo Sandoval, S (1, 5) OBP: 0.255, SLG: 0.356		B FF 89 C FF 89 S CH 83 X SL 84 1-2 ① G6-3		S CH 83 B CH 83 1 SAFE F FF 90 1 SAFE 1 SAFE X CH 83 1-2 ① L7		F FF 94 F FC 88 B CH 82 X FC 88 1-2 ① F6		S SL 79 C SL 79 S SL 78 0-3 ① K2-3		4	0	0	0	0	1	3
35 Brandon Crawford, L (1, 6) OBP: 0.274, SLG: 0.356		B SL 82 C FF 90 B FF 90 X CH 83 2-1 ② G6-3		B SL 82 B SL 82 C CH 84 1 SAFE B FF 90 S CH 83 S SL 85 3-3 ②③ K 1-2		S SI 94 B CH 80 F CH 81 B SI 94 S FC 88 2-3 ② K		B FF 94 S CH 89 F CH 81 B SL 79 S SL 79 2-3 ② K2-3		4	0	0	0	0	3	3
63 Ryder Jones, L (1, 3) OBP: 0.230, SLG: 0.328		C CU 74 B FF 91 S FF 90 B FF 90 C SL 84 2-3 ③ K		C CU 72 X CH 83 0-1 37 G3 40 1B 2B		S FC 89 X FF 95 0-1 ③ G4-3		B SL 78 B FF 94 X FF 93 2-0 HR		4	2	2	1	0	1	2
37 Kelby Tomlinson, R (1, 4) OBP: 0.323, SLG: 0.291			C FF 88 B SL 82 F SL 81 B CH 82 X SL 85 2-2 40 G6-3 2 HR 1B		2 SAFE B FF 91 C FF 90 X FF 91 1-1 ① G3 2-3		X FF 92 0-0 39 WP 39 1B 1B	B FF 95 F FF 94 B SL 78 F FF 95 F SL 78 B SL 77 X FF 94 3-2 ③ P4		4	2	2	0	0	0	1
40 Madison Bumgarner, R (1, 1) OBP: 0.292, SLG: 0.500 39 Carlos Moncrief, L (7, PH) OBP: 0.389, SLG: 0.375 41 Mark Melancon, R (7, 1) 60 Hunter Strickland, R (8, 1) 66 Gorkys Hernández, R (9, PH) OBP: 0.330, SLG: 0.331 (9, 9)			1 SAFE 1 SAFE C FF 91 X SL 84 0-1 ① G6-3 1-2		S SL 84 B SL 83 C FF 92 F SL 83 X CH 83 1-2 6 PO 2 BB 3-H 1B		B FF 93 B FO 85 B FF 93 C FF 92 F FF 94 X FF 94 3-2 2 1B 2 E 1-H 1B		S FF 99 B FF 99 X FF 97 1-1 2 1B 8 G6-3 1B	2 1 0 0 1	0 1 0 0 1	1 1 0 0 1	1 1 0 0 1	0 0 0 0 0	0 0 0 0 0	1 0 0 0 0

Inning Stats	1	2	3	4	5	6	7	8	9	1B	SF	WP	PA
	R: 0 E: 0 K: 0 S: 9	R: 0 E: 0 K: 1 S: 8	R: 2 E: 0 K: 1 S: 11	R: 0 E: 0 K: 1 S: 7	R: 1 E: 0 K: 0 S: 13	R: 0 E: 0 K: 1 S: 11	R: 3 E: 1 K: 0 S: 16	R: 1 E: 0 K: 2 S: 11	R: 2 E: 0 K: 0 S: 12	10	0	1	41
	H: 0 LOB: 1 BB: 1 P: 15	H: 0 LOB: 0 BB: 0 P: 13	H: 2 LOB: 0 BB: 0 P: 15	H: 1 LOB: 1 BB: 0 P: 12	H: 2 LOB: 1 BB: 1 P: 22	H: 2 LOB: 2 BB: 0 P: 15	H: 4 LOB: 0 BB: 0 P: 27	H: 1 LOB: 0 BB: 0 P: 18	H: 2 LOB: 0 BB: 0 P: 20	4	0	0	0
										2B: 4	SAC: 0	PB: 0	
										3B: 0	DP: 2	SB: 1	
										HR: 2	HBP: 0	CS: 1	

PITCHER		IP	WLS	BF	H	R	ER	SO	BB	IBB	HBP	BLK	WP	HR	S	P	ERA	WHIP
58 Dan Straily, R ERA: 3.8	(1, 1)	5.0		20	5	3	3	3	2	0	0	0	0	1	48	77	5.40	1.400
43 Odrisamer Despaigne, R ERA: 3.52	(6, 1)	1.0	H	5	2	0	0	1	0	0	0	0	0	0	11	15	0.00	2.000
25 Junichi Tazawa, R ERA: 5.4	(7, 1)	0.0	L	4	4	3	3	0	0	0	0	0	1	0	9	14	∞	∞
71 Drew Steckenrider, R ERA: 2.0	(7, 1)	1.0		2	0	0	0	0	0	0	0	0	0	0	7	13	0.00	0.000
46 Kyle Barraclough, R ERA: 3.42	(8, 1)	1.0		4	1	1	1	2	0	0	0	0	0	1	11	18	9.00	1.000

PITCHER		IP	WLS	BF	H	R	ER	SO	BB	IBB	HBP	BLK	WP	HR	S	P	ERA	WHIP
49 Brian Ellington, R ERA: 7.71	(9, 1)	1.0		5	2	2	1	0	0	0	0	0	0	0	12	20	9.00	2.000

AB	38
R	9
H	14
RBI	7
BB	2
SO	6
LOB	16

BOTTOM

Batter	1	2	3	4	5	6	7	8	9	AB	R	H	RBI	BB	SO	LOB
9 Dee Strange-Gordon, L (1, 4) OBP: 0.336, SLG: 0.357	C FF 91 X FF 91 0-1 G4-3 ①		X FF 90 0-0 F7 ①	F FF 90 B FF 90 F FF 91 F FC 87 F CU 79 X CU 79 1-2 G3 ②③ 2-3			X FC 89 0-0 FC1-6 ① 27 FC3-6 1-2f		B SI 92 X CH 85 1-0 P6 ②	5	0	0	0	0	0	2
27 Giancarlo Stanton, R (1, 9) OBP: 0.376, SLG: 0.646	B FC 88 B FF 92 C FC 88 X FF 91 2-1 13 1B 21 2B 1B		C CU 79 X FC 88 0-1 HR		F FF 90 B FC 88 B FF 90 S FC 88 B FF 91 S CU 81 3-3 K ①		C FC 90 X FC 90 0-1 FC3-6 ② 13 FC6 1-2f		B SL 84 B SL 86 C SI 93 B SI 94 C SI 93 F SL 85 B SL 85 4-2 BB	4	2	2	1	1	1	1
13 Marcell Ozuna, R (1, 7) OBP: 0.364, SLG: 0.543	C FC 87 C FF 90 B FC 89 D CU 80 B CU 79 X FC 88 3-2 21 2B 1-2 1B		X CH 83 0-0 21 1B 11 SF7 1B		F CH 84 B FF 91 C FF 91 S FC 88 1-3 K ②		S KC 82 D KC 82 B FC 90 S KC 80 X FC 90 2-2 FC6 ③ 1-2f		B SI 93 C SI 92 C SL 84 B SL 85 F SL 86 X SI 94 2-2 G4-3 ③	5	1	2	0	0	1	2
21 Christian Yelich, L (1, 8) OBP: 0.369, SLG: 0.433	B FC 87 F FF 91 S FC 87 X FC 88 1-2 1-3 2-H 2B		S FC 87 B FF 91 X FF 90 1-1 11 E 1-3 1B		B CU 80 C FC 86 F FF 90 S FC 86 1-3 K ③			B FF 94 C FF 96 B CH 89 C FF 96 T SL 86 2-2 K ①		4	0	2	1	0	2	0
11 J.T. Realmuto, R (1, 3) OBP: 0.356, SLG: 0.468	B FF 90 B CU 79 X FC 87 2-0 P5 ②		C FC 87 F FC 87 X FF 91 0-2 SF7 ② 1-3 3-H			F FC 86 F CU 78 B CU 78 X FF 90 1-2 12 G6-3 2B		C FF 96 F FF 97 X FF 97 0-2 18 L8 32 1B 1B		3	0	2	1	0	0	2
12 Mike Aviles, R (1, 5) OBP: 0.243, SLG: 0.314 32 Derek Dietrich, L (8, PH) OBP: 0.326, SLG: 0.399 (9, 5)	C FC 87 B FF 90 X FC 88 1-1 F8 ③		F FC 88 B FF 91 F CU 79 B FF 89 B FC 88 F FC 88 X CU 79 3-2 L8 ③			L FC 86 F FF 91 B FF 89 B FC 85 X FC 87 2-2 G6-3 ① 2-3		C FF 95 X FF 95 0-1 1-2 1B		3 1	0 0	0 1	0 0	0 0	0 0	4 0
17 A.J. Ellis, R (1, 2) OBP: 0.299, SLG: 0.354 18 Tomás Telis, S (8, PH) OBP: 0.250, SLG: 0.366 (9, 2)		F FF 89 C CU 77 B FC 87 F FC 87 B FF 90 C FC 87 2-3 K ①		B FF 88 B CH 83 X FF 89 2-0 HR		B FC 88 D CU 80 C FC 87 D FC 86 B FC 88 4-1 19 G4-6-3 BB		X FF 95 0-0 L8 ② 2-3		2 1	1 0	1 0	1 0	1 0	1 0	0 2
19 Miguel Rojas, R (1, 6) OBP: 0.362, SLG: 0.338		C CH 84 S CU 78 F FF 91 B CU 79 X CU 78 1-2 F8 ② 2-3		X FC 87 0-0 9 CS 58 SH1 1B		1 SAFE F FF 90 1 SAFE F FC 88 F FF 90 X FC 87 0-2 G4-6-3 ②③ 1-2f		C SL 84 F FF 97 B SL 82 X SL 88 1-2 L4 ③		4	0	1	0	0	0	4
58 Dan Straily, R (1, 1) OBP: 0.048, SLG: 0.024 43 Odrisamer Despaigne, R (6, 1) OBP: 0.250, SLG: 0.250 25 Junichi Tazawa, R (7, 1) 71 Drew Steckenrider, R (7, 1) 51 Ichiro Suzuki, L (7, PH) OBP: 0.304, SLG: 0.310 46 Kyle Barraclough, R (8, 1) 49 Brian Ellington, R (9, 1) 28 Tyler Moore, R (9, PH) OBP: 0.268, SLG: 0.437		C FF 92 X FF 91 0-1 G4-3 ③		1 SAFE B FC 84 C CU 76 L FF 89 X CU 70 1-2 SH1 ① 1-2			C KC 81 B FC 91 S KC 82 F FC 92 X KC 82 1-2 9 FC1-6 1B		F SI 91 X SI 93 0-1 F8 ①	1 0 0 0 1 0 0 1	0 0 0 0 0 0 0 0	0 0 0 0 1 0 0 0	0 0 0 0 0 0 0 0	0 0 0 0 0 0 0 0	0 0 0 0 0 0 0 0	0 0 0 0 0 0 0 0
Inning Stats	R: 1 E: 0 K: 0 S: 13 H: 3 LOB: 2 BB: 0 P: 22	R: 0 E: 0 K: 1 S: 10 H: 0 LOB: 0 BB: 0 P: 13	R: 2 E: 1 K: 0 S: 13 H: 3 LOB: 1 BB: 0 P: 17	R: 1 E: 0 K: 0 S: 10 H: 2 LOB: 0 BB: 0 P: 14	R: 0 E: 0 K: 3 S: 9 H: 0 LOB: 0 BB: 0 P: 14	R: 0 E: 0 K: 0 S: 11 H: 1 LOB: 1 BB: 1 P: 18	R: 0 E: 0 K: 0 S: 10 H: 1 LOB: 1 BB: 0 P: 13	R: 0 E: 0 K: 1 S: 12 H: 2 LOB: 2 BB: 0 P: 15	R: 0 E: 0 K: 0 S: 10 H: 0 LOB: 1 BB: 1 P: 17	1B: 8 2B: 2 3B: 0 HR: 2 SF: 1 SAC: 1 DP: 1 HBP: 0						

PITCHER		IP	WLS	BF	H	R	ER	SO	BB	IBB	HBP	BLK	WP	HR	S	P	ERA	WHIP
40 Madison Bumgarner, L ERA: 2.99	(1, 1)	6.0	W	26	9	4	4	4	1	0	0	0	0	2	66	98	6.00	1.667
41 Mark Melancon, R ERA: 3.97	(7, 1)	1.0	H	4	1	0	0	0	0	0	0	0	0	0	10	13	0.00	1.000
60 Hunter Strickland, R ERA: 2.35	(8, 1)	1.0	H	5	2	0	0	1	0	0	0	0	0	0	12	15	0.00	2.000
62 Cory Gearrin, R ERA: 2.04	(9, 1)	1.0		4	0	0	0	0	1	0	0	0	0	0	10	17	0.00	1.000

PITCHER	IP	WLS	BF	H	R	ER	SO	BB	IBB	HBP	BLK	WP	HR	S	P	ERA	WHIP

San Francisco Giants @ Miami Marlins

Marlins Park, Miami, FL

Tue Aug 15 2017, 7:11 PM - 10:23 PM EDT

Att. 21,694 - Roof Closed - 80 F

livebaseballscorecards.com

AB	35
R	4
H	12
RBI	4
BB	2
SO	5
LOB	17

WP: 0 PA: 39
PB: 0
SB: 0
CS: 1

Batter	1	2	3	4	5	6	7	8	9	AB	R	H	RBI	BB	SO	LOB
2 Denard Span, L (1, 8) OBP: 0.321, SLG: 0.423	C SI 96 B SI 95 X CH 88 1-1 G4-3		F SI 95 X SL 86 0-1 F8	B SL 84 F FF 96 X CH 90 1-1 F8			C FF 99 B CU 86 S CH 90 B CU 89 F FF 99 F FF 99 B CH 90 X FF 99 3-2 G6-3			4	0	0	0	0	0	1
8 Hunter Pence, R (1, 9) OBP: 0.303, SLG: 0.377 61 Josh Osich, L (8, 1)	F FF 97 B SI 97 B CH 87 S FF 97 B FF 97 X SI 97 3-2 1B		C SL 85 C SL 86 B SI 97 C FF 97 1-3 K		B SL 86 C FF 95 B SI 95 X SI 96 2-1 48 G6-4-3 6 1B 1B		C CU 89 C FF 100 B FF 100 S FF 100 1-3 K			4	0	2	0	0	2	0
										0	0	0	0	0	0	0
6 Jarrett Parker, L (1, 7) OBP: 0.282, SLG: 0.397	F FF 97 1 SAFE B SI 96 B FF 94 S CH 87 X SI 96 2-2 F8		C FF 97 B CH 90 B FF 97 F SI 95 B SI 98 X CH 91 3-2 48 1B 35 E 1B		C SI 96 X FF 95 0-1 48 G6-4-3 1-2 1B			B FF 92 X FF 91 1-0 G3		4	1	2	0	0	0	1
48 Pablo Sandoval, S (1, 5) OBP: 0.262, SLG: 0.356	1 SAFE B SL 84 S CH 86 S CH 85 D CH 90 B CH 89 F CH 88 X FF 96 3-2 G4-3		F SI 96 B SI 96 X SI 96 1-1 35 E 1-3 1B		B SI 94 X FF 95 1-0 G6-4-3 1-2f 2-3			B FF 91 B CH 83 B FF 92 B FF 91 4-0 39 L3 BB		3	0	1	0	1	0	3
35 Brandon Crawford, L (1, 6) OBP: 0.274, SLG: 0.356 56 Albert Suárez, R (5, 1) 39 Carlos Moncrief, L (8, PH) OBP: 0.368, SLG: 0.353 (8, 9)		C FF 94 B CH 87 X CH 87 1-1 37 FC4-6 63 BB 1B	C SL 85 X SI 96 0-1 E3 1-2 3-H		F SI 96 B CH 89 B SI 95 D SI 95 X SI 95 3-1 F9			C FF 91 X SL 90 0-1 L3 1-1		3	0	1	0	0	0	2
										0	0	0	0	0	0	0
										1	0	0	0	0	0	1
5 Nick Hundley, R (1, 2) OBP: 0.296, SLG: 0.446		B SI 95 1 SAFE B FF 93 B FF 96 C FF 96 F FF 95 F FF 95 X FF 96 3-2 L6	C FF 96 X SI 97 0-1 G4			F FF 99 B CU 88 C FF 100 T FF 99 1-2 K			C SI 82 B CU 73 X SI 82 1-1 G6-3	4	0	0	0	0	1	3
63 Ryder Jones, L (1, 3) OBP: 0.246, SLG: 0.328		B FF 96 F SI 94 B F FF 97 F CH 88 F CH 87 B SI 98 B SI 96 4-2 37 FC4-6 1-2 BB		B SL 84 C SI 93 C SI 96 B FF 96 B SI 96 X SI 96 3-2 18 G2-3 37 G3 1B		X FF 99 0-0 G6-3			X SI 82 0-0 G3	3	0	1	0	1	0	0
37 Kelby Tomlinson, R (1, 4) OBP: 0.321, SLG: 0.289		B SL 83 B CH 88 X SI 96 2-0 FC4-6 1-2f 2-3		X SL 85 0-0 G3 1-2		C FF 99 F CU 88 F CU 88 B FF 100 C FF 100 1-3 K			B SI 83 C SI 82 X SI 82 1-1 1B	4	0	1	0	0	1	3
18 Matt Cain, R (1, 1) OBP: 0.172, SLG: 0.241 46 Orlando Calixte, R (5, 6) OBP: 0.229, SLG: 0.194		S FF 97 C FF 98 C FF 97 0-3 K		F SI 96 C SI 93 X FF 97 0-2 G2-3 2-3			C FF 99 S FF 100 F FF 100 B CU 87 S CU 86 1-3 K		B SI 82 F SI 82 X SI 82 1-1 F9	2	0	0	0	0	1	3
										2	0	0	0	0	1	1
Inning Stats	R: 0 E: 0 K: 0 S: 12 H: 1 LOB: 1 BB: 0 P: 21	R: 0 E: 0 K: 1 S: 14 H: 1 LOB: 2 BB: 1 P: 24	R: 1 E: 1 K: 1 S: 14 H: 2 LOB: 2 BB: 0 P: 19	R: 0 E: 0 K: 0 S: 9 H: 1 LOB: 1 BB: 0 P: 13	R: 0 E: 0 K: 0 S: 7 H: 2 LOB: 1 BB: 0 P: 13	R: 0 E: 0 K: 2 S: 8 H: 0 LOB: 0 BB: 0 P: 10	R: 0 E: 0 K: 2 S: 12 H: 0 LOB: 0 BB: 0 P: 17	R: 0 E: 0 K: 0 S: 3 H: 0 LOB: 0 BB: 1 P: 8	R: 0 E: 0 K: 0 S: 7 H: 1 LOB: 1 BB: 0 P: 10	1B: 8 2B: 1 3B: 0 HR: 0 SF: 0 SAC: 0 DP: 2 HBP: 0	WP: 0 PB: 0 SB: 0 CS: 0 PA: 36					

PITCHER		IP	WLS	BF	H	R	ER	SO	BB	IBB	HBP	BLK	WP	HR	S	P	ERA	WHIP
62 José Ureña, R ERA: 3.61	(1, 1)	5.0	W	23	7	1	0	2	1	0	0	0	0	0	56	90	0.00	1.600
49 Brian Ellington, R ERA: 7.04	(6, 1)	2.0		6	0	0	0	4	0	0	0	0	0	0	20	27	0.00	0.000
40 Javy Guerra, R ERA: 5.79	(8, 1)	1.0		3	0	0	0	0	1	0	0	0	0	0	3	8	0.00	1.000
29 Brad Ziegler, R ERA: 5.4	(9, 1)	1.0		4	1	0	0	0	0	0	0	0	0	0	7	10	0.00	1.000

PITCHER	IP	WLS	BF	H	R	ER	SO	BB	IBB	HBP	BLK	WP	HR	S	P	ERA	WHIP

TOP

San Francisco Giants @ Miami Marlins

Marlins Park, Miami, FL

Wed Aug 16 2017, 1:12 PM - 4:01 PM EDT

Att. 17,102 - Roof Closed - 79 F

livebaseballscorecards.com

AB	34
R	1
H	8
RBI	0
BB	2
SO	6
LOB	18

BOTTOM

San Francisco Giants @ Miami Marlins

Marlins Park, Miami, FL

Wed Aug 16 2017, 1:12 PM - 4:01 PM EDT

Att. 17,102 - Roof Closed - 79 F

livebaseballscorecards.com

Batter	1	2	3	4	5	6	7	8	9	AB	R	H	RBI	BB	SO	LOB
9 Dee Strange-Gordon, L (1, 4) OBP: 0.335, SLG: 0.355	C FF 88 F FF 89 0-2 CI 27 1B 13 1B	B SL 83 B FF 89 X FF 90 2-0 ① F8		B CU 76 X FF 87 1-0 ① G3	C CH 86 B SI 93 B FF 93 B CH 84 B FF 93 4-1 1-2 2-3 BB		B FF 92 C FF 93 C CU 75 X FF 93 1-2 ③ G1-3			3	1	0	0	1	0	1
27 Giancarlo Stanton, R (1, 9) OBP: 0.378, SLG: 0.645	B FF 88 F CU 72 B FF 89 1 SAFE X FF 89 2-1 1-3 13 1B 21 S 11 FC5-4 1B	C SL 88 F CU 77 B CU 75 B FF 89 B FF 91 H SI 91 4-2 HBP		B SL 85 B CH 84 C FF 92 S CU 78 F SI 92 X CU 79 2-2 ② G1-3	C FF 94 X FF 94 0-1 ③ G6-3			C SL 78 X SI 96 0-1 21 FC6-4 1B		4	1	2	0	0	0	3
21 Christian Yelich, L (1, 8) OBP: 0.366, SLG: 0.428	B CU 73 B CU 73 B CH 83 C SI 89 C CH 83 S FF 90 3-3 ① K 1-2	B CH 83 F SL 84 F FF 87 B CU 75 C CU 74 2-3 ② K		B CU 77 X SI 91 1-0 ③ F7		B FF 92 B FF 92 C CH 84 F FF 93 F SL 81 B CU 76 S CH 85 3-3 ① K		B FF 96 F FF 96 B SL 78 B SL 80 X FF 94 3-1 ① FC6-4 13 FC4-6 1-2f		5	0	0	0	0	3	4
13 Marcell Ozuna, R (1, 7) OBP: 0.364, SLG: 0.541	C SI 89 B SI 89 X SI 90 1-1 11 FC5-4 1B 2-3 3-H	C FF 90 C SI 90 D CU 77 C SI 90 1-3 ③ K			B FF 92 S SL 82 S SL 81 B CU 76 B CU 76 B FF 94 4-2 11 FC5-4 BB	F FF 92 F CH 84 X SL 81 0-2 ② G2-3		F FF 97 X FF 97 0-1 ② FC4-6 1-2f		4	0	1	1	1	1	2
11 J.T. Realmuto, R (1, 2) OBP: 0.352, SLG: 0.462	X SI 90 0-0 ② FC5-4 32 E 18 2B 1-2f 3-H	B SI 88 C CU 73 F SI 89 S CU 75 1-3 ① K			C FF 93 1 SAFE B SI 92 F CU 75 B SI 92 F FF 93 X SL 82 2-2 ① FC5-4 18 FC3-6 32 S 12 1B 1-2f	F CH 84 X CH 86 0-1 ③ F8		C SL 80 S SL 80 F SL 81 S FC 90 0-3 ③ K		5	2	0	1	0	2	3
32 Derek Dietrich, L (1, 5) OBP: 0.328, SLG: 0.405	1 SAFE B SL 87 S CH 83 B FF 88 X SI 90 2-1 1-2 E6 18 2B	C SI 89 X CH 84 0-1 18 1B 3B			C FF 93 B FF 93 B FF 95 D CU 76 S CH 84 B FF 94 4-2 1-2 18 FC3-6 BB		B FF 93 X FF 92 1-0 ① L9			3	2	1	0	1	0	1
18 Tomás Telis, S (1, 3) OBP: 0.271, SLG: 0.400	B FF 88 B CH 83 X SI 88 2-0 1-H 2-H 2B	B CU 74 F SL 87 B FF 91 B SL 84 X SL 84 3-1 3-H 1B			B FF 93 X FF 92 1-0 ② FC3-6 12 1B 51 1B 1-2f 2-3		C CH 85 X FF 94 0-1 ② F8			4	1	2	3	0	0	2
12 Mike Aviles, R (1, 6) 40 Javy Guerra, R (8, 1) 29 Brad Ziegler, R (9, 1)	0-0 IBB	C SI 90 B SI 90 B FF 90 F FF 87 S CU 76 2-3 ② K			S SL 82 B FF 94 B CU 76 X FF 94 2-1 9 BB 51 1B 1-2 3-H 1B		C SL 84 B CU 76 B SI 93 X FF 92 2-1 19 1B 2B			3 0 0	1 0 0	2 0 0	1 0 0	1 0 0	1 0 0	1 4 0
62 José Ureña, R (1, 1) OBP: 0.059, SLG: 0.088 51 Ichiro Suzuki, L (5, PH) OBP: 0.308, SLG: 0.315 49 Brian Ellington, R (6, 1) 19 Miguel Rojas, R (7, PH) OBP: 0.366, SLG: 0.342 (8, 6)	C SI 89 S CU 75 C CU 76 0-3 ③ K	C CU 77 L CU 77 C CU 77 0-3 ③ K			D CU 77 C FF 93 B SI 94 S CH 86 X CH 86 2-2 9 BB 1-2 2-H 1B		B SL 84 C SL 83 F CH 84 F FF 93 X CU 76 1-2 2-H 1B			2 1 0 1	0 0 0 0	0 1 0 1	0 1 0 1	0 0 0 0	2 0 0 0	3 0 0 0
Inning Stats	R: 4 E: 2 K: 2 S: 16 H: 3 LOB: 2 BB: 1 P: 26	R: 0 E: 0 K: 2 S: 9 H: 0 LOB: 1 BB: 0 P: 18	R: 1 E: 0 K: 3 S: 13 H: 2 LOB: 1 BB: 0 P: 19	R: 0 E: 0 K: 0 S: 6 H: 0 LOB: 0 BB: 0 P: 10	R: 2 E: 0 K: 0 S: 17 H: 2 LOB: 3 BB: 3 P: 36	R: 0 E: 0 K: 1 S: 9 H: 0 LOB: 0 BB: 0 P: 12	R: 1 E: 0 K: 0 S: 12 H: 2 LOB: 1 BB: 0 P: 17	R: 0 E: 0 K: 1 S: 10 H: 1 LOB: 1 BB: 0 P: 13		1B: 7 2B: 2 3B: 1 HR: 0 SF: 0 SAC: 0 DP: 0 HBP: 1			WP: 0 PB: 0 SB: 2 CS: 0	PA: 41		

	AB	35
	R	8
	H	10
	RBI	8
	BB	4
	SO	9
	LOB	20

PITCHER		IP	WLS	BF	H	R	ER	SO	BB	IBB	HBP	BLK	WP	HR	S	P	ERA	WHIP
18 Matt Cain, R ERA: 5.19	(1, 1)	4.0	L	21	5	5	2	7	0	1	1	0	0	0	44	73	4.50	1.250
56 Albert Suárez, R ERA: 7.24	(5, 1)	3.0		16	4	3	3	1	3	0	0	0	0	0	38	65	9.00	2.333
61 Josh Osich, L ERA: 5.25	(8, 1)	1.0		4	1	0	0	1	0	0	0	0	0	0	10	13	0.00	1.000

PITCHER	IP	WLS	BF	H	R	ER	SO	BB	IBB	HBP	BLK	WP	HR	S	P	ERA	WHIP

Batter	1	2	3	4	5	6	7	8	9	AB	R	H	RBI	BB	SO	LOB
16 César Hernández, S (1, 4) OBP: 0.360, SLG: 0.420	C FF 92 B KC 79 F FF 93 S SL 86 1-3 ① K		B SI 93 C SL 89 B KC 82 C SL 89 X FF 97 2-2 ② G4-3		B SL 84 B SL 87 X SI 94 2-0 13 S 1B		C FC 90 B KC 81 B KC 80 X FC 89 2-1 ② G1-3		B SI 95 1 SAFE C FF 94 B FF 94 F CH 89 B FC 89 C SI 95 3-3 ③ K	5	0	1	0	0	2	1
13 Freddy Galvis, S (1, 6) OBP: 0.308, SLG: 0.413	C SI 92 T SI 93 F KC 80 B KC 81 X SL 86 1-2 3B		B FF 94 C FF 95 F FF 97 B FC 95 F FC 93 S SI 89 2-3 ③ K		1 SAFE B FF 92 C SL 88 B FF 94 C SL 87 S SI 96 2-3 ③ K 1-2		B FC 88 C FC 89 X FC 88 1-1 2B			4	0	2	0	0	2	1
5 Nick Williams, L (1, 8) OBP: 0.348, SLG: 0.507	B FF 94 X SL 90 1-0 ② L4			C FF 92 F FF 92 C SI 94 0-3 ① K		F SL 91 F SL 90 B FF 93 X SL 84 1-2 HR	B FC 89 F FC 89 F FC 89 B FC 88 X FC 89 2-2 ③ G4-3			4	1	1	1	0	1	2
17 Rhys Hoskins, R (1, 7) OBP: 0.333, SLG: 0.536	B SI 95 D SL 88 B SI 95 B SI 94 4-0 BB			C FF 96 B KC 81 X SI 95 1-1 1B		C SL 86 C SL 87 B FF 94 B KC 82 F SL 88 X SL 89 2-2 7 2B 31 1B 1B		F FF 96 B FF 97 B FF 96 C FF 96 B FF 97 F FF 96 F SI 95 X SL 88 3-2 ① F8		3	1	2	0	1	0	0
7 Maikel Franco, R (1, 5) OBP: 0.276, SLG: 0.392	S SL 89 X SL 91 0-1 ③ F9			F SI 93 B SL 87 F SI 94 X SL 89 1-2 ② F8		F SI 94 B FC 93 B SL 89 1 SAFE X FF 95 2-1 31 1B 19 G4-6-3 1-3 2B		F SL 86 B FF 96 C FF 95 C FF 96 1-3 ② K		4	1	1	0	0	1	3
31 Hyun Soo Kim, L (1, 9) OBP: 0.299, SLG: 0.265 61 Edubray Ramos, R (8, 1)		X FF 92 0-0 ① L7		B FF 95 B SL 88 X FC 94 2-0 ③ P4		B SL 89 C SI 95 X FC 94 1-1 19 G4-6-3 2-3 3-H 1B		B FF 94 S SL 80 B SL 82 C SL 87 C FF 97 2-3 ③ K		4 0	0 0	1 0	1 0	0 0	1 0	1 0
19 Tommy Joseph, R (1, 3) OBP: 0.295, SLG: 0.416 51 Ricardo Pinto, R (6, 1) 55 Hoby Milner, L (6, 1) 18 Pedro Florimón, S (8, 9)		C FF 92 B KC 80 X SL 87 1-1 ② G6-3			B FF 94 C SL 86 F KC 79 X SI 96 1-2 ① L8		1 SAFE F SI 95 S SI 96 X SL 90 0-2 ① ② G4-6-3 1-2f 3-H		X FF 95 0-0 ① G4-3	3 0 0 1	0 0 0 0	0 0 0 0	0 0 0 0	0 0 0 0	0 0 0 0	1 0 0 0
29 Cameron Rupp, R (1, 2) OBP: 0.315, SLG: 0.428		C FF 94 B SI 95 B SL 87 C SL 88 X SL 90 2-2 ③ F8			X FF 94 0-0 HR	C SL 88 C SI 96 F FF 93 B FF 95 T FF 96 1-2 ③ K			B FC 90 F SI 95 X SI 95 1-1 ② G6-3	4	1	1	1	0	1	0
27 Aaron Nola, R (1, 1) OBP: 0.108, SLG: 0.029 4 Andrés Blanco, S (6, 3) OBP: 0.244, SLG: 0.225			C FS 90 X KC 79 0-1 ① G1-3		C FF 93 C SL 85 B FC 94 B SL 88 C SI 94 2-3 ② K		X FC 90 0-0 ① P6		B CH 89 B SI 94 B SI 95 C SI 94 B SI 94 4-1 BB	2 1	0 0	0 0	0 0	0 1	1 0	0 0
Inning Stats	R: 0 E: 0 K: 1 S: 10 H: 1 LOB: 2 BB: 1 P: 17	R: 0 E: 0 K: 0 S: 6 H: 0 LOB: 0 BB: 0 P: 9	R: 0 E: 0 K: 1 S: 9 H: 0 LOB: 0 BB: 0 P: 13	R: 0 E: 0 K: 1 S: 9 H: 1 LOB: 1 BB: 0 P: 13	R: 1 E: 0 K: 2 S: 11 H: 2 LOB: 1 BB: 0 P: 18	R: 3 E: 0 K: 1 S: 18 H: 4 LOB: 0 BB: 0 P: 25	R: 0 E: 0 K: 0 S: 8 H: 1 LOB: 1 BB: 0 P: 13	R: 0 E: 0 K: 2 S: 11 H: 0 LOB: 0 BB: 0 P: 17	R: 0 E: 0 K: 1 S: 7 H: 0 LOB: 1 BB: 1 P: 15	1B: 4 2B: 2 3B: 1 HR: 2 SF: 0 SAC: 0 DP: 1 HBP: 0						

TOP

Philadelphia Phillies @ San Francisco Giants
AT&T Park, San Francisco, CA
Thu Aug 17 2017, 7:16 PM - 10:02 PM PDT
Att. 41,279 - Clear - 64 F

livebaseballscorecards.com

AB	35
R	4
H	9
RBI	3
BB	2
SO	9
LOB	9

PITCHER		IP	WLS	BF	H	R	ER	SO	BB	IBB	HBP	BLK	WP	HR	S	P	ERA	WHIP
29 Jeff Samardzija, R ERA: 4.79	(1, 1)	6.0	W	26	8	4	4	6	1	0	0	0	0	2	63	95	6.00	1.500
41 Mark Melancon, R ERA: 3.8	(7, 1)	1.0	H	4	1	0	0	0	0	0	0	0	0	0	8	13	0.00	1.000
60 Hunter Strickland, R ERA: 2.3	(8, 1)	1.0	H	3	0	0	0	2	0	0	0	0	0	0	11	17	0.00	0.000
49 Sam Dyson, R ERA: 5.44	(9, 1)	1.0	S	4	0	0	0	1	1	0	0	0	0	0	7	15	0.00	1.000

PITCHER	IP	WLS	BF	H	R	ER	SO	BB	IBB	HBP	BLK	WP	HR	S	P	ERA	WHIP

WP: 0 PA: 37
PB: 0
SB: 1
CS: 0

BOTTOM

Batter	1	2	3	4	5	6	7	8	9	AB	R	H	RBI	BB	SO	LOB
2 Denard Span, L (1, 8) OBP: 0.319, SLG: 0.420	C FF 91 B SI 90 C FF 91 X KC 78 1-2 **L8** ①		B CH 84 B CH 84 X SI 92 2-0 **F7** ②		B KC 76 X SI 88 1-0 8 S 6 2B **1B**	S FF 89 B FF 88 B FF 90 F SI 88 X ST 74 2-2 **P5** ②		F FF 94 X FF 94 0-1 **G4-3** ③		5	1	1	0	0	0	3
8 Hunter Pence, R (1, 9) OBP: 0.307, SLG: 0.378	C FF 91 B CH 85 X FF 91 1-1 **L9** ②		X KC 77 0-0 6 BB 28 1B **1B** 2-H		B FF 92 B FF 92 B CH 83 B FF 91 4-0 6 2B **BB** 1-2	0-0 **IBB**				2	2	1	1	2	0	0
6 Jarrett Parker, L (1, 7) OBP: 0.307, SLG: 0.437	X SI 90 0-0 **2B**		B KC 78 F CH 83 1 SAFE B CH 84 B SI 92 S CH 84 B KC 78 4-2 28 1B **BB** 1-2		X CH 84 0-0 48 L8 35 1B **2B** 1-H 2-H	F FF 89 B FF 88 B ST 75 X FF 88 2-1 **G4-3** ③				3	1	2	2	1	0	3
28 Buster Posey, R (1, 2) OBP: 0.410, SLG: 0.475	S SI 92 B KC 79 B KC 78 X FF 93 2-1 **G6-3** ③		B FF 92 X CH 84 1-0 **1B** 1-3 2-H		B SI 91 B KC 76 B FF 92 C SI 89 B FF 92 4-1 35 1B **BB**		C FF 88 X ST 74 0-1 **1B**			3	0	2	1	1	0	1
48 Pablo Sandoval, S (1, 5) OBP: 0.255, SLG: 0.345		C KC 76 F KC 79 B KC 79 F FF 93 X CH 85 1-2 **G3** ①	C CH 84 B SI 92 F FF 92 B SI 92 X KC 79 2-2 **G3-1** ③		F KC 78 B FF 92 X CH 84 1-1 **L8** ② 2-3		B SI 88 1 SAFE F CH 80 B FF 89 C FF 89 1 SAFE X FF 89 2-2 **P4** ①			4	0	0	0	0	0	5
35 Brandon Crawford, L (1, 6) OBP: 0.274, SLG: 0.355		B FF 92 B CH 84 X SI 91 2-0 **G1-3** ②		F FF 90 B SI 91 F SI 90 B KC 79 S KC 78 2-3 **K** ① X KC 78 0-0 **1B** ③ 1-3 3-H		F FF 89 B ST 74 X ST 76 1-1 **P6** ②				4	0	1	1	0	1	1
63 Ryder Jones, L (1, 3) OBP: 0.246, SLG: 0.313		C SI 91 C KC 78 C FF 92 0-3 **K** ③		B KC 78 S KC 78 S KC 79 F KC 79 X FF 92 1-2 **G4-3** ②		B FF 94 B CH 86 B FF 93 B FF 93 4-0 66 SH5-4 37 1B **BB**	C SI 88 B FF 88 X ST 76 1-1 **P5** ③			3	0	0	0	1	1	1
37 Kelby Tomlinson, R (1, 4) OBP: 0.326, SLG: 0.304			C SI 90 B KC 77 B FF 90 X FF 90 2-1 8 1B **2B** C FF 92 B KC 79 F FF 92 B FF 93 X KC 79 2-2 **F9** ③			C FF 95 F SL 85 X SL 88 0-2 66 SH5-4 **1B** 1-2		F FF 94 S SL 84 B FF 94 S SL 85 1-3 **K** ①		4	1	2	0	0	1	0
29 Jeff Samardzija, R (1, 1) OBP: 0.100, SLG: 0.200 66 Gorkys Hernandez, R (6, PH) OBP: 0.330, SLG: 0.331 41 Mark Melancon, R (7, 1) 60 Hunter Strickland, R (8, 1) 39 Carlos Moncrief, L (8, PH) OBP: 0.350, SLG: 0.333 49 Sam Dyson, R (9, 1)			B SI 89 C FF 89 L KC 77 S KC 79 1-3 **K** ①		C FF 91 B FF 91 B FF 91 F SI 90 X KC 77 2-2 **G1-3** ①	B FF 93 X FF 94 1-0 **SH5-4** ① 1-2 2-3		S SL 84 C SL 85 B SL 85 S SL 83 1-3 **K** ②		2 0 0 0 1 0	0 0 0 0 0 0	0 0 0 0 0 0	0 0 0 0 0 0	1 0 0 0 1 0	1 0 0 0 0 0
Inning Stats	R: 0 E: 0 K: 0 S: 8 H: 1 LOB: 1 BB: 0 P: 12	R: 0 E: 0 K: 1 S: 8 H: 0 LOB: 0 BB: 0 P: 11	R: 2 E: 0 K: 1 S: 13 H: 3 LOB: 2 BB: 1 P: 25	R: 0 E: 0 K: 1 S: 10 H: 0 LOB: 0 BB: 0 P: 15	R: 3 E: 0 K: 0 S: 9 H: 3 LOB: 2 BB: 2 P: 21	R: 0 E: 0 K: 0 S: 9 H: 1 LOB: 3 BB: 2 P: 18	R: 0 E: 0 K: 0 S: 9 H: 1 LOB: 1 BB: 0 P: 13	R: 0 E: 0 K: 2 S: 8 H: 0 LOB: 0 BB: 0 P: 10		1B: 6 2B: 3 3B: 0 HR: 0 SF: 0 SAC: 1 DP: 0 HBP: 0				WP: 0 PB: 0 SB: 1 CS: 0	PA: 37	

PITCHER		IP	WLS	BF	H	R	ER	SO	BB	IBB	HBP	BLK	WP	HR	S	P	ERA	WHIP
27 Aaron Nola, R ERA: 3.26	(1, 1)	5.0	L	24	7	5	5	3	3	0	0	0	0	0	48	84	9.00	2.000
51 Ricardo Pinto, R ERA: 7.2	(6, 1)	0.1		3	1	0	0	0	1	0	0	0	0	0	4	9	0.00	6.000
55 Hoby Milner, L ERA: 2.81	(6, 1)	1.2		7	1	0	0	0	0	1	0	0	0	0	14	22	0.00	0.600
61 Edubray Ramos, R ERA: 4.78	(8, 1)	1.0		3	0	0	0	2	0	0	0	0	0	0	8	10	0.00	0.000

PITCHER	IP	WLS	BF	H	R	ER	SO	BB	IBB	HBP	BLK	WP	HR	S	P	ERA	WHIP

Philadelphia Phillies @ San Francisco Giants
AT&T Park, San Francisco, CA
Thu Aug 17 2017, 7:16 PM - 10:02 PM PDT
Att. 41,279 - Clear - 64 F

livebaseballscorecards.com

AB	31
R	5
H	9
RBI	5
BB	5
SO	5
LOB	15

Batter	1	2	3	4	5	6	7	8	9	AB	R	H	RBI	BB	SO	LOB
16 César Hernández, S (1, 4) OBP: 0.359, SLG: 0.418	B FF 90 S FF 88 X FF 89 1-1 P3 ①		C FF 90 B CH 83 B KC 79 B FF 91 X FF 91 3-1 L9 ②			B CH 82 B FC 87 C FF 90 X FF 90 2-1 F9 ①		B SI 92 X SI 92 1-0 5 WP 13 1B 1-2 2-3 1B		4	0	1	0	0	0	0
13 Freddy Galvis, S (1, 6) OBP: 0.307, SLG: 0.411	C FF 89 F CH 82 B KC 81 X FF 91 1-2 F8 ②		B FF 90 B FF 90 X FF 92 2-0 F8 ③			B FC 88 B FF 90 C FF 92 X FC 88 2-1 P3 ②		C SI 92 F SI 92 B FF 91 X SL 86 1-2 5 WP 1-2 2-H 3-H 1B		4	0	1	2	0	0	0
5 Nick Williams, L (1, 8) OBP: 0.339, SLG: 0.493	C FF 92 B KC 80 X FF 91 1-1 G4-3 ③			X FF 90 0-0 F7 ①		F FF 92 B FC 87 F KC 81 B KC 79 S KC 81 2-3 K2-3 ③		T SI 94 S SL 79 S SL 81 0-3 K ② 1-2 2-3		4	0	0	0	0	2	2
17 Rhys Hoskins, R (1, 7) OBP: 0.351, SLG: 0.500		C FF 89 C KC 79 B FF 91 B CH 83 F CH 82 B FC 87 B FF 91 4-2 38 1B BB		B FF 89 C FC 87 C KC 81 X FF 92 1-2 F8 ②			C FF 90 B FF 90 F FC 86 B FF 92 B KC 82 B FC 88 4-2 19 G4-6-3 BB	C FF 95 B SL 87 F FF 95 F FF 96 X FF 96 1-2 F9 ③		2	0	0	0	2	0	2
7 Maikel Franco, R (1, 5) OBP: 0.276, SLG: 0.389		B CH 80 F FF 91 B FF 87 F FF 89 F KC 82 C KC 79 2-3 K ①		S FC 88 S CH 83 F FF 91 B CH 83 B CH 81 F FC 89 B FF 92 4-2 BB			B CH 82 B KC 81 F FF 90 X FF 92 2-1 F8 ①		F FC 96 S SL 83 B SL 82 B SL 83 F FC 96 F FC 96 F SL 83 B SL 83 X FC 96 3-2 G1-3 ①	3	0	0	0	1	1	2
19 Tommy Joseph, R (1, 3) OBP: 0.292, SLG: 0.412		1 SAFE B CH 83 C KC 81 F FF 91 X CH 82 1-2 P4 ②		F KC 82 F FF 91 B FC 88 X FF 92 1-2 F7 ③			C FC 89 T KC 81 B FF 92 F FC 88 X FF 92 1-2 G4-6-3 ②③ 1-2f		C FC 96 F FF 95 B SL 80 X FC 94 1-2 F8 ②	4	0	0	0	0	0	3
38 Jorge Alfaro, R (1, 2) OBP: 0.400, SLG: 0.550		B FF 89 B FF 90 X FF 91 2-0 30 FC6-4 1-2 1B			B FF 93 B KC 82 X FC 86 2-0 P3 ①			X FF 90 0-0 16 1B 18 BB 13 1B 1B	S SL 82 F FC 95 X FC 95 0-2 E4 31 DI	4	1	2	0	0	0	0
30 Cameron Perkins, R (1, 9) OBP: 0.247, SLG: 0.232 31 Hyun Soo Kim, L (9, PH) OBP: 0.298, SLG: 0.263		X CH 82 0-0 FC6-4 ③ 1-2f			F FF 91 X FC 87 0-1 L9 ②			C FF 91 D CH 81 B FC 87 X FC 90 2-1 P3 ①	F FC 96 C FC 95 B FC 96 F FC 96 F SL 83 X FC 96 1-2 G6-3 ③ 1-2	3 1	0 0	0 0	0 0	0 0	0 0	3 1
56 Zach Eflin, R (1, 1) OBP: 0.143, SLG: 0.143 57 Luis García, R (6, 1) 46 Jesen Therrien, R (7, 1) 18 Pedro Florimón, S (8, PH) 50 Héctor Neris, R (8, 1)			B FF 91 F FF 90 S KC 79 S KC 79 1-3 K ①		C FF 91 B CH 81 S FF 91 S KC 80 1-3 K ③			B FC 89 C FC 88 F FF 90 F KC 81 B FC 89 B CH 83 F CH 84 F FF 90 B FC 89 4-2 16 1B 13 1B 1-2 BB		2 0 0 0 0	0 0 0 1 0	0 0 0 0 0	0 0 0 1 0	2 0 0 0 0	0 0 0 0 0
Inning Stats	R: 0 E: 0 K: 0 S: 7 H: 0 LOB: 0 BB: 0 P: 10	R: 0 E: 0 K: 1 S: 12 H: 1 LOB: 2 BB: 1 P: 21	R: 0 E: 0 K: 1 S: 6 H: 0 LOB: 0 BB: 0 P: 12	R: 0 E: 0 K: 0 S: 11 H: 0 LOB: 1 BB: 1 P: 17	R: 0 E: 0 K: 1 S: 6 H: 0 LOB: 0 BB: 0 P: 9	R: 0 E: 0 K: 1 S: 7 H: 0 LOB: 0 BB: 0 P: 13	R: 0 E: 0 K: 0 S: 8 H: 0 LOB: 0 BB: 1 P: 15	R: 2 E: 0 K: 1 S: 19 H: 3 LOB: 2 BB: 1 P: 28	R: 0 E: 1 K: 0 S: 17 H: 0 LOB: 1 BB: 0 P: 22	1B: 4 2B: 0 3B: 0 HR: 0		SF: 0 SAC: 0 DP: 1 HBP: 0		WP: 1 PB: 0 SB: 0 CS: 0	PA: 35	

TOP

Philadelphia Phillies @ San Francisco Giants
AT&T Park, San Francisco, CA

Fri Aug 18 2017, 7:16 PM - 10:07 PM PDT
Att. 39,487 - Clear - 63 F

livebaseballscorecards.com

AB	31
R	2
H	4
RBI	2
BB	4
SO	5
LOB	13

PITCHER		IP	WLS	BF	H	R	ER	SO	BB	IBB	HBP	BLK	WP	HR	S	P	ERA	WHIP
45 Matt Moore, L ERA: 5.54	(1, 1)	7.1	W	27	2	2	2	4	4	0	0	0	0	0	65	111	2.46	0.818
62 Cory Gearrin, R ERA: 2.04	(8, 1)	0.0		2	2	0	0	0	0	0	0	0	0	0	4	6	∞	∞
61 Josh Osich, L ERA: 5.2	(8, 1)	0.1	H	1	0	0	0	1	0	0	0	0	1	0	3	3	0.00	0.000
60 Hunter Strickland, R ERA: 2.28	(8, 1)	0.1	H	1	0	0	0	0	0	0	0	0	0	0	4	5	0.00	0.000
59 Kyle Crick, R ERA: 2.66	(9, 1)	1.0		4	0	0	0	0	0	0	0	0	0	0	17	22	0.00	0.000

PITCHER	IP	WLS	BF	H	R	ER	SO	BB	IBB	HBP	BLK	WP	HR	S	P	ERA	WHIP

BOTTOM

Philadelphia Phillies @ San Francisco Giants
AT&T Park, San Francisco, CA
Fri Aug 18 2017, 7:16 PM - 10:07 PM PDT
Att. 39,487 - Clear - 63 F

livebaseballscorecards.com

Batter	1	2	3	4	5	6	7	8	9	AB	R	H	RBI	BB	SO	LOB
2 Denard Span, L (1, 8) OBP: 0.323, SLG: 0.423 59 Kyle Crick, L (9, 1)	C FF 92 B FF 92 X FF 91 1-1 8 2B 6 2B 1B	B CU 76 X FF 94 1-0 ② F9		B CU 77 S CH 84 B FF 92 C FF 94 F CH 86 X FF 96 2-2 ② G4-3			B SL 83 B FF 93 X FF 92 2-0 6 G3 8 G6-3 1B	B FS 87 B FF 94 B FS 87 C FS 86 X FF 94 3-1 66 G6-3 2-H 1B		5 0	1 0	3 0	1 0	0 0	0 0	0 0
8 Hunter Pence, R (1, 9) OBP: 0.309, SLG: 0.390 66 Gorkys Hernández, R (8, PH) OBP: 0.328, SLG: 0.329 (9, 8)	F FF 93 1 SAFE C X SL 83 0-2 6 2B 1-3 2B	B SL 85 B SL 83 C FF 95 X SL 84 2-1 HR		C FF 95 C FF 96 F FF 94 B SL 84 X FF 95 1-2 ③ G4-3			B FF 94 B FF 93 B SL 86 C FF 93 F FF 93 F FF 93 X SL 83 3-2 ① G6-3 1-2	C FF 95 D FS 88 F FF 93 F FS 86 X FS 88 1-2 ②③ G6-3 1-2f		4 1	2 0	2 0	1 0	0 0	0 0	1 1
6 Jarrett Parker, L (1, 7) OBP: 0.304, SLG: 0.440	C FF 96 X FF 93 0-1 28 G1-4-3 48 1B 2-H 3-H 2B	F FF 94 C FF 92 B SL 85 F FF 96 X CU 76 1-2 ③ G1-3			C CU 77 B FF 93 F FF 95 B FF 95 F SL 84 X CH 85 2-2 ① G4-3		C FF 94 B FF 94 D FF 94 S SL 84 F FF 94 B FF 93 F SL 83 F SL 84 X SL 85 3-2 ② G3 2-3			4	1	1	2	0	0	1
28 Buster Posey, R (1, 2) OBP: 0.408, SLG: 0.475 5 Nick Hundley, R (9, 2) OBP: 0.296, SLG: 0.446	X SL 82 0-0 ① G1-4-3 2-3	X FF 94 0-0 ① G4-3			B SL 85 B CH 87 C FF 96 F FF 93 B SL 86 F FF 95 X FF 94 3-2 48 G4-3 2B		C SL 84 F SL 84 D SL 88 S FF 94 1-3 ③ K			4 0	0 0	1 0	0 0	0 0	1 0	2 0
48 Pablo Sandoval, S (1, 5) OBP: 0.268, SLG: 0.352 46 Orlando Calixte, R (9, 5) OBP: 0.229, SLG: 0.194	X CU 77 0-0 35 BB 3-H 1B	B FF 90 B CH 85 S FF 94 B FF 93 B FF 93 4-1 35 HR BB			F CU 79 F FF 94 B CH 86 D SL 85 D CH 87 X CH 86 3-2 ② G4-3 2-3			B FF 94 F FF 94 X FS 87 1-1 35 2B 37 1B 1B		3 0	2 0	2 0	1 0	1 0	0 0	1 0
35 Brandon Crawford, L (1, 6) OBP: 0.279, SLG: 0.368	B FF 93 B FF 91 B CH 86 C FF 93 B FF 93 4-1 1-2 BB	X FF 94 0-0 1-H HR			S FF 95 B FF 92 X CH 87 1-1 ③ G4-3			D FS 86 S FS 86 X FF 94 1-1 37 1B 39 FC4 1-3 2B		3 0	2 0	2 0	2 0	1 0	0 0	1 0
63 Ryder Jones, L (1, 3) OBP: 0.233, SLG: 0.294	X FF 92 0-0 ② P6	C FF 77 F FF 94 B FF 95 S SL 85 1-3 ② K2-3					C FF 94 B FS 87 S FF 96 B FS 89 S FF 98 2-3 ① K	C FS 88 S FS 87 F FS 87 S FS 88 0-3 ① K		4 0	0 0	0 0	0 0	0 0	3 0	4 0
37 Kelby Tomlinson, R (1, 4) OBP: 0.324, SLG: 0.302	C FF 93 D SL 84 B SL 83 B FF 95 X FF 93 3-1 ③ L9	C FF 93 B SI 93 B SL 86 C FF 94 B SL 86 F FF 94 C SL 86 3-3 ③ K					B FF 97 B FF 97 X FF 98 2-0 ② G4-3	X FS 87 0-0 39 S 39 E 2-3 3-H 1B		4 0	1 0	1 0	1 0	0 0	1 0	2 0
45 Matt Moore, L (1, 1) OBP: 0.143, SLG: 0.122 62 Cory Gearrin, R (8, 1) 61 Josh Osich, L (8, 1) 60 Hunter Strickland, R (8, 1) 39 Carlos Moncrief, L (8, PH) OBP: 0.333, SLG: 0.316 (9, 9)		B CH 87 X FF 90 1-0 ① F9		X CH 89 0-0 ① G4-3			C FF 97 S SL 84 B SL 85 S SI 97 1-3 ③ K	F SI 95 B FS 87 X FS 87 1-1 FC4 2 1B 1-H 3-H		3 0 0 0 1	0 0 0 0 1	0 0 0 0 0	0 0 0 0 0	1 0 0 0 0	0 0 0 0 0	0 0 0 0 0
Inning Stats	R: 3 H: 4 E: 0 LOB: 2 K: 0 BB: 1 S: 13 P: 21	R: 1 H: 1 E: 0 LOB: 0 K: 0 BB: 0 S: 8 P: 13	R: 2 H: 1 E: 0 LOB: 0 K: 2 BB: 1 S: 10 P: 18	R: 0 H: 0 E: 0 LOB: 0 K: 0 BB: 0 S: 9 P: 12	R: 0 H: 1 E: 0 LOB: 1 K: 0 BB: 0 S: 13 P: 22		R: 0 H: 0 E: 0 LOB: 0 K: 2 BB: 0 S: 7 P: 12	R: 0 H: 1 E: 0 LOB: 1 K: 1 BB: 0 S: 14 P: 23	R: 4 H: 4 E: 1 LOB: 0 K: 1 BB: 0 S: 17 P: 24	1B: 6 SF: 0 2B: 4 SAC: 0 3B: 0 DP: 1 HR: 2 HBP: 0						

PITCHER		IP	WLS	BF	H	R	ER	SO	BB	IBB	HBP	BLK	WP	HR	S	P	ERA	WHIP
56 Zach Eflin, R ERA: 6.16	(1, 1)	5.0	L	24	7	6	6	2	2	0	0	0	0	2	53	86	10.80	1.800
57 Luis García, R ERA: 2.96	(6, 1)	1.0		3	0	0	0	2	0	0	0	0	0	0	7	12	0.00	0.000
46 Jesen Therrien, R ERA: 6.48	(7, 1)	1.0		4	1	0	0	1	0	0	0	0	0	0	14	23	0.00	1.000
50 Héctor Neris, R ERA: 3.44	(8, 1)	1.0		7	4	4	3	1	0	0	0	0	0	0	17	24	27.00	4.000

PITCHER	IP	WLS	BF	H	R	ER	SO	BB	IBB	HBP	BLK	WP	HR	S	P	ERA	WHIP

AB	36
R	10
H	12
RBI	9
BB	2
SO	6
LOB	13

PA: 38

Batter	1	2	3	4	5	6	7	8	9	AB	R	H	RBI	BB	SO	LOB
16 César Hernández, S (1, 4) OBP: 0.355, SLG: 0.413	C SI 89 C CU 77 B SI 90 B CH 81 B SI 90 X SI 90 3-2 L8 ①		C SI 88 F CU 76 B CU 77 B CH 80 S CH 80 2-3 K ①	F SI 89 B CU 77 B SI 89 C SI 89 X SI 90 2-2 L8 ②		X SI 92 0-0 G6-3 ② 2-3		F FF 92 C FF 94 S CU 77 0-3 K ①		5	0	0	0	0	2	2
13 Freddy Galvis, S (1, 6) OBP: 0.310, SLG: 0.413	B SI 90 S CH 80 X SI 90 1-1 L8 ②		B SI 89 B SI 90 B SI 90 C SI 89 X SI 89 3-1 17 HR 5 1B 1B ①	C SI 90 D CH 80 F SI 91 F CU 79 F SI 91 X SI 91 1-2 G6-3 ③		F FF 94 B FC 90 X FF 95 1-1 17 BB 15 HR 5 BB 1B 3-H		B CH 86 F CH 86 X FF 94 1-1 1B		5	2	3	1	0	0	1
5 Nick Williams, L (1, 8) OBP: 0.341, SLG: 0.487 57 Luis García, R (8, 1) 61 Edubray Ramos, R (9, 1) 50 Héctor Neris, R (9, 1)	C SI 90 X SI 90 0-1 G5-3 ③		C SI 90 X CU 78 0-1 17 HR 1-2 1B ①		S SL 79 X SI 89 0-1 G3-1 ①	B FF 95 B SI 93 B SI 94 C FF 93 B FF 95 4-1 17 BB 15 HR 1-2 BB		B FF 95 F FF 94 S FF 94 S CU 77 1-3 K ②		4 0 0 0	2 0 0 0	1 0 0 0	0 0 0 0	1 0 0 0	1 0 0 0	1 0 0 0
17 Rhys Hoskins, R (1, 7) OBP: 0.381, SLG: 0.576		F SI 89 F CH 80 C SI 91 0-3 K ①	B SI 91 B SI 91 X SI 91 2-0 1-H 2-H HR ①		B CH 80 C SI 90 B SI 91 B CH 80 S CH 80 B SI 91 4-2 7 G6-4-3 BB ①	F CH 84 B SL 80 B FF 96 D CH 85 B SI 93 4-1 15 HR 1-2 2-3 BB		C CU 76 X FF 93 0-1 L6 ③		3	2	1	3	2	1	1
7 Maikel Franco, R (1, 5) OBP: 0.276, SLG: 0.389 39 Adam Morgan, L (5, 1) OBP: 0.667, SLG: 0.500 15 Ty Kelly, S (6, PH) OBP: 0.256, SLG: 0.347 46 Jesen Therrien, R (6, 1) 55 Hoby Milner, L (7, 1) 31 Hyun Soo Kim, L (8, 9) OBP: 0.296, SLG: 0.261		X CH 80 0-0 29 WP 30 SF9 38 1B 1B ②	C CU 77 C CU 77 F SI 90 X SI 91 0-2 G1-3 ②		F SI 90 C CU 76 X SI 91 0-2 G6-4-3 ② ③ 1-2f	C SL 83 B SI 92 X CH 85 1-1 1-H 2-H 3-H HR			C CU 75 B FF 92 B CU 75 X CH 85 2-1 G3-1 ①	3 0 1 0 0 0	1 0 1 0 0 1	1 0 1 0 0 0	0 0 4 0 0 0	0 0 0 0 0 0	0 0 0 0 0 0	1 0 0 0 0 0
38 Jorge Alfaro, R (1, 3) OBP: 0.360, SLG: 0.480		D SI 89 X CH 80 1-0 29 WP 1-2 1B	B CU 76 S CH 81 F CU 76 B SI 91 F SI 90 F SI 91 X CH 80 2-2 E5			C CU 75 S CU 76 S CU 77 0-3 K2-3 ① C SI 87 F CH 78 B CU 77 F SI 89 X CH 80 0-3 K ③			C SL 81 B FF 93 C FF 94 C FF 95 1-3 K ②	5	0	1	0	0	3	0
29 Cameron Rupp, R (1, 2) OBP: 0.320, SLG: 0.446		B SI 91 D CU 78 T SI 91 F SI 91 B CH 81 F SI 92 F SI 92 B SI 92 4-2 1-2 2-3 BB	B SI 90 B CU 77 B CH 80 X SI 90 3-0 G6-3 ③		B X SI 88 1-0 30 1B 2B	S SL 82 C FF 94 B CU 77 S SL 83 1-3 K ①		C CU 77 B CU 77 C FF 94 B CU 78 X SL 82 2-2 HR	4	2	2	1	1	1	1
30 Cameron Perkins, R (1, 9) OBP: 0.244, SLG: 0.233 (8, 8)		B SI 91 X CH 82 1-0 SF9 3-H ②		B CU 75 X SI 87 1-0 F9 ①		F SI 89 B SI 89 C SI 89 X SI 90 1-2 18 2B 1B 2-H	C SL 82 B CU 77 S SL 83 C FF 94 1-3 K ②		C FF 94 B CU 77 F FF 93 C FF 95 1-3 K ③	4	1	1	2	0	2	0
48 Jerad Eickhoff, R (1, 1) OBP: 0.138, SLG: 0.172 18 Pedro Florimón, S (5, 5) OBP: 0.500, SLG: 0.667		X SI 90 0-0 G1-3 ③		C SI 87 F CH 78 B CU 77 F SI 89 X CH 80 1-2 2B		1 SAFE X SI 91 0-0 16 G6-3 13 1B 2B 1-H	B CH 86 C CU 76 S SL 82 S SL 82 1-3 K ③			2 2	0 1	1 1	0 1	0 0	0 1	2 0
Inning Stats	R: 0 E: 0 K: 0 S: 7 H: 0 LOB: 0 BB: 0 P: 11	R: 1 E: 0 K: 1 S: 11 H: 2 LOB: 2 BB: 1 P: 17	R: 3 E: 1 K: 1 S: 18 H: 3 LOB: 1 BB: 0 P: 30	R: 0 E: 0 K: 0 S: 13 H: 1 LOB: 1 BB: 0 P: 18	R: 0 E: 0 K: 0 S: 7 H: 0 LOB: 0 BB: 1 P: 11	R: 7 E: 0 K: 2 S: 19 H: 5 LOB: 0 BB: 2 P: 31	R: 0 E: 0 K: 3 S: 9 H: 0 LOB: 0 BB: 0 P: 12	R: 0 E: 0 K: 2 S: 10 H: 1 LOB: 1 BB: 0 P: 12	R: 1 E: 0 K: 2 S: 11 H: 1 LOB: 0 BB: 0 P: 17	1B: 7 2B: 3 3B: 0 HR: 3	SF: 1 SAC: 0 DP: 1 HBP: 0			WP: 1 PB: 0 SB: 0 CS: 0	PA: 44		

PITCHER		IP	WLS	BF	H	R	ER	SO	BB	IBB	HBP	BLK	WP	HR	S	P	ERA	WHIP
50 Ty Blach, L ERA: 4.59	(1, 1)	5.1	L	26	8	6	6	3	2	0	0	0	1	1	63	96	10.12	1.875
61 Josh Osich, L ERA: 6.14	(6, 1)	0.1		5	2	1	1	0	2	0	0	0	0	0	6	15	27.00	12.000
62 Cory Gearrin, R ERA: 2.19	(6, 1)	0.1		2	1	4	4	1	0	0	0	0	0	1	6	7	108.00	3.000
56 Albert Suárez, R ERA: 6.48	(7, 1)	3.0		11	2	1	1	7	0	0	0	0	0	1	30	41	3.00	0.667

PITCHER	IP	WLS	BF	H	R	ER	SO	BB	IBB	HBP	BLK	WP	HR	S	P	ERA	WHIP

TOP

Philadelphia Phillies @ San Francisco Giants

AT&T Park, San Francisco, CA

Sat Aug 19 2017, 6:06 PM - 9:26 PM PDT

Att. 40,719 - Partly Cloudy - 63 F

livebaseballscorecards.com

AB	39
R	12
H	13
RBI	12
BB	4
SO	11
LOB	9

BOTTOM

Batter	1	2	3	4	5	6	7	8	9	AB	R	H	RBI	BB	SO	LOB
2 Denard Span, L (1, 8) OBP: 0.326, SLG: 0.431	X FF 89 0-0 IHR	C FF 90 X CU 75 0-1 8 CS 1-3 2-H 3-H 1B		B FF 91 B FF 91 X FF 90 2-0 F6 ②		C SI 94 B SI 94 B SL 85 B FF 94 B SI 92 4-1 ① 1-2 BB			B FF 94 C FF 94 X SL 84 1-1 L8 ①	4	1	2	3	1	0	4
8 Hunter Pence, R (1, 9) OBP: 0.308, SLG: 0.388 56 Albert Suárez, R (7, 1) 66 Gorkys Hernández, R (9, PH) OBP: 0.331, SLG: 0.332	B FF 89 X FF 90 1-0 F9 ① 1 SAFE B FF 91 B SL 86 1 SAFE F FF 90 1 SAFE C CU 76 1 SAFE 1 SAFE 2-2 CS ③ 1-2	C FF 89 B FF 90 X FF 89 1-1 6 G3-6 1B	F FF 90 F CU 76 D CU 75 X CU 76 1-2 F7 ③	C SL 86 S SL 87 F SL 85 B SL 85 X SL 86 1-2 G6-3 ③				S SL 84 C SL 85 D SL 85 F SL 86 X FF 95 1-2 6 48 1B 1B	4 0 1	0 0 1	1 0 1	0 0 1	0 0 0	0 0 0	5 0 0
6 Jarrett Parker, L (1, 7) OBP: 0.298, SLG: 0.425	F FF 88 C CU 75 B CU 77 B FF 90 C FF 89 2-3 K ②	B CU 74 B FF 91 B SL 84 C FF 89 X FF 90 3-1 G3-6 ①② 1-2f	C SL 84 B FF 88 B SL 85 C CU 74 X CU 77 2-2 G1-3 ①		B SI 88 F FF 88 X ST 76 1-1 G6-3 ①		X FF 94 0-0 48 1B 46 E 1B 1-2 2-3	5	1	1	0	0	1	1
28 Buster Posey, R (1, 2) OBP: 0.407, SLG: 0.473 5 Nick Hundley, R (8, 2) OBP: 0.294, SLG: 0.443	C FF 88 C FF 90 X FF 89 0-2 G6-3 ③	F SL 85 F SL 86 B FF 91 B B FF 91 F SL 86 T FF 91 3-2 K ③	B CU 74 X FF 90 1-0 1B		B SI 88 F SI 88 B FF 89 S FF 88 F FF 90 X FF 90 2-2 G4-3 ②		X SL 85 0-0 P4 ②	4 1	0 0	1 0	0 0	0 0	1 0	0 3
48 Pablo Sandoval, S (1, 5) OBP: 0.272, SLG: 0.361	C CU 73 B FF 88 F FF 89 S CU 75 1-3 K ①	B FF 89 X CH 80 1-0 35 1B 37 1B 2B	1 SAFE 1 SAFE B CU 75 F FF 90 F FF 89 X FF 89 1-2 P4 ②		B FF 89 C FF 88 B CH 81 S FF 89 X FF 90 2-2 P2 ③		B FF 95 F SL 83 B FF 95 T SL 84 X SL 87 2-2 46 PB 46 1B 1-3 2-H 3-H 1B	5	2	2	2	0	1	1
35 Brandon Crawford, L (1, 6) OBP: 0.279, SLG: 0.367 46 Orlando Calixte, R (8, 6) OBP: 0.243, SLG: 0.212	B FF 88 C CU 74 X CU 76 1-1 F9 ②	F FF 90 B CU 76 D CU 76 X FF 90 2-1 50 1B 37 1B 2-3 1B	X SL 82 0-0 G4-3 ③			C FF 96 B SL 84 F FF 97 S SL 84 1-3 K ①	B FF 96 S SL 83 C SL 86 B SL 86 X SL 87 2-2 63 3B 1-H 3-H 1B	3 2	0 1	1 1	0 1	0 0	0 1	1 0
63 Ryder Jones, L (1, 3) OBP: 0.244, SLG: 0.319	C FF 89 B FF 89 S CU 76 B CU 76 F CU 77 F CU 78 B FF 90 H FF 90 4-2 50 BB 37 BB 2 1B HBP	C CU 75 1 SAFE X CU 76 0-1 F9 ①		F SI 92 X SI 93 0-1 L8 ①		X FF 98 0-0 G6-3 ②	F FF 95 X 0-1 1-H 3B	4	1	1	1	0	0	2
37 Kelby Tomlinson, R (1, 4) OBP: 0.340, SLG: 0.305	C FF 90 1 SAFE B CU 77 B SL 85 1 SAFE B FF 92 F FF 90 B FF 92 4-2 50 BB 2 1B 1-2 BB	1 SAFE 1 SAFE B SL 85 X SL 86 1-0 50 1B 1-2 3-H 1B		B SI 92 B FF 92 C FF 91 B SL 83 B FF 92 4-1 2 PB BB		B FF 98 C FF 97 F FS 87 S SL 84 1-3 K ③	B FF 95 B FS 88 C FF 95 C FF 94 F FS 88 D FS 88 B FF 95 4-2 39 S BB	2	1	1	1	3	1	0
50 Ty Blach, R (1, 1) OBP: 0.279, SLG: 0.316 61 Josh Osich, L (6, 1) 62 Cory Gearrin, R (6, 1) 39 Carlos Moncrief, L (6, PH) OBP: 0.333, SLG: 0.318 (7, 9)	C FF 90 S CU 76 B CU 77 F CU 76 B CU 76 B FF 91 B FF 92 4-2 2 1B 1-2 2-3 BB	D CU 75 F FF 90 X CU 75 1-1 1-2 2-3 1B		X SI 92 0-0 L7 ②			6 1B 66 1B 48 1B 1B 0-3 K	1 0 0 3	0 0 0 1	1 0 0 1	0 0 0 3	1 0 0 1	0 0 0 3	0 0 0 3
Inning Stats	R: 1 E: 0 K: 1 S: 8 H: 1 LOB: 0 BB: 0 P: 11	R: 2 E: 0 K: 1 S: 18 H: 1 LOB: 1 BB: 2 P: 34	R: 0 E: 0 K: 1 S: 8 H: 1 LOB: 0 BB: 0 P: 15	R: 1 E: 0 K: 0 S: 12 H: 4 LOB: 3 BB: 0 P: 20	R: 0 E: 0 K: 0 S: 8 H: 1 LOB: 1 BB: 0 P: 12	R: 0 E: 0 K: 0 S: 9 H: 0 LOB: 2 BB: 2 P: 18	R: 0 E: 0 K: 0 S: 9 H: 0 LOB: 0 BB: 0 P: 14	R: 0 E: 0 K: 2 S: 7 H: 0 LOB: 0 BB: 0 P: 9	R: 5 E: 0 K: 1 S: 24 H: 6 LOB: 2 BB: 1 P: 34	1B: 11 2B: 1 3B: 1 HR: 1	SF: 0 SAC: 0 DP: 1 HBP: 1				WP: 0 PB: 2 SB: 1 CS: 1	PA: 46	

Philadelphia Phillies @ San Francisco Giants
AT&T Park, San Francisco, CA
Sat Aug 19 2017, 6:06 PM - 9:26 PM PDT
Att. 40,719 - Partly Cloudy - 63 F

livebaseballscorecards.com

AB	39
R	9
H	14
RBI	8
BB	5
SO	6
LOB	20

PITCHER	IP	WLS	BF	H	R	ER	SO	BB	IBB	HBP	BLK	WP	HR	S	P	ERA	WHIP
48 Jerad Eickhoff, R (1, 1) ERA: 4.46	4.2		23	8	4	4	3	2	0	1	0	0	0	53	91	7.71	2.143
39 Adam Morgan, L (5, 1) ERA: 5.09	0.1	W	1	0	0	0	0	0	0	0	0	0	0	1	1	0.00	0.000
46 Jesen Therrien, R (6, 1) ERA: 5.79	1.0		5	0	0	0	0	2	0	0	0	0	0	9	18	0.00	2.000
55 Hoby Milner, L (7, 1) ERA: 2.65	1.0		3	0	0	0	0	0	0	0	0	0	0	9	14	0.00	0.000
57 Luis García, R (8, 1) ERA: 2.91	1.0		3	0	0	0	2	0	0	0	0	0	0	7	9	0.00	0.000

PITCHER	IP	WLS	BF	H	R	ER	SO	BB	IBB	HBP	BLK	WP	HR	S	P	ERA	WHIP
61 Edubray Ramos, R (9, 1) ERA: 5.87	0.2		8	6	5	5	0	0	0	0	0	0	0	18	24	67.50	9.000
50 Héctor Neris, R (9, 1) ERA: 3.42	0.1	S	2	0	0	0	1	1	0	0	0	0	0	6	10	0.00	3.000

Philadelphia Phillies @ San Francisco Giants

AT&T Park, San Francisco, CA

Sun Aug 20 2017, 1:06 PM - 4:19 PM PDT

Att. 39,921 - Partly Cloudy - 70 F

livebaseballscorecards.com

Batter	1	2	3	4	5	6	7	8	9	AB	R	H	RBI	BB	SO	LOB
16 César Hernández, S (1, 4) OBP: 0.350, SLG: 0.407	G4-3		E4		K		K		G3-1	5	0	0	0	0	2	3
13 Freddy Galvis, S (1, 6) OBP: 0.307, SLG: 0.409	K		L5		P3			K	F7	5	0	0	0	0	2	3
17 Rhys Hoskins, R (1, 3) OBP: 0.383, SLG: 0.632	K2-3		L7			K2-3		7 1B 38 1B 1B	HR	5	2	2	1	0	2	1
7 Maikel Franco, R (1, 5) OBP: 0.277, SLG: 0.389		K		L7		1B		5 1B 38 1B 18 1B 1-3 1B	F9	5	1	2	0	0	1	0
38 Jorge Alfaro, R (1, 2) OBP: 0.345, SLG: 0.448		K		G6-3		K		5 1B 18 1B 1-2 3-H 1B		4	1	1	1	0	2	1
5 Nick Williams, L (1, 8) OBP: 0.345, SLG: 0.488		18 2B 1B	F7		P6			18 1B 15 1B 1-2 2-3 1B		4	1	2	0	0	0	1
18 Pedro Florimón, S (1, 7) OBP: 0.625, SLG: 0.833		1-H 2B		30 FC6-4 BB				15 1B 1-2 2-H 3-H 1B		3	0	2	3	1	1	0
30 Cameron Perkins, R (1, 9) OBP: 0.244, SLG: 0.247		P4		FC6-4 54 1B 1-2f				31 1B 2B	K	4	0	1	0	0	1	4
54 Ben Lively, R (1, 1) OBP: 0.231, SLG: 0.462			G6-3							2	0	1	0	0	0	0
31 Hyun Soo Kim, L (7, PH) OBP: 0.300, SLG: 0.266										1	0	1	0	0	0	0
39 Adam Morgan, L (7, 1) OBP: 0.667, SLG: 0.500										0	0	0	0	0	0	0
15 Ty Kelly, S (8, PH) OBP: 0.264, SLG: 0.355										1	0	1	0	0	0	0
57 Luis García, R (8, 1)										0	0	0	0	0	0	0
55 Hoby Milner, L (8, 1)										0	0	0	0	0	0	0
50 Héctor Neris, R (8, 1)										0	0	0	0	0	0	0
Inning Stats	R: 0 E: 0 K: 2 S: 9 H: 0 LOB: 0 BB: 0 P: 12	R: 1 E: 0 K: 2 S: 21 H: 2 LOB: 1 BB: 0 P: 31	R: 0 E: 1 K: 0 S: 10 H: 0 LOB: 1 BB: 0 P: 16	R: 0 E: 0 K: 0 S: 8 H: 0 LOB: 0 BB: 0 P: 11	R: 0 E: 0 K: 1 S: 12 H: 1 LOB: 2 BB: 1 P: 21	R: 0 E: 0 K: 2 S: 14 H: 1 LOB: 1 BB: 0 P: 20	R: 0 E: 0 K: 2 S: 10 H: 2 LOB: 1 BB: 0 P: 14	R: 3 E: 0 K: 2 S: 20 H: 6 LOB: 2 BB: 0 P: 25	R: 1 E: 0 K: 0 S: 12 H: 1 LOB: 0 BB: 0 P: 14	1B: 10 2B: 2 3B: 0 HR: 1			SF: 0 SAC: 0 DP: 0 HBP: 0		WP: 0 PB: 0 SB: 0 CS: 0		PA: 40

PITCHER		IP	WLS	BF	H	R	ER	SO	BB	IBB	HBP	BLK	WP	HR	S	P	ERA	WHIP
40 Madison Bumgarner, L ERA: 2.87	(1, 1)	6.0		24	4	1	1	7	1	0	0	0	0	0	74	111	1.50	0.833
41 Mark Melancon, R ERA: 3.65	(7, 1)	1.0	H	4	2	0	0	2	0	0	0	0	0	0	10	14	0.00	2.000
60 Hunter Strickland, R ERA: 2.79	(8, 1)	1.0	L	8	6	3	3	2	0	0	0	0	0	0	20	25	27.00	6.000
59 Kyle Crick, R ERA: 2.95	(9, 1)	1.0		4	1	1	1	0	0	0	0	0	0	1	12	14	9.00	1.000

PITCHER		IP	WLS	BF	H	R	ER	SO	BB	IBB	HBP	BLK	WP	HR	S	P	ERA	WHIP

TOP

AB	39
R	5
H	13
RBI	5
BB	1
SO	11
LOB	13

Batter	1	2	3	4	5	6	7	8	9	AB	R	H	RBI	BB	SO	LOB
2 Denard Span, L (1, 8) OBP: 0.322, SLG: 0.426	B SI 92 B FF 91 C FF 92 X FF 92 2-1 G1-3 ①		B CU 75 F FF 90 X FF 91 1-1 G3-6 ②③ 1-2f		B FF 91 F CH 85 B FF 91 F FF 91 X CU 76 2-2 F7 ③			C FF 98 S FS 88 B FS 89 B FS 87 X FF 98 2-2 G6-3 ②	C FS 88 B FF 96 S FS 88 C FS 88 1-3 K ③	5	0	0	0	0	1	4
37 Kelby Tomlinson, R (1, 4) OBP: 0.344, SLG: 0.306	C FF 92 F FF 90 B FF 94 B CU 78 B FF 93 T FF 92 3-2 K ②			C CU 78 F FF 92 B FF 92 F FF 92 B FF 93 F FF 92 B FF 92 B FF 92 4-2 6 S 28 1B BB		X FF 92 0-0 L7 ①		F B SL 83 X FF 99 1-1 28 HBP 6 1B 1B		3	1	1	0	1	1	0
6 Jarrett Parker, L (1, 7) OBP: 0.295, SLG: 0.417 59 Kyle Crick, L (9, 1)	B FF 92 X FF 92 1-0 G6-3 ③			C CU 76 B FF 91 1 SAFE F CU 75 B FF 92 T CU 75 2-2 K ① 1-2		B CU 76 F FF 91 B CH 84 F FF 92 B CU 74 X FF 91 3-2 G3 ②		1 SAFE B FF 89 B ST 73 F FF 89 X FF 90 2-1 28 HBP 1-2 1B		4 0	0 0	1 0	0 0	0 0	1 0	1 0
28 Buster Posey, R (1, 2) OBP: 0.410, SLG: 0.477		X FF 90 0-0 35 1B 2B		B SL 83 F FF 92 B CU 78 X FF 92 2-1 48 G6-3 2-H 1B		C SL 82 B CU 74 C FF 92 F F FF 93 X SL 83 1-2 F7 ③		H SI 95 1-0 1-2 2-3 HBP		3	0	2	1	0	0	0
48 Pablo Sandoval, S (1, 5) OBP: 0.272, SLG: 0.353		C CU 75 B FF 92 B FF 91 B FF 92 B CH 85 4-1 35 1B BB		S FF 91 B FF 91 1 SAFE B CU 74 X CU 75 2-1 G6-3 ②③ 1-2f			C CU 78 B CH 82 X CH 82 1-1 F7 ①	B FF 97 F FF 96 S FF 96 F FF 96 S FF 96 1-3 K ③		3	0	0	0	1	1	4
35 Brandon Crawford, L (1, 6) OBP: 0.283, SLG: 0.370		C FF 91 B CH 86 F FF 92 X CU 79 1-2 63 G1-6-3 1-2 2-H 1B ①			B CU 75 C FF 91 B CH 84 F FF 91 F FF 92 F CU 75 S FF 93 2-3 K ①		B FF 95 B SL 84 S SL 83 B FF 95 B SL 82 4-1 BB		C FF 96 X FS 88 0-1 66 1B 63 WP 8 FC1-2 1B	3	0	2	0	1	1	0
63 Ryder Jones, L (1, 3) OBP: 0.244, SLG: 0.329	C FF 92 B FF 92 B CU 75 F FF 92 F CU 76 F FF 93 F CU 78 F FF 92 X CU 73 2-2 G1-6-3 ②③ 1-2f				S FF 92 X FF 92 0-1 40 1B 2B		L SL 83 S SL 84 C SL 82 0-3 K ②		C FS 88 B FS 88 X FS 87 1-1 F8 ① 1-2	4	1	1	0	0	1	4
39 Carlos Moncrief, L (1, 9) OBP: 0.346, SLG: 0.333 66 Gorkys Hernández, R (7, PH) OBP: 0.332, SLG: 0.333 (8, 9) (9, 7)			L FF 92 X CU 78 0-1 2 G3-6 1B		S CU 76 F CU 76 B FF 92 B CU 76 S FF 92 2-3 K ②		S FF 95 C FF 94 1 SAFE B SI 95 F CU 78 S SI 94 1-3 K ③		X FF 95 0-0 8 FC1-2 2-3 1B	2 2	0 0	1 1	0 0	0 0	1 1	1 1
40 Madison Bumgarner, R (1, 1) OBP: 0.308, SLG: 0.500 41 Mark Melancon, R (7, 1) 60 Hunter Strickland, R (8, 1) 8 Hunter Pence, R (8, PH) OBP: 0.307, SLG: 0.386 (9, 9)			S FF 90 1 SAFE S FF 90 X FF 92 0-2 P3 ①		B CU 75 B FF 91 F FF 91 C CU 75 D CU 77 X FF 92 3-2 2-H 1B			F FF 96 F FF 97 F FF 98 F SL 85 B SL 86 B FF 98 S SL 84 2-3 K2-3 ①	B SI 95 C FF 95 S SI 95 B SI 95 F FF 96 X FS 89 2-2 FC1-2 ② 1-2 3-H	2 0 0 2	0 0 0 0	1 0 0 0	1 0 0 0	0 0 0 0	0 0 0 1	1 0 0 2
Inning Stats	R: 0 E: 0 K: 1 S: 6 H: 0 LOB: 0 BB: 0 P: 12	R: 0 E: 0 K: 0 S: 12 H: 2 LOB: 1 BB: 1 P: 19	R: 0 E: 0 K: 0 S: 7 H: 1 LOB: 0 BB: 0 P: 8	R: 1 E: 0 K: 1 S: 11 H: 1 LOB: 0 BB: 1 P: 21	R: 1 E: 0 K: 2 S: 16 H: 2 LOB: 1 BB: 0 P: 25	R: 0 E: 0 K: 0 S: 9 H: 0 LOB: 0 BB: 0 P: 13	R: 0 E: 0 K: 2 S: 10 H: 0 LOB: 1 BB: 1 P: 16	R: 0 E: 0 K: 2 S: 16 H: 2 LOB: 3 BB: 0 P: 25	R: 0 E: 0 K: 1 S: 12 H: 2 LOB: 2 BB: 0 P: 16	1B: 8 2B: 2 3B: 0 HR: 0	SF: 0 SAC: 0 DP: 3 HBP: 1		WP: 1 PB: 0 SB: 1 CS: 0	PA: 37			

PITCHER		IP	WLS	BF	H	R	ER	SO	BB	IBB	HBP	BLK	WP	HR	S	P	ERA	WHIP
54 Ben Lively, R ERA: 3.7	(1, 1)	6.0		22	6	2	2	4	2	0	0	0	0	0	61	98	3.00	1.333
39 Adam Morgan, L ERA: 4.95	(7, 1)	1.0	W	4	0	0	0	2	1	0	0	0	0	0	10	16	0.00	1.000
57 Luis García, R ERA: 2.87	(8, 1)	0.2	H	3	1	0	0	1	0	0	0	0	0	0	10	15	0.00	1.500
55 Hoby Milner, L ERA: 2.65	(8, 1)	0.0		1	1	0	0	0	0	0	0	0	0	0	2	4	∞	∞
50 Héctor Neris, R ERA: 3.34	(8, 1)	1.1	S	7	2	0	0	2	0	0	1	0	1	0	16	22	0.00	1.500

PITCHER	IP	WLS	BF	H	R	ER	SO	BB	IBB	HBP	BLK	WP	HR	S	P	ERA	WHIP

BOTTOM

Philadelphia Phillies @ San Francisco Giants

AT&T Park, San Francisco, CA

Sun Aug 20 2017, 1:06 PM - 4:19 PM PDT

Att. 39,921 - Partly Cloudy - 70 F

livebaseballscorecards.com

AB	33
R	2
H	10
RBI	2
BB	3
SO	9
LOB	18

Milwaukee Brewers @ San Francisco Giants

AT&T Park, San Francisco, CA

Mon Aug 21 2017, 7:16 PM - 9:59 PM PDT

Att. 39,341 - Cloudy - 64 F

livebaseballscorecards.com

TOP

Batter	1	2	3	4	5	6	7	8	9	AB	R	H	RBI	BB	SO	LOB
7 Eric Thames, L (1, 3) OBP: 0.357, SLG: 0.519	C FF 92 B FF 94 B FF 93 F FF 93 B FF 94 F FC 92 F SL 86 X FF 93 3-2 ① L9		X FC 91 0-0 ① P5		B FC 90 B CU 76 B FC 91 C FC 91 X FC 91 3-1 ② G3			B FC 91 C FC 90 B KC 83 B FC 91 X FC 90 3-1 ① G4-3		4	0	0	0	0	0	1
15 Neil Walker, S (1, 4) OBP: 0.354, SLG: 0.451	C FF 93 B CU 78 S FC 92 B SL 85 B FF 92 X FF 92 3-2 8 BB 1B		B FF 92 F CH 84 B FF 92 B FF 92 X CH 84 3-1 FC3 8 FC6-4 1-2		B CH 83 B CH 83 B B FF 90 4-0 BB			C FC 91 C FC 89 B FC 91 S KC 81 1-3 ② K		3	0	1	0	1	1	1
8 Ryan Braun, R (1, 7) OBP: 0.359, SLG: 0.525	B FF 90 B SI 91 C SL 84 C FC 91 C FC 91 B FF 92 4-2 16 FC6-4 1-2 BB		S CH 85 B SI 91 C FF 92 F FF 92 X SI 92 1-2 ② FC6-4 1-2f 2-3		C FF 90 X CU 76 0-1 ③ G5-3			F KC 82 S FC 90 S KC 83 0-3 ③ K		3	0	0	0	1	1	3
21 Travis Shaw, L (1, 5) OBP: 0.357, SLG: 0.545	B CU 78 B FF 91 X FC 91 2-0 ② P5		C CH 84 X FF 92 0-1 ③ L9			B CU 75 X FC 89 1-0 ① F7			X SI 94 0-0 ① G6-3	4	0	0	0	0	0	4
16 Domingo Santana, R (1, 9) OBP: 0.363, SLG: 0.465	S FC 92 B FF 94 D CU 78 X FC 93 2-1 ③ FC6-4 1-2f			C SL 82 B CU 77 T FC 91 X FC 92 1-2 ① L9		F CH 83 B FC 91 B FC 91 B SL 82 X FC 90 3-1 ② G1-3			B FF 95 C SI 95 B SI 96 B SI 95 B FF 95 4-1 12 FC4-6 BB	3	0	0	0	1	0	2
12 Stephen Vogt, L (1, 2) OBP: 0.294, SLG: 0.415		C FF 91 B CU 77 C CU 77 F CU 77 F FF 92 X FF 91 1-2 ① L9		C FC 91 X FF 91 0-1 3 1B 3 1B 1B		S SL 82 C CU 77 B B SL 84 F FC 90 X CU 77 2-2 ③ F7			C SI 94 X CH 89 0-1 ② FC4-6 24 BLK 1-2f	4	0	1	0	0	0	1
23 Keon Broxton, R (1, 8) OBP: 0.307, SLG: 0.463 24 Jesús Aguilar, R (9, PH) OBP: 0.337, SLG: 0.521		B FF 92 T FC 90 B FC 92 X SL 84 2-1 ② G5-3		F CU 76 B FC 91 S FC 91 B CU 78 B FC 90 S SL 83 3-3 ② K			F CU 75 X CU 75 0-1 ① G6-3		C SI 96 C FF 97 S FC 91 0-3 ③ K 1-2	3 1	0 0	0 0	0 0	0 0	1 1	1 1
3 Orlando Arcia, R (1, 6) OBP: 0.325, SLG: 0.416		F SI 90 B FC 92 X FC 90 1-1 ③ G4-3		B FC 92 S CH 85 F CH 85 X SL 86 1-2 ③ 1-H 1B			B FF 89 C FF 89 C CH 84 B CU 76 X FF 90 2-2 ② G4-3			3	0	1	0	0	0	0
27 Zach Davies, R (1, 1) OBP: 0.190, SLG: 0.158 5 Jonathan Villar, S (7, PH) OBP: 0.284, SLG: 0.350 51 Oliver Drake, R (7, 1) 59 Carlos Torres, R (8, 1)			B FF 91 C FC 91 X FC 92 1-1 8 FC6-4 15 E 1B		C FF 90 B SL 84 C SL 81 F CU 76 X FF 89 1-2 ① G1-5-3		S CU 76 B FF 88 F CU 75 S FF 91 1-3 ③ K			2 1 0 0	0 0 0 0	1 0 0 0	0 0 0 0	0 0 0 0	0 1 0 0	0 0 0 0

Inning Stats	1	2	3	4	5	6	7	8	9
	R: 0 E: 0 K: 0 S: 14 H: 1 LOB: 2 BB: 1 P: 28	R: 0 E: 0 K: 0 S: 9 H: 0 LOB: 0 BB: 0 P: 13	R: 0 E: 1 K: 0 S: 11 H: 1 LOB: 2 BB: 0 P: 16	R: 0 E: 0 K: 1 S: 11 H: 2 LOB: 2 BB: 0 P: 16	R: 0 E: 0 K: 0 S: 8 H: 0 LOB: 1 BB: 1 P: 16	R: 0 E: 0 K: 0 S: 7 H: 0 LOB: 0 BB: 0 P: 13	R: 0 E: 0 K: 1 S: 8 H: 0 LOB: 0 BB: 0 P: 11	R: 0 E: 0 K: 2 S: 8 H: 0 LOB: 0 BB: 0 P: 12	R: 0 E: 0 K: 1 S: 7 H: 0 LOB: 1 BB: 1 P: 11

1B: 4 SF: 0 WP: 0 PA: 34
2B: 0 SAC: 0 PB: 0
3B: 0 DP: 0 SB: 0
HR: 0 HBP: 0 CS: 0

	AB	31
	R	0
	H	4
	RBI	0
	BB	3
	SO	5
	LOB	14

PITCHER		IP	WLS	BF	H	R	ER	SO	BB	IBB	HBP	BLK	WP	HR	S	P	ERA	WHIP
34 Chris Stratton, R ERA: 3.98	(1, 1)	6.0	W	24	4	0	0	1	2	0	0	0	0	0	60	102	0.00	1.000
18 Matt Cain, R ERA: 5.15	(7, 1)	1.0	H	3	0	0	0	1	0	0	0	0	0	0	8	11	0.00	0.000
41 Mark Melancon, R ERA: 3.51	(8, 1)	1.0	H	3	0	0	0	2	0	0	0	0	0	0	8	12	0.00	0.000
49 Sam Dyson, R ERA: 5.32	(9, 1)	1.0	S	4	0	0	0	1	1	0	0	1	0	0	7	11	0.00	1.000

PITCHER	IP	WLS	BF	H	R	ER	SO	BB	IBB	HBP	BLK	WP	HR	S	P	ERA	WHIP

BOTTOM

Milwaukee Brewers @ San Francisco Giants

AT&T Park, San Francisco, CA

Mon Aug 21 2017, 7:16 PM - 9:59 PM PDT

Att. 39,341 - Cloudy - 64 F

livebaseballscorecards.com

Batter	1	2	3	4	5	6	7	8	9	AB	R	H	RBI	BB	SO	LOB
2 Denard Span, L (1, 8) OBP: 0.321, SLG: 0.423 49 Sam Dyson, R (9, 1)	B SI 89 C SI 89 B CU 72 C SI 89 C SI 90 2-3 K ①		B CU 73 X SI 89 1-0 F7 ②		F CU 73 B CH 80 C CH 80 B SI 90 F CU 74 C FC 87 2-3 K ①		B FF 90 F FF 91 B FS 82 X FF 91 2-1 37 WP 1B	X CU 81 0-0 G1-3 ③		5 0	0 0	1 0	0 0	0 0	2 0	2 0
37 Kelby Tomlinson, R (1, 4) OBP: 0.335, SLG: 0.297	B SI 90 C SI 90 X SI 90 1-1 G6-3 ②		B CU 74 C FC 85 C CU 74 B X CU 74 2-2 G1-3 ③		X SI 89 0-0 P3 ②		B FF 91 B FF 91 C FF 91 S FF 90 S FS 82 2-3 K ① 1-2			4	0	0	0	0	1	1
6 Jarrett Parker, L (1, 7) OBP: 0.315, SLG: 0.425	X SI 90 0-0 8 S 1B			B SI 89 B CU 73 B SI 89 C SI 89 F FC 86 B FC 86 4-2 8 E 35 2B BB	B SI 89 C CU 74 B FC 87 X CH 79 2-1 8 1B 1B		B FF 92 B FS 83 X FS 83 2-0 F7 ②			3	1	2	0	1	0	1
8 Hunter Pence, R (1, 9) OBP: 0.309, SLG: 0.386	B SI 90 C FC 87 D CU 74 S SI 90 B SI 91 S SI 91 3-3 K ③ 1-2			1 SAFE C FC 87 S SI 89 D CU 74 F SI 89 B SI 89 F FC 86 1 SAFE 1 SAFE 2-2 X SI 90 FC6 35 2B 5 G4-3 1-2	X FC 85 0-0 1-3 1B		B FS 82 F FF 92 S FS 83 B FS 84 B FF 92 B FS 84 4-2 BB			3	1	1	0	1	1	2
35 Brandon Crawford, L (1, 6) OBP: 0.283, SLG: 0.371		C CU 72 F SI 89 C FC 88 0-3 K ①		D CH 79 B SI 89 X SI 90 2-0 5 G4-3 1-3 2-H 2B	C FC 86 D CU 74 X CU 74 1-1 F8 ③		X FS 84 0-0 G3-1 ③			4	0	1	1	0	1	4
48 Pablo Sandoval, S (1, 5) OBP: 0.283, SLG: 0.366 46 Orlando Calixte, R (8, PR) OBP: 0.243, SLG: 0.212 (9, 5)		B SI 90 X CH 80 1-0 5 G4-3 2B		F SI 90 B SI 90 D CU 74 C FC 88 X SI 90 2-2 P5 ①	X 0-0 1B		B B FF 93 F FF 92 F FC 94 H FC 94 3-2 63 1B HBP			3 0	0 0	2 0	0 0	0 0	0 0	2 0
5 Nick Hundley, R (1, 2) OBP: 0.288, SLG: 0.434		B SI 89 C B FC 87 F FC 86 B SI 91 F SI 91 F CH 80 X SI 90 3-2 G4-3 ② 2-3		F CH 79 X SI 91 0-1 G4-3 ② 2-3 3-H	C SI 90 D CU 74 F SI 88 F CU 73 X CH 78 1-2 L5 ①		B FC 94 1 SAFE 1 SAFE 1 SAFE S FC 93 1 SAFE S FC 94 C FF 93 1-3 K ①			4	0	0	1	0	1	4
63 Ryder Jones, L (1, 3) OBP: 0.256, SLG: 0.329		C FC 89 F SI 90 B FC 89 D CH 79 X SI 90 2-2 P4 ③		0-0 IBB	X FC 86 0-0 F7 ②		F FC 93 B FC 94 1 SAFE B FC 93 X FF 93 2-1 1-2 1B			3	0	1	0	1	0	2
34 Chris Stratton, R (1, 1) 39 Carlos Moncrief, L (6, PH) OBP: 0.333, SLG: 0.320 18 Matt Cain, R (7, 1) OBP: 0.172, SLG: 0.241 41 Mark Melancon, R (8, 1) 66 Gorkys Hernández, R (8, PH) OBP: 0.331, SLG: 0.332 (9, 8)			C SI 89 B SI 88 B SI 89 B SI 90 S SI 88 X SI 89 3-2 G1-3 ①	X SI 89 0-0 G3 ③	B CU 73 C FC 86 B SI 89 S CU 74 D CU 73 C FC 88 3-3 K ③		B FC 93 F FC 92 C CU 82 F S FF 95 1-3 K ②			2 1 0 0 1	0 0 0 0 0	0 0 0 0 0	0 0 0 0 0	0 1 0 0 1	0 1 0 0 2	2 1 0 0 2
Inning Stats	R: 0 E: 0 K: 2 S: 9 H: 1 LOB: 1 BB: 0 P: 15	R: 0 E: 0 K: 1 S: 12 H: 1 LOB: 1 BB: 0 P: 18	R: 0 E: 0 K: 0 S: 7 H: 0 LOB: 0 BB: 0 P: 13	R: 2 E: 1 K: 0 S: 14 H: 1 LOB: 2 BB: 2 P: 24	R: 0 E: 0 K: 1 S: 10 H: 2 LOB: 2 BB: 0 P: 15	R: 0 E: 0 K: 1 S: 9 H: 1 LOB: 1 BB: 0 P: 13	R: 0 E: 0 K: 1 S: 9 H: 1 LOB: 2 BB: 1 P: 19	R: 0 E: 0 K: 2 S: 12 H: 1 LOB: 2 BB: 0 P: 19								

AB	33
R	2
H	8
RBI	2
BB	3
SO	8
LOB	23

1B: 6	SF: 0	WP: 1	PA: 37
2B: 2	SAC: 0	PB: 0	
3B: 0	DP: 0	SB: 1	
HR: 0	HBP: 1	CS: 0	

PITCHER		IP	WLS	BF	H	R	ER	SO	BB	IBB	HBP	BLK	WP	HR	S	P	ERA	WHIP
27 Zach Davies, R ERA: 4.09	(1, 1)	6.0	L	27	6	2	0	5	1	1	0	0	0	0	61	98	0.00	1.167
51 Oliver Drake, R ERA: 4.86	(7, 1)	1.0		5	1	0	0	1	1	0	0	0	1	0	9	19	0.00	2.000
59 Carlos Torres, R ERA: 3.86	(8, 1)	1.0		5	1	0	0	2	0	0	1	0	0	0	12	19	0.00	1.000

PITCHER	IP	WLS	BF	H	R	ER	SO	BB	IBB	HBP	BLK	WP	HR	S	P	ERA	WHIP

Milwaukee Brewers @ San Francisco Giants

AT&T Park, San Francisco, CA

Tue Aug 22 2017, 7:17 PM - 10:30 PM PDT

Att. 39,523 - Partly Cloudy - 64 F

livebaseballscorecards.com

TOP

Batter	1	2	3	4	5	6	7	8	9	AB	R	H	RBI	BB	SO	LOB
7 Eric Thames, L (1, 3) OBP: 0.358, SLG: 0.522	C FF 93 C FF 93 B SL 89 F SL 88 S 1-3 ① K		C KC 79 X SL 88 0-1 3B		B KC 79 C FF 94 B FF 93 F FF 94 F SI 96 X SL 90 2-2 ① F8		B FF 92 B FF 92 F FF 93 C FF 93 B FF 93 B FF 94 4-2 15 2B 8 SF8 BB		X SI 93 0-0 ② G3	4	1	1	0	1	1	0
15 Neil Walker, S (1, 4) OBP: 0.358, SLG: 0.455	B FC 92 B FF 94 C SL 87 F FF 94 B SI 94 X FF 94 3-2 ② F8		X FF 93 0-0 ① F7		B SI 94 B SI 94 C FF 95 B SL 91 B FC 90 4-1 8 G4-6-3 BB		B SL 81 B FF 91 X FF 90 2-0 8 SF8 21 2B 1-3 2B		C SI 92 B SL 84 C CH 86 B SI 91 B SI 93 X CH 85 3-2 8 1B 1B	4	1	2	0	1	0	1
8 Ryan Braun, R (1, 7) OBP: 0.356, SLG: 0.521	C FF 94 B KC 80 B KC 82 X SL 88 2-1 ③ G6-3		B SI 94 C SI 94 X KC 81 1-1 ② P6		X SI 95 0-0 ② ③ G4-6-3 1-2f		X SL 80 0-0 ② SF8 2-3 3-H		C SI 93 X SI 92 0-1 1B 1-2	4	0	1	1	0	0	2
21 Travis Shaw, L (1, 5) OBP: 0.355, SLG: 0.544		C FS 90 S KC 83 X FC 91 0-2 ① F9	F KC 82 B FF 94 B FF 95 B FC 90 X SI 95 3-1 ③ G5-3			C SL 86 X FF 92 0-1 ① F7	D CU 76 X CH 84 1-0 3-H 2B		B CH 87 B SI 93 S CH 86 C SI 94 X SI 94 2-2 ③ L7	5	0	1	1	0	0	3
16 Domingo Santana, R (1, 9) OBP: 0.362, SLG: 0.463 71 Josh Hader, L (7, 1) 37 Anthony Swarzak, R (8, 1) 46 Corey Knebel, R (9, 1)		X FC 92 0-0 18 1B 23 1B 1B		B KC 79 C SL 88 X FF 94 1-1 ① G5-3		C SL 89 B KC 82 C SI 96 B SI 94 X FF 96 2-2 ② G6-3	B FC 94 B FC 95 F FC 94 S SL 81 C FC 96 2-3 ③ K			4 0 0 0	1 0 0 0	1 0 0 0	0 0 0 0	0 0 0 0	1 0 0 0	1 0 0 0
9 Manny Piña, R (1, 2) OBP: 0.327, SLG: 0.448		B SL 88 F FF 93 B SI 94 S SL 89 X SL 90 2-2 ② F9		S KC 80 C KC 80 C SI 95 0-3 ② K		C SI 94 B KC 83 X KC 81 1-1 18 BB 1B		C FF 96 B SL 84 B SL 82 F FC 96 B FF 97 S SL 83 3-3 ① K		4	0	1	0	0	2	1
18 Eric Sogard, L (1, 6) OBP: 0.401, SLG: 0.417 3 Orlando Arcia, R (8, 6) OBP: 0.325, SLG: 0.416		C KC 80 X FF 95 0-1 23 1B 1-3 1B		B FS 85 C FF 93 C KC 82 B SL 87 B KC 84 X SI 96 3-2 23 E 1B		B FF 94 B FF 93 B FF 94 C FF 93 B FF 94 4-1 1-2 BB		C FF 97 B SL 82 X FC 97 1-1 ② P5		3 0	1 0	2 0	0 0	1 0	0 0	0 0
23 Keon Broxton, R (1, 8) OBP: 0.306, SLG: 0.460		F SL 89 1 SAFE X SL 89 0-1 1-2 3-H 1B		C SI 95 1 SAFE X SI 95 0-1 E9 1-H		C SI 95 C SI 96 B FF 96 B SI 97 S KC 82 2-3 ③ K		S SL 82 B FC 96 B SL 79 S FC 95 S FC 96 2-3 ③ K		4	0	1	1	0	2	2
52 Jimmy Nelson, R (1, 1) OBP: 0.098, SLG: 0.080 32 Jeremy Jeffress, R (6, 1) 24 Jesús Aguilar, R (7, PH) OBP: 0.336, SLG: 0.519 14 Hernán Pérez, R (7, 9) OBP: 0.288, SLG: 0.425		F SI 95 T SL 90 T FF 96 0-2 ③ K		X FF 95 0-0 ③ G6-3			C FF 92 S CU 76 X CU 76 0-2 ① L6		C SL 83 B SI 92 S SI 92 S SL 85 1-3 ① K	2 0 1 1	0 0 0 0	0 0 0 0	0 0 0 0	0 0 0 0	1 0 0 0	3 0 0 0

Inning Stats	1	2	3	4	5	6	7	8	9
	R: 0 E: 0 K: 1 S: 9	H: 0 LOB: 0 BB: 0 P: 15	R: 1 E: 0 K: 1 S: 14	H: 3 LOB: 2 BB: 0 P: 16	R: 0 E: 0 K: 0 S: 7	H: 1 LOB: 1 BB: 0 P: 11	R: 1 E: 1 K: 1 S: 11	H: 1 LOB: 1 BB: 0 P: 15	R: 0 E: 0 K: 0 S: 6	H: 0 LOB: 0 BB: 1 P: 12	R: 0 E: 0 K: 1 S: 11	H: 1 LOB: 2 BB: 1 P: 20	R: 2 E: 0 K: 1 S: 11	H: 2 LOB: 1 BB: 1 P: 20	R: 0 E: 0 K: 2 S: 8	H: 0 LOB: 0 BB: 0 P: 14	R: 0 E: 0 K: 1 S: 12	H: 2 LOB: 2 BB: 0 P: 18

AB	36
R	4
H	10
RBI	3
BB	3
SO	8
LOB	13

| | | |

Batter	1	2	3	4	5	6	7	8	9	AB	R	H	RBI	BB	SO	LOB
2 Denard Span, L (1, 8) OBP: 0.322, SLG: 0.421	B FF 94 C FF 95 B SL 89 B SI 95 B FF 95 4-1 37 CS BB	X KC 85 0-0 ③ G4-3		D KC 86 B KC 85 B FF 96 C FF 93 X FF 94 3-1 ③ L3		1 SAFE 1 SAFE B FF 95 F FF 94 C FF 95 X FS 89 1-2 ② F7		B SL 87 S SL 87 F FF 94 X SL 89 1-2 ③ 1-2 2-H 1B		4	0	1	0	1	0	7
37 Kelby Tomlinson, R (1, 4) OBP: 0.331, SLG: 0.294	C FF 94 1 SAFE 1 SAFE D SL 88 F FF 94 F SL 89 F SL 88 F FF 94 B SL 90 2-3 ①② F FF 86 S KC 86 K 1-2		C KC 84 S SL 89 B SL 90 C FF 96 1-3 ① K	C FF 94 C SL 89 X SL 87 0-2 ① G6-3	B KC 80 B FF 94 X FF 93 2-0 ③ FC4 1-2f			F FF 97 X KC 80 0-1 6 CS 1B	5	0	1	0	0	2	2
6 Jarrett Parker, L (1, 7) OBP: 0.299, SLG: 0.402	B FF 95 X FF 95 1-0 ③ G6-3		B KC 84 X FF 96 1-0 ② G3		C KC 84 C SL 89 X FF 97 0-2 ② G6-3		C SI 92 S SL 82 B SL 78 S SI 95 1-3 ① K		B FF 96 X FF 97 1-0 ①② P6 1-2	5	0	0	0	0	1	1
28 Buster Posey, R (1, 2) OBP: 0.410, SLG: 0.475 (9, 3)		C X FF 96 0-1 63 1B 35 BB 66 1B 1B	B KC 84 B FF 94 C FF 95 B FF 95 X SI 95 3-1 ③ F8	B SL 88 S SL 89 B FF 95 B FF 93 B FF 93 4-1 35 HR BB			B SI 93 F SI 95 F SI 95 F SI 96 X SI 96 1-2 ② G5-3		C KC 81 S KC 81 B FF 99 F FF 97 S KC 83 1-3 ③ K	4	2	1	0	1	1	0
35 Brandon Crawford, L (1, 6) OBP: 0.285, SLG: 0.378		C KC 84 F FF 96 B FF 96 B FF 94 F FF 97 F SL 89 B SL 88 B SL 88 4-2 66 1B 63 1B 1-2 BB	C FF 95 B SL 91 F FF 95 B FF 96 S KC 86 2-3 ① K	B FF 95 F FF 92 X CH 87 1-1 1-H HR			F SL 84 B SI 95 B SI 96 S SI 95 B CH 85 F SI 96 S SI 95 3-3 ③ K			3	1	1	2	1	2	0
48 Pablo Sandoval, S (1, 5) OBP: 0.288, SLG: 0.369		S FF 95 B FF 97 B FF 96 F KC 86 S FF 95 2-3 ① K	C KC 86 T FF 96 B FF 96 B FF 96 F SL 88 X FF 96 2-2 66 1B 63 HBP 1B	F KC 84 F FF 95 F FF 94 F FF 95 B SL 88 F KC 87 F FF 94 B FF 94 X FF 94 2-2 1B				C SI 92 B SI 94 S SL 82 B SI 96 S SI 96 2-3 ① K		4	0	2	0	0	2	2
63 Ryder Jones, L (1, 3) OBP: 0.270, SLG: 0.333 5 Nick Hundley, R (8, PH) OBP: 0.292, SLG: 0.437 (9, 2)		D FF 95 X FF 95 1-0 66 1B 1-2 2-3 1B	H KC 85 1-0 66 1B 1-2 HBP	S KC 84 S KC 86 F KC 87 B FF 94 X KC 87 1-2 ③ F9				F FF 95 F SL 87 B SL 88 B SL 88 B SL 88 X FF 95 3-2 8 BB 2 1B 1B		2 1	0 0	1 1	0 0	0 0	0 0	1 0
66 Gorkys Hernández, R (1, 9) OBP: 0.333, SLG: 0.335		B SL 90 X SI 95 1-0 1-2 2-3 3-H 1B	X FF 94 0-0 1-2 2-3 1B			C KC 78 X KC 79 0-1 ① B2		C SL 87 C SL 87 F SL 87 B FF 95 F SL 86 S FF 96 1-3 ② K		4	0	2	1	0	1	1
29 Jeff Samardzija, R (1, 1) OBP: 0.096, SLG: 0.192 39 Carlos Moncrief, L (6, PH) OBP: 0.357, SLG: 0.320 56 Albert Suárez, R (7, 1) 59 Kyle Crick, L (7, 1) 8 Hunter Pence, R (8, PH) OBP: 0.310, SLG: 0.386 50 Ty Blach, R (8, PR) OBP: 0.279, SLG: 0.316 62 Cory Gearrin, R (9, 1)		F FF 95 F KC 86 S KC 86 0-3 ② K	F SL 88 F FF 96 C FF 96 0-3 ② K			B SI 95 B KC 79 S SI 93 B SI 94 B FF 95 4-1 37 FC4 BB		D SL 87 B SL 88 D SL 88 C FF 95 B FF 95 4-1 2 1B 1-2 BB		2 0 0 0 0 0 0 0	0 0 0 0 0 0 0 0	0 0 0 0 0 1 0 0	0 0 0 0 0 0 0 0	2 0 0 0 0 0 0 0	6 0 0 0 0 0 0 0	
Inning Stats	R: 0 E: 0 K: 1 S: 9 H: 0 LOB: 0 BB: 1 P: 16	R: 1 E: 0 K: 2 S: 15 H: 3 LOB: 3 BB: 1 P: 23	R: 0 E: 0 K: 1 S: 6 H: 0 LOB: 0 BB: 0 P: 11	R: 0 E: 0 K: 2 S: 13 H: 2 LOB: 3 BB: 0 P: 21	R: 2 E: 0 K: 0 S: 20 H: 2 LOB: 1 BB: 1 P: 28	R: 0 E: 0 K: 0 S: 7 H: 0 LOB: 1 BB: 1 P: 14	R: 0 E: 0 K: 2 S: 11 H: 0 LOB: 0 BB: 0 P: 16	R: 0 E: 0 K: 2 S: 15 H: 2 LOB: 2 BB: 1 P: 26	R: 0 E: 0 K: 1 S: 7 H: 1 LOB: 0 BB: 0 P: 9	1B: 9 2B: 1 3B: 0 HR: 1	SF: 0 SAC: 0 DP: 1 HBP: 1		WP: 0 PB: 0 SB: 0 CS: 2	PA: 40			

BOTTOM

Milwaukee Brewers @ San Francisco Giants

AT&T Park, San Francisco, CA

Tue Aug 22 2017, 7:17 PM - 10:30 PM PDT

Att. 39,523 - Partly Cloudy - 64 F

livebaseballscorecards.com

AB	34
R	3
H	10
RBI	3
BB	5
SO	11
LOB	20

PITCHER		IP	WLS	BF	H	R	ER	SO	BB	IBB	HBP	BLK	WP	HR	S	P	ERA	WHIP
52 Jimmy Nelson, R ERA: 3.79	(1, 1)	5.0		25	7	3	3	6	3	0	1	0	0	1	63	99	5.40	2.000
32 Jeremy Jeffress, R ERA: 5.18	(6, 1)	1.0	W	4	0	0	0	0	1	0	0	0	0	0	7	14	0.00	1.000
71 Josh Hader, L ERA: 1.27	(7, 1)	1.1	H	4	0	0	0	3	0	0	0	0	0	0	14	21	0.00	0.000
37 Anthony Swarzak, R ERA: 2.31	(8, 1)	0.2	H	4	2	0	0	1	1	0	0	0	0	0	12	21	0.00	4.500
46 Corey Knebel, R ERA: 1.36	(9, 1)	1.0	S	3	1	0	0	1	0	0	0	0	0	0	7	9	0.00	1.000

PITCHER	IP	WLS	BF	H	R	ER	SO	BB	IBB	HBP	BLK	WP	HR	S	P	ERA	WHIP

Batter	1	2	3	4	5	6	7	8	9	AB	R	H	RBI	BB	SO	LOB
5 Jonathan Villar, S (1, 4) OBP: 0.284, SLG: 0.349	S FF 87 F FF 90 B KC 80 S CH 83 1-3 K ①		X FF 90 0-0 P2 ②			C CH 82 B FF 90 F FF 90 B KC 81 B FF 92 X CH 83 3-2 21 G6-3 16 1B 1B		B KC 80 B FC 90 C FC 90 C FC 90 B FC 90 S FC 90 3-3 K ①		4	0	1	0	0	2	0
16 Domingo Santana, R (1, 9) OBP: 0.365, SLG: 0.467	X FF 90 0-0 21 2B 2B		F FF 92 B FF 87 B FF 92 B CH 84 B FF 92 4-1 BB			B FF 92 1 SAFE 1 SAFE F FF 91 B FC 87 1 SAFE X FC 88 2-1 21 G6-3 1-2 1B		F FC 90 F KC 81 B FC 89 C FC 89 1-3 K ②		3	1	2	0	1	1	0
8 Ryan Braun, R (1, 7) OBP: 0.351, SLG: 0.513	X FF 91 0-0 P4 ②		C CH 83 C FF 91 F FF 91 1 SAFE 1 SAFE B FF 92 B FF 93 1 SAFE X CH 83 2-2 G4-3 ③			X FF 92 0-0 F8 ①		C FC 89 T KC 81 B FC 90 B FC 91 X FC 91 2-2 G6-3 ③		4	0	0	0	0	0	4
21 Travis Shaw, L (1, 5) OBP: 0.356, SLG: 0.544	C FC 88 X FF 93 0-1 2-H 2B			S KC 79 F CH 81 B CH 84 B FC 89 S KC 81 2-3 K ①		C FC 90 B FF 91 B FC 89 D KC 82 F FC 90 2 SAFE X KC 82 3-2 G6-3 ② 1-2 2-3			B FF 96 B FF 94 C SI 94 B FC 90 F SI 94 F SI 95 B SI 94 4-2 24 G6-4-3 BB	3	0	1	1	1	1	2
24 Jesús Aguilar, R (1, 3) OBP: 0.331, SLG: 0.510	B CH 83 X CH 81 1-0 G5-3 ③			B KC 80 C FF 92 B FC 88 B FC 87 C FF 91 F FF 90 F FC 88 S CH 83 3-3 K ②		F FF 92 B FF 93 X FC 91 1-1 G6-3 ③			X SI 95 0-0 G6-4-3 ① ② 1-2f	4	0	0	0	0	1	4
9 Manny Piña, R (1, 2) OBP: 0.327, SLG: 0.445 12 Stephen Vogt, L (9, PH) OBP: 0.298, SLG: 0.433		F CH 82 F KC 80 C FF 90 0-3 K ①		X CH 81 0-0 P4 ③			B FC 89 B KC 81 C FC 88 B CH 85 B FF 92 4-1 3 E BB		B SI 94 B FF 94 C FC 92 B FC 90 C FF 95 X SI 94 3-2 HR	2 1	0 1	0 1	0 1	1 0	1 0	0 0
23 Keon Broxton, R (1, 8) OBP: 0.307, SLG: 0.459 7 Eric Thames, L (9, PH) OBP: 0.357, SLG: 0.520		S CH 83 B FF 92 S FF 91 F KC 80 X FC 90 1-2 3 G6-4-3 1B			C CH 81 B FF 90 B FF 92 S KC 82 B CH 82 X CH 83 3-2 G5-3 ①		C SL 85 B FF 96 1 SAFE S SL 86 F SL 86 X FF 95 1-2 F9 ①		B FF 95 S FF 94 X FF 95 1-1 F7 ③	3 1	0 0	1 0	0 0	0 0	0 0	1 0
3 Orlando Arcia, R (1, 6) OBP: 0.323, SLG: 0.413		B FF 90 1 SAFE C CH 83 1 SAFE B KC 81 B FF 91 S FF 92 1 SAFE F FF 91 3-2 X FC 89 G6-4-3 ② ③ 1-2f			C CH 82 C KC 81 B CH 82 F KC 81 F FF 92 B KC 82 F CH 83 S FF 93 2-3 K ②		1 SAFE F SL 86 B FF 97 C FF 96 X SL 86 1-2 G5-3 ② 1-2			3	0	0	0	0	1	2
22 Matt Garza, R (1, 1) OBP: 0.118, SLG: 0.091 71 Josh Hader, L (6, 1) 15 Neil Walker, S (7, PH) OBP: 0.356, SLG: 0.454 50 Jacob Barnes, R (7, 1) 59 Carlos Torres, R (8, 1)			C FF 90 B FF 91 X FC 86 1-1 F8 ①		C FF 92 S KC 81 B KC 80 S KC 80 1-3 K ③		B FF 96 C FF 96 F FF 96 F CH 90 X FF 96 1-2 L7 ③			2 0 1 0 0	0 0 0 0 0	0 0 0 0 0	0 0 0 0 0	0 0 0 0 0	1 0 0 0 0	0 0 1 0 0
Inning Stats	R: 1 H: 2 E: 0 LOB: 1 K: 1 BB: 0 S: 8 P: 10	R: 0 H: 1 E: 0 LOB: 0 K: 1 BB: 0 S: 11 P: 15	R: 0 H: 0 E: 0 LOB: 1 K: 0 BB: 1 S: 8 P: 15	R: 0 H: 0 E: 0 LOB: 0 K: 2 BB: 0 S: 9 P: 14	R: 0 H: 0 E: 0 LOB: 0 K: 2 BB: 0 S: 12 P: 18	R: 0 H: 2 E: 0 LOB: 2 K: 0 BB: 0 S: 11 P: 20	R: 0 H: 0 E: 1 LOB: 1 K: 0 BB: 1 S: 12 P: 19	R: 0 H: 0 E: 0 LOB: 0 K: 2 BB: 0 S: 9 P: 15	R: 1 H: 1 E: 0 LOB: 0 K: 0 BB: 1 S: 9 P: 17	1B: 3 2B: 2 3B: 0 HR: 1	SF: 0 SAC: 0 DP: 2 HBP: 0					

PITCHER		IP	WLS	BF	H	R	ER	SO	BB	IBB	HBP	BLK	WP	HR	S	P	ERA	WHIP
45 Matt Moore, L ERA: 5.38	(1, 1)	6.0		24	5	1	1	6	2	0	0	0	0	0	60	97	1.50	1.167
60 Hunter Strickland, R ERA: 2.74	(7, 1)	1.0	W	3	0	0	0	0	0	0	0	0	0	0	11	14	0.00	0.000
41 Mark Melancon, R ERA: 3.38	(8, 1)	1.0	H	3	0	0	0	2	0	0	0	0	0	0	9	15	0.00	0.000
49 Sam Dyson, R ERA: 5.4	(9, 1)	1.0	S	4	1	1	1	0	1	0	0	0	0	1	9	17	9.00	2.000

PITCHER	IP	WLS	BF	H	R	ER	SO	BB	IBB	HBP	BLK	WP	HR	S	P	ERA	WHIP

TOP

Milwaukee Brewers @ San Francisco Giants

AT&T Park, San Francisco, CA

Wed Aug 23 2017, 12:46 PM - 3:53 PM PDT

Att. 40,015 - Partly Cloudy - 64 F

livebaseballscorecards.com

AB	31
R	2
H	6
RBI	2
BB	3
SO	8
LOB	14

WP: 0	PB: 0	SB: 0	CS: 0	PA:	34

BOTTOM

Milwaukee Brewers @ San Francisco Giants

AT&T Park, San Francisco, CA

Wed Aug 23 2017, 12:46 PM - 3:53 PM PDT

Att. 40,015 - Partly Cloudy - 64 F

livebaseballscorecards.com

Batter	1	2	3	4	5	6	7	8	9	AB	R	H	RBI	BB	SO	LOB
66 Gorkys Hernández, R (1, 8) OBP: 0.339, SLG: 0.346	C FF 90 X SL 82 0-1 37 1B 28 SF7 2B		B FF 92 X FF 93 1-0 6 G4-3 2B		B CU 74 C CU 72 B FF 93 B FF 91 F FF 94 F FF 94 F SL 85 S SL 84 3-3 ① K		C FF 98 S FC 92 D FC 89 B FF 96 H FF 97 3-2 6 2B HBP			3	2	2	0	0	1	0
37 Kelly Tomlinson, R (1, 4) OBP: 0.335, SLG: 0.299	B FF 90 X CU 74 1-0 6 BB 2-3 1B		C FF 93 F SL 83 X FF 92 0-2 ① G5-3		X SL 83 0-0 1B		F FF 97 F FF 97 D FC 93 C FF 96 1-3 ② K			4	0	2	0	0	1	3
6 Jarrett Parker, L (1, 7) OBP: 0.307, SLG: 0.411	S FF 93 F FF 93 B FF 94 B CU 75 D SL 84 F FF 93 B FF 92 4-2 1-2 BB		D CU 76 F FF 93 D CU 76 X FF 93 2-1 ② G4-3 2-3		B FF 91 B FF 91 F FF 92 B FF 93 X FF 92 3-1 ② F8		X FF 96 0-0 1-H 2-H 2B			3	0	1	2	1	0	2
28 Buster Posey, R (1, 2) OBP: 0.406, SLG: 0.471	B FF 91 F FF 92 X FF 92 1-1 ① SF7 3-H		C FF 92 B FF 92 S SL 85 X FF 94 1-2 ③ F9		C SL 83 S SL 84 C FF 93 0-3 ③ K		S FC 91 S FC 91 B FF 95 X FF 98 1-2 ③ G1-3			3	0	0	1	0	1	3
35 Brandon Crawford, L (1, 6) OBP: 0.287, SLG: 0.382	C CU 74 F SL 82 B FF 92 F FF 93 X FF 93 1-2 ② F6			X CU 74 0-0 2B		C SI 90 X SL 80 0-1 ① G6-3		F FC 94 B FF 96 F FF 94 F CU 80 F FC 94 X SI 95 1-2 39 WP 48 1B 39 SF8 1B		4	1	2	0	0	0	2
48 Pablo Sandoval, S (1, 5) OBP: 0.287, SLG: 0.366	C FF 92 B FF 91 B FF 92 S FF 93 S FF 94 2-3 ③ K			F FF 92 F SL 82 F FF 92 B FF 92 X FF 93 1-2 ① P4		F SI 92 X SI 93 0-1 ② F9		X FC 95 0-0 63 G4-3 39 WP 1-2 1B		4	0	1	0	0	1	3
39 Carlos Moncrief, L (1, 9) OBP: 0.313, SLG: 0.286		B FF 92 F FF 92 S SL 83 X FF 94 1-2 ① F8		B CU 77 F FF 93 F SL 83 B FF 92 F SL 82 S SL 83 2-3 ② K2-3		C SI 91 B SL 82 S SI 93 F SI 94 B SI 94 S SI 95 2-3 ③ K		B FC 95 B FF 96 B FC 95 F FC 95 F FC 94 X FC 95 3-2 ① SF8 1-2 2-H		3	0	0	1	0	2	1
63 Ryder Jones, L (1, 3) OBP: 0.269, SLG: 0.321		C FF 92 B CH 87 F SL 84 S SL 83 1-3 ② K		0-0 IBB			C FC 91 S FF 97 S FC 90 0-3 ① K	F FC 94 B FC 95 C CU 80 X FC 95 1-2 ② G4-3 2-3		3	0	0	0	1	2	1
45 Matt Moore, L (1, 1) OBP: 0.136, SLG: 0.116 60 Hunter Strickland, R (7, 1) 2 Denard Span, L (7, PH) OBP: 0.323, SLG: 0.425 41 Mark Melancon, R (8, 1) 46 Orlando Calixte, R (8, PH) OBP: 0.237, SLG: 0.206 49 Sam Dyson, R (9, 1)		C FF 93 F FF 93 S CU 77 0-3 ③ K		B FF 93 F FF 93 B FF 93 F FF 93 B FF 93 X FF 94 3-2 ③ G2-3			B FF 96 B FF 96 X FF 97 2-0 6 2B 2B	S FC 94 B FC 95 F FC 94 B FF 96 S FC 95 2-3 ③ K		2 0 1 0 1 0	0 0 1 0 0 0	0 0 1 0 0 0	0 0 0 0 0 0	1 0 0 0 0 1	2 0 0 0 0 1	2 0 0 0 0 1
Inning Stats	R: 1 E: 0 K: 1 S: 15 H: 2 LOB: 2 BB: 1 P: 24	R: 0 E: 0 K: 2 S: 9 H: 0 LOB: 0 BB: 0 P: 11	R: 0 E: 0 K: 0 S: 9 H: 1 LOB: 1 BB: 0 P: 13	R: 0 E: 0 K: 1 S: 12 H: 1 LOB: 2 BB: 1 P: 18	R: 0 E: 0 K: 2 S: 11 H: 1 LOB: 1 BB: 0 P: 17	R: 0 E: 0 K: 1 S: 8 H: 0 LOB: 0 BB: 0 P: 10	R: 2 E: 0 K: 2 S: 13 H: 2 LOB: 1 BB: 0 P: 20	R: 1 E: 0 K: 1 S: 15 H: 2 LOB: 1 BB: 0 P: 22		1B: 4 2B: 5 3B: 0 HR: 0 SF: 2 SAC: 0 DP: 0 HBP: 1						

AB	31
R	4
H	9
RBI	4
BB	2
SO	10
LOB	18

WP: 1 PA: 36
PB: 0
SB: 0
CS: 0

PITCHER		IP	WLS	BF	H	R	ER	SO	BB	IBB	HBP	BLK	WP	HR	S	P	ERA	WHIP
22 Matt Garza, R ERA: 4.67	(1, 1)	5.0		22	5	1	1	6	1	1	0	0	0	0	56	83	1.80	1.200
71 Josh Hader, L ERA: 1.23	(6, 1)	1.0		3	0	0	0	1	0	0	0	0	0	0	8	10	0.00	0.000
50 Jacob Barnes, R ERA: 4.11	(7, 1)	1.0	L	6	2	2	2	2	0	0	1	0	0	0	13	20	18.00	2.000
59 Carlos Torres, R ERA: 3.94	(8, 1)	1.0		5	2	1	1	1	0	0	0	0	1	0	15	22	9.00	2.000

PITCHER	IP	WLS	BF	H	R	ER	SO	BB	IBB	HBP	BLK	WP	HR	S	P	ERA	WHIP

Batter	1	2	3	4	5	6	7	8	9	AB	R	H	RBI	BB	SO	LOB
2 Denard Span, L (1, 8) OBP: 0.320, SLG: 0.421	C SI 89 B CU 74 B FF 90 S CH 87 F CH 87 B CU 76 F FF 90 S CH 86 3-3 ① **K**		B FF 91 C CU 70 F FF 92 B FF 91 F CU 76 X CH 89 2-2 ③ **G4-3**			F CH 87 B CH 88 B FF 89 1 SAFE X CU 74 2-1 ① **FC6-4** 1-2f		B KC 84 F FF 95 B FF 95 X FF 96 2-1 ② **L7**		4	0	0	0	0	1	1
8 Hunter Pence, R (1, 9) OBP: 0.310, SLG: 0.385	C FF 92 F FF 91 X FF 92 0-2 ② **G3-1**			C FF 90 X SL 82 0-1 ① **G6-3**		1 SAFE C FF 90 D CU 74 F FF 91 F SL 83 S CH 88 1-3 ② **K**		C FF 96 C FF 97 B KC 85 F FF 96 F FF 97 X FF 96 1-2 **1B**		4	0	1	0	0	1	1
6 Jarrett Parker, L (1, 7) OBP: 0.295, SLG: 0.394	F FF 91 B CU 74 F CU 74 B FF 92 X SL 86 2-2 ③ **G3-1**			C CU 72 B FF 90 F SL 83 S CU 75 1-3 ② **K**		S CU 74 B CU 74 X FF 91 1-1 ③ **G4-3**		S KC 82 1 SAFE 1 SAFE T KC 83 S KC 83 0-3 ③ **K**		4	0	0	0	0	2	2
28 Buster Posey, R (1, 3) OBP: 0.403, SLG: 0.466		B FF 90 B FF 90 B FF 91 F FF 89 C SL 82 F FF 90 X CU 74 3-2 ① **G3-1**		B SL 82 B CU 74 S FF 90 F SL 82 X FF 90 2-2 ③ **G5-3**			S SL 82 F FF 90 B CU 74 X SL 84 1-2 ① **G1-3**		F SI 92 B SI 93 B FF 93 C CH 82 X SI 94 2-2 ① **G4-3**	4	0	0	0	0	0	0
35 Brandon Crawford, L (1, 6) OBP: 0.291, SLG: 0.390		X FF 91 0-0 5 CS 48 1B **1B**			C FF 89 B CU 73 S CH 87 X FF 92 1-2 48 1B 5 FC6-4 **2B**		B CU 75 B CH 87 S CH 87 S CU 74 F SL 83 X CH 87 2-2 48 G6-3 5 E **2B**		C SI 94 S CH 84 B FF 95 X CH 84 1-2 ② **G6-3**	4	2	3	0	0	0	0
48 Pablo Sandoval, S (1, 5) OBP: 0.292, SLG: 0.370		C FF 91 F CH 87 B CU 73 B FF 92 F CH 88 X CU 75 2-2 5 2B **1-2** **1B**			X FF 91 0-0 5 FC6-4 **2-3** **1B**		F CH 88 B FF 90 B CH 87 B FF 91 S CH 88 F FF 92 F SL 84 X CH 88 3-2 ② **G6-3** **2-3**		B FF 95 B SI 93 B SI 93 C SI 94 F SI 94 S CH 84 3-3 ③ **K**	4	1	2	0	0	1	1
5 Nick Hundley, R (1, 2) OBP: 0.292, SLG: 0.441		D CH 88 B SI 92 B SI 91 C FF 90 X FF 92 3-1 ② ③ **1-H** **2-3** **2B**			D SI 90 F CH 88 B SI 91 X CH 87 2-1 ① FC6-4 12 G4-6-3 **1-2f** **3-H**		C SI 91 B CU 74 X SI 92 1-1 E6 **3-H**			3	0	1	2	0	0	1
12 Joe Panik, L (1, 4) OBP: 0.328, SLG: 0.394			C FF 89 B CU 73 X CH 88 1-1 ① **G4-3**		C CU 74 D CH 87 B FF 90 F CU 75 X CH 88 2-2 ② ③ **G4-6-3** **1-2f**		C FS 84 S FC 88 B FC 87 S FS 84 1-3 ③ **K**			3	0	0	0	0	1	2
50 Ty Blach, R (1, 1) OBP: 0.273, SLG: 0.308 39 Carlos Moncrief, L (6, PH) OBP: 0.333, SLG: 0.310 56 Albert Suárez, R (6, 1) 61 Josh Osich, L (7, 1) 59 Kyle Crick, L (7, 1) 37 Kelby Tomlinson, R (8, PH) OBP: 0.333, SLG: 0.297 62 Cory Gearrin, R (8, 1)			B FF 91 C FF 90 S SL 82 B CU 75 S SL 83 2-3 ② **K**			C CU 73 F FF 90 X EP 65 0-2 2 FC6-4 **1B**		C FF 95 S FF 96 T FF 95 0-2 ① **K**		1 1 0 0 0 1 0	0 0 0 0 0 0 0	0 1 0 0 0 0 0	0 0 0 0 0 0 0	0 0 0 0 0 1 0	1 0 0 0 0 0 0	0 0 0 0 0 0 0
Inning Stats	R: 0 E: 0 K: 1 S: 12 H: 0 LOB: 0 BB: 0 P: 17	R: 1 E: 0 K: 0 S: 11 H: 3 LOB: 1 BB: 0 P: 19	R: 0 E: 0 K: 1 S: 9 H: 0 LOB: 0 BB: 0 P: 14	R: 0 E: 0 K: 1 S: 8 H: 0 LOB: 0 BB: 0 P: 11	R: 1 E: 0 K: 0 S: 9 H: 2 LOB: 0 BB: 0 P: 14	R: 0 E: 0 K: 1 S: 11 H: 1 LOB: 1 BB: 0 P: 15	R: 1 E: 1 K: 1 S: 17 H: 1 LOB: 1 BB: 0 P: 25	R: 0 E: 0 K: 2 S: 13 H: 1 LOB: 1 BB: 0 P: 16	R: 0 E: 0 K: 1 S: 9 H: 0 LOB: 0 BB: 0 P: 15	1B: 5 2B: 3 3B: 0 HR: 0 SF: 0 SAC: 0 DP: 1 HBP: 0						

PITCHER		IP	WLS	BF	H	R	ER	SO	BB	IBB	HBP	BLK	WP	HR	S	P	ERA	WHIP
21 Zack Greinke, R ERA: 3.14	(1, 1)	6.2	W	25	7	3	2	4	0	0	0	0	0	0	74	111	2.70	1.050
29 Jorge De La Rosa, L ERA: 4.5	(7, 1)	0.1	H	1	0	0	0	1	0	0	0	0	0	0	3	4	0.00	0.000
25 Archie Bradley, R ERA: 1.22	(8, 1)	1.0	H	4	1	0	0	2	0	0	0	0	0	0	13	16	0.00	1.000
56 Fernando Rodney, R ERA: 4.64	(9, 1)	1.0	S	3	0	0	0	1	0	0	0	0	0	0	9	15	0.00	0.000

PITCHER	IP	WLS	BF	H	R	ER	SO	BB	IBB	HBP	BLK	WP	HR	S	P	ERA	WHIP

TOP

San Francisco Giants @ Arizona Diamondbacks

Chase Field, Phoenix, AZ

Fri Aug 25 2017, 6:43 PM - 9:34 PM MST

Att. 31,924 - Roof Closed - 80 F

livebaseballscorecards.com

AB	33
R	3
H	8
RBI	2
BB	0
SO	8
LOB	8

WP: 0 PA: 33
PB: 0
SB: 0
CS: 1

BOTTOM

San Francisco Giants @ Arizona Diamondbacks
Chase Field, Phoenix, AZ
Fri Aug 25 2017, 6:43 PM - 9:34 PM MST
Att. 31,924 - Roof Closed - 80 F

livebaseballscorecards.com

Batter	1	2	3	4	5	6	7	8	9	AB	R	H	RBI	BB	SO	LOB
6 David Peralta, L (1, 7) OBP: 0.360, SLG: 0.467	C SI 88 B CU 77 X SI 90 1-1 G1-3 ①		B CU 75 C SI 90 B SI 90 F FF 90 B SI 91 F CH 81 X SI 91 3-2 8 E 8 1B 11 1B 1B	C SI 88 X CU 79 0-1 G3 ③			C SL 79 B SL 79 F FF 96 F FC 90 X SL 78 1-2 1-3 1B			4	1	2	0	0	0	0
8 Chris Iannetta, R (1, 2) OBP: 0.329, SLG: 0.492	B SI 89 S CH 80 B SI 90 X SI 90 2-1 44 1B 1B		C SI 89 B SI 90 F SI 90 X CH 79 1-2 E8 11 1B 44 HR 1-3 1B		C CU 74 B FF 87 B CH 78 B CH 78 B SI 89 4-1 11 FC5-4 BB		F FF 95 S FC 96 B FF 96 B FF 96 B FF 96 S FF 96 3-3 K ②			3	1	2	0	1	1	2
11 AJ Pollock, R (1, 8) OBP: 0.320, SLG: 0.434	C SI 90 X SI 90 0-1 L8 ②		B CU 76 C SI 90 D CU 78 B CH 80 X CH 79 3-1 44 HR 2-3 3-H 1B		C SI 89 F SI 89 X CU 76 0-2 FC5-4 44 G6-4-3 ① 1-2f		S FC 96 X FF 96 0-1 P4 ③			4	1	1	1	0	0	4
44 Paul Goldschmidt, R (1, 3) OBP: 0.426, SLG: 0.590	S CH 80 S SI 91 D CU 78 B SI 90 B SI 91 X SI 92 3-2 1-3 1B		B SI 90 B SI 90 F CH 80 X CH 78 2-1 1-H 3-H HR		B CU 74 B SI 89 C CU 75 B FF 88 F SI 90 X SI 91 3-2 G6-4-3 ② ③ 1-2f			C SI 90 F SI 89 S SL 83 0-3 K ①		4	1	2	3	0	1	1
28 J.D. Martinez, R (1, 9) OBP: 0.358, SLG: 0.596	S CH 80 C CH 80 B FF 90 T SI 91 1-2 K ③		F CH 78 B SI 89 B SI 89 B SI 89 B CH 79 4-1 27 FC4-6 BB			B FF 92 B FF 94 B FF 94 X FF 94 3-0 G6-3 ①		C SL 82 F SI 90 B SL 86 X SL 84 1-2 F8 ②		3	0	0	0	1	1	2
27 Brandon Drury, R (1, 4) OBP: 0.319, SLG: 0.438 29 Jorge De La Rosa, L (7, 1) 25 Archie Bradley, R (8, 1) 14 Rey Fuentes, L (8, PH) OBP: 0.279, SLG: 0.349 56 Fernando Rodney, R (9, 1)		B FF 88 C CH 79 X CH 78 1-1 G6-3 ①	C SI 90 X SI 90 0-1 FC4-6 ② 1-2f			C CU 75 S FF 93 B CU 77 X CU 77 1-2 G4-3 ②		F SI 91 S CH 85 B SL 84 B SI 91 C SI 92 2-3 K ③		3 0 0 1 0	0 0 0 0 0	0 0 0 0 0	0 0 0 0 0	0 0 0 1 0	0 0 0 0 0	1 0 0 0 0
22 Jake Lamb, L (1, 5) OBP: 0.367, SLG: 0.523		B CU 77 B FF 89 X SI 90 2-0 G3-1 ②	B SI 89 C SI 89 X SI 90 1-1 G4-3 ③			B CU 76 B FF 94 C CH 86 X CU 76 2-1 G3 ③				3	0	0	0	0	0	1
4 Ketel Marte, S (1, 6) OBP: 0.340, SLG: 0.422		C SI 88 X CU 76 0-1 G5-3 ③		S CH 77 X FF 88 0-1 G4-3 ①			C CH 84 B SI 92 B CU 75 B CH 84 X FF 93 3-1 G3-1 ①			3	0	0	0	0	0	0
21 Zack Greinke, R (1, 1) OBP: 0.222, SLG: 0.196 3 Daniel Descalso, L (7, 4) OBP: 0.335, SLG: 0.386			C CH 79 B CH 80 F SI 90 F CU 76 S SI 90 1-3 K ①	C SI 87 F SI 88 B CU 73 X CU 77 1-2 L4 ②			B FF 96 B FC 89 B FF 96 C FF 96 F FF 97 B SL 79 4-2 6 1B BB			2 0	0 0	0 0	0 0	0 1	1 0	0 0
Inning Stats	R: 0 E: 0 K: 1 S: 12 H: 2 LOB: 2 BB: 0 P: 19	R: 0 E: 0 K: 0 S: 5 H: 0 LOB: 0 BB: 0 P: 8	R: 4 E: 1 K: 1 S: 20 H: 4 LOB: 1 BB: 1 P: 35	R: 0 E: 0 K: 0 S: 7 H: 0 LOB: 0 BB: 0 P: 8	R: 0 E: 0 K: 0 S: 7 H: 0 LOB: 0 BB: 1 P: 14	R: 0 E: 0 K: 0 S: 6 H: 0 LOB: 0 BB: 0 P: 12	R: 0 E: 0 K: 1 S: 13 H: 1 LOB: 2 BB: 1 P: 24	R: 0 E: 0 K: 2 S: 9 H: 0 LOB: 0 BB: 0 P: 12		1B: 6 2B: 0 3B: 0 HR: 1	SF: 0 SAC: 0 DP: 1 HBP: 0			WP: 0 PB: 0 SB: 0 CS: 0	PA: 33	

	AB	30
	R	4
	H	7
	RBI	4
	BB	3
	SO	5
	LOB	11

PITCHER		IP	WLS	BF	H	R	ER	SO	BB	IBB	HBP	BLK	WP	HR	S	P	ERA	WHIP
50 Ty Blach, L ERA: 4.68	(1, 1)	5.0	L	22	6	4	4	2	2	0	0	0	0	1	51	84	7.20	1.600
56 Albert Suárez, R ERA: 6.75	(6, 1)	1.1		4	0	0	0	0	0	0	0	0	0	0	8	17	0.00	0.000
61 Josh Osich, L ERA: 6.14	(7, 1)	0.0		2	1	0	0	0	1	0	0	0	0	0	6	11	∞	∞
59 Kyle Crick, R ERA: 2.7	(7, 1)	0.2		2	0	0	0	1	0	0	0	0	0	0	5	8	0.00	0.000
62 Cory Gearrin, R ERA: 2.11	(8, 1)	1.0		3	0	0	0	2	0	0	0	0	0	0	9	12	0.00	0.000

PITCHER	IP	WLS	BF	H	R	ER	SO	BB	IBB	HBP	BLK	WP	HR	S	P	ERA	WHIP

San Francisco Giants @ Arizona Diamondbacks

Chase Field, Phoenix, AZ

Sat Aug 26 2017, 5:11 PM - 7:44 PM MST

Att. 25,709 - Roof Closed - 78 F

TOP

livebaseballscorecards.com

Batter	1	2	3	4	5	6	7	8	9	AB	R	H	RBI	BB	SO	LOB
2 Denard Span, L (1, 8) OBP: 0.317, SLG: 0.417	C FF 93 B FF 94 X FF 93 1-1 ① G3			B FS 86 C FF 92 B FF 92 X FF 93 2-1 ① P6		C FF 91 C CU 74 B FF 93 X FF 93 1-2 ① P5		B CU 80 X SI 94 1-0 ① L8		4	0	0	0	0	0	0
8 Hunter Pence, R (1, 9) OBP: 0.307, SLG: 0.381	F FF 94 B FF 95 B FC 88 S FF 95 B FF 95 F FF 95 X FC 87 3-2 ② G4-3			F FF 94 C FC 85 X FC 88 0-2 ② G6-3		C FF 93 X FC 87 0-1 ② G5-3		F SI 94 F FC 87 X FC 88 0-2 ② L8		4	0	0	0	0	0	0
6 Jarrett Parker, L (1, 7) OBP: 0.303, SLG: 0.447	T FF 94 F FF 95 B FF 95 X FF 95 1-2 ③ F7			B CU 74 B FF 95 B FF 93 F FF 92 X FF 93 3-1 HR		B CU 75 C CU 74 S CU 75 F CU 76 B FF 94 X CU 75 2-2 3B		B SI 95 C SI 94 F SI 95 B CU 81 C SI 93 2-3 ③ K		4	1	2	1	0	1	0
28 Buster Posey, R (1, 2) (7, 3) OBP: 0.399, SLG: 0.462		C FF 92 B FF 93 F FC 83 X FF 95 1-2 ① G3-1		B FF 94 C FC 88 C FF 94 B FC 88 F FF 95 F FF 94 B FC 86 F FF 95 X FF 94 3-2 ③ G6-3		F FF 95 D FF 96 B FC 86 C FF 96 F FF 95 F FF 96 B FC 89 T FF 96 3-2 ③ K			X SI 93 0-0 ① G5-3	4	0	0	0	0	1	1
35 Brandon Crawford, L (1, 6) OBP: 0.291, SLG: 0.389		B CU 74 X FF 94 1-0 ② G4-3			B FS 87 F FF 93 S FS 87 B FF 94 X FF 94 2-2 12 1B 1B		S CU 73 B CU 74 S FS 88 B CU 75 B FF 94 X FS 86 3-2 ① L8		C CH 83 B CH 82 F CH 82 S FF 96 1-3 ② K	4	0	1	0	0	1	0
48 Pablo Sandoval, S (1, 5) OBP: 0.291, SLG: 0.363		B FF 93 X FF 93 1-0 ③ F8			X FF 94 0-0 ① P6		C FF 93 F FF 94 B FS 88 B FF 95 B FF 94 F FF 95 B FF 95 4-2 12 1B BB		F SI 95 B FF 96 F CH 84 C FF 96 1-3 ③ K	3	0	0	0	0	1	1
12 Joe Panik, L (1, 4) OBP: 0.330, SLG: 0.396			C FF 91 B FS 87 F FF 93 X FF 95 1-2 ① G6-3		B FS 89 B SI 93 B SI 92 C FF 93 X FF 92 3-1 1-3 1B		B SL 82 F FF 93 C SI 94 F SL 82 B SL 84 X FF 94 2-2 1-2 1B			3	0	2	0	0	0	0
63 Ryder Jones, L (1, 3) OBP: 0.263, SLG: 0.314 5 Nick Hundley, R (7, PH) OBP: 0.291, SLG: 0.438 (7, 2)			C FF 94 X FS 88 0-1 ② L5		C FF 93 B FS 87 C FF 94 S FF 94 1-3 ② K		B SI 94 C FF 93 F FF 92 B SI 93 X FF 93 2-2 ② P6			2 1	0 0	0 0	0 0	0 0	1 0	2 2
40 Madison Bumgarner, R (1, 1) OBP: 0.276, SLG: 0.444 60 Hunter Strickland, R (8, 1)			B FC 86 F FF 95 B FC 86 S FF 94 X FF 96 2-2 ③ L9		B FF 94 F FF 94 B FF 94 S FC 86 F FF 96 S FC 86 2-3 ③ K		S FF 95 S SI 94 C SI 94 0-3 ③ K			3 0	0 0	0 0	0 0	0 0	2 0	4 0
Inning Stats	R: 0 E: 0 K: 0 S: 9 H: 0 LOB: 0 BB: 0 P: 14	R: 0 E: 0 K: 0 S: 5 H: 0 LOB: 0 BB: 0 P: 8	R: 0 E: 0 K: 0 S: 8 H: 0 LOB: 0 BB: 0 P: 11	R: 1 E: 0 K: 0 S: 13 H: 1 LOB: 0 BB: 0 P: 21	R: 0 E: 0 K: 2 S: 13 H: 2 LOB: 2 BB: 0 P: 21	R: 0 E: 0 K: 1 S: 14 H: 1 LOB: 1 BB: 0 P: 20	R: 0 E: 0 K: 1 S: 16 H: 1 LOB: 2 BB: 1 P: 27	R: 0 E: 0 K: 1 S: 7 H: 0 LOB: 0 BB: 0 P: 10	R: 0 E: 0 K: 2 S: 7 H: 0 LOB: 0 BB: 0 P: 9	1B: 3 2B: 0 3B: 1 HR: 1 SF: 0 SAC: 0 DP: 0 HBP: 0						

	AB	32
	R	1
	H	5
	RBI	1
	BB	1
	SO	7
	LOB	10

WP: 0 PA: 33
PB: 0
SB: 0
CS: 0

PITCHER	IP	WLS	BF	H	R	ER	SO	BB	IBB	HBP	BLK	WP	HR	S	P	ERA	WHIP
99 Taijuan Walker, R (1, 1) ERA: 3.55	6.1	W	24	4	1	1	3	1	0	0	0	0	1	68	108	1.42	0.789
40 Andrew Chafin, L (7, 1) ERA: 2.84	0.2	H	3	1	0	0	1	0	0	0	0	0	0	10	14	0.00	1.500
47 David Hernandez, R (8, 1) ERA: 2.62	1.0	H	3	0	0	0	1	0	0	0	0	0	0	7	10	0.00	0.000
56 Fernando Rodney, R (9, 1) ERA: 4.53	1.0	S	3	0	0	0	2	0	0	0	0	0	0	7	9	0.00	0.000

PITCHER	IP	WLS	BF	H	R	ER	SO	BB	IBB	HBP	BLK	WP	HR	S	P	ERA	WHIP

BOTTOM

Batter	1	2	3	4	5	6	7	8	9	AB	R	H	RBI	BB	SO	LOB
6 David Peralta, L (1, 7) OBP: 0.357, SLG: 0.462	C FF 91 S CU 78 B FF 91 X FC 87 1-2 ① G4-3		S FC 86 X FC 86 0-1 ① G1-3		C FC 86 B CU 78 F CU 78 B FC 85 F FC 85 X FC 85 2-2 ③ G1-3			C SL 80 F SI 98 B SI 97 B FF 97 F SI 96 B FF 96 F FF 97 T SI 96 3-2 ① K		4	0	0	0	0	1	0
8 Chris Iannetta, R (1, 2) OBP: 0.328, SLG: 0.488	B FF 90 B CU 79 F FC 86 X FC 87 2-1 ② G6-3		B FC 86 C FC 86 S CU 77 B FC 86 S CU 78 2-3 ② K			F FC 85 F CH 82 B FF 91 X FC 85 1-2 11 FC6-4 1B		C SI 96 S SL 86 C SI 96 0-3 ② K		4	0	1	0	0	2	0
11 AJ Pollock, R (1, 8) OBP: 0.319, SLG: 0.441	C FC 86 C FF 91 B CU 78 X FF 91 1-2 HR		B FF 92 B CH 83 X FC 87 2-0 ③ G6-3			C FC 84 F FC 84 D FC 86 X FF 90 1-2 ① FC6-4 28 FC6-4 1-2f		S SL 86 C SL 85 B SL 84 X FF 96 1-2 ③ G6-3		4	1	1	1	0	0	1
44 Paul Goldschmidt, R (1, 3) OBP: 0.423, SLG: 0.587	B FF 92 B FF 91 F FC 86 S CU 79 X CU 78 2-2 ③ L9			B CH 82 C FF 90 B FC 85 C FF 90 F CU 78 X FC 86 2-2 ① F7		B CU 76 S FF 90 B FF 90 C FC 85 B FC 90 F FC 86 1 SAFE X CU 77 3-2 ② F7				3	0	0	0	0	0	1
28 J.D. Martinez, R (1, 9) OBP: 0.358, SLG: 0.603		F FC 86 C FF 90 B FF 91 S CU 78 1-3 ① K		B FF 91 B FF 91 B FF 90 C FF 91 S FC 87 X FF 91 3-2 HR		X FC 86 0-0 ③ FC6-4 1-2f				3	1	1	1	0	1	1
27 Brandon Drury, R (1, 4) OBP: 0.319, SLG: 0.440		C FF 91 B FC 86 F CU 78 B FF 91 C FC 86 2-3 ② K		C CH 82 X FC 87 0-1 ② G6-3			S CU 78 F FF 90 B CU 77 F FC 86 X FF 91 1-2 2B			3	0	1	0	0	1	0
9 Adam Rosales, R (1, 5) OBP: 0.278, SLG: 0.361 (6, 6)		C FC 87 X CU 79 0-1 2B		B FC 87 B FF 91 B FC 86 C FF 91 S FC 86 C FC 87 3-3 ③ K			C FC 86 D FC 85 B FF 90 F FC 86 F CU 77 B FF 90 F FC 86 S FF 92 3-3 ① K			3	0	1	0	0	2	1
4 Ketel Marte, S (1, 6) OBP: 0.342, SLG: 0.419 3 Daniel Descalso, L (6, 5) OBP: 0.334, SLG: 0.385		0-0 IBB			X FF 91 0-0 ① F9		B FC 86 F FF 91 X FC 84 1-1 ② F7			1 1	0 0	0 0	0 0	1 0	0 0	0 1
99 Taijuan Walker, R (1, 1) OBP: 0.227, SLG: 0.279 40 Andrew Chafin, R (7, 1) 5 Grégor Blanco, L (7, PH) OBP: 0.315, SLG: 0.348 47 David Hernandez, R (8, 1) 56 Fernando Rodney, R (9, 1)		C FC 87 S FC 87 X CU 78 0-2 ③ G6-3			C FF 90 F FC 87 B FC 86 S CU 78 1-3 ② K		S FF 91 T FF 91 B CU 77 B FF 91 T FC 86 2-2 ③ K			2 0 1 0 0	0 0 0 0 0	0 0 0 0 0	0 0 0 0 0	0 0 1 0 0	1 0 1 0 0	2 0 1 0 0
Inning Stats	R: 1 E: 0 K: 0 S: 11 H: 1 LOB: 0 BB: 0 P: 17	R: 0 E: 0 K: 2 S: 11 H: 1 LOB: 2 BB: 1 P: 14	R: 0 E: 0 K: 1 S: 6 H: 0 LOB: 0 BB: 0 P: 10	R: 1 E: 0 K: 1 S: 12 H: 1 LOB: 0 BB: 0 P: 20	R: 0 E: 0 K: 1 S: 8 H: 0 LOB: 0 BB: 0 P: 11	R: 0 E: 0 K: 0 S: 11 H: 1 LOB: 1 BB: 0 P: 16	R: 0 E: 0 K: 2 S: 14 H: 1 LOB: 1 BB: 0 P: 21	R: 0 E: 0 K: 2 S: 11 H: 0 LOB: 0 BB: 0 P: 15		1B: 1 2B: 2 3B: 0 HR: 2 SF: 0 SAC: 0 DP: 0 HBP: 0						

PITCHER		IP	WLS	BF	H	R	ER	SO	BB	IBB	HBP	BLK	WP	HR	S	P	ERA	WHIP
40 Madison Bumgarner, L ERA: 2.85	(1, 1)	7.0	L	27	5	2	2	7	0	1	0	0	0	2	73	109	2.57	0.714
60 Hunter Strickland, R ERA: 2.68	(8, 1)	1.0		3	0	0	0	2	0	0	0	0	0	0	11	15	0.00	0.000

PITCHER	IP	WLS	BF	H	R	ER	SO	BB	IBB	HBP	BLK	WP	HR	S	P	ERA	WHIP

San Francisco Giants @ Arizona Diamondbacks

Chase Field, Phoenix, AZ

Sat Aug 26 2017, 5:11 PM - 7:44 PM MST

Att. 25,709 - Roof Closed - 78 F

livebaseballscorecards.com

AB	29
R	2
H	5
RBI	2
BB	1
SO	9
LOB	8

WP: 0	PA: 30		
PB: 0			
SB: 0			
CS: 0			

Batter	1	2	3	4	5	6	7	8	9	AB	R	H	RBI	BB	SO	LOB
66 Gorkys Hernández, R (1, 8) OBP: 0.334, SLG: 0.341	C SI 93 B FF 93 C SL 82 F FF 93 S SL 82 1-3 ① K		X FF 92 0-0 ③ G5-3			C FF 90 B FF 91 S SL 79 B SL 81 S SL 82 2-3 ② K		X FC 88 0-0 ③ L8		4	0	0	0	0	2	1
37 Kelby Tomlinson, R (1, 6) OBP: 0.337, SLG: 0.309	F SI 93 C SL 78 X SL 83 0-2 2B			L SI 90 B SI 91 F SL 79 B FF 92 F SI 92 X SI 91 2-2 8 G6-4-3 1B		B SI 91 C SL 77 B SL 77 F SI 91 X SL 81 2-2 ③ G6-3			C SL 86 B SL 88 S FF 96 X FF 97 1-2 ① P3	4	0	2	0	0	0	0
8 Hunter Pence, R (1, 9) OBP: 0.306, SLG: 0.378	F SI 93 F SL 80 B SI 92 F SI 92 D SL 84 F SI 93 D CH 84 B SL 82 4-2 28 G6-4-3 BB			F SL 79 1 SAFE 1 SAFE S SL 79 D SL 82 D SL 82 X SI 91 2-2 ①② G6-4-3 1-2f			B SL 76 X SI 89 1-0 ① G1-3		C FF 97 B SL 88 B FF 98 S FF 97 B FF 98 X FF 97 3-2 ② G4-3	3	0	0	0	1	0	1
28 Buster Posey, R (1, 3) OBP: 0.399, SLG: 0.461 39 Carlos Moncrief, L (9, PH) OBP: 0.324, SLG: 0.300	B SI 92 X SI 92 1-0 ②③ G6-4-3 1-2f			B CH 83 C FF 92 B SI 91 C SL 80 X SI 93 2-2 1B			C SL 76 B FF 90 B CH 80 T SI 90 S SI 91 2-3 ② K		C FF 97 T FF 97 S FF 97 0-3 ③ K	3 1	0 0	1 0	0 0	0 0	1 1	2 0
5 Nick Hundley, R (1, 2) OBP: 0.292, SLG: 0.437		B SI 91 S CH 80 F SI 92 S SL 81 1-3 ① K		F SI 92 F SL 81 C SI 93 0-3 ③ K			B SL 78 C SI 90 B CH 83 B SI 92 S SI 90 X SI 91 3-2 1B			3	0	1	0	0	2	1
48 Pablo Sandoval, S (1, 5) OBP: 0.286, SLG: 0.357		C SI 92 B SI 92 X SL 79 1-1 ② G5-3			C SL 77 X SI 90 0-1 ① F9		F SI 91 X SI 91 0-1 ③ L9			3	0	0	0	0	0	1
6 Jarrett Parker, L (1, 7) OBP: 0.304, SLG: 0.443		B SL 80 S SL 82 X SI 92 1-1 ③ G3			B FF 90 C SL 81 S SL 80 S SL 82 1-3 ② K			C SL 77 B SI 89 X SL 80 1-1 35 G4-6-3 12 BB 1B		3	0	1	0	0	1	0
12 Joe Panik, L (1, 4) OBP: 0.330, SLG: 0.394			C SI 90 B SI 91 B FF 92 S SL 82 X SL 83 2-2 ① G6-3		C FF 91 X SL 82 0-1 ③ G4-3			C SI 92 B FF 93 F SL 83 D SL 84 1 SAFE B FF 92 D SL 83 4-2 35 G4-6-3 BB 1-2		2	0	0	0	1	0	0
34 Chris Stratton, R (1, 1) 61 Josh Osich, L (7, 1) 59 Kyle Crick, L (7, 1) 35 Brandon Crawford, L (8, PH) OBP: 0.290, SLG: 0.388 18 Matt Cain, R (8, 1) OBP: 0.172, SLG: 0.241 62 Cory Gearrin, R (8, 1)			C SI 92 C SL 80 S SI 93 0-3 ② K			C SL 76 S FF 90 B SI 90 C SL 81 1-3 ① K		B FF 93 X FF 94 1-0 ①② G4-6-3 1-2f 2-3		2 0 0 1 0 0	0 0 0 0 0 0	0 0 0 0 0 0	0 0 0 0 0 0	2 0 0 0 0 0	0 0 0 2 0 0	0 0 0 0 0 0
Inning Stats	R: 0 H: 1 E: 0 LOB: 1 K: 1 BB: 1 S: 12 P: 18	R: 0 H: 0 E: 0 LOB: 0 K: 1 BB: 0 S: 7 P: 10	R: 0 H: 0 E: 0 LOB: 0 K: 1 BB: 0 S: 7 P: 9	R: 0 H: 2 E: 0 LOB: 1 K: 1 BB: 0 S: 13 P: 19	R: 0 H: 0 E: 0 LOB: 0 K: 1 BB: 0 S: 7 P: 8	R: 0 H: 0 E: 0 LOB: 0 K: 2 BB: 0 S: 9 P: 14	R: 0 H: 1 E: 0 LOB: 1 K: 1 BB: 0 S: 9 P: 15	R: 0 H: 1 E: 0 LOB: 1 K: 0 BB: 1 S: 6 P: 12	R: 0 H: 0 E: 0 LOB: 0 K: 1 BB: 0 S: 9 P: 13	1B: 4 2B: 1 3B: 0 HR: 0	SF: 0 SAC: 0 DP: 3 HBP: 0					

TOP

San Francisco Giants @ Arizona Diamondbacks

Chase Field, Phoenix, AZ

Sun Aug 27 2017, 1:11 PM - 4:13 PM MST

Att. 23,210 - Roof Closed - 78 F

livebaseballscorecards.com

AB	29
R	0
H	5
RBI	0
BB	2
SO	9
LOB	8

WP: 0 PA: 31
PB: 0
SB: 0
CS: 0

PITCHER		IP	WLS	BF	H	R	ER	SO	BB	IBB	HBP	BLK	WP	HR	S	P	ERA	WHIP
46 Patrick Corbin, L ERA: 3.91	(1, 1)	7.0	W	25	5	0	0	8	1	0	0	0	0	0	66	96	0.00	0.857
40 Andrew Chafin, L ERA: 2.8	(8, 1)	0.2	H	2	0	0	0	0	1	0	0	0	0	0	3	8	0.00	1.500
47 David Hernandez, R ERA: 2.6	(8, 1)	0.1	H	1	0	0	0	0	0	0	0	0	0	0	1	1	0.00	0.000
33 Jake Barrett, R ERA: 4.15	(9, 1)	1.0		3	0	0	0	1	0	0	0	0	0	0	9	13	0.00	0.000

PITCHER	IP	WLS	BF	H	R	ER	SO	BB	IBB	HBP	BLK	WP	HR	S	P	ERA	WHIP

Batter	1	2	3	4	5	6	7	8	9	AB	R	H	RBI	BB	SO	LOB
6 David Peralta, L (1, 7) OBP: 0.355, SLG: 0.459	B FF 91 B FF 91 X FF 90 2-0 L9		C CU 76 F CU 77 X CU 78 0-2 G4-3 2-3		C FF 92 C SI 93 T CU 80 0-2 K		B SL 80 B SI 95 C FF 95 B FF 96 X SI 95 3-1 22 F9 11 BB 1B	B CH 84 B FF 88 F SI 90 C SL 82 F SI 90 B CH 84 D SL 84 4-2 22 HBP 44 HR BB		3	0	0	0	1	3
5 Grégor Blanco, L (6, 7) OBP: 0.321, SLG: 0.352										1	1	1	0	1	0	0
14 Rey Fuentes, L (1, 8) OBP: 0.272, SLG: 0.339	B FF 92 B SI 91 C FF 91 X FF 91 2-1 L3		D FF 92 C CU 78 D CU 78 F SI 91 S SL 85 2-3 K 3-H		S CU 79 B FF 92 2 SAFE X SI 92 1-1 F7		1 SAFE B FF 95 B SL 79 B FF 94 1 SAFE B FF 94 4-0 1-2 BB	X SI 90 0-0 F9		3	0	0	0	1	2
11 AJ Pollock, R (7, PH) OBP: 0.320, SLG: 0.440										1	0	0	0	1	0	1
(8, 8)																
22 Jake Lamb, L (1, 5) OBP: 0.365, SLG: 0.518	C CH 84 C FF 93 S SL 86 0-3 K		C SI 91 1 SAFE C FF 92 B FF 93 F FF 92 S CU 81 1-3 K		B SI 92 C CH 85 F SI 93 B SI 94 S CU 80 2-3 K		B FF 96 C FF 94 B FF 95 X SL 79 2-1 F9 2-3	F CU 75 H SL 87 1-1 44 HR HBP 1-2		4	1	0	0	0	3	5
44 Paul Goldschmidt, R (1, 3) OBP: 0.427, SLG: 0.594		B FF 92 B SL 84 C FF 92 B SI 93 B SI 93 4-1 28 G6-4-3 BB		C SI 91 X SI 91 0-1 1B		B FF 91 C SI 90 B CU 76 F FF 91 B SI 91 D FF 92 4-2 28 CS BB	C FF 95 S FF 94 D FF 95 S FF 96 1-3 K	B CU 76 F SI 90 X CU 76 1-1 1-H 2-H HR		3	1	2	3	2	1	2
33 Jake Barrett, R (9, 1)										0	0	0	0	0	0	0
28 J.D. Martinez, R (1, 9) OBP: 0.361, SLG: 0.620		C CH 84 X SI 93 0-1 G6-4-3 1-2f		F SI 93 F SI 91 B CU 78 S CU 80 1-3 K		S CH 85 B CU 77 X SI 90 1-1 1-2 HR		9 1B 3 1B 10 1B BB HR		4	3	2	2	1	1	2
3 Daniel Descalso, L (1, 4) OBP: 0.342, SLG: 0.401		C SI 93 B CU 78 F CU 78 B FF 92 F SL 85 B FF 94 B FF 93 4-2 BB		F CH 85 C SI 92 1 SAFE F FF 91 D CU 80 S SI 92 1-3 K		B FF 88 B SI 90 C SI 90 B SI 90 X FF 91 3-1 1B		0-2 9 1B 10 1B 1-2 1B HR		4	2	3	1	1	1	1
(9, 3)																
9 Adam Rosales, R (1, 6) OBP: 0.277, SLG: 0.358		C FF 91 F CU 78 1 SAFE C FF 92 0-3 K		S CU 78 D SL 85 1 SAFE F SI 91 B SI 92 1 SAFE S CU 78 2-3 K		B FF 91 F CH 84 C CU 77 C CU 77 S SI 92 1-3 K		X SI 91 0-0 10 1B 27 E 1-2 2-3 1B B SL 84 B SL 84 B SI 91 B SI 91 X SI 92 3-2 F9		5	1	1	0	0	3	3
10 Chris Herrmann, L (1, 2) OBP: 0.259, SLG: 0.321			B SI 91 F CH 85 C CU 77 B FF 92 B CU 78 B SI 92 4-2 6 G4-3 46 SH1-4 14 WP BB		B SI 91 F CH 83 B FF 91 B FF 91 F CH 83 D CU 78 4-2 46 1B BB	C SI 92 X SI 91 0-1 L7		B FF 89 X SI 90 1-0 27 S 27 SF8 1-3 2-H 3-H 1B		2	2	1	2	2	0	1
46 Patrick Corbin, L (1, 1) OBP: 0.170, SLG: 0.083			X FF 92 0-0 SH1-4 1-2		B CH 83 C FF 90 B SI 91 C FF 90 X CH 85 2-2 1-2 1B		B FF 93 X FF 93 1-0 G3	B CH 84 C CH 84 F FF 90 B CU 77 B SI 91 X CU 76 3-2 SF8 1-H 3-H		2	0	1	0	0	0	0
40 Andrew Chafin, R (8, 1)										0	0	0	0	0	0	0
47 David Hernandez, R (8, 1)										0	0	0	0	0	0	0
27 Brandon Drury, R (8, PH) OBP: 0.318, SLG: 0.440										0	0	0	1	0	0	0
(9, 4)																
Inning Stats	R: 0 E: 0 K: 1 S: 6 H: 0 LOB: 0 BB: 0 P: 10	R: 0 E: 0 K: 1 S: 9 H: 0 LOB: 1 BB: 2 P: 17	R: 1 E: 0 K: 2 S: 13 H: 0 LOB: 1 BB: 1 P: 20	R: 0 E: 0 K: 3 S: 12 H: 1 LOB: 1 BB: 0 P: 16	R: 0 E: 0 K: 2 S: 13 H: 1 LOB: 2 BB: 1 P: 22	R: 1 E: 0 K: 1 S: 12 H: 2 LOB: 1 BB: 1 P: 21	R: 0 E: 0 K: 1 S: 8 H: 1 LOB: 2 BB: 1 P: 19	R: 9 E: 0 K: 0 S: 24 H: 6 LOB: 0 BB: 2 P: 42		1B: 7 2B: 0 3B: 0 HR: 4 SF: 1 SAC: 1 DP: 1 HBP: 1						

BOTTOM

San Francisco Giants @ Arizona Diamondbacks
Chase Field, Phoenix, AZ
Sun Aug 27 2017, 1:11 PM - 4:13 PM MST
Att. 23,210 - Roof Closed - 78 F

livebaseballscorecards.com

AB	32
R	11
H	11
RBI	9
BB	8
SO	11
LOB	20

WP: 1 PA: 43
PB: 0
SB: 2
CS: 1

PITCHER		IP	WLS	BF	H	R	ER	SO	BB	IBB	HBP	BLK	WP	HR	S	P	ERA	WHIP
34 Chris Stratton, R ERA: 3.82	(1, 1)	6.0	L	26	4	2	2	10	5	0	0	0	1	1	65	106	3.00	1.500
61 Josh Osich, L ERA: 6.03	(7, 1)	0.2		4	1	0	0	0	1	0	0	0	0	0	5	15	0.00	3.000
59 Kyle Crick, R ERA: 2.66	(7, 1)	0.1		1	0	0	0	1	0	0	0	0	0	0	3	4	0.00	0.000
18 Matt Cain, R ERA: 5.75	(8, 1)	0.2		10	5	8	8	0	2	0	1	0	0	2	20	35	108.00	10.500
62 Cory Gearrin, R ERA: 2.26	(8, 1)	0.1		2	1	1	1	0	0	0	0	0	0	1	4	7	27.00	3.000

PITCHER	IP	WLS	BF	H	R	ER	SO	BB	IBB	HBP	BLK	WP	HR	S	P	ERA	WHIP

San Francisco Giants @ San Diego Padres

Petco Park, San Diego, CA

Mon Aug 28 2017, 7:12 PM - 9:41 PM PDT

Att. 20,594 - Partly Cloudy - 75 F

livebaseballscorecards.com

TOP

Batter	1	2	3	4	5	6	7	8	9	AB	R	H	RBI	BB	SO	LOB
2 Denard Span, L (1, 8) OBP: 0.318, SLG: 0.414	C SI 90 F SI 90 F SI 91 B SI 92 S SI 91 1-3 K		B SL 75 B SI 91 B SI 91 B FF 90 4-0 6 BB 8 1B BB		F SI 90 C SI 91 B SL 78 F SL 80 B SI 91 B SI 92 B SL 79 4-2 8 FC3-6 BB		B CU 84 X FF 92 1-0 G4-3		B FF 89 X FF 90 1-0 F9	3	0	0	0	2	1	0
8 Hunter Pence, R (1, 9) OBP: 0.307, SLG: 0.378	B FF 91 C SI 92 X SI 91 1-1 G1-3		C SL 80 1 SAFE X SI 91 0-1 6 BB 1-2 1B		C SI 91 X FF 92 0-1 FC3-6 1-2f		S FF 93 X FF 93 0-1 G4-3		B FF 93 B KC 78 X FF 93 2-0 6 CS 1B	5	0	2	0	0	0	1
6 Jarrett Parker, L (1, 7) OBP: 0.299, SLG: 0.427	F FF 90 B FF 90 C SL 78 F SI 91 F FF 91 B SL 78 X SL 79 2-2 F9		F SL 78 B SL 78 B SL 80 B FF 93 F FF 92 B SL 80 B SL 80 4-2 1-2 2-3 BB		F CH 85 F FF 91 B FF 92 F SL 80 1 SAFE F SL 81 D SL 81 B SI 90 S SI 91 3-3 K		C CU 80 B CU 79 S FF 92 F FF 93 F CU 79 X FF 94 1-2 G1-3		1 SAFE 1 SAFE S FF 93 1 SAFE B FF 92 F FF 90 1 SAFE B FF 91 B FF 93 3-3 1 SAFE S FF 93 1-2 K	4	0	0	0	1	2	2
48 Pablo Sandoval, S (1, 5) OBP: 0.280, SLG: 0.349		B FF 90 X SI 90 1-0 F7	B SL 80 F SL 80 F FF 92 F FF 92 B SL 82 X SL 83 2-2 L4			C FF 90 X SL 84 0-1 G6-3		B FF 92 B FF 93 X FF 92 2-0 G6-3		4	0	0	0	0	0	3
35 Brandon Crawford, L (1, 6) OBP: 0.292, SLG: 0.396		C SI 90 B CH 82 B CH 83 F SL 80 B SI 91 X SI 91 3-2 L8		B SI 90 B SI 90 C SL 78 F SI 91 B CH 82 X FF 92 3-2 HR		S SL 84 S SL 86 B FF 90 S FF 92 1-3 K		S CH 84 B FF 93 C FF 94 X CU 80 1-2 12 HR 1B	4	2	2	1	0	1	0
12 Joe Panik, L (1, 4) OBP: 0.334, SLG: 0.402		B SI 91 B CH 84 B SI 92 B SI 90 4-0 BB		X FF 92 0-0 F7		B FF 90 B SL 83 B FF 90 C FF 90 F FF 90 F FF 92 B FF 90 4-2 5 2B BB		X FF 92 0-0 1-H HR	2	1	1	2	2	0	0
5 Nick Hundley, R (1, 2) OBP: 0.291, SLG: 0.438		C SL 79 F FF 91 D SL 81 X SL 82 1-2 G1-3		B SL 75 B SL 80 X SL 80 2-0 L8		X SI 90 0-0 1-3 2B		B CU 80 X FF 93 1-0 L9	4	0	1	0	0	0	1
63 Ryder Jones, L (1, 3) OBP: 0.273, SLG: 0.315			B SI 90 C SL 78 B SI 91 B SL 79 X SI 92 3-1 F7	B SI 91 X SI 91 1-0 F7		0-0 IBB		B CU 81 C CU 79 F FF 93 X CH 82 1-2 1B	3	0	1	0	1	0	0
29 Jeff Samardzija, R (1, 1) OBP: 0.089, SLG: 0.179			S SI 91 S SL 80 S SL 81 0-3 K		C SI 90 S SL 80 B SI 91 F SL 80 X SI 90 1-2 G4-3	S SL 84 F SL 85 X SL 84 0-2 G4-3		C FF 92 C FF 92 F CU 79 S FF 93 0-3 K		4	0	0	0	0	2	4
Inning Stats	R: 0 E: 0 K: 1 S: 11 H: 0 LOB: 0 BB: 0 P: 15	R: 0 E: 0 K: 0 S: 7 H: 0 LOB: 0 BB: 1 P: 16	R: 0 E: 0 K: 1 S: 14 H: 1 LOB: 3 BB: 2 P: 27	R: 1 E: 0 K: 0 S: 6 H: 1 LOB: 0 BB: 0 P: 12	R: 0 E: 0 K: 1 S: 14 H: 0 LOB: 1 BB: 1 P: 22	R: 0 E: 0 K: 1 S: 12 H: 1 LOB: 3 BB: 2 P: 17	R: 0 E: 0 K: 0 S: 8 H: 0 LOB: 0 BB: 0 P: 10	R: 2 E: 0 K: 1 S: 13 H: 3 LOB: 1 BB: 0 P: 18	R: 0 E: 0 K: 1 S: 5 H: 1 LOB: 1 BB: 0 P: 11	1B: 4 2B: 2 3B: 0 HR: 2 SF: 0 SAC: 0 DP: 1 HBP: 0						

	AB	33
	R	3
	H	7
	RBI	3
	BB	6
	SO	6
	LOB	11

WP: 0 PA: 39
PB: 0
SB: 0
CS: 1

PITCHER		IP	WLS	BF	H	R	ER	SO	BB	IBB	HBP	BLK	WP	HR	S	P	ERA	WHIP
46 Jhoulys Chacín, R ERA: 4.03	(1, 1)	5.0	L	21	2	1	1	3	4	0	0	0	0	1	52	92	1.80	1.200
77 Buddy Baumann, L ERA: 1.13	(6, 1)	1.0		6	1	0	0	1	1	1	0	0	0	0	12	17	0.00	2.000
88 Phil Maton, R ERA: 4.45	(7, 1)	2.0		9	3	2	2	1	0	0	0	0	0	1	21	28	9.00	1.500
56 Carter Capps, R ERA: 9.35	(9, 1)	1.0		3	1	0	0	1	0	0	0	0	0	0	5	11	0.00	1.000

PITCHER	IP	WLS	BF	H	R	ER	SO	BB	IBB	HBP	BLK	WP	HR	S	P	ERA	WHIP

Batter	1	2	3	4	5	6	7	8	9	AB	R	H	RBI	BB	SO	LOB
7 Manuel Margot, R (1, 8) OBP: 0.312, SLG: 0.427	C SI 93 B SI 92 X KC 80 1-1 ① F8			C SI 93 X FS 88 0-1 ① G1-3		X SL 89 0-0 ③ G1-3			C FS 89 X FS 89 0-1 ② G1-3	4	0	0	0	0	0	0
20 Carlos Asuaje, L (1, 4) OBP: 0.338, SLG: 0.385	C SI 92 B FS 86 S FS 85 F FS 85 F SI 95 F FS 85 F FS 86 F SI 96 S KC 85 1-3 ② K			C SL 88 X FS 86 0-1 ② F8			B SL 86 F SL 86 B SI 95 X FS 89 2-1 ① G1-4-3		F SI 96 B SI 96 B KC 82 F SL 89 X SI 97 2-2 ③ L7	4	0	0	0	0	1	0
2 José Pirela, R (1, 7) OBP: 0.348, SLG: 0.494	C KC 82 B SI 94 B SI 94 F SL 91 S KC 84 2-3 ③ K			C KC 82 B KC 84 B FF 94 X FS 90 2-1 ③ G1-3			X SL 88 0-0 ② P6			3	0	0	0	0	1	0
26 Yangervis Solarte, S (1, 6) OBP: 0.332, SLG: 0.420		F SI 92 B FS 87 X KC 82 1-1 ① G3			C KC 79 B SI 93 F KC 83 B SI 96 F KC 86 X SL 90 2-2 44 G3 4 G5-3 1B		C SI 95 B KC 79 F KC 81 F SI 96 S KC 84 1-3 ③ K			3	0	1	0	0	1	0
4 Wil Myers, R (1, 3) OBP: 0.320, SLG: 0.442		F SI 91 B SI 94 X SI 96 1-1 44 CS 1B			C KC 83 C SI 96 B SI 95 B SI 96 X KC 84 2-2 ① G5-3 1-2			B KC 82 C SI 95 C KC 82 S KC 84 1-3 ① K		3	0	1	0	0	1	1
44 Héctor Sánchez, S (1, 2) OBP: 0.268, SLG: 0.505		1 SAFE C SI 95 C KC 84 B KC 85 B SI 95 X KC 85 2-2 ② ③ G5-3 1-2			B KC 83 C KC 83 X SI 95 1-1 ② G3 2-3			X SI 95 0-0 ② G6-3		3	0	0	0	0	0	2
15 Cory Spangenberg, L (1, 5) OBP: 0.320, SLG: 0.423			S FS 87 C FS 87 B FS 86 X FS 88 1-2 ① G6-3		S SI 96 B KC 84 B FS 90 X FS 89 2-1 ③ G4-3			X KC 82 0-0 1B		3	0	1	0	0	0	1
23 Matt Szczur, R (1, 9) OBP: 0.353, SLG: 0.357			C SI 94 B KC 82 B KC 82 X SI 92 2-1 ② P2			C KC 80 B SI 92 X SI 94 1-1 ① G6-3		C SI 96 B SI 96 B KC 82 1 SAFE F SI 95 X KC 84 2-2 ③ F9		3	0	0	0	0	0	1
46 Jhoulys Chacín, R (1, 1) OBP: 0.255, SLG: 0.298 77 Buddy Baumann, L (6, 1) 17 Allen Córdoba, R (6, PH) OBP: 0.290, SLG: 0.312 88 Phil Maton, R (7, 1) 56 Carter Capps, R (9, 1) 32 Jabari Blash, R (9, PH) OBP: 0.345, SLG: 0.378			X SI 94 0-0 ③ G6-3			C SI 94 B KC 83 F KC 83 B SI 95 S SL 90 2-3 ② K			C FS 89 X SL 90 0-1 ① F8	1 0 1 0 0 1	0 0 0 0 0 0	0 0 0 0 0 0	0 0 0 0 0 0	0 0 0 0 0 0	0 0 1 0 0 0	0 0 0 0 0 0
Inning Stats	R: 0 E: 0 K: 2 S: 13 H: 0 LOB: 0 BB: 0 P: 17	R: 0 E: 0 K: 0 S: 7 H: 1 LOB: 0 BB: 0 P: 11	R: 0 E: 0 K: 0 S: 6 H: 0 LOB: 0 BB: 0 P: 9	R: 0 E: 0 K: 0 S: 6 H: 0 LOB: 0 BB: 0 P: 8	R: 0 E: 0 K: 0 S: 11 H: 1 LOB: 1 BB: 0 P: 18	R: 0 E: 0 K: 1 S: 6 H: 0 LOB: 0 BB: 0 P: 9	R: 0 E: 0 K: 1 S: 7 H: 0 LOB: 0 BB: 0 P: 10	R: 0 E: 0 K: 1 S: 8 H: 1 LOB: 1 BB: 0 P: 11	R: 0 E: 0 K: 0 S: 7 H: 0 LOB: 0 BB: 0 P: 9	1B: 3 2B: 0 3B: 0 HR: 0 SF: 0 SAC: 0 DP: 0 HBP: 0						

PITCHER	IP	WLS	BF	H	R	ER	SO	BB	IBB	HBP	BLK	WP	HR	S	P	ERA	WHIP
29 Jeff Samardzija, R (1, 1) ERA: 4.43	9.0	W	29	3	0	0	5	0	0	0	0	0	0	71	102	0.00	0.333

PITCHER	IP	WLS	BF	H	R	ER	SO	BB	IBB	HBP	BLK	WP	HR	S	P	ERA	WHIP

BOTTOM

San Francisco Giants @ San Diego Padres

Petco Park, San Diego, CA

Mon Aug 28 2017, 7:12 PM - 9:41 PM PDT

Att. 20,594 - Partly Cloudy - 75 F

livebaseballscorecards.com

AB	29
R	0
H	3
RBI	0
BB	0
SO	5
LOB	5

PA: 29

Batter	1	2	3	4	5	6	7	8	9	AB	R	H	RBI	BB	SO	LOB
2 Denard Span, L (1, 8) OBP: 0.321, SLG: 0.418	B SI 92 C SI 93 X SI 95 1-1 6 G3-6-3 8 1B 1B	D FS 88 B SI 94 C SI 94 X SI 94 2-1 1-3 3-H 2B		C SL 83 X FS 86 0-1 1B			B FF 88 S FF 88 S FF 89 S SL 86 1-3 ① K		D ST 83 C FF 94 X ST 83 1-1 ② G4-3 1-2	5	0	3	1	0	1	1
8 Hunter Pence, R (1, 9) OBP: 0.308, SLG: 0.377	X SI 92 0-0 6 G3-6-3 1-2 1B	B SI 93 B SI 94 B SI 93 C SI 93 D SL 84 4-1 BB		F SL 82 1 SAFE 1 SAFE B SI 92 1 SAFE 1 SAFE X SI 93 1-1 ③ G5-3			C FF 90 C SL 85 F SI 92 X SL 84 0-2 ② F8		X SI 95 0-0 ③ F9	4	0	1	0	1	0	2
6 Jarrett Parker, L (1, 7) OBP: 0.289, SLG: 0.412	F SI 93 B SL 83 B SL 83 X SI 94 2-1 ①② G3-6-3 1-2f 2-3	C SL 84 C SI 94 D SL 95 D SL 84 C SI 95 2-3 ② K			X SI 92 0-0 ① G4-3		B SL 83 C FF 90 S FF 90 B SL 86 X FF 90 2-2 ③ F7			4	0	0	0	0	1	5
48 Pablo Sandoval, S (1, 5) OBP: 0.280, SLG: 0.343	F SI 94 D SL 84 D SL 84 F SI 93 B SI 94 B SI 95 4-2 BB	X SI 94 0-0 ③ L8			C SI 93 X SL 81 0-1 ② G6-3			C SL 84 S SI 93 X FF 94 0-2 ① F7		3	0	0	0	1	0	3
35 Brandon Crawford, L (1, 6) OBP: 0.289, SLG: 0.392	B SL 86 F SI 94 B SL 84 F SI 94 X SI 94 3-1 ③ F7		B SI 93 F SI 92 X SL 82 1-1 ① G3-1		C SI 93 B SI 95 B SL 83 B SL 83 F SI 95 F SI 94 S SI 95 3-3 ③ K			S FF 93 C SL 85 F SI 93 B FS 86 S FS 87 1-3 ② K		4	0	0	0	0	2	2
12 Joe Panik, L (1, 4) OBP: 0.336, SLG: 0.410		B SI 92 C FS 86 X FS 87 1-1 45 1B 5 E 45 E 1B	C SI 93 B SI 93 B SI 94 X SI 94 2-1 ② G6-3			C SL 82 C SI 93 X SI 94 0-2 ① L9		B SI 94 B FF 94 C FF 93 X SL 85 2-1 HR		4	2	2	1	0	0	0
5 Nick Hundley, R (1, 2) OBP: 0.286, SLG: 0.430		X SI 93 0-0 E5 45 E 2 2B 1-2	B SI 94 X SI 94 1-0 ③ G6-3			X SI 91 0-0 ② L6		B SI 95 C FF 94 S FF 95 S FS 86 1-3 ③ K		4	1	0	0	0	1	1
63 Ryder Jones, L (1, 3) OBP: 0.275, SLG: 0.326 37 Kelby Tomlinson, R (9, PH) OBP: 0.341, SLG: 0.309		C SI 94 X SL 84 0-1 ① F9		C SI 91 X SI 93 0-1 ① G6-3		S SI 94 C SL 82 B SI 95 X FF 95 1-2 2B			B SI 92 B SI 92 B SI 93 B FF 92 4-0 2 G4-3 BB	3 0	0 0	1 0	0 0	0 1	0 0	2 0
45 Matt Moore, L (1, 1) OBP: 0.152, SLG: 0.133 39 Carlos Moncrief, L (6, PH) OBP: 0.314, SLG: 0.290 56 Albert Suárez, R (6, 1) 66 Gorkys Hernández, R (9, PH) OBP: 0.333, SLG: 0.340		L SI 93 L SL 86 X SL 84 0-2 E5 2 2B 1-3 2-H 1B		F SI 92 B SI 95 S SI 94 B SL 84 S SL 82 2-3 ② K		B SL 82 C SI 94 X SI 94 1-1 ③ F8			C SI 94 S ST 82 S ST 82 0-3 ① K	2 1 0 1	0 0 0 0	1 0 0 0	0 0 0 0	0 0 0 0	1 0 0 0	0 1 0 1

Inning Stats	1	2	3	4	5	6	7	8	9
	R: 0 E: 0 K: 0 S: 9 H: 2 LOB: 2 BB: 1 P: 19	R: 2 E: 2 K: 1 S: 15 H: 3 LOB: 3 BB: 1 P: 24	R: 0 E: 0 K: 0 S: 5 H: 0 LOB: 0 BB: 0 P: 9	R: 0 E: 0 K: 1 S: 9 H: 1 LOB: 1 BB: 0 P: 12	R: 0 E: 0 K: 1 S: 7 H: 0 LOB: 0 BB: 0 P: 10	R: 0 E: 0 K: 0 S: 9 H: 1 LOB: 1 BB: 0 P: 11	R: 0 E: 0 K: 1 S: 10 H: 0 LOB: 0 BB: 0 P: 13	R: 1 E: 0 K: 2 S: 12 H: 1 LOB: 0 BB: 0 P: 16	R: 0 E: 0 K: 1 S: 6 H: 0 LOB: 1 BB: 1 P: 11

1B: 5 SF: 0 WP: 0 PA: 38
2B: 2 SAC: 0 PB: 0
3B: 0 DP: 1 SB: 0
HR: 1 HBP: 0 CS: 0

PITCHER		IP	WLS	BF	H	R	ER	SO	BB	IBB	HBP	BLK	WP	HR	S	P	ERA	WHIP
61 Luis Perdomo, R ERA: 4.69	(1, 1)	6.0	W	27	7	2	1	3	2	0	0	0	0	0	54	85	1.50	1.500
77 Buddy Baumann, L ERA: 1.0	(7, 1)	1.0		3	0	0	0	1	0	0	0	0	0	0	10	13	0.00	0.000
39 Kirby Yates, R ERA: 4.5	(8, 1)	1.0		4	1	1	1	2	0	0	0	0	0	1	12	16	9.00	1.000
52 Brad Hand, L ERA: 2.16	(9, 1)	1.0	S	4	0	0	0	1	1	0	0	0	0	0	6	11	0.00	1.000

PITCHER	IP	WLS	BF	H	R	ER	SO	BB	IBB	HBP	BLK	WP	HR	S	P	ERA	WHIP

TOP

San Francisco Giants @ San Diego Padres

Petco Park, San Diego, CA

Tue Aug 29 2017, 7:11 PM - 9:48 PM PDT

Att. 19,631 - Clear - 76 F

livebaseballscorecards.com

AB	35
R	3
H	8
RBI	2
BB	3
SO	7
LOB	18

Batter	1	2	3	4	5	6	7	8	9	AB	R	H	RBI	BB	SO	LOB
7 Manuel Margot, R (1, 8) OBP: 0.314, SLG: 0.434	C FF 89 F CH 82 F KC 81 F FF 94 X KC 83 0-2 ① F7		C CH 83 B FF 89 B FC 90 B FC 90 X FF 91 3-1 ① F9	B FC 86 S CH 82 F FF 90 X FF 91 1-2 1-H 2-H HR		B SL 80 C SI 93 B CU 77 S CU 76 B SI 94 D CU 76 4-2 20 1B BB				3	1	1	3	1	0	0
20 Carlos Asuaje, L (1, 4) OBP: 0.341, SLG: 0.387	C FC 90 X KC 80 0-1 ② G4-3		C CH 81 B FC 88 X FF 93 1-1 2 1B 1B	F FF 90 S KC 80 F KC 79 S KC 80 0-3 ② K		B SI 92 X SI 93 1-0 1-2 3-H 1B				4	0	2	1	0	1	0
2 José Pirela, R (1, 7) OBP: 0.347, SLG: 0.491	X CH 83 0-0 ③ L3		1 SAFE X FF 90 0-0 1-2 1B	B FF 90 X FC 88 1-0 ③ F7		B SI 92 X SI 93 1-0 ③ G1-3				4	0	1	0	0	0	2
4 Wil Myers, R (1, 3) OBP: 0.320, SLG: 0.440		C FF 90 B FC 90 F KC 79 X KC 81 1-2 32 G6-4-3 26 1B 15 1B 1B	B KC 82 X KC 81 1-0 ② P5		F FF 92 B FC 88 B FC 89 S FF 92 F KC 79 X FF 92 2-2 ① G6-3		C CU 75 B SI 93 X CH 84 1-1 ① L7			4	1	1	0	0	0	2
26 Yangervis Solarte, S (1, 6) OBP: 0.332, SLG: 0.418		B FC 86 X FC 86 1-0 32 G6-4-3 1-2 1B	S FF 93 C FF 92 B FF 92 B FF 92 X CH 82 2-2 ③ L7		F FC 88 B FF 91 B KC 79 F KC 79 C FC 88 2-3 ② K		B SI 92 S SI 93 B SI 94 F SI 94 F CU 77 X CU 76 2-2 ② F9			4	0	1	0	0	1	2
32 Jabari Blash, R (1, 9) OBP: 0.341, SLG: 0.402		B FF 88 X FF 91 1-0 ① ② G6-4-3 1-2f 2-3	X CH 81 0-0 HR	C FF 92 X FF 92 0-1 ③ F8			B SI 94 F SI 93 C CU 77 B FF 93 F SI 94 S CU 76 2-3 ③ K			4	1	1	1	0	1	2
15 Cory Spangenberg, L (1, 5) OBP: 0.324, SLG: 0.427		F FF 93 C FF 92 B FF 92 F FF 92 B FC 90 F KC 82 X FF 93 2-2 18 1B 3-H 1B	B FC 87 B FF 92 H FF 90 3-0 61 FC1-5 18 BB HBP		X SI 92 0-0 18 F8 20 1B 2B		C SI 92 X CU 74 0-1 ① F7			3	1	2	1	0	0	0
18 Austin Hedges, R (1, 2) OBP: 0.253, SLG: 0.405		B CH 80 1 SAFE C CH 82 X FF 92 1-1 1-2 1B	B FF 91 1 SAFE B KC 80 B CH 83 C FF 91 F FC 88 B CH 81 4-2 61 FC1-5 7 HR 1-2 BB		B SI 92 B SL 81 X SI 92 2-0 ① F8 2-3		X SI 93 0-0 ② F9			3	1	1	0	1	0	1
61 Luis Perdomo, R (1, 1) OBP: 0.135, SLG: 0.306 23 Matt Szczur, R (6, PH) OBP: 0.351, SLG: 0.355 77 Buddy Baumann, L (7, 1) 39 Kirby Yates, L (8, 1) 44 Héctor Sánchez, S (8, PH) OBP: 0.265, SLG: 0.500 52 Brad Hand, L (9, 1)		B KC 81 X FC 93 1-0 ③ G6-3	B FF 91 B FF 91 M KC 82 L FC 91 X FF 88 2-2 ① FC1-5 7 HR 1-2 2-3f		C CU 75 F CU 75 S CU 74 0-3 ② K2-3		B SI 92 C SI 93 F SI 93 X SI 93 1-2 ③ G5-3			2 1 0 0 1 0	1 0 0 0 0 0	0 0 0 0 0 0	0 0 0 0 0 0	0 1 0 0 0 0	0 0 0 0 0 0	4 1 0 0 0 0
Inning Stats	R: 0 E: 0 K: 0 S: 8 H: 0 LOB: 0 BB: 0 P: 8	R: 1 E: 0 K: 0 S: 13 H: 4 LOB: 2 BB: 0 P: 20	R: 0 E: 0 K: 0 S: 9 H: 2 LOB: 2 BB: 0 P: 16	R: 4 E: 0 K: 1 S: 14 H: 2 LOB: 0 BB: 1 P: 25	R: 0 E: 0 K: 1 S: 9 H: 0 LOB: 0 BB: 0 P: 13	R: 1 E: 0 K: 1 S: 9 H: 2 LOB: 2 BB: 1 P: 17	R: 0 E: 0 K: 1 S: 10 H: 0 LOB: 0 BB: 0 P: 15	R: 0 E: 0 K: 0 S: 6 H: 0 LOB: 0 BB: 0 P: 7		1B: 7 2B: 1 3B: 0 HR: 2 SF: 0 SAC: 0 DP: 1 HBP: 1			WP: 0 PB: 0 SB: 0 CS: 0 PA: 36	

PITCHER		IP	WLS	BF	H	R	ER	SO	BB	IBB	HBP	BLK	WP	HR	S	P	ERA	WHIP
45 Matt Moore, L ERA: 5.49	(1, 1)	5.0	L	24	8	5	5	2	1	0	1	0	0	2	53	82	9.00	1.800
56 Albert Suárez, R ERA: 6.23	(6, 1)	3.0		12	2	1	1	2	1	0	0	0	0	0	25	39	3.00	1.000

PITCHER	IP	WLS	BF	H	R	ER	SO	BB	IBB	HBP	BLK	WP	HR	S	P	ERA	WHIP

BOTTOM

San Francisco Giants @ San Diego Padres

Petco Park, San Diego, CA

Tue Aug 29 2017, 7:11 PM - 9:48 PM PDT

Att. 19,631 - Clear - 76 F

livebaseballscorecards.com

AB	33
R	6
H	10
RBI	6
BB	2
SO	4
LOB	14

San Francisco Giants @ San Diego Padres

Petco Park, San Diego, CA

Wed Aug 30 2017, 6:11 PM - 9:12 PM PDT

Att. 19,691 - Clear - 81 F

livebaseballscorecards.com

TOP

Batter	1	2	3	4	5	6	7	8	9	AB	R	H	RBI	BB	SO	LOB
2 Denard Span, L (1, 8) OBP: 0.318, SLG: 0.413	C FC 86 X FF 87 0-1 ① L7	C SL 80 B FC 88 X FF 87 1-1 ③ F9			B FF 87 C FC 85 X FF 88 1-1 ① P5		X SL 84 0-0 ② P4		C FF 95 B FF 95 B FF 96 F FF 95 X FF 96 2-2 ③ G5-3	5	0	0	0	0	0	3
37 Kelby Tomlinson, R (1, 5) OBP: 0.350, SLG: 0.312	B FF 87 F FF 88 F FF 88 B CH 81 F FF 88 B CH 81 F FC 89 B FC 89 4-2 8 BB BB		C FF 85 F CH 78 F FC 88 B FC 88 B FC 85 F SL 79 F FF 88 F FC 89 B SL 80 3-2 X FC 85 8 G1-4-3 1B		C CH 79 B SL 80 B FF 88 B FF 87 C FF 88 B FF 87 4-2 66 1B BB		B FF 90 C FF 91 B SL 85 C FF 92 B SL 85 C FF 90 3-3 ③ K			2	0	1	0	2	1	0
66 Gorkys Hernández, R (1, 7) OBP: 0.336, SLG: 0.340	F FF 87 B SL 79 B SL 80 F FC 86 1 SAFE F SI 88 F SL 80 1 SAFE F FF 89 2-3 S SL 80 ② K		F FC 86 B CH 77 F SL 82 D SL 79 F FF 86 B FC 89 1 SAFE F SI 87 X SL 80 3-2 ① L7		B FF 87 X FF 86 1-0 1-2 2-3 1B			B SI 93 B FF 94 B SI 93 B SI 93 4-0 35 BB BB		3	0	1	0	1	1	2
8 Hunter Pence, R (1, 9) OBP: 0.308, SLG: 0.374	B FF 86 B FF 88 B FC 85 B FF 88 4-0 1-2 BB		1 SAFE 1 SAFE B FF 87 S FC 86 F FF 87 B FC 85 X CH 80 2-2 ② ③ G1-4-3 1-2f		B SI 92 C SI 92 F SI 92 B SI 93 F SI 93 T SI 92 2-2 ② K			F FF 93 B SI 94 B FF 94 F FF 94 F FS 87 S FS 86 2-3 ① K		3	0	0	0	1	2	5
5 Nick Hundley, R (1, 2) OBP: 0.285, SLG: 0.431	C FF 88 X SL 80 0-1 ③ G4-3			B FF 86 F FF 87 B FC 85 F FF 88 X FF 87 2-2 35 FC1-6-5 2B	B KC 81 D SI 93 C SI 92 B SI 93 X SI 92 3-1 ③ G4-3			D FF 94 B FF 94 C SI 93 1 SAFE B SI 94 F FF 94 F FF 95 F FS 86 F SI 94 3-3 S FS 86 ② K		4	0	1	0	0	1	6
35 Brandon Crawford, L (1, 6) OBP: 0.291, SLG: 0.392		C FF 86 F FC 85 B FC 88 B SL 79 F SL 79 X FF 88 2-2 48 G6-4-3 1B		B FC 86 X SL 79 1-0 ① FC1-6-5 2-3		F SI 91 C FC 87 X SI 92 0-2 ① F7		D FF 94 B SI 94 B FF 95 C FF 94 C FF 93 B SI 92 4-2 1-2 BB		3	0	1	0	1	0	1
48 Pablo Sandoval, S (1, 3) OBP: 0.274, SLG: 0.335		X SI 86 0-0 ① ② G6-4-3 1-2f		C FC 85 F CH 79 F SL 80 X FF 88 0-2 ② F7		B SI 92 F SI 93 X SI 93 1-1 ② F7		B SI 94 C ST 81 F FF 95 F ST 82 S FF 95 1-3 ③ K		4	0	0	0	0	1	4
12 Joe Panik, L (1, 4) OBP: 0.335, SLG: 0.407		C FF 87 B FF 88 B CU 72 B FC 88 B FC 88 4-1 50 1B BB		D SL 80 C FC 86 F SL 80 X SL 81 1-2 ③ G4-3		C SI 92 B CH 88 X SI 92 1-1 ③ L7			C FF 92 C ST 81 B FF 96 X ST 82 1-2 ① G6-3	3	0	0	0	1	0	1
50 Ty Blach, R (1, 1) OBP: 0.304, SLG: 0.366 59 Kyle Crick, L (6, 1) 39 Carlos Moncrief, L (7, PH) OBP: 0.306, SLG: 0.281 62 Cory Gearrin, R (7, 1) 61 Josh Osich, L (8, 1) 63 Ryder Jones, L (9, PH) OBP: 0.272, SLG: 0.323		S FF 87 F FC 86 D SL 79 B FC 87 F FC 88 X FC 88 2-2 1-2 1B			B FF 86 C FF 86 X SL 78 1-1 66 1B 2B		C FF 89 C FF 90 S SL 86 0-3 ① K		C ST 82 C ST 83 C FF 95 0-3 ② K	2 0 1 0 0 0	0 0 0 0 0 0	2 0 0 0 0 0	0 0 0 0 0 0	0 0 1 0 0 1	0 0 0 0 0 0	0 0 0 0 0 0
Inning Stats	R: 0 E: 0 K: 1 S: 14 H: 0 LOB: 2 BB: 2 P: 24	R: 0 E: 0 K: 0 S: 12 H: 2 LOB: 2 BB: 1 P: 21	R: 0 E: 0 K: 0 S: 15 H: 1 LOB: 0 BB: 0 P: 23	R: 0 E: 0 K: 0 S: 11 H: 1 LOB: 1 BB: 0 P: 15	R: 0 E: 0 K: 1 S: 13 H: 2 LOB: 3 BB: 1 P: 25	R: 0 E: 0 K: 0 S: 7 H: 0 LOB: 0 BB: 0 P: 9	R: 0 E: 0 K: 2 S: 7 H: 0 LOB: 0 BB: 0 P: 10	R: 0 E: 0 K: 3 S: 16 H: 0 LOB: 2 BB: 2 P: 30	R: 0 E: 0 K: 1 S: 9 H: 0 LOB: 0 BB: 0 P: 12	1B: 4 2B: 2 3B: 0 HR: 0 SF: 0 SAC: 0 DP: 2 HBP: 0						

AB	31
R	0
H	6
RBI	0
BB	6
SO	8
LOB	22

WP: 0 PB: 0 SB: 0 CS: 0 PA: 37

PITCHER		IP	WLS	BF	H	R	ER	SO	BB	IBB	HBP	BLK	WP	HR	S	P	ERA	WHIP
37 Travis Wood, L ERA: 5.47	(1, 1)	4.1		21	6	0	0	1	4	0	0	0	0	0	59	97	0.00	2.308
34 Craig Stammen, R ERA: 3.34	(5, 1)	1.2	W	5	0	0	0	1	0	0	0	0	0	0	13	20	0.00	0.000
77 Buddy Baumann, L ERA: 0.9	(7, 1)	1.0		3	0	0	0	2	0	0	0	0	0	0	7	10	0.00	0.000
39 Kirby Yates, R ERA: 4.44	(8, 1)	0.2		4	0	0	0	2	2	0	0	0	0	0	12	25	0.00	3.000
52 Brad Hand, L ERA: 2.12	(8, 1)	1.1	S	4	0	0	0	2	0	0	0	0	0	0	13	17	0.00	0.000

PITCHER	IP	WLS	BF	H	R	ER	SO	BB	IBB	HBP	BLK	WP	HR	S	P	ERA	WHIP

Batter	1	2	3	4	5	6	7	8	9	AB	R	H	RBI	BB	SO	LOB
7 Manuel Margot, R (1, 8) OBP: 0.311, SLG: 0.429	C FF 88 B CU 77 B FF 90 C FF 90 F FF 90 B CH 81 X FF 91 3-2 ① F8		B CH 80 B FF 90 F CH 79 B SI 90 X FF 89 3-1 ② F8		B CH 80 X CH 79 1-0 ③ FC6-4 1-2f		L SL 82 X SL 83 0-1 ① L8			4	0	0	0	0	0	1
20 Carlos Asuaje, L (1, 4) OBP: 0.339, SLG: 0.381	C CH 80 B FF 90 B FF 91 C SI 91 X CU 78 2-2 ② G4-3		B CU 77 C SI 90 F CU 78 B CU 77 B FF 90 B FF 89 4-2 BB			C CU 74 B CU 76 X CU 79 1-1 ① L8	X SI 91 0-0 ② G3			3	0	0	0	1	0	0
2 José Pirela, R (1, 7) OBP: 0.346, SLG: 0.498 52 Brad Hand, L (8, 1)	C FF 90 F SI 90 X CU 78 0-2 ③ L9		B CH 80 S FF 90 B CH 80 F SI 90 B FF 91 X FF 90 3-2 ③ F7			C FF 88 B FF 89 X CH 78 1-1 HR	X SI 91 0-0 ③ G6-3			4 0	1 0	1 0	1 0	0 0	0 0	1 0
4 Wil Myers, R (1, 3) OBP: 0.319, SLG: 0.441		B FF 89 F FF 90 B FF 90 B FF 90 X FF 90 3-1 ① L9		F CH 79 X FF 89 0-1 ① F9		B FF 90 B CU 76 C FF 89 B SI 90 X CH 80 3-1 26 G6-3 32 WP 2B		X FC 90 0-0 26 G4-3 32 1B E5		4	2	1	0	0	0	0
26 Yangervis Solarte, S (1, 6) OBP: 0.328, SLG: 0.413		C FF 90 B FF 89 B CU 78 B CH 81 X SI 90 3-1 ② G1-4-3		C FF 89 F FF 88 B CH 79 S CH 79 1-3 ② K		X FF 88 0-0 ② G6-3 2-3		C FC 89 F SL 80 F SL 84 X FF 96 0-2 ① G4-3 2-3		4	0	0	0	0	1	2
32 Jabari Blash, R (1, 9) OBP: 0.362, SLG: 0.413		B FF 90 B SI 90 B CH 80 F FF 90 C FF 90 B FF 90 4-2 BB		C FF 90 C FF 89 B CH 80 B FF 91 X CH 80 2-2 15 CS 1B		B SI 96 B SI 96 B FF 96 B FF 96 4-0 15 1B 18 1B 3-H BB		X FF 96 0-0 3-H 1B		2	1	2	1	2	0	0
15 Cory Spangenberg, L (1, 5) OBP: 0.323, SLG: 0.425		B FF 90 B CH 80 T FF 90 X FF 90 2-1 ③ G4-3		C CU 78 1 SAFE F FF 90 B FF 89 1 SAFE D SL 79 B CU 78 3-2 ③ CS 1-2	C CU 75 B CU 77 B CU 77 C FF 89 X FF 89 2-2 ① G4-3	D SI 96 B SI 96 S SI 96 C SI 96 1 SAFE X FF 96 2-2 18 1B 1-3 1B		S FC 91 S SL 81 F FF 96 F SL 81 S FC 91 0-3 ② K		4	0	1	0	0	1	2
18 Austin Hedges, R (1, 2) OBP: 0.253, SLG: 0.403			X FF 89 0-0 ① G4-3		B FF 88 B FF 88 X CH 80 2-0 ② G5-3	D SI 96 B SI 96 B FF 97 1 SAFE C SI 96 F FF 96 X FF 95 3-2 1-3 3-H 1B		D FC 90 S FF 95 F FC 90 X SL 80 1-2 ③ F9		4	0	1	1	0	0	1
37 Travis Wood, R (1, 1) OBP: 0.143, SLG: 0.357 34 Craig Stammen, R (5, 1) OBP: 0.625, SLG: 0.667 44 Hector Sanchez, S (6, PH) OBP: 0.283, SLG: 0.495 77 Buddy Baumann, L (7, 1) 39 Kirby Yates, L (8, 1) 23 Matt Szczur, R (8, 7) OBP: 0.351, SLG: 0.355			C FF 88 B CH 79 X CH 79 1-1 HR		C FF 88 S FF 88 F FF 88 B CH 80 X SI 89 1-2 7 FC6-4 1B	B SI 97 B SL 82 F FF 96 X FF 96 2-1 ③ L8				1 1 1 0 0 0	1 0 0 0 0 0	1 1 0 0 0 0	1 0 0 0 0 0	0 0 0 0 0 0	0 0 2 0 0 0	0 0 0 0 0 0
Inning Stats	R: 0 E: 0 K: 0 S: 10 H: 0 LOB: 0 BB: 0 P: 15	R: 0 E: 0 K: 0 S: 8 H: 0 LOB: 1 BB: 1 P: 20	R: 1 E: 0 K: 0 S: 10 H: 1 LOB: 1 BB: 1 P: 21	R: 0 E: 0 K: 1 S: 10 H: 1 LOB: 0 BB: 0 P: 16	R: 0 E: 0 K: 0 S: 9 H: 1 LOB: 1 BB: 0 P: 15	R: 3 E: 0 K: 0 S: 15 H: 4 LOB: 2 BB: 1 P: 31	R: 0 E: 0 K: 0 S: 4 H: 0 LOB: 0 BB: 0 P: 4	R: 1 E: 1 K: 1 S: 14 H: 1 LOB: 1 BB: 0 P: 15		1B: 5 2B: 1 3B: 0 HR: 2 SF: 0 SAC: 0 DP: 0 HBP: 0				WP: 1 PB: 0 SB: 0 CS: 1 PA: 36		

PITCHER		IP	WLS	BF	H	R	ER	SO	BB	IBB	HBP	BLK	WP	HR	S	P	ERA	WHIP
50 Ty Blach, L ERA: 4.68	(1, 1)	5.2	L	23	5	3	3	1	2	0	0	0	0	2	54	99	4.76	1.235
59 Kyle Crick, R ERA: 3.0	(6, 1)	0.1		4	2	1	1	0	1	0	0	0	1	0	8	19	27.00	9.000
62 Cory Gearrin, R ERA: 2.22	(7, 1)	1.0		3	0	0	0	0	0	0	0	0	0	0	4	4	0.00	0.000
61 Josh Osich, L ERA: 5.87	(8, 1)	1.0		5	1	1	0	1	0	0	0	0	0	0	14	15	0.00	1.000

PITCHER	IP	WLS	BF	H	R	ER	SO	BB	IBB	HBP	BLK	WP	HR	S	P	ERA	WHIP

BOTTOM

San Francisco Giants @ San Diego Padres

Petco Park, San Diego, CA

Wed Aug 30 2017, 6:11 PM - 9:12 PM PDT

Att. 19,691 - Clear - 81 F

livebaseballscorecards.com

AB	32
R	5
H	8
RBI	4
BB	3
SO	2
LOB	9

Batter	1	2	3	4	5	6	7	8	9	AB	R	H	RBI	BB	SO	LOB
13 Matt Carpenter, L (1, 5) (7, 3) OBP: 0.378, SLG: 0.440	B FF 89 C FF 89 C FF 88 X CU 76 1-2 28 G5-3 1B		C SL 83 F CU 76 B FF 91 F FF 91 B FF 91 B CU 76 X FF 90 3-2 ① F8		B SI 88 X CH 82 1-0 ① F8		B FF 94 B SI 95 B FF 95 C FF 94 B FF 94 4-1 11 G6-3 28 1B 1-2 BB	B KC 80 X FC 88 1-0 ② FC3-2 28 HBP 1-2 2-3 3-Hf		4	0	1	0	1	0	3
28 Tommy Pham, R (1, 7) OBP: 0.407, SLG: 0.522	C FF 90 X FF 90 0-1 ① G5-3 1-2		C CU 77 X SL 85 0-1 11 F8 1B		X SL 87 0-0 2B		C SL 83 B FF 95 B SL 83 S SL 82 F SL 82 X FF 94 2-2 11 G6-3 1-2 2-H 1B	C FC 90 D KC 82 H FC 88 2-1 1-2 2-3 3-H HBP		4	0	3	2	0	0	1
11 Paul DeJong, R (1, 6) OBP: 0.322, SLG: 0.546	C CU 75 B CU 74 B CU 74 F FF 91 B SL 89 X CU 76 3-2 ② P5		S FF 90 B CU 77 B CU 77 F FF 89 X FF 90 2-2 ② F8 1-2		C FF 90 D CH 84 X CU 76 1-1 ② F9		C SL 84 S SL 84 F SL 86 B SL 84 X FF 95 1-2 ② G6-3 1-2 2-3	C SL 84 B FF 95 S SL 84 X FF 95 1-2 ③ G4-3		5	0	0	0	0	0	8
25 Dexter Fowler, S (1, 8) OBP: 0.358, SLG: 0.471	B FF 90 B CU 76 C CH 84 F FF 89 F SL 84 B SI 92 S FF 89 3-3 ③ K		X SI 90 0-0 ③ F8		B FF 89 B SL 88 X CU 76 2-0 ③ G3-1		C SL 83 X FF 95 0-1 ③ G1-3		B CU 75 B CH 85 F FF 93 S SL 83 F SL 83 F FF 94 B FF 95 S SL 82 3-3 ① K	5	0	0	0	0	2	5
4 Yadier Molina, R (1, 2) OBP: 0.315, SLG: 0.437		C SI 89 F FF 87 F CH 84 B SI 92 F CU 77 B CU 77 X CU 76 2-2 ① F9	C CU 76 B SL 88 X FF 88 1-1 16 2B 1B	B SI 92 C SL 83 F SI 92 X SL 87 1-2 ① G6-3	X KC 80 0-0 ① G5-3	B FF 95 F CU 78 X SL 83 1-1 ② F7	5	0	1	0	0	0	0
58 José Martínez, R (1, 3) OBP: 0.354, SLG: 0.503 67 Matt Bowman, R (7, 1) 55 Stephen Piscotty, R (8, PH) OBP: 0.348, SLG: 0.368 70 Tyler Lyons, L (8, 1) 40 Luke Voit, R (9, PH) OBP: 0.308, SLG: 0.429 60 John Brebbia, L (9, 1) 29 Zach Duke, L (9, 1) 26 Seunghwan Oh, R (9, 1)		C CU 76 C FF 91 X FF 91 0-2 15 HR 1B	F SI 90 B FF 88 X CU 76 1-1 ① F8	C SI 92 C SL 86 F SL 86 B SL 85 X FF 92 1-2 ② F9	C FC 88 C KC 80 B KC 80 F FC 91 B FC 90 F FC 89 X KC 81 2-2 15 1B 16 BB 35 BB 1B	C SL 82 S FF 94 B FF 95 C FF 95 1-3 ③ K	3	1	1	0	0	0	1
										0	0	0	0	0	0	0
										1	1	1	0	0	0	0
										0	0	0	0	0	0	0
										1	0	0	0	0	1	0
										0	0	0	0	0	0	0
										0	0	0	0	0	0	0
										0	0	0	0	0	0	0
16 Kolten Wong, L (1, 4) OBP: 0.389, SLG: 0.449		D CH 84 B FF 90 X 2-0 ② L9	B FF 89 1 SAFE B FF 89 C FF 90 F FF 88 B CU 77 X FF 92 3-2 1-3 2B	C SL 84 B CH 85 F CH 86 B FF 92 S SL 86 2-3 ③ K	B FC 88 B FC 89 B FC 89 B FC 87 4-0 35 BB 15 1B 13 FC3-2 1-2 BB		3	0	1	0	1	1	1
15 Randal Grichuk, R (1, 9) OBP: 0.286, SLG: 0.472		S FF 88 F CU 76 D SL 84 X CU 76 1-2 1-H HR	C SI 91 B CU 78 F FF 89 S CU 78 1-3 ② K2-3	B SL 84 B FF 95 B X FF 96 3-0 ① L4	B FC 90 S FC 88 C KC 80 X KC 80 1-2 13 FC3-2 35 BB 28 HBP 1-2 2-3 1B		4	2	2	2	0	1	2
52 Michael Wacha, R (1, 1) OBP: 0.053, SLG: 0.053 35 Greg Garcia, L (7, PH) OBP: 0.371, SLG: 0.328 (7, 5)		X SI 90 0-0 ③ G3	B FF 89 C FF 92 C CU 77 F CU 78 B FF 92 X CU 79 2-2 ③ G4-3	B SI 96 C SL 83 X SL 86 1-1 E4 13 BB 28 1B	B FC 89 B FC 89 B FC 89 B FC 88 4-0 28 HBP 13 FC3-2 1-2 2-3 3-H BB		2	0	0	0	0	0	2
							1	1	0	1	1	0	0

| Inning Stats | | | | | | | | | |

Batter	1	2	3	4	5	6	7	8	9	AB	R	H	RBI	BB	SO	LOB
2 Denard Span, L (1, 8) OBP: 0.317, SLG: 0.410	C FF 95 X FF 97 0-1 G4-3		C CU 76 S CH 87 B FC 90 S FC 93 1-3 K		D CU 80 B FC 92 F FF 97 B FC 88 B FF 96 4-1 BB			C FF 90 B SL 81 B SL 82 X SI 89 2-1 G3		3	0	0	0	1	1	0
12 Joe Panik, L (1, 4) OBP: 0.332, SLG: 0.403	C FF 96 B CU 78 F FC 92 F FF 98 B CH 89 F FC 89 B CH 90 F FF 98 X FF 96 3-2 P4			C FF 94 F CH 86 B FC 92 X FC 91 1-2 G3	F FF 96 X FC 92 0-1 F7			B SL 79 X FF 89 1-0 F7		4	0	0	0	0	0	2
48 Pablo Sandoval, S (1, 5) OBP: 0.269, SLG: 0.328	F FF 98 X FC 94 0-1 G3-1			C CU 76 B CH 86 F FF 98 F FF 97 B CH 90 X CH 89 2-2 G1-3		T FF 95 B FC 92 X CU 77 1-1 G1-4-3		B SL 80 B SI 90 C SI 89 X SL 80 2-1 G6-3		4	0	0	0	0	0	0
28 Buster Posey, R (1, 2) OBP: 0.402, SLG: 0.465		B FF 97 B FF 96 X FC 93 2-0 G6-3		B FF 95 B CU 76 C FF 97 B FF 97 B FF 98 4-1 BB		C CU 77 B FC 91 X FF 96 1-1 35 G4-6-3 1B			B SL 82 C FF 94 C FF 94 B SL 83 B SL 84 X SL 81 3-2 35 2B 2B	3	1	2	0	1	0	0
35 Brandon Crawford, L (1, 6) OBP: 0.293, SLG: 0.398		C FF 96 X FC 92 0-1 8 G6-3 2B		X FF 96 0-0 F7		F FF 95 D FC 89 S CH 88 X CH 90 1-2 G4-6-3 1-2f			C FF 93 B FF 94 D SL 82 F FF 94 X FF 94 2-2 2-H 2B	4	0	2	1	0	0	2
8 Hunter Pence, R (1, 9) OBP: 0.307, SLG: 0.373		X FC 90 0-0 G6-3 2-3			C CU 77 T CH 88 B FC 90 X FC 92 1-2 63 L9 6 1B 39 SF8 1B		C SL 86 B SI 91 B FF 91 X SL 87 2-1 G4-3		C FF 93 S FF 93 D SL 83 B SL 82 X FF 95 2-2 L9	4	1	1	0	0	0	2
6 Jarrett Parker, L (1, 7) OBP: 0.288, SLG: 0.407		B CU 76 S FF 98 F FF 97 X CH 90 1-2 G3-1			B FF 96 F FF 96 F FF 98 X CH 89 1-2 39 SF8 1-2 1B		X SI 91 0-0 L6		C SI 89 T SI 88 B SI 89 B CU 74 B CU 74 X SI 88 3-2 G5-3	4	0	1	0	0	0	2
63 Ryder Jones, L (1, 3) OBP: 0.274, SLG: 0.344 37 Kelby Tomlinson, R (9, PH) OBP: 0.348, SLG: 0.310			B FF 95 B CU 78 X 2-0 P2		F FC 93 F FF 98 B FF 97 B FF 96 F CH 89 F FC 89 X FF 96 2-2 L9 2-3		F SI 91 B FS 80 S FS 80 X SL 87 1-2 3B		D FC 84 X FF 92 1-0 F9	3 1	0 0	1 0	0 0	0 0	0 0	2 1
18 Matt Cain, R (1, 1) OBP: 0.167, SLG: 0.233 39 Carlos Moncrief, L (5, PH) OBP: 0.287, SLG: 0.281 62 Cory Gearrin, R (6, 1) 60 Hunter Strickland, R (7, 1) 66 Gorkys Hernández, R (7, PH) OBP: 0.334, SLG: 0.338 41 Mark Melancon, R (8, 1) 56 Albert Suárez, R (8, 1)			C FF 97 T FF 96 B FF 98 C CU 79 1-3 K		C FF 97 X CH 88 0-1 SF8 1-2 3-H		D SI 90 C SI 90 F SI 90 B SL 86 X SI 90 2-2 G6-3			1 0 0 0 1 0 0	0 0 0 0 0 0 0	0 0 0 0 0 0 0	0 1 0 0 0 0 0	1 0 0 0 0 0 0	0 0 0 0 1 0 0	0 0 0 0 1 0 0
Inning Stats	R: 0 E: 0 K: 0 S: 10 H: 0 LOB: 0 BB: 0 P: 13	R: 0 E: 0 K: 0 S: 7 H: 1 LOB: 1 BB: 0 P: 10	R: 0 E: 0 K: 2 S: 7 H: 0 LOB: 0 BB: 0 P: 11	R: 0 E: 0 K: 0 S: 9 H: 0 LOB: 1 BB: 1 P: 16	R: 1 E: 0 K: 0 S: 16 H: 2 LOB: 2 BB: 1 P: 24	R: 0 E: 0 K: 0 S: 7 H: 1 LOB: 0 BB: 0 P: 10	R: 0 E: 0 K: 0 S: 9 H: 1 LOB: 1 BB: 0 P: 14	R: 0 E: 0 K: 0 S: 5 H: 0 LOB: 0 BB: 0 P: 10	R: 1 E: 0 K: 0 S: 13 H: 2 LOB: 1 BB: 0 P: 24	1B: 3 2B: 3 3B: 1 HR: 0 SF: 1 SAC: 0 DP: 1 HBP: 0						

PITCHER		IP	WLS	BF	H	R	ER	SO	BB	IBB	HBP	BLK	WP	HR	S	P	ERA	WHIP
52 Michael Wacha, R ERA: 4.2	(1, 1)	6.0	W	23	4	1	1	2	2	0	0	0	0	0	56	84	1.50	1.000
67 Matt Bowman, R ERA: 4.18	(7, 1)	1.0	H	4	1	0	0	0	0	0	0	0	0	0	9	14	0.00	1.000
70 Tyler Lyons, L ERA: 2.51	(8, 1)	1.0		3	0	0	0	0	0	0	0	0	0	0	5	10	0.00	0.000
60 John Brebbia, R ERA: 2.31	(9, 1)	0.1		3	2	1	1	0	0	0	0	0	0	0	9	16	27.00	6.000
29 Zach Duke, L ERA: 5.59	(9, 1)	0.1	H	1	0	0	0	0	0	0	0	0	0	0	3	6	0.00	0.000

PITCHER		IP	WLS	BF	H	R	ER	SO	BB	IBB	HBP	BLK	WP	HR	S	P	ERA	WHIP
26 Seunghwan Oh, R ERA: 3.74	(9, 1)	0.1	S	1	0	0	0	0	0	0	0	0	0	0	1	2	0.00	0.000

BOTTOM

St. Louis Cardinals @ San Francisco Giants

AT&T Park, San Francisco, CA

Thu Aug 31 2017, 7:16 PM - 10:32 PM PDT

Att. 40,783 - Clear - 80 F

St.

livebaseballscorecards.com

AB	32
R	2
H	7
RBI	2
BB	2
SO	2
LOB	12

PA: 35

Batter	1	2	3	4	5	6	7	8	9	AB	R	H	RBI	BB	SO	LOB
16 Kolten Wong, L (1, 4) OBP: 0.392, SLG: 0.449	B SI 91 S FF 90 X SL 86 1-1 ① G6-3		X SI 93 0-0 48 HR 1B			C SL 82 B SL 86 B FF 90 F SL 85 B CH 82 X FF 91 3-2 ① F7	B FF 93 B FF 95 B FF 94 C FF 94 B FF 94 4-1 1-2 BB		X FF 96 0-0 48 1B 11 2B 3-H 1B	4	2	2	1	1	0	0
48 Harrison Bader, R (1, 8) OBP: 0.393, SLG: 0.520 (8, 7)	F FF 92 X FF 92 0-1 ② F9		B SL 84 X SL 83 1-0 1-H HR			C SL 85 H SI 92 1-1 11 1B HBP	B FC 96 C FC 96 C FC 96 F FC 97 B FC 97 F FF 97 F SL 83 B FC 97 X FC 96 3-2 ② F6		1 SAFE F SI 96 B SI 95 1 SAFE S SI 94 D SI 96 X FC 93 2-2 11 2B 1-3 1B	4	2	2	2	0	0	2
11 Paul DeJong, R (1, 6) OBP: 0.326, SLG: 0.549	C SL 84 B SL 86 S SL 83 B FF 93 F CH 82 B SL 84 B FF 92 4-2 BB		C SL 83 B FF 92 B CH 84 F FF 92 S CH 84 2-3 ③ K			S SL 83 1 SAFE S FF 92 1 SAFE B FF 92 B FF 92 D CH 83 1 SAFE X FF 91 3-2 1-2 1B	F FC 96 B SL 83 B FC 97 F FC 97 S FC 96 2-3 ③ K		X SI 96 0-0 13 SH1-3 4 1B 1-H 3-H 2B	4	1	2	2	1	2	2
13 Matt Carpenter, L (1, 3) OBP: 0.376, SLG: 0.436	C SI 92 S CH 84 B FF 93 S FF 93 1-3 ③ K			B CH 80 C SI 90 B CH 81 B SL 86 F FF 90 F FF 92 X FF 92 3-2 ① F8		D SL 84 B FF 91 C FF 92 S FF 91 X FF 92 2-2 ② F6		B KC 80 X FC 90 1-0 ① F7	X FF 97 0-0 SH1-3 2-3	4	0	0	0	0	1	3
4 Yadier Molina, R (1, 2) OBP: 0.316, SLG: 0.441 64 Sam Tuivailala, R (9, 1)		C FF 89 F SL 84 F CH 82 B FF 92 F FF 92 X FF 92 1-2 ① F8		C FF 92 B SL 85 B SI 92 X SL 85 2-1 55 FC1-5-4 3B		S FF 94 F FF 95 X SL 83 0-2 ③ L7		B FC 90 B KC 80 X FC 90 2-0 ② G6-3	B FC 92 X FC 92 1-0 55 HR 3-H 1B	5 0	1 0	2 0	1 0	0 0	0 0	2 0
55 Stephen Piscotty, R (1, 9) OBP: 0.352, SLG: 0.391		B FF 92 B SL 85 X SI 91 2-0 ② G6-3		X FF 92 0-0 ② ③ FC1-5-4 3-H			C FF 96 B SL 86 C FF 96 F FF 96 F SL 85 F SL 86 F SL 86 F FF 96 X FF 97 1-2 35 G4-3 3B	C FC 90 X FC 89 0-1 35 3B 1B	C FF 92 B SL 83 S FF 91 F FF 93 D SL 82 X FF 93 2-2 1-H HR	5	3	3	2	0	0	1
35 Greg Garcia, L (1, 5) OBP: 0.368, SLG: 0.335		X SI 92 0-0 ③ G1-3			C SL 84 F CH 82 B FF 91 B SL 86 X FF 92 2-2 ① G6-3		B FF 96 F SL 86 B FF 96 X FF 96 2-1 ① G4-3 3-H	B FC 90 C FC 90 B FC 89 B FC 90 X FC 90 3-1 1-H 3B	B SL 82 B SL 81 F FF 93 S CH 84 B CH 84 C FF 94 3-3 ② K	5	0	1	2	0	1	0
15 Randal Grichuk, R (1, 7) OBP: 0.285, SLG: 0.478 70 Tyler Lyons, L (8, 1) 30 Carson Kelly, R (9, PH) OBP: 0.243, SLG: 0.235 (9, 2)			B FF 90 X FF 91 1-0 ① L6		C SL 84 C SL 87 X FF 93 1-1 ② G5-3		B SL 85 T FF 96 X SL 85 1-1 HR	B FC 90 X FC 90 1-0 ③ P3	S SL 81 C SL 82 X SL 80 0-2 ③ G6-3	4 0 1	1 0 0	1 0 0	1 0 0	0 0 0	0 0 0	1 0 0
32 Jack Flaherty, R (1, 1) 40 Luke Voit, R (5, PH) OBP: 0.306, SLG: 0.424 53 John Gant, R (5, 1) 58 José Martínez, R (7, PH) OBP: 0.357, SLG: 0.505 27 Brett Cecil, R (7, 1) 25 Dexter Fowler, S (8, 8) OBP: 0.360, SLG: 0.478			C FF 90 B SL 83 C SI 90 B SL 84 F FF 93 F SL 83 B FF 93 F SI 90 X FF 90 3-2 ② G6-3		X FF 92 0-0 ③ L7		S FF 97 F FF 97 B FF 96 F FF 96 X SL 85 1-2 16 BB 1B		B FF 96 C FF 95 B CH 88 X SI 94 2-1 16 1B 3B	1 1 0 1 0 1	0 0 0 0 0 1	0 0 0 1 0 1	0 0 0 0 0 1	0 0 0 0 0 0	0 0 0 0 0 0	0 0 0 0 0 0

Inning Stats										
	R: 0 E: 0 K: 1 S: 10	H: 0 LOB: 1 BB: 1 P: 16	R: 0 E: 0 K: 0 S: 7	H: 0 LOB: 0 BB: 0 P: 10	R: 2 E: 0 K: 1 S: 12	H: 2 LOB: 0 BB: 0 P: 19	R: 0 E: 0 K: 0 S: 7	H: 1 LOB: 0 BB: 0 P: 12	R: 0 E: 0 K: 0 S: 6	H: 0 LOB: 0 BB: 0 P: 9
	R: 0 E: 0 K: 0 S: 13	H: 1 LOB: 2 BB: 0 P: 22	R: 2 E: 0 K: 1 S: 26	H: 3 LOB: 2 BB: 1 P: 40	R: 1 E: 0 K: 0 S: 7	H: 2 LOB: 1 BB: 0 P: 14	R: 6 E: 0 K: 1 S: 19	H: 6 LOB: 0 BB: 0 P: 29	1B: 7 2B: 2 3B: 4 HR: 3	SF: 0 SAC: 1 DP: 1 HBP: 1	WP: 0 PB: 0 SB: 0 CS: 0	PA: 44

PITCHER		IP	WLS	BF	H	R	ER	SO	BB	IBB	HBP	BLK	WP	HR	S	P	ERA	WHIP
47 Johnny Cueto, R ERA: 4.54	(1, 1)	5.1		21	4	2	2	2	1	0	1	0	0	1	49	80	3.38	0.938
32 Steven Okert, L ERA: 6.65	(6, 1)	0.1	H	1	0	0	0	0	0	0	0	0	0	0	3	5	0.00	0.000
64 Derek Law, R ERA: 5.34	(6, 1)	0.1	H	1	0	0	0	0	0	0	0	0	0	0	3	3	0.00	0.000
60 Hunter Strickland, R ERA: 2.96	(7, 1)	0.1	H	4	3	2	2	0	0	0	0	0	0	1	16	21	54.00	9.000
61 Josh Osich, L ERA: 5.87	(7, 1)	0.0		1	0	0	0	0	1	0	0	0	0	0	1	5	∞	∞
59 Kyle Crick, R ERA: 2.92	(7, 1)	0.2	H	2	0	0	0	1	0	0	0	0	0	0	9	14	0.00	0.000
41 Mark Melancon, R ERA: 4.13	(8, 1)	1.0	B	5	2	1	1	0	0	0	0	0	0	0	7	14	9.00	2.000
49 Sam Dyson, R ERA: 6.35	(9, 1)	0.1	L	6	5	5	5	0	0	0	0	0	0	0	9	14	135.00	15.000
56 Albert Suárez, R ERA: 6.08	(9, 1)	0.2		3	1	1	1	1	0	0	0	0	0	1	10	15	13.50	1.500

TOP

St. Louis Cardinals @ San Francisco Giants
AT&T Park, San Francisco, CA
Fri Sep 01 2017, 7:15 PM - 10:38 PM PDT
Att. 37,797 - Clear - 93 F

livebaseballscorecards.com

AB	40
R	11
H	15
RBI	11
BB	2
SO	4
LOB	11

Batter	1	2	3	4	5	6	7	8	9	AB	R	H	RBI	BB	SO	LOB
2 Denard Span, L (1, 8) OBP: 0.318, SLG: 0.409	C FF 94 B FF 93 C FF 94 B SL 87 S SL 85 2-3 ① **K**	C SI 92 X KC 78 0-1 1-3 3-H 1B		F FF 93 B SL 84 B CH 87 X FF 94 2-1 ① G1-3		F FF 94 F FF 94 B FF 94 F CH 83 B CH 83 B FF 94 B CH 82 4-2 37 G6-4-3 1-2 BB			C FF 95 X FF 96 0-1 ① F8	4	0	1	1	1	1	0
37 Kelby Tomlinson, R (1, 5) OBP: 0.344, SLG: 0.306	B FF 95 X FF 95 1-0 ② F9	F FF 94 B SI 91 1 SAFE B KC 78 C SL 85 F KC 78 X SL 84 2-2 ③ G6-3		F FF 92 F FF 92 S FF 95 0-3 ② **K**		L SI 93 X FF 92 0-1 ②③ G6-4-3 1-2f			B FF 96 B FF 96 B FF 96 C FF 95 F FF 95 X FF 96 3-2 28 2B 1B	5	1	1	0	0	1	5
12 Joe Panik, L (1, 4) OBP: 0.328, SLG: 0.399	B FF 94 C FF 94 B FF 95 F FF 94 S SL 86 2-3 ③ **K**		C KC 75 B FF 94 B FF 95 B FF 94 X FF 93 3-1 ① G3-1	B KC 76 F FF 94 B SL 86 C FF 93 F SL 84 X FF 94 2-2 ③ G4-3			B CH 82 B FF 91 C FF 92 X KC 83 2-1 ① L7		C FF 95 F FF 94 C FF 97 0-3 ② **K**	5	0	0	0	0	2	1
28 Buster Posey, R (1, 2) OBP: 0.404, SLG: 0.469		X FF 94 0-0 35 HR 1B	X FF 95 0-0 35 2B 8 3B 1B		X FF 95 0-0 ① L6		S CH 84 B CH 85 F X CH 85 1-2 ② F8		X FF 97 0-0 35 WP 1-H 2B	5	2	3	1	0	0	0
35 Brandon Crawford, L (1, 6) OBP: 0.296, SLG: 0.411		B FF 93 B FF 93 C FF 94 X SL 84 2-1 1-H HR	B SI 92 B KC 75 X KC 76 2-0 1-3 8 3B 2B		C FF 95 C FF 95 X CH 84 0-2 ② P6		B FF 91 F KC 84 B FF 92 S FF 91 B KC 85 X KC 85 3-2 2B		B FF 95 F FF 94 S SL 86 X SL 85 1-2 ③ G3-1 2-3	5	2	3	2	0	0	1
8 Hunter Pence, R (1, 9) OBP: 0.309, SLG: 0.379		B SL 84 X SL 85 1-0 63 1B 2 1B 1B	B FF 95 X SI 93 1-0 2-H 3-H 3B		B SI 95 B SI 95 B FF 94 C FF 93 F FF 94 F FF 95 X CH 82 3-2 ③ G5-3		X FC 89 0-0 ③ G5-3			4	1	2	2	0	0	1
6 Jarrett Parker, L (1, 7) OBP: 0.291, SLG: 0.403 66 Gorkys Hernández, R (5, 7) OBP: 0.336, SLG: 0.337		1 SAFE B FF 94 B KC 75 X SI 92 2-0 ① F7	B KC 75 C SI 93 B FF 94 B SL 86 3-1 IBB			B FF 92 B FF 92 B FF 92 B FF 90 4-0 63 E 63 FC4 BB		C SI 90 F SL 79 B FF 89 F SL 80 B SI 90 B SI 89 F SL 80 S SL 79 3-3 ① **K**		1 1	0 0	0 0	0 0	1 1	0 1	1 0
63 Ryder Jones, L (1, 3) OBP: 0.273, SLG: 0.340		C KC 77 X FF 93 0-1 2 1B 1-3 1B	B SI 92 F FF 92 S KC 78 T SL 85 1-2 ② **K**			C FF 93 1 SAFE X CH 82 0-1 FC4 2 BB 1-3		B FF 90 S SL 80 F FF 90 S SL 81 1-3 ② **K**		4	0	1	0	0	2	3
47 Johnny Cueto, R (1, 1) OBP: 0.000, SLG: 0.000 32 Steven Okert, L (6, 1) 64 Derek Law, R (6, 1) 39 Carlos Moncrief, L (6, PH) OBP: 0.000, SLG: 0.273 60 Hunter Strickland, R (7, 1) 61 Josh Osich, L (7, 1) 59 Kyle Crick, L (7, 1) 41 Mark Melancon, R (8, 1) 5 Nick Hundley, R (8, PH) OBP: 0.364, SLG: 0.429 49 Sam Dyson, R (9, 1) 56 Albert Suárez, R (9, 1)		B SL 84 M SL 84 C FF 94 L SL 85 1-3 ② **K**	F FF 93 F FF 94 C SL 83 0-3 ③ **K**			C FF 92 S CH 83 T FF 95 0-2 ① **K**		C SL 80 B SI 90 S SI 89 X SL 80 1-2 ③ F9	2 0 0 0 0 2 4 0 0 0 0 0 0 0 0 0 0 0 0 0 0 1 0 0 0 0 1 2 0 0 0 0 0 0 0 0 0 0 0 0 0 0 0 0 0 0 0 0 0 0 0 0 0 0 0 0 1 0 0 0 0 0 0 0 0 0 0 0 0 0							
Inning Stats	R: 0 E: 0 K: 2 S: 7 H: 0 LOB: 0 BB: 0 P: 12	R: 3 E: 0 K: 1 S: 16 H: 5 LOB: 2 BB: 0 P: 24	R: 2 E: 0 K: 2 S: 12 H: 3 LOB: 2 BB: 1 P: 22	R: 0 E: 0 K: 1 S: 9 H: 0 LOB: 0 BB: 0 P: 13	R: 0 E: 0 K: 0 S: 8 H: 0 LOB: 0 BB: 0 P: 11	R: 0 E: 1 K: 1 S: 10 H: 0 LOB: 2 BB: 2 P: 18	R: 0 E: 0 K: 0 S: 9 H: 1 LOB: 1 BB: 0 P: 15	R: 0 E: 0 K: 2 S: 11 H: 0 LOB: 0 BB: 0 P: 16	R: 1 E: 0 K: 1 S: 12 H: 2 LOB: 1 BB: 0 P: 16	1B: 6 2B: 3 3B: 1 HR: 1	SF: 0 SAC: 0 DP: 1 HBP: 0			WP: 1 PB: 0 SB: 0 CS: 0	PA: 41		

St. Louis Cardinals @ San Francisco Giants

AT&T Park, San Francisco, CA

Fri Sep 01 2017, 7:15 PM - 10:38 PM PDT

Att. 37,797 - Clear - 93 F

BOTTOM

livebaseballscorecards.com

AB	38
R	6
H	11
RBI	6
BB	3
SO	10
LOB	18

PITCHER		IP	WLS	BF	H	R	ER	SO	BB	IBB	HBP	BLK	WP	HR	S	P	ERA	WHIP
32 Jack Flaherty, R ERA: 11.25	(1, 1)	4.0		21	8	5	5	6	0	1	0	0	0	1	44	71	11.25	2.000
53 John Gant, R ERA: 3.38	(5, 1)	2.0		8	0	0	0	1	2	0	0	0	0	0	18	29	0.00	1.000
27 Brett Cecil, L ERA: 4.23	(7, 1)	1.0		4	1	0	0	0	0	0	0	0	0	0	9	15	0.00	1.000
70 Tyler Lyons, L ERA: 2.45	(8, 1)	1.0	W	3	0	0	0	2	0	0	0	0	0	0	11	16	0.00	0.000
64 Sam Tuivailala, R ERA: 2.97	(9, 1)	1.0		5	2	1	1	1	0	0	0	0	1	0	12	16	9.00	2.000

PITCHER	IP	WLS	BF	H	R	ER	SO	BB	IBB	HBP	BLK	WP	HR	S	P	ERA	WHIP

Batter	1	2	3	4	5	6	7	8	9	10	AB	R	H	RBI	BB	SO	LOB
16 Kolten Wong, L (1, 4) OBP: 0.388, SLG: 0.443	C FF 92 C KC 78 F FF 91 B KC 80 B SI 95 B SL 88 F FS 86 X SL 87 3-2 G4-3		C FF 95 F SI 95 F KC 83 B FC 94 B SL 88 S SL 90 2-3 K			S FS 84 B FS 86 X SL 88 1-1 P4			C SL 81 S SL 84 F FC 85 F FF 94 F SL 84 S SL 83 0-3 K		4	0	0	0	0	2	0
58 José Martínez, R (1, 3) OBP: 0.355, SLG: 0.500 54 Alex Mejia, R (9, 3) OBP: 0.214, SLG: 0.429	C SL 87 F FF 94 B SI 93 B KC 80 F SI 95 F SI 94 F SL 89 B KC 81 X SL 89 3-2 P4			C KC 76 X SI 93 0-1 25 WP 25 1B 1B		B FC 91 C SL 86 X KC 80 1-1 G5-3			B CU 74 B FF 94 C FF 94 S FF 95 B CU 78 S FF 95 3-3 K		4 0	1 0	1 0	0 0	0 0	1 0	0 0
11 Paul DeJong, R (1, 6) OBP: 0.322, SLG: 0.542	C SI 93 F FC 94 X KC 83 0-2 F7			F SI 93 S SL 85 B SI 94 F FC 92 1 SAFE S FC 92 1-3 K			C SL 87 X FC 90 0-1 P6		B SL 81 C FF 94 B FF 94 T FF 96 S SL 84 2-3 K		4	0	0	0	0	2	1
25 Dexter Fowler, S (1, 8) OBP: 0.361, SLG: 0.483 48 Harrison Bader, R (10, PR) OBP: 0.393, SLG: 0.520 (10, 8)		F FC 90 B FF 93 C KC 80 F SL 89 F FF 95 X SL 89 1-2 L9		D KC 82 F SL 87 B SI 95 F SI 95 B KC 84 X SL 89 3-2 1-H 1B			C FS 82 S FS 84 S FS 86 0-3 K			B FF 97 F FF 98 B FC 94 B CH 89 X FF 96 3-1 55 FC5-2 3B	4 0	0 0	2 0	1 0	0 0	1 0	0 0
4 Yadier Molina, R (1, 2) OBP: 0.318, SLG: 0.439		B SI 95 B SI 94 C SI 94 B SI 95 B SL 88 4-1 BB		C FC 91 B SI 95 C SL 87 X KC 83 1-2 G6-3			S FC 91 B FC 92 B SI 94 F FC 91 F SI 96 B KC 81 B FC 93 4-2 BB			B SI 98 X SI 98 1-0 G5-3	2	0	0	0	2	0	1
55 Stephen Piscotty, R (1, 9) OBP: 0.348, SLG: 0.385		S SI 94 C SI 95 T SI 96 0-2 K			F SI 93 F SI 94 B FC 92 X SI 95 1-2 F9		C SI 95 B SI 96 F SI 95 F SI 97 F SI 97 B FC 94 B FC 93 X SI 98 3-2 G6-3			B SI 98 X SI 97 1-0 FC5-2 35 FC4 3-H	4	0	0	0	0	1	3
35 Greg Garcia, L (1, 5) OBP: 0.361, SLG: 0.328		C FC 92 B SI 96 C SL 90 B SI 96 S SL 89 2-3 K			S FS 84 C FC 92 B SI 97 F SL 88 C SI 97 1-3 K			B CH 85 X SI 92 1-0 G4-3		1 SAFE C FF 97 B FF 97 X FF 98 1-1 FC4 1-2f	4	0	0	0	0	2	3
15 Randal Grichuk, R (1, 7) OBP: 0.283, SLG: 0.474			C KC 79 B FC 91 T FC 93 B FC 95 S FC 94 2-3 K		C SI 96 S FC 95 X FC 95 0-2 F9			F SI 92 F SL 84 S SL 84 0-3 K			3	0	0	0	0	2	0
31 Lance Lynn, S (1, 1) OBP: 0.098, SLG: 0.102 70 Tyler Lyons, L (9, 1) 26 Seunghwan Oh, R (9, 1) 65 Ryan Sherriff, L (9, 1)			F FC 91 S FF 95 S KC 82 0-3 K			C FF 92 B SI 93 S FF 93 S FF 94 1-3 K		C SI 92 S SI 92 B SI 93 B FF 94 S SI 93 2-3 K			3 0 0 0	0 0 0 0	0 0 0 0	0 0 0 0	0 0 0 0	3 0 0 0	0 0 0 0
Inning Stats	R: 0 E: 0 K: 0 S: 14 H: 0 LOB: 0 BB: 0 P: 20	R: 0 E: 0 K: 2 S: 12 H: 0 LOB: 1 BB: 1 P: 19	R: 0 E: 0 K: 3 S: 10 H: 0 LOB: 0 BB: 0 P: 14	R: 1 E: 0 K: 1 S: 12 H: 2 LOB: 0 BB: 0 P: 17	R: 0 E: 0 K: 1 S: 10 H: 0 LOB: 0 BB: 0 P: 12	R: 0 E: 0 K: 1 S: 7 H: 0 LOB: 0 BB: 0 P: 10	R: 0 E: 0 K: 1 S: 13 H: 0 LOB: 1 BB: 1 P: 20	R: 0 E: 0 K: 2 S: 7 H: 0 LOB: 0 BB: 0 P: 10	R: 0 E: 0 K: 3 S: 12 H: 0 LOB: 0 BB: 0 P: 17	R: 0 E: 0 K: 0 S: 6 H: 1 LOB: 2 BB: 0 P: 12	1B: 2 2B: 0 3B: 1 HR: 0 SF: 0 SAC: 0 DP: 0 HBP: 0						

PITCHER	IP	WLS	BF	H	R	ER	SO	BB	IBB	HBP	BLK	WP	HR	S	P	ERA	WHIP
29 Jeff Samardzija, R (1, 1) ERA: 4.31	7.0		24	2	1	1	9	2	0	0	0	1	0	78	112	1.29	0.571
62 Cory Gearrin, R (8, 1) ERA: 2.15	1.0		3	0	0	0	2	0	0	0	0	0	0	7	10	0.00	0.000
32 Steven Okert, L (9, 1) ERA: 6.55	0.1		1	0	0	0	1	0	0	0	0	0	0	6	6	0.00	0.000
64 Derek Law, R (9, 1) ERA: 5.23	0.2		2	0	0	0	2	0	0	0	0	0	0	6	11	0.00	0.000
49 Sam Dyson, R (10, 1) ERA: 6.22	1.0	W	4	1	0	0	0	0	0	0	0	0	0	6	12	0.00	1.000

PITCHER	IP	WLS	BF	H	R	ER	SO	BB	IBB	HBP	BLK	WP	HR	S	P	ERA	WHIP

TOP

St. Louis Cardinals @ San Francisco Giants
AT&T Park, San Francisco, CA
Sat Sep 02 2017, 1:08 PM - 4:05 PM PDT
Att. 39,513 - Sunny - 95 F

livebaseballscorecards.com

AB	32
R	1
H	3
RBI	1
BB	2
SO	14
LOB	8

WP: 1 PA: 34
PB: 0
SB: 0
CS: 0

Batter	1	2	3	4	5	6	7	8	9	10	AB	R	H	RBI	BB	SO	LOB
2 Denard Span, L (1, 8) OBP: 0.316, SLG: 0.406 8 Hunter Pence, R (9, PH) OBP: 0.311, SLG: 0.380 (10, 9)	C CH 89 B SI 89 X SI 89 1-1 G6-3 ①		B SI 89 C FF 91 F FF 93 X FF 93 1-2 G6-3 ①			X SI 90 0-0 F8 ①			B SI 90 C SL 79 S SL 79 B SL 80 F SL 82 X SI 91 2-2 12 SH1-3 28 1B 1B		3 1	0 1	0 1	0 0	0 0	0 0	0 0
12 Joe Panik, L (1, 4) OBP: 0.328, SLG: 0.398	C SI 89 B CU 78 X SI 90 1-1 35 FC6-4 28 BB 1B		B FF 94 B SI 91 X FF 94 2-0 P4 ②			C SI 90 X CU 79 0-1 F8 ②			1 SAFE 1 SAFE X FF 90 0-0 SH1-3 ① 1-2		3	0	1	0	0	0	0
28 Buster Posey, R (1, 3) OBP: 0.405, SLG: 0.468	B SI 91 B FF 91 B FF 92 B SI 92 4-0 35 FC6-4 1-2 BB		C FF 94 B FF 94 X FF 93 1-1 G6-3 ③			B FC 87 B FC 85 F FF 93 X SI 93 2-1 F9 ③			B FC 83 S FC 85 F FF 91 X FC 84 1-2 2-H 1B		3	0	1	1	1	0	0
35 Brandon Crawford, L (1, 6) OBP: 0.298, SLG: 0.410	B FF 92 F SI 92 B SI 93 X SI 92 2-1 FC6-4 48 BB 1-2f 2-3 ②			B SI 89 B SI 89 B SI 90 B FF 92 4-0 48 G4-3 BB			B SI 89 T SI 90 S SI 90 B FF 92 F SI 91 B FF 93 F SI 92 B FF 94 4-2 48 CS BB		C SI 91 B SI 92 B SI 92 X SI 92 2-1 F7 ②		2	0	0	0	2	0	3
48 Pablo Sandoval, S (1, 5) OBP: 0.268, SLG: 0.323	B FF 92 B SI 92 B FF 92 B CH 88 4-0 5 FC5-4 1-2 BB			F FF 93 B SI 93 1 SAFE X FF 93 1-1 G4-3 ①② 1-2f			F FF 94 S FF 91 F SI 94 S FF 94 0-3 K ①② 1-2		F SI 92 F SI 92 F SI 93 C SL 84 0-3 K ③		3	0	0	0	1	2	3
5 Nick Hundley, R (1, 2) OBP: 0.283, SLG: 0.439	B FF 94 C SI 93 B FF 94 X SI 93 2-1 FC5-4 ③ 1-2f			B FF 93 F FF 95 B FC 86 X FF 92 2-1 P6 ③			F FF 93 B FF 92 X CU 80 1-1 F9 ③			B SI 91 X SI 92 1-0 HR	4	1	1	1	0	0	3
39 Carlos Moncrief, L (1, 9) OBP: 0.268, SLG: 0.250 (10, 7)		X SI 89 0-0 G4-3 ①			F FF 91 B FF 93 X SI 90 1-1 G6-3 ①			C CH 87 B FF 91 F FF 92 F SI 90 C SI 92 1-3 K ①			3	0	0	0	0	1	0
66 Gorkys Hernández, R (1, 7) OBP: 0.332, SLG: 0.333 (10, 8)		C FF 92 X SI 91 0-1 G3 ②			C FF 92 B SI 92 L SI 92 B FF 93 F FF 94 X SI 93 2-2 G6-3 ②			C FF 91 B FF 91 S FF 91 B FF 93 F FF 93 S FF 92 2-3 K ②			3	0	0	0	0	1	0
29 Jeff Samardzija, R (1, 1) OBP: 0.086, SLG: 0.172 62 Cory Gearrin, R (8, 1) 63 Ryder Jones, L (8, PH) OBP: 0.270, SLG: 0.337 32 Steven Okert, L (9, 1) 64 Derek Law, R (9, 1) 49 Sam Dyson, R (10, 1)		S FF 93 B FF 93 X SI 93 1-1 P1 ③			F FF 93 B FF 94 F FF 93 X FF 94 1-2 P6 ③			B SI 89 F SI 91 F FF 94 B FF 93 F SI 93 T SI 92 2-2 K ③			2 0 1 0 0 0	0 0 0 0 0 0	0 0 0 0 0 0	0 0 0 0 0 0	0 0 1 0 0 0	0 0 0 0 0 0	0 0 0 0 0 0
Inning Stats	R: 0 E: 0 K: 0 S: 8 H: 1 LOB: 3 BB: 2 P: 22	R: 0 E: 0 K: 0 S: 5 H: 0 LOB: 0 BB: 0 P: 6	R: 0 E: 0 K: 0 S: 6 H: 0 LOB: 0 BB: 0 P: 10	R: 0 E: 0 K: 0 S: 4 H: 0 LOB: 0 BB: 1 P: 11	R: 0 E: 0 K: 0 S: 9 H: 0 LOB: 0 BB: 0 P: 13	R: 0 E: 0 K: 0 S: 5 H: 0 LOB: 0 BB: 0 P: 7	R: 0 E: 0 K: 1 S: 10 H: 0 LOB: 0 BB: 1 P: 15	R: 0 E: 0 K: 3 S: 12 H: 0 LOB: 0 BB: 0 P: 17	R: 1 E: 0 K: 1 S: 14 H: 2 LOB: 1 BB: 0 P: 19	R: 1 E: 0 K: 0 S: 1 H: 1 LOB: 0 BB: 0 P: 2	1B: 3 2B: 0 3B: 0 HR: 1	SF: 0 SAC: 1 DP: 1 HBP: 0	WP: 0 PB: 0 SB: 0 CS: 1	PA: 33				

PITCHER		IP	WLS	BF	H	R	ER	SO	BB	IBB	HBP	BLK	WP	HR	S	P	ERA	WHIP
31 Lance Lynn, R ERA: 2.99	(1, 1)	8.0		27	1	0	0	4	4	0	0	0	0	0	59	101	0.00	0.625
70 Tyler Lyons, L ERA: 2.64	(9, 1)	0.1	H	2	1	1	1	0	0	0	0	0	0	0	5	7	27.00	3.000
26 Seunghwan Oh, R ERA: 3.74	(9, 1)	0.0	B	1	1	0	0	0	0	0	0	0	0	0	3	4	∞	∞
65 Ryan Sherriff, L ERA: 1.8	(9, 1)	0.2	L	3	1	1	1	1	0	0	0	0	0	1	7	10	13.50	1.500

PITCHER	IP	WLS	BF	H	R	ER	SO	BB	IBB	HBP	BLK	WP	HR	S	P	ERA	WHIP

BOTTOM

St. Louis Cardinals @ San Francisco Giants
AT&T Park, San Francisco, CA
Sat Sep 02 2017, 1:08 PM - 4:05 PM PDT
Att. 39,513 - Sunny - 95 F

livebaseballscorecards.com

AB	28
R	2
H	4
RBI	2
BB	4
SO	5
LOB	9

Batter	1	2	3	4	5	6	7	8	9	AB	R	H	RBI	BB	SO	LOB
48 Harrison Bader, R (1, 8) OBP: 0.394, SLG: 0.600	C C FF 90 B FF 90 S CU 78 1-3 K			X FC 87 0-0 G5-3		C FF 92 B CH 82 B FF 91 F CU 79 B FC 86 F FF 92 X FF 92 3-2 HR	B FC 95 C FC 96 F FC 95 X FC 95 1-2 11 FC6-4 28 BB 58 2B 3-H 1B	S CH 83 B FF 94 S CH 84 X CH 84 1-2 1-2f FC6-4		5	2	2	2	0	1	1
28 Tommy Pham, R (1, 7) OBP: 0.407, SLG: 0.518	X FF 90 0-0 F8			C FF 91 B CU 79 B FC 88 B FF 91 X FF 91 3-1 F8		C CU 79 C CU 76 B FF 91 B FC 87 B CU 76 F FC 86 B FF 91 4-2 58 2B BB	B SL 84 C SL 83 B FF 95 D FF 96 B FF 96 4-1 11 FC6-4 1-2 BB		C KC 82 X CH 83 0-1 G6-3	3	1	0	0	2	0	0
11 Paul DeJong, R (1, 6) OBP: 0.321, SLG: 0.546	X FF 91 0-0 P5			C FC 87 B CU 80 B CH 82 X FC 86 2-1 HR		C FC 84 B FC 85 S CU 76 S CU 76 1-3 K	F FC 96 F FC 96 X SL 84 0-2 FC6-4 58 2B 1-2f 2-3		S CH 83 F FF 93 X FF 93 0-2 F8	5	1	1	1	0	1	3
58 José Martínez, R (1, 3) OBP: 0.361, SLG: 0.528		B FF 90 B FC 87 B FF 90 X FF 91 3-0 P3		B FF 91 B FF 91 X FC 84 2-0 HR		B FF 89 C FF 90 X CU 76 1-1 4 2B 1-H 2B	C FC 96 B FC 95 S FC 96 1 SAFE F FC 96 X FC 97 1-2 1-3 3-H 2B		C FF 93 X FF 91 0-1 L4	5	2	3	3	0	0	0
4 Yadier Molina, R (1, 2) OBP: 0.319, SLG: 0.441		F FF 91 C CU 79 X FC 87 0-2 L4		B FF 91 B FF 90 X FF 91 2-0 G4-3		B FC 86 X FC 86 1-0 2-H 2B	C SL 82 F FC 95 B FF 94 F SL 82 B SL 83 B FF 96 B FF 96 4-2 BB			3	0	1	1	1	0	0
55 Stephen Piscotty, R (1, 9) OBP: 0.346, SLG: 0.381		B FC 87 C FF 92 F FC 87 B FF 91 B CU 78 X FC 87 3-2 G5-3			B FF 91 F FF 91 S FC 86 F FC 86 B FF 92 X CU 78 2-2 G6-3	0-0 IBB	B FC 91 B FF 94 X FF 94 2-0 F8			3	0	0	0	1	0	3
16 Kolten Wong, L (1, 4) OBP: 0.383, SLG: 0.438			X FF 91 0-0 F8		C FC 86 S CU 77 B CU 78 X FC 86 1-2 G3	X FF 91 0-0 F8		C FF 91 X FC 90 0-1 G1-3		4	0	0	0	0	0	2
54 Alex Mejia, R (1, 5) OBP: 0.222, SLG: 0.353			C FC 91 S FC 87 C FC 87 0-3 K		F FC 87 X CU 76 0-1 G6-3		B SL 81 B FC 94 S FC 95 F FC 95 B SL 81 B FC 96 4-2 62 SH3-4 62 E 48 1B BB	F FF 94 C KC 81 F KC 81 S 0-3 K		3	1	0	0	1	2	0
62 Luke Weaver, R (1, 1) OBP: 0.273, SLG: 0.200 40 Luke Voit, R (8, PH) OBP: 0.312, SLG: 0.430 56 Sandy Alcantara, R (8, 1) 29 Zach Duke, L (8, 1) 60 John Brebbia, L (9, 1)			B FF 92 S FF 90 F FF 91 B CU 79 C 2-3 K			S FF 91 S FF 92 S CU 78 0-3 K	B FC 96 B FC 95 L FC 95 1 SAFE X FC 95 2-1 SH3-4 1-3	X FF 93 0-0 48 FC6-4 1B		2 1 0 0 0	0 0 0 0 0	0 1 0 0 0	0 0 0 0 0	2 0 0 0 0	0 0 0 0 0	0 0 0 0 0
Inning Stats	R: 0 E: 0 K: 1 S: 5 H: 0 LOB: 0 BB: 0 P: 6	R: 0 E: 0 K: 0 S: 7 H: 0 LOB: 0 BB: 0 P: 13	R: 0 E: 0 K: 2 S: 7 H: 0 LOB: 0 BB: 0 P: 9	R: 2 E: 0 K: 0 S: 7 H: 2 LOB: 0 BB: 0 P: 16	R: 0 E: 0 K: 0 S: 9 H: 0 LOB: 0 BB: 0 P: 12	R: 3 E: 0 K: 2 S: 17 H: 3 LOB: 2 BB: 2 P: 27	R: 2 E: 1 K: 0 S: 19 H: 2 LOB: 3 BB: 3 P: 37	R: 0 E: 0 K: 1 S: 10 H: 1 LOB: 1 BB: 0 P: 11	R: 0 E: 0 K: 0 S: 7 H: 0 LOB: 0 BB: 0 P: 7	1B: 2 2B: 3 3B: 0 HR: 3 SF: 0 SAC: 1 DP: 0 HBP: 0						

TOP

St. Louis Cardinals @ San Francisco Giants
AT&T Park, San Francisco, CA
Sun Sep 03 2017, 1:08 PM - 3:51 PM PDT
Att. 39,784 - Sunny - 79 F

livebaseballscorecards.com

AB	34
R	7
H	8
RBI	7
BB	5
SO	6
LOB	9

PITCHER		IP	WLS	BF	H	R	ER	SO	BB	IBB	HBP	BLK	WP	HR	S	P	ERA	WHIP
40 Madison Bumgarner, L ERA: 3.15	(1, 1)	6.0	L	25	5	5	5	5	1	1	0	0	0	3	52	83	7.50	1.000
59 Kyle Crick, R ERA: 3.55	(7, 1)	0.2		7	2	2	2	0	3	0	0	0	0	0	18	34	27.00	7.500
61 Josh Osich, L ERA: 5.82	(7, 1)	0.1		1	0	0	0	0	0	0	0	0	0	0	1	3	0.00	0.000
45 Matt Moore, L ERA: 5.42	(8, 1)	2.0		7	1	0	0	1	0	0	0	0	0	0	17	18	0.00	0.500

PITCHER		IP	WLS	BF	H	R	ER	SO	BB	IBB	HBP	BLK	WP	HR	S	P	ERA	WHIP

Batter	1	2	3	4	5	6	7	8	9	AB	R	H	RBI	BB	SO	LOB
66 Gorkys Hernández, R (1, 8) OBP: 0.331, SLG: 0.330	F FF 92 B FF 93 B FF 94 B FF 94 B FF 92 4-1 28 BB BB		S CU 78 B FF 92 B FF 91 S CU 84 B FF 92 X FF 92 3-2 ① F9		B FF 95 X FF 94 1-0 ② G4-3			B FF 98 S FF 97 S CH 90 X FF 100 1-2 ① P4		3	0	0	0	1	0	0
12 Joe Panik, L (1, 4) OBP: 0.330, SLG: 0.400	1 SAFE X		B FF 92 C CH 83 F CH 84 X FF 94 1-2 28 1B 2B		C CU 79 X CH 85 0-1 ③ L9			B FF 97 B CH 90 B CH 90 C FF 98 B FF 97 4-1 35 1B BB		3	1	1	0	1	0	1
28 Buster Posey, R (1, 2) OBP: 0.405, SLG: 0.467 (8, 3)	B 1 SAFE B 1 SAFE B C FF 92 B CH 82 4-1 1-2 BB		X CU 82 0-0 35 G4-6-3 2-H 1B			C FF 94 B CH 85 X CH 85 1-1 ① G5-3		C SL 83 C SL 85 S CH 92 0-3 ② K		3	0	1	1	1	1	1
35 Brandon Crawford, L (1, 6) OBP: 0.298, SLG: 0.408	S FF 92 C FF 93 S FF 94 0-3 ② K		F FF 92 B FF 91 F FF 92 X CH 84 1-2 ②③ G4-6-3 1-2f			C FF 94 F FC 94 F FF 96 B FF 96 B FF 94 X CH 85 2-2 ② G3-1		F FF 98 B FF 98 X CH 90 1-1 1-3 1B		4	0	1	0	0	1	3
48 Pablo Sandoval, S (1, 5) OBP: 0.264, SLG: 0.318 5 Nick Hundley, R (8, PH) OBP: 0.282, SLG: 0.438 46 Orlando Calixte, R (9, 5) OBP: 0.237, SLG: 0.206	S FF 94 F FF 94 F CH 84 S FF 95 0-3 ③ K			C CU 77 B CU 78 X CH 83 1-1 ① G1-3		B CU 78 F FF 94 F FF 94 F FF 96 X FC 86 1-2 ③ G1-3		D SL 82 C SI 89 B SI 87 F SL 82 S CU 74 2-3 ③ K		3 1 0	0 0 0	0 0 0	0 0 0	0 0 0	1 1 0	2 2 0
8 Hunter Pence, R (1, 9) OBP: 0.308, SLG: 0.377		C CU 77 X FF 92 0-1 ① G3-1		F FF 93 C FF 92 S CH 84 0-3 ② K			C FF 93 C FF 93 B FC 87 B FF 92 C FF 92 2-3 ① K		C SL 83 F FF 95 S FF 96 0-3 ① K	4	0	0	0	0	3	0
63 Ryder Jones, L (1, 3) OBP: 0.263, SLG: 0.327 45 Matt Moore, L (8, 1) OBP: 0.152, SLG: 0.133 39 Carlos Moncrief, L (9, PH) OBP: 0.262, SLG: 0.243		F FF 91 X CH 84 0-1 ② G3		C CU 78 B FF 94 C FF 94 C FF 95 1-3 ③ K			B CU 78 C CH 83 S CH 85 B CH 86 F CH 85 B FF 95 C CH 83 3-3 ② K		B FF 93 B FF 94 S FF 93 S FF 94 C SL 83 2-3 ② K	3 0 1	0 0 0	0 0 0	0 0 0	0 0 1	2 0 0	0 0 0
51 Mac Williamson, R (1, 7) OBP: 0.256, SLG: 0.333		S FF 91 B FF 92 F FF 93 B CH 84 B CH 85 F CH 83 F FF 94 X FF 94 3-2 2B			B CU 78 F FF 93 F FF 93 F FF 94 F FF 96 B FC 87 F FF 96 S CH 86 2-3 ① K		B FF 94 B CU 78 S CH 83 F CH 83 S FF 94 2-3 ③ K		C FF 95 X SL 83 0-1 2B	4	0	2	0	0	2	0
40 Madison Bumgarner, R (1, 1) OBP: 0.290, SLG: 0.552 59 Kyle Crick, L (7, 1) 61 Josh Osich, L (7, 1) 43 Tim Federowicz, R (8, 2) OBP: 0.400, SLG: 1.000		F FF 93 B FF 92 F FF 92 S CH 83 1-3 ③ K			B FC 87 B FF 92 X FF 93 2-0 HR			C FF 97 B SL 81 X FF 98 1-1 HR	C FF 94 B FF 96 F FF 94 C SL 85 1-3 ③ K	2 0 0 2	1 0 0 1	1 0 0 1	1 0 0 1	0 0 0 0	1 0 0 1	1 0 0 1
Inning Stats	R: 0 E: 0 K: 2 S: 10 H: 0 LOB: 2 BB: 2 P: 18	R: 0 E: 0 K: 1 S: 12 H: 1 LOB: 1 BB: 0 P: 16	R: 1 E: 0 K: 0 S: 10 H: 2 LOB: 0 BB: 0 P: 15	R: 0 E: 0 K: 2 S: 8 H: 0 LOB: 0 BB: 0 P: 10	R: 1 E: 0 K: 1 S: 10 H: 1 LOB: 0 BB: 0 P: 15	R: 0 E: 0 K: 0 S: 10 H: 0 LOB: 0 BB: 0 P: 14	R: 0 E: 0 K: 3 S: 10 H: 0 LOB: 0 BB: 0 P: 17	R: 1 E: 0 K: 2 S: 14 H: 2 LOB: 2 BB: 1 P: 23	R: 0 E: 0 K: 3 S: 11 H: 1 LOB: 1 BB: 0 P: 14	1B: 2 2B: 3 3B: 0 HR: 2	SF: 0 SAC: 0 DP: 1 HBP: 0					WP: 0 PB: 0 SB: 0 CS: 0	PA: 36

PITCHER		IP	WLS	BF	H	R	ER	SO	BB	IBB	HBP	BLK	WP	HR	S	P	ERA	WHIP
62 Luke Weaver, R ERA: 2.5	(1, 1)	7.0	W	26	4	2	2	9	2	0	0	0	0	1	70	105	2.57	0.857
56 Sandy Alcantara, R ERA: 13.5	(8, 1)	0.2		5	2	1	1	1	1	0	0	0	0	1	11	18	13.50	4.500
29 Zach Duke, L ERA: 5.4	(8, 1)	0.1	H	1	0	0	0	1	0	0	0	0	0	0	3	5	0.00	0.000
60 John Brebbia, R ERA: 2.25	(9, 1)	1.0		4	1	0	0	3	0	0	0	0	0	0	11	14	0.00	1.000

PITCHER	IP	WLS	BF	H	R	ER	SO	BB	IBB	HBP	BLK	WP	HR	S	P	ERA	WHIP

BOTTOM

St. Louis Cardinals @ San Francisco Giants
AT&T Park, San Francisco, CA
Sun Sep 03 2017, 1:08 PM - 3:51 PM PDT
Att. 39,784 - Sunny - 79 F

livebaseballscorecards.com

AB	33
R	3
H	7
RBI	3
BB	3
SO	14
LOB	11

San Francisco Giants @ Colorado Rockies

Coors Field, Denver, CO

Mon Sep 04 2017, 1:12 PM - 4:25 PM MDT

Att. 28,300 - Partly Cloudy - 90 F

livebaseballscorecards.com

TOP

Batter	1	2	3	4	5	6	7	8	9	AB	R	H	RBI	BB	SO	LOB
2 Denard Span, L (1, 8) OBP: 0.320, SLG: 0.418	B FF 90 S FF 90 C CH 86 X SI 88 1-2 ① G3		F SI 87 C FF 93 B FC 85 F CH 86 B FF 92 X CH 85 2-2 HR			B CU 74 C FF 90 B FF 91 X FF 91 2-1 12 1B 2B		B FF 95 C FF 93 X FF 95 1-1 12 1B 1B		4	2	3	1	0	0	0
12 Joe Panik, L (1, 4) OBP: 0.333, SLG: 0.410	B FF 90 S CH 84 X FF 91 1-1 HR		C CU 76 B SI 88 B FF 92 X FF 91 2-1 ② L8			D CU 73 S CH 86 S CH 85 X CH 86 1-2 48 WP 2-H 1B		C FF 96 B FF 94 1 SAFE 1 SAFE X FF 96 1-1 28 G6-4-3 1-2 1B		4	1	3	2	0	0	0
28 Buster Posey, R (1, 3) OBP: 0.404, SLG: 0.465	B FF 92 C FF 90 X CU 77 1-1 35 FC4-6 1B		C CU 77 B SI 88 C FF 92 S FF 93 1-3 ③ K			B FF 91 B CU 74 F FF 91 X FF 91 2-1 ① F9		B FF 95 F FF 95 F FF 96 D SL 79 X FF 98 2-2 ②③ G6-4-3 1-2f		4	0	1	0	0	1	3
35 Brandon Crawford, L (1, 6) OBP: 0.295, SLG: 0.404	S FF 93 S CH 86 X SI 87 0-2 ② FC4-6 1-2f			B CU 75 S CH 85 S CH 86 F FC 85 B CH 86 B FF 90 F FC 85 X FF 91 3-2 ① G6-3		C SI 92 1 SAFE S FC 88 D FC 87 S FC 88 1-3 ② K			C FF 92 S FF 94 B FF 95 X SL 87 1-2 ① G3	4	0	0	0	0	1	2
48 Pablo Sandoval, S (1, 5) OBP: 0.259, SLG: 0.311 62 Cory Gearrin, R (9, 1)	S CH 85 F CH 86 1 SAFE B CH 87 B FF 92 X CH 86 2-2 ③ G4-3			C FF 92 B FF 88 X SI 88 1-1 ② G6-3		D SI 92 S CH 84 1 SAFE F CH 85 B CH 85 X FF 92 2-2 ③ G6-3 1-2			B FF 94 X SL 88 1-0 ② G1-3	4 0	0 0	0 0	0 0	0 0	0 0	2 0
8 Hunter Pence, R (1, 9) OBP: 0.305, SLG: 0.373		B FF 92 X CH 87 1-0 ① F7		C FF 92 F FF 91 B CU 77 B FF 92 F SI 88 B FF 92 X FF 91 3-2 ③ G6-3			C SL 83 F SI 91 X SL 87 0-2 ① G4-3		B SL 87 F SL 87 X FF 95 1-1 ③ G6-3	4	0	0	0	0	0	0
5 Nick Hundley, R (1, 2) OBP: 0.278, SLG: 0.432		F FF 92 B FF 91 X CU 76 1-1 ② G5-3			C CU 74 X FF 90 0-1 ① F8		B SI 90 T SI 91 X SL 84 1-1 ② G4-3			3	0	0	0	0	0	0
51 Mac Williamson, R (1, 7) OBP: 0.238, SLG: 0.308		C FF 93 B FF 92 S CU 77 F CU 76 B CU 77 F FF 92 B SI 89 X FF 92 3-2 ③ P4			F FF 92 X FF 90 0-1 ② G5-3		C SL 82 S SI 91 C SI 92 0-3 ③ K			3	0	0	0	0	1	0
34 Chris Stratton, R (1, 1) 39 Carlos Moncrief, L (5, PH) OBP: 0.256, SLG: 0.237 56 Albert Suárez, R (5, 1) 60 Hunter Strickland, R (7, 1) 37 Kelby Tomlinson, R (8, PH) OBP: 0.342, SLG: 0.304 41 Mark Melancon, R (8, 1) 32 Steven Okert, L (9, 1) 63 Ryder Jones, L (9, 5) OBP: 0.263, SLG: 0.327			C FF 90 F FF 91 B CU 76 C FF 89 1-3 ① K		B CH 83 S CH 85 S CH 85 S CH 86 1-3 ③ K			B FF 94 F FF 94 S FF 95 B FF 96 X FF 96 2-2 ① L8		1 1 0 0 1 0 0 0 0	0 0 0 0 0 0 0 0 0	0 0 0 0 0 0 0 0 0	0 0 0 0 0 0 0 0 0	0 0 0 0 0 0 0 0 0	1 1 0 0 0 0 0 0 0	0 0 0 0 0 0 0 0 0
Inning Stats	R: 1 H: 2 E: 0 LOB: 1 K: 0 BB: 0 S: 13 P: 18	R: 0 H: 0 E: 0 LOB: 0 K: 0 BB: 0 S: 8 P: 13	R: 1 H: 1 E: 0 LOB: 0 K: 2 BB: 0 S: 12 P: 18	R: 0 H: 0 E: 0 LOB: 0 K: 0 BB: 0 S: 11 P: 18	R: 0 H: 0 E: 0 LOB: 0 K: 1 BB: 0 S: 7 P: 8	R: 1 H: 2 E: 0 LOB: 1 K: 1 BB: 0 S: 13 P: 21	R: 0 H: 0 E: 0 LOB: 0 K: 1 BB: 0 S: 8 P: 9	R: 0 H: 2 E: 0 LOB: 1 K: 0 BB: 0 S: 10 P: 16	R: 0 H: 0 E: 0 LOB: 0 K: 0 BB: 0 S: 6 P: 9	1B: 4 SF: 0 2B: 1 SAC: 0 3B: 0 DP: 1 HR: 2 HBP: 0						WP: 1 PA: 33 PB: 0 SB: 0 CS: 0

	AB	33
	R	3
	H	7
	RBI	3
	BB	0
	SO	5
	LOB	7

PITCHER		IP	WLS	BF	H	R	ER	SO	BB	IBB	HBP	BLK	WP	HR	S	P	ERA	WHIP
35 Chad Bettis, R ERA: 4.91	(1, 1)	5.1		21	5	3	3	3	0	0	0	0	0	2	58	87	5.06	0.938
52 Chris Rusin, L ERA: 2.32	(6, 1)	0.2		2	0	0	0	1	0	0	0	0	1	0	6	9	0.00	0.000
37 Pat Neshek, R ERA: 1.5	(7, 1)	1.0		3	0	0	0	1	0	0	0	0	0	0	8	9	0.00	0.000
51 Jake McGee, L ERA: 3.14	(8, 1)	1.0		4	2	0	0	0	0	0	0	0	0	0	10	16	0.00	2.000
56 Greg Holland, R ERA: 3.81	(9, 1)	1.0	W	3	0	0	0	0	0	0	0	0	0	0	6	9	0.00	0.000

PITCHER	IP	WLS	BF	H	R	ER	SO	BB	IBB	HBP	BLK	WP	HR	S	P	ERA	WHIP

Batter	1	2	3	4	5	6	7	8	9	AB	R	H	RBI	BB	SO	LOB
19 Charlie Blackmon, L (1, 8) OBP: 0.404, SLG: 0.621	B FF 92 S CH 84 C FF 92 C FF 92 1-3 ① K		B CH 83 B FF 91 X CH 84 2-0 HR	B CU 76 B FF 92 S FC 90 B CU 76 C FC 91 X FC 91 3-2 28 BB, 9 1B 1-3 1B		C FF 92 B FF 94 B FF 95 F CU 76 X CU 76 2-2 E4 9 FC5-4			B SI 93 X FF 93 1-0 E7 8 BB, 5 BB	5	2	2	1	0	1	0
9 DJ LeMahieu, R (1, 4) OBP: 0.379, SLG: 0.411	B SI 92 X FC 91 1-0 ② L8		B FF 91 F FF 93 B FC 91 C FC 92 F CU 80 X FC 91 2-2 28 G6-4-3 1B	X SL 90 0-0 28 BB 1-2 3-H 1B		1 SAFE B FF 93 C FF 93 B CU 74 X CU 75 2-1 ③ FC5-4 1-2f			X SI 94 0-0 ① G3	5	0	2	1	0	0	2
28 Nolan Arenado, R (1, 5) OBP: 0.362, SLG: 0.577	C FC 91 B FF 93 X CU 80 1-1 1B		C CU 77 B FC 91 C FC 92 F FC 92 X SL 86 1-2 ① ② G6-4-3 1-2f	B CH 83 F SL 84 B FC 90 F SL 82 F SL 84 B SL 84 B FF 91 4-2 1-2 2-3 BB			B SL 80 T FF 97 B SL 85 B SL 86 X FF 96 3-1 ① F9		0-0 5 BB, 8 BB, IBB	3	0	1	0	2	0	1
8 Gerardo Parra, L (1, 7) OBP: 0.368, SLG: 0.491	X CH 84 0-0 ③ G1-3		B FC 91 L FC 92 F CU 77 F FF 91 B FC 92 F SL 85 B SL 84 F CH 84 F FF 92 4-2 12 FC6-4 BB	B FC 91 F FC 91 D SL 84 F FC 91 F CU 76 X CU 76 2-2 ③ G4-1			S FF 96 F SL 85 F FF 97 F FF 96 X FF 97 0-2 ② G4-3		B FC 86 B FF 93 B SL 80 B SI 92 4-0 5 BB 1-2 2-3 BB	3	0	0	0	2	0	4
12 Mark Reynolds, R (1, 3) OBP: 0.358, SLG: 0.499 52 Chris Rusin, L (6, 1) OBP: 0.375, SLG: 0.375 37 Pat Neshek, S (7, 1) 24 Ryan McMahon, L (7, PH) OBP: 0.375, SLG: 0.250 51 Jake McGee, L (8, 1) 56 Greg Holland, R (9, 1) 4 Pat Valaika, R (9, PH) OBP: 0.273, SLG: 0.509		C SL 84 C CU 77 S CU 77 0-3 ① K F FC 91 D CU 76 X FF 92 1-2 ③ FC6-4 1-2f		B CU 76 C CU 75 S CU 74 F FF 92 B CU 76 S CU 76 2-3 ① K		X FF 97 0-0 ③ G4-3		S SL 86 S SL 85 S SL 87 0-3 ② K	3 0 0 1 0 0 0 1	0 0 0 0 0 0 0 0	0 0 0 0 0 0 0 0	0 0 0 0 0 0 0 0	0 0 0 0 0 0 0 0	2 0 0 0 0 0 0 1	1 0 0 0 0 0 0 3
5 Carlos González, L (1, 9) OBP: 0.316, SLG: 0.363		B FC 92 B FF 92 X CH 85 2-0 ② F8		B FC 91 S CU 77 X FC 91 1-1 21 G6-3, 35 1B 2B	B FF 93 B FF 94 B FF 94 B FF 95 4-0 20 G4-3 BB			S KC 82 X KC 82 0-1 ① G3	B SI 94 D CH 88 B FF 94 B FF 93 4-0 1-2 2-3 3-H BB	3	1	1	1	2	0	0
20 Ian Desmond, R (1, 6) (6, 3) OBP: 0.326, SLG: 0.374		B FF 93 X CH 85 1-0 21 BB 1B		B FC 88 F FC 92 F FC 92 F FF 91 S FF 93 1-3 ① K	B FF 94 B CU 76 1 SAFE S FF 92 X CU 75 2-1 ② ③ G4-3 1-2f			B KC 81 C FC 90 F FC 90 S FC 91 1-3 ② K		4	0	1	0	0	2	2
21 Jonathan Lucroy, R (1, 2) OBP: 0.319, SLG: 0.351 3 Mike Tauchman, L (8, PR) OBP: 0.444, SLG: 0.231 14 Tony Wolters, L (9, 2) OBP: 0.341, SLG: 0.286		C FC 92 F FF 91 1 SAFE F FC 92 1 SAFE B CU 78 1 SAFE D CU 79 B SI 92 4-2 1-2 BB		C CU 77 B FF 91 B FF 92 F FC 92 X FF 92 2-2 ② G6-3 2-3		B CU 74 B FF 91 C FF 92 C CU 74 X FF 93 2-2 ① L5		B FC 91 B FC 90 C FC 91 B FC 91 B FC 90 4-1 27 WP BB	2 0 0	0 0 0	0 0 0	0 0 0	2 0 0	0 0 0	1 0 0
35 Chad Bettis, R (1, 1) OBP: 0.286, SLG: 0.167 27 Trevor Story, R (6, 6) OBP: 0.303, SLG: 0.418		B FF 91 B FF 92 C FF 90 F FF 91 S SL 85 2-3 ③ K		F FC 90 B FF 93 B SL 84 C FC 90 X FC 92 2-2 19 1B, 9 1B 3-H 1B		B CU 74 C CU 74 F FF 94 S CU 77 1-3 ② K		B FC 89 B KC 82 F FC 90 F FC 91 B FC 91 C FC 90 3-3 ③ K 1-2	2 2	1 0	1 0	1 0	0 0	1 2	2 1
Inning Stats	R: 0 E: 0 K: 1 S: 7 H: 1 LOB: 1 BB: 0 P: 10	R: 0 E: 0 K: 2 S: 13 H: 1 LOB: 2 BB: 1 P: 22	R: 1 E: 0 K: 0 S: 18 H: 2 LOB: 1 BB: 1 P: 28	R: 2 E: 0 K: 1 S: 23 H: 4 LOB: 3 BB: 1 P: 38	R: 0 E: 0 K: 1 S: 6 H: 0 LOB: 0 BB: 1 P: 14	R: 0 E: 1 K: 1 S: 11 H: 0 LOB: 1 BB: 0 P: 18	R: 0 E: 0 K: 0 S: 8 H: 0 LOB: 0 BB: 0 P: 11	R: 0 E: 0 K: 2 S: 9 H: 0 LOB: 2 BB: 1 P: 17	R: 1 E: 1 K: 1 S: 5 H: 0 LOB: 3 BB: 3 P: 14	1B: 6 2B: 1 3B: 0 HR: 1 SF: 0 SAC: 0 DP: 2 HBP: 0						

PITCHER		IP	WLS	BF	H	R	ER	SO	BB	IBB	HBP	BLK	WP	HR	S	P	ERA	WHIP
34 Chris Stratton, R ERA: 4.1	(1, 1)	4.0		22	8	3	3	4	3	0	0	0	0	1	61	98	6.75	2.750
56 Albert Suárez, R ERA: 5.61	(5, 1)	2.0		7	0	0	0	2	1	0	0	0	0	0	17	32	0.00	0.500
60 Hunter Strickland, R ERA: 2.91	(7, 1)	1.0		3	0	0	0	0	0	0	0	0	0	0	8	11	0.00	0.000
41 Mark Melancon, R ERA: 3.99	(8, 1)	1.0		4	0	0	0	2	1	0	0	0	1	0	9	17	0.00	1.000
32 Steven Okert, L ERA: 6.45	(9, 1)	0.1	L	4	0	1	0	0	1	1	0	0	0	0	2	7	0.00	3.000

PITCHER		IP	WLS	BF	H	R	ER	SO	BB	IBB	HBP	BLK	WP	HR	S	P	ERA	WHIP
62 Cory Gearrin, R ERA: 2.14	(9, 1)	0.1		2	0	0	0	1	1	0	0	0	0	0	3	7	0.00	3.000

BOTTOM

San Francisco Giants @ Colorado Rockies

Coors Field, Denver, CO

Mon Sep 04 2017, 1:12 PM - 4:25 PM MDT

Att. 28,300 - Partly Cloudy - 90 F

livebaseballscorecards.com

AB	34
R	4
H	8
RBI	4
BB	8
SO	9
LOB	17

WP: 1 PA: 42
PB: 0
SB: 0
CS: 0

Batter	1	2	3	4	5	6	7	8	9	AB	R	H	RBI	BB	SO	LOB
2 Denard Span, L (1, 8) OBP: 0.325, SLG: 0.422	B SI 93 B SI 94 C FF 94 X FF 95 2-1 ① G4-3		C FC 90 B FC 91 F SI 95 B FF 96 F FC 90 B FC 84 B FC 89 4-2 35 BB 12 1B BB		X SI 92 0-0 12 1B 35 1B 1B		C SL 81 F SL 80 B FF 93 B FF 94 B SL 81 B FF 94 4-2 1-2 28 2B BB	F FF 95 T FF 96 B FF 96 D SL 78 B FF 96 X FF 96 3-2 1-H 2-H 12 1B 2B		3	3	2	2	2	0	0
12 Joe Panik, L (1, 4) OBP: 0.338, SLG: 0.417	C FF 96 B SI 95 B SI 95 B FF 96 X FF 95 3-1 28 1B 2B		B FC 90 F SI 96 1 SAFE 1 SAFE C SI 94 F FC 90 X FF 96 1-2 35 BB 1B		F FC 88 1 SAFE X FC 88 0-1 35 1B 1-3 1B		B FF 94 C SL 81 X SL 82 1-1 ① P5	C FF 95 D SL 78 D FF 96 B FF 94 C FF 95 X FF 95 3-2 2-H 1B		5	0	4	1	0	0	2
28 Buster Posey, R (1, 2) OBP: 0.404, SLG: 0.466 43 Tim Federowicz, R (8, 2) OBP: 0.400, SLG: 1.000	B FF 96 X FC 90 1-0 35 G4-6-3 2-3 1B		C SI 96 C FF 96 B SI 94 B FF 95 C SI 95 2-3 ② K		B CH 85 F CH 85 C FC 88 T FF 92 1-2 ② K		X FF 95 0-0 1-H 2-H 2B	B FF 95 B FF 95 B FF 95 C FF 96 F FF 96 F ST 81 S FC 90 3-3 ③ K		5 0	0 0	2 0	2 0	0 0	3 0	5 0
35 Brandon Crawford, L (1, 6) OBP: 0.296, SLG: 0.403	B FF 96 F FC 90 B SI 95 D SI 95 X FF 96 3-1 ② ③ G4-6-3 1-2f		B FF 96 B FC 91 B SI 94 B SI 96 4-0 1-2 2-3 BB		S FC 88 1 SAFE D FC 87 D FC 88 X FC 87 2-1 1-2 3-H 1B		S SL 86 X SL 86 0-1 ② F8	C SL 85 B FF 93 C FF 93 B FF 94 X SL 87 2-2 ① G5-3		4	0	1	1	1	0	3
8 Hunter Pence, R (1, 9) OBP: 0.305, SLG: 0.371 54 Reyes Moronta, R (7, 1) 61 Josh Osich, L (7, 1) 67 Roberto Gómez, R (7, 1) 41 Mark Melancon, R (8, 1) 59 Kyle Crick, L (8, 1) 5 Nick Hundley, R (9, PH) OBP: 0.277, SLG: 0.430		B SI 94 B FF 94 B FF 94 B FF 94 4-0 48 G6-4-3 BB	S SI 94 F FF 95 D FC 85 D FC 89 S FC 89 2-3 ③ K		C FF 98 B FF 99 B FF 98 C FF 98 S FF 100 2-3 ③ K		F SL 82 S SI 91 X SL 83 0-2 ③ G4-3		B FF 93 B FF 93 C FF 93 B FF 94 X FF 92 3-1 ② F8	3 0 0 0 0 0 1	0 0 0 0 0 0 0	0 0 0 0 0 0 0	0 0 0 0 0 0 0	1 0 0 0 0 0 0	2 0 0 0 0 0 0	6 0 0 0 0 0 0
48 Pablo Sandoval, S (1, 5) OBP: 0.258, SLG: 0.305 (8, 3)		C SI 94 X SI 95 0-1 ① ② G6-4-3 1-2f		X FF 91 0-0 ① G5-3		C SL 83 B FF 95 F FF 94 F CU 77 B FF 95 S SL 85 2-3 ① K		B FF 94 B FF 93 F FF 93 B FF 94 C FF 94 B FF 94 4-2 51 1B 2 2B BB	C CU 75 F FF 93 X SL 86 0-2 ③ F7	4	1	0	0	1	1	1
63 Ryder Jones, L (1, 3) OBP: 0.265, SLG: 0.327 37 Kelby Tomlinson, R (8, PH) OBP: 0.341, SLG: 0.302 (8, 5)		B SI 94 B FF 95 X SI 94 2-0 1B	C SI 91 C SI 92 B SI 90 F FC 88 S FC 86 1-3 ② K	C SI 92 S CH 86 B CH 82 S CH 86 1-3 ③ K		C FF 95 B FF 95 F FF 94 S SL 85 1-3 ② K		C FF 94 F FF 94 F FF 95 C FF 96 0-3 ① K		3 1	0 0	1 0	0 0	0 0	2 1	0 1
66 Gorkys Hernández, R (1, 7) OBP: 0.327, SLG: 0.325		S SI 95 B SI 94 D SI 95 D SI 95 X FF 95 3-1 ③ F8			C FF 95 B FF 94 X FF 93 1-1 ③ P6		B FF 95 B FF 95 C FF 94 X FF 94 2-1 ② P4		4	0	0	0	0	1	2
50 Ty Blach, R (1, 1) OBP: 0.292, SLG: 0.349 64 Derek Law, R (6, 1) 51 Mac Williamson, R (7, PH) OBP: 0.273, SLG: 0.341 (7, 9)			B FF 92 C FF 93 S FC 88 B FC 89 S FF 95 2-3 ① K		C SI 90 S SI 91 F SI 92 S CH 85 0-3 ① K		F FF 94 F FF 94 X FF 96 0-2 2 BB 28 2B 1B	B FF 94 F FF 94 X FF 95 1-1 1-2 2 2B 1B		2 0 2	0 0 2	0 0 2	0 0 0	0 0 0	2 0 0	0 0 0
Inning Stats	R: 0 E: 0 K: 0 S: 7 H: 2 LOB: 1 BB: 0 P: 16	R: 0 E: 0 K: 0 S: 5 H: 1 LOB: 1 BB: 1 P: 14	R: 0 E: 0 K: 3 S: 16 H: 1 LOB: 3 BB: 2 P: 31	R: 0 E: 0 K: 2 S: 8 H: 0 LOB: 0 BB: 0 P: 10	R: 1 E: 0 K: 3 S: 15 H: 3 LOB: 2 BB: 0 P: 20	R: 0 E: 0 K: 2 S: 9 H: 0 LOB: 0 BB: 0 P: 13	R: 2 E: 0 K: 0 S: 13 H: 2 LOB: 1 BB: 1 P: 18	R: 3 E: 0 K: 2 S: 20 H: 3 LOB: 1 BB: 1 P: 36	R: 0 E: 0 K: 0 S: 8 H: 0 LOB: 0 BB: 0 P: 13	1B: 9 2B: 3 3B: 0 HR: 0 SF: 0 SAC: 0 DP: 2 HBP: 0						PA: 42 WP: 0 PB: 0 SB: 0 CS: 0

PITCHER		IP	WLS	BF	H	R	ER	SO	BB	IBB	HBP	BLK	WP	HR	S	P	ERA	WHIP
32 Tyler Chatwood, R ERA: 4.88	(1, 1)	3.0		14	4	0	0	3	3	0	0	0	0	0	28	61	0.00	2.333
52 Chris Rusin, L ERA: 2.39	(4, 1)	1.2	W	8	3	1	1	4	0	0	0	0	0	0	20	25	5.40	1.800
54 Carlos Estévez, R ERA: 6.56	(5, 1)	0.1	H	1	0	0	0	1	0	0	0	0	0	0	3	5	0.00	0.000
49 Antonio Senzatela, R ERA: 4.77	(6, 1)	1.1	H	7	2	2	2	2	1	0	0	0	0	0	17	26	13.50	2.250
60 Zac Rosscup, L ERA: 7.2	(7, 1)	0.1	H	1	0	0	0	0	0	0	0	0	0	0	2	2	0.00	0.000

PITCHER		IP	WLS	BF	H	R	ER	SO	BB	IBB	HBP	BLK	WP	HR	S	P	ERA	WHIP
37 Pat Neshek, R ERA: 1.49	(7, 1)	0.1	H	1	0	0	0	0	0	0	0	0	0	0	3	3	0.00	0.000
51 Jake McGee, L ERA: 3.61	(8, 1)	0.2		6	3	3	3	1	1	0	0	0	0	0	16	29	40.50	6.000
0 Adam Ottavino, R ERA: 5.36	(8, 1)	0.1	H	1	0	0	0	1	0	0	0	0	0	0	4	7	0.00	0.000
56 Greg Holland, R ERA: 3.73	(9, 1)	1.0	S	3	0	0	0	0	0	0	0	0	0	0	8	13	0.00	0.000

TOP

San Francisco Giants @ Colorado Rockies

Coors Field, Denver, CO

Tue Sep 05 2017, 6:42 PM - 10:12 PM MDT

Att. 24,245 - Partly Cloudy - 67 F

livebaseballscorecards.com

AB	37
R	6
H	12
RBI	6
BB	5
SO	12
LOB	20

Batter	1	2	3	4	5	6	7	8	9	AB	R	H	RBI	BB	SO	LOB
19 Charlie Blackmon, L (1, 8) OBP: 0.401, SLG: 0.616	C SI 89 F SI 90 X CH 79 0-2 ① G3-1		C SL 79 X CH 80 0-1 ① L9		B CU 75 F SL 80 B SI 89 X SL 80 2-1 ③ F8		B FF 96 C FF 96 F SL 85 C FF 98 1-3 ① K	S KC 82 S FC 89 X FC 90 0-2 ② G4-3 2-3		5	0	0	0	0	1	2
9 DJ LeMahieu, R (1, 4) OBP: 0.381, SLG: 0.413	C SI 89 B SL 77 B CU 76 B SL 80 B SI 90 4-1 12 BB 28 1B 8 SF8 BB		C SI 89 X SI 90 0-1 ② G5-3			C CH 79 X CU 76 0-1 28 2B 1B	C FF 97 C FF 96 X SL 85 0-2 ② G5-3	F FC 90 X FC 89 0-1 3-H 2B		4	2	2	1	1	0	0
28 Nolan Arenado, R (1, 5) OBP: 0.364, SLG: 0.579	B CH 79 S SI 91 X CU 76 1-1 8 SF8 12 BB 1-2 1B		C CU 76 B CH 79 S CH 81 X SI 91 1-2 ③ G1-3			C SI 90 B SI 89 F SI 90 B FF 90 F SI 90 D CH 81 1 SAFE X CH 80 3-2 1-H 12 2B 2B	S FF 96 C SL 84 B FF 96 B SL 86 F SL 85 B CH 92 X FF 95 3-2 12 1B 8 1B 1B	C SL 82 S CH 87 X FC 96 0-2 ③ F9		5	2	3	1	0	0	2
12 Mark Reynolds, R (1, 3) OBP: 0.361, SLG: 0.502	F FF 90 B SI 90 F SI 91 B CH 81 D SL 79 B CH 81 4-2 1-2 2-3 BB			C CH 79 F SI 89 B FF 89 X CH 80 1-2 ① P4		B SI 90 X SI 90 1-0 27 WP 20 2B 2-H 2B	F FF 97 B SL 84 F FF 95 F SL 86 F FF 95 X FF 96 1-2 8 1B 1-3 1B			3	1	2	1	1	0	0
8 Gerardo Parra, L (1, 9) OBP: 0.366, SLG: 0.489	C SI 92 X SI 91 0-1 ② SF8 2-3 3-H			B SL 81 C CU 74 F SI 90 F CH 80 X SI 90 1-2 ② G1-3		B SL 80 C SI 90 X SI 90 1-1 ① L6	X FF 96 0-0 1-2 3-H 1B			3	0	1	2	0	0	1
27 Trevor Story, R (1, 6) OBP: 0.302, SLG: 0.424	F SI 90 X CH 80 0-1 ③ L7			B CH 80 X SI 90 1-0 HR		F SL 82 B FF 94 B FF 95 F FF 92 F CU 77 F FF 95 F FF 94 F FF 94 B CU 78 3-3 ② S SL 83 2-3 K	C SI 95 S SI 96 B SI 95 X SI 96 1-2 ③ L9			4	1	1	1	0	1	5
20 Ian Desmond, R (1, 7) OBP: 0.325, SLG: 0.375		C SI 88 B CH 80 B CH 80 X SI 88 2-1 ① G5-3		X SI 90 0-0 ③ G6-3		B FF 93 X FF 93 1-0 21 1B 3-H 2B	C FC 90 B KC 84 C FC 90 S KC 82 1-3 ① K			4	1	1	1	0	1	0
21 Jonathan Lucroy, R (1, 2) OBP: 0.321, SLG: 0.353 3 Mike Tauchman, L (8, PR) OBP: 0.444, SLG: 0.231 14 Tony Wolters, L (9, 2) OBP: 0.341, SLG: 0.286		C SI 89 B CH 80 B SL 81 F SI 88 B CH 80 X SI 90 3-2 ② G6-3			C SI 88 B SI 88 B CH 79 X SI 89 2-1 ① L4	C SL 83 B SL 83 F SL 82 B FF 93 B FF 93 X SL 82 3-2 49 WP 2-H 1B		B FC 89 F FC 90 B KC 81 X FC 90 2-1 5 2B 1B		4 0 0	0 1 0	2 0 0	1 0 0	0 0 0	0 0 0	0 0 0
32 Tyler Chatwood, R (1, 1) 52 Chris Rusin, L (4, 1) 54 Carlos Estévez, R (6, 1) 24 Ryan McMahon, L (5, PH) 49 Antonio Senzatela, R (6, 1) 60 Zac Rosscup, R (7, 1) 37 Pat Neshek, S (7, 1) 51 Jake McGee, L (8, 1) 0 Adam Ottavino, S (8, 1) 5 Carlos González, L (8, PH) 56 Greg Holland, R (9, 1)		C FF 89 F SI 89 S SI 90 0-3 ③ K			B SL 80 C SL 80 C SI 90 B FF 91 F CH 80 C SI 91 2-3 ② K	B FF 92 S SL 84 F SL 81 S SL 83 1-3 ③ K 1-2		1 SAFE B FC 90 B FC 89 D FC 90 1 SAFE C FC 89 X FC 88 3-1 19 G4-3 1-H 9 2B 2B		1 0 0 0 1 1 0 0 0 0 0 1	0 0 0 0 0 0 0 0 0 0 0 1	0 0 0 0 0 0 0 0 0 0 0 1	0 0 0 0 0 1 0 0 0 0 0 1	0 0 0 0 1 0 0 0 0 0 0 0	1 0 0 0 0 0 0 0 0 0 0 0	0 0 0 0 1 0 0 0 0 0 0 0
Inning Stats	R: 1 E: 0 K: 0 S: 12 H: 1 LOB: 2 BB: 2 P: 21	R: 0 E: 0 K: 1 S: 8 H: 0 LOB: 0 BB: 0 P: 13	R: 0 E: 0 K: 0 S: 7 H: 0 LOB: 0 BB: 0 P: 8	R: 1 E: 0 K: 0 S: 9 H: 1 LOB: 0 BB: 0 P: 12	R: 0 E: 0 K: 1 S: 8 H: 0 LOB: 0 BB: 0 P: 14	R: 4 E: 0 K: 2 S: 23 H: 5 LOB: 1 BB: 0 P: 36	R: 1 E: 0 K: 1 S: 19 H: 3 LOB: 2 BB: 0 P: 25	R: 2 E: 0 K: 1 S: 15 H: 3 LOB: 2 BB: 0 P: 21		1B: 7 2B: 5 3B: 0 HR: 1	SF: 1 SAC: 0 DP: 0 HBP: 0					

BOTTOM

San Francisco Giants @ Colorado Rockies

Coors Field, Denver, CO

Tue Sep 05 2017, 6:42 PM - 10:12 PM MDT

Att. 24,245 - Partly Cloudy - 67 F

livebaseballscorecards.com

AB	36
R	9
H	13
RBI	9
BB	2
SO	6
LOB	11

WP: 2 PA: 39
PB: 0
SB: 0
CS: 0

PITCHER		IP	WLS	BF	H	R	ER	SO	BB	IBB	HBP	BLK	WP	HR	S	P	ERA	WHIP
50 Ty Blach, L ERA: 4.81	(1, 1)	5.1	L	23	5	5	5	2	2	0	0	0	0	1	53	82	8.44	1.312
64 Derek Law, R ERA: 5.4	(6, 1)	0.2		4	2	1	1	2	0	0	0	0	2	0	14	22	13.50	3.000
54 Reyes Moronta, R ERA: 13.5	(7, 1)	0.2		4	2	1	1	1	0	0	0	0	0	0	15	20	13.50	3.000
61 Josh Osich, L ERA: 5.82	(7, 1)	0.0		1	1	0	0	0	0	0	0	0	0	0	1	1	∞	∞
67 Roberto Gómez, R ERA:	(7, 1)	0.1		1	0	0	0	0	0	0	0	0	0	0	3	4	0.00	0.000

PITCHER		IP	WLS	BF	H	R	ER	SO	BB	IBB	HBP	BLK	WP	HR	S	P	ERA	WHIP
41 Mark Melancon, R ERA: 4.5	(8, 1)	0.2		5	3	2	2	1	0	0	0	0	0	0	12	18	27.00	4.500
59 Kyle Crick, R ERA: 3.51	(8, 1)	0.1		1	0	0	0	0	0	0	0	0	0	0	3	3	0.00	0.000

Batter	1	2	3	4	5	6	7	8	9	AB	R	H	RBI	BB	SO	LOB
66 Gorkys Hernández, R (1, 8) OBP: 0.327, SLG: 0.325	S SI 92 X SI 92 0-1 ① G5-3	B CH 86 X SI 91 1-0 ③ G6-3		B SL 87 B CH 87 B SI 91 X FF 92 3-0 12 2B 2-H 3-H 1B		B FF 96 X FF 95 1-0 12 2B 1B	C FF 92 X FF 94 0-1 ③ P3		F CU 78 C FF 93 D CU 82 F FF 93 B FF 94 F SL 85 X CU 78 2-2 ② FC5 12 1B 2-3 3-H	6	2	2	3	0	0	1
12 Joe Panik, L (1, 4) OBP: 0.344, SLG: 0.427	C FF 94 B FF 94 S SI 92 F SI 93 X SL 89 1-2 5 E 8 BB 53 1B 1B		C SL 87 S SL 86 T SL 88 0-2 ① K	1 SAFE X FF 93 0-0 8 G4-3 1-H 2B		D FF 93 X CH 87 1-0 35 1B 1-H 2B		C FF 94 B CH 87 S CH 86 B CU 80 F FF 94 X SL 84 2-2 5 HR 1B	C CU 78 B CH 86 X FF 95 1-1 1-3 1B	6	3	5	2	0	1	0
8 Hunter Pence, R (1, 9) OBP: 0.307, SLG: 0.370	B SI 91 B CH 88 1 SAFE B SI 91 B SI 91 4-0 5 E 53 1B 1-2 BB		C FF 93 B FF 93 B SL 88 B SI 93 T SI 92 F SI 93 X SI 94 3-2 5 1B 1B	C FF 97 C FF 98 B FF 98 F FF 96 B SL 91 X FF 97 2-2 ② G4-3 2-3		C FF 94 B CU 74 B FF 94 B FF 93 4-1 35 1B BB		C CU 77 S SL 85 D SL 86 F FF 94 F CU 78 X CU 78 1-2 ① P3	S FF 94 C FF 96 S SL 84 0-3 ③ K	4	1	1	0	2	1	4
5 Nick Hundley, R (1, 2) OBP: 0.280, SLG: 0.442	C SL 88 C SI 92 D SI 93 X SI 93 1-2 E5 53 1B 1-2 2-3		B SL 86 B FF 93 F CH 86 B FF 94 C SI 91 X SI 92 3-2 1-3 1B	S FF 98 X FF 96 0-1 ③ L5		B FF 93 X FF 94 1-0 ② F5		X CU 77 0-0 1-H HR		5	1	2	2	0	0	5
35 Brandon Crawford, L (1, 6) OBP: 0.297, SLG: 0.403	C SL 90 B FF 93 F FF 94 T FF 93 1-2 ② K		B SL 89 F SL 88 1 SAFE X FF 93 1-1 ② B3		F CH 90 B FF 97 B FF 96 X CH 88 2-1 37 FC5-4 1B	X FF 93 0-0 53 PB 1-3 2-H 1B		C FF 95 B FF 94 B CH 85 B CH 84 C FF 94 T FF 95 3-2 ② K		5	0	2	1	0	2	5
53 Austin Slater, R (1, 7) OBP: 0.336, SLG: 0.419	X FF 93 0-0 37 FC4-6 1-2 2-H 3-H 1B		S CH 87 B SL 87 F SI 92 D SL 89 S SL 88 2-3 ③ K		F FF 97 B FF 95 C SL 88 C SL 91 1-3 ① K	B CU 74 B CU 74 D FF 91 C FF 93 X FF 93 3-1 ③ F9 1-2		C SL 86 F FF 94 B FF 93 X SL 85 1-2 ③ G4-3		5	0	1	2	0	2	5
37 Kelby Tomlinson, R (1, 5) OBP: 0.342, SLG: 0.305	C SI 93 C SL 87 X SL 88 0-2 ③ FC4-6 1-2f			B SL 84 B CH 85 X SI 91 2-0 47 SH1-4 63 BB 66 1B 1B	1 SAFE B FF 96 1 SAFE S SL 88 B SL 88 X FF 96 2-1 ② FC5-4 63 FC4-6 1-2f		C FF 93 C CU 77 X CU 76 0-2 ① G5-3		X FF 94 0-0 63 2B 66 FC5 1B	5	2	2	0	0	0	3
63 Ryder Jones, L (1, 3) OBP: 0.270, SLG: 0.333		C SL 87 B SL 89 S FF 92 S SL 88 1-3 ① K		C SL 86 B SL 88 1 SAFE C SL 86 B FF 93 B SL 87 F SL 86 B FF 93 4-2 47 SH1-4 66 1B 1-2 BB	C FF 97 C FF 97 B FF 96 X FF 99 1-2 FC4-6 1-2f		B CU 78 C CU 77 F FF 95 F CU 76 B FF 95 S FF 96 2-3 ② K		S CU 79 X SI 94 0-1 66 FC5 1-3 2B	4	1	1	0	1	2	1
47 Johnny Cueto, R (1, 1) OBP: 0.100, SLG: 0.079 48 Pablo Sandoval, S (6, PH) OBP: 0.257, SLG: 0.303 59 Kyle Crick, L (6, 1) 51 Mac Williamson, R (7, PH) OBP: 0.289, SLG: 0.429 32 Steven Okert, L (7, 1) 62 Cory Gearrin, R (7, 1) 46 Orlando Calixte, R (9, PH) OBP: 0.231, SLG: 0.200 49 Sam Dyson, R (9, 1)		C SI 90 C CH 85 B SI 91 B SI 92 X SI 92 2-2 ② G4-3		X FF 92 0-0 ① SH1-4 1-2 2-3		C CU 76 S FF 95 B FF 95 C FF 94 1-3 ① K	F FF 94 B CU 78 X FF 96 1-1 HR		T SL 85 F CU 77 T CU 82 0-2 ① K	1 1 0 1 0 0 1 0	0 0 0 1 0 0 0 0	0 0 0 1 0 0 0 0	0 0 0 1 0 0 0 0	0 0 0 0 0 0 0 1	0 0 0 0 0 0 0 0	0 0 0 0 0 0 0 2
Inning Stats	R: 2 E: 1 K: 1 S: 16 H: 2 LOB: 2 BB: 1 P: 23	R: 0 E: 0 K: 1 S: 7 H: 0 LOB: 0 BB: 0 P: 11	R: 0 E: 0 K: 2 S: 15 H: 2 LOB: 2 BB: 0 P: 24	R: 3 E: 0 K: 0 S: 13 H: 3 LOB: 1 BB: 1 P: 24	R: 0 E: 0 K: 1 S: 10 H: 1 LOB: 1 BB: 0 P: 16	R: 2 E: 0 K: 1 S: 10 H: 3 LOB: 2 BB: 1 P: 21	R: 1 E: 0 K: 1 S: 11 H: 1 LOB: 0 BB: 0 P: 14	R: 2 E: 0 K: 1 S: 16 H: 2 LOB: 0 BB: 0 P: 23	R: 1 E: 0 K: 2 S: 16 H: 3 LOB: 2 BB: 0 P: 19	1B: 12 2B: 3 3B: 0 HR: 2 SF: 0 SAC: 1 DP: 0 HBP: 0						

PITCHER		IP	WLS	BF	H	R	ER	SO	BB	IBB	HBP	BLK	WP	HR	S	P	ERA	WHIP
31 Kyle Freeland, L ERA: 3.99	(1, 1)	3.1	L	20	7	5	3	4	2	0	0	0	0	0	45	74	8.10	2.700
54 Carlos Estévez, R ERA: 6.12	(4, 1)	1.2		6	1	0	0	1	0	0	0	0	0	0	16	24	0.00	0.600
34 Jeff Hoffman, R ERA: 5.48	(6, 1)	2.0		11	4	3	3	2	1	0	0	0	0	1	21	35	13.50	2.500
29 Shane Carle, R ERA: 9.0	(8, 1)	2.0		11	5	3	3	3	0	0	0	0	0	1	32	42	13.50	2.500

PITCHER	IP	WLS	BF	H	R	ER	SO	BB	IBB	HBP	BLK	WP	HR	S	P	ERA	WHIP

TOP

San Francisco Giants @ Colorado Rockies

Coors Field, Denver, CO

Wed Sep 06 2017, 6:42 PM - 10:14 PM MDT

Att. 26,674 - Clear - 78 F

livebaseballscorecards.com

AB	44
R	11
H	17
RBI	11
BB	3
SO	10
LOB	26

WP: 0	PB: 1	SB: 0	CS: 0	PA: 48					

BOTTOM

San Francisco Giants @ Colorado Rockies

Coors Field, Denver, CO

Wed Sep 06 2017, 6:42 PM - 10:14 PM MDT

Att. 26,674 - Clear - 78 F

livebaseballscorecards.com

Batter	1	2	3	4	5	6	7	8	9	AB	R	H	RBI	BB	SO	LOB
19 Charlie Blackmon, L (1, 8) OBP: 0.402, SLG: 0.622 24 Ryan McMahon, L (9, PH) OBP: 0.333, SLG: 0.214	C FF 89 F FF 89 B SL 82 X SL 83 1-2 G4-3 ①		C FF 91 C SL 85 B SL 83 S FF 92 1-3 K ②		X SL 82 0-0 5 1B 2B		B FF 93 F SL 84 X FC 85 1-1 HR		C FF 97 S FC 92 F FC 91 B CH 90 X CH 90 1-2 G4-3 ③	4 1	2 0	2 0	1 0	0 0	1 0	0 0
9 DJ LeMahieu, R (1, 4) OBP: 0.380, SLG: 0.412	C FF 91 B SL 82 B SL 82 X SL 82 2-1 L9 ②		C FF 93 B SL 83 F FF 90 B FF 92 F SL 83 B SL 83 X FF 92 3-2 5 BB 1B		B SI 90 B FF 91 S SL 83 X CH 81 2-1 G5-3 ②		C SL 85 F SL 86 B SL 87 S FF 94 1-3 K ③			4	0	1	0	0	1	1
5 Carlos González, L (1, 9) OBP: 0.324, SLG: 0.373	B CH 82 H FF 90 2-0 HBP		S FF 92 F SL 86 B FF 91 B CH 84 D CH 83 B FF 92 4-2 1-2 BB		B FF 91 X SL 82 1-0 2-H 1B			X FF 92 0-0 28 L9 8 SF8 2B		2	1	2	1	1	0	0
28 Nolan Arenado, R (1, 5) OBP: 0.361, SLG: 0.574	1 SAFE B FF 90 B CH 80 S CH 81 F FF 91 B FF 91 S CH 82 3-3 K ③		B FF 92 F FF 91 B FF 91 S FF 92 B FF 91 X FF 93 3-2 F9 ③		F FF 91 F SL 81 B FF 92 B FF 89 B FF 90 F SL 82 F SL 84 S FF 92 3-3 K ③			B SL 87 X FF 93 1-0 2-3 L9 ①		4	0	0	0	0	2	5
8 Gerardo Parra, L (1, 7) OBP: 0.362, SLG: 0.485		B SL 82 F FF 90 B CH 80 X SL 80 2-1 F7 ①		C F SL 81 X SL 80 0-2 G1-3 ①		C FC 96 S CH 87 F FC 96 B CH 87 B FC 96 B SL 84 X FC 96 3-2 G4-3 ①		X CH 86 0-0 3-H SF8 ②		3	0	0	1	0	0	0
20 Ian Desmond, R (1, 3) OBP: 0.328, SLG: 0.377		X SL 82 0-0 27 E 1B		C FF 91 B FF 90 B FF 90 S SL 80 B CH 83 T FF 92 3-2 K ②		B FF 95 C FC 96 B SL 85 X FC 96 2-1 F9 ②		F FF 93 C SL 86 X SL 87 0-2 1B		4	0	2	0	0	1	0
27 Trevor Story, R (1, 6) OBP: 0.302, SLG: 0.424	B FF 90 S FF 90 C FF 92 1 SAFE B FF 92 B FF 90 F SL 81 1 SAFE S SL 83 3-3 1-2 K ②			X SL 83 0-0 14 WP 2B		C FF 95 B CH 87 B FC 96 F FC 95 X SL 81 2-2 G1-3 ③		C FF 93 S FF 94 B FF 93 F FF 95 F SL 88 B SL 87 B SL 85 C SL 86 3-3 K ③		4	0	1	0	0	2	2
14 Tony Wolters, L (1, 2) OBP: 0.339, SLG: 0.284 4 Pat Valaika, R (7, PH) OBP: 0.272, SLG: 0.506 29 Shane Carle, R (8, 1) 3 Mike Tauchman, L (9, PH) OBP: 0.421, SLG: 0.214	B SL 86 F SL 86 S CH 82 D 2 SAFE B FF 93 F FF 92 S CH 84 3-3 K ③		B SL 84 B CH 82 B FF 90 C FF 89 X FF 90 3-1 2-3 G4-3 ③				C FF 92 B CU 76 F SL 82 F FC 85 S FF 94 1-3 K ①		C FF 95 F FC 92 F CH 90 S FC 92 0-3 K ①	2 1 0 1	0 0 0 0	0 0 0 0	0 0 0 0	1 0 0 0	2 0 0 1	2 0 0 0
31 Kyle Freeland, L (1, 1) OBP: 0.176, SLG: 0.240 54 Carlos Estévez, R (4, 1) 2 Alexi Amarista, L (5, PH) OBP: 0.264, SLG: 0.353 34 Jeff Hoffman, R (6, 1) OBP: 0.091, SLG: 0.121 23 Tom Murphy, R (7, PH) OBP: 0.120, SLG: 0.087 (8, 2)			B SL 83 S FF 88 X SL 79 1-1 G4-3 ①		B SL 82 B FF 89 C FF 88 F FF 91 S SL 82 2-3 K ①		B CU 75 X SI 93 1-0 L5 ②		C FF 96 F FF 97 B FC 91 X FC 94 1-2 G2-3 ②	1 0 1 0 2	0 0 0 0 0	0 0 0 0 0	0 0 1 0 0	0 0 0 0 0	0 0 1 0 0	0 0 0 0 0

	AB	34
	R	3
	H	8
	RBI	3
	BB	1
	SO	11
	LOB	10

Inning Stats	1	2	3	4	5	6	7	8	9
	R: 0 E: 0 K: 1 S: 8 H: 0 LOB: 1 BB: 0 P: 16	R: 0 E: 1 K: 2 S: 11 H: 1 LOB: 1 BB: 0 P: 19	R: 0 E: 0 K: 1 S: 14 H: 1 LOB: 2 BB: 1 P: 26	R: 0 E: 0 K: 1 S: 9 H: 1 LOB: 1 BB: 0 P: 15	R: 1 E: 0 K: 2 S: 12 H: 2 LOB: 1 BB: 0 P: 20	R: 0 E: 0 K: 0 S: 9 H: 0 LOB: 0 BB: 0 P: 16	R: 1 E: 0 K: 2 S: 10 H: 1 LOB: 0 BB: 0 P: 14	R: 1 E: 0 K: 1 S: 11 H: 2 LOB: 1 BB: 0 P: 15	R: 0 E: 0 K: 1 S: 11 H: 0 LOB: 0 BB: 0 P: 13

1B: 4	SF: 1	WP: 1	PA: 37
2B: 3	SAC: 0	PB: 0	
3B: 0	DP: 0	SB: 0	
HR: 1	HBP: 1	CS: 0	

PITCHER		IP	WLS	BF	H	R	ER	SO	BB	IBB	HBP	BLK	WP	HR	S	P	ERA	WHIP
47 Johnny Cueto, R ERA: 4.43	(1, 1)	5.0	W	22	5	1	1	7	1	0	1	0	1	0	54	96	1.80	1.200
59 Kyle Crick, R ERA: 3.38	(6, 1)	1.0		3	0	0	0	0	0	0	0	0	0	0	9	16	0.00	0.000
32 Steven Okert, L ERA: 6.65	(7, 1)	0.2		3	1	1	1	1	0	0	0	0	0	1	7	10	13.50	1.500
62 Cory Gearrin, R ERA: 2.24	(7, 1)	1.1		6	2	1	1	2	0	0	0	0	0	0	14	19	6.75	1.500
49 Sam Dyson, R ERA: 6.08	(9, 1)	1.0		3	0	0	0	1	0	0	0	0	0	0	11	13	0.00	0.000

PITCHER	IP	WLS	BF	H	R	ER	SO	BB	IBB	HBP	BLK	WP	HR	S	P	ERA	WHIP

Batter	1	2	3	4	5	6	7	8	9	AB	R	H	RBI	BB	SO	LOB
2 Denard Span, L (1, 8) OBP: 0.326, SLG: 0.428	B FF 93 C FF 91 B CH 82 X FF 92 2-1 ① G6-3		C CH 82 F SI 92 F FF 92 1 SAFE X CU 80 0-2 ①② G3-6-3 1-2f		B CH 80 X FF 91 1-0 ② L8		B SL 83 C SI 93 B SI 95 B SL 86 B SI 92 4-1 12 G1-3 35 2B BB		B CU 82 X FF 95 1-0 HR	4	2	1	1	1	0	1
12 Joe Panik, L (1, 4) OBP: 0.345, SLG: 0.425	C FF 93 F CU 79 B FF 93 F FF 94 B CU 78 F CU 78 B FF 93 B CH 83 4-2 35 FC4-6 28 E BB		C FF 92 B CU 78 S CH 82 B FF 91 B CH 82 X SI 92 3-2 ③ F7		C SI 91 X CU 77 0-1 ③ G4-3		C SI 94 D SL 83 X SI 93 1-1 ② G1-3 1-2		B CU 82 X CU 82 1-0 35 G1-3 28 1B 5 1B 1B	4	1	1	0	1	0	1
28 Buster Posey, R (1, 10) OBP: 0.404, SLG: 0.464 46 Orlando Calixte, R (9, PR) OBP: 0.231, SLG: 0.200 (9, 10)	X FF 93 0-0 FC4 35 FC4-6 1-2			B FF 90 X FF 90 1-0 ① L8		B CU 80 B SL 82 X FF 91 2-0 E4 35 1B 8 S	0-0 35 2B IBB		B FF 94 C SI 95 B SL 88 X SL 87 2-1 35 G1-3 5 1B 1-2 1B	4 0	1 1	1 0	0 0	1 0	0 0	1 0
35 Brandon Crawford, L (1, 6) OBP: 0.300, SLG: 0.407	S FF 93 D CU 79 X CH 82 1-1 ② FC4-6 1-2f 2-3			B CU 78 X CH 82 1-0 8 WP 5 BB 48 HR 1B		B SI 91 B SI 90 F SI 91 S FF 91 F FF 91 B CU 77 1 SAFE X SI 92 3-2 48 WP 8 S 48 SF7 1-3 1B	C SL 85 D SI 95 S SI 94 D SL 85 F SL 84 F FF 94 X SI 94 2-2 1-3 2-H 2B		S SL 87 C FF 95 B FF 95 F CH 88 X SL 87 1-2 ② G1-3 1-2 2-3	5	2	3	1	0	0	4
5 Nick Hundley, R (1, 2) OBP: 0.282, SLG: 0.439	C FF 95 B SI 92 C FF 94 S FF 93 1-3 ③ K			F FF 91 B SL 84 S SI 91 D CU 80 B FF 92 F CH 82 B FF 93 4-2 8 WP 48 HR 1-2 BB		F FF 92 F SI 90 F SI 91 B CU 79 1 SAFE B CH 79 1 SAFE B FF 92 S SL 83 3-3 ① K	F FF 93 S FF 94 B FF 95 X FF 94 1-2 ③ F9		X SI 94 0-0 8 FC5-4 2-H 3-H 1B	4	1	1	2	1	2	6
8 Hunter Pence, R (1, 9) OBP: 0.306, SLG: 0.366		B FF 91 B FF 92 B SL 84 C FF 92 F FF 92 S FF 92 3-3 ① K	C FF 91 T FF 93 B CU 79 B FF 92 B SI 91 S FF 91 3-3 ② K 1-2 2-3			F FF 90 B FF 92 F FF 92 B FF 91 1 SAFE B FF 93 B FF 93 4-2 48 SF7 48 WP 1-2 3-H BB		C FF 94 X CH 86 0-1 ① F7	X SI 91 0-0 ③ FC5-4 1-2f	4	0	0	0	1	2	3
48 Pablo Sandoval, S (1, 5) OBP: 0.257, SLG: 0.319		X CU 78 0-0 ② F7	F FF 92 B FF 93 D CU 79 X CH 82 2-1 2-H 3-H HR			C SI 94 F SI 94 B SI 93 B SL 82 X SI 93 2-2 ② SF7 1-3 2-H		F CU 76 S FF 94 B CH 86 F FF 94 B CH 88 X FF 94 2-2 ② F7		3	1	1	4	0	0	0
51 Mac Williamson, R (1, 7) OBP: 0.265, SLG: 0.391		B FF 94 F FF 93 X SL 84 1-1 E5 63 CS	S SL 86 B FF 92 B SL 82 S CH 81 B FF 93 X FF 92 3-2 ③ G1-4-3			C SI 94 B SI 93 F SI 93 B SI 94 B SL 82 F SI 92 X SI 92 3-2 ③ G3		C CU 77 F FF 94 S CH 88 0-3 ③ K		4	0	0	0	0	1	1
63 Ryder Jones, L (1, 3) OBP: 0.270, SLG: 0.325		S FF 92 B SL 83 B FF 93 2-1 ③ CS 1-2	F CH 82 B SL 83 B FF 91 B FF 90 F SI 91 F FF 91 B FF 93 4-2 2 G3-6-3 BB		C FF 90 F SL 81 C CU 77 0-3 ① K		S SI 93 F SL 84 F SI 93 S SL 84 0-3 ① K		B FF 94 S FF 94 S CH 88 B FF 94 C FF 95 2-3 ① K	3	0	0	0	1	3	0
Inning Stats	R: 0 E: 1 K: 1 S: 12 H: 0 LOB: 2 BB: 1 P: 20	R: 0 E: 1 K: 1 S: 7 H: 0 LOB: 0 BB: 0 P: 13	R: 0 E: 0 K: 0 S: 10 H: 0 LOB: 0 BB: 1 P: 17	R: 3 E: 0 K: 1 S: 13 H: 2 LOB: 0 BB: 1 P: 27	R: 0 E: 0 K: 1 S: 6 H: 0 LOB: 0 BB: 0 P: 7	R: 2 E: 1 K: 1 S: 18 H: 1 LOB: 1 BB: 1 P: 35	R: 1 E: 0 K: 1 S: 15 H: 1 LOB: 2 BB: 2 P: 23	R: 0 E: 0 K: 1 S: 9 H: 0 LOB: 0 BB: 0 P: 11	R: 3 E: 0 K: 1 S: 13 H: 4 LOB: 1 BB: 0 P: 20	1B: 5 2B: 1 3B: 0 HR: 2 SF: 1 SAC: 0 DP: 1 HBP: 0						

PITCHER		IP	WLS	BF	H	R	ER	SO	BB	IBB	HBP	BLK	WP	HR	S	P	ERA	WHIP
27 Lucas Giolito, R ERA: 2.84	(1, 1)	5.1	L	24	3	5	3	5	4	0	0	0	1	1	59	107	5.06	1.312
70 Aaron Bummer, L ERA: 6.6	(6, 1)	1.1		7	1	1	1	1	1	1	0	0	1	0	19	31	6.75	1.500
43 Danny Farquhar, R ERA: 4.22	(7, 1)	1.1		4	0	0	0	1	0	0	0	0	0	0	12	15	0.00	0.000
37 Juan Minaya, R ERA: 5.45	(9, 1)	0.2		6	4	3	3	1	0	0	0	0	0	1	12	19	40.50	6.000
58 Al Alburquerque, R ERA: 3.48	(9, 1)	0.1		1	0	0	0	0	0	0	0	0	0	0	1	1	0.00	0.000

PITCHER	IP	WLS	BF	H	R	ER	SO	BB	IBB	HBP	BLK	WP	HR	S	P	ERA	WHIP

TOP

San Francisco Giants @ Chicago White Sox

Guaranteed Rate Field, Chicago, IL

Fri Sep 08 2017, 7:11 PM - 10:17 PM CDT

Att. 16,852 - Cloudy - 63 F

livebaseballscorecards.com

AB	35
R	9
H	8
RBI	8
BB	6
SO	8
LOB	17

WP: 2 PB: 0 SB: 2 CS: 1 PA: 43

BOTTOM

Batter	1	2	3	4	5	6	7	8	9	AB	R	H	RBI	BB	SO	LOB
7 Tim Anderson, R (1, 6) OBP: 0.265, SLG: 0.394	F FF 89 C FC 90 S KC 82 0-3 K ①		B FC 89 F FC 92 S KC 82 B KC 81 X KC 82 2-2 FC5-2-5 3-H ②		C CH 83 X FC 90 0-1 E6		B FC 90 F FC 92 X FC 89 1-1 FC6-4 10 BB 1-2f 2-3 ②		C SL 83 S SL 84 C SL 82 0-3 K ③	5	0	0	0	0	2	4
10 Yoán Moncada, S (1, 4) OBP: 0.319, SLG: 0.330	X FF 90 0-0 F9 ②		1 SAFE B FC 91 S CH 78 1 SAFE B FC 88 S CH 79 S CH 78 2-3 K ③		B FC 92 B FF 91 B FC 89 C FC 92 F CH 81 X FC 92 3-2 F9 ②		F FC 90 1 SAFE F FC 89 B KC 81 1 SAFE B FC 93 F FC 90 B FC 92 B FC 90 4-2 79 FC5-4 1-2 BB			3	0	0	0	1	1	2
79 José Abreu, R (1, 3) OBP: 0.347, SLG: 0.531	F FC 91 B FF 92 X CH 82 1-1 G4-3 ③			C CH 81 X FF 90 0-1 26 HR 1B	X FC 90 0-0 P2 ③		C SI 93 X SI 92 0-1 FC5-4 1-2f ③			4	1	1	0	0	0	4
26 Avisaíl García, R (1, 9) OBP: 0.371, SLG: 0.492		F FF 91 X FF 91 0-1 F9 ①		X FC 88 0-0 1-H HR		B KC 80 S FC 91 B FF 92 F FC 90 X FC 92 2-2 G4-3 ①		F SL 84 X SL 85 0-1 G6-3 ①		4	1	1	2	0	0	0
24 Matt Davidson, R (1, 5) OBP: 0.266, SLG: 0.467		B CH 83 T FF 92 H KC 80 2-1 30 FC4-6 HBP		C KC 81 B FC 92 B CH 81 F FC 91 B KC 81 C CH 84 3-3 K ①		B CH 82 F CH 83 B CH 82 C FC 89 T FC 93 2-2 K ②		B SL 84 B SL 84 C SI 92 B SI 92 X SI 92 3-1 L9 ②		3	0	0	0	0	2	0
30 Nicky Delmonico, L (1, 7) OBP: 0.402, SLG: 0.512		C FF 91 X FC 89 0-1 FC4-6 1-2f ②		F FC 89 B KC 82 S KC 81 B FF 92 B KC 82 B FC 93 4-2 BB		B KC 82 B KC 83 X FC 92 2-0 L8 ③		S CH 85 B CH 85 B SI 92 T CH 86 F SL 85 X SI 93 2-2 F7 ③		3	0	0	0	1	0	1
36 Kevan Smith, R (1, 2) OBP: 0.309, SLG: 0.388		B FF 90 X FC 92 1-0 F8 ③		F FC 92 X FF 93 0-1 F7 ②			B CH 82 C CH 78 X FC 89 1-1 7 FC6-4 41 1B 1B		B FF 96 S FF 97 S SL 83 F FF 98 X SL 86 1-2 P4 ①	4	0	1	0	0	0	2
20 Tyler Saladino, R (1, 10) OBP: 0.264, SLG: 0.247			B FC 89 F FC 90 X FC 89 1-1 G6-3 ①	B FC 92 B CH 80 X FC 89 2-0 G6-3 ③			C FC 88 S FC 92 F KC 82 B FF 91 X FC 88 1-2 P3 ①		B FF 98 B FF 96 B FF 96 B FF 96 4-0 BB	3	0	0	0	1	0	2
41 Adam Engel, R (1, 8) OBP: 0.248, SLG: 0.303			X FF 91 0-0 7 FC5-2-5 3B		C KC 81 F FC 88 F KC 80 B FC 92 X FC 91 1-2 F9 ①		X FC 90 0-0 7 FC6-4 1-2 1B		B FF 97 C SL 83 B SL 85 S FF 97 S FF 96 2-3 K ②	4	0	2	0	0	1	1
Inning Stats	R: 0 E: 0 K: 1 S: 6 H: 0 LOB: 0 BB: 0 P: 7	R: 0 E: 0 K: 0 S: 6 H: 0 LOB: 1 BB: 0 P: 9	R: 0 E: 0 K: 1 S: 9 H: 1 LOB: 1 BB: 0 P: 14	R: 2 E: 0 K: 1 S: 11 H: 2 LOB: 1 BB: 1 P: 20	R: 0 E: 1 K: 0 S: 10 H: 0 LOB: 1 BB: 0 P: 14	R: 0 E: 0 K: 1 S: 7 H: 0 LOB: 0 BB: 0 P: 13	R: 0 E: 0 K: 0 S: 14 H: 2 LOB: 3 BB: 1 P: 21	R: 0 E: 0 K: 0 S: 8 H: 0 LOB: 0 BB: 0 P: 13	R: 0 E: 0 K: 2 S: 10 H: 0 LOB: 1 BB: 1 P: 17	1B: 3 2B: 0 3B: 1 HR: 1 SF: 0 SAC: 0 DP: 0 HBP: 1						

PITCHER	IP	WLS	BF	H	R	ER	SO	BB	IBB	HBP	BLK	WP	HR	S	P	ERA	WHIP
45 Matt Moore, L (1, 1) ERA: 5.31	6.2	W	29	5	2	2	4	2	0	1	0	0	1	61	96	2.70	1.050
62 Cory Gearrin, R (7, 1) ERA: 2.19	1.1	H	4	0	0	0	0	0	0	0	0	0	0	10	15	0.00	0.000
54 Reyes Moronta, R (9, 1) ERA: 5.4	1.0		4	0	0	0	2	1	0	0	0	0	0	10	17	0.00	1.000

PITCHER	IP	WLS	BF	H	R	ER	SO	BB	IBB	HBP	BLK	WP	HR	S	P	ERA	WHIP

San Francisco Giants @ Chicago White Sox

Guaranteed Rate Field, Chicago, IL

Fri Sep 08 2017, 7:11 PM - 10:17 PM CDT

Att. 16,852 - Cloudy - 63 F

livebaseballscorecards.com

AB	33
R	2
H	5
RBI	2
BB	3
SO	6
LOB	16

Batter	1	2	3	4	5	6	7	8	9	AB	R	H	RBI	BB	SO	LOB
2 Denard Span, L (1, 8) OBP: 0.324, SLG: 0.425	C FF 90 F FF 91 B CH 83 B FF 93 B FC 89 F FC 88 F FF 91 S CH 84 3-3 ① K		B SI 89 F SI 88 F CH 82 X KC 77 1-2 ② F8			C SI 88 B SI 89 B CH 82 B SI 89 X FF 89 3-1 ② G3-1		F SI 93 B SI 93 X SL 84 1-1 ③ G5-3		3	0	0	0	0	1	0
66 Gorkys Hernández, R (8, PH) OBP: 0.326, SLG: 0.324										1	0	0	0	0	0	0
12 Joe Panik, L (1, 4) OBP: 0.345, SLG: 0.424	C FF 92 F KC 80 B FF 91 B CH 84 X CH 84 2-2 ② F9		C FF 90 F FC 86 B EP 69 F SI 88 X CH 81 1-2 ③ G4-3			C SI 88 B CH 81 F FC 87 B EP 68 F CH 83 B KC 77 F FF 90 B SI 88 4-2 BB			B FF 92 B FF 92 C SI 92 B FF 93 B SI 94 4-1 46 1B BB	2	0	0	0	1	0	0
37 Kelby Tomlinson, R (8, 4) OBP: 0.346, SLG: 0.305										0	0	0	0	1	0	0
28 Buster Posey, R (1, 10) OBP: 0.404, SLG: 0.463	C SI 92 X FC 88 0-1 35 BB 1B			B FC 84 B FC 84 B SI 88 C SI 88 S FC 85 F FC 86 F FC 84 F FF 90 X FC 84 3-2 ① G4-3		C FC 85 F FC 84 X FF 89 0-2 ③ F9			X FF 93 0-0 ① P4	3	0	1	0	0	0	1
51 Mac Williamson, R (9, PH) OBP: 0.260, SLG: 0.383										1	0	0	0	0	0	1
35 Brandon Crawford, L (1, 6) OBP: 0.300, SLG: 0.406	C FF 91 F CH 84 D KC 81 B FC 88 B FF 92 B FF 91 4-2 1-2 BB			B FC 85 B SI 89 F SI 89 S FC 88 F KC 79 X KC 78 2-2 ② P5			B SI 88 X FF 87 1-0 ① P6		D FF 94 X FF 93 1-0 5 G4-3 1-2 1B	2	0	0	0	1	0	0
46 Orlando Calixte, R (8, 6) OBP: 0.250, SLG: 0.222										1	0	1	0	0	0	0
5 Nick Hundley, R (1, 2) OBP: 0.282, SLG: 0.448	X FF 92 0-0 ③ F9			X FF 89 0-0 ③ F8			C FF 89 B FC 84 C FC 84 X SI 89 1-2 HR		X FF 93 0-0 ②③ G4-3 1-2f	4	1	1	1	0	0	4
48 Pablo Sandoval, S (1, 5) OBP: 0.253, SLG: 0.314		B SI 90 X SI 89 1-0 ① L8			C FF 89 F CH 80 F EP 71 X KC 76 0-2 ① P6		X FC 87 0-0 ② G4-3			3	0	0	0	0	0	0
8 Hunter Pence, R (1, 9) OBP: 0.304, SLG: 0.364		B FF 90 C FF 91 S FC 86 B EP 70 B FF 91 F FF 90 X FC 84 3-2 ② G6-3			B FC 85 B FC 83 F SI 89 C SI 89 B KC 78 S FF 89 3-3 ② K		F FC 85 C SI 88 B EP 67 B KC 76 S KC 82 2-3 ③ K			3	0	0	0	0	2	0
53 Austin Slater, R (1, 7) OBP: 0.328, SLG: 0.407		C SI 90 B FC 85 X FC 88 1-1 ③ G5-3			S FF 90 S FC 87 B KC 78 B FF 90 S FC 84 2-3 ③ K			B SI 91 F SI 91 S SL 82 B SL 84 C SI 93 2-3 ① K		3	0	0	0	0	2	0
63 Ryder Jones, L (1, 3) OBP: 0.266, SLG: 0.319			C FF 89 F FC 87 S KC 79 0-3 ① K			X FF 89 0-0 ① F9		B SL 83 B SI 92 X SI 93 2-0 ② G4-3		2	0	0	0	0	1	0
43 Tim Federowicz, R (8, PH) OBP: 0.333, SLG: 0.800										1	0	0	0	0	0	0
										(8, 3)						
Inning Stats	R: 0 E: 0 K: 1 S: 13 H: 1 LOB: 2 BB: 1 P: 22	R: 0 E: 0 K: 0 S: 7 H: 0 LOB: 0 BB: 0 P: 12	R: 0 E: 0 K: 1 S: 10 H: 0 LOB: 0 BB: 0 P: 12	R: 0 E: 0 K: 0 S: 11 H: 0 LOB: 0 BB: 0 P: 16	R: 0 E: 0 K: 2 S: 10 H: 0 LOB: 0 BB: 0 P: 15	R: 0 E: 0 K: 0 S: 10 H: 0 LOB: 1 BB: 1 P: 17	R: 1 E: 0 K: 1 S: 8 H: 1 LOB: 0 BB: 0 P: 12	R: 0 E: 0 K: 1 S: 6 H: 0 LOB: 0 BB: 0 P: 11	R: 0 E: 0 K: 0 S: 4 H: 1 LOB: 1 BB: 1 P: 9	1B: 2 2B: 0 3B: 0 HR: 1 SF: 0 SAC: 0 DP: 1 HBP: 0						

PITCHER		IP	WLS	BF	H	R	ER	SO	BB	IBB	HBP	BLK	WP	HR	S	P	ERA	WHIP
33 James Shields, R ERA: 5.4	(1, 1)	7.0	W	25	2	1	1	5	2	0	0	0	0	1	69	106	1.29	0.571
70 Aaron Bummer, L ERA: 6.19	(8, 1)	1.0		3	0	0	0	1	0	0	0	0	0	0	6	11	0.00	0.000
68 Dylan Covey, R ERA: 8.08	(9, 1)	1.0		4	1	0	0	0	1	0	0	0	0	0	4	9	0.00	2.000

PITCHER	IP	WLS	BF	H	R	ER	SO	BB	IBB	HBP	BLK	WP	HR	S	P	ERA	WHIP

TOP

San Francisco Giants @ Chicago White Sox

Guaranteed Rate Field, Chicago, IL

Sat Sep 09 2017, 6:14 PM - 9:03 PM CDT

Att. 17,688 - Clear - 66 F

livebaseballscorecards.com

AB	29
R	1
H	3
RBI	1
BB	3
SO	6
LOB	6

1B: 2	SF: 0	WP: 0	PA: 32
2B: 0	SAC: 0	PB: 0	
3B: 0	DP: 1	SB: 0	
HR: 1	HBP: 0	CS: 0	

Batter	1	2	3	4	5	6	7	8	9	AB	R	H	RBI	BB	SO	LOB
5 Yolmer Sánchez, S (1, 5) OBP: 0.319, SLG: 0.412	B SI 92 X SI 92 1-0 ① L8		X FF 92 0-0 ① L8	C FS 87 X KC 83 0-1 1-H 2-H HR			C FF 96 B SL 80 F FC 89 F SL 80 X FF 95 1-2 E4 3B	D SI 95 F SI 93 X SI 95 1-1 1-3 79 3B 1B		5	3	3	3	0	0	0
10 Yoán Moncada, S (1, 4) OBP: 0.314, SLG: 0.350	B SI 92 B SL 86 B SI 94 C SI 93 F SL 87 F SL 88 X SI 95 3-2 ② G6-3		B SI 91 X FF 92 1-0 ② L8	B SL 88 B FS 87 B SI 94 C SI 93 F SL 89 C FF 93 3-3 ③ K			B CH 85 B FF 96 X FF 94 2-0 HR	C CU 77 F SI 96 F SL 84 D SL 86 F SI 95 B CU 78 S SI 96 2-3 ① K		5	1	1	1	0	2	2
79 José Abreu, R (1, 3) OBP: 0.351, SLG: 0.545	C KC 79 B KC 80 X SI 95 1-1 HR		C FF 94 B KC 86 B FF 93 X KC 82 2-1 2B		B SL 88 B SL 86 C SI 95 S FF 93 F FF 94 F SI 95 S FF 94 2-3 ① K		B FC 89 S FC 90 X SL 81 1-1 30 HR 1B	C SI 96 F SI 94 X SI 95 0-2 1-H 48 1B 3-H 3B		5	3	4	3	0	1	0
30 Nicky Delmonico, L (1, 7) OBP: 0.411, SLG: 0.545	B SL 91 X SL 88 1-0 1B		F SL 87 B FF 93 T FF 91 B FF 93 F FF 95 B FS 86 B FF 94 4-2 BB		B FS 86 F FF 93 B FS 85 S FF 93 X SL 91 2-2 ② F7		C FC 89 F FF 95 B SL 80 X SL 80 1-2 1-H HR	F SI 96 X SI 95 0-1 ② P6		4	1	2	2	1	0	1
26 Avisaíl García, R (1, 9) OBP: 0.370, SLG: 0.497 48 Rymer Liriano, R (8, 9) OBP: 0.313, SLG: 0.500	F KC 80 1 SAFE X KC 82 0-1 ③ F9		B FF 94 S KC 83 B SI 95 S SI 94 F KC 83 F SI 95 F KC 82 F FF 94 B SI 96 3-3 ③ K		X SL 88 0-0 HR		S CU 74 F SI 95 X CU 78 0-2 ① G6-3	X SI 95 0-0 38 1B 3-H 1B		4 1	1 0	1 1	1 1	0 0	1 0	3 0
38 Omar Narváez, L (1, 2) OBP: 0.367, SLG: 0.329		C SI 92 B FS 86 F SI 95 X KC 83 1-2 ① G4-3		B KC 81 X FF 92 1-0 ① F8	F FF 93 B SL 88 B SI 92 B FF 92 X SL 88 3-1 ③ G4-3		B SI 95 B CH 86 X SI 95 2-0 ② G3	D CU 79 C CU 77 F SI 94 X SI 94 1-2 1-2 1B		5	0	1	0	0	0	0
7 Tim Anderson, R (1, 6) OBP: 0.268, SLG: 0.406		B SI 94 X SI 94 1-0 HR		F SL 88 X KC 80 0-1 41 1B 5 HR 1B		F SL 90 S SI 92 C FF 92 0-3 ① K	B SI 95 S SL 84 X SI 96 1-1 3B	S SL 85 T SL 86 S SL 85 0-3 ③ K		5	2	3	1	0	2	2
44 Rob Brantly, L (1, 10) OBP: 0.333, SLG: 0.200		B SL 89 C SL 87 C SL 85 F SI 96 F SL 90 F SI 96 F KC 83 S FS 88 1-3 ② K		B FF 93 B FF 92 X SI 95 2-0 ② F8		F FF 93 B FS 86 F FF 92 F SI 94 F FS 88 F SI 97 X SL 90 1-2 ② F8	F SI 96 C SI 96 S CU 79 0-3 ③ K			4	0	0	0	0	2	2
41 Adam Engel, R (1, 8) OBP: 0.252, SLG: 0.306		B SI 96 F SI 96 B FF 93 S FF 92 B FF 93 S FF 92 3-3 ③ K		B SI 93 X SI 92 1-0 1-2 5 HR 1B		C SL 83 F CU 78 B FF 95 B FF 96 F FF 95 B CU 77 F FF 95 S SL 83 3-3 ③ K		C SL 84 F SI 96 B CU 79 X CU 78 1-2 5 1B 79 3B 1B		4	2	2	0	0	2	0
Inning Stats	R: 1 E: 0 K: 0 S: 10 H: 2 LOB: 1 BB: 0 P: 16	R: 1 E: 0 K: 2 S: 14 H: 1 LOB: 0 BB: 0 P: 20	R: 0 E: 0 K: 1 S: 15 H: 1 LOB: 2 BB: 1 P: 25	R: 3 E: 0 K: 1 S: 10 H: 3 LOB: 0 BB: 0 P: 17	R: 1 E: 0 K: 1 S: 11 H: 1 LOB: 0 BB: 0 P: 18	R: 0 E: 0 K: 2 S: 14 H: 0 LOB: 0 BB: 0 P: 18	R: 4 E: 1 K: 1 S: 19 H: 5 LOB: 1 BB: 0 P: 27	R: 3 E: 0 K: 2 S: 22 H: 5 LOB: 2 BB: 0 P: 27		1B: 8 2B: 1 3B: 3 HR: 6	SF: 0 SAC: 0 DP: 0 HBP: 0			WP: 0 PB: 0 SB: 0 CS: 0	PA: 43	

PITCHER		IP	WLS	BF	H	R	ER	SO	BB	IBB	HBP	BLK	WP	HR	S	P	ERA	WHIP
29 Jeff Samardzija, R ERA: 4.47	(1, 1)	5.2	L	26	8	6	6	6	1	0	0	0	0	4	69	106	9.53	1.588
64 Derek Law, R ERA: 5.34	(6, 1)	0.1		1	0	0	0	1	0	0	0	0	0	0	5	8	0.00	0.000
61 Josh Osich, L ERA: 6.75	(7, 1)	0.0		4	4	4	4	0	0	0	0	0	0	2	10	15	∞	∞
67 Roberto Gómez, R ERA: 11.57	(7, 1)	2.0		12	6	3	3	3	0	0	0	0	0	0	31	39	13.50	3.000

PITCHER	IP	WLS	BF	H	R	ER	SO	BB	IBB	HBP	BLK	WP	HR	S	P	ERA	WHIP

BOTTOM

San Francisco Giants @ Chicago White Sox

Guaranteed Rate Field, Chicago, IL

Sat Sep 09 2017, 6:14 PM - 9:03 PM CDT

Att. 17,688 - Clear - 66 F

livebaseballscorecards.com

AB	42
R	13
H	18
RBI	12
BB	1
SO	10
LOB	10

Batter	1	2	3	4	5	6	7	8	9	AB	R	H	RBI	BB	SO	LOB
2 Denard Span, L (1, 8) OBP: 0.323, SLG: 0.422	B FF 94 C FF 93 C CU 82 C FC 91 1-3 ① K		B SI 93 C CU 80 S FC 89 B FF 94 B FC 89 F FF 94 F FF 95 B FF 95 4-2 BB		B FF 92 F FF 93 C FC 88 X FC 88 1-2 ② G5-3			C SI 92 C CU 78 F FC 90 B FF 95 B CU 79 X CU 80 2-2 ① F9		3	0	0	0	1	1	0
12 Joe Panik, L (1, 4) OBP: 0.344, SLG: 0.421	B FF 93 B FF 94 B FF 92 C FF 94 B FF 95 4-1 28 BB BB		B SI 93 F FF 92 B FF 94 B CH 87 X FF 93 3-1 ① F7		B FF 95 C CH 88 B FC 88 B FF 93 X FF 94 3-1 ③ P5			C SI 94 X CU 79 0-1 ② F8		3	0	0	0	1	0	1
28 Buster Posey, R (1, 2) OBP: 0.406, SLG: 0.465 43 Tim Federowicz, R (8, 2) OBP: 0.333, SLG: 0.800	C FF 94 B SI 93 B FF 92 B FF 95 F FF 95 B FF 95 4-2 1-2 BB		X FF 92 0-0 ② F8			B FF 94 B FC 86 B FF 93 C FF 93 X FF 93 3-1 1B		C SI 94 S FF 94 X FF 93 0-2 1B		3 0	0 0	2 0	0 0	1 0	0 0	1 0
35 Brandon Crawford, L (1, 6) OBP: 0.298, SLG: 0.402	B FF 94 S FF 95 B FC 90 S FF 94 S FF 94 2-3 ② K		B FC 88 F FF 93 C FF 94 F CU 80 S FF 93 1-3 ③ K			B SI 92 S CH 85 F FF 94 F FC 89 S CU 81 1-3 ① K		F FF 95 B CU 80 B SI 94 X FC 91 2-1 ③ L7		4	0	0	0	0	3	5
48 Pablo Sandoval, S (1, 5) OBP: 0.250, SLG: 0.310 37 Kelby Tomlinson, R (8, 5) OBP: 0.349, SLG: 0.310	B FC 90 C CU 81 C FF 94 S FF 94 1-3 ③ K			X CH 86 0-0 ① G4-3		X CU 79 0-0 ② F7			C SI 92 B SI 93 B SI 93 F SI 93 B CU 81 X SI 92 3-2 51 G6-3 1B	3 1	0 0	0 1	0 0	0 0	1 0	3 0
6 Jarrett Parker, L (1, 10) OBP: 0.290, SLG: 0.423		C FF 92 B FC 88 X FF 92 1-1 HR		C FF 93 X FC 88 0-1 ② L6		B CH 85 X FC 88 1-0 ③ P6			F SI 92 C SI 92 C SI 93 0-3 ① K	4	1	1	1	0	1	2
51 Mac Williamson, R (1, 9) OBP: 0.259, SLG: 0.373		F FF 93 F CH 86 B CU 82 F FC 89 S FF 94 1-3 ① K		C FF 93 X FF 93 0-1 1B			C FF 95 X CU 82 0-1 ① G6-3		C SI 94 X SI 93 0-1 ② ③ G6-3 1-2f	4	0	1	0	0	1	1
66 Gorkys Hernández, R (1, 7) OBP: 0.323, SLG: 0.321		C CU 80 B FC 88 C FF 94 C FC 89 1-3 ② K		F FF 94 B FC 89 C CU 80 F FC 88 B FF 93 F CU 81 B FF 94 X FC 89 3-2 ③ F8			B SL 86 F FF 97 C CU 83 X FF 94 1-2 ② G5-3			3	0	0	0	0	1	1
63 Ryder Jones, L (1, 3) OBP: 0.260, SLG: 0.311		B FF 93 F SI 95 F FF 94 S FF 94 1-3 ③ K			C FF 93 S FC 89 F FC 87 S FF 92 0-3 ① K		B FF 96 X FF 96 1-0 ③ L9			3	0	0	0	0	2	0
Inning Stats	R: 0 E: 0 K: 3 S: 12 H: 0 LOB: 2 BB: 2 P: 24	R: 1 E: 0 K: 3 S: 12 H: 1 LOB: 0 BB: 0 P: 16	R: 0 E: 0 K: 1 S: 11 H: 0 LOB: 1 BB: 1 P: 19	R: 0 E: 0 K: 0 S: 10 H: 1 LOB: 1 BB: 0 P: 13	R: 0 E: 0 K: 1 S: 9 H: 0 LOB: 0 BB: 0 P: 13	R: 0 E: 0 K: 1 S: 8 H: 1 LOB: 1 BB: 0 P: 13	R: 0 E: 0 K: 0 S: 6 H: 0 LOB: 0 BB: 0 P: 8	R: 0 E: 0 K: 0 S: 11 H: 1 LOB: 1 BB: 0 P: 15	R: 0 E: 0 K: 1 S: 8 H: 1 LOB: 0 BB: 0 P: 11	1B: 4 2B: 0 3B: 0 HR: 1	SF: 0 SAC: 0 DP: 1 HBP: 0					

PITCHER		IP	WLS	BF	H	R	ER	SO	BB	IBB	HBP	BLK	WP	HR	S	P	ERA	WHIP
51 Carson Fulmer, R ERA: 6.0	(1, 1)	6.0	W	24	3	1	1	9	3	0	0	0	0	1	62	98	1.50	1.000
45 Gregory Infante, R ERA: 3.47	(7, 1)	1.0		3	0	0	0	0	0	0	0	0	0	0	6	8	0.00	0.000
71 Jace Fry, L ERA: 13.5	(8, 1)	1.0		4	1	0	0	0	0	0	0	0	0	0	11	15	0.00	1.000
66 Chris Volstad, R ERA:	(9, 1)	1.0		3	1	0	0	1	0	0	0	0	0	0	8	11	0.00	1.000

PITCHER	IP	WLS	BF	H	R	ER	SO	BB	IBB	HBP	BLK	WP	HR	S	P	ERA	WHIP

TOP

San Francisco Giants @ Chicago White Sox

Guaranteed Rate Field, Chicago, IL

Sun Sep 10 2017, 1:11 PM - 3:57 PM CDT

Att. 16,458 - Sunny - 66 F

livebaseballscorecards.com

AB	31
R	1
H	5
RBI	1
BB	3
SO	10
LOB	14

Batter	1	2	3	4	5	6	7	8	9	AB	R	H	RBI	BB	SO	LOB
7 Tim Anderson, R (1, 6) OBP: 0.272, SLG: 0.410	C FF 91 B FC 87 F FC 87 X FF 91 1-2 26 S 79 BB 1B	B FC 87 X FC 86 1-0 10 S 79 HR 1B 3-H		C FF 91 C CU 78 X FF 91 0-2 ③ 2B		C SL 84 S CU 77 F CU 75 S SI 94 0-3 ③ K				4	1	3	1	0	1	0
10 Yoán Moncada, S (1, 4) OBP: 0.313, SLG: 0.347	S FC 86 B FC 86 S CU 78 B CU 76 B FC 85 S FC 86 3-3 ① K	B FC 86 S FC 86 S FC 85 B FC 85 B FF 89 X FC 86 3-2 ② P3 1-2			B FF 91 B FF 91 F FC 86 X FC 87 2-1 79 G6-4-3 1B		F SI 92 C CH 86 B CU 76 S CU 77 1-3 ① K			4	0	1	0	0	2	2
79 José Abreu, R (1, 3) OBP: 0.353, SLG: 0.556	C FF 90 B FC 87 B FF 91 B FC 88 B FF 91 4-1 1-2 BB	B FC 87 F FC 87 F FF 91 F FC 87 F CU 77 B FC 86 X CU 77 2-2 2-H HR			X FC 85 0-0 ① ② G6-4-3 1-2f		F SI 94 B CU 78 S SL 84 B SI 94 B CU 78 X SL 83 3-2 HR			3	2	2	3	1	0	1
26 Avisaíl García, R (1, 9) OBP: 0.371, SLG: 0.497	S FC 86 B FF 92 B FF 92 X FC 88 2-1 ② F8 2-3	F FF 90 B FC 86 F FC 86 X FF 91 1-2 ③ F9			B FF 91 S FC 88 X FF 91 1-1 24 2B 1B		B SL 83 C SI 93 X CU 77 1-1 36 FC6-4 1B			4	1	2	0	0	0	2
24 Matt Davidson, R (1, 10) OBP: 0.266, SLG: 0.468	C FC 87 F CU 78 X FF 91 0-2 ③ P3		F FF 90 B FF 90 F FF 90 S FC 87 1-3 ① K		B FC 86 F FC 87 B CU 75 F FC 86 F FF 91 B FC 87 X FC 87 3-2 1-H 2B		B SI 92 T SI 92 X SI 92 1-1 ② P6			4	0	1	1	0	1	3
36 Kevan Smith, R (1, 2) OBP: 0.308, SLG: 0.386		S FC 86 X FF 91 0-1 48 1B 5 2B 1B	C FC 86 B FC 87 B CH 84 F FC 87 X FF 91 2-2 ② G4-3		X FC 87 0-0 ③ L9		C SI 94 X SI 93 0-1 ③ FC6-4 1-2f			4	1	1	0	0	0	2
48 Rymer Liriano, R (1, 7) OBP: 0.300, SLG: 0.444		F FC 85 B FC 86 F FC 85 D CU 76 B FC 85 X FC 86 3-2 5 2B 5 E 1B 1-2	B FC 87 X FF 91 1-0 ③ G6-3			S SL 82 C SI 94 B SL 82 X CU 76 1-2 ① G3		C SI 94 B FC 90 F FF 95 B FC 90 B FC 91 X FC 90 3-2 ① G3		4	1	1	0	0	0	0
5 Yolmer Sánchez, S (1, 5) OBP: 0.321, SLG: 0.420		B FF 90 F FC 86 X FF 90 1-1 E9 7 1B 2B 1-H 2-H		C FF 90 X FF 91 0-1 ① P4		B SI 94 X SI 94 1-0 41 WP 3B		B FF 94 X FF 94 1-0 ② L8		4	2	2	1	0	0	0
41 Adam Engel, R (1, 8) OBP: 0.248, SLG: 0.301		F CU 77 S FF 91 S FF 91 0-3 ① K		F FF 91 B FF 92 F FC 87 S FF 91 1-3 ② K		B SL 83 F SI 95 B SL 83 F SI 95 F CU 77 B CU 76 F SI 95 F CU 77 S SI 95 3-3 ② K 3-H		B SI 96 B SI 94 F FC 91 X SI 94 2-1 ③ P6		4	0	0	0	0	3	1
Inning Stats	R: 0 E: 0 K: 1 S: 12 H: 1 LOB: 2 BB: 1 P: 22	R: 5 E: 1 K: 1 S: 22 H: 5 LOB: 0 BB: 0 P: 33	R: 0 E: 0 K: 1 S: 7 H: 0 LOB: 0 BB: 0 P: 11	R: 0 E: 0 K: 1 S: 8 H: 1 LOB: 1 BB: 0 P: 9	R: 1 E: 0 K: 0 S: 10 H: 3 LOB: 1 BB: 0 P: 16	R: 1 E: 0 K: 2 S: 14 H: 1 LOB: 0 BB: 0 P: 19	R: 1 E: 0 K: 1 S: 12 H: 2 LOB: 1 BB: 0 P: 18	R: 0 E: 0 K: 0 S: 6 H: 0 LOB: 0 BB: 0 P: 12		1B: 7 2B: 3 3B: 1 HR: 2	SF: 0 SAC: 0 DP: 1 HBP: 0			WP: 1 PB: 0 SB: 2 CS: 0	PA: 36	

PITCHER		IP	WLS	BF	H	R	ER	SO	BB	IBB	HBP	BLK	WP	HR	S	P	ERA	WHIP
40 Madison Bumgarner, L ERA: 3.55	(1, 1)	5.0	L	24	10	6	6	4	1	0	0	0	0	1	59	91	10.80	2.200
56 Albert Suárez, R ERA: 5.86	(6, 1)	2.0		9	3	2	2	3	0	0	0	0	1	1	26	37	9.00	1.500
49 Sam Dyson, R ERA: 5.96	(8, 1)	1.0		3	0	0	0	0	0	0	0	0	0	0	6	12	0.00	0.000

PITCHER	IP	WLS	BF	H	R	ER	SO	BB	IBB	HBP	BLK	WP	HR	S	P	ERA	WHIP

BOTTOM

Francisco Giants @ Chicago White Sox

Guaranteed Rate Field, Chicago, IL

Sun Sep 10 2017, 1:11 PM - 3:57 PM CDT

Att. 16,458 - Sunny - 66 F

livebaseballscorecards.com

AB	35
R	8
H	13
RBI	6
BB	1
SO	7
LOB	11

Los Angeles Dodgers @ San Francisco Giants

AT&T Park, San Francisco, CA

Mon Sep 11 2017, 7:58 PM - 2:11 AM PDT

Att. 40,409 - Cloudy - 71 F

TOP

livebaseballscorecards.com

Batter	1	2	3	4	5	6	7	8	9	AB	R	H	RBI	BB	SO	LOB
6 Curtis Granderson, L OBP: 0.333, SLG: 0.448 14 Enrique Hernández, R (4, PH) OBP: 0.313, SLG: 0.438 43 Luis Avilán, L (4, 1) 71 Josh Ravin, R (4, 1) 54 Tony Cingrani, L (5, 1) 61 Alex Verdugo, L (5, PH) OBP: 0.278, SLG: 0.278 52 Pedro Báez, R (5, 1) 16 Andre Ethier, L (7, PH) OBP: 0.333, SLG: 0.500 33 Tony Watson, L (7, 1) 46 Josh Fields, R (7, 1)	C FC 91 B FF 92 F FC 93 B CU 77 S CU 79 2-3 K	B CU 77 F SI 91 X SI 91 1-1 FC4-6 10 FC4-6 1-2f	B CH 81 X CH 81 1-0 F8	C CU 77 B FF 94 B FF 95 B CH 86 C FF 95 X FF 95 3-2 G4-3	C SI 92 B CH 86 F SI 92 S FF 92 1-3 K			2 0 0 0 0 1 1 1 0 0 0 0 0 3 0 0 0 0 0 0 0 0 0 0 0 0 0 0 0 0 0 0 0 0 0 1 0 0 0 0 0 0 0 0 0 0 0 0 0 1 0 0 0 0 1 2 0 0 0 0 0 0 0 0 0 0 0 0 0 0
5 Corey Seager, L (1, 6) OBP: 0.387, SLG: 0.492	S SI 91 B CH 82 F SI 92 F SI 92 B SL 80 X SI 93 2-2 G3	S CH 82 X SI 92 0-1 L6	X SI 91 0-0 10 S 1-3 2-H 3-H 1B	B CU 78 F FF 93 C CH 84 B CU 76 B SL 85 B FF 95 4-2 10 2B BB	S FF 98 F FF 97 B FF 97 X SL 84 1-2 G4-3			4 1 1 2 1 0 1
10 Justin Turner, R (1, 5) OBP: 0.417, SLG: 0.535	C SI 92 B SI 92 B SI 92 B SI 92 F SI 91 B SI 93 4-2 BB	B SI 91 X SI 91 1-0 FC4-6 1-2f	C FC 94 B FC 94 F FC 95 B FC 95 B FC 95 B FC 96 4-2 1-2 BB	X FF 94 0-0 1-H 2B	B FF 97 C SL 86 C FF 98 S FF 98 1-3 K			3 0 1 1 2 1 1
35 Cody Bellinger, L (1, 8) OBP: 0.346, SLG: 0.590 (4, 7)	C SI 92 C SI 92 D SL 80 F SI 94 X CH 83 1-2 P5	C CU 77 B SI 90 X CH 80 1-1 9 BB 66 1B 11 1B 1B B FC 95 B FC 95 X FF 96 2-0 G4-3	0-0 IBB	B SL 86 B FF 97 B FF 96 C FF 97 X FF 97 3-1 P6				4 1 1 0 1 0 4
66 Yasiel Puig, R (1, 9) OBP: 0.346, SLG: 0.479	X SI 89 0-0 P4	C SI 89 X SI 90 0-1 11 1B 9 BB 3 1B 1-2 1B	B FF 96 C FF 95 C FC 95 F SL 81 F SL 79 F FC 95 X SL 79 1-2 HR	B FF 95 C FF 93 X FF 93 1-1 P4			B SI 96 C SI 94 S SI 95 S SI 94 1-3 K	5 2 2 1 0 1 2
23 Adrián González, L (1, 3) OBP: 0.285, SLG: 0.341	B SI 89 B SI 90 C SL 80 B SI 90 X SI 90 3-1 G3-1	F SI 90 X SL 78 0-1 L7	B FC 95 C FC 96 F FC 95 X FC 96 1-2 F9	C SI 92 B SI 92 S SL 82 B SL 84 B SL 82 X SL 82 3-2 F7	B FF 96 B FF 95 C SI 94 X FF 95 2-1 G4-3			5 0 0 0 0 0 2
9 Yasmani Grandal, S (1, 2) OBP: 0.306, SLG: 0.454 47 Trayce Thompson, R (0, PR) OBP: 0.200, SLG: 0.267	B SI 91 B CH 81 B SI 90 B 4-0 11 FC4-6 BB	B SL 79 B SI 90 B CH 81 C SI 91 B SI 91 4-1 3 1B 11 1B 5 1B 1-2 2-3 BB	X FC 95 0-0 G3-1	C FF 92 C SI 92 S 0-3 K	B FF 96 C CH 88 B FF 94 B CH 88 B SI 94 4-1 11 DI BB			2 1 0 0 3 1 0 0 0 0 0 0 0 0
26 Chase Utley, L (1, 4) OBP: 0.323, SLG: 0.385 11 Logan Forsythe, R (2, PH) OBP: 0.357, SLG: 0.322 (2, 4)	C SI 91 C SI 91 B SI 92 F SL 80 X SI 92 1-2 FC4-6 1-2f	X CH 82 0-0 3 1B 5 1B 1-2 2-3 3-H 1B	X FC 95 0-0 G5-3	B SI 92 B SL 84 B SL 83 C SI 91 B SI 91 4-1 3 E BB	B SI 92 B SI 94 C SI 94 X SI 94 2-1 G4-3 1-2			0 0 0 0 0 0 0 4 1 1 1 1 0 2
18 Kenta Maeda, R (1, 1) OBP: 0.135, SLG: 0.162 3 Chris Taylor, R (4, PH) OBP: 0.364, SLG: 0.513 (4, 8)	L SI 88 F SI 89 F SL 78 B CU 75 X SI 91 1-2 6 FC4-6 1B	S CH 82 X CH 82 0-1 5 1B 1-2 2-3 3-H 1B	B SL 85 S FF 94 F FF 94 C FF 95 1-3 K	X SI 92 0-0 E6 1-2				1 0 1 0 0 0 0 3 0 1 1 0 1 1

Inning Stats	1	2	3	4	5	6	7	8	9
	R: 0 E: 0 K: 1 S: 13 H: 0 LOB: 1 BB: 1 P: 22	R: 0 E: 0 K: 0 S: 7 H: 0 LOB: 1 BB: 1 P: 15	R: 0 E: 0 K: 0 S: 9 H: 1 LOB: 1 BB: 0 P: 12	R: 4 E: 0 K: 0 S: 15 H: 5 LOB: 3 BB: 2 P: 27	R: 1 E: 0 K: 0 S: 11 H: 1 LOB: 0 BB: 0 P: 13	R: 1 E: 0 K: 1 S: 11 H: 1 LOB: 2 BB: 2 P: 20	R: 0 E: 1 K: 2 S: 11 H: 0 LOB: 2 BB: 1 P: 19	R: 0 E: 0 K: 1 S: 8 H: 0 LOB: 0 BB: 0 P: 13	R: 0 E: 0 K: 1 S: 8 H: 0 LOB: 2 BB: 1 P: 17

AB	36
R	6
H	8
RBI	6
BB	8
SO	6
LOB	19

1B: 6 SF: 0
2B: 1 SAC: 0
3B: 0 DP: 0
HR: 1 HBP: 0

WP: 0 PA: 44
PB: 0
SB: 1
CS: 0

PITCHER		IP	WLS	BF	H	R	ER	SO	BB	IBB	HBP	BLK	WP	HR	S	P	ERA	WHIP
34 Chris Stratton, R ERA: 4.07	(1, 1)	0.1		1	0	0	0	1	0	0	0	0	0	0	3	5	0.00	0.000
50 Ty Blach, L ERA: 4.93	(1, 1)	3.1		19	6	4	4	0	3	0	0	0	0	0	38	62	10.80	2.700
59 Kyle Crick, R ERA: 3.54	(4, 1)	1.1		6	1	1	1	0	1	0	0	0	0	1	14	22	6.75	1.500
64 Derek Law, R ERA: 5.45	(6, 1)	1.0	W	6	1	1	1	1	1	1	0	0	0	0	11	20	9.00	2.000
32 Steven Okert, L ERA: 6.46	(7, 1)	0.2	H	2	0	0	0	1	0	0	0	0	0	0	6	9	0.00	0.000
62 Cory Gearrin, R ERA: 2.18	(7, 1)	0.1	H	3	0	0	0	1	1	0	0	0	0	0	5	10	0.00	3.000
60 Hunter Strickland, R ERA: 2.85	(8, 1)	1.0	H	3	0	0	0	1	0	0	0	0	0	0	8	13	0.00	0.000
49 Sam Dyson, R ERA: 5.84	(9, 1)	1.0	S	4	0	0	0	1	1	0	0	0	0	0	8	17	0.00	1.000

Batter	1	2	3	4	5	6	7	8	9	AB	R	H	RBI	BB	SO	LOB
8 Hunter Pence, R (1, 9) OBP: 0.307, SLG: 0.371	C FF 92 B SL 83 B FF 93 B SL 84 S FF 92 S FF 93 3-3 ① **K**		S FF 91 F FF 92 X FF 93 0-2 12 G4-3 3B		X FF 95 0-0 2 1B, 12 SH5-4, 28 1B 1-2 1B	S SL 91 B FF 97 B SL 91 X FF 98 2-1 1-3 2-H 1B		S FF 97 B FF 97 B KC 83 X FF 96 2-1 ③ F9		5	2	3	1	0	1	0
12 Joe Panik, L (1, 4) OBP: 0.344, SLG: 0.420	X FF 91 0-0 2 HR 1B		B CU 75 C CU 76 B CH 85 C SL 80 X CH 86 2-2 ① G4-3 3-H		B FF 92 B FF 92 T FF 94 X FF 94 2-1 ① SH5-4 1-2 2-3	C FF 97 S FF 97 X FF 97 0-2 ③ F9				3	1	1	1	0	0	2
2 Denard Span, L (1, 8) OBP: 0.327, SLG: 0.430	C CU 75 1 SAFE D CH 85 X FF 92 1-1 1-H HR		S SL 87 B CH 85 B FF 90 X SL 87 2-1 ② F7		C FF 94 B FF 94 B FF 95 X FF 95 2-1 2-3 3-H 28 1B 1B		B SL 85 B SI 93 F SI 94 S SI 94 B SL 87 F SI 95 F SI 94 F SI 95 B SI 95 4-2 28 2B BB			3	2	2	3	1	0	0
28 Buster Posey, R (1, 3) OBP: 0.407, SLG: 0.467	C FF 93 X FF 93 0-1 ② G5-3		B FF 92 C CU 78 F FF 92 X SL 83 1-2 ③ L7		1 SAFE B FF 94 F FF 95 1 SAFE F FF 94 B FF 95 F FF 95 B FF 93 X FF 94 3-2 1-2 3-H 35 G4-6-3 1B		C SI 94 B CH 88 X CH 89 1-1 1-H 35 G4-3 2B			4	0	2	2	0	0	0
35 Brandon Crawford, L (1, 6) OBP: 0.298, SLG: 0.401	X CH 85 0-0 ③ G4-3			S CU 76 B CH 84 S CH 85 B CH 84 X SI 93 2-2 6 G4-3 1B	C SL 83 B FF 94 D SL 84 S FF 94 F FF 94 B FF 93 X FF 93 3-2 ②③ G4-6-3 1-2f		B SL 86 F SL 85 F SI 94 X CH 88 1-2 ① G4-3 2-3			4	0	1	0	0	0	3
6 Jarrett Parker, L (1, 7) OBP: 0.289, SLG: 0.441 60 Hunter Strickland, R (8, 1) 49 Sam Dyson, R (9, 1)		C CU 74 F SL 87 B CU 78 B CU 77 B FF 93 X FF 93 3-2 HR	D CH 85 B CH 84 S CH 85 X CH 85 2-1 ① G4-3 1-2		S FF 96 S SL 88 B FF 96 X FF 96 1-2 ① P6	C SI 94 B SI 94 S SI 95 S SI 95 1-3 ② **K**				4 0 0	1 0 0	1 0 0	1 0 0	0 0 0	1 0 0	2 0 0
48 Pablo Sandoval, S (1, 5) OBP: 0.251, SLG: 0.310 32 Steven Okert, L (7, 1) 62 Cory Gearrin, R (7, 1) 66 Gorkys Hernández, R (7, PH) OBP: 0.322, SLG: 0.319 (8, 7)		S SI 91 S FF 92 S SL 81 0-3 ① **K**	F CH 85 F CH 85 B SI 92 D CH 85 X CH 86 2-2 ② G6-3		S FF 97 X FF 97 0-1 5 1B 8 1B 1B	S FF 96 B FF 96 B FF 96 B FF 96 X FF 96 3-1 ③ F9				3 0 0 1	1 0 0 0	1 0 0 0	0 0 0 0	0 0 0 0	1 0 0 0	1 0 0 1
5 Nick Hundley, R (1, 2) OBP: 0.281, SLG: 0.445		B CU 77 C CU 77 C FF 93 S FF 92 1-3 ② **K**	B SL 88 S SL 88 C SL 87 B FF 96 S FF 96 2-3 ③ **K**		X SL 89 0-0 8 1B 1-2 1B			F FF 96 B KC 81 F FF 95 B FF 96 B FF 95 S FF 96 3-3 ① **K**		4	0	1	0	0	3	1
34 Chris Stratton, R (1, 1) 50 Ty Blach, R (1, 1) OBP: 0.286, SLG: 0.341 59 Kyle Crick, L (4, 1) 63 Ryder Jones, L (5, PH) OBP: 0.265, SLG: 0.311 64 Derek Law, R (6, 1) 37 Kelby Tomlinson, R (6, PH) OBP: 0.345, SLG: 0.306 (7, 5)		C SL 81 C SL 83 B FF 93 B FF 93 C SL 84 2-3 ③ **K**			C SL 87 B FF 94 S SL 88 B SL 88 B FF 96 B FF 97 4-2 12 SH5-4 2 1B, 8 1B BB	C FF 97 F FF 96 F FF 98 T FF 97 0-2 ② **K**		C KC 81 F FF 96 F FF 97 B KC 82 B FF 97 X KC 81 2-2 ② G1-3		0 1 0 0 0 0 2	0 0 0 1 0 0 0	0 0 0 0 0 0 0	0 0 0 1 0 0 1	0 1 0 0 0 0 2	0 0 0 0 0 0 0	0 0 0 0 0 0 2
Inning Stats	R: 2 E: 0 K: 1 S: 9 H: 2 LOB: 0 BB: 0 P: 13	R: 1 E: 0 K: 3 S: 12 H: 1 LOB: 0 BB: 0 P: 18	R: 1 E: 0 K: 0 S: 11 H: 1 LOB: 0 BB: 0 P: 16	R: 0 E: 0 K: 1 S: 11 H: 1 LOB: 1 BB: 0 P: 19	R: 2 E: 0 K: 0 S: 15 H: 3 LOB: 1 BB: 1 P: 29	R: 1 E: 0 K: 1 S: 15 H: 3 LOB: 2 BB: 0 P: 18	R: 1 E: 0 K: 1 S: 15 H: 1 LOB: 1 BB: 1 P: 25	R: 0 E: 0 K: 1 S: 9 H: 0 LOB: 0 BB: 0 P: 16		1B: 8 2B: 1 3B: 1 HR: 2 SF: 0 SAC: 1 DP: 1 HBP: 0				WP: 0 PB: 0 SB: 0 CS: 0 PA: 37		

BOTTOM

Los Angeles Dodgers @ San Francisco Giants
AT&T Park, San Francisco, CA
Mon Sep 11 2017, 7:58 PM - 2:11 AM PDT
Att. 40,409 - Cloudy - 71 F

livebaseballscorecards.com

AB	34
R	8
H	12
RBI	8
BB	2
SO	8
LOB	12

PITCHER		IP	WLS	BF	H	R	ER	SO	BB	IBB	HBP	BLK	WP	HR	S	P	ERA	WHIP
18 Kenta Maeda, R ERA: 4.21	(1, 1)	3.0		13	4	4	4	4	0	0	0	0	0	2	32	47	12.00	1.333
43 Luis Avilán, L ERA: 2.89	(4, 1)	0.2		3	1	0	0	0	0	0	0	0	0	0	8	14	0.00	1.500
71 Josh Ravin, R ERA: 5.17	(4, 1)	0.1		3	1	2	2	1	1	0	0	0	0	0	6	12	54.00	6.000
54 Tony Cingrani, L ERA: 4.7	(5, 1)	1.0	B	4	2	0	0	0	0	0	0	0	0	0	12	22	0.00	2.000
52 Pedro Báez, R ERA: 2.64	(6, 1)	1.0	L	6	3	1	1	1	0	0	0	0	0	0	15	18	9.00	3.000

PITCHER		IP	WLS	BF	H	R	ER	SO	BB	IBB	HBP	BLK	WP	HR	S	P	ERA	WHIP
33 Tony Watson, L ERA: 3.65	(7, 1)	0.2		4	1	1	1	1	1	0	0	0	0	0	13	20	13.50	3.000
46 Josh Fields, R ERA: 2.94	(7, 1)	1.1		4	0	0	0	1	0	0	0	0	0	0	11	21	0.00	0.000

Batter	1	2	3	4	5	6	7	8	9	AB	R	H	RBI	BB	SO	LOB
3 Chris Taylor, R (1, 8) OBP: 0.364, SLG: 0.512	C FF 90 F FF 90 B SI 91 B FF 92 S CH 82 2-3 K ①	F CH 84 B SI 91 F CH 84 B FF 94 C FF 94 2-3 K ③		L FF 89 D CH 83 F CH 84 X SL 84 1-2 FC6 5 SF8 66 2B 2-3		X FF 96 0-0 10 F7 5 BB 1B		B CU 76 X SL 81 1-0 10 2B 1B		5	2	2	0	0	2	3
5 Corey Seager, L (1, 6) OBP: 0.385, SLG: 0.489	F SL 85 F SL 86 B SL 85 B CH 85 S CH 84 2-3 K ②		B FF 88 S CH 81 C SL 84 B FF 93 F FF 92 S FF 92 2-3 K ①	X SL 84 0-0 SF8 ① 1-2 3-H		B FF 95 B FF 96 B FF 96 C FF 95 1 SAFE S SL 79 B SL 81 4-2 10 F7 BB 1-2		F FF 92 B FF 91 1 SAFE S CU 76 C FF 93 1-3 K ①		3	0	0	1	1	3	1
10 Justin Turner, R (1, 5) OBP: 0.417, SLG: 0.535	B FF 92 F CH 82 H SI 92 2-1 35 1B HBP		F CH 81 C CH 83 F SL 84 B FF 94 B FF 92 F SL 82 B CH 84 F FF 92 X FF 92 3-2 F8 ②	B FF 91 C SL 86 B FF 92 F SI 91 F SL 83 C CH 83 2-3 K ②		X SL 80 0-0 F7 ① 1-2 2-3		C FF 92 B FF 94 1 SAFE B FF 93 X SL 81 2-1 1-H 2B		4	0	1	1	0	1	3
35 Cody Bellinger, L (1, 3) OBP: 0.353, SLG: 0.592	X SI 91 0-0 1-2 1B		C FF 90 X FF 92 0-1 66 2B 1B	0-0 66 2B IBB		0-0 IBB		D CU 77 1-0 IBB		2	1	2	0	3	0	0
66 Yasiel Puig, R (1, 9) OBP: 0.346, SLG: 0.482	B SI 91 B SL 84 C CH 83 B FF 92 C FF 92 S CH 84 3-3 K ③		S SI 92 F SI 92 D SL 85 F CH 84 X FF 92 1-2 1-3 2B	B SL 85 B SI 91 C CH 82 B SI 91 F CH 83 F CH 83 X CH 83 3-2 1-H 2-H 2B		S FF 96 F FF 96 S SL 85 0-3 K ②		B FF 93 X FF 93 1-0 L8 ②		5	0	2	2	0	2	7
6 Curtis Granderson, L (1, 7) OBP: 0.320, SLG: 0.442 68 Ross Stripling, R (7, 1) 15 Austin Barnes, R (8, PH) OBP: 0.412, SLG: 0.476 17 Brandon Morrow, R (8, 1) 74 Kenley Jansen, S (8, 1) OBP: 0.500, SLG: 0.750		B SL 84 C FF 90 F FF 90 F FF 92 X CH 84 1-2 G4-3 ①	B SL 85 B CH 83 B SL 87 C SL 84 B FF 92 4-1 BB	C FF 92 B CU 74 B FF 93 C FF 93 F CU 76 X CU 76 2-2 G3-1 ③		B SL 80 C FF 96 X SL 82 1-1 G3 ③		D CU 76 C CU 76 B CU 75 C FF 94 X FF 94 3-2 G6-3 ③		3 0 1 0 0	0 0 0 0 0	0 0 0 0 0	0 0 0 0 0	1 0 0 0 0	0 0 0 0 0	4 0 2 0 0
9 Yasmani Grandal, S (1, 2) OBP: 0.305, SLG: 0.449		B CH 82 B FF 91 B FF 92 C FF 89 C CH 82 B FF 92 4-2 22 BB BB	C SL 86 C FF 92 B FF 92 D CH 84 T FF 91 2-2 K ③		B CU 75 C FF 93 B CU 76 C CU 77 X FF 94 2-2 L8 ①		C FC 89 F FC 89 B FF 96 F FF 95 F SL 80 S FC 91 1-3 K ①		F FF 96 C SL 84 C CU 79 0-3 K ①	4	0	0	1	3	3
26 Chase Utley, L (1, 4) OBP: 0.323, SLG: 0.396 11 Logan Forsythe, R (7, PH) OBP: 0.355, SLG: 0.320 (7, 4)		C SI 92 B SL 86 F FF 91 S CH 86 1-3 K ②		B SI 90 B FF 89 C FF 89 B SL 83 X FF 89 3-1 HR	B FF 95 B FF 96 F CH 86 B CH 86 X FF 95 3-1 F8 ②		C SL 81 S FC 90 X FC 90 0-2 F8 ②		B SL 86 C SL 86 C CU 80 B FF 96 F FF 96 F SI 95 F SL 85 T CU 81 2-2 K ②	3 2	1 0	1 0	1 0	0 0	1 1	1 0
22 Clayton Kershaw, L (1, 1) OBP: 0.245, SLG: 0.200 14 Enrique Hernández, R (7, PH) OBP: 0.302, SLG: 0.422 (7, 7)		B FF 92 S CH 83 D CH 84 B FF 93 B FF 90 4-1 1-2 BB		X SI 88 0-0 3 FC6 5 SF8 2B	C FF 95 B CU 77 C CU 77 X FF 94 1-2 G6-3 ③		C SL 81 B SL 82 X FC 90 1-1 G6-3 ③		X CU 79 0-0 F9 ③	2 2	1 0	1 0	0 0	1 0	0 0	0 0
Inning Stats	R: 0 E: 0 K: 3 S: 11 H: 1 LOB: 2 BB: 0 P: 20	R: 0 E: 0 K: 2 S: 13 H: 0 LOB: 2 BB: 2 P: 25	R: 0 E: 0 K: 2 S: 20 H: 2 LOB: 3 BB: 1 P: 32	R: 4 E: 0 K: 1 S: 19 H: 3 LOB: 1 BB: 1 P: 30	R: 0 E: 0 K: 0 S: 8 H: 0 LOB: 0 BB: 0 P: 14	R: 0 E: 0 K: 1 S: 9 H: 1 LOB: 3 BB: 2 P: 14	R: 0 E: 0 K: 1 S: 10 H: 0 LOB: 0 BB: 0 P: 12	R: 1 E: 0 K: 1 S: 10 H: 2 LOB: 2 BB: 1 P: 19	R: 0 E: 0 K: 2 S: 10 H: 0 LOB: 0 BB: 0 P: 12	1B: 4 2B: 4 3B: 0 HR: 1 SF: 1 SAC: 0 DP: 0 HBP: 1						

PITCHER		IP	WLS	BF	H	R	ER	SO	BB	IBB	HBP	BLK	WP	HR	S	P	ERA	WHIP
47 Johnny Cueto, R ERA: 4.58	(1, 1)	3.2	L	23	6	4	4	8	3	1	1	0	0	1	59	101	9.82	2.455
56 Albert Suárez, R ERA: 5.59	(4, 1)	1.1		4	0	0	0	0	0	0	0	0	0	0	12	20	0.00	0.000
54 Reyes Moronta, R ERA: 3.38	(6, 1)	1.0		6	1	0	0	1	1	1	0	0	0	0	9	14	0.00	2.000
61 Josh Osich, L ERA: 6.58	(7, 1)	1.0		3	0	0	0	1	0	0	0	0	0	0	10	12	0.00	0.000
64 Derek Law, R ERA: 5.56	(8, 1)	1.0		6	2	1	1	1	0	1	0	0	0	0	10	19	9.00	2.000

PITCHER		IP	WLS	BF	H	R	ER	SO	BB	IBB	HBP	BLK	WP	HR	S	P	ERA	WHIP
67 Roberto Gómez, R ERA: 8.1	(9, 1)	1.0		3	0	0	0	2	0	0	0	0	0	0	10	12	0.00	0.000

TOP

Los Angeles Dodgers @ San Francisco Giants
AT&T Park, San Francisco, CA
Tue Sep 12 2017, 7:16 PM - 10:44 PM PDT
Att. 38,727 - Overcast - 67 F

livebaseballscorecards.com

AB	36
R	5
H	9
RBI	5
BB	7
SO	13
LOB	24

WP: 0	PA: 45		
PB: 0			
SB: 0			
CS: 0			

Batter	1	2	3	4	5	6	7	8	9	AB	R	H	RBI	BB	SO	LOB
66 Gorkys Hernández, R (1, 8) OBP: 0.319, SLG: 0.316 2 Denard Span, L (7, PH) OBP: 0.329, SLG: 0.435 (8, 8)	X FF 93 0-0 ① P4		C FF 93 B SL 87 F SL 89 X FF 94 1-2 ② G4-3		F SL 90 B CU 73 B CU 73 S FF 93 B SL 88 S SL 89 3-3 ② K		C KC 79 B SL 88 B SL 89 X SL 91 2-1 12 1B 8 FC4-6 2B		T FC 94 B FC 94 X FC 92 1-1 8 1B 12 S 1B	3 2	0 1	0 2	0 0	0 0	1 0	0 0
12 Joe Panik, L (1, 4) OBP: 0.346, SLG: 0.422	C FF 92 B CU 74 B FF 93 C SL 87 B SL 91 X FF 93 3-2 ② F7		X SL 89 0-0 8 1B 1B		C CU 73 C CU 74 X SI 95 0-2 ③ G5-3		B KC 79 B FF 93 X SL 90 2-0 8 FC4-6 2-3 1B		F FC 91 C FC 93 X FC 94 0-2 8 1B 1-2 1B	5	0	3	0	0	0	0
8 Hunter Pence, R (1, 9) OBP: 0.310, SLG: 0.373	C FF 94 F SL 89 B FF 93 X CU 74 1-2 ③ F8		B SL 90 F FF 93 X SL 89 1-1 1-2 1B			B FF 92 C FF 92 B CU 74 C FF 94 B SL 89 F FF 92 F SL 87 F FF 93 X FF 93 3-2 53 E 28 1B 46 SF8 1B	C SL 90 B FF 93 X SL 90 1-1 ① FC4-6 28 G4-6-3 1-2f 3-H		F FC 95 B FC 94 X FC 93 1-1 1-2 2-3 1B	5	1	3	1	0	0	1
28 Buster Posey, R (1, 3) OBP: 0.405, SLG: 0.464		X FF 92 0-0 ① F9	D FF 94 C FF 94 X FF 94 1-1 ③ F9			F SL 89 B FF 94 X FF 94 1-1 37 BB 53 E 1-2 1B	C SL 93 B SL 90 1 SAFE B FF 91 X SL 90 2-1 ②③ G4-6-3 1-2f		S FC 94 B FC 94 B FC 94 F FC 94 D SL 85 S FC 94 3-3 ② K	5	0	1	0	0	1	6
5 Nick Hundley, R (1, 2) OBP: 0.280, SLG: 0.444		C FF 92 C CU 73 S SL 88 0-3 ② K		X SL 88 0-0 37 1B 2B		C FF 94 B CU 74 B SL 90 F SL 90 B FF 94 F SL 90 S SL 89 3-3 ① K		B FF 95 F SL 89 T FF 97 S FF 98 1-3 ① K	S FC 94 S FC 96 S FC 96 0-3 ③ K	5	0	1	0	0	4	5
53 Austin Slater, R (1, 7) OBP: 0.333, SLG: 0.411		X FF 92 0-0 1B		C FF 93 B FF 93 B CU 74 X SL 89 2-1 ① G5-3		X SL 89 0-0 E5 37 BB 1-2 2-3		B FF 96 F FF 97 C FF 99 F FC 90 X FC 91 1-2 1B		4	0	2	0	0	0	3
46 Orlando Calixte, R (1, 5) OBP: 0.233, SLG: 0.211 48 Pablo Sandoval, S (8, PH) OBP: 0.250, SLG: 0.308 (9, 5)	B FF 92 D SL 90 X FF 93 2-0 ③ F8		B SL 87 X FF 93 1-0 ② F9			B FF 94 F FF 93 S SL 88 X CU 74 1-2 ② SF8 3-H		S FF 98 B FF 99 B FC 94 S FF 98 S FF 99 2-3 ② K		2 1	0 0	0 0	1 0	0 0	0 1	2 1
37 Kelby Tomlinson, R (1, 6) OBP: 0.355, SLG: 0.331 6 Jarrett Parker, L (8, PH) OBP: 0.287, SLG: 0.438 67 Roberto Gómez, R (9, 1)		B FF 92 B FF 92 X FF 92 2-0 HR	X SL 89 0-0 ③ 2-H 1B			B FF 93 B SL 90 F SL 88 B FF 93 C SL 89 B FF 93 4-2 1-2 2-3 BB		F FC 92 1 SAFE C FC 92 1 SAFE B FC 94 X FC 92 1-2 ③ G6-3		2 1 0	1 0 0	2 0 0	1 0 0	1 0 0	0 0 0	0 1 0
47 Johnny Cueto, R (1, 1) OBP: 0.098, SLG: 0.077 56 Albert Suárez, R (4, 1) 51 Mac Williamson, R (5, PH) OBP: 0.255, SLG: 0.365 54 Reyes Moronta, R (6, 1) 43 Tim Federowicz, R (6, PH) OBP: 0.286, SLG: 0.667 61 Josh Osich, L (7, 1) 64 Derek Law, R (8, 1) 35 Brandon Crawford, L (9, 6) OBP: 0.297, SLG: 0.400		B FF 92 C FF 93 L FF 93 S SL 89 1-3 ① K		S SL 88 S SL 89 C FF 92 0-3 ① K		B FF 93 S SL 90 S SL 88 S CU 75 1-3 ③ K			B FC 92 C FC 91 F FC 93 B FC 95 F FC 94 F FC 94 S SL 82 2-3 ① K	1 0 1 0 1 0 0 0	0 0 0 0 0 0 0 0	0 0 0 0 0 0 0 0	0 0 0 0 0 0 0 0	0 0 1 0 0 1 0 0	1 0 0 0 0 0 0 0	0 0 0 0 3 0 0 0
Inning Stats	R: 0 E: 0 K: 0 S: 7 H: 0 LOB: 0 BB: 0 P: 11	R: 0 E: 0 K: 1 S: 6 H: 1 LOB: 1 BB: 0 P: 8	R: 1 E: 0 K: 1 S: 12 H: 3 LOB: 2 BB: 0 P: 18	R: 0 E: 0 K: 0 S: 5 H: 2 LOB: 2 BB: 0 P: 8	R: 0 E: 0 K: 2 S: 9 H: 0 LOB: 0 BB: 0 P: 12	R: 1 E: 1 K: 2 S: 21 H: 2 LOB: 3 BB: 1 P: 34	R: 1 E: 0 K: 0 S: 7 H: 2 LOB: 0 BB: 0 P: 14	R: 0 E: 0 K: 2 S: 13 H: 1 LOB: 1 BB: 0 P: 18	R: 0 E: 0 K: 3 S: 18 H: 3 LOB: 3 BB: 0 P: 25	1B: 11 2B: 2 3B: 0 HR: 1	SF: 1 SAC: 0 DP: 1 HBP: 0					

PITCHER	IP	WLS	BF	H	R	ER	SO	BB	IBB	HBP	BLK	WP	HR	S	P	ERA	WHIP
22 Clayton Kershaw, L (1, 1) ERA: 2.12	6.0	W	27	8	2	1	6	1	0	0	0	0	1	60	91	1.50	1.500
68 Ross Stripling, R (7, 1) ERA: 3.15	1.0	H	4	2	1	1	0	0	0	0	0	0	0	7	14	9.00	2.000
17 Brandon Morrow, R (8, 1) ERA: 2.37	0.2	H	3	1	0	0	2	0	0	0	0	0	0	10	14	0.00	1.500
74 Kenley Jansen, R (8, 1) ERA: 1.29	1.1	S	7	3	0	0	3	0	0	0	0	0	0	21	29	0.00	2.250

PITCHER	IP	WLS	BF	H	R	ER	SO	BB	IBB	HBP	BLK	WP	HR	S	P	ERA	WHIP

BOTTOM

Los Angeles Dodgers @ San Francisco Giants

AT&T Park, San Francisco, CA

Tue Sep 12 2017, 7:16 PM - 10:44 PM PDT

Att. 38,727 - Overcast - 67 F

livebaseballscorecards.com

AB	39
R	3
H	14
RBI	3
BB	1
SO	11
LOB	22

WP: 0 PA: 41
PB: 0
SB: 1
CS: 0

Batter	1	2	3	4	5	6	7	8	9	AB	R	H	RBI	BB	SO	LOB
3 Chris Taylor, R (1, 8) OBP: 0.361, SLG: 0.506	B FF 91 X FF 92 1-0 ① P4	X CH 80 0-0 E5 5 S		B FF 92 F FF 92 C FF 93 X FF 92 1-2 ② FC6-2 3-H		B CH 88 B FC 94 F FC 95 B SL 84 X FC 97 3-1 ② F8			C SL 87 X FF 97 0-1 ① F8	5	0	0	0	0	0	2
5 Corey Seager, L (1, 6) OBP: 0.385, SLG: 0.489	B CH 84 F FF 93 H KC 81 2-1 10 F8 35 3B HBP	F KC 81 B FF 92 S FF 93 F FF 94 C FF 94 1-3 ② K 1-2 2-3		1 SAFE S CH 84 X FF 93 0-1 ③ L9		B CH 87 X CH 87 1-0 ③ G6-3			X FF 96 0-0 10 G6-3 11 CS 2B	4	1	1	0	0	1	3
10 Justin Turner, R (1, 5) OBP: 0.419, SLG: 0.536	B FF 92 C FF 93 F FC 89 F CH 82 X CH 83 1-2 ② F8 1-2	B FF 93 B FF 92 B CH 82 B FF 93 4-0 BB			B FF 92 B FF 90 X FF 88 2-0 35 HR 2B		C SL 83 C FF 92 B SI 93 B FF 92 H SI 92 3-2 35 G6-3 HBP		C FF 96 B FF 96 C FF 97 F FF 96 F FF 96 B FF 96 X SL 82 2-2 ② G6-3 2-3	3	1	1	0	1	0	2
35 Cody Bellinger, L (1, 3) OBP: 0.355, SLG: 0.603	F FF 92 D CH 84 F FF 92 B FF 94 X CH 83 2-2 11 2B 2-H 3B	S FF 94 B FF 95 S KC 83 C FF 94 1-3 ③ K			B CH 84 B FF 94 X FF 93 2-0 2-H HR		S SI 93 B SI 92 C CH 86 X SI 94 1-2 ①② G6-3 1-2f		F FF 95 B FF 96 B FF 95 B SL 82 3-1 IBB	4	2	2	3	1	1	4
11 Logan Forsythe, R (1, 4) OBP: 0.357, SLG: 0.323	C FF 92 X FC 90 0-1 2B 3-H	B KC 82 F FF 90 B FF 90 B FC 87 C FF 91 F CH 85 S FF 93 3-3 ① K			B CH 83 B FC 90 C FF 92 B KC 80 F FF 91 C FF 86 3-3 ① K		B SL 85 B SI 94 C SI 92 F SL 85 B SL 86 B FF 92 4-2 BB		B FF 95 B SL 85 2-0 ③ CS 3-H	3	0	1	1	1	2	0
15 Austin Barnes, R (1, 2) OBP: 0.413, SLG: 0.471	C KC 80 D KC 80 B FF 92 D FF 92 C CH 85 F CH 84 F KC 82 F FF 93 B FF 92 4-2 BB	C CH 84 F FF 91 B FC 90 X CH 83 1-2 ② G5-3			B FC 88 C FC 87 B KC 80 B FF 91 B FC 90 4-1 BB		C SI 93 1 SAFE X SI 93 0-1 ③ G1-3			2	0	0	0	2	0	1
14 Enrique Hernández, R (1, 7) OBP: 0.298, SLG: 0.416	B KC 82 B FF 89 C FF 93 F FF 93 F FC 90 X KC 81 2-2 ③ L7	X CH 84 0-0 ③ F8			1 SAFE S FC 95 F FC 95 S SL 82 0-3 ② K			C SL 82 F FF 95 F SL 82 S SL 84 0-3 ① K		4	0	0	0	0	2	3
66 Yasiel Puig, R (1, 9) OBP: 0.347, SLG: 0.485		L FF 90 X CH 82 0-1 5 S 21 SH1-4 1B		C KC 80 B FC 88 X KC 80 1-1 21 K2-4 3 FC6-2 2B	C FF 95 C FC 95 F FF 94 B SL 83 B FC 96 S FC 95 2-3 ③ K			X FF 95 0-0 ② G4-3	4	0	2	0	0	1	1
21 Yu Darvish, R (1, 1) OBP: 0.071, SLG: 0.071 16 Andre Ethier, L (8, PH) OBP: 0.313, SLG: 0.467 17 Brandon Morrow, R (8, 1) 64 Walker Buehler, R (9, 1)		X FF 89 0-0 ① SH1-4 1-2		L FF 90 D KC 82 L FF 90 M FF 91 1-3 ① K2-4 2-3		C FF 96 C FC 95 C FF 96 0-3 ① K		C SL 80 B FF 94 C SL 81 F FF 94 C SL 82 1-3 ③ K	2 0 0 0 0 2 1 1 0 0 0 0 1 0 0 0 0 0 0 0 0 0 0 0 0 0 0 0						
Inning Stats	R: 2 E: 0 K: 0 S: 20 H: 2 LOB: 2 BB: 1 P: 32	R: 0 E: 1 K: 2 S: 11 H: 1 LOB: 3 BB: 1 P: 17	R: 0 E: 0 K: 1 S: 8 H: 0 LOB: 0 BB: 0 P: 12	R: 0 E: 0 K: 1 S: 10 H: 1 LOB: 1 BB: 0 P: 13	R: 2 E: 0 K: 3 S: 13 H: 2 LOB: 1 BB: 1 P: 26	R: 0 E: 0 K: 1 S: 6 H: 0 LOB: 0 BB: 0 P: 10	R: 0 E: 0 K: 0 S: 9 H: 0 LOB: 1 BB: 1 P: 17	R: 0 E: 0 K: 2 S: 9 H: 0 LOB: 0 BB: 0 P: 10	R: 0 E: 0 K: 0 S: 9 H: 1 LOB: 1 BB: 1 P: 16	1B: 1 2B: 4 3B: 1 HR: 1 SF: 0 SAC: 1 DP: 1 HBP: 2						

TOP

Los Angeles Dodgers @ San Francisco Giants
AT&T Park, San Francisco, CA
Wed Sep 13 2017, 7:16 PM - 10:14 PM PDT
Att. 38,866 - Overcast - 62 F

livebaseballscorecards.com

AB	32
R	4
H	7
RBI	4
BB	5
SO	10
LOB	17

PITCHER		IP	WLS	BF	H	R	ER	SO	BB	IBB	HBP	BLK	WP	HR	S	P	ERA	WHIP
45 Matt Moore, L ERA: 5.39	(1, 1)	4.1	L	24	6	4	4	5	3	0	1	0	0	1	55	91	8.31	2.077
59 Kyle Crick, R ERA: 3.34	(5, 1)	1.2		5	0	0	0	3	0	0	0	0	0	0	13	19	0.00	0.000
62 Cory Gearrin, R ERA: 2.14	(7, 1)	1.0		4	0	0	0	0	1	0	1	0	0	0	9	17	0.00	1.000
54 Reyes Moronta, R ERA: 2.45	(8, 1)	1.0		3	0	0	0	2	0	0	0	0	0	0	9	10	0.00	0.000
60 Hunter Strickland, R ERA: 2.8	(9, 1)	1.0		4	1	0	0	0	0	1	0	0	0	0	9	16	0.00	1.000

PITCHER	IP	WLS	BF	H	R	ER	SO	BB	IBB	HBP	BLK	WP	HR	S	P	ERA	WHIP

BOTTOM

Los Angeles Dodgers @ San Francisco Giants
AT&T Park, San Francisco, CA
Wed Sep 13 2017, 7:16 PM - 10:14 PM PDT
Att. 38,866 - Overcast - 62 F

livebaseballscorecards.com

Batter	1	2	3	4	5	6	7	8	9	AB	R	H	RBI	BB	SO	LOB
8 Hunter Pence, R (1, 9) OBP: 0.312, SLG: 0.374	B FF 92 B FF 92 S FF 92 B FC 88 C FF 93 X FF 94 3-2 2 6 FC1-6-5-4 G4-3 1B		C SI 94 B FC 90 C FC 89 B ST 84 F FC 89 F SI 95 S ST 84 2-3 ③ K			B SI 92 X SI 92 1-0 ③ L9			B FF 98 B FF 96 C FF 96 F FC 90 X FF 97 2-2 6 DI 6 1B 1B	4	1	2	0	0	1	0
6 Jarrett Parker, L (1, 7) OBP: 0.293, SLG: 0.439	B FC 90 S FC 89 S ST 82 X KC 80 1-2 ① G4-3 1-2			C FC 88 B FC 90 F ST 81 B FF 94 X ST 82 2-2 ① L9			B FC 86 X FC 86 1-0 28 F7-3 1B		C KC 82 B KC 83 X FF 96 1-1 2 DI 1-H 1B	4	0	2	1	0	0	1
2 Denard Span, L (1, 8) OBP: 0.327, SLG: 0.431	C FC 89 X KC 79 0-1 ②③ FC1-6-5-4 2-3			B FC 88 C FC 88 C SI 94 B FC 89 X FF 94 2-2 ② G4-3			C SI 92 1 SAFE D CU 73 X FC 88 1-1 ① F8		C SI 97 B FF 96 S KC 84 F FF 97 F KC 84 S FF 97 1-3 ③ K 1-2	4	0	0	0	0	1	3
28 Buster Posey, R (1, 3) OBP: 0.403, SLG: 0.461		B FF 93 B FC 87 X FF 93 2-0 ① P3		B FC 88 B FF 93 C FC 87 X SI 93 2-1 ③ G6-3			X SI 92 0-0 ②③ F7-3 1-1			3	0	0	0	0	0	1
35 Brandon Crawford, L (1, 6) OBP: 0.295, SLG: 0.397		B FC 89 C FC 89 S ST 80 B FF 95 S ST 84 2-3 ② K			B FC 86 B FC 85 S FC 87 C FC 85 X SI 93 2-2 ① L3			S FC 92 F SL 88 X FF 97 0-2 ① P5		3	0	0	0	0	1	0
5 Nick Hundley, R (1, 2) OBP: 0.280, SLG: 0.443		B ST 84 C FF 94 F FF 95 X FC 90 1-2 1B			B SI 93 S SI 92 S FF 92 X FF 94 1-2 ② F9			F FF 96 F FF 97 T FF 99 0-2 ② K		3	0	1	0	0	1	0
48 Pablo Sandoval, S (1, 5) OBP: 0.247, SLG: 0.304		C FC 89 B FF 94 F FF 89 S FF 94 1-3 ③ K			F SI 92 F ST 82 S FF 93 0-3 ③ K			B SL 90 F FF 98 B FF 98 X FF 99 2-1 ③ F8		3	0	0	0	0	2	1
37 Kelby Tomlinson, R (1, 4) OBP: 0.350, SLG: 0.326			C FF 92 F FF 94 B FF 94 F FF 94 B CU 76 X FF 95 2-2 ① G4-3			F FF 91 M FF 92 B FF 93 F SI 93 X CU 73 1-2 ① F7			C FF 95 S FF 96 X FF 96 0-2 ① G4-3	3	0	0	0	0	0	0
45 Matt Moore, L (1, 1) OBP: 0.149, SLG: 0.130 59 Kyle Crick, L (5, 1) 63 Ryder Jones, L (6, PH) OBP: 0.263, SLG: 0.308 62 Cory Gearrin, R (7, 1) 54 Reyes Moronta, R (8, 1) 60 Hunter Strickland, R (9, 1) 12 Joe Panik, L (9, PH) OBP: 0.346, SLG: 0.421			B FF 93 C FF 93 C FC 88 X ST 82 1-2 ② G4-3			F FC 87 S ST 80 S ST 81 0-3 ② K			B KC 82 B FF 96 C FF 95 X KC 81 2-1 ② G4-3	1 0 1 0 0 0 1	0 0 0 0 0 0 0	0 0 0 0 0 0 0	0 0 0 0 0 0 0	0 0 0 0 0 0 0	0 0 1 0 0 0 0	0 0 0 0 0 0 0
Inning Stats	R: 0 E: 0 K: 0 S: 8 H: 1 LOB: 0 BB: 0 P: 12	R: 0 E: 0 K: 2 S: 10 H: 1 LOB: 1 BB: 0 P: 16	R: 0 E: 0 K: 1 S: 12 H: 0 LOB: 0 BB: 0 P: 17	R: 0 E: 0 K: 0 S: 8 H: 0 LOB: 0 BB: 0 P: 14	R: 0 E: 0 K: 1 S: 9 H: 0 LOB: 0 BB: 0 P: 12	R: 0 E: 0 K: 1 S: 8 H: 0 LOB: 0 BB: 0 P: 10	R: 0 E: 0 K: 0 S: 4 H: 1 LOB: 0 BB: 0 P: 6	R: 0 E: 0 K: 1 S: 8 H: 0 LOB: 0 BB: 0 P: 10	R: 1 E: 0 K: 1 S: 15 H: 2 LOB: 1 BB: 0 P: 21	1B: 5 2B: 2 3B: 0 HR: 0 SF: 0 SAC: 0 DP: 2 HBP: 0						

	AB	30
	R	1
	H	5
	RBI	1
	BB	0
	SO	7
	LOB	6

WP: 0 PA: 30
PB: 0
SB: 0
CS: 0

PITCHER		IP	WLS	BF	H	R	ER	SO	BB	IBB	HBP	BLK	WP	HR	S	P	ERA	WHIP
21 Yu Darvish, R ERA: 4.08	(1, 1)	7.0	W	22	3	0	0	5	0	0	0	0	0	0	59	87	0.00	0.429
17 Brandon Morrow, R ERA: 2.31	(8, 1)	1.0		3	0	0	0	1	0	0	0	0	0	0	8	10	0.00	0.000
64 Walker Buehler, R ERA: 13.5	(9, 1)	1.0		5	2	1	1	1	0	0	0	0	0	0	15	21	9.00	2.000

PITCHER	IP	WLS	BF	H	R	ER	SO	BB	IBB	HBP	BLK	WP	HR	S	P	ERA	WHIP

Batter	1	2	3	4	5	6	7	8	9	AB	R	H	RBI	BB	SO	LOB
6 David Peralta, L (1, 9) OBP: 0.347, SLG: 0.442	F SI 93 F FS 86 B KC 78 S KC 80 1-3 ① **K**		C FF 94 B KC 80 X KC 81 1-1 ① **G4-3**			F FF 94 F SL 87 F SI 96 X KC 82 0-2 ① **G3**		B FF 96 X FS 84 1-0 ② **G3**		4	0	0	0	0	1	0
5 Grégor Blanco, L (1, 7) OBP: 0.325, SLG: 0.356	C SI 91 F FS 82 B SI 95 X KC 81 1-2 ② **G4-3**		C KC 80 B FF 94 X FS 86 1-1 ② **G2**			C FS 84 B FS 85 C FF 95 B SI 96 S FF 95 2-3 ② **K**		C KC 78 S FF 95 B FF 96 S FF 96 1-3 ③ **K**		4	0	0	0	0	2	0
22 Jake Lamb, L (1, 5) OBP: 0.355, SLG: 0.484	B KC 81 F FC 91 B FC 92 X FC 91 2-1 ③ **P3**		S FF 95 C KC 83 X KC 82 0-2 ③ **L7**			B FS 85 B FS 85 C SL 89 S SI 96 F FF 96 S SL 90 2-3 ③ **K**			F SI 92 B SL 84 B SL 79 B SL 82 F SI 93 X FF 92 3-2 ① **L9**	4	0	0	0	0	1	0
44 Paul Goldschmidt, R (1, 3) OBP: 0.416, SLG: 0.584		B FF 93 C FF 92 F FC 92 B FF 94 X KC 81 2-2 ③ 3 3B **1B**	X FF 94 0-0 ① **F7**				C FF 94 S FC 92 F FC 93 B FC 92 S FC 92 1-3 ① **K**		B SL 84 C SL 82 S SL 82 B SL 83 S SL 83 2-3 ② **K**	4	1	1	0	0	2	0
3 Daniel Descalso, L (1, 4) OBP: 0.346, SLG: 0.420		B SI 94 S FS 87 1 SAFE B SI 95 F SI 95 X FC 92 2-2 11 FC6-2 **1-H** **3B**	C FF 91 F SL 88 B SI 95 B KC 84 F FC 92 X SI 96 2-2 ② **F8**				B KC 77 C SL 89 X FS 85 1-1 4 11 1B 2B **1B**		C SL 84 X FF 93 0-1 ③ **G4-3**	4	1	2	1	0	0	0
4 Ketel Marte, S (1, 6) OBP: 0.350, SLG: 0.409		D FS 85 X SL 88 1-0 ① **L4**	C FS 84 B FS 85 X FS 85 1-1 ③ **G4-3**				C FF 95 B SI 95 X FS 87 1-1 11 2B **1-2** **1B**			3	1	1	0	0	0	1
11 AJ Pollock, R (1, 8) OBP: 0.325, SLG: 0.457		C FF 94 B SI 95 X SI 95 1-1 ② **FC6-2** 10 2B **3-H**			B KC 78 X SI 94 1-0 ① **G1-3**		B SI 95 X SI 95 1-0 ② **1-H** **2-H** **2B**			3	0	1	2	0	0	1
10 Chris Herrmann, L (1, 2) OBP: 0.268, SLG: 0.336		1 SAFE 1 SAFE X SL 87 0-0 **1-3** **2B**			F SI 94 B FS 84 B FS 85 S FF 95 X FS 85 2-2 ② **L9**		B FC 94 B KC 79 X FF 96 2-0 ③ **F9**			3	0	1	0	0	0	0
38 Robbie Ray, L (1, 1) OBP: 0.302, SLG: 0.300 14 Rey Fuentes, L (8, PH) OBP: 0.281, SLG: 0.361 25 Archie Bradley, R (8, 1) 56 Fernando Rodney, R (9, 1)		B FF 95 X FC 93 1-0 ③ **P6**			C FF 93 F FF 94 B KC 83 F KC 82 B FF 96 B FF 96 T FC 91 3-2 ③ **K**			F SL 88 B FC 93 S FF 96 B SI 96 F SI 96 C KC 82 2-3 ① **K**		2 1 0 0	0 0 0 0	0 0 0 0	0 0 0 0	1 1 0 0	2 0 0 0	2 0 0 0
Inning Stats	R: 0 E: 0 K: 1 S: 8 H: 0 LOB: 0 BB: 0 P: 12	R: 1 E: 0 K: 0 S: 11 H: 3 LOB: 2 BB: 0 P: 18	R: 0 E: 0 K: 0 S: 7 H: 0 LOB: 0 BB: 0 P: 9	R: 0 E: 0 K: 0 S: 7 H: 0 LOB: 0 BB: 0 P: 10	R: 0 E: 0 K: 1 S: 8 H: 0 LOB: 0 BB: 0 P: 14	R: 0 E: 0 K: 2 S: 11 H: 0 LOB: 0 BB: 0 P: 15	R: 2 E: 0 K: 1 S: 10 H: 3 LOB: 0 BB: 0 P: 16	R: 0 E: 0 K: 2 S: 8 H: 0 LOB: 0 BB: 0 P: 12	R: 0 E: 0 K: 1 S: 8 H: 0 LOB: 0 BB: 0 P: 13	1B: 3 2B: 2 3B: 1 HR: 0	SF: 0 SAC: 0 DP: 0 HBP: 0			WP: 0 PB: 0 SB: 0 CS: 0	PA: 32		

PITCHER		IP	WLS	BF	H	R	ER	SO	BB	IBB	HBP	BLK	WP	HR	S	P	ERA	WHIP
29 Jeff Samardzija, R ERA: 4.42	(1, 1)	8.0	L	29	6	3	3	7	0	0	0	0	0	0	70	106	3.38	0.750
32 Steven Okert, L ERA: 6.2	(9, 1)	1.0		3	0	0	0	1	0	0	0	0	0	0	8	13	0.00	0.000

PITCHER	IP	WLS	BF	H	R	ER	SO	BB	IBB	HBP	BLK	WP	HR	S	P	ERA	WHIP

TOP

Arizona Diamondbacks @ San Francisco Giants

AT&T Park, San Francisco, CA

Fri Sep 15 2017, 7:16 PM - 9:42 PM PDT

Att. 39,810 - Clear - 64 F

livebaseballscorecards.com

AB	32
R	3
H	6
RBI	3
BB	0
SO	8
LOB	4

Batter	1	2	3	4	5	6	7	8	9	AB	R	H	RBI	BB	SO	LOB
37 Kelby Tomlinson, R (1, 5) OBP: 0.348, SLG: 0.324	C FF 95 C SL 83 B FF 96 F SL 88 X FF 96 1-2 ① G4-3		C SL 80 F FF 94 X FF 96 0-2 12 G4-6-3 1B			X FF 93 0-0 ① F7		B FF 96 F FF 97 X KC 85 1-1 ② G6-3		4	0	1	0	0	0	1
12 Joe Panik, L (1, 4) OBP: 0.347, SLG: 0.424	B F C F B X SL 87 2-2 8 2B 2B		1 SAFE X FF 95 0-0 ②③ G4-6-3 1-2f			B FF 95 B SL 86 B FF 96 C FF 94 S FF 94 F FF 94 X FF 96 3-2 8 E 1-2 1B		B FF 96 X FF 96 1-0 ③ L8		4	1	2	0	0	0	1
8 Hunter Pence, R (1, 9) OBP: 0.314, SLG: 0.379 66 Gorkys Hernández, R (8, 9) OBP: 0.319, SLG: 0.316 6 Jarrett Parker, L (9, PH) OBP: 0.291, SLG: 0.436	F FF 94 X FF 95 0-1 28 WP 2-H 2B			B SL 81 B KC 80 X FF 94 2-0 ① F9		B SL 86 B FF 94 C KC 82 X FF 95 2-1 E1 1-3 2-H 1B			S CH 81 S FF 94 B CH 84 B CH 84 X CH 83 2-2 ① L9	3 0 1	0 0 0	2 0 0	1 0 0	0 0 0	0 0 0	0 0 0
28 Buster Posey, R (1, 3) OBP: 0.400, SLG: 0.457	S SL 85 B FF 94 B SL 85 F SL 86 X FF 96 2-2 ② G4-3 2-3			B FF 95 C SL 82 C KC 84 C FF 96 1-3 ② K		C KC 82 F SL 86 1 SAFE S SL 85 0-3 ② K			F FF 92 X FF 95 0-1 ② G3	4	0	0	0	0	2	3
5 Nick Hundley, R (1, 2) OBP: 0.276, SLG: 0.436	S SL 87 B SL 87 S SL 84 D KC 84 X SL 86 2-2 ③ G5-3			C FF 96 B KC 87 X KC 84 1-1 ③ L5		B FF 94 D SL 86 F SL 82 S SL 83 C FF 96 2-3 ③ K			B FF 95 C SL 84 F SI 95 F FF 96 B CH 85 B FF 95 F FF 95 S CH 85 3-3 ③ K	4	0	0	0	0	2	3
53 Austin Slater, R (1, 7) OBP: 0.325, SLG: 0.400		B FF 93 C KC 82 C FF 94 S SL 86 1-3 ① K			S SL 82 C KC 82 F FF 95 F FF 96 B SL 86 B SL 85 S SL 85 2-3 ① K		B FF 92 C SL 84 F KC 80 F FF 92 B FF 97 B SL 85 C KC 83 3-3 ① K			3	0	0	0	0	3	0
35 Brandon Crawford, L (1, 6) OBP: 0.294, SLG: 0.395		F SL 86 B SL 87 B SL 88 S FF 96 S FF 96 2-3 ② K			B SL 85 S FF 95 F SL 86 B FF 97 S FF 96 2-3 ② K		X SL 84 0-0 ② G3			3	0	0	0	0	2	0
46 Orlando Calixte, R (1, 8) OBP: 0.217, SLG: 0.195 32 Steven Okert, L (9, 1)		X KC 82 0-0 ③ L7			C KC 85 S SL 84 B FF 94 S KC 85 1-3 ③ K		S FF 96 C FF 96 S SL 85 0-3 ③ K			3 0	0 0	0 0	0 0	0 0	2 0	0 0
29 Jeff Samardzija, R (1, 1) OBP: 0.100, SLG: 0.183 2 Denard Span, L (8, PH) OBP: 0.326, SLG: 0.430 (9, 8)			B FF 94 F FF 92 X KC 83 1-1 ① G5-3			S FF 90 S SL 82 B SL 83 X SL 83 1-2 8 1B 12 1B 8 E 1B		B KC 81 B FF 96 B FF 93 C FF 96 C FF 97 X FF 96 3-2 ① F7		2 1	1 0	1 0	0 0	0 0	0 0	0 0
Inning Stats	R: 1 H: 2 E: 0 LOB: 1 K: 0 BB: 0 S: 16 P: 23	R: 0 H: 0 E: 0 LOB: 0 K: 2 BB: 0 S: 7 P: 10	R: 0 H: 1 E: 0 LOB: 0 K: 0 BB: 0 S: 6 P: 7	R: 0 H: 0 E: 0 LOB: 0 K: 1 BB: 0 S: 6 P: 10	R: 0 H: 0 E: 0 LOB: 0 K: 3 BB: 0 S: 11 P: 16	R: 1 H: 3 E: 1 LOB: 2 K: 2 BB: 0 S: 16 P: 24	R: 0 H: 0 E: 0 LOB: 0 K: 2 BB: 0 S: 8 P: 11	R: 0 H: 0 E: 0 LOB: 0 K: 0 BB: 0 S: 6 P: 11	R: 0 H: 0 E: 0 LOB: 0 K: 1 BB: 0 S: 10 P: 15	1B: 4 SF: 0 2B: 2 SAC: 0 3B: 0 DP: 1 HR: 0 HBP: 0					WP: 1 PA: 32 PB: 0 SB: 0 CS: 0	

PITCHER	IP	WLS	BF	H	R	ER	SO	BB	IBB	HBP	BLK	WP	HR	S	P	ERA	WHIP
38 Robbie Ray, L (1, 1) ERA: 2.74	7.0	W	26	6	2	1	10	0	0	0	0	1	0	70	101	1.29	0.857
25 Archie Bradley, R (8, 1) ERA: 1.2	1.0	H	3	0	0	0	0	0	0	0	0	0	0	6	11	0.00	0.000
56 Fernando Rodney, R (9, 1) ERA: 4.59	1.0	S	3	0	0	0	1	0	0	0	0	0	0	10	15	0.00	0.000

PITCHER	IP	WLS	BF	H	R	ER	SO	BB	IBB	HBP	BLK	WP	HR	S	P	ERA	WHIP

BOTTOM

Arizona Diamondbacks @ San Francisco Giants
AT&T Park, San Francisco, CA
Fri Sep 15 2017, 7:16 PM - 9:42 PM PDT
Att. 39,810 - Clear - 64 F

livebaseballscorecards.com

AB	32
R	2
H	6
RBI	1
BB	0
SO	11
LOB	8

Batter	1	2	3	4	5	6	7	8	9	AB	R	H	RBI	BB	SO	LOB
6 David Peralta, L (1, 7) OBP: 0.346, SLG: 0.441	X FF 91 0-0 44 HR 1B	F FC 86 S FC 86 B FC 87 X CU 77 1-2 ③ P5			X 0-0 ② FC6-5 8 CS 2-3		B FC 87 C FC 86 B FF 92 B FC 86 S FC 86 S FC 87 3-3 ③ K			4	1	1	0	0	1	5
8 Chris Iannetta, R (1, 2) OBP: 0.347, SLG: 0.490	C FF 91 B FF 91 B FC 85 F FC 86 C CU 78 2-3 ① K		C FF 90 C FC 87 B FC 87 X CU 78 1-2 ① G6-3		1 SAFE 0-0 ③ CS 1-2	X FC 86 0-0 ① F9		C FF 91 B SL 84 F SL 84 X SL 85 1-2 ① P4		4	0	0	0	0	1	1
11 AJ Pollock, R (1, 8) OBP: 0.325, SLG: 0.455	D FC 86 1 SAFE C FC 86 S CU 75 S CU 76 1-3 ② K		B FF 91 X CU 76 1-0 ② B1-3			B FF 91 C FC 87 X CU 77 1-1 1B		C FF 91 F SI 91 S SL 84 0-3 ② K		4	0	1	0	0	2	1
44 Paul Goldschmidt, R (1, 3) OBP: 0.415, SLG: 0.587	X FF 91 0-0 1-H HR		B FF 92 X FC 87 1-0 ③ G6-3			C FF 92 C FC 88 X FC 88 0-2 ② L6		S FF 93 B SL 85 S SL 84 S FF 94 1-3 ③ K		4	1	1	2	0	1	1
28 J.D. Martinez, R (1, 9) OBP: 0.373, SLG: 0.674	X FF 90 0-0 ③ P4			S CU 76 S CU 77 B FF 91 S FF 91 1-3 ① K		1 SAFE C FF 91 B FF 91 S FF 91 S FF 92 1-3 ③ K			S FF 94 B FF 94 X SI 95 1-1 ① G6-3	4	0	0	0	0	2	1
27 Brandon Drury, R (1, 4) OBP: 0.317, SLG: 0.447		F FF 90 X CU 77 0-1 ① F8		C FC 86 B FF 91 B CH 84 C FC 86 X FC 88 2-2 9 G6-4-3 1B			S CU 78 X FF 91 0-1 2B		F FC 93 B SI 96 X SI 96 1-1 ② G4-3	4	0	2	0	0	0	0
9 Adam Rosales, R (1, 5) OBP: 0.271, SLG: 0.371 3 Daniel Descalso, L (9, PH) OBP: 0.345, SLG: 0.419 (9, 5)		B FC 86 B CU 76 C FF 90 F FC 86 F FF 91 X CU 77 2-2 ② G5-3		X FC 87 0-0 ②③ G6-4-3 1-2f			B FC 86 B FC 86 B FC 87 C FF 92 C FC 87 X FC 86 3-2 ① G6-3		B FC 93 X SI 93 1-0 ③ G2-3	3 1	0 0	0 0	0 0	0 0	0 0	2 0
45 Kristopher Negrón, R (1, 6) OBP: 0.250, SLG: 0.214		S FC 87 B FF 91 B FC 87 H FC 85 3-1 21 2B HBP			C FF 91 B CU 77 F FC 87 B FC 86 F FC 86 X FF 92 2-2 ① L9		B FC 86 B FF 92 B FC 86 C FF 91 F FC 87 F FC 87 B FF 92 4-2 BB			1	0	0	0	1	0	0
21 Zack Greinke, R (1, 1) OBP: 0.234, SLG: 0.246 56 Fernando Rodney, R (9, 1)		B FC 87 B FF 91 S FC 87 1 SAFE X FC 87 2-1 1-3 2B			C FF 92 X CU 78 0-1 6 FC6-5 2B		C FC 86 S FF 92 B FF 91 B FF 91 F FF 91 S CU 78 2-3 ② K			3 0	0 0	2 0	0 0	0 0	1 0	2 0
Inning Stats	R: 2 E: 0 K: 2 S: 9 H: 2 LOB: 0 BB: 0 P: 12	R: 0 E: 0 K: 0 S: 12 H: 1 LOB: 2 BB: 0 P: 20	R: 0 E: 0 K: 0 S: 5 H: 0 LOB: 0 BB: 0 P: 8	R: 0 E: 0 K: 1 S: 7 H: 1 LOB: 0 BB: 0 P: 10	R: 0 E: 0 K: 0 S: 7 H: 1 LOB: 0 BB: 0 P: 9	R: 0 E: 0 K: 1 S: 9 H: 1 LOB: 1 BB: 0 P: 11	R: 0 E: 0 K: 2 S: 15 H: 1 LOB: 2 BB: 1 P: 27	R: 0 E: 0 K: 2 S: 9 H: 0 LOB: 0 BB: 0 P: 11	R: 0 E: 0 K: 0 S: 5 H: 0 LOB: 0 BB: 0 P: 8	1B: 3 2B: 3 3B: 0 HR: 1 SF: 0 SAC: 0 DP: 1 HBP: 1						

PITCHER		IP	WLS	BF	H	R	ER	SO	BB	IBB	HBP	BLK	WP	HR	S	P	ERA	WHIP
40 Madison Bumgarner, L ERA: 3.48	(1, 1)	7.0	L	28	7	2	2	6	1	0	1	0	0	1	64	97	2.57	1.143
62 Cory Gearrin, R ERA: 2.11	(8, 1)	1.0		3	0	0	0	2	0	0	0	0	0	0	9	11	0.00	0.000
49 Sam Dyson, R ERA: 5.72	(9, 1)	1.0		3	0	0	0	0	0	0	0	0	0	0	5	8	0.00	0.000

PITCHER	IP	WLS	BF	H	R	ER	SO	BB	IBB	HBP	BLK	WP	HR	S	P	ERA	WHIP

TOP

Arizona Diamondbacks @ San Francisco Giants

AT&T Park, San Francisco, CA

Sat Sep 16 2017, 6:05 PM - 8:37 PM PDT

Att. 37,846 - Cloudy - 66 F

livebaseballscorecards.com

AB	32
R	2
H	7
RBI	2
BB	1
SO	8
LOB	13

BOTTOM

Batter	1	2	3	4	5	6	7	8	9	AB	R	H	RBI	BB	SO	LOB
2 Denard Span, L (1, 8) OBP: 0.323, SLG: 0.426	C FF 90 S CU 74 B FF 91 X CU 75 1-2 ① L9		X FF 90 0-0 ③ G4-3			C FF 90 B CU 76 C FF 89 B FF 91 X CH 87 2-2 ② G5-3			C FF 92 X FF 93 0-1 ① G6-3	4	0	0	0	0	0	1
12 Joe Panik, L (1, 4) OBP: 0.348, SLG: 0.423	B FF 90 C FF 90 F CH 87 X FF 91 1-2 1B			C CU 74 B FF 90 F CH 88 S SL 85 1-3 ① K		B CH 87 D CH 88 B CU 76 B FF 90 4-0 BB			C FF 93 B CH 83 B CH 83 B FF 92 X FF 93 3-1 ② F7	3	0	1	0	1	1	0
6 Jarrett Parker, L (1, 7) OBP: 0.283, SLG: 0.423	B FF 90 C CU 75 C CU 74 S SL 85 1-3 ② K			B CU 75 C FF 91 C FF 91 B CU 76 F FF 92 B SL 86 F CU 76 X FF 92 3-2 ② G4-3		C CU 76 S CU 75 D SL 83 S CU 75 1-3 ③ K			C FF 93 X CH 84 0-1 ③ G4-3	4	0	0	0	0	2	3
28 Buster Posey, R (1, 2) OBP: 0.397, SLG: 0.454	F FF 91 1 SAFE X FF 92 0-1 ③ L8			B FF 91 X CU 76 1-0 ③ G5-3			C FF 89 B CU 75 B FF 91 B SL 84 F FF 90 C FF 90 3-3 ① K			3	0	0	0	0	1	1
35 Brandon Crawford, L (1, 6) OBP: 0.294, SLG: 0.395		B FF 91 F FF 91 F CU 75 F FF 93 B SL 84 T FF 89 2-2 ① K			C CH 87 X CU 74 0-1 63 G4-6-3 1B		C B FF 90 B C FF 90 F SL 82 S FF 91 2-3 ② K			3	0	1	0	0	2	0
48 Pablo Sandoval, S (1, 3) OBP: 0.244, SLG: 0.300		C FF 93 B FF 91 F SL 85 B FF 92 F SL 87 X FF 92 2-2 ② G1-3			F FF 91 F FF 91 D CH 89 X FF 93 1-2 ① L7		F FF 91 X SL 84 0-1 ③ F8			3	0	0	0	0	0	1
63 Ryder Jones, L (1, 5) OBP: 0.257, SLG: 0.301		C FF 90 C FF 91 B FF 90 B SL 85 S CU 76 2-3 ③ K2-3			X CH 87 0-0 ② ③ G4-6-3 1-2f			B CU 75 F FF 89 X CU 74 1-1 ① G4-3		3	0	0	0	0	1	1
51 Mac Williamson, R (1, 9) OBP: 0.241, SLG: 0.345			B FF 91 X SI 91 1-0 ① G5-3			F FF 90 F CU 74 F CH 87 B CH 88 F FF 94 B SI 89 X SL 84 2-2 E6		B CU 75 B SI 89 C CU 74 X FF 90 2-1 ② P4		3	0	0	0	0	0	0
40 Madison Bumgarner, R (1, 1) OBP: 0.273, SLG: 0.516 62 Cory Gearrin, R (8, 1) 5 Nick Hundley, R (8, PH) OBP: 0.275, SLG: 0.434 49 Sam Dyson, R (9, 1)			S SL 84 X SL 82 0-1 ② G5-3			S SL 84 D CU 77 F FF 92 S SL 82 1-3 ① K		B FF 89 B FF 90 B CU 75 F FF 88 X FF 88 3-1 ③ P3		2 0 1 0	0 0 0 0	0 0 0 0	0 0 0 0	0 0 0 0	1 0 0 0	1 0 0 0

Inning Stats	1	2	3	4	5	6	7	8	9
	R: 0 E: 0 K: 1 S: 11 H: 1 LOB: 1 BB: 0 P: 14	R: 0 E: 0 K: 2 S: 11 H: 0 LOB: 0 BB: 0 P: 17	R: 0 E: 0 K: 0 S: 4 H: 0 LOB: 0 BB: 0 P: 5	R: 0 E: 0 K: 1 S: 9 H: 0 LOB: 0 BB: 0 P: 14	R: 0 E: 0 K: 0 S: 6 H: 1 LOB: 0 BB: 0 P: 7	R: 0 E: 1 K: 2 S: 14 H: 0 LOB: 2 BB: 1 P: 24	R: 0 E: 0 K: 2 S: 9 H: 0 LOB: 0 BB: 0 P: 14	R: 0 E: 0 K: 0 S: 6 H: 0 LOB: 0 BB: 0 P: 12	R: 0 E: 0 K: 0 S: 6 H: 0 LOB: 0 BB: 0 P: 9

1B: 2 SF: 0 WP: 0 PA: 30
2B: 0 SAC: 0 PB: 0
3B: 0 DP: 1 SB: 0
HR: 0 HBP: 0 CS: 0

PITCHER	IP	WLS	BF	H	R	ER	SO	BB	IBB	HBP	BLK	WP	HR	S	P	ERA	WHIP
21 Zack Greinke, R (1, 1) ERA: 2.87	8.0	W	27	2	0	0	8	1	0	0	0	0	0	70	107	0.00	0.375
56 Fernando Rodney, R (9, 1) ERA: 4.5	1.0	S	3	0	0	0	0	0	0	0	0	0	0	6	9	0.00	0.000

PITCHER	IP	WLS	BF	H	R	ER	SO	BB	IBB	HBP	BLK	WP	HR	S	P	ERA	WHIP

Arizona Diamondbacks @ San Francisco Giants

AT&T Park, San Francisco, CA

Sat Sep 16 2017, 6:05 PM - 8:37 PM PDT

Att. 37,846 - Cloudy - 66 F

livebaseballscorecards.com

AB	29
R	0
H	2
RBI	0
BB	1
SO	8
LOB	8

Batter	1	2	3	4	5	6	7	8	9	AB	R	H	RBI	BB	SO	LOB
6 David Peralta, L (1, 7) OBP: 0.344, SLG: 0.437	X FC 93 0-0 G3		C FC 92 F FC 93 B SL 86 X CU 78 1-2 E1 8 1B		B CU 77 C FC 91 C CU 77 F CU 78 F SL 83 F CU 75 F FC 92 S CH 84 1-3 K		C SI 92 X SI 92 0-1 G5-3			4	0	0	0	0	1	1
8 Chris Iannetta, R (1, 2) OBP: 0.353, SLG: 0.494	C FF 93 X CU 77 0-1 P3		D CU 78 F FC 91 1 SAFE F FC 90 B FC 90 X FF 90 2-2 1-2 1B			C FC 89 B FC 92 C CU 75 F SL 83 B FC 92 B SL 84 X FC 91 3-2 22 G4-6-3 1B		C FF 97 B SL 82 C SL 86 F FF 98 X FF 97 1-2 44 G4-6-3 1B		4	0	3	0	0	0	0
22 Jake Lamb, L (1, 5) OBP: 0.353, SLG: 0.480	B FF 92 B FC 92 C FF 92 B CU 78 C FF 92 F FF 93 X FF 93 3-2 G4-3		X CH 85 0-0 L9			C FF 92 X FF 91 0-1 G4-6-3 1-2f		C FF 97 B FF 97 F FF 96 X FF 96 1-2 F7		4	0	0	0	0	0	4
44 Paul Goldschmidt, R (1, 3) OBP: 0.414, SLG: 0.585		B FC 92 S SL 85 B FC 93 X FF 92 2-1 G5-3	X FC 91 0-0 F9			C FF 91 B FC 92 B CH 85 X FC 90 2-1 28 HR 1B		C SL 86 B FF 96 X FF 96 1-1 G4-6-3 1-2f		4	1	1	0	0	0	3
28 J.D. Martinez, R (1, 9) OBP: 0.374, SLG: 0.679		B CU 78 B FC 91 C SL 85 F FC 90 X CU 78 2-2 3 FC4-6 1B		X CH 85 0-0 F7		X FF 90 0-0 1-H HR			C FF 95 S CH 86 B CH 87 F CH 86 F FF 94 X CH 86 1-2 L9	4	1	2	2	0	0	0
3 Daniel Descalso, L (1, 4) OBP: 0.342, SLG: 0.415 50 Anthony Banda, L (8, 1) 15 Ildemaro Vargas, S (9, PH)		C CH 84 X FC 90 0-1 FC4-6 4 BB 1-2f		C FC 90 B CU 77 T CH 84 S FC 92 1-3 K		F CH 83 B FF 91 B CU 78 F CH 84 B CH 84 X FF 90 3-2 L8			C FF 94 B CU 78 S CU 77 F SL 86 S FF 97 1-3 K	3 0 1	0 0 0	0 0 0	0 0 0	0 0 0	1 0 1	1 0 0
4 Ketel Marte, S (1, 6) OBP: 0.352, SLG: 0.404		B FF 92 B CH 86 B FF 92 C FC 90 F FF 92 B CH 86 4-2 1-2 BB	B FF 91 X FC 92 1-0 L6				B SI 91 B SI 92 F SI 92 B SI 92 F SI 92 B SI 92 4-2 14 G4-3 14 S BB		B CH 87 C FF 94 X CH 84 1-1 F8	2	0	0	0	2	0	0
14 Rey Fuentes, L (1, 8) OBP: 0.275, SLG: 0.352		C FF 91 D CU 80 B FF 90 X FF 92 2-1 L4			C SL 81 B FC 90 B FF 90 F FC 90 F SL 84 F SL 86 B FC 90 X FC 91 3-2 L9		B SI 92 S CH 86 S FF 92 B SI 94 F CH 86 X CH 86 2-2 G4-3 1-3			3	0	0	0	0	0	3
99 Taijuan Walker, R (1, 1) OBP: 0.250, SLG: 0.314 29 Jorge De La Rosa, L (6, 1) 60 J.J. Hoover, R (6, 1) 27 Brandon Drury, R (6, 4) OBP: 0.316, SLG: 0.446 30 T.J. McFarland, L (6, 1) OBP: 0.200, SLG: 0.200 33 Jake Barrett, R (7, 1)			C FF 90 B CU 77 F FC 90 F FF 91 B SL 85 T SL 85 2-2 K		C SL 82 F FF 87 T CU 77 0-2 K		C SI 92 B SI 92 S SL 84 X SL 85 1-2 G1-3			2 0 0 0 1 0 0	0 0 0 0 0 0 0	0 0 0 0 0 0 0	0 0 0 0 0 0 0	2 0 0 0 0 0 0	0 0 0 0 1 0 0	0 0 0 0 0 0 0
Inning Stats	R: 0 E: 0 K: 0 S: 7 H: 0 LOB: 0 BB: 0 P: 10	R: 0 E: 0 K: 0 S: 11 H: 1 LOB: 2 BB: 1 P: 21	R: 0 E: 1 K: 1 S: 12 H: 1 LOB: 2 BB: 0 P: 17	R: 0 E: 0 K: 1 S: 5 H: 0 LOB: 0 BB: 0 P: 7	R: 0 E: 0 K: 2 S: 15 H: 0 LOB: 0 BB: 0 P: 19	R: 2 E: 0 K: 0 S: 12 H: 3 LOB: 0 BB: 0 P: 20	R: 0 E: 0 K: 0 S: 11 H: 0 LOB: 1 BB: 1 P: 18	R: 0 E: 0 K: 0 S: 9 H: 1 LOB: 0 BB: 0 P: 12	R: 0 E: 0 K: 1 S: 11 H: 0 LOB: 0 BB: 0 P: 14	1B: 5 2B: 0 3B: 0 HR: 1	SF: 0 SAC: 0 DP: 2 HBP: 0					

PITCHER	IP	WLS	BF	H	R	ER	SO	BB	IBB	HBP	BLK	WP	HR	S	P	ERA	WHIP
34 Chris Stratton, R (1, 1) ERA: 3.94	6.0	W	24	5	2	2	4	1	0	0	0	0	1	62	94	3.00	1.000
62 Cory Gearrin, R (7, 1) ERA: 2.09	0.2	H	3	0	0	0	0	1	0	0	0	0	0	9	16	0.00	1.500
32 Steven Okert, L (7, 1) ERA: 6.12	0.1	H	1	0	0	0	0	0	0	0	0	0	0	2	2	0.00	0.000
60 Hunter Strickland, R (8, 1) ERA: 2.75	1.0		3	1	0	0	0	0	0	0	0	0	0	9	12	0.00	1.000
64 Derek Law, R (9, 1) ERA: 5.4	1.0		3	0	0	0	1	0	0	0	0	0	0	11	14	0.00	0.000

PITCHER	IP	WLS	BF	H	R	ER	SO	BB	IBB	HBP	BLK	WP	HR	S	P	ERA	WHIP

TOP

Arizona Diamondbacks @ San Francisco Giants

AT&T Park, San Francisco, CA

Sun Sep 17 2017, 1:08 PM - 4:03 PM PDT

Att. 38,476 - Sunny - 67 F

livebaseballscorecards.com

AB	32
R	2
H	6
RBI	2
BB	2
SO	5
LOB	13

BOTTOM

Batter	1	2	3	4	5	6	7	8	9	AB	R	H	RBI	BB	SO	LOB
2 Denard Span, L (1, 8) OBP: 0.322, SLG: 0.424	C FF 92 X FF 92 0-1 ① L5		C FF 92 B CU 75 C FS 87 F FF 93 X CU 75 1-2 ② G4-3		B FF 91 F FF 92 X CU 74 1-1 53 BB 12 1B 35 SF7 1-2 1B	B SL 82 X SI 92 1-0 ②③ G4-6-3 1-2f		B FF 96 F FF 95 X CH 82 1-1 ③ G1-3		5	1	1	0	0	0	2
12 Joe Panik, L (1, 4) OBP: 0.349, SLG: 0.424	B FF 92 C FF 92 B CU 76 C FF 93 F CU 76 B FF 94 X FF 94 3-2 ② G4-3		C CU 75 B FS 90 B FS 89 X CU 74 2-1 ③ G4-3		X FS 87 0-0 35 SF7 53 BB 6 FC4-6 1-2 2-3 1B		C SL 83 B SL 82 X SI 91 1-1 35 BB 53 BB 37 SF9 1B			4	2	2	0	0	0	0
53 Austin Slater, R (1, 7) OBP: 0.339, SLG: 0.402	C FF 94 B FC 90 B FF 94 S FC 87 S FC 88 2-3 ③ K			B CU 75 X FC 86 1-0 6 1B 35 BB 48 SF7 1B	B FF 93 D FS 88 D FF 94 B FF 94 4-0 6 FC4-6 1-2 2-3 3-H BB		C SI 92 1 SAFE S CH 85 B SI 92 F SI 92 B SL 82 F CH 85 D SI 92 B SI 92 4-2 37 SF9 35 BB 48 FC7-4 1-2 BB			2	2	1	1	2	1	0
35 Brandon Crawford, L (1, 6) OBP: 0.295, SLG: 0.394		C CU 73 S FF 92 S FF 94 0-3 ① K		B FF 93 B FS 88 B FF 93 B FF 93 4-0 6 1B 1-2 BB	F FF 93 F FS 88 F FF 92 D CU 76 X FF 94 1-2 ① SF7 2-3 3-H		B SI 92 C SI 92 F SL 84 D CH 85 D SL 83 F SI 92 F SI 92 B SI 93 4-2 48 FC7-4 1-2 2-3 BB			1	0	0	1	2	1	0
6 Jarrett Parker, L (1, 9) OBP: 0.291, SLG: 0.429 37 Kelby Tomlinson, R (7, PH) OBP: 0.346, SLG: 0.324 66 Gorkys Hernández, R (8, 9) OBP: 0.319, SLG: 0.316		C FF 93 C FF 93 B FF 95 X FF 94 1-2 5 BB 48 1B 1B		C CU 74 D CU 76 B FF 94 F CU 76 X FF 93 2-2 1-2 2-3 1B	F CU 76 X CU 75 0-1 ② FC4-6 48 PO 1-2f 3-H		X FF 94 0-0 ① SF9 2-3 3-H			3 0 0	0 0 0	2 0 0	1 1 0	0 0 0	0 0 0	1 0 0
48 Pablo Sandoval, S (1, 3) OBP: 0.248, SLG: 0.318		X FS 90 0-0 5 BB 1-2 1B		D FS 89 F FF 93 F CU 76 F FF 94 B FC 87 F FF 95 F FS 90 X CU 75 2-2 ① SF7 3-H	1 SAFE 0-0 ③ PO 1-2	B CU 74 X FF 93 1-0 HR	F FF 94 F SL 85 X FF 94 0-2 ② FC7-4 1-2f 3-H			3	1	2	3	0	0	1
5 Nick Hundley, R (1, 2) OBP: 0.275, SLG: 0.429		B FF 93 B FF 92 B FS 88 D FF 93 4-0 63 G4-6-3 1-2 2-3 BB		C FF 92 B FS 88 B FC 86 F FF 91 F FF 94 S FF 94 2-3 ② K		X FF 93 0-0 ① F8	D FF 95 X FF 94 1-0 ③ F8			3	0	0	0	1	1	3
63 Ryder Jones, L (1, 5) OBP: 0.257, SLG: 0.299		S CU 75 S CU 75 X CU 75 0-2 ②③ G4-6-3 1-2f		C CU 75 C FF 94 B FF 94 S FF 94 1-3 ③ K		B FC 87 B FS 84 S FF 93 C FF 92 X FS 86 2-2 51 BB 1B		S FF 95 C FF 95 B FF 95 S CH 83 1-3 ① K2-3		4	0	1	0	0	2	5
34 Chris Stratton, R (1, 1) OBP: 0.091, SLG: 0.091 51 Mac Williamson, R (6, PH) OBP: 0.254, SLG: 0.345 62 Cory Gearrin, R (7, 1) 32 Steven Okert, L (7, 1) 60 Hunter Strickland, R (8, 1) 43 Tim Federowicz, R (8, PH) OBP: 0.250, SLG: 0.571 64 Derek Law, R (9, 1)			C FF 90 X FC 85 0-1 ① G4-3		X FS 90 0-0 12 1B 2 1B 53 BB 1B	B FF 90 F FF 91 B SL 82 C FF 92 B FF 92 F FF 92 F FF 92 B SL 84 4-2 2 G4-6-3 1-2 BB		T FF 95 T FF 96 B CH 88 F FF 95 B CH 83 F FF 96 C CU 82 2-3 ② K			2 0 0 0 0 1 0	1 0 0 0 0 0 0	1 0 0 0 0 0 0	0 1 0 0 0 0 0	0 0 0 0 0 1 0	0 0 0 0 0 0 0	0 0 0 0 0 0 0
Inning Stats	R: 0 E: 0 K: 1 S: 9 H: 0 LOB: 0 BB: 0 P: 14	R: 0 E: 0 K: 1 S: 10 H: 2 LOB: 2 BB: 1 P: 15	R: 0 E: 0 K: 0 S: 8 H: 0 LOB: 0 BB: 0 P: 11	R: 1 E: 0 K: 2 S: 17 H: 2 LOB: 2 BB: 1 P: 29	R: 3 E: 0 K: 0 S: 10 H: 3 LOB: 0 BB: 1 P: 16	R: 1 E: 0 K: 0 S: 10 H: 2 LOB: 1 BB: 1 P: 18	R: 2 E: 0 K: 0 S: 15 H: 1 LOB: 1 BB: 2 P: 25	R: 0 E: 0 K: 2 S: 10 H: 0 LOB: 0 BB: 0 P: 14		1B: 9 2B: 0 3B: 0 HR: 1 SF: 3 SAC: 0 DP: 2 HBP: 0						

PITCHER		IP	WLS	BF	H	R	ER	SO	BB	IBB	HBP	BLK	WP	HR	S	P	ERA	WHIP
99 Taijuan Walker, R ERA: 3.45	(1, 1)	5.0	L	23	7	4	4	4	3	0	0	0	0	0	54	85	7.20	2.000
29 Jorge De La Rosa, L ERA: 4.41	(6, 1)	0.1		3	2	1	1	0	0	0	0	0	0	1	5	8	27.00	6.000
60 J.J. Hoover, R ERA: 3.89	(6, 1)	0.0		1	0	0	0	0	1	0	0	0	0	0	4	8	∞	∞
30 T.J. McFarland, L ERA: 5.54	(6, 1)	0.2		4	1	2	2	0	2	0	0	0	0	0	11	21	27.00	4.500
33 Jake Barrett, R ERA: 4.91	(7, 1)	1.0		3	0	0	0	0	0	0	0	0	0	0	5	6	0.00	0.000

PITCHER		IP	WLS	BF	H	R	ER	SO	BB	IBB	HBP	BLK	WP	HR	S	P	ERA	WHIP
50 Anthony Banda, L ERA: 6.97	(8, 1)	1.0		3	0	0	0	2	0	0	0	0	0	0	10	14	0.00	0.000

Arizona Diamondbacks @ San Francisco Giants
AT&T Park, San Francisco, CA
Sun Sep 17 2017, 1:08 PM - 4:03 PM PDT
Att. 38,476 - Sunny - 67 F

livebaseballscorecards.com

AB	28
R	7
H	10
RBI	7
BB	6
SO	6
LOB	12

WP: 0 PA: 38
PB: 0
SB: 0
CS: 0

Colorado Rockies @ San Francisco Giants

AT&T Park, San Francisco, CA

Tue Sep 19 2017, 7:18 PM - 10:12 PM PDT

Att. 40,686 - Clear - 67 F

TOP

livebaseballscorecards.com

Batter	1	2	3	4	5	6	7	8	9	AB	R	H	RBI	BB	SO	LOB
19 Charlie Blackmon, L (1, 8) OBP: 0.399, SLG: 0.609	B SI 88 C CH 80 B SL 83 F FF 88 B SL 84 F SL 83 F CH 80 S CH 81 3-3 K	C SL 85 X SL 84 0-1 2-H 3-H 2B			B FF 90 B CH 81 B FF 90 C FC 87 C SL 83 F CH 81 F FF 91 F FF 91 B FF 91 4-2 9 G6-4-3 BB		1 SAFE B SL 83 X SL 82 1-0 F8		1 SAFE B FF 95 T SI 95 B FC 94 2-1 1-2 IBB	3	0	1	2	2	1	1
2 Alexi Amarista, L (9, 8) OBP: 0.269, SLG: 0.356										0	0	0	0	0	0	0
9 DJ LeMahieu, R (1, 4) OBP: 0.379, SLG: 0.420	C FF 89 X SL 81 0-1 5 BB 1B	C FF 91 F FF 91 D CH 84 F FF 92 B FF 92 X FF 91 2-2 G6-3			C FF 92 X SI 90 0-1 G6-4-3 1-2f			F SL 85 S FF 96 B SL 85 F FF 97 X FF 97 1-2 G6-3	D SI 97 B SI 96 X SI 96 2-0 G5-3	5	0	1	0	0	0	4
5 Carlos González, L (1, 9) OBP: 0.333, SLG: 0.411	B FF 90 D CH 82 B SL 84 B FF 90 4-0 1-2 BB	C CH 80 F SL 83 X FF 91 0-2 F8			B CH 83 C SL 84 X SL 85 1-1 F9			X SI 97 0-0 28 F7 8 2B 2B		3	1	1	0	1	0	0
28 Nolan Arenado, R (1, 5) OBP: 0.369, SLG: 0.583	B SL 83 C FF 90 B FF 91 F CH 80 F CH 82 S FF 92 2-3 K	B CU 78 C SL 84 S FF 91 S CH 82 1-3 K				B SL 80 F CH 80 F FF 90 B FF 91 X CH 82 2-2 F9		C SL 86 X SL 81 0-1 2-3 F7		4	0	0	0	0	2	3
8 Gerardo Parra, L (1, 7) OBP: 0.360, SLG: 0.482	C SL 85 F SL 92 F SL 85 S CH 83 1-3 K	F CH 84 F FF 92 B SL 86 S CH 84 1-3 K				X SL 83 0-0 27 G1-4-3 1B		C SI 95 F SL 85 F FF 97 F FF 97 F FF 97 B FF 96 F SL 88 F FF 96 X FF 96 1-2 3-H 2B		4	0	2	1	0	2	2
27 Trevor Story, R (1, 6) OBP: 0.309, SLG: 0.446		C FF 89 B SI 89 F SL 82 B FF 90 F FF 92 F FF 91 B CH 83 F FF 91 F CH 81 4-2 48 SH2-3 20 1B 19 2B BB		X SI 88 0-0 20 CS 1B		S FF 92 1 SAFE F FF 91 F CH 83 X CH 84 0-2 G1-4-3 1-2f		F FF 96 F SL 85 B SL 86 B FF 97 S FF 96 2-3 K		3	1	1	0	1	1	2
20 Ian Desmond, R (1, 3) OBP: 0.322, SLG: 0.368		X SI 91 0-0 48 SH2-3 19 2B 1-2 1B		1 SAFE F SL 82 B SI 91 B SI 92 D CH 82 1 SAFE S FF 92 B CH 84 4-2 48 FC5-4 1-2 BB			X FF 90 0-0 21 G5-4-3 1B		C SI 95 B SI 95 S SI 94 B FC 92 X SI 96 2-2 G5-3	3	1	2	0	1	0	0
21 Jonathan Lucroy, R (1, 2) OBP: 0.324, SLG: 0.348		C SL 83 F FF 91 F FF 91 C FF 93 0-3 K		X SI 92 0-0 F9			B SL 81 B SL 81 1 SAFE F SI 89 1 SAFE B SI 90 X FF 89 3-1 G5-4-3 1-2f		C SI 97 X SI 96 0-1 G6-3	4	0	0	0	0	1	4
48 Germán Márquez, R (1, 1) OBP: 0.190, SLG: 0.238 7 Raimel Tapia, L (7, PH) OBP: 0.335, SLG: 0.426 54 Carlos Estévez, R (7, 1) 38 Mike Dunn, L (7, 1) 37 Pat Neshek, S (8, 1) 12 Mark Reynolds, R (9, PH) OBP: 0.351, SLG: 0.490 3 Mike Tauchman, L (9, PR) OBP: 0.375, SLG: 0.211 52 Chris Rusin, L (9, 1) OBP: 0.333, SLG: 0.333		X SL 83 0-0 SH2-3 1-2 2-3		F FF 91 X SL 85 0-1 FC5-4 1-2f		B FF 90 B FF 90 F SL 81 X FF 90 2-1 1B		F SI 96 B SI 96 C SI 96 B FC 94 X SI 96 2-2 19 S 1B	1	0	0	0	0	0	1
										1	0	1	0	0	0	0
										0	0	0	0	0	0	0
										0	0	0	0	0	0	0
										0	0	0	0	0	0	0
										1	0	1	0	0	0	0
										0	0	0	0	0	0	0
										0	0	0	0	0	0	0

	AB	32
	R	3
	H	10
	RBI	3
	BB	5
	SO	7
	LOB	17

Inning Stats	1	2	3	4	5	6	7	8	9
	R: 0 E: 0 K: 3 S: 14	R: 2 E: 0 K: 1 S: 20	R: 0 E: 0 K: 2 S: 9	R: 0 E: 0 K: 0 S: 6	R: 0 E: 0 K: 0 S: 9	R: 0 E: 0 K: 0 S: 8	R: 0 E: 0 K: 0 S: 6	R: 1 E: 0 K: 1 S: 18	R: 0 E: 0 K: 0 S: 10
	H: 1 LOB: 2 BB: 1 P: 24	H: 2 LOB: 1 BB: 1 P: 26	H: 0 LOB: 0 BB: 0 P: 11	H: 1 LOB: 1 BB: 1 P: 10	H: 0 LOB: 0 BB: 1 P: 14	H: 1 LOB: 0 BB: 0 P: 10	H: 2 LOB: 1 BB: 0 P: 12	H: 2 LOB: 1 BB: 0 P: 22	H: 1 LOB: 2 BB: 1 P: 18

1B: 7	SF: 0	WP: 0	PA: 38
2B: 3	SAC: 1	PB: 0	
3B: 0	DP: 3	SB: 1	
HR: 0	HBP: 0	CS: 1	

PITCHER		IP	WLS	BF	H	R	ER	SO	BB	IBB	HBP	BLK	WP	HR	S	P	ERA	WHIP
47 Johnny Cueto, R ERA: 4.49	(1, 1)	6.2		27	7	2	2	6	4	0	0	0	0	0	71	105	2.70	1.650
32 Steven Okert, L ERA: 6.04	(7, 1)	0.1	H	1	0	0	0	0	0	0	0	0	0	0	1	2	0.00	0.000
60 Hunter Strickland, R ERA: 2.86	(8, 1)	1.0	B	5	2	1	1	1	0	0	0	0	0	0	18	22	9.00	2.000
49 Sam Dyson, R ERA: 5.61	(9, 1)	1.0	W	5	1	0	0	0	0	1	0	0	0	0	10	18	0.00	1.000

PITCHER		IP	WLS	BF	H	R	ER	SO	BB	IBB	HBP	BLK	WP	HR	S	P	ERA	WHIP

Colorado Rockies @ San Francisco Giants

AT&T Park, San Francisco, CA

Tue Sep 19 2017, 7:18 PM - 10:12 PM PDT

Att. 40,686 - Clear - 67 F

livebaseballscorecards.com

BOTTOM

Batter	1	2	3	4	5	6	7	8	9	AB	R	H	RBI	BB	SO	LOB
8 Hunter Pence, R (1, 9) OBP: 0.313, SLG: 0.384	C FF 97 B KC 84 F SI 95 S KC 84 1-3 ① K		S KC 83 S FF 95 F FF 97 B KC 85 B KC 86 X FF 96 2-2 ① G6-3		B FF 95 C KC 82 B FF 96 B FF 96 X FF 95 3-1 1-H HR		B SL 90 X FF 97 1-0 ② L8		B CH 85 C CH 83 X CH 83 1-1 ① SF9 3-H	4	1	1	3	0	1	0
12 Joe Panik, L (1, 4) OBP: 0.348, SLG: 0.421	B FF 96 B SI 96 B CH 89 B FF 97 4-0 BB		B FF 95 X SI 95 1-0 ② G6-3		C KC 81 X KC 82 0-1 ① F7		C SI 92 X SI 92 0-1 ③ G4-3			3	0	0	0	1	0	0
2 Denard Span, L (1, 8) OBP: 0.322, SLG: 0.423	C FF 96 B FF 97 C KC 82 B FF 97 X KC 82 2-2 ② P5		X SI 96 0-0 ③ G4-3		B KC 82 C KC 79 F KC 81 B FF 98 X KC 82 2-2 28 S 35 1B 1B			C SI 89 C SL 84 F SL 85 B SL 86 F SL 84 F SI 92 S CH 66 1-3 ① K		4	0	1	0	0	1	1
28 Buster Posey, R (1, 2) OBP: 0.398, SLG: 0.457	B SI 96 X FF 96 1-0 ③ F9			B KC 80 F SI 94 X SI 95 1-1 35 G5-6-3 48 1B 1B	B SI 94 1 SAFE B KC 82 F FF 95 1 SAFE B SI 96 F FF 96 X SI 96 3-2 ② G5-3 1-2			X SI 90 0-0 35 G4-3 2B		4	1	2	0	0	0	2
35 Brandon Crawford, L (1, 6) OBP: 0.297, SLG: 0.395		C FF 95 B KC 81 S KC 81 X FF 97 1-2 48 1B 1B		B FF 95 D CH 87 S SI 94 C KC 80 D KC 83 X SI 94 3-2 ① G5-6-3 1-2	C KC 81 X KC 80 0-1 ③ 2-H 1B			B SL 84 C SL 85 C SI 90 X SL 85 1-2 ② G4-3 2-3		4	0	2	0	0	0	2
6 Jarrett Parker, L (1, 7) OBP: 0.283, SLG: 0.417		F FF 94 C KC 80 F KC 83 F FF 96 S KC 84 0-3 ① K		C KC 82 F SI 96 S KC 85 0-3 ② K		B KC 80 F FF 94 X FF 94 1-1 ① G3-1		S SL 84 X SL 84 0-1 ③ F8		4	0	0	0	0	2	3
48 Pablo Sandoval, S (1, 3) OBP: 0.256, SLG: 0.326 46 Orlando Calixte, R (9, PR) OBP: 0.217, SLG: 0.195		X SI 94 0-0 1-2 1B		B FF 97 X SI 96 1-0 2-H 1B		F KC 82 X CH 87 0-1 ② G4-3			F CH 84 X CH 85 0-1 37 1B 63 1B 8 SF9 1B	4 0	0 1	3 0	1 0	0 0	0 0	0 0
63 Ryder Jones, L (1, 5) OBP: 0.257, SLG: 0.298		C SI 96 S FF 96 S KC 84 0-3 ② K		F SI 95 C KC 83 F KC 84 S KC 83 0-3 ③ K		F CH 85 X FF 96 0-1 ③ G4-3			1 SAFE X FC 89 0-0 37 1B 1-2 1B	4	0	1	0	0	2	3
47 Johnny Cueto, R (1, 1) OBP: 0.118, SLG: 0.098 32 Steven Okert, L (7, 1) 51 Mac Williamson, R (7, PH) OBP: 0.250, SLG: 0.339 60 Hunter Strickland, R (8, 1) 49 Sam Dyson, R (9, 1) 37 Kelby Tomlinson, R (9, PH) OBP: 0.350, SLG: 0.328		S SI 95 X SI 96 0-1 ③ G1-3			B FF 93 X FF 94 1-0 8 HR 1B		S FF 97 C FF 99 F FF 99 B FF 93 C SL 91 1-3 ① K		2 SAFE F CH 85 X SI 92 0-1 1-2 2-3 1B	2 0 1 0 0 0 1	1 0 0 0 0 0 0	1 0 0 0 0 0 1	0 0 0 0 0 0 0	0 0 0 0 0 0 0	0 0 1 0 0 0 0	2 0 0 0 0 0 0

	AB	35
	R	4
	H	12
	RBI	4
	BB	1
	SO	7
	LOB	13

Inning Stats	1	2	3	4	5	6	7	8	9
	R: 0 E: 0 K: 1 S: 7 H: 0 LOB: 1 BB: 1 P: 15	R: 0 E: 0 K: 2 S: 14 H: 2 LOB: 2 BB: 0 P: 15	R: 0 E: 0 K: 0 S: 6 H: 0 LOB: 0 BB: 0 P: 9	R: 1 E: 0 K: 2 S: 13 H: 2 LOB: 1 BB: 0 P: 18	R: 2 E: 0 K: 0 S: 13 H: 4 LOB: 2 BB: 0 P: 22	R: 0 E: 0 K: 0 S: 6 H: 0 LOB: 0 BB: 0 P: 7	R: 0 E: 0 K: 1 S: 7 H: 0 LOB: 0 BB: 0 P: 9	R: 0 E: 0 K: 1 S: 12 H: 1 LOB: 1 BB: 0 P: 14	R: 1 E: 0 K: 0 S: 7 H: 3 LOB: 2 BB: 0 P: 8

PITCHER		IP	WLS	BF	H	R	ER	SO	BB	IBB	HBP	BLK	WP	HR	S	P	ERA	WHIP	PITCHER	IP	WLS	BF	H	R	ER	SO	BB	IBB	HBP	BLK	WP	HR	S	P	ERA	WHIP
48 Germán Márquez, R ERA: 4.41	(1, 1)	6.0		26	8	3	3	5	1	0	0	0	0	1	59	86	4.50	1.500																	
54 Carlos Estévez, R ERA: 6.35	(7, 1)	0.2		2	0	0	0	1	0	0	0	0	0	0	5	7	0.00	0.000																	
38 Mike Dunn, L ERA: 4.62	(7, 1)	0.1		1	0	0	0	0	0	0	0	0	0	0	2	2	0.00	0.000																	
37 Pat Neshek, R ERA: 1.66	(8, 1)	1.0		4	1	0	0	1	0	0	0	0	0	0	12	14	0.00	1.000																	
52 Chris Rusin, L ERA: 2.5	(9, 1)	0.1	L	4	3	1	1	0	0	0	0	0	0	0	7	8	27.00	9.000																	

1B: 10 2B: 1 3B: 0 HR: 1	SF: 1 SAC: 0 DP: 0 HBP: 0	WP: 0 PB: 0 SB: 1 CS: 0	PA: 37
---	---	---	---

Colorado Rockies @ San Francisco Giants

AT&T Park, San Francisco, CA

Wed Sep 20 2017, 12:46 PM - 3:38 PM PDT

Att. 39,775 - Cloudy - 70 F

TOP

livebaseballscorecards.com

Batter	1	2	3	4	5	6	7	8	9	AB	R	H	RBI	BB	SO	LOB
19 Charlie Blackmon, L (1, 8) OBP: 0.398, SLG: 0.606	B FF 90 X FF 91 1-0 ① G3		C FF 92 B FF 93 X FF 93 1-1 ② G4-3 2-3		X KC 82 0-0 1-2 1B		B SI 94 B SI 93 F SI 93 X SI 93 2-1 ② FC4-6 1-2f 2-3			4	0	1	0	0	0	3
9 DJ LeMahieu, R (1, 4) OBP: 0.380, SLG: 0.420	C FF 89 X CH 83 0-1 28 FC6-4 1B	B FF 94 C FF 94 C FC 91 B FC 93 F FF 95 B FC 92 F FC 93 B KC 82 4-2 BB			C FC 86 B FC 90 C KC 82 B FF 93 F KC 82 B FC 90 F FF 93 C FC 91 3-3 ② K		C SL 84 C SI 93 B SL 86 S FF 94 1-3 ③ K			3	0	1	0	1	2	4
28 Nolan Arenado, R (1, 5) OBP: 0.367, SLG: 0.579	D KC 82 X FF 92 1-0 ② FC6-4 1-2f		F FC 91 S FF 95 F FF 95 X FF 94 0-2 ③ L8		C KC 81 C FC 90 B FF 94 X FF 94 1-2 ③ P6			B FF 95 B FF 96 X FF 95 2-0 ① G5-3		4	0	0	0	0	0	5
27 Trevor Story, R (1, 6) OBP: 0.306, SLG: 0.442	F FF 93 C FF 93 X KC 82 0-2 ③ F7			B FF 93 B CH 82 X FF 94 2-0 ① L9		C KC 80 B FF 93 F FC 90 C FF 94 1-3 ① K		B FF 95 F SL 86 S SL 85 F SL 85 S SL 85 1-3 K		4	0	0	0	0	2	1
20 Ian Desmond, R (1, 7) OBP: 0.321, SLG: 0.364		B FF 92 F FF 92 S FC 90 C FC 91 1-3 ① K		B FF 91 F FC 89 S KC 81 F FF 93 B FC 89 F FC 89 F FF 94 B KC 79 B FC 89 4-2 BB		X FC 89 0-0 ② G5-3		B FF 95 X FF 95 1-0 ② F9		3	0	0	0	1	1	1
8 Gerardo Parra, L (1, 9) OBP: 0.357, SLG: 0.477		C KC 82 B FF 92 C FF 94 X FF 94 1-2 ② G4-3		S FF 92 1 SAFE B FC 88 X FF 93 1-1 ② F8		C FC 88 B KC 81 F KC 81 F FF 95 C FF 94 1-3 ③ K		X FF 95 0-0 ③ F8		4	0	0	0	0	1	2
12 Mark Reynolds, R (1, 3) OBP: 0.350, SLG: 0.488		C KC 82 B FF 91 F FF 94 B KC 83 F FC 91 X FC 91 2-2 ③ L9		B FF 94 1 SAFE F FF 93 B FC 90 C KC 82 S KC 82 2-3 ③ K			F FC 88 S CH 81 X FF 93 0-2 19 FC4-6 21 1B 1B		C FF 96 S FC 93 S FC 85 0-3 ① K	4	0	1	0	0	2	1
21 Jonathan Lucroy, R (1, 2) OBP: 0.327, SLG: 0.353			B FF 90 X FF 89 1-0 19 G4-3 32 SH2-4 1B		B FF 93 C FF 93 X CH 85 1-1 19 1B 1B		B FC 87 B FC 89 B FF 92 C FF 92 C FF 91 X FF 92 3-2 19 FC4-6 1-2 1B		B SI 96 B FF 95 C SI 95 X SI 96 2-1 ② G1-3	4	0	3	0	0	0	0
32 Tyler Chatwood, R (1, 1) OBP: 0.179, SLG: 0.184 4 Pat Valaika, R (7, PH) OBP: 0.278, SLG: 0.517 45 Scott Oberg, R (7, 1) 38 Mike Dunn, L (7, 1) 54 Carlos Estévez, R (7, 1) 60 Zac Rosscup, R (8, 1) 0 Adam Ottavino, S (8, 1) 7 Raimel Tapia, L (9, PH) OBP: 0.333, SLG: 0.423			X FF 90 0-0 ① SH2-4 1-2		L FF 91 L KC 82 1 SAFE T KC 82 0-2 ① K		C SI 97 B SI 92 F SI 92 B FF 92 F FF 94 F SL 84 S SI 93 2-3 ① K		B FF 97 X FF 95 1-0 ③ P6	1 1 0 0 0 0 0 0 1	0 0 0 0 0 0 0 0 0	0 0 0 0 0 0 0 0 0	0 0 0 0 0 0 0 0 0	1 1 0 0 0 0 0 0 0	1 2 0 0 0 0 0 0 0	1 2 0 0 0 0 0 0 0
Inning Stats	R: 0 E: 0 K: 0 S: 7 H: 1 LOB: 1 BB: 0 P: 9	R: 0 E: 0 K: 1 S: 10 H: 0 LOB: 0 BB: 0 P: 14	R: 0 E: 0 K: 0 S: 12 H: 1 LOB: 2 BB: 1 P: 18	R: 0 E: 0 K: 1 S: 11 H: 0 LOB: 1 BB: 1 P: 20	R: 0 E: 0 K: 2 S: 14 H: 2 LOB: 2 BB: 0 P: 19	R: 0 E: 0 K: 2 S: 8 H: 0 LOB: 0 BB: 0 P: 10	R: 0 E: 0 K: 2 S: 16 H: 2 LOB: 2 BB: 0 P: 24	R: 0 E: 0 K: 1 S: 7 H: 0 LOB: 1 BB: 0 P: 11	R: 0 E: 0 K: 1 S: 6 H: 0 LOB: 0 BB: 0 P: 9	1B: 6 2B: 0 3B: 0 HR: 0	SF: 0 SAC: 1 DP: 0 HBP: 0		WP: 1 PB: 0 SB: 0 CS: 0	PA: 36			

	AB	33
	R	0
	H	6
	RBI	0
	BB	2
	SO	10
	LOB	20

PITCHER		IP	WLS	BF	H	R	ER	SO	BB	IBB	HBP	BLK	WP	HR	S	P	ERA	WHIP
45 Matt Moore, L ERA: 5.2	(1, 1)	6.0	W	26	6	0	0	6	2	0	0	0	0	0	68	99	0.00	1.333
32 Steven Okert, L ERA: 5.88	(7, 1)	0.2	H	2	0	0	0	1	0	0	0	0	0	0	7	11	0.00	0.000
62 Cory Gearrin, R ERA: 2.08	(7, 1)	0.1	H	1	0	0	0	1	0	0	0	0	0	0	3	4	0.00	0.000
60 Hunter Strickland, R ERA: 2.81	(8, 1)	1.0		4	0	0	0	1	0	0	0	0	1	0	7	11	0.00	0.000
49 Sam Dyson, R ERA: 5.5	(9, 1)	1.0		3	0	0	0	1	0	0	0	0	0	0	6	9	0.00	0.000

PITCHER		IP	WLS	BF	H	R	ER	SO	BB	IBB	HBP	BLK	WP	HR	S	P	ERA	WHIP

BOTTOM

Colorado Rockies @ San Francisco Giants

AT&T Park, San Francisco, CA

Wed Sep 20 2017, 12:46 PM - 3:38 PM PDT

Att. 39,775 - Cloudy - 70 F

livebaseballscorecards.com

Batter	1	2	3	4	5	6	7	8	9	AB	R	H	RBI	BB	SO	LOB
8 Hunter Pence, R (1, 9) OBP: 0.312, SLG: 0.381	C FF 93 B SI 93 F SI 93 B CU 77 X CU 76 2-2 ① G5-3	X SI 95 0-0 ③ FC4-6 1-2f			C FC 88 B FC 88 B FC 88 B FC 88 X FC 88 3-1 ① G6-3		B SL 85 B SL 86 S FF 97 F SL 86 B FF 97 B FF 98 4-2 12 WP 12 1B BB			3	1	0	0	1	0	2
12 Joe Panik, L (1, 4) OBP: 0.351, SLG: 0.430	B FF 93 X SI 93 1-0 2 SF7 3B		B FC 88 B SI 92 X SI 93 2-0 2 G3 28 SF8 2B		B SI 96 X CH 84 1-0 ② G1-3		1 SAFE S SL 86 B SI 92 F SL 86 B SI 92 X SL 86 2-2 2 WP 1-H 1B			4	2	3	1	0	0	0
2 Denard Span, L (1, 8) OBP: 0.321, SLG: 0.421	F SI 94 F FC 90 B SI 96 D CU 81 X FC 89 2-2 ② SF7 3-H		D FC 90 F SI 95 B FF 96 X SI 95 2-1 ① G3 2-3		B CU 78 X CH 85 1-0 ③ G4-3		B FF 92 D SL 86 B FF 91 C FF 92 F FF 93 B FF 92 4-2 2-3 BB			2	0	0	1	1	0	1
28 Buster Posey, R (1, 3) OBP: 0.397, SLG: 0.456	B FF 95 X SI 93 1-0 35 WP 1B		X SI 94 0-0 ② SF8 3-H			B FC 90 B FC 88 C SI 95 S FF 96 F FF 97 S SI 96 2-3 ① K	F SL 87 B SL 90 S FF 97 X FF 98 1-2 ③ L8			3	0	1	1	0	1	2
35 Brandon Crawford, L (1, 6) OBP: 0.299, SLG: 0.400	C SI 93 B FF 95 B SI 95 B SI 96 X SI 94 3-1 ③ G6-3 1-2		X FC 90 0-0 HR			C CH 86 B CH 86 B CH 85 B SI 96 B SI 96 4-1 BB		C SI 94 F SL 86 B SL 88 S SI 95 2-3 ① K		3	1	1	1	1	1	1
48 Pablo Sandoval, S (1, 5) OBP: 0.260, SLG: 0.338 46 Orlando Calixte, R (8, PR) OBP: 0.217, SLG: 0.195 49 Sam Dyson, R (9, 1)		F SI 93 F FF 94 B CU 80 B CU 81 F FF 95 X CU 82 2-2 6 G4-3 2B	S FF 96 X SI 95 0-1 ③ G1-3			F SI 96 F SI 96 1 SAFE B FF 97 S FF 96 1-3 ② K		B CH 88 F SI 94 B SI 94 C SL 86 F SL 87 X SL 87 2-2 5 BB 2B		4 0 0	0 0 0	2 0 0	0 0 0	0 0 0	1 0 0	1 0 0
6 Jarrett Parker, L (1, 7) OBP: 0.277, SLG: 0.408 66 Gorkys Hernández, R (8, PH) OBP: 0.321, SLG: 0.316 (9, 7)	B SI 95 D SI 95 X SI 95 2-0 ① G4-3 2-3		S SI 92 S SI 94 B CU 82 B FF 96 S CU 78 2-3 ① K			B SI 96 B SI 96 X SI 96 2-0 ③ F7		B ST 81 B FF 94 B FF 94 C FF 95 B FF 94 4-1 37 L6-4 5 BB BB		3 0	0 0	0 0	0 0	0 1	1 0	2 0
5 Nick Hundley, R (1, 2) OBP: 0.274, SLG: 0.424	F SI 95 X SI 95 0-1 ② G6-3		X SI 94 0-0 ② G5-3			F FF 97 S SL 88 B SL 86 B FF 96 S SL 88 2-3 ① K		B FF 94 B FF 95 C B FF 95 D FF 94 4-1 1-2 2-3 BB		3	0	0	0	1	1	1
45 Matt Moore, L (1, 1) OBP: 0.183, SLG: 0.128 32 Steven Okert, L (7, 1) 62 Cory Gearrin, R (7, 1) 63 Ryder Jones, L (7, PH) OBP: 0.255, SLG: 0.295 60 Hunter Strickland, R (8, 1) 37 Kelby Tomlinson, R (8, PH) OBP: 0.348, SLG: 0.326 (9, 5)	B SI 94 B SI 96 B FF 94 B FF 94 4-0 8 FC4-6 BB		B FF 94 F FF 95 F FF 94 C CU 74 1-3 ③ K			B X FF 97 1-0 ② G3		B ST 80 C ST 80 B ST 81 X ST 80 2-1 ②③ L6-4 2-3		1 0 0 1 0 1	0 0 0 0 0 0	0 0 0 0 0 0	0 0 0 0 0 0	1 0 0 0 0 0	1 0 0 0 0 3	0 0 0 0 0 0
Inning Stats	R: 1 E: 0 K: 0 S: 10 H: 2 LOB: 1 BB: 0 P: 19	R: 0 E: 0 K: 0 S: 8 H: 1 LOB: 2 BB: 1 P: 16	R: 2 E: 0 K: 0 S: 7 H: 2 LOB: 0 BB: 0 P: 11	R: 0 E: 0 K: 2 S: 7 H: 0 LOB: 0 BB: 0 P: 10	R: 0 E: 0 K: 0 S: 4 H: 0 LOB: 0 BB: 0 P: 9	R: 0 E: 0 K: 2 S: 9 H: 0 LOB: 1 BB: 1 P: 18	R: 1 E: 0 K: 1 S: 14 H: 1 LOB: 2 BB: 2 P: 28	R: 0 E: 0 K: 1 S: 11 H: 1 LOB: 2 BB: 2 P: 25		1B: 2 2B: 4 3B: 1 HR: 1 SF: 2 SAC: 0 DP: 1 HBP: 0				WP: 3 PB: 0 SB: 0 CS: 0 PA: 36		

PITCHER		IP	WLS	BF	H	R	ER	SO	BB	IBB	HBP	BLK	WP	HR	S	P	ERA	WHIP
32 Tyler Chatwood, R ERA: 4.56	(1, 1)	6.0	L	25	5	3	3	4	2	0	0	0	1	1	45	83	4.50	1.167
45 Scott Oberg, R ERA: 4.94	(7, 1)	0.2		3	0	1	1	1	1	0	0	0	0	0	6	13	13.50	1.500
38 Mike Dunn, L ERA: 4.62	(7, 1)	0.0		2	1	0	0	0	1	0	0	0	2	0	5	11	∞	∞
54 Carlos Estévez, R ERA: 6.28	(7, 1)	0.1		1	0	0	0	0	0	0	0	0	0	0	3	4	0.00	0.000
60 Zac Rosscup, L ERA: 4.7	(8, 1)	0.1		2	1	0	0	1	0	0	0	0	0	0	7	11	0.00	3.000

PITCHER		IP	WLS	BF	H	R	ER	SO	BB	IBB	HBP	BLK	WP	HR	S	P	ERA	WHIP
0 Adam Ottavino, R ERA: 5.33	(8, 1)	0.2		3	0	0	0	0	2	0	0	0	0	0	4	14	0.00	3.000

AB	28
R	4
H	7
RBI	4
BB	6
SO	6
LOB	13

San Francisco Giants @ Los Angeles Dodgers

Dodger Stadium, Los Angeles, CA

Fri Sep 22 2017, 7:11 PM - 10:06 PM PDT

Att. 51,159 - Clear - 65 F

TOP

livebaseballscorecards.com

Batter	1	2	3	4	5	6	7	8	9	AB	R	H	RBI	BB	SO	LOB
66 Gorkys Hernández, R (1, 8) OBP: 0.323, SLG: 0.316 63 Ryder Jones, L (9, PH) OBP: 0.253, SLG: 0.293	C FF 91 B FF 90 X FF 89 1-1 12 S 28 1B 1B		F FF 89 C FF 90 S FF 89 0-3 ① K	C FF 90 C CU 75 S FF 90 0-3 ② K	B CH 87 S CH 85 B CH 86 B SI 94 F SI 93 B SI 94 4-2 1-2 BB		B FC 92 S FC 93 S FC 94 C FC 94 1-3 ③ K		3 1 1 0 1 2 0 1 0 0 0 0 1 0						
12 Joe Panik, L (1, 4) OBP: 0.353, SLG: 0.430	B FF 89 F FF 89 1 SAFE B CU 74 C FF 90 B ST 77 F FF 89 F CU 74 X FF 89 3-2 ① P6 1-2		B FF 90 B FF 90 F FF 89 H FF 87 3-1 HBP	B CU 75 B CU 76 F FF 89 B ST 72 F ST 72 X ST 72 3-2 1B	C SI 94 X SI 94 0-1 ③ G5-3				3 0 1 0 0 0 3						
28 Buster Posey, R (1, 3) OBP: 0.396, SLG: 0.454	B FF 89 X FF 90 1-0 35 1B 2-H 1B		B FF 89 C CU 73 X FF 88 1-1 ② L7	B FF 89 C FF 89 X FF 89 1-1 ③ F8			C FF 96 F KC 81 B KC 82 X FF 96 1-2 ① F9		4 0 1 1 0 0 2						
8 Hunter Pence, R (1, 9) OBP: 0.310, SLG: 0.378	S FF 90 B FF 90 C FF 90 S FF 90 1-3 ② K		B FF 89 S FF 89 F FF 89 1 SAFE X FF 89 1-2 ③ L9			X FF 88 0-0 ① P6		B KC 80 X FF 95 1-0 ② P3	4 0 0 0 0 1 2						
35 Brandon Crawford, L (1, 6) OBP: 0.302, SLG: 0.402	T CU 74 F FF 90 1 SAFE X FF 89 0-2 1-3 1B			B CU 73 B CU 75 C FF 88 B CU 73 C FF 88 B CU 74 4-2 5 1B BB		B CU 75 C FF 89 B FF 90 C CU 73 S ST 73 2-3 ② K		F FF 96 X CH 83 0-1 1B	3 0 2 0 1 1 0						
5 Nick Hundley, R (1, 2) OBP: 0.274, SLG: 0.422	C FF 90 B ST 78 X FF 90 1-1 ③ F9			S FF 88 B FF 88 C CU 73 F CU 74 B FF 89 F FF 89 B FF 89 F CU 74 X CU 73 3-2 51 G5-4-3 1-2 1B		S FF 89 C FF 90 S CU 75 0-3 ③ K		X FF 96 0-0 ③ L4	4 0 1 0 0 1 3						
48 Pablo Sandoval, S (1, 5) OBP: 0.260, SLG: 0.349		F FF 89 F CU 74 B FF 89 C FF 90 1-3 ① K		F CU 73 B CU 74 F FF 88 X FF 88 1-2 ① L8			C SI 93 B SI 93 F SI 94 B CH 87 X SI 94 2-2 ① F8		B FC 93 X FC 92 1-0 HR	4 1 1 1 0 1 2						
51 Mac Williamson, R (1, 7) OBP: 0.254, SLG: 0.339 2 Denard Span, L (9, PH) OBP: 0.320, SLG: 0.420		B FF 90 S FF 90 B FF 90 F FF 90 S CU 74 2-3 ② K		C CU 74 X CU 75 0-1 ②③ G5-4-3 1-2f			B SI 94 B CH 87 S CH 86 S SI 94 F CH 85 F SI 94 B SI 94 X SI 94 3-2 66 BB 1B		C FC 92 B SI 94 B FC 91 C FC 92 C SL 83 2-3 ① K	3 0 1 0 0 1 2 1 0 0 0 0 1 0						
29 Jeff Samardzija, R (1, 1) OBP: 0.097, SLG: 0.177 61 Josh Osich, L (5, 1) 37 Kelby Tomlinson, R (7, PH) OBP: 0.346, SLG: 0.324 54 Reyes Moronta, R (7, 1) 64 Derek Law, R (8, 1) 6 Jarrett Parker, L (9, PH) OBP: 0.276, SLG: 0.405		C FF 90 B FF 90 S FF 90 S FF 90 1-3 ③ K			S FF 88 C FF 89 S FF 89 0-3 ① K		F SI 94 F SI 95 B SI 94 F SI 93 B SI 94 S CH 86 2-3 ② K		C FC 93 B SL 80 F FC 93 F FC 94 C FC 94 1-3 ② K	2 0 0 0 0 2 0 0 0 0 0 0 0 0 1 0 0 0 0 1 1 0 0 0 0 0 0 0 0 0 0 0 0 0 0 1 0 0 0 0 1 0						

Inning Stats									
	R: 1 E: 0 K: 1 S: 16	H: 3 LOB: 2 BB: 0 P: 23	R: 0 E: 0 K: 3 S: 9	H: 0 LOB: 0 BB: 0 P: 13	R: 0 E: 0 K: 1 S: 9	H: 0 LOB: 1 BB: 0 P: 14	R: 0 E: 0 K: 0 S: 13	H: 1 LOB: 1 BB: 1 P: 21	R: 0 E: 0 K: 2 S: 12	H: 1 LOB: 1 BB: 0 P: 16
	R: 0 E: 0 K: 2 S: 7	H: 0 LOB: 0 BB: 0 P: 9	R: 0 E: 0 K: 1 S: 16	H: 1 LOB: 2 BB: 1 P: 27	R: 0 E: 0 K: 0 S: 7	H: 1 LOB: 1 BB: 0 P: 9	R: 1 E: 0 K: 3 S: 11	H: 1 LOB: 0 BB: 0 P: 16	1B: 7 2B: 0 3B: 0 HR: 1	SF: 0 SAC: 0 DP: 1 HBP: 1

	WP: 0	PA: 37
	PB: 0	
	SB: 1	
	CS: 0	

	AB	34
	R	2
	H	8
	RBI	2
	BB	2
	SO	13
	LOB	15

PITCHER		IP	WLS	BF	H	R	ER	SO	BB	IBB	HBP	BLK	WP	HR	S	P	ERA	WHIP
44 Rich Hill, L ERA: 3.5	(1, 1)	6.0	W	24	5	1	1	9	1	0	1	0	0	0	66	96	1.50	1.000
33 Tony Watson, L ERA: 3.48	(7, 1)	1.0	H	5	1	0	0	1	1	0	0	0	0	0	16	27	0.00	2.000
46 Josh Fields, R ERA: 2.95	(8, 1)	1.0	H	4	1	0	0	0	0	0	0	0	0	0	7	9	0.00	1.000
74 Kenley Jansen, R ERA: 1.36	(9, 1)	1.0	S	4	1	1	1	3	0	0	0	0	0	1	11	16	9.00	1.000

PITCHER	IP	WLS	BF	H	R	ER	SO	BB	IBB	HBP	BLK	WP	HR	S	P	ERA	WHIP

Batter	1	2	3	4	5	6	7	8	9	AB	R	H	RBI	BB	SO	LOB
3 Chris Taylor, R (1, 8) OBP: 0.358, SLG: 0.505	C FF 93 B FF 92 F SI 92 B KC 80 F KC 80 C SI 95 2-3 K ①	B KC 81 C FC 92 B FF 94 S KC 81 B FC 92 X SI 96 3-2 FC6-5 5 E 5 S 35 HR 2-3 ②	F FF 94 S KC 80 B KC 82 B KC 80 F KC 81 B FF 97 F SI 97 F FC 94 F SI 96 3-2 X SI 97 F9 ①	X SL 80 0-0 F8 ①	F 94 B CU 75 F CH 84 X FF 96 1-2 G4-3 ①		4	1	0	0	0	1	1
5 Corey Seager, L (1, 6) OBP: 0.377, SLG: 0.477	B SI 92 S KC 84 B SL 83 X FC 92 2-1 P5 ②	1 SAFE D SL 85 S SL 85 F SL 85 1 SAFE D SL 84 B SL 86 D SL 89 4-2 35 HR 1-3 BB	T SL 88 X FF 94 0-1 6 WP 35 BB 1B	C FF 98 B SL 86 F SL 82 B FF 96 X FF 96 2-2 G3 ②			3	1	1	0	1	0	0
35 Cody Bellinger, L (1, 3) OBP: 0.357, SLG: 0.601	S KC 81 S SL 84 B KC 81 F FF 94 F SL 85 C SI 97 1-3 K ③	B FF 94 F FC 93 B SL 86 X SL 88 2-1 1-H 3-H HR	D KC 83 B FF 94 B SL 89 B FF 95 4-0 6 WP 1-2 BB	B SL 82 C SL 80 B FF 95 X FF 96 2-1 F8 ③			3	1	1	3	1	1	0
6 Curtis Granderson, L (1, 9) OBP: 0.320, SLG: 0.446 74 Kenley Jansen, S (9, 1) OBP: 0.500, SLG: 0.750	C FF 92 B KC 80 F KC 80 F SL 86 B SL 83 S FF 96 2-3 K ①	B SI 95 C SL 88 H FC 93 2-1 HBP	S FC 90 B FC 90 B SL 78 S SL 79 S SL 81 2-3 K ② 1-2 2-3							3 0	0 0	0 0	0 0	0 0	2 0	2 0
16 Andre Ethier, L (1, 7) OBP: 0.345, SLG: 0.556 14 Enrique Hernández, R (5, PH) OBP: 0.302, SLG: 0.418 (6, 7)	B SL 90 T SL 84 F SL 91 F SL 85 B SI 97 T SL 85 2-2 K ②	B KC 83 B KC 82 F FF 95 X SL 88 2-1 L4 ③	B SL 78 F SL 80 D SL 80 C FF 96 F FF 96 B FC 91 B FC 90 4-2 BB		B SL 87 X SL 87 1-0 G5-3 ②		2 1	0 0	0 0	0 0	0 1	1 0	1 0
9 Yasmani Grandal, S (1, 2) OBP: 0.303, SLG: 0.445	C FF 93 B FF 94 C KC 82 B KC 84 X FF 96 2-2 F8 ③	B KC 79 C FF 94 F FC 92 B SI 94 X FF 93 2-2 F9 ①	B FF 96 C FF 96 D FF 97 B FF 96 F FC 91 C FC 91 3-3 K ③		B CU 76 B CU 76 B CH 86 C FF 95 X FF 95 3-1 G3-1 ③		4	0	0	0	0	1	3
26 Chase Utley, L (1, 4) OBP: 0.317, SLG: 0.400	B SI 91 C SL 87 S FF 93 X FF 94 1-2 F7 ①	B SL 84 B SL 87 C SL 86 X FF 94 2-1 F8 ②	C FF 96 C SL 82 B FC 90 B SL 82 S SL 81 2-3 K ①				3	0	0	0	0	1	0
11 Logan Forsythe, R (1, 5) OBP: 0.355, SLG: 0.320	B SL 91 X SI 93 1-0 44 2B 2B	B KC 78 B FF 93 C SI 95 B FF 94 S SL 88 X SL 89 3-2 1B	B FF 96 C FC 90 S SL 82 F FF 96 X SL 82 1-2 L7 ②				3	1	2	0	0	0	0
44 Rich Hill, L (1, 1) OBP: 0.133, SLG: 0.119 37 Charlie Culberson, R (6, PH) OBP: 0.143, SLG: 0.143 33 Tony Watson, L (7, 1) 46 Josh Fields, R (8, 1) 66 Yasiel Puig, R (9, 9) OBP: 0.342, SLG: 0.478	X FF 93 0-0 3 FC6-5 2-H 2B	S FF 95 X FF 93 0-1 G1-3 ③	B SL 80 T FC 90 F SL 82 B FF 96 B FF 96 S FC 90 3-3 K ③				2 1 0 0 0	0 0 0 0 0	1 0 0 0 0	1 0 0 0 0	0 1 0 0 0	0 0 0 0 0	1 0 0 0 0
Inning Stats	R: 0 E: 0 K: 2 S: 11 H: 0 LOB: 0 BB: 0 P: 16	R: 0 E: 0 K: 2 S: 11 H: 0 LOB: 0 BB: 0 P: 17	R: 4 E: 0 K: 0 S: 15 H: 3 LOB: 1 BB: 1 P: 30	R: 0 E: 0 K: 0 S: 10 H: 1 LOB: 1 BB: 0 P: 17	R: 0 E: 0 K: 2 S: 18 H: 1 LOB: 3 BB: 2 P: 34	R: 0 E: 0 K: 2 S: 10 H: 0 LOB: 0 BB: 0 P: 16	R: 0 E: 0 K: 0 S: 6 H: 0 LOB: 0 BB: 0 P: 10	R: 0 E: 0 K: 0 S: 6 H: 0 LOB: 0 BB: 0 P: 11		1B: 2 2B: 2 3B: 0 HR: 1	SF: 0 SAC: 0 DP: 0 HBP: 1		WP: 1 PB: 0 SB: 1 CS: 0	PA: 33	

BOTTOM

San Francisco Giants @ Los Angeles Dodgers

Dodger Stadium, Los Angeles, CA

Fri Sep 22 2017, 7:11 PM - 10:06 PM PDT

Att. 51,159 - Clear - 65 F

livebaseballscorecards.com

AB	29
R	4
H	5
RBI	4
BB	3
SO	8
LOB	8

PITCHER		IP	WLS	BF	H	R	ER	SO	BB	IBB	HBP	BLK	WP	HR	S	P	ERA	WHIP
29 Jeff Samardzija, R ERA: 4.51	(1, 1)	4.1	L	21	5	4	4	4	2	0	1	0	0	1	56	96	8.31	1.615
61 Josh Osich, L ERA: 6.31	(5, 1)	1.2		6	0	0	0	4	1	0	0	0	1	0	19	34	0.00	0.600
54 Reyes Moronta, R ERA: 1.93	(7, 1)	1.0		3	0	0	0	0	0	0	0	0	0	0	6	10	0.00	0.000
64 Derek Law, R ERA: 5.25	(8, 1)	1.0		3	0	0	0	0	0	0	0	0	0	0	6	11	0.00	0.000

PITCHER	IP	WLS	BF	H	R	ER	SO	BB	IBB	HBP	BLK	WP	HR	S	P	ERA	WHIP

TOP

San Francisco Giants @ Los Angeles Dodgers
Dodger Stadium, Los Angeles, CA
Sat Sep 23 2017, 6:10 PM - 9:02 PM PDT
Att. 51,093 - Partly Cloudy - 69 F

livebaseballscorecards.com

Batter	1	2	3	4	5	6	7	8	9	AB	R	H	RBI	BB	SO	LOB
66 Gorkys Hernández, R (1, 7) OBP: 0.330, SLG: 0.329	X FF 89 0-0 12 SH3-4 28 1B 2B	B FF 92 B CH 82 S FC 87 X FC 88 2-1 ③ FC6-4 1-2f			C FC 91 S CU 80 B CU 79 B SL 86 X FC 91 2-2 12 G4-3 12 S 2 1B 1B		C FF 98 B CH 88 X FF 96 1-1 2B		B FF 94 F FF 96 F FF 95 B CH 88 F FF 94 F FF 96 B CH 89 B FF 95 4-2 BB	4	2	3	0	1	0	2
12 Joe Panik, L (1, 4) OBP: 0.350, SLG: 0.426	X CU 71 0-0 ① SH3-4 2-3		C CH 80 X CU 73 0-1 ① G1-3		C FF 92 F FF 93 1 SAFE D CU 83 1 SAFE B FC 91 F CU 81 X SI 93 2-2 ② G4-3 1-3		F FF 97 F CH 88 B SI 96 X CH 88 1-2 ③ G5-3		1 SAFE B FF 95 C FF 95 T FF 94 1 SAFE B FF 96 B FF 95 X FF 95 3-2 ③ F7	4	0	0	0	0	0	3
2 Denard Span, L (1, 8) OBP: 0.324, SLG: 0.423	B CU 73 C FF 92 F FF 91 B CH 82 D CH 83 X FF 93 3-2 ② G3		X FF 94 0-0 1B		B CU 81 C FF 93 F FC 91 X SL 88 1-2 28 S 3-H 1B			X FF 98 0-0 8 BB 28 1B 1B		4	0	3	1	0	0	1
28 Buster Posey, R (1, 2) OBP: 0.397, SLG: 0.455	F FF 92 B CU 74 X SI 90 1-1 3-H 1B		C SL 89 1 SAFE C FF 92 1 SAFE B FF 92 B KC 81 S KC 82 2-3 ② K		B FC 91 F CU 82 B FF 93 X FF 92 2-1 ③ F7 1-2			X FF 98 0-0 8 BB 1-2 1B		4	0	2	1	0	1	2
8 Hunter Pence, R (1, 9) OBP: 0.309, SLG: 0.376	C FF 91 B FF 91 C FC 87 B CH 83 X FF 92 2-2 ③ G4-3		1 SAFE C FF 93 X SL 91 0-1 ③ G1-3			X SI 91 0-0 ① P6		B FF 99 C FC 91 S FC 92 B FC 94 F FF 98 B FC 94 B FF 98 4-2 37 G6-3 1-2 2-3 BB		3	0	0	0	1	0	2
35 Brandon Crawford, L (1, 6) OBP: 0.301, SLG: 0.401		X CU 71 0-0 40 E 1B		B FF 92 X FF 92 1-0 ① L9		C FF 93 F CU 81 B SL 86 B FF 93 F CU 81 X SL 86 2-2 ② P6		F KC 83 B KC 83 F FF 99 S KC 86 1-3 ① K		4	0	1	0	0	1	3
37 Kelby Tomlinson, R (1, 5) OBP: 0.340, SLG: 0.317		B FF 90 C CH 81 X FF 90 1-1 ① F8		X FF 93 0-0 ② G5-3		C CU 80 C CU 80 S CU 82 0-3 ③ K		C KC 83 F FF 98 X KC 85 0-2 ②③ G6-3 1-2f		4	0	0	0	0	1	4
63 Ryder Jones, L (1, 3) OBP: 0.247, SLG: 0.285		B FF 91 F CU 72 F CH 81 B FF 91 1 SAFE F SL 79 C SL 78 2-3 ② K		F SI 92 B CU 80 F CU 80 S SL 86 1-3 ③ K			F FF 94 B CH 86 F FF 96 F FF 96 B CH 89 X FF 97 2-2 ① F8		S FF 95 S FF 95 B FF 94 X SL 84 1-2 ① F9	4	0	0	0	0	2	1
40 Madison Bumgarner, R (1, 1) OBP: 0.250, SLG: 0.471 60 Hunter Strickland, R (8, 1) 43 Tim Federowicz, R (9, PH) OBP: 0.222, SLG: 0.500 49 Sam Dyson, R (9, 1)		B CH 81 B FF 91 F FF 91 X CH 82 2-1 E5 66 FC6-4 1-3			S CU 78 X SL 84 0-1 ① G5-3		B FF 97 S SL 87 X FF 97 1-1 ② G4-3		C FF 95 X FF 95 0-1 ② F8	3 0 1 0	0 0 0 0	0 0 0 0	0 0 0 0	0 0 0 0	0 0 0 0	1 0 0 0
Inning Stats	R: 1 E: 0 K: 0 S: 10 H: 2 LOB: 1 BB: 0 P: 16	R: 0 E: 1 K: 1 S: 11 H: 1 LOB: 2 BB: 0 P: 18	R: 0 E: 0 K: 1 S: 8 H: 1 LOB: 1 BB: 0 P: 10	R: 0 E: 0 K: 1 S: 5 H: 0 LOB: 0 BB: 0 P: 7	R: 1 E: 0 K: 0 S: 14 H: 2 LOB: 1 BB: 0 P: 21	R: 0 E: 0 K: 1 S: 8 H: 0 LOB: 0 BB: 0 P: 10	R: 0 E: 0 K: 0 S: 11 H: 1 LOB: 1 BB: 0 P: 16	R: 0 E: 0 K: 1 S: 11 H: 2 LOB: 2 BB: 1 P: 16	R: 0 E: 0 K: 0 S: 12 H: 0 LOB: 1 BB: 1 P: 20	1B: 7 2B: 2 3B: 0 HR: 0 SF: 0 SAC: 1 DP: 1 HBP: 0						WP: 0 PB: 0 SB: 2 CS: 0 PA: 38	

	AB	35
	R	2
	H	9
	RBI	2
	BB	2
	SO	5
	LOB	19

PITCHER		IP	WLS	BF	H	R	ER	SO	BB	IBB	HBP	BLK	WP	HR	S	P	ERA	WHIP
99 Hyun Jin Ryu, L (ERA: 3.47)	(1, 1)	2.1	L	11	3	1	1	1	0	0	0	0	0	0	23	36	3.86	1.286
68 Ross Stripling, R (ERA: 3.91)	(3, 1)	0.2		3	1	0	0	1	0	0	0	0	0	0	6	8	0.00	1.500
38 Brandon McCarthy, R (ERA: 3.81)	(4, 1)	3.0		11	2	1	1	2	0	0	0	0	0	0	27	38	3.00	0.667
52 Pedro Báez, R (ERA: 3.12)	(7, 1)	1.0		4	1	0	0	0	0	0	0	0	0	0	11	16	0.00	1.000
64 Walker Buehler, R (ERA: 8.53)	(8, 1)	1.0		5	2	0	0	1	1	0	0	0	0	0	11	16	0.00	3.000

PITCHER		IP	WLS	BF	H	R	ER	SO	BB	IBB	HBP	BLK	WP	HR	S	P	ERA	WHIP
54 Tony Cingrani, L (ERA: 4.35)	(9, 1)	1.0		4	0	0	0	0	1	0	0	0	0	0	12	20	0.00	1.000

Batter	1	2	3	4	5	6	7	8	9	AB	R	H	RBI	BB	SO	LOB
3 Chris Taylor, R (1, 8) OBP: 0.358, SLG: 0.502	B FF 91 C FF 92 B FF 91 B FC 87 B FC 87 4-1 14 G4-6-3 BB		S FC 86 X FF 92 0-1 ③ L8			C CH 84 S FC 87 B FC 87 S CU 77 1-3 ③ K		B FF 98 C FF 99 S FF 98 F FF 99 F SI 87 F FF 97 B FF 98 X FF 98 2-2 ③ L9		3	0	0	0	1	1	2
5 Corey Seager, L (1, 6) OBP: 0.374, SLG: 0.474	B FC 86 S FC 87 S CU 76 F FF 92 S FC 86 1-3 ① K			F CU 78 F FC 86 S FF 92 0-3 ① K			S FC 86 S FF 92 B FC 88 F FF 93 X CU 79 1-2 ① L4		F SI 96 B CH 89 C SI 96 F CH 90 F FC 94 X SI 98 1-2 ① G4-3	4	0	0	0	0	2	1
14 Enrique Hernández, R (1, 7) OBP: 0.302, SLG: 0.420 6 Curtis Granderson, L (9, PH) OBP: 0.321, SLG: 0.447	X FC 85 0-0 ②③ G4-6-3 1-2f			C CU 77 B CU 77 F CU 76 B FF 93 B FC 87 X FF 93 3-2 ② P4			C FC 87 B CU 77 X FC 87 1-1 66 G6-3 2B		B CH 89 C CH 89 B SI 94 C CH 88 X CH 91 2-2 66 FC5-4 1B	3 1	0 0	1 1	0 0	0 0	0 0	1 0
66 Yasiel Puig, R (1, 9) OBP: 0.339, SLG: 0.474		C FF 92 B FF 92 F FF 92 X FC 88 1-2 ① G5-3		C FF 92 B FF 92 B FC 87 B FF 93 X FC 87 3-1 ③ F7			F FF 93 B FC 88 X FF 93 1-1 ② G6-3 2-3		1 SAFE 1 SAFE B SI 94 X SI 96 1-0 ② FC5-4 26 CS 1-2f	4	0	0	0	0	0	2
11 Logan Forsythe, R (1, 5) OBP: 0.353, SLG: 0.317 26 Chase Utley, L (9, PH) OBP: 0.317, SLG: 0.400		B FF 92 C CU 78 B FF 92 C FC 87 F CU 77 F CU 77 S FF 94 2-3 ② K			B FF 91 X FC 87 1-0 ① F7		D FC 88 C FC 86 B FF 92 B FF 92 X FC 86 3-1 ③ F9		B SI 96 C SI 96 1-1 ③ CS 1-2	3 0	0 0	0 0	0 0	0 0	1 0	1 0
15 Austin Barnes, R (1, 2) OBP: 0.407, SLG: 0.471		C FC 86 X CU 77 0-1 ③ G6-3			C FC 86 B FF 92 B FC 87 X FC 87 2-1 ② P6			C FC 87 B FF 92 F FC 87 F FC 86 X FF 92 1-2 HR		3	1	1	1	0	0	0
65 Kyle Farmer, R (1, 3) OBP: 0.333, SLG: 0.400 54 Tony Cingrani, L (9, 1)			C FF 92 S FC 86 X FF 92 0-2 37 G4-6-3 1B		C FC 86 X CU 78 0-1 ③ G5-3			B CU 77 X FC 86 1-0 ① G6-3		3 0	0 0	1 0	0 0	0 0	0 0	0 0
37 Charlie Culberson, R (1, 4) OBP: 0.200, SLG: 0.300			C FC 84 X CU 74 0-1 ①② G4-6-3 1-2f		B FF 91 C FC 87 B FC 86 X FC 86 2-1 ① L8			B CU 78 C FC 85 B FF 92 B FC 85 F FC 86 X FC 87 3-2 35 F9 2B		3	0	1	0	0	0	1
99 Hyun Jin Ryu, R 68 Ross Stripling, R 67 O'Koyea Dickson, R 38 Brandon McCarthy, R 47 Trayce Thompson, R 52 Pedro Báez, R 64 Walker Buehler, R 35 Cody Bellinger, L			C FF 92 X CU 76 0-1 1B			C FF 92 B CU 77 F FF 92 C FC 88 1-3 ② K		B FF 92 F FF 92 X FF 92 1-1 ② F9 2-3		0 0 1 0 1 0 0 1	0 0 0 0 0 0 0 0	0 0 1 0 0 0 0 0	0 0 0 0 0 0 0 0	0 0 0 0 1 0 0 1	0 0 0 0 0 0 0 0	0 0 0 0 0 0 0 1
Inning Stats	R: 0 E: 0 K: 1 S: 6 H: 0 LOB: 0 BB: 1 P: 11	R: 0 E: 0 K: 1 S: 10 H: 0 LOB: 0 BB: 0 P: 13	R: 0 E: 0 K: 0 S: 9 H: 2 LOB: 1 BB: 0 P: 9	R: 0 E: 0 K: 1 S: 8 H: 0 LOB: 0 BB: 0 P: 14	R: 0 E: 0 K: 0 S: 5 H: 0 LOB: 0 BB: 0 P: 8	R: 0 E: 0 K: 2 S: 8 H: 0 LOB: 0 BB: 0 P: 12	R: 0 E: 0 K: 0 S: 10 H: 1 LOB: 1 BB: 0 P: 16	R: 1 E: 0 K: 0 S: 16 H: 2 LOB: 1 BB: 0 P: 24	R: 0 E: 0 K: 0 S: 10 H: 1 LOB: 0 BB: 0 P: 15	1B: 3 2B: 2 3B: 0 HR: 1	SF: 0 SAC: 0 DP: 2 HBP: 0			WP: 0 PB: 0 SB: 0 CS: 1	PA: 32	

PITCHER	IP	WLS	BF	H	R	ER	SO	BB	IBB	HBP	BLK	WP	HR	S	P	ERA	WHIP
40 Madison Bumgarner, L (1, 1) ERA: 3.32	7.2	W	27	5	1	1	5	1	0	0	0	0	1	66	99	1.17	0.783
60 Hunter Strickland, R (8, 1) ERA: 2.79	0.1	H	1	0	0	0	0	0	0	0	0	0	0	6	8	0.00	0.000
49 Sam Dyson, R (9, 1) ERA: 5.4	1.0	S	3	1	0	0	0	0	0	0	0	0	0	10	15	0.00	1.000

PITCHER	IP	WLS	BF	H	R	ER	SO	BB	IBB	HBP	BLK	WP	HR	S	P	ERA	WHIP

BOTTOM

San Francisco Giants @ Los Angeles Dodgers
Dodger Stadium, Los Angeles, CA
Sat Sep 23 2017, 6:10 PM - 9:02 PM PDT
Att. 51,093 - Partly Cloudy - 69 F

livebaseballscorecards.com

AB	30
R	1
H	6
RBI	1
BB	1
SO	5
LOB	9

Batter	1	2	3	4	5	6	7	8	9	AB	R	H	RBI	BB	SO	LOB
66 Gorkys Hernández, R (1, 8) OBP: 0.329, SLG: 0.331	T FF 92 X FF 92 0-1 F8		C FF 94 D SL 90 S SL 88 B SL 90 F FF 93 F CU 73 D CU 74 S FF 93 3-3 K			C SL 89 B CU 74 X FF 92 1-1 37 FC6-5 2B		C CU 73 S CH 86 B SL 90 B SL 89 S SL 89 2-3 K		4	0	1	0	0	2	1
37 Kelby Tomlinson, R (1, 4) OBP: 0.335, SLG: 0.312 2 Denard Span, L (9, PH) OBP: 0.323, SLG: 0.422	C FF 93 B CU 75 B CU 73 S FF 94 X SL 90 2-2 F9			C FF 92 F CH 87 B CU 75 S CU 75 1-3 K		C FF 92 F CU 74 X SL 88 0-2 FC6-5 28 G6-4-3 2-3			C FF 98 F FF 99 C FF 100 0-3 K	3 1	0 0	0 0	0 0	0 0	1 1	1 0
28 Buster Posey, R (1, 3) OBP: 0.394, SLG: 0.451	F FF 94 C FF 93 S SL 90 0-3 K			B FF 93 X FF 94 1-0 G6-3		1 SAFE B CU 74 S SL 90 D SL 90 S SL 90 1 SAFE F FF 93 D CU 74 X SL 90 3-2 G6-4-3 1-2f			X FF 99 0-0 G5-3	4	0	0	0	0	1	1
8 Hunter Pence, R (1, 9) OBP: 0.313, SLG: 0.379		C FF 91 B FF 92 B SL 89 F FF 93 X CU 75 2-2 35 G4-6-3 1B		B FF 93 C FF 93 F FF 94 B SL 90 X SL 89 2-2 5 1B 1B			F SL 87 B CH 86 X FF 92 1-1 5 G4-3 1B		C FF 99 B FF 99 F SL 90 C FF 100 1-3 K	4	0	3	0	0	1	0
5 Nick Hundley, R (1, 2) OBP: 0.275, SLG: 0.421		F FF 93 C CU 73 F SL 90 S SL 91 0-3 K		X FF 93 0-0 1-2 1B			F SL 88 F CU 74 D SL 90 X SL 90 1-2 G4-3 1-2f			3	0	1	0	0	1	2
35 Brandon Crawford, L (1, 6) OBP: 0.300, SLG: 0.398		X CU 74 0-0 G4-6-3 1-2f		C FF 94 S SL 89 X SL 89 0-2 L9			B SL 88 F SL 87 M FF 92 X SL 90 1-2 F7			3	0	0	0	0	0	3
48 Pablo Sandoval, S (1, 5) OBP: 0.257, SLG: 0.345			F FF 92 X SL 90 0-1 G6-3		F FF 92 X FF 92 0-1 F8			F FF 92 S FF 92 C CU 73 0-3 K		3	0	0	0	0	1	0
51 Mac Williamson, R (1, 7) OBP: 0.288, SLG: 0.419			F FF 93 B FF 92 B FF 92 S SL 90 X SL 90 2-2 34 SH3-4 1B		F SL 89 C CU 74 X FF 93 0-2 43 G6-4-3 1B			X FF 92 0-0 HR		3	1	3	1	0	0	0
34 Chris Stratton, R (1, 1) OBP: 0.091, SLG: 0.091 43 Tim Federowicz, R (5, PH) OBP: 0.200, SLG: 0.444 50 Ty Blach, R (5, 1) OBP: 0.286, SLG: 0.341 46 Orlando Calixte, R (8, PH) OBP: 0.213, SLG: 0.190 59 Kyle Crick, L (8, 1) 32 Steven Okert, L (8, 1)			X FF 93 0-0 SH3-4 1-2		X FF 93 0-0 G6-4-3 1-2f			S FF 93 B SL 89 X FF 92 1-1 G5-3		0 1 0 1 0 0	0 0 0 0 0 0	0 0 0 0 0 0	0 0 0 0 0 0	0 0 0 0 0 0	0 1 0 0 0 0	0 1 0 0 0 0
Inning Stats	R: 0 E: 0 K: 1 S: 8 H: 0 LOB: 0 BB: 0 P: 10	R: 0 E: 0 K: 1 S: 8 H: 1 LOB: 0 BB: 0 P: 10	R: 0 E: 0 K: 1 S: 11 H: 1 LOB: 1 BB: 0 P: 16	R: 0 E: 0 K: 1 S: 11 H: 2 LOB: 2 BB: 0 P: 15	R: 0 E: 0 K: 0 S: 6 H: 1 LOB: 0 BB: 0 P: 6	R: 0 E: 0 K: 0 S: 9 H: 1 LOB: 0 BB: 0 P: 13	R: 0 E: 0 K: 0 S: 8 H: 1 LOB: 0 BB: 0 P: 11	R: 1 E: 0 K: 2 S: 9 H: 1 LOB: 0 BB: 0 P: 12	R: 0 E: 0 K: 2 S: 7 H: 0 LOB: 0 BB: 0 P: 8	1B: 6 2B: 1 3B: 0 HR: 1	SF: 0 SAC: 1 DP: 4 HBP: 0					

PITCHER	IP	WLS	BF	H	R	ER	SO	BB	IBB	HBP	BLK	WP	HR	S	P	ERA	WHIP
22 Clayton Kershaw, L (1, 1) ERA: 2.21	8.0	W	28	8	1	1	6	0	0	0	0	0	1	70	93	1.12	1.000
17 Brandon Morrow, R (9, 1) ERA: 2.11	1.0	S	3	0	0	0	2	0	0	0	0	0	0	7	8	0.00	0.000

PITCHER	IP	WLS	BF	H	R	ER	SO	BB	IBB	HBP	BLK	WP	HR	S	P	ERA	WHIP

TOP

San Francisco Giants @ Los Angeles Dodgers
Dodger Stadium, Los Angeles, CA
Sun Sep 24 2017, 1:10 PM - 3:44 PM PDT
Att. 46,774 - Sunny - 85 F

livebaseballscorecards.com

AB	30
R	1
H	8
RBI	1
BB	0
SO	8
LOB	9

1B: 6	SF: 0	WP: 0	PA: 31
2B: 1	SAC: 1	PB: 0	
3B: 0	DP: 4	SB: 0	
HR: 1	HBP: 0	CS: 0	

BOTTOM

San Francisco Giants @ Los Angeles Dodgers
Dodger Stadium, Los Angeles, CA
Sun Sep 24 2017, 1:10 PM - 3:44 PM PDT
Att. 46,774 - Sunny - 85 F

livebaseballscorecards.com

Batter	1	2	3	4	5	6	7	8	9	AB	R	H	RBI	BB	SO	LOB
3 Chris Taylor, R (1, 8) OBP: 0.355, SLG: 0.498	C FF 92 F CU 76 X CU 78 0-2 ① G3-1		C CH 84 X FF 90 0-1 ① L8	C FF 91 B CU 80 B CU 77 B FC 92 X FF 91 3-1 ③ F 2-3			C SI 90 B CH 80 S CH 80 F CH 80 F CH 81 X SI 91 1-2 ① FC3-6 1-2f			4	0	0	0	0	0	2
5 Corey Seager, L (1, 6) OBP: 0.372, SLG: 0.470	B SI 92 B SL 85 F SI 92 B FF 94 F FF 94 F FF 94 C FF 93 3-3 ② K		B SI 92 S FF 91 X CU 78 1-1 ② F7		B CH 81 S CH 81 B SI 91 X SI 91 2-1 ① G6-3		B SI 90 1 SAFE C SI 89 X SI 90 1-1 ② F7			4	0	0	0	0	1	1
35 Cody Bellinger, L (1, 3) OBP: 0.356, SLG: 0.599	B FF 93 B FF 93 S FF 94 S CU 79 B FF 93 X FF 93 3-2 ③ L8		B FC 93 C SL 83 B FC 93 F FC 93 B CU 78 F FF 92 X FF 92 3-2 2B		B SI 92 F SI 91 C CH 82 X SI 93 1-2 ② F7		C CH 80 X SI 90 0-1 ③ P6			4	0	1	0	0	0	1
6 Curtis Granderson, L (1, 9) OBP: 0.320, SLG: 0.445		C CU 77 B FF 91 C CU 78 B CU 80 F FF 93 X SL 87 2-2 11 2B 9 SF7 1B	C FC 92 B FC 93 C FF 92 S FC 92 1-3 ③ K		B CH 81 B SI 90 F SI 90 X SI 91 2-1 ③ G4-3			C CH 86 B FF 95 F FF 95 B FC 96 F FC 96 B SL 83 F FC 96 X FF 95 3-2 ① G3-1		4	1	1	0	0	1	1
11 Logan Forsythe, R (1, 5) OBP: 0.352, SLG: 0.319		C FF 93 B FC 92 1 SAFE X FF 92 1-1 9 SF7 1-3 2B		C FC 90 B SL 85 S SL 83 B CU 78 B FF 90 X FF 92 3-2 ① F9		B SI 89 C SI 89 B SL 77 X SI 90 2-1 ① L1		C SL 80 S SL 79 B SL 80 F FF 95 F FF 95 B SL 81 F SL 79 X FC 95 2-2 ② F8		4	0	1	0	0	0	0
26 Chase Utley, L (1, 4) OBP: 0.318, SLG: 0.401 14 Enrique Hernández, R (6, PH) OBP: 0.301, SLG: 0.419 (7, 4) 16 Andre Ethier, L (8, PH) OBP: 0.345, SLG: 0.556 65 Kyle Farmer, R (8, PH) OBP: 0.313, SLG: 0.375 37 Charlie Culberson, R (9, 4) OBP: 0.200, SLG: 0.300		X FC 93 0-0 ① L3		B FF 92 B CH 85 B FC 90 C FF 90 S CH 85 X CH 84 3-2 9 HR 1B		C CU 77 B SI 88 F CU 78 B SI 91 X CH 81 2-2 ② L7		C CU 74 B SI 93 X CU 75 1-1 ③ L5		2 1 0 1 0	1 0 0 0 0	1 0 0 0 0	0 0 0 0 0	0 0 0 0 0	0 0 0 0 0	2 0 0 0 0
9 Yasmani Grandal, S (1, 2) OBP: 0.305, SLG: 0.454		B FC 93 C CU 78 X FF 92 1-1 ② SF7 2-3 3-H		X FF 91 0-0 1-H HR		C CH 80 B SI 90 B SI 90 F SI 90 B SI 92 D SL 79 4-2 31 1B BB				1	1	1	3	1	0	0
31 Joc Pederson, L (1, 7) OBP: 0.330, SLG: 0.402		B CU 78 C FC 91 S FF 92 F FF 93 B CU 79 B FF 93 F FF 93 B SL 86 4-2 22 S BB		B CH 84 B SL 84 C FF 92 B CU 77 B FF 92 4-1 3 WP 22 SH1-3 BB		B SI 90 C SI 90 B SI 90 T SI 90 X SI 91 2-2 ③ 1-3 1B				1	0	1	0	2	0	0
22 Clayton Kershaw, L (1, 1) OBP: 0.245, SLG: 0.204 17 Brandon Morrow, R (9, 1)		C FF 93 F FC 92 B CU 79 B FF 93 X FF 93 2-2 ③ G5-3 1-2		1 SAFE F FF 91 L CH 85 X CH 84 0-2 ② SH1-3 1-2			B CH 79 B SI 89 C SI 89 X SI 88 2-1 3 FC3-6 1B			2 0	0 0	1 0	0 0	0 0	0 0	2 0
Inning Stats	R: 0 E: 0 K: 1 S: 10 H: 0 LOB: 0 BB: 0 P: 16	R: 1 E: 0 K: 0 S: 16 H: 2 LOB: 2 BB: 1 P: 26	R: 0 E: 0 K: 1 S: 11 H: 1 LOB: 1 BB: 0 P: 16	R: 2 E: 0 K: 0 S: 13 H: 2 LOB: 1 BB: 1 P: 26	R: 0 E: 0 K: 0 S: 7 H: 0 LOB: 0 BB: 0 P: 12	R: 0 E: 0 K: 0 S: 10 H: 1 LOB: 2 BB: 1 P: 20	R: 0 E: 0 K: 0 S: 11 H: 1 LOB: 1 BB: 0 P: 15	R: 0 E: 0 K: 0 S: 13 H: 0 LOB: 0 BB: 0 P: 19		1B: 4 2B: 2 3B: 0 HR: 1	SF: 1 SAC: 1 DP: 0 HBP: 0		WP: 1 PB: 0 SB: 1 CS: 0	PA: 33	

	AB	28
	R	3
	H	7
	RBI	3
	BB	3
	SO	2
	LOB	9

PITCHER		IP	WLS	BF	H	R	ER	SO	BB	IBB	HBP	BLK	WP	HR	S	P	ERA	WHIP
34 Chris Stratton, R ERA: 4.15	(1, 1)	4.0	L	19	5	3	3	2	2	0	0	0	1	1	50	84	6.75	1.750
50 Ty Blach, L ERA: 4.84	(5, 1)	3.0		11	2	0	0	0	1	0	0	0	0	0	28	47	0.00	1.000
59 Kyle Crick, R ERA: 3.26	(8, 1)	0.2		2	0	0	0	0	0	0	0	0	0	0	11	16	0.00	0.000
32 Steven Okert, L ERA: 5.81	(8, 1)	0.1		1	0	0	0	0	0	0	0	0	0	0	2	3	0.00	0.000

PITCHER	IP	WLS	BF	H	R	ER	SO	BB	IBB	HBP	BLK	WP	HR	S	P	ERA	WHIP

Batter	1	2	3	4	5	6	7	8	9	AB	R	H	RBI	BB	SO	LOB
8 Hunter Pence, R (1, 9) OBP: 0.314, SLG: 0.385	B KC 81 X FF 89 1-0 12 G3 12 WP 1B		C SI 92 B FF 89 C KC 83 F KC 83 X KC 83 1-2 ① L4	C SI 88 C KC 82 F FF 89 B KC 83 B KC 83 X FC 90 2-2 HR		S FF 97 B CU 85 B FF 98 F FF 98 F CU 86 S FF 98 2-3 ② K		F FF 95 B FS 87 B FF 94 X SL 88 2-1 FC1 12 SF9-4-6-5 1-3 3-H		5	1	2	1	0	1	1
12 Joe Panik, L (1, 4) OBP: 0.347, SLG: 0.423	C SI 93 B SI 92 C KC 81 B KC 84 B FC 90 X KC 84 3-2 ① G3 1-3		C CH 83 X SI 92 0-1 ② G4-3	X SI 89 0-0 ③ G6-3		C FF 98 X FF 98 0-1 ③ G5-3		B FF 96 B FF 94 C FF 95 X SL 86 2-1 ②③ SF9-4-6-5 2-3 3-H		4	0	0	1	0	0	1
2 Denard Span, L (1, 8) OBP: 0.322, SLG: 0.419	C KC 83 S FF 90 S KC 82 0-3 ② K2-3		F SI 92 B KC 82 B KC 81 B KC 82 X SI 92 3-1 ③ L8		X SI 90 0-0 28 E 48 E 1B		X FF 97 0-0 ① G6-3		C SI 92 X SI 92 0-1 ① G4-3	5	1	1	0	0	1	1
28 Buster Posey, R (1, 3) OBP: 0.396, SLG: 0.451	C KC 83 S KC 83 X SI 93 0-2 ③ G6-3			X SI 90 0-0 35 BB 6 2B 1B	F KC 81 1 SAFE C KC 81 D KC 81 D KC 83 B SI 92 D SI 91 4-2 48 E 1-3 BB		C FF 97 X FF 97 0-1 35 G6-4-3 1B		C SI 93 B SL 82 F SI 93 B SL 82 B SI 93 F SI 92 X SI 92 3-2 ② F8	4	1	2	0	1	0	1
35 Brandon Crawford, L (1, 6) OBP: 0.301, SLG: 0.397		B SI 90 B SI 90 B SI 92 C FF 90 F KC 83 X FF 91 3-2 48 G4-6-3 1B		B SI 91 B SI 90 B FC 89 C FF 90 B SI 92 4-1 6 2B 5 HR 1-2 BB	S KC 81 F KC 82 S KC 84 0-3 ① K		C FF 97 B FF 96 B FF 96 X FF 94 2-1 ②③ G6-4-3 1-2f		B SI 93 C SL 81 X SI 93 1-1 ③ G3	4	1	1	0	1	1	3
48 Pablo Sandoval, S (1, 5) OBP: 0.257, SLG: 0.340 37 Kelby Tomlinson, R (8, PR) OBP: 0.335, SLG: 0.312 (8, 5)		B SI 90 B SI 93 X FF 90 2-0 ①② G4-6-3 1-2f		S KC 80 F FC 90 D KC 82 S KC 82 1-3 ① K	B SI 91 B FC 89 X KC 83 2-0 E3 5 FC5-4 1-3 3-H			B SL 85 B FF 96 S FF 96 B FF 96 B FF 95 4-1 6 E 6 1B 5 1B BB		3 0	0 1	0 0	1 0	1 0	1 0	4 0
6 Jarrett Parker, L (1, 7) OBP: 0.288, SLG: 0.428		C KC 83 F SI 92 B KC 84 B KC 83 F KC 83 X CH 85 2-2 2B		D KC 81 X SI 91 1-0 5 HR 1-3 2-H 2B	C FF 93 D SL 83 F CH 85 S SL 84 1-3 ② K			F FF 95 X FF 96 0-1 E8 5 1B 8 E 1-3 1B		4	2	3	1	0	1	2
5 Nick Hundley, R (1, 2) OBP: 0.281, SLG: 0.434 43 Tim Federowicz, R (9, 2) OBP: 0.200, SLG: 0.444		D KC 83 B SI 93 2-0 IBB		F SI 92 X FF 91 0-1 2-H 3-H HR	B CH 85 C CH 83 X SL 84 1-1 ③ FC5-4 1-2f			B SL 89 D SL 87 C FF 95 B FF 94 S FF 96 F FF 96 X FF 96 3-2 8 E 12 SF9-4-6-5 1-3 3-H 1B		3 0	2 0	2 0	4 0	1 0	0 0	2 0
47 Johnny Cueto, R (1, 1) OBP: 0.109, SLG: 0.091 61 Josh Osich, L (7, 1) 64 Derek Law, R (7, 1) 51 Mac Williamson, R (8, PH) OBP: 0.284, SLG: 0.413 62 Cory Gearrin, R (8, 1) 56 Albert Suárez, R (9, 1)		C FC 89 S KC 82 S KC 84 0-3 ③ K		C FF 89 B FC 90 C KC 82 S KC 83 1-3 ② K		C FF 97 S FF 98 C FF 98 0-3 ① K		D SL 89 S SL 87 B FF 96 B FF 94 S SL 87 3-3 ① K		3 0 0 1 0 0	0 0 0 0 0 0	0 0 0 0 0 0	0 0 0 0 0 0	3 0 0 0 0 0	2 0 0 1 0 0	0 0 0 2 0 0
Inning Stats	R: 0 E: 0 K: 1 S: 10 H: 1 LOB: 1 BB: 0 P: 14	R: 0 E: 0 K: 1 S: 11 H: 2 LOB: 2 BB: 1 P: 20	R: 0 E: 0 K: 0 S: 8 H: 0 LOB: 0 BB: 0 P: 12	R: 5 E: 0 K: 2 S: 16 H: 4 LOB: 0 BB: 1 P: 25	R: 1 E: 2 K: 2 S: 12 H: 1 LOB: 2 BB: 1 P: 20	R: 0 E: 0 K: 2 S: 9 H: 0 LOB: 0 BB: 0 P: 11	R: 0 E: 0 K: 0 S: 5 H: 1 LOB: 0 BB: 0 P: 7	R: 3 E: 2 K: 1 S: 14 H: 2 LOB: 1 BB: 1 P: 28	R: 0 E: 0 K: 0 S: 8 H: 0 LOB: 0 BB: 0 P: 12	1B: 7 2B: 3 3B: 0 HR: 2	SF: 1 SAC: 0 DP: 3 HBP: 0	WP: 1 PB: 0 SB: 0 CS: 0	PA: 41			

PITCHER		IP	WLS	BF	H	R	ER	SO	BB	IBB	HBP	BLK	WP	HR	S	P	ERA	WHIP
52 Zack Godley, R ERA: 3.4	(1, 1)	4.1	L	24	8	6	5	5	2	1	0	0	1	2	52	84	10.38	2.308
61 Silvino Bracho, R ERA: 5.4	(5, 1)	0.2		2	0	0	0	1	0	0	0	0	0	0	5	7	0.00	0.000
50 Anthony Banda, L ERA: 6.35	(6, 1)	2.0		6	1	0	0	2	0	0	0	0	0	0	14	18	0.00	0.500
33 Jake Barrett, R ERA: 5.4	(8, 1)	1.0		6	2	3	1	1	1	0	0	0	0	0	14	28	9.00	3.000
30 T.J. McFarland, L ERA: 5.4	(9, 1)	1.0		3	0	0	0	0	0	0	0	0	0	0	8	12	0.00	0.000

PITCHER	IP	WLS	BF	H	R	ER	SO	BB	IBB	HBP	BLK	WP	HR	S	P	ERA	WHIP

TOP

San Francisco Giants @ Arizona Diamondbacks
Chase Field, Phoenix, AZ
Mon Sep 25 2017, 6:40 PM - 9:49 PM MST
Att. 22,813 - Clear - 84 F

livebaseballscorecards.com

AB	36
R	9
H	11
RBI	8
BB	4
SO	9
LOB	19

Batter	1	2	3	4	5	6	7	8	9	AB	R	H	RBI	BB	SO	LOB
5 Grégor Blanco, L (1, 7) OBP: 0.327, SLG: 0.352	B FF 88 C SL 81 S CH 80 B CH 82 B FF 90 B CH 80 4-2 27 2B BB		C SI 88 B SI 89 B SL 82 S FF 91 B SI 92 B SI 90 4-2 27 S 27 1B BB		C SL 79 F SI 91 F FF 92 B CH 83 B FF 92 X SI 93 2-2 ② P6			B SI 90 C SI 91 X SL 82 1-1 ① G3		2	2	0	0	2	0	0
45 Kristopher Negrón, R (1, 6) OBP: 0.261, SLG: 0.200	C SI 89 1 SAFE B SI 88 F SI 90 1 SAFE S CH 83 1-3 ① K		B SI 90 1 SAFE C SL 82 1 SAFE F SL 82 S SI 91 1-3 ② K		C SL 83 B FF 92 X SI 93 1-1 1B			C SL 83 B SI 90 X SI 90 1-1 ② G5-3		4	0	1	0	0	2	2
27 Brandon Drury, R (1, 4) OBP: 0.317, SLG: 0.451 50 Anthony Banda, L (6, 1) 33 Jake Barrett, R (8, 1) 4 Ketel Marte, S (8, PH) OBP: 0.339, SLG: 0.386 30 T.J. McFarland, L (9, 1) OBP: 0.200, SLG: 0.200	B SI 89 B SI 89 C SI 90 B SI 90 1 SAFE F SI 92 F FF 92 1 SAFE 1 SAFE 3-2 X CH 81 1-H 2B		D CH 83 C SI 92 B SI 91 X SI 91 2-1 1-H 1B		B SI 93 C SL 84 X SI 92 1-1 ③ L8			X CH 85 0-0 ③ G4-3		3 0 0 1 0	0 0 0 0 0	2 0 0 0 0	2 0 0 0 0	0 0 0 0 0	0 0 0 0 0	1 0 0 0 0
53 Christian Walker, R (1, 3) OBP: 0.364, SLG: 0.500	S FF 90 S SI 91 X SI 91 0-2 ② F9		S SI 90 H SI 90 1-1 HBP			B SL 81 C SL 82 S CH 80 S CH 82 1-3 ① K			C SI 95 B CU 78 B SI 95 S SI 96 B SI 96 B SI 96 4-2 9 FC6 14 1B BB	2	0	0	0	1	1	1
14 Rey Fuentes, L (1, 8) OBP: 0.283, SLG: 0.351	S SL 82 C SI 91 B SL 86 F SI 93 X CH 85 1-2 ③ L8		C SL 82 C SL 84 S SI 91 0-3 ③ K			B CH 81 X SI 91 1-0 9 G5-4-3 1B			S SL 84 B FF 95 B SI 94 B CH 86 X SI 94 3-1 9 FC6 1-2 1B	4	0	2	0	0	1	3
9 Adam Rosales, R (1, 5) OBP: 0.262, SLG: 0.357		S SL 81 C SL 80 F FF 90 S SL 83 0-3 ① K		C CH 86 L CH 79 B SL 83 B FF 90 F SL 81 B CH 82 F SI 92 X FF 93 3-2 ① F9		B CH 83 X SL 83 1-0 ②③ G5-4-3 1-2f			S SL 84 X SI 94 0-1 ① FC6 36 FC5-4 1-2f 2-3	4	0	0	0	0	1	3
41 Jeremy Hazelbaker, L (1, 9) OBP: 0.418, SLG: 0.521		C CH 80 F SI 90 X SL 83 0-2 36 L6-5 3B		F SL 82 B CH 83 S CH 82 S CH 84 1-3 ② K			B FC 91 X FF 97 1-0 36 G5-4-3 1B	B CH 85 B CH 85 F SI 94 S CH 86 D CU 77 C CH 86 3-3 ② K		4	0	2	0	0	2	2
36 John Ryan Murphy, R (1, 2)		B SI 92 F SI 90 C SI 90 B SI 92 B SI 93 X SI 93 3-2 ②③ L6-5 3-3		C FF 90 B CH 82 F SI 92 X FF 93 1-2 ③ F7			B CU 72 C FF 92 X FF 92 1-1 ①② G5-4-3 1-2f	C SL 83 B SL 84 X SI 94 1-1 ③ FC5-4 1-2f	4	0	0	0	0	0	4
52 Zack Godley, R (1, 1) OBP: 0.091, SLG: 0.048 61 Silvino Bracho, R (5, 1) 15 Ildemaro Vargas, S (5, PH) OBP: 0.111, SLG: 0.111 (6, 4)			B CH 86 C SL 81 C SL 80 F SL 83 S SL 82 1-3 ① K		C CH 76 C SL 81 B SL 82 S SI 92 1-3 ① K			B CU 75 B FF 94 X FF 94 2-0 ③ P3		1 0 2	0 0 0	0 0 0	0 0 0	0 0 0	1 0 1	0 0 0
Inning Stats	R: 1 E: 0 K: 1 S: 16 H: 1 LOB: 1 BB: 1 P: 25	R: 0 E: 0 K: 1 S: 10 H: 1 LOB: 0 BB: 0 P: 13	R: 1 E: 0 K: 3 S: 15 H: 1 LOB: 2 BB: 1 P: 24	R: 0 E: 0 K: 1 S: 11 H: 0 LOB: 0 BB: 0 P: 16	R: 0 E: 0 K: 1 S: 11 H: 1 LOB: 1 BB: 0 P: 16	R: 0 E: 0 K: 1 S: 5 H: 1 LOB: 0 BB: 0 P: 8	R: 0 E: 0 K: 0 S: 4 H: 1 LOB: 0 BB: 0 P: 8	R: 0 E: 0 K: 0 S: 5 H: 0 LOB: 0 BB: 0 P: 7	R: 0 E: 0 K: 1 S: 11 H: 1 LOB: 2 BB: 1 P: 22	1B: 5 2B: 2 3B: 1 HR: 0 SF: 0 SAC: 0 DP: 3 HBP: 1						

PITCHER	IP	WLS	BF	H	R	ER	SO	BB	IBB	HBP	BLK	WP	HR	S	P	ERA	WHIP
47 Johnny Cueto, R (1, 1) ERA: 4.43	6.0	W	24	5	2	2	8	2	0	1	0	0	0	68	102	3.00	1.167
61 Josh Osich, L (7, 1) ERA: 6.31	0.0		1	1	0	0	0	0	0	0	0	0	0	1	2	∞	∞
64 Derek Law, R (7, 1) ERA: 5.11	1.0		2	0	0	0	0	0	0	0	0	0	0	3	6	0.00	0.000
62 Cory Gearrin, R (8, 1) ERA: 2.05	1.0		3	0	0	0	0	0	0	0	0	0	0	5	7	0.00	0.000
56 Albert Suárez, R (9, 1) ERA: 5.4	1.0		5	1	0	0	1	1	0	0	0	0	0	11	22	0.00	2.000

PITCHER	IP	WLS	BF	H	R	ER	SO	BB	IBB	HBP	BLK	WP	HR	S	P	ERA	WHIP

BOTTOM

San Francisco Giants @ Arizona Diamondbacks

Chase Field, Phoenix, AZ

Mon Sep 25 2017, 6:40 PM - 9:49 PM MST

Att. 22,813 - Clear - 84 F

livebaseballscorecards.com

AB	31
R	2
H	7
RBI	2
BB	3
SO	9
LOB	16

WP: 0 PB: 0 SB: 1 CS: 0 PA: 35

TOP

San Francisco Giants @ Arizona Diamondbacks
Chase Field, Phoenix, AZ
Tue Sep 26 2017, 6:41 PM - 10:04 PM MST
Att. 27,487 - Partly Cloudy - 84 F

livebaseballscorecards.com

Batter	1	2	3	4	5	6	7	8	9	AB	R	H	RBI	BB	SO	LOB
8 Hunter Pence, R (1, 9) OBP: 0.317, SLG: 0.387	B KC 82 B FF 94 B FF 94 C FF 93 F FF 94 B KC 85 4-2 66 G6-4-3 12 1B BB	C FF 92 S KC 84 B FF 96 B SL 83 B FF 96 D KC 84 4-2 BB	B KC 82 X FF 94 1-0 1B	X SI 91 0-0 E9 66 1B 1-3 3-H 1B	C FF 96 B FF 98 B FF 96 S FF 97 X KC 82 2-2 ② G4-3	1	0	1	0	2	0	0
54 Reyes Moronta, R (6, 1)										0	0	0	0	0	0	0
48 Pablo Sandoval, S (7, PH) OBP: 0.259, SLG: 0.342										2	0	1	1	0	0	0
(7, 3)																
12 Joe Panik, L (1, 4) OBP: 0.346, SLG: 0.422	C FF 95 X KC 84 0-1 66 G6-4-3 1-2 1B	S SL 86 B FF 96 C FF 96 F FF 96 D SL 86 F FF 96 X FF 96 2-2 ③ F7	C FF 95 D SL 85 D SL 83 C FF 96 B FF 95 X SL 87 3-2 ③ G3	B SI 91 C SI 90 X SL 81 1-1 ② SF9 3-H	C FF 97 B KC 82 B KC 83 X FF 96 2-1 2B	3	0	1	1	0	0	2
61 Josh Osich, L (7, 1)										0	0	0	0	0	0	0
59 Kyle Crick, L (8, 1)										0	0	0	0	0	0	0
35 Brandon Crawford, L (9, PH) OBP: 0.302, SLG: 0.400										1	0	1	0	0	0	0
66 Gorkys Hernández, R (1, 8) OBP: 0.330, SLG: 0.330	B FF 94 F FF 95 S KC 84 D KC 84 D SL 87 X FF 94 3-2 ① ② G6-4-3 1-2f 2-3			C FF 92 C KC 82 B FF 94 X FF 95 1-2 ① G5-3	C FF 92 C CU 75 F FS 84 X FF 94 0-2 ① F9	X SI 92 0-0 1-2 1B	S FF 96 B FF 97 B FF 97 F FF 96 B FF 97 F FF 98 F FF 97 F FF 97 B KC 82 4-2 BB	4	0	1	0	1	0	2
28 Buster Posey, R (1, 3) OBP: 0.394, SLG: 0.449	F FF 95 B FF 95 X FF 95 1-1 ③ G6-3			B KC 82 B FF 94 B FF 92 C FF 93 F FF 94 S SL 86 3-3 ② K	B FF 94 F FC 87 B FC 88 B FS 85 X FF 94 3-1 1B	B SL 82 F SI 92 C SI 90 D SL 81 X SI 92 2-2 ③ G4-3	C SI 93 S CU 82 B SI 96 B FC 87 C FF 95 2-3 ③ K	2	0	0	0	0	1	1
63 Ryder Jones, L (4, 3) OBP: 0.248, SLG: 0.286										3	0	1	0	0	1	4
(7, 5)																
5 Nick Hundley, R (1, 2) OBP: 0.279, SLG: 0.431		B KC 81 C FF 93 S KC 82 C FF 95 1-3 ① K		B FF 95 X KC 82 1-0 G6-3	B FF 94 D FC 89 S FF 94 F FF 94 S FC 88 2-3 ② K		B KC 81 B FF 97 B FF 97 B FF 96 4-0 37 G4-6-3 51 1B BB		2	0	0	0	0	1	0
67 Roberto Gómez, R (4, 1)									0	0	0	0	0	0	0	0
6 Jarrett Parker, L (6, PH) OBP: 0.290, SLG: 0.425									1	0	0	0	1	1	1
(6, 9)																
51 Mac Williamson, R (1, 7) OBP: 0.282, SLG: 0.403		S KC 83 B SL 86 B FF 94 C FF 95 S FF 94 2-3 ② K			F KC 79 C FF 93 C FF 94 0-3 ① K	B SL 83 S SL 84 X FF 95 1-1 ③ F8		X FF 97 0-0 37 G4-6-3 1-2 1B	4	0	1	0	0	2	1
37 Kelby Tomlinson, R (1, 6) OBP: 0.333, SLG: 0.316		C FF 93 X SL 87 0-1 ③ G5-3			B KC 80 C FF 93 F FF 94 F FF 95 S FF 96 1-3 ② K		B SL 83 X FF 93 1-0 43 1B 48 1B 2B	F FF 97 C KC 82 X FF 98 0-2 ① ② G4-6-3 1-2f 2-3	4	1	1	0	0	1	2
(7, 4)																
46 Orlando Calixte, R (1, 5) OBP: 0.196, SLG: 0.174			C FF 92 X KC 81 0-1 ① G4-3		X KC 83 0-0 E4 43 HR		S SL 84 X SL 85 0-1 ① L7	C FF 98 F FF 97 F KC 82 B FF 98 F FF 98 F KC 82 X KC 84 1-2 ③ F9	4	1	0	0	0	0	2
(7, 6)																
45 Matt Moore, L (1, 1) OBP: 0.163, SLG: 0.128			C FF 92 X FF 94 0-1 ② G6-3		S FF 93 C KC 84 B FF 95 D SL 86 B FF 95 X FF 94 3-2 1-H HR		X SL 85 0-0 48 E 48 1B 12 SF9 2-3 1B		B FF 96 C FF 97 B KC 83 F FF 97 X KC 82 2-2 ① G5-3	0	0	0	0	0	0	0
56 Albert Suárez, R (2, 1)										1	0	0	0	0	0	0
43 Tim Federowicz, R (4, 2) OBP: 0.308, SLG: 0.750										3	2	2	2	0	0	0

Inning Stats										
	R: 0 E: 0 K: 0 S: 9	H: 1 LOB: 1 BB: 1 P: 17	R: 0 E: 0 K: 2 S: 8	H: 0 LOB: 0 BB: 0 P: 11	R: 0 E: 0 K: 0 S: 11	H: 0 LOB: 1 BB: 1 P: 17	R: 0 E: 0 K: 1 S: 7	H: 0 LOB: 0 BB: 0 P: 12	R: 2 E: 1 K: 2 S: 15	H: 2 LOB: 1 BB: 0 P: 23
	R: 0 E: 0 K: 1 S: 11	H: 1 LOB: 1 BB: 0 P: 17	R: 2 E: 1 K: 0 S: 11	H: 4 LOB: 2 BB: 0 P: 15	R: 0 E: 0 K: 0 S: 10	H: 1 LOB: 1 BB: 1 P: 15	R: 0 E: 0 K: 1 S: 16	H: 1 LOB: 2 BB: 1 P: 28	1B: 7 2B: 2 3B: 0 HR: 1	SF: 1 SAC: 0 DP: 2 HBP: 0

	AB	35
	R	4
	H	10
	RBI	4
	BB	4
	SO	7
	LOB	15

WP: 0 PB: 0 SB: 0 CS: 0 PA: 40

PITCHER		IP	WLS	BF	H	R	ER	SO	BB	IBB	HBP	BLK	WP	HR	S	P	ERA	WHIP
38 Robbie Ray, L ERA: 2.86	(1, 1)	5.0	W	20	3	2	0	5	2	0	0	0	0	1	50	80	0.00	1.000
29 Jorge De La Rosa, L ERA: 4.29	(6, 1)	0.2		3	1	0	0	1	0	0	0	0	0	0	9	14	0.00	1.500
61 Silvino Bracho, R ERA: 6.16	(6, 1)	0.2		4	2	2	2	0	0	0	0	0	0	0	6	8	27.00	3.000
30 T.J. McFarland, L ERA: 5.33	(7, 1)	0.2		4	2	0	0	0	0	0	0	0	0	0	7	10	0.00	3.000
25 Archie Bradley, R ERA: 1.38	(8, 1)	1.2		8	2	0	0	0	2	0	0	0	0	0	23	38	0.00	2.400

PITCHER		IP	WLS	BF	H	R	ER	SO	BB	IBB	HBP	BLK	WP	HR	S	P	ERA	WHIP
47 David Hernandez, R ERA: 3.19	(9, 1)	0.1		1	0	0	0	1	0	0	0	0	0	0	3	5	0.00	0.000

Batter	1	2	3	4	5	6	7	8	9	AB	R	H	RBI	BB	SO	LOB
6 David Peralta, L (1, 7) OBP: 0.352, SLG: 0.445 5 Grégor Blanco, L (7, 9) OBP: 0.325, SLG: 0.350	B FF 91 C FF 93 F FF 93 F KC 81 B KC 80 F FC 89 F FF 94 F KC 83 B FF 95 4-2 B FF 84 44 CS 11 1B BB	X FF 92 0-0 FC3 44 E 11 1B 28 HR 2-3 3-H	F FF 93 T CU 76 D CU 76 F CU 76 F CU 76 X SI 93 1-2 ③ F7		C SL 84 S CU 80 X SI 94 0-2 ② G1-3		B FF 94 B FC 93 F FF 96 B FF 97 C FF 97 C FC 92 3-3 ③ K			3 1 0 1 1 0 3 1 0 0 0 0 1 0						
11 AJ Pollock, R (1, 8) OBP: 0.327, SLG: 0.467 14 Rey Fuentes, L (7, 8) OBP: 0.281, SLG: 0.348	B FC 89 B FF 93 C FF 93 F CH 82 F FC 89 X CH 83 2-2 28 2B 44 CS 1-2 1B	X KC 82 0-0 44 E 28 HR 1-2 3-H 1B		B SI 96 C SL 84 B CU 78 B SI 96 C SI 95 X SL 84 3-2 ① G2-3	C SI 94 X SL 83 0-1 ③ F9			B FF 95 C FF 95 X FF 94 1-1 ① L6		4 2 2 1 0 0 1 1 0 0 0 0 0 0						
44 Paul Goldschmidt, R (1, 3) OBP: 0.411, SLG: 0.576 9 Adam Rosales, R (7, 3) OBP: 0.261, SLG: 0.356	D KC 84 C FF 94 C FF 94 D KC 84 B FC 90 B CH 83 4-2 ① 28 2B 1-2 2-3 BB	C CH 84 B FF 92 B FF 92 B FC 90 C FC 91 X KC 84 3-2 E1 28 HR 1-2 2-3		C SL 85 C CU 76 X SI 95 0-2 ② F8		C SL 82 C FF 97 F SL 86 B SL 85 B SL 81 C FF 96 2-3 ① K		S FF 95 S SL 82 S FF 95 0-3 ② K		3 2 0 0 1 1 2 1 0 0 0 0 1 0						
28 J.D. Martinez, R (1, 9) OBP: 0.379, SLG: 0.694 45 Kristopher Negrón, R (7, 7) OBP: 0.292, SLG: 0.200	B FF 93 F CH 85 X FC 90 1-1 1-H 2-H 2B	C FF 93 S FF 93 B FC 91 X FC 88 1-2 1-H 2-H 3-H HR		X SI 96 0-0 1B		B SL 82 C SL 82 B FF 96 S FF 96 F SL 84 S SL 81 2-3 ② K		C FF 94 B CH 88 B CH 89 B FF 94 F FF 95 F SI 96 F FF 96 B FF 96 4-2 8 BB BB		4 1 3 6 0 1 0 0 0 0 0 1 0 0						
8 Chris Iannetta, R (1, 2) OBP: 0.352, SLG: 0.502	C FF 93 X CH 83 0-1 ② P3	C SL 82 B CU 76 B CU 75 S SL 83 F CU 76 B SL 83 X SI 94 3-2 ② G5-3		C SL 84 B SI 94 B CU 78 S SL 84 X SL 84 2-2 ③ F9		C FF 96 X FF 96 0-1 1B		B SL 82 C FF 96 B SI 95 F FF 95 B FF 95 B FC 95 4-2 1-2 BB		4 0 1 0 1 0 2						
27 Brandon Drury, R (1, 4) OBP: 0.316, SLG: 0.448	C FF 93 S FF 93 X FF 94 0-2 ③ G4-3	C SI 94 B CU 77 B SI 92 B CH 85 X SI 94 3-1 ③ F9			F SI 95 B SI 93 B SL 84 C SL 84 B SI 94 X SL 85 3-2 22 BB 4 3B 1B	B FF 96 C FF 95 B SL 83 F SL 82 S SL 84 2-3 ③ K		C FF 96 X FF 96 0-1 ③ L9		5 1 1 0 0 1 4						
22 Jake Lamb, L (1, 5) OBP: 0.356, SLG: 0.479 15 Ildemaro Vargas, S (8, 5) OBP: 0.111, SLG: 0.111		C KC 83 B KC 82 S KC 82 B FF 94 F KC 83 B FF 94 B FF 94 4-2 4 2B 6 FC3 BB	B SI 93 C CU 75 F SI 93 X SL 82 1-2 ① F9		C SI 96 B SL 86 B SI 95 S SL 83 F SI 95 B CU 77 B SI 95 4-2 4 3B 1-2 BB		C FF 98 S SL 81 B FC 93 C FF 98 1-3 ① K			2 2 0 0 2 1 0 0 0 0 0 0 0 0						
4 Ketel Marte, S (1, 6) OBP: 0.346, SLG: 0.405		B FF 92 F FF 92 X FC 88 1-1 6 FC3 11 1B 1-3 2B	C SI 93 B CU 76 F CU 76 B CU 77 B SI 94 B SI 95 4-2 BB		B SL 84 S SL 84 B SI 95 X SL 85 2-1 1-H 2-H 3B		X FF 98 0-0 ② L8			3 1 2 2 1 0 0						
38 Robbie Ray, L (1, 1) OBP: 0.286, SLG: 0.283 41 Jeremy Hazelbaker, L (5, PH) OBP: 0.411, SLG: 0.510 29 Jorge De La Rosa, L (6, 1) 61 Silvino Bracho, R (6, 1) 30 T.J. McFarland, L (7, 1) OBP: 0.200, SLG: 0.200 53 Christian Walker, R (7, PH) OBP: 0.417, SLG: 0.889 25 Archie Bradley, R (8, 1) OBP: 0.250, SLG: 0.250 47 David Hernandez, R (9, 1)		C FF 93 X FC 87 0-1 ① F8	B SI 93 F CH 85 X SI 93 1-1 ② L7		F SI 95 F SI 94 B SI 93 F SL 83 C SI 95 1-3 ① K		B FC 93 S FF 98 S CH 86 F FF 98 B SL 82 F FC 94 X FF 98 2-2 HR			2 0 0 0 0 0 3 1 0 0 0 0 1 1 0 0 0 0 0 0 0 0 0 0 0 0 0 0 0 0 0 0 0 0 0 1 1 1 1 0 0 0 0 0 0 0 0 0 0 0 0 0 0 0 0 0						
Inning Stats	R: 2 E: 0 K: 0 S: 19 H: 2 LOB: 1 BB: 2 P: 30	R: 6 E: 1 K: 0 S: 21 H: 3 LOB: 0 BB: 1 P: 36	R: 0 E: 0 K: 0 S: 12 H: 0 LOB: 1 BB: 1 P: 19	R: 0 E: 0 K: 0 S: 10 H: 1 LOB: 1 BB: 0 P: 15	R: 2 E: 0 K: 1 S: 17 H: 2 LOB: 1 BB: 1 P: 27	R: 0 E: 0 K: 3 S: 13 H: 1 LOB: 1 BB: 0 P: 19	R: 1 E: 0 K: 2 S: 12 H: 1 LOB: 0 BB: 0 P: 18	R: 0 E: 0 K: 1 S: 13 H: 0 LOB: 2 BB: 2 P: 22		1B: 5 2B: 2 3B: 1 HR: 2 SF: 0 SAC: 0 DP: 0 HBP: 0						

PITCHER		IP	WLS	BF	H	R	ER	SO	BB	IBB	HBP	BLK	WP	HR	S	P	ERA	WHIP
45 Matt Moore, L ERA: 5.52	(1, 1)	1.1	L	13	5	8	7	0	3	0	0	0	0	1	34	54	47.25	6.000
56 Albert Suárez, R ERA: 5.12	(2, 1)	1.2		6	0	0	0	0	1	0	0	0	0	0	18	31	0.00	0.600
67 Roberto Gómez, R ERA: 8.44	(4, 1)	2.0		10	3	2	2	1	1	0	0	0	0	0	27	42	9.00	2.000
54 Reyes Moronta, R ERA: 1.59	(6, 1)	1.0		4	1	0	0	3	0	0	0	0	0	0	13	19	0.00	1.000
61 Josh Osich, L ERA: 6.38	(7, 1)	1.0		4	1	1	1	2	0	0	0	0	0	1	12	18	9.00	1.000

PITCHER		IP	WLS	BF	H	R	ER	SO	BB	IBB	HBP	BLK	WP	HR	S	P	ERA	WHIP
59 Kyle Crick, R ERA: 3.16	(8, 1)	1.0		5	0	0	0	1	2	0	0	0	0	0	13	22	0.00	2.000

BOTTOM

San Francisco Giants @ Arizona Diamondbacks

Chase Field, Phoenix, AZ

Tue Sep 26 2017, 6:41 PM - 10:04 PM MST

Att. 27,487 - Partly Cloudy - 84 F

livebaseballscorecards.com

AB	35
R	11
H	10
RBI	11
BB	7
SO	7
LOB	16

WP: 0 PA: 42
PB: 0
SB: 0
CS: 2

Batter	1	2	3	4	5	6	7	8	9	AB	R	H	RBI	BB	SO	LOB
2 Denard Span, L (1, 8) OBP: 0.325, SLG: 0.428	C SI 91 B FF 93 B CH 85 X SI 92 2-1 48 2B 3B		B CU 77 B CH 88 S CH 82 B CH 82 X SI 90 3-1 48 2B 2B		C CU 78 B FF 94 B CH 81 X FF 94 2-1 ① G3		B FF 95 B FF 96 C FF 95 X FF 95 2-1 1B			4	2	3	0	0	0	0
12 Joe Panik, L (1, 4) OBP: 0.345, SLG: 0.420	B CU 79 B SI 93 C SI 92 F CH 84 F SI 95 B SI 93 F SI 94 B SI 92 4-2 48 2B 35 G4-3 BB		X FF 92 0-0 ① F7		B CU 80 X FF 93 1-0 ② L6		B FF 95 X FF 94 1-0 ③ L8			3	1	0	0	1	0	2
48 Pablo Sandoval, S (1, 3) OBP: 0.262, SLG: 0.352	S SI 92 1 SAFE B SI 93 B CH 86 F SI 92 B FF 93 X SI 92 3-2 35 G4-3 1-3 3-H 2B		F FF 91 X CH 83 0-1 35 G4-3 2-H 2B		S CU 80 X FF 93 0-1 ③ F7			S SI 94 B SI 95 B SI 94 S SI 94 B SL 86 F SI 96 F SL 84 F SL 85 X SI 96 3-2 ① G1-3		4	0	2	2	0	0	0
35 Brandon Crawford, L (1, 6) OBP: 0.302, SLG: 0.399	S CH 84 F FF 94 D CH 86 D CU 80 X SI 93 2-2 ① G4-3 2-3 3-H		B SI 92 B SI 90 C SI 89 D CH 84 X CH 85 3-1 ② G4-3 2-3			B CU 78 S FF 93 X FF 93 1-1 66 L7-4 5 E 1B		B SL 85 X SL 85 1-0 ② F9		4	0	1	1	0	0	2
5 Nick Hundley, R (1, 2) OBP: 0.276, SLG: 0.425	D CU 79 C FF 93 C SI 93 F SI 92 X SI 92 2-2 ② G5-3		B SI 91 C FF 90 F SI 91 B SI 92 B CU 78 F SI 91 X FF 91 3-2 ③ L8			C SL 83 D SL 83 X FF 94 1-1 FC5 1-2		F SI 95 B SI 96 B SL 84 F SI 95 F FF 95 S SL 84 2-3 ③ K		4	0	0	0	0	1	3
6 Jarrett Parker, L (1, 7) OBP: 0.283, SLG: 0.414	C SI 93 B SI 93 B FF 93 D CU 80 F FF 92 S SI 92 3-3 ③ K			B FF 91 B CU 78 S SI 90 C FF 91 B CU 78 F FF 91 F FF 93 X CU 78 3-2 ① F8		C FF 94 S SL 83 D SL 85 F FF 95 D SL 86 S FF 95 2-3 ① K			B SI 94 S SL 84 C SL 83 B SL 83 B SI 95 C SL 83 3-3 ① K	4	0	0	0	0	3	3
51 Mac Williamson, R (1, 9) OBP: 0.288, SLG: 0.397 66 Gorkys Hernández, R (6, PH) OBP: 0.328, SLG: 0.328 (6, 9)		C FF 90 B CU 79 F FF 92 B CU 80 S CU 79 2-3 ① K		F FF 92 B SI 93 S SI 93 B CU 78 B CU 77 B SI 92 4-2 BB		D SL 86 B FF 95 S FF 95 B FF 95 F FF 95 X FF 96 3-2 ②③ L7-4 2-2			C CU 75 B FF 93 F FF 93 B FF 94 F SL 86 T FF 94 2-2 ② K	1 2	0 0	0 0	0 0	1 0	1 1	0 2
63 Ryder Jones, L (1, 5) OBP: 0.242, SLG: 0.278		C CU 78 B SI 90 S CU 79 B FF 93 X FF 92 2-2 ② P4		B FF 93 S FF 93 1 SAFE B FF 93 X FF 92 2-1 ② F9			B FF 93 S FF 93 B SL 84 F FF 95 S SL 86 2-3 ① K		X CU 78 0-0 ③ G6-3	4	0	0	0	0	1	1
29 Jeff Samardzija, R (1, 1) OBP: 0.094, SLG: 0.172 46 Orlando Calixte, R (7, PH) OBP: 0.192, SLG: 0.170 62 Cory Gearrin, R (7, 1) 60 Hunter Strickland, R (8, 1) 49 Sam Dyson, R (9, 1)		X SI 91 0-0 ③ F9		S FF 93 S FF 93 B FF 94 S FF 93 1-3 ③ K			X SL 86 0-0 ② F7			2 1 0 0 0	0 0 0 0 0	0 0 0 0 0	0 0 0 0 0	1 0 0 0 0	1 0 0 0 0	1 0 0 0 0

Inning Stats	1	2	3	4	5	6	7	8	9
	R: 2 E: 0 K: 1 S: 18	H: 2 LOB: 1 BB: 1 P: 34	R: 0 E: 0 K: 1 S: 7	H: 0 LOB: 0 BB: 0 P: 11	R: 1 E: 0 K: 0 S: 11	H: 2 LOB: 1 BB: 0 P: 20	R: 0 E: 0 K: 1 S: 12	H: 0 LOB: 1 BB: 1 P: 22	R: 0 E: 0 K: 0 S: 5	H: 0 LOB: 0 BB: 0 P: 8
	R: 0 E: 1 K: 1 S: 11	H: 1 LOB: 1 BB: 0 P: 18	R: 0 E: 0 K: 1 S: 7	H: 1 LOB: 1 BB: 0 P: 12	R: 0 E: 0 K: 1 S: 11	H: 0 LOB: 0 BB: 0 P: 17	R: 0 E: 0 K: 2 S: 8	H: 0 LOB: 0 BB: 0 P: 13		

PITCHER	IP	WLS	BF	H	R	ER	SO	BB	IBB	HBP	BLK	WP	HR	S	P	ERA	WHIP
34 Braden Shipley, R (1, 1) ERA: 5.76	3.1		16	4	3	3	2	2	0	0	0	0	0	43	79	8.10	1.800
50 Anthony Banda, L (4, 1) ERA: 5.92	1.2		6	1	0	0	1	0	0	0	0	0	0	12	19	0.00	0.600
33 Jake Barrett, R (6, 1) ERA: 5.0	2.0		7	1	0	0	2	0	0	0	0	0	0	16	27	0.00	0.500
40 Andrew Chafin, L (8, 1) ERA: 3.58	1.1		4	0	0	0	2	0	0	0	0	0	0	14	23	0.00	0.000
60 J.J. Hoover, R (9, 1) ERA: 4.02	0.2	W	2	0	0	0	1	0	0	0	0	0	0	5	7	0.00	0.000

PITCHER	IP	WLS	BF	H	R	ER	SO	BB	IBB	HBP	BLK	WP	HR	S	P	ERA	WHIP

TOP

San Francisco Giants @ Arizona Diamondbacks

Chase Field, Phoenix, AZ

Wed Sep 27 2017, 12:41 PM - 4:00 PM MST

Att. 20,048 - Roof Closed - 72 F

livebaseballscorecards.com

AB	33
R	3
H	6
RBI	3
BB	2
SO	8
LOB	14

1B: 2	SF: 0	WP: 0	PA: 35
2B: 4	SAC: 0	PB: 0	
3B: 1	DP: 1	SB: 0	
HR: 0	HBP: 0	CS: 0	

Batter	1	2	3	4	5	6	7	8	9	AB	R	H	RBI	BB	SO	LOB
6 David Peralta, L (1, 7) OBP: 0.351, SLG: 0.441	C SI 93 B KC 77 C KC 78 F SL 86 F SI 93 B KC 79 C SI 93 2-3 ① K		C SI 95 X SI 96 0-1 ③ F7			F SI 95 F SI 96 B KC 84 X SI 97 1-2 ① F8		X SI 98 0-0 ② G4-3	B FF 94 B FC 93 B FF 96 C SI 96 B SI 95 4-1 1-2 2-3 3-H BB	4	0	0	1	1	1	1
4 Ketel Marte, S (1, 6) OBP: 0.348, SLG: 0.404	B SI 92 C SI 93 X KC 80 1-1 ② G3			C FS 85 C SI 94 B SI 94 B SI 96 F FC 90 B SI 95 F FC 90 B SI 96 4-2 28 G1-4-3 BB		F FF 94 F KC 81 X SI 95 0-2 ② F8 2-3		X FF 98 0-0 1B		3	0	1	0	1	0	1
44 Paul Goldschmidt, R (1, 3) OBP: 0.408, SLG: 0.572	C SI 93 F SI 94 S FF 94 0-3 ③ K			B SI 96 C SI 94 B SI 96 S SI 95 S FF 95 2-3 ① K		S FF 94 B FF 94 S FF 96 X FF 95 1-2 ③ F9		C SL 85 X SI 98 0-1 ③ L9		4	0	0	0	0	2	3
28 J.D. Martinez, R (1, 9) OBP: 0.380, SLG: 0.699		C SI 94 B FF 92 C SI 95 X FF 94 1-2 11 WP 1B		X FF 95 0-0 ② ③ G1-4-3 1-2f			C SL 83 B SL 83 S SL 83 B SL 86 S SL 84 2-3 ① K		B FC 93 F SI 96 F FC 92 F CH 90 F FF 94 X CH 91 1-2 HR	4	1	2	1	0	1	1
22 Jake Lamb, L (1, 5) OBP: 0.358, SLG: 0.486 45 Kristopher Negrón, R (9, PR) OBP: 0.292, SLG: 0.200		X SI 94 0-0 ① F8			F SI 95 T SI 96 X SI 96 0-2 HR		C CH 86 B SI 92 F SL 84 B SI 92 B SI 93 F SL 86 B CH 86 4-2 3 S BB		C SI 97 F SI 96 B CH 90 X CH 90 1-2 11 1B 3 FC4-2 1B	3 0	1 0	2 0	1 0	1 0	0 0	1 0
11 AJ Pollock, R (1, 8) OBP: 0.327, SLG: 0.465		F SI 96 B FF 93 B SI 96 B SI 96 X SL 89 3-1 ② G5-3 1-2			B KC 82 X FC 90 1-0 ① P4		C SI 92 B SL 84 F SL 83 F SI 91 S SI 91 1-3 ② K		1 SAFE B SI 97 F SI 94 C SI 95 X SI 94 1-2 41 S 3 FC4-2 1-3 36 FC6 1B	4	1	1	0	0	1	2
3 Daniel Descalso, L (1, 4) OBP: 0.335, SLG: 0.397		B KC 81 C KC 81 B KC 80 B FS 85 X FS 89 3-1 ③ G3			C FC 91 F KC 83 B FF 96 B FC 92 F SI 96 X FC 91 2-2 ② F7		B SI 92 B SI 92 B SI 92 B SI 94 4-0 1-2 BB		B SI 96 X SI 95 1-0 ① FC4-2 36 FC6 41 S 6 BB 1-2 3-H	3	1	0	0	1	0	3
10 Chris Herrmann, L (1, 2) OBP: 0.269, SLG: 0.341 40 Andrew Chafin, R (8, 1) 60 J.J. Hoover, R (9, 1) 41 Jeremy Hazelbaker, L (9, PH) OBP: 0.421, SLG: 0.510			C SI 94 X FF 96 0-1 ① F7		B KC 82 X SI 96 1-0 ③ F9		C SI 93 F SI 92 F SI 92 B SI 93 B SI 92 F SL 85 S SL 86 2-3 ③ K		B SI 95 B SI 96 S CH 89 B CH 89 3-1 6 BB 36 FC6 1-2 2-3 IBB	2 0 0 0	0 0 0 0	0 0 0 0	0 0 0 0	0 0 0 1	0 0 0 0	0 0 0 0
34 Braden Shipley, R (1, 1) 50 Anthony Banda, L (4, 1) 36 John Ryan Murphy, R (6, 2) OBP: 0.143, SLG: 0.286 33 Jake Barrett, R (6, 1) 14 Rey Fuentes, L (7, PH) OBP: 0.279, SLG: 0.346			B FF 96 C SI 96 F SI 96 F FF 94 C KC 83 1-3 ② K			B FF 93 C SI 95 F FF 94 B KC 84 X SI 97 2-2 4 F8 2B		B SI 99 F FF 99 C SL 89 S SL 81 1-3 ① K	X SI 95 0-0 FC6 6 BB 1-2 2-3 3-H	1 0 3 0 1	0 0 0 0 0	0 0 1 0 0	0 0 1 0 0	1 0 0 0 0	0 0 1 0 1	0 0 2 0 2
Inning Stats	R: 0 E: 0 K: 2 S: 10 H: 0 LOB: 0 BB: 0 P: 13	R: 0 E: 0 K: 0 S: 8 H: 1 LOB: 1 BB: 0 P: 15	R: 0 E: 0 K: 1 S: 8 H: 0 LOB: 0 BB: 0 P: 9	R: 0 E: 0 K: 1 S: 8 H: 0 LOB: 0 BB: 1 P: 14	R: 1 E: 0 K: 0 S: 9 H: 1 LOB: 0 BB: 0 P: 13	R: 0 E: 0 K: 0 S: 12 H: 1 LOB: 1 BB: 0 P: 16	R: 0 E: 0 K: 3 S: 15 H: 0 LOB: 2 BB: 2 P: 28	R: 0 E: 0 K: 1 S: 7 H: 1 LOB: 1 BB: 0 P: 8	R: 3 E: 0 K: 0 S: 15 H: 3 LOB: 3 BB: 2 P: 26	1B: 4 2B: 1 3B: 0 HR: 2	SF: 0 SAC: 0 DP: 1 HBP: 0	WP: 1 PB: 0 SB: 3 CS: 0	PA: 37			

PITCHER	IP	WLS	BF	H	R	ER	SO	BB	IBB	HBP	BLK	WP	HR	S	P	ERA	WHIP
29 Jeff Samardzija, R (1, 1) ERA: 4.42	6.0		21	3	1	1	4	1	0	0	0	1	1	55	80	1.50	0.667
62 Cory Gearrin, R (7, 1) ERA: 2.01	1.0	H	5	0	0	0	3	2	0	0	0	0	0	15	28	0.00	2.000
60 Hunter Strickland, R (8, 1) ERA: 2.75	1.0	H	4	1	0	0	1	0	0	0	0	0	0	7	8	0.00	1.000
49 Sam Dyson, R (9, 1) ERA: 5.87	0.1	L	7	3	3	3	0	1	1	0	0	0	1	15	26	81.00	12.000

PITCHER	IP	WLS	BF	H	R	ER	SO	BB	IBB	HBP	BLK	WP	HR	S	P	ERA	WHIP

BOTTOM

San Francisco Giants @ Arizona Diamondbacks

Chase Field, Phoenix, AZ

Wed Sep 27 2017, 12:41 PM - 4:00 PM MST

Att. 20,048 - Roof Closed - 72 F

livebaseballscorecards.com

AB	32
R	4
H	7
RBI	4
BB	5
SO	8
LOB	16

San Diego Padres @ San Francisco Giants

AT&T Park, San Francisco, CA

Fri Sep 29 2017, 7:22 PM - 10:30 PM PDT

Att. 39,863 - Cloudy - 60 F

TOP

livebaseballscorecards.com

Batter	1	2	3	4	5	6	7	8	9	AB	R	H	RBI	BB	SO	LOB
7 Manuel Margot, R (1, 8) OBP: 0.315, SLG: 0.412	C FC 92 C CU 79 X CU 79 0-2 G5-3		C SL 83 B CU 77 B FC 91 C FF 92 S FF 92 2-3 K		B FC 90 F SL 83 B CU 76 F FC 89 F SL 84 X CU 77 2-2 G6-4-3 1-2f		B CU 75 B FF 93 S SL 83 X CU 76 2-1 P3			4	0	0	0	0	1	2
76 José Torres, L (7, 1) OBP: 1.000, SLG: 1.000										0	0	0	0	0	0	0
17 Allen Córdoba, R (8, 6) OBP: 0.284, SLG: 0.300										0	0	0	0	0	0	0
20 Carlos Asuaje, L (1, 4) OBP: 0.334, SLG: 0.365	C FF 92 B FF 93 B CH 86 X CH 86 2-1 1B		C CH 83 S FF 91 S FF 91 0-3 K		C CU 76 B SL 83 B FF 90 B FF 91 C FC 89 X FC 89 3-2 1B			C FF 98 S CH 87 F FF 95 F CH 89 B SL 82 B FC 96 S FC 96 2-3 K		4	0	2	0	0	2	0
4 Wil Myers, R (1, 3) OBP: 0.327, SLG: 0.458	F FF 92 S FC 91 X FC 90 0-2 F9		B CU 78 X FC 92 1-0 26 2B 1B		S FF 88 C CU 76 F FC 90 S CU 77 0-3 K			B FF 95 C SL 82 F CH 88 F FC 96 B SL 82 F SL 81 X FC 95 2-2 F9		4	0	1	0	0	1	2
26 Yangervis Solarte, S (1, 6) OBP: 0.315, SLG: 0.419	1 SAFE C FC 91 B FC 90 F FC 91 C CU 79 1-3 K		F FF 90 F CU 77 B FC 90 X FF 90 1-2 1-H 2B			S CH 82 F FC 91 F CU 76 B SL 84 X FC 91 1-2 G3		B CH 88 B FC 94 X FF 94 2-0 P3		4	0	1	0	0	1	1
60 Cory Mazzoni, R (8, 1)										0	0	0	0	0	0	0
15 Cory Spangenberg, L (1, 5) OBP: 0.321, SLG: 0.403		B FC 89 F FF 90 B FF 91 B FC 91 F FC 91 X FC 91 3-2 16 G1-3 1B		B CH 83 S CH 83 B CH 84 B FF 91 B FC 90 4-1 16 FC5-4 BB		C CU 77 X FF 89 0-1 G1			C FF 98 F FF 98 F SL 82 B FF 97 F FC 92 X FF 94 1-2 16 FC6-4 1B	3	0	2	0	1	0	0
10 Hunter Renfroe, R (1, 9) OBP: 0.282, SLG: 0.462		B FF 90 B CU 78 F FF 92 1 SAFE B SL 86 X FF 91 3-1 F8		F FF 90 B FF 92 F FF 91 B FF 91 S CU 79 2-3 K		F FC 91 F FC 91 C CU 77 0-3 K			F FF 97 F FF 97 B FF 96 S FC 92 1-3 K	4	0	0	0	0	3	3
16 Travis Jankowski, L (1, 7) OBP: 0.253, SLG: 0.171		C FC 91 1 SAFE X FF 91 0-1 G1-3 1-2		1 SAFE C CU 78 F FF 92 X CU 77 0-2 FC5-4 1-2f		F FF 90 F FC 89 B SL 84 B FF 89 X CU 77 2-2 L7			C SL 82 F FF 96 D FC 93 X SL 81 1-2 FC6-4 1-2f	4	0	0	0	0	0	3
(7, 8)																
18 Austin Hedges, R (1, 2) OBP: 0.262, SLG: 0.397		B SL 85 C FC 91 B FC 91 B CU 78 B SL 83 4-1 BB		D CU 79 X FC 91 1-0 G6-3		F SL 82 S FF 90 S CU 77 0-3 K			X FF 97 0-0 F8	3	0	0	0	1	1	2
27 Jordan Lyles, R (1, 1) OBP: 0.286, SLG: 0.231		C CU 79 X FF 90 0-1 G3-1			C FF 90 B CU 76 C CU 76 B CU 77 B FF 91 X FF 90 3-2 7 G6-4-3 1B		S FC 90 F FC 91 B FC 91 B CU 79 B CU 77 F FF 89 X SL 84 3-2 2B			1	0	0	0	0	0	2
38 Kyle McGrath, L (4, 1)										0	0	0	0	0	0	0
8 Erick Aybar, S (5, PH) OBP: 0.297, SLG: 0.342										1	0	1	0	0	0	0
43 Miguel Díaz, R (5, 1)										0	0	0	0	0	0	0
22 Christian Villanueva, R (7, PH) OBP: 0.357, SLG: 0.821										1	0	1	0	0	0	0
(7, 5)																

	AB	33
	R	0
	H	8
	RBI	0
	BB	2
	SO	9
	LOB	15

Inning Stats																														
	R: 0 E: 0 K: 1 S: 11	H: 1 LOB: 1 BB: 0 P: 14		R: 0 E: 0 K: 0 S: 10	H: 1 LOB: 2 BB: 1 P: 20		R: 0 E: 0 K: 2 S: 10	H: 2 LOB: 2 BB: 0 P: 14		R: 0 E: 0 K: 1 S: 8	H: 0 LOB: 1 BB: 1 P: 15		R: 0 E: 0 K: 1 S: 14	H: 2 LOB: 1 BB: 0 P: 22		R: 0 E: 0 K: 1 S: 9	H: 0 LOB: 0 BB: 0 P: 10		R: 0 E: 0 K: 1 S: 12	H: 1 LOB: 1 BB: 0 P: 19		R: 0 E: 0 K: 1 S: 11	H: 0 LOB: 0 BB: 0 P: 17		R: 0 E: 0 K: 1 S: 12	H: 1 LOB: 1 BB: 0 P: 15		1B: 6 2B: 2 3B: 0 HR: 0	SF: 0 SAC: 0 DP: 1 HBP: 0		WP: 0 PB: 0 SB: 0 CS: 0	PA: 35

PITCHER		IP	WLS	BF	H	R	ER	SO	BB	IBB	HBP	BLK	WP	HR	S	P	ERA	WHIP
34 Chris Stratton, R ERA: 3.68	(1, 1)	6.2	W	27	7	0	0	7	2	0	0	0	0	0	72	110	0.00	1.350
64 Derek Law, R ERA: 5.06	(7, 1)	0.1		1	0	0	0	0	0	0	0	0	0	0	2	4	0.00	0.000
59 Kyle Crick, R ERA: 3.06	(8, 1)	1.0		3	0	0	0	1	0	0	0	0	0	0	11	17	0.00	0.000
61 Josh Osich, L ERA: 6.23	(9, 1)	1.0		4	1	0	0	1	0	0	0	0	0	0	12	15	0.00	1.000

PITCHER	IP	WLS	BF	H	R	ER	SO	BB	IBB	HBP	BLK	WP	HR	S	P	ERA	WHIP

Batter	1	2	3	4	5	6	7	8	9	AB	R	H	RBI	BB	SO	LOB
8 Hunter Pence, R (1, 9) OBP: 0.318, SLG: 0.390	B FF 94 C FF 94 C FF 95 F FF 94 F CU 83 B SL 85 X CU 85 2-2 ① G4-3	B SL 89 B SL 90 F FF 93 F FF 90 B CU 84 S SL 88 3-3 ② K		B FF 94 B FF 92 B FF 93 X FF 92 3-0 12 2B 3B		B SI 95 B SL 85 C SI 94 C SI 95 B SI 93 B SI 96 4-2 28 2B BB	B FF 94 C SI 93 B SI 94 B SI 94 X SI 95 3-1 ③ L8			4 2 1 0 1 1 3						
59 Kyle Crick, L (8, 1)										0 0 0 0 0 0 0						
61 Josh Osich, L (9, 1)										0 0 0 0 0 0 0						
12 Joe Panik, L (1, 4) OBP: 0.349, SLG: 0.425	B FF 95 C FF 95 X SL 91 1-1 28 2B 1B	C FF 94 D CH 86 X CU 83 1-1 2 1B 1-2 1B		B CU 82 B FF 93 B SL 89 C FF 93 X FF 92 3-1 28 2B 3-H 2B		X FF 94 0-0 ① F7		C FF 91 B FF 93 B CH 82 B FF 92 F FF 92 X FF 93 3-2 35 2B 1B		5 2 4 1 0 0 1						
2 Denard Span, L (1, 8) OBP: 0.326, SLG: 0.428	C FF 94 F SL 90 D SL 86 1 SAFE D CH 88 F CU 84 F FF 94 F FF 93 B SL 88 3-2 ② L8	F FF 93 F SL 84 X CU 84 0-2 1-2 2-3 1B		B SL 90 F FF 92 C CH 85 B FF 92 F CU 84 B SL 85 F CH 85 B FF 92 4-2 28 2B 35 1B BB		C SI 93 B SI 94 F FF 94 X SI 93 1-2 ② P6		X FF 92 0-0 ① P3		3 1 1 0 1 0 2						
66 Gorkys Hernández, R (8, 8) OBP: 0.328, SLG: 0.327										1 0 0 0 0 0 1						
28 Buster Posey, R (1, 3) OBP: 0.397, SLG: 0.458	C FF 95 B FF 92 B CU 83 F FF 94 F SL 84 F SL 84 X CH 87 2-2 35 1B 1-H 2B	F FF 94 X FF 91 0-1 ③ G4-3		F SI 92 F FF 93 D CU 84 B SL 89 B CU 82 X CU 83 3-2 35 1B 1-3 2-H 2B		C FF 96 X SI 96 0-1 1-H 2B		X FF 92 0-0 ② L7		4 2 3 3 0 0 3						
63 Ryder Jones, L (8, 3) OBP: 0.241, SLG: 0.276										1 0 0 0 0 0 1						
35 Brandon Crawford, L (1, 6) OBP: 0.304, SLG: 0.403	C FF 94 X SL 90 0-1 48 2B 2-H 1B	S SL 86 X SL 88 0-1 ① L8		C CH 77 B CH 78 S SI 87 C FF 87 X CH 78 2-2 2-H 3-H 1B		B FF 94 B FF 95 S SI 95 F SI 94 F SL 81 X SI 96 2-2 ③ F7		F FF 92 C SL 82 B FF 93 X FF 93 1-2 1-3 2B		5 1 3 3 0 0 1						
48 Pablo Sandoval, S (1, 5) OBP: 0.266, SLG: 0.359	F FF 93 F FF 93 X FF 92 0-2 1-H 2B	F SI 91 B SL 88 S FF 91 B SL 83 F SL 83 B CU 84 S CH 85 3-3 ② K		C FF 87 S CH 78 F FF 86 X CH 78 0-2 ③ L8			X FF 94 0-0 6 2B 1B	X SL 82 0-0 ③ G5-3		4 0 2 1 0 1 1						
46 Orlando Calixte, R (8, 9) OBP: 0.189, SLG: 0.167										1 0 0 0 0 0 2						
6 Jarrett Parker, L (1, 7) OBP: 0.288, SLG: 0.422	D SL 84 B FF 94 C FF 94 S SL 85 C CU 83 2-3 ③ K	F SL 88 C FF 93 S CU 84 0-3 ③ K			B SL 82 B FF 96 F SI 93 X SI 94 2-1 5 G6-4-3 1B		C FF 95 C SL 84 F SL 85 B SL 83 F SL 82 F FF 95 B SI 94 X SI 94 2-2 1-3 2B			4 0 2 0 0 2 1						
5 Nick Hundley, R (1, 2) OBP: 0.272, SLG: 0.419		C FF 93 C FF 91 B FF 93 S FF 93 1-3 ① K		S CU 81 X FF 93 0-1 ① P4	X FF 96 0-0 ① ② G6-4-3 1-2f		B SI 95 B FF 95 F SI 95 F FF 95 B FF 95 X FF 95 3-2 ① P6			4 0 0 0 0 1 3						
34 Chris Stratton, R (1, 1) OBP: 0.143, SLG: 0.143		C FF 92 B FF 93 B FF 93 B FF 93 C FF 92 X FF 92 3-2 2 1B 12 1B 1B		B FF 92 B FF 91 C FF 91 X FF 90 2-1 ② G6-3	X FF 95 0-0 ③ G4-3		C FF 94 B SI 95 B FF 94 X FF 94 2-1 ② P1			3 0 1 0 0 0 0						
64 Derek Law, R (7, 1)										0 0 0 0 0 0 0						
37 Kelby Tomlinson, R (7, PH) OBP: 0.332, SLG: 0.314										1 0 0 0 0 0 2						
(8, 5)																
Inning Stats	R: 3 E: 0 K: 1 S: 27 H: 4 LOB: 1 BB: 0 P: 37	R: 0 E: 0 K: 2 S: 16 H: 3 LOB: 3 BB: 0 P: 24	R: 0 E: 0 K: 2 S: 9 H: 0 LOB: 0 BB: 0 P: 12	R: 4 E: 0 K: 0 S: 21 H: 4 LOB: 1 BB: 1 P: 38	R: 0 E: 0 K: 0 S: 4 H: 1 LOB: 0 BB: 0 P: 6	R: 1 E: 0 K: 0 S: 12 H: 1 LOB: 1 BB: 1 P: 19	R: 0 E: 0 K: 0 S: 14 H: 2 LOB: 2 BB: 0 P: 24	R: 0 E: 0 K: 0 S: 9 H: 2 LOB: 2 BB: 0 P: 13		1B: 9 2B: 7 3B: 1 HR: 0 SF: 0 SAC: 0 DP: 1 HBP: 0						

PITCHER		IP	WLS	BF	H	R	ER	SO	BB	IBB	HBP	BLK	WP	HR	S	P	ERA	WHIP
27 Jordan Lyles, R ERA: 7.75	(1, 1)	3.2	L	22	10	7	7	5	1	0	0	0	0	0	66	102	17.18	3.000
38 Kyle McGrath, L ERA: 3.0	(4, 1)	0.1		2	1	0	0	0	0	0	0	0	0	0	7	9	0.00	3.000
43 Miguel Díaz, R ERA: 7.34	(5, 1)	2.0		8	2	1	1	0	1	0	0	0	0	0	16	25	4.50	1.500
76 José Torres, L ERA: 4.21	(7, 1)	1.0		5	2	0	0	0	0	0	0	0	0	0	14	24	0.00	2.000
60 Cory Mazzoni, R ERA: 13.5	(8, 1)	1.0		5	2	0	0	0	0	0	0	0	0	0	9	13	0.00	2.000

PITCHER	IP	WLS	BF	H	R	ER	SO	BB	IBB	HBP	BLK	WP	HR	S	P	ERA	WHIP

BOTTOM

San Diego Padres @ San Francisco Giants

AT&T Park, San Francisco, CA

Fri Sep 29 2017, 7:22 PM - 10:30 PM PDT

Att. 39,863 - Cloudy - 60 F

livebaseballscorecards.com

AB	40
R	8
H	17
RBI	8
BB	2
SO	5
LOB	21

San Diego Padres @ San Francisco Giants

AT&T Park, San Francisco, CA

Sat Sep 30 2017, 1:06 PM - 4:05 PM PDT

Att. 40,394 - Partly Cloudy - 69 F

livebaseballscorecards.com

Batter	1	2	3	4	5	6	7	8	9	AB	R	H	RBI	BB	SO	LOB
7 Manuel Margot, R (1, 8) OBP: 0.313, SLG: 0.409	F FF 89 B SL 87 X FF 89 1-1 ① B5-3		C CU 75 D SL 84 F SI 90 F FF 92 F SL 83 B CU 78 F SI 91 X CU 76 2-2 ③ G6-3			S SL 84 B FF 95 F SL 83 B FF 95 X FF 94 2-2 ① G4-3		C SL 81 B SL 86 X SL 86 1-1 ② P3		4	0	0	0	0	0	1
20 Carlos Asuaje, L (1, 4) OBP: 0.333, SLG: 0.363	B FF 88 X FF 90 1-0 ② F9			F FF 88 X FF 87 0-1 ① G4-1		C SL 80 B SL 79 C SL 84 B FF 96 S SL 83 2-3 ② K		X FF 96 0-0 1B		4	0	1	0	0	1	0
4 Wil Myers, R (1, 3) OBP: 0.328, SLG: 0.464	C FF 87 B CU 76 B CU 75 C FF 89 F CU 75 B SL 84 S FF 90 3-3 ③ K			C SL 83 X FF 89 0-1 1B		C SL 84 T FF 95 X SL 83 0-2 HR		F FF 96 B FF 97 B FF 96 S FF 97 X FF 98 2-2 ③ F8		4	1	2	1	0	1	1
26 Yangervis Solarte, S (1, 6) OBP: 0.315, SLG: 0.418		B CH 82 B FF 88 X CH 82 2-0 ① G3		X CU 75 0-0 ② P6		B FF 95 X FF 96 1-0 1B			X SI 95 0-0 ① L7	4	0	1	0	0	0	1
22 Christian Villanueva, R (1, 5) OBP: 0.344, SLG: 0.750 23 Matt Szczur, R (9, PR) OBP: 0.350, SLG: 0.354 (9, 7)		C FF 88 F FF 88 B FF 91 C FF 90 1-3 ② K		F FF 88 B FF 90 F FF 88 D SL 84 C SI 90 2-3 ③ K		C FF 95 B SL 82 1 SAFE T FF 95 F FF 95 S SL 82 1-3 ③ K			C FC 91 X SI 95 0-1 E6 15 1B 18 2B 1B	4 0	0 1	1 0	0 0	0 0	3 0	2 0
15 Cory Spangenberg, L (1, 7) OBP: 0.323, SLG: 0.402 (9, 5)		B CH 83 C CU 75 S CU 75 F SI 91 B FF 88 X SL 85 2-2 ③ F7			B CU 75 B CU 74 B CH 82 B FF 88 4-0 BB		B SL 80 B FF 91 C FF 91 X SL 81 2-1 ① F8		F FC 91 S FC 92 X FC 91 0-2 18 2B 2-3 1B	3	1	1	0	1	0	0
10 Hunter Renfroe, R (1, 9) OBP: 0.282, SLG: 0.460			B SL 82 C FF 88 B CU 76 X SL 87 2-1 46 SH2-3 1B		1 SAFE B CU 75 C FF 89 B FF 88 X FF 89 2-1 ① F8		B FF 91 F FF 92 B SL 84 S SL 82 C SL 84 2-3 ② K		B SI 96 C SI 96 S SI 95 B SI 97 C SI 96 2-3 ② K	4	0	1	0	0	2	4
18 Austin Hedges, R (1, 2) OBP: 0.262, SLG: 0.398			C SI 88 F SI 88 F CU 76 F FF 90 1 SAFE B SL 86 B FF 89 X FF 90 2-2 ① P2		C CU 76 1 SAFE C CU 75 F FF 90 S SL 84 0-3 ② K		F SI 92 B SL 83 C SL 81 F SL 84 B FF 92 S SL 85 2-3 ③ K		F SI 99 C SI 98 X SI 98 0-2 1-H 3-H 2B	4	0	1	2	0	2	2
46 Jhoulys Chacín, R (1, 1) OBP: 0.222, SLG: 0.259 34 Craig Stammen, R (7, 1) OBP: 0.625, SLG: 0.667 16 Travis Jankowski, L (8, PH) OBP: 0.250, SLG: 0.169 77 Buddy Baumann, L (8, 1) 44 Héctor Sánchez, S (9, PH) OBP: 0.246, SLG: 0.426 52 Brad Hand, L (9, 1)			1 SAFE B CU 76 C CU 76 X SL 84 1-1 ② SH2-3 1-2		C SL 83 F CU 76 B FF 91 X CU 78 1-2 ③ G6-3			F FF 98 B SL 80 B FF 97 B FF 95 S FF 96 S FF 94 3-3 ① K	B SI 97 C CH 91 B FC 92 F SI 96 S SL 83 2-3 ③ K	1 0 1 0 0 1	0 0 0 0 0 0	0 0 0 0 0 0	0 0 0 0 0 0	0 0 1 0 0 1	0 0 0 0 0 1	1 0 0 0 0 1

	AB	34
	R	3
	H	8
	RBI	3
	BB	1
	SO	11
	LOB	13

Inning Stats	1	2	3	4	5	6	7	8	9
	R: 0 E: 0 K: 1 S: 7	H: 0 LOB: 0 BB: 0 P: 12	R: 0 E: 0 K: 1 S: 8	H: 0 LOB: 0 BB: 0 P: 13	R: 0 E: 0 K: 0 S: 15	H: 1 LOB: 1 BB: 0 P: 22	R: 0 E: 0 K: 1 S: 8	H: 1 LOB: 1 BB: 0 P: 10	R: 0 E: 0 K: 1 S: 9	H: 0 LOB: 1 BB: 1 P: 16	R: 1 E: 0 K: 2 S: 14	H: 2 LOB: 1 BB: 0 P: 20	R: 0 E: 0 K: 2 S: 9	H: 0 LOB: 0 BB: 0 P: 15	R: 0 E: 0 K: 1 S: 9	H: 1 LOB: 1 BB: 0 P: 15	R: 2 E: 1 K: 2 S: 15	H: 3 LOB: 1 BB: 0 P: 19

	1B: 6	SF: 0	WP: 0	PA: 36
	2B: 1	SAC: 1	PB: 0	
	3B: 0	DP: 0	SB: 0	
	HR: 1	HBP: 0	CS: 0	

PITCHER		IP	WLS	BF	H	R	ER	SO	BB	IBB	HBP	BLK	WP	HR	S	P	ERA	WHIP
18 Matt Cain, R ERA: 5.43	(1, 1)	5.0		18	2	0	0	4	1	0	0	0	0	0	47	73	0.00	0.600
54 Reyes Moronta, R ERA: 2.7	(6, 1)	1.0	B	5	2	1	1	2	0	0	0	0	0	1	14	20	9.00	2.000
32 Steven Okert, L ERA: 5.74	(7, 1)	0.1		1	0	0	0	0	0	0	0	0	0	0	2	4	0.00	0.000
62 Cory Gearrin, R ERA: 2.0	(7, 1)	0.2		2	0	0	0	2	0	0	0	0	0	0	7	11	0.00	0.000
60 Hunter Strickland, R ERA: 2.7	(8, 1)	1.0	H	4	1	0	0	1	0	0	0	0	0	0	9	15	0.00	1.000
49 Sam Dyson, R ERA: 6.09	(9, 1)	1.0	L	6	3	2	2	2	0	0	0	0	0	0	15	19	18.00	3.000

Batter	1	2	3	4	5	6	7	8	9	AB	R	H	RBI	BB	SO	LOB
8 Hunter Pence, R (1, 9) OBP: 0.317, SLG: 0.388	B FF 90 C FF 91 B FF 91 C SL 79 X FF 92 2-2 ① G3	B SL 83 X SL 82 1-0 ② FC5-4 12 BB 1-2f 2-3 3-H			C SL 77 C SL 77 B SL 80 C SL 80 1-3 ① K		B SI 92 F FC 89 T SI 92 B FC 88 X SI 92 2-2 2 BB 1B 2-H		B SI 93 B SI 93 C SI 92 B FF 94 X SI 94 3-1 ② F9	5	0	1	2	0	1	2
12 Joe Panik, L (1, 4) OBP: 0.348, SLG: 0.422	B FF 92 B FF 88 B FF 91 C FF 89 S FF 89 X FF 91 3-2 ② G4-3	B FF 92 B FF 92 C FF 87 F FF 92 1 SAFE B FF 92 B SL 81 4-2 1-2 BB			X CH 82 0-0 ② G4-3		X SI 92 0-0 ② F8		B FF 93 B FF 95 C FF 94 B FF 94 F FF 95 F FF 95 F FF 96 C ST 83 3-3 ③ K	4	0	0	0	1	1	1
2 Denard Span, L (1, 8) OBP: 0.328, SLG: 0.427	B FF 91 X SI 89 1-0 28 1B 1B	C FF 91 F FF 92 B FF 88 X SL 78 1-2 ③ F7			L SI 90 B FF 88 F FF 88 B SL 78 B FF 91 F FF 91 F SI 92 C SL 80 3-3 ③ K		C FF 92 F FC 87 B FF 92 1 SAFE 1 SAFE F SI 91 1 SAFE F FF 92 B FF 92 4-2 F FC 82 F FF 93 F FC 87 F FF 92 B FF 92 B FF 92 1-2 BB			3	0	1	0	1	1	3
28 Buster Posey, R (1, 2) OBP: 0.398, SLG: 0.458	F SI 91 X FF 92 0-1 1-2 1B	X FF 90 0-0 ① F8				F FF 91 X SL 81 0-1 1B	B FF 92 X SI 91 1-0 ③ F8			4	0	2	0	0	0	2
35 Brandon Crawford, L (1, 6) OBP: 0.304, SLG: 0.401	F SL 80 B SI 91 B FF 91 X SL 81 2-1 ③ F8		C FF 88 B SI 90 F SI 92 X SL 77 1-2 ② G4-3			F SL 80 B FF 90 B FF 91 B SI 91 C SL 80 X SL 82 3-2 ① F8		B SI 88 B SI 89 B SI 89 B SI 88 4-0 37 CS 6 HBP BB		3	0	0	0	1	0	3
48 Pablo Sandoval, S (1, 3) OBP: 0.265, SLG: 0.357		B SL 78 F SI 91 F FF 91 X SI 91 1-2 63 1B 6 BB 8 FC5-4 1B	X FF 91 0-0 ③ G2-3			X SL 80 0-0 ② F9		F SI 90 S SI 90 B SI 89 T SI 91 1-2 ① K		4	1	1	0	0	1	2
6 Jarrett Parker, L (1, 7) OBP: 0.293, SLG: 0.417		C SL 80 B SL 79 C SL 79 B CH 82 B FF 89 B FF 90 4-2 8 FC5-4 63 1B 1-2 BB	C SL 77 X CH 82 0-1 ① G4-3			F FF 92 L FF 89 F SI 93 D SL 81 T SL 78 1-2 ③ K		H SI 90 1-0 1-2 HBP		2	0	0	0	1	1	1
63 Ryder Jones, L (1, 5) OBP: 0.247, SLG: 0.277		C SL 81 F SI 91 X SL 82 0-2 8 FC5-4 1-2 2-3 1B	F SI 91 F SL 79 C FF 90 0-3 ② K				F SI 91 C FF 91 B FF 92 B FF 92 F FF 92 F SI 93 B FF 93 F FF 92 B FF 92 4-2 46 SH5-4 8 1B BB	S SI 90 C SI 90 S SI 90 0-3 ② K		3	1	1	0	1	2	2
18 Matt Cain, R (1, 1) OBP: 0.500, SLG: 0.219 54 Reyes Moronta, R (8, 1) 32 Steven Okert, L (7, 1) 62 Cory Gearrin, R (7, 1) 46 Orlando Calixte, R (7, PH) OBP: 0.400, SLG: 0.167 60 Hunter Strickland, R (8, 1) 37 Kelby Tomlinson, R (8, PH) OBP: 0.000, SLG: 0.000 49 Sam Dyson, R (9, 1) 43 Tim Federowicz, R (9, PH) OBP: 0.286, SLG: 0.692	C FF 92 T SL 81 S FF 93 0-3 ① K	S FF 91 F FF 91 S SL 81 0-3 ③ K				1 SAFE X FF 91 0-0 ① SH5-4 1-2	C SI 90 F SI 90 0-2 ③ CS 2-3	X SI 93 0-0 ① G6-3	2 0 0 0 0 2 3 0 0 0 0 0 0 0 0 0 0 0 0 0 0 0 0 0 0 0 0 0 0 0 0 0 0 0 0 0 0 0 0 0 0 0 0 0 0 0 0 0 0 0 0 0 0 0 0 0 1 0 0 0 0 0 0							
Inning Stats	R: 0 H: 2 E: 0 LOB: 2 K: 0 BB: 0 S: 11 P: 19	R: 1 H: 2 E: 0 LOB: 3 K: 1 BB: 2 S: 17 P: 28	R: 0 H: 0 E: 0 LOB: 0 K: 0 BB: 0 S: 5 P: 6	R: 0 H: 0 E: 0 LOB: 0 K: 2 BB: 0 S: 8 P: 8	R: 0 H: 0 E: 0 LOB: 0 K: 2 BB: 0 S: 9 P: 13	R: 0 H: 1 E: 0 LOB: 1 K: 1 BB: 0 S: 10 P: 14	R: 1 H: 1 E: 0 LOB: 2 K: 0 BB: 2 S: 19 P: 30	R: 0 H: 0 E: 0 LOB: 1 K: 2 BB: 1 S: 8 P: 14	R: 0 H: 0 E: 0 LOB: 0 K: 1 BB: 0 S: 8 P: 14	1B: 6 SF: 0 2B: 0 SAC: 1 3B: 0 DP: 0 HR: 0 HBP: 1				WP: 0 PA: 39 PB: 0 SB: 0 CS: 1		

BOTTOM

San Diego Padres @ San Francisco Giants

AT&T Park, San Francisco, CA

Sat Sep 30 2017, 1:06 PM - 4:05 PM PDT

Att. 40,394 - Partly Cloudy - 69 F

livebaseballscorecards.com

AB	31
R	2
H	6
RBI	2
BB	5
SO	9
LOB	19

PITCHER		IP	WLS	BF	H	R	ER	SO	BB	IBB	HBP	BLK	WP	HR	S	P	ERA	WHIP
46 Jhoulys Chacín, R ERA: 3.89	(1, 1)	6.0		25	5	1	1	6	2	0	0	0	0	0	60	88	1.50	1.167
34 Craig Stammen, R ERA: 3.14	(7, 1)	1.0		6	1	1	1	0	2	0	0	0	0	0	19	30	9.00	3.000
77 Buddy Baumann, L ERA: 2.55	(8, 1)	1.0	W	4	0	0	0	2	1	0	1	0	0	0	8	14	0.00	1.000
52 Brad Hand, L ERA: 2.16	(9, 1)	1.0	S	3	0	0	0	1	0	0	0	0	0	0	8	14	0.00	0.000

PITCHER	IP	WLS	BF	H	R	ER	SO	BB	IBB	HBP	BLK	WP	HR	S	P	ERA	WHIP

San Diego Padres @ San Francisco Giants

AT&T Park, San Francisco, CA

Sun Oct 01 2017, 12:06 PM - 3:00 PM PDT

Att. 38,847 - Sunny - 69 F

TOP

livebaseballscorecards.com

Batter	1	2	3	4	5	6	7	8	9	AB	R	H	RBI	BB	SO	LOB
16 Travis Jankowski, L (1, 8) OBP: 0.282, SLG: 0.213	B CH 87 F CH 86 B FC 88 X SL 80 2-1 8 2B 2B	F SI 91 B CH 83 F FF 90 B FF 92 F FF 92 B SL 84 X FF 91 3-2 8 1B 1B		B FF 91 B FF 90 F CH 81 B CH 82 S CH 81 F FF 93 X CH 81 3-2 20 FC6-4 3-H 1B		C CU 77 B SI 90 X SI 91 1-1 ② G1-3			B FF 96 F FF 95 B FF 95 B FF 95 F FF 95 B FF 94 4-2 20 S BB	4	1	3	1	1	0	0
8 Erick Aybar, S (1, 6) OBP: 0.300, SLG: 0.348 17 Allen Córdoba, R (4, 6) OBP: 0.282, SLG: 0.297	C FC 88 X FF 89 0-1 20 1B 26 1B 2-H 2B	1 SAFE B SI 90 C SI 90 B FF 91 1 SAFE F CH 82 B FF 92 F CH 82 X CH 82 3-2 1-2 1B		1 SAFE F SI 88 B FF 92 C SL 83 B FF 92 1 SAFE X FF 92 2-2 ① F9		F SI 90 S CH 80 B CH 81 X SI 91 1-2 ③ F9			1 SAFE X FF 91 0-0 ② F8	3 2	1 0	2 0	1 0	0 0	0 0	1 1
20 Carlos Asuaje, L (1, 4) OBP: 0.334, SLG: 0.362	C CH 81 S FF 90 F FF 91 X CH 82 0-2 15 1B 26 1B 2-3 1B	X SL 84 0-0 ③ P3		1 SAFE 1 SAFE F FF 92 S CH 84 X FF 92 0-2 ② FC6-4 1-2f			B CU 74 B SI 89 C SI 90 C SI 90 B SI 90 F SI 91 D CH 81 4-2 26 G6-4-3 BB		C FF 92 B FF 94 B FF 95 B FF 95 X FF 94 3-1 ③ P3 1-2	4	0	1	0	1	0	4
26 Yangervis Solarte, S (1, 3) OBP: 0.314, SLG: 0.416	F SL 84 F FF 90 F FF 92 B SL 83 X SL 83 1-2 15 1B 3-H 1B		S CH 80 S CH 81 B CH 82 B CH 83 X FF 90 2-2 ① F7	X FF 91 0-0 ③ P6			F SI 91 F CU 78 F SI 92 B SI 91 D SL 80 F SI 91 X SI 91 2-2 ①② G6-4-3 1-2f			4	0	1	1	0	0	2
10 Hunter Renfroe, R (1, 9) OBP: 0.284, SLG: 0.467	S SI 90 X SI 90 0-1 ① L3		C CH 82 B SI 91 B SI 91 X CH 82 2-1 HR		B FF 90 C SI 91 B SI 91 C FF 91 X FF 92 2-2 1B		X SI 91 0-0 ③ L9			4	1	2	1	0	0	2
15 Cory Spangenberg, L (1, 5) OBP: 0.322, SLG: 0.401	F CH 79 X CH 81 0-1 32 G6-4-3 1-2 2-3 1B		C SI 90 B FF 90 F SL 83 B FF 92 B FF 92 X CH 82 3-2 ② G3		F FF 91 S SI 92 B FC 86 C FF 92 1-3 ① K			F SL 80 C SI 91 C FF 93 0-3 ① K		4	0	1	0	0	2	1
32 Jabari Blash, R (1, 7) OBP: 0.333, SLG: 0.341	X FF 90 0-0 ②③ G6-4-3 1-2f		X SI 90 0-0 58 FC4-6 1B		B SI 93 B FF 94 B CH 84 X FF 92 3-0 ② P4			S SI 92 B SL 85 B SI 94 F SI 92 B FF 93 X FF 94 3-2 ② F9		4	0	1	0	0	0	4
58 Rocky Gale, R (1, 2) OBP: 0.100, SLG: 0.400 21 Luis Torrens, R (8, 2) OBP: 0.243, SLG: 0.203		C F SI 91 F SL 84 F FF 92 X SL 84 0-2 ① F8	F SI 91 C SI 90 X FF 90 0-2 ③ FC4-6 1-2f		1 SAFE X SI 93 0-0 ③ G5-3			B FF 97 S FF 95 F FF 96 S FF 96 1-3 ③ K		4 0	0 0	0 0	0 0	0 0	1 0	2 0
61 Luis Perdomo, R (1, 1) OBP: 0.128, SLG: 0.304 38 Kyle McGrath, L (8, 1) 44 Héctor Sánchez, S (9, PH) OBP: 0.245, SLG: 0.423 88 Phil Maton, R (9, 1)		F FF 90 F CH 81 S CH 82 0-3 ② K		X SL 79 0-0 16 1B 3B		C SI 89 B CH 80 F CH 80 F SI 90 F SI 91 C CU 78 1-3 ① K			X FF 96 0-0 ① P3	3 0 1 0	1 0 0 0	1 0 0 0	0 0 0 0	0 0 0 0	2 0 0 0	0 0 0 0
Inning Stats	R: 2 E: 0 K: 0 S: 17 H: 5 LOB: 2 BB: 0 P: 20	R: 0 E: 0 K: 1 S: 17 H: 2 LOB: 2 BB: 0 P: 23	R: 1 E: 0 K: 0 S: 12 H: 2 LOB: 1 BB: 0 P: 19	R: 1 E: 0 K: 0 S: 12 H: 2 LOB: 1 BB: 0 P: 17	R: 0 E: 0 K: 1 S: 8 H: 1 LOB: 1 BB: 0 P: 14	R: 0 E: 0 K: 1 S: 10 H: 0 LOB: 0 BB: 0 P: 13	R: 0 E: 0 K: 0 S: 9 H: 0 LOB: 0 BB: 1 P: 15	R: 0 E: 0 K: 2 S: 9 H: 0 LOB: 0 BB: 0 P: 13	R: 0 E: 0 K: 0 S: 6 H: 0 LOB: 1 BB: 1 P: 13	1B: 8 2B: 2 3B: 1 HR: 1		SF: 0 SAC: 0 DP: 2 HBP: 0				

	AB	37
	R	4
	H	12
	RBI	4
	BB	2
	SO	5
	LOB	17

WP: 0 PA: 39
PB: 0
SB: 1
CS: 0

PITCHER		IP	WLS	BF	H	R	ER	SO	BB	IBB	HBP	BLK	WP	HR	S	P	ERA	WHIP
47 Johnny Cueto, R ERA: 4.52	(1, 1)	5.0		26	12	4	4	2	0	0	0	0	0	1	66	93	7.20	2.400
50 Ty Blach, L ERA: 4.78	(6, 1)	2.0		6	0	0	0	1	1	0	0	0	0	0	19	28	0.00	0.500
32 Steven Okert, L ERA: 5.67	(8, 1)	0.1		1	0	0	0	1	0	0	0	0	0	0	3	3	0.00	0.000
62 Cory Gearrin, R ERA: 1.99	(8, 1)	0.1		1	0	0	0	0	0	0	0	0	0	0	3	6	0.00	0.000
60 Hunter Strickland, R ERA: 2.64	(8, 1)	1.1	W	5	0	0	0	1	1	0	0	0	0	0	9	17	0.00	0.750

PITCHER		IP	WLS	BF	H	R	ER	SO	BB	IBB	HBP	BLK	WP	HR	S	P	ERA	WHIP

BOTTOM

Batter	1	2	3	4	5	6	7	8	9	AB	R	H	RBI	BB	SO	LOB
8 Hunter Pence, R (1, 9) OBP: 0.315, SLG: 0.385	B FS 90 C SL 80 X FF 90 1-1 G1-3 ①		S SL 84 B SI 92 X SL 84 2-1 FC6-4 ② 1-2f		S SL 83 C FF 92 B SL 85 B SL 83 X SL 84 2-2 G5-3 ①		B FF 92 F FF 95 1 SAFE F FF 93 B SI 91 S SL 86 2-3 K ③ 1-2			3	0	0	0	0	0	1
66 Gorkys Hernández, R (7, PH) OBP: 0.327, SLG: 0.326 (8, 9)										1	0	0	0	0	1	1
12 Joe Panik, L (1, 4) OBP: 0.347, SLG: 0.421	C FS 86 B SL 84 F FF 93 F SI 94 B FF 93 B SL 86 X FF 94 3-2 G3 ②		B FS 85 X FF 94 1-0 L7 ③		C FF 92 B SL 88 X SI 93 1-1 2 G6-3 1B			B FF 87 C CH 79 C CH 79 B FF 88 F FF 88 X FF 87 2-2 L4 ①		4	0	1	0	0	0	1
2 Denard Span, L (1, 8) OBP: 0.329, SLG: 0.427	B FF 93 S SL 85 X FF 94 1-1 F7 ③			C FS 85 S SL 84 B SL 85 B SL 84 X FS 86 2-2 28 WP 28 S 35 2B 1B	B FF 94 B SL 83 F FF 94 B FF 95 X FF 96 3-1 G6-3 ②③ 1-2f			B FF 87 C FF 87 B CH 78 B CH 76 B FF 87 4-1 35 CS BB		3	1	1	0	1	0	1
28 Buster Posey, R (1, 3) OBP: 0.400, SLG: 0.462		C FF 91 X FF 89 0-1 35 L9 48 G3 2B		B FF 93 F FF 92 B SL 82 F SI 92 B SI 93 B SL 85 4-2 35 2B 6 1B 1-3 BB		C SI 94 X FF 95 0-1 F8 ①		B CH 77 B CH 78 1 SAFE F FF 87 C FF 87 X CH 79 2-2 F8 ②		1	2	1	0	1	0	0
63 Ryder Jones, L (6, 5) OBP: 0.244, SLG: 0.273										2	0	0	0	0	0	1
35 Brandon Crawford, L (1, 6) OBP: 0.305, SLG: 0.403		B SI 92 X FS 86 1-0 L9 ① 2-3		B FF 94 C SL 85 X FF 95 1-1 6 1B 5 FC5-4 2B 1-3 3-H		B SL 84 C SI 95 F FF 96 B FF 96 X SL 86 2-2 48 G6-4-3 1B		B CH 80 1 SAFE 1-0 CS ③ 1-2	B CU 82 B FF 93 B FF 92 C FF 91 F FF 92 F FF 92 F FF 91 F FF 91 S CU 82 3-3 K ①	4	1	2	1	0	1	1
48 Pablo Sandoval, S (1, 5) OBP: 0.265, SLG: 0.367		F FF 93 X FF 92 0-1 G3 ② 3-H	F X FF 93 0-1 P3 ①			B FF 95 F FF 94 F FF 95 F FF 95 F FF 95 F FF 95 X FF 95 1-2 G6-4-3 ②③ 1-2f			C CU 82 S CU 82 B FF 93 B FF 92 B CU 82 X FF 92 3-2 HR	4	1	1	2	0	0	3
(6, 3)																
6 Jarrett Parker, L (1, 7) OBP: 0.294, SLG: 0.416		S SL 85 B FF 92 T SL 85 B SL 87 C FF 94 2-3 K ③	B FF 94 D SL 85 F FF 93 C FF 95 B SL 85 X FF 96 3-2 5 FC5-4 1B 2-3 3-H				C SL 84 C SI 92 B FF 94 S SI 92 1-3 K ①			3	0	1	1	0	2	0
5 Nick Hundley, R (1, 2) OBP: 0.272, SLG: 0.418			C SL 83 S SL 83 B SL 84 X SL 85 1-2 E6 8 FC6-4	C FF 92 1 SAFE X FF 94 0-1 FC5-4 ② 1-2f 3-H			F FF 92 B SL 85 S SI 91 F FF 90 X FF 93 1-2 46 FC6-4 1B			3	0	1	1	0	0	1
47 Johnny Cueto, R (1, 1) OBP: 0.104, SLG: 0.087 50 Ty Blach, R (6, 1) OBP: 0.286, SLG: 0.341 46 Orlando Calixte, R (7, PH) OBP: 0.188, SLG: 0.163 32 Steven Okert, L (8, 1) 62 Cory Gearrin, R (8, 1) 60 Hunter Strickland, R (8, 1)			B FF 91 B SL 84 C SI 92 L SI 91 T SI 93 2-2 K ①	X SL 84 0-0 G6-3 ③			S SL 85 B FF 92 X SI 93 1-1 FC6-4 66 S ② 1-2f			2 0 1 0 0 0	0 0 0 0 0 0	0 0 0 0 0 0	0 0 0 0 0 0	0 0 0 0 0 0	1 0 0 0 0 0	2 0 1 0 0 0

Inning Stats																					
	R: 0 E: 0 K: 0 S: 8	H: 0 LOB: 0 BB: 0 P: 13	R: 1 E: 0 K: 1 S: 8	H: 1 LOB: 0 BB: 0 P: 11	R: 0 E: 1 K: 1 S: 9	H: 0 LOB: 1 BB: 0 P: 15	R: 3 E: 0 K: 0 S: 15	H: 3 LOB: 1 BB: 1 P: 25	R: 0 E: 0 K: 0 S: 7	H: 1 LOB: 0 BB: 0 P: 13	R: 0 E: 0 K: 0 S: 11	H: 1 LOB: 0 BB: 0 P: 14	R: 0 E: 0 K: 2 S: 12	H: 1 LOB: 1 BB: 0 P: 17	R: 0 E: 0 K: 0 S: 8	H: 0 LOB: 0 BB: 1 P: 17	R: 1 E: 0 K: 1 S: 9	H: 1 LOB: 0 BB: 0 P: 15	1B: 5 2B: 2 3B: 0 HR: 1	SF: 0 SAC: 0 DP: 2 HBP: 0	WP: 1 PB: 0 SB: 2 CS: 1	PA: 34

PITCHER	IP	WLS	BF	H	R	ER	SO	BB	IBB	HBP	BLK	WP	HR	S	P	ERA	WHIP
61 Luis Perdomo, R (1, 1) ERA: 4.67	7.0		28	7	4	4	4	1	0	0	0	1	0	70	108	5.14	1.143
38 Kyle McGrath, L (8, 1) ERA: 2.84	1.0		3	0	0	0	0	1	0	0	0	0	0	8	17	0.00	1.000
88 Phil Maton, R (9, 1) ERA: 4.19	0.1	L	2	1	1	1	1	0	0	0	0	0	1	9	15	27.00	3.000

PITCHER	IP	WLS	BF	H	R	ER	SO	BB	IBB	HBP	BLK	WP	HR	S	P	ERA	WHIP

San Diego Padres @ San Francisco Giants

AT&T Park, San Francisco, CA

Sun Oct 01 2017, 12:06 PM - 3:00 PM PDT

Att. 38,847 - Sunny - 69 F

livebaseballscorecards.com

AB	31
R	5
H	8
RBI	5
BB	2
SO	5
LOB	13