

San Francisco Giants - 2017

| Batter | 1 | 2 | 3 | 4 | 5 | 6 | 7 | 8 | 9 | AB | R | H | RBI | BB | SO | LOB | TOP | | | | | | | | | | | |
|---|---|---------------------------------|------------------------------|---------------------------------|------------------------------|---------------------------------|------------------------------|---------------------------------|------------------------------|---------------------------------|------------------------------|---------------------------------|------------------------------|---------------------------------|-------------------------------|----------------------------------|--|---------------------------------|----------------------------------|------------------------------------|----------------------------------|--------|--|--|--|--|--|--|
| 12 Kyle Schwarber, L (1, 7) 68 Eloy Jiménez, R (5, PH) OBP: 0.333, SLG: 0.333 | G4-3 | CS | G4-3 | | | | P2 | | F8 | 2 | 0 | 0 | 0 | 0 | 0 | 0 | Chicago Cubs @ San Francisco Giants Scottsdale Stadium, Scottsdale, AZ Sat Feb 25 2017, 3:08 PM - 5:53 PM EST Att: 11,515 - Sunny - 63 F | | | | | | | | | | | |
| 9 Javier Báez, R (1, 4) 8 Jemile Weeks, S (5, PR) OBP: 0.500, SLG: 0.500 | | | G5-3 | | | | E9 | | F9 | 3 | 1 | 2 | 0 | 0 | 0 | 0 | | | | | | | | | | | | |
| 7 Jeimer Candelario, S (1, 5) 73 Victor Caratini, S (5, 2) OBP: 1.000, SLG: 2.000 | | | F9 | | | | F7 | | | 3 | 0 | 1 | 1 | 0 | 0 | 1 | | | | | | | | | | | | |
| 47 Miguel Montero, L (1, 2) 3 David Bote, R (5, 5) OBP: 0.500, SLG: 1.000 | | | | | | | G4-3 | | | 3 | 0 | 0 | 0 | 0 | 0 | 2 | | | | | | | | | | | | |
| 5 Albert Almora Jr., R (1, 8) 82 Taylor Davis, R (6, 3) OBP: 1.000, SLG: 1.000 | | | | | | | | | | 3 | 0 | 1 | 0 | 0 | 0 | 1 | | | | | | | | | | | | |
| 15 Chris Dominguez, R (1, 3) 98 Todd Glaesmann, R (6, 8) OBP: 1.000, SLG: 1.000 | | | | | | | | | | 3 | 1 | 2 | 0 | 0 | 0 | 0 | | | | | | | | | | | | |
| 72 John Andreoli, R (1, 9) Eddy Martinez, R (6, 9) | | | | | | | | | | 3 | 0 | 0 | 0 | 0 | 0 | 3 | | | | | | | | | | | | |
| 66 Munenori Kawasaki, L (1, 6) 85 Chesny Young, R (6, 6) | | | | | | | | | | 2 | 0 | 0 | 0 | 0 | 0 | 3 | | | | | | | | | | | | |
| 78 Mark Zagunis, R (1, 10) 96 Chris Pieters, L (9, PH) | | | | | | | | | | 3 | 0 | 0 | 1 | 0 | 2 | 1 | | | | | | | | | | | | |
| | | | | | | | | | | 1 | 0 | 0 | 0 | 0 | 0 | 0 | | | | | | | | | | | | |
| Inning Stats | R: 1 E: 0 K: 0 S: 5 | H: 2 LOB: 1 BB: 0 P: 5 | R: 1 E: 1 K: 0 S: 4 | H: 1 LOB: 0 BB: 0 P: 5 | R: 0 E: 0 K: 0 S: 3 | H: 0 LOB: 0 BB: 0 P: 3 | R: 0 E: 0 K: 0 S: 5 | H: 2 LOB: 2 BB: 0 P: 5 | R: 1 E: 1 K: 1 S: 7 | H: 2 LOB: 1 BB: 0 P: 7 | R: 0 E: 0 K: 0 S: 3 | H: 0 LOB: 0 BB: 0 P: 3 | R: 0 E: 0 K: 1 S: 5 | H: 0 LOB: 0 BB: 0 P: 5 | R: 2 E: 0 K: 2 S: 10 | H: 3 LOB: 2 BB: 1 P: 14 | R: 1 E: 0 K: 0 S: 5 | H: 2 LOB: 1 BB: 0 P: 6 | 1B: 7 2B: 4 3B: 1 HR: 0 | SF: 0 SAC: 0 DP: 0 HBP: 0 | WP: 1 PB: 0 SB: 0 CS: 1 | PA: 41 | | | | | | |
| PITCHER | IP WLS BF H R ER SO BB IBB HBP BLK WP HR S P ERA WHIP | | | | | | | | | | | | | | | | | | | | | | | | | | | |
| 18 Matt Cain, R (1, 1) ERA: 4.5 | 2.0 | 9 | 3 | 2 | 1 | 0 | 0 | 0 | 0 | 0 | 0 | 0 | 0 | 0 | 0 | 0 | 4.50 | 1.500 | | | | | | | | | | |
| 41 Mark Melancon, R (3, 1) ERA: | 1.0 | 3 | 0 | 0 | 0 | 0 | 0 | 0 | 0 | 0 | 0 | 0 | 0 | 0 | 0 | 0 | 0.00 | 0.000 | | | | | | | | | | |
| 50 Ty Blach, L (4, 1) ERA: 4.5 | 2.0 | 10 | 4 | 1 | 1 | 1 | 0 | 0 | 0 | 0 | 0 | 0 | 12 | 3 | 2 | 4.50 | 2.000 | | | | | | | | | | | |
| 70 George Kontos, R (6, 1) ERA: | 1.0 | W | 3 | 0 | 0 | 0 | 0 | 0 | 0 | 0 | 0 | 0 | 3 | 3 | 0 | 0.00 | 0.000 | | | | | | | | | | | |
| 57 Bryan Morris, R (7, 1) ERA: | 1.0 | | 3 | 0 | 0 | 0 | 1 | 0 | 0 | 0 | 0 | 0 | 5 | 5 | 0 | 0.00 | 0.000 | | | | | | | | | | | |
| 61 Josh Osich, L (8, 1) ERA: 18.0 | 1.0 | | 7 | 3 | 2 | 2 | 2 | 1 | 0 | 0 | 0 | 0 | 0 | 0 | 0 | 0 | 18.00 | 4.000 | | | | | | | | | | |
| 60 Hunter Strickland, R (9, 1) ERA: 9.0 | 1.0 | S | 5 | 2 | 1 | 1 | 0 | 0 | 0 | 0 | 0 | 0 | 0 | 0 | 0 | 0 | 9.00 | 2.000 | | | | | | | | | | |

| Batter | 1 | 2 | 3 | 4 | 5 | 6 | 7 | 8 | 9 | AB | R | H | RBI | BB | SO | LOB | BOTTOM | | | | | | | | | | | |
|---|---|---------------------------------|------------------------------|---------------------------------|------------------------------|---------------------------------|------------------------------|---------------------------------|------------------------------|----------------------------------|-------------------------------|----------------------------------|------------------------------|---------------------------------|------------------------------|----------------------------------|--|------------------------------------|----------------------------------|--------|--|--|--|--|--|--|--|--|
| 2 Denard Span, L (1, 8) OBP: 0.500, SLG: 0.500 | | | | G3 | | | G6-3 | | | 2 | 0 | 1 | 0 | 0 | 0 | 0 | Chicago Cubs @ San Francisco Giants Scottsdale Stadium, Scottsdale, AZ Sat Feb 25 2017, 3:08 PM - 5:53 PM EST Att: 11,515 - Sunny - 63 F | | | | | | | | | | | |
| 78 Steven Duggar, L (5, 8) | | | | | | | | | | 2 | 0 | 0 | 0 | 0 | 1 | 1 | | | | | | | | | | | | |
| 35 Brandon Crawford, L (1, 6) 63 Orlando Calixte, R (5, 6) OBP: 0.667, SLG: 0.500 | | | | | | | | | | 1 | 0 | 0 | 0 | 1 | 0 | 1 | | | | | | | | | | | | |
| 28 Buster Posey, R (1, 2) 72 Tim Federowicz, R (5, 2) | | | | | | | | | | 2 | 0 | 0 | 0 | 0 | 0 | 2 | | | | | | | | | | | | |
| 38 Michael Morse, R (1, 3) 89 Austin Slater, R (5, PR) OBP: 0.250, SLG: 0.250 | | | | | | | | | | 1 | 0 | 0 | 0 | 1 | 0 | 0 | | | | | | | | | | | | |
| 94 Aaron Hill, R (1, 5) 1 Jae-Gyun Hwang, R (6, 5) OBP: 0.333, SLG: 1.333 | | | | | | | | | | 2 | 1 | 1 | 0 | 0 | 0 | 0 | | | | | | | | | | | | |
| 83 Ryder Jones, L (7, 5) OBP: 1.000, SLG: 1.000 | | | | | | | | | | 1 | 1 | 1 | 0 | 0 | 0 | 0 | | | | | | | | | | | | |
| 39 Justin Ruggiano, R (1, 9) 43 Kyle Blanks, R (6, 3) OBP: 0.250, SLG: 0.333 | | | | | | | | | | 2 | 1 | 1 | 1 | 0 | 1 | 0 | | | | | | | | | | | | |
| 51 Mac Williamson, R (1, 7) 87 Winton Bernard, R (6, 7) OBP: 0.667, SLG: 1.000 | | | | | | | | | | 2 | 0 | 0 | 0 | 0 | 0 | 3 | | | | | | | | | | | | |
| 10 Eduardo Núñez, R (1, 10) 49 Chris Marrero, R (6, PH) OBP: 0.500, SLG: 1.250 | | | | | | | | | | 2 | 0 | 0 | 1 | 0 | 0 | 2 | | | | | | | | | | | | |
| 90 Miguel Gómez, S (8, PH) (8, 10) | | | | | | | | | | 1 | 0 | 0 | 0 | 0 | 0 | 1 | | | | | | | | | | | | |
| 37 Kelby Tomlinson, R (1, 4) 71 Juniel Querecuto, S (6, 4) | | | | | | | | | | 2 | 0 | 1 | 1 | 0 | 0 | 0 | | | | | | | | | | | | |
| | | | | | | | | | | 1 | 0 | 0 | 0 | 0 | 0 | 1 | | | | | | | | | | | | |
| Inning Stats | R: 0 E: 0 K: 0 S: 3 | H: 1 LOB: 0 BB: 0 P: 3 | R: 0 E: 0 K: 1 S: 5 | H: 0 LOB: 0 BB: 0 P: 5 | R: 0 E: 0 K: 0 S: 3 | H: 0 LOB: 0 BB: 0 P: 3 | R: 0 E: 0 K: 0 S: 2 | H: 0 LOB: 1 BB: 1 P: 6 | R: 3 E: 0 K: 1 S: 8 | H: 3 LOB: 2 BB: 1 P: 13 | R: 4 E: 0 K: 1 S: 11 | H: 4 LOB: 1 BB: 1 P: 15 | R: 0 E: 0 K: 0 S: 3 | H: 0 LOB: 0 BB: 0 P: 3 | R: 1 E: 0 K: 0 S: 4 | H: 1 LOB: 1 BB: 1 P: 10 | 1B: 7 2B: 1 3B: 0 HR: 1 | SF: 1 SAC: 0 DP: 2 HBP: 0 | WP: 2 PB: 0 SB: 1 CS: 0 | PA: 35 | | | | | | | | |
| PITCHER | IP WLS BF H R ER SO BB IBB HBP BLK WP HR S P ERA WHIP | | | | | | | | | | | | | | | | | | | | | | | | | | | |
| 29 Rob Zastryzny, L (1, 1) ERA: | 1.0 | | 3 | 0 | 0 | 0 | 1 | 0 | 0 | 0 | 0 | 0 | 0 | 0 | 0 | 0 | 0.00 | 1.000 | | | | | | | | | | |
| 80 Pierce Johnson, R (2, 1) ERA: | 1.0 | H | 3 | 0 | 0 | 0 | 0 | 0 | 0 | 0 | 0 | 0 | 0 | 0 | 0 | 0 | 0.00 | 0.000 | | | | | | | | | | |
| 82 Dallas Beeler, R (3, 1) ERA: | 1.0 | H | 3 | 0 | 0 | 0 | 0 | 0 | 0 | 0 | 0 | 0 | 0 | 0 | 0 | 0 | 0.00 | 0.000 | | | | | | | | | | |
| 84 Jhonny Medina, R (4, 1) ERA: | 1.0 | H | 3 | 0 | 0 | 0 | 0 | 0 | 0 | 0 | 0 | 0 | 2 | 6 | 0 | 0.00 | 1.000 | | | | | | | | | | | |
| 69 Tommy Nance, R (5, 1) ERA: 27.0 | 1.0 | B | 7 | 3 | 3 | 3 | 1 | 1 | 0 | 0 | 0 | 0 | 0 | 8 | 13 | 27.00 | 4.000 | | | | | | | | | | | |
| 48 Jim Henderson, R (6, 1) ERA: 36.0 | 1.0 | | 4 | 4 | 4 | 1 | 1 | 1 | 0 | 0 | 0 | 0 | 0 | 0 | 0 | 0 | 36.00 | 5.000 | | | | | | | | | | |
| 21 Dylan Floro, R (7, 1) ERA: | 1.0 | | 3 | 0 | 0 | 0 | 0 | 0 | 0 | 0 | 0 | 0 | 0 | 0 | 0 | 0 | 0.00 | 0.000 | | | | | | | | | | |
| 63 Maikel Cleto, R (8, 1) ERA: 9.0 | 1.0 | | 5 | 1 | 1 | 1 | 0 | 1 | 0 | 0 | 0 | 0 | 1 | 0 | 4 | 10 | 9.00 | 2.000 | | | | | | | | | | |



| Batter | 1 | 2 | 3 | 4 | 5 | 6 | 7 | 8 | 9 | AB | R | H | RBI | BB | SO | LOB | TOP | |
|---|---|---|--------------------------------------|---|---------------------------------------|---|--------------------------------------|---|--------------------------------------|---|--------------------------------------|---|----------------------------------|------------------------------------|----------------------------------|--------|-----|--|
| 7 Jimmy Rollins, S OBP: 0.267, SLG: 0.154 22 Christian Arroyo, R OBP: 0.375, SLG: 0.375 | G5-3 | | L7 | | | L6 | | K | | 3 | 0 | 0 | 0 | 0 | 0 | 0 | | |
| 94 Aaron Hill, R OBP: 0.385, SLG: 0.333 71 Juniel Querecuto, S OBP: 0.286, SLG: 0.333 | 1B | | P4 | | | K | | G6-3 | | 3 | 0 | 1 | 0 | 0 | 1 | 0 | | |
| 28 Buster Posey, R OBP: 0.300, SLG: 0.125 83 Ryder Jones, L OBP: 0.333, SLG: 0.375 | 1B | | G6-3 | | | G6-3 | | P5 | | 3 | 0 | 1 | 0 | 0 | 0 | 0 | | |
| 9 Brandon Belt, L OBP: 0.333, SLG: 0.462 43 Kyle Blanks, R OBP: 0.100, SLG: 0.111 | FC3-6 6 HBP | | | | | K | | G6-3 | | 3 | 0 | 0 | 0 | 0 | 1 | 2 | | |
| 6 Jarrett Parker, L OBP: 0.429, SLG: 0.688 78 Steven Duggar, L OBP: 0.500, SLG: 0.500 | HBP | | | | | G4-3 | | P6 | | 2 | 0 | 0 | 0 | 0 | 0 | 0 | | |
| 63 Orlando Calixte, R OBP: 0.313, SLG: 0.333 90 Miguel Gómez, S OBP: 0.143, SLG: 0.143 | F8 | | | | | G5-3 | | | | 3 | 0 | 1 | 0 | 0 | 0 | 3 | | |
| 5 Nick Hundley, R OBP: 0.400, SLG: 0.250 72 Tim Federowicz, R OBP: 0.286, SLG: 0.333 | | | L5 | | | G6-3 | | G4-3 | | 3 | 0 | 0 | 0 | 0 | 0 | 1 | | |
| 39 Justin Ruggiano, R OBP: 0.167, SLG: 0.182 | | | L4 | | | K | | G5-3 | | 3 | 0 | 0 | 0 | 0 | 1 | 0 | | |
| 66 Gorkys Hernández, R OBP: 0.200, SLG: 0.286 49 Chris Marrero, R OBP: 0.278, SLG: 0.388 | | | G6-3 | | | G6-3 | | F8 | | 2 | 0 | 0 | 0 | 0 | 0 | 0 | | |
| Inning Stats | R: 0 H: 2 E: 0 K: 0 S: 10 | H: 2 R: 0 ER: 0 LOB: 3 BB: 0 P: 17 | R: 0 H: 0 E: 0 K: 0 S: 7 | H: 0 R: 0 ER: 0 LOB: 0 BB: 0 P: 14 | R: 0 H: 0 E: 0 K: 1 S: 10 | H: 0 R: 0 ER: 0 LOB: 0 BB: 0 P: 12 | R: 0 H: 0 E: 0 K: 1 S: 7 | H: 0 R: 0 ER: 0 LOB: 1 BB: 0 P: 11 | R: 0 H: 1 E: 0 K: 1 S: 8 | H: 0 R: 0 ER: 0 LOB: 0 BB: 0 P: 10 | R: 0 H: 0 E: 0 K: 1 S: 7 | H: 0 R: 0 ER: 0 LOB: 0 BB: 0 P: 10 | 1B: 3 2B: 0 3B: 0 HR: 0 | SF: 0 SAC: 0 DP: 0 HBP: 1 | WP: 0 PB: 0 SB: 0 CS: 0 | PA: 31 | | |
| PITCHER | IP WLS BF H R ER SO BB IBB HBP BLK WP HR S P ERA WHIP | 39 Jason Hammel, R ERA: 0.00 | 26 Mike Minor, L ERA: 0.00 | 54 Scott Alexander, L ERA: 3.0 | 50 Miguel Almonte, R ERA: 3.0 | 62 Al Alburquerque, R ERA: 0.00 | 45 Kyle Zimmer, R ERA: 7.71 | 47 Bobby Parnell, R ERA: 9.0 | | | | | | | | | | |

San Francisco Giants @ Kansas City Royals
 Surprise Stadium, Surprise, AZ
 Sat Mar 04 2017, 3:05 PM - 5:30 PM EST
 Att. 8,006 - Overcast - 75 F

livebaseballscores.com

AB 30
 R 0
 H 3
 RBI 0
 BB 0
 SO 5
 LOB 6

GIANTS

| Batter | 1 | 2 | 3 | 4 | 5 | 6 | 7 | 8 | 9 | AB | R | H | RBI | BB | SO | LOB | BOTTOM |
|--|---|---|---------------------------------------|---|---------------------------------------|---|---------------------------------------|--------------------------------------|---------------------------------------|---------------------------------------|----------------------------------|------------------------------------|----------------------------------|--------|----|-----|--------|
| 4 Alex Gordon, L OBP: 0.429, SLG: 0.385 82 Brandon Downes, R OBP: 0.286, SLG: 0.333 | K | | 1B | | | G1-3 | | K | | 3 | 0 | 1 | 0 | 0 | 1 | 1 | |
| 2 Alcides Escobar, R OBP: 0.286, SLG: 0.643 68 Humberto Arteaga, R OBP: 0.125, SLG: 0.125 | 1B | | F9 | | | K | | F8 | | 3 | 0 | 1 | 0 | 0 | 1 | 2 | |
| 6 Lorenzo Cain, R OBP: 0.429, SLG: 0.690 11 Bubba Starling, R OBP: 0.364, SLG: 0.300 | 1B | | K | | | K | | K | | 3 | 1 | 1 | 2 | 0 | 2 | 2 | |
| 35 Eric Hosmer, L OBP: 0.357, SLG: 0.667 66 Ryan O'Hearn, L OBP: 0.375, SLG: 0.667 | F8 | | G4-3 | | | F8 | | G6-3 | | 3 | 0 | 0 | 0 | 0 | 0 | 2 | |
| 13 Salvador Perez, R OBP: 0.556, SLG: 1.444 36 Cam Gallagher, R OBP: 0.250, SLG: 0.250 | | | 1B | | | F8 | | K | | 2 | 0 | 1 | 0 | 0 | 0 | 0 | |
| 19 Cheslor Cuthbert, R OBP: 0.375, SLG: 0.182 17 Hunter Dozier, R OBP: 0.538, SLG: 0.727 | | | G4-6-3 | | | 1B | | K | | 2 | 0 | 1 | 0 | 1 | 0 | 1 | |
| 7 Peter O'Brien, R OBP: 0.368, SLG: 0.813 0 Terrance Gore, R OBP: 0.667, SLG: 1.000 | BB | | K | | | K | | FC5 27 1B | | 2 | 0 | 0 | 0 | 1 | 1 | 3 | |
| 27 Adalberto Mondesi, S OBP: 0.538, SLG: 0.769 98 D.J. Burt, R | 1B | | G4-3 | | | 1B | | P6 | | 3 | 0 | 2 | 0 | 0 | 0 | 1 | |
| 78 Chase Vallot, R OBP: 0.600, SLG: 1.250 | K | | | | | 6 HR G1-3 | | K | | 2 | 1 | 0 | 0 | 1 | 2 | 5 | |
| Inning Stats | R: 0 H: 1 E: 0 K: 2 S: 12 | H: 2 R: 0 ER: 0 LOB: 2 BB: 1 P: 17 | R: 0 H: 1 E: 0 K: 1 S: 11 | H: 1 R: 0 ER: 0 LOB: 1 BB: 0 P: 16 | R: 0 H: 1 E: 0 K: 1 S: 10 | H: 1 R: 2 ER: 0 LOB: 0 BB: 1 P: 19 | R: 0 H: 2 E: 0 K: 2 S: 15 | R: 0 H: 0 E: 0 K: 1 S: 9 | R: 0 H: 0 E: 0 K: 2 S: 10 | R: 0 H: 0 E: 0 K: 2 S: 10 | 1B: 7 2B: 0 3B: 0 HR: 1 | SF: 0 SAC: 0 DP: 1 HBP: 0 | WP: 0 PB: 0 SB: 0 CS: 0 | PA: 34 | | | |
| PITCHER | IP WLS BF H R ER SO BB IBB HBP BLK WP HR S P ERA WHIP | 52 Clayton Blackburn, R ERA: 4.5 | 73 Kyle Crick, R ERA: 13.5 | 74 Kraig Sitton, L ERA: 13.5 | 93 David Hernandez, R ERA: 13.5 | 48 Steven Okert, L ERA: 13.5 | 59 Neil Ramirez, R ERA: 8.1 | | | | | | | | | | |

San Francisco Giants @ Kansas City Royals
 Surprise Stadium, Surprise, AZ
 Sat Mar 04 2017, 3:05 PM - 5:30 PM EST
 Att. 8,006 - Overcast - 75 F

livebaseballscores.com

AB 31
 R 2
 H 8
 RBI 2
 BB 3
 SO 11
 LOB 20

Royals

| Batter | 1 | 2 | 3 | 4 | 5 | 6 | 7 | 8 | 9 | AB | R | H | RBI | BB | SO | LOB | TOP | | | |
|---|---|----------------------------------|------------------------------|---------------------------------|------------------------------|---------------------------------|------------------------------|----------------------------------|------------------------------|---------------------------------|------------------------------|---------------------------------|------------------------------|---------------------------------|------------------------------|---|---|--|------------------------------------|----------------------------------|
| 70 Greg Allen, S (1,8) 69 Todd Isaacs, R (6,8) | | | | | | | | | | | 3 | 1 | 2 | 0 | 0 | 0 | 0 | Cleveland Indians @ San Francisco Giants Scottsdale Stadium, Scottsdale, AZ Mon Mar 06 2017, 3:07 PM - 5:36 PM EST Att: 9,241 - Sunny - 66 F | | |
| 6 Brandon Guver, R (1,7) 22 Todd Hankins, R (4,5) | | | | | | | | | | 2 | 0 | 0 | 0 | 0 | 0 | 1 | | | | |
| 35 Abraham Almonte, S (1,9) 69 Kaeli Tom, L (6,9) | | | | | | | | | | 3 | 0 | 1 | 1 | 0 | 0 | 2 | | | | |
| 13 Chris Colabello, R (1,3) 44 Willy Mo Peña, R (6, PR) | | | | | | | | | | 2 | 0 | 1 | 0 | 1 | 0 | 1 | | | | |
| 78 Bradley Zimmer, L (1,10) | | | | | | | | | | 4 | 1 | 1 | 0 | 0 | 1 | 3 | | | | |
| 45 Erik Kratz, R (1,2) 73 Francisco Mejia, S (6,2) | | | | | | | | | | 3 | 0 | 1 | 1 | 0 | 0 | 1 | | | | |
| 4 Richie Shaffer, R (1,5) 61 Connor Marabell, L (6,7) | | | | | | | | | | 2 | 0 | 0 | 0 | 0 | 1 | 1 | | | | |
| 9 Erik González, R (1,4) 62 Nolan Jones, L (6,5) | | | | | | | | | | 2 | 0 | 0 | 0 | 0 | 1 | 0 | | | | |
| 77 Eric Stamets, R (1,6) 51 Luke Wakamatsu, S (6,6) | | | | | | | | | | 1 | 0 | 0 | 0 | 0 | 0 | 0 | | | | |
| Inning Stats | R: 1 E: 0 K: 1 S: 10 | H: 2 LOB: 1 BB: 0 P: 10 | R: 0 E: 0 K: 1 S: 5 | H: 0 LOB: 0 BB: 0 P: 5 | R: 0 E: 0 K: 0 S: 3 | H: 0 LOB: 0 BB: 0 P: 3 | R: 1 E: 0 K: 1 S: 6 | H: 1 LOB: 1 BB: 1 P: 11 | R: 0 E: 0 K: 0 S: 3 | H: 1 LOB: 2 BB: 0 P: 8 | R: 0 E: 0 K: 0 S: 3 | H: 0 LOB: 0 BB: 0 P: 8 | R: 0 E: 0 K: 2 S: 7 | H: 0 LOB: 0 BB: 0 P: 7 | R: 0 E: 0 K: 0 S: 3 | H: 1 LOB: 0 BB: 0 P: 3 | 1B: 5 2B: 1 3B: 0 HR: 0 | | SF: 0 SAC: 0 DP: 2 HBP: 1 | WP: 0 PB: 0 SB: 4 CS: 4 |
| PITCHER | IP WLS BF H R ER SO BB IBB HBP BLK WP HR S P ERA WHIP | | | | | | | | | | | | | | | | | | | |
| 18 Matt Cain, R (1,1) 50 Ty Blach, L (4,1) 80 Dan Slania, R (7,1) 64 Derek Law, R (8,1) 60 Hunter Strickland, R (9,1) | 3.1 2.2 1.0 1.0 1.0 | WLS B W H S | BF 13 11 3 3 | H 2 0 0 1 | R 2 0 0 0 | ER 2 0 0 0 | SO 2 2 0 0 | BB 1 0 1 0 | IBB 0 0 0 0 | HBP 0 1 0 0 | BLK 0 0 0 0 | WP 0 0 0 0 | HR 0 14 3 7 | S 19 23 7 7 | P 23 17 8 7 | ERA 5.40 0.00 0.00 0.00 0.00 | WHIP 0.900 1.125 1.000 0.000 1.000 | | | |

| Batter | 1 | 2 | 3 | 4 | 5 | 6 | 7 | 8 | 9 | AB | R | H | RBI | BB | SO | LOB | BOTTOM | | | |
|--|---|---------------------------------|------------------------------|----------------------------------|------------------------------|----------------------------------|------------------------------|---------------------------------|------------------------------|---------------------------------|------------------------------|---------------------------------|------------------------------|---------------------------------|------------------------------|--|--|----------------------------------|------------------------------------|----------------------------------|
| 2 Denard Span, L (1,8) 39 Justin Ruggiano, R (6,9) | | | | | | | | | | 3 | 0 | 0 | 0 | 0 | 1 | 2 | Cleveland Indians @ San Francisco Giants Scottsdale Stadium, Scottsdale, AZ Mon Mar 06 2017, 3:07 PM - 5:36 PM EST Att: 9,241 - Sunny - 66 F | | | |
| 7 Jimmy Rollins, S (1,4) 1 Jae-Gyun Hwang, R (6,5) | | | | | | | | | | 1 | 0 | 0 | 0 | 1 | 0 | 0 | | | | |
| 8 Hunter Pence, R (1,9) 49 Chris Marrero, R (6,7) | | | | | | | | | | 3 | 0 | 0 | 0 | 0 | 1 | 2 | | | | |
| 6 Jarrett Parker, L (1,7) 63 Orlando Calixte, R (6,8) | | | | | | | | | | 2 | 0 | 0 | 0 | 1 | 1 | 1 | | | | |
| 38 Michael Morse, R (1,10) 87 Winton Bernard, R (8, PH) | | | | | | | | | | 2 | 1 | 0 | 0 | 1 | 1 | 2 | | | | |
| 94 Aaron Hill, R (1,6) 22 Christian Arroyo, R (7,6) | | | | | | | | | | 3 | 1 | 1 | 1 | 0 | 0 | 0 | | | | |
| 5 Nick Hundley, R (1,2) 72 Tim Federowicz, R (7,2) | | | | | | | | | | 2 | 0 | 0 | 0 | 1 | 1 | 0 | | | | |
| 43 Kyle Blanks, R (1,3) 83 Ryder Jones, L (8,5) | | | | | | | | | | 3 | 1 | 3 | 1 | 0 | 0 | 0 | | | | |
| 37 Kelby Tomlinson, R (1,5) | | | | | | | | | | 2 | 0 | 0 | 1 | 0 | 0 | 3 | | | | |
| Inning Stats | R: 0 E: 0 K: 0 S: 3 | H: 0 LOB: 0 BB: 0 P: 3 | R: 2 E: 0 K: 2 S: 9 | H: 2 LOB: 2 BB: 2 P: 17 | R: 0 E: 0 K: 1 S: 7 | H: 0 LOB: 1 BB: 2 P: 15 | R: 0 E: 0 K: 1 S: 6 | H: 1 LOB: 0 BB: 0 P: 6 | R: 0 E: 0 K: 0 S: 3 | H: 0 LOB: 1 BB: 0 P: 4 | R: 0 E: 0 K: 1 S: 5 | H: 0 LOB: 0 BB: 0 P: 5 | R: 1 E: 0 K: 2 S: 8 | H: 1 LOB: 0 BB: 0 P: 8 | R: 0 E: 0 K: 2 S: 7 | H: 0 LOB: 0 BB: 0 P: 7 | | 1B: 2 2B: 1 3B: 1 HR: 0 | SF: 1 SAC: 0 DP: 0 HBP: 1 | WP: 0 PB: 0 SB: 0 CS: 1 |
| PITCHER | IP WLS BF H R ER SO BB IBB HBP BLK WP HR S P ERA WHIP | | | | | | | | | | | | | | | | | | | |
| 31 Danny Salazar, R (1,1) 62 Nick Goody, R (3,1) 48 Boone Logan, L (4,1) 40 James Russell, L (5,1) 57 Kyle Crockett, L (6,1) | 2.1 1.0 0.2 1.0 1.0 | WLS L L L L | BF 13 2 3 4 3 | H 2 0 0 0 | R 2 0 0 0 | ER 2 0 0 0 | SO 2 0 0 0 | BB 4 0 0 0 | IBB 0 0 0 | HBP 0 0 0 | BLK 0 0 0 | WP 0 0 0 | HR 0 3 5 3 | S 17 3 4 5 | P 33 3 5 4 5 | ERA 7.71 0.00 1.500 0.000 0.000 | WHIP 2.571 0.000 1.500 0.000 0.000 | | | |



| Batter | 1 | 2 | 3 | 4 | 5 | 6 | 7 | 8 | 9 | AB | R | H | RBI | BB | SO | LOB | TOP | | | |
|---|--|---|--|---|---|---|---|----------------------------------|-------------------------------|----------------------------------|------------------------------|---------------------------------|------------------------------|----------------------------------|------------------------------|---------------------------------|-----------------------------------|------------------------------------|----------------------------------|--------|
| 16 Ángel Pagán, S OBP: 0.500, SLG: 0.500 7 Enrique Hernández, R (6, 7) | | | | | | | | | | 4 | 0 | 2 | 0 | 0 | 0 | 3 | | | | |
| 12 Francisco Lindor, S OBP: 0.333, SLG: 0.333 Edwin Ríos, L OBP: 0.500, SLG: 0.500 | | | | | | | | | | 3 | 0 | 1 | 0 | 0 | 0 | 0 | | | | |
| 1 Carlos Correa, R 14 Mike Aviles, R (1, 5) (5, 5) | | | | | | | | | | 1 | 1 | 0 | 0 | 1 | 0 | 0 | | | | |
| 15 Carlos Beltrán, S OBP: 0.667, SLG: 0.667 44 René Rivera, R (7, PH) (7, 10) | | | | | | | | | | 3 | 0 | 2 | 0 | 0 | 1 | 3 | | | | |
| 4 Yadier Molina, R OBP: 0.333, SLG: 0.333 55 Roberto Pérez, R (1, 2) (6, 2) | | | | | | | | | | 3 | 0 | 1 | 0 | 0 | 0 | 4 | | | | |
| 9 Javier Báez, R OBP: 0.333, SLG: 0.500 Isan Díaz, L (1, 4) (5, 4) | | | | | | | | | | 2 | 1 | 1 | 1 | 0 | 1 | 0 | | | | |
| 17 Eddie Rosario, L OBP: 0.400, SLG: 0.250 | | | | | | | | | | 4 | 1 | 1 | 0 | 0 | 1 | 2 | | | | |
| 5 T.J. Rivera, R 20 Kennys Vargas, S (1, 3) (6, 3) | | | | | | | | | | 2 | 0 | 0 | 0 | 0 | 1 | 2 | | | | |
| 3 Rey Fuentes, L OBP: 0.667, SLG: 0.500 | | | | | | | | | | 2 | 0 | 1 | 3 | 1 | 1 | 0 | | | | |
| Inning Stats | R: 0 E: 0 K: 1 S: 7 | H: 2 LOB: 2 BB: 0 P: 8 | R: 0 E: 0 K: 1 S: 5 | H: 0 LOB: 2 BB: 1 P: 10 | R: 0 E: 0 K: 0 S: 4 | H: 1 LOB: 1 BB: 0 P: 4 | R: 1 E: 0 K: 0 S: 5 | H: 2 LOB: 2 BB: 1 P: 11 | R: 0 E: 0 K: 1 S: 10 | H: 1 LOB: 1 BB: 0 P: 10 | R: 0 E: 0 K: 1 S: 5 | H: 0 LOB: 0 BB: 0 P: 5 | R: 3 E: 0 K: 0 S: 6 | H: 3 LOB: 2 BB: 2 P: 14 | R: 0 E: 0 K: 1 S: 5 | H: 0 LOB: 0 BB: 0 P: 5 | 1B: 10 2B: 0 3B: 0 HR: 0 | SF: 1 SAC: 1 DP: 1 HBP: 3 | WP: 0 PB: 0 SB: 1 CS: 0 | PA: 43 |
| PITCHER | IP: 3.2 WLS: 2 BF: 18 H: 4 R: 1 ER: 1 SO: 2 BB: 1 IBB: 0 HBP: 3 BLK: 0 WP: 0 HR: 0 S: 20 P: 27 ERA: 2.46 WHIP: 1.364 | IP: 1.1 WLS: 7 BF: 2 H: 1 R: 1 ER: 1 SO: 1 BB: 1 IBB: 0 HBP: 0 BLK: 0 WP: 0 HR: 8 S: 12 P: 10 ERA: 6.75 WHIP: 2.250 | IP: 1.0 WLS: 4 BF: 1 H: 0 R: 0 ER: 0 SO: 3 BB: 0 IBB: 0 HBP: 0 BLK: 0 WP: 0 HR: 10 S: 10 P: 10 ERA: 0.00 WHIP: 1.000 | IP: 1.0 WLS: 3 BF: 0 H: 0 R: 0 ER: 0 SO: 1 BB: 0 IBB: 0 HBP: 0 BLK: 0 WP: 0 HR: 5 S: 5 P: 5 ERA: 0.00 WHIP: 0.000 | IP: 0.1 WLS: B BF: 6 H: 3 R: 3 ER: 3 SO: 0 BB: 2 IBB: 0 HBP: 0 BLK: 0 WP: 0 HR: 4 S: 12 P: 12 ERA: 81.00 WHIP: 15.000 | IP: 0.2 WLS: 2 BF: 0 H: 0 R: 0 ER: 0 SO: 0 BB: 0 IBB: 0 HBP: 0 BLK: 0 WP: 0 HR: 2 S: 2 P: 2 ERA: 0.00 WHIP: 0.000 | IP: 1.0 WLS: W BF: 3 H: 0 R: 0 ER: 0 SO: 1 BB: 0 IBB: 0 HBP: 0 BLK: 0 WP: 0 HR: 5 S: 5 P: 5 ERA: 0.00 WHIP: 0.000 | | | | | | | | | | | | | |

Puerto Rico @ San Francisco Giants
Scottsdale Stadium, Scottsdale, AZ
Wed Mar 08 2017, 3:08 PM - 5:52 PM EST
Att: 8,010 - Partly Cloudy - 77 F

AB 34
R 5
H 10
RBI 5
BB 4
SO 8
LOB 21



| Batter | 1 | 2 | 3 | 4 | 5 | 6 | 7 | 8 | 9 | AB | R | H | RBI | BB | SO | LOB | BOTTOM | | | |
|---|---|---|---|--|--|---|--|---------------------------------|------------------------------|---------------------------------|------------------------------|---------------------------------|------------------------------|---------------------------------|------------------------------|---------------------------------|----------------------------------|------------------------------------|----------------------------------|--------|
| 2 Denard Span, L OBP: 0.333, SLG: 0.333 63 Orlando Calixte, R OBP: 1.000, SLG: 3.000 | | | | | | | | | | 3 | 0 | 1 | 0 | 0 | 0 | 0 | | | | |
| 10 Eduardo Núñez, R 21 Conor Gillaspie, L (1, 5) (6, 5) | | | | | | | | | | 2 | 0 | 0 | 0 | 0 | 1 | 0 | | | | |
| 8 Hunter Pence, R OBP: 0.333, SLG: 1.000 78 Steven Duggar, L (1, 9) (8, 8) | | | | | | | | | | 3 | 1 | 1 | 0 | 0 | 1 | 0 | | | | |
| 38 Michael Morse, R OBP: 0.333, SLG: 1.333 43 Kyle Blanks, R (9, PH) | | | | | | | | | | 3 | 1 | 1 | 2 | 0 | 1 | 0 | | | | |
| 9 Brandon Belt, L OBP: 0.500, SLG: 0.500 49 Chris Marrero, R OBP: 0.500, SLG: 2.000 | | | | | | | | | | 2 | 1 | 1 | 0 | 0 | 0 | 0 | | | | |
| 94 Aaron Hill, R 37 Kelby Tomlinson, R (1, 4) (6, 4) | | | | | | | | | | 2 | 0 | 0 | 0 | 0 | 1 | 1 | | | | |
| 6 Jarrett Parker, L OBP: 0.667, SLG: 0.500 87 Wynton Bernard, R (1, 7) (8, 7) | | | | | | | | | | 2 | 0 | 1 | 1 | 1 | 0 | 0 | | | | |
| 7 Jimmy Rollins, S 22 Christian Arroyo, R (1, 6) (6, 6) | | | | | | | | | | 2 | 0 | 0 | 0 | 0 | 0 | 2 | | | | |
| Trevor Brown, R 5 Nick Hundley, R (1, 2) (7, 2) | | | | | | | | | | 2 | 0 | 0 | 0 | 0 | 0 | 1 | | | | |
| Inning Stats | R: 0 E: 0 K: 1 S: 5 | H: 0 LOB: 0 BB: 0 P: 5 | R: 0 E: 0 K: 1 S: 3 | H: 0 LOB: 0 BB: 1 P: 7 | R: 0 E: 0 K: 1 S: 5 | H: 0 LOB: 0 BB: 0 P: 5 | R: 1 E: 0 K: 1 S: 7 | H: 2 LOB: 1 BB: 0 P: 8 | R: 0 E: 0 K: 0 S: 3 | H: 1 LOB: 0 BB: 0 P: 3 | R: 2 E: 1 K: 0 S: 7 | H: 2 LOB: 1 BB: 0 P: 9 | R: 1 E: 0 K: 1 S: 6 | H: 1 LOB: 0 BB: 0 P: 7 | R: 2 E: 0 K: 0 S: 1 | H: 1 LOB: 0 BB: 1 P: 5 | 1B: 3 2B: 0 3B: 2 HR: 2 | SF: 0 SAC: 0 DP: 1 HBP: 0 | WP: 1 PB: 1 SB: 0 CS: 0 | PA: 32 |
| PITCHER | IP: 1.0 WLS: 3 BF: 6 H: 0 R: 0 ER: 0 SO: 1 BB: 1 IBB: 0 HBP: 0 BLK: 0 WP: 0 HR: 8 S: 12 P: 10 ERA: 0.00 WHIP: 0.500 | IP: 2.0 WLS: 6 BF: 0 H: 0 R: 0 ER: 0 SO: 1 BB: 0 IBB: 0 HBP: 0 BLK: 0 WP: 0 HR: 1 S: 5 P: 5 ERA: 0.00 WHIP: 0.500 | IP: 1.0 WLS: H BF: 3 H: 0 R: 0 ER: 0 SO: 1 BB: 0 IBB: 0 HBP: 0 BLK: 0 WP: 0 HR: 5 S: 5 P: 5 ERA: 0.00 WHIP: 0.000 | IP: 2.0 WLS: H BF: 8 H: 3 R: 1 ER: 1 SO: 1 BB: 0 IBB: 0 HBP: 0 BLK: 0 WP: 1 HR: 10 S: 11 P: 11 ERA: 4.50 WHIP: 1.500 | IP: 1.0 WLS: B BF: 6 H: 2 R: 2 ER: 2 SO: 0 BB: 0 IBB: 0 HBP: 0 BLK: 0 WP: 0 HR: 7 S: 9 P: 9 ERA: 18.00 WHIP: 2.000 | IP: 1.0 WLS: L BF: 4 H: 1 R: 1 ER: 2 SO: 0 BB: 1 IBB: 0 HBP: 0 BLK: 0 WP: 0 HR: 1 S: 5 P: 5 ERA: 0.00 WHIP: 1.000 | IP: 0.0 WLS: L BF: 2 H: 2 R: 2 ER: 2 SO: 0 BB: 0 IBB: 0 HBP: 0 BLK: 0 WP: 0 HR: 1 S: 5 P: 5 ERA: * WHIP: * | | | | | | | | | | | | | |

Puerto Rico @ San Francisco Giants
Scottsdale Stadium, Scottsdale, AZ
Wed Mar 08 2017, 3:08 PM - 5:52 PM EST
Att: 8,010 - Partly Cloudy - 77 F

AB 30
R 6
H 7
RBI 5
BB 2
SO 5
LOB 5



| Batter | 1 | 2 | 3 | 4 | 5 | 6 | 7 | 8 | 9 | AB | R | H | RBI | BB | SO | LOB | TOP |
|--|---|---|---|---|---|---|---|---|---|--|---|---|-----|----|----|-----|---|
| 22 Jason Kipnis, L (1.10) OBP: 0.500, SLG: 0.400 73 Francisco Mejia, S (6, FH) OBP: 0.308, SLG: 0.308 (6, 10) | 4-0 BB | | 0-0 P5 | | 0-0 11 BB, 6 HBP | 0-0 1B | | 0-3 K | 0-0 1B | 2 | 0 | 1 | 0 | 1 | 0 | 0 | Cleveland Indians @ San Francisco Giants Scottsdale Stadium, Scottsdale, AZ Fri Mar 10 2017, 3:08 PM - 6:21 PM EST Att: 11,429 - Sunny - 82 F |
| 6 Brandon Guver, R (1.7) OBP: 0.333, SLG: 0.750 70 Greg Allen, S (6, 7) OBP: 0.379, SLG: 0.360 (7, 8) | 0-3 K | | 0-0 L7 | | 1-2 11 BB, HBP | 0-0 G5-3 | | 4-0 53 2B, 4 1B | 0-3 K | 3 | 0 | 0 | 0 | 0 | 1 | 2 | |
| 11 José Ramírez, S (1.5) OBP: 0.348, SLG: 0.609 4 Richie Shaffer, R (6, 5) OBP: 0.269, SLG: 0.391 | 0-0 F8 | | | 0-0 F9 | 4-0 99 FC6-4, 1-2 2-3 | | | 0-0 53 G6-4-3 | 1-2 53 2B | 2 | 1 | 2 | 0 | 0 | 0 | 0 | |
| 45 Erik Kratz, R (1.2) OBP: 0.267, SLG: 0.600 53 Adam Moore, R (5, 2) OBP: 0.395, SLG: 0.667 | 0-0 P3 | | | 0-0 P6 | 0-3 K | | | 0-0 G6-4-3 | 33 WP, 1-2 2B | 3 | 0 | 0 | 0 | 0 | 1 | 4 | |
| 99 Daniel Robertson, R (1.9) OBP: 0.375, SLG: 0.333 2 Dorssys Paulino, R (7, 7) | | 0-0 9 S, 1B | | 0-0 E5, 78 2B | 0-0 FC6-4, 1-2 | | | 4-0 78 HBP, 86 1B | 33 WP, 1B | 3 | 2 | 1 | 0 | 0 | 0 | 3 | |
| 78 Bradley Zimmer, L (1.8) OBP: 0.433, SLG: 0.704 33 Mike Papi, L (7, 9) OBP: 0.500, SLG: 0.250 | 0-3 K | | | 0-0 86 1B, 2B | 0-0 9 1B | 0-0 86 1B | | 4-0 86 1B | 1-2 2-3 BB | 3 | 2 | 2 | 1 | 0 | 1 | 1 | |
| 86 Nellie Rodríguez, R (1.3) OBP: 0.385, SLG: 0.375 | 0-0 F7 | | | 0-0 9 FC6-4, 2H | 0-0 P4 | 0-0 86 1B | | 0-3 K | 1-2 2-3 BB | 5 | 0 | 2 | 2 | 0 | 1 | 5 | |
| 9 Erik González, R (1.4) OBP: 0.318, SLG: 0.545 79 Ronny Rodríguez, R (7, PH) OBP: 0.174, SLG: 0.227 (7, 4) | 1-3 K | | | 0-0 FC6-4, 1-2 | 0-0 G3-1, 1-2 | 0-0 1 G3-1, 1 WP, 73 1B | | 0-3 K | 0-3 K | 3 | 1 | 1 | 1 | 0 | 1 | 2 | |
| 1 Michael Martínez, S (1.6) OBP: 0.417, SLG: 0.708 77 Eric Starnets, R (6, 6) OBP: 0.253, SLG: 0.294 | | | | 0-0 P4 | 0-0 G3-1 | 1-0 G3-1 | | 0-0 G6-3 | 0-0 G5-3 | 3 | 0 | 0 | 0 | 0 | 0 | 1 | |
| | R: 0 H: 0 E: 0 LOB: 1 K: 0 BB: 1 S: 5 P: 9 | R: 0 H: 1 E: 0 LOB: 1 K: 2 BB: 0 S: 8 P: 9 | R: 0 H: 0 E: 0 LOB: 0 K: 0 BB: 0 S: 3 P: 3 | R: 2 H: 2 E: 1 LOB: 1 K: 0 BB: 0 S: 6 P: 6 | R: 0 H: 1 E: 0 LOB: 3 K: 1 BB: 1 S: 6 P: 11 | R: 2 H: 3 E: 0 LOB: 1 K: 0 BB: 0 S: 6 P: 7 | R: 1 H: 2 E: 0 LOB: 2 K: 1 BB: 0 S: 6 P: 8 | R: 2 H: 2 E: 0 LOB: 3 K: 2 BB: 3 S: 9 P: 21 | R: 0 H: 1 E: 0 LOB: 1 K: 2 BB: 0 S: 8 P: 8 | 1B: 9 SF: 0 2B: 3 SAC: 0 3B: 0 DP: 1 HR: 0 HBP: 3 | WP: 2 PA: 47 PB: 0 SB: 1 CS: 0 | | | | | | |
| PITCHER | IP WLS BF H R ER SO BB IBB HBP BLK WP HR S P ERA WHIP | IP WLS BF H R ER SO BB IBB HBP BLK WP HR S P ERA WHIP | IP WLS BF H R ER SO BB IBB HBP BLK WP HR S P ERA WHIP | IP WLS BF H R ER SO BB IBB HBP BLK WP HR S P ERA WHIP | IP WLS BF H R ER SO BB IBB HBP BLK WP HR S P ERA WHIP | IP WLS BF H R ER SO BB IBB HBP BLK WP HR S P ERA WHIP | IP WLS BF H R ER SO BB IBB HBP BLK WP HR S P ERA WHIP | IP WLS BF H R ER SO BB IBB HBP BLK WP HR S P ERA WHIP | IP WLS BF H R ER SO BB IBB HBP BLK WP HR S P ERA WHIP | | | | | | | | |
| 40 Madison Bumgarner, L (1.1) ERA: 4.5 41 Mark Melancon, R (5, 1) ERA: 5.75 56 Albert Suárez, R (6, 1) ERA: 3.0 83 Sam Coonrod, R (7, 1) ERA: 3.0 64 Derek Law, R (8, 1) ERA: 3.6 | 4.0 17 3 2 0 0 3 1 0 0 0 0 0 22 27 0.00 1.000 | 1.0 H 6 1 0 0 1 1 0 1 0 0 0 0 6 11 0.00 2.000 | 1.0 B 6 3 2 2 0 0 0 0 0 0 1 0 6 7 18.00 3.000 | 1.0 6 2 1 1 1 1 0 0 2 0 0 0 6 8 9.00 2.000 | 1.0 L 8 2 2 2 2 3 0 0 0 1 0 9 21 18.00 5.000 | | | | | | | | | | | | |
| 2 Denard Span, L (1.8) OBP: 0.211, SLG: 0.063 94 Aaron Hill, R (6, 4) OBP: 0.389, SLG: 0.375 | 0-0 G4-3 | | 0-0 B2-3 | | 4-0 12 G6-3, 1-2 BB | | | 0-3 39 G6-4-3, 72 WP, 1-2 2-3 HBP | 0-3 K | 2 | 0 | 0 | 0 | 1 | 0 | 0 | |
| 12 Joe Panik, L (1.4) OBP: 0.428, SLG: 0.600 72 Tim Federowicz, R (6, 2) OBP: 0.385, SLG: 0.222 78 Steven Duggar, L (6, PR) OBP: 0.462, SLG: 0.455 | 0-0 G3 | | 0-0 L7 | | 0-0 G6-3, 1-2 2-3 | | | 4-0 39 G6-4-3, 1-2 2-3 3H BB | 0-0 39 1B, 2B | 3 | 0 | 0 | 0 | 0 | 0 | 2 | |
| 8 Hunter Pence, R (1.9) OBP: 0.158, SLG: 0.222 39 Justin Ruggiano, R (6, 9) OBP: 0.167, SLG: 0.176 | 0-0 F8 | | 0-0 P4 | | 0-3 K | | | 0-0 G6-4-3, 1-2 2-3 3H | 0-0 2B, 1B | 3 | 0 | 0 | 0 | 0 | 1 | 3 | |
| 9 Brandon Belt, L (1.3) OBP: 0.364, SLG: 0.684 38 Michael Morse, R (5, 3) OBP: 0.300, SLG: 0.176 | | 1-2 HR | | 4-0 6 G4-3, BB | | | | 0-0 F7, G6-3 | 0-3 K | 1 | 1 | 1 | 1 | 1 | 0 | 0 | |
| 6 Jarrett Parker, L (1.10) OBP: 0.370, SLG: 0.524 43 Kyle Blanks, R (8, FH) OBP: 0.250, SLG: 0.400 (9, 10) | 0-0 F8 | | | 0-0 G4-3, 1-2 | | | | 0-0 L8 | 0-3 K | 3 | 0 | 0 | 0 | 0 | 1 | 4 | |
| 51 Mac Williamson, R (1.7) OBP: 0.385, SLG: 0.565 49 Chris Marrero, R (5, 7) OBP: 0.320, SLG: 0.750 | 0-0 7 S, HR | | | 0-0 K | | | | 0-0 1B | 0-3 K | 2 | 1 | 1 | 0 | 0 | 1 | 1 | |
| 58 Gordon Beckham, R (1.5) OBP: 0.368, SLG: 0.333 1 Jae-Cyun Hwang, R (5, 5) OBP: 0.333, SLG: 0.722 | 0-0 F7 | | | 0-0 F8 | | | | 0-0 K | 0-0 66 P3, 37 1B | 2 | 0 | 0 | 0 | 0 | 2 | | |
| 7 Jimmy Rollins, S (1.6) OBP: 0.350, SLG: 0.375 37 Kelly Tomlinson, R (6, 6) OBP: 0.333, SLG: 0.471 | 2-1 HR | | | 0-0 G6-3 | | | | 0-0 94 HBP, 72 WP, 66 E | 0-0 1B | 2 | 1 | 1 | 2 | 0 | 0 | 0 | |
| 5 Nick Hundley, R (1.2) OBP: 0.400, SLG: 0.200 66 Gorkys Hernández, R (5, PR) OBP: 0.200, SLG: 0.222 (6, 8) | 0-0 P4 | | | 4-0 12 G6-3, 2 S, BB | | | | 0-0 FC5, 72 WP, 94 HBP, 39 G6-4-3 | 0-0 P3 | 1 | 0 | 0 | 0 | 1 | 0 | 0 | |
| | R: 0 H: 0 E: 0 LOB: 0 K: 0 BB: 0 S: 3 P: 3 | R: 3 H: 3 E: 0 LOB: 0 K: 0 BB: 0 S: 9 P: 12 | R: 0 H: 0 E: 0 LOB: 0 K: 0 BB: 0 S: 3 P: 3 | R: 0 H: 0 E: 0 LOB: 1 K: 1 BB: 1 S: 5 P: 9 | R: 0 H: 0 E: 0 LOB: 3 K: 1 BB: 2 S: 5 P: 13 | R: 0 H: 1 E: 1 LOB: 1 K: 0 BB: 0 S: 6 P: 6 | R: 2 H: 1 E: 0 LOB: 1 K: 0 BB: 1 S: 4 P: 9 | R: 1 H: 3 E: 0 LOB: 2 K: 2 BB: 0 S: 10 P: 10 | R: 0 H: 2 E: 0 LOB: 3 K: 3 BB: 0 S: 11 P: 11 | 1B: 6 SF: 0 2B: 1 SAC: 0 3B: 1 DP: 1 HR: 2 HBP: 1 | WP: 1 PA: 42 PB: 0 SB: 2 CS: 0 | | | | | | |
| PITCHER | IP WLS BF H R ER SO BB IBB HBP BLK WP HR S P ERA WHIP | IP WLS BF H R ER SO BB IBB HBP BLK WP HR S P ERA WHIP | IP WLS BF H R ER SO BB IBB HBP BLK WP HR S P ERA WHIP | IP WLS BF H R ER SO BB IBB HBP BLK WP HR S P ERA WHIP | IP WLS BF H R ER SO BB IBB HBP BLK WP HR S P ERA WHIP | IP WLS BF H R ER SO BB IBB HBP BLK WP HR S P ERA WHIP | IP WLS BF H R ER SO BB IBB HBP BLK WP HR S P ERA WHIP | IP WLS BF H R ER SO BB IBB HBP BLK WP HR S P ERA WHIP | IP WLS BF H R ER SO BB IBB HBP BLK WP HR S P ERA WHIP | | | | | | | | |
| 47 Trevor Bauer, R (1.1) ERA: 2.7 68 Tyler Olson, L (5, 1) ERA: 51 Shawn Armstrong, R (6, 1) ERA: 80 Josh Martin, R (7, 1) ERA: 7.2 76 Adam Plutko, R (8, 1) ERA: 1.5 | 4.0 16 3 3 3 3 1 0 0 0 0 0 0 5 13 0.00 2.000 | 1.0 H 4 1 0 0 1 0 0 0 0 0 0 0 6 6 0.00 1.000 | 1.0 W 6 1 2 0 0 1 0 0 1 0 1 0 4 9 0.00 2.000 | 2.0 S 11 5 1 1 5 0 0 0 0 0 0 0 21 21 4.50 2.500 | | | | | | | | | | | | | |



| Batter | 1 | 2 | 3 | 4 | 5 | 6 | 7 | 8 | 9 | AB | R | H | RBI | BB | SO | LOB | TOP | | | | | | | | | | | | | | | | | |
|---|---|---------------------------------|------------------------------|---------------------------------|------------------------------|----------------------------------|------------------------------|----------------------------------|------------------------------|---------------------------------|------------------------------|---------------------------------|------------------------------|---------------------------------|-------------------------------|----------------------------------|---|------------------------------------|----------------------------------|--------|--|--|--|--|--|--|--|--|--|--|--|--|--|--|
| 6 Billy Hamilton, S OBP: 0.250, SLG: 0.182 7 T.J. Friedl, L OBP: 1.000, SLG: 4.000 | F9 | | 49 2B 43 SF8 BB | K | | F7 | | | HR | 3 | 1 | 0 | 0 | 1 | 1 | 0 | Cincinnati Reds @ San Francisco Giants Scottsdale Stadium, Scottsdale, AZ Sat Mar 11 2017, 3:04 PM - 6:02 PM EST Att: 10,093 - Sunny - 84 F | | | | | | | | | | | | | | | | | |
| 49 Tony Renda, R OBP: 0.533, SLG: 0.760 3 Gavin LaValley, R | 1B | | 23 HR 2B | 43 WP 43 S 1B | | G6-3 | | | K | 3 | 2 | 2 | 1 | 0 | 0 | 0 | | | | | | | | | | | | | | | | | | |
| 43 Scott Schebler, L OBP: 0.259, SLG: 0.273 81 Jose Siri, R | 1B | | SF8 | 23 FC6-4 1B | | | | | K | 2 | 1 | 2 | 2 | 0 | 0 | 0 | | | | | | | | | | | | | | | | | | |
| 23 Adam Duvall, R OBP: 0.348, SLG: 0.650 17 Taylor Trammell, L | 2B | | HR | FC6-4 | | | | | K | 3 | 1 | 2 | 3 | 0 | 0 | 1 | | | | | | | | | | | | | | | | | | |
| 3 Patrick Kivlehan, R OBP: 0.464, SLG: 0.704 | L3 | | G4-3 | | | | | | K | 2 | 0 | 0 | 0 | 0 | 0 | 1 | | | | | | | | | | | | | | | | | | |
| 83 Christian Walker, R OBP: 0.190, SLG: 0.250 46 Angelo Gumbs, R | | G1-3 | 63 1B 1B | | | | | | P3 | 3 | 0 | 1 | 0 | 0 | 0 | 0 | | | | | | | | | | | | | | | | | | |
| 63 Hernan Iribarren, L OBP: 0.407, SLG: 0.385 21 Juan Perez, L | | G4-3 | 1-2 1B | | | | | | K | 2 | 0 | 1 | 0 | 1 | 0 | 0 | | | | | | | | | | | | | | | | | | |
| 68 Joe Hudson, R OBP: 0.385, SLG: 0.273 36 Chris Okey, R | | | 1-2 1B | | | | | | K | 3 | 0 | 0 | 0 | 0 | 1 | 3 | | | | | | | | | | | | | | | | | | |
| 30 Arismendy Alcántara, S OBP: 0.233, SLG: 0.517 2 Alfredo Rodríguez, R | | | 6 S 49 2B 1B | K | | | | | G5-3 | 3 | 1 | 1 | 0 | 0 | 1 | 0 | | | | | | | | | | | | | | | | | | |
| | | | | | | | | | | 1 | 0 | 0 | 0 | 0 | 0 | 0 | | | | | | | | | | | | | | | | | | |
| Inning Stats | R: 1 E: 0 K: 0 S: 5 | H: 3 LOB: 1 BB: 0 P: 5 | R: 0 E: 0 K: 1 S: 5 | H: 0 LOB: 0 BB: 0 P: 5 | R: 4 E: 0 K: 0 S: 9 | H: 5 LOB: 2 BB: 1 P: 13 | R: 1 E: 0 K: 2 S: 9 | H: 1 LOB: 1 BB: 0 P: 11 | R: 0 E: 0 K: 0 S: 3 | H: 0 LOB: 1 BB: 1 P: 7 | R: 0 E: 0 K: 2 S: 7 | H: 0 LOB: 0 BB: 0 P: 7 | R: 0 E: 0 K: 2 S: 7 | H: 0 LOB: 1 BB: 0 P: 7 | R: 1 E: 0 K: 3 S: 11 | H: 1 LOB: 1 BB: 0 P: 11 | 1B: 6 2B: 2 3B: 0 HR: 2 | SF: 1 SAC: 0 DP: 0 HBP: 1 | WP: 2 PB: 0 SB: 2 CS: 0 | PA: 40 | | | | | | | | | | | | | | |
| PITCHER | IP WLS BF H R ER SO BB IBB HBP BLK WP HR S P ERA WHIP | | | | | | | | | | | | | | | | | | | | | | | | | | | | | | | | | |
| 47 Johnny Cueto, R ERA: 4.5 | 2.0 | 8 | 3 | 1 | 1 | 1 | 1 | 0 | 0 | 0 | 0 | 0 | 0 | 0 | 10 | 10 | 4.50 | 1.500 | | | | | | | | | | | | | | | | |
| 18 Matt Cain, R ERA: 9.58 | 3.0 | B | 18 | 6 | 5 | 5 | 2 | 2 | 0 | 1 | 0 | 0 | 1 | 1 | 21 | 31 | 15.00 | 2.667 | | | | | | | | | | | | | | | | |
| 48 Steven Okert, L ERA: | 1.0 | 3 | 0 | 0 | 0 | 0 | 0 | 0 | 0 | 0 | 0 | 0 | 0 | 0 | 3 | 3 | 0.00 | 0.000 | | | | | | | | | | | | | | | | |
| 34 Chris Stratton, R ERA: 1.8 | 1.0 | W | 3 | 0 | 0 | 0 | 2 | 0 | 0 | 0 | 0 | 0 | 0 | 0 | 7 | 7 | 0.00 | 0.000 | | | | | | | | | | | | | | | | |
| 92 Reyes Moronta, R ERA: | 1.0 | H | 3 | 0 | 0 | 0 | 2 | 0 | 0 | 0 | 0 | 0 | 0 | 0 | 7 | 7 | 0.00 | 0.000 | | | | | | | | | | | | | | | | |

| Batter | 1 | 2 | 3 | 4 | 5 | 6 | 7 | 8 | 9 | AB | R | H | RBI | BB | SO | LOB | BOTTOM | | | | | | | | | | | | | | | | | |
|---|---|---------------------------------|-------------------------------|----------------------------------|------------------------------|---------------------------------|------------------------------|----------------------------------|------------------------------|---------------------------------|------------------------------|----------------------------------|------------------------------|---------------------------------|------------------------------|----------------------------------|---|------------------------------------|----------------------------------|--------|--|--|--|--|--|--|--|--|--|--|--|--|--|--|
| 2 Denard Span, L OBP: 0.182, SLG: 0.053 78 Steven Duggar, L OBP: 0.533, SLG: 0.455 | F8 | | K | G3 | | | | | | 3 | 0 | 0 | 0 | 0 | 1 | 2 | Cincinnati Reds @ San Francisco Giants Scottsdale Stadium, Scottsdale, AZ Sat Mar 11 2017, 3:04 PM - 6:02 PM EST Att: 10,093 - Sunny - 84 F | | | | | | | | | | | | | | | | | |
| 12 Joe Panik, L OBP: 0.375, SLG: 0.522 84 C.J. Hinojosa, R OBP: 0.125, SLG: 0.250 | F8 | | G4-3 | F8 | | | | | P6 | 3 | 0 | 0 | 0 | 0 | 2 | 2 | | | | | | | | | | | | | | | | | | |
| 6 Jarrett Parker, L OBP: 0.406, SLG: 0.500 | K | | 1B | | | | | | | 3 | 1 | 1 | 0 | 2 | 1 | 0 | | | | | | | | | | | | | | | | | | |
| 49 Chris Marrero, R OBP: 0.321, SLG: 0.704 89 Austin Slater, R OBP: 0.313, SLG: 0.375 | K | | F9 | | | | | | | 3 | 0 | 1 | 0 | 0 | 1 | 1 | | | | | | | | | | | | | | | | | | |
| 38 Michael Morse, R OBP: 0.348, SLG: 0.550 21 Conor Gillaspie, L OBP: 0.538, SLG: 1.000 | HR | | HR | | | | | | | 3 | 2 | 2 | 3 | 0 | 0 | 0 | | | | | | | | | | | | | | | | | | |
| 94 Aaron Hill, R OBP: 0.409, SLG: 0.421 | F8 | | G6-3 | | | | | | | 3 | 1 | 1 | 0 | 0 | 0 | 0 | | | | | | | | | | | | | | | | | | |
| 1 Jae-Gyun Hwang, R OBP: 0.533, SLG: 0.810 22 Christian Arroyo, R OBP: 0.364, SLG: 0.364 | HR | | G4-3 | | | | | | | 3 | 1 | 1 | 1 | 0 | 1 | 1 | | | | | | | | | | | | | | | | | | |
| 5 Nick Hundley, R OBP: 0.455, SLG: 0.353 72 Tim Federowicz, R OBP: 0.400, SLG: 0.273 | 1B | | G3 | | | | | | | 2 | 0 | 2 | 1 | 0 | 0 | 0 | | | | | | | | | | | | | | | | | | |
| 37 Kelby Tomlinson, R OBP: 0.381, SLG: 0.474 90 Miguel Gómez, S OBP: 0.222, SLG: 0.222 | F9 | | G3 | | | | | | | 2 | 0 | 1 | 0 | 1 | 0 | 1 | | | | | | | | | | | | | | | | | | |
| | | | | | | | | | | 1 | 1 | 1 | 0 | 0 | 0 | 0 | | | | | | | | | | | | | | | | | | |
| Inning Stats | R: 0 E: 0 K: 1 S: 5 | H: 0 LOB: 0 BB: 0 P: 5 | R: 2 E: 0 K: 1 S: 12 | H: 3 LOB: 1 BB: 0 P: 16 | R: 0 E: 0 K: 1 S: 6 | H: 1 LOB: 1 BB: 0 P: 6 | R: 2 E: 0 K: 0 S: 8 | H: 3 LOB: 2 BB: 1 P: 13 | R: 1 E: 0 K: 0 S: 3 | H: 1 LOB: 0 BB: 1 P: 7 | R: 0 E: 0 K: 1 S: 6 | H: 2 LOB: 1 BB: 1 P: 11 | R: 2 E: 0 K: 1 S: 7 | H: 2 LOB: 1 BB: 0 P: 8 | R: 2 E: 0 K: 0 S: 5 | H: 2 LOB: 1 BB: 2 P: 14 | 1B: 8 2B: 2 3B: 0 HR: 4 | SF: 0 SAC: 0 DP: 1 HBP: 1 | WP: 2 PB: 0 SB: 1 CS: 0 | PA: 41 | | | | | | | | | | | | | | |
| PITCHER | IP WLS BF H R ER SO BB IBB HBP BLK WP HR S P ERA WHIP | | | | | | | | | | | | | | | | | | | | | | | | | | | | | | | | | |
| 37 Scott Feldman, R ERA: 4.5 | 3.1 | 16 | 6 | 4 | 4 | 3 | 0 | 0 | 0 | 0 | 0 | 0 | 0 | 0 | 6 | 14 | 5.40 | 2.400 | | | | | | | | | | | | | | | | |
| 44 Neftali Feliz, R ERA: 8.31 | 1.2 | H | 8 | 2 | 1 | 1 | 0 | 2 | 0 | 0 | 0 | 0 | 0 | 0 | 6 | 14 | 5.40 | 2.400 | | | | | | | | | | | | | | | | |
| 85 Tyler Mahle, R ERA: 7.2 | 2.0 | L | 12 | 4 | 2 | 2 | 2 | 1 | 0 | 1 | 0 | 0 | 0 | 1 | 13 | 19 | 9.00 | 2.500 | | | | | | | | | | | | | | | | |
| 40 Austin Brice, R ERA: 15.75 | 1.0 | 6 | 2 | 2 | 2 | 0 | 2 | 0 | 0 | 0 | 0 | 2 | 0 | 5 | 14 | 18.00 | 4.000 | | | | | | | | | | | | | | | | | |

| | |
|-----|----|
| AB | 36 |
| R | 7 |
| H | 10 |
| RBI | 7 |
| BB | 2 |
| SO | 10 |
| LOB | 6 |



| | |
|-----|----|
| AB | 35 |
| R | 9 |
| H | 14 |
| RBI | 8 |
| BB | 5 |
| SO | 5 |
| LOB | 16 |



| Batter | 1 | 2 | 3 | 4 | 5 | 6 | 7 | 8 | 9 | AB | R | H | RBI | BB | SO | LOB | TOP | | | | | | |
|---|---|---|--|--|---|---|------------------------------|---|-------------------------------------|---|---|---|---|---|---|---|---|---|---|------------------------------------|------------------------------------|----------------------------------|--------|
| 2 Denard Span, L OBP: 0.231, SLG: 0.136 87 Winton Bernard, R OBP: 0.250, SLG: 0.200 | 4-0 8 1B BB | 0-0 G4-3 | | | 0-0 12 G4-3 8 FC1-5 2B | | 0-0 12 FC4-6 FC4-6 | | | 3 | 1 | 1 | 0 | 1 | 0 | 2 | | | | | | | |
| 12 Jose Panik, L OBP: 0.371, SLG: 0.444 22 Christian Arroyo, R OBP: 0.308, SLG: 0.308 | 0-3 K | | 0-0 G4-3 | | 0-0 G4-3 | | 0-0 FC4-6 | | | 4 | 0 | 0 | 0 | 0 | 1 | 3 | | | | | | | |
| 8 Hunter Pence, R OBP: 0.192, SLG: 0.208 84 Ryan Lollis, L | 0-0 51 1B 2H | | 0-0 L8 | | 0-0 FC1-5 | | | 0-0 G4-3 | | 4 | 0 | 1 | 1 | 0 | 0 | 1 | | | | | | | |
| 38 Michael Morse, R OBP: 0.360, SLG: 0.524 90 Miguel Gómez, S OBP: 0.250, SLG: 0.333 | 0-3 K | | 4-0 51 1B BB | | 0-0 P6 | | | 0-0 G4-3 | | 1 | 0 | 0 | 0 | 1 | 1 | | | | | | | | |
| 51 Mac Williamson, R OBP: 0.394, SLG: 0.567 63 Orlando Calixte, R OBP: 0.261, SLG: 0.273 | 0-0 1-2 1B | | 0-0 1-2 1B | | 0-0 F8 | | | 0-3 K | | 4 | 0 | 2 | 0 | 0 | 1 | 0 | | | | | | | |
| 49 Chris Marrero, R OBP: 0.273, SLG: 0.594 83 Ryder Jones, L OBP: 0.385, SLG: 0.417 | 0-3 K | | 0-0 P4 | | 0-0 F8 | | | 0-0 FC4-6 86 FC4-6 1B | | 3 | 0 | 0 | 0 | 0 | 1 | 4 | | | | | | | |
| 7 Jimmy Rollins, S OBP: 0.269, SLG: 0.273 86 Myles Schroder, S | | 0-3 K | | 0-3 K | | 0-3 K | | 0-0 FC4-6 58 FC6-4 | | 3 | 0 | 0 | 0 | 0 | 3 | 0 | | | | | | | |
| 5 Nick Hundley, R OBP: 0.440, SLG: 0.400 77 Aramis Garcia, R OBP: 0.250, SLG: 0.250 | | 0-0 2B | | 0-3 K | | 0-0 K | | 0-0 L8 | | 3 | 0 | 1 | 0 | 0 | 1 | 0 | | | | | | | |
| 58 Gordon Beckham, R OBP: 0.308, SLG: 0.273 | | 0-3 K | | 0-3 K | | 0-0 FC4-6 2 FC4-6 1B | | 0-0 FC6-4 | | 4 | 0 | 1 | 0 | 0 | 2 | 2 | | | | | | | |
| Inning Stats | R: 1 E: 0 K: 3 S: 11 | H: 2 LOB: 2 BB: 1 P: 15 | R: 0 E: 0 K: 2 S: 8 | H: 1 LOB: 1 BB: 0 P: 8 | R: 0 E: 0 K: 0 S: 4 | H: 1 LOB: 2 BB: 1 P: 8 | R: 0 E: 0 K: 3 S: 9 | H: 0 LOB: 0 BB: 0 P: 9 | R: 0 E: 0 K: 1 S: 5 | H: 0 LOB: 1 BB: 0 P: 5 | R: 0 E: 0 K: 0 S: 4 | H: 1 LOB: 1 BB: 0 P: 4 | R: 0 E: 0 K: 1 S: 5 | H: 0 LOB: 0 BB: 0 P: 5 | R: 0 E: 0 K: 0 S: 4 | H: 1 LOB: 1 BB: 0 P: 4 | R: 0 E: 0 K: 0 S: 4 | H: 1 LOB: 1 BB: 0 P: 4 | 1B: 5 2B: 2 3B: 0 HR: 0 | SF: 0 SAC: 0 DP: 0 HBP: 0 | WP: 0 PB: 0 SB: 1 CS: 0 | PA: 36 | |
| PITCHER | IP WLS BF H R ER SO BB IBB HBP BLK WP HR S P ERA WHIP | 11 Yu Darvish, R ERA: 3.38 87 Austin Bibens-Dirkx, R ERA: 1.8 36 Dillon Gee, R ERA: 1.29 55 Allen Webster, R ERA: 1.59 | 3.2 0 16 4 1 1 6 2 0 0 0 0 0 0 26 34 2.70 1.800 | 0.1 0 2 0 0 0 2 0 0 0 0 0 0 6 6 0.00 0.000 | 3.0 H 11 2 0 0 1 0 0 0 0 0 0 13 13 0.00 0.667 | 2.0 7 1 0 0 1 0 0 0 0 0 0 9 9 0.00 0.500 | PITCHER | IP WLS BF H R ER SO BB IBB HBP BLK WP HR S P ERA WHIP | 60 Hunter Strickland, R ERA: 3.0 | 1.0 0 3 0 0 0 1 0 0 0 0 0 5 5 0.00 0.000 | 1.0 0 3 0 0 0 1 0 0 0 0 0 5 5 0.00 0.000 | 1.0 0 3 0 0 0 1 0 0 0 0 0 5 5 0.00 0.000 | 1.0 0 3 0 0 0 1 0 0 0 0 0 5 5 0.00 0.000 | 1.0 0 3 0 0 0 1 0 0 0 0 0 5 5 0.00 0.000 | 1.0 0 3 0 0 0 1 0 0 0 0 0 5 5 0.00 0.000 | 1.0 0 3 0 0 0 1 0 0 0 0 0 5 5 0.00 0.000 | 1.0 0 3 0 0 0 1 0 0 0 0 0 5 5 0.00 0.000 | 1.0 0 3 0 0 0 1 0 0 0 0 0 5 5 0.00 0.000 | 1.0 0 3 0 0 0 1 0 0 0 0 0 5 5 0.00 0.000 | 1B: 6 2B: 2 3B: 0 HR: 1 | SF: 0 SAC: 0 DP: 0 HBP: 0 | WP: 0 PB: 1 SB: 0 CS: 0 | PA: 36 |

San Francisco Giants @ Texas Rangers
 Surprise Stadium, Surprise, AZ
 Mon Mar 13 2017, 9:07 PM - 11:40 PM EDT
 Att: 11,216 - Clear - 89 F

| | |
|-----|----|
| AB | 34 |
| R | 1 |
| H | 7 |
| RBI | 1 |
| BB | 2 |
| SO | 10 |
| LOB | 16 |



| Batter | 1 | 2 | 3 | 4 | 5 | 6 | 7 | 8 | 9 | AB | R | H | RBI | BB | SO | LOB | BOTTOM | | | | | | |
|--|---|---|---|---|---|---|---|----------------------------------|---|-------------------------------------|---|---|---|---|---|---|---|---|---|----------------------------------|------------------------------------|----------------------------------|--------|
| 14 Carlos Gómez, R OBP: 0.409, SLG: 0.800 70 César Puello, R OBP: 0.083, SLG: 0.333 | 0-3 K | 3-2 HR | | 4-0 1 2B BB | | 0-0 F7 | | | | 2 | 2 | 1 | 4 | 1 | 1 | 0 | | | | | | | |
| 1 Elvis Andrus, R OBP: 0.333, SLG: 0.667 99 Michael De León, S OBP: 0.154, SLG: 0.154 | 0-0 FC6 5 2B | 0-0 G4-3 | | 0-0 1-H 2B 2B | | 0-0 G1-3 | | | | 3 | 1 | 2 | 1 | 0 | 0 | 0 | | | | | | | |
| 17 Shin-Soo Choo, L OBP: 0.222, SLG: 0.188 93 Matt Lipka, R | 4-0 16 1B BB | 0-0 F8 | | 0-3 K | | 0-0 F8 | | | | 2 | 1 | 0 | 0 | 1 | 1 | 1 | | | | | | | |
| 5 Mike Napoli, R OBP: 0.375, SLG: 0.500 67 Ronald Guzman, L OBP: 0.150, SLG: 0.159 | 0-0 FC6 16 1B 2H | 0-0 1B | | 0-0 F7 | | 0-0 F7 | | 0-0 FC6-3 31 PB 1B | | 3 | 0 | 1 | 0 | 0 | 0 | 2 | | | | | | | |
| 30 Nomar Mazara, L OBP: 0.280, SLG: 0.458 31 Jared Hoving, L OBP: 0.259, SLG: 0.435 | 0-0 F8 | 0-0 P5 | | 0-0 P6 | | 0-0 P6 | | 1-0 G6-3 | | 3 | 0 | 0 | 0 | 0 | 0 | 3 | | | | | | | |
| 16 Ryan Rue, R OBP: 0.273, SLG: 0.375 94 Scott Heineman, R OBP: 0.308, SLG: 0.333 | 0-0 1-3 2H 1B | | 0-3 K | | 0-3 K | | 0-3 K | | | 3 | 0 | 1 | 1 | 0 | 2 | 0 | | | | | | | |
| 15 Will Middlebrooks, R OBP: 0.250, SLG: 0.459 97 Jason Martinson, R OBP: 0.250, SLG: 0.455 | | 0-0 63 1B 14 HR 1B | | 0-3 K | | 0-0 F9 | | 0-3 K | | 3 | 1 | 1 | 0 | 0 | 1 | 0 | | | | | | | |
| 8 Brett Hayes, R OBP: 0.429, SLG: 0.571 38 Steven Lerud, L OBP: 0.444, SLG: 0.286 | | 0-0 14 HR 1B | | 0-0 G6-3 | | 4-0 BB | | 0-0 G5-3 | | 2 | 1 | 1 | 0 | 0 | 0 | 0 | | | | | | | |
| 63 Doug Bernier, R OBP: 0.226, SLG: 0.179 93 Josh Morgan, R | | 0-0 14 HR 1B | | 0-0 P4 | | 0-3 K | | 0-0 G6-3 | | 3 | 1 | 1 | 0 | 0 | 1 | 1 | | | | | | | |
| Inning Stats | R: 2 E: 1 K: 1 S: 7 | H: 2 LOB: 2 BB: 1 P: 11 | R: 4 E: 0 K: 0 S: 10 | H: 5 LOB: 1 BB: 0 P: 13 | R: 0 E: 0 K: 2 S: 7 | H: 0 LOB: 0 BB: 0 P: 7 | R: 1 E: 0 K: 1 S: 6 | H: 1 LOB: 1 BB: 1 P: 10 | R: 0 E: 0 K: 1 S: 5 | H: 0 LOB: 1 BB: 1 P: 9 | R: 0 E: 0 K: 1 S: 6 | H: 1 LOB: 1 BB: 0 P: 7 | R: 0 E: 0 K: 1 S: 5 | H: 0 LOB: 0 BB: 0 P: 5 | R: 0 E: 0 K: 1 S: 5 | H: 0 LOB: 0 BB: 0 P: 5 | 1B: 6 2B: 2 3B: 0 HR: 1 | SF: 0 SAC: 0 DP: 0 HBP: 0 | WP: 0 PB: 1 SB: 0 CS: 0 | PA: 36 | | | |
| PITCHER | IP WLS BF H R ER SO BB IBB HBP BLK WP HR S P ERA WHIP | 29 Jeff Samardzija, R ERA: 9.82 82 Roberto Gómez, R ERA: 4.91 46 Michael Roth, L ERA: 13.5 93 David Hernandez, R ERA: 92 Reyes Moronta, R ERA: | 3.2 L 21 8 7 5 4 2 0 0 0 0 0 0 29 40 12.27 2.727 | 0.1 1 0 0 0 0 0 0 0 0 0 0 1 1 0.00 0.000 | 1.0 3 0 0 0 1 0 0 0 0 0 0 5 5 0.00 0.000 | 1.0 4 0 0 0 1 1 0 0 0 0 0 5 9 0.00 1.000 | 1.0 4 1 0 0 1 0 0 0 0 0 0 6 7 0.00 1.000 | PITCHER | IP WLS BF H R ER SO BB IBB HBP BLK WP HR S P ERA WHIP | 60 Hunter Strickland, R ERA: 3.0 | 1.0 0 3 0 0 0 1 0 0 0 0 0 5 5 0.00 0.000 | 1.0 0 3 0 0 0 1 0 0 0 0 0 5 5 0.00 0.000 | 1.0 0 3 0 0 0 1 0 0 0 0 0 5 5 0.00 0.000 | 1.0 0 3 0 0 0 1 0 0 0 0 0 5 5 0.00 0.000 | 1.0 0 3 0 0 0 1 0 0 0 0 0 5 5 0.00 0.000 | 1.0 0 3 0 0 0 1 0 0 0 0 0 5 5 0.00 0.000 | 1.0 0 3 0 0 0 1 0 0 0 0 0 5 5 0.00 0.000 | 1.0 0 3 0 0 0 1 0 0 0 0 0 5 5 0.00 0.000 | 1.0 0 3 0 0 0 1 0 0 0 0 0 5 5 0.00 0.000 | 1B: 6 2B: 2 3B: 0 HR: 1 | SF: 0 SAC: 0 DP: 0 HBP: 0 | WP: 0 PB: 1 SB: 0 CS: 0 | PA: 36 |

San Francisco Giants @ Texas Rangers
 Surprise Stadium, Surprise, AZ
 Mon Mar 13 2017, 9:07 PM - 11:40 PM EDT
 Att: 11,216 - Clear - 89 F

| | |
|-----|----|
| AB | 33 |
| R | 7 |
| H | 9 |
| RBI | 6 |
| BB | 3 |
| SO | 8 |
| LOB | 11 |



| Batter | 1 | 2 | 3 | 4 | 5 | 6 | 7 | 8 | 9 | AB | R | H | RBI | BB | SO | LOB | TOP | | | | | | | | | | | | | | | | | | | | |
|---|-------------------------------|----------------------------------|------------------------------|---------------------------------|------------------------------|---------------------------------|------------------------------|---------------------------------|------------------------------|---------------------------------|------------------------------|---------------------------------|------------------------------|---------------------------------|------------------------------|---------------------------------|---|------------------------------|---------------------------------|----------------------------------|------------------------------------|----------------------------------|--------|---|----|----|----|-----|-----|-----|----|----|---|---|------|-------|--|
| 10 Eduardo Núñez, R OBP: 0.281, SLG: 0.348 75 Juan Ciriaco, R (9, PH) (9, 10) | | | | | | | | | | 4 | 2 | 2 | 0 | 0 | 0 | 1 | San Francisco Giants @ Cleveland Indians Goodyear Ballpark, Goodyear, AZ Tue Mar 14 2017, 4:08 PM - 7:18 PM EDT Att: 8,116 - Sunny - 88 F | | | | | | | | | | | | | | | | | | | | |
| 37 Kelby Tomlinson, R OBP: 0.321, SLG: 0.423 71 Juniel Querecuto, S OBP: 0.250, SLG: 0.286 | | | | | | | | | | 4 | 0 | 0 | 0 | 0 | 1 | 3 | | | | | | | | | | | | | | | | | | | | | |
| 9 Brandon Belt, L OBP: 0.387, SLG: 0.704 21 Conor Gillaspie, L OBP: 0.500, SLG: 0.875 | | | | | | | | | | 2 | 1 | 2 | 2 | 0 | 0 | 0 | | | | | | | | | | | | | | | | | | | | | |
| 6 Jarrett Parker, L OBP: 0.462, SLG: 0.645 84 Ryan Lolis, L (7, 7) | | | | | | | | | | 4 | 1 | 2 | 2 | 0 | 0 | 2 | | | | | | | | | | | | | | | | | | | | | |
| 94 Aaron Hill, R OBP: 0.393, SLG: 0.417 22 Christian Arroyo, R OBP: 0.259, SLG: 0.299 | | | | | | | | | | 3 | 1 | 1 | 0 | 0 | 0 | 2 | | | | | | | | | | | | | | | | | | | | | |
| 1 Jae-Gyun Hwang, R OBP: 0.333, SLG: 0.731 | | | | | | | | | | 4 | 0 | 2 | 0 | 0 | 0 | 1 | | | | | | | | | | | | | | | | | | | | | |
| 39 Justin Ruggiano, R OBP: 0.208, SLG: 0.318 85 Hunter Cole, R (6, 9) | | | | | | | | | | 3 | 1 | 1 | 2 | 0 | 1 | 1 | | | | | | | | | | | | | | | | | | | | | |
| Trevor Brown, R OBP: 0.350, SLG: 0.450 72 Tim Federowicz, R OBP: 0.444, SLG: 0.590 | | | | | | | | | | 2 | 0 | 0 | 0 | 0 | 1 | 1 | | | | | | | | | | | | | | | | | | | | | |
| 66 Gorkys Hernández, R OBP: 0.200, SLG: 0.250 63 Orlando Calixte, R OBP: 0.250, SLG: 0.251 | | | | | | | | | | 3 | 0 | 1 | 0 | 0 | 0 | 1 | | | | | | | | | | | | | | | | | | | | | |
| Inning Stats | R: 5 E: 0 K: 1 S: 14 | H: 5 LOB: 0 BB: 0 P: 16 | R: 1 E: 1 K: 0 S: 6 | H: 2 LOB: 2 BB: 0 P: 6 | R: 0 E: 0 K: 1 S: 6 | H: 1 LOB: 1 BB: 0 P: 6 | R: 0 E: 0 K: 0 S: 4 | H: 1 LOB: 1 BB: 0 P: 4 | R: 0 E: 0 K: 0 S: 3 | H: 0 LOB: 0 BB: 0 P: 3 | R: 0 E: 0 K: 2 S: 8 | H: 1 LOB: 1 BB: 0 P: 8 | R: 0 E: 0 K: 0 S: 3 | H: 1 LOB: 0 BB: 0 P: 3 | R: 0 E: 1 K: 1 S: 6 | H: 2 LOB: 1 BB: 0 P: 6 | | R: 0 E: 0 K: 1 S: 5 | H: 0 LOB: 0 BB: 0 P: 5 | 1B: 7 2B: 4 3B: 0 HR: 2 | SF: 1 SAC: 0 DP: 1 HBP: 0 | WP: 0 PB: 0 SB: 0 CS: 0 | PA: 39 | | | | | | | | | | | | | | |
| PITCHER | IP | WLS | BF | H | R | ER | SO | BB | IBB | HBP | BLK | WP | HR | S | P | ERA | WHIP | PITCHER | | IP | WLS | BF | H | R | ER | SO | BB | IBB | HBP | BLK | WP | HR | S | P | ERA | WHIP | |
| 43 Josh Tomlin, R ERA: 6.75 | (1, 1) | 3.0 | L | 18 | 8 | 6 | 5 | 2 | 0 | 0 | 0 | 0 | 0 | 2 | 26 | 28 | 15.00 | 2.667 | 39 Matt Whitehouse, L ERA: | | (9, 1) | 1.0 | | 3 | 0 | 0 | 0 | 0 | 0 | 0 | 0 | 0 | 5 | 5 | 0.00 | 0.000 | |
| 80 Josh Martin, R ERA: 6.0 | (4, 1) | 1.0 | | 4 | 1 | 0 | 0 | 0 | 0 | 0 | 0 | 0 | 0 | 0 | 4 | 4 | 0.00 | 1.000 | | | | | | | | | | | | | | | | | | | |
| 58 Carlos Frias, R ERA: | (5, 1) | 1.1 | | 5 | 1 | 0 | 0 | 1 | 0 | 0 | 0 | 0 | 0 | 0 | 7 | 7 | 0.00 | 0.750 | | | | | | | | | | | | | | | | | | | |
| 48 Boone Logan, L ERA: 10.38 | (6, 1) | 1.1 | | 4 | 1 | 0 | 0 | 1 | 0 | 0 | 0 | 0 | 0 | 0 | 6 | 6 | 0.00 | 0.750 | | | | | | | | | | | | | | | | | | | |
| 49 Chris Narveson, L ERA: 1.35 | (7, 1) | 1.1 | | 5 | 2 | 0 | 0 | 1 | 0 | 0 | 0 | 0 | 0 | 0 | 7 | 7 | 0.00 | 1.500 | | | | | | | | | | | | | | | | | | | |

| Batter | 1 | 2 | 3 | 4 | 5 | 6 | 7 | 8 | 9 | AB | R | H | RBI | BB | SO | LOB | BOTTOM | | | | | | | | | | | | | | | | | | | | |
|--|------------------------------|----------------------------------|------------------------------|---------------------------------|------------------------------|----------------------------------|------------------------------|---------------------------------|------------------------------|---------------------------------|------------------------------|---------------------------------|------------------------------|----------------------------------|------------------------------|---------------------------------|---|----------------------------------|----------------------------------|------------------------------------|----------------------------------|--------|---|---|----|----|----|-----|-----|-----|----|----|---|----|------|-------|--|
| 26 Austin Jackson, R OBP: 0.167, SLG: 0.500 72 Yandy Díaz, R OBP: 0.529, SLG: 0.455 (7, 10) | | | | | | | | | | 3 | 0 | 0 | 0 | 0 | 2 | 3 | San Francisco Giants @ Cleveland Indians Goodyear Ballpark, Goodyear, AZ Tue Mar 14 2017, 4:08 PM - 7:18 PM EDT Att: 8,116 - Sunny - 88 F | | | | | | | | | | | | | | | | | | | | |
| 11 José Ramírez, S OBP: 0.496, SLG: 0.643 9 Erik González, R OBP: 0.333, SLG: 0.533 (4, FR) (5, 5) | | | | | | | | | | 2 | 0 | 2 | 1 | 1 | 0 | 0 | | | | | | | | | | | | | | | | | | | | | |
| 30 Tyler Naquin, L OBP: 0.480, SLG: 0.792 70 Greg Allen, S OBP: 0.342, SLG: 0.303 | | | | | | | | | | 3 | 0 | 0 | 1 | 0 | 1 | 4 | | | | | | | | | | | | | | | | | | | | | |
| 8 Lonnie Chisenhall, L OBP: 0.370, SLG: 0.520 33 Mike Pizzi, L OBP: 0.500, SLG: 0.333 (6, 3) | | | | | | | | | | 3 | 0 | 1 | 0 | 0 | 1 | 2 | | | | | | | | | | | | | | | | | | | | | |
| 35 Abraham Almonte, S OBP: 0.414, SLG: 0.375 61 Connor Marabell, L OBP: 0.200, SLG: 0.200 (5, FR) (6, 7) | | | | | | | | | | 2 | 1 | 1 | 0 | 0 | 0 | 1 | | | | | | | | | | | | | | | | | | | | | |
| 45 Erik Kratz, R OBP: 0.286, SLG: 0.550 73 Francisco Mejía, S OBP: 0.450, SLG: 0.789 (6, 2) | | | | | | | | | | 3 | 1 | 1 | 0 | 0 | 1 | 2 | | | | | | | | | | | | | | | | | | | | | |
| 99 Daniel Robertson, R OBP: 0.429, SLG: 0.429 79 Ronny Rodríguez, R OBP: 0.207, SLG: 0.357 (5, FR) (6, 4) | | | | | | | | | | 2 | 0 | 1 | 0 | 1 | 0 | 1 | | | | | | | | | | | | | | | | | | | | | |
| 4 Richie Shaffer, R OBP: 0.297, SLG: 0.485 78 Bradley Zimmer, L OBP: 0.405, SLG: 0.647 (6, 9) | | | | | | | | | | 3 | 1 | 1 | 1 | 0 | 1 | 3 | | | | | | | | | | | | | | | | | | | | | |
| 1 Michael Martínez, S OBP: 0.400, SLG: 0.633 4 Ivan Castillo, S (7, 6) | | | | | | | | | | 2 | 0 | 1 | 2 | 0 | 1 | 1 | | | | | | | | | | | | | | | | | | | | | |
| 23 Jordan Smith, L OBP: 0.300, SLG: 0.222 (9, PH) | | | | | | | | | | 3 | 1 | 2 | 0 | 0 | 0 | 0 | | | | | | | | | | | | | | | | | | | | | |
| Inning Stats | R: 0 E: 0 K: 1 S: 6 | H: 1 LOB: 2 BB: 1 P: 10 | R: 2 E: 0 K: 1 S: 9 | H: 4 LOB: 2 BB: 0 P: 9 | R: 0 E: 0 K: 2 S: 8 | H: 1 LOB: 2 BB: 1 P: 12 | R: 1 E: 0 K: 1 S: 7 | H: 2 LOB: 2 BB: 0 P: 7 | R: 0 E: 0 K: 1 S: 5 | H: 1 LOB: 1 BB: 1 P: 9 | R: 0 E: 0 K: 0 S: 4 | H: 2 LOB: 1 BB: 0 P: 4 | R: 2 E: 0 K: 0 S: 6 | H: 3 LOB: 2 BB: 1 P: 10 | R: 0 E: 1 K: 1 S: 6 | H: 1 LOB: 1 BB: 0 P: 6 | R: 0 E: 0 K: 2 S: 7 | H: 0 LOB: 1 BB: 1 P: 11 | 1B: 9 2B: 6 3B: 0 HR: 0 | SF: 0 SAC: 0 DP: 2 HBP: 0 | WP: 0 PB: 0 SB: 0 CS: 0 | PA: 45 | | | | | | | | | | | | | | | |
| PITCHER | IP | WLS | BF | H | R | ER | SO | BB | IBB | HBP | BLK | WP | HR | S | P | ERA | WHIP | PITCHER | | IP | WLS | BF | H | R | ER | SO | BB | IBB | HBP | BLK | WP | HR | S | P | ERA | WHIP | |
| 56 Albert Suárez, R ERA: 6.14 | (1, 1) | 2.2 | W | 16 | 6 | 2 | 2 | 4 | 2 | 0 | 0 | 0 | 0 | 13 | 17 | 3.86 | 1.714 | 64 Derek Law, R ERA: 3.0 | | (9, 1) | 1.0 | | 4 | 0 | 0 | 0 | 2 | 1 | 0 | 0 | 0 | 0 | 7 | 11 | 0.00 | 1.000 | |
| Kyle Crick, R ERA: 1.29 | (3, 1) | 2.1 | | 10 | 3 | 1 | 1 | 2 | 1 | 0 | 0 | 0 | 0 | 0 | 4 | 4 | 0.00 | 2.000 | | | | | | | | | | | | | | | | | | | |
| 74 Kraig Sitton, L ERA: 9.82 | (6, 1) | 1.0 | H | 4 | 2 | 0 | 0 | 0 | 0 | 0 | 0 | 0 | 0 | 0 | 6 | 10 | 18.00 | 4.000 | | | | | | | | | | | | | | | | | | | |
| 83 Sam Coonrod, R ERA: 6.75 | (7, 1) | 1.0 | H | 7 | 3 | 2 | 2 | 0 | 1 | 0 | 0 | 0 | 0 | 0 | 6 | 10 | 18.00 | 4.000 | | | | | | | | | | | | | | | | | | | |
| 70 George Kontos, R ERA: 6.0 | (8, 1) | 1.0 | H | 4 | 1 | 0 | 0 | 1 | 0 | 0 | 0 | 0 | 0 | 0 | 6 | 6 | 0.00 | 1.000 | | | | | | | | | | | | | | | | | | | |



| Batter | 1 | 2 | 3 | 4 | 5 | 6 | 7 | 8 | 9 | AB | R | H | RBI | BB | SO | LOB | TOP | | | |
|--|---|------------------------|------------------------------|---------------------------------|------------------------------|---------------------------------|------------------------------|---------------------------------|------------------------------|---------------------------------|------------------------------|---------------------------------|------------------------------|----------------------------------|------------------------------|---------------------------------|---|------------------------------------|-------------------------|--------|
| 10 Eduardo Núñez, R (1.5) 83 Ryder Jones, L (6.5) OBP: 0.235, SLG: 0.324 OBP: 0.429, SLG: 0.692 | L8 | | L8 | | | G6-4-3 | | HR | | 3 | 0 | 0 | 0 | 0 | 0 | 1 | San Francisco Giants @ Chicago White Sox Camelback Ranch, Glendale, AZ Mon Mar 20 2017, 4:11 PM - 7:08 PM EDT Att: 7,028 - Partly Cloudy - 91 F livebaseballscorecards.com | | | |
| 37 Kelly Tomlinson, R (1.4) 59 Neil Ramirez, R (8.1) | G4-3 | | | P4 | | | G5-3 | BB | | 3 | 0 | 1 | 0 | 1 | 0 | 0 | | | | |
| 9 Brandon Belt, L (1.3) 49 Chris Marrero, R (7.3) OBP: 0.310, SLG: 0.625 | G4-3 | | | F8 | | | | 1B | | 3 | 0 | 1 | 0 | 0 | 0 | 1 | | | | |
| 38 Michael Morse, R (1.10) 1 Jae-Gyun Hwang, R (7.7) OBP: 0.303, SLG: 0.625 | K | | | F8 | | | P3 | F9 | | 2 | 0 | 0 | 0 | 0 | 1 | 1 | | | | |
| 94 Aaron Hill, R (1.7) 60 Hunter Strickland, R (7.1) 13 Will Smith, R (8.1) 84 C.J. Hinojosa, R (8.4) OBP: 0.111, SLG: 0.222 | L7 | | | | G6-3 | | P6 | | G5-3 | 3 | 0 | 0 | 0 | 0 | 0 | 1 | | | | |
| 39 Justin Ruggiano, R (1.9) 84 Ryan Lolis, L (8.9) | P4 | | | K | | | | 1B | G1-3 | 3 | 0 | 2 | 0 | 0 | 1 | 0 | | | | |
| 58 Gordon Beckham, R (1.6) 71 Juniel Querecuto, S (8.6) SAFE | P4 | | | G6-3 | | | | L7 | F8 | 3 | 0 | 0 | 0 | 0 | 0 | 2 | | | | |
| 72 Tim Federowicz, R (1.2) 83 Jeff Arnold, R (8.2) | | | K | | | K | | FC9-6 | | 3 | 1 | 0 | 0 | 0 | 2 | 1 | | | | |
| 66 Gorkys Hernández, R (1.8) 79 Slade Heathcott, L (8.8) | P4 | | | P4 | | E3 | | 1B | | 3 | 1 | 1 | 0 | 0 | 0 | 0 | | | | |
| | | | | | | | | 1B | | 0 | 0 | 0 | 0 | 0 | 0 | 0 | | | | |
| Inning Stats | R: 0 E: 0 K: 1 S: 6 | H: 1 LOB: 1 P: 7 | R: 0 E: 0 K: 0 S: 3 | H: 1 LOB: 0 BB: 0 P: 3 | R: 0 E: 0 K: 1 S: 5 | H: 0 LOB: 0 BB: 0 P: 5 | R: 0 E: 0 K: 0 S: 3 | H: 0 LOB: 0 BB: 0 P: 3 | R: 0 E: 0 K: 1 S: 5 | H: 0 LOB: 0 BB: 0 P: 5 | R: 0 E: 0 K: 0 S: 4 | H: 1 LOB: 1 BB: 0 P: 4 | R: 3 E: 0 K: 0 S: 7 | H: 4 LOB: 2 BB: 1 P: 11 | R: 0 E: 0 K: 0 S: 3 | H: 0 LOB: 0 BB: 0 P: 3 | 1B: 4 2B: 2 3B: 0 HR: 1 | SF: 0 SAC: 0 DP: 1 HBP: 0 | WP: 0 PB: 0 CS: 0 | PA: 34 |
| PITCHER | IP WLS BF H R ER SO BB IBB HBP BLK WP HR S P ERA WHIP | | | | | | | | | | | | | | | | | | | |
| 40 Reynaldo López, R (1.1) ERA: 3.72 | 6.0 | | 19 | 2 | 0 | 0 | 4 | 0 | 0 | 0 | 0 | 0 | 0 | 0 | 0 | 29 | 30 | 0.00 | 0.333 | |
| 41 Cory Luebke, L (7.1) ERA: 1.04 | 1.0 | H | 4 | 1 | 0 | 0 | 0 | 0 | 0 | 0 | 0 | 0 | 0 | 0 | 4 | 4 | 0.00 | 1.000 | | |
| 48 Tommy Kahnle, R (8.1) ERA: 5.87 | 0.2 | L | 6 | 3 | 3 | 3 | 0 | 1 | 0 | 0 | 0 | 0 | 0 | 1 | 5 | 9 | 40.50 | 6.000 | | |
| 66 Michael Ynoa, R (8.1) ERA: 4.5 | 1.1 | | 5 | 1 | 0 | 0 | 0 | 0 | 0 | 0 | 0 | 0 | 0 | 0 | 5 | 5 | 0.00 | 0.750 | | |

| Batter | 1 | 2 | 3 | 4 | 5 | 6 | 7 | 8 | 9 | AB | R | H | RBI | BB | SO | LOB | BOTTOM | | | |
|---|---|---------------------------------|------------------------------|---------------------------------|------------------------------|---------------------------------|------------------------------|---------------------------------|------------------------------|----------------------------------|------------------------------|---------------------------------|------------------------------|----------------------------------|------------------------------|---------------------------------|---|------------------------------------|-------------------------|--------|
| 44 Peter Bourjos, R (1.8) 63 Adam Engel, R (7.8) OBP: 0.389, SLG: 0.600 OBP: 0.349, SLG: 0.250 | G1-3 | | | 28 SF7 | | 79 SF9 | | 32 G5-3 | | 2 | 1 | 1 | 0 | 1 | 0 | 0 | San Francisco Giants @ Chicago White Sox Camelback Ranch, Glendale, AZ Mon Mar 20 2017, 4:11 PM - 7:08 PM EDT Att: 7,028 - Partly Cloudy - 91 F livebaseballscorecards.com | | | |
| 28 Leury García, S (1.6) | L9 | | | SF7 | | SH1-3 | | G4-3 | | 2 | 0 | 0 | 1 | 0 | 0 | 1 | | | | |
| 53 Melky Cabrera, S (1.7) 32 Jacob May, S (6.7) OBP: 0.378, SLG: 0.535 | F8 | | | G4-3 | | 79 SF9 | | G5-3 | | 2 | 0 | 0 | 0 | 1 | 0 | 0 | | | | |
| 79 José Abreu, R (1.3) 84 Danny Hayes, L (7.3) OBP: 0.436, SLG: 0.586 | G5-3 | | | K2-3 | | SF9 | | BB | | 2 | 0 | 0 | 1 | 0 | 1 | 0 | | | | |
| 21 Todd Frazier, R (1.5) 24 Matt Davidson, R (7.5) OBP: 0.211, SLG: 0.278 OBP: 0.333, SLG: 0.452 | K | | | | P5 | G6-3 | | K | | 3 | 0 | 0 | 0 | 0 | 1 | 3 | | | | |
| 26 Avisail García, R (1.9) 32 Rymer Liriano, R (8.9) OBP: 0.386, SLG: 0.537 OBP: 0.295, SLG: 0.410 | G5-3 | | | | HBP | | | K | | 2 | 0 | 0 | 0 | 0 | 1 | 0 | | | | |
| 82 Nicky Delmonico, L (1.10) OBP: 0.300, SLG: 0.489 | | | | L6 | | | | K2-3 | | 4 | 0 | 1 | 0 | 0 | 1 | 1 | | | | |
| 36 Kevan Smith, R (1.2) 85 Roberto Peña, R (8.2) OBP: 0.480, SLG: 0.652 OBP: 0.156, SLG: 0.111 | | | | F8 | | K | | G6-3 | | 3 | 0 | 0 | 0 | 0 | 1 | 2 | | | | |
| 5 Yolmer Sánchez, S (1.4) | G4-3 | | | | | 28 SH1-3 | | L9 | | 2 | 1 | 0 | 0 | 1 | 0 | 1 | | | | |
| | | | | | | | | | | | | | | | | | | | | |
| Inning Stats | R: 0 E: 0 K: 0 S: 3 | H: 0 LOB: 0 BB: 0 P: 3 | R: 0 E: 0 K: 1 S: 5 | H: 0 LOB: 0 BB: 0 P: 5 | R: 0 E: 0 K: 0 S: 3 | H: 0 LOB: 0 BB: 0 P: 3 | R: 1 E: 0 K: 1 S: 6 | H: 1 LOB: 0 BB: 0 P: 6 | R: 0 E: 0 K: 0 S: 3 | H: 0 LOB: 3 BB: 3 P: 15 | R: 0 E: 0 K: 1 S: 6 | H: 1 LOB: 1 BB: 0 P: 6 | R: 0 E: 0 K: 1 S: 8 | H: 1 LOB: 2 BB: 1 P: 12 | R: 0 E: 0 K: 2 S: 7 | H: 0 LOB: 0 BB: 0 P: 7 | 1B: 2 2B: 0 3B: 1 HR: 0 | SF: 2 SAC: 1 DP: 0 HBP: 1 | WP: 0 PB: 0 CS: 0 | PA: 35 |
| PITCHER | IP WLS BF H R ER SO BB IBB HBP BLK WP HR S P ERA WHIP | | | | | | | | | | | | | | | | | | | |
| 47 Johnny Cueto, R (1.1) ERA: 2.97 | 5.0 | | 17 | 1 | 1 | 1 | 3 | 0 | 0 | 0 | 0 | 0 | 0 | 0 | 22 | 23 | 1.80 | 0.200 | | |
| 61 Josh Osich, L (6.1) ERA: 7.11 | 1.0 | | 6 | 0 | 1 | 1 | 0 | 3 | 0 | 0 | 0 | 0 | 0 | 3 | 15 | 9.00 | 3.000 | | | |
| 60 Hunter Strickland, R (7.1) ERA: 2.45 | 1.0 | W | 4 | 1 | 0 | 0 | 1 | 0 | 0 | 0 | 0 | 0 | 0 | 6 | 6 | 0.00 | 1.000 | | | |
| 13 Will Smith, L (8.1) ERA: 2.45 | 0.2 | H | 3 | 1 | 0 | 0 | 0 | 0 | 0 | 0 | 0 | 0 | 0 | 3 | 3 | 0.00 | 1.500 | | | |
| 59 Neil Ramirez, R (8.1) ERA: 2.45 | 1.1 | S | 5 | 0 | 0 | 0 | 3 | 1 | 0 | 0 | 0 | 0 | 0 | 12 | 16 | 0.00 | 0.750 | | | |

| Batter | 1 | 2 | 3 | 4 | 5 | 6 | 7 | 8 | 9 | AB | R | H | RBI | BB | SO | LOB | TOP | | | | | | | | | | |
|---|------------------------------|---------------------------------|------------------------------|---------------------------------|-------------------------------|----------------------------------|------------------------------|---------------------------------|------------------------------|---------------------------------|------------------------------|---------------------------------|------------------------------|----------------------------------|------------------------------|---------------------------------|------------------------------|---------------------------------|----------------------------------|------------------------------------|----------------------------------|--------|--|--|--|--|--|
| 2 Denard Span, L (1,8) 66 Gorkys Hernández, R (6,8) OBP: 0.288, SLG: 0.378 OBP: 0.179, SLG: 0.219 | L9 | | 2-2 1-H HR | | | P5 | G6-3 | | | 3 | 1 | 1 | 2 | 0 | 0 | 0 | | | | | | | | | | | |
| 94 Aaron Hill, R (1,5) 87 Wynton Bernard, R (6,9) OBP: 0.317, SLG: 0.351 OBP: 0.231, SLG: 0.182 | K | | P3 | | | | 2B | G1-3 | | 3 | 1 | 1 | 0 | 0 | 1 | 0 | | | | | | | | | | | |
| 8 Hunter Pence, R (1,9) 82 Roberto Gómez, R (6,1) 49 Chris Marrero, R (7,7) OBP: 0.340, SLG: 0.682 | F8 | | | G6-3 | | | 2B | K | | 3 | 0 | 1 | 1 | 0 | 0 | 0 | | | | | | | | | | | |
| 9 Brandon Belt, L (1,3) 93 David Hernandez, R (8,1) 56 Albert Suárez, R (9,1) | | F8 | | P6 | | F7 | | K | | 4 | 0 | 0 | 0 | 0 | 1 | 1 | | | | | | | | | | | |
| 6 Jarrett Parker, L (1,7) 48 Steven Okert, L (7,1) 85 Hunter Cole, R (8,9) | | G3-1 | | F8 | | | | | G6-3 | 3 | 0 | 0 | 0 | 0 | 1 | 0 | | | | | | | | | | | |
| 37 Kelby Tomlinson, R (1,6) OBP: 0.341, SLG: 0.361 | | K | | | G6-3 | | | | G4-3 | 3 | 1 | 0 | 0 | 1 | 1 | 0 | | | | | | | | | | | |
| 58 Gordon Beckham, R (1,4) OBP: 0.288, SLG: 0.250 | | | K | | P6 | | 72 S 2B | | | 4 | 0 | 0 | 0 | 0 | 2 | 1 | | | | | | | | | | | |
| 72 Tim Federowicz, R (1,2) OBP: 0.433, SLG: 0.600 | | | | L4 | | | | | L7 | 2 | 2 | 1 | 1 | 1 | 0 | 0 | | | | | | | | | | | |
| 18 Matt Cain, R (1,1) 1 Jae-Gyun Hwang, R (6,5) OBP: 0.314, SLG: 0.706 | | | | 2 HR BB | | L4 | | | | 2 | 2 | 1 | 1 | 1 | 0 | 0 | | | | | | | | | | | |
| | | | | K | | G5-3 | | | | 2 | 0 | 0 | 0 | 0 | 1 | 1 | | | | | | | | | | | |
| | | | | | | | 2-H HR | | | 1 | 1 | 1 | 2 | 0 | 0 | 0 | | | | | | | | | | | |
| Inning Stats | R: 0 E: 0 K: 1 S: 5 | H: 0 LOB: 0 BB: 0 P: 5 | R: 0 E: 0 K: 1 S: 5 | H: 0 LOB: 0 BB: 0 P: 5 | R: 2 E: 0 K: 2 S: 10 | H: 1 LOB: 0 BB: 1 P: 16 | R: 0 E: 0 K: 0 S: 3 | H: 0 LOB: 0 BB: 0 P: 3 | R: 0 E: 0 K: 0 S: 3 | H: 0 LOB: 0 BB: 0 P: 3 | R: 1 E: 0 K: 0 S: 5 | H: 2 LOB: 1 BB: 0 P: 5 | R: 3 E: 0 K: 2 S: 9 | H: 2 LOB: 0 BB: 1 P: 14 | R: 0 E: 0 K: 2 S: 7 | H: 0 LOB: 0 BB: 0 P: 7 | R: 0 E: 0 K: 0 S: 3 | H: 0 LOB: 0 BB: 0 P: 3 | 1B: 0 2B: 3 3B: 0 HR: 2 | SF: 0 SAC: 0 DP: 0 HBP: 0 | WP: 0 PB: 0 SB: 1 CS: 1 | PA: 34 | | | | | |
| PITCHER | IP | WLS | BF | H | R | ER | SO | BB | IBB | HBP | BLK | WP | HR | S | P | ERA | WHIP | | | | | | | | | | |
| 52 Jimmy Nelson, R (1,1) ERA: 5.68 | 5.2 | | 20 | 2 | 3 | 3 | 4 | 1 | 0 | 0 | 0 | 0 | 1 | 29 | 35 | 4.76 | 0.529 | | | | | | | | | | |
| 98 Nick Ramirez, L (6,1) ERA: 7.36 | 0.1 | H | 2 | 1 | 0 | 0 | 0 | 0 | 0 | 0 | 0 | 0 | 0 | 2 | 2 | 0.00 | 3.000 | | | | | | | | | | |
| 59 Carlos Torres, R (7,1) ERA: 9.0 | 1.0 | L | 6 | 2 | 3 | 3 | 2 | 1 | 0 | 0 | 0 | 0 | 1 | 9 | 14 | 27.00 | 3.000 | | | | | | | | | | |
| 46 Corey Knebel, R (8,1) ERA: 3.0 | 1.0 | | 3 | 0 | 0 | 0 | 2 | 0 | 0 | 0 | 0 | 0 | 0 | 7 | 7 | 0.00 | 0.000 | | | | | | | | | | |
| 35 Brent Suter, L (9,1) ERA: 4.0 | 1.0 | | 3 | 0 | 0 | 0 | 0 | 0 | 0 | 0 | 0 | 0 | 0 | 3 | 3 | 0.00 | 0.000 | | | | | | | | | | |

San Francisco Giants @ Milwaukee Brewers
Maryvale Baseball Park, Phoenix, AZ
Wed Mar 22 2017, 4:08 PM - 6:45 PM EDT
Att: 7,181 - Cloudy - 79 F

San Francisco Giants
AB 32
R 6
H 5
RBI 6
BB 2
SO 8
LOB 3

| Batter | 1 | 2 | 3 | 4 | 5 | 6 | 7 | 8 | 9 | AB | R | H | RBI | BB | SO | LOB | BOTTOM | | | | | | | | | | |
|--|------------------------------|----------------------------------|------------------------------|---------------------------------|------------------------------|---------------------------------|------------------------------|----------------------------------|------------------------------|---------------------------------|------------------------------|---------------------------------|------------------------------|---------------------------------|------------------------------|---------------------------------|------------------------------|---------------------------------|----------------------------------|------------------------------------|----------------------------------|--------|--|--|--|--|--|
| 5 Jonathan Villar, S (1,4) 95 Jose Cuas, R (7, PR) OBP: 0.360, SLG: 0.409 OBP: 0.500, SLG: 0.500 | K | | | | | | | | | 4 | 0 | 1 | 0 | 0 | 2 | 2 | | | | | | | | | | | |
| 23 Keon Broxton, R (1,8) 10 Kirk Nieuwenhuis, L (7,8) OBP: 0.451, SLG: 0.659 OBP: 0.408, SLG: 0.625 | | 1B | | | | | | | | 3 | 1 | 1 | 0 | 0 | 0 | 1 | | | | | | | | | | | |
| 8 Ryan Braun, R (1,7) 15 Nick Noonan, L (7,5) OBP: 0.333, SLG: 0.643 OBP: 0.333, SLG: 0.833 | | | | | | | | | | 3 | 1 | 1 | 1 | 0 | 1 | 0 | | | | | | | | | | | |
| 16 Domingo Santana, R (1,9) 92 Johnny Davis, S (7,7) | | 1B | | | | | | | | 2 | 0 | 1 | 1 | 1 | 0 | 0 | | | | | | | | | | | |
| 14 Hernán Pérez, R (1,5) 99 Clint Coulter, R (7,9) | | | | | | | | | | 3 | 1 | 1 | 0 | 0 | 0 | 2 | | | | | | | | | | | |
| 24 Jesús Aguilar, R (1,3) 93 Ryan Aguilar, L (8,3) OBP: 0.532, SLG: 0.875 OBP: 1.000, SLG: 1.000 | | | | | | | | | | 3 | 1 | 2 | 1 | 0 | 0 | 1 | | | | | | | | | | | |
| 47 Jett Bandy, R (1,2) 76 René García, R (8,2) OBP: 0.313, SLG: 0.438 | | | | | | | | | | 3 | 0 | 0 | 0 | 0 | 0 | 2 | | | | | | | | | | | |
| 3 Orlando Arcia, R (1,6) 46 Corey Knebel, R (8,1) 35 Brent Suter, L (9,1) 94 Weston Wilson, R (9, PH) | | | | | | | | | | 3 | 0 | 1 | 0 | 0 | 0 | 1 | | | | | | | | | | | |
| 52 Jimmy Nelson, R (1,1) 98 Nick Ramirez, L (6,1) 59 Carlos Torres, R (7,1) 18 Eric Sogard, L (7, PH) OBP: 0.405, SLG: 0.242 | | | | | | | | | | 1 | 0 | 0 | 0 | 0 | 1 | 0 | | | | | | | | | | | |
| | | | | | | | | | | 1 | 0 | 0 | 0 | 0 | 0 | 0 | | | | | | | | | | | |
| | | | | | | | | | | 1 | 0 | 0 | 0 | 0 | 0 | 0 | | | | | | | | | | | |
| | | | | | | | | | | 1 | 0 | 1 | 0 | 1 | 0 | 0 | | | | | | | | | | | |
| Inning Stats | R: 3 E: 0 K: 1 S: 9 | H: 4 LOB: 1 BB: 0 P: 10 | R: 0 E: 0 K: 1 S: 6 | H: 1 LOB: 1 BB: 0 P: 6 | R: 0 E: 0 K: 1 S: 4 | H: 0 LOB: 0 BB: 1 P: 8 | R: 1 E: 0 K: 1 S: 8 | H: 2 LOB: 1 BB: 0 P: 10 | R: 0 E: 0 K: 0 S: 3 | H: 0 LOB: 0 BB: 0 P: 3 | R: 0 E: 0 K: 0 S: 4 | H: 1 LOB: 1 BB: 0 P: 4 | R: 0 E: 1 K: 0 S: 3 | H: 0 LOB: 2 BB: 1 P: 7 | R: 0 E: 0 K: 0 S: 4 | H: 1 LOB: 1 BB: 0 P: 5 | R: 0 E: 0 K: 1 S: 6 | H: 1 LOB: 1 BB: 0 P: 7 | 1B: 8 2B: 1 3B: 0 HR: 1 | SF: 0 SAC: 1 DP: 2 HBP: 0 | WP: 1 PB: 0 SB: 1 CS: 0 | PA: 38 | | | | | |
| PITCHER | IP | WLS | BF | H | R | ER | SO | BB | IBB | HBP | BLK | WP | HR | S | P | ERA | WHIP | | | | | | | | | | |
| 18 Matt Cain, R (1,1) ERA: 8.1 | 5.0 | | 22 | 7 | 4 | 4 | 4 | 1 | 0 | 0 | 0 | 0 | 0 | 30 | 37 | 7.20 | 1.600 | | | | | | | | | | |
| 82 Roberto Gómez, R (6,1) ERA: 3.6 | 1.0 | W | 4 | 1 | 0 | 0 | 0 | 0 | 0 | 0 | 0 | 0 | 0 | 4 | 4 | 0.00 | 1.000 | | | | | | | | | | |
| 48 Steven Okert, L (7,1) ERA: | 1.0 | H | 4 | 0 | 0 | 0 | 0 | 1 | 0 | 0 | 0 | 0 | 0 | 3 | 7 | 0.00 | 1.000 | | | | | | | | | | |
| 93 David Hernandez, R (8,1) ERA: 4.76 | 1.0 | H | 4 | 1 | 0 | 0 | 0 | 0 | 0 | 0 | 0 | 1 | 0 | 4 | 5 | 0.00 | 1.000 | | | | | | | | | | |
| 56 Albert Suárez, R (9,1) ERA: 5.4 | 1.0 | S | 4 | 1 | 0 | 0 | 1 | 0 | 0 | 0 | 0 | 0 | 0 | 6 | 7 | 0.00 | 1.000 | | | | | | | | | | |

San Francisco Giants @ Milwaukee Brewers
Maryvale Baseball Park, Phoenix, AZ
Wed Mar 22 2017, 4:08 PM - 6:45 PM EDT
Att: 7,181 - Cloudy - 79 F

San Francisco Giants
AB 35
R 4
H 10
RBI 3
BB 2
SO 5
LOB 16

| Batter | 1 | 2 | 3 | 4 | 5 | 6 | 7 | 8 | 9 | AB | R | H | RBI | BB | SO | LOB | TOP | | | | | | | | | | |
|--|------------------------------|---------------------------------|------------------------------|---------------------------------|------------------------------|---------------------------------|------------------------------|---------------------------------|------------------------------|---------------------------------|------------------------------|---------------------------------|------------------------------|---------------------------------|------------------------------|---------------------------------|---|----------------------------------|------------------------------------|----------------------------------|--------|--|--|--|--|--|--|
| 10 Eduardo Núñez, R OBP: 0.237, SLG: 0.342 83 Ryder Jones, L OBP: 0.429, SLG: 0.692 | G4-3 | 1-H 2-H 2B | | K | | | F7 | | | 4 | 0 | 1 | 2 | 0 | 1 | 1 | San Francisco Giants @ Chicago White Sox Camelback Ranch, Glendale, AZ Sun Mar 26 2017, 4:09 PM - 6:52 PM EDT Att: 8,463 - Sunny - 81 F | | | | | | | | | | |
| 7 Jimmy Rollins, S OBP: 0.222, SLG: 0.250 75 Juan Ciriaco, R | P6 | F9 | | | | | | 9 G4-3 2B | | 4 | 0 | 2 | 0 | 0 | 0 | 1 | | | | | | | | | | | |
| 9 Brandon Belt, L OBP: 0.352, SLG: 0.583 79 Slade Heathcott, L | | | F9 | | | | | G4-3 | | 3 | 0 | 1 | 0 | 1 | 0 | | | | | | | | | | | | |
| 6 Jarrett Parker, L OBP: 0.381, SLG: 0.528 60 Hunter Strickland, R 59 Neil Ramirez, R 48 Steven Okert, L | G3 | | G6-3 | | | | | | 49 G1-4-3 1B | 4 | 0 | 1 | 0 | 0 | 1 | 2 | | | | | | | | | | | |
| 49 Chris Marrero, R OBP: 0.350, SLG: 0.648 | | 21 2B 39 1B 1B | | | | | P6 | | | 3 | 0 | 1 | 0 | 1 | 0 | 2 | | | | | | | | | | | |
| 21 Conor Gillaspie, L OBP: 0.371, SLG: 0.576 1 Jae-Gyun Hwang, R OBP: 0.333, SLG: 0.675 | | 39 1B 72 1B 2B | G1-3 | | | | K | | | 3 | 1 | 1 | 0 | 0 | 1 | 1 | | | | | | | | | | | |
| 39 Justin Ruggiano, R OBP: 0.333, SLG: 0.405 84 Ryan Lolis, L | | 72 1B 10 2B 1B | | | | | K | | | 2 | 1 | 1 | 0 | 2 | 1 | 0 | | | | | | | | | | | |
| 72 Tim Federowicz, R OBP: 0.412, SLG: 0.552 83 Jeff Arnold, R | | 10 2B 1B | G6-4-3 | | | | F8 | | | 3 | 1 | 1 | 1 | 0 | 0 | 1 | | | | | | | | | | | |
| 37 Kelby Tompkinson, R OBP: 0.347, SLG: 0.395 22 Christian Arroyo, R OBP: 0.283, SLG: 0.451 | F7 | | | | | | F9 | | | 3 | 0 | 1 | 0 | 0 | 0 | 2 | | | | | | | | | | | |
| Inning Stats | R: 0 E: 0 K: 0 S: 4 | H: 1 LOB: 1 BB: 0 P: 4 | R: 3 E: 0 K: 0 S: 7 | H: 5 LOB: 1 BB: 0 P: 7 | R: 0 E: 0 K: 1 S: 3 | H: 0 LOB: 1 BB: 1 P: 7 | R: 0 E: 0 K: 1 S: 5 | H: 1 LOB: 1 BB: 1 P: 9 | R: 0 E: 0 K: 1 S: 4 | H: 0 LOB: 0 BB: 0 P: 7 | R: 0 E: 0 K: 2 S: 7 | H: 0 LOB: 0 BB: 0 P: 7 | R: 0 E: 0 K: 0 S: 3 | H: 2 LOB: 1 BB: 0 P: 4 | R: 0 E: 0 K: 0 S: 3 | H: 1 LOB: 1 BB: 1 P: 7 | | 1B: 6 2B: 5 3B: 0 HR: 0 | SF: 0 SAC: 0 DP: 2 HBP: 0 | WP: 0 PB: 0 SB: 0 CS: 2 | PA: 36 | | | | | | |
| PITCHER | IP | WLS | BF | H | R | ER | SO | BB | IBB | HBP | BLK | WP | HR | S | P | ERA | WHIP | | | | | | | | | | |
| 33 James Shields, R ERA: 3.45 | 5.0 | | 22 | 8 | 3 | 3 | 2 | 3 | 0 | 0 | 0 | 0 | 0 | 23 | 36 | 5.40 | 2.200 | | | | | | | | | | |
| 65 Nate Jones, R ERA: 2.25 | 1.0 | 3 | 0 | 0 | 0 | 2 | 0 | 0 | 0 | 0 | 0 | 0 | 0 | 7 | 7 | 0.00 | 0.000 | | | | | | | | | | |
| 30 David Robertson, R ERA: 2.25 | 1.0 | 3 | 0 | 0 | 0 | 0 | 0 | 0 | 0 | 0 | 0 | 0 | 0 | 3 | 3 | 0.00 | 0.000 | | | | | | | | | | |
| 43 Dan Jennings, L ERA: 1.35 | 1.0 | 4 | 2 | 0 | 0 | 0 | 0 | 0 | 0 | 0 | 0 | 0 | 0 | 4 | 4 | 0.00 | 2.000 | | | | | | | | | | |
| 73 Blake Smith, R ERA: 4.5 | 1.0 | W | 4 | 1 | 0 | 0 | 0 | 1 | 0 | 0 | 0 | 0 | 0 | 3 | 7 | 0.00 | 2.000 | | | | | | | | | | |

| Batter | 1 | 2 | 3 | 4 | 5 | 6 | 7 | 8 | 9 | AB | R | H | RBI | BB | SO | LOB | BOTTOM | | | | | | | | | | |
|---|------------------------------|---------------------------------|------------------------------|---------------------------------|------------------------------|---------------------------------|------------------------------|---------------------------------|------------------------------|---------------------------------|------------------------------|---------------------------------|------------------------------|---------------------------------|------------------------------|---------------------------------|---|------------------------------|----------------------------------|----------------------------------|------------------------------------|----------------------------------|--------|--|--|--|--|
| 44 Peter Bourjos, R OBP: 0.340, SLG: 0.521 | G6-3 | | | | | | | K | | 3 | 0 | 0 | 1 | 1 | 1 | 0 | San Francisco Giants @ Chicago White Sox Camelback Ranch, Glendale, AZ Sun Mar 26 2017, 4:09 PM - 6:52 PM EDT Att: 8,463 - Sunny - 81 F | | | | | | | | | | |
| 20 Tyler Saladino, R OBP: 0.415, SLG: 0.638 5 Yolmer Sánchez, S OBP: 0.345, SLG: 0.520 | F9 | | | | | | | | | 3 | 0 | 0 | 0 | 0 | 0 | 1 | | | | | | | | | | | |
| 53 Melky Cabrera, S OBP: 0.286, SLG: 0.302 84 Danny Hayes, L OBP: 0.390, SLG: 0.579 | | | | | | | | | | 3 | 0 | 2 | 0 | 0 | 0 | 0 | | | | | | | | | | | |
| 79 José Abreu, R OBP: 0.302, SLG: 0.421 88 Tyler Ladendorf, R | F8 | | | | | | | | | 3 | 0 | 1 | 0 | 1 | 0 | 2 | | | | | | | | | | | |
| 21 Todd Frazier, R OBP: 0.188, SLG: 0.226 82 Nicky Delmonico, L OBP: 0.339, SLG: 0.589 | G6-3 | | | | | | | | | 3 | 0 | 0 | 0 | 0 | 0 | 1 | | | | | | | | | | | |
| 26 Avisail Garcia, R OBP: 0.333, SLG: 0.463 94 Luis Alexander Basabe, R OBP: 0.333, SLG: 0.500 | | | | | | | | | | 3 | 0 | 1 | 0 | 0 | 1 | 1 | | | | | | | | | | | |
| 28 Leury Garcia, S OBP: 0.356, SLG: 0.429 | FC4-6 | | | | | | | | | 4 | 2 | 1 | 0 | 0 | 1 | 4 | | | | | | | | | | | |
| 18 Geovany Soto, R OBP: 0.250, SLG: 0.227 85 Roberto Peña, R OBP: 0.190, SLG: 0.150 | F9 | | | | | | | | | 3 | 1 | 1 | 1 | 0 | 0 | 1 | | | | | | | | | | | |
| 32 Jacob May, S OBP: 0.386, SLG: 0.564 | | | | | | | | | | 3 | 0 | 1 | 0 | 0 | 1 | 0 | | | | | | | | | | | |
| Inning Stats | R: 0 E: 0 K: 0 S: 4 | H: 1 LOB: 1 BB: 0 P: 4 | R: 0 E: 0 K: 0 S: 4 | H: 1 LOB: 1 BB: 0 P: 4 | R: 0 E: 0 K: 1 S: 4 | H: 0 LOB: 0 BB: 1 P: 8 | R: 0 E: 0 K: 0 S: 4 | H: 1 LOB: 1 BB: 0 P: 4 | R: 2 E: 0 K: 0 S: 5 | H: 3 LOB: 0 BB: 0 P: 5 | R: 0 E: 0 K: 2 S: 3 | H: 1 LOB: 0 BB: 0 P: 3 | R: 0 E: 0 K: 2 S: 7 | H: 0 LOB: 0 BB: 0 P: 7 | R: 0 E: 0 K: 2 S: 8 | H: 1 LOB: 1 BB: 0 P: 8 | | R: 2 E: 0 K: 0 S: 4 | H: 1 LOB: 1 BB: 2 P: 12 | 1B: 7 2B: 2 3B: 0 HR: 0 | SF: 0 SAC: 1 DP: 2 HBP: 0 | WP: 0 PB: 0 SB: 1 CS: 0 | PA: 35 | | | | |
| PITCHER | IP | WLS | BF | H | R | ER | SO | BB | IBB | HBP | BLK | WP | HR | S | P | ERA | WHIP | | | | | | | | | | |
| 50 Ty Blach, L ERA: 4.43 | 6.0 | | 23 | 7 | 2 | 2 | 1 | 1 | 0 | 0 | 0 | 0 | 0 | 24 | 28 | 3.00 | 1.333 | | | | | | | | | | |
| 62 Cory Gearrin, R ERA: 7.88 | 1.0 | H | 3 | 0 | 0 | 0 | 2 | 0 | 0 | 0 | 0 | 0 | 0 | 7 | 7 | 0.00 | 0.000 | | | | | | | | | | |
| 60 Hunter Strickland, R ERA: 5.0 | 1.0 | H | 4 | 1 | 0 | 0 | 2 | 0 | 0 | 0 | 0 | 0 | 0 | 8 | 8 | 0.00 | 1.000 | | | | | | | | | | |
| 59 Neil Ramirez, R ERA: 3.72 | 0.1 | L | 3 | 0 | 2 | 2 | 0 | 2 | 0 | 0 | 0 | 0 | 0 | 2 | 10 | 54.00 | 6.000 | | | | | | | | | | |
| 48 Steven Okert, L ERA: | 0.1 | B | 2 | 1 | 0 | 0 | 0 | 0 | 0 | 0 | 0 | 0 | 0 | 2 | 2 | 0.00 | 3.000 | | | | | | | | | | |

| Batter | 1 | 2 | 3 | 4 | 5 | 6 | 7 | 8 | 9 | AB | R | H | RBI | BB | SO | LOB | TOP | | | | | |
|---|------------------------------|---------------------------------|------------------------------|---------------------------------|------------------------------|---------------------------------|------------------------------|---------------------------------|------------------------------|----------------------------------|------------------------------|---------------------------------|-------------------------------|----------------------------------|------------------------------|---------------------------------|---|---------------------------------|----------------------------------|------------------------------------|----------------------------------|--------|
| 9 José Peraza, R OBP: 0.328, SLG: 0.422 | | | | | | | | | | 4 | 0 | 0 | 0 | 0 | 1 | 1 | Cincinnati Reds @ San Francisco Giants Scottsdale Stadium, Scottsdale, AZ Mon Mar 27 2017, 4:08 PM - 6:42 PM EDT Att: 8,860 - Cloudy - 79 F | | | | | |
| 30 Arismendy Alcántara, S OBP: 0.286, SLG: 0.541 | | | | | | | | | | 3 | 0 | 0 | 0 | 0 | 0 | 0 | | | | | | |
| 6 Eric Jagielo, L OBP: 0.333, SLG: 0.333 | | | | | | | | | | 1 | 0 | 1 | 0 | 0 | 0 | 0 | | | | | | |
| 3 Patrick Kivlehan, R OBP: 0.421, SLG: 0.654 | | | | | | | | | | 3 | 0 | 0 | 0 | 0 | 1 | 0 | | | | | | |
| 12 Brian O'Grady, L OBP: 0.400, SLG: 0.250 | | | | | | | | | | 2 | 0 | 0 | 0 | 0 | 0 | 0 | | | | | | |
| 27 Desmond Jennings, R OBP: 0.389, SLG: 0.415 | | | | | | | | | | 2 | 0 | 0 | 0 | 0 | 0 | 0 | | | | | | |
| 15 Nick Senzel, R OBP: 0.333, SLG: 0.667 | | | | | | | | | | 2 | 0 | 0 | 0 | 0 | 2 | 0 | | | | | | |
| 79 Sebastián Elizalde, L OBP: 0.345, SLG: 0.444 | | | | | | | | | | 4 | 1 | 2 | 0 | 0 | 1 | 0 | | | | | | |
| 63 Hernán Iribarren, L OBP: 0.352, SLG: 0.333 | | | | | | | | | | 4 | 0 | 1 | 0 | 0 | 1 | 2 | | | | | | |
| 67 Rob Brantly, L OBP: 0.387, SLG: 0.387 | | | | | | | | | | 1 | 0 | 0 | 1 | 0 | 1 | 1 | | | | | | |
| 7 Alex Blandino, R OBP: 0.500, SLG: 0.333 | | | | | | | | | | 1 | 0 | 0 | 0 | 0 | 1 | 1 | | | | | | |
| 32 Stuart Turner, R OBP: 0.513, SLG: 0.688 | | | | | | | | | | 3 | 1 | 1 | 1 | 0 | 0 | 0 | | | | | | |
| 25 Cody Reed, L | | | | | | | | | | 1 | 0 | 0 | 0 | 0 | 1 | 0 | | | | | | |
| 40 Robert Stock, L | | | | | | | | | | 0 | 0 | 0 | 0 | 0 | 0 | 0 | | | | | | |
| 34 Michael Betts, S | | | | | | | | | | 0 | 0 | 0 | 0 | 0 | 0 | 0 | | | | | | |
| 21 Michael Lorenzen, R | | | | | | | | | | 0 | 0 | 0 | 0 | 0 | 0 | 0 | | | | | | |
| 36 Blake Wood, R | | | | | | | | | | 0 | 0 | 0 | 0 | 0 | 0 | 0 | | | | | | |
| 53 Wandy Peralta, L | | | | | | | | | | 0 | 0 | 0 | 0 | 0 | 0 | 0 | | | | | | |
| 17 Blake Butler, R | | | | | | | | | | 0 | 0 | 0 | 0 | 0 | 0 | 0 | | | | | | |
| 82 Tony Cingrani, L | | | | | | | | | | 0 | 0 | 0 | 0 | 0 | 0 | 0 | | | | | | |
| 16 Geoff Broussard, R | | | | | | | | | | 0 | 0 | 0 | 0 | 0 | 0 | 0 | | | | | | |
| Inning Stats | R: 0 E: 0 K: 1 S: 5 | H: 0 LOB: 0 BB: 0 P: 5 | R: 0 E: 0 K: 1 S: 6 | H: 1 LOB: 1 BB: 0 P: 6 | R: 0 E: 0 K: 1 S: 5 | H: 0 LOB: 0 BB: 0 P: 5 | R: 0 E: 0 K: 1 S: 5 | H: 0 LOB: 0 BB: 0 P: 5 | R: 2 E: 0 K: 2 S: 9 | H: 2 LOB: 0 BB: 0 P: 10 | R: 0 E: 0 K: 0 S: 3 | H: 0 LOB: 0 BB: 0 P: 3 | R: 0 E: 0 K: 3 S: 10 | H: 1 LOB: 1 BB: 0 P: 10 | R: 0 E: 0 K: 0 S: 5 | H: 2 LOB: 2 BB: 0 P: 5 | R: 0 E: 0 K: 1 S: 5 | H: 0 LOB: 0 BB: 0 P: 5 | 1B: 4 2B: 1 3B: 0 HR: 1 | SF: 1 SAC: 0 DP: 0 HBP: 0 | WP: 1 PB: 0 SB: 0 CS: 0 | PA: 33 |
| PITCHER | IP | WLS | BF | H | R | ER | SO | BB | IBB | HBP | BLK | WP | HR | S | P | ERA | WHIP | | | | | |
| 40 Madison Bumgarner, L | (1.1) | 7.0 | W | 25 | 4 | 2 | 2 | 9 | 0 | 0 | 0 | 0 | 1 | 1 | 43 | 44 | 2.57 | 0.571 | | | | |
| 60 Hunter Strickland, R | (8.1) | 0.1 | | 1 | 0 | 0 | 0 | 0 | 0 | 0 | 0 | 0 | 0 | 0 | 1 | 1 | 0.00 | 0.000 | | | | |
| 61 Josh Osich, L | (8.1) | 0.2 | | 4 | 2 | 0 | 0 | 0 | 0 | 0 | 0 | 0 | 0 | 4 | 4 | 0.00 | 3.000 | | | | | |
| 41 Mark Melancon, R | (9.1) | 1.0 | | 3 | 0 | 0 | 0 | 1 | 0 | 0 | 0 | 0 | 0 | 5 | 5 | 0.00 | 0.000 | | | | | |

| Batter | 1 | 2 | 3 | 4 | 5 | 6 | 7 | 8 | 9 | AB | R | H | RBI | BB | SO | LOB | BOTTOM | | | | | |
|--|------------------------------|----------------------------------|------------------------------|---------------------------------|------------------------------|---------------------------------|-------------------------------|----------------------------------|------------------------------|---------------------------------|------------------------------|---------------------------------|------------------------------|---------------------------------|------------------------------|----------------------------------|---|---------------------------------|----------------------------------|------------------------------------|----------------------------------|--------|
| 2 Denard Span, L OBP: 0.352, SLG: 0.417 | | | | | | | | | | 4 | 2 | 2 | 2 | 1 | 0 | 2 | Cincinnati Reds @ San Francisco Giants Scottsdale Stadium, Scottsdale, AZ Mon Mar 27 2017, 4:08 PM - 6:42 PM EDT Att: 8,860 - Cloudy - 79 F | | | | | |
| 84 Ryan Lollis, L | | | | | | | | | | 0 | 0 | 0 | 0 | 0 | 0 | 0 | | | | | | |
| 9 Brandon Belt, L OBP: 0.558, SLG: 0.558 | | | | | | | | | | 4 | 1 | 1 | 0 | 1 | 0 | 3 | | | | | | |
| 60 Hunter Strickland, R | | | | | | | | | | 0 | 0 | 0 | 0 | 0 | 0 | 0 | | | | | | |
| 61 Josh Osich, L | | | | | | | | | | 0 | 0 | 0 | 0 | 0 | 0 | 0 | | | | | | |
| 41 Mark Melancon, R | | | | | | | | | | 0 | 0 | 0 | 0 | 0 | 0 | 0 | | | | | | |
| 8 Hunter Pence, R OBP: 0.231, SLG: 0.234 | | | | | | | | | | 3 | 1 | 1 | 2 | 0 | 0 | 4 | | | | | | |
| 49 Chris Marrero, R OBP: 0.339, SLG: 0.625 | | | | | | | | | | 2 | 0 | 0 | 0 | 0 | 0 | 0 | | | | | | |
| 28 Buster Posey, R OBP: 0.417, SLG: 0.571 | | | | | | | | | | 4 | 1 | 1 | 0 | 1 | 0 | 3 | | | | | | |
| 75 Juan Ciriaco, R | | | | | | | | | | 0 | 1 | 0 | 0 | 0 | 0 | 0 | | | | | | |
| 35 Brandon Crawford, L OBP: 0.286, SLG: 0.360 | | | | | | | | | | 2 | 1 | 1 | 1 | 1 | 0 | 0 | | | | | | |
| 37 Kelly Tomlinson, R OBP: 0.353, SLG: 0.356 | | | | | | | | | | 1 | 1 | 0 | 0 | 1 | 0 | 1 | | | | | | |
| 94 Aaron Hill, R OBP: 0.327, SLG: 0.362 | | | | | | | | | | 4 | 2 | 3 | 3 | 1 | 0 | 0 | | | | | | |
| 5 Nick Hundley, R OBP: 0.395, SLG: 0.595 | | | | | | | | | | 0 | 0 | 0 | 0 | 0 | 0 | 0 | | | | | | |
| 12 Joe Panik, L OBP: 0.455, SLG: 0.455 | | | | | | | | | | 1 | 1 | 0 | 0 | 0 | 0 | 1 | | | | | | |
| 1 Jae-Cyun Hwang, R OBP: 0.356, SLG: 0.744 | | | | | | | | | | 3 | 1 | 2 | 4 | 0 | 1 | 0 | | | | | | |
| 40 Madison Bumgarner, R | (1.1) | 4.0 | | | | | | | | 2 | 0 | 1 | 0 | 1 | 0 | 0 | | | | | | |
| 6 Jarrett Parker, L | (7.7) | 1.2 | | | | | | | | 1 | 0 | 0 | 1 | 0 | 1 | 0 | | | | | | |
| 66 Gorkys Hernández, R | (1.7) | 0.0 | | | | | | | | 5 | 2 | 3 | 1 | 0 | 0 | 3 | | | | | | |
| Inning Stats | R: 2 E: 0 K: 0 S: 4 | H: 2 LOB: 2 BB: 2 P: 12 | R: 1 E: 0 K: 0 S: 4 | H: 1 LOB: 2 BB: 1 P: 9 | R: 0 E: 0 K: 0 S: 4 | H: 1 LOB: 1 BB: 0 P: 4 | R: 7 E: 0 K: 0 S: 11 | H: 7 LOB: 1 BB: 1 P: 17 | R: 0 E: 0 K: 0 S: 3 | H: 0 LOB: 0 BB: 0 P: 3 | R: 0 E: 0 K: 0 S: 2 | H: 0 LOB: 0 BB: 1 P: 6 | R: 1 E: 0 K: 2 S: 9 | H: 2 LOB: 1 BB: 0 P: 9 | R: 3 E: 0 K: 0 S: 5 | H: 2 LOB: 2 BB: 2 P: 13 | R: 0 E: 0 K: 0 S: 5 | H: 0 LOB: 0 BB: 0 P: 5 | 1B: 8 2B: 6 3B: 0 HR: 1 | SF: 1 SAC: 0 DP: 1 HBP: 1 | WP: 0 PB: 0 SB: 0 CS: 0 | PA: 45 |
| PITCHER | IP | WLS | BF | H | R | ER | SO | BB | IBB | HBP | BLK | WP | HR | S | P | ERA | WHIP | | | | | |
| 25 Cody Reed, L | (1.1) | 3.2 | L | 25 | 10 | 10 | 0 | 4 | 0 | 1 | 0 | 0 | 0 | 2 | 2 | 24.55 | 3.818 | | | | | |
| 49 Robert Stock, R | (4.1) | 0.1 | | 2 | 1 | 0 | 0 | 0 | 0 | 0 | 0 | 0 | 0 | 5 | 9 | 0.00 | 0.500 | | | | | |
| 21 Michael Lorenzen, R | (5.1) | 2.0 | | 6 | 0 | 0 | 0 | 1 | 0 | 0 | 0 | 0 | 0 | 8 | 8 | 0.00 | 13.500 | | | | | |
| 36 Blake Wood, R | (7.1) | 0.2 | | 4 | 2 | 1 | 2 | 0 | 0 | 0 | 0 | 0 | 0 | 8 | 8 | 0.00 | 3.000 | | | | | |
| 53 Wandy Peralta, L | (7.1) | 0.1 | | 1 | 0 | 0 | 0 | 0 | 0 | 0 | 0 | 0 | 0 | 1 | 1 | 0.00 | 0.000 | | | | | |
| 52 Tony Cingrani, L | (8.1) | 0.1 | | 5 | 2 | 0 | 0 | 0 | 0 | 0 | 0 | 0 | 0 | 0 | 0 | 0.00 | 12.000 | | | | | |
| 16 Geoff Broussard, R | (8.1) | 0.2 | | 2 | 0 | 0 | 0 | 0 | 0 | 0 | 0 | 0 | 0 | 2 | 2 | 0.00 | 0.000 | | | | | |

| Batter | 1 | 2 | 3 | 4 | 5 | 6 | 7 | 8 | 9 | AB | R | H | RBI | BB | SO | LOB | TOP | | | | | | | | | | |
|---------------------------|-------------------------------|----------------------------------|------------------------------|----------------------------------|-------------------------------|----------------------------------|-------------------------------|----------------------------------|-------------------------------|----------------------------------|------------------------------|---------------------------------|------------------------------|----------------------------------|-------------------------------|----------------------------------|---|------------------------------------|----------------------------------|--------|--|--|--|--|--|--|--|
| 11 Rajai Davis, R (1,8) | G6-3 | | 1B | | | | | K | | 4 | 0 | 2 | 0 | 0 | 1 | 0 | Oakland Athletics @ San Francisco Giants AT&T Park, San Francisco, CA Thu Mar 30 2017, 7:15 PM - 9:48 PM PDT Att: 39,380 - Clear - 58 F | | | | | | | | | | |
| 23 Matt Joyce, L (1,9) | G3-1 | | L7 | | | | | K | | 4 | 0 | 0 | 0 | 0 | 1 | 3 | | | | | | | | | | | |
| 25 Ryon Healy, R (1,5) | 1B | | PO | | | | | K | | 4 | 0 | 1 | 0 | 0 | 2 | 0 | | | | | | | | | | | |
| 21 Stephen Vogt, L (1,2) | G6-3 | | F7 | | | | | K | | 4 | 0 | 0 | 0 | 0 | 1 | 2 | | | | | | | | | | | |
| 8 Jed Lowrie, S (1,4) | 1B | | 1B | | | | | K2-3 | | 4 | 0 | 2 | 0 | 0 | 2 | 1 | | | | | | | | | | | |
| 10 Marcus Semien, R (1,6) | F8 | | B2-3 | | | | | G6-3 | | 4 | 0 | 0 | 0 | 0 | 0 | 3 | | | | | | | | | | | |
| 17 Yonder Alonso, L (1,3) | P3 | | 1B | | | | | G4-3 | | 3 | 0 | 1 | 0 | 0 | 0 | 1 | | | | | | | | | | | |
| 20 Mark Canha, R (1,10) | F7 | | K | | | | | G1-3 | | 3 | 0 | 0 | 0 | 0 | 1 | 2 | | | | | | | | | | | |
| 37 Jaff Decker, L (1,7) | G6-3 | | F7 | | | | | K | | 2 | 0 | 0 | 0 | 0 | 0 | 1 | | | | | | | | | | | |
| 47 Matt Chapman, R (7,PH) | | | | | | | | | | 1 | 0 | 0 | 0 | 0 | 1 | 0 | | | | | | | | | | | |
| 12 J.P. Sportman, R (7,7) | | | | | | | | | | 0 | 0 | 0 | 0 | 0 | 0 | 0 | | | | | | | | | | | |
| Inning Stats | R: 0 E: 0 K: 0 S: 11 | H: 1 LOB: 1 BB: 0 P: 16 | R: 0 E: 0 K: 0 S: 9 | H: 1 LOB: 1 BB: 0 P: 14 | R: 0 E: 0 K: 0 S: 10 | H: 1 LOB: 0 BB: 0 P: 12 | R: 0 E: 0 K: 1 S: 14 | H: 1 LOB: 1 BB: 0 P: 20 | R: 0 E: 0 K: 1 S: 10 | H: 0 LOB: 1 BB: 0 P: 13 | R: 0 E: 0 K: 1 S: 7 | H: 0 LOB: 0 BB: 0 P: 8 | R: 0 E: 0 K: 3 S: 9 | H: 0 LOB: 0 BB: 0 P: 13 | R: 0 E: 0 K: 2 S: 12 | H: 0 LOB: 0 BB: 0 P: 18 | 1B: 5 2B: 1 3B: 0 HR: 0 | SF: 0 SAC: 0 DP: 0 HBP: 0 | WP: 0 PB: 0 CS: 0 SB: 0 | PA: 34 | | | | | | | |
| PITCHER | IP | WLS | BF | H | R | ER | SO | BB | IBB | HBP | BLK | WP | HR | S | P | ERA | WHIP | | | | | | | | | | |
| 47 Johnny Cueto, R (1,1) | 5.0 | | 20 | 6 | 0 | 0 | 2 | 0 | 0 | 0 | 0 | 0 | 0 | 54 | 76 | 0.00 | 1.200 | | | | | | | | | | |
| 62 Cory Gearrin, R (6,1) | 1.0 | | 4 | 0 | 0 | 0 | 1 | 0 | 0 | 0 | 0 | 0 | 0 | 10 | 13 | 0.00 | 0.000 | | | | | | | | | | |
| 50 Ty Blach, L (7,1) | 1.0 | W | 3 | 0 | 0 | 0 | 1 | 0 | 0 | 0 | 0 | 0 | 0 | 7 | 8 | 0.00 | 0.000 | | | | | | | | | | |
| 70 George Kontos, R (8,1) | 1.0 | H | 3 | 0 | 0 | 0 | 3 | 0 | 0 | 0 | 0 | 0 | 0 | 9 | 13 | 0.00 | 0.000 | | | | | | | | | | |
| 41 Mark Melancon, R (9,1) | 1.0 | S | 3 | 0 | 0 | 0 | 2 | 0 | 0 | 0 | 0 | 0 | 0 | 12 | 18 | 0.00 | 0.000 | | | | | | | | | | |



| Batter | 1 | 2 | 3 | 4 | 5 | 6 | 7 | 8 | 9 | AB | R | H | RBI | BB | SO | LOB | BOTTOM | | | | | | | | | | |
|-------------------------------|------------------------------|----------------------------------|-------------------------------|----------------------------------|------------------------------|----------------------------------|------------------------------|---------------------------------|------------------------------|---------------------------------|-------------------------------|----------------------------------|-------------------------------|----------------------------------|----------------------------------|------------------------------------|---|--------|--|--|--|--|--|--|--|--|--|
| 2 Denard Span, L (1,8) | L8 | | G4-3 | | | | | F8 | | 4 | 0 | 1 | 0 | 0 | 0 | 0 | Oakland Athletics @ San Francisco Giants AT&T Park, San Francisco, CA Thu Mar 30 2017, 7:15 PM - 9:48 PM PDT Att: 39,380 - Clear - 58 F | | | | | | | | | | |
| 66 Gorkys Hernandez, R (8,PR) | | | G4-3 | | | | | F7 | | 3 | 1 | 1 | 0 | 0 | 0 | 0 | | | | | | | | | | | |
| 9 Brandon Belt, L (1,3) | F7 | | G4-3 | | | | | F7 | | 1 | 0 | 0 | 0 | 0 | 0 | 1 | | | | | | | | | | | |
| 94 Aaron Hill, R (8,4) | G1-3 | | F8 | | | | | K | | 4 | 0 | 1 | 0 | 0 | 1 | 1 | | | | | | | | | | | |
| 8 Hunter Pence, R (1,9) | G6-3 | | G6-3 | | | | | FC5 | | 3 | 0 | 1 | 0 | 0 | 0 | 0 | | | | | | | | | | | |
| 37 Kely Tomlinson, R (7,PR) | K | | G6-3 | | | | | FC5 | | 1 | 1 | 0 | 0 | 0 | 0 | 2 | | | | | | | | | | | |
| 35 Brandon Crawford, L (1,6) | K | | P5 | | | | | K | | 3 | 1 | 1 | 1 | 0 | 1 | 0 | | | | | | | | | | | |
| 5 Nick Hundley, R (8,2) | K | | 10 WP | | | | | K | | 1 | 0 | 0 | 0 | 0 | 1 | 2 | | | | | | | | | | | |
| 49 Chris Marrero, R (1,7) | K | | G5-3 | | | | | K | | 2 | 0 | 1 | 0 | 0 | 1 | 0 | | | | | | | | | | | |
| 62 Cory Gearrin, R (6,1) | | | G3-1 | | | | | SF7 | | 2 | 0 | 0 | 1 | 0 | 1 | 0 | | | | | | | | | | | |
| 50 Ty Blach, R (7,1) | | | G3-1 | | | | | K | | 0 | 0 | 0 | 0 | 0 | 0 | 0 | | | | | | | | | | | |
| 21 Conor Gillaspie, L (7,PH) | | | B2-3 | | | | | K | | 0 | 0 | 0 | 0 | 0 | 0 | 0 | | | | | | | | | | | |
| 10 Eduardo Núñez, R (1,5) | | | G5-3 | | | | | K | | 1 | 0 | 0 | 0 | 0 | 0 | 0 | | | | | | | | | | | |
| 1 Jae-Cyun Hwang, R (8,3) | | | G6-3 | | | | | K | | 0 | 0 | 0 | 0 | 0 | 0 | 0 | | | | | | | | | | | |
| 12 Joe Panik, L (1,4) | | | G3-1 | | | | | SF7 | | 2 | 0 | 0 | 1 | 0 | 1 | 0 | | | | | | | | | | | |
| 70 George Kontos, R (8,1) | | | G3-1 | | | | | K | | 0 | 0 | 0 | 0 | 0 | 0 | 0 | | | | | | | | | | | |
| 41 Mark Melancon, R (9,1) | | | G3-1 | | | | | K | | 0 | 0 | 0 | 0 | 0 | 0 | 0 | | | | | | | | | | | |
| 47 Johnny Cueto, R (1,1) | | | B2-3 | | | | | K | | 1 | 0 | 0 | 0 | 0 | 0 | 0 | | | | | | | | | | | |
| 6 Jarrett Parker, L (6,7) | | | B2-3 | | | | | K | | 2 | 0 | 0 | 0 | 0 | 1 | 3 | | | | | | | | | | | |
| Inning Stats | R: 0 E: 0 K: 0 S: 7 | H: 0 LOB: 0 BB: 0 P: 11 | R: 0 E: 0 K: 2 S: 10 | H: 0 LOB: 0 BB: 0 P: 13 | R: 0 E: 0 K: 0 S: 8 | H: 0 LOB: 0 BB: 0 P: 10 | R: 0 E: 0 K: 0 S: 6 | H: 0 LOB: 0 BB: 0 P: 9 | R: 0 E: 0 K: 1 S: 6 | H: 0 LOB: 0 BB: 0 P: 9 | R: 3 E: 0 K: 2 S: 22 | H: 5 LOB: 3 BB: 0 P: 31 | R: 0 E: 0 K: 1 S: 12 | H: 2 LOB: 2 BB: 0 P: 18 | 1B: 7 2B: 1 3B: 0 HR: 0 | SF: 1 SAC: 0 DP: 0 HBP: 0 | WP: 1 PB: 0 CS: 0 SB: 0 | PA: 32 | | | | | | | | | |
| PITCHER | IP | WLS | BF | H | R | ER | SO | BB | IBB | HBP | BLK | WP | HR | S | P | ERA | WHIP | | | | | | | | | | |
| 55 Sean Manaea, L (1,1) | 4.0 | | 12 | 0 | 0 | 0 | 2 | 0 | 0 | 0 | 0 | 0 | 0 | 31 | 43 | 0.00 | 0.000 | | | | | | | | | | |
| John Axford, R (5,1) | 1.0 | | 4 | 1 | 0 | 0 | 0 | 0 | 0 | 0 | 0 | 1 | 0 | 9 | 15 | 0.00 | 1.000 | | | | | | | | | | |
| 37 Danny Coulombe, L (6,1) | 1.0 | L | 4 | 1 | 1 | 1 | 1 | 0 | 0 | 0 | 0 | 0 | 0 | 8 | 11 | 9.00 | 1.000 | | | | | | | | | | |
| 31 Liam Hendriks, R (7,1) | 0.1 | | 5 | 4 | 1 | 1 | 1 | 0 | 0 | 0 | 0 | 0 | 0 | 15 | 22 | 27.00 | 12.000 | | | | | | | | | | |
| Frankie Montas, R (7,1) | 1.2 | | 7 | 2 | 1 | 1 | 2 | 0 | 0 | 0 | 0 | 0 | 0 | 17 | 25 | 5.40 | 1.200 | | | | | | | | | | |



| Batter | 1 | 2 | 3 | 4 | 5 | 6 | 7 | 8 | 9 | AB | R | H | RBI | BB | SO | LOB | TOP | | | | | | | | | | |
|---|-------------------------------|----------------------------------|------------------------------|---------------------------------|-------------------------------|----------------------------------|------------------------------|---------------------------------|-------------------------------|----------------------------------|------------------------------|----------------------------------|-------------------------------|----------------------------------|-------------------------------|----------------------------------|--|-------------------------------|----------------------------------|----------------------------------|------------------------------------|----------------------------------|--------|--|--|--|--|
| 11 Rajai Davis, R OBP: 0.333, SLG: 0.429 37 Jaff Decker, L OBP: 0.421, SLG: 0.500 | (1, 8) K | | FC5-4 | | | K | | K | | 3 | 0 | 0 | 0 | 0 | 2 | 2 | <p>Oakland Athletics @ San Francisco Giants</p> <p>AT&T Park, San Francisco, CA</p> <p>Fri Mar 31 2017, 7:16 PM - 10:05 PM PDT</p> <p>Att: 42,403 - Clear - 66 F</p> <p>livebaseballscorecards.com</p> | | | | | | | | | | |
| 23 Matt Joyce, L OBP: 0.375, SLG: 0.326 12 J.P. Sportman, R OBP: 0.273, SLG: 0.200 | (1, 9) K | | | L9 | | G3-1 | | G3 | | 3 | 0 | 0 | 0 | 0 | 1 | 1 | | | | | | | | | | | |
| 8 Jed Lowrie, S OBP: 0.352, SLG: 0.347 16 Adam Rosales, R OBP: 0.308, SLG: 0.378 | (1, 4) P5 | | | K | | K | | K | | 2 | 0 | 0 | 0 | 0 | 1 | 0 | | | | | | | | | | | |
| 2 Khris Davis, R OBP: 0.286, SLG: 0.333 82 Max Schrock, L OBP: 0.387, SLG: 0.567 | (1, 10) G6-3 | | | K | | K | | G5-3 | | 3 | 0 | 0 | 0 | 0 | 1 | 0 | | | | | | | | | | | |
| 3 Trevor Plouffe, R OBP: 0.447, SLG: 0.698 47 Matt Chapman, R OBP: 0.362, SLG: 0.540 | (1, 5) G5-3 | | | L8 | | L8 | | K | | 3 | 0 | 0 | 0 | 0 | 1 | 0 | | | | | | | | | | | |
| 17 Yonder Alonso, L OBP: 0.484, SLG: 0.635 25 Ryon Healy, R OBP: 0.294, SLG: 0.581 | (1, 3) P3 | | | BB | | BB | | K | | 1 | 0 | 0 | 0 | 1 | 0 | 0 | | | | | | | | | | | |
| 10 Marcus Semien, R OBP: 0.279, SLG: 0.418 15 Andrew Lambo, L OBP: 0.409, SLG: 0.667 | (1, 6) FC5-4 | | | K | | K | | F9 | | 3 | 0 | 1 | 0 | 0 | 1 | 1 | | | | | | | | | | | |
| 20 Mark Canha, R OBP: 0.246, SLG: 0.281 30 Ryan Lavarnway, R OBP: 0.421, SLG: 0.525 | (1, 7) F7 | | | G4-3 | | G4-3 | | E5 | | 3 | 1 | 0 | 0 | 0 | 0 | 2 | | | | | | | | | | | |
| 19 Josh Phegley, R OBP: 0.238, SLG: 0.268 52 Richie Martin, R OBP: 0.429, SLG: 0.450 | (1, 2) K | | | G3-1 | | G3-1 | | F7 | | 3 | 0 | 1 | 0 | 0 | 1 | 2 | | | | | | | | | | | |
| Inning Stats | R: 0 E: 0 K: 2 S: 10 | H: 0 LOB: 0 BB: 0 P: 15 | R: 0 E: 0 K: 0 S: 5 | H: 0 LOB: 0 BB: 0 P: 7 | R: 0 E: 0 K: 1 S: 12 | H: 1 LOB: 1 BB: 0 P: 15 | R: 0 E: 0 K: 2 S: 7 | H: 0 LOB: 0 BB: 0 P: 8 | R: 0 E: 0 K: 1 S: 19 | H: 0 LOB: 1 BB: 1 P: 30 | R: 0 E: 0 K: 2 S: 8 | H: 1 LOB: 1 BB: 0 P: 12 | R: 0 E: 0 K: 2 S: 11 | H: 0 LOB: 0 BB: 0 P: 15 | R: 1 E: 1 K: 0 S: 15 | H: 1 LOB: 1 BB: 0 P: 22 | | R: 0 E: 0 K: 2 S: 13 | H: 2 LOB: 3 BB: 1 P: 25 | 1B: 4 2B: 1 3B: 0 HR: 0 | SF: 0 SAC: 0 DP: 0 HBP: 0 | WP: 2 PB: 0 SB: 1 CS: 0 | PA: 35 | | | | |
| PITCHER | IP | WLS | BF | H | R | ER | SO | BB | IBB | HBP | BLK | WP | HR | S | P | ERA | WHIP | | | | | | | | | | |
| 29 Jeff Samardzija, R ERA: 4.2 | (1, 1) | 5.0 | | 17 | 1 | 0 | 6 | 1 | 0 | 0 | 0 | 0 | 0 | 53 | 75 | 0.00 | 0.400 | | | | | | | | | | |
| 59 Neil Ramirez, R ERA: 3.18 | (6, 1) | 1.2 | H | 6 | 1 | 0 | 3 | 0 | 0 | 0 | 0 | 1 | 0 | 16 | 22 | 0.00 | 0.600 | | | | | | | | | | |
| 48 Steven Okert, L ERA: 0.93 | (7, 1) | 0.1 | H | 1 | 0 | 0 | 1 | 0 | 0 | 0 | 0 | 0 | 0 | 3 | 5 | 0.00 | 0.000 | | | | | | | | | | |
| 60 Hunter Strickland, R ERA: 4.35 | (8, 1) | 1.0 | W | 5 | 1 | 1 | 0 | 0 | 0 | 0 | 0 | 0 | 0 | 15 | 22 | 0.00 | 1.000 | | | | | | | | | | |
| 64 Derek Law, R ERA: 5.98 | (9, 1) | 1.0 | S | 6 | 2 | 0 | 2 | 1 | 0 | 0 | 0 | 1 | 0 | 13 | 25 | 0.00 | 3.000 | | | | | | | | | | |

| Batter | 1 | 2 | 3 | 4 | 5 | 6 | 7 | 8 | 9 | AB | R | H | RBI | BB | SO | LOB | BOTTOM | | | | | | | | | | |
|--|------------------------------|----------------------------------|-------------------------------|----------------------------------|------------------------------|----------------------------------|-------------------------------|----------------------------------|-------------------------------|----------------------------------|------------------------------|---------------------------------|------------------------------|----------------------------------|-------------------------------|----------------------------------|--|----------------------------------|------------------------------------|----------------------------------|--------|--|--|--|--|--|--|
| 2 Denard Span, L OBP: 0.366, SLG: 0.475 | (1, 8) G4-3 | | FC5-6 | | | L6 | | | | 4 | 0 | 2 | 0 | 0 | 0 | 1 | <p>Oakland Athletics @ San Francisco Giants</p> <p>AT&T Park, San Francisco, CA</p> <p>Fri Mar 31 2017, 7:16 PM - 10:05 PM PDT</p> <p>Att: 42,403 - Clear - 66 F</p> <p>livebaseballscorecards.com</p> | | | | | | | | | | |
| 9 Brandon Belt, L OBP: 0.333, SLG: 0.500 | (1, 3) P5 | | FC5-6 | | G3 | | | FC6-4 | | 4 | 1 | 1 | 0 | 0 | 0 | 2 | | | | | | | | | | | |
| 8 Hunter Pence, R OBP: 0.254, SLG: 0.293 | (1, 9) 1B | | K | | K | | | FC6-4 | | 4 | 0 | 2 | 0 | 0 | 2 | 2 | | | | | | | | | | | |
| 28 Buster Posey, R OBP: 0.400, SLG: 0.500 72 Tim Federowicz, R OBP: 0.417, SLG: 0.645 | (1, 2) F7 | | G5-3 | | G5-4-3 | | | P3 | | 2 | 0 | 0 | 0 | 1 | 0 | 2 | | | | | | | | | | | |
| 35 Brandon Crawford, L OBP: 0.316, SLG: 0.471 | (1, 6) HR | | L7 | | F8 | | | FC6-4 | | 3 | 1 | 1 | 1 | 1 | 0 | 1 | | | | | | | | | | | |
| 10 Eduardo Nunez, R OBP: 0.217, SLG: 0.304 | (1, 5) F7 | | G6-3 | | G5-4-3 | | | FC6-4 | | 4 | 0 | 0 | 1 | 0 | 0 | 3 | | | | | | | | | | | |
| 6 Jarrett Parker, L OBP: 0.375, SLG: 0.517 66 Gorkys Hernandez, R OBP: 0.236, SLG: 0.358 | (1, 7) BB | | | | | | | F9 | | 1 | 0 | 1 | 0 | 1 | 0 | 0 | | | | | | | | | | | |
| 12 Joe Panik, L OBP: 0.321, SLG: 0.438 | (1, 4) 1B | | F8 | | | | | | | 2 | 0 | 1 | 0 | 1 | 0 | 1 | | | | | | | | | | | |
| 29 Jeff Samardzija, R ERA: 4.35 21 Connor Gillaspie, L OBP: 0.385, SLG: 0.506 59 Neil Ramirez, R OBP: 0.273, SLG: 0.200 48 Steven Okert, L ERA: 0.93 49 Chris Marrero, R OBP: 0.343, SLG: 0.483 60 Hunter Strickland, R ERA: 4.35 64 Derek Law, R ERA: 5.98 | (1, 1) K | | | | K | | | L8 | | 1 | 0 | 0 | 0 | 0 | 1 | 1 | | | | | | | | | | | |
| Inning Stats | R: 0 E: 0 K: 0 S: 7 | H: 1 LOB: 1 BB: 0 P: 10 | R: 1 E: 0 K: 1 S: 11 | H: 2 LOB: 1 BB: 1 P: 19 | R: 0 E: 0 K: 1 S: 9 | H: 1 LOB: 1 BB: 0 P: 13 | R: 0 E: 0 K: 0 S: 12 | H: 1 LOB: 1 BB: 0 P: 14 | R: 0 E: 0 K: 2 S: 18 | H: 1 LOB: 1 BB: 0 P: 25 | R: 0 E: 0 K: 0 S: 4 | H: 0 LOB: 0 BB: 1 P: 9 | R: 0 E: 0 K: 0 S: 8 | H: 0 LOB: 1 BB: 1 P: 14 | R: 1 E: 0 K: 0 S: 10 | H: 2 LOB: 2 BB: 1 P: 14 | | 1B: 5 2B: 2 3B: 0 HR: 1 | SF: 0 SAC: 0 DP: 1 HBP: 0 | WP: 0 PB: 0 SB: 1 CS: 1 | PA: 34 | | | | | | |
| PITCHER | IP | WLS | BF | H | R | ER | SO | BB | IBB | HBP | BLK | WP | HR | S | P | ERA | WHIP | | | | | | | | | | |
| 45 Jharel Cotton, R ERA: 4.35 | (1, 1) | 4.0 | | 17 | 5 | 1 | 2 | 1 | 0 | 0 | 0 | 0 | 0 | 39 | 56 | 2.25 | 1.500 | | | | | | | | | | |
| 46 Santiago Casilla, R ERA: 13.5 | (5, 1) | 1.0 | | 4 | 1 | 0 | 2 | 0 | 0 | 0 | 0 | 0 | 0 | 18 | 25 | 0.00 | 1.000 | | | | | | | | | | |
| 44 Ryan Madson, R ERA: 6.0 | (6, 1) | 1.0 | | 3 | 0 | 0 | 0 | 1 | 0 | 0 | 0 | 0 | 0 | 4 | 9 | 0.00 | 1.000 | | | | | | | | | | |
| 62 Sean Doolittle, L ERA: 7.11 | (7, 1) | 1.0 | | 4 | 0 | 0 | 0 | 1 | 0 | 0 | 0 | 0 | 0 | 8 | 14 | 0.00 | 1.000 | | | | | | | | | | |
| 66 Ryan Dull, R ERA: 3.68 | (8, 1) | 1.0 | L | 6 | 2 | 1 | 1 | 0 | 1 | 0 | 0 | 0 | 0 | 10 | 14 | 9.00 | 2.000 | | | | | | | | | | |




| Batter | 1 | 2 | 3 | 4 | 5 | 6 | 7 | 8 | 9 | AB | R | H | RBI | BB | SO | LOB | TOP | | | | | | | | | | |
|---|-------------------------------|----------------------------------|-------------------------------|----------------------------------|-------------------------------|----------------------------------|-------------------------------|----------------------------------|------------------------------|----------------------------------|-------------------------------|----------------------------------|------------------------------|---------------------------------|------------------------------|----------------------------------|--|------------------------------------|----------------------------------|--------|--|--|--|--|--|--|--|
| 10 Eduardo Núñez, R OBP: 0.294, SLG: 0.286 22 Christian Arroyo, R OBP: 0.286, SLG: 0.400 | | | | | | | | | | 3 | 0 | 0 | 0 | 0 | 1 | 2 | San Francisco Giants @ Oakland Athletics Oakland Coliseum, Oakland, CA Sat Apr 01 2017, 12:08 PM - 3:02 PM PDT Att: 30,743 - Partly Cloudy - 66 F | | | | | | | | | | |
| 9 Brandon Belt, L OBP: 0.316, SLG: 0.516 1 Jae-Gyun Hwang, R OBP: 0.353, SLG: 0.688 | | | | | | | | | | 2 | 0 | 1 | 0 | 0 | 0 | 0 | | | | | | | | | | | |
| 8 Hunter Pence, R OBP: 0.246, SLG: 0.283 39 Justin Ruggiano, R OBP: 0.348, SLG: 0.561 | | | | | | | | | | 2 | 0 | 0 | 0 | 0 | 2 | 1 | | | | | | | | | | | |
| 6 Jarrett Parker, L OBP: 0.382, SLG: 0.508 Orlando Calixte, R OBP: 0.222, SLG: 0.231 | | | | | | | | | | 3 | 0 | 1 | 0 | 1 | 0 | 0 | | | | | | | | | | | |
| 21 Conor Gillaspie, L OBP: 0.395, SLG: 0.550 83 Ryder Jones, L OBP: 0.429, SLG: 0.692 | | | | | | | | | | 3 | 1 | 1 | 0 | 0 | 0 | 1 | | | | | | | | | | | |
| 49 Chris Marrero, R OBP: 0.338, SLG: 0.641 | | | | | | | | | | 3 | 1 | 0 | 0 | 0 | 1 | 3 | | | | | | | | | | | |
| 94 Aaron Hill, R OBP: 0.316, SLG: 0.346 Kelby Tomlinson, R OBP: 0.321, SLG: 0.347 | | | | | | | | | | 4 | 1 | 1 | 0 | 0 | 1 | 0 | | | | | | | | | | | |
| 5 Nick Hundley, R OBP: 0.396, SLG: 0.609 | | | | | | | | | | 4 | 1 | 2 | 4 | 0 | 0 | 0 | | | | | | | | | | | |
| 66 Gorkys Hernández, R OBP: 0.237, SLG: 0.388 | | | | | | | | | | 4 | 0 | 1 | 0 | 0 | 2 | 0 | | | | | | | | | | | |
| Inning Stats | R: 0 E: 0 K: 2 S: 15 | H: 1 LOB: 3 BB: 1 P: 23 | R: 0 E: 0 K: 0 S: 13 | H: 2 LOB: 1 BB: 0 P: 17 | R: 0 E: 0 K: 1 S: 10 | H: 0 LOB: 0 BB: 0 P: 16 | R: 4 E: 0 K: 1 S: 13 | H: 3 LOB: 0 BB: 0 P: 19 | R: 0 E: 0 K: 2 S: 8 | H: 0 LOB: 0 BB: 0 P: 14 | R: 2 E: 0 K: 0 S: 21 | H: 2 LOB: 2 BB: 1 P: 33 | R: 0 E: 0 K: 0 S: 6 | H: 0 LOB: 0 BB: 0 P: 7 | R: 0 E: 0 K: 2 S: 8 | H: 0 LOB: 0 BB: 0 P: 11 | 1B: 4 2B: 3 3B: 0 HR: 2 | SF: 0 SAC: 0 DP: 1 HBP: 2 | WP: 0 PB: 0 SB: 0 CS: 0 | PA: 38 | | | | | | | |
| PITCHER | IP | WLS | BF | H | R | ER | SO | BB | IBB | HBP | BLK | WP | HR | S | P | ERA | WHIP | | | | | | | | | | |
| 60 Andrew Triggs, R ERA: 8.1 | 3.2 | L | 19 | 6 | 4 | 4 | 4 | 1 | 0 | 2 | 0 | 0 | 1 | 48 | 71 | 9.82 | 1.909 | | | | | | | | | | |
| 36 Zach Neal, R ERA: 5.23 | 0.1 | | 1 | 0 | 0 | 0 | 0 | 0 | 0 | 0 | 0 | 0 | 0 | 3 | 4 | 0.00 | 0.000 | | | | | | | | | | |
| 50 Raúl Alcántara, R ERA: 4.76 | 2.2 | | 11 | 2 | 2 | 2 | 2 | 1 | 0 | 0 | 0 | 0 | 1 | 32 | 49 | 6.75 | 1.125 | | | | | | | | | | |
| 71 Simon Castro, R ERA: 2.7 | 1.1 | | 4 | 0 | 0 | 0 | 0 | 0 | 0 | 0 | 1 | 0 | 0 | 9 | 13 | 0.00 | 0.000 | | | | | | | | | | |
| 73 César Valdez, R ERA: 2.0 | 1.0 | | 3 | 0 | 0 | 0 | 2 | 0 | 0 | 0 | 0 | 0 | 0 | 8 | 11 | 0.00 | 0.000 | | | | | | | | | | |

| Batter | 1 | 2 | 3 | 4 | 5 | 6 | 7 | 8 | 9 | AB | R | H | RBI | BB | SO | LOB | BOTTOM | | | | | | | | | | |
|---|------------------------------|---------------------------------|------------------------------|----------------------------------|-------------------------------|----------------------------------|------------------------------|----------------------------------|------------------------------|----------------------------------|-------------------------------|----------------------------------|-------------------------------|----------------------------------|------------------------------|----------------------------------|--|----------------------------------|----------------------------------|------------------------------------|----------------------------------|--------|--|--|--|--|--|
| 23 Matt Joyce, L OBP: 0.377, SLG: 0.348 16 Adam Rosales, R OBP: 0.296, SLG: 0.362 | | | | | | | | | | 3 | 0 | 1 | 2 | 0 | 1 | 1 | San Francisco Giants @ Oakland Athletics Oakland Coliseum, Oakland, CA Sat Apr 01 2017, 12:08 PM - 3:02 PM PDT Att: 30,743 - Partly Cloudy - 66 F | | | | | | | | | | |
| 8 Jed Lowrie, S OBP: 0.335, SLG: 0.333 82 Max Schrock, L OBP: 0.364, SLG: 0.531 | | | | | | | | | | 2 | 0 | 0 | 0 | 0 | 1 | 1 | | | | | | | | | | | |
| 25 Ryon Healy, R OBP: 0.292, SLG: 0.554 47 Matt Chapman, R OBP: 0.356, SLG: 0.529 | | | | | | | | | | 3 | 0 | 0 | 0 | 0 | 2 | 1 | | | | | | | | | | | |
| 2 Kris Davis, R OBP: 0.295, SLG: 0.341 37 Jaff Decker, L OBP: 0.450, SLG: 0.515 | | | | | | | | | | 2 | 0 | 1 | 0 | 0 | 1 | 0 | | | | | | | | | | | |
| 21 Stephen Vogt, L OBP: 0.321, SLG: 0.388 19 Josh Phegley, R OBP: 0.250, SLG: 0.302 | | | | | | | | | | 2 | 0 | 1 | 0 | 0 | 0 | 0 | | | | | | | | | | | |
| 3 Trevor Plouffe, R OBP: 0.420, SLG: 0.652 29 Matt McBride, R OBP: 0.286, SLG: 0.615 | | | | | | | | | | 3 | 0 | 0 | 0 | 0 | 2 | 3 | | | | | | | | | | | |
| 10 Marcus Semien, R OBP: 0.286, SLG: 0.421 26 Chris Parmelee, L OBP: 0.391, SLG: 0.537 | | | | | | | | | | 2 | 1 | 1 | 0 | 0 | 1 | 1 | | | | | | | | | | | |
| 17 Yonder Alonso, L OBP: 0.500, SLG: 0.648 20 Mark Canha, R OBP: 0.238, SLG: 0.271 | | | | | | | | | | 2 | 1 | 2 | 0 | 0 | 0 | 0 | | | | | | | | | | | |
| 11 Rajai Davis, R OBP: 0.323, SLG: 0.414 15 Andrew Lamb, L OBP: 0.417, SLG: 0.632 | | | | | | | | | | 1 | 0 | 0 | 0 | 1 | 1 | 0 | | | | | | | | | | | |
| Inning Stats | R: 0 E: 0 K: 2 S: 7 | H: 0 LOB: 0 BB: 0 P: 9 | R: 0 E: 0 K: 2 S: 7 | H: 0 LOB: 0 BB: 0 P: 13 | R: 2 E: 0 K: 0 S: 13 | H: 3 LOB: 1 BB: 0 P: 24 | R: 0 E: 0 K: 1 S: 8 | H: 2 LOB: 1 BB: 0 P: 14 | R: 0 E: 0 K: 1 S: 8 | H: 1 LOB: 1 BB: 0 P: 13 | R: 1 E: 0 K: 2 S: 13 | H: 1 LOB: 0 BB: 1 P: 23 | R: 0 E: 0 K: 2 S: 11 | H: 0 LOB: 0 BB: 0 P: 14 | R: 0 E: 0 K: 0 S: 9 | H: 1 LOB: 1 BB: 0 P: 12 | R: 0 E: 0 K: 0 S: 15 | H: 1 LOB: 2 BB: 1 P: 23 | 1B: 7 2B: 2 3B: 0 HR: 0 | SF: 0 SAC: 0 DP: 1 HBP: 0 | WP: 1 PB: 0 SB: 1 CS: 0 | PA: 37 | | | | | |
| PITCHER | IP | WLS | BF | H | R | ER | SO | BB | IBB | HBP | BLK | WP | HR | S | P | ERA | WHIP | | | | | | | | | | |
| 32 Tyler Beede, R ERA: 2.03 | 1.1 | H | 7 | 2 | 1 | 1 | 2 | 1 | 0 | 0 | 0 | 0 | 0 | 15 | 28 | 6.75 | 2.250 | | | | | | | | | | |
| 46 Michael Roth, L ERA: 6.75 | 1.2 | H | 5 | 0 | 0 | 0 | 3 | 0 | 0 | 0 | 0 | 0 | 0 | 17 | 22 | 0.00 | 0.000 | | | | | | | | | | |
| Kyle Crick, R ERA: 1.04 | 1.0 | H | 4 | 1 | 0 | 0 | 0 | 0 | 0 | 0 | 0 | 0 | 0 | 9 | 12 | 0.00 | 1.000 | | | | | | | | | | |
| 82 Roberto Gómez, R ERA: 2.84 | 1.0 | S | 5 | 1 | 0 | 0 | 0 | 1 | 0 | 0 | 0 | 1 | 0 | 15 | 23 | 0.00 | 2.000 | | | | | | | | | | |

| | |
|-----|----|
| AB | 34 |
| R | 6 |
| H | 8 |
| RBI | 6 |
| BB | 2 |
| SO | 8 |
| LOB | 8 |

| | |
|-----|----|
| AB | 35 |
| R | 3 |
| H | 9 |
| RBI | 3 |
| SO | 10 |
| LOB | 16 |



| Batter | 1 | 2 | 3 | 4 | 5 | 6 | 7 | 8 | 9 | AB | R | H | RBI | BB | SO | LOB | TOP | | | |
|------------------------------|---|---|---|---|---|---|---|---|---|---|---|---|---|---|---|---|---|------------------------------------|----------------------------------|--------|
| 2 Denard Span, L (1.8) | G3 | | K | G4-3 | | | F9 | | 2B | 5 | 0 | 1 | 0 | 0 | 1 | 1 | San Francisco Giants @ San Diego Padres Petco Park, San Diego, CA Sun Apr 09 2017, 1:44 PM - 4:38 PM PDT Att: 40,537 - Partly Cloudy - 61 F | | | |
| 9 Brandon Belt, L (1.3) | K | | 8 HR | | G3 | | | | K | 3 | 1 | 0 | 0 | 2 | 2 | 1 | | | | |
| 8 Hunter Pence, R (1.9) | G3 | | HR | | G6-3 | | G4-3 | | F9 | 5 | 1 | 1 | 2 | 0 | 0 | 2 | | | | |
| 28 Buster Posey, R (1.2) | | 49 1B | 35 1B | HR | | F9 | | | | 3 | 2 | 2 | 1 | 1 | 0 | 0 | | | | |
| 35 Brandon Crawford, L (1.6) | | 49 1B | | P6 | | | G3 | | | 4 | 1 | 2 | 0 | 0 | 0 | 0 | | | | |
| 10 Eduardo Núñez, R (1.5) | L9 | | G4-3 | | | | | | FC5-4 | 3 | 0 | 0 | 0 | 1 | 0 | 4 | | | | |
| 49 Chris Marrero, R (1.7) | E9 | | | | | | F9 | | F7 | 4 | 0 | 1 | 1 | 0 | 1 | 3 | | | | |
| 64 Derek Law, R (8.1) | 1B | | | | | | | | | 0 | 0 | 0 | 0 | 0 | 0 | 0 | | | | |
| 41 Mark Melancon, R (9.1) | 1B | | | | | | | | | 0 | 0 | 0 | 0 | 0 | 0 | 0 | | | | |
| 7 Aaron Hill, R (1.4) | G5-3 | | | | | | L4 | | F8 | 4 | 0 | 1 | 0 | 0 | 0 | 4 | | | | |
| 47 Johnny Cueto, R (1.1) | G1-3 | | | | | | | | F9 | 3 | 0 | 0 | 0 | 0 | 1 | 2 | | | | |
| 66 Gorkys Hernández, R (8.7) | | | | | | | | | | 1 | 0 | 0 | 0 | 0 | 0 | 0 | | | | |
| Inning Stats | R: 0 E: 0 K: 1 S: 7 | H: 0 LOB: 0 BB: 0 P: 11 | R: 2 E: 1 K: 0 S: 13 | H: 2 LOB: 1 BB: 1 P: 20 | R: 3 E: 0 K: 1 S: 14 | H: 2 LOB: 0 BB: 1 P: 24 | R: 0 E: 0 K: 1 S: 7 | H: 1 LOB: 1 BB: 0 P: 10 | R: 0 E: 0 K: 0 S: 9 | H: 0 LOB: 0 BB: 1 P: 15 | R: 0 E: 0 K: 1 S: 7 | H: 0 LOB: 1 BB: 1 P: 16 | R: 0 E: 0 K: 0 S: 12 | H: 2 LOB: 2 BB: 0 P: 19 | R: 0 E: 0 K: 1 S: 12 | H: 1 LOB: 1 BB: 0 P: 19 | 1B: 5 2B: 1 3B: 0 HR: 2 | SF: 0 SAC: 0 DP: 0 HBP: 0 | WP: 0 PB: 1 SB: 1 CS: 0 | PA: 39 |
| PITCHER | IP WLS BF H R ER SO BB IBB HBP BLK WP HR S P ERA WHIP | IP WLS BF H R ER SO BB IBB HBP BLK WP HR S P ERA WHIP | IP WLS BF H R ER SO BB IBB HBP BLK WP HR S P ERA WHIP | IP WLS BF H R ER SO BB IBB HBP BLK WP HR S P ERA WHIP | IP WLS BF H R ER SO BB IBB HBP BLK WP HR S P ERA WHIP | IP WLS BF H R ER SO BB IBB HBP BLK WP HR S P ERA WHIP | IP WLS BF H R ER SO BB IBB HBP BLK WP HR S P ERA WHIP | IP WLS BF H R ER SO BB IBB HBP BLK WP HR S P ERA WHIP | IP WLS BF H R ER SO BB IBB HBP BLK WP HR S P ERA WHIP | IP WLS BF H R ER SO BB IBB HBP BLK WP HR S P ERA WHIP | IP WLS BF H R ER SO BB IBB HBP BLK WP HR S P ERA WHIP | IP WLS BF H R ER SO BB IBB HBP BLK WP HR S P ERA WHIP | IP WLS BF H R ER SO BB IBB HBP BLK WP HR S P ERA WHIP | IP WLS BF H R ER SO BB IBB HBP BLK WP HR S P ERA WHIP | IP WLS BF H R ER SO BB IBB HBP BLK WP HR S P ERA WHIP | IP WLS BF H R ER SO BB IBB HBP BLK WP HR S P ERA WHIP | | | | |
| 3 Clayton Richard, L (1.1) | 6.0 | L | 26 | 5 | 5 | 4 | 3 | 3 | 0 | 0 | 0 | 0 | 0 | 0 | 0 | 0 | 6.00 | 1.333 | | |
| 34 Craig Stammen, R (7.1) | 2.0 | | 9 | 2 | 0 | 0 | 1 | 1 | 0 | 0 | 0 | 0 | 0 | 0 | 0 | 0 | 0.00 | 1.500 | | |
| 76 José Torres, L (9.1) | 1.0 | | 4 | 1 | 0 | 0 | 1 | 0 | 0 | 0 | 0 | 0 | 0 | 0 | 0 | 0 | 0.00 | 1.000 | | |

| Batter | 1 | 2 | 3 | 4 | 5 | 6 | 7 | 8 | 9 | AB | R | H | RBI | BB | SO | LOB | BOTTOM | | | | | |
|----------------------------------|---|---|---|---|---|---|---|---|---|---|---|---|---|---|---|---|---|----------------------------------|----------------------------------|------------------------------------|----------------------------------|--------|
| 7 Manuel Margot, R (1.8) | K | | P3 | | | K | P6 | | 16 BB | 5 | 0 | 1 | 0 | 0 | 2 | 1 | San Francisco Giants @ San Diego Padres Petco Park, San Diego, CA Sun Apr 09 2017, 1:44 PM - 4:38 PM PDT Att: 40,537 - Partly Cloudy - 61 F | | | | | |
| 16 Travis Jankowski, L (1.7) | F8 | | K | | | 4 HR | K | | 4 G4-6-3 | 3 | 1 | 0 | 0 | 2 | 2 | 1 | | | | | | |
| 4 Wil Myers, R (1.3) | 26 1B | | P6 | | | HR | F9 | | G4-6-3 | 5 | 1 | 2 | 2 | 0 | 0 | 3 | | | | | | |
| 26 Yangervis Solarte, S (1.4) | | | | | | 18 HBP | 11 BB | | HR | 4 | 1 | 3 | 1 | 0 | 0 | 0 | | | | | | |
| 11 Ryan Schimpf, L (1.5) | F7 | | K | | | 18 HBP | BB | | BB | 2 | 0 | 0 | 0 | 2 | 1 | 2 | | | | | | |
| 10 Hunter Renfroe, R (1.9) | K | | F9 | | | F9 | | | L9 | 4 | 0 | 0 | 0 | 0 | 1 | 3 | | | | | | |
| 18 Austin Hedges, R (1.2) | K | | | | | L8 | | | K | 3 | 0 | 0 | 0 | 0 | 2 | 1 | | | | | | |
| 8 Erick Aybar, S (1.6) | | | | | | G4-3 | P5 | | F9 | 3 | 0 | 1 | 0 | 0 | 0 | 3 | | | | | | |
| 34 Craig Stammen, R (7.1) | | | | | | | | | | 0 | 0 | 0 | 0 | 0 | 0 | 0 | | | | | | |
| 12 Christian Bethancourt, R (PH) | | | | | | | | | | 1 | 0 | 0 | 0 | 0 | 0 | 1 | | | | | | |
| 76 José Torres, L (9.1) | | | | | | | | | | 0 | 0 | 0 | 0 | 0 | 0 | 0 | | | | | | |
| 3 Clayton Richard, L (1.1) | | | | | | | | | | 2 | 0 | 0 | 0 | 0 | 0 | 1 | | | | | | |
| 2 Luis Sardinas, S (7.6) | G1-3 | | | | | | | | G4-3 | 1 | 0 | 0 | 0 | 1 | 0 | 0 | | | | | | |
| Inning Stats | R: 0 E: 0 K: 1 S: 16 | H: 2 LOB: 2 BB: 0 P: 21 | R: 0 E: 0 K: 2 S: 9 | H: 1 LOB: 1 BB: 0 P: 11 | R: 0 E: 0 K: 1 S: 10 | H: 0 LOB: 0 BB: 0 P: 14 | R: 0 E: 0 K: 1 S: 9 | H: 0 LOB: 0 BB: 0 P: 12 | R: 0 E: 0 K: 0 S: 6 | H: 0 LOB: 0 BB: 0 P: 9 | R: 2 E: 0 K: 1 S: 16 | H: 2 LOB: 3 BB: 2 P: 28 | R: 0 E: 0 K: 1 S: 8 | H: 0 LOB: 1 BB: 1 P: 14 | R: 1 E: 0 K: 1 S: 11 | H: 1 LOB: 1 BB: 1 P: 20 | R: 0 E: 0 K: 0 S: 7 | H: 1 LOB: 1 BB: 1 P: 14 | 1B: 5 2B: 0 3B: 0 HR: 2 | SF: 0 SAC: 0 DP: 1 HBP: 1 | WP: 0 PB: 0 SB: 0 CS: 0 | PA: 39 |
| PITCHER | IP WLS BF H R ER SO BB IBB HBP BLK WP HR S P ERA WHIP | IP WLS BF H R ER SO BB IBB HBP BLK WP HR S P ERA WHIP | IP WLS BF H R ER SO BB IBB HBP BLK WP HR S P ERA WHIP | IP WLS BF H R ER SO BB IBB HBP BLK WP HR S P ERA WHIP | IP WLS BF H R ER SO BB IBB HBP BLK WP HR S P ERA WHIP | IP WLS BF H R ER SO BB IBB HBP BLK WP HR S P ERA WHIP | IP WLS BF H R ER SO BB IBB HBP BLK WP HR S P ERA WHIP | IP WLS BF H R ER SO BB IBB HBP BLK WP HR S P ERA WHIP | IP WLS BF H R ER SO BB IBB HBP BLK WP HR S P ERA WHIP | IP WLS BF H R ER SO BB IBB HBP BLK WP HR S P ERA WHIP | IP WLS BF H R ER SO BB IBB HBP BLK WP HR S P ERA WHIP | IP WLS BF H R ER SO BB IBB HBP BLK WP HR S P ERA WHIP | IP WLS BF H R ER SO BB IBB HBP BLK WP HR S P ERA WHIP | IP WLS BF H R ER SO BB IBB HBP BLK WP HR S P ERA WHIP | IP WLS BF H R ER SO BB IBB HBP BLK WP HR S P ERA WHIP | IP WLS BF H R ER SO BB IBB HBP BLK WP HR S P ERA WHIP | | | | | | |
| 47 Johnny Cueto, R (1.1) | 7.0 | W | 30 | 5 | 2 | 2 | 0 | 3 | 0 | 0 | 0 | 0 | 0 | 0 | 0 | 0 | 2.57 | 1.143 | | | | |
| 64 Derek Law, R (8.1) | 1.0 | H | 5 | 1 | 1 | 1 | 1 | 1 | 0 | 0 | 0 | 0 | 0 | 0 | 0 | 0 | 9.00 | 2.000 | | | | |
| 41 Mark Melancon, R (9.1) | 1.0 | S | 4 | 1 | 0 | 0 | 0 | 1 | 0 | 0 | 0 | 0 | 0 | 0 | 0 | 0 | 0.00 | 2.000 | | | | |

| Batter | 1 | 2 | 3 | 4 | 5 | 6 | 7 | 8 | 9 | AB | R | H | RBI | BB | SO | LOB | TOP | | | | | |
|---|---|---|---|------------------|---|---|---|--|---------------------------------------|----------------------------------|--------------------------------------|--------------------------|--------------------------------------|-------------------------|--------------------------------------|--------------------------|---|--------------------------|----------------------------------|------------------------------------|----------------------------------|--------|
| 11 AJ Pollock, R (1, 8) OBP: 0.273, SLG: 0.438 | G6-3 | | G1-3 | | | P3 | | FC6-4 | | 4 | 0 | 0 | 0 | 0 | 0 | 1 | Arizona Diamondbacks @ San Francisco Giants AT&T Park, San Francisco, CA Mon Apr 10 2017, 1:40 PM - 4:17 PM PDT Att: 42,129 - Partly Cloudy - 61 F | | | | | |
| 16 Chris Owings, R (1, 6) OBP: 0.397, SLG: 0.517 | F8 | | | G6-3 | | G6-3 | | | | 4 | 0 | 1 | 0 | 0 | 0 | 0 | | | | | | |
| 44 Paul Goldschmidt, R (1, 3) OBP: 0.490, SLG: 0.690 | G6-3 | | | G5-3 | | F7 | | | | 4 | 0 | 0 | 0 | 0 | 0 | 1 | | | | | | |
| 22 Jake Lamb, L (1, 5) OBP: 0.294, SLG: 0.500 | | 1B | | G1-3 | | | L8 | | | 4 | 0 | 1 | 0 | 0 | 0 | 1 | | | | | | |
| 24 Yasmany Tomás, R (1, 7) OBP: 0.333, SLG: 0.667 | K | | | | HR | | K | | | 4 | 1 | 1 | 1 | 0 | 2 | 2 | | | | | | |
| 27 Brandon Drury, R (1, 4) OBP: 0.440, SLG: 0.542 | F9 | | | | | | F8 | | | 3 | 0 | 0 | 0 | 0 | 1 | 1 | | | | | | |
| 6 David Peralta, L (1, 9) OBP: 0.290, SLG: 0.464 | G1-3 | | | | | | | | | 2 | 0 | 0 | 0 | 0 | 1 | 1 | | | | | | |
| 2 Jeff Mathis, R (1, 2) OBP: 0.333, SLG: 0.529 | | | F9 | | | | | F7 | | 3 | 0 | 1 | 0 | 0 | 0 | 1 | | | | | | |
| 99 Taijuan Walker, R (1, 1) | | | | | | | | | | 2 | 0 | 0 | 0 | 0 | 1 | 1 | | | | | | |
| 48 Randall Delgado, R (6, 1) | | | | | | | | | | 0 | 0 | 0 | 0 | 0 | 0 | 0 | | | | | | |
| 10 Chris Herrmann, L (8, PH) OBP: 0.400, SLG: 0.333 | | | | | | | | | | 1 | 0 | 0 | 0 | 0 | 0 | 1 | | | | | | |
| 40 Andrew Chafin, R (8, 1) | | | | | | | | | | 0 | 0 | 0 | 0 | 0 | 0 | 0 | | | | | | |
| Inning Stats | R: 0 H: 0 E: 0 K: 0 S: 5 | H: 0 LOB: 0 BB: 7 | R: 0 H: 1 E: 0 K: 1 S: 10 | LOB: 1 BB: 14 | R: 0 H: 0 E: 0 K: 0 S: 9 | H: 0 LOB: 0 BB: 13 | R: 0 H: 0 E: 0 K: 0 S: 5 | H: 0 LOB: 0 BB: 9 | R: 1 H: 2 E: 0 K: 3 S: 12 | H: 2 LOB: 1 BB: 0 P: 20 | R: 0 H: 0 E: 0 K: 0 S: 7 | H: 0 LOB: 0 BB: 12 | R: 0 H: 0 E: 0 K: 0 S: 6 | H: 0 LOB: 0 BB: 7 | R: 0 H: 0 E: 0 K: 0 S: 8 | H: 0 LOB: 1 BB: 11 | R: 0 H: 1 E: 0 K: 0 S: 8 | H: 1 LOB: 1 BB: 15 | 1B: 1 2B: 2 3B: 0 HR: 1 | SF: 0 SAC: 0 DP: 0 HBP: 1 | WP: 0 PB: 0 SB: 0 CS: 0 | PA: 32 |
| PITCHER | IP WLS BF H R ER SO BB IBB HBP BLK WP HR S P ERA WHIP | 8.0 W 28 3 1 1 5 0 0 1 0 0 1 62 93 1.12 0.375 | 1.0 S 4 1 0 0 0 0 0 0 0 0 0 8 15 0.00 1.000 | PITCHER | IP WLS BF H R ER SO BB IBB HBP BLK WP HR S P ERA WHIP | 8.0 L 26 5 3 2 2 4 0 0 1 0 0 55 98 3.60 1.800 | 2.0 7 1 1 1 1 0 0 0 0 0 0 21 29 4.50 0.500 | 1.0 3 0 0 0 2 0 0 0 0 0 0 8 12 0.00 0.000 | | | | | | | | | | | | | | |

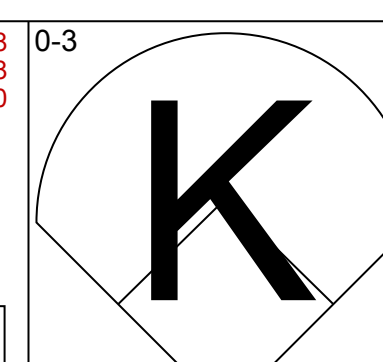
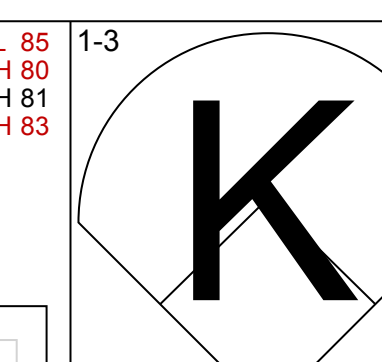
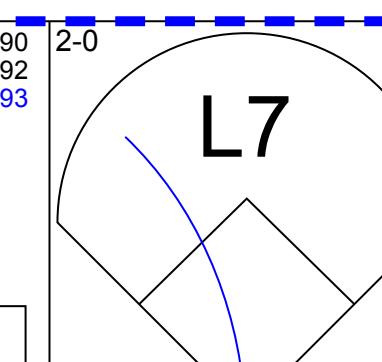
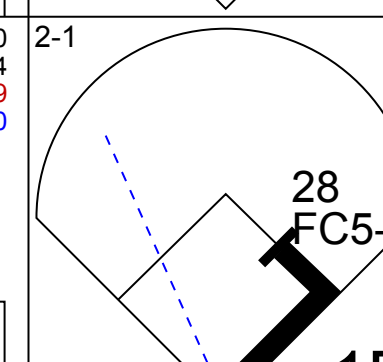
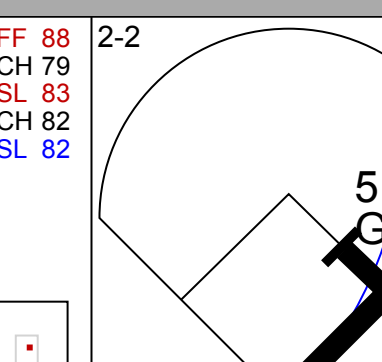
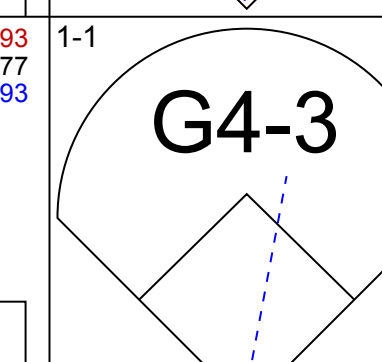
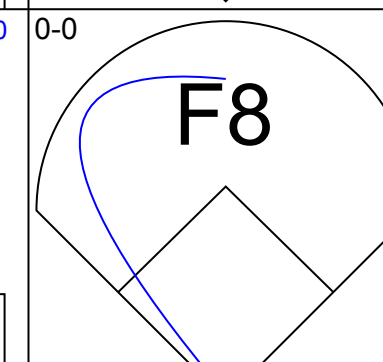
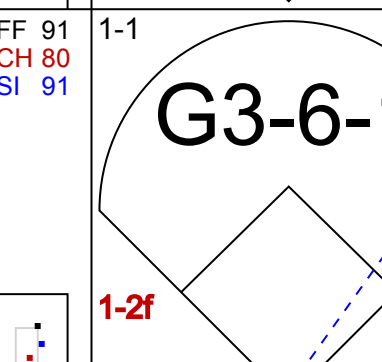
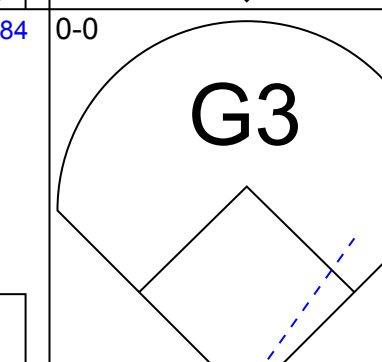
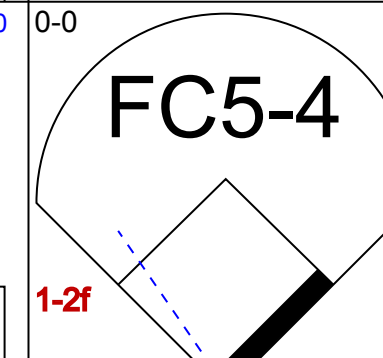



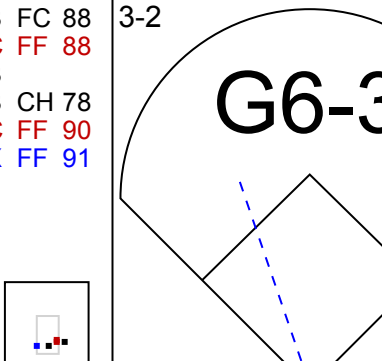
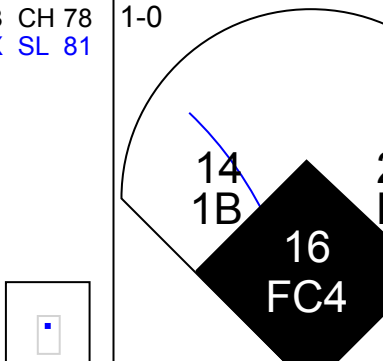


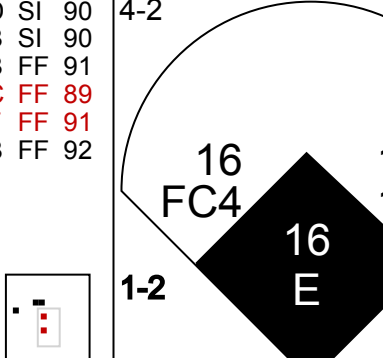


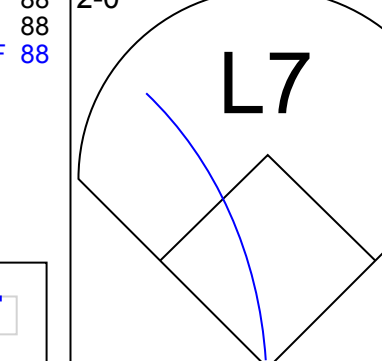
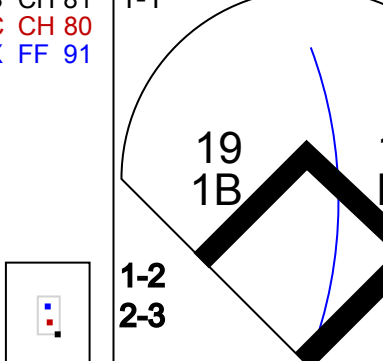

| Batter | 1 | 2 | 3 | 4 | 5 | 6 | 7 | 8 | 9 | AB | R | H | RBI | BB | SO | LOB | BOTTOM | |
|---|---|---|---|--|---------------------------------------|---|---|---|--|----------------------------------|---------------------------------------|----------------------------------|--------------------------------------|----------------------------------|----------------------------------|------------------------------------|---|--------|
| 2 Denard Span, L (1, 8) OBP: 0.263, SLG: 0.333 | G4-3 | | G4-3 | | | G4-3 | | | | 4 | 0 | 1 | 0 | 0 | 0 | 2 | Arizona Diamondbacks @ San Francisco Giants AT&T Park, San Francisco, CA Mon Apr 10 2017, 1:40 PM - 4:17 PM PDT Att: 42,129 - Partly Cloudy - 61 F | |
| 9 Brandon Belt, L (1, 3) OBP: 0.378, SLG: 0.667 | L9 | | | | | | | | | 2 | 0 | 0 | 0 | 2 | 1 | 2 | | |
| 8 Hunter Pence, R (1, 9) OBP: 0.324, SLG: 0.500 | P4 | | | | | | | | | 4 | 1 | 2 | 0 | 0 | 0 | 3 | | |
| 28 Buster Posey, R (1, 2) OBP: 0.481, SLG: 0.571 | | | | | | | | | | 0 | 0 | 0 | 0 | 0 | 0 | 0 | | |
| 5 Nick Hundley, R (1, PR) OBP: 0.143, SLG: 0.143 | HBP | | | | | | | | | 3 | 0 | 0 | 0 | 0 | 0 | 3 | | |
| 35 Brandon Crawford, L (1, 6) OBP: 0.382, SLG: 0.567 | G3 | | | | | | | | | 3 | 1 | 1 | 1 | 0 | 1 | 2 | | |
| 10 Eduardo Núñez, R (1, 5) OBP: 0.364, SLG: 0.387 | P4 | | | | | | | | | 4 | 0 | 1 | 0 | 0 | 0 | 1 | | |
| 12 Joe Panik, L (1, 4) OBP: 0.385, SLG: 0.565 | F7 | | | | | | | | | 3 | 1 | 0 | 0 | 1 | 1 | 1 | | |
| 6 Jarrett Parker, L (1, 7) OBP: 0.133, SLG: 0.071 | | | | | | | | | | 2 | 1 | 1 | 0 | 1 | 0 | 0 | | |
| 49 Chris Marrero, R (8, PH) ERA: 7.5 | F8 | | | | | | | | | 1 | 0 | 0 | 0 | 0 | 1 | 0 | | |
| 41 Mark Melancon, R (9, 1) | | | | | | | | | | 0 | 0 | 0 | 0 | 0 | 0 | 0 | | |
| 45 Matt Moore, L (1, 1) ERA: 4.91 | | | | | | | | | | 2 | 0 | 0 | 1 | 0 | 1 | 0 | | |
| 66 Gorkys Hernández, R (8, PH) ERA: 3.0 | | | | | | | | | | 1 | 0 | 0 | 0 | 0 | 0 | 0 | | |
| Inning Stats | R: 0 H: 1 E: 0 K: 0 S: 10 | H: 0 LOB: 0 BB: 0 P: 17 | R: 0 H: 0 E: 0 K: 0 S: 8 | LOB: 0 BB: 0 P: 14 | R: 0 H: 1 E: 0 K: 1 S: 10 | H: 1 LOB: 2 BB: 1 P: 18 | R: 0 H: 1 E: 0 K: 0 S: 13 | H: 1 LOB: 1 BB: 0 P: 16 | R: 0 H: 1 E: 0 K: 1 S: 11 | H: 1 LOB: 1 BB: 0 P: 15 | R: 1 H: 1 E: 0 K: 0 S: 13 | H: 1 LOB: 0 BB: 0 P: 18 | R: 0 H: 0 E: 0 K: 2 S: 8 | H: 0 LOB: 0 BB: 0 P: 12 | 1B: 3 2B: 3 3B: 0 HR: 0 | SF: 1 SAC: 1 DP: 0 HBP: 1 | WP: 1 PB: 0 SB: 0 CS: 0 | PA: 36 |
| PITCHER | IP WLS BF H R ER SO BB IBB HBP BLK WP HR S P ERA WHIP | 5.0 L 26 5 3 2 2 4 0 0 1 0 0 55 98 3.60 1.800 | 2.0 7 1 1 1 1 0 0 0 0 0 0 21 29 4.50 0.500 | 1.0 3 0 0 0 2 0 0 0 0 0 0 8 12 0.00 0.000 | PITCHER | IP WLS BF H R ER SO BB IBB HBP BLK WP HR S P ERA WHIP | 5.0 L 26 5 3 2 2 4 0 0 1 0 0 55 98 3.60 1.800 | 2.0 7 1 1 1 1 0 0 0 0 0 0 21 29 4.50 0.500 | 1.0 3 0 0 0 2 0 0 0 0 0 0 8 12 0.00 0.000 | | | | | | | | | |

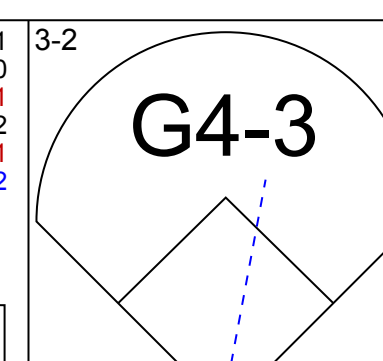
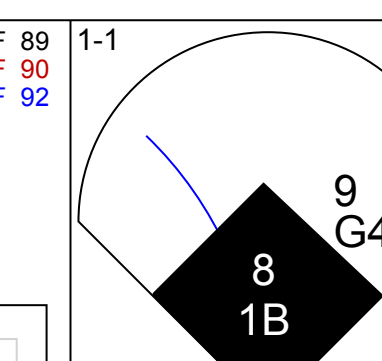
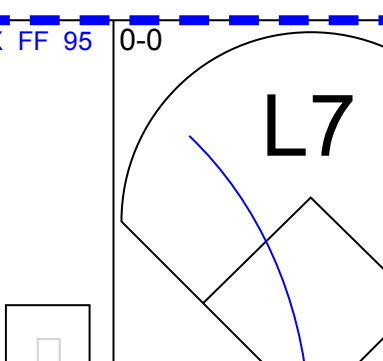
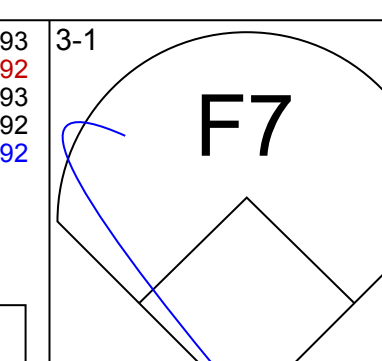
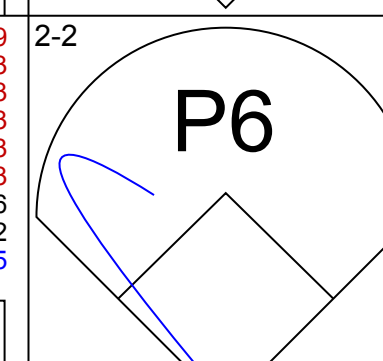
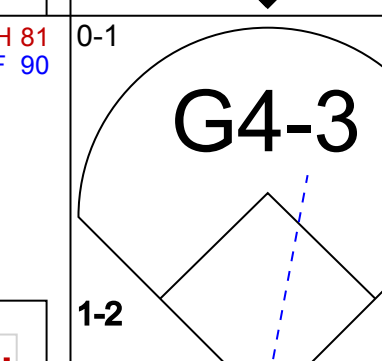
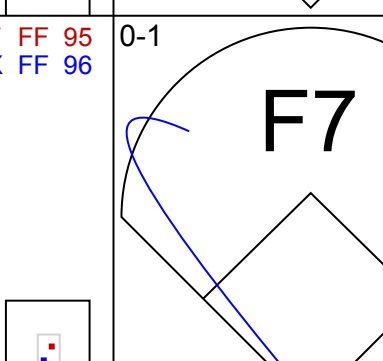
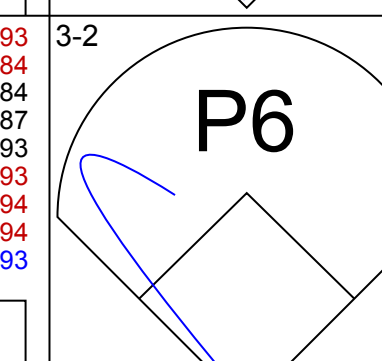
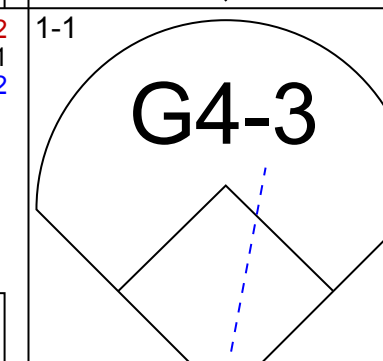
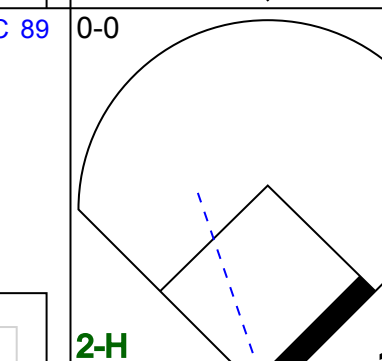
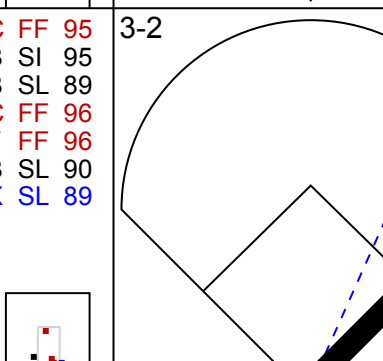


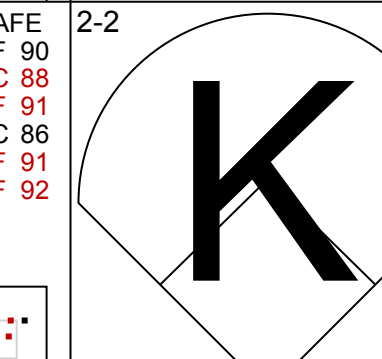
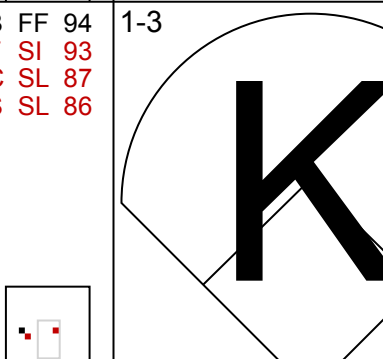


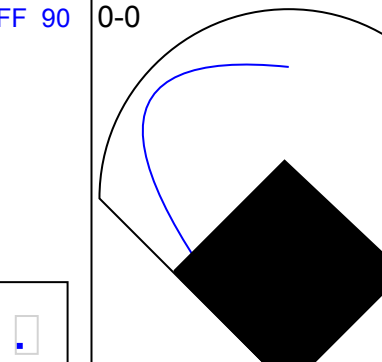

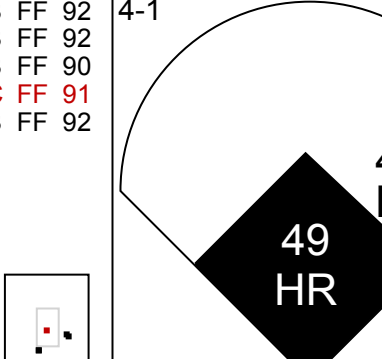
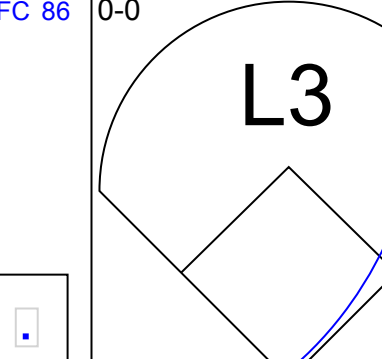

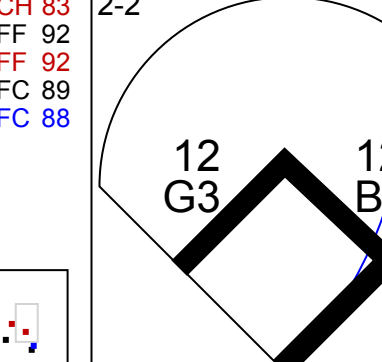


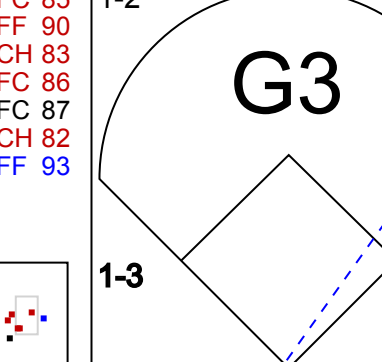
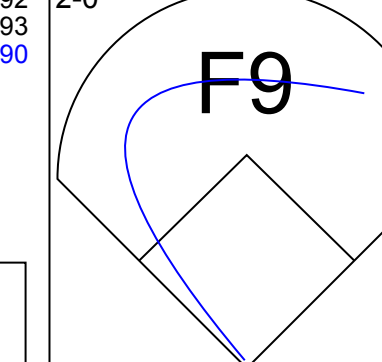
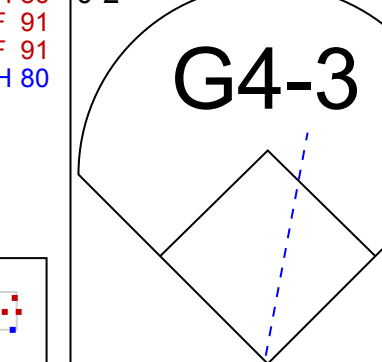
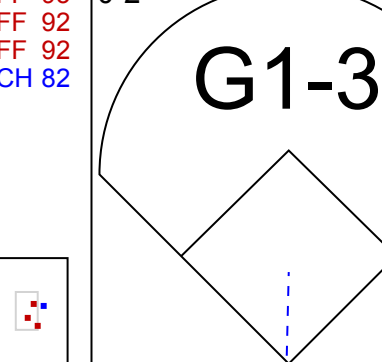
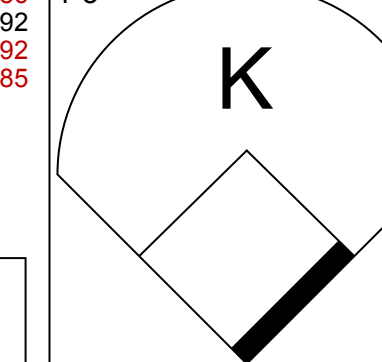


| Batter | 1 | 2 | 3 | 4 | 5 | 6 | 7 | 8 | 9 | AB | R | H | RBI | BB | SO | LOB | TOP | | | | |
|--|---|---|---|---|---|---|---|---|---|---|---|---|---|---|---|---|--|---|---|---|---|
| 11 AJ Pollock, R OBP: 0.256, SLG: 0.429 | | | | | | | | | | 5 | 1 | 1 | 0 | 0 | 2 | 1 | Arizona Diamondbacks @ San Francisco Giants AT&T Park, San Francisco, CA Wed Apr 12 2017, 7:16 PM - 10:36 PM PDT Att: 41,656 - Partly Cloudy - 59 F | | | | |
| 6 David Peralta, L OBP: 0.285, SLG: 0.405 | | | | | | | | | | 4 | 0 | 2 | 1 | 0 | 1 | 0 | | | | | |
| 44 Paul Goldschmidt, R OBP: 0.365, SLG: 0.514 | | | | | | | | | | 4 | 0 | 0 | 0 | 0 | 1 | 2 | | | | | |
| 22 Jake Lamb, L OBP: 0.419, SLG: 0.632 | | | | | | | | | | 3 | 1 | 3 | 0 | 1 | 0 | 0 | | | | | |
| 24 Yasmany Tomás, R OBP: 0.364, SLG: 0.613 | | | | | | | | | | 2 | 0 | 0 | 0 | 2 | 0 | 2 | | | | | |
| 27 Brandon Drury, R OBP: 0.364, SLG: 0.438 | | | | | | | | | | 4 | 0 | 1 | 1 | 0 | 1 | 4 | | | | | |
| 16 Chris Owings, R OBP: 0.359, SLG: 0.459 | | | | | | | | | | 4 | 0 | 1 | 0 | 0 | 3 | 3 | | | | | |
| 2 Jeff Mathis, R OBP: 0.273, SLG: 0.429 | | | | | | | | | | 4 | 0 | 0 | 0 | 0 | 2 | 4 | | | | | |
| 26 Shelby Miller, R 40 Andrew Chafin, R 41 Jeremy Hazelbaker, L 54 Tom Wilhelmsten, R 25 Archie Bradley, R 10 Chris Herrmann, L | | | | | | | | | | 2 | 0 | 0 | 0 | 0 | 0 | 1 | | | | | |
| Inning Stats | R: 1 E: 0 K: 0 S: 10 | H: 1 LOB: 2 BB: 2 P: 23 | R: 0 E: 1 K: 2 S: 10 | H: 1 LOB: 1 BB: 0 P: 15 | R: 0 E: 0 K: 2 S: 8 | H: 1 LOB: 1 BB: 0 P: 14 | R: 0 E: 0 K: 2 S: 7 | H: 0 LOB: 0 BB: 0 P: 8 | R: 0 E: 0 K: 3 S: 16 | H: 2 LOB: 2 BB: 1 P: 26 | R: 0 E: 0 K: 1 S: 12 | H: 1 LOB: 1 BB: 0 P: 19 | R: 1 E: 0 K: 1 S: 12 | H: 2 LOB: 1 BB: 0 P: 16 | R: 0 E: 0 K: 1 S: 6 | H: 0 LOB: 0 BB: 0 P: 8 | | 1B: 6 2B: 1 3B: 1 HR: 0 | SF: 1 SAC: 0 DP: 0 HBP: 0 | WP: 0 PB: 0 SB: 2 CS: 0 | PA: 38 |
| PITCHER | IP WLS BF H R ER SO BB IBB HBP BLK WP HR S P ERA WHIP | IP WLS BF H R ER SO BB IBB HBP BLK WP HR S P ERA WHIP | IP WLS BF H R ER SO BB IBB HBP BLK WP HR S P ERA WHIP | IP WLS BF H R ER SO BB IBB HBP BLK WP HR S P ERA WHIP | IP WLS BF H R ER SO BB IBB HBP BLK WP HR S P ERA WHIP | IP WLS BF H R ER SO BB IBB HBP BLK WP HR S P ERA WHIP | IP WLS BF H R ER SO BB IBB HBP BLK WP HR S P ERA WHIP | IP WLS BF H R ER SO BB IBB HBP BLK WP HR S P ERA WHIP | IP WLS BF H R ER SO BB IBB HBP BLK WP HR S P ERA WHIP | IP WLS BF H R ER SO BB IBB HBP BLK WP HR S P ERA WHIP | IP WLS BF H R ER SO BB IBB HBP BLK WP HR S P ERA WHIP | IP WLS BF H R ER SO BB IBB HBP BLK WP HR S P ERA WHIP | IP WLS BF H R ER SO BB IBB HBP BLK WP HR S P ERA WHIP | IP WLS BF H R ER SO BB IBB HBP BLK WP HR S P ERA WHIP | IP WLS BF H R ER SO BB IBB HBP BLK WP HR S P ERA WHIP | IP WLS BF H R ER SO BB IBB HBP BLK WP HR S P ERA WHIP | IP WLS BF H R ER SO BB IBB HBP BLK WP HR S P ERA WHIP | IP WLS BF H R ER SO BB IBB HBP BLK WP HR S P ERA WHIP | IP WLS BF H R ER SO BB IBB HBP BLK WP HR S P ERA WHIP | IP WLS BF H R ER SO BB IBB HBP BLK WP HR S P ERA WHIP | IP WLS BF H R ER SO BB IBB HBP BLK WP HR S P ERA WHIP |

| Batter | 1 | 2 | 3 | 4 | 5 | 6 | 7 | 8 | 9 | AB | R | H | RBI | BB | SO | LOB | BOTTOM | | | | |
|--|---|---|---|---|---|---|---|---|---|---|---|---|---|---|---|---|--|---|---|---|---|
| 2 Denard Span, L OBP: 0.292, SLG: 0.391 | | | | | | | | | | 5 | 1 | 2 | 1 | 0 | 0 | 2 | Arizona Diamondbacks @ San Francisco Giants AT&T Park, San Francisco, CA Wed Apr 12 2017, 7:16 PM - 10:36 PM PDT Att: 41,656 - Partly Cloudy - 59 F | | | | |
| 9 Brandon Belt, L OBP: 0.340, SLG: 0.526 | | | | | | | | | | 3 | 1 | 0 | 0 | 2 | 0 | 3 | | | | | |
| 8 Hunter Pence, R OBP: 0.386, SLG: 0.487 | | | | | | | | | | 5 | 0 | 1 | 1 | 0 | 2 | 2 | | | | | |
| 35 Brandon Crawford, L OBP: 0.350, SLG: 0.486 | | | | | | | | | | 4 | 1 | 0 | 0 | 1 | 2 | 4 | | | | | |
| 21 Conor Gillaspie, L OBP: 0.333, SLG: 0.286 | | | | | | | | | | 4 | 0 | 1 | 1 | 0 | 0 | 1 | | | | | |
| 5 Nick Hundley, R OBP: 0.313, SLG: 0.500 | | | | | | | | | | 4 | 1 | 1 | 1 | 0 | 0 | 3 | | | | | |
| 12 Joe Panik, L OBP: 0.412, SLG: 0.552 | | | | | | | | | | 3 | 1 | 1 | 0 | 1 | 0 | 1 | | | | | |
| 6 Jarrett Parker, L OBP: 0.263, SLG: 0.294 | | | | | | | | | | 3 | 0 | 2 | 2 | 1 | 1 | 0 | | | | | |
| 18 Matt Cain, R 62 Cory Gearrin, R 7 Aaron Hill, R 70 George Kontos, R 49 Chris Marrero, R 64 Derek Law, R 60 Hunter Strickland, R | | | | | | | | | | 2 | 1 | 1 | 0 | 0 | 1 | 2 | | | | | |
| Inning Stats | R: 0 E: 0 K: 1 S: 11 | H: 1 LOB: 1 BB: 0 P: 16 | R: 0 E: 1 K: 1 S: 13 | H: 0 LOB: 2 BB: 1 P: 24 | R: 0 E: 0 K: 0 S: 5 | H: 0 LOB: 0 BB: 0 P: 10 | R: 0 E: 0 K: 0 S: 5 | H: 0 LOB: 1 BB: 0 P: 7 | R: 3 E: 0 K: 2 S: 16 | H: 4 LOB: 2 BB: 1 P: 28 | R: 0 E: 0 K: 1 S: 13 | H: 2 LOB: 2 BB: 0 P: 22 | R: 3 E: 0 K: 0 S: 18 | H: 2 LOB: 1 BB: 2 P: 34 | R: 0 E: 0 K: 2 S: 10 | H: 0 LOB: 1 BB: 1 P: 18 | | 1B: 5 2B: 3 3B: 1 HR: 0 | SF: 0 SAC: 0 DP: 0 HBP: 0 | WP: 2 PB: 1 SB: 0 CS: 0 | PA: 40 |
| PITCHER | IP WLS BF H R ER SO BB IBB HBP BLK WP HR S P ERA WHIP | IP WLS BF H R ER SO BB IBB HBP BLK WP HR S P ERA WHIP | IP WLS BF H R ER SO BB IBB HBP BLK WP HR S P ERA WHIP | IP WLS BF H R ER SO BB IBB HBP BLK WP HR S P ERA WHIP | IP WLS BF H R ER SO BB IBB HBP BLK WP HR S P ERA WHIP | IP WLS BF H R ER SO BB IBB HBP BLK WP HR S P ERA WHIP | IP WLS BF H R ER SO BB IBB HBP BLK WP HR S P ERA WHIP | IP WLS BF H R ER SO BB IBB HBP BLK WP HR S P ERA WHIP | IP WLS BF H R ER SO BB IBB HBP BLK WP HR S P ERA WHIP | IP WLS BF H R ER SO BB IBB HBP BLK WP HR S P ERA WHIP | IP WLS BF H R ER SO BB IBB HBP BLK WP HR S P ERA WHIP | IP WLS BF H R ER SO BB IBB HBP BLK WP HR S P ERA WHIP | IP WLS BF H R ER SO BB IBB HBP BLK WP HR S P ERA WHIP | IP WLS BF H R ER SO BB IBB HBP BLK WP HR S P ERA WHIP | IP WLS BF H R ER SO BB IBB HBP BLK WP HR S P ERA WHIP | IP WLS BF H R ER SO BB IBB HBP BLK WP HR S P ERA WHIP | IP WLS BF H R ER SO BB IBB HBP BLK WP HR S P ERA WHIP | IP WLS BF H R ER SO BB IBB HBP BLK WP HR S P ERA WHIP | IP WLS BF H R ER SO BB IBB HBP BLK WP HR S P ERA WHIP | IP WLS BF H R ER SO BB IBB HBP BLK WP HR S P ERA WHIP | IP WLS BF H R ER SO BB IBB HBP BLK WP HR S P ERA WHIP |



| Batter | 1 | 2 | 3 | 4 | 5 | 6 | 7 | 8 | 9 | AB | R | H | RBI | BB | SO | LOB | TOP | | | | | |
|--|---|---|--|--|---|----------------------------------|------------------------------|--|-------------------------------|----------------------------------|------------------------------|----------------------------------|------------------------------|----------------------------------|---|---|--|---------------------------------|----------------------------------|------------------------------------|----------------------------------|--------|
| 19 Charlie Blackmon, L OBP: 0.294, SLG: 0.426 |  | |  | | | | |  | | 4 | 0 | 1 | 0 | 0 | 2 | 0 | Colorado Rockies @ San Francisco Giants AT&T Park, San Francisco, CA Fri Apr 14, 2017, 7:16 PM - 10:05 PM PDT Att: 42,738 - Partly Cloudy - 56 F | | | | | |
| 9 DJ LeMahieu, R OBP: 0.319, SLG: 0.381 |  | | | |  | | |  | | 4 | 0 | 2 | 0 | 0 | 0 | 3 | | | | | | |
| 5 Carlos González, L OBP: 0.239, SLG: 0.349 |  | | |  | | | |  | | 4 | 0 | 1 | 0 | 0 | 2 | | | | | | | |
| 28 Nolan Arenado, R OBP: 0.367, SLG: 0.535 |  | |  | |  | | |  | | 4 | 0 | 0 | 0 | 0 | 2 | | | | | | | |
| 12 Mark Reynolds, R OBP: 0.364, SLG: 0.675 | |  | | |  | | |  | | 4 | 1 | 1 | 0 | 0 | 1 | | | | | | | |
| 27 Trevor Story, R OBP: 0.297, SLG: 0.289 |  | | | |  | | |  | | 3 | 1 | 0 | 0 | 1 | 2 | | | | | | | |
| 7 Raimel Tapia, L (1, 7) |  | | | | | | | | | 3 | 0 | 0 | 0 | 0 | 2 | | | | | | | |
| 14 Tony Wolters, L OBP: 0.333, SLG: 0.318 | | |  | |  | | |  | | 3 | 0 | 1 | 0 | 0 | 0 | | | | | | | |
| 44 Tyler Anderson, L OBP: 0.286, SLG: 0.392 | | | | | | | | | | 1 | 0 | 0 | 0 | 0 | 1 | | | | | | | |
| 16 Stephen Cardullo, R OBP: 0.286, SLG: 0.392 | | | | | | | | | | 1 | 0 | 0 | 0 | 0 | 1 | | | | | | | |
| 45 Scott Oberg, R ERA: 1.29 | | | | | | | | | | 0 | 0 | 0 | 0 | 0 | 0 | | | | | | | |
| 18 Cristhian Adames, S ERA: 5.06 | | | | | | | | | | 1 | 0 | 0 | 0 | 0 | 1 | | | | | | | |
| 51 Jake McGee, L ERA: 7.36 | | | | | | | | | | 0 | 0 | 0 | 0 | 0 | 0 | | | | | | | |
| 54 Carlos Estévez, R ERA: 5.06 | | | | | | | | | | 0 | 0 | 0 | 0 | 0 | 0 | | | | | | | |
| 29 Shane Carle, R ERA: 5.06 | | | | | | | | | | 0 | 0 | 0 | 0 | 0 | 0 | | | | | | | |
| Inning Stats | R: 0 E: 0 K: 1 S: 7 | H: 1 LOB: 1 P: 9 | R: 0 E: 0 K: 1 S: 8 | H: 0 LOB: 0 BB: 0 P: 11 | R: 0 E: 0 K: 2 S: 7 | H: 0 LOB: 0 BB: 0 P: 11 | R: 0 E: 0 K: 0 S: 6 | H: 1 LOB: 0 BB: 0 P: 11 | R: 2 E: 1 K: 0 S: 14 | H: 3 LOB: 2 BB: 1 P: 24 | R: 0 E: 0 K: 1 S: 9 | H: 1 LOB: 1 BB: 0 P: 18 | R: 0 E: 0 K: 1 S: 8 | H: 0 LOB: 0 BB: 0 P: 10 | R: 0 E: 0 K: 0 S: 4 | H: 0 LOB: 0 BB: 0 P: 7 | R: 0 E: 0 K: 0 S: 5 | H: 0 LOB: 0 BB: 0 P: 8 | 1B: 6 2B: 0 3B: 0 HR: 0 | SF: 0 SAC: 0 DP: 2 HBP: 0 | WP: 0 PB: 0 SB: 0 CS: 0 | PA: 33 |
| PITCHER | IP WLS BF H R ER SO BB IBB HBP BLK WP HR S P ERA WHIP | 7.0 W 27 6 2 2 6 1 0 0 0 0 0 59 94 2.57 1.000 | 1.0 3 0 0 0 0 0 0 0 0 0 0 0 4 7 0.00 0.000 | 1.0 3 0 0 0 0 0 0 0 0 0 0 0 5 8 0.00 0.000 | PITCHER | | | | | | | | | | IP WLS BF H R ER SO BB IBB HBP BLK WP HR S P ERA WHIP | IP WLS BF H R ER SO BB IBB HBP BLK WP HR S P ERA WHIP | | | | | | |

| Batter | 1 | 2 | 3 | 4 | 5 | 6 | 7 | 8 | 9 | AB | R | H | RBI | BB | SO | LOB | BOTTOM | | | |
|--|---|---|--|---|---|---|-------------------------------|---|-------------------------------|----------------------------------|------------------------------|----------------------------------|-------------------------------|----------------------------------|-------------------------------|----------------------------------|--|------------------------------------|----------------------------------|--------|
| 2 Denard Span, L OBP: 0.303, SLG: 0.355 |  | |  | |  | | |  | | 4 | 2 | 1 | 0 | 1 | 0 | 1 | Colorado Rockies @ San Francisco Giants AT&T Park, San Francisco, CA Fri Apr 14, 2017, 7:16 PM - 10:05 PM PDT Att: 42,738 - Partly Cloudy - 56 F | | | |
| 9 Brandon Belt, L OBP: 0.321, SLG: 0.468 |  | |  | |  | | |  | | 5 | 1 | 1 | 0 | 0 | 2 | | | | | |
| 8 Hunter Pence, R OBP: 0.404, SLG: 0.489 |  | |  | |  | | |  | | 4 | 1 | 3 | 2 | 0 | 0 | | | | | |
| 5 Nick Hundley, R OBP: 0.286, SLG: 0.429 |  | |  | |  | | |  | | 4 | 1 | 1 | 0 | 0 | 2 | | | | | |
| 35 Brandon Crawford, L OBP: 0.356, SLG: 0.550 |  | | |  | | | |  | | 4 | 1 | 2 | 2 | 0 | 1 | | | | | |
| 10 Eduardo Núñez, R OBP: 0.391, SLG: 0.405 | |  | |  | | | |  | | 3 | 1 | 1 | 1 | 1 | 0 | | | | | |
| 49 Chris Marrero, R OBP: 0.174, SLG: 0.236 | | | | | | | | | | 3 | 1 | 2 | 2 | 0 | 0 | | | | | |
| 66 Gorkys Hernández, R OBP: 0.143, SLG: 0.115 | | | | |  | | |  | | 1 | 0 | 0 | 0 | 0 | 2 | | | | | |
| 12 Joe Panik, L OBP: 0.381, SLG: 0.472 |  | | |  | | | |  | | 4 | 0 | 0 | 0 | 0 | 1 | | | | | |
| 47 Johnny Cueto, R OBP: 0.311, SLG: 0.111 | | |  | |  | | |  | | 3 | 0 | 0 | 0 | 0 | 1 | | | | | |
| 64 Derek Law, R ERA: 1.29 | | | | | | | | | | 0 | 0 | 0 | 0 | 0 | 0 | | | | | |
| 21 Conor Gillaspie, L OBP: 0.357, SLG: 0.273 | | | | | | | | | | 1 | 0 | 0 | 0 | 1 | 0 | | | | | |
| 62 Cory Gearrin, R ERA: 5.06 | | | | | | | | | | 0 | 0 | 0 | 0 | 0 | 0 | | | | | |
| Inning Stats | R: 0 E: 0 K: 0 S: 12 | H: 0 LOB: 0 BB: 0 P: 18 | R: 2 E: 0 K: 0 S: 14 | H: 1 LOB: 0 BB: 1 P: 23 | R: 1 E: 0 K: 1 S: 13 | H: 2 LOB: 1 BB: 0 P: 16 | R: 1 E: 0 K: 0 S: 15 | H: 2 LOB: 1 BB: 0 P: 18 | R: 0 E: 0 K: 1 S: 10 | H: 1 LOB: 1 BB: 0 P: 14 | R: 0 E: 0 K: 1 S: 8 | H: 0 LOB: 0 BB: 0 P: 13 | R: 4 E: 1 K: 2 S: 29 | H: 5 LOB: 2 BB: 1 P: 47 | R: 0 E: 0 K: 1 S: 12 | H: 0 LOB: 1 BB: 0 P: 21 | 1B: 9 2B: 0 3B: 0 HR: 2 | SF: 0 SAC: 0 DP: 0 HBP: 0 | WP: 1 PB: 0 SB: 0 CS: 0 | PA: 38 |
| PITCHER | IP WLS BF H R ER SO BB IBB HBP BLK WP HR S P ERA WHIP | 4.0 L 18 5 4 4 4 1 0 0 0 0 0 18 27 9.00 1.500 | 2.0 7 1 0 0 2 0 0 0 0 0 0 0 18 27 0.00 0.500 | 0.2 4 1 2 2 2 1 0 0 0 0 0 0 21 34 27.00 3.000 | 0.1 5 4 2 2 0 0 0 0 0 0 0 0 8 13 54.00 12.000 | 1.0 4 0 0 0 1 0 0 0 0 1 0 12 21 0.00 0.000 | PITCHER | | | | | | | | | | IP WLS BF H R ER SO BB IBB HBP BLK WP HR S P ERA WHIP | | | |



| Batter | 1 | 2 | 3 | 4 | 5 | 6 | 7 | 8 | 9 | 10 | 11 | AB | R | H | RBI | BB | SO | LOB | TOP | | | | | | | |
|--|--------------------------------|--|---------------------------------|--|--------------------------------|---|--------------------------------|--|----------------------------------|--|-------------------------------|------------------------------------|---|---------------------------------|------------------------------|---------------------------------|-------------------------------|---------------------------------|-------------------------------|---------------------------------|-------------------------------|---------------------------------|----------------------------------|------------------------------------|----------------------------------|--------|
| 2 Denard Span, L OBP: 0.261, SLG: 0.302 | G3 | | | F9 | | K | G4-3 | | | K | | 5 | 0 | 0 | 0 | 0 | 2 | 4 | | | | | | | | |
| 9 Brandon Belt, L OBP: 0.339, SLG: 0.473 | K | | | L8 | | | | K | | | | 4 | 0 | 1 | 0 | 1 | 2 | 0 | | | | | | | | |
| 8 Hunter Pence, R OBP: 0.389, SLG: 0.431 | K2-3 | | | G5-3 | | | | | | | | 4 | 0 | 2 | 1 | 1 | 1 | 0 | | | | | | | | |
| 28 Buster Posey, R OBP: 0.500, SLG: 0.577 | | G4-3 | | | | | | | | | | 5 | 0 | 3 | 0 | 0 | 1 | 2 | | | | | | | | |
| 35 Brandon Crawford, L OBP: 0.316, SLG: 0.519 | F7 | | | | | | | | | | | 5 | 0 | 1 | 0 | 0 | 0 | 3 | | | | | | | | |
| 10 Eduardo Núñez, R OBP: 0.333, SLG: 0.340 | G6-3 | | | | | | | | | | | 5 | 0 | 1 | 0 | 0 | 1 | 1 | | | | | | | | |
| 5 Nick Hundley, R OBP: 0.242, SLG: 0.406 | | | G1-4-3 | | | | | | | | | 5 | 1 | 1 | 0 | 0 | 1 | 3 | | | | | | | | |
| 12 Joe Panik, L OBP: 0.389, SLG: 0.447 | | | F7 | | | | | | | | | 4 | 1 | 2 | 1 | 1 | 1 | 0 | | | | | | | | |
| 49 Chris Marrero, R OBP: 0.156, SLG: 0.233 | | | | | | | | | | | | 4 | 0 | 0 | 0 | 0 | 1 | 4 | | | | | | | | |
| 66 Gorkys Hernández, R OBP: 0.133, SLG: 0.107 | | | L6 | | | | | | | | | 1 | 0 | 0 | 0 | 0 | 0 | 1 | | | | | | | | |
| Inning Stats | R: 0 E: 0 K: 2 S: 8 | H: 0 LOB: 0 K: 0 P: 15 | R: 0 E: 0 K: 0 S: 10 | H: 0 LOB: 0 K: 0 P: 14 | R: 0 E: 0 K: 0 S: 6 | H: 0 LOB: 0 K: 0 P: 6 | R: 0 E: 0 K: 0 S: 8 | H: 0 LOB: 0 K: 0 P: 13 | R: 0 E: 0 K: 0 S: 7 | H: 1 LOB: 1 K: 0 P: 9 | R: 1 E: 0 K: 1 S: 13 | H: 3 LOB: 2 K: 0 P: 21 | R: 0 E: 0 K: 2 S: 17 | H: 2 LOB: 3 K: 0 P: 26 | R: 0 E: 0 K: 1 S: 9 | H: 2 LOB: 1 K: 0 P: 14 | R: 0 E: 0 K: 1 S: 10 | H: 0 LOB: 0 K: 0 P: 12 | R: 0 E: 0 K: 1 S: 10 | H: 1 LOB: 2 K: 2 P: 19 | R: 1 E: 0 K: 1 S: 13 | H: 2 LOB: 1 K: 1 P: 19 | 1B: 9 2B: 2 3B: 0 HR: 0 | SF: 0 SAC: 0 DP: 1 HBP: 0 | WP: 0 PB: 0 SB: 1 CS: 0 | PA: 45 |
| PITCHER | 39 Jason Hammel, R ERA: 4.6 | IP: 6.0 WLS: 24 BF: 24 H: 6 R: 1 ER: 1 SO: 3 BB: 1 IBB: 0 HBP: 0 BLK: 0 WP: 0 HR: 0 S: 58 P: 87 ERA: 1.167 WHIP: 0.000 | 47 Peter Moylan, R ERA: 16.2 | IP: 0.1 WLS: 1 BF: 0 H: 0 R: 0 ER: 0 SO: 1 BB: 0 IBB: 0 HBP: 0 BLK: 0 WP: 0 HR: 0 S: 4 P: 5 ERA: 0.000 WHIP: 1.500 | 34 Travis Wood, L ERA: 18.2 | IP: 0.2 WLS: 3 BF: 0 H: 0 R: 0 ER: 1 SO: 1 BB: 1 IBB: 0 HBP: 0 BLK: 0 WP: 0 HR: 0 S: 7 P: 12 ERA: 2.000 WHIP: 2.000 | 48 Joakim Soria, R ERA: 3.0 | IP: 1.0 WLS: 4 BF: 2 H: 2 R: 0 ER: 0 SO: 1 BB: 0 IBB: 0 HBP: 0 BLK: 0 WP: 0 HR: 0 S: 10 P: 14 ERA: 0.000 WHIP: 0.000 | 40 Kelvin Herrera, R ERA: 3.0 | IP: 1.0 WLS: 3 BF: 0 H: 0 R: 0 ER: 0 SO: 1 BB: 0 IBB: 0 HBP: 0 BLK: 0 WP: 0 HR: 0 S: 10 P: 12 ERA: 0.000 WHIP: 0.000 | PITCHER | 54 Scott Alexander, L ERA: 2.08 | IP: 2.0 WLS: 10 BF: 10 H: 3 R: 1 ER: 1 SO: 3 BB: 1 IBB: 0 HBP: 0 BLK: 0 WP: 0 HR: 0 S: 23 P: 33 ERA: 4.50 WHIP: 2.000 | | | | | | | | | | | | | |

San Francisco Giants @ Kansas City Royals
Kauffman Stadium, Kansas City, MO
Tue Apr 18 2017, 7:16 PM - 10:53 PM CDT
Att: 20,863 - Clear - 77 F

livebaseballscorecards.com

AB 42
R 2
H 11
RBI 2
BB 3
SO 10
LOB 18

GIANTS

| Batter | 1 | 2 | 3 | 4 | 5 | 6 | 7 | 8 | 9 | 10 | 11 | AB | R | H | RBI | BB | SO | LOB | BOTTOM | | | | | | | |
|---|-------------------------------|--|-------------------------------|--|----------------------------------|--|---------------------------------|--|------------------------------|--|------------------------------|----------------------------------|--|--------------------------------|------------------------------|---------------------------------|-------------------------------|---------------------------------|------------------------------|---------------------------------|-------------------------------|---------------------------------|----------------------------------|------------------------------------|----------------------------------|--------|
| 4 Alex Gordon, L OBP: 0.263, SLG: 0.250 | F8 | | L9 | | K | | | | | G4-3 | | 4 | 0 | 1 | 0 | 0 | 1 | 1 | | | | | | | | |
| 8 Mike Moustakas, L OBP: 0.340, SLG: 0.530 | P5 | | G6-3 | | | | | | | | | 5 | 0 | 1 | 0 | 0 | 0 | 3 | | | | | | | | |
| 16 Paulo Orlando, R OBP: 0.171, SLG: 0.128 | | | | | | | | | | | | 0 | 0 | 0 | 0 | 0 | 0 | 0 | | | | | | | | |
| 19 Cheslor Cuthbert, R OBP: 0.200, SLG: 0.357 | | | | | | | | | | | | 0 | 0 | 0 | 0 | 0 | 0 | 0 | | | | | | | | |
| 6 Lorenzo Cain, R OBP: 0.492, SLG: 0.400 | F8 | | P3 | | | | | | | | | 5 | 0 | 2 | 0 | 0 | 0 | 1 | | | | | | | | |
| 35 Eric Hosmer, L OBP: 0.259, SLG: 0.260 | | | | | | | | | | | | 4 | 0 | 1 | 0 | 1 | 0 | 5 | | | | | | | | |
| 13 Salvador Pérez, R OBP: 0.288, SLG: 0.500 | | | | | | | | | | | | 5 | 0 | 1 | 0 | 0 | 1 | 3 | | | | | | | | |
| 24 Christian Colón, R (11, PR) | | | | | | | | | | | | 0 | 0 | 0 | 0 | 0 | 0 | 0 | | | | | | | | |
| 37 Brandon Moss, L OBP: 0.288, SLG: 0.324 | | | | | | | | | | | | 5 | 0 | 2 | 0 | 0 | 1 | 2 | | | | | | | | |
| 2 Alcides Escobar, R OBP: 0.250, SLG: 0.261 | | | | | | | | | | | | 5 | 0 | 0 | 0 | 0 | 1 | 3 | | | | | | | | |
| 15 Whit Merrifield, R OBP: 0.800, SLG: 1.667 | | | | | | | | | | | | 3 | 1 | 2 | 1 | 2 | 0 | 1 | | | | | | | | |
| 27 Adalberto Mondesi, S OBP: 0.162, SLG: 0.220 | | | | | | | | | | | | 3 | 0 | 0 | 0 | 1 | 3 | 5 | | | | | | | | |
| Inning Stats | R: 0 E: 0 K: 0 S: 10 | H: 1 LOB: 2 K: 1 P: 17 | R: 0 E: 0 K: 1 S: 11 | H: 1 LOB: 1 K: 1 P: 16 | R: 0 E: 0 K: 0 S: 7 | H: 0 LOB: 0 K: 0 P: 11 | R: 0 E: 0 K: 0 S: 6 | H: 1 LOB: 1 K: 1 P: 8 | R: 1 E: 0 K: 1 S: 9 | H: 1 LOB: 0 K: 1 P: 18 | R: 0 E: 0 K: 0 S: 7 | H: 0 LOB: 0 K: 0 P: 10 | R: 0 E: 0 K: 1 S: 5 | H: 0 LOB: 0 K: 1 P: 6 | R: 0 E: 0 K: 0 S: 8 | H: 1 LOB: 3 K: 1 P: 16 | R: 0 E: 0 K: 1 S: 10 | H: 2 LOB: 2 K: 1 P: 17 | R: 0 E: 0 K: 0 S: 6 | H: 2 LOB: 2 K: 3 P: 25 | R: 0 E: 0 K: 3 S: 17 | H: 2 LOB: 2 K: 3 P: 25 | 1B: 8 2B: 1 3B: 0 HR: 1 | SF: 0 SAC: 1 DP: 2 HBP: 1 | WP: 0 PB: 0 SB: 1 CS: 1 | PA: 45 |
| PITCHER | 18 Matt Cain, R ERA: 3.31 | IP: 7.0 WLS: 25 BF: 25 H: 4 R: 1 ER: 1 SO: 3 BB: 2 IBB: 0 HBP: 0 BLK: 0 WP: 0 HR: 1 S: 55 P: 86 ERA: 1.229 WHIP: 0.857 | 50 Ty Blach, L ERA: 5.79 | IP: 0.2 WLS: 4 BF: 0 H: 0 R: 0 ER: 0 SO: 0 BB: 1 IBB: 0 HBP: 0 BLK: 0 WP: 0 HR: 0 S: 2 P: 9 ERA: 0.000 WHIP: 1.500 | 70 George Kontos, R ERA: 5.75 | IP: 0.0 WLS: 1 BF: 1 H: 1 R: 0 ER: 0 SO: 0 BB: 0 IBB: 0 HBP: 0 BLK: 0 WP: 0 HR: 0 S: 3 P: 3 ERA: 0.000 WHIP: 0.000 | 48 Steven Okert, L ERA: 3.68 | IP: 0.1 WLS: 1 BF: 0 H: 0 R: 0 ER: 0 SO: 0 BB: 0 IBB: 0 HBP: 0 BLK: 0 WP: 0 HR: 0 S: 3 P: 4 ERA: 0.000 WHIP: 0.000 | 64 Derek Law, R ERA: 3.68 | IP: 2.0 WLS: 9 BF: 3 H: 3 R: 0 ER: 0 SO: 1 BB: 1 IBB: 0 HBP: 0 BLK: 0 WP: 0 HR: 16 S: 31 ERA: 0.000 WHIP: 2.000 | PITCHER | 41 Mark Melancon, R ERA: 3.86 | IP: 1.0 WLS: 5 BF: 5 H: 2 R: 0 ER: 0 SO: 3 BB: 0 IBB: 0 HBP: 0 BLK: 0 WP: 0 HR: 0 S: 17 P: 25 ERA: 0.000 WHIP: 2.000 | | | | | | | | | | | | | |

San Francisco Giants @ Kansas City Royals
Kauffman Stadium, Kansas City, MO
Tue Apr 18 2017, 7:16 PM - 10:53 PM CDT
Att: 20,863 - Clear - 77 F

livebaseballscorecards.com

AB 39
R 1
H 10
RBI 1
BB 4
SO 7
LOB 24


Royals


| Batter | 1 | 2 | 3 | 4 | 5 | 6 | 7 | 8 | 9 | AB | R | H | RBI | BB | SO | LOB | TOP | | | |
|--|---|---|---|---|---|---|---|---|---|---|---|---|---|---|---|---|---|------------------------------------|----------------------------------|--------|
| 7 Aaron Hill, R OBP: 0.259, SLG: 0.261 | G1-3 | | | K | | G6-3 | | | G6-3 | 3 | 0 | 0 | 0 | 1 | 1 | 0 | San Francisco Giants @ Kansas City Royals Kauffman Stadium, Kansas City, MO Wed Apr 19 2017, 7:15 PM - 9:43 PM CDT Att: 24,402 - Partly Cloudy - 78 F | | | |
| 9 Brandon Belt, L OBP: 0.333, SLG: 0.458 | L8 | | | 28 1B | | K | | | L9 | 4 | 0 | 1 | 0 | 0 | 1 | 1 | | | | |
| 8 Hunter Pence, R OBP: 0.348, SLG: 0.403 | K | | | F9 | | G6-3 | | | G6-3 | 4 | 0 | 0 | 0 | 0 | 1 | 2 | | | | |
| 28 Buster Posey, R OBP: 0.472, SLG: 0.533 | K | | | 1B | | K | | | G4-3 | 4 | 0 | 1 | 0 | 0 | 2 | 1 | | | | |
| 35 Brandon Crawford, L OBP: 0.317, SLG: 0.509 | G4-3 | | | P6 | | K | | | G4-3 | 3 | 0 | 1 | 0 | 0 | 0 | 2 | | | | |
| 10 Eduardo Núñez, R OBP: 0.317, SLG: 0.321 | F8 | | | G6-3 | | G4-3 | | | G4-3 | 3 | 0 | 0 | 0 | 0 | 0 | 1 | | | | |
| 5 Nick Hundley, R OBP: 0.250, SLG: 0.429 | K | | | G4-3 | | G4-3 | | | P4 | 3 | 0 | 1 | 0 | 0 | 1 | 0 | | | | |
| 12 Joe Panik, L OBP: 0.368, SLG: 0.420 | K | | | G4-3 | | G4-3 | | | G4-3 | 3 | 0 | 0 | 0 | 0 | 1 | 1 | | | | |
| 66 Gorkys Hernández, R OBP: 0.125, SLG: 0.100 | K | | | K | | K | | | K | 2 | 0 | 0 | 0 | 0 | 2 | 1 | | | | |
| 2 Denard Span, L OBP: 0.255, SLG: 0.295 | K | | | K | | K | | | K | 1 | 0 | 0 | 0 | 0 | 1 | 0 | | | | |
| Inning Stats | R: 0 H: 0 E: 0 K: 1 S: 6 | H: 0 LOB: 0 BB: 0 P: 8 | R: 0 H: 0 E: 0 K: 1 S: 7 | H: 2 LOB: 0 BB: 0 P: 10 | R: 0 H: 0 E: 0 K: 3 S: 9 | H: 2 LOB: 2 BB: 0 P: 15 | R: 0 H: 1 E: 0 K: 1 S: 11 | H: 1 LOB: 1 BB: 0 P: 17 | R: 0 H: 0 E: 0 K: 1 S: 9 | H: 0 LOB: 0 BB: 0 P: 13 | R: 0 H: 1 E: 0 K: 1 S: 7 | H: 1 LOB: 0 BB: 0 P: 12 | R: 0 H: 0 E: 0 K: 1 S: 6 | H: 0 LOB: 0 BB: 0 P: 12 | R: 0 H: 0 E: 0 K: 0 S: 10 | H: 0 LOB: 1 BB: 1 P: 18 | 1B: 3 2B: 1 3B: 0 HR: 0 | SF: 0 SAC: 0 DP: 1 HBP: 0 | WP: 1 PB: 0 SB: 0 CS: 0 | PA: 31 |
| PITCHER | IP WLS BF H R ER SO BB IBB HBP BLK WP HR S P ERA WHIP | IP WLS BF H R ER SO BB IBB HBP BLK WP HR S P ERA WHIP | IP WLS BF H R ER SO BB IBB HBP BLK WP HR S P ERA WHIP | IP WLS BF H R ER SO BB IBB HBP BLK WP HR S P ERA WHIP | IP WLS BF H R ER SO BB IBB HBP BLK WP HR S P ERA WHIP | IP WLS BF H R ER SO BB IBB HBP BLK WP HR S P ERA WHIP | IP WLS BF H R ER SO BB IBB HBP BLK WP HR S P ERA WHIP | IP WLS BF H R ER SO BB IBB HBP BLK WP HR S P ERA WHIP | IP WLS BF H R ER SO BB IBB HBP BLK WP HR S P ERA WHIP | IP WLS BF H R ER SO BB IBB HBP BLK WP HR S P ERA WHIP | IP WLS BF H R ER SO BB IBB HBP BLK WP HR S P ERA WHIP | IP WLS BF H R ER SO BB IBB HBP BLK WP HR S P ERA WHIP | IP WLS BF H R ER SO BB IBB HBP BLK WP HR S P ERA WHIP | IP WLS BF H R ER SO BB IBB HBP BLK WP HR S P ERA WHIP | IP WLS BF H R ER SO BB IBB HBP BLK WP HR S P ERA WHIP | IP WLS BF H R ER SO BB IBB HBP BLK WP HR S P ERA WHIP | IP WLS BF H R ER SO BB IBB HBP BLK WP HR S P ERA WHIP | | | |

| Batter | 1 | 2 | 3 | 4 | 5 | 6 | 7 | 8 | 9 | AB | R | H | RBI | BB | SO | LOB | BOTTOM | | |
|--|---|---|---|---|---|---|---|---|---|---|---|---|---|---|---|---|---|------------------------------------|----------------------------------|
| 4 Alex Gordon, L OBP: 0.262, SLG: 0.250 | K | | FC3-6 6 8 1B | | G5-3 | | | | F8 | 4 | 0 | 1 | 0 | 0 | 1 | 2 | San Francisco Giants @ Kansas City Royals Kauffman Stadium, Kansas City, MO Wed Apr 19 2017, 7:15 PM - 9:43 PM CDT Att: 24,402 - Partly Cloudy - 78 F | | |
| 8 Mike Moustakas, L OBP: 0.352, SLG: 0.620 | P6 | | 6 FC3-6 1B | | 2B | | | | K | 4 | 0 | 2 | 1 | 0 | 1 | 0 | | | |
| 6 Lorenzo Cain, R OBP: 0.467, SLG: 0.408 | G6-3 | | FC3-6 35 S | | 2B | | | | K | 4 | 0 | 1 | 0 | 0 | 1 | 2 | | | |
| 35 Eric Hosmer, L OBP: 0.259, SLG: 0.278 | L8 | | G4-3 | | F7 | | | | 13 1B 2B | 4 | 1 | 1 | 0 | 0 | 0 | 4 | | | |
| 13 Salvador Perez, R OBP: 0.321, SLG: 0.604 | 15 FC5-4 1B | | | | K | | | | 15 G6-4-3 1B | 3 | 0 | 2 | 1 | 1 | 1 | 0 | | | |
| 15 Whit Merrifield, R OBP: 0.444, SLG: 0.714 | FC5-4 2 2B | | | | G6-3 | | | | G6-4-3 | 4 | 0 | 0 | 0 | 0 | 1 | 3 | | | |
| 2 Alcides Escobar, R OBP: 0.235, SLG: 0.286 | 2B | | | | G4-3 | | | | K | 3 | 0 | 1 | 0 | 0 | 1 | 1 | | | |
| 19 Cheshor Cuthbert, R OBP: 0.167, SLG: 0.294 | L5 | | | | G6-3 | | | | F9 | 3 | 0 | 0 | 0 | 0 | 0 | 3 | | | |
| 16 Paulo Orlando, R OBP: 0.205, SLG: 0.167 | L9 | | | | G5-3 4 8 1B | | | | 4 CS 1B | 3 | 1 | 2 | 0 | 0 | 0 | 0 | | | |
| Inning Stats | R: 0 H: 0 E: 0 K: 1 S: 6 | H: 2 LOB: 2 BB: 0 P: 21 | R: 0 H: 2 E: 0 K: 0 S: 9 | H: 2 LOB: 0 BB: 0 P: 13 | R: 0 H: 0 E: 0 K: 1 S: 8 | H: 0 LOB: 0 BB: 0 P: 13 | R: 1 H: 3 E: 0 K: 0 S: 15 | H: 3 LOB: 2 BB: 0 P: 23 | R: 0 H: 0 E: 0 K: 2 S: 10 | H: 0 LOB: 1 BB: 1 P: 22 | R: 0 H: 1 E: 0 K: 1 S: 9 | H: 1 LOB: 0 BB: 0 P: 15 | R: 1 H: 2 E: 0 K: 1 S: 8 | H: 2 LOB: 0 BB: 0 P: 10 | R: 1 H: 2 E: 0 K: 1 S: 8 | 1B: 7 2B: 3 3B: 0 HR: 0 | | SF: 0 SAC: 0 DP: 1 HBP: 0 | WP: 0 PB: 0 SB: 2 CS: 1 |
| PITCHER | IP WLS BF H R ER SO BB IBB HBP BLK WP HR S P ERA WHIP | IP WLS BF H R ER SO BB IBB HBP BLK WP HR S P ERA WHIP | IP WLS BF H R ER SO BB IBB HBP BLK WP HR S P ERA WHIP | IP WLS BF H R ER SO BB IBB HBP BLK WP HR S P ERA WHIP | IP WLS BF H R ER SO BB IBB HBP BLK WP HR S P ERA WHIP | IP WLS BF H R ER SO BB IBB HBP BLK WP HR S P ERA WHIP | IP WLS BF H R ER SO BB IBB HBP BLK WP HR S P ERA WHIP | IP WLS BF H R ER SO BB IBB HBP BLK WP HR S P ERA WHIP | IP WLS BF H R ER SO BB IBB HBP BLK WP HR S P ERA WHIP | IP WLS BF H R ER SO BB IBB HBP BLK WP HR S P ERA WHIP | IP WLS BF H R ER SO BB IBB HBP BLK WP HR S P ERA WHIP | IP WLS BF H R ER SO BB IBB HBP BLK WP HR S P ERA WHIP | IP WLS BF H R ER SO BB IBB HBP BLK WP HR S P ERA WHIP | IP WLS BF H R ER SO BB IBB HBP BLK WP HR S P ERA WHIP | IP WLS BF H R ER SO BB IBB HBP BLK WP HR S P ERA WHIP | IP WLS BF H R ER SO BB IBB HBP BLK WP HR S P ERA WHIP | IP WLS BF H R ER SO BB IBB HBP BLK WP HR S P ERA WHIP | | |

| | |
|-----|----|
| AB | 30 |
| R | 0 |
| H | 4 |
| RBI | 0 |
| BB | 1 |
| SO | 10 |
| LOB | 9 |



| Batter | 1 | 2 | 3 | 4 | 5 | 6 | 7 | 8 | 9 | AB | R | H | RBI | BB | SO | LOB | TOP | | | | | | | | | | |
|---|---------------------------------------|----------------------------------|--------------------------------------|----------------------------------|--------------------------------------|----------------------------------|--------------------------------------|----------------------------------|--------------------------------------|----------------------------------|---------------------------------------|----------------------------------|--------------------------------------|----------------------------------|---------------------------------------|---|---|----------------------------------|----------------------------------|------------------------------------|----------------------------------|--------|--|--|--|--|--|
| 2 Denard Span, L OBP: 0.245, SLG: 0.280 | G4-3 | | F7 | | | G4-3 | | L8 | | 1 | 0 | 0 | 0 | 0 | 0 | 0 | San Francisco Giants @ Colorado Rockies Coors Field, Denver, CO Sat Apr 22 2017, 6:13 PM - 9:13 PM MDT Att: 39,239 - Clear - 59 F | | | | | | | | | | |
| 21 Conor Gillaspie, L OBP: 0.250, SLG: 0.176 | | | | | | | | | | 3 | 0 | 0 | 0 | 0 | 2 | | | | | | | | | | | | |
| 9 Brandon Belt, L OBP: 0.359, SLG: 0.537 | 2B | | K | | | K | | 2B | | 4 | 1 | 2 | 1 | 0 | 2 | | | | | | | | | | | | |
| 12 Joe Panik, L OBP: 0.400, SLG: 0.491 | F8 | | | | P4 | | | 2B | | 4 | 1 | 2 | 2 | 0 | 0 | | | | | | | | | | | | |
| 28 Buster Posey, R OBP: 0.422, SLG: 0.462 | G6-3 | | | | K | | | 1B | | 4 | 0 | 1 | 0 | 0 | 1 | | | | | | | | | | | | |
| 35 Brandon Crawford, L OBP: 0.290, SLG: 0.453 | G3 | | | | F7 | | | K | | 4 | 0 | 0 | 0 | 0 | 2 | | | | | | | | | | | | |
| 10 Eduardo Nájera, R OBP: 0.324, SLG: 0.344 | G6-3 | | | | | | | | | 4 | 0 | 1 | 0 | 0 | 0 | | | | | | | | | | | | |
| 49 Chris Marrero, R OBP: 0.175, SLG: 0.216 | P4 | | | | L6 | | | K | | 4 | 0 | 0 | 0 | 0 | 1 | | | | | | | | | | | | |
| 66 Gorkys Hernández, R OBP: 0.162, SLG: 0.118 | | | | | | | | G5-3 | | 3 | 0 | 1 | 0 | 0 | 1 | | | | | | | | | | | | |
| 45 Matt Moore, L 7 Aaron Hill, R 34 Chris Stratton, R 8 Hunter Pence, R 59 Neil Ramírez, R 70 George Kontos, R | SH1-4 | | | | | | | | | 0 | 0 | 0 | 0 | 0 | 0 |  | | | | | | | | | | | |
| Inning Stats | R: 0 H: 1 E: 0 K: 0 S: 10 | H: 1 LOB: 1 BB: 0 P: 18 | R: 0 H: 0 E: 0 K: 0 S: 8 | H: 0 LOB: 0 BB: 0 P: 12 | R: 0 H: 1 E: 0 K: 1 S: 8 | H: 1 LOB: 1 BB: 0 P: 12 | R: 0 H: 0 E: 0 K: 1 S: 7 | H: 0 LOB: 1 BB: 0 P: 14 | R: 0 H: 0 E: 0 K: 0 S: 6 | H: 0 LOB: 1 BB: 0 P: 10 | R: 1 H: 1 E: 0 K: 1 S: 11 | H: 1 LOB: 0 BB: 0 P: 13 | R: 0 H: 1 E: 0 K: 0 S: 7 | H: 1 LOB: 0 BB: 0 P: 11 | R: 2 H: 3 E: 0 K: 2 S: 17 | H: 3 LOB: 2 BB: 1 P: 28 | R: 0 H: 0 E: 0 K: 1 S: 8 | H: 0 LOB: 0 BB: 0 P: 12 | 1B: 4 2B: 2 3B: 0 HR: 1 | SF: 0 SAC: 1 DP: 1 HBP: 1 | WP: 1 PB: 0 SB: 0 CS: 0 | PA: 35 | | | | | |
| PITCHER | IP | WLS | BF | H | R | ER | SO | BB | IBB | HBP | BLK | WP | HR | S | P | ERA | WHIP | | | | | | | | | | |
| 49 Antonio Senzateña, R ERA: 2.08 | 7.0 | W | 25 | 4 | 1 | 1 | 3 | 0 | 0 | 1 | 0 | 0 | 1 | 57 | 90 | 1.29 | 0.571 | | | | | | | | | | |
| 45 Scott Oberg, R ERA: 2.25 | 0.1 | | 2 | 0 | 1 | 1 | 1 | 1 | 0 | 0 | 0 | 0 | 0 | 5 | 9 | 27.00 | 3.000 | | | | | | | | | | |
| 38 Mike Dunn, L ERA: 1.17 | 0.1 | | 3 | 2 | 1 | 1 | 0 | 0 | 0 | 0 | 0 | 0 | 0 | 8 | 12 | 27.00 | 6.000 | | | | | | | | | | |
| 54 Carlos Estévez, R ERA: 4.26 | 0.1 | H | 2 | 1 | 0 | 0 | 1 | 0 | 0 | 0 | 0 | 1 | 0 | 4 | 7 | 0.00 | 3.000 | | | | | | | | | | |
| 24 Jordan Lyles, R ERA: 6.14 | 1.0 | | 3 | 0 | 0 | 0 | 1 | 0 | 0 | 0 | 0 | 0 | 0 | 8 | 12 | 0.00 | 0.000 | | | | | | | | | | |

| Batter | 1 | 2 | 3 | 4 | 5 | 6 | 7 | 8 | 9 | AB | R | H | RBI | BB | SO | LOB | BOTTOM | | | | | | | | | | |
|---|---------------------------------------|----------------------------------|--------------------------------------|----------------------------------|--------------------------------------|----------------------------------|---------------------------------------|----------------------------------|--------------------------------------|----------------------------------|--------------------------------------|----------------------------------|---------------------------------------|----------------------------------|---------------------------------------|---|---|------------------------------------|----------------------------------|--------|--|--|--|--|--|--|--|
| 19 Charlie Blackmon, L OBP: 0.299, SLG: 0.549 | 2B | F8 | | HR | | F7 | | SF7 | | 4 | 2 | 2 | 2 | 0 | 0 | 1 | San Francisco Giants @ Colorado Rockies Coors Field, Denver, CO Sat Apr 22 2017, 6:13 PM - 9:13 PM MDT Att: 39,239 - Clear - 59 F | | | | | | | | | | |
| 9 DJ LeMahieu, R OBP: 0.378, SLG: 0.415 | K | | | | | | | | | 4 | 1 | 3 | 0 | 1 | 1 | | | | | | | | | | | | |
| 28 Nolan Arenado, R OBP: 0.400, SLG: 0.687 | G6-3 | | G5-4-3 | | G6-3 | | | 1B | | 4 | 2 | 1 | 1 | 0 | 3 | | | | | | | | | | | | |
| 5 Carlos González, L OBP: 0.232, SLG: 0.297 | G6-3 | | | | | | | | | 4 | 0 | 1 | 1 | 1 | 0 | | | | | | | | | | | | |
| 12 Mark Reynolds, R OBP: 0.400, SLG: 0.661 | HR | | | | | | | | | 5 | 2 | 3 | 4 | 0 | 1 | | | | | | | | | | | | |
| 27 Trevor Story, R OBP: 0.297, SLG: 0.410 | K | | | | | | | | | 5 | 2 | 1 | 1 | 0 | 3 | | | | | | | | | | | | |
| 16 Stephen Cardullo, R OBP: 0.290, SLG: 0.143 | G5-3 | | | | | | | | | 1 | 1 | 0 | 0 | 1 | 0 | | | | | | | | | | | | |
| 2 Alexi Amarista, L OBP: 0.200, SLG: 0.300 | | | | | | | | | | 2 | 1 | 1 | 1 | 0 | 1 | | | | | | | | | | | | |
| 13 Dustin Garneau, R OBP: 0.222, SLG: 0.333 | F9 | | | | | | | | | 4 | 0 | 1 | 1 | 0 | 1 | | | | | | | | | | | | |
| 49 Antonio Senzateña, R ERA: 5.87 34 Chris Stratton, R 59 Neil Ramírez, R 70 George Kontos, R | E1 | | | | | | | | | 3 | 0 | 0 | 0 | 0 | 2 |  | | | | | | | | | | | |
| Inning Stats | R: 3 H: 3 E: 0 K: 2 S: 12 | H: 3 LOB: 0 BB: 0 P: 18 | R: 0 H: 0 E: 1 K: 0 S: 6 | H: 0 LOB: 1 BB: 0 P: 11 | R: 0 H: 2 E: 0 K: 1 S: 7 | H: 2 LOB: 1 BB: 0 P: 11 | R: 3 H: 4 E: 0 K: 1 S: 18 | H: 4 LOB: 1 BB: 1 P: 30 | R: 0 H: 0 E: 0 K: 2 S: 9 | H: 0 LOB: 0 BB: 0 P: 15 | R: 0 H: 0 E: 0 K: 2 S: 7 | H: 0 LOB: 1 BB: 0 P: 10 | R: 0 H: 0 E: 0 K: 0 S: 11 | H: 0 LOB: 1 BB: 1 P: 18 | R: 6 H: 5 E: 1 K: 2 S: 23 | H: 5 LOB: 2 BB: 1 P: 39 | 1B: 7 2B: 3 3B: 1 HR: 3 | SF: 1 SAC: 0 DP: 1 HBP: 1 | WP: 2 PB: 0 SB: 0 CS: 0 | PA: 42 | | | | | | | |
| PITCHER | IP | WLS | BF | H | R | ER | SO | BB | IBB | HBP | BLK | WP | HR | S | P | ERA | WHIP | | | | | | | | | | |
| 45 Matt Moore, L ERA: 5.87 | 4.0 | L | 21 | 9 | 6 | 6 | 4 | 1 | 0 | 0 | 0 | 0 | 3 | 43 | 70 | 13.50 | 2.500 | | | | | | | | | | |
| 34 Chris Stratton, R ERA: 5.87 | 3.0 | | 10 | 0 | 0 | 0 | 3 | 1 | 0 | 0 | 0 | 0 | 0 | 27 | 43 | 0.00 | 0.333 | | | | | | | | | | |
| 59 Neil Ramírez, R ERA: 4.91 | 0.2 | | 10 | 5 | 6 | 1 | 1 | 1 | 0 | 1 | 0 | 0 | 0 | 20 | 33 | 13.50 | 9.000 | | | | | | | | | | |
| 70 George Kontos, R ERA: 6.0 | 0.1 | | 1 | 0 | 0 | 0 | 1 | 0 | 0 | 0 | 0 | 0 | 0 | 3 | 6 | 0.00 | 0.000 | | | | | | | | | | |

| Batter | 1 | 2 | 3 | 4 | 5 | 6 | 7 | 8 | 9 | AB | R | H | RBI | BB | SO | LOB | TOP | | | | | | | | | | |
|--|------------------------------|----------------------------------|------------------------------|---------------------------------|------------------------------|---------------------------------|------------------------------|----------------------------------|------------------------------|----------------------------------|-------------------------------|----------------------------------|-------------------------------|----------------------------------|------------------------------|----------------------------------|---|----------------------------------|----------------------------------|------------------------------------|----------------------------------|--------|--|--|--|--|--|
| 10 Eduardo Núñez, R OBP: 0.306, SLG: 0.324 | G6-3 | | | G1-3 | | L9 | F9 | | | 4 | 0 | 0 | 0 | 0 | 0 | 2 | San Francisco Giants @ Colorado Rockies Coors Field, Denver, CO Sun Apr 23 2017, 1:11 PM - 3:57 PM MDT Att: 42,011 - Partly Cloudy - 70 F livebaseballscorecards.com | | | | | | | | | | |
| 9 Brandon Belt, L OBP: 0.354, SLG: 0.514 | K | | | G4-3 | | K | | | | 3 | 0 | 0 | 0 | 1 | 2 | 0 | | | | | | | | | | | |
| 8 Hunter Pence, R OBP: 0.406, SLG: 0.406 64 Derek Law, R | G4-3 | | | G4-3 | | | | | | 3 | 0 | 2 | 0 | 0 | 0 | 0 | | | | | | | | | | | |
| 21 Conor Gillaspie, L OBP: 0.238, SLG: 0.167 | | | | 1B | | 28 1B | | | | 1 | 0 | 0 | 0 | 0 | 0 | 1 | | | | | | | | | | | |
| 28 Buster Posey, R OBP: 0.408, SLG: 0.442 60 Hunter Strickland, R | | F8 | | G5-3 | | | | | | 4 | 0 | 1 | 0 | 0 | 0 | 1 | | | | | | | | | | | |
| 35 Brandon Crawford, L OBP: 0.274, SLG: 0.426 | | G6-3 | | | | F8 | | | | 4 | 0 | 0 | 0 | 0 | 1 | 2 | | | | | | | | | | | |
| 5 Nick Hundley, R OBP: 0.250, SLG: 0.436 | | | | G1-3 | | | | | | 4 | 0 | 1 | 0 | 0 | 0 | 0 | | | | | | | | | | | |
| 12 Joe Panik, L OBP: 0.306, SLG: 0.483 | | | | G6-3 | | 66 1B | | | | 3 | 0 | 1 | 0 | 1 | 0 | 1 | | | | | | | | | | | |
| 66 Gorkys Hernández, R OBP: 0.195, SLG: 0.135 | | | | G1-3 | | | | | | 3 | 0 | 1 | 0 | 1 | 0 | 1 | | | | | | | | | | | |
| 29 Jeff Samardzija, R 48 Steven Okert, L 49 Chris Marrero, R OBP: 0.171, SLG: 0.211 | | | | G6-3 | | G4-3 | | | | 2 | 0 | 0 | 0 | 0 | 0 | 2 | | | | | | | | | | | |
| Inning Stats | R: 0 E: 0 K: 1 S: 7 | H: 0 LOB: 0 BB: 0 P: 10 | R: 0 E: 0 K: 0 S: 5 | H: 0 LOB: 0 BB: 0 P: 5 | R: 0 E: 0 K: 0 S: 7 | H: 0 LOB: 0 BB: 0 P: 9 | R: 0 E: 0 K: 0 S: 6 | H: 1 LOB: 1 BB: 0 P: 11 | R: 0 E: 0 K: 0 S: 9 | H: 2 LOB: 2 BB: 0 P: 18 | R: 0 E: 0 K: 2 S: 12 | H: 2 LOB: 2 BB: 0 P: 18 | R: 0 E: 0 K: 0 S: 11 | H: 1 LOB: 2 BB: 1 P: 22 | R: 0 E: 0 K: 0 S: 5 | H: 0 LOB: 0 BB: 1 P: 10 | R: 0 E: 0 K: 0 S: 7 | H: 0 LOB: 1 BB: 1 P: 12 | 1B: 5 2B: 1 3B: 0 HR: 0 | SF: 0 SAC: 0 DP: 1 HBP: 0 | WP: 0 PB: 0 SB: 0 CS: 0 | PA: 35 | | | | | |
| PITCHER | IP | WLS | BF | H | R | ER | SO | BB | IBB | HBP | BLK | WP | HR | S | P | ERA | WHIP | | | | | | | | | | |
| 31 Kyle Freeland, L ERA: 3.32 | 7.0 | W | 28 | 6 | 0 | 0 | 3 | 1 | 0 | 0 | 0 | 0 | 0 | 57 | 93 | 0.00 | 1.000 | | | | | | | | | | |
| 45 Scott Oberg, R ERA: 2.0 | 1.0 | | 3 | 0 | 0 | 0 | 0 | 1 | 0 | 0 | 0 | 0 | 0 | 5 | 10 | 0.00 | 1.000 | | | | | | | | | | |
| 52 Chris Rusin, L ERA: 1.17 | 1.0 | | 4 | 0 | 0 | 0 | 0 | 1 | 0 | 0 | 0 | 0 | 0 | 7 | 12 | 0.00 | 1.000 | | | | | | | | | | |

| Batter | 1 | 2 | 3 | 4 | 5 | 6 | 7 | 8 | 9 | AB | R | H | RBI | BB | SO | LOB | BOTTOM | | | | | | | | | | |
|---|-------------------------------|----------------------------------|------------------------------|----------------------------------|------------------------------|----------------------------------|-------------------------------|----------------------------------|-------------------------------|----------------------------------|-------------------------------|----------------------------------|------------------------------|----------------------------------|------------------------------|----------------------------------|---|----------------------------------|------------------------------------|----------------------------------|--------|--|--|--|--|--|--|
| 19 Charlie Blackmon, L OBP: 0.321, SLG: 0.595 | 28 SF7 | | | | | K | | | | 3 | 1 | 2 | 2 | 1 | 1 | 1 | San Francisco Giants @ Colorado Rockies Coors Field, Denver, CO Sun Apr 23 2017, 1:11 PM - 3:57 PM MDT Att: 42,011 - Partly Cloudy - 70 F livebaseballscorecards.com | | | | | | | | | | |
| 9 DJ LeMahieu, R OBP: 0.359, SLG: 0.391 | G1-3 | | | K | | K | | | | 4 | 0 | 0 | 0 | 0 | 2 | 4 | | | | | | | | | | | |
| 28 Nolan Arenado, R OBP: 0.392, SLG: 0.671 | SF7 | | | K | | | | | | 3 | 1 | 1 | 1 | 0 | 1 | 0 | | | | | | | | | | | |
| 5 Carlos González, L OBP: 0.260, SLG: 0.303 | | | | 8 HR | | 27 1B | | | | 2 | 2 | 1 | 0 | 2 | 0 | 0 | | | | | | | | | | | |
| 12 Mark Reynolds, R OBP: 0.376, SLG: 0.621 | K | | | L9 | | K | | | | 4 | 0 | 0 | 0 | 0 | 2 | 4 | | | | | | | | | | | |
| 8 Gerardo Parra, L OBP: 0.373, SLG: 0.479 | | G3 | | HR | | E8 | | | | 4 | 2 | 2 | 3 | 0 | 0 | 0 | | | | | | | | | | | |
| 27 Trevor Story, R OBP: 0.257, SLG: 0.400 | L9 | | | P4 | | | | | | 4 | 1 | 1 | 2 | 0 | 0 | 0 | | | | | | | | | | | |
| 14 Tony Wolters, L OBP: 0.361, SLG: 0.364 | G3 | | | | | | | | | 3 | 1 | 0 | 0 | 0 | 0 | 0 | | | | | | | | | | | |
| 31 Kyle Freeland, L ERA: 7.4 45 Scott Oberg, R 52 Chris Rusin, L OBP: 0.500, SLG: 0.500 | | | | G1-3 | | | | | | 2 | 0 | 1 | 0 | 0 | 0 | 0 | | | | | | | | | | | |
| Inning Stats | R: 1 E: 0 K: 1 S: 10 | H: 2 LOB: 1 BB: 0 P: 12 | R: 0 E: 0 K: 0 S: 7 | H: 0 LOB: 0 BB: 0 P: 11 | R: 0 E: 0 K: 1 S: 8 | H: 0 LOB: 0 BB: 1 P: 16 | R: 2 E: 0 K: 1 S: 10 | H: 1 LOB: 0 BB: 1 P: 20 | R: 0 E: 0 K: 2 S: 15 | H: 1 LOB: 1 BB: 0 P: 23 | R: 5 E: 1 K: 1 S: 18 | H: 4 LOB: 1 BB: 1 P: 28 | R: 0 E: 0 K: 0 S: 8 | H: 0 LOB: 0 BB: 0 P: 12 | R: 0 E: 0 K: 0 S: 6 | H: 0 LOB: 0 BB: 0 P: 10 | | 1B: 5 2B: 1 3B: 1 HR: 1 | SF: 1 SAC: 1 DP: 0 HBP: 1 | WP: 0 PB: 0 SB: 0 CS: 1 | PA: 35 | | | | | | |
| PITCHER | IP | WLS | BF | H | R | ER | SO | BB | IBB | HBP | BLK | WP | HR | S | P | ERA | WHIP | | | | | | | | | | |
| 29 Jeff Samardzija, R ERA: 7.4 | 5.1 | L | 25 | 7 | 7 | 7 | 6 | 3 | 0 | 0 | 0 | 0 | 0 | 61 | 98 | 11.81 | 1.875 | | | | | | | | | | |
| 48 Steven Okert, L ERA: 3.0 | 0.2 | | 4 | 1 | 1 | 1 | 0 | 0 | 0 | 1 | 0 | 0 | 0 | 7 | 12 | 13.50 | 1.500 | | | | | | | | | | |
| 64 Derek Law, R ERA: 3.24 | 1.0 | | 3 | 0 | 0 | 0 | 0 | 0 | 0 | 0 | 0 | 0 | 0 | 8 | 12 | 0.00 | 0.000 | | | | | | | | | | |
| 60 Hunter Strickland, R ERA: 3.24 | 1.0 | | 3 | 0 | 0 | 0 | 0 | 0 | 0 | 0 | 0 | 0 | 0 | 6 | 10 | 0.00 | 0.000 | | | | | | | | | | |

| Batter | 1 | 2 | 3 | 4 | 5 | 6 | 7 | 8 | 9 | AB | R | H | RBI | BB | SO | LOB | TOP | | | | |
|---|---|----------------------------------|------------------------------|----------------------------------|------------------------------|----------------------------------|------------------------------|---------------------------------|------------------------------|----------------------------------|------------------------------|---------------------------------|------------------------------|----------------------------------|------------------------------|----------------------------------|--|----------------------------------|----------------------------------|------------------------------------|-----------------|
| 60 Andrew Toles, L (1,7) OBP: 0.278, SLG: 0.400 | G3 | | G4-3 | | | G1-3 | | K | | 4 | 0 | 0 | 0 | 0 | 1 | 1 | Los Angeles Dodgers @ San Francisco Giants AT&T Park, San Francisco, CA Mon Apr 24 2017, 7:15 PM - 10:13 PM PDT Att: 41,399 - Overcast - 59 F | | | | |
| 5 Corey Seager, L (1,6) OBP: 0.381, SLG: 0.514 | 1B | | K | | | G3-1 | | CS | G1-3 | 4 | 0 | 1 | 0 | 0 | 1 | 0 | | | | | |
| 10 Justin Turner, R (1,5) OBP: 0.421, SLG: 0.478 | F8 | | | | | G6-3 | | L7 | | 4 | 0 | 1 | 0 | 0 | 0 | 1 | | | | | |
| 9 Yasmani Grandal, S (1,2) OBP: 0.344, SLG: 0.442 | K | | | | | G1-5-3 | | G5-3 | | 4 | 0 | 0 | 0 | 0 | 2 | 2 | | | | | |
| 23 Adrián González, L (1,3) OBP: 0.347, SLG: 0.328 | F7 | | | | | P3 | | L8 | | 3 | 0 | 0 | 0 | 0 | 0 | 0 | | | | | |
| 66 Yasiel Puig, R (1,9) OBP: 0.337, SLG: 0.457 | F8 | | | | | FC4-6 | | K | | 3 | 0 | 1 | 0 | 0 | 1 | 0 | | | | | |
| 26 Chase Utley, L (1,4) OBP: 0.152, SLG: 0.034 | BB | | | | | FC4-6 | | FC5-4 | | 1 | 1 | 0 | 0 | 2 | 0 | 1 | | | | | |
| 14 Enrique Hernández, R (1,8) OBP: 0.371, SLG: 0.677 | FC5-4 | | | | | G1-3 | | G1-3 | | 3 | 0 | 1 | 0 | 0 | 0 | 2 | | | | | |
| 99 Hyun Jin Ryu, R (1,1) OBP: 0.286, SLG: 0.167 | | | | | | L8 | | FC5-4 | | 2 | 0 | 0 | 0 | 0 | 1 | 1 | | | | | |
| 36 Adam Liberatore, L (7,1) | | | | | | | | FC5-4 | | 0 | 0 | 0 | 0 | 0 | 0 | 0 | | | | | |
| 46 Josh Fields, R (7,1) | | | | | | | | CS | | 0 | 0 | 0 | 0 | 0 | 0 | 0 | | | | | |
| 3 Chris Taylor, R (8,PH) | | | | | | | | | | 1 | 0 | 0 | 1 | 0 | 0 | 1 | | | | | |
| 54 Sergio Romo, R (8,1) | | | | | | | | | | 0 | 0 | 0 | 0 | 0 | 0 | 0 | | | | | |
| Inning Stats | R: 0 E: 0 K: 1 S: 10 | H: 1 LOB: 1 BB: 0 P: 17 | R: 0 E: 0 K: 0 S: 7 | H: 0 LOB: 1 BB: 1 P: 14 | R: 0 E: 0 K: 1 S: 7 | H: 0 LOB: 0 BB: 0 P: 10 | R: 0 E: 0 K: 0 S: 6 | H: 0 LOB: 0 BB: 0 P: 9 | R: 0 E: 0 K: 1 S: 9 | H: 1 LOB: 1 BB: 0 P: 14 | R: 0 E: 0 K: 0 S: 4 | H: 0 LOB: 0 BB: 0 P: 6 | R: 0 E: 0 K: 1 S: 6 | H: 0 LOB: 0 BB: 0 P: 10 | R: 1 E: 0 K: 1 S: 8 | H: 1 LOB: 0 BB: 1 P: 16 | R: 0 E: 0 K: 1 S: 10 | H: 1 LOB: 0 BB: 0 P: 15 | 1B: 4 2B: 0 3B: 0 HR: 0 | SF: 0 SAC: 0 DP: 0 HBP: 0 | WP: 2 PA: 33 |
| PITCHER | IP WLS BF H R ER SO BB IBB HBP BLK WP HR S P ERA WHIP | | | | | | | | | | | | | | | | | | | | |
| 18 Matt Cain, R (1,1) ERA: 2.42 | 6.0 W 21 2 0 0 3 1 0 0 0 0 0 0 43 70 0.00 0.500 | | | | | | | | | | | | | | | | | | | | |
| 48 Steven Okert, L (7,1) ERA: 2.45 | 0.2 H 2 0 0 0 0 0 0 0 0 0 0 3 6 0.00 0.000 | | | | | | | | | | | | | | | | | | | | |
| 70 George Kontos, R (7,1) ERA: 5.68 | 0.1 H 1 0 0 0 1 0 0 0 0 0 0 3 4 0.00 0.000 | | | | | | | | | | | | | | | | | | | | |
| 64 Derek Law, R (8,1) ERA: 3.86 | 1.0 H 4 1 1 1 1 1 0 0 0 1 0 8 16 9.00 2.000 | | | | | | | | | | | | | | | | | | | | |
| 41 Mark Melancon, R (9,1) ERA: 3.19 | 1.0 S 3 1 0 0 1 0 0 0 0 0 1 0 10 15 0.00 1.000 | | | | | | | | | | | | | | | | | | | | |

| | |
|-----|----|
| AB | 29 |
| R | 1 |
| H | 4 |
| RBI | 1 |
| BB | 2 |
| SO | 6 |
| LOB | 9 |



| Batter | 1 | 2 | 3 | 4 | 5 | 6 | 7 | 8 | 9 | AB | R | H | RBI | BB | SO | LOB | BOTTOM | | |
|--|---|----------------------------------|-------------------------------|----------------------------------|-------------------------------|----------------------------------|------------------------------|----------------------------------|-------------------------------|----------------------------------|-------------------------------|----------------------------------|-------------------------------|----------------------------------|-------------------------------|----------------------------------|--|------------------------------------|-----------------|
| 8 Hunter Pence, R (1,9) OBP: 0.378, SLG: 0.411 | K | | G5-3 | | | P2 | | | | 4 | 0 | 2 | 1 | 0 | 1 | 0 | Los Angeles Dodgers @ San Francisco Giants AT&T Park, San Francisco, CA Mon Apr 24 2017, 7:15 PM - 10:13 PM PDT Att: 41,399 - Overcast - 59 F | | |
| 9 Brandon Belt, L (1,3) OBP: 0.360, SLG: 0.507 | BB | | G5-3 | | | 1B | | K | | 3 | 0 | 1 | 0 | 1 | 1 | 3 | | | |
| 10 Eduardo Núñez, R (1,7) OBP: 0.303, SLG: 0.310 | G5-3 | | G4-3 | | | L7 | | | | 3 | 0 | 0 | 0 | 1 | 0 | 3 | | | |
| 28 Buster Posey, R (1,2) OBP: 0.415, SLG: 0.447 | 1B | | | | | F9 | | F9 | | 4 | 0 | 2 | 0 | 0 | 0 | 1 | | | |
| 35 Brandon Crawford, L (1,6) OBP: 0.286, SLG: 0.444 | 2B | | | | | L9 | | P5 | | 4 | 1 | 2 | 0 | 0 | 0 | 2 | | | |
| 22 Christian Arroyo, R (1,5) OBP: 0.286, SLG: 0.444 | G4-3 | | | | | G4-3 | | G4-3 | | 4 | 0 | 0 | 0 | 0 | 1 | 2 | | | |
| 12 Joe Panik, L (1,4) OBP: 0.403, SLG: 0.484 | SF8 | | | | | G3 | | BB | | 2 | 1 | 1 | 1 | 0 | 0 | 0 | | | |
| 46 Drew Stubbs, R (1,8) OBP: 0.286, SLG: 0.444 | G4-3 | | | | | P3 | | BB | | 2 | 0 | 0 | 0 | 1 | 0 | 0 | | | |
| 18 Matt Cain, R (1,1) OBP: 0.286, SLG: 0.167 | | | | | | | | P3 | | 2 | 0 | 0 | 0 | 0 | 2 | 0 | | | |
| 48 Steven Okert, L (7,1) ERA: 2.45 | | | | | | | | | | 0 | 0 | 0 | 0 | 0 | 0 | 0 | | | |
| 70 George Kontos, R (7,1) ERA: 5.68 | | | | | | | | | | 0 | 0 | 0 | 0 | 0 | 0 | 0 | | | |
| 66 Gorkys Hernández, R (7,PH) | | | | | | | | | | 1 | 0 | 0 | 0 | 0 | 0 | 2 | | | |
| 21 Connor Gillaspie, L (8,PH) | | | | | | | | | | 0 | 0 | 0 | 0 | 0 | 0 | 0 | | | |
| 64 Derek Law, R (8,1) ERA: 3.86 | | | | | | | | | | 0 | 0 | 0 | 0 | 0 | 0 | 0 | | | |
| 41 Mark Melancon, R (9,1) ERA: 3.19 | | | | | | | | | | 0 | 0 | 0 | 0 | 0 | 0 | 0 | | | |
| Inning Stats | R: 0 E: 0 K: 1 S: 8 | H: 1 LOB: 2 BB: 1 P: 13 | R: 1 E: 0 K: 0 S: 10 | H: 1 LOB: 0 BB: 0 P: 17 | R: 0 E: 0 K: 0 S: 15 | H: 1 LOB: 1 BB: 0 P: 21 | R: 0 E: 0 K: 0 S: 6 | H: 0 LOB: 0 BB: 0 P: 10 | R: 0 E: 0 K: 1 S: 11 | H: 0 LOB: 0 BB: 0 P: 16 | R: 0 E: 0 K: 0 S: 11 | H: 2 LOB: 2 BB: 0 P: 19 | R: 1 E: 0 K: 1 S: 22 | H: 2 LOB: 2 BB: 1 P: 33 | R: 0 E: 0 K: 1 S: 12 | H: 1 LOB: 1 BB: 1 P: 22 | 1B: 7 2B: 1 3B: 0 HR: 0 | SF: 1 SAC: 0 DP: 0 HBP: 0 | WP: 0 PA: 33 |
| PITCHER | IP WLS BF H R ER SO BB IBB HBP BLK WP HR S P ERA WHIP | | | | | | | | | | | | | | | | | | |
| 99 Hyun Jin Ryu, L (1,1) ERA: 4.64 | 6.0 L 23 5 1 1 3 1 0 0 0 0 0 0 10 18 27.00 6.000 | | | | | | | | | | | | | | | | | | |
| 36 Adam Liberatore, L (7,1) ERA: 27.0 | 0.1 3 1 1 1 0 1 0 0 0 0 0 0 10 18 27.00 6.000 | | | | | | | | | | | | | | | | | | |
| 46 Josh Fields, R (7,1) ERA: 27.0 | 0.2 3 1 0 0 1 0 0 0 0 0 0 0 12 15 0.00 1.500 | | | | | | | | | | | | | | | | | | |
| 54 Sergio Romo, R (8,1) ERA: 8.59 | 1.0 4 1 0 0 1 1 0 0 0 0 0 0 12 22 0.00 2.000 | | | | | | | | | | | | | | | | | | |

| | |
|-----|----|
| AB | 29 |
| R | 2 |
| H | 8 |
| RBI | 2 |
| BB | 3 |
| SO | 5 |
| LOB | 13 |



| Batter | 1 | 2 | 3 | 4 | 5 | 6 | 7 | 8 | 9 | 10 | AB | R | H | RBI | BB | SO | LOB | TOP | | | | | | |
|--|---|----------------------------------|---------------------------------|--------------------------------------|---------------------------------|----------------------------------|-------------------------------|---|--------------------------------|----------------------------------|--------------------------------------|----------------------------------|------------------------------|---------------------------------|-------------------------------|----------------------------------|------------------------------|----------------------------------|------------------------------|----------------------------------|----------------------------------|------------------------------------|----------------------------------|--------|
| 35 Cody Bellinger, L OBP: 0.222, SLG: 0.125 | | | | | | | | | | | 5 | 0 | 0 | 0 | 0 | 3 | 0 | | | | | | | |
| 5 Corey Seager, L OBP: 0.387, SLG: 0.537 | | | | | | | | | | | 5 | 1 | 2 | 1 | 0 | 0 | 0 | | | | | | | |
| 10 Justin Turner, R OBP: 0.435, SLG: 0.487 | | | | | | | | | | | 5 | 1 | 3 | 0 | 0 | 0 | 0 | | | | | | | |
| 23 Adrián González, L OBP: 0.333, SLG: 0.319 | | | | | | | | | | | 4 | 0 | 0 | 0 | 1 | 1 | 4 | | | | | | | |
| 9 Yasmani Grandal, S OBP: 0.417, SLG: 0.417 | | | | | | | | | | | 5 | 1 | 1 | 0 | 0 | 0 | 4 | | | | | | | |
| 66 Yasiel Puig, R OBP: 0.363, SLG: 0.461 | | | | | | | | | | | 3 | 0 | 2 | 0 | 1 | 1 | 0 | | | | | | | |
| 26 Chase Utley, L OBP: 0.162, SLG: 0.061 | | | | | | | | | | | 4 | 0 | 1 | 1 | 0 | 0 | 3 | | | | | | | |
| 60 Andrew Toles, L OBP: 0.250, SLG: 0.357 | | | | | | | | | | | 4 | 0 | 0 | 1 | 0 | 0 | 2 | | | | | | | |
| 57 Alex Wood, R 54 Sergio Romo, R 43 Luis Avilán, L 52 Pedro Báez, R 3 Chris Taylor, R 68 Ross Stripling, R | | | | | | | | | | | 3 | 0 | 0 | 0 | 0 | 1 | 2 | | | | | | | |
| Inning Stats | R: 0 E: 0 K: 1 S: 11 | H: 2 LOB: 2 BB: 0 P: 12 | R: 0 E: 0 K: 1 S: 6 | H: 0 LOB: 0 BB: 0 P: 8 | R: 0 E: 0 K: 2 S: 11 | H: 0 LOB: 0 BB: 0 P: 17 | R: 0 E: 0 K: 0 S: 12 | H: 1 LOB: 2 BB: 1 P: 19 | R: 0 E: 0 K: 1 S: 11 | H: 0 LOB: 0 BB: 0 P: 13 | R: 3 E: 0 K: 0 S: 16 | H: 4 LOB: 2 BB: 1 P: 26 | R: 0 E: 0 K: 0 S: 5 | H: 0 LOB: 0 BB: 0 P: 9 | R: 0 E: 0 K: 1 S: 13 | H: 1 LOB: 1 BB: 0 P: 17 | R: 0 E: 0 K: 0 S: 8 | H: 0 LOB: 0 BB: 0 P: 14 | R: 0 E: 0 K: 0 S: 8 | H: 1 LOB: 1 BB: 0 P: 13 | 1B: 7 2B: 1 3B: 0 HR: 1 | SF: 0 SAC: 0 DP: 0 HBP: 0 | WP: 0 PB: 0 SB: 0 CS: 0 | PA: 41 |
| PITCHER | IP WLS BF H R ER SO BB IBB HBP BLK WP HR S P ERA WHIP | 47 Johnny Cueto, R ERA: 5.1 | 48 Steven Okert, L ERA: 1.69 | 60 Hunter Strickland, R ERA: 1.69 | 41 Mark Melancon, R ERA: 2.7 | 64 Derek Law, R ERA: 3.48 | PITCHER | IP WLS BF H R ER SO BB IBB HBP BLK WP HR S P ERA WHIP | 47 Johnny Cueto, R ERA: 5.1 | 48 Steven Okert, L ERA: 1.69 | 60 Hunter Strickland, R ERA: 1.69 | 41 Mark Melancon, R ERA: 2.7 | 64 Derek Law, R ERA: 3.48 | | | | | | | | | | | |

Los Angeles Dodgers @ San Francisco Giants
 AT&T Park, San Francisco, CA
 Wed Apr 26 2017, 7:15 PM - 10:26 PM PDT
 Att: 41,573 - Overcast - 58 F

| | |
|-----|----|
| AB | 39 |
| R | 3 |
| H | 9 |
| RBI | 3 |
| BB | 2 |
| SO | 6 |
| LOB | 15 |



| Batter | 1 | 2 | 3 | 4 | 5 | 6 | 7 | 8 | 9 | 10 | AB | R | H | RBI | BB | SO | LOB | BOTTOM | | | | |
|--|---|----------------------------------|---------------------------------|----------------------------------|-------------------------------|----------------------------------|------------------------------|---|-------------------------------|----------------------------------|--------------------------------|----------------------------------|----------------------------------|----------------------------------|------------------------------|----------------------------------|-------------------------------|----------------------------------|----------------------------------|------------------------------------|----------------------------------|--------|
| 8 Hunter Pence, R OBP: 0.352, SLG: 0.383 | | | | | | | | | | | 4 | 0 | 0 | 1 | 0 | 1 | 1 | | | | | |
| 9 Brandon Belt, L OBP: 0.363, SLG: 0.487 | | | | | | | | | | | 2 | 0 | 0 | 0 | 2 | 1 | 1 | | | | | |
| 10 Eduardo Núñez, R OBP: 0.274, SLG: 0.278 | | | | | | | | | | | 4 | 0 | 0 | 0 | 0 | 0 | 2 | | | | | |
| 28 Buster Posey, R OBP: 0.443, SLG: 0.463 | | | | | | | | | | | 4 | 1 | 2 | 0 | 0 | 0 | 1 | | | | | |
| 22 Christian Arroyo, R OBP: 0.167, SLG: 0.417 | | | | | | | | | | | 4 | 1 | 1 | 2 | 0 | 1 | 1 | | | | | |
| 12 Joe Panik, L OBP: 0.375, SLG: 0.443 | | | | | | | | | | | 4 | 0 | 0 | 0 | 0 | 1 | 0 | | | | | |
| 66 Gorkys Hernández, R OBP: 0.217, SLG: 0.167 | | | | | | | | | | | 4 | 1 | 1 | 0 | 0 | 1 | 0 | | | | | |
| 46 Drew Stubbs, R OBP: 0.222, SLG: 0.125 | | | | | | | | | | | 2 | 0 | 1 | 0 | 0 | 0 | 0 | | | | | |
| 21 Conor Gillaspie, L OBP: 0.240, SLG: 0.143 | | | | | | | | | | | 1 | 0 | 0 | 0 | 0 | 1 | 0 | | | | | |
| 47 Johnny Cueto, R 37 Kelly Tomkinson, R 48 Steven Okert, L 60 Hunter Strickland, R 38 Michael Morse, R 41 Mark Melancon, R 64 Derek Law, R 5 Nick Hundley, R | | | | | | | | | | | 1 | 0 | 0 | 0 | 0 | 1 | 0 | | | | | |
| Inning Stats | R: 0 E: 0 K: 2 S: 7 | H: 0 LOB: 0 BB: 0 P: 10 | R: 0 E: 0 K: 2 S: 9 | H: 0 LOB: 0 BB: 0 P: 17 | R: 0 E: 0 K: 1 S: 7 | H: 0 LOB: 0 BB: 0 P: 8 | R: 0 E: 0 K: 0 S: 7 | H: 0 LOB: 1 BB: 1 P: 13 | R: 0 E: 0 K: 0 S: 12 | H: 1 LOB: 1 BB: 0 P: 17 | R: 2 E: 0 K: 1 S: 12 | H: 2 LOB: 0 BB: 0 P: 19 | R: 1 E: 0 K: 1 S: 13 | H: 1 LOB: 1 BB: 0 P: 20 | R: 0 E: 0 K: 0 S: 8 | H: 1 LOB: 0 BB: 0 P: 10 | R: 1 E: 0 K: 0 S: 12 | H: 1 LOB: 2 BB: 1 P: 21 | 1B: 4 2B: 0 3B: 0 HR: 2 | SF: 1 SAC: 1 DP: 0 HBP: 0 | WP: 0 PB: 1 SB: 1 CS: 0 | PA: 37 |
| PITCHER | IP WLS BF H R ER SO BB IBB HBP BLK WP HR S P ERA WHIP | 57 Alex Wood, L ERA: 2.29 | 54 Sergio Romo, R ERA: 10.57 | 43 Luis Avilán, L ERA: 3.18 | 52 Pedro Báez, R ERA: 1.08 | 68 Ross Stripling, R ERA: 4.5 | PITCHER | IP WLS BF H R ER SO BB IBB HBP BLK WP HR S P ERA WHIP | 57 Alex Wood, L ERA: 2.29 | 54 Sergio Romo, R ERA: 10.57 | 43 Luis Avilán, L ERA: 3.18 | 52 Pedro Báez, R ERA: 1.08 | 68 Ross Stripling, R ERA: 4.5 | | | | | | | | | |

Los Angeles Dodgers @ San Francisco Giants
 AT&T Park, San Francisco, CA
 Wed Apr 26 2017, 7:15 PM - 10:26 PM PDT
 Att: 41,573 - Overcast - 58 F

| | |
|-----|----|
| AB | 32 |
| R | 4 |
| H | 6 |
| RBI | 4 |
| BB | 3 |
| SO | 7 |
| LOB | 7 |



| Batter | 1 | 2 | 3 | 4 | 5 | 6 | 7 | 8 | 9 | 10 | AB | R | H | RBI | BB | SO | LOB | TOP | | | | | | | | | |
|---|-------------------------------|----------------------------------|------------------------------|----------------------------------|------------------------------|----------------------------------|------------------------------|----------------------------------|-------------------------------|----------------------------------|------------------------------|---------------------------------|-------------------------------|----------------------------------|------------------------------|----------------------------------|-------------------------------|---|-------------------------------|----------------------------------|----------------------------------|--------------------------|----------------------------------|--------|--|--|--|
| 14 Enrique Hernández, R OBP: 0.302, SLG: 0.553 | F9 | | G5-3 | | K | | | G6-3 | | SF3 | 4 | 0 | 0 | 1 | 0 | 1 | 1 | Los Angeles Dodgers @ San Francisco Giants AT&T Park, San Francisco, CA Thu Apr 27 2017, 12:46 PM - 4:13 PM PDT Att. 41,580 - Partly Cloudy - 65 F | | | | | | | | | |
| 5 Corey Seager, L OBP: 0.398, SLG: 0.565 | HR | | BB | | | G4-3 | | G4-1 | | IBB | 3 | 1 | 1 | 1 | 2 | 0 | 0 | | | | | | | | | | |
| 10 Justin Turner, R OBP: 0.433, SLG: 0.475 | BB | | BB | | | L9 | | | | BB | 4 | 0 | 1 | 1 | 1 | 2 | 1 | | | | | | | | | | |
| 66 Yasiel Puig, R OBP: 0.344, SLG: 0.432 | K | | K | | | L7 | | G6-3 | | P3 | 5 | 0 | 0 | 0 | 0 | 2 | 4 | | | | | | | | | | |
| 3 Chris Taylor, R OBP: 0.450, SLG: 0.667 | FC4-6 | | P4 | | | 1B | | K | | BB | 4 | 0 | 1 | 1 | 1 | 1 | 1 | | | | | | | | | | |
| 15 Austin Barnes, R OBP: 0.296, SLG: 0.500 | G2-3 | | | | | G6-3 | | | | BB | 3 | 0 | 0 | 0 | 0 | 1 | 1 | | | | | | | | | | |
| 23 Adrián González, L OBP: 0.341, SLG: 0.319 | P3 | | | | | L7 | | | | BB | 0 | 0 | 0 | 0 | 1 | 0 | 0 | | | | | | | | | | |
| 68 Ross Stripling, R OBP: 0.341, SLG: 0.319 | | | | | | | | | | BB | 1 | 1 | 0 | 0 | 0 | 0 | 3 | | | | | | | | | | |
| 41 Chris Hatcher, R OBP: 0.341, SLG: 0.319 | | | | | | | | | | BB | 0 | 0 | 0 | 0 | 0 | 0 | 0 | | | | | | | | | | |
| 33 Scott Van Slyke, R OBP: 0.257, SLG: 0.267 | | | | | | | | | | BB | 3 | 0 | 0 | 0 | 0 | 1 | 1 | | | | | | | | | | |
| 26 Chase Utley, L OBP: 0.184, SLG: 0.088 | | | | | | | | | | BB | 1 | 1 | 1 | 0 | 0 | 0 | 0 | | | | | | | | | | |
| 35 Cody Bellinger, L OBP: 0.250, SLG: 0.100 | K | | | | | | | | | BB | 2 | 0 | 0 | 0 | 1 | 2 | 1 | | | | | | | | | | |
| 43 Luis Avilán, L OBP: 0.250, SLG: 0.100 | | | | | | | | | | BB | 0 | 0 | 0 | 0 | 0 | 0 | 0 | | | | | | | | | | |
| 74 Kenley Jansen, S OBP: 0.250, SLG: 0.100 | | | | | | | | | | BB | 0 | 0 | 0 | 0 | 0 | 0 | 0 | | | | | | | | | | |
| 9 Yasmani Grandal, S OBP: 0.338, SLG: 0.417 | | | | | | | | | | BB | 0 | 1 | 0 | 0 | 1 | 0 | 0 | | | | | | | | | | |
| 7 Julio Urias, L OBP: 0.250, SLG: 0.100 | G1-3 | | | | | | | | | BB | 1 | 0 | 0 | 0 | 0 | 0 | 0 | | | | | | | | | | |
| 46 Josh Fields, R OBP: 0.250, SLG: 0.100 | | | | | | | | | | BB | 0 | 0 | 0 | 0 | 0 | 0 | 0 | | | | | | | | | | |
| 60 Andrew Toles, L OBP: 0.258, SLG: 0.362 | | | | | | | | | | BB | 2 | 1 | 1 | 1 | 0 | 1 | 0 | | | | | | | | | | |
| Inning Stats | R: 1 E: 0 K: 1 S: 11 | H: 1 LOB: 1 BB: 1 P: 22 | R: 0 E: 0 K: 1 S: 7 | H: 0 LOB: 0 BB: 0 P: 11 | R: 0 E: 0 K: 1 S: 9 | H: 0 LOB: 1 BB: 1 P: 15 | R: 0 E: 0 K: 2 S: 8 | H: 0 LOB: 0 BB: 0 P: 12 | R: 0 E: 0 K: 1 S: 12 | H: 0 LOB: 1 BB: 1 P: 19 | R: 0 E: 0 K: 0 S: 5 | H: 0 LOB: 0 BB: 0 P: 6 | R: 0 E: 0 K: 2 S: 10 | H: 1 LOB: 1 BB: 0 P: 19 | R: 0 E: 0 K: 1 S: 9 | H: 0 LOB: 0 BB: 0 P: 12 | R: 0 E: 0 K: 2 S: 18 | H: 0 LOB: 0 BB: 0 P: 9 | R: 4 E: 0 K: 0 S: 18 | H: 3 LOB: 3 BB: 4 P: 35 | 1B: 4 2B: 0 3B: 0 HR: 1 | SF: 1 DP: 0 HBP: 0 | WP: 1 PB: 0 SB: 0 CS: 0 | PA: 42 | | | |
| PITCHER | IP | WLS | BF | H | R | ER | SO | BB | IBB | HBP | BLK | WP | HR | S | P | ERA | WHIP | | | | | | | | | | |
| 45 Matt Moore, L ERA: 4.8 | 7.0 | | 26 | 2 | 1 | 1 | 8 | 3 | 0 | 0 | 0 | 0 | 1 | 62 | 104 | 1.29 | 0.714 | | | | | | | | | | |
| 70 George Kontos, R ERA: 4.5 | 1.0 | | 3 | 0 | 0 | 0 | 1 | 0 | 0 | 0 | 0 | 0 | 0 | 9 | 12 | 0.00 | 0.000 | | | | | | | | | | |
| 41 Mark Melancon, R ERA: 2.35 | 1.0 | | 3 | 0 | 0 | 0 | 2 | 0 | 0 | 0 | 0 | 0 | 0 | 7 | 9 | 0.00 | 0.000 | | | | | | | | | | |
| 62 Cory Gearrin, R ERA: 1.42 | 0.0 | L | 1 | 0 | 1 | 1 | 0 | 1 | 0 | 0 | 0 | 0 | 0 | 3 | 7 | ∞ | ∞ | | | | | | | | | | |
| 48 Steven Okert, L ERA: 6.75 | 0.0 | | 3 | 2 | 0 | 0 | 0 | 1 | 0 | 0 | 0 | 0 | 0 | 11 | 19 | ∞ | ∞ | | | | | | | | | | |

| | |
|-----|----|
| AB | 33 |
| R | 5 |
| H | 5 |
| RBI | 5 |
| BB | 7 |
| SO | 11 |
| LOB | 13 |




| Batter | 1 | 2 | 3 | 4 | 5 | 6 | 7 | 8 | 9 | 10 | AB | R | H | RBI | BB | SO | LOB | BOTTOM | | | | | | | | | |
|--|-------------------------------|----------------------------------|------------------------------|----------------------------------|------------------------------|----------------------------------|------------------------------|----------------------------------|-------------------------------|----------------------------------|------------------------------|----------------------------------|------------------------------|----------------------------------|-------------------------------|----------------------------------|-------------------------------|---|----------------------------------|--------------------------|----------------------------------|--------|--|--|--|--|--|
| 8 Hunter Pence, R OBP: 0.344, SLG: 0.372 | G4-3 | | K | | | L1 | | | | F8 | 5 | 0 | 1 | 0 | 0 | 1 | 0 | Los Angeles Dodgers @ San Francisco Giants AT&T Park, San Francisco, CA Thu Apr 27 2017, 12:46 PM - 4:13 PM PDT Att. 41,580 - Partly Cloudy - 65 F | | | | | | | | | |
| 9 Brandon Belt, L OBP: 0.365, SLG: 0.475 | K | | | | | BB | | FC1-4 | | L6 | 4 | 1 | 1 | 0 | 1 | 1 | 1 | | | | | | | | | | |
| 10 Eduardo Núñez, R OBP: 0.273, SLG: 0.277 | F8 | | P3 | | | BB | | | | | 4 | 0 | 1 | 0 | 0 | 1 | 2 | | | | | | | | | | |
| 28 Buster Posey, R OBP: 0.446, SLG: 0.446 | BB | | G6-4-3 | | | IBB | | G6-4-3 | | | 2 | 0 | 0 | 0 | 2 | 0 | 3 | | | | | | | | | | |
| 22 Christian Arroyo, R OBP: 0.290, SLG: 0.438 | BB | | L8 | | | IBB | | | | K | 4 | 0 | 2 | 1 | 0 | 1 | 0 | | | | | | | | | | |
| 5 Nick Hundley, R OBP: 0.213, SLG: 0.370 | P6 | | G5-3 | | | P3 | | | | K | 4 | 0 | 0 | 0 | 0 | 1 | 4 | | | | | | | | | | |
| 37 Kelby Tomlinson, R OBP: 0.400, SLG: 0.400 | G6-4-3 | | | | | | | | | | 4 | 0 | 2 | 0 | 0 | 0 | 2 | | | | | | | | | | |
| 59 Neil Ramirez, R ERA: 3.55 | | | | | | | | | | BB | 0 | 0 | 0 | 0 | 0 | 0 | 0 | | | | | | | | | | |
| 66 Gorkys Hernández, R OBP: 0.220, SLG: 0.156 | P6 | | | | | BB | | | | K | 3 | 0 | 0 | 0 | 1 | 2 | 1 | | | | | | | | | | |
| 45 Matt Moore, L ERA: 1.59 | | | | | | | | | | L8 | 2 | 0 | 0 | 0 | 0 | 1 | 2 | | | | | | | | | | |
| 21 Connor Gillaspie, L OBP: 0.301, SLG: 0.195 | | | | | | | | | | | 1 | 0 | 0 | 0 | 0 | 0 | 0 | | | | | | | | | | |
| 70 George Kontos, R ERA: 4.5 | | | | | | | | | | | 0 | 0 | 0 | 0 | 0 | 0 | 0 | | | | | | | | | | |
| 41 Mark Melancon, R ERA: 2.35 | | | | | | | | | | | 0 | 0 | 0 | 0 | 0 | 0 | 0 | | | | | | | | | | |
| 62 Cory Gearrin, R ERA: 1.42 | | | | | | | | | | | 0 | 0 | 0 | 0 | 0 | 0 | 0 | | | | | | | | | | |
| 48 Steven Okert, L ERA: 6.75 | | | | | | | | | | | 0 | 0 | 0 | 0 | 0 | 0 | 0 | | | | | | | | | | |
| 60 Hunter Strickland, R ERA: 4.15 | | | | | | | | | | | 1 | 0 | 0 | 0 | 0 | 0 | 0 | | | | | | | | | | |
| 12 Joe Panik, L OBP: 0.270, SLG: 0.437 | | | | | | | | | | | 1 | 0 | 0 | 0 | 0 | 0 | 0 | | | | | | | | | | |
| Inning Stats | R: 0 E: 0 K: 1 S: 10 | H: 0 LOB: 0 BB: 0 P: 16 | R: 0 E: 0 K: 0 S: 7 | H: 1 LOB: 1 BB: 1 P: 13 | R: 0 E: 0 K: 2 S: 9 | H: 0 LOB: 0 BB: 0 P: 10 | R: 0 E: 0 K: 0 S: 8 | H: 1 LOB: 0 BB: 0 P: 12 | R: 0 E: 0 K: 0 S: 13 | H: 1 LOB: 2 BB: 2 P: 19 | R: 0 E: 0 K: 1 S: 7 | H: 0 LOB: 0 BB: 0 P: 12 | R: 0 E: 0 K: 0 S: 7 | H: 2 LOB: 1 BB: 0 P: 10 | R: 0 E: 0 K: 3 S: 18 | H: 1 LOB: 1 BB: 0 P: 24 | R: 0 E: 0 K: 0 S: 11 | H: 0 LOB: 0 BB: 0 P: 14 | 1B: 7 2B: 0 3B: 0 HR: 0 | SF: 0 DP: 3 HBP: 0 | WP: 0 PB: 0 SB: 1 CS: 0 | PA: 38 | | | | | |
| PITCHER | IP | WLS | BF | H | R | ER | SO | BB | IBB | HBP | BLK | WP | HR | S | P | ERA | WHIP | | | | | | | | | | |
| 7 Julio Urias, L ERA: 1.59 | 5.2 | | 23 | 4 | 1 | 1 | 4 | 3 | 1 | 0 | 0 | 0 | 0 | 55 | 90 | 1.59 | 1.235 | | | | | | | | | | |
| 46 Josh Fields, R ERA: 6.1 | 1.0 | | 3 | 0 | 0 | 0 | 1 | 0 | 0 | 0 | 0 | 0 | 0 | 5 | 9 | 0.00 | 0.000 | | | | | | | | | | |
| 43 Luis Avilán, L ERA: 2.57 | 1.1 | | 5 | 2 | 0 | 0 | 0 | 0 | 0 | 0 | 0 | 0 | 0 | 10 | 15 | 0.00 | 1.500 | | | | | | | | | | |
| 74 Kenley Jansen, R ERA: 2.16 | 1.0 | W | 4 | 1 | 0 | 0 | 3 | 0 | 0 | 0 | 0 | 0 | 0 | 18 | 24 | 0.00 | 1.000 | | | | | | | | | | |
| 41 Chris Hatcher, R ERA: 3.55 | 1.0 | | 3 | 0 | 0 | 0 | 0 | 0 | 0 | 0 | 0 | 0 | 0 | 11 | 14 | 0.00 | 0.000 | | | | | | | | | | |



| Batter | 1 | 2 | 3 | 4 | 5 | 6 | 7 | 8 | 9 | AB | R | H | RBI | BB | SO | LOB | TOP | | | | |
|---|---|----------------------------------|---------------------------------------|----------------------------------|---------------------------------------|----------------------------------|---------------------------------------|----------------------------------|--------------------------------------|----------------------------------|---------------------------------------|----------------------------------|---------------------------------------|----------------------------------|--------------------------------------|----------------------------------|--|----------------------------------|-----------------------------------|------------------------------------|--|
| 7 Manuel Margot, R OBP: 0.300, SLG: 0.419 | | | | | | | | | | 5 | 0 | 2 | 1 | 0 | 3 | 0 | San Diego Padres @ San Francisco Giants AT&T Park, San Francisco, CA Sat Apr 29 2017, 6:06 PM - 9:37 PM PDT Att. 42,862 - Clear - 66 F | | | | |
| 15 Cory Spangenberg, L OBP: 0.222, SLG: 0.276 | | | | | | | | | | 4 | 1 | 0 | 1 | 0 | 1 | 3 | | | | | |
| 43 Miguel Diaz, R | | | | | | | | | | 0 | 0 | 0 | 0 | 0 | 0 | 0 | | | | | |
| 76 José Torres, L | | | | | | | | | | 0 | 0 | 0 | 0 | 0 | 0 | 0 | | | | | |
| 2 Luis Sardinas, S OBP: 0.250, SLG: 0.192 | | | | | | | | | | 1 | 0 | 0 | 0 | 0 | 0 | 0 | | | | | |
| 4 Wil Myers, R OBP: 0.333, SLG: 0.589 | | | | | | | | | | 5 | 2 | 3 | 3 | 0 | 1 | 1 | | | | | |
| 26 Yangelvis Solarte, S OBP: 0.355, SLG: 0.400 | | | | | | | | | | 5 | 0 | 2 | 0 | 0 | 1 | 1 | | | | | |
| 34 Craig Stammen, R | | | | | | | | | | 0 | 0 | 0 | 0 | 0 | 0 | 0 | | | | | |
| 11 Ryan Schimpf, L OBP: 0.300, SLG: 0.417 | | | | | | | | | | 4 | 3 | 2 | 1 | 1 | 1 | 2 | | | | | |
| 10 Hunter Renfroe, R OBP: 0.242, SLG: 0.412 | | | | | | | | | | 5 | 1 | 0 | 0 | 0 | 3 | 4 | | | | | |
| 18 Austin Hedges, R OBP: 0.203, SLG: 0.479 | | | | | | | | | | 4 | 1 | 2 | 1 | 1 | 2 | 1 | | | | | |
| 8 Erick Aybar, S OBP: 0.307, SLG: 0.351 | | | | | | | | | | 4 | 2 | 2 | 1 | 1 | 1 | 1 | | | | | |
| 46 Jhoulys Chacín, R OBP: 0.364, SLG: 0.364 | | | | | | | | | | 2 | 0 | 0 | 0 | 0 | 1 | 0 | | | | | |
| 44 Héctor Sánchez, S OBP: 0.198, SLG: 0.071 | | | | | | | | | | 0 | 0 | 0 | 1 | 1 | 0 | 0 | | | | | |
| 17 Allen Córdoba, R OBP: 0.333, SLG: 0.467 | | | | | | | | | | 2 | 2 | 1 | 3 | 0 | 1 | 2 | | | | | |
| Inning Stats | R: 0 H: 2 E: 0 K: 1 S: 15 | H: 2 LOB: 2 BB: 0 P: 23 | R: 0 H: 0 E: 0 K: 2 S: 10 | H: 0 LOB: 0 BB: 0 P: 15 | R: 0 H: 1 E: 0 K: 1 S: 10 | H: 1 LOB: 1 BB: 0 P: 16 | R: 1 H: 3 E: 0 K: 1 S: 15 | H: 3 LOB: 1 BB: 0 P: 20 | R: 0 H: 0 E: 0 K: 2 S: 7 | H: 0 LOB: 0 BB: 0 P: 12 | R: 8 H: 6 E: 0 K: 1 S: 29 | H: 6 LOB: 1 BB: 2 P: 46 | R: 3 H: 1 E: 0 K: 3 S: 17 | H: 1 LOB: 0 BB: 1 P: 27 | R: 0 H: 0 E: 0 K: 1 S: 8 | H: 0 LOB: 0 BB: 0 P: 12 | R: 0 H: 1 E: 0 K: 3 S: 13 | H: 1 LOB: 2 BB: 1 P: 22 | 1B: 11 2B: 1 3B: 0 HR: 2 | SF: 0 SAC: 0 DP: 0 HBP: 0 | WP: 2 PA: 46 PB: 0 SB: 2 CS: 1 |
| PITCHER | IP WLS BF H R ER SO BB IBB HBP BLK WP HR S P ERA WHIP | | | | | | | | | | | | | | | | | | | | |
| 18 Matt Cain, R ERA: 2.3 | 5.0 | L | 20 | 6 | 1 | 1 | 7 | 0 | 0 | 0 | 0 | 0 | 0 | 0 | 57 | 86 | 1.80 | 1.200 | | | |
| 34 Chris Stratton, R ERA: 13.5 | 0.1 | L | 6 | 4 | 5 | 5 | 0 | 1 | 0 | 0 | 0 | 0 | 0 | 0 | 13 | 21 | 135.00 | 15.000 | | | |
| 59 Neil Ramírez, R ERA: 8.71 | 1.2 | | 11 | 3 | 6 | 6 | 4 | 2 | 0 | 0 | 0 | 1 | 2 | 33 | 52 | 32.40 | 3.000 | | | | |
| 62 Cory Gearrin, R ERA: 1.08 | 2.0 | | 8 | 1 | 0 | 0 | 4 | 1 | 0 | 0 | 0 | 1 | 0 | 21 | 34 | 0.00 | 1.000 | | | | |

| Batter | 1 | 2 | 3 | 4 | 5 | 6 | 7 | 8 | 9 | AB | R | H | RBI | BB | SO | LOB | BOTTOM | | | | |
|--|---|----------------------------------|---------------------------------------|----------------------------------|--------------------------------------|----------------------------------|--------------------------------------|----------------------------------|---------------------------------------|----------------------------------|---------------------------------------|----------------------------------|--------------------------------------|----------------------------------|---------------------------------------|----------------------------------|--|----------------------------------|----------------------------------|------------------------------------|--|
| 12 Joe Panik, L OBP: 0.367, SLG: 0.418 | | | | | | | | | | 4 | 0 | 0 | 0 | 1 | 1 | 2 | San Diego Padres @ San Francisco Giants AT&T Park, San Francisco, CA Sat Apr 29 2017, 6:06 PM - 9:37 PM PDT Att. 42,862 - Clear - 66 F | | | | |
| 9 Brandon Belt, L OBP: 0.390, SLG: 0.494 | | | | | | | | | | 4 | 0 | 1 | 2 | 1 | 2 | 0 | | | | | |
| 28 Buster Posey, R OBP: 0.420, SLG: 0.417 | | | | | | | | | | 4 | 0 | 0 | 0 | 0 | 2 | 3 | | | | | |
| 62 Cory Gearrin, R | | | | | | | | | | 0 | 0 | 0 | 0 | 0 | 0 | 0 | | | | | |
| 8 Hunter Pence, R OBP: 0.337, SLG: 0.356 | | | | | | | | | | 1 | 0 | 0 | 0 | 0 | 0 | 0 | | | | | |
| 38 Michael Morse, R OBP: 0.125, SLG: 0.571 | | | | | | | | | | 3 | 0 | 0 | 0 | 0 | 1 | 3 | | | | | |
| 34 Chris Stratton, R | | | | | | | | | | 0 | 0 | 0 | 0 | 0 | 0 | 0 | | | | | |
| 59 Neil Ramírez, R | | | | | | | | | | 0 | 0 | 0 | 0 | 0 | 0 | 0 | | | | | |
| 5 Nick Hundley, R OBP: 0.192, SLG: 0.333 | | | | | | | | | | 1 | 0 | 0 | 0 | 0 | 1 | 0 | | | | | |
| 22 Christian Arroyo, R OBP: 0.208, SLG: 0.458 | | | | | | | | | | 4 | 0 | 0 | 0 | 0 | 2 | 0 | | | | | |
| 21 Conor Gillaspie, L OBP: 0.294, SLG: 0.241 | | | | | | | | | | 3 | 2 | 2 | 0 | 1 | 1 | 0 | | | | | |
| 10 Eduardo Núñez, R OBP: 0.283, SLG: 0.287 | | | | | | | | | | 4 | 1 | 2 | 1 | 0 | 0 | 2 | | | | | |
| 46 Drew Stubbs, R OBP: 0.235, SLG: 0.133 | | | | | | | | | | 3 | 0 | 1 | 0 | 1 | 1 | 2 | | | | | |
| 18 Matt Cain, R OBP: 0.167, SLG: 0.333 | | | | | | | | | | 1 | 0 | 0 | 0 | 0 | 0 | 0 | | | | | |
| 37 Kelsey Tomlinson, R OBP: 0.571, SLG: 0.571 | | | | | | | | | | 1 | 1 | 1 | 0 | 0 | 0 | 0 | | | | | |
| 66 Gorkys Hernández, R OBP: 0.231, SLG: 0.170 | | | | | | | | | | 2 | 0 | 1 | 1 | 0 | 0 | 2 | | | | | |
| Inning Stats | R: 0 H: 0 E: 0 K: 2 S: 9 | H: 0 LOB: 1 BB: 1 P: 16 | R: 0 H: 1 E: 0 K: 2 S: 12 | H: 1 LOB: 1 BB: 0 P: 16 | R: 0 H: 0 E: 0 K: 1 S: 8 | H: 0 LOB: 0 BB: 0 P: 14 | R: 0 H: 0 E: 0 K: 1 S: 9 | H: 0 LOB: 0 BB: 0 P: 15 | R: 3 H: 4 E: 0 K: 0 S: 15 | H: 4 LOB: 2 BB: 1 P: 26 | R: 1 H: 1 E: 0 K: 1 S: 12 | H: 1 LOB: 2 BB: 2 P: 24 | R: 0 H: 0 E: 0 K: 2 S: 9 | H: 0 LOB: 0 BB: 0 P: 13 | R: 0 H: 2 E: 0 K: 1 S: 13 | H: 2 LOB: 2 BB: 0 P: 18 | R: 0 H: 0 E: 0 K: 1 S: 11 | H: 0 LOB: 0 BB: 0 P: 20 | 1B: 7 2B: 1 3B: 0 HR: 0 | SF: 0 SAC: 0 DP: 0 HBP: 0 | WP: 0 PA: 39 PB: 0 SB: 0 CS: 0 |
| PITCHER | IP WLS BF H R ER SO BB IBB HBP BLK WP HR S P ERA WHIP | | | | | | | | | | | | | | | | | | | | |
| 46 Jhoulys Chacín, R ERA: 5.82 | 5.0 | W | 22 | 5 | 3 | 3 | 6 | 2 | 0 | 0 | 0 | 0 | 0 | 0 | 53 | 87 | 5.40 | 1.400 | | | |
| 43 Miguel Diaz, R ERA: 5.4 | 0.2 | | 5 | 1 | 1 | 1 | 0 | 2 | 0 | 0 | 0 | 0 | 0 | 9 | 21 | 13.50 | 4.500 | | | | |
| 76 José Torres, L ERA: 5.25 | 1.1 | | 4 | 0 | 0 | 0 | 3 | 0 | 0 | 0 | 0 | 0 | 0 | 12 | 16 | 0.00 | 0.000 | | | | |
| 34 Craig Stammen, R ERA: 8.49 | 2.0 | | 8 | 2 | 0 | 0 | 2 | 0 | 0 | 0 | 0 | 0 | 0 | 24 | 38 | 0.00 | 1.000 | | | | |



| Batter | 1 | 2 | 3 | 4 | 5 | 6 | 7 | 8 | 9 | AB | R | H | RBI | BB | SO | LOB | TOP | | | | | | |
|--|---|---|---|---|---|---|---|---|---|---|---|---|---|---|---|---|--|---|---|---|---|---|---|
| 66 Gorkys Hernández, R OBP: 0.230, SLG: 0.196 | | | | | | | | | | 4 | 1 | 1 | 0 | 0 | 1 | 1 | San Francisco Giants @ Los Angeles Dodgers Dodger Stadium, Los Angeles, CA Mon May 01 2017, 7:11 PM - 10:02 PM PDT Att. 44,606 - Clear - 71 F | | | | | | |
| 22 Christian Arroyo, R OBP: 0.273, SLG: 0.639 | | | | | | | | | | 3 | 1 | 2 | 1 | 1 | 1 | 0 | | | | | | | |
| 8 Hunter Pence, R OBP: 0.327, SLG: 0.367 | | | | | | | | | | 4 | 1 | 1 | 2 | 0 | 1 | 2 | | | | | | | |
| 28 Buster Posey, R OBP: 0.423, SLG: 0.464 | | | | | | | | | | 4 | 1 | 1 | 1 | 0 | 0 | 1 | | | | | | | |
| 38 Michael Morse, R OBP: 0.214, SLG: 0.538 | | | | | | | | | | 3 | 0 | 1 | 0 | 0 | 2 | 0 | | | | | | | |
| 9 Brandon Belt, L OBP: 0.369, SLG: 0.462 | | | | | | | | | | 1 | 0 | 0 | 0 | 0 | 0 | 0 | | | | | | | |
| 10 Eduardo Núñez, R OBP: 0.277, SLG: 0.302 | | | | | | | | | | 4 | 0 | 1 | 0 | 0 | 1 | 1 | | | | | | | |
| 12 Joe Panik, L OBP: 0.304, SLG: 0.402 | | | | | | | | | | 4 | 0 | 1 | 0 | 0 | 0 | 1 | | | | | | | |
| 46 Drew Stubbs, R OBP: 0.182, SLG: 0.100 | | | | | | | | | | 3 | 0 | 0 | 0 | 0 | 1 | 1 | | | | | | | |
| 47 Johnny Cueto, R OBP: 0.067, SLG: 0.067 | | | | | | | | | | 3 | 0 | 0 | 0 | 0 | 1 | 1 | | | | | | | |
| 48 Steven Okert, L | | | | | | | | | | 0 | 0 | 0 | 0 | 0 | 0 | 0 | | | | | | | |
| 64 Derek Law, R | | | | | | | | | | 0 | 0 | 0 | 0 | 0 | 0 | 0 | | | | | | | |
| Inning Stats | R: 2 H: 3 E: 0 K: 0 S: 16 | H: 3 LOB: 1 BB: 0 P: 23 | R: 0 H: 1 E: 0 K: 2 S: 11 | H: 1 LOB: 1 BB: 0 P: 15 | R: 1 H: 1 E: 0 K: 2 S: 17 | H: 1 LOB: 0 BB: 0 P: 24 | R: 0 H: 0 E: 0 K: 0 S: 6 | H: 0 LOB: 0 BB: 0 P: 9 | R: 1 H: 2 E: 1 K: 0 S: 11 | H: 2 LOB: 0 BB: 0 P: 14 | R: 0 H: 1 E: 0 K: 1 S: 13 | H: 1 LOB: 1 BB: 0 P: 19 | R: 0 H: 0 E: 0 K: 1 S: 8 | H: 0 LOB: 0 BB: 0 P: 10 | R: 0 H: 0 E: 0 K: 1 S: 7 | H: 0 LOB: 0 BB: 0 P: 11 | R: 0 H: 0 E: 0 K: 1 S: 9 | H: 0 LOB: 0 BB: 0 P: 14 | 1B: 5 2B: 1 3B: 0 HR: 2 | SF: 0 SAC: 0 DP: 2 HBP: 0 | WP: 0 PB: 0 SB: 0 CS: 0 | PA: 34 | |
| PITCHER | IP WLS BF H R ER SO BB IBB HBP BLK WP HR S P ERA WHIP | IP WLS BF H R ER SO BB IBB HBP BLK WP HR S P ERA WHIP | IP WLS BF H R ER SO BB IBB HBP BLK WP HR S P ERA WHIP | IP WLS BF H R ER SO BB IBB HBP BLK WP HR S P ERA WHIP | IP WLS BF H R ER SO BB IBB HBP BLK WP HR S P ERA WHIP | IP WLS BF H R ER SO BB IBB HBP BLK WP HR S P ERA WHIP | IP WLS BF H R ER SO BB IBB HBP BLK WP HR S P ERA WHIP | IP WLS BF H R ER SO BB IBB HBP BLK WP HR S P ERA WHIP | IP WLS BF H R ER SO BB IBB HBP BLK WP HR S P ERA WHIP | IP WLS BF H R ER SO BB IBB HBP BLK WP HR S P ERA WHIP | IP WLS BF H R ER SO BB IBB HBP BLK WP HR S P ERA WHIP | IP WLS BF H R ER SO BB IBB HBP BLK WP HR S P ERA WHIP | IP WLS BF H R ER SO BB IBB HBP BLK WP HR S P ERA WHIP | IP WLS BF H R ER SO BB IBB HBP BLK WP HR S P ERA WHIP | IP WLS BF H R ER SO BB IBB HBP BLK WP HR S P ERA WHIP | IP WLS BF H R ER SO BB IBB HBP BLK WP HR S P ERA WHIP | IP WLS BF H R ER SO BB IBB HBP BLK WP HR S P ERA WHIP | IP WLS BF H R ER SO BB IBB HBP BLK WP HR S P ERA WHIP | IP WLS BF H R ER SO BB IBB HBP BLK WP HR S P ERA WHIP | IP WLS BF H R ER SO BB IBB HBP BLK WP HR S P ERA WHIP | IP WLS BF H R ER SO BB IBB HBP BLK WP HR S P ERA WHIP | IP WLS BF H R ER SO BB IBB HBP BLK WP HR S P ERA WHIP | IP WLS BF H R ER SO BB IBB HBP BLK WP HR S P ERA WHIP |

| | |
|-----|----|
| AB | 33 |
| R | 4 |
| H | 8 |
| RBI | 4 |
| BB | 1 |
| SO | 8 |
| LOB | 8 |



| Batter | 1 | 2 | 3 | 4 | 5 | 6 | 7 | 8 | 9 | AB | R | H | RBI | BB | SO | LOB | BOTTOM | | | | | | |
|---|---|---|---|---|---|---|---|---|---|---|---|---|---|---|---|---|--|---|---|---|---|---|---|
| 60 Andrew Toles, L OBP: 0.288, SLG: 0.453 | | | | | | | | | | 4 | 1 | 1 | 0 | 0 | 1 | 3 | San Francisco Giants @ Los Angeles Dodgers Dodger Stadium, Los Angeles, CA Mon May 01 2017, 7:11 PM - 10:02 PM PDT Att. 44,606 - Clear - 71 F | | | | | | |
| 5 Corey Seager, L OBP: 0.405, SLG: 0.532 | | | | | | | | | | 3 | 0 | 0 | 0 | 1 | 0 | 0 | | | | | | | |
| 10 Justin Turner, R OBP: 0.447, SLG: 0.538 | | | | | | | | | | 4 | 0 | 0 | 0 | 0 | 1 | 2 | | | | | | | |
| 9 Yasmani Grandal, S OBP: 0.310, SLG: 0.387 | | | | | | | | | | 4 | 0 | 0 | 1 | 0 | 2 | 1 | | | | | | | |
| 23 Adrián González, L OBP: 0.333, SLG: 0.315 | | | | | | | | | | 4 | 0 | 1 | 0 | 0 | 1 | 1 | | | | | | | |
| 35 Cody Bellinger, L OBP: 0.393, SLG: 0.600 | | | | | | | | | | 4 | 2 | 2 | 0 | 0 | 0 | 0 | | | | | | | |
| 66 Yasiel Puig, R OBP: 0.315, SLG: 0.419 | | | | | | | | | | 4 | 0 | 0 | 0 | 0 | 1 | 3 | | | | | | | |
| 26 Chase Utley, L OBP: 0.204, SLG: 0.136 | | | | | | | | | | 3 | 0 | 0 | 0 | 0 | 2 | 3 | | | | | | | |
| 22 Clayton Kershaw, L OBP: 0.286, SLG: 0.231 | | | | | | | | | | 2 | 0 | 1 | 1 | 0 | 0 | 0 | | | | | | | |
| 54 Sergio Romo, R | | | | | | | | | | 0 | 0 | 0 | 0 | 0 | 0 | 0 | | | | | | | |
| 3 Chris Taylor, R OBP: 0.367, SLG: 0.607 | | | | | | | | | | 1 | 0 | 1 | 1 | 0 | 0 | 0 | | | | | | | |
| 46 Josh Fields, R | | | | | | | | | | 0 | 0 | 0 | 0 | 0 | 0 | 0 | | | | | | | |
| Inning Stats | R: 1 H: 1 E: 0 K: 1 S: 8 | H: 1 LOB: 1 BB: 1 P: 19 | R: 1 H: 2 E: 0 K: 1 S: 13 | H: 2 LOB: 0 BB: 0 P: 20 | R: 0 H: 0 E: 0 K: 2 S: 8 | H: 0 LOB: 0 BB: 0 P: 9 | R: 0 H: 0 E: 0 K: 0 S: 5 | H: 0 LOB: 0 BB: 0 P: 7 | R: 0 H: 0 E: 0 K: 1 S: 8 | H: 0 LOB: 0 BB: 0 P: 12 | R: 0 H: 0 E: 0 K: 0 S: 7 | H: 0 LOB: 0 BB: 0 P: 10 | R: 1 H: 3 E: 0 K: 1 S: 16 | H: 3 LOB: 2 BB: 0 P: 30 | R: 0 H: 0 E: 0 K: 1 S: 8 | H: 0 LOB: 0 BB: 0 P: 9 | R: 0 H: 0 E: 0 K: 1 S: 8 | H: 0 LOB: 0 BB: 0 P: 13 | 1B: 5 2B: 1 3B: 0 HR: 0 | SF: 0 SAC: 0 DP: 0 HBP: 0 | WP: 0 PB: 0 SB: 0 CS: 0 | PA: 34 | |
| PITCHER | IP WLS BF H R ER SO BB IBB HBP BLK WP HR S P ERA WHIP | IP WLS BF H R ER SO BB IBB HBP BLK WP HR S P ERA WHIP | IP WLS BF H R ER SO BB IBB HBP BLK WP HR S P ERA WHIP | IP WLS BF H R ER SO BB IBB HBP BLK WP HR S P ERA WHIP | IP WLS BF H R ER SO BB IBB HBP BLK WP HR S P ERA WHIP | IP WLS BF H R ER SO BB IBB HBP BLK WP HR S P ERA WHIP | IP WLS BF H R ER SO BB IBB HBP BLK WP HR S P ERA WHIP | IP WLS BF H R ER SO BB IBB HBP BLK WP HR S P ERA WHIP | IP WLS BF H R ER SO BB IBB HBP BLK WP HR S P ERA WHIP | IP WLS BF H R ER SO BB IBB HBP BLK WP HR S P ERA WHIP | IP WLS BF H R ER SO BB IBB HBP BLK WP HR S P ERA WHIP | IP WLS BF H R ER SO BB IBB HBP BLK WP HR S P ERA WHIP | IP WLS BF H R ER SO BB IBB HBP BLK WP HR S P ERA WHIP | IP WLS BF H R ER SO BB IBB HBP BLK WP HR S P ERA WHIP | IP WLS BF H R ER SO BB IBB HBP BLK WP HR S P ERA WHIP | IP WLS BF H R ER SO BB IBB HBP BLK WP HR S P ERA WHIP | IP WLS BF H R ER SO BB IBB HBP BLK WP HR S P ERA WHIP | IP WLS BF H R ER SO BB IBB HBP BLK WP HR S P ERA WHIP | IP WLS BF H R ER SO BB IBB HBP BLK WP HR S P ERA WHIP | IP WLS BF H R ER SO BB IBB HBP BLK WP HR S P ERA WHIP | IP WLS BF H R ER SO BB IBB HBP BLK WP HR S P ERA WHIP | IP WLS BF H R ER SO BB IBB HBP BLK WP HR S P ERA WHIP | IP WLS BF H R ER SO BB IBB HBP BLK WP HR S P ERA WHIP |

| | |
|-----|----|
| AB | 33 |
| R | 3 |
| H | 6 |
| RBI | 3 |
| BB | 1 |
| SO | 8 |
| LOB | 13 |



| Batter | 1 | 2 | 3 | 4 | 5 | 6 | 7 | 8 | 9 | 10 | 11 | AB | R | H | RBI | BB | SO | LOB | TOP | | | | |
|--|------------------------------|----------------------------------|-------------------------------|----------------------------------|-------------------------------|----------------------------------|-------------------------------|----------------------------------|-------------------------------|----------------------------------|------------------------------|----------------------------------|------------------------------|----------------------------------|-------------------------------|----------------------------------|-------------------------------|----------------------------------|----------------------------------|------------------------------------|----------------------------------|--------|--|
| 66 Gorkys Hernández, R OBP: 0.250, SLG: 0.227 | F8 | | F8 | | BB | | K | | | F9 | 2B | 5 | 1 | 1 | 1 | 1 | 1 | 1 | | | | | |
| 9 Brandon Belt, L OBP: 0.353, SLG: 0.470 | BB | | BB | | BB | | K | | | 2B | 1B | 2 | 0 | 1 | 1 | 4 | 1 | 0 | | | | | |
| 8 Hunter Pence, R OBP: 0.325, SLG: 0.364 | F7 | | K | | F9 | | | | | 2B | SF8 | 5 | 1 | 2 | 1 | 0 | 1 | 6 | | | | | |
| 28 Buster Posey, R OBP: 0.420, SLG: 0.449 | F8 | | | | 1B | | F9 | | G4-3 | 1B | BB | 5 | 0 | 2 | 1 | 1 | 0 | 1 | | | | | |
| 22 Christian Arroyo, R OBP: 0.256, SLG: 0.331 | G4-3 | | FC5-4 | | K | | K | | K | K | FC4-6 | 6 | 0 | 0 | 0 | 0 | 3 | 6 | | | | | |
| 10 Eduardo Núñez, R OBP: 0.292, SLG: 0.314 | | | | | G6-4-3 | | | | P4 | | | 5 | 0 | 2 | 0 | 0 | 0 | 4 | | | | | |
| 46 Drew Stubbs, R OBP: 0.174, SLG: 0.095 | | | | | | | | | | F9 | | 0 | 0 | 0 | 0 | 0 | 0 | 0 | | | | | |
| 12 Joe Panik, L OBP: 0.370, SLG: 0.411 | G5-6-3 | | | | | | | | | | | 4 | 1 | 2 | 0 | 1 | 1 | 1 | | | | | |
| 37 Kelby Tomlinson, R OBP: 0.357, SLG: 0.357 | | | | | L9 | | G3 | | | K | SH3-4 | 4 | 0 | 1 | 0 | 0 | 1 | 3 | | | | | |
| 29 Jeff Samardzija, R OBP: 0.330, SLG: 0.515 | SH2 | | | | G6-3 | | K2-3 | | | K | BB | 2 | 0 | 0 | 0 | 0 | 1 | 1 | | | | | |
| Inning Stats | R: 0 E: 0 K: 0 S: 4 | H: 0 LOB: 1 BB: 1 P: 11 | R: 0 E: 0 K: 0 S: 10 | H: 1 LOB: 0 BB: 0 P: 14 | R: 0 E: 0 K: 1 S: 13 | H: 1 LOB: 2 BB: 1 P: 22 | R: 0 E: 0 K: 0 S: 11 | H: 1 LOB: 0 BB: 0 P: 14 | R: 0 E: 0 K: 1 S: 11 | H: 0 LOB: 0 BB: 2 P: 14 | R: 1 E: 0 K: 1 S: 8 | H: 1 LOB: 0 BB: 0 P: 11 | R: 0 E: 0 K: 3 S: 9 | H: 0 LOB: 0 BB: 0 P: 12 | R: 0 E: 0 K: 1 S: 17 | H: 2 LOB: 3 BB: 1 P: 26 | R: 3 E: 0 K: 0 S: 12 | H: 3 LOB: 2 BB: 2 P: 23 | 1B: 8 2B: 3 3B: 0 HR: 0 | SF: 1 SAC: 2 DP: 2 HBP: 0 | WP: 2 PB: 0 SB: 0 CS: 0 | PA: 50 | |
| PITCHER | IP | WLS | BF | H | R | ER | SO | BB | IBB | HBP | BLK | WP | HR | S | P | ERA | WHIP | | | | | | |
| 7 Julio Urias, L ERA: 0.84 | 5.0 | | 21 | 4 | 0 | 0 | 1 | 0 | 0 | 0 | 0 | 0 | 0 | 11 | 14 | 0.00 | 1.000 | | | | | | |
| 52 Pedro Báez, R ERA: 0.87 | 1.0 | | 5 | 1 | 0 | 0 | 1 | 0 | 1 | 0 | 0 | 0 | 0 | 0 | 11 | 14 | 0.00 | 1.000 | | | | | |
| 66 Ross Stripling, R ERA: 3.34 | 2.0 | B | 7 | 1 | 1 | 1 | 4 | 0 | 0 | 0 | 0 | 1 | 0 | 18 | 25 | 4.50 | 0.500 | | | | | | |
| 74 Kenley Jansen, R ERA: 1.69 | 1.0 | | 3 | 0 | 0 | 0 | 3 | 0 | 0 | 0 | 0 | 0 | 0 | 9 | 12 | 0.00 | 0.000 | | | | | | |
| 46 Josh Fields, R ERA: 0.9 | 1.0 | | 6 | 2 | 0 | 0 | 1 | 1 | 0 | 0 | 0 | 0 | 0 | 17 | 26 | 0.00 | 3.000 | | | | | | |

San Francisco Giants @ Los Angeles Dodgers
Dodger Stadium, Los Angeles, CA
Wed May 03 2017, 7:18 PM - 11:08 PM PDT
Att. 50,215 - Clear - 71 F

livebaseballscores.com

AB 39
R 4
H 11
RBI 4
BB 8
SO 10
LOB 23



| Batter | 1 | 2 | 3 | 4 | 5 | 6 | 7 | 8 | 9 | 10 | 11 | AB | R | H | RBI | BB | SO | LOB | BOTTOM | | | | | | | |
|---|------------------------------|----------------------------------|------------------------------|---------------------------------|------------------------------|----------------------------------|------------------------------|----------------------------------|-------------------------------|----------------------------------|------------------------------|----------------------------------|-------------------------------|----------------------------------|------------------------------|----------------------------------|------------------------------|---------------------------------|------------------------------|----------------------------------|-------------------------------|----------------------------------|----------------------------------|------------------------------------|----------------------------------|--------|
| 60 Andrew Toles, L OBP: 0.310, SLG: 0.476 | 1B | | G6-3 | | K | | | | | 1B | | 5 | 0 | 3 | 0 | 0 | 1 | 1 | | | | | | | | |
| 5 Corey Seager, L OBP: 0.368, SLG: 0.505 | G4-3 | | K | | L7 | | | | G4-6-3 | | G5-3 | 5 | 0 | 0 | 0 | 0 | 1 | 4 | | | | | | | | |
| 10 Justin Turner, R OBP: 0.438, SLG: 0.515 | K | | G4-3 | | K | | | | | | HBP | 3 | 0 | 0 | 0 | 0 | 2 | 0 | | | | | | | | |
| 9 Yasmani Grandal, S OBP: 0.308, SLG: 0.380 | F9 | | | | K | | | | F9 | | F9 | 4 | 0 | 1 | 0 | 0 | 1 | 1 | | | | | | | | |
| 35 Cody Bellinger, L OBP: 0.361, SLG: 0.576 | L7 | | G3 | | G3 | | | | 1B | | F8 | 4 | 0 | 0 | 0 | 0 | 1 | 2 | | | | | | | | |
| 23 Adrián González, L OBP: 0.327, SLG: 0.509 | F7 | | G5-3 | | K | | | | | K | K | 4 | 0 | 0 | 0 | 0 | 2 | 1 | | | | | | | | |
| 66 Yasiel Puig, R OBP: 0.316, SLG: 0.412 | G5-3 | | | | E4 | | | | G3-1 | | G3 | 4 | 1 | 0 | 0 | 0 | 0 | 0 | | | | | | | | |
| 26 Chase Utley, L OBP: 0.204, SLG: 0.125 | K | | K | | K | | | | K | | G4-3 | 4 | 0 | 0 | 0 | 0 | 3 | 1 | | | | | | | | |
| Inning Stats | R: 0 E: 0 K: 1 S: 8 | H: 1 LOB: 0 BB: 0 P: 11 | R: 0 E: 0 K: 0 S: 5 | H: 0 LOB: 0 BB: 0 P: 6 | R: 0 E: 0 K: 2 S: 8 | H: 0 LOB: 0 BB: 0 P: 11 | R: 0 E: 0 K: 1 S: 7 | H: 0 LOB: 0 BB: 0 P: 11 | R: 0 E: 0 K: 2 S: 12 | H: 1 LOB: 0 BB: 0 P: 15 | R: 1 E: 1 K: 2 S: 9 | H: 1 LOB: 0 BB: 0 P: 17 | R: 0 E: 0 K: 2 S: 13 | H: 1 LOB: 0 BB: 0 P: 18 | R: 0 E: 0 K: 2 S: 8 | H: 0 LOB: 0 BB: 0 P: 12 | R: 0 E: 0 K: 1 S: 5 | H: 0 LOB: 1 BB: 0 P: 9 | R: 0 E: 0 K: 1 S: 7 | H: 0 LOB: 0 BB: 0 P: 11 | R: 0 E: 0 K: 0 S: 14 | H: 2 LOB: 2 BB: 0 P: 19 | 1B: 6 2B: 0 3B: 0 HR: 0 | SF: 0 SAC: 0 DP: 1 HBP: 1 | WP: 0 PB: 0 SB: 0 CS: 2 | PA: 38 |
| PITCHER | IP | WLS | BF | H | R | ER | SO | BB | IBB | HBP | BLK | WP | HR | S | P | ERA | WHIP | | | | | | | | | |
| 29 Jeff Samardzija, R ERA: 5.03 | 8.0 | | 26 | 3 | 1 | 0 | 11 | 0 | 0 | 0 | 0 | 0 | 0 | 4 | 6 | 0.00 | 3.000 | | | | | | | | | |
| 64 Derek Law, R ERA: 2.77 | 0.1 | | 2 | 1 | 0 | 0 | 1 | 0 | 0 | 0 | 0 | 0 | 0 | 8 | 14 | 0.00 | 0.000 | | | | | | | | | |
| 48 Steven Okert, L ERA: 4.15 | 1.2 | W | 5 | 0 | 0 | 0 | 1 | 0 | 0 | 1 | 0 | 0 | 0 | 8 | 14 | 0.00 | 0.000 | | | | | | | | | |
| 41 Mark Melancon, R ERA: 2.53 | 1.0 | S | 5 | 2 | 0 | 0 | 0 | 0 | 0 | 0 | 0 | 0 | 0 | 14 | 19 | 0.00 | 2.000 | | | | | | | | | |

San Francisco Giants @ Los Angeles Dodgers
Dodger Stadium, Los Angeles, CA
Wed May 03 2017, 7:18 PM - 11:08 PM PDT
Att. 50,215 - Clear - 71 F

livebaseballscores.com

AB 37
R 1
H 6
RBI 1
BB 0
SO 13
LOB 10



| Batter | 1 | 2 | 3 | 4 | 5 | 6 | 7 | 8 | 9 | AB | R | H | RBI | BB | SO | LOB | TOP | | | |
|--|--|---|--|---|--|--|--|--|--|--|--|--|--|--|--|--|--|--|--|--|
| 12 Joe Panik, L OBP: 0.357, SLG: 0.394 | | | | | | | | | | 4 | 0 | 0 | 0 | 0 | 2 | 3 | | | | |
| 9 Brandon Belt, L OBP: 0.385, SLG: 0.456 | | | | | | | | | | 3 | 0 | 0 | 0 | 1 | 1 | 0 | | | | |
| 8 Hunter Pence, R OBP: 0.317, SLG: 0.355 | | | | | | | | | | 3 | 1 | 0 | 0 | 0 | 0 | 1 | | | | |
| 46 Drew Stubbs, R OBP: 0.167, SLG: 0.091 | | | | | | | | | | 1 | 0 | 0 | 0 | 0 | 1 | 0 | | | | |
| 28 Buster Posey, R OBP: 0.435, SLG: 0.476 | | | | | | | | | | 4 | 0 | 3 | 0 | 0 | 0 | 1 | | | | |
| 60 Hunter Strickland, R | | | | | | | | | | 0 | 0 | 0 | 0 | 0 | 0 | 0 | | | | |
| 38 Michael Morse, R OBP: 0.276, SLG: 0.246 | | | | | | | | | | 2 | 0 | 0 | 0 | 0 | 0 | 1 | | | | |
| 21 Connor Gillaspie, L OBP: 0.276, SLG: 0.219 | | | | | | | | | 0 | 0 | 0 | 0 | 0 | 0 | 0 | 1 | | | | |
| 57 Bryan Morris, L | | | | | | | | | 0 | 0 | 0 | 0 | 0 | 0 | 0 | 0 | | | | |
| 61 Josh Osich, L | | | | | | | | | | 1 | 0 | 0 | 0 | 0 | 0 | 0 | | | | |
| 37 Kelby Tomlinson, R OBP: 0.233, SLG: 0.333 | | | | | | | | | | 4 | 1 | 1 | 1 | 0 | 0 | 1 | | | | |
| 22 Christian Arroyo, R OBP: 0.289, SLG: 0.435 | | | | | | | | | | 3 | 1 | 1 | 0 | 1 | 1 | 0 | | | | |
| 10 Eduardo Núñez, R OBP: 0.289, SLG: 0.324 | | | | | | | | | | 3 | 1 | 1 | 0 | 1 | 1 | 0 | | | | |
| 66 Gorkys Hernández, R OBP: 0.250, SLG: 0.229 | | | | | | | | | | 4 | 0 | 1 | 0 | 0 | 0 | 1 | | | | |
| 18 Matt Cain, R OBP: 0.143, SLG: 0.286 | | | | | | | | | | 1 | 0 | 0 | 0 | 0 | 1 | 0 | | | | |
| 5 Nick Hundley, R OBP: 0.233, SLG: 0.368 | | | | | | | | | | 2 | 0 | 1 | 1 | 0 | 1 | 2 | | | | |
| Inning Stats | R: 0 H: 0 E: 0 K: 1 S: 8 | H: 0 LOB: 1 BB: 1 P: 16 | R: 1 H: 1 E: 0 K: 1 S: 15 | H: 1 LOB: 0 BB: 2 P: 21 | R: 0 H: 0 E: 0 K: 1 S: 6 | H: 0 LOB: 0 BB: 0 P: 9 | R: 0 H: 1 E: 0 K: 0 S: 6 | H: 1 LOB: 1 BB: 0 P: 8 | R: 1 H: 2 E: 0 K: 1 S: 14 | H: 1 LOB: 1 BB: 0 P: 26 | R: 1 H: 1 E: 0 K: 0 S: 13 | H: 1 LOB: 1 BB: 0 P: 20 | R: 0 H: 1 E: 0 K: 2 S: 10 | H: 1 LOB: 1 BB: 0 P: 18 | R: 0 H: 0 E: 0 K: 1 S: 9 | H: 0 LOB: 0 BB: 0 P: 11 | 1B: 3 2B: 3 3B: 0 HR: 1 | SF: 0 SAC: 0 DP: 2 HBP: 0 | WP: 0 PA: 35 PB: 0 SB: 0 CS: 0 | |
| PITCHER | IP: 5.1 WLS: W BF: 22 ERA: 6.53 | IP: 1.2 WLS: L BF: 6 ERA: 4.05 | IP: 2.0 WLS: L BF: 7 ERA: 0.500 | IP: 1.0 WLS: L BF: 5 ERA: 3.38 | IP: 1.0 WLS: L BF: 5 ERA: 1.125 | IP: 1.0 WLS: L BF: 5 ERA: 1.125 | IP: 1.0 WLS: L BF: 5 ERA: 1.125 | IP: 1.0 WLS: L BF: 5 ERA: 1.125 | IP: 1.0 WLS: L BF: 5 ERA: 1.125 | IP: 1.0 WLS: L BF: 5 ERA: 1.125 | IP: 1.0 WLS: L BF: 5 ERA: 1.125 | IP: 1.0 WLS: L BF: 5 ERA: 1.125 | IP: 1.0 WLS: L BF: 5 ERA: 1.125 | IP: 1.0 WLS: L BF: 5 ERA: 1.125 | IP: 1.0 WLS: L BF: 5 ERA: 1.125 | IP: 1.0 WLS: L BF: 5 ERA: 1.125 | IP: 1.0 WLS: L BF: 5 ERA: 1.125 | IP: 1.0 WLS: L BF: 5 ERA: 1.125 | IP: 1.0 WLS: L BF: 5 ERA: 1.125 | IP: 1.0 WLS: L BF: 5 ERA: 1.125 |

San Francisco Giants @ Cincinnati Reds
Great American Ball Park, Cincinnati, OH
Fri May 05 2017, 8:31 PM - 11:45 PM EDT
Att. 22,724 - Rain - 47 F

AB 33
R 3
H 7
RBI 3
BB 2
SO 8
LOB 12



| Batter | 1 | 2 | 3 | 4 | 5 | 6 | 7 | 8 | 9 | AB | R | H | RBI | BB | SO | LOB | BOTTOM | | | |
|--|---|--|---|---|---|---|---|---|---|---|---|---|---|---|---|---|---|---|--|---|
| 6 Billy Hamilton, S OBP: 0.291, SLG: 0.310 | | | | | | | | | | 4 | 4 | 3 | 2 | 2 | 0 | 2 | | | | |
| 2 Zack Cozart, R OBP: 0.427, SLG: 0.552 | | | | | | | | | | 5 | 2 | 2 | 1 | 1 | 1 | 2 | | | | |
| 19 Joey Volto, L OBP: 0.389, SLG: 0.604 | | | | | | | | | | 1 | 2 | 0 | 1 | 4 | 0 | 1 | | | | |
| 23 Adam Duvall, R OBP: 0.314, SLG: 0.578 | | | | | | | | | | 6 | 1 | 2 | 0 | 0 | 1 | 7 | | | | |
| 7 Eugenio Suárez, R OBP: 0.416, SLG: 0.592 | | | | | | | | | | 5 | 1 | 3 | 3 | 1 | 1 | 3 | | | | |
| 43 Scott Schebler, L OBP: 0.319, SLG: 0.539 | | | | | | | | | | 4 | 1 | 3 | 1 | 1 | 0 | 0 | | | | |
| 9 José Peraza, R OBP: 0.291, SLG: 0.319 | | | | | | | | | | 4 | 1 | 3 | 4 | 0 | 0 | 2 | | | | |
| 36 Blake Wood, R | | | | | | | | | | 0 | 0 | 0 | 0 | 0 | 0 | 0 | | | | |
| 32 Stuart Turner, R OBP: 0.217, SLG: 0.333 | | | | | | | | | | 1 | 0 | 0 | 0 | 0 | 1 | 3 | | | | |
| 40 Austin Brice, R | | | | | | | | | | 3 | 0 | 0 | 0 | 2 | 0 | 6 | | | | |
| 39 Devin Mesoraco, R OBP: 0.368, SLG: 0.400 | | | | | | | | | | 3 | 0 | 0 | 0 | 2 | 0 | 6 | | | | |
| 61 Bronson Arroyo, R | | | | | | | | | | 3 | 0 | 0 | 0 | 3 | 3 | | | | | |
| 4 Scooter Gennett, L OBP: 0.298, SLG: 0.509 | | | | | | | | | | 1 | 1 | 0 | 0 | 1 | 1 | 1 | | | | |
| Inning Stats | R: 3 H: 4 E: 0 K: 0 S: 17 | H: 4 LOB: 2 BB: 1 P: 24 | R: 2 H: 2 E: 0 K: 1 S: 11 | H: 2 LOB: 3 BB: 3 P: 26 | R: 1 H: 2 E: 0 K: 1 S: 12 | H: 2 LOB: 1 BB: 0 P: 16 | R: 3 H: 3 E: 0 K: 1 S: 14 | H: 3 LOB: 2 BB: 3 P: 24 | R: 1 H: 1 E: 0 K: 0 S: 11 | H: 1 LOB: 1 BB: 1 P: 26 | R: 2 H: 2 E: 0 K: 1 S: 12 | H: 2 LOB: 1 BB: 1 P: 21 | R: 0 H: 0 E: 0 K: 1 S: 11 | H: 0 LOB: 1 BB: 1 P: 17 | R: 1 H: 2 E: 0 K: 3 S: 15 | H: 2 LOB: 3 BB: 2 P: 27 | 1B: 12 2B: 2 3B: 2 HR: 0 | SF: 1 SAC: 0 DP: 0 HBP: 1 | WP: 0 PA: 52 PB: 0 SB: 4 CS: 0 | |
| PITCHER | IP: 3.1 WLS: L BF: 24 ERA: 4.7 | IP: 1.2 WLS: L BF: 11 ERA: 1.54 | IP: 1.0 WLS: L BF: 6 ERA: 2.25 | IP: 1.0 WLS: L BF: 6 ERA: 2.25 | IP: 1.0 WLS: L BF: 6 ERA: 2.25 | IP: 1.0 WLS: L BF: 6 ERA: 2.25 | IP: 1.0 WLS: L BF: 6 ERA: 2.25 | IP: 1.0 WLS: L BF: 6 ERA: 2.25 | IP: 1.0 WLS: L BF: 6 ERA: 2.25 | IP: 1.0 WLS: L BF: 6 ERA: 2.25 | IP: 1.0 WLS: L BF: 6 ERA: 2.25 | IP: 1.0 WLS: L BF: 6 ERA: 2.25 | IP: 1.0 WLS: L BF: 6 ERA: 2.25 | IP: 1.0 WLS: L BF: 6 ERA: 2.25 | IP: 1.0 WLS: L BF: 6 ERA: 2.25 | IP: 1.0 WLS: L BF: 6 ERA: 2.25 | IP: 1.0 WLS: L BF: 6 ERA: 2.25 | IP: 1.0 WLS: L BF: 6 ERA: 2.25 | IP: 1.0 WLS: L BF: 6 ERA: 2.25 | IP: 1.0 WLS: L BF: 6 ERA: 2.25 |

San Francisco Giants @ Cincinnati Reds
Great American Ball Park, Cincinnati, OH
Fri May 05 2017, 8:31 PM - 11:45 PM EDT
Att. 22,724 - Rain - 47 F

AB 38
R 13
H 16
RBI 12
BB 12
SO 8
LOB 30



| Batter | 1 | 2 | 3 | 4 | 5 | 6 | 7 | 8 | 9 | AB | R | H | RBI | BB | SO | LOB | TOP | | | | | |
|--|--|--|--|---|-----------------------------------|---|---|---|---|---------------------------------|-------------------------------|----------------------------------|------------------------------|---------------------------------|-------------------------------|----------------------------------|------------------------------|----------------------------------|----------------------------------|------------------------------------|----------------------------------|--------|
| 12 Joe Panik, L (1,4) OBP: 0.353, SLG: 0.388 | C FC 87 B CH 78 F FC 90 S FC 90 | | B CH 82 C FC 89 X FC 91 | | | | X CH 83 | | F FC 90 B FC 88 C CU 75 X FC 88 | | 4 | 0 | 1 | 0 | 0 | 1 | 1 | | | | | |
| 9 Brandon Belt, L (1,3) OBP: 0.366, SLG: 0.423 | B FC 88 C CU 74 S FC 90 X FC 89 | | C CU 76 S CH 84 B CH 82 X FC 91 | | | | B FC 88 C SI 89 F FC 89 D CU 76 S FC 89 | C CU 76 B FC 89 C CU 76 X SI 89 | | 4 | 0 | 0 | 0 | 0 | 0 | 1 | 2 | | | | | |
| 8 Hunter Pence, R (1,9) OBP: 0.305, SLG: 0.339 | C CU 74 F SI 92 S FC 88 | | | S CU 76 B CU 77 B SI 89 F FC 90 X FC 91 | | C SI 90 B FC 88 F FC 89 X CU 75 | | | B SI 88 X SI 89 | 4 | 0 | 1 | 0 | 0 | 1 | 1 | | | | | | |
| 28 Buster Posey, R (1,2) OBP: 0.434, SLG: 0.460 | | C SI 88 B FC 88 B SI 90 F SI 91 F SI 92 F SI 92 F SI 92 F SI 92 | B FC 88 C SI 91 F FC 89 X CU 77 | B FC 88 C SI 91 F FC 89 X CU 77 | | S FC 88 F FC 88 B SI 90 X CU 75 | | C CU 74 F FC 88 B SI 89 F FC 89 X CU 76 | 3 | 0 | 0 | 0 | 0 | 0 | 0 | 2 | | | | | | |
| 21 Conor Gillaspie, L (1,5) OBP: 0.233, SLG: 0.184 | C CU 74 B FC 88 B CU 73 X CU 76 | | X FC 89 | | | | B CU 73 F FC 88 X FC 89 | | B CU 74 C CU 75 B FC 88 C FC 89 X FC 88 | 4 | 0 | 0 | 0 | 0 | 0 | 2 | | | | | | |
| 22 Christian Arroyo, R (1,6) OBP: 0.283, SLG: 0.451 | F SI 90 X CU 76 | | | | D FC 89 C SI 90 X SI 89 | X CU 76 | | B SI 90 X SI 89 | | 3 | 0 | 1 | 0 | 0 | 0 | 1 | | | | | | |
| 10 Eduardo Núñez, R (1,7) OBP: 0.298, SLG: 0.336 | F FC 86 D FC 88 I FC 88 B FC 88 B FC 88 B FC 88 | | C SI 88 D FC 88 S CU 74 | | | C SI 88 D FC 88 S CU 74 | | C SI 88 D FC 88 S CU 74 | | 2 | 0 | 0 | 0 | 1 | 0 | 1 | | | | | | |
| 66 Gorkys Hernández, R (1,8) OBP: 0.265, SLG: 0.263 | C SI 90 D CU 77 S CU 74 | | | | X CU 77 | | | C SI 89 B SI 89 C SI 90 F FC 89 X FC 90 | | 3 | 0 | 1 | 0 | 0 | 1 | 3 | | | | | | |
| 47 Johnny Cueto, R (1,1) OBP: 0.059, SLG: 0.059 | | | X SI 90 | | | C CU 76 X CU 72 | | C SI 88 S CU 78 | | 2 | 0 | 0 | 0 | 0 | 0 | 1 | | | | | | |
| 38 Michael Morse, R (8,PH) OBP: 0.158, SLG: 0.389 | | | | | | | | C SI 88 S CU 78 | | 1 | 0 | 0 | 0 | 0 | 1 | 1 | | | | | | |
| 64 Derek Law, R (8,1) | | | | | | | | | | 0 | 0 | 0 | 0 | 0 | 0 | 0 | | | | | | |
| Inning Stats | R: 0 E: 0 K: 2 S: 8 | H: 0 LOB: 0 BB: 0 P: 11 | R: 0 E: 0 K: 1 S: 13 | H: 0 LOB: 2 BB: 1 P: 24 | R: 0 E: 0 K: 0 S: 7 | H: 0 LOB: 0 BB: 0 P: 9 | R: 0 E: 0 K: 0 S: 8 | H: 1 LOB: 0 BB: 0 P: 13 | R: 0 E: 0 K: 0 S: 8 | H: 1 LOB: 1 BB: 0 P: 9 | R: 0 E: 0 K: 1 S: 12 | H: 0 LOB: 0 BB: 0 P: 16 | R: 0 E: 0 K: 0 S: 4 | H: 0 LOB: 0 BB: 0 P: 7 | R: 0 E: 0 K: 1 S: 12 | H: 1 LOB: 1 BB: 0 P: 17 | R: 0 E: 0 K: 0 S: 9 | H: 0 LOB: 0 BB: 0 P: 13 | 1B: 2 2B: 2 3B: 0 HR: 0 | SF: 0 SAC: 0 DP: 1 HBP: 1 | WP: 0 PB: 0 SB: 0 CS: 0 | PA: 32 |
| PITCHER 37 Scott Feldman, R (1,1) ERA: 3.76 | IP: 9.0 WLS: W BF: 32 | H: 4 R: 0 ER: 0 SO: 5 | BB: 1 IBB: 0 HBP: 1 BLK: 0 | WP: 0 HR: 0 S: 81 P: 119 | ERA: 0.00 WHIP: 0.556 | PITCHER IP: WLS: BF: H: R: ER: SO: BB: IBB: HBP: BLK: WP: HR: S: P: ERA: WHIP | | | | | | | | | | | | | | | | |

San Francisco Giants @ Cincinnati Reds
Great American Ball Park, Cincinnati, OH
Sun May 07 2017, 4:11 PM - 6:38 PM EDT
Att: 21,142 - Sunny - 62 F

| | |
|-----|----|
| AB | 30 |
| R | 0 |
| H | 4 |
| RBI | 0 |
| BB | 1 |
| SO | 5 |
| LOB | 15 |



| Batter | 1 | 2 | 3 | 4 | 5 | 6 | 7 | 8 | 9 | AB | R | H | RBI | BB | SO | LOB | BOTTOM | | | | | |
|--|---|-----------------------------------|--|-----------------------------------|---|---|--|--|------------------------------|----------------------------------|------------------------------|---------------------------------|-------------------------------|----------------------------------|-------------------------------|----------------------------------|------------------------------|----------------------------------|----------------------------------|------------------------------------|----------------------------------|--------|
| 6 Billy Hamilton, S (1,8) OBP: 0.307, SLG: 0.360 | C FF 91 B CH 80 F FC 90 S FC 90 X FC 86 | B SI 91 C SI 86 X FC 92 | | | B SL 85 C SI 85 F FC 89 B CH 80 F FC 89 B FF 92 B FF 92 | | B SI 92 S CH 82 C SI 82 F FC 84 B FF 93 X FC 87 | | | 3 | 1 | 1 | 0 | 1 | 0 | 0 | | | | | | |
| 2 Zack Cozart, R (1,6) OBP: 0.438, SLG: 0.596 | B FF 91 S SL 84 I SAFE B FF 92 C FF 90 X FC 90 | C SL 84 X FF 94 | | | B FF 90 I SAFE B FF 93 C SL 85 X FC 93 | | | F FF 93 C SI 80 B FF 94 B FF 95 B CU 76 X FC 84 | | 4 | 1 | 2 | 1 | 0 | 0 | 2 | | | | | | |
| 19 Joey Volto, L (1,3) OBP: 0.396, SLG: 0.602 | F FC 87 F FC 87 X FC 92 | | C SI 88 B FC 88 F FC 87 S FC 88 | | X CH 84 | | F FC 93 C CU 78 B FF 95 B FF 95 S CU 76 | | 4 | 1 | 1 | 0 | 0 | 2 | 1 | | | | | | | |
| 7 Eugenio Suárez, R (1,5) OBP: 0.413, SLG: 0.613 | C SI 91 X SI 92 | | B SI 88 C SI 84 F FC 88 | | B SL 83 F FC 87 S SL 89 | | B FF 94 S FC 83 X CU 76 | | 4 | 0 | 1 | 1 | 0 | 2 | 1 | | | | | | | |
| 43 Scott Schebler, L (1,9) OBP: 0.325, SLG: 0.562 | S CH 84 D SL 85 B FF 92 S CH 83 | | C SI 84 X FF 93 | | C SI 87 B SL 84 F FC 80 S CH 81 | | B FF 93 H FF 93 | | 3 | 1 | 1 | 1 | 0 | 2 | 2 | | | | | | | |
| 4 Scooter Gennett, L (1,7) OBP: 0.311, SLG: 0.508 | B FC 89 B FC 88 X CH 83 | | F FC 93 C FC 87 S FC 92 | | B CH 80 X SL 86 | | B FF 93 C FC 92 C CH 84 S FF 94 | | 3 | 0 | 1 | 1 | 0 | 1 | 0 | | | | | | | |
| 23 Adam Duvall, R (8,7) | F FC 92 F FC 92 S FC 87 | | C SI 82 F FC 91 X FC 87 | | B FF 91 X SL 83 | | B SI 90 X SL 86 | | 1 | 0 | 0 | 0 | 0 | 1 | 2 | | | | | | | |
| 9 José Peraza, R (1,4) OBP: 0.272, SLG: 0.298 | F FC 92 F FC 92 S FC 87 | | C SI 81 F FC 91 X FC 87 | | F SI 86 B FF 91 S FC 87 | | S CH 80 X SL 86 | | 3 | 0 | 0 | 0 | 0 | 1 | 2 | | | | | | | |
| 16 Tucker Barnhart, L (1,2) OBP: 0.304, SLG: 0.301 | | C CH 81 X SL 82 | | F SI 86 B FF 91 S FC 87 | | S CH 80 X SL 86 | | B CH 81 F FC 88 B SI 86 F FC 89 S CH 83 | | 3 | 0 | 0 | 0 | 0 | 1 | 0 | | | | | | |
| 37 Scott Feldman, L (1,1) | | X FF 90 | | S SL 86 B SI 85 S CH 82 | | B CH 81 F FC 88 B SI 86 F FC 89 S CH 83 | | | 3 | 0 | 0 | 0 | 0 | 2 | 0 | | | | | | | |
| Inning Stats | R: 2 E: 1 K: 2 S: 19 | H: 3 LOB: 2 BB: 0 P: 29 | R: 0 E: 0 K: 0 S: 8 | H: 1 LOB: 1 BB: 0 P: 10 | R: 1 E: 0 K: 3 S: 10 | H: 1 LOB: 0 BB: 0 P: 17 | R: 0 E: 0 K: 2 S: 10 | H: 0 LOB: 0 BB: 0 P: 14 | R: 1 E: 0 K: 1 S: 9 | H: 1 LOB: 0 BB: 1 P: 16 | R: 0 E: 0 K: 1 S: 5 | H: 0 LOB: 0 BB: 0 P: 8 | R: 0 E: 0 K: 1 S: 12 | H: 0 LOB: 0 BB: 0 P: 18 | R: 0 E: 0 K: 2 S: 13 | H: 1 LOB: 2 BB: 0 P: 22 | R: 0 E: 0 K: 2 S: 9 | H: 0 LOB: 0 BB: 0 P: 13 | 1B: 4 2B: 0 3B: 1 HR: 2 | SF: 0 SAC: 0 DP: 0 HBP: 1 | WP: 0 PB: 0 SB: 0 CS: 1 | PA: 33 |
| PITCHER 47 Johnny Cueto, R (1,1) ERA: 4.5 | IP: 7.0 WLS: L BF: 28 | H: 6 R: 4 ER: 2 SO: 10 | BB: 1 IBB: 0 HBP: 0 BLK: 0 | WP: 0 HR: 2 S: 73 P: 112 | ERA: 2.57 WHIP: 1.000 | PITCHER IP: WLS: BF: H: R: ER: SO: BB: IBB: HBP: BLK: WP: HR: S: P: ERA: WHIP | | | | | | | | | | | | | | | | |
| 64 Derek Law, R (8,1) ERA: 2.57 | IP: 1.0 WLS: L BF: 5 | H: 1 R: 0 ER: 0 SO: 2 | BB: 0 IBB: 0 HBP: 1 BLK: 0 | WP: 0 HR: 0 S: 13 P: 22 | ERA: 0.00 WHIP: 1.000 | | | | | | | | | | | | | | | | | |

San Francisco Giants @ Cincinnati Reds
Great American Ball Park, Cincinnati, OH
Sun May 07 2017, 4:11 PM - 6:38 PM EDT
Att: 21,142 - Sunny - 62 F

| | |
|-----|----|
| AB | 31 |
| R | 4 |
| H | 7 |
| RBI | 4 |
| BB | 1 |
| SO | 12 |
| LOB | 10 |



| Batter | 1 | 2 | 3 | 4 | 5 | 6 | 7 | 8 | 9 | AB | R | H | RBI | BB | SO | LOB | TOP | | | | | |
|--|---|---|---|---|---|---|---|---|---|---|---|---|---|---|---|---|---|----------------------------------|----------------------------------|------------------------------------|----------------------------------|--------|
| 12 Joe Panik, L OBP: 0.347, SLG: 0.378 | L7 | | F8 | | K | | | F9 | | 4 | 0 | 0 | 0 | 0 | 1 | 2 | San Francisco Giants @ New York Mets Citi Field, Flushing, NY Tue May 09 2017, 7:10 PM - 9:48 PM EDT Att: 29,030 - Partly Cloudy - 58 F | | | | | |
| 9 Brandon Belt, L OBP: 0.359, SLG: 0.402 | K | | K | | | | | F9 | | 3 | 0 | 0 | 0 | 1 | 2 | | | | | | | |
| 8 Hunter Pence, R OBP: 0.349, SLG: 0.349 | K | | | G2-3 | | G4-6-3 | | G4-3 | | 4 | 0 | 0 | 0 | 0 | 1 | | | | | | | |
| 28 Buster Posey, R OBP: 0.439, SLG: 0.532 | G1-3 | | | HR | | | | G6-3 | | 3 | 1 | 1 | 1 | 1 | 0 | | | | | | | |
| 21 Conor Gillaspie, L OBP: 0.220, SLG: 0.159 | G4-3 | | | G1-3 | | | | G3-1 | | 4 | 0 | 0 | 0 | 0 | 0 | | | | | | | |
| 22 Christian Arroyo, R OBP: 0.279, SLG: 0.404 | | | | | | | | F8 | | 2 | 0 | 0 | 0 | 2 | 0 | | | | | | | |
| 10 Eduardo Núñez, R OBP: 0.281, SLG: 0.317 | G1-3 | | | G4-3 | | | | | | 3 | 0 | 0 | 0 | 0 | 1 | | | | | | | |
| 66 Gorkys Hernández, R OBP: 0.256, SLG: 0.244 | | | G3-1 | | G4-3 | | | | | 3 | 0 | 0 | 0 | 0 | 0 | | | | | | | |
| 29 Jeff Samardzija, R OBP: 0.071, SLG: 0.071 | | | | | G5-3 | | | | | 2 | 0 | 1 | 0 | 0 | 0 | | | | | | | |
| 39 Justin Ruggiano, R (8, PH) | | | | | | | | | | 0 | 0 | 0 | 0 | 0 | 0 | | | | | | | |
| 62 Cory Gearrin, R (8, 1) | | | | | | | | | | 0 | 0 | 0 | 0 | 0 | 0 | | | | | | | |
| Inning Stats | R: 0 H: 0 E: 0 K: 2 S: 8 | H: 0 LOB: 0 BB: 0 P: 11 | R: 0 H: 0 E: 0 K: 0 S: 13 | H: 0 LOB: 1 BB: 1 P: 21 | R: 0 H: 1 E: 0 K: 1 S: 15 | H: 1 LOB: 1 BB: 0 P: 24 | R: 1 H: 1 E: 0 K: 0 S: 7 | H: 1 LOB: 1 BB: 1 P: 14 | R: 0 H: 0 E: 0 K: 1 S: 6 | H: 0 LOB: 0 BB: 0 P: 9 | R: 0 H: 0 E: 0 K: 0 S: 8 | H: 0 LOB: 1 BB: 2 P: 16 | R: 0 H: 0 E: 0 K: 1 S: 8 | H: 0 LOB: 0 BB: 0 P: 10 | R: 0 H: 0 E: 0 K: 0 S: 8 | H: 0 LOB: 1 BB: 0 P: 14 | R: 0 H: 0 E: 0 K: 0 S: 7 | H: 0 LOB: 0 BB: 0 P: 10 | 1B: 1 2B: 0 3B: 0 HR: 1 | SF: 0 SAC: 0 DP: 1 HBP: 1 | WP: 0 PB: 0 SB: 0 CS: 0 | PA: 33 |
| PITCHER | IP WLS BF H R ER SO BB IBB HBP BLK WP HR S P ERA WHIP | IP WLS BF H R ER SO BB IBB HBP BLK WP HR S P ERA WHIP | IP WLS BF H R ER SO BB IBB HBP BLK WP HR S P ERA WHIP | IP WLS BF H R ER SO BB IBB HBP BLK WP HR S P ERA WHIP | IP WLS BF H R ER SO BB IBB HBP BLK WP HR S P ERA WHIP | IP WLS BF H R ER SO BB IBB HBP BLK WP HR S P ERA WHIP | IP WLS BF H R ER SO BB IBB HBP BLK WP HR S P ERA WHIP | IP WLS BF H R ER SO BB IBB HBP BLK WP HR S P ERA WHIP | IP WLS BF H R ER SO BB IBB HBP BLK WP HR S P ERA WHIP | IP WLS BF H R ER SO BB IBB HBP BLK WP HR S P ERA WHIP | IP WLS BF H R ER SO BB IBB HBP BLK WP HR S P ERA WHIP | IP WLS BF H R ER SO BB IBB HBP BLK WP HR S P ERA WHIP | IP WLS BF H R ER SO BB IBB HBP BLK WP HR S P ERA WHIP | IP WLS BF H R ER SO BB IBB HBP BLK WP HR S P ERA WHIP | IP WLS BF H R ER SO BB IBB HBP BLK WP HR S P ERA WHIP | IP WLS BF H R ER SO BB IBB HBP BLK WP HR S P ERA WHIP | | | | | | |

| Batter | 1 | 2 | 3 | 4 | 5 | 6 | 7 | 8 | 9 | AB | R | H | RBI | BB | SO | LOB | BOTTOM | | | | | |
|--|---|---|---|---|---|---|---|---|---|---|---|---|---|---|---|---|---|----------------------------------|----------------------------------|------------------------------------|----------------------------------|--------|
| 30 Michael Conforto, L OBP: 0.425, SLG: 0.648 | F8 | | | K | | | | G4-3 | | 5 | 2 | 2 | 1 | 0 | 1 | 4 | San Francisco Giants @ New York Mets Citi Field, Flushing, NY Tue May 09 2017, 7:10 PM - 9:48 PM EDT Att: 29,030 - Partly Cloudy - 58 F | | | | | |
| 54 T.J. Rivera, R OBP: 0.397, SLG: 0.491 | 2B | | | | | | | | | 4 | 1 | 3 | 1 | 0 | 1 | 0 | | | | | | |
| 19 Jay Bruce, L OBP: 0.355, SLG: 0.569 | 1B | | | | | | | | | 4 | 1 | 1 | 0 | 0 | 1 | 3 | | | | | | |
| 20 Neil Walker, S OBP: 0.294, SLG: 0.350 | 3B | | | | | | | | | 4 | 1 | 1 | 2 | 0 | 2 | 1 | | | | | | |
| 3 Curtis Granderson, L OBP: 0.200, SLG: 0.264 | P3 | | | | | | | | | 4 | 0 | 0 | 0 | 0 | 1 | 1 | | | | | | |
| 7 José Reyes, S OBP: 0.265, SLG: 0.328 | 1B | | | | | | | | | 4 | 1 | 1 | 1 | 1 | 0 | 0 | | | | | | |
| 44 René Rivera, R OBP: 0.339, SLG: 0.421 | 2B | | | | | | | | | 4 | 0 | 2 | 1 | 0 | 1 | 0 | | | | | | |
| 4 Wilmer Flores, R OBP: 0.250, SLG: 0.352 | F8 | | | | | | | | | 4 | 0 | 2 | 0 | 0 | 0 | 1 | | | | | | |
| 45 Zack Wheeler, L OBP: 0.240, SLG: 0.279 | | | | | | | | | | 2 | 0 | 0 | 0 | 0 | 1 | 1 | | | | | | |
| 15 Matt Reynolds, R OBP: 0.175, SLG: 0.172 | | | | | | | | | | 1 | 0 | 0 | 0 | 0 | 0 | 0 | | | | | | |
| 47 Hansel Robles, R OBP: 0.175, SLG: 0.172 | | | | | | | | | | 0 | 0 | 0 | 0 | 0 | 0 | 0 | | | | | | |
| 39 Jerry Blevins, L OBP: 0.075, SLG: 0.075 | | | | | | | | | | 0 | 0 | 0 | 0 | 0 | 0 | 0 | | | | | | |
| 43 Addison Reed, L OBP: 0.075, SLG: 0.075 | | | | | | | | | | 0 | 0 | 0 | 0 | 0 | 0 | 0 | | | | | | |
| 13 Adrial Cabrera, S OBP: 0.339, SLG: 0.339 | | | | | | | | | | 1 | 0 | 1 | 0 | 0 | 0 | 0 | | | | | | |
| 27 Jeury Familia, R OBP: 1.0, SLG: 1.0 | | | | | | | | | | 0 | 0 | 0 | 0 | 0 | 0 | 0 | | | | | | |
| Inning Stats | R: 4 H: 5 E: 0 K: 0 S: 20 | H: 5 LOB: 1 BB: 0 P: 26 | R: 1 H: 2 E: 0 K: 2 S: 21 | H: 2 LOB: 1 BB: 0 P: 29 | R: 0 H: 0 E: 0 K: 0 S: 4 | H: 0 LOB: 0 BB: 0 P: 7 | R: 0 H: 2 E: 0 K: 2 S: 12 | H: 2 LOB: 2 BB: 0 P: 13 | R: 0 H: 0 E: 0 K: 1 S: 8 | H: 0 LOB: 0 BB: 0 P: 9 | R: 0 H: 0 E: 0 K: 2 S: 9 | H: 0 LOB: 0 BB: 0 P: 14 | R: 1 H: 1 E: 0 K: 2 S: 12 | H: 1 LOB: 0 BB: 0 P: 16 | R: 0 H: 3 E: 0 K: 0 S: 16 | H: 3 LOB: 3 BB: 0 P: 23 | R: 0 H: 0 E: 0 K: 0 S: 16 | H: 0 LOB: 0 BB: 0 P: 23 | 1B: 7 2B: 4 3B: 1 HR: 1 | SF: 0 SAC: 0 DP: 0 HBP: 0 | WP: 0 PB: 0 SB: 0 CS: 0 | PA: 37 |
| PITCHER | IP WLS BF H R ER SO BB IBB HBP BLK WP HR S P ERA WHIP | IP WLS BF H R ER SO BB IBB HBP BLK WP HR S P ERA WHIP | IP WLS BF H R ER SO BB IBB HBP BLK WP HR S P ERA WHIP | IP WLS BF H R ER SO BB IBB HBP BLK WP HR S P ERA WHIP | IP WLS BF H R ER SO BB IBB HBP BLK WP HR S P ERA WHIP | IP WLS BF H R ER SO BB IBB HBP BLK WP HR S P ERA WHIP | IP WLS BF H R ER SO BB IBB HBP BLK WP HR S P ERA WHIP | IP WLS BF H R ER SO BB IBB HBP BLK WP HR S P ERA WHIP | IP WLS BF H R ER SO BB IBB HBP BLK WP HR S P ERA WHIP | IP WLS BF H R ER SO BB IBB HBP BLK WP HR S P ERA WHIP | IP WLS BF H R ER SO BB IBB HBP BLK WP HR S P ERA WHIP | IP WLS BF H R ER SO BB IBB HBP BLK WP HR S P ERA WHIP | IP WLS BF H R ER SO BB IBB HBP BLK WP HR S P ERA WHIP | IP WLS BF H R ER SO BB IBB HBP BLK WP HR S P ERA WHIP | IP WLS BF H R ER SO BB IBB HBP BLK WP HR S P ERA WHIP | IP WLS BF H R ER SO BB IBB HBP BLK WP HR S P ERA WHIP | | | | | | |

| | |
|-----|----|
| AB | 28 |
| R | 1 |
| H | 2 |
| RBI | 1 |
| BB | 4 |
| SO | 5 |
| LOB | 9 |

| | |
|-----|----|
| AB | 37 |
| R | 6 |
| H | 13 |
| RBI | 6 |
| BB | 0 |
| SO | 9 |
| LOB | 11 |

| | |
|----|---|
| WP | 0 |
| PB | 0 |
| SB | 0 |
| CS | 0 |

| Batter | 1 | 2 | 3 | 4 | 5 | 6 | 7 | 8 | 9 | AB | R | H | RBI | BB | SO | LOB | TOP | | | | | |
|---|---|---|---|---|---|---|---|---|---|---|---|---|---|---|---|---|--|---------------------------------|----------------------------------|------------------------------------|----------------------------------|--------|
| 6 Billy Hamilton, S OBP: 0.311, SLG: 0.360 | G1 | | | 1B | | 1B | | G3 | | 4 | 2 | 2 | 0 | 0 | 0 | 1 | Cincinnati Reds @ San Francisco Giants AT&T Park, San Francisco, CA Thu May 11 2017, 7:15 PM - 9:51 PM PDT Att: 41,193 - Overcast - 58 F | | | | | |
| 2 Zack Cozart, R OBP: 0.444, SLG: 0.596 | G6-3 | | | 2B | | G4-3 | | 2B | | 4 | 0 | 2 | 1 | 0 | 0 | 1 | | | | | | |
| 19 Joey Votto, L OBP: 0.411, SLG: 0.615 | F7 | | | G3 | | 1B | | IBB | | 3 | 0 | 1 | 2 | 1 | 0 | 1 | | | | | | |
| 23 Adam Duvali, R OBP: 0.316, SLG: 0.568 | F8 | | | K | | 1B | | K | | 4 | 0 | 1 | 0 | 0 | 2 | 3 | | | | | | |
| 7 Eugenio Suárez, R OBP: 0.391, SLG: 0.564 | G3-1 | | | BB | | G6-4-3 | | F9 | | 3 | 0 | 0 | 0 | 1 | 0 | 4 | | | | | | |
| 43 Scott Schebler, L OBP: 0.318, SLG: 0.526 | G3 | | | G1-3 | | L4 | | G3-1 | | 4 | 0 | 0 | 0 | 0 | 0 | 2 | | | | | | |
| 9 José Peraza, R OBP: 0.297, SLG: 0.280 | G3-1 | | | G3 | | F7 | | K | | 3 | 0 | 0 | 0 | 0 | 0 | 0 | | | | | | |
| 53 Wandy Peralta, L | G3-1 | | | G3 | | G4-3 | | G5-3 | | 0 | 0 | 0 | 0 | 0 | 0 | 0 | | | | | | |
| 3 Patrick Kivlehan, R OBP: 0.400, SLG: 0.452 | K | | | F8 | | G4-3 | | | | 1 | 0 | 0 | 0 | 0 | 1 | 0 | | | | | | |
| 26 Raisel Iglesias, R OBP: 1.000, SLG: 2.000 | K | | | F8 | | | | | | 0 | 0 | 0 | 0 | 0 | 0 | 0 | | | | | | |
| 39 Devin Mesoraco, R OBP: 0.344, SLG: 0.333 | K | | | F8 | | | | | | 4 | 0 | 0 | 0 | 0 | 1 | 0 | | | | | | |
| 61 Bronson Arroyo, R ERA: 4.88 | P4 | | | P3 | | | | | | 2 | 0 | 0 | 0 | 0 | 0 | 0 | REDS | | | | | |
| 31 Drew Storen, S ERA: 1.5 | P4 | | | P3 | | | | | | 0 | 0 | 0 | 0 | 0 | 0 | 0 | | | | | | |
| 4 Scooter Gennett, L OBP: 0.323, SLG: 0.550 | P4 | | | P3 | | | | | | 1 | 1 | 1 | 0 | 0 | 0 | 0 | | | | | | |
| Inning Stats | R: 0 E: 0 K: 0 S: 8 | H: 0 LOB: 0 BB: 0 P: 11 | R: 0 E: 0 K: 0 S: 8 | H: 0 LOB: 0 BB: 0 P: 11 | R: 0 E: 0 K: 1 S: 6 | H: 0 LOB: 0 BB: 0 P: 8 | R: 1 E: 0 K: 1 S: 16 | H: 2 LOB: 2 BB: 1 P: 25 | R: 0 E: 0 K: 0 S: 6 | H: 0 LOB: 0 BB: 0 P: 11 | R: 1 E: 0 K: 0 S: 13 | H: 3 LOB: 1 BB: 0 P: 20 | R: 0 E: 0 K: 0 S: 10 | H: 0 LOB: 0 BB: 0 P: 12 | R: 1 E: 0 K: 1 S: 14 | H: 2 LOB: 2 BB: 1 P: 18 | R: 0 E: 0 K: 1 S: 7 | H: 0 LOB: 0 BB: 0 P: 8 | 1B: 4 2B: 2 3B: 1 HR: 0 | SF: 0 SAC: 0 DP: 1 HBP: 0 | WP: 0 PB: 0 SB: 1 CS: 0 | PA: 35 |
| PITCHER | IP WLS BF H R ER SO BB IBB HBP BLK WP HR S P ERA WHIP | IP WLS BF H R ER SO BB IBB HBP BLK WP HR S P ERA WHIP | IP WLS BF H R ER SO BB IBB HBP BLK WP HR S P ERA WHIP | IP WLS BF H R ER SO BB IBB HBP BLK WP HR S P ERA WHIP | IP WLS BF H R ER SO BB IBB HBP BLK WP HR S P ERA WHIP | IP WLS BF H R ER SO BB IBB HBP BLK WP HR S P ERA WHIP | IP WLS BF H R ER SO BB IBB HBP BLK WP HR S P ERA WHIP | IP WLS BF H R ER SO BB IBB HBP BLK WP HR S P ERA WHIP | IP WLS BF H R ER SO BB IBB HBP BLK WP HR S P ERA WHIP | IP WLS BF H R ER SO BB IBB HBP BLK WP HR S P ERA WHIP | IP WLS BF H R ER SO BB IBB HBP BLK WP HR S P ERA WHIP | IP WLS BF H R ER SO BB IBB HBP BLK WP HR S P ERA WHIP | IP WLS BF H R ER SO BB IBB HBP BLK WP HR S P ERA WHIP | IP WLS BF H R ER SO BB IBB HBP BLK WP HR S P ERA WHIP | IP WLS BF H R ER SO BB IBB HBP BLK WP HR S P ERA WHIP | IP WLS BF H R ER SO BB IBB HBP BLK WP HR S P ERA WHIP | IP WLS BF H R ER SO BB IBB HBP BLK WP HR S P ERA WHIP | | | | | |
| 50 Ty Blach, L ERA: 4.88 | 7.0 | 26 | 5 | 2 | 2 | 2 | 1 | 0 | 0 | 0 | 0 | 0 | 0 | 0 | 0 | 0 | 2.57 | 0.857 | | | | |
| 60 Hunter Strickland, R ERA: 1.5 | 1.0 | L | 6 | 2 | 1 | 1 | 1 | 0 | 1 | 0 | 0 | 0 | 0 | 0 | 0 | 0 | 9.00 | 2.000 | | | | |
| 61 Josh Osich, L ERA: 1.8 | 1.0 | S | 3 | 0 | 0 | 1 | 0 | 0 | 0 | 0 | 0 | 0 | 0 | 0 | 0 | 0 | 0.00 | 0.000 | | | | |

| Batter | 1 | 2 | 3 | 4 | 5 | 6 | 7 | 8 | 9 | AB | R | H | RBI | BB | SO | LOB | BOTTOM | | | | | |
|--|---|---|---|---|---|---|---|---|---|---|---|---|---|---|---|---|--|----------------------------------|----------------------------------|------------------------------------|----------------------------------|--------|
| 2 Denard Span, L OBP: 0.293, SLG: 0.400 | P5 | | | 2B | | HR | | 1B | | 5 | 1 | 4 | 1 | 0 | 0 | 0 | Cincinnati Reds @ San Francisco Giants AT&T Park, San Francisco, CA Thu May 11 2017, 7:15 PM - 9:51 PM PDT Att: 41,193 - Overcast - 58 F | | | | | |
| 9 Brandon Belt, L OBP: 0.358, SLG: 0.418 | HR | | | BB | | K | | F7 | | 4 | 1 | 1 | 1 | 1 | 1 | 4 | | | | | | |
| 8 Hunter Pence, R OBP: 0.291, SLG: 0.341 | 1B | | | F7 | | F8 | | K | | 4 | 0 | 1 | 0 | 0 | 1 | 2 | | | | | | |
| 35 Brandon Crawford, L OBP: 0.282, SLG: 0.438 | L9 | | | G4-3 | | G1-3 | | 2B | | 4 | 0 | 1 | 0 | 0 | 0 | 3 | | | | | | |
| 22 Christian Arroyo, R OBP: 0.286, SLG: 0.409 | G1-3 | | | 1B | | F7 | | K | | 4 | 0 | 1 | 0 | 0 | 1 | 2 | | | | | | |
| 12 Joe Panik, L OBP: 0.338, SLG: 0.361 | G1-3 | | | P5 | | G1-3 | | G3-1 | | 4 | 0 | 1 | 0 | 0 | 0 | 2 | | | | | | |
| 10 Eduardo Núñez, R OBP: 0.277, SLG: 0.310 | P3 | | | F7 | | G3 | | K | | 4 | 0 | 0 | 0 | 0 | 1 | 2 | | | | | | |
| 5 Nick Hundley, R OBP: 0.261, SLG: 0.369 | G5-4-3 | | | F9 | | L7 | | 2B | | 4 | 0 | 1 | 0 | 0 | 0 | 2 | | | | | | |
| 66 Gorkys Hernández, R OBP: 0.258, SLG: 0.238 | G5-4-3 | | | F9 | | L7 | | 1B | | 0 | 0 | 0 | 0 | 0 | 0 | 0 | | | | | | |
| 50 Ty Blach, R ERA: 4.88 | 6.0 | 24 | 6 | 2 | 2 | 3 | 1 | 0 | 0 | 0 | 0 | 0 | 0 | 0 | 0 | 0 | | 3.00 | 1.167 | | | |
| 31 Drew Storen, R ERA: 2.3 | 0.2 | 4 | 2 | 0 | 0 | 0 | 0 | 0 | 0 | 0 | 0 | 9 | 12 | 0 | 0 | 0 | 0.00 | 3.000 | | | | |
| 53 Wandy Peralta, L ERA: 1.2 | 1.1 | W | 5 | 1 | 0 | 0 | 2 | 0 | 0 | 0 | 0 | 14 | 20 | 0 | 0 | 0 | 0.00 | 0.750 | | | | |
| 26 Raisel Iglesias, R ERA: 0.93 | 1.0 | S | 5 | 2 | 0 | 0 | 1 | 0 | 0 | 0 | 0 | 11 | 16 | 0 | 0 | 0 | 0.00 | 2.000 | | | | |
| Inning Stats | R: 1 E: 0 K: 0 S: 10 | H: 2 LOB: 1 BB: 0 P: 16 | R: 0 E: 0 K: 0 S: 10 | H: 1 LOB: 0 BB: 0 P: 13 | R: 0 E: 0 K: 1 S: 12 | H: 1 LOB: 2 BB: 1 P: 22 | R: 0 E: 0 K: 0 S: 7 | H: 1 LOB: 0 BB: 0 P: 10 | R: 1 E: 0 K: 2 S: 13 | H: 1 LOB: 0 BB: 0 P: 17 | R: 0 E: 0 K: 0 S: 5 | H: 0 LOB: 0 BB: 0 P: 7 | R: 0 E: 0 K: 0 S: 12 | H: 2 LOB: 2 BB: 0 P: 17 | R: 0 E: 0 K: 2 S: 11 | H: 1 LOB: 1 BB: 0 P: 15 | R: 0 E: 0 K: 1 S: 11 | H: 2 LOB: 2 BB: 0 P: 16 | 1B: 7 2B: 2 3B: 0 HR: 2 | SF: 0 SAC: 0 DP: 1 HBP: 0 | WP: 0 PB: 0 SB: 0 CS: 0 | PA: 38 |
| PITCHER | IP WLS BF H R ER SO BB IBB HBP BLK WP HR S P ERA WHIP | IP WLS BF H R ER SO BB IBB HBP BLK WP HR S P ERA WHIP | IP WLS BF H R ER SO BB IBB HBP BLK WP HR S P ERA WHIP | IP WLS BF H R ER SO BB IBB HBP BLK WP HR S P ERA WHIP | IP WLS BF H R ER SO BB IBB HBP BLK WP HR S P ERA WHIP | IP WLS BF H R ER SO BB IBB HBP BLK WP HR S P ERA WHIP | IP WLS BF H R ER SO BB IBB HBP BLK WP HR S P ERA WHIP | IP WLS BF H R ER SO BB IBB HBP BLK WP HR S P ERA WHIP | IP WLS BF H R ER SO BB IBB HBP BLK WP HR S P ERA WHIP | IP WLS BF H R ER SO BB IBB HBP BLK WP HR S P ERA WHIP | IP WLS BF H R ER SO BB IBB HBP BLK WP HR S P ERA WHIP | IP WLS BF H R ER SO BB IBB HBP BLK WP HR S P ERA WHIP | IP WLS BF H R ER SO BB IBB HBP BLK WP HR S P ERA WHIP | IP WLS BF H R ER SO BB IBB HBP BLK WP HR S P ERA WHIP | IP WLS BF H R ER SO BB IBB HBP BLK WP HR S P ERA WHIP | IP WLS BF H R ER SO BB IBB HBP BLK WP HR S P ERA WHIP | IP WLS BF H R ER SO BB IBB HBP BLK WP HR S P ERA WHIP | | | | | |
| 61 Bronson Arroyo, R ERA: 5.94 | 6.0 | 24 | 6 | 2 | 2 | 3 | 1 | 0 | 0 | 0 | 0 | 0 | 0 | 0 | 0 | 0 | 3.00 | 1.167 | | | | |
| 31 Drew Storen, R ERA: 2.3 | 0.2 | 4 | 2 | 0 | 0 | 0 | 0 | 0 | 0 | 0 | 0 | 9 | 12 | 0 | 0 | 0 | 0.00 | 3.000 | | | | |
| 53 Wandy Peralta, L ERA: 1.2 | 1.1 | W | 5 | 1 | 0 | 0 | 2 | 0 | 0 | 0 | 0 | 14 | 20 | 0 | 0 | 0 | 0.00 | 0.750 | | | | |
| 26 Raisel Iglesias, R ERA: 0.93 | 1.0 | S | 5 | 2 | 0 | 0 | 1 | 0 | 0 | 0 | 0 | 11 | 16 | 0 | 0 | 0 | 0.00 | 2.000 | | | | |

| Batter | 1 | 2 | 3 | 4 | 5 | 6 | 7 | 8 | 9 | 10 | 11 | 12 | 13 | 14 | 15 | 16 | 17 | AB | R | H | RBI | BB | SO | LOB | TOP | | | |
|---|---|----------------------------------|-------------------------------|----------------------------------|--------------------------------------|----------------------------------|----------------------------------|----------------------------------|---------------------------------|---|---------------------------------|--------------------------------------|---|----------------------------------|----------------------------------|-------------------------------------|-------------------------------|----------------------------------|---------------------------------|--------------------------------------|---|------------------------------------|----------------------------------|-------------------------------------|-------------------------------|--------------------------------|---------------------------------|--------------------------------------|
| 6 Billy Hamilton, S OBP: 0.362, SLG: 0.342 | F8 | | K | | L4 | | | G3 | | F8 | | G3 | | PO | G4-3 | K | | 7 | 0 | 0 | 0 | 1 | 2 | 5 | | | | |
| 2 Zack Cozart, R OBP: 0.322, SLG: 0.564 | | | G6-3 | | G5-3 | | | | | | | | | | | | | 6 | 0 | 0 | 0 | 2 | 2 | 3 | | | | |
| 19 Joey Votto, L OBP: 0.433, SLG: 0.592 | | | | | F7 | | | | | | | | | | | | | 8 | 0 | 2 | 0 | 0 | 1 | 1 | | | | |
| 23 Adam Duval, R OBP: 0.377, SLG: 0.560 | | | | | | | | | | | | | | | | | | 4 | 0 | 0 | 0 | 2 | 0 | 2 | | | | |
| 40 Austin Brice, R OBP: 0.142, SLG: 0.292 | | | | | | | | | | | | | | | | | | 0 | 0 | 0 | 0 | 0 | 0 | 0 | | | | |
| 32 Stuart Turner, R OBP: 0.333, SLG: 0.333 | | | | | | | | | | | | | | | | | | 1 | 0 | 0 | 0 | 0 | 1 | 1 | | | | |
| 55 Robert Stephenson, R OBP: 0.333, SLG: 0.333 | | | | | | | | | | | | | | | | | | 1 | 0 | 1 | 0 | 0 | 0 | 0 | | | | |
| 7 Eugenio Suárez, R OBP: 0.333, SLG: 0.560 | | | | | | | | | | | | | | | | | | 7 | 0 | 1 | 0 | 0 | 4 | 2 | | | | |
| 43 Scott Schebler, L OBP: 0.328, SLG: 0.520 | | | | | | | | | | | | | | | | | | 7 | 1 | 3 | 0 | 1 | 0 | 4 | | | | |
| 4 Scooter Gennett, L OBP: 0.333, SLG: 0.561 | | | | | | | | | | | | | | | | | | 6 | 1 | 2 | 1 | 1 | 1 | 3 | | | | |
| 16 Tucker Barnhart, L OBP: 0.316, SLG: 0.336 | | | | | | | | | | | | | | | | | | 3 | 0 | 1 | 1 | 1 | 0 | 0 | | | | |
| 37 José Mújica, L OBP: 0.333, SLG: 0.333 | | | | | | | | | | | | | | | | | | 2 | 0 | 0 | 0 | 0 | 1 | 1 | | | | |
| 30 Anthony Anderson, S ERA: 4.15 | | | | | | | | | | | | | | | | | | 0 | 0 | 0 | 0 | 0 | 0 | 0 | | | | |
| 31 Wagner Contreras, R ERA: 4.76 | | | | | | | | | | | | | | | | | | 0 | 0 | 0 | 0 | 0 | 0 | 0 | | | | |
| 36 Ryan Wood, R ERA: 3.33 | | | | | | | | | | | | | | | | | | 0 | 0 | 0 | 0 | 0 | 0 | 0 | | | | |
| 31 Drew Storen, R ERA: 2.16 | | | | | | | | | | | | | | | | | | 0 | 0 | 0 | 0 | 0 | 0 | 0 | | | | |
| Inning Stats | R: 0 E: 0 K: 0 S: 9 | H: 1 LOB: 1 BB: 1 P: 16 | R: 2 E: 0 K: 1 S: 16 | H: 2 LOB: 0 BB: 0 P: 22 | R: 0 E: 0 K: 1 S: 9 | H: 1 LOB: 1 BB: 0 P: 16 | R: 0 E: 0 K: 1 S: 12 | H: 1 LOB: 1 BB: 0 P: 19 | R: 0 E: 0 K: 1 S: 6 | H: 0 LOB: 0 BB: 0 P: 8 | R: 0 E: 0 K: 1 S: 5 | H: 0 LOB: 0 BB: 1 P: 9 | R: 0 E: 0 K: 1 S: 12 | H: 1 LOB: 1 BB: 0 P: 19 | R: 0 E: 0 K: 0 S: 8 | H: 2 LOB: 1 BB: 0 P: 12 | R: 0 E: 0 K: 1 S: 10 | H: 1 LOB: 3 BB: 1 P: 20 | R: 0 E: 0 K: 1 S: 12 | H: 1 LOB: 2 BB: 1 P: 18 | 1B: 9 2B: 2 3B: 1 HR: 0 | SF: 1 SAC: 2 DP: 2 HBP: 2 | WP: 2 SB: 1 CS: 0 | PA: 70 | | | | |
| PITCHER | IP WLS BF H R ER SO BB IBB HBP BLK WP HR S P ERA WHIP | 47 Johnny Cueto, R ERA: 4.15 | 64 Derek Law, R ERA: 4.76 | 48 Steven Okert, L ERA: 4.76 | 60 Hunter Strickland, R ERA: 1.42 | 61 Josh Oishi, L ERA: 1.69 | 70 George Kontos, R ERA: 4.95 | 57 Bryan Morris, R ERA: 6.14 | 62 Cory Gearrin, R ERA: 1.23 | IP WLS BF H R ER SO BB IBB HBP BLK WP HR S P ERA WHIP | 40 Austin Brice, R ERA: 3.06 | 55 Robert Stephenson, R ERA: 7.36 | IP WLS BF H R ER SO BB IBB HBP BLK WP HR S P ERA WHIP | 37 Scott Feldman, R ERA: 3.06 | 53 Wandy Peralta, L ERA: 1.50 | 21 Michael Lorenzen, R ERA: 3.50 | 36 Blake Wood, R ERA: 3.33 | 31 Drew Storen, R ERA: 2.16 | 40 Austin Brice, R ERA: 3.06 | 55 Robert Stephenson, R ERA: 7.36 | IP WLS BF H R ER SO BB IBB HBP BLK WP HR S P ERA WHIP | 37 Scott Feldman, R ERA: 3.06 | 53 Wandy Peralta, L ERA: 1.50 | 21 Michael Lorenzen, R ERA: 3.50 | 36 Blake Wood, R ERA: 3.33 | 31 Drew Storen, R ERA: 2.16 | 40 Austin Brice, R ERA: 3.06 | 55 Robert Stephenson, R ERA: 7.36 |

Cincinnati Reds @ San Francisco Giants
AT&T Park, San Francisco, CA
Fri May 12 2017, 7:16 PM - 12:43 AM PDT
Att: 41,325 - Partly Cloudy - 56 F

AB 56
R 2
H 11
RBI 2
BB 8
SO 13
LOB 25



| Batter | 1 | 2 | 3 | 4 | 5 | 6 | 7 | 8 | 9 | 10 | 11 | 12 | 13 | 14 | 15 | 16 | 17 | AB | R | H | RBI | BB | SO | LOB | BOTTOM | |
|--|---|----------------------------------|----------------------------------|-------------------------------------|-------------------------------|----------------------------------|---------------------------------|--------------------------------------|---|----------------------------------|----------------------------------|-------------------------------------|-------------------------------|----------------------------------|---------------------------------|--------------------------------------|-------------------------------|----------------------------------|-------------------------------|----------------------------------|------------------------------|---------------------------------|----------------------------------|------------------------------------|-------------------------|--------|
| 2 Denard Span, L OBP: 0.308, SLG: 0.482 | | | | | | | | | | | | | | | | | | 7 | 1 | 3 | 2 | 0 | 1 | 1 | | |
| 9 Brandon Belt, L OBP: 0.348, SLG: 0.411 | | | | | | | | | | | | | | | | | | 7 | 0 | 1 | 0 | 0 | 2 | 3 | | |
| 22 Christian Arroyo, R OBP: 0.285, SLG: 0.369 | | | | | | | | | | | | | | | | | | 6 | 0 | 1 | 0 | 1 | 1 | 0 | | |
| 28 Buster Posey, R OBP: 0.433, SLG: 0.566 | | | | | | | | | | | | | | | | | | 7 | 1 | 2 | 1 | 0 | 1 | 1 | | |
| 35 Brandon Crawford, L OBP: 0.276, SLG: 0.419 | | | | | | | | | | | | | | | | | | 6 | 0 | 1 | 0 | 0 | 2 | 2 | | |
| 12 Joe Panik, L OBP: 0.331, SLG: 0.360 | | | | | | | | | | | | | | | | | | 6 | 0 | 1 | 0 | 0 | 0 | 2 | | |
| 10 Eduardo Núñez, R OBP: 0.275, SLG: 0.306 | | | | | | | | | | | | | | | | | | 5 | 1 | 1 | 0 | 0 | 0 | 1 | | |
| 57 Bryan Morris, L ERA: 6.14 | | | | | | | | | | | | | | | | | | 0 | 0 | 0 | 0 | 0 | 0 | 0 | | |
| 8 Hunter Pence, R OBP: 0.309, SLG: 0.288 | | | | | | | | | | | | | | | | | | 1 | 0 | 0 | 0 | 0 | 0 | 0 | | |
| 62 Cory Gearrin, R ERA: 1.23 | | | | | | | | | | | | | | | | | | 0 | 0 | 0 | 0 | 0 | 0 | 0 | | |
| 39 Justin Ruggiano, R OBP: 0.353, SLG: 0.286 | | | | | | | | | | | | | | | | | | 6 | 0 | 2 | 0 | 0 | 0 | 0 | | |
| 47 Johnny Cueto, R ERA: 4.15 | | | | | | | | | | | | | | | | | | 0 | 0 | 0 | 0 | 0 | 0 | 0 | | |
| 31 Wagner Contreras, R ERA: 4.76 | | | | | | | | | | | | | | | | | | 0 | 0 | 0 | 0 | 0 | 0 | 0 | | |
| 36 Ryan Wood, R ERA: 3.33 | | | | | | | | | | | | | | | | | | 0 | 0 | 0 | 0 | 0 | 0 | 0 | | |
| 31 Drew Storen, R ERA: 2.16 | | | | | | | | | | | | | | | | | | 0 | 0 | 0 | 0 | 0 | 0 | 0 | | |
| Inning Stats | R: 1 E: 0 K: 1 S: 12 | H: 1 LOB: 0 BB: 0 P: 16 | R: 0 E: 0 K: 1 S: 8 | H: 0 LOB: 0 BB: 0 P: 11 | R: 0 E: 0 K: 0 S: 9 | H: 2 LOB: 1 BB: 0 P: 16 | R: 1 E: 0 K: 0 S: 7 | H: 3 LOB: 1 BB: 0 P: 11 | R: 0 E: 0 K: 0 S: 8 | H: 0 LOB: 0 BB: 1 P: 14 | R: 0 E: 0 K: 0 S: 8 | H: 1 LOB: 1 BB: 0 P: 12 | R: 0 E: 0 K: 0 S: 7 | H: 1 LOB: 1 BB: 0 P: 10 | R: 0 E: 0 K: 2 S: 14 | H: 0 LOB: 0 BB: 0 P: 14 | R: 0 E: 0 K: 2 S: 10 | H: 0 LOB: 0 BB: 0 P: 14 | R: 0 E: 0 K: 2 S: 11 | H: 1 LOB: 1 BB: 0 P: 17 | R: 1 E: 0 K: 0 S: 3 | H: 1 LOB: 0 BB: 0 P: 6 | 1B: 8 2B: 2 3B: 0 HR: 2 | SF: 0 SAC: 2 DP: 1 HBP: 0 | WP: 0 SB: 0 CS: 1 | PA: 58 |
| PITCHER | IP WLS BF H R ER SO BB IBB HBP BLK WP HR S P ERA WHIP | 37 Scott Feldman, R ERA: 3.06 | 53 Wandy Peralta, L ERA: 1.50 | 21 Michael Lorenzen, R ERA: 3.50 | 36 Blake Wood, R ERA: 3.33 | 31 Drew Storen, R ERA: 2.16 | 40 Austin Brice, R ERA: 3.06 | 55 Robert Stephenson, R ERA: 7.36 | IP WLS BF H R ER SO BB IBB HBP BLK WP HR S P ERA WHIP | 37 Scott Feldman, R ERA: 3.06 | 53 Wandy Peralta, L ERA: 1.50 | 21 Michael Lorenzen, R ERA: 3.50 | 36 Blake Wood, R ERA: 3.33 | 31 Drew Storen, R ERA: 2.16 | 40 Austin Brice, R ERA: 3.06 | 55 Robert Stephenson, R ERA: 7.36 | | | | | | | | | | |

Cincinnati Reds @ San Francisco Giants
AT&T Park, San Francisco, CA
Fri May 12 2017, 7:16 PM - 12:43 AM PDT
Att: 41,325 - Partly Cloudy - 56 F

AB 55
R 13
H 32
RBI 3
BB 1
SO 9
LOB 10



| Batter | 1 | 2 | 3 | 4 | 5 | 6 | 7 | 8 | 9 | AB | R | H | RBI | BB | SO | LOB | TOP | | | | | | | |
|---|---|--|--|--|-------------------------------|----------------------------------|------------------------------|----------------------------------|------------------------------|----------------------------------|------------------------------|----------------------------------|------------------------------|----------------------------------|-------------------------------|----------------------------------|---|----------------------------------|----------------------------------|------------------------------------|----------------------------------|--------|--|--|
| 9 José Peraza, R OBP: 0.273, SLG: 0.279 | 1-1 FC4 1B | 4-2 BB | | 1-1 FC4 1-2 | | 3-1 L7 | | | 4-2 BB | 3 | 0 | 1 | 0 | 2 | 0 | 2 | <p>Cincinnati Reds @ San Francisco Giants</p> <p>AT&T Park, San Francisco, CA</p> <p>Sat May 13 2017, 1:06 PM - 3:38 PM PDT</p> <p>Att: 41,269 - Partly Cloudy - 60 F</p> | | | | | | | |
| 30 Arismendy Alcántara, S OBP: 0.333, SLG: 0.439 | 2-2 FC5-4 1-2 | 0-3 K | | 1-0 FC5-4 1-2 | | | 2-1 G6-3 | | 1-1 F8 | 5 | 0 | 0 | 0 | 0 | 1 | 6 | | | | | | | | |
| 19 Joey Volto, L OBP: 0.396, SLG: 0.577 | 0-2 1B | | X FC 88 | | 0-3 K | | | 2-2 L1 | 0-0 P6 | 5 | 0 | 1 | 0 | 0 | 1 | 1 | | | | | | | | |
| 23 Adam Duvali, R OBP: 0.315, SLG: 0.541 | 2-0 F9 | | | 3-2 1B | | | 2-3 K | | | 4 | 0 | 1 | 0 | 0 | 2 | 2 | | | | | | | | |
| 7 Eugenio Suárez, R OBP: 0.379, SLG: 0.531 | 2-1 L8 | | | 2-1 1B | | | 1-2 F8 | | 2-2 G4-3 | 4 | 0 | 1 | 0 | 0 | 0 | 2 | | | | | | | | |
| 43 Scott Schebler, L OBP: 0.379, SLG: 0.551 | | 0-2 F7 | | 0-2 L5 | | 1-0 HR | | 0-1 39 2B | | 4 | 1 | 2 | 1 | 0 | 0 | 2 | | | | | | | | |
| 3 Patrick Kivlehan, R OBP: 0.350, SLG: 0.389 | | | 0-0 G5-3 | | 1-3 K | | 0-0 G5-3 | | 0-0 P6 | 4 | 0 | 0 | 0 | 0 | 1 | 3 | | | | | | | | |
| 39 Devin Mesoraco, R OBP: 0.376, SLG: 0.387 | | 0-1 2B | | 1-2 K | | 4-1 9 BB | | 2-2 G4-3 | | 3 | 0 | 1 | 0 | 1 | 1 | 1 | | | | | | | | |
| 51 Lisalberto Bonilla, S OBP: 0.500, SLG: 0.333 | | 4-1 BB | | 2-2 FC4 1B | | 0-3 K | | 1-2 G6-3 | | 2 | 0 | 1 | 0 | 1 | 1 | 1 | | | | | | | | |
| 4 Scooter Gennett, L OBP: 0.320, SLG: 0.552 | | | | | | | | | | 1 | 0 | 0 | 0 | 0 | 0 | 0 | | | | | | | | |
| Inning Stats | R: 0 E: 0 K: 0 S: 11 | H: 2 LOB: 2 BB: 0 P: 18 | R: 0 E: 0 K: 1 S: 12 | H: 1 LOB: 3 BB: 2 P: 20 | R: 0 E: 0 K: 1 S: 13 | H: 2 LOB: 2 BB: 0 P: 19 | R: 0 E: 0 K: 1 S: 9 | H: 1 LOB: 0 BB: 0 P: 14 | R: 0 E: 0 K: 2 S: 9 | H: 0 LOB: 0 BB: 0 P: 12 | R: 1 E: 0 K: 1 S: 8 | H: 1 LOB: 1 BB: 1 P: 16 | R: 0 E: 0 K: 1 S: 8 | H: 0 LOB: 0 BB: 0 P: 14 | R: 0 E: 0 K: 0 S: 11 | H: 1 LOB: 1 BB: 1 P: 15 | R: 0 E: 0 K: 0 S: 11 | H: 0 LOB: 1 BB: 1 P: 17 | 1B: 5 2B: 2 3B: 0 HR: 1 | SF: 0 SAC: 0 DP: 0 HBP: 0 | WP: 0 PB: 0 SB: 1 CS: 0 | PA: 39 | | |
| PITCHER | IP WLS BF H R ER SO BB IBB HBP BLK WP HR S P ERA WHIP | 7.1 W 33 8 1 1 7 3 0 0 0 0 1 75 120 1.23 1.500 | 0.2 H 2 0 0 0 0 0 0 0 0 0 0 6 8 0.00 0.000 | 1.0 S 4 0 0 0 0 1 0 0 0 0 0 11 17 0.00 1.000 | | | | | | | | | | | | | | | | | | | | |

| | |
|-----|----|
| AB | 35 |
| R | 1 |
| H | 8 |
| RBI | 1 |
| BB | 4 |
| SO | 7 |
| LOB | 20 |



| Batter | 1 | 2 | 3 | 4 | 5 | 6 | 7 | 8 | 9 | AB | R | H | RBI | BB | SO | LOB | BOTTOM | | | | | | | |
|---|---|---|-------------------------------|----------------------------------|------------------------------|----------------------------------|------------------------------|---------------------------------|------------------------------|----------------------------------|-------------------------------|----------------------------------|-------------------------------|----------------------------------|-------------------------------|----------------------------------|---|------------------------------------|----------------------------------|--------|--|--|--|--|
| 2 Denard Span, L OBP: 0.304, SLG: 0.439 | 1-3 K | | 1-0 G3-6 1B | | | 0-2 G4-3 | | 0-0 B2 | | 4 | 0 | 1 | 0 | 0 | 1 | 0 | <p>Cincinnati Reds @ San Francisco Giants</p> <p>AT&T Park, San Francisco, CA</p> <p>Sat May 13 2017, 1:06 PM - 3:38 PM PDT</p> <p>Att: 41,269 - Partly Cloudy - 60 F</p> | | | | | | | |
| 12 Joe Panik, L OBP: 0.328, SLG: 0.357 | 0-1 L7 | | 2-0 F8 | | | 2-1 F9 | | 0-1 1B | | 4 | 0 | 1 | 0 | 0 | 0 | 1 | | | | | | | | |
| 9 Brandon Belt, L OBP: 0.352, SLG: 0.432 | 1-2 HR | | 0-0 G3-6 1-2 | | | 0-1 G4-3 | | 4-2 BB | | 3 | 1 | 1 | 1 | 1 | 0 | 1 | | | | | | | | |
| 38 Michael Morse, R OBP: 0.231, SLG: 0.375 | 4-2 BB | | | 0-1 G6-3 | | | 0-0 35 37 1B | 0-2 G5-3 | | 2 | 0 | 1 | 0 | 1 | 0 | 0 | | | | | | | | |
| 66 Gorkys Hernández, R OBP: 0.250, SLG: 0.230 | | | | | | | | | | 1 | 1 | 0 | 0 | 0 | 0 | 2 | | | | | | | | |
| 35 Brandon Crawford, L OBP: 0.286, SLG: 0.404 | 0-0 F8 | | | 1-1 G3-1 | | 2-3 K | | 1-2 BB | | 3 | 0 | 0 | 0 | 0 | 1 | 2 | | | | | | | | |
| 5 Nick Hundley, R OBP: 0.250, SLG: 0.353 | | 1-2 G3 | | 2-3 K | | | 0-0 G6-3 | | | 3 | 0 | 0 | 0 | 0 | 1 | 2 | | | | | | | | |
| 37 Kelby Tomlinson, R OBP: 0.292, SLG: 0.261 | | 0-1 G3-1 | | | | 0-0 L8 | | 2-1 39 1B | | 3 | 0 | 1 | 1 | 0 | 0 | 0 | | | | | | | | |
| 39 Justin Ruggiano, R OBP: 0.350, SLG: 0.471 | | | 0-0 HR | | | 0-1 F8 | | 3-3 K | | 3 | 1 | 1 | 1 | 0 | 1 | 1 | | | | | | | | |
| 45 Matt Moore, L OBP: 0.077, SLG: 0.077 | | 0-3 K | | | | 2-1 G6-3 | | 2-2 P5 | | 2 | 0 | 0 | 0 | 0 | 1 | 0 | | | | | | | | |
| 60 Hunter Strickland, R OBP: 0.282, SLG: 0.384 | | | | | | | | | | 0 | 0 | 0 | 0 | 0 | 0 | 0 | | | | | | | | |
| 22 Christian Arroyo, R OBP: 0.282, SLG: 0.384 | | | | | | | | | | 1 | 0 | 0 | 0 | 0 | 0 | 0 | | | | | | | | |
| 64 Derek Law, R ERA: 3.0 | | | | | | | | | | 0 | 0 | 0 | 0 | 0 | 0 | 0 | | | | | | | | |
| Inning Stats | R: 1 E: 0 K: 1 S: 11 | H: 1 LOB: 1 BB: 1 P: 17 | R: 1 E: 0 K: 1 S: 10 | H: 1 LOB: 0 BB: 0 P: 11 | R: 0 E: 0 K: 1 S: 7 | H: 1 LOB: 0 BB: 0 P: 10 | R: 0 E: 0 K: 0 S: 5 | H: 0 LOB: 0 BB: 0 P: 7 | R: 0 E: 0 K: 0 S: 9 | H: 0 LOB: 0 BB: 0 P: 11 | R: 1 E: 0 K: 2 S: 11 | H: 2 LOB: 2 BB: 0 P: 17 | R: 0 E: 0 K: 0 S: 13 | H: 1 LOB: 2 BB: 1 P: 19 | R: 0 E: 0 K: 0 S: 11 | H: 0 LOB: 1 BB: 1 P: 17 | 1B: 4 2B: 0 3B: 0 HR: 2 | SF: 0 SAC: 0 DP: 1 HBP: 0 | WP: 0 PB: 0 SB: 3 CS: 0 | PA: 31 | | | | |
| PITCHER | IP WLS BF H R ER SO BB IBB HBP BLK WP HR S P ERA WHIP | 8.0 L 31 6 3 3 5 2 0 0 0 0 2 69 98 3.38 1.000 | | | | | | | | | | | | | | | | | | | | | | |

| | |
|-----|----|
| AB | 29 |
| R | 3 |
| H | 6 |
| RBI | 3 |
| BB | 2 |
| SO | 5 |
| LOB | 9 |



| Batter | 1 | 2 | 3 | 4 | 5 | 6 | 7 | 8 | 9 | AB | R | H | RBI | BB | SO | LOB | TOP | | | | | |
|---|---|----------------------------------|------------------------------|----------------------------------|-------------------------------|----------------------------------|-------------------------------|----------------------------------|-------------------------------|----------------------------------|------------------------------|----------------------------------|-------------------------------|----------------------------------|-------------------------------|----------------------------------|---|---------------------------------|----------------------------------|------------------------------------|----------------------------------|--------|
| 6 Billy Hamilton, S OBP: 0.307, SLG: 0.347 | | | | | | | | | | 4 | 0 | 2 | 0 | 0 | 1 | 2 | Cincinnati Reds @ San Francisco Giants AT&T Park, San Francisco, CA Sun May 14 2017, 1:08 PM - 4:01 PM PDT Att: 42,122 - Partly Cloudy - 61 F | | | | | |
| 4 Scooter Gennett, L OBP: 0.324, SLG: 0.535 | | | | | | | | | | 4 | 0 | 1 | 2 | 0 | 2 | 2 | | | | | | |
| 19 Joey Votto, L OBP: 0.399, SLG: 0.582 | | | | | | | | | | 4 | 0 | 2 | 0 | 0 | 0 | 1 | | | | | | |
| 23 Adam Duvall, R OBP: 0.313, SLG: 0.540 | | | | | | | | | | 4 | 0 | 1 | 0 | 0 | 2 | 3 | | | | | | |
| 7 Eugenio Suárez, R OBP: 0.376, SLG: 0.523 | | | | | | | | | | 4 | 0 | 1 | 0 | 0 | 1 | 1 | | | | | | |
| 43 Scott Schebler, L OBP: 0.324, SLG: 0.534 | | | | | | | | | | 4 | 0 | 0 | 0 | 0 | 1 | 2 | | | | | | |
| 9 José Peraza, R OBP: 0.279, SLG: 0.300 | | | | | | | | | | 4 | 1 | 2 | 0 | 0 | 1 | 1 | | | | | | |
| 39 Devin Mesoraco, R OBP: 0.186, SLG: 0.226 | | | | | | | | | | 2 | 1 | 1 | 0 | 0 | 0 | 1 | | | | | | |
| 40 Austin Brice, R | | | | | | | | | | 0 | 0 | 0 | 0 | 0 | 0 | 1 | | | | | | |
| 3 Patrick Kivlehan, R | | | | | | | | | | 0 | 0 | 0 | 0 | 0 | 0 | 0 | | | | | | |
| 36 Blake Wood, R | | | | | | | | | | 0 | 0 | 0 | 0 | 0 | 0 | 0 | | | | | | |
| 26 Raisel Iglesias, R | | | | | | | | | | 0 | 0 | 0 | 0 | 0 | 0 | 0 | | | | | | |
| 32 Stuart Turner, R | | | | | | | | | | 1 | 0 | 0 | 0 | 0 | 0 | 1 | | | | | | |
| 46 Tim Adleman, R OBP: 0.125, SLG: 0.250 | | | | | | | | | | 0 | 0 | 0 | 0 | 0 | 0 | 0 | | | | | | |
| 48 Barrett Astin, R | | | | | | | | | | 1 | 0 | 0 | 0 | 0 | 1 | 0 | | | | | | |
| 16 Tucker Barnhart, L OBP: 0.319, SLG: 0.354 | | | | | | | | | | 2 | 1 | 1 | 1 | 0 | 0 | 0 | | | | | | |
| Inning Stats | R: 0 E: 0 K: 3 S: 10 | H: 1 LOB: 1 BB: 0 P: 15 | R: 0 E: 0 K: 0 S: 7 | H: 1 LOB: 0 BB: 0 P: 10 | R: 0 E: 0 K: 2 S: 16 | H: 2 LOB: 2 BB: 0 P: 26 | R: 0 E: 0 K: 1 S: 11 | H: 0 LOB: 0 BB: 0 P: 16 | R: 2 E: 0 K: 0 S: 14 | H: 3 LOB: 0 BB: 0 P: 24 | R: 0 E: 0 K: 2 S: 7 | H: 0 LOB: 0 BB: 0 P: 12 | R: 1 E: 0 K: 0 S: 12 | H: 2 LOB: 1 BB: 0 P: 17 | R: 0 E: 0 K: 1 S: 13 | H: 1 LOB: 1 BB: 0 P: 19 | R: 0 E: 0 K: 0 S: 5 | H: 1 LOB: 0 BB: 0 P: 7 | 1B: 7 2B: 3 3B: 1 HR: 0 | SF: 1 SAC: 0 DP: 2 HBP: 0 | WP: 0 PB: 0 SB: 0 CS: 0 | PA: 36 |
| PITCHER | IP WLS BF H R ER SO BB IBB HBP BLK WP HR S P ERA WHIP | PITCHER | | | | | | | | | | | | | | | | | | | | |
| 29 Jeff Samardzija, R ERA: 5.26 | 6.2 W 28 9 3 3 8 0 0 0 0 0 0 0 73 114 4.05 1.350 | | | | | | | | | | | | | | | | | | | | | |
| 48 Steven Okert, L ERA: 4.5 | 0.2 3 1 0 0 0 0 0 0 0 0 0 0 13 19 0.00 1.500 | | | | | | | | | | | | | | | | | | | | | |
| 70 George Kontos, R ERA: 4.76 | 0.2 2 0 0 0 1 0 0 0 0 0 0 0 4 6 0.00 0.000 | | | | | | | | | | | | | | | | | | | | | |
| 62 Cory Gearrin, R ERA: 1.15 | 1.0 3 1 0 0 0 0 0 0 0 0 0 0 5 7 0.00 1.000 | | | | | | | | | | | | | | | | | | | | | |

| Batter | 1 | 2 | 3 | 4 | 5 | 6 | 7 | 8 | 9 | AB | R | H | RBI | BB | SO | LOB | BOTTOM | | | |
|--|---|----------------------------------|-------------------------------|----------------------------------|------------------------------|---------------------------------|------------------------------|----------------------------------|-------------------------------|----------------------------------|------------------------------|----------------------------------|------------------------------|----------------------------------|-------------------------------|----------------------------------|---|------------------------------------|----------------------------------|--------|
| 2 Denard Span, L OBP: 0.297, SLG: 0.451 | | | | | | | | | | 5 | 2 | 1 | 0 | 0 | 1 | 1 | Cincinnati Reds @ San Francisco Giants AT&T Park, San Francisco, CA Sun May 14 2017, 1:08 PM - 4:01 PM PDT Att: 42,122 - Partly Cloudy - 61 F | | | |
| 12 Joe Panik, L OBP: 0.331, SLG: 0.368 | | | | | | | | | | 4 | 1 | 2 | 2 | 0 | 0 | 0 | | | | |
| 9 Brandon Belt, L OBP: 0.354, SLG: 0.449 | | | | | | | | | | 4 | 2 | 1 | 1 | 1 | 1 | 2 | | | | |
| 28 Buster Posey, R OBP: 0.452, SLG: 0.574 | | | | | | | | | | 2 | 2 | 2 | 1 | 1 | 0 | 0 | | | | |
| 35 Brandon Crawford, L OBP: 0.276, SLG: 0.413 | | | | | | | | | | 3 | 1 | 1 | 2 | 1 | 0 | 3 | | | | |
| 22 Christian Arroyo, R OBP: 0.280, SLG: 0.368 | | | | | | | | | | 3 | 0 | 0 | 0 | 1 | 0 | 4 | | | | |
| 10 Eduardo Núñez, R OBP: 0.291, SLG: 0.312 | | | | | | | | | | 4 | 0 | 2 | 2 | 0 | 0 | 1 | | | | |
| 66 Gorkys Hernández, R OBP: 0.250, SLG: 0.230 | | | | | | | | | | 0 | 0 | 0 | 0 | 0 | 0 | 0 | | | | |
| 39 Justin Ruggiano, R OBP: 0.292, SLG: 0.381 | | | | | | | | | | 4 | 0 | 0 | 0 | 0 | 1 | 3 | | | | |
| 29 Jeff Samardzija, R OBP: 0.059, SLG: 0.059 | | | | | | | | | | 3 | 0 | 0 | 0 | 0 | 1 | 3 | | | | |
| 48 Steven Okert, L | | | | | | | | | | 1 | 0 | 0 | 0 | 0 | 1 | 0 | | | | |
| 70 George Kontos, R | | | | | | | | | | 0 | 0 | 0 | 0 | 0 | 0 | 0 | | | | |
| 62 Cory Gearrin, R | | | | | | | | | | 0 | 0 | 0 | 0 | 0 | 0 | 0 | | | | |
| Inning Stats | R: 4 E: 2 K: 0 S: 14 | H: 3 LOB: 2 BB: 2 P: 25 | R: 3 E: 0 K: 0 S: 17 | H: 2 LOB: 1 BB: 1 P: 30 | R: 0 E: 0 K: 1 S: 7 | H: 0 LOB: 0 BB: 0 P: 9 | R: 0 E: 0 K: 0 S: 6 | H: 1 LOB: 2 BB: 1 P: 12 | R: 0 E: 0 K: 1 S: 10 | H: 1 LOB: 0 BB: 0 P: 15 | R: 1 E: 0 K: 0 S: 8 | H: 2 LOB: 1 BB: 0 P: 18 | R: 0 E: 0 K: 1 S: 7 | H: 0 LOB: 0 BB: 0 P: 11 | R: 0 E: 0 K: 2 S: 10 | H: 0 LOB: 0 BB: 0 P: 13 | 1B: 5 2B: 2 3B: 1 HR: 1 | SF: 1 SAC: 0 DP: 0 HBP: 1 | WP: 0 PB: 0 SB: 2 CS: 0 | PA: 39 |
| PITCHER | IP WLS BF H R ER SO BB IBB HBP BLK WP HR S P ERA WHIP | PITCHER | | | | | | | | | | | | | | | | | | |
| 46 Tim Adleman, R ERA: 5.27 | 1.0 L 9 3 4 3 0 2 0 0 0 0 0 0 30 51 9.00 1.667 | | | | | | | | | | | | | | | | | | | |
| 48 Barrett Astin, R ERA: 6.75 | 3.0 15 3 3 3 1 2 0 0 1 0 0 0 30 51 9.00 1.667 | | | | | | | | | | | | | | | | | | | |
| 40 Austin Brice, R ERA: 1.35 | 2.0 9 3 1 1 1 0 0 0 0 0 0 1 18 33 4.50 1.500 | | | | | | | | | | | | | | | | | | | |
| 36 Blake Wood, R ERA: 3.12 | 1.0 3 0 0 0 1 0 0 0 0 0 0 0 7 11 0.00 0.000 | | | | | | | | | | | | | | | | | | | |
| 28 Raisel Iglesias, R ERA: 0.89 | 1.0 3 0 0 0 2 0 0 0 0 0 0 0 10 13 0.00 0.000 | | | | | | | | | | | | | | | | | | | |

| Batter | 1 | 2 | 3 | 4 | 5 | 6 | 7 | 8 | 9 | 10 | 11 | 12 | 13 | AB | R | H | RBI | BB | SO | LOB | TOP |
|---|---|---|---|---|---|---|---|---|---|---|---|---|---|---|---|---|---|---|---|---|---|
| 2 Denard Span, L OBP: 0.312, SLG: 0.420 | | | | | | | | | | | | | | 4 | 0 | 1 | 0 | 1 | 1 | 0 | |
| 12 Joe Panik, L OBP: 0.309, SLG: 0.336 | | | | | | | | | | | | | | 5 | 0 | 1 | 0 | 0 | 0 | 2 | |
| 9 Brandon Belt, L OBP: 0.357, SLG: 0.458 | | | | | | | | | | | | | | 5 | 0 | 0 | 0 | 0 | 1 | 1 | |
| 28 Buster Posey, R OBP: 0.441, SLG: 0.559 | | | | | | | | | | | | | | 5 | 1 | 1 | 0 | 0 | 0 | 1 | |
| 35 Brandon Crawford, L OBP: 0.299, SLG: 0.427 | | | | | | | | | | | | | | 5 | 1 | 1 | 0 | 0 | 2 | 0 | |
| 10 Eduardo Nunez, R OBP: 0.295, SLG: 0.354 | | | | | | | | | | | | | | 5 | 1 | 2 | 0 | 0 | 0 | 0 | |
| 22 Christian Arroyo, R OBP: 0.279, SLG: 0.347 | | | | | | | | | | | | | | 5 | 0 | 1 | 2 | 0 | 0 | 1 | |
| 51 Mac Williamson, R OBP: 0.235, SLG: 0.188 | | | | | | | | | | | | | | 4 | 0 | 0 | 0 | 0 | 1 | 0 | |
| 60 Hunter Strickland, R OBP: 0.226, SLG: 0.345 | | | | | | | | | | | | | | 2 | 0 | 0 | 0 | 0 | 2 | 0 | |
| 5 Nick Hundley, R OBP: 0.290, SLG: 0.382 | | | | | | | | | | | | | | 1 | 0 | 0 | 0 | 0 | 0 | 0 | |
| 41 Mark Melancon, R | | | | | | | | | | | | | | 2 | 0 | 0 | 0 | 0 | 1 | 1 | |
| 29 Jeff Samardzija, R OBP: 0.053, SLG: 0.053 | | | | | | | | | | | | | | 2 | 0 | 0 | 0 | 0 | 2 | 0 | |
| 38 Michael Morse, R OBP: 0.226, SLG: 0.345 | | | | | | | | | | | | | | 1 | 0 | 0 | 0 | 0 | 0 | 0 | |
| 61 Josh Osich, L | | | | | | | | | | | | | | 0 | 0 | 0 | 0 | 0 | 0 | 0 | |
| 64 Derek Law, R | | | | | | | | | | | | | | 0 | 0 | 0 | 0 | 0 | 0 | 0 | |
| 39 Justin Ruggiano, R OBP: 0.290, SLG: 0.303 | | | | | | | | | | | | | | 2 | 0 | 0 | 0 | 0 | 1 | 1 | |
| Inning Stats | R: 0 E: 0 K: 0 S: 9 | H: 0 LOB: 0 BB: 0 P: 10 | R: 0 E: 0 K: 1 S: 10 | H: 0 LOB: 0 BB: 0 P: 12 | R: 0 E: 0 K: 1 S: 7 | H: 1 LOB: 1 BB: 0 P: 9 | R: 0 E: 0 K: 2 S: 7 | H: 0 LOB: 0 BB: 0 P: 11 | R: 0 E: 0 K: 0 S: 6 | H: 1 LOB: 0 BB: 0 P: 6 | R: 0 E: 0 K: 1 S: 7 | H: 0 LOB: 0 BB: 0 P: 10 | R: 0 E: 0 K: 0 S: 6 | H: 1 LOB: 0 BB: 0 P: 6 | R: 3 E: 2 K: 0 S: 24 | H: 4 LOB: 1 BB: 0 P: 32 | 1B: 6 2B: 1 3B: 0 HR: 0 | SF: 0 SAC: 0 DP: 2 HBP: 0 | WIP: 0 PB: 0 SB: 0 CS: 0 | PA: 45 | |
| PITCHER | IP WLS BF H R ER SO BB IBB HBP BLK WP HR S P ERA WHIP | IP WLS BF H R ER SO BB IBB HBP BLK WP HR S P ERA WHIP | IP WLS BF H R ER SO BB IBB HBP BLK WP HR S P ERA WHIP | IP WLS BF H R ER SO BB IBB HBP BLK WP HR S P ERA WHIP | IP WLS BF H R ER SO BB IBB HBP BLK WP HR S P ERA WHIP | IP WLS BF H R ER SO BB IBB HBP BLK WP HR S P ERA WHIP | IP WLS BF H R ER SO BB IBB HBP BLK WP HR S P ERA WHIP | IP WLS BF H R ER SO BB IBB HBP BLK WP HR S P ERA WHIP | IP WLS BF H R ER SO BB IBB HBP BLK WP HR S P ERA WHIP | IP WLS BF H R ER SO BB IBB HBP BLK WP HR S P ERA WHIP | IP WLS BF H R ER SO BB IBB HBP BLK WP HR S P ERA WHIP | IP WLS BF H R ER SO BB IBB HBP BLK WP HR S P ERA WHIP | IP WLS BF H R ER SO BB IBB HBP BLK WP HR S P ERA WHIP | IP WLS BF H R ER SO BB IBB HBP BLK WP HR S P ERA WHIP | IP WLS BF H R ER SO BB IBB HBP BLK WP HR S P ERA WHIP | IP WLS BF H R ER SO BB IBB HBP BLK WP HR S P ERA WHIP | IP WLS BF H R ER SO BB IBB HBP BLK WP HR S P ERA WHIP | IP WLS BF H R ER SO BB IBB HBP BLK WP HR S P ERA WHIP | IP WLS BF H R ER SO BB IBB HBP BLK WP HR S P ERA WHIP | IP WLS BF H R ER SO BB IBB HBP BLK WP HR S P ERA WHIP | IP WLS BF H R ER SO BB IBB HBP BLK WP HR S P ERA WHIP |
| 18 Carlos Martinez, R ERA: 3.28 | 9.0 | 29 | 2 | 0 | 5 | 1 | 0 | 0 | 0 | 0 | 66 | 93 | 0.00 | 0.333 | | | | | | | |
| 44 Trevor Rosenthal, R ERA: 2.76 | 1.0 | 3 | 0 | 0 | 0 | 0 | 0 | 0 | 0 | 7 | 10 | 0.00 | 0.000 | | | | | | | | |
| 67 Matt Bowman, R ERA: 2.79 | 1.0 | 3 | 0 | 0 | 0 | 0 | 0 | 0 | 0 | 7 | 10 | 0.00 | 0.000 | | | | | | | | |
| 46 Kevin Siegrist, L ERA: 9.09 | 1.1 | L 8 | 5 | 3 | 3 | 1 | 0 | 0 | 0 | 25 | 32 | 20.25 | 3.750 | | | | | | | | |
| 30 Jonathan Broxton, R ERA: 9.39 | 0.2 | 2 | 0 | 0 | 0 | 1 | 0 | 0 | 0 | 5 | 6 | 0.00 | 0.000 | | | | | | | | |

San Francisco Giants @ St. Louis Cardinals
 Busch Stadium, St. Louis, MO
 Sat May 20 2017, 6:17 PM - 10:39 PM CDT
 Att. 45,072 - Partly Cloudy - 79 F

AB 43
 R 3
 H 7
 RBI 3
 BB 1
 SO 8
 LOB 6



| Batter | 1 | 2 | 3 | 4 | 5 | 6 | 7 | 8 | 9 | 10 | 11 | 12 | 13 | AB | R | H | RBI | BB | SO | LOB | BOTTOM | |
|--|---|---|---|---|---|---|---|---|---|---|---|---|---|---|---|---|---|---|---|---|---|--------|
| 25 Dexter Fowler, S OBP: 0.329, SLG: 0.461 | | | | | | | | | | | | | | 6 | 1 | 0 | 0 | 0 | 3 | 2 | | |
| 55 Stephen Piscotty, R OBP: 0.376, SLG: 0.589 | | | | | | | | | | | | | | 5 | 0 | 1 | 1 | 0 | 1 | 1 | | |
| 13 Matt Carpenter, L OBP: 0.394, SLG: 0.477 | | | | | | | | | | | | | | 6 | 0 | 1 | 0 | 0 | 1 | 2 | | |
| 3 Jedd Gyorko, R OBP: 0.380, SLG: 0.591 | | | | | | | | | | | | | | 5 | 0 | 2 | 0 | 0 | 2 | 0 | | |
| 4 Yadier Molina, R OBP: 0.309, SLG: 0.388 | | | | | | | | | | | | | | 5 | 0 | 1 | 0 | 0 | 1 | 3 | | |
| 16 Kolten Wong, L OBP: 0.375, SLG: 0.427 | | | | | | | | | | | | | | 1 | 0 | 0 | 0 | 0 | 1 | | | |
| 35 Greg Garcia, L OBP: 0.400, SLG: 0.364 | | | | | | | | | | | | | | 4 | 0 | 3 | 0 | 0 | 0 | | | |
| 15 Randal Grichuk, R OBP: 0.288, SLG: 0.392 | | | | | | | | | | | | | | 5 | 0 | 0 | 0 | 0 | 2 | 4 | | |
| 36 Aledmys Diaz, R OBP: 0.278, SLG: 0.383 | | | | | | | | | | | | | | 5 | 0 | 1 | 0 | 0 | 2 | 1 | | |
| 18 Carlos Martinez, R OBP: 0.301, SLG: 0.431 | | | | | | | | | | | | | | 2 | 0 | 0 | 0 | 0 | 0 | 1 | | |
| 44 Trevor Rosenthal, R ERA: 2.76 | | | | | | | | | | | | | | 0 | 0 | 0 | 0 | 0 | 0 | 0 | | |
| 67 Matt Bowman, R ERA: 2.79 | | | | | | | | | | | | | | 0 | 0 | 0 | 0 | 0 | 0 | 0 | | |
| 28 Tommy Pham, S OBP: 0.329, SLG: 0.461 | | | | | | | | | | | | | | 1 | 0 | 0 | 0 | 0 | 0 | 0 | | |
| 46 Kevin Siegrist, L ERA: 9.09 | | | | | | | | | | | | | | 0 | 0 | 0 | 0 | 0 | 0 | 0 | | |
| 30 Jonathan Broxton, R ERA: 9.39 | | | | | | | | | | | | | | 1 | 0 | 1 | 0 | 0 | 0 | 0 | | |
| 27 Johnny Peralta, R OBP: 0.241, SLG: 0.188 | | | | | | | | | | | | | | 1 | 0 | 1 | 0 | 0 | 0 | 0 | | |
| Inning Stats | R: 0 E: 0 K: 1 S: 8 | H: 0 LOB: 0 BB: 0 P: 14 | R: 0 E: 0 K: 0 S: 6 | H: 1 LOB: 0 BB: 0 P: 6 | R: 0 E: 0 K: 1 S: 7 | H: 1 LOB: 2 BB: 0 P: 20 | R: 0 E: 0 K: 2 S: 12 | H: 1 LOB: 1 BB: 0 P: 16 | R: 0 E: 0 K: 2 S: 9 | H: 0 LOB: 0 BB: 0 P: 14 | R: 0 E: 0 K: 1 S: 11 | H: 1 LOB: 1 BB: 0 P: 15 | R: 0 E: 0 K: 2 S: 10 | H: 1 LOB: 1 BB: 0 P: 12 | R: 0 E: 0 K: 1 S: 8 | H: 2 LOB: 2 BB: 0 P: 8 | R: 1 E: 0 K: 0 S: 14 | H: 2 LOB: 1 BB: 0 P: 22 | 1B: 8 2B: 2 3B: 0 HR: 0 | SF: 0 SAC: 1 DP: 0 HBP: 1 | WIP: 0 PB: 0 SB: 1 CS: 1 | PA: 48 |
| PITCHER | IP WLS BF H R ER SO BB IBB HBP BLK WP HR S P ERA WHIP | IP WLS BF H R ER SO BB IBB HBP BLK WP HR S P ERA WHIP | IP WLS BF H R ER SO BB IBB HBP BLK WP HR S P ERA WHIP | IP WLS BF H R ER SO BB IBB HBP BLK WP HR S P ERA WHIP | IP WLS BF H R ER SO BB IBB HBP BLK WP HR S P ERA WHIP | IP WLS BF H R ER SO BB IBB HBP BLK WP HR S P ERA WHIP | IP WLS BF H R ER SO BB IBB HBP BLK WP HR S P ERA WHIP | IP WLS BF H R ER SO BB IBB HBP BLK WP HR S P ERA WHIP | IP WLS BF H R ER SO BB IBB HBP BLK WP HR S P ERA WHIP | IP WLS BF H R ER SO BB IBB HBP BLK WP HR S P ERA WHIP | IP WLS BF H R ER SO BB IBB HBP BLK WP HR S P ERA WHIP | IP WLS BF H R ER SO BB IBB HBP BLK WP HR S P ERA WHIP | IP WLS BF H R ER SO BB IBB HBP BLK WP HR S P ERA WHIP | IP WLS BF H R ER SO BB IBB HBP BLK WP HR S P ERA WHIP | IP WLS BF H R ER SO BB IBB HBP BLK WP HR S P ERA WHIP | IP WLS BF H R ER SO BB IBB HBP BLK WP HR S P ERA WHIP | IP WLS BF H R ER SO BB IBB HBP BLK WP HR S P ERA WHIP | IP WLS BF H R ER SO BB IBB HBP BLK WP HR S P ERA WHIP | IP WLS BF H R ER SO BB IBB HBP BLK WP HR S P ERA WHIP | IP WLS BF H R ER SO BB IBB HBP BLK WP HR S P ERA WHIP | IP WLS BF H R ER SO BB IBB HBP BLK WP HR S P ERA WHIP | |
| 29 Jeff Samardzija, R ERA: 4.97 | 8.0 | 29 | 5 | 0 | 8 | 0 | 0 | 0 | 75 | 105 | 0.00 | 0.625 | | | | | | | | | | |
| 61 Josh Osich, L ERA: 4.5 | 0.1 | 1 | 1 | 0 | 0 | 0 | 0 | 0 | 3 | 5 | 0.00 | 3.000 | | | | | | | | | | |
| 64 Derek Law, R ERA: 2.53 | 1.2 | 5 | 0 | 0 | 2 | 0 | 0 | 0 | 12 | 20 | 0.00 | 0.000 | | | | | | | | | | |
| 60 Hunter Strickland, R ERA: 1.1 | 2.0 | W 8 | 2 | 0 | 3 | 0 | 0 | 0 | 16 | 17 | 0.00 | 1.000 | | | | | | | | | | |
| 41 Mark Melancon, R ERA: 2.84 | 1.0 | S 5 | 2 | 1 | 1 | 0 | 0 | 0 | 14 | 22 | 9.00 | 2.000 | | | | | | | | | | |

San Francisco Giants @ St. Louis Cardinals
 Busch Stadium, St. Louis, MO
 Sat May 20 2017, 6:17 PM - 10:39 PM CDT
 Att. 45,072 - Partly Cloudy - 79 F

AB 46
 R 1
 H 10
 RBI 1
 BB 0
 SO 13
 LOB 15



| Batter | 1 | 2 | 3 | 4 | 5 | 6 | 7 | 8 | 9 | AB | R | H | RBI | BB | SO | LOB | TOP | | | | | | |
|--|---|---|---|---|---|---|---|---|---|---|---|---|---|---|---|---|---|---|---|---|---|---|---|
| 12 Joe Panik, L OBP: 0.322, SLG: 0.376 | | | | | | | | | | 4 | 2 | 3 | 2 | 0 | 0 | 0 | San Francisco Giants @ Chicago Cubs Wrigley Field, Chicago, IL Mon May 22 2017, 7:08 PM - 10:06 PM CDT Att: 36,204 - Overcast - 70 F | | | | | | |
| 22 Christian Arroyo, R OBP: 0.265, SLG: 0.337 | | | | | | | | | | 5 | 0 | 0 | 0 | 0 | 1 | 4 | | | | | | | |
| 9 Brandon Belt, L OBP: 0.356, SLG: 0.469 | | | | | | | | | | 5 | 1 | 2 | 2 | 0 | 0 | | | | | | | | |
| 28 Buster Posey, R OBP: 0.447, SLG: 0.562 | | | | | | | | | | 3 | 0 | 1 | 0 | 1 | 0 | 0 | | | | | | | |
| 35 Brandon Crawford, L OBP: 0.296, SLG: 0.436 | | | | | | | | | | 4 | 0 | 0 | 0 | 0 | 3 | 4 | | | | | | | |
| 10 Eduardo Núñez, R OBP: 0.293, SLG: 0.367 | | | | | | | | | | 4 | 1 | 1 | 0 | 0 | 1 | 2 | | | | | | | |
| 39 Justin Ruggiano, R OBP: 0.268, SLG: 0.421 | | | | | | | | | | 4 | 1 | 2 | 2 | 0 | 1 | 1 | | | | | | | |
| 66 Gorkys Hernández, R OBP: 0.255, SLG: 0.220 | | | | | | | | | | 2 | 1 | 0 | 0 | 2 | 0 | 0 | | | | | | | |
| 50 Ty Blach, R OBP: 0.083, SLG: 0.182 | | | | | | | | | | 4 | 0 | 0 | 0 | 0 | 3 | 3 | | | | | | | |
| 64 Derek Law, R ERA: 4.82 | | | | | | | | | | 0 | 0 | 0 | 0 | 0 | 0 | 0 | | | | | | | |
| 48 Steven Okert, L ERA: 3.43 | | | | | | | | | | 0 | 0 | 0 | 0 | 0 | 0 | 0 | | | | | | | |
| 60 Hunter Strickland, R ERA: 3.68 | | | | | | | | | | 0 | 0 | 0 | 0 | 0 | 0 | 0 | | | | | | | |
| 41 Mark Melancon, R ERA: 1.92 | | | | | | | | | | 0 | 0 | 0 | 0 | 0 | 0 | 0 | | | | | | | |
| Inning Stats | R: 1 E: 0 K: 0 S: 9 | H: 1 LOB: 0 BB: 0 P: 14 | R: 0 E: 0 K: 1 S: 11 | H: 0 LOB: 0 BB: 0 P: 15 | R: 2 E: 0 K: 2 S: 13 | H: 2 LOB: 2 BB: 1 P: 22 | R: 1 E: 0 K: 0 S: 18 | H: 2 LOB: 2 BB: 1 P: 29 | R: 1 E: 0 K: 3 S: 15 | H: 2 LOB: 1 BB: 0 P: 19 | R: 0 E: 0 K: 1 S: 8 | H: 1 LOB: 1 BB: 0 P: 11 | R: 0 E: 0 K: 1 S: 10 | H: 0 LOB: 1 BB: 1 P: 17 | R: 1 E: 0 K: 1 S: 16 | H: 1 LOB: 0 BB: 0 P: 23 | R: 0 E: 0 K: 0 S: 9 | H: 0 LOB: 0 BB: 0 P: 15 | 1B: 2 2B: 4 HR: 3 | SF: 0 SAC: 0 HBP: 2 | WP: 0 PB: 0 SB: 2 CS: 0 | PA: 40 | |
| PITCHER | IP WLS BF H R ER SO BB IBB HBP BLK WP HR S P ERA WHIP | IP WLS BF H R ER SO BB IBB HBP BLK WP HR S P ERA WHIP | IP WLS BF H R ER SO BB IBB HBP BLK WP HR S P ERA WHIP | IP WLS BF H R ER SO BB IBB HBP BLK WP HR S P ERA WHIP | IP WLS BF H R ER SO BB IBB HBP BLK WP HR S P ERA WHIP | IP WLS BF H R ER SO BB IBB HBP BLK WP HR S P ERA WHIP | IP WLS BF H R ER SO BB IBB HBP BLK WP HR S P ERA WHIP | IP WLS BF H R ER SO BB IBB HBP BLK WP HR S P ERA WHIP | IP WLS BF H R ER SO BB IBB HBP BLK WP HR S P ERA WHIP | IP WLS BF H R ER SO BB IBB HBP BLK WP HR S P ERA WHIP | IP WLS BF H R ER SO BB IBB HBP BLK WP HR S P ERA WHIP | IP WLS BF H R ER SO BB IBB HBP BLK WP HR S P ERA WHIP | IP WLS BF H R ER SO BB IBB HBP BLK WP HR S P ERA WHIP | IP WLS BF H R ER SO BB IBB HBP BLK WP HR S P ERA WHIP | IP WLS BF H R ER SO BB IBB HBP BLK WP HR S P ERA WHIP | IP WLS BF H R ER SO BB IBB HBP BLK WP HR S P ERA WHIP | IP WLS BF H R ER SO BB IBB HBP BLK WP HR S P ERA WHIP | IP WLS BF H R ER SO BB IBB HBP BLK WP HR S P ERA WHIP | IP WLS BF H R ER SO BB IBB HBP BLK WP HR S P ERA WHIP | IP WLS BF H R ER SO BB IBB HBP BLK WP HR S P ERA WHIP | IP WLS BF H R ER SO BB IBB HBP BLK WP HR S P ERA WHIP | IP WLS BF H R ER SO BB IBB HBP BLK WP HR S P ERA WHIP | IP WLS BF H R ER SO BB IBB HBP BLK WP HR S P ERA WHIP |
| 41 John Lackey, R ERA: 4.82 | 5.0 | L | 25 | 7 | 5 | 5 | 6 | 2 | 0 | 2 | 0 | 0 | 0 | 2 | 66 | 99 | 9.00 | 1.800 | | | | | |
| 32 Brian Duensing, L ERA: 3.43 | 2.0 | | 8 | 1 | 0 | 0 | 2 | 1 | 0 | 0 | 0 | 0 | 0 | 18 | 28 | 0.00 | 1.000 | | | | | | |
| 56 Héctor Rondón, R ERA: 3.68 | 1.0 | | 4 | 1 | 1 | 1 | 1 | 0 | 0 | 0 | 0 | 0 | 0 | 16 | 23 | 9.00 | 1.000 | | | | | | |
| 59 Zac Rosscup, L ERA: 3.68 | 0.2 | | 2 | 0 | 0 | 0 | 0 | 0 | 0 | 0 | 0 | 0 | 0 | 6 | 10 | 0.00 | 0.000 | | | | | | |
| 6 Carl Edwards Jr., R ERA: 1.92 | 0.1 | | 1 | 0 | 0 | 0 | 0 | 0 | 0 | 0 | 0 | 0 | 0 | 3 | 5 | 0.00 | 0.000 | | | | | | |
| Batter | 1 | 2 | 3 | 4 | 5 | 6 | 7 | 8 | 9 | AB | R | H | RBI | BB | SO | LOB | BOTTOM | | | | | | |
| 18 Ben Zobrist, S OBP: 0.347, SLG: 0.443 | | | | | | | | | | 4 | 1 | 2 | 2 | 0 | 1 | 0 | San Francisco Giants @ Chicago Cubs Wrigley Field, Chicago, IL Mon May 22 2017, 7:08 PM - 10:06 PM CDT Att: 36,204 - Overcast - 70 F | | | | | | |
| 5 Albert Almora Jr., R OBP: 0.323, SLG: 0.385 | | | | | | | | | | 3 | 0 | 1 | 0 | 0 | 0 | 1 | | | | | | | |
| 30 Jon Jay, L OBP: 0.418, SLG: 0.410 | | | | | | | | | | 1 | 0 | 1 | 0 | 0 | 0 | 0 | | | | | | | |
| 59 Zac Rosscup, L ERA: 3.68 | | | | | | | | | | 0 | 0 | 0 | 0 | 0 | 0 | 0 | | | | | | | |
| 6 Carl Edwards Jr., R ERA: 1.92 | | | | | | | | | | 4 | 0 | 0 | 0 | 0 | 1 | 1 | | | | | | | |
| 17 Kris Bryant, R OBP: 0.402, SLG: 0.572 | | | | | | | | | | 4 | 0 | 0 | 0 | 0 | 1 | 1 | | | | | | | |
| 44 Anthony Rizzo, L OBP: 0.364, SLG: 0.407 | | | | | | | | | | 3 | 0 | 0 | 0 | 0 | 0 | 0 | | | | | | | |
| 40 Wilson Contreras, R OBP: 0.304, SLG: 0.408 | | | | | | | | | | 4 | 0 | 1 | 0 | 0 | 0 | 2 | | | | | | | |
| 27 Addison Russell, R OBP: 0.281, SLG: 0.353 | | | | | | | | | | 4 | 0 | 1 | 0 | 0 | 1 | 1 | | | | | | | |
| 22 Jason Heyward, L OBP: 0.342, SLG: 0.368 | | | | | | | | | | 4 | 1 | 1 | 0 | 0 | 0 | 2 | | | | | | | |
| 9 Javier Báez, R OBP: 0.301, SLG: 0.496 | | | | | | | | | | 4 | 1 | 3 | 2 | 0 | 0 | 1 | | | | | | | |
| 41 John Lackey, R ERA: 4.82 | | | | | | | | | | 1 | 0 | 0 | 0 | 0 | 0 | 1 | | | | | | | |
| 12 Kyle Schwarber, L OBP: 0.296, SLG: 0.391 | | | | | | | | | | 1 | 0 | 0 | 0 | 0 | 0 | 1 | | | | | | | |
| 32 Brian Duensing, L ERA: 3.43 | | | | | | | | | | 0 | 0 | 0 | 0 | 0 | 0 | 0 | | | | | | | |
| 56 Héctor Rondón, R ERA: 3.68 | | | | | | | | | | 0 | 0 | 0 | 0 | 0 | 0 | 0 | | | | | | | |
| 8 Ian Happ, S OBP: 0.255, SLG: 0.278 | | | | | | | | | | 2 | 1 | 1 | 0 | 0 | 1 | 1 | | | | | | | |
| Inning Stats | R: 0 E: 0 K: 1 S: 14 | H: 0 LOB: 0 BB: 0 P: 18 | R: 0 E: 0 K: 0 S: 13 | H: 1 LOB: 1 BB: 0 P: 19 | R: 0 E: 0 K: 0 S: 11 | H: 2 LOB: 1 BB: 0 P: 15 | R: 0 E: 0 K: 0 S: 6 | H: 0 LOB: 0 BB: 0 P: 10 | R: 0 E: 0 K: 0 S: 6 | H: 1 LOB: 1 BB: 0 P: 7 | R: 0 E: 0 K: 1 S: 8 | H: 1 LOB: 0 BB: 0 P: 12 | R: 0 E: 0 K: 1 S: 9 | H: 0 LOB: 0 BB: 0 P: 13 | R: 4 E: 0 K: 0 S: 13 | H: 5 LOB: 1 BB: 0 P: 20 | R: 0 E: 0 K: 1 S: 11 | H: 1 LOB: 1 BB: 0 P: 13 | 1B: 7 2B: 0 3B: 2 HR: 2 | SF: 0 SAC: 0 DP: 1 HBP: 1 | WP: 0 PB: 0 SB: 0 CS: 1 | PA: 36 | |
| PITCHER | IP WLS BF H R ER SO BB IBB HBP BLK WP HR S P ERA WHIP | IP WLS BF H R ER SO BB IBB HBP BLK WP HR S P ERA WHIP | IP WLS BF H R ER SO BB IBB HBP BLK WP HR S P ERA WHIP | IP WLS BF H R ER SO BB IBB HBP BLK WP HR S P ERA WHIP | IP WLS BF H R ER SO BB IBB HBP BLK WP HR S P ERA WHIP | IP WLS BF H R ER SO BB IBB HBP BLK WP HR S P ERA WHIP | IP WLS BF H R ER SO BB IBB HBP BLK WP HR S P ERA WHIP | IP WLS BF H R ER SO BB IBB HBP BLK WP HR S P ERA WHIP | IP WLS BF H R ER SO BB IBB HBP BLK WP HR S P ERA WHIP | IP WLS BF H R ER SO BB IBB HBP BLK WP HR S P ERA WHIP | IP WLS BF H R ER SO BB IBB HBP BLK WP HR S P ERA WHIP | IP WLS BF H R ER SO BB IBB HBP BLK WP HR S P ERA WHIP | IP WLS BF H R ER SO BB IBB HBP BLK WP HR S P ERA WHIP | IP WLS BF H R ER SO BB IBB HBP BLK WP HR S P ERA WHIP | IP WLS BF H R ER SO BB IBB HBP BLK WP HR S P ERA WHIP | IP WLS BF H R ER SO BB IBB HBP BLK WP HR S P ERA WHIP | IP WLS BF H R ER SO BB IBB HBP BLK WP HR S P ERA WHIP | IP WLS BF H R ER SO BB IBB HBP BLK WP HR S P ERA WHIP | IP WLS BF H R ER SO BB IBB HBP BLK WP HR S P ERA WHIP | IP WLS BF H R ER SO BB IBB HBP BLK WP HR S P ERA WHIP | IP WLS BF H R ER SO BB IBB HBP BLK WP HR S P ERA WHIP | IP WLS BF H R ER SO BB IBB HBP BLK WP HR S P ERA WHIP | IP WLS BF H R ER SO BB IBB HBP BLK WP HR S P ERA WHIP |
| 50 Ty Blach, L ERA: 4.1 | 7.0 | W | 27 | 8 | 3 | 3 | 3 | 0 | 0 | 0 | 0 | 0 | 0 | 1 | 72 | 99 | 3.86 | 1.143 | | | | | |
| 64 Derek Law, R ERA: 2.91 | 0.1 | | 3 | 2 | 1 | 1 | 0 | 0 | 0 | 0 | 0 | 0 | 0 | 5 | 7 | 27.00 | 6.000 | | | | | | |
| 48 Steven Okert, L ERA: 3.68 | 0.0 | | 1 | 0 | 0 | 0 | 0 | 0 | 0 | 1 | 0 | 0 | 0 | 4 | 4 | ∞ | ∞ | | | | | | |
| 60 Hunter Strickland, R ERA: 3.68 | 0.2 | H | 1 | 0 | 0 | 0 | 0 | 0 | 0 | 0 | 0 | 0 | 0 | 2 | 4 | 0.00 | 0.000 | | | | | | |
| 41 Mark Melancon, R ERA: 1.92 | 1.0 | S | 4 | 1 | 0 | 0 | 1 | 0 | 0 | 0 | 0 | 0 | 0 | 11 | 13 | 0.00 | 1.000 | | | | | | |

| Batter | 1 | 2 | 3 | 4 | 5 | 6 | 7 | 8 | 9 | AB | R | H | RBI | BB | SO | LOB | TOP | | | | | |
|--|---|----------------------------------|------------------------------|----------------------------------|------------------------------|----------------------------------|------------------------------|---------------------------------|------------------------------|----------------------------------|------------------------------|----------------------------------|------------------------------|----------------------------------|------------------------------|---------------------------------|---|----------------------------------|-------------------------|------------------------------------|----------------------------------|--------|
| 12 Joe Panik, L (1,4) OBP: 0.315, SLG: 0.366 | | | | G5-3 | | L8 | | | K | 4 | 0 | 0 | 0 | 0 | 2 | 0 | San Francisco Giants @ Chicago Cubs Wrigley Field, Chicago, IL Tue May 23 2017, 7:12 PM - 9:15 PM CDT Att: 32,905 - Cloudy - 58 F | | | | | |
| 22 Christian Arroyo, R (1,5) OBP: 0.256, SLG: 0.324 | | | | | | G4-3 | | | F7 | 4 | 0 | 0 | 0 | 0 | 2 | 0 | | | | | | |
| 9 Brandon Belt, L (1,3) OBP: 0.351, SLG: 0.461 | | | | | | | | | L8 | 3 | 0 | 0 | 0 | 0 | 2 | 0 | | | | | | |
| 28 Buster Posey, R (1,2) OBP: 0.444, SLG: 0.564 | | G2-3 | | | | G1-3 | | | | 3 | 1 | 1 | 0 | 0 | 0 | 0 | | | | | | |
| 39 Justin Ruggiano, R (1,9) OBP: 0.273, SLG: 0.415 | | | | | | | | | F9 | 3 | 0 | 1 | 0 | 0 | 1 | 1 | | | | | | |
| 35 Brandon Crawford, L (1,6) OBP: 0.297, SLG: 0.442 | | | | | | | | | | 3 | 0 | 1 | 1 | 0 | 0 | 1 | | | | | | |
| 10 Eduardo Núñez, R (1,7) OBP: 0.294, SLG: 0.367 | | | | | | | | | | 3 | 0 | 1 | 0 | 0 | 0 | 0 | | | | | | |
| 66 Gorkys Hernández, R (1,8) OBP: 0.248, SLG: 0.213 | | | | | | | | | | 3 | 0 | 0 | 0 | 0 | 1 | 2 | | | | | | |
| 47 Johnny Cueto, R (1,1) OBP: 0.050, SLG: 0.050 | | | | | | | | | | 2 | 0 | 0 | 0 | 0 | 1 | 0 | | | | | | |
| 57 Bryan Morris, L (7,1) | | | | | | | | | | 0 | 0 | 0 | 0 | 0 | 0 | 0 | | | | | | |
| 61 Josh Osich, L (8,1) | | | | | | | | | | 0 | 0 | 0 | 0 | 0 | 0 | 0 | | | | | | |
| 38 Michael Morse, R (9,PH) OBP: 0.212, SLG: 0.323 | | | | | | | | | | 1 | 0 | 0 | 0 | 0 | 1 | 0 | | | | | | |
| Inning Stats | R: 0 E: 0 K: 3 S: 10 | H: 0 LOB: 0 BB: 0 P: 15 | R: 0 E: 0 K: 0 S: 7 | H: 1 LOB: 0 BB: 0 P: 11 | R: 0 E: 0 K: 1 S: 8 | H: 0 LOB: 0 BB: 0 P: 12 | R: 0 E: 0 K: 2 S: 7 | H: 0 LOB: 1 BB: 0 P: 8 | R: 1 E: 0 K: 2 S: 9 | H: 3 LOB: 1 BB: 0 P: 12 | R: 0 E: 0 K: 0 S: 7 | H: 0 LOB: 0 BB: 0 P: 11 | R: 0 E: 0 K: 0 S: 6 | H: 0 LOB: 0 BB: 0 P: 11 | R: 0 E: 0 K: 0 S: 6 | H: 0 LOB: 0 BB: 0 P: 8 | R: 0 E: 0 K: 2 S: 10 | H: 0 LOB: 0 BB: 0 P: 11 | 1B: 2 2B: 2 HR: 0 | SF: 0 SAC: 0 DP: 1 HBP: 0 | WP: 0 PB: 0 SB: 0 CS: 1 | PA: 29 |
| PITCHER | IP: 9.0 WLS: W BF: 29 H: 4 R: 1 ER: 1 SO: 10 BB: 0 IBB: 0 HBP: 0 BLK: 0 WP: 0 HR: 0 S: 70 P: 99 ERA: 1.00 WHIP: 0.444 | | | | | | | | | | | | | | | PITCHER | IP: 9.0 WLS: W BF: 29 H: 4 R: 1 ER: 1 SO: 10 BB: 0 IBB: 0 HBP: 0 BLK: 0 WP: 0 HR: 0 S: 70 P: 99 ERA: 1.00 WHIP: 0.444 | | | | | |

| Batter | 1 | 2 | 3 | 4 | 5 | 6 | 7 | 8 | 9 | AB | R | H | RBI | BB | SO | LOB | BOTTOM | | | | | |
|--|--|----------------------------------|------------------------------|----------------------------------|-------------------------------|----------------------------------|-------------------------------|----------------------------------|------------------------------|----------------------------------|-------------------------------|----------------------------------|------------------------------|----------------------------------|------------------------------|----------------------------------|--|----------------------------------|----------------------------------|------------------------------------|----------------------------------|--------|
| 18 Ben Zobrist, S (1,4) OBP: 0.344, SLG: 0.437 | | | | | | | | | | 4 | 0 | 1 | 0 | 0 | 1 | 0 | San Francisco Giants @ Chicago Cubs Wrigley Field, Chicago, IL Tue May 23 2017, 7:12 PM - 9:15 PM CDT Att: 32,905 - Cloudy - 58 F | | | | | |
| 12 Kyle Schwarber, L (1,7) OBP: 0.301, SLG: 0.359 | | | | | | | | | | 4 | 1 | 1 | 1 | 0 | 2 | 1 | | | | | | |
| 9 Javier Báez, R (9,4) OBP: 0.301, SLG: 0.496 | | | | | | | | | | 0 | 0 | 0 | 0 | 0 | 0 | 0 | | | | | | |
| 17 Kris Bryant, R (1,5) OBP: 0.406, SLG: 0.571 | | | | | | | | | | 2 | 1 | 1 | 0 | 1 | 1 | 0 | | | | | | |
| 44 Anthony Rizzo, L (1,3) OBP: 0.363, SLG: 0.424 | | | | | | | | | | 3 | 1 | 1 | 2 | 0 | 0 | 1 | | | | | | |
| 8 Ian Happ, S (1,8) OBP: 0.417, SLG: 0.710 | | G4-3 | | | | | | | | 3 | 0 | 0 | 0 | 0 | 1 | 1 | | | | | | |
| 22 Jason Heyward, L (1,9) OBP: 0.341, SLG: 0.394 | | | | | | | | | | 3 | 1 | 1 | 1 | 0 | 1 | 0 | | | | | | |
| 40 Wilson Contreras, R (1,2) OBP: 0.299, SLG: 0.396 | | | | | | | | | | 3 | 0 | 0 | 0 | 0 | 2 | 0 | | | | | | |
| 27 Addison Russell, R (1,6) OBP: 0.276, SLG: 0.346 | | | | | | | | | | 3 | 0 | 0 | 0 | 0 | 0 | 0 | | | | | | |
| 34 Jon Lester, L (1,1) OBP: 0.130, SLG: 0.143 | | | | | | | | | | 3 | 0 | 0 | 0 | 0 | 2 | 0 | | | | | | |
| Inning Stats | R: 1 E: 0 K: 2 S: 12 | H: 1 LOB: 0 BB: 0 P: 19 | R: 1 E: 0 K: 1 S: 8 | H: 1 LOB: 0 BB: 0 P: 10 | R: 0 E: 0 K: 2 S: 11 | H: 1 LOB: 0 BB: 0 P: 16 | R: 2 E: 0 K: 2 S: 12 | H: 2 LOB: 0 BB: 0 P: 18 | R: 0 E: 0 K: 0 S: 8 | H: 0 LOB: 0 BB: 0 P: 11 | R: 0 E: 0 K: 1 S: 13 | H: 0 LOB: 1 BB: 1 P: 24 | R: 0 E: 0 K: 0 S: 6 | H: 0 LOB: 0 BB: 0 P: 11 | R: 0 E: 0 K: 2 S: 8 | H: 0 LOB: 0 BB: 0 P: 11 | R: 0 E: 0 K: 2 S: 10 | H: 0 LOB: 0 BB: 0 P: 11 | 1B: 2 2B: 0 3B: 0 HR: 3 | SF: 0 SAC: 0 DP: 0 HBP: 0 | WP: 1 PB: 0 SB: 0 CS: 0 | PA: 29 |
| PITCHER | IP: 6.0 WLS: L BF: 23 H: 5 R: 4 ER: 4 SO: 8 BB: 1 IBB: 0 HBP: 0 BLK: 0 WP: 1 HR: 3 S: 64 P: 98 ERA: 6.00 WHIP: 1.000 | | | | | | | | | | | | | | | PITCHER | IP: 6.0 WLS: L BF: 23 H: 5 R: 4 ER: 4 SO: 8 BB: 1 IBB: 0 HBP: 0 BLK: 0 WP: 1 HR: 3 S: 64 P: 98 ERA: 6.00 WHIP: 1.000 | | | | | |

| | |
|-----|----|
| AB | 29 |
| R | 1 |
| H | 4 |
| RBI | 1 |
| BB | 0 |
| SO | 10 |
| LOB | 4 |



| Batter | 1 | 2 | 3 | 4 | 5 | 6 | 7 | 8 | 9 | AB | R | H | RBI | BB | SO | LOB | TOP | | | | |
|--|---|---|---|---|---|---|---|---|---|---|---|---|---|---|---|---|---|---|---|---|---|
| 2 Denard Span, L (1,8) OBP: 0.291, SLG: 0.418 | G1-3 | | HR | | L9 | | | FC3-6 28 BB | P4 | 5 | 1 | 1 | 1 | 0 | 0 | 2 | | | | | |
| 12 Joe Panik, L (1,4) OBP: 0.306, SLG: 0.355 | P6 | | K | | | G3-1 | | P5 | K | 5 | 0 | 0 | 0 | 0 | 2 | 2 | | | | | |
| 9 Brandon Belt, L (1,3) OBP: 0.359, SLG: 0.464 | | | F7 | | | E1 | | 28 BB | | 3 | 0 | 2 | 0 | 1 | 0 | 0 | | | | | |
| 48 Steven Okert, L (8,1) OBP: 0.257, SLG: 0.344 | 1B | | | | | 1B | | | | 0 | 0 | 0 | 0 | 0 | 0 | 0 | | | | | |
| 62 Cory Gearrin, R (8,1) OBP: 0.257, SLG: 0.344 | | | | | | | | | | 0 | 0 | 0 | 0 | 0 | 0 | 0 | | | | | |
| 28 Buster Posey, R (1,2) OBP: 0.439, SLG: 0.551 | G5-3 | | L4 | | | P4 | | | | 3 | 0 | 0 | 0 | 1 | 0 | 2 | | | | | |
| 35 Brandon Crawford, L (1,6) OBP: 0.295, SLG: 0.444 | | 10 1B 22 FC4-6 | | | F8 | | | G1-3 | | 4 | 1 | 1 | 0 | 0 | 0 | 4 | | | | | |
| 10 Eduardo Núñez, R (1,7) OBP: 0.298, SLG: 0.370 | | 22 FC4-6 1B | | | K | | | G5-3 | | 4 | 1 | 2 | 0 | 0 | 1 | 0 | | | | | |
| 22 Christian Arroyo, R (1,5) OBP: 0.240, SLG: 0.313 | | 1B | | | K | | | L3 | | 4 | 0 | 0 | 1 | 0 | 2 | 2 | | | | | |
| 51 Mac Williamson, R (1,9) OBP: 0.280, SLG: 0.318 | | | | | K | | | L7 | | 4 | 1 | 1 | 2 | 0 | 1 | 1 | | | | | |
| 45 Matt Moore, L (1,1) OBP: 0.059, SLG: 0.059 | | | | | L7 | | | G6-3 | | 2 | 0 | 0 | 0 | 0 | 1 | 1 | | | | | |
| 70 George Kontos, R (7,1) ERA: 3.25 | | | | | | | | | | 0 | 0 | 0 | 0 | 0 | 0 | 0 | | | | | |
| 38 Michael Morse, R (8,PH) ERA: 3.31 | | | | | | | | | | 1 | 0 | 1 | 0 | 1 | 0 | 0 | | | | | |
| 66 Corylus Hernández, R (9,PR) ERA: 1.0 | | | | | | | | | | 0 | 0 | 0 | 0 | 0 | 0 | 0 | | | | | |
| 71 Wade Davis, R (9,PR) ERA: 0.98 | | | | | | | | | | 0 | 0 | 0 | 0 | 0 | 0 | 0 | | | | | |
| Inning Stats | R: 0 H: 1 E: 0 K: 0 S: 14 | H: 1 LOB: 1 BB: 0 P: 22 | R: 1 H: 2 E: 0 K: 1 S: 11 | H: 2 LOB: 1 BB: 0 P: 17 | R: 1 H: 1 E: 0 K: 1 S: 11 | H: 1 LOB: 0 BB: 0 P: 17 | R: 0 H: 0 E: 0 K: 2 S: 8 | H: 0 LOB: 0 BB: 0 P: 10 | R: 0 H: 1 E: 1 K: 1 S: 10 | H: 1 LOB: 1 BB: 0 P: 13 | R: 0 H: 0 E: 0 K: 0 S: 5 | H: 0 LOB: 0 BB: 0 P: 7 | R: 0 H: 1 E: 0 K: 0 S: 14 | H: 1 LOB: 3 BB: 2 P: 29 | R: 2 H: 2 E: 0 K: 2 S: 22 | H: 2 LOB: 2 BB: 1 P: 34 | 1B: 5 2B: 1 3B: 0 HR: 2 | SF: 0 SAC: 0 DP: 0 HBP: 0 | WP: 0 PB: 0 SB: 1 CS: 0 | PA: 38 | |
| PITCHER | IP WLS BF H R ER SO BB IBB HBP BLK WP HR S P ERA WHIP | IP WLS BF H R ER SO BB IBB HBP BLK WP HR S P ERA WHIP | IP WLS BF H R ER SO BB IBB HBP BLK WP HR S P ERA WHIP | IP WLS BF H R ER SO BB IBB HBP BLK WP HR S P ERA WHIP | IP WLS BF H R ER SO BB IBB HBP BLK WP HR S P ERA WHIP | IP WLS BF H R ER SO BB IBB HBP BLK WP HR S P ERA WHIP | IP WLS BF H R ER SO BB IBB HBP BLK WP HR S P ERA WHIP | IP WLS BF H R ER SO BB IBB HBP BLK WP HR S P ERA WHIP | IP WLS BF H R ER SO BB IBB HBP BLK WP HR S P ERA WHIP | IP WLS BF H R ER SO BB IBB HBP BLK WP HR S P ERA WHIP | IP WLS BF H R ER SO BB IBB HBP BLK WP HR S P ERA WHIP | IP WLS BF H R ER SO BB IBB HBP BLK WP HR S P ERA WHIP | IP WLS BF H R ER SO BB IBB HBP BLK WP HR S P ERA WHIP | IP WLS BF H R ER SO BB IBB HBP BLK WP HR S P ERA WHIP | IP WLS BF H R ER SO BB IBB HBP BLK WP HR S P ERA WHIP | IP WLS BF H R ER SO BB IBB HBP BLK WP HR S P ERA WHIP | IP WLS BF H R ER SO BB IBB HBP BLK WP HR S P ERA WHIP | IP WLS BF H R ER SO BB IBB HBP BLK WP HR S P ERA WHIP | IP WLS BF H R ER SO BB IBB HBP BLK WP HR S P ERA WHIP | IP WLS BF H R ER SO BB IBB HBP BLK WP HR S P ERA WHIP | IP WLS BF H R ER SO BB IBB HBP BLK WP HR S P ERA WHIP |

San Francisco Giants @ Chicago Cubs
Wrigley Field, Chicago, IL
Wed May 24 2017, 7:07 PM - 10:11 PM CDT
Att: 35,617 - Overcast - 52 F

AB 35
R 4
H 8
RBI 4
BB 3
SO 7
LOB 14



| Batter | 1 | 2 | 3 | 4 | 5 | 6 | 7 | 8 | 9 | AB | R | H | RBI | BB | SO | LOB | BOTTOM | | | | |
|---|---|---|---|---|---|---|---|---|---|---|---|---|---|---|---|---|---|---|---|---|---|
| 9 Javier Báez, R (1,4) OBP: 0.301, SLG: 0.496 | G5-3 | | | | SF8 | | | SH | | 2 | 0 | 1 | 1 | 0 | 0 | 0 | | | | | |
| 5 Albert Almora Jr., R (1,8) OBP: 0.311, SLG: 0.388 | FC1-4 1B | | | F7 | G2-3 | | | G5-3 | | 4 | 0 | 0 | 0 | 0 | 0 | 4 | | | | | |
| 17 Kris Bryant, R (1,5) OBP: 0.403, SLG: 0.561 | G4-3 | | | F7 | | 44 1B BB | | K | | 3 | 0 | 0 | 0 | 1 | 1 | 3 | | | | | |
| 44 Anthony Rizzo, L (1,3) OBP: 0.376, SLG: 0.470 | | HR | | HR | | | | 1B | | 3 | 2 | 3 | 2 | 1 | 0 | 0 | | | | | |
| 8 Ian Happ, S (1,7) OBP: 0.400, SLG: 0.647 | | K | | | | | | IBB | | 3 | 0 | 0 | 0 | 1 | 2 | 5 | | | | | |
| 22 Jason Heyward, L (1,9) OBP: 0.339, SLG: 0.407 | | | | | | | | K | | 4 | 1 | 1 | 0 | 0 | 0 | 3 | | | | | |
| 27 Addison Russell, R (1,6) OBP: 0.282, SLG: 0.346 | | | | | | | | G1-3 | | 4 | 1 | 1 | 0 | 0 | 0 | 3 | | | | | |
| 47 Miguel Montero, L (1,2) OBP: 0.365, SLG: 0.517 | | | | | | | | 30 SF9 3B | | 3 | 1 | 2 | 0 | 0 | 0 | 0 | | | | | |
| 19 Koji Uehara, R (8,1) ERA: 4.5 | | | | | | | | | | 0 | 0 | 0 | 0 | 0 | 0 | 0 | | | | | |
| 6 Carl Edwards Jr., R (8,1) ERA: 6.23 | | | | | | | | | | 0 | 0 | 0 | 0 | 0 | 0 | 0 | | | | | |
| 30 Jon Jay, L (8,PH) OBP: 0.413, SLG: 0.410 | | | | | | | | | | 0 | 0 | 0 | 1 | 0 | 0 | 0 | | | | | |
| 71 Wade Davis, R (9,1) ERA: 1.96 | | | | | | | | | | 0 | 0 | 0 | 0 | 0 | 0 | 0 | | | | | |
| 28 Kyle Hendricks, R (1,1) OBP: 0.125, SLG: 0.125 | | | | | | | | | | 2 | 0 | 0 | 0 | 0 | 2 | 2 | | | | | |
| 40 Wilson Contreras, R (7,PH) OBP: 0.301, SLG: 0.385 | | | | | | | | | | 1 | 0 | 0 | 0 | 1 | 0 | 1 | | | | | |
| Inning Stats | R: 0 H: 1 E: 0 K: 0 S: 7 | H: 1 LOB: 0 BB: 0 P: 12 | R: 1 H: 1 E: 0 K: 1 S: 8 | H: 1 LOB: 0 BB: 0 P: 10 | R: 0 H: 0 E: 0 K: 1 S: 8 | H: 0 LOB: 0 BB: 0 P: 12 | R: 1 H: 1 E: 0 K: 0 S: 6 | H: 1 LOB: 1 BB: 1 P: 12 | R: 1 H: 1 E: 0 K: 2 S: 12 | H: 1 LOB: 3 BB: 2 P: 21 | R: 0 H: 0 E: 0 K: 0 S: 6 | H: 0 LOB: 0 BB: 1 P: 12 | R: 1 H: 1 E: 0 K: 0 S: 6 | H: 1 LOB: 0 BB: 0 P: 12 | 1B: 4 2B: 1 3B: 1 HR: 2 | SF: 2 SAC: 1 DP: 2 HBP: 0 | WP: 0 PB: 0 SB: 0 CS: 0 | PA: 36 | | | |
| PITCHER | IP WLS BF H R ER SO BB IBB HBP BLK WP HR S P ERA WHIP | IP WLS BF H R ER SO BB IBB HBP BLK WP HR S P ERA WHIP | IP WLS BF H R ER SO BB IBB HBP BLK WP HR S P ERA WHIP | IP WLS BF H R ER SO BB IBB HBP BLK WP HR S P ERA WHIP | IP WLS BF H R ER SO BB IBB HBP BLK WP HR S P ERA WHIP | IP WLS BF H R ER SO BB IBB HBP BLK WP HR S P ERA WHIP | IP WLS BF H R ER SO BB IBB HBP BLK WP HR S P ERA WHIP | IP WLS BF H R ER SO BB IBB HBP BLK WP HR S P ERA WHIP | IP WLS BF H R ER SO BB IBB HBP BLK WP HR S P ERA WHIP | IP WLS BF H R ER SO BB IBB HBP BLK WP HR S P ERA WHIP | IP WLS BF H R ER SO BB IBB HBP BLK WP HR S P ERA WHIP | IP WLS BF H R ER SO BB IBB HBP BLK WP HR S P ERA WHIP | IP WLS BF H R ER SO BB IBB HBP BLK WP HR S P ERA WHIP | IP WLS BF H R ER SO BB IBB HBP BLK WP HR S P ERA WHIP | IP WLS BF H R ER SO BB IBB HBP BLK WP HR S P ERA WHIP | IP WLS BF H R ER SO BB IBB HBP BLK WP HR S P ERA WHIP | IP WLS BF H R ER SO BB IBB HBP BLK WP HR S P ERA WHIP | IP WLS BF H R ER SO BB IBB HBP BLK WP HR S P ERA WHIP | IP WLS BF H R ER SO BB IBB HBP BLK WP HR S P ERA WHIP | IP WLS BF H R ER SO BB IBB HBP BLK WP HR S P ERA WHIP | IP WLS BF H R ER SO BB IBB HBP BLK WP HR S P ERA WHIP |

San Francisco Giants @ Chicago Cubs
Wrigley Field, Chicago, IL
Wed May 24 2017, 7:07 PM - 10:11 PM CDT
Att: 35,617 - Overcast - 52 F

AB 28
R 5
H 8
RBI 4
BB 5
SO 6
LOB 20



| Batter | 1 | 2 | 3 | 4 | 5 | 6 | 7 | 8 | 9 | AB | R | H | RBI | BB | SO | LOB | TOP | | | |
|--|---|----------------------------------|--------------------------------------|----------------------------------|--------------------------------------|---------------------------------|---------------------------------------|----------------------------------|--------------------------------------|----------------------------------|--------------------------------------|----------------------------------|--------------------------------------|----------------------------------|--------------------------------------|---------------------------------|--|------------------------------------|----------------------------------|--------|
| 2 Denard Span, L (1,8) OBP: 0.299, SLG: 0.426 | | | | | | | | | | 3 | 1 | 1 | 0 | 1 | 0 | 1 | San Francisco Giants @ Chicago Cubs Wrigley Field, Chicago, IL Thu May 25 2017, 1:21 PM - 3:53 PM CDT Att: 37,513 - Cloudy - 63 F | | | |
| 12 Joe Panik, L (1,4) OBP: 0.299, SLG: 0.347 | | | | | | | | | | 4 | 0 | 0 | 0 | 0 | 0 | 3 | | | | |
| 9 Brandon Belt, L (1,3) OBP: 0.356, SLG: 0.465 | | | | | | | | | | 4 | 0 | 1 | 1 | 0 | 0 | 0 | | | | |
| 28 Buster Posey, R (1,2) OBP: 0.435, SLG: 0.540 | | | | | | | | | | 3 | 0 | 0 | 0 | 1 | 0 | 1 | | | | |
| 35 Brandon Crawford, L (1,6) OBP: 0.301, SLG: 0.445 | | | | | | | | | | 4 | 0 | 2 | 0 | 0 | 0 | 1 | | | | |
| 39 Justin Ruggiano, R (1,9) OBP: 0.250, SLG: 0.378 | | | | | | | | | | 4 | 0 | 0 | 0 | 0 | 0 | 3 | | | | |
| 51 Mac Williamson, R (1,7) OBP: 0.250, SLG: 0.280 | | | | | | | | | | 3 | 0 | 0 | 0 | 0 | 1 | 2 | | | | |
| 22 Christian Arroyo, R (1,5) OBP: 0.242, SLG: 0.304 | | | | | | | | | | 3 | 0 | 0 | 0 | 0 | 0 | 0 | | | | |
| 29 Jeff Samardzija, R (1,1) OBP: 0.095, SLG: 0.143 | | | | | | | | | | 2 | 0 | 1 | 0 | 0 | 0 | 0 | | | | |
| 38 Michael Morse, R (8,PH) OBP: 0.278, SLG: 0.344 | | | | | | | | | | 0 | 0 | 0 | 0 | 1 | 0 | 0 | | | | |
| 61 Josh Osich, L (8,1) | | | | | | | | | | 0 | 0 | 0 | 0 | 0 | 0 | 0 | | | | |
| Inning Stats | R: 1 H: 2 E: 0 K: 0 S: 11 | H: 2 LOB: 1 BB: 0 P: 18 | R: 0 H: 0 E: 0 K: 1 S: 8 | H: 0 LOB: 0 BB: 0 P: 10 | R: 0 H: 0 E: 0 K: 0 S: 4 | H: 0 LOB: 0 BB: 0 P: 7 | R: 0 H: 1 E: 0 K: 0 S: 10 | H: 2 LOB: 2 BB: 1 P: 18 | R: 0 H: 1 E: 0 K: 0 S: 8 | H: 0 LOB: 0 BB: 0 P: 12 | R: 0 H: 0 E: 0 K: 0 S: 6 | H: 0 LOB: 0 BB: 0 P: 10 | R: 0 H: 0 E: 0 K: 0 S: 4 | H: 0 LOB: 0 BB: 1 P: 10 | R: 0 H: 1 E: 0 K: 0 S: 6 | H: 1 LOB: 1 BB: 0 P: 9 | 1B: 2 2B: 3 3B: 0 HR: 0 | SF: 0 SAC: 0 DP: 1 HBP: 0 | WP: 1 PB: 0 SB: 2 CS: 0 | PA: 33 |
| PITCHER | IP WLS BF H R ER SO BB IBB HBP BLK WP HR S P ERA WHIP | | | | | | | | | | | | | | | | | | | |
| 33 Eddie Butler, R (1,1) ERA: 1.93 | 5.0 W 20 4 1 1 1 2 0 0 0 0 1 0 41 69 1.80 1.200 | | | | | | | | | | | | | | | | | | | |
| 38 Mike Montgomery, L (6,1) ERA: 2.27 | 4.0 S 13 1 0 0 0 1 0 0 0 0 0 0 24 41 0.00 0.500 | | | | | | | | | | | | | | | | | | | |

| Batter | 1 | 2 | 3 | 4 | 5 | 6 | 7 | 8 | 9 | AB | R | H | RBI | BB | SO | LOB | BOTTOM | | | |
|---|---|----------------------------------|--------------------------------------|----------------------------------|---------------------------------------|----------------------------------|---------------------------------------|----------------------------------|---------------------------------------|----------------------------------|---------------------------------------|----------------------------------|---------------------------------------|----------------------------------|---------------------------------------|----------------------------------|--|------------------------------------|----------------------------------|--------|
| 18 Ben Zobrist, S (1,4) OBP: 0.354, SLG: 0.468 | | | | | | | | | | 4 | 1 | 3 | 1 | 0 | 0 | 0 | San Francisco Giants @ Chicago Cubs Wrigley Field, Chicago, IL Thu May 25 2017, 1:21 PM - 3:53 PM CDT Att: 37,513 - Cloudy - 63 F | | | |
| 12 Kyle Schwarber, L (1,7) OBP: 0.294, SLG: 0.350 | | | | | | | | | | 4 | 0 | 0 | 0 | 0 | 4 | 2 | | | | |
| 27 Addison Russell, R (9,6) OBP: 0.282, SLG: 0.346 | | | | | | | | | | 4 | 2 | 1 | 1 | 0 | 1 | 1 | | | | |
| 17 Kris Bryant, R (1,5) OBP: 0.400, SLG: 0.571 | | | | | | | | | | 4 | 1 | 2 | 0 | 0 | 0 | 0 | | | | |
| 44 Anthony Rizzo, L (1,3) OBP: 0.378, SLG: 0.477 | | | | | | | | | | 4 | 1 | 2 | 0 | 0 | 0 | 0 | | | | |
| 8 Ian Happ, S (1,8) OBP: 0.409, SLG: 0.622 | | | | | | | | | | 3 | 0 | 1 | 0 | 1 | 2 | 0 | | | | |
| 22 Jason Heyward, L (1,9) OBP: 0.336, SLG: 0.427 | | | | | | | | | | 4 | 1 | 1 | 1 | 0 | 1 | 3 | | | | |
| 47 Miguel Montero, L (1,2) OBP: 0.364, SLG: 0.508 | | | | | | | | | | 3 | 0 | 1 | 0 | 0 | 0 | 0 | | | | |
| 9 Javier Báez, R (1,6) OBP: 0.295, SLG: 0.485 | | | | | | | | | | 3 | 0 | 0 | 0 | 0 | 0 | 1 | | | | |
| 33 Eddie Butler, R (1,1) 38 Mike Montgomery, L (6,1) | | | | | | | | | | 2 | 0 | 0 | 0 | 1 | 1 | 0 | | | | |
| Inning Stats | R: 1 H: 1 E: 0 K: 1 S: 9 | H: 1 LOB: 0 BB: 0 P: 12 | R: 0 H: 0 E: 0 K: 1 S: 8 | H: 0 LOB: 0 BB: 0 P: 12 | R: 0 H: 1 E: 0 K: 2 S: 13 | H: 1 LOB: 0 BB: 0 P: 19 | R: 0 H: 0 E: 0 K: 1 S: 10 | H: 2 LOB: 0 BB: 0 P: 16 | R: 1 H: 2 E: 0 K: 2 S: 14 | H: 2 LOB: 2 BB: 1 P: 22 | R: 0 H: 0 E: 0 K: 1 S: 13 | H: 0 LOB: 0 BB: 0 P: 16 | R: 2 H: 3 E: 0 K: 2 S: 15 | H: 3 LOB: 1 BB: 0 P: 22 | R: 2 H: 3 E: 0 K: 2 S: 15 | H: 3 LOB: 1 BB: 0 P: 22 | 1B: 5 2B: 1 3B: 0 HR: 3 | SF: 0 SAC: 0 DP: 1 HBP: 0 | WP: 3 PB: 0 SB: 0 CS: 0 | PA: 33 |
| PITCHER | IP WLS BF H R ER SO BB IBB HBP BLK WP HR S P ERA WHIP | | | | | | | | | | | | | | | | | | | |
| 29 Jeff Samardzija, R (1,1) ERA: 4.5 | 7.0 L 27 6 3 3 8 1 0 0 0 0 1 0 3 77 3.86 1.000 | | | | | | | | | | | | | | | | | | | |
| 61 Josh Osich, L (8,1) ERA: 4.5 | 1.0 6 3 2 1 2 0 0 0 0 0 1 0 15 22 9.00 3.000 | | | | | | | | | | | | | | | | | | | |

| Batter | 1 | 2 | 3 | 4 | 5 | 6 | 7 | 8 | 9 | AB | R | H | RBI | BB | SO | LOB | TOP | | | | | | | | | | | | | | | | | | | |
|---|-------------------------------|----------------------------------|-------------------------------|----------------------------------|------------------------------|----------------------------------|------------------------------|----------------------------------|------------------------------|---------------------------------|------------------------------|----------------------------------|-------------------------------|----------------------------------|------------------------------|----------------------------------|--|---------------------------------|----------------------------------|------------------------------------|-------------------------|--------|--------|---------|---------|---------|----------|----------|----------|---------|---------|--------|---------|-------------|---------------|-------|
| 11 Ender Inciarte, L (1.8) OBP: 0.330, SLG: 0.398 | | | | | | | | | | 4 | 0 | 0 | 0 | 0 | 2 | 1 | <p>Atlanta Braves @ San Francisco Giants</p> <p>AT&T Park, San Francisco, CA</p> <p>Fri May 26 2017, 7:16 PM - 9:55 PM PDT</p> <p>Att: 41,326 - Partly Cloudy - 58 F</p> | | | | | | | | | | | | | | | | | | | |
| 4 Brandon Phillips, R (1.4) OBP: 0.358, SLG: 0.433 | | | | | | | | | | 4 | 0 | 1 | 0 | 0 | 0 | 0 | | | | | | | | | | | | | | | | | | | | |
| 22 Nick Markakis, L (1.9) OBP: 0.371, SLG: 0.391 | | | | | | | | | | 3 | 0 | 1 | 0 | 1 | 0 | 1 | | | | | | | | | | | | | | | | | | | | |
| 27 Matt Kemp, R (1.7) OBP: 0.373, SLG: 0.579 | | | | | | | | | | 4 | 0 | 1 | 0 | 0 | 0 | 3 | | | | | | | | | | | | | | | | | | | | |
| 18 Matt Adams, L (1.3) OBP: 0.342, SLG: 0.507 | | | | | | | | | | 3 | 0 | 1 | 0 | 1 | 0 | 0 | | | | | | | | | | | | | | | | | | | | |
| 25 Tyler Flowers, R (1.2) OBP: 0.465, SLG: 0.447 | | | | | | | | | | 4 | 1 | 2 | 0 | 0 | 0 | 4 | | | | | | | | | | | | | | | | | | | | |
| 14 Rio Ruiz, L (1.5) OBP: 0.344, SLG: 0.414 | | | | | | | | | | 4 | 0 | 0 | 0 | 0 | 1 | 2 | | | | | | | | | | | | | | | | | | | | |
| 7 Dansby Swanson, R (1.6) OBP: 0.283, SLG: 0.309 | | | | | | | | | | 3 | 1 | 0 | 0 | 1 | 1 | 1 | | | | | | | | | | | | | | | | | | | | |
| 54 Jaime Garcia, L (1.1) OBP: 0.143, SLG: 0.214 | | | | | | | | | | 3 | 0 | 1 | 1 | 0 | 0 | 0 | | | | | | | | | | | | | | | | | | | | |
| 52 José Ramirez, R (7.1) | | | | | | | | | | 0 | 0 | 0 | 0 | 0 | 0 | 0 | | | | | | | | | | | | | | | | | | | | |
| 38 Aroldys Vizcaino, R (8.1) | | | | | | | | | | 0 | 0 | 0 | 0 | 0 | 0 | 0 | | | | | | | | | | | | | | | | | | | | |
| 23 Danny Santana, S (9. PH) | | | | | | | | | | 1 | 0 | 0 | 0 | 0 | 0 | 1 | | | | | | | | | | | | | | | | | | | | |
| 53 Jim Johnson, R (9.1) | | | | | | | | | | 0 | 0 | 0 | 0 | 0 | 0 | 0 | | | | | | | | | | | | | | | | | | | | |
| Inning Stats | R: 0 E: 0 K: 1 S: 10 | H: 1 LOB: 1 BB: 0 P: 13 | R: 0 E: 0 K: 1 S: 11 | H: 1 LOB: 1 BB: 0 P: 17 | R: 0 E: 0 K: 0 S: 8 | H: 0 LOB: 0 BB: 0 P: 10 | R: 0 E: 0 K: 0 S: 7 | H: 2 LOB: 1 BB: 0 P: 11 | R: 0 E: 0 K: 0 S: 7 | H: 0 LOB: 0 BB: 0 P: 9 | R: 0 E: 0 K: 1 S: 9 | H: 1 LOB: 1 BB: 0 P: 15 | R: 2 E: 1 K: 0 S: 12 | H: 2 LOB: 1 BB: 1 P: 17 | R: 0 E: 0 K: 0 S: 8 | H: 0 LOB: 2 BB: 2 P: 17 | R: 0 E: 1 K: 1 S: 7 | H: 0 LOB: 0 BB: 0 P: 8 | 1B: 5 2B: 2 3B: 0 HR: 0 | SF: 0 SAC: 0 DP: 2 HBP: 0 | WP: 0 PB: 1 CS: 0 | PA: 36 | | | | | | | | | | | | | | |
| PITCHER | IP ERA: 4.45 | WLS L | BF 28 | H 7 | R 2 | ER 1 | SO 3 | BB 0 | IBB 1 | HBP 0 | BLK 0 | WP 0 | HR 0 | S 64 | P 92 | ERA 1.29 | WHIP 1.000 | PITCHER | IP ERA: 3.95 | WLS L | BF 5 | H 0 | R 0 | ER 0 | SO 0 | BB 1 | IBB 1 | HBP 0 | BLK 0 | WP 0 | HR 0 | S 8 | P 17 | ERA 0.00 | WHIP 0.000 | |
| 18 Matt Cain, R (1.1) | 7.0 | L | 28 | 7 | 2 | 1 | 3 | 0 | 1 | 0 | 0 | 0 | 0 | 0 | 64 | 92 | 1.29 | 1.000 | 57 Bryan Morris, R (8.1) | 1.0 | H | 5 | 0 | 0 | 0 | 0 | 1 | 1 | 0 | 0 | 0 | 0 | 8 | 17 | 0.00 | 1.000 |
| 70 George Kontos, R (9.1) | 1.0 | S | 3 | 0 | 0 | 0 | 1 | 0 | 0 | 0 | 0 | 0 | 0 | 0 | 7 | 8 | 0.00 | 0.000 | | | | | | | | | | | | | | | | | | |

| | |
|-----|----|
| AB | 33 |
| R | 2 |
| H | 7 |
| RBI | 1 |
| BB | 3 |
| SO | 4 |
| LOB | 13 |



| Batter | 1 | 2 | 3 | 4 | 5 | 6 | 7 | 8 | 9 | AB | R | H | RBI | BB | SO | LOB | BOTTOM | | | | | | | | | | | | | | | | | | |
|--|-------------------------------|----------------------------------|-------------------------------|----------------------------------|------------------------------|----------------------------------|------------------------------|---------------------------------|------------------------------|----------------------------------|-------------------------------|----------------------------------|------------------------------|----------------------------------|-------------------------------|----------------------------------|--|----------------------------------|----------------------------------|------------------------------------|-------------------------|--------|--------|---------|---------|---------|----------|----------|----------|---------|---------|---------|---------|-------------|---------------|
| 2 Denard Span, L (1.8) OBP: 0.297, SLG: 0.419 | | | | | | | | | | 4 | 0 | 1 | 0 | 0 | 0 | 0 | <p>Atlanta Braves @ San Francisco Giants</p> <p>AT&T Park, San Francisco, CA</p> <p>Fri May 26 2017, 7:16 PM - 9:55 PM PDT</p> <p>Att: 41,326 - Partly Cloudy - 58 F</p> | | | | | | | | | | | | | | | | | | |
| 10 Eduardo Núñez, R (1.5) OBP: 0.303, SLG: 0.373 | | | | | | | | | | 4 | 0 | 2 | 0 | 0 | 0 | 0 | | | | | | | | | | | | | | | | | | | |
| 9 Brandon Belt, L (1.7) OBP: 0.354, SLG: 0.457 | | | | | | | | | | 3 | 0 | 0 | 0 | 1 | 1 | 3 | | | | | | | | | | | | | | | | | | | |
| 28 Buster Posey, R (1.3) OBP: 0.430, SLG: 0.528 | | | | | | | | | | 3 | 0 | 0 | 0 | 1 | 0 | 2 | | | | | | | | | | | | | | | | | | | |
| 39 Justin Ruggiano, R (1.9) OBP: 0.250, SLG: 0.367 | | | | | | | | | | 4 | 0 | 1 | 0 | 0 | 1 | 3 | | | | | | | | | | | | | | | | | | | |
| 35 Brandon Crawford, L (1.6) OBP: 0.300, SLG: 0.435 | | | | | | | | | | 3 | 0 | 0 | 0 | 1 | 0 | 1 | | | | | | | | | | | | | | | | | | | |
| 5 Nick Hundley, R (1.2) OBP: 0.250, SLG: 0.354 | | | | | | | | | | 4 | 0 | 0 | 0 | 0 | 3 | 2 | | | | | | | | | | | | | | | | | | | |
| 22 Christian Arroyo, R (1.4) OBP: 0.236, SLG: 0.297 | | | | | | | | | | 3 | 0 | 0 | 0 | 0 | 0 | 2 | | | | | | | | | | | | | | | | | | | |
| 18 Matt Cain, R (1.1) OBP: 0.133, SLG: 0.200 | | | | | | | | | | 2 | 0 | 0 | 0 | 0 | 2 | 0 | | | | | | | | | | | | | | | | | | | |
| 38 Michael Morse, R (7. PH) | | | | | | | | | | 1 | 0 | 0 | 0 | 0 | 0 | 1 | | | | | | | | | | | | | | | | | | | |
| 57 Bryan Morris, L (8.1) | | | | | | | | | | 0 | 0 | 0 | 0 | 0 | 0 | 0 | | | | | | | | | | | | | | | | | | | |
| 70 George Kontos, R (9.1) | | | | | | | | | | 0 | 0 | 0 | 0 | 0 | 0 | 0 | | | | | | | | | | | | | | | | | | | |
| Inning Stats | R: 0 E: 0 K: 1 S: 11 | H: 1 LOB: 1 BB: 0 P: 12 | R: 0 E: 0 K: 1 S: 11 | H: 0 LOB: 0 BB: 0 P: 17 | R: 0 E: 0 K: 1 S: 7 | H: 0 LOB: 0 BB: 0 P: 11 | R: 0 E: 0 K: 0 S: 4 | H: 0 LOB: 0 BB: 0 P: 6 | R: 0 E: 0 K: 1 S: 9 | H: 1 LOB: 1 BB: 0 P: 10 | R: 0 E: 0 K: 1 S: 12 | H: 2 LOB: 3 BB: 1 P: 15 | R: 0 E: 0 K: 0 S: 6 | H: 0 LOB: 1 BB: 1 P: 13 | R: 0 E: 0 K: 0 S: 11 | H: 0 LOB: 1 BB: 1 P: 19 | R: 0 E: 0 K: 2 S: 10 | H: 0 LOB: 0 BB: 0 P: 15 | 1B: 4 2B: 0 3B: 0 HR: 0 | SF: 0 SAC: 0 DP: 0 HBP: 0 | WP: 0 PB: 0 CS: 0 | PA: 34 | | | | | | | | | | | | | |
| PITCHER | IP ERA: 3.58 | WLS H | BF 26 | H 4 | R 0 | ER 0 | SO 5 | BB 1 | IBB 0 | HBP 0 | BLK 0 | WP 0 | HR 0 | S 59 | P 83 | ERA 0.00 | WHIP 0.750 | PITCHER | IP ERA: 2.05 | WLS H | BF 4 | H 0 | R 0 | ER 0 | SO 0 | BB 1 | IBB 0 | HBP 0 | BLK 0 | WP 0 | HR 0 | S 11 | P 19 | ERA 0.00 | WHIP 1.000 |
| 54 Jaime Garcia, L (1.1) | 6.2 | W | 26 | 4 | 0 | 0 | 5 | 1 | 0 | 0 | 0 | 0 | 0 | 0 | 59 | 83 | 0.00 | 0.750 | 38 Aroldys Vizcaino, R (8.1) | 1.0 | H | 4 | 0 | 0 | 0 | 1 | 0 | 0 | 0 | 0 | 11 | 19 | 0.00 | 1.000 | |
| 53 Jim Johnson, R (9.1) | 1.0 | S | 3 | 0 | 0 | 0 | 2 | 0 | 0 | 0 | 0 | 0 | 0 | 0 | 10 | 15 | 0.00 | 0.000 | | | | | | | | | | | | | | | | | |

| | |
|-----|----|
| AB | 31 |
| R | 0 |
| H | 4 |
| RBI | 0 |
| BB | 3 |
| SO | 7 |
| LOB | 14 |



| Batter | 1 | 2 | 3 | 4 | 5 | 6 | 7 | 8 | 9 | AB | R | H | RBI | BB | SO | LOB | TOP | | | | | |
|---|---|----------------------------------|------------------------------|---------------------------------|-------------------------------|----------------------------------|------------------------------|----------------------------------|------------------------------|----------------------------------|------------------------------|----------------------------------|------------------------------|----------------------------------|-------------------------------|----------------------------------|---|----------------------------------|----------------------------------|------------------------------------|----------------------------------|--------|
| 11 Ender Inciarte, L OBP: 0.336, SLG: 0.397 | G3 | | BB | | | BB | | 1B | L1-3 | 3 | 1 | 1 | 0 | 2 | 0 | 1 | Atlanta Braves @ San Francisco Giants AT&T Park, San Francisco, CA Sat May 27 2017, 7:06 PM - 9:36 PM PDT Att: 41,355 - Clear - 59 F | | | | | |
| 4 Brandon Phillips, R OBP: 0.355, SLG: 0.429 | K | | F8 | | | G6-4-3 | | 1B | | 4 | 0 | 1 | 1 | 0 | 1 | 3 | | | | | | |
| 22 Nick Markakis, L OBP: 0.369, SLG: 0.388 | K | | | | | | | FC5-4 | | 4 | 0 | 1 | 1 | 0 | 2 | 1 | | | | | | |
| 27 Matt Kemp, R OBP: 0.370, SLG: 0.577 | | F9 | | | | G6-4-3 | | | | 4 | 0 | 1 | 0 | 0 | 0 | 1 | | | | | | |
| 18 Matt Adams, L OBP: 0.325, SLG: 0.481 | K | | | | | G6-3 | | G3 | | 4 | 0 | 0 | 0 | 0 | 1 | 2 | | | | | | |
| 25 Tyler Flowers, R OBP: 0.466, SLG: 0.449 | | G6-3 | | | | | | | | 4 | 0 | 2 | 0 | 0 | 0 | 0 | | | | | | |
| 7 Dansby Swanson, R OBP: 0.305, SLG: 0.305 | | | | | | L8 | | FC5-4 | | 2 | 1 | 0 | 0 | 2 | 0 | 2 | | | | | | |
| 23 Danny Santana, S OBP: 0.189, SLG: 0.314 | | | | | | L9 | | L9 | | 4 | 0 | 1 | 1 | 0 | 1 | 2 | | | | | | |
| 26 Mike Folynewicz, R ERA: 3.83 | | | | | | F9 | | | | 0 | 0 | 0 | 0 | 0 | 0 | 0 | | | | | | |
| 64 Emilio Bonifacio, S ERA: 3.22 | | | | | | SH1-4 | | | | 1 | 0 | 0 | 0 | 0 | 0 | 1 | | | | | | |
| 39 Sam Freeman, L ERA: 1.5 | | | | | | | | | | 0 | 0 | 0 | 0 | 0 | 0 | 0 | | | | | | |
| 58 Luke Jackson, R ERA: 2.7 | | | | | | | | | | 0 | 0 | 0 | 0 | 0 | 0 | 0 | | | | | | |
| 14 Rio Ruiz, L ERA: 6.63 | | | | | | | | | | 1 | 1 | 1 | 0 | 0 | 0 | 0 | | | | | | |
| 46 Ian Krol, L ERA: 6.63 | | | | | | | | | | 0 | 0 | 0 | 0 | 0 | 0 | 0 | | | | | | |
| 8 Jace Peterson, L ERA: 6.63 | | | | | | | | | | 1 | 0 | 0 | 0 | 0 | 0 | 1 | | | | | | |
| Inning Stats | R: 0 E: 0 K: 2 S: 9 | H: 0 LOB: 0 BB: 0 P: 11 | R: 0 E: 0 K: 1 S: 5 | H: 0 LOB: 0 BB: 0 P: 6 | R: 0 E: 0 K: 1 S: 13 | H: 0 LOB: 0 BB: 2 P: 24 | R: 0 E: 0 K: 0 S: 6 | H: 1 LOB: 0 BB: 0 P: 11 | R: 0 E: 0 K: 0 S: 8 | H: 1 LOB: 1 BB: 0 P: 14 | R: 0 E: 0 K: 1 S: 5 | H: 0 LOB: 0 BB: 1 P: 11 | R: 0 E: 0 K: 0 S: 8 | H: 1 LOB: 1 BB: 0 P: 11 | R: 2 E: 0 K: 0 S: 17 | H: 4 LOB: 2 BB: 0 P: 22 | R: 1 E: 0 K: 1 S: 12 | H: 1 LOB: 1 BB: 1 P: 17 | 1B: 5 2B: 2 3B: 1 HR: 0 | SF: 0 SAC: 1 DP: 2 HBP: 0 | WP: 0 PB: 0 SB: 0 CS: 0 | PA: 37 |
| PITCHER | IP WLS BF H R ER SO BB IBB HBP BLK WP HR S P ERA WHIP | | | | | | | | | | | | | | | | | | | | | |
| 50 Ty Blach, L ERA: 3.83 | 7.2 W 30 6 2 2 5 3 0 0 0 0 0 0 66 102 2.35 1.174 | | | | | | | | | | | | | | | | | | | | | |
| 64 Derek Law, R ERA: 3.22 | 0.2 H 5 2 1 1 0 1 0 0 0 0 0 0 13 21 13.50 4.500 | | | | | | | | | | | | | | | | | | | | | |
| 41 Mark Melancon, R ERA: 2.51 | 0.2 S 2 0 0 0 1 0 0 0 0 0 0 0 4 4 0.00 0.000 | | | | | | | | | | | | | | | | | | | | | |

| Batter | 1 | 2 | 3 | 4 | 5 | 6 | 7 | 8 | 9 | AB | R | H | RBI | BB | SO | LOB | BOTTOM | | | |
|--|---|----------------------------------|------------------------------|----------------------------------|------------------------------|----------------------------------|-------------------------------|----------------------------------|------------------------------|----------------------------------|------------------------------|---------------------------------|------------------------------|----------------------------------|-------------------------------|----------------------------------|---|------------------------------------|----------------------------------|--------|
| 2 Denard Span, L OBP: 0.296, SLG: 0.422 | G4-3 | | G5-3 | | | | | G4-6-3 | | 4 | 0 | 1 | 1 | 0 | 0 | 1 | Atlanta Braves @ San Francisco Giants AT&T Park, San Francisco, CA Sat May 27 2017, 7:06 PM - 9:36 PM PDT Att: 41,355 - Clear - 59 F | | | |
| 10 Eduardo Núñez, R OBP: 0.302, SLG: 0.367 | P5 | | | | | | | G6-3 | | 3 | 0 | 0 | 0 | 1 | 0 | 2 | | | | |
| 66 Gorkys Hernández, R OBP: 0.249, SLG: 0.213 | | | | | | | | | | 0 | 0 | 0 | 0 | 0 | 0 | 0 | | | | |
| 12 Joe Panik, L OBP: 0.298, SLG: 0.341 | G6-3 | | F7 | | | | | | | 3 | 0 | 0 | 0 | 1 | 1 | 1 | | | | |
| 9 Brandon Belt, L OBP: 0.357, SLG: 0.472 | | F8 | | | | | | | | 3 | 2 | 1 | 1 | 1 | 0 | 1 | | | | |
| 35 Brandon Crawford, L OBP: 0.299, SLG: 0.430 | | | | | | | | | | 4 | 0 | 1 | 0 | 0 | 2 | 1 | | | | |
| 7 Aaron Hill, R OBP: 0.242, SLG: 0.214 | | | | | | | | | | 3 | 1 | 0 | 0 | 1 | 1 | 1 | | | | |
| 5 Nick Hundley, R OBP: 0.273, SLG: 0.410 | | | | | | | | | | 4 | 2 | 3 | 3 | 0 | 0 | 0 | | | | |
| 51 Mac Williamson, R OBP: 0.250, SLG: 0.276 | | | | | | | | | | 4 | 1 | 1 | 0 | 0 | 1 | 2 | | | | |
| 50 Ty Blach, R ERA: 4.44 | | | | | | | | | | 3 | 0 | 2 | 1 | 0 | 1 | 0 | | | | |
| 64 Derek Law, R ERA: 1.5 | | | | | | | | | | 0 | 0 | 0 | 0 | 0 | 0 | 0 | | | | |
| 41 Mark Melancon, R ERA: 2.51 | | | | | | | | | | 0 | 0 | 0 | 0 | 0 | 0 | 0 | | | | |
| Inning Stats | R: 0 E: 0 K: 0 S: 9 | H: 0 LOB: 0 BB: 0 P: 14 | R: 2 E: 0 K: 1 S: 9 | H: 2 LOB: 0 BB: 0 P: 15 | R: 0 E: 0 K: 1 S: 9 | H: 0 LOB: 1 BB: 1 P: 15 | R: 3 E: 0 K: 2 S: 18 | H: 5 LOB: 2 BB: 0 P: 28 | R: 0 E: 0 K: 0 S: 6 | H: 0 LOB: 0 BB: 1 P: 11 | R: 0 E: 0 K: 0 S: 4 | H: 0 LOB: 0 BB: 0 P: 8 | R: 0 E: 0 K: 0 S: 6 | H: 1 LOB: 0 BB: 0 P: 11 | R: 1 E: 0 K: 2 S: 12 | H: 1 LOB: 2 BB: 2 P: 23 | 1B: 6 2B: 1 3B: 0 HR: 2 | SF: 0 SAC: 0 DP: 2 HBP: 0 | WP: 0 PB: 0 SB: 1 CS: 0 | PA: 35 |
| PITCHER | IP WLS BF H R ER SO BB IBB HBP BLK WP HR S P ERA WHIP | | | | | | | | | | | | | | | | | | | |
| 26 Mike Folynewicz, R ERA: 4.44 | 4.0 L 20 3 0 0 0 1 0 0 0 0 0 0 2 45 72 11.25 2.000 | | | | | | | | | | | | | | | | | | | |
| 39 Sam Freeman, L ERA: 1.5 | 1.0 3 0 0 0 0 1 0 0 0 0 0 0 6 11 0.00 1.000 | | | | | | | | | | | | | | | | | | | |
| 58 Luke Jackson, R ERA: 2.7 | 2.0 6 1 0 0 0 0 0 0 0 0 0 0 10 19 0.00 0.500 | | | | | | | | | | | | | | | | | | | |
| 46 Ian Krol, L ERA: 6.63 | 1.0 6 1 1 1 2 2 0 0 0 0 0 0 12 23 9.00 3.000 | | | | | | | | | | | | | | | | | | | |



| Batter | 1 | 2 | 3 | 4 | 5 | 6 | 7 | 8 | 9 | AB | R | H | RBI | BB | SO | LOB | TOP | | | | |
|--|---------------------------------------|----------------------------------|---------------------------------------|----------------------------------|---------------------------------------|----------------------------------|---------------------------------------|----------------------------------|---------------------------------------|----------------------------------|---------------------------------------|----------------------------------|--------------------------------------|----------------------------------|--------------------------------------|----------------------------------|---|------------------------------------|----------------------------------|--------|--|
| 11 Ender Inciarte, L OBP: 0.335, SLG: 0.399 | | | | | | | | | | 4 | 0 | 1 | 0 | 0 | 1 | 0 | Atlanta Braves @ San Francisco Giants AT&T Park, San Francisco, CA Sun May 28 2017, 1:06 PM - 3:35 PM PDT Att: 42,343 - Overcast - 61 F | | | | |
| 4 Brandon Phillips, R OBP: 0.351, SLG: 0.423 | | | | | | | | | | 2 | 0 | 0 | 0 | 0 | 1 | 0 | | | | | |
| 8 Jace Peterson, L OBP: 0.301, SLG: 0.273 | | | | | | | | | | 2 | 0 | 1 | 0 | 0 | 0 | 1 | | | | | |
| 22 Nick Markakis, L OBP: 0.376, SLG: 0.392 | | | | | | | | | | 3 | 1 | 2 | 0 | 1 | 0 | 0 | | | | | |
| 27 Matt Kemp, R OBP: 0.379, SLG: 0.588 | | | | | | | | | | 4 | 0 | 3 | 0 | 0 | 1 | 2 | | | | | |
| 18 Matt Adams, L OBP: 0.310, SLG: 0.457 | | | | | | | | | | 4 | 0 | 0 | 0 | 0 | 2 | 7 | | | | | |
| 24 Kurt Suzuki, R OBP: 0.379, SLG: 0.457 | | | | | | | | | | 3 | 0 | 0 | 1 | 1 | 1 | 1 | | | | | |
| 14 Rio Ruiz, L OBP: 0.351, SLG: 0.424 | | | | | | | | | | 3 | 0 | 0 | 0 | 1 | 2 | 3 | | | | | |
| 7 Dansby Swanson, R OBP: 0.281, SLG: 0.298 | | | | | | | | | | 4 | 0 | 0 | 0 | 0 | 1 | 1 | | | | | |
| 19 R.A. Dickey, R OBP: 0.150, SLG: 0.150 | | | | | | | | | | 2 | 0 | 0 | 0 | 0 | 1 | 0 | | | | | |
| 64 Emilio Bonifacio, S OBP: 0.154, SLG: 0.215 | | | | | | | | | | 1 | 0 | 0 | 0 | 0 | 0 | 0 | | | | | |
| 45 Matt Wisler, R OBP: 0.154, SLG: 0.215 | | | | | | | | | | 0 | 0 | 0 | 0 | 0 | 0 | 0 | | | | | |
| 23 Danny Santana, S OBP: 0.185, SLG: 0.308 | | | | | | | | | | 1 | 0 | 0 | 0 | 0 | 0 | 1 | | | | | |
| Inning Stats | R: 0 H: 2 E: 0 K: 2 S: 11 | H: 2 LOB: 2 BB: 0 P: 18 | R: 0 H: 0 E: 0 K: 3 S: 11 | H: 0 LOB: 0 BB: 0 P: 13 | R: 0 H: 0 E: 0 K: 1 S: 13 | H: 0 LOB: 0 BB: 0 P: 20 | R: 0 H: 1 E: 0 K: 0 S: 12 | H: 1 LOB: 2 BB: 1 P: 18 | R: 0 H: 1 E: 0 K: 0 S: 10 | H: 1 LOB: 1 BB: 0 P: 14 | R: 1 H: 2 E: 0 K: 2 S: 14 | H: 2 LOB: 1 BB: 0 P: 23 | R: 0 H: 0 E: 0 K: 1 S: 8 | H: 0 LOB: 0 BB: 0 P: 13 | R: 0 H: 1 E: 0 K: 1 S: 8 | H: 1 LOB: 1 BB: 1 P: 20 | 1B: 5 2B: 2 3B: 0 HR: 0 | SF: 0 SAC: 0 DP: 1 HBP: 0 | WP: 0 PB: 0 SB: 0 CS: 0 | PA: 36 | |
| PITCHER | IP | WLS | BF | H | R | ER | SO | BB | IBB | HBP | BLK | WP | HR | S | P | ERA | WHIP | | | | |
| 47 Johnny Cueto, R ERA: 4.37 | 6.0 | W | 25 | 6 | 1 | 1 | 8 | 1 | 0 | 0 | 0 | 0 | 0 | 71 | 106 | 1.50 | 1.167 | | | | |
| 57 Bryan Morris, R ERA: 3.55 | 1.0 | | 3 | 0 | 0 | 0 | 1 | 0 | 0 | 0 | 0 | 0 | 0 | 8 | 13 | 0.00 | 0.000 | | | | |
| 61 Josh Osich, L ERA: 4.09 | 1.0 | | 4 | 1 | 0 | 0 | 1 | 1 | 0 | 0 | 0 | 0 | 0 | 8 | 13 | 0.00 | 2.000 | | | | |
| 62 Cory Gearrin, R ERA: 1.86 | 1.0 | | 4 | 0 | 0 | 0 | 0 | 1 | 0 | 0 | 0 | 0 | 0 | 12 | 20 | 0.00 | 1.000 | | | | |

| Batter | 1 | 2 | 3 | 4 | 5 | 6 | 7 | 8 | 9 | AB | R | H | RBI | BB | SO | LOB | BOTTOM | | | | |
|--|---------------------------------------|----------------------------------|---------------------------------------|----------------------------------|--------------------------------------|----------------------------------|--------------------------------------|----------------------------------|--------------------------------------|---------------------------------|--------------------------------------|---------------------------------|--------------------------------------|---------------------------------|--------------------------------------|----------------------------------|---|------------------------------------|----------------------------------|--------|--|
| 2 Denard Span, L OBP: 0.294, SLG: 0.411 | | | | | | | | | | 3 | 1 | 0 | 0 | 1 | 0 | 1 | Atlanta Braves @ San Francisco Giants AT&T Park, San Francisco, CA Sun May 28 2017, 1:06 PM - 3:35 PM PDT Att: 42,343 - Overcast - 61 F | | | | |
| 10 Eduardo Nómez, R OBP: 0.306, SLG: 0.370 | | | | | | | | | | 4 | 2 | 2 | 1 | 0 | 0 | 1 | | | | | |
| 9 Brandon Belt, L OBP: 0.355, SLG: 0.464 | | | | | | | | | | 3 | 1 | 0 | 0 | 1 | 1 | 2 | | | | | |
| 28 Buster Posey, R OBP: 0.432, SLG: 0.521 | | | | | | | | | | 2 | 0 | 0 | 0 | 2 | 0 | 0 | | | | | |
| 35 Brandon Crawford, L OBP: 0.297, SLG: 0.424 | | | | | | | | | | 4 | 0 | 1 | 3 | 0 | 1 | 1 | | | | | |
| 39 Justin Ruggiano, R OBP: 0.232, SLG: 0.340 | | | | | | | | | | 4 | 0 | 0 | 0 | 0 | 1 | 3 | | | | | |
| 12 Joe Panik, L OBP: 0.303, SLG: 0.352 | | | | | | | | | | 3 | 2 | 1 | 0 | 1 | 0 | 0 | | | | | |
| 66 Gorkys Hernández, R OBP: 0.257, SLG: 0.224 | | | | | | | | | | 4 | 1 | 2 | 1 | 0 | 0 | 0 | | | | | |
| 47 Johnny Cueto, R OBP: 0.048, SLG: 0.050 | | | | | | | | | | 0 | 0 | 0 | 1 | 0 | 0 | 0 | | | | | |
| 38 Michael Morse, R OBP: 0.263, SLG: 0.324 | | | | | | | | | | 1 | 0 | 0 | 0 | 0 | 0 | 0 | | | | | |
| 57 Bryan Morris, L OBP: 0.263, SLG: 0.324 | | | | | | | | | | 0 | 0 | 0 | 0 | 0 | 0 | 0 | | | | | |
| 61 Josh Osich, L OBP: 0.263, SLG: 0.324 | | | | | | | | | | 0 | 0 | 0 | 0 | 0 | 0 | 0 | | | | | |
| 62 Cory Gearrin, R OBP: 0.263, SLG: 0.324 | | | | | | | | | | 0 | 0 | 0 | 0 | 0 | 0 | 0 | | | | | |
| Inning Stats | R: 2 H: 1 E: 1 K: 1 S: 13 | H: 4 LOB: 2 BB: 2 P: 23 | R: 4 H: 4 E: 1 K: 0 S: 16 | H: 4 LOB: 2 BB: 2 P: 29 | R: 1 H: 1 E: 0 K: 0 S: 6 | H: 1 LOB: 1 BB: 1 P: 12 | R: 0 H: 0 E: 0 K: 1 S: 7 | H: 0 LOB: 0 BB: 0 P: 11 | R: 0 H: 0 E: 0 K: 0 S: 5 | H: 0 LOB: 0 BB: 0 P: 6 | R: 0 H: 0 E: 0 K: 0 S: 6 | H: 0 LOB: 0 BB: 0 P: 6 | R: 0 H: 0 E: 0 K: 1 S: 6 | H: 0 LOB: 0 BB: 0 P: 9 | R: 0 H: 0 E: 0 K: 0 S: 8 | H: 0 LOB: 0 BB: 0 P: 13 | 1B: 5 2B: 0 3B: 1 HR: 0 | SF: 1 SAC: 1 DP: 0 HBP: 0 | WP: 1 PB: 1 SB: 0 CS: 0 | PA: 35 | |
| PITCHER | IP | WLS | BF | H | R | ER | SO | BB | IBB | HBP | BLK | WP | HR | S | P | ERA | WHIP | | | | |
| 19 R.A. Dickey, R ERA: 4.95 | 6.0 | L | 29 | 6 | 0 | 0 | 2 | 5 | 0 | 0 | 0 | 0 | 0 | 53 | 87 | 9.00 | 1.833 | | | | |
| 45 Matt Wisler, R ERA: 7.0 | 2.0 | | 6 | 0 | 0 | 0 | 1 | 0 | 0 | 0 | 0 | 0 | 0 | 14 | 22 | 0.00 | 0.000 | | | | |

AB 33
R 1
H 7
RBI 1
BB 3
SO 10
LOB 16

AB 28
R 7
H 6
RBI 6
BB 5
SO 3
LOB 8



| Batter | 1 | 2 | 3 | 4 | 5 | 6 | 7 | 8 | 9 | AB | R | H | RBI | BB | SO | LOB | TOP | | | | | | | |
|--|---|---|---|---|---|---|---|---|---|---|---|---|---|---|---|---|---|---|---|---|---|---|---|---|
| 7 Trea Turner, R OBP: 0.275, SLG: 0.424 | G6-3 | G4-3 | | | G1-3 | | | L8 | G5-3 | 5 | 0 | 0 | 0 | 0 | 0 | 4 | <p>Washington Nationals @ San Francisco Giants</p> <p>AT&T Park, San Francisco, CA</p> <p>Mon May 29 2017, 1:08 PM - 4:10 PM PDT</p> <p>Att: 41,969 - Overcast - 61 F</p> | | | | | | | |
| 28 Jayson Werth, R OBP: 0.375, SLG: 0.440 | F9 | | P3 | | | L8 | | G4-3 | | 4 | 0 | 0 | 0 | 0 | 0 | 0 | | | | | | | | |
| 34 Bryce Harper, L OBP: 0.449, SLG: 0.675 | G3-1 | | L7 | | | K | | | 11 1B | 3 | 0 | 0 | 0 | 0 | 1 | 0 | | | | | | | | |
| 8 Brian Goodwin, L OBP: 0.286, SLG: 0.400 | | | | | | | | | 20 1B | 0 | 1 | 0 | 0 | 0 | 0 | 0 | | | | | | | | |
| 11 Ryan Zimmerman, R OBP: 0.413, SLG: 0.707 | | | | | | | | | 20 1B | 4 | 2 | 3 | 1 | 0 | 1 | 0 | | | | | | | | |
| 20 Daniel Murphy, L OBP: 0.374, SLG: 0.555 | | P5 | | | | | | | 1B | 4 | 0 | 2 | 2 | 0 | 0 | 0 | | | | | | | | |
| 6 Anthony Rendon, R OBP: 0.393, SLG: 0.517 | | | | | | | | | 1B | 4 | 0 | 2 | 0 | 0 | 0 | 3 | | | | | | | | |
| 32 Matt Wieters, S OBP: 0.346, SLG: 0.418 | | | | | | | | | | 4 | 0 | 1 | 0 | 0 | 1 | 1 | | | | | | | | |
| 3 Michael Taylor, R OBP: 0.289, SLG: 0.430 | | | | | | | | | | 4 | 0 | 0 | 0 | 0 | 1 | 2 | | | | | | | | |
| 57 Tanner Roark, R ERA: 4.98 | | | | | | | | | | 3 | 0 | 0 | 0 | 0 | 2 | 3 | | | | | | | | |
| 46 Oliver Pérez, L ERA: 5.23 | | | | | | | | | | 0 | 0 | 0 | 0 | 0 | 0 | 0 | | | | | | | | |
| 27 Shawn Kelley, R ERA: 5.79 | | | | | | | | | | 0 | 0 | 0 | 0 | 0 | 0 | 0 | | | | | | | | |
| 10 Stephen Drew, L OBP: 0.296, SLG: 0.379 | | | | | | | | | | 0 | 0 | 0 | 0 | 0 | 0 | 0 | | | | | | | | |
| 41 Joe Ross, R OBP: 0.241, SLG: 0.354 | | | | | | | | | | 0 | 0 | 0 | 0 | 0 | 0 | 0 | | | | | | | | |
| 30 Koda Glover, R ERA: 2.2 | | | | | | | | | | 0 | 0 | 0 | 0 | 0 | 0 | 0 | | | | | | | | |
| Inning Stats | R: 0 E: 0 K: 0 S: 8 | H: 0 LOB: 0 BB: 0 P: 10 | R: 1 E: 1 K: 1 S: 18 | H: 3 LOB: 3 BB: 0 P: 23 | R: 0 E: 0 K: 1 S: 8 | H: 0 LOB: 0 BB: 0 P: 12 | R: 0 E: 0 K: 0 S: 8 | H: 1 LOB: 1 BB: 0 P: 15 | R: 0 E: 0 K: 1 S: 9 | H: 0 LOB: 0 BB: 0 P: 12 | R: 1 E: 0 K: 1 S: 15 | H: 2 LOB: 1 BB: 0 P: 20 | R: 0 E: 0 K: 2 S: 7 | H: 0 LOB: 0 BB: 0 P: 7 | R: 1 E: 0 K: 0 S: 13 | H: 2 LOB: 2 BB: 0 P: 22 | R: 0 E: 0 K: 1 S: 11 | H: 0 LOB: 1 BB: 1 P: 20 | 1B: 6 2B: 1 3B: 0 HR: 1 | SF: 0 SAC: 0 DP: 0 HBP: 1 | WP: 0 PB: 0 SB: 0 CS: 1 | PA: 38 | | |
| PITCHER | IP WLS BF H R ER SO BB IBB HBP BLK WP HR S P ERA WHIP | IP WLS BF H R ER SO BB IBB HBP BLK WP HR S P ERA WHIP | IP WLS BF H R ER SO BB IBB HBP BLK WP HR S P ERA WHIP | IP WLS BF H R ER SO BB IBB HBP BLK WP HR S P ERA WHIP | IP WLS BF H R ER SO BB IBB HBP BLK WP HR S P ERA WHIP | IP WLS BF H R ER SO BB IBB HBP BLK WP HR S P ERA WHIP | IP WLS BF H R ER SO BB IBB HBP BLK WP HR S P ERA WHIP | IP WLS BF H R ER SO BB IBB HBP BLK WP HR S P ERA WHIP | IP WLS BF H R ER SO BB IBB HBP BLK WP HR S P ERA WHIP | IP WLS BF H R ER SO BB IBB HBP BLK WP HR S P ERA WHIP | IP WLS BF H R ER SO BB IBB HBP BLK WP HR S P ERA WHIP | IP WLS BF H R ER SO BB IBB HBP BLK WP HR S P ERA WHIP | IP WLS BF H R ER SO BB IBB HBP BLK WP HR S P ERA WHIP | IP WLS BF H R ER SO BB IBB HBP BLK WP HR S P ERA WHIP | IP WLS BF H R ER SO BB IBB HBP BLK WP HR S P ERA WHIP | IP WLS BF H R ER SO BB IBB HBP BLK WP HR S P ERA WHIP | IP WLS BF H R ER SO BB IBB HBP BLK WP HR S P ERA WHIP | IP WLS BF H R ER SO BB IBB HBP BLK WP HR S P ERA WHIP | IP WLS BF H R ER SO BB IBB HBP BLK WP HR S P ERA WHIP | IP WLS BF H R ER SO BB IBB HBP BLK WP HR S P ERA WHIP | IP WLS BF H R ER SO BB IBB HBP BLK WP HR S P ERA WHIP | IP WLS BF H R ER SO BB IBB HBP BLK WP HR S P ERA WHIP | IP WLS BF H R ER SO BB IBB HBP BLK WP HR S P ERA WHIP | IP WLS BF H R ER SO BB IBB HBP BLK WP HR S P ERA WHIP |

| | |
|-----|----|
| AB | 35 |
| R | 3 |
| H | 8 |
| RBI | 3 |
| BB | 1 |
| SO | 6 |
| LOB | 13 |



| Batter | 1 | 2 | 3 | 4 | 5 | 6 | 7 | 8 | 9 | AB | R | H | RBI | BB | SO | LOB | BOTTOM | | | | | | | |
|--|---|---|---|---|---|---|---|---|---|---|---|---|---|---|---|---|---|---|---|---|---|---|---|---|
| 2 Denard Span, L OBP: 0.285, SLG: 0.397 | K | | P3 | | | F9 | | G5-3 | | 4 | 0 | 0 | 0 | 0 | 1 | 1 | <p>Washington Nationals @ San Francisco Giants</p> <p>AT&T Park, San Francisco, CA</p> <p>Mon May 29 2017, 1:08 PM - 4:10 PM PDT</p> <p>Att: 41,969 - Overcast - 61 F</p> | | | | | | | |
| 12 Joe Panik, L OBP: 0.302, SLG: 0.346 | F7 | | | | G4-3 | | G4-3 | | 3 | 0 | 0 | 0 | 1 | 0 | 0 | 0 | | | | | | | | |
| 9 Brandon Belt, L OBP: 0.358, SLG: 0.465 | K | | | | | | | | 4 | 0 | 2 | 0 | 0 | 2 | 1 | 0 | | | | | | | | |
| 28 Buster Posey, R OBP: 0.439, SLG: 0.524 | | | | | | | | | | 3 | 0 | 2 | 0 | 1 | 1 | 0 | | | | | | | | |
| 35 Brandon Crawford, L OBP: 0.296, SLG: 0.420 | F7 | | | | | | | | | 4 | 0 | 1 | 0 | 0 | 0 | 3 | | | | | | | | |
| 39 Justin Ruggiano, R OBP: 0.250, SLG: 0.351 | | | | | | | | | | 4 | 0 | 2 | 0 | 0 | 0 | 3 | | | | | | | | |
| 22 Christian Arroyo, R OBP: 0.244, SLG: 0.306 | | | | | | | | | | 3 | 0 | 1 | 0 | 0 | 1 | 1 | | | | | | | | |
| 51 Mac Williamson, R OBP: 0.235, SLG: 0.258 | | | | | | | | | | 2 | 0 | 0 | 0 | 0 | 2 | 2 | | | | | | | | |
| 38 Michael Morse, R OBP: 0.250, SLG: 0.306 | | | | | | | | | | 2 | 0 | 0 | 0 | 0 | 1 | 1 | | | | | | | | |
| 45 Matt Moore, L ERA: 3.86 | | | | | | | | | | 2 | 0 | 0 | 0 | 0 | 0 | 2 | | | | | | | | |
| 7 Asghar Ali, R ERA: 5.23 | | | | | | | | | | 1 | 0 | 0 | 0 | 0 | 0 | 1 | | | | | | | | |
| 60 Hunter Strickland, R ERA: 5.79 | | | | | | | | | | 0 | 0 | 0 | 0 | 0 | 0 | 0 | | | | | | | | |
| 70 George Kontos, R ERA: 5.79 | | | | | | | | | | 0 | 0 | 0 | 0 | 0 | 0 | 0 | | | | | | | | |
| 62 Cory Gearrin, R ERA: 2.2 | | | | | | | | | | 0 | 0 | 0 | 0 | 0 | 0 | 0 | | | | | | | | |
| 5 Nick Hundley, R OBP: 0.270, SLG: 0.460 | | | | | | | | | | 1 | 0 | 0 | 0 | 0 | 1 | 0 | | | | | | | | |
| Inning Stats | R: 0 E: 0 K: 2 S: 9 | H: 0 LOB: 0 BB: 0 P: 14 | R: 0 E: 0 K: 1 S: 11 | H: 1 LOB: 0 BB: 0 P: 21 | R: 0 E: 0 K: 1 S: 11 | H: 1 LOB: 1 BB: 0 P: 14 | R: 0 E: 0 K: 0 S: 8 | H: 1 LOB: 1 BB: 1 P: 15 | R: 0 E: 0 K: 1 S: 10 | H: 1 LOB: 1 BB: 0 P: 15 | R: 0 E: 0 K: 0 S: 9 | H: 2 LOB: 2 BB: 0 P: 13 | R: 0 E: 0 K: 1 S: 13 | H: 0 LOB: 1 BB: 0 P: 20 | R: 0 E: 0 K: 1 S: 18 | H: 2 LOB: 3 BB: 1 P: 28 | R: 0 E: 0 K: 2 S: 9 | H: 0 LOB: 0 BB: 0 P: 12 | 1B: 7 2B: 1 3B: 0 HR: 0 | SF: 0 SAC: 0 DP: 0 HBP: 1 | WP: 0 PB: 0 SB: 0 CS: 2 | PA: 37 | | |
| PITCHER | IP WLS BF H R ER SO BB IBB HBP BLK WP HR S P ERA WHIP | IP WLS BF H R ER SO BB IBB HBP BLK WP HR S P ERA WHIP | IP WLS BF H R ER SO BB IBB HBP BLK WP HR S P ERA WHIP | IP WLS BF H R ER SO BB IBB HBP BLK WP HR S P ERA WHIP | IP WLS BF H R ER SO BB IBB HBP BLK WP HR S P ERA WHIP | IP WLS BF H R ER SO BB IBB HBP BLK WP HR S P ERA WHIP | IP WLS BF H R ER SO BB IBB HBP BLK WP HR S P ERA WHIP | IP WLS BF H R ER SO BB IBB HBP BLK WP HR S P ERA WHIP | IP WLS BF H R ER SO BB IBB HBP BLK WP HR S P ERA WHIP | IP WLS BF H R ER SO BB IBB HBP BLK WP HR S P ERA WHIP | IP WLS BF H R ER SO BB IBB HBP BLK WP HR S P ERA WHIP | IP WLS BF H R ER SO BB IBB HBP BLK WP HR S P ERA WHIP | IP WLS BF H R ER SO BB IBB HBP BLK WP HR S P ERA WHIP | IP WLS BF H R ER SO BB IBB HBP BLK WP HR S P ERA WHIP | IP WLS BF H R ER SO BB IBB HBP BLK WP HR S P ERA WHIP | IP WLS BF H R ER SO BB IBB HBP BLK WP HR S P ERA WHIP | IP WLS BF H R ER SO BB IBB HBP BLK WP HR S P ERA WHIP | IP WLS BF H R ER SO BB IBB HBP BLK WP HR S P ERA WHIP | IP WLS BF H R ER SO BB IBB HBP BLK WP HR S P ERA WHIP | IP WLS BF H R ER SO BB IBB HBP BLK WP HR S P ERA WHIP | IP WLS BF H R ER SO BB IBB HBP BLK WP HR S P ERA WHIP | IP WLS BF H R ER SO BB IBB HBP BLK WP HR S P ERA WHIP | IP WLS BF H R ER SO BB IBB HBP BLK WP HR S P ERA WHIP | IP WLS BF H R ER SO BB IBB HBP BLK WP HR S P ERA WHIP |

| | |
|-----|----|
| AB | 33 |
| R | 0 |
| H | 8 |
| RBI | 0 |
| BB | 2 |
| SO | 9 |
| LOB | 15 |



| Batter | 1 | 2 | 3 | 4 | 5 | 6 | 7 | 8 | 9 | AB | R | H | RBI | BB | SO | LOB | TOP | | | | | | | | | | |
|---|---------------------------------|----------------------------------|-------------------------------|----------------------------------|-------------------------------|----------------------------------|-------------------------------|----------------------------------|-------------------------------|----------------------------------|------------------------------|----------------------------------|-------------------------------|----------------------------------|------------------------------|----------------------------------|---|----------------------------------|-----------------------------------|------------------------------------|----------------------------------|--------|--|--|--|--|--|
| 7 Trea Turner, R OBP: 0.284, SLG: 0.429 | | | | | | | | | | 5 | 1 | 3 | 0 | 0 | 0 | 3 | Washington Nationals @ San Francisco Giants AT&T Park, San Francisco, CA Tue May 30 2017, 7:16 PM - 10:47 PM PDT Att: 41,266 - Overcast - 61 F | | | | | | | | | | |
| 28 Jayson Werth, R OBP: 0.381, SLG: 0.455 | | | | | | | | | | 4 | 0 | 2 | 1 | 1 | 1 | 3 | | | | | | | | | | | |
| 34 Bryce Harper, L OBP: 0.438, SLG: 0.655 | | | | | | | | | | 5 | 0 | 0 | 0 | 0 | 3 | 8 | | | | | | | | | | | |
| 11 Ryan Zimmerman, R (1, 3) OBP: 0.412, SLG: 0.702 | | | | | | | | | | 4 | 1 | 1 | 1 | 1 | 1 | 3 | | 3 | | | | | | | | | |
| 20 Daniel Murphy, L OBP: 0.379, SLG: 0.561 | | | | | | | | | | 5 | 1 | 3 | 1 | 0 | 0 | 1 | | | | | | | | | | | |
| 6 Anthony Rendon, R OBP: 0.388, SLG: 0.508 | | | | | | | | | | 5 | 1 | 1 | 0 | 0 | 1 | 2 | | | | | | | | | | | |
| 32 Matt Wieters, S OBP: 0.342, SLG: 0.411 | | | | | | | | | | 5 | 0 | 1 | 0 | 0 | 1 | 1 | | | | | | | | | | | |
| 3 Michael Taylor, R OBP: 0.301, SLG: 0.432 | | | | | | | | | | 4 | 2 | 2 | 2 | 1 | 2 | 1 | | | | | | | | | | | |
| 47 Gio González, R OBP: 0.261, SLG: 0.190 | | | | | | | | | | 2 | 0 | 1 | 1 | 0 | 0 | 0 | | | | | | | | | | | |
| 43 Matt Albers, L OBP: 0.282, SLG: 0.393 | | | | | | | | | | 0 | 0 | 0 | 0 | 0 | 0 | 0 | | | | | | | | | | | |
| 30 Koda Glover, R OBP: 0.282, SLG: 0.393 | | | | | | | | | | 0 | 0 | 0 | 0 | 0 | 0 | 0 | | | | | | | | | | | |
| Inning Stats | R: 2 E: 0 K: 0 S: 20 | H: 3 LOB: 1 BB: 0 P: 30 | R: 1 E: 0 K: 2 S: 21 | H: 4 LOB: 3 BB: 0 P: 32 | R: 0 E: 0 K: 2 S: 11 | H: 1 LOB: 1 BB: 0 P: 17 | R: 0 E: 0 K: 1 S: 15 | H: 1 LOB: 1 BB: 0 P: 21 | R: 3 E: 1 K: 1 S: 17 | H: 4 LOB: 3 BB: 1 P: 32 | R: 0 E: 0 K: 1 S: 9 | H: 0 LOB: 0 BB: 0 P: 12 | R: 0 E: 0 K: 1 S: 16 | H: 1 LOB: 2 BB: 1 P: 24 | R: 0 E: 0 K: 1 S: 8 | H: 0 LOB: 0 BB: 1 P: 12 | R: 0 E: 0 K: 2 S: 9 | H: 0 LOB: 0 BB: 0 P: 14 | 1B: 11 2B: 2 3B: 1 HR: 0 | SF: 0 SAC: 2 DP: 1 HBP: 0 | WP: 0 PB: 0 SB: 1 CS: 0 | PA: 44 | | | | | |
| PITCHER | IP 4.0 | WLS L | BF 21 | H 9 | R 3 | ER 3 | SO 5 | BB 0 | IBB 0 | HBP 0 | BLK 0 | WP 0 | HR 0 | S 67 | P 100 | ERA 6.75 | WHIP 2.250 | PITCHER | | | | | | | | | |
| 29 Jeff Samardzija, R ERA: 4.63 | 57 Bryan Morris, R ERA: 4.51 | 62 Cory Gearrin, R ERA: 1.74 | 64 Derek Law, R ERA: 3.09 | 61 Josh Osich, L ERA: 3.46 | | | | | | | | | | | | | | | | | | | | | | | |

| | |
|-----|----|
| AB | 39 |
| R | 6 |
| H | 14 |
| RBI | 6 |
| BB | 3 |
| SO | 11 |
| LOB | 22 |



| Batter | 1 | 2 | 3 | 4 | 5 | 6 | 7 | 8 | 9 | AB | R | H | RBI | BB | SO | LOB | BOTTOM | | | | | | | | | | |
|--|-----------------------------------|----------------------------------|---------------------------------|----------------------------------|--|---------------------------------|------------------------------|----------------------------------|-------------------------------|----------------------------------|-------------------------------|----------------------------------|-------------------------------|----------------------------------|-------------------------------|----------------------------------|---|----------------------------------|----------------------------------|------------------------------------|----------------------------------|--------|--|--|--|--|--|
| 46 Orlando Calixte, R OBP: 0.400, SLG: 0.600 | | | | | | | | | | 5 | 0 | 2 | 2 | 0 | 2 | 4 | Washington Nationals @ San Francisco Giants AT&T Park, San Francisco, CA Tue May 30 2017, 7:16 PM - 10:47 PM PDT Att: 41,266 - Overcast - 61 F | | | | | | | | | | |
| 10 Eduardo Núñez, R OBP: 0.303, SLG: 0.370 | | | | | | | | | | 5 | 1 | 1 | 0 | 0 | 2 | | | | | | | | | | | | |
| 9 Brandon Belt, L OBP: 0.350, SLG: 0.530 | | | | | | | | | | 5 | 0 | 0 | 0 | 0 | 1 | 2 | | | | | | | | | | | |
| 28 Buster Posey, R OBP: 0.449, SLG: 0.530 | | | | | | | | | | 4 | 0 | 3 | 1 | 1 | 1 | 0 | | | | | | | | | | | |
| 39 Justin Ruggiano, R OBP: 0.238, SLG: 0.333 | | | | | | | | | | 3 | 0 | 0 | 0 | 0 | 2 | 4 | | | | | | | | | | | |
| 2 Denard Span, L OBP: 0.282, SLG: 0.393 | | | | | | | | | | 1 | 0 | 0 | 0 | 0 | 0 | 1 | | | | | | | | | | | |
| 7 Aaron Hill, R OBP: 0.263, SLG: 0.219 | | | | | | | | | | 3 | 1 | 1 | 0 | 1 | 0 | 2 | | | | | | | | | | | |
| 61 Josh Osich, L OBP: 0.282, SLG: 0.393 | | | | | | | | | | 4 | 0 | 1 | 0 | 0 | 1 | 1 | | | | | | | | | | | |
| 22 Christian Arroyo, R OBP: 0.244, SLG: 0.304 | | | | | | | | | | 2 | 1 | 1 | 0 | 1 | 0 | 2 | | | | | | | | | | | |
| 66 Gorkys Hernández, R OBP: 0.268, SLG: 0.230 | | | | | | | | | | 0 | 0 | 0 | 0 | 0 | 0 | 0 | | | | | | | | | | | |
| 12 Joe Panik, L OBP: 0.305, SLG: 0.346 | | | | | | | | | | 1 | 0 | 0 | 0 | 0 | 1 | 2 | | | | | | | | | | | |
| 29 Jeff Samardzija, R ERA: 4.63 | 37 Kody Tomlinson, R ERA: 2.29 | 57 Bryan Morris, L ERA: 4.51 | 62 Cory Gearrin, R ERA: 1.74 | 64 Derek Law, R ERA: 3.09 | 61 Nick Hundley, R OBP: 0.244, SLG: 0.305 | | | | | | | | | | | | | | | | | | | | | | |
| Inning Stats | R: 0 E: 0 K: 2 S: 11 | H: 1 LOB: 2 BB: 1 P: 19 | R: 2 E: 0 K: 1 S: 11 | H: 2 LOB: 1 BB: 1 P: 18 | R: 0 E: 0 K: 0 S: 5 | H: 1 LOB: 1 BB: 0 P: 9 | R: 0 E: 0 K: 0 S: 8 | H: 1 LOB: 1 BB: 0 P: 14 | R: 0 E: 0 K: 1 S: 12 | H: 1 LOB: 1 BB: 0 P: 20 | R: 0 E: 0 K: 2 S: 12 | H: 0 LOB: 0 BB: 1 P: 22 | R: 1 E: 0 K: 0 S: 12 | H: 2 LOB: 1 BB: 0 P: 17 | R: 0 E: 0 K: 3 S: 11 | H: 0 LOB: 1 BB: 1 P: 23 | R: 0 E: 0 K: 1 S: 8 | H: 0 LOB: 0 BB: 0 P: 14 | 1B: 7 2B: 2 3B: 0 HR: 0 | SF: 0 SAC: 0 DP: 0 HBP: 0 | WP: 1 PB: 0 SB: 0 CS: 0 | PA: 40 | | | | | |
| PITCHER | IP 6.1 | WLS W | BF 30 | H 8 | R 3 | ER 3 | SO 6 | BB 3 | IBB 0 | HBP 0 | BLK 0 | WP 1 | HR 0 | S 62 | P 108 | ERA 4.26 | WHIP 1.737 | PITCHER | | | | | | | | | |
| 47 Gio González, L ERA: 3.03 | 43 Matt Albers, R ERA: 1.29 | 30 Koda Glover, R ERA: 2.08 | | | | | | | | | | | | | | | | | | | | | | | | | |

| | |
|-----|----|
| AB | 36 |
| R | 3 |
| H | 9 |
| RBI | 3 |
| BB | 4 |
| SO | 10 |
| LOB | 24 |



| Batter | 1 | 2 | 3 | 4 | 5 | 6 | 7 | 8 | 9 | AB | R | H | RBI | BB | SO | LOB | TOP | | | | |
|---|---|---|---|---|---|---|---|---|---|---|---|---|---|---|---|---|---|---|---|---|---|
| 7 Trea Turner, R OBP: 0.293, SLG: 0.433 | | | | | | | | | | 5 | 1 | 3 | 0 | 0 | 1 | 2 | Washington Nationals @ San Francisco Giants AT&T Park, San Francisco, CA Wed May 31 2017, 7:15 PM - 10:00 PM PDT Att: 41,371 - Cloudy - 59 F | | | | |
| 28 Jayson Werth, R OBP: 0.371, SLG: 0.440 | | | | | | | | | | 5 | 0 | 0 | 0 | 0 | 2 | 6 | | | | | |
| 20 Daniel Murphy, L OBP: 0.380, SLG: 0.555 | | | | | | | | | | 4 | 1 | 1 | 0 | 1 | 1 | 0 | | | | | |
| 11 Ryan Zimmerman, R (1, 3) OBP: 0.409, SLG: 0.709 | | | | | | | | | | 4 | 1 | 1 | 3 | 0 | 0 | 2 | | | | | |
| 6 Anthony Rendon, R OBP: 0.390, SLG: 0.514 | | | | | | | | | | 4 | 0 | 2 | 0 | 0 | 0 | 2 | | | | | |
| 32 Matt Wieters, S OBP: 0.298, SLG: 0.407 | | | | | | | | | | 4 | 0 | 1 | 0 | 0 | 1 | 1 | | | | | |
| 8 Brian Goodwin, L OBP: 0.240, SLG: 0.333 | | | | | | | | | | 4 | 0 | 0 | 0 | 0 | 1 | 2 | | | | | |
| 3 Michael Taylor, R OBP: 0.307, SLG: 0.438 | | | | | | | | | | 3 | 0 | 1 | 0 | 1 | 0 | 0 | | | | | |
| 31 Max Scherzer, R OBP: 0.192, SLG: 0.160 | | | | | | | | | | 3 | 0 | 1 | 0 | 1 | 0 | 1 | | | | | |
| Inning Stats | R: 3 H: 3 E: 0 K: 1 S: 17 | H: 3 LOB: 0 BB: 0 P: 23 | R: 0 H: 1 E: 0 K: 0 S: 8 | H: 1 LOB: 2 BB: 1 P: 20 | R: 0 H: 2 E: 0 K: 2 S: 13 | H: 2 LOB: 2 BB: 0 P: 21 | R: 0 H: 2 E: 0 K: 0 S: 11 | H: 2 LOB: 1 BB: 0 P: 15 | R: 0 H: 0 E: 0 K: 0 S: 7 | H: 0 LOB: 0 BB: 0 P: 7 | R: 0 H: 1 E: 0 K: 0 S: 11 | H: 1 LOB: 2 BB: 1 P: 19 | R: 0 H: 0 E: 0 K: 1 S: 10 | H: 0 LOB: 1 BB: 0 P: 20 | R: 0 H: 0 E: 0 K: 2 S: 9 | H: 0 LOB: 0 BB: 0 P: 16 | | 1B: 7 2B: 2 3B: 0 HR: 1 | SF: 0 SAC: 0 DP: 1 HBP: 0 | WP: 0 PB: 0 SB: 1 CS: 0 | PA: 39 |
| PITCHER | IP WLS BF H R ER SO BB IBB HBP BLK WP HR S P ERA WHIP | IP WLS BF H R ER SO BB IBB HBP BLK WP HR S P ERA WHIP | IP WLS BF H R ER SO BB IBB HBP BLK WP HR S P ERA WHIP | IP WLS BF H R ER SO BB IBB HBP BLK WP HR S P ERA WHIP | IP WLS BF H R ER SO BB IBB HBP BLK WP HR S P ERA WHIP | IP WLS BF H R ER SO BB IBB HBP BLK WP HR S P ERA WHIP | IP WLS BF H R ER SO BB IBB HBP BLK WP HR S P ERA WHIP | IP WLS BF H R ER SO BB IBB HBP BLK WP HR S P ERA WHIP | IP WLS BF H R ER SO BB IBB HBP BLK WP HR S P ERA WHIP | IP WLS BF H R ER SO BB IBB HBP BLK WP HR S P ERA WHIP | IP WLS BF H R ER SO BB IBB HBP BLK WP HR S P ERA WHIP | IP WLS BF H R ER SO BB IBB HBP BLK WP HR S P ERA WHIP | IP WLS BF H R ER SO BB IBB HBP BLK WP HR S P ERA WHIP | IP WLS BF H R ER SO BB IBB HBP BLK WP HR S P ERA WHIP | IP WLS BF H R ER SO BB IBB HBP BLK WP HR S P ERA WHIP | IP WLS BF H R ER SO BB IBB HBP BLK WP HR S P ERA WHIP | IP WLS BF H R ER SO BB IBB HBP BLK WP HR S P ERA WHIP | IP WLS BF H R ER SO BB IBB HBP BLK WP HR S P ERA WHIP | IP WLS BF H R ER SO BB IBB HBP BLK WP HR S P ERA WHIP | IP WLS BF H R ER SO BB IBB HBP BLK WP HR S P ERA WHIP | IP WLS BF H R ER SO BB IBB HBP BLK WP HR S P ERA WHIP |
| 18 Matt Cain, R ERA: 4.53 | 5.0 | L | 24 | 9 | 3 | 3 | 3 | 1 | 0 | 0 | 0 | 0 | 0 | 0 | 1 | 60 | 94 | 5.40 | 2.000 | | |
| 70 George Kontos, R ERA: 3.75 | 2.0 | | 8 | 1 | 0 | 0 | 0 | 1 | 0 | 0 | 0 | 0 | 0 | 0 | 0 | 18 | 26 | 0.00 | 1.000 | | |
| 60 Hunter Strickland, R ERA: 1.45 | 1.0 | | 4 | 0 | 0 | 0 | 1 | 0 | 0 | 0 | 0 | 0 | 0 | 0 | 10 | 20 | 0.00 | 1.000 | | | |
| 41 Mark Melancon, R ERA: 2.35 | 1.0 | | 3 | 0 | 0 | 0 | 2 | 0 | 0 | 0 | 0 | 0 | 0 | 0 | 9 | 16 | 0.00 | 0.000 | | | |

| | |
|-----|----|
| AB | 36 |
| R | 3 |
| H | 10 |
| RBI | 3 |
| BB | 3 |
| SO | 6 |
| LOB | 16 |



| Batter | 1 | 2 | 3 | 4 | 5 | 6 | 7 | 8 | 9 | AB | R | H | RBI | BB | SO | LOB | BOTTOM | | | | | |
|--|---|---|---|---|---|---|---|---|---|---|---|---|---|---|---|---|---|---|---|---|---|--------|
| 2 Denard Span, L OBP: 0.273, SLG: 0.380 | | | | | | | | | | 4 | 0 | 0 | 0 | 0 | 0 | 1 | Washington Nationals @ San Francisco Giants AT&T Park, San Francisco, CA Wed May 31 2017, 7:15 PM - 10:00 PM PDT Att: 41,371 - Cloudy - 59 F | | | | | |
| 10 Eduardo Nájera, R OBP: 0.302, SLG: 0.368 | | | | | | | | | | 4 | 1 | 1 | 0 | 0 | 2 | 0 | | | | | | |
| 9 Brandon Belt, L OBP: 0.348, SLG: 0.454 | | | | | | | | | | 4 | 0 | 1 | 0 | 0 | 0 | 1 | | | | | | |
| 28 Buster Posey, R OBP: 0.445, SLG: 0.529 | | | | | | | | | | 4 | 0 | 1 | 1 | 0 | 1 | 1 | | | | | | |
| 35 Brandon Crawford, L OBP: 0.290, SLG: 0.411 | | | | | | | | | | 3 | 0 | 0 | 0 | 0 | 3 | 1 | | | | | | |
| 46 Orlando Calixte, R OBP: 0.250, SLG: 0.375 | | | | | | | | | | 3 | 0 | 0 | 0 | 0 | 2 | 0 | | | | | | |
| 12 Joe Panik, L OBP: 0.305, SLG: 0.352 | | | | | | | | | | 3 | 0 | 1 | 0 | 0 | 1 | 0 | | | | | | |
| 66 Gorkys Hernández, R OBP: 0.261, SLG: 0.223 | | | | | | | | | | 3 | 0 | 0 | 0 | 0 | 1 | 1 | | | | | | |
| 18 Matt Cain, R OBP: 0.125, SLG: 0.158 | | | | | | | | | | 1 | 0 | 0 | 0 | 0 | 1 | 0 | | | | | | |
| 7 Asa Carter, R OBP: 0.229, SLG: 0.272 | | | | | | | | | | 1 | 0 | 0 | 0 | 0 | 0 | 0 | | | | | | |
| 70 George Kontos, R ERA: 3.75 | | | | | | | | | | 0 | 0 | 0 | 0 | 0 | 0 | 0 | | | | | | |
| 60 Hunter Strickland, R ERA: 1.45 | | | | | | | | | | 0 | 0 | 0 | 0 | 0 | 0 | 0 | | | | | | |
| 37 Kelly Tomlinson, R ERA: 1.45 | | | | | | | | | | 1 | 0 | 1 | 0 | 0 | 0 | 0 | | | | | | |
| 41 Mark Melancon, R ERA: 2.35 | | | | | | | | | | 0 | 0 | 0 | 0 | 0 | 0 | 0 | | | | | | |
| Inning Stats | R: 0 H: 0 E: 0 K: 1 S: 9 | H: 0 LOB: 0 BB: 0 P: 12 | R: 0 H: 0 E: 0 K: 2 S: 10 | H: 0 LOB: 0 BB: 0 P: 14 | R: 0 H: 0 E: 0 K: 1 S: 7 | H: 0 LOB: 0 BB: 0 P: 10 | R: 1 H: 2 E: 0 K: 1 S: 10 | H: 2 LOB: 1 BB: 0 P: 12 | R: 0 H: 1 E: 0 K: 2 S: 14 | H: 1 LOB: 1 BB: 0 P: 19 | R: 0 H: 1 E: 0 K: 0 S: 7 | H: 1 LOB: 1 BB: 0 P: 7 | R: 0 H: 0 E: 0 K: 2 S: 8 | H: 0 LOB: 0 BB: 0 P: 10 | R: 0 H: 1 E: 0 K: 0 S: 5 | H: 1 LOB: 0 BB: 0 P: 5 | R: 0 H: 0 E: 0 K: 2 S: 9 | H: 0 LOB: 0 BB: 0 P: 11 | 1B: 2 2B: 3 3B: 0 HR: 0 | SF: 0 SAC: 0 DP: 1 HBP: 0 | WP: 0 PB: 0 SB: 0 CS: 0 | PA: 31 |
| PITCHER | IP WLS BF H R ER SO BB IBB HBP BLK WP HR S P ERA WHIP | IP WLS BF H R ER SO BB IBB HBP BLK WP HR S P ERA WHIP | IP WLS BF H R ER SO BB IBB HBP BLK WP HR S P ERA WHIP | IP WLS BF H R ER SO BB IBB HBP BLK WP HR S P ERA WHIP | IP WLS BF H R ER SO BB IBB HBP BLK WP HR S P ERA WHIP | IP WLS BF H R ER SO BB IBB HBP BLK WP HR S P ERA WHIP | IP WLS BF H R ER SO BB IBB HBP BLK WP HR S P ERA WHIP | IP WLS BF H R ER SO BB IBB HBP BLK WP HR S P ERA WHIP | IP WLS BF H R ER SO BB IBB HBP BLK WP HR S P ERA WHIP | IP WLS BF H R ER SO BB IBB HBP BLK WP HR S P ERA WHIP | IP WLS BF H R ER SO BB IBB HBP BLK WP HR S P ERA WHIP | IP WLS BF H R ER SO BB IBB HBP BLK WP HR S P ERA WHIP | IP WLS BF H R ER SO BB IBB HBP BLK WP HR S P ERA WHIP | IP WLS BF H R ER SO BB IBB HBP BLK WP HR S P ERA WHIP | IP WLS BF H R ER SO BB IBB HBP BLK WP HR S P ERA WHIP | IP WLS BF H R ER SO BB IBB HBP BLK WP HR S P ERA WHIP | IP WLS BF H R ER SO BB IBB HBP BLK WP HR S P ERA WHIP | IP WLS BF H R ER SO BB IBB HBP BLK WP HR S P ERA WHIP | IP WLS BF H R ER SO BB IBB HBP BLK WP HR S P ERA WHIP | IP WLS BF H R ER SO BB IBB HBP BLK WP HR S P ERA WHIP | IP WLS BF H R ER SO BB IBB HBP BLK WP HR S P ERA WHIP | |
| 31 Max Scherzer, R ERA: 2.56 | 9.0 | W | 31 | 5 | 1 | 1 | 11 | 0 | 0 | 0 | 0 | 0 | 0 | 0 | 0 | 79 | 100 | 1.00 | 0.556 | | | |

| | |
|-----|----|
| AB | 31 |
| R | 1 |
| H | 5 |
| RBI | 1 |
| BB | 0 |
| SO | 11 |
| LOB | 6 |



| Batter | 1 | 2 | 3 | 4 | 5 | 6 | 7 | 8 | 9 | AB | R | H | RBI | BB | SO | LOB | TOP | | | | | | | | |
|---|---|---|---|--|--|----------------------------------|------------------------------|---------------------------------|-------------------------------|----------------------------------|------------------------------|----------------------------------|------------------------------|---------------------------------|-------------------------------|----------------------------------|--|----------------------------------|-------------------------|------------------------------------|----------------------------------|--------|--|--|--|
| 2 Denard Span, L (1,8) OBP: 0.304, SLG: 0.415 | | | | | | | | | | 3 | 0 | 1 | 0 | 1 | 1 | 0 | San Francisco Giants @ Philadelphia Phillies Citizens Bank Park, Philadelphia, PA Sat Jun 03 2017, 4:10 PM - 6:58 PM EDT Att. 32,413 - Sunny - 76 F | | | | | | | | |
| 10 Eduardo Núñez, R (1,5) OBP: 0.311, SLG: 0.381 | | | | | | | | | | 4 | 0 | 1 | 0 | 0 | 1 | 3 | | | | | | | | | |
| 9 Brandon Belt, L (1,3) OBP: 0.350, SLG: 0.450 | | | | | | | | | | 3 | 1 | 1 | 0 | 1 | 0 | 1 | | | | | | | | | |
| 28 Buster Posey, R (1,2) OBP: 0.438, SLG: 0.512 | | | | | | | | | | 4 | 1 | 1 | 0 | 0 | 0 | 2 | | | | | | | | | |
| 35 Brandon Crawford, L (1,6) OBP: 0.291, SLG: 0.405 | | | | | | | | | | 4 | 1 | 1 | 1 | 0 | 0 | 1 | | | | | | | | | |
| 12 Joe Panik, L (1,4) OBP: 0.310, SLG: 0.356 | | | | | | | | | | 3 | 0 | 1 | 0 | 0 | 0 | 1 | | | | | | | | | |
| 46 Orlando Calixte, R (1,7) OBP: 0.333, SLG: 0.333 | | | | | | | | | | 3 | 0 | 1 | 1 | 0 | 0 | 1 | | | | | | | | | |
| 53 Austin Slater, R (1,9) OBP: 0.222, SLG: 0.125 | | | | | | | | | | 3 | 0 | 0 | 0 | 0 | 0 | 2 | | | | | | | | | |
| 7 Aaron Hill, R (9,PH) OBP: 0.275, SLG: 0.235 | | | | | | | | | | 1 | 0 | 1 | 1 | 0 | 0 | 0 | | | | | | | | | |
| 66 Gorkys Hernández, R (9,PH) OBP: 0.261, SLG: 0.223 | | | | | | | | | | 0 | 0 | 0 | 0 | 0 | 0 | 0 | | | | | | | | | |
| 47 Johnny Cueto, R (1,1) OBP: 0.587, SLG: 0.048 | | | | | | | | | | 1 | 0 | 0 | 0 | 1 | 0 | 0 | | | | | | | | | |
| 60 Hunter Strickland, R (7,1) OBP: 0.276, SLG: 0.250 | | | | | | | | | | 0 | 0 | 0 | 0 | 0 | 0 | 0 | | | | | | | | | |
| 37 Kelby Tomlinson, R (8,PH) OBP: 0.275, SLG: 0.235 | | | | | | | | | | 1 | 0 | 0 | 0 | 0 | 0 | 1 | | | | | | | | | |
| 57 Bryan Morris, L (8,1) OBP: 0.261, SLG: 0.391 | | | | | | | | | | 0 | 0 | 0 | 0 | 0 | 0 | 0 | | | | | | | | | |
| 5 Nick Hundley, R (9,PH) OBP: 0.261, SLG: 0.391 | | | | | | | | | | 1 | 0 | 0 | 0 | 0 | 0 | 2 | | | | | | | | | |
| Inning Stats | R: 0 E: 0 K: 0 S: 5 | H: 1 LOB: 0 BB: 0 P: 8 | R: 1 E: 0 K: 0 S: 18 | H: 1 LOB: 1 BB: 0 P: 22 | R: 0 E: 0 K: 0 S: 9 | H: 1 LOB: 0 BB: 0 P: 16 | R: 0 E: 0 K: 0 S: 5 | H: 0 LOB: 0 BB: 0 P: 7 | R: 0 E: 0 K: 0 S: 10 | H: 0 LOB: 2 BB: 2 P: 21 | R: 0 E: 0 K: 0 S: 7 | H: 0 LOB: 0 BB: 1 P: 15 | R: 0 E: 0 K: 0 S: 7 | H: 1 LOB: 0 BB: 0 P: 9 | R: 0 E: 0 K: 3 S: 15 | H: 0 LOB: 0 BB: 0 P: 18 | R: 2 E: 0 K: 0 S: 15 | H: 4 LOB: 2 BB: 0 P: 26 | 1B: 7 2B: 2 HR: 0 | SF: 1 SAC: 0 DP: 3 HBP: 1 | WP: 0 PB: 0 SB: 0 CS: 0 | PA: 36 | | | |
| PITCHER | IP WLS BF H R ER SO BB IBB HBP BLK WP HR S P ERA WHIP | 7.0 W 26 4 1 1 0 3 0 0 0 0 0 0 15 18 1.29 1.000 | 1.0 3 0 0 0 3 0 0 0 0 0 0 0 14 25 27.00 6.000 | 0.2 6 4 2 2 0 0 0 0 0 0 0 0 1 1 0.00 0.000 | 0.1 S 1 0 0 0 0 0 0 0 0 0 0 0 0 1 1 0.00 0.000 | | | | | | | | | | | | | | | | | | | | |

AB 31
R 3
H 8
RBI 3
BB 3
SO 3
LOB 13



| Batter | 1 | 2 | 3 | 4 | 5 | 6 | 7 | 8 | 9 | AB | R | H | RBI | BB | SO | LOB | BOTTOM | | | | | | | |
|---|---|--|--|---|-------------------------------|----------------------------------|-------------------------------|----------------------------------|-------------------------------|----------------------------------|-------------------------------|----------------------------------|-------------------------------|----------------------------------|------------------------------|----------------------------------|--|------------------------------------|----------------------------------|--------|--|--|--|--|
| 16 César Hernández, S (1,4) OBP: 0.348, SLG: 0.416 | | | | | | | | | | 4 | 1 | 2 | 0 | 0 | 1 | 2 | San Francisco Giants @ Philadelphia Phillies Citizens Bank Park, Philadelphia, PA Sat Jun 03 2017, 4:10 PM - 6:58 PM EDT Att. 32,413 - Sunny - 76 F | | | | | | | |
| 37 Odiel Herrera, L (1,8) OBP: 0.297, SLG: 0.340 | | | | | | | | | | 4 | 0 | 2 | 3 | 0 | 0 | 0 | | | | | | | | |
| 47 Howie Kendrick, R (1,7) OBP: 0.365, SLG: 0.475 | | | | | | | | | | 4 | 0 | 0 | 0 | 0 | 3 | 2 | | | | | | | | |
| 17 Pat Neshek, S (8,1) OBP: 0.413, SLG: 0.443 | | | | | | | | | | 0 | 0 | 0 | 0 | 0 | 0 | 0 | | | | | | | | |
| 50 Héctor Neris, R (9,1) OBP: 0.261, SLG: 0.223 | | | | | | | | | | 0 | 0 | 0 | 0 | 0 | 0 | 0 | | | | | | | | |
| 46 Jeanmar Gómez, R (9,1) OBP: 0.261, SLG: 0.223 | | | | | | | | | | 0 | 0 | 0 | 0 | 0 | 0 | 0 | | | | | | | | |
| 19 Tommy Joseph, R (1,3) OBP: 0.302, SLG: 0.455 | | | | | | | | | | 4 | 1 | 1 | 1 | 0 | 1 | 2 | | | | | | | | |
| 5 Michael Saunders, L (1,9) OBP: 0.263, SLG: 0.389 | | | | | | | | | | 3 | 0 | 0 | 0 | 1 | 2 | 1 | | | | | | | | |
| 7 Maikel Franco, R (1,5) OBP: 0.277, SLG: 0.359 | | | | | | | | | | 4 | 1 | 2 | 0 | 0 | 1 | 1 | | | | | | | | |
| 34 Andrew Knapp, S (1,2) OBP: 0.371, SLG: 0.483 | | | | | | | | | | 4 | 1 | 1 | 0 | 0 | 1 | 1 | | | | | | | | |
| 13 Freddy Galvis, S (1,6) OBP: 0.283, SLG: 0.385 | | | | | | | | | | 3 | 1 | 2 | 1 | 0 | 0 | 0 | | | | | | | | |
| 49 Ben Lively, R (1,1) OBP: 0.500, SLG: 0.500 | | | | | | | | | | 2 | 0 | 1 | 0 | 0 | 1 | 0 | | | | | | | | |
| 25 Daniel Nava, S (7,PH) OBP: 0.413, SLG: 0.443 | | | | | | | | | | 1 | 0 | 0 | 0 | 0 | 0 | 2 | | | | | | | | |
| 23 Aaron Altherr, R (8,7) OBP: 0.379, SLG: 0.534 | | | | | | | | | | 0 | 0 | 0 | 0 | 0 | 0 | 0 | | | | | | | | |
| Inning Stats | R: 0 E: 0 K: 1 S: 8 | H: 0 LOB: 0 BB: 0 P: 13 | R: 0 E: 0 K: 0 S: 9 | H: 1 LOB: 1 BB: 0 P: 16 | R: 0 E: 0 K: 1 S: 11 | H: 1 LOB: 0 BB: 0 P: 14 | R: 0 E: 0 K: 2 S: 11 | H: 1 LOB: 1 BB: 0 P: 16 | R: 0 E: 0 K: 3 S: 17 | H: 2 LOB: 2 BB: 0 P: 25 | R: 1 E: 0 K: 2 S: 17 | H: 1 LOB: 0 BB: 0 P: 24 | R: 4 E: 0 K: 1 S: 14 | H: 5 LOB: 1 BB: 0 P: 22 | R: 0 E: 0 K: 0 S: 6 | H: 0 LOB: 0 BB: 1 P: 11 | 1B: 7 2B: 3 3B: 0 HR: 1 | SF: 0 SAC: 0 DP: 1 HBP: 0 | WP: 0 PB: 0 SB: 0 CS: 0 | PA: 35 | | | | |
| PITCHER | IP WLS BF H R ER SO BB IBB HBP BLK WP HR S P ERA WHIP | 6.0 L 25 8 3 3 9 0 0 0 0 0 0 0 6 11 4.50 1.333 | 1.0 6 3 2 2 1 0 0 0 0 0 0 0 6 11 18.00 3.000 | 1.0 3 0 0 0 0 1 0 0 0 0 0 0 6 11 0.00 1.000 | | | | | | | | | | | | | | | | | | | | |

AB 33
R 5
H 11
RBI 5
BB 1
SO 10
LOB 11



| Batter | 1 | 2 | 3 | 4 | 5 | 6 | 7 | 8 | 9 | AB | R | H | RBI | BB | SO | LOB | TOP | | | |
|---|---|--|---|---|------------------------------|----------------------------------|------------------------------|----------------------------------|-------------------------------|----------------------------------|------------------------------|---------------------------------|-------------------------------|----------------------------------|-------------------------------|----------------------------------|---|------------------------------------|----------------------------------|--------|
| 2 Denard Span, L (1.8) OBP: 0.316, SLG: 0.408 | | | | | | | | | | 4 | 0 | 2 | 0 | 0 | 0 | 1 | San Francisco Giants @ Milwaukee Brewers Miller Park, Milwaukee, WI Tue Jun 06 2017, 6:43 PM - 9:16 PM CDT Att: 21,214 - Clear - 72 F | | | |
| 10 Eduardo Núñez, R (1.5) OBP: 0.323, SLG: 0.414 | | | | | | | | | | 4 | 1 | 3 | 0 | 0 | 0 | 1 | | | | |
| 9 Brandon Belt, L (1.3) OBP: 0.355, SLG: 0.441 | | | | | | | | | | 4 | 1 | 1 | 0 | 0 | 1 | 3 | | | | |
| 28 Buster Posey, R (1.2) OBP: 0.439, SLG: 0.509 | | | | | | | | | | 4 | 0 | 2 | 1 | 0 | 0 | 0 | | | | |
| 35 Brandon Crawford, L (1.6) OBP: 0.298, SLG: 0.411 | | | | | | | | | | 4 | 0 | 0 | 0 | 0 | 0 | 2 | | | | |
| 8 Hunter Pence, R (1.9) OBP: 0.277, SLG: 0.322 | | | | | | | | | | 4 | 0 | 0 | 0 | 0 | 2 | 3 | | | | |
| 12 Joe Panik, L (1.4) OBP: 0.314, SLG: 0.353 | | | | | | | | | | 3 | 0 | 0 | 0 | 1 | 0 | 3 | | | | |
| 53 Austin Slater, R (1.7) OBP: 0.231, SLG: 0.167 | | | | | | | | | | 4 | 0 | 1 | 0 | 0 | 0 | 3 | | | | |
| 18 Matt Cain, R (1.1) OBP: 0.118, SLG: 0.176 | | | | | | | | | | 1 | 0 | 0 | 0 | 0 | 1 | 0 | | | | |
| 37 Kelby Tomlinson, R (6, PH) OBP: 0.281, SLG: 0.258 | | | | | | | | | | 1 | 0 | 0 | 0 | 0 | 1 | 0 | | | | |
| 62 Cory Gearrin, R (6.1) | | | | | | | | | | 0 | 0 | 0 | 0 | 0 | 0 | 0 | | | | |
| 7 Aaron Hill, R (8, PH) | | | | | | | | | | 1 | 0 | 0 | 0 | 0 | 0 | 1 | | | | |
| 57 Bryan Morris, L (8.1) | | | | | | | | | | 0 | 0 | 0 | 0 | 0 | 0 | 0 | | | | |
| Inning Stats | R: 0 E: 0 K: 0 S: 8 | H: 1 LOB: 0 BB: 0 P: 13 | R: 0 E: 0 K: 1 S: 7 | H: 0 LOB: 0 BB: 0 P: 13 | R: 0 E: 0 K: 1 S: 7 | H: 0 LOB: 0 BB: 1 P: 15 | R: 0 E: 0 K: 1 S: 9 | H: 1 LOB: 1 BB: 0 P: 14 | R: 0 E: 1 K: 1 S: 11 | H: 2 LOB: 2 BB: 0 P: 13 | R: 0 E: 0 K: 0 S: 6 | H: 1 LOB: 1 BB: 0 P: 7 | R: 0 E: 0 K: 0 S: 11 | H: 1 LOB: 1 BB: 0 P: 15 | R: 2 E: 1 K: 1 S: 15 | H: 3 LOB: 2 BB: 0 P: 19 | 1B: 9 2B: 1 3B: 0 HR: 0 | SF: 0 SAC: 0 DP: 4 HBP: 0 | WP: 0 PB: 1 SB: 0 CS: 1 | PA: 35 |
| PITCHER | IP WLS BF H R ER SO BB IBB HBP BLK WP HR S P ERA WHIP | 7.2 W 27 6 0 0 4 1 0 0 0 0 0 73 110 0.00 0.913 | 0.1 5 3 2 1 0 0 0 0 0 0 0 7 9 27.00 9.000 | 1.0 S 3 0 0 0 1 0 0 0 0 0 0 9 12 0.00 0.000 | PITCHER | | | | | | | | | | | | | | | |

| Batter | 1 | 2 | 3 | 4 | 5 | 6 | 7 | 8 | 9 | AB | R | H | RBI | BB | SO | LOB | BOTTOM | | | |
|---|---|--|--|---|-------------------------------|----------------------------------|------------------------------|---------------------------------|------------------------------|---------------------------------|------------------------------|---------------------------------|------------------------------|----------------------------------|------------------------------|----------------------------------|---|----------------------------------|--------|--|
| 18 Eric Sogard, L (1.4) OBP: 0.529, SLG: 0.623 | | | | | | | | | | 4 | 1 | 2 | 2 | 0 | 0 | 1 | San Francisco Giants @ Milwaukee Brewers Miller Park, Milwaukee, WI Tue Jun 06 2017, 6:43 PM - 9:16 PM CDT Att: 21,214 - Clear - 72 F | | | |
| 16 Domingo Santana, R (1.9) OBP: 0.394, SLG: 0.484 | | | | | | | | | | 4 | 0 | 2 | 1 | 0 | 1 | 1 | | | | |
| 7 Eric Thames, L (1.7) OBP: 0.407, SLG: 0.587 | | | | | | | | | | 3 | 0 | 1 | 0 | 1 | 1 | 1 | | | | |
| 59 Carlos Torres, R (8.1) | | | | | | | | | | 0 | 0 | 0 | 0 | 0 | 0 | 0 | | | | |
| 46 Corey Knebel, R (9.1) | | | | | | | | | | 0 | 0 | 0 | 0 | 0 | 0 | 0 | | | | |
| 24 Jesús Aguilar, R (1.3) OBP: 0.344, SLG: 0.523 | | | | | | | | | | 4 | 0 | 2 | 0 | 0 | 0 | 2 | | | | |
| 14 Hernán Pérez, R (1.5) OBP: 0.303, SLG: 0.478 | | | | | | | | | | 4 | 1 | 1 | 1 | 0 | 0 | 4 | | | | |
| 47 Jett Bandy, R (1.2) OBP: 0.320, SLG: 0.457 | | | | | | | | | | 4 | 0 | 1 | 0 | 0 | 1 | 0 | | | | |
| 23 Keon Broxton, R (1.8) OBP: 0.308, SLG: 0.423 | | | | | | | | | | 3 | 2 | 0 | 0 | 1 | 1 | 1 | | | | |
| 3 Orlando Arcia, R (1.6) OBP: 0.288, SLG: 0.358 | | | | | | | | | | 4 | 1 | 1 | 0 | 0 | 0 | 1 | | | | |
| 57 Chase Anderson, R (1.1) OBP: 0.154, SLG: 0.192 | | | | | | | | | | 3 | 0 | 1 | 1 | 0 | 1 | 2 | | | | |
| 33 Brett Phillips, L (8.7) OBP: 0.333, SLG: 0.333 | | | | | | | | | | 0 | 0 | 0 | 0 | 0 | 0 | 0 | | | | |
| Inning Stats | R: 0 E: 0 K: 1 S: 11 | H: 2 LOB: 1 BB: 0 P: 19 | R: 4 E: 0 K: 0 S: 19 | H: 6 LOB: 3 BB: 1 P: 31 | R: 1 E: 0 K: 0 S: 13 | H: 1 LOB: 1 BB: 1 P: 20 | R: 0 E: 0 K: 1 S: 6 | H: 1 LOB: 0 BB: 0 P: 9 | R: 0 E: 0 K: 1 S: 7 | H: 0 LOB: 0 BB: 0 P: 8 | R: 0 E: 0 K: 0 S: 6 | H: 1 LOB: 1 BB: 0 P: 7 | R: 0 E: 0 K: 1 S: 9 | H: 0 LOB: 0 BB: 0 P: 12 | R: 0 E: 0 K: 1 S: 9 | 1B: 8 2B: 2 3B: 0 HR: 1 | SF: 0 SAC: 0 DP: 1 HBP: 0 | WP: 0 PB: 0 SB: 0 CS: 1 | PA: 35 | |
| PITCHER | IP WLS BF H R ER SO BB IBB HBP BLK WP HR S P ERA WHIP | 5.0 L 25 10 5 5 3 2 0 0 0 0 0 56 87 9.00 2.400 | 2.0 7 1 0 0 1 0 0 0 0 0 0 13 15 0.00 0.500 | 1.0 3 0 0 0 1 0 0 0 0 0 0 9 12 0.00 0.000 | PITCHER | | | | | | | | | | | | | | | |

| Batter | 1 | 2 | 3 | 4 | 5 | 6 | 7 | 8 | 9 | AB | R | H | RBI | BB | SO | LOB | TOP | | | | | | | | |
|------------------------------|---|----------------------------------|-------------------------------|----------------------------------|-------------------------------|----------------------------------|-------------------------------|----------------------------------|------------------------------|----------------------------------|------------------------------|----------------------------------|------------------------------|---------------------------------|------------------------------|----------------------------------|---|----------------------------------|---|------------------------------------|----------------------------------|--------|---|---|---|
| 2 Denard Span, L (1,8) | | | | | | | | | | 4 | 0 | 1 | 0 | 0 | 2 | 1 | San Francisco Giants @ Milwaukee Brewers Miller Park, Milwaukee, WI Wed Jun 07 2017, 7:11 PM - 9:51 PM CDT Att: 20,580 - Clear - 75 F livebaseballscorecards.com | | | | | | | | |
| 10 Eduardo Núñez, R (1,5) | | | | | | | | | | 4 | 1 | 1 | 0 | 0 | 0 | 1 | | | | | | | | | |
| 9 Brandon Belt, L (1,3) | | | | | | | | | | | 3 | 1 | 1 | 1 | 1 | 2 | | 0 | | | | | | | |
| 28 Buster Posey, R (1,2) | | | | | | | | | | | 3 | 1 | 1 | 2 | 1 | 0 | | 2 | | | | | | | |
| 35 Brandon Crawford, L (1,6) | | | | | | | | | | | 4 | 0 | 0 | 0 | 0 | 2 | | 3 | | | | | | | |
| 8 Hunter Pence, R (1,9) | | | | | | | | | | | | | | | | | | 4 | 0 | 1 | 0 | 0 | 0 | 1 | |
| 12 Joe Panik, L (1,4) | | | | | | | | | | | | | | | | | | 3 | 0 | 2 | 0 | 0 | 0 | 0 | |
| 46 Orlando Calixte, R (1,7) | | | | | | | | | | | | | | | | | | 3 | 0 | 0 | 0 | 0 | 1 | 4 | |
| 7 Aaron Hill, R (9,PH) | | | | | | | | | | | | | | | | | | | 1 | 0 | 0 | 0 | 0 | 1 | 1 |
| 50 Ty Blach, R (1,1) | | | | | | | | | | | | | | | | | | | 1 | 0 | 0 | 0 | 0 | 0 | 0 |
| 37 Kelby Tomlinson, R (7,PH) | | | | | | | | | | | | | | | | | | 1 | 0 | 0 | 0 | 0 | 0 | 0 | 0 |
| 70 George Kontos, R (7,1) | | | | | | | | | | | | | | | | | | 1 | 0 | 0 | 0 | 0 | 0 | 0 | 0 |
| 5 Nick Hundley, R (9,PH) | | | | | | | | | | | | | | | | | | 1 | 0 | 0 | 0 | 0 | 0 | 0 | 0 |
| Inning Stats | R: 0 E: 0 K: 0 S: 13 | H: 1 LOB: 2 BB: 1 P: 21 | R: 0 E: 0 K: 2 S: 16 | H: 1 LOB: 1 BB: 0 P: 22 | R: 3 E: 0 K: 2 S: 11 | H: 3 LOB: 0 BB: 0 P: 15 | R: 0 E: 0 K: 1 S: 11 | H: 0 LOB: 1 BB: 0 P: 14 | R: 0 E: 0 K: 1 S: 8 | H: 0 LOB: 0 BB: 0 P: 11 | R: 0 E: 0 K: 0 S: 9 | H: 2 LOB: 1 BB: 0 P: 13 | R: 0 E: 0 K: 0 S: 5 | H: 0 LOB: 0 BB: 0 P: 7 | R: 0 E: 0 K: 2 S: 8 | H: 0 LOB: 1 BB: 1 P: 16 | R: 0 E: 0 K: 2 S: 10 | H: 0 LOB: 0 BB: 0 P: 13 | 1B: 3 2B: 3 3B: 0 HR: 1 | SF: 0 SAC: 1 DP: 1 HBP: 1 | WP: 0 PB: 0 SB: 1 CS: 0 | PA: 36 | | | |
| PITCHER | IP WLS BF H R ER SO BB IBB HBP BLK WP HR S P ERA WHIP | | | | | | | | | | | | | | | | | PITCHER | IP WLS BF H R ER SO BB IBB HBP BLK WP HR S P ERA WHIP | | | | | | |
| 52 Jimmy Nelson, R (1,1) | 6.0 W 26 7 3 3 6 1 0 1 0 0 0 1 68 96 4.50 1.333 | | | | | | | | | | | | | | | | | | | | | | | | |
| 48 Jared Hughes, R (7,1) | 1.0 H 3 0 0 0 0 0 0 0 0 0 0 0 5 7 0.00 0.000 | | | | | | | | | | | | | | | | | | | | | | | | |
| 50 Jacob Barnes, R (8,1) | 1.0 H 4 0 0 0 2 1 0 0 0 0 0 0 0 8 16 0.00 1.000 | | | | | | | | | | | | | | | | | | | | | | | | |
| 46 Corey Knebel, R (9,1) | 1.0 S 3 0 0 0 2 0 0 0 0 0 0 0 0 10 13 0.00 0.000 | | | | | | | | | | | | | | | | | | | | | | | | |

| Batter | 1 | 2 | 3 | 4 | 5 | 6 | 7 | 8 | 9 | AB | R | H | RBI | BB | SO | LOB | BOTTOM | | | | | | | | |
|-----------------------------|---|----------------------------------|------------------------------|---------------------------------|------------------------------|----------------------------------|-------------------------------|----------------------------------|-------------------------------|----------------------------------|-------------------------------|----------------------------------|-------------------------------|----------------------------------|------------------------------|---------------------------------|---|------------------------------------|---|--------|---|---|---|---|---|
| 5 Jonathan Villar, S (1,4) | | | | | | | | | | 4 | 1 | 2 | 1 | 0 | 0 | 0 | San Francisco Giants @ Milwaukee Brewers Miller Park, Milwaukee, WI Wed Jun 07 2017, 7:11 PM - 9:51 PM CDT Att: 20,580 - Clear - 75 F livebaseballscorecards.com | | | | | | | | |
| 16 Domingo Santana, R (1,9) | | | | | | | | | | 4 | 2 | 2 | 1 | 0 | 1 | 1 | | | | | | | | | |
| 24 Jesús Aguilar, R (1,3) | | | | | | | | | | | 4 | 1 | 2 | 1 | 0 | 2 | | 0 | | | | | | | |
| 21 Travis Shaw, L (1,5) | | | | | | | | | | | 3 | 1 | 1 | 1 | 1 | 0 | | 1 | | | | | | | |
| 14 Hernán Pérez, R (1,7) | | | | | | | | | | | 4 | 0 | 1 | 0 | 0 | 0 | | 1 | | | | | | | |
| 9 Manny Piña, R (1,2) | | | | | | | | | | | 3 | 1 | 1 | 1 | 0 | 1 | | 0 | | | | | | | |
| 23 Keon Broxton, R (1,8) | | | | | | | | | | | 4 | 0 | 0 | 0 | 0 | 1 | | 2 | | | | | | | |
| 3 Orlando Arcia, R (1,6) | | | | | | | | | | | | | | | | | | 4 | 0 | 1 | 1 | 0 | 1 | | |
| 52 Jimmy Nelson, R (1,1) | | | | | | | | | | | | | | | | | | | 2 | 0 | 0 | 0 | 0 | 1 | 0 |
| 2 Nick Franklin, S (6,PH) | | | | | | | | | | | | | | | | | | | 1 | 0 | 0 | 0 | 0 | 0 | 0 |
| 48 Jared Hughes, R (7,1) | | | | | | | | | | | | | | | | | | 0 | 0 | 0 | 0 | 0 | 0 | 0 | |
| 50 Jacob Barnes, R (8,1) | | | | | | | | | | | | | | | | | | 0 | 0 | 0 | 0 | 0 | 0 | 0 | |
| 46 Corey Knebel, R (9,1) | | | | | | | | | | | | | | | | | | 0 | 0 | 0 | 0 | 0 | 0 | 0 | |
| Inning Stats | R: 1 E: 0 K: 1 S: 11 | H: 1 LOB: 0 BB: 0 P: 18 | R: 0 E: 0 K: 0 S: 6 | H: 0 LOB: 0 BB: 0 P: 7 | R: 0 E: 0 K: 0 S: 9 | H: 1 LOB: 1 BB: 0 P: 13 | R: 2 E: 1 K: 0 S: 11 | H: 3 LOB: 1 BB: 0 P: 17 | R: 1 E: 0 K: 1 S: 21 | H: 2 LOB: 1 BB: 0 P: 28 | R: 1 E: 0 K: 1 S: 15 | H: 2 LOB: 1 BB: 0 P: 21 | R: 1 E: 0 K: 2 S: 11 | H: 1 LOB: 1 BB: 1 P: 17 | R: 0 E: 0 K: 2 S: 7 | H: 0 LOB: 0 BB: 0 P: 8 | 1B: 3 2B: 4 3B: 1 HR: 2 | SF: 1 SAC: 0 DP: 0 HBP: 0 | WP: 0 PB: 0 SB: 0 CS: 0 | PA: 35 | | | | | |
| PITCHER | IP WLS BF H R ER SO BB IBB HBP BLK WP HR S P ERA WHIP | | | | | | | | | | | | | | | | | PITCHER | IP WLS BF H R ER SO BB IBB HBP BLK WP HR S P ERA WHIP | | | | | | |
| 50 Ty Blach, L (1,1) | 6.0 L 27 9 5 5 3 0 0 0 0 0 0 1 73 104 7.50 1.500 | | | | | | | | | | | | | | | | | | | | | | | | |
| 70 George Kontos, R (7,1) | 2.0 8 1 1 1 4 1 0 0 0 0 0 1 18 25 4.50 1.000 | | | | | | | | | | | | | | | | | | | | | | | | |

| Batter | 1 | 2 | 3 | 4 | 5 | 6 | 7 | 8 | 9 | 10 | AB | R | H | RBI | BB | SO | LOB | TOP | | | | | | | |
|--|------------------------------|----------------------------------|--|----------------------------------|-------------------------------|----------------------------------|-------------------------------|----------------------------------|-------------------------------|----------------------------------|-------------------------------|----------------------------------|-------------------------------|----------------------------------|------------------------------|----------------------------------|-------------------------------|----------------------------------|-----------------------------------|------------------------------------|----------------------------------|--------|--|--|--|
| 2 Denard Span, L OBP: 0.315, SLG: 0.414 | G6-3 | K | | G4-3 | | G4-3 | | 10 FC5-4 1B | | 10 1B 12 SF 2B | 6 | 1 | 2 | 1 | 0 | 1 | 4 | | | | | | | | |
| 10 Eduardo Núñez, R OBP: 0.322, SLG: 0.409 | G5-3 | | P4 | G5-3 | | | | FC5-4 12 S 1-2r | | 12 SF 12 S 1B | 6 | 0 | 2 | 2 | 0 | 0 | 1 | | | | | | | | |
| 12 Joe Panik, L OBP: 0.326, SLG: 0.380 | F7 | | HR | | | | | | | SF | 4 | 1 | 2 | 2 | 1 | 1 | 1 | | | | | | | | |
| 9 Brandon Belt, L OBP: 0.322, SLG: 0.434 | | 35 1B 5 FC5-4 BB | G4-3 | | | F8 | | G4-3 | | K | 5 | 1 | 0 | 0 | 1 | 1 | 5 | | | | | | | | |
| 35 Brandon Crawford, L OBP: 0.295, SLG: 0.398 | | | | 5 2B BB | | | | G6-3 | | K | 4 | 0 | 1 | 0 | 2 | 2 | 1 | | | | | | | | |
| 5 Nick Hundley, R OBP: 0.232, SLG: 0.378 | | | FC5-4 53 HBP 66 1B 1-2r | | | F9 | | | | G4-6-3 | 6 | 0 | 2 | 1 | 0 | 1 | 5 | | | | | | | | |
| 66 Gorkys Hernández, R OBP: 0.275, SLG: 0.241 | | | | | | | | F9 | | | 5 | 1 | 3 | 0 | 0 | 1 | 3 | | | | | | | | |
| 53 Austin Slater, R OBP: 0.353, SLG: 0.429 | | | | | | | | | | | | | | | | | | | | | | | | | |
| 60 Hunter Strickland, R | | | | | | | | | | | | | | | | | | | | | | | | | |
| 41 Mark Melancon, R | | | | | | | | | | | | | | | | | | | | | | | | | |
| 37 Kelby Tomlinson, R OBP: 0.294, SLG: 0.273 | | | | | | | | | | | | | | | | | | | | | | | | | |
| 64 Derek Law, R | | | | | | | | | | | | | | | | | | | | | | | | | |
| 47 Johnny Cueto, R OBP: 0.308, SLG: 0.543 | | | | | | | | | | | | | | | | | | | | | | | | | |
| 7 Asdrúbal Cabrera, R OBP: 0.338, SLG: 0.538 | | | | | | | | | | | | | | | | | | | | | | | | | |
| 57 Bryan Morris, L | | | | | | | | | | | | | | | | | | | | | | | | | |
| 61 Josh Osich, L | | | | | | | | | | | | | | | | | | | | | | | | | |
| 46 Orlando Calate, R OBP: 0.288, SLG: 0.335 | | | | | | | | | | | | | | | | | | | | | | | | | |
| 8 Hunter Pence, L | | | | | | | | | | | | | | | | | | | | | | | | | |
| Inning Stats | R: 0 E: 0 K: 0 S: 8 | H: 0 LOB: 0 BB: 0 P: 12 | R: 1 E: 0 K: 1 S: 21 | H: 2 LOB: 3 BB: 1 P: 33 | R: 1 E: 0 K: 1 S: 10 | H: 2 LOB: 2 BB: 1 P: 17 | R: 1 E: 0 K: 1 S: 13 | H: 1 LOB: 0 BB: 0 P: 19 | R: 0 E: 0 K: 1 S: 13 | H: 0 LOB: 1 BB: 1 P: 20 | R: 2 E: 0 K: 0 S: 15 | H: 4 LOB: 2 BB: 1 P: 26 | R: 0 E: 0 K: 0 S: 15 | H: 1 LOB: 1 BB: 0 P: 19 | R: 0 E: 0 K: 1 S: 9 | H: 0 LOB: 0 BB: 0 P: 13 | R: 0 E: 1 K: 0 S: 19 | H: 0 LOB: 2 BB: 1 P: 31 | 1B: 11 2B: 3 3B: 0 HR: 2 | SF: 1 SAC: 0 DP: 1 HBP: 1 | WP: 0 PB: 0 SB: 2 CS: 1 | PA: 51 | | | |
| PITCHER | IP 4.0 | WLS 20 | BF 5 | H 3 | R 3 | ER 3 | SO 3 | BB 2 | IBB 0 | HBP 0 | BLK 0 | WP 0 | HR 2 | S 52 | P 81 | ERA 6.75 | WHIP 1.750 | | | | | | | | |
| 56 Paolo Espino, R ERA: 5.63 | | | | | | | | | | | | | | | | | | | | | | | | | |
| 38 Willy Peralta, R ERA: 5.99 | | | | | | | | | | | | | | | | | | | | | | | | | |
| 51 Oliver Drake, R ERA: 4.91 | | | | | | | | | | | | | | | | | | | | | | | | | |
| 59 Carlos Torres, R ERA: 4.22 | | | | | | | | | | | | | | | | | | | | | | | | | |
| 37 Neftali Feliz, R ERA: 5.19 | | | | | | | | | | | | | | | | | | | | | | | | | |

San Francisco Giants @ Milwaukee Brewers
Miller Park, Milwaukee, WI
Thu Jun 08 2017, 1:11 PM - 5:32 PM CDT
Att: 23,005 - Partly Cloudy - 81 F

| | |
|-----|----|
| AB | 44 |
| R | 9 |
| H | 16 |
| RBI | 9 |
| BB | 5 |
| SO | 8 |
| LOB | 24 |

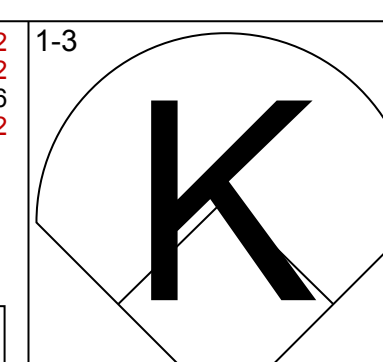
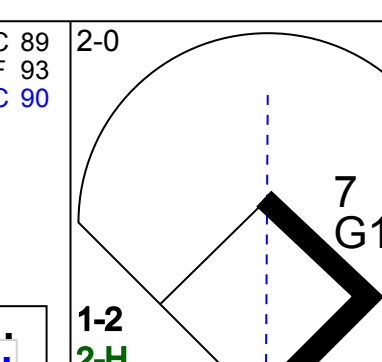
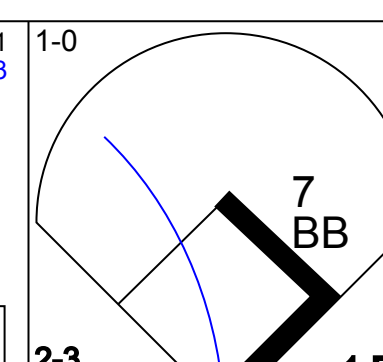
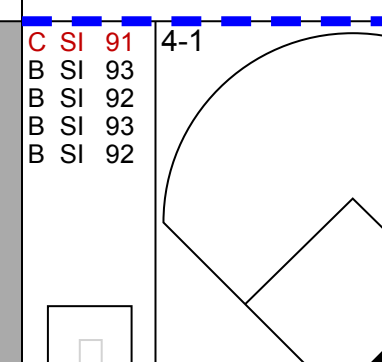
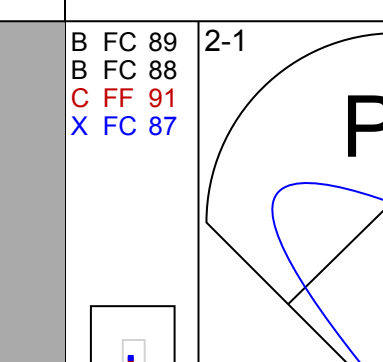
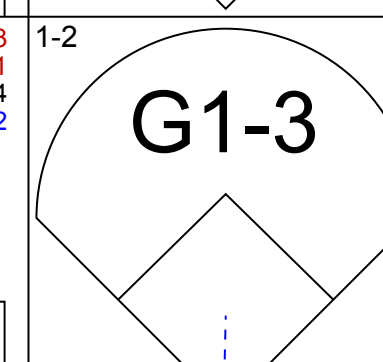
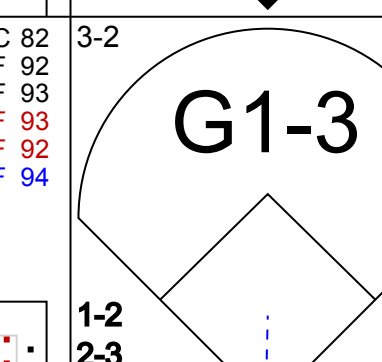
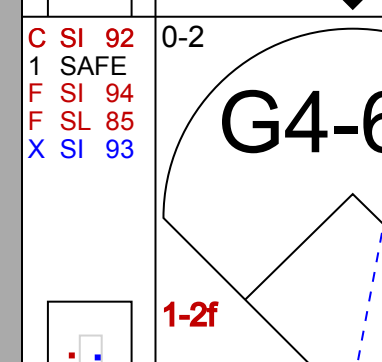
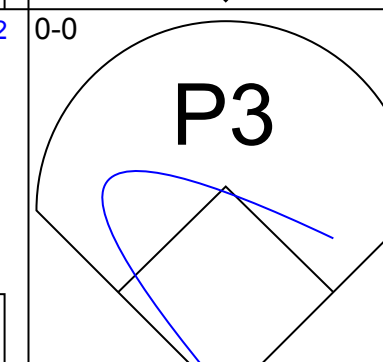
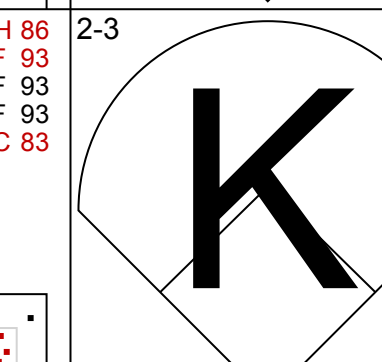
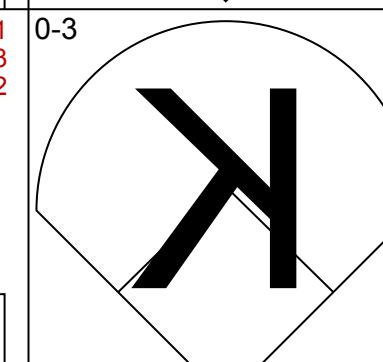
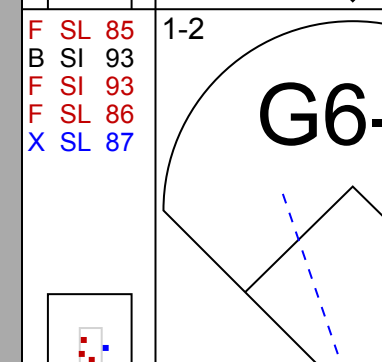

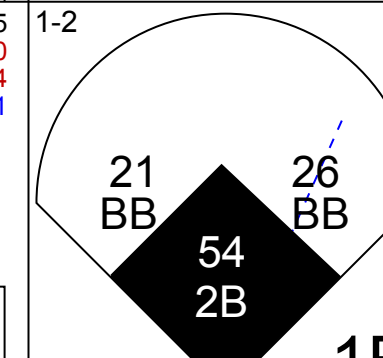
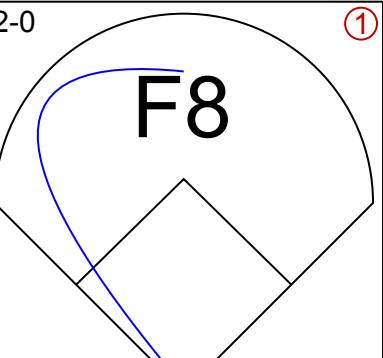

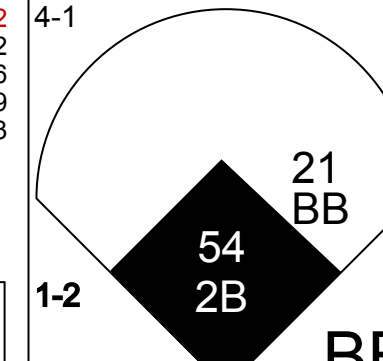
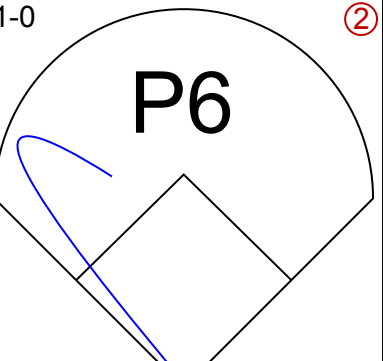
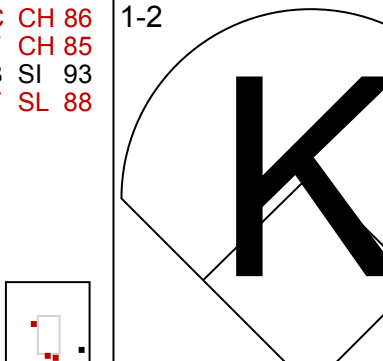

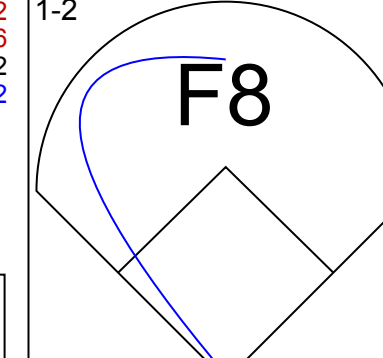
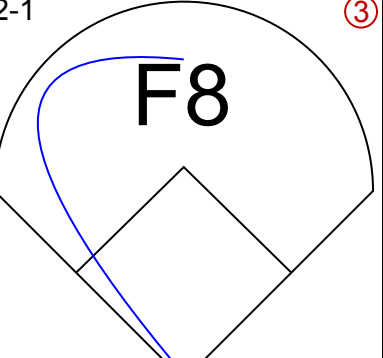
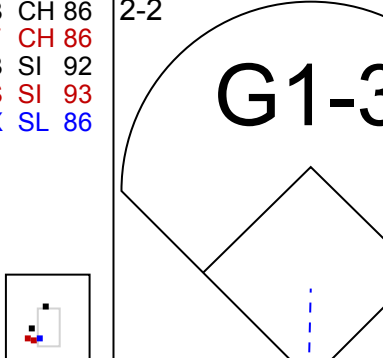

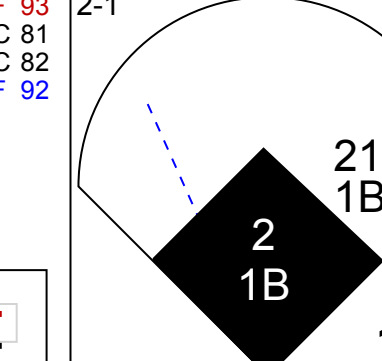
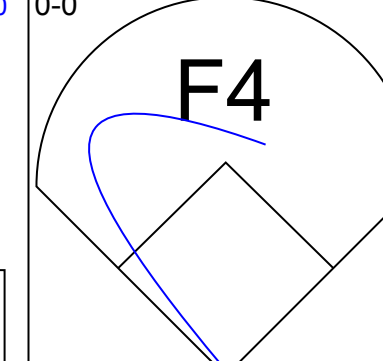

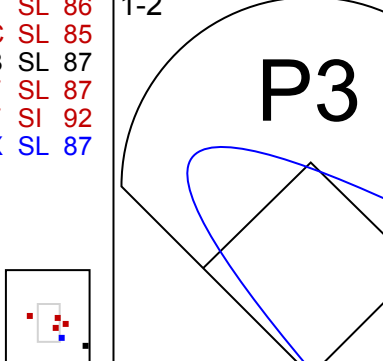
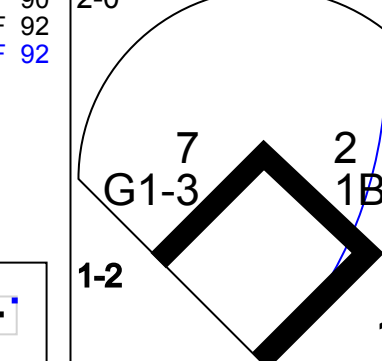


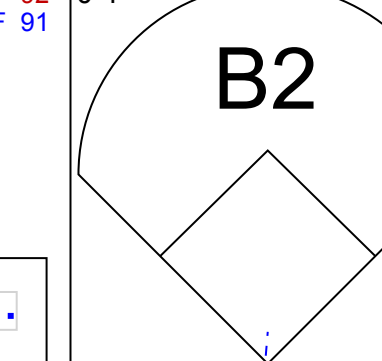
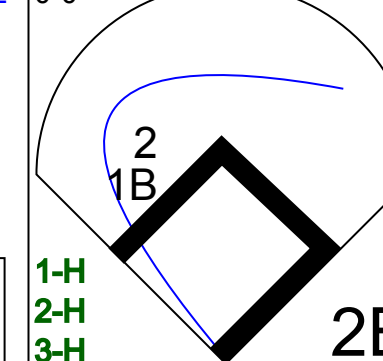




| Batter | 1 | 2 | 3 | 4 | 5 | 6 | 7 | 8 | 9 | 10 | AB | R | H | RBI | BB | SO | LOB | BOTTOM | | | | | | | |
|---|---------------------------------|----------------------------------|-------------------------------|----------------------------------|-------------------------------|----------------------------------|-------------------------------|----------------------------------|-------------------------------|----------------------------------|------------------------------|----------------------------------|------------------------------|---------------------------------|-------------------------------|----------------------------------|-------------------------------|----------------------------------|----------------------------------|------------------------------------|----------------------------------|--------|--|--|--|
| 18 Eric Sogard, L OBP: 0.541, SLG: 0.672 | 21 BB 16 1B 7 BB | P2 | | K | | | | | | | 5 | 2 | 3 | 1 | 1 | 1 | 1 | | | | | | | | |
| 7 Eric Thames, L OBP: 0.410, SLG: 0.596 | 16 1B 21 BB BB | | HR | | | F7 | | | | | 4 | 2 | 1 | 1 | 2 | 1 | 3 | | | | | | | | |
| 24 Jesús Aguilar, R OBP: 0.344, SLG: 0.525 | F8 | | L8 | | | G6-3 | | | | | 5 | 0 | 1 | 0 | 0 | 0 | 2 | | | | | | | | |
| 21 Travis Shaw, L OBP: 0.352, SLG: 0.534 | | | | | | | | | | | 3 | 1 | 2 | 1 | 2 | 0 | 0 | | | | | | | | |
| 16 Domingo Santana, R OBP: 0.372, SLG: 0.500 | | | | | | | | | | | 4 | 0 | 2 | 1 | 1 | 1 | 3 | | | | | | | | |
| 47 Jett Bandy, R OBP: 0.316, SLG: 0.442 | L6 | | | | | | | | | | 4 | 0 | 0 | 0 | 1 | 2 | 7 | | | | | | | | |
| 5 Jonathan Villar, S OBP: 0.281, SLG: 0.336 | | | | | | | | | | | 3 | 0 | 0 | 0 | 0 | 0 | 5 | | | | | | | | |
| 51 Oliver Drake, R | | | | | | | | | | | 0 | 0 | 0 | 0 | 0 | 0 | 0 | | | | | | | | |
| 59 Carlos Torres, R | | | | | | | | | | | 0 | 0 | 0 | 0 | 0 | 0 | 0 | | | | | | | | |
| 2 Nick Franklin, S OBP: 0.308, SLG: 0.259 | | | | | | | | | | | 1 | 0 | 0 | 0 | 0 | 0 | 0 | | | | | | | | |
| 37 Neftali Feliz, R | | | | | | | | | | | 0 | 0 | 0 | 0 | 0 | 0 | 0 | | | | | | | | |
| 14 Hernán Pérez, R OBP: 0.288, SLG: 0.335 | | | | | | | | | | | 1 | 0 | 0 | 0 | 0 | 0 | 2 | | | | | | | | |
| 50 Jacob Barnes, R | | | | | | | | | | | 0 | 0 | 0 | 0 | 0 | 0 | 0 | | | | | | | | |
| 58 Rob Scallih, L | | | | | | | | | | | 0 | 0 | 0 | 0 | 0 | 0 | 0 | | | | | | | | |
| Inning Stats | R: 1 E: 0 K: 0 S: 13 | H: 2 LOB: 3 BB: 2 P: 26 | R: 0 E: 0 K: 1 S: 10 | H: 0 LOB: 0 BB: 0 P: 15 | R: 1 E: 0 K: 1 S: 12 | H: 2 LOB: 1 BB: 0 P: 18 | R: 0 E: 0 K: 2 S: 11 | H: 1 LOB: 1 BB: 0 P: 19 | R: 0 E: 0 K: 0 S: 14 | H: 0 LOB: 2 BB: 2 P: 28 | R: 0 E: 0 K: 1 S: 7 | H: 0 LOB: 1 BB: 1 P: 11 | R: 0 E: 0 K: 0 S: 4 | H: 0 LOB: 0 BB: 0 P: 7 | R: 2 E: 0 K: 1 S: 19 | H: 3 LOB: 2 BB: 1 P: 32 | R: 0 E: 1 K: 1 S: 11 | H: 2 LOB: 1 BB: 0 P: 16 | 1B: 7 2B: 2 3B: 0 HR: 2 | SF: 0 SAC: 0 DP: 1 HBP: 0 | WP: 0 PB: 0 SB: 2 CS: 0 | PA: 47 | | | |
| PITCHER | IP 5.0 | WLS 25 | BF 6 | H 3 | R 2 | ER 4 | SO 4 | BB 4 | IBB 0 | HBP 0 | BLK 0 | WP 0 | HR 1 | S 60 | P 106 | ERA 3.60 | WHIP 2.000 | | | | | | | | |
| 47 Johnny Cueto, R ERA: 4.33 | | | | | | | | | | | | | | | | | | | | | | | | | |
| 57 Bryan Morris, R ERA: 3.96 | | | | | | | | | | | | | | | | | | | | | | | | | |
| 61 Josh Osich, L | | | | | | | | | | | | | | | | | | | | | | | | | |
| 60 Hunter Strickland, R ERA: 2.08 | | | | | | | | | | | | | | | | | | | | | | | | | |
| 41 Mark Melancon, R ERA: 3.12 | | | | | | | | | | | | | | | | | | | | | | | | | |

San Francisco Giants @ Milwaukee Brewers
Miller Park, Milwaukee, WI
Thu Jun 08 2017, 1:11 PM - 5:32 PM CDT
Att: 23,005 - Partly Cloudy - 81 F

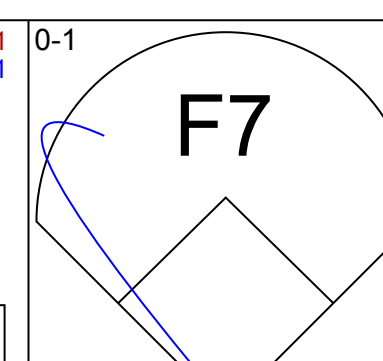
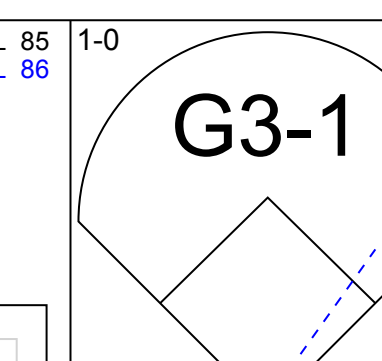
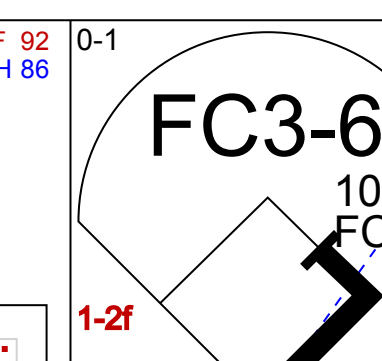
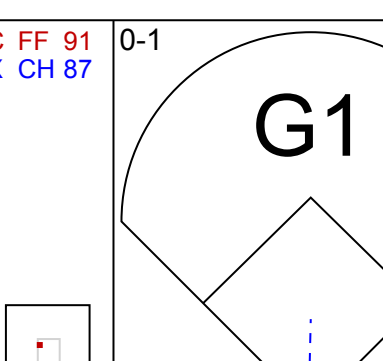
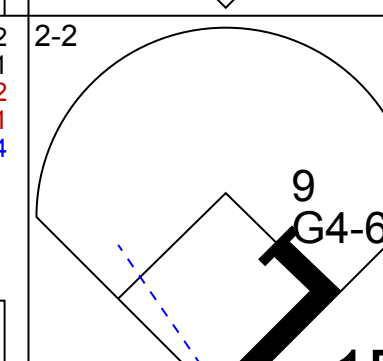

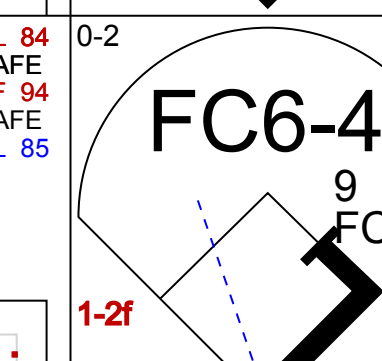

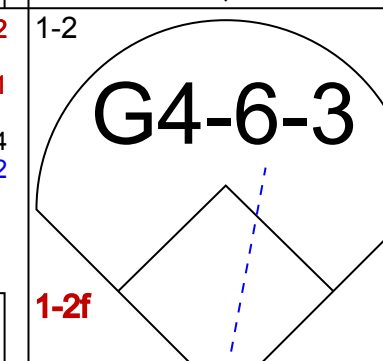

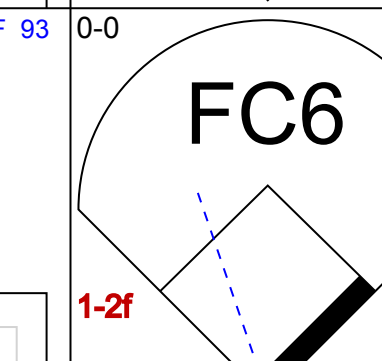






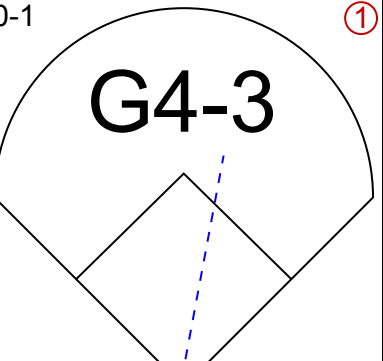
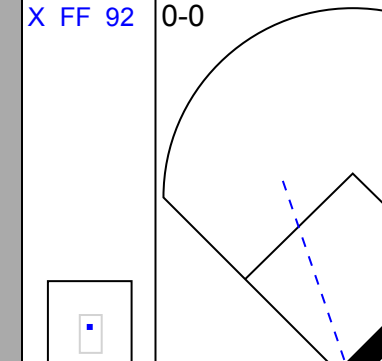

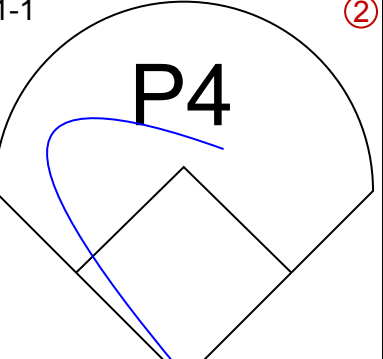
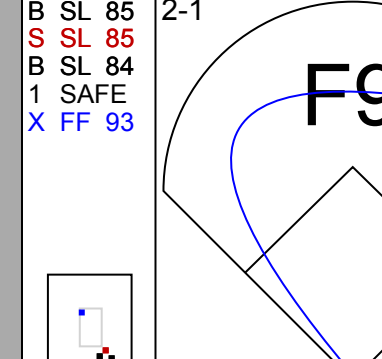

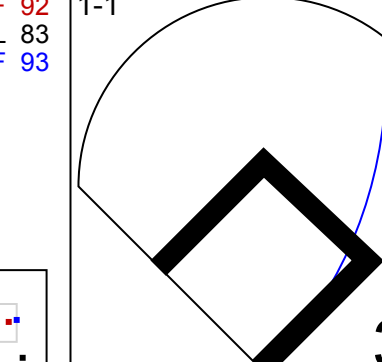
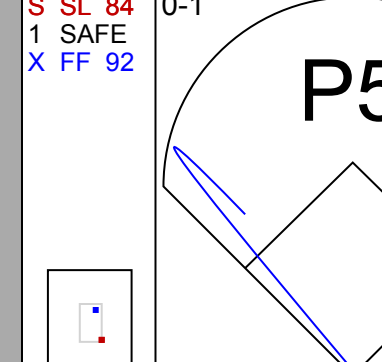

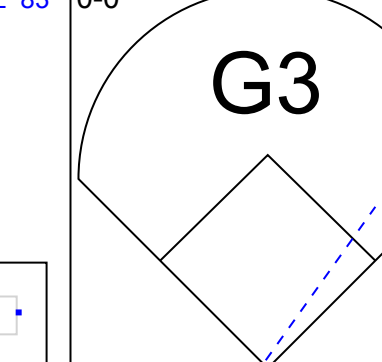
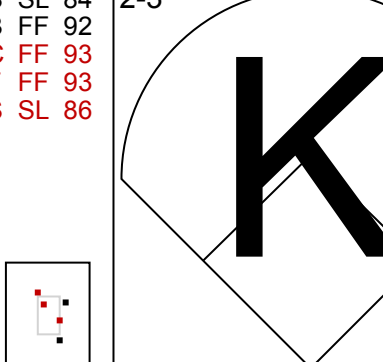
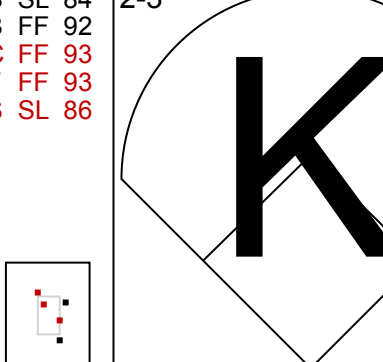

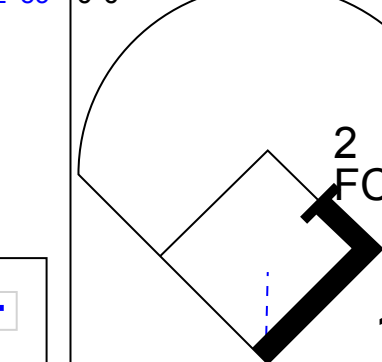
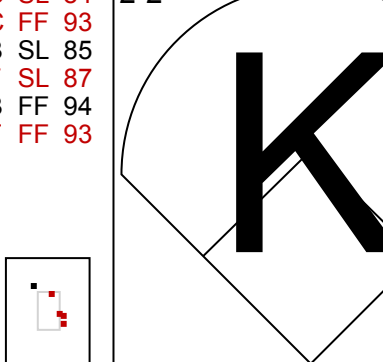
| | |
|-----|----|
| AB | 40 |
| R | 5 |
| H | 11 |
| RBI | 4 |
| BB | 7 |
| SO | 9 |
| LOB | 23 |



| Batter | 1 | 2 | 3 | 4 | 5 | 6 | 7 | 8 | 9 | AB | R | H | RBI | BB | SO | LOB | TOP | | | | | |
|--|---|---------------------------------|---|---|-------------------------------|---|---|----------------------------------|---|---------------------------------|------------------------------|---------------------------------|------------------------------|----------------------------------|-------------------------------|----------------------------------|---|----------------------------------|----------------------------------|------------------------------------|----------------------------------|--------|
| 2 Brian Dozier, R OBP: 0.337, SLG: 0.411 |  | |  |  | | |  | |  | 4 | 0 | 2 | 1 | 1 | 1 | 0 | Minnesota Twins @ San Francisco Giants AT&T Park, San Francisco, CA Fri Jun 09 2017, 7:16 PM - 9:42 PM PDT Att: 41,046 - Partly Cloudy - 59 F | | | | | |
| 7 Joe Mauer, L OBP: 0.353, SLG: 0.407 |  | |  | | | |  | | | 3 | 0 | 0 | 0 | 1 | 0 | 3 | | | | | | |
| 22 Miguel Sanó, R OBP: 0.405, SLG: 0.601 |  | |  |  | | |  | | | 4 | 0 | 0 | 0 | 0 | 2 | 5 | | | | | | |
| 36 Robbie Grossman, S (1, 7) 20 Eddie Rosario, L (8, 7) |  | | |  | |  | | | | 4 | 1 | 3 | 0 | 0 | 0 | 0 | | | | | | |
| 26 Max Kepler, L OBP: 0.335, SLG: 0.436 |  | | |  | |  | | |  | 3 | 1 | 0 | 0 | 1 | 1 | 2 | | | | | | |
| 5 Eduardo Escobar, S OBP: 0.279, SLG: 0.372 |  | | |  | |  | | |  | 4 | 0 | 0 | 0 | 0 | 0 | 4 | | | | | | |
| 25 Byron Buxton, R OBP: 0.273, SLG: 0.277 |  | |  |  | | |  | |  | 4 | 1 | 1 | 0 | 0 | 0 | 3 | | | | | | |
| 21 Jason Castro, L OBP: 0.325, SLG: 0.410 | | |  | | |  | | |  | 3 | 1 | 1 | 0 | 1 | 0 | 0 | | | | | | |
| 54 Ervin Santana, R OBP: 0.250, SLG: 0.500 | | |  |  | | |  | |  | 4 | 0 | 1 | 3 | 0 | 1 | 2 | | | | | | |
| Inning Stats | R: 0 E: 0 K: 1 S: 7 | H: 0 LOB: 0 BB: 0 P: 9 | R: 0 E: 0 K: 0 S: 6 | H: 1 LOB: 0 BB: 0 P: 8 | R: 1 E: 0 K: 1 S: 12 | H: 3 LOB: 2 BB: 0 P: 23 | R: 3 E: 0 K: 1 S: 15 | H: 3 LOB: 3 BB: 3 P: 30 | R: 0 E: 0 K: 0 S: 4 | H: 0 LOB: 0 BB: 0 P: 9 | R: 0 E: 0 K: 0 S: 6 | H: 0 LOB: 0 BB: 0 P: 9 | R: 0 E: 0 K: 0 S: 9 | H: 0 LOB: 0 BB: 1 P: 14 | R: 0 E: 0 K: 1 S: 12 | H: 1 LOB: 1 BB: 0 P: 16 | R: 0 E: 0 K: 1 S: 6 | H: 0 LOB: 0 BB: 0 P: 12 | 1B: 6 2B: 2 3B: 0 HR: 0 | SF: 0 SAC: 0 DP: 1 HBP: 0 | WP: 0 PB: 0 SB: 0 CS: 1 | PA: 38 |
| PITCHER | IP | WLS | BF | H | R | ER | SO | BB | IBB | HBP | BLK | WP | HR | S | P | ERA | WHIP | | | | | |
| 45 Matt Moore, L (1, 1) ERA: 5.28 | 6.0 | L | 27 | 7 | 4 | 4 | 3 | 3 | 0 | 0 | 0 | 0 | 0 | 50 | 88 | 6.00 | 1.667 | | | | | |
| 62 Cory Gearrin, R (7, 1) ERA: 1.4 | 2.0 | | 7 | 1 | 0 | 0 | 1 | 1 | 0 | 0 | 0 | 0 | 0 | 21 | 30 | 0.00 | 1.000 | | | | | |
| 70 George Kontos, R (9, 1) ERA: 3.86 | 1.0 | | 3 | 0 | 0 | 0 | 1 | 0 | 0 | 0 | 0 | 0 | 0 | 6 | 12 | 0.00 | 0.000 | | | | | |

| | |
|-----|----|
| AB | 33 |
| R | 4 |
| H | 8 |
| RBI | 4 |
| BB | 4 |
| SO | 5 |
| LOB | 19 |



| Batter | 1 | 2 | 3 | 4 | 5 | 6 | 7 | 8 | 9 | AB | R | H | RBI | BB | SO | LOB | BOTTOM | | | | | |
|--|---|----------------------------------|---|---------------------------------|--|---|---|---|------------------------------|----------------------------------|------------------------------|---------------------------------|------------------------------|---------------------------------|------------------------------|----------------------------------|---|---------------------------------|----------------------------------|------------------------------------|----------------------------------|--------|
| 2 Denard Span, L OBP: 0.307, SLG: 0.404 |  | |  | | |  | |  | | 4 | 0 | 0 | 0 | 0 | 0 | 2 | Minnesota Twins @ San Francisco Giants AT&T Park, San Francisco, CA Fri Jun 09 2017, 7:16 PM - 9:42 PM PDT Att: 41,046 - Partly Cloudy - 59 F | | | | | |
| 10 Eduardo Núñez, R OBP: 0.314, SLG: 0.406 |  | |  | | |  | |  | | 4 | 0 | 1 | 0 | 0 | 0 | 1 | | | | | | |
| 9 Brandon Belt, L OBP: 0.347, SLG: 0.427 |  | |  | | |  | |  | | 4 | 0 | 0 | 0 | 0 | 0 | 2 | | | | | | |
| 28 Buster Posey, R OBP: 0.432, SLG: 0.511 |  | |  | | |  | |  | | 4 | 0 | 0 | 0 | 0 | 1 | 0 | | | | | | |
| 35 Brandon Crawford, L OBP: 0.298, SLG: 0.397 |  | | | |  | |  | | | 3 | 0 | 1 | 0 | 0 | 0 | 0 | | | | | | |
| 8 Hunter Pence, R OBP: 0.275, SLG: 0.318 |  | | | |  | |  | | | 3 | 0 | 0 | 0 | 0 | 1 | 1 | | | | | | |
| 7 Aaron Hill, R OBP: 0.313, SLG: 0.366 |  | |  | | |  | | | | 2 | 0 | 1 | 0 | 1 | 0 | 1 | | | | | | |
| 53 Austin Slater, R OBP: 0.300, SLG: 0.353 |  | |  | | |  | |  | | 3 | 0 | 0 | 0 | 0 | 2 | 2 | | | | | | |
| 45 Matt Moore, L (1, 1) 37 Kelly Tomlinson, R (6, PH) 62 Cory Gearrin, R (7, 1) 66 Gorkys Hernández, R (8, PH) 70 George Kontos, R (9, 1) |  | | | | |  | |  | | 1 | 0 | 0 | 0 | 0 | 0 | 1 | | | | | | |
| Inning Stats | R: 0 E: 0 K: 0 S: 8 | H: 1 LOB: 0 BB: 0 P: 11 | R: 0 E: 0 K: 1 S: 7 | H: 0 LOB: 0 BB: 0 P: 9 | R: 0 E: 0 K: 0 S: 5 | H: 1 LOB: 1 BB: 0 P: 7 | R: 0 E: 0 K: 0 S: 8 | H: 0 LOB: 0 BB: 0 P: 12 | R: 0 E: 0 K: 0 S: 8 | H: 0 LOB: 0 BB: 0 P: 15 | R: 0 E: 0 K: 0 S: 7 | H: 1 LOB: 1 BB: 0 P: 7 | R: 0 E: 0 K: 0 S: 6 | H: 1 LOB: 1 BB: 0 P: 9 | R: 0 E: 0 K: 2 S: 9 | H: 0 LOB: 0 BB: 0 P: 13 | R: 0 E: 0 K: 1 S: 7 | H: 0 LOB: 0 BB: 0 P: 8 | 1B: 3 2B: 0 3B: 1 HR: 0 | SF: 0 SAC: 0 DP: 1 HBP: 0 | WP: 0 PB: 0 SB: 0 CS: 0 | PA: 31 |
| PITCHER | IP | WLS | BF | H | R | ER | SO | BB | IBB | HBP | BLK | WP | HR | S | P | ERA | WHIP | | | | | |
| 54 Ervin Santana, R (1, 1) ERA: 2.2 | 9.0 | W | 31 | 4 | 0 | 0 | 5 | 1 | 0 | 0 | 0 | 0 | 0 | 66 | 91 | 0.00 | 0.556 | | | | | |

| | |
|-----|----|
| AB | 30 |
| R | 0 |
| H | 4 |
| RBI | 0 |
| BB | 1 |
| SO | 5 |
| LOB | 10 |



| Batter | 1 | 2 | 3 | 4 | 5 | 6 | 7 | 8 | 9 | AB | R | H | RBI | BB | SO | LOB | TOP | | | | |
|--|---|---|-------------------------------|----------------------------------|-------------------------------|----------------------------------|-------------------------------|----------------------------------|-------------------------------|----------------------------------|------------------------------|----------------------------------|-------------------------------|----------------------------------|------------------------------|----------------------------------|---|----------------------------------|----------------------------------|--------------------------|-----------------------------------|
| 15 Whit Merrifield, R OBP: 0.337, SLG: 0.466 | F9 | | 38 HR | P6 | | 38 2B | | 6 S 6 1B | FC5-4 | 6 | 3 | 3 | 0 | 0 | 0 | 1 | Kansas City Royals @ San Francisco Giants AT&T Park, San Francisco, CA Wed Jun 14 2017, 12:46 PM - 3:49 PM PDT Att: 41,144 - Sunny - 68 F | | | | |
| 38 Jorge Bonifacio, R OBP: 0.329, SLG: 0.481 | F8 | | HR | L3 | | G5-3 | | P2 | | 5 | 1 | 2 | 3 | 0 | 0 | 1 | | | | | |
| 6 Lorenzo Cain, R OBP: 0.351, SLG: 0.426 | | | HR | | | 35 2B | | G5-3 | | 4 | 2 | 3 | 2 | 1 | 0 | 1 | | | | | |
| 35 Eric Hosmer, L OBP: 0.364, SLG: 0.468 | G1-3 | | HR | L7 | | BB | | G6-3 | | 5 | 0 | 2 | 0 | 0 | 0 | 2 | | | | | |
| 8 Mike Moustakas, L OBP: 0.317, SLG: 0.565 | | | 2 1B | BB | | K | | G1 | | 3 | 1 | 1 | 2 | 1 | 1 | 2 | | | | | |
| 2 Alcides Escobar, R OBP: 0.216, SLG: 0.253 | G3-1 | | 9 G3-1 | 2B | | 1B | | G6-3 | | 5 | 0 | 3 | 0 | 0 | 1 | 3 | | | | | |
| 4 Alex Gordon, L OBP: 0.303, SLG: 0.256 | L6 | | K | K | | BB | | FC6 | | 4 | 0 | 0 | 0 | 1 | 1 | 4 | | | | | |
| 9 Drew Butera, R OBP: 0.263, SLG: 0.375 | G3-1 | | G4-3 | K | | K | | 39 FC5 | | 5 | 0 | 2 | 0 | 0 | 1 | 6 | | | | | |
| 39 Jason Hammel, R | K | | K | L6 | | G6-3 | | FC5 | | 4 | 0 | 0 | 0 | 0 | 1 | 3 | | | | | |
| 47 Peter Moylan, R | | | | | | | | | | 0 | 0 | 0 | 0 | 0 | 0 | 0 | | | | | |
| 26 Mike Minor, R | | | | | | | | | | 0 | 0 | 0 | 0 | 0 | 0 | 0 | | | | | |
| 37 Brandon Moss, L | | | | | | | | | | 1 | 0 | 0 | 0 | 0 | 1 | 1 | | | | | |
| 40 Kelvin Herrera, R | | | | | | | | | | 0 | 0 | 0 | 0 | 0 | 0 | 0 | | | | | |
| Inning Stats | R: 0 E: 0 K: 0 S: 7 | H: 1 LOB: 1 BB: 0 P: 11 | R: 1 E: 0 K: 1 S: 12 | H: 2 LOB: 1 BB: 0 P: 17 | R: 3 E: 0 K: 1 S: 20 | H: 4 LOB: 2 BB: 1 P: 29 | R: 0 E: 0 K: 0 S: 6 | H: 0 LOB: 0 BB: 0 P: 8 | R: 0 E: 0 K: 3 S: 16 | H: 1 LOB: 3 BB: 2 P: 29 | R: 1 E: 0 K: 0 S: 9 | H: 2 LOB: 1 BB: 0 P: 15 | R: 0 E: 0 K: 0 S: 12 | H: 2 LOB: 2 BB: 0 P: 17 | R: 2 E: 0 K: 0 S: 8 | H: 3 LOB: 1 BB: 0 P: 16 | R: 0 E: 0 K: 1 S: 8 | H: 1 LOB: 0 BB: 0 P: 11 | 1B: 9 2B: 4 3B: 0 HR: 3 | SF: 1 DP: 0 HBP: 0 | WP: 0 PA: 46 PB: 0 CS: 1 |
| PITCHER | IP WLS BF H R ER SO BB IBB HBP BLK WP HR S P ERA WHIP | | | | | | | | | | | | | | | | | | | | |
| 47 Johnny Cueto, R ERA: 4.57 | (1, 1) | 5.2 L 30 10 5 5 5 3 0 0 0 0 0 3 67 104 7.94 2.294 | | | | | | | | | | | | | | | | | | | |
| 61 Josh Osich, L ERA: 3.31 | (6, 1) | 1.1 6 2 0 0 0 0 0 0 0 0 0 0 15 22 0.00 1.500 | | | | | | | | | | | | | | | | | | | |
| 64 Derek Law, R ERA: 3.72 | (8, 1) | 1.0 6 3 2 2 0 0 0 0 0 0 0 0 8 16 18.00 3.000 | | | | | | | | | | | | | | | | | | | |
| 60 Hunter Strickland, R ERA: 1.75 | (9, 1) | 1.0 4 1 0 0 1 0 0 0 0 0 0 0 8 11 0.00 1.000 | | | | | | | | | | | | | | | | | | | |
| Batter | 1 | 2 | 3 | 4 | 5 | 6 | 7 | 8 | 9 | AB | R | H | RBI | BB | SO | LOB | BOTTOM | | | | |
| 2 Denard Span, L OBP: 0.308, SLG: 0.394 | K | | 10 G4-3 | HBP | | 35 WP 28 1B | | P2 | | 4 | 0 | 2 | 0 | 0 | 1 | 0 | Kansas City Royals @ San Francisco Giants AT&T Park, San Francisco, CA Wed Jun 14 2017, 12:46 PM - 3:49 PM PDT Att: 41,144 - Sunny - 68 F | | | | |
| 10 Eduardo Nunez, R OBP: 0.326, SLG: 0.419 | G6-3 | | G4-3 | L9 | | 1B | | | | 5 | 0 | 2 | 1 | 0 | 0 | 2 | | | | | |
| 9 Brandon Belt, L OBP: 0.345, SLG: 0.428 | P5 | | P4 | P2 | | 1B | | | | 4 | 0 | 0 | 0 | 1 | 0 | 4 | | | | | |
| 28 Buster Posey, R OBP: 0.435, SLG: 0.520 | G6-3 | | K | K | | 35 WP 1B | | G1-3 | | 5 | 0 | 1 | 0 | 0 | 2 | 3 | | | | | |
| 35 Brandon Crawford, L OBP: 0.293, SLG: 0.380 | G3 | | 12 1B | K | | K | | | | 3 | 1 | 1 | 0 | 1 | 1 | 2 | | | | | |
| 8 Hunter Pence, R OBP: 0.277, SLG: 0.329 | 12 1B | | L9 | L9 | | K | | FC5-4 | | 4 | 0 | 1 | 0 | 0 | 1 | 2 | | | | | |
| 12 Joe Panik, L OBP: 0.329, SLG: 0.382 | 1B | | 1B | F7 | | F7 | | G2-3 | | 4 | 0 | 2 | 0 | 0 | 0 | 1 | | | | | |
| 53 Austin Slater, R OBP: 0.417, SLG: 0.531 | 1B | | 1B | F7 | | F7 | | | | 4 | 0 | 1 | 1 | 0 | 0 | 3 | | | | | |
| 47 Johnny Cueto, R ERA: 4.57 | (1, 1) | 5.2 L 30 10 5 5 5 3 0 0 0 0 0 3 67 104 7.94 2.294 | | | | | | | | | | | | | | | | | | | |
| 61 Josh Osich, L ERA: 3.31 | (6, 1) | 1.1 6 2 0 0 0 0 0 0 0 0 0 0 15 22 0.00 1.500 | | | | | | | | | | | | | | | | | | | |
| 64 Derek Law, R ERA: 3.72 | (8, 1) | 1.0 6 3 2 2 0 0 0 0 0 0 0 0 8 16 18.00 3.000 | | | | | | | | | | | | | | | | | | | |
| 60 Hunter Strickland, R ERA: 1.75 | (9, 1) | 1.0 4 1 0 0 1 0 0 0 0 0 0 0 8 11 0.00 1.000 | | | | | | | | | | | | | | | | | | | |
| Inning Stats | R: 0 E: 0 K: 1 S: 7 | H: 0 LOB: 0 BB: 0 P: 10 | R: 0 E: 0 K: 0 S: 12 | H: 2 LOB: 2 BB: 0 P: 18 | R: 0 E: 0 K: 0 S: 10 | H: 0 LOB: 1 BB: 0 P: 14 | R: 1 E: 0 K: 1 S: 14 | H: 3 LOB: 2 BB: 0 P: 20 | R: 0 E: 0 K: 1 S: 10 | H: 0 LOB: 0 BB: 0 P: 12 | R: 0 E: 0 K: 1 S: 5 | H: 0 LOB: 2 BB: 1 P: 10 | R: 0 E: 0 K: 0 S: 10 | H: 1 LOB: 1 BB: 1 P: 16 | R: 0 E: 0 K: 0 S: 7 | H: 0 LOB: 1 BB: 1 P: 15 | R: 1 E: 1 K: 1 S: 18 | H: 2 LOB: 1 BB: 0 P: 22 | 1B: 9 2B: 1 3B: 0 HR: 0 | SF: 0 DP: 1 HBP: 1 | WP: 1 PA: 40 PB: 0 CS: 0 |
| PITCHER | IP WLS BF H R ER SO BB IBB HBP BLK WP HR S P ERA WHIP | | | | | | | | | | | | | | | | | | | | |
| 39 Jason Hammel, R ERA: 5.05 | (1, 1) | 6.2 W 30 8 1 0 0 0 0 0 0 0 0 0 0 2 2 0.00 0.000 | | | | | | | | | | | | | | | | | | | |
| 47 Peter Moylan, R ERA: 6.95 | (7, 1) | 0.1 H 1 0 0 0 0 0 0 0 0 0 0 0 0 2 2 0.00 0.000 | | | | | | | | | | | | | | | | | | | |
| 26 Mike Minor, L ERA: 2.18 | (8, 1) | 1.0 4 0 0 0 0 0 1 0 0 0 0 0 0 7 15 0.00 1.000 | | | | | | | | | | | | | | | | | | | |
| 40 Kelvin Herrera, R ERA: 5.13 | (9, 1) | 1.0 5 2 1 0 1 0 0 0 0 0 0 0 0 18 22 0.00 2.000 | | | | | | | | | | | | | | | | | | | |

| Batter | 1 | 2 | 3 | 4 | 5 | 6 | 7 | 8 | 9 | AB | R | H | RBI | BB | SO | LOB | TOP | | | | | | | | | | | | | | | | | | | | |
|--|-------------------------------|----------------------------------|-------------------------------|----------------------------------|-------------------------------|----------------------------------|-------------------------------|----------------------------------|-------------------------------|----------------------------------|-------------------------------|----------------------------------|-------------------------------|----------------------------------|-------------------------------|----------------------------------|--|--------------------------------------|----------------------------------|-----------------------------------|------------------------------------|----------------------------------|--------|---|----|----|----|-----|-----|-----|----|----|-------|-------|------|-------|--|
| 2 Denard Span, L OBP: 0.306, SLG: 0.392 | K | L6 | L9 | L9 | G1-3 | G1-3 | G1-3 | FC6-4 1B | FC6-4 1B | 6 | 0 | 2 | 0 | 0 | 1 | 5 | San Francisco Giants @ Colorado Rockies Coors Field, Denver, CO Thu Jun 15 2017, 6:44 PM - 10:38 PM MDT Att: 40,747 - Partly Cloudy - 86 F | | | | | | | | | | | | | | | | | | | | |
| 10 Eduardo Núñez, R OBP: 0.324, SLG: 0.416 66 Gorkys Hernández, R OBP: 0.270, SLG: 0.248 | G6-3 | G6-3 | F9 | F8 | F8 | F8 | FC6-4 1B | FC6-4 1B | SF8 | 4 | 0 | 1 | 0 | 0 | 0 | 2 | | | | | | | | | | | | | | | | | | | | | |
| 9 Brandon Belt, L OBP: 0.345, SLG: 0.421 | G3 | G3 | G3 | G3 | F7 | F7 | F7 | F7 | F7 | 4 | 1 | 0 | 0 | 2 | 1 | 1 | | | | | | | | | | | | | | | | | | | | | |
| 28 Buster Posey, R OBP: 0.340, SLG: 0.545 61 Josh Osich, L OBP: 0.280, SLG: 0.238 57 Bryan Morris, L OBP: 0.280, SLG: 0.238 29 Jeff Samardzija, R OBP: 0.290, SLG: 0.310 60 Hunter Strickland, R OBP: 0.290, SLG: 0.310 | G5-3 | G5-3 | G5-3 | G5-3 | G5-3 | G5-3 | G5-3 | G5-3 | G5-3 | 4 | 1 | 3 | 2 | 0 | 0 | 0 | | | | | | | | | | | | | | | | | | | | | |
| 8 Hunter Pence, R OBP: 0.280, SLG: 0.328 | G4-3 | G4-3 | G4-3 | G4-3 | G4-3 | G4-3 | G4-3 | G4-3 | G4-3 | 4 | 1 | 1 | 0 | 1 | 1 | 4 | | | | | | | | | | | | | | | | | | | | | |
| 35 Brandon Crawford, L OBP: 0.320, SLG: 0.407 | P5 | P5 | P5 | P5 | P5 | P5 | P5 | P5 | P5 | 5 | 1 | 3 | 3 | 0 | 0 | 3 | | | | | | | | | | | | | | | | | | | | | |
| 12 Joe Panik, L OBP: 0.331, SLG: 0.380 | G4-3 | G4-3 | G4-3 | G4-3 | G4-3 | G4-3 | G4-3 | G4-3 | G4-3 | 4 | 0 | 1 | 0 | 1 | 0 | 2 | | | | | | | | | | | | | | | | | | | | | |
| 53 Austin Slater, R OBP: 0.463, SLG: 0.568 | G4-3 | G4-3 | G4-3 | G4-3 | G4-3 | G4-3 | G4-3 | G4-3 | G4-3 | 5 | 1 | 4 | 0 | 0 | 0 | 2 | | | | | | | | | | | | | | | | | | | | | |
| 45 Matt Moore, L OBP: 0.136, SLG: 0.095 7 Asa Carter, R OBP: 0.280, SLG: 0.392 70 George Kontos, R OBP: 0.280, SLG: 0.392 37 Kelly Tomkinson, R OBP: 0.280, SLG: 0.392 62 Cory Gearrin, R OBP: 0.280, SLG: 0.392 5 Nick Hundley, R OBP: 0.290, SLG: 0.310 | G4-3 | G4-3 | G4-3 | G4-3 | G4-3 | G4-3 | G4-3 | G4-3 | G4-3 | 0 | 0 | 0 | 1 | 1 | 0 | 0 | | | | | | | | | | | | | | | | | | | | | |
| Inning Stats | R: 0 E: 0 K: 1 S: 7 | H: 0 LOB: 0 BB: 0 P: 11 | R: 1 E: 0 K: 0 S: 19 | H: 2 LOB: 3 BB: 2 P: 33 | R: 0 E: 0 K: 0 S: 9 | H: 2 LOB: 2 BB: 0 P: 12 | R: 0 E: 0 K: 0 S: 12 | H: 1 LOB: 2 BB: 1 P: 24 | R: 0 E: 0 K: 1 S: 17 | H: 2 LOB: 2 BB: 0 P: 23 | R: 0 E: 0 K: 0 S: 4 | H: 1 LOB: 0 BB: 0 P: 6 | R: 2 E: 0 K: 1 S: 15 | H: 3 LOB: 1 BB: 1 P: 25 | R: 5 E: 0 K: 0 S: 20 | H: 4 LOB: 0 BB: 1 P: 31 | | R: 1 E: 0 K: 1 S: 13 | H: 2 LOB: 2 BB: 1 P: 21 | 1B: 12 2B: 2 3B: 0 HR: 3 | SF: 1 SAC: 0 DP: 1 HBP: 0 | WP: 1 PB: 0 SB: 2 CS: 0 | PA: 49 | | | | | | | | | | | | | | |
| PITCHER | IP | WLS | BF | H | R | ER | SO | BB | IBB | HBP | BLK | WP | HR | S | P | ERA | WHIP | PITCHER | | IP | WLS | BF | H | R | ER | SO | BB | IBB | HBP | BLK | WP | HR | S | P | ERA | WHIP | |
| 34 Jeff Hoffman, R ERA: 2.25 | 5.0 | | 25 | 7 | 1 | 1 | 2 | 3 | 0 | 0 | 0 | 0 | 0 | 64 | 103 | 1.80 | 2.000 | 56 Greg Holland, R ERA: 1.4 | | 1.0 | W | 6 | 2 | 1 | 1 | 1 | 0 | 1 | 0 | 0 | 1 | 0 | 13 | 21 | 9.00 | 2.000 | |
| 45 Scott Oberg, R ERA: 5.81 | 1.2 | | 8 | 4 | 2 | 2 | 1 | 0 | 0 | 0 | 0 | 0 | 1 | 17 | 23 | 10.80 | 2.400 | | | | | | | | | | | | | | | | | | | | |
| 38 Mike Dunn, L ERA: 5.82 | 0.2 | | 6 | 2 | 3 | 3 | 0 | 2 | 0 | 0 | 0 | 0 | 1 | 9 | 23 | 40.50 | 6.000 | | | | | | | | | | | | | | | | | | | | |
| 50 Chad Qualls, R ERA: 4.6 | 0.1 | H | 2 | 1 | 0 | 0 | 0 | 0 | 0 | 0 | 0 | 0 | 0 | 2 | 3 | 0.00 | 3.000 | | | | | | | | | | | | | | | | | | | | |
| 51 Jake McGee, L ERA: 1.63 | 0.1 | | 2 | 1 | 2 | 2 | 0 | 0 | 0 | 0 | 0 | 0 | 1 | 11 | 13 | 54.00 | 3.000 | | | | | | | | | | | | | | | | | | | | |
| 19 Charlie Blackmon, L OBP: 0.380, SLG: 0.611 | E2 | E2 | E2 | E2 | F9 | F9 | F9 | F9 | F9 | 3 | 3 | 2 | 0 | 2 | 0 | 0 | San Francisco Giants @ Colorado Rockies Coors Field, Denver, CO Thu Jun 15 2017, 6:44 PM - 10:38 PM MDT Att: 40,747 - Partly Cloudy - 86 F | | | | | | | | | | | | | | | | | | | | |
| 9 DJ LeMahieu, R OBP: 0.350, SLG: 0.372 | 2B | 2B | 2B | 2B | 2B | 2B | 2B | 2B | 2B | 5 | 3 | 4 | 2 | 0 | 1 | | | | | | | | | | | | | | | | | | | | | | |
| 28 Nolan Arenado, R OBP: 0.346, SLG: 0.553 | 1B | 1B | 1B | 1B | 1B | 1B | 1B | 1B | 1B | 5 | 2 | 3 | 4 | 0 | 2 | | | | | | | | | | | | | | | | | | | | | | |
| 12 Mark Reynolds, R OBP: 0.382, SLG: 0.557 | 2B | 2B | 2B | 2B | 2B | 2B | 2B | 2B | 2B | 5 | 1 | 2 | 1 | 0 | 3 | | | | | | | | | | | | | | | | | | | | | | |
| 20 Ian Desmond, R OBP: 0.318, SLG: 0.404 | 1B | 1B | 1B | 1B | 1B | 1B | 1B | 1B | 1B | 5 | 1 | 2 | 1 | 0 | 2 | | | | | | | | | | | | | | | | | | | | | | |
| 27 Trevor Story, R OBP: 0.328, SLG: 0.399 26 Mike Dunn, L OBP: 0.280, SLG: 0.392 50 Chad Qualls, R OBP: 0.280, SLG: 0.392 51 Jake McGee, L OBP: 0.280, SLG: 0.392 56 Greg Holland, R OBP: 0.290, SLG: 0.310 5 Carlos González, L OBP: 0.290, SLG: 0.310 | F9 | F9 | F9 | F9 | F9 | F9 | F9 | F9 | F9 | 4 | 0 | 0 | 0 | 0 | 2 | | | | | | | | | | | | | | | | | | | | | | |
| 7 Raimel Tapia, L OBP: 0.375, SLG: 0.357 | K | K | K | K | K | K | K | K | K | 5 | 0 | 2 | 2 | 0 | 1 | | | | | | | | | | | | | | | | | | | | | | |
| 23 Tom Murphy, R | IBB | IBB | IBB | IBB | IBB | IBB | IBB | IBB | IBB | 3 | 0 | 0 | 0 | 1 | 1 | | | | | | | | | | | | | | | | | | | | | | |
| 34 Jeff Hoffman, R OBP: 0.077, SLG: 0.077 2 Alexi Amarista, L OBP: 0.229, SLG: 0.474 45 Scott Oberg, R ERA: 1.93 4 Pat Valaika, R OBP: 0.257, SLG: 0.486 | K | K | K | K | K | K | K | K | K | 2 | 0 | 0 | 0 | 0 | 2 | | | | | | | | | | | | | | | | | | | | | | |
| Inning Stats | R: 3 E: 1 K: 2 S: 24 | H: 5 LOB: 3 BB: 1 P: 29 | R: 4 E: 0 K: 2 S: 22 | H: 4 LOB: 1 BB: 1 P: 31 | R: 1 E: 0 K: 3 S: 11 | H: 2 LOB: 1 BB: 0 P: 16 | R: 0 E: 0 K: 1 S: 6 | H: 0 LOB: 0 BB: 0 P: 10 | R: 0 E: 0 K: 1 S: 5 | H: 0 LOB: 0 BB: 0 P: 6 | R: 1 E: 0 K: 3 S: 12 | H: 2 LOB: 1 BB: 0 P: 19 | R: 0 E: 0 K: 0 S: 11 | H: 0 LOB: 0 BB: 0 P: 18 | R: 0 E: 0 K: 1 S: 9 | H: 0 LOB: 1 BB: 1 P: 16 | | R: 1 E: 0 K: 0 S: 7 | H: 2 LOB: 2 BB: 1 P: 11 | 1B: 10 2B: 5 3B: 1 HR: 0 | SF: 0 SAC: 0 DP: 1 HBP: 0 | WP: 1 PB: 0 SB: 1 CS: 1 | PA: 43 | | | | | | | | | | | | | | |
| PITCHER | IP | WLS | BF | H | R | ER | SO | BB | IBB | HBP | BLK | WP | HR | S | P | ERA | WHIP | PITCHER | | IP | WLS | BF | H | R | ER | SO | BB | IBB | HBP | BLK | WP | HR | S | P | ERA | WHIP | |
| 45 Matt Moore, L ERA: 6.0 | 3.0 | | 22 | 11 | 8 | 8 | 7 | 1 | 1 | 0 | 0 | 0 | 0 | 57 | 76 | 24.00 | 4.000 | 60 Hunter Strickland, R ERA: 2.08 | | 0.1 | L | 4 | 2 | 1 | 1 | 0 | 0 | 0 | 0 | 0 | 7 | 11 | 27.00 | 9.000 | | | |
| 70 George Kontos, R ERA: 3.41 | 2.0 | | 6 | 0 | 0 | 0 | 2 | 0 | 0 | 0 | 0 | 0 | 0 | 11 | 16 | 0.00 | 0.000 | | | | | | | | | | | | | | | | | | | | |
| 62 Cory Gearrin, R ERA: 1.93 | 1.0 | | 5 | 2 | 1 | 1 | 3 | 0 | 0 | 0 | 0 | 0 | 0 | 12 | 19 | 9.00 | 2.000 | | | | | | | | | | | | | | | | | | | | |
| 61 Josh Osich, L ERA: 3.12 | 1.0 | | 3 | 0 | 0 | 0 | 0 | 0 | 0 | 0 | 0 | 0 | 0 | 11 | 18 | 0.00 | 0.000 | | | | | | | | | | | | | | | | | | | | |
| 57 Bryan Morris, R ERA: 3.44 | 1.0 | | 3 | 0 | 0 | 0 | 1 | 1 | 0 | 0 | 0 | 0 | 0 | 9 | 16 | 0.00 | 1.000 | | | | | | | | | | | | | | | | | | | | |



| Batter | 1 | 2 | 3 | 4 | 5 | 6 | 7 | 8 | 9 | AB | R | H | RBI | BB | SO | LOB | TOP | | | | | | | | |
|--|------------------------------|----------------------------------|-------------------------------|----------------------------------|------------------------------|----------------------------------|------------------------------|----------------------------------|------------------------------|----------------------------------|------------------------------|----------------------------------|-------------------------------|----------------------------------|-------------------------------|----------------------------------|---|----------------------------------|----------------------------------|------------------------------------|----------------------------------|--------|--|--|--|
| 2 Denard Span, L OBP: 0.311, SLG: 0.420 | G3 | | HR | | G1-3 | | | 12 2B | K | 5 | 2 | 2 | 1 | 0 | 1 | 2 | San Francisco Giants @ Colorado Rockies Coors Field, Denver, CO Fri Jun 16 2017, 6:45 PM - 9:54 PM MDT Att: 46,632 - Partly Cloudy - 93 F | | | | | | | | |
| 12 Joe Panik, L OBP: 0.336, SLG: 0.407 | HR | | G3 | | | 9 G3 8 G4-3 | | 8 E | G4-3 | 5 | 3 | 3 | 2 | 0 | 0 | 2 | | | | | | | | | |
| 9 Brandon Belt, L OBP: 0.340, SLG: 0.414 | K | | | | K | | | F8 | | 4 | 0 | 0 | 0 | 0 | 2 | 2 | | | | | | | | | |
| 8 Hunter Pence, R OBP: 0.285, SLG: 0.331 | G3-1 | | | | 35 CS 1B | | | E7 | | 4 | 0 | 2 | 2 | 0 | 0 | 0 | | | | | | | | | |
| 35 Brandon Crawford, L OBP: 0.294, SLG: 0.399 | G3 | | | | K | | | F7 | | 4 | 0 | 0 | 0 | 0 | 2 | 2 | | | | | | | | | |
| 5 Nick Hundley, R OBP: 0.299, SLG: 0.391 | K | | | | | | | | | 4 | 0 | 1 | 0 | 0 | 2 | 0 | | | | | | | | | |
| 7 Aaron Hill, R OBP: 0.273, SLG: 0.296 | | | | | 7 G4-6-3 1B | | | | P3 | 3 | 0 | 0 | 0 | 0 | 0 | 1 | | | | | | | | | |
| 49 Sam Dyson, R | | | | | G4-6-3 | | | | | 0 | 0 | 0 | 0 | 0 | 0 | 0 | | | | | | | | | |
| 66 Gorkys Hernández, R OBP: 0.276, SLG: 0.272 | F8 | | | | 1-2 | | | | 53 1B | 1 | 1 | 1 | 0 | 0 | 0 | 0 | | | | | | | | | |
| 53 Austin Slater, R OBP: 0.467, SLG: 0.550 | | | | | G4-3 | | | | 28 BB | 3 | 1 | 1 | 1 | 1 | 1 | 0 | | | | | | | | | |
| 29 Jeff Samardzija, R OBP: 0.103, SLG: 0.241 | | | | | K | | | | | 2 | 1 | 1 | 2 | 0 | 1 | 0 | | | | | | | | | |
| 37 Kelby Tomlinson, R OBP: 0.311, SLG: 0.279 | | | | | | | | G6-3 | | 1 | 0 | 0 | 0 | 0 | 0 | 0 | | | | | | | | | |
| 64 Derek Law, R | | | | | | | | | | 0 | 0 | 0 | 0 | 0 | 0 | 0 | | | | | | | | | |
| 28 Buster Posey, R OBP: 0.443, SLG: 0.545 | | | | | | | | | | 0 | 0 | 0 | 0 | 0 | 1 | 0 | | | | | | | | | |
| 50 Ty Blach, R OBP: 0.280, SLG: 0.238 | | | | | | | | | | 0 | 0 | 0 | 0 | 0 | 0 | 0 | | | | | | | | | |
| Inning Stats | R: 1 E: 0 K: 1 S: 9 | H: 1 LOB: 0 BB: 0 P: 13 | R: 0 E: 0 K: 1 S: 10 | H: 0 LOB: 0 BB: 0 P: 18 | R: 1 E: 0 K: 1 S: 9 | H: 1 LOB: 0 BB: 0 P: 11 | R: 0 E: 0 K: 2 S: 8 | H: 1 LOB: 1 BB: 0 P: 14 | R: 2 E: 0 K: 0 S: 7 | H: 2 LOB: 0 BB: 1 P: 17 | R: 1 E: 0 K: 1 S: 7 | H: 1 LOB: 0 BB: 0 P: 13 | R: 0 E: 0 K: 2 S: 12 | H: 0 LOB: 0 BB: 0 P: 18 | R: 2 E: 1 K: 0 S: 12 | H: 3 LOB: 1 BB: 0 P: 20 | R: 1 E: 0 K: 1 S: 12 | H: 2 LOB: 2 BB: 1 P: 21 | 1B: 4 2B: 3 3B: 2 HR: 3 | SF: 0 SAC: 0 DP: 2 HBP: 0 | WP: 0 PB: 0 SB: 0 CS: 1 | PA: 38 | | | |
| PITCHER | IP | WLS | BF | H | R | ER | SO | BB | IBB | HBP | BLK | WP | HR | S | P | ERA | WHIP | | | | | | | | |
| 49 Antonio Senzateła, R ERA: 4.1 | 6.0 | W | 23 | 6 | 5 | 5 | 6 | 1 | 0 | 0 | 0 | 0 | 3 | 50 | 86 | 7.50 | 1.167 | | | | | | | | |
| 0 Adam Ottavino, R ERA: 2.96 | 1.0 | H | 3 | 0 | 0 | 0 | 2 | 0 | 0 | 0 | 0 | 0 | 0 | 12 | 18 | 0.00 | 0.000 | | | | | | | | |
| 52 Chris Rusin, L ERA: 2.68 | 1.0 | | 6 | 3 | 2 | 2 | 0 | 0 | 0 | 0 | 0 | 0 | 0 | 12 | 20 | 18.00 | 3.000 | | | | | | | | |
| 56 Greg Holland, R ERA: 1.69 | 1.0 | S | 6 | 2 | 1 | 1 | 1 | 1 | 0 | 0 | 0 | 0 | 0 | 12 | 21 | 9.00 | 3.000 | | | | | | | | |

| Batter | 1 | 2 | 3 | 4 | 5 | 6 | 7 | 8 | 9 | AB | R | H | RBI | BB | SO | LOB | BOTTOM | | | | | | | | |
|---|-------------------------------|----------------------------------|-------------------------------|----------------------------------|-------------------------------|----------------------------------|------------------------------|---------------------------------|-------------------------------|----------------------------------|-------------------------------|----------------------------------|-------------------------------|----------------------------------|-------------------------------|----------------------------------|---|------------------------------------|----------------------------------|--------|--|--|--|--|--|
| 19 Charlie Blackmon, L OBP: 0.380, SLG: 0.618 | K | | 9 2B | | | | | L9 | | 5 | 2 | 2 | 1 | 0 | 2 | 0 | San Francisco Giants @ Colorado Rockies Coors Field, Denver, CO Fri Jun 16 2017, 6:45 PM - 9:54 PM MDT Att: 46,632 - Partly Cloudy - 93 F | | | | | | | | |
| 9 DJ LeMahieu, R OBP: 0.381, SLG: 0.385 | 28 2B | | | | 20 HR | | | 28 S | | 4 | 2 | 4 | 2 | 1 | 0 | 0 | | | | | | | | | |
| 28 Nolan Arenado, R OBP: 0.347, SLG: 0.554 | 1B | | | | 20 HR | | | | | 5 | 1 | 2 | 0 | 0 | 2 | 3 | | | | | | | | | |
| 5 Carlos González, L OBP: 0.295, SLG: 0.335 | L6 | | | | 20 HR | | | | | 4 | 1 | 1 | 0 | 0 | 0 | 5 | | | | | | | | | |
| 20 Ian Desmond, R OBP: 0.317, SLG: 0.420 | K | | | | L8 | | | SF8 | | 3 | 1 | 1 | 4 | 0 | 1 | 2 | | | | | | | | | |
| 7 Raimel Tapia, L OBP: 0.389, SLG: 0.375 | | | | | 14 CS 2 G1-3 | | | E9 | | 4 | 1 | 2 | 0 | 0 | 0 | 0 | | | | | | | | | |
| 2 Alexi Amarista, L OBP: 0.325, SLG: 0.476 | G1-3 | | | | F7 | | | G3 | | 4 | 0 | 1 | 1 | 0 | 0 | 1 | | | | | | | | | |
| 14 Tony Wolters, L OBP: 0.397, SLG: 0.357 | | | | | | | | 14 WP | | 4 | 1 | 1 | 0 | 0 | 2 | 2 | | | | | | | | | |
| 49 Antonio Senzateła, R OBP: 0.186, SLG: 0.200 | | | | | | | | | | 1 | 0 | 0 | 0 | 0 | 0 | 0 | | | | | | | | | |
| 27 Trevor Story, R OBP: 0.311, SLG: 0.414 | | | | | | | | | | 1 | 1 | 1 | 1 | 0 | 0 | 0 | | | | | | | | | |
| 0 Adam Ottavino, S ERA: 4.2 | | | | | | | | | | 0 | 0 | 0 | 0 | 0 | 0 | 0 | | | | | | | | | |
| 52 Chris Rusin, L OBP: 0.300, SLG: 0.300 | | | | | | | | | | 0 | 0 | 0 | 0 | 0 | 0 | 0 | | | | | | | | | |
| 4 Pat Valaika, R OBP: 0.250, SLG: 0.479 | | | | | | | | | | 1 | 0 | 0 | 0 | 0 | 1 | 0 | | | | | | | | | |
| 56 Greg Holland, R ERA: 1.69 | | | | | | | | | | 0 | 0 | 0 | 0 | 0 | 0 | 0 | | | | | | | | | |
| Inning Stats | R: 0 E: 0 K: 2 S: 14 | H: 2 LOB: 2 BB: 0 P: 18 | R: 0 E: 0 K: 0 S: 11 | H: 1 LOB: 0 BB: 0 P: 15 | R: 1 E: 0 K: 0 S: 18 | H: 2 LOB: 1 BB: 0 P: 24 | R: 0 E: 0 K: 0 S: 5 | H: 0 LOB: 0 BB: 0 P: 8 | R: 5 E: 0 K: 0 S: 15 | H: 5 LOB: 0 BB: 0 P: 20 | R: 1 E: 0 K: 2 S: 12 | H: 1 LOB: 0 BB: 0 P: 18 | R: 3 E: 1 K: 2 S: 15 | H: 3 LOB: 1 BB: 1 P: 25 | R: 0 E: 0 K: 2 S: 11 | H: 1 LOB: 1 BB: 0 P: 14 | 1B: 8 2B: 4 3B: 1 HR: 2 | SF: 1 SAC: 1 DP: 0 HBP: 0 | WP: 1 PB: 1 SB: 1 CS: 1 | PA: 39 | | | | | |
| PITCHER | IP | WLS | BF | H | R | ER | SO | BB | IBB | HBP | BLK | WP | HR | S | P | ERA | WHIP | | | | | | | | |
| 29 Jeff Samardzija, R ERA: 4.81 | 6.0 | L | 29 | 11 | 8 | 8 | 4 | 1 | 0 | 0 | 0 | 1 | 0 | 12 | 18 | 18.00 | 3.000 | | | | | | | | |
| 64 Derek Law, R ERA: 4.2 | 1.0 | | 6 | 3 | 2 | 2 | 2 | 0 | 0 | 0 | 0 | 0 | 0 | 11 | 14 | 0.00 | 1.000 | | | | | | | | |
| 49 Sam Dyson, R ERA: 10.61 | 1.0 | | 4 | 1 | 0 | 0 | 2 | 0 | 0 | 0 | 0 | 0 | 0 | 11 | 14 | 0.00 | 1.000 | | | | | | | | |



| Batter | 1 | 2 | 3 | 4 | 5 | 6 | 7 | 8 | 9 | AB | R | H | RBI | BB | SO | LOB | TOP | | | | | | | | |
|--|--|----------------------------------|---|---|---|----------------------------------|--------------------------------------|----------------------------------|--------------------------------------|---------------------------------|--------------------------------------|---------------------------------|--------------------------------------|----------------------------------|--------------------------------------|----------------------------------|---|---------------------------------|----------------------------------|------------------------------------|----------------------------------|--------|--|--|--|
| 2 Denard Span, L (1,8) OBP: 0.320, SLG: 0.420 | | | | | | | | | | 4 | 0 | 1 | 0 | 0 | 2 | 1 | San Francisco Giants @ Atlanta Braves SunTrust Park, Atlanta, GA Mon Jun 19 2017, 8:19 PM - 11:05 PM EDT Att: 24,723 - Cloudy - 73 F | | | | | | | | |
| 10 Eduardo Núñez, R (1,5) OBP: 0.323, SLG: 0.413 | | | | | | | | | | 4 | 0 | 1 | 0 | 0 | 0 | 1 | | | | | | | | | |
| 35 Brandon Crawford, L (1,6) OBP: 0.290, SLG: 0.416 | | | | | | | | | | 4 | 0 | 0 | 0 | 0 | 1 | 2 | | | | | | | | | |
| 28 Buster Posey, R (1,2) OBP: 0.435, SLG: 0.531 | | | | | | | | | | 3 | 0 | 0 | 0 | 0 | 1 | 2 | | | | | | | | | |
| 8 Hunter Pence, R (1,9) OBP: 0.287, SLG: 0.348 | | | | | | | | | | 4 | 0 | 0 | 0 | 0 | 1 | 3 | | | | | | | | | |
| 12 Joe Panik, L (1,4) OBP: 0.335, SLG: 0.402 | | | | | | | | | | 3 | 0 | 0 | 0 | 0 | 1 | 1 | | | | | | | | | |
| 9 Brandon Belt, L (1,3) OBP: 0.338, SLG: 0.409 | | | | | | | | | | 3 | 0 | 1 | 0 | 0 | 0 | 1 | | | | | | | | | |
| 66 Gorkys Hernández, R (1,7) OBP: 0.299, SLG: 0.281 | | | | | | | | | | 1 | 0 | 0 | 0 | 1 | 1 | 0 | | | | | | | | | |
| 37 Kolby Tomlinson, R (8,PH) OBP: 0.333, SLG: 0.277 | | | | | | | | | | 1 | 0 | 1 | 0 | 0 | 0 | 0 | | | | | | | | | |
| 61 Josh Osich, L (8,PH) | | | | | | | | | | 0 | 0 | 0 | 0 | 0 | 0 | 0 | | | | | | | | | |
| 64 Derek Law, R (8,1) | | | | | | | | | | 0 | 0 | 0 | 0 | 0 | 0 | 0 | | | | | | | | | |
| 57 Bryan Morris, L (8,1) | | | | | | | | | | 0 | 0 | 0 | 0 | 0 | 0 | 0 | | | | | | | | | |
| 47 Johnny Cueto, R (1,1) OBP: 0.069, SLG: 0.037 | | | | | | | | | | 2 | 0 | 0 | 0 | 0 | 0 | 1 | | | | | | | | | |
| 53 Austin Slater, R (8,PH) OBP: 0.407, SLG: 0.469 | | | | | | | | | | 1 | 0 | 0 | 0 | 0 | 1 | 1 | | | | | | | | | |
| Inning Stats | R: 0 H: 2 E: 0 K: 1 S: 13 | H: 2 LOB: 0 BB: 0 P: 18 | R: 0 H: 1 E: 0 K: 1 S: 12 | H: 1 LOB: 1 BB: 1 P: 17 | R: 0 H: 0 E: 0 K: 2 S: 9 | H: 0 LOB: 0 BB: 0 P: 12 | R: 0 H: 0 E: 0 K: 0 S: 9 | H: 0 LOB: 0 BB: 0 P: 11 | R: 0 H: 0 E: 0 K: 1 S: 5 | H: 0 LOB: 0 BB: 0 P: 6 | R: 0 H: 0 E: 0 K: 0 S: 7 | H: 0 LOB: 0 BB: 0 P: 8 | R: 0 H: 0 E: 0 K: 1 S: 9 | H: 0 LOB: 1 BB: 0 P: 14 | R: 0 H: 1 E: 0 K: 2 S: 9 | H: 1 LOB: 1 BB: 0 P: 10 | R: 0 H: 0 E: 0 K: 0 S: 5 | H: 0 LOB: 0 BB: 0 P: 8 | 1B: 3 2B: 1 3B: 0 HR: 0 | SF: 0 SAC: 0 DP: 0 HBP: 1 | WP: 0 PB: 0 SB: 0 CS: 0 | PA: 32 | | | |
| PITCHER | IP: 7.0 WLS: W BF: 25 ERA: 4.91 | WLS: H BF: 4 ERA: 1.95 | H: 3 R: 0 ER: 0 SO: 6 BB: 1 IBB: 0 HBP: 1 BLK: 0 WP: 0 HR: 0 S: 64 P: 86 ERA: 0.00 WHIP: 0.571 | H: 1 R: 0 ER: 0 SO: 2 BB: 0 IBB: 0 HBP: 0 BLK: 0 WP: 0 HR: 9 S: 10 P: 10 ERA: 0.00 WHIP: 1.000 | H: 0 R: 0 ER: 0 SO: 0 BB: 0 IBB: 0 HBP: 0 BLK: 0 WP: 0 HR: 5 S: 8 P: 8 ERA: 0.00 WHIP: 0.000 | | | | | | | | | | | | | | | | | | | | |

| Batter | 1 | 2 | 3 | 4 | 5 | 6 | 7 | 8 | 9 | AB | R | H | RBI | BB | SO | LOB | BOTTOM | | | | | | | |
|---|--|----------------------------------|--|---|---|----------------------------------|--------------------------------------|----------------------------------|---------------------------------------|----------------------------------|--------------------------------------|----------------------------------|---------------------------------------|----------------------------------|---------------------------------------|----------------------------------|---|------------------------------------|----------------------------------|--------|--|--|--|--|
| 11 Ender Inciarte, L (1,8) OBP: 0.355, SLG: 0.414 | | | | | | | | | | 4 | 0 | 3 | 1 | 1 | 0 | 0 | San Francisco Giants @ Atlanta Braves SunTrust Park, Atlanta, GA Mon Jun 19 2017, 8:19 PM - 11:05 PM EDT Att: 24,723 - Cloudy - 73 F | | | | | | | |
| 16 Lane Adams, R (8,FR) OBP: 0.235, SLG: 0.235 | | | | | | | | | | 5 | 1 | 1 | 0 | 0 | 0 | 3 | | | | | | | | |
| 4 Brandon Phillips, R (1,4) OBP: 0.348, SLG: 0.430 | | | | | | | | | | 4 | 0 | 0 | 0 | 0 | 0 | 5 | | | | | | | | |
| 22 Nick Markakis, L (1,9) OBP: 0.368, SLG: 0.379 | | | | | | | | | | 4 | 0 | 0 | 0 | 0 | 0 | 5 | | | | | | | | |
| 27 Matt Kemp, R (1,7) OBP: 0.363, SLG: 0.545 | | | | | | | | | | 3 | 1 | 0 | 0 | 1 | 1 | 1 | | | | | | | | |
| 58 Luke Jackson, R (9,1) | | | | | | | | | | 0 | 0 | 0 | 0 | 0 | 0 | 0 | | | | | | | | |
| 18 Matt Adams, L (1,3) OBP: 0.354, SLG: 0.579 | | | | | | | | | | 4 | 2 | 2 | 2 | 0 | 0 | 0 | | | | | | | | |
| 25 Tyler Flowers, R (1,2) OBP: 0.431, SLG: 0.464 | | | | | | | | | | 3 | 1 | 0 | 0 | 1 | 1 | 0 | | | | | | | | |
| 7 Dansby Swanson, R (1,6) OBP: 0.303, SLG: 0.339 | | | | | | | | | | 4 | 1 | 2 | 2 | 0 | 0 | 0 | | | | | | | | |
| 17 Johan Camargo, S (1,5) OBP: 0.333, SLG: 0.409 | | | | | | | | | | 4 | 2 | 2 | 1 | 0 | 1 | 1 | | | | | | | | |
| 19 R.A. Dickey, R (1,1) ERA: 0.133, SLG: 0.133 | | | | | | | | | | 2 | 0 | 0 | 0 | 0 | 1 | 1 | | | | | | | | |
| 14 Josh Ruiz, L (7,PH) ERA: 4.42 | | | | | | | | | | 1 | 0 | 0 | 0 | 0 | 0 | 1 | | | | | | | | |
| 38 Arodys Vizcaino, R (8,1) | | | | | | | | | | 0 | 0 | 0 | 0 | 0 | 0 | 0 | | | | | | | | |
| 23 Danny Santana, S (8,PH) OBP: 0.274, SLG: 0.433 | | | | | | | | | | 1 | 1 | 1 | 3 | 0 | 0 | 0 | | | | | | | | |
| Inning Stats | R: 0 H: 0 E: 0 K: 0 S: 11 | H: 0 LOB: 1 BB: 0 P: 17 | R: 0 H: 0 E: 0 K: 0 S: 9 | H: 0 LOB: 0 BB: 0 P: 14 | R: 1 H: 2 E: 0 K: 0 S: 10 | H: 2 LOB: 1 BB: 0 P: 11 | R: 1 H: 1 E: 0 K: 2 S: 9 | H: 1 LOB: 0 BB: 0 P: 12 | R: 0 H: 1 E: 0 K: 0 S: 19 | H: 1 LOB: 1 BB: 0 P: 23 | R: 0 H: 0 E: 0 K: 0 S: 7 | H: 0 LOB: 0 BB: 0 P: 11 | R: 0 H: 1 E: 0 K: 0 S: 10 | H: 1 LOB: 1 BB: 0 P: 11 | R: 7 H: 6 E: 0 K: 0 S: 23 | H: 6 LOB: 3 BB: 3 P: 43 | 1B: 7 2B: 2 3B: 0 HR: 2 | SF: 0 SAC: 0 DP: 0 HBP: 1 | WP: 0 PB: 0 SB: 0 CS: 0 | PA: 39 | | | | |
| PITCHER | IP: 7.0 WLS: L BF: 27 ERA: 4.42 | WLS: H BF: 5 ERA: 5.4 | H: 2 R: 2 ER: 2 SO: 4 BB: 0 IBB: 0 HBP: 0 BLK: 0 WP: 0 HR: 8 S: 14 P: 14 ERA: 40.50 WHIP: 3.000 | H: 3 R: 3 ER: 4 SO: 0 BB: 1 IBB: 0 HBP: 0 BLK: 0 WP: 1 HR: 13 S: 26 P: 26 ERA: ∞ WHIP: ∞ | H: 0 R: 0 ER: 0 SO: 0 BB: 0 IBB: 0 HBP: 0 BLK: 0 WP: 0 HR: 2 S: 3 P: 3 ERA: 0.00 WHIP: 0.000 | | | | | | | | | | | | | | | | | | | |



| Batter | 1 | 2 | 3 | 4 | 5 | 6 | 7 | 8 | 9 | 10 | 11 | AB | R | H | RBI | BB | SO | LOB | TOP | | | | | |
|--|--|----------------------------------|---|----------------------------------|------------------------------|--|---------------------------------|---|---------------------------------|---|-------------------------------|----------------------------------|------------------------------|----------------------------------|-------------------------------|----------------------------------|-------------------------------|----------------------------------|----------------------------------|------------------------------------|----------------------------------|--------|--|--|
| 2 Denard Span, L OBP: 0.325, SLG: 0.431 | (1, 8) C FF 93 1-2 B CU 79 1-2 S CU 80 1-2 F FF 94 1-2 F FF 95 1-2 X CU 89 1-2 | | X FF 92 0-0 G6-3 | | | C FF 92 0-2 C FF 91 0-2 X CU 81 0-2 | G4-3 | B SL 87 1-0 X SI 98 1-0 | | B CU 85 2-2 F FF 97 2-2 B CU 85 2-2 F FF 98 2-2 F FF 99 2-2 F FF 99 2-2 X CU 85 2-2 | 1B | | 5 | 1 | 3 | 0 | 0 | 0 | 0 | | | | | |
| 37 Kelby Tomlinson, R OBP: 0.329, SLG: 0.273 | (1, 4) C FF 93 2-3 I SAFE 2-3 L FF 93 2-3 B FF 93 2-3 F FF 94 2-3 B CU 79 2-3 F FF 94 2-3 F FF 92 2-3 | | C FF 92 0-1 X CU 77 0-1 | | | C FF 92 1-2 C FF 91 1-2 F FF 94 1-2 X CU 78 1-2 | G1-3 | F SI 96 0-2 T SL 87 0-2 X SL 86 0-2 | | X SI 95 0-0 | 1B | | 4 | 0 | 0 | 0 | 0 | 0 | 1 | 2 | | | | |
| 66 Gorkys Hernández, R OBP: 0.297, SLG: 0.279 | (10, PH) I SAFE 1-1 F FF 94 1-1 F FF 92 1-1 | | B CU 78 2-1 C FF 92 2-1 B FF 94 2-1 X FF 93 2-1 | | | S SL 88 0-3 C FF 92 0-3 C FF 93 0-3 | K | S SL 88 0-2 X SI 95 0-2 X SL 87 0-2 | | | | | 5 | 0 | 0 | 0 | 0 | 2 | 1 | | | | | |
| 35 Brandon Crawford, L OBP: 0.289, SLG: 0.403 | (1, 6) S CU 79 3-2 B FF 95 3-2 B CU 78 3-2 B FF 94 3-2 F FF 94 3-2 F FF 93 3-2 | | B CU 78 2-1 C FF 92 2-1 B FF 94 2-1 X FF 93 2-1 | | | B FF 94 1-1 B FF 93 1-1 X SL 89 1-1 | L5 | C SL 88 1-1 B SI 92 1-1 X SL 89 1-1 | | C SI 92 0-2 X SI 94 0-2 | F7 | | 5 | 0 | 1 | 0 | 0 | 0 | 0 | | | | | |
| 28 Buster Posey, R OBP: 0.424, SLG: 0.514 | (1, 2) X FF 92 0-0 | | C FF 92 1-1 B FF 93 1-1 X SL 89 1-1 | | | F FF 91 0-1 B FF 92 0-1 X FF 92 0-1 | F8 | F FF 91 0-1 X FF 92 0-1 | | X SI 93 0-0 | HR | | 4 | 2 | 2 | 1 | 1 | 0 | 1 | | | | | |
| 8 Hunter Pence, R OBP: 0.294, SLG: 0.364 | (1, 9) B FF 94 2-2 C FF 93 2-2 B FF 93 2-2 F FF 94 2-2 X CH 87 2-2 | | C FF 92 0-2 C FF 91 0-2 F FF 92 0-2 F FF 92 0-2 X CU 78 0-2 | | | S SL 88 1-1 B SI 88 1-1 X SL 89 1-1 | G6-3 | B FF 98 4-2 B CH 88 4-2 F FF 97 4-2 B FF 96 4-2 B CH 86 4-2 | | X CU 80 0-0 | G5-3 | | 5 | 0 | 0 | 0 | 0 | 1 | 3 | | | | | |
| 53 Austin Slater, R OBP: 0.325, SLG: 0.466 | (1, 7) C FF 92 0-2 I SAFE 0-2 F FF 92 0-2 F FF 92 0-2 X CU 78 0-2 | | X FF 91 0-0 | | | B FF 94 4-2 B FF 93 4-2 B FF 93 4-2 B FF 93 4-2 D FF 94 4-2 F FF 94 4-2 | F7 | C FF 91 2-1 B FF 93 2-1 B FF 92 2-1 X CH 84 2-1 | | B SI 94 3-3 C CU 80 3-3 B FF 93 3-3 S CU 80 3-3 | K | | 3 | 0 | 1 | 1 | 1 | 1 | 0 | | | | | |
| 9 Brandon Belt, L OBP: 0.339, SLG: 0.425 | (1, 3) X FF 91 0-0 | | X SL 81 0-0 | | | B FF 98 4-2 B CH 88 4-2 F FF 97 4-2 B FF 96 4-2 B CH 86 4-2 | F8 | C FF 91 2-1 B FF 93 2-1 B FF 92 2-1 X CH 84 2-1 | | B SI 94 3-3 C CU 80 3-3 B FF 93 3-3 S CU 80 3-3 | K | | 3 | 0 | 0 | 1 | 1 | 1 | 0 | | | | | |
| 7 Aaron Hill, R OBP: 0.256, SLG: 0.242 | (1, 5) C FF 94 4-2 B FF 93 4-2 B CU 79 4-2 B FF 94 4-2 F FF 93 4-2 D FF 94 4-2 F FF 94 4-2 | | C FF 91 2-1 B FF 93 2-1 B FF 92 2-1 X CH 84 2-1 | | | C FF 91 0-2 B FF 92 0-2 X FF 92 0-2 | F7 | C FF 91 0-2 X FF 92 0-2 | | B SI 95 1-1 X FS 87 1-1 | G1-3 | | 3 | 0 | 0 | 0 | 1 | 0 | 2 | | | | | |
| 29 Jeff Samardzija, R OBP: 0.007, SLG: 0.228 | (1, 1) X FF 91 0-0 | | C FF 94 2-3 B FF 93 2-3 C CU 77 2-3 C CU 79 2-3 | | | B FF 94 1-1 B FF 93 1-1 C CU 77 1-1 C CU 79 1-1 | K | C SI 97 1-2 F SI 95 1-2 X SL 87 1-2 | | B FF 96 2-0 B CU 86 2-0 X CU 85 2-0 | L9 | | 2 | 0 | 0 | 0 | 0 | 1 | 2 | | | | | |
| 12 Joe Panik, L OBP: 0.335, SLG: 0.400 | (8, PH) X FF 91 0-0 | | C FF 94 2-3 B FF 93 2-3 C CU 77 2-3 C CU 79 2-3 | | | B FF 94 1-1 B FF 93 1-1 C CU 77 1-1 C CU 79 1-1 | K | C SI 97 1-2 F SI 95 1-2 X SL 87 1-2 | | B FF 96 2-0 B CU 86 2-0 X CU 85 2-0 | L9 | | 2 | 0 | 0 | 0 | 0 | 1 | 0 | | | | | |
| Inning Stats | R: 0 E: 0 K: 1 S: 14 | H: 1 LOB: 0 BB: 0 P: 20 | R: 1 E: 0 K: 0 S: 17 | H: 2 LOB: 2 BB: 1 P: 23 | R: 0 E: 0 K: 0 S: 5 | H: 0 LOB: 0 BB: 0 P: 7 | R: 0 E: 0 K: 0 S: 5 | H: 0 LOB: 0 BB: 0 P: 7 | R: 0 E: 0 K: 1 S: 11 | H: 1 LOB: 2 BB: 1 P: 17 | R: 1 E: 0 K: 1 S: 10 | H: 1 LOB: 0 BB: 0 P: 12 | R: 1 E: 0 K: 1 S: 8 | H: 1 LOB: 0 BB: 0 P: 11 | R: 0 E: 0 K: 0 S: 11 | H: 1 LOB: 1 BB: 0 P: 16 | R: 0 E: 0 K: 2 S: 10 | H: 0 LOB: 1 BB: 1 P: 19 | 1B: 4 2B: 0 3B: 2 HR: 1 | SF: 0 SAC: 0 DP: 1 HBP: 0 | WP: 1 PB: 0 SB: 0 CS: 0 | PA: 42 | | |
| 51 Sean Newcomb, L ERA: 1.96 | (1, 1) IP 6.0 WLS 21 BF 5 | H 3 R 1 ER 1 SO 3 | BB 1 IBB 0 HBP 0 BLK 0 | WP 0 HR 0 S 59 P 80 | ERA 1.50 WHIP 0.667 | 58 Luke Jackson, R ERA: 3.93 | (11, 1) IP 0.2 WLS 3 BF 3 | H 0 R 0 ER 0 SO 1 | BB 1 IBB 0 HBP 0 BLK 0 | WP 0 HR 0 S 7 P 14 | ERA 0.00 WHIP 1.500 | | | | | | | | | | | | | |
| 52 José Ramirez, R ERA: 2.73 | (7, 1) 1.0 H 5 | 1 0 0 0 | 1 0 0 0 | 0 0 11 17 | 0.00 2.000 | | | | | | | | | | | | | | | | | | | |
| 36 Aroldys Vizcaino, R ERA: 2.1 | (8, 1) 1.0 H 4 | 1 1 1 1 | 1 0 0 0 | 0 1 10 12 | 9.00 1.000 | | | | | | | | | | | | | | | | | | | |
| 53 Jim Johnson, R ERA: 3.52 | (9, 1) 1.0 B 4 | 1 1 1 1 | 1 0 0 0 | 0 1 8 11 | 9.00 1.000 | | | | | | | | | | | | | | | | | | | |
| 39 Sam Freeman, L ERA: 2.49 | (10, 1) 1.1 5 | 1 0 0 1 | 0 0 0 0 | 0 0 14 21 | 0.00 0.750 | | | | | | | | | | | | | | | | | | | |

San Francisco Giants @ Atlanta Braves
SunTrust Park, Atlanta, GA
Wed Jun 21 2017, 8:52 PM - 12:06 AM EDT
Att. 25,771 - Overcast - 71 F

livebaseballscorecards.com

AB 39
R 3
H 7
RBI 2
BB 3
SO 7
LOB 12

GIANTS

| Batter | 1 | 2 | 3 | 4 | 5 | 6 | 7 | 8 | 9 | 10 | 11 | AB | R | H | RBI | BB | SO | LOB | BOTTOM | |
|---|--|----------------------------------|---|----------------------------------|------------------------------|--|------------------------------|---|-------------------------------|---|-------------------------------|----------------------------------|------------------------------|----------------------------------|-----|----|----|-----|--------|--|
| 11 Ender Inciarte, L OBP: 0.355, SLG: 0.413 | (1, 8) S FS 89 0-1 X KC 78 0-1 | | C SI 95 0-1 X SL 87 0-1 | | | B KC 80 1-0 X SI 94 1-0 | | F SI 92 0-2 F CH 86 0-2 F FC 90 0-2 | | F CH 84 0-2 F CH 85 0-2 T SI 92 0-2 | K | 5 | 0 | 2 | 0 | 0 | 2 | 0 | | |
| 17 Johan Camargo, S OBP: 0.333, SLG: 0.453 | (1, 4) F SI 92 0-2 F SL 85 0-2 F SI 91 0-2 X FS 86 0-2 | | I SAFE 1-0 B SI 94 1-0 X FS 90 1-0 | | | C FF 94 1-1 B FC 91 1-1 C SI 94 1-1 X KC 80 1-1 | FC4-6 | S CH 86 1-2 B FC 91 1-2 C SI 94 1-2 X CH 88 1-2 | | B SI 94 1-1 C FF 94 1-1 X FC 90 1-1 | P5 | | 5 | 0 | 0 | 0 | 0 | 3 | | |
| 22 Nick Markakis, L OBP: 0.367, SLG: 0.375 | (1, 9) S SI 94 0-3 S SI 92 0-3 S FF 93 0-3 | | X KC 80 0-0 | | | F FS 86 3-2 C SI 92 3-2 B SI 92 3-2 B FF 94 3-2 B SI 95 3-2 T SL 89 3-2 | K | B SI 94 1-1 C FF 94 1-1 X FC 90 1-1 | | B SI 92 4-1 F CH 85 4-1 B SI 92 4-1 D SL 86 4-1 | 27 HR | 4 | 2 | 1 | 0 | 1 | 2 | 1 | | |
| 27 Matt Kemp, R OBP: 0.362, SLG: 0.552 | (1, 7) S SL 87 2-3 B SI 88 2-3 F SI 93 2-3 S SI 94 2-3 | | X SI 92 0-0 | | | C SI 85 1-3 B SI 91 1-3 S FC 90 1-3 | K | F SI 94 1-3 B SI 94 1-3 S FC 98 1-3 | | B SI 91 1-0 X SL 88 1-0 | HR | 5 | 1 | 1 | 2 | 0 | 3 | 2 | | |
| 18 Matt Adams, L OBP: 0.344, SLG: 0.575 | (1, 3) X SI 92 0-0 | | B SI 93 2-2 C FC 91 2-2 B SI 94 2-2 S SL 90 2-2 X SL 90 2-2 | | | B SI 93 0-2 C FC 91 0-2 B SI 94 0-2 S SL 90 0-2 X SL 90 0-2 | HR | F SI 94 0-2 B SI 94 0-2 S FC 90 0-2 | | B SI 95 2-1 B SI 95 2-1 B CH 88 2-1 X FC 91 2-1 | G3-1 | 4 | 1 | 1 | 2 | 0 | 1 | 0 | | |
| 25 Tyler Flowers, R OBP: 0.427, SLG: 0.478 | (1, 2) C FS 92 2-3 B KC 82 2-3 B SI 83 2-3 S SI 95 2-3 | | X SL 87 0-0 | | | B SI 93 2-1 C KC 80 2-1 X SL 86 2-1 | HR | B SI 93 2-1 C KC 80 2-1 X SL 86 2-1 | | X SI 96 0-0 | E5 | 4 | 1 | 1 | 1 | 0 | 1 | 0 | | |
| 16 Lane Adams, R OBP: 0.235, SLG: 0.235 | (9, PR) F FC 92 2-3 S SI 95 2-3 | | X SL 87 0-0 | | | B SI 93 2-1 C KC 80 2-1 X SL 86 2-1 | L5 | B SI 93 2-1 C KC 80 2-1 X SL 86 2-1 | | X SI 96 0-0 | E5 | 0 | 0 | 0 | 0 | 0 | 0 | 0 | | |
| 39 Sam Freeman, R OBP: 0.235, SLG: 0.235 | (10, 1) S SI 91 1-1 S SI 91 1-1 | | X SL 87 0-0 | | | B SI 93 2-1 C KC 80 2-1 X SL 86 2-1 | L5 | B SI 93 2-1 C KC 80 2-1 X SL 86 2-1 | | X SI 96 0-0 | E5 | 0 | 0 | 0 | 0 | 0 | 0 | 0 | | |
| 23 Danny Santana, S OBP: 0.271, SLG: 0.429 | (11, 4) C SI 93 1-2 B KC 81 1-2 C KC 82 1-2 X SL 89 1-2 | | C SI 95 0-1 X KC 82 0-1 | | | B SI 93 2-2 C FC 91 2-2 B SI 94 2-2 S SL 90 2-2 X SL 90 2-2 | HR | F SI 94 0-2 B SI 94 0-2 S FC 90 0-2 | | B SI 95 2-1 B SI 95 2-1 B CH 88 2-1 X FC 91 2-1 | G3-1 | 4 | 1 | 1 | 2 | 0 | 1 | 0 | | |
| 7 Dansby Swanson, R OBP: 0.301, SLG: 0.338 | (1, 6) C SI 93 1-2 B KC 81 1-2 C KC 82 1-2 X SL 89 1-2 | | C SI 95 0-1 X KC 82 0-1 | | | B SI 93 2-2 C FC 91 2-2 B SI 94 2-2 S SL 90 2-2 X SL 90 2-2 | HR | F SI 94 0-2 B SI 94 0-2 S FC 90 0-2 | | B SI 95 2-1 B SI 95 2-1 B CH 88 2-1 X FC 91 2-1 | G3-1 | 4 | 0 | 1 | 0 | 0 | 0 | 1 | | |
| 14 Rio Ruiz, L OBP: 0.264, SLG: 0.288 | (1, 5) X SI 92 0-0 | | X SI 92 0-0 | | | B SI 86 1-0 X FS 86 1-0 | G3 | I SAFE 1-2 I SAFE 1-2 F FC 92 1-2 F SI 94 1-2 F FC 91 1-2 | | B SI 95 3-3 B SI 92 3-3 B SI 94 3-3 B SI 93 3-3 F SI 93 3-3 F SI 93 3-3 S SL 85 3-3 | K | 3 | 0 | 0 | 0 | 0 | 1 | 1 | | |
| 38 Aroldys Vizcaino, R ERA: 9.43 | (8, 1) X SI 92 0-0 | | C SI 91 0-3 S SI 93 0-3 F SI 96 0-3 S SL 89 0-3 | | | B SI 86 1-0 X FS 86 1-0 | G3 | I SAFE 1-2 I SAFE 1-2 F FC 92 1-2 F SI 94 1-2 F FC 91 1-2 | | B SI 95 3-3 B SI 92 3-3 B SI 94 3-3 B SI 93 3-3 F SI 93 3-3 F SI 93 3-3 S SL 85 3-3 | K | 0 | 0 | 0 | 0 | 0 | 0 | 0 | | |
| 53 Jim Johnson, R OBP: 0.336, SLG: 0.392 | (10, 2) X SI 92 0-0 | | C SI 91 0-3 S SI 93 0-3 F SI 96 0-3 S SL 89 0-3 | | | B SI 86 1-0 X FS 86 1-0 | G3 | I SAFE 1-2 I SAFE 1-2 F FC 92 1-2 F SI 94 1-2 F FC 91 1-2 | | B SI 95 3-3 B SI 92 3-3 B SI 94 3-3 B SI 93 3-3 F SI 93 3-3 F SI 93 3-3 S SL 85 3-3 | K | 0 | 0 | 0 | 0 | 0 | 0 | 0 | | |
| 24 Kurt Suzuki, R OBP: 0.336, SLG: 0.392 | (10, 2) X SI 92 0-0 | | C SI 91 0-3 S SI 93 0-3 F SI 96 0-3 S SL 89 0-3 | | | B SI 86 1-0 X FS 86 1-0 | G3 | I SAFE 1-2 I SAFE 1-2 F FC 92 1-2 F SI 94 1-2 F FC 91 1-2 | | B SI 95 3-3 B SI 92 3-3 B SI 94 3-3 B SI 93 3-3 F SI 93 3-3 F SI 93 3-3 S SL 85 3-3 | K | 1 | 0 | 0 | 0 | 0 | 1 | 0 | | |
| 51 Sean Newcomb, L ERA: 4.74 | (1, 1) C SI 91 0-3 S SI 93 0-3 F SI 96 0-3 S SL 89 0-3 | | C SI 91 0-3 S SI 93 0-3 F SI 96 0-3 S SL 89 0-3 | | | B SI 86 1-0 X FS 86 1-0 | G5-3 | I SAFE 1-2 I SAFE 1-2 F FC 92 1-2 F SI 94 1-2 F FC 91 1-2 | | B SI 95 3-3 B SI 92 3-3 B SI 94 3-3 B SI 93 3-3 F SI 93 3-3 F SI 93 3-3 S SL 85 3-3 | K | 2 | 0 | 0 | 0 | 0 | 0 | 1 | 0 | |
| 52 José Ramirez, R ERA: 9.43 | (7, 1) C SI 91 0-3 S SI 93 0-3 F SI 96 0-3 S SL 89 0-3 | | C SI 91 0-3 S SI 93 0-3 F SI 96 0-3 S SL 89 0-3 | | | B SI 86 1-0 X FS 86 1-0 | G5-3 | I SAFE 1-2 I SAFE 1-2 F FC 92 1-2 F SI 94 1-2 F FC 91 1-2 | | B SI 95 3-3 B SI 92 3-3 B SI 94 3-3 B SI 93 3-3 F SI 93 3-3 F SI 93 3-3 S SL 85 3-3 | K | 0 | 0 | 0 | 0 | 0 | 0 | 0 | 1 | |
| 4 Brandon Phillips, R OBP: 0.344, SLG: 0.424 | (8, 4) X SI 92 0-0 | | C SI 91 0-3 S SI 93 0-3 F SI 96 0-3 S SL 89 0-3 | | | B SI 86 1-0 X FS 86 1-0 | G5-3 | I SAFE 1-2 I SAFE 1-2 F FC 92 1-2 F SI 94 1-2 F FC 91 1-2 | | B SI 95 3-3 B SI 92 3-3 B SI 94 3-3 B SI 93 3-3 F SI 93 3-3 F SI 93 3-3 S SL 85 3-3 | K | 2 | 0 | 0 | 0 | 0 | 0 | 1 | 0 | |
| 58 Luke Jackson, R ERA: 2.37 | (11, 1) X SI 92 0-0 | | C SI 91 0-3 S SI 93 0-3 F SI 96 0-3 S SL 89 0-3 | | | B SI 86 1-0 X FS 86 1-0 | G5-3 | I SAFE 1-2 I SAFE 1-2 F FC 92 1-2 F SI 94 1-2 F FC 91 1-2 | | B SI 95 3-3 B SI 92 3-3 B SI 94 3-3 B SI 93 3-3 F SI 93 3-3 F SI 93 3-3 S SL 85 3-3 | K | 0 | 0 | 0 | 0 | 0 | 0 | 0 | | |
| Inning Stats | R: 0 E: 0 K: 2 S: 12 | H: 1 LOB: 1 BB: 0 P: 14 | R: 0 E: 0 K: 1 S: 7 | H: 0 LOB: 0 BB: 0 P: 10 | R: 0 E: 1 K: 1 S: 8 | H: 0 LOB: 1 BB: 0 P: 9 | R: 0 E: 0 K: 0 S: 8 | H: 2 LOB: 0 BB: 0 P: 10 | R: 0 E: 0 K: 3 S: 10 | H: 0 LOB: 0 BB: 0 P: 14 | R: 1 E: 0 K: 1 S: 10 | H: 2 LOB: 0 BB: 0 P: 13 | R: 0 E: 0 K: 1 S: 8 | H: 0 LOB: 2 BB: 0 P: 10 | R: | | | | | |

| Batter | 1 | 2 | 3 | 4 | 5 | 6 | 7 | 8 | 9 | AB | R | H | RBI | BB | SO | LOB | TOP | | | | | | | | | | |
|--|--------------------------------------|----------------------------------|--------------------------------------|-----------------------------------|---------------------------------------|----------------------------------|---------------------------------------|-----------------------------------|--|---------------------------------|--------------------------------------|----------------------------------|--------------------------------------|----------------------------------|---------------------------------------|----------------------------------|---|----------------------------------|----------------------------------|------------------------------------|----------------------------------|--------|--|--|--|--|--|
| 3 Curtis Granderson, L OBP: 0.317, SLG: 0.442 | G3-1 | | K | | K | | | 19 1B | | 4 | 1 | 1 | 0 | 1 | 2 | 1 | New York Mets @ San Francisco Giants AT&T Park, San Francisco, CA Sat Jun 24 2017, 4:16 PM - 7:08 PM PDT Att: 41,216 - Partly Cloudy - 68 F | | | | | | | | | | |
| 13 Asdrúbal Cabrera, S OBP: 0.336, SLG: 0.465 | 2B | | 1B | | | 52 1B | | 19 2B | G6-3 | 3 | 1 | 2 | 0 | 2 | 0 | 2 | | | | | | | | | | | |
| 52 Yoenis Cespedes, R OBP: 0.384, SLG: 0.631 | F8 | | F7 | | | 21 1B | | K | P2 | 5 | 0 | 1 | 0 | 0 | 1 | 5 | | | | | | | | | | | |
| 19 Jay Bruce, L OBP: 0.339, SLG: 0.537 | G3 | | | G3 | | L8 | | 4 2B | 1B | 4 | 0 | 1 | 1 | 0 | 0 | 3 | | | | | | | | | | | |
| 21 Lucas Duda, L OBP: 0.263, SLG: 0.555 | | 18 G5-4-3 BB | | L8 | | L3 | | K | | 3 | 0 | 0 | 0 | 1 | 1 | 4 | | | | | | | | | | | |
| 4 Wilmer Flores, R OBP: 0.314, SLG: 0.481 | F7 | | | HR | | | | 2B | | 3 | 1 | 2 | 2 | 1 | 0 | 1 | | | | | | | | | | | |
| 18 Travis d'Arnaud, R OBP: 0.282, SLG: 0.444 | G5-4-3 | | | P3 | | | | F8 | | 4 | 0 | 0 | 0 | 0 | 0 | 4 | | | | | | | | | | | |
| 7 José Reyes, S OBP: 0.267, SLG: 0.324 | | | G6-3 | | | | | | | 4 | 1 | 1 | 0 | 0 | 0 | 1 | | | | | | | | | | | |
| 48 Jacob deGrom, L OBP: 0.294, SLG: 0.412 30 Michael Conforto, L OBP: 0.406, SLG: 0.553 43 Addison Reed, L | 13 1B | | | | | | | G4-3 | 30 1B 3B 13 G6-3 52 WP 3B | 3 | 0 | 1 | 0 | 0 | 1 | 1 | | | | | | | | | | | |
| Inning Stats | R: 0 H: 1 E: 0 K: 0 S: 6 | H: 1 LOB: 1 BB: 0 P: 10 | R: 0 H: 0 E: 0 K: 0 S: 9 | H: 0 LOB: 0 BB: 15 P: 15 | R: 0 H: 2 E: 0 K: 1 S: 13 | H: 2 LOB: 2 BB: 0 P: 21 | R: 1 H: 1 E: 0 K: 0 S: 11 | H: 1 LOB: 0 BB: 16 P: 16 | R: 0 H: 0 E: 0 K: 2 S: 8 | H: 0 LOB: 0 BB: 0 P: 9 | R: 0 H: 1 E: 0 K: 0 S: 9 | H: 1 LOB: 1 BB: 1 P: 18 | R: 0 H: 0 E: 0 K: 0 S: 7 | H: 0 LOB: 1 BB: 1 P: 16 | R: 2 H: 3 E: 0 K: 2 S: 16 | H: 3 LOB: 2 BB: 2 P: 26 | R: 2 H: 2 E: 0 K: 0 S: 12 | H: 2 LOB: 0 BB: 1 P: 23 | 1B: 5 2B: 3 3B: 2 HR: 1 | SF: 0 SAC: 0 DP: 3 HBP: 0 | WP: 1 PB: 0 SB: 0 CS: 0 | PA: 39 | | | | | |
| PITCHER | IP | WLS | BF | H | R | ER | SO | BB | IBB | HBP | BLK | WP | HR | S | P | ERA | WHIP | | | | | | | | | | |
| 47 Johnny Cueto, R ERA: 4.2 | 7.0 | | 27 | 5 | 1 | 1 | 3 | 3 | 0 | 0 | 0 | 0 | 1 | 63 | 105 | 1.29 | 1.143 | | | | | | | | | | |
| 49 Sam Dyson, R ERA: 10.13 | 0.1 | L | 3 | 1 | 2 | 2 | 1 | 1 | 0 | 0 | 0 | 0 | 0 | 6 | 12 | 54.00 | 6.000 | | | | | | | | | | |
| 48 Steven Okert, L ERA: 7.53 | 0.1 | | 2 | 1 | 0 | 0 | 1 | 0 | 0 | 0 | 0 | 0 | 0 | 6 | 7 | 0.00 | 3.000 | | | | | | | | | | |
| 70 George Kontos, R ERA: 3.12 | 0.1 | | 2 | 1 | 0 | 0 | 0 | 0 | 0 | 0 | 0 | 0 | 0 | 4 | 7 | 0.00 | 3.000 | | | | | | | | | | |
| 59 Kyle Crick, R ERA: 5.4 | 1.0 | | 5 | 2 | 2 | 2 | 0 | 1 | 0 | 0 | 0 | 1 | 0 | 12 | 23 | 18.00 | 3.000 | | | | | | | | | | |

| | |
|-----|----|
| AB | 34 |
| R | 5 |
| H | 10 |
| RBI | 4 |
| BB | 5 |
| SO | 5 |
| LOB | 22 |



| Batter | 1 | 2 | 3 | 4 | 5 | 6 | 7 | 8 | 9 | AB | R | H | RBI | BB | SO | LOB | BOTTOM | | | | | | | | | | |
|---|--------------------------------------|---------------------------------|--------------------------------------|----------------------------------|--------------------------------------|----------------------------------|--------------------------------------|---------------------------------|---------------------------------------|----------------------------------|---------------------------------------|----------------------------------|--------------------------------------|---------------------------------|---------------------------------------|----------------------------------|---|------------------------------------|----------------------------------|--------|--|--|--|--|--|--|--|
| 2 Denard Span, L OBP: 0.324, SLG: 0.425 | P4 | | FC6 | | | G3 | | G6-3 | | 4 | 0 | 0 | 0 | 0 | 0 | 1 | New York Mets @ San Francisco Giants AT&T Park, San Francisco, CA Sat Jun 24 2017, 4:16 PM - 7:08 PM PDT Att: 41,216 - Partly Cloudy - 68 F | | | | | | | | | | |
| 12 Joe Panik, L OBP: 0.338, SLG: 0.410 | G3 | | | | 28 1B | K | | G2 | | 3 | 0 | 0 | 0 | 1 | 0 | | | | | | | | | | | | |
| 8 Hunter Pence, R OBP: 0.293, SLG: 0.364 | F9 | | | | L8 | | | | | 4 | 0 | 1 | 0 | 0 | 0 | 1 | | | | | | | | | | | |
| 28 Buster Posey, R OBP: 0.427, SLG: 0.534 | | | K | | | L9 | | | | 4 | 0 | 2 | 0 | 0 | 1 | 1 | | | | | | | | | | | |
| 9 Brandon Belt, L OBP: 0.343, SLG: 0.448 | | | 1B | | | | | | | 4 | 2 | 1 | 1 | 0 | 1 | 3 | | | | | | | | | | | |
| 35 Brandon Crawford, L OBP: 0.282, SLG: 0.387 | | | | | | | | | | 4 | 0 | 1 | 1 | 0 | 2 | 2 | | | | | | | | | | | |
| 63 Ryder Jones, L OBP: 0.339, SLG: 0.537 | | | G4-3 | | | | | | | 4 | 0 | 0 | 0 | 0 | 0 | 1 | | | | | | | | | | | |
| 53 Austin Slater, R OBP: 0.387, SLG: 0.493 | | | | | | | | | | 3 | 0 | 1 | 0 | 0 | 1 | 0 | | | | | | | | | | | |
| 47 Johnny Cueto, R ERA: 4.2 49 Sam Dyson, R ERA: 10.13 48 Steven Okert, L ERA: 7.53 70 George Kontos, R ERA: 3.12 37 Kelyb Tomlinson, R OBP: 0.399, SLG: 0.524 59 Kyle Crick, L ERA: 5.4 | | | FC2-6 | | | | | | | 2 | 0 | 0 | 0 | 0 | 1 | 1 | | | | | | | | | | | |
| Inning Stats | R: 0 H: 0 E: 0 K: 0 S: 6 | H: 0 LOB: 0 BB: 0 P: 8 | R: 0 H: 0 E: 0 K: 2 S: 9 | H: 0 LOB: 0 BB: 0 P: 13 | R: 0 H: 1 E: 0 K: 0 S: 9 | H: 1 LOB: 1 BB: 0 P: 11 | R: 0 H: 1 E: 0 K: 1 S: 7 | H: 0 LOB: 0 BB: 0 P: 9 | R: 0 H: 1 E: 0 K: 1 S: 13 | H: 1 LOB: 1 BB: 0 P: 19 | R: 1 H: 1 E: 0 K: 1 S: 10 | H: 1 LOB: 0 BB: 0 P: 13 | R: 0 H: 0 E: 0 K: 0 S: 5 | H: 0 LOB: 0 BB: 0 P: 7 | R: 1 H: 2 E: 0 K: 0 S: 12 | H: 2 LOB: 1 BB: 0 P: 19 | 1B: 5 2B: 0 3B: 0 HR: 1 | SF: 0 SAC: 0 DP: 0 HBP: 0 | WP: 0 PB: 0 SB: 0 CS: 0 | PA: 34 | | | | | | | |
| PITCHER | IP | WLS | BF | H | R | ER | SO | BB | IBB | HBP | BLK | WP | HR | S | P | ERA | WHIP | | | | | | | | | | |
| 48 Jacob deGrom, R ERA: 3.71 | 8.0 | W | 29 | 4 | 1 | 1 | 0 | 1 | 0 | 0 | 0 | 0 | 0 | 12 | 19 | 9.00 | 2.000 | | | | | | | | | | |
| 43 Addison Reed, R ERA: 2.82 | 1.0 | | 5 | 2 | 1 | 1 | 0 | 0 | 0 | 0 | 0 | 0 | 0 | 12 | 19 | 9.00 | 2.000 | | | | | | | | | | |



| Batter | 1 | 2 | 3 | 4 | 5 | 6 | 7 | 8 | 9 | AB | R | H | RBI | BB | SO | LOB | TOP | | | | | | |
|--|---|---|---|---|---|---|---|---|---|---|---|---|---|---|---|---|---|---|---|---|---|---|---|
| 3 Curtis Granderson, L OBP: 0.329, SLG: 0.457 | | | | | | | | | | 3 | 2 | 2 | 1 | 3 | 1 | 2 | | | | | | | |
| 13 Adrúbal Cabrera, S OBP: 0.343, SLG: 0.465 | | | | | | | | | | 5 | 1 | 2 | 0 | 1 | 0 | 3 | | | | | | | |
| 19 Jay Bruce, L OBP: 0.339, SLG: 0.543 | | | | | | | | | | 6 | 1 | 2 | 3 | 0 | 1 | 5 | | | | | | | |
| 4 Wilmer Flores, R OBP: 0.325, SLG: 0.487 | | | | | | | | | | 4 | 1 | 2 | 0 | 1 | 1 | 0 | | | | | | | |
| 21 Lucas Duda, L OBP: 0.362, SLG: 0.553 | | | | | | | | | | 6 | 1 | 2 | 1 | 0 | 4 | 7 | | | | | | | |
| 54 T.J. Rivera, R OBP: 0.322, SLG: 0.393 | | | | | | | | | | 5 | 0 | 2 | 0 | 0 | 0 | 5 | | | | | | | |
| 30 Michael Conforto, L OBP: 0.500, SLG: 0.200 | | | | | | | | | | 2 | 0 | 0 | 0 | 0 | 1 | 1 | | | | | | | |
| 9 Brandon Nimmo, L OBP: 0.500, SLG: 0.200 | | | | | | | | | | 0 | 0 | 0 | 0 | 2 | 0 | 0 | | | | | | | |
| 44 René Rivera, R OBP: 0.305, SLG: 0.423 | | | | | | | | | | 5 | 2 | 2 | 3 | 0 | 1 | 6 | | | | | | | |
| 50 Rafael Montero, R 66 Josh Edgin, R 7 José Reyes, S 51 Paul Sewald, R 39 Jerry Blevins, L 59 Fernando Salas, R 46 Chasen Bradford, R | | | | | | | | | | 3 | 0 | 0 | 0 | 0 | 1 | 2 | | | | | | | |
| Inning Stats | R: 1 H: 0 E: 0 K: 1 S: 15 | H: 0 LOB: 0 BB: 1 P: 24 | R: 2 H: 2 E: 0 K: 0 S: 10 | H: 2 LOB: 0 BB: 0 P: 14 | R: 0 H: 1 E: 1 K: 1 S: 9 | H: 1 LOB: 3 BB: 1 P: 15 | R: 1 H: 2 E: 0 K: 3 S: 16 | H: 2 LOB: 2 BB: 1 P: 21 | R: 1 H: 2 E: 0 K: 0 S: 11 | H: 2 LOB: 2 BB: 0 P: 16 | R: 0 H: 2 E: 0 K: 1 S: 14 | H: 2 LOB: 2 BB: 1 P: 25 | R: 0 H: 1 E: 0 K: 1 S: 12 | H: 1 LOB: 2 BB: 1 P: 19 | R: 2 H: 3 E: 0 K: 2 S: 21 | H: 3 LOB: 2 BB: 2 P: 32 | R: 1 H: 1 E: 0 K: 2 S: 16 | H: 1 LOB: 2 BB: 1 P: 25 | 1B: 8 2B: 2 3B: 0 HR: 4 | SF: 0 SAC: 0 DP: 1 HBP: 2 | WP: 1 PB: 0 SB: 0 CS: 0 | PA: 50 | |
| PITCHER | IP WLS BF H R ER SO BB IBB HBP BLK WP HR S P ERA WHIP | IP WLS BF H R ER SO BB IBB HBP BLK WP HR S P ERA WHIP | IP WLS BF H R ER SO BB IBB HBP BLK WP HR S P ERA WHIP | IP WLS BF H R ER SO BB IBB HBP BLK WP HR S P ERA WHIP | IP WLS BF H R ER SO BB IBB HBP BLK WP HR S P ERA WHIP | IP WLS BF H R ER SO BB IBB HBP BLK WP HR S P ERA WHIP | IP WLS BF H R ER SO BB IBB HBP BLK WP HR S P ERA WHIP | IP WLS BF H R ER SO BB IBB HBP BLK WP HR S P ERA WHIP | IP WLS BF H R ER SO BB IBB HBP BLK WP HR S P ERA WHIP | IP WLS BF H R ER SO BB IBB HBP BLK WP HR S P ERA WHIP | IP WLS BF H R ER SO BB IBB HBP BLK WP HR S P ERA WHIP | IP WLS BF H R ER SO BB IBB HBP BLK WP HR S P ERA WHIP | IP WLS BF H R ER SO BB IBB HBP BLK WP HR S P ERA WHIP | IP WLS BF H R ER SO BB IBB HBP BLK WP HR S P ERA WHIP | IP WLS BF H R ER SO BB IBB HBP BLK WP HR S P ERA WHIP | IP WLS BF H R ER SO BB IBB HBP BLK WP HR S P ERA WHIP | IP WLS BF H R ER SO BB IBB HBP BLK WP HR S P ERA WHIP | IP WLS BF H R ER SO BB IBB HBP BLK WP HR S P ERA WHIP | IP WLS BF H R ER SO BB IBB HBP BLK WP HR S P ERA WHIP | IP WLS BF H R ER SO BB IBB HBP BLK WP HR S P ERA WHIP | IP WLS BF H R ER SO BB IBB HBP BLK WP HR S P ERA WHIP | IP WLS BF H R ER SO BB IBB HBP BLK WP HR S P ERA WHIP | IP WLS BF H R ER SO BB IBB HBP BLK WP HR S P ERA WHIP |

New York Mets @ San Francisco Giants
 AT&T Park, San Francisco, CA
 Sun Jun 25 2017, 1:08 PM - 4:50 PM PDT
 Att: 41,137 - Partly Cloudy - 63 F

| | |
|-----|----|
| AB | 41 |
| R | 8 |
| H | 14 |
| RBI | 8 |
| BB | 7 |
| SO | 11 |
| LOB | 33 |

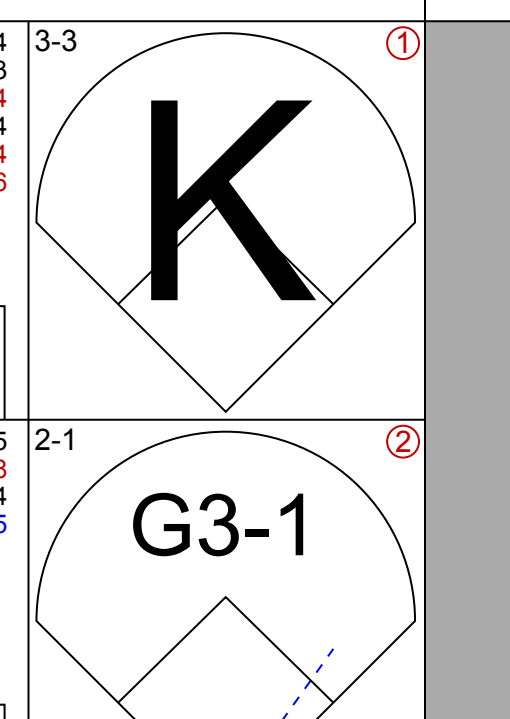
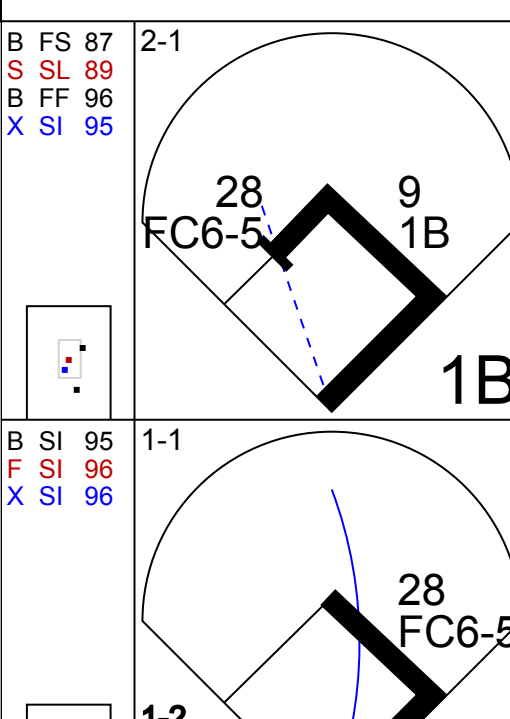
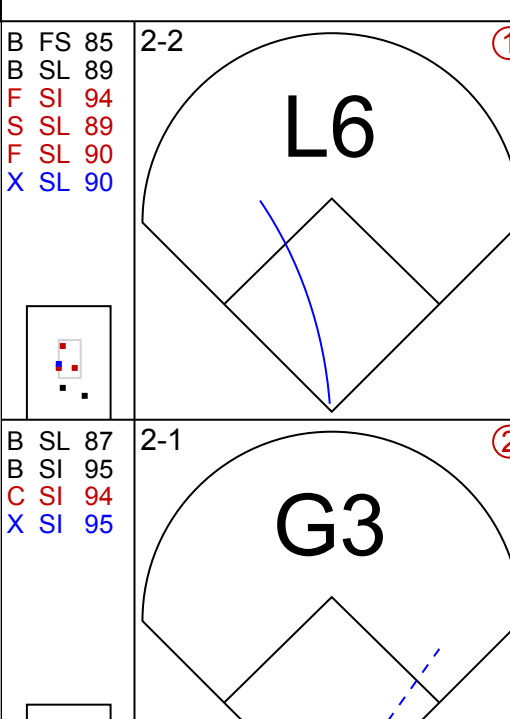
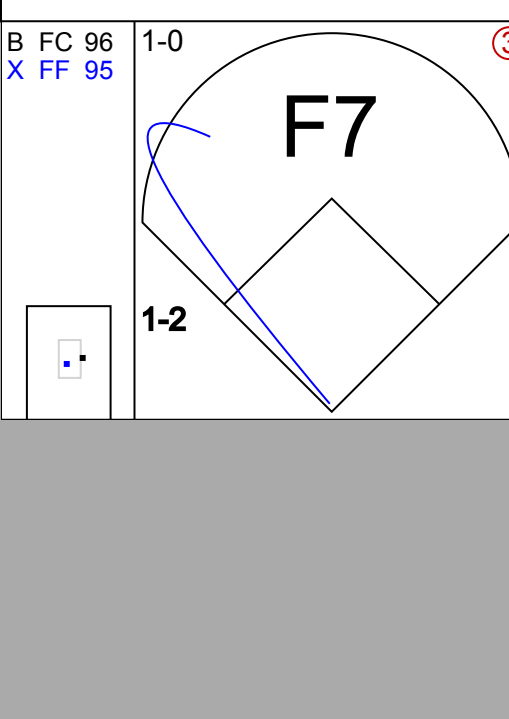
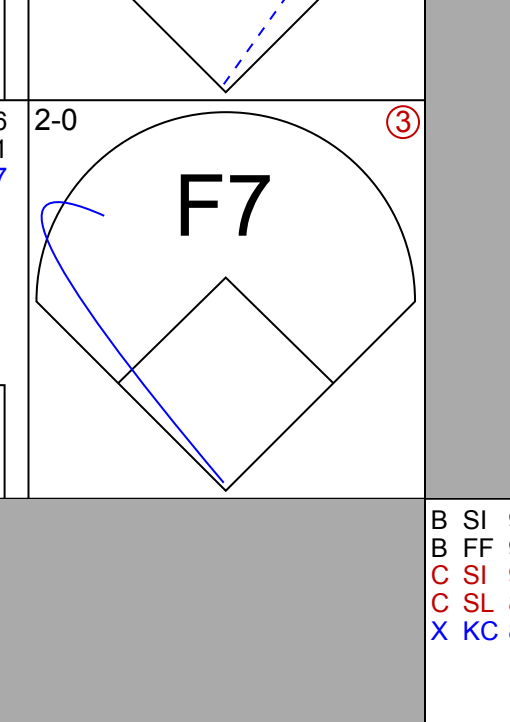
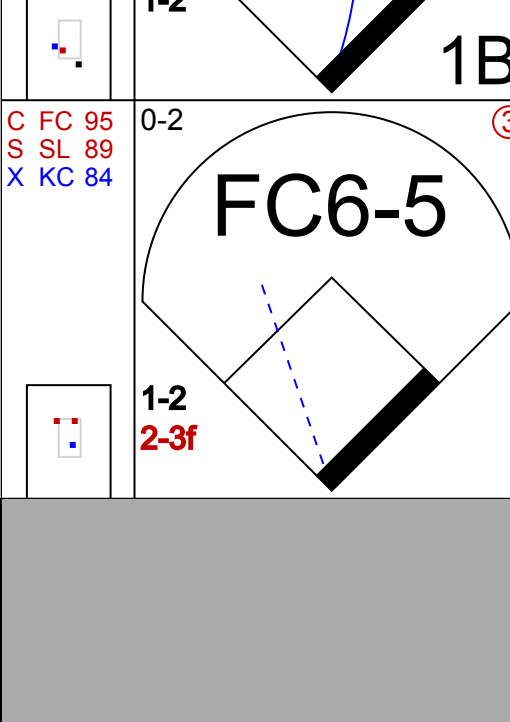
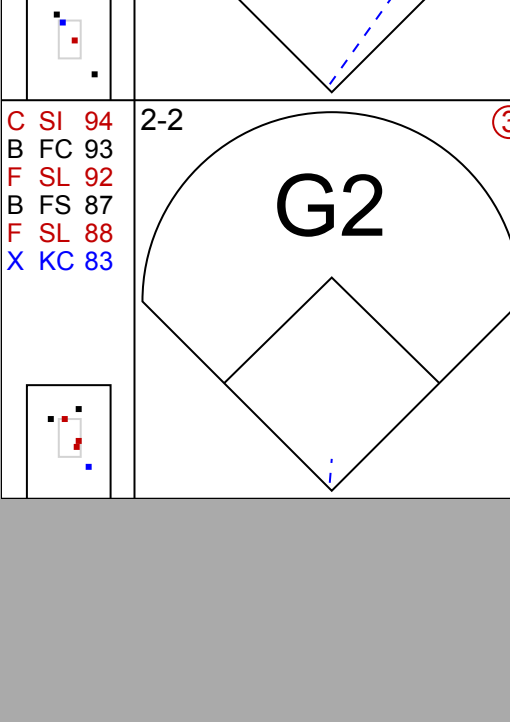
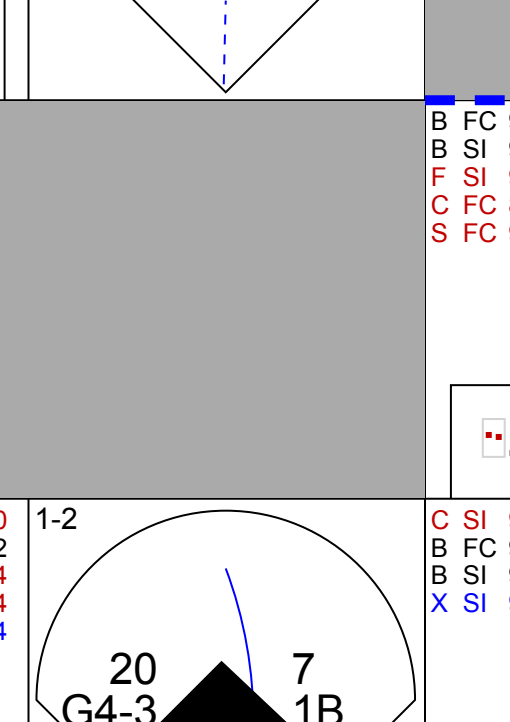
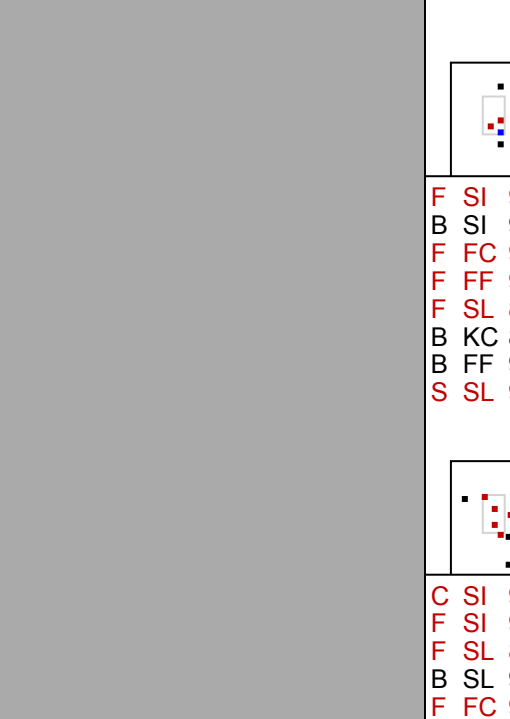


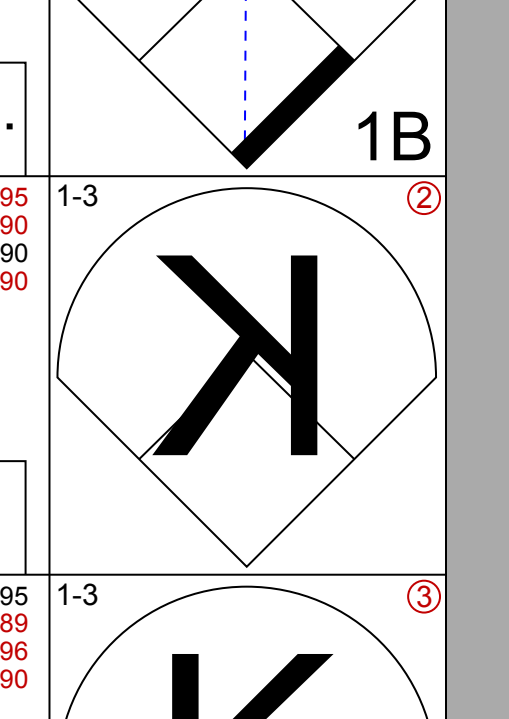
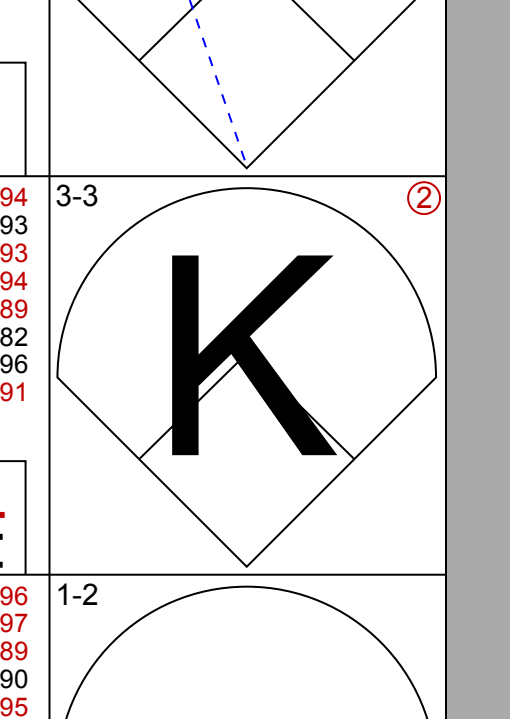
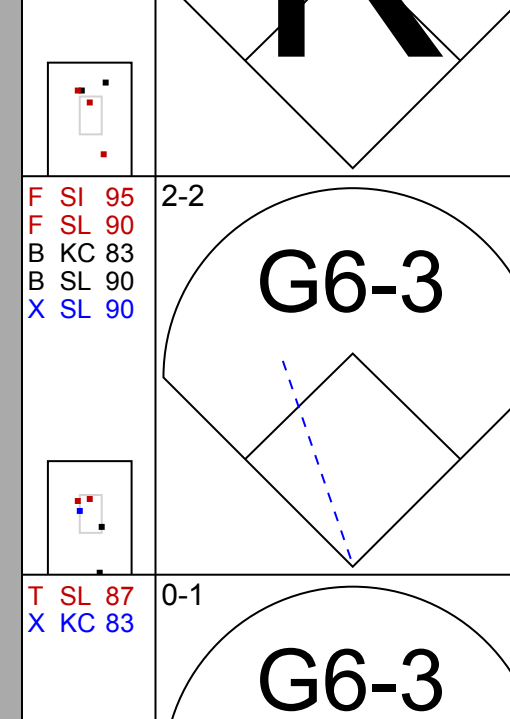
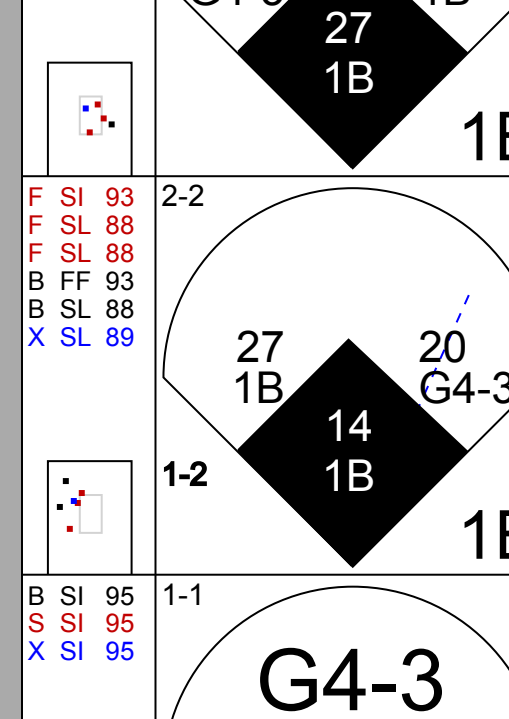
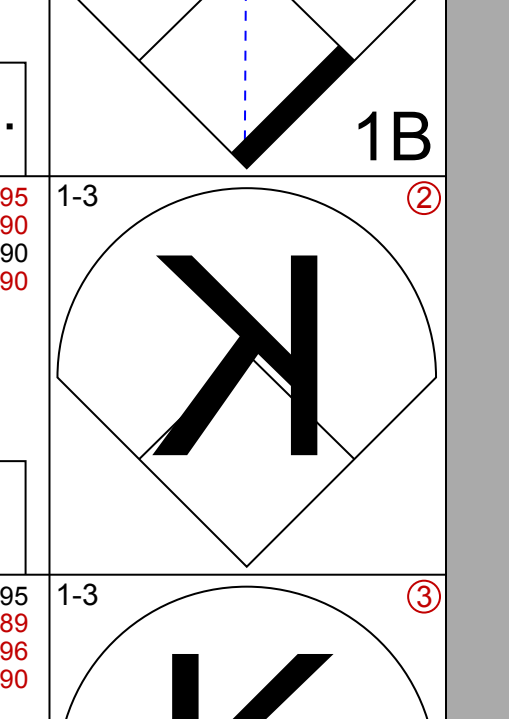

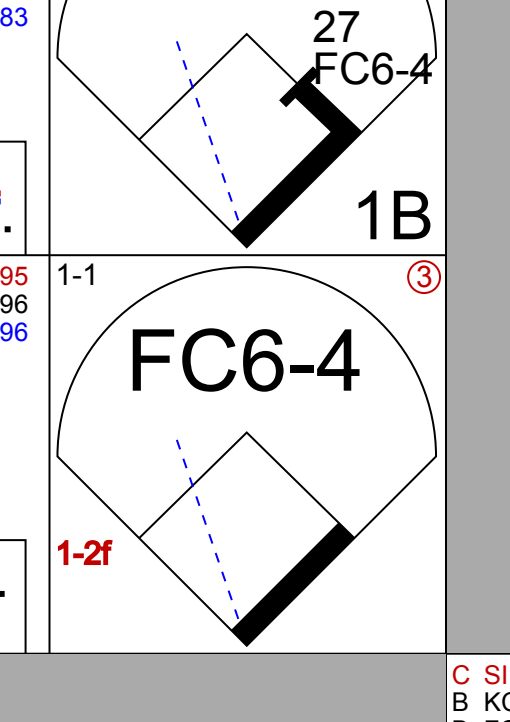
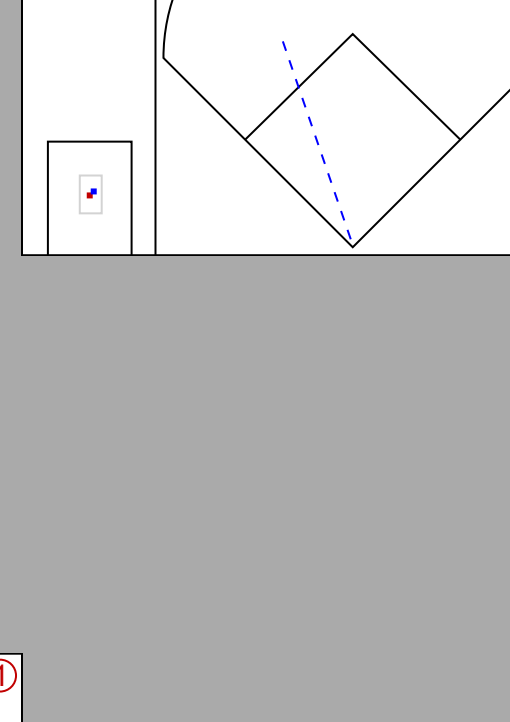
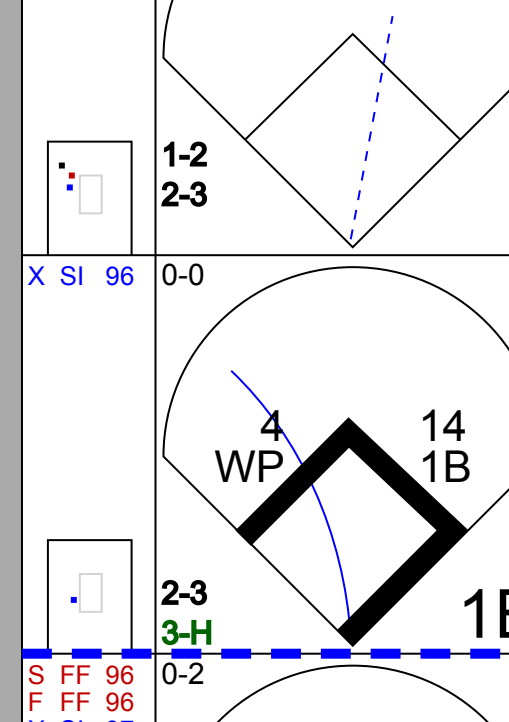
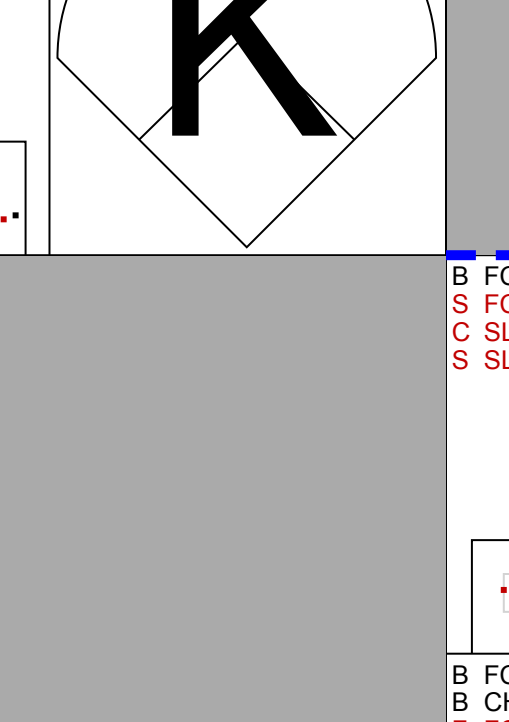
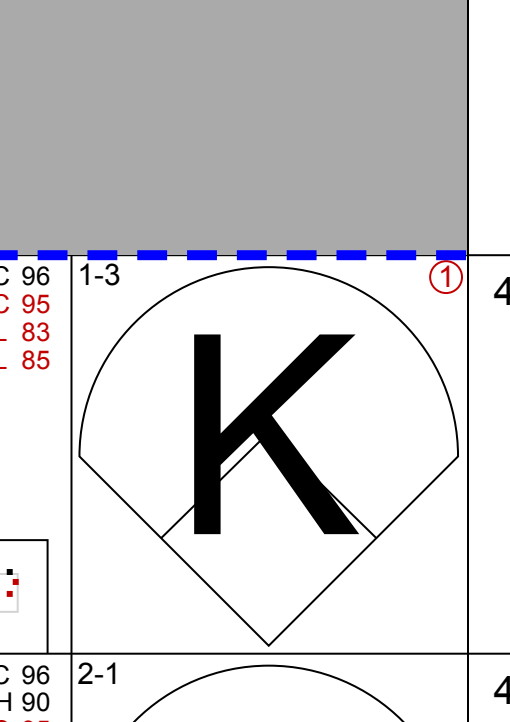


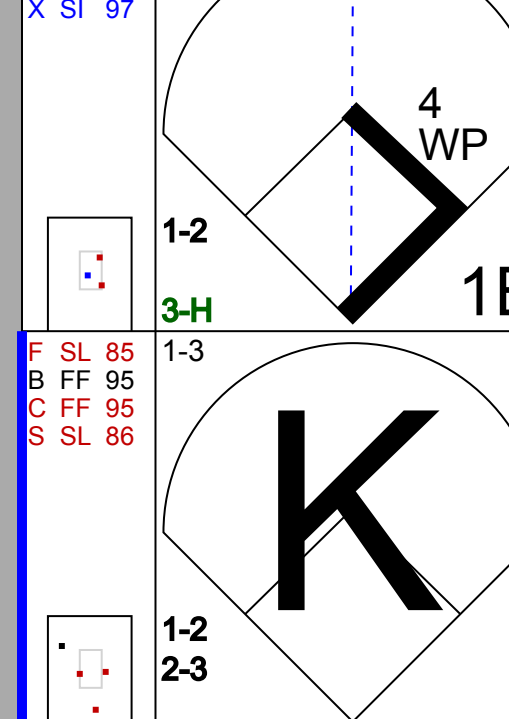
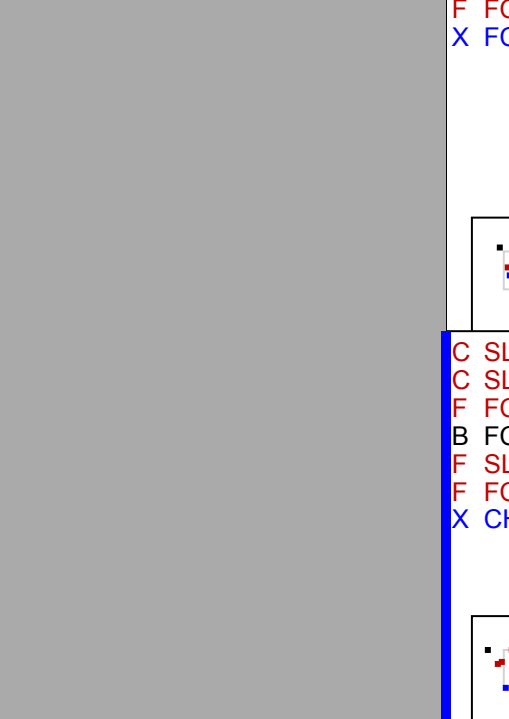
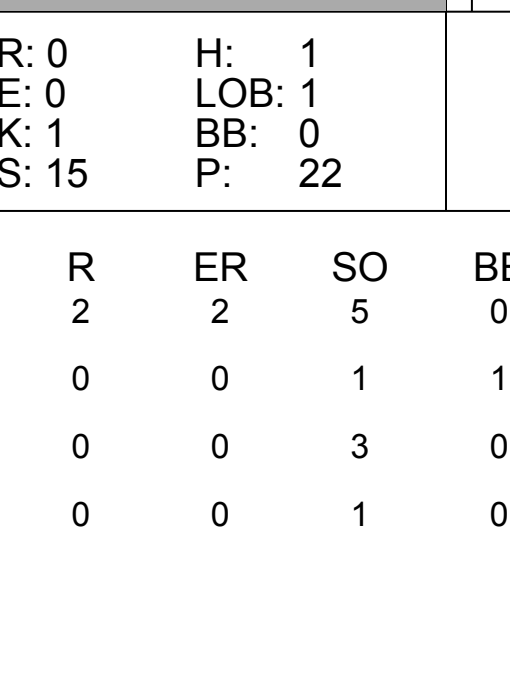
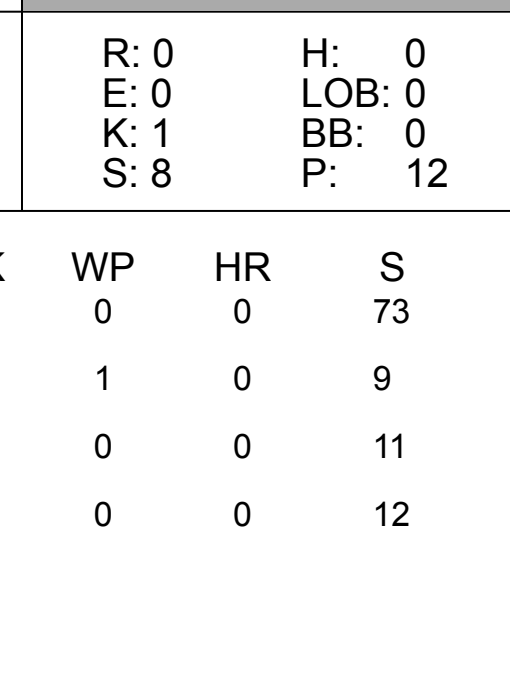
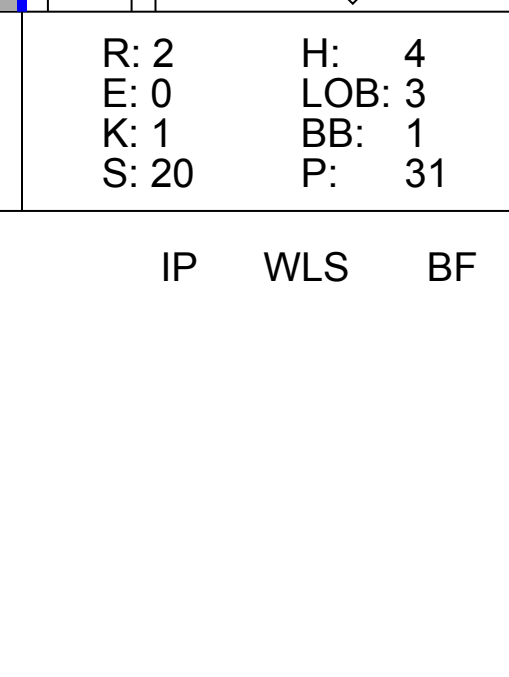
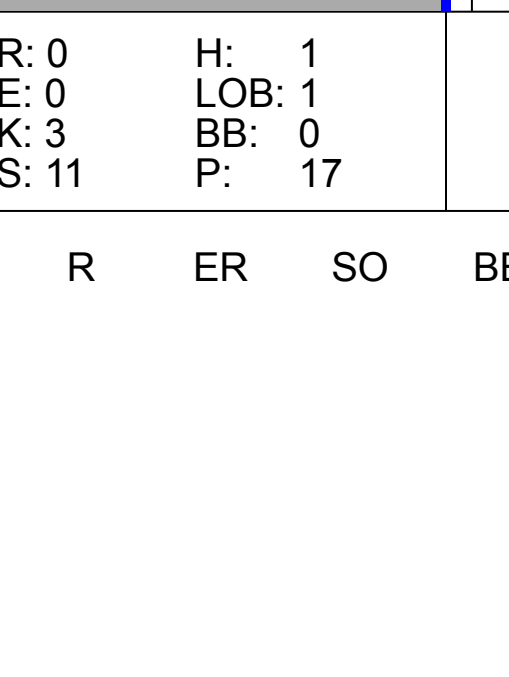
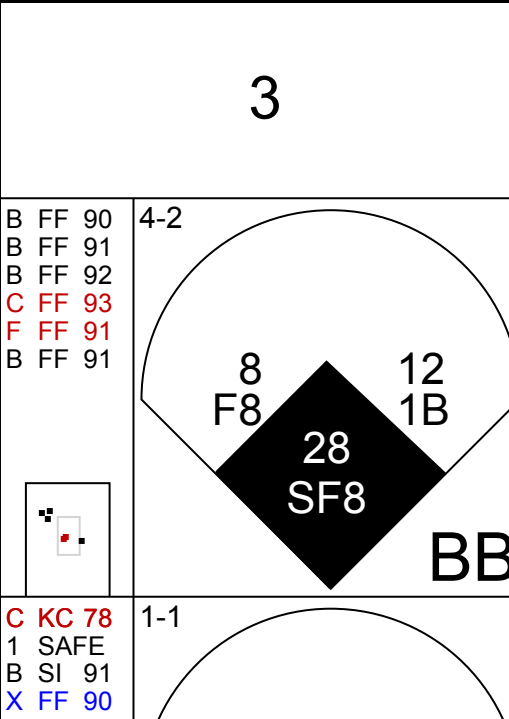
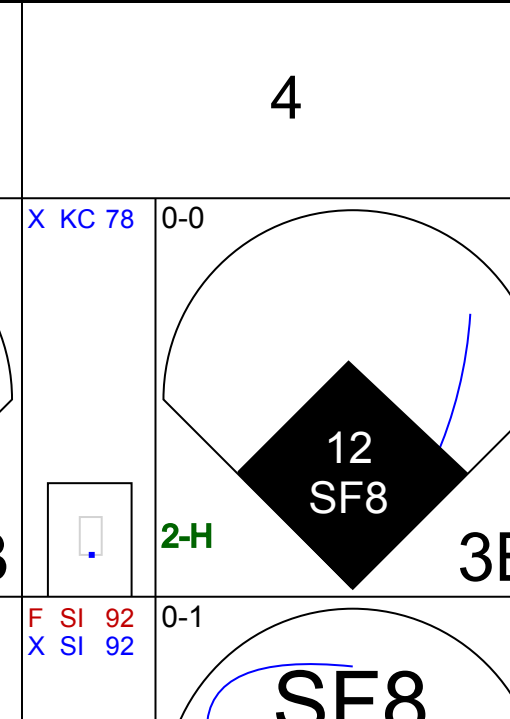
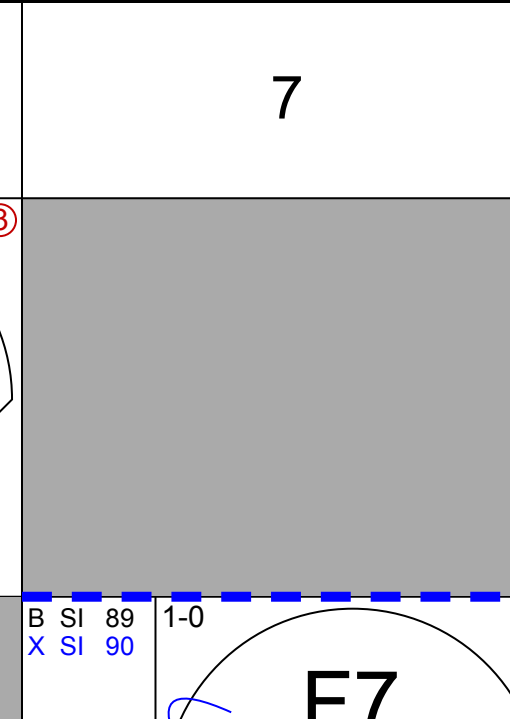
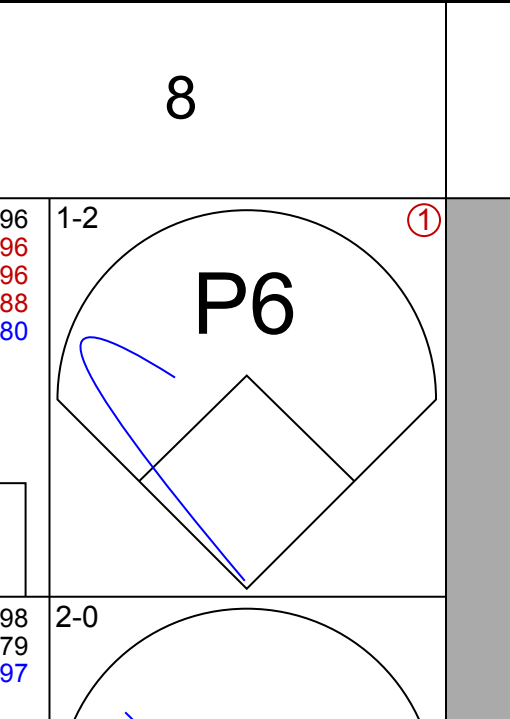




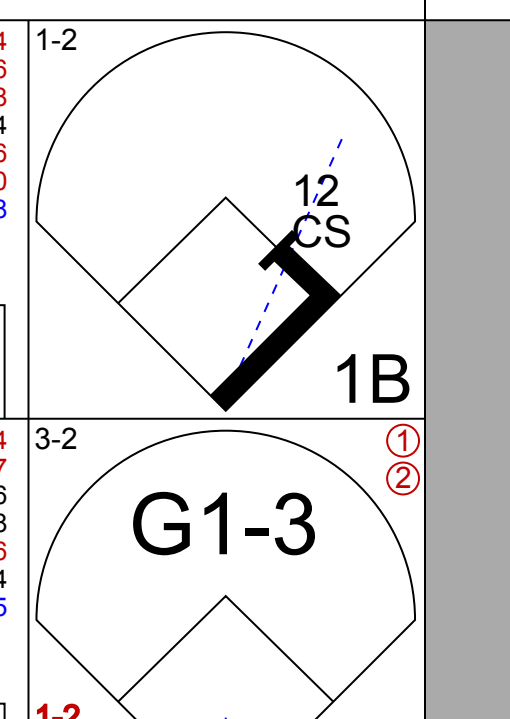
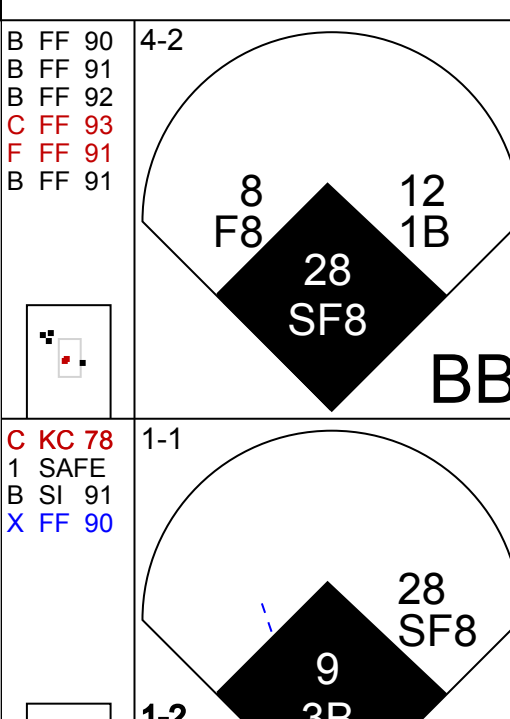
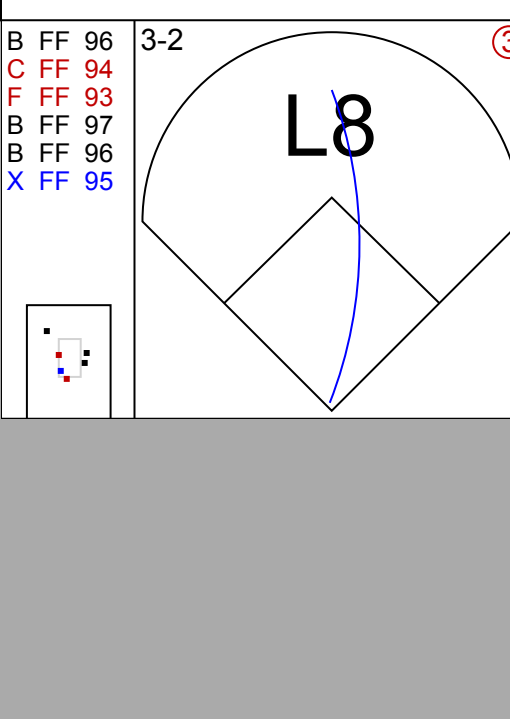

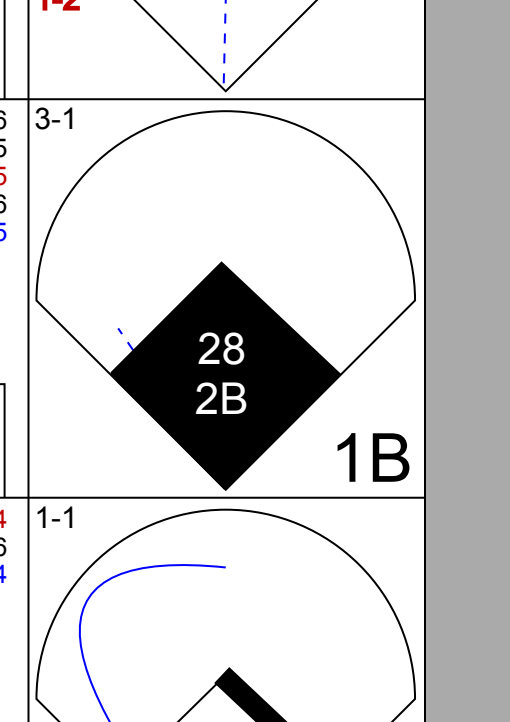
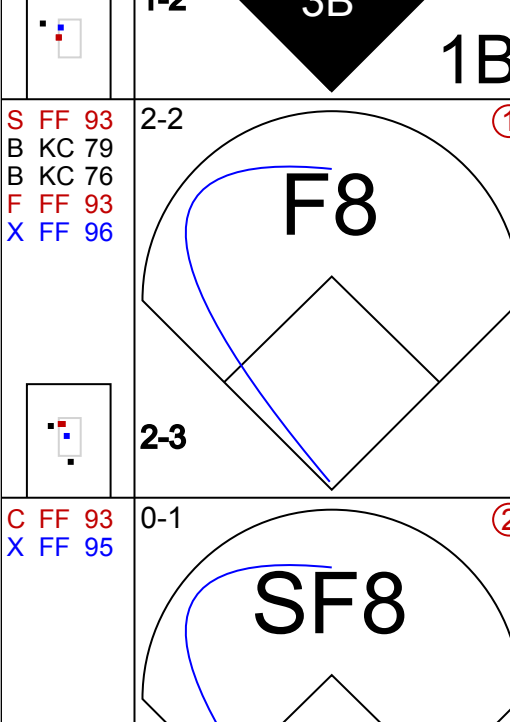
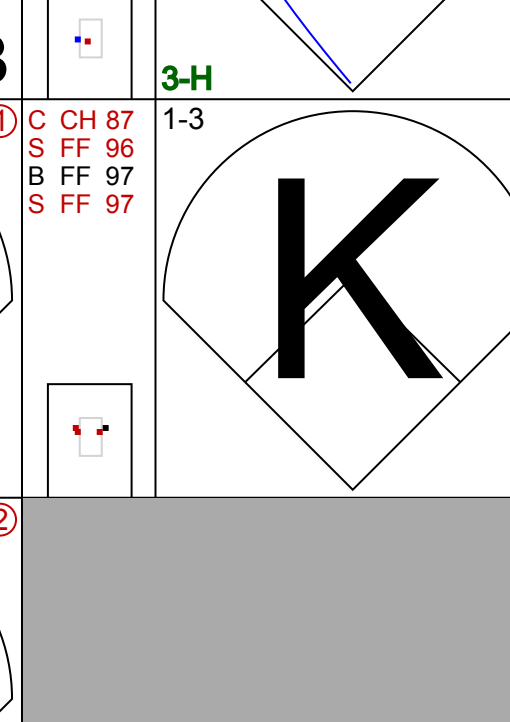
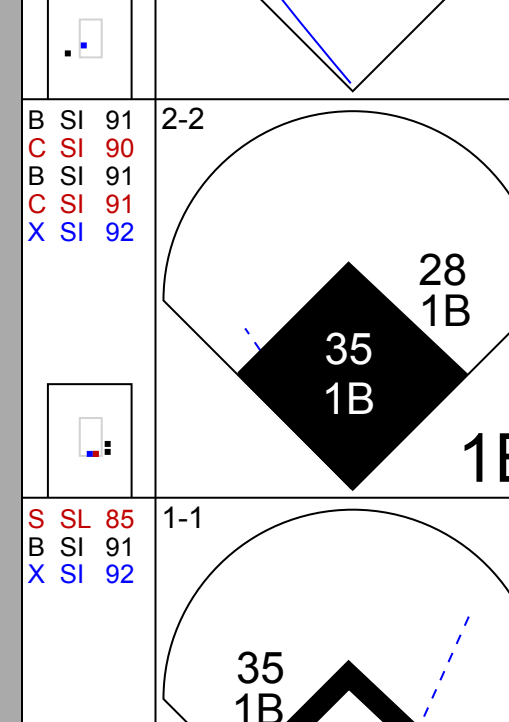
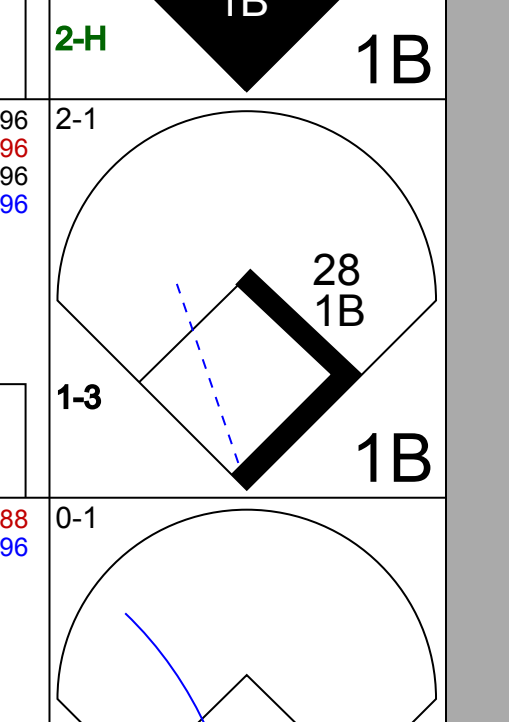

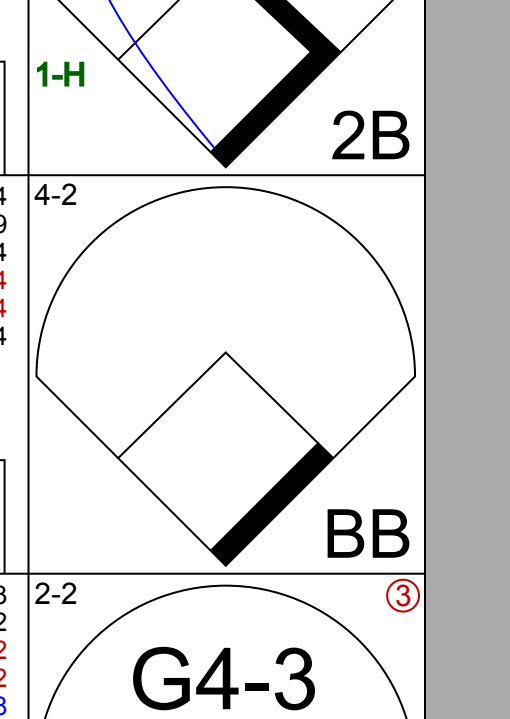
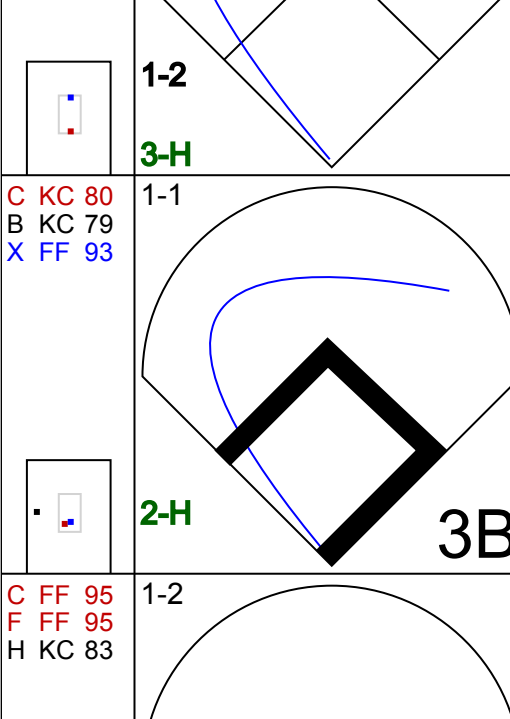

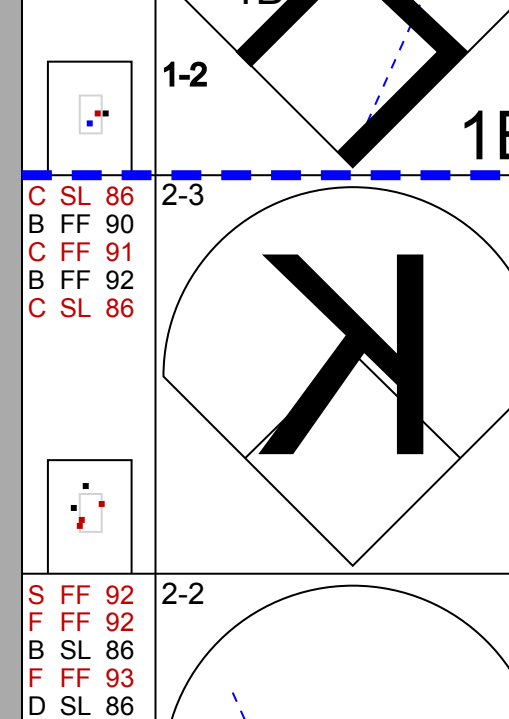
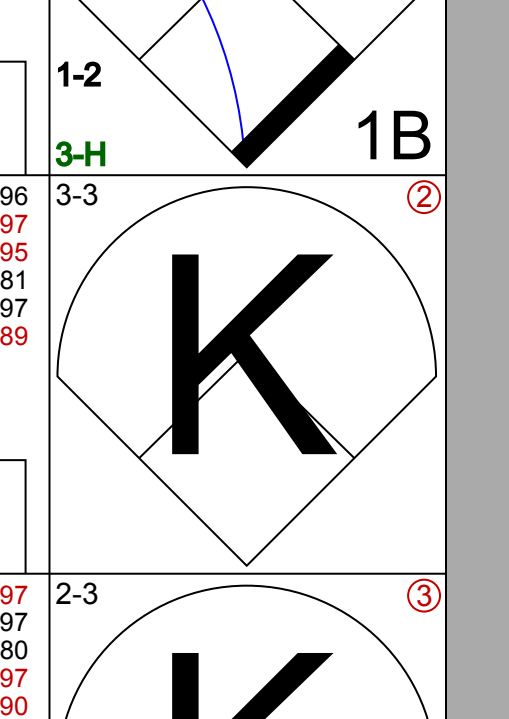

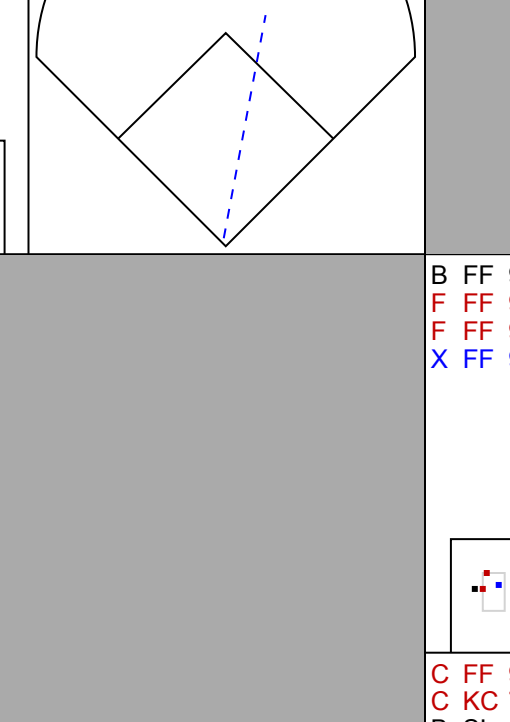
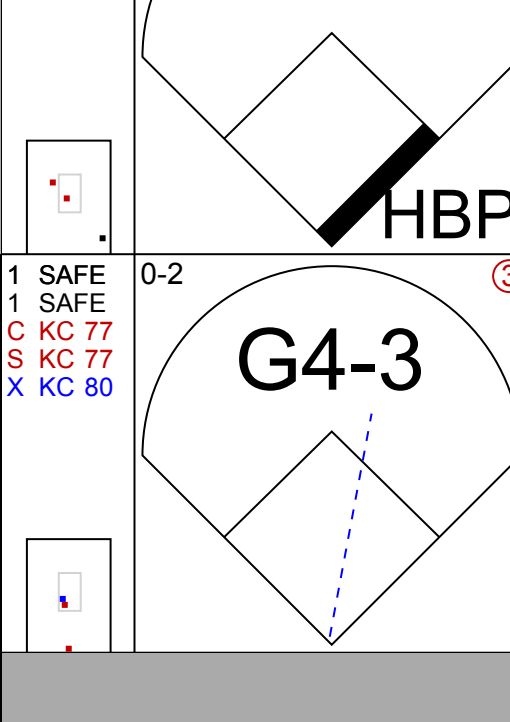

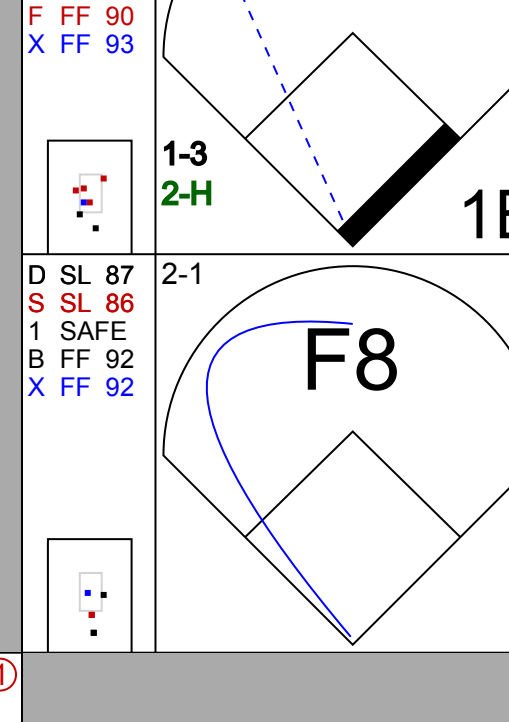
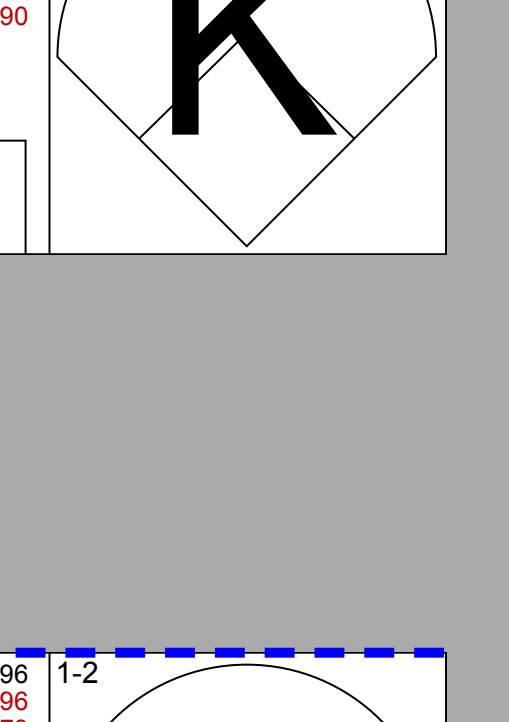

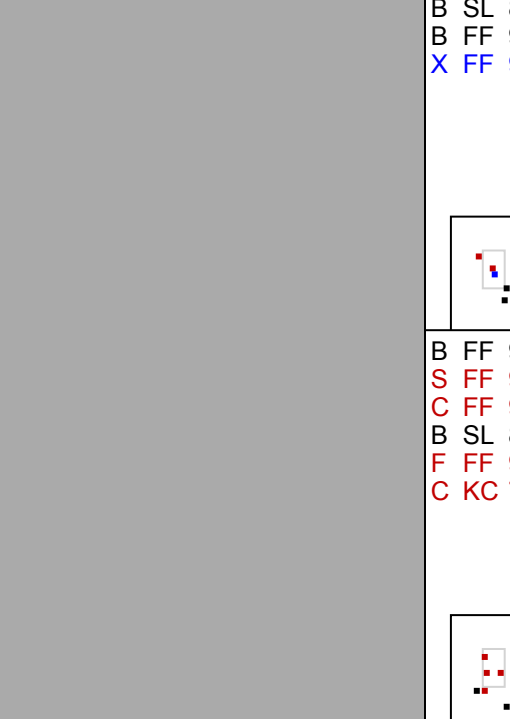

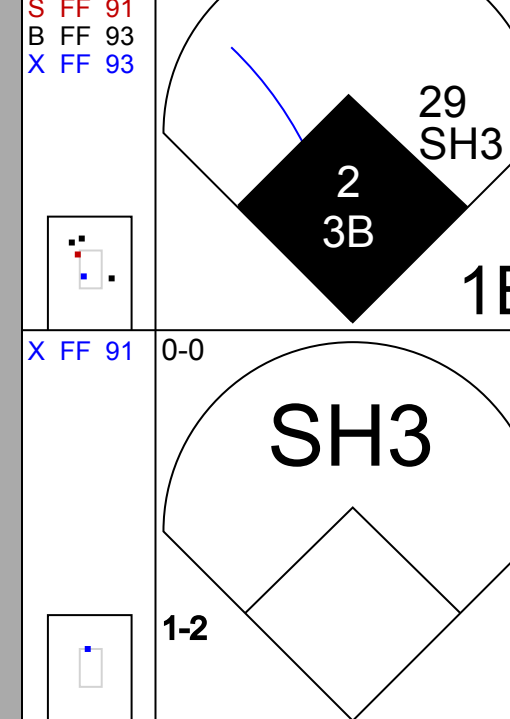

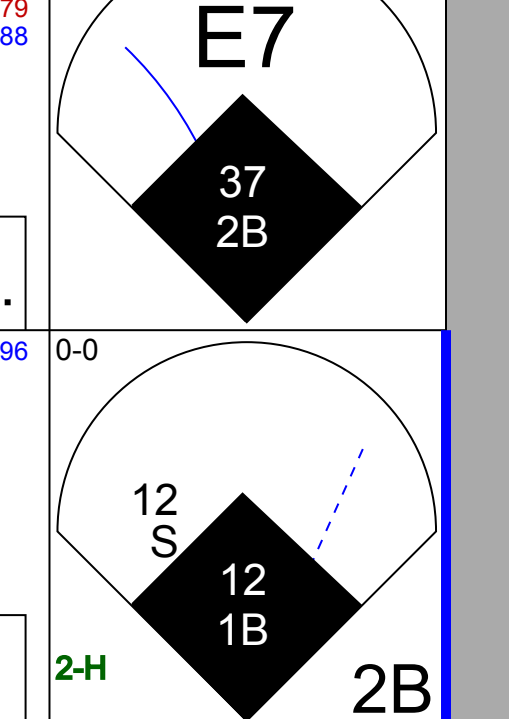

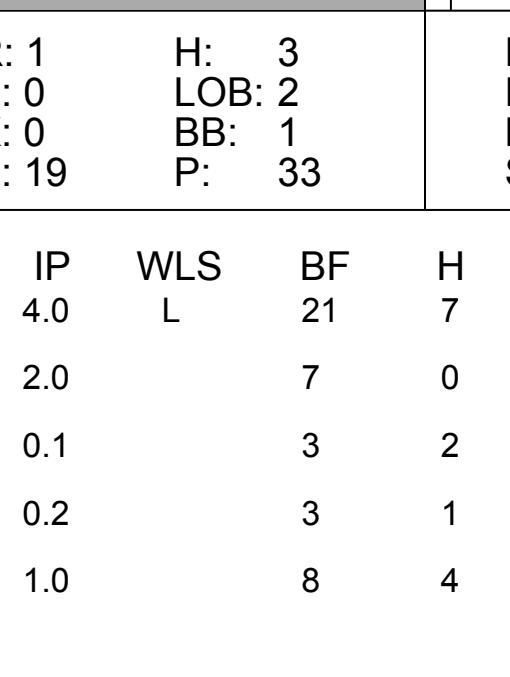
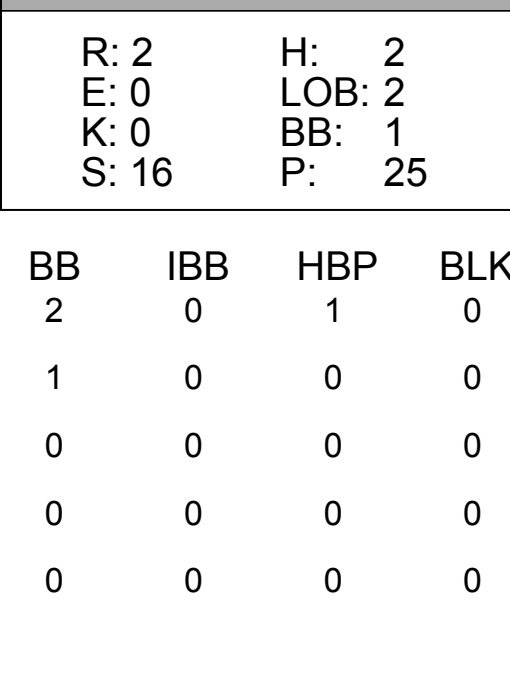
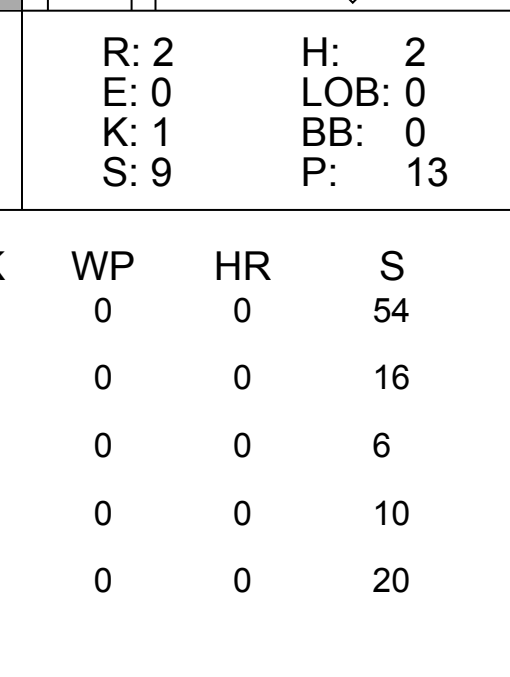
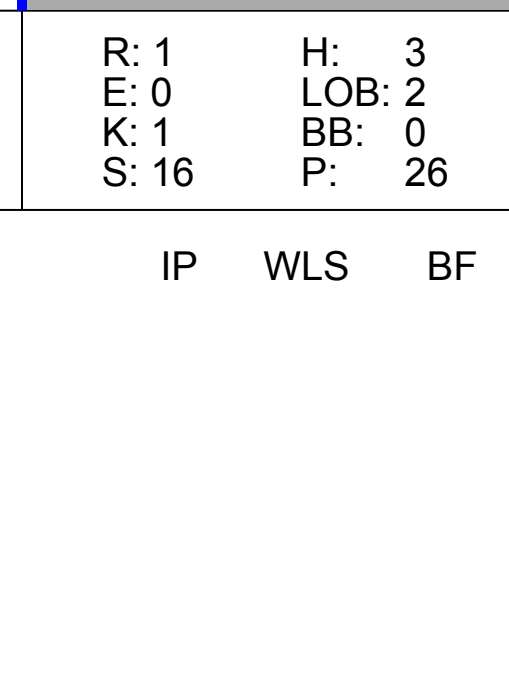
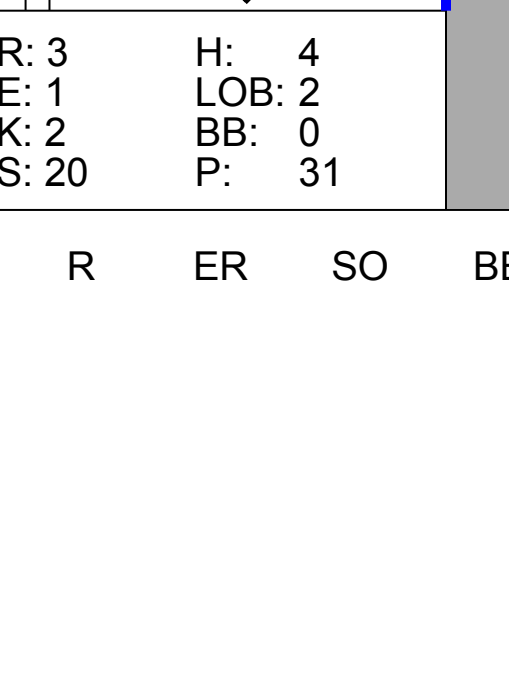
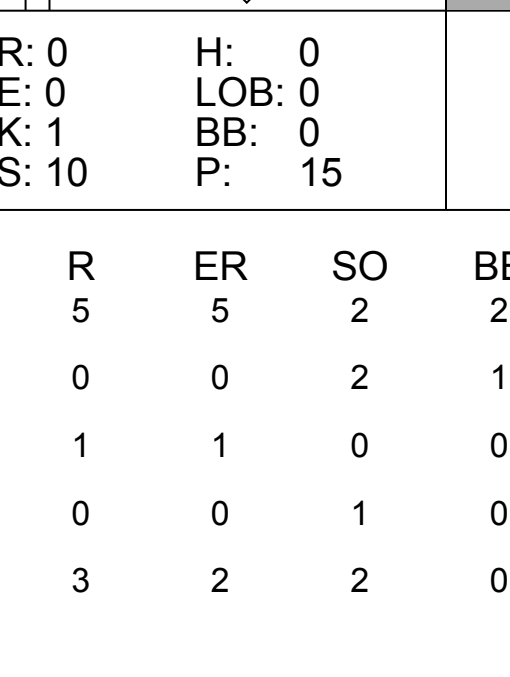
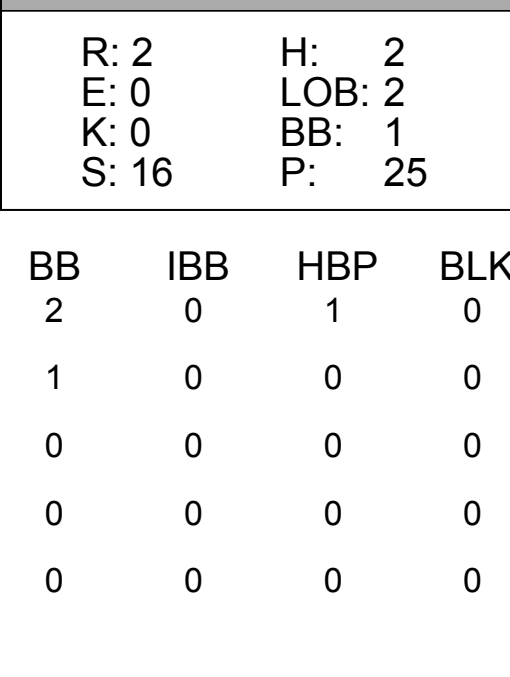
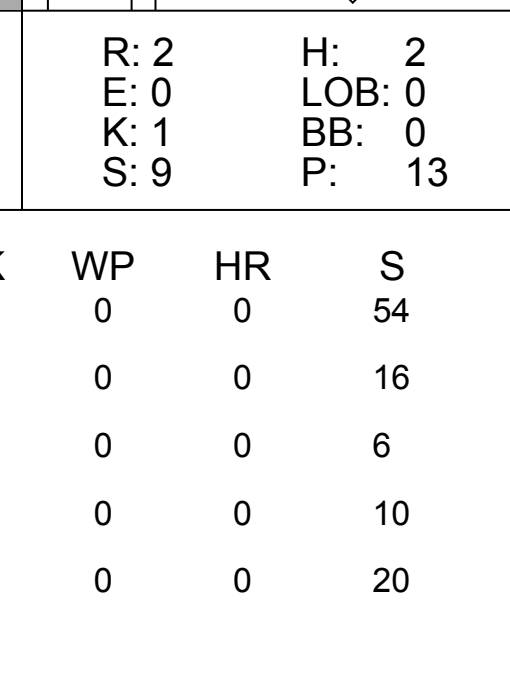
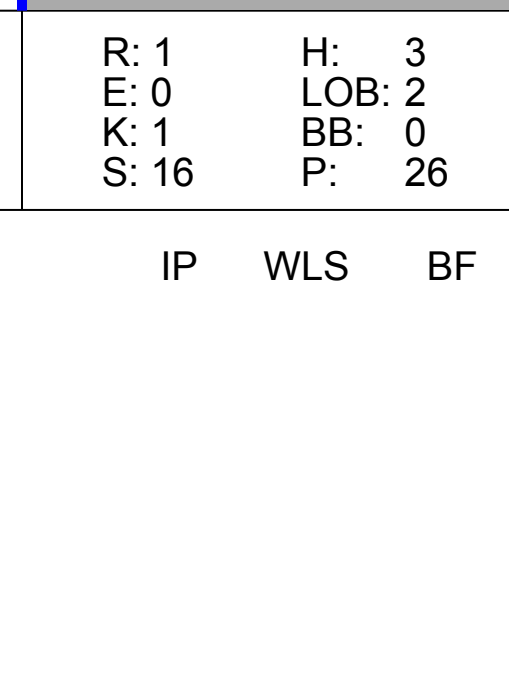
| Batter | 1 | 2 | 3 | 4 | 5 | 6 | 7 | 8 | 9 | AB | R | H | RBI | BB | SO | LOB | BOTTOM | | | | | | |
|--|---|---|---|---|---|---|---|---|---|---|---|---|---|---|---|---|---|---|---|---|---|---|---|
| 2 Denard Span, L OBP: 0.326, SLG: 0.425 | | | | | | | | | | 5 | 1 | 2 | 0 | 0 | 2 | 2 | | | | | | | |
| 12 Joe Panik, L OBP: 0.341, SLG: 0.409 | | | | | | | | | | 3 | 0 | 1 | 0 | 1 | 1 | 2 | | | | | | | |
| 8 Hunter Pence, R OBP: 0.301, SLG: 0.368 | | | | | | | | | | 3 | 0 | 2 | 0 | 1 | 0 | 0 | | | | | | | |
| 28 Buster Posey, R OBP: 0.421, SLG: 0.528 | | | | | | | | | | 3 | 0 | 0 | 2 | 0 | 0 | 4 | | | | | | | |
| 9 Brandon Belt, L OBP: 0.342, SLG: 0.445 | | | | | | | | | | 4 | 0 | 1 | 0 | 0 | 3 | 3 | | | | | | | |
| 35 Brandon Crawford, L OBP: 0.281, SLG: 0.385 | | | | | | | | | | 4 | 0 | 1 | 0 | 0 | 1 | 0 | | | | | | | |
| 63 Ryder Jones, L 70 George Kontos, R 66 Gorkys Hernández, R | | | | | | | | | | 2 | 0 | 0 | 0 | 0 | 1 | 2 | | | | | | | |
| 53 Austin Slater, R 62 Cory Gearrin, R 37 Kelby Tomlinson, R 61 Josh Osich, L 60 Hunter Strickland, R 5 Nick Hundley, S | | | | | | | | | | 0 | 0 | 0 | 0 | 0 | 0 | 0 | | | | | | | |
| 45 Matt Moore, L 21 Conor Gillaspie, L | | | | | | | | | | 1 | 0 | 0 | 0 | 0 | 1 | 0 | | | | | | | |
| Inning Stats | R: 0 H: 0 E: 0 K: 1 S: 9 | H: 2 LOB: 0 BB: 0 P: 15 | R: 0 H: 2 E: 0 K: 0 S: 9 | H: 2 LOB: 0 BB: 0 P: 16 | R: 1 H: 2 E: 1 K: 1 S: 12 | H: 2 LOB: 1 BB: 1 P: 22 | R: 0 H: 0 E: 0 K: 3 S: 11 | H: 0 LOB: 0 BB: 0 P: 17 | R: 0 H: 0 E: 0 K: 2 S: 10 | H: 0 LOB: 0 BB: 0 P: 15 | R: 0 H: 1 E: 0 K: 1 S: 13 | H: 1 LOB: 1 BB: 1 P: 23 | R: 0 H: 0 E: 0 K: 1 S: 12 | H: 0 LOB: 0 BB: 0 P: 16 | R: 1 H: 3 E: 0 K: 1 S: 17 | H: 3 LOB: 2 BB: 0 P: 25 | R: 0 H: 1 E: 0 K: 2 S: 14 | H: 1 LOB: 2 BB: 1 P: 22 | 1B: 8 2B: 2 3B: 0 HR: 0 | SF: 1 SAC: 0 DP: 1 HBP: 0 | WP: 0 PB: 0 SB: 0 CS: 1 | PA: 38 | |
| PITCHER | IP WLS BF H R ER SO BB IBB HBP BLK WP HR S P ERA WHIP | IP WLS BF H R ER SO BB IBB HBP BLK WP HR S P ERA WHIP | IP WLS BF H R ER SO BB IBB HBP BLK WP HR S P ERA WHIP | IP WLS BF H R ER SO BB IBB HBP BLK WP HR S P ERA WHIP | IP WLS BF H R ER SO BB IBB HBP BLK WP HR S P ERA WHIP | IP WLS BF H R ER SO BB IBB HBP BLK WP HR S P ERA WHIP | IP WLS BF H R ER SO BB IBB HBP BLK WP HR S P ERA WHIP | IP WLS BF H R ER SO BB IBB HBP BLK WP HR S P ERA WHIP | IP WLS BF H R ER SO BB IBB HBP BLK WP HR S P ERA WHIP | IP WLS BF H R ER SO BB IBB HBP BLK WP HR S P ERA WHIP | IP WLS BF H R ER SO BB IBB HBP BLK WP HR S P ERA WHIP | IP WLS BF H R ER SO BB IBB HBP BLK WP HR S P ERA WHIP | IP WLS BF H R ER SO BB IBB HBP BLK WP HR S P ERA WHIP | IP WLS BF H R ER SO BB IBB HBP BLK WP HR S P ERA WHIP | IP WLS BF H R ER SO BB IBB HBP BLK WP HR S P ERA WHIP | IP WLS BF H R ER SO BB IBB HBP BLK WP HR S P ERA WHIP | IP WLS BF H R ER SO BB IBB HBP BLK WP HR S P ERA WHIP | IP WLS BF H R ER SO BB IBB HBP BLK WP HR S P ERA WHIP | IP WLS BF H R ER SO BB IBB HBP BLK WP HR S P ERA WHIP | IP WLS BF H R ER SO BB IBB HBP BLK WP HR S P ERA WHIP | IP WLS BF H R ER SO BB IBB HBP BLK WP HR S P ERA WHIP | IP WLS BF H R ER SO BB IBB HBP BLK WP HR S P ERA WHIP | IP WLS BF H R ER SO BB IBB HBP BLK WP HR S P ERA WHIP |

New York Mets @ San Francisco Giants
 AT&T Park, San Francisco, CA
 Sun Jun 25 2017, 1:08 PM - 4:50 PM PDT
 Att: 41,137 - Partly Cloudy - 63 F

| | |
|-----|----|
| AB | 33 |
| R | 2 |
| H | 9 |
| RBI | 2 |
| BB | 3 |
| SO | 12 |
| LOB | 16 |



| Batter | 1 | 2 | 3 | 4 | 5 | 6 | 7 | 8 | 9 | AB | R | H | RBI | BB | SO | LOB | TOP | | | | | |
|---|---|---|---|---|---|---|---|---|---|----------------------------------|-------------------------------|----------------------------------|-------------------------------|----------------------------------|-------------------------------|----------------------------------|---|----------------------------------|----------------------------------|------------------------------------|----------------------------------|--------|
| 19 Charlie Blackmon, L OBP: 0.372, SLG: 0.589 |  | |  | | |  | | |  | 4 | 0 | 1 | 0 | 1 | 1 | 1 | Colorado Rockies @ San Francisco Giants AT&T Park, San Francisco, CA Mon Jun 26 2017, 7:09 PM - 10:29 PM PDT Att. 41,388 - Clear - 64 F | | | | | |
| 9 DJ LeMahieu, R OBP: 0.382, SLG: 0.383 |  | |  | | |  |  | | | 4 | 0 | 1 | 0 | 0 | 0 | 3 | | | | | | |
| 28 Nolan Arenado, R OBP: 0.343, SLG: 0.552 |  | |  | | |  | |  | | 4 | 0 | 0 | 0 | 0 | 1 | 2 | | | | | | |
| 12 Mark Reynolds, R OBP: 0.389, SLG: 0.544 | |  | |  | | |  |  |  | 4 | 1 | 2 | 0 | 0 | 1 | 0 | | | | | | |
| 7 Raimel Tapia, L OBP: 0.328, SLG: 0.339 | |  | |  | | |  |  |  | 4 | 1 | 1 | 0 | 0 | 2 | 1 | | | | | | |
| 20 Ian Desmond, R OBP: 0.302, SLG: 0.387 | |  | |  | | |  |  | | 4 | 0 | 1 | 0 | 0 | 1 | 3 | | | | | | |
| 27 Trevor Story, R OBP: 0.307, SLG: 0.409 | |  | |  | | |  |  | | 4 | 0 | 1 | 1 | 0 | 1 | 1 | | | | | | |
| 14 Tony Wolters, L OBP: 0.395, SLG: 0.351 | | |  | |  | |  |  |  | 4 | 0 | 2 | 1 | 0 | 0 | 0 | | | | | | |
| 48 Germán Márquez, R OBP: 0.118, SLG: 0.115 | | | | | | | | |  | 1 | 0 | 0 | 0 | 0 | 1 | 0 | | | | | | |
| 31 Kyle Freeland, L OBP: 0.286, SLG: 0.400 | | | | | | | | | | 1 | 0 | 0 | 0 | 0 | 1 | 0 | | | | | | |
| 49 Antonio Senzateña, R OBP: 0.154, SLG: 0.192 | | | | | | | | | | 0 | 0 | 0 | 0 | 0 | 0 | 0 | | | | | | |
| 4 Pat Valdesca, R OBP: 0.231, SLG: 0.266 | | | | | | | | | | 0 | 0 | 0 | 0 | 0 | 0 | 0 | | | | | | |
| 50 Chad Qualls, R OBP: 0.118, SLG: 0.115 | | | | | | | | | | 0 | 0 | 0 | 0 | 0 | 0 | 0 | | | | | | |
| 38 Mike Dunn, L OBP: 0.118, SLG: 0.115 | | | | | | | | | | 0 | 0 | 0 | 0 | 0 | 0 | 0 | | | | | | |
| 47 Jairo Díaz, R OBP: 0.118, SLG: 0.115 | | | | | | | | | | 0 | 0 | 0 | 0 | 0 | 0 | 0 | | | | | | |
| 2 Alexi Amarista, L OBP: 0.118, SLG: 0.115 | | | | | | | | | | 1 | 0 | 0 | 0 | 0 | 0 | 1 | | | | | | |
| Inning Stats | R: 0 E: 0 K: 1 S: 6 | H: 0 LOB: 2 BB: 0 P: 13 | R: 0 E: 0 K: 1 S: 15 | H: 1 LOB: 1 BB: 0 P: 22 | R: 0 E: 0 K: 1 S: 12 | H: 2 LOB: 2 BB: 0 P: 18 | R: 0 E: 0 K: 1 S: 8 | H: 0 LOB: 0 BB: 0 P: 12 | R: 0 E: 0 K: 1 S: 11 | H: 0 LOB: 0 BB: 0 P: 16 | R: 0 E: 0 K: 0 S: 10 | H: 0 LOB: 0 BB: 0 P: 16 | R: 2 E: 0 K: 1 S: 20 | H: 4 LOB: 3 BB: 1 P: 31 | R: 0 E: 0 K: 3 S: 11 | H: 1 LOB: 1 BB: 0 P: 17 | R: 0 E: 0 K: 1 S: 12 | H: 1 LOB: 1 BB: 0 P: 17 | 1B: 9 2B: 0 3B: 0 HR: 0 | SF: 0 SAC: 0 DP: 0 HBP: 0 | WP: 1 PB: 0 SB: 0 CS: 0 | PA: 37 |
| PITCHER | IP | WLS | BF | H | R | ER | SO | BB | IBB | HBP | BLK | WP | HR | S | P | ERA | WHIP | | | | | |
| 29 Jeff Samardzija, R ERA: 4.63 | 6.1 | W | 25 | 6 | 2 | 2 | 5 | 0 | 0 | 0 | 0 | 0 | 0 | 73 | 112 | 2.84 | 0.947 | | | | | |
| 60 Hunter Strickland, R ERA: 2.28 | 0.2 | H | 4 | 1 | 0 | 0 | 1 | 1 | 0 | 0 | 0 | 1 | 0 | 9 | 16 | 0.00 | 3.000 | | | | | |
| 49 Sam Dyson, R ERA: 0.61 | 1.0 | | 4 | 1 | 0 | 0 | 3 | 0 | 0 | 0 | 0 | 0 | 0 | 11 | 17 | 0.00 | 1.000 | | | | | |
| 59 Kyle Crick, R ERA: 4.15 | 1.0 | | 4 | 1 | 0 | 0 | 1 | 0 | 0 | 0 | 0 | 0 | 0 | 12 | 17 | 0.00 | 1.000 | | | | | |

| Batter | 1 | 2 | 3 | 4 | 5 | 6 | 7 | 8 | 9 | AB | R | H | RBI | BB | SO | LOB | BOTTOM | | | | |
|--|---|---|---|---|---|---|---|---|---|----------------------------------|------------------------------|----------------------------------|-------------------------------|----------------------------------|-------------------------------|----------------------------------|---|------------------------------------|----------------------------------|--------|--|
| 2 Denard Span, L OBP: 0.332, SLG: 0.435 |  | |  | | |  | | |  | 4 | 2 | 2 | 1 | 1 | 0 | 1 | Colorado Rockies @ San Francisco Giants AT&T Park, San Francisco, CA Mon Jun 26 2017, 7:09 PM - 10:29 PM PDT Att. 41,388 - Clear - 64 F | | | | |
| 12 Joe Panik, L OBP: 0.342, SLG: 0.411 |  | |  | |  | |  |  |  | 4 | 2 | 2 | 2 | 0 | 0 | 1 | | | | | |
| 8 Hunter Pence, R OBP: 0.307, SLG: 0.374 |  | |  | |  | |  |  |  | 5 | 2 | 3 | 0 | 0 | 1 | 2 | | | | | |
| 28 Buster Posey, R OBP: 0.424, SLG: 0.536 |  | |  | |  | |  |  |  | 4 | 0 | 3 | 3 | 0 | 1 | 0 | | | | | |
| 9 Brandon Belt, L OBP: 0.346, SLG: 0.451 |  | |  | |  | |  |  |  | 3 | 0 | 1 | 1 | 1 | 2 | 4 | | | | | |
| 35 Brandon Crawford, L OBP: 0.283, SLG: 0.383 |  | |  | |  | |  |  | | 4 | 0 | 1 | 1 | 0 | 1 | 5 | | | | | |
| 63 Ryder Jones, L | |  |  | |  | |  | | | 4 | 0 | 0 | 0 | 0 | 0 | 5 | | | | | |
| 66 Gorkys Hernández, R OBP: 0.305, SLG: 0.278 | | | | | | | | | | 4 | 2 | 1 | 0 | 0 | 0 | 0 | | | | | |
| 29 Jeff Samardzija, R OBP: 0.091, SLG: 0.212 | | | | | | | | | | 2 | 0 | 0 | 0 | 0 | 2 | 0 | | | | | |
| 60 Hunter Strickland, R | | | | | | | | | | 0 | 0 | 0 | 0 | 0 | 0 | 0 | | | | | |
| 49 Sam Dyson, R | | | | | | | | | | 0 | 0 | 0 | 0 | 0 | 0 | 0 | | | | | |
| 37 Kelby Tomlinson, R | | | | | | | | | | 1 | 1 | 1 | 1 | 0 | 0 | 0 | | | | | |
| 59 Kyle Crick, L | | | | | | | | | | 0 | 0 | 0 | 0 | 0 | 0 | 0 | | | | | |
| Inning Stats | R: 1 E: 0 K: 0 S: 19 | H: 3 LOB: 2 BB: 1 P: 33 | R: 0 E: 0 K: 1 S: 10 | H: 0 LOB: 0 BB: 0 P: 15 | R: 2 E: 0 K: 0 S: 16 | H: 2 LOB: 1 BB: 1 P: 25 | R: 2 E: 0 K: 1 S: 9 | H: 2 LOB: 0 BB: 0 P: 13 | R: 0 E: 0 K: 1 S: 8 | H: 0 LOB: 1 BB: 1 P: 13 | R: 0 E: 0 K: 1 S: 8 | H: 0 LOB: 0 BB: 0 P: 14 | R: 1 E: 0 K: 1 S: 16 | H: 3 LOB: 2 BB: 0 P: 26 | R: 3 E: 1 K: 2 S: 20 | H: 4 LOB: 2 BB: 0 P: 31 | 1B: 10 2B: 2 3B: 2 HR: 0 | SF: 2 SAC: 1 DP: 0 HBP: 1 | WP: 0 PB: 1 SB: 1 CS: 1 | PA: 42 | |
| PITCHER | IP | WLS | BF | H | R | ER | SO | BB | IBB | HBP | BLK | WP | HR | S | P | ERA | WHIP | | | | |
| 48 Germán Márquez, R ERA: 4.38 | 4.0 | L | 21 | 7 | 5 | 5 | 2 | 2 | 0 | 1 | 0 | 0 | 0 | 54 | 86 | 11.25 | 2.250 | | | | |
| 49 Antonio Senzateña, R ERA: 4.68 | 2.0 | | 7 | 0 | 0 | 0 | 2 | 1 | 0 | 0 | 0 | 0 | 0 | 16 | 27 | 0.00 | 0.500 | | | | |
| 50 Chad Qualls, R ERA: 5.06 | 0.1 | | 3 | 2 | 1 | 1 | 0 | 0 | 0 | 0 | 0 | 0 | 0 | 6 | 10 | 27.00 | 6.000 | | | | |
| 38 Mike Dunn, L ERA: 5.68 | 0.2 | | 3 | 1 | 0 | 0 | 1 | 0 | 0 | 0 | 0 | 0 | 0 | 10 | 16 | 0.00 | 1.500 | | | | |
| 47 Jairo Díaz, R ERA: 18.0 | 1.0 | | 8 | 4 | 3 | 2 | 2 | 0 | 0 | 0 | 0 | 0 | 0 | 20 | 31 | 18.00 | 4.000 | | | | |



| Batter | 1 | 2 | 3 | 4 | 5 | 6 | 7 | 8 | 9 | AB | R | H | RBI | BB | SO | LOB | TOP | | |
|------------------------------|---|---|---|---|---|---|---|---|---|---|---|---|---|---|---|---|--|------------------------------------|--|
| 19 Charlie Blackmon, L (1.8) | E1 20 1B 28 1B | G4-3 | | P6 | | | F8 | | F8 | 5 | 1 | 0 | 0 | 0 | 0 | 3 | Colorado Rockies @ San Francisco Giants AT&T Park, San Francisco, CA Wed Jun 28 2017, 12:46 PM - 3:50 PM PDT Att: 41,286 - Cloudy - 65 F | | |
| 20 Ian Desmond, R (1.7) | 28 S 28 1B | G1-3 | | | G3 | | 12 1B 1B | | F8 | 5 | 1 | 2 | 0 | 0 | 0 | 2 | | | |
| 28 Nolan Arenado, R (1.5) | 1B | | | | L9 | | K | | | 4 | 0 | 2 | 2 | 0 | 1 | 1 | | | |
| 12 Mark Reynolds, R (1.3) | K | | | G6-4-3 | | | K | | | 4 | 0 | 1 | 0 | 0 | 2 | 2 | | | |
| 27 Trevor Story, R (1.6) | K | | | 1B | | | F9 | | FC6-4 1B | 4 | 0 | 1 | 0 | 0 | 1 | 3 | | | |
| 4 Pat Valaika, R (1.4) | G4-3 | | | K | | | E1 3 1B | | P5 | 4 | 1 | 1 | 0 | 0 | 1 | 2 | | | |
| 3 Mike Tauchman, L (1.9) | | | | | | | | | F8 | 2 | 0 | 1 | 1 | 2 | 0 | 0 | | | |
| 24 Jordan Lyles, R (8.1) | | 19 G4-3 23 BB | | | | | | | | 0 | 0 | 0 | 0 | 0 | 0 | 0 | | | |
| 23 Tom Murphy, R (1.2) | | 19 G4-3 BB | | | P4 | | K | | L4 | 3 | 0 | 0 | 0 | 1 | 1 | 2 | | | |
| 31 Kyle Freeland, L (1.1) | | | | | | | | | G4-3 | 3 | 0 | 0 | 0 | 0 | 1 | 4 | | | |
| 0 Adam Ottavino, S (7.1) | | | | | | | | | | 0 | 0 | 0 | 0 | 0 | 0 | 0 | | | |
| 51 Jake McGee, L (8.1) | | | | | | | | | | 0 | 0 | 0 | 0 | 0 | 0 | 0 | | | |
| 7 Raimel Tapia, L (8.9) | | | | | | | | | | 1 | 0 | 0 | 0 | 0 | 0 | 0 | | | |
| Inning Stats | R: 2 E: 1 K: 2 S: 19 | H: 2 LOB: 1 BB: 0 P: 30 | R: 0 E: 0 K: 1 S: 11 | H: 0 LOB: 2 BB: 2 P: 20 | R: 0 E: 0 K: 1 S: 12 | H: 2 LOB: 1 BB: 0 P: 18 | R: 0 E: 0 K: 0 S: 6 | H: 0 LOB: 1 BB: 1 P: 10 | R: 0 E: 0 K: 1 S: 7 | H: 2 LOB: 1 BB: 0 P: 16 | R: 0 E: 0 K: 1 S: 12 | H: 2 LOB: 2 BB: 0 P: 17 | R: 0 E: 0 K: 0 S: 8 | H: 0 LOB: 0 BB: 0 P: 10 | R: 0 E: 0 K: 0 S: 10 | H: 0 LOB: 0 BB: 0 P: 14 | 1B: 8 2B: 0 3B: 0 HR: 0 | SF: 0 SAC: 0 DP: 1 HBP: 0 | WP: 0 PA: 38 PB: 0 SB: 1 CS: 0 |
| PITCHER | IP WLS BF H R ER SO BB IBB HBP BLK WP HR S P ERA WHIP | IP WLS BF H R ER SO BB IBB HBP BLK WP HR S P ERA WHIP | IP WLS BF H R ER SO BB IBB HBP BLK WP HR S P ERA WHIP | IP WLS BF H R ER SO BB IBB HBP BLK WP HR S P ERA WHIP | IP WLS BF H R ER SO BB IBB HBP BLK WP HR S P ERA WHIP | IP WLS BF H R ER SO BB IBB HBP BLK WP HR S P ERA WHIP | IP WLS BF H R ER SO BB IBB HBP BLK WP HR S P ERA WHIP | IP WLS BF H R ER SO BB IBB HBP BLK WP HR S P ERA WHIP | IP WLS BF H R ER SO BB IBB HBP BLK WP HR S P ERA WHIP | IP WLS BF H R ER SO BB IBB HBP BLK WP HR S P ERA WHIP | IP WLS BF H R ER SO BB IBB HBP BLK WP HR S P ERA WHIP | IP WLS BF H R ER SO BB IBB HBP BLK WP HR S P ERA WHIP | IP WLS BF H R ER SO BB IBB HBP BLK WP HR S P ERA WHIP | IP WLS BF H R ER SO BB IBB HBP BLK WP HR S P ERA WHIP | IP WLS BF H R ER SO BB IBB HBP BLK WP HR S P ERA WHIP | IP WLS BF H R ER SO BB IBB HBP BLK WP HR S P ERA WHIP | | | |

| Batter | 1 | 2 | 3 | 4 | 5 | 6 | 7 | 8 | 9 | AB | R | H | RBI | BB | SO | LOB | BOTTOM | | |
|-------------------------------|---|---|---|---|---|---|---|---|---|---|---|---|---|---|---|---|--|------------------------------------|--|
| 66 Gorkys Hernández, R (1.8) | 9 CS 1B | | | | P4 | | | | 12 G4-3 12 WP 9 FC6-4 BB | 3 | 1 | 1 | 0 | 1 | 1 | 1 | Colorado Rockies @ San Francisco Giants AT&T Park, San Francisco, CA Wed Jun 28 2017, 12:46 PM - 3:50 PM PDT Att: 41,286 - Cloudy - 65 F | | |
| 12 Joe Panik, L (1.4) | P5 | | | | G4-6-3 | | | G4-3 | 4 | 1 | 1 | 0 | 0 | 0 | 3 | | | | |
| 53 Austin Slater, R (1.9) | L8 | | | | 5 HR G1-3 1B | | | G6-3 | 3 | 1 | 1 | 0 | 1 | 0 | 1 | | | | |
| 9 Brandon Belt, L (1.3) | CS | | | | F8 | | | P5 | FC6-4 1B | 4 | 0 | 0 | 1 | 0 | 0 | 3 | | | |
| 1 Jae-Gyun Hwang, R (1.5) | | | | | G1-3 | | | | | 4 | 1 | 1 | 2 | 0 | 1 | 2 | | | |
| 2 Denard Span, L (9.8) | | | | | G5-3 | | | | | 0 | 0 | 0 | 0 | 0 | 0 | 0 | | | |
| 5 Nick Hundley, R (1.2) | | | | | 1B | | | | | 3 | 1 | 2 | 2 | 0 | 1 | 0 | | | |
| 37 Kelby Tomlinson, R (1.6) | | | | | P4 | | | | | 2 | 0 | 0 | 0 | 1 | 1 | 1 | | | |
| 63 Ryder Jones, L (1.7) | | | | | P4 | | | | | 3 | 0 | 0 | 0 | 0 | 1 | 1 | | | |
| 50 Ty Blach, R (1.1) | | | | | G5-3 | | | | | 2 | 0 | 1 | 0 | 0 | 0 | 0 | | | |
| 70 George Kontos, R (7.1) | | | | | | | | | | 1 | 0 | 0 | 0 | 0 | 1 | 0 | | | |
| 48 Steven Okert, L (8.1) | | | | | | | | | | 0 | 0 | 0 | 0 | 0 | 0 | 0 | | | |
| 60 Hunter Strickland, R (9.1) | | | | | | | | | | 0 | 0 | 0 | 0 | 0 | 0 | 0 | | | |
| Inning Stats | R: 0 E: 0 K: 0 S: 5 | H: 1 LOB: 0 BB: 0 P: 10 | R: 0 E: 0 K: 0 S: 11 | H: 1 LOB: 1 BB: 0 P: 17 | R: 0 E: 0 K: 1 S: 8 | H: 0 LOB: 0 BB: 0 P: 11 | R: 3 E: 0 K: 0 S: 18 | H: 3 LOB: 1 BB: 1 P: 31 | R: 0 E: 0 K: 0 S: 9 | H: 1 LOB: 0 BB: 0 P: 13 | R: 1 E: 0 K: 1 S: 9 | H: 1 LOB: 0 BB: 0 P: 17 | R: 0 E: 0 K: 3 S: 9 | H: 0 LOB: 0 BB: 0 P: 14 | R: 1 E: 1 K: 1 S: 16 | H: 0 LOB: 1 BB: 2 P: 29 | 1B: 5 2B: 0 3B: 0 HR: 2 | SF: 0 SAC: 0 DP: 1 HBP: 0 | WP: 1 PA: 33 PB: 1 SB: 0 CS: 1 |
| PITCHER | IP WLS BF H R ER SO BB IBB HBP BLK WP HR S P ERA WHIP | IP WLS BF H R ER SO BB IBB HBP BLK WP HR S P ERA WHIP | IP WLS BF H R ER SO BB IBB HBP BLK WP HR S P ERA WHIP | IP WLS BF H R ER SO BB IBB HBP BLK WP HR S P ERA WHIP | IP WLS BF H R ER SO BB IBB HBP BLK WP HR S P ERA WHIP | IP WLS BF H R ER SO BB IBB HBP BLK WP HR S P ERA WHIP | IP WLS BF H R ER SO BB IBB HBP BLK WP HR S P ERA WHIP | IP WLS BF H R ER SO BB IBB HBP BLK WP HR S P ERA WHIP | IP WLS BF H R ER SO BB IBB HBP BLK WP HR S P ERA WHIP | IP WLS BF H R ER SO BB IBB HBP BLK WP HR S P ERA WHIP | IP WLS BF H R ER SO BB IBB HBP BLK WP HR S P ERA WHIP | IP WLS BF H R ER SO BB IBB HBP BLK WP HR S P ERA WHIP | IP WLS BF H R ER SO BB IBB HBP BLK WP HR S P ERA WHIP | IP WLS BF H R ER SO BB IBB HBP BLK WP HR S P ERA WHIP | IP WLS BF H R ER SO BB IBB HBP BLK WP HR S P ERA WHIP | IP WLS BF H R ER SO BB IBB HBP BLK WP HR S P ERA WHIP | | | |



| Batter | 1 | 2 | 3 | 4 | 5 | 6 | 7 | 8 | 9 | AB | R | H | RBI | BB | SO | LOB | TOP | | | | | |
|---|---|--|--|--|--|----------------------------------|---|--|------------------------------|----------------------------------|-------------------------------|----------------------------------|-------------------------------|----------------------------------|-------------------------------|----------------------------------|-------------------------------|----------------------------------|-----------------------------------|------------------------------------|----------------------------------|--------|
| 2 Denard Span, L OBP: 0.347, SLG: 0.456 | | | | | | | | | | 5 | 4 | 4 | 1 | 1 | 0 | 0 | | | | | | |
| 12 Joe Panik, L OBP: 0.344, SLG: 0.404 | | | | | | | | | | 5 | 2 | 3 | 1 | 1 | 0 | 2 | | | | | | |
| 8 Hunter Pence, R OBP: 0.317, SLG: 0.372 57 Dan Slania, R | | | | | | | | | | 4 | 1 | 3 | 5 | 1 | 1 | 0 | | | | | | |
| 28 Buster Posey, R OBP: 0.418, SLG: 0.526 | | | | | | | | | | 5 | 1 | 1 | 2 | 0 | 1 | 6 | | | | | | |
| 9 Brandon Belt, L OBP: 0.384, SLG: 0.457 | | | | | | | | | | 4 | 1 | 2 | 4 | 1 | 1 | 2 | | | | | | |
| 35 Brandon Crawford, L OBP: 0.274, SLG: 0.369 | | | | | | | | | | 6 | 0 | 0 | 0 | 0 | 2 | 4 | | | | | | |
| 1 Jae-Gyun Hwang, R 62 Cory Gearrin, R 5 Nick Hundley, R 61 Josh Osich, L 66 Conny Hernandez, R | | | | | | | | | | 3 | 0 | 0 | 0 | 1 | 1 | 1 | | | | | | |
| 53 Austin Slater, R OBP: 0.391, SLG: 0.475 | | | | | | | | | | 5 | 2 | 2 | 0 | 0 | 1 | 4 | | | | | | |
| 47 Johnny Cueto, R 63 Ryder Jones, L | | | | | | | | | | 2 | 1 | 1 | 0 | 0 | 0 | 0 | | | | | | |
| Inning Stats | R: 1 E: 0 K: 1 S: 9 | H: 1 LOB: 0 BB: 0 P: 12 | R: 0 E: 0 K: 2 S: 18 | H: 0 LOB: 1 BB: 1 P: 25 | R: 1 E: 1 K: 2 S: 16 | H: 2 LOB: 2 BB: 1 P: 25 | R: 3 E: 0 K: 1 S: 14 | H: 5 LOB: 0 BB: 0 P: 22 | R: 0 E: 0 K: 1 S: 6 | H: 0 LOB: 0 BB: 0 P: 10 | R: 5 E: 0 K: 0 S: 19 | H: 4 LOB: 2 BB: 2 P: 34 | R: 1 E: 0 K: 0 S: 11 | H: 3 LOB: 1 BB: 0 P: 16 | R: 1 E: 0 K: 0 S: 12 | H: 2 LOB: 1 BB: 0 P: 17 | R: 1 E: 0 K: 0 S: 15 | H: 1 LOB: 2 BB: 1 P: 28 | 1B: 14 2B: 2 3B: 0 HR: 2 | SF: 1 SAC: 0 DP: 1 HBP: 2 | WP: 1 PB: 0 SB: 1 CS: 0 | PA: 51 |
| PITCHER | IP: 5.1 WLS: L BF: 28 H: 10 R: 7 ER: 7 SO: 7 BB: 2 IBB: 0 HBP: 0 BLK: 0 WP: 1 HR: 1 S: 68 P: 101 ERA: 4.51 | IP: 6.1 WLS: 0 BF: 10 H: 5 R: 4 ER: 4 SO: 0 BB: 1 IBB: 0 HBP: 0 BLK: 0 WP: 0 HR: 0 S: 20 P: 33 ERA: 17.55 | IP: 7.1 WLS: 2 BF: 6 H: 2 R: 1 ER: 1 SO: 0 BB: 0 IBB: 0 HBP: 0 BLK: 0 WP: 0 HR: 1 S: 15 P: 21 ERA: 4.47 | IP: 9.1 WLS: 0 BF: 4 H: 1 R: 1 ER: 1 SO: 1 BB: 0 IBB: 0 HBP: 0 BLK: 0 WP: 0 HR: 0 S: 11 P: 22 ERA: 3.86 | IP: 0.2 WLS: 0 BF: 2 H: 0 R: 0 ER: 0 SO: 0 BB: 0 IBB: 0 HBP: 0 BLK: 0 WP: 0 HR: 0 S: 4 P: 6 ERA: 0.00 | PITCHER | IP: 4.1 WLS: 0 BF: 16 H: 4 R: 0 ER: 0 SO: 0 BB: 0 IBB: 0 HBP: 0 BLK: 0 WP: 0 HR: 0 S: 11 P: 10 ERA: 4.81 | IP: 0.2 WLS: 0 BF: 2 H: 0 R: 0 ER: 0 SO: 0 BB: 0 IBB: 0 HBP: 0 BLK: 0 WP: 0 HR: 0 S: 4 P: 6 ERA: 0.00 | | | | | | | | | | | | | | |

San Francisco Giants @ Pittsburgh Pirates
PNC Park, Pittsburgh, PA
Fri Jun 30 2017, 7:08 PM - 11:08 PM EDT
Att: 26,407 - Overcast - 81 F

| | |
|-----|----|
| AB | 43 |
| R | 13 |
| H | 18 |
| RBI | 13 |
| BB | 5 |
| SO | 7 |
| LOB | 21 |



San Francisco Giants @ Pittsburgh Pirates
PNC Park, Pittsburgh, PA
Fri Jun 30 2017, 7:08 PM - 11:08 PM EDT
Att: 26,407 - Overcast - 81 F

| | |
|-----|----|
| AB | 34 |
| R | 5 |
| H | 10 |
| RBI | 5 |
| BB | 5 |
| SO | 6 |
| LOB | 26 |



| Batter | 1 | 2 | 3 | 4 | 5 | 6 | 7 | 8 | 9 | 10 | 11 | AB | R | H | RBI | BB | SO | LOB | TOP | | | | | | | | | | | | | | | | |
|---|------------------------------|---------------------------------|------------------------------|---------------------------------|------------------------------|---------------------------------|-------------------------------------|---------------------------------|------------------------------|---------------------------------|-------------------------------|---------------------------------|------------------------------|---------------------------------|-------------------------------|---------------------------------|------------------------------|--------------------------------|------------------------------|--------------------------------|-------------------------------|---------------------------------|----------------------------------|------------------------------------|----------------------------------|----------------------|---------------------|--------------------|------------------------|------------------------|-------------------------------------|------------------------|----------------|--------------------|-------------|
| 2 Denard Span, L OBP: 0.348, SLG: 0.457 | G1-4-3 | | L8 | | | 2B | | G3 | | | BB | 4 | 1 | 1 | 0 | 1 | 0 | 2 | | | | | | | | | | | | | | | | | |
| 12 Joe Panik, L OBP: 0.342, SLG: 0.401 | L7 | | G4-3 | | | L7 | | | | | BB | 5 | 0 | 1 | 0 | 0 | 1 | 1 | | | | | | | | | | | | | | | | | |
| 8 Hunter Pence, R OBP: 0.310, SLG: 0.364 | L8 | | G1-3 | | | | | | F9 | | | 5 | 0 | 0 | 0 | 0 | 2 | 3 | | | | | | | | | | | | | | | | | |
| 28 Buster Posey, R OBP: 0.418, SLG: 0.522 | L3 | | G6-3 | | | | | | F8 | | | 4 | 0 | 1 | 0 | 1 | 0 | 0 | | | | | | | | | | | | | | | | | |
| 9 Brandon Belt, L OBP: 0.339, SLG: 0.449 | P5 | | | | | F7 | | FC4-6 | | | | 5 | 0 | 0 | 0 | 0 | 0 | 3 | | | | | | | | | | | | | | | | | |
| 35 Brandon Crawford, L OBP: 0.270, SLG: 0.363 | F8 | | G4-3 | | | G4-3 | | F8-3-1-6 | | | | 4 | 0 | 0 | 0 | 0 | 1 | 1 | | | | | | | | | | | | | | | | | |
| 63 Ryder Jones, L OBP: 0.130, SLG: 0.048 | | | | | | K2-3 | | | | | | 2 | 0 | 0 | 0 | 1 | 1 | 0 | | | | | | | | | | | | | | | | | |
| 61 Josh Osich, L OBP: 0.100, SLG: 0.000 | | | | | | | | | | | | 0 | 0 | 0 | 0 | 0 | 0 | 0 | | | | | | | | | | | | | | | | | |
| 49 Sam Dyson, R OBP: 0.100, SLG: 0.000 | | | | | | | | | | | | 0 | 0 | 0 | 0 | 0 | 0 | 0 | | | | | | | | | | | | | | | | | |
| 53 Austin Slater, R OBP: 0.385, SLG: 0.500 | G3-1 | | | | | | | | | | | 4 | 1 | 1 | 1 | 0 | 1 | 2 | | | | | | | | | | | | | | | | | |
| 45 Matt Moore, L OBP: 0.100, SLG: 0.000 | | | | | | | | | | | | 2 | 0 | 0 | 0 | 0 | 1 | 1 | | | | | | | | | | | | | | | | | |
| 70 George Kontos, R OBP: 0.100, SLG: 0.000 | | | | | | | | | | | | 0 | 0 | 0 | 0 | 0 | 0 | 0 | | | | | | | | | | | | | | | | | |
| 48 Steven Okert, L OBP: 0.100, SLG: 0.000 | | | | | | | | | | | | 1 | 0 | 1 | 0 | 0 | 0 | 0 | | | | | | | | | | | | | | | | | |
| 60 Hunter Strickland, R OBP: 0.100, SLG: 0.000 | | | | | | | | | | | | 0 | 0 | 0 | 0 | 0 | 0 | 0 | | | | | | | | | | | | | | | | | |
| 37 Kelly Tomlinson, R OBP: 0.100, SLG: 0.000 | | | | | | | | | | | | 1 | 0 | 0 | 0 | 0 | 1 | 0 | | | | | | | | | | | | | | | | | |
| Inning Stats | R: 0 E: 0 K: 0 S: 6 | H: 0 LOB: 0 K: 0 P: 11 | R: 0 E: 0 K: 0 S: 7 | H: 0 LOB: 0 K: 0 P: 10 | R: 0 E: 0 K: 1 S: 7 | H: 0 LOB: 1 K: 2 P: 14 | R: 0 E: 0 K: 0 S: 7 | H: 0 LOB: 0 K: 0 P: 12 | R: 0 E: 0 K: 1 S: 8 | H: 0 LOB: 0 K: 1 P: 13 | R: 1 E: 0 K: 1 S: 11 | H: 2 LOB: 1 K: 1 P: 15 | R: 0 E: 0 K: 0 S: 9 | H: 1 LOB: 0 K: 0 P: 12 | R: 0 E: 0 K: 1 S: 10 | H: 1 LOB: 1 K: 0 P: 17 | R: 0 E: 0 K: 0 S: 7 | H: 0 LOB: 0 K: 2 P: 8 | R: 0 E: 0 K: 2 S: 7 | H: 0 LOB: 0 K: 2 P: 8 | R: 1 E: 0 K: 2 S: 21 | H: 1 LOB: 2 K: 2 P: 34 | 1B: 2 2B: 3 3B: 0 HR: 1 | SF: 0 SAC: 0 DP: 1 HBP: 1 | WP: 1 PB: 1 SB: 1 CS: 0 | PA: 41 | | | | | | | | | |
| PITCHER | IP: 6.0 ERA: 5.26 | WLS: 21 ERA: 3.89 | BF: 3 ERA: 2.8 | H: 1 ER: 1 SO: 3 | R: 0 ER: 0 SO: 3 | ER: 1 SO: 3 | BB: 0 IBB: 0 HBP: 0 BLK: 0 | WP: 0 HR: 0 S: 9 | HR: 0 S: 12 | P: 11 ERA: 0.500 | WHIP: 1.000 | PITCHER | | | | | | | | | | | | | | IP: 1.0 ERA: 6.64 | WLS: 4 ERA: 6.64 | BF: 4 ERA: 6.64 | H: 1 ER: 0 SO: 1 | R: 0 ER: 0 SO: 1 | BB: 0 IBB: 0 HBP: 0 BLK: 0 | WP: 0 HR: 0 S: 8 | HR: 0 S: 13 | P: 13 ERA: 0.00 | WHIP: 1.000 |

San Francisco Giants @ Pittsburgh Pirates
PNC Park, Pittsburgh, PA
Sat Jul 01 2017, 4:08 PM - 8:06 PM EDT
Att: 27,247 - Party Cloudy - 82 F

| | |
|-----|----|
| AB | 37 |
| R | 2 |
| H | 5 |
| RBI | 1 |
| BB | 3 |
| SO | 8 |
| LOB | 13 |



| Batter | 1 | 2 | 3 | 4 | 5 | 6 | 7 | 8 | 9 | 10 | 11 | AB | R | H | RBI | BB | SO | LOB | BOTTOM | | | | | | | | | | | | | | | | |
|--|-------------------------------|---------------------------------|------------------------------|---------------------------------|-------------------------------|---------------------------------|-------------------------------------|---------------------------------|-------------------------------|---------------------------------|-------------------------------|---------------------------------|-------------------------------|---------------------------------|------------------------------|--------------------------------|------------------------------|---------------------------------|----------------------------------|------------------------------------|----------------------------------|--------|--|--|--|----------------------|---------------------|--------------------|------------------------|------------------------|-------------------------------------|------------------------|----------------|--------------------|-------------|
| 5 Josh Harrison, R OBP: 0.369, SLG: 0.449 | L9 | | K | | | K | | | | | F7 | 6 | 0 | 0 | 0 | 0 | 2 | 4 | | | | | | | | | | | | | | | | | |
| 64 José Osuna, R OBP: 0.295, SLG: 0.468 | G5-3 | | F9 | | | P4 | | L7 | | | G3 | 6 | 0 | 1 | 0 | 0 | 0 | 0 | | | | | | | | | | | | | | | | | |
| 22 Andrew McCutchen, R OBP: 0.372, SLG: 0.485 | BB | | BB | | | K | | K | | | BB | 4 | 1 | 1 | 0 | 2 | 2 | 1 | | | | | | | | | | | | | | | | | |
| 23 David Freese, R OBP: 0.371, SLG: 0.372 | BB | | BB | | | K | | 2B | | | BB | 3 | 0 | 1 | 0 | 3 | 2 | 1 | | | | | | | | | | | | | | | | | |
| 55 Josh Bell, S OBP: 0.322, SLG: 0.463 | BB | | BB | | | G3-1 | | G3-1 | | | BB | 2 | 0 | 1 | 1 | 3 | 0 | 1 | | | | | | | | | | | | | | | | | |
| 32 Elias Díaz, R OBP: 0.309, SLG: 0.373 | G1 | | K | | | L8 | | G6-3 | | | K | 5 | 0 | 0 | 0 | 0 | 2 | 9 | | | | | | | | | | | | | | | | | |
| 25 Gregory Polanco, L OBP: 0.310, SLG: 0.379 | K | | | | | BB | | BB | | | BB | 4 | 0 | 3 | 0 | 1 | 1 | 0 | | | | | | | | | | | | | | | | | |
| 62 Max Moroff, S OBP: 0.190, SLG: 0.111 | P3 | | F7 | | | FC | | K | | | B3 | 5 | 0 | 0 | 0 | 0 | 1 | 5 | | | | | | | | | | | | | | | | | |
| 39 Chad Kuhl, R ERA: 5.78 | G5-3 | | G4-3 | | | BB | | K | | | G4-6-3 | 2 | 0 | 0 | 0 | 0 | 0 | 1 | | | | | | | | | | | | | | | | | |
| 28 John Jaso, L OBP: 0.235, SLG: 0.459 | | | | | | | | | | | | 0 | 0 | 0 | 0 | 0 | 1 | 0 | | | | | | | | | | | | | | | | | |
| 44 Tony Watson, L ERA: 3.72 | | | | | | | | | | | | 0 | 0 | 0 | 0 | 0 | 0 | 0 | | | | | | | | | | | | | | | | | |
| 12 Juan Nicasio, R ERA: 6.23 | | | | | | | | | | | | 0 | 0 | 0 | 0 | 0 | 0 | 0 | | | | | | | | | | | | | | | | | |
| 10 Jordy Mercer, R OBP: 0.100, SLG: 0.000 | | | | | | | | | | | | 1 | 0 | 0 | 0 | 0 | 0 | 1 | | | | | | | | | | | | | | | | | |
| 73 Felipe Vázquez, L ERA: 2.15 | | | | | | | | | | | | 0 | 0 | 0 | 0 | 0 | 0 | 0 | | | | | | | | | | | | | | | | | |
| 26 Adam Frazier, L OBP: 0.100, SLG: 0.000 | | | | | | | | | | | | 1 | 0 | 0 | 0 | 0 | 0 | 1 | | | | | | | | | | | | | | | | | |
| 41 Daniel Hudson, R ERA: 4.67 | | | | | | | | | | | | 0 | 0 | 0 | 0 | 0 | 0 | 0 | | | | | | | | | | | | | | | | | |
| Inning Stats | R: 0 E: 0 K: 0 S: 13 | H: 0 LOB: 3 K: 1 P: 28 | R: 0 E: 0 K: 1 S: 8 | H: 0 LOB: 0 K: 1 P: 10 | R: 1 E: 0 K: 2 S: 12 | H: 2 LOB: 2 K: 2 P: 21 | R: 0 E: 0 K: 0 S: 9 | H: 1 LOB: 1 K: 0 P: 10 | R: 0 E: 0 K: 2 S: 11 | H: 1 LOB: 1 K: 1 P: 15 | R: 0 E: 0 K: 2 S: 13 | H: 1 LOB: 1 K: 0 P: 18 | R: 0 E: 0 K: 1 S: 15 | H: 0 LOB: 3 K: 1 P: 33 | R: 0 E: 0 K: 0 S: 4 | H: 0 LOB: 0 K: 1 P: 9 | R: 0 E: 0 K: 1 S: 8 | H: 1 LOB: 1 K: 1 P: 13 | 1B: 4 2B: 3 3B: 0 HR: 0 | SF: 0 SAC: 0 DP: 1 HBP: 0 | WP: 0 PB: 0 SB: 0 CS: 0 | PA: 49 | | | | | | | | | | | | | |
| PITCHER | IP: 5.2 ERA: 5.78 | WLS: 5 ERA: 3.72 | BF: 27 ERA: 6.23 | H: 4 ER: 1 SO: 5 | R: 1 ER: 0 SO: 2 | ER: 2 SO: 21 | BB: 0 IBB: 0 HBP: 0 BLK: 0 | WP: 0 HR: 0 S: 9 | HR: 0 S: 10 | P: 28 ERA: 5.78 | WHIP: 1.765 | PITCHER | | | | | | | | | | | | | | IP: 1.0 ERA: 6.64 | WLS: 4 ERA: 6.64 | BF: 4 ERA: 6.64 | H: 1 ER: 0 SO: 1 | R: 0 ER: 0 SO: 1 | BB: 0 IBB: 0 HBP: 0 BLK: 0 | WP: 0 HR: 0 S: 8 | HR: 0 S: 13 | P: 13 ERA: 0.00 | WHIP: 1.000 |

San Francisco Giants @ Pittsburgh Pirates
PNC Park, Pittsburgh, PA
Sat Jul 01 2017, 4:08 PM - 8:06 PM EDT
Att: 27,247 - Party Cloudy - 82 F

| | |
|-----|----|
| AB | 39 |
| R | 1 |
| H | 7 |
| RBI | 1 |
| BB | 10 |
| SO | 11 |
| LOB | 24 |



| Batter | 1 | 2 | 3 | 4 | 5 | 6 | 7 | 8 | 9 | AB | R | H | RBI | BB | SO | LOB | TOP | | | | | | | |
|--|---|---|---|---|---|---|---|---|---|---|---|---|---|---|---|---|---|---|---|---|---|---|---|---|
| 2 Denard Span, L OBP: 0.343, SLG: 0.449 | G1-3 | | G3 | | | L9 | G6-3 | | | 4 | 0 | 0 | 0 | 0 | 0 | 2 | | | | | | | | |
| 12 Joe Panik, L OBP: 0.341, SLG: 0.402 | G6-3 | | | F7 | | F7 | | 9 HR | | 4 | 1 | 1 | 0 | 0 | 0 | 0 | | | | | | | | |
| 8 Hunter Pence, R OBP: 0.310, SLG: 0.359 | F9 | | | G5-3 | | | 2B 9 1B | K | | 3 | 1 | 0 | 0 | 1 | 1 | 1 | | | | | | | | |
| 28 Buster Posey, R OBP: 0.416, SLG: 0.521 | | K | | G3-1 | | | 2B 9 1B 35 1B | K | | 4 | 1 | 1 | 0 | 0 | 2 | 1 | | | | | | | | |
| 9 Brandon Belt, L OBP: 0.344, SLG: 0.463 | | 35 G1 1B | | G6-3 | | | 2B 1B 37 SF8 | HR | | 4 | 2 | 3 | 3 | 0 | 0 | 0 | | | | | | | | |
| 35 Brandon Crawford, L OBP: 0.270, SLG: 0.361 | G1 | | | P4 | | | 1B 1B | F8 | | 4 | 0 | 1 | 1 | 0 | 0 | 1 | | | | | | | | |
| 1 Jae-Gyun Hwang, R OBP: 0.385, SLG: 0.667 | | | | 1B | | | | | | 4 | 0 | 2 | 0 | 0 | 2 | 1 | | | | | | | | |
| 53 Austin Slater, R OBP: 0.368, SLG: 0.477 | | | G6-3 | | | | | | | 4 | 0 | 0 | 0 | 0 | 1 | 4 | | | | | | | | |
| 49 Sam Dyson, R | | | | K | | | P3 | | | 0 | 0 | 0 | 0 | 0 | 0 | 0 | | | | | | | | |
| 29 Jeff Samardzija, R 37 Kody Lomstrom, R 62 Cory Gearrin, R 48 Steven Okert, L 66 Gorkys Hernandez, R | G6-3 | | G6-3 | | | G5-3 | SF8 | | | 2 | 0 | 0 | 0 | 0 | 0 | 0 | | | | | | | | |
| | | | | | | | | | | 1 | 0 | 0 | 0 | 0 | 0 | 1 | | | | | | | | |
| Inning Stats | R: 0 E: 0 K: 0 S: 7 | H: 0 LOB: 0 BB: 0 P: 12 | R: 0 E: 0 K: 2 S: 10 | H: 1 LOB: 1 BB: 0 P: 16 | R: 0 E: 0 K: 0 S: 10 | H: 0 LOB: 0 BB: 0 P: 14 | R: 0 E: 0 K: 0 S: 6 | H: 0 LOB: 0 BB: 0 P: 10 | R: 0 E: 0 K: 1 S: 12 | H: 1 LOB: 1 BB: 0 P: 17 | R: 0 E: 0 K: 0 S: 6 | H: 0 LOB: 0 BB: 0 P: 9 | R: 3 E: 0 K: 0 S: 18 | H: 4 LOB: 2 BB: 1 P: 28 | R: 2 E: 0 K: 2 S: 13 | H: 2 LOB: 0 BB: 0 P: 21 | R: 0 E: 0 K: 2 S: 8 | H: 0 LOB: 0 BB: 0 P: 14 | 1B: 5 2B: 2 HR: 1 | SF: 1 SAC: 0 DP: 0 HBP: 0 | WP: 0 PB: 0 SB: 0 CS: 0 | PA: 36 | | |
| PITCHER | IP WLS BF H R ER SO BB IBB HBP BLK WP HR S P ERA WHIP | IP WLS BF H R ER SO BB IBB HBP BLK WP HR S P ERA WHIP | IP WLS BF H R ER SO BB IBB HBP BLK WP HR S P ERA WHIP | IP WLS BF H R ER SO BB IBB HBP BLK WP HR S P ERA WHIP | IP WLS BF H R ER SO BB IBB HBP BLK WP HR S P ERA WHIP | IP WLS BF H R ER SO BB IBB HBP BLK WP HR S P ERA WHIP | IP WLS BF H R ER SO BB IBB HBP BLK WP HR S P ERA WHIP | IP WLS BF H R ER SO BB IBB HBP BLK WP HR S P ERA WHIP | IP WLS BF H R ER SO BB IBB HBP BLK WP HR S P ERA WHIP | IP WLS BF H R ER SO BB IBB HBP BLK WP HR S P ERA WHIP | IP WLS BF H R ER SO BB IBB HBP BLK WP HR S P ERA WHIP | IP WLS BF H R ER SO BB IBB HBP BLK WP HR S P ERA WHIP | IP WLS BF H R ER SO BB IBB HBP BLK WP HR S P ERA WHIP | IP WLS BF H R ER SO BB IBB HBP BLK WP HR S P ERA WHIP | IP WLS BF H R ER SO BB IBB HBP BLK WP HR S P ERA WHIP | IP WLS BF H R ER SO BB IBB HBP BLK WP HR S P ERA WHIP | IP WLS BF H R ER SO BB IBB HBP BLK WP HR S P ERA WHIP | IP WLS BF H R ER SO BB IBB HBP BLK WP HR S P ERA WHIP | IP WLS BF H R ER SO BB IBB HBP BLK WP HR S P ERA WHIP | IP WLS BF H R ER SO BB IBB HBP BLK WP HR S P ERA WHIP | IP WLS BF H R ER SO BB IBB HBP BLK WP HR S P ERA WHIP | IP WLS BF H R ER SO BB IBB HBP BLK WP HR S P ERA WHIP | IP WLS BF H R ER SO BB IBB HBP BLK WP HR S P ERA WHIP | IP WLS BF H R ER SO BB IBB HBP BLK WP HR S P ERA WHIP |

San Francisco Giants @ Pittsburgh Pirates
PNC Park, Pittsburgh, PA
Sun Jul 02 2017, 1:41 PM - 4:34 PM EDT
Att: 32,144 - Partly Cloudy - 82 F

AB 34
R 5
H 8
RBI 5
BB 1
SO 7
LOB 10

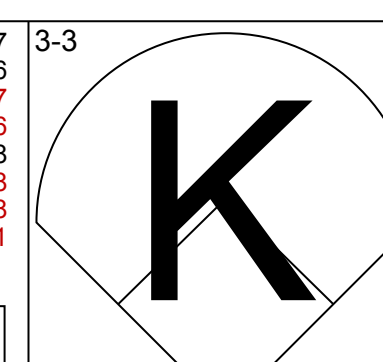
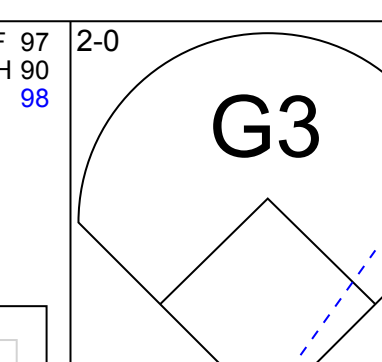
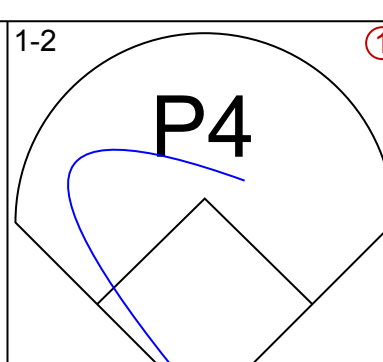
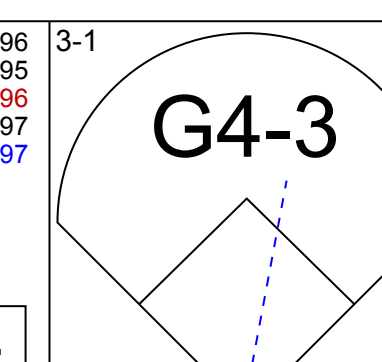
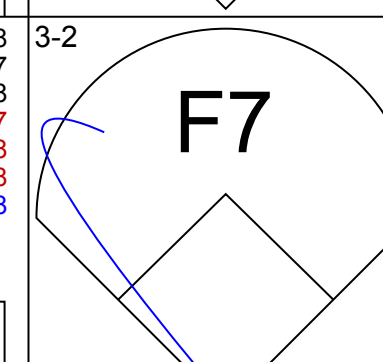
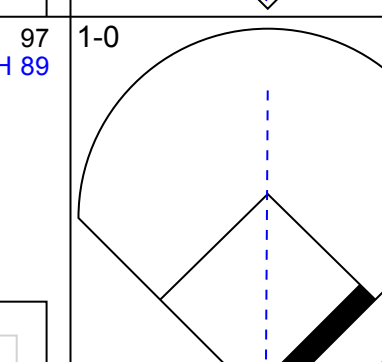
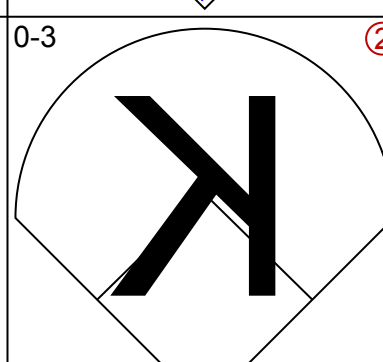
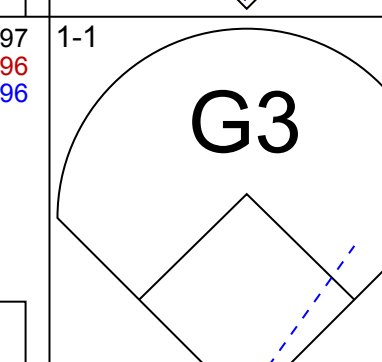
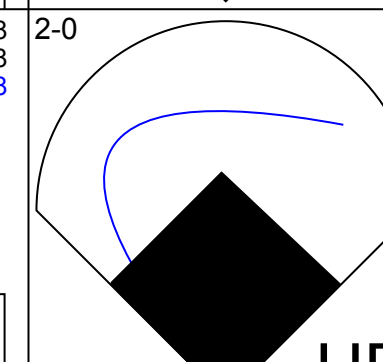
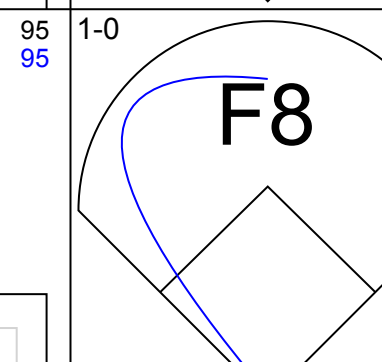
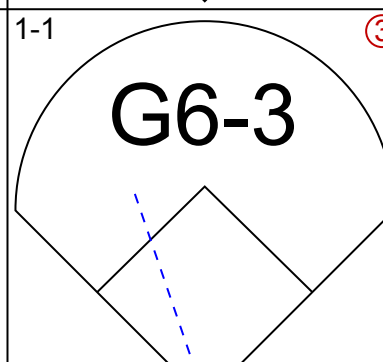
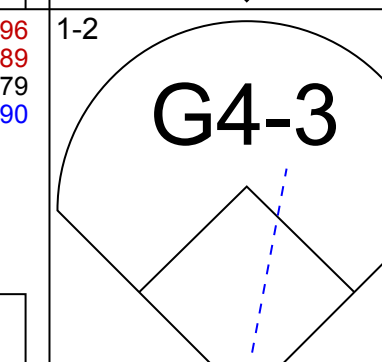
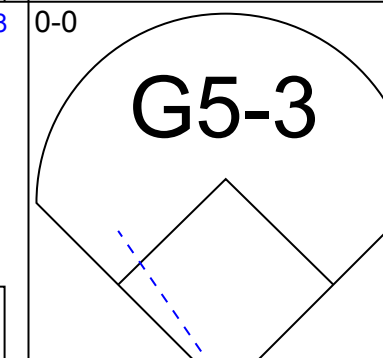
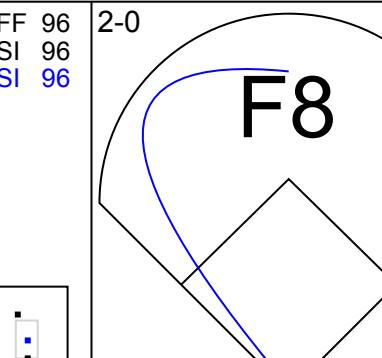
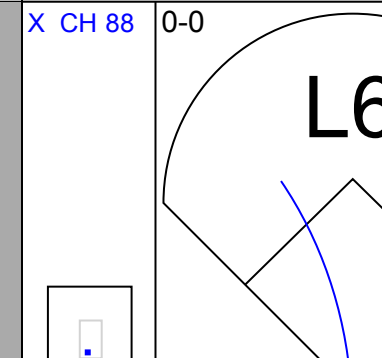
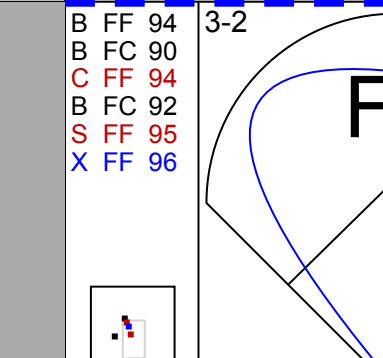
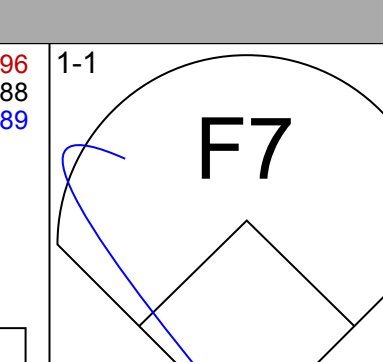
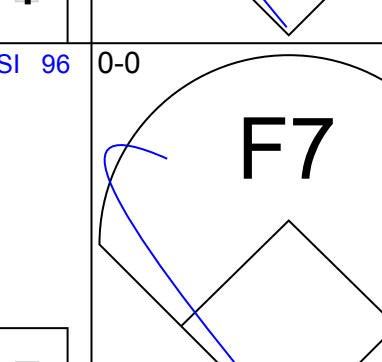
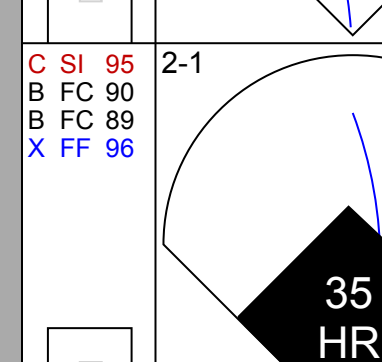
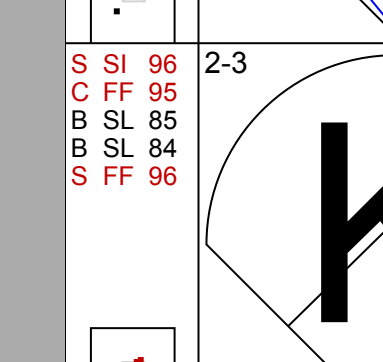
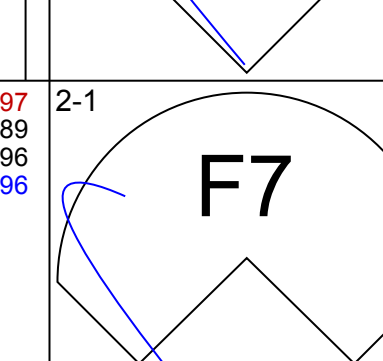
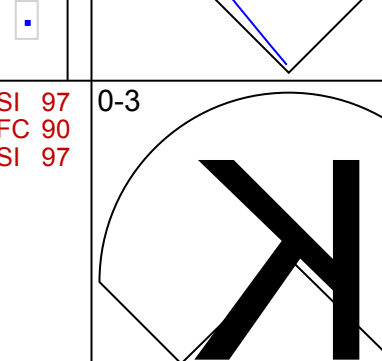
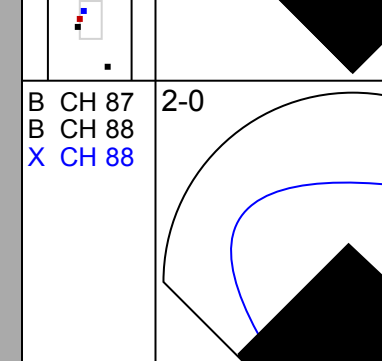
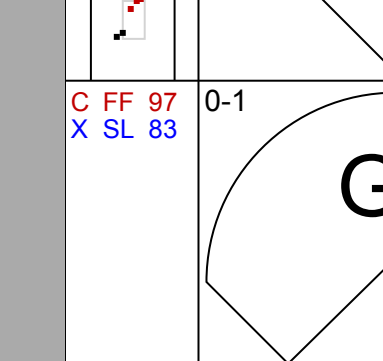
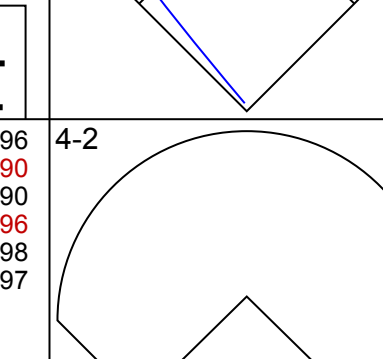
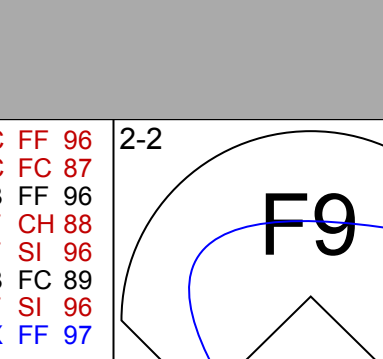
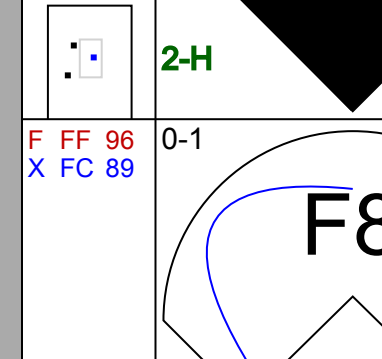
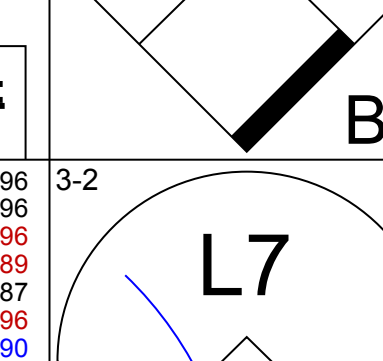
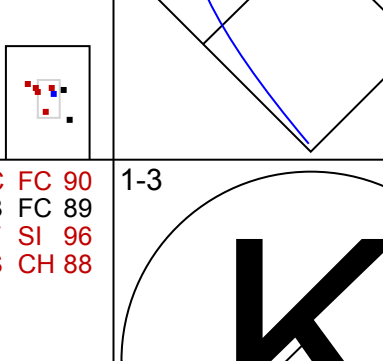
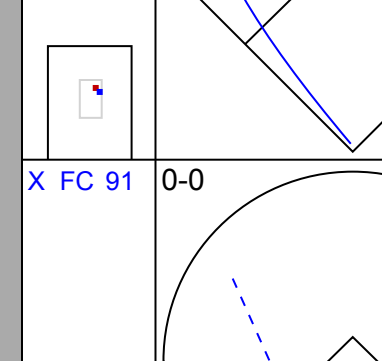
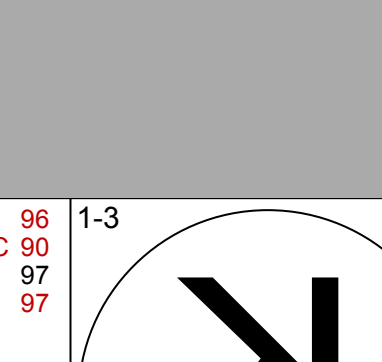
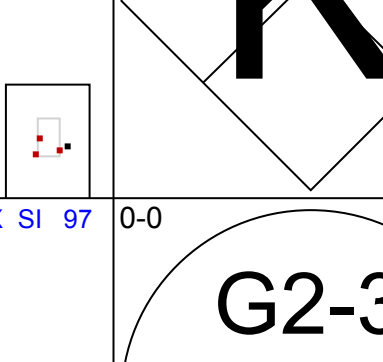
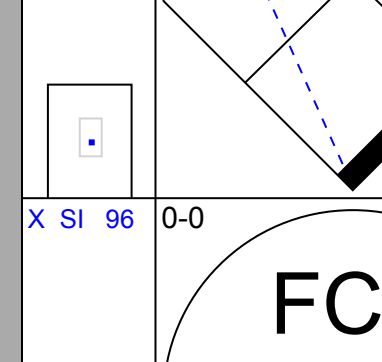


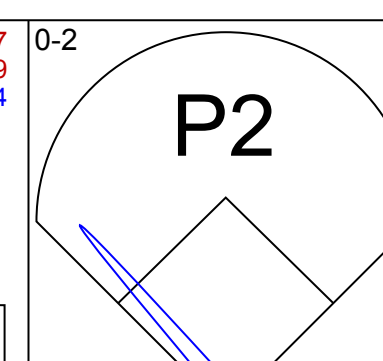
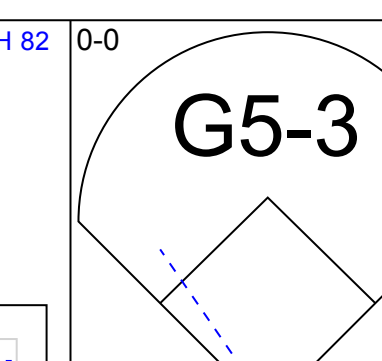
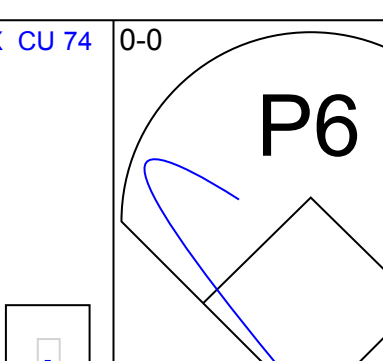
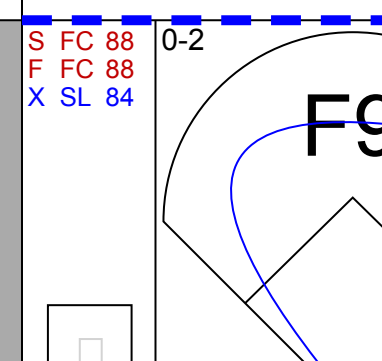
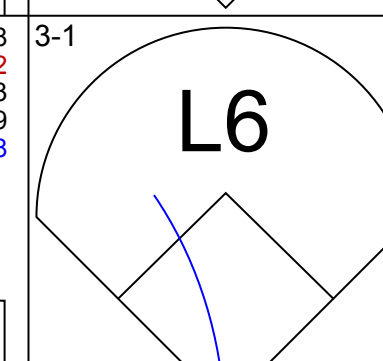
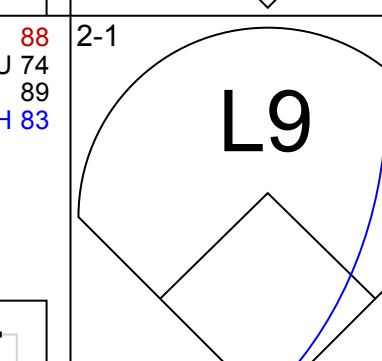
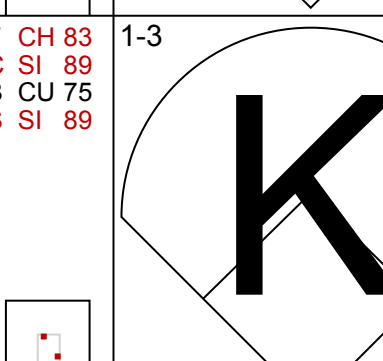
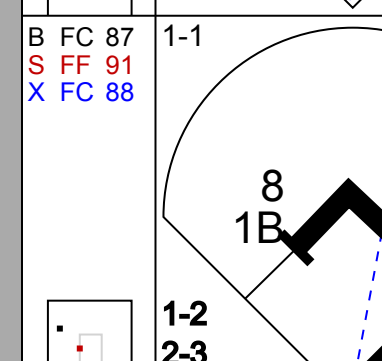
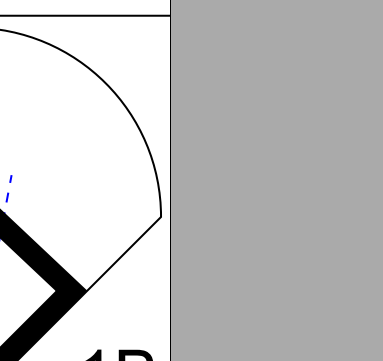
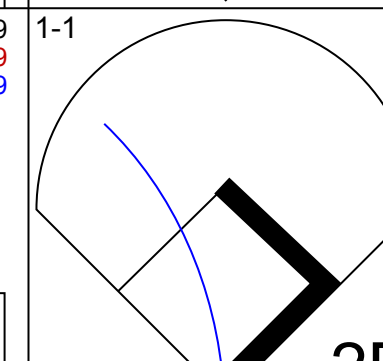
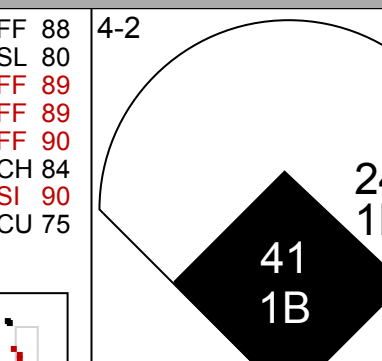
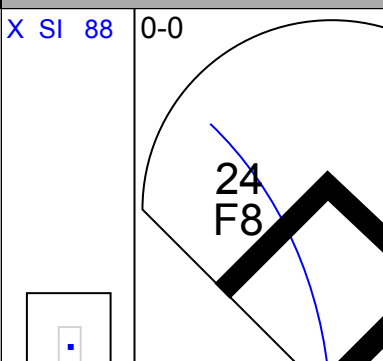
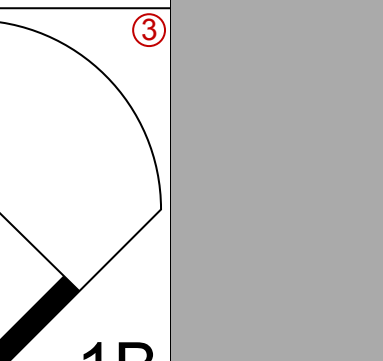
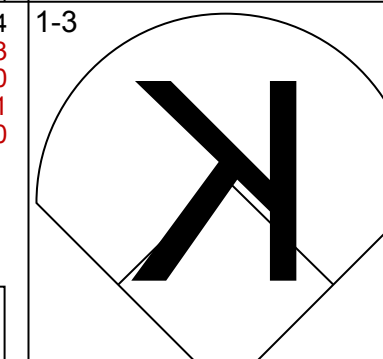
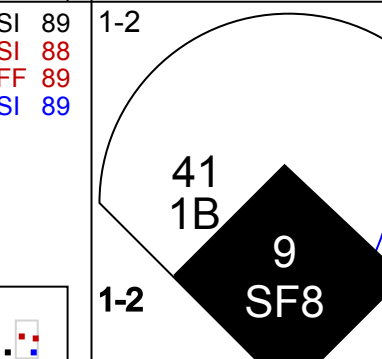
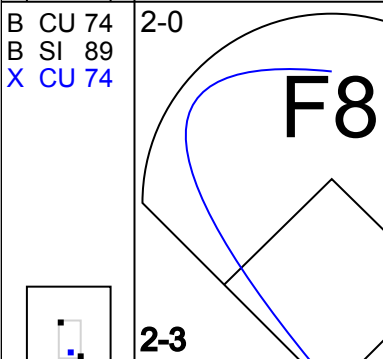
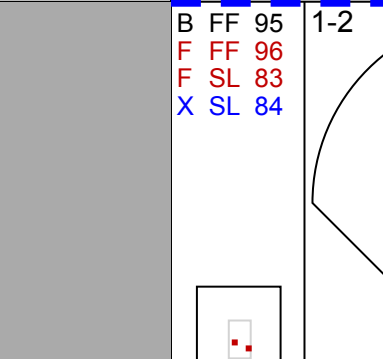
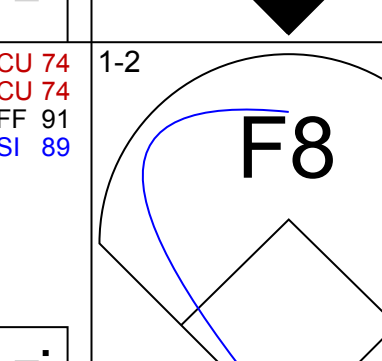
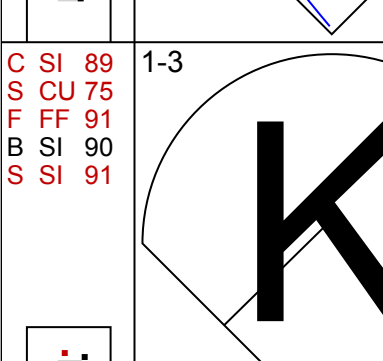
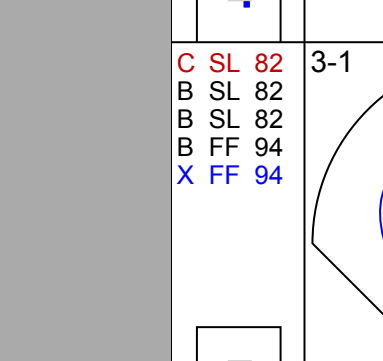
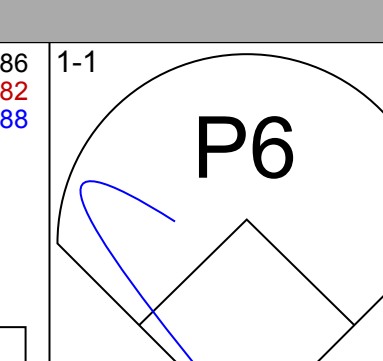
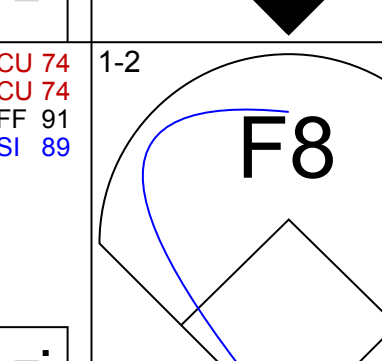
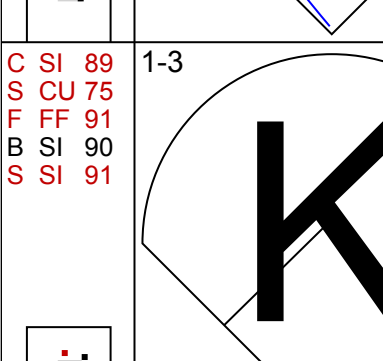
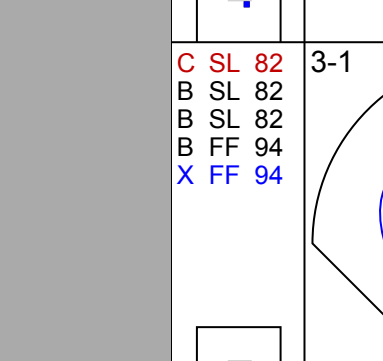
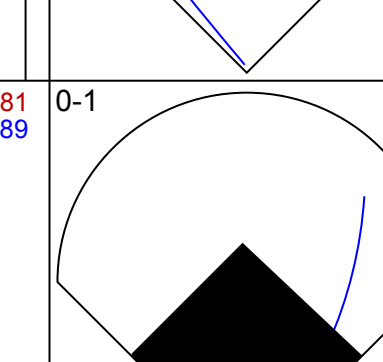
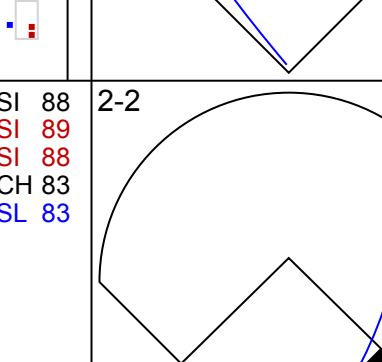
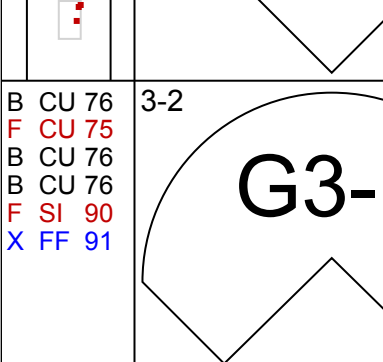
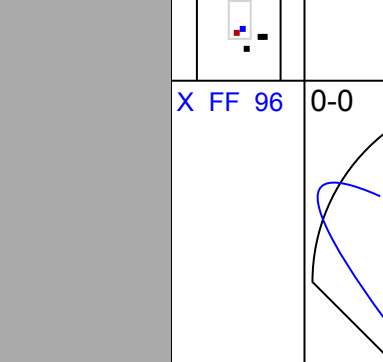
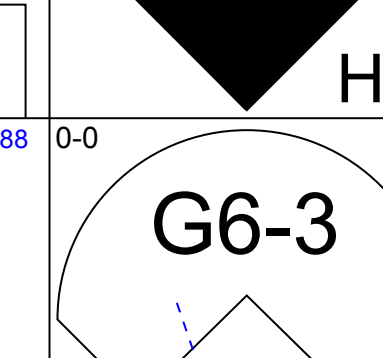
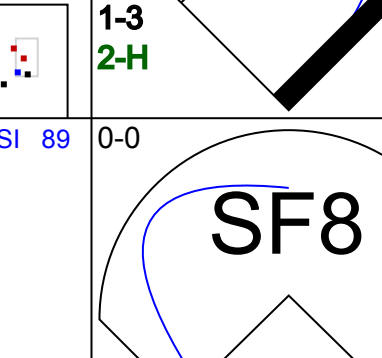
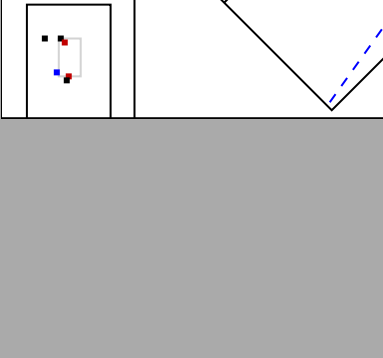
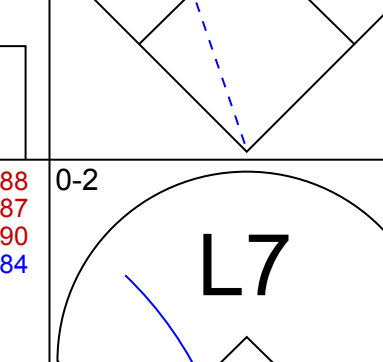
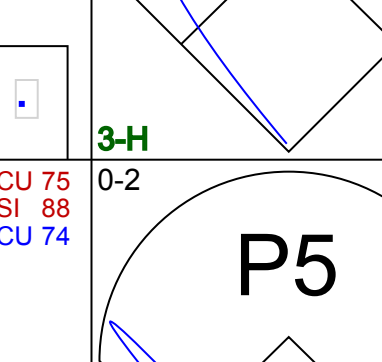

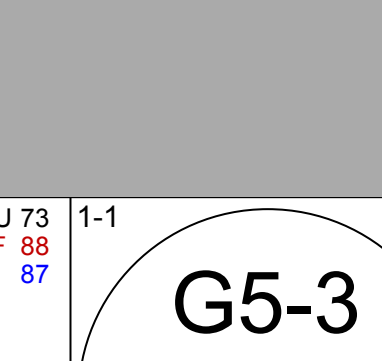
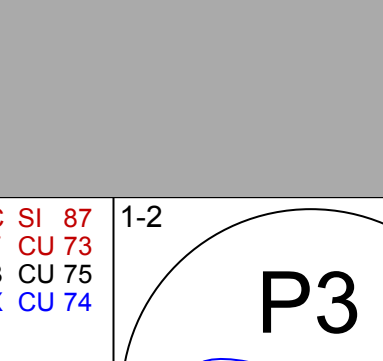
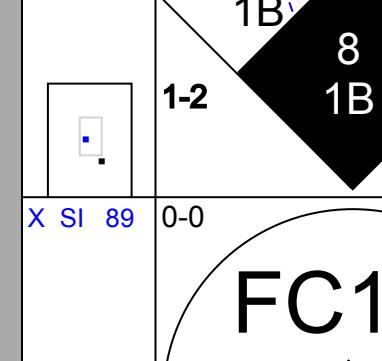
| Batter | 1 | 2 | 3 | 4 | 5 | 6 | 7 | 8 | 9 | AB | R | H | RBI | BB | SO | LOB | BOTTOM | | | | | | | | |
|---|---|---|---|---|---|---|---|---|---|---|---|---|---|---|---|---|---|---|---|---|---|---|---|---|---|
| 26 Adam Frazier, L OBP: 0.348, SLG: 0.381 | 1B | | K | | | K | | L7 | | 4 | 0 | 1 | 0 | 0 | 2 | 0 | | | | | | | | | |
| 64 José Osuna, R OBP: 0.294, SLG: 0.477 | K | | 3B | | | F8 | | K | | 4 | 0 | 1 | 0 | 0 | 2 | 1 | | | | | | | | | |
| 28 John Jaso, L OBP: 0.339, SLG: 0.479 | F9 | | L9 | | | | 1B | HR | | 4 | 1 | 2 | 1 | 0 | 0 | 2 | | | | | | | | | |
| 55 Josh Bell, S | G3 | | | G4-3 | | F7 | | P3 | | 4 | 0 | 0 | 0 | 0 | 0 | 2 | | | | | | | | | |
| 25 Gregory Polanco, L OBP: 0.309, SLG: 0.381 | | F7 | | 10 HR | | P5 | | G1-3 | | 4 | 1 | 1 | 0 | 0 | 0 | 1 | | | | | | | | | |
| 10 Jordy Mercer, R OBP: 0.344, SLG: 0.415 | | G3-1 | | HR | | F7 | | G1-3 | | 4 | 1 | 1 | 2 | 0 | 0 | 1 | | | | | | | | | |
| 62 Max Moroff, S 5 Josh Harrison, R | | | | F9 | | | | L7 | | 3 | 0 | 1 | 0 | 0 | 0 | 0 | | | | | | | | | |
| 19 Chris Stewart, R OBP: 0.254, SLG: 0.274 | | | | L8 | | | | K | | 1 | 0 | 0 | 0 | 0 | 1 | 0 | | | | | | | | | |
| 57 Trevor Williams, R 44 Tony Watson, L 23 David Freese, R 37 Edgar Santana, R 59 Antonio Bastardo, R | | | | K | | | | | | 3 | 0 | 0 | 0 | 0 | 1 | 1 | | | | | | | | | |
| | | | | | | | | | | 2 | 0 | 0 | 0 | 0 | 1 | 0 | | | | | | | | | |
| | | | | | | | | | | 0 | 0 | 0 | 0 | 0 | 0 | 0 | | | | | | | | | |
| | | | | | | | | | | 1 | 0 | 0 | 0 | 0 | 0 | 0 | | | | | | | | | |
| | | | | | | | | | | 0 | 0 | 0 | 0 | 0 | 0 | 0 | | | | | | | | | |
| | | | | | | | | | | 0 | 0 | 0 | 0 | 0 | 0 | 0 | | | | | | | | | |
| Inning Stats | R: 0 E: 0 K: 1 S: 13 | H: 1 LOB: 1 BB: 0 P: 20 | R: 0 E: 0 K: 1 S: 14 | H: 1 LOB: 1 BB: 0 P: 19 | R: 0 E: 0 K: 2 S: 13 | H: 1 LOB: 1 BB: 0 P: 17 | R: 2 E: 0 K: 0 S: 10 | H: 2 LOB: 0 BB: 0 P: 16 | R: 0 E: 0 K: 0 S: 8 | H: 0 LOB: 0 BB: 0 P: 10 | R: 0 E: 0 K: 0 S: 12 | H: 1 LOB: 1 BB: 0 P: 13 | R: 0 E: 0 K: 0 S: 6 | H: 0 LOB: 0 BB: 0 P: 9 | R: 1 E: 0 K: 1 S: 11 | H: 1 LOB: 0 BB: 0 P: 13 | R: 0 E: 0 K: 1 S: 9 | H: 0 LOB: 0 BB: 0 P: 13 | 1B: 3 2B: 1 HR: 2 | SF: 0 SAC: 0 DP: 0 HBP: 0 | WP: 0 PB: 0 SB: 0 CS: 0 | PA: 34 | | | |
| PITCHER | IP WLS BF H R ER SO BB IBB HBP BLK WP HR S P ERA WHIP | IP WLS BF H R ER SO BB IBB HBP BLK WP HR S P ERA WHIP | IP WLS BF H R ER SO BB IBB HBP BLK WP HR S P ERA WHIP | IP WLS BF H R ER SO BB IBB HBP BLK WP HR S P ERA WHIP | IP WLS BF H R ER SO BB IBB HBP BLK WP HR S P ERA WHIP | IP WLS BF H R ER SO BB IBB HBP BLK WP HR S P ERA WHIP | IP WLS BF H R ER SO BB IBB HBP BLK WP HR S P ERA WHIP | IP WLS BF H R ER SO BB IBB HBP BLK WP HR S P ERA WHIP | IP WLS BF H R ER SO BB IBB HBP BLK WP HR S P ERA WHIP | IP WLS BF H R ER SO BB IBB HBP BLK WP HR S P ERA WHIP | IP WLS BF H R ER SO BB IBB HBP BLK WP HR S P ERA WHIP | IP WLS BF H R ER SO BB IBB HBP BLK WP HR S P ERA WHIP | IP WLS BF H R ER SO BB IBB HBP BLK WP HR S P ERA WHIP | IP WLS BF H R ER SO BB IBB HBP BLK WP HR S P ERA WHIP | IP WLS BF H R ER SO BB IBB HBP BLK WP HR S P ERA WHIP | IP WLS BF H R ER SO BB IBB HBP BLK WP HR S P ERA WHIP | IP WLS BF H R ER SO BB IBB HBP BLK WP HR S P ERA WHIP | IP WLS BF H R ER SO BB IBB HBP BLK WP HR S P ERA WHIP | IP WLS BF H R ER SO BB IBB HBP BLK WP HR S P ERA WHIP | IP WLS BF H R ER SO BB IBB HBP BLK WP HR S P ERA WHIP | IP WLS BF H R ER SO BB IBB HBP BLK WP HR S P ERA WHIP | IP WLS BF H R ER SO BB IBB HBP BLK WP HR S P ERA WHIP | IP WLS BF H R ER SO BB IBB HBP BLK WP HR S P ERA WHIP | IP WLS BF H R ER SO BB IBB HBP BLK WP HR S P ERA WHIP | IP WLS BF H R ER SO BB IBB HBP BLK WP HR S P ERA WHIP |

San Francisco Giants @ Pittsburgh Pirates
PNC Park, Pittsburgh, PA
Sun Jul 02 2017, 1:41 PM - 4:34 PM EDT
Att: 32,144 - Partly Cloudy - 82 F

AB 34
R 3
H 7
RBI 3
BB 0
SO 7
LOB 8



| Batter | 1 | 2 | 3 | 4 | 5 | 6 | 7 | 8 | 9 | AB | R | H | RBI | BB | SO | LOB | TOP | | | | | |
|--|--|----------------------------------|---|---|---|--|---|---|---|----------------------------------|------------------------------|----------------------------------|------------------------------|----------------------------------|------------------------------|----------------------------------|--|----------------------------------|----------------------------------|------------------------------------|----------------------------------|--------|
| 2 Denard Span, L OBP: 0.337, SLG: 0.442 |  | |  | | |  | |  | | 4 | 0 | 0 | 0 | 0 | 1 | 0 | San Francisco Giants @ Detroit Tigers Comerica Park, Detroit, MI Tue Jul 04 2017, 1:13 PM - 3:33 PM EDT Att: 32,514 - Sunny - 74 F | | | | | |
| 12 Joe Panik, L OBP: 0.340, SLG: 0.400 |  | |  | | |  | |  | | 4 | 0 | 1 | 0 | 0 | 1 | 0 | | | | | | |
| 8 Hunter Pence, R OBP: 0.309, SLG: 0.370 |  | |  | | |  | |  | | 4 | 1 | 1 | 1 | 1 | 0 | 0 | | | | | | |
| 28 Buster Posey, R OBP: 0.410, SLG: 0.513 |  | | |  | | |  | |  | | 4 | 0 | 0 | 0 | 0 | 0 | | | | | | |
| 9 Brandon Belt, L OBP: 0.343, SLG: 0.464 |  | | |  | | |  | |  | | 4 | 1 | 1 | 0 | 0 | 1 | | | | | | |
| 35 Brandon Crawford, L OBP: 0.270, SLG: 0.372 |  | | |  | | |  | |  | | 4 | 1 | 1 | 2 | 0 | 1 | | | | | | |
| 1 Jae-Gyun Hwang, R OBP: 0.375, SLG: 0.571 |  | | | |  | | |  | | 2 | 0 | 0 | 0 | 1 | 0 | 0 | | | | | | |
| 5 Nick Hundley, R OBP: 0.275, SLG: 0.412 |  | | | |  | | |  | | 3 | 0 | 1 | 0 | 0 | 1 | 1 | | | | | | |
| 53 Austin Slater, R OBP: 0.357, SLG: 0.462 | | |  | | |  | |  | | 3 | 0 | 0 | 0 | 0 | 1 | 1 | | | | | | |
| Inning Stats | R: 1 E: 0 K: 1 S: 11 | H: 1 LOB: 0 BB: 0 P: 19 | R: 0 E: 0 K: 0 S: 10 | H: 0 LOB: 1 BB: 1 P: 20 | R: 0 E: 0 K: 1 S: 6 | H: 1 LOB: 1 BB: 0 P: 11 | R: 0 E: 0 K: 1 S: 5 | H: 0 LOB: 0 BB: 0 P: 7 | R: 0 E: 0 K: 1 S: 10 | H: 0 LOB: 0 BB: 0 P: 13 | R: 0 E: 0 K: 1 S: 8 | H: 0 LOB: 0 BB: 0 P: 10 | R: 2 E: 0 K: 0 S: 8 | H: 3 LOB: 1 BB: 0 P: 12 | R: 0 E: 0 K: 1 S: 7 | H: 0 LOB: 0 BB: 0 P: 12 | R: 0 E: 0 K: 1 S: 8 | H: 0 LOB: 0 BB: 0 P: 13 | 1B: 2 2B: 1 3B: 0 HR: 2 | SF: 0 SAC: 0 DP: 0 HBP: 0 | WP: 0 PB: 0 SB: 0 CS: 0 | PA: 33 |
| PITCHER | IP WLS BF H R ER SO BB IBB HBP BLK WP HR S P ERA WHIP | | | | | | | | | | | | | | | | | | | | | |
| 32 Michael Fulmer, R ERA: 3.2 | 8.0 W 30 5 3 3 5 1 0 0 0 0 0 2 65 104 3.38 0.750 | | | | | | | | | | | | | | | | | | | | | |
| 38 Justin Wilson, L ERA: 2.96 | 1.0 S 3 0 0 0 1 0 0 0 0 0 0 0 8 13 0.00 0.000 | | | | | | | | | | | | | | | | | | | | | |

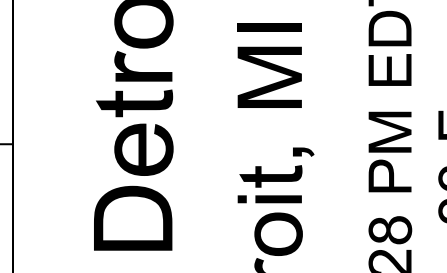
| Batter | 1 | 2 | 3 | 4 | 5 | 6 | 7 | 8 | 9 | AB | R | H | RBI | BB | SO | LOB | BOTTOM | | | |
|---|---|----------------------------------|---|---|--|---|---|---|---|---------------------------------|------------------------------|----------------------------------|------------------------------|----------------------------------|------------------------------|----------------------------------|--|------------------------------------|----------------------------------|--------|
| 3 Ian Kinsler, R OBP: 0.325, SLG: 0.398 |  | |  | | |  | |  | | 4 | 0 | 0 | 0 | 0 | 0 | 2 | San Francisco Giants @ Detroit Tigers Comerica Park, Detroit, MI Tue Jul 04 2017, 1:13 PM - 3:33 PM EDT Att: 32,514 - Sunny - 74 F | | | |
| 31 Alex Avila, L OBP: 0.428, SLG: 0.564 |  | |  | |  | |  | |  | | 4 | 0 | 1 | 0 | 0 | 1 | | | | |
| 8 Justin Upton, R OBP: 0.359, SLG: 0.513 |  | | |  | |  | |  | | 3 | 1 | 3 | 2 | 1 | 0 | 0 | | | | |
| 24 Miguel Cabrera, R OBP: 0.357, SLG: 0.451 |  | | |  | |  | |  | | 3 | 1 | 1 | 0 | 0 | 1 | 2 | | | | |
| 17 Andrew Romine, S OBP: 0.295, SLG: 0.347 | | | |  | |  | |  | | 1 | 0 | 0 | 0 | 0 | 0 | 0 | | | | |
| 28 J.D. Martinez, R OBP: 0.387, SLG: 0.635 |  | | |  | |  | |  | | 4 | 0 | 0 | 0 | 0 | 1 | 3 | | | | |
| 41 Victor Martinez, S OBP: 0.325, SLG: 0.368 |  | | |  | |  | |  | | 4 | 1 | 2 | 2 | 0 | 0 | 1 | | | | |
| 9 Nick Castellanos, R OBP: 0.314, SLG: 0.435 |  | | |  | |  | | | | 2 | 0 | 1 | 1 | 0 | 0 | 0 | | | | |
| 15 Mikie Mahtook, R OBP: 0.292, SLG: 0.429 |  | | |  | |  | | | | 3 | 1 | 1 | 0 | 0 | 0 | 1 | | | | |
| 1 Jose Iglesias, R OBP: 0.276, SLG: 0.341 |  | | | |  | |  | | | 3 | 1 | 0 | 0 | 0 | 0 | 2 | | | | |
| Inning Stats | R: 0 E: 0 K: 1 S: 11 | H: 1 LOB: 1 BB: 0 P: 16 | R: 1 E: 0 K: 0 S: 9 | H: 1 LOB: 0 BB: 0 P: 10 | R: 0 E: 0 K: 0 S: 5 | H: 0 LOB: 0 BB: 0 P: 8 | R: 2 E: 0 K: 0 S: 17 | H: 2 LOB: 1 BB: 1 P: 25 | R: 0 E: 0 K: 1 S: 7 | H: 0 LOB: 0 BB: 0 P: 9 | R: 0 E: 0 K: 1 S: 9 | H: 1 LOB: 1 BB: 0 P: 15 | R: 2 E: 0 K: 0 S: 9 | H: 4 LOB: 2 BB: 0 P: 15 | R: 0 E: 0 K: 0 S: 6 | H: 0 LOB: 0 BB: 0 P: 10 | 1B: 6 2B: 2 3B: 0 HR: 1 | SF: 1 SAC: 0 DP: 0 HBP: 0 | WP: 0 PB: 0 SB: 0 CS: 0 | PA: 33 |
| PITCHER | IP WLS BF H R ER SO BB IBB HBP BLK WP HR S P ERA WHIP | | | | | | | | | | | | | | | | | | | |
| 18 Matt Cain, R ERA: 5.58 | 6.1 L 27 7 5 5 3 1 0 0 0 0 0 1 61 9 7.11 1.263 | | | | | | | | | | | | | | | | | | | |
| 70 George Kontos, R ERA: 2.69 | 0.2 3 2 0 0 0 0 0 0 0 0 0 6 9 0.00 3.000 | | | | | | | | | | | | | | | | | | | |
| 59 Kyle Crick, R ERA: 3.38 | 1.0 3 0 0 0 0 0 0 0 0 0 0 6 10 0.00 0.000 | | | | | | | | | | | | | | | | | | | |

| Batter | 1 | 2 | 3 | 4 | 5 | 6 | 7 | 8 | 9 | AB | R | H | RBI | BB | SO | LOB | TOP | | | | | | | | |
|---|---|--|--|--|--|--|---------------------------------------|----------------------------------|--------------------------------------|----------------------------------|---------------------------------------|----------------------------------|---------------------------------------|----------------------------------|--------------------------------------|----------------------------------|---|----------------------------------|----------------------------------|------------------------------------|----------------------------------|--------|--|--|--|
| 66 Gorkys Hernández, R (1, 8) OBP: 0.321, SLG: 0.297 | G5-3 | | L1-3 1B | P3 | | FC6-4 1B | | | G5-3 1B | 5 | 1 | 3 | 0 | 0 | 0 | 2 | San Francisco Giants @ Detroit Tigers Comerica Park, Detroit, MI Wed Jul 05 2017, 7:11 PM - 10:28 PM EDT Att: 26,613 - Partly Cloudy - 83 F | | | | | | | | |
| 9 Brandon Belt, L (1, 3) OBP: 0.346, SLG: 0.462 | BB | | K | 3B | | F7 | | | BB | 3 | 1 | 1 | 1 | 2 | 1 | 3 | | | | | | | | | |
| 8 Hunter Pence, R (1, 9) OBP: 0.307, SLG: 0.375 | P4 | | L1-3 | 3B | | FC6-4 | | | F8 | 5 | 0 | 1 | 3 | 0 | 0 | 5 | | | | | | | | | |
| 28 Buster Posey, R (1, 10) OBP: 0.413, SLG: 0.510 | L9 | | 1B | IBB | | IBB | | | G5-3 | 2 | 0 | 0 | 0 | 2 | 0 | 3 | | | | | | | | | |
| 1 Jae-Gyun Hwang, R (1, 5) OBP: 0.300, SLG: 0.500 | | L8 | IBB | F8 | | FC6-4 HBP | | | G5-3 | 4 | 0 | 1 | 1 | 0 | 0 | 3 | | | | | | | | | |
| 35 Brandon Crawford, L (1, 6) OBP: 0.296, SLG: 0.369 | K | | G1-3 | F7 | | G3-6-1 | | | G5-3 | 4 | 0 | 0 | 0 | 0 | 1 | 3 | | | | | | | | | |
| 53 Austin Slater, R (1, 7) OBP: 0.363, SLG: 0.457 | 1B | | P4 | G6-3 | | G6-3 | | | L9-3 BB | 3 | 0 | 1 | 0 | 1 | 0 | 0 | | | | | | | | | |
| 5 Nick Hundley, R (1, 2) OBP: 0.275, SLG: 0.415 | G1-3 | | 9 1B | 2B | | K | | | K | 4 | 1 | 1 | 0 | 0 | 2 | 2 | | | | | | | | | |
| 37 Kelby Tomlinson, R (1, 4) OBP: 0.309, SLG: 0.270 | | | 9 1B | 8 3B | | L9 | | | L9-3 | 3 | 2 | 1 | 0 | 1 | 0 | 1 | | | | | | | | | |
| | | | 9 1B | 8 3B | | L9 | | | L9-3 | 3 | 2 | 1 | 0 | 1 | 0 | 1 | | | | | | | | | |
| | | | 9 1B | 8 3B | | L9 | | | L9-3 | 3 | 2 | 1 | 0 | 1 | 0 | 1 | | | | | | | | | |
| Inning Stats | R: 0 H: 0 E: 0 K: 0 S: 11 | H: 0 LOB: 1 BB: 1 P: 16 | R: 0 H: 1 E: 0 K: 1 S: 11 | H: 1 LOB: 1 BB: 0 P: 13 | R: 2 H: 3 E: 0 K: 1 S: 13 | H: 3 LOB: 2 BB: 1 P: 21 | R: 3 H: 3 E: 0 K: 0 S: 9 | H: 3 LOB: 2 BB: 2 P: 20 | R: 0 H: 0 E: 0 K: 1 S: 8 | H: 0 LOB: 0 BB: 0 P: 13 | R: 0 H: 1 E: 0 K: 0 S: 8 | H: 1 LOB: 1 BB: 0 P: 16 | R: 0 H: 0 E: 0 K: 0 S: 8 | H: 0 LOB: 0 BB: 0 P: 13 | R: 0 H: 0 E: 0 K: 1 S: 9 | H: 0 LOB: 0 BB: 1 P: 15 | R: 0 H: 1 E: 0 K: 0 S: 13 | H: 1 LOB: 1 BB: 1 P: 23 | 1B: 7 2B: 2 3B: 1 HR: 0 | SF: 0 SAC: 0 DP: 3 HBP: 1 | WP: 1 PB: 0 SB: 1 CS: 0 | PA: 40 | | | |
| PITCHER | IP WLS BF H R ER SO BB IBB HBP BLK WP HR S P ERA WHIP | 4.0 L 23 7 5 5 2 2 2 0 0 1 0 44 70 11.25 2.250 | 3.0 0 10 1 0 0 1 0 0 1 0 0 24 42 0.00 0.333 | 1.0 0 3 0 0 0 1 1 0 0 0 0 9 15 0.00 1.000 | 1.0 0 4 1 0 0 0 1 0 0 0 0 13 23 0.00 2.000 | | | | | | | | | | | | | | | | | | | | |
| 44 Daniel Norris, L (1, 1) ERA: 5.29 | | | | | | | | | | | | | | | | | | | | | | | | | |
| 53 Warwick Saupold, R (5, 1) ERA: 1.99 | | | | | | | | | | | | | | | | | | | | | | | | | |
| 43 Bruce Rondón, R (8, 1) ERA: 10.13 | | | | | | | | | | | | | | | | | | | | | | | | | |
| 61 Shane Greene, R (9, 1) ERA: 3.35 | | | | | | | | | | | | | | | | | | | | | | | | | |
| Inning Stats | R: 0 H: 0 E: 0 K: 0 S: 9 | H: 0 LOB: 0 BB: 0 P: 15 | R: 0 H: 1 E: 0 K: 1 S: 8 | H: 1 LOB: 0 BB: 0 P: 11 | R: 0 H: 0 E: 0 K: 0 S: 5 | H: 0 LOB: 1 BB: 1 P: 11 | R: 0 H: 1 E: 0 K: 0 S: 11 | H: 1 LOB: 1 BB: 0 P: 20 | R: 0 H: 0 E: 0 K: 1 S: 7 | H: 0 LOB: 0 BB: 0 P: 11 | R: 0 H: 1 E: 0 K: 0 S: 10 | H: 1 LOB: 1 BB: 0 P: 12 | R: 0 H: 5 E: 0 K: 2 S: 24 | H: 5 LOB: 2 BB: 1 P: 38 | R: 0 H: 1 E: 0 K: 1 S: 8 | H: 1 LOB: 1 BB: 0 P: 12 | R: 0 H: 0 E: 0 K: 0 S: 5 | H: 0 LOB: 0 BB: 0 P: 7 | 1B: 7 2B: 2 3B: 0 HR: 0 | SF: 1 SAC: 0 DP: 1 HBP: 0 | WP: 1 PB: 0 SB: 0 CS: 0 | PA: 37 | | | |
| PITCHER | IP WLS BF H R ER SO BB IBB HBP BLK WP HR S P ERA WHIP | 6.0 W 24 6 3 3 2 1 0 0 0 0 3 3 4.50 1.167 | 0.0 0 1 1 0 0 0 0 0 0 0 0 3 3 - - | 0.1 H 1 0 0 0 1 0 0 0 0 0 3 4 0.00 0.000 | 0.2 H 4 1 1 1 1 1 0 0 0 1 11 21 13.50 3.000 | 1.0 H 4 1 0 0 1 0 0 0 0 0 8 12 0.00 1.000 | | | | | | | | | | | | | | | | | | | |
| 50 Ty Blach, L (1, 1) ERA: 4.8 | | | | | | | | | | | | | | | | | | | | | | | | | |
| 70 George Kontos, R (7, 1) ERA: 2.9 | | | | | | | | | | | | | | | | | | | | | | | | | |
| 48 Steven Okert, L (7, 1) ERA: 9.5 | | | | | | | | | | | | | | | | | | | | | | | | | |
| 62 Cory Gearrin, R (7, 1) ERA: 2.04 | | | | | | | | | | | | | | | | | | | | | | | | | |
| 60 Hunter Strickland, R (8, 1) ERA: 2.08 | | | | | | | | | | | | | | | | | | | | | | | | | |
| Inning Stats | R: 0 H: 0 E: 0 K: 0 S: 9 | H: 0 LOB: 0 BB: 0 P: 15 | R: 0 H: 1 E: 0 K: 1 S: 8 | H: 1 LOB: 0 BB: 0 P: 11 | R: 0 H: 0 E: 0 K: 0 S: 5 | H: 0 LOB: 1 BB: 1 P: 11 | R: 0 H: 1 E: 0 K: 0 S: 11 | H: 1 LOB: 1 BB: 0 P: 20 | R: 0 H: 0 E: 0 K: 1 S: 7 | H: 0 LOB: 0 BB: 0 P: 11 | R: 0 H: 1 E: 0 K: 0 S: 10 | H: 1 LOB: 1 BB: 0 P: 12 | R: 0 H: 5 E: 0 K: 2 S: 24 | H: 5 LOB: 2 BB: 1 P: 38 | R: 0 H: 1 E: 0 K: 1 S: 8 | H: 1 LOB: 1 BB: 0 P: 12 | R: 0 H: 0 E: 0 K: 0 S: 5 | H: 0 LOB: 0 BB: 0 P: 7 | 1B: 7 2B: 2 3B: 0 HR: 0 | SF: 1 SAC: 0 DP: 1 HBP: 0 | WP: 1 PB: 0 SB: 0 CS: 0 | PA: 37 | | | |
| PITCHER | IP WLS BF H R ER SO BB IBB HBP BLK WP HR S P ERA WHIP | 1.0 S 3 3 0 0 0 0 0 0 0 0 3 3 8.00 0.000 | 1.0 S 3 3 0 0 0 0 0 0 0 0 3 3 8.00 0.000 | 1.0 S 3 3 0 0 0 0 0 0 0 0 3 3 8.00 0.000 | 1.0 S 3 3 0 0 0 0 0 0 0 0 3 3 8.00 0.000 | | | | | | | | | | | | | | | | | | | | |
| 49 Sam Dyson, R (9, 1) ERA: 8.0 | | | | | | | | | | | | | | | | | | | | | | | | | |

AB 33
R 5
H 9
RBI 5
BB 6
SO 4
LOB 22



AB 34
R 4
H 9
RBI 4
BB 2
SO 5
LOB 14



| Batter | 1 | 2 | 3 | 4 | 5 | 6 | 7 | 8 | 9 | AB | R | H | RBI | BB | SO | LOB | TOP | | | | | |
|---|---|---|---------------------------------------|----------------------------------|--------------------------------------|----------------------------------|--------------------------------------|---------------------------------|---------------------------------------|----------------------------------|---------------------------------------|----------------------------------|---------------------------------------|----------------------------------|---------------------------------------|----------------------------------|---|----------------------------------|-----------------------------------|------------------------------------|-------------------------|--------|
| 9 Dee Strange-Gordon, L (1.4) OBP: 0.345, SLG: 0.384 | | | | | | | | | | 5 | 2 | 4 | 0 | 0 | 0 | 0 | Miami Marlins @ San Francisco Giants AT&T Park, San Francisco, CA Fri Jul 07 2017, 7:16 PM - 9:55 PM PDT Att: 41,510 - Clear - 72 F | | | | | |
| 27 Giancarlo Stanton, R (1.9) OBP: 0.353, SLG: 0.554 | | | | | | | | | | 5 | 1 | 2 | 2 | 0 | 1 | 3 | | | | | | |
| 21 Christian Yelich, L (1.8) OBP: 0.359, SLG: 0.397 | | | | | | | | | | 4 | 0 | 2 | 0 | 1 | 0 | 0 | | | | | | |
| 13 Marcell Ozuna, R (1.7) OBP: 0.370, SLG: 0.568 | | | | | | | | | | 5 | 0 | 0 | 0 | 0 | 2 | 6 | | | | | | |
| 41 Justin Bour, L (1.3) OBP: 0.363, SLG: 0.546 | | | | | | | | | | 5 | 1 | 2 | 1 | 0 | 1 | 0 | | | | | | |
| 14 Martin Prado, R (1.5) OBP: 0.309, SLG: 0.402 | | | | | | | | | | 4 | 1 | 1 | 0 | 0 | 0 | 2 | | | | | | |
| 11 J.T. Realmuto, R (1.2) OBP: 0.359, SLG: 0.464 | | | | | | | | | | 4 | 1 | 3 | 1 | 0 | 1 | 0 | | | | | | |
| 39 JT Riddle, L (1.6) OBP: 0.290, SLG: 0.375 | | | | | | | | | | 4 | 0 | 2 | 2 | 0 | 0 | 1 | | | | | | |
| 58 Dan Straily, R (1.1) OBP: 0.059, SLG: 0.030 | | | | | | | | | | 4 | 0 | 0 | 0 | 0 | 2 | 3 | | | | | | |
| 22 Dustin McGowan, R (9.1) | | | | | | | | | | 0 | 0 | 0 | 0 | 0 | 0 | 0 | | | | | | |
| Inning Stats | R: 4 H: 6 E: 0 K: 1 S: 29 | H: 6 LOB: 2 BB: 0 P: 36 | R: 1 H: 3 E: 0 K: 0 S: 12 | H: 3 LOB: 2 BB: 0 P: 17 | R: 0 H: 1 E: 0 K: 0 S: 7 | H: 1 LOB: 0 BB: 0 P: 10 | R: 0 H: 2 E: 0 K: 0 S: 5 | H: 2 LOB: 1 BB: 0 P: 9 | R: 1 H: 1 E: 0 K: 0 S: 12 | H: 1 LOB: 0 BB: 0 P: 16 | R: 0 H: 1 E: 0 K: 3 S: 11 | H: 1 LOB: 2 BB: 1 P: 13 | R: 0 H: 0 E: 0 K: 2 S: 10 | H: 0 LOB: 0 BB: 0 P: 13 | R: 0 H: 2 E: 0 K: 0 S: 11 | H: 2 LOB: 1 BB: 0 P: 14 | R: 0 H: 0 E: 0 K: 1 S: 9 | H: 0 LOB: 0 BB: 0 P: 11 | 1B: 12 2B: 2 3B: 0 HR: 2 | SF: 0 SAC: 0 DP: 3 HBP: 0 | WP: 0 PB: 0 CS: 0 | PA: 41 |
| PITCHER | IP WLS BF H R ER SO BB IBB HBP BLK WP HR S P ERA WHIP | IP WLS BF H R ER SO BB IBB HBP BLK WP HR S P ERA WHIP | | | | | | | | | | | | | | | | | | | | |
| 45 Matt Moore, L (1.1) ERA: 6.04 | 3.1 L 21 12 5 5 1 0 0 0 0 0 1 51 70 13.50 3.600 | | | | | | | | | | | | | | | | | | | | | |
| 62 Cory Gearrin, R (4.1) ERA: 2.13 | 2.2 10 2 1 1 3 0 1 0 0 0 0 1 25 31 3.38 0.750 | | | | | | | | | | | | | | | | | | | | | |
| 61 Josh Osich, L (7.1) ERA: 4.33 | 2.0 7 2 0 0 2 0 0 0 0 0 0 0 21 27 0.00 1.000 | | | | | | | | | | | | | | | | | | | | | |
| 59 Kyle Crick, R (9.1) ERA: 3.52 | 1.0 3 0 0 0 1 0 0 0 0 0 0 0 9 11 0.00 0.000 | | | | | | | | | | | | | | | | | | | | | |

| Batter | 1 | 2 | 3 | 4 | 5 | 6 | 7 | 8 | 9 | AB | R | H | RBI | BB | SO | LOB | BOTTOM | | | | | |
|--|---|---|--------------------------------------|----------------------------------|--------------------------------------|---------------------------------|--------------------------------------|----------------------------------|---------------------------------------|----------------------------------|--------------------------------------|----------------------------------|--------------------------------------|----------------------------------|--------------------------------------|---------------------------------|---|----------------------------------|----------------------------------|------------------------------------|-------------------------|--------|
| 2 Denard Span, L (1.8) OBP: 0.338, SLG: 0.449 | | | | | | | | | | 4 | 1 | 1 | 1 | 0 | 0 | 0 | Miami Marlins @ San Francisco Giants AT&T Park, San Francisco, CA Fri Jul 07 2017, 7:16 PM - 9:55 PM PDT Att: 41,510 - Clear - 72 F | | | | | |
| 12 Joe Panik, L (1.4) OBP: 0.340, SLG: 0.413 | | | | | | | | | | 4 | 0 | 2 | 0 | 0 | 0 | 0 | | | | | | |
| 8 Hunter Pence, R (1.9) OBP: 0.301, SLG: 0.367 | | | | | | | | | | 4 | 0 | 0 | 0 | 0 | 0 | 2 | | | | | | |
| 28 Buster Posey, R (1.2) OBP: 0.409, SLG: 0.500 | | | | | | | | | | 3 | 0 | 1 | 0 | 1 | 0 | 1 | | | | | | |
| 9 Brandon Belt, L (1.3) OBP: 0.344, SLG: 0.460 | | | | | | | | | | 4 | 0 | 1 | 0 | 0 | 2 | 3 | | | | | | |
| 1 Jae-Gyun Hwang, R (1.5) OBP: 0.259, SLG: 0.360 | | | | | | | | | | 3 | 0 | 0 | 0 | 0 | 1 | 0 | | | | | | |
| 35 Brandon Crawford, L (1.6) OBP: 0.260, SLG: 0.357 | | | | | | | | | | 3 | 0 | 0 | 0 | 0 | 1 | 0 | | | | | | |
| 53 Austin Slater, R (1.7) OBP: 0.343, SLG: 0.430 | | | | | | | | | | 3 | 0 | 0 | 0 | 0 | 0 | 0 | | | | | | |
| 66 Gorkys Hernández, R (9.7) OBP: 0.322, SLG: 0.298 | | | | | | | | | | 0 | 0 | 0 | 0 | 0 | 0 | 0 | | | | | | |
| 45 Matt Moore, L (1.1) ERA: 6.04 | 3.1 L 21 12 5 5 1 0 0 0 0 0 1 51 70 13.50 3.600 | | | | | | | | | | | | | | | | | | | | | |
| 62 Cory Gearrin, R (4.1) ERA: 2.13 | 2.2 10 2 1 1 3 0 1 0 0 0 0 1 25 31 3.38 0.750 | | | | | | | | | | | | | | | | | | | | | |
| 61 Josh Osich, L (7.1) ERA: 4.33 | 2.0 7 2 0 0 2 0 0 0 0 0 0 0 21 27 0.00 1.000 | | | | | | | | | | | | | | | | | | | | | |
| 59 Kyle Crick, L (9.1) ERA: 3.52 | 1.0 3 0 0 0 1 0 0 0 0 0 0 0 9 11 0.00 0.000 | | | | | | | | | | | | | | | | | | | | | |
| Inning Stats | R: 0 H: 1 E: 0 K: 0 S: 19 | H: 1 LOB: 1 BB: 0 P: 23 | R: 0 H: 1 E: 0 K: 0 S: 8 | H: 1 LOB: 0 BB: 0 P: 11 | R: 0 H: 0 E: 0 K: 0 S: 6 | H: 0 LOB: 0 BB: 0 P: 8 | R: 0 H: 0 E: 0 K: 0 S: 8 | H: 0 LOB: 0 BB: 0 P: 13 | R: 0 H: 0 E: 0 K: 1 S: 10 | H: 0 LOB: 0 BB: 0 P: 15 | R: 0 H: 0 E: 0 K: 0 S: 8 | H: 0 LOB: 0 BB: 0 P: 13 | R: 0 H: 1 E: 0 K: 1 S: 9 | H: 1 LOB: 1 BB: 0 P: 13 | R: 0 H: 0 E: 0 K: 1 S: 7 | H: 0 LOB: 0 BB: 0 P: 9 | R: 1 H: 2 E: 0 K: 1 S: 11 | H: 2 LOB: 2 BB: 1 P: 24 | 1B: 2 2B: 2 3B: 0 HR: 1 | SF: 0 SAC: 0 DP: 0 HBP: 0 | WP: 1 PB: 0 CS: 0 | PA: 32 |
| PITCHER | IP WLS BF H R ER SO BB IBB HBP BLK WP HR S P ERA WHIP | IP WLS BF H R ER SO BB IBB HBP BLK WP HR S P ERA WHIP | | | | | | | | | | | | | | | | | | | | |
| 58 Dan Straily, R (1.1) ERA: 3.31 | 0.2 4 1 0 0 1 1 0 0 0 0 1 0 6 16 0.00 3.000 | | | | | | | | | | | | | | | | | | | | | |
| 22 Dustin McGowan, R (9.1) ERA: 2.93 | | | | | | | | | | | | | | | | | | | | | | |

| | |
|-----|----|
| AB | 40 |
| R | 6 |
| H | 16 |
| RBI | 6 |
| BB | 1 |
| SO | 7 |
| LOB | 15 |



| Batter | 1 | 2 | 3 | 4 | 5 | 6 | 7 | 8 | 9 | AB | R | H | RBI | BB | SO | LOB | TOP | | | | | |
|---|---|----------------------------------|------------------------------|---------------------------------|-------------------------------|----------------------------------|------------------------------|----------------------------------|-------------------------------|----------------------------------|------------------------------|---------------------------------|------------------------------|----------------------------------|------------------------------|----------------------------------|--|----------------------------------|----------------------------------|------------------------------------|----------------------------------|--------|
| 9 Dee Strange-Gordon, L OBP: 0.346, SLG: 0.363 | | | | | | | | | | 4 | 1 | 1 | 0 | 1 | 1 | 1 | Miami Marlins @ San Francisco Giants AT&T Park, San Francisco, CA Sat Jul 08 2017, 7:09 PM - 10:09 PM PDT Att: 41,480 - Partly Cloudy - 64 F | | | | | |
| 27 Giancarlo Stanton, R OBP: 0.351, SLG: 0.551 | | | | | | | | | | 5 | 1 | 1 | 0 | 0 | 2 | 2 | | | | | | |
| 21 Christian Yelich, L OBP: 0.359, SLG: 0.491 | | | | | | | | | | 4 | 1 | 2 | 1 | 0 | 1 | 2 | | | | | | |
| 13 Marcell Ozuna, R OBP: 0.372, SLG: 0.567 | | | | | | | | | | 4 | 0 | 2 | 2 | 0 | 0 | 2 | | | | | | |
| 41 Justin Bour, L OBP: 0.361, SLG: 0.553 | | | | | | | | | | 4 | 1 | 1 | 1 | 0 | 0 | 2 | | | | | | |
| 14 Martin Prado, R OBP: 0.299, SLG: 0.388 | | | | | | | | | | 4 | 0 | 0 | 0 | 0 | 1 | 1 | | | | | | |
| 11 J.T. Realmuto, R OBP: 0.361, SLG: 0.468 | | | | | | | | | | 4 | 0 | 2 | 0 | 0 | 0 | 0 | | | | | | |
| 39 JT Riddle, L OBP: 0.289, SLG: 0.377 | | | | | | | | | | 4 | 1 | 1 | 0 | 0 | 1 | 2 | | | | | | |
| 50 Chris O'Grady, R | | | | | | | | | | 3 | 0 | 0 | 0 | 0 | 1 | 2 | | | | | | |
| 71 Drew Steckenrider, R | | | | | | | | | | 0 | 0 | 0 | 0 | 0 | 0 | 0 | | | | | | |
| 66 Jarlin Garcia, L | | | | | | | | | | 0 | 0 | 0 | 0 | 0 | 0 | 0 | | | | | | |
| 46 Kyle Barracough, R | | | | | | | | | | 0 | 0 | 0 | 0 | 0 | 0 | 0 | | | | | | |
| 35 David Phelps, R | | | | | | | | | | 0 | 0 | 0 | 0 | 0 | 0 | 0 | | | | | | |
| 51 Ichiro Suzuki, L | | | | | | | | | | 0 | 0 | 0 | 0 | 0 | 0 | 0 | | | | | | |
| 44 AJ Ramos, R | | | | | | | | | | 0 | 0 | 0 | 0 | 0 | 0 | 0 | | | | | | |
| Inning Stats | R: 2 E: 0 K: 0 S: 19 | H: 3 LOB: 1 BB: 0 P: 23 | R: 0 E: 0 K: 1 S: 7 | H: 0 LOB: 0 BB: 0 P: 9 | R: 0 E: 0 K: 2 S: 14 | H: 1 LOB: 1 BB: 0 P: 23 | R: 1 E: 0 K: 0 S: 9 | H: 2 LOB: 1 BB: 0 P: 11 | R: 1 E: 0 K: 1 S: 13 | H: 2 LOB: 1 BB: 0 P: 15 | R: 0 E: 0 K: 1 S: 6 | H: 1 LOB: 1 BB: 0 P: 9 | R: 0 E: 0 K: 0 S: 7 | H: 0 LOB: 0 BB: 1 P: 16 | R: 0 E: 0 K: 1 S: 8 | H: 0 LOB: 0 BB: 0 P: 13 | R: 1 E: 0 K: 1 S: 7 | H: 1 LOB: 0 BB: 0 P: 10 | 1B: 5 2B: 4 3B: 0 HR: 1 | SF: 0 SAC: 1 DP: 0 HBP: 0 | WP: 1 PB: 0 SB: 0 CS: 0 | PA: 38 |
| PITCHER | IP WLS BF H R ER SO BB IBB HBP BLK WP HR S P ERA WHIP | | | | | | | | | | | | | | | | | | | | | |
| 29 Jeff Samardzija, R ERA: 4.58 | (1, 1) 7.0 L 31 9 4 4 5 1 0 0 0 0 0 1 75 106 5.14 1.429 | | | | | | | | | | | | | | | | | | | | | |
| 48 Steven Okert, L ERA: 8.38 | (8, 1) 0.1 1 0 0 0 0 0 0 0 0 0 0 0 2 4 0.00 0.000 | | | | | | | | | | | | | | | | | | | | | |
| 70 George Kontos, R ERA: 3.0 | (8, 1) 1.2 6 1 1 1 2 0 0 0 0 0 1 0 13 19 5.40 0.600 | | | | | | | | | | | | | | | | | | | | | |

| Batter | 1 | 2 | 3 | 4 | 5 | 6 | 7 | 8 | 9 | AB | R | H | RBI | BB | SO | LOB | BOTTOM | | | |
|--|---|----------------------------------|------------------------------|----------------------------------|------------------------------|----------------------------------|------------------------------|----------------------------------|------------------------------|----------------------------------|-------------------------------|----------------------------------|------------------------------|----------------------------------|-------------------------------|----------------------------------|--|------------------------------------|----------------------------------|--------|
| 2 Denard Span, L OBP: 0.336, SLG: 0.442 | | | | | | | | | | 4 | 0 | 0 | 0 | 1 | 2 | 3 | Miami Marlins @ San Francisco Giants AT&T Park, San Francisco, CA Sat Jul 08 2017, 7:09 PM - 10:09 PM PDT Att: 41,480 - Partly Cloudy - 64 F | | | |
| 12 Joe Panik, L OBP: 0.338, SLG: 0.409 | | | | | | | | | | 5 | 0 | 1 | 1 | 0 | 1 | 2 | | | | |
| 8 Hunter Pence, R OBP: 0.299, SLG: 0.361 | | | | | | | | | | 4 | 0 | 0 | 0 | 1 | 1 | 3 | | | | |
| 28 Buster Posey, R OBP: 0.407, SLG: 0.500 | | | | | | | | | | 4 | 1 | 1 | 0 | 0 | 1 | 2 | | | | |
| 9 Brandon Belt, L OBP: 0.346, SLG: 0.467 | | | | | | | | | | 4 | 2 | 2 | 1 | 0 | 1 | 2 | | | | |
| 1 Jae-Gyun Hwang, R OBP: 0.290, SLG: 0.357 | | | | | | | | | | 3 | 0 | 1 | 0 | 1 | 0 | 1 | | | | |
| 35 Brandon Crawford, L OBP: 0.294, SLG: 0.357 | | | | | | | | | | 3 | 1 | 1 | 2 | 1 | 0 | 2 | | | | |
| 66 Gorkys Hernández, R OBP: 0.316, SLG: 0.292 | | | | | | | | | | 3 | 0 | 0 | 0 | 0 | 1 | 3 | | | | |
| 52 Miguel Gómez, S | | | | | | | | | | 1 | 0 | 0 | 0 | 0 | 1 | 1 | | | | |
| 29 Jeff Samardzija, R ERA: 4.58 | (1, 1) 5.1 W 23 9 4 4 5 1 0 0 0 0 0 1 75 106 5.14 1.429 | | | | | | | | | | | | | | | | | | | |
| 71 Drew Steckenrider, R ERA: 3.86 | (8, 1) 0.0 1 0 0 0 0 0 0 0 0 0 0 0 2 4 0.00 0.000 | | | | | | | | | | | | | | | | | | | |
| 66 Jarlin Garcia, L ERA: 3.69 | (8, 1) 0.2 H 2 0 0 0 0 0 0 0 0 0 1 0 4 8 0.00 0.000 | | | | | | | | | | | | | | | | | | | |
| 46 Kyle Barracough, R ERA: 2.9 | (7, 1) 1.0 H 4 0 0 0 0 0 0 0 0 0 0 0 8 17 0.00 1.000 | | | | | | | | | | | | | | | | | | | |
| 35 David Phelps, R ERA: 3.56 | (8, 1) 1.0 H 3 0 0 0 0 1 0 0 0 0 0 0 6 10 0.00 0.000 | | | | | | | | | | | | | | | | | | | |
| Inning Stats | R: 0 E: 0 K: 1 S: 10 | H: 0 LOB: 2 BB: 2 P: 20 | R: 0 E: 0 K: 0 S: 9 | H: 1 LOB: 1 BB: 0 P: 14 | R: 0 E: 0 K: 1 S: 7 | H: 0 LOB: 0 BB: 0 P: 14 | R: 1 E: 0 K: 1 S: 9 | H: 2 LOB: 1 BB: 0 P: 12 | R: 0 E: 0 K: 1 S: 8 | H: 0 LOB: 0 BB: 0 P: 14 | R: 2 E: 0 K: 0 S: 11 | H: 2 LOB: 1 BB: 1 P: 21 | R: 0 E: 0 K: 1 S: 6 | H: 0 LOB: 0 BB: 0 P: 10 | R: 1 E: 0 K: 3 S: 18 | H: 2 LOB: 2 BB: 1 P: 26 | 1B: 4 2B: 3 3B: 0 HR: 0 | SF: 0 SAC: 0 DP: 0 HBP: 0 | WP: 1 PB: 0 SB: 0 CS: 0 | PA: 39 |
| PITCHER | IP WLS BF H R ER SO BB IBB HBP BLK WP HR S P ERA WHIP | | | | | | | | | | | | | | | | | | | |
| 44 AJ Ramos, R ERA: 3.34 | (9, 1) 1.0 S 6 2 1 1 3 1 0 0 0 0 0 0 0 18 26 9.00 3.000 | | | | | | | | | | | | | | | | | | | |

| Batter | 1 | 2 | 3 | 4 | 5 | 6 | 7 | 8 | 9 | 10 | 11 | AB | R | H | RBI | BB | SO | LOB | TOP | | | | | | | |
|--|---------------------------------------|----------------------------------|-------------------------------|----------------------------------|-------------------------------|---------------------------------------|------------------------------|----------------------------------|-------------------------------|----------------------------------|------------------------------|----------------------------------|-------------------------------|----------------------------------|-------------------------------|----------------------------------|------------------------------|----------------------------------|------------------------------|----------------------------------|-------------------------------|----------------------------------|----------------------------------|------------------------------------|----------------------------------|--------|
| 9 Dee Strange-Gordon, L OBP: 0.342, SLG: 0.358 | L6 | | L9 | P6 | | G6-3 | | G6-3 21 G6-3 27 S 1B | FC4-6 | | G4-3 | 7 | 0 | 1 | 0 | 0 | 0 | 2 | | | | | | | | |
| 27 Giancarlo Stanton, R OBP: 0.360, SLG: 0.572 | BB | | HBP | | HR | | BB | | | | HR | 4 | 4 | 3 | 2 | 2 | 0 | 1 | | | | | | | | |
| 21 Christian Yelich, L OBP: 0.359, SLG: 0.406 | K | | E3 13 2B | | BB | | G6-3 | | | | K | 6 | 2 | 2 | 1 | 1 | 2 | 3 | | | | | | | | |
| 13 Marcell Ozuna, R OBP: 0.374, SLG: 0.556 | L8 | | L8 41 L8 2B | | P2 | | G5-3 14 G5-3 11 1B | | | | G1-3 | 4 | 1 | 1 | 1 | 2 | 0 | 3 | | | | | | | | |
| 41 Justin Bour, L OBP: 0.367, SLG: 0.556 | L8 2B | | L8 | | P5 | | G5-3 11 1B 14 G5-3 | | | | IBB | 4 | 1 | 2 | 2 | 2 | 0 | 2 | | | | | | | | |
| 14 Martin Prado, R OBP: 0.253, SLG: 0.373 | K | | BB | | P6 | | G5-3 | | | | G6-3 | 5 | 0 | 0 | 0 | 1 | 1 | 9 | | | | | | | | |
| 11 J.T. Realmuto, R OBP: 0.357, SLG: 0.461 | L6 | | G5-3 | | | | G5-3 | | | | G3 | 6 | 1 | 1 | 1 | 0 | 0 | 3 | | | | | | | | |
| 39 JT Riddle, L OBP: 0.290, SLG: 0.375 | | | G6-3 | | G6-3 | | SF9 | | | | F9 | 4 | 0 | 1 | 1 | 1 | 0 | 1 | | | | | | | | |
| 62 José Ureña, R ERA: 3.54 | B2-3 | | F8 | | L7 | | K | | | | FC4-6 9 1B | 2 | 0 | 0 | 0 | 0 | 0 | 2 | | | | | | | | |
| Inning Stats | R: 0 E: 0 K: 1 S: 7 | H: 0 LOB: 1 BB: 1 P: 16 | R: 0 E: 0 K: 1 S: 10 | H: 1 LOB: 2 BB: 1 P: 14 | R: 2 E: 1 K: 0 S: 11 | H: 2 LOB: 2 BB: 1 P: 23 | R: 0 E: 0 K: 0 S: 7 | H: 0 LOB: 0 BB: 0 P: 11 | R: 1 E: 0 K: 0 S: 10 | H: 1 LOB: 1 BB: 1 P: 17 | R: 0 E: 0 K: 0 S: 9 | H: 1 LOB: 1 BB: 0 P: 10 | R: 4 E: 0 K: 1 S: 18 | H: 3 LOB: 1 BB: 2 P: 31 | R: 0 E: 0 K: 0 S: 23 | H: 1 LOB: 3 BB: 2 P: 33 | R: 0 E: 0 K: 0 S: 5 | H: 1 LOB: 1 BB: 0 P: 11 | R: 0 E: 0 K: 0 S: 9 | H: 1 LOB: 2 BB: 1 P: 14 | R: 3 E: 1 K: 1 S: 14 | H: 2 LOB: 0 BB: 0 P: 22 | 1B: 6 2B: 4 3B: 0 HR: 3 | SF: 1 SAC: 0 DP: 0 HBP: 1 | WP: 1 PB: 0 SB: 2 CS: 0 | PA: 57 |
| PITCHER | IP WLS BF H R ER SO | BB IBB HBP BLK | WP HR S P | ERA WHIP | PITCHER | IP WLS BF H R ER SO | BB IBB HBP BLK | WP HR S P | ERA WHIP | | | | | | | | | | | | | | | | | |
| 47 Johnny Cueto, R ERA: 4.51 | 6.0 | 31 | 6 | 6 | 6 | 2 | 0 | 0 | 0 | 106 | 9.00 | 1.833 | | | | | | | | | | | | | | |
| 48 Steven Okert, L ERA: 9.87 | 0.0 | 1 | 1 | 0 | 0 | 0 | 0 | 0 | 2 | 2 | ∞ | | | | | | | | | | | | | | | |
| 60 Hunter Strickland, R ERA: 2.01 | 1.0 | 4 | 1 | 1 | 1 | 0 | 0 | 0 | 10 | 14 | 9.00 | 1.000 | | | | | | | | | | | | | | |
| 61 Josh Osich, L ERA: 4.23 | 0.2 | 3 | 1 | 0 | 0 | 0 | 0 | 0 | 11 | 13 | 0.00 | 1.500 | | | | | | | | | | | | | | |
| 18 Matt Cain, R ERA: 4.56 | 0.1 | 3 | 0 | 0 | 0 | 0 | 1 | 1 | 0 | 12 | 20 | 0.00 | 3.000 | | | | | | | | | | | | | |
| 49 Sam Dyson, R ERA: 7.45 | 2.0 | 9 | 2 | 0 | 0 | 0 | 0 | 0 | 0 | 25 | 0.00 | 1.000 | | | | | | | | | | | | | | |
| 70 George Kontos, R ERA: 3.14 | 1.0 | 6 | 2 | 3 | 1 | 1 | 0 | 0 | 2 | 14 | 22 | 9.00 | 2.000 | | | | | | | | | | | | | |

Miami Marlins @ San Francisco Giants
AT&T Park, San Francisco, CA
Sun Jul 09 2017, 1:08 PM - 5:17 PM PDT
Att. 41,516 - Sunny - 64 F

livebaseballscores.com

AB 46
R 10
H 13
RBI 10
BB 9
SO 4
LOB 28



| Batter | 1 | 2 | 3 | 4 | 5 | 6 | 7 | 8 | 9 | 10 | 11 | AB | R | H | RBI | BB | SO | LOB | BOTTOM | | | | | | | |
|--|---------------------------------------|----------------------------------|-------------------------------|----------------------------------|------------------------------|---------------------------------------|------------------------------|----------------------------------|-------------------------------|----------------------------------|------------------------------|----------------------------------|-------------------------------|----------------------------------|-------------------------------|----------------------------------|-------------------------------|----------------------------------|-------------------------------|----------------------------------|------------------------------|----------------------------------|----------------------------------|------------------------------------|----------------------------------|--------|
| 2 Denard Span, L OBP: 0.336, SLG: 0.444 | F7 | | F8 | | 1B | | F9 | | F9 | | F7 | 6 | 0 | 2 | 1 | 0 | 0 | 2 | | | | | | | | |
| 12 Joe Panik, L OBP: 0.335, SLG: 0.403 | F7 | | P6 | | P6 | | K | | K | | BB | 5 | 0 | 0 | 0 | 1 | 2 | 2 | | | | | | | | |
| 8 Hunter Pence, R OBP: 0.300, SLG: 0.360 | G4-3 | | K | | FC4-6 35 1B | | F9 | | F9 | | L9 | 6 | 1 | 2 | 0 | 0 | 1 | 1 | | | | | | | | |
| 9 Brandon Belt, L OBP: 0.349, SLG: 0.470 | HR 35 2B | | G5-4-3 1 BB | | P6 | | K | | K | | K | 4 | 2 | 2 | 0 | 1 | 1 | 1 | | | | | | | | |
| 35 Brandon Crawford, L OBP: 0.266, SLG: 0.359 | HR 2H | | F8 | | FC4-6 | | K | | K | | K | 5 | 2 | 2 | 3 | 0 | 1 | 2 | | | | | | | | |
| 1 Jae-Gyun Hwang, R OBP: 0.285, SLG: 0.323 | P2 | | G5-4-3 | | F8 | | G5-3 | | G5-3 | | K | 3 | 0 | 0 | 0 | 0 | 0 | 2 | | | | | | | | |
| 61 Josh Osich, L OBP: 0.167, SLG: 0.250 | P2 | | G5-4-3 | | F8 | | G5-3 | | G5-3 | | K | 0 | 0 | 0 | 0 | 0 | 0 | 0 | | | | | | | | |
| 18 Matt Cain, R OBP: 0.167, SLG: 0.250 | P2 | | G5-4-3 | | F8 | | G5-3 | | G5-3 | | K | 0 | 0 | 0 | 0 | 0 | 0 | 0 | | | | | | | | |
| 28 Buster Posey, R OBP: 0.406, SLG: 0.486 | | | | | | | | | | | | 1 | 0 | 0 | 0 | 0 | 0 | 2 | | | | | | | | |
| 51 Mac Williamson, R OBP: 0.229, SLG: 0.250 | | | | | | | | | | | | 1 | 0 | 0 | 0 | 0 | 1 | 0 | | | | | | | | |
| 5 Nick Hundley, R OBP: 0.286, SLG: 0.443 | | | | | | | | | | | | 5 | 1 | 3 | 2 | 0 | 1 | 0 | | | | | | | | |
| 66 Gorkys Hernández, R OBP: 0.311, SLG: 0.287 | 1B | | HR | | HR | | K | | K | | F8 | 5 | 1 | 3 | 2 | 0 | 1 | 0 | | | | | | | | |
| 52 Miguel Gómez, S OBP: 0.333, SLG: 0.333 | K | | K | | K | | G6-3 | | G6-3 | | G4-3 21 3B | 3 | 0 | 0 | 0 | 0 | 2 | 1 | | | | | | | | |
| 49 Sam Dyson, R OBP: 0.329, SLG: 0.307 | K | | K | | K | | G6-3 | | G6-3 | | G4-3 | 1 | 0 | 1 | 1 | 0 | 0 | 0 | | | | | | | | |
| 37 Kelby Tomlinson, R OBP: 0.229, SLG: 0.307 | | | | | | | | | | | | 1 | 1 | 1 | 0 | 0 | 0 | 0 | | | | | | | | |
| 47 Johnny Cueto, R OBP: 0.366, SLG: 0.601 | G4-3 | | G4-3 | | L9 | | L9 | | P5 | | G4-3 | 2 | 0 | 0 | 0 | 0 | 0 | 1 | | | | | | | | |
| 48 Steven Okert, L OBP: 0.258, SLG: 0.196 | G4-3 | | G4-3 | | L9 | | L9 | | P5 | | G4-3 | 0 | 0 | 0 | 0 | 0 | 0 | 0 | | | | | | | | |
| 21 Conor Gillaspie, L OBP: 0.258, SLG: 0.196 | G4-3 | | G4-3 | | L9 | | L9 | | P5 | | G4-3 | 3 | 1 | 1 | 1 | 0 | 0 | 2 | | | | | | | | |
| 60 Hunter Strickland, R OBP: 0.258, SLG: 0.196 | G4-3 | | G4-3 | | L9 | | L9 | | P5 | | G4-3 | 0 | 0 | 0 | 0 | 0 | 0 | 0 | | | | | | | | |
| Inning Stats | R: 0 E: 0 K: 0 S: 5 | H: 0 LOB: 0 BB: 0 P: 10 | R: 2 E: 0 K: 1 S: 13 | H: 3 LOB: 1 BB: 0 P: 22 | R: 0 E: 0 K: 1 S: 7 | H: 0 LOB: 0 BB: 0 P: 9 | R: 0 E: 0 K: 0 S: 8 | H: 0 LOB: 0 BB: 1 P: 15 | R: 1 E: 0 K: 1 S: 11 | H: 2 LOB: 1 BB: 0 P: 18 | R: 0 E: 0 K: 0 S: 6 | H: 1 LOB: 1 BB: 0 P: 11 | R: 1 E: 0 K: 2 S: 16 | H: 2 LOB: 1 BB: 2 P: 24 | R: 3 E: 0 K: 0 S: 16 | H: 5 LOB: 2 BB: 0 P: 30 | R: 0 E: 0 K: 2 S: 10 | H: 0 LOB: 0 BB: 0 P: 17 | R: 0 E: 0 K: 2 S: 11 | H: 0 LOB: 0 BB: 0 P: 15 | R: 1 E: 0 K: 0 S: 8 | H: 1 LOB: 1 BB: 1 P: 16 | 1B: 9 2B: 2 3B: 1 HR: 2 | SF: 0 SAC: 0 DP: 1 HBP: 0 | WP: 1 PB: 0 SB: 0 CS: 0 | PA: 48 |
| PITCHER | IP WLS BF H R ER SO | BB IBB HBP BLK | WP HR S P | ERA WHIP | PITCHER | IP WLS BF H R ER SO | BB IBB HBP BLK | WP HR S P | ERA WHIP | | | | | | | | | | | | | | | | | |
| 62 José Ureña, R ERA: 3.54 | 5.0 | 20 | 5 | 3 | 3 | 0 | 1 | 0 | 0 | 74 | 5.40 | 1.200 | | | | | | | | | | | | | | |
| 66 Jarlin García, L ERA: 5.87 | 0.2 | 3 | 1 | 0 | 0 | 0 | 0 | 0 | 5 | 8 | 0.00 | 1.500 | | | | | | | | | | | | | | |
| 22 Dustin McGowan, R ERA: 2.91 | 0.1 | 1 | 0 | 0 | 0 | 0 | 0 | 0 | 1 | 3 | 0.00 | 0.000 | | | | | | | | | | | | | | |
| 35 David Phelps, R ERA: 3.68 | 1.0 | 5 | 2 | 1 | 1 | 2 | 0 | 0 | 0 | 16 | 24 | 9.00 | 2.000 | | | | | | | | | | | | | |
| 46 Kyle Barradough, R ERA: 3.54 | 0.1 | B | 6 | 5 | 3 | 3 | 0 | 0 | 0 | 1 | 0 | 11 | 22 | 81.00 | 15.000 | | | | | | | | | | | |
| 25 Junichi Tazawa, R ERA: 5.87 | 0.2 | W | 6 | 0 | 0 | 0 | 0 | 0 | 4 | 0 | 0 | 0 | 0 | 0 | 0 | 0 | 0 | 0 | | | | | | | | |
| 64 Nick Wittgren, R ERA: 3.62 | 2.0 | W | 6 | 0 | 0 | 0 | 0 | 0 | 4 | 0 | 0 | 0 | 0 | 0 | 0 | 0 | 0 | 0 | | | | | | | | |
| 44 A.J. Ramos, R ERA: 3.51 | 1.0 | S | 5 | 1 | 1 | 1 | 0 | 1 | 0 | 8 | 16 | 9.00 | 2.000 | | | | | | | | | | | | | |

Miami Marlins @ San Francisco Giants
AT&T Park, San Francisco, CA
Sun Jul 09 2017, 1:08 PM - 5:17 PM PDT
Att. 41,516 - Sunny - 64 F

livebaseballscores.com

AB 46
R 8
H 14
RBI 8
BB 2
SO 9
LOB 16



| Batter | 1 | 2 | 3 | 4 | 5 | 6 | 7 | 8 | 9 | AB | R | H | RBI | BB | SO | LOB | TOP | | |
|---|---|---|---|---|---|---|---|---|---|---|---|---|---|---|---|---|---|---|---|
| 2 Denard Span, L (1,8) OBP: 0.331, SLG: 0.438 | L4 | 10 1B | | F9 | | P6 | | | F7 | 5 | 0 | 1 | 0 | 0 | 0 | 0 | | | |
| 10 Eduardo Núñez, R (1,5) OBP: 0.324, SLG: 0.412 | 35 BB 8 1B | 9 BB | | K | | | | | K | 3 | 1 | 1 | 0 | 1 | 2 | 0 | | | |
| 9 Brandon Belt, L (1,3) OBP: 0.352, SLG: 0.470 | K | | | | K | | | | 28 CS BB | 2 | 0 | 0 | 0 | 2 | 2 | 1 | | | |
| 28 Buster Posey, R (1,2) OBP: 0.407, SLG: 0.505 | 35 BB 8 1B | F7 | | | G5-3 | | | | K | 4 | 1 | 1 | 0 | 0 | 1 | 4 | | | |
| 35 Brandon Crawford, L (1,6) OBP: 0.272, SLG: 0.375 | 8 1B | | | | | | | | K | 2 | 0 | 1 | 0 | 2 | 1 | 0 | | | |
| 8 Hunter Pence, R (1,9) OBP: 0.298, SLG: 0.353 | | | | K | | P4 | | | G3 | 4 | 0 | 1 | 2 | 0 | 1 | 2 | | | |
| 12 Joe Panik, L (1,4) OBP: 0.336, SLG: 0.412 | G6-3 | | | | G6-3 | | | | F9 | 4 | 1 | 1 | 1 | 0 | 0 | 3 | | | |
| 66 Gorkys Hernández, R (1,7) OBP: 0.319, SLG: 0.303 | | L9 | | | P6 | | | | G5-3 | 4 | 0 | 0 | 0 | 0 | 0 | 1 | | | |
| 40 Madison Bumgarner, R (1,1) OBP: 0.273, SLG: 0.800 | | | | | | | | | G3 | 3 | 0 | 0 | 0 | 0 | 0 | 0 | | | |
| 60 Hunter Strickland, R (8,1) ERA: 4.05 | | | | | | | | | G3 | 0 | 0 | 0 | 0 | 0 | 0 | 0 | | | |
| 21 Conor Gillaspie, L (9,PH) OBP: 0.234, SLG: 0.193 | | | | | | | | | | 0 | 0 | 0 | 0 | 0 | 0 | 0 | | | |
| 62 Cory Gearrin, R (9,1) ERA: 2.25 | | | | | | | | | | 0 | 0 | 0 | 0 | 0 | 0 | 0 | | | |
| 48 Steven Okert, L (9,1) ERA: 5.3 | | | | | | | | | | 0 | 0 | 0 | 0 | 0 | 0 | 0 | | | |
| Inning Stats | R: 2 H: 2 E: 0 K: 1 S: 20 | WLS: 2 BF: 2 LOB: 2 P: 34 | R: 0 H: 2 E: 0 K: 0 S: 15 | R: 0 H: 1 E: 0 K: 1 S: 8 | R: 0 H: 0 E: 0 K: 1 S: 6 | R: 0 H: 0 E: 0 K: 1 S: 9 | R: 1 H: 1 E: 0 K: 0 S: 5 | R: 0 H: 0 E: 0 K: 2 S: 9 | R: 0 H: 0 E: 0 K: 1 S: 8 | R: 0 H: 0 E: 0 K: 0 S: 6 | R: 0 H: 0 E: 0 K: 0 S: 6 | R: 0 H: 0 E: 0 K: 0 S: 6 | R: 0 H: 0 E: 0 K: 0 S: 6 | R: 0 H: 0 E: 0 K: 0 S: 6 | R: 0 H: 0 E: 0 K: 0 S: 6 | R: 0 H: 0 E: 0 K: 0 S: 6 | 1B: 3 2B: 3 3B: 0 HR: 1 | SF: 0 SAC: 0 DP: 1 HBP: 0 | WP: 0 PA: 37 PB: 0 SB: 0 CS: 1 |
| PITCHER | IP WLS BF H R ER SO BB IBB HBP BLK WP HR S P ERA WHIP | IP WLS BF H R ER SO BB IBB HBP BLK WP HR S P ERA WHIP | IP WLS BF H R ER SO BB IBB HBP BLK WP HR S P ERA WHIP | IP WLS BF H R ER SO BB IBB HBP BLK WP HR S P ERA WHIP | IP WLS BF H R ER SO BB IBB HBP BLK WP HR S P ERA WHIP | IP WLS BF H R ER SO BB IBB HBP BLK WP HR S P ERA WHIP | IP WLS BF H R ER SO BB IBB HBP BLK WP HR S P ERA WHIP | IP WLS BF H R ER SO BB IBB HBP BLK WP HR S P ERA WHIP | IP WLS BF H R ER SO BB IBB HBP BLK WP HR S P ERA WHIP | IP WLS BF H R ER SO BB IBB HBP BLK WP HR S P ERA WHIP | IP WLS BF H R ER SO BB IBB HBP BLK WP HR S P ERA WHIP | IP WLS BF H R ER SO BB IBB HBP BLK WP HR S P ERA WHIP | IP WLS BF H R ER SO BB IBB HBP BLK WP HR S P ERA WHIP | IP WLS BF H R ER SO BB IBB HBP BLK WP HR S P ERA WHIP | IP WLS BF H R ER SO BB IBB HBP BLK WP HR S P ERA WHIP | IP WLS BF H R ER SO BB IBB HBP BLK WP HR S P ERA WHIP | IP WLS BF H R ER SO BB IBB HBP BLK WP HR S P ERA WHIP | IP WLS BF H R ER SO BB IBB HBP BLK WP HR S P ERA WHIP | IP WLS BF H R ER SO BB IBB HBP BLK WP HR S P ERA WHIP |

San Francisco Giants @ San Diego Padres
 Petco Park, San Diego, CA
 Sat Jul 15 2017, 5:42 PM - 8:34 PM PDT
 Att: 36,266 - Clear - 75 F

livebaseballscorecards.com

AB 32
 R 3
 H 6
 RBI 3
 BB 5
 SO 7
 LOB 11

| Batter | 1 | 2 | 3 | 4 | 5 | 6 | 7 | 8 | 9 | AB | R | H | RBI | BB | SO | LOB | BOTTOM | | | |
|--|---|---|---|---|---|---|---|---|---|---|---|---|---|---|---|---|---|---|---|--|
| 7 Manuel Margot, R (1,8) OBP: 0.308, SLG: 0.386 | K | | | | G5-3 | | | | K | 4 | 0 | 0 | 0 | 0 | 3 | 1 | | | | |
| 20 Carlos Asuaje, L (1,4) OBP: 0.354, SLG: 0.383 | K | | | | | | | | | 3 | 1 | 1 | 0 | 1 | 1 | 0 | | | | |
| 4 Wil Myers, R (1,3) OBP: 0.331, SLG: 0.459 | K | | | | | | | | | 3 | 0 | 0 | 0 | 1 | 2 | 1 | | | | |
| 2 José Pirela, R (1,5) OBP: 0.321, SLG: 0.488 | | | | | | | | | | 3 | 0 | 1 | 0 | 0 | 0 | 1 | | | | |
| 88 Phil Maton, R (7,1) ERA: 4.05 | | | | | | | | | | 0 | 0 | 0 | 0 | 0 | 0 | 0 | | | | |
| 52 Brad Hand, L (8,1) ERA: 2.25 | | | | | | | | | | 0 | 0 | 0 | 0 | 0 | 0 | 0 | | | | |
| 17 Allen Córdoba, R (8,PH) OBP: 0.283, SLG: 0.325 | | | | | | | | | | 1 | 0 | 0 | 0 | 0 | 0 | 2 | | | | |
| 37 Brandon Maurer, R (9,1) ERA: 5.3 | | | | | | | | | | 0 | 0 | 0 | 0 | 0 | 0 | 0 | | | | |
| 32 Jabari Blash, R (1,9) OBP: 0.362, SLG: 0.378 | | | | | | | | | | 4 | 2 | 2 | 2 | 0 | 0 | 1 | | | | |
| 8 Enck Aybar, S (1,6) OBP: 0.307, SLG: 0.361 | | | | | | | | | | 3 | 0 | 0 | 0 | 0 | 0 | 0 | | | | |
| 44 Héctor Sánchez, S (1,2) OBP: 0.196, SLG: 0.442 | | | | | | | | | | 4 | 1 | 1 | 2 | 0 | 0 | 0 | | | | |
| 23 Matt Szczur, R (1,7) OBP: 0.352, SLG: 0.357 | | | | | | | | | | 2 | 1 | 2 | 1 | 1 | 0 | 0 | | | | |
| 46 Jhoulys Chacin, R (1,1) ERA: 3.18 | | | | | | | | | | 2 | 0 | 0 | 0 | 0 | 0 | 1 | | | | |
| 15 Cory Spangenberg, L (7,5) OBP: 0.256, SLG: 0.356 | | | | | | | | | | 1 | 0 | 0 | 0 | 0 | 0 | 1 | | | | |
| Inning Stats | R: 0 H: 0 E: 0 K: 3 S: 14 | WLS: 0 BF: 0 LOB: 0 P: 20 | R: 0 H: 0 E: 0 K: 0 S: 5 | R: 0 H: 0 E: 0 K: 0 S: 5 | R: 1 H: 1 E: 0 K: 1 S: 11 | R: 2 H: 1 E: 0 K: 1 S: 14 | R: 0 H: 1 E: 0 K: 0 S: 4 | R: 0 H: 0 E: 0 K: 0 S: 11 | R: 0 H: 1 E: 0 K: 1 S: 11 | R: 2 H: 2 E: 0 K: 0 S: 6 | R: 0 H: 0 E: 0 K: 0 S: 6 | R: 0 H: 0 E: 0 K: 0 S: 6 | R: 0 H: 0 E: 0 K: 0 S: 6 | R: 0 H: 0 E: 0 K: 0 S: 6 | R: 0 H: 0 E: 0 K: 0 S: 6 | R: 0 H: 0 E: 0 K: 0 S: 6 | R: 0 H: 0 E: 0 K: 0 S: 6 | 1B: 3 2B: 1 3B: 0 HR: 3 | SF: 0 SAC: 1 DP: 1 HBP: 0 | WP: 0 PA: 34 PB: 0 SB: 0 CS: 0 |
| PITCHER | IP WLS BF H R ER SO BB IBB HBP BLK WP HR S P ERA WHIP | IP WLS BF H R ER SO BB IBB HBP BLK WP HR S P ERA WHIP | IP WLS BF H R ER SO BB IBB HBP BLK WP HR S P ERA WHIP | IP WLS BF H R ER SO BB IBB HBP BLK WP HR S P ERA WHIP | IP WLS BF H R ER SO BB IBB HBP BLK WP HR S P ERA WHIP | IP WLS BF H R ER SO BB IBB HBP BLK WP HR S P ERA WHIP | IP WLS BF H R ER SO BB IBB HBP BLK WP HR S P ERA WHIP | IP WLS BF H R ER SO BB IBB HBP BLK WP HR S P ERA WHIP | IP WLS BF H R ER SO BB IBB HBP BLK WP HR S P ERA WHIP | IP WLS BF H R ER SO BB IBB HBP BLK WP HR S P ERA WHIP | IP WLS BF H R ER SO BB IBB HBP BLK WP HR S P ERA WHIP | IP WLS BF H R ER SO BB IBB HBP BLK WP HR S P ERA WHIP | IP WLS BF H R ER SO BB IBB HBP BLK WP HR S P ERA WHIP | IP WLS BF H R ER SO BB IBB HBP BLK WP HR S P ERA WHIP | IP WLS BF H R ER SO BB IBB HBP BLK WP HR S P ERA WHIP | IP WLS BF H R ER SO BB IBB HBP BLK WP HR S P ERA WHIP | IP WLS BF H R ER SO BB IBB HBP BLK WP HR S P ERA WHIP | IP WLS BF H R ER SO BB IBB HBP BLK WP HR S P ERA WHIP | IP WLS BF H R ER SO BB IBB HBP BLK WP HR S P ERA WHIP | |

San Francisco Giants @ San Diego Padres
 Petco Park, San Diego, CA
 Sat Jul 15 2017, 5:42 PM - 8:34 PM PDT
 Att: 36,266 - Clear - 75 F

livebaseballscorecards.com

AB 30
 R 5
 H 7
 RBI 5
 BB 3
 SO 6
 LOB 8

| Batter | 1 | 2 | 3 | 4 | 5 | 6 | 7 | 8 | 9 | AB | R | H | RBI | BB | SO | LOB | TOP | | | | |
|--|---|---|---|---|---|---|---|---|---|---|---|---|---|---|---|---|---|---|---|---|---|
| 2 Denard Span, L (1,8) OBP: 0.337, SLG: 0.446 | | | | | | | | | | 4 | 0 | 3 | 0 | 0 | 0 | 0 | San Francisco Giants @ San Diego Padres Petco Park, San Diego, CA Sun Jul 16 2017, 1:42 PM - 4:20 PM PDT Att: 30,561 - Partly Cloudy - 75 F | | | | |
| 10 Eduardo Núñez, R (1,5) OBP: 0.323, SLG: 0.414 59 Kyle Crick, L (7,1) 61 Josh Osich, L (8,1) | | | | | | | | | | 4 | 0 | 1 | 0 | 0 | 1 | 2 | | | | | |
| 8 Hunter Pence, R (1,9) OBP: 0.297, SLG: 0.352 | | | | | | | | | | 4 | 0 | 1 | 0 | 0 | 0 | 3 | | | | | |
| 28 Buster Posey, R (1,3) OBP: 0.408, SLG: 0.509 | | | | | | | | | | 4 | 1 | 2 | 0 | 0 | 1 | 2 | | | | | |
| 35 Brandon Crawford, L (1,6) OBP: 0.272, SLG: 0.377 | | | | | | | | | | 4 | 0 | 1 | 1 | 0 | 1 | 3 | | | | | |
| 5 Nick Hundley, R (1,2) OBP: 0.285, SLG: 0.444 | | | | | | | | | | 4 | 0 | 1 | 0 | 0 | 3 | 1 | | | | | |
| 12 Joe Panik, L (1,4) 52 Miguel Gómez, S (9, PH) OBP: 0.200, SLG: 0.250 | | | | | | | | | | 3 | 0 | 0 | 0 | 0 | 1 | 2 | | | | | |
| 66 Gorkys Hernández, R (1,7) OBP: 0.317, SLG: 0.298 | | | | | | | | | | 3 | 0 | 0 | 0 | 1 | 1 | 0 | | | | | |
| 29 Jeff Samardzija, R (1,1) OBP: 0.075, SLG: 0.175 1 Jae-Gyun Hwang, R (7, PH) OBP: 0.250, SLG: 0.303 | | | | | | | | | | 2 | 0 | 0 | 0 | 0 | 0 | 2 | | | | | |
| Inning Stats | R: 0 E: 0 K: 1 S: 7 | H: 0 LOB: 0 BB: 0 P: 10 | R: 1 E: 0 K: 2 S: 11 | H: 2 LOB: 2 BB: 1 P: 16 | R: 0 E: 0 K: 0 S: 7 | H: 2 LOB: 2 BB: 0 P: 11 | R: 0 E: 0 K: 1 S: 7 | H: 0 LOB: 0 BB: 0 P: 11 | R: 0 E: 0 K: 2 S: 10 | H: 1 LOB: 1 BB: 0 P: 14 | R: 0 E: 0 K: 2 S: 13 | H: 2 LOB: 2 BB: 0 P: 19 | R: 0 E: 0 K: 1 S: 12 | H: 1 LOB: 0 BB: 0 P: 16 | R: 0 E: 0 K: 0 S: 5 | H: 0 LOB: 0 BB: 0 P: 8 | 1B: 4 2B: 5 3B: 0 HR: 0 | SF: 0 SAC: 0 DP: 1 HBP: 0 | WP: 1 PB: 0 SB: 0 CS: 0 | PA: 36 | |
| PITCHER | IP WLS BF H R ER SO BB IBB HBP BLK WP HR S P ERA WHIP | IP WLS BF H R ER SO BB IBB HBP BLK WP HR S P ERA WHIP | IP WLS BF H R ER SO BB IBB HBP BLK WP HR S P ERA WHIP | IP WLS BF H R ER SO BB IBB HBP BLK WP HR S P ERA WHIP | IP WLS BF H R ER SO BB IBB HBP BLK WP HR S P ERA WHIP | IP WLS BF H R ER SO BB IBB HBP BLK WP HR S P ERA WHIP | IP WLS BF H R ER SO BB IBB HBP BLK WP HR S P ERA WHIP | IP WLS BF H R ER SO BB IBB HBP BLK WP HR S P ERA WHIP | IP WLS BF H R ER SO BB IBB HBP BLK WP HR S P ERA WHIP | IP WLS BF H R ER SO BB IBB HBP BLK WP HR S P ERA WHIP | IP WLS BF H R ER SO BB IBB HBP BLK WP HR S P ERA WHIP | IP WLS BF H R ER SO BB IBB HBP BLK WP HR S P ERA WHIP | IP WLS BF H R ER SO BB IBB HBP BLK WP HR S P ERA WHIP | IP WLS BF H R ER SO BB IBB HBP BLK WP HR S P ERA WHIP | IP WLS BF H R ER SO BB IBB HBP BLK WP HR S P ERA WHIP | IP WLS BF H R ER SO BB IBB HBP BLK WP HR S P ERA WHIP | IP WLS BF H R ER SO BB IBB HBP BLK WP HR S P ERA WHIP | IP WLS BF H R ER SO BB IBB HBP BLK WP HR S P ERA WHIP | IP WLS BF H R ER SO BB IBB HBP BLK WP HR S P ERA WHIP | IP WLS BF H R ER SO BB IBB HBP BLK WP HR S P ERA WHIP | IP WLS BF H R ER SO BB IBB HBP BLK WP HR S P ERA WHIP |

| | |
|-----|----|
| AB | 35 |
| R | 1 |
| H | 9 |
| RBI | 1 |
| BB | 1 |
| SO | 9 |
| LOB | 15 |



| Batter | 1 | 2 | 3 | 4 | 5 | 6 | 7 | 8 | 9 | AB | R | H | RBI | BB | SO | LOB | BOTTOM | | | | |
|---|---|---|---|---|---|---|---|---|---|---|---|---|---|---|---|---|---|---|---|---|---|
| 2 José Pirela, R (1,7) OBP: 0.319, SLG: 0.481 59 Kevin Quackenbush, R (8,1) 76 José Torres, L (9,1) OBP: 1.000, SLG: 1.000 | | | | | | | | | | 4 | 0 | 1 | 0 | 0 | 0 | 2 | San Francisco Giants @ San Diego Padres Petco Park, San Diego, CA Sun Jul 16 2017, 1:42 PM - 4:20 PM PDT Att: 30,561 - Partly Cloudy - 75 F | | | | |
| 20 Carlos Asuaje, L (1,4) OBP: 0.348, SLG: 0.365 | | | | | | | | | | 3 | 1 | 0 | 0 | 0 | 1 | 3 | | | | | |
| 4 Wil Myers, R (1,3) OBP: 0.332, SLG: 0.459 | | | | | | | | | | 4 | 2 | 2 | 0 | 0 | 1 | 1 | | | | | |
| 44 Héctor Sánchez, S (1,2) OBP: 0.220, SLG: 0.511 | | | | | | | | | | 4 | 2 | 2 | 3 | 0 | 1 | 0 | | | | | |
| 32 Jabari Blash, R (1,9) OBP: 0.353, SLG: 0.390 | | | | | | | | | | 4 | 0 | 1 | 0 | 0 | 3 | 2 | | | | | |
| 15 Cory Spangenberg, L (1,5) OBP: 0.300, SLG: 0.385 | | | | | | | | | | 4 | 2 | 2 | 3 | 0 | 2 | 1 | | | | | |
| 8 Erick Aybar, S (1,6) OBP: 0.306, SLG: 0.364 | | | | | | | | | | 4 | 0 | 1 | 1 | 0 | 2 | 1 | | | | | |
| 23 Matt Szczur, R (1,8) OBP: 0.344, SLG: 0.347 | | | | | | | | | | 3 | 0 | 0 | 0 | 0 | 0 | 1 | | | | | |
| 38 Trevor Cahill, R (1,1) OBP: 0.385, SLG: 0.417 34 Craig Stammen, R (7,1) OBP: 0.400, SLG: 0.500 17 Allen Córdoba, R (7, PH) OBP: 0.287, SLG: 0.329 | | | | | | | | | | 2 | 0 | 1 | 0 | 0 | 0 | 0 | | | | | |
| Inning Stats | R: 4 E: 0 K: 1 S: 15 | H: 4 LOB: 1 BB: 0 P: 23 | R: 0 E: 0 K: 1 S: 7 | H: 1 LOB: 0 BB: 0 P: 12 | R: 3 E: 0 K: 1 S: 17 | H: 3 LOB: 0 BB: 0 P: 20 | R: 0 E: 0 K: 0 S: 5 | H: 1 LOB: 0 BB: 0 P: 7 | R: 0 E: 0 K: 3 S: 10 | H: 0 LOB: 0 BB: 0 P: 15 | R: 0 E: 0 K: 2 S: 9 | H: 0 LOB: 0 BB: 0 P: 11 | R: 0 E: 0 K: 0 S: 5 | H: 1 LOB: 1 BB: 0 P: 11 | R: 0 E: 0 K: 2 S: 11 | H: 1 LOB: 1 BB: 0 P: 17 | 1B: 6 2B: 2 3B: 1 HR: 2 | SF: 0 SAC: 0 DP: 1 HBP: 1 | WP: 1 PB: 0 SB: 0 CS: 1 | PA: 34 | |
| PITCHER | IP WLS BF H R ER SO BB IBB HBP BLK WP HR S P ERA WHIP | IP WLS BF H R ER SO BB IBB HBP BLK WP HR S P ERA WHIP | IP WLS BF H R ER SO BB IBB HBP BLK WP HR S P ERA WHIP | IP WLS BF H R ER SO BB IBB HBP BLK WP HR S P ERA WHIP | IP WLS BF H R ER SO BB IBB HBP BLK WP HR S P ERA WHIP | IP WLS BF H R ER SO BB IBB HBP BLK WP HR S P ERA WHIP | IP WLS BF H R ER SO BB IBB HBP BLK WP HR S P ERA WHIP | IP WLS BF H R ER SO BB IBB HBP BLK WP HR S P ERA WHIP | IP WLS BF H R ER SO BB IBB HBP BLK WP HR S P ERA WHIP | IP WLS BF H R ER SO BB IBB HBP BLK WP HR S P ERA WHIP | IP WLS BF H R ER SO BB IBB HBP BLK WP HR S P ERA WHIP | IP WLS BF H R ER SO BB IBB HBP BLK WP HR S P ERA WHIP | IP WLS BF H R ER SO BB IBB HBP BLK WP HR S P ERA WHIP | IP WLS BF H R ER SO BB IBB HBP BLK WP HR S P ERA WHIP | IP WLS BF H R ER SO BB IBB HBP BLK WP HR S P ERA WHIP | IP WLS BF H R ER SO BB IBB HBP BLK WP HR S P ERA WHIP | IP WLS BF H R ER SO BB IBB HBP BLK WP HR S P ERA WHIP | IP WLS BF H R ER SO BB IBB HBP BLK WP HR S P ERA WHIP | IP WLS BF H R ER SO BB IBB HBP BLK WP HR S P ERA WHIP | IP WLS BF H R ER SO BB IBB HBP BLK WP HR S P ERA WHIP | IP WLS BF H R ER SO BB IBB HBP BLK WP HR S P ERA WHIP |



| Batter | 1 | 2 | 3 | 4 | 5 | 6 | 7 | 8 | 9 | AB | R | H | RBI | BB | SO | LOB | TOP | | | | | | |
|---|------------------------------|----------------------------------|------------------------------|----------------------------------|------------------------------|----------------------------------|-------------------------------|----------------------------------|-------------------------------|----------------------------------|------------------------------|----------------------------------|------------------------------|----------------------------------|------------------------------|----------------------------------|---|-------------------------------|----------------------------------|-------------------------|------------------------------------|-------------------------|--------|
| Bradley Zimmer, L (1, 8) OBP: 0.326, SLG: 0.420 | G4-3 | | L9 | | E1 | | B5-3 | | K | 5 | 1 | 0 | 0 | 0 | 1 | 2 | Cleveland Indians @ San Francisco Giants AT&T Park, San Francisco, CA Mon Jul 17 2017, 7:16 PM - 9:48 PM PDT Att: 39,538 - Clear - 63 F | | | | | | |
| 12 Francisco Lindor, S (1, 6) OBP: 0.318, SLG: 0.464 | L8 | | | | | | F8 | | | 5 | 0 | 3 | 2 | 0 | 0 | 0 | | | | | | | |
| 23 Michael Brantley, L (1, 7) OBP: 0.363, SLG: 0.426 | G3 | | | | | | G4-3 | | F7 | 5 | 0 | 1 | 0 | 0 | 1 | 3 | | | | | | | |
| 10 Edwin Encarnación, R (1, 3) OBP: 0.366, SLG: 0.472 | | K | | | | | | | G5-3 | 3 | 0 | 0 | 0 | 1 | 1 | 2 | | | | | | | |
| 11 José Ramírez, S (1, 4) OBP: 0.379, SLG: 0.587 | F9 | | | | | | | | F8 | 4 | 1 | 1 | 0 | 0 | 0 | 2 | | | | | | | |
| Brandon Guyer, R (1, 9) OBP: 0.299, SLG: 0.260 24 Andrew Miller, L (8, 1) 37 Cody Allen, R (9, 1) | L6 | | | | | | | | G4-3 | 3 | 0 | 0 | 0 | 0 | 1 | 2 | | | | | | | |
| 7 Yan Gomes, R (1, 2) OBP: 0.308, SLG: 0.370 | | | | | | | | | | 0 | 0 | 0 | 0 | 0 | 0 | 0 | | | | | | | |
| 39 Gio Urshela, R (1, 5) OBP: 0.308, SLG: 0.333 | | | | | | | | | | 4 | 1 | 1 | 1 | 0 | 0 | 1 | | | | | | | |
| 43 Josh Tomlin, R (1, 1) OBP: 0.143, SLG: 0.143 35 Abraham Almonte, S (8, 9) OBP: 0.336, SLG: 0.375 | | | | | | | | | | 3 | 0 | 0 | 0 | 0 | 1 | 2 | | | | | | | |
| Inning Stats | R: 0 E: 0 K: 0 S: 8 | H: 0 LOB: 0 BB: 0 P: 12 | R: 0 E: 0 K: 1 S: 9 | H: 0 LOB: 0 BB: 0 P: 15 | R: 1 E: 0 K: 2 S: 8 | H: 1 LOB: 0 BB: 0 P: 11 | R: 0 E: 0 K: 2 S: 12 | H: 1 LOB: 2 BB: 1 P: 22 | R: 2 E: 1 K: 0 S: 16 | H: 3 LOB: 2 BB: 0 P: 23 | R: 1 E: 1 K: 0 S: 9 | H: 1 LOB: 1 BB: 0 P: 12 | R: 0 E: 0 K: 0 S: 7 | H: 0 LOB: 0 BB: 0 P: 11 | R: 0 E: 0 K: 0 S: 6 | H: 0 LOB: 0 BB: 0 P: 11 | | R: 1 E: 0 K: 1 S: 14 | H: 2 LOB: 2 BB: 1 P: 20 | 1B: 5 2B: 2 HR: 1 | SF: 0 SAC: 1 DP: 0 HBP: 0 | WP: 0 PB: 0 CS: 0 | PA: 39 |
| PITCHER | IP | WLS | BF | H | R | ER | SO | BB | IBB | HBP | BLK | WP | HR | S | P | ERA | WHIP | | | | | | |
| 45 Matt Moore, L (1, 1) ERA: 5.81 | 7.0 | L | 30 | 6 | 4 | 2 | 5 | 1 | 0 | 0 | 0 | 0 | 0 | 1 | 69 | 106 | 2.57 | 1.000 | | | | | |
| 62 Cory Gearrin, R (8, 1) ERA: 2.23 | 1.0 | | 3 | 0 | 0 | 0 | 0 | 0 | 0 | 0 | 0 | 0 | 0 | 6 | 11 | 0.00 | 0.000 | | | | | | |
| 70 George Kontos, R (9, 1) ERA: 3.15 | 0.2 | | 5 | 2 | 1 | 1 | 1 | 1 | 0 | 0 | 0 | 0 | 0 | 11 | 16 | 13.50 | 4.500 | | | | | | |
| 61 Josh Osich, L (9, 1) ERA: 4.03 | 0.1 | | 1 | 0 | 0 | 0 | 0 | 0 | 0 | 0 | 0 | 0 | 0 | 3 | 4 | 0.00 | 0.000 | | | | | | |

| Batter | 1 | 2 | 3 | 4 | 5 | 6 | 7 | 8 | 9 | AB | R | H | RBI | BB | SO | LOB | BOTTOM | | | | | |
|--|------------------------------|----------------------------------|------------------------------|---------------------------------|------------------------------|----------------------------------|------------------------------|----------------------------------|------------------------------|---------------------------------|------------------------------|---------------------------------|------------------------------|----------------------------------|------------------------------|----------------------------------|---|------------------------------|----------------------------------|-------------------------|------------------------------------|-------------------------|
| 2 Denard Span, L (1, 8) OBP: 0.332, SLG: 0.440 | L8 | | L7 | | L9 | | | | G3 | 4 | 0 | 0 | 0 | 0 | 0 | 1 | Cleveland Indians @ San Francisco Giants AT&T Park, San Francisco, CA Mon Jul 17 2017, 7:16 PM - 9:48 PM PDT Att: 39,538 - Clear - 63 F | | | | | |
| 10 Eduardo Núñez, R (1, 5) OBP: 0.318, SLG: 0.407 | L9 | | G5-4-3 | | | | | | F9 | 4 | 0 | 0 | 0 | 0 | 0 | 1 | | | | | | |
| 8 Hunter Pence, R (1, 9) OBP: 0.293, SLG: 0.347 | K2-3 | | | | | | | | G1-3 | 4 | 0 | 0 | 0 | 0 | 3 | 0 | | | | | | |
| 28 Buster Posey, R (1, 2) OBP: 0.406, SLG: 0.505 | | K | | | | | | | L1 | 4 | 1 | 1 | 0 | 0 | 1 | 0 | | | | | | |
| 35 Brandon Crawford, L (1, 6) OBP: 0.272, SLG: 0.380 | G3 | | | | | | | | | 3 | 0 | 1 | 1 | 0 | 1 | 0 | | | | | | |
| 1 Jae-Gyun Hwang, R (1, 3) OBP: 0.231, SLG: 0.278 | G6-3 | | | | | | | | | 3 | 0 | 0 | 0 | 0 | 0 | 1 | | | | | | |
| 12 Joe Panik, L (1, 4) OBP: 0.333, SLG: 0.407 | | | | | | | | | | 3 | 1 | 1 | 0 | 0 | 0 | 1 | | | | | | |
| 66 Gorkys Hernández, R (1, 7) OBP: 0.323, SLG: 0.310 | | | | | | | | | | 3 | 1 | 2 | 1 | 0 | 0 | 0 | | | | | | |
| 45 Matt Moore, L (1, 1) OBP: 0.138, SLG: 0.107 62 Cory Gearrin, R (8, 1) 52 Miguel Gómez, S (8, PH) OBP: 0.167, SLG: 0.200 70 George Kontos, R (9, 1) 61 Josh Osich, L (9, 1) | | | | | | | | | | 2 | 0 | 1 | 1 | 0 | 0 | 1 | | | | | | |
| Inning Stats | R: 0 E: 0 K: 1 S: 7 | H: 0 LOB: 0 BB: 0 P: 10 | R: 0 E: 0 K: 1 S: 5 | H: 0 LOB: 0 BB: 0 P: 5 | R: 2 E: 0 K: 0 S: 7 | H: 3 LOB: 0 BB: 0 P: 10 | R: 1 E: 0 K: 1 S: 9 | H: 2 LOB: 1 BB: 0 P: 18 | R: 0 E: 0 K: 0 S: 6 | H: 1 LOB: 0 BB: 0 P: 9 | R: 0 E: 0 K: 1 S: 6 | H: 0 LOB: 0 BB: 0 P: 8 | R: 0 E: 0 K: 1 S: 8 | H: 0 LOB: 0 BB: 0 P: 12 | R: 0 E: 0 K: 0 S: 7 | H: 0 LOB: 0 BB: 0 P: 10 | | R: 0 E: 0 K: 0 S: 9 | H: 0 LOB: 0 BB: 0 P: 13 | 1B: 4 2B: 2 HR: 0 | SF: 0 SAC: 0 DP: 2 HBP: 0 | WP: 0 PB: 0 CS: 0 |
| PITCHER | IP | WLS | BF | H | R | ER | SO | BB | IBB | HBP | BLK | WP | HR | S | P | ERA | WHIP | | | | | |
| 43 Josh Tomlin, R (1, 1) ERA: 5.74 | 7.1 | W | 26 | 6 | 3 | 3 | 3 | 0 | 0 | 0 | 0 | 0 | 0 | 3 | 79 | 3.68 | 0.818 | | | | | |
| 24 Andrew Miller, L (8, 1) ERA: 1.58 | 0.2 | H | 2 | 0 | 0 | 0 | 0 | 0 | 0 | 0 | 0 | 0 | 0 | 3 | 3 | 0.00 | 0.000 | | | | | |
| 37 Cody Allen, R (9, 1) ERA: 2.97 | 1.0 | S | 3 | 0 | 0 | 0 | 0 | 0 | 0 | 0 | 0 | 0 | 0 | 9 | 13 | 0.00 | 0.000 | | | | | |



| Batter | 1 | 2 | 3 | 4 | 5 | 6 | 7 | 8 | 9 | AB | R | H | RBI | BB | SO | LOB | TOP | | | |
|--|---|---------------------------------|----------------------|----------------------------------|-----------------------|----------------------------------|----------------------|----------------------------------|----------------------|---------------------------------|-----------------------|----------------------------------|----------------------|----------------------------------|-----------------------|----------------------------------|--|------------------------------------|-------------------------|--------|
| Bradley Zimmer, L (1.8) OBP: 0.326, SLG: 0.412 | | | | | | | | | | 4 | 1 | 0 | 0 | 1 | 2 | 2 | Cleveland Indians @ San Francisco Giants AT&T Park, San Francisco, CA Wed Jul 19 2017, 12:46 PM - 4:01 PM PDT Att: 41,067 - Sunny - 68 F | | | |
| 12 Francisco Lindor, S (1.6) OBP: 0.316, SLG: 0.456 | | | | | | | | | | 4 | 0 | 0 | 0 | 0 | 1 | 2 | | | | |
| 23 Michael Brantley, L (1.7) OBP: 0.365, SLG: 0.429 | | | | | | | | | | 4 | 2 | 2 | 1 | 1 | 0 | 0 | | | | |
| 11 José Ramírez, S (1.5) OBP: 0.378, SLG: 0.580 | | | | | | | | | | 4 | 0 | 2 | 2 | 1 | 0 | 3 | | | | |
| 41 Carlos Santana, S (1.3) OBP: 0.338, SLG: 0.408 | | | | | | | | | | 4 | 0 | 2 | 1 | 0 | 0 | 2 | | | | |
| 35 Abraham Almonte, S (1.9) OBP: 0.325, SLG: 0.361 | | | | | | | | | | 4 | 0 | 0 | 0 | 0 | 0 | 3 | | | | |
| 27 Bryan Shaw, S (8.1) | | | | | | | | | | 0 | 0 | 0 | 0 | 0 | 0 | 0 | | | | |
| 55 Roberto Pérez, R (1.2) OBP: 0.258, SLG: 0.254 | | | | | | | | | | 4 | 0 | 1 | 0 | 0 | 1 | 3 | | | | |
| 9 Erik González, R (1.4) OBP: 0.290, SLG: 0.443 | | | | | | | | | | 4 | 0 | 1 | 0 | 0 | 1 | 1 | | | | |
| 59 Carlos Carrasco, R (1.1) | | | | | | | | | | 1 | 1 | 0 | 0 | 1 | 1 | 1 | | | | |
| 10 Edwin Encarnación, R (7. Ph) OBP: 0.367, SLG: 0.495 | | | | | | | | | | 1 | 0 | 0 | 0 | 0 | 0 | 1 | | | | |
| Nick Goody, R (7.1) | | | | | | | | | | 0 | 0 | 0 | 0 | 0 | 0 | 0 | | | | |
| 48 Boone Logan, R (7.1) | | | | | | | | | | 0 | 0 | 0 | 0 | 0 | 0 | 0 | | | | |
| Brandon Guyer, R (8.9) OBP: 0.264, SLG: 0.291 | | | | | | | | | | 1 | 0 | 1 | 0 | 0 | 0 | 0 | | | | |
| Inning Stats | R: 0 K: 2 S: 8 | H: 0 LOB: 0 BB: 0 P: 9 | R: 0 K: 0 S: 8 | H: 1 LOB: 1 BB: 0 P: 14 | R: 3 K: 0 S: 17 | H: 2 LOB: 1 BB: 2 P: 30 | R: 0 K: 2 S: 9 | H: 1 LOB: 1 BB: 0 P: 12 | R: 0 K: 1 S: 5 | H: 1 LOB: 0 BB: 0 P: 8 | R: 0 K: 2 S: 12 | H: 1 LOB: 1 BB: 0 P: 21 | R: 1 K: 0 S: 8 | H: 2 LOB: 2 BB: 1 P: 11 | R: 0 K: 1 S: 16 | H: 1 LOB: 3 BB: 1 P: 24 | 1B: 5 2B: 4 3B: 0 HR: 0 | SF: 0 SAC: 0 DP: 1 HBP: 1 | WP: 0 PB: 0 CS: 0 | PA: 40 |
| PITCHER | IP WLS BF H R ER SO BB IBB HBP BLK WP HR S P ERA WHIP | | | | | | | | | | | | | | | | | | | |
| 18 Matt Cain, R (1.1) ERA: 5.49 | 6.0 | 24 | 5 | 3 | 3 | 5 | 2 | 0 | 0 | 0 | 0 | 0 | 0 | 0 | 12 | 21 | 4.50 | 1.167 | | |
| 70 George Kontos, R (7.1) ERA: 3.09 | 1.0 | 4 | 1 | 0 | 0 | 2 | 0 | 0 | 0 | 0 | 0 | 0 | 0 | 6 | 6 | 13.50 | 3.000 | | | |
| 48 Steven Okert, L (8.1) ERA: 7.32 | 0.2 | 5 | 2 | 1 | 1 | 0 | 0 | 1 | 0 | 0 | 0 | 0 | 0 | 2 | 5 | 0.00 | 0.000 | | | |
| 62 Cory Gearrin, R (8.1) ERA: 2.22 | 0.1 | W | 1 | 0 | 0 | 0 | 0 | 0 | 0 | 0 | 0 | 0 | 0 | 2 | 5 | 0.00 | 0.000 | | | |
| 49 Sam Dyson, R (9.1) ERA: 6.82 | 1.0 | S | 6 | 1 | 0 | 0 | 1 | 1 | 0 | 1 | 0 | 0 | 0 | 16 | 24 | 0.00 | 2.000 | | | |

| Batter | 1 | 2 | 3 | 4 | 5 | 6 | 7 | 8 | 9 | AB | R | H | RBI | BB | SO | LOB | BOTTOM | | | |
|---|---|----------------------------------|----------------------|---------------------------------|-----------------------|----------------------------------|-----------------------|----------------------------------|-----------------------|----------------------------------|----------------------|----------------------------------|----------------------|----------------------------------|-----------------------|----------------------------------|--|------------------------------------|----------------------------------|--------|
| 2 Denard Span, L (1.8) OBP: 0.336, SLG: 0.452 | | | | | | | | | | 4 | 2 | 2 | 1 | 0 | 1 | 2 | Cleveland Indians @ San Francisco Giants AT&T Park, San Francisco, CA Wed Jul 19 2017, 12:46 PM - 4:01 PM PDT Att: 41,067 - Sunny - 68 F | | | |
| 52 Miguel Gómez, S (1.4) OBP: 0.182, SLG: 0.200 | | | | | | | | | | 4 | 0 | 1 | 0 | 0 | 2 | 1 | | | | |
| 9 Brandon Belt, L (1.3) OBP: 0.352, SLG: 0.462 | | | | | | | | | | 2 | 1 | 0 | 0 | 2 | 1 | 2 | | | | |
| 35 Brandon Crawford, L (1.6) OBP: 0.272, SLG: 0.380 | | | | | | | | | | 4 | 1 | 2 | 1 | 0 | 1 | 3 | | | | |
| 21 Conor Gillaspie, L (1.5) OBP: 0.246, SLG: 0.242 | | | | | | | | | | 4 | 1 | 1 | 0 | 0 | 0 | 3 | | | | |
| 5 Nick Hundley, R (1.2) OBP: 0.284, SLG: 0.435 | | | | | | | | | | 3 | 0 | 0 | 0 | 1 | 1 | 3 | | | | |
| 37 Kelby Tomlinson, R (1.7) OBP: 0.192, SLG: 0.263 | | | | | | | | | | 3 | 0 | 0 | 0 | 0 | 1 | 3 | | | | |
| 28 Buster Posey, R (8. Ph) OBP: 0.409, SLG: 0.508 | | | | | | | | | | 1 | 0 | 1 | 2 | 0 | 0 | 0 | | | | |
| 49 Sam Dyson, R (9.1) | | | | | | | | | | 0 | 0 | 0 | 0 | 0 | 0 | 0 | | | | |
| 66 Gorkys Hernández, R (1.9) OBP: 0.315, SLG: 0.298 | | | | | | | | | | 4 | 0 | 0 | 0 | 0 | 2 | 2 | | | | |
| 18 Matt Cain, R (1.1) ERA: 5.49 | 6.0 | 25 | 5 | 2 | 2 | 6 | 2 | 0 | 0 | 0 | 0 | 0 | 0 | 10 | 10 | 4.50 | 1.333 | | | |
| 70 George Kontos, R (7.1) ERA: 3.09 | 0.1 | H | 2 | 1 | 0 | 0 | 0 | 0 | 0 | 0 | 0 | 0 | 0 | 5 | 7 | 0.00 | 3.000 | | | |
| 10 Eduardo Núñez, R (7. Ph) OBP: 0.292, SLG: 0.295 | 1.0 | H | 3 | 0 | 1 | 0 | 1 | 1 | 0 | 0 | 0 | 0 | 0 | 8 | 17 | 0.00 | 1.000 | | | |
| 48 Boone Logan, L (7.1) | 1.0 | H | 3 | 0 | 1 | 0 | 1 | 1 | 0 | 0 | 0 | 0 | 0 | 8 | 17 | 0.00 | 1.000 | | | |
| 27 Bryan Shaw, R (8.1) ERA: 2.91 | 0.2 | L | 5 | 2 | 2 | 0 | 2 | 0 | 0 | 0 | 0 | 0 | 0 | 19 | 27 | 0.00 | 3.000 | | | |
| Inning Stats | R: 1 K: 0 S: 13 | H: 2 LOB: 1 BB: 0 P: 22 | R: 0 K: 1 S: 5 | H: 0 LOB: 0 BB: 0 P: 6 | R: 0 K: 3 S: 13 | H: 1 LOB: 2 BB: 1 P: 22 | R: 0 K: 0 S: 11 | H: 1 LOB: 1 BB: 0 P: 17 | R: 1 K: 2 S: 13 | H: 1 LOB: 0 BB: 0 P: 21 | R: 0 K: 0 S: 8 | H: 1 LOB: 1 BB: 1 P: 18 | R: 0 K: 1 S: 8 | H: 1 LOB: 0 BB: 0 P: 13 | R: 3 K: 3 S: 24 | H: 2 LOB: 1 BB: 1 P: 38 | 1B: 4 2B: 4 3B: 0 HR: 1 | SF: 0 SAC: 0 DP: 2 HBP: 0 | WP: 1 PB: 0 SB: 1 CS: 0 | PA: 35 |
| PITCHER | IP WLS BF H R ER SO BB IBB HBP BLK WP HR S P ERA WHIP | | | | | | | | | | | | | | | | | | | |
| 59 Carlos Carrasco, R (1.1) ERA: 3.62 | 6.0 | 25 | 5 | 2 | 2 | 6 | 2 | 0 | 0 | 0 | 0 | 0 | 0 | 10 | 10 | 4.50 | 1.333 | | | |
| Nick Goody, R (7.1) ERA: 2.04 | 0.1 | H | 2 | 1 | 0 | 0 | 0 | 0 | 0 | 0 | 0 | 0 | 0 | 5 | 7 | 0.00 | 3.000 | | | |
| 48 Boone Logan, L (7.1) ERA: 4.71 | 1.0 | H | 3 | 0 | 1 | 0 | 1 | 1 | 0 | 0 | 0 | 0 | 0 | 8 | 17 | 0.00 | 1.000 | | | |
| 27 Bryan Shaw, R (8.1) ERA: 2.91 | 0.2 | L | 5 | 2 | 2 | 0 | 2 | 0 | 0 | 0 | 0 | 0 | 0 | 19 | 27 | 0.00 | 3.000 | | | |

| Batter | 1 | 2 | 3 | 4 | 5 | 6 | 7 | 8 | 9 | AB R H RBI BB SO LOB | TOP | | | | | | | | | |
|--|---|----------------------------------|-------------------------------|----------------------------------|------------------------------|----------------------------------|------------------------------|---------------------------------|-------------------------------|--|---|---|----------------------------------|-------------------------------|----------------------------------|-------------------------------|----------------------------------|----------------------------------|------------------------------------|----------------------------------|
| 2 José Pirela, R OBP: 0.318, SLG: 0.473 | F7 | | F8 | | | B5-3 | | 4 2B | | 4 1 1 0 0 0 0 | San Diego Padres @ San Francisco Giants AT&T Park, San Francisco, CA Thu Jul 20 2017, 7:16 PM - 10:14 PM PDT Att: 41,166 - Clear - 64 F | | | | | | | | | |
| 23 Matt Szczur, R OBP: 0.343, SLG: 0.349 | K | | K | | | G6-3 | | F9 | | 4 0 0 0 0 2 1 | | | | | | | | | | |
| 4 Wil Myers, R OBP: 0.334, SLG: 0.462 | L7 | | L5 | | | | | 1-H | | 3 0 1 1 1 0 0 | | | | | | | | | | |
| 32 Jabari Blash, R OBP: 0.403, SLG: 0.491 | | 10 HR | | | G5-3 | | | K | | 4 1 1 0 0 2 2 | | | | | | | | | | |
| 10 Hunter Renfroe, R OBP: 0.287, SLG: 0.456 | | 2H | | | G5-3 | | | G5-3 | | 4 1 1 2 0 1 1 | | | | | | | | | | |
| 8 Enck Aybar, S OBP: 0.298, SLG: 0.353 | F8 | | 15 CS | | | | | G6-3 | | 4 1 2 0 0 0 0 | | | | | | | | | | |
| 15 Cory Spangenberg, L OBP: 0.350, SLG: 0.499 | K | | CS | | G3 | | | 21 BB | | 4 1 2 2 0 1 0 | | | | | | | | | | |
| 21 Luis Torrens, R OBP: 0.272, SLG: 0.229 | | | | | F7 | | | 1-H | | 3 0 1 0 1 1 0 | | | | | | | | | | |
| 46 Jhoulys Chacin, R 17 Albert Pujols, R 40 Ryan Buchter, L 52 Brad Hand, L 44 Héctor Sánchez, S 37 Brandon Maurer, R | G5-3 | | | | P4 | | | G4-3 | | 2 0 0 0 0 0 0 1 1 0 1 0 0 0 0 0 0 1 0 0 0 0 0 0 0 0 | | | | | | | | | | |
| Inning Stats | R: 0 E: 0 K: 1 S: 7 | H: 0 LOB: 0 BB: 0 P: 11 | R: 2 E: 0 K: 1 S: 10 | H: 3 LOB: 1 BB: 0 P: 14 | R: 0 E: 0 K: 1 S: 6 | H: 1 LOB: 0 BB: 0 P: 10 | R: 0 E: 0 K: 0 S: 7 | H: 0 LOB: 0 BB: 0 P: 9 | R: 0 E: 0 K: 1 S: 12 | H: 0 LOB: 1 BB: 1 P: 21 | | R: 2 E: 0 K: 2 S: 19 | H: 2 LOB: 0 BB: 0 P: 27 | R: 1 E: 0 K: 1 S: 10 | H: 2 LOB: 1 BB: 0 P: 16 | R: 0 E: 0 K: 0 S: 17 | H: 1 LOB: 1 BB: 1 P: 26 | 1B: 5 2B: 2 3B: 0 HR: 2 | SF: 0 SAC: 0 DP: 0 HBP: 0 | WP: 0 PB: 0 SB: 0 CS: 1 |
| PITCHER | IP WLS BF H R ER SO BB IBB HBP BLK WP HR S P ERA WHIP | | | | | | | | | | | IP WLS BF H R ER SO BB IBB HBP BLK WP HR S P ERA WHIP | | | | | | | | |
| 40 Madison Bumgarner, L ERA: 3.57 | 6.1 L 25 6 4 4 5 1 0 0 0 0 2 63 97 5.68 1.105 | | | | | | | | | | | | | | | | | | | |
| 70 George Kontos, R ERA: 3.21 | 1.0 5 2 1 1 1 0 0 0 0 0 0 10 13 9.00 2.000 | | | | | | | | | | | | | | | | | | | |
| 59 Kyle Crick, R ERA: 2.61 | 1.2 6 1 0 0 1 1 0 0 0 0 0 0 22 34 0.00 1.200 | | | | | | | | | | | | | | | | | | | |

| Batter | 1 | 2 | 3 | 4 | 5 | 6 | 7 | 8 | 9 | AB R H RBI BB SO LOB | BOTTOM | | | | | | | | | | | |
|--|---|----------------------------------|-------------------------------|----------------------------------|------------------------------|----------------------------------|-------------------------------|----------------------------------|------------------------------|--|---|---|------------------------------|----------------------------------|-------------------------------|----------------------------------|-------------------------------|----------------------------------|----------------------------------|------------------------------------|----------------------------------|--------|
| 2 Denard Span, L OBP: 0.338, SLG: 0.456 | G4-3 | | | 10 G6-3 | | 10 1B | | K | | 4 1 2 1 0 1 1 | San Diego Padres @ San Francisco Giants AT&T Park, San Francisco, CA Thu Jul 20 2017, 7:16 PM - 10:14 PM PDT Att: 41,166 - Clear - 64 F | | | | | | | | | | | |
| 10 Eduardo Núñez, R OBP: 0.324, SLG: 0.411 | G3 | | | G6-3 | | 9 CS | | 9 BB | | 4 0 2 1 0 0 1 | | | | | | | | | | | | |
| 9 Brandon Belt, L OBP: 0.354, SLG: 0.460 | B1-3 | | | | | 2H | | 1B | | 2 0 0 0 2 1 1 | | | | | | | | | | | | |
| 28 Buster Posey, R OBP: 0.404, SLG: 0.502 | | G6-3 | | L3 | | | | F9 | | 4 0 0 0 0 0 5 | | | | | | | | | | | | |
| 35 Brandon Crawford, L OBP: 0.289, SLG: 0.375 | K | | | | L7 | | | G6-3 | | 4 0 0 0 0 1 0 | | | | | | | | | | | | |
| 8 Hunter Pence, R OBP: 0.292, SLG: 0.344 | G1-3 | | | | G1-4-3 | | | G5-3 | | 4 0 1 0 0 0 0 | | | | | | | | | | | | |
| 12 Joe Panik, L 59 Kyle Crick, L | | | | | G4-3 | | | G4-3 | | 3 0 0 0 0 1 0 0 0 0 0 0 0 0 | | | | | | | | | | | | |
| 52 Miguel Gómez, S | | | | | | | | | | 1 0 0 0 0 0 1 | | | | | | | | | | | | |
| 66 Gorkys Hernández, R OBP: 0.319, SLG: 0.308 | | G5-3 | | | | | | L7 | | 4 1 2 0 0 0 0 | | | | | | | | | | | | |
| 40 Madison Bumgarner, R 70 George Kontos, R 37 Kelly Tomlinson, R 5 Nick Hundley, R | | | | | | 2 1B | | F7 | | 2 0 0 0 0 1 1 0 0 0 0 0 0 0 1 0 1 0 0 0 0 1 0 0 0 0 1 2 | | | | | | | | | | | | |
| Inning Stats | R: 0 E: 0 K: 0 S: 7 | H: 0 LOB: 0 BB: 0 P: 11 | R: 0 E: 0 K: 1 S: 10 | H: 0 LOB: 0 BB: 0 P: 14 | R: 0 E: 0 K: 2 S: 9 | H: 0 LOB: 0 BB: 0 P: 14 | R: 0 E: 0 K: 1 S: 14 | H: 1 LOB: 1 BB: 0 P: 20 | R: 0 E: 0 K: 0 S: 7 | H: 0 LOB: 0 BB: 0 P: 11 | R: 2 E: 0 K: 0 S: 10 | H: 3 LOB: 1 BB: 1 P: 17 | R: 0 E: 0 K: 0 S: 9 | H: 0 LOB: 0 BB: 0 P: 15 | R: 0 E: 0 K: 1 S: 20 | H: 2 LOB: 3 BB: 1 P: 28 | R: 0 E: 0 K: 1 S: 10 | H: 2 LOB: 2 BB: 0 P: 12 | 1B: 6 2B: 2 3B: 0 HR: 0 | SF: 0 SAC: 0 DP: 0 HBP: 0 | WP: 0 PB: 0 SB: 0 CS: 1 | PA: 36 |
| PITCHER | IP WLS BF H R ER SO BB IBB HBP BLK WP HR S P ERA WHIP | | | | | | | | | | | IP WLS BF H R ER SO BB IBB HBP BLK WP HR S P ERA WHIP | | | | | | | | | | |
| 46 Jhoulys Chacin, R ERA: 4.26 | 6.0 W 22 4 2 2 4 1 0 0 0 0 0 0 9 15 3.00 0.833 | | | | | | | | | | | | | | | | | | | | | |
| 40 Ryan Buchter, L ERA: 3.22 | 1.0 H 3 0 0 0 0 0 0 0 0 0 0 9 15 0.00 0.000 | | | | | | | | | | | | | | | | | | | | | |
| 52 Brad Hand, L ERA: 2.2 | 1.0 H 6 2 0 0 1 1 0 0 0 0 0 0 20 28 0.00 3.000 | | | | | | | | | | | | | | | | | | | | | |
| 37 Brandon Maurer, R ERA: 5.17 | 1.0 S 5 2 0 0 1 0 0 0 0 0 0 0 10 12 0.00 2.000 | | | | | | | | | | | | | | | | | | | | | |



| Batter | 1 | 2 | 3 | 4 | 5 | 6 | 7 | 8 | 9 | 10 | 11 | AB | R | H | RBI | BB | SO | LOB | TOP | | | | | | | |
|--|------------------------------------|---|-------------------------------------|----------------------------------|-------------------------------|-----------------------------------|--|-------------------------------------|----------------------------------|----------------------------------|----------------------------------|--|-------------------------------------|----------------------------------|-------------------------------|----------------------------------|--|-------------------------------------|--------------------------------|----------------------------------|-------------------------------|----------------------------------|-----------------------------------|------------------------------------|----------------------------------|--------|
| 2 José Pirela, R OBP: 0.335, SLG: 0.500 | (1, 7) G6-3 | | 20 G3 | | 20 1B | K | | 20 1B | | 20 G4-3 | 20 1B | 6 | 1 | 4 | 3 | 1 | 1 | 2 | | | | | | | | |
| 20 Carlos Asuaje, L OBP: 0.378, SLG: 0.452 | (1, 4) K | | G3 | | 44 2B | FC1-2 | | 4 2B | | G4-3 | 4 G6-4-3 | 7 | 1 | 4 | 3 | 0 | 1 | 2 | | | | | | | | |
| 4 Will Myers, R OBP: 0.333, SLG: 0.466 | (1, 3) G6-3 | | L7 | | 44 2B | FC1-2 | | 15 G4-3 | | P5 | 15 1B | 6 | 2 | 1 | 1 | 1 | 0 | 6 | | | | | | | | |
| 44 Héctor Sánchez, S OBP: 0.273, SLG: 0.597 | (1, 2) F8 | | F8 | | HR | HR | | 15 1B | | L7 | K | 6 | 1 | 3 | 2 | 0 | 1 | 3 | | | | | | | | |
| 88 Phil Maton, R | (10, 1) | | | | | | | | | | | 0 | 0 | 0 | 0 | 0 | 0 | 0 | | | | | | | | |
| 15 Cory Spangenberg, L OBP: 0.310, SLG: 0.499 | (1, 5) 1B | | 1B | | 33 K | 8 E | | G4-3 | | K | G6-3 | 5 | 0 | 2 | 1 | 1 | 1 | 4 | | | | | | | | |
| 10 Hunter Renfroe, R OBP: 0.285, SLG: 0.451 | (1, 9) F9 | | F9 | | F7 | F7 | | L8 | | L7 | 21 SH1-4 | 6 | 1 | 1 | 0 | 0 | 1 | 5 | | | | | | | | |
| 8 Erick Aybar, S OBP: 0.295, SLG: 0.346 | (1, 6) K2-3 | | K2-3 | | E4 | 33 K | | F8 | | F7 | 23 1B | 5 | 1 | 0 | 0 | 1 | 1 | 4 | | | | | | | | |
| 33 Freddy Cordón, L OBP: 0.287, SLG: 0.385 | (1, 1) 3B | | 3B | | K | K | | P6 | | P6 | SH1-4 | 2 | 1 | 1 | 0 | 0 | 1 | 2 | | | | | | | | |
| 38 Trevor Cahill, R OBP: 0.360, SLG: 0.395 | (4, 8) G6-3 | | G6-3 | | 2 1B | 2B | | 2 1B | | K | 2 1B | 1 | 0 | 0 | 1 | 0 | 0 | 0 | | | | | | | | |
| 23 Matt Szczur, R OBP: 0.285, SLG: 0.385 | (1, 1) | | | | | | | | | | | 5 | 3 | 4 | 1 | 0 | 1 | 1 | | | | | | | | |
| Inning Stats | R: 0 E: 0 K: 1 S: 10 | H: 0 LOB: 0 BB: 0 P: 16 | R: 0 E: 0 K: 1 S: 13 | H: 1 LOB: 1 BB: 0 P: 17 | R: 1 E: 0 K: 0 S: 13 | H: 2 LOB: 1 BB: 0 P: 21 | R: 1 E: 1 K: 1 S: 7 | H: 1 LOB: 2 BB: 1 P: 13 | R: 3 E: 0 K: 1 S: 17 | H: 4 LOB: 1 BB: 0 P: 30 | R: 1 E: 0 K: 0 S: 9 | H: 2 LOB: 2 BB: 1 P: 22 | R: 1 E: 0 K: 0 S: 12 | H: 3 LOB: 2 BB: 0 P: 22 | R: 2 E: 0 K: 1 S: 12 | H: 3 LOB: 1 BB: 0 P: 18 | R: 0 E: 0 K: 1 S: 13 | H: 0 LOB: 1 BB: 2 P: 24 | R: 0 E: 0 K: 1 S: 8 | H: 0 LOB: 2 BB: 2 P: 18 | R: 3 E: 0 K: 0 S: 21 | H: 4 LOB: 1 BB: 1 P: 32 | 1B: 12 2B: 3 3B: 3 HR: 2 | SF: 0 SAC: 1 DP: 1 HBP: 0 | WP: 0 PB: 0 SB: 0 CS: 0 | PA: 57 |
| PITCHER | 29 Jeff Samardzija, R ERA: 5.05 | IP: 4.1 WLS: 5 BF: 22 H: 8 R: 5 ER: 5 SO: 3 | BB: 1 IBB: 0 HBP: 0 BLK: 0 | WP: 0 HR: 1 S: 55 P: 88 | ERA: 10.38 WHIP: 2.077 | 49 Sam Dyson, R ERA: 6.62 | IP: 1.0 WLS: 5 BF: 5 H: 0 R: 0 ER: 0 SO: 2 | BB: 2 IBB: 0 HBP: 0 BLK: 0 | WP: 0 HR: 0 S: 18 P: 25 | ERA: 81.00 WHIP: 12.000 | 70 George Kontos, R ERA: 3.75 | IP: 0.1 WLS: 1 BF: 5 H: 3 R: 3 ER: 3 SO: 0 | BB: 1 IBB: 0 HBP: 0 BLK: 0 | WP: 0 HR: 0 S: 15 P: 25 | ERA: 0.00 WHIP: 1.500 | 59 Kyle Crick, R ERA: 2.45 | IP: 0.2 WLS: 2 BF: 1 H: 0 R: 0 ER: 0 SO: 0 | BB: 0 IBB: 0 HBP: 0 BLK: 0 | WP: 0 HR: 0 S: 6 P: 7 | ERA: 0.00 WHIP: 1.500 | | | | | | |
| 2 Denard Span, L OBP: 0.334, SLG: 0.454 | (1, 8) 9 WP | | K | | FC1 | 9 BB | | F7 | | L1 | | 6 | 1 | 1 | 0 | 0 | 2 | 3 | | | | | | | | |
| 10 Eduardo Núñez, R OBP: 0.318, SLG: 0.402 | (1, 5) P4 | | G1-4-3 | | L1 | L1 | | K | | G4-3 | G3-1 | 6 | 0 | 0 | 0 | 0 | 1 | 4 | | | | | | | | |
| 9 Brandon Belt, L OBP: 0.356, SLG: 0.375 | (1, 3) 28 1B | | 35 1B | | 35 G5-3 | 8 1B | | F7 | | F8 | F8 | 4 | 2 | 1 | 1 | 2 | 0 | 0 | | | | | | | | |
| 28 Buster Posey, R OBP: 0.406, SLG: 0.497 | (1, 2) 35 1B | | 35 E | | L7 | L7 | | L9 | | L9 | G5-3 | 3 | 2 | 0 | 0 | 3 | 0 | 1 | | | | | | | | |
| 35 Brandon Crawford, L OBP: 0.271, SLG: 0.375 | (1, 6) E9 | | E9 | | G5-3 | L9 | | F9 | | F9 | 21 HR | 5 | 2 | 2 | 2 | 0 | 0 | 4 | | | | | | | | |
| 8 Hunter Pence, R OBP: 0.298, SLG: 0.333 | (1, 9) G3-1 | | G3-1 | | G3-1 | G3-1 | | K | | K | HR | 4 | 0 | 3 | 2 | 0 | 1 | 0 | | | | | | | | |
| 21 Connor Gillaspie, L OBP: 0.259, SLG: 0.302 | (8, 9H) G3-1 | | G3-1 | | G3-1 | G3-1 | | K | | K | HR | 1 | 1 | 1 | 2 | 0 | 0 | 0 | | | | | | | | |
| 49 Sam Dyson, R | (10, 1) | | | | | | | | | | | 0 | 0 | 0 | 0 | 0 | 0 | 0 | | | | | | | | |
| 70 George Kontos, R | (11, 1) | | | | | | | | | | | 0 | 0 | 0 | 0 | 0 | 0 | 0 | | | | | | | | |
| 1 Jae-Gyun Hwang, R OBP: 0.201, SLG: 0.239 | (11, 3) 12 2B | | 12 2B | | 12 2B | 12 2B | | K | | K | HR | 0 | 0 | 0 | 0 | 0 | 0 | 0 | | | | | | | | |
| 12 Joe Panik, L OBP: 0.325, SLG: 0.398 | (1, 4) G3-1 | | G3-1 | | G4-3 | F8 | | K | | G3 | G3 | 5 | 0 | 0 | 0 | 0 | 1 | 3 | | | | | | | | |
| 66 Gorkys Hernández, R OBP: 0.321, SLG: 0.510 | (1, 7) G4-3 | | G4-3 | | 2 E | 29 SH1-4 | | K | | K | 1B | 5 | 1 | 2 | 0 | 0 | 1 | 2 | | | | | | | | |
| 29 Jeff Samardzija, R ERA: 5.05 | (1, 1) | | | | | | | | | | | 1 | 0 | 1 | 0 | 0 | 0 | 0 | | | | | | | | |
| 81 Josh Osich, L ERA: 3.99 | (5, 1) | | | | | | | | | | | 0 | 0 | 0 | 0 | 0 | 0 | 0 | | | | | | | | |
| 62 Cory Gearrin, R ERA: 2.35 | (5, 1) | | | | | | | | | | | 1 | 0 | 0 | 0 | 1 | 1 | 1 | | | | | | | | |
| 60 Hunter Strickland, R ERA: 2.55 | (7, 1) | | | | | | | | | | | 0 | 0 | 0 | 0 | 0 | 0 | 0 | | | | | | | | |
| 37 Kelly Tomlinson, R ERA: 2.39 | (8, 7) | | | | | | | | | | | 2 | 0 | 0 | 0 | 0 | 1 | 1 | | | | | | | | |
| 59 Kyle Crick, R ERA: 2.45 | (11, 1) | | | | | | | | | | | 0 | 0 | 0 | 0 | 0 | 0 | 0 | | | | | | | | |
| Inning Stats | R: 4 E: 1 K: 0 S: 14 | H: 4 LOB: 1 BB: 1 P: 28 | R: 0 E: 0 K: 1 S: 8 | H: 1 LOB: 0 BB: 0 P: 13 | R: 1 E: 0 K: 0 S: 13 | H: 1 LOB: 1 BB: 1 P: 27 | R: 1 E: 1 K: 0 S: 9 | H: 1 LOB: 3 BB: 2 P: 19 | R: 0 E: 0 K: 2 S: 10 | H: 1 LOB: 1 BB: 0 P: 16 | R: 0 E: 0 K: 3 S: 12 | H: 0 LOB: 0 BB: 0 P: 16 | R: 0 E: 0 K: 0 S: 12 | H: 0 LOB: 0 BB: 0 P: 16 | R: 0 E: 0 K: 3 S: 12 | H: 2 LOB: 1 BB: 0 P: 14 | R: 0 E: 0 K: 0 S: 14 | H: 0 LOB: 0 BB: 2 P: 25 | R: 0 E: 0 K: 0 S: 7 | H: 0 LOB: 0 BB: 0 P: 9 | R: 0 E: 0 K: 0 S: 6 | H: 0 LOB: 0 BB: 1 P: 8 | 1B: 8 2B: 2 3B: 0 HR: 1 | SF: 0 SAC: 1 DP: 1 HBP: 0 | WP: 2 PB: 0 SB: 1 CS: 0 | PA: 49 |
| PITCHER | 38 Trevor Cahill, R ERA: 3.69 | IP: 3.2 WLS: 1 BF: 5 H: 7 R: 0 ER: 0 SO: 2 | BB: 4 IBB: 0 HBP: 0 BLK: 0 | WP: 0 HR: 0 S: 43 P: 86 | ERA: 12.27 WHIP: 3.000 | 37 Brandon Maurer, R ERA: 5.72 | IP: 1.0 WLS: 0 BF: 2 H: 2 R: 3 ER: 3 SO: 0 | BB: 1 IBB: 0 HBP: 0 BLK: 0 | WP: 0 HR: 1 S: 14 P: 25 | ERA: 27.00 WHIP: 3.000 | 88 Phil Maton, R ERA: 3.86 | IP: 2.0 WLS: 6 BF: 6 H: 0 R: 0 ER: 0 SO: 0 | BB: 0 IBB: 0 HBP: 0 BLK: 0 | WP: 0 HR: 0 S: 13 P: 17 | ERA: 0.00 WHIP: 0.000 | | | | | | | | | | | |

San Diego Padres @ San Francisco Giants
AT&T Park, San Francisco, CA
Fri Jul 21 2017, 7:16 PM - 12:02 AM PDT
Att: 41,145 - Clear - 62 F

livebaseballscores.com


AB 50
R 12
H 20
RBI 12
BB 6
SO 8
LOB 31



San Diego Padres @ San Francisco Giants
AT&T Park, San Francisco, CA
Fri Jul 21 2017, 7:16 PM - 12:02 AM PDT
Att: 41,145 - Clear - 62 F

livebaseballscores.com

AB 43
R 9
H 11
RBI 7
BB 5
SO 8
LOB 19



| Batter | 1 | 2 | 3 | 4 | 5 | 6 | 7 | 8 | 9 | AB | R | H | RBI | BB | SO | LOB | TOP | | |
|--|---|---|---|---|---|---|---|---|---|---|---|---|---|---|---|---|---|---|-----------------------------------|
| 6 Starling Marte, R OBP: 0.323, SLG: 0.365 | | | | | | | | | | 4 | 2 | 1 | 1 | 1 | 1 | 1 | | | |
| 5 Josh Harrison, R OBP: 0.355, SLG: 0.434 | | | | | | | | | | 5 | 2 | 2 | 1 | 0 | 1 | 1 | | | |
| 22 Andrew McCutchen, R OBP: 0.362, SLG: 0.511 | | | | | | | | | | 5 | 1 | 1 | 4 | 0 | 1 | 1 | | | |
| 55 Josh Bell, S OBP: 0.330, SLG: 0.488 | | | | | | | | | | 5 | 1 | 3 | 1 | 0 | 1 | 0 | | | |
| 23 David Freese, R OBP: 0.389, SLG: 0.374 | | | | | | | | | | 4 | 1 | 2 | 0 | 1 | 1 | 1 | | | |
| 26 Adam Frazier, L OBP: 0.340, SLG: 0.359 | | | | | | | | | | 4 | 0 | 0 | 0 | 0 | 1 | 4 | | | |
| 29 Francisco Cervelli, R OBP: 0.366, SLG: 0.410 | | | | | | | | | | 4 | 0 | 1 | 0 | 1 | 0 | 3 | | | |
| 10 Jordy Mercer, R OBP: 0.341, SLG: 0.426 | | | | | | | | | | 5 | 2 | 3 | 3 | 0 | 0 | 3 | | | |
| 45 Gerrit Cole, R OBP: 0.162, SLG: 0.139 | | | | | | | | | | 2 | 0 | 0 | 0 | 0 | 1 | 2 | | | |
| 44 Tony Watson, L OBP: 0.294, SLG: 0.455 | | | | | | | | | | 0 | 0 | 0 | 0 | 0 | 0 | 0 | | | |
| 64 José Osuna, R OBP: 0.284, SLG: 0.455 | | | | | | | | | | 1 | 1 | 1 | 0 | 0 | 0 | 0 | | | |
| 12 Juan Nicasio, R OBP: 0.294, SLG: 0.455 | | | | | | | | | | 0 | 0 | 0 | 0 | 0 | 0 | 0 | | | |
| 73 Felipe Vázquez, L OBP: 0.294, SLG: 0.455 | | | | | | | | | | 0 | 0 | 0 | 0 | 0 | 0 | 0 | | | |
| Inning Stats | R: 2 H: 2 E: 0 K: 0 S: 17 | L: 2 BB: 1 P: 28 | R: 4 H: 3 E: 0 K: 1 S: 15 | L: 3 BB: 0 P: 25 | R: 0 H: 0 E: 0 K: 0 S: 6 | L: 1 BB: 0 P: 11 | R: 0 H: 0 E: 0 K: 0 S: 6 | L: 0 BB: 0 P: 8 | R: 0 H: 2 E: 0 K: 2 S: 13 | L: 2 BB: 0 P: 10 | R: 0 H: 0 E: 0 K: 1 S: 8 | L: 0 BB: 0 P: 12 | R: 4 H: 5 E: 0 K: 0 S: 17 | L: 1 BB: 1 P: 32 | R: 0 H: 1 E: 0 K: 2 S: 13 | L: 2 BB: 2 P: 28 | 1B: 9 2B: 3 3B: 0 HR: 2 | SF: 0 SAC: 2 DP: 1 HBP: 0 | WP: 0 PA: 44 PB: 0 CS: 1 |
| PITCHER | IP WLS BF H R ER SO BB IBB HBP BLK WP HR S P ERA WHIP | IP WLS BF H R ER SO BB IBB HBP BLK WP HR S P ERA WHIP | IP WLS BF H R ER SO BB IBB HBP BLK WP HR S P ERA WHIP | IP WLS BF H R ER SO BB IBB HBP BLK WP HR S P ERA WHIP | IP WLS BF H R ER SO BB IBB HBP BLK WP HR S P ERA WHIP | IP WLS BF H R ER SO BB IBB HBP BLK WP HR S P ERA WHIP | IP WLS BF H R ER SO BB IBB HBP BLK WP HR S P ERA WHIP | IP WLS BF H R ER SO BB IBB HBP BLK WP HR S P ERA WHIP | IP WLS BF H R ER SO BB IBB HBP BLK WP HR S P ERA WHIP | IP WLS BF H R ER SO BB IBB HBP BLK WP HR S P ERA WHIP | IP WLS BF H R ER SO BB IBB HBP BLK WP HR S P ERA WHIP | IP WLS BF H R ER SO BB IBB HBP BLK WP HR S P ERA WHIP | IP WLS BF H R ER SO BB IBB HBP BLK WP HR S P ERA WHIP | IP WLS BF H R ER SO BB IBB HBP BLK WP HR S P ERA WHIP | IP WLS BF H R ER SO BB IBB HBP BLK WP HR S P ERA WHIP | IP WLS BF H R ER SO BB IBB HBP BLK WP HR S P ERA WHIP | IP WLS BF H R ER SO BB IBB HBP BLK WP HR S P ERA WHIP | IP WLS BF H R ER SO BB IBB HBP BLK WP HR S P ERA WHIP | |

Pittsburgh Pirates @ San Francisco Giants
AT&T Park, San Francisco, CA
Mon Jul 24 2017, 7:16 PM - 10:42 PM PDT
Att. 40,030 - Clear - 62 F

| | |
|-----|----|
| AB | 39 |
| R | 10 |
| H | 14 |
| RBI | 10 |
| BB | 3 |
| SO | 7 |
| LOB | 16 |

P

| Batter | 1 | 2 | 3 | 4 | 5 | 6 | 7 | 8 | 9 | AB | R | H | RBI | BB | SO | LOB | BOTTOM | | |
|--|---|---|---|---|---|---|---|---|---|---|---|---|---|---|---|---|---|---|-----------------------------------|
| 2 Denard Span, L OBP: 0.335, SLG: 0.449 | | | | | | | | | | 2 | 2 | 0 | 0 | 3 | 0 | 0 | | | |
| Eduardo Núñez, R OBP: 0.331, SLG: 0.413 | | | | | | | | | | 5 | 0 | 2 | 0 | 0 | 0 | 1 | | | |
| 9 Brandon Belt, L OBP: 0.350, SLG: 0.448 | | | | | | | | | | 4 | 1 | 1 | 0 | 1 | 0 | 5 | | | |
| 28 Buster Posey, R OBP: 0.403, SLG: 0.490 | | | | | | | | | | 5 | 0 | 2 | 2 | 0 | 1 | 3 | | | |
| 35 Brandon Crawford, L OBP: 0.271, SLG: 0.376 | | | | | | | | | | 4 | 0 | 2 | 1 | 0 | 1 | 2 | | | |
| 59 Kyle Crick, L OBP: 0.271, SLG: 0.376 | | | | | | | | | | 0 | 0 | 0 | 0 | 0 | 0 | 0 | | | |
| 8 Hunter Pence, R OBP: 0.294, SLG: 0.342 | | | | | | | | | | 3 | 0 | 0 | 0 | 1 | 1 | 1 | | | |
| 12 Joe Panik, L OBP: 0.322, SLG: 0.392 | | | | | | | | | | 4 | 0 | 1 | 0 | 0 | 0 | 3 | | | |
| 66 Gorkys Hernández, R OBP: 0.332, SLG: 0.310 | | | | | | | | | | 3 | 0 | 1 | 0 | 1 | 1 | 2 | | | |
| 18 Matt Cain, R OBP: 0.185, SLG: 0.259 | | | | | | | | | | 1 | 0 | 0 | 0 | 0 | 1 | 0 | | | |
| 21 Connor Chippeno, L OBP: 0.240, SLG: 0.279 | | | | | | | | | | 1 | 0 | 0 | 0 | 0 | 0 | 3 | | | |
| 56 Albert Suárez, R OBP: 0.240, SLG: 0.279 | | | | | | | | | | 0 | 0 | 0 | 0 | 0 | 0 | 0 | | | |
| 46 Orlando Caliente, R OBP: 0.240, SLG: 0.279 | | | | | | | | | | 1 | 0 | 0 | 0 | 0 | 0 | 1 | | | |
| 70 George Kontos, R OBP: 0.240, SLG: 0.279 | | | | | | | | | | 0 | 0 | 0 | 0 | 0 | 0 | 0 | | | |
| 61 Josh Osich, L OBP: 0.240, SLG: 0.279 | | | | | | | | | | 0 | 0 | 0 | 0 | 0 | 0 | 0 | | | |
| 37 Kelby Tomlinson, R OBP: 0.240, SLG: 0.279 | | | | | | | | | | 1 | 0 | 0 | 0 | 0 | 0 | 1 | | | |
| Inning Stats | R: 0 H: 0 E: 0 K: 1 S: 10 | L: 0 BB: 1 P: 16 | R: 0 H: 1 E: 0 K: 2 S: 12 | L: 1 BB: 0 P: 19 | R: 0 H: 0 E: 0 K: 1 S: 6 | L: 0 BB: 0 P: 8 | R: 1 H: 2 E: 0 K: 0 S: 15 | L: 2 BB: 2 P: 31 | R: 1 H: 2 E: 0 K: 0 S: 12 | L: 2 BB: 1 P: 20 | R: 0 H: 1 E: 0 K: 0 S: 19 | L: 1 BB: 1 P: 28 | R: 1 H: 2 E: 0 K: 1 S: 16 | L: 1 BB: 0 P: 24 | R: 0 H: 1 E: 0 K: 0 S: 12 | L: 2 BB: 1 P: 20 | 1B: 8 2B: 1 3B: 0 HR: 0 | SF: 0 SAC: 0 DP: 1 HBP: 0 | WP: 0 PA: 40 PB: 1 CS: 0 |
| PITCHER | IP WLS BF H R ER SO BB IBB HBP BLK WP HR S P ERA WHIP | IP WLS BF H R ER SO BB IBB HBP BLK WP HR S P ERA WHIP | IP WLS BF H R ER SO BB IBB HBP BLK WP HR S P ERA WHIP | IP WLS BF H R ER SO BB IBB HBP BLK WP HR S P ERA WHIP | IP WLS BF H R ER SO BB IBB HBP BLK WP HR S P ERA WHIP | IP WLS BF H R ER SO BB IBB HBP BLK WP HR S P ERA WHIP | IP WLS BF H R ER SO BB IBB HBP BLK WP HR S P ERA WHIP | IP WLS BF H R ER SO BB IBB HBP BLK WP HR S P ERA WHIP | IP WLS BF H R ER SO BB IBB HBP BLK WP HR S P ERA WHIP | IP WLS BF H R ER SO BB IBB HBP BLK WP HR S P ERA WHIP | IP WLS BF H R ER SO BB IBB HBP BLK WP HR S P ERA WHIP | IP WLS BF H R ER SO BB IBB HBP BLK WP HR S P ERA WHIP | IP WLS BF H R ER SO BB IBB HBP BLK WP HR S P ERA WHIP | IP WLS BF H R ER SO BB IBB HBP BLK WP HR S P ERA WHIP | IP WLS BF H R ER SO BB IBB HBP BLK WP HR S P ERA WHIP | IP WLS BF H R ER SO BB IBB HBP BLK WP HR S P ERA WHIP | IP WLS BF H R ER SO BB IBB HBP BLK WP HR S P ERA WHIP | IP WLS BF H R ER SO BB IBB HBP BLK WP HR S P ERA WHIP | |

Pittsburgh Pirates @ San Francisco Giants
AT&T Park, San Francisco, CA
Mon Jul 24 2017, 7:16 PM - 10:42 PM PDT
Att. 40,030 - Clear - 62 F

| | |
|-----|----|
| AB | 34 |
| R | 3 |
| H | 9 |
| RBI | 3 |
| BB | 6 |
| SO | 5 |
| LOB | 22 |

GIANTS

| Batter | 1 | 2 | 3 | 4 | 5 | 6 | 7 | 8 | 9 | AB | R | H | RBI | BB | SO | LOB | TOP | | | |
|--|---|----------------------------------|------------------------------|----------------------------------|------------------------------|----------------------------------|-------------------------------|----------------------------------|------------------------------|----------------------------------|------------------------------|----------------------------------|------------------------------|----------------------------------|------------------------------|----------------------------------|---|------------------------------------|----------------------------------|--------|
| 2 Denard Span, L (1,8) OBP: 0.332, SLG: 0.443 | | | | | | | | | | 4 | 0 | 0 | 0 | 0 | 1 | 1 | San Francisco Giants @ Los Angeles Dodgers Dodger Stadium, Los Angeles, CA Sat Jul 29 2017, 1:09 PM - 3:50 PM PDT Att: 47,792 - Sunny - 84 F | | | |
| 52 Miguel Gómez, S (1,4) OBP: 0.273, SLG: 0.381 | | | | | | | | | | 4 | 0 | 1 | 0 | 0 | 1 | 0 | | | | |
| 8 Hunter Pence, R (1,9) OBP: 0.288, SLG: 0.346 | | | | | | | | | | 4 | 1 | 1 | 1 | 0 | 0 | 1 | | | | |
| 28 Buster Posey, R (1,2) OBP: 0.412, SLG: 0.494 | | | | | | | | | | 3 | 0 | 0 | 0 | 1 | 0 | 0 | | | | |
| 35 Brandon Crawford, L (1,6) OBP: 0.275, SLG: 0.383 | | | | | | | | | | 3 | 0 | 1 | 0 | 1 | 1 | 0 | | | | |
| 1 Jae-Gyun Hwang, R (1,3) (8,5) | | | | | | | | | | 4 | 0 | 0 | 0 | 0 | 1 | 3 | | | | |
| 66 Gorkys Hernández, R (1,7) OBP: 0.333, SLG: 0.322 | | | | | | | | | | 3 | 0 | 1 | 0 | 0 | 0 | 0 | | | | |
| 37 Kelby Tomlinson, R (1,5) OBP: 0.309, SLG: 0.276 | | | | | | | | | | 1 | 0 | 0 | 0 | 1 | 0 | 0 | | | | |
| 21 Conor Gillaspie, L (8,PH) (8,3) | | | | | | | | | | 1 | 0 | 0 | 0 | 0 | 0 | 0 | | | | |
| 50 Ty Blach, R (1,1) OBP: 0.229, SLG: 0.194 | | | | | | | | | | 2 | 0 | 0 | 0 | 0 | 1 | 2 | | | | |
| 39 Carlos Moncrief, L (8,PH) 62 Cory Gearrin, R (8,1) | | | | | | | | | | 0 | 0 | 0 | 0 | 1 | 0 | 0 | | | | |
| | | | | | | | | | | 0 | 0 | 0 | 0 | 0 | 0 | 0 | | | | |
| Inning Stats | R: 0 E: 0 K: 1 S: 12 | H: 0 LOB: 0 BB: 0 P: 18 | R: 0 E: 0 K: 0 S: 7 | H: 0 LOB: 0 BB: 0 P: 11 | R: 0 E: 0 K: 0 S: 9 | H: 0 LOB: 0 BB: 0 P: 11 | R: 1 E: 0 K: 1 S: 12 | H: 1 LOB: 0 BB: 0 P: 15 | R: 0 E: 0 K: 0 S: 9 | H: 0 LOB: 0 BB: 0 P: 14 | R: 0 E: 0 K: 1 S: 7 | H: 0 LOB: 0 BB: 0 P: 10 | R: 0 E: 0 K: 0 S: 9 | H: 0 LOB: 1 BB: 1 P: 16 | R: 0 E: 0 K: 1 S: 9 | H: 2 LOB: 2 BB: 1 P: 16 | 1B: 2 2B: 1 3B: 0 HR: 1 | SF: 0 SAC: 0 DP: 1 HBP: 0 | WP: 0 PB: 0 SB: 0 CS: 1 | PA: 33 |
| PITCHER | IP WLS BF H R ER SO BB IBB HBP BLK WP HR S P ERA WHIP | | | | | | | | | | | | | | | | | | | |
| 44 Rich Hill, L (1,1) ERA: 3.35 | 5.2 W 20 2 1 1 3 1 1 0 0 0 0 1 61 86 1.59 0.529 | | | | | | | | | | | | | | | | | | | |
| 52 Pedro Báez, R (8,1) ERA: 1.43 | 1.1 H 4 0 0 0 1 0 0 0 0 0 0 0 8 12 0.00 0.000 | | | | | | | | | | | | | | | | | | | |
| 46 Josh Fields, R (8,1) ERA: 2.68 | 0.1 H 1 0 0 0 0 0 0 0 0 0 0 0 4 6 0.00 0.000 | | | | | | | | | | | | | | | | | | | |
| 43 Luis Avilán, L (8,1) ERA: 3.34 | 0.2 H 3 0 0 0 0 1 0 0 0 0 0 0 5 10 0.00 1.500 | | | | | | | | | | | | | | | | | | | |
| 74 Kentley Jansen, R (9,1) ERA: 1.35 | 1.0 S 5 2 0 0 1 1 0 0 0 0 0 0 9 16 0.00 3.000 | | | | | | | | | | | | | | | | | | | |

| | |
|-----|----|
| AB | 29 |
| R | 1 |
| H | 4 |
| RBI | 1 |
| BB | 4 |
| SO | 5 |
| LOB | 7 |



| Batter | 1 | 2 | 3 | 4 | 5 | 6 | 7 | 8 | 9 | AB | R | H | RBI | BB | SO | LOB | BOTTOM | | | |
|--|---|----------------------------------|------------------------------|---------------------------------|-------------------------------|----------------------------------|-------------------------------|----------------------------------|------------------------------|----------------------------------|------------------------------|---------------------------------|------------------------------|----------------------------------|------------------------------|----------------------------------|---|------------------------------------|----------------------------------|--------|
| 3 Chris Taylor, R (1,7) OBP: 0.385, SLG: 0.540 | | | | | | | | | | 4 | 0 | 1 | 0 | 0 | 1 | 2 | San Francisco Giants @ Los Angeles Dodgers Dodger Stadium, Los Angeles, CA Sat Jul 29 2017, 1:09 PM - 3:50 PM PDT Att: 47,792 - Sunny - 84 F | | | |
| 5 Corey Seager, L (1,6) OBP: 0.389, SLG: 0.524 | | | | | | | | | | 4 | 2 | 3 | 0 | 0 | 0 | 1 | | | | |
| 10 Justin Turner, R (1,5) OBP: 0.457, SLG: 0.549 | | | | | | | | | | 2 | 0 | 0 | 0 | 2 | 1 | 2 | | | | |
| 35 Cody Bellinger, L (1,3) OBP: 0.346, SLG: 0.602 | | | | | | | | | | 4 | 0 | 2 | 2 | 0 | 1 | 2 | | | | |
| 11 Logan Forsythe, R (1,4) OBP: 0.356, SLG: 0.323 | | | | | | | | | | 3 | 0 | 0 | 0 | 1 | 1 | 1 | | | | |
| 66 Yasiel Puig, R (1,9) OBP: 0.325, SLG: 0.466 | | | | | | | | | | 3 | 0 | 0 | 0 | 0 | 0 | 4 | | | | |
| 9 Yasmani Grandal, S (1,2) OBP: 0.322, SLG: 0.487 | | | | | | | | | | 3 | 0 | 2 | 0 | 0 | 0 | 0 | | | | |
| 31 Joc Pederson, L (1,8) OBP: 0.356, SLG: 0.476 | | | | | | | | | | 2 | 0 | 0 | 0 | 0 | 1 | 2 | | | | |
| 15 Austin Barnes, R (7,PH) OBP: 0.413, SLG: 0.536 | | | | | | | | | | 1 | 0 | 0 | 0 | 0 | 0 | 0 | | | | |
| 46 Josh Fields, R (8,1) 43 Luis Avilán, L (8,1) 74 Kentley Jansen, S (9,1) OBP: 0.500, SLG: 0.750 | | | | | | | | | | 0 | 0 | 0 | 0 | 0 | 0 | 0 | | | | |
| 44 Rich Hill, L (1,1) OBP: 0.111, SLG: 0.080 | | | | | | | | | | 2 | 0 | 0 | 0 | 0 | 0 | 2 | | | | |
| 52 Pedro Báez, R (8,1) 14 Enrique Hernández, R (7,PH) OBP: 0.319, SLG: 0.489 | | | | | | | | | | 0 | 0 | 0 | 0 | 0 | 0 | 0 | | | | |
| Inning Stats | R: 1 E: 0 K: 0 S: 13 | H: 2 LOB: 2 BB: 2 P: 28 | R: 0 E: 0 K: 0 S: 4 | H: 1 LOB: 1 BB: 0 P: 6 | R: 1 E: 0 K: 0 S: 10 | H: 2 LOB: 1 BB: 0 P: 14 | R: 0 E: 0 K: 2 S: 11 | H: 1 LOB: 1 BB: 0 P: 18 | R: 0 E: 0 K: 1 S: 8 | H: 1 LOB: 0 BB: 0 P: 12 | R: 0 E: 0 K: 0 S: 6 | H: 0 LOB: 0 BB: 0 P: 9 | R: 0 E: 0 K: 0 S: 9 | H: 1 LOB: 1 BB: 0 P: 14 | R: 0 E: 0 K: 2 S: 9 | H: 0 LOB: 0 BB: 1 P: 14 | 1B: 5 2B: 3 3B: 0 HR: 0 | SF: 0 SAC: 0 DP: 2 HBP: 0 | WP: 0 PB: 0 SB: 0 CS: 1 | PA: 32 |
| PITCHER | IP WLS BF H R ER SO BB IBB HBP BLK WP HR S P ERA WHIP | | | | | | | | | | | | | | | | | | | |
| 50 Ty Blach, L (1,1) ERA: 4.38 | 7.0 L 29 8 2 2 2 3 2 0 0 0 0 0 61 101 2.57 1.429 | | | | | | | | | | | | | | | | | | | |
| 62 Cory Gearrin, R (8,1) ERA: 2.25 | 1.0 3 0 0 0 2 1 0 0 0 0 0 0 9 14 0.00 1.000 | | | | | | | | | | | | | | | | | | | |

| | |
|-----|----|
| AB | 29 |
| R | 2 |
| H | 8 |
| RBI | 2 |
| BB | 3 |
| SO | 5 |
| LOB | 16 |



| Batter | 1 | 2 | 3 | 4 | 5 | 6 | 7 | 8 | 9 | AB | R | H | RBI | BB | SO | LOB | TOP | | |
|---|---|----------------------------------|-------------------------------|----------------------------------|------------------------------|---------------------------------|-------------------------------|----------------------------------|------------------------------|----------------------------------|-------------------------------|----------------------------------|------------------------------|----------------------------------|------------------------------|----------------------------------|---|------------------------------------|--|
| 2 Denard Span, L OBP: 0.326, SLG: 0.433 | G6-3 | | L4 | | F7 | | 1B | | L9 | 5 | 0 | 1 | 1 | 0 | 0 | 1 | San Francisco Giants @ Oakland Athletics Oakland Coliseum, Oakland, CA Mon Jul 31 2017, 7:08 PM - 10:34 PM PDT Att: 38,391 - Clear - 64 F | | |
| 12 Joe Panik, L OBP: 0.321, SLG: 0.392 | F8 | | F9 | | BB | | K | | K | 4 | 0 | 0 | 0 | 1 | 2 | 3 | | | |
| 9 Brandon Belt, L OBP: 0.355, SLG: 0.455 | 2B | | | | F7 | | 1B | | | 4 | 1 | 2 | 1 | 0 | 1 | 1 | | | |
| 28 Buster Posey, R OBP: 0.413, SLG: 0.491 | 1B | | | | 1B | | K | | | 4 | 1 | 2 | 1 | 0 | 1 | 2 | | | |
| 35 Brandon Crawford, L OBP: 0.272, SLG: 0.377 | G6-3 | | | | 1B | | G5-3 | | G4-3 | 4 | 1 | 1 | 0 | 0 | 0 | 1 | | | |
| 1 Jae-Gyun Hwang, R OBP: 0.212, SLG: 0.245 | | | | | 1B | | | | | 3 | 0 | 1 | 1 | 0 | 2 | 0 | | | |
| 21 Conor Gillaspie, L OBP: 0.226, SLG: 0.299 | | | | | 1B | | K | | P6 | 1 | 0 | 0 | 0 | 0 | 0 | 0 | | | |
| 39 Carlos Moncrief, L OBP: 0.600, SLG: 0.750 | | | | | 1B | | 2B | | K | 4 | 0 | 2 | 1 | 0 | 1 | 0 | | | |
| 5 Nick Hundley, R OBP: 0.281, SLG: 0.423 | F8 | | | | F4 | | FC1-6 | | | 4 | 1 | 1 | 0 | 0 | 0 | 3 | | | |
| 66 Gorkys Hernández, R OBP: 0.332, SLG: 0.321 | | | | | G4-3 | | 1B | | 1B | 3 | 1 | 1 | 0 | 0 | 1 | 2 | | | |
| 52 Miguel Gómez, S OBP: 0.250, SLG: 0.348 | | | | | | | 1B | | FC3-6 | 1 | 0 | 0 | 0 | 0 | 0 | 1 | | | |
| Inning Stats | R: 1 E: 0 K: 0 S: 10 | H: 2 LOB: 1 BB: 0 P: 15 | R: 0 E: 0 K: 1 S: 10 | H: 0 LOB: 0 BB: 0 P: 15 | R: 0 E: 0 K: 1 S: 5 | H: 0 LOB: 0 BB: 0 P: 7 | R: 2 E: 0 K: 1 S: 12 | H: 4 LOB: 2 BB: 0 P: 20 | R: 0 E: 0 K: 1 S: 8 | H: 0 LOB: 1 BB: 0 P: 18 | R: 2 E: 0 K: 2 S: 18 | H: 4 LOB: 2 BB: 0 P: 26 | R: 0 E: 0 K: 1 S: 8 | H: 0 LOB: 0 BB: 0 P: 11 | R: 0 E: 0 K: 1 S: 9 | H: 1 LOB: 1 BB: 0 P: 15 | 1B: 9 2B: 3 HR: 0 | SF: 0 SAC: 0 DP: 1 HBP: 0 | WP: 0 PA: 38 PB: 0 SB: 0 CS: 1 |
| PITCHER | IP WLS BF H R ER SO BB IBB HBP BLK WP HR S P ERA WHIP | | | | | | | | | | | | | | | | | | |
| 58 Paul Blackburn, R ERA: 3.05 | 6.1 W 27 8 5 5 4 1 0 0 0 0 0 0 58 96 7.11 1.421 | | | | | | | | | | | | | | | | | | |
| 37 Danny Coulombe, L ERA: 2.49 | 0.1 H 3 2 0 0 1 0 0 0 0 0 0 0 7 10 0.00 6.000 | | | | | | | | | | | | | | | | | | |
| 31 Liam Hendriks, R ERA: 5.48 | 1.1 H 4 0 0 0 2 0 0 0 0 0 0 0 13 18 0.00 0.000 | | | | | | | | | | | | | | | | | | |
| 39 Blake Treinen, R ERA: 4.79 | 1.0 S 4 1 0 0 1 0 0 0 0 0 0 0 9 15 0.00 1.000 | | | | | | | | | | | | | | | | | | |

| Batter | 1 | 2 | 3 | 4 | 5 | 6 | 7 | 8 | 9 | AB | R | H | RBI | BB | SO | LOB | BOTTOM | | |
|---|---|----------------------------------|-------------------------------|----------------------------------|-------------------------------|----------------------------------|------------------------------|----------------------------------|------------------------------|----------------------------------|-------------------------------|----------------------------------|-------------------------------|----------------------------------|-------------------------------|----------------------------------|---|------------------------------------|--|
| 23 Matt Joyce, L OBP: 0.334, SLG: 0.408 | 1B | | | | F9 | | BB | | 1B | 3 | 3 | 2 | 0 | 2 | 0 | 1 | San Francisco Giants @ Oakland Athletics Oakland Coliseum, Oakland, CA Mon Jul 31 2017, 7:08 PM - 10:34 PM PDT Att: 38,391 - Clear - 64 F | | |
| 10 Marcus Semien, R OBP: 0.343, SLG: 0.378 | 1B | | | | L7 | | HR | | K | 5 | 2 | 2 | 4 | 0 | 1 | 3 | | | |
| 8 Jed Lowrie, S OBP: 0.348, SLG: 0.440 | 1B | | | | 1B | | 2B | | F9 | 4 | 0 | 3 | 1 | 1 | 0 | 1 | | | |
| 2 Khris Davis, R OBP: 0.329, SLG: 0.509 | SF7 | | | | G1-4-3 | | BB | | | 3 | 0 | 0 | 1 | 1 | 1 | 3 | | | |
| 18 Chad Pinder, R OBP: 0.299, SLG: 0.490 | | | | | K | | BB | | BB | 0 | 1 | 0 | 0 | 0 | 0 | 0 | | | |
| 17 Yonder Alonso, L OBP: 0.367, SLG: 0.532 | BB | | | | BB | | | | BB | 2 | 0 | 0 | 0 | 3 | 0 | 1 | | | |
| 25 Ryan Healy, R OBP: 0.292, SLG: 0.463 | L5 | | | | 1B | | | | BB | 5 | 0 | 2 | 2 | 0 | 1 | 3 | | | |
| 13 Bruce Maxwell, L OBP: 0.350, SLG: 0.327 | F8 | | | | F7 | | BB | | K | 4 | 1 | 1 | 0 | 1 | 1 | 6 | | | |
| 26 Matt Chapman, R OBP: 0.262, SLG: 0.464 | P6 | | | | F7 | | BB | | BB | 3 | 0 | 0 | 0 | 1 | 0 | 1 | | | |
| 3B Jaycob Brugman, L OBP: 0.352, SLG: 0.357 | | | | | | | BB | | | 2 | 0 | 1 | 0 | 0 | 0 | 0 | | | |
| 11 Rajai Davis, R OBP: 0.297, SLG: 0.355 | | | | | 1B | | BB | | K | 2 | 1 | 1 | 0 | 0 | 1 | 2 | | | |
| Inning Stats | R: 2 E: 0 K: 0 S: 15 | H: 2 LOB: 2 BB: 2 P: 28 | R: 0 E: 0 K: 0 S: 11 | H: 1 LOB: 1 BB: 0 P: 19 | R: 0 E: 0 K: 0 S: 13 | H: 2 LOB: 2 BB: 1 P: 20 | R: 0 E: 0 K: 0 S: 8 | H: 1 LOB: 1 BB: 0 P: 12 | R: 0 E: 0 K: 1 S: 9 | H: 1 LOB: 1 BB: 0 P: 13 | R: 4 E: 0 K: 0 S: 13 | H: 2 LOB: 0 BB: 3 P: 29 | R: 0 E: 0 K: 2 S: 13 | H: 1 LOB: 2 BB: 1 P: 23 | R: 2 E: 0 K: 2 S: 18 | H: 2 LOB: 2 BB: 2 P: 32 | 1B: 8 2B: 3 HR: 1 | SF: 1 SAC: 0 DP: 2 HBP: 0 | WP: 0 PA: 43 PB: 0 SB: 0 CS: 0 |
| PITCHER | IP WLS BF H R ER SO BB IBB HBP BLK WP HR S P ERA WHIP | | | | | | | | | | | | | | | | | | |
| 18 Matt Cain, R ERA: 5.37 | 5.0 L 24 7 2 2 2 1 3 0 0 0 0 0 0 24 36 81.00 9.000 | | | | | | | | | | | | | | | | | | |
| 61 Josh Osich, L ERA: 5.85 | 0.1 L 4 1 3 3 0 2 0 0 0 0 0 0 7 18 81.00 9.000 | | | | | | | | | | | | | | | | | | |
| 70 George Kontos, R ERA: 3.91 | 1.1 B 7 2 1 1 1 1 2 0 0 0 0 0 1 16 28 6.75 3.000 | | | | | | | | | | | | | | | | | | |
| 59 Kyle Crick, R ERA: 2.93 | 1.0 S 5 1 2 2 2 2 1 0 0 0 0 0 0 16 28 18.00 2.000 | | | | | | | | | | | | | | | | | | |
| 60 Hunter Strickland, R ERA: 2.31 | 0.1 S 3 1 0 0 1 1 0 0 0 0 0 0 5 10 0.00 6.000 | | | | | | | | | | | | | | | | | | |



| Batter | 1 | 2 | 3 | 4 | 5 | 6 | 7 | 8 | 9 | AB | R | H | RBI | BB | SO | LOB | TOP | | | |
|--|---|---|---|----------------------------------|--------------------------------------|----------------------------------|---------------------------------------|----------------------------------|--------------------------------------|---------------------------------|---------------------------------------|----------------------------------|--------------------------------------|---------------------------------|--------------------------------------|----------------------------------|----------------------------------|------------------------------------|-------------------------|--------|
| 66 Gorkys Hernández, R OBP: 0.333, SLG: 0.327 | | | | | | | | | | 5 | 1 | 2 | 0 | 0 | 0 | 3 | | | | |
| 37 Kelby Tomlinson, R OBP: 0.330, SLG: 0.315 | | | | | | | | | | 4 | 2 | 2 | 1 | 1 | 0 | 2 | | | | |
| 9 Brandon Belt, L OBP: 0.355, SLG: 0.465 | | | | | | | | | | 5 | 3 | 2 | 1 | 0 | 1 | 3 | | | | |
| 28 Buster Posey, R OBP: 0.418, SLG: 0.497 | | | | | | | | | | 4 | 1 | 3 | 2 | 1 | 0 | 1 | | | | |
| 8 Hunter Pence, R OBP: 0.289, SLG: 0.354 | | | | | | | | | | 5 | 1 | 1 | 3 | 0 | 1 | 5 | | | | |
| 35 Brandon Crawford, L OBP: 0.288, SLG: 0.372 | | | | | | | | | | 5 | 1 | 0 | 1 | 0 | 1 | 3 | | | | |
| 5 Nick Hundley, R OBP: 0.284, SLG: 0.446 | | | | | | | | | | 5 | 1 | 2 | 2 | 0 | 1 | 1 | | | | |
| 1 Jae-Gyun Hwang, R OBP: 0.228, SLG: 0.231 | | | | | | | | | | 3 | 0 | 0 | 0 | 2 | 1 | 1 | | | | |
| 12 Joe Panik, L OBP: 0.322, SLG: 0.392 | | | | | | | | | | 5 | 0 | 2 | 0 | 0 | 0 | 2 | | | | |
| Inning Stats | R: 5 H: 5 E: 1 K: 0 S: 25 | H: 5 LOB: 2 BB: 1 P: 40 | R: 1 H: 2 E: 0 K: 1 S: 14 | H: 2 LOB: 1 BB: 0 P: 18 | R: 0 H: 2 E: 0 K: 0 S: 9 | H: 2 LOB: 2 BB: 0 P: 12 | R: 1 H: 2 E: 0 K: 1 S: 12 | H: 2 LOB: 1 BB: 0 P: 16 | R: 0 H: 0 E: 0 K: 0 S: 5 | H: 0 LOB: 0 BB: 0 P: 7 | R: 3 H: 2 E: 0 K: 2 S: 11 | H: 2 LOB: 0 BB: 1 P: 14 | R: 0 H: 0 E: 0 K: 0 S: 3 | H: 0 LOB: 0 BB: 1 P: 8 | R: 0 H: 0 E: 0 K: 0 S: 9 | H: 1 LOB: 1 BB: 0 P: 11 | 1B: 6 2B: 4 3B: 1 HR: 3 | SF: 0 SAC: 0 DP: 1 HBP: 0 | WP: 1 PB: 0 CS: 0 | PA: 45 |
| PITCHER | IP WLS BF H R ER SO BB IBB HBP BLK WP HR S P ERA WHIP | 3.0 L 20 9 6 2 1 1 0 0 0 0 1 48 70 6.00 3.333 | 6.0 25 5 4 4 4 2 1 0 0 1 2 47 72 6.00 1.167 | | | | | | | | | | | | | | | | | |

San Francisco Giants @ Oakland Athletics
Oakland Coliseum, Oakland, CA
Tue Aug 01 2017, 7:10 PM - 9:48 PM PDT
Att: 38,871 - Clear - 66 F

livebaseballscorecards.com

AB 41
R 10
H 14
RBI 10
BB 4
SO 5
LOB 21

| Batter | 1 | 2 | 3 | 4 | 5 | 6 | 7 | 8 | 9 | AB | R | H | RBI | BB | SO | LOB | BOTTOM | | | | | |
|--|---|--|--|----------------------------------|---------------------------------------|----------------------------------|--------------------------------------|---------------------------------|---------------------------------------|----------------------------------|--------------------------------------|----------------------------------|--------------------------------------|---------------------------------|--------------------------------------|----------------------------------|---------------------------------------|----------------------------------|----------------------------------|------------------------------------|-------------------------|--------|
| 23 Matt Joyce, L OBP: 0.336, SLG: 0.424 | | | | | | | | | | 3 | 1 | 2 | 3 | 0 | 0 | 1 | | | | | | |
| 10 Marcus Semien, R OBP: 0.340, SLG: 0.374 | | | | | | | | | | 4 | 1 | 1 | 0 | 0 | 2 | 1 | | | | | | |
| 8 Jed Lowrie, S OBP: 0.344, SLG: 0.436 | | | | | | | | | | 4 | 0 | 0 | 0 | 0 | 0 | 1 | | | | | | |
| 2 Khris Davis, R OBP: 0.328, SLG: 0.505 | | | | | | | | | | 3 | 0 | 0 | 0 | 1 | 0 | 0 | | | | | | |
| 17 Yonder Alonso, L OBP: 0.367, SLG: 0.530 | | | | | | | | | | 3 | 0 | 1 | 1 | 0 | 1 | 0 | | | | | | |
| 18 Chad Pinder, R OBP: 0.288, SLG: 0.486 | | | | | | | | | | 1 | 0 | 0 | 0 | 0 | 0 | 0 | | | | | | |
| 25 Ryan Healy, R OBP: 0.289, SLG: 0.459 | | | | | | | | | | 4 | 0 | 0 | 0 | 0 | 0 | 2 | | | | | | |
| 13 Bruce Maxwell, L OBP: 0.341, SLG: 0.317 | | | | | | | | | | 3 | 0 | 0 | 0 | 0 | 2 | 0 | | | | | | |
| 30 Ryan Lavarnway, R OBP: 0.333, SLG: 0.375 | | | | | | | | | | 1 | 0 | 1 | 0 | 0 | 0 | 0 | | | | | | |
| 26 Matt Chapman, R OBP: 0.279, SLG: 0.465 | | | | | | | | | | 2 | 1 | 1 | 0 | 2 | 0 | 0 | | | | | | |
| 3B Javobc Brugman, L OBP: 0.349, SLG: 0.354 | | | | | | | | | | 4 | 1 | 1 | 0 | 0 | 0 | 4 | | | | | | |
| Inning Stats | R: 1 H: 3 E: 0 K: 0 S: 11 | H: 3 LOB: 2 BB: 1 P: 18 | R: 1 H: 0 E: 1 K: 2 S: 11 | H: 0 LOB: 1 BB: 1 P: 20 | R: 0 H: 0 E: 0 K: 1 S: 14 | H: 0 LOB: 0 BB: 0 P: 22 | R: 0 H: 0 E: 0 K: 1 S: 6 | H: 0 LOB: 0 BB: 0 P: 9 | R: 2 H: 2 E: 0 K: 1 S: 11 | H: 2 LOB: 0 BB: 0 P: 17 | R: 0 H: 0 E: 0 K: 0 S: 8 | H: 0 LOB: 0 BB: 0 P: 12 | R: 0 H: 1 E: 0 K: 0 S: 5 | H: 1 LOB: 0 BB: 0 P: 8 | R: 0 H: 0 E: 0 K: 0 S: 8 | H: 0 LOB: 0 BB: 0 P: 12 | R: 0 H: 1 E: 0 K: 0 S: 11 | H: 1 LOB: 2 BB: 1 P: 18 | 1B: 5 2B: 1 3B: 0 HR: 1 | SF: 1 SAC: 0 DP: 1 HBP: 0 | WP: 1 PB: 0 CS: 0 | PA: 36 |
| PITCHER | IP WLS BF H R ER SO BB IBB HBP BLK WP HR S P ERA WHIP | 8.0 W 31 6 4 3 5 2 0 0 0 0 1 74 118 3.38 1.000 | 1.0 5 1 0 0 0 1 0 0 0 0 0 11 18 0.00 2.000 | | | | | | | | | | | | | | | | | | | |

San Francisco Giants @ Oakland Athletics
Oakland Coliseum, Oakland, CA
Tue Aug 01 2017, 7:10 PM - 9:48 PM PDT
Att: 38,871 - Clear - 66 F

livebaseballscorecards.com

AB 32
R 4
H 7
RBI 4
BB 3
SO 5
LOB 9

| Batter | 1 | 2 | 3 | 4 | 5 | 6 | 7 | 8 | 9 | AB | R | H | RBI | BB | SO | LOB | TOP | | | | | | | |
|--|---|---|---|---|---|---|---|---|---|---|---|---|---|---|---|---|---|---|---|---|---|---|---|---|
| 11 Rajai Davis, R OBP: 0.292, SLG: 0.348 | L9 | | F8 | L9 | | K | | FC6-4 10 S | | 5 | 0 | 0 | 0 | 0 | 1 | 4 | | | | | | | | |
| 10 Marcus Semien, R OBP: 0.336, SLG: 0.367 | G5-3 | | K | | F9 | | | K | | 5 | 1 | 1 | 0 | 0 | 2 | 2 | | | | | | | | |
| 8 Jed Lowrie, S OBP: 0.347, SLG: 0.442 | G6-3 | | 25 HR | | | | | F7 | | 4 | 2 | 2 | 1 | 1 | 0 | 2 | | | | | | | | |
| 25 Ryon Healy, R OBP: 0.291, SLG: 0.467 | | | 18 BB | | | | | | | 4 | 2 | 2 | 2 | 0 | 0 | 2 | | | | | | | | |
| 66 Ryan Dull, R | | | 26 BB | | | | | | | 0 | 0 | 0 | 0 | 0 | 0 | 0 | | | | | | | | |
| 37 Danny Coulombe, L | | | 1B | | | | | | | 0 | 0 | 0 | 0 | 0 | 0 | 0 | | | | | | | | |
| 38 Jaycob Brugman, L OBP: 0.347, SLG: 0.351 | | | HR | | | | | | | 1 | 0 | 0 | 0 | 0 | 0 | 0 | | | | | | | | |
| 46 Santiago Casilla, R | | | | | | | | | | 0 | 0 | 0 | 0 | 0 | 0 | 0 | | | | | | | | |
| 18 Chad Pinder, R OBP: 0.297, SLG: 0.487 | | | 26 BB | | | | | | | 4 | 1 | 2 | 1 | 1 | 2 | 1 | | | | | | | | |
| | | | 26 BB | | | | | | | 4 | 1 | 2 | 1 | 1 | 2 | 1 | | | | | | | | |
| 26 Matt Chapman, R OBP: 0.323, SLG: 0.476 | | | 30 BB | | | | | | | 4 | 0 | 2 | 1 | 1 | 1 | 1 | | | | | | | | |
| | | | 30 BB | | | | | | | 4 | 0 | 2 | 1 | 1 | 1 | 1 | | | | | | | | |
| 23 Matt Joyce, L OBP: 0.335, SLG: 0.420 | | | 30 BB | | | | | | | 3 | 0 | 0 | 0 | 1 | 1 | 4 | | | | | | | | |
| | | | 30 BB | | | | | | | 3 | 0 | 0 | 0 | 1 | 1 | 4 | | | | | | | | |
| 30 Ryan Lavarnway, R OBP: 0.385, SLG: 0.364 | | | G5-4-3 | | | | | | | 3 | 0 | 1 | 0 | 0 | 2 | | | | | | | | | |
| | | | G5-4-3 | | | | | | | 3 | 0 | 1 | 0 | 0 | 2 | | | | | | | | | |
| 48 Daniel Gossett, R OBP: 0.200, SLG: 0.200 | | | K | | | | | | | 3 | 0 | 0 | 0 | 0 | 3 | 3 | | | | | | | | |
| 17 Yonder Alonso, L OBP: 0.369, SLG: 0.532 | | | K | | | | | | | 1 | 0 | 1 | 0 | 0 | 0 | 0 | | | | | | | | |
| | | | K | | | | | | | 1 | 0 | 1 | 0 | 0 | 0 | 0 | | | | | | | | |
| Inning Stats | R: 0 E: 0 K: 0 S: 9 | H: 0 LOB: 0 BB: 0 P: 11 | R: 2 E: 0 K: 1 S: 13 | H: 2 LOB: 1 BB: 2 P: 26 | R: 2 E: 0 K: 1 S: 15 | H: 3 LOB: 2 BB: 1 P: 26 | R: 0 E: 0 K: 1 S: 6 | H: 0 LOB: 0 BB: 0 P: 9 | R: 0 E: 0 K: 1 S: 8 | H: 1 LOB: 1 BB: 0 P: 14 | R: 0 E: 0 K: 2 S: 10 | H: 0 LOB: 2 BB: 1 P: 16 | R: 2 E: 0 K: 2 S: 19 | H: 3 LOB: 1 BB: 0 P: 27 | R: 0 E: 0 K: 1 S: 13 | H: 2 LOB: 0 BB: 0 P: 18 | R: 0 E: 0 K: 1 S: 8 | H: 0 LOB: 0 BB: 0 P: 12 | 1B: 7 2B: 3 3B: 0 HR: 1 | SF: 0 SAC: 0 DP: 1 HBP: 1 | WP: 0 PB: 0 CS: 1 | PA: 42 | | |
| PITCHER | IP WLS BF H R ER SO BB IBB HBP BLK WP HR S P ERA WHIP | IP WLS BF H R ER SO BB IBB HBP BLK WP HR S P ERA WHIP | IP WLS BF H R ER SO BB IBB HBP BLK WP HR S P ERA WHIP | IP WLS BF H R ER SO BB IBB HBP BLK WP HR S P ERA WHIP | IP WLS BF H R ER SO BB IBB HBP BLK WP HR S P ERA WHIP | IP WLS BF H R ER SO BB IBB HBP BLK WP HR S P ERA WHIP | IP WLS BF H R ER SO BB IBB HBP BLK WP HR S P ERA WHIP | IP WLS BF H R ER SO BB IBB HBP BLK WP HR S P ERA WHIP | IP WLS BF H R ER SO BB IBB HBP BLK WP HR S P ERA WHIP | IP WLS BF H R ER SO BB IBB HBP BLK WP HR S P ERA WHIP | IP WLS BF H R ER SO BB IBB HBP BLK WP HR S P ERA WHIP | IP WLS BF H R ER SO BB IBB HBP BLK WP HR S P ERA WHIP | IP WLS BF H R ER SO BB IBB HBP BLK WP HR S P ERA WHIP | IP WLS BF H R ER SO BB IBB HBP BLK WP HR S P ERA WHIP | IP WLS BF H R ER SO BB IBB HBP BLK WP HR S P ERA WHIP | IP WLS BF H R ER SO BB IBB HBP BLK WP HR S P ERA WHIP | IP WLS BF H R ER SO BB IBB HBP BLK WP HR S P ERA WHIP | IP WLS BF H R ER SO BB IBB HBP BLK WP HR S P ERA WHIP | IP WLS BF H R ER SO BB IBB HBP BLK WP HR S P ERA WHIP | IP WLS BF H R ER SO BB IBB HBP BLK WP HR S P ERA WHIP | IP WLS BF H R ER SO BB IBB HBP BLK WP HR S P ERA WHIP | IP WLS BF H R ER SO BB IBB HBP BLK WP HR S P ERA WHIP | IP WLS BF H R ER SO BB IBB HBP BLK WP HR S P ERA WHIP | IP WLS BF H R ER SO BB IBB HBP BLK WP HR S P ERA WHIP |

Oakland Athletics @ San Francisco Giants
 AT&T Park, San Francisco, CA
 Wed Aug 02 2017, 7:15 PM - 10:03 PM PDT
 Att: 40,635 - Partly Cloudy - 65 F

| | |
|-----|----|
| AB | 37 |
| R | 6 |
| H | 11 |
| RBI | 5 |
| BB | 4 |
| SO | 10 |
| LOB | 21 |



| Batter | 1 | 2 | 3 | 4 | 5 | 6 | 7 | 8 | 9 | AB | R | H | RBI | BB | SO | LOB | BOTTOM | | | | | | | |
|--|---|---|---|---|---|---|---|---|---|---|---|---|---|---|---|---|---|---|---|---|---|---|---|---|
| 2 Denard Span, L OBP: 0.325, SLG: 0.430 | L8 | | B1-3 | | | L8 | | 12 G4-6-3 | | 4 | 0 | 1 | 0 | 0 | 0 | 0 | | | | | | | | |
| 12 Joe Panik, L OBP: 0.321, SLG: 0.390 | G6-3 | | | | L7 | | | G4-6-3 | | 4 | 0 | 1 | 0 | 0 | 0 | 2 | | | | | | | | |
| 9 Brandon Belt, L OBP: 0.352, SLG: 0.460 | K | | | | G6-3 | | | F8 | | 4 | 0 | 0 | 0 | 0 | 2 | 1 | | | | | | | | |
| 28 Buster Posey, R OBP: 0.414, SLG: 0.491 | | | F9 | | F9 | | | G5-3 | | 4 | 0 | 0 | 0 | 0 | 0 | 1 | | | | | | | | |
| 35 Brandon Crawford, L OBP: 0.276, SLG: 0.374 | | | BB | | | | | 8 DI | | 1 | 1 | 1 | 0 | 3 | 0 | 0 | | | | | | | | |
| 8 Hunter Pence, R OBP: 0.288, SLG: 0.356 | | | L7 | | | | | K | | 4 | 0 | 1 | 0 | 0 | 2 | 3 | | | | | | | | |
| 21 Conor Gillaspie, L OBP: 0.218, SLG: 0.288 | | | P5 | | | | | F8 | | 3 | 0 | 0 | 0 | 0 | 0 | 4 | | | | | | | | |
| 66 Gorkys Hernández, R OBP: 0.329, SLG: 0.324 | | | K | | | | | F8 | | 2 | 0 | 0 | 1 | 0 | 1 | 0 | | | | | | | | |
| 45 Matt Moore, L OBP: 0.143, SLG: 0.118 | | | K | | | | | F7 | | 1 | 0 | 0 | 0 | 0 | 1 | 0 | | | | | | | | |
| 52 Miguel Gómez, S OBP: 0.240, SLG: 0.333 | | | K | | | | | 2B | | 0 | 0 | 0 | 0 | 0 | 0 | 0 | | | | | | | | |
| 56 Albert Suárez, R | | | | | | | | | | 0 | 0 | 0 | 0 | 0 | 0 | 0 | | | | | | | | |
| 39 Carlos Moncrief, L OBP: 0.667, SLG: 0.800 | | | | | | | | | | 1 | 0 | 1 | 0 | 0 | 0 | 0 | | | | | | | | |
| 70 George Kontos, R | | | | | | | | | | 0 | 0 | 0 | 0 | 0 | 0 | 0 | | | | | | | | |
| Inning Stats | R: 0 E: 0 K: 1 S: 9 | H: 0 LOB: 0 BB: 0 P: 12 | R: 0 E: 0 K: 0 S: 8 | H: 0 LOB: 1 BB: 1 P: 15 | R: 0 E: 0 K: 2 S: 9 | H: 0 LOB: 0 BB: 0 P: 13 | R: 0 E: 0 K: 0 S: 8 | H: 0 LOB: 0 BB: 0 P: 13 | R: 1 E: 0 K: 0 S: 10 | H: 1 LOB: 1 BB: 1 P: 16 | R: 0 E: 0 K: 1 S: 8 | H: 1 LOB: 1 BB: 0 P: 13 | R: 0 E: 0 K: 1 S: 8 | H: 1 LOB: 0 BB: 0 P: 12 | R: 0 E: 0 K: 0 S: 9 | H: 2 LOB: 1 BB: 0 P: 13 | R: 0 E: 0 K: 1 S: 6 | H: 0 LOB: 1 BB: 1 P: 15 | 1B: 4 2B: 1 3B: 0 HR: 0 | SF: 1 SAC: 0 DP: 2 HBP: 0 | WP: 0 PB: 0 CS: 0 | PA: 33 | | |
| PITCHER | IP WLS BF H R ER SO BB IBB HBP BLK WP HR S P ERA WHIP | IP WLS BF H R ER SO BB IBB HBP BLK WP HR S P ERA WHIP | IP WLS BF H R ER SO BB IBB HBP BLK WP HR S P ERA WHIP | IP WLS BF H R ER SO BB IBB HBP BLK WP HR S P ERA WHIP | IP WLS BF H R ER SO BB IBB HBP BLK WP HR S P ERA WHIP | IP WLS BF H R ER SO BB IBB HBP BLK WP HR S P ERA WHIP | IP WLS BF H R ER SO BB IBB HBP BLK WP HR S P ERA WHIP | IP WLS BF H R ER SO BB IBB HBP BLK WP HR S P ERA WHIP | IP WLS BF H R ER SO BB IBB HBP BLK WP HR S P ERA WHIP | IP WLS BF H R ER SO BB IBB HBP BLK WP HR S P ERA WHIP | IP WLS BF H R ER SO BB IBB HBP BLK WP HR S P ERA WHIP | IP WLS BF H R ER SO BB IBB HBP BLK WP HR S P ERA WHIP | IP WLS BF H R ER SO BB IBB HBP BLK WP HR S P ERA WHIP | IP WLS BF H R ER SO BB IBB HBP BLK WP HR S P ERA WHIP | IP WLS BF H R ER SO BB IBB HBP BLK WP HR S P ERA WHIP | IP WLS BF H R ER SO BB IBB HBP BLK WP HR S P ERA WHIP | IP WLS BF H R ER SO BB IBB HBP BLK WP HR S P ERA WHIP | IP WLS BF H R ER SO BB IBB HBP BLK WP HR S P ERA WHIP | IP WLS BF H R ER SO BB IBB HBP BLK WP HR S P ERA WHIP | IP WLS BF H R ER SO BB IBB HBP BLK WP HR S P ERA WHIP | IP WLS BF H R ER SO BB IBB HBP BLK WP HR S P ERA WHIP | IP WLS BF H R ER SO BB IBB HBP BLK WP HR S P ERA WHIP | IP WLS BF H R ER SO BB IBB HBP BLK WP HR S P ERA WHIP | IP WLS BF H R ER SO BB IBB HBP BLK WP HR S P ERA WHIP |

Oakland Athletics @ San Francisco Giants
 AT&T Park, San Francisco, CA
 Wed Aug 02 2017, 7:15 PM - 10:03 PM PDT
 Att: 40,635 - Partly Cloudy - 65 F

| | |
|-----|----|
| AB | 29 |
| R | 1 |
| H | 5 |
| RBI | 1 |
| BB | 3 |
| SO | 6 |
| LOB | 12 |



| Batter | 1 | 2 | 3 | 4 | 5 | 6 | 7 | 8 | 9 | AB | R | H | RBI | BB | SO | LOB | TOP | | | |
|---|---|--|--|----------------------------------|------------------------------|----------------------------------|-------------------------------|----------------------------------|-------------------------------|----------------------------------|------------------------------|---------------------------------|------------------------------|---------------------------------|-------------------------------|----------------------------------|--|------------------------------------|----------------------------------|--------|
| 11 Rajai Davis, R OBP: 0.292, SLG: 0.358 | F8 | | K | | G3 | | | HR | | 4 | 1 | 1 | 1 | 0 | 1 | 1 | Oakland Athletics @ San Francisco Giants AT&T Park, San Francisco, CA Thu Aug 03 2017, 7:15 PM - 9:43 PM PDT Att: 39,883 - Overcast - 68 F | | | |
| 10 Marcus Semien, R OBP: 0.333, SLG: 0.371 | G3 | | F9 | | F7 | | | F8 | | 4 | 0 | 1 | 0 | 0 | 0 | 1 | | | | |
| 8 Jed Lowrie, S OBP: 0.346, SLG: 0.440 | G3 | | | | | | | G6-3 | | 4 | 1 | 1 | 0 | 0 | 0 | 1 | | | | |
| 2 Khris Davis, R OBP: 0.327, SLG: 0.503 | F8 | | | | | | | | | 4 | 0 | 1 | 0 | 0 | 2 | 1 | | | | |
| 25 Ryon Healy, R OBP: 0.288, SLG: 0.462 | | L8 | | | F3 | | | | | 4 | 0 | 0 | 0 | 0 | 1 | 2 | | | | |
| 18 Chad Pinder, R OBP: 0.302, SLG: 0.487 | | F9 | | | | | | | | 4 | 0 | 2 | 0 | 0 | 1 | 2 | | | | |
| 26 Matt Chapman, R OBP: 0.302, SLG: 0.487 | | | | | | | | | | 4 | 0 | 1 | 1 | 0 | 1 | 2 | | | | |
| 13 Bruce Maxwell, L OBP: 0.341, SLG: 0.311 | | | | | | | | | | 2 | 0 | 0 | 0 | 1 | 0 | 3 | | | | |
| 49 Kendall Graveman, R ERA: 4.24 | | | L6 | | | | | | | 0 | 0 | 0 | 0 | 0 | 0 | 0 | | | | |
| 20 Mark Canha, R OBP: 0.324, SLG: 0.431 | | | | | | | | | | 1 | 0 | 0 | 0 | 0 | 0 | 1 | | | | |
| 67 Simon Castro, R ERA: 2.16 | | | | | | | | | | 0 | 0 | 0 | 0 | 0 | 0 | 0 | | | | |
| 38 Jacob Brugman, L OBP: 0.345, SLG: 0.348 | | | | | | | | | | 1 | 0 | 0 | 0 | 0 | 0 | 0 | | | | |
| 56 Chris Smith, R ERA: 4.52 | | | | | | | | | | 1 | 0 | 0 | 0 | 0 | 0 | 0 | | | | |
| Inning Stats | R: 0 E: 0 K: 0 S: 9 | H: 1 LOB: 1 BB: 0 P: 13 | R: 0 E: 0 K: 1 S: 7 | H: 0 LOB: 0 BB: 0 P: 13 | R: 0 E: 0 K: 1 S: 9 | H: 0 LOB: 1 BB: 1 P: 16 | R: 1 E: 0 K: 1 S: 16 | H: 3 LOB: 2 BB: 0 P: 25 | R: 0 E: 0 K: 1 S: 10 | H: 0 LOB: 0 BB: 0 P: 15 | R: 0 E: 0 K: 0 S: 4 | H: 1 LOB: 0 BB: 0 P: 6 | R: 1 E: 0 K: 0 S: 8 | H: 1 LOB: 0 BB: 0 P: 8 | R: 0 E: 0 K: 2 S: 11 | H: 1 LOB: 1 BB: 0 P: 17 | 1B: 5 2B: 1 3B: 0 HR: 1 | SF: 0 SAC: 0 DP: 1 HBP: 0 | WP: 0 PB: 0 SB: 0 CS: 0 | PA: 34 |
| PITCHER | IP WLS BF H R ER SO BB IBB HBP BLK WP HR S P ERA WHIP | 8.0 W 30 6 2 2 4 1 0 0 0 0 1 68 104 2.25 0.875 | 1.0 4 1 0 0 2 0 0 0 0 0 0 11 17 0.00 1.000 | | | | | | | | | | | | | | | | | |



| | |
|-----|----|
| AB | 33 |
| R | 2 |
| H | 7 |
| RBI | 2 |
| BB | 1 |
| SO | 6 |
| LOB | 14 |

| Batter | 1 | 2 | 3 | 4 | 5 | 6 | 7 | 8 | 9 | AB | R | H | RBI | BB | SO | LOB | BOTTOM | | | |
|--|---|---|--|----------------------------------|-------------------------------|----------------------------------|------------------------------|----------------------------------|-------------------------------|----------------------------------|------------------------------|----------------------------------|-------------------------------|----------------------------------|-------------------------------|----------------------------------|--|------------------------------------|----------------------------------|--------|
| 2 Denard Span, L OBP: 0.324, SLG: 0.431 | G6-3 | | | | | | | | | 4 | 1 | 1 | 0 | 0 | 1 | 0 | Oakland Athletics @ San Francisco Giants AT&T Park, San Francisco, CA Thu Aug 03 2017, 7:15 PM - 9:43 PM PDT Att: 39,883 - Overcast - 68 F | | | |
| 66 Gorkys Hernandez, R OBP: 0.332, SLG: 0.327 | | | | | | | | | | 1 | 0 | 1 | 0 | 0 | 0 | 0 | | | | |
| 63 Ryder Jones, L OBP: 0.178, SLG: 0.115 | | | | | | | | | | 5 | 2 | 2 | 1 | 0 | 0 | 1 | | | | |
| 9 Brandon Belt, L OBP: 0.355, SLG: 0.471 | | | | | | | | | | 4 | 2 | 2 | 2 | 1 | 0 | 0 | | | | |
| 28 Buster Posey, R OBP: 0.412, SLG: 0.488 | | | | | | | | | | 4 | 1 | 1 | 1 | 0 | 0 | 0 | | | | |
| 5 Nick Hundley, R OBP: 0.292, SLG: 0.444 | | | | | | | | | | 1 | 0 | 0 | 0 | 0 | 1 | 2 | | | | |
| 35 Brandon Crawford, L OBP: 0.276, SLG: 0.372 | | | | | | | | | | 4 | 1 | 1 | 1 | 0 | 0 | 0 | | | | |
| 37 Kelly Tomlinson, R OBP: 0.330, SLG: 0.315 | | | | | | | | | | 0 | 0 | 0 | 0 | 0 | 0 | 0 | | | | |
| 8 Hunter Pence, R OBP: 0.289, SLG: 0.358 | | | | | | | | | | 3 | 1 | 1 | 0 | 0 | 0 | 2 | | | | |
| 39 Carlos Moncrief, L OBP: 0.571, SLG: 0.667 | | | | | | | | | | 1 | 0 | 0 | 0 | 0 | 1 | 0 | | | | |
| 6 Jarrett Parker, L OBP: 0.296, SLG: 0.400 | | | | | | | | | | 4 | 1 | 3 | 3 | 0 | 1 | 0 | | | | |
| 12 Joe Panik, L OBP: 0.323, SLG: 0.388 | | | | | | | | | | 2 | 1 | 0 | 0 | 2 | 0 | 1 | | | | |
| 62 Cory Gearrin, R ERA: 4.86 | | | | | | | | | | 0 | 0 | 0 | 0 | 0 | 0 | 0 | | | | |
| 50 Ty Blach, R OBP: 0.237, SLG: 0.294 | | | | | | | | | | 3 | 1 | 1 | 3 | 0 | 0 | 2 | | | | |
| 52 Miguel Gómez, S OBP: 0.231, SLG: 0.320 | | | | | | | | | | 1 | 0 | 0 | 0 | 0 | 0 | 0 | | | | |
| Inning Stats | R: 4 E: 0 K: 0 S: 20 | H: 5 LOB: 2 BB: 1 P: 29 | R: 3 E: 0 K: 0 S: 9 | H: 3 LOB: 0 BB: 0 P: 11 | R: 0 E: 0 K: 1 S: 10 | H: 0 LOB: 0 BB: 0 P: 14 | R: 0 E: 0 K: 1 S: 8 | H: 0 LOB: 0 BB: 0 P: 11 | R: 4 E: 0 K: 0 S: 13 | H: 3 LOB: 0 BB: 1 P: 22 | R: 0 E: 0 K: 0 S: 7 | H: 0 LOB: 0 BB: 0 P: 12 | R: 0 E: 0 K: 1 S: 11 | H: 1 LOB: 1 BB: 0 P: 19 | R: 0 E: 0 K: 1 S: 11 | H: 1 LOB: 2 BB: 1 P: 20 | 1B: 6 2B: 5 3B: 0 HR: 2 | SF: 0 SAC: 0 DP: 0 HBP: 0 | WP: 1 PB: 0 SB: 0 CS: 0 | PA: 40 |
| PITCHER | IP WLS BF H R ER SO BB IBB HBP BLK WP HR S P ERA WHIP | 2.0 L 15 6 0 0 0 2 0 0 0 0 0 18 25 0.00 0.000 | 2.0 6 0 0 0 2 0 0 0 0 0 0 42 73 9.00 1.500 | | | | | | | | | | | | | | | | | |



| | |
|-----|----|
| AB | 37 |
| R | 11 |
| H | 13 |
| RBI | 11 |
| BB | 3 |
| SO | 4 |
| LOB | 8 |

| Batter | 1 | 2 | 3 | 4 | 5 | 6 | 7 | 8 | 9 | AB | R | H | RBI | BB | SO | LOB | TOP | | | | | |
|--|---|---|---|----------------------------------|------------------------------|---------------------------------|-------------------------------|----------------------------------|------------------------------|---------------------------------|-------------------------------|----------------------------------|-------------------------------|---|---|---|------------------------------|---------------------------------|----------------------------------|------------------------------------|----------------------------------|--------|
| 6 David Peralta, L (1,7) OBP: 0.356, SLG: 0.457 | | | | | | | | | | 3 | 1 | 1 | 0 | 1 | 0 | 2 | | | | | | |
| 8 Chris Iannetta, R (1,2) OBP: 0.313, SLG: 0.463 | | | | | | | | | | 4 | 0 | 0 | 0 | 0 | 3 | 2 | | | | | | |
| 11 AJ Pollock, R (1,8) OBP: 0.341, SLG: 0.486 | | | | | | | | | | 4 | 1 | 1 | 0 | 0 | 1 | 1 | | | | | | |
| 44 Paul Goldschmidt, R (1,3) OBP: 0.443, SLG: 0.597 | | | | | | | | | | 4 | 0 | 3 | 2 | 0 | 0 | 0 | | | | | | |
| 28 J.D. Martinez, R (1,9) OBP: 0.370, SLG: 0.620 | | | | | | | | | | 4 | 0 | 0 | 0 | 0 | 2 | 3 | | | | | | |
| 9 Adam Rosales, R (1,6) OBP: 0.274, SLG: 0.347 | | | | | | | | | | 4 | 0 | 1 | 0 | 0 | 2 | 2 | | | | | | |
| 22 Jake Lamb, L (1,5) OBP: 0.375, SLG: 0.531 | | | | | | | | | | 3 | 0 | 0 | 0 | 0 | 0 | 2 | | | | | | |
| 27 Brandon Drury, R (1,4) OBP: 0.324, SLG: 0.439 | | | | | | | | | | 3 | 0 | 0 | 0 | 0 | 2 | 1 | | | | | | |
| 50 Anthony Banda, L (1,1) | | | | | | | | | | 2 | 0 | 0 | 0 | 0 | 0 | 0 | | | | | | |
| 3 Daniel Descalso, L (7,PH) OBP: 0.347, SLG: 0.462 | | | | | | | | | | 0 | 0 | 0 | 0 | 1 | 0 | 0 | | | | | | |
| 29 Jorge De La Rosa, L (7,1) | | | | | | | | | | 0 | 0 | 0 | 0 | 0 | 0 | 0 | | | | | | |
| 47 David Hernandez, R (8,1) | | | | | | | | | | 0 | 0 | 0 | 0 | 0 | 0 | 0 | | | | | | |
| 56 Fernando Rodney, R (9,1) | | | | | | | | | | 0 | 0 | 0 | 0 | 0 | 0 | 0 | | | | | | |
| Inning Stats | R: 0 E: 0 K: 0 S: 8 | H: 0 LOB: 0 BB: 1 P: 16 | R: 0 E: 0 K: 1 S: 10 | H: 1 LOB: 1 BB: 0 P: 13 | R: 0 E: 0 K: 0 S: 6 | H: 0 LOB: 0 BB: 0 P: 9 | R: 1 E: 0 K: 2 S: 12 | H: 2 LOB: 1 BB: 0 P: 17 | R: 0 E: 0 K: 1 S: 6 | H: 0 LOB: 0 BB: 0 P: 7 | R: 1 E: 0 K: 0 S: 11 | H: 2 LOB: 1 BB: 0 P: 19 | R: 0 E: 0 K: 2 S: 13 | H: 0 LOB: 2 BB: 1 P: 23 | R: 0 E: 0 K: 1 S: 9 | H: 1 LOB: 0 BB: 0 P: 15 | R: 0 E: 0 K: 1 S: 7 | H: 1 LOB: 0 BB: 0 P: 9 | 1B: 4 2B: 1 3B: 1 HR: 0 | SF: 0 SAC: 0 DP: 1 HBP: 1 | WP: 0 PB: 0 SB: 0 CS: 1 | PA: 34 |
| PITCHER | IP: 7.0 WLS: L BF: 28 ER: 5 SO: 2 BB: 0 IBB: 0 HBP: 1 BLK: 0 WP: 0 HR: 0 S: 66 P: 104 ERA: 2.57 WHIP: 1.000 | IP: 1.0 WLS: 3 BF: 3 ER: 0 SO: 0 BB: 0 IBB: 0 HBP: 0 BLK: 0 WP: 0 HR: 0 S: 15 P: 15 ERA: 0.00 WHIP: 0.000 | IP: 1.0 WLS: 3 BF: 1 ER: 0 SO: 1 BB: 0 IBB: 0 HBP: 0 BLK: 0 WP: 0 HR: 0 S: 7 P: 9 ERA: 6.16 WHIP: 1.000 | PITCHER | | | | | | | | | | IP: 7.0 WLS: L BF: 28 ER: 5 SO: 2 BB: 0 IBB: 0 HBP: 1 BLK: 0 WP: 0 HR: 0 S: 66 P: 104 ERA: 2.57 WHIP: 1.000 | IP: 1.0 WLS: 3 BF: 3 ER: 0 SO: 0 BB: 0 IBB: 0 HBP: 0 BLK: 0 WP: 0 HR: 0 S: 15 P: 15 ERA: 0.00 WHIP: 0.000 | IP: 1.0 WLS: 3 BF: 1 ER: 0 SO: 1 BB: 0 IBB: 0 HBP: 0 BLK: 0 WP: 0 HR: 0 S: 7 P: 9 ERA: 6.16 WHIP: 1.000 | | | | | | |

Arizona Diamondbacks @ San Francisco Giants
AT&T Park, San Francisco, CA
Fri Aug 04 2017, 7:17 PM - 9:54 PM PDT
Att: 38,967 - Partly Cloudy - 66 F

AB 31
R 2
H 6
RBI 2
BB 2
SO 10
LOB 13



| Batter | 1 | 2 | 3 | 4 | 5 | 6 | 7 | 8 | 9 | AB | R | H | RBI | BB | SO | LOB | BOTTOM | | | | | |
|---|--|---|---|---|------------------------------|----------------------------------|-------------------------------|----------------------------------|-------------------------------|----------------------------------|------------------------------|----------------------------------|-------------------------------|----------------------------------|--|---|---|----------------------------------|----------------------------------|------------------------------------|----------------------------------|--------|
| 2 Denard Span, L (1,8) OBP: 0.323, SLG: 0.427 | | | | | | | | | | 3 | 0 | 0 | 0 | 1 | 1 | 0 | | | | | | |
| 37 Kelly Tomlinson, R (1,4) OBP: 0.327, SLG: 0.313 | | | | | | | | | | 4 | 1 | 1 | 0 | 0 | 1 | 1 | | | | | | |
| 9 Brandon Belt, L (1,3) OBP: 0.355, SLG: 0.469 | | | | | | | | | | | 2 | 0 | 0 | 0 | 0 | 1 | | | | | | |
| 12 Joe Panik, L (6,PR) OBP: 0.322, SLG: 0.387 | | | | | | | | | | 3 | 0 | 0 | 0 | 1 | 1 | 1 | | | | | | |
| 28 Buster Posey, R (1,2) OBP: 0.410, SLG: 0.484 | | | | | | | | | | 3 | 0 | 0 | 0 | 1 | 1 | 1 | | | | | | |
| 8 Hunter Pence, R (1,9) OBP: 0.294, SLG: 0.361 | | | | | | | | | | 3 | 0 | 2 | 0 | 1 | 0 | 0 | | | | | | |
| 35 Brandon Crawford, L (1,6) OBP: 0.276, SLG: 0.369 | | | | | | | | | | 3 | 0 | 0 | 1 | 1 | 1 | 2 | | | | | | |
| 66 Gorkys Hernández, R (1,7) OBP: 0.329, SLG: 0.323 | | | | | | | | | | 3 | 0 | 0 | 0 | 0 | 1 | 4 | | | | | | |
| 63 Ryder Jones, L (1,5) OBP: 0.161, SLG: 0.103 | | | | | | | | | | 3 | 0 | 0 | 0 | 0 | 2 | 3 | | | | | | |
| 40 Madison Bumgarner, R (1,1) OBP: 0.300, SLG: 0.556 | | | | | | | | | | 2 | 0 | 0 | 0 | 0 | 2 | 0 | | | | | | |
| 52 Miguel Gómez, S (7,PH) OBP: 0.222, SLG: 0.308 | | | | | | | | | | 1 | 0 | 0 | 0 | 0 | 1 | 0 | | | | | | |
| 60 Hunter Strickland, R (8,1) | | | | | | | | | | 0 | 0 | 0 | 0 | 0 | 0 | 0 | | | | | | |
| 49 Sam Dyson, R (9,1) | | | | | | | | | | 0 | 0 | 0 | 0 | 0 | 0 | 0 | | | | | | |
| Inning Stats | R: 0 E: 0 K: 0 S: 7 | H: 0 LOB: 1 BB: 1 P: 12 | R: 0 E: 0 K: 1 S: 9 | H: 0 LOB: 1 BB: 1 P: 18 | R: 0 E: 0 K: 2 S: 8 | H: 0 LOB: 0 BB: 0 P: 10 | R: 1 E: 0 K: 1 S: 11 | H: 2 LOB: 3 BB: 2 P: 22 | R: 0 E: 0 K: 3 S: 12 | H: 0 LOB: 0 BB: 0 P: 16 | R: 0 E: 0 K: 0 S: 7 | H: 1 LOB: 1 BB: 0 P: 14 | R: 0 E: 0 K: 2 S: 10 | H: 0 LOB: 0 BB: 0 P: 14 | R: 0 E: 0 K: 0 S: 8 | H: 0 LOB: 0 BB: 0 P: 9 | R: 0 E: 0 K: 1 S: 8 | H: 0 LOB: 0 BB: 0 P: 12 | 1B: 3 2B: 1 3B: 0 HR: 0 | SF: 0 SAC: 0 DP: 2 HBP: 1 | WP: 0 PB: 0 SB: 0 CS: 0 | PA: 33 |
| PITCHER | IP: 6.0 WLS: W BF: 24 ER: 3 SO: 1 BB: 1 IBB: 0 HBP: 0 BLK: 0 WP: 0 HR: 0 S: 54 P: 92 ERA: 1.50 WHIP: 1.167 | IP: 1.0 WLS: H BF: 3 ER: 0 SO: 0 BB: 0 IBB: 0 HBP: 0 BLK: 0 WP: 0 HR: 0 S: 8 P: 9 ERA: 0.00 WHIP: 0.000 | IP: 1.0 WLS: H BF: 3 ER: 0 SO: 0 BB: 0 IBB: 0 HBP: 0 BLK: 0 WP: 0 HR: 0 S: 8 P: 9 ERA: 0.00 WHIP: 0.000 | IP: 1.0 WLS: S BF: 3 ER: 0 SO: 1 BB: 0 IBB: 0 HBP: 0 BLK: 0 WP: 0 HR: 0 S: 12 P: 12 ERA: 4.66 WHIP: 1.000 | PITCHER | | | | | | | | | | IP: 6.0 WLS: W BF: 24 ER: 3 SO: 1 BB: 1 IBB: 0 HBP: 0 BLK: 0 WP: 0 HR: 0 S: 54 P: 92 ERA: 1.50 WHIP: 1.167 | IP: 1.0 WLS: H BF: 3 ER: 0 SO: 0 BB: 0 IBB: 0 HBP: 0 BLK: 0 WP: 0 HR: 0 S: 8 P: 9 ERA: 0.00 WHIP: 0.000 | IP: 1.0 WLS: S BF: 3 ER: 0 SO: 1 BB: 0 IBB: 0 HBP: 0 BLK: 0 WP: 0 HR: 0 S: 12 P: 12 ERA: 4.66 WHIP: 1.000 | | | | | |

Arizona Diamondbacks @ San Francisco Giants
AT&T Park, San Francisco, CA
Fri Aug 04 2017, 7:17 PM - 9:54 PM PDT
Att: 38,967 - Partly Cloudy - 66 F

AB 28
R 1
H 3
RBI 1
BB 4
SO 10
LOB 12



| Batter | 1 | 2 | 3 | 4 | 5 | 6 | 7 | 8 | 9 | AB | R | H | RBI | BB | SO | LOB | TOP | | | | | |
|--|---|---|-------------------------------------|--|--|---------------------------------|-------------------------------|----------------------------------|-------------------------------|----------------------------------|-------------------------------|----------------------------------|-------------------------------|----------------------------------|------------------------------|----------------------------------|---|----------------------------------|----------------------------------|------------------------------------|----------------------------------|--------|
| 6 David Peralta, L (1,7) OBP: 0.357, SLG: 0.457 | | | | | | | | | | 3 | 1 | 0 | 1 | 1 | 0 | 2 | Arizona Diamondbacks @ San Francisco Giants AT&T Park, San Francisco, CA Sun Aug 06 2017, 1:07 PM - 4:08 PM PDT Att: 40,107 - Partly Cloudy - 64 F | | | | | |
| 5 Grégor Blanco, L (1,8) OBP: 0.337, SLG: 0.391 | | | | | | | | | | 3 | 0 | 0 | 0 | 0 | 0 | 1 | | | | | | |
| 11 AJ Pollock, R (7,8) OBP: 0.336, SLG: 0.474 | | | | | | | | | | 1 | 0 | 0 | 0 | 0 | 0 | 2 | | | | | | |
| 22 Jake Lamb, L (1,5) OBP: 0.377, SLG: 0.525 | | | | | | | | | | 3 | 1 | 1 | 0 | 1 | 0 | 1 | | | | | | |
| 44 Paul Goldschmidt, R (1,3) OBP: 0.438, SLG: 0.593 | | | | | | | | | | 4 | 0 | 1 | 1 | 0 | 1 | 2 | | | | | | |
| 28 J.D. Martinez, R (1,9) OBP: 0.375, SLG: 0.628 | | | | | | | | | | 4 | 0 | 1 | 0 | 0 | 1 | 2 | | | | | | |
| 3 Daniel Descalso, L (1,4) OBP: 0.341, SLG: 0.392 | | | | | | | | | | 4 | 0 | 1 | 1 | 0 | 0 | 0 | | | | | | |
| 4 Ketel Marte, S (1,6) OBP: 0.329, SLG: 0.500 | | | | | | | | | | 4 | 1 | 2 | 0 | 0 | 0 | 2 | | | | | | |
| 10 Chris Herrmann, L (1,2) OBP: 0.251, SLG: 0.331 | | | | | | | | | | 3 | 0 | 0 | 0 | 1 | 2 | 1 | | | | | | |
| 46 Patrick Corbin, L (1,1) OBP: 0.156, SLG: 0.073 | | | | | | | | | | 2 | 0 | 0 | 0 | 0 | 1 | 0 | | | | | | |
| 27 Brandon Drury, R (7,PH) OBP: 0.336, SLG: 0.439 | | | | | | | | | | 0 | 0 | 0 | 0 | 0 | 0 | 0 | | | | | | |
| 33 Jake Barrett, R (7,1) OBP: 0.336, SLG: 0.439 | | | | | | | | | | 0 | 0 | 0 | 0 | 0 | 0 | 0 | | | | | | |
| 29 Jorge De La Rosa, L (8,1) OBP: 0.311, SLG: 0.460 | | | | | | | | | | 0 | 0 | 0 | 0 | 0 | 0 | 0 | | | | | | |
| 8 Chris Iannetta, R (9,PH) OBP: 0.311, SLG: 0.460 | | | | | | | | | | 1 | 0 | 0 | 0 | 0 | 1 | 1 | | | | | | |
| Inning Stats | R: 1 E: 0 K: 0 S: 15 | H: 1 LOB: 1 BB: 1 P: 25 | R: 0 E: 0 K: 0 S: 7 | H: 0 LOB: 0 BB: 0 P: 8 | R: 0 E: 0 K: 0 S: 6 | H: 0 LOB: 0 BB: 0 P: 8 | R: 1 E: 0 K: 1 S: 17 | H: 3 LOB: 1 BB: 0 P: 23 | R: 0 E: 0 K: 2 S: 12 | H: 0 LOB: 0 BB: 0 P: 16 | R: 0 E: 0 K: 0 S: 13 | H: 0 LOB: 1 BB: 1 P: 21 | R: 1 E: 0 K: 0 S: 13 | H: 1 LOB: 2 BB: 1 P: 23 | R: 0 E: 0 K: 1 S: 8 | H: 0 LOB: 0 BB: 0 P: 13 | R: 0 E: 0 K: 2 S: 16 | H: 1 LOB: 1 BB: 0 P: 23 | 1B: 5 2B: 2 3B: 0 HR: 0 | SF: 0 SAC: 0 DP: 1 HBP: 1 | WP: 0 PB: 0 SB: 0 CS: 0 | PA: 36 |
| PITCHER | IP WLS BF H R ER SO BB IBB HBP BLK WP HR S P ERA WHIP | 6.1 W 26 5 3 3 3 3 0 0 0 0 0 0 1 2 4.26 1.263 | 0.0 1 0 0 0 0 0 0 0 1 0 0 0 1 2 ∞ ∞ | 0.1 H 1 0 0 0 0 0 0 0 0 0 0 0 3 3 0.00 0.000 | 2.1 S 8 1 0 0 3 0 0 0 0 0 0 0 27 42 0.00 0.429 | PITCHER | | | | | | | | | | | | | | | | |

| Batter | 1 | 2 | 3 | 4 | 5 | 6 | 7 | 8 | 9 | AB | R | H | RBI | BB | SO | LOB | BOTTOM | | | | |
|--|---|--|--|---|-------------------------------|----------------------------------|------------------------------|----------------------------------|-------------------------------|----------------------------------|------------------------------|----------------------------------|-------------------------------|----------------------------------|------------------------------|----------------------------------|---|------------------------------------|----------------------------------|--------|--|
| 66 Gorkys Hernández, R (1,8) OBP: 0.326, SLG: 0.325 | | | | | | | | | | 4 | 2 | 1 | 0 | 0 | 2 | 1 | Arizona Diamondbacks @ San Francisco Giants AT&T Park, San Francisco, CA Sun Aug 06 2017, 1:07 PM - 4:08 PM PDT Att: 40,107 - Partly Cloudy - 64 F | | | | |
| 37 Kelly Tomlinson, R (1,6) OBP: 0.330, SLG: 0.310 | | | | | | | | | | 3 | 0 | 0 | 0 | 0 | 1 | 1 | | | | | |
| 28 Buster Posey, R (1,3) OBP: 0.414, SLG: 0.481 | | | | | | | | | | 1 | 1 | 0 | 0 | 3 | 0 | 0 | | | | | |
| 8 Hunter Pence, R (1,9) OBP: 0.295, SLG: 0.370 | | | | | | | | | | 4 | 0 | 2 | 2 | 0 | 1 | 2 | | | | | |
| 5 Nick Hundley, R (1,2) OBP: 0.292, SLG: 0.452 | | | | | | | | | | 4 | 0 | 1 | 2 | 0 | 1 | 4 | | | | | |
| 52 Miguel Gómez, S (1,4) OBP: 0.250, SLG: 0.323 | | | | | | | | | | 4 | 1 | 2 | 0 | 0 | 0 | 4 | | | | | |
| 6 Jarrett Parker, L (1,7) OBP: 0.306, SLG: 0.500 | | | | | | | | | | 4 | 1 | 1 | 2 | 0 | 2 | 2 | | | | | |
| 63 Ryder Jones, L (1,5) OBP: 0.132, SLG: 0.083 | | | | | | | | | | 4 | 0 | 0 | 0 | 0 | 3 | 0 | | | | | |
| 29 Jeff Samardzija, R (1,1) OBP: 0.109, SLG: 0.217 | | | | | | | | | | 3 | 1 | 1 | 0 | 0 | 0 | 0 | | | | | |
| 62 Cory Gearrin, R (7,1) OBP: 0.336, SLG: 0.439 | | | | | | | | | | 0 | 0 | 0 | 0 | 0 | 0 | 0 | | | | | |
| 61 Josh Osich, L (7,1) OBP: 0.336, SLG: 0.439 | | | | | | | | | | 0 | 0 | 0 | 0 | 0 | 0 | 0 | | | | | |
| 56 Albert Suárez, R (7,1) OBP: 0.336, SLG: 0.439 | | | | | | | | | | 1 | 0 | 0 | 0 | 0 | 0 | 0 | | | | | |
| Inning Stats | R: 0 E: 0 K: 1 S: 8 | H: 0 LOB: 0 BB: 0 P: 13 | R: 2 E: 0 K: 1 S: 12 | H: 2 LOB: 0 BB: 0 P: 20 | R: 2 E: 1 K: 1 S: 13 | H: 2 LOB: 2 BB: 1 P: 21 | R: 0 E: 0 K: 2 S: 9 | H: 0 LOB: 0 BB: 0 P: 16 | R: 2 E: 0 K: 3 S: 16 | H: 3 LOB: 2 BB: 1 P: 26 | R: 0 E: 0 K: 2 S: 8 | H: 0 LOB: 0 BB: 0 P: 12 | R: 0 E: 0 K: 0 S: 10 | H: 1 LOB: 2 BB: 1 P: 19 | R: 0 E: 0 K: 0 S: 6 | H: 0 LOB: 0 BB: 0 P: 10 | 1B: 5 2B: 2 3B: 0 HR: 1 | SF: 0 SAC: 1 DP: 0 HBP: 0 | WP: 0 PB: 0 SB: 3 CS: 0 | PA: 36 | |
| PITCHER | IP WLS BF H R ER SO BB IBB HBP BLK WP HR S P ERA WHIP | 6.0 L 28 7 6 3 10 2 0 0 0 0 0 0 10 19 4.50 1.167 | 1.0 5 1 0 0 0 1 0 0 0 0 0 0 10 19 0.00 2.000 | 1.0 3 0 0 0 0 0 0 0 0 0 0 0 6 10 0.00 0.000 | PITCHER | | | | | | | | | | | | | | | | |



| Batter | 1 | 2 | 3 | 4 | 5 | 6 | 7 | 8 | 9 | AB | R | H | RBI | BB | SO | LOB | TOP | | | | |
|--|-------------------------------|----------------------------------|------------------------------|----------------------------------|------------------------------|----------------------------------|-------------------------------|----------------------------------|-------------------------------|----------------------------------|------------------------------|----------------------------------|-------------------------------|----------------------------------|------------------------------|----------------------------------|----------------------------------|------------------------------------|----------------------------------|--------|--|
| 30 Jon Jay, L OBP: 0.391, SLG: 0.379 (1,7) | | | G3 | | G4-3 | | G3-1 | | G4-3 | 5 | 0 | 0 | 1 | 0 | 1 | 2 | | | | | |
| 17 Kris Bryant, R OBP: 0.391, SLG: 0.512 (1,5) | | | | | G6-3 | | F9 | | | 4 | 1 | 2 | 0 | 0 | 0 | 1 | | | | | |
| 44 Anthony Rizzo, L OBP: 0.388, SLG: 0.511 (1,3) | G4-6-3 | | | | | | | | | 4 | 0 | 1 | 0 | 0 | 0 | 2 | | | | | |
| 40 Wilson Contreras, R OBP: 0.343, SLG: 0.524 (1,2) | | K | | | L3 | | | | FC4 | 4 | 1 | 1 | 0 | 0 | 1 | 2 | | | | | |
| 8 Ian Happ, S OBP: 0.321, SLG: 0.494 (1,4) | | L6 | | | | | | | SF7 | 3 | 0 | 2 | 2 | 0 | 0 | 0 | | | | | |
| 5 Albert Almora Jr., R OBP: 0.328, SLG: 0.388 (8,PH) | | | | | F7 | | | | | 2 | 0 | 0 | 0 | 1 | 0 | 3 | | | | | |
| 12 Kyle Schwarber, L OBP: 0.307, SLG: 0.429 (8,7) | | | | | | | | | P6 | 1 | 0 | 0 | 0 | 0 | 0 | 1 | | | | | |
| 22 Jason Heyward, L OBP: 0.312, SLG: 0.398 (1,9) | | | | | | | | | | 4 | 1 | 1 | 0 | 0 | 1 | 2 | | | | | |
| 9 Javier Báez, R OBP: 0.310, SLG: 0.490 (1,6) | | | | | G4-3 | | | | G6-3 | 4 | 0 | 1 | 0 | 0 | 1 | 0 | | | | | |
| 62 Jose Quintana, R ERA: 4.15 (7,PH) | | | | | | | | | | 1 | 0 | 0 | 0 | 0 | 0 | 0 | | | | | |
| 18 Ben Zobrist, S ERA: 3.36 (7,1) | | | | | | | | | | 0 | 0 | 0 | 0 | 0 | 0 | 0 | | | | | |
| 19 Koji Uehara, R ERA: 3.55 (7,1) | | | | | | | | | | 0 | 0 | 0 | 0 | 0 | 0 | 0 | | | | | |
| 6 Carl Edwards Jr., R (8,1) | | | | | | | | | | 0 | 0 | 0 | 0 | 0 | 0 | 0 | | | | | |
| 37 Justin Wilson, L ERA: 2.84 (8,PH) | | | | | | | | | | 0 | 0 | 0 | 0 | 0 | 1 | 0 | | | | | |
| Inning Stats | R: 0 E: 0 K: 1 S: 10 | H: 1 LOB: 0 BB: 0 P: 13 | R: 0 E: 0 K: 2 S: 9 | H: 0 LOB: 1 BB: 1 P: 18 | R: 0 E: 0 K: 0 S: 7 | H: 0 LOB: 0 BB: 0 P: 10 | R: 0 E: 0 K: 0 S: 11 | H: 2 LOB: 2 BB: 0 P: 16 | R: 1 E: 0 K: 0 S: 10 | H: 2 LOB: 1 BB: 0 P: 15 | R: 0 E: 0 K: 0 S: 6 | H: 0 LOB: 0 BB: 0 P: 11 | R: 1 E: 2 K: 0 S: 14 | H: 1 LOB: 1 BB: 0 P: 18 | R: 0 E: 0 K: 1 S: 7 | H: 0 LOB: 1 BB: 1 P: 12 | 1B: 6 2B: 2 3B: 0 HR: 0 | SF: 1 SAC: 1 DP: 1 HBP: 0 | WP: 0 PB: 0 SB: 0 CS: 0 | PA: 37 | |
| PITCHER | IP | WLS | BF | H | R | ER | SO | BB | IBB | HBP | BLK | WP | HR | S | P | ERA | WHIP | | | | |
| 50 Ty Blach, L ERA: 4.15 (1,1) | 7.0 | W | 28 | 7 | 2 | 2 | 3 | 1 | 0 | 0 | 0 | 0 | 0 | 64 | 100 | 2.57 | 1.143 | | | | |
| 60 Hunter Strickland, R ERA: 2.14 (8,1) | 1.0 | H | 5 | 1 | 1 | 0 | 0 | 0 | 0 | 0 | 0 | 0 | 0 | 14 | 18 | 0.00 | 1.000 | | | | |
| 49 Sam Dyson, R ERA: 5.85 (9,1) | 1.0 | S | 4 | 0 | 0 | 0 | 1 | 1 | 0 | 0 | 0 | 0 | 0 | 7 | 12 | 0.00 | 1.000 | | | | |

Chicago Cubs @ San Francisco Giants
AT&T Park, San Francisco, CA
Tue Aug 08 2017, 7:15 PM - 10:00 PM PDT
Att: 39,864 - Overcast - 62 F

AB 33
R 3
H 8
RBI 3
BB 2
SO 4
LOB 13



| Batter | 1 | 2 | 3 | 4 | 5 | 6 | 7 | 8 | 9 | AB | R | H | RBI | BB | SO | LOB | BOTTOM | | | | |
|---|-------------------------------|----------------------------------|------------------------------|----------------------------------|------------------------------|----------------------------------|-------------------------------|----------------------------------|------------------------------|----------------------------------|------------------------------|----------------------------------|-------------------------------|----------------------------------|-------------------------------|----------------------------------|----------------------------------|------------------------------------|----------------------------------|--------|--|
| 66 Gorkys Hernández, R OBP: 0.325, SLG: 0.324 (1,8) | | | G1-3 | | G5-3 | | | | | 4 | 1 | 1 | 0 | 0 | 1 | 4 | | | | | |
| 52 Miguel Gómez, S OBP: 0.235, SLG: 0.303 (1,4) | G6-3 | | | | | | | | | 1 | 0 | 0 | 0 | 0 | 0 | 1 | | | | | |
| 12 Joe Panik, L OBP: 0.323, SLG: 0.385 (2,4) | | | | | | | | | | 3 | 0 | 0 | 1 | 0 | 1 | 1 | | | | | |
| 8 Hunter Pence, R OBP: 0.292, SLG: 0.366 (1,9) | E6 | | | | G4-3 | | | | | 4 | 1 | 0 | 0 | 0 | 0 | 2 | | | | | |
| 28 Buster Posey, R OBP: 0.411, SLG: 0.485 (1,3) | | | | | L8 | | | | | 4 | 2 | 2 | 3 | 0 | 1 | 0 | | | | | |
| 5 Nick Hundley, R OBP: 0.296, SLG: 0.456 (1,2) | | | | | | | | | | 3 | 0 | 1 | 0 | 1 | 0 | 1 | | | | | |
| 35 Brandon Crawford, L OBP: 0.277, SLG: 0.369 (1,6) | F7 | | | | | | | | | 4 | 1 | 2 | 1 | 0 | 0 | 2 | | | | | |
| 6 Jarrett Parker, L OBP: 0.318, SLG: 0.524 (1,7) | L9 | | | | | | | | | 4 | 0 | 1 | 0 | 0 | 0 | 2 | | | | | |
| 37 Kelby Tomlinson, R OBP: 0.331, SLG: 0.298 (1,5) | | | | | | | | | | 3 | 1 | 0 | 0 | 1 | 0 | 3 | | | | | |
| 50 Ty Blach, R ERA: 4.42 (7,PH) | | | | | | | | | | 2 | 0 | 1 | 1 | 0 | 1 | 0 | | | | | |
| 48 Pablo Sandoval, S OBP: 0.276, SLG: 0.314 (8,1) | | | | | | | | | | 1 | 0 | 1 | 0 | 0 | 0 | 0 | | | | | |
| 60 Hunter Strickland, R (8,1) | | | | | | | | | | 0 | 0 | 0 | 0 | 0 | 0 | 0 | | | | | |
| 49 Sam Dyson, R (9,1) | | | | | | | | | | 0 | 0 | 0 | 0 | 0 | 0 | 0 | | | | | |
| Inning Stats | R: 3 E: 1 K: 0 S: 16 | H: 2 LOB: 1 BB: 1 P: 24 | R: 0 E: 0 K: 1 S: 9 | H: 0 LOB: 0 BB: 0 P: 14 | R: 0 E: 0 K: 1 S: 7 | H: 0 LOB: 0 BB: 0 P: 11 | R: 1 E: 0 K: 0 S: 10 | H: 3 LOB: 2 BB: 0 P: 15 | R: 0 E: 0 K: 0 S: 8 | H: 1 LOB: 0 BB: 0 P: 14 | R: 0 E: 0 K: 0 S: 7 | H: 1 LOB: 1 BB: 0 P: 11 | R: 1 E: 0 K: 0 S: 12 | H: 2 LOB: 1 BB: 1 P: 20 | R: 1 E: 0 K: 0 S: 19 | H: 1 LOB: 1 BB: 0 P: 29 | 1B: 7 2B: 1 3B: 0 HR: 1 | SF: 0 SAC: 0 DP: 0 HBP: 0 | WP: 0 PB: 0 SB: 2 CS: 0 | PA: 35 | |
| PITCHER | IP | WLS | BF | H | R | ER | SO | BB | IBB | HBP | BLK | WP | HR | S | P | ERA | WHIP | | | | |
| 62 Jose Quintana, L ERA: 4.42 (1,1) | 6.0 | L | 25 | 6 | 4 | 3 | 3 | 1 | 0 | 0 | 0 | 0 | 0 | 57 | 89 | 4.50 | 1.167 | | | | |
| 19 Koji Uehara, R ERA: 3.55 (7,1) | 0.0 | | 2 | 1 | 1 | 1 | 0 | 1 | 0 | 0 | 0 | 0 | 0 | 2 | 6 | - | - | | | | |
| 6 Carl Edwards Jr., R (7,1) | 1.0 | | 3 | 0 | 0 | 0 | 1 | 0 | 0 | 0 | 0 | 0 | 0 | 10 | 14 | 0.00 | 0.000 | | | | |
| 37 Justin Wilson, L ERA: 2.84 (8,1) | 1.0 | | 5 | 2 | 1 | 1 | 0 | 0 | 0 | 0 | 0 | 0 | 0 | 19 | 29 | 9.00 | 2.000 | | | | |

Chicago Cubs @ San Francisco Giants
AT&T Park, San Francisco, CA
Tue Aug 08 2017, 7:15 PM - 10:00 PM PDT
Att: 39,864 - Overcast - 62 F

AB 33
R 6
H 9
RBI 6
BB 2
SO 4
LOB 16



| Batter | 1 | 2 | 3 | 4 | 5 | 6 | 7 | 8 | 9 | AB | R | H | RBI | BB | SO | LOB | TOP | | | |
|--|--|--|--|--|--------------------------------------|--|--|--|---|---------------------------------|---|---------------------------------|---------------------------------------|---------------------------------|--------------------------------------|---------------------------------|---|--|------------------------------------|--|
| 18 Ben Zobrist, S OBP: 0.316, SLG: 0.363 | C FF 90 B CH 82 X CH 82 | | C FF 90 X FF 91 | | | B FF 91 C FC 86 X FF 91 C FC 86 C FC 86 X FF 91 | | F SI 84 C CH 86 X FF 91 B FF 91 C FC 86 X FF 91 | | 4 | 0 | 2 | 0 | 0 | 0 | 0 | | <p>Chicago Cubs @ San Francisco Giants</p> <p>AT&T Park, San Francisco, CA</p> <p>Wed Aug 09 2017, 12:46 PM - 3:35 PM PDT</p> <p>Att: 41,099 - Overcast - 62 F</p> | | |
| 5 Albert Almora Jr., R OBP: 0.332, SLG: 0.406 | L FF 90 X FC 86 | | X FF 90 | | | C CH 82 F FC 85 X CU 77 | | F SI 84 FF 96 T SAFE S SL 81 S SAFE S FF 96 | | 3 | 1 | 2 | 1 | 0 | 0 | 1 | <p>livebaseballscores.com</p> <p>AB 33</p> <p>R 1</p> <p>H 6</p> <p>RBI 1</p> <p>BB 1</p> <p>SO 8</p> <p>LOB 16</p> | | | |
| 44 Anthony Rizzo, L OBP: 0.387, SLG: 0.510 | L FF 90 X FC 86 | | X FF 90 | | | C CH 82 F FC 85 X CU 77 | | F FF 97 F FF 96 B SL 86 B SL 86 X FF 95 | | 4 | 0 | 1 | 0 | 0 | 0 | 2 | | | | |
| 17 Kris Bryant, R OBP: 0.390, SLG: 0.509 | B FC 87 S FC 87 B FC 87 X FC 86 | | X FC 87 | | | B CH 82 C CH 81 F FC 85 X FF 91 | | B SL 81 X SL 84 | | 3 | 0 | 0 | 0 | 1 | 1 | 4 | | | | |
| 40 Wilson Contreras, R OBP: 0.342, SLG: 0.519 | C CU 78 B FC 86 C FC 86 S FF 91 | | | L CU 77 B CU 78 S FC 85 B FC 86 B FC 87 B FC 86 | | B CH 82 C CH 81 F FC 85 X FF 91 | | B SL 81 X SL 84 | | 3 | 0 | 0 | 0 | 1 | 1 | 4 | | | | |
| 22 Jason Heyward, L OBP: 0.312, SLG: 0.398 | C CU 78 B FC 86 C FC 86 S FF 91 | | | L CU 77 B CU 78 S FC 85 B FC 86 B FC 87 B FC 86 | | B CH 82 C CH 81 F FC 85 X FF 91 | | B SL 81 X SL 84 | | 3 | 0 | 0 | 0 | 1 | 1 | 4 | | | | |
| 8 Ian Happ, S OBP: 0.316, SLG: 0.486 | F FC 86 T FC 87 B FC 87 F FC 87 S FC 86 S CU 80 | | F FF 90 T SAFE B FF 90 S FC 86 X FC 87 | | | X FC 86 | | X FF 95 | | 4 | 0 | 0 | 0 | 0 | 1 | 4 | | | | |
| 9 Javier Báez, R OBP: 0.307, SLG: 0.484 | | C FF 89 F FF 89 X CU 80 | | X FF 91 | | | F FC 87 F FC 87 S CU 78 | | B SI 96 X SI 96 | | 4 | 0 | 0 | 0 | 1 | 1 | | | | |
| 12 Kyle Schwarber, L OBP: 0.307, SLG: 0.427 | C FC 86 F FC 90 B CU 79 S CU 79 | | D FC 87 X SAFE X FF 90 | | | C FC 86 B CU 77 F FC 86 X FC 86 | | B SI 96 C FC 90 B FC 90 B FC 91 X SI 96 | | 4 | 0 | 1 | 0 | 0 | 1 | 1 | | | | |
| 13 Alex Avila, L OBP: 0.387, SLG: 0.474 | | S FF 91 F FC 87 F FC 87 X CU 78 | | B FF 90 X FC 86 | | | B FF 91 C FC 87 T FC 86 T FC 87 | | B SI 96 C FC 90 B FC 90 B FC 91 X SI 96 | | 3 | 0 | 0 | 0 | 1 | 1 | | | | |
| 28 Kyle Hendricks, R OBP: 0.074, SLG: 0.074 | | | C FF 89 S CU 79 | | | S FC 86 C FC 86 | | T SAFE X FF 90 | | 2 | 0 | 0 | 0 | 0 | 2 | 0 | | | | |
| 38 Mike Montgomery, L OBP: 0.087, SLG: 0.267 | | | | | | | | | | 0 | 0 | 0 | 0 | 0 | 0 | 0 | | | | |
| 30 Jon Jay, L OBP: 0.380, SLG: 0.377 | | | | | | | | | | 1 | 0 | 0 | 0 | 0 | 1 | 0 | | | | |
| 32 Brian Duensing, L OBP: 0.380, SLG: 0.377 | | | | | | | | | | 0 | 0 | 0 | 0 | 0 | 0 | 0 | | | | |
| 46 Pedro Strop, R OBP: 0.380, SLG: 0.377 | | | | | | | | | | 0 | 0 | 0 | 0 | 0 | 0 | 0 | | | | |
| Inning Stats | R: 0 H: 2 E: 0 K: 2 S: 15 | WLS: 2 BF: 20 | H: 1 R: 0 ER: 0 SO: 13 | H: 0 R: 0 LOB: 0 P: 13 | R: 1 H: 1 E: 0 K: 1 S: 7 | H: 1 R: 0 LOB: 0 P: 7 | R: 0 H: 0 E: 0 K: 0 S: 8 | H: 0 R: 0 LOB: 1 P: 15 | R: 0 H: 1 E: 0 K: 0 S: 10 | H: 1 R: 0 LOB: 1 P: 11 | R: 0 H: 1 E: 0 K: 2 S: 11 | H: 1 R: 0 LOB: 1 P: 15 | R: 0 H: 1 E: 0 K: 1 S: 14 | H: 1 R: 0 LOB: 1 P: 20 | R: 0 H: 0 E: 0 K: 0 S: 6 | H: 0 R: 0 LOB: 0 P: 10 | | 1B: 5 2B: 0 3B: 0 HR: 1 | SF: 0 SAC: 0 DP: 0 HBP: 0 | WP: 0 PA: 34 PB: 0 SB: 0 CS: 0 |
| PITCHER | IP: 7.0 WLS: 2 BF: 27 ERA: 2.71 | H: 5 R: 1 ER: 1 SO: 7 | BB: 1 IBB: 0 HBP: 0 BLK: 0 | WP: 0 HR: 1 S: 69 P: 92 | ERA: 1.29 WHIP: 0.857 | IP: 1.0 WLS: 0 BF: 4 ERA: 2.09 | H: 1 R: 0 ER: 0 SO: 1 | BB: 0 IBB: 0 HBP: 0 BLK: 0 | WP: 0 HR: 0 S: 14 P: 21 | ERA: 0.00 WHIP: 1.000 | IP: 1.0 WLS: 0 BF: 3 ERA: 5.71 | H: 0 R: 0 ER: 0 SO: 0 | BB: 0 IBB: 0 HBP: 0 BLK: 0 | WP: 0 HR: 0 S: 6 P: 10 | ERA: 0.00 WHIP: 0.000 | | | | | |

| Batter | 1 | 2 | 3 | 4 | 5 | 6 | 7 | 8 | 9 | AB | R | H | RBI | BB | SO | LOB | BOTTOM | | | |
|---|--|---|---|--|---|--|--|-------------------------------------|--------------------------------------|---------------------------------|---|---------------------------------|---------------------------------------|----------------------------------|---------------------------------------|---|--|----------------------------------|-------------------------------------|--|
| 2 Denard Span, L OBP: 0.319, SLG: 0.420 | C FC 84 B CH 77 S FF 85 | | B FF 85 S CH 78 B FC 85 D CH 78 F FC 86 D CH 78 S CH 78 | | C CU 72 F FC 85 B CH 78 D CH 78 F FC 86 D CH 78 S CH 78 | | F SI 91 B FF 80 B FF 80 X FF 81 | | 3 | 1 | 1 | 0 | 1 | 2 | 2 | | <p>Chicago Cubs @ San Francisco Giants</p> <p>AT&T Park, San Francisco, CA</p> <p>Wed Aug 09 2017, 12:46 PM - 3:35 PM PDT</p> <p>Att: 41,099 - Overcast - 62 F</p> | | | |
| 63 Ryder Jones, L OBP: 0.196, SLG: 0.209 | S FF 84 F FC 85 F CH 78 T CH 78 | | B CH 78 S CH 78 X CH 78 | | B FF 84 F CH 77 B FF 85 X FC 85 | | C SL 80 X SL 81 | | 4 | 0 | 1 | 0 | 0 | 1 | 1 | | | | | |
| 6 Jarrett Parker, L OBP: 0.333, SLG: 0.511 | C FF 85 B CH 78 F CH 78 X CU 78 | | B CH 78 C CU 72 B CU 73 B CU 73 B CU 71 | | B CH 86 C CU 72 S CH 78 X CU 72 | | S SL 83 X SL 83 | | 3 | 0 | 1 | 1 | 1 | 0 | 0 | | | | | |
| 28 Buster Posey, R OBP: 0.410, SLG: 0.482 | | B SI 84 X FF 85 | B FF 85 B CH 78 B FF 86 X CH 78 | | B FF 84 F CH 77 B FF 85 X FC 85 | | X SI 96 | | 4 | 0 | 1 | 0 | 0 | 0 | 4 | | | | | |
| 48 Pablo Sandoval, S OBP: 0.275, SLG: 0.369 | | C FF 85 X CH 78 | S CH 79 B FF 85 B FF 85 B CH 78 X CH 78 | | B FC 89 X FC 89 | | S FF 87 S FF 88 S FF 88 | | 4 | 1 | 1 | 0 | 0 | 1 | 3 | | | | | |
| 8 Hunter Pence, R OBP: 0.297, SLG: 0.377 | | C FF 84 C FF 85 B FF 85 X FF 86 | B SI 84 X FF 85 | B FF 85 B CH 78 B FF 86 X CH 78 | | B FF 84 F CH 77 B FF 85 X FC 85 | | X SI 96 | | 3 | 1 | 2 | 1 | 1 | 0 | 1 | | | | |
| 35 Brandon Crawford, L OBP: 0.279, SLG: 0.369 | | B CU 72 B CH 77 C CU 72 B CU 72 X FC 86 | D CH 78 B FC 84 T SAFE B CU 72 B FC 84 | | B CU 72 X FF 94 | | C FS 86 B FF 86 B FF 86 X FS 86 | | 3 | 0 | 1 | 0 | 1 | 0 | 1 | | | | | |
| 12 Joe Panik, L OBP: 0.322, SLG: 0.383 | | C CU 72 B FF 86 X FF 85 | B FF 84 F FC 85 X FF 84 | | B FF 84 X FF 84 | | X FF 97 | | 4 | 0 | 1 | 1 | 0 | 0 | 3 | | | | | |
| 40 Madison Bumgarner, R OBP: 0.273, SLG: 0.500 | | B FF 84 F FF 84 S CH 77 | S CH 77 S CH 77 | | C SI 80 F FF 81 S SL 80 | | | | 2 | 0 | 0 | 0 | 2 | 4 | | <p>livebaseballscores.com</p> <p>AB 31</p> <p>R 3</p> <p>H 9</p> <p>RBI 3</p> <p>BB 4</p> <p>SO 7</p> <p>LOB 19</p> | | | | |
| 37 Kelly Tomlinson, R OBP: 0.329, SLG: 0.295 | | | | | | | | | | 1 | 0 | 0 | 0 | 1 | 0 | | | | | |
| 60 Hunter Strickland, R OBP: 0.329, SLG: 0.295 | | | | | | | | | | 0 | 0 | 0 | 0 | 0 | 0 | | | | | |
| 49 Sam Dyson, R OBP: 0.329, SLG: 0.295 | | | | | | | | | | 0 | 0 | 0 | 0 | 0 | 0 | | | | | |
| Inning Stats | R: 0 H: 0 E: 0 K: 2 S: 10 | H: 0 R: 0 LOB: 0 P: 13 | R: 1 H: 3 E: 0 K: 1 S: 16 | H: 3 R: 0 LOB: 0 P: 24 | R: 0 H: 0 E: 0 K: 0 S: 13 | H: 0 R: 0 LOB: 2 P: 28 | R: 0 H: 1 E: 0 K: 2 S: 11 | H: 1 R: 0 LOB: 2 P: 19 | R: 0 H: 1 E: 0 K: 0 S: 9 | H: 1 R: 0 LOB: 1 P: 14 | R: 0 H: 0 E: 0 K: 0 S: 4 | H: 0 R: 0 LOB: 0 P: 11 | R: 1 H: 3 E: 0 K: 1 S: 11 | H: 3 R: 0 LOB: 0 P: 14 | R: 1 H: 1 E: 0 K: 1 S: 11 | | H: 1 R: 0 LOB: 0 P: 12 | 1B: 8 2B: 0 3B: 0 HR: 1 | SF: 0 SAC: 0 DP: 2 HBP: 0 | WP: 0 PA: 35 PB: 0 SB: 1 CS: 0 |
| PITCHER | IP: 4.2 WLS: 0 BF: 22 ERA: 3.7 | H: 5 R: 1 ER: 1 SO: 5 | BB: 3 IBB: 0 HBP: 0 BLK: 0 | WP: 0 HR: 0 S: 58 P: 96 | ERA: 1.93 WHIP: 1.714 | IP: 1.1 WLS: 0 BF: 4 ERA: 3.67 | H: 0 R: 0 ER: 0 SO: 0 | BB: 1 IBB: 0 HBP: 0 BLK: 0 | WP: 0 HR: 0 S: 10 P: 13 | ERA: 0.00 WHIP: 0.750 | IP: 0.1 WLS: 0 BF: 3 ERA: 2.45 | H: 1 R: 1 ER: 1 SO: 1 | BB: 0 IBB: 0 HBP: 0 BLK: 0 | WP: 0 HR: 0 S: 10 P: 13 | ERA: 27.00 WHIP: 9.000 | | IP: 1.2 WLS: 0 BF: 5 ERA: 2.49 | H: 1 R: 1 ER: 1 SO: 1 | BB: 0 IBB: 0 HBP: 0 BLK: 0 | WP: 0 PA: 35 PB: 0 SB: 1 CS: 0 |

| Batter | 1 | 2 | 3 | 4 | 5 | 6 | 7 | 8 | 9 | AB | R | H | RBI | BB | SO | LOB | TOP |
|--|---|----------------------------------|---------------------------------------|---------------------------------|---------------------------------------|---------------------------------|--------------------------------------|---------------------------------|---------------------------------------|---------------------------------|----------------------------------|------------------------------------|----------------------------------|--------|----|-----|--|
| 2 Denard Span, L (1,8) OBP: 0.318, SLG: 0.416 | G4-3 | G4-3 | | | | | FC4-6 | | | 3 | 0 | 0 | 0 | 1 | 0 | 3 | San Francisco Giants @ Washington Nationals Nationals Park, Washington, DC Sat Aug 12 2017, 10:07 PM - 1:17 AM EDT Att: 32,344 - Drizzle - 73 F |
| 12 Joe Panik, L (1,4) OBP: 0.322, SLG: 0.390 | HR | | F8 | | | | G6-3 | | | 4 | 1 | 1 | 1 | 0 | 0 | 2 | |
| 6 Jarrett Parker, L (1,7) OBP: 0.327, SLG: 0.490 | 1B | | K | | | | G6-3 | | | 4 | 0 | 1 | 0 | 0 | 1 | 1 | |
| 28 Buster Posey, R (1,2) OBP: 0.410, SLG: 0.484 | G1-3 | | | | | | | | | 3 | 0 | 1 | 0 | 1 | 0 | 1 | |
| 48 Pablo Sandoval, S (1,5) OBP: 0.274, SLG: 0.365 | K | | | | | | | | | 4 | 0 | 1 | 0 | 0 | 2 | 3 | |
| 35 Brandon Crawford, L (1,6) OBP: 0.279, SLG: 0.393 | 1B | | | | | | | | | 4 | 0 | 1 | 0 | 0 | 0 | 2 | |
| 8 Hunter Pence, R (1,9) OBP: 0.297, SLG: 0.376 | 1B | | K | | | | | | | 4 | 0 | 1 | 0 | 0 | 2 | 1 | |
| 63 Ryder Jones, L (1,3) OBP: 0.204, SLG: 0.217 | | | K | | | | | | | 3 | 0 | 1 | 0 | 0 | 1 | 2 | |
| 37 Kely Tomlinson, R (9,PH) OBP: 0.292 | | | | | | | | | | 1 | 0 | 0 | 0 | 0 | 1 | 0 | |
| 29 Jeff Samardzija, R (1,1) OBP: 0.104, SLG: 0.208 | | | | | | | | | | 2 | 0 | 0 | 0 | 0 | 0 | 2 | |
| 39 Carlos Moncrief, L (7,PH) OBP: 0.333, SLG: 0.364 | F8 | | | | | | | | | 1 | 0 | 0 | 0 | 0 | 0 | 1 | |
| 61 Josh Osich, L (7,1) | | | | | | | | | | 0 | 0 | 0 | 0 | 0 | 0 | 0 | |
| 41 Mark Melancon, R (8,1) | | | | | | | | | | 0 | 0 | 0 | 0 | 0 | 0 | 0 | |
| 5 Nick Hundley, R (9,PH) OBP: 0.295, SLG: 0.453 | | | | | | | | | | 1 | 0 | 0 | 0 | 0 | 0 | 0 | |
| Inning Stats | R: 1 H: 2 E: 0 K: 1 S: 12 | H: 2 R: 0 ER: 0 LOB: 23 | R: 0 H: 2 E: 0 K: 1 S: 16 | H: 0 R: 0 ER: 0 LOB: 1 | R: 0 H: 0 E: 0 K: 2 S: 10 | H: 0 R: 0 ER: 0 LOB: 1 | R: 0 H: 0 E: 0 K: 0 S: 7 | H: 1 R: 0 ER: 0 LOB: 1 | R: 0 H: 1 E: 0 K: 0 S: 12 | H: 0 R: 0 ER: 0 LOB: 0 | 1B: 5 2B: 1 3B: 0 HR: 1 | SF: 0 SAC: 0 DP: 0 HBP: 0 | WP: 0 PB: 0 SB: 1 CS: 0 | PA: 36 | | | |
| PITCHER | IP WLS BF H R ER SO BB IBB HBP BLK WP HR S P ERA WHIP | | | | | | | | | | | | | | | | |
| 40 Edwin Jackson, R (1,1) ERA: 3.86 | 6.0 W 25 5 1 1 5 2 0 0 0 0 0 1 58 100 1.50 1.167 | | | | | | | | | | | | | | | | |
| 21 Brandon Kintzler, R (7,1) ERA: 2.45 | 1.0 H 4 1 0 0 0 0 0 0 0 0 0 0 7 12 0.00 1.000 | | | | | | | | | | | | | | | | |
| 44 Ryan Madson, R (8,1) ERA: 1.69 | 1.0 H 4 1 0 0 0 0 0 0 0 0 0 0 12 17 0.00 1.000 | | | | | | | | | | | | | | | | |
| 62 Sean Doolittle, L (9,1) ERA: 3.34 | 1.0 S 3 0 0 0 2 0 0 0 0 0 0 0 9 12 0.00 0.000 | | | | | | | | | | | | | | | | |

| Batter | 1 | 2 | 3 | 4 | 5 | 6 | 7 | 8 | 9 | AB | R | H | RBI | BB | SO | LOB | BOTTOM |
|--|---|----------------------------------|--------------------------------------|---------------------------------|---------------------------------------|---------------------------------|---------------------------------------|---------------------------------|---------------------------------------|---------------------------------|----------------------------------|------------------------------------|----------------------------------|--------|----|-----|--|
| 8 Brian Goodwin, L (1,8) OBP: 0.310, SLG: 0.498 | G4-3 | | | | | | | F7 | | 5 | 0 | 1 | 0 | 0 | 1 | 4 | San Francisco Giants @ Washington Nationals Nationals Park, Washington, DC Sat Aug 12 2017, 10:07 PM - 1:17 AM EDT Att: 32,344 - Drizzle - 73 F |
| 1 Wilmer Difo, S (1,6) OBP: 0.341, SLG: 0.389 | G3 | | | | | | | | | 4 | 1 | 2 | 0 | 0 | 1 | 2 | |
| 34 Bryce Harper, L (1,9) OBP: 0.419, SLG: 0.614 | G3 | | | | | | | | | 1 | 0 | 0 | 0 | 0 | 0 | 1 | |
| 45 Andrew Stevenson, L (2,8) OBP: 0.111, SLG: 0.111 | | | | | | | | | | 3 | 0 | 0 | 0 | 0 | 1 | 1 | |
| 11 Ryan Zimmerman, R (1,3) OBP: 0.359, SLG: 0.583 | 2B | | | | | | | | | 3 | 1 | 2 | 1 | 1 | 0 | 0 | |
| 20 Daniel Murphy, L (1,4) OBP: 0.383, SLG: 0.569 | 1B | | | | | | | | | 3 | 0 | 1 | 1 | 1 | 1 | 1 | |
| 6 Anthony Rendon, R (1,5) OBP: 0.405, SLG: 0.549 | F7 | | | | | | | | | 4 | 1 | 1 | 0 | 0 | 0 | 3 | |
| 26 Adam Lind, L (1,7) OBP: 0.354, SLG: 0.522 | | | | | | | | | | 3 | 0 | 3 | 1 | 1 | 0 | 0 | |
| 62 Sean Doolittle, L (9,1) ERA: 3.34 | | | | | | | | | | 0 | 0 | 0 | 0 | 0 | 0 | 0 | |
| 32 Matt Wieters, S (1,2) OBP: 0.293, SLG: 0.373 | P5 | | | | | | | | | 4 | 0 | 0 | 0 | 0 | 0 | 4 | |
| 40 Edwin Jackson, R (1,1) ERA: 4.74 | | | | | | | | | | 3 | 0 | 1 | 0 | 0 | 2 | 2 | |
| 21 Brandon Kintzler, R (7,1) ERA: 5.45 | | | | | | | | | | 0 | 0 | 0 | 0 | 0 | 0 | 0 | |
| 44 Ryan Madson, L (8,1) | | | | | | | | | | 0 | 0 | 0 | 0 | 0 | 0 | 0 | |
| 4 Howie Kendrick, R (9,7) OBP: 0.396, SLG: 0.472 | | | | | | | | | | 1 | 0 | 0 | 0 | 0 | 1 | 1 | |
| Inning Stats | R: 2 H: 3 E: 0 K: 0 S: 16 | H: 1 R: 0 ER: 0 LOB: 23 | R: 0 H: 0 E: 0 K: 2 S: 9 | H: 0 R: 0 ER: 0 LOB: 0 | R: 0 H: 2 E: 0 K: 1 S: 16 | H: 1 R: 0 ER: 0 LOB: 2 | R: 1 H: 2 E: 0 K: 1 S: 12 | H: 1 R: 0 ER: 0 LOB: 2 | R: 0 H: 1 E: 0 K: 1 S: 12 | H: 1 R: 0 ER: 0 LOB: 0 | 1B: 8 2B: 4 3B: 0 HR: 0 | SF: 0 SAC: 0 DP: 1 HBP: 0 | WP: 0 PB: 0 SB: 0 CS: 0 | PA: 37 | | | |
| PITCHER | IP WLS BF H R ER SO BB IBB HBP BLK WP HR S P ERA WHIP | | | | | | | | | | | | | | | | |
| 29 Jeff Samardzija, R (1,1) ERA: 4.74 | 6.0 L 28 9 3 3 6 1 0 0 0 0 0 0 79 120 4.50 1.667 | | | | | | | | | | | | | | | | |
| 61 Josh Osich, L (7,1) ERA: 5.45 | 1.0 5 1 0 0 0 2 0 0 0 0 0 0 8 18 0.00 3.000 | | | | | | | | | | | | | | | | |
| 41 Mark Melancon, R (8,1) ERA: 4.15 | 1.0 4 1 0 0 1 0 0 0 0 0 0 0 12 19 0.00 1.000 | | | | | | | | | | | | | | | | |

| Batter | 1 | 2 | 3 | 4 | 5 | 6 | 7 | 8 | 9 | AB | R | H | RBI | BB | SO | LOB | TOP | | | | | | |
|--|---|---|---|---|---|---|---|---|---|---|---|---|---|---|---|---|---|---|---|---|---|---|---|
| 12 Joe Panik, L OBP: 0.327, SLG: 0.393 | | | | | | | | | | 4 | 0 | 3 | 2 | 1 | 0 | 1 | | | | | | | |
| 35 Brandon Crawford, L OBP: 0.278, SLG: 0.364 | | | | | | | | | | 4 | 0 | 0 | 0 | 1 | 1 | 3 | | | | | | | |
| 6 Jarrett Parker, L OBP: 0.298, SLG: 0.444 | | | | | | | | | | 5 | 0 | 0 | 0 | 0 | 4 | 5 | | | | | | | |
| 48 Pablo Sandoval, S OBP: 0.264, SLG: 0.350 | | | | | | | | | | 5 | 0 | 0 | 0 | 0 | 1 | 3 | | | | | | | |
| 5 Nick Hundley, R OBP: 0.294, SLG: 0.454 | | | | | | | | | | 4 | 1 | 1 | 0 | 0 | 1 | 0 | | | | | | | |
| 63 Ryder Jones, L OBP: 0.226, SLG: 0.260 | | | | | | | | | | 4 | 1 | 2 | 0 | 0 | 0 | 0 | | | | | | | |
| 39 Carlos Moncrief, L OBP: 0.290, SLG: 0.335 | | | | | | | | | | 2 | 1 | 1 | 0 | 1 | 0 | 0 | | | | | | | |
| 37 Kelby Tomlinson, R OBP: 0.322, SLG: 0.292 | | | | | | | | | | 3 | 1 | 2 | 1 | 1 | 0 | 1 | | | | | | | |
| 66 Gorkys Hernández, R OBP: 0.331, SLG: 0.332 | | | | | | | | | | 2 | 0 | 0 | 0 | 0 | 0 | 3 | | | | | | | |
| 34 Chris Stratton, R | | | | | | | | | | 0 | 0 | 0 | 0 | 0 | 0 | 3 | | | | | | | |
| 61 Josh Osich, L | | | | | | | | | | 0 | 0 | 0 | 0 | 0 | 0 | 0 | | | | | | | |
| 8 Hunter Pence, R OBP: 0.290, SLG: 0.375 | | | | | | | | | | 1 | 0 | 0 | 0 | 0 | 0 | 1 | | | | | | | |
| 60 Hunter Strickland, R | | | | | | | | | | 0 | 0 | 0 | 0 | 0 | 0 | 0 | | | | | | | |
| 49 Sam Dyson, R | | | | | | | | | | 0 | 0 | 0 | 0 | 0 | 0 | 0 | | | | | | | |
| Inning Stats | R: 0 E: 0 K: 3 S: 13 | H: 1 LOB: 1 BB: 0 P: 19 | R: 3 E: 0 K: 2 S: 15 | H: 3 LOB: 2 BB: 2 P: 28 | R: 0 E: 0 K: 0 S: 5 | H: 0 LOB: 0 BB: 0 P: 7 | R: 0 E: 0 K: 0 S: 9 | H: 0 LOB: 1 BB: 1 P: 18 | R: 0 E: 0 K: 1 S: 9 | H: 0 LOB: 0 BB: 0 P: 12 | R: 0 E: 0 K: 0 S: 11 | H: 2 LOB: 2 BB: 0 P: 16 | R: 0 E: 0 K: 0 S: 8 | H: 1 LOB: 1 BB: 0 P: 13 | R: 1 E: 0 K: 0 S: 14 | H: 2 LOB: 1 BB: 0 P: 20 | R: 0 E: 0 K: 1 S: 7 | H: 0 LOB: 1 BB: 1 P: 13 | 1B: 6 2B: 3 3B: 0 HR: 0 | SF: 1 SAC: 1 DP: 0 HBP: 0 | WP: 0 PB: 0 SB: 2 CS: 0 | PA: 40 | |
| PITCHER | IP WLS BF H R ER SO BB IBB HBP BLK WP HR S P ERA WHIP | IP WLS BF H R ER SO BB IBB HBP BLK WP HR S P ERA WHIP | IP WLS BF H R ER SO BB IBB HBP BLK WP HR S P ERA WHIP | IP WLS BF H R ER SO BB IBB HBP BLK WP HR S P ERA WHIP | IP WLS BF H R ER SO BB IBB HBP BLK WP HR S P ERA WHIP | IP WLS BF H R ER SO BB IBB HBP BLK WP HR S P ERA WHIP | IP WLS BF H R ER SO BB IBB HBP BLK WP HR S P ERA WHIP | IP WLS BF H R ER SO BB IBB HBP BLK WP HR S P ERA WHIP | IP WLS BF H R ER SO BB IBB HBP BLK WP HR S P ERA WHIP | IP WLS BF H R ER SO BB IBB HBP BLK WP HR S P ERA WHIP | IP WLS BF H R ER SO BB IBB HBP BLK WP HR S P ERA WHIP | IP WLS BF H R ER SO BB IBB HBP BLK WP HR S P ERA WHIP | IP WLS BF H R ER SO BB IBB HBP BLK WP HR S P ERA WHIP | IP WLS BF H R ER SO BB IBB HBP BLK WP HR S P ERA WHIP | IP WLS BF H R ER SO BB IBB HBP BLK WP HR S P ERA WHIP | IP WLS BF H R ER SO BB IBB HBP BLK WP HR S P ERA WHIP | IP WLS BF H R ER SO BB IBB HBP BLK WP HR S P ERA WHIP | IP WLS BF H R ER SO BB IBB HBP BLK WP HR S P ERA WHIP | IP WLS BF H R ER SO BB IBB HBP BLK WP HR S P ERA WHIP | IP WLS BF H R ER SO BB IBB HBP BLK WP HR S P ERA WHIP | IP WLS BF H R ER SO BB IBB HBP BLK WP HR S P ERA WHIP | IP WLS BF H R ER SO BB IBB HBP BLK WP HR S P ERA WHIP | IP WLS BF H R ER SO BB IBB HBP BLK WP HR S P ERA WHIP |

San Francisco Giants @ Washington Nationals
Nationals Park, Washington, DC
Sun Aug 13 2017, 1:07 PM - 4:14 PM EDT
Att: 30,866 - Sunny - 82 F

| | |
|-----|----|
| AB | 34 |
| R | 4 |
| H | 9 |
| RBI | 4 |
| BB | 4 |
| SO | 7 |
| LOB | 17 |



| Batter | 1 | 2 | 3 | 4 | 5 | 6 | 7 | 8 | 9 | AB | R | H | RBI | BB | SO | LOB | BOTTOM | | | | | | | |
|--|---|---|---|---|---|---|---|---|---|---|---|---|---|---|---|---|---|---|---|---|---|---|---|---|
| 8 Brian Goodwin, L OBP: 0.313, SLG: 0.498 | | | | | | | | | | 4 | 1 | 2 | 0 | 0 | 0 | 1 | | | | | | | | |
| 3 Michael Taylor, R OBP: 0.320, SLG: 0.510 | | | | | | | | | | 4 | 0 | 0 | 0 | 0 | 3 | 2 | | | | | | | | |
| 5 Adrián Sánchez, R OBP: 0.300, SLG: 0.359 | | | | | | | | | | 4 | 1 | 2 | 2 | 0 | 1 | 1 | | | | | | | | |
| 6 Anthony Rendon, R OBP: 0.405, SLG: 0.557 | | | | | | | | | | 4 | 0 | 0 | 0 | 0 | 1 | 1 | | | | | | | | |
| 11 Ryan Zimmerman, R OBP: 0.355, SLG: 0.577 | | | | | | | | | | 4 | 0 | 0 | 0 | 0 | 1 | 0 | | | | | | | | |
| 26 Adam Lind, L OBP: 0.356, SLG: 0.511 | | | | | | | | | | 4 | 0 | 1 | 0 | 0 | 2 | 0 | | | | | | | | |
| 1 Wilmer Difo, S OBP: 0.339, SLG: 0.386 | | | | | | | | | | 4 | 0 | 2 | 0 | 0 | 1 | 1 | | | | | | | | |
| 45 Andrew Stevenson, L OBP: 0.182, SLG: 0.182 | | | | | | | | | | 4 | 0 | 2 | 0 | 0 | 1 | 1 | | | | | | | | |
| 59 Jose Lobaton, S OBP: 0.227, SLG: 0.296 | | | | | | | | | | 2 | 0 | 0 | 0 | 1 | 1 | 2 | | | | | | | | |
| 4 Howie Kendrick, R OBP: 0.394, SLG: 0.469 | | | | | | | | | | 1 | 0 | 0 | 0 | 0 | 1 | 0 | | | | | | | | |
| 22 A.J. Cole, R | | | | | | | | | | 2 | 0 | 0 | 0 | 0 | 1 | 1 | | | | | | | | |
| 36 Sammy Solis, R | | | | | | | | | | 0 | 0 | 0 | 0 | 0 | 0 | 0 | | | | | | | | |
| 20 Daniel Murphy, L OBP: 0.382, SLG: 0.567 | | | | | | | | | | 1 | 0 | 0 | 0 | 0 | 0 | 2 | | | | | | | | |
| 33 Matt Grace, L | | | | | | | | | | 0 | 0 | 0 | 0 | 0 | 0 | 0 | | | | | | | | |
| Inning Stats | R: 0 E: 0 K: 1 S: 12 | H: 1 LOB: 1 BB: 0 P: 15 | R: 0 E: 0 K: 3 S: 12 | H: 1 LOB: 0 BB: 0 P: 16 | R: 0 E: 0 K: 1 S: 15 | H: 1 LOB: 0 BB: 0 P: 22 | R: 0 E: 0 K: 2 S: 9 | H: 0 LOB: 0 BB: 0 P: 13 | R: 0 E: 0 K: 1 S: 8 | H: 1 LOB: 1 BB: 0 P: 11 | R: 0 E: 0 K: 1 S: 6 | H: 0 LOB: 0 BB: 0 P: 10 | R: 0 E: 0 K: 1 S: 14 | H: 1 LOB: 2 BB: 1 P: 24 | R: 2 E: 0 K: 1 S: 13 | H: 2 LOB: 0 BB: 0 P: 19 | R: 0 E: 0 K: 1 S: 6 | H: 0 LOB: 0 BB: 0 P: 10 | 1B: 6 2B: 0 3B: 0 HR: 1 | SF: 0 SAC: 0 DP: 0 HBP: 0 | WP: 0 PB: 0 SB: 1 CS: 0 | PA: 35 | | |
| PITCHER | IP WLS BF H R ER SO BB IBB HBP BLK WP HR S P ERA WHIP | IP WLS BF H R ER SO BB IBB HBP BLK WP HR S P ERA WHIP | IP WLS BF H R ER SO BB IBB HBP BLK WP HR S P ERA WHIP | IP WLS BF H R ER SO BB IBB HBP BLK WP HR S P ERA WHIP | IP WLS BF H R ER SO BB IBB HBP BLK WP HR S P ERA WHIP | IP WLS BF H R ER SO BB IBB HBP BLK WP HR S P ERA WHIP | IP WLS BF H R ER SO BB IBB HBP BLK WP HR S P ERA WHIP | IP WLS BF H R ER SO BB IBB HBP BLK WP HR S P ERA WHIP | IP WLS BF H R ER SO BB IBB HBP BLK WP HR S P ERA WHIP | IP WLS BF H R ER SO BB IBB HBP BLK WP HR S P ERA WHIP | IP WLS BF H R ER SO BB IBB HBP BLK WP HR S P ERA WHIP | IP WLS BF H R ER SO BB IBB HBP BLK WP HR S P ERA WHIP | IP WLS BF H R ER SO BB IBB HBP BLK WP HR S P ERA WHIP | IP WLS BF H R ER SO BB IBB HBP BLK WP HR S P ERA WHIP | IP WLS BF H R ER SO BB IBB HBP BLK WP HR S P ERA WHIP | IP WLS BF H R ER SO BB IBB HBP BLK WP HR S P ERA WHIP | IP WLS BF H R ER SO BB IBB HBP BLK WP HR S P ERA WHIP | IP WLS BF H R ER SO BB IBB HBP BLK WP HR S P ERA WHIP | IP WLS BF H R ER SO BB IBB HBP BLK WP HR S P ERA WHIP | IP WLS BF H R ER SO BB IBB HBP BLK WP HR S P ERA WHIP | IP WLS BF H R ER SO BB IBB HBP BLK WP HR S P ERA WHIP | IP WLS BF H R ER SO BB IBB HBP BLK WP HR S P ERA WHIP | IP WLS BF H R ER SO BB IBB HBP BLK WP HR S P ERA WHIP | IP WLS BF H R ER SO BB IBB HBP BLK WP HR S P ERA WHIP |

San Francisco Giants @ Washington Nationals
Nationals Park, Washington, DC
Sun Aug 13 2017, 1:07 PM - 4:14 PM EDT
Att: 30,866 - Sunny - 82 F

| | |
|-----|----|
| AB | 34 |
| R | 2 |
| H | 7 |
| RBI | 2 |
| BB | 1 |
| SO | 12 |
| LOB | 11 |



| Batter | 1 | 2 | 3 | 4 | 5 | 6 | 7 | 8 | 9 | AB | R | H | RBI | BB | SO | LOB | TOP | | | | | | | | | | | |
|--|--------------------------------------|----------------------------------|--------------------------------------|----------------------------------|---------------------------------------|----------------------------------|--------------------------------------|----------------------------------|---------------------------------------|----------------------------------|---------------------------------------|----------------------------------|---------------------------------------|----------------------------------|---------------------------------------|----------------------------------|---|---------------------------------------|----------------------------------|-----------------------------------|------------------------------------|----------------------------------|--------|--|--|--|--|--|
| 2 Denard Span, L (1,8) OBP: 0.324, SLG: 0.428 | L4 | | HR | | BB | | E9 2B | | G6-3 | 4 | 3 | 2 | 1 | 0 | 0 | | San Francisco Giants @ Miami Marlins Marlins Park, Miami, FL Tue Aug 15 2017, 7:11 PM - 10:23 PM EDT Att: 21,694 - Roof Closed - 80 F | | | | | | | | | | | |
| 8 Hunter Pence, R (1,9) OBP: 0.301, SLG: 0.376 62 Cory Garrin, R (9,1) | BB | | G4-3 | | F7 | | L1-6 2B | | G6-3 | 4 | 0 | 1 | 2 | 1 | 0 | 3 | | | | | | | | | | | | |
| 6 Jarrett Parker, L (1,7) OBP: 0.289, SLG: 0.391 | F7 | | K | | PO | | L1-6 2B | | P6 | 5 | 0 | 1 | 0 | 0 | 1 | 2 | | | | | | | | | | | | |
| 28 Buster Posey, R (1,2) OBP: 0.406, SLG: 0.473 | FC6-4 | | | | | | G5-3 | | F9 | 5 | 0 | 2 | 0 | 0 | 0 | 1 | | | | | | | | | | | | |
| 48 Pablo Sandoval, S (1,5) OBP: 0.255, SLG: 0.356 | G6-3 | | L7 | | F6 | | K2-3 | | K2-3 | 4 | 0 | 0 | 0 | 0 | 1 | 3 | | | | | | | | | | | | |
| 35 Brandon Crawford, L (1,6) OBP: 0.274, SLG: 0.359 | G6-3 | | K | | K | | K2-3 | | | 4 | 0 | 0 | 0 | 0 | 3 | 3 | | | | | | | | | | | | |
| 63 Ryder Jones, L (1,3) OBP: 0.230, SLG: 0.328 | K | | | | G4-3 | | HR | | | 4 | 2 | 2 | 1 | 0 | 1 | 2 | | | | | | | | | | | | |
| 37 Kelby Tomlinson, R (1,4) OBP: 0.323, SLG: 0.291 | | | HR | | G3 | | P4 | | | 4 | 2 | 2 | 0 | 0 | 0 | 1 | | | | | | | | | | | | |
| 40 Madison Bumgarner, R (1,1) ERA: 3.8 39 Carlos Mencia, L (7,PH) OBP: 0.269, SLG: 0.390 41 Mark Melancon, R (7,1) ERA: 3.52 60 Hunter Strickland, R (8,1) ERA: 2.05 66 Gorkys Hernandez, R (9,PH) OBP: 0.336, SLG: 0.331 | G6-3 | | G6-3 | | G6-3 | | | | | 2 | 0 | 1 | 1 | 0 | 0 | 1 | | | | | | | | | | | | |
| Inning Stats | R: 0 H: 0 E: 0 K: 0 S: 9 | H: 0 LOB: 1 BB: 1 P: 15 | R: 0 H: 0 E: 0 K: 1 S: 8 | H: 0 LOB: 0 BB: 0 P: 13 | R: 2 H: 2 E: 0 K: 1 S: 11 | H: 2 LOB: 0 BB: 0 P: 15 | R: 0 H: 1 E: 0 K: 1 S: 7 | H: 1 LOB: 1 BB: 0 P: 12 | R: 1 H: 2 E: 0 K: 0 S: 11 | H: 2 LOB: 2 BB: 1 P: 22 | R: 0 H: 2 E: 0 K: 1 S: 11 | H: 2 LOB: 2 BB: 0 P: 15 | R: 3 H: 4 E: 1 K: 0 S: 16 | H: 4 LOB: 0 BB: 0 P: 27 | R: 1 H: 1 E: 0 K: 2 S: 11 | H: 1 LOB: 0 BB: 0 P: 18 | | R: 2 H: 2 E: 0 K: 0 S: 12 | H: 2 LOB: 0 BB: 0 P: 20 | 1B: 10 2B: 4 3B: 0 HR: 2 | SF: 0 SAC: 0 DP: 2 HBP: 0 | WP: 1 PB: 0 SB: 1 CS: 1 | PA: 41 | | | | | |
| PITCHER | IP | WLS | BF | H | R | ER | SO | BB | IBB | HBP | BLK | WP | HR | S | P | ERA | WHIP | | | | | | | | | | | |
| 58 Dan Strally, R (1,1) ERA: 3.8 | 5.0 | | 20 | 5 | 3 | 3 | 3 | 2 | 0 | 0 | 0 | 0 | 0 | 1 | 48 | 77 | 5.40 | 1.400 | | | | | | | | | | |
| 43 Odrisamer Despaigne, R (6,1) ERA: 3.52 | 1.0 | H | 5 | 2 | 0 | 0 | 1 | 0 | 0 | 0 | 0 | 0 | 0 | 11 | 15 | 0.00 | 2.000 | | | | | | | | | | | |
| 25 Junichi Tazawa, R (7,1) ERA: 5.4 | 0.0 | L | 4 | 4 | 3 | 3 | 0 | 0 | 0 | 0 | 0 | 1 | 0 | 9 | 14 | ∞ | ∞ | | | | | | | | | | | |
| 71 Drew Steckenrider, R (7,1) ERA: 2.0 | 1.0 | | 2 | 0 | 0 | 0 | 0 | 0 | 0 | 0 | 0 | 0 | 0 | 7 | 13 | 0.00 | 0.000 | | | | | | | | | | | |
| 46 Kyle Barraclough, R (8,1) ERA: 3.42 | 1.0 | | 4 | 1 | 1 | 1 | 2 | 0 | 0 | 0 | 0 | 0 | 1 | 11 | 18 | 9.00 | 1.000 | | | | | | | | | | | |
| PITCHER | IP | WLS | BF | H | R | ER | SO | BB | IBB | HBP | BLK | WP | HR | S | P | ERA | WHIP | | | | | | | | | | | |
| 49 Brian Ellington, R (9,1) ERA: 7.71 | 1.0 | | 5 | 2 | 2 | 1 | 0 | 0 | 0 | 0 | 0 | 0 | 0 | 12 | 20 | 9.00 | 2.000 | | | | | | | | | | | |

| Batter | 1 | 2 | 3 | 4 | 5 | 6 | 7 | 8 | 9 | AB | R | H | RBI | BB | SO | LOB | BOTTOM | | | | | | | | | | |
|--|---------------------------------------|----------------------------------|---------------------------------------|----------------------------------|---------------------------------------|----------------------------------|---------------------------------------|----------------------------------|---------------------------------------|----------------------------------|---------------------------------------|----------------------------------|---------------------------------------|----------------------------------|---------------------------------------|----------------------------------|---|----------------------------------|------------------------------------|----------------------------------|--------|--|--|--|--|--|--|
| 9 Dee Strange-Gordon, L (1,4) OBP: 0.336, SLG: 0.357 | G4-3 | | F7 | | G3 | | FC1-6 27 FC3-6 | | P6 | 5 | 0 | 0 | 0 | 0 | 0 | 2 | San Francisco Giants @ Miami Marlins Marlins Park, Miami, FL Tue Aug 15 2017, 7:11 PM - 10:23 PM EDT Att: 21,694 - Roof Closed - 80 F | | | | | | | | | | |
| 27 Giancarlo Stanton, R (1,9) OBP: 0.376, SLG: 0.666 | BB | | HR | | K | | FC3-6 13 FC6 | | BB | 4 | 2 | 2 | 1 | 1 | 1 | 1 | | | | | | | | | | | |
| 13 Marcell Ozuna, R (1,7) OBP: 0.364, SLG: 0.543 | BB | | HR | | K | | FC6 | | G4-3 | 5 | 1 | 2 | 0 | 0 | 1 | 2 | | | | | | | | | | | |
| 21 Christian Yelich, L (1,8) OBP: 0.369, SLG: 0.433 | 2B | | 1B | | K | | | | K | 4 | 0 | 2 | 1 | 0 | 2 | 0 | | | | | | | | | | | |
| 11 J.T. Realmuto, R (1,3) OBP: 0.356, SLG: 0.468 | P5 | | SF7 | | K | | | | K | 3 | 0 | 2 | 1 | 0 | 0 | 2 | | | | | | | | | | | |
| 12 Mike Aviles, R (1,5) OBP: 0.243, SLG: 0.314 32 Derek Dietrich, L (8,PH) OBP: 0.326, SLG: 0.399 | F8 | | L8 | | K | | G6-3 | | 1B | 3 | 0 | 0 | 0 | 0 | 0 | 4 | | | | | | | | | | | |
| 17 A.J. Ellis, R (1,2) ERA: 2.99 18 Tomas Telis, S (6,PH) OBP: 0.250, SLG: 0.366 | K | | HR | | K | | G4-6-3 19 | | L8 | 2 | 1 | 1 | 1 | 1 | 1 | 0 | | | | | | | | | | | |
| 19 Miguel Rojas, R (1,6) OBP: 0.362, SLG: 0.338 | F8 | | HR | | G4-6-3 9 CS 58 SH1 | | | | L4 | 4 | 0 | 1 | 0 | 0 | 0 | 4 | | | | | | | | | | | |
| 58 Dan Strally, R (1,1) ERA: 3.8 43 Odrisamer Despaigne, R (6,1) ERA: 3.52 25 Junichi Tazawa, R (7,1) ERA: 5.4 71 Drew Steckenrider, R (7,1) ERA: 2.05 51 Ichiro Suzuki, L (7,PH) OBP: 0.362, SLG: 0.390 46 Kyle Barraclough, R (8,1) ERA: 3.42 49 Brian Ellington, R (9,1) ERA: 7.71 28 Tyler Moore, R (9,PH) OBP: 0.266, SLG: 0.267 | G4-3 | | | | SH1 | | | | F8 | 1 | 0 | 0 | 0 | 0 | 0 | 0 | | | | | | | | | | | |
| Inning Stats | R: 1 H: 3 E: 0 K: 0 S: 13 | H: 3 LOB: 2 BB: 0 P: 22 | R: 0 H: 0 E: 0 K: 1 S: 10 | H: 0 LOB: 0 BB: 0 P: 13 | R: 2 H: 3 E: 1 K: 0 S: 13 | H: 3 LOB: 1 BB: 0 P: 17 | R: 1 H: 2 E: 0 K: 0 S: 10 | H: 2 LOB: 0 BB: 0 P: 14 | R: 0 H: 1 E: 0 K: 0 S: 11 | H: 1 LOB: 1 BB: 1 P: 18 | R: 0 H: 1 E: 0 K: 0 S: 10 | H: 1 LOB: 1 BB: 0 P: 13 | R: 0 H: 2 E: 0 K: 1 S: 12 | H: 2 LOB: 2 BB: 0 P: 15 | R: 0 H: 0 E: 0 K: 0 S: 10 | H: 0 LOB: 1 BB: 1 P: 17 | | 1B: 8 2B: 2 3B: 0 HR: 2 | SF: 1 SAC: 1 DP: 1 HBP: 0 | WP: 0 PB: 0 SB: 0 CS: 1 | PA: 39 | | | | | | |
| PITCHER | IP | WLS | BF | H | R | ER | SO | BB | IBB | HBP | BLK | WP | HR | S | P | ERA | WHIP | | | | | | | | | | |
| 40 Madison Bumgarner, L (1,1) ERA: 2.99 | 6.0 | W | 26 | 9 | 4 | 4 | 4 | 1 | 0 | 0 | 0 | 0 | 0 | 2 | 66 | 9.00 | 1.667 | | | | | | | | | | |
| 41 Mark Melancon, R (7,1) ERA: 3.97 | 1.0 | H | 4 | 1 | 0 | 0 | 0 | 0 | 0 | 0 | 0 | 0 | 0 | 10 | 13 | 0.00 | 1.000 | | | | | | | | | | |
| 60 Hunter Strickland, R (8,1) ERA: 2.05 | 1.0 | H | 5 | 2 | 0 | 0 | 1 | 0 | 0 | 0 | 0 | 0 | 0 | 12 | 15 | 0.00 | 2.000 | | | | | | | | | | |
| 62 Cory Garrin, R (9,1) ERA: 2.04 | 1.0 | | 4 | 0 | 0 | 0 | 0 | 1 | 0 | 0 | 0 | 0 | 0 | 10 | 17 | 0.00 | 1.000 | | | | | | | | | | |

| Batter | 1 | 2 | 3 | 4 | 5 | 6 | 7 | 8 | 9 | AB | R | H | RBI | BB | SO | LOB | TOP | |
|--|---|----------------------------------|---------------------------------------|----------------------------------|---------------------------------------|----------------------------------|--------------------------------------|----------------------------------|--------------------------------------|----------------------------------|---------------------------------------|----------------------------------|--------------------------------------|----------------------------------|----------------------------------|------------------------------------|--|--------|
| 2 Denard Span, L (1,8) OBP: 0.321, SLG: 0.423 | G4-3 | | F8 | F8 | | | G6-3 | | | 4 | 0 | 0 | 0 | 0 | 0 | 1 | San Francisco Giants @ Miami Marlins Marlins Park, Miami, FL Wed Aug 16 2017, 1:12 PM - 4:01 PM EDT Att: 17,102 - Roof Closed - 79 F | |
| 8 Hunter Pence, R (1,9) OBP: 0.303, SLG: 0.377 61 Josh Osich, L (8,1) | 1B | | K | | | 48 6 1B G6-4-3 | K | | | 4 | 0 | 2 | 0 | 0 | 2 | 0 | | |
| 6 Jarrett Parker, L (1,7) OBP: 0.282, SLG: 0.397 | F8 | | 48 1B 35 E 1B | | | 48 1B 35 E G6-4-3 | 1B | | | 4 | 1 | 2 | 0 | 0 | 0 | 1 | | |
| 48 Pablo Sandoval, S (1,5) OBP: 0.262, SLG: 0.356 | G4-3 | | 35 E 1B | | | 39 1-3 BB | L3 | | | 3 | 0 | 1 | 0 | 1 | 0 | 3 | | |
| 35 Brandon Crawford, L (1,6) OBP: 0.274, SLG: 0.356 56 Albert Suárez, R (5,1) 39 Carlos Moncrief, L (8,PH) (8,9) | FC4-6 | | E3 | | | F9 | | | | 3 | 0 | 1 | 0 | 0 | 0 | 2 | | |
| 5 Nick Hundley, R (1,2) OBP: 0.296, SLG: 0.446 | L6 | | G4 | | | K | | | | 4 | 0 | 0 | 0 | 0 | 1 | 3 | | |
| 63 Ryder Jones, L (1,3) OBP: 0.246, SLG: 0.328 | 37 1B 37 G3 C4-6 | | | | | G6-3 | | | | 3 | 0 | 1 | 0 | 1 | 0 | 0 | | |
| 37 Kelby Tomlinson, R (1,4) OBP: 0.321, SLG: 0.289 | FC4-6 | | G3 | | | K | | | | 4 | 0 | 1 | 0 | 0 | 1 | 3 | | |
| 18 Matt Cain, R (1,1) OBP: 0.172, SLG: 0.241 46 Orlando Calixte, R (5,6) | K | | G2-3 | | | K | | | | 2 | 0 | 0 | 0 | 0 | 1 | 3 | | |
| | | | | | | | | | | 2 | 0 | 0 | 0 | 0 | 1 | 1 | | |
| Inning Stats | R: 0 H: 1 E: 0 K: 0 S: 12 | H: 1 LOB: 1 BB: 0 P: 21 | R: 0 H: 1 E: 0 K: 1 S: 14 | H: 1 LOB: 2 BB: 0 P: 24 | R: 1 H: 2 E: 1 K: 1 S: 14 | H: 2 LOB: 2 BB: 0 P: 19 | R: 0 H: 1 E: 0 K: 0 S: 9 | H: 1 LOB: 1 BB: 0 P: 13 | R: 0 H: 2 E: 0 K: 0 S: 7 | H: 0 LOB: 0 BB: 0 P: 10 | R: 0 H: 0 E: 0 K: 2 S: 12 | H: 0 LOB: 0 BB: 0 P: 17 | R: 0 H: 0 E: 0 K: 0 S: 3 | H: 1 LOB: 1 BB: 0 P: 10 | 1B: 8 2B: 1 3B: 0 HR: 0 | SF: 0 SAC: 0 DP: 2 HBP: 0 | WP: 0 PB: 0 SB: 0 CS: 0 | PA: 36 |
| PITCHER | IP WLS BF H R ER SO BB IBB HBP BLK WP HR S P ERA WHIP | | | | | | | | | | | | | | | | | |
| 62 José Ureña, R (1,1) ERA: 3.61 | 5.0 W 23 7 1 0 2 1 0 0 0 0 0 0 56 90 0.00 1.600 | | | | | | | | | | | | | | | | | |
| 49 Brian Ellington, R (6,1) ERA: 7.04 | 2.0 6 0 0 0 4 0 0 0 0 0 0 0 20 27 0.00 0.000 | | | | | | | | | | | | | | | | | |
| 40 Javy Guerra, R (8,1) ERA: 5.79 | 1.0 3 0 0 0 0 1 0 0 0 0 0 0 3 8 0.00 1.000 | | | | | | | | | | | | | | | | | |
| 29 Brad Ziegler, R (9,1) ERA: 5.4 | 1.0 4 1 0 0 0 0 0 0 0 0 0 0 7 10 0.00 1.000 | | | | | | | | | | | | | | | | | |

| Batter | 1 | 2 | 3 | 4 | 5 | 6 | 7 | 8 | 9 | AB | R | H | RBI | BB | SO | LOB | BOTTOM | | | |
|---|---|----------------------------------|--------------------------------------|----------------------------------|---------------------------------------|----------------------------------|--------------------------------------|----------------------------------|---------------------------------------|----------------------------------|--------------------------------------|----------------------------------|---------------------------------------|----------------------------------|---------------------------------------|----------------------------------|--|------------------------------------|----------------------------------|--------|
| 9 Dee Strange-Gordon, L (1,4) OBP: 0.335, SLG: 0.355 | CI 27 1B 13 1B | F8 | | G3 | | | G1-3 | | | 3 | 1 | 0 | 0 | 1 | 0 | 1 | San Francisco Giants @ Miami Marlins Marlins Park, Miami, FL Wed Aug 16 2017, 1:12 PM - 4:01 PM EDT Att: 17,102 - Roof Closed - 79 F | | | |
| 27 Giancarlo Stanton, R (1,9) OBP: 0.378, SLG: 0.665 | 13 1B 21 S FC5-4 | HBP | | G1-3 | | G6-3 | | | | 4 | 1 | 2 | 0 | 0 | 0 | 3 | | | | |
| 21 Christian Yelich, L (1,8) OBP: 0.366, SLG: 0.428 | K | K | | F7 | | K | | | | 5 | 0 | 0 | 0 | 0 | 3 | 4 | | | | |
| 13 Marcell Ozuna, R (1,7) OBP: 0.364, SLG: 0.541 | 11 FC5-4 1B | K | | 11 FC5-4 BB | | G2-3 | | | | 4 | 0 | 1 | 1 | 1 | 1 | 2 | | | | |
| 11 J.T. Realmuto, R (1,2) OBP: 0.352, SLG: 0.462 | FC5-4 18 2B 32 E 1-2H | K | | FC5-4 18 1B 32 S 1-2H | | F8 | | | | 5 | 2 | 0 | 1 | 0 | 2 | 3 | | | | |
| 32 Derek Dietrich, L (1,5) OBP: 0.328, SLG: 0.405 | E6 18 2B | | | 18 1B 3B | | 18 FC3-6 BB | | | | 3 | 2 | 1 | 0 | 1 | 0 | 1 | | | | |
| 18 Tomás Telis, S (1,3) OBP: 0.271, SLG: 0.400 | 2B | | | FC3-6 12 1B 1-2H | | F8 | | | | 4 | 1 | 2 | 3 | 0 | 0 | 2 | | | | |
| 12 Mike Aviles, R (1,6) OBP: 0.293, SLG: 0.368 40 Javy Guerra, R (8,1) 29 Brad Ziegler, R (9,1) | IBB | | | K | | 9 BB 51 1B 1B | | | | 3 | 1 | 2 | 1 | 1 | 1 | 1 | | | | |
| 62 José Ureña, R (1,1) OBP: 0.059, SLG: 0.088 51 Ichiro Suzuki, L (5,PH) 49 Brian Ellington, R (6,1) 19 Miguel Rojas, R (7,PH) (8,6) | K | | | K | | 9 BB 1B | | | | 2 | 0 | 0 | 0 | 0 | 2 | 3 | | | | |
| | | | | | | | | | | 1 | 0 | 1 | 1 | 0 | 0 | 0 | | | | |
| | | | | | | | | | | 1 | 0 | 1 | 1 | 0 | 0 | 0 | | | | |
| | | | | | | | | | | 1 | 0 | 1 | 1 | 0 | 0 | 0 | | | | |
| Inning Stats | R: 4 H: 3 E: 2 K: 2 S: 16 | H: 0 LOB: 1 BB: 0 P: 18 | R: 0 H: 0 E: 0 K: 2 S: 9 | H: 0 LOB: 0 BB: 0 P: 18 | R: 1 H: 2 E: 0 K: 3 S: 13 | H: 2 LOB: 1 BB: 0 P: 19 | R: 0 H: 0 E: 0 K: 0 S: 6 | H: 0 LOB: 0 BB: 0 P: 10 | R: 2 H: 2 E: 0 K: 0 S: 17 | H: 2 LOB: 3 BB: 3 P: 36 | R: 0 H: 0 E: 0 K: 1 S: 9 | H: 0 LOB: 0 BB: 0 P: 12 | R: 1 H: 2 E: 0 K: 0 S: 12 | H: 2 LOB: 1 BB: 0 P: 17 | R: 0 H: 1 E: 0 K: 1 S: 10 | H: 1 LOB: 1 BB: 0 P: 13 | 1B: 7 2B: 2 3B: 1 HR: 0 | SF: 0 SAC: 0 DP: 0 HBP: 1 | WP: 0 PB: 0 SB: 2 CS: 0 | PA: 41 |
| PITCHER | IP WLS BF H R ER SO BB IBB HBP BLK WP HR S P ERA WHIP | | | | | | | | | | | | | | | | | | | |
| 18 Matt Cain, R (1,1) ERA: 5.19 | 4.0 L 21 5 5 2 7 0 0 0 0 0 0 0 44 73 4.50 1.250 | | | | | | | | | | | | | | | | | | | |
| 56 Albert Suárez, R (5,1) ERA: 7.24 | 3.0 16 4 3 3 1 3 0 0 0 0 0 0 38 65 9.00 2.333 | | | | | | | | | | | | | | | | | | | |
| 61 Josh Osich, L (8,1) ERA: 5.25 | 1.0 4 1 0 0 1 0 0 0 0 0 0 0 10 13 0.00 1.000 | | | | | | | | | | | | | | | | | | | |

| | |
|-----|----|
| AB | 34 |
| R | 1 |
| H | 8 |
| RBI | 0 |
| BB | 2 |
| SO | 6 |
| LOB | 18 |



| Batter | 1 | 2 | 3 | 4 | 5 | 6 | 7 | 8 | 9 | AB | R | H | RBI | BB | SO | LOB | TOP | | | | | | | | |
|--|---|---|---|---|---|---|---|---|---|---|---|---|---|---|---|---|---|---|---|---|---|---|---|---|--|
| 16 César Hernández, S (1, 4) OBP: 0.359, SLG: 0.418 | | | | | | | | | | 4 | 0 | 1 | 0 | 0 | 0 | 0 | | | | | | | | | |
| 13 Freddy Galvis, S (1, 6) OBP: 0.307, SLG: 0.411 | | | | | | | | | | 4 | 0 | 1 | 2 | 0 | 0 | 0 | | | | | | | | | |
| 5 Nick Williams, L (1, 8) OBP: 0.339, SLG: 0.493 | | | | | | | | | | 4 | 0 | 0 | 0 | 0 | 2 | 2 | | | | | | | | | |
| 17 Rhys Hoskins, R (1, 7) OBP: 0.351, SLG: 0.500 | | | | | | | | | | 2 | 0 | 0 | 0 | 2 | 0 | 2 | | | | | | | | | |
| 7 Maikel Franco, R (1, 5) OBP: 0.276, SLG: 0.389 | | | | | | | | | | 3 | 0 | 0 | 0 | 1 | 1 | 2 | | | | | | | | | |
| 19 Tommy Joseph, R (1, 3) OBP: 0.292, SLG: 0.412 | | | | | | | | | | 4 | 0 | 0 | 0 | 0 | 0 | 3 | | | | | | | | | |
| 38 Jorge Alfaro, R (1, 2) OBP: 0.400, SLG: 0.550 | | | | | | | | | | 4 | 1 | 2 | 0 | 0 | 0 | 0 | | | | | | | | | |
| 30 Cameron Perkins, R (1, 9) OBP: 0.247, SLG: 0.232 | | | | | | | | | | 3 | 0 | 0 | 0 | 0 | 0 | 3 | | | | | | | | | |
| 31 Hyun Soo Kim, L (9, PH) OBP: 0.296, SLG: 0.263 | | | | | | | | | | 1 | 0 | 0 | 0 | 0 | 0 | 1 | | | | | | | | | |
| 56 Zach Efflin, R (1, 1) OBP: 0.143, SLG: 0.143 | | | | | | | | | | 2 | 0 | 0 | 0 | 0 | 2 | 0 | | | | | | | | | |
| 57 Luis García, R (6, 1) | | | | | | | | | | 0 | 0 | 0 | 0 | 0 | 0 | 0 | | | | | | | | | |
| 46 Jesen Therrien, R (7, 1) | | | | | | | | | | 0 | 0 | 0 | 0 | 0 | 0 | 0 | | | | | | | | | |
| 18 Pedro Florimón, S (8, PH) | | | | | | | | | | 0 | 1 | 0 | 0 | 1 | 0 | 0 | | | | | | | | | |
| 50 Héctor Neris, R (8, 1) | | | | | | | | | | 0 | 0 | 0 | 0 | 0 | 0 | 0 | | | | | | | | | |
| Inning Stats | R: 0 E: 0 K: 0 S: 7 | H: 0 LOB: 0 BB: 0 P: 10 | R: 0 E: 0 K: 1 S: 12 | H: 1 LOB: 2 BB: 1 P: 21 | R: 0 E: 0 K: 1 S: 6 | H: 0 LOB: 0 BB: 0 P: 12 | R: 0 E: 0 K: 0 S: 11 | H: 0 LOB: 0 BB: 1 P: 17 | R: 0 E: 0 K: 1 S: 6 | H: 0 LOB: 0 BB: 0 P: 9 | R: 0 E: 0 K: 1 S: 7 | H: 0 LOB: 0 BB: 0 P: 13 | R: 0 E: 0 K: 0 S: 8 | H: 0 LOB: 1 BB: 1 P: 15 | R: 2 E: 0 K: 1 S: 19 | H: 3 LOB: 2 BB: 1 P: 28 | R: 0 E: 1 K: 0 S: 17 | H: 0 LOB: 1 BB: 0 P: 22 | 1B: 4 2B: 0 3B: 0 HR: 0 | SF: 0 SAC: 0 DP: 1 HBP: 0 | WP: 1 PB: 0 SB: 0 CS: 0 | PA: 35 | | | |
| PITCHER | IP WLS BF H R ER SO BB IBB HBP BLK WP HR S P ERA WHIP | IP WLS BF H R ER SO BB IBB HBP BLK WP HR S P ERA WHIP | IP WLS BF H R ER SO BB IBB HBP BLK WP HR S P ERA WHIP | IP WLS BF H R ER SO BB IBB HBP BLK WP HR S P ERA WHIP | IP WLS BF H R ER SO BB IBB HBP BLK WP HR S P ERA WHIP | IP WLS BF H R ER SO BB IBB HBP BLK WP HR S P ERA WHIP | IP WLS BF H R ER SO BB IBB HBP BLK WP HR S P ERA WHIP | IP WLS BF H R ER SO BB IBB HBP BLK WP HR S P ERA WHIP | IP WLS BF H R ER SO BB IBB HBP BLK WP HR S P ERA WHIP | IP WLS BF H R ER SO BB IBB HBP BLK WP HR S P ERA WHIP | IP WLS BF H R ER SO BB IBB HBP BLK WP HR S P ERA WHIP | IP WLS BF H R ER SO BB IBB HBP BLK WP HR S P ERA WHIP | IP WLS BF H R ER SO BB IBB HBP BLK WP HR S P ERA WHIP | IP WLS BF H R ER SO BB IBB HBP BLK WP HR S P ERA WHIP | IP WLS BF H R ER SO BB IBB HBP BLK WP HR S P ERA WHIP | IP WLS BF H R ER SO BB IBB HBP BLK WP HR S P ERA WHIP | IP WLS BF H R ER SO BB IBB HBP BLK WP HR S P ERA WHIP | IP WLS BF H R ER SO BB IBB HBP BLK WP HR S P ERA WHIP | IP WLS BF H R ER SO BB IBB HBP BLK WP HR S P ERA WHIP | IP WLS BF H R ER SO BB IBB HBP BLK WP HR S P ERA WHIP | IP WLS BF H R ER SO BB IBB HBP BLK WP HR S P ERA WHIP | IP WLS BF H R ER SO BB IBB HBP BLK WP HR S P ERA WHIP | IP WLS BF H R ER SO BB IBB HBP BLK WP HR S P ERA WHIP | IP WLS BF H R ER SO BB IBB HBP BLK WP HR S P ERA WHIP | |
| 45 Matt Moore, L (1, 1) ERA: 5.54 | 7.1 W 27 2 2 2 4 4 0 0 0 0 0 0 65 111 2.46 0.818 | | | | | | | | | | | | | | | | | | | | | | | | |
| 62 Cory Gearin, R (8, 1) ERA: 2.04 | 0.0 2 2 0 0 0 0 0 0 0 0 0 0 0 4 6 ∞ ∞ | | | | | | | | | | | | | | | | | | | | | | | | |
| 61 Josh Osich, L (8, 1) ERA: 5.2 | 0.1 H 1 0 0 0 1 0 0 0 0 0 1 0 3 3 0.00 0.000 | | | | | | | | | | | | | | | | | | | | | | | | |
| 60 Hunter Strickland, R (8, 1) ERA: 2.28 | 0.1 H 1 0 0 0 0 0 0 0 0 0 0 0 4 5 0.00 0.000 | | | | | | | | | | | | | | | | | | | | | | | | |
| 59 Kyle Crick, R (9, 1) ERA: 2.98 | 1.0 4 0 0 0 0 0 0 0 0 0 0 0 0 17 22 0.00 0.000 | | | | | | | | | | | | | | | | | | | | | | | | |

Philadelphia Phillies @ San Francisco Giants
AT&T Park, San Francisco, CA
Fri Aug 18 2017, 7:16 PM - 10:07 PM PDT
Att: 39,487 - Clear - 63 F

AB 31
R 2
H 4
RBI 2
BB 4
SO 5
LOB 13



| Batter | 1 | 2 | 3 | 4 | 5 | 6 | 7 | 8 | 9 | AB | R | H | RBI | BB | SO | LOB | BOTTOM | | | | | | | |
|--|---|---|---|---|---|---|---|---|---|---|---|---|---|---|---|---|---|---|---|---|---|---|---|---|
| 2 Denard Span, L (1, 8) OBP: 0.323, SLG: 0.423 | | | | | | | | | | 5 | 1 | 3 | 1 | 0 | 0 | 0 | | | | | | | | |
| 59 Kyle Crick, L (9, 1) | | | | | | | | | | 0 | 0 | 0 | 0 | 0 | 0 | 0 | | | | | | | | |
| 8 Hunter Pence, R (1, 9) OBP: 0.309, SLG: 0.390 | | | | | | | | | | 4 | 2 | 2 | 1 | 0 | 0 | 1 | | | | | | | | |
| 66 Gorkys Hernández, R (8, PH) OBP: 0.329, SLG: 0.329 | | | | | | | | | | 1 | 0 | 0 | 0 | 0 | 0 | 1 | | | | | | | | |
| 6 Jarrett Parker, L (1, 7) OBP: 0.304, SLG: 0.440 | | | | | | | | | | 4 | 1 | 1 | 2 | 0 | 0 | 1 | | | | | | | | |
| 28 Buster Posey, R (1, 2) OBP: 0.408, SLG: 0.475 | | | | | | | | | | 4 | 0 | 1 | 0 | 0 | 1 | 2 | | | | | | | | |
| 5 Nick Hundley, R (9, 2) OBP: 0.296, SLG: 0.446 | | | | | | | | | | 0 | 0 | 0 | 0 | 0 | 0 | 0 | | | | | | | | |
| 48 Pablo Sandoval, S (1, 5) OBP: 0.268, SLG: 0.352 | | | | | | | | | | 3 | 2 | 2 | 1 | 1 | 0 | 1 | | | | | | | | |
| 46 Orlando Calixte, R (9, 5) OBP: 0.229, SLG: 0.194 | | | | | | | | | | 0 | 0 | 0 | 0 | 0 | 0 | 0 | | | | | | | | |
| 35 Brandon Crawford, L (1, 6) OBP: 0.279, SLG: 0.368 | | | | | | | | | | 3 | 2 | 2 | 2 | 1 | 0 | 1 | | | | | | | | |
| 63 Ryder Jones, L (1, 3) OBP: 0.233, SLG: 0.294 | | | | | | | | | | 4 | 0 | 0 | 0 | 0 | 3 | 4 | | | | | | | | |
| 37 Kelby Tomlinson, R (1, 4) OBP: 0.324, SLG: 0.302 | | | | | | | | | | 4 | 1 | 1 | 1 | 0 | 1 | 2 | | | | | | | | |
| 45 Matt Moore, L (1, 1) ERA: 5.54 | 5.0 L 24 7 6 6 2 2 0 0 0 0 0 0 7 86 10.80 1.800 | | | | | | | | | | | | | | | | | | | | | | | |
| 57 Luis García, R (6, 1) ERA: 2.96 | 1.0 3 0 0 0 2 0 0 0 0 0 0 0 7 12 0.00 0.000 | | | | | | | | | | | | | | | | | | | | | | | |
| 46 Jesen Therrien, R (7, 1) ERA: 6.48 | 1.0 4 1 0 0 1 0 0 0 0 0 0 0 14 23 0.00 1.000 | | | | | | | | | | | | | | | | | | | | | | | |
| 50 Héctor Neris, R (8, 1) ERA: 3.44 | 1.0 7 4 4 3 1 0 0 0 0 0 0 0 17 24 27.00 4.000 | | | | | | | | | | | | | | | | | | | | | | | |
| Inning Stats | R: 3 E: 0 K: 0 S: 13 | H: 4 LOB: 2 BB: 1 P: 21 | R: 1 E: 0 K: 0 S: 8 | H: 1 LOB: 0 BB: 0 P: 13 | R: 2 E: 0 K: 2 S: 10 | H: 1 LOB: 0 BB: 1 P: 18 | R: 0 E: 0 K: 0 S: 9 | H: 0 LOB: 0 BB: 0 P: 12 | R: 0 E: 0 K: 2 S: 7 | H: 0 LOB: 1 BB: 0 P: 12 | R: 0 E: 0 K: 1 S: 14 | H: 1 LOB: 1 BB: 0 P: 23 | R: 4 E: 1 K: 1 S: 17 | H: 4 LOB: 0 BB: 0 P: 24 | 1B: 6 2B: 4 3B: 0 HR: 2 | SF: 0 SAC: 0 DP: 1 HBP: 0 | WP: 0 PB: 0 SB: 1 CS: 0 | PA: 38 | | | | | | |
| PITCHER | IP WLS BF H R ER SO BB IBB HBP BLK WP HR S P ERA WHIP | IP WLS BF H R ER SO BB IBB HBP BLK WP HR S P ERA WHIP | IP WLS BF H R ER SO BB IBB HBP BLK WP HR S P ERA WHIP | IP WLS BF H R ER SO BB IBB HBP BLK WP HR S P ERA WHIP | IP WLS BF H R ER SO BB IBB HBP BLK WP HR S P ERA WHIP | IP WLS BF H R ER SO BB IBB HBP BLK WP HR S P ERA WHIP | IP WLS BF H R ER SO BB IBB HBP BLK WP HR S P ERA WHIP | IP WLS BF H R ER SO BB IBB HBP BLK WP HR S P ERA WHIP | IP WLS BF H R ER SO BB IBB HBP BLK WP HR S P ERA WHIP | IP WLS BF H R ER SO BB IBB HBP BLK WP HR S P ERA WHIP | IP WLS BF H R ER SO BB IBB HBP BLK WP HR S P ERA WHIP | IP WLS BF H R ER SO BB IBB HBP BLK WP HR S P ERA WHIP | IP WLS BF H R ER SO BB IBB HBP BLK WP HR S P ERA WHIP | IP WLS BF H R ER SO BB IBB HBP BLK WP HR S P ERA WHIP | IP WLS BF H R ER SO BB IBB HBP BLK WP HR S P ERA WHIP | IP WLS BF H R ER SO BB IBB HBP BLK WP HR S P ERA WHIP | IP WLS BF H R ER SO BB IBB HBP BLK WP HR S P ERA WHIP | IP WLS BF H R ER SO BB IBB HBP BLK WP HR S P ERA WHIP | IP WLS BF H R ER SO BB IBB HBP BLK WP HR S P ERA WHIP | IP WLS BF H R ER SO BB IBB HBP BLK WP HR S P ERA WHIP | IP WLS BF H R ER SO BB IBB HBP BLK WP HR S P ERA WHIP | IP WLS BF H R ER SO BB IBB HBP BLK WP HR S P ERA WHIP | IP WLS BF H R ER SO BB IBB HBP BLK WP HR S P ERA WHIP | IP WLS BF H R ER SO BB IBB HBP BLK WP HR S P ERA WHIP |
| 56 Zach Efflin, R (1, 1) ERA: 6.16 | 5.0 L 24 7 6 6 2 2 0 0 0 0 0 0 7 86 10.80 1.800 | | | | | | | | | | | | | | | | | | | | | | | |
| 57 Luis García, R (6, 1) ERA: 2.96 | 1.0 3 0 0 0 2 0 0 0 0 0 0 0 7 12 0.00 0.000 | | | | | | | | | | | | | | | | | | | | | | | |
| 46 Jesen Therrien, R (7, 1) ERA: 6.48 | 1.0 4 1 0 0 1 0 0 0 0 0 0 0 14 23 0.00 1.000 | | | | | | | | | | | | | | | | | | | | | | | |
| 50 Héctor Neris, R (8, 1) ERA: 3.44 | 1.0 7 4 4 3 1 0 0 0 0 0 0 0 17 24 27.00 4.000 | | | | | | | | | | | | | | | | | | | | | | | |

Philadelphia Phillies @ San Francisco Giants
AT&T Park, San Francisco, CA
Fri Aug 18 2017, 7:16 PM - 10:07 PM PDT
Att: 39,487 - Clear - 63 F

AB 36
R 10
H 12
RBI 9
BB 2
SO 6
LOB 13



| Batter | 1 | 2 | 3 | 4 | 5 | 6 | 7 | 8 | 9 | AB | R | H | RBI | BB | SO | LOB | TOP | | | | | | | | | | |
|--|------------------------------|----------------------------------|-------------------------------|----------------------------------|-------------------------------|----------------------------------|-------------------------------|----------------------------------|------------------------------|----------------------------------|-------------------------------|----------------------------------|------------------------------|----------------------------------|-------------------------------|----------------------------------|-------------------------------|----------------------------------|----------------------------------|------------------------------------|-------------------------|--------|--|--|--|--|--|
| 16 César Hernández, S (1.4) OBP: 0.355, SLG: 0.413 | | | | | | | | | | 5 | 0 | 0 | 0 | 0 | 2 | 2 | | | | | | | | | | | |
| 13 Freddy Galvis, S (1.6) OBP: 0.310, SLG: 0.413 | | | | | | | | | | 5 | 2 | 3 | 1 | 0 | 0 | 1 | | | | | | | | | | | |
| 5 Nick Williams, L (1.8) 57 Luis García, R (8.1) 61 Edubray Ramos, R (9.1) 50 Héctor Neris, R (9.1) | | | | | | | | | | | 4 | 2 | 1 | 0 | 1 | 1 | | | | | | | | | | | |
| 17 Rhys Hoskins, R (1.7) 7 Maikel Franco, R (1.9) 39 Adam Morgan, L (5.1) 15 Ty Kelly, R (6.9PH) 46 Jesen Therrien, R (8.1) 55 Hoby Milner, L (7.1) 31 Hyun Soo Kim, L (8.9) | | | | | | | | | | 3 | 1 | 1 | 0 | 0 | 0 | 1 | | | | | | | | | | | |
| 38 Jorge Alfaro, R (1.3) 29 Cameron Rupp, R (1.2) 30 Cameron Perkins, R (1.9) 48 Jerad Eickhoff, R (1.1) 18 Pedro Florimón, S (5.5) | | | | | | | | | | 5 | 0 | 1 | 0 | 0 | 3 | 0 | | | | | | | | | | | |
| Inning Stats | R: 0 E: 0 K: 0 S: 7 | H: 0 LOB: 0 BB: 0 P: 11 | R: 1 E: 0 K: 1 S: 11 | H: 2 LOB: 2 BB: 1 P: 17 | R: 3 E: 1 K: 1 S: 18 | H: 3 LOB: 1 BB: 0 P: 30 | R: 0 E: 0 K: 0 S: 13 | H: 1 LOB: 0 BB: 1 P: 18 | R: 0 E: 0 K: 0 S: 7 | H: 0 LOB: 0 BB: 1 P: 11 | R: 7 E: 0 K: 2 S: 19 | H: 5 LOB: 0 BB: 2 P: 31 | R: 0 E: 0 K: 3 S: 9 | H: 0 LOB: 0 BB: 0 P: 12 | R: 0 E: 0 K: 2 S: 10 | H: 1 LOB: 1 BB: 0 P: 10 | R: 1 E: 0 K: 2 S: 11 | H: 1 LOB: 0 BB: 0 P: 17 | 1B: 7 2B: 3 3B: 0 HR: 3 | SF: 1 SAC: 0 DP: 1 HBP: 0 | WP: 1 PB: 0 CS: 0 | PA: 44 | | | | | |
| PITCHER | IP | WLS | BF | H | R | ER | SO | BB | IBB | HBP | BLK | WP | HR | S | P | ERA | WHIP | | | | | | | | | | |
| 50 Ty Blach, L (1.1) ERA: 4.59 | 5.1 | L | 26 | 8 | 6 | 6 | 3 | 2 | 0 | 0 | 0 | 1 | 1 | 63 | 96 | 10.12 | 1.875 | | | | | | | | | | |
| 61 Josh Osich, L (6.1) ERA: 6.14 | 0.1 | | 5 | 2 | 1 | 1 | 0 | 2 | 0 | 0 | 0 | 0 | 0 | 6 | 15 | 27.00 | 12.000 | | | | | | | | | | |
| 62 Cory Gearrin, R (6.1) ERA: 2.19 | 0.1 | | 2 | 1 | 4 | 4 | 1 | 0 | 0 | 0 | 0 | 0 | 1 | 6 | 7 | 108.00 | 3.000 | | | | | | | | | | |
| 56 Albert Suárez, R (7.1) ERA: 6.48 | 3.0 | | 11 | 2 | 1 | 1 | 7 | 0 | 0 | 0 | 0 | 0 | 1 | 30 | 41 | 3.00 | 0.667 | | | | | | | | | | |

Philadelphia Phillies @ San Francisco Giants
 AT&T Park, San Francisco, CA
 Sat Aug 19 2017, 6:06 PM - 9:26 PM PDT
 Att: 40,779 - Partly Cloudy - 63 F

livebaseballscores.com

AB 39
 R 12
 H 13
 RBI 12
 BB 4
 SO 11
 LOB 9

| Batter | 1 | 2 | 3 | 4 | 5 | 6 | 7 | 8 | 9 | AB | R | H | RBI | BB | SO | LOB | BOTTOM | | | | | | | | | | |
|---|------------------------------|----------------------------------|-------------------------------|----------------------------------|------------------------------|----------------------------------|-------------------------------|----------------------------------|------------------------------|----------------------------------|------------------------------|----------------------------------|------------------------------|----------------------------------|------------------------------|---------------------------------|-------------------------------|----------------------------------|-----------------------------------|------------------------------------|-------------------------|--------|--|--|--|--|--|
| 2 Denard Span, L (1.8) OBP: 0.326, SLG: 0.431 | | | | | | | | | | 4 | 1 | 2 | 3 | 1 | 0 | 4 | | | | | | | | | | | |
| 8 Hunter Pence, R (1.9) 56 Albert Suárez, R (7.1) 66 Gorkys Hernández, R (9.9PH) | | | | | | | | | | 4 | 0 | 1 | 0 | 0 | 0 | 5 | | | | | | | | | | | |
| 6 Jarrett Parker, L (1.7) 28 Buster Posey, R (1.2) 5 Nick Hundley, R (8.2) | | | | | | | | | | 5 | 1 | 1 | 0 | 0 | 1 | 1 | | | | | | | | | | | |
| 48 Pablo Sandoval, S (1.5) 35 Brandon Crawford, L (1.6) 46 Orlando Calixte, R (8.6) | | | | | | | | | | 5 | 2 | 2 | 2 | 0 | 1 | 1 | | | | | | | | | | | |
| 63 Ryder Jones, L (1.3) 37 Kelby Tomlinson, R (1.4) 50 Ty Blach, R (1.1) 61 Josh Osich, L (6.1) 62 Cory Gearrin, R (6.1) 39 Carlos Moncrief, L (6.9PH) | | | | | | | | | | 3 | 0 | 1 | 0 | 0 | 0 | 1 | | | | | | | | | | | |
| Inning Stats | R: 1 E: 0 K: 1 S: 8 | H: 1 LOB: 0 BB: 0 P: 11 | R: 2 E: 0 K: 1 S: 18 | H: 1 LOB: 1 BB: 2 P: 34 | R: 0 E: 0 K: 1 S: 8 | H: 1 LOB: 0 BB: 0 P: 15 | R: 1 E: 0 K: 0 S: 12 | H: 4 LOB: 3 BB: 0 P: 20 | R: 0 E: 0 K: 0 S: 8 | H: 1 LOB: 1 BB: 0 P: 12 | R: 0 E: 0 K: 0 S: 9 | H: 0 LOB: 2 BB: 2 P: 18 | R: 0 E: 0 K: 0 S: 9 | H: 0 LOB: 0 BB: 0 P: 14 | R: 0 E: 0 K: 2 S: 7 | H: 0 LOB: 0 BB: 0 P: 9 | R: 5 E: 0 K: 1 S: 24 | H: 6 LOB: 2 BB: 1 P: 34 | 1B: 11 2B: 1 3B: 1 HR: 1 | SF: 0 SAC: 0 DP: 1 HBP: 1 | WP: 0 PB: 2 CS: 1 | PA: 46 | | | | | |
| PITCHER | IP | WLS | BF | H | R | ER | SO | BB | IBB | HBP | BLK | WP | HR | S | P | ERA | WHIP | | | | | | | | | | |
| 48 Jerad Eickhoff, R (1.1) ERA: 4.46 | 4.2 | | 23 | 8 | 4 | 4 | 3 | 2 | 0 | 1 | 0 | 0 | 0 | 1 | 1 | 7.71 | 2.143 | | | | | | | | | | |
| 39 Adam Morgan, L (5.1) ERA: 5.09 | 0.1 | W | 1 | 0 | 0 | 0 | 0 | 0 | 0 | 0 | 0 | 0 | 0 | 1 | 1 | 0.00 | 0.000 | | | | | | | | | | |
| 46 Jesen Therrien, R (6.1) ERA: 5.79 | 1.0 | | 5 | 0 | 0 | 0 | 0 | 2 | 0 | 0 | 0 | 0 | 0 | 9 | 18 | 0.00 | 2.000 | | | | | | | | | | |
| 55 Hoby Milner, L (7.1) ERA: 2.85 | 1.0 | | 3 | 0 | 0 | 0 | 0 | 0 | 0 | 0 | 0 | 0 | 0 | 9 | 14 | 0.00 | 0.000 | | | | | | | | | | |
| 57 Luis García, R (8.1) ERA: 2.91 | 1.0 | | 3 | 0 | 0 | 0 | 2 | 0 | 0 | 0 | 0 | 0 | 0 | 7 | 9 | 0.00 | 0.000 | | | | | | | | | | |
| PITCHER | IP | WLS | BF | H | R | ER | SO | BB | IBB | HBP | BLK | WP | HR | S | P | ERA | WHIP | | | | | | | | | | |
| 61 Edubray Ramos, R (9.1) ERA: 5.87 | 0.2 | | 8 | 6 | 5 | 5 | 0 | 0 | 0 | 0 | 0 | 0 | 0 | 18 | 24 | 67.50 | 9.000 | | | | | | | | | | |
| 50 Héctor Neris, R (9.1) ERA: 3.42 | 0.1 | S | 2 | 0 | 0 | 0 | 1 | 1 | 0 | 0 | 0 | 0 | 0 | 6 | 10 | 0.00 | 3.000 | | | | | | | | | | |

Philadelphia Phillies @ San Francisco Giants
 AT&T Park, San Francisco, CA
 Sat Aug 19 2017, 6:06 PM - 9:26 PM PDT
 Att: 40,779 - Partly Cloudy - 63 F

livebaseballscores.com

AB 39
 R 9
 H 14
 RBI 8
 BB 5
 SO 6
 LOB 20

| Batter | 1 | 2 | 3 | 4 | 5 | 6 | 7 | 8 | 9 | AB | R | H | RBI | BB | SO | LOB | TOP | | | | |
|---|------------------------------|----------------------------------|-------------------------------|----------------------------------|-------------------------------|----------------------------------|------------------------------|----------------------------------|-------------------------------|----------------------------------|-------------------------------|----------------------------------|-------------------------------|----------------------------------|-------------------------------|----------------------------------|--------------------------|------------------------------------|----------------------------------|--------|--|
| 16 César Hernández, S (1.4) OBP: 0.350, SLG: 0.407 | G4-3 | | E4 | | K | | K | | G3-1 | 5 | 0 | 0 | 0 | 0 | 2 | 3 | | | | | |
| 13 Freddy Galvis, S (1.6) OBP: 0.307, SLG: 0.409 | K | | L5 | | P3 | | | K | F7 | 5 | 0 | 0 | 0 | 0 | 2 | 3 | | | | | |
| 17 Rhys Hoskins, R (1.3) OBP: 0.383, SLG: 0.632 | K2-3 | | L7 | | | K2-3 | | 7 1B 38 1B | HR | 5 | 2 | 2 | 1 | 0 | 2 | 1 | | | | | |
| 7 Maikel Franco, R (1.5) OBP: 0.277, SLG: 0.389 | | K | | L7 | | 1B | | 5 1B 18 1B | F9 | 5 | 1 | 2 | 0 | 0 | 1 | 0 | | | | | |
| 38 Jorge Alfaro, R (1.2) OBP: 0.345, SLG: 0.448 | | K | | G6-3 | | K | | 5 1B 18 1B | | 4 | 1 | 1 | 1 | 0 | 2 | 1 | | | | | |
| 5 Nick Williams, L (1.8) OBP: 0.345, SLG: 0.488 | | | | F7 | | P6 | | 3-H 18 1B | | 4 | 1 | 2 | 0 | 0 | 0 | 1 | | | | | |
| 18 Pedro Florimón, S (1.7) OBP: 0.625, SLG: 0.833 | | | | 1B | | | | 18 1B 15 1B | | 3 | 0 | 2 | 3 | 1 | 1 | 0 | | | | | |
| 30 Cameron Perkins, R (1.9) OBP: 0.244, SLG: 0.247 | | | | P4 | | FC6-4 54 1B | | 18 1B | | 4 | 0 | 1 | 0 | 0 | 1 | 4 | | | | | |
| 54 Ben Lively, R (1.1) 31 Hyun Soo Kim, L (7.0) 39 Adam Morgan, L (7.1) 15 Ty Kelly, S (6.8) 57 Luis García, R (8.1) 55 Hoby Milner, L (8.1) 50 Héctor Neris, R (8.1) | | | | G6-3 | | | | 2-H 18 1B | | 2 | 0 | 1 | 0 | 0 | 0 | 0 | | | | | |
| | R: 0 E: 0 K: 2 S: 9 | H: 0 LOB: 0 BB: 0 P: 12 | R: 1 E: 0 K: 2 S: 21 | H: 2 LOB: 1 BB: 0 P: 31 | R: 0 E: 1 K: 0 S: 10 | H: 0 LOB: 1 BB: 0 P: 16 | R: 0 E: 0 K: 0 S: 8 | H: 1 LOB: 2 BB: 1 P: 21 | R: 0 E: 0 K: 1 S: 12 | H: 1 LOB: 1 BB: 0 P: 20 | R: 0 E: 0 K: 2 S: 10 | H: 2 LOB: 1 BB: 0 P: 14 | R: 3 E: 0 K: 2 S: 20 | H: 6 LOB: 2 BB: 0 P: 25 | R: 1 E: 0 K: 0 S: 12 | H: 1 LOB: 0 BB: 0 P: 14 | 1B: 10 2B: 2 HR: 1 | SF: 0 SAC: 0 DP: 0 HBP: 0 | WP: 0 PB: 0 SB: 0 CS: 0 | PA: 40 | |
| PITCHER | IP | WLS | BF | H | R | ER | SO | BB | IBB | HBP | BLK | WP | HR | S | P | ERA | WHIP | | | | |
| 40 Madison Bumgarner, L (1.1) ERA: 2.87 | 6.0 | | 24 | 4 | 1 | 1 | 7 | 1 | 0 | 0 | 0 | 0 | 0 | 74 | 111 | 1.50 | 0.833 | | | | |
| 41 Mark Melancon, R (7.1) ERA: 3.65 | 1.0 | H | 4 | 2 | 0 | 0 | 2 | 0 | 0 | 0 | 0 | 0 | 0 | 10 | 14 | 0.00 | 2.000 | | | | |
| 60 Hunter Strickland, R (8.1) ERA: 2.78 | 1.0 | L | 8 | 6 | 3 | 3 | 2 | 0 | 0 | 0 | 0 | 0 | 0 | 20 | 25 | 27.00 | 6.000 | | | | |
| 59 Kyle Crick, R (9.1) ERA: 2.95 | 1.0 | | 4 | 1 | 1 | 1 | 0 | 0 | 0 | 0 | 0 | 0 | 1 | 12 | 14 | 9.00 | 1.000 | | | | |

Philadelphia Phillies @ San Francisco Giants
AT&T Park, San Francisco, CA
Sun Aug 20 2017, 1:06 PM - 4:19 PM PDT
Att: 39,921 - Partly Cloudy - 70 F

| | |
|-----|----|
| AB | 39 |
| R | 5 |
| H | 13 |
| RBI | 5 |
| BB | 1 |
| SO | 11 |
| LOB | 13 |



| Batter | 1 | 2 | 3 | 4 | 5 | 6 | 7 | 8 | 9 | AB | R | H | RBI | BB | SO | LOB | BOTTOM | | | | | |
|---|------------------------------|----------------------------------|-------------------------------|----------------------------------|------------------------------|---------------------------------|-------------------------------|----------------------------------|-------------------------------|----------------------------------|------------------------------|----------------------------------|-------------------------------|----------------------------------|-------------------------------|----------------------------------|-------------------------------|----------------------------------|-------------------------|------------------------------------|----------------------------------|--------|
| 2 Denard Span, L (1.8) OBP: 0.322, SLG: 0.426 | G1-3 | | G3-6 | | F7 | | | G6-3 | K | 5 | 0 | 0 | 0 | 0 | 1 | 4 | | | | | | |
| 37 Kelly Tomlinson, R (1.4) OBP: 0.344, SLG: 0.306 | K | | | | | L7 | | 28 HBP 6 1B | | 3 | 1 | 1 | 0 | 1 | 1 | 0 | | | | | | |
| 6 Jarrett Parker, L (1.7) 59 Kyle Crick, L (9.1) | G6-3 | | | | | G3 | | 28 HBP 1B | | 4 | 0 | 1 | 0 | 0 | 1 | 1 | | | | | | |
| 28 Buster Posey, R (1.2) OBP: 0.410, SLG: 0.477 | | | | | | F7 | | | | 3 | 0 | 2 | 1 | 0 | 0 | 0 | | | | | | |
| 48 Pablo Sandoval, S (1.5) OBP: 0.272, SLG: 0.353 | | | | | | G6-3 | | | | 3 | 0 | 0 | 0 | 1 | 1 | 4 | | | | | | |
| 35 Brandon Crawford, L (1.6) OBP: 0.283, SLG: 0.370 | | | | | | K | | | | 3 | 0 | 2 | 0 | 1 | 1 | 0 | | | | | | |
| 63 Ryder Jones, L (1.3) OBP: 0.244, SLG: 0.329 | | | | | | | | | | 4 | 1 | 1 | 0 | 0 | 1 | 4 | | | | | | |
| 39 Carlos Moncrief, L (1.9) OBP: 0.340, SLG: 0.333 | | | | | | | | | | 2 | 0 | 1 | 0 | 0 | 1 | 1 | | | | | | |
| 66 Corkys Hernández, R (7.0) OBP: 0.332, SLG: 0.333 | | | | | | | | | | 2 | 0 | 1 | 0 | 0 | 1 | 1 | | | | | | |
| 40 Madison Bumgarner, R (1.1) OBP: 0.308, SLG: 0.500 | | | | | | | | | | 2 | 0 | 1 | 1 | 0 | 0 | 1 | | | | | | |
| 41 Mark Melancon, R (7.1) 60 Hunter Strickland, R (8.1) 8 Hunter Pence, R (8.0) 50 Héctor Neris, R (8.1) | | | | | | | | | | 0 | 0 | 0 | 0 | 0 | 0 | 0 | | | | | | |
| | R: 0 E: 0 K: 1 S: 6 | H: 2 LOB: 0 BB: 0 P: 12 | R: 0 E: 0 K: 0 S: 12 | H: 2 LOB: 1 BB: 1 P: 19 | R: 0 E: 0 K: 0 S: 7 | H: 1 LOB: 0 BB: 0 P: 8 | R: 1 E: 0 K: 1 S: 11 | H: 1 LOB: 0 BB: 1 P: 21 | R: 1 E: 0 K: 2 S: 16 | H: 2 LOB: 1 BB: 0 P: 25 | R: 0 E: 0 K: 0 S: 9 | H: 0 LOB: 0 BB: 0 P: 13 | R: 0 E: 0 K: 2 S: 10 | H: 0 LOB: 1 BB: 1 P: 16 | R: 0 E: 0 K: 2 S: 16 | H: 2 LOB: 3 BB: 0 P: 25 | R: 0 E: 0 K: 1 S: 12 | H: 2 LOB: 0 BB: 0 P: 16 | 1B: 8 2B: 2 HR: 0 | SF: 0 SAC: 0 DP: 3 HBP: 1 | WP: 1 PB: 0 SB: 1 CS: 0 | PA: 37 |
| PITCHER | IP | WLS | BF | H | R | ER | SO | BB | IBB | HBP | BLK | WP | HR | S | P | ERA | WHIP | | | | | |
| 54 Ben Lively, R (1.1) ERA: 3.7 | 6.0 | | 22 | 6 | 2 | 2 | 4 | 2 | 0 | 0 | 0 | 0 | 0 | 61 | 98 | 3.00 | 1.333 | | | | | |
| 39 Adam Morgan, L (7.1) ERA: 4.95 | 1.0 | W | 4 | 0 | 0 | 0 | 2 | 1 | 0 | 0 | 0 | 0 | 0 | 10 | 16 | 0.00 | 1.000 | | | | | |
| 57 Luis García, R (8.1) ERA: 2.87 | 0.2 | H | 3 | 1 | 0 | 0 | 1 | 0 | 0 | 0 | 0 | 0 | 0 | 10 | 15 | 0.00 | 1.500 | | | | | |
| 55 Hoby Milner, L (8.1) ERA: 2.85 | 0.0 | | 1 | 1 | 0 | 0 | 0 | 0 | 0 | 0 | 0 | 0 | 0 | 2 | 4 | ∞ | ∞ | | | | | |
| 50 Héctor Neris, R (8.1) ERA: 3.34 | 1.1 | S | 7 | 2 | 0 | 0 | 2 | 0 | 0 | 1 | 0 | 1 | 0 | 16 | 22 | 0.00 | 1.500 | | | | | |

Philadelphia Phillies @ San Francisco Giants
AT&T Park, San Francisco, CA
Sun Aug 20 2017, 1:06 PM - 4:19 PM PDT
Att: 39,921 - Partly Cloudy - 70 F

| | |
|-----|----|
| AB | 33 |
| R | 2 |
| H | 10 |
| RBI | 2 |
| BB | 3 |
| SO | 9 |
| LOB | 18 |



| Batter | 1 | 2 | 3 | 4 | 5 | 6 | 7 | 8 | 9 | AB | R | H | RBI | BB | SO | LOB | TOP | | | | | | | | | |
|---|--|---|---|---|---|---|---|---|---|--|---|---|---|---|---|---|--|--|---|---|---|---|---|---|---|--|
| 7 Eric Thames, L OBP: 0.358, SLG: 0.522 | | | | | | | | | | 4 | 1 | 1 | 0 | 1 | 1 | 0 | Milwaukee Brewers @ San Francisco Giants AT&T Park, San Francisco, CA Tue Aug 22 2017, 7:17 PM - 10:30 PM PDT Att: 39,523 - Partly Cloudy - 64 F | | | | | | | | | |
| 15 Neil Walker, S OBP: 0.358, SLG: 0.455 | | | | | | | | | | 4 | 1 | 2 | 0 | 1 | 0 | 1 | | | | | | | | | | |
| 8 Ryan Braun, R OBP: 0.359, SLG: 0.521 | | | | | | | | | | 4 | 0 | 1 | 1 | 0 | 0 | 2 | | | | | | | | | | |
| 21 Travis Shaw, L OBP: 0.355, SLG: 0.544 | | | | | | | | | | 5 | 0 | 1 | 1 | 0 | 0 | 3 | | | | | | | | | | |
| 16 Domingo Santana, R OBP: 0.382, SLG: 0.463 | | | | | | | | | | | 4 | 1 | 1 | 0 | 0 | 1 | | AB 36 R 4 H 10 RBI 3 BB 3 SO 8 LOB 13 | | | | | | | | |
| 71 Josh Hader, L OBP: 0.358, SLG: 0.416 | | | | | | | | | | | 3 | 1 | 2 | 0 | 1 | 0 | | | | | | | | | | |
| 37 Anthony Swarzak, R OBP: 0.325, SLG: 0.416 | | | | | | | | | | | 0 | 0 | 0 | 0 | 0 | 0 | | | | | | | | | | |
| 46 Corey Knebel, R OBP: 0.306, SLG: 0.460 | | | | | | | | | | | 4 | 0 | 1 | 1 | 0 | 2 | | | | | | | | | | |
| 9 Manny Pina, R OBP: 0.327, SLG: 0.448 | | | | | | | | | | | 4 | 0 | 1 | 0 | 0 | 2 | | | | | | | | | | |
| 18 Eric Sogard, L OBP: 0.401, SLG: 0.417 | | | | | | | | | | | 3 | 1 | 2 | 0 | 1 | 0 | | | | | | | | | | |
| 3 Orlando Arcia, R OBP: 0.325, SLG: 0.416 | | | | | | | | | | | 4 | 0 | 1 | 1 | 0 | 2 | | | | | | | | | | |
| 23 Keon Broxton, R OBP: 0.306, SLG: 0.460 | | | | | | | | | | | 2 | 0 | 0 | 0 | 0 | 1 | | | | | | | | | | |
| 52 Jimmy Nelson, R OBP: 0.098, SLG: 0.080 | | | | | | | | | | | 0 | 0 | 0 | 0 | 0 | 1 | | | | | | | | | | |
| 32 Jeremy Jeffress, R OBP: 0.336, SLG: 0.519 | | | | | | | | | | | 1 | 0 | 0 | 0 | 0 | 0 | | | | | | | | | | |
| 14 Hernán Pérez, R OBP: 0.288, SLG: 0.425 | | | | | | | | | | | 1 | 0 | 0 | 0 | 0 | 1 | | | | | | | | | | |
| Inning Stats | R: 0 E: 0 K: 1 S: 9 | H: 0 LOB: 0 BB: 0 P: 15 | R: 1 E: 0 K: 1 S: 14 | H: 3 LOB: 2 BB: 0 P: 16 | R: 0 E: 0 K: 0 S: 7 | H: 1 LOB: 1 BB: 0 P: 11 | R: 1 E: 1 K: 1 S: 11 | H: 1 LOB: 1 BB: 0 P: 15 | R: 0 E: 0 K: 0 S: 6 | H: 0 LOB: 0 BB: 1 P: 12 | R: 0 E: 0 K: 1 S: 11 | H: 1 LOB: 2 BB: 1 P: 20 | R: 2 E: 0 K: 1 S: 11 | H: 2 LOB: 1 BB: 1 P: 20 | R: 0 E: 0 K: 2 S: 8 | H: 0 LOB: 0 BB: 0 P: 14 | R: 0 E: 0 K: 1 S: 12 | H: 2 LOB: 2 BB: 0 P: 18 | 1B: 7 2B: 2 3B: 1 HR: 0 | SF: 1 SAC: 0 DP: 1 HBP: 0 | WP: 0 PB: 0 CS: 0 | PA: 40 | | | | |
| PITCHER | IP: 6.0 WLS: 0 BF: 26 ERA: 4.67 | IP: 0.2 WLS: L BF: 5 ERA: 7.27 | IP: 4.0 WLS: 4 BF: 0 ERA: 2.78 | IP: 5.0 WLS: 2 BF: 0 ERA: 2.15 | IP: 0.0 WLS: 0 BF: 0 ERA: 0.00 | IP: 0.0 WLS: 0 BF: 0 ERA: 0.00 | IP: 0.0 WLS: 0 BF: 0 ERA: 0.00 | IP: 0.0 WLS: 0 BF: 0 ERA: 0.00 | IP: 1.0 WLS: 5 BF: 2 ERA: 2.15 | IP: 6.0 WLS: 2 BF: 26 ERA: 4.67 | IP: 0.2 WLS: L BF: 5 ERA: 7.27 | IP: 4.0 WLS: 4 BF: 0 ERA: 2.78 | IP: 5.0 WLS: 2 BF: 0 ERA: 2.15 | IP: 0.0 WLS: 0 BF: 0 ERA: 0.00 | IP: 0.0 WLS: 0 BF: 0 ERA: 0.00 | IP: 0.0 WLS: 0 BF: 0 ERA: 0.00 | IP: 1.0 WLS: 5 BF: 2 ERA: 2.15 | IP: 6.0 WLS: 2 BF: 26 ERA: 4.67 | IP: 0.2 WLS: L BF: 5 ERA: 7.27 | IP: 4.0 WLS: 4 BF: 0 ERA: 2.78 | IP: 5.0 WLS: 2 BF: 0 ERA: 2.15 | IP: 0.0 WLS: 0 BF: 0 ERA: 0.00 | IP: 0.0 WLS: 0 BF: 0 ERA: 0.00 | IP: 0.0 WLS: 0 BF: 0 ERA: 0.00 | IP: 1.0 WLS: 5 BF: 2 ERA: 2.15 | IP: 6.0 WLS: 2 BF: 26 ERA: 4.67 |

| Batter | 1 | 2 | 3 | 4 | 5 | 6 | 7 | 8 | 9 | AB | R | H | RBI | BB | SO | LOB | BOTTOM | | | | | | | | | |
|--|--|---|---------------------------------------|---------------------------------------|---------------------------------------|---|---|---|---|--|---|---|---|---|---|---|--|--|---|---|---|---|---|---|---|--|
| 2 Denard Span, L OBP: 0.322, SLG: 0.421 | | | | | | | | | | 4 | 0 | 1 | 0 | 1 | 0 | 7 | Milwaukee Brewers @ San Francisco Giants AT&T Park, San Francisco, CA Tue Aug 22 2017, 7:17 PM - 10:30 PM PDT Att: 39,523 - Partly Cloudy - 64 F | | | | | | | | | |
| 37 Kelly Tomlinson, R OBP: 0.331, SLG: 0.294 | | | | | | | | | | 5 | 0 | 1 | 0 | 0 | 2 | 2 | | | | | | | | | | |
| 6 Jarrett Parker, L OBP: 0.299, SLG: 0.402 | | | | | | | | | | 5 | 0 | 0 | 0 | 0 | 1 | 1 | | | | | | | | | | |
| 28 Buster Posey, R OBP: 0.410, SLG: 0.475 | | | | | | | | | | 4 | 2 | 1 | 0 | 1 | 1 | 0 | | | | | | | | | | |
| 35 Brandon Crawford, L OBP: 0.285, SLG: 0.378 | | | | | | | | | | 3 | 1 | 1 | 2 | 1 | 2 | 0 | | | | | | | | | | |
| 48 Pablo Sandoval, S OBP: 0.288, SLG: 0.369 | | | | | | | | | | 4 | 0 | 2 | 0 | 0 | 2 | 2 | | | | | | | | | | |
| 63 Ryder Jones, L OBP: 0.270, SLG: 0.333 | | | | | | | | | | 2 | 0 | 1 | 0 | 0 | 0 | 1 | | | | | | | | | | |
| 5 Nick Hundley, R OBP: 0.292, SLG: 0.437 | | | | | | | | | | 4 | 0 | 2 | 1 | 0 | 1 | 1 | | | | | | | | | | |
| 66 Gorkys Hernández, R OBP: 0.333, SLG: 0.335 | | | | | | | | | | | 2 | 0 | 0 | 0 | 0 | 2 | | | | | | | | | | |
| 29 Jeff Samardzija, R OBP: 0.098, SLG: 0.191 | | | | | | | | | | 0 | 0 | 0 | 0 | 0 | 0 | 0 | | | | | | | | | | |
| Inning Stats | R: 0 E: 0 K: 1 S: 9 | H: 0 LOB: 1 BB: 0 P: 16 | R: 1 E: 0 K: 2 S: 15 | H: 3 LOB: 3 BB: 1 P: 23 | R: 0 E: 0 K: 1 S: 6 | H: 0 LOB: 0 BB: 0 P: 11 | R: 0 E: 0 K: 2 S: 13 | H: 2 LOB: 3 BB: 0 P: 21 | R: 2 E: 0 K: 0 S: 20 | H: 2 LOB: 1 BB: 1 P: 28 | R: 0 E: 0 K: 0 S: 7 | H: 0 LOB: 1 BB: 1 P: 14 | R: 0 E: 0 K: 2 S: 11 | H: 0 LOB: 0 BB: 0 P: 16 | R: 0 E: 0 K: 2 S: 15 | H: 2 LOB: 2 BB: 1 P: 26 | R: 0 E: 0 K: 1 S: 7 | H: 1 LOB: 0 BB: 0 P: 9 | 1B: 9 2B: 1 3B: 0 HR: 1 | SF: 0 SAC: 0 DP: 1 HBP: 1 | WP: 0 PB: 0 CS: 2 | PA: 40 | | | | |
| PITCHER | IP: 5.0 WLS: 0 BF: 25 ERA: 3.79 | IP: 1.0 WLS: W BF: 4 ERA: 1.27 | IP: 1.1 H: 4 BF: 0 ERA: 1.27 | IP: 0.2 H: 4 BF: 2 ERA: 2.31 | IP: 1.0 S: 3 BF: 1 ERA: 1.36 | IP: 0.0 WLS: 0 BF: 0 ERA: 0.00 | IP: 0.0 WLS: 0 BF: 0 ERA: 0.00 | IP: 0.0 WLS: 0 BF: 0 ERA: 0.00 | IP: 1.0 WLS: 5 BF: 2 ERA: 2.15 | IP: 6.0 WLS: 2 BF: 26 ERA: 4.67 | IP: 0.2 WLS: L BF: 5 ERA: 7.27 | IP: 4.0 WLS: 4 BF: 0 ERA: 2.78 | IP: 5.0 WLS: 2 BF: 0 ERA: 2.15 | IP: 0.0 WLS: 0 BF: 0 ERA: 0.00 | IP: 0.0 WLS: 0 BF: 0 ERA: 0.00 | IP: 0.0 WLS: 0 BF: 0 ERA: 0.00 | IP: 1.0 WLS: 5 BF: 2 ERA: 2.15 | IP: 6.0 WLS: 2 BF: 26 ERA: 4.67 | IP: 0.2 WLS: L BF: 5 ERA: 7.27 | IP: 4.0 WLS: 4 BF: 0 ERA: 2.78 | IP: 5.0 WLS: 2 BF: 0 ERA: 2.15 | IP: 0.0 WLS: 0 BF: 0 ERA: 0.00 | IP: 0.0 WLS: 0 BF: 0 ERA: 0.00 | IP: 0.0 WLS: 0 BF: 0 ERA: 0.00 | IP: 1.0 WLS: 5 BF: 2 ERA: 2.15 | IP: 6.0 WLS: 2 BF: 26 ERA: 4.67 |

| Batter | 1 | 2 | 3 | 4 | 5 | 6 | 7 | 8 | 9 | AB | R | H | RBI | BB | SO | LOB | TOP | | | | |
|---|---|---|---|---|---|---|---|---|---|---|---|---|---|---|---|---|--|---|---|---|---|
| 5 Jonathan Villar, S (1,4) OBP: 0.284, SLG: 0.349 | | | | | | | | | | 4 | 0 | 1 | 0 | 0 | 2 | 0 | Milwaukee Brewers @ San Francisco Giants AT&T Park, San Francisco, CA Wed Aug 23 2017, 12:46 PM - 3:53 PM PDT Att: 40,015 - Partly Cloudy - 64 F | | | | |
| 16 Domingo Santana, R (1,9) OBP: 0.365, SLG: 0.467 | | | | | | | | | | 3 | 1 | 2 | 0 | 1 | 1 | 0 | | | | | |
| 8 Ryan Braun, R (1,7) OBP: 0.351, SLG: 0.513 | | | | | | | | | | 4 | 0 | 0 | 0 | 0 | 0 | 4 | | | | | |
| 21 Travis Shaw, L (1,5) OBP: 0.356, SLG: 0.544 | | | | | | | | | | 3 | 0 | 1 | 1 | 1 | 1 | 2 | | | | | |
| 24 Jesús Aguilar, R (1,3) OBP: 0.331, SLG: 0.510 | | | | | | | | | | 4 | 0 | 0 | 0 | 0 | 1 | 4 | | | | | |
| 9 Manny Pina, R (1,2) OBP: 0.327, SLG: 0.445 | | | | | | | | | | 2 | 0 | 0 | 0 | 1 | 1 | 0 | | | | | |
| 12 Stephen Vogt, L (9, PH) OBP: 0.298, SLG: 0.433 | | | | | | | | | | 3 | 0 | 1 | 0 | 0 | 0 | 1 | | | | | |
| 23 Keon Broxton, R (1,8) OBP: 0.357, SLG: 0.520 | | | | | | | | | | 1 | 0 | 0 | 0 | 0 | 0 | 0 | | | | | |
| 3 Orlando Arcia, R (1,6) OBP: 0.323, SLG: 0.413 | | | | | | | | | | 3 | 0 | 0 | 0 | 0 | 1 | 2 | | | | | |
| 22 Matt Garza, R (1,1) OBP: 0.118, SLG: 0.091 | | | | | | | | | | 2 | 0 | 0 | 0 | 0 | 1 | 0 | | | | | |
| 71 Josh Hader, L (6, 1) | | | | | | | | | | 0 | 0 | 0 | 0 | 0 | 0 | 0 | | | | | |
| 15 Neil Walker, S (7, PH) OBP: 0.356, SLG: 0.454 | | | | | | | | | | 1 | 0 | 0 | 0 | 0 | 0 | 1 | | | | | |
| 50 Jacob Barnes, R (7, 1) | | | | | | | | | | 0 | 0 | 0 | 0 | 0 | 0 | 0 | | | | | |
| 59 Carlos Torres, R (8, 1) | | | | | | | | | | 0 | 0 | 0 | 0 | 0 | 0 | 0 | | | | | |
| Inning Stats | R: 1 E: 0 K: 1 S: 8 | H: 2 LOB: 1 BB: 0 P: 10 | R: 0 E: 0 K: 1 S: 11 | H: 1 LOB: 0 BB: 0 P: 15 | R: 0 E: 0 K: 0 S: 8 | H: 0 LOB: 1 BB: 1 P: 15 | R: 0 E: 0 K: 2 S: 9 | H: 0 LOB: 0 BB: 0 P: 14 | R: 0 E: 0 K: 2 S: 12 | H: 2 LOB: 2 BB: 0 P: 18 | R: 0 E: 0 K: 0 S: 11 | H: 0 LOB: 1 BB: 1 P: 19 | R: 0 E: 0 K: 2 S: 9 | H: 0 LOB: 0 BB: 1 P: 15 | R: 1 E: 0 K: 0 S: 9 | H: 1 LOB: 0 BB: 1 P: 17 | 1B: 3 2B: 2 3B: 0 HR: 1 | SF: 0 SAC: 0 DP: 2 HBP: 0 | WP: 0 PB: 0 CS: 0 | PA: 34 | |
| PITCHER | IP WLS BF H R ER SO BB IBB HBP BLK WP HR S P ERA WHIP | IP WLS BF H R ER SO BB IBB HBP BLK WP HR S P ERA WHIP | IP WLS BF H R ER SO BB IBB HBP BLK WP HR S P ERA WHIP | IP WLS BF H R ER SO BB IBB HBP BLK WP HR S P ERA WHIP | IP WLS BF H R ER SO BB IBB HBP BLK WP HR S P ERA WHIP | IP WLS BF H R ER SO BB IBB HBP BLK WP HR S P ERA WHIP | IP WLS BF H R ER SO BB IBB HBP BLK WP HR S P ERA WHIP | IP WLS BF H R ER SO BB IBB HBP BLK WP HR S P ERA WHIP | IP WLS BF H R ER SO BB IBB HBP BLK WP HR S P ERA WHIP | IP WLS BF H R ER SO BB IBB HBP BLK WP HR S P ERA WHIP | IP WLS BF H R ER SO BB IBB HBP BLK WP HR S P ERA WHIP | IP WLS BF H R ER SO BB IBB HBP BLK WP HR S P ERA WHIP | IP WLS BF H R ER SO BB IBB HBP BLK WP HR S P ERA WHIP | IP WLS BF H R ER SO BB IBB HBP BLK WP HR S P ERA WHIP | IP WLS BF H R ER SO BB IBB HBP BLK WP HR S P ERA WHIP | IP WLS BF H R ER SO BB IBB HBP BLK WP HR S P ERA WHIP | IP WLS BF H R ER SO BB IBB HBP BLK WP HR S P ERA WHIP | IP WLS BF H R ER SO BB IBB HBP BLK WP HR S P ERA WHIP | IP WLS BF H R ER SO BB IBB HBP BLK WP HR S P ERA WHIP | IP WLS BF H R ER SO BB IBB HBP BLK WP HR S P ERA WHIP | IP WLS BF H R ER SO BB IBB HBP BLK WP HR S P ERA WHIP |
| 45 Matt Moore, L (1, 1) ERA: 5.38 | 6.0 | 24 | 5 | 1 | 1 | 6 | 2 | 0 | 0 | 0 | 0 | 0 | 0 | 60 | 97 | 1.50 | 1.167 | | | | |
| 60 Hunter Strickland, R (7, 1) ERA: 2.74 | 1.0 | W 3 | 0 | 0 | 0 | 0 | 0 | 0 | 0 | 0 | 0 | 0 | 0 | 11 | 14 | 0.00 | 0.000 | | | | |
| 41 Mark Melancon, R (8, 1) ERA: 3.38 | 1.0 | H 3 | 0 | 0 | 0 | 2 | 0 | 0 | 0 | 0 | 0 | 0 | 0 | 9 | 15 | 0.00 | 0.000 | | | | |
| 49 Sam Dyson, R (9, 1) ERA: 5.4 | 1.0 | S 4 | 1 | 1 | 1 | 0 | 1 | 0 | 0 | 0 | 0 | 0 | 1 | 9 | 17 | 9.00 | 2.000 | | | | |

| Batter | 1 | 2 | 3 | 4 | 5 | 6 | 7 | 8 | 9 | AB | R | H | RBI | BB | SO | LOB | BOTTOM | | | | |
|--|---|---|---|---|---|---|---|---|---|---|---|---|---|---|---|---|--|---|---|---|---|
| 66 Gorkys Hernández, R (1,8) OBP: 0.339, SLG: 0.346 | | | | | | | | | | 3 | 2 | 2 | 0 | 0 | 1 | 0 | Milwaukee Brewers @ San Francisco Giants AT&T Park, San Francisco, CA Wed Aug 23 2017, 12:46 PM - 3:53 PM PDT Att: 40,015 - Partly Cloudy - 64 F | | | | |
| 37 Kelly Tomlinson, R (1,4) OBP: 0.335, SLG: 0.299 | | | | | | | | | | 4 | 0 | 2 | 0 | 0 | 1 | 3 | | | | | |
| 6 Jarrett Parker, L (1,7) OBP: 0.307, SLG: 0.411 | | | | | | | | | | 3 | 0 | 1 | 2 | 1 | 0 | 2 | | | | | |
| 28 Buster Posey, R (1,2) OBP: 0.406, SLG: 0.471 | | | | | | | | | | 3 | 0 | 0 | 1 | 0 | 1 | 3 | | | | | |
| 35 Brandon Crawford, L (1,6) OBP: 0.287, SLG: 0.382 | | | | | | | | | | 4 | 1 | 2 | 0 | 0 | 0 | 2 | | | | | |
| 48 Pablo Sandoval, S (1,5) OBP: 0.287, SLG: 0.366 | | | | | | | | | | 4 | 0 | 1 | 0 | 0 | 1 | 3 | | | | | |
| 39 Carlos Moncrief, L (1,9) OBP: 0.313, SLG: 0.286 | | | | | | | | | | 3 | 0 | 0 | 1 | 0 | 2 | 1 | | | | | |
| 63 Ryder Jones, L (1,3) OBP: 0.269, SLG: 0.321 | | | | | | | | | | 3 | 0 | 0 | 0 | 1 | 2 | 1 | | | | | |
| 45 Matt Moore, L (1, 1) OBP: 0.313, SLG: 0.415 | | | | | | | | | | 2 | 0 | 0 | 0 | 0 | 1 | 2 | | | | | |
| 60 Hunter Strickland, R (7, 1) ERA: 2.74 | | | | | | | | | | 0 | 0 | 0 | 0 | 0 | 0 | 0 | | | | | |
| 2 Denard Span, L (7, PH) OBP: 0.313, SLG: 0.443 | | | | | | | | | | 1 | 1 | 1 | 0 | 0 | 0 | 0 | | | | | |
| 41 Mark Melancon, R (8, 1) ERA: 3.38 | | | | | | | | | | 0 | 0 | 0 | 0 | 0 | 0 | 0 | | | | | |
| 46 Orlando Caliente, R (8, PH) OBP: 0.270, SLG: 0.326 | | | | | | | | | | 1 | 0 | 0 | 0 | 0 | 1 | 1 | | | | | |
| 49 Sam Dyson, R (9, 1) ERA: 5.4 | | | | | | | | | | 0 | 0 | 0 | 0 | 0 | 0 | 0 | | | | | |
| Inning Stats | R: 1 E: 0 K: 1 S: 15 | H: 2 LOB: 2 BB: 1 P: 24 | R: 0 E: 0 K: 2 S: 9 | H: 0 LOB: 0 BB: 0 P: 11 | R: 0 E: 0 K: 0 S: 9 | H: 1 LOB: 1 BB: 0 P: 13 | R: 0 E: 0 K: 1 S: 12 | H: 1 LOB: 2 BB: 1 P: 18 | R: 0 E: 0 K: 2 S: 11 | H: 1 LOB: 1 BB: 0 P: 17 | R: 0 E: 0 K: 1 S: 8 | H: 0 LOB: 0 BB: 0 P: 10 | R: 2 E: 0 K: 2 S: 13 | H: 2 LOB: 1 BB: 0 P: 20 | R: 1 E: 0 K: 1 S: 15 | H: 2 LOB: 1 BB: 0 P: 22 | 1B: 4 2B: 5 3B: 0 HR: 0 | SF: 2 SAC: 0 DP: 0 HBP: 1 | WP: 1 PB: 0 CS: 0 | PA: 36 | |
| PITCHER | IP WLS BF H R ER SO BB IBB HBP BLK WP HR S P ERA WHIP | IP WLS BF H R ER SO BB IBB HBP BLK WP HR S P ERA WHIP | IP WLS BF H R ER SO BB IBB HBP BLK WP HR S P ERA WHIP | IP WLS BF H R ER SO BB IBB HBP BLK WP HR S P ERA WHIP | IP WLS BF H R ER SO BB IBB HBP BLK WP HR S P ERA WHIP | IP WLS BF H R ER SO BB IBB HBP BLK WP HR S P ERA WHIP | IP WLS BF H R ER SO BB IBB HBP BLK WP HR S P ERA WHIP | IP WLS BF H R ER SO BB IBB HBP BLK WP HR S P ERA WHIP | IP WLS BF H R ER SO BB IBB HBP BLK WP HR S P ERA WHIP | IP WLS BF H R ER SO BB IBB HBP BLK WP HR S P ERA WHIP | IP WLS BF H R ER SO BB IBB HBP BLK WP HR S P ERA WHIP | IP WLS BF H R ER SO BB IBB HBP BLK WP HR S P ERA WHIP | IP WLS BF H R ER SO BB IBB HBP BLK WP HR S P ERA WHIP | IP WLS BF H R ER SO BB IBB HBP BLK WP HR S P ERA WHIP | IP WLS BF H R ER SO BB IBB HBP BLK WP HR S P ERA WHIP | IP WLS BF H R ER SO BB IBB HBP BLK WP HR S P ERA WHIP | IP WLS BF H R ER SO BB IBB HBP BLK WP HR S P ERA WHIP | IP WLS BF H R ER SO BB IBB HBP BLK WP HR S P ERA WHIP | IP WLS BF H R ER SO BB IBB HBP BLK WP HR S P ERA WHIP | IP WLS BF H R ER SO BB IBB HBP BLK WP HR S P ERA WHIP | IP WLS BF H R ER SO BB IBB HBP BLK WP HR S P ERA WHIP |
| 22 Matt Garza, R (1, 1) ERA: 4.67 | 5.0 | 22 | 5 | 1 | 1 | 6 | 1 | 1 | 0 | 0 | 0 | 0 | 0 | 8 | 10 | 0.00 | 0.000 | | | | |
| 71 Josh Hader, L (6, 1) ERA: 1.23 | 1.0 | 3 | 0 | 0 | 0 | 1 | 0 | 0 | 0 | 0 | 0 | 0 | 0 | 8 | 10 | 0.00 | 0.000 | | | | |
| 50 Jacob Barnes, R (7, 1) ERA: 4.11 | 1.0 | L 6 | 2 | 2 | 2 | 2 | 0 | 0 | 1 | 0 | 0 | 0 | 0 | 13 | 20 | 18.00 | 2.000 | | | | |
| 59 Carlos Torres, R (8, 1) ERA: 3.94 | 1.0 | 5 | 2 | 1 | 1 | 1 | 0 | 0 | 0 | 0 | 1 | 0 | 0 | 15 | 22 | 9.00 | 2.000 | | | | |

| Batter | 1 | 2 | 3 | 4 | 5 | 6 | 7 | 8 | 9 | AB | R | H | RBI | BB | SO | LOB | TOP | | | | | |
|--|---|---|--|--|---|----------------------------------|------------------------------|----------------------------------|-------------------------------|----------------------------------|-------------------------------|----------------------------------|------------------------------|----------------------------------|-------------------------------|----------------------------------|---|----------------------------------|----------------------------------|------------------------------------|----------------------------------|--------|
| 2 Denard Span, L (1.8) OBP: 0.318, SLG: 0.414 | | | | | | | | | | 3 | 0 | 0 | 0 | 2 | 1 | 0 | San Francisco Giants @ San Diego Padres Petco Park, San Diego, CA Mon Aug 28 2017, 7:12 PM - 9:41 PM PDT Att: 20,594 - Partly Cloudy - 75 F livebaseballscorecards.com | | | | | |
| 8 Hunter Pence, R (1.9) OBP: 0.307, SLG: 0.378 | | | | | | | | | | 5 | 0 | 2 | 0 | 0 | 0 | 1 | | | | | | |
| 6 Jarrett Parker, L (1.7) OBP: 0.299, SLG: 0.427 | | | | | | | | | | 4 | 0 | 0 | 0 | 1 | 2 | 2 | | | | | | |
| 48 Pablo Sandoval, S (1.5) OBP: 0.280, SLG: 0.349 | | | | | | | | | | 4 | 0 | 0 | 0 | 0 | 0 | 3 | | | | | | |
| 35 Brandon Crawford, L (1.6) OBP: 0.292, SLG: 0.396 | | | | | | | | | | 4 | 2 | 2 | 1 | 0 | 1 | 0 | | | | | | |
| 12 Joe Panik, L (1.4) OBP: 0.334, SLG: 0.402 | | | | | | | | | | 2 | 1 | 1 | 2 | 2 | 0 | 0 | | | | | | |
| 5 Nick Hundley, R (1.2) OBP: 0.291, SLG: 0.438 | | | | | | | | | | 4 | 0 | 1 | 0 | 0 | 0 | 1 | | | | | | |
| 63 Ryder Jones, L (1.3) OBP: 0.273, SLG: 0.315 | | | | | | | | | | 3 | 0 | 1 | 0 | 1 | 0 | 0 | | | | | | |
| 29 Jeff Samardzija, R (1.1) OBP: 0.089, SLG: 0.179 | | | | | | | | | | 4 | 0 | 0 | 0 | 0 | 2 | 4 | | | | | | |
| Inning Stats | R: 0 E: 0 K: 1 S: 11 | H: 0 LOB: 0 BB: 0 P: 15 | R: 0 E: 0 K: 0 S: 7 | H: 0 LOB: 1 BB: 1 P: 16 | R: 0 E: 0 K: 1 S: 14 | H: 1 LOB: 3 BB: 2 P: 27 | R: 1 E: 0 K: 0 S: 6 | H: 1 LOB: 0 BB: 0 P: 12 | R: 0 E: 0 K: 1 S: 14 | H: 0 LOB: 1 BB: 1 P: 22 | R: 0 E: 0 K: 1 S: 12 | H: 1 LOB: 3 BB: 2 P: 17 | R: 0 E: 0 K: 0 S: 8 | H: 0 LOB: 0 BB: 0 P: 10 | R: 2 E: 0 K: 1 S: 13 | H: 3 LOB: 1 BB: 0 P: 18 | R: 0 E: 0 K: 1 S: 5 | H: 1 LOB: 1 BB: 0 P: 11 | 1B: 4 2B: 2 3B: 0 HR: 2 | SF: 0 SAC: 0 DP: 1 HBP: 0 | WP: 0 PB: 0 SB: 0 CS: 1 | PA: 39 |
| PITCHER | IP WLS BF H R ER SO BB IBB HBP BLK WP HR S P ERA WHIP | 5.0 L 21 2 1 1 3 4 0 0 0 0 1 52 92 1.80 1.200 | 1.0 6 1 0 0 1 1 1 0 0 0 0 12 17 0.00 2.000 | 2.0 9 3 2 2 1 0 0 0 0 0 1 21 28 9.00 1.500 | 1.0 3 1 0 0 1 0 0 0 0 0 0 5 11 0.00 1.000 | | | | | | | | | | | | | | | | | |

| Batter | 1 | 2 | 3 | 4 | 5 | 6 | 7 | 8 | 9 | AB | R | H | RBI | BB | SO | LOB | BOTTOM | | | | | |
|---|---|--|------------------------------|----------------------------------|------------------------------|---------------------------------|------------------------------|---------------------------------|-------------------------------|----------------------------------|------------------------------|---------------------------------|------------------------------|----------------------------------|------------------------------|----------------------------------|---|---------------------------------|----------------------------------|------------------------------------|----------------------------------|--------|
| 7 Manuel Margot, R (1.8) OBP: 0.312, SLG: 0.427 | | | | | | | | | | 4 | 0 | 0 | 0 | 0 | 0 | 0 | San Francisco Giants @ San Diego Padres Petco Park, San Diego, CA Mon Aug 28 2017, 7:12 PM - 9:41 PM PDT Att: 20,594 - Partly Cloudy - 75 F livebaseballscorecards.com | | | | | |
| 20 Carlos Asuaje, L (1.4) OBP: 0.338, SLG: 0.385 | | | | | | | | | | 4 | 0 | 0 | 0 | 0 | 1 | 0 | | | | | | |
| 2 José Pirela, R (1.7) OBP: 0.348, SLG: 0.494 | | | | | | | | | | 3 | 0 | 0 | 0 | 0 | 1 | 0 | | | | | | |
| 26 Yangervis Solarte, S (1.6) OBP: 0.332, SLG: 0.420 | | | | | | | | | | 3 | 0 | 1 | 0 | 0 | 1 | 0 | | | | | | |
| 4 Wil Myers, R (1.3) OBP: 0.320, SLG: 0.442 | | | | | | | | | | 3 | 0 | 1 | 0 | 0 | 1 | 1 | | | | | | |
| 44 Héctor Sánchez, S (1.2) OBP: 0.288, SLG: 0.505 | | | | | | | | | | 3 | 0 | 0 | 0 | 0 | 2 | | | | | | | |
| 15 Cory Spangenberg, L (1.5) OBP: 0.320, SLG: 0.423 | | | | | | | | | | 3 | 0 | 1 | 0 | 0 | 0 | 1 | | | | | | |
| 23 Matt Szczur, R (1.9) OBP: 0.353, SLG: 0.357 | | | | | | | | | | 3 | 0 | 0 | 0 | 0 | 0 | 1 | | | | | | |
| 46 Jhoulys Chacin, R (1.1) OBP: 0.295, SLG: 0.296 | | | | | | | | | | 1 | 0 | 0 | 0 | 0 | 0 | 0 | | | | | | |
| 77 Buddy Baumann, L (0.1) OBP: 0.296, SLG: 0.512 | | | | | | | | | | 0 | 0 | 0 | 0 | 0 | 0 | 0 | | | | | | |
| 17 Allen Córdoba, R (0.1) OBP: 0.296, SLG: 0.512 | | | | | | | | | | 0 | 0 | 0 | 0 | 0 | 0 | 0 | | | | | | |
| 88 Phil Maton, R (0.1) OBP: 0.296, SLG: 0.512 | | | | | | | | | | 0 | 0 | 0 | 0 | 0 | 0 | 0 | | | | | | |
| 56 Carter Capps, R (0.1) OBP: 0.348, SLG: 0.378 | | | | | | | | | | 0 | 0 | 0 | 0 | 0 | 0 | 0 | | | | | | |
| 32 Jabari Blash, R (0.1) OBP: 0.348, SLG: 0.378 | | | | | | | | | | 0 | 0 | 0 | 0 | 0 | 0 | 0 | | | | | | |
| Inning Stats | R: 0 E: 0 K: 2 S: 13 | H: 0 LOB: 0 BB: 0 P: 17 | R: 0 E: 0 K: 0 S: 7 | H: 1 LOB: 0 BB: 0 P: 11 | R: 0 E: 0 K: 0 S: 6 | H: 0 LOB: 0 BB: 0 P: 9 | R: 0 E: 0 K: 0 S: 6 | H: 0 LOB: 0 BB: 0 P: 8 | R: 0 E: 0 K: 1 S: 11 | H: 1 LOB: 1 BB: 0 P: 18 | R: 0 E: 0 K: 1 S: 6 | H: 0 LOB: 0 BB: 0 P: 9 | R: 0 E: 0 K: 1 S: 7 | H: 0 LOB: 0 BB: 0 P: 10 | R: 0 E: 0 K: 1 S: 8 | H: 1 LOB: 1 BB: 0 P: 11 | R: 0 E: 0 K: 0 S: 7 | H: 0 LOB: 0 BB: 0 P: 9 | 1B: 3 2B: 0 3B: 0 HR: 0 | SF: 0 SAC: 0 DP: 0 HBP: 0 | WP: 0 PB: 0 SB: 0 CS: 1 | PA: 29 |
| PITCHER | IP WLS BF H R ER SO BB IBB HBP BLK WP HR S P ERA WHIP | 9.0 W 29 3 0 0 5 0 0 0 0 0 0 71 102 0.00 0.333 | | | | | | | | | | | | | | | | | | | | |



| Batter | 1 | 2 | 3 | 4 | 5 | 6 | 7 | 8 | 9 | AB | R | H | RBI | BB | SO | LOB | TOP | | | | | |
|------------------------------|---|----------------------------------|-------------------------------|----------------------------------|-------------------------------|----------------------------------|-------------------------------|----------------------------------|-------------------------------|----------------------------------|------------------------------|---------------------------------|------------------------------|----------------------------------|-------------------------------|----------------------------------|------------------------------|----------------------------------|----------------------------------|------------------------------------|----------------------------------|--------|
| 2 Denard Span, L (1.8) | | | | | | | | | | 5 | 0 | 0 | 0 | 0 | 0 | 3 | | | | | | |
| 37 Kelly Tomlinson, R (1.5) | | | | | | | | | | 2 | 0 | 1 | 0 | 2 | 1 | 0 | | | | | | |
| 66 Gorkys Hernández, R (1.7) | | | | | | | | | | 3 | 0 | 1 | 0 | 1 | 1 | 2 | | | | | | |
| 8 Hunter Pence, R (1.9) | | | | | | | | | | 3 | 0 | 0 | 0 | 1 | 2 | 5 | | | | | | |
| 5 Nick Hundley, R (1.2) | | | | | | | | | | 4 | 0 | 1 | 0 | 0 | 1 | 6 | | | | | | |
| 35 Brandon Crawford, L (1.6) | | | | | | | | | | 3 | 0 | 1 | 0 | 1 | 0 | 1 | | | | | | |
| 48 Pablo Sandoval, S (1.3) | | | | | | | | | | 4 | 0 | 0 | 0 | 0 | 1 | 4 | | | | | | |
| 12 Joe Panik, L (1.4) | | | | | | | | | | 3 | 0 | 0 | 0 | 1 | 0 | 1 | | | | | | |
| 50 Ty Blach, R (1.1) | | | | | | | | | | 2 | 0 | 2 | 0 | 0 | 0 | 0 | | | | | | |
| 59 Kyle Crick, L (6.1) | | | | | | | | | | 0 | 0 | 0 | 0 | 0 | 0 | 0 | | | | | | |
| 39 Carlos Moncrief, L (7.1) | | | | | | | | | | 1 | 0 | 0 | 0 | 0 | 1 | 0 | | | | | | |
| 62 Cory Gearrin, R (7.1) | | | | | | | | | | 0 | 0 | 0 | 0 | 0 | 0 | 0 | | | | | | |
| 61 Josh Osich, L (8.1) | | | | | | | | | | 0 | 0 | 0 | 0 | 0 | 0 | 0 | | | | | | |
| 63 Ryder Jones, L (8.1) | | | | | | | | | | 1 | 0 | 0 | 0 | 0 | 1 | 0 | | | | | | |
| Inning Stats | R: 0 E: 0 K: 1 S: 14 | H: 0 LOB: 2 BB: 2 P: 24 | R: 0 E: 0 K: 0 S: 12 | H: 2 LOB: 2 BB: 1 P: 21 | R: 0 E: 0 K: 0 S: 15 | H: 1 LOB: 1 BB: 0 P: 23 | R: 0 E: 0 K: 0 S: 11 | H: 1 LOB: 1 BB: 0 P: 15 | R: 0 E: 0 K: 1 S: 13 | H: 2 LOB: 3 BB: 1 P: 25 | R: 0 E: 0 K: 0 S: 7 | H: 0 LOB: 0 BB: 0 P: 9 | R: 0 E: 0 K: 2 S: 7 | H: 0 LOB: 0 BB: 0 P: 10 | R: 0 E: 0 K: 3 S: 16 | H: 0 LOB: 2 BB: 2 P: 30 | R: 0 E: 0 K: 1 S: 9 | H: 0 LOB: 0 BB: 0 P: 12 | 1B: 4 2B: 2 3B: 0 HR: 0 | SF: 0 SAC: 0 DP: 2 HBP: 0 | WP: 0 PB: 0 SB: 0 CS: 0 | PA: 37 |
| PITCHER | IP WLS BF H R ER SO BB IBB HBP BLK WP HR S P ERA WHIP | | | | | | | | | | | | | | | | | | | | | |
| 37 Travis Wood, L (1.1) | 4.1 | 21 | 6 | 0 | 0 | 1 | 4 | 0 | 0 | 0 | 0 | 0 | 0 | 0 | 59 | 97 | 0.00 | 2.308 | | | | |
| 34 Craig Stammen, R (5.1) | 1.2 | 5 | 0 | 0 | 0 | 1 | 0 | 0 | 0 | 0 | 0 | 0 | 0 | 13 | 20 | 0.00 | 0.000 | | | | | |
| 77 Buddy Baumann, L (7.1) | 1.0 | 3 | 0 | 0 | 0 | 2 | 0 | 0 | 0 | 0 | 0 | 0 | 0 | 7 | 10 | 0.00 | 0.000 | | | | | |
| 39 Kirby Yates, R (8.1) | 0.2 | 4 | 0 | 0 | 0 | 2 | 2 | 0 | 0 | 0 | 0 | 0 | 0 | 12 | 25 | 0.00 | 3.000 | | | | | |
| 52 Brad Hand, L (8.1) | 1.1 | 4 | 0 | 0 | 0 | 2 | 0 | 0 | 0 | 0 | 0 | 0 | 0 | 13 | 17 | 0.00 | 0.000 | | | | | |

San Francisco Giants @ San Diego Padres
 Petco Park, San Diego, CA
 Wed Aug 30 2017, 6:11 PM - 9:12 PM PDT
 Att: 19,691 - Clear - 81 F

| | |
|-----|----|
| AB | 31 |
| R | 0 |
| H | 6 |
| RBI | 0 |
| BB | 6 |
| SO | 8 |
| LOB | 22 |



| Batter | 1 | 2 | 3 | 4 | 5 | 6 | 7 | 8 | 9 | AB | R | H | RBI | BB | SO | LOB | BOTTOM | | | |
|-------------------------------|---|----------------------------------|------------------------------|----------------------------------|-------------------------------|----------------------------------|-------------------------------|----------------------------------|------------------------------|----------------------------------|-------------------------------|----------------------------------|------------------------------|---------------------------------|-------------------------------|----------------------------------|----------------------------------|------------------------------------|----------------------------------|--------|
| 7 Manuel Margot, R (1.8) | | | | | | | | | | 4 | 0 | 0 | 0 | 0 | 0 | 1 | | | | |
| 20 Carlos Asuaje, L (1.4) | | | | | | | | | | 3 | 0 | 0 | 0 | 1 | 0 | 0 | | | | |
| 2 José Pirela, R (1.7) | | | | | | | | | | 4 | 1 | 1 | 1 | 0 | 0 | 1 | | | | |
| 52 Brad Hand, L (8.1) | | | | | | | | | | 0 | 0 | 0 | 0 | 0 | 0 | 0 | | | | |
| 4 Wil Myers, R (1.3) | | | | | | | | | | 4 | 2 | 1 | 0 | 0 | 0 | 0 | | | | |
| 26 Yangervis Solarte, S (1.6) | | | | | | | | | | 4 | 0 | 0 | 0 | 0 | 1 | 2 | | | | |
| 32 Jabari Blash, R (1.9) | | | | | | | | | | 2 | 1 | 2 | 1 | 2 | 0 | 0 | | | | |
| 15 Cory Spangenberg, L (1.5) | | | | | | | | | | 4 | 0 | 1 | 0 | 0 | 1 | 2 | | | | |
| 18 Austin Hedges, R (1.2) | | | | | | | | | | 4 | 0 | 1 | 1 | 0 | 0 | 1 | | | | |
| 37 Travis Wood, R (1.1) | | | | | | | | | | 1 | 1 | 1 | 1 | 0 | 0 | 0 | | | | |
| 34 Craig Stammen, R (5.1) | | | | | | | | | | 1 | 0 | 0 | 0 | 0 | 0 | 0 | | | | |
| 44 Hector Sanchez, S (6.1) | | | | | | | | | | 1 | 0 | 0 | 0 | 0 | 2 | 0 | | | | |
| 77 Buddy Baumann, L (7.1) | | | | | | | | | | 0 | 0 | 0 | 0 | 0 | 0 | 0 | | | | |
| 39 Kirby Yates, L (8.1) | | | | | | | | | | 0 | 0 | 0 | 0 | 0 | 0 | 0 | | | | |
| 23 Matt Szczur, R (8.7) | | | | | | | | | | 0 | 0 | 0 | 0 | 0 | 0 | 0 | | | | |
| Inning Stats | R: 0 E: 0 K: 0 S: 10 | H: 0 LOB: 0 BB: 0 P: 15 | R: 0 E: 0 K: 0 S: 8 | H: 0 LOB: 1 BB: 1 P: 20 | R: 1 E: 0 K: 0 S: 10 | H: 1 LOB: 1 BB: 1 P: 21 | R: 0 E: 0 K: 1 S: 10 | H: 1 LOB: 0 BB: 0 P: 16 | R: 0 E: 0 K: 0 S: 9 | H: 1 LOB: 1 BB: 0 P: 15 | R: 3 E: 0 K: 0 S: 15 | H: 4 LOB: 2 BB: 1 P: 31 | R: 0 E: 0 K: 0 S: 4 | H: 0 LOB: 0 BB: 0 P: 4 | R: 1 E: 1 K: 1 S: 14 | H: 1 LOB: 1 BB: 0 P: 15 | 1B: 5 2B: 1 3B: 0 HR: 2 | SF: 0 SAC: 0 DP: 0 HBP: 0 | WP: 1 PB: 0 SB: 0 CS: 1 | PA: 36 |
| PITCHER | IP WLS BF H R ER SO BB IBB HBP BLK WP HR S P ERA WHIP | | | | | | | | | | | | | | | | | | | |
| 50 Ty Blach, L (1.1) | 5.2 | 23 | 5 | 3 | 3 | 1 | 2 | 0 | 0 | 0 | 0 | 0 | 0 | 1 | 0 | 8 | 19 | 27.00 | 9.000 | |
| 59 Kyle Crick, R (6.1) | 0.1 | 4 | 2 | 1 | 1 | 0 | 1 | 0 | 0 | 0 | 0 | 0 | 0 | 4 | 4 | 0.00 | 0.000 | | | |
| 62 Cory Gearrin, R (7.1) | 1.0 | 3 | 0 | 0 | 0 | 0 | 0 | 0 | 0 | 0 | 0 | 0 | 0 | 4 | 4 | 0.00 | 0.000 | | | |
| 61 Josh Osich, L (8.1) | 1.0 | 5 | 1 | 1 | 0 | 1 | 0 | 0 | 0 | 0 | 0 | 0 | 0 | 14 | 15 | 0.00 | 1.000 | | | |

San Francisco Giants @ San Diego Padres
 Petco Park, San Diego, CA
 Wed Aug 30 2017, 6:11 PM - 9:12 PM PDT
 Att: 19,691 - Clear - 81 F

| | |
|-----|----|
| AB | 32 |
| R | 5 |
| H | 8 |
| RBI | 4 |
| BB | 3 |
| SO | 2 |
| LOB | 9 |



| Batter | 1 | 2 | 3 | 4 | 5 | 6 | 7 | 8 | 9 | AB | R | H | RBI | BB | SO | LOB | TOP | | | | |
|--|---|---|---|---|---|---|---|---|---|---|---|---|---|---|---|---|---|---|---|---|---|
| 13 Matt Carpenter, L (1.5) OBP: 0.378, SLG: 0.440 | | | | | | | | | | 4 | 0 | 1 | 0 | 1 | 0 | 3 | St. Louis Cardinals @ San Francisco Giants AT&T Park, San Francisco, CA Thu Aug 31 2017, 7:16 PM - 10:32 PM PDT Att. 40,783 - Clear - 80 F | | | | |
| 28 Tommy Pham, R (1.7) OBP: 0.407, SLG: 0.522 | | | | | | | | | | 4 | 0 | 3 | 2 | 0 | 0 | 1 | | | | | |
| 11 Paul DeJong, R (1.6) OBP: 0.322, SLG: 0.546 | | | | | | | | | | 5 | 0 | 0 | 0 | 0 | 0 | 8 | | | | | |
| 25 Dexter Fowler, S (1.8) OBP: 0.358, SLG: 0.471 | | | | | | | | | | 5 | 0 | 0 | 0 | 0 | 2 | 5 | | | | | |
| 4 Yadier Molina, R (1.2) OBP: 0.315, SLG: 0.437 | | | | | | | | | | 5 | 0 | 1 | 0 | 0 | 0 | 0 | | | | | |
| 58 José Martínez, R (1.3) OBP: 0.391, SLG: 0.620 | | | | | | | | | | 3 | 1 | 1 | 0 | 0 | 0 | 1 | | | | | |
| 67 Matt Bowman, R (7.5) ERA: 5.68 | | | | | | | | | | 0 | 0 | 0 | 0 | 0 | 0 | 0 | | | | | |
| 55 Stephen Piscotty, R (8.1) OBP: 0.348, SLG: 0.536 | | | | | | | | | | 0 | 0 | 0 | 0 | 0 | 0 | 0 | | | | | |
| 70 Tyler Lyons, L (8.1) ERA: 2.51 | | | | | | | | | | 0 | 0 | 0 | 0 | 0 | 0 | 0 | | | | | |
| 40 Luke Voit, R (8.1) OBP: 0.326, SLG: 0.429 | | | | | | | | | | 0 | 0 | 0 | 0 | 0 | 0 | 0 | | | | | |
| 60 John Brebbia, R (8.1) ERA: 2.31 | | | | | | | | | | 0 | 0 | 0 | 0 | 0 | 0 | 0 | | | | | |
| 29 Zach Duke, L (8.1) ERA: 5.59 | | | | | | | | | | 0 | 0 | 0 | 0 | 0 | 0 | 0 | | | | | |
| 26 Seungwhan Oh, R (8.1) ERA: 5.97 | | | | | | | | | | 0 | 0 | 0 | 0 | 0 | 0 | 0 | | | | | |
| 16 Kolten Wong, L (1.4) OBP: 0.389, SLG: 0.449 | | | | | | | | | | 3 | 0 | 1 | 0 | 1 | 1 | 1 | | | | | |
| 15 Randal Grichuk, R (1.9) OBP: 0.286, SLG: 0.472 | | | | | | | | | | 4 | 2 | 2 | 2 | 0 | 1 | 2 | | | | | |
| 52 Michael Wacha, R (1.1) OBP: 0.053, SLG: 0.053 | | | | | | | | | | 2 | 0 | 0 | 0 | 0 | 0 | 2 | | | | | |
| 35 Greg Garcia, L (7.5) OBP: 0.371, SLG: 0.328 | | | | | | | | | | 1 | 1 | 0 | 1 | 1 | 0 | 0 | | | | | |
| Inning Stats | R: 0 E: 0 K: 1 S: 12 | H: 1 LOB: 1 BB: 0 P: 19 | R: 2 E: 0 K: 0 S: 13 | H: 2 LOB: 0 BB: 0 P: 18 | R: 0 E: 0 K: 0 S: 10 | H: 1 LOB: 1 BB: 0 P: 15 | R: 0 E: 0 K: 1 S: 14 | H: 2 LOB: 2 BB: 0 P: 22 | R: 0 E: 0 K: 0 S: 5 | H: 0 LOB: 0 BB: 0 P: 9 | R: 1 E: 1 K: 0 S: 14 | H: 1 LOB: 2 BB: 1 P: 25 | R: 2 E: 0 K: 0 S: 14 | H: 2 LOB: 2 BB: 2 P: 29 | R: 0 E: 0 K: 2 S: 10 | H: 0 LOB: 0 BB: 0 P: 15 | 1B: 7 2B: 2 3B: 0 HR: 1 | SF: 0 SAC: 0 DP: 0 HBP: 1 | WP: 0 PB: 0 SB: 0 CS: 0 | PA: 42 | |
| PITCHER | IP WLS BF H R ER SO BB IBB HBP BLK WP HR S P ERA WHIP | IP WLS BF H R ER SO BB IBB HBP BLK WP HR S P ERA WHIP | IP WLS BF H R ER SO BB IBB HBP BLK WP HR S P ERA WHIP | IP WLS BF H R ER SO BB IBB HBP BLK WP HR S P ERA WHIP | IP WLS BF H R ER SO BB IBB HBP BLK WP HR S P ERA WHIP | IP WLS BF H R ER SO BB IBB HBP BLK WP HR S P ERA WHIP | IP WLS BF H R ER SO BB IBB HBP BLK WP HR S P ERA WHIP | IP WLS BF H R ER SO BB IBB HBP BLK WP HR S P ERA WHIP | IP WLS BF H R ER SO BB IBB HBP BLK WP HR S P ERA WHIP | IP WLS BF H R ER SO BB IBB HBP BLK WP HR S P ERA WHIP | IP WLS BF H R ER SO BB IBB HBP BLK WP HR S P ERA WHIP | IP WLS BF H R ER SO BB IBB HBP BLK WP HR S P ERA WHIP | IP WLS BF H R ER SO BB IBB HBP BLK WP HR S P ERA WHIP | IP WLS BF H R ER SO BB IBB HBP BLK WP HR S P ERA WHIP | IP WLS BF H R ER SO BB IBB HBP BLK WP HR S P ERA WHIP | IP WLS BF H R ER SO BB IBB HBP BLK WP HR S P ERA WHIP | IP WLS BF H R ER SO BB IBB HBP BLK WP HR S P ERA WHIP | IP WLS BF H R ER SO BB IBB HBP BLK WP HR S P ERA WHIP | IP WLS BF H R ER SO BB IBB HBP BLK WP HR S P ERA WHIP | IP WLS BF H R ER SO BB IBB HBP BLK WP HR S P ERA WHIP | IP WLS BF H R ER SO BB IBB HBP BLK WP HR S P ERA WHIP |

| Batter | 1 | 2 | 3 | 4 | 5 | 6 | 7 | 8 | 9 | AB | R | H | RBI | BB | SO | LOB | BOTTOM | | | | | |
|--|---|---|---|---|---|---|---|---|---|---|---|---|---|---|---|---|---|---|---|---|---|---|
| 2 Denard Span, L (1.8) OBP: 0.317, SLG: 0.410 | | | | | | | | | | 3 | 0 | 0 | 0 | 1 | 1 | 0 | St. Louis Cardinals @ San Francisco Giants AT&T Park, San Francisco, CA Thu Aug 31 2017, 7:16 PM - 10:32 PM PDT Att. 40,783 - Clear - 80 F | | | | | |
| 12 Joe Panik, L (1.4) OBP: 0.332, SLG: 0.403 | | | | | | | | | | 4 | 0 | 0 | 0 | 0 | 2 | | | | | | | |
| 48 Pablo Sandoval, S (1.5) OBP: 0.289, SLG: 0.328 | | | | | | | | | | 4 | 0 | 0 | 0 | 0 | 0 | | | | | | | |
| 28 Buster Posey, R (1.2) OBP: 0.402, SLG: 0.465 | | | | | | | | | | 3 | 1 | 2 | 0 | 1 | 0 | | | | | | | |
| 35 Brandon Crawford, L (1.6) OBP: 0.293, SLG: 0.398 | | | | | | | | | | 4 | 0 | 2 | 1 | 0 | 0 | | | | | | | |
| 8 Hunter Pence, R (1.9) OBP: 0.307, SLG: 0.373 | | | | | | | | | | 4 | 1 | 1 | 0 | 0 | 2 | | | | | | | |
| 6 Jarrett Parker, L (1.7) OBP: 0.288, SLG: 0.407 | | | | | | | | | | 4 | 0 | 1 | 0 | 0 | 2 | | | | | | | |
| 63 Ryder Jones, L (1.3) OBP: 0.274, SLG: 0.344 | | | | | | | | | | 3 | 0 | 1 | 0 | 0 | 2 | | | | | | | |
| 37 Kelby Tomlinson, R (9.1) OBP: 0.348, SLG: 0.510 | | | | | | | | | | 1 | 0 | 0 | 0 | 0 | 1 | | | | | | | |
| 18 Matt Cain, R (1.1) OBP: 0.167, SLG: 0.231 | | | | | | | | | | 0 | 0 | 0 | 0 | 0 | 0 | | | | | | | |
| 39 Carlos Moncrief, L (5.1) OBP: 0.287, SLG: 0.381 | | | | | | | | | | 0 | 0 | 0 | 0 | 0 | 0 | | | | | | | |
| 62 Cory Gearrin, R (8.1) ERA: 2.18 | | | | | | | | | | 0 | 0 | 0 | 0 | 0 | 0 | | | | | | | |
| 60 Hunter Strickland, R (7.1) ERA: 2.63 | | | | | | | | | | 0 | 0 | 0 | 0 | 0 | 0 | | | | | | | |
| 66 Gorkys Hernandez, R (7.1) ERA: 3.95 | | | | | | | | | | 0 | 0 | 0 | 0 | 0 | 0 | | | | | | | |
| 41 Mark Melancon, R (8.1) ERA: 5.97 | | | | | | | | | | 0 | 0 | 0 | 0 | 0 | 0 | | | | | | | |
| 56 Albert Suárez, R (8.1) ERA: 5.97 | | | | | | | | | | 0 | 0 | 0 | 0 | 0 | 0 | | | | | | | |
| Inning Stats | R: 0 E: 0 K: 0 S: 10 | H: 0 LOB: 0 BB: 0 P: 13 | R: 0 E: 0 K: 0 S: 7 | H: 1 LOB: 1 BB: 0 P: 10 | R: 0 E: 0 K: 2 S: 7 | H: 0 LOB: 0 BB: 0 P: 11 | R: 0 E: 0 K: 0 S: 9 | H: 0 LOB: 1 BB: 1 P: 16 | R: 1 E: 0 K: 0 S: 16 | H: 2 LOB: 2 BB: 1 P: 24 | R: 0 E: 0 K: 0 S: 7 | H: 1 LOB: 0 BB: 0 P: 10 | R: 0 E: 0 K: 0 S: 9 | H: 1 LOB: 1 BB: 0 P: 14 | R: 0 E: 0 K: 0 S: 5 | H: 0 LOB: 0 BB: 0 P: 10 | R: 1 E: 0 K: 0 S: 13 | H: 2 LOB: 1 BB: 0 P: 24 | 1B: 3 2B: 3 3B: 1 HR: 0 | SF: 1 SAC: 0 DP: 1 HBP: 0 | WP: 0 PB: 0 SB: 0 CS: 0 | PA: 35 |
| PITCHER | IP WLS BF H R ER SO BB IBB HBP BLK WP HR S P ERA WHIP | IP WLS BF H R ER SO BB IBB HBP BLK WP HR S P ERA WHIP | IP WLS BF H R ER SO BB IBB HBP BLK WP HR S P ERA WHIP | IP WLS BF H R ER SO BB IBB HBP BLK WP HR S P ERA WHIP | IP WLS BF H R ER SO BB IBB HBP BLK WP HR S P ERA WHIP | IP WLS BF H R ER SO BB IBB HBP BLK WP HR S P ERA WHIP | IP WLS BF H R ER SO BB IBB HBP BLK WP HR S P ERA WHIP | IP WLS BF H R ER SO BB IBB HBP BLK WP HR S P ERA WHIP | IP WLS BF H R ER SO BB IBB HBP BLK WP HR S P ERA WHIP | IP WLS BF H R ER SO BB IBB HBP BLK WP HR S P ERA WHIP | IP WLS BF H R ER SO BB IBB HBP BLK WP HR S P ERA WHIP | IP WLS BF H R ER SO BB IBB HBP BLK WP HR S P ERA WHIP | IP WLS BF H R ER SO BB IBB HBP BLK WP HR S P ERA WHIP | IP WLS BF H R ER SO BB IBB HBP BLK WP HR S P ERA WHIP | IP WLS BF H R ER SO BB IBB HBP BLK WP HR S P ERA WHIP | IP WLS BF H R ER SO BB IBB HBP BLK WP HR S P ERA WHIP | IP WLS BF H R ER SO BB IBB HBP BLK WP HR S P ERA WHIP | IP WLS BF H R ER SO BB IBB HBP BLK WP HR S P ERA WHIP | IP WLS BF H R ER SO BB IBB HBP BLK WP HR S P ERA WHIP | IP WLS BF H R ER SO BB IBB HBP BLK WP HR S P ERA WHIP | IP WLS BF H R ER SO BB IBB HBP BLK WP HR S P ERA WHIP | IP WLS BF H R ER SO BB IBB HBP BLK WP HR S P ERA WHIP |



| Batter | 1 | 2 | 3 | 4 | 5 | 6 | 7 | 8 | 9 | 10 | AB | R | H | RBI | BB | SO | LOB | TOP | | | | | | | | | |
|---|-------------------------------|----------------------------------|-------------------------------|----------------------------------|-------------------------------|----------------------------------|-------------------------------|----------------------------------|-------------------------------|----------------------------------|------------------------------|----------------------------------|-------------------------------|----------------------------------|-------------------------------|----------------------------------|------------------------------|----------------------------------|----------------------------------|------------------------------------|----------------------------------|--------|--|--|--|--|--|
| 16 Kolten Wong, L OBP: 0.388, SLG: 0.443 | G4-3 | | K | | | P4 | | | K | | 4 | 0 | 0 | 0 | 0 | 2 | 0 | | | | | | | | | | |
| 58 José Martínez, R OBP: 0.355, SLG: 0.500 | P4 | | | | | G5-3 | | | K | | 4 | 1 | 1 | 0 | 0 | 1 | 0 | | | | | | | | | | |
| 54 Alex Mejia, R OBP: 0.214, SLG: 0.429 | P4 | | | | | G5-3 | | | K | | 0 | 0 | 0 | 0 | 0 | 0 | 0 | | | | | | | | | | |
| 11 Paul DeJong, R OBP: 0.322, SLG: 0.542 | F7 | | | | | P6 | | | K | | 4 | 0 | 0 | 0 | 0 | 2 | 1 | | | | | | | | | | |
| 25 Dexter Fowler, S OBP: 0.361, SLG: 0.483 | | L9 | | | | | | | | | 4 | 0 | 2 | 1 | 0 | 1 | 0 | | | | | | | | | | |
| 48 Harrison Bader, R (10, PR) OBP: 0.393, SLG: 0.520 | | | | | | | | | | | 0 | 0 | 0 | 0 | 0 | 0 | 0 | | | | | | | | | | |
| 4 Yadier Molina, R OBP: 0.318, SLG: 0.439 | | | | | | | | | | | 2 | 0 | 0 | 0 | 2 | 0 | 1 | | | | | | | | | | |
| 55 Stephen Piscotty, R OBP: 0.348, SLG: 0.385 | | | | | | | | | | | 4 | 0 | 0 | 0 | 0 | 1 | 3 | | | | | | | | | | |
| 35 Greg Garcia, L OBP: 0.361, SLG: 0.328 | | | | | | | | | | | 4 | 0 | 0 | 0 | 0 | 2 | 3 | | | | | | | | | | |
| 15 Randal Grichuk, R OBP: 0.283, SLG: 0.474 | | | | | | | | | | | 3 | 0 | 0 | 0 | 0 | 2 | 0 | | | | | | | | | | |
| 31 Lance Lynn, S OBP: 0.098, SLG: 0.102 | | | | | | | | | | | 3 | 0 | 0 | 0 | 0 | 3 | 0 | | | | | | | | | | |
| 70 Tyler Lyons, L OBP: 0.214, SLG: 0.429 | | | | | | | | | | | 0 | 0 | 0 | 0 | 0 | 0 | 0 | | | | | | | | | | |
| 26 Seungwan Oh, R OBP: 0.214, SLG: 0.429 | | | | | | | | | | | 0 | 0 | 0 | 0 | 0 | 0 | 0 | | | | | | | | | | |
| 65 Ryan Sherriff, L OBP: 0.214, SLG: 0.429 | | | | | | | | | | | 0 | 0 | 0 | 0 | 0 | 0 | 0 | | | | | | | | | | |
| Inning Stats | R: 0 E: 0 K: 0 S: 14 | H: 0 LOB: 0 BB: 0 P: 20 | R: 0 E: 0 K: 2 S: 12 | H: 0 LOB: 1 BB: 1 P: 19 | R: 0 E: 0 K: 3 S: 10 | H: 0 LOB: 0 BB: 0 P: 14 | R: 1 E: 0 K: 1 S: 12 | H: 2 LOB: 0 BB: 0 P: 17 | R: 0 E: 0 K: 1 S: 10 | H: 0 LOB: 0 BB: 0 P: 12 | R: 0 E: 0 K: 1 S: 7 | H: 0 LOB: 1 BB: 1 P: 10 | R: 0 E: 0 K: 2 S: 13 | H: 0 LOB: 0 BB: 0 P: 10 | R: 0 E: 0 K: 3 S: 12 | H: 0 LOB: 0 BB: 0 P: 17 | R: 0 E: 0 K: 0 S: 6 | H: 1 LOB: 2 BB: 0 P: 12 | 1B: 2 2B: 0 3B: 1 HR: 0 | SF: 0 SAC: 0 DP: 0 HBP: 0 | WP: 1 PB: 0 SB: 0 CS: 0 | PA: 34 | | | | | |
| PITCHER | IP | WLS | BF | H | R | ER | SO | BB | IBB | HBP | BLK | WP | HR | S | P | ERA | WHIP | | | | | | | | | | |
| 29 Jeff Samardzija, R ERA: 4.31 | 7.0 | | 24 | 2 | 1 | 1 | 9 | 2 | 0 | 0 | 0 | 0 | 0 | 78 | 112 | 1.29 | 0.571 | | | | | | | | | | |
| 62 Cory Gearrin, R ERA: 2.15 | 1.0 | | 3 | 0 | 0 | 0 | 2 | 0 | 0 | 0 | 0 | 0 | 0 | 7 | 10 | 0.00 | 0.000 | | | | | | | | | | |
| 32 Steven Okert, L ERA: 6.55 | 0.1 | | 1 | 0 | 0 | 0 | 1 | 0 | 0 | 0 | 0 | 0 | 0 | 6 | 6 | 0.00 | 0.000 | | | | | | | | | | |
| 64 Derek Law, R ERA: 5.23 | 0.2 | | 2 | 0 | 0 | 0 | 2 | 0 | 0 | 0 | 0 | 0 | 0 | 6 | 11 | 0.00 | 0.000 | | | | | | | | | | |
| 49 Sam Dyson, R ERA: 6.22 | 1.0 | W | 4 | 1 | 0 | 0 | 0 | 0 | 0 | 0 | 0 | 0 | 0 | 6 | 12 | 0.00 | 1.000 | | | | | | | | | | |

St. Louis Cardinals @ San Francisco Giants
AT&T Park, San Francisco, CA
Sat Sep 02 2017, 1:08 PM - 4:05 PM PDT
Att. 39,513 - Sunny - 95 F

| | |
|-----|----|
| AB | 32 |
| R | 1 |
| H | 3 |
| RBI | 1 |
| BB | 2 |
| SO | 14 |
| LOB | 8 |



| Batter | 1 | 2 | 3 | 4 | 5 | 6 | 7 | 8 | 9 | 10 | AB | R | H | RBI | BB | SO | LOB | BOTTOM | | | | | | | | | |
|---|------------------------------|----------------------------------|------------------------------|---------------------------------|------------------------------|----------------------------------|------------------------------|----------------------------------|------------------------------|----------------------------------|------------------------------|---------------------------------|-------------------------------|----------------------------------|-------------------------------|----------------------------------|-------------------------------|----------------------------------|------------------------------|---------------------------------|----------------------------------|------------------------------------|----------------------------------|--------|--|--|--|
| 2 Denard Span, L OBP: 0.316, SLG: 0.406 | G6-3 | | | | | | | | | | 3 | 0 | 0 | 0 | 0 | 0 | 0 | | | | | | | | | | |
| 8 Hunter Pence, R (9, PH) OBP: 0.311, SLG: 0.380 | G6-3 | | | | | | | | | | 1 | 1 | 1 | 0 | 0 | 0 | 0 | | | | | | | | | | |
| 12 Joe Panik, L OBP: 0.328, SLG: 0.398 | G6-3 | | | | | | | | | | 3 | 0 | 1 | 0 | 0 | 0 | 0 | | | | | | | | | | |
| 28 Buster Posey, R OBP: 0.405, SLG: 0.468 | G6-3 | | | | | | | | | | 3 | 0 | 1 | 1 | 1 | 0 | 0 | | | | | | | | | | |
| 35 Brandon Crawford, L OBP: 0.298, SLG: 0.410 | G6-3 | | | | | | | | | | 2 | 0 | 0 | 0 | 2 | 0 | 3 | | | | | | | | | | |
| 48 Pablo Sandoval, S OBP: 0.268, SLG: 0.323 | G6-3 | | | | | | | | | | 3 | 0 | 0 | 0 | 1 | 2 | 3 | | | | | | | | | | |
| 5 Nick Hundley, R OBP: 0.283, SLG: 0.439 | G6-3 | | | | | | | | | | 4 | 1 | 1 | 1 | 0 | 0 | 3 | | | | | | | | | | |
| 39 Carlos Moncrief, L OBP: 0.268, SLG: 0.250 | G4-3 | | | | | | | | | | 3 | 0 | 0 | 0 | 0 | 1 | 0 | | | | | | | | | | |
| 66 Gorkys Hernández, R OBP: 0.332, SLG: 0.333 | G3 | | | | | | | | | | 3 | 0 | 0 | 0 | 0 | 1 | 0 | | | | | | | | | | |
| 29 Jeff Samardzija, R ERA: 4.31 | | | | | | | | | | | 2 | 0 | 0 | 0 | 0 | 0 | 0 | | | | | | | | | | |
| 62 Cory Gearrin, R ERA: 2.15 | | | | | | | | | | | 0 | 0 | 0 | 0 | 0 | 0 | 0 | | | | | | | | | | |
| 63 Ryder Jones, L ERA: 2.64 | | | | | | | | | | | 1 | 0 | 0 | 0 | 0 | 1 | 0 | | | | | | | | | | |
| 32 Steven Okert, L ERA: 6.55 | | | | | | | | | | | 0 | 0 | 0 | 0 | 0 | 0 | 0 | | | | | | | | | | |
| 64 Derek Law, R ERA: 5.23 | | | | | | | | | | | 0 | 0 | 0 | 0 | 0 | 0 | 0 | | | | | | | | | | |
| 49 Sam Dyson, R ERA: 6.22 | | | | | | | | | | | 0 | 0 | 0 | 0 | 0 | 0 | 0 | | | | | | | | | | |
| Inning Stats | R: 0 E: 0 K: 0 S: 8 | H: 1 LOB: 3 BB: 2 P: 22 | R: 0 E: 0 K: 0 S: 5 | H: 0 LOB: 0 BB: 0 P: 6 | R: 0 E: 0 K: 0 S: 6 | H: 0 LOB: 0 BB: 0 P: 10 | R: 0 E: 0 K: 0 S: 4 | H: 0 LOB: 0 BB: 1 P: 11 | R: 0 E: 0 K: 0 S: 9 | H: 0 LOB: 0 BB: 0 P: 13 | R: 0 E: 0 K: 0 S: 5 | H: 0 LOB: 0 BB: 0 P: 7 | R: 0 E: 0 K: 1 S: 10 | H: 0 LOB: 0 BB: 0 P: 15 | R: 0 E: 0 K: 3 S: 12 | H: 0 LOB: 0 BB: 0 P: 17 | R: 1 E: 0 K: 1 S: 14 | H: 1 LOB: 1 BB: 0 P: 19 | R: 1 E: 0 K: 0 S: 1 | H: 1 LOB: 0 BB: 0 P: 2 | 1B: 3 2B: 0 3B: 0 HR: 1 | SF: 0 SAC: 1 DP: 1 HBP: 0 | WP: 0 PB: 0 SB: 0 CS: 1 | PA: 33 | | | |
| PITCHER | IP | WLS | BF | H | R | ER | SO | BB | IBB | HBP | BLK | WP | HR | S | P | ERA | WHIP | | | | | | | | | | |
| 31 Lance Lynn, R ERA: 2.99 | 8.0 | | 27 | 1 | 1 | 1 | 0 | 4 | 0 | 0 | 0 | 0 | 0 | 59 | 101 | 0.00 | 0.625 | | | | | | | | | | |
| 70 Tyler Lyons, L ERA: 2.64 | 0.1 | H | 2 | 1 | 1 | 0 | 0 | 0 | 0 | 0 | 0 | 0 | 0 | 5 | 7 | 27.00 | 3.000 | | | | | | | | | | |
| 26 Seungwan Oh, R ERA: 3.74 | 0.0 | B | 1 | 1 | 0 | 0 | 0 | 0 | 0 | 0 | 0 | 0 | 0 | 3 | 4 | ∞ | ∞ | | | | | | | | | | |
| 65 Ryan Sherriff, L ERA: 1.8 | 0.2 | L | 3 | 1 | 1 | 1 | 1 | 0 | 0 | 0 | 0 | 0 | 1 | 7 | 10 | 13.50 | 1.500 | | | | | | | | | | |

St. Louis Cardinals @ San Francisco Giants
AT&T Park, San Francisco, CA
Sat Sep 02 2017, 1:08 PM - 4:05 PM PDT
Att. 39,513 - Sunny - 95 F

| | |
|-----|----|
| AB | 28 |
| R | 2 |
| H | 4 |
| RBI | 2 |
| BB | 4 |
| SO | 5 |
| LOB | 9 |



| Batter | 1 | 2 | 3 | 4 | 5 | 6 | 7 | 8 | 9 | AB | R | H | RBI | BB | SO | LOB | TOP | | | | | | |
|--|---|---|---|---|---|---|---|---|---|---|---|---|---|---|---|---|---|---|---|---|---|---|---|
| 66 Gorkys Hernández, R OBP: 0.327, SLG: 0.325 | G5-3 | G6-3 | | 12 2B | | 12 2B | P3 | | FC5 12 1B | 6 | 2 | 2 | 3 | 0 | 0 | 1 | | | | | | | |
| 12 Joe Panik, L OBP: 0.344, SLG: 0.427 | 53 1B | | K | 8 2B | | 35 1B | | 5 HR | | 6 | 3 | 5 | 2 | 0 | 1 | 0 | | | | | | | |
| 8 Hunter Pence, R OBP: 0.307, SLG: 0.370 | 53 1B | | 5 1B | G4-3 | | 35 1B | | P3 | K | 4 | 1 | 1 | 0 | 2 | 1 | 4 | | | | | | | |
| 5 Nick Hundley, R OBP: 0.280, SLG: 0.442 | E5 53 1B | | | L5 | | F5 | | | | 5 | 1 | 2 | 2 | 0 | 0 | 5 | | | | | | | |
| 35 Brandon Crawford, L OBP: 0.297, SLG: 0.403 | K | | B3 | | | | | K | | 5 | 0 | 2 | 1 | 0 | 2 | 5 | | | | | | | |
| 53 Austin Stater, R OBP: 0.336, SLG: 0.419 | 37 FC4-6 | | K | | | F9 | | G4-3 | | 5 | 0 | 1 | 2 | 0 | 2 | 5 | | | | | | | |
| 37 Kelby Tomlinson, R OBP: 0.342, SLG: 0.305 | FC4-6 | | SH1-4 | FC5-4 | | | | G5-3 | | 5 | 2 | 2 | 0 | 0 | 0 | 3 | | | | | | | |
| 63 Ryder Jones, L OBP: 0.270, SLG: 0.333 | | K | FC4-6 | FC4-6 | | | | K | | 4 | 1 | 1 | 0 | 1 | 2 | 1 | | | | | | | |
| 47 Johnny Cueto, R OBP: 0.036, SLG: 0.075 | | G4-3 | | | | | | | | 1 | 0 | 0 | 0 | 0 | 0 | 0 | | | | | | | |
| 48 Pablo Sandoval, S OBP: 0.257, SLG: 0.300 | | | | | | | | | | 0 | 0 | 0 | 0 | 0 | 0 | 0 | | | | | | | |
| 59 Kyle Crick, L OBP: 0.000, SLG: 0.000 | | | | | | | | | | 0 | 0 | 0 | 0 | 0 | 0 | 0 | | | | | | | |
| 51 Mac Williamson, R OBP: 0.000, SLG: 0.000 | | | | | | | | | | 0 | 0 | 0 | 0 | 0 | 0 | 0 | | | | | | | |
| 32 Steven Okert, L OBP: 0.000, SLG: 0.000 | | | | | | | | | | 0 | 0 | 0 | 0 | 0 | 0 | 0 | | | | | | | |
| 62 Cory Gearrin, R OBP: 0.000, SLG: 0.000 | | | | | | | | | | 0 | 0 | 0 | 0 | 0 | 0 | 0 | | | | | | | |
| 46 Orlando Calvete, R OBP: 0.000, SLG: 0.000 | | | | | | | | | | 0 | 0 | 0 | 0 | 0 | 0 | 0 | | | | | | | |
| 49 Sam Dyson, R OBP: 0.000, SLG: 0.000 | | | | | | | | | | 0 | 0 | 0 | 0 | 0 | 0 | 0 | | | | | | | |
| Inning Stats | R: 2 E: 1 K: 1 S: 16 | H: 2 LOB: 2 BB: 1 P: 23 | R: 0 E: 0 K: 1 S: 7 | H: 0 LOB: 0 BB: 0 P: 11 | R: 0 E: 0 K: 2 S: 15 | H: 2 LOB: 2 BB: 0 P: 24 | R: 3 E: 0 K: 0 S: 13 | H: 3 LOB: 1 BB: 1 P: 24 | R: 0 E: 0 K: 1 S: 10 | H: 1 LOB: 0 BB: 0 P: 16 | R: 2 E: 0 K: 1 S: 10 | H: 3 LOB: 2 BB: 1 P: 21 | R: 1 E: 0 K: 1 S: 11 | H: 1 LOB: 0 BB: 0 P: 14 | R: 2 E: 0 K: 1 S: 16 | H: 2 LOB: 0 BB: 0 P: 23 | R: 1 E: 0 K: 2 S: 16 | H: 3 LOB: 2 BB: 0 P: 19 | 1B: 12 2B: 3 HR: 2 | SF: 0 SAC: 1 DP: 0 HBP: 0 | WP: 0 PB: 1 SB: 0 CS: 0 | PA: 48 | |
| PITCHER | IP WLS BF H R ER SO BB IBB HBP BLK WP HR S P ERA WHIP | IP WLS BF H R ER SO BB IBB HBP BLK WP HR S P ERA WHIP | IP WLS BF H R ER SO BB IBB HBP BLK WP HR S P ERA WHIP | IP WLS BF H R ER SO BB IBB HBP BLK WP HR S P ERA WHIP | IP WLS BF H R ER SO BB IBB HBP BLK WP HR S P ERA WHIP | IP WLS BF H R ER SO BB IBB HBP BLK WP HR S P ERA WHIP | IP WLS BF H R ER SO BB IBB HBP BLK WP HR S P ERA WHIP | IP WLS BF H R ER SO BB IBB HBP BLK WP HR S P ERA WHIP | IP WLS BF H R ER SO BB IBB HBP BLK WP HR S P ERA WHIP | IP WLS BF H R ER SO BB IBB HBP BLK WP HR S P ERA WHIP | IP WLS BF H R ER SO BB IBB HBP BLK WP HR S P ERA WHIP | IP WLS BF H R ER SO BB IBB HBP BLK WP HR S P ERA WHIP | IP WLS BF H R ER SO BB IBB HBP BLK WP HR S P ERA WHIP | IP WLS BF H R ER SO BB IBB HBP BLK WP HR S P ERA WHIP | IP WLS BF H R ER SO BB IBB HBP BLK WP HR S P ERA WHIP | IP WLS BF H R ER SO BB IBB HBP BLK WP HR S P ERA WHIP | IP WLS BF H R ER SO BB IBB HBP BLK WP HR S P ERA WHIP | IP WLS BF H R ER SO BB IBB HBP BLK WP HR S P ERA WHIP | IP WLS BF H R ER SO BB IBB HBP BLK WP HR S P ERA WHIP | IP WLS BF H R ER SO BB IBB HBP BLK WP HR S P ERA WHIP | IP WLS BF H R ER SO BB IBB HBP BLK WP HR S P ERA WHIP | IP WLS BF H R ER SO BB IBB HBP BLK WP HR S P ERA WHIP | IP WLS BF H R ER SO BB IBB HBP BLK WP HR S P ERA WHIP |
| 19 Charlie Blackmon, L OBP: 0.402, SLG: 0.622 | G4-3 | | K | | | 5 1B | | | G4-3 | 4 | 2 | 2 | 1 | 0 | 1 | 0 | | | | | | | |
| 24 Ryan McMahon, L OBP: 0.333, SLG: 0.214 | | | | | | | | | | 1 | 0 | 0 | 0 | 0 | 0 | 0 | | | | | | | |
| 9 DJ LeMahieu, R OBP: 0.380, SLG: 0.412 | L9 | | 5 BB | G5-3 | | | | K | | 4 | 0 | 1 | 0 | 0 | 1 | 1 | | | | | | | |
| 5 Carlos González, L OBP: 0.324, SLG: 0.373 | HBP | | | | | | | | | 2 | 1 | 2 | 1 | 1 | 0 | 0 | | | | | | | |
| 28 Nolan Arenado, R OBP: 0.361, SLG: 0.574 | K | | F9 | K | | | | L9 | | 4 | 0 | 0 | 0 | 0 | 2 | 5 | | | | | | | |
| 8 Gerardo Parra, L OBP: 0.362, SLG: 0.485 | F7 | | G1-3 | | | G4-3 | | SF8 | | 3 | 0 | 0 | 1 | 0 | 0 | 0 | | | | | | | |
| 20 Ian Desmond, R OBP: 0.328, SLG: 0.377 | 27 E | | K | | | F9 | | | | 4 | 0 | 2 | 0 | 0 | 1 | 0 | | | | | | | |
| 27 Trevor Story, R OBP: 0.302, SLG: 0.424 | K | | 14 WP | G1-3 | | | | K | | 4 | 0 | 1 | 0 | 0 | 2 | 2 | | | | | | | |
| 14 Tony Wolters, L OBP: 0.339, SLG: 0.284 | | | G4-3 | | | | | | | 2 | 0 | 0 | 0 | 0 | 1 | 2 | | | | | | | |
| 4 Pat Valaika, R OBP: 0.272, SLG: 0.506 | | | | | | | | | | 1 | 0 | 0 | 0 | 0 | 1 | 0 | | | | | | | |
| 29 Shane Carle, R OBP: 0.000, SLG: 0.000 | | | | | | | | | | 0 | 0 | 0 | 0 | 0 | 0 | 0 | | | | | | | |
| 3 Mike Tauchman, L OBP: 0.421, SLG: 0.214 | | | | | | | | | | 1 | 0 | 0 | 0 | 0 | 1 | 0 | | | | | | | |
| 31 Kyle Freeland, L OBP: 0.076, SLG: 0.242 | | | G4-3 | | | | | | | 1 | 0 | 0 | 0 | 0 | 0 | 0 | | | | | | | |
| 54 Carlos Estévez, R ERA: 3.99 | | | | | | | | | | 0 | 0 | 0 | 0 | 0 | 0 | 0 | | | | | | | |
| 2 Alexi Amarista, L OBP: 0.000, SLG: 0.000 | | | | | | | | | | 0 | 0 | 0 | 0 | 0 | 0 | 0 | | | | | | | |
| 34 Jeff Hoffman, R ERA: 6.65 | | | | | | | | | | 0 | 0 | 0 | 0 | 0 | 0 | 0 | | | | | | | |
| 62 Cory Gearrin, R ERA: 2.24 | | | | | | | | | | 0 | 0 | 0 | 0 | 0 | 0 | 0 | | | | | | | |
| 49 Sam Dyson, R ERA: 6.08 | | | | | | | | | | 2 | 0 | 0 | 0 | 0 | 0 | 0 | | | | | | | |
| Inning Stats | R: 0 E: 0 K: 1 S: 8 | H: 0 LOB: 1 BB: 0 P: 16 | R: 0 E: 1 K: 2 S: 11 | H: 1 LOB: 1 BB: 0 P: 19 | R: 0 E: 0 K: 1 S: 14 | H: 1 LOB: 2 BB: 1 P: 26 | R: 0 E: 0 K: 1 S: 9 | H: 1 LOB: 1 BB: 0 P: 15 | R: 1 E: 0 K: 2 S: 12 | H: 2 LOB: 1 BB: 0 P: 20 | R: 0 E: 0 K: 0 S: 9 | H: 0 LOB: 0 BB: 0 P: 16 | R: 1 E: 0 K: 2 S: 10 | H: 1 LOB: 0 BB: 0 P: 14 | R: 1 E: 0 K: 1 S: 11 | H: 2 LOB: 1 BB: 0 P: 15 | R: 0 E: 0 K: 1 S: 11 | H: 0 LOB: 0 BB: 0 P: 13 | 1B: 4 2B: 3 HR: 1 | SF: 1 SAC: 0 DP: 0 HBP: 1 | WP: 1 PB: 0 SB: 0 CS: 0 | PA: 37 | |
| PITCHER | IP WLS BF H R ER SO BB IBB HBP BLK WP HR S P ERA WHIP | IP WLS BF H R ER SO BB IBB HBP BLK WP HR S P ERA WHIP | IP WLS BF H R ER SO BB IBB HBP BLK WP HR S P ERA WHIP | IP WLS BF H R ER SO BB IBB HBP BLK WP HR S P ERA WHIP | IP WLS BF H R ER SO BB IBB HBP BLK WP HR S P ERA WHIP | IP WLS BF H R ER SO BB IBB HBP BLK WP HR S P ERA WHIP | IP WLS BF H R ER SO BB IBB HBP BLK WP HR S P ERA WHIP | IP WLS BF H R ER SO BB IBB HBP BLK WP HR S P ERA WHIP | IP WLS BF H R ER SO BB IBB HBP BLK WP HR S P ERA WHIP | IP WLS BF H R ER SO BB IBB HBP BLK WP HR S P ERA WHIP | IP WLS BF H R ER SO BB IBB HBP BLK WP HR S P ERA WHIP | IP WLS BF H R ER SO BB IBB HBP BLK WP HR S P ERA WHIP | IP WLS BF H R ER SO BB IBB HBP BLK WP HR S P ERA WHIP | IP WLS BF H R ER SO BB IBB HBP BLK WP HR S P ERA WHIP | IP WLS BF H R ER SO BB IBB HBP BLK WP HR S P ERA WHIP | IP WLS BF H R ER SO BB IBB HBP BLK WP HR S P ERA WHIP | IP WLS BF H R ER SO BB IBB HBP BLK WP HR S P ERA WHIP | IP WLS BF H R ER SO BB IBB HBP BLK WP HR S P ERA WHIP | IP WLS BF H R ER SO BB IBB HBP BLK WP HR S P ERA WHIP | IP WLS BF H R ER SO BB IBB HBP BLK WP HR S P ERA WHIP | IP WLS BF H R ER SO BB IBB HBP BLK WP HR S P ERA WHIP | IP WLS BF H R ER SO BB IBB HBP BLK WP HR S P ERA WHIP | IP WLS BF H R ER SO BB IBB HBP BLK WP HR S P ERA WHIP |

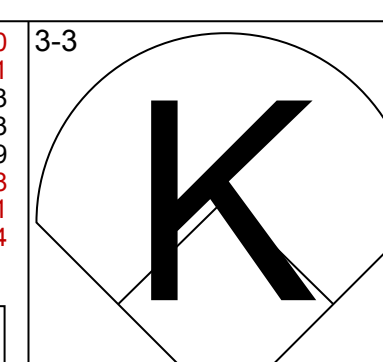
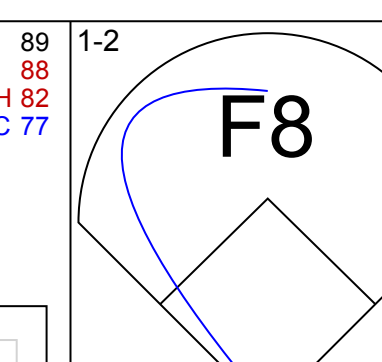
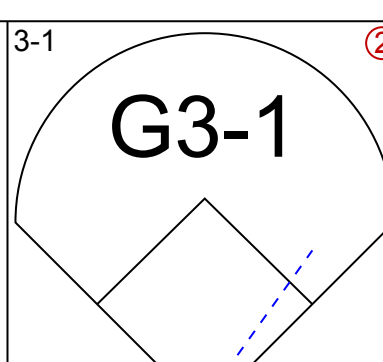
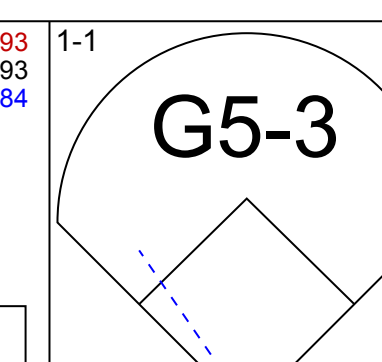
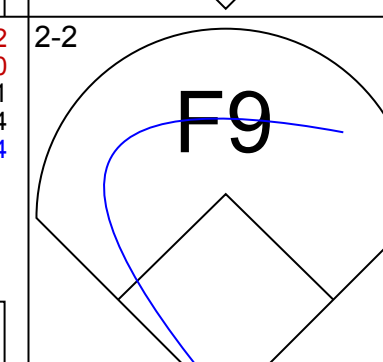
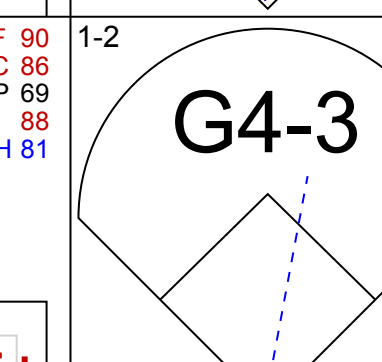
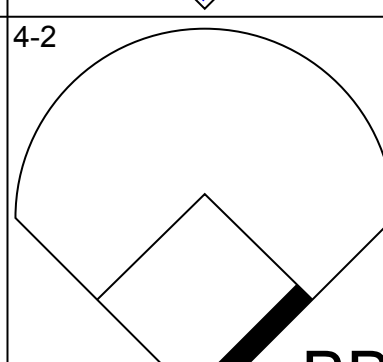

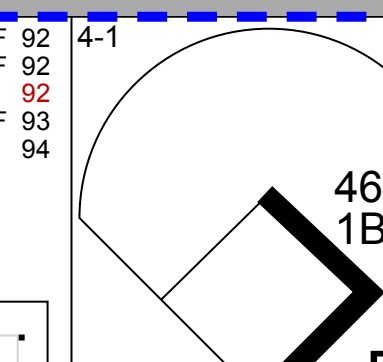
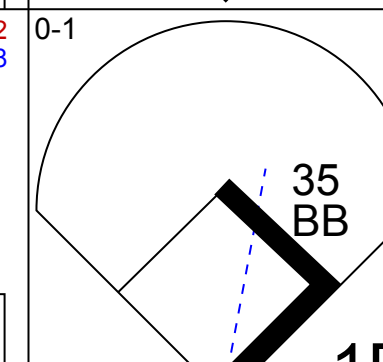

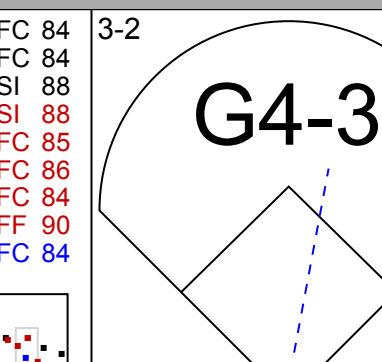
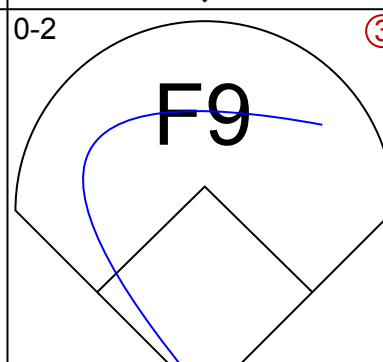

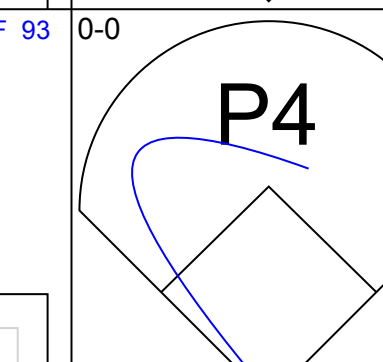
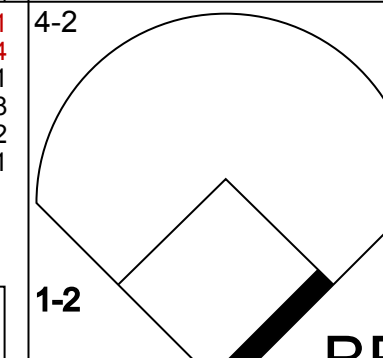

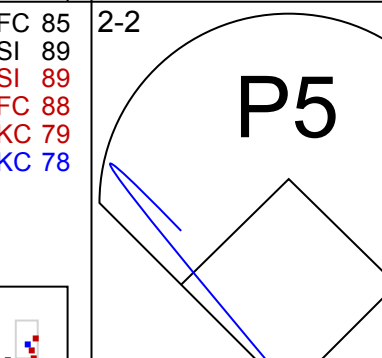


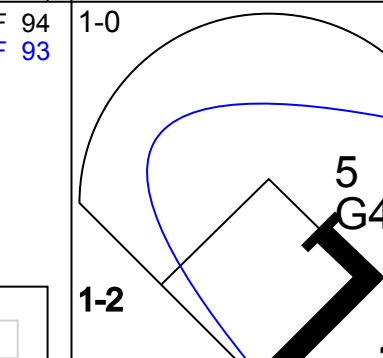
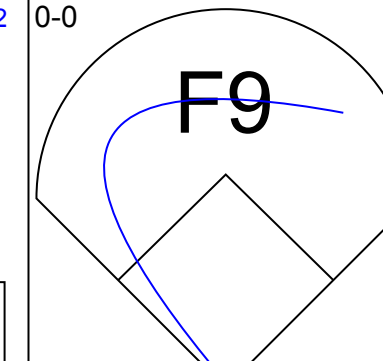

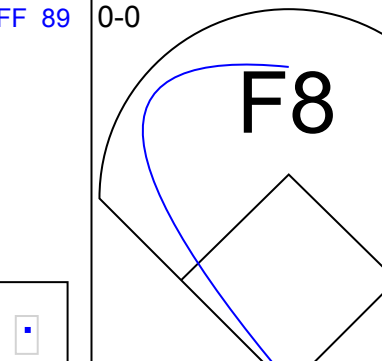


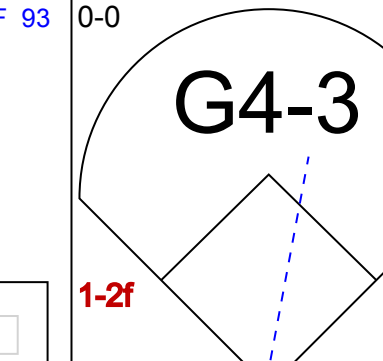

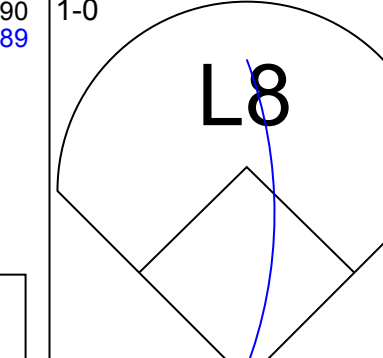




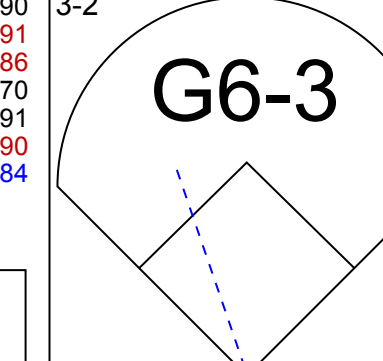




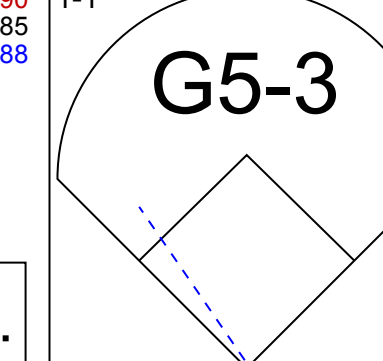

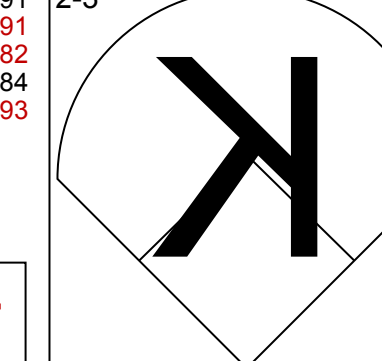


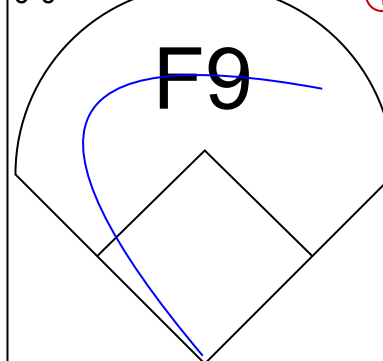
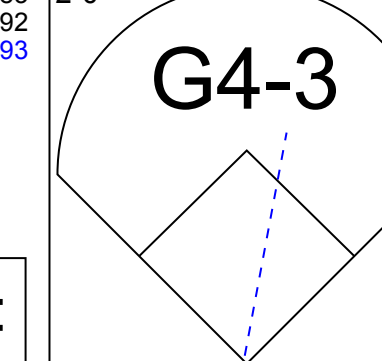

San Francisco Giants @ Colorado Rockies
Coors Field, Denver, CO
Wed Sep 06 2017, 6:42 PM - 10:14 PM MDT
Att: 26,674 - Clear - 78 F

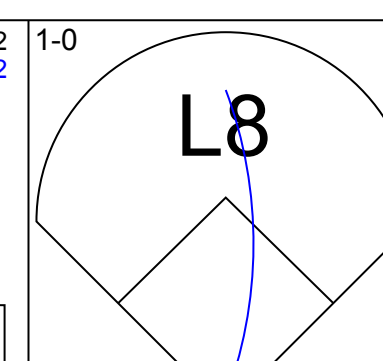
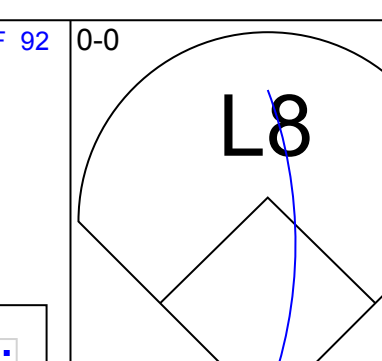
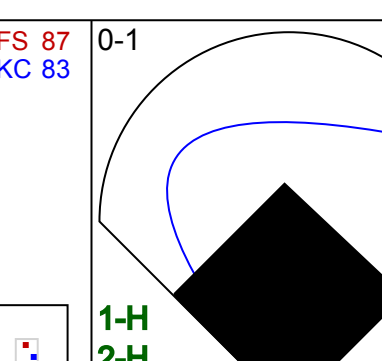
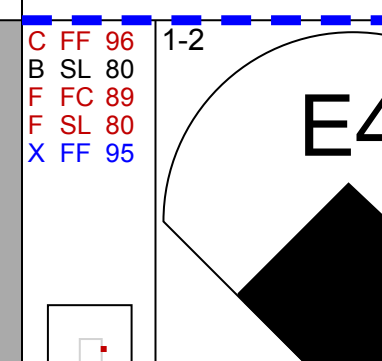
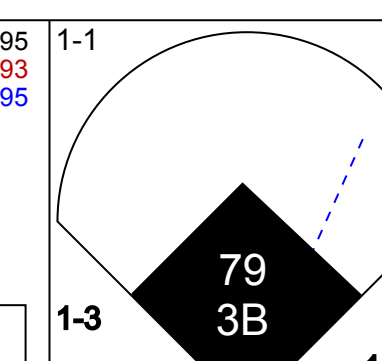
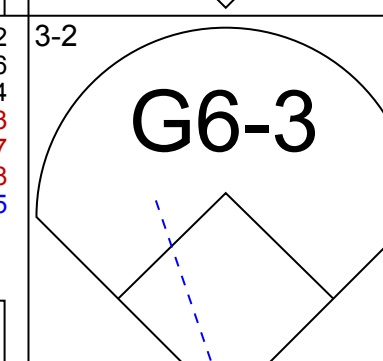
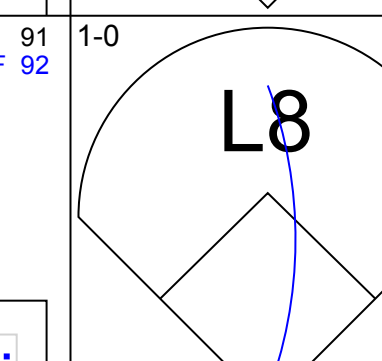
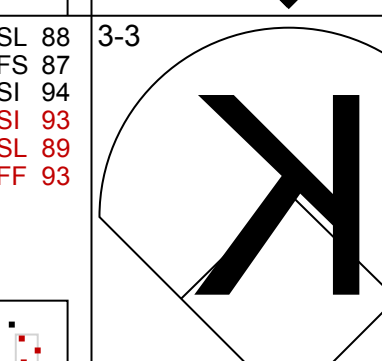
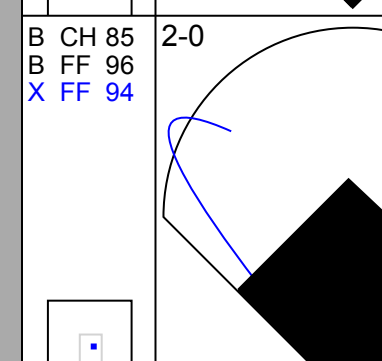
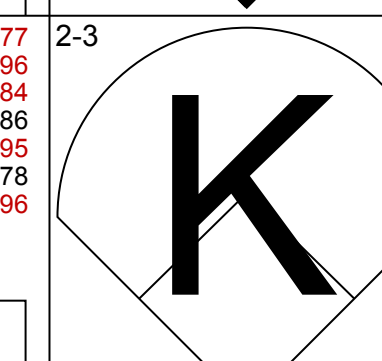
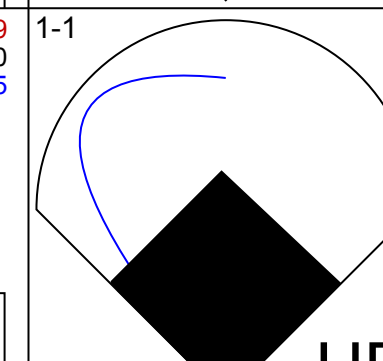
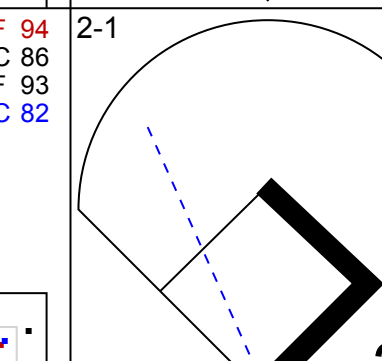

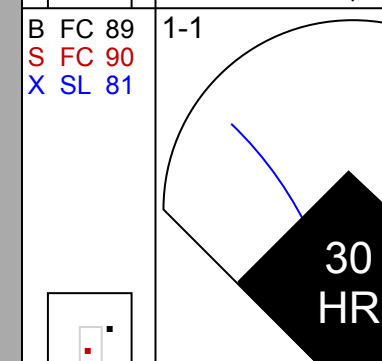
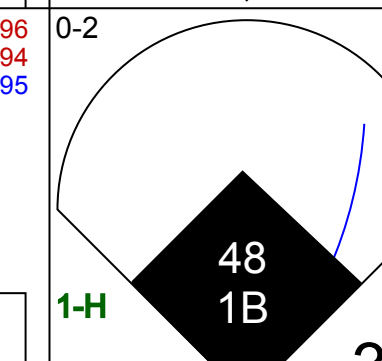
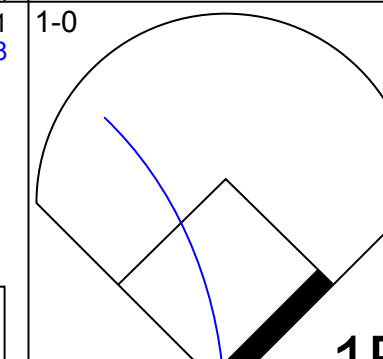
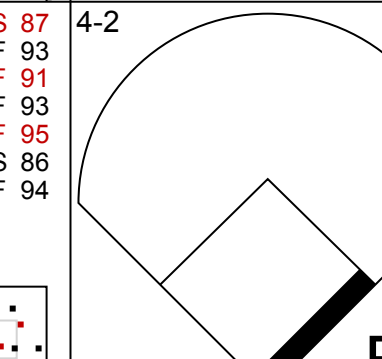

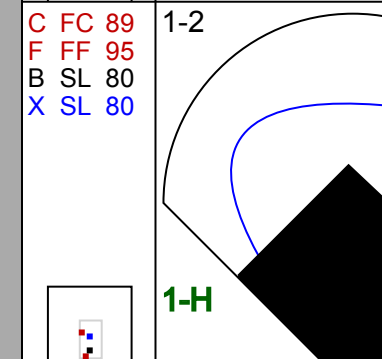
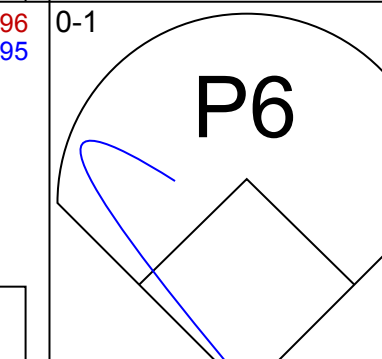
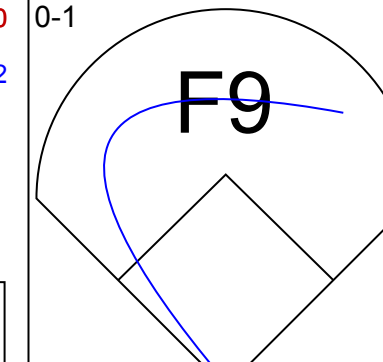
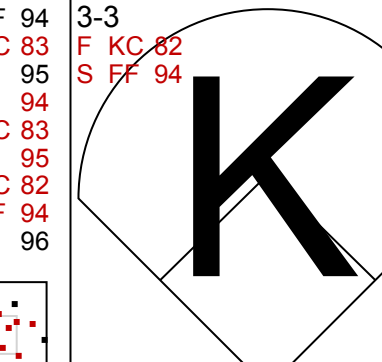

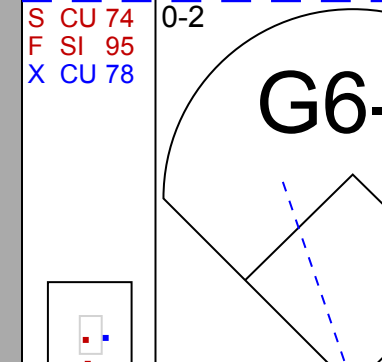
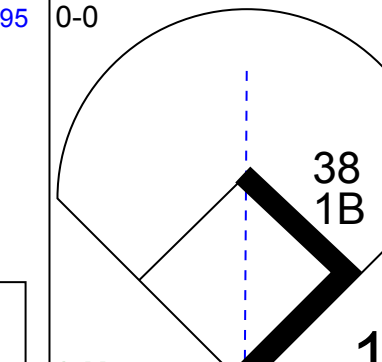


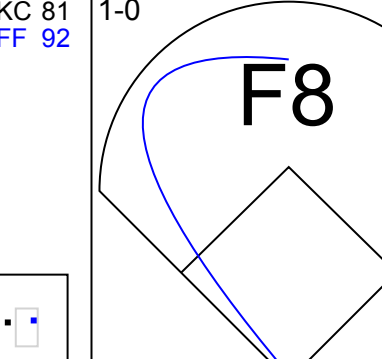
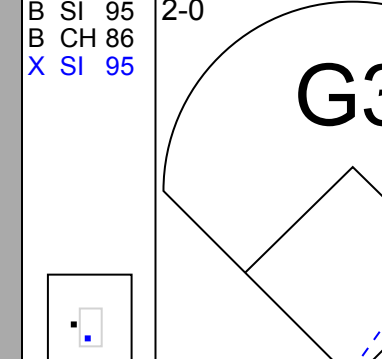
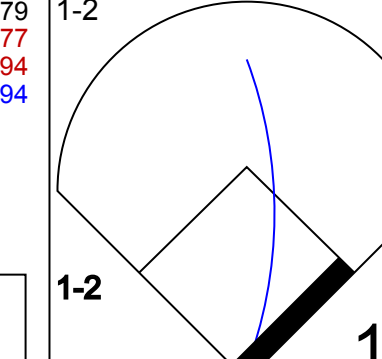


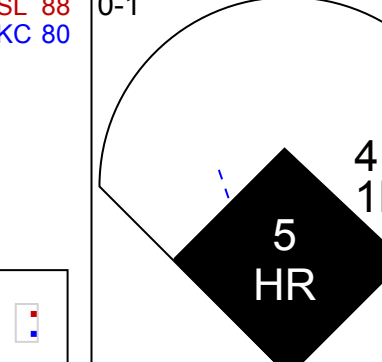
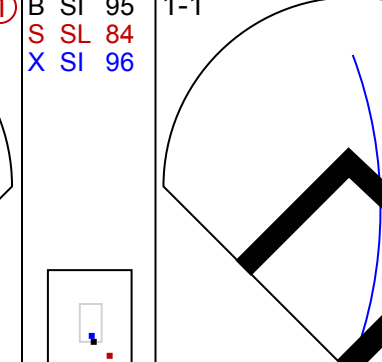
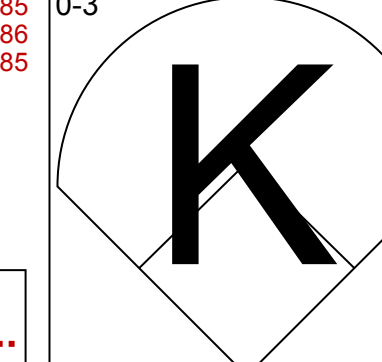


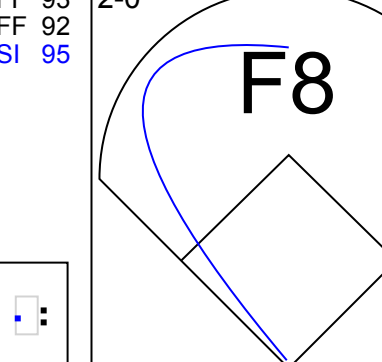
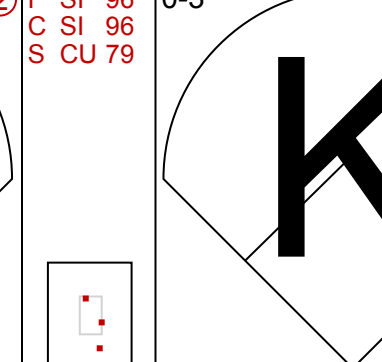



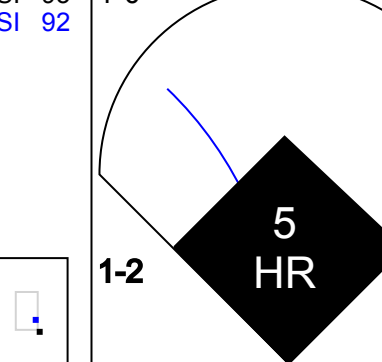

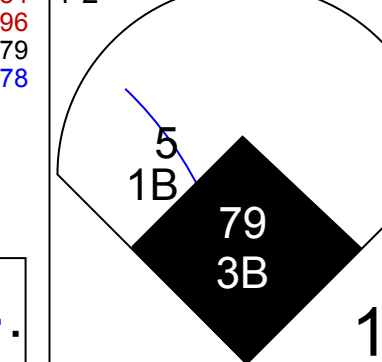
San Francisco Giants @ Colorado Rockies
Coors Field, Denver, CO
Wed Sep 06 2017, 6:42 PM - 10:14 PM MDT
Att: 26,674 - Clear - 78 F

| | |
|-----|----|
| AB | 44 |
| R | 11 |
| H | 17 |
| RBI | 11 |
| BB | 3 |
| SO | 10 |
| LOB | 26 |

| | |
|-----|----|
| AB | 34 |
| R | 3 |
| H | 8 |
| RBI | 3 |
| BB | 1 |
| SO | 11 |
| LOB | 10 |



| Batter | 1 | 2 | 3 | 4 | 5 | 6 | 7 | 8 | 9 | AB | R | H | RBI | BB | SO | LOB | TOP | | | | | |
|---|---|--|---|---|-------------------------------|---|-------------------------------|---|---|----------------------------------|-------------------------------|----------------------------------|------------------------------|----------------------------------|------------------------------|----------------------------------|---|------------------------------|---------------------------------|----------------------------------|------------------------------------|-------------------------|
| 2 Denard Span, L (1,8) 66 Gorkys Hernández, R (8,PH) OBP: 0.324, SLG: 0.425 OBP: 0.329, SLG: 0.324 |  | |  | | |  | |  | | 3 | 0 | 0 | 0 | 0 | 1 | 0 | San Francisco Giants @ Chicago White Sox Guaranteed Rate Field, Chicago, IL Sat Sep 09 2017, 6:14 PM - 9:03 PM CDT Att: 17,688 - Clear - 66 F livebaseballscorecards.com | | | | | |
| 12 Joe Panik, L (1,4) 37 Kelby Tomlinson, R (8,4) OBP: 0.345, SLG: 0.424 OBP: 0.346, SLG: 0.305 |  | |  | | |  | |  |  | 2 | 0 | 0 | 0 | 1 | 0 | 0 | | | | | | |
| 28 Buster Posey, R (1,10) 51 Mac Williamson, R (9,PH) OBP: 0.404, SLG: 0.463 OBP: 0.260, SLG: 0.383 |  | |  |  | |  | |  |  | 3 | 0 | 1 | 0 | 0 | 0 | 1 | | | | | | |
| 35 Brandon Crawford, L (1,6) 46 Orlando Calixte, R (8,6) OBP: 0.300, SLG: 0.406 OBP: 0.250, SLG: 0.222 |  | |  |  | |  | |  |  | 2 | 0 | 0 | 0 | 1 | 0 | 0 | | | | | | |
| 5 Nick Hundley, R (1,2) OBP: 0.282, SLG: 0.448 |  | |  |  | |  | |  |  | 4 | 1 | 1 | 1 | 0 | 0 | 4 | | | | | | |
| 48 Pablo Sandoval, S (1,5) OBP: 0.253, SLG: 0.314 |  |  | | | |  | |  |  | 3 | 0 | 0 | 0 | 0 | 0 | 0 | | | | | | |
| 8 Hunter Pence, R (1,9) OBP: 0.304, SLG: 0.364 |  |  | | | |  | |  |  | 3 | 0 | 0 | 0 | 0 | 2 | 0 | | | | | | |
| 53 Austin Slater, R (1,7) OBP: 0.328, SLG: 0.407 |  |  | | | |  | |  |  | 3 | 0 | 0 | 0 | 0 | 2 | 0 | | | | | | |
| 63 Ryder Jones, L (1,3) 43 Tim Federowicz, R (8,PH) OBP: 0.266, SLG: 0.319 OBP: 0.333, SLG: 0.800 |  | | | | |  | |  |  | 2 | 0 | 0 | 0 | 0 | 1 | 0 | | | | | | |
| Inning Stats | R: 0 E: 0 K: 1 S: 13 | H: 1 LOB: 2 BB: 1 P: 22 | R: 0 E: 0 K: 0 S: 7 | H: 0 LOB: 0 BB: 0 P: 12 | R: 0 E: 0 K: 1 S: 10 | H: 0 LOB: 0 BB: 0 P: 12 | R: 0 E: 0 K: 2 S: 11 | H: 0 LOB: 0 BB: 0 P: 16 | R: 0 E: 0 K: 2 S: 10 | H: 0 LOB: 1 BB: 0 P: 15 | R: 0 E: 0 K: 0 S: 10 | H: 0 LOB: 1 BB: 1 P: 17 | R: 1 E: 0 K: 1 S: 8 | H: 1 LOB: 0 BB: 0 P: 12 | R: 0 E: 0 K: 1 S: 6 | H: 0 LOB: 1 BB: 0 P: 11 | | R: 0 E: 0 K: 0 S: 4 | H: 1 LOB: 1 BB: 1 P: 9 | 1B: 2 2B: 0 3B: 0 HR: 1 | SF: 0 SAC: 0 DP: 1 HBP: 0 | WP: 0 PB: 0 CS: 0 |
| PITCHER | IP WLS BF H R ER SO BB IBB HBP BLK WP HR S P ERA WHIP | | | | | | | | | | | | | | | | | | | | | |
| 33 James Shields, R (1,1) ERA: 5.4 | 7.0 | W | 25 | 2 | 1 | 1 | 5 | 2 | 0 | 0 | 0 | 0 | 0 | 0 | 0 | 1 | 69 | 106 | 1.29 | 0.571 | | |
| 70 Aaron Sumner, L (8,1) ERA: 8.19 | 1.0 | | 3 | 0 | 0 | 0 | 1 | 0 | 0 | 0 | 0 | 0 | 0 | 0 | 0 | 6 | 11 | 0.00 | 0.000 | | | |
| 68 Dylan Covey, R (9,1) ERA: 8.08 | 1.0 | | 4 | 1 | 0 | 0 | 0 | 1 | 0 | 0 | 0 | 0 | 0 | 0 | 4 | 9 | 0.00 | 2.000 | | | | |

| Batter | 1 | 2 | 3 | 4 | 5 | 6 | 7 | 8 | 9 | AB | R | H | RBI | BB | SO | LOB | BOTTOM | | | | | |
|---|---|----------------------------------|---|---|-------------------------------|----------------------------------|---|---|-------------------------------|----------------------------------|-------------------------------|----------------------------------|-------------------------------|----------------------------------|-------------------------------|----------------------------------|---|-------------------------------|----------------------------------|----------------------------------|------------------------------------|-------------------------|
| 5 Yolmer Sánchez, S (1,5) OBP: 0.319, SLG: 0.412 |  | |  |  | | |  |  | | 5 | 3 | 3 | 3 | 0 | 0 | 0 | San Francisco Giants @ Chicago White Sox Guaranteed Rate Field, Chicago, IL Sat Sep 09 2017, 6:14 PM - 9:03 PM CDT Att: 17,688 - Clear - 66 F livebaseballscorecards.com | | | | | |
| 10 Yadir Moncada, S (1,4) OBP: 0.314, SLG: 0.350 |  | |  |  | | |  |  | | 5 | 1 | 1 | 1 | 0 | 2 | 2 | | | | | | |
| 79 José Abreu, R (1,3) OBP: 0.351, SLG: 0.545 |  | |  |  | | |  |  | | 5 | 3 | 4 | 3 | 0 | 1 | 0 | | | | | | |
| 30 Nicky Delmonico, L (1,7) OBP: 0.411, SLG: 0.545 |  | |  |  | | |  |  | | 4 | 1 | 2 | 2 | 1 | 0 | 1 | | | | | | |
| 26 Avisail García, R (1,9) 48 Rymer Liriano, R (8,9) OBP: 0.370, SLG: 0.497 OBP: 0.313, SLG: 0.500 |  | |  |  | | |  |  | | 4 | 1 | 1 | 1 | 0 | 1 | 3 | | | | | | |
| 38 Omar Narváez, L (1,2) OBP: 0.367, SLG: 0.329 |  | |  |  | | |  |  | | 5 | 0 | 1 | 0 | 0 | 0 | 0 | | | | | | |
| 7 Tim Anderson, R (1,6) OBP: 0.268, SLG: 0.406 |  | |  |  | | |  |  | | 5 | 2 | 3 | 1 | 0 | 2 | 2 | | | | | | |
| 44 Rob Brantly, L (1,10) OBP: 0.333, SLG: 0.200 |  | |  |  | | |  |  | | 4 | 0 | 0 | 0 | 0 | 2 | 2 | | | | | | |
| 41 Adam Engel, R (1,8) OBP: 0.252, SLG: 0.306 |  | |  |  | | |  |  | | 4 | 2 | 2 | 0 | 0 | 2 | 0 | | | | | | |
| Inning Stats | R: 1 E: 0 K: 0 S: 10 | H: 2 LOB: 1 BB: 0 P: 16 | R: 1 E: 0 K: 2 S: 14 | H: 1 LOB: 0 BB: 0 P: 20 | R: 0 E: 0 K: 1 S: 15 | H: 1 LOB: 2 BB: 1 P: 25 | R: 3 E: 0 K: 1 S: 10 | H: 3 LOB: 0 BB: 0 P: 17 | R: 1 E: 0 K: 1 S: 11 | H: 1 LOB: 0 BB: 0 P: 18 | R: 0 E: 0 K: 2 S: 14 | H: 0 LOB: 0 BB: 0 P: 18 | R: 4 E: 1 K: 1 S: 19 | H: 5 LOB: 1 BB: 0 P: 27 | R: 3 E: 0 K: 2 S: 22 | H: 5 LOB: 2 BB: 0 P: 27 | | R: 3 E: 0 K: 2 S: 22 | H: 5 LOB: 2 BB: 0 P: 27 | 1B: 8 2B: 1 3B: 3 HR: 6 | SF: 0 SAC: 0 DP: 0 HBP: 0 | WP: 0 PB: 0 CS: 0 |
| PITCHER | IP WLS BF H R ER SO BB IBB HBP BLK WP HR S P ERA WHIP | | | | | | | | | | | | | | | | | | | | | |
| 29 Jeff Samardzija, R (1,1) ERA: 4.47 | 5.2 | L | 26 | 8 | 6 | 6 | 6 | 1 | 0 | 0 | 0 | 0 | 0 | 0 | 0 | 0 | 69 | 106 | 9.53 | 1.588 | | |
| 64 Derek Law, R (6,1) ERA: 5.34 | 0.1 | | 1 | 0 | 0 | 0 | 1 | 0 | 0 | 0 | 0 | 0 | 0 | 0 | 5 | 8 | 0.00 | 0.000 | | | | |
| 61 Josh Osich, L (7,1) ERA: 6.75 | 0.0 | | 4 | 4 | 4 | 4 | 0 | 0 | 0 | 0 | 0 | 0 | 0 | 2 | 10 | 15 | ∞ | ∞ | | | | |
| 67 Roberto Gómez, R (7,1) ERA: 11.57 | 2.0 | | 12 | 6 | 3 | 3 | 3 | 0 | 0 | 0 | 0 | 0 | 0 | 0 | 31 | 39 | 13.50 | 3.000 | | | | |

| Batter | 1 | 2 | 3 | 4 | 5 | 6 | 7 | 8 | 9 | AB | R | H | RBI | BB | SO | LOB | TOP | | | | | | | | |
|---|---|---|---|---|---|---|---|---|---|---|---|---|---|---|---|---|---|---|---|---|---|---|---|---|--|
| 2 Denard Span, L (1, 8) OBP: 0.323, SLG: 0.422 | | | | | | | | | | 3 | 0 | 0 | 0 | 1 | 1 | 0 | San Francisco Giants @ Chicago White Sox Guaranteed Rate Field, Chicago, IL Sun Sep 10 2017, 1:11 PM - 3:57 PM CDT Att: 16,458 - Sunny - 66 F | | | | | | | | |
| 12 Joe Panik, L (1, 4) OBP: 0.344, SLG: 0.421 | | | | | | | | | | 3 | 0 | 0 | 0 | 1 | 0 | 1 | | | | | | | | | |
| 28 Buster Posey, R (1, 2) OBP: 0.406, SLG: 0.495 | | | | | | | | | | 3 | 0 | 2 | 0 | 1 | 0 | 1 | | | | | | | | | |
| 43 Tim Federowicz, R (8, 2) OBP: 0.333, SLG: 0.800 | | | | | | | | | | 0 | 0 | 0 | 0 | 0 | 0 | 0 | | | | | | | | | |
| 35 Brandon Crawford, L (1, 6) OBP: 0.298, SLG: 0.402 | | | | | | | | | | 4 | 0 | 0 | 0 | 0 | 3 | 5 | | | | | | | | | |
| 48 Pablo Sandoval, S (1, 5) OBP: 0.250, SLG: 0.310 | | | | | | | | | | 3 | 0 | 0 | 0 | 0 | 1 | 3 | | | | | | | | | |
| 37 Kelby Tomlinson, R (8, 5) OBP: 0.349, SLG: 0.310 | | | | | | | | | | 1 | 0 | 1 | 0 | 0 | 0 | 0 | | | | | | | | | |
| 6 Jarrett Parker, L (1, 10) OBP: 0.299, SLG: 0.423 | | | | | | | | | | 4 | 1 | 1 | 1 | 0 | 1 | 2 | | | | | | | | | |
| 51 Mac Williamson, R (1, 9) OBP: 0.259, SLG: 0.373 | | | | | | | | | | 4 | 0 | 1 | 0 | 0 | 1 | 1 | | | | | | | | | |
| 66 Gorkys Hernández, R (1, 7) OBP: 0.323, SLG: 0.321 | | | | | | | | | | 3 | 0 | 0 | 0 | 0 | 1 | 1 | | | | | | | | | |
| 63 Ryder Jones, L (1, 3) OBP: 0.260, SLG: 0.311 | | | | | | | | | | 3 | 0 | 0 | 0 | 0 | 2 | 0 | | | | | | | | | |
| Inning Stats | R: 0 H: 0 E: 0 K: 3 S: 12 | H: 0 LOB: 2 BB: 2 P: 24 | R: 1 H: 1 E: 0 K: 3 S: 12 | H: 1 LOB: 0 BB: 0 P: 16 | R: 0 H: 0 E: 0 K: 1 S: 11 | H: 0 LOB: 1 BB: 1 P: 19 | R: 0 H: 1 E: 0 K: 0 S: 10 | H: 1 LOB: 1 BB: 0 P: 13 | R: 0 H: 0 E: 0 K: 1 S: 9 | H: 0 LOB: 0 BB: 0 P: 13 | R: 0 H: 1 E: 0 K: 0 S: 8 | H: 0 LOB: 1 BB: 0 P: 13 | R: 0 H: 0 E: 0 K: 0 S: 6 | H: 0 LOB: 0 BB: 0 P: 8 | R: 0 H: 1 E: 0 K: 0 S: 11 | H: 1 LOB: 1 BB: 0 P: 15 | R: 0 H: 1 E: 0 K: 1 S: 8 | H: 1 LOB: 0 BB: 0 P: 11 | 1B: 4 2B: 0 3B: 0 HR: 1 | SF: 0 SAC: 0 DP: 1 HBP: 0 | WP: 0 PB: 0 CS: 0 | PA: 34 | | | |
| PITCHER | IP WLS BF H R ER SO BB IBB HBP BLK WP HR S P ERA WHIP | IP WLS BF H R ER SO BB IBB HBP BLK WP HR S P ERA WHIP | IP WLS BF H R ER SO BB IBB HBP BLK WP HR S P ERA WHIP | IP WLS BF H R ER SO BB IBB HBP BLK WP HR S P ERA WHIP | IP WLS BF H R ER SO BB IBB HBP BLK WP HR S P ERA WHIP | IP WLS BF H R ER SO BB IBB HBP BLK WP HR S P ERA WHIP | IP WLS BF H R ER SO BB IBB HBP BLK WP HR S P ERA WHIP | IP WLS BF H R ER SO BB IBB HBP BLK WP HR S P ERA WHIP | IP WLS BF H R ER SO BB IBB HBP BLK WP HR S P ERA WHIP | IP WLS BF H R ER SO BB IBB HBP BLK WP HR S P ERA WHIP | IP WLS BF H R ER SO BB IBB HBP BLK WP HR S P ERA WHIP | IP WLS BF H R ER SO BB IBB HBP BLK WP HR S P ERA WHIP | IP WLS BF H R ER SO BB IBB HBP BLK WP HR S P ERA WHIP | IP WLS BF H R ER SO BB IBB HBP BLK WP HR S P ERA WHIP | IP WLS BF H R ER SO BB IBB HBP BLK WP HR S P ERA WHIP | IP WLS BF H R ER SO BB IBB HBP BLK WP HR S P ERA WHIP | IP WLS BF H R ER SO BB IBB HBP BLK WP HR S P ERA WHIP | IP WLS BF H R ER SO BB IBB HBP BLK WP HR S P ERA WHIP | IP WLS BF H R ER SO BB IBB HBP BLK WP HR S P ERA WHIP | IP WLS BF H R ER SO BB IBB HBP BLK WP HR S P ERA WHIP | IP WLS BF H R ER SO BB IBB HBP BLK WP HR S P ERA WHIP | IP WLS BF H R ER SO BB IBB HBP BLK WP HR S P ERA WHIP | IP WLS BF H R ER SO BB IBB HBP BLK WP HR S P ERA WHIP | | |
| 51 Carson Fulmer, R (1, 1) ERA: 6.0 | 6.0 W 24 3 1 1 9 3 0 0 0 0 1 62 98 1.50 1.000 | 6.0 W 24 3 1 1 9 3 0 0 0 0 1 62 98 1.50 1.000 | 6.0 W 24 3 1 1 9 3 0 0 0 0 1 62 98 1.50 1.000 | 6.0 W 24 3 1 1 9 3 0 0 0 0 1 62 98 1.50 1.000 | 6.0 W 24 3 1 1 9 3 0 0 0 0 1 62 98 1.50 1.000 | 6.0 W 24 3 1 1 9 3 0 0 0 0 1 62 98 1.50 1.000 | 6.0 W 24 3 1 1 9 3 0 0 0 0 1 62 98 1.50 1.000 | 6.0 W 24 3 1 1 9 3 0 0 0 0 1 62 98 1.50 1.000 | 6.0 W 24 3 1 1 9 3 0 0 0 0 1 62 98 1.50 1.000 | 6.0 W 24 3 1 1 9 3 0 0 0 0 1 62 98 1.50 1.000 | 6.0 W 24 3 1 1 9 3 0 0 0 0 1 62 98 1.50 1.000 | 6.0 W 24 3 1 1 9 3 0 0 0 0 1 62 98 1.50 1.000 | 6.0 W 24 3 1 1 9 3 0 0 0 0 1 62 98 1.50 1.000 | 6.0 W 24 3 1 1 9 3 0 0 0 0 1 62 98 1.50 1.000 | 6.0 W 24 3 1 1 9 3 0 0 0 0 1 62 98 1.50 1.000 | 6.0 W 24 3 1 1 9 3 0 0 0 0 1 62 98 1.50 1.000 | 6.0 W 24 3 1 1 9 3 0 0 0 0 1 62 98 1.50 1.000 | 6.0 W 24 3 1 1 9 3 0 0 0 0 1 62 98 1.50 1.000 | 6.0 W 24 3 1 1 9 3 0 0 0 0 1 62 98 1.50 1.000 | 6.0 W 24 3 1 1 9 3 0 0 0 0 1 62 98 1.50 1.000 | 6.0 W 24 3 1 1 9 3 0 0 0 0 1 62 98 1.50 1.000 | 6.0 W 24 3 1 1 9 3 0 0 0 0 1 62 98 1.50 1.000 | 6.0 W 24 3 1 1 9 3 0 0 0 0 1 62 98 1.50 1.000 | 6.0 W 24 3 1 1 9 3 0 0 0 0 1 62 98 1.50 1.000 | |
| 45 Gregory Infante, R (7, 1) ERA: 3.47 | 1.0 3 0 0 0 0 0 0 0 0 0 0 6 8 0.00 0.000 | 1.0 3 0 0 0 0 0 0 0 0 0 0 6 8 0.00 0.000 | 1.0 3 0 0 0 0 0 0 0 0 0 0 6 8 0.00 0.000 | 1.0 3 0 0 0 0 0 0 0 0 0 0 6 8 0.00 0.000 | 1.0 3 0 0 0 0 0 0 0 0 0 0 6 8 0.00 0.000 | 1.0 3 0 0 0 0 0 0 0 0 0 0 6 8 0.00 0.000 | 1.0 3 0 0 0 0 0 0 0 0 0 0 6 8 0.00 0.000 | 1.0 3 0 0 0 0 0 0 0 0 0 0 6 8 0.00 0.000 | 1.0 3 0 0 0 0 0 0 0 0 0 0 6 8 0.00 0.000 | 1.0 3 0 0 0 0 0 0 0 0 0 0 6 8 0.00 0.000 | 1.0 3 0 0 0 0 0 0 0 0 0 0 6 8 0.00 0.000 | 1.0 3 0 0 0 0 0 0 0 0 0 0 6 8 0.00 0.000 | 1.0 3 0 0 0 0 0 0 0 0 0 0 6 8 0.00 0.000 | 1.0 3 0 0 0 0 0 0 0 0 0 0 6 8 0.00 0.000 | 1.0 3 0 0 0 0 0 0 0 0 0 0 6 8 0.00 0.000 | 1.0 3 0 0 0 0 0 0 0 0 0 0 6 8 0.00 0.000 | 1.0 3 0 0 0 0 0 0 0 0 0 0 6 8 0.00 0.000 | 1.0 3 0 0 0 0 0 0 0 0 0 0 6 8 0.00 0.000 | 1.0 3 0 0 0 0 0 0 0 0 0 0 6 8 0.00 0.000 | 1.0 3 0 0 0 0 0 0 0 0 0 0 6 8 0.00 0.000 | 1.0 3 0 0 0 0 0 0 0 0 0 0 6 8 0.00 0.000 | 1.0 3 0 0 0 0 0 0 0 0 0 0 6 8 0.00 0.000 | 1.0 3 0 0 0 0 0 0 0 0 0 0 6 8 0.00 0.000 | 1.0 3 0 0 0 0 0 0 0 0 0 0 6 8 0.00 0.000 | 1.0 3 0 0 0 0 0 0 0 0 0 0 6 8 0.00 0.000 |
| 71 Jace Fry, L (8, 1) ERA: 13.5 | 1.0 3 1 0 0 0 1 0 0 0 0 0 8 11 0.00 1.000 | 1.0 3 1 0 0 0 1 0 0 0 0 0 8 11 0.00 1.000 | 1.0 3 1 0 0 0 1 0 0 0 0 0 8 11 0.00 1.000 | 1.0 3 1 0 0 0 1 0 0 0 0 0 8 11 0.00 1.000 | 1.0 3 1 0 0 0 1 0 0 0 0 0 8 11 0.00 1.000 | 1.0 3 1 0 0 0 1 0 0 0 0 0 8 11 0.00 1.000 | 1.0 3 1 0 0 0 1 0 0 0 0 0 8 11 0.00 1.000 | 1.0 3 1 0 0 0 1 0 0 0 0 0 8 11 0.00 1.000 | 1.0 3 1 0 0 0 1 0 0 0 0 0 8 11 0.00 1.000 | 1.0 3 1 0 0 0 1 0 0 0 0 0 8 11 0.00 1.000 | 1.0 3 1 0 0 0 1 0 0 0 0 0 8 11 0.00 1.000 | 1.0 3 1 0 0 0 1 0 0 0 0 0 8 11 0.00 1.000 | 1.0 3 1 0 0 0 1 0 0 0 0 0 8 11 0.00 1.000 | 1.0 3 1 0 0 0 1 0 0 0 0 0 8 11 0.00 1.000 | 1.0 3 1 0 0 0 1 0 0 0 0 0 8 11 0.00 1.000 | 1.0 3 1 0 0 0 1 0 0 0 0 0 8 11 0.00 1.000 | 1.0 3 1 0 0 0 1 0 0 0 0 0 8 11 0.00 1.000 | 1.0 3 1 0 0 0 1 0 0 0 0 0 8 11 0.00 1.000 | 1.0 3 1 0 0 0 1 0 0 0 0 0 8 11 0.00 1.000 | 1.0 3 1 0 0 0 1 0 0 0 0 0 8 11 0.00 1.000 | 1.0 3 1 0 0 0 1 0 0 0 0 0 8 11 0.00 1.000 | 1.0 3 1 0 0 0 1 0 0 0 0 0 8 11 0.00 1.000 | 1.0 3 1 0 0 0 1 0 0 0 0 0 8 11 0.00 1.000 | 1.0 3 1 0 0 0 1 0 0 0 0 0 8 11 0.00 1.000 | 1.0 3 1 0 0 0 1 0 0 0 0 0 8 11 0.00 1.000 |
| 66 Chris Volstad, R (9, 1) ERA: | 1.0 3 1 0 0 0 1 0 0 0 0 0 8 11 0.00 1.000 | 1.0 3 1 0 0 0 1 0 0 0 0 0 8 11 0.00 1.000 | 1.0 3 1 0 0 0 1 0 0 0 0 0 8 11 0.00 1.000 | 1.0 3 1 0 0 0 1 0 0 0 0 0 8 11 0.00 1.000 | 1.0 3 1 0 0 0 1 0 0 0 0 0 8 11 0.00 1.000 | 1.0 3 1 0 0 0 1 0 0 0 0 0 8 11 0.00 1.000 | 1.0 3 1 0 0 0 1 0 0 0 0 0 8 11 0.00 1.000 | 1.0 3 1 0 0 0 1 0 0 0 0 0 8 11 0.00 1.000 | 1.0 3 1 0 0 0 1 0 0 0 0 0 8 11 0.00 1.000 | 1.0 3 1 0 0 0 1 0 0 0 0 0 8 11 0.00 1.000 | 1.0 3 1 0 0 0 1 0 0 0 0 0 8 11 0.00 1.000 | 1.0 3 1 0 0 0 1 0 0 0 0 0 8 11 0.00 1.000 | 1.0 3 1 0 0 0 1 0 0 0 0 0 8 11 0.00 1.000 | 1.0 3 1 0 0 0 1 0 0 0 0 0 8 11 0.00 1.000 | 1.0 3 1 0 0 0 1 0 0 0 0 0 8 11 0.00 1.000 | 1.0 3 1 0 0 0 1 0 0 0 0 0 8 11 0.00 1.000 | 1.0 3 1 0 0 0 1 0 0 0 0 0 8 11 0.00 1.000 | 1.0 3 1 0 0 0 1 0 0 0 0 0 8 11 0.00 1.000 | 1.0 3 1 0 0 0 1 0 0 0 0 0 8 11 0.00 1.000 | 1.0 3 1 0 0 0 1 0 0 0 0 0 8 11 0.00 1.000 | 1.0 3 1 0 0 0 1 0 0 0 0 0 8 11 0.00 1.000 | 1.0 3 1 0 0 0 1 0 0 0 0 0 8 11 0.00 1.000 | 1.0 3 1 0 0 0 1 0 0 0 0 0 8 11 0.00 1.000 | 1.0 3 1 0 0 0 1 0 0 0 0 0 8 11 0.00 1.000 | 1.0 3 1 0 0 0 1 0 0 0 0 0 8 11 0.00 1.000 |

| | |
|-----|----|
| AB | 31 |
| R | 1 |
| H | 5 |
| RBI | 1 |
| BB | 3 |
| SO | 10 |
| LOB | 14 |



| Batter | 1 | 2 | 3 | 4 | 5 | 6 | 7 | 8 | 9 | AB | R | H | RBI | BB | SO | LOB | BOTTOM |
|--|---|---|---|---|---|---|---|---|---|----|---|---|-----|----|----|-----|---|
| 7 Tim Anderson, R (1, 6) OBP: 0.272, SLG: 0.410 | | | | | | | | | | 4 | 1 | 3 | 1 | 0 | 1 | 0 | San Francisco Giants @ Chicago White Sox Guaranteed Rate Field, Chicago, IL Sun Sep 10 2017, 1:11 PM - 3:57 PM CDT Att: 16,458 - Sunny - 66 F |
| 10 Yadir Moncada, S (1, 4) OBP: 0.313, SLG: 0.347 | | | | | | | | | | 4 | 0 | 1 | 0 | 0 | 2 | 2 | |
| 79 José Abreu, R (1, 3) OBP: 0.353, SLG: 0.556 | | | | | | | | | | 3 | 2 | 2 | 3 | 1 | 0 | 1 | |
| 26 Avisail García, R (1, 9) OBP: 0.371, SLG: | | | | | | | | | | | | | | | | | |

| Batter | 1 | 2 | 3 | 4 | 5 | 6 | 7 | 8 | 9 | AB | R | H | RBI | BB | SO | LOB | TOP | | | | | |
|---|---|----------------------------------|-------------------------------|----------------------------------|-------------------------------|----------------------------------|-------------------------------|----------------------------------|------------------------------|----------------------------------|------------------------------|----------------------------------|-------------------------------|----------------------------------|-------------------------------|----------------------------------|---|--|----------------------------------|----------------------------------|------------------------------------|----------------------------------|
| 3 Chris Taylor, R (1,8) OBP: 0.364, SLG: 0.512 | | | | | | | | | | 5 | 2 | 2 | 0 | 0 | 2 | 3 | Los Angeles Dodgers @ San Francisco Giants AT&T Park, San Francisco, CA Tue Sep 12 2017, 7:16 PM - 10:44 PM PDT Att: 38,727 - Overcast - 67 F | | | | | |
| 5 Corey Seager, L (1,6) OBP: 0.355, SLG: 0.489 | | | | | | | | | | 3 | 0 | 0 | 1 | 1 | 3 | 1 | | | | | | |
| 10 Justin Turner, R (1,5) OBP: 0.417, SLG: 0.535 | | | | | | | | | | 4 | 0 | 1 | 1 | 0 | 1 | 3 | | | | | | |
| 35 Cody Bellinger, L (1,3) OBP: 0.353, SLG: 0.592 | | | | | | | | | | 2 | 1 | 2 | 0 | 3 | 0 | 0 | | | | | | |
| 66 Yasiel Puig, R (1,9) OBP: 0.346, SLG: 0.482 | | | | | | | | | | 5 | 0 | 2 | 2 | 0 | 2 | 7 | | | | | | |
| 6 Curtis Granderson, L (1,7) 68 Ross Stripling, R (7,1) | | | | | | | | | | 3 | 0 | 0 | 0 | 0 | 1 | 0 | | 4 | | | | |
| 15 Austin Barnes, R (8,PH) 17 Brandon Morrow, R (8,1) 74 Kenley Jansen, S (8,1) | | | | | | | | | | 4 | 0 | 0 | 0 | 1 | 3 | 3 | | AB 36 R 5 H 9 RBI 5 BB 7 SO 13 LOB 24 | | | | |
| 9 Yasmani Grandal, S (1,2) | | | | | | | | | | 3 | 1 | 1 | 1 | 0 | 1 | 1 | | | | | | |
| 26 Chase Utley, L (1,4) 11 Logan Forsythe, R (7,PH) (7,4) | | | | | | | | | | 2 | 0 | 0 | 0 | 0 | 1 | 0 | | | | | | |
| 22 Clayton Kershaw, L (1,1) 14 Enrique Hernández, R (7,PH) (7,7) | | | | | | | | | | 2 | 1 | 1 | 0 | 1 | 0 | 0 | | | | | | |
| Inning Stats | R: 0 E: 0 K: 3 S: 11 | H: 1 LOB: 2 BB: 0 P: 20 | R: 0 E: 0 K: 2 S: 13 | H: 0 LOB: 2 BB: 2 P: 25 | R: 0 E: 0 K: 2 S: 20 | H: 2 LOB: 3 BB: 1 P: 32 | R: 4 E: 0 K: 1 S: 19 | H: 3 LOB: 1 BB: 1 P: 30 | R: 0 E: 0 K: 0 S: 8 | H: 0 LOB: 0 BB: 0 P: 14 | R: 0 E: 0 K: 1 S: 9 | H: 1 LOB: 3 BB: 2 P: 14 | R: 0 E: 0 K: 1 S: 10 | H: 0 LOB: 0 BB: 0 P: 12 | R: 1 E: 0 K: 1 S: 10 | H: 2 LOB: 2 BB: 1 P: 19 | R: 0 E: 0 K: 2 S: 10 | | H: 0 LOB: 0 BB: 0 P: 12 | 1B: 4 2B: 4 3B: 0 HR: 1 | SF: 1 SAC: 0 DP: 1 HBP: 0 | WP: 0 PB: 0 SB: 0 CS: 0 |
| PITCHER | IP WLS BF H R ER SO BB IBB HBP BLK WP HR S P ERA WHIP | | | | | | | | | | | | | | | | | | | | | |
| 47 Johnny Cueto, R (1,1) ERA: 4.58 | 3.2 L 23 6 4 4 8 3 1 1 0 0 0 1 59 101 9.82 2.455 | | | | | | | | | | | | | | | | | | | | | |
| 56 Albert Suárez, R (4,1) ERA: 5.59 | 1.1 4 0 0 0 0 0 0 0 0 0 0 0 12 20 0.00 0.000 | | | | | | | | | | | | | | | | | | | | | |
| 54 Reyes Moronta, R (6,1) ERA: 3.38 | 1.0 6 1 0 0 1 1 1 0 0 0 0 0 9 14 0.00 2.000 | | | | | | | | | | | | | | | | | | | | | |
| 61 Josh Osich, L (7,1) ERA: 6.58 | 1.0 3 0 0 0 1 0 0 0 0 0 0 0 10 12 0.00 0.000 | | | | | | | | | | | | | | | | | | | | | |
| 64 Derek Law, R (8,1) ERA: 5.59 | 1.0 6 2 1 1 1 0 1 0 0 0 0 0 10 19 9.00 2.000 | | | | | | | | | | | | | | | | | | | | | |
| 67 Roberto Gómez, R (9,1) ERA: 8.1 | 1.0 3 0 0 0 2 0 0 0 0 0 0 0 12 20 0.00 0.000 | | | | | | | | | | | | | | | | | | | | | |

| Batter | 1 | 2 | 3 | 4 | 5 | 6 | 7 | 8 | 9 | AB | R | H | RBI | BB | SO | LOB | BOTTOM | | | | | |
|--|---|----------------------------------|------------------------------|---------------------------------|-------------------------------|----------------------------------|------------------------------|---------------------------------|------------------------------|----------------------------------|-------------------------------|----------------------------------|------------------------------|----------------------------------|-------------------------------|----------------------------------|---|----------------------------------|-----------------------------------|------------------------------------|----------------------------------|--------|
| 66 Gorkys Hernández, R (1,8) OBP: 0.319, SLG: 0.316 | | | | | | | | | | 3 | 0 | 0 | 0 | 0 | 1 | 0 | Los Angeles Dodgers @ San Francisco Giants AT&T Park, San Francisco, CA Tue Sep 12 2017, 7:16 PM - 10:44 PM PDT Att: 38,727 - Overcast - 67 F | | | | | |
| 2 Denard Span, L (7,PH) (8,8) | | | | | | | | | | 5 | 0 | 3 | 0 | 0 | 0 | 0 | | | | | | |
| 12 Joe Panik, L (1,4) OBP: 0.346, SLG: 0.422 | | | | | | | | | | 5 | 1 | 3 | 1 | 0 | 0 | 1 | | | | | | |
| 8 Hunter Pence, R (1,9) OBP: 0.310, SLG: 0.373 | | | | | | | | | | 5 | 0 | 1 | 0 | 0 | 1 | 6 | | | | | | |
| 28 Buster Posey, R (1,3) OBP: 0.405, SLG: 0.464 | | | | | | | | | | 5 | 0 | 1 | 0 | 0 | 4 | 5 | | | | | | |
| 5 Nick Hundley, R (1,2) OBP: 0.280, SLG: 0.444 | | | | | | | | | | 5 | 0 | 1 | 0 | 0 | 4 | 5 | | | | | | |
| 53 Austin Stater, R (1,7) OBP: 0.333, SLG: 0.411 | | | | | | | | | | 4 | 0 | 2 | 0 | 0 | 0 | 3 | | | | | | |
| 46 Orlando Calixte, R (1,5) OBP: 0.297, SLG: 0.331 | | | | | | | | | | 2 | 0 | 0 | 1 | 0 | 0 | 2 | | | | | | |
| 48 Pablo Sandoval, S (8,PH) (9,5) | | | | | | | | | | 1 | 0 | 0 | 0 | 0 | 0 | 1 | | | | | | |
| 37 Kelby Tomlinson, R (1,6) OBP: 0.355, SLG: 0.331 | | | | | | | | | | 2 | 1 | 2 | 1 | 1 | 0 | 0 | | | | | | |
| 6 Jarrett Parker, L (8,PH) 67 Roberto Gómez, R (9,1) | | | | | | | | | | 1 | 0 | 0 | 0 | 0 | 0 | 0 | | | | | | |
| 47 Johnny Cueto, R (1,1) ERA: 4.58 | 6.0 W 27 8 2 1 6 1 0 0 0 0 0 0 7 14 9.00 2.000 | | | | | | | | | | | | | | | | | | | | | |
| 56 Albert Suárez, R (4,1) ERA: 5.59 | 1.0 H 4 2 1 1 0 0 0 0 0 0 0 0 7 14 9.00 2.000 | | | | | | | | | | | | | | | | | | | | | |
| 51 Mac Williamson, R (8,PH) 54 Reyes Moronta, R (6,1) | 0.2 H 3 1 0 0 2 0 0 0 0 0 0 0 10 14 0.00 1.500 | | | | | | | | | | | | | | | | | | | | | |
| 43 Tim Federowicz, R (8,PH) 61 Josh Osich, L (7,1) | 1.1 S 7 3 0 0 3 0 0 0 0 0 0 0 21 29 0.00 2.250 | | | | | | | | | | | | | | | | | | | | | |
| 64 Derek Law, R (8,1) 35 Brandon Crawford, L (8,6) | | | | | | | | | | | | | | | | | | | | | | |
| Inning Stats | R: 0 E: 0 K: 0 S: 7 | H: 0 LOB: 0 BB: 0 P: 11 | R: 0 E: 0 K: 1 S: 6 | H: 1 LOB: 1 BB: 0 P: 8 | R: 1 E: 0 K: 1 S: 12 | H: 3 LOB: 2 BB: 0 P: 18 | R: 0 E: 0 K: 0 S: 5 | H: 2 LOB: 2 BB: 0 P: 8 | R: 0 E: 0 K: 2 S: 9 | H: 0 LOB: 0 BB: 0 P: 12 | R: 1 E: 0 K: 2 S: 21 | H: 2 LOB: 3 BB: 1 P: 34 | R: 1 E: 0 K: 0 S: 7 | H: 2 LOB: 0 BB: 0 P: 14 | R: 0 E: 0 K: 2 S: 13 | H: 1 LOB: 1 BB: 0 P: 18 | R: 0 E: 0 K: 3 S: 18 | H: 3 LOB: 3 BB: 0 P: 25 | 1B: 11 2B: 2 3B: 0 HR: 1 | SF: 1 SAC: 0 DP: 1 HBP: 0 | WP: 0 PB: 0 SB: 1 CS: 0 | PA: 41 |
| PITCHER | IP WLS BF H R ER SO BB IBB HBP BLK WP HR S P ERA WHIP | | | | | | | | | | | | | | | | | | | | | |
| 22 Clayton Kershaw, L (1,1) ERA: 2.12 | 6.0 W 27 8 2 1 6 1 0 0 0 0 0 0 7 14 9.00 2.000 | | | | | | | | | | | | | | | | | | | | | |
| 68 Ross Stripling, R (7,1) ERA: 3.15 | 1.0 H 4 2 1 1 0 0 0 0 0 0 0 0 7 14 9.00 2.000 | | | | | | | | | | | | | | | | | | | | | |
| 17 Brandon Morrow, R (8,1) ERA: 2.37 | 0.2 H 3 1 0 0 2 0 0 0 0 0 0 0 10 14 0.00 1.500 | | | | | | | | | | | | | | | | | | | | | |
| 74 Kenley Jansen, R (8,1) ERA: 1.29 | 1.1 S 7 3 0 0 3 0 0 0 0 0 0 0 21 29 0.00 2.250 | | | | | | | | | | | | | | | | | | | | | |

| Batter | 1 | 2 | 3 | 4 | 5 | 6 | 7 | 8 | 9 | AB | R | H | RBI | BB | SO | LOB | TOP | | | | | | |
|---|---|---|---|---|---|---|---|---|---|---|---|---|---|---|---|---|--|---|---|---|---|---|---|
| 3 Chris Taylor, R OBP: 0.361, SLG: 0.506 | | | | | | | | | | 5 | 0 | 0 | 0 | 0 | 0 | 2 | Los Angeles Dodgers @ San Francisco Giants AT&T Park, San Francisco, CA Wed Sep 13 2017, 7:16 PM - 10:14 PM PDT Att: 38,866 - Overcast - 62 F | | | | | | |
| 5 Corey Seager, L OBP: 0.385, SLG: 0.489 | | | | | | | | | | 4 | 1 | 1 | 0 | 0 | 1 | 3 | | | | | | | |
| 10 Justin Turner, R OBP: 0.419, SLG: 0.536 | | | | | | | | | | 3 | 1 | 1 | 0 | 1 | 0 | 2 | | | | | | | |
| 35 Cody Bellinger, L OBP: 0.355, SLG: 0.603 | | | | | | | | | | 4 | 2 | 2 | 3 | 1 | 1 | 4 | | | | | | | |
| 11 Logan Forsythe, R OBP: 0.357, SLG: 0.323 | | | | | | | | | | 3 | 0 | 1 | 1 | 1 | 2 | 0 | | | | | | | |
| 15 Austin Barnes, R OBP: 0.413, SLG: 0.471 | | | | | | | | | | 2 | 0 | 0 | 0 | 2 | 0 | 1 | | | | | | | |
| 14 Enrique Hernández, R OBP: 0.290, SLG: 0.416 | | | | | | | | | | 4 | 0 | 0 | 0 | 0 | 2 | 3 | | | | | | | |
| 66 Yasiel Puig, R OBP: 0.347, SLG: 0.485 | | | | | | | | | | 4 | 0 | 2 | 0 | 0 | 1 | 1 | | | | | | | |
| 21 Yu Darvish, R OBP: 0.071, SLG: 0.071 | | | | | | | | | | 2 | 0 | 0 | 0 | 0 | 2 | 1 | | | | | | | |
| 16 Andre Ethier, L OBP: 0.313, SLG: 0.467 | | | | | | | | | | 1 | 0 | 0 | 0 | 0 | 1 | 0 | | | | | | | |
| 17 Brandon Morrow, R OBP: 0.313, SLG: 0.467 | | | | | | | | | | 0 | 0 | 0 | 0 | 0 | 0 | 0 | | | | | | | |
| 64 Walker Buehler, R OBP: 0.313, SLG: 0.467 | | | | | | | | | | 0 | 0 | 0 | 0 | 0 | 0 | 0 | | | | | | | |
| Inning Stats | R: 2 H: 2 E: 0 K: 0 S: 20 | L: 2 LOB: 2 BB: 1 P: 32 | R: 0 H: 1 E: 1 K: 2 S: 11 | L: 1 LOB: 3 BB: 1 P: 17 | R: 0 H: 0 E: 0 K: 1 S: 8 | L: 0 LOB: 0 BB: 0 P: 12 | R: 0 H: 1 E: 0 K: 1 S: 10 | L: 1 LOB: 1 BB: 0 P: 13 | R: 2 H: 2 E: 0 K: 3 S: 13 | L: 2 LOB: 1 BB: 1 P: 26 | R: 0 H: 0 E: 0 K: 1 S: 6 | L: 0 LOB: 0 BB: 0 P: 10 | R: 0 H: 0 E: 0 K: 0 S: 9 | L: 0 LOB: 0 BB: 0 P: 17 | R: 0 H: 0 E: 0 K: 2 S: 9 | L: 0 LOB: 0 BB: 0 P: 10 | R: 0 H: 1 E: 0 K: 0 S: 9 | L: 1 LOB: 1 BB: 1 P: 16 | 1B: 1 2B: 4 3B: 1 HR: 1 | SF: 0 SAC: 1 DP: 1 HBP: 2 | WP: 0 PB: 0 SB: 2 CS: 1 | PA: 41 | |
| PITCHER | IP WLS BF H R ER SO BB IBB HBP BLK WP HR S P ERA WHIP | IP WLS BF H R ER SO BB IBB HBP BLK WP HR S P ERA WHIP | IP WLS BF H R ER SO BB IBB HBP BLK WP HR S P ERA WHIP | IP WLS BF H R ER SO BB IBB HBP BLK WP HR S P ERA WHIP | IP WLS BF H R ER SO BB IBB HBP BLK WP HR S P ERA WHIP | IP WLS BF H R ER SO BB IBB HBP BLK WP HR S P ERA WHIP | IP WLS BF H R ER SO BB IBB HBP BLK WP HR S P ERA WHIP | IP WLS BF H R ER SO BB IBB HBP BLK WP HR S P ERA WHIP | IP WLS BF H R ER SO BB IBB HBP BLK WP HR S P ERA WHIP | IP WLS BF H R ER SO BB IBB HBP BLK WP HR S P ERA WHIP | IP WLS BF H R ER SO BB IBB HBP BLK WP HR S P ERA WHIP | IP WLS BF H R ER SO BB IBB HBP BLK WP HR S P ERA WHIP | IP WLS BF H R ER SO BB IBB HBP BLK WP HR S P ERA WHIP | IP WLS BF H R ER SO BB IBB HBP BLK WP HR S P ERA WHIP | IP WLS BF H R ER SO BB IBB HBP BLK WP HR S P ERA WHIP | IP WLS BF H R ER SO BB IBB HBP BLK WP HR S P ERA WHIP | IP WLS BF H R ER SO BB IBB HBP BLK WP HR S P ERA WHIP | IP WLS BF H R ER SO BB IBB HBP BLK WP HR S P ERA WHIP | IP WLS BF H R ER SO BB IBB HBP BLK WP HR S P ERA WHIP | IP WLS BF H R ER SO BB IBB HBP BLK WP HR S P ERA WHIP | IP WLS BF H R ER SO BB IBB HBP BLK WP HR S P ERA WHIP | IP WLS BF H R ER SO BB IBB HBP BLK WP HR S P ERA WHIP | IP WLS BF H R ER SO BB IBB HBP BLK WP HR S P ERA WHIP |

| | |
|-----|----|
| AB | 32 |
| R | 4 |
| H | 7 |
| RBI | 4 |
| BB | 5 |
| SO | 10 |
| LOB | 17 |



| Batter | 1 | 2 | 3 | 4 | 5 | 6 | 7 | 8 | 9 | AB | R | H | RBI | BB | SO | LOB | BOTTOM | | | | | | |
|--|---|---|---|---|---|---|---|---|---|---|---|---|---|---|---|---|--|---|---|---|---|---|---|
| 8 Hunter Pence, R OBP: 0.312, SLG: 0.374 | | | | | | | | | | 4 | 1 | 2 | 0 | 0 | 1 | 0 | Los Angeles Dodgers @ San Francisco Giants AT&T Park, San Francisco, CA Wed Sep 13 2017, 7:16 PM - 10:14 PM PDT Att: 38,866 - Overcast - 62 F | | | | | | |
| 6 Jarrett Parker, L OBP: 0.293, SLG: 0.439 | | | | | | | | | | 4 | 0 | 2 | 1 | 0 | 0 | 1 | | | | | | | |
| 2 Denard Span, L OBP: 0.327, SLG: 0.431 | | | | | | | | | | 4 | 0 | 0 | 0 | 0 | 1 | 3 | | | | | | | |
| 28 Buster Posey, R OBP: 0.403, SLG: 0.461 | | | | | | | | | | 3 | 0 | 0 | 0 | 0 | 0 | 1 | | | | | | | |
| 35 Brandon Crawford, L OBP: 0.295, SLG: 0.397 | | | | | | | | | | 3 | 0 | 0 | 0 | 0 | 1 | 0 | | | | | | | |
| 5 Nick Hundley, R OBP: 0.280, SLG: 0.443 | | | | | | | | | | 3 | 0 | 1 | 0 | 0 | 1 | 0 | | | | | | | |
| 48 Pablo Sandoval, S OBP: 0.247, SLG: 0.304 | | | | | | | | | | 3 | 0 | 0 | 0 | 0 | 2 | 1 | | | | | | | |
| 37 Kelby Tomlinson, R OBP: 0.350, SLG: 0.326 | | | | | | | | | | 3 | 0 | 0 | 0 | 0 | 0 | 0 | | | | | | | |
| 45 Matt Moore, L OBP: 0.145, SLG: 0.130 | | | | | | | | | | 1 | 0 | 0 | 0 | 0 | 0 | 0 | | | | | | | |
| 59 Kyle Crick, L ERA: 3.34 | | | | | | | | | | 0 | 0 | 0 | 0 | 0 | 0 | 0 | | | | | | | |
| 63 Ryder Jones, L OBP: 0.265, SLG: 0.398 | | | | | | | | | | 0 | 0 | 0 | 0 | 0 | 0 | 0 | | | | | | | |
| 62 Cory Geamm, R ERA: 2.14 | | | | | | | | | | 0 | 0 | 0 | 0 | 0 | 0 | 0 | | | | | | | |
| 54 Reyes Moronta, R ERA: 2.45 | | | | | | | | | | 0 | 0 | 0 | 0 | 0 | 0 | 0 | | | | | | | |
| 60 Hunter Strickland, R ERA: 2.8 | | | | | | | | | | 0 | 0 | 0 | 0 | 0 | 0 | 0 | | | | | | | |
| Inning Stats | R: 0 H: 1 E: 0 K: 0 S: 8 | L: 1 LOB: 0 BB: 0 P: 12 | R: 0 H: 1 E: 1 K: 2 S: 10 | L: 1 LOB: 1 BB: 0 P: 16 | R: 0 H: 0 E: 0 K: 1 S: 12 | L: 0 LOB: 0 BB: 0 P: 17 | R: 0 H: 0 E: 0 K: 1 S: 8 | L: 0 LOB: 0 BB: 0 P: 14 | R: 0 H: 0 E: 0 K: 1 S: 9 | L: 0 LOB: 0 BB: 0 P: 12 | R: 0 H: 0 E: 0 K: 1 S: 8 | L: 0 LOB: 0 BB: 0 P: 10 | R: 0 H: 1 E: 0 K: 0 S: 4 | L: 1 LOB: 0 BB: 0 P: 6 | R: 0 H: 0 E: 0 K: 1 S: 8 | L: 0 LOB: 0 BB: 0 P: 10 | R: 1 H: 2 E: 0 K: 1 S: 15 | L: 2 LOB: 1 BB: 0 P: 21 | 1B: 5 2B: 2 3B: 0 HR: 0 | SF: 0 SAC: 0 DP: 2 HBP: 0 | WP: 0 PB: 0 SB: 0 CS: 0 | PA: 30 | |
| PITCHER | IP WLS BF H R ER SO BB IBB HBP BLK WP HR S P ERA WHIP | IP WLS BF H R ER SO BB IBB HBP BLK WP HR S P ERA WHIP | IP WLS BF H R ER SO BB IBB HBP BLK WP HR S P ERA WHIP | IP WLS BF H R ER SO BB IBB HBP BLK WP HR S P ERA WHIP | IP WLS BF H R ER SO BB IBB HBP BLK WP HR S P ERA WHIP | IP WLS BF H R ER SO BB IBB HBP BLK WP HR S P ERA WHIP | IP WLS BF H R ER SO BB IBB HBP BLK WP HR S P ERA WHIP | IP WLS BF H R ER SO BB IBB HBP BLK WP HR S P ERA WHIP | IP WLS BF H R ER SO BB IBB HBP BLK WP HR S P ERA WHIP | IP WLS BF H R ER SO BB IBB HBP BLK WP HR S P ERA WHIP | IP WLS BF H R ER SO BB IBB HBP BLK WP HR S P ERA WHIP | IP WLS BF H R ER SO BB IBB HBP BLK WP HR S P ERA WHIP | IP WLS BF H R ER SO BB IBB HBP BLK WP HR S P ERA WHIP | IP WLS BF H R ER SO BB IBB HBP BLK WP HR S P ERA WHIP | IP WLS BF H R ER SO BB IBB HBP BLK WP HR S P ERA WHIP | IP WLS BF H R ER SO BB IBB HBP BLK WP HR S P ERA WHIP | IP WLS BF H R ER SO BB IBB HBP BLK WP HR S P ERA WHIP | IP WLS BF H R ER SO BB IBB HBP BLK WP HR S P ERA WHIP | IP WLS BF H R ER SO BB IBB HBP BLK WP HR S P ERA WHIP | IP WLS BF H R ER SO BB IBB HBP BLK WP HR S P ERA WHIP | IP WLS BF H R ER SO BB IBB HBP BLK WP HR S P ERA WHIP | IP WLS BF H R ER SO BB IBB HBP BLK WP HR S P ERA WHIP | IP WLS BF H R ER SO BB IBB HBP BLK WP HR S P ERA WHIP |

| | |
|-----|----|
| AB | 30 |
| R | 1 |
| H | 5 |
| RBI | 1 |
| BB | 0 |
| SO | 7 |
| LOB | 6 |



| Batter | 1 | 2 | 3 | 4 | 5 | 6 | 7 | 8 | 9 | AB | R | H | RBI | BB | SO | LOB | TOP | | | | | |
|--|---|--|--|----------------------------------|--------------------------------------|---------------------------------|--------------------------------------|----------------------------------|---------------------------------------|----------------------------------|---------------------------------------|----------------------------------|--------------------------------------|----------------------------------|--------------------------------------|----------------------------------|---|------------------------------------|-------------------------|--------|--|--|
| 6 David Peralta, L (1,9) OBP: 0.347, SLG: 0.442 | | | | | | | | | | 4 | 0 | 0 | 0 | 0 | 1 | 0 | Arizona Diamondbacks @ San Francisco Giants AT&T Park, San Francisco, CA Fri Sep 15 2017, 7:16 PM - 9:42 PM PDT Att: 39,810 - Clear - 64 F | | | | | |
| 5 Grégor Blanco, L (1,7) OBP: 0.325, SLG: 0.356 | | | | | | | | | | 4 | 0 | 0 | 0 | 0 | 2 | 0 | | | | | | |
| 22 Jake Lamb, L (1,5) OBP: 0.355, SLG: 0.484 | | | | | | | | | | 4 | 0 | 0 | 0 | 0 | 1 | 0 | | | | | | |
| 44 Paul Goldschmidt, R (1,3) OBP: 0.416, SLG: 0.584 | | | | | | | | | | 4 | 1 | 1 | 0 | 0 | 2 | 0 | | | | | | |
| 3 Daniel Descalso, L (1,4) OBP: 0.346, SLG: 0.420 | | | | | | | | | | 4 | 1 | 2 | 1 | 0 | 0 | 0 | | | | | | |
| 4 Ketel Marte, S (1,6) OBP: 0.350, SLG: 0.409 | | | | | | | | | | 3 | 1 | 1 | 0 | 0 | 0 | 1 | | | | | | |
| 11 AJ Pollock, R (1,8) OBP: 0.325, SLG: 0.457 | | | | | | | | | | 3 | 0 | 1 | 2 | 0 | 0 | 1 | | | | | | |
| 10 Chris Herrmann, L (1,2) OBP: 0.268, SLG: 0.336 | | | | | | | | | | 3 | 0 | 1 | 0 | 0 | 0 | 0 | | | | | | |
| 38 Robbie Ray, L (1,1) OBP: 0.302, SLG: 0.300 | | | | | | | | | | 2 | 0 | 0 | 0 | 0 | 1 | 2 | | | | | | |
| 14 Rey Fuentes, L (8,PH) OBP: 0.281, SLG: 0.361 | | | | | | | | | | 1 | 0 | 0 | 0 | 0 | 1 | 0 | | | | | | |
| 25 Archie Bradley, R (8,1) OBP: 0.291, SLG: 0.436 | | | | | | | | | | 0 | 0 | 0 | 0 | 0 | 0 | 0 | | | | | | |
| 56 Fernando Rodney, R (9,1) OBP: 0.291, SLG: 0.436 | | | | | | | | | | 0 | 0 | 0 | 0 | 0 | 0 | 0 | | | | | | |
| Inning Stats | R: 0 H: 0 E: 0 K: 1 S: 8 | H: 0 LOB: 0 BB: 0 P: 12 | R: 1 H: 3 E: 0 K: 0 S: 11 | H: 3 LOB: 2 BB: 0 P: 18 | R: 0 H: 0 E: 0 K: 0 S: 7 | H: 0 LOB: 0 BB: 0 P: 9 | R: 0 H: 0 E: 0 K: 0 S: 7 | H: 0 LOB: 0 BB: 0 P: 10 | R: 0 H: 0 E: 0 K: 1 S: 11 | H: 0 LOB: 0 BB: 0 P: 15 | R: 2 H: 3 E: 0 K: 2 S: 10 | H: 3 LOB: 0 BB: 0 P: 16 | R: 0 H: 0 E: 0 K: 1 S: 8 | H: 0 LOB: 0 BB: 0 P: 12 | R: 0 H: 0 E: 0 K: 1 S: 8 | H: 0 LOB: 0 BB: 0 P: 13 | 1B: 3 2B: 2 3B: 1 HR: 0 | SF: 0 SAC: 0 DP: 0 HBP: 0 | WP: 0 PB: 0 CS: 0 | PA: 32 | | |
| PITCHER | IP WLS BF H R ER SO BB IBB HBP BLK WP HR S P ERA WHIP | 8.0 L 29 6 3 3 7 0 0 0 0 0 0 70 106 3.38 0.750 | 1.0 3 0 0 0 1 0 0 0 0 0 0 8 13 0.00 0.000 | | | | | | | | | | | | | | | | | | | |

| Batter | 1 | 2 | 3 | 4 | 5 | 6 | 7 | 8 | 9 | AB | R | H | RBI | BB | SO | LOB | BOTTOM | | | | | |
|--|---|--|--|---|--------------------------------------|---------------------------------|--------------------------------------|----------------------------------|---------------------------------------|----------------------------------|---------------------------------------|----------------------------------|--------------------------------------|----------------------------------|--------------------------------------|----------------------------------|---|----------------------------------|----------------------------------|------------------------------------|-------------------------|--------|
| 37 Kelby Tomlinson, R (1,5) OBP: 0.348, SLG: 0.324 | | | | | | | | | | 4 | 0 | 1 | 0 | 0 | 0 | 1 | Arizona Diamondbacks @ San Francisco Giants AT&T Park, San Francisco, CA Fri Sep 15 2017, 7:16 PM - 9:42 PM PDT Att: 39,810 - Clear - 64 F | | | | | |
| 12 Joe Panik, L (1,4) OBP: 0.347, SLG: 0.424 | | | | | | | | | | 4 | 1 | 2 | 0 | 0 | 0 | 1 | | | | | | |
| 8 Hunter Pence, R (1,9) OBP: 0.314, SLG: 0.379 | | | | | | | | | | 3 | 0 | 2 | 1 | 0 | 0 | 0 | | | | | | |
| 66 Gorkys Hernández, R (8,9) OBP: 0.319, SLG: 0.316 | | | | | | | | | | 0 | 0 | 0 | 0 | 0 | 0 | 0 | | | | | | |
| 6 Jerrett Parker, L (9,PH) OBP: 0.291, SLG: 0.436 | | | | | | | | | | 1 | 0 | 0 | 0 | 0 | 0 | 0 | | | | | | |
| 28 Buster Posey, R (1,3) OBP: 0.400, SLG: 0.457 | | | | | | | | | | 4 | 0 | 0 | 0 | 0 | 2 | 3 | | | | | | |
| 5 Nick Hundley, R (1,2) OBP: 0.276, SLG: 0.436 | | | | | | | | | | 4 | 0 | 0 | 0 | 0 | 2 | 3 | | | | | | |
| 53 Austin Stater, R (1,7) OBP: 0.325, SLG: 0.400 | | | | | | | | | | 3 | 0 | 0 | 0 | 0 | 3 | 0 | | | | | | |
| 35 Brandon Crawford, L (1,6) OBP: 0.294, SLG: 0.395 | | | | | | | | | | 3 | 0 | 0 | 0 | 0 | 2 | 0 | | | | | | |
| 46 Orlando Calixte, R (1,8) OBP: 0.217, SLG: 0.195 | | | | | | | | | | 3 | 0 | 0 | 0 | 0 | 2 | 0 | | | | | | |
| 32 Steven Okert, L (9,1) OBP: 0.291, SLG: 0.436 | | | | | | | | | | 0 | 0 | 0 | 0 | 0 | 0 | 0 | | | | | | |
| 29 Jeff Samardzija, R (1,1) OBP: 0.100, SLG: 0.183 | | | | | | | | | | 2 | 1 | 1 | 0 | 0 | 0 | 0 | | | | | | |
| 2 Denard Span, L (8,PH) OBP: 0.326, SLG: 0.430 | | | | | | | | | | 1 | 0 | 0 | 0 | 0 | 0 | 0 | | | | | | |
| Inning Stats | R: 1 H: 2 E: 0 K: 0 S: 16 | H: 2 LOB: 1 BB: 0 P: 23 | R: 0 H: 0 E: 0 K: 2 S: 7 | H: 0 LOB: 0 BB: 0 P: 10 | R: 0 H: 1 E: 0 K: 0 S: 6 | H: 1 LOB: 0 BB: 0 P: 7 | R: 0 H: 0 E: 0 K: 1 S: 6 | H: 0 LOB: 0 BB: 0 P: 10 | R: 0 H: 0 E: 0 K: 3 S: 11 | H: 0 LOB: 0 BB: 0 P: 16 | R: 1 H: 3 E: 1 K: 2 S: 16 | H: 3 LOB: 2 BB: 0 P: 24 | R: 0 H: 0 E: 0 K: 2 S: 8 | H: 0 LOB: 0 BB: 0 P: 11 | R: 0 H: 0 E: 0 K: 0 S: 6 | H: 0 LOB: 0 BB: 0 P: 11 | R: 0 H: 0 E: 0 K: 1 S: 10 | H: 0 LOB: 0 BB: 0 P: 15 | 1B: 4 2B: 2 3B: 0 HR: 0 | SF: 0 SAC: 0 DP: 1 HBP: 0 | WP: 1 PB: 0 CS: 0 | PA: 32 |
| PITCHER | IP WLS BF H R ER SO BB IBB HBP BLK WP HR S P ERA WHIP | 7.0 W 26 6 2 1 10 0 0 0 0 0 6 11 0.00 0.857 | 1.0 H 3 0 0 0 0 0 0 0 0 0 6 11 0.00 0.000 | 1.0 S 3 0 0 0 1 0 0 0 0 0 10 15 0.00 0.000 | | | | | | | | | | | | | | | | | | |



| Batter | 1 | 2 | 3 | 4 | 5 | 6 | 7 | 8 | 9 | AB | R | H | RBI | BB | SO | LOB | TOP | | | | | |
|--|------------------------------|----------------------------------|-------------------------------|----------------------------------|-------------------------------|----------------------------------|------------------------------|---------------------------------|-------------------------------|----------------------------------|-------------------------------|----------------------------------|-------------------------------|----------------------------------|------------------------------|----------------------------------|-------------------------------|----------------------------------|----------------------------------|------------------------------------|----------------------------------|--------|
| 6 David Peralta, L OBP: 0.344, SLG: 0.437 | G3 | | E1 | | K | | G5-3 | | | 4 | 0 | 0 | 0 | 0 | 1 | 1 | | | | | | |
| 8 Chris Iannetta, R OBP: 0.353, SLG: 0.494 | P3 | | 1B | | | | 1B | | 1B | 4 | 0 | 3 | 0 | 0 | 0 | 0 | | | | | | |
| 22 Jake Lamb, L OBP: 0.353, SLG: 0.480 | G4-3 | | L9 | | | | G4-6-3 | | F7 | 4 | 0 | 0 | 0 | 0 | 0 | 4 | | | | | | |
| 44 Paul Goldschmidt, R OBP: 0.414, SLG: 0.585 | | G5-3 | F9 | | | | 1B | | G4-6-3 | 4 | 1 | 1 | 0 | 0 | 0 | 3 | | | | | | |
| 28 J.D. Martinez, R OBP: 0.374, SLG: 0.679 | | 1B | | | F7 | | HR | | L9 | 4 | 1 | 2 | 2 | 0 | 0 | 0 | | | | | | |
| 3 Daniel Descalso, L OBP: 0.342, SLG: 0.415 | | | FC4-6 | | K | | L8 | | K | 3 | 0 | 0 | 0 | 0 | 1 | 1 | | | | | | |
| 50 Anthony Banda, L OBP: 0.353, SLG: 0.415 | | | 1B | | | | | | | 0 | 0 | 0 | 0 | 0 | 0 | 0 | | | | | | |
| 15 Ildemaro Vargas, S (R, PH) | | | | | | | | | | 1 | 0 | 0 | 0 | 0 | 1 | 0 | | | | | | |
| 4 Ketel Marte, S OBP: 0.352, SLG: 0.404 | | | L6 | | | | | | F8 | 2 | 0 | 0 | 0 | 2 | 0 | 0 | | | | | | |
| 14 Rey Fuentes, L OBP: 0.275, SLG: 0.352 | | L4 | | | L9 | | G4-3 | | | 3 | 0 | 0 | 0 | 0 | 0 | 3 | | | | | | |
| 99 Tajuan Walker, R OBP: 0.266, SLG: 0.354 | | | | | | | | | | 2 | 0 | 0 | 0 | 0 | 2 | 0 | | | | | | |
| 29 Jorge De La Rosa, L ERA: 4.41 | | | | | | | | | | 0 | 0 | 0 | 0 | 0 | 0 | 0 | | | | | | |
| 60 J.J. Hoover, R ERA: 4.81 | | | | | | | | | | 0 | 0 | 0 | 0 | 0 | 0 | 0 | | | | | | |
| 27 Brandon Drury, R ERA: 4.81 | | | | | | | | | | 1 | 0 | 0 | 0 | 0 | 0 | 1 | | | | | | |
| 30 T.J. McFarland, L ERA: 5.54 | | | | | | | | | | 0 | 0 | 0 | 0 | 0 | 0 | 0 | | | | | | |
| 33 Jake Barnett, R ERA: 4.81 | | | | | | | | | | 0 | 0 | 0 | 0 | 0 | 0 | 0 | | | | | | |
| Inning Stats | R: 0 E: 0 K: 0 S: 7 | H: 0 LOB: 0 BB: 0 P: 10 | R: 0 E: 0 K: 0 S: 11 | H: 1 LOB: 2 BB: 1 P: 21 | R: 0 E: 1 K: 1 S: 12 | H: 1 LOB: 2 BB: 0 P: 17 | R: 0 E: 0 K: 1 S: 5 | H: 0 LOB: 0 BB: 0 P: 7 | R: 0 E: 0 K: 2 S: 15 | H: 0 LOB: 0 BB: 0 P: 19 | R: 2 E: 0 K: 0 S: 12 | H: 3 LOB: 0 BB: 0 P: 20 | R: 0 E: 0 K: 0 S: 11 | H: 0 LOB: 1 BB: 1 P: 18 | R: 0 E: 0 K: 0 S: 9 | H: 1 LOB: 0 BB: 0 P: 12 | R: 0 E: 0 K: 1 S: 11 | H: 0 LOB: 0 BB: 0 P: 14 | 1B: 5 2B: 0 3B: 0 HR: 1 | SF: 0 SAC: 0 DP: 2 HBP: 0 | WP: 0 PB: 0 SB: 1 CS: 0 | PA: 34 |
| PITCHER | IP | WLS | BF | H | R | ER | SO | BB | IBB | HBP | BLK | WP | HR | S | P | ERA | WHIP | | | | | |
| 34 Chris Stratton, R ERA: 3.94 | 6.0 | W | 24 | 5 | 2 | 2 | 4 | 1 | 0 | 0 | 0 | 0 | 1 | 62 | 94 | 3.00 | 1.000 | | | | | |
| 62 Cory Gearrin, R ERA: 2.09 | 0.2 | H | 3 | 0 | 0 | 0 | 0 | 1 | 0 | 0 | 0 | 0 | 0 | 9 | 16 | 0.00 | 1.500 | | | | | |
| 32 Steven Okert, L ERA: 6.12 | 0.1 | H | 1 | 0 | 0 | 0 | 0 | 0 | 0 | 0 | 0 | 0 | 0 | 2 | 2 | 0.00 | 0.000 | | | | | |
| 60 Hunter Strickland, R ERA: 2.75 | 1.0 | | 3 | 1 | 0 | 0 | 0 | 0 | 0 | 0 | 0 | 0 | 0 | 9 | 12 | 0.00 | 1.000 | | | | | |
| 64 Derek Law, R ERA: 5.4 | 1.0 | | 3 | 0 | 0 | 0 | 1 | 0 | 0 | 0 | 0 | 0 | 0 | 11 | 14 | 0.00 | 0.000 | | | | | |

Arizona Diamondbacks @ San Francisco Giants
AT&T Park, San Francisco, CA
Sun Sep 17 2017, 1:08 PM - 4:03 PM PDT
Att: 38,476 - Sunny - 67 F

AB 32
R 2
H 6
RBI 2
BB 2
SO 5
LOB 13



| Batter | 1 | 2 | 3 | 4 | 5 | 6 | 7 | 8 | 9 | AB | R | H | RBI | BB | SO | LOB | BOTTOM | | | | |
|--|------------------------------|----------------------------------|-------------------------------|----------------------------------|------------------------------|----------------------------------|-------------------------------|----------------------------------|-------------------------------|----------------------------------|-------------------------------|----------------------------------|-------------------------------|----------------------------------|-------------------------------|----------------------------------|----------------------------------|------------------------------------|----------------------------------|--------|--|
| 2 Denard Span, L OBP: 0.322, SLG: 0.424 | L5 | | G4-3 | | 1B | G4-6-3 | | G1-3 | | 5 | 1 | 1 | 0 | 0 | 0 | 2 | | | | | |
| 12 Joe Panik, L OBP: 0.348, SLG: 0.424 | G4-3 | | G4-3 | | 1B | | | | | 4 | 2 | 2 | 0 | 0 | 0 | 0 | | | | | |
| 53 Austin Slater, R OBP: 0.339, SLG: 0.402 | K | | | | 1B | | | | | 2 | 2 | 1 | 1 | 2 | 1 | 0 | | | | | |
| 35 Brandon Crawford, L OBP: 0.295, SLG: 0.394 | | | | | 1B | | | | | 1 | 0 | 0 | 1 | 2 | 1 | 0 | | | | | |
| 6 Jarrett Parker, L OBP: 0.291, SLG: 0.429 | | | | | 1B | | | | | 3 | 0 | 2 | 1 | 0 | 0 | 1 | | | | | |
| 37 Kelly Tomlinson, R OBP: 0.346, SLG: 0.354 | | | | | 1B | | | | | 0 | 0 | 0 | 1 | 0 | 0 | 0 | | | | | |
| 66 Gorkys Hernández, R OBP: 0.319, SLG: 0.316 | | | | | 1B | | | | | 0 | 0 | 0 | 0 | 0 | 0 | 0 | | | | | |
| 48 Pablo Sandoval, S OBP: 0.248, SLG: 0.318 | | | | | 1B | | | | | 3 | 1 | 2 | 3 | 0 | 0 | 1 | | | | | |
| 5 Nick Hundley, R OBP: 0.275, SLG: 0.429 | | | | | K | | | | | 3 | 0 | 0 | 0 | 1 | 1 | 3 | | | | | |
| 63 Ryder Jones, L OBP: 0.257, SLG: 0.299 | | | | | K | | | | | 4 | 0 | 1 | 0 | 0 | 2 | 5 | | | | | |
| 34 Chris Stratton, R ERA: 3.45 | | | | | | | | | | 2 | 1 | 1 | 0 | 0 | 0 | 0 | | | | | |
| 51 Mike Williams, R OBP: 0.294, SLG: 0.345 | | | | | | | | | | 0 | 0 | 0 | 0 | 0 | 0 | 0 | | | | | |
| 62 Cory Gearrin, R ERA: 2.09 | | | | | | | | | | 0 | 0 | 0 | 0 | 0 | 0 | 0 | | | | | |
| 32 Steven Okert, L ERA: 6.12 | | | | | | | | | | 0 | 0 | 0 | 0 | 0 | 0 | 0 | | | | | |
| 60 Hunter Strickland, R ERA: 2.75 | | | | | | | | | | 0 | 0 | 0 | 0 | 0 | 0 | 0 | | | | | |
| 43 Tim Federowicz, R OBP: 0.265, SLG: 0.331 | | | | | | | | | | 1 | 0 | 0 | 0 | 0 | 1 | 0 | | | | | |
| 64 Derek Law, R ERA: 5.4 | | | | | | | | | | 0 | 0 | 0 | 0 | 0 | 0 | 0 | | | | | |
| Inning Stats | R: 0 E: 0 K: 1 S: 9 | H: 0 LOB: 0 BB: 0 P: 14 | R: 0 E: 0 K: 1 S: 10 | H: 2 LOB: 2 BB: 1 P: 15 | R: 0 E: 0 K: 0 S: 8 | H: 0 LOB: 0 BB: 0 P: 11 | R: 1 E: 0 K: 2 S: 17 | H: 2 LOB: 1 BB: 1 P: 29 | R: 3 E: 0 K: 0 S: 10 | H: 3 LOB: 0 BB: 1 P: 16 | R: 1 E: 0 K: 0 S: 10 | H: 2 LOB: 1 BB: 1 P: 18 | R: 2 E: 0 K: 0 S: 15 | H: 1 LOB: 2 BB: 2 P: 25 | R: 0 E: 0 K: 2 S: 10 | H: 0 LOB: 0 BB: 0 P: 14 | 1B: 9 2B: 0 3B: 0 HR: 1 | SF: 3 SAC: 0 DP: 2 HBP: 0 | WP: 0 PB: 0 SB: 0 CS: 0 | PA: 38 | |
| PITCHER | IP | WLS | BF | H | R | ER | SO | BB | IBB | HBP | BLK | WP | HR | S | P | ERA | WHIP | | | | |
| 50 Anthony Banda, L ERA: 6.97 | 1.0 | | 3 | 0 | 0 | 0 | 2 | 0 | 0 | 0 | 0 | 0 | 0 | 10 | 14 | 0.00 | 0.000 | | | | |

Arizona Diamondbacks @ San Francisco Giants
AT&T Park, San Francisco, CA
Sun Sep 17 2017, 1:08 PM - 4:03 PM PDT
Att: 38,476 - Sunny - 67 F

AB 28
R 7
H 10
RBI 7
BB 6
SO 6
LOB 12



| Batter | 1 | 2 | 3 | 4 | 5 | 6 | 7 | 8 | 9 | AB | R | H | RBI | BB | SO | LOB | TOP | | | | | |
|--|---------------------------------------|---------------------------------------|---------------------------------------|---------------------------------------|---------------------------------------|---------------------------------------|---------------------------------------|---------------------------------------|---------------------------------------|---------------------------------------|---------------------------------------|---------------------------------------|---------------------------------------|---------------------------------------|---------------------------------------|---------------------------------------|---|------------------------------------|-----------------------------------|------------------------------------|----------------------------------|--------|
| 19 Charlie Blackmon, L (1.8) OBP: 0.399, SLG: 0.609 | | | | | | | | | | 3 | 0 | 1 | 2 | 2 | 1 | 1 | Colorado Rockies @ San Francisco Giants AT&T Park, San Francisco, CA Tue Sep 19 2017, 7:18 PM - 10:12 PM PDT Att. 40,686 - Clear - 67 F | | | | | |
| 2 Alexi Amarista, L (9.8) OBP: 0.269, SLG: 0.356 | | | | | | | | | | 0 | 0 | 0 | 0 | 0 | 0 | 0 | | | | | | |
| 9 DJ LeMahieu, R (1.4) OBP: 0.379, SLG: 0.420 | | | | | | | | | | 5 | 0 | 1 | 0 | 0 | 0 | 4 | | | | | | |
| 5 Carlos González, L (1.9) OBP: 0.333, SLG: 0.411 | | | | | | | | | | 3 | 1 | 1 | 0 | 1 | 0 | 0 | | | | | | |
| 28 Nolan Arenado, R (1.5) OBP: 0.369, SLG: 0.583 | | | | | | | | | | 4 | 0 | 0 | 0 | 0 | 2 | 3 | | | | | | |
| 8 Gerardo Parra, L (1.7) OBP: 0.360, SLG: 0.482 | | | | | | | | | | 4 | 0 | 2 | 1 | 0 | 2 | 2 | | | | | | |
| 27 Trevor Story, R (1.6) OBP: 0.309, SLG: 0.446 | | | | | | | | | | 3 | 1 | 1 | 0 | 1 | 1 | 2 | | | | | | |
| 20 Ian Desmond, R (1.3) OBP: 0.322, SLG: 0.368 | | | | | | | | | | 3 | 1 | 2 | 0 | 1 | 0 | 0 | | | | | | |
| 21 Jonathan Lucroy, R (1.2) OBP: 0.324, SLG: 0.348 | | | | | | | | | | 4 | 0 | 0 | 0 | 0 | 1 | 4 | | | | | | |
| 48 Germán Márquez, R (1.1) OBP: 0.196, SLG: 0.236 | | | | | | | | | | 1 | 0 | 0 | 0 | 0 | 0 | 1 | | | | | | |
| 7 Raimel Tapia, L (7.1) OBP: 0.285, SLG: 0.492 | | | | | | | | | | 0 | 0 | 0 | 0 | 0 | 0 | 0 | | | | | | |
| 54 Carlos Estévez, R (7.1) OBP: 0.285, SLG: 0.492 | | | | | | | | | | 0 | 0 | 0 | 0 | 0 | 0 | 0 | | | | | | |
| 38 Mike Dunn, L (7.1) OBP: 0.285, SLG: 0.492 | | | | | | | | | | 0 | 0 | 0 | 0 | 0 | 0 | 0 | | | | | | |
| 37 Pat Neshek, S (8.1) OBP: 0.285, SLG: 0.492 | | | | | | | | | | 0 | 0 | 0 | 0 | 0 | 0 | 0 | | | | | | |
| 12 Mark Reynolds, R (8.1) OBP: 0.285, SLG: 0.492 | | | | | | | | | | 0 | 0 | 0 | 0 | 0 | 0 | 0 | | | | | | |
| 3 Mike Tauchman, L (8.1) OBP: 0.285, SLG: 0.492 | | | | | | | | | | 0 | 0 | 0 | 0 | 0 | 0 | 0 | | | | | | |
| 52 Chris Rusin, L (8.1) OBP: 0.285, SLG: 0.492 | | | | | | | | | | 0 | 0 | 0 | 0 | 0 | 0 | 0 | | | | | | |
| Inning Stats | R: 0 E: 0 K: 3 S: 14 | H: 1 LOB: 2 BB: 1 P: 24 | R: 2 E: 0 K: 1 S: 20 | H: 2 LOB: 1 BB: 0 P: 26 | R: 0 E: 0 K: 2 S: 9 | H: 0 LOB: 0 BB: 0 P: 11 | R: 0 E: 0 K: 0 S: 6 | H: 1 LOB: 1 BB: 0 P: 10 | R: 0 E: 0 K: 0 S: 9 | H: 0 LOB: 0 BB: 1 P: 14 | R: 0 E: 0 K: 0 S: 8 | H: 2 LOB: 1 BB: 0 P: 12 | R: 1 E: 0 K: 1 S: 18 | H: 2 LOB: 1 BB: 0 P: 22 | R: 0 E: 0 K: 0 S: 10 | H: 1 LOB: 2 BB: 1 P: 18 | 1B: 7 2B: 3 3B: 0 HR: 0 | SF: 0 SAC: 1 DP: 3 HBP: 0 | WP: 0 PB: 0 SB: 1 CS: 1 | PA: 38 | | |
| PITCHER | IP WLS BF H R ER SO | IP WLS BF H R ER SO | IP WLS BF H R ER SO | IP WLS BF H R ER SO | IP WLS BF H R ER SO | IP WLS BF H R ER SO | IP WLS BF H R ER SO | IP WLS BF H R ER SO | IP WLS BF H R ER SO | IP WLS BF H R ER SO | IP WLS BF H R ER SO | IP WLS BF H R ER SO | IP WLS BF H R ER SO | IP WLS BF H R ER SO | IP WLS BF H R ER SO | IP WLS BF H R ER SO | ERA WHIP | ERA WHIP | ERA WHIP | | | |
| 47 Johnny Cueto, R (1.1) ERA: 4.48 | 6.2 | 27 | 7 | 2 | 2 | 6 | 4 | 0 | 0 | 0 | 0 | 0 | 0 | 0 | 0 | 0 | 2.70 | 1.650 | | | | |
| 32 Steven Okert, L (7.1) ERA: 6.04 | 0.1 | H | 1 | 0 | 0 | 0 | 0 | 0 | 0 | 0 | 0 | 0 | 0 | 0 | 0 | 0 | 0.00 | 0.000 | | | | |
| 60 Hunter Strickland, R (8.1) ERA: 2.86 | 1.0 | B | 5 | 2 | 1 | 1 | 0 | 0 | 0 | 0 | 0 | 18 | 22 | 9.00 | 2.000 | | | | | | | |
| 49 Sam Dyson, R (9.1) ERA: 5.61 | 1.0 | W | 5 | 1 | 0 | 0 | 0 | 1 | 0 | 0 | 0 | 0 | 10 | 18 | 0.00 | 1.000 | | | | | | |
| Batter | 1 | 2 | 3 | 4 | 5 | 6 | 7 | 8 | 9 | AB | R | H | RBI | BB | SO | LOB | BOTTOM | | | | | |
| 8 Hunter Pence, R (1.9) OBP: 0.313, SLG: 0.384 | | | | | | | | | | 4 | 1 | 1 | 3 | 0 | 1 | 0 | Colorado Rockies @ San Francisco Giants AT&T Park, San Francisco, CA Tue Sep 19 2017, 7:18 PM - 10:12 PM PDT Att. 40,686 - Clear - 67 F | | | | | |
| 12 Joe Panik, L (1.4) OBP: 0.348, SLG: 0.421 | | | | | | | | | | 3 | 0 | 0 | 0 | 1 | 0 | 0 | | | | | | |
| 2 Denard Span, L (1.8) OBP: 0.322, SLG: 0.423 | | | | | | | | | | 4 | 0 | 1 | 0 | 0 | 1 | 1 | | | | | | |
| 28 Buster Posey, R (1.2) OBP: 0.398, SLG: 0.457 | | | | | | | | | | 4 | 1 | 2 | 0 | 0 | 0 | 2 | | | | | | |
| 35 Brandon Crawford, L (1.6) OBP: 0.297, SLG: 0.395 | | | | | | | | | | 4 | 0 | 2 | 0 | 0 | 0 | 2 | | | | | | |
| 6 Jarrett Parker, L (1.7) OBP: 0.283, SLG: 0.417 | | | | | | | | | | 4 | 0 | 0 | 0 | 0 | 2 | 3 | | | | | | |
| 48 Pablo Sandoval, S (1.3) OBP: 0.256, SLG: 0.326 | | | | | | | | | | 4 | 0 | 3 | 1 | 0 | 0 | 0 | | | | | | |
| 46 Orlando Calixte, R (9.1) OBP: 0.217, SLG: 0.195 | | | | | | | | | | 0 | 1 | 0 | 0 | 0 | 0 | 0 | | | | | | |
| 63 Ryder Jones, L (1.5) OBP: 0.257, SLG: 0.298 | | | | | | | | | | 4 | 0 | 1 | 0 | 0 | 2 | 3 | | | | | | |
| 47 Johnny Cueto, R (1.1) ERA: 4.48 | 6.0 | 26 | 8 | 3 | 3 | 5 | 1 | 0 | 0 | 0 | 0 | 0 | 0 | 0 | 0 | 0 | | 4.50 | 1.500 | | | |
| 54 Carlos Estévez, R (7.1) ERA: 6.35 | 0.2 | 2 | 0 | 0 | 0 | 1 | 0 | 0 | 0 | 0 | 0 | 5 | 7 | 0.00 | 0.000 | | | | | | | |
| 38 Mike Dunn, L (7.1) ERA: 4.62 | 0.1 | 1 | 0 | 0 | 0 | 0 | 0 | 0 | 0 | 0 | 0 | 2 | 2 | 0.00 | 0.000 | | | | | | | |
| 37 Pat Neshek, R (8.1) ERA: 1.86 | 1.0 | 4 | 1 | 0 | 0 | 1 | 0 | 0 | 0 | 0 | 0 | 12 | 14 | 0.00 | 1.000 | | | | | | | |
| 52 Chris Rusin, L (9.1) ERA: 2.5 | 0.1 | L | 4 | 3 | 1 | 1 | 0 | 0 | 0 | 0 | 0 | 7 | 8 | 27.00 | 9.000 | | | | | | | |
| Inning Stats | R: 0 E: 0 K: 1 S: 7 | H: 0 LOB: 1 BB: 1 P: 15 | R: 0 E: 0 K: 2 S: 14 | H: 2 LOB: 2 BB: 0 P: 15 | R: 0 E: 0 K: 0 S: 6 | H: 0 LOB: 0 BB: 0 P: 9 | R: 1 E: 0 K: 2 S: 13 | H: 2 LOB: 1 BB: 0 P: 18 | R: 2 E: 0 K: 0 S: 13 | H: 4 LOB: 2 BB: 0 P: 22 | R: 0 E: 0 K: 0 S: 6 | H: 0 LOB: 0 BB: 0 P: 7 | R: 0 E: 0 K: 1 S: 7 | H: 0 LOB: 0 BB: 0 P: 9 | R: 0 E: 0 K: 1 S: 12 | H: 1 LOB: 1 BB: 0 P: 14 | R: 1 E: 0 K: 0 S: 7 | H: 3 LOB: 2 BB: 0 P: 8 | 1B: 10 2B: 1 3B: 0 HR: 1 | SF: 1 SAC: 0 DP: 0 HBP: 0 | WP: 0 PB: 0 SB: 1 CS: 0 | PA: 37 |
| PITCHER | IP WLS BF H R ER SO | IP WLS BF H R ER SO | IP WLS BF H R ER SO | IP WLS BF H R ER SO | IP WLS BF H R ER SO | IP WLS BF H R ER SO | IP WLS BF H R ER SO | IP WLS BF H R ER SO | IP WLS BF H R ER SO | IP WLS BF H R ER SO | IP WLS BF H R ER SO | IP WLS BF H R ER SO | IP WLS BF H R ER SO | IP WLS BF H R ER SO | IP WLS BF H R ER SO | IP WLS BF H R ER SO | ERA WHIP | ERA WHIP | ERA WHIP | | | |
| 48 Germán Márquez, R (1.1) ERA: 4.41 | 0.2 | 2 | 0 | 0 | 0 | 1 | 0 | 0 | 0 | 0 | 0 | 5 | 7 | 0.00 | 0.000 | | | | | | | |

| Batter | 1 | 2 | 3 | 4 | 5 | 6 | 7 | 8 | 9 | AB | R | H | RBI | BB | SO | LOB | TOP | | | | | | | | | | |
|---|------------------------------|---------------------------------|-------------------------------|----------------------------------|-------------------------------|----------------------------------|-------------------------------|----------------------------------|-------------------------------|----------------------------------|------------------------------|----------------------------------|-------------------------------|----------------------------------|------------------------------|----------------------------------|--|---------------------------------|----------------------------------|------------------------------------|----------------------------------|--------|--|--|--|--|--|
| 19 Charlie Blackmon, L (1,8) OBP: 0.398, SLG: 0.606 | G3 | | G4-3 | | | | FC4-6 | | | 4 | 0 | 1 | 0 | 0 | 0 | 3 | Colorado Rockies @ San Francisco Giants AT&T Park, San Francisco, CA Wed Sep 20 2017, 12:46 PM - 3:38 PM PDT Att: 39,775 - Cloudy - 70 F | | | | | | | | | | |
| 9 DJ LeMahieu, R (1,4) OBP: 0.380, SLG: 0.420 | 1B | | BB | | | | K | | | 3 | 0 | 1 | 0 | 1 | 2 | 4 | | | | | | | | | | | |
| 28 Nolan Arenado, R (1,5) OBP: 0.367, SLG: 0.579 | FC6-4 | | L8 | | | | P6 | | | 4 | 0 | 0 | 0 | 0 | 0 | 5 | | | | | | | | | | | |
| 27 Trevor Story, R (1,6) OBP: 0.306, SLG: 0.442 | F7 | | | | | | | | | 4 | 0 | 0 | 0 | 0 | 2 | 1 | | | | | | | | | | | |
| 20 Ian Desmond, R (1,7) OBP: 0.321, SLG: 0.364 | | K | | | | | G5-3 | | | 3 | 0 | 0 | 0 | 1 | 1 | | | | | | | | | | | | |
| 8 Gerardo Parra, L (1,9) OBP: 0.357, SLG: 0.477 | G4-3 | | F8 | | | | K | | | 4 | 0 | 0 | 0 | 0 | 1 | 2 | | | | | | | | | | | |
| 12 Mark Reynolds, R (1,3) OBP: 0.350, SLG: 0.488 | L9 | | K | | | | | | | 4 | 0 | 1 | 0 | 0 | 2 | 1 | | | | | | | | | | | |
| 21 Jonathan Lucroy, R (1,2) OBP: 0.327, SLG: 0.353 | | | G4-3 | | | | | | | 4 | 0 | 3 | 0 | 0 | 0 | 0 | | | | | | | | | | | |
| 32 Tyler Chatwood, R (1,1) 4 Pat Valdesca, R (7,PH) 45 Scott Oberg, R (7,1) 38 Mike Dunn, L (7,1) 54 Carlos Estévez, R (7,1) 60 Zac Rosscup, R (8,1) 0 Adam Ottavino, S (8,1) 7 Raimel Tapia, L (9,PH) | | | SH2-4 | | | | K | | | 1 | 0 | 0 | 0 | 0 | 0 | 0 | | | | | | | | | | | |
| Inning Stats | R: 0 E: 0 K: 0 S: 7 | H: 1 LOB: 1 BB: 0 P: 9 | R: 0 E: 0 K: 1 S: 10 | H: 0 LOB: 0 BB: 0 P: 14 | R: 0 E: 0 K: 0 S: 12 | H: 1 LOB: 2 BB: 1 P: 18 | R: 0 E: 0 K: 1 S: 11 | H: 0 LOB: 1 BB: 0 P: 20 | R: 0 E: 0 K: 2 S: 14 | H: 2 LOB: 2 BB: 1 P: 19 | R: 0 E: 0 K: 2 S: 8 | H: 0 LOB: 0 BB: 0 P: 10 | R: 0 E: 0 K: 2 S: 16 | H: 2 LOB: 2 BB: 0 P: 24 | R: 0 E: 0 K: 1 S: 7 | H: 0 LOB: 1 BB: 0 P: 11 | R: 0 E: 0 K: 1 S: 6 | H: 0 LOB: 0 BB: 0 P: 9 | 1B: 6 2B: 0 3B: 0 HR: 0 | SF: 0 SAC: 1 DP: 0 HBP: 0 | WP: 1 PB: 0 SB: 0 CS: 0 | PA: 36 | | | | | |
| PITCHER | IP | WLS | BF | H | R | ER | SO | BB | IBB | HBP | BLK | WP | HR | S | P | ERA | WHIP | | | | | | | | | | |
| 45 Matt Moore, L (1,1) ERA: 5.2 | 6.0 | W | 26 | 6 | 0 | 0 | 6 | 2 | 0 | 0 | 0 | 0 | 0 | 68 | 99 | 0.00 | 1.333 | | | | | | | | | | |
| 32 Steven Okert, L (7,1) ERA: 5.88 | 0.2 | H | 2 | 0 | 0 | 0 | 1 | 0 | 0 | 0 | 0 | 0 | 0 | 7 | 11 | 0.00 | 0.000 | | | | | | | | | | |
| 62 Cory Gearrin, R (7,1) ERA: 2.08 | 0.1 | H | 1 | 0 | 0 | 0 | 1 | 0 | 0 | 0 | 0 | 0 | 0 | 3 | 4 | 0.00 | 0.000 | | | | | | | | | | |
| 60 Hunter Strickland, R (8,1) ERA: 2.81 | 1.0 | | 4 | 0 | 0 | 0 | 1 | 0 | 0 | 0 | 0 | 1 | 0 | 7 | 11 | 0.00 | 0.000 | | | | | | | | | | |
| 49 Sam Dyson, R (9,1) ERA: 5.5 | 1.0 | | 3 | 0 | 0 | 0 | 1 | 0 | 0 | 0 | 0 | 0 | 0 | 6 | 9 | 0.00 | 0.000 | | | | | | | | | | |

| Batter | 1 | 2 | 3 | 4 | 5 | 6 | 7 | 8 | 9 | AB | R | H | RBI | BB | SO | LOB | BOTTOM | | | | | | | | | | | |
|---|-------------------------------|----------------------------------|------------------------------|----------------------------------|------------------------------|----------------------------------|------------------------------|----------------------------------|------------------------------|----------------------------------|-------------------------------|----------------------------------|-------------------------------|----------------------------------|----------------------------------|------------------------------------|--|----------------------------------|--------|--|--|--|--|--|--|--|--|--|
| 8 Hunter Pence, R (1,9) OBP: 0.312, SLG: 0.381 | G5-3 | FC4-6 | | | | | | | | 3 | 1 | 0 | 0 | 1 | 0 | 2 | Colorado Rockies @ San Francisco Giants AT&T Park, San Francisco, CA Wed Sep 20 2017, 12:46 PM - 3:38 PM PDT Att: 39,775 - Cloudy - 70 F | | | | | | | | | | | |
| 12 Joe Panik, L (1,4) OBP: 0.351, SLG: 0.430 | 2 SF7 | | 2 SF8 | | | | G1-3 | | | 4 | 2 | 3 | 1 | 0 | 0 | 0 | | | | | | | | | | | | |
| 2 Denard Span, L (1,8) OBP: 0.321, SLG: 0.421 | SF7 | | G3 | | | | G4-3 | | | 2 | 0 | 0 | 1 | 1 | 0 | 1 | | | | | | | | | | | | |
| 28 Buster Posey, R (1,3) OBP: 0.397, SLG: 0.456 | 1B | | SF8 | | | | | | | 3 | 0 | 1 | 1 | 0 | 1 | 2 | | | | | | | | | | | | |
| 35 Brandon Crawford, L (1,6) OBP: 0.299, SLG: 0.400 | G6-3 | | HR | | | | | | | 3 | 1 | 1 | 1 | 1 | 1 | 1 | | | | | | | | | | | | |
| 48 Pablo Sandoval, S (1,5) OBP: 0.280, SLG: 0.338 | | | G1-3 | | | | | | | 4 | 0 | 2 | 0 | 0 | 1 | 1 | | | | | | | | | | | | |
| 46 Orlando Calixte, R (8,FR) OBP: 0.217, SLG: 0.195 | | | | | | | | | | 0 | 0 | 0 | 0 | 0 | 0 | 0 | | | | | | | | | | | | |
| 49 Sam Dyson, R (9,1) ERA: 5.5 | | | G4-3 | | | | | | | 0 | 0 | 0 | 0 | 0 | 0 | 0 | | | | | | | | | | | | |
| 6 Jarrett Parker, L (1,7) OBP: 0.277, SLG: 0.408 | | | G4-3 | | | | | | | 3 | 0 | 0 | 0 | 0 | 1 | 2 | | | | | | | | | | | | |
| 66 Gorkys Hernández, R (8,PH) OBP: 0.321, SLG: 0.316 | | | K | | | | | | | 0 | 0 | 0 | 0 | 1 | 0 | 0 | | | | | | | | | | | | |
| 5 Nick Hundley, R (1,2) OBP: 0.274, SLG: 0.424 | | | G6-3 | | | | | | | 3 | 0 | 0 | 0 | 1 | 1 | 1 | | | | | | | | | | | | |
| 45 Matt Moore, L (1,1) ERA: 5.2 | 6.0 | L | 25 | 5 | 3 | 3 | 4 | 2 | 0 | 0 | 0 | 0 | 0 | 1 | 1 | 0 | Colorado Rockies @ San Francisco Giants AT&T Park, San Francisco, CA Wed Sep 20 2017, 12:46 PM - 3:38 PM PDT Att: 39,775 - Cloudy - 70 F | | | | | | | | | | | |
| 45 Scott Oberg, R (7,1) ERA: 4.56 | 0.2 | | 3 | 0 | 1 | 1 | 1 | 1 | 0 | 0 | 0 | 0 | 0 | 6 | 13 | 13.50 | | 1.500 | | | | | | | | | | |
| 38 Mike Dunn, L (7,1) ERA: 4.62 | 0.0 | | 2 | 1 | 0 | 0 | 0 | 1 | 0 | 0 | 0 | 2 | 0 | 5 | 11 | ∞ | | ∞ | | | | | | | | | | |
| 54 Carlos Estévez, R (7,1) ERA: 6.28 | 0.1 | | 1 | 0 | 0 | 0 | 0 | 0 | 0 | 0 | 0 | 0 | 0 | 3 | 4 | 0.00 | | 0.000 | | | | | | | | | | |
| 60 Zac Rosscup, L (8,1) ERA: 4.7 | 0.1 | | 2 | 1 | 0 | 0 | 1 | 0 | 0 | 0 | 0 | 0 | 0 | 7 | 11 | 0.00 | | 3.000 | | | | | | | | | | |
| PITCHER | IP | WLS | BF | H | R | ER | SO | BB | IBB | HBP | BLK | WP | HR | S | P | ERA | | WHIP | | | | | | | | | | |
| 0 Adam Ottavino, R (8,1) ERA: 5.33 | 0.2 | | 3 | 0 | 0 | 0 | 0 | 2 | 0 | 0 | 0 | 0 | 0 | 4 | 14 | 0.00 | | 3.000 | | | | | | | | | | |
| Inning Stats | R: 1 E: 0 K: 0 S: 10 | H: 2 LOB: 1 BB: 0 P: 19 | R: 0 E: 0 K: 0 S: 8 | H: 1 LOB: 2 BB: 1 P: 16 | R: 2 E: 0 K: 0 S: 7 | H: 2 LOB: 0 BB: 0 P: 11 | R: 0 E: 0 K: 2 S: 7 | H: 0 LOB: 0 BB: 0 P: 10 | R: 0 E: 0 K: 2 S: 9 | H: 0 LOB: 1 BB: 1 P: 18 | R: 1 E: 0 K: 1 S: 14 | H: 1 LOB: 2 BB: 2 P: 28 | R: 0 E: 0 K: 1 S: 11 | H: 1 LOB: 2 BB: 2 P: 25 | 1B: 2 2B: 4 3B: 1 HR: 1 | SF: 2 SAC: 0 DP: 1 HBP: 0 | | WP: 3 PB: 0 SB: 0 CS: 0 | PA: 36 | | | | | | | | | |

| Batter | 1 | 2 | 3 | 4 | 5 | 6 | 7 | 8 | 9 | AB | R | H | RBI | BB | SO | LOB | TOP | | | | | | | | | |
|--|---|---|---|----------------------------------|---|---|---|----------------------------------|---|---|---|----------------------------------|---|---|---|----------------------------------|---|---|---|------------------------------------|---|---|---|----------------------------------|---|---|
| 66 Gorkys Hernández, R OBP: 0.330, SLG: 0.329 | SH3-4 12 28 1B 2B | FC6-4 1-2 | | | G4-3 12 2 1B | | G5-3 | | | | 4 | 2 | 3 | 0 | 1 | 0 | 2 | | | | | | | | | |
| 12 Joe Panik, L OBP: 0.350, SLG: 0.426 | SH3-4 2-3 | | G1-3 | | G4-3 | | | | F7 | | 4 | 0 | 0 | 0 | 0 | 0 | 3 | | | | | | | | | |
| 2 Denard Span, L OBP: 0.324, SLG: 0.423 | G3 | | | | | | | | | | 4 | 0 | 3 | 1 | 0 | 0 | 1 | | | | | | | | | |
| 28 Buster Posey, R OBP: 0.397, SLG: 0.455 | | | | | | | | | | | 4 | 0 | 2 | 1 | 0 | 1 | 2 | | | | | | | | | |
| 8 Hunter Pence, R OBP: 0.309, SLG: 0.376 | G4-3 | | G1-3 | | | | | | | | 3 | 0 | 0 | 0 | 1 | 0 | 2 | | | | | | | | | |
| 35 Brandon Crawford, L OBP: 0.301, SLG: 0.401 | | | | | | | | | | | 4 | 0 | 1 | 0 | 0 | 1 | 3 | | | | | | | | | |
| 37 Kelby Tomlinson, R OBP: 0.340, SLG: 0.317 | | | | | | | | | | | 4 | 0 | 0 | 0 | 0 | 1 | 4 | | | | | | | | | |
| 63 Ryder Jones, L OBP: 0.247, SLG: 0.285 | | | | | | | | | | | 4 | 0 | 0 | 0 | 0 | 2 | 1 | | | | | | | | | |
| 40 Madison Bumgarner, R OBP: 0.250, SLG: 0.471 | | | | | | | | | | | 3 | 0 | 0 | 0 | 0 | 0 | 1 | | | | | | | | | |
| 60 Hunter Strickland, R 43 Tim Federowicz, R 49 Sam Dyson, R | E5 66 FC6-4 | | | | | | | | | | 0 | 0 | 0 | 0 | 0 | 0 | 0 | | | | | | | | | |
| Inning Stats | R: 1 H: 2 E: 0 K: 0 S: 10 | L: 2 BB: 0 P: 16 | R: 0 H: 1 E: 1 K: 1 S: 11 | L: 2 BB: 0 P: 18 | R: 0 H: 1 E: 0 K: 1 S: 8 | L: 1 BB: 1 P: 10 | R: 0 H: 0 E: 0 K: 1 S: 5 | L: 0 BB: 0 P: 7 | R: 1 H: 2 E: 0 K: 0 S: 14 | L: 1 BB: 1 P: 21 | R: 0 H: 0 E: 0 K: 1 S: 8 | L: 0 BB: 0 P: 10 | R: 0 H: 1 E: 0 K: 0 S: 11 | L: 1 BB: 0 P: 16 | R: 0 H: 2 E: 0 K: 1 S: 11 | L: 2 BB: 1 P: 16 | R: 0 H: 0 E: 0 K: 0 S: 12 | L: 0 BB: 0 P: 20 | 1B: 7 2B: 2 3B: 0 HR: 0 | SF: 0 SAC: 1 DP: 1 HBP: 0 | WP: 0 PB: 0 SB: 2 CS: 0 | PA: 38 | | | | |
| PITCHER | IP WLS BF H R ER SO BB IBB HBP BLK WP HR S P ERA WHIP | 99 Hyun Jin Ryu, L ERA: 3.47 68 Ross Stripling, R ERA: 3.91 38 Brandon McCarthy, R ERA: 3.81 52 Pedro Báez, R ERA: 3.12 64 Walker Buehler, R ERA: 6.53 | IP WLS BF H R ER SO BB IBB HBP BLK WP HR S P ERA WHIP | 54 Tony Cingrani, L ERA: 4.35 | IP WLS BF H R ER SO BB IBB HBP BLK WP HR S P ERA WHIP | 99 Hyun Jin Ryu, L ERA: 3.47 68 Ross Stripling, R ERA: 3.91 38 Brandon McCarthy, R ERA: 3.81 52 Pedro Báez, R ERA: 3.12 64 Walker Buehler, R ERA: 6.53 | IP WLS BF H R ER SO BB IBB HBP BLK WP HR S P ERA WHIP | 54 Tony Cingrani, L ERA: 4.35 | IP WLS BF H R ER SO BB IBB HBP BLK WP HR S P ERA WHIP | 99 Hyun Jin Ryu, L ERA: 3.47 68 Ross Stripling, R ERA: 3.91 38 Brandon McCarthy, R ERA: 3.81 52 Pedro Báez, R ERA: 3.12 64 Walker Buehler, R ERA: 6.53 | IP WLS BF H R ER SO BB IBB HBP BLK WP HR S P ERA WHIP | 54 Tony Cingrani, L ERA: 4.35 | IP WLS BF H R ER SO BB IBB HBP BLK WP HR S P ERA WHIP | 99 Hyun Jin Ryu, L ERA: 3.47 68 Ross Stripling, R ERA: 3.91 38 Brandon McCarthy, R ERA: 3.81 52 Pedro Báez, R ERA: 3.12 64 Walker Buehler, R ERA: 6.53 | IP WLS BF H R ER SO BB IBB HBP BLK WP HR S P ERA WHIP | 54 Tony Cingrani, L ERA: 4.35 | IP WLS BF H R ER SO BB IBB HBP BLK WP HR S P ERA WHIP | 99 Hyun Jin Ryu, L ERA: 3.47 68 Ross Stripling, R ERA: 3.91 38 Brandon McCarthy, R ERA: 3.81 52 Pedro Báez, R ERA: 3.12 64 Walker Buehler, R ERA: 6.53 | IP WLS BF H R ER SO BB IBB HBP BLK WP HR S P ERA WHIP | 54 Tony Cingrani, L ERA: 4.35 | IP WLS BF H R ER SO BB IBB HBP BLK WP HR S P ERA WHIP | 99 Hyun Jin Ryu, L ERA: 3.47 68 Ross Stripling, R ERA: 3.91 38 Brandon McCarthy, R ERA: 3.81 52 Pedro Báez, R ERA: 3.12 64 Walker Buehler, R ERA: 6.53 | IP WLS BF H R ER SO BB IBB HBP BLK WP HR S P ERA WHIP | 54 Tony Cingrani, L ERA: 4.35 | IP WLS BF H R ER SO BB IBB HBP BLK WP HR S P ERA WHIP | 99 Hyun Jin Ryu, L ERA: 3.47 68 Ross Stripling, R ERA: 3.91 38 Brandon McCarthy, R ERA: 3.81 52 Pedro Báez, R ERA: 3.12 64 Walker Buehler, R ERA: 6.53 |

San Francisco Giants @ Los Angeles Dodgers
Dodger Stadium, Los Angeles, CA
Sat Sep 23 2017, 6:10 PM - 9:02 PM PDT
Att: 51,093 - Partly Cloudy - 69 F

| | |
|-----|----|
| AB | 35 |
| R | 2 |
| H | 9 |
| RBI | 2 |
| BB | 2 |
| SO | 5 |
| LOB | 19 |



| Batter | 1 | 2 | 3 | 4 | 5 | 6 | 7 | 8 | 9 | AB | R | H | RBI | BB | SO | LOB | BOTTOM | | | | | | | | | |
|---|---|---|---|---|---|---|---|---|---|---|---|---|---|---|---|---|---|---|---|---|---|---|---|---|---|---|
| 3 Chris Taylor, R OBP: 0.358, SLG: 0.502 | G4-6-3 14 BB | | L8 | | | | | | | | 3 | 0 | 0 | 0 | 1 | 1 | 2 | | | | | | | | | |
| 5 Corey Seager, L OBP: 0.374, SLG: 0.474 | K | | | | | | | | | | 4 | 0 | 0 | 0 | 0 | 2 | 1 | | | | | | | | | |
| 14 Enrique Hernández, R OBP: 0.302, SLG: 0.420 | G4-6-3 | | | | | | | | | | 3 | 0 | 1 | 0 | 0 | 0 | 1 | | | | | | | | | |
| 6 Curtis Granderson, L OBP: 0.321, SLG: 0.447 | | | | | | | | | | | 1 | 0 | 1 | 0 | 0 | 0 | 0 | | | | | | | | | |
| 66 Yasiel Puig, R OBP: 0.339, SLG: 0.474 | | | | | | | | | | | 4 | 0 | 0 | 0 | 0 | 0 | 2 | | | | | | | | | |
| 11 Logan Forsythe, R OBP: 0.353, SLG: 0.317 | | | | | | | | | | | 3 | 0 | 0 | 0 | 0 | 1 | 1 | | | | | | | | | |
| 26 Chase Utley, L OBP: 0.317, SLG: 0.400 | | | | | | | | | | | 0 | 0 | 0 | 0 | 0 | 0 | 0 | | | | | | | | | |
| 15 Austin Barnes, R OBP: 0.407, SLG: 0.471 | | | | | | | | | | | 3 | 1 | 1 | 1 | 0 | 0 | 0 | | | | | | | | | |
| 65 Kyle Farmer, R OBP: 0.333, SLG: 0.400 | | | | | | | | | | | 3 | 0 | 1 | 0 | 0 | 0 | 0 | | | | | | | | | |
| 54 Tony Cingrani, L | | | | | | | | | | | 0 | 0 | 0 | 0 | 0 | 0 | 0 | | | | | | | | | |
| 37 Charlie Culberson, R OBP: 0.200, SLG: 0.300 | | | | | | | | | | | 3 | 0 | 1 | 0 | 0 | 0 | 1 | | | | | | | | | |
| 88 Hyun Jin Ryu, L 68 Ross Stripling, R 38 Brandon McCarthy, R 47 Trea Turner, R 52 Pedro Báez, R 64 Walker Buehler, R 35 Cody Bellinger, L | | | | | | | | | | | 0 | 0 | 0 | 0 | 0 | 0 | 0 | | | | | | | | | |
| Inning Stats | R: 0 H: 0 E: 0 K: 1 S: 6 | L: 0 BB: 1 P: 11 | R: 0 H: 0 E: 0 K: 1 S: 10 | L: 0 BB: 0 P: 13 | R: 0 H: 2 E: 0 K: 0 S: 9 | L: 1 BB: 0 P: 9 | R: 0 H: 0 E: 0 K: 1 S: 8 | L: 0 BB: 0 P: 14 | R: 0 H: 0 E: 0 K: 2 S: 8 | L: 0 BB: 0 P: 12 | R: 0 H: 1 E: 0 K: 0 S: 10 | L: 1 BB: 0 P: 16 | R: 1 H: 2 E: 0 K: 0 S: 16 | L: 2 BB: 0 P: 24 | R: 0 H: 1 E: 0 K: 0 S: 10 | L: 1 BB: 0 P: 15 | 1B: 3 2B: 2 3B: 0 HR: 1 | SF: 0 SAC: 0 DP: 2 HBP: 0 | WP: 0 PB: 0 SB: 0 CS: 1 | PA: 32 | | | | | | |
| PITCHER | IP WLS BF H R ER SO BB IBB HBP BLK WP HR S P ERA WHIP | 40 Madison Bumgarner, L ERA: 3.32 60 Hunter Strickland, R ERA: 2.79 49 Sam Dyson, R ERA: 5.4 | IP WLS BF H R ER SO BB IBB HBP BLK WP HR S P ERA WHIP | 40 Madison Bumgarner, L ERA: 3.32 60 Hunter Strickland, R ERA: 2.79 49 Sam Dyson, R ERA: 5.4 | IP WLS BF H R ER SO BB IBB HBP BLK WP HR S P ERA WHIP | 40 Madison Bumgarner, L ERA: 3.32 60 Hunter Strickland, R ERA: 2.79 49 Sam Dyson, R ERA: 5.4 | IP WLS BF H R ER SO BB IBB HBP BLK WP HR S P ERA WHIP | 40 Madison Bumgarner, L ERA: 3.32 60 Hunter Strickland, R ERA: 2.79 49 Sam Dyson, R ERA: 5.4 | IP WLS BF H R ER SO BB IBB HBP BLK WP HR S P ERA WHIP | 40 Madison Bumgarner, L ERA: 3.32 60 Hunter Strickland, R ERA: 2.79 49 Sam Dyson, R ERA: 5.4 | IP WLS BF H R ER SO BB IBB HBP BLK WP HR S P ERA WHIP | 40 Madison Bumgarner, L ERA: 3.32 60 Hunter Strickland, R ERA: 2.79 49 Sam Dyson, R ERA: 5.4 | IP WLS BF H R ER SO BB IBB HBP BLK WP HR S P ERA WHIP | 40 Madison Bumgarner, L ERA: 3.32 60 Hunter Strickland, R ERA: 2.79 49 Sam Dyson, R ERA: 5.4 | IP WLS BF H R ER SO BB IBB HBP BLK WP HR S P ERA WHIP | 40 Madison Bumgarner, L ERA: 3.32 60 Hunter Strickland, R ERA: 2.79 49 Sam Dyson, R ERA: 5.4 | IP WLS BF H R ER SO BB IBB HBP BLK WP HR S P ERA WHIP | 40 Madison Bumgarner, L ERA: 3.32 60 Hunter Strickland, R ERA: 2.79 49 Sam Dyson, R ERA: 5.4 | IP WLS BF H R ER SO BB IBB HBP BLK WP HR S P ERA WHIP | 40 Madison Bumgarner, L ERA: 3.32 60 Hunter Strickland, R ERA: 2.79 49 Sam Dyson, R ERA: 5.4 | IP WLS BF H R ER SO BB IBB HBP BLK WP HR S P ERA WHIP | 40 Madison Bumgarner, L ERA: 3.32 60 Hunter Strickland, R ERA: 2.79 49 Sam Dyson, R ERA: 5.4 | IP WLS BF H R ER SO BB IBB HBP BLK WP HR S P ERA WHIP | 40 Madison Bumgarner, L ERA: 3.32 60 Hunter Strickland, R ERA: 2.79 49 Sam Dyson, R ERA: 5.4 | IP WLS BF H R ER SO BB IBB HBP BLK WP HR S P ERA WHIP | 40 Madison Bumgarner, L ERA: 3.32 60 Hunter Strickland, R ERA: 2.79 49 Sam Dyson, R ERA: 5.4 |

San Francisco Giants @ Los Angeles Dodgers
Dodger Stadium, Los Angeles, CA
Sat Sep 23 2017, 6:10 PM - 9:02 PM PDT
Att: 51,093 - Partly Cloudy - 69 F

| | |
|-----|----|
| AB | 30 |
| R | 1 |
| H | 6 |
| RBI | 1 |
| BB | 1 |
| SO | 5 |
| LOB | 9 |



| Batter | 1 | 2 | 3 | 4 | 5 | 6 | 7 | 8 | 9 | AB | R | H | RBI | BB | SO | LOB | TOP | |
|---|---|---|---|--|---|---|---|--|---|--|---|---|-----|----|----|-----|---|---|
| 8 Hunter Pence, R (1,9) OBP: 0.317, SLG: 0.387 54 Reyes Moronta, R (6,1) Pablo Sandoval, S (7,PH) OBP: 0.259, SLG: 0.342 12 Jose Panik, L (1,4) OBP: 0.366, SLG: 0.422 61 Josh Osich, L (7,1) 59 Kyle Crick, L (8,1) 35 Brandon Crawford, L (9,PH) OBP: 0.302, SLG: 0.400 66 Gorkys Hernández, R (1,8) OBP: 0.330, SLG: 0.330 28 Buster Posey, R (1,3) OBP: 0.394, SLG: 0.449 63 Ryder Jones, L (4,3) OBP: 0.246, SLG: 0.286 5 Nick Hundley, R (1,2) OBP: 0.279, SLG: 0.431 67 Roberto Gómez, R (4,1) 6 Jarrett Parker, L (6,PH) OBP: 0.290, SLG: 0.425 51 Mac Williamson, R (1,7) OBP: 0.282, SLG: 0.403 37 Kelby Tomlinson, R (1,6) OBP: 0.333, SLG: 0.316 46 Orlando Calixte, R (1,5) OBP: 0.196, SLG: 0.174 45 Matt Moore, L (1,1) OBP: 0.163, SLG: 0.128 56 Albert Suárez, R (2,1) 43 Tim Federowicz, R (4,2) OBP: 0.308, SLG: 0.750 | | | | | | | | | | | | | | | | | 1 0 1 0 2 0 0 0 0 0 0 0 0 0 2 0 1 1 0 0 0 3 0 1 1 0 0 2 0 0 0 0 0 0 0 0 0 0 0 0 0 0 1 0 1 0 0 0 0 4 0 1 0 1 0 2 2 0 0 0 0 1 1 3 0 1 0 0 1 4 2 0 0 0 0 1 0 0 0 0 0 0 0 0 1 0 0 0 1 1 1 4 0 1 0 0 2 1 4 1 1 0 0 1 2 4 1 0 0 0 0 2 0 0 0 0 0 0 0 1 0 0 0 0 0 0 3 2 2 2 0 0 0 | WP: 0 PA: 40 PB: 0 SB: 0 CS: 0 |
| Inning Stats | R: 0 H: 1 E: 0 LOB: 1 K: 0 BB: 1 S: 9 P: 17 | R: 0 H: 0 E: 0 LOB: 0 K: 2 BB: 0 S: 8 P: 11 | R: 0 H: 0 E: 0 LOB: 1 K: 0 BB: 1 S: 11 P: 17 | R: 0 H: 0 E: 0 LOB: 0 K: 1 BB: 0 S: 7 P: 12 | R: 2 H: 2 E: 1 LOB: 0 K: 2 BB: 0 S: 15 P: 23 | R: 0 H: 1 E: 0 LOB: 1 K: 1 BB: 0 S: 11 P: 17 | R: 2 H: 4 E: 1 LOB: 2 K: 0 BB: 0 S: 11 P: 15 | R: 0 H: 1 E: 0 LOB: 1 K: 0 BB: 1 S: 10 P: 15 | R: 0 H: 1 E: 0 LOB: 2 K: 1 BB: 1 S: 16 P: 28 | 1B: 7 SF: 1 2B: 2 SAC: 0 3B: 0 DP: 2 HR: 1 HBP: 0 | AB 35 R 4 H 10 RBI 4 BB 4 SO 7 LOB 15 | | | | | | | |
| PITCHER | 38 Robbie Ray, L (1,1) ERA: 2.86 29 Jorge De La Rosa, L (6,1) ERA: 4.29 61 Silvino Bracho, R (6,1) ERA: 6.16 30 T.J. McFarland, L (7,1) ERA: 5.33 25 Archie Bradley, R (8,1) ERA: 1.38 | IP 5.0 WLS 20 BF 3 H 2 ER 0 SO 5 BB 2 IBB 0 HBP 0 BLK 0 WP 0 HR 1 S 50 P 80 ERA 0.00 WHIP 1.000 | IP 0.2 WLS 3 BF 1 H 1 ER 0 SO 1 BB 0 IBB 0 HBP 0 BLK 0 WP 0 HR 0 S 9 P 14 ERA 0.00 WHIP 1.500 | IP 0.2 WLS 4 BF 2 H 2 ER 0 SO 0 BB 0 IBB 0 HBP 0 BLK 0 WP 0 HR 6 S 8 P 27.00 ERA 3.000 | IP 0.2 WLS 4 BF 2 H 2 ER 0 SO 0 BB 0 IBB 0 HBP 0 BLK 0 WP 0 HR 7 S 10 P 10.00 ERA 3.000 | IP 1.2 WLS 8 BF 2 H 2 ER 0 SO 0 BB 2 IBB 0 HBP 0 BLK 0 WP 0 HR 23 S 38 P 0.00 ERA 2.400 | 47 David Hernandez, R (9,1) ERA: 3.19 | IP 0.1 WLS 1 BF 0 H 0 ER 0 SO 1 BB 0 IBB 0 HBP 0 BLK 0 WP 0 HR 0 S 3 P 5 ERA 0.00 WHIP 0.000 | | | | | | | | | | |

| Batter | 1 | 2 | 3 | 4 | 5 | 6 | 7 | 8 | 9 | AB | R | H | RBI | BB | SO | LOB | BOTTOM | | | | | |
|--|--|--|--|---|--|--|---|--|--|---|---|---|-----|----|----|-----|--------|--|--|--|--|---|
| 6 David Peralta, L (1,7) OBP: 0.352, SLG: 0.445 5 Gregor Blanco, L (7,9) OBP: 0.325, SLG: 0.350 11 AJ Pollock, R (1,8) OBP: 0.327, SLG: 0.467 14 Rey Fuentes, L (7,8) OBP: 0.281, SLG: 0.348 44 Paul Goldschmidt, R (1,3) OBP: 0.411, SLG: 0.576 9 Adam Rosales, R (7,3) OBP: 0.261, SLG: 0.356 28 J.D. Martinez, R (1,9) OBP: 0.379, SLG: 0.694 45 Kristopher Negron, R (7,7) OBP: 0.292, SLG: 0.200 8 Chris Iannetta, R (1,2) OBP: 0.352, SLG: 0.502 27 Brandon Drury, R (1,4) OBP: 0.316, SLG: 0.448 22 Jake Lamb, L (1,5) OBP: 0.356, SLG: 0.479 15 Idemaro Vargas, S (8,5) OBP: 0.111, SLG: 0.111 4 Ketel Marte, S (1,6) OBP: 0.346, SLG: 0.405 38 Robbie Ray, L (1,1) OBP: 0.269, SLG: 0.269 41 Jeremy Hazzard, L (5,PH) OBP: 0.111, SLG: 0.111 29 Jorge De La Rosa, L (8,1) 61 Silvino Bracho, R (8,1) 30 T.J. McFarland, L (7,1) 53 Christian Walker, R (7,PH) 25 Archie Bradley, R (8,1) 47 David Hernandez, R (9,1) | | | | | | | | | | | | | | | | | | | | | 3 1 0 1 1 0 3 1 0 0 0 0 1 0 4 2 2 1 0 0 1 1 0 0 0 0 0 0 3 2 0 0 1 1 2 1 0 0 0 0 1 0 4 1 3 6 0 1 0 0 0 0 0 1 0 0 4 0 1 0 1 0 2 5 1 1 0 0 1 4 2 2 0 0 2 1 0 0 0 0 0 0 0 0 3 1 2 2 1 0 0 2 0 0 0 0 0 3 1 0 0 0 0 0 1 0 1 1 1 1 0 0 0 0 0 0 0 0 0 0 | WP: 0 PA: 42 PB: 0 SB: 0 CS: 2 |
| Inning Stats | R: 2 H: 2 E: 0 LOB: 1 K: 0 BB: 2 S: 19 P: 30 | R: 6 H: 3 E: 1 LOB: 0 K: 0 BB: 1 S: 21 P: 36 | R: 0 H: 0 E: 0 LOB: 1 K: 0 BB: 1 S: 12 P: 19 | R: 0 H: 1 E: 0 LOB: 1 K: 0 BB: 0 S: 10 P: 15 | R: 2 H: 2 E: 0 LOB: 1 K: 1 BB: 1 S: 17 P: 27 | R: 0 H: 1 E: 0 LOB: 1 K: 3 BB: 0 S: 13 P: 19 | R: 1 H: 1 E: 0 LOB: 0 K: 2 BB: 0 S: 12 P: 18 | R: 0 H: 0 E: 0 LOB: 2 K: 1 BB: 2 S: 13 P: 22 | 1B: 5 SF: 0 2B: 2 SAC: 0 3B: 1 DP: 0 HR: 2 HBP: 0 | AB 35 R 11 H 10 RBI 11 BB 7 SO 7 LOB 16 | | | | | | | | | | | | |
| PITCHER | 45 Matt Moore, L (1,1) ERA: 5.52 56 Albert Suárez, R (2,1) ERA: 5.12 67 Roberto Gómez, R (4,1) ERA: 8.44 54 Reyes Moronta, R (6,1) ERA: 1.59 61 Josh Osich, L (7,1) ERA: 6.38 | IP 1.1 WLS 13 BF 8 H 8 ER 7 SO 0 BB 3 IBB 0 HBP 0 BLK 0 WP 0 HR 1 S 34 P 54 ERA 47.25 WHIP 6.000 | IP 1.2 WLS 6 BF 0 H 0 ER 0 SO 0 BB 1 IBB 0 HBP 0 BLK 0 WP 0 HR 18 S 31 ERA 0.00 WHIP 0.600 | IP 2.0 WLS 10 BF 3 H 2 ER 2 SO 1 BB 1 IBB 0 HBP 0 BLK 0 WP 0 HR 27 S 42 ERA 9.00 WHIP 2.000 | IP 1.0 WLS 4 BF 1 H 0 ER 0 SO 3 BB 0 IBB 0 HBP 0 BLK 0 WP 0 HR 13 S 19 ERA 0.00 WHIP 1.000 | IP 1.0 WLS 4 BF 1 H 1 ER 1 SO 2 BB 1 IBB 0 HBP 0 BLK 0 WP 0 HR 12 S 18 ERA 9.00 WHIP 1.000 | 59 Kyle Crick, R (8,1) ERA: 3.16 | IP 1.0 WLS 5 BF 0 H 0 ER 0 SO 1 BB 2 IBB 0 HBP 0 BLK 0 WP 0 HR 0 S 13 P 22 ERA 0.00 WHIP 2.000 | | | | | | | | | | | | | | |

San Francisco Giants @ Arizona Diamondbacks
Chase Field, Phoenix, AZ
Tue Sep 26 2017, 6:41 PM - 10:04 PM MST
Att: 27,487 - Partly Cloudy - 84 F

livebaseballscorecards.com
AB 35
R 4
H 10
RBI 4
BB 4
SO 7
LOB 15

San Francisco Giants @ Arizona Diamondbacks
Chase Field, Phoenix, AZ
Tue Sep 26 2017, 6:41 PM - 10:04 PM MST
Att: 27,487 - Partly Cloudy - 84 F

livebaseballscorecards.com
AB 35
R 11
H 10
RBI 11
BB 7
SO 7
LOB 16

| Batter | 1 | 2 | 3 | 4 | 5 | 6 | 7 | 8 | 9 | AB | R | H | RBI | BB | SO | LOB | TOP | | | |
|--|---|---|---|---|---|---|---|---|---|---|---|---|---|---|---|---|--|--|--|--------|
| 2 Denard Span, L (1, 8) OBP: 0.325, SLG: 0.428 | | | | | | | | | | 4 | 2 | 3 | 0 | 0 | 0 | 0 | San Francisco Giants @ Arizona Diamondbacks Chase Field, Phoenix, AZ Wed Sep 27 2017, 12:41 PM - 4:00 PM MST Att: 20,048 - Roof Closed - 72 F | | | |
| 12 Joe Panik, L (1, 4) OBP: 0.345, SLG: 0.420 | | | | | | | | | | 3 | 1 | 0 | 0 | 1 | 0 | 2 | | | | |
| 48 Pablo Sandoval, S (1, 3) OBP: 0.282, SLG: 0.352 | | | | | | | | | | 4 | 0 | 2 | 2 | 0 | 0 | 0 | | | | |
| 35 Brandon Crawford, L (1, 6) OBP: 0.302, SLG: 0.399 | | | | | | | | | | 4 | 0 | 1 | 1 | 0 | 0 | 2 | | | | |
| 5 Nick Hundley, R (1, 2) OBP: 0.276, SLG: 0.425 | | | | | | | | | | 4 | 0 | 0 | 0 | 0 | 1 | 3 | | | | |
| 6 Jarrett Parker, L (1, 7) OBP: 0.283, SLG: 0.414 | | | | | | | | | | 4 | 0 | 0 | 0 | 0 | 3 | 3 | | | | |
| 51 Mac Williamson, R (1, 9) 66 Gorkys Hernández, R (6, PH) 66 Gorkys Hernández, R (6, 9) | | | | | | | | | | 1 | 0 | 0 | 0 | 1 | 1 | 0 | | | | |
| 63 Ryder Jones, L (1, 5) OBP: 0.242, SLG: 0.278 | | | | | | | | | | 4 | 0 | 0 | 0 | 0 | 1 | 1 | | | | |
| 29 Jeff Samardzija, R (1, 1) 46 Orlando Calixte, R (7, PH) 62 Cory Gearrin, R (7, 1) 60 Hunter Strickland, R (8, 1) 49 Sam Dyson, R (9, 1) | | | | | | | | | | 2 | 0 | 0 | 0 | 0 | 1 | 1 | | | | |
| Inning Stats | R: 2 H: 2 E: 0 K: 1 S: 18 | H: 2 LOB: 1 BB: 1 P: 34 | R: 0 H: 0 E: 0 K: 1 S: 7 | H: 0 LOB: 0 BB: 0 P: 11 | R: 1 H: 2 E: 0 K: 0 S: 11 | H: 2 LOB: 1 BB: 0 P: 20 | R: 0 H: 0 E: 0 K: 1 S: 12 | H: 0 LOB: 0 BB: 1 P: 22 | R: 0 H: 1 E: 0 K: 1 S: 11 | H: 1 LOB: 1 BB: 0 P: 18 | R: 0 H: 1 E: 0 K: 1 S: 11 | H: 0 LOB: 0 BB: 0 P: 17 | R: 0 H: 0 E: 0 K: 2 S: 8 | H: 0 LOB: 0 BB: 0 P: 13 | 1B: 2 2B: 4 3B: 1 HR: 0 | SF: 0 SAC: 0 DP: 1 HBP: 0 | | WP: 0 PA: 35 PB: 0 SB: 0 CS: 0 | | |
| PITCHER | IP WLS BF H R ER SO BB IBB HBP BLK WP HR S P ERA WHIP | IP WLS BF H R ER SO BB IBB HBP BLK WP HR S P ERA WHIP | IP WLS BF H R ER SO BB IBB HBP BLK WP HR S P ERA WHIP | IP WLS BF H R ER SO BB IBB HBP BLK WP HR S P ERA WHIP | IP WLS BF H R ER SO BB IBB HBP BLK WP HR S P ERA WHIP | IP WLS BF H R ER SO BB IBB HBP BLK WP HR S P ERA WHIP | IP WLS BF H R ER SO BB IBB HBP BLK WP HR S P ERA WHIP | IP WLS BF H R ER SO BB IBB HBP BLK WP HR S P ERA WHIP | IP WLS BF H R ER SO BB IBB HBP BLK WP HR S P ERA WHIP | IP WLS BF H R ER SO BB IBB HBP BLK WP HR S P ERA WHIP | IP WLS BF H R ER SO BB IBB HBP BLK WP HR S P ERA WHIP | IP WLS BF H R ER SO BB IBB HBP BLK WP HR S P ERA WHIP | IP WLS BF H R ER SO BB IBB HBP BLK WP HR S P ERA WHIP | IP WLS BF H R ER SO BB IBB HBP BLK WP HR S P ERA WHIP | IP WLS BF H R ER SO BB IBB HBP BLK WP HR S P ERA WHIP | IP WLS BF H R ER SO BB IBB HBP BLK WP HR S P ERA WHIP | IP WLS BF H R ER SO BB IBB HBP BLK WP HR S P ERA WHIP | | | |
| 34 Braden Shipley, R (1, 1) ERA: 5.76 | 3.1 | 16 | 4 | 3 | 3 | 2 | 2 | 0 | 0 | 0 | 0 | 0 | 0 | 0 | 0 | 0 | 8.10 | 1.800 | | |
| 50 Anthony Banda, L (4, 1) ERA: 5.92 | 1.2 | 6 | 1 | 0 | 0 | 1 | 0 | 0 | 0 | 0 | 0 | 0 | 0 | 0 | 0 | 0 | 12 | 19 | 0.00 | 0.600 |
| 33 Jake Barrett, R (6, 1) ERA: 5.0 | 2.0 | 7 | 1 | 0 | 0 | 2 | 0 | 0 | 0 | 0 | 0 | 0 | 0 | 0 | 0 | 0 | 16 | 27 | 0.00 | 0.500 |
| 40 Andrew Chafin, L (8, 1) ERA: 3.58 | 1.1 | 4 | 0 | 0 | 0 | 2 | 0 | 0 | 0 | 0 | 0 | 0 | 0 | 0 | 0 | 0 | 14 | 23 | 0.00 | 0.000 |
| 60 J.J. Hoover, R (9, 1) ERA: 4.02 | 0.2 | W | 2 | 0 | 0 | 0 | 0 | 0 | 0 | 0 | 0 | 0 | 0 | 0 | 0 | 0 | 5 | 7 | 0.00 | 0.000 |
| 6 David Peralta, L (1, 7) OBP: 0.351, SLG: 0.441 | | | | | | | | | | 4 | 0 | 0 | 1 | 1 | 1 | 1 | San Francisco Giants @ Arizona Diamondbacks Chase Field, Phoenix, AZ Wed Sep 27 2017, 12:41 PM - 4:00 PM MST Att: 20,048 - Roof Closed - 72 F | | | |
| 4 Ketel Marte, S (1, 6) OBP: 0.348, SLG: 0.404 | | | | | | | | | | 3 | 0 | 1 | 0 | 1 | 0 | 1 | | | | |
| 44 Paul Goldschmidt, R (1, 3) OBP: 0.409, SLG: 0.572 | | | | | | | | | | 4 | 0 | 0 | 0 | 0 | 2 | 3 | | | | |
| 28 J.D. Martinez, R (1, 9) OBP: 0.380, SLG: 0.699 | | | | | | | | | | 4 | 1 | 2 | 1 | 0 | 1 | 1 | | | | |
| 22 Jake Lamb, L (1, 5) OBP: 0.358, SLG: 0.486 45 Kristopher Negrón, R (9, PH) OBP: 0.292, SLG: 0.200 | | | | | | | | | | 3 | 1 | 2 | 1 | 1 | 0 | 1 | | | | |
| 11 AJ Pollock, R (1, 8) OBP: 0.327, SLG: 0.465 | | | | | | | | | | 4 | 1 | 1 | 0 | 0 | 1 | 2 | | | | |
| 3 Daniel Descalso, L (1, 4) OBP: 0.335, SLG: 0.397 | | | | | | | | | | 3 | 1 | 0 | 0 | 1 | 0 | 3 | | | | |
| 10 Chris Herrmann, L (1, 2) ERA: 4.42 40 Andrew Chafin, R (8, 1) 60 J.J. Hoover, R (9, 1) 41 Jeremy Hazelbaker, L (9, PH) OBP: 0.421, SLG: 0.510 | | | | | | | | | | 2 | 0 | 0 | 0 | 0 | 0 | 0 | | | | |
| 34 Braden Shipley, R (1, 1) 50 Anthony Banda, L (4, 1) 36 John Ryan Murphy, R (6, 2) 33 Jake Barrett, R (6, 1) 14 Rey Fuentes, L (7, PH) OBP: 0.279, SLG: 0.346 | | | | | | | | | | 1 | 0 | 0 | 0 | 0 | 1 | 0 | | | | |
| Inning Stats | R: 0 H: 0 E: 0 K: 2 S: 10 | H: 1 LOB: 0 BB: 0 P: 13 | R: 0 H: 0 E: 0 K: 0 S: 8 | H: 1 LOB: 0 BB: 0 P: 15 | R: 0 H: 0 E: 0 K: 1 S: 8 | H: 0 LOB: 0 BB: 0 P: 9 | R: 0 H: 0 E: 0 K: 1 S: 8 | H: 0 LOB: 0 BB: 1 P: 14 | R: 1 H: 1 E: 0 K: 0 S: 9 | H: 1 LOB: 1 BB: 0 P: 13 | R: 0 H: 1 E: 0 K: 3 S: 15 | H: 0 LOB: 2 BB: 2 P: 28 | R: 0 H: 1 E: 0 K: 1 S: 7 | H: 1 LOB: 1 BB: 0 P: 8 | R: 3 H: 3 E: 0 K: 0 S: 15 | 1B: 4 2B: 1 3B: 0 HR: 2 | | SF: 0 SAC: 0 DP: 1 HBP: 0 | WP: 1 PA: 37 PB: 0 SB: 3 CS: 0 | |
| PITCHER | IP WLS BF H R ER SO BB IBB HBP BLK WP HR S P ERA WHIP | IP WLS BF H R ER SO BB IBB HBP BLK WP HR S P ERA WHIP | IP WLS BF H R ER SO BB IBB HBP BLK WP HR S P ERA WHIP | IP WLS BF H R ER SO BB IBB HBP BLK WP HR S P ERA WHIP | IP WLS BF H R ER SO BB IBB HBP BLK WP HR S P ERA WHIP | IP WLS BF H R ER SO BB IBB HBP BLK WP HR S P ERA WHIP | IP WLS BF H R ER SO BB IBB HBP BLK WP HR S P ERA WHIP | IP WLS BF H R ER SO BB IBB HBP BLK WP HR S P ERA WHIP | IP WLS BF H R ER SO BB IBB HBP BLK WP HR S P ERA WHIP | IP WLS BF H R ER SO BB IBB HBP BLK WP HR S P ERA WHIP | IP WLS BF H R ER SO BB IBB HBP BLK WP HR S P ERA WHIP | IP WLS BF H R ER SO BB IBB HBP BLK WP HR S P ERA WHIP | IP WLS BF H R ER SO BB IBB HBP BLK WP HR S P ERA WHIP | IP WLS BF H R ER SO BB IBB HBP BLK WP HR S P ERA WHIP | IP WLS BF H R ER SO BB IBB HBP BLK WP HR S P ERA WHIP | IP WLS BF H R ER SO BB IBB HBP BLK WP HR S P ERA WHIP | IP WLS BF H R ER SO BB IBB HBP BLK WP HR S P ERA WHIP | | | |
| 29 Jeff Samardzija, R (1, 1) ERA: 4.42 | 6.0 | 21 | 3 | 1 | 1 | 4 | 1 | 0 | 0 | 0 | 0 | 0 | 0 | 0 | 0 | 0 | 1.50 | 0.667 | | |
| 62 Cory Gearrin, R (7, 1) ERA: 2.01 | 1.0 | H | 5 | 0 | 0 | 0 | 2 | 0 | 0 | 0 | 0 | 0 | 0 | 0 | 0 | 0 | 15 | 28 | 0.00 | 2.000 |
| 60 Hunter Strickland, R (8, 1) ERA: 2.75 | 1.0 | H | 4 | 1 | 0 | 0 | 0 | 0 | 0 | 0 | 0 | 0 | 0 | 0 | 0 | 0 | 7 | 8 | 0.00 | 1.000 |
| 49 Sam Dyson, R (9, 1) ERA: 5.67 | 0.1 | L | 7 | 3 | 3 | 0 | 0 | 1 | 0 | 0 | 0 | 0 | 1 | 1 | 0 | 0 | 15 | 26 | 81.00 | 12.000 |

