San Francisco Giants - 2019

Batter	1	2	3	4	5	6	7	8	9	AB	R	H	RBI	BB	SO	LOB
5 Cameron Maybin, R (1, 9)	G1-3		G4-3			P3		F9	P5	2	0	0	0	0	0	0
16 Aramis Garcia, R (5, 9)										1	0	0	0	1	1	1
2 Abiatal Avelino, R (1, 6)	G5-3			G6-3		K		79 1B 2B		2	0	0	0	0	0	0
89 Ryan Howard, R (5, 6) OBP: 0.500, SLG: 1.000										2	1	1	1	0	1	0
22 Yangervis Solarte, S (1, 5)	P4			K2-3		HBP		26 BB 1B		2	0	0	0	0	1	0
79 Levi Michael, R (5, 5) OBP: 1.000, SLG: 1.000										1	0	1	1	0	0	0
51 Mac Williamson, R (1, 7)		G6-3		F7		G6-3		BB		2	0	0	0	0	0	0
26 Chris Shaw, L (5, 7)										1	0	0	0	1	0	1
53 Austin Slater, R (1, 3) OBP: 0.500, SLG: 0.500		1B			K		58 G5-4-3 BB	G5-3		2	0	1	0	0	1	0
76 Zach Green, R (5, 3)										1	0	0	0	1	0	2
16 Aramis Garcia, R (1, 2)		K			7 BB BB		G5-4-3		1 FC7-4 67 1B 65 SF8 BB	1	0	0	0	1	1	1
58 Cameron Rupp, R (5, 2)										1	0	0	0	0	0	1
72 Hamlet Marte, R (8, 2)										0	1	0	0	1	0	0
70 Henry Ramos, S (1, 10)	G6-3				L8		K			2	0	0	0	0	0	2
67 Joey Bart, R (7, PH) (7, 10) OBP: 0.500, SLG: 0.500									1 FC7-4 1B	2	0	1	0	0	1	0
7 Donovan Solano, R (1, 4)			G5-3		1-2 BB			P6	FC7-4	1	0	0	0	1	0	0
1 Breyvic Valera, S (5, 4)										2	0	0	0	0	0	2
52 Drew Ferguson, R (1, 8)			G5-3		F7			89 2B	SF8	2	0	0	0	0	0	2
65 Mike Gerber, L (5, 8) OBP: 0.500, SLG: 2.000										1	1	1	1	0	0	0
Inning Stats	R: 0 E: 0 K: 0 S: 3 H: 0 LOB: 0 BB: 0 P: 3	R: 0 E: 0 K: 1 S: 6 H: 1 LOB: 1 BB: 0 P: 6	R: 0 E: 0 K: 0 S: 3 H: 0 LOB: 0 BB: 0 P: 3	R: 0 E: 0 K: 1 S: 5 H: 0 LOB: 0 BB: 0 P: 5	R: 0 E: 0 K: 1 S: 5 H: 0 LOB: 2 BB: 2 P: 13	R: 0 E: 0 K: 1 S: 5 H: 0 LOB: 1 BB: 0 P: 6	R: 0 E: 0 K: 1 S: 4 H: 0 LOB: 0 BB: 1 P: 8	R: 2 E: 0 K: 0 S: 6 H: 3 LOB: 2 BB: 1 P: 10	R: 1 E: 0 K: 0 S: 4 H: 1 LOB: 1 BB: 1 P: 8	1B: 3 2B: 2 3B: 0 HR: 0	SF: 1 SAC: 0 DP: 1 HBP: 1					

TOP

San Francisco Giants @ Los Angeles Angels

Tempe Diablo Stadium, Tempe, AZ

Sat Feb 23 2019, 3:12 PM - 5:59 PM EST

Att. 6,624 - Partly Cloudy - 52 F

livebaseballscorecards.com

AB	27
R	3
H	5
RBI	3
BB	5
SO	5
LOB	11

WP: 0 PB: 0 SB: 0 CS: 0 PA: 37

PITCHER	IP	WLS	BF	H	R	ER	SO	BB	IBB	HBP	BLK	WP	HR	S	P	ERA	WHIP
52 Dillon Peters, L (1, 1) ERA:	2.0	W	7	1	0	0	1	0	0	0	0	0	0	9	9	0.00	0.500
65 Jake Jewell, R (3, 1) ERA:	1.0	H	3	0	0	0	0	0	0	0	0	0	0	3	3	0.00	0.000
78 Jeremy Rhoades, R (4, 1) ERA:	1.0	H	3	0	0	0	1	0	0	0	0	0	0	5	5	0.00	0.000
36 Williams Jerez, L (5, 1) ERA:	1.0		5	0	0	0	1	2	0	0	0	0	0	5	13	0.00	2.000
67 Greg Mahle, L (6, 1) ERA:	2.0		7	0	0	0	2	1	0	1	0	0	0	9	14	0.00	0.500

PITCHER	IP	WLS	BF	H	R	ER	SO	BB	IBB	HBP	BLK	WP	HR	S	P	ERA	WHIP
90 Matt Ramsey, R (8, 1) ERA: 27.0	0.2		6	3	2	2	0	1	0	0	0	0	0	5	9	27.00	6.000
72 Mike Kaelin, R (8, 1) ERA: 6.75	1.1		6	1	1	1	0	1	0	0	0	0	0	5	9	6.75	1.500

Batter	1	2	3	4	5	6	7	8	9	AB	R	H	RBI	BB	SO	LOB
7 Zack Cozart, R (1, 5) OBP: 0.500, SLG: 0.500 3 Taylor Ward, R (4, 5) OBP: 0.333, SLG: 1.333 (5, 5)	9 BB 85 2B 1B		F7 L7	1-H 2-H 3-H HR F7	75 1B 1B		K F8	F8 F8		2 1 1 0 0 0 0 3 1 1 4 0 1 2						
9 Tommy La Stella, L (1, 4) 87 Jahmai Jones, R (5, 4)	1-2 85 2B BB		G6-3	F7	P4		F8			2 1 0 0 1 0 0 1 0 0 0 0 0 0						
20 Jonathan Lucroy, R (1, 2) 98 Jack Kruger, R (4, 2) OBP: 1.000, SLG: 1.000 97 Julian Leon, R (7, 2)	F8									2 0 0 0 0 0 2 1 0 1 0 0 0 0 1 0 0 0 0 0 0						
44 Kevan Smith, R (1, 10) 4 Luis Rengifo, S (8, PH) (9, 10)	K			E6 25 1B 85 1B	F8			19 1B 16 2B 75 BB BB		3 1 0 0 0 1 3 0 1 0 0 1 0 0						
85 Matt Thaiss, L (1, 3) OBP: 1.000, SLG: 1.500 75 Jared Walsh, L (5, 3) OBP: 1.000, SLG: 1.000 78 Jhoan Urena, S (8, PR) (9, 3)	1-H 2-H 2B			59 F9 25 1B 1-2 3 HR 1B	1-3 19 G4-6-3 1B			1-2 19 1B 16 2B BB		2 1 2 2 0 0 0 1 0 1 0 1 0 0 0 1 0 0 0 0 0						
6 David Fletcher, R (1, 6) 19 Wilfredo Tovar, R (5, 6) OBP: 0.500, SLG: 0.500	G6-3			K	1-2f G4-6-3			1-2 2-3 16 2B 89 SF7 1B		2 0 0 0 0 1 3 2 1 1 0 0 0 2						
25 Peter Bourjos, R (1, 7) OBP: 1.000, SLG: 1.000 16 Jarrett Parker, L (5, 7) OBP: 0.500, SLG: 1.000		59 G1-4-3 1B		1-2 2-H 81 BB 3 HR 1B		G3		1-3 2-H 3-H 48 WP 2B		2 1 2 1 0 0 0 2 0 1 2 0 0 0						
59 Jo Adell, R (1, 8) 89 Brandon Marsh, L (5, 8)		1-2f G1-4-3		F9 2-3		48 G6-4-3 BB		3-H SF7		2 0 0 0 0 0 3 0 0 0 1 1 0 0						
81 Brennon Lund, L (1, 9) 48 César Puello, R (5, 9)	K			3 HR BB		1-2f G6-4-3		2-3 P4		1 1 0 0 1 1 0 2 0 0 0 0 0 3						
Inning Stats	R: 2 E: 0 K: 1 S: 7 H: 2 LOB: 1 BB: 1 P: 11	R: 0 E: 0 K: 1 S: 5 H: 1 LOB: 0 BB: 0 P: 5	R: 0 E: 0 K: 0 S: 3 H: 0 LOB: 0 BB: 0 P: 3	R: 5 E: 1 K: 1 S: 9 H: 3 LOB: 0 BB: 1 P: 14	R: 0 E: 0 K: 0 S: 4 H: 2 LOB: 1 BB: 0 P: 4	R: 0 E: 0 K: 0 S: 2 H: 0 LOB: 0 BB: 1 P: 6	R: 0 E: 0 K: 1 S: 5 H: 0 LOB: 0 BB: 0 P: 5	R: 3 E: 0 K: 0 S: 5 H: 2 LOB: 2 BB: 2 P: 14		1B: 7 2B: 2 3B: 0 HR: 1 SF: 1 SAC: 0 DP: 3 HBP: 0						

PITCHER		IP	WLS	BF	H	R	ER	SO	BB	IBB	HBP	BLK	WP	HR	S	P	ERA	WHIP
34 Chris Stratton, R ERA: 18.0	(1, 1)	1.0	L	6	2	2	2	1	1	0	0	0	0	0	7	11	18.00	3.000
50 Ty Blach, L ERA:	(2, 1)	2.0		6	1	0	0	1	0	0	0	0	0	0	8	8	0.00	0.500
32 Steven Okert, L ERA:	(4, 1)	1.0		8	3	5	0	1	1	0	0	0	0	1	9	14	0.00	4.000
64 Derek Law, R ERA:	(5, 1)	1.0		4	2	0	0	0	0	0	0	0	0	0	4	4	0.00	2.000
60 Travis Bergen, L ERA:	(6, 1)	1.0		3	0	0	0	0	1	0	0	0	0	0	2	6	0.00	1.000

PITCHER		IP	WLS	BF	H	R	ER	SO	BB	IBB	HBP	BLK	WP	HR	S	P	ERA	WHIP
46 Pat Venditte, S ERA:	(7, 1)	1.0		3	0	0	0	1	0	0	0	0	0	0	5	5	0.00	0.000
75 Kieran Lovegrove, R ERA: 40.5	(8, 1)	0.2		6	2	3	3	0	2	0	0	0	1	0	4	13	40.50	6.000
71 Enderson Franco, R ERA:	(8, 1)	0.1		1	0	0	0	0	0	0	0	0	0	0	1	1	0.00	0.000

BOTTOM

San Francisco Giants @ Los Angeles Angels

Tempe Diablo Stadium, Tempe, AZ

Sat Feb 23 2019, 3:12 PM - 5:59 PM EST

Att. 6,624 - Partly Cloudy - 52 F

livebaseballscorecards.com

AB	31
R	10
H	10
RBI	10
BB	5
SO	4
LOB	18

WP: 1 PB: 0 SB: 0 CS: 0 PA: 37

Chicago Cubs @ San Francisco Giants

Scottsdale Stadium, Scottsdale, AZ

Sun Feb 24 2019, 3:05 PM - 6:23 PM EST

Att. 9,277 - Sunny - 58 F

TOP

livebaseballscorecards.com

Batter	1	2	3	4	5	6	7	8	9	AB	R	H	RBI	BB	SO	LOB
5 Albert Almora Jr., R (1, 8) OBP: 0.333, SLG: 0.333 0 Wynton Bernard, R (3, 8)	L8	SF8, 1B	G6-3		FC5-4, 1-2f		G5-3			3 2	1 0	1 0	1 0	0 0	0 0	0 3
8 Ian Happ, S (1, 4) 85 Trent Giambrone, R (4, 4) OBP: 0.500, SLG: 0.500	K	P4		F7		K		37 G4-6-3, 1B		3 2	0 0	0 1	0 0	0 0	1 1	3 0
44 Anthony Rizzo, L (1, 3) 37 James Adduci, L (4, 3) OBP: 0.200, SLG: 0.200	F7	12 BB, 66 1B, 1-2 2-3 3-H, BB		K		K2-3		G4-6-3, 1-2f		2 2	1 0	0 0	1 0	1 0	1 1	0 1
12 Kyle Schwarber, L (1, 7) OBP: 1.000, SLG: 2.000 54 Charcer Burks, R (4, PR) OBP: 0.333, SLG: 0.333 (4, 7)	1B, 7 1B, 2B	66 1B, 1-2 2-3 3-H, BB		2-4, BB		92 1B, 1B		G4-3		1 2	1 0	1 1	1 0	2 0	0 0	0 0
Addison Russell, R (1, 6) OBP: 0.500, SLG: 1.000 92 Cristhian Adames, S (4, 6) OBP: 0.333, SLG: 0.333	7 1B, 13 HBP, 2 1B, 2-3, 1B	SF8, 3-H		2-4, 1-2	75 BB, 7 1B, 1B	66 FC6-4, 1-2, 1B			K	1 3	1 0	1 2	1 0	0 0	0 1	0 0
13 David Bote, R (1, 5) 66 Ryan Court, R (2, PR) OBP: 0.500, SLG: 0.600 (2, 5)	2 1B, 7 1B, 75 1B, 1-2, HBP	1-3, 2-H, 1B			K	FC6-4, 1-2f			81 FC5, 84 BB, BB	0 3	0 1	0 1	0 1	0 1	0 1	0 3
7 Victor Caratini, S (1, 2) OBP: 0.667, SLG: 0.667 84 Ian Rice, R (5, 2)	75 1B, 2 1B, 5 1B, 1-2 2-3 3-H, 1B	G4-3			75 BB, 1-2, 1B		K		1-2, BB	3 1	1 0	2 0	1 0	0 1	0 1	2 0
2 Mark Zagunis, R (1, 9) OBP: 0.167, SLG: 0.167 83 Johnny Field, R (5, 9) OBP: 0.400, SLG: 1.000	5 1B, 75 1B, 44 BB, 1-2 2-3 3-H, 1B	G4-3			K		HR		K	3 2	1 1	1 1	1 1	0 0	1 1	2 2
75 Jacob Hannemann, L (1, 10) OBP: 0.667, SLG: 0.500 81 Phillip Evans, R (7, PH) OBP: 0.500, SLG: 0.500 (7, 10)	44 BB, 5 1B, 12 BB, 1-2 2-3 3-H, 1B	G3-1			0 FC5-4, 1-2 2-3, BB		K		FC5, 2-3f	2 2	1 0	1 0	1 0	1 0	0 1	0 2
Inning Stats	R: 0 E: 0 K: 1 S: 5 H: 0 LOB: 0 BB: 0 P: 5	R: 8 E: 0 K: 0 S: 10 H: 7 LOB: 2 BB: 2 P: 19	R: 0 E: 0 K: 0 S: 3 H: 0 LOB: 0 BB: 0 P: 3	R: 0 E: 0 K: 1 S: 4 H: 0 LOB: 1 BB: 1 P: 9	R: 0 E: 0 K: 2 S: 9 H: 2 LOB: 3 BB: 1 P: 13	R: 0 E: 0 K: 2 S: 9 H: 2 LOB: 2 BB: 0 P: 9	R: 1 E: 0 K: 2 S: 8 H: 1 LOB: 0 BB: 0 P: 8	R: 0 E: 0 K: 0 S: 3 H: 1 LOB: 0 BB: 0 P: 3	R: 0 E: 0 K: 2 S: 7 H: 0 LOB: 2 BB: 2 P: 15	1B: 11 2B: 1 3B: 0 HR: 1 SF: 1 SAC: 0 DP: 1 HBP: 1							

	AB	37
	R	9
	H	13
	RBI	9
	BB	6
	SO	10
	LOB	18

WP: 0 PB: 0 SB: 0 CS: 0 PA: 45

PITCHER		IP	WLS	BF	H	R	ER	SO	BB	IBB	HBP	BLK	WP	HR	S	P	ERA	WHIP
40 Madison Bumgarner, L ERA: 54.0	(1, 1)	1.0	L	9	5	6	6	1	0	0	1	0	0	0	10	11	54.00	5.000
83 Sam Wolff, R ERA: 18.0	(2, 1)	1.0		7	2	2	2	0	2	0	0	0	0	0	5	13	18.00	4.000
38 Tyler Beede, R ERA:	(3, 1)	2.0		7	0	0	0	1	1	0	0	0	0	0	7	12	0.00	0.500
91 Trevor Gott, R ERA:	(5, 1)	1.0		6	2	0	0	2	1	0	0	0	0	0	9	13	0.00	3.000
87 Garrett Williams, L ERA:	(6, 1)	1.0		5	2	0	0	2	0	0	0	0	0	0	9	9	0.00	2.000

PITCHER		IP	WLS	BF	H	R	ER	SO	BB	IBB	HBP	BLK	WP	HR	S	P	ERA	WHIP
84 Melvin Adón, R ERA: 9.0	(7, 1)	1.0		4	1	1	1	2	0	0	0	0	0	1	8	8	9.00	1.000
85 Logan Webb, R ERA:	(8, 1)	1.2		7	1	0	0	2	2	0	0	0	0	0	9	17	0.00	1.800
74 Tyler Rogers, R ERA:	(9, 1)	0.1		1	0	0	0	0	0	0	0	0	0	0	1	1	0.00	0.000

BOTTOM

Chicago Cubs @ San Francisco Giants

Scottsdale Stadium, Scottsdale, AZ

Sun Feb 24 2019, 3:05 PM - 6:23 PM EST

Att. 9,277 - Sunny - 58 F

Batter	1	2	3	4	5	6	7	8	9	AB	R	H	RBI	BB	SO	LOB
12 Joe Panik, L (1, 4) OBP: 1.000, SLG: 2.000 1 Breyvic Valera, S (5, 4) OBP: 0.250, SLG: 0.250	0-0 8 G3-6-3 1B		BSX 1-1 HR	0-0 1-2 2-3 1B		0-0 92 FC6-4 1-2 2-3 1B		0-0 P6 ②		3 2	1 0	3 1	1 0	0 0	0 0	0 1
8 Gerardo Parra, L (1, 7) 16 Aramis Garcia, R (5, 7)	0-0 ①② G3-6-3 1-2f		0-0 ① F7	0-0 ② SF8 3-H		0-0 ② F8		0-0 ③ G6-3		2 0	0 0	0 0	1 0	0 0	0 0	1 0
10 Evan Longoria, R (1, 5) 92 Hanser Alberto, R (5, 5)	BBBB 4-0 9 HR BB		BBBB 4-0 BB	0-0 ③ F8		0-0 ③ FC6-4 1-2f			0-0 ① G6-3	1 2	1 0	0 0	0 0	2 0	0 0	3 3
9 Brandon Belt, L (1, 3) OBP: 0.500, SLG: 2.000 7 Donovan Solano, R (5, 3)	SDDCX 2-2 1-H HR		0-0 ② L8		CCS 0-3 ① K		0-0 ① F9		0-0 ② F8	2 3	1 0	1 0	2 0	0 0	0 1	1 0
35 Brandon Crawford, L (1, 10) 26 Chris Shaw, L (5, PH) (6, 10)	0-0 ③ G6-3		0-0 ③ G6-3		0-0 ② G4-3		CCS 0-3 ② K		0-0 ③ G3	2 3	0 0	0 0	0 0	0 0	0 1	1 0
19 Alen Hanson, S (1, 6) OBP: 0.500, SLG: 2.000 89 Ryan Howard, R (5, 6) OBP: 0.500, SLG: 0.667		CFS 0-3 ① K		0-0 HR	SCS 0-3 ③ K		BBBB 4-0 BB			2 1	1 0	1 0	1 0	0 1	1 1	0 0
52 Drew Ferguson, R (1, 8) 67 Joey Bart, R (5, 2) OBP: 0.500, SLG: 0.500		0-0 ② G4-3		0-0 ① F8		0-0 1 1B 73 WP 1B	CCS 0-3 ③ K			2 2	0 0	0 1	0 0	0 0	0 1	0 1
18 René Rivera, R (1, 2) OBP: 1.000, SLG: 1.000 65 Mike Gerber, L (4, PR) OBP: 0.250, SLG: 0.667 (5, 8)	H 1-0 HBP			0-0 12 1B 70 1B 8 SF8 1B		0-0 ① P5		0-0 ① G4-3		1 2	0 1	1 0	0 0	0 0	0 0	0 1
70 Henry Ramos, S (1, 9) OBP: 0.250, SLG: 0.250 73 John Andreoli, R (4, PR) (5, 9)	0-0 ③ F7			0-0 12 1B 1-2 1B		BBBB 4-0 1 1B 1-2 BB		BBBB 4-0 BB		2 0	0 0	1 0	0 0	0 2	0 0	1 0
Inning Stats	R: 2 E: 0 K: 0 S: 6 H: 2 LOB: 0 BB: 1 P: 12	R: 0 E: 0 K: 1 S: 5 H: 0 LOB: 1 BB: 0 P: 6	R: 1 E: 0 K: 0 S: 5 H: 1 LOB: 1 BB: 1 P: 10	R: 2 E: 0 K: 0 S: 7 H: 4 LOB: 3 BB: 0 P: 7	R: 0 E: 0 K: 2 S: 7 H: 0 LOB: 0 BB: 0 P: 7	R: 0 E: 0 K: 0 S: 5 H: 2 LOB: 3 BB: 1 P: 9	R: 0 E: 0 K: 2 S: 7 H: 0 LOB: 1 BB: 1 P: 11	R: 0 E: 0 K: 0 S: 3 H: 0 LOB: 1 BB: 1 P: 7	R: 0 E: 0 K: 0 S: 3 H: 0 LOB: 0 BB: 0 P: 3	1B: 6 2B: 0 3B: 0 HR: 3	SF: 1 SAC: 0 DP: 1 HBP: 1			WP: 1 PB: 0 SB: 0 CS: 0	PA: 41		

livebaseballscorecards.com

	AB	32
	R	5
	H	9
	RBI	5
	BB	5
	SO	5
	LOB	13

PITCHER		IP	WLS	BF	H	R	ER	SO	BB	IBB	HBP	BLK	WP	HR	S	P	ERA	WHIP
21 Tyler Chatwood, R ERA: 9.0	(1, 1)	2.0	W	9	2	2	2	1	1	0	1	0	0	1	11	18	9.00	1.500
90 Duncan Robinson, R ERA: 20.25	(3, 1)	1.1		10	5	3	3	0	1	0	0	0	0	2	10	15	20.25	4.500
88 Ryan Kellogg, L ERA:	(4, 1)	0.2	H	2	0	0	0	0	0	0	0	0	0	0	2	2	0.00	0.000
36 Dillon Maples, R ERA:	(5, 1)	1.0	H	3	0	0	0	2	0	0	0	0	0	0	7	7	0.00	0.000
57 James Norwood, R ERA:	(6, 1)	1.0	H	6	2	0	0	0	1	0	0	0	1	0	5	9	0.00	3.000

PITCHER		IP	WLS	BF	H	R	ER	SO	BB	IBB	HBP	BLK	WP	HR	S	P	ERA	WHIP
89 Dakota Mekkes, R ERA:	(7, 1)	1.0		4	0	0	0	2	1	0	0	0	0	0	7	11	0.00	1.000
61 Allen Webster, R ERA:	(8, 1)	2.0		7	0	0	0	0	1	0	0	0	0	0	6	10	0.00	0.500

Batter	1	2	3	4	5	6	7	8	9	AB	R	H	RBI	BB	SO	LOB
45 Jon Jay, L (1, 9) OBP: 0.400, SLG: 0.400	G4-3	7 G6-4-3 1B		G4-3			K			3	0	1	0	0	0	0
90 Tyler Frost, L (5, 9)		1-2								1	0	0	0	0	1	0
7 Tim Anderson, R (1, 6) OBP: 0.200, SLG: 0.400	E6 79 BB	G6-4-3			L8		1B			3	0	0	0	0	0	1
28 Leury García, S (5, 6) OBP: 0.250, SLG: 0.250		1-2f								1	0	1	0	0	0	0
79 José Abreu, R (1, 3)	21 FC6-4 BB		G4-3		F9		G4-3			2	0	0	0	1	0	0
30 Nicky Delmonico, L (5, 3)	1-2									1	0	0	0	0	0	1
74 Eloy Jiménez, R (1, 7) OBP: 0.200, SLG: 0.200	K		21 S 10 3B 1B		F8			F9		3	1	1	0	0	1	2
93 Joel Booker, R (5, 7)										1	0	0	0	0	0	0
21 Welington Castillo, R (1, 2)	FC6-4	K				G6-3		87 CS BB		3	0	0	0	0	1	3
86 Zack Collins, L (6, 2)	1-2f	1-2								0	0	0	0	1	0	0
10 Yoán Moncada, S (1, 5) OBP: 0.667, SLG: 1.167		32 1B 88 3B 1B	2-H 3B			K		K		3	1	2	1	0	1	0
87 Danny Mendick, R (6, 5) OBP: 0.400, SLG: 0.500								1-2		1	0	0	0	0	1	1
32 Preston Tucker, L (1, 10) OBP: 0.667, SLG: 0.500			K			4-0 BB			G5-3	2	1	1	0	1	1	1
91 Luis González, L (6, PR) OBP: 0.333, SLG: 0.333		88 3B 1B								1	0	0	0	0	0	0
(6, 10)		1-2														
88 Luis Robert Jr., R (1, 8) OBP: 0.250, SLG: 0.750		5 1B 3B		G5-3		K			G5-3	3	1	1	2	0	1	1
15 Adam Engel, R (6, 8)		1-H 2-H								1	0	0	0	0	0	0
5 Yolmer Sánchez, S (1, 4) OBP: 0.400, SLG: 0.400		45 CS 1B		G4-3			L8		F9	3	0	1	1	0	0	0
92 Nick Madrigal, R (7, 4) OBP: 0.250, SLG: 0.250		3-H								1	0	0	0	0	0	0
Inning Stats	R: 0 E: 1 K: 1 S: 6 H: 0 LOB: 2 BB: 1 P: 10	R: 3 E: 0 K: 0 S: 7 H: 5 LOB: 0 BB: 0 P: 7	R: 1 E: 0 K: 2 S: 9 H: 2 LOB: 1 BB: 0 P: 9	R: 0 E: 0 K: 0 S: 3 H: 0 LOB: 0 BB: 0 P: 3	R: 0 E: 0 K: 0 S: 3 H: 0 LOB: 0 BB: 0 P: 3	R: 0 E: 0 K: 2 S: 7 H: 0 LOB: 1 BB: 1 P: 11	R: 0 E: 0 K: 1 S: 6 H: 1 LOB: 1 BB: 0 P: 6	R: 0 E: 0 K: 1 S: 4 H: 0 LOB: 1 BB: 1 P: 8	R: 0 E: 0 K: 0 S: 3 H: 0 LOB: 0 BB: 0 P: 3	1B: 6 2B: 1 3B: 2 HR: 0 SF: 0 SAC: 0 DP: 2 HBP: 0						

TOP

Chicago White Sox @ San Francisco Giants

Scottsdale Stadium, Scottsdale, AZ

Mon Feb 25 2019, 3:09 PM - 6:13 PM EST

Att. 5,683 - Cloudy - 62 F

livebaseballscorecards.com

AB	33
R	4
H	8
RBI	4
BB	3
SO	7
LOB	10

PITCHER	IP	WLS	BF	H	R	ER	SO	BB	IBB	HBP	BLK	WP	HR	S	P	ERA	WHIP
45 Derek Holland, L (1, 1) ERA: 27.0	1.0		8	3	3	3	1	1	0	0	0	0	0	9	13	27.00	4.000
98 Dan Slania, R (2, 1) ERA:	1.0		3	2	0	0	0	0	0	0	0	0	0	4	4	0.00	2.000
37 Drew Pomeranz, L (3, 1) ERA: 4.5	2.0		8	2	1	1	2	0	0	0	0	0	0	12	12	4.50	1.000
78 Carlos Navas, R (5, 1) ERA:	1.0		3	0	0	0	0	0	0	0	0	0	0	3	3	0.00	0.000
86 Conner Menez, L (6, 1) ERA:	2.0		8	1	0	0	3	1	0	0	0	0	0	13	17	0.00	1.000

PITCHER	IP	WLS	BF	H	R	ER	SO	BB	IBB	HBP	BLK	WP	HR	S	P	ERA	WHIP
74 Sam Coonrod, R (8, 1) ERA:	1.0		3	0	0	0	0	1	0	0	0	0	0	4	8	0.00	1.000
77 Tyler Herb, R (9, 1) ERA:	1.0		3	0	0	0	0	0	0	0	0	0	0	3	3	0.00	0.000

Batter	1	2	3	4	5	6	7	8	9	AB	R	H	RBI	BB	SO	LOB
5 Cameron Maybin, R (1, 8) 52 Drew Ferguson, R (6, 8)	G1-5-3		L6 1-2		8 G4-6-3; 51 WP; 22 1B; 1-2 2-3; BB		79 F8; 79 S; HBP		F9	2 1 0 0 1 0 1 1 0 0 0 0 0 1						
22 Yangervis Solarte, S (1, 4) OBP: 0.400, SLG: 1.000 79 Levi Michael, R (5, PR) OBP: 0.667, SLG: 0.500 (6, 4)	HR		G4-3		8 G4-6-3; 1-2 2-3 3-H; 1B		F8 1-3			3 1 2 2 0 0 0 1 0 0 0 0 0 1						
10 Evan Longoria, R (1, 10) OBP: 0.800, SLG: 0.667 8 Gerardo Parra, L (5, PH) (6, 10)	1B			51 FC6-4; 1B	G4-6-3 1-2f 2-3 3-H		P6			2 0 2 0 0 0 0 2 0 0 0 0 0 3						
51 Mac Williamson, R (1, 7) 73 John Andreoli, R (6, 7) OBP: 1.000, SLG: 1.000	K			FC6-4; 53 1B; 53 WP; 1-2f	G6-3 3-H			92 CS; 58 1B; 1B		3 0 0 0 0 1 3 1 0 1 0 0 0 0						
53 Austin Slater, R (1, 9) OBP: 0.500, SLG: 0.500 16 Aramis Garcia, R (6, 9)	F8			1-3 1B		92 G5-4-3; 58 BB; 1B		K		2 0 1 0 0 0 1 2 0 0 0 0 1 2						
16 Aramis Garcia, R (1, 2) 58 Cameron Rupp, R (6, 2) OBP: 0.667, SLG: 0.500 65 Mike Gerber, L (8, PR) OBP: 0.250, SLG: 0.667 67 Joey Bart, R (9, 2) OBP: 0.500, SLG: 0.500	K			P4		92 G5-4-3; 1-2 BB		1-2 1B		2 0 0 0 0 1 2 1 0 1 0 1 0 0 0 0 0 0 0 0 0 0 0 0 0 0 0 0						
2 Abiatal Avelino, R (1, 6) 92 Hanser Alberto, R (6, 6)	K			G4-3		G5-4-3 1-2f 2-3		K 2-3		2 0 0 0 0 1 2 2 0 0 0 0 1 4						
76 Zach Green, R (1, 3) 72 Hamlet Marte, R (6, 3) OBP: 0.667, SLG: 0.500 19 Alen Hanson, S (9, PR) OBP: 0.500, SLG: 2.000	K				5 WP; 1 BB; 22 1B; BB	G5-3			7 G1-6-3; 1B	1 1 0 0 1 1 0 2 0 1 0 0 0 1 0 0 0 0 0 0 0						
1 Breyvic Valera, S (1, 5) OBP: 0.500, SLG: 0.400 7 Donovan Solano, R (6, 5)			5 CS; 1B		22 1B; 5 WP; 8 G4-6-3; 1-2; BB		G5-3		G1-6-3 1-2f	1 1 1 0 1 0 0 2 0 0 0 0 0 1						
Inning Stats	R: 1 H: 2 E: 0 LOB: 1 K: 1 BB: 0 S: 8 P: 10	R: 0 H: 0 E: 0 LOB: 0 K: 3 BB: 0 S: 9 P: 9	R: 0 H: 1 E: 0 LOB: 0 K: 0 BB: 0 S: 4 P: 4	R: 0 H: 2 E: 0 LOB: 2 K: 0 BB: 0 S: 5 P: 6	R: 3 H: 1 E: 0 LOB: 1 K: 0 BB: 3 S: 3 P: 16	R: 0 H: 1 E: 0 LOB: 1 K: 0 BB: 1 S: 3 P: 7	R: 0 H: 0 E: 0 LOB: 1 K: 0 BB: 0 S: 4 P: 5	R: 0 H: 2 E: 0 LOB: 2 K: 2 BB: 0 S: 8 P: 8	R: 0 H: 1 E: 0 LOB: 1 K: 0 BB: 0 S: 3 P: 3	1B: 9 SF: 0 2B: 1 SAC: 0 3B: 0 DP: 4 HR: 1 HBP: 1						

PITCHER		IP	WLS	BF	H	R	ER	SO	BB	IBB	HBP	BLK	WP	HR	S	P	ERA	WHIP
58 Manny Bañuelos, L ERA: 4.5	(1, 1)	2.0		8	2	1	1	4	0	0	0	0	0	1	17	19	4.50	1.000
68 Dylan Covey, R ERA:	(3, 1)	2.0		8	3	0	0	0	0	0	0	0	1	0	9	10	0.00	1.500
57 Jace Fry, L ERA:	(5, 1)	0.0		4	1	3	3	0	3	0	0	0	1	0	1	13	∞	∞
70 Donn Roach, R ERA: 21.6	(5, 1)	1.0	B	2	0	0	0	0	0	0	0	0	1	0	2	3	0.00	0.000
62 Kodi Medeiros, L ERA:	(6, 1)	2.0		8	1	0	0	0	1	0	1	0	0	0	7	12	0.00	1.000

PITCHER		IP	WLS	BF	H	R	ER	SO	BB	IBB	HBP	BLK	WP	HR	S	P	ERA	WHIP
66 José Ruiz, R ERA:	(8, 1)	1.0		4	2	0	0	2	0	0	0	0	0	0	8	8	0.00	2.000
59 Evan Marshall, R ERA: 9.0	(9, 1)	1.0		3	1	0	0	0	0	0	0	0	0	0	3	3	0.00	1.000

BOTTOM

Chicago White Sox @ San Francisco Giants

Scottsdale Stadium, Scottsdale, AZ

Mon Feb 25 2019, 3:09 PM - 6:13 PM EST

Att. 5,683 - Cloudy - 62 F

livebaseballscorecards.com

AB	30
R	4
H	9
RBI	2
BB	4
SO	5
LOB	20

WP: 3	PA: 37		
PB: 0			
SB: 1			
CS: 2			

Batter	1	2	3	4	5	6	7	8	9	AB	R	H	RBI	BB	SO	LOB
5 Cameron Maybin, R (1, 8) 65 Mike Gerber, L (5, 8) OBP: 0.400, SLG: 0.750	P3		G5-3		1 SAFE K 1-3		7 FC6-4 1B			3 1	0 0	0 1	0 0	0 0	1 0	1 0
12 Joe Panik, L (1, 4) OBP: 0.600, SLG: 1.200 7 Donovan Solano, R (5, 4)	K			G4-3		F7	FC6-4 1-2f			2 2	0 0	0 0	0 0	0 0	1 0	0 1
53 Austin Slater, R (1, 9) OBP: 0.333, SLG: 0.333 70 Henry Ramos, S (5, 9) OBP: 0.167, SLG: 0.167	F7			K		G1-3		G3-1		2 2	0 0	0 0	0 0	0 0	1 0	0 0
51 Mac Williamson, R (1, 7) 26 Chris Shaw, L (5, 7) OBP: 0.286, SLG: 0.167		18 G4-6-3 HBP		E9 18 2B		72 3B 1B		G6-3		1 2	1 1	0 1	0 0	0 0	0 0	0 0
18 René Rivera, R (1, 2) OBP: 0.750, SLG: 1.000 72 Hamlet Marte, R (5, 2) OBP: 0.600, SLG: 1.000		G4-6-3 1-2f		1-H 2B		1-H 76 2B 3B		K		2 2	0 1	1 1	1 1	0 0	0 1	1 0
16 Aramis Garcia, R (1, 3) 76 Zach Green, R (5, 3) OBP: 0.500, SLG: 0.500 52 Drew Ferguson, R (7, PH) (7, 10)		F8		F9		3-H 2B			K	2 2 1	0 0 0	0 1 0	0 1 0	0 0 0	0 1 1	1 0 0
19 Alen Hanson, S (1, 6) OBP: 0.250, SLG: 1.000 2 Abiatal Avelino, R (5, 6)			P6		F7	3-H K			K	2 2	0 0	0 0	0 0	0 0	0 2	0 1
79 Levi Michael, R (1, 5) OBP: 0.600, SLG: 0.500 89 Ryan Howard, R (6, 5) OBP: 0.333, SLG: 0.400			L3		5 E 1B		G6-3		K	2 2	0 0	1 0	0 0	0 0	0 1	0 0
80 Anthony García, R (1, 10) OBP: 0.222, SLG: 0.556			HR		F7		K			2	1	1	1	0	0	1

TOP

San Francisco Giants @ Cincinnati Reds

Goodyear Ballpark, Goodyear, AZ

Tue Feb 26 2019, 3:07 PM - 6:02 PM EST

Att. 2,701 - Sunny - 68 F

livebaseballscorecards.com

AB	34
R	4
H	7
RBI	4
BB	0
SO	9
LOB	6

Inning Stats	1	2	3	4	5	6	7	8	9
	R: 0 E: 0 K: 1 S: 5	H: 0 LOB: 0 BB: 0 P: 5	R: 0 E: 0 K: 0 S: 2	H: 0 LOB: 0 BB: 0 P: 3	R: 1 E: 0 K: 0 S: 5	H: 1 LOB: 0 BB: 0 P: 7	R: 1 E: 1 K: 1 S: 7	H: 1 LOB: 1 BB: 0 P: 7	R: 0 E: 1 K: 1 S: 6	H: 1 LOB: 1 BB: 0 P: 6	R: 2 E: 0 K: 1 S: 8	H: 3 LOB: 1 BB: 0 P: 8	R: 0 E: 0 K: 1 S: 6	H: 1 LOB: 1 BB: 0 P: 6	R: 0 E: 0 K: 1 S: 5	H: 0 LOB: 0 BB: 0 P: 5	R: 0 E: 0 K: 3 S: 9	H: 0 LOB: 0 BB: 0 P: 9

1B: 3	SF: 0	WP: 0
2B: 2	SAC: 0	PB: 0
3B: 1	DP: 1	SB: 0
HR: 1	HBP: 1	CS: 0

PA: 35

PITCHER		IP	WLS	BF	H	R	ER	SO	BB	IBB	HBP	BLK	WP	HR	S	P	ERA	WHIP
29 Brandon Finnegan, L ERA: 9.0	(1, 1)	1.0		3	0	0	0	1	0	0	0	0	0	0	5	5	0.00	0.000
32 Zach Duke, L ERA:	(2, 1)	1.0		3	0	0	0	0	0	0	1	0	0	0	2	3	0.00	0.000
48 Jared Hughes, R ERA: 4.5	(3, 1)	1.0	B	4	1	1	1	0	0	0	0	0	0	1	5	7	9.00	1.000
76 Buddy Boshers, L ERA:	(4, 1)	1.0	L	5	1	1	0	1	0	0	0	0	0	0	7	7	0.00	1.000
50 Amir Garrett, L ERA:	(5, 1)	1.0		4	1	0	0	1	0	0	0	0	0	0	6	6	0.00	1.000

PITCHER		IP	WLS	BF	H	R	ER	SO	BB	IBB	HBP	BLK	WP	HR	S	P	ERA	WHIP
62 Jackson Stephens, R ERA: 6.0	(6, 1)	1.0		6	3	2	2	1	0	0	0	0	0	0	8	8	18.00	3.000
70 Ian Krol, L ERA: 4.5	(7, 1)	1.0		4	1	0	0	1	0	0	0	0	0	0	6	6	0.00	1.000
57 Jesús Reyes, R ERA:	(8, 1)	2.0		6	0	0	0	4	0	0	0	0	0	0	14	14	0.00	0.000

BOTTOM

San Francisco Giants @ Cincinnati Reds

Goodyear Ballpark, Goodyear, AZ

Tue Feb 26 2019, 3:07 PM - 6:02 PM EST

Att. 2,701 - Sunny - 68 F

livebaseballscorecards.com

Batter	1	2	3	4	5	6	7	8	9	AB	R	H	RBI	BB	SO	LOB
33 Jesse Winker, L (1, 7) 87 Kyle Wren, L (5, 7)	G6-3		G6-3		P6		G4-3		K	2 3	0 0	0 0	0 0	0 0	0 1	0 0
3 Scooter Gennett, L (1, 4) OBP: 0.400, SLG: 0.600 17 Connor Joe, R (5, 4) OBP: 0.375, SLG: 0.429 (9, 3)	22 PO 43 BB 1B		2B		82 WP 1B		K		2B	2 3	0 0	2 2	0 0	0 0	0 1	0 0
27 Matt Kemp, R (1, 10) OBP: 0.500, SLG: 1.333 82 Brian O'Grady, L (5, PH) OBP: 0.571, SLG: 0.800 (6, 10)	K		BB		43 G4-6-3 1-2 BB		K		P4	1 2	0 0	0 0	0 1	1 1	1 1	1 1
43 Scott Schebler, L (1, 8) 78 Taylor Trammell, L (6, 8) OBP: 0.500, SLG: 0.333	1-2 BB		K		G4-6-3 1-2f			E5 69 1B 68 1B	G4-3	2 2	0 1	0 0	0 0	1 0	1 0	4 1
22 Derek Dietrich, L (1, 5) OBP: 0.200, SLG: 0.400 77 Christian Colón, R (5, 5) OBP: 0.571, SLG: 1.000	SAFE PO 2-3	F8	G3-4-1			G5-3		F8		2 2	0 0	0 0	0 0	0 0	0 0	2 1
9 José Peraza, R (1, 6) OBP: 1.000, SLG: 1.000 69 Alfredo Rodriguez, R (5, 6) OBP: 0.571, SLG: 0.500		86 FC6-4 75 WP 16 BB 1B		86 S 1B		68 HBP 1B		68 1B 46 FC4-6 1-2 1B		2 2	1 1	2 2	0 0	0 0	0 0	0 0
16 Tucker Barnhart, L (1, 2) OBP: 0.500, SLG: 0.667 68 Juan Graterol, R (5, 2) OBP: 1.000, SLG: 1.250		86 FC6-4 1-2 BB	K		1-0 1-2 HBP			46 FC4-6 1-3 2-H 1B		1 1	0 0	0 1	0 1	1 0	1 0	1 0
86 Jordan Patterson, L (1, 3) 3 Parker Morin, L (7, 3) 46 Mason Williams, L (8, PH) 25 Luis Gonzalez, R (9, 4) OBP: 0.250, SLG: 0.250		FC6-4 75 WP 1-2f 2-3	F7 1-2			K		FC4-6 1-2f 3-H		3 0 1 0	0 0 0 0	0 0 0 0	0 0 1 0	0 0 0 0	1 0 0 0	5 0 1 0
75 Jose Siri, R (1, 9) OBP: 0.167, SLG: 0.333 79 TJ Friedl, L (6, 9) OBP: 0.200, SLG: 0.200	G4-3 1-2 3-H		G6-3			P6		G4-3		2 2	0 0	0 0	0 0	0 0	0 0	2 3

Inning Stats	1	2	3	4	5	6	7	8	9
	R: 0 E: 0 K: 1 S: 5	H: 1 LOB: 1 BB: 1 P: 10	R: 1 E: 0 K: 0 S: 4	H: 1 LOB: 1 BB: 1 P: 9	R: 0 E: 0 K: 1 S: 6	H: 1 LOB: 2 BB: 1 P: 10	R: 0 E: 0 K: 1 S: 7	H: 1 LOB: 1 BB: 0 P: 7	R: 0 E: 0 K: 0 S: 3	H: 1 LOB: 1 BB: 1 P: 7	R: 0 E: 0 K: 1 S: 6	H: 1 LOB: 2 BB: 0 P: 7	R: 0 E: 0 K: 2 S: 7	H: 0 LOB: 0 BB: 0 P: 7	R: 2 E: 1 K: 0 S: 6	H: 2 LOB: 1 BB: 0 P: 6	R: 0 E: 0 K: 1 S: 6	H: 1 LOB: 1 BB: 0 P: 6

1B: 7	SF: 0
2B: 2	SAC: 0
3B: 0	DP: 1
HR: 0	HBP: 1

WP: 2 PA: 41
PB: 0
SB: 1
CS: 0

AB	35
R	3
H	9
RBI	2
BB	4
SO	7
LOB	22

PITCHER		IP	WLS	BF	H	R	ER	SO	BB	IBB	HBP	BLK	WP	HR	S	P	ERA	WHIP
57 Dereck Rodríguez, R ERA: 5.4	(1, 1)	1.2		8	2	1	1	1	2	0	0	0	0	0	8	17	5.40	2.400
64 Derek Law, R ERA:	(2, 1)	1.1	W	6	1	0	0	1	1	0	0	0	1	0	7	12	0.00	1.500
60 Travis Bergen, L ERA:	(4, 1)	1.0	H	4	1	0	0	1	0	0	0	0	0	0	7	7	0.00	1.000
62 Ray Black, R ERA:	(5, 1)	1.0	H	4	1	0	0	0	1	0	0	0	1	0	3	7	0.00	2.000
Jacob Lopez, L ERA:	(6, 1)	0.0		0	0	0	0	0	0	0	0	0	0	0	0	0	∞	∞

PITCHER		IP	WLS	BF	H	R	ER	SO	BB	IBB	HBP	BLK	WP	HR	S	P	ERA	WHIP
82 Shaun Anderson, R ERA:	(8, 1)	2.0	S	10	3	2	0	1	0	0	0	0	0	0	12	12	0.00	1.500

Batter	1	2	3	4	5	6	7	8	9	AB	R	H	RBI	BB	SO	LOB
27 Adalberto Mondesi, S (1, 6) OBP: 0.429, SLG: 0.571 1 Humberto Arteaga, R (6, PH) OBP: 0.400, SLG: 0.400 (6, 6)	S X 0-1 ① L9		X 0-0 ② F9 1-2			X 0-0 47 E 75 BB 1B	X 0-0 ③ F9			2 0 0 0 0 0 1 2 1 1 0 0 0 1						
2 Chris Owings, R (1, 4) OBP: 0.182, SLG: 0.400 47 Jecksson Flores, R (6, PH) OBP: 0.556, SLG: 0.857 (6, 4)	X 0-0 ② G6-3		X 0-0 ③ G5-3			X 0-0 FC5 75 BB 76 BB 1-3		X 0-0 16 G6-4-3 1B		2 0 0 0 0 0 1 2 0 1 0 0 0 1						
38 Jorge Bonifacio, R (1, 9) OBP: 0.444, SLG: 0.500 16 Elier Hernandez, R (6, PH) OBP: 0.500, SLG: 0.750 (6, 9)	X 0-0 1B			C S T 0-2 ① K		C F S 0-3 ② K		X 0-0 ①② G6-4-3 1-2f		2 0 1 0 0 1 0 2 0 0 0 0 1 3						
67 Samir Dueñez, L (1, 10) OBP: 0.500, SLG: 0.571 76 Xavier Fernández, R (6, PH) OBP: 0.500, SLG: 0.571 (6, 10)	X 0-0 ③ L9			X 0-0 ② G4-3		B B B D 4-0 75 BB 1-2 BB		C S C 0-3 ③ K		2 0 0 0 0 0 1 1 0 0 0 1 1 0						
17 Hunter Dozier, R (1, 5) OBP: 0.364, SLG: 0.800 75 Kelvin Gutiérrez, R (6, PH) OBP: 0.500, SLG: 0.500 (6, 5)		X 0-0 ① F8		X 0-0 ③ F9		B B B B 4-0 1-2 2-3 3-H BB			X 0-0 ① F9	2 0 0 0 0 0 0 1 0 0 1 1 0 0						
19 Cheslor Cuthbert, R (1, 3) OBP: 0.400, SLG: 0.333 69 Frank Schwindel, R (6, PH) OBP: 0.400, SLG: 0.625 (6, 3)		X 0-0 ② L8			X 0-0 14 L4-3 1B	X 0-0 ③ F7			C C F X 0-2 HR	2 0 1 0 0 0 0 2 1 1 1 0 0 3						
14 Brett Phillips, L (1, 7) OBP: 0.300, SLG: 0.250 79 Erick Mejia, S (6, 7) OBP: 0.444, SLG: 1.125		C F C 0-3 ③ K			X 0-0 ①② L4-3 1-1		X 0-0 3B		X 0-0 E4 78 WP	2 0 0 0 0 1 1 2 0 1 0 0 0 0						
71 Nick Dini, R (1, 2) OBP: 0.250, SLG: 0.500 78 Sebastián Rivero, R (6, 2) OBP: 0.333, SLG: 0.400			X 0-0 ① L9		X 0-0 ③ G6-3		F S 0-3 ① K		B S S S 1-3 ② K 1-2	2 0 0 0 0 0 0 2 0 0 0 0 2 2						
0 Terrance Gore, R (1, 8) OBP: 0.417, SLG: 0.400 11 Bubba Starling, R (6, 8) OBP: 0.700, SLG: 1.444			B B B B 4-0 27 F9 BB			X 0-0 ① G1-6-3	X 0-0 ② P6		X 0-0 ③ F8	1 0 0 0 1 0 0 2 0 0 0 0 0 2						
Inning Stats	R: 0 H: 1 E: 0 LOB: 1 K: 0 BB: 0 S: 5 P: 5	R: 0 H: 0 E: 0 LOB: 0 K: 1 BB: 0 S: 5 P: 5	R: 0 H: 0 E: 0 LOB: 1 K: 0 BB: 1 S: 3 P: 7	R: 0 H: 0 E: 0 LOB: 0 K: 1 BB: 0 S: 5 P: 5	R: 0 H: 1 E: 0 LOB: 0 K: 0 BB: 0 S: 3 P: 3	R: 1 H: 1 E: 1 LOB: 3 K: 1 BB: 2 S: 7 P: 15	R: 0 H: 1 E: 0 LOB: 1 K: 1 BB: 0 S: 6 P: 6	R: 0 H: 1 E: 0 LOB: 0 K: 1 BB: 0 S: 5 P: 5	R: 1 H: 1 E: 1 LOB: 1 K: 1 BB: 0 S: 10 P: 11	1B: 4 SF: 0 2B: 1 SAC: 0 3B: 1 DP: 2 HR: 1 HBP: 0						

PITCHER		IP	WLS	BF	H	R	ER	SO	BB	IBB	HBP	BLK	WP	HR	S	P	ERA	WHIP
29 Jeff Samardzija, R ERA:	(1, 1)	2.0	W	7	1	0	0	1	0	0	0	0	0	0	10	10	0.00	0.500
46 Pat Venditte, S ERA:	(3, 1)	1.0	H	4	0	0	0	0	1	0	0	0	0	0	3	7	0.00	1.000
59 Andrew Suárez, L ERA:	(4, 1)	2.0		6	1	0	0	1	0	0	0	0	0	0	8	8	0.00	0.500
91 Trevor Gott, R ERA:	(6, 1)	1.0		7	1	1	0	1	2	0	0	0	0	0	7	15	0.00	3.000
32 Steven Okert, L ERA:	(7, 1)	1.0		4	1	0	0	1	0	0	0	0	0	0	6	6	0.00	1.000

PITCHER		IP	WLS	BF	H	R	ER	SO	BB	IBB	HBP	BLK	WP	HR	S	P	ERA	WHIP
75 Kieran Lovegrove, R ERA: 16.2	(8, 1)	1.0		3	1	0	0	1	0	0	0	0	0	0	5	5	0.00	1.000
71 Enderson Franco, R ERA: 6.75	(9, 1)	1.0		5	1	1	1	1	0	0	0	0	1	1	10	11	9.00	1.000

TOP

Kansas City Royals @ San Francisco Giants

Scottsdale Stadium, Scottsdale, AZ

Wed Feb 27 2019, 3:08 PM - 6:02 PM EST

Att. 6,311 - Partly Cloudy - 71 F

livebaseballscorecards.com

AB	33
R	2
H	6
RBI	2
BB	3
SO	6
LOB	16

1B: 4 SF: 0 PA: 36
2B: 1 SAC: 0
3B: 1 DP: 2
HR: 1 HBP: 0

WP: 1
PB: 0
SB: 0
CS: 0

BOTTOM

Kansas City Royals @ San Francisco Giants

Scottsdale Stadium, Scottsdale, AZ

Wed Feb 27 2019, 3:08 PM - 6:02 PM EST

Att. 6,311 - Partly Cloudy - 71 F

livebaseballscorecards.com

Batter	1	2	3	4	5	6	7	8	9	AB	R	H	RBI	BB	SO	LOB
8 Gerardo Parra, L (1, 7) OBP: 0.375, SLG: 1.000	22 S 22 3B 2B		10 HR HBP		HR	FC5-4 1-2f		1 WP 1 3B 1-2 2-H 3-H 1B		2	3	2	1	0	0	0
73 John Andreoli, R (6, 7) OBP: 0.800, SLG: 0.667										2	1	1	2	0	0	2
22 Yangervis Solarte, S (1, 4) OBP: 0.500, SLG: 1.125	10 SF8 2-H 3B		K		1 CS 1B		G3	K		3	1	2	1	0	1	1
19 Alen Hanson, S (5, PR) OBP: 0.167, SLG: 0.667										2	0	0	0	0	1	2
(6, 4)																
10 Evan Longoria, R (1, 5) OBP: 0.714, SLG: 1.500	SF8 3-H		1-2 1-H HR		G4-3 1-2		G3-1	26 HR 1-H 2-H 3B		1	1	1	3	0	0	0
1 Breyvic Valera, S (5, 5) OBP: 0.444, SLG: 0.625										3	1	1	2	0	0	1
35 Brandon Crawford, L (1, 10)	P5		G3		L3		K	HR 3-H		3	0	0	0	0	0	1
26 Chris Shaw, L (7, PH) OBP: 0.333, SLG: 0.625										2	1	1	2	0	1	0
(8, 10)																
58 Cameron Rupp, R (1, 2) OBP: 0.600, SLG: 0.750	2B		G6-3			K		76 1B 2B	HR	2	0	1	0	0	0	0
67 Joey Bart, R (6, 2) OBP: 0.571, SLG: 1.143										3	2	2	1	0	1	0
16 Aramis Garcia, R (1, 3)	F9			E4		K		65 92 73 1B 2-H 1B	HR	2	0	0	0	0	0	1
76 Zach Green, R (6, 3) OBP: 0.556, SLG: 1.000										3	2	2	2	0	1	0
70 Henry Ramos, S (1, 9) OBP: 0.125, SLG: 0.125		K		F7		92 65 1B 1B		K	P6	2	0	0	0	0	1	1
16 Aramis Garcia, R (6, 9)										2	0	0	0	0	0	1
2 Abiatal Avelino, R (1, 6)		F8		K		65 1B 1-3 1B		65 1B 73 1B 1-2 1B		2	0	0	0	0	1	1
92 Hanser Alberto, R (6, 6) OBP: 0.333, SLG: 0.333										2	1	2	0	0	0	0
52 Drew Ferguson, R (1, 8)		F9		G5-3		73 FC5-4 1-3 3-H 1B		1 WP 73 1B 1 3B 1-2 2-3 1B		2	0	0	0	0	0	1
65 Mike Gerber, L (6, 8) OBP: 0.571, SLG: 0.833										2	1	2	1	0	0	0
Inning Stats	R: 2 E: 0 K: 0 S: 6 H: 3 LOB: 1 BB: 0 P: 7	R: 0 E: 0 K: 1 S: 5 H: 0 LOB: 0 BB: 0 P: 5	R: 2 E: 0 K: 1 S: 8 H: 1 LOB: 0 BB: 0 P: 10	R: 0 E: 1 K: 1 S: 6 H: 0 LOB: 1 BB: 0 P: 6	R: 1 E: 0 K: 0 S: 5 H: 2 LOB: 1 BB: 0 P: 5	R: 1 E: 0 K: 2 S: 10 H: 3 LOB: 2 BB: 0 P: 10	R: 0 E: 0 K: 1 S: 5 H: 0 LOB: 0 BB: 0 P: 5	R: 9 E: 0 K: 2 S: 16 H: 9 LOB: 0 BB: 0 P: 18		1B: 8 2B: 3 3B: 2 HR: 5		SF: 1 SAC: 0 DP: 0 HBP: 1		WP: 1 PB: 0 SB: 1 CS: 1		PA: 43	

	AB	38
	R	14
	H	17
	RBI	15
	BB	0
	SO	7
	LOB	11

PITCHER		IP	WLS	BF	H	R	ER	SO	BB	IBB	HBP	BLK	WP	HR	S	P	ERA	WHIP
51 Chris Ellis, R ERA: 9.0	(1, 1)	2.0	L	9	3	2	2	1	0	0	0	0	0	0	11	12	9.00	1.500
57 Glenn Sparkman, R ERA: 7.2	(3, 1)	3.0		13	3	3	3	2	0	0	1	0	0	2	19	21	9.00	1.000
55 Richard Lovelady, L ERA: 3.0	(6, 1)	1.0		6	3	1	1	2	0	0	0	0	0	0	10	10	9.00	3.000
45 Kyle Zimmer, R ERA:	(7, 1)	1.0		3	0	0	0	1	0	0	0	0	0	0	5	5	0.00	0.000
59 Andrés Machado, R ERA: 19.29	(8, 1)	0.1		6	5	5	5	1	0	0	0	0	0	0	8	8	135.00	15.000

PITCHER		IP	WLS	BF	H	R	ER	SO	BB	IBB	HBP	BLK	WP	HR	S	P	ERA	WHIP
88 Yunior Marte, R ERA: 54.0	(8, 1)	0.2		6	4	4	4	1	0	0	0	0	1	3	8	10	54.00	6.000

Batter	1	2	3	4	5	6	7	8	9	AB	R	H	RBI	BB	SO	LOB
5 Cameron Maybin, R (1, 8) 52 Drew Ferguson, R (5, 8) OBP: 0.273, SLG: 0.111	P4		K 1-2		K		BB		G4-6-3 1B 1-2 2-H 3-H	3 0 1 0	0 1	0 2	0 1	0 0	2 1	1 0
19 Alen Hanson, S (1, 6) OBP: 0.111, SLG: 0.444 1 Breyvic Valera, S (5, 6) OBP: 0.364, SLG: 0.500	G4-3			P3	G4-3		K 1-2		G4-6-3 1-2f 2-3	3 0 2 0	0 0	0 0	0 0	0 0	0 1	0 3
9 Brandon Belt, L (1, 3) OBP: 0.400, SLG: 1.000 76 Zach Green, R (5, 3) OBP: 0.455, SLG: 0.778	F8			51 HR BB	F7			G5-3	F9	2 1 2 0	0 0	0 0	0 1	0 0	0 0	0 1
26 Chris Shaw, L (1, 10) OBP: 0.250, SLG: 0.455 73 John Andreoli, R (8, PH) OBP: 0.833, SLG: 0.667 (8, 10)		G1-3		F7		P5		BB		3 0 0 0	0 0	0 0	0 0	0 1	0 0	1 0
51 Mac Williamson, R (1, 7) OBP: 0.200, SLG: 0.444 16 Aramis Garcia, R (6, 7) OBP: 0.833, SLG: 0.667		K		1-H HR		K		K		3 1 0 0	1 0	1 0	2 0	0 0	2 0	0 0
53 Austin Slater, R (1, 9) OBP: 0.333, SLG: 0.556 70 Henry Ramos, S (6, 9) OBP: 0.111, SLG: 0.111		F8		18 1B 3B		K		P4		3 1 1 0	1 0	1 0	0 0	0 0	1 0	0 1
18 René Rivera, R (1, 2) OBP: 0.667, SLG: 0.800 72 Hamlet Marte, R (6, 2) OBP: 0.571, SLG: 0.833			L4	WP 3-H 1B			G4-3		7 1B 52 1B	2 0 2 1	1 1	1 0	1 0	0 0	0 0	0 0
Hanser Alberto, R (1, 5) OBP: 0.500, SLG: 0.333 7 Donovan Solano, R (6, 5) OBP: 0.182, SLG: 0.100			5 S BB	2 FC6-4 1-2 BB			K		79 BB 52 1B 1-3 1B	0 0 2 1	0 0	0 0	0 0	2 1	0 0	0 0
2 Abiatal Avelino, R (1, 4) 79 Levi Michael, R (6, 4) OBP: 0.714, SLG: 1.200			K	FC6-4 1-2f			HR		1 G4-6-3 52 1B 1-2 BB	2 0 1 1	0 1	0 1	0 1	0 1	1 0	3 0
Inning Stats	R: 0 E: 0 K: 0 S: 3 H: 0 LOB: 0 BB: 0 P: 4	R: 0 E: 0 K: 1 S: 5 H: 0 LOB: 0 BB: 0 P: 5	R: 0 E: 0 K: 2 S: 7 H: 0 LOB: 1 BB: 1 P: 11	R: 3 E: 0 K: 0 S: 8 H: 3 LOB: 2 BB: 2 P: 19	R: 0 E: 0 K: 1 S: 5 H: 0 LOB: 0 BB: 0 P: 5	R: 0 E: 0 K: 2 S: 7 H: 0 LOB: 0 BB: 0 P: 7	R: 1 E: 0 K: 2 S: 9 H: 1 LOB: 1 BB: 1 P: 15	R: 0 E: 0 K: 1 S: 5 H: 0 LOB: 1 BB: 1 P: 9	R: 2 E: 0 K: 0 S: 5 H: 3 LOB: 1 BB: 1 P: 9	1B: 4 2B: 0 3B: 1 HR: 2	SF: 0 SAC: 0 DP: 1 HBP: 0						

PITCHER		IP	WLS	BF	H	R	ER	SO	BB	IBB	HBP	BLK	WP	HR	S	P	ERA	WHIP
51 Freddy Peralta, R ERA:	(1, 1)	1.0		3	0	0	0	0	0	0	0	0	0	0	3	4	0.00	0.000
58 Alex Claudio, L ERA:	(2, 1)	1.0		3	0	0	0	1	0	0	0	0	0	0	5	5	0.00	0.000
43 Matt Albers, R ERA:	(3, 1)	1.0		4	0	0	0	2	1	0	0	0	0	0	7	11	0.00	1.000
73 Marcos Diplán, R ERA: 16.2	(4, 1)	0.2	L	7	3	3	3	0	2	0	0	0	1	1	7	18	40.50	7.500
75 Bubba Derby, R ERA: 3.86	(4, 1)	1.1		4	0	0	0	1	0	0	0	0	0	0	6	6	0.00	0.000

PITCHER		IP	WLS	BF	H	R	ER	SO	BB	IBB	HBP	BLK	WP	HR	S	P	ERA	WHIP
76 Jon Olczak, R ERA: 12.0	(6, 1)	2.0		8	1	1	1	4	1	0	0	0	0	1	16	22	4.50	1.000
90 Clayton Andrews, L ERA: 4.5	(8, 1)	1.0		4	0	0	0	1	1	0	0	0	0	0	5	9	0.00	1.000
95 Conor Harber, R ERA: 18.0	(9, 1)	1.0		6	3	2	2	0	1	0	0	0	0	0	5	9	18.00	4.000

TOP

San Francisco Giants @ Milwaukee Brewers

American Family Fields of Phoenix, Phoenix, AZ

Thu Feb 28 2019, 2:05 PM - 4:54 PM CST

Att. 3,512 - Sunny - 73 F

livebaseballscorecards.com

AB	32
R	6
H	7
RBI	6
BB	6
SO	8
LOB	10

1B: 4	SF: 0	WP: 1	PA: 39
2B: 0	SAC: 0	PB: 0	
3B: 1	DP: 1	SB: 2	
HR: 2	HBP: 0	CS: 0	

BOTTOM

San Francisco Giants @ Milwaukee Brewers

American Family Fields of Phoenix, Phoenix, AZ

Thu Feb 28 2019, 2:05 PM - 4:54 PM CST

Att. 3,512 - Sunny - 73 F

livebaseballscorecards.com

Batter	1	2	3	4	5	6	7	8	9	AB	R	H	RBI	BB	SO	LOB
6 Lorenzo Cain, R (1, 8) OBP: 1.000, SLG: 1.000 97 Trent Grisham, L (4, 8) OBP: 0.444, SLG: 0.375	0-0 22 FC3-6 1B		4-0 BB		0-3 K			4-0 BB		1 0 1 0 1 0 0 1 0 0 0 1 1 1						
22 Christian Yelich, L (1, 9) 96 Tristen Lutz, R (4, 9)	0-0 FC3-6 1-2f		0-0 G4-3		0-3 K			0-3 K		2 0 0 0 0 0 2 2 0 0 0 0 2 2						
21 Travis Shaw, L (1, 5) OBP: 0.200, SLG: 0.200 90 Brice Turang, L (6, 6) OBP: 0.500, SLG: 0.500 (9, 4)	0-2 K			0-3 K	0-3 K			0-3 K		3 0 0 0 0 3 2 1 0 0 0 0 1 1						
7 Eric Thames, L (1, 10) OBP: 0.333, SLG: 0.200 20 Gabriel Garcia, R (6, PR) (7, 10)	0-0 G4-3			4-0 15 HR BB		4-0 15 G6-4-3 BB		0-2 K		1 1 0 0 2 0 1 1 0 0 0 0 1 1						
15 Erik Kratz, R (1, 2) OBP: 0.125, SLG: 0.500 70 Nate Orf, R (8, 5) OBP: 0.333, SLG: 0.273		0-3 K		0-1 1-H HR		0-0 G6-4-3 1-2f			0-0 F9	3 1 1 2 0 1 1 1 0 0 0 0 0 0						
72 Keston Hiura, R (1, 4) OBP: 0.273, SLG: 0.111 29 Tuffy Gosewisch, R (8, 2)		0-0 F8		0-0 G5-3		0-0 G4-3			4-0 BB	3 0 0 0 0 0 1 0 0 0 0 1 0 0						
13 Tyler Saladino, R (1, 6) OBP: 0.250, SLG: 0.182 (6, 5) 92 Antonio Pinero, R (8, 4) (9, 6)		0-3 K		4-0 78 WP BB			0-3 K		0-3 K	2 0 0 0 1 2 0 1 0 0 0 0 1 1						
78 Corey Ray, L (1, 7) OBP: 0.429, SLG: 0.923 97 Dillon Thomas, L (9, 7)			0-0 G4-3	1-3 1-2 K			0-0 G3		0-0 G3	3 0 0 0 0 1 1 1 0 0 0 0 0 1						
26 Jacob Nottingham, R (1, 3) OBP: 0.273, SLG: 0.200			0-0 P6		0-0 1B		0-3 K			3 0 1 0 0 1 0						

	AB	29
	R	2
	H	3
	RBI	2
	BB	6
	SO	14
	LOB	15

Inning Stats										
	R: 0 H: 1 E: 0 LOB: 1 K: 1 BB: 0 S: 6 P: 6	R: 0 H: 0 E: 0 LOB: 0 K: 2 BB: 0 S: 7 P: 7	R: 0 H: 0 E: 0 LOB: 1 K: 0 BB: 1 S: 3 P: 7	R: 2 H: 1 E: 0 LOB: 1 K: 2 BB: 2 S: 9 P: 18	R: 0 H: 1 E: 0 LOB: 1 K: 3 BB: 0 S: 10 P: 10	R: 0 H: 0 E: 0 LOB: 1 K: 0 BB: 1 S: 2 P: 6	R: 0 H: 0 E: 0 LOB: 0 K: 2 BB: 0 S: 7 P: 7	R: 0 H: 0 E: 0 LOB: 1 K: 3 BB: 1 S: 9 P: 13	R: 0 H: 0 E: 0 LOB: 1 K: 1 BB: 1 S: 5 P: 9	1B: 2 SF: 0 2B: 0 SAC: 0 3B: 0 DP: 1 HR: 1 HBP: 0	WP: 1 PA: 35 PB: 0 SB: 0 CS: 0

PITCHER		IP	WLS	BF	H	R	ER	SO	BB	IBB	HBP	BLK	WP	HR	S	P	ERA	WHIP
34 Chris Stratton, R ERA: 4.5	(1, 1)	3.0	W	11	1	0	0	3	1	0	0	0	0	0	16	20	0.00	0.667
50 Ty Blach, L ERA: 4.5	(4, 1)	2.0	H	10	2	2	2	5	2	0	0	0	1	1	19	28	9.00	2.000
83 Sam Wolff, R ERA: 9.0	(6, 1)	1.0	H	3	0	0	0	0	1	0	0	0	0	0	2	6	0.00	1.000
84 Melvin Adón, R ERA: 4.5	(7, 1)	1.0	H	3	0	0	0	2	0	0	0	0	0	0	7	7	0.00	0.000
74 Sam Coonrod, R ERA:	(8, 1)	1.0	H	4	0	0	0	3	1	0	0	0	0	0	9	13	0.00	1.000

PITCHER		IP	WLS	BF	H	R	ER	SO	BB	IBB	HBP	BLK	WP	HR	S	P	ERA	WHIP
87 Garrett Williams, L ERA:	(9, 1)	1.0		4	0	0	0	1	1	0	0	0	0	0	5	9	0.00	1.000

Batter	1	2	3	4	5	6	7	8	9	AB	R	H	RBI	BB	SO	LOB
33 Jesse Winker, L (1, 7) OBP: 0.250, SLG: 1.000	HR		K ①		L7 ①		SF9 ① 3-H		F7 ②	3	1	1	1	0	1	0
87 Kyle Wren, L (6, 7) OBP: 0.091, SLG: 0.100										1	0	0	1	0	0	0
15 Nick Senzel, R (1, 8) OBP: 0.400, SLG: 0.500	K ①		G5-3 ②		4 G4-6-3 1B		K ②		K ③	4	0	1	0	0	2	1
78 Taylor Trammell, L (7, 8) OBP: 0.455, SLG: 0.250										1	0	0	0	0	1	0
4 Jose Iglesias, R (1, 6) OBP: 0.200, SLG: 0.200	E4 6 1B		1B		G4-6-3 ② ③ 1-2f		G4-3 ③			3	0	1	0	0	0	1
69 Alfredo Rodriguez, R (6, 6) OBP: 0.500, SLG: 0.400										1	0	0	0	0	0	1
22 Derek Dietrich, L (1, 4) OBP: 0.273, SLG: 0.455	K ②		K ③			G4-3 ①		79 1B		3	0	0	0	0	2	2
77 Christian Colón, R (6, 4) OBP: 0.583, SLG: 0.889										1	0	1	0	0	0	0
6 Phillip Ervin, R (1, 9) OBP: 0.571, SLG: 1.091	52 FC5-4 1-2 1B			HR		46 WP 2B		1-2 1B		3	1	3	1	0	0	0
79 TJ Friedl, L (6, 9) OBP: 0.375, SLG: 0.286										1	0	1	0	0	0	0
52 Kyle Farmer, R (1, 5) OBP: 0.545, SLG: 1.000	FC5-4 ③ 1-2f			3B		K ②		K ①		3	0	1	0	0	1	3
25 Luis Gonzalez, R (6, 5) OBP: 0.286, SLG: 0.167										1	0	0	0	0	1	2
46 Mason Williams, L (1, 10)		K ①	K ①			1-3 ③ 2-3		K ②		3	0	0	0	0	3	2
86 Jordan Patterson, L (8, PH) (8, 10)										1	0	0	0	0	1	2
17 Connor Joe, R (1, 3) OBP: 0.273, SLG: 0.300		P3 ②	G5-3 ②				K 84 1B 87 SF9	K ③		3	1	0	0	0	1	1
82 Brian O'Grady, L (7, 3) OBP: 0.500, SLG: 0.625										1	0	0	0	0	1	2
68 Juan Graterol, R (1, 2) OBP: 0.714, SLG: 0.833		G4-3 ③	F8 ③				1-3 1B		G6-3 ①	2	0	0	0	0	0	1
84 Tyler Stephenson, R (6, 2) OBP: 0.571, SLG: 0.400										2	0	1	0	0	0	0
Inning Stats	R: 1 E: 1 K: 2 S: 10 H: 2 LOB: 2 BB: 0 P: 11	R: 0 E: 0 K: 1 S: 5 H: 0 LOB: 0 BB: 0 P: 5	R: 0 E: 0 K: 2 S: 8 H: 1 LOB: 1 BB: 0 P: 8	R: 1 E: 0 K: 1 S: 8 H: 2 LOB: 1 BB: 0 P: 8	R: 0 E: 0 K: 0 S: 3 H: 1 LOB: 0 BB: 0 P: 3	R: 0 E: 0 K: 2 S: 8 H: 1 LOB: 1 BB: 0 P: 9	R: 1 E: 0 K: 2 S: 9 H: 1 LOB: 1 BB: 0 P: 9	R: 0 E: 0 K: 3 S: 11 H: 2 LOB: 2 BB: 0 P: 11	R: 0 E: 0 K: 1 S: 5 H: 0 LOB: 0 BB: 0 P: 5	1B: 6 2B: 1 3B: 1 HR: 2	SF: 1 SAC: 0 DP: 1 HBP: 0					

TOP

Cincinnati Reds @ San Francisco Giants

Scottsdale Stadium, Scottsdale, AZ

Fri Mar 01 2019, 9:05 PM - 11:47 PM EST

Att. 8,343 - Partly Cloudy - 72 F

livebaseballscorecards.com

AB	37
R	3
H	10
RBI	3
BB	0
SO	14
LOB	18

WP: 2 PB: 0 SB: 0 CS: 0 PA: 38

PITCHER		IP	WLS	BF	H	R	ER	SO	BB	IBB	HBP	BLK	WP	HR	S	P	ERA	WHIP
40 Madison Bumgarner, L ERA: 15.75	(1, 1)	3.0		13	3	1	1	5	0	0	0	0	0	1	23	24	3.00	1.000
41 Mark Melancon, R ERA: 9.0	(4, 1)	1.0		5	2	1	1	1	0	0	0	0	0	1	8	8	9.00	2.000
49 Sam Dyson, R ERA:	(5, 1)	1.0		3	1	0	0	0	0	0	0	0	0	0	3	3	0.00	1.000
38 Tyler Beede, R ERA: 2.25	(6, 1)	2.0	B	9	2	1	1	4	0	0	0	0	2	0	17	18	4.50	1.000
61 Nick Vincent, R ERA:	(8, 1)	1.0	W	5	2	0	0	3	0	0	0	0	0	0	11	11	0.00	2.000

PITCHER		IP	WLS	BF	H	R	ER	SO	BB	IBB	HBP	BLK	WP	HR	S	P	ERA	WHIP
78 Carlos Navas, R ERA:	(9, 1)	1.0	S	3	0	0	0	1	0	0	0	0	0	0	5	5	0.00	0.000

Cincinnati Reds @ San Francisco Giants

Scottsdale Stadium, Scottsdale, AZ

Fri Mar 01 2019, 9:05 PM - 11:47 PM EST

Att. 8,343 - Partly Cloudy - 72 F

BOTTOM

Batter	1	2	3	4	5	6	7	8	9	AB	R	H	RBI	BB	SO	LOB
6 Steven Duggar, L (1, 8)	G1-3		BB: 12 1B, 12 S, 10 WP		K 1-2		HBP: 1 G3-6-3			1	1	0	0	1	0	0
65 Mike Gerber, L (4, 8) OBP: 0.556, SLG: 0.714										1	0	0	0	0	1	1
12 Joe Panik, L (1, 4) OBP: 0.625, SLG: 1.000	K		1B: 10 WP 1-3		BB: 58 2B		G3-6-3 1-2f			2	1	1	0	1	1	0
1 Breyvic Valera, S (6, 4) OBP: 0.333, SLG: 0.455										1	0	0	0	0	0	1
28 Buster Posey, R (1, 2) OBP: 0.500, SLG: 0.500	1B: 10 1B		K		2B: 1-H 2-H			2B: 14 G6-3, 26 HR		2	0	1	0	0	1	2
58 Cameron Rupp, R (4, 2) OBP: 0.667, SLG: 1.000										1	0	1	2	0	0	0
16 Aramis Garcia, R (7, 2) OBP: 0.222, SLG: 0.250										1	0	1	0	0	0	0
2 Abiatal Avelino, R (8, PR)										0	1	0	0	0	0	0
67 Joey Bart, R (9, 2) OBP: 0.571, SLG: 1.143										0	0	0	0	0	0	0
10 Evan Longoria, R (1, 5) OBP: 0.667, SLG: 1.167	1B: 1-3		G6-3 1-2 3-H		G6-3			G6-3 2-3		2	0	1	0	0	0	1
79 Levi Michael, R (5, 5) OBP: 0.625, SLG: 1.000										1	0	0	0	0	0	1
14 Ryder Jones, L (7, 5)										1	0	0	0	0	0	1
22 Yangervis Solarte, S (1, 6) OBP: 0.400, SLG: 0.900	G4-3			G3-1		2B		K		2	0	0	0	0	0	2
89 Ryan Howard, R (6, 6) OBP: 0.375, SLG: 0.571										2	0	1	0	0	1	2
35 Brandon Crawford, L (1, 10)		K		K		L7		HR: 1-1 3-H		2	0	0	0	0	2	0
26 Chris Shaw, L (6, PH) OBP: 0.286, SLG: 0.692 (7, 10)										2	1	1	2	0	0	1
8 Gerardo Parra, L (1, 9) OBP: 0.300, SLG: 0.750		K		K		K		K		2	0	0	0	0	2	0
70 Henry Ramos, S (6, 9) OBP: 0.091, SLG: 0.091										2	0	0	0	0	2	2
51 Mac Williamson, R (1, 7) OBP: 0.167, SLG: 0.364		K			G2-3	K				2	0	0	0	0	1	0
73 John Andreoli, R (6, 7) OBP: 0.714, SLG: 0.500										1	0	0	0	0	1	1
53 Austin Slater, R (1, 3) OBP: 0.364, SLG: 0.500			L6		BB: 65 S, 58 2B		F7			1	1	0	0	1	0	0
76 Zach Green, R (6, 3) OBP: 0.417, SLG: 0.700										1	0	0	0	0	0	0
Inning Stats	R: 0 E: 0 K: 1 S: 7 H: 2 LOB: 2 BB: 0 P: 7	R: 0 E: 0 K: 3 S: 9 H: 0 LOB: 0 BB: 0 P: 9	R: 1 E: 0 K: 1 S: 6 H: 1 LOB: 1 BB: 1 P: 12	R: 0 E: 0 K: 2 S: 7 H: 0 LOB: 0 BB: 0 P: 7	R: 2 E: 0 K: 1 S: 6 H: 1 LOB: 1 BB: 2 P: 14	R: 0 E: 0 K: 2 S: 8 H: 1 LOB: 1 BB: 0 P: 8	R: 0 E: 0 K: 0 S: 2 H: 0 LOB: 0 BB: 0 P: 3	R: 2 E: 0 K: 2 S: 10 H: 2 LOB: 1 BB: 0 P: 11		1B: 3 2B: 3 3B: 0 HR: 1	SF: 0 SAC: 0 DP: 1 HBP: 1						

livebaseballscorecards.com

AB	30
R	5
H	7
RBI	4
BB	3
SO	12
LOB	15

WP: 1 PB: 0 SB: 2 CS: 0 PA: 34

PITCHER

PITCHER		IP	WLS	BF	H	R	ER	SO	BB	IBB	HBP	BLK	WP	HR	S	P	ERA	WHIP
30 Tyler Mahle, R ERA:	(1, 1)	2.0		8	2	0	0	4	0	0	0	0	0	0	16	16	0.00	1.000
32 Zach Duke, L ERA: 4.5	(3, 1)	1.0	B	5	1	1	1	1	1	0	0	0	1	0	6	12	9.00	2.000
48 Jared Hughes, R ERA: 3.0	(4, 1)	1.0	H	3	0	0	0	2	0	0	0	0	0	0	7	7	0.00	0.000
50 Amir Garrett, L ERA: 6.0	(5, 1)	1.0	B	6	1	2	2	1	2	0	0	0	0	0	6	14	18.00	3.000
62 Jackson Stephens, R ERA: 4.5	(6, 1)	1.0		4	1	0	0	2	0	0	0	0	0	0	8	8	0.00	1.000
76 Buddy Boshers, L ERA:	(7, 1)	1.0		3	0	0	0	0	0	0	1	0	0	0	2	3	0.00	0.000
73 Odrisamer Despaigne, R ERA: 13.5	(8, 1)	1.0	L	5	2	2	2	2	0	0	0	0	0	1	10	11	18.00	2.000

San Francisco Giants @ San Diego Padres

Peoria Stadium, Peoria, AZ

Sat Mar 02 2019, 3:11 PM - 5:57 PM EST

Att. 5,836 - Cloudy - 66 F

livebaseballscorecards.com

Batter	1	2	3	4	5	6	7	8	9	AB	R	H	RBI	BB	SO	LOB
52 Drew Ferguson, R (1, 8) OBP: 0.333, SLG: 0.091 84 Heliot Ramos, R (8, 8)	K		F8		22 BB		1 FC6-4		G3	2 1	0 0	0 0	0 0	2 0	1 0	0 1
22 Yangervis Solarte, S (1, 4) OBP: 0.462, SLG: 0.833 2 Abiatal Avelino, R (5, PR) OBP: 0.083, SLG: 0.083 (5, 4)	1B		F9				L7		1B	2 2	0 0	1 1	0 1	1 0	0 0	0 2
80 Anthony García, R (1, 9) OBP: 0.176, SLG: 0.353 73 Dylan Davis, R (8, 9)	F9			F8	F8		L9		F8	4 1	0 0	0 0	0 0	0 0	0 0	6 1
48 Pablo Sandoval, S (1, 5) 1 Breyvic Valera, S (6, 5) OBP: 0.286, SLG: 0.385	G6-3			G5-3		K2-3	FC6-4		L5	3 2	0 0	0 0	0 0	1 0	0 0	1 3
58 Cameron Rupp, R (1, 10) OBP: 0.444, SLG: 0.625 65 Mike Gerber, L (8, PH) OBP: 0.600, SLG: 0.750 (8, 10)		P3		K		K		72 FC6-4 1B		3 1	0 0	0 1	0 0	0 0	2 0	0 0
16 Aramis Garcia, R (1, 2) OBP: 0.333, SLG: 0.600 72 Hamlet Marte, R (7, 2) OBP: 0.500, SLG: 0.714		HR			8 E 19 1B BB	K		FC6-4 26 G4-6-3		2 1	2 0	1 0	1 0	1 0	1 0	0 1
8 Gerardo Parra, L (1, 7) OBP: 0.333, SLG: 0.700 26 Chris Shaw, L (5, 7) OBP: 0.313, SLG: 0.733	K				E9 19 1B		76 HR 2B	G4-6-3		2 2	0 1	1 1	0 0	0 0	1 0	0 1
76 Zach Green, R (1, 3) OBP: 0.400, SLG: 0.846 88 Jonah Arenado, R (8, 3) OBP: 1.000, SLG: 4.000	K2-3				K				HR	3 1	1 1	1 1	2 1	0 0	2 0	2 0
19 Alen Hanson, S (1, 6) OBP: 0.250, SLG: 0.500 7 Donovan Solano, R (8, 6) OBP: 0.250, SLG: 0.273			K		52 CS		80 L9 52 BB		84 G3 2 1B 2B	3 1	0 1	2 1	1 0	0 0	1 0	0 0
Inning Stats	R: 0 E: 0 K: 1 S: 6 H: 1 LOB: 1 BB: 0 P: 7	R: 1 E: 0 K: 2 S: 10 H: 1 LOB: 0 BB: 0 P: 12	R: 0 E: 0 K: 1 S: 5 H: 0 LOB: 0 BB: 0 P: 5	R: 0 E: 0 K: 1 S: 5 H: 0 LOB: 0 BB: 0 P: 5	R: 1 E: 1 K: 1 S: 6 H: 2 LOB: 3 BB: 3 P: 18	R: 0 E: 0 K: 3 S: 9 H: 0 LOB: 0 BB: 0 P: 9	R: 2 E: 0 K: 0 S: 6 H: 3 LOB: 2 BB: 1 P: 10	R: 0 E: 0 K: 0 S: 3 H: 1 LOB: 0 BB: 0 P: 3	R: 2 E: 0 K: 0 S: 7 H: 3 LOB: 1 BB: 0 P: 10	1B: 6 2B: 2 3B: 0 HR: 3	SF: 0 SAC: 0 DP: 1 HBP: 0						

PITCHER		IP	WLS	BF	H	R	ER	SO	BB	IBB	HBP	BLK	WP	HR	S	P	ERA	WHIP
90 Nick Margevicius, L ERA: 1.8	(1, 1)	3.0	W	11	2	1	1	4	0	0	0	0	0	1	21	24	3.00	0.667
38 Aaron Loup, L ERA:	(4, 1)	1.0	H	3	0	0	0	1	0	0	0	0	0	0	5	5	0.00	0.000
66 Robert Stock, R ERA: 5.4	(5, 1)	0.2		6	2	1	1	1	3	0	0	0	0	0	5	17	13.50	7.500
81 Travis Radke, L ERA:	(5, 1)	0.1		1	0	0	0	0	0	0	0	0	0	0	1	1	0.00	0.000
88 Phil Maton, R ERA:	(6, 1)	1.0	H	3	0	0	0	3	0	0	0	0	0	0	9	9	0.00	0.000

PITCHER		IP	WLS	BF	H	R	ER	SO	BB	IBB	HBP	BLK	WP	HR	S	P	ERA	WHIP
74 Ryan Bollinger, L ERA: 12.0	(7, 1)	1.0		7	3	2	2	0	1	0	0	0	0	1	6	10	18.00	4.000
91 Eric Yardley, R ERA:	(8, 1)	1.0	H	3	1	0	0	0	0	0	0	0	0	0	3	3	0.00	1.000
49 Eric Stout, L ERA: 12.0	(9, 1)	1.0	S	6	3	2	2	0	0	0	0	0	0	1	7	10	18.00	3.000

TOP

AB	36
R	6
H	11
RBI	6
BB	4
SO	9
LOB	18

WP: 0 PB: 0 SB: 0 CS: 1 PA: 40

BOTTOM

San Francisco Giants @ San Diego Padres

Peoria Stadium, Peoria, AZ

Sat Mar 02 2019, 3:11 PM - 5:57 PM EST

Att. 5,836 - Cloudy - 66 F

livebaseballscorecards.com

Batter	1	2	3	4	5	6	7	8	9	AB	R	H	RBI	BB	SO	LOB
3 Ian Kinsler, R (1, 4) OBP: 0.400, SLG: 0.600	P4	2B			P4		G4-3			3	0	1	3	0	0	0
5 Greg Garcia, L (6, 4) OBP: 0.455, SLG: 0.333		1-H 2-H 3-H								1	0	0	0	0	0	0
13 Manny Machado, R (1, 5)	P4	BB			K		HR			1	0	0	0	1	0	0
94 Hudson Potts, R (4, 5) OBP: 0.273, SLG: 0.636										2	1	1	1	0	1	0
30 Eric Hosmer, L (1, 3)	K	F7			G6-3		F9			3	0	0	0	0	1	2
77 Aderlin Rodríguez, R (6, 3) OBP: 0.385, SLG: 1.083										1	0	0	0	0	0	0
27 Francisco Mejía, S (1, 2) OBP: 0.462, SLG: 0.583		10 1B 2B	K			10 F8 4 BB 33 1B BB		F9		2	1	1	0	0	1	0
12 Chris Stewart, R (5, 2) OBP: 0.500, SLG: 0.600										1	1	0	0	1	0	0
4 Wil Myers, R (1, 8) OBP: 0.250, SLG: 0.143	K	F9				84 S 33 1B 1-2 BB		K		2	0	0	0	1	1	1
95 Michael Reed, S (6, PR) OBP: 0.400, SLG: 0.400 (7, 8)										1	1	0	0	0	1	0
10 Hunter Renfroe, R (1, 9) OBP: 0.357, SLG: 0.500	87 1B 3 2B 2-H 1B	G6-3			F8 2-3		G3			3	1	1	1	0	0	2
8 Javy Guerra, L (7, 6)										1	0	0	0	0	0	0
84 Fernando Tatis Jr., R (1, 6) OBP: 0.438, SLG: 0.857	87 1B 3 2B 1-2 1B	K			K 1-2					3	1	1	0	0	2	2
71 Edward Olivares, R (7, 9)										0	0	0	0	0	0	0
33 Franchy Cordero, L (1, 10) OBP: 0.214, SLG: 0.214	F3	K			1B 2-H 3-H					3	0	1	2	0	1	2
87 Josh Naylor, L (1, 7) OBP: 0.200, SLG: 0.143	3 2B 1-2 2-3 1B	G1-3					K			3	1	1	0	0	1	0
79 Jacob Scavuzzo, R (8, 7)										0	0	0	0	0	0	0
Inning Stats	R: 0 E: 0 K: 1 S: 5 H: 0 LOB: 0 BB: 0 P: 5	R: 4 E: 0 K: 1 S: 10 H: 5 LOB: 2 BB: 1 P: 14	R: 0 E: 0 K: 1 S: 5 H: 0 LOB: 0 BB: 0 P: 5	R: 0 E: 0 K: 2 S: 7 H: 0 LOB: 0 BB: 0 P: 7	R: 0 E: 0 K: 1 S: 5 H: 0 LOB: 0 BB: 0 P: 5	R: 2 E: 0 K: 1 S: 5 H: 1 LOB: 2 BB: 2 P: 13	R: 1 E: 0 K: 1 S: 7 H: 1 LOB: 0 BB: 0 P: 7	R: 0 E: 0 K: 1 S: 5 H: 0 LOB: 0 BB: 0 P: 5		1B: 4 2B: 2 3B: 0 HR: 1 SF: 0 SAC: 0 DP: 0 HBP: 0						

	AB	30
	R	7
	H	7
	RBI	7
	BB	3
	SO	9
	LOB	9

WP: 0 PB: 0 SB: 1 CS: 0 PA: 33

PITCHER	IP	WLS	BF	H	R	ER	SO	BB	IBB	HBP	BLK	WP	HR	S	P	ERA	WHIP
37 Drew Pomeranz, L (1, 1) ERA: 9.0	3.0	L	15	5	4	4	3	1	0	0	0	0	0	20	24	12.00	2.000
46 Pat Venditte, S (4, 1) ERA:	1.0		3	0	0	0	2	0	0	0	0	0	0	7	7	0.00	0.000
62 Ray Black, R (5, 1) ERA:	1.0		3	0	0	0	1	0	0	0	0	0	0	5	5	0.00	0.000
86 Conner Menez, L (6, 1) ERA: 6.0	1.0		5	1	2	2	1	2	0	0	0	0	0	5	13	18.00	3.000
64 Derek Law, R (7, 1) ERA: 2.7	1.0		4	1	1	1	1	0	0	0	0	0	1	7	7	9.00	1.000

PITCHER	IP	WLS	BF	H	R	ER	SO	BB	IBB	HBP	BLK	WP	HR	S	P	ERA	WHIP
75 Kieran Lovegrove, R (8, 1) ERA: 10.13	1.0		3	0	0	0	1	0	0	0	0	0	0	5	5	0.00	0.000

Texas Rangers @ San Francisco Giants

Scottsdale Stadium, Scottsdale, AZ

Sat Mar 02 2019, 3:05 PM - 5:40 PM EST

Att. 9,440 - Overcast - 65 F

TOP

livebaseballscorecards.com

Batter	1	2	3	4	5	6	7	8	9	AB	R	H	RBI	BB	SO	LOB
80 Eli White, R (1, 4) OBP: 0.063, SLG: 0.063	F9		F7			G6-3		F7		3	0	0	0	0	0	1
16 Nolan Fontana, L (6, 4) OBP: 0.438, SLG: 0.467										1	0	0	0	0	0	2
13 Joey Gallo, L (1, 7) OBP: 0.286, SLG: 0.182	G4-3		K			K		K		3	0	0	0	0	2	1
37 Leody Taveras, S (6, 7) OBP: 0.250, SLG: 0.250										1	0	0	0	0	1	2
24 Hunter Pence, R (1, 10) OBP: 0.333, SLG: 0.333	K			G3-1, 9, 11, S, HBP		K			P3	3	0	0	0	0	2	0
11 Ronald Guzmán, L (1, 3) OBP: 0.538, SLG: 1.364		F9		K, 1-2			56 CS, 1B		L5	3	0	1	0	0	1	1
60 Eliezer Álvarez, L (7, PR) OBP: 1.000, SLG: 1.000										0	0	0	0	0	0	0
28 Jett Bandy, R (7, 3) OBP: 0.200, SLG: 0.200										1	0	0	0	0	0	0
9 Isiah Kiner-Falefa, R (1, 2) OBP: 0.444, SLG: 0.750		1B		G3-1, 2-3			K, 1-2		K	2	0	1	0	0	0	1
56 Tony Sanchez, R (6, 2)										2	0	0	0	0	2	1
21 Patrick Wisdom, R (1, 5) OBP: 0.235, SLG: 0.438		P4		K			K			2	0	0	0	0	1	2
86 Andy Ibáñez, R (6, 5) OBP: 0.357, SLG: 0.571										1	0	0	0	0	1	1
41 Logan Forsythe, R (1, 6) OBP: 0.500, SLG: 0.500					43, G4-6-3, 1B			4, E, BB		2	0	1	0	0	0	1
38 Danny Santana, S (6, 6) OBP: 0.308, SLG: 0.545		F8								0	0	0	0	1	0	0
15 Carlos Tocci, R (1, 8) OBP: 0.462, SLG: 0.636			43, FC3-6, 1B		K			E6, 1-3		2	0	1	0	0	1	1
4 Bubba Thompson, R (6, 8)										1	0	0	0	0	0	1
43 Ben Revere, L (1, 9) OBP: 0.182, SLG: 0.100			FC3-6, 1-2f		G4-6-3, 1-2f			K		2	0	0	0	0	0	2
56 Preston Beck, L (6, 9) OBP: 0.455, SLG: 0.400										1	0	0	0	0	1	2
Inning Stats	R: 0 E: 0 K: 1 S: 5 H: 0 LOB: 0 BB: 0 P: 5	R: 0 E: 0 K: 0 S: 4 H: 1 LOB: 1 BB: 0 P: 4	R: 0 E: 0 K: 1 S: 6 H: 1 LOB: 1 BB: 0 P: 6	R: 0 E: 0 K: 2 S: 7 H: 0 LOB: 1 BB: 0 P: 8	R: 0 E: 0 K: 1 S: 5 H: 1 LOB: 0 BB: 0 P: 5	R: 0 E: 0 K: 2 S: 7 H: 0 LOB: 0 BB: 0 P: 7	R: 0 E: 0 K: 2 S: 7 H: 1 LOB: 1 BB: 0 P: 7	R: 0 E: 1 K: 2 S: 8 H: 0 LOB: 2 BB: 1 P: 12	R: 0 E: 0 K: 1 S: 5 H: 0 LOB: 0 BB: 0 P: 5	1B: 4 2B: 0 3B: 0 HR: 0 SF: 0 SAC: 0 DP: 1 HBP: 1						

	AB	30
	R	0
	H	4
	RBI	0
	BB	1
	SO	12
	LOB	19

WP: 0 PB: 0 SB: 1 CS: 1 PA: 32

PITCHER		IP	WLS	BF	H	R	ER	SO	BB	IBB	HBP	BLK	WP	HR	S	P	ERA	WHIP
45 Derek Holland, L ERA: 6.75	(1, 1)	3.0		11	2	0	0	2	0	0	0	0	0	0	15	15	0.00	0.667
56 Tony Watson, L ERA:	(4, 1)	1.0		4	0	0	0	2	0	0	1	0	0	0	7	8	0.00	0.000
13 Will Smith, L ERA:	(5, 1)	1.0		3	1	0	0	1	0	0	0	0	0	0	5	5	0.00	1.000
54 Reyes Moronta, R ERA:	(6, 1)	1.0		3	0	0	0	2	0	0	0	0	0	0	7	7	0.00	0.000
68 Keyvius Sampson, R ERA:	(7, 1)	1.0		3	1	0	0	2	0	0	0	0	0	0	7	7	0.00	1.000
60 Travis Bergen, L ERA:	(8, 1)	1.0		5	0	0	0	2	1	0	0	0	0	0	8	12	0.00	1.000
85 Logan Webb, R ERA:	(9, 1)	1.0		3	0	0	0	1	0	0	0	0	0	0	5	5	0.00	0.000

BOTTOM

Texas Rangers @ San Francisco Giants

Scottsdale Stadium, Scottsdale, AZ

Sat Mar 02 2019, 3:05 PM - 5:40 PM EST

Att. 9,440 - Overcast - 65 F

livebaseballscorecards.com

Batter	1	2	3	4	5	6	7	8	9	AB	R	H	RBI	BB	SO	LOB
5 Cameron Maybin, R (1, 8) 73 John Andreoli, R (7, 8) OBP: 0.625, SLG: 0.400	F8			K		K			K	3 1	0 0	0 0	0 0	0 0	2 1	0 0
12 Joe Panik, L (1, 4) OBP: 0.600, SLG: 0.889 75 Jalen Miller, R (7, 4) OBP: 1.000, SLG: 1.000	F8			35 WP 1B			89 BB 1B		89 CS 1B	2 2	0 0	1 2	0 0	0 0	0 0	0 0
35 Brandon Crawford, L (1, 6) 89 Ryan Howard, R (5, 6) OBP: 0.400, SLG: 0.500	G6-3			K 1-2			71 G6-4-3 BB 1-2		K 1-2	2 1	0 0	0 0	0 0	0 1	1 1	1 1
9 Brandon Belt, L (1, 3) OBP: 0.250, SLG: 0.571 81 Brock Stassi, L (8, 3)		K		F9			K			3 0	0 0	0 0	0 0	0 0	2 0	3 0
51 Mac Williamson, R (1, 7) OBP: 0.214, SLG: 0.385 71 Craig Gentry, R (7, 7)		53 CS 1B			K		G6-4-3 1-2f			2 1	0 0	1 0	0 0	0 0	1 0	0 2
53 Austin Slater, R (1, 9) OBP: 0.308, SLG: 0.417 70 Henry Ramos, S (8, 9) OBP: 0.083, SLG: 0.083		K 1-2			K			E6 73 S		2 1	0 0	0 0	0 0	0 0	2 0	1 0
18 René Rivera, R (1, 2) OBP: 0.500, SLG: 0.571 67 Joey Bart, R (7, 2) OBP: 0.500, SLG: 1.000			P3		G5-3			F8		2 1	0 0	0 0	0 0	0 0	0 0	0 1
21 Stephen Vogt, L (1, 10)			L4			G6-3		F9		3	0	0	0	0	0	1
79 Levi Michael, R (1, 5) OBP: 0.500, SLG: 0.750 73 C.J. Hinojosa, R (7, 5)			G6-3			G4-3		G6-3 1-2		2 1	0 0	0 0	0 0	0 0	0 0	0 1

Inning Stats										
	R: 0 E: 0 K: 0 S: 3	H: 0 LOB: 0 BB: 0 P: 3	R: 0 E: 0 K: 2 S: 7	H: 1 LOB: 1 BB: 0 P: 7	R: 0 E: 0 K: 0 S: 3	H: 0 LOB: 0 BB: 0 P: 3	R: 0 E: 0 K: 2 S: 8	H: 1 LOB: 1 BB: 0 P: 9	R: 0 E: 0 K: 2 S: 7	H: 0 LOB: 0 BB: 0 P: 7
	R: 0 E: 0 K: 1 S: 5	H: 0 LOB: 0 BB: 0 P: 5	R: 0 E: 0 K: 1 S: 5	H: 1 LOB: 1 BB: 1 P: 9	R: 0 E: 1 K: 0 S: 5	H: 0 LOB: 1 BB: 0 P: 5	R: 0 E: 0 K: 2 S: 7	H: 1 LOB: 0 BB: 0 P: 7	1B: 4 2B: 1 3B: 0 HR: 0	SF: 0 SAC: 0 DP: 2 HBP: 0

WP: 1 PA: 30
PB: 0
SB: 1
CS: 2

PITCHER		IP	WLS	BF	H	R	ER	SO	BB	IBB	HBP	BLK	WP	HR	S	P	ERA	WHIP
23 Mike Minor, L ERA: 1.8	(1, 1)	3.0		9	1	0	0	2	0	0	0	0	0	0	13	13	0.00	0.333
31 Chris Martin, R ERA:	(4, 1)	1.0		4	1	0	0	2	0	0	0	0	1	0	8	9	0.00	1.000
25 José Leclerc, R ERA: 9.0	(5, 1)	1.0		3	0	0	0	2	0	0	0	0	0	0	7	7	0.00	0.000
73 Taylor Hearn, L ERA: 9.0	(6, 1)	1.0		3	0	0	0	1	0	0	0	0	0	0	5	5	0.00	0.000
75 Kyle Bird, L ERA: 2.25	(7, 1)	1.0		4	1	0	0	1	1	0	0	0	0	0	5	9	0.00	2.000

PITCHER		IP	WLS	BF	H	R	ER	SO	BB	IBB	HBP	BLK	WP	HR	S	P	ERA	WHIP
55 Michael Tonkin, R ERA: 2.45	(8, 1)	1.0		4	0	0	0	0	0	0	0	0	0	0	5	5	0.00	0.000
60 Luke Farrell, R ERA: 3.38	(9, 1)	0.1		2	1	0	0	1	0	0	0	0	0	0	4	4	0.00	3.000
70 Taylor Guerrieri, R ERA:	(9, 1)	0.2		1	0	0	0	1	0	0	0	0	0	0	3	3	0.00	0.000

San Francisco Giants @ Colorado Rockies

Salt River Fields at Talking Stick, Scottsdale, AZ

Sun Mar 03 2019, 3:10 PM - 6:08 PM EST

Att. 11,171 - Sunny - 71 F

TOP

livebaseballscorecards.com

Batter	1	2	3	4	5	6	7	8	9	AB	R	H	RBI	BB	SO	LOB
6 Steven Duggar, L (1, 8) 52 Drew Ferguson, R (5, 8) OBP: 0.294, SLG: 0.077	B C B S S 3-3 ① K		B B F B S F F F B 4-2 28 1B BB		C FF 95 B SL 80 B FF 95 C FF 93 F FF 96 C FF 96 2-3 ③ K		F CH 77 C FF 89 D SL 79 B CH 78 D CH 77 1 SAFE 1 SAFE X CH 76 3-2 ② G5-3 1-2 3-H		C SL 86 C FF 88 B SL 77 B SL 78 B FF 88 C FF 87 3-3 ① K	2 0 0 0 1 2 0 2 0 0 1 0 1 2					
28 Buster Posey, R (1, 2) OBP: 0.500, SLG: 0.500 18 René Rivera, R (5, 2) OBP: 0.500, SLG: 0.556 72 Hamlet Marte, R (8, 2) OBP: 0.444, SLG: 0.625	B F X 1-1 ② G6-3		B X 1-0 1-2 1B			X FC 89 0-0 9 1B 35 1B 1B	D CH 76 B FF 89 F FF 87 S FF 88 B SL 79 F FF 90 S SL 75 3-3 ③ K		F FF 88 C SL 78 B FF 92 X SL 80 1-2 ② F8 2-3	2 0 1 0 0 0 0 2 1 1 0 0 1 1 1 0 0 0 0 0 1						
10 Evan Longoria, R (1, 5) OBP: 0.583, SLG: 0.889 7 Donovan Solano, R (6, 5) OBP: 0.357, SLG: 0.333	F B C B B X 3-2 1B		C 2 SAFE S S 0-3 ② K			C FC 90 D CH 82 X FC 90 1-1 ① F8		C FF 92 B SL 79 X FF 90 1-1 14 1B 70 1B 1B	S SL 79 H SL 88 1-1 HBP	3 0 1 0 0 1 3 1 1 1 0 0 0 0						
9 Brandon Belt, L (1, 3) OBP: 0.273, SLG: 0.500 14 Ryder Jones, L (6, 3) OBP: 0.333, SLG: 0.333	C C B C 1-3 ③ K		B F F S 1-3 ③ K			B SL 78 T FC 90 B CH 82 S FC 90 X FC 91 2-2 5 35 L9-4-6 1B 1-2		D SL 83 B FF 92 S FF 90 X FF 93 2-1 70 1B 1-2	X FF 90 0-0 ③ P5	3 0 1 0 0 2 3 2 0 1 0 0 0 3						
35 Brandon Crawford, L (1, 10) OBP: 0.083, SLG: 0.083 26 Chris Shaw, L (8, PH) OBP: 0.294, SLG: 0.688 (8, 10)		C S B B B X 3-2 ① F7		F X 0-1 ① P5		F FC 91 C CH 82 B CH 83 X SL 80 1-2 1-2 2-H 1B		S FF 91 B FF 92 C FF 91 S SL 84 1-3 ① K		3 0 1 1 0 0 0 1 0 0 0 0 1 2						
5 Cameron Maybin, R (1, 9) 65 Mike Gerber, L (6, 9) OBP: 0.545, SLG: 0.667		X 0-0 ② B2		C B C S 1-3 ② K		B FC 91 B FC 90 B FC 88 C FC 89 S FC 88 X FC 91 3-2 ② ③ L9-4-6 2-2		B SL 82 F FF 91 S FF 82 F FF 92 S CH 80 1-3 ② K		3 0 0 0 0 1 2 1 0 0 0 0 1 2						
51 Mac Williamson, R (1, 7) OBP: 0.294, SLG: 0.500 70 Henry Ramos, S (7, 7) OBP: 0.154, SLG: 0.154		C B X 1-1 1B		C B F F F X 1-2 ③ F9			F FF 90 B CH 77 B CH 76 F FF 90 X CH 77 2-2 19 1B 52 G5-3 2B	B FF 92 F SL 82 X FF 92 1-1 1-3 2-H 1B		3 1 2 0 0 0 0 1 0 1 1 0 0 0						
19 Alen Hanson, S (1, 4) OBP: 0.267, SLG: 0.467 1 Breyvic Valera, S (7, 4) OBP: 0.267, SLG: 0.357		F X 0-1 ③ P6			F FF 94 F SL 81 T FF 95 0-2 ① K		B FF 88 X FF 90 1-0 52 S 2-3 1B	C SL 82 B FF 93 X FF 91 1-1 ③ F7		3 0 1 0 0 1 1 1 0 0 0 0 0 2						
2 Abiatal Avelino, R (1, 6) OBP: 0.125, SLG: 0.188 89 Ryan Howard, R (9, PR) OBP: 0.400, SLG: 0.500			B X 1-0 ① P4		X FF 95 0-0 ② L7		B CH 78 B FF 90 X FF 89 2-0 ① P6		X FF 88 0-0 72 F8 2B	4 0 1 0 0 0 2 0 0 0 0 0 0 0						
Inning Stats	R: 0 E: 0 K: 2 S: 11 H: 1 LOB: 1 BB: 0 P: 19	R: 0 E: 0 K: 0 S: 8 H: 1 LOB: 1 BB: 0 P: 12	R: 0 E: 0 K: 2 S: 13 H: 1 LOB: 2 BB: 1 P: 20	R: 0 E: 0 K: 1 S: 10 H: 0 LOB: 0 BB: 0 P: 12	R: 0 E: 0 K: 2 S: 8 H: 0 LOB: 0 BB: 0 P: 10	R: 1 E: 0 K: 0 S: 12 H: 3 LOB: 1 BB: 0 P: 19	R: 1 E: 0 K: 1 S: 12 H: 2 LOB: 1 BB: 0 P: 23	R: 1 E: 0 K: 2 S: 15 H: 3 LOB: 2 BB: 0 P: 22	R: 0 E: 0 K: 1 S: 9 H: 1 LOB: 3 BB: 0 P: 14	1B: 10 2B: 3 3B: 0 HR: 0 SF: 0 SAC: 0 DP: 1 HBP: 1							

PITCHER	IP	WLS	BF	H	R	ER	SO	BB	IBB	HBP	BLK	WP	HR	S	P	ERA	WHIP
21 Kyle Freeland, L (1, 1) ERA: 1.8	3.0	W	13	3	0	0	4	1	0	0	0	0	0	32	51	0.00	1.333
71 Wade Davis, R (4, 1) ERA:	1.0	H	3	0	0	0	1	0	0	0	0	0	0	10	12	0.00	0.000
51 Jake McGee, L (5, 1) ERA: 9.0	1.0	H	3	0	0	0	2	0	0	0	0	0	0	8	10	0.00	0.000
29 Bryan Shaw, R (6, 1) ERA: 10.13	1.0	H	5	3	1	1	0	0	0	0	0	0	0	12	19	9.00	3.000
83 Evan Grills, L (7, 1) ERA: 6.0	1.0	H	5	2	1	1	1	0	0	0	0	0	0	12	23	9.00	2.000
76 Rico Garcia, R (8, 1) ERA: 9.0	1.0		6	3	1	1	2	0	0	0	0	0	0	15	22	9.00	3.000
84 Matt Pierpont, R (9, 1) ERA:	1.0		5	1	0	0	1	0	0	1	0	0	0	9	14	0.00	1.000

AB	38
R	3
H	12
RBI	3
BB	1
SO	11
LOB	24

1B: 10 2B: 3 3B: 0 HR: 0 SF: 0 SAC: 0 DP: 1 HBP: 1

WP: 0 PB: 0 SB: 1 CS: 0 PA: 40

Batter	1	2	3	4	5	6	7	8	9	AB	R	H	RBI	BB	SO	LOB
19 Charlie Blackmon, L (1, 9) OBP: 0.375, SLG: 0.429 43 Sam Hilliard, L (5, PR) OBP: 0.267, SLG: 0.533 (6, 9)	C B B F B X 3-2 ① G4-3	C F C 0-3 ③ K			C FF 91 B SI 90 B SI 90 B FF 90 B FF 91 4-1 28 HR BB		B FF 91 F FF 91 B FF 88 S FF 91 B FF 92 X FF 92 3-2 4 HR 1B	X FF 92 0-0 ① G4-3		2 0 0 0 1 1 0 2 2 1 0 0 0 0						
28 Nolan Arenado, R (1, 5) OBP: 0.154, SLG: 0.615 4 Pat Valaika, R (6, 3) OBP: 0.353, SLG: 0.941	B X 1-0 ② F8		F B X 1-1 ① P6		S SI 90 F SI 92 D FF 93 D SL 84 X FF 91 2-2 1-H HR		B FF 92 1 SAFE D FF 89 X FF 92 2-0 1-H HR	B FF 93 C FF 93 X FF 90 1-1 HR		3 1 1 2 0 0 0 2 2 2 3 0 0 0						
9 Daniel Murphy, L (1, 3) OBP: 0.250, SLG: 0.333 25 Michael Saunders, L (6, 7) OBP: 0.500, SLG: 0.417	B C B B X 3-1 20 1B 2B		C B X 1-1 ② L7		C FF 91 B SL 83 X SL 82 1-1 ② L7		C SL 85 C SL 86 B FF 88 X FF 91 1-2 ① G6-3	C SL 82 S SL 83 B SL 81 X FF 93 1-2 ② G1		3 1 1 0 0 0 1 2 0 0 0 0 0 0						
27 Trevor Story, R (1, 6) OBP: 0.571, SLG: 0.667 82 Bret Boswell, L (5, PR) OBP: 0.600, SLG: 1.000 (6, 4)	B B C B C B 4-2 20 1B BB		X 0-0 ③ F8		C SL 77 F SL 85 B FF 90 F SI 91 B SL 83 SL 82 X CU 75 2-2 1B		C FF 88 X SL 86 0-1 70 1B 70 S 3 2B 1B	X FF 92 0-0 70 FC6 1B		2 0 1 0 1 0 0 2 1 2 0 0 0 0						
20 Ian Desmond, R (1, 8) OBP: 0.583, SLG: 1.000 56 Noel Cuevas, R (5, PH) OBP: 0.313, SLG: 0.500 70 Peter Mooney, L (6, 6) OBP: 0.308, SLG: 0.364	C F F B B X 2-2 12 BB 1-3 2-H 1B			T C B X 1-2 15 G6-3 3B	X SI 89 0-0 ③ L7		1 SAFE B FF 90 B FF 90 X FF 90 2-0 50 BB 3 2B 1-3 1B	F FF 90 1 SAFE F FF 92 F FF 93 B SL 82 X FF 93 2-2 ③ FC6 1-2f		2 1 2 1 0 0 0 1 0 0 0 0 0 1 2 1 1 0 0 0 1						
12 Mark Reynolds, R (1, 10) OBP: 0.429, SLG: 0.444 50 Brett Nicholas, L (7, PH) OBP: 0.429, SLG: 0.200 (8, 10)	B B B B 4-0 1-2 BB			B FF 99 F FF 99 S FF 100 F FF 101 F SI 89 S FF 101 1-3 ① K	C FF 95 C SI 95 B CU 81 S FF 94 1-3 ① K		1 SAFE B FF 90 B FF 88 B SL 86 B FF 90 4-0 3 2B 24 FC6-2 1-2 BB			2 0 0 0 1 2 1 0 0 0 0 1 0 0						
15 Raimel Tapia, L (1, 7) OBP: 0.333, SLG: 0.450 3 Mike Tauchman, L (6, 8) OBP: 0.400, SLG: 0.267	B X 1-0 ③ F7			S SI 89 S SI 90 F FF 90 X FF 100 0-2 ② G6-3 3-H	B FF 96 B CU 82 B FF 95 C FF 94 F FF 94 F FF 95 C CU 81 3-3 ② K X		0-0 24 FC6-2 1-3 2-H 3-H 2B			2 0 0 1 0 0 3 2 0 1 2 0 1 0						
42 Chris Iannetta, R (1, 2) 24 Ryan McMahon, L (6, 5) OBP: 0.579, SLG: 0.933		F B X 1-1 ① L7		B FF 90 F FF 102 B SI 88 C FF 101 X FF 102 2-2 ③ G3-1		C CU 81 B FF 95 X FF 95 1-1 2B	B X SL 82 1-0 ② FC6-2 2-3 3-H			2 0 0 0 0 0 0 2 0 1 0 0 0 2						
1 Garrett Hampson, R (1, 4) OBP: 0.500, SLG: 0.846 23 Tom Murphy, R (6, 2) OBP: 0.333, SLG: 0.462		C F B B C 2-3 ② K			C SI 90 C FF 91 S SL 84 0-3 ① K		B FF 95 C FF 94 F FF 95 S SL 80 1-3 ③ K	B SL 82 X FF 88 1-0 ③ L8		2 0 0 0 0 2 0 2 0 0 0 0 1 3						
Inning Stats	R: 1 E: 0 K: 0 S: 13 H: 2 LOB: 3 BB: 2 P: 31	R: 0 E: 0 K: 2 S: 8 H: 0 LOB: 0 BB: 0 P: 11	R: 0 E: 0 K: 0 S: 5 H: 0 LOB: 0 BB: 0 P: 7	R: 1 E: 0 K: 1 S: 15 H: 1 LOB: 0 BB: 0 P: 19	R: 2 E: 0 K: 1 S: 15 H: 2 LOB: 1 BB: 1 P: 24	R: 0 E: 0 K: 3 S: 12 H: 1 LOB: 1 BB: 0 P: 18	R: 4 E: 0 K: 0 S: 13 H: 5 LOB: 2 BB: 1 P: 27	R: 1 E: 0 K: 0 S: 11 H: 2 LOB: 1 BB: 0 P: 15		1B: 6 2B: 3 3B: 1 HR: 3 SF: 0 SAC: 0 DP: 0 HBP: 0						

BOTTOM

San Francisco Giants @ Colorado Rockies

Salt River Fields at Talking Stick, Scottsdale, AZ

Sun Mar 03 2019, 3:10 PM - 6:08 PM EST

Att. 11,171 - Sunny - 71 F

livebaseballscorecards.com

AB	37
R	9
H	13
RBI	9
BB	4
SO	7
LOB	12

PITCHER		IP	WLS	BF	H	R	ER	SO	BB	IBB	HBP	BLK	WP	HR	S	P	ERA	WHIP
57 Dereck Rodríguez, R ERA: 3.86	(1, 1)	3.0	L	13	2	1	1	2	2	0	0	0	0	0	26	49	3.00	1.333
84 Melvin Adón, R ERA: 6.0	(4, 1)	1.0		4	1	1	1	1	0	0	0	0	0	0	15	19	9.00	1.000
32 Steven Okert, L ERA: 6.0	(5, 1)	1.0		6	2	2	2	1	1	0	0	0	0	1	15	24	18.00	3.000
91 Trevor Gott, R ERA:	(6, 1)	1.0		4	1	0	0	3	0	0	0	0	0	0	12	18	0.00	1.000
Jacob Lopez, L ERA:	(7, 1)	0.0		0	0	0	0	0	0	0	0	0	0	0	0	0	∞	∞

PITCHER		IP	WLS	BF	H	R	ER	SO	BB	IBB	HBP	BLK	WP	HR	S	P	ERA	WHIP
83 Sam Wolff, R ERA: 9.0	(8, 1)	1.0		5	2	1	1	0	0	0	0	0	0	1	11	15	9.00	2.000

Batter	1	2	3	4	5	6	7	8	9	AB	R	H	RBI	BB	SO	LOB
31 Joc Pederson, L (1, 7) OBP: 0.222, SLG: 0.286	B B B B 4-0 10 1B BB		X 0-0 ① G4-3	X 0-0 ② SF8 2-3 3-H		X 0-0 43 2B 3B	S S S 0-3 ③ K			1	0	0	1	1	0	0
80 DJ Peters, R (6, PH) OBP: 0.222, SLG: 0.706										2	1	1	0	0	1	1
(6, 8)																
13 Max Muncy, L (1, 3) OBP: 0.450, SLG: 0.286	S S S 0-3 ① K		X 0-0 ② G5-3	X 0-0 ③ G4-3		X 0-0 3-H 2B		X 0-0 70 G5-4-3 1B		3	0	0	0	0	1	3
43 Cameron Perkins, R (6, PH) OBP: 0.350, SLG: 0.368										2	0	2	1	0	0	0
(6, 7)																
10 Justin Turner, R (1, 5) OBP: 0.714, SLG: 1.200	1 SAFE X 0-0 1-2 1B		X 0-0 ③ F9		B B B B 4-0 35 BB 3 2B BB	X 0-0 ② G6-3		X 0-0 ① ② G5-4-3 1-2f		2	1	1	0	1	0	0
70 Keibert Ruiz, S (6, PH) OBP: 0.214, SLG: 0.083										2	0	0	0	0	0	2
(6, 2)																
35 Cody Bellinger, L (1, 9) OBP: 0.500, SLG: 1.000	C C S 0-3 ② K			X 0-0 E3 3 1B 11 1B 14 FC9-5	B B B B 4-0 3 2B 1-2 BB	X 0-0 ③ F9		B B X 2-0 HR		2	1	0	0	1	1	2
71 Edwin Ríos, L (6, PH) OBP: 0.286, SLG: 0.615										2	1	1	1	0	0	1
(6, 5)																
11 AJ Pollock, R (1, 8) OBP: 0.278, SLG: 0.235	X 0-0 ③ G5-3			X 0-0 C S C 14 FC9-5 3 1B 1-2 1B	C S C 0-3 ① K		X 0-0 88 2B 1B	C C C 0-3 ③ K		3	0	1	0	0	1	4
72 Matt Beaty, L (6, 3) OBP: 0.421, SLG: 0.647										2	1	1	0	0	1	0
3 Chris Taylor, R (1, 6) OBP: 0.400, SLG: 0.571		C F C 0-3 ① K		X 0-0 14 FC9-5 15 1B 1-2 2-3 1B	X 0-0 1-3 2-H 2B		X 0-0 81 G4-3 16 1B 1-H 2B		X 0-0 ① L8	3	1	2	1	0	1	0
88 Omar Estévez, R (6, 6) OBP: 0.400, SLG: 0.933										2	1	1	1	0	0	0
14 Enrique Hernández, R (1, 4) OBP: 0.333, SLG: 0.438		X 0-0 ② P4		X 0-0 ① FC9-5 15 1B 31 SF8 1-2 2-3f 3-H	C S S 0-3 ② K		X 0-0 ① G4-3 2-3		X 0-0 ② F7	3	1	0	1	0	1	4
81 Gavin Lux, L (6, 4) OBP: 0.235, SLG: 0.375										2	0	0	0	0	0	1
15 Austin Barnes, R (1, 2) OBP: 0.389, SLG: 0.375	B B B B 4-0 BB			X 0-0 31 SF8 83 BB 1-3 2-H 1B	X 0-0 ③ G6-3		X 0-0 3-H 1B		X 0-0 ③ G5-3	2	0	1	1	1	0	2
16 Paulo Orlando, R (6, 9) OBP: 0.294, SLG: 0.286										2	0	1	1	0	0	0
83 Jake Peter, L (1, 10) OBP: 0.353, SLG: 0.231		S F C 0-3 ③ K		B B B B 4-0 1-2 BB		C S S 0-3 ① K	S S S 0-3 ② K			2	0	0	0	1	2	1
89 Kyle Garlick, R (7, PH) OBP: 0.438, SLG: 0.615										1	0	0	0	0	1	1
(7, 10)																
Inning Stats	R: 0 E: 0 K: 2 S: 8 H: 1 LOB: 2 BB: 1 P: 12	R: 0 E: 0 K: 2 S: 7 H: 0 LOB: 1 BB: 1 P: 11	R: 0 E: 0 K: 0 S: 3 H: 0 LOB: 0 BB: 0 P: 3	R: 3 E: 1 K: 0 S: 7 H: 3 LOB: 2 BB: 1 P: 11	R: 1 E: 0 K: 2 S: 8 H: 1 LOB: 2 BB: 2 P: 16	R: 1 E: 0 K: 1 S: 7 H: 2 LOB: 1 BB: 0 P: 7	R: 2 E: 0 K: 2 S: 10 H: 3 LOB: 1 BB: 0 P: 10	R: 1 E: 0 K: 1 S: 6 H: 2 LOB: 0 BB: 0 P: 8	R: 0 E: 0 K: 0 S: 3 H: 0 LOB: 0 BB: 0 P: 3	1B: 7 2B: 3 3B: 1 HR: 1	SF: 1 SAC: 0 DP: 1 HBP: 0						

PITCHER		IP	WLS	BF	H	R	ER	SO	BB	IBB	HBP	BLK	WP	HR	S	P	ERA	WHIP
29 Jeff Samardzija, R ERA:	(1, 1)	3.0		12	1	0	0	4	2	0	0	0	0	0	18	26	0.00	1.000
41 Mark Melancon, R ERA: 10.8	(4, 1)	0.2	L	7	3	3	1	0	1	0	0	0	0	0	6	10	13.50	6.000
87 Garrett Williams, L ERA:	(4, 1)	0.1		1	0	0	0	0	0	0	0	0	0	0	1	1	0.00	0.000
49 Sam Dyson, R ERA: 4.5	(5, 1)	1.0		6	1	1	1	2	2	0	0	0	0	0	8	16	9.00	3.000
59 Andrew Suárez, L ERA: 7.2	(6, 1)	3.0		15	7	4	4	4	0	0	0	0	0	1	23	25	12.00	2.333

PITCHER		IP	WLS	BF	H	R	ER	SO	BB	IBB	HBP	BLK	WP	HR	S	P	ERA	WHIP
61 Nick Vincent, R ERA:	(9, 1)	1.0		3	0	0	0	0	0	0	0	0	0	0	3	3	0.00	0.000

TOP

Los Angeles Dodgers @ San Francisco Giants
Scottsdale Stadium, Scottsdale, AZ
Mon Mar 04 2019, 3:06 PM - 6:05 PM EST
Att. 9,842 - Partly Cloudy - 71 F

livebaseballscorecards.com

AB	38
R	8
H	12
RBI	8
BB	5
SO	10
LOB	22

PA: 44

WP: 0 PB: 0 SB: 0 CS: 0

Batter	1	2	3	4	5	6	7	8	9	AB	R	H	RBI	BB	SO	LOB
5 Cameron Maybin, R (1, 8) OBP: 0.150, SLG: 0.158	L4		1B			22 G3-1 2B		F8		3	0	2	0	0	0	0
52 Drew Ferguson, R (7, 8) OBP: 0.278, SLG: 0.071										1	0	0	0	0	0	0
22 Yangervis Solarte, S (1, 7) OBP: 0.375, SLG: 0.667	K		1 SAFE 1 SAFE G4-3			G3-1 2-3		21 1B 1B		3	0	0	0	0	1	2
26 Chris Shaw, L (7, 7) OBP: 0.333, SLG: 0.706										1	0	1	0	0	0	0
28 Buster Posey, R (1, 10) OBP: 0.333, SLG: 0.333	K			K		G4-3		79 G6-4-3 1B 1-2		2	0	0	0	0	2	0
21 Stephen Vogt, L (6, PH) OBP: 0.200, SLG: 0.200										2	0	1	0	0	0	1
(7, 10)																
10 Evan Longoria, R (1, 5) OBP: 0.571, SLG: 1.091		HR		K			58 WP 19 E HBP	G6-4-3 1-2f		2	1	1	1	0	1	0
7 Donovan Solano, R (7, 5) OBP: 0.400, SLG: 0.333										0	0	0	0	0	0	0
79 Levi Michael, R (7, PR) OBP: 0.455, SLG: 0.667										1	1	0	0	0	0	2
(8, 5)																
16 Aramis Garcia, R (1, 2) OBP: 0.286, SLG: 0.500		K		G5-3			F7 1-2		G4-3	2	0	0	0	0	1	0
58 Cameron Rupp, R (7, 2) OBP: 0.364, SLG: 0.500										2	0	0	0	0	0	1
35 Brandon Crawford, L (1, 6) OBP: 0.071, SLG: 0.071		F8			G4-3		E6 8 1B 2-H		K	2	0	0	0	0	0	0
19 Alen Hanson, S (6, 6) OBP: 0.235, SLG: 0.412										2	0	0	0	0	1	1
8 Gerardo Parra, L (1, 9) OBP: 0.333, SLG: 0.615		G3-1			G4-3				K2-3	3	0	1	0	0	0	0
16 Aramis Garcia, R (7, PR) OBP: 0.286, SLG: 0.500							1-2 1B			2	0	0	0	0	1	0
(8, 9)																
53 Austin Slater, R (1, 3) OBP: 0.267, SLG: 0.357			F7		L6		K			2	0	0	0	0	0	0
48 Pablo Sandoval, S (6, 3)										1	0	0	0	0	1	2
12 Joe Panik, L (1, 4) OBP: 0.500, SLG: 0.727			G4-3			P6	P5			2	0	0	0	0	0	0
1 Breyvic Valera, S (7, 4) OBP: 0.250, SLG: 0.333										1	0	0	0	0	0	2
Inning Stats	R: 0 E: 0 K: 2 S: 7 H: 0 LOB: 0 BB: 0 P: 7	R: 1 E: 0 K: 1 S: 8 H: 1 LOB: 0 BB: 0 P: 11	R: 0 E: 0 K: 0 S: 4 H: 1 LOB: 1 BB: 0 P: 4	R: 0 E: 0 K: 2 S: 7 H: 0 LOB: 0 BB: 0 P: 7	R: 0 E: 0 K: 0 S: 3 H: 0 LOB: 0 BB: 0 P: 3	R: 0 E: 0 K: 0 S: 4 H: 1 LOB: 1 BB: 0 P: 4	R: 1 E: 1 K: 1 S: 7 H: 1 LOB: 2 BB: 0 P: 9	R: 0 E: 0 K: 0 S: 4 H: 2 LOB: 1 BB: 0 P: 4	R: 0 E: 0 K: 2 S: 7 H: 0 LOB: 0 BB: 0 P: 7	1B: 4 2B: 1 3B: 0 HR: 1	SF: 0 SAC: 0 DP: 1 HBP: 1		WP: 1 PB: 0 SB: 0 CS: 0	PA: 34			

PITCHER		IP	WLS	BF	H	R	ER	SO	BB	IBB	HBP	BLK	WP	HR	S	P	ERA	WHIP
7 Julio Urías, L ERA: 3.0	(1, 1)	2.0		7	1	1	1	3	0	0	0	0	0	1	15	18	4.50	0.500
59 Kevin Quackenbush, R ERA: 6.75	(3, 1)	1.0	W	4	1	0	0	0	0	0	0	0	0	0	4	4	0.00	1.000
73 Stetson Allie, R ERA:	(4, 1)	1.0	H	3	0	0	0	2	0	0	0	0	0	0	7	7	0.00	0.000
75 Scott Alexander, L ERA:	(5, 1)	1.0	H	3	0	0	0	0	0	0	0	0	0	0	3	3	0.00	0.000
51 Dylan Floro, R ERA: 4.5	(6, 1)	1.0		4	1	0	0	0	0	0	0	0	0	0	4	4	0.00	1.000

PITCHER		IP	WLS	BF	H	R	ER	SO	BB	IBB	HBP	BLK	WP	HR	S	P	ERA	WHIP
56 Daniel Corcino, R ERA: 1.8	(7, 1)	2.0		10	3	1	1	1	0	0	1	0	1	0	11	13	4.50	1.500
91 Yordy Cabrera, R ERA:	(9, 1)	1.0		3	0	0	0	2	0	0	0	0	0	0	7	7	0.00	0.000

BOTTOM

Los Angeles Dodgers @ San Francisco Giants

Scottsdale Stadium, Scottsdale, AZ

Mon Mar 04 2019, 3:06 PM - 6:05 PM EST

Att. 9,842 - Partly Cloudy - 71 F

livebaseballscorecards.com

AB	32
R	2
H	6
RBI	1
BB	0
SO	7
LOB	11

Batter	1	2	3	4	5	6	7	8	9	AB	R	H	RBI	BB	SO	LOB
6 Steven Duggar, L (1, 8) OBP: 0.444, SLG: 0.286	B X 1-0 L8	X 0-0 19 S 1-3 2-3 1B		X 0-0 L9		X 0-0 76 E 2 E 1-2 1B		X 0-0 G6-3		4	0	2	0	0	0	1
65 Mike Gerber, L (6, 8) OBP: 0.500, SLG: 0.600										1	0	0	0	0	0	0
19 Alen Hanson, S (1, 6) OBP: 0.200, SLG: 0.350	C C C 0-3 K	B X 1-0 L8 1-2			S S T 0-2 K	X 0-0 E6 76 E 1-2 2-3			S S S 0-3 K	3	0	0	0	0	2	2
2 Abiatal Avelino, R (6, PH) OBP: 0.111, SLG: 0.167										2	0	0	0	0	1	2
9 Brandon Belt, L (1, 3) OBP: 0.357, SLG: 0.538	X 0-0 48 BB 1B		X 0-0 48 G4-6-3 1B		X 0-0 F8	X 0-0 E5 1-2 2-3 3-H			B B B B 4-0 89 1B 14 1B 70 FC4-6 BB	3	0	2	0	0	0	0
76 Zach Green, R (5, 3) OBP: 0.412, SLG: 0.786										1	1	0	0	1	0	2
48 Pablo Sandoval, S (1, 5) OBP: 0.286, SLG: 0.667	B B B B 4-0 1-2 BB		X 0-0 G4-6-3 1-2f		S B X 1-1 HR	X 0-0 F9			X 0-0 70 FC4-6 89 1B 1-2 1B	2	1	1	1	1	0	1
14 Ryder Jones, L (5, 5) OBP: 0.400, SLG: 0.400										2	0	1	0	0	0	3
22 Yangervis Solarte, S (1, 4) OBP: 0.368, SLG: 0.611	X 0-0 G4-3		X 0-0 1B		X 0-0 F9		X 0-0 70 G4-3 26 G6-3 2B		X 0-0 1-2 2-3 70 FC4-6 1B	3	0	1	0	0	0	2
89 Ryan Howard, R (5, 4) OBP: 0.500, SLG: 0.700										2	0	2	0	0	0	0
8 Gerardo Parra, L (1, 9) OBP: 0.389, SLG: 0.813		X 0-0 51 BB 21 1B 1B	X 0-0 G4-3			C X 0-1 HR	X 0-0 G4-3 2-3		X 0-0 FC4-6 26 DI 1-2f 2-3 3-H	3	2	2	1	0	0	1
70 Henry Ramos, S (6, 9) OBP: 0.133, SLG: 0.133										2	0	0	1	0	0	3
51 Mac Williamson, R (1, 7) OBP: 0.300, SLG: 0.444		B B B B 4-0 6 1B 21 1B 1-2 BB		X 0-0 G5-3		X 0-0 G4-3	B 3 SAFE X 1-0 G6-3 3-H		S X 0-1 G4-3 1-2	2	0	0	0	1	0	0
26 Chris Shaw, L (6, 7) OBP: 0.300, SLG: 0.632										2	0	0	0	0	0	3
18 René Rivera, R (1, 2) OBP: 0.462, SLG: 0.455		S S S 0-3 K		B B B B 4-0 BB		X 0-0 G4-3		C C C 0-3 K		2	0	0	0	1	1	2
67 Joey Bart, R (6, 2) OBP: 0.444, SLG: 0.889										1	0	0	0	0	1	0
21 Stephen Vogt, L (1, 10) OBP: 0.375, SLG: 0.375		X 0-0 6 1B 1-2 2-H 1B		S S S 0-3 K		X 0-0 2 E 6 1B 76 E 1B		C C C 0-3 K		3	0	2	1	0	1	1
73 John Andreoli, R (6, PR) OBP: 0.556, SLG: 0.333										1	1	0	0	0	1	0
(6, 10)																

TOP

San Francisco Giants @ Texas Rangers

Surprise Stadium, Surprise, AZ

Wed Mar 06 2019, 3:10 PM - 6:51 PM EST

Att. 4,855 - Sunny - 84 F

livebaseballscorecards.com

	AB	R	H	RBI	BB	SO	LOB
	39	5	13	4	4	7	23

Inning Stats	1	2	3	4	5	6	7	8	9
R:	0	1	0	0	1	2	0	0	1
E:	0	0	0	0	0	0	0	0	0
K:	1	1	0	1	1	0	0	2	1
S:	6	7	4	5	7	9	3	7	8
H:	1	3	2	0	1	3	1	0	2
LOB:	2	2	0	1	0	0	0	0	2
BB:	1	1	0	1	0	0	0	0	1
P:	11	12	4	9	8	9	4	7	12

	1B	SF	WP	PA
	10	0	0	43
2B:	1	SAC:	0	
3B:	0	DP:	1	
HR:	2	HBP:	0	
		PB:	0	
		SB:	1	
		CS:	0	

PITCHER		IP	WLS	BF	H	R	ER	SO	BB	IBB	HBP	BLK	WP	HR	S	P	ERA	WHIP
19 Shelby Miller, R ERA: 10.13	(1, 1)	1.2	W	10	4	1	1	2	2	0	0	0	0	0	12	21	5.40	3.600
46 Jeanmar Gómez, R ERA:	(2, 1)	2.1	H	9	2	0	0	1	1	0	0	0	0	0	10	15	0.00	1.286
65 Yohander Méndez, L ERA: 9.0	(5, 1)	2.0		12	4	3	2	1	0	0	0	0	0	2	16	17	9.00	2.000
82 Yoel Espinal, R ERA:	(7, 1)	1.0		3	1	0	0	0	0	0	0	0	0	0	3	4	0.00	1.000
31 Chris Martin, R ERA:	(8, 1)	1.0		3	0	0	0	2	0	0	0	0	0	0	7	7	0.00	0.000

PITCHER		IP	WLS	BF	H	R	ER	SO	BB	IBB	HBP	BLK	WP	HR	S	P	ERA	WHIP
25 José Leclerc, R ERA: 10.13	(9, 1)	0.2		5	2	1	1	1	1	0	0	0	0	0	6	10	13.50	4.500
74 Brett Martin, L ERA:	(9, 1)	0.1		1	0	0	0	0	0	0	0	0	0	0	2	2	0.00	0.000

Batter	1	2	3	4	5	6	7	8	9	AB	R	H	RBI	BB	SO	LOB
3 Delino DeShields, R (1, 8) OBP: 0.350, SLG: 0.333 38 Danny Santana, S (6, 8) OBP: 0.381, SLG: 0.529	F9		1 S, 12 S, 30 2B 1B	1 FC6 BB		K	E4 80 BB, 6 BB, 15 2B	BB		2 2	1 1	1 0	0 0	1 1	0 1	0 2
12 Rougned Odor, L (1, 4) OBP: 0.286, SLG: 1.000 6 Chase d'Arnaud, R (5, 4) (9, 5)	HR		F7	K		80 G1-3, 15 HR BB	80 BB, 15 2B BB	K		3 1	1 2	1 0	1 0	0 2	1 1	3 3
1 Elvis Andrus, R (1, 6) OBP: 0.500, SLG: 0.545 80 Eli White, R (5, 6) OBP: 0.160, SLG: 0.087	P6		30 2B BB	FC6		G1-3	15 2B BB			2 1	1 0	0 0	0 1	1 1	0 0	2 2
30 Nomar Mazara, L (1, 9) OBP: 0.353, SLG: 0.500 15 Carlos Tocci, R (6, 9) OBP: 0.476, SLG: 0.833	13 1B 2B		G1-3 2B	G1-3		L4 HR	L9 2B			3 2	1 1	2 2	2 5	0 0	0 0	3 0
13 Joey Gallo, L (1, 7) OBP: 0.348, SLG: 0.222 5 Willie Calhoun, L (6, 7) OBP: 0.259, SLG: 0.217	1B		K		K	L4	L9			3 2	0 0	1 0	1 0	0 0	2 0	1 2
14 Asdrúbal Cabrera, S (1, 5) OBP: 0.313, SLG: 0.267 86 Andy Ibáñez, R (5, PR) OBP: 0.300, SLG: 0.450 (6, 5) 17 Jax Biggers, L (8, PR) (9, 4)	K		K		1B		K	38 BB, 66 FC3 1B		3 2 0	0 0 0	1 1 0	0 0 0	0 1 0	2 0 0	2 0 0
11 Ronald Guzmán, L (1, 3) OBP: 0.409, SLG: 0.850 21 Patrick Wisdom, R (6, 3) OBP: 0.240, SLG: 0.318		G4-3		G6-3	F7		P5	K		3 2	0 0	0 0	0 0	0 0	0 1	1 1
24 Hunter Pence, R (1, 10) OBP: 0.400, SLG: 0.476 66 Zack Granite, L (7, PH) OBP: 0.143, SLG: 0.429 (8, 10)		K		9 1B, 9 WP, 3 WP 1B	K		38 E 3B	FC3 38 BB		3 2	1 1	1 1	0 0	0 0	2 0	1 1
9 Isiah Kiner-Falefa, R (1, 2) OBP: 0.500, SLG: 0.769 71 Jose Trevino, R (7, 2)		K	1 FC6, 3 WP 1B			80 G1-3, 15 HR 2B	6 BB, 38 E, 80 BB BB	F8		3 1	1 1	2 0	0 0	0 1	1 0	0 2
Inning Stats	R: 2 E: 0 K: 1 S: 12 H: 3 LOB: 1 BB: 0 P: 14	R: 0 E: 0 K: 2 S: 7 H: 0 LOB: 0 BB: 0 P: 7	R: 2 E: 0 K: 2 S: 9 H: 2 LOB: 1 BB: 1 P: 13	R: 1 E: 0 K: 1 S: 8 H: 2 LOB: 3 BB: 1 P: 13	R: 0 E: 0 K: 2 S: 8 H: 1 LOB: 1 BB: 0 P: 8	R: 3 E: 0 K: 1 S: 9 H: 2 LOB: 0 BB: 1 P: 14	R: 4 E: 1 K: 1 S: 8 H: 2 LOB: 2 BB: 3 P: 20	R: 0 E: 0 K: 2 S: 9 H: 1 LOB: 3 BB: 1 P: 13		1B: 6 2B: 4 3B: 1 HR: 2	SF: 0 SAC: 0 DP: 0 HBP: 0					

BOTTOM

San Francisco Giants @ Texas Rangers

Surprise Stadium, Surprise, AZ

Wed Mar 06 2019, 3:10 PM - 6:51 PM EST

Att. 4,855 - Sunny - 84 F

livebaseballscorecards.com

AB	40
R	12
H	13
RBI	10
BB	7
SO	12
LOB	26

WP: 2 PA: 47
PB: 0
SB: 2
CS: 0

PITCHER		IP	WLS	BF	H	R	ER	SO	BB	IBB	HBP	BLK	WP	HR	S	P	ERA	WHIP
34 Chris Stratton, R ERA: 7.5	(1, 1)	2.0	L	10	4	3	3	3	0	0	0	0	0	1	20	22	13.50	2.000
32 Steven Okert, L ERA: 6.75	(3, 1)	1.0		5	1	1	1	2	1	0	0	0	0	0	8	12	9.00	2.000
50 Ty Blach, L ERA: 4.5	(4, 1)	2.0		11	3	1	1	3	1	0	0	0	2	0	16	21	4.50	2.000
46 Pat Venditte, S ERA: 6.75	(6, 1)	1.0		6	2	3	3	1	1	0	0	0	0	1	9	14	27.00	3.000
62 Ray Black, R ERA:	(7, 1)	0.2		5	1	3	1	1	1	0	0	0	0	0	6	10	13.50	3.000

PITCHER		IP	WLS	BF	H	R	ER	SO	BB	IBB	HBP	BLK	WP	HR	S	P	ERA	WHIP
75 Kieran Lovegrove, R ERA: 12.0	(7, 1)	0.1		4	1	1	0	0	2	0	0	0	0	0	2	10	0.00	9.000
60 Travis Bergen, L ERA:	(8, 1)	1.0		6	1	0	0	2	1	0	0	0	0	0	9	13	0.00	2.000

Batter	1	2	3	4	5	6	7	8	9	AB	R	H	RBI	BB	SO	LOB
17 Robbie Grossman, S (1, 7) OBP: 0.292, SLG: 0.318	F7		25 G5-4-3 26 1B 1B	F7		K			G4-3	4	0	1	0	0	1	2
11 Dustin Fowler, L (6, 7) OBP: 0.276, SLG: 0.464 (7, 9)										1	0	0	0	0	0	0
26 Matt Chapman, R (1, 5) OBP: 0.500, SLG: 0.667	K		25 G5-4-3 1B 1-2		HR		BB 25 CS			3	1	2	1	1	1	0
15 Cliff Pennington, S (7, PR) OBP: 0.300, SLG: 0.368 (7, 5)										0	0	0	0	0	0	0
25 Stephen Piscotty, R (1, 9) OBP: 0.286, SLG: 0.500	F8		G5-4-3 1-2f 2-3		G4-3		K 1-2			4	0	0	0	0	1	3
85 Tyler Ramirez, L (7, 7)										0	0	0	0	0	0	0
28 Matt Olson, L (1, 3) OBP: 0.130, SLG: 0.174		22 2B 2B	K		K		K			4	1	1	0	0	3	2
10 Marcus Semien, R (1, 6) OBP: 0.304, SLG: 0.455		L4		23 1B 2B	HR			F9		4	2	2	1	0	0	1
23 Jurickson Profar, S (1, 4) OBP: 0.292, SLG: 0.364		BB 22 2B		20 S 3 3B 1B 2-H	G1-3			P4		3	1	1	1	1	0	0
81 Kevin Merrell, L (8, 4) OBP: 0.500, SLG: 0.500										0	0	0	0	0	0	0
22 Ramón Laureano, R (1, 8) OBP: 0.308, SLG: 0.478		1-3 2-H 2B		F8		2B		F8		4	0	2	1	0	0	1
20 Mark Canha, R (1, 10) OBP: 0.292, SLG: 0.350		P4		G5-3 1-2		K			K2-3	4	0	0	0	0	2	4
3 Nick Hundley, R (1, 2) OBP: 0.368, SLG: 0.647		P3		2-H 3B		F8			L5	3	0	1	1	0	0	3
12 Sean Murphy, R (6, 2) OBP: 0.154, SLG: 0.333										1	0	0	0	0	0	0
Inning Stats	R: 0 E: 0 K: 1 S: 5 H: 0 LOB: 0 BB: 0 P: 5	R: 1 E: 0 K: 0 S: 5 H: 2 LOB: 2 BB: 1 P: 9	R: 0 E: 0 K: 1 S: 6 H: 2 LOB: 1 BB: 0 P: 6	R: 2 E: 0 K: 0 S: 7 H: 3 LOB: 1 BB: 0 P: 7	R: 2 E: 0 K: 1 S: 9 H: 2 LOB: 0 BB: 0 P: 10	R: 0 E: 0 K: 2 S: 8 H: 1 LOB: 1 BB: 0 P: 8	R: 0 E: 0 K: 2 S: 6 H: 0 LOB: 1 BB: 1 P: 10	R: 0 E: 0 K: 0 S: 3 H: 0 LOB: 0 BB: 0 P: 3	R: 0 E: 0 K: 1 S: 5 H: 0 LOB: 0 BB: 0 P: 5	1B: 3 2B: 5 3B: 1 HR: 2	SF: 0 SAC: 0 DP: 2 HBP: 0						

PITCHER	IP	WLS	BF	H	R	ER	SO	BB	IBB	HBP	BLK	WP	HR	S	P	ERA	WHIP
40 Madison Bumgarner, L (1, 1) ERA: 11.57	3.0	L	14	5	2	2	2	1	0	0	0	0	0	17	21	6.00	2.000
78 Carlos Navas, R (4, 1) ERA: 3.0	1.0		5	2	1	1	0	0	0	0	0	0	0	6	6	9.00	2.000
41 Mark Melancon, R (5, 1) ERA: 13.5	1.0		5	2	2	2	1	0	0	0	0	0	2	9	10	18.00	2.000
49 Sam Dyson, R (6, 1) ERA: 3.0	1.0		4	1	0	0	2	0	0	0	0	0	0	8	8	0.00	1.000
38 Tyler Beede, R (7, 1) ERA: 1.29	3.0		9	0	0	0	3	1	0	0	0	0	0	14	18	0.00	0.333

PITCHER	IP	WLS	BF	H	R	ER	SO	BB	IBB	HBP	BLK	WP	HR	S	P	ERA	WHIP

TOP

Oakland Athletics @ San Francisco Giants

Scottsdale Stadium, Scottsdale, AZ

Thu Mar 07 2019, 9:05 PM - 11:52 PM EST

Att. 9,011 - Cloudy - 71 F

livebaseballscorecards.com

AB	35
R	5
H	10
RBI	5
BB	2
SO	8
LOB	16

Oakland Athletics @ San Francisco Giants

Scottsdale Stadium, Scottsdale, AZ

Thu Mar 07 2019, 9:05 PM - 11:52 PM EST

Att. 9,011 - Cloudy - 71 F

livebaseballscorecards.com

BOTTOM

Batter	1	2	3	4	5	6	7	8	9	AB	R	H	RBI	BB	SO	LOB
12 Joe Panik, L (1, 4) OBP: 0.600, SLG: 0.786										3	0	3	1	0	0	0
1 Breyvic Valera, S (6, PR) (7, 4) OBP: 0.235, SLG: 0.313										1	0	0	0	0	0	2
28 Buster Posey, R (1, 2) OBP: 0.250, SLG: 0.250										2	0	0	0	0	0	2
16 Aramis Garcia, R (6, 2) OBP: 0.250, SLG: 0.429										2	0	0	0	0	1	1
9 Brandon Belt, L (1, 3) OBP: 0.412, SLG: 0.563										3	0	2	0	0	0	0
76 Zach Green, R (6, PR) (7, 3) OBP: 0.389, SLG: 0.733										1	0	0	0	0	1	0
10 Evan Longoria, R (1, 5) OBP: 0.471, SLG: 0.857										3	0	0	0	0	2	3
79 Levi Michael, R (7, 5) OBP: 0.417, SLG: 0.600										1	0	0	0	0	0	0
35 Brandon Crawford, L (1, 6) OBP: 0.125, SLG: 0.125										2	0	1	0	0	1	0
2 Abiatal Avelino, R (6, 6) OBP: 0.100, SLG: 0.150										2	0	0	0	0	0	2
22 Yangervis Solarte, S (1, 7) OBP: 0.333, SLG: 0.550										2	0	0	0	0	1	2
16 Aramis Garcia, R (6, 7) OBP: 0.250, SLG: 0.429										2	0	0	0	0	1	1
8 Gerardo Parra, L (1, 9) OBP: 0.350, SLG: 0.722										2	0	0	0	0	1	0
53 Austin Slater, R (6, 9) OBP: 0.294, SLG: 0.333										1	0	0	0	1	1	0
48 Pablo Sandoval, S (1, 10) OBP: 0.200, SLG: 0.444										3	0	0	0	0	2	1
5 Cameron Maybin, R (1, 8) OBP: 0.182, SLG: 0.190										2	1	1	0	0	0	0
52 Drew Ferguson, R (7, 8) OBP: 0.316, SLG: 0.133										1	0	1	0	0	0	0

	AB	31
	R	1
	H	8
	RBI	1
	BB	1
	SO	10
	LOB	13

Inning Stats	1	2	3	4	5	6	7	8	9
	R: 0 H: 1 E: 0 LOB: 0 K: 0 BB: 0 S: 3 P: 3	R: 0 H: 0 E: 0 LOB: 0 K: 3 BB: 0 S: 9 P: 9	R: 1 H: 2 E: 0 LOB: 1 K: 1 BB: 0 S: 7 P: 8	R: 0 H: 2 E: 0 LOB: 1 K: 0 BB: 0 S: 4 P: 4	R: 0 H: 0 E: 0 LOB: 0 K: 1 BB: 0 S: 5 P: 5	R: 0 H: 2 E: 0 LOB: 2 K: 1 BB: 1 S: 7 P: 7	R: 0 H: 1 E: 0 LOB: 2 K: 1 BB: 1 S: 6 P: 10	R: 0 H: 0 E: 0 LOB: 0 K: 2 BB: 0 S: 7 P: 7	R: 0 H: 0 E: 0 LOB: 0 K: 2 BB: 0 S: 7 P: 7

1B: 8	SF: 0	WP: 0	PA: 34
2B: 0	SAC: 0	PB: 0	
3B: 0	DP: 2	SB: 1	
HR: 0	HBP: 0	CS: 0	

PITCHER		IP	WLS	BF	H	R	ER	SO	BB	IBB	HBP	BLK	WP	HR	S	P	ERA	WHIP
47 Frankie Montas, R ERA: 1.0	(1, 1)	4.0	W	15	5	1	1	4	0	0	0	0	0	0	23	24	2.25	1.250
62 Lou Trivino, R ERA:	(5, 1)	1.0		3	0	0	0	1	0	0	0	0	0	0	5	5	0.00	0.000
Aaron Brooks, R ERA: 6.0	(6, 1)	3.0		13	3	0	0	4	1	0	0	0	0	0	20	24	0.00	1.333
16 Liam Hendriks, R ERA:	(9, 1)	1.0		3	0	0	0	2	0	0	0	0	0	0	7	7	0.00	0.000

PITCHER		IP	WLS	BF	H	R	ER	SO	BB	IBB	HBP	BLK	WP	HR	S	P	ERA	WHIP

Batter	1	2	3	4	5	6	7	8	9	AB	R	H	RBI	BB	SO	LOB
6 Steven Duggar, L (1, 8) OBP: 0.385, SLG: 0.364	B X 1-0 F8		C C C 0-3 K		X 0-0 2B		X 0-0 FC5-2 1-2 2-3 3-Hf		S S S 0-3 K	4	0	1	0	0	1	3
65 Mike Gerber, L (7, 8) OBP: 0.462, SLG: 0.545										1	0	0	0	0	1	1
12 Joe Panik, L (1, 4) OBP: 0.500, SLG: 0.647	C C C 0-3 K		X 0-0 G5-3			C C C 0-3 K	X 0-0 F7			3	0	0	0	0	2	0
1 Breyvic Valera, S (6, 4) OBP: 0.222, SLG: 0.294										1	0	0	0	0	0	3
53 Austin Slater, R (1, 3) OBP: 0.238, SLG: 0.263	X 0-0 G6-3			S S S 0-3 K		S S S 0-3 K		X 0-0 G4-3		4	0	0	0	0	2	0
51 Mac Williamson, R (1, 7) OBP: 0.292, SLG: 0.409		X 0-0 G5-3		X 0-0 21 1B 1B		S S S 0-3 K		X 0-0 P5		4	0	1	0	0	1	0
21 Stephen Vogt, L (1, 10) OBP: 0.545, SLG: 0.500		B B B 4-0 5 2B BB		X 0-0 1-2 1B			X 0-0 19 BB 5 1B 67 BB 1B	B B B 4-0 BB		2	1	2	0	1	0	0
52 Drew Ferguson, R (7, PR) OBP: 0.350, SLG: 0.133										0	1	0	0	1	0	0
(7, 10)																
5 Cameron Maybin, R (1, 9) OBP: 0.240, SLG: 0.292		X 0-0 19 G4-3 1-H 2B		S S S 0-3 K			X 0-0 67 BB 19 BB 1-2 6 FC5-2 1B	X 0-0 F8		3	0	2	1	0	1	2
70 Henry Ramos, S (7, 9) OBP: 0.125, SLG: 0.125										1	0	0	0	0	0	1
19 Alen Hanson, S (1, 6) OBP: 0.208, SLG: 0.304		X 0-0 G4-3 2-3		X 0-0 G3-1			B B B B 4-0 6 FC5-2 67 BB 1-2 2-3 BB		S S S 0-3 K	3	0	0	0	1	1	3
14 Ryder Jones, L (1, 5) OBP: 0.250, SLG: 0.250		X 0-0 G1-3			C C C 0-3 K		X 0-0 F6		H 1-0 HBP	3	0	0	0	0	1	4
79 Levi Michael, R (7, 5) OBP: 0.462, SLG: 0.600										0	0	0	0	0	0	0
18 René Rivera, R (1, 2) OBP: 0.400, SLG: 0.385			C C C 0-3 K		X 0-0 G5-3		B B B B 4-0 6 FC5-2 1-2 2-3 3-H BB		S S T 0-2 K	2	0	0	0	0	1	0
67 Joey Bart, R (6, 2) OBP: 0.455, SLG: 0.800										1	0	0	1	1	1	1
Inning Stats	R: 0 E: 0 K: 1 S: 5 H: 0 LOB: 0 BB: 0 P: 6	R: 1 E: 0 K: 0 S: 4 H: 1 LOB: 1 BB: 1 P: 8	R: 0 E: 0 K: 2 S: 7 H: 0 LOB: 0 BB: 0 P: 7	R: 0 E: 0 K: 2 S: 9 H: 2 LOB: 2 BB: 0 P: 9	R: 0 E: 0 K: 1 S: 5 H: 1 LOB: 1 BB: 0 P: 5	R: 0 E: 0 K: 3 S: 9 H: 0 LOB: 0 BB: 0 P: 9	R: 1 E: 0 K: 0 S: 5 H: 2 LOB: 3 BB: 2 P: 13	R: 0 E: 0 K: 0 S: 3 H: 0 LOB: 1 BB: 1 P: 7	R: 0 E: 0 K: 3 S: 9 H: 0 LOB: 1 BB: 0 P: 10	1B: 4 2B: 2 3B: 0 HR: 0 SF: 0 SAC: 0 DP: 0 HBP: 1						

PITCHER		IP	WLS	BF	H	R	ER	SO	BB	IBB	HBP	BLK	WP	HR	S	P	ERA	WHIP
68 Jefry Rodriguez, R ERA: 7.11	(1, 1)	2.0	L	8	1	1	1	1	1	0	0	0	0	0	9	14	4.50	1.000
33 Brad Hand, L ERA:	(3, 1)	1.0		3	0	0	0	2	0	0	0	0	0	0	7	7	0.00	0.000
37 Alex Wilson, R ERA: 3.6	(4, 1)	1.0		5	2	0	0	2	0	0	0	0	0	0	9	9	0.00	2.000
58 Neil Ramírez, R ERA: 3.6	(5, 1)	1.0		3	1	0	0	1	0	0	0	0	0	0	5	5	0.00	1.000
61 Dan Otero, R ERA: 2.25	(6, 1)	1.0		3	0	0	0	3	0	0	0	0	0	0	9	9	0.00	0.000
49 Tyler Olson, L ERA: 1.8	(7, 1)	1.0		7	2	1	1	0	2	0	0	0	0	0	5	13	9.00	4.000
56 Cody Anderson, R ERA:	(8, 1)	2.0		8	0	0	0	3	1	0	1	0	0	0	12	17	0.00	0.500

TOP

San Francisco Giants @ Cleveland Indians

Goodyear Ballpark, Goodyear, AZ

Fri Mar 08 2019, 8:10 PM - 10:38 PM EST

Att. 8,616 - Clear - 66 F

livebaseballscorecards.com

AB	32
R	2
H	6
RBI	2
BB	4
SO	12
LOB	18

WP: 0 PA: 37
PB: 0
SB: 0
CS: 0

BOTTOM

Batter	1	2	3	4	5	6	7	8	9	AB	R	H	RBI	BB	SO	LOB
2 Leonys Martin, L (1, 8) OBP: 0.435, SLG: 0.682	SST 0-2 ① K		SSS 0-3 ③ K			SSS 0-3 ② K			X 0-0 ① P6	3	0	0	0	0	3	1
1 Greg Allen, S (7, 8) OBP: 0.500, SLG: 0.632										1	0	0	0	0	0	0
22 Jason Kipnis, L (1, 4) OBP: 0.385, SLG: 0.538	X 0-0 ② F7			X 0-0 ① G4-3		SSS 0-3 ③ K			X 0-0 ② G4-3	3	0	0	0	0	1	0
84 Ernie Clement, R (7, 4) OBP: 0.375, SLG: 0.545										1	0	0	0	0	0	0
11 José Ramírez, S (1, 5) OBP: 0.286, SLG: 0.368	X 0-0 ③ F9			X 0-0 E3 41 G6-3			X 0-0 ① P6		H 1-0 93 CI HBP	3	0	0	0	0	0	0
81 Mark Mathias, R (8, 5) OBP: 0.364, SLG: 0.611										0	0	0	0	0	0	0
38 Eric Haase, R (9, PR) OBP: 0.364, SLG: 0.444										0	0	0	0	0	0	0
41 Carlos Santana, S (1, 3) OBP: 0.435, SLG: 0.818		X 0-0 30 G4-6-3 1B		X 0-0 ② G6-3 2-3			X 0-0 1B		F 0-1 CI 1-2	3	0	2	0	0	0	1
93 Wilson Garcia, S (7, PR) (8, 3) OBP: 0.500, SLG: 0.750										0	0	0	0	0	0	0
30 Tyler Naquin, L (1, 9) OBP: 0.130, SLG: 0.348		X 0-0 ①② G4-6-3 1-2f		SSS 0-3 ③ K			X 0-0 ② L7		CCC 0-3 ③ K	3	0	0	0	0	1	3
71 Daniel Johnson, L (8, 9) OBP: 0.360, SLG: 0.524										1	0	0	0	0	1	2
13 Hanley Ramirez, R (1, 10) OBP: 0.111, SLG: 0.111		SSS 0-3 ③ K			X 0-0 ① G1-3		X 0-0 ③ G1-3			3	0	0	0	0	1	1
10 Jake Bauers, L (1, 7) OBP: 0.304, SLG: 0.429			X 0-0 ① G6-3		X 0-0 27 L5-3 1B			X 0-0 83 K 1B		2	0	1	0	0	0	0
40 Tim Federowicz, R (6, 2) OBP: 0.182, SLG: 0.273										1	0	1	0	0	0	0
27 Kevin Plawecki, R (1, 2) OBP: 0.353, SLG: 0.400			BBBB 4-0 BB		X 0-0 ②③ L5-3 1-1			1 SAFE SSS 0-3 ①② K 1-2		1	0	0	0	1	0	1
83 Mike Papi, L (6, 7) OBP: 0.444, SLG: 0.308										1	0	0	0	0	1	1
66 Eric Stamets, R (1, 6) OBP: 0.238, SLG: 0.118			X 0-0 ② F8			X 0-0 ① P3		X 0-0 ③ F9		2	0	0	0	0	0	1
24 Tyler Freeman, R (7, 6) OBP: 0.250, SLG: 0.250										1	0	0	0	0	0	0
Inning Stats	R: 0 H: 0 E: 0 LOB: 0 K: 1 BB: 0 S: 5 P: 5	R: 0 H: 1 E: 0 LOB: 0 K: 1 BB: 0 S: 5 P: 5	R: 0 H: 0 E: 0 LOB: 1 K: 1 BB: 0 S: 5 P: 9	R: 0 H: 0 E: 1 LOB: 1 K: 1 BB: 0 S: 6 P: 6	R: 0 H: 1 E: 0 LOB: 0 K: 0 BB: 0 S: 3 P: 3	R: 0 H: 0 E: 0 LOB: 0 K: 2 BB: 0 S: 7 P: 7	R: 0 H: 1 E: 0 LOB: 1 K: 0 BB: 0 S: 4 P: 4	R: 0 H: 1 E: 0 LOB: 0 K: 1 BB: 0 S: 5 P: 5	R: 0 H: 0 E: 1 LOB: 2 K: 1 BB: 0 S: 6 P: 7	1B: 4 2B: 1 3B: 0 HR: 0	SF: 0 SAC: 0 DP: 2 HBP: 1						

PITCHER	IP	WLS	BF	H	R	ER	SO	BB	IBB	HBP	BLK	WP	HR	S	P	ERA	WHIP
37 Drew Pomeranz, L (1, 1) ERA: 5.0	4.0	W	14	1	0	0	4	1	0	0	0	0	0	21	25	0.00	0.500
45 Derek Holland, L (5, 1) ERA: 3.38	4.0	H	13	3	0	0	3	0	0	0	0	0	0	19	19	0.00	0.750
91 Trevor Gott, R (9, 1) ERA:	1.0	S	5	0	0	0	1	0	0	1	0	0	0	6	7	0.00	0.000

PITCHER	IP	WLS	BF	H	R	ER	SO	BB	IBB	HBP	BLK	WP	HR	S	P	ERA	WHIP

San Francisco Giants @ Cleveland Indians

Goodyear Ballpark, Goodyear, AZ

Fri Mar 08 2019, 8:10 PM - 10:38 PM EST

Att. 8,616 - Clear - 66 F

livebaseballscorecards.com

AB	29
R	0
H	4
RBI	0
BB	1
SO	8
LOB	11

1B: 4 SF: 0
2B: 1 SAC: 0
3B: 0 DP: 2
HR: 0 HBP: 1

WP: 0 PA: 32
PB: 0
SB: 0
CS: 0

Chicago Cubs @ San Francisco Giants

Scottsdale Stadium, Scottsdale, AZ

Sat Mar 09 2019, 3:06 PM - 6:04 PM EST

Att. 11,060 - Partly Cloudy - 64 F

TOP

livebaseballscorecards.com

Batter	1	2	3	4	5	6	7	8	9	AB	R	H	RBI	BB	SO	LOB
Addison Russell, R (1, 6) OBP: 0.316, SLG: 0.471	F9	CS 1-2	K			K		97 2B 3B	97 1B 1-2 BB	3	0	0	0	0	2	0
91 Zack Short, R (6, 6) OBP: 0.364, SLG: 0.333										1	1	1	0	1	0	0
92 Cristhian Adames, S (1, 3)	K		F7			17 2B 1B		0-0 2B 3-H	1-3 2-H 3-H 1B	3	0	1	0	0	1	0
97 Yasiel Balaguert, R (6, PR) OBP: 0.429, SLG: 0.500										2	1	2	3	0	0	0
17 Kris Bryant, R (1, 5) OBP: 0.455, SLG: 0.706	G5-3		K			1-H 2B		P3	G5-3	3	0	1	1	0	1	0
65 Levi Jordan, R (6, PR) (6, 5)										2	0	0	0	0	0	3
9 Javier Báez, R (1, 10) OBP: 0.318, SLG: 0.381	7 1B 63 1B 1B	F9				F8		G3		3	1	1	0	0	0	2
92 Andy Weber, L (8, PH) OBP: 0.500, SLG: 0.500										1	0	0	0	0	0	1
(8, 10)																
7 Victor Caratini, S (1, 2) OBP: 0.409, SLG: 0.550	63 1B 85 1B 1-3 1B	K				G4-3			1-1 HR	3	1	1	0	0	1	2
86 P.J. Higgins, R (7, 2) OBP: 0.167, SLG: 0.455										1	1	1	1	0	0	0
81 Phillip Evans, R (1, 7) OBP: 0.348, SLG: 0.500	K		63 CS 1B			85 G5-4-3 1B			G6-3	3	0	2	0	0	1	2
94 Eddy Martinez, R (7, PR) (7, 7)										1	0	0	0	0	0	0
63 Jared Young, L (1, 9) OBP: 0.385, SLG: 0.923	85 1B 0 SF8 1-2 3-H 1B	CS 1-2	G6-3			F9		59 WP 97 1B 2B		4	2	2	1	0	0	1
85 Trent Giambrone, R (1, 4) OBP: 0.370, SLG: 0.692	CS 1-3 2-H 1B	G1-3				G5-4-3 1-2f			G4-3 2-3	3	0	1	1	0	0	1
59 Christian Donahue, L (7, 4) OBP: 0.500, SLG: 1.000										1	0	0	0	0	0	1
0 Wynton Bernard, R (1, 8) OBP: 0.300, SLG: 0.250	SF8 3-H	G4-3						K	91 BB 97 1B BB	2	1	0	1	1	1	0

	AB	36
	R	8
	H	13
	RBI	8
	BB	2
	SO	7
	LOB	13

Inning Stats	1	2	3	4	5	6	7	8	9
	R: 0 E: 0 K: 1 S: 5	R: 3 E: 0 K: 1 S: 8	R: 0 E: 0 K: 2 S: 7	R: 0 E: 0 K: 1 S: 5	R: 0 E: 0 K: 0 S: 3	R: 1 E: 0 K: 1 S: 7	R: 0 E: 0 K: 0 S: 3	R: 1 E: 0 K: 1 S: 7	R: 3 E: 0 K: 0 S: 7
	H: 0 LOB: 0 BB: 0 P: 5	H: 4 LOB: 0 BB: 0 P: 8	H: 0 LOB: 0 BB: 0 P: 7	H: 1 LOB: 0 BB: 0 P: 6	H: 0 LOB: 0 BB: 0 P: 3	H: 2 LOB: 2 BB: 0 P: 7	H: 1 LOB: 1 BB: 0 P: 3	H: 2 LOB: 1 BB: 0 P: 7	H: 3 LOB: 2 BB: 2 P: 17

1B: 8	SF: 1	WP: 1	PA: 41
2B: 3	SAC: 0	PB: 0	
3B: 1	DP: 1	SB: 0	
HR: 1	HBP: 0	CS: 2	

PITCHER		IP	WLS	BF	H	R	ER	SO	BB	IBB	HBP	BLK	WP	HR	S	P	ERA	WHIP
57 Dereck Rodríguez, R ERA: 5.4	(1, 1)	3.2	L	14	4	3	3	5	0	0	0	0	0	0	24	24	7.36	1.091
84 Melvin Adón, R ERA: 5.4	(4, 1)	0.1		1	1	0	0	0	0	0	0	0	0	0	1	2	0.00	3.000
41 Mark Melancon, R ERA: 9.82	(5, 1)	1.0		3	0	0	0	0	0	0	0	0	0	0	3	3	0.00	0.000
56 Tony Watson, L ERA: 4.5	(6, 1)	1.0		5	2	1	1	1	0	0	0	0	0	0	7	7	9.00	2.000
13 Will Smith, L ERA:	(7, 1)	1.0		3	1	0	0	0	0	0	0	0	0	0	3	3	0.00	1.000

PITCHER		IP	WLS	BF	H	R	ER	SO	BB	IBB	HBP	BLK	WP	HR	S	P	ERA	WHIP
54 Reyes Moronta, R ERA: 4.5	(8, 1)	1.0		5	2	1	1	1	0	0	0	0	0	0	7	7	9.00	2.000
61 Nick Vincent, R ERA: 6.75	(9, 1)	0.2		4	2	2	2	0	0	0	0	0	1	1	5	7	27.00	3.000
Jacob Lopez, L ERA:	(9, 1)	0.0		0	0	0	0	0	0	0	0	0	0	0	0	0	∞	∞

BOTTOM

Chicago Cubs @ San Francisco Giants

Scottsdale Stadium, Scottsdale, AZ

Sat Mar 09 2019, 3:06 PM - 6:04 PM EST

Att. 11,060 - Partly Cloudy - 64 F

livebaseballscorecards.com

Batter	1	2	3	4	5	6	7	8	9	AB	R	H	RBI	BB	SO	LOB
52 Drew Ferguson, R (1, 8) OBP: 0.375, SLG: 0.167 65 Mike Gerber, L (8, 8) OBP: 0.429, SLG: 0.500	B B B B 4-0 28 CS BB		x 0-0 9 1B 1B		x 0-0 ① FC6-4 9 S 1-2f		x 0-0 ③ G5-3		x 0-0 ③ F9	3 0 1 0 1 0 1 1 0 0 0 0 0 1						
28 Buster Posey, R (1, 2) OBP: 0.273, SLG: 0.200 16 Aramis Garcia, R (6, 2) OBP: 0.235, SLG: 0.400	1 B B B B SAFE 4-0 ① 10 1B 1-2 BB		x 0-0 ② F8		S S S 0-3 ② K			x 0-0 ① L9		2 0 0 0 1 1 2 1 0 0 0 0 0 0						
9 Brandon Belt, L (1, 3) OBP: 0.450, SLG: 0.556 76 Zach Green, R (5, PR) OBP: 0.421, SLG: 0.750 (6, 3)	C C T 0-2 ② K		x 0-0 10 FC6-4 1-3 1B		B B B 4-0 1-2 BB			x 0-0 2 1 FC6-4 1B 1B		2 0 1 0 1 1 1 1 0 1 0 0 0 0						
10 Evan Longoria, R (1, 5) OBP: 0.450, SLG: 0.765 1 Brevvic Valera, S (7, 5) OBP: 0.263, SLG: 0.333	x 0-0 1-2 1B		x 0-0 ③ FC6-4 1-2f		S S T 0-2 ③ K			x 0-0 2 FC6-4 1-2 1B		3 0 1 0 0 1 4 1 0 1 0 0 0 0						
35 Brandon Crawford, L (1, 6) OBP: 0.105, SLG: 0.105 2 Abiatal Avelino, R (7, 6) OBP: 0.095, SLG: 0.143	x 0-0 ③ G3			x 0-0 ① L4		x 0-0 ① G4-3		x 0-0 ② FC6-4 1-2f 2-3		3 0 0 0 0 0 2 1 0 0 0 0 0 2						
22 Yangervis Solarte, S (1, 4) OBP: 0.292, SLG: 0.478 19 Alen Hanson, S (7, 4) OBP: 0.200, SLG: 0.292		x 0-0 ① F8		S S S 0-3 ② K		x 0-0 ② G4-3		S S S 0-3 ③ K		3 0 0 0 0 1 0 1 0 0 0 0 1 2						
51 Mac Williamson, R (1, 7) OBP: 0.308, SLG: 0.391 26 Chris Shaw, L (5, 7) OBP: 0.273, SLG: 0.571		S S S 0-3 ② K		B B B 4-0 BB		S S S 0-3 ③ K			x 0-0 ① G6-3	1 0 0 0 1 1 0 2 0 0 0 0 1 0						
8 Gerardo Parra, L (1, 9) OBP: 0.304, SLG: 0.619 16 Aramis Garcia, R (8, 9) OBP: 0.235, SLG: 0.400		C C C 0-3 ③ K		S S T 0-2 ③ K			x 0-0 ① G4-3		x 0-0 ② P4	3 0 0 0 0 2 1 1 0 0 0 0 0 0						
48 Pablo Sandoval, S (1, 10) OBP: 0.231, SLG: 0.417 70 Henry Ramos, S (9, PH) OBP: 0.176, SLG: 0.235			x 0-0 ① G5-3		x 0-0 52 FC6-4 1B		x 0-0 ② G5-3		x 0-0 2B	3 0 1 0 0 0 0 1 0 1 0 0 0 0						
Inning Stats	R: 0 H: 1 E: 0 LOB: 2 K: 1 BB: 2 S: 5 P: 13	R: 0 H: 0 E: 0 LOB: 0 K: 2 BB: 0 S: 7 P: 7	R: 0 H: 2 E: 0 LOB: 2 K: 0 BB: 0 S: 5 P: 5	R: 0 H: 0 E: 0 LOB: 1 K: 2 BB: 1 S: 7 P: 11	R: 0 H: 1 E: 0 LOB: 2 K: 2 BB: 1 S: 8 P: 12	R: 0 H: 0 E: 0 LOB: 0 K: 1 BB: 0 S: 5 P: 5	R: 0 H: 0 E: 0 LOB: 0 K: 0 BB: 0 S: 3 P: 3	R: 0 H: 2 E: 0 LOB: 2 K: 1 BB: 0 S: 7 P: 7	R: 0 H: 1 E: 0 LOB: 1 K: 0 BB: 0 S: 4 P: 4	1B: 6 SF: 0 2B: 1 SAC: 0 3B: 0 DP: 0 HR: 0 HBP: 0						

		AB	32
		R	0
		H	7
		RBI	0
		BB	4
		SO	9
		LOB	16

WP: 0 PA: 37
PB: 0
SB: 1
CS: 1

PITCHER		IP	WLS	BF	H	R	ER	SO	BB	IBB	HBP	BLK	WP	HR	S	P	ERA	WHIP
35 Cole Hamels, L ERA:	(1, 1)	3.1	W	14	3	0	0	3	2	0	0	0	0	0	18	26	0.00	1.500
78 Matt Carasiti, R ERA: 6.75	(4, 1)	1.1	H	7	1	0	0	3	2	0	0	0	0	0	11	19	0.00	2.250
90 Jordan Minch, L ERA:	(5, 1)	0.1	H	1	0	0	0	1	0	0	0	0	0	0	3	3	0.00	0.000
6 Carl Edwards Jr., R ERA:	(6, 1)	1.0		3	0	0	0	1	0	0	0	0	0	0	5	5	0.00	0.000
56 Kyle Ryan, L ERA: 1.5	(7, 1)	2.0		8	2	0	0	1	0	0	0	0	0	0	10	10	0.00	1.000

PITCHER		IP	WLS	BF	H	R	ER	SO	BB	IBB	HBP	BLK	WP	HR	S	P	ERA	WHIP
48 Mike Zagurski, L ERA: 1.93	(9, 1)	1.0		4	1	0	0	0	0	0	0	0	0	0	4	4	0.00	1.000

San Francisco Giants @ Oakland Athletics

Hohokam Stadium, Mesa, AZ

Sun Mar 10 2019, 4:08 PM - 6:48 PM EDT

Att. 8,625 - Sunny - 68 F

livebaseballscorecards.com

Batter	1	2	3	4	5	6	7	8	9	AB	R	H	RBI	BB	SO	LOB
5 Cameron Maybin, R (1, 8) OBP: 0.276, SLG: 0.296 73 John Andreoli, R (7, 8) OBP: 0.500, SLG: 0.286	BBBD 4-0 22 1B, 16 1B BB		CFC 0-3 ② K		X 0-0 ② L7		X 0-0 73 FC5-4 1B		X 0-0 ① F9	3 1 1 0 1 1 1 1 0 0 0 0 0 0						
22 Yangervis Solarte, S (1, 4) OBP: 0.296, SLG: 0.462 73 C.J. Hinojosa, R (6, 4) OBP: 0.333, SLG: 0.333	X 0-0 16 1B, 1-2 1B		X 0-0 ③ G3-1		B X 1-0 ③ G3-1, 1-2		1 SAFE X 0-0 ③ FC5-4, 1-2f		X 0-0 14 G4-6-3 1B	3 0 1 0 0 0 1 2 0 1 0 0 0 1						
48 Pablo Sandoval, S (1, 5) OBP: 0.250, SLG: 0.400 14 Ryder Jones, L (6, 5) OBP: 0.300, SLG: 0.222	FSS 0-3 ① K			X 0-0 51 FC4-6 1B		X 0-0 ① P5		BBBB 4-0 51 2B, 73 2B BB	1 SAFE X 0-0 ② ③ G4-6-3, 1-2f	3 0 1 0 0 1 2 1 1 0 0 1 0 1						
16 Aramis Garcia, R (1, 2) OBP: 0.286, SLG: 0.579 72 Hamlet Marte, R (8, 2) OBP: 0.444, SLG: 0.625	X 0-0 51 F9-3, 1-2, 2-H 1B			FFC 0-3 ① K		CX 0-1 HR		X 0-0 ① F8		4 1 2 2 0 1 2 0 0 0 0 0 0 0						
51 Mac Williamson, R (1, 7) OBP: 0.300, SLG: 0.407	X 0-0 ② ③ F9-3, 1-1			X 0-0 ② FC4-6 80 1B, 1-2f		X 0-0 ② G5-3		X 0-0 73 2B, 1-3 2B		4 1 1 0 0 0 3						
80 Anthony García, R (1, 10) OBP: 0.200, SLG: 0.400		X 0-0 ① F8		X 0-0 1-2 1B		X 0-0 3B		X 0-0 ② P5		4 0 2 0 0 0 2						
8 Gerardo Parra, L (1, 9) OBP: 0.269, SLG: 0.542 73 Dylan Davis, R (6, 9) OBP: 0.500, SLG: 1.000		FFS 0-3 ② K		CSS 0-3 ③ K		X 0-0 ③ G3		X 0-0 53 1B, 2-H, 3-H 2B		3 0 0 0 0 2 3 1 0 1 2 0 0 0						
53 Austin Slater, R (1, 3) OBP: 0.240, SLG: 0.261 81 Brock Stassi, L (8, 3)		X 0-0 ③ F9			X 0-0 ① F9		X 0-0 ① G5-3	X 0-0 2-3 1B		4 0 1 0 0 0 0 0 0 0 0 0 0 0						
19 Alen Hanson, S (1, 6) OBP: 0.214, SLG: 0.269 1 Breyvic Valera, S (7, 6) OBP: 0.250, SLG: 0.316		X 0-0 ① P2			BBBB 4-0 22 S BB		X 0-0 ② F8	CFC 0-3 ③ K		2 0 0 0 1 0 0 1 0 0 0 0 1 2						
Inning Stats	R: 1 H: 2 E: 0 LOB: 1 K: 1 BB: 1 S: 6 P: 10	R: 0 H: 0 E: 0 LOB: 0 K: 1 BB: 0 S: 5 P: 5	R: 0 H: 0 E: 0 LOB: 0 K: 1 BB: 0 S: 5 P: 5	R: 0 H: 2 E: 0 LOB: 2 K: 2 BB: 0 S: 9 P: 9	R: 0 H: 0 E: 0 LOB: 1 K: 0 BB: 1 S: 3 P: 8	R: 1 H: 2 E: 0 LOB: 1 K: 0 BB: 0 S: 6 P: 6	R: 0 H: 1 E: 0 LOB: 1 K: 0 BB: 0 S: 4 P: 4	R: 2 H: 3 E: 0 LOB: 2 K: 1 BB: 1 S: 8 P: 12	R: 0 H: 1 E: 0 LOB: 0 K: 0 BB: 0 S: 3 P: 3	1B: 7 SF: 0 2B: 3 SAC: 0 3B: 1 DP: 2 HR: 1 HBP: 0						

TOP	
AB	36
R	4
H	11
RBI	4
BB	3
SO	6
LOB	18

WP: 0 PB: 0 SB: 1 CS: 0 PA: 39

PITCHER		IP	WLS	BF	H	R	ER	SO	BB	IBB	HBP	BLK	WP	HR	S	P	ERA	WHIP
44 Jesús Luzardo, L ERA: 0.93	(1, 1)	4.0		16	4	1	1	5	1	0	0	0	0	0	25	29	2.25	1.250
48 Joakim Soria, R ERA:	(5, 1)	1.0	H	4	0	0	0	0	1	0	0	0	0	0	3	8	0.00	1.000
39 Blake Treinen, R ERA: 1.8	(6, 1)	1.0	H	5	2	1	1	0	0	0	0	0	0	1	6	6	9.00	2.000
56 Fernando Rodney, R ERA: 10.38	(7, 1)	1.0	H	4	1	0	0	0	0	0	0	0	0	0	4	4	0.00	1.000
36 Yusmeiro Petit, R ERA: 12.46	(8, 1)	1.0	B	7	3	2	2	1	1	0	0	0	0	0	8	12	18.00	4.000

PITCHER		IP	WLS	BF	H	R	ER	SO	BB	IBB	HBP	BLK	WP	HR	S	P	ERA	WHIP
49 Brian Schlitter, R ERA:	(9, 1)	1.0	W	3	1	0	0	0	0	0	0	0	0	0	3	3	0.00	1.000

BOTTOM

San Francisco Giants @ Oakland Athletics

Hohokam Stadium, Mesa, AZ

Sun Mar 10 2019, 4:08 PM - 6:48 PM EDT

Att. 8,625 - Sunny - 68 F

livebaseballscorecards.com

Batter	1	2	3	4	5	6	7	8	9	AB	R	H	RBI	BB	SO	LOB
10 Marcus Semien, R (1, 6) OBP: 0.300, SLG: 0.448 78 Nate Mondou, L (8, 4)	2 FC5-4 1B	FC5-4 1-2f			26 S 28 SF7 2-H 2B		CSC K			4 0	1 0	2 0	1 0	0 0	1 0	1 0
26 Matt Chapman, R (1, 5) OBP: 0.409, SLG: 0.471 82 Greg Deichmann, L (7, 9) OBP: 0.500, SLG: 1.200	1 SAFE 1 SAFE FFC K		F8		2-0 2-3 HBP			2B		2 1	0 0	0 1	0 0	0 0	1 0	1 0
28 Matt Olson, L (1, 3) OBP: 0.138, SLG: 0.148 95 Edwin Díaz, R (7, 5)	P5		FFS K		SF7 3-H			CSC K		2 1	0 0	0 0	1 0	0 0	1 1	1 1
2 Khris Davis, R (1, 10) 80 Jameson Hannah, L (8, PH) (9, 10)	FC5-4 1-2f		FFS K		F8			S2SFC SAFE K		3 1	0 0	0 0	0 0	0 0	1 1	2 1
25 Stephen Piscotty, R (1, 9) OBP: 0.333, SLG: 0.458 76 Alfonso Rivas III, L (7, 3) OBP: 0.250, SLG: 0.250		BBBB 18 2B BB		F8		F8		F8		2 1	1 0	0 0	0 0	1 0	0 0	0 1
23 Jurickson Profar, S (1, 4) OBP: 0.267, SLG: 0.296 75 Jeremy Eierman, R (8, 6) OBP: 1.000, SLG: 1.000		F7		L8		G4-3		18 2B 20 1B 1B		3 1	0 1	0 1	0 0	0 0	0 0	1 0
18 Chad Pinder, R (1, 7) OBP: 0.406, SLG: 0.690 72 Mark Payton, L (9, PR)	20 WP 3 1B 1-H 2B			F8		G5-3		20 1B 1-3 2B		4 0	1 0	2 0	1 0	0 0	0 0	0 0
20 Mark Canha, R (1, 8) OBP: 0.333, SLG: 0.423	BX G5-3 2-3				10 2B 2B		SFS K		2-3 1B 3-H	4	1	2	1	0	1	1
3 Nick Hundley, R (1, 2) OBP: 0.333, SLG: 0.545 46 Beau Taylor, L (8, 2) OBP: 0.500, SLG: 0.200	10 FC5-4 3-H 1B				SFC K		F8			3 0	0 0	1 0	1 0	0 0	1 0	1 0

Inning Stats	1	2	3	4	5	6	7	8	9
	R: 0 E: 0 K: 1 S: 6	R: 2 E: 0 K: 0 S: 5	R: 0 E: 0 K: 2 S: 7	R: 0 E: 0 K: 0 S: 3	R: 2 E: 0 K: 1 S: 7	R: 0 E: 0 K: 0 S: 3	R: 0 E: 0 K: 2 S: 7	R: 0 E: 0 K: 2 S: 9	R: 1 E: 0 K: 0 S: 3
	H: 1 LOB: 1 BB: 0 P: 6	H: 2 LOB: 1 BB: 1 P: 10	H: 0 LOB: 0 BB: 0 P: 7	H: 0 LOB: 0 BB: 0 P: 3	H: 2 LOB: 1 BB: 0 P: 9	H: 0 LOB: 0 BB: 0 P: 3	H: 0 LOB: 0 BB: 0 P: 7	H: 1 LOB: 1 BB: 0 P: 9	H: 3 LOB: 3 BB: 0 P: 3

1B: 4	SF: 1
2B: 5	SAC: 0
3B: 0	DP: 0
HR: 0	HBP: 1
WP: 1	PA: 35
PB: 0	
SB: 1	
CS: 0	

AB	32
R	5
H	9
RBI	5
BB	1
SO	8
LOB	11

PITCHER	IP	WLS	BF	H	R	ER	SO	BB	IBB	HBP	BLK	WP	HR	S	P	ERA	WHIP
59 Andrew Suárez, L (1, 1) ERA: 6.0	4.0		16	3	2	2	3	1	0	0	0	1	0	21	26	4.50	1.000
62 Ray Black, R (5, 1) ERA: 4.91	1.0		6	2	2	2	1	0	0	1	0	0	0	7	9	18.00	2.000
60 Travis Bergen, L (6, 1) ERA:	1.2		5	0	0	0	1	0	0	0	0	0	0	7	7	0.00	0.000
82 Shaun Anderson, R (7, 1) ERA:	0.1		1	0	0	0	1	0	0	0	0	0	0	3	3	0.00	0.000
32 Steven Okert, L (8, 1) ERA: 5.4	1.0		4	1	0	0	2	0	0	0	0	0	0	9	9	0.00	1.000

PITCHER	IP	WLS	BF	H	R	ER	SO	BB	IBB	HBP	BLK	WP	HR	S	P	ERA	WHIP
64 Derek Law, R (9, 1) ERA: 5.4	0.0	L	3	3	1	1	0	0	0	0	0	0	0	3	3	∞	∞

Batter	1	2	3	4	5	6	7	8	9	AB	R	H	RBI	BB	SO	LOB
24 Hunter Pence, R (1, 10) OBP: 0.469, SLG: 0.741 71 Jose Trevino, R (6, PH) (6, 10)	B X 1-0 40 BB 1B		B B C C X 2-2 HR		X 0-0 38 1B 21 1B 1-2 1B	X 0-0 ②③ G5-4-3 1-2f			X 0-0 ① P4	3 2	2 0	3 0	1 0	0 0	0 0	0 1
38 Danny Santana, S (1, 8) OBP: 0.345, SLG: 0.560 66 Zack Granite, L (6, 8) OBP: 0.308, SLG: 0.417	S S S 0-3 ① K		X 0-0 ② G3-1		X 0-0 21 1B 2 WP 1-2 2-3 1B		X 0-0 20 S 1B		B B B B 4-0 20 F7 50 1B BB	3 1	1 1	1 1	0 1	0 0	1 0	1 0
40 Matt Davidson, R (1, 5) OBP: 0.321, SLG: 0.640 20 Brendon Davis, R (6, 5)	1 SAFE B B B B 4-0 ② 1-2 BB		X 0-0 ③ L7		X 0-0 ② F6		S C C 0-3 ① K 1-2		X 0-0 ② F7 1-3	2 2	0 0	0 0	0 0	1 0	0 1	3 2
21 Patrick Wisdom, R (1, 3) OBP: 0.265, SLG: 0.333 50 Curtis Terry, R (6, 3) OBP: 0.667, SLG: 0.667	X 0-0 ③ F8			X 0-0 ① G4-3	X 0-0 2 WP 2 1B 1-3 2-H 3-H 1B		S S S 0-3 ② K		X 0-0 3-H 1B	3 2	1 0	1 1	2 1	0 0	0 1	1 1
2 Jeff Mathis, R (1, 2) OBP: 0.444, SLG: 0.429 28 Jett Bandy, R (6, 2) OBP: 0.176, SLG: 0.125		X 0-0 ① P4		B B B B 4-0 BB	B X 1-0 1-H 3-H 1B		X 0-0 ③ F8		S S S 0-3 ③ K	2 2	0 0	1 0	1 0	1 0	0 1	0 2
6 Chase d'Arnaud, R (1, 6) OBP: 0.625, SLG: 1.000 80 Eli White, R (6, 6) OBP: 0.133, SLG: 0.071		X 0-0 2B	X 0-0 ② F9		C F C 0-3 ③ K			X 0-0 ① F7		3 1	0 0	1 0	0 0	0 0	1 0	2 0
15 Carlos Tocci, R (1, 9) OBP: 0.429, SLG: 0.708 49 Franklin Rollin, R (6, 9) OBP: 0.333, SLG: 0.667		X 0-0 ② F9	X 0-0 ③ P3			C C T 0-2 ① K		X 0-0 ② G4-3		3 1	0 0	0 0	0 0	0 0	1 0	2 0
43 Ben Revere, L (1, 7) OBP: 0.318, SLG: 0.333 40 LeDarious Clark, R (6, PR) OBP: 0.667, SLG: 1.000 (6, 7)		X 0-0 ③ F8			X 0-0 ① F7	X 0-0 16 E 16 FC3 1B		X 0-0 3B		3 1	0 1	1 1	0 1	0 0	0 0	1 0
16 Nolan Fontana, L (1, 4) OBP: 0.423, SLG: 0.417 17 Jax Biggers, L (6, PR) (6, 4)			C C C 0-3 ① K		B B B B 4-0 38 1B 24 1B 21 1B BB	1 SAFE X 0-0 FC3 71 G5-4-3 1-H		X 0-0 ③ G6-3		2 1	1 0	0 0	1 0	1 0	1 0	0 1
Inning Stats	R: 0 E: 0 K: 1 S: 5 H: 1 LOB: 1 BB: 1 P: 10	R: 0 E: 0 K: 0 S: 4 H: 1 LOB: 1 BB: 0 P: 4	R: 1 E: 0 K: 1 S: 8 H: 1 LOB: 0 BB: 0 P: 10	R: 0 E: 0 K: 0 S: 3 H: 0 LOB: 1 BB: 1 P: 7	R: 4 E: 0 K: 1 S: 9 H: 4 LOB: 1 BB: 1 P: 14	R: 1 E: 1 K: 1 S: 6 H: 1 LOB: 1 BB: 0 P: 6	R: 0 E: 0 K: 2 S: 8 H: 1 LOB: 0 BB: 0 P: 8	R: 0 E: 0 K: 0 S: 4 H: 1 LOB: 1 BB: 0 P: 4	R: 1 E: 0 K: 1 S: 6 H: 1 LOB: 1 BB: 1 P: 10	1B: 8 2B: 1 3B: 1 HR: 1 SF: 0 SAC: 0 DP: 1 HBP: 0						

PITCHER		IP	WLS	BF	H	R	ER	SO	BB	IBB	HBP	BLK	WP	HR	S	P	ERA	WHIP
29 Jeff Samardzija, R ERA: 1.04	(1, 1)	3.2		15	3	1	1	2	2	0	0	0	0	1	19	30	2.46	1.364
46 Pat Venditte, S ERA: 12.6	(4, 1)	1.0	L	8	4	4	4	0	1	0	0	0	1	0	7	12	36.00	5.000
91 Fernando Abad, L ERA:	(5, 1)	0.1		1	0	0	0	1	0	0	0	0	0	0	3	3	0.00	0.000
49 Sam Dyson, R ERA: 2.25	(6, 1)	1.0		4	1	1	0	1	0	0	0	0	0	0	6	6	0.00	1.000
74 Sam Coonrod, R ERA:	(7, 1)	1.0		4	1	0	0	2	0	0	0	0	0	0	8	8	0.00	1.000

PITCHER		IP	WLS	BF	H	R	ER	SO	BB	IBB	HBP	BLK	WP	HR	S	P	ERA	WHIP
71 Enderson Franco, R ERA: 3.86	(8, 1)	1.0		4	1	0	0	0	0	0	0	0	0	0	4	4	0.00	1.000
68 Keyvius Sampson, R ERA: 4.5	(9, 1)	1.0		5	1	1	1	1	1	0	0	0	0	0	6	10	9.00	2.000

TOP

Texas Rangers @ San Francisco Giants

Scottsdale Stadium, Scottsdale, AZ

Sun Mar 10 2019, 4:06 PM - 7:27 PM EDT

Att. 8,607 - Sunny - 68 F

livebaseballscorecards.com

AB	37
R	7
H	11
RBI	6
BB	4
SO	7
LOB	17

WP: 1 PA: 41
PB: 0
SB: 1
CS: 0

Batter	1	2	3	4	5	6	7	8	9	AB	R	H	RBI	BB	SO	LOB
6 Steven Duggar, L (1, 8) OBP: 0.313, SLG: 0.286 84 Heliot Ramos, R (6, 8)	FFS 0-3 ① K		x 0-0 E3		CCC 0-3 ① K		x 0-0 E6 79 1B 67 E	x 0-0 ② FC6-4 1-2f		3 0 0 0 0 2 0 2 1 0 0 0 0 1						
9 Brandon Belt, L (1, 3) OBP: 0.435, SLG: 0.500 76 Zach Green, R (5, PR) OBP: 0.381, SLG: 0.667 (6, 3)	SSS 0-3 ② K		SST 0-2 ① K		BBBB 4-0 10 CS BB		x 0-0 ① L6	SSS 0-3 ③ K		2 0 0 0 1 2 1 2 0 0 0 0 1 2						
10 Evan Longoria, R (1, 5) OBP: 0.391, SLG: 0.650 2 Abiatal Avelino, R (6, 5) OBP: 0.130, SLG: 0.136	x 0-0 ③ P6		x 0-0 ② F9		CCC 0-3 ②③ K 1-2		x 0-0 ② F8		H 1-0 79 E 65 3B HBP	3 0 0 0 0 1 2 1 1 0 0 0 0 1						
35 Brandon Crawford, L (1, 6) OBP: 0.136, SLG: 0.136 79 Levi Michael, R (7, 6) OBP: 0.467, SLG: 0.583		x 0-0 18 2B 21 1B 1B	x 0-0 ③ G3			x 0-0 ① F8	x 0-0 67 E 67 1B 75 1B 1-2 1B		x 0-0 E4 65 3B 1-2	3 1 1 0 0 0 1 2 2 1 0 0 0 1						
18 René Rivera, R (1, 2) OBP: 0.471, SLG: 0.600 67 Joey Bart, R (6, 2) OBP: 0.500, SLG: 0.769		x 0-0 1-3 2B		x 0-0 12 1B 70 G5-3 2B		x 0-0 21 BB 12 1B 1B	x 0-0 E7 75 1B 1-3 2-H 1B		x 0-0 ① F4	2 1 2 0 0 0 0 3 0 2 1 0 0 2						
12 Joe Panik, L (1, 4) OBP: 0.524, SLG: 0.650 75 Jalen Miller, R (6, PR) OBP: 0.750, SLG: 0.750 (7, 4)		x 0-0 ① L4		x 0-0 70 G5-3 2-3 1B		x 0-0 21 BB 1-2 1B	x 0-0 1-2 3-H 1B		SSS 0-3 ② K	3 0 2 0 0 0 2 2 0 1 1 0 1 2						
21 Stephen Vogt, L (1, 10) OBP: 0.571, SLG: 0.500 65 Mike Gerber, L (6, PR) OBP: 0.438, SLG: 0.643 (7, 10)		x 0-0 3-H 1B		SSS 0-3 ① K		BBBB 4-0 1-2 2-3 BB	SSS 0-3 ③ K		x 0-0 1-H 2-H 3B	2 0 1 1 1 1 2 2 0 1 2 0 1 2						
70 Henry Ramos, S (1, 7) OBP: 0.182, SLG: 0.227 (6, 9)		x 0-0 ② F9		x 0-0 ② G5-3 1-2 3-H		CFC 0-3 ② K		x 0-0 84 FC6-4 1B	CCC 0-3 ③ K	5 0 1 1 0 2 7						
52 Drew Ferguson, R (1, 9) OBP: 0.346, SLG: 0.150 26 Chris Shaw, L (6, 7) OBP: 0.250, SLG: 0.522		CCC 0-3 ③ K		x 0-0 ③ G5-3		SSS 0-3 ③ K		CCC 0-3 ① K		2 0 0 0 0 1 3 2 0 0 0 0 2 4						
Inning Stats	R: 0 H: 0 E: 0 LOB: 0 K: 2 BB: 0 S: 7 P: 7	R: 1 H: 3 E: 0 LOB: 2 K: 1 BB: 0 S: 8 P: 8	R: 0 H: 0 E: 1 LOB: 1 K: 1 BB: 0 S: 6 P: 6	R: 1 H: 2 E: 0 LOB: 1 K: 1 BB: 0 S: 7 P: 7	R: 0 H: 0 E: 0 LOB: 1 K: 2 BB: 1 S: 6 P: 10	R: 0 H: 2 E: 0 LOB: 3 K: 2 BB: 1 S: 9 P: 13	R: 2 H: 3 E: 2 LOB: 2 K: 1 BB: 0 S: 9 P: 9	R: 0 H: 1 E: 0 LOB: 1 K: 2 BB: 0 S: 8 P: 8	R: 2 H: 1 E: 1 LOB: 1 K: 2 BB: 0 S: 9 P: 10	1B: 9 SF: 0 2B: 3 SAC: 0 3B: 1 DP: 1 HR: 0 HBP: 1						

PITCHER		IP	WLS	BF	H	R	ER	SO	BB	IBB	HBP	BLK	WP	HR	S	P	ERA	WHIP
33 Drew Smyly, L ERA: 1.69	(1, 1)	2.1		11	3	1	1	4	0	0	0	0	0	0	19	19	3.86	1.286
39 Jason Hammel, R ERA: 1.93	(3, 1)	2.2	W	10	2	1	1	3	1	0	0	0	0	0	15	19	3.38	1.125
74 Brett Martin, L ERA:	(6, 1)	2.0		13	5	2	0	3	1	0	0	0	0	0	18	22	0.00	3.000
46 Jeanmar Gómez, R ERA:	(8, 1)	1.0	H	4	1	0	0	2	0	0	0	0	0	0	8	8	0.00	1.000
64 CD Pelham, L ERA: 9.0	(9, 1)	1.0	S	6	1	2	0	2	0	0	1	0	0	0	9	10	0.00	1.000

PITCHER	IP	WLS	BF	H	R	ER	SO	BB	IBB	HBP	BLK	WP	HR	S	P	ERA	WHIP

BOTTOM

Texas Rangers @ San Francisco Giants

Scottsdale Stadium, Scottsdale, AZ

Sun Mar 10 2019, 4:06 PM - 7:27 PM EDT

Att. 8,607 - Sunny - 68 F

livebaseballscorecards.com

AB	41
R	6
H	12
RBI	6
BB	2
SO	14
LOB	33

San Francisco Giants @ Los Angeles Dodgers

Camelback Ranch, Glendale, AZ

Mon Mar 11 2019, 4:12 PM - 6:38 PM EDT

Att. 12,052 - Overcast - 70 F

TOP

livebaseballscorecards.com

Batter	1	2	3	4	5	6	7	8	9	AB	R	H	RBI	BB	SO	LOB
12 Joe Panik, L (1, 4) OBP: 0.500, SLG: 0.609 75 Jalen Miller, R (6, 4) OBP: 0.800, SLG: 0.750	S S S 0-3 ① K			X 0-0 22 1B 10 G6-4-3 1B		X 0-0 ① F8			B B B B 4-0 81 BB 79 PB 67 2B BB	3 1 1 0 0 1 1 0 1 0 0 1 0 0						
22 Yangervis Solarte, S (1, 6) OBP: 0.300, SLG: 0.448 79 Levi Michael, R (6, 6) OBP: 0.438, SLG: 0.538	X 0-0 ② G4-3			X 0-0 10 G6-4-3 1-3 1B		S X 0-1 ②③ G5-3 1-2			B S S T 1-2 ② K 1-2	3 0 1 0 0 0 1 1 0 0 0 0 1 1						
10 Evan Longoria, R (1, 5) OBP: 0.346, SLG: 0.565 76 Zach Green, R (7, 5) OBP: 0.409, SLG: 0.667	S S S 0-3 ③ K			X 0-0 ①② G6-4-3 1-2f 3-H			X 0-0 ① G6-3		B B B B 4-0 81 BB 67 2B BB	3 0 0 0 0 1 1 0 1 0 0 1 0 0						
48 Pablo Sandoval, S (1, 3) OBP: 0.263, SLG: 0.389 81 Brock Stassi, L (7, PR) (7, 3)		X 0-0 ① P6		X 0-0 ③ G6-3			X 0-0 18 G4-6-3 1B		B B B B 4-0 67 2B 1-2 2-3 BB	3 0 1 0 0 0 0 0 1 0 0 1 0 0						
18 René Rivera, R (1, 2) OBP: 0.400, SLG: 0.500 67 Joey Bart, R (7, 2) OBP: 0.533, SLG: 0.857		X 0-0 ② L9			S S S 0-3 ① K		X 0-0 ②③ G4-6-3 1-2f		X 0-0 1-H 2-H 3-H 2B	3 0 0 0 0 1 1 1 0 1 3 0 0 0						
5 Cameron Maybin, R (1, 8) OBP: 0.250, SLG: 0.267 52 Drew Ferguson, R (8, 8) OBP: 0.333, SLG: 0.143		X 0-0 ③ G6-3			C C C 0-3 ② K			X 0-0 ① P5	S S S 0-3 ③ K	3 0 0 0 0 1 0 1 0 0 0 0 1 1						
65 Mike Gerber, L (1, 9) OBP: 0.421, SLG: 0.588		X 0-0 ① G4-3			X 0-0 1B			X 0-0 ② G3		3 0 1 0 0 0 0						
80 Anthony García, R (1, 7) OBP: 0.179, SLG: 0.357 71 Craig Gentry, R (9, 7)		X 0-0 ② G6-3			X 0-0 ③ G5-3			X 0-0 ③ L8		3 0 0 0 0 0 1 0 0 0 0 0 0 0						
70 Henry Ramos, S (1, 10) OBP: 0.200, SLG: 0.240		S S S 0-3 ③ K				X 0-0 22 CS 1B			X 0-0 ① G4-3	3 0 1 0 0 1 0						
Inning Stats	R: 0 E: 0 K: 2 S: 7 H: 0 LOB: 0 BB: 0 P: 7	R: 0 E: 0 K: 0 S: 3 H: 0 LOB: 0 BB: 0 P: 3	R: 0 E: 0 K: 1 S: 5 H: 0 LOB: 0 BB: 0 P: 5	R: 1 E: 0 K: 0 S: 4 H: 2 LOB: 0 BB: 0 P: 4	R: 0 E: 0 K: 2 S: 8 H: 1 LOB: 1 BB: 0 P: 8	R: 0 E: 0 K: 0 S: 4 H: 1 LOB: 0 BB: 0 P: 4	R: 0 E: 0 K: 0 S: 3 H: 1 LOB: 1 BB: 0 P: 3	R: 0 E: 0 K: 0 S: 3 H: 0 LOB: 0 BB: 0 P: 3	R: 3 E: 0 K: 2 S: 8 H: 1 LOB: 1 BB: 3 P: 21	1B: 5 2B: 1 3B: 0 HR: 0 SF: 0 SAC: 0 DP: 2 HBP: 0						

	AB	30
	R	4
	H	6
	RBI	3
	BB	3
	SO	7
	LOB	7

WP: 0 PB: 1 SB: 0 CS: 1 PA: 33

PITCHER		IP	WLS	BF	H	R	ER	SO	BB	IBB	HBP	BLK	WP	HR	S	P	ERA	WHIP
84 Tony Gonsolin, R ERA:	(1, 1)	3.0		9	0	0	0	3	0	0	0	0	0	0	15	15	0.00	0.000
64 Caleb Ferguson, L ERA: 9.64	(4, 1)	2.0	B	8	3	1	1	2	0	0	0	0	0	0	12	12	4.50	1.500
52 Pedro Báez, R ERA: 6.0	(6, 1)	1.0		3	1	0	0	0	0	0	0	0	0	0	4	4	0.00	1.000
50 Jaime Schultz, R ERA:	(7, 1)	1.0		3	1	0	0	0	0	0	0	0	0	0	3	3	0.00	1.000
59 Kevin Quackenbush, R ERA: 4.26	(8, 1)	1.0		3	0	0	0	0	0	0	0	0	0	0	3	3	0.00	0.000

PITCHER		IP	WLS	BF	H	R	ER	SO	BB	IBB	HBP	BLK	WP	HR	S	P	ERA	WHIP
73 Stetson Allie, R ERA: 6.75	(9, 1)	0.2	L	4	0	2	2	1	2	0	0	0	0	0	4	13	27.00	3.000
92 Luis Vasquez, R ERA: 2.08	(9, 1)	0.1		3	1	1	1	1	1	0	0	0	0	0	4	8	27.00	6.000

BOTTOM

San Francisco Giants @ Los Angeles Dodgers
Camelback Ranch, Glendale, AZ
Mon Mar 11 2019, 4:12 PM - 6:38 PM EDT
Att. 12,052 - Overcast - 70 F

livebaseballscorecards.com

Batter	1	2	3	4	5	6	7	8	9	AB	R	H	RBI	BB	SO	LOB
31 Joc Pederson, L (1, 7) OBP: 0.267, SLG: 0.480 27 Alex Verdugo, L (7, 7) OBP: 0.269, SLG: 0.400 (8, 8)	0-0: 13 G1-3 / 10 SF9 2B		0-3 CCC: K ②			4-0 BBBB: 35 WP BB		0-0: 41 FC1-5-2 1-3 2B		2 1	1 0	1 1	0 0	1 0	1 0	1 0
13 Max Muncy, L (1, 3) OBP: 0.344, SLG: 0.269 41 Ezequiel Carrera, L (7, 9) OBP: 0.348, SLG: 0.333	0-0: G1-3 ① 2-3		0-0: G3 ③			0-3 CCC: K ①		0-0: FC1-5-2 ② 2-3 3-3		3 1	0 0	0 0	0 0	0 0	1 0	3 2
10 Justin Turner, R (1, 5) OBP: 0.538, SLG: 0.789 87 Cristian Santana, R (7, 5) OBP: 0.143, SLG: 0.286	0-0: SF9 ② 3-H			4-0 BBBD: 11 L8 / 35 WP BB		0-3 CCC: K ②		0-0: F9 ③		1 1	0 0	0 0	1 0	1 0	1 0	1 2
35 Cody Bellinger, L (1, 9) OBP: 0.296, SLG: 0.478 89 Jared Walker, L (7, 3)	0-0: L8 ③			1-3 BFFS: K ① 1-2		1-0 BX: G6-3 ③ 1-2			0-0: L8 ①	3 1	0 0	0 0	0 0	0 0	1 0	2 0
11 AJ Pollock, R (1, 8) OBP: 0.290, SLG: 0.296 0 Logan Landon, R (8, 7) OBP: 0.167, SLG: 0.667		0-0: G5-3 ①		0-0: L8 ② 2-3			0-0: L4 ①		0-3 FFS: K ②	3 1	0 0	0 0	0 0	0 0	0 1	1 0
14 Enrique Hernández, R (1, 10) OBP: 0.406, SLG: 0.690 89 Jordan Procyshen, L (9, PH)		0-0: P4 ②		0-0: F8 ③			0-0: F8 ②		0-0: G4-3 ③	3 1	0 0	0 0	0 0	0 0	0 0	1 0
3 Chris Taylor, R (1, 4) OBP: 0.259, SLG: 0.320 0 Zach McKinstry, L (8, 4)	0-3 SSS: K ③				0-3 CCC: K ①		0-3 SSS: K ③			3 0	0 0	0 0	0 0	0 0	3 0	0 0
15 Austin Barnes, R (1, 2) OBP: 0.385, SLG: 0.391 28 Josh Thole, L (9, 2) OBP: 0.385, SLG: 0.300			0-3 SSS: K ①		0-0: G6-3 ②			0-0: G4-3 ①		3 0	0 0	0 0	0 0	0 0	1 0	0 0
9 Daniel Castro, R (1, 6) OBP: 0.412, SLG: 0.563			0-0: 2B		0-0: G4-3 ③			4-0 BBBB: 27 2B / 41 FC1-5-2 BB		2	0	1	0	1	0	0
Inning Stats	R: 1 H: 1 E: 0 LOB: 0 K: 0 BB: 0 S: 4 P: 4	R: 0 H: 0 E: 0 LOB: 0 K: 1 BB: 0 S: 5 P: 5	R: 0 H: 1 E: 0 LOB: 1 K: 2 BB: 0 S: 8 P: 8	R: 0 H: 0 E: 0 LOB: 1 K: 1 BB: 1 S: 5 P: 10	R: 0 H: 0 E: 0 LOB: 0 K: 1 BB: 0 S: 5 P: 5	R: 0 H: 0 E: 0 LOB: 1 K: 2 BB: 1 S: 7 P: 12	R: 0 H: 0 E: 0 LOB: 0 K: 1 BB: 0 S: 5 P: 5	R: 0 H: 1 E: 0 LOB: 2 K: 0 BB: 1 S: 4 P: 8	R: 0 H: 0 E: 0 LOB: 0 K: 1 BB: 0 S: 5 P: 5	1B: 0 2B: 3 3B: 0 HR: 0	SF: 1 SAC: 0 DP: 0 HBP: 0						

	AB	29
	R	1
	H	3
	RBI	1
	BB	3
	SO	9
	LOB	13

WP: 2 PA: 33
PB: 0
SB: 0
CS: 0

PITCHER		IP	WLS	BF	H	R	ER	SO	BB	IBB	HBP	BLK	WP	HR	S	P	ERA	WHIP
34 Chris Stratton, R ERA: 5.4	(1, 1)	4.0		15	2	1	1	4	1	0	0	0	1	0	22	27	2.25	0.750
61 Nick Vincent, R ERA: 4.91	(5, 1)	1.0		3	0	0	0	1	0	0	0	0	0	0	5	5	0.00	0.000
50 Ty Blach, L ERA: 3.24	(6, 1)	2.1		10	1	0	0	3	2	0	0	0	1	0	14	23	0.00	1.286
91 Trevor Gott, R ERA:	(8, 1)	1.2	W	5	0	0	0	1	0	0	0	0	0	0	7	7	0.00	0.000

PITCHER		IP	WLS	BF	H	R	ER	SO	BB	IBB	HBP	BLK	WP	HR	S	P	ERA	WHIP

Batter	1	2	3	4	5	6	7	8	9	AB	R	H	RBI	BB	SO	LOB
6 Lorenzo Cain, R (1, 8) OBP: 0.474, SLG: 0.444 97 Trent Grisham, L (4, PR) OBP: 0.333, SLG: 0.600 (4, 8)	C, X 0-1 ① F9			X 0-0 10 1B 22 1B 1B	X 0-0 10 1B 1B					2	0	1	0	0	0	0
										1	0	1	0	0	0	0
22 Christian Yelich, L (1, 9) OBP: 0.455, SLG: 0.864 62 Troy Stokes Jr., R (4, PR) OBP: 0.276, SLG: 0.308 (4, 9)	X 0-0 ② L4			X 0-0 10 1B 1-2 1B	C, C, C 0-3 ② K					2	0	1	0	0	0	0
										1	0	0	0	0	1	1
10 Yasmani Grandal, S (1, 2) OBP: 0.462, SLG: 0.368	X 0-0 ③ F9			X 0-0 1-2 2-3 1B	X 0-0 1-3 1B					3	0	2	0	0	0	0
21 Travis Shaw, L (1, 5) OBP: 0.231, SLG: 0.577		C, C, C 0-3 ① K		X 0-0 ① P2	X 0-0 ③ P6					3	0	0	0	0	1	5
11 Mike Moustakas, L (1, 4) OBP: 0.280, SLG: 0.435		X 0-0 ② G6-3		S, S, S 0-3 ② K						2	0	0	0	0	1	3
7 Eric Thames, L (1, 3) OBP: 0.345, SLG: 0.577		X 0-0 ③ G4-3		C, C, C 0-3 ③ K						2	0	0	0	0	1	3
3 Orlando Arcia, R (1, 6) OBP: 0.321, SLG: 0.462			X 0-0 ① G5-3		X 0-0 60 HR 1B					2	1	1	0	0	0	0
15 Erik Kratz, R (1, 10) OBP: 0.300, SLG: 0.632			X 0-0 ② G5-3		X 0-0 ① F9					2	0	0	0	0	0	1
60 Tyrone Taylor, R (1, 7) OBP: 0.333, SLG: 0.517			X 0-0 ③ G5-3		X 0-0 1-H HR					2	1	1	2	0	0	0
Inning Stats	R: 0 E: 0 K: 0 S: 4 H: 0 LOB: 0 BB: 0 P: 4	R: 0 E: 0 K: 1 S: 5 H: 0 LOB: 0 BB: 0 P: 5	R: 0 E: 0 K: 0 S: 3 H: 0 LOB: 0 BB: 0 P: 3	R: 0 E: 0 K: 2 S: 10 H: 3 LOB: 3 BB: 0 P: 10	R: 2 E: 0 K: 1 S: 9 H: 4 LOB: 2 BB: 0 P: 9					1B: 6 2B: 0 3B: 0 HR: 1	SF: 0 SAC: 0 DP: 0 HBP: 0					

PITCHER	IP	WLS	BF	H	R	ER	SO	BB	IBB	HBP	BLK	WP	HR	S	P	ERA	WHIP
40 Madison Bumgarner, L (1, 1) ERA: 8.25	5.0	W	22	7	2	2	4	0	0	0	0	0	1	31	31	3.60	1.400

PITCHER	IP	WLS	BF	H	R	ER	SO	BB	IBB	HBP	BLK	WP	HR	S	P	ERA	WHIP

TOP

Milwaukee Brewers @ San Francisco Giants

Scottsdale Stadium, Scottsdale, AZ

Tue Mar 12 2019, 10:17 PM - 11:50 PM EDT

Att. 7,986 - Cloudy - 57 F

livebaseballscorecards.com

AB	22
R	2
H	7
RBI	2
BB	0
SO	4
LOB	13

WP: 0 PA: 22
PB: 0
SB: 0
CS: 0

Batter	1	2	3	4	5	6	7	8	9	AB	R	H	RBI	BB	SO	LOB
6 Steven Duggar, L (1, 8) OBP: 0.316, SLG: 0.412 52 Drew Ferguson, R (4, PR) OBP: 0.333, SLG: 0.143 (5, 8)	x 0-0 E4 8 1B		x 0-0 3B	x 0-0 ② FC3-6 8 1B 1-2f 3-H						3 0	0 0	1 0	1 0	0 0	0 0	1 0
8 Gerardo Parra, L (1, 9) OBP: 0.310, SLG: 0.556 70 Henry Ramos, S (4, PR) OBP: 0.200, SLG: 0.240 (5, 9)	x 0-0 1-2 1B		x 0-0 ② G4-3	x 0-0 28 FC6-4 1-2 1B						3 0	0 0	2 0	0 0	0 0	0 0	1 0
28 Buster Posey, R (1, 2) OBP: 0.214, SLG: 0.154	x 0-0 ① L8		x 0-0 ③ G5-3	x 0-0 ③ FC6-4 1-2f						3	0	0	0	0	0	5
9 Brandon Belt, L (1, 3) OBP: 0.440, SLG: 0.636	x 0-0 ② F9			B B B C C X 3-2 HR						2	1	1	1	0	0	2
35 Brandon Crawford, L (1, 6) OBP: 0.167, SLG: 0.130 79 Levi Michael, R (4, PR) OBP: 0.438, SLG: 0.538 (5, 6)	x 0-0 ③ G4-3			B B B B 4-0 48 1B 19 1B BB						1 0	0 1	0 0	0 0	1 0	0 0	2 0
48 Pablo Sandoval, S (1, 5) OBP: 0.286, SLG: 0.400 7 Donovan Solano, R (4, PR) OBP: 0.400, SLG: 0.333 (5, 5)		F C S 0-3 ① K	x 0-0 19 1B 40 1B 1-2 1B							2 0	0 1	1 0	0 0	0 0	1 0	0 0
51 Mac Williamson, R (1, 7) OBP: 0.281, SLG: 0.379		C C C 0-3 ② K	x 0-0 ① F8							2	0	0	0	0	1	2
19 Alen Hanson, S (1, 4) OBP: 0.233, SLG: 0.286		C C C 0-3 ③ K	x 0-0 40 1B 6 FC3-6 1-2 2-H 1B							2	1	1	1	0	1	0
40 Madison Bumgarner, R (1, 1) OBP: 0.500, SLG: 0.500			x 0-0 ① L1	x 0-0 6 FC3-6 1-3 2-H 1B						2	0	1	1	0	0	0
Inning Stats	R: 0 E: 1 K: 0 S: 5 H: 1 LOB: 2 BB: 0 P: 5	R: 0 E: 0 K: 3 S: 9 H: 0 LOB: 0 BB: 0 P: 9	R: 0 E: 0 K: 0 S: 4 H: 1 LOB: 1 BB: 0 P: 4	R: 4 E: 0 K: 0 S: 10 H: 5 LOB: 2 BB: 1 P: 17						1B: 5 2B: 0 3B: 1 HR: 1	SF: 0 SAC: 0 DP: 0 HBP: 0						

BOTTOM

Milwaukee Brewers @ San Francisco Giants

Scottsdale Stadium, Scottsdale, AZ

Tue Mar 12 2019, 10:17 PM - 11:50 PM EDT

Att. 7,986 - Cloudy - 57 F

livebaseballscorecards.com

AB	20
R	4
H	7
RBI	4
BB	1
SO	3
LOB	13

WP: 0 PA: 21
PB: 0
SB: 0
CS: 0

PITCHER		IP	WLS	BF	H	R	ER	SO	BB	IBB	HBP	BLK	WP	HR	S	P	ERA	WHIP
27 Zach Davies, R ERA: 5.4	(1, 1)	3.2	L	19	6	4	4	3	1	0	0	0	0	1	26	33	9.82	1.909
94 Nate Griep, R ERA:	(4, 1)	0.1		2	1	0	0	0	0	0	0	0	0	0	2	2	0.00	3.000

PITCHER	IP	WLS	BF	H	R	ER	SO	BB	IBB	HBP	BLK	WP	HR	S	P	ERA	WHIP

Batter	1	2	3	4	5	6	7	8	9	AB	R	H	RBI	BB	SO	LOB
6 Steven Duggar, L (1, 8) OBP: 0.304, SLG: 0.381	CSS 0-3 ① K		x 0-0 22 1B 5 BB 51 1B 1B	x 0-0 ① FC4-6 5 BB 1-2f		x 0-0 ② L4		x 0-0 ② F8		4	1	1	0	0	1	2
52 Drew Ferguson, R (6, 8) OBP: 0.321, SLG: 0.136										1	0	0	0	0	0	0
5 Cameron Maybin, R (1, 9) OBP: 0.278, SLG: 0.250	x 0-0 ② F9		BBBB 4-0 22 1B 51 1B 1-2 BB	BBBB 4-0 1-2 BB		BX 1-0 ③ G5-3 1-2		x 0-0 67 FC5-4 1B		2	1	0	0	2	0	1
70 Henry Ramos, S (6, 9) OBP: 0.231, SLG: 0.269										1	0	1	0	0	0	0
22 Yangervis Solarte, S (1, 5) OBP: 0.324, SLG: 0.438	BBBB 4-0 BB		x 0-0 ② 16 F7 51 1B 53 1B 1-2 2-3 1B	x 0-0 ② F7			x 0-0 ① P5	x 0-0 ③ FC5-4 1-2f		3	1	1	0	1	0	2
67 Joey Bart, R (7, 2) OBP: 0.500, SLG: 0.800										1	0	0	0	0	0	1
51 Mac Williamson, R (1, 7) OBP: 0.278, SLG: 0.364	x 0-0 ③ F8		x 0-0 53 1B 1-2 2-H 3-H 1B	x 0-0 ③ G4-3			x 0-0 ② F9		x 0-0 73 G4-6-3 76 BB 1B	4	0	1	2	0	0	3
16 Aramis Garcia, R (7, 7) OBP: 0.320, SLG: 0.524										2	1	0	0	2	1	2
16 Aramis Garcia, R (1, 3) OBP: 0.320, SLG: 0.524		BBBB 4-0 18 2B BB	x 0-0 ① F7 2-3		SSS 0-3 ① K2-3		BBBB 4-0 18 1B BB		BBBB 4-0 73 G4-6-3 1-2 BB	2	1	0	0	2	1	2
76 Zach Green, R (7, 5) OBP: 0.435, SLG: 0.667										0	0	0	0	1	0	0
18 René Rivera, R (1, 2) OBP: 0.417, SLG: 0.545		x 0-0 1-H 2B	SSS 0-3 ② K		SSS 0-3 ② K		x 0-0 53 BB 1-3 1B		x 0-0 ①② G4-6-3 1-2f 2-3	4	0	2	1	0	2	2
73 C.J. Hinojosa, R (7, PR) OBP: 0.250, SLG: 0.250										1	0	0	0	0	0	2
(7, 4)																
53 Austin Slater, R (1, 10) OBP: 0.276, SLG: 0.269	CCC 0-3 ① K	x 0-0 7 FC4-6 1-3 3-H 1B		SSS 0-3 ③ K		BBBB 4-0 1-2 BB		SSS 0-3 ③ K		3	0	1	1	1	2	1
79 Levi Michael, R (9, PH) OBP: 0.412, SLG: 0.500										1	0	0	0	0	1	1
7 Donovan Solano, R (1, 4) OBP: 0.368, SLG: 0.313	SSS 0-3 ② K	x 0-0 ③ FC4-6 1-2f				x 0-0 5 S 1B	x 0-0 ③ L8			4	0	1	0	0	1	6
81 Brock Stassi, L (7, 3)										0	0	0	0	0	0	0
19 Alen Hanson, S (1, 6) OBP: 0.235, SLG: 0.258	SSS 0-3 ③ K			BBBB 4-0 6 FC4-6 BB		x 0-0 ① F8		SSS 0-3 ① K		3	0	0	0	1	2	2
79 Manuel Geraldo, S (8, 6)										0	0	0	0	0	0	0
Inning Stats	R: 0 E: 0 K: 1 S: 5 H: 0 LOB: 1 BB: 1 P: 9	R: 1 E: 0 K: 3 S: 10 H: 1 LOB: 1 BB: 1 P: 14	R: 3 E: 0 K: 1 S: 9 H: 4 LOB: 2 BB: 1 P: 13	R: 0 E: 0 K: 0 S: 3 H: 0 LOB: 2 BB: 2 P: 11	R: 0 E: 0 K: 3 S: 9 H: 0 LOB: 0 BB: 0 P: 9	R: 0 E: 0 K: 0 S: 4 H: 1 LOB: 3 BB: 2 P: 12	R: 0 E: 0 K: 0 S: 4 H: 1 LOB: 1 BB: 0 P: 5	R: 0 E: 0 K: 1 S: 6 H: 1 LOB: 1 BB: 0 P: 6	R: 0 E: 0 K: 1 S: 5 H: 1 LOB: 1 BB: 1 P: 9	1B: 8 2B: 1 3B: 0 HR: 0 SF: 0 SAC: 0 DP: 1 HBP: 0							

TOP

San Francisco Giants @ Seattle Mariners

Peoria Stadium, Peoria, AZ

Wed Mar 13 2019, 9:42 PM - 1:07 AM EDT

Att. 8,229 - Partly Cloudy - 61 F

livebaseballscorecards.com

AB	34
R	4
H	8
RBI	4
BB	8
SO	10
LOB	25

WP: 0 PB: 0 SB: 1 CS: 0 PA: 43

PITCHER		IP	WLS	BF	H	R	ER	SO	BB	IBB	HBP	BLK	WP	HR	S	P	ERA	WHIP
7 Marco Gonzales, L ERA: 9.45	(1, 1)	2.2		16	5	4	4	5	3	0	0	0	0	0	23	35	13.50	3.000
99 Art Warren, R ERA:	(3, 1)	1.1		6	0	0	0	0	2	0	0	0	0	0	4	12	0.00	1.500
55 Roenis Elías, L ERA: 3.0	(5, 1)	2.0		7	1	0	0	3	0	0	0	0	0	0	13	14	0.00	0.500
37 Shawn Armstrong, R ERA: 2.57	(7, 1)	1.0	W	6	1	0	0	0	2	0	0	0	0	0	4	12	0.00	3.000
59 Zac Rosscup, L ERA:	(8, 1)	1.0		4	1	0	0	1	0	0	0	0	0	0	6	6	0.00	1.000

PITCHER		IP	WLS	BF	H	R	ER	SO	BB	IBB	HBP	BLK	WP	HR	S	P	ERA	WHIP
67 Matt Festa, R ERA: 5.4	(9, 1)	1.0		4	1	0	0	1	1	0	0	0	0	0	5	9	0.00	2.000

BOTTOM

San Francisco Giants @ Seattle Mariners

Peoria Stadium, Peoria, AZ

Wed Mar 13 2019, 9:42 PM - 1:07 AM EDT

Att. 8,229 - Partly Cloudy - 61 F

livebaseballscorecards.com

Batter	1	2	3	4	5	6	7	8	9	AB	R	H	RBI	BB	SO	LOB
17 Mitch Haniger, R (1, 8) OBP: 0.269, SLG: 0.545 86 Julio Rodríguez, R (6, 9) OBP: 0.667, SLG: 0.833	C C C 0-3 ① K		x 0-0 ① FC6-4 16 FC4-6 1-2f		x 0-0 ① F8 2-3		B x 1-0 92 BB 5 2B 1-3 1B	x 0-0 1-2 1B		3 2	0 1	0 2	0 0	0 0	1 0	2 0
16 Domingo Santana, R (1, 7) OBP: 0.464, SLG: 0.960 92 Jarred Kelenic, L (6, 7)	C C C 0-3 ② K		x 0-0 ② FC4-6 1-2f		x 0-0 ② G6-3 3-H		B B B B 4-0 5 2B 89 1B 1-2 BB	x 0-0 ① F7		3 1	0 1	0 1	0 0	1 1	0 0	1 2
10 Edwin Encarnación, R (1, 3) OBP: 0.129, SLG: 0.161 20 Daniel Vogelbach, L (6, 3) OBP: 0.576, SLG: 0.476	S S S 0-3 ③ K		x 0-0 ③ G5-3		C C C 0-3 ③ K		S S S 0-3 ① K	x 0-0 ② F8		3 2	0 0	0 0	0 0	0 0	2 1	1 5
32 Jay Bruce, L (1, 9) OBP: 0.485, SLG: 0.767 5 Braden Bishop, R (4, PR) (5, 9) (6, 8) OBP: 0.419, SLG: 0.724		x 0-0 27 HR 2B		x 0-0 27 2B 2B		x 0-0 27 G4-3 1B	x 0-0 89 1B 1-3 2-H 3-H 2B	x 0-0 ③ F9		2 3	1 1	2 2	0 2	0 0	0 0	0 2
27 Ryon Healy, R (1, 5) OBP: 0.286, SLG: 0.577 89 Donovan Walton, L (7, 5) (8, 6) OBP: 1.000, SLG: 1.000		x 0-0 2-H HR		x 0-0 2-H 2B		x 0-0 ① G4-3 1-2	x 0-0 31 BB 2-3 3-H 1B			3 1	1 0	2 1	3 1	0 0	0 0	1 0
22 Omar Narváez, L (1, 2) OBP: 0.276, SLG: 0.393 36 David Freitas, R (8, 2) OBP: 0.450, SLG: 0.526		x 0-0 ① L8		x 0-0 ① P6		x 0-0 ② F8	x 0-0 ② P5			4 0	0 0	0 0	0 0	0 0	0 0	5 0
51 Ichiro Suzuki, L (1, 10) OBP: 0.179, SLG: 0.080 31 Jose Lobaton, S (6, PH) (7, 10) OBP: 0.429, SLG: 0.375		S S S 0-3 ② K		C C C 0-3 ② K		S S S 0-3 ③ K	B B B B 4-0 1-2 BB			2 1	0 0	0 0	0 1	0 1	2 1	1 1
1 Tim Beckham, R (1, 6) OBP: 0.258, SLG: 0.333 25 Dylan Moore, R (7, PR) (8, 5) OBP: 0.448, SLG: 0.364		x 0-0 ③ G4-3		C C C 0-3 ③ K		x 0-0 93 WP 93 1B 2B C C C 0-3 ③ K				3 1	0 1	1 1	0 0	0 0	1 1	1 3
9 Dee Strange-Gordon, L (1, 4) OBP: 0.353, SLG: 0.308 93 Johnny Adams, R (7, 4) OBP: 0.750, SLG: 0.500			x 0-0 17 FC6-4 1B		x 0-0 17 F8 16 G6-3 2B		B x 1-0 86 1B 86 WP 5 2B 2-H 1B	B B B B 4-0 86 1B BB		2 1	1 1	2 1	0 1	0 1	0 0	0 0
Inning Stats	R: 0 E: 0 K: 3 S: 9 H: 0 LOB: 0 BB: 0 P: 9	R: 2 E: 0 K: 1 S: 7 H: 2 LOB: 0 BB: 0 P: 7	R: 0 E: 0 K: 0 S: 4 H: 1 LOB: 1 BB: 0 P: 4	R: 1 E: 0 K: 2 S: 9 H: 2 LOB: 1 BB: 0 P: 9	R: 1 E: 0 K: 1 S: 6 H: 1 LOB: 0 BB: 0 P: 6	R: 0 E: 0 K: 1 S: 6 H: 1 LOB: 1 BB: 0 P: 6	R: 4 E: 0 K: 2 S: 12 H: 5 LOB: 3 BB: 2 P: 22	R: 0 E: 0 K: 0 S: 4 H: 1 LOB: 2 BB: 1 P: 8		1B: 6 2B: 6 3B: 0 HR: 1	SF: 0 SAC: 0 DP: 0 HBP: 0				WP: 2 PB: 0 SB: 0 CS: 0	PA: 40	

	AB	R	H	RBI	BB	SO	LOB
AB	37						
R	8						
H	13						
RBI	8						
BB	3						
SO	10						
LOB	25						

PITCHER		IP	WLS	BF	H	R	ER	SO	BB	IBB	HBP	BLK	WP	HR	S	P	ERA	WHIP
45 Derek Holland, L ERA: 5.25	(1, 1)	4.0		18	6	4	4	6	0	0	0	0	0	1	30	30	9.00	1.500
62 Ray Black, R ERA: 3.86	(5, 1)	1.0	B	3	0	0	0	1	0	0	0	0	0	0	5	5	0.00	0.000
38 Tyler Beede, R ERA: 5.4	(6, 1)	1.1	L	9	4	4	4	2	1	0	0	0	2	0	12	18	27.00	3.750
46 Pat Venditte, S ERA: 11.12	(7, 1)	0.2		5	2	0	0	1	1	0	0	0	0	0	6	10	0.00	4.500
32 Steven Okert, L ERA: 4.5	(8, 1)	1.0		5	1	0	0	0	1	0	0	0	0	0	4	8	0.00	2.000

PITCHER		IP	WLS	BF	H	R	ER	SO	BB	IBB	HBP	BLK	WP	HR	S	P	ERA	WHIP

Batter	1	2	3	4	5	6	7	8	9	AB	R	H	RBI	BB	SO	LOB
12 Joe Panik, L (1, 4) OBP: 0.481, SLG: 0.577 7 Donovan Solano, R (7, 4) OBP: 0.350, SLG: 0.294	C FF 93 X FF 93 0-1 28 G5-4-3 1B		F CH 83 C FF 92 F FF 94 F FF 93 B CH 85 1 SAFE B FF 93 X CU 81 2-2 ③ G3			B SL 86 B SL 85 X FF 93 2-0 ② L6			C FF 94 C SL 77 X FF 95 0-2 ② P4	3 0 1 0 0 0 1 1 0 0 0 0 0 0						
28 Buster Posey, R (1, 2) OBP: 0.176, SLG: 0.125 16 Aramis Garcia, R (6, 2) OBP: 0.346, SLG: 0.524	B FF 92 B SL 88 X FF 93 2-0 ① ② G5-4-3 1-2f			C CU 79 B SL 85 B SL 86 B FF 93 C CH 84 F FF 95 F FF 94 X FF 93 3-2 ① G4-3		C FF 94 F SL 82 S SL 84 0-3 ③ K			C SL 77 B FF 94 B FF 93 B FF 94 B FF 93 4-1 BB	3 0 0 0 0 1 1 0 0 0 0 1 0 0						
9 Brandon Belt, L (1, 3) OBP: 0.393, SLG: 0.560 88 Jonah Arenado, R (7, 3) OBP: 0.500, SLG: 2.000	C CU 80 B FF 93 B CH 85 X CH 85 2-1 ③ G3			S CH 86 X CH 85 0-1 ② F8			B FF 93 B FF 93 X CH 84 2-0 ① F7		C SL 78 S FF 94 B FF 94 F SL 77 S FF 92 1-3 ③ K	3 0 0 0 0 0 0 1 0 0 0 0 1 1						
10 Evan Longoria, R (1, 5) OBP: 0.345, SLG: 0.577 76 Zach Green, R (7, 5) OBP: 0.435, SLG: 0.667		C FF 93 C SL 86 B CH 83 X FF 93 1-2 ① L9		S SL 86 B FF 93 F SL 87 B FF 93 X SL 87 2-2 2B			C FF 93 X SL 85 0-1 ② G5-3			3 0 1 0 0 0 0 0 0 0 0 0 0 0						
35 Brandon Crawford, L (1, 6) OBP: 0.148, SLG: 0.115 79 Levi Michael, R (7, 6) OBP: 0.412, SLG: 0.500		B CU 79 C CH 84 B FF 93 C FF 93 F FF 95 F FF 94 F CH 85 B FF 95 T CH 83 3-2 ② K		X CH 82 0-0 ③ G4-3			B FF 92 S CH 83 S CH 85 F SI 92 X SL 84 1-2 ③ G4-3			3 0 0 0 0 1 1 0 0 0 0 0 0 0						
8 Gerardo Parra, L (1, 9) OBP: 0.281, SLG: 0.500 65 Mike Gerber, L (8, 9) OBP: 0.421, SLG: 0.588		C CU 80 F FF 91 X CH 85 0-2 ③ G4-3			X FF 89 0-0 ① G4-3			C FF 90 X SI 90 0-1 ① F7		3 0 0 0 0 0 0 0 0 0 0 0 0 0						
51 Mac Williamson, R (1, 7) OBP: 0.289, SLG: 0.371 53 Austin Slater, R (5, 7) OBP: 0.267, SLG: 0.259			C SL 84 B FF 93 S SL 85 X FF 93 1-2 1B		C FF 91 F FF 90 B FF 92 S CH 84 1-3 ② K			C CU 80 B CU 78 B FF 92 X FF 92 2-1 ② G5-3		2 0 1 0 0 1 0 1 0 0 0 0 0 0						
5 Cameron Maybin, R (1, 8) OBP: 0.256, SLG: 0.229 52 Drew Ferguson, R (8, 8) OBP: 0.321, SLG: 0.136			B FF 91 C SL 85 C FF 91 B CH 82 C CH 83 2-3 ① K		C FF 92 F FF 94 X FF 94 0-2 ③ L9			F SL 85 B CU 79 B FF 91 F CH 84 B CU 80 C CH 84 3-3 ③ K		3 0 0 0 0 2 1 0 0 0 0 0 0 0						
48 Pablo Sandoval, S (1, 10) OBP: 0.250, SLG: 0.348			1 SAFE C FF 93 F CU 80 F FF 94 S FF 94 0-3 ② K			F FF 92 B FF 94 X FF 94 1-1 ① L9			X FF 94 0-0 ① P5	3 0 0 0 0 1 1						
Inning Stats	R: 0 E: 0 K: 0 S: 5 H: 1 LOB: 0 BB: 0 P: 9	R: 0 E: 0 K: 1 S: 12 H: 0 LOB: 0 BB: 0 P: 16	R: 0 E: 0 K: 2 S: 15 H: 1 LOB: 1 BB: 0 P: 20	R: 0 E: 0 K: 0 S: 11 H: 1 LOB: 1 BB: 0 P: 16	R: 0 E: 0 K: 1 S: 7 H: 0 LOB: 0 BB: 0 P: 8	R: 0 E: 0 K: 1 S: 6 H: 0 LOB: 0 BB: 0 P: 9	R: 0 E: 0 K: 0 S: 7 H: 0 LOB: 0 BB: 0 P: 10	R: 0 E: 0 K: 1 S: 7 H: 0 LOB: 0 BB: 0 P: 12	R: 0 E: 0 K: 1 S: 9 H: 0 LOB: 1 BB: 1 P: 14	1B: 2 2B: 1 3B: 0 HR: 0 SF: 0 SAC: 0 DP: 1 HBP: 0						

PITCHER	IP	WLS	BF	H	R	ER	SO	BB	IBB	HBP	BLK	WP	HR	S	P	ERA	WHIP
24 Luke Weaver, R (1, 1) ERA: 1.59	5.0	W	17	3	0	0	4	0	0	0	0	0	0	50	69	0.00	0.600
58 Stefan Crichton, R (6, 1) ERA: 5.4	1.0	H	3	0	0	0	1	0	0	0	0	0	0	6	9	0.00	0.000
34 Braden Shipley, R (7, 1) ERA: 2.84	2.0	H	6	0	0	0	1	0	0	0	0	0	0	14	22	0.00	0.000
83 Michael Kohn, R (9, 1) ERA:	1.0	S	4	0	0	0	1	1	0	0	0	0	0	9	14	0.00	1.000

PITCHER | IP | WLS | BF | H | R | ER | SO | BB | IBB | HBP | BLK | WP | HR | S | P | ERA | WHIP

TOP

San Francisco Giants @ Arizona Diamondbacks

Salt River Fields at Talking Stick, Scottsdale, AZ

Thu Mar 14 2019, 4:11 PM - 6:27 PM EDT

Att. 12,051 - Sunny - 60 F

livebaseballscorecards.com

AB	29
R	0
H	3
RBI	0
BB	1
SO	7
LOB	6

WP: 0 PA: 30
PB: 0
SB: 0
CS: 0

Batter	1	2	3	4	5	6	7	8	9	AB	R	H	RBI	BB	SO	LOB
4 Ketel Marte, S (1, 8) OBP: 0.321, SLG: 0.393 16 Tim Locastro, R (7, 4) OBP: 0.385, SLG: 0.333	C FF 92 X FF 89 0-1 ① F8		C FF 92 B FF 91 T FF 91 B FF 90 B FC 89 X FF 91 3-2 ③ F8		F CU 76 F FF 92 B FF 92 X FF 92 1-2 ③ G5-3		B KC 80 C FC 88 C FC 88 F FC 89 C FC 88 1-3 ③ K			3 0 0 0 0 0 0 1 0 0 0 0 1 1						
15 Ildemaro Vargas, S (1, 4) OBP: 0.425, SLG: 0.514 19 Sócrates Brito, L (7, 8) OBP: 0.132, SLG: 0.162	C SI 92 S CH 87 X FF 93 0-2 ② L7			C CH 84 B FF 91 F CU 76 F FC 86 F CU 76 S CU 77 1-3 ① K		C FF 90 X FF 92 0-1 ① F9		F FC 85 X FC 85 0-1 ① G3-1		3 0 0 0 0 1 0 1 0 0 0 0 0 0						
5 Eduardo Escobar, S (1, 5) OBP: 0.241, SLG: 0.286 76 Kelby Tomlinson, R (7, 5) OBP: 0.143, SLG: 0.105	F SI 92 B SI 94 F CU 78 B FF 90 X FF 90 2-2 ③ G6-3			B CU 75 B FF 92 S CH 86 C FF 91 B CH 85 B CU 75 4-2 53 2B BB		B FF 91 B FF 92 X CU 79 2-0 ② G5-3		F FC 86 B FC 86 X SI 89 1-1 ② G5-3		2 0 0 0 1 0 0 1 0 0 0 0 0 0						
53 Christian Walker, R (1, 3) OBP: 0.400, SLG: 0.645 26 Yasmany Tomás, R (7, 3) OBP: 0.440, SLG: 0.583		C CU 75 X FF 92 0-1 31 SF8 3B		B SI 89 S FF 90 B FF 90 X FF 88 2-1 1-3 2B		B CU 78 X CU 79 1-0 ③ G5-3		B FF 89 B FC 88 X SL 86 2-0 ③ G4-3		3 1 2 0 0 0 0 1 0 0 0 0 0 0						
28 Steven Souza Jr., R (1, 9) OBP: 0.355, SLG: 0.500 75 Tyler Heineman, S (8, 2)		B FF 92 B CU 74 X FF 90 2-0 ① L4		T SI 90 F FF 90 B FF 92 B CH 85 B CH 84 B FF 89 4-2 BB			B FC 91 X FC 90 1-0 31 G6-5-3 1B			2 0 1 0 1 0 1 0 0 0 0 0 0 0						
31 Alex Avila, L (1, 10) OBP: 0.250, SLG: 0.176		B FF 91 C CH 86 T FC 86 B FF 92 X FC 88 2-2 ② SF8 3-H		F FF 90 S CH 84 B CH 85 C CH 85 1-3 ② K			C FC 90 F FC 90 X FC 90 0-2 ①② G6-5-3 1-2f			2 0 0 1 0 1 4						
18 Carson Kelly, R (1, 2) OBP: 0.280, SLG: 0.480 27 Matt Szczur, R (7, PR) OBP: 0.161, SLG: 0.290 (8, 9)		B SI 90 C SI 91 C CU 76 X FF 93 1-2 ③ G6-3		B FC 87 F FC 87 C FC 86 B SI 90 F FC 87 F FF 91 F CH 84 X FF 92 2-2 ③ F9			C FC 90 B FC 90 B FS 82 X FC 90 2-1 78 2B			3 0 1 0 0 0 3 0 1 0 0 0 0 0						
48 Abraham Almonte, S (1, 7) OBP: 0.353, SLG: 0.419 71 Andrew Aplin, L (8, 7) OBP: 0.292, SLG: 0.190			B CH 85 C SI 91 X FF 91 1-1 ① G4-3		B CH 85 C CU 74 X CU 76 1-1 ① P3		F FC 91 B FC 90 B FS 82 S FC 90 B FC 90 B KC 82 4-2 78 2B BB			2 1 0 0 1 0 0 0 0 0 0 0 0 0						
78 Juniel Querecuto, S (1, 6) OBP: 0.333, SLG: 0.400 85 Galli Cribbs Jr., L (8, 6) OBP: 0.333, SLG: 0.200			F CH 85 X CH 85 0-1 ② G4-3		C CH 84 C FF 91 F FF 93 B FF 92 X CU 76 1-2 ② G3		B FC 90 F FC 89 F FC 89 X KC 80 1-2 1-H 2-H 2B			3 0 1 2 0 0 0 0 0 0 0 0 0 0						
Inning Stats	R: 0 E: 0 K: 0 S: 8 H: 0 LOB: 0 BB: 0 P: 10	R: 1 E: 0 K: 0 S: 9 H: 1 LOB: 0 BB: 0 P: 14	R: 0 E: 0 K: 0 S: 7 H: 0 LOB: 0 BB: 0 P: 11	R: 0 E: 0 K: 2 S: 20 H: 1 LOB: 3 BB: 2 P: 34	R: 0 E: 0 K: 0 S: 9 H: 0 LOB: 0 BB: 0 P: 12	R: 0 E: 0 K: 0 S: 4 H: 0 LOB: 0 BB: 0 P: 7	R: 2 E: 0 K: 1 S: 15 H: 3 LOB: 1 BB: 1 P: 24	R: 0 E: 0 K: 0 S: 5 H: 0 LOB: 0 BB: 0 P: 8		1B: 1 2B: 3 3B: 1 HR: 0 SF: 1 SAC: 0 DP: 1 HBP: 0						

BOTTOM

San Francisco Giants @ Arizona Diamondbacks

Salt River Fields at Talking Stick, Scottsdale, AZ

Thu Mar 14 2019, 4:11 PM - 6:27 PM EDT

Att. 12,051 - Sunny - 60 F

livebaseballscorecards.com

AB	27
R	3
H	5
RBI	3
BB	3
SO	3
LOB	9

PITCHER		IP	WLS	BF	H	R	ER	SO	BB	IBB	HBP	BLK	WP	HR	S	P	ERA	WHIP
57 Dereck Rodríguez, R ERA: 4.15	(1, 1)	4.2	L	18	2	1	1	2	2	0	0	0	0	0	50	77	1.93	0.857
60 Travis Bergen, L ERA:	(5, 1)	1.1		4	0	0	0	0	0	0	0	0	0	0	7	11	0.00	0.000
41 Mark Melancon, R ERA: 11.57	(7, 1)	1.0		6	3	2	2	1	1	0	0	0	0	0	15	24	18.00	4.000
61 Nick Vincent, R ERA: 3.86	(8, 1)	1.0		3	0	0	0	0	0	0	0	0	0	0	5	8	0.00	0.000

PITCHER	IP	WLS	BF	H	R	ER	SO	BB	IBB	HBP	BLK	WP	HR	S	P	ERA	WHIP

Batter	1	2	3	4	5	6	7	8	9	AB	R	H	RBI	BB	SO	LOB
6 David Fletcher, R (1, 6) OBP: 0.333, SLG: 0.333 85 Roberto Baldoquin, R (8, 6) OBP: 0.357, SLG: 0.300	B X 1-0 44 E 44 S 44 HR 1B		X 0-0 ① F7			X 0-0 41 1B 44 1B 1B	X 0-0 ③ F9			4 0	2 0	2 0	0 0	0 0	0 0	0 0
41 Justin Bour, L (1, 10) OBP: 0.308, SLG: 0.609	C T C 0-3 ① K		X 0-0 ② G4-3			X 0-0 44 E 44 1B 48 1B 1-2 1B		B B B B 4-0 44 FC3-6 BB		3	1	1	0	1	1	1
44 Kevan Smith, R (1, 2) OBP: 0.281, SLG: 0.438 98 Jack Kruger, R (8, PR) OBP: 0.412, SLG: 0.688 (8, 2)	B B C T C X 2-2 1-H HR		X 0-0 ③ G1-3			X 0-0 E7 48 1B 1-3 2-H 1B		X 0-0 ① FC3-6 3 G6-4-3 1-2f		4 0	2 0	2 0	3 0	0 0	0 0	1 0
3 Taylor Ward, R (1, 5) OBP: 0.268, SLG: 0.410 78 Jhoan Urena, S (8, 5) OBP: 0.478, SLG: 0.500	X 0-0 ② F8			X 0-0 ① G4-3		X 0-0 ① G5-3		1 SAFE X 0-0 ②③ G6-4-3 1-2f		4 0	0 0	0 0	0 0	0 0	0 0	3 0
25 Peter Bourjos, R (1, 8) OBP: 0.457, SLG: 0.750 22 Bo Way, L (8, 8) OBP: 0.429, SLG: 0.545	C S S 0-3 ③ K			F F S 0-3 ② K		C S S 0-3 ② K			C C C 0-3 ① K	3 1	0 0	0 0	0 0	0 0	3 1	2 0
48 César Puello, R (1, 7) OBP: 0.333, SLG: 0.385 28 Torii Hunter Jr., R (8, 7) OBP: 0.294, SLG: 0.214		X 0-0 ① G5-6-3		X 0-0 ③ F7		X 0-0 2-H 3-H 1B			C 2 SAFE X 0-1 ② F8 2-3	3 1	0 0	1 0	2 0	0 0	0 0	0 0
4 Luis Rengifo, S (1, 4) OBP: 0.259, SLG: 0.227 81 Ty Kelly, S (8, 4)		X 0-0 ② G4-3			X 0-0 ① G3	X 0-0 ③ F9			S S 0-3 ③ K	3 1	0 0	0 0	0 0	0 0	0 1	1 1
81 Brennon Lund, L (1, 9) OBP: 0.276, SLG: 0.269 71 Jonah Todd, L (8, 9) 9 Orlando Martinez, L (9, 9)		X 0-0 1B			X 0-0 90 G3-6-1 1B		X 0-0 ① F9			3 0 0	0 0 0	2 0 0	0 0 0	0 0 0	0 0 0	0 0 0
90 Jose Rojas, L (1, 3) OBP: 0.469, SLG: 0.786 84 Jordan Zimmerman, R (8, 3) OBP: 0.333, SLG: 0.143		1 SAFE X 0-0 ③ G4-3			X 0-0 ②③ G3-6-1 1-2f		X 0-0 ② G6-3			3 0	0 0	0 0	0 0	0 0	0 0	2 0
Inning Stats	R: 2 E: 0 K: 2 S: 11 H: 2 LOB: 0 BB: 0 P: 14	R: 0 E: 0 K: 0 S: 4 H: 1 LOB: 1 BB: 0 P: 4	R: 0 E: 0 K: 0 S: 3 H: 0 LOB: 0 BB: 0 P: 3	R: 0 E: 0 K: 1 S: 5 H: 0 LOB: 0 BB: 0 P: 5	R: 0 E: 0 K: 0 S: 3 H: 1 LOB: 0 BB: 0 P: 3	R: 3 E: 1 K: 1 S: 9 H: 4 LOB: 1 BB: 0 P: 9	R: 0 E: 0 K: 0 S: 3 H: 0 LOB: 0 BB: 0 P: 3	R: 0 E: 0 K: 0 S: 2 H: 0 LOB: 1 BB: 1 P: 6	R: 0 E: 0 K: 2 S: 8 H: 0 LOB: 1 BB: 0 P: 8	1B: 7 2B: 0 3B: 0 HR: 1 SF: 0 SAC: 0 DP: 2 HBP: 0						

PITCHER		IP	WLS	BF	H	R	ER	SO	BB	IBB	HBP	BLK	WP	HR	S	P	ERA	WHIP
29 Jeff Samardzija, R ERA: 2.63	(1, 1)	5.0		19	5	3	3	3	0	0	0	0	0	1	27	30	5.40	1.000
50 Ty Blach, L ERA: 3.48	(6, 1)	2.0	B	9	3	2	1	1	0	0	0	0	0	0	11	11	4.50	1.500
54 Reyes Moronta, R ERA: 3.0	(8, 1)	1.0		3	0	0	0	0	1	0	0	0	0	0	2	6	0.00	1.000
91 Trevor Gott, R ERA:	(9, 1)	1.0		3	0	0	0	2	0	0	0	0	0	0	8	8	0.00	0.000

PITCHER	IP	WLS	BF	H	R	ER	SO	BB	IBB	HBP	BLK	WP	HR	S	P	ERA	WHIP

TOP

Los Angeles Angels @ San Francisco Giants

Scottsdale Stadium, Scottsdale, AZ

Fri Mar 15 2019, 4:05 PM - 6:53 PM EDT

Att. 11,740 - Sunny - 71 F

livebaseballscorecards.com

AB	33
R	5
H	8
RBI	5
BB	1
SO	6
LOB	11

1B: 7	SF: 0	WP: 0	PA: 34
2B: 0	SAC: 0	PB: 0	
3B: 0	DP: 2	SB: 1	
HR: 1	HBP: 0	CS: 0	

BOTTOM

Batter	1	2	3	4	5	6	7	8	9	AB	R	H	RBI	BB	SO	LOB
6 Steven Duggar, L (1, 8) OBP: 0.333, SLG: 0.400 65 Mike Gerber, L (7, 9) OBP: 0.400, SLG: 0.556	0-0 22 G5-4-3 1B	1 SAFE 0-0 G4-3			0-0 E5 22 E 22 1B 1B	0-0 F9			0-0 F7	4 1	1 0	2 0	0 0	0 0	0 0	1 0
22 Yangervis Solarte, S (1, 4) OBP: 0.324, SLG: 0.429 79 Levi Michael, R (5, PR) OBP: 0.421, SLG: 0.467 (6, 4)	0-0 G5-4-3 1-2f		FFS 0-3 K		2 SAFE 0-0 9 1B 9 WP 80 SF7 2-H 1B		0-0 G5-3		BBBD 4-0 BB	3 1	0 1	1 1	1 0	0 1	1 0	1 0
10 Evan Longoria, R (1, 5) OBP: 0.344, SLG: 0.536 48 Pablo Sandoval, S (6, 3) OBP: 0.231, SLG: 0.320	SSS 0-3 K		BBB 4-0 80 F8 9 1B BB		CFS 0-3 K		FSS 0-3 K		X 0-0 F7	2 2	0 0	0 0	0 0	1 0	2 1	1 1
9 Brandon Belt, L (1, 3) OBP: 0.452, SLG: 0.593 7 Donovan Solano, R (6, 5) OBP: 0.333, SLG: 0.278		BBBB 4-0 80 HR BB	X 0-0 1-2 1B		BX 1-0 16 BB 1-3 1B		X 0-0 G6-3			2 1	1 0	2 0	0 0	1 0	0 0	0 0
80 Anthony García, R (1, 7) OBP: 0.242, SLG: 0.484		CBX 1-1 1-H HR	X 0-0 F8 2-3		X 0-0 SF7 3-H			BBBB 4-0 70 1B BB		2	1	1	3	1	0	2
16 Aramis Garcia, R (1, 2) OBP: 0.345, SLG: 0.478 67 Joey Bart, R (7, 2) OBP: 0.471, SLG: 0.750	CSX 0-2 P4	1 SAFE CCS 0-3 K			BBB 4-0 1-2 BB			SSC 0-3 K		2 1	0 0	0 0	0 0	1 1	1 0	2 1
70 Henry Ramos, S (1, 10) OBP: 0.267, SLG: 0.333	X 0-0 19 1B 2B		X 0-0 B3-1	SFC 0-3 K				1 SAFE 1 SAFE X 0-0 19 G4-6-3 1-2 1B		4	1	2	0	0	1	2
19 Alen Hanson, S (1, 6) OBP: 0.237, SLG: 0.257	X 0-0 52 FC5-4 2-H 1B		CCS 0-3 K			X 0-0 G3		X 0-0 G4-6-3 1-2f		4	0	1	1	0	1	2
52 Drew Ferguson, R (1, 9) OBP: 0.281, SLG: 0.115 (7, 8)	1 SAFE X 0-0 FC5-4 1-2f		X 0-0 P6			CSC 0-3 K			CCS 0-3 K	4	0	0	0	0	2	1
Inning Stats	R: 0 E: 0 K: 1 S: 5 H: 1 LOB: 0 BB: 0 P: 5	R: 3 E: 0 K: 0 S: 9 H: 3 LOB: 1 BB: 1 P: 14	R: 0 E: 0 K: 2 S: 8 H: 1 LOB: 2 BB: 1 P: 12	R: 0 E: 0 K: 1 S: 5 H: 0 LOB: 0 BB: 0 P: 5	R: 2 E: 2 K: 2 S: 10 H: 3 LOB: 2 BB: 1 P: 15	R: 0 E: 0 K: 1 S: 5 H: 0 LOB: 0 BB: 0 P: 5	R: 0 E: 0 K: 1 S: 5 H: 0 LOB: 0 BB: 0 P: 5	R: 0 E: 0 K: 1 S: 5 H: 1 LOB: 1 BB: 1 P: 9	R: 0 E: 0 K: 1 S: 5 H: 0 LOB: 1 BB: 1 P: 9	1B: 7 2B: 1 3B: 0 HR: 1	SF: 1 SAC: 0 DP: 2 HBP: 0				WP: 1 PB: 0 SB: 0 CS: 0	PA: 39	

PITCHER	IP	WLS	BF	H	R	ER	SO	BB	IBB	HBP	BLK	WP	HR	S	P	ERA	WHIP
52 Dillon Peters, L (1, 1) ERA: 3.86	4.0		20	7	5	5	4	2	0	0	0	0	1	29	38	11.25	2.250
78 Jeremy Rhoades, R (5, 1) ERA: 4.76	1.0		5	1	0	0	2	1	0	0	0	1	0	8	13	0.00	2.000
24 Noé Ramirez, R (6, 1) ERA: 12.0	2.0		6	0	0	0	2	0	0	0	0	0	0	10	10	0.00	0.000
75 Jared Walsh, L (8, 1) ERA: 5.79	1.0		4	1	0	0	1	1	0	0	0	0	0	5	9	0.00	2.000
95 Ryan Clark, R (9, 1) ERA: 9.64	1.0		4	0	0	0	1	1	0	0	0	0	0	5	9	0.00	1.000

PITCHER	IP	WLS	BF	H	R	ER	SO	BB	IBB	HBP	BLK	WP	HR	S	P	ERA	WHIP

Los Angeles Angels @ San Francisco Giants

Scottsdale Stadium, Scottsdale, AZ

Fri Mar 15 2019, 4:05 PM - 6:53 PM EDT

Att. 11,740 - Sunny - 71 F

livebaseballscorecards.com

AB	33
R	5
H	9
RBI	5
BB	5
SO	10
LOB	14

Batter	1	2	3	4	5	6	7	8	9	AB	R	H	RBI	BB	SO	LOB
3 Ian Kinsler, R (1, 4) OBP: 0.400, SLG: 0.650	C X 0-1 ① G5-3		X 0-0 ③ G4-3		X 0-0 30 G6-3 1-2 1B			X 0-0 E4 21 BLK		3	0	1	0	0	0	0
8 Javy Guerra, L (7, 4) OBP: 0.182, SLG: 0.150 (8, 6)										1	0	0	0	0	0	0
30 Eric Hosmer, L (1, 3) OBP: 0.296, SLG: 0.385	S T S 0-3 ② K			X 0-0 13 F9 27 1B 2B	X 0-0 ② ③ G6-3 1-2f			S S S 0-3 ① K 1-2		3	1	1	0	0	1	2
21 Luis Torrens, R (7, 2) OBP: 0.231, SLG: 0.583										1	0	0	0	0	1	1
13 Manny Machado, R (1, 5) OBP: 0.208, SLG: 0.261	X 0-0 ③ F9			X 0-0 ① F9 2-3		X 0-0 ① G5-3		S S S 0-3 ② K		3	0	0	0	0	0	1
17 Kyle Overstreet, R (7, 3)										1	0	0	0	0	1	1
27 Francisco Mejía, S (1, 2) OBP: 0.471, SLG: 0.844		X 0-0 ① G6-3		X 0-0 7 BB 3-H 1B		X 0-0 1B		X 0-0 G3-1		3	0	2	1	0	0	0
78 Seth Mejias-Brean, R (7, 5)										1	0	0	0	0	0	1
9 Luis Urías, R (1, 6) OBP: 0.250, SLG: 0.333		X 0-0 ② L9		C C S 0-3 ② K		S S S 0-3 ② K			S S S 0-3 ① K	3	0	0	0	0	2	2
97 Eguy Rosario, R (8, 4)										1	0	0	0	0	1	0
7 Manuel Margot, R (1, 8) OBP: 0.372, SLG: 0.421		X 0-0 ③ 1B		B B B 4-0 - 1-2 BB		1 SAFE X 0-0 ③ L7			X 0-0 87 WP 87 HR 2B	2	0	1	0	1	0	1
3 Nate Easley, R (6, 8) OBP: 0.333, SLG: 0.667										1	1	1	0	0	0	0
87 Josh Naylor, L (1, 7) OBP: 0.282, SLG: 0.421		X 0-0 ③ G4-3		X 0-0 ③ L9			X 0-0 ① G5-3		B S S S X 1-2 2-H HR	4	1	1	2	0	0	3
94 Hudson Potts, R (1, 10) OBP: 0.176, SLG: 0.382			X 0-0 ① F7		X 0-0 3 1B 1B		S S S 0-3 ② K		S S S 0-3 ② K	4	0	1	0	0	2	0
28 Michael Gettys, R (1, 9) OBP: 0.375, SLG: 0.750			S T C 0-3 ② K		X 0-0 ① F8		X 0-0 ③ G3		X 0-0 ③ F8	4	0	0	0	0	1	1
Inning Stats	R: 0 E: 0 K: 1 S: 6 / H: 0 LOB: 0 BB: 0 P: 6	R: 0 E: 0 K: 0 S: 4 / H: 1 LOB: 1 BB: 0 P: 4	R: 0 E: 0 K: 1 S: 5 / H: 0 LOB: 0 BB: 0 P: 5	R: 1 E: 0 K: 1 S: 7 / H: 2 LOB: 2 BB: 1 P: 11	R: 0 E: 0 K: 0 S: 4 / H: 2 LOB: 1 BB: 0 P: 4	R: 0 E: 0 K: 1 S: 6 / H: 1 LOB: 1 BB: 0 P: 6	R: 0 E: 0 K: 1 S: 5 / H: 0 LOB: 0 BB: 0 P: 5	R: 0 E: 1 K: 2 S: 8 / H: 0 LOB: 1 BB: 0 P: 8	R: 2 E: 0 K: 2 S: 11 / H: 2 LOB: 0 BB: 0 P: 12	1B: 5 2B: 2 3B: 0 HR: 1 / SF: 0 SAC: 0 DP: 1 HBP: 0							

PITCHER		IP	WLS	BF	H	R	ER	SO	BB	IBB	HBP	BLK	WP	HR	S	P	ERA	WHIP
59 Andrew Suárez, L ERA: 5.11	(1, 1)	3.1	W	13	3	1	1	2	0	0	0	0	0	0	18	18	2.70	0.900
62 Ray Black, R ERA: 3.38	(4, 1)	0.2		3	0	0	0	1	1	0	0	0	0	0	4	8	0.00	1.500
34 Chris Stratton, R ERA: 4.5	(5, 1)	2.0		8	3	0	0	1	0	0	0	0	0	0	10	10	0.00	1.500
56 Tony Watson, L ERA: 3.0	(7, 1)	1.0		3	0	0	0	1	0	0	0	0	0	0	5	5	0.00	0.000
13 Will Smith, L ERA:	(8, 1)	1.0		4	0	0	0	2	0	0	0	1	0	0	8	8	0.00	0.000

PITCHER		IP	WLS	BF	H	R	ER	SO	BB	IBB	HBP	BLK	WP	HR	S	P	ERA	WHIP
32 Steven Okert, L ERA: 6.43	(9, 1)	1.0		5	2	2	2	2	0	0	0	0	1	1	11	12	18.00	2.000

TOP

San Diego Padres @ San Francisco Giants

Scottsdale Stadium, Scottsdale, AZ

Sat Mar 16 2019, 4:04 PM - 6:41 PM EDT

Att. 11,761 - Sunny - 78 F

livebaseballscorecards.com

AB	35
R	3
H	8
RBI	3
BB	1
SO	9
LOB	13

1B: 5 2B: 2 3B: 0 HR: 1 / SF: 0 SAC: 0 DP: 1 HBP: 0

WP: 1 PB: 0 SB: 0 CS: 0 PA: 36

Batter	1	2	3	4	5	6	7	8	9	AB	R	H	RBI	BB	SO	LOB
6 Steven Duggar, L (1, 8) OBP: 0.355, SLG: 0.414 70 Henry Ramos, S (7, 8) OBP: 0.290, SLG: 0.333	0-0 28 F8 12 1B 35 1B 1B		CFS 0-3 ① K		0-0 E7 12 1B 28 1B 1B	0-0 ① F7		BBBB 4-0 BB		4 0	2 0	2 0	0 0	0 1	1 0	0 0
12 Joe Panik, L (1, 4) OBP: 0.548, SLG: 0.621 79 Levi Michael, R (7, 4) OBP: 0.400, SLG: 0.438	0-0 35 1B 1-2 1B		0-0 28 3B 1B		0-0 35 WP 28 1B 35 1B 2-3 1B	BBBB 4-0 28 G3-6-1 BB		SSC 0-3 ① K		3 1	2 0	3 0	0 0	1 0	0 1	0 1
28 Buster Posey, R (1, 2) OBP: 0.238, SLG: 0.300 18 René Rivera, R (7, 2) OBP: 0.400, SLG: 0.522	0-0 ① F8 2-3		0-0 35 2B 1-H 3B		1 SAFE 0-0 48 1B 35 1B 22 1B 1-2 3-H 1B	0-0 ②③ G3-6-1 1-2f		0-0 ② P3		4 1	2 0	2 0	2 0	0 0	0 0	3 1
35 Brandon Crawford, L (1, 6) OBP: 0.226, SLG: 0.233 7 Donovan Solano, R (8, 6) OBP: 0.318, SLG: 0.263	0-0 48 G6-4-3 1-2 3-H 1B		0-0 3-H 2B		B 1-0 22 1B 48 1B 8 FC4-6 1-2 2-H 1B		0-0 ① G4-3	0-0 ③ G5-3		4 1	1 0	3 0	3 0	0 0	0 0	0 1
48 Pablo Sandoval, S (1, 3) OBP: 0.267, SLG: 0.379 16 Aramis Garcia, R (7, PR) OBP: 0.345, SLG: 0.478 (8, 3)	0-0 ②③ G6-4-3 1-2f		FFC 0-3 ② K		0-0 8 FC4-6 22 1B 51 WP 1-2 2-3 1B		0-0 22 1B 2B			4 0	1 1	2 0	0 0	0 0	1 0	3 0
22 Yangervis Solarte, S (1, 5) OBP: 0.341, SLG: 0.436 79 Manuel Geraldo, S (7, PR) (8, 5)	0-0 ① G5-3	0-0 ③ G1-3			0-0 8 FC4-6 1-2 2-3 3-H 1B		0-0 8 2B 2-H 1B			4 0	0 0	2 0	2 0	0 0	0 0	1 0
8 Gerardo Parra, L (1, 7) OBP: 0.306, SLG: 0.515 65 Mike Gerber, L (7, PR) OBP: 0.400, SLG: 0.556 (8, 9)	BBBB 4-0 5 K 51 1B BB			0-0 ① G4-3	0-0 ① FC4-6 51 WP 51 1B 1-2f 2-3 3-H		0-0 1-3 2B			3 0	1 0	1 0	1 0	1 0	0 0	2 0
51 Mac Williamson, R (1, 10) OBP: 0.310, SLG: 0.385	1 SAFE 1 SAFE 0-0 1-2 1B			0-0 ② F8	B 1-0 5 G1-6-3 1-H 3-H 1B		SSS 0-3 ② K			4	0	2	1	0	1	3
5 Cameron Maybin, R (1, 9) OBP: 0.233, SLG: 0.205 16 Aramis Garcia, R (8, 7) OBP: 0.345, SLG: 0.478	FFFS 2 SAFE 0-3 ②③ K 2-3			0-0 ③ G5-3	0-0 ②③ G1-6-3 1-2f		0-0 ③ G1-3			4 0	0 1	0 0	0 0	0 0	1 0	6 0
Inning Stats	R: 1 H: 3 E: 0 LOB: 1 K: 0 BB: 0 S: 5 P: 5	R: 0 H: 1 E: 0 LOB: 1 K: 1 BB: 1 S: 5 P: 9	R: 2 H: 3 E: 0 LOB: 1 K: 2 BB: 0 S: 10 P: 10	R: 0 H: 0 E: 0 LOB: 0 K: 0 BB: 0 S: 3 P: 3	R: 6 H: 7 E: 1 LOB: 0 K: 0 BB: 0 S: 9 P: 11	R: 0 H: 0 E: 0 LOB: 0 K: 0 BB: 1 S: 2 P: 6	R: 1 H: 3 E: 0 LOB: 3 K: 1 BB: 0 S: 8 P: 8	R: 0 H: 0 E: 0 LOB: 1 K: 1 BB: 1 S: 5 P: 9		1B: 13 SF: 0 2B: 3 SAC: 0 3B: 1 DP: 3 HR: 0 HBP: 0							WP: 2 PA: 40 PB: 0 SB: 0 CS: 0	

PITCHER		IP	WLS	BF	H	R	ER	SO	BB	IBB	HBP	BLK	WP	HR	S	P	ERA	WHIP
40 Cal Quantrill, R ERA: 4.63	(1, 1)	3.2	L	17	7	3	3	3	1	0	0	0	0	0	22	26	7.36	2.182
52 Carlos Torres, R ERA: 14.29	(4, 1)	0.2		9	7	6	6	0	0	0	0	0	2	0	9	11	81.00	10.500
22 Bryan Mitchell, R ERA: 6.23	(5, 1)	1.2		4	0	0	0	0	1	0	0	0	0	0	3	7	0.00	0.600
88 Phil Maton, R ERA: 1.42	(7, 1)	1.0		6	3	1	1	1	0	0	0	0	0	0	8	8	9.00	3.000
53 Kazuhisa Makita, R ERA: 13.5	(8, 1)	1.0		4	0	0	0	1	1	0	0	0	0	0	5	9	0.00	1.000

PITCHER	IP	WLS	BF	H	R	ER	SO	BB	IBB	HBP	BLK	WP	HR	S	P	ERA	WHIP

BOTTOM

San Diego Padres @ San Francisco Giants

Scottsdale Stadium, Scottsdale, AZ

Sat Mar 16 2019, 4:04 PM - 6:41 PM EDT

Att. 11,761 - Sunny - 78 F

livebaseballscorecards.com

AB	37
R	10
H	17
RBI	9
BB	3
SO	5
LOB	21

Batter	1	2	3	4	5	6	7	8	9	AB	R	H	RBI	BB	SO	LOB
6 Billy Hamilton, S (1, 8) OBP: 0.395, SLG: 0.462	K		27 1B 15 1B		27 S			K	K	3	1	2	0	0	1	0
0 Terrance Gore, R (7, 8) OBP: 0.367, SLG: 0.217										1	0	0	0	0	1	0
79 Erick Mejia, S (9, PH) OBP: 0.469, SLG: 0.714										1	0	0	0	0	1	3
27 Adalberto Mondesi, S (1, 6) OBP: 0.350, SLG: 0.500	P2		15 1B 1-2		P3 1-2			G6-3		3	0	1	0	0	0	1
9 Nicky Lopez, L (7, 6) OBP: 0.362, SLG: 0.341										1	0	0	0	0	0	0
15 Whit Merrifield, R (1, 3) OBP: 0.349, SLG: 0.553	L7		4 S 1-3 2-H			B1-3		G5-3		3	0	1	1	0	0	0
69 Frank Schwindel, R (7, 3) OBP: 0.364, SLG: 0.395										1	0	0	0	0	0	0
4 Alex Gordon, L (1, 7) OBP: 0.442, SLG: 0.564		1B	G4-3 1-2			K			G6-3	3	0	1	0	0	1	2
16 Elier Hernandez, R (7, 7) OBP: 0.286, SLG: 0.294										1	0	0	0	0	0	0
17 Hunter Dozier, R (1, 10) OBP: 0.350, SLG: 0.457	K			F7		K			19 1B 2B	4	0	1	0	0	2	1
38 Jorge Bonifacio, R (9, PR) OBP: 0.316, SLG: 0.588										0	1	0	0	0	0	0
2 Chris Owings, R (1, 4) OBP: 0.400, SLG: 0.683	K			L5			F9		L8	3	0	0	0	0	1	1
47 Jecksson Flores, R (7, 4) OBP: 0.393, SLG: 0.520										1	0	0	0	0	0	1
1 Humberto Arteaga, R (1, 5) OBP: 0.500, SLG: 0.600	G5-3			G5-3			K		76 1B 14 BB 2-H	3	0	0	0	0	1	1
19 Cheslor Cuthbert, R (7, 5) OBP: 0.381, SLG: 0.400									1B	1	0	1	1	0	0	0
25 Brian Goodwin, L (1, 9) OBP: 0.179, SLG: 0.176			G1-3		F7		BB		76 1B 1-2 BB	2	0	0	0	1	0	0
14 Brett Phillips, L (7, 9) OBP: 0.350, SLG: 0.200										0	0	0	0	1	0	0
72 Meibrys Viloria, L (1, 2) OBP: 0.429, SLG: 0.519			L7		G1-3		G1-3		1-2 2-3 1B	3	0	0	0	0	0	1
76 Xavier Fernández, R (8, 2) OBP: 0.375, SLG: 0.286										1	0	1	0	0	0	0
Inning Stats	R: 0 E: 0 K: 1 S: 5 H: 0 LOB: 0 BB: 0 P: 5	R: 0 E: 0 K: 2 S: 8 H: 1 LOB: 1 BB: 0 P: 8	R: 1 E: 0 K: 0 S: 6 H: 3 LOB: 2 BB: 0 P: 7	R: 0 E: 0 K: 0 S: 3 H: 0 LOB: 0 BB: 0 P: 3	R: 0 E: 0 K: 0 S: 5 H: 1 LOB: 1 BB: 0 P: 5	R: 0 E: 0 K: 2 S: 7 H: 0 LOB: 0 BB: 0 P: 7	R: 0 E: 0 K: 1 S: 5 H: 0 LOB: 1 BB: 1 P: 9	R: 0 E: 0 K: 1 S: 5 H: 0 LOB: 0 BB: 0 P: 5	R: 1 E: 0 K: 1 S: 8 H: 3 LOB: 3 BB: 1 P: 12	1B: 7 2B: 1 3B: 0 HR: 0 SF: 0 SAC: 0 DP: 0 HBP: 0						

PITCHER		IP	WLS	BF	H	R	ER	SO	BB	IBB	HBP	BLK	WP	HR	S	P	ERA	WHIP
40 Madison Bumgarner, L ERA: 5.79	(1, 1)	6.2		25	5	1	1	6	0	0	0	0	0	0	38	39	1.35	0.750
61 Nick Vincent, R ERA: 3.6	(7, 1)	0.1		2	0	0	0	0	1	0	0	0	0	0	1	5	0.00	3.000
49 Sam Dyson, R ERA: 1.8	(8, 1)	1.0	W	3	0	0	0	1	0	0	0	0	0	0	5	5	0.00	0.000
41 Mark Melancon, R ERA: 11.12	(9, 1)	1.0		7	3	1	1	1	1	0	0	0	0	0	8	12	9.00	4.000

PITCHER	IP	WLS	BF	H	R	ER	SO	BB	IBB	HBP	BLK	WP	HR	S	P	ERA	WHIP

TOP

Kansas City Royals @ San Francisco Giants

Scottsdale Stadium, Scottsdale, AZ

Sun Mar 17 2019, 4:05 PM - 6:53 PM EDT

Att. 10,684 - Sunny - 76 F

livebaseballscorecards.com

AB	35
R	2
H	8
RBI	2
BB	2
SO	8
LOB	11

WP: 0 PA: 37
PB: 0
SB: 2
CS: 0

Batter	1	2	3	4	5	6	7	8	9	AB	R	H	RBI	BB	SO	LOB
12 Joe Panik, L (1, 4) OBP: 0.500, SLG: 0.563	L7		K		G1-3			F7		3	0	0	0	0	1	0
19 Alen Hanson, S (6, 4) OBP: 0.225, SLG: 0.243 (7, 6)								K		2	0	0	0	0	1	3
28 Buster Posey, R (1, 2) OBP: 0.250, SLG: 0.304	G6-3		G6-3			9 2B 1B		67 E 7 1B 67 FC1 BB		3	0	1	0	0	0	0
16 Aramis Garcia, R (6, PR) OBP: 0.367, SLG: 0.478 (7, 3)										0	1	0	0	1	0	0
9 Brandon Belt, L (1, 3) OBP: 0.500, SLG: 0.667	1B			1B		1-H 2B		FC1 10 1B 7 1B 80 WP 1-3 3-H		3	0	3	0	0	0	0
67 Joey Bart, R (7, 2) OBP: 0.444, SLG: 0.706										1	1	0	1	0	0	1
35 Brandon Crawford, L (1, 6) OBP: 0.206, SLG: 0.212	G4-3			G6-3		F7		80 WP 10 1B 65 1B 1-2 3-H 1B		3	0	0	0	0	0	3
7 Donovan Solano, R (7, 4) OBP: 0.348, SLG: 0.300										1	1	1	1	0	0	0
48 Pablo Sandoval, S (1, 5) OBP: 0.290, SLG: 0.400		80 FC5-4 1B		1B		G5-3		80 WP 65 1B 1-2 2-3 1B		1	0	1	0	0	0	0
10 Evan Longoria, R (4, 5) OBP: 0.371, SLG: 0.548										3	1	2	0	0	0	2
79 Levi Michael, R (9, 5) OBP: 0.400, SLG: 0.438										0	0	0	0	0	0	0
80 Anthony García, R (1, 7) OBP: 0.243, SLG: 0.441		FC5-4 5 S 1-2f		G5-3			P3	65 1B 52 E 1-2 2-3 3-H BB		3	1	0	0	1	0	2
5 Cameron Maybin, R (1, 8) OBP: 0.239, SLG: 0.238	K 1-2				70 G4-3 40 G6-3 2B		G4-3	52 E 1-2 2-H 3-H 1B		3	1	1	0	0	1	1
65 Mike Gerber, L (8, 9) OBP: 0.429, SLG: 0.579										1	0	1	2	0	0	0
70 Henry Ramos, S (1, 9) OBP: 0.257, SLG: 0.294 (8, 8)	G4-3				G4-3 2-3		P6	F9		4	0	0	0	0	0	4
40 Madison Bumgarner, R (1, 1) OBP: 0.250, SLG: 0.250			K		G6-3 3-H			19 F7 19 E 67 E 1B		2	0	0	1	0	1	0
61 Nick Vincent, R (7, 1)										0	0	0	0	0	0	0
49 Sam Dyson, R (8, 1)										0	0	0	0	0	0	0
21 Stephen Vogt, L (8, PH) OBP: 0.600, SLG: 0.538										1	0	1	0	0	0	0
52 Drew Ferguson, R (8, PR) OBP: 0.273, SLG: 0.111								E5		1	1	0	0	0	0	1
41 Mark Melancon, R (9, 1)										0	0	0	0	0	0	0
Inning Stats	R: 0 E: 0 K: 0 S: 4 H: 1 LOB: 1 BB: 0 P: 4	R: 0 E: 0 K: 1 S: 6 H: 1 LOB: 1 BB: 0 P: 6	R: 0 E: 0 K: 2 S: 7 H: 0 LOB: 0 BB: 0 P: 7	R: 0 E: 0 K: 0 S: 4 H: 2 LOB: 1 BB: 0 P: 4	R: 1 E: 0 K: 0 S: 4 H: 1 LOB: 0 BB: 0 P: 4	R: 0 E: 0 K: 0 S: 4 H: 2 LOB: 2 BB: 0 P: 4	R: 0 E: 0 K: 0 S: 3 H: 0 LOB: 0 BB: 0 P: 3	R: 6 E: 3 K: 1 S: 11 H: 4 LOB: 2 BB: 2 P: 19		1B: 9 2B: 2 3B: 0 HR: 0 SF: 0 SAC: 0 DP: 0 HBP: 0						

PITCHER		IP	WLS	BF	H	R	ER	SO	BB	IBB	HBP	BLK	WP	HR	S	P	ERA	WHIP
56 Brad Keller, R ERA: 4.61	(1, 1)	4.2		18	5	1	1	3	0	0	0	0	0	0	24	24	1.93	1.071
54 Tim Hill, L ERA: 1.35	(5, 1)	1.1		5	2	0	0	0	0	0	0	0	0	0	5	5	0.00	1.500
31 Ian Kennedy, R ERA: 6.3	(7, 1)	1.0		3	0	0	0	0	0	0	0	0	0	0	3	3	0.00	0.000
52 Sam McWilliams, R ERA: 15.43	(8, 1)	0.1	L	7	3	6	4	0	2	0	0	0	1	0	5	13	108.00	15.000
55 Richard Lovelady, L ERA: 2.08	(8, 1)	0.2		4	1	0	0	1	0	0	0	0	0	0	6	6	0.00	1.500

PITCHER	IP	WLS	BF	H	R	ER	SO	BB	IBB	HBP	BLK	WP	HR	S	P	ERA	WHIP

BOTTOM

Kansas City Royals @ San Francisco Giants

Scottsdale Stadium, Scottsdale, AZ

Sun Mar 17 2019, 4:05 PM - 6:53 PM EDT

Att. 10,684 - Sunny - 76 F

livebaseballscorecards.com

AB	35
R	7
H	11
RBI	5
BB	2
SO	4
LOB	17

WP: 1 PA: 37
PB: 0
SB: 1
CS: 0

Batter	1	2	3	4	5	6	7	8	9	AB	R	H	RBI	BB	SO	LOB
6 Steven Duggar, L (1, 8) OBP: 0.382, SLG: 0.438	C X 0-1 ① G1-3		X 0-0 1B		X 0-0 22 E 80 1B 1-2 1B		X 0-0 ② G3		B B B B 4-0 1-2 2-3 3-H BB	3	1	2	0	0	0	0
70 Henry Ramos, S (6, 8) OBP: 0.270, SLG: 0.286										1	0	0	1	1	0	0
22 Yangervis Solarte, S (1, 5) OBP: 0.341, SLG: 0.429	X 0-0 ② P3		1 SAFE 1 SAFE X 0-0 ③ F8		X 0-0 E1 80 1B 1-3 2-H 1B		B B B B 4-0 BB		X 0-0 ① F3	3	0	1	0	0	0	1
88 Jonah Arenado, R (6, 5) OBP: 0.500, SLG: 1.333										1	0	0	0	1	0	3
51 Mac Williamson, R (1, 7) OBP: 0.304, SLG: 0.372	X 0-0 1B			X 0-0 ① G4-3	S F S 0-3 ② K		F F S 0-3 ③ K		C S S 0-3 ② K	4	0	1	0	0	2	3
75 Jalen Miller, R (7, 4) OBP: 0.667, SLG: 0.600										1	0	0	0	0	1	3
80 Anthony García, R (1, 10) OBP: 0.250, SLG: 0.432	X 0-0 ③ P3			X 0-0 ② G1-3	X 0-0 1-2 3-H 1B			C F S 0-3 ① K	S F S 0-3 ③ K	3	0	1	1	0	0	1
18 René Rivera, R (1, 2) OBP: 0.357, SLG: 0.462		X 0-0 ① F9		X 0-0 ③ G6-3	F F S 0-3 ③ K			X 0-0 ② F7		3	0	0	0	0	1	2
16 Aramis Garcia, R (5, 2) OBP: 0.355, SLG: 0.458										1	0	0	0	0	0	0
67 Joey Bart, R (8, PH) (8, 10) OBP: 0.400, SLG: 0.632										2	0	0	0	0	2	3
48 Pablo Sandoval, S (1, 3) OBP: 0.265, SLG: 0.364		X 0-0 ② F8			X 0-0 ① G6-3	C F S 0-3 ① K		X 0-0 ③ P4		3	0	0	0	0	1	0
76 Zach Green, R (6, 3) OBP: 0.417, SLG: 0.632										1	0	0	0	0	0	0
8 Gerardo Parra, L (1, 9) OBP: 0.308, SLG: 0.486		X 0-0 ③ F8			H 1-0 19 2B 7 1B HBP	S F S 0-3 ② K			B B B B 4-0 1B S 70 BB BB	2	1	0	0	0	1	0
52 Drew Ferguson, R (6, 9) OBP: 0.294, SLG: 0.111										0	1	0	0	1	0	0
19 Alen Hanson, S (1, 6) OBP: 0.233, SLG: 0.275			X 0-0 ① P4		X 0-0 1-3 7 1B 2B	S S S 0-3 ③ K			B X 1-0 70 BB 71 S 1-3 1B	3	1	1	0	0	1	0
Abiatal Avelino, R (6, 6) OBP: 0.167, SLG: 0.174										1	0	1	0	0	0	0
7 Donovan Solano, R (1, 4) OBP: 0.346, SLG: 0.304			X 0-0 ② F9		X 0-0 22 1B 6 1B 22 E 2-H 3-H 1B		C C S 0-3 ① K		1 SAFE D B B B 4-0 70 BB 1-2 BB	3	1	1	2	0	1	0
71 Craig Gentry, R (7, 7)										0	0	0	0	1	0	0
Inning Stats	R: 0 E: 0 K: 0 S: 5 H: 1 LOB: 1 BB: 0 P: 5	R: 0 E: 0 K: 0 S: 3 H: 0 LOB: 0 BB: 0 P: 3	R: 0 E: 0 K: 0 S: 4 H: 1 LOB: 1 BB: 0 P: 4	R: 0 E: 0 K: 0 S: 3 H: 0 LOB: 0 BB: 0 P: 3	R: 4 E: 1 K: 2 S: 12 H: 5 LOB: 2 BB: 0 P: 13	R: 0 E: 0 K: 3 S: 9 H: 0 LOB: 0 BB: 0 P: 9	R: 0 E: 0 K: 2 S: 7 H: 0 LOB: 1 BB: 1 P: 11	R: 0 E: 0 K: 1 S: 5 H: 0 LOB: 0 BB: 0 P: 5	R: 1 E: 0 K: 2 S: 8 H: 1 LOB: 3 BB: 3 P: 21	1B: 7 2B: 1 3B: 0 HR: 0	SF: 0 SAC: 0 DP: 0 HBP: 1	WP: 0 PB: 0 SB: 2 CS: 0	PA: 40				

PITCHER		IP	WLS	BF	H	R	ER	SO	BB	IBB	HBP	BLK	WP	HR	S	P	ERA	WHIP
58 Manny Bañuelos, L ERA: 5.14	(1, 1)	4.1		17	3	2	2	0	0	0	1	0	0	0	17	18	4.15	0.692
61 Ryan Burr, R ERA: 3.12	(5, 1)	1.0	L	7	4	2	2	3	0	0	0	0	0	0	13	13	18.00	4.000
57 Jace Fry, L ERA: 10.29	(6, 1)	1.2		6	0	0	0	4	1	0	0	0	0	0	13	17	0.00	0.600
41 Kelvin Herrera, R ERA: 3.18	(8, 1)	1.0		3	0	0	0	1	0	0	0	0	0	0	5	5	0.00	0.000
50 Thyago Vieira, R ERA: 7.11	(9, 1)	0.0		3	1	1	1	0	2	0	0	0	0	0	1	10	∞	∞

PITCHER		IP	WLS	BF	H	R	ER	SO	BB	IBB	HBP	BLK	WP	HR	S	P	ERA	WHIP
Josh Osich, L ERA:	(9, 1)	1.0		4	0	0	0	2	1	0	0	0	0	0	7	11	0.00	1.000

TOP

San Francisco Giants @ Chicago White Sox

Camelback Ranch, Glendale, AZ

Mon Mar 18 2019, 4:08 PM - 7:00 PM EDT

Att. 8,878 - Sunny - 81 F

livebaseballscorecards.com

AB	35
R	5
H	8
RBI	4
BB	4
SO	10
LOB	16

Batter	1	2	3	4	5	6	7	8	9	AB	R	H	RBI	BB	SO	LOB
28 Leury García, S (1, 9) OBP: 0.381, SLG: 0.459 32 Preston Tucker, L (7, 9) OBP: 0.346, SLG: 0.318	FCC 0-3 ① K	SFC 0-3 ③ K		1 SAFE X 0-0 ③ FC6-4 1-2f			X 0-0 ③ G4-3			3 0 0 0 0 2 2 1 0 0 0 0 0 0						
10 Yoán Moncada, S (1, 5) OBP: 0.463, SLG: 0.636 92 Ti'Quan Forbes, R (6, 5)	BBBB 4-0 17 HR BB		SFC 0-3 ① K		CFS 0-3 ① K			X 0-0 ① G6-3		2 1 0 0 1 2 0 1 0 0 0 0 0 0						
17 Yonder Alonso, L (1, 3) OBP: 0.261, SLG: 0.500 84 Matt Skole, L (6, 3) OBP: 0.462, SLG: 0.429	BBSX 2-1 1-H HR		BBBD 4-0 5 E BB		X 0-0 ② G3-1			X 0-0 1B		2 1 1 2 1 0 0 1 0 1 0 0 0 0						
30 Nicky Delmonico, L (1, 10) OBP: 0.400, SLG: 0.444 95 Gavin Sheets, L (8, PH) (9, 10)	X 0-0 ② F7		CFC 0-3 ② K		X 0-0 ③ G1			SFS 0-3 ② K		3 0 0 0 0 1 1 1 0 0 0 0 1 1						
5 Yolmer Sánchez, S (1, 4) OBP: 0.417, SLG: 0.323 86 Mitch Roman, R (7, 4) OBP: 0.333, SLG: 0.400	X 0-0 1B		X 0-0 E4 1-3			X 0-0 ① P2		X 0-0 ③ G4-3		3 0 1 0 0 0 1 1 0 0 0 0 0 1						
24 Brandon Guyer, R (1, 7) OBP: 0.385, SLG: 0.381 20 José Rondón, R (7, 7) OBP: 0.379, SLG: 0.440	1 SAFE FCS 0-3 ③ K		CCC 0-3 ③ K			CCS 0-3 ② K			X 0-0 97 G6-4-3 1B	3 0 0 0 0 3 3 1 0 1 0 0 0 0						
7 Tim Anderson, R (1, 6) OBP: 0.375, SLG: 0.590 97 Laz Rivera, R (7, 6) OBP: 0.571, SLG: 1.167		X 0-0 ① G4-3		X 0-0 ① G1-6-3		X 0-0 ③ G6-3			X 0-0 ①② G6-4-3 1-2f	3 0 0 0 0 0 0 1 0 0 0 0 0 1						
15 Adam Engel, R (1, 8) OBP: 0.357, SLG: 0.500 49 Ryan Cordell, R (8, 8) OBP: 0.256, SLG: 0.314		X 0-0 89 1B 1B		X 0-0 28 FC6-4 1B			FFS 0-3 ① K		X 0-0 ③ P2	3 0 2 0 0 1 0 1 0 0 0 0 0 0						
89 Alfredo González, R (1, 2) OBP: 0.333, SLG: 0.167 93 Nate Nolan, R (8, 2) OBP: 0.300, SLG: 0.222		1 SAFE X 0-0 ② 1-3 1B		CFC 0-3 ② K			CFS 0-3 ② K			3 0 1 0 0 2 1 0 0 0 0 0 0 0						
Inning Stats	R: 2 E: 0 K: 2 S: 10 H: 2 LOB: 1 BB: 1 P: 16	R: 0 E: 0 K: 1 S: 6 H: 2 LOB: 1 BB: 0 P: 6	R: 0 E: 1 K: 3 S: 10 H: 0 LOB: 2 BB: 1 P: 14	R: 0 E: 0 K: 1 S: 6 H: 1 LOB: 1 BB: 0 P: 6	R: 0 E: 0 K: 1 S: 5 H: 0 LOB: 0 BB: 0 P: 5	R: 0 E: 0 K: 1 S: 5 H: 0 LOB: 0 BB: 0 P: 5	R: 0 E: 0 K: 2 S: 7 H: 0 LOB: 0 BB: 0 P: 7	R: 0 E: 0 K: 1 S: 6 H: 1 LOB: 1 BB: 0 P: 6	R: 0 E: 0 K: 0 S: 3 H: 1 LOB: 0 BB: 0 P: 3	1B: 6 2B: 0 3B: 0 HR: 1	SF: 0 SAC: 0 DP: 1 HBP: 0						

PITCHER	IP	WLS	BF	H	R	ER	SO	BB	IBB	HBP	BLK	WP	HR	S	P	ERA	WHIP
38 Tyler Beede, R (1, 1) ERA: 6.1	2.0		10	4	2	2	3	1	0	0	0	0	1	16	22	9.00	2.500
60 Travis Bergen, L (3, 1) ERA:	1.2		8	1	0	0	4	1	0	0	0	0	0	15	19	0.00	1.200
50 Ty Blach, L (4, 1) ERA: 3.09	1.1	W	4	0	0	0	1	0	0	0	0	0	0	6	6	0.00	0.000
54 Reyes Moronta, R (6, 1) ERA: 1.8	2.0	H	6	0	0	0	3	0	0	0	0	0	0	12	12	0.00	0.000
91 Trevor Gott, R (8, 1) ERA:	2.0	S	7	2	0	0	1	0	0	0	0	0	0	9	9	0.00	1.000

PITCHER	IP	WLS	BF	H	R	ER	SO	BB	IBB	HBP	BLK	WP	HR	S	P	ERA	WHIP

BOTTOM

San Francisco Giants @ Chicago White Sox

Camelback Ranch, Glendale, AZ

Mon Mar 18 2019, 4:08 PM - 7:00 PM EDT

Att. 8,878 - Sunny - 81 F

livebaseballscorecards.com

AB	33
R	2
H	7
RBI	2
BB	2
SO	12
LOB	11

1B: 6 SF: 0
2B: 0 SAC: 0
3B: 0 DP: 1
HR: 1 HBP: 0

WP: 0 PA: 35
PB: 0
SB: 0
CS: 0

Cleveland Indians @ San Francisco Giants

Scottsdale Stadium, Scottsdale, AZ

Wed Mar 20 2019, 10:06 PM - 12:51 AM EDT

Att. 8,296 - Clear - 77 F

livebaseballscorecards.com

TOP

Batter	1	2	3	4	5	6	7	8	9	AB	R	H	RBI	BB	SO	LOB
2 Leonys Martin, L (1, 8) OBP: 0.341, SLG: 0.425	C X 0-1 G2-3		B B B B 4-0 BB			X 0-0 10 1B 1B		X 0-0 69 G4-3 2B		2	0	1	0	1	0	0
71 Connor Marabell, L (6, PR) OBP: 0.600, SLG: 0.800 (6, 8)										1	0	1	0	0	0	0
22 Jason Kipnis, L (1, 4) OBP: 0.240, SLG: 0.320	X 0-0 G3		X 0-0 G6-3			X 0-0 F7		X 0-0 G4-3 2-3		1	0	0	0	0	0	0
69 Daniel Schneemann, L (1, 4)										3	0	0	0	0	0	3
10 Jake Bauers, L (1, 3) OBP: 0.298, SLG: 0.429	C C C 0-3 K			B B B B 4-0 55 G4-6-3 BB		X 0-0 1-2 1B		X 0-0 G6-3		2	0	1	0	1	1	0
93 Wilson Garcia, S (6, PR) OBP: 0.400, SLG: 0.667 (6, 3)										1	0	0	0	0	0	1
30 Tyler Naquin, L (1, 9) OBP: 0.261, SLG: 0.341		B B B B 4-0 1 F8 55 BB 17 F9-2 BB		X 0-0 F7		X 0-0 G4-3			S S S 0-3 K	2	0	0	0	1	0	3
79 Trenton Brooks, L (6, 9) OBP: 0.667, SLG: 2.000										1	0	0	0	0	1	0
55 Roberto Pérez, R (1, 2) OBP: 0.359, SLG: 0.486		B B B B 4-0 1 F8 1-2 BB		X 0-0 G4-6-3 1-2f			X 0-0 1B		S S S 0-3 K	2	0	1	0	1	0	1
73 Mitch Longo, L (7, PR)										1	0	0	0	0	1	0
(7, 7)																
1 Greg Allen, S (1, 7) OBP: 0.450, SLG: 0.622		X 0-0 F8 1-2 2-3			X 0-0 P6		X 0-0 F8		C C C 0-3 K	3	0	0	0	0	0	3
32 Angel Lopez, R (7, 2)										1	0	0	0	0	1	0
17 Dioner Navarro, S (1, 10) OBP: 0.333, SLG: 0.263		X 0-0 F9-2 3-H			X 0-0 P6		X 0-0 F9			3	0	0	0	0	0	3
24 Tyler Freeman, R (1, 6) OBP: 0.125, SLG: 0.125			X 0-0 F8		X 0-0 F8		X 0-0 G5-3			3	0	0	0	0	0	1
75 Andruw Monasterio, R (1, 5)			X 0-0 G6-3			X 0-0 F9		X 0-0 G6-3		3	0	0	0	0	0	0

	AB	29
	R	0
	H	4
	RBI	0
	BB	4
	SO	4
	LOB	15

Inning Stats																																
	R: 0	E: 0	K: 1	S: 6	H: 0	LOB: 0	BB: 0	P: 6	R: 0	E: 0	K: 0	S: 2	H: 0	LOB: 1	BB: 2	P: 10	R: 0	E: 0	K: 0	S: 3	H: 0	LOB: 1	BB: 1	P: 7	R: 0	E: 0	K: 0	S: 2	H: 0	LOB: 0	BB: 1	P: 6
	R: 0	E: 0	K: 0	S: 3	H: 0	LOB: 0	BB: 0	P: 3	R: 0	E: 0	K: 0	S: 5	H: 2	LOB: 2	BB: 0	P: 5	R: 0	E: 0	K: 0	S: 4	H: 1	LOB: 1	BB: 0	P: 4	R: 0	E: 0	K: 0	S: 4	H: 1	LOB: 1	BB: 0	P: 4
	R: 0	E: 0	K: 3	S: 9	H: 0	LOB: 0	BB: 0	P: 9	1B: 3	2B: 2	3B: 0	HR: 0	SF: 0	SAC: 0	DP: 2	HBP: 0	WP: 0	PB: 0	SB: 0	CS: 0	PA: 33											

PITCHER		IP	WLS	BF	H	R	ER	SO	BB	IBB	HBP	BLK	WP	HR	S	P	ERA	WHIP
37 Drew Pomeranz, L ERA: 3.21	(1, 1)	5.0	W	17	0	0	0	1	4	0	0	0	0	0	16	32	0.00	0.800
56 Tony Watson, L ERA: 2.25	(6, 1)	1.0		5	2	0	0	0	0	0	0	0	0	0	5	5	0.00	2.000
13 Will Smith, L ERA:	(7, 1)	1.0		4	1	0	0	0	0	0	0	0	0	0	4	4	0.00	1.000
61 Nick Vincent, R ERA: 3.0	(8, 1)	1.0		4	1	0	0	0	0	0	0	0	0	0	4	4	0.00	1.000
32 Steven Okert, L ERA: 5.63	(9, 1)	1.0		3	0	0	0	3	0	0	0	0	0	0	9	9	0.00	0.000

PITCHER	IP	WLS	BF	H	R	ER	SO	BB	IBB	HBP	BLK	WP	HR	S	P	ERA	WHIP

BOTTOM

Cleveland Indians @ San Francisco Giants

Scottsdale Stadium, Scottsdale, AZ

Wed Mar 20 2019, 10:06 PM - 12:51 AM EDT

Att. 8,296 - Clear - 77 F

livebaseballscorecards.com

Batter	1	2	3	4	5	6	7	8	9	AB	R	H	RBI	BB	SO	LOB
6 Steven Duggar, L (1, 8) OBP: 0.378, SLG: 0.457	F8	F9		12 G1-4-3 28 2B 1-3 3-H 2B		L3	BBBB 70 FC6 BB			3	1	1	1	0	0	1
5 Cameron Maybin, R (5, 8) OBP: 0.250, SLG: 0.233										1	0	0	0	1	0	0
12 Joe Panik, L (1, 4) OBP: 0.500, SLG: 0.583	P3		9 28 G5-3 1B 1B	G1-4-3 2-3 3-H		28 1B 48 2B 2B	SSS K			4	1	2	1	0	0	1
7 Donovan Solano, R (6, PR) OBP: 0.333, SLG: 0.292 (7, 4)										1	1	0	0	0	1	1
28 Buster Posey, R (1, 2) OBP: 0.286, SLG: 0.370	CCC K		G5-3 1-2	9 2B 3-H 2B		9 HBP 48 2B 2-3 1B	FC6 1-2f			4	2	2	1	0	1	1
13 Will Smith, R (7, 1)										0	0	0	0	0	0	0
70 Henry Ramos, S (7, PH) OBP: 0.263, SLG: 0.278										1	0	0	0	0	0	1
61 Nick Vincent, R (8, 1)										0	0	0	0	0	0	0
32 Steven Okert, L (9, 1)										0	0	0	0	0	0	0
9 Brandon Belt, L (1, 3) OBP: 0.553, SLG: 0.818		HR	2-H 1B	10 1B 2-H 2B		H 1-0 48 2B 1-2 HBP		CCC K		3	2	3	3	0	0	0
82 Gio Brusa, S (6, PR)										1	1	0	0	0	1	0
(7, 3)																
10 Evan Longoria, R (1, 5) OBP: 0.368, SLG: 0.529	SSS K	SSS K		2-H 1B		19 3B 1-H 2-H 3-H 2B		H 1-0 58 1B HBP		3	0	1	1	0	2	1
48 Pablo Sandoval, S (5, 5) OBP: 0.306, SLG: 0.412										1	1	1	3	0	0	0
72 Kyle McPherson, R (8, PR)										0	0	0	0	0	0	0
(9, 5)																
35 Brandon Crawford, L (1, 6) OBP: 0.216, SLG: 0.250	8 WP 22 2B 2B	F8	G4-3			2-H 3B		CCC K		3	1	1	0	0	0	2
19 Alen Hanson, S (5, 6) OBP: 0.244, SLG: 0.333										2	0	1	1	0	1	1
77 Shane Matheny, L (9, 6)										0	0	0	0	0	0	0
8 Gerardo Parra, L (1, 9) OBP: 0.317, SLG: 0.541	BX L4 2-3			6 2B 3B	G6-3	SSS K		1-3 1B		2	1	1	0	0	0	1
58 Matt Joyce, L (5, 9) OBP: 0.273, SLG: 0.200										3	0	1	0	0	1	3
22 Yangervis Solarte, S (1, 7) OBP: 0.340, SLG: 0.444				P5	G6-3	G1		SSS K		3	1	1	1	0	0	1
56 Tony Watson, L (6, 1)										0	0	0	0	0	0	0
18 René Rivera, R (6, PH) OBP: 0.333, SLG: 0.429	37 1B 3-H 2B									2	0	0	0	0	1	5
(7, 2)																
37 Drew Pomeranz, R (1, 1) OBP: 1.000, SLG: 1.000				BBBB 6 2B 12 G1-4-3 BB	G3-1					1	1	1	1	1	0	0
51 Mac Williamson, R (5, PH) OBP: 0.292, SLG: 0.356										2	0	0	0	0	0	0
(6, 7)																
Inning Stats	R: 0 E: 0 K: 1 S: 5 H: 0 LOB: 0 BB: 0 P: 5	R: 3 E: 0 K: 1 S: 9 H: 4 LOB: 1 BB: 0 P: 10	R: 1 E: 0 K: 1 S: 7 H: 2 LOB: 1 BB: 0 P: 7	R: 5 E: 0 K: 0 S: 8 H: 5 LOB: 1 BB: 1 P: 12	R: 0 E: 0 K: 0 S: 3 H: 0 LOB: 0 BB: 0 P: 3	R: 4 E: 0 K: 1 S: 9 H: 4 LOB: 3 BB: 0 P: 10	R: 0 E: 0 K: 1 S: 5 H: 0 LOB: 1 BB: 1 P: 9	R: 0 E: 0 K: 3 S: 10 H: 1 LOB: 2 BB: 0 P: 11		1B: 6 2B: 7 3B: 2 HR: 1 SF: 0 SAC: 0 DP: 0 HBP: 2						

| | | | | | | | | | | | | | | | |

Batter	1	2	3	4	5	6	7	8	9	AB	R	H	RBI	BB	SO	LOB
6 Steven Duggar, L (1, 8) OBP: 0.400, SLG: 0.500 70 Henry Ramos, S (6, 8) OBP: 0.256, SLG: 0.270	C X 0-1 9 HR 1B		S S S 0-3 ① K			X 0-0 22 1B 2B	C C C 0-3 ② K			3 2 2 0 0 1 0 1 0 0 0 0 1 2						
22 Yangervis Solarte, S (1, 4) OBP: 0.340, SLG: 0.438 Abiatal Avelino, R (6, PR) OBP: 0.200, SLG: 0.250 (6, 4)	X 0-0 ① F8		S S S 0-3 ② K			X 0-0 10 CS 2-H 1B	X 0-0 1-3 2-H 2B			3 0 1 1 0 1 1 1 0 1 1 0 0 0						
9 Brandon Belt, L (1, 3) OBP: 0.537, SLG: 0.861 54 Reyes Moronta, R (6, 1) 67 Joey Bart, R (7, PH) OBP: 0.381, SLG: 0.600 (7, 2)	C X 0-1 1-H HR		X 0-0 ③ F8			X 0-0 ① F7	C C C 0-3 ③ K			3 1 1 2 0 0 1 0 0 0 0 0 0 0 1 0 0 0 0 1 3						
10 Evan Longoria, R (1, 5) OBP: 0.390, SLG: 0.541 7 Donovan Solano, R (6, PR) OBP: 0.321, SLG: 0.280 (6, 5)	X 0-0 ② F8			X 0-0 35 G1-6-3 1B		C X 0-1 ② 1-2 1B		S S S 0-3 ① K2-3		3 0 2 0 0 0 0 1 0 0 0 0 1 0						
35 Brandon Crawford, L (1, 6) OBP: 0.225, SLG: 0.237 19 Alen Hanson, S (6, 6) OBP: 0.239, SLG: 0.326	B B B B 4-0 51 CS BB			X 0-0 ①② G1-6-3 1-2f		X 0-0 ③ G4-3		X 0-0 ② G1-3		2 0 0 0 1 0 2 1 0 0 0 0 0 0						
51 Mac Williamson, R (1, 7) OBP: 0.288, SLG: 0.347 (7, 9)	C 0-1 ③ CS 1-2	X 0-0 ① G5-3		S S S 0-3 ③ K			X 0-0 58 BB 16 1B 1B	X 0-0 ③ G5-3		4 1 1 0 0 1 0						
58 Matt Joyce, L (1, 9) OBP: 0.278, SLG: 0.188 90 Jacob Heyward, R (7, PR) (7, 7)		X 0-0 ② F8			X 0-0 ① P5	B B B B 4-0 16 1B 1-2 2B BB		S S T 0-2 ① K		2 0 0 0 1 0 0 1 1 0 0 0 1 0						
16 Aramis Garcia, R (1, 2) OBP: 0.382, SLG: 0.519 49 Sam Dyson, R (7, 1) 60 Travis Bergen, L (8, 1) 72 Hamlet Marte, R (9, PH) OBP: 0.400, SLG: 0.556 (9, 3)		X 0-0 2B			X 0-0 ② L9		X 0-0 2B 1-2 2-H 1B		X 0-0 ② L5	3 0 2 1 0 0 0 0 0 0 0 0 0 0 0 0 0 0 0 0 0 1 0 0 0 0 0 0						
29 Jeff Samardzija, R (1, 1) 48 Pablo Sandoval, S (6, 3) OBP: 0.289, SLG: 0.389 50 Ty Blach, R (9, 1)		X 0-0 ③ G6-3			X 0-0 ③ L8		X 0-0 ① F8		X 0-0 ③ G6-3	2 0 0 0 0 0 1 2 0 0 0 0 0 2 0 0 0 0 0 0 0						
Inning Stats	R: 2 H: 2 E: 0 LOB: 0 K: 0 BB: 1 S: 7 P: 11	R: 0 H: 1 E: 0 LOB: 1 K: 0 BB: 0 S: 4 P: 4	R: 0 H: 0 E: 0 LOB: 0 K: 2 BB: 0 S: 7 P: 7	R: 0 H: 1 E: 0 LOB: 0 K: 1 BB: 0 S: 5 P: 5	R: 0 H: 0 E: 0 LOB: 0 K: 0 BB: 0 S: 3 P: 3	R: 1 H: 3 E: 0 LOB: 1 K: 0 BB: 0 S: 6 P: 6	R: 2 H: 3 E: 0 LOB: 3 K: 2 BB: 1 S: 10 P: 14	R: 0 H: 0 E: 0 LOB: 0 K: 1 BB: 0 S: 5 P: 5	R: 0 H: 0 E: 0 LOB: 0 K: 1 BB: 0 S: 5 P: 5	1B: 6 SF: 0 2B: 3 SAC: 0 3B: 0 DP: 1 HR: 1 HBP: 0						

PITCHER		IP	WLS	BF	H	R	ER	SO	BB	IBB	HBP	BLK	WP	HR	S	P	ERA	WHIP
28 Kyle Hendricks, R ERA: 4.96	(1, 1)	5.2		22	7	3	3	3	1	0	0	0	0	1	31	35	4.76	1.412
32 Brian Duensing, L ERA: 10.29	(6, 1)	0.1		3	1	2	2	0	1	0	0	0	0	0	2	6	54.00	6.000
20 Brandon Kintzler, R ERA: 3.86	(7, 1)	1.0		5	2	0	0	2	0	0	0	0	0	0	9	9	0.00	2.000
61 Allen Webster, R ERA: 1.64	(8, 1)	1.0		3	0	0	0	1	0	0	0	0	0	0	5	5	0.00	0.000
29 Brad Brach, R ERA: 1.8	(9, 1)	1.0		3	0	0	0	1	0	0	0	0	0	0	5	5	0.00	0.000

PITCHER	IP	WLS	BF	H	R	ER	SO	BB	IBB	HBP	BLK	WP	HR	S	P	ERA	WHIP

TOP

San Francisco Giants @ Chicago Cubs

Sloan Park, Mesa, AZ

Thu Mar 21 2019, 4:07 PM - 6:52 PM EDT

Att. 15,409 - Sunny - 69 F

livebaseballscorecards.com

AB	34
R	5
H	10
RBI	5
BB	2
SO	7
LOB	12

WP: 0	PA: 37		
PB: 0			
SB: 0			
CS: 2			

Batter	1	2	3	4	5	6	7	8	9	AB	R	H	RBI	BB	SO	LOB
5 Albert Almora Jr., R (1, 8) OBP: 0.357, SLG: 0.619	B C X 1-2 HR	X 0-0 ③ F8			X 0-0 ① G4-3		X 0-0 ① F9		X 0-0 ② G5-3	4	1	1	1	0	0	3
0 Wynton Bernard, R (8, 8) OBP: 0.368, SLG: 0.500										1	0	0	0	0	0	0
17 Kris Bryant, R (1, 7) OBP: 0.381, SLG: 0.441	X 0-0 ① G5-3		X 0-0 ① P3		X 0-0 ② F8		X 0-0 ② L7		B C X 1-1 HR	3	0	0	0	0	0	0
32 Brian Duensing, L (6, 1)										0	0	0	0	0	0	0
20 Brandon Kintzler, R (7, 1)										0	0	0	0	0	0	0
92 Cristhian Adames, S (7, PH) OBP: 0.457, SLG: 0.756										1	0	0	0	0	0	1
61 Allen Webster, R (8, 1)										0	0	0	0	0	0	0
59 Christian Donahue, L (9, 5) OBP: 0.200, SLG: 0.400										0	0	0	0	0	0	0
94 Kevonte Mitchell, R (9, PH) OBP: 1.000, SLG: 4.000										1	1	1	1	0	0	0
44 Anthony Rizzo, L (1, 3) OBP: 0.409, SLG: 0.615	X 0-0 ② G3		X 0-0 13 G6-3 2B		X 0-0 1B		X 0-0 13 E 1-3 2B		X 0-0 ③ G6-3	3	0	2	0	0	0	0
37 James Adduci, L (6, 3) OBP: 0.279, SLG: 0.325										2	1	1	0	0	0	0
13 David Bote, R (1, 6) OBP: 0.545, SLG: 0.667	X 0-0 1B		X 0-0 ② G6-3 2-3		S S S 0-3 ③ K		X 0-0 E1 2-H 3-H			4	0	1	0	0	1	3
65 Nico Hoerner, R (7, PR) OBP: 0.647, SLG: 1.286										0	0	0	0	0	0	0
(8, 6)																
8 Ian Happ, S (1, 4) OBP: 0.208, SLG: 0.204	S S S 0-3 ③ K		C C C 0-3 ③ K			B B B B 4-0 7 G4-3 BB	X 0-0 ③ G6-3			2	0	0	0	1	2	2
58 Chesny Young, R (7, 4) OBP: 0.286, SLG: 0.167										1	0	0	0	0	0	2
81 Phillip Evans, R (1, 5) OBP: 0.316, SLG: 0.432		X 0-0 7 1B 28 G3-2-3 1B		X 0-0 ① G6-3		X 0-0 ① L5		X 0-0 ① F8		4	0	1	0	0	0	1
29 Brad Brach, R (9, 1)										0	0	0	0	0	0	0
7 Victor Caratini, S (1, 2) OBP: 0.410, SLG: 0.600		X 0-0 28 G3-2-3 1-3 1B		B C X 1-1 HR		X 0-0 ② G4-3 1-2		X 0-0 ② P3		3	1	2	1	0	0	1
94 Jhonny Pereda, R (8, 2)										1	0	0	0	0	0	0
28 Kyle Hendricks, R (1, 1)		X 0-0 ① ② G3-2-3 1-2 3-Hf		C C C 0-3 ② K		S S S 0-3 ③ K		C C C 0-3 ③ K		2	0	0	0	0	1	2
83 Johnny Field, R (6, 7) OBP: 0.375, SLG: 0.480										2	0	0	0	0	2	1
2 Mark Zagunis, R (1, 9) OBP: 0.429, SLG: 0.757	H 1-0 HBP			X 0-0 ③ L8			X 0-0 37 2B 13 E 1B		X 0-0 ① G6-3	2	0	1	0	0	0	0
92 Zach Borenstein, L (7, PR) OBP: 0.111, SLG: 0.111										1	1	0	0	0	0	0
(8, 9)																
Inning Stats	R: 1 E: 0 K: 1 S: 9 H: 2 LOB: 1 BB: 0 P: 10	R: 0 E: 0 K: 0 S: 4 H: 2 LOB: 2 BB: 0 P: 5	R: 0 E: 0 K: 1 S: 6 H: 1 LOB: 1 BB: 0 P: 6	R: 1 E: 0 K: 1 S: 7 H: 1 LOB: 0 BB: 0 P: 8	R: 0 E: 0 K: 1 S: 6 H: 1 LOB: 1 BB: 0 P: 6	R: 0 E: 0 K: 1 S: 5 H: 0 LOB: 1 BB: 1 P: 9	R: 2 E: 1 K: 0 S: 6 H: 2 LOB: 2 BB: 0 P: 6	R: 0 E: 0 K: 1 S: 5 H: 0 LOB: 0 BB: 0 P: 5	R: 1 E: 0 K: 0 S: 5 H: 1 LOB: 0 BB: 0 P: 6	1B: 5 2B: 3 3B: 0 HR: 3	SF: 0 SAC: 0 DP: 1 HBP: 1						

PITCHER	IP	WLS	BF	H	R	ER	SO	BB	IBB	HBP	BLK	WP	HR	S	P	ERA	WHIP
29 Jeff Samardzija, R (1, 1) ERA: 2.84	5.1		24	7	2	2	4	1	0	1	0	0	2	33	40	3.38	1.500
54 Reyes Moronta, R (6, 1) ERA: 1.59	0.2	H	2	0	0	0	1	0	0	0	0	0	0	4	4	0.00	0.000
49 Sam Dyson, R (7, 1) ERA: 1.5	1.0	H	6	2	2	0	0	0	0	0	0	0	0	6	6	0.00	2.000
60 Travis Bergen, L (8, 1) ERA:	1.0	H	3	0	0	0	1	0	0	0	0	0	0	5	5	0.00	0.000
50 Ty Blach, L (9, 1) ERA: 3.55	1.0	B	4	1	1	1	0	0	0	0	0	0	1	5	6	9.00	1.000

PITCHER	IP	WLS	BF	H	R	ER	SO	BB	IBB	HBP	BLK	WP	HR	S	P	ERA	WHIP

BOTTOM

San Francisco Giants @ Chicago Cubs

Sloan Park, Mesa, AZ

Thu Mar 21 2019, 4:07 PM - 6:52 PM EDT

Att. 15,409 - Sunny - 69 F

livebaseballscorecards.com

AB	37
R	5
H	10
RBI	3
BB	1
SO	6
LOB	16

1B: 5	SF: 0	WP: 0	PA: 39
2B: 3	SAC: 0	PB: 0	
3B: 0	DP: 1	SB: 0	
HR: 3	HBP: 1	CS: 0	

Colorado Rockies @ San Francisco Giants

Scottsdale Stadium, Scottsdale, AZ

Fri Mar 22 2019, 10:08 PM - 1:01 AM EDT

Att. 9,524 - Clear - 68 F

TOP

livebaseballscorecards.com

Batter	1	2	3	4	5	6	7	8	9	AB	R	H	RBI	BB	SO	LOB
26 David Dahl, L (1, 8) OBP: 0.351, SLG: 0.442	G4-3		L8		K		F7		K	4	0	0	0	0	1	0
54 Carlos Estévez, R (7, 1)										0	0	0	0	0	0	0
91 Vince Fernandez, L (8, 7)										1	0	0	0	0	1	2
9 Daniel Murphy, L (1, 3) OBP: 0.245, SLG: 0.435	L3		G4-3		L4			93 FC3-6 BB	F9 2-3	3	0	0	0	0	0	0
94 Luis Castro, R (5, 3)										1	0	0	0	1	0	2
28 Nolan Arenado, R (1, 5) OBP: 0.404, SLG: 0.688	2-1 HR		24 2B 1B		G6-3			F8	K	3	1	2	1	0	0	0
84 Sean Bouchard, R (7, 5)										2	0	0	0	0	1	3
24 Ryan McMahon, L (1, 4) OBP: 0.475, SLG: 0.792	G6-3		1-3 2B			K		FC3-6 1-2f		3	0	1	0	0	1	0
93 Nelson Molina, L (7, 4)										1	0	0	0	0	0	1
Mike Tauchman, L (1, 9) OBP: 0.327, SLG: 0.283		G6-3	K			K		F8		4	0	0	0	0	2	3
Yency Almonte, R (8, 1)										0	0	0	0	0	0	0
14 Tony Wolters, L (1, 2) OBP: 0.286, SLG: 0.385		88 PB 88 3B 1B		K		BB			97 HR 1B	2	1	1	0	1	1	0
23 Tom Murphy, R (7, 2) OBP: 0.323, SLG: 0.607										1	1	1	0	0	0	0
89 Mylz Jones, R (1, 7) OBP: 0.250, SLG: 0.250		F9		1B		K			1-H HR	3	0	1	0	0	1	2
97 Willie Abreu, L (8, 9) OBP: 1.000, SLG: 4.000										1	1	1	2	0	0	0
88 Alan Trejo, R (1, 6) OBP: 0.400, SLG: 1.000		1-H 3B		F8			G4-3		94 F9 72 1B 1B	3	0	1	1	0	0	1
89 Scott Burcham, R (7, 6) OBP: 0.667, SLG: 0.667										1	0	1	0	0	0	0
34 Jeff Hoffman, R (1, 1)		K		K			K		1-2 1B	2	0	0	0	0	2	2
96 Mitch Horacek, L (5, 1)										0	0	0	0	0	0	0
18 Seunghwan Oh, R (6, 1)										0	0	0	0	0	0	0
72 Manuel Melendez, L (7, PH) OBP: 0.333, SLG: 0.333 (7, 8)										2	0	1	0	0	1	0
Inning Stats	R: 1 E: 0 K: 0 S: 5 H: 1 LOB: 0 BB: 0 P: 7	R: 1 E: 0 K: 1 S: 8 H: 2 LOB: 1 BB: 0 P: 8	R: 0 E: 0 K: 1 S: 7 H: 2 LOB: 2 BB: 0 P: 7	R: 0 E: 0 K: 2 S: 8 H: 1 LOB: 1 BB: 0 P: 8	R: 0 E: 0 K: 1 S: 5 H: 0 LOB: 0 BB: 0 P: 5	R: 0 E: 0 K: 3 S: 9 H: 0 LOB: 1 BB: 1 P: 13	R: 0 E: 0 K: 1 S: 5 H: 0 LOB: 0 BB: 0 P: 5	R: 0 E: 0 K: 0 S: 3 H: 0 LOB: 1 BB: 1 P: 7	R: 2 E: 0 K: 2 S: 12 H: 4 LOB: 2 BB: 0 P: 12	1B: 6 2B: 1 3B: 1 HR: 2 SF: 0 SAC: 0 DP: 0 HBP: 0							

	AB	37
	R	4
	H	10
	RBI	4
	BB	2
	SO	11
	LOB	16

WP: 0 PB: 1 SB: 0 CS: 0 PA: 39

PITCHER		IP	WLS	BF	H	R	ER	SO	BB	IBB	HBP	BLK	WP	HR	S	P	ERA	WHIP
34 Chris Stratton, R ERA: 4.6	(1, 1)	3.2		17	6	2	2	3	0	0	0	0	0	1	25	27	4.91	1.636
54 Reyes Moronta, R ERA: 1.5	(4, 1)	0.1	W	1	0	0	0	1	0	0	0	0	0	0	3	3	0.00	0.000
56 Tony Watson, L ERA: 1.8	(5, 1)	1.0	H	3	0	0	0	1	0	0	0	0	0	0	5	5	0.00	0.000
13 Will Smith, L ERA:	(6, 1)	1.0	H	4	0	0	0	3	1	0	0	0	0	0	9	13	0.00	1.000
41 Mark Melancon, R ERA: 9.45	(7, 1)	1.0		3	0	0	0	1	0	0	0	0	0	0	5	5	0.00	0.000

PITCHER		IP	WLS	BF	H	R	ER	SO	BB	IBB	HBP	BLK	WP	HR	S	P	ERA	WHIP
92 Brandon Beachy, R ERA:	(8, 1)	1.0		4	0	0	0	0	1	0	0	0	0	0	3	7	0.00	1.000
Pat Venditte, S ERA: 12.15	(9, 1)	1.0		7	4	2	2	2	0	0	0	0	0	1	12	12	18.00	4.000

BOTTOM

Colorado Rockies @ San Francisco Giants

Scottsdale Stadium, Scottsdale, AZ

Fri Mar 22 2019, 10:08 PM - 1:01 AM EDT

Att. 9,524 - Clear - 68 F

livebaseballscorecards.com

Batter	1	2	3	4	5	6	7	8	9	AB	R	H	RBI	BB	SO	LOB
12 Joe Panik, L (1, 4) OBP: 0.488, SLG: 0.564	G3-1		L7		21 1B 35 1B 1B		K			3	0	1	0	0	0	0
75 Jalen Miller, R (5, PR) OBP: 0.571, SLG: 0.500 (6, 4)										1	1	0	0	0	1	0
28 Buster Posey, R (1, 3) OBP: 0.267, SLG: 0.345	G6-3			L9	35 1B 1-2 1B		K			2	0	0	0	0	0	0
21 Stephen Vogt, L (5, 3) OBP: 0.588, SLG: 0.533										2	0	1	0	0	1	0
10 Evan Longoria, R (1, 5) OBP: 0.364, SLG: 0.500	L7			G6-3	K			K		3	0	0	0	0	1	2
88 Jonah Arenado, R (6, 5) OBP: 0.400, SLG: 1.000										1	0	0	0	0	1	0
35 Brandon Crawford, L (1, 6) OBP: 0.256, SLG: 0.250		K		8 1B 58 E HBP	1-3 2-H 1B			G4-3		2	1	1	1	0	1	0
79 Levi Michael, R (6, 6) OBP: 0.381, SLG: 0.412										1	0	0	0	0	0	0
8 Gerardo Parra, L (1, 8) OBP: 0.364, SLG: 0.625		58 G4-3 1B		58 E 58 1B 22 HR 1-3 1B		E4 3B		E1		3	2	3	0	0	0	0
70 Henry Ramos, S (7, 8) OBP: 0.250, SLG: 0.263										1	0	0	0	0	0	0
58 Matt Joyce, L (1, 9) OBP: 0.282, SLG: 0.200		G4-3 1-2		E6 22 HR 1-3 3-H 1B		F8		K2-3		3	1	1	1	0	0	1
71 Craig Gentry, R (7, 9)										1	0	0	0	0	1	1
22 Yangervis Solarte, S (1, 10) OBP: 0.340, SLG: 0.490		F8		HR 1-H 3-H		L8				3	1	1	3	0	0	1
18 Connor Joe, R (1, 7) OBP: 0.333, SLG: 0.419			P4	K		L9				3	0	0	0	0	1	0
90 Jacob Heyward, R (8, 7)										0	0	0	0	0	0	0
18 René Rivera, R (1, 2) OBP: 0.303, SLG: 0.387			K	K			L7			3	0	0	0	0	2	0
72 Hamlet Marte, R (8, 2) OBP: 0.400, SLG: 0.556										0	0	0	0	0	0	0
Inning Stats	R: 0 E: 0 K: 0 S: 3 H: 0 LOB: 0 BB: 0 P: 3	R: 0 E: 0 K: 1 S: 6 H: 1 LOB: 1 BB: 0 P: 6	R: 0 E: 0 K: 1 S: 5 H: 0 LOB: 0 BB: 0 P: 5	R: 4 E: 1 K: 1 S: 9 H: 3 LOB: 0 BB: 0 P: 12	R: 1 E: 0 K: 2 S: 9 H: 3 LOB: 3 BB: 0 P: 9	R: 1 E: 1 K: 0 S: 4 H: 1 LOB: 0 BB: 0 P: 4	R: 0 E: 0 K: 2 S: 7 H: 0 LOB: 0 BB: 0 P: 7	R: 0 E: 1 K: 2 S: 8 H: 0 LOB: 1 BB: 0 P: 8		1B: 6 2B: 0 3B: 1 HR: 1 SF: 0 SAC: 0 DP: 0 HBP: 1					WP: 0 PB: 0 SB: 0 CS: 0 PA: 33	

	AB	32
	R	6
	H	8
	RBI	5
	BB	0
	SO	9
	LOB	5

PITCHER		IP	WLS	BF	H	R	ER	SO	BB	IBB	HBP	BLK	WP	HR	S	P	ERA	WHIP
34 Jeff Hoffman, R ERA: 6.63	(1, 1)	4.1	L	19	5	5	5	4	0	0	1	0	0	1	27	30	10.38	1.154
96 Mitch Horacek, L ERA: 3.0	(5, 1)	0.2		3	2	0	0	1	0	0	0	0	0	0	5	5	0.00	3.000
18 Seunghwan Oh, R ERA: 9.72	(6, 1)	1.0		4	1	1	1	0	0	0	0	0	0	0	4	4	9.00	1.000
54 Carlos Estévez, R ERA: 1.08	(7, 1)	1.0		3	0	0	0	2	0	0	0	0	0	0	7	7	0.00	0.000
Yency Almonte, R ERA: 8.44	(8, 1)	1.0		4	0	0	0	2	0	0	0	0	0	0	8	8	0.00	0.000

PITCHER	IP	WLS	BF	H	R	ER	SO	BB	IBB	HBP	BLK	WP	HR	S	P	ERA	WHIP

Batter	1	2	3	4	5	6	7	8	9	AB	R	H	RBI	BB	SO	LOB
6 Steven Duggar, L (1, 8) OBP: 0.372, SLG: 0.463 84 Heliot Ramos, R (6, 8) OBP: 0.250, SLG: 0.250	C X 0-1 E6 19 G5-6-3		S S S 0-3 ③ K			X 0-0 ① G6-3		X 0-0 1B		3 0 0 0 0 1 1 1 0 1 0 0 0 0						
19 Alen Hanson, S (1, 6) OBP: 0.220, SLG: 0.298 71 Brandon Van Horn, R (8, 6)	X 0-0 ① ② G5-6-3 1-2f			X 0-0 ① G1-3		S S S 0-3 ② K		S S S 0-3 ① K		4 0 0 0 0 2 2 0 0 0 0 0 0 0						
9 Brandon Belt, L (1, 3) OBP: 0.523, SLG: 0.816 81 Brock Stassi, L (6, PR) (6, 3)	X 0-0 ③ G5-3			S S S 0-3 ② K		B B B B 4-0 BB		C C C 0-3 ② K		2 0 0 0 1 1 0 1 0 0 0 0 1 1						
48 Pablo Sandoval, S (1, 5) OBP: 0.262, SLG: 0.350 32 Steven Okert, L (8, 1) 74 Tyler Rogers, R (8, 1)		S S S 0-3 ① K		X 0-0 ③ L5		X 0-0 ③ P2		X 0-0 G5-3		4 0 0 0 0 1 2 0 0 0 0 0 0 0 0 0 0 0 0 0 0						
51 Mac Williamson, R (1, 7) OBP: 0.273, SLG: 0.327 John Andreoli, R (7, 7) OBP: 0.455, SLG: 0.250		X 0-0 ② G4-3			C C C 0-3 ① K		S S S 0-3 ① K2-3		C C C 0-3 ① K	3 0 0 0 0 2 0 1 0 0 0 0 1 0						
65 Mike Gerber, L (1, 9) OBP: 0.440, SLG: 0.609		X 0-0 ③ F7			X 0-0 7 HR 2B		X 0-0 16 2B 1B		S S S 0-3 ② K	4 2 2 0 0 1 0						
7 Donovan Solano, R (1, 4) OBP: 0.344, SLG: 0.393			B B B B 4-0 16 G6-4-3 BB		B C X 1-1 2-H HR		X 0-0 ② L9		X 0-0 ③ L9	3 1 1 2 1 0 1						
16 Aramis Garcia, R (1, 2) OBP: 0.378, SLG: 0.533 86 Jin-De Jhang, L (7, 2)			X 0-0 ① ② G6-4-3 1-2f		S S S 0-3 ② K		X 0-0 1-H 2B			3 0 1 1 0 1 1 0 0 0 0 0 0 0						
40 Madison Bumgarner, R (1, 1) OBP: 0.400, SLG: 0.400 59 Andrew Suárez, L (3, 1) 83 Logan Baldwin, L (7, PH) 91 Trevor Gott, R (7, 1) 94 Jacob Gonzalez, R (8, 5)			X 0-0 1B		S S S 0-3 ③ K		X 0-0 ③ F7			1 0 1 0 0 0 0 1 0 0 0 0 1 0 1 0 0 0 0 0 1 0 0 0 0 0 0 0 0 0 0 0 0 0 0						
Inning Stats	R: 0 H: 0 E: 1 LOB: 0 K: 0 BB: 0 S: 4 P: 4	R: 0 H: 0 E: 0 LOB: 0 K: 1 BB: 0 S: 5 P: 5	R: 0 H: 1 E: 0 LOB: 1 K: 1 BB: 1 S: 5 P: 9	R: 0 H: 0 E: 0 LOB: 0 K: 1 BB: 0 S: 5 P: 5	R: 2 H: 2 E: 0 LOB: 0 K: 3 BB: 0 S: 12 P: 13	R: 0 H: 0 E: 0 LOB: 1 K: 1 BB: 1 S: 5 P: 9	R: 1 H: 2 E: 0 LOB: 1 K: 1 BB: 0 S: 7 P: 7	R: 0 H: 1 E: 0 LOB: 1 K: 2 BB: 0 S: 8 P: 8	R: 0 H: 0 E: 0 LOB: 0 K: 2 BB: 0 S: 7 P: 7	1B: 3 SF: 0 2B: 2 SAC: 0 3B: 0 DP: 2 HR: 1 HBP: 0						

TOP

San Francisco Giants @ Kansas City Royals

Surprise Stadium, Surprise, AZ

Fri Mar 22 2019, 9:07 PM - 11:36 PM EDT

Att. 7,191 - Clear - 73 F

livebaseballscorecards.com

AB	32
R	3
H	6
RBI	3
BB	2
SO	12
LOB	9

PITCHER		IP	WLS	BF	H	R	ER	SO	BB	IBB	HBP	BLK	WP	HR	S	P	ERA	WHIP
21 Homer Bailey, R ERA: 4.05	(1, 1)	6.0	W	22	3	2	2	7	2	0	0	0	0	1	36	45	3.00	0.833
43 Wily Peralta, R ERA: 2.16	(7, 1)	1.0		5	2	1	1	1	0	0	0	0	0	0	7	7	9.00	2.000
31 Ian Kennedy, R ERA: 5.25	(8, 1)	1.0		4	1	0	0	2	0	0	0	0	0	0	8	8	0.00	1.000
51 Chris Ellis, R ERA: 9.0	(9, 1)	1.0		3	0	0	0	2	0	0	0	0	0	0	7	7	0.00	0.000

PITCHER	IP	WLS	BF	H	R	ER	SO	BB	IBB	HBP	BLK	WP	HR	S	P	ERA	WHIP

WP: 0	PA: 34
PB: 0	
SB: 0	
CS: 0	

Batter	1	2	3	4	5	6	7	8	9	AB	R	H	RBI	BB	SO	LOB
15 Whit Merrifield, R (1, 9) OBP: 0.340, SLG: 0.521	0-0 27 2B 4 1B 1B	0-0 27 2B 2B	0-3 ② K		0-0 ② F8		0-0 ① G1-3	3-1 1-H 3-H HR		3	2	2	0	0	1	0
44 Khalil Lee, L (5, PH) OBP: 0.538, SLG: 0.818 (6, 9)										3	1	1	3	0	0	2
27 Adalberto Mondesi, S (1, 6) OBP: 0.360, SLG: 0.543	0-0 1-3 4 1B 2B	0-0 12 FC6-4-5 2-H 2B	0-0 ③ G5-3		0-0 1-3 2-H 1B		0-0 ② F9	4-0 BB		3	1	2	1	0	0	0
85 Angelo Castellano, R (5, PH) OBP: 0.375, SLG: 0.286 (6, 6)										2	0	1	1	1	0	0
4 Alex Gordon, L (1, 7) OBP: 0.451, SLG: 0.523	0-0 17 HR 2-H 3-H 1B	0-0 ① F7		0-0 ① G1-3	0-0 ③ G4-3		0-0 2B	0-3 ③ K		1	1	1	2	0	0	0
25 Brian Goodwin, L (2, PH) OBP: 0.188, SLG: 0.256 (3, 7)										5	0	1	0	0	1	4
12 Jorge Soler, R (1, 10) OBP: 0.361, SLG: 0.636	0-0 ① P6	0-0 ② FC6-4-5 2 1B 2-3		0-0 ② G6-3		0-3 ① K	0-0 ③ P5			3	1	0	0	0	0	2
9 Lucas Duda, L (6, PH) OBP: 0.375, SLG: 0.333 (7, 10)										2	0	0	0	0	1	1
17 Hunter Dozier, R (1, 3) OBP: 0.423, SLG: 0.619	0-1 1-H HR	4-0 2 E 2 1B 1 1B BB		0-0 ③ G6-3		0-0 19 2B 16 2B 1B		2-0 HR		2	2	1	2	1	0	0
69 Frank Schwindel, R (6, 3) OBP: 0.386, SLG: 0.542										2	2	2	1	0	0	0
2 Chris Owings, R (1, 4) OBP: 0.407, SLG: 0.755	0-3 ② K	0-0 E9 16 WP 1 1B 1-3 2-H 1B			3-1 HR	0-0 ② L4		0-0 E6 36 FC6-4 19 1B 44 HR		3	1	2	2	0	1	0
79 Erick Mejia, S (6, 4) OBP: 0.436, SLG: 0.647										2	1	0	0	0	0	1
1 Humberto Arteaga, R (1, 5) OBP: 0.543, SLG: 0.619	0-0 16 1B 1B	0-0 16 WP 1-2 3-H 1B			0-0 16 1B 6 FC5-2-5 1B	0-0 16 2B 1-3 2B		0-0 36 FC6-4 1-2 1B		3	0	3	1	0	0	0
19 Cheslor Cuthbert, R (6, 5) OBP: 0.417, SLG: 0.457										2	1	2	0	0	0	0
16 Martín Maldonado, R (1, 2) OBP: 0.714, SLG: 1.000	0-0 1-2 1B	1-3 ③ K 1-2 2-3			0-0 6 FC5-2-5 85 1B 1-3 1B	0-0 2-H 3-H 2B		0-0 ① FC6-4 44 HR 1-2r 2-3		4	1	3	2	0	1	2
36 Cam Gallagher, R (8, 2) OBP: 0.250, SLG: 0.441										1	1	0	0	0	0	2
6 Billy Hamilton, S (1, 8) OBP: 0.345, SLG: 0.431	0-0 ③ F9		0-3 ① K		0-0 ① FC5-2-5 85 1B 1-2 3-H	0-3 ③ K		0-3 ② K		3	0	0	0	0	1	4
0 Terrance Gore, R (6, 8) OBP: 0.342, SLG: 0.233										2	0	0	0	0	2	3
Inning Stats	R: 4 E: 0 K: 1 S: 12 H: 6 LOB: 2 BB: 0 P: 12	R: 3 E: 1 K: 1 S: 9 H: 4 LOB: 2 BB: 1 P: 14	R: 0 E: 0 K: 2 S: 7 H: 0 LOB: 0 BB: 0 P: 7	R: 0 E: 0 K: 0 S: 3 H: 0 LOB: 0 BB: 0 P: 3	R: 2 E: 0 K: 0 S: 8 H: 4 LOB: 2 BB: 0 P: 11	R: 2 E: 0 K: 2 S: 10 H: 3 LOB: 1 BB: 0 P: 10	R: 0 E: 0 K: 0 S: 4 H: 1 LOB: 1 BB: 0 P: 4	R: 4 E: 1 K: 2 S: 12 H: 3 LOB: 1 BB: 1 P: 21		1B: 11 2B: 6 3B: 0 HR: 4 SF: 0 SAC: 0 DP: 0 HBP: 0						

PITCHER		IP	WLS	BF	H	R	ER	SO	BB	IBB	HBP	BLK	WP	HR	S	P	ERA	WHIP
40 Madison Bumgarner, L ERA: 8.27	(1, 1)	2.0	L	17	10	7	7	2	1	0	0	0	1	1	21	26	31.50	5.500
59 Andrew Suárez, L ERA: 6.06	(3, 1)	4.0		19	7	4	4	4	0	0	0	0	0	1	28	31	9.00	1.750
91 Trevor Gott, R ERA:	(7, 1)	1.0		4	1	0	0	0	0	0	0	0	0	0	4	4	0.00	1.000
32 Steven Okert, L ERA: 6.23	(8, 1)	0.2		7	3	4	1	1	1	0	0	0	0	2	9	18	13.50	6.000
74 Tyler Rogers, R ERA:	(8, 1)	0.1		1	0	0	0	1	0	0	0	0	0	0	3	3	0.00	0.000

PITCHER	IP	WLS	BF	H	R	ER	SO	BB	IBB	HBP	BLK	WP	HR	S	P	ERA	WHIP

BOTTOM

San Francisco Giants @ Kansas City Royals

Surprise Stadium, Surprise, AZ

Fri Mar 22 2019, 9:07 PM - 11:36 PM EDT

Att. 7,191 - Clear - 73 F

livebaseballscorecards.com

AB	46
R	15
H	21
RBI	15
BB	2
SO	8
LOB	21

WP: 1 PA: 48
PB: 0
SB: 0
CS: 0

Batter	1	2	3	4	5	6	7	8	9	AB	R	H	RBI	BB	SO	LOB
1 Jarrod Dyson, L (1, 8) OBP: 0.364, SLG: 0.222 82 Marcus Wilson, R (7, PR) OBP: 0.286, SLG: 0.714 (7, 9)	E1 5 1B 41 CS 1B	G5-3		G4-3			FC6-4 1-2f		K	4 1	1 0	1 0	0 0	0 0	0 1	3 2
5 Eduardo Escobar, S (1, 5) OBP: 0.250, SLG: 0.370 15 Ildemaro Vargas, S (6, 6) OBP: 0.424, SLG: 0.536 (6, 4)	41 CS 2-3 1B		41 G5-4-3 1B		F9		F7			3 1	0 0	2 0	0 0	0 0	0 0	0 1
41 Wilmer Flores, R (1, 3) OBP: 0.457, SLG: 0.590 53 Christian Walker, R (6, 3) OBP: 0.434, SLG: 0.609	SAFE 4 1B 1-2 3-H 2B		G5-4-3 1-2f		P6			F8		3 1	0 0	1 0	0 0	0 0	0 0	1 0
6 David Peralta, L (1, 7) OBP: 0.292, SLG: 0.326 19 Sócrates Brito, L (6, 9) OBP: 0.182, SLG: 0.212 (7, 8)	K		HR		G4-3			27 G6-4-3 BB		3 0	1 0	1 0	1 0	0 1	1 0	1 0
28 Steven Souza Jr., R (1, 9) OBP: 0.327, SLG: 0.378 27 Matt Szczur, R (6, 7) OBP: 0.217, SLG: 0.289	4 1B BB		G6-3			G5-3		G6-4-3 1-2f		2 1	0 0	0 0	0 0	1 0	0 0	0 1
4 Ketel Marte, S (1, 4) OBP: 0.255, SLG: 0.319 50 Yoan López, R (6, 1) 25 Archie Bradley, R (7, 1) 63 Robby Scott, R (8, 1) 83 Michael Kohn, R (8, 1) 87 Travis Snider, L (9, PH) OBP: 0.750, SLG: 0.667	1-2 2-3 1B			K		G4-3			85 PB 84 1B 1B	3 0 0 0 0 0 1	0 0 0 0 0 0 0	1 0 0 0 0 0 1	0 0 0 0 0 0 0	0 0 0 0 0 0 1	1 0 0 0 0 0 0	0 0 0 0 0 0 0
13 Nick Ahmed, R (1, 6) OBP: 0.409, SLG: 0.351 92 Marty Herum, R (6, 5)	G6-3			31 BB BB		G4-3			K	2 1	0 0	0 0	0 0	1 1	0 1	3 1
31 Alex Avila, L (1, 2) OBP: 0.400, SLG: 0.680 84 Dominic Miroglio, R (8, 2) OBP: 1.000, SLG: 1.000		G3		1-2 BB			85 FC3-6 1B		85 PB 1-2 1B	2 1	0 0	1 1	0 0	1 0	0 0	0 0
38 Robbie Ray, L (1, 1) 85 Galli Cribbs Jr., L (6, 6) OBP: 0.200, SLG: 0.111		K		K			FC3-6 1 FC6-4 1-2f		K 1-2 2-3	2 2	0 0	0 0	0 0	0 1	2 3	2 3
Inning Stats	R: 1 E: 1 K: 1 S: 9 H: 4 LOB: 3 BB: 1 P: 13	R: 0 E: 0 K: 1 S: 5 H: 0 LOB: 0 BB: 0 P: 5	R: 1 E: 0 K: 0 S: 4 H: 2 LOB: 0 BB: 0 P: 4	R: 0 E: 0 K: 2 S: 7 H: 0 LOB: 2 BB: 2 P: 15	R: 0 E: 0 K: 0 S: 3 H: 0 LOB: 0 BB: 0 P: 3	R: 0 E: 0 K: 0 S: 3 H: 0 LOB: 0 BB: 0 P: 3	R: 0 E: 0 K: 0 S: 4 H: 1 LOB: 1 BB: 0 P: 4	R: 0 E: 0 K: 0 S: 2 H: 0 LOB: 0 BB: 1 P: 6	R: 0 E: 0 K: 3 S: 11 H: 2 LOB: 2 BB: 0 P: 11	1B: 7 2B: 1 3B: 0 HR: 1 SF: 0 SAC: 0 DP: 2 HBP: 0						WP: 0 PB: 1 SB: 0 CS: 2 PA: 37	

TOP

Arizona Diamondbacks @ San Francisco Giants

Scottsdale Stadium, Scottsdale, AZ

Sat Mar 23 2019, 4:08 PM - 6:50 PM EDT

Att. 12,081 - Sunny - 72 F

livebaseballscorecards.com

AB	33
R	2
H	9
RBI	1
BB	4
SO	7
LOB	18

PITCHER		IP	WLS	BF	H	R	ER	SO	BB	IBB	HBP	BLK	WP	HR	S	P	ERA	WHIP
45 Derek Holland, L ERA: 5.06	(1, 1)	4.0		19	6	2	2	4	3	0	0	0	0	1	25	37	4.50	2.250
61 Nick Vincent, R ERA: 2.25	(5, 1)	2.0		6	0	0	0	0	0	0	0	0	0	0	6	6	0.00	0.000
49 Sam Dyson, R ERA: 1.29	(7, 1)	1.0	W	4	1	0	0	0	0	0	0	0	0	0	4	4	0.00	1.000
Merandy Gonzalez, R ERA: 5.4	(8, 1)	1.0	H	3	0	0	0	0	1	0	0	0	0	0	2	6	0.00	1.000
Melvin Adón, R ERA: 4.15	(9, 1)	1.0	S	5	2	0	0	3	0	0	0	0	0	0	11	11	0.00	2.000

PITCHER	IP	WLS	BF	H	R	ER	SO	BB	IBB	HBP	BLK	WP	HR	S	P	ERA	WHIP

BOTTOM

Arizona Diamondbacks @ San Francisco Giants
Scottsdale Stadium, Scottsdale, AZ
Sat Mar 23 2019, 4:08 PM - 6:50 PM EDT
Att. 12,081 - Sunny - 72 F

livebaseballscorecards.com

Batter	1	2	3	4	5	6	7	8	9	AB	R	H	RBI	BB	SO	LOB
18 Connor Joe, R (1, 7) (6, 3) OBP: 0.327, SLG: 0.404	F7		K2-3		G5-3		79 PO 1B			4	0	1	0	0	1	0
28 Buster Posey, R (1, 2) OBP: 0.273, SLG: 0.375	K		P3		2B		PO 1-2	16 F8 51 1B BB		3	0	1	0	0	1	0
79 Levi Michael, R (5, PR) (6, 4) OBP: 0.409, SLG: 0.412										0	0	0	0	1	0	0
51 Mac Williamson, R (1, 9) OBP: 0.271, SLG: 0.321	K			K	K			16 F8 1-2 1B		4	0	1	0	0	3	1
16 Aramis Garcia, R (1, 3) (6, 2) OBP: 0.366, SLG: 0.500		K		70 BB 48 1B 12 1B 1B		K		F8 1-2 2-3		4	1	1	0	0	2	2
48 Pablo Sandoval, S (1, 5) OBP: 0.295, SLG: 0.405		2B		70 BB 12 1B 1-2 1B		G4-3		70 G4-6-3 BB		2	1	2	0	0	0	0
Abiatal Avelino, R (5, 6) OBP: 0.222, SLG: 0.240										1	0	0	0	1	0	0
70 Henry Ramos, S (1, 8) OBP: 0.273, SLG: 0.250		BB		19 CS 12 1B 1-2 2-3 BB		K		G4-6-3 1-2f		2	0	0	0	2	1	3
12 Joe Panik, L (1, 4) OBP: 0.488, SLG: 0.561		K		19 CS 1-2 2-H 3-H 1B			F9			2	0	1	2	0	1	2
61 Nick Vincent, R (5, 1)										0	0	0	0	0	0	0
49 Sam Dyson, R (7, 1)										0	0	0	0	0	0	0
21 Stephen Vogt, L (7, PH) OBP: 0.556, SLG: 0.500										1	0	0	0	0	0	0
Merandy Gonzalez, R (8, 1)										0	0	0	0	0	0	0
Melvin Adón, L (9, 1)										0	0	0	0	0	0	0
19 Alen Hanson, S (1, 6) (5, 4) (6, 7) OBP: 0.226, SLG: 0.360		K		K			HR			3	1	1	1	0	2	4
45 Derek Holland, S (1, 1)			K		F9					1	0	0	0	0	1	0
7 Donovan Solano, R (5, 5) OBP: 0.324, SLG: 0.367							K			2	0	0	0	0	1	0
Inning Stats	R: 0 E: 0 K: 2 S: 7 H: 0 LOB: 0 BB: 0 P: 7	R: 0 E: 0 K: 3 S: 10 H: 1 LOB: 2 BB: 1 P: 14	R: 0 E: 0 K: 2 S: 7 H: 0 LOB: 0 BB: 0 P: 7	R: 2 E: 0 K: 2 S: 9 H: 3 LOB: 1 BB: 1 P: 13	R: 0 E: 0 K: 1 S: 6 H: 1 LOB: 1 BB: 0 P: 6	R: 0 E: 0 K: 2 S: 7 H: 0 LOB: 0 BB: 0 P: 7	R: 1 E: 0 K: 1 S: 7 H: 2 LOB: 0 BB: 0 P: 8	R: 0 E: 0 K: 0 S: 3 H: 1 LOB: 2 BB: 2 P: 11		1B: 5 2B: 2 3B: 0 HR: 1	SF: 0 SAC: 0 DP: 1 HBP: 0						

	AB	29
	R	3
	H	8
	RBI	3
	BB	4
	SO	13
	LOB	12

WP: 0 PB: 0 SB: 0 CS: 2 PA: 34

PITCHER		IP	WLS	BF	H	R	ER	SO	BB	IBB	HBP	BLK	WP	HR	S	P	ERA	WHIP
38 Robbie Ray, L ERA: 3.86	(1, 1)	5.1		22	5	2	2	11	2	0	0	0	0	0	42	50	3.38	1.312
50 Yoan López, R ERA: 5.14	(6, 1)	0.2		2	0	0	0	1	0	0	0	0	0	0	4	4	0.00	0.000
25 Archie Bradley, R ERA: 6.75	(7, 1)	1.0	L	4	2	1	1	1	0	0	0	0	0	1	7	8	9.00	2.000
63 Robby Scott, L ERA: 3.38	(8, 1)	0.1		4	1	0	0	0	2	0	0	0	0	0	2	10	0.00	9.000
83 Michael Kohn, R ERA:	(8, 1)	0.2		1	0	0	0	0	0	0	0	0	0	0	1	1	0.00	0.000

PITCHER	IP	WLS	BF	H	R	ER	SO	BB	IBB	HBP	BLK	WP	HR	S	P	ERA	WHIP

Batter	1	2	3	4	5	6	7	8	9	AB	R	H	RBI	BB	SO	LOB
6 Steven Duggar, L (1, 8) OBP: 0.370, SLG: 0.442	C FF 91 C SI 90 F SI 92 B SL 83 B SL 82 B SL 83 S SI 92 3-3 ① **K**		F SI 91 C SI 91 C SI 92 0-3 ③ **K**			B CH 86 F SI 88 C CH 79 B SL 81 B SI 90 B SL 81 4-2 **1-2** **BB**		B SL 88 C SI 95 S FS 86 B FF 97 B SL 90 X SI 97 3-2 ② **F9**		2	0	0	0	1	2	0
52 Michael Reed, R (7, 8) OBP: 0.286, SLG: 0.421										1	0	0	0	0	0	0
22 Yangervis Solarte, S (1, 4) OBP: 0.333, SLG: 0.463	B SI 90 S CH 83 X CH 82 1-1 ② **P3**			B SI 88 C SI 89 X SI 90 1-1 ① **G3-1**		X SI 90 0-0 ① **L7**		B FS 86 B FS 86 B SI 96 B FF 96 4-0 **BB**		3	0	0	0	1	0	2
10 Evan Longoria, R (1, 5) OBP: 0.333, SLG: 0.455	B FF 90 B SI 90 X SI 89 2-0 ③ **G6-3**			C CH 81 S CH 81 B KC 75 C SL 82 1-3 ② **K**		S CH 81 S CH 82 B CH 82 F CH 82 X SI 89 1-2 ② **F9**		C SI 95 B SL 88 C SL 86 B SI 96 X FS 86 2-2 ③ **G4-3**		4	0	0	0	0	1	3
9 Brandon Belt, L (1, 3) OBP: 0.479, SLG: 0.738		X SI 88 0-0 ① **G4-3**		X CH 81 0-0 ③ **P4**		F SI 88 X SI 90 0-1 ③ **L3**			S SL 88 S FS 85 B SI 96 X FS 85 1-2 ① **L7**	4	0	0	0	0	0	2
51 Mac Williamson, R (1, 9) OBP: 0.274, SLG: 0.322 65 Mike Gerber, L (8, 9) OBP: 0.423, SLG: 0.583		C SI 89 F FF 90 X SL 81 0-2 **16 FC6-4 1B**			C KC 72 X FF 90 0-1 ① **G6-3**		C SI 96 X SI 96 0-1 ① **L4**		S FS 85 C FS 85 S SL 88 0-3 ② **K**	3	0	1	0	0	0	0
										1	0	0	0	0	1	0
35 Brandon Crawford, L (1, 6) OBP: 0.277, SLG: 0.256		S SI 89 X SI 91 0-1 ② **P6**			B CH 80 F SI 90 X SL 81 1-1 **18 FC4-6 1B**		B FS 85 F SI 97 S FS 86 B SI 97 B FS 87 B SI 96 4-2 **BB**		C SI 96 C SL 88 F FS 86 B SL 87 S SL 87 1-3 ③ **K**	3	0	1	0	1	1	1
16 Aramis Garcia, R (1, 2) OBP: 0.341, SLG: 0.459		S CH 81 B SI 90 X CH 84 1-1 ③ **FC6-4** 1-2f			C SI 89 X CH 81 0-1 ② **P4**		F SI 95 S SI 96 T FF 96 0-2 ② **K**			3	0	0	0	0	1	3
18 Connor Joe, R (1, 7) OBP: 0.309, SLG: 0.380			C CH 79 B CH 81 B SI 90 X CH 81 2-1 ① **P4**		C SI 88 C SI 90 D SI 91 F KC 76 X SI 91 1-2 ③ **FC4-6** 1-2f		F SI 95 C SI 96 F SI 97 X SL 89 0-2 ③ **G3**			3	0	0	0	0	0	2
48 Pablo Sandoval, S (1, 10) OBP: 0.298, SLG: 0.400			X SI 90 0-0 ② **F9**			B CH 86 X CH 80 1-0 **6 BB 1B**		B SI 95 X SI 96 1-0 ① **P5**		3	0	1	0	0	0	0
Inning Stats	R: 0 E: 0 K: 1 S: 7 H: 0 LOB: 0 BB: 0 P: 13	R: 0 E: 0 K: 0 S: 8 H: 1 LOB: 1 BB: 0 P: 9	R: 0 E: 0 K: 1 S: 6 H: 0 LOB: 0 BB: 0 P: 8	R: 0 E: 0 K: 1 S: 6 H: 0 LOB: 0 BB: 0 P: 8	R: 0 E: 0 K: 0 S: 10 H: 1 LOB: 1 BB: 0 P: 12	R: 0 E: 0 K: 0 S: 10 H: 1 LOB: 2 BB: 1 P: 16	R: 0 E: 0 K: 1 S: 11 H: 0 LOB: 1 BB: 1 P: 15	R: 0 E: 0 K: 0 S: 7 H: 0 LOB: 1 BB: 1 P: 17	R: 0 E: 0 K: 2 S: 10 H: 0 LOB: 0 BB: 0 P: 12	1B: 3 2B: 0 3B: 0 HR: 0 SF: 0 SAC: 0 DP: 0 HBP: 0						

PITCHER	IP	WLS	BF	H	R	ER	SO	BB	IBB	HBP	BLK	WP	HR	S	P	ERA	WHIP
30 Brett Anderson, L (1, 1) ERA: 2.87	6.0	W	22	3	0	0	3	1	0	0	0	0	0	47	66	0.00	0.667
47 Frankie Montas, R (7, 1) ERA: 0.56	3.0	S	11	0	0	0	3	2	0	0	0	0	0	28	44	0.00	0.667

PITCHER	IP	WLS	BF	H	R	ER	SO	BB	IBB	HBP	BLK	WP	HR	S	P	ERA	WHIP

San Francisco Giants @ Oakland Athletics

Oakland Coliseum, Oakland, CA

Sun Mar 24 2019, 1:09 PM - 3:12 PM PDT

Att. 23,967 - Partly Cloudy - 60 F

TOP

livebaseballscorecards.com

AB	30
R	0
H	3
RBI	0
BB	3
SO	6
LOB	13

1B: 3	SF: 0	WP: 0	PA: 33
2B: 0	SAC: 0	PB: 0	
3B: 0	DP: 0	SB: 0	
HR: 0	HBP: 0	CS: 0	

Batter	1	2	3	4	5	6	7	8	9	AB	R	H	RBI	BB	SO	LOB
8 Robbie Grossman, S (1, 7) OBP: 0.286, SLG: 0.289	C FF 91 B CH 85 B SI 92 X FF 91 2-1 G3-1 ①	X CH 83 0-0 G4-3 ①	C FF 95 B SI 95 C SI 95 F FF 94 B FF 95 X CU 81 2-2 L9 ③			C FF 82 X SI 82 0-1 G6-3 ①	4 0 0 0 0 0 0									
26 Matt Chapman, R (1, 5) OBP: 0.387, SLG: 0.520 18 Chad Pinder, R (7, 5) OBP: 0.400, SLG: 0.750	C FF 93 B FC 88 B SI 90 B FF 87 C SI 91 B SI 92 4-2 25 HR BB	X FC 85 0-0 G4-3 ②	B CU 79 B FF 94 B FF 94 C FF 94 S FF 94 S FF 94 3-3 K ①			S FF 82 X SI 82 0-1 G4-3 ②	2 1 0 0 1 1 0 1 0 0 0 0 0 0									
25 Stephen Piscotty, R (1, 9) OBP: 0.333, SLG: 0.556 1 Franklin Barreto, R (7, 9) OBP: 0.447, SLG: 0.576 (8, 8)	B FF 86 X CH 84 1-0 1-H HR	C FF 89 B CU 75 B FF 90 X FC 85 2-1 G5-3 ③				C FF 96 S FF 95 F FF 95 X CU 81 0-2 G4-3 ②	B SL 72 C SL 72 B FF 82 C SL 72 B SI 81 S SL 72 3-3 K ③			3 1 1 2 0 0 0 1 0 0 0 0 1 0						
2 Khris Davis, R (1, 10) OBP: 0.143, SLG: 0.154	F FF 93 B SI 90 F FC 88 B CU 77 B FF 92 B FF 93 4-2 23 FC3-6 BB		C FC 85 F FF 88 B FF 89 X CH 84 1-2 G3-1 ①			C FF 94 B CH 89 F CH 88 F FF 95 X FF 94 1-2 G4-3 ③				2 0 0 0 1 0 0						
23 Jurickson Profar, S (1, 4) OBP: 0.256, SLG: 0.361 15 Cliff Pennington, S (8, 6) OBP: 0.370, SLG: 0.375	F SI 90 X CH 85 0-1 FC3-6 20 FC6-4 1-2f ②		X FF 90 0-0 HR				S FF 90 B CU 76 X CU 76 1-1 F9 ①			3 1 1 1 0 0 1 0 0 0 0 0 0 0						
20 Mark Canha, R (1, 3) OBP: 0.308, SLG: 0.371	C FF 86 D CU 74 F FF 91 X FF 91 1-2 FC6-4 1-2f ③		B FC 85 F FC 85 B CU 75 F FF 90 F FF 90 B FC 86 F FC 86 T FF 91 3-2 K ②				B FF 91 C FF 90 S FF 90 F FF 91 S FF 92 1-3 K ②			3 0 0 0 0 2 1						
10 Marcus Semien, R (1, 6) OBP: 0.333, SLG: 0.500 81 Kevin Merrell, L (7, PR) OBP: 0.667, SLG: 0.600 (8, 4)		B FF 91 F CH 84 B FF 89 X FF 90 2-1 F9 ①	B CH 83 C FF 86 F FF 91 X FF 92 1-2 L9 ③				B CU 78 C CU 78 F FF 90 X FF 91 1-2 22 HR 1B			3 0 1 0 0 0 0 0 1 0 0 0 0 0						
22 Ramón Laureano, R (1, 8) OBP: 0.341, SLG: 0.611 91 Austin Beck, R (8, 9) OBP: 0.143, SLG: 0.143		B FF 88 B FF 90 F FC 86 S FC 86 F FF 92 C FC 87 2-3 K ②			C SI 94 F CU 80 B CU 81 S FF 95 1-3 K ①		B FF 89 S FF 91 X FF 90 1-1 1-H HR			3 1 1 2 0 2 0 0 0 0 0 0 0 0						
3 Nick Hundley, R (1, 2) OBP: 0.310, SLG: 0.593		C FC 87 F FF 91 X FF 90 0-2 G6-3 ③			C FF 95 B SI 95 B CU 80 B FF 94 C FF 95 X FF 94 3-2 G6-3 ②		F CU 78 F FF 91 C CU 79 0-3 K ③			3 0 0 0 0 1 1						
Inning Stats	R: 2 H: 1 E: 0 LOB: 1 K: 0 BB: 2 S: 12 P: 24	R: 0 H: 0 E: 0 LOB: 0 K: 1 BB: 0 S: 9 P: 13	R: 0 H: 0 E: 0 LOB: 0 K: 0 BB: 0 S: 4 P: 6	R: 1 H: 1 E: 0 LOB: 0 K: 1 BB: 0 S: 12 P: 17	R: 0 H: 0 E: 0 LOB: 0 K: 1 BB: 0 S: 10 P: 16	R: 0 H: 0 E: 0 LOB: 0 K: 1 BB: 0 S: 11 P: 15	R: 2 H: 2 E: 0 LOB: 1 K: 2 BB: 0 S: 14 P: 18	R: 0 H: 0 E: 0 LOB: 0 K: 1 BB: 0 S: 7 P: 10		1B: 1 SF: 0 2B: 0 SAC: 0 3B: 0 DP: 0 HR: 3 HBP: 0				WP: 0 PA: 30 PB: 0 SB: 0 CS: 0		

PITCHER		IP	WLS	BF	H	R	ER	SO	BB	IBB	HBP	BLK	WP	HR	S	P	ERA	WHIP
57 Dereck Rodríguez, R ERA: 4.76	(1, 1)	4.0	L	16	2	3	3	2	2	0	0	0	0	2	37	60	6.75	1.000
91 Trevor Gott, R ERA:	(5, 1)	2.0		6	0	0	0	2	0	0	0	0	0	0	21	31	0.00	0.000
60 Travis Bergen, L ERA: 1.69	(7, 1)	1.0		5	2	2	2	2	0	0	0	0	0	1	14	18	18.00	2.000
74 Tyler Rogers, R ERA:	(8, 1)	1.0		3	0	0	0	1	0	0	0	0	0	0	7	10	0.00	0.000

PITCHER	IP	WLS	BF	H	R	ER	SO	BB	IBB	HBP	BLK	WP	HR	S	P	ERA	WHIP

BOTTOM

San Francisco Giants @ Oakland Athletics

Oakland Coliseum, Oakland, CA

Sun Mar 24 2019, 1:09 PM - 3:12 PM PDT

Att. 23,967 - Partly Cloudy - 60 F

livebaseballscorecards.com

AB	28
R	5
H	4
RBI	5
BB	2
SO	7
LOB	3

Batter	1	2	3	4	5	6	7	8	9	AB	R	H	RBI	BB	SO	LOB
8 Robbie Grossman, S (1, 7) OBP: 0.267, SLG: 0.268 20 Mark Canha, R (7, PH) OBP: 0.317, SLG: 0.405 (7, 8)	C FF 93 B CH 88 X FF 93 1-1 P5		F SL 85 B CH 84 B CU 78 B SL 85 F FF 92 F FF 92 X SL 86 3-2 G4-3		1 SAFE B FF 92 B CU 78 B FF 91 C FF 92 X FF 92 3-1 F9		B SI 91 C SI 90 F CU 72 F SI 91 B CU 71 B CH 80 X SI 90 3-2 15 F9-5 1-H 2-H 2B		C FF 82 B SL 72 F SL 73 S SL 73 1-3 K	3 2	0 0	0 1	0 2	0 0	0 1	1 0
26 Matt Chapman, R (1, 5) OBP: 0.394, SLG: 0.500 15 Cliff Pennington, S (4, 5) OBP: 0.333, SLG: 0.333	C SL 89 B CU 82 B SL 89 F FF 93 B SL 89 F SL 87 F SL 89 F SI 95 B SI 96 4-2 25 1B 23 1B BB		B CH 86 F FF 93 X SL 86 1-1 F9		B FF 92 B CU 77 1 SAFE 2-0 PO 1-2	C FF 94 F SL 79 B SL 81 F SL 81 B FF 96 T FF 96 2-2 K	S SI 90 S SI 90 B SI 90 F SI 90 X SI 91 1-2 F9-5 2-3		C SL 72 S SI 82 B FF 81 B FF 82 X SL 73 2-2 G5-3	1 3	1 0	0 0	0 0	1 0	0 1	0 2
25 Stephen Piscotty, R (1, 9) OBP: 0.344, SLG: 0.552 91 Austin Beck, R (4, 9) OBP: 0.111, SLG: 0.111	F SL 88 B FF 95 C FF 95 F SL 89 B SL 89 B FF 95 X SL 88 3-2 23 1B 1-2 1B		F FF 93 B FF 94 S FF 94 C FF 94 1-3 K			S FF 94 F FF 95 B SL 81 S SL 81 1-3 K2-3	X SI 89 0-0 E1 3 F 3 1B			2 2	0 0	1 0	0 0	0 0	1 1	0 2
2 Khris Davis, R (1, 10) OBP: 0.125, SLG: 0.133 3 Nick Hundley, R (6, PH) OBP: 0.355, SLG: 0.607 (6, 10)	B SI 94 C SL 88 B SI 94 S SL 87 S SL 88 2-3 K			C CH 82 B SL 82 S CH 81 B SL 83 C SI 89 2-3 K		B SL 81 B FF 94 B FF 94 C FF 94 C FF 95 B SL 81 4-2 23 FC4-6 BB	D CU 74 B CU 72 X CH 79 2-0 E1 1-3 1B			2 1	0 0	0 1	0 0	0 1	2 0	2 0
23 Jurickson Profar, S (1, 3) OBP: 0.279, SLG: 0.359	B FF 95 B FF 94 F FF 93 F FF 94 F SL 86 X FF 94 2-2 18 FC6-4 1-3 2-H 1B			F SI 90 T CH 83 H SL 84 1-2 18 FC6-4 HBP		D CH 88 B FF 94 X FF 94 2-0 FC4-6 1-2f	S FF 89 X FF 89 0-1 L9			3	0	1	1	0	0	4
18 Chad Pinder, R (1, 4) OBP: 0.410, SLG: 0.750 (7, 6)	X SL 87 0-0 FC6-4 1-2f			S SI 89 B CH 82 F SI 90 X CH 82 1-2 FC6-4 1-2f			F SI 89 B SL 79 F SL 79 B SI 91 X CH 80 2-2 10 2B 2B	B FF 90 F FF 90 X SL 82 1-1 1B		4	1	2	0	0	0	3
10 Marcus Semien, R (1, 6) OBP: 0.333, SLG: 0.512 1 Franklin Barreto, R (7, PR) OBP: 0.436, SLG: 0.559 (7, 4)		C FF 92 B SI 92 X FF 94 1-1 G1-3		C CH 83 B SI 90 X CH 83 1-1 L6			F SI 90 X SI 91 0-1 22 1B 2-H 2B	B FF 91 C FF 91 X FF 90 1-1 G6-3		3 1	0 1	1 0	1 0	0 0	0 0	1 0
22 Ramón Laureano, R (1, 8) OBP: 0.364, SLG: 0.605 61 Eric Campbell, R (7, PR) OBP: 0.333, SLG: 0.150 (7, 7)		C SL 86 S SL 88 B SL 86 F FF 92 X FF 94 1-2 G5-3			C CU 76 C FF 91 B SL 80 B FF 91 F SL 81 B SL 82 F SL 81 B FF 93 4-2 15 PO BB		B CU 74 S CU 74 B CH 81 F SI 90 X SI 91 2-2 46 BB 20 2B 2-H 1B	B CH 84 B FF 92 X FF 90 2-0 L7		2 1	0 1	1 1	1 0	1 0	0 0	0 0
19 Josh Phegley, R (1, 2) OBP: 0.345, SLG: 0.630 46 Beau Taylor, L (2, 2) OBP: 0.455, SLG: 0.143		C SL 85 F FF 94 B SL 86 S CH 86 1-3 K			F FF 92 C SL 80 T SL 80 0-2 K		B SI 90 B SI 89 C SI 89 B SL 81 B SI 88 4-1 20 2B 1-2 BB		B FF 82 C SL 72 C SL 72 C FF 82 1-3 K	1 2	0 1	0 0	0 0	0 1	1 2	0 1
Inning Stats	R: 1 E: 0 K: 1 S: 19 H: 2 LOB: 2 BB: 1 P: 31	R: 0 E: 0 K: 1 S: 9 H: 0 LOB: 0 BB: 0 P: 12	R: 0 E: 0 K: 1 S: 9 H: 0 LOB: 0 BB: 0 P: 14	R: 0 E: 0 K: 1 S: 10 H: 0 LOB: 1 BB: 0 P: 15	R: 0 E: 0 K: 1 S: 9 H: 0 LOB: 0 BB: 1 P: 18	R: 0 E: 0 K: 2 S: 10 H: 0 LOB: 1 BB: 1 P: 19	R: 4 E: 2 K: 0 S: 21 H: 5 LOB: 3 BB: 1 P: 35	R: 0 E: 0 K: 0 S: 5 H: 1 LOB: 0 BB: 0 P: 9	R: 0 E: 0 K: 2 S: 9 H: 0 LOB: 0 BB: 0 P: 13	1B: 5 2B: 4 3B: 0 HR: 0 SF: 0 SAC: 0 DP: 1 HBP: 1						WP: 0 PB: 0 SB: 0 CS: 0 PA: 39	

PITCHER		IP	WLS	BF	H	R	ER	SO	BB	IBB	HBP	BLK	WP	HR	S	P	ERA	WHIP
82 Shaun Anderson, R ERA: 1.69	(1, 1)	3.0	L	12	2	1	1	3	1	0	0	0	0	0	37	57	3.00	1.000
56 Tony Watson, L ERA: 1.5	(4, 1)	1.0		4	0	0	0	1	0	0	1	0	0	0	10	15	0.00	0.000
13 Will Smith, L ERA:	(5, 1)	1.0		3	0	0	0	1	1	0	0	0	0	0	9	18	0.00	1.000
54 Reyes Moronta, R ERA: 1.29	(6, 1)	1.0		4	0	0	0	2	1	0	0	0	0	0	10	19	0.00	1.000
50 Ty Blach, L ERA: 6.08	(7, 1)	0.2		8	5	4	4	0	1	0	0	0	0	0	19	33	54.00	9.000

PITCHER		IP	WLS	BF	H	R	ER	SO	BB	IBB	HBP	BLK	WP	HR	S	P	ERA	WHIP
78 Carlos Navas, R ERA: 2.08	(7, 1)	1.1		4	1	0	0	0	0	0	0	0	0	0	7	11	0.00	0.750
74 Tyler Rogers, R ERA:	(9, 1)	1.0		3	0	0	0	2	0	0	0	0	0	0	9	13	0.00	0.000

TOP

Oakland Athletics @ San Francisco Giants

Oracle Park, San Francisco, CA

Mon Mar 25 2019, 8:10 PM - 11:21 PM PDT

Att. 25,102 - Drizzle - 58 F

livebaseballscorecards.com

AB	33
R	5
H	8
RBI	5
BB	4
SO	9
LOB	16

Batter	1	2	3	4	5	6	7	8	9	AB	R	H	RBI	BB	SO	LOB
6 Steven Duggar, L (1, 8) OBP: 0.380, SLG: 0.435 65 Mike Gerber, L (8, 9) OBP: 0.407, SLG: 0.560	C FF 93 B FF 93 X FF 94 1-1 ① P5		B SI 89 B SI 90 B SI 89 B SI 90 4-0 28 G5-3 12 E BB		F FC 92 X FC 93 0-1 ② F8		B FC 89 S FC 87 F FC 89 F FF 92 F FF 91 X CU 78 1-2 5 1B BB 1-2 2-3 3-H 1B	D CH 84 X FF 93 1-0 ③ G4-3		3 1	1 0	1 0	1 0	1 0	0 0	1 1
12 Joe Panik, L (1, 4) OBP: 0.478, SLG: 0.545 Abiatal Avelino, R (7, PH) OBP: 0.241, SLG: 0.231 (8, 4)	C FF 93 B CH 87 F FF 94 X SL 87 1-2 9 WP 28 BB 1B		B SI 90 D CH 79 C SI 92 B SI 88 X SI 92 3-1 E3 28 G5-3 1-2		C SL 88 D SL 88 B FC 93 F FF 97 F SI 98 F SL 91 X FC 93 2-2 ③ G3 1-2		B CU 74 F FF 88 B FF 90 B FF 90 F FF 90 B FF 89 4-2 5 1B 1-2 2-3 3-H BB		X FF 91 0-0 ① G3-1	3 1	0 0	1 0	0 1	0 1	0 0	2 0
28 Buster Posey, R (1, 2) OBP: 0.278, SLG: 0.353 5 Erik Kratz, R (7, 2) OBP: 0.281, SLG: 0.484	B FF 93 B SL 87 F FF 94 B SL 87 F FF 93 1 SAFE F FF 94 B FF 95 4-2 9 WP 1-2 BB		B CH 80 B FF 92 F SI 90 B CH 81 X SI 93 3-1 ①② G5-3 1-2 2-3f			C FF 87 B FF 88 B CU 76 F FF 88 X CU 76 2-2 ① G4-3	C CH 83 X CU 78 0-1 1-2 2-H 3-H 1B		C SL 81 S SL 81 B SL 81 B FF 89 X FF 90 2-2 ② F9	2 2	0 0	0 1	0 2	1 0	0 0	2 0
9 Brandon Belt, L (1, 3) OBP: 0.471, SLG: 0.705 70 Henry Ramos, S (7, 7) OBP: 0.261, SLG: 0.238	F FF 94 F SL 85 F FF 94 S CU 82 0-3 ② K 1-2 2-3		T CH 81 X CH 81 0-1 ③ L3			S CH 81 B FF 87 B FF 88 B CH 82 C FF 87 B CH 79 4-2 BB	F CH 85 F FF 94 D CU 79 F FF 95 S FF 94 1-3 ① K		F FF 90 B FF 91 X FF 91 1-1 ③ G6-3	2 2	0 0	0 0	0 0	1 1	1 0	3 2
10 Evan Longoria, R (1, 5) OBP: 0.314, SLG: 0.426 7 Donovan Solano, R (7, 5) OBP: 0.314, SLG: 0.355	B FF 94 S FF 94 S SL 88 F SL 87 X SL 86 1-2 ③ L9			B CU 77 B FC 89 C FF 95 T FF 96 F FF 97 S FC 89 2-3 ① K		C FC 86 D FC 85 X FF 87 1-1 ② F9	B CU 78 B CU 76 F FF 94 F FF 94 F FF 95 X FF 94 2-2 ② F9			3 1	0 0	0 0	0 0	0 0	1 0	3 2
35 Brandon Crawford, L (1, 6) OBP: 0.280, SLG: 0.261 19 Alen Hanson, S (7, 6) OBP: 0.222, SLG: 0.353		C FF 91 B FF 92 F FF 91 X FF 92 1-2 18 S 1B		C CH 85 B CU 77 S CH 86 S CH 85 1-3 ② K		C FF 88 X CH 80 0-1 ③ G4-3	F FF 94 C FF 94 F FF 95 B CU 79 X FF 94 1-2 ③ L4			3 1	0 0	1 0	0 0	0 0	1 0	1 2
52 Michael Reed, R (1, 9) OBP: 0.280, SLG: 0.364 (8, 8)		F FF 92 C FF 92 C SL 74 0-3 ① K		B CU 78 B SI 95 F SI 95 S CH 85 S FC 87 2-3 ③ K			C FF 90 B CU 74 C FF 78 B FF 91 F FF 90 B CU 79 F FF 91 F FF 91 B FF 90 4-2 18 BB 58 1B 6 1B BB	B FF 92 B FF 93 X FF 93 2-0 ① G6-3		3	1	0	0	1	2	1
8 Gerardo Parra, L (1, 10) OBP: 0.370, SLG: 0.610 58 Tom Murphy, R (7, PH) OBP: 0.333, SLG: 0.600 (8, 10)		F CH 86 X CH 86 0-1 ② F9			B FC 92 C FF 96 B SL 88 F FC 92 B FF 98 B FC 92 4-2 18 FC6-4 BB		B FC 88 F FF 89 X FC 89 1-1 6 1B 18 BB 1-2 BB 1B	X CH 84 0-0 ② P6		1 2	0 1	0 1	0 2	1 0	0 0	1 0
18 Connor Joe, R (1, 7) OBP: 0.322, SLG: 0.377 (7, 3)		B FF 92 F FF 91 B SL 79 B SL 83 X FF 90 3-1 ③ F9 1-2			F SI 96 X SI 95 0-1 ① FC6-4 12 S 1-2f		B FF 91 D FC 89 B FF 89 C FF 90 C FF 90 B FF 90 4-2 BB 6 1B 5 1B 1-2 2-3 BB	B FF 94 S CH 86 B CU 80 B CH 86 X FF 94 3-1 1B		3	1	1	0	1	0	2
Inning Stats	R: 0 E: 0 K: 1 S: 16 H: 1 LOB: 2 BB: 1 P: 23		R: 0 E: 0 K: 1 S: 10 H: 1 LOB: 1 BB: 0 P: 14	R: 0 E: 1 K: 0 S: 6 H: 0 LOB: 1 BB: 1 P: 16	R: 0 E: 0 K: 3 S: 10 H: 0 LOB: 0 BB: 0 P: 15	R: 0 E: 0 K: 0 S: 11 H: 0 LOB: 1 BB: 1 P: 17	R: 0 E: 0 K: 0 S: 9 H: 0 LOB: 1 BB: 1 P: 16	R: 4 E: 0 K: 1 S: 30 H: 3 LOB: 2 BB: 3 P: 48	R: 0 E: 0 K: 0 S: 5 H: 1 LOB: 1 BB: 0 P: 11	R: 0 E: 0 K: 0 S: 6 H: 0 LOB: 0 BB: 0 P: 9	1B: 6 2B: 0 3B: 0 HR: 0 SF: 0 SAC: 0 DP: 1 HBP: 0						

PITCHER		IP	WLS	BF	H	R	ER	SO	BB	IBB	HBP	BLK	WP	HR	S	P	ERA	WHIP
16 Liam Hendriks, R ERA: 1.35	(1, 1)	1.0	W	5	1	0	0	1	1	0	0	0	1	0	16	23	0.00	2.000
48 Joakim Soria, R ERA:	(2, 1)	1.0	H	4	1	0	0	1	0	0	0	0	0	0	10	14	0.00	1.000
56 Fernando Rodney, R ERA: 8.44	(3, 1)	1.0	H	4	0	0	0	0	1	0	0	0	0	0	6	16	0.00	1.000
62 Lou Trivino, R ERA: 3.0	(4, 1)	1.0	H	3	0	0	0	3	0	0	0	0	0	0	10	15	0.00	0.000
39 Blake Treinen, R ERA: 1.5	(5, 1)	1.0	H	4	0	0	0	0	1	0	0	0	0	0	11	17	0.00	1.000

PITCHER		IP	WLS	BF	H	R	ER	SO	BB	IBB	HBP	BLK	WP	HR	S	P	ERA	WHIP
36 Yusmeiro Petit, R ERA: 10.13	(6, 1)	1.0	H	4	0	0	0	0	1	0	0	0	0	0	9	16	0.00	1.000
52 Ryan Buchter, L ERA: 27.0	(7, 1)	0.0		5	2	4	4	0	3	0	0	0	0	0	16	30	∞	∞
57 J.B. Wendelken, R ERA: 9.95	(7, 1)	2.0	H	8	2	0	0	1	0	0	0	0	0	0	19	29	0.00	1.000
66 Ryan Dull, R ERA:	(9, 1)	1.0	S	3	0	0	0	0	0	0	0	0	0	0	6	9	0.00	0.000

BOTTOM

Oakland Athletics @ San Francisco Giants

Oracle Park, San Francisco, CA

Mon Mar 25 2019, 8:10 PM - 11:21 PM PDT

Att. 25,102 - Drizzle - 58 F

livebaseballscorecards.com

AB	33
R	4
H	6
RBI	4
BB	7
SO	6
LOB	23

1B: 6	SF: 0	WP: 1	PA: 40
2B: 0	SAC: 0	PB: 0	
3B: 0	DP: 1	SB: 2	
HR: 0	HBP: 0	CS: 0	

Oakland Athletics @ San Francisco Giants

Oracle Park, San Francisco, CA

Tue Mar 26 2019, 6:45 PM - 8:59 PM PDT

Att. 24,992 - Cloudy - 60 F

livebaseballscorecards.com

TOP

Batter	1	2	3	4	5	6	7	8	9	AB	R	H	RBI	BB	SO	LOB
8 Robbie Grossman, S (1, 7) OBP: 0.271, SLG: 0.273	X SI 88 0-0 1B	B FF 88 S SL 85 C FF 88 C SI 91 1-3 ③ K		X FC 87 0-0 ③ G3						3	0	1	0	0	1	2
26 Matt Chapman, R (1, 5) OBP: 0.417, SLG: 0.536 15 Cliff Pennington, S (5, PR) OBP: 0.333, SLG: 0.333 (5, 5)	C SL 82 B SI 90 X SI 90 1-1 ① P4		C SL 84 C SI 88 B FF 88 H SI 91 2-2 2 G4-6-3 HBP		F FF 92 B FF 93 B KC 82 B KC 81 C FF 92 F FF 94 X KC 81 3-2 2B					2 0	0 0	1 0	0 0	0 0	0 0	1 0
25 Stephen Piscotty, R (1, 9) OBP: 0.314, SLG: 0.500 18 Chad Pinder, R (5, 4) OBP: 0.410, SLG: 0.750	C SI 88 1 SAFE F SI 89 X SL 84 0-2 ② P4		C SI 89 S FC 86 F FC 87 1 SAFE B FF 88 F FF 91 T FF 87 1-2 ① K		B FF 92 C KC 81 S FF 93 S FF 93 1-3 ① K					3 0	0 0	0 0	0 0	0 0	2 0	3 0
2 Khris Davis, R (1, 10) OBP: 0.111, SLG: 0.118 22 Ramón Laureano, R 5, PH) OBP: 0.356, SLG: 0.590 (5, 10)	B SL 83 S SL 84 X FF 90 1-1 ③ F9		C SI 84 B FF 90 X FF 88 1-1 ②③ G4-6-3 1-2f		C KC 80 B SI 92 B FF 93 S KC 82 S FF 92 2-3 ② K					2 1	0 0	0 0	0 0	0 0	0 1	2 1
23 Jurickson Profar, S (1, 3) OBP: 0.304, SLG: 0.415		B KC 74 B KC 75 B FF 90 B FF 88 4-0 10 1B 20 2B BB		B SL 82 C FF 86 X FF 89 1-1 20 HR 3B	B FF 92 F FF 91 F FF 91 F FF 91 S KC 82 1-3 ③ K					2	2	1	0	1	1	1
10 Marcus Semien, R (1, 6) OBP: 0.356, SLG: 0.512		B SL 83 F SI 90 D SI 90 S SL 84 X SL 80 2-2 20 2B 3 SF7 1-2 1B		B SL 83 D SL 84 X SI 90 2-0 ① F7		B KC 79 F FF 90 C SI 87 B FF 90 B FF 91 B KC 81 4-2 BB				2	1	1	0	1	0	1
20 Mark Canha, R (1, 8) OBP: 0.341, SLG: 0.525 (5, 9)		F SI 90 C SL 83 B SI 90 D SI 90 B F SI 91 F SL 84 X SI 91 3-2 1-3 2-H 2B		B FF 89 X FF 90 1-0 3-H HR		X FF 92 0-0 ① F9				3	1	2	3	0	0	1
1 Franklin Barreto, R (1, 4) OBP: 0.429, SLG: 0.541 (5, 8)		C SI 91 D KC 77 C SL 81 S FC 88 1-3 ① K		B FF 90 C SI 90 X SI 90 1-1 3 S 1B		C FF 91 B KC 80 F FF 90 B KC 81 1 SAFE S FF 90 2-3 ② K				3	0	1	0	0	2	3
3 Nick Hundley, R (1, 2) OBP: 0.324, SLG: 0.567		X FC 86 0-0 ② SF7 3-H		S SL 83 B SI 89 B SL 82 S SL 80 F FF 88 X SI 89 2-2 ② L9 1-2		C KC 80 S FF 90 C KC 80 0-3 ③ K				2	0	0	1	0	1	2
Inning Stats	R: 0 E: 0 K: 0 S: 8 H: 1 LOB: 1 BB: 0 P: 10	R: 2 E: 0 K: 2 S: 15 H: 2 LOB: 1 BB: 1 P: 26	R: 0 E: 0 K: 1 S: 9 H: 0 LOB: 0 BB: 0 P: 13	R: 2 E: 0 K: 0 S: 11 H: 3 LOB: 1 BB: 0 P: 18	R: 0 E: 0 K: 3 S: 14 H: 1 LOB: 1 BB: 0 P: 21	R: 0 E: 0 K: 2 S: 9 H: 0 LOB: 1 BB: 1 P: 15				1B: 3 2B: 2 3B: 1 HR: 1 SF: 1 SAC: 0 DP: 1 HBP: 1				WP: 0 PB: 0 SB: 1 CS: 0 PA: 27		

	AB	23
	R	4
	H	7
	RBI	4
	BB	2
	SO	8
	LOB	17

PITCHER		IP	WLS	BF	H	R	ER	SO	BB	IBB	HBP	BLK	WP	HR	S	P	ERA	WHIP
29 Jeff Samardzija, R ERA: 3.97	(1, 1)	3.2	L	18	6	4	4	3	1	0	1	0	0	1	42	66	9.82	1.909
61 Nick Vincent, R ERA: 2.16	(4, 1)	0.1		1	0	0	0	0	0	0	0	0	0	0	1	1	0.00	0.000
37 Drew Pomeranz, L ERA: 2.81	(5, 1)	2.0		8	1	0	0	5	1	0	0	0	0	0	23	36	0.00	1.000

PITCHER	IP	WLS	BF	H	R	ER	SO	BB	IBB	HBP	BLK	WP	HR	S	P	ERA	WHIP

BOTTOM

Oakland Athletics @ San Francisco Giants

Oracle Park, San Francisco, CA

Tue Mar 26 2019, 6:45 PM - 8:59 PM PDT

Att. 24,992 - Cloudy - 60 F

livebaseballscorecards.com

Batter	1	2	3	4	5	6	7	8	9	AB	R	H	RBI	BB	SO	LOB
6 Steven Duggar, L (1, 8) OBP: 0.396, SLG: 0.438 52 Michael Reed, R (6, 8) OBP: 0.280, SLG: 0.364	C SI 91 X CH 85 0-1 12 L5-3 1B		B FF 93 F SI 90 B SL 85 B SL 85 B SI 91 4-1 12 FC4-6 1-2 BB		X SI 92 0-0 ② F7					2 0 1 0 1 0 1 0 0 0 0 0 0 0						
12 Joe Panik, L (1, 4) OBP: 0.449, SLG: 0.511 7 Donovan Solano, R (6, 4) OBP: 0.314, SLG: 0.355	C FF 91 B SI 89 X SI 92 1-1 ① ② L5-3 1-1		F SI 92 D CH 84 D CH 85 S CH 86 X SI 92 2-2 ② FC4-6 28 FC4 1-2f 2-3		S SL 86 S SI 92 B SL 87 C SI 93 1-3 ③					3 0 0 0 0 1 4 0 0 0 0 0 0 0						
28 Buster Posey, R (1, 2) OBP: 0.263, SLG: 0.333 5 Erik Kratz, R (4, 2) OBP: 0.273, SLG: 0.469	C SL 85 B CU 82 B SL 86 B FF 94 F FF 92 F CH 86 X CH 83 3-2 ③ G5-3		C SI 92 F FF 92 1 SAFE B SL 88 X SI 94 1-2 ③ FC4 1-2f			C SL 82 B SI 92 F SI 91 S SL 87 1-3 ①				2 0 0 0 0 0 2 1 0 0 0 0 1 0						
9 Brandon Belt, L (1, 3) OBP: 0.453, SLG: 0.674 18 Connor Joe, R (6, 3) OBP: 0.333, SLG: 0.389		B C B FF 93 T X 2-2 ① F7		B CH 84 F FF 90 F FF 92 F SL 86 S SL 87 1-3 ① K		B SI 92 B SL 84 F SI 92 X SI 92 2-1 51 HBP 19 BB 8 1B 1B				2 0 0 0 0 1 0 1 1 1 0 0 0 0						
10 Evan Longoria, R (1, 5) OBP: 0.302, SLG: 0.408 Abiatal Avelino, R (5, 5) OBP: 0.233, SLG: 0.222		C SL 87 B SI 93 F SI 93 X SL 89 1-2 ② G6-3		C CH 84 B SI 92 F CH 86 C SL 85 1-3 ② K		B SL 92 C FF 94 S FF 93 B FF 93 F FF 93 B SL 88 F FF 93 F FF 94 1 SAFE 3-3 ② K				2 0 0 0 0 1 0 1 0 0 0 0 1 1						
35 Brandon Crawford, L (1, 6) OBP: 0.308, SLG: 0.277 19 Alen Hanson, S (5, 6) OBP: 0.236, SLG: 0.353		X SI 95 0-0 1B		B SI 94 C CH 86 B SL 86 B CH 86 B SI 92 4-1 BB		B FF 87 B SL 87 B FF 92 B FF 92 4-0 51 HBP 8 1B 1-2 BB				1 0 1 0 1 0 0 0 1 0 0 1 0 0						
22 Yangervis Solarte, S (1, 7) OBP: 0.322, SLG: 0.446 51 Mac Williamson, R (5, 7) OBP: 0.286, SLG: 0.322		C SI 93 F FF 93 B FF 91 F SL 86 1 SAFE F CH 84 X SI 92 1-2 ③ P5		X CH 84 0-0 ③ F9		C FF 93 F FF 93 B FF 88 H FF 93 2-2 8 1B 1-2 2-3 HBP				2 0 0 0 0 0 2 0 0 0 0 0 0 0						
8 Gerardo Parra, L (1, 9) OBP: 0.388, SLG: 0.614			C SI 91 B FF 92 X FF 92 1-1 ① G4-3		C SL 83 X CH 84 0-1 1B	C CU 71 C B CU 73 B CU 72 F FF 89 X FF 88 2-2 1-3 2-H 3-H 1B				3 0 2 2 0 0 0						
48 Pablo Sandoval, S (1, 10) OBP: 0.300, SLG: 0.396			C SI 93 X FF 92 0-1 12 FC4-6 6 BB 1B		1 SAFE F FF 91 S SI 92 B FF 91 B FF 91 T SI 92 2-2 ① K	S FF 90 F CU 72 S FF 88 0-3 ③ K				3 0 1 0 0 2 3						
Inning Stats	R: 0 E: 0 K: 0 S: 8 H: 1 LOB: 0 BB: 0 P: 12	R: 0 E: 0 K: 0 S: 12 H: 1 LOB: 1 BB: 0 P: 16	R: 0 E: 0 K: 0 S: 11 H: 1 LOB: 2 BB: 1 P: 19	R: 0 E: 0 K: 2 S: 9 H: 0 LOB: 1 BB: 1 P: 15	R: 0 E: 0 K: 2 S: 9 H: 1 LOB: 1 BB: 0 P: 12	R: 2 E: 0 K: 3 S: 21 H: 2 LOB: 2 BB: 1 P: 35				1B: 6 2B: 1 3B: 0 HR: 0 SF: 0 SAC: 0 DP: 1 HBP: 1					WP: 0 PB: 0 SB: 0 CS: 0 PA: 27	

	AB	23
	R	2
	H	6
	RBI	2
	BB	3
	SO	7
	LOB	13

PITCHER		IP	WLS	BF	H	R	ER	SO	BB	IBB	HBP	BLK	WP	HR	S	P	ERA	WHIP
35 Aaron Brooks, R ERA: 4.4	(1, 1)	5.1	W	22	5	1	1	5	2	0	0	0	0	0	54	82	1.69	1.312
49 Brian Schlitter, R ERA: 2.45	(6, 1)	0.1		3	0	0	0	1	1	0	1	0	0	0	9	18	0.00	3.000
13 Jerry Blevins, L ERA: 21.6	(6, 1)	0.1	S	2	1	1	1	1	0	0	0	0	0	0	7	9	27.00	3.000

PITCHER	IP	WLS	BF	H	R	ER	SO	BB	IBB	HBP	BLK	WP	HR	S	P	ERA	WHIP

Batter	1	2	3	4	5	6	7	8	9	AB	R	H	RBI	BB	SO	LOB
6 Steven Duggar, L (1, 8)	C FF 90 B FF 91 F FF 90 C FF 92 1-3 K		B FF 89 B FC 86 F FF 90 B FF 90 X FF 91 3-1 G3-1		B FC 85 1 SAFE 1-0 PO 1-2	B FF 89 X FF 89 1-0 F7		X SI 92 0-0 P6		4	0	0	0	0	1	0
9 Brandon Belt, L (1, 3)	X FF 91 0-0 L9		B FF 91 B FC 87 B FF 92 C FF 90 S FC 86 S FF 92 3-3 K			X CU 74 0-0 P5			B FF 93 S FF 92 B FS 87 B FF 93 F FF 93 F FF 94 F FF 94 F FS 86 C FS 86 3-3 K	4	0	0	0	0	2	0
10 Evan Longoria, R (1, 5) OBP: 0.500, SLG: 0.500	B FF 92 X FF 91 1-0 1B			C CU 74 X FC 84 0-1 P4		B FF 89 C CU 74 X CU 75 1-1 1B			X FF 92 0-0 L9	4	0	2	0	0	0	0
28 Buster Posey, R (1, 2) OBP: 0.250, SLG: 0.250	F FF 91 X CH 85 0-1 F8			X FF 89 0-0 F9			X FF 96 0-0 35 FC5-4 1B		B FF 94 B FF 93 C FF 93 S FS 87 B FS 88 S FS 87 3-3 K	4	0	1	0	0	1	1
35 Brandon Crawford, L (1, 6) OBP: 0.333, SLG: 0.333		F FF 89 B FF 90 B FC 85 X FC 87 2-1 G4-3		C FF 89 B FC 85 X FF 90 1-1 1B			B FF 96 C SL 86 X FF 95 1-1 FC5-4 8 G1-4-3 1-2f			3	0	1	0	0	0	1
18 Connor Joe, R (1, 7) 8 Gerardo Parra, L (7, PH) (7, 9)		B CU 76 B FF 90 B FF 90 C FF 90 C FF 91 B FF 91 4-2 BB		B CU 75 B FF 90 F FF 90 F CU 76 X FC 86 2-2 G4-3			B CU 75 X SI 90 1-0 G1-4-3 1-2			1 1	0 0	0 0	0 0	1 0	0 0	1 1
52 Michael Reed, R (1, 9) 26 Yangervis Solarte, S (7, PH) (7, 7)		F FF 91 1 SAFE S FC 88 S FF 93 0-3 K			C FC 84 F FC 83 F SL 83 B FF 91 B FF 90 F FF 91 B CU 75 X FF 90 3-2 F7		B KC 79 C SI 91 S KC 79 D KC 81 D KC 81 X SI 92 3-2 G4-3			2 1	0 0	0 0	0 0	0 0	1 0	1 1
12 Joe Panik, L (1, 4)		C FF 91 B FC 88 B FC 87 X FF 91 2-1 F8			C FC 85 B FC 85 X CU 75 1-1 F9			C SI 91 F SI 91 X SI 92 0-2 L6		3	0	0	0	0	0	1
40 Madison Bumgarner, R (1, 1) OBP: 0.500, SLG: 0.500 48 Pablo Sandoval, S (8, PH) 61 Nick Vincent, R (8, 1)			X FF 89 0-0 L7		B SL 84 S FF 90 X FC 84 1-1 6 PO 1B			F SI 92 B SI 92 B SI 91 B FC 86 S SI 91 X SI 91 3-2 G1-3		2 1 0	0 0 0	1 0 0	0 0 0	0 0 0	0 0 0	0 0 0
Inning Stats	R: 0 E: 0 K: 1 S: 7 H: 1 LOB: 1 BB: 0 P: 9	R: 0 E: 0 K: 1 S: 9 H: 0 LOB: 1 BB: 1 P: 17	R: 0 E: 0 K: 1 S: 6 H: 0 LOB: 0 BB: 0 P: 12	R: 0 E: 0 K: 0 S: 8 H: 1 LOB: 1 BB: 0 P: 11	R: 0 E: 0 K: 0 S: 9 H: 1 LOB: 0 BB: 0 P: 15	R: 0 E: 0 K: 0 S: 4 H: 1 LOB: 1 BB: 0 P: 6	R: 0 E: 0 K: 0 S: 7 H: 1 LOB: 1 BB: 0 P: 12	R: 0 E: 0 K: 0 S: 7 H: 0 LOB: 0 BB: 0 P: 10	R: 0 E: 0 K: 2 S: 10 H: 0 LOB: 0 BB: 0 P: 16	1B: 5 2B: 0 3B: 0 HR: 0	SF: 0 SAC: 0 DP: 0 HBP: 0					

TOP

San Francisco Giants @ San Diego Padres

Petco Park, San Diego, CA

Thu Mar 28 2019, 1:13 PM - 3:30 PM PDT

Att. 44,655 - Partly Cloudy - 68 F

livebaseballscorecards.com

AB	30
R	0
H	5
RBI	0
BB	1
SO	5
LOB	7

WP: 0 PA: 32
PB: 0
SB: 0
CS: 0

PITCHER		IP	WLS	BF	H	R	ER	SO	BB	IBB	HBP	BLK	WP	HR	S	P	ERA	WHIP
46 Eric Lauer, L	(1, 1)	6.0	W	21	4	0	0	3	1	0	0	0	0	0	43	70	0.00	0.833
ERA:																		
58 Trey Wingenter, R	(7, 1)	0.1	H	2	1	0	0	0	0	0	0	0	0	0	3	4	0.00	3.000
ERA:																		
38 Aaron Loup, L	(7, 1)	0.1	H	1	0	0	0	0	0	0	0	0	0	0	1	2	0.00	0.000
ERA:																		
34 Craig Stammen, R	(7, 1)	1.1	H	4	0	0	0	0	0	0	0	0	0	0	10	16	0.00	0.000
ERA:																		
39 Kirby Yates, R	(9, 1)	1.0	S	3	0	0	0	2	0	0	0	0	0	0	10	16	0.00	0.000
ERA:																		

Batter	1	2	3	4	5	6	7	8	9	AB	R	H	RBI	BB	SO	LOB
3 Ian Kinsler, R (1, 4) OBP: 0.250, SLG: 0.500	C FC 86 F FF 91 S FC 86 0-3 K ①		C FF 92 F CH 85 X FC 86 0-2 P5 ②			C FC 86 B CH 84 B FF 91 F FC 86 X FF 91 2-2 4 1B 2B		C FC 87 B FC 88 X SI 91 1-1 G4-6-3 ②③ 1-2f		4	1	1	0	0	1	1
4 Wil Myers, R (1, 7) OBP: 1.000, SLG: 2.500	B FF 91 F FC 87 F FC 88 F FF 92 B CU 79 B FC 85 B FC 85 4-2 BB		C CU 78 S CH 85 B CU 79 B FC 86 B FC 87 X FC 85 3-2 HR			F FC 85 X FC 84 0-1 13 G6-4-3 2-H 1B				2	1	2	2	1	0	0
13 Manny Machado, R (1, 5)	1 SAFE F CH 84 F FC 85 S FC 85 0-3 K ②		C FF 92 B CH 86 B CH 84 S FC 86 B FC 86 F FF 92 T FF 93 3-2 K ③			B CH 83 S FC 84 B FC 86 F CH 84 X FF 91 2-2 G6-4-3 ①② 1-2f				3	0	0	0	0	2	2
32 Franmil Reyes, R (1, 9) 58 Trey Wingenter, R (7, 1) 38 Aaron Loup, L (7, 1) 34 Craig Stammen, R (7, 1) 39 Kirby Yates, L (9, 1)	F FC 85 B FC 85 1 SAFE F FC 86 S FF 91 1-3 K ③			F FC 86 B FF 91 F CH 84 B CU 78 F FC 86 X FF 92 2-2 F9 ①		X CH 84 0-0 L7 ③				3 0 0 0 0	0 0 0 0 0	0 0 0 0 0	0 0 0 0 0	0 0 0 0 0	1 0 0 0 0	1 0 0 0 0
30 Eric Hosmer, L (1, 3)		C FC 85 X FF 92 0-1 L8 ①		S FC 85 C FC 86 B FF 92 F FF 91 F FC 86 S CU 80 1-3 K ②			X FF 91 0-0 G4-3 ①			3	0	0	0	0	1	0
23 Fernando Tatis Jr., R (1, 6) OBP: 0.667, SLG: 0.667		S FC 86 B FC 86 B FF 92 X FC 86 2-1 1B		X FC 85 0-0 7 CS 1B			C FF 91 C CU 79 B CU 79 S FC 85 1-3 K ②			3	0	2	0	0	1	0
7 Manuel Margot, R (1, 8)		C FF 91 X FC 86 0-1 F8 ②		1 SAFE C FC 84 B FF 90 B FF 89 S FC 84 1 SAFE 1 SAFE 2-2 CS ③ 1-2	B CU 76 C CU 77 S FF 91 B FF 91 S FC 85 2-3 K ①		X FC 86 0-0 F7 ③			3	0	0	0	0	1	1
18 Austin Hedges, R (1, 2) OBP: 0.333, SLG: 0.333		1 SAFE C CU 77 F FF 91 1 SAFE S FF 92 0-3 K ③			F CH 84 B FF 91 X FC 86 1-1 F9 ②			C FC 87 X SI 90 0-1 3 G4-6-3 1B		3	0	1	0	0	1	1
46 Eric Lauer, R (1, 1) 33 Franchy Cordero, L (7, 9)			C FF 91 C CU 77 S CU 78 0-3 K ①		X FF 91 0-0 F8 ③			S FC 86 F FC 87 B FF 90 B FC 87 X FF 88 2-2 F7 ①		2 1	0 0	0 0	0 0	0 0	1 0	0 1
Inning Stats	R: 0 E: 0 K: 3 S: 12 H: 0 LOB: 1 BB: 1 P: 17	R: 0 E: 0 K: 1 S: 9 H: 1 LOB: 1 BB: 0 P: 11	R: 1 E: 0 K: 2 S: 13 H: 1 LOB: 0 BB: 0 P: 19	R: 0 E: 0 K: 1 S: 12 H: 1 LOB: 0 BB: 0 P: 17	R: 0 E: 0 K: 1 S: 6 H: 0 LOB: 0 BB: 0 P: 9	R: 1 E: 0 K: 0 S: 9 H: 2 LOB: 0 BB: 0 P: 13	R: 0 E: 0 K: 1 S: 5 H: 0 LOB: 0 BB: 0 P: 6	R: 0 E: 0 K: 0 S: 7 H: 1 LOB: 0 BB: 0 P: 10		1B: 4 2B: 1 3B: 0 HR: 1	SF: 0 SAC: 0 DP: 2 HBP: 0					

PITCHER		IP	WLS	BF	H	R	ER	SO	BB	IBB	HBP	BLK	WP	HR	S	P	ERA	WHIP
40 Madison Bumgarner, L ERA: 2.57	(1, 1)	7.0	L	25	5	2	2	9	1	0	0	0	0	1	66	92	2.57	0.857
61 Nick Vincent, R ERA:	(8, 1)	1.0		3	1	0	0	0	0	0	0	0	0	0	7	10	0.00	1.000

PITCHER	IP	WLS	BF	H	R	ER	SO	BB	IBB	HBP	BLK	WP	HR	S	P	ERA	WHIP

BOTTOM

San Francisco Giants @ San Diego Padres

Petco Park, San Diego, CA

Thu Mar 28 2019, 1:13 PM - 3:30 PM PDT

Att. 44,655 - Partly Cloudy - 68 F

livebaseballscorecards.com

AB	27
R	2
H	6
RBI	2
BB	1
SO	9
LOB	7

San Francisco Giants @ San Diego Padres

Petco Park, San Diego, CA

Fri Mar 29 2019, 7:12 PM - 10:18 PM PDT

Att. 33,769 - Clear - 62 F

livebaseballscorecards.com

Batter	1	2	3	4	5	6	7	8	9	AB	R	H	RBI	BB	SO	LOB
52 Michael Reed, R (1, 9) 9 Brandon Belt, L (8, PH) (8, 3)	C SI 90 B FC 91 S CU 80 S CU 80 1-3 K	C CU 79 S CU 80 B CU 80 C SI 92 1-3 K	S CU 78 C CU 80 S CU 81 0-3 K2-3					B FF 97 B FF 97 X FF 96 2-0 F8	T FF 94 F FF 94 F FF 94 B FS 87 C FF 94 1-3 K	3 2	0 0	0 0	0 0	0 0	3 1	3 3
28 Buster Posey, R (1, 3) OBP: 0.250, SLG: 0.375 49 Sam Dyson, R (8, 1)	C SI 91 X SI 92 0-1 G2-3			B CU 79 B CU 79 F SI 90 B CU 80 X SI 92 3-1 G1-3		F SI 89 C CU 78 B FC 90 F SI 90 B CU 79 X CU 81 2-2 G5-3		B SL 87 B FF 96 B FF 95 C FF 96 X FF 97 3-1 2B		4 0	0 0	1 0	0 0	0 0	0 0	0 0
26 Yangervis Solarte, S (1, 4) OBP: 0.200, SLG: 0.200	B SI 92 B SI 92 C SI 92 B CU 82 X SI 92 3-1 L8			B SI 90 X SI 91 1-0 G4-3		F SI 90 C FC 90 F FC 90 F CU 80 X SI 90 0-2 1B		B FF 97 F FF 97 S SL 87 1-3 K		4	0	1	0	0	1	1
10 Evan Longoria, R (1, 5) OBP: 0.500, SLG: 0.857		B SI 90 S CU 79 B SI 90 B FC 91 X SI 91 3-1 L9		B SI 92 C SI 90 B SI 91 B CU 80 C CU 80 B SI 92 4-2 BB		B SL 81 B SL 83 X FF 98 2-0 F7			B FF 91 B FC 88 F FF 91 T FF 91 X FF 91 2-2 HR	3	1	1	1	1	0	1
35 Brandon Crawford, L (1, 6) OBP: 0.143, SLG: 0.143		C SI 92 B FC 92 S SI 93 B CU 81 X CU 80 2-2 G5-3		B SI 90 B SI 91 1 SAFE S SI 90 C SI 90 F FC 92 F CU 79 S SI 90 2-3 K		S FF 97 X FF 98 0-1 G1-3			B FF 93 F FF 92 C FS 86 X FS 87 1-2 G3-1	4	0	0	0	0	1	2
18 Connor Joe, R (1, 7) 12 Joe Panik, L (9, PH) OBP: 0.250, SLG: 0.250		C CU 77 C CU 82 X SI 91 0-2 G6-3			S CU 78 F SI 91 C SI 90 0-3 K		C FF 95 B SL 80 B SL 81 C FF 97 C FF 98 2-3 K		C SL 85 F FF 93 B FS 87 X FS 87 1-2 5 HBP 6 BB 1B	3 1	0 0	0 1	0 0	0 0	2 0	0 0
6 Steven Duggar, L (1, 8) OBP: 0.250, SLG: 0.286			B SI 91 C SI 90 X CU 80 1-1 5 FC6-5 2B		S SI 91 B FC 90 C SI 90 B SI 91 S CU 80 2-3 K		S SL 82 F FF 98 C FF 99 0-3 K		S FF 92 B FF 92 S FF 93 B FF 93 B FS 86 F FS 87 B FF 93 4-2 5 HBP 1-2 BB	3	0	1	0	1	2	0
5 Erik Kratz, R (1, 2)			B SI 92 D CU 79 X SI 90 2-0 FC6-5 2-3		S SI 90 B CU 81 B CU 80 F SI 90 B FC 91 B CU 80 4-2 48 2B BB		X FF 98 0-0 G5-3		C FS 85 F FF 94 H FF 93 1-2 1-2 2-3 HBP	2	0	0	0	1	0	1
45 Derek Holland, S (1, 1) 48 Pablo Sandoval, S (5, PH) OBP: 0.500, SLG: 1.000 58 Trevor Gott, R (5, 1) 60 Travis Bergen, L (6, 1) 41 Mark Melancon, R (7, 1) 8 Gerardo Parra, L (8, PH) (8, 9)			L SI 91 F SI 91 M SI 92 0-3 K		C SI 89 X CU 78 0-1 1-3 2B			B SL 86 C FF 96 X SL 86 1-1 L8	D FS 87 C FF 93 S FS 87 D FS 87 C FF 94 2-3 K	1 1 0 0 0 2	0 0 0 0 0 0	0 1 0 0 0 0	0 0 0 0 0 0	1 0 0 0 0 1	1 0 0 0 0 3	1 0 0 0 0 3
Inning Stats	R: 0 E: 0 K: 1 S: 7 H: 0 LOB: 0 BB: 0 P: 11	R: 0 E: 0 K: 0 S: 8 H: 0 LOB: 0 BB: 0 P: 13	R: 0 E: 0 K: 2 S: 9 H: 1 LOB: 1 BB: 0 P: 13	R: 0 E: 0 K: 1 S: 10 H: 0 LOB: 1 BB: 1 P: 20	R: 0 E: 0 K: 3 S: 13 H: 1 LOB: 2 BB: 1 P: 19	R: 0 E: 0 K: 0 S: 12 H: 1 LOB: 1 BB: 0 P: 16	R: 0 E: 0 K: 2 S: 7 H: 0 LOB: 0 BB: 0 P: 9	R: 0 E: 0 K: 1 S: 8 H: 1 LOB: 1 BB: 0 P: 15	R: 1 E: 0 K: 2 S: 21 H: 2 LOB: 3 BB: 1 P: 33	1B: 2 2B: 3 3B: 0 HR: 1 SF: 0 SAC: 0 DP: 0 HBP: 1					WP: 0 PB: 0 SB: 0 CS: 0	PA: 37	

TOP

AB	33
R	1
H	6
RBI	1
BB	3
SO	12
LOB	15

PITCHER		IP	WLS	BF	H	R	ER	SO	BB	IBB	HBP	BLK	WP	HR	S	P	ERA	WHIP
37 Joey Lucchesi, L ERA:	(1, 1)	5.1	W	21	3	0	0	7	2	0	0	0	0	0	56	87	0.00	0.938
66 Robert Stock, R ERA:	(6, 1)	1.2		5	0	0	0	2	0	0	0	0	0	0	10	14	0.00	0.000
58 Trey Wingenter, R ERA:	(8, 1)	1.0		4	1	0	0	1	0	0	0	0	0	0	8	15	0.00	1.000
88 Phil Maton, R ERA:	(9, 1)	0.0		1	1	1	1	0	0	0	0	0	0	1	3	5	∞	∞
39 Kirby Yates, R ERA:	(9, 1)	1.0	S	6	1	0	0	2	1	0	1	0	0	0	18	28	0.00	2.000

PITCHER	IP	WLS	BF	H	R	ER	SO	BB	IBB	HBP	BLK	WP	HR	S	P	ERA	WHIP

BOTTOM

San Francisco Giants @ San Diego Padres

Petco Park, San Diego, CA

Fri Mar 29 2019, 7:12 PM - 10:18 PM PDT

Att. 33,769 - Clear - 62 F

livebaseballscorecards.com

Batter	1	2	3	4	5	6	7	8	9	AB	R	H	RBI	BB	SO	LOB
3 Ian Kinsler, R (1, 4) OBP: 0.375, SLG: 0.857	X SI 92 0-0 ① F7		B SI 90 X CH 84 1-0 HR		B FF 94 B CU 80 B FF 94 C FF 94 B FF 94 4-1 4 2B BB	B FF 89 C CU 78 C FF 91 F CU 78 B FF 91 B FF 90 F FF 91 F FF 91 X CU 78 3-2 ③ G5-3				3	1	1	1	1	0	2
4 Wil Myers, R (1, 7) OBP: 0.714, SLG: 1.333	C SI 92 X SL 82 0-1 32 S 1B		C SI 92 C SI 92 S SL 82 0-3 ① K		F SI 93 1 SAFE B SI 94 1 SAFE B CU 81 X CU 79 2-1 ① 13 1B 1-H 32 SF8 2B		F FC 93 F FF 91 B KC 84 C FF 92 1-3 ① K			4	1	2	0	0	2	0
13 Manny Machado, R (1, 5) OBP: 0.286, SLG: 0.286	C SI 91 C SI 92 B SI 91 1 SAFE S SL 83 1-3 ② K		S SL 82 S SL 82 F SL 82 F SI 92 B CH 84 B SI 92 S SL 83 2-3 ② K		C SI 93 B SI 93 B FF 93 X CU 78 2-1 2-3 1B		S KC 83 S KC 83 X FF 93 0-2 10 L6-3 1B			4	0	2	0	0	2	1
32 Franmil Reyes, R (1, 9) 66 Robert Stock, L (6, 1) 10 Hunter Renfroe, R (7, PH) 58 Trey Wingenter, R (8, 1) 88 Phil Maton, R (9, 1) 39 Kirby Yates, L (9, 1)	1 SAFE F SI 92 B SL 80 B SI 92 C SI 92 B SL 82 C SI 92 3-3 ③ K 1-2		B SI 93 S SL 82 B SI 92 X SL 83 2-1 ③ L8		X SI 94 0-0 ② SF8 3-H		B FC 92 C KC 83 X KC 82 1-1 ②③ L6-3 1-1			2 0 1 0 0 0	0 0 0 0 0 0	0 0 0 0 0 0	1 0 0 0 0 0	0 0 0 0 0 0	1 0 1 0 0 0	1 0 1 0 0 0
30 Eric Hosmer, L (1, 3)		B SI 93 B SI 93 F SI 92 B SI 92 F SI 93 B SI 93 4-2 23 2B 7 1B BB	F SI 90 F SI 91 X SL 81 0-2 ① G1-3	F FF 94 F FF 93 F FF 93 B CH 86 X FF 93 1-2 ③ F8				C SI 92 F FC 92 B SI 94 F SL 82 S SL 83 1-3 ① K		3	1	0	0	1	1	1
23 Fernando Tatis Jr., R (1, 6) OBP: 0.571, SLG: 0.667		B SL 82 X SL 82 1-0 7 1B 1-3 2B	B SL 80 B SI 92 C SI 91 B SL 82 C SI 91 B SI 91 4-2 18 HBP BB			B CU 80 B CU 80 F FF 93 S FF 94 F FF 95 F SI 95 S FF 94 2-3 ① K		X SI 94 0-0 ② G6-3		3	1	1	0	1	1	0
7 Manuel Margot, R (1, 8) OBP: 0.143, SLG: 0.143		C SI 92 F SL 81 F SL 82 B SI 92 D SL 82 F SI 93 B SI 92 X SI 92 3-2 18 F7-4 2-H 3-H 1B	X SI 91 0-0 ② L7			C FF 95 S FF 95 F CU 81 F FF 98 B SI 94 S FF 95 1-3 ② K		B SI 93 F SI 93 X SL 80 1-1 ③ L8		4	0	1	2	0	1	1
18 Austin Hedges, R (1, 2) OBP: 0.500, SLG: 0.400	1 SAFE 1 SAFE C KC 78 S SL 80 X SI 91 0-2 ①② F7-4 1-2			1 SAFE B KC 77 C SI 90 1 SAFE 1 SAFE S SL 80 H SL 80 2-2 1-2 HBP		C FF 95 F CU 80 X FF 96 0-2 33 BB 1B				2	0	1	0	0	0	1
37 Joey Lucchesi, L (1, 1) 33 Franchy Cordero, L (6, 9)		B SI 92 C SI 92 B SI 92 C SI 92 X SI 92 2-2 ③ G5-3	C SI 91 S SL 79 B SL 81 C SI 92 1-3 ③ K			S FF 94 B FF 93 D CU 80 S FF 94 B FF 94 F FF 94 F FF 94 B FF 94 4-2 1-2 BB				2 0	0 0	0 0	0 0	0 1	1 0	2 0
Inning Stats	R: 0 E: 0 K: 2 S: 9 H: 1 LOB: 1 BB: 0 P: 13	R: 2 E: 0 K: 0 S: 14 H: 2 LOB: 0 BB: 1 P: 24	R: 1 E: 0 K: 2 S: 11 H: 1 LOB: 0 BB: 0 P: 16	R: 0 E: 0 K: 1 S: 11 H: 0 LOB: 2 BB: 1 P: 18	R: 1 E: 0 K: 0 S: 10 H: 2 LOB: 1 BB: 1 P: 19	R: 0 E: 0 K: 2 S: 23 H: 1 LOB: 2 BB: 1 P: 33	R: 0 E: 0 K: 1 S: 8 H: 1 LOB: 0 BB: 0 P: 10	R: 0 E: 0 K: 1 S: 7 H: 0 LOB: 0 BB: 0 P: 9		1B: 5 2B: 4 3B: 0 HR: 1 SF: 1 SAC: 0 DP: 2 HBP: 1		WP: 0 PB: 0 SB: 1 CS: 0 PA: 34		

	AB	28
	R	4
	H	8
	RBI	4
	BB	4
	SO	9
	LOB	10

PITCHER		IP	WLS	BF	H	R	ER	SO	BB	IBB	HBP	BLK	WP	HR	S	P	ERA	WHIP
45 Derek Holland, L ERA: 6.75	(1, 1)	4.0	L	18	4	3	3	5	2	0	1	0	0	1	45	71	6.75	1.500
58 Trevor Gott, R ERA: 5.4	(5, 1)	1.2		9	3	1	1	2	2	0	0	0	0	0	27	43	5.40	3.000
60 Travis Bergen, L ERA:	(6, 1)	0.1		1	0	0	0	0	0	0	0	0	0	0	6	9	0.00	0.000
41 Mark Melancon, R ERA:	(7, 1)	1.0		3	1	0	0	1	0	0	0	0	0	0	8	10	0.00	1.000
49 Sam Dyson, R ERA:	(8, 1)	1.0		3	0	0	0	1	0	0	0	0	0	0	7	9	0.00	0.000

PITCHER	IP	WLS	BF	H	R	ER	SO	BB	IBB	HBP	BLK	WP	HR	S	P	ERA	WHIP

Batter	1	2	3	4	5	6	7	8	9	AB	R	H	RBI	BB	SO	LOB
6 Steven Duggar, L (1, 8) OBP: 0.385, SLG: 0.364	C FF 87 F FF 90 B SL 82 H FF 90 2-2 26 FC5-4 HBP		C SL 79 X FF 89 0-1 26 S 1B			S FF 86 X FF 87 0-1 26 WP 26 2B 1B	C CU 75 B FF 91 B SL 88 F SI 91 F SL 88 C FF 91 2-3 ②		C FF 91 S FC 87 B FC 88 F FC 86 B FF 91 X FC 87 2-2 ② G3	4	1	2	0	0	1	0
26 Yangervis Solarte, S (1, 6) OBP: 0.300, SLG: 0.500 (6, 5)	C FF 88 1 SAFE 1 SAFE D CH 79 X FF 89 1-1 ① FC5-4 1-2f		B FF 89 C FF 88 1 SAFE B FF 89 B CH 78 F FF 89 F SL 80 X FF 89 3-2 ② G6-3 1-2			1 SAFE 1 SAFE 1 SAFE B FF 96 1 SAFE B FF 94 X FF 96 2-0 10 1B 1-H 2B	X SL 88 0-0 ③ G5-3		C CU 77 X FC 85 0-1 2B	5	1	2	1	0	0	2
10 Evan Longoria, R (1, 5) OBP: 0.455, SLG: 0.700 35 Brandon Crawford, L (6, 6) OBP: 0.222, SLG: 0.333	B CU 71 C FF 87 F FF 89 D SL 81 X FF 89 2-2 ② F8		B CU 69 F FF 87 B FF 88 F FF 88 S SL 80 2-3 ③ K2-3			B SL 80 C SL 80 B SL 81 X SL 80 2-1 8 BB 28 BB 12 1B 2-H 1B		S FC 84 S FC 84 B FC 85 B SI 91 F SI 92 X SI 90 2-2 9 1B 2B	X CU 76 0-0 ③ P6	3 2	1 0	1 1	1 0	0 0	1 0	2 1
28 Buster Posey, R (1, 2) OBP: 0.250, SLG: 0.273	C FF 89 D CH 80 C FF 89 D SL 83 B FF 89 1 SAFE F FF 89 C FF 89 3-3 ③ K			C CU 69 B CH 77 F FF 87 F SL 79 X SL 78 1-2 ① G6-3		B FF 96 B FF 95 B FF 95 B FF 95 4-0 8 BB 12 1B 1-2 BB		F FC 86 C SI 92 X FC 87 0-2 ① G1-3		3	0	0	0	1	1	2
9 Brandon Belt, L (1, 3) OBP: 0.200, SLG: 0.111		X FF 87 0-0 ① L3		F SL 79 B FF 88 F FF 88 B SL 79 H FF 88 3-2 18 G6-4-3 HBP		B SL 88 S FF 91 B SL 89 F SI 90 X FF 90 2-2 ① F6		F CU 76 X SI 92 0-1 8 HBP 2-3 1B		3	0	1	0	0	0	2
18 Connor Joe, R (1, 7) 56 Tony Watson, L (8, 1) 13 Will Smith, R (9, 1)		C FF 88 C CH 80 B FF 89 B SL 79 F FF 89 C FF 89 2-3 ② K		X FF 87 0-0 ② ③ G6-4-3 1-2f		C CU 76 B FF 91 F SL 88 D CU 78 S SL 88 2-3 ② K		C CU 77 1 SAFE C FC 86 F SI 94 S SI 93 0-3 ② K		3 0 0	0 0 0	0 0 0	0 0 0	0 0 0	2 0 0	3 0 0
8 Gerardo Parra, L (1, 9) OBP: 0.429, SLG: 0.400		C FF 89 B SL 80 B FF 88 X FF 88 2-1 2B			F SL 78 S FF 88 B FF 87 X SL 79 1-2 ① G3-1	C CU 76 B SL 89 B SI 90 B FF 92 D SL 88 4-1 12 1B 1-2 2-3 BB		F FC 85 F FC 84 B CU 76 B CU 77 H FC 84 3-2 1-2 HBP		2	0	1	0	1	0	0
12 Joe Panik, L (1, 4) OBP: 0.250, SLG: 0.250		C FF 88 X SL 79 0-1 ③ P5			X FF 86 0-0 ② F9	C SI 91 B FF 91 C SI 91 X SL 89 1-2 ③ 1-2 2-H 3-H 1B		B SI 92 F SI 93 B SI 92 X SI 92 2-1 ③ G4-3		4	0	1	1	0	0	4
57 Dereck Rodríguez, R (1, 1) 60 Travis Bergen, L (6, 1) 52 Michael Reed, R (6, 7) 54 Reyes Moronta, R (6, 1) 48 Pablo Sandoval, S (8, PH) OBP: 0.333, SLG: 0.667			C FF 85 B FF 87 F FF 87 S FF 89 1-3 ① K		F FF 88 C CU 71 B FF 88 S SL 79 1-3 ③ K		B CU 74 S CU 75 X SL 86 1-1 ① P4		B FC 88 S FF 90 S FF 90 B FF 92 B CU 79 F FF 90 C FC 87 3-3 ① K	2 0 2 0 1	0 0 0 0 0	0 0 0 0 0	0 0 0 0 0	0 0 0 0 0	2 0 1 0 1	0 0 0 0 2

Inning Stats									
	R: 0 E: 0 K: 1 S: 11	H: 0 LOB: 1 BB: 0 P: 19	R: 0 E: 0 K: 1 S: 9	H: 1 LOB: 1 BB: 0 P: 13	R: 0 E: 0 K: 2 S: 12	H: 1 LOB: 1 BB: 0 P: 18	R: 0 E: 0 K: 0 S: 7	H: 0 LOB: 0 BB: 0 P: 11	R: 0 E: 0 K: 1 S: 7	H: 0 LOB: 0 BB: 0 P: 9
	R: 3 E: 0 K: 1 S: 15	H: 4 LOB: 2 BB: 2 P: 32	R: 0 E: 0 K: 1 S: 7	H: 0 LOB: 0 BB: 0 P: 10	R: 0 E: 0 K: 1 S: 17	H: 2 LOB: 3 BB: 0 P: 24	R: 0 E: 0 K: 1 S: 11	H: 1 LOB: 1 BB: 0 P: 16	1B: 5 2B: 4 3B: 0 HR: 0	SF: 0 SAC: 0 DP: 1 HBP: 3	WP: 1 PB: 0 SB: 1 CS: 0	PA: 39

PITCHER		IP	WLS	BF	H	R	ER	SO	BB	IBB	HBP	BLK	WP	HR	S	P	ERA	WHIP
25 Nick Margevicius, L ERA: 1.8	(1, 1)	5.0	L	19	3	1	1	5	0	0	2	0	0	0	48	72	1.80	0.600
66 Robert Stock, R ERA: 10.8	(6, 1)	0.0		3	2	1	1	0	1	0	0	0	1	0	3	11	∞	∞
41 Robbie Erlin, L ERA:	(6, 1)	2.0		7	1	1	1	2	1	0	0	0	0	0	17	29	4.50	1.000
38 Aaron Loup, L ERA:	(8, 1)	1.0		6	2	0	0	1	0	0	1	0	0	0	17	24	0.00	2.000
88 Phil Maton, R ERA: 9.0	(9, 1)	1.0		4	1	0	0	1	0	0	0	0	0	0	11	16	0.00	1.000

PITCHER	IP	WLS	BF	H	R	ER	SO	BB	IBB	HBP	BLK	WP	HR	S	P	ERA	WHIP

TOP

San Francisco Giants @ San Diego Padres

Petco Park, San Diego, CA

Sat Mar 30 2019, 5:44 PM - 8:53 PM PDT

Att. 41,899 - Clear - 70 F

livebaseballscorecards.com

AB	34
R	3
H	9
RBI	3
BB	2
SO	9
LOB	18

BOTTOM

San Francisco Giants @ San Diego Padres

Petco Park, San Diego, CA

Sat Mar 30 2019, 5:44 PM - 8:53 PM PDT

Att. 41,899 - Clear - 70 F

livebaseballscorecards.com

Batter	1	2	3	4	5	6	7	8	9	AB	R	H	RBI	BB	SO	LOB
3 Ian Kinsler, R (1, 4) OBP: 0.333, SLG: 0.636	C FF 91 X FF 92 0-1 L6 ①		C FF 92 B FC 88 S CU 75 B FF 92 B FF 92 X FF 92 3-2 F8 ③			C SI 89 F SI 90 X CH 82 0-2 30 2B 2-3 1B		C SI 91 S CH 84 B CH 84 B CH 84 X SI 91 2-2 P6 ①		4	1	1	0	0	0	0
30 Eric Hosmer, L (1, 3) OBP: 0.364, SLG: 0.400	X FF 92 0-0 G3 ②			C FC 87 L CH 84 B FF 90 X FF 92 1-2 4 G6-4-3 1B		B FF 90 X FF 90 1-0 1-H 3-H 2B		C SL 83 X SI 91 0-1 4 FC6-4 13 1B 1B		4	0	3	2	0	0	0
13 Manny Machado, R (1, 5) OBP: 0.273, SLG: 0.273	B FC 88 C FC 87 B CU 75 S SI 92 X CH 87 2-2 L8 ③			X FC 85 0-0 F7 ①		S SL 85 B FF 98 S SL 84 F SL 84 S SL 84 1-3 K ①		C SI 91 X SI 91 0-1 4 FC6-4 1-2 1B		4	0	1	0	0	1	2
4 Wil Myers, R (1, 7) OBP: 0.455, SLG: 0.800		X SI 92 0-0 E6 23 S		X FF 89 0-0 G6-4-3 ②③ 1-2f		B SL 84 S FF 98 C FF 97 S FF 98 1-3 K ②		S CH 84 S SI 92 X CH 84 0-2 FC6-4 ② 1-2f 2-3		4	0	0	0	0	1	4
10 Hunter Renfroe, R (1, 9) OBP: 0.200, SLG: 0.200		X SI 90 0-0 F8 ①			B CU 75 F SI 90 B CU 75 F FC 85 X FF 92 2-2 23 FC4-6 1B	B FF 98 C SL 85 C SL 84 S SL 85 1-3 K ③		X CH 84 0-0 G2-3 ③		4	0	1	0	0	1	4
23 Fernando Tatis Jr., R (1, 6) OBP: 0.364, SLG: 0.400		1 SAFE C SI 90 B SI 90 F FF 91 1 SAFE B FF 92 F FF 93 B CH 85 X FF 90 3-2 F9 ② 1-2			B FF 88 X CH 87 1-0 FC4-6 ① 27 S 1-2f	B FF 98 C SL 84 B SL 85 S FF 96 B FF 97 C FF 97 3-3 K ①			B CU 77 C CU 78 X FF 92 1-1 G5-3 ①	4	0	0	0	0	1	2
33 Franchy Cordero, L (1, 8) 38 Aaron Loup, L (8, 1) 88 Phil Maton, R (9, 1) 32 Franmil Reyes, R (9, PH)		F FF 93 B FF 89 F SI 92 B FF 93 C CU 76 2-3 K ③			T FF 89 B FF 90 S FF 89 B FF 90 1 SAFE 1 SAFE B FF 91 S FF 91 1 SAFE 3-3 K ②	C SL 83 B SL 84 C SL 84 B SL 84 F FF 97 B SL 83 F SL 83 X FF 97 3-2 2B		C SL 81 S SL 81 S SL 81 0-3 K2-3 ②	2 0 0 1	0 0 0 0	0 0 0 0	0 0 0 0	2 0 0 1	0 0 0 0	2 0 0 0
27 Francisco Mejía, S (1, 2)			B CU 74 T FF 92 B CH 85 F FC 86 B CU 76 F FF 92 F FC 87 X FF 93 3-2 G4-3 ①		1 SAFE S CU 76 C CU 74 X FF 90 0-2 L3 ③ 1-2	B SL 85 F SL 97 F SL 84 X SL 84 1-2 G6-3 ②			S CU 77 F SL 81 F SL 81 S SL 81 0-3 K ③	4	0	0	0	0	1	2
25 Nick Margevicius, L (1, 1) 66 Robert Stock, L (6, 1) 7 Manuel Margot, R (6, 8) OBP: 0.222, SLG: 0.333 41 Robbie Erlin, R (6, 1) 5 Greg Garcia, L (7, PH) OBP: 1.000, SLG: 2.000			B FF 91 F SI 90 B FF 92 B FF 90 F FF 90 X FF 91 3-2 G4-3 ②			B CU 74 B FF 89 C FF 90 X SI 89 2-1 3 1B 30 2B 2B	B FF 96 F SL 84 S FF 97 F FF 97 B FF 98 B FF 97 S SL 85 3-3 K ③			1 0 2 0 1	0 0 1 0 0	0 0 1 0 0	0 0 0 0 0	0 0 0 0 0	0 0 1 0 0	0 0 1 0 0

Inning Stats	1	2	3	4	5	6	7	8	9
	R: 0 E: 0 K: 0 S: 6 H: 0 LOB: 0 BB: 0 P: 8	R: 0 E: 1 K: 1 S: 9 H: 0 LOB: 1 BB: 0 P: 14	R: 0 E: 0 K: 0 S: 11 H: 0 LOB: 0 BB: 0 P: 20	R: 0 E: 0 K: 0 S: 5 H: 1 LOB: 0 BB: 0 P: 6	R: 0 E: 0 K: 1 S: 10 H: 1 LOB: 1 BB: 0 P: 16	R: 2 E: 0 K: 3 S: 16 H: 3 LOB: 1 BB: 0 P: 22	R: 0 E: 0 K: 2 S: 15 H: 1 LOB: 1 BB: 0 P: 25	R: 0 E: 0 K: 0 S: 11 H: 2 LOB: 2 BB: 0 P: 13	R: 0 E: 0 K: 2 S: 9 H: 0 LOB: 0 BB: 0 P: 10

1B: 5	SF: 0	WP: 0	PA: 35
2B: 3	SAC: 0	PB: 0	
3B: 0	DP: 1	SB: 2	
HR: 0	HBP: 0	CS: 0	

	AB	35
	R	2
	H	8
	RBI	2
	BB	0
	SO	9
	LOB	17

PITCHER		IP	WLS	BF	H	R	ER	SO	BB	IBB	HBP	BLK	WP	HR	S	P	ERA	WHIP
57 Dereck Rodríguez, R ERA: 3.6	(1, 1)	5.0	W	19	4	2	2	2	0	0	0	0	0	0	46	71	3.60	0.800
60 Travis Bergen, L ERA:	(6, 1)	0.0		1	1	0	0	0	0	0	0	0	0	0	1	2	∞	∞
54 Reyes Moronta, R ERA:	(6, 1)	2.0	H	7	1	0	0	5	0	0	0	0	0	0	25	38	0.00	0.500
56 Tony Watson, L ERA:	(8, 1)	1.0	H	5	2	0	0	0	0	0	0	0	0	0	11	13	0.00	2.000
13 Will Smith, L ERA:	(9, 1)	1.0	S	3	0	0	0	2	0	0	0	0	0	0	9	10	0.00	0.000

PITCHER	IP	WLS	BF	H	R	ER	SO	BB	IBB	HBP	BLK	WP	HR	S	P	ERA	WHIP

San Francisco Giants @ San Diego Padres

Petco Park, San Diego, CA

Sun Mar 31 2019, 1:11 PM - 3:58 PM PDT

Att. 38,444 - Sunny - 81 F

livebaseballscorecards.com

Batter	1	2	3	4	5	6	7	8	9	AB	R	H	RBI	BB	SO	LOB
6 Steven Duggar, L (1, 8) OBP: 0.294, SLG: 0.267	X FF 93 0-0 ① F7			C FF 91 C CH 82 B CH 82 F CH 83 F FF 94 F FF 94 B FF 95 B CH 84 C CH 82 3-3 ① K		C CU 77 C SL 84 B FF 92 S CH 84 1-3 ② K			F FS 86 F FF 93 B FF 93 F FF 93 S FS 87 1-3 ② K	4	0	0	0	0	3	0
12 Joe Panik, L (1, 4) OBP: 0.250, SLG: 0.182	B FF 94 B FF 94 F FF 93 F FF 95 X CH 85 2-2 ② G5-3			C CU 74 B CH 83 B CH 83 B FF 94 F FF 92 F FF 95 F FF 95 B FF 95 4-2 26 CS BB		B FF 91 C FF 91 B SL 85 X SL 84 2-1 ③ L4			C FS 87 B FF 93 B FF 93 B FF 93 X FF 92 3-1 ③ P6	3	0	0	0	1	0	0
26 Yangervis Solarte, S (1, 7) OBP: 0.231, SLG: 0.385	C FF 94 F FF 94 B FF 95 B FF 95 X FF 95 2-2 ③ P5			B FF 93 S CH 84 1 SAFE F CH 84 B CH 84 F FF 94 B FF 95 S CH 84 3-3 ②③ K 1-2			C SL 86 S CH 83 X SL 86 0-2 ① L5			3	0	0	0	0	1	1
9 Brandon Belt, L (1, 3) OBP: 0.231, SLG: 0.091		F FF 92 C FF 92 T FF 93 0-2 ① K			C CH 82 X FF 92 0-1 ① G6-3		C SL 84 B FF 90 B FF 91 B CU 78 S SL 87 F SL 86 B FF 92 4-2 35 K BB			2	0	0	0	1	1	0
35 Brandon Crawford, L (1, 6) OBP: 0.250, SLG: 0.333		B FF 95 S CH 84 T FF 94 B CH 84 S CH 84 2-3 ② K			S CU 73 X CH 83 0-1 ① 48 2B 1B		B SL 85 C FF 91 F CH 84 D CH 85 B FF 91 T SL 85 3-2 ②③ K 1-2			3	1	1	0	0	2	1
8 Gerardo Parra, L (1, 9) OBP: 0.300, SLG: 0.250		C FF 94 B CU 74 F CH 84 S CH 86 1-3 ③ K			B CU 74 F FF 94 X FF 93 1-1 ② F8			B SI 92 F SI 92 X KC 81 1-1 ① G5-3		3	0	0	0	0	1	1
48 Pablo Sandoval, S (1, 5) OBP: 0.333, SLG: 0.667			B FF 92 F FF 93 F FF 93 F FF 96 T FF 94 1-2 ① K		F CH 84 S FF 95 F FF 95 F FF 96 F CU 76 F CH 84 1 SAFE F CH 84 F FF 95 1-2 B FF 95 X CU 76 1-H 2B			B SI 92 B SI 92 B SI 91 C SI 91 X SI 91 3-1 ② F9		3	0	1	1	0	1	0
5 Erik Kratz, R (1, 2)			X FF 94 0-0 ② G6-3		C FF 94 X FF 94 0-1 ③ F7			X SI 92 0-0 ③ G6-3		3	0	0	0	0	0	1
29 Jeff Samardzija, R (1, 1) 18 Connor Joe, R (6, PH) 61 Nick Vincent, R (6, 1) 49 Sam Dyson, R (7, 1) 10 Evan Longoria, R (9, PH) OBP: 0.417, SLG: 0.636			B FF 93 C FF 94 C FF 94 F FF 95 F FF 94 B CH 84 S CH 83 2-3 ③ K			C SL 85 B FF 90 X SL 85 1-1 ① F7			B FF 93 C FF 92 B FF 92 X FS 86 2-1 ① G5-3	1 1 0 0 1	0 0 0 0 0	0 0 0 0 0	0 0 0 0 0	1 0 0 0 0	0 0 0 0 0	0 0 0 0 0
Inning Stats	R: 0 E: 0 K: 0 S: 7 H: 0 LOB: 0 BB: 0 P: 11	R: 0 E: 0 K: 3 S: 9 H: 0 LOB: 0 BB: 0 P: 12	R: 0 E: 0 K: 2 S: 10 H: 0 LOB: 0 BB: 0 P: 13	R: 0 E: 0 K: 2 S: 14 H: 0 LOB: 1 BB: 1 P: 24	R: 1 E: 0 K: 0 S: 17 H: 2 LOB: 1 BB: 0 P: 19	R: 0 E: 0 K: 1 S: 7 H: 0 LOB: 0 BB: 0 P: 11	R: 0 E: 0 K: 1 S: 9 H: 0 LOB: 1 BB: 1 P: 16	R: 0 E: 0 K: 0 S: 5 H: 0 LOB: 0 BB: 0 P: 9	R: 0 E: 0 K: 1 S: 8 H: 0 LOB: 0 BB: 0 P: 14	1B: 1 2B: 2 3B: 0 HR: 0 SF: 0 SAC: 0 DP: 1 HBP: 0						

TOP

AB	27
R	1
H	2
RBI	1
BB	2
SO	10
LOB	4

WP: 0 PA: 29
PB: 0
SB: 0
CS: 1

PITCHER		IP	WLS	BF	H	R	ER	SO	BB	IBB	HBP	BLK	WP	HR	S	P	ERA	WHIP
59 Chris Paddack, R ERA: 1.8	(1, 1)	5.0		17	2	1	1	7	1	0	0	0	0	0	57	79	1.80	0.600
17 Adam Warren, R ERA:	(6, 1)	2.0	W	6	0	0	0	2	1	0	0	0	0	0	16	27	0.00	0.500
34 Craig Stammen, R ERA:	(8, 1)	1.0	H	3	0	0	0	0	0	0	0	0	0	0	5	9	0.00	0.000
39 Kirby Yates, R ERA:	(9, 1)	1.0	S	3	0	0	0	1	0	0	0	0	0	0	8	14	0.00	0.000

PITCHER	IP	WLS	BF	H	R	ER	SO	BB	IBB	HBP	BLK	WP	HR	S	P	ERA	WHIP

Batter	1	2	3	4	5	6	7	8	9	AB	R	H	RBI	BB	SO	LOB
5 Greg Garcia, L (1, 4) OBP: 0.500, SLG: 0.800	C FF 91 B KC 77 C FC 89 B FC 89 B SL 85 X SI 92 3-2 G3 ①		C SI 91 B FS 81 C FF 89 B KC 78 B KC 78 F KC 77 B FC 90 4-2 BB		B KC 77 C SI 93 B KC 77 1 SAFE X SI 93 2-1 1-2 L5 ②		B FC 86 F FC 85 B FC 88 F FC 86 B FF 88 1 SAFE 1 SAFE X FC 85 3-2 1-3 FC6-4 1-3 2B	F SI 93 X SL 80 0-1 B2-3 ③		4	0	1	0	1	0	3
30 Eric Hosmer, L (1, 3) OBP: 0.400, SLG: 0.385	C SI 92 F FF 90 B FS 81 F FS 83 C SI 93 1-3 K ②		B FS 83 B FS 84 1 SAFE B SI 93 C SI 92 F SI 93 X FF 92 3-2 F7 ①		B FC 90 F FF 94 F FF 94 X FF 94 1-2 2-H 1B		0-0 13 FC6-4 IBB			3	0	1	1	1	1	1
13 Manny Machado, R (1, 5) OBP: 0.200, SLG: 0.200	C SI 93 X FC 90 0-1 G1-6-3 ③		F SI 93 X SI 94 0-1 F9 ②		S KC 78 X SI 93 0-1 F8 ③		X SI 92 0-0 FC6-4 ② 1-2f 2-3 3-H			4	0	0	1	0	0	4
32 Franmil Reyes, R (1, 9) OBP: 0.091, SLG: 0.200 34 Craig Stammen, R (8, 1) 39 Kirby Yates, L (9, 1)		B SI 92 S SI 92 B SI 92 C FC 90 X FF 91 2-2 F8 ①	B KC 78 F FS 85 F FC 90 B FF 92 F SI 94 B SI 94 X FC 90 3-2 F8 ③			B FC 87 S SI 90 X FC 87 1-1 2B	X SI 93 0-0 L7 ③			4 0 0	0 0 0	1 0 0	0 0 0	0 0 0	0 0 0	3 0 0
4 Wil Myers, R (1, 7) OBP: 0.533, SLG: 0.769		B SI 93 B SL 86 B SI 93 B SI 93 4-0 7 2B BB		B SI 92 X SI 92 1-0 7 F9-6 1B		F FF 90 C FF 90 S FF 90 0-3 K ①		X SI 93 0-0 7 FC3-6 18 1B 23 E 1B		3	1	2	0	1	1	1
23 Fernando Tatis Jr., R (1, 6) OBP: 0.267, SLG: 0.286		1 SAFE B FF 93 X SI 93 1-0 F8 ②		1 SAFE S SI 92 F SI 91 1 SAFE B SI 93 1 SAFE 1 SAFE F SI 93 D KC 78 2-3 S SI 92 K ①		F FF 90 F FF 90 B FC 88 X FF 90 1-2 P3 ②		1 SAFE X SI 93 0-0 FC5 7 FC3-6 1-2		4	0	0	0	0	1	4
7 Manuel Margot, R (1, 8) OBP: 0.231, SLG: 0.385		1 SAFE X FC 87 0-0 1-3 2B		C FF 93 B FC 90 B KC 78 1 SAFE B FF 92 X FC 89 3-1 1-1 F9-6 ② ③		C FC 88 B FC 88 X SI 91 1-1 G4-3 ③		X SI 93 0-0 FC3-6 18 1B 1-2f 2-3 ①		4	0	1	0	0	0	4
18 Austin Hedges, R (1, 2) OBP: 0.600, SLG: 0.500		0-0 IBB			C KC 75 B FF 92 B FC 89 B KC 76 F FF 92 X FF 91 3-2 F8 ①		B FC 87 F FF 90 X FF 88 1-1 10 FC4-6 1B	X SI 93 0-0 1-2 3-H 1B		3	0	2	1	1	0	0
59 Chris Paddack, R (1, 1) 33 Franchy Cordero, L (5, PH) 17 Adam Warren, R (6, 1) 10 Hunter Renfroe, R (7, PH) OBP: 0.143, SLG: 0.143 (8, 9)		B FF 93 S FF 93 B FF 94 X FC 87 2-1 L9-3 ③			B FC 90 B FC 90 C KC 75 B KC 77 S FF 93 B FF 93 4-2 5 E 30 1B BB		F FF 89 X FC 87 0-1 FC4-6 ① 5 2B 13 FC6-4 1-2f	B SI 93 B SL 81 F SI 93 F FF 94 B SL 82 S SI 93 3-3 K ②		1 0 0 2	0 1 0 1	0 0 0 3	0 0 0 0	1 0 0 0	0 0 0 1	3 0 0 3
Inning Stats	R: 0 E: 0 K: 1 S: 9 H: 0 LOB: 0 BB: 0 P: 13	R: 0 E: 0 K: 0 S: 7 H: 1 LOB: 3 BB: 2 P: 16	R: 0 E: 0 K: 0 S: 12 H: 0 LOB: 1 BB: 1 P: 22	R: 0 E: 0 K: 1 S: 7 H: 1 LOB: 0 BB: 0 P: 13	R: 1 E: 1 K: 0 S: 12 H: 1 LOB: 1 BB: 1 P: 22	R: 0 E: 0 K: 1 S: 10 H: 1 LOB: 1 BB: 0 P: 13	R: 1 E: 0 K: 0 S: 9 H: 2 LOB: 2 BB: 1 P: 13	R: 1 E: 1 K: 1 S: 9 H: 2 LOB: 2 BB: 0 P: 12		1B: 5 2B: 4 3B: 0 HR: 0 SF: 0 SAC: 0 DP: 1 HBP: 0				WP: 0 PB: 0 SB: 0 CS: 0 PA: 37		

PITCHER		IP	WLS	BF	H	R	ER	SO	BB	IBB	HBP	BLK	WP	HR	S	P	ERA	WHIP
29 Jeff Samardzija, R ERA:	(1, 1)	5.0		21	3	1	0	2	3	1	0	0	0	0	47	86	0.00	1.200
61 Nick Vincent, R ERA: 3.86	(6, 1)	1.1	L	8	3	1	1	1	0	1	0	0	0	0	17	24	6.75	2.250
49 Sam Dyson, R ERA:	(7, 1)	1.2		8	2	1	0	1	0	0	0	0	0	0	11	14	0.00	1.200

PITCHER	IP	WLS	BF	H	R	ER	SO	BB	IBB	HBP	BLK	WP	HR	S	P	ERA	WHIP

BOTTOM

San Francisco Giants @ San Diego Padres

Petco Park, San Diego, CA

Sun Mar 31 2019, 1:11 PM - 3:58 PM PDT

Att. 38,444 - Sunny - 81 F

livebaseballscorecards.com

AB	32
R	3
H	8
RBI	3
BB	5
SO	4
LOB	26

Batter	1	2	3	4	5	6	7	8	9	AB	R	H	RBI	BB	SO	LOB
6 Steven Duggar, L (1, 8) OBP: 0.318, SLG: 0.350	C FF 94 B FF 94 F SL 85 S CH 83 1-3 ① **K**		1 SAFE C CU 78 B FF 95 1 SAFE S FF 96 1 SAFE X FF 96 1-2 **1B**		B CU 78 S SL 84 B SL 84 C CH 82 S SL 85 2-3 ③ **K**		F FF 98 B CH 88 B FF 98 B CH 88 X FF 97 3-1 9 2B **1-3 2B**		S CH 86 B CH 86 B FF 96 X CH 86 2-1 ③ G3	5	1	2	0	0	2	2
9 Brandon Belt, L (1, 3) OBP: 0.294, SLG: 0.467	S FF 96 X CU 77 0-1 ② F9		F CU 80 B FF 95 F CU 79 S CH 84 1-3 ③ **K**			X FF 97 0-0 HR	S SI 92 B SI 92 B SI 93 X SI 92 2-1 **2-H** **3-H** 2B			4	1	2	3	0	1	2
10 Evan Longoria, R (1, 5) OBP: 0.313, SLG: 0.467	B FF 94 B CU 79 B CU 78 C FF 95 F FF 96 X FF 96 3-2 ③ P4			C CU 78 B CH 83 B FF 94 C CU 79 B SL 85 C FF 96 3-3 ① **K**		B KC 87 C FF 98 F KC 88 X CH 86 1-2 ① G6-3	C SL 88 B SI 94 D SL 89 B SL 86 X SI 92 3-1 ③ F9			4	0	0	0	0	1	1
28 Buster Posey, R (1, 2) OBP: 0.188, SLG: 0.200		B FF 93 B CH 82 C FF 94 X CU 78 2-1 ① L8		F FF 95 C CU 79 B SL 86 B FF 96 X FF 96 2-2 ② G1-3		C FF 98 B KC 89 F FF 98 S CH 87 1-3 ② **K**		B SL 85 F FF 97 X FF 96 1-1 ① F9		4	0	0	0	0	1	0
35 Brandon Crawford, L (1, 6) OBP: 0.250, SLG: 0.375		B FF 95 S SL 86 F CH 85 S SL 85 1-3 ② **K**		S SL 85 B SL 86 X CH 84 1-1 2B		B CH 89 C KC 87 S CH 89 B CH 87 S CH 86 2-3 ③ **K**		X CH 86 0-0 ② P6		4	0	1	0	0	2	0
18 Connor Joe, R (1, 7) 26 Yangervis Solarte, S (7, PH) OBP: 0.267, SLG: 0.400 (7, 7) 56 Tony Watson, L (8, 1) 13 Will Smith, R (9, 1)		C CU 79 S CH 83 B FF 93 B CH 83 X FF 95 2-2 ③ G4-3		C CH 84 B CU 80 S CH 83 X CH 82 1-2 ③ G5-3			C KC 86 F FF 100 B FF 97 F CH 87 X CH 85 1-2 12 G1-3 8 G3 48 1B **1B**	B SL 86 F CH 85 F FF 96 S CH 86 1-3 ③ **K**		2 2 0 0	0 1 0 0	0 1 0 0	0 0 0 0	0 1 0 0	0 0 0 0	1 0 0 0
8 Gerardo Parra, L (1, 9) OBP: 0.286, SLG: 0.250			B FF 93 F SL 83 S FF 95 S SI 97 1-3 ① **K**		B FF 95 F SL 85 X FF 94 1-1 ① G4-3		F FF 98 C FF 98 D CH 88 F FF 97 F CH 87 X FF 98 1-2 ① G3 **1-2**		F CH 85 B FF 96 B CH 86 X FF 97 2-1 E9 12 F9 **1B**	4	0	1	0	0	1	1
12 Joe Panik, L (1, 4) OBP: 0.313, SLG: 0.286			C FF 95 B FF 96 F FF 96 B SL 84 H FF 97 3-2 6 1B **HBP**		B FF 94 F FF 96 F FF 94 F SL 85 X FF 96 1-2 **2B**		C FF 98 C FF 98 X FF 98 0-2 ② G1-3 **2-3**		B FF 96 X FF 97 1-0 ① F9 **2-3**	3	0	1	0	0	0	2
37 Drew Pomeranz, R (1, 1) 58 Trevor Gott, R (6, 1) 48 Pablo Sandoval, S (7, PH) OBP: 0.429, SLG: 0.714 41 Mark Melancon, R (7, 1) 52 Michael Reed, R (8, 7)			X FF 94 0-0 ② B1		C FF 95 C CU 79 S FF 95 0-3 ② **K**		C KC 86 S KC 86 F FF 98 X KC 85 0-2 6 2B 9 2B **3-H** **1B**		F SL 88 B FF 94 C SL 87 S CH 86 1-3 ② **K**	2 0 1 0 1	0 0 1 0 0	0 0 1 0 0	0 0 1 0 0	0 0 1 0 0	1 0 0 0 0	2 0 0 0 1
Inning Stats	R: 0 E: 0 K: 1 S: 8 H: 0 LOB: 0 BB: 0 P: 12	R: 0 E: 0 K: 1 S: 8 H: 0 LOB: 0 BB: 0 P: 13	R: 0 E: 0 K: 2 S: 12 H: 1 LOB: 2 BB: 0 P: 18	R: 0 E: 0 K: 1 S: 11 H: 1 LOB: 1 BB: 0 P: 18	R: 0 E: 0 K: 2 S: 12 H: 1 LOB: 1 BB: 0 P: 16	R: 1 E: 0 K: 2 S: 10 H: 1 LOB: 0 BB: 0 P: 14	R: 3 E: 0 K: 0 S: 22 H: 4 LOB: 1 BB: 0 P: 32	R: 0 E: 0 K: 1 S: 6 H: 0 LOB: 0 BB: 0 P: 8	R: 0 E: 1 K: 1 S: 8 H: 1 LOB: 1 BB: 0 P: 14	1B: 4 2B: 4 3B: 0 HR: 1 SF: 0 SAC: 0 DP: 0 HBP: 1						

TOP

San Francisco Giants @ Los Angeles Dodgers
Dodger Stadium, Los Angeles, CA
Mon Apr 01 2019, 7:12 PM - 10:10 PM PDT
Att. 40,477 - Partly Cloudy - 72 F

WP: 0 PB: 0 SB: 0 CS: 0 PA: 37

livebaseballscorecards.com

AB	36
R	4
H	9
RBI	4
BB	0
SO	11
LOB	12

PITCHER		IP	WLS	BF	H	R	ER	SO	BB	IBB	HBP	BLK	WP	HR	S	P	ERA	WHIP
7 Julio Urías, L ERA:	(1, 1)	5.0		19	3	0	0	7	0	0	1	0	0	0	51	77	0.00	0.600
17 Joe Kelly, R ERA: 18.0	(6, 1)	1.2	L	9	4	4	4	2	0	0	0	0	0	1	28	37	21.60	2.400
75 Scott Alexander, L ERA:	(7, 1)	0.0		1	1	0	0	0	0	0	0	0	0	0	2	4	∞	∞
51 Dylan Floro, R ERA:	(7, 1)	0.1		1	0	0	0	0	0	0	0	0	0	0	2	5	0.00	0.000
52 Pedro Báez, R ERA: 4.91	(8, 1)	2.0		7	1	0	0	2	0	0	0	0	0	0	14	22	0.00	0.500

PITCHER	IP	WLS	BF	H	R	ER	SO	BB	IBB	HBP	BLK	WP	HR	S	P	ERA	WHIP

Batter	1	2	3	4	5	6	7	8	9	AB	R	H	RBI	BB	SO	LOB
14 Enrique Hernández, R (1, 4) OBP: 0.450, SLG: 0.750	B FF 92 C FF 92 X KC 81 1-1 G3		B KC 80 C KC 80 C KC 80 F KC 81 C KC 82 1-3 K		C KC 80 B KC 80 X SI 92 1-1 1B			C CH 84 S CH 84 X SL 84 0-2 10 G4-6-3 1B		4	0	2	0	0	1	0
10 Justin Turner, R (1, 5) OBP: 0.435, SLG: 0.278	B FF 91 B SI 92 C SI 93 C FC 89 F FF 93 B KC 83 F FF 94 F FF 95 B SI 94 4-2 11 FC5-4 BB		C SI 92 C KC 81 X KC 81 0-2 1B		D KC 80 S KC 79 S KC 80 F FF 92 B KC 80 1 SAFE B KC 82 C FF 93 3-3 K			B CH 83 S CH 84 X SI 91 1-1 G4-6-3 1-2f		3	0	1	0	1	1	2
5 Corey Seager, L (1, 6) OBP: 0.250, SLG: 0.333	C KC 83 B FF 94 C FF 93 F FF 94 F FC 90 D KC 83 B FF 94 F KC 83 C FF 93 3-3 K		X FC 87 0-0 F8		S KC 80 S FF 92 S FF 92 0-3 K			X SL 83 0-0 L3		4	0	0	0	0	2	3
11 AJ Pollock, R (1, 8) OBP: 0.417, SLG: 0.571	C KC 81 F FF 93 F KC 84 B SI 93 X SI 93 1-2 FC5-4 1-2f			F KC 79 B SI 91 X CH 87 1-1 G3-1		B FF 96 C FF 95 B CU 80 C FF 95 X CU 81 2-2 G5-3			C CU 77 B FF 93 X FF 93 1-1 F9	4	0	0	0	0	0	1
25 David Freese, R (1, 3) OBP: 0.300, SLG: 0.125 13 Max Muncy, L (6, PH) OBP: 0.250, SLG: 0.313 (7, 3)		B FF 90 C KC 81 S KC 82 B KC 83 F KC 81 F KC 81 F FF 93 F KC 82 B FF 93 3-3 S SI 93 K		C KC 80 B FC 87 X SI 91 1-1 G1-5-3		B CU 82 C FF 96 F CH 89 X FF 95 1-2 F8			B SL 81 B CU 81 B FF 94 B FF 93 4-0 BB	2 1	0 0	0 0	0 0	0 1	1 0	0 0
35 Cody Bellinger, L (1, 9) OBP: 0.480, SLG: 0.958		B FF 93 B KC 81 X KC 81 2-0 3 1B 1B	B FF 92 B FF 91 B FF 92 X FF 91 3-0 L4			C CU 81 X CH 90 0-1 G1-3			C FF 93 S SL 83 C SL 82 0-3 K	4	0	1	0	0	1	1
3 Chris Taylor, R (1, 7) OBP: 0.313, SLG: 0.385		B KC 81 B SI 92 X SI 92 2-0 15 G5-4-3 1-2 1B			B SI 89 X FF 90 1-0 HR		C FC 93 X FC 92 0-1 G4-3		C CU 80 B SL 82 B FF 92 C CU 79 B FF 94 S SL 83 3-3 K	4	1	2	1	0	1	1
15 Austin Barnes, R (1, 2) OBP: 0.538, SLG: 1.000		C KC 82 X KC 81 0-1 G5-4-3 1-2f			B KC 80 X KC 80 1-0 G4-3		C FC 91 B FC 92 B FC 92 X FC 92 2-1 F9			3	0	0	0	0	0	2
7 Julio Urías, L (1, 1) 27 Alex Verdugo, L (5, PH) OBP: 0.444, SLG: 1.000 17 Joe Kelly, R (6, 1) 75 Scott Alexander, L (7, 1) 51 Dylan Floro, L (7, 1) 31 Joc Pederson, L (7, PH) OBP: 0.091, SLG: 1.063 52 Pedro Báez, R (8, 1)			C FC 89 M KC 78 B KC 81 B FF 90 C FF 92 2-3 K		B FF 91 B KC 81 F FF 92 B KC 81 X FF 92 3-1 HR		B FF 92 B FC 91 F FC 91 F FC 91 F FC 91 X KC 84 2-2 F8			1 1 0 0 0 1 0	0 1 0 0 0 0 0	0 1 0 0 0 0 0	0 1 0 0 0 0 0	1 0 0 0 0 0 0	0 0 0 0 0 0 0	0 0 0 0 0 0 0
Inning Stats	R: 0 E: 0 K: 1 S: 17 H: 0 LOB: 1 BB: 1 P: 26	R: 0 E: 0 K: 1 S: 11 H: 2 LOB: 1 BB: 0 P: 18	R: 0 E: 0 K: 2 S: 11 H: 1 LOB: 1 BB: 0 P: 14	R: 0 E: 0 K: 0 S: 5 H: 0 LOB: 0 BB: 0 P: 10	R: 2 E: 0 K: 2 S: 13 H: 3 LOB: 1 BB: 0 P: 22	R: 0 E: 0 K: 0 S: 8 H: 0 LOB: 0 BB: 0 P: 11	R: 0 E: 0 K: 0 S: 8 H: 0 LOB: 0 BB: 0 P: 12	R: 0 E: 0 K: 0 S: 6 H: 1 LOB: 0 BB: 0 P: 7	R: 0 E: 0 K: 2 S: 8 H: 0 LOB: 1 BB: 1 P: 16	1B: 5 2B: 0 3B: 0 HR: 2	SF: 0 SAC: 0 DP: 2 HBP: 0			WP: 0 PB: 0 SB: 0 CS: 0	PA: 34	

PITCHER		IP	WLS	BF	H	R	ER	SO	BB	IBB	HBP	BLK	WP	HR	S	P	ERA	WHIP
37 Drew Pomeranz, L ERA: 3.6	(1, 1)	5.0		21	6	2	2	6	1	0	0	0	0	2	57	90	3.60	1.400
58 Trevor Gott, R ERA: 3.38	(6, 1)	1.0	W	3	0	0	0	0	0	0	0	0	0	0	8	11	0.00	0.000
41 Mark Melancon, R ERA:	(7, 1)	1.0	H	3	0	0	0	0	0	0	0	0	0	0	8	12	0.00	0.000
56 Tony Watson, L ERA:	(8, 1)	1.0	H	3	1	0	0	0	0	0	0	0	0	0	6	7	0.00	1.000
13 Will Smith, L ERA:	(9, 1)	1.0	S	4	0	0	0	2	1	0	0	0	0	0	8	16	0.00	1.000

PITCHER	IP	WLS	BF	H	R	ER	SO	BB	IBB	HBP	BLK	WP	HR	S	P	ERA	WHIP

BOTTOM

San Francisco Giants @ Los Angeles Dodgers

Dodger Stadium, Los Angeles, CA

Mon Apr 01 2019, 7:12 PM - 10:10 PM PDT

Att. 40,477 - Partly Cloudy - 72 F

livebaseballscorecards.com

AB	32
R	2
H	7
RBI	2
BB	2
SO	8
LOB	10

Batter	1	2	3	4	5	6	7	8	9	AB	R	H	RBI	BB	SO	LOB
6 Steven Duggar, L (1, 8) OBP: 0.346, SLG: 0.375	B FF 89 C FF 89 B FF 91 F CH 80 B FC 88 X FF 91 3-2 ① F7			B FF 89 C FF 89 B CU 75 C FF 91 F CH 81 B FF 92 S CH 80 3-3 ① K		B CU 72 B FF 91 F FF 91 S CU 75 X FF 92 2-2 28 FC5 9 1B 1B		C FF 94 B FF 93 X CU 76 1-1 1B		4	0	2	0	0	1	0
9 Brandon Belt, L (1, 3) OBP: 0.286, SLG: 0.421	C SI 90 C CU 75 T FF 92 0-2 ② K			B CU 75 X CH 79 1-0 ② G4-1		F SI 91 B SI 90 D CU 76 X SI 90 2-1 1-2 1B		F FF 93 B CU 76 B FF 93 F FF 94 F FF 94 F FF 93 S FF 94 2-3 ③ K		4	0	1	0	0	2	1
10 Evan Longoria, R (1, 5) OBP: 0.300, SLG: 0.474	F FF 91 B FF 91 S FC 89 C FC 89 1-3 ③ K			F FC 88 B FF 92 X CH 79 1-1 ③ G6-3		C CH 78 S FC 88 T FF 91 0-2 ② K			C SL 86 B FF 95 B FF 94 B FF 93 X FF 94 3-1 35 E 26 BB 2B	4	1	1	0	0	2	2
28 Buster Posey, R (1, 2) OBP: 0.250, SLG: 0.222		F FF 89 B CH 78 F FF 90 X FF 92 1-2 26 G4-3 1B			X CH 79 0-0 ① G3	B SI 91 S CU 77 F CH 81 F FC 88 D CH 82 F CU 77 X CH 80 2-2 ③ FC5 2-3f			B FF 93 B SL 86 B FF 93 B FF 93 4-0 26 BB 35 E 8 1B BB	3	1	1	0	1	0	2
35 Brandon Crawford, L (1, 6) OBP: 0.250, SLG: 0.350		X FC 88 0-0 ① L7			C FF 91 B CH 80 X CH 79 1-1 ② G3		B CU 73 B FF 89 B FF 89 C FF 89 F FF 90 X CH 80 3-2 26 G6-4-3 1B		B FC 90 C FC 90 F FC 92 B FC 92 F FC 92 X FC 92 2-2 E1 26 BB 8 1B 1-2 2-3	4	1	1	0	0	0	3
26 Yangervis Solarte, S (1, 4) OBP: 0.263, SLG: 0.333		B FF 91 X CH 81 1-0 ② ③ G4-3 1-2f			C CH 79 X CH 74 0-1 ③ L4		B CU 70 X FF 90 1-0 ① ② G6-4-3 1-2f		B FC 93 B FC 90 B FC 91 B FC 90 4-0 8 1B BB 1-2 2-3 3-H	3	0	0	1	1	0	2
18 Connor Joe, R (1, 7) 12 Joe Panik, L (9, PH) OBP: 0.294, SLG: 0.267			S CH 78 B SI 88 C CU 73 B FC 87 X CH 77 2-2 ① P4			X CU 72 0-0 ① G1-3	B CU 65 C SI 91 X SI 90 1-1 ③ G6-3		C FC 90 F FC 91 C SI 94 0-3 ① K	3 1	0 0	0 0	0 0	0 0	0 1	0 3
8 Gerardo Parra, L (1, 9) OBP: 0.333, SLG: 0.313			X SI 89 0-0 ② G4-3			B FF 89 C SI 90 F CH 77 B FF 91 F SI 90 X CU 76 2-2 40 HR 1B		B FF 93 F FF 94 X FF 93 1-1 ① G5-3	X FC 92 0-0 48 G6-4-3 1B 1-3 2-H 3-H	4	1	2	2	0	0	0
40 Madison Bumgarner, R (1, 1) OBP: 0.500, SLG: 1.250 61 Nick Vincent, R (7, 1) 1 Kevin Pillar, R (8, PH) OBP: 0.056, SLG: 0.059 60 Travis Bergen, L (8, 1) 48 Pablo Sandoval, S (9, PH) OBP: 0.375, SLG: 0.625			B CH 79 S FC 87 S CU 75 S CH 79 1-3 ③ K			B CH 82 X FC 88 1-0 1-H HR		B FF 93 F FF 94 F FF 95 B CU 76 F FF 93 F CH 84 T FF 93 2-2 ② K	X FC 92 0-0 ② ③ G6-4-3 1-2f	2 0 1 0 1	1 0 0 0 0	1 0 0 0 0	2 0 0 0 0	0 0 1 0 0	1 0 0 0 0	0 0 0 0 2
Inning Stats	R: 0 E: 0 K: 2 S: 9 H: 0 LOB: 0 BB: 0 P: 13	R: 0 E: 0 K: 0 S: 5 H: 1 LOB: 0 BB: 0 P: 7	R: 0 E: 0 K: 1 S: 7 H: 0 LOB: 0 BB: 0 P: 10	R: 0 E: 0 K: 1 S: 7 H: 0 LOB: 0 BB: 0 P: 12	R: 0 E: 0 K: 0 S: 5 H: 0 LOB: 0 BB: 0 P: 6	R: 2 E: 0 K: 1 S: 19 H: 4 LOB: 2 BB: 0 P: 28	R: 0 E: 0 K: 0 S: 6 H: 1 LOB: 0 BB: 0 P: 11	R: 0 E: 0 K: 2 S: 14 H: 1 LOB: 1 BB: 0 P: 20	R: 3 E: 1 K: 1 S: 11 H: 2 LOB: 1 BB: 2 P: 24	1B: 7 2B: 1 3B: 0 HR: 1 SF: 0 SAC: 0 DP: 3 HBP: 0						WP: 0 PB: 0 SB: 0 CS: 0 PA: 36	

PITCHER		IP	WLS	BF	H	R	ER	SO	BB	IBB	HBP	BLK	WP	HR	S	P	ERA	WHIP
99 Hyun Jin Ryu, L ERA: 2.08	(1, 1)	7.0	W	25	6	2	2	5	0	0	0	0	0	1	58	87	2.57	0.857
64 Caleb Ferguson, L ERA:	(8, 1)	1.0		4	1	0	0	2	0	0	0	0	0	0	14	20	0.00	1.000
63 Yimi García, R ERA: 12.0	(9, 1)	0.0		2	1	2	2	0	1	0	0	0	0	0	2	9	∞	∞
74 Kenley Jansen, R ERA:	(9, 1)	1.0	S	5	1	1	0	1	1	0	0	0	0	0	9	15	0.00	2.000

PITCHER	IP	WLS	BF	H	R	ER	SO	BB	IBB	HBP	BLK	WP	HR	S	P	ERA	WHIP

TOP

San Francisco Giants @ Los Angeles Dodgers
Dodger Stadium, Los Angeles, CA
Tue Apr 02 2019, 7:13 PM - 10:02 PM PDT
Att. 42,887 - Clear - 62 F

livebaseballscorecards.com

AB	34
R	5
H	9
RBI	5
BB	2
SO	8
LOB	15

BOTTOM

San Francisco Giants @ Los Angeles Dodgers
Dodger Stadium, Los Angeles, CA
Tue Apr 02 2019, 7:13 PM - 10:02 PM PDT
Att. 42,887 - Clear - 62 F

livebaseballscorecards.com

Batter	1	2	3	4	5	6	7	8	9	AB	R	H	RBI	BB	SO	LOB
14 Enrique Hernández, R (1, 4) OBP: 0.458, SLG: 0.700	B FC 86 C FC 86 B CU 78 S CU 79 B CU 78 X FC 86 3-2 ① G5-3		C FC 86 B CU 79 X CU 79 1-1 11 1B 35 HR 1-2 2-H 1B		X CH 83 0-0 11 FC6-4 1B		C FC 87 B FF 89 F FC 87 B FF 89 F FC 86 B FC 88 X FC 87 3-2 ① G5-3			4	1	2	1	0	0	2
10 Justin Turner, R (1, 5) OBP: 0.370, SLG: 0.238	C FF 92 B CH 86 X FF 90 1-1 ② L4		F FC 85 B CH 84 B CH 84 X FC 86 2-1 ① F3		F FF 90 C FF 90 F FF 91 1 SAFE F FF 91 S CU 78 0-3 ① K		F FC 88 B FC 87 B FC 88 T FC 87 B FC 89 X FC 89 3-2 ② SF8 3-H			3	0	0	1	0	1	3
5 Corey Seager, L (1, 6) OBP: 0.250, SLG: 0.286	S FC 86 B FF 90 X FC 86 1-1 ③ P6		B FC 86 X FC 86 1-0 ② F7		T FC 85 S FF 91 F FF 91 D CU 79 B FF 91 X FC 86 2-2 ② F7		B CH 84 D CH 85 B CH 85 3-0 IBB			3	0	0	0	1	0	3
11 AJ Pollock, R (1, 8) OBP: 0.429, SLG: 0.560		C FF 90 B FF 91 X FC 85 1-1 3 BB 1B	X FF 91 0-0 35 HR 1-2 2-3 1B		B FC 85 X FC 84 1-0 ③ FC6-4 1-2f		X FC 88 0-0 ③ F8			4	1	2	0	0	0	3
35 Cody Bellinger, L (1, 9) OBP: 0.448, SLG: 0.964		B FC 85 C FC 85 F FC 90 D FC 86 X FF 91 2-2 ① F9	B FC 86 X FC 86 1-0 1-H 2-H 3-H HR			C FF 90 B FC 86 B FC 85 C CU 78 B FF 91 F FC 85 F FC 84 X FF 91 3-2 ① L8		C CU 78 X FF 92 0-1 ① G3-1		4	1	1	4	0	0	1
3 Chris Taylor, R (1, 7) OBP: 0.300, SLG: 0.313		1 SAFE B FC 86 B FF 89 B FC 86 B FF 90 4-0 13 L8-3 1-2 BB	B FF 90 C CH 84 B CU 79 X CH 84 2-1 ③ G6-3			C CH 84 B FC 86 B CH 84 S FC 86 F FC 86 F FF 91 S FC 85 2-3 ② K		B FF 92 B CU 78 F FF 91 B FF 91 X FF 92 3-1 ② F8		3	0	0	0	1	1	0
13 Max Muncy, L (1, 3) OBP: 0.208, SLG: 0.250		B CU 77 B FC 85 C FC 84 F FC 85 X FF 91 2-2 ② ③ L8-3 1-1		C FF 91 X CU 79 0-1 ① G6-3		C B FF 91 B FC 85 C FF 90 F FF 91 S FC 85 2-3 ③ K		B FF 92 B CU 80 S FF 92 C CU 79 C FF 92 2-3 ③ K		4	0	0	0	0	2	2
55 Russell Martin, R (1, 2) OBP: 0.538, SLG: 0.444			C CH 84 X FF 91 0-1 E1 99 BB 14 1B	C FF 91 B CH 85 B FC 86 X FF 90 2-1 ② G6-3			B FC 86 B SI 88 S FC 87 T FC 87 B FC 87 X FC 87 3-2 27 E 10 SF8 2B			3	2	1	0	0	0	0
99 Hyun Jin Ryu, R (1, 1)			B CU 76 B FC 85 D FC 84 B FF 90 4-0 11 1B 14 1B 35 HR 1-2 BB	C FC 85 C CU 79 C FC 85 0-3 ③ K			B FC 87 C CH 84 S FF 89 X FC 89 1-2 E8 2-3 1B			1	1	0	0	1	1	0
27 Alex Verdugo, L (7, PH) OBP: 0.500, SLG: 1.000										1	0	1	0	0	0	0
64 Caleb Ferguson, R (8, 1)										0	0	0	0	0	0	0
63 Yimi García, R (9, 1)										0	0	0	0	0	0	0
74 Kenley Jansen, S (9, 1)										0	0	0	0	0	0	0
Inning Stats	R: 0 E: 0 K: 0 S: 7 H: 0 LOB: 0 BB: 0 P: 12	R: 0 E: 0 K: 0 S: 8 H: 1 LOB: 1 BB: 1 P: 17	R: 5 E: 1 K: 0 S: 11 H: 3 LOB: 0 BB: 1 P: 22	R: 0 E: 0 K: 1 S: 7 H: 0 LOB: 0 BB: 0 P: 9	R: 0 E: 0 K: 1 S: 11 H: 1 LOB: 1 BB: 0 P: 14	R: 0 E: 0 K: 2 S: 14 H: 0 LOB: 0 BB: 0 P: 21	R: 1 E: 1 K: 0 S: 14 H: 2 LOB: 2 BB: 1 P: 27	R: 0 E: 0 K: 1 S: 7 H: 0 LOB: 0 BB: 0 P: 12		1B: 5 2B: 2 3B: 0 HR: 1 SF: 1 SAC: 0 DP: 1 HBP: 0				WP: 0 PB: 0 SB: 0 CS: 0 PA: 34		

	AB	30
	R	6
	H	7
	RBI	6
	BB	3
	SO	5
	LOB	14

PITCHER		IP	WLS	BF	H	R	ER	SO	BB	IBB	HBP	BLK	WP	HR	S	P	ERA	WHIP
40 Madison Bumgarner, L ERA: 1.38	(1, 1)	6.0	L	25	5	5	0	4	2	0	0	0	0	1	58	95	0.00	1.167
61 Nick Vincent, R ERA: 5.4	(7, 1)	1.0		6	2	1	1	0	0	1	0	0	0	0	14	27	9.00	2.000
60 Travis Bergen, L ERA:	(8, 1)	1.0		3	0	0	0	1	0	0	0	0	0	0	7	12	0.00	0.000

PITCHER		IP	WLS	BF	H	R	ER	SO	BB	IBB	HBP	BLK	WP	HR	S	P	ERA	WHIP

Batter	1	2	3	4	5	6	7	8	9	AB	R	H	RBI	BB	SO	LOB
6 Steven Duggar, L (1, 9) OBP: 0.333, SLG: 0.464	C FF 89 B CH 83 X SL 88 1-1 ① G4-3			C KC 77 B CH 82 B CH 82 X SL 87 2-1 HR	C KC 76 B FF 89 S CH 80 B CH 82 F KC 79 F CH 81 F SI 91 S CH 83 2-3 ① K		T SI 94 B SL 85 F SI 94 B SI 93 S SI 92 2-3 ③ K			4	1	1	1	0	2	0
12 Joe Panik, L (1, 4) OBP: 0.286, SLG: 0.263	C FF 90 F SL 88 B CH 83 X CH 83 1-2 ② G4-3			C FF 90 F FF 90 B CH 82 X SI 91 1-2 ① G3	C FF 91 X CH 82 0-1 1B			C FF 93 X FF 93 0-1 ① F7		4	0	1	0	0	0	0
10 Evan Longoria, R (1, 5) OBP: 0.292, SLG: 0.435	C KC 78 X FF 89 0-1 ③ G5-3			X SI 89 0-0 9 HR 1B	C KC 79 1 SAFE C CH 82 C KC 79 0-3 ② K			T FF 94 X FF 95 0-1 ② F8		4	1	1	0	0	1	1
9 Brandon Belt, L (1, 3) OBP: 0.280, SLG: 0.522		C SL 85 B FF 89 S KC 79 B FF 90 X KC 80 2-2 ① F9		B KC 81 C SL 86 B FF 89 C KC 81 F KC 82 1 SAFE B FF 92 X SL 87 3-2 1-H HR	1 SAFE X KC 78 0-0 ③ G6-3			F FF 94 X FF 94 0-1 ③ P6		4	1	1	2	0	0	1
35 Brandon Crawford, L (1, 6) OBP: 0.250, SLG: 0.333		B SL 86 X CH 82 1-0 ② G3-1		B CH 83 C KC 79 B CH 81 S KC 79 F KC 81 F CH 82 X FF 92 2-2 5 HBP 8 WP 1B		S SL 86 X CH 81 0-1 ① G6-3			F FC 89 F FC 90 F FC 91 B SL 82 S FC 90 1-3 ① K	4	0	1	0	0	1	0
1 Kevin Pillar, R (1, 8) OBP: 0.045, SLG: 0.048		C FF 91 X SI 89 0-1 ③ L6		B SI 87 X SL 86 1-0 ② G1-3		S KC 78 X SL 85 0-1 ② G1-3			C FC 90 S FC 92 X FC 90 0-2 ② F9	4	0	0	0	0	0	1
8 Gerardo Parra, L (1, 7) OBP: 0.364, SLG: 0.316			B SL 85 X CH 81 1-0 ① 1B	C KC 79 1 SAFE S CH 82 B KC 80 D CH 81 B FF 91 F CH 82 B KC 80 4-2 5 HBP 1-2 BB		C KC 79 B KC 80 X CH 81 1-1 ③ G5-3			C FC 92 B SI 93 B FC 90 F FC 90 B FC 91 X FC 90 3-2 ③ G3	3	0	1	0	1	0	0
5 Erik Kratz, R (1, 2)			C KC 77 B SI 88 B SL 86 X SI 88 2-1 ② P3	H SI 88 1-0 1-2 2-3 HBP			F KC 76 F CH 80 B SL 86 F FC 87 X KC 80 1-2 ① F7			2	0	0	0	0	0	0
45 Derek Holland, S (1, 1) 49 Sam Dyson, R (6, 1) 48 Pablo Sandoval, S (7, PH) OBP: 0.333, SLG: 0.556 54 Reyes Moronta, R (7, 1) 56 Tony Watson, L (7, 1) 41 Mark Melancon, R (8, 1)			C FF 90 S KC 80 S KC 80 0-3 ③ K	X FF 89 0-0 ③ F7			C SI 91 F SI 93 X SI 94 0-2 ② G1-3			2 0 0 0 0 1 3 0 0 0 0 0 0 0 1 0 0 0 0 0 0 0 0 0 0 0 0 0 0 0 0 0 0 0 0 0 0 0 0 0 0 0						
Inning Stats	R: 0 E: 0 K: 0 S: 7 H: 0 LOB: 0 BB: 0 P: 9	R: 0 E: 0 K: 0 S: 6 H: 0 LOB: 0 BB: 0 P: 9	R: 0 E: 0 K: 1 S: 6 H: 1 LOB: 0 BB: 0 P: 9	R: 3 E: 0 K: 0 S: 20 H: 4 LOB: 3 BB: 1 P: 34	R: 0 E: 0 K: 2 S: 12 H: 1 LOB: 1 BB: 0 P: 14	R: 0 E: 0 K: 0 S: 6 H: 0 LOB: 0 BB: 0 P: 7	R: 0 E: 0 K: 1 S: 10 H: 0 LOB: 0 BB: 0 P: 13	R: 0 E: 0 K: 0 S: 6 H: 0 LOB: 0 BB: 0 P: 6	R: 0 E: 0 K: 1 S: 10 H: 0 LOB: 0 BB: 0 P: 14	1B: 4 2B: 0 3B: 0 HR: 2 SF: 0 SAC: 0 DP: 0 HBP: 1						

PITCHER		IP	WLS	BF	H	R	ER	SO	BB	IBB	HBP	BLK	WP	HR	S	P	ERA	WHIP
68 Ross Stripling, R ERA: 2.31	(1, 1)	6.1		26	6	3	3	3	1	0	1	0	1	2	61	87	4.26	1.105
75 Scott Alexander, L ERA:	(7, 1)	0.2	W	2	0	0	0	1	0	0	0	0	0	0	6	8	0.00	0.000
64 Caleb Ferguson, L ERA:	(8, 1)	1.0	H	3	0	0	0	0	0	0	0	0	0	0	6	6	0.00	0.000
74 Kenley Jansen, R ERA:	(9, 1)	1.0	S	3	0	0	0	1	0	0	0	0	0	0	10	14	0.00	0.000

PITCHER	IP	WLS	BF	H	R	ER	SO	BB	IBB	HBP	BLK	WP	HR	S	P	ERA	WHIP

TOP

San Francisco Giants @ Los Angeles Dodgers

Dodger Stadium, Los Angeles, CA

Wed Apr 03 2019, 7:11 PM - 10:09 PM PDT

Att. 51,170 - Partly Cloudy - 61 F

livebaseballscorecards.com

AB	32
R	3
H	6
RBI	3
BB	1
SO	5
LOB	6

Batter	1	2	3	4	5	6	7	8	9	AB	R	H	RBI	BB	SO	LOB
14 Enrique Hernández, R (1, 4) OBP: 0.500, SLG: 0.870	C SI 92 B SI 92 C SI 91 X SI 92 1-2 HR	F KC 78 B CH 85 X CH 85 1-1 ③ P4			C SL 80 X SL 81 0-1 5 FC5 2B		B FF 97 C FF 98 B SL 85 F FF 96 B SL 85 B SL 82 4-2 25 2B BB			3	2	2	1	1	0	0
10 Justin Turner, R (1, 5) OBP: 0.323, SLG: 0.200	F SI 93 B CH 84 F CH 84 S SL 83 1-3 ① K	F CH 84 B SI 91 B SL 82 F SI 92 B SI 91 C SI 92 3-3 ① K			2 SAFE C SI 91 B SL 81 F SI 92 C SI 92 1-3 ② K		B FF 98 2 SAFE C FF 97 B FF 97 X FF 98 2-1 ② F9 2-3			4	0	0	0	0	3	3
25 David Freese, R (1, 3) OBP: 0.429, SLG: 0.300	B SL 80 B SL 80 B SI 92 C SI 92 B SL 82 4-1 5 BB 35 1B BB	B SI 92 C SL 80 S SL 81 B SI 93 F SI 92 B SL 83 F SL 82 X SI 93 3-2 ② F9			B SI 91 B SI 91 B SI 92 C SL 80 B SL 82 4-1 BB		B FF 96 C SL 85 B SL 84 C FF 96 F FF 96 X FF 97 2-2 5 WP 1-H 3-H 2B			2	1	1	2	2	0	0
5 Corey Seager, L (1, 6) OBP: 0.286, SLG: 0.261	B SL 82 B SI 91 S SL 82 S SL 82 B SI 92 B SL 82 4-2 35 1B 1-2 BB	B SI 92 B SI 92 B SL 82 C SI 92 C SI 92 F SI 92 B SI 93 4-2 BB			C SL 80 X SL 81 0-1 ③ FC5 2-3f		B SL 84 B SL 84 X SI 91 2-0 ③ G4-3 2-3			2	0	0	0	2	0	3
11 AJ Pollock, R (1, 8) OBP: 0.375, SLG: 0.483	C KC 79 X CH 84 0-1 ② P2		B SI 90 T CH 84 F SI 91 X SL 81 1-2 ③ G2-3			B FF 95 F SI 94 F SI 95 B SI 94 F SI 95 F CH 88 S CH 88 2-3 ① K		X SI 91 0-0 ① F8		4	0	0	0	0	1	3
35 Cody Bellinger, L (1, 9) OBP: 0.455, SLG: 0.906	B SI 92 B SI 92 B SL 80 F SI 92 F SI 92 X SI 93 3-2 1-2 2-H 1B			C SI 91 C SI 91 B SI 93 C SI 93 1-3 ① K		B FF 95 C SI 94 F CH 87 C SI 94 1-3 ② K		B SI 91 S SI 91 B SI 91 F CH 84 F CH 83 X CH 84 2-2 3 2B 1B		4	1	2	1	0	2	0
3 Chris Taylor, R (1, 7) OBP: 0.292, SLG: 0.350	C SI 92 C SI 91 B SL 81 B SI 92 S SL 83 2-3 ③ K			S SL 80 B SI 93 F SI 92 S SI 91 1-3 ② K		C SI 95 B CH 87 B SI 94 X SI 94 2-1 ③ G6-3		C SI 91 1 SAFE F CH 83 B SI 90 X CH 84 1-2 15 FC6-2 1-H 2B		4	0	1	1	0	2	2
15 Austin Barnes, R (1, 2) OBP: 0.471, SLG: 0.867		B SI 91 C KC 78 S SL 81 B SL 80 F SL 81 B SI 92 F SI 92 X SL 81 3-2 ① F7		C SI 92 C SI 91 F SL 82 S SL 81 0-3 ③ K			B FF 96 F FF 96 C SL 82 F FF 96 X SL 84 1-2 10 F9 25 2B 2B	B FF 93 C KC 83 B FF 92 B FC 92 X FC 92 3-1 ② FC6-2 3-H		4	1	1	0	0	1	1
68 Ross Stripling, R (1, 1) 75 Scott Alexander, L (7, 1) 27 Alex Verdugo, L (7, PH) OBP: 0.455, SLG: 0.909 64 Caleb Ferguson, R (8, 1) 31 Joc Pederson, L (8, PH) OBP: 0.565, SLG: 1.000 74 Kenley Jansen, S (9, 1)		C SI 92 F SI 91 X SL 80 0-2 ② F9			F SI 90 X SI 91 0-1 ① G1-6-3		B FF 97 S FF 97 F FF 97 B FF 97 S CH 89 2-3 ① K	B KC 83 C KC 84 B FF 93 S KC 83 X KC 83 2-2 ③ G4-3		2 0 1 0 1 0	0 0 0 0 0 0	0 0 0 0 0 0	0 0 1 0 0 0	0 0 1 0 0 0	0 0 1 0 1 0	0 0 1 0 1 0
Inning Stats	R: 2 E: 0 K: 2 S: 17 H: 2 LOB: 2 BB: 2 P: 32	R: 0 E: 0 K: 0 S: 10 H: 0 LOB: 0 BB: 0 P: 14	R: 0 E: 0 K: 1 S: 14 H: 0 LOB: 1 BB: 1 P: 25	R: 0 E: 0 K: 3 S: 10 H: 0 LOB: 0 BB: 0 P: 12	R: 0 E: 0 K: 1 S: 10 H: 1 LOB: 2 BB: 1 P: 15	R: 0 E: 0 K: 2 S: 10 H: 0 LOB: 0 BB: 0 P: 15	R: 2 E: 0 K: 1 S: 16 H: 2 LOB: 1 BB: 1 P: 29	R: 1 E: 0 K: 0 S: 13 H: 2 LOB: 1 BB: 0 P: 21		1B: 2 2B: 4 3B: 0 HR: 1 SF: 0 SAC: 0 DP: 0 HBP: 0						

PITCHER		IP	WLS	BF	H	R	ER	SO	BB	IBB	HBP	BLK	WP	HR	S	P	ERA	WHIP
45 Derek Holland, L ERA: 5.0	(1, 1)	5.0		22	3	2	2	7	4	0	0	0	0	1	61	98	3.60	1.400
49 Sam Dyson, R ERA:	(6, 1)	1.0	H	3	0	0	0	2	0	0	0	0	0	0	10	15	0.00	0.000
54 Reyes Moronta, R ERA: 6.75	(7, 1)	0.2	L	5	2	2	2	1	1	0	0	0	0	0	15	26	27.00	4.500
56 Tony Watson, L ERA: 3.38	(7, 1)	0.2		4	2	1	1	0	0	0	0	0	1	0	9	14	13.50	3.000
41 Mark Melancon, R ERA:	(8, 1)	0.2		2	0	0	0	0	0	0	0	0	0	0	5	10	0.00	0.000

PITCHER	IP	WLS	BF	H	R	ER	SO	BB	IBB	HBP	BLK	WP	HR	S	P	ERA	WHIP

BOTTOM

San Francisco Giants @ Los Angeles Dodgers

Dodger Stadium, Los Angeles, CA

Wed Apr 03 2019, 7:11 PM - 10:09 PM PDT

Att. 51,170 - Partly Cloudy - 61 F

livebaseballscorecards.com

AB	31
R	5
H	7
RBI	5
BB	5
SO	10
LOB	14

WP: 1 PA: 36
PB: 0
SB: 0
CS: 0

Batter	1	2	3	4	5	6	7	8	9	AB	R	H	RBI	BB	SO	LOB
17 Austin Meadows, L (1, 9) OBP: 0.323, SLG: 0.500 46 José Alvarado, L (9, 1)	B FF 90 S CH 84 X FF 91 1-1 ① F7	B SI 91 C CH 84 B CU 75 X CH 84 2-1 ③ F7			B CH 83 C CH 84 F CU 75 F FC 86 S CH 84 1-3 ② K		B CH 84 B FF 90 2 SAFE F FC 88 X CH 84 2-1 29 F8 2-H 2B		C KC 82 C KC 82 D KC 82 B FC 91 B FC 91 1 SAFE X FC 90 3-2 26 1B 1-2 1B	5	0	2	1	0	1	0
										0	0	0	0	0	0	0
29 Tommy Pham, R (1, 7) OBP: 0.371, SLG: 0.267	C FF 90 B FC 86 S SI 90 X CU 75 1-2 ② G5-3		C CU 73 X SI 90 0-1 8 FC3-6 1B		F FC 86 F SI 90 C FC 87 0-3 ③ K		F FF 89 B FF 89 C FC 88 B FF 89 F FF 90 X 2-2 ② F8 2-3		X FF 91 0-0 ② F5	5	0	1	0	0	1	3
26 Ji Man Choi, L (1, 3) OBP: 0.423, SLG: 0.391	C SI 89 B CU 75 X CH 84 1-1 8 2B 2B		B FF 88 F CH 82 B FF 90 1 SAFE D CU 74 S CH 82 T CH 84 3-2 ① K			S CH 81 B CU 75 C CH 84 F CH 85 B CH 85 F FF 92 B FC 87 X FF 90 3-2 8 FC3-6 1B	S FC 88 F FF 90 H FF 89 1-2 HBP		S KC 82 D KC 82 X KC 81 1-1 1-2 2-3 1B	4	1	3	0	0	1	1
8 Brandon Lowe, L (1, 4) OBP: 0.259, SLG: 0.360	S CH 84 S CU 75 X FF 91 0-2 2 HR 2-H 2B		X CH 83 0-0 ② FC3-6 1-2f			D SI 90 S CH 83 B CH 82 X CH 82 2-1 ① FC3-6 39 FC4-6 2 1B 1-2f	X FC 87 0-0 ③ F8		B FC 90 S FC 89 X FC 90 1-1 ③ G1-3	5	1	1	1	0	0	7
2 Yandy Díaz, R (1, 5) OBP: 0.448, SLG: 0.720	B FC 85 C CU 74 C FF 88 X CH 84 1-2 2-H HR		C FF 91 B SI 90 X FF 91 1-1 ③ G5-3			1 SAFE X SI 87 0-0 39 FC4-6 1-2 1B		C SI 96 B SI 95 X CU 80 1-1 ① L8		4	1	2	2	0	0	1
39 Kevin Kiermaier, L (1, 8) OBP: 0.269, SLG: 0.625	B FF 90 S CH 84 X FF 91 1-1 HR			C SI 89 F CH 84 F CH 83 F CU 76 B FF 92 B FF 93 X FF 91 2-2 ① F7		C CU 77 S FF 91 F FF 91 B FF 91 F FF 90 X CU 79 1-2 ② FC4-6 1-2f 2-3		B FF 96 S SI 96 B SI 96 F FF 96 S SI 96 2-3 ② K		4	1	1	1	0	1	2
1 Willy Adames, R (1, 6) OBP: 0.037, SLG: 0.037 63 Diego Castillo, R (8, 1) 54 Guillermo Heredia, R (9, 9) OBP: 0.571, SLG: 0.667	B FC 86 B FC 86 F FF 91 B FC 86 F FF 90 X FF 92 3-2 ③ G6-3			B FF 91 F FC 87 B CU 76 X FF 90 2-1 ② F9		B FF 90 F FF 91 S FF 90 B FF 91 F CU 79 B FF 92 X FF 91 3-2 ③ F9		C CU 81 C FF 96 S FF 95 0-3 ③ K		4	0	0	0	0	1	2
										0	0	0	0	0	0	0
										0	0	0	0	0	0	0
7 Michael Pérez, L (1, 2) OBP: 0.364, SLG: 0.500		X CH 83 0-0 ① F8		C CH 83 S FF 90 B FF 92 B CH 85 T CH 83 2-2 ③ K			B FF 90 B CU 79 F FF 91 C FF 90 F FF 91 X FF 92 2-2 17 E 17 2B 2B		B FC 91 C KC 82 B FF 92 C FC 92 B KC 84 B FC 91 4-2 26 1B 17 1B BB	3	1	1	0	1	1	0
20 Tyler Glasnow, L (1, 1) 22 Christian Arroyo, R (7, PH) OBP: 0.200, SLG: 0.200 62 Wilmer Font, R (7, 1) 56 Adam Kolarek, L (7, 1) 28 Daniel Robertson, R (8, 6) OBP: 0.222, SLG: 0.176		S SI 89 X FF 90 0-1 ② B5-3			B SI 88 C CH 81 S FF 90 F FF 90 C FF 90 1-3 ① K		C FF 89 S FC 87 S FF 90 0-3 ① K		1 SAFE F FC 90 X FF 91 0-1 ① F7	2	0	0	0	0	1	0
										1	0	0	0	0	1	1
										0	0	0	0	0	0	0
										0	0	0	0	0	0	0
										1	0	0	0	0	0	1

| Inning Stats | | | | | | | | | |

BOTTOM

Batter	1	2	3	4	5	6	7	8	9	AB	R	H	RBI	BB	SO	LOB
6 Steven Duggar, L (1, 9) OBP: 0.314, SLG: 0.455	C FF 97 X FF 98 0-1 G6-3 ①		F FF 95 C CU 83 B CU 83 F FF 96 S CU 84 1-3 K2-3 ①		C FF 97 X CH 92 0-1 G1-3 ③		F SI 93 B CU 76 S SL 85 X SL 86 1-2 2-H 2B ①		C SI 98 D FC 92 S SI 98 X SI 97 1-2 FC 9 WP 1-2f 2-3 ①	5	0	1	1	0	1	2
9 Brandon Belt, L (1, 3) OBP: 0.267, SLG: 0.464	B FF 97 B FF 96 X FF 96 2-0 F8 ②		F CU 82 B CH 92 B CU 82 S FF 97 X CU 81 2-2 G2-3 ②			X CU 80 0-0 35 S 1B	X SI 89 0-0 G6-3 ③		S SI 99 S SI 98 F SI 99 B FC 94 S FC 92 1-3 K 1-2 ②	5	0	1	0	0	1	3
10 Evan Longoria, R (1, 5) OBP: 0.241, SLG: 0.357	C FF 98 S FF 98 B FF 98 B CU 84 F FF 98 F CU 84 C CU 83 2-3 K ③		B FF 95 F FF 96 C FF 95 X FF 96 1-2 L9 ③			S FF 95 B FF 96 S FF 96 X CU 83 1-2 F9 ①		X SI 90 0-0 E4 28 2B	C SI 99 F SI 98 F SI 99 X SI 100 0-2 F9 ③	5	0	0	0	0	1	3
28 Buster Posey, R (1, 2) OBP: 0.292, SLG: 0.318		B FF 96 X FF 95 1-0 12 BB 35 E 1B		B FF 96 C CU 81 C CU 82 S CU 82 1-3 K ①		C FF 96 B FF 97 F CU 82 X FF 96 1-2 L8 ②		C SI 89 B CH 82 X CH 82 1-1 1-3 2B		4	0	2	0	0	1	1
35 Brandon Crawford, L (1, 6) OBP: 0.286, SLG: 0.333		C CU 82 B FF 97 S CU 82 X CU 83 1-2 E3 12 BB 1-2		S FF 98 C FF 97 X CU 85 0-2 1B		F FF 97 D CH 95 B CU 82 F FF 97 B FF 98 C FF 96 3-3 K ③ 1-2		H SI 90 1-0 1 G6-4-3 HBP		3	0	1	0	0	1	2
8 Gerardo Parra, L (1, 7) OBP: 0.308, SLG: 0.261		L FF 96 D CU 83 F FF 97 F FF 99 S FF 99 1-3 K ①		X FF 97 0-0 P6 ②			C SI 94 B CU 76 X FF 96 1-1 F8 ①	B SI 89 S SI 90 S SI 89 C SI 90 1-3 K ①		4	0	0	0	0	2	6
1 Kevin Pillar, R (1, 8) OBP: 0.077, SLG: 0.080		C CU 82 F CU 83 F CU 84 F FF 98 X FF 97 0-2 L8 ②		B X FF 96 1-0 F9 ③			S FF 96 B SL 86 X SI 96 1-1 12 G4-3 12 WP 48 2B 1B	B SL 89 C SL 87 B SI 99 X SL 87 2-1 G6-4-3 ②③ 1-2f		4	1	1	0	0	0	6
12 Joe Panik, L (1, 4) OBP: 0.320, SLG: 0.273		C FF 97 B FF 98 C CU 83 D CU 84 D CU 84 F CU 83 B FF 96 4-2 1-2 2-3 BB			B FF 97 X FF 96 1-0 F8 ①		C SI 94 B FF 92 C CU 76 B FF 95 X CU 76 2-2 G4-3 ② 1-3		B SI 98 C SI 96 X SI 99 1-1 6 FC 26 BB 1B	3	0	1	0	1	0	1
57 Dereck Rodríguez, R (1, 1) 60 Travis Bergen, L (6, 1) 61 Nick Vincent, R (7, 1) 48 Pablo Sandoval, S (7, PH) OBP: 0.400, SLG: 0.700 58 Trevor Gott, R (8, 1) 41 Mark Melancon, R (9, 1) 26 Yangervis Solarte, S (9, PH) OBP: 0.300, SLG: 0.333		X FF 95 0-0 G3 ③			C FF 96 F FF 96 S CU 83 0-3 K ②		C CU 77 X FF 96 0-1 6 2B 3-H 2B		C SI 97 B SI 98 D FC 92 B SI 98 B SI 97 4-1 6 FC 1-2 BB	2 0 0 1 0 0 0 0	0 0 0 1 0 0 0 0	0 0 0 1 0 0 0 0	0 0 0 0 0 0 0 1	1 0 0 0 0 0 0 0	3 0 0 0 0 0 0 0	
Inning Stats	R: 0 E: 0 K: 1 S: 8 H: 0 LOB: 0 BB: 0 P: 12	R: 0 E: 1 K: 1 S: 17 H: 1 LOB: 3 BB: 1 P: 24	R: 0 E: 0 K: 1 S: 10 H: 0 LOB: 0 BB: 0 P: 14	R: 0 E: 1 K: 1 S: 8 H: 1 LOB: 1 BB: 0 P: 10	R: 0 E: 0 K: 1 S: 6 H: 0 LOB: 0 BB: 0 P: 7	R: 0 E: 0 K: 1 S: 10 H: 1 LOB: 1 BB: 0 P: 15	R: 2 E: 0 K: 0 S: 13 H: 3 LOB: 1 BB: 0 P: 18	R: 0 E: 1 K: 1 S: 8 H: 1 LOB: 2 BB: 0 P: 13	R: 0 E: 0 K: 1 S: 14 H: 1 LOB: 2 BB: 1 P: 21	1B: 5 2B: 3 3B: 0 HR: 0 SF: 0 SAC: 0 DP: 1 HBP: 1						

PITCHER		IP	WLS	BF	H	R	ER	SO	BB	IBB	HBP	BLK	WP	HR	S	P	ERA	WHIP
20 Tyler Glasnow, R ERA: 0.82	(1, 1)	6.0	W	23	3	0	0	6	1	0	0	0	0	0	59	82	0.00	0.667
62 Wilmer Font, R ERA: 6.0	(7, 1)	0.2		5	3	2	2	0	0	0	0	0	1	0	12	17	27.00	4.500
56 Adam Kolarek, L ERA:	(7, 1)	0.2	H	5	1	0	0	1	0	0	1	0	0	0	7	10	0.00	1.500
63 Diego Castillo, R ERA:	(8, 1)	0.2	H	1	0	0	0	0	0	0	0	0	0	0	2	4	0.00	0.000
46 José Alvarado, L ERA:	(9, 1)	1.0	S	5	1	0	0	1	1	0	0	0	1	0	14	21	0.00	2.000

PITCHER	IP	WLS	BF	H	R	ER	SO	BB	IBB	HBP	BLK	WP	HR	S	P	ERA	WHIP

Tampa Bay Rays @ San Francisco Giants

Oracle Park, San Francisco, CA

Fri Apr 05 2019, 1:37 PM - 4:42 PM PDT

Att. 41,067 - Overcast - 57 F

livebaseballscorecards.com

AB	36
R	2
H	8
RBI	2
BB	2
SO	8
LOB	27

WP: 2 PA: 39
PB: 0
SB: 1
CS: 0

Batter	1	2	3	4	5	6	7	8	9	AB	R	H	RBI	BB	SO	LOB
17 Austin Meadows, L (1, 9) OBP: 0.306, SLG: 0.455	X FC 88 0-0 ① G3-1		C FS 81 B FF 93 F SL 84 B FC 90 B SI 93 S SL 85 3-3 ② K		X SL 85 0-0 26 1B 1-2 2-3 1B		C SL 83 B SI 91 C SI 91 F CH 84 F SL 84 B CH 85 X SI 92 2-2 ① L7		B CU 79 B SL 80 C SL 80 S SL 81 F SL 82 D SL 83 F FF 94 X SL 84 3-2 ② FC4-6 1-2f	5	0	1	0	0	1	1
29 Tommy Pham, R (1, 7) OBP: 0.350, SLG: 0.242	B FC 88 B SL 82 B SI 90 C FC 88 B SI 90 4-1 26 2B BB		S FF 92 X FC 89 0-1 ③ G4-3		C SI 93 X FC 91 0-1 ② SF8 3-H		S CH 84 X CH 85 0-1 ② G5-3		F FF 93 F SL 83 D SL 82 B SL 82 B SL 82 F SL 83 X SL 83 3-2 ③ F7	3	1	0	1	1	0	1
26 Ji Man Choi, L (1, 3) OBP: 0.433, SLG: 0.444	B SL 82 B FC 87 C SI 89 F FC 86 1 SAFE X FF 90 2-2 1-H 2B		B FS 79 T FF 91 B SL 83 B KC 76 X SL 84 3-1 ① L8		C SI 93 C SL 86 B FS 84 B FC 92 X SL 86 2-2 1-3 2-H 1B		B SI 91 B SL 84 C SI 92 B CH 84 X SI 92 3-1 ③ G4-3			4	0	2	2	0	0	0
8 Brandon Lowe, L (1, 4) OBP: 0.276, SLG: 0.370 24 Avisail García, R (5, PH) OBP: 0.273, SLG: 0.250 48 Ryan Yarbrough, R (5, 1) 54 Guillermo Heredia, R (8, PH) OBP: 0.500, SLG: 0.571 52 Chaz Roe, R (8, 1)	S FS 84 B SL 84 X KC 76 1-1 ② P2		S FS 81 B KC 74 X SL 84 1-1 1B		B FF 89 C CU 77 D CU 79 F FF 90 X FF 91 2-2 ③ F8			C SL 84 B FF 97 F FF 97 B SL 83 C SL 82 2-3 ① K		2 1 0 1 0	0 0 0 0 0	1 0 0 0 0	0 0 0 0 0	0 0 0 1 0	0 0 0 0 0	1 2 0 0 0
2 Yandy Díaz, R (1, 5) OBP: 0.394, SLG: 0.621	F SL 83 C FC 89 X FC 88 0-2 ③ P5		1 SAFE S FC 88 F FC 88 1 SAFE X FC 88 0-2 ② P4			C SI 93 X SI 93 1-1 ① G1-3		C FF 98 B FF 97 X SL 81 1-1 ② F8		4	0	0	0	0	0	2
39 Kevin Kiermaier, L (1, 8) OBP: 0.300, SLG: 0.593		F FF 90 F SI 91 B FS 81 S SL 83 1-3 ① K	1 SAFE S SL 85 B SI 91 X SI 90 1-1 ③ G6-3			B SI 93 C SI 93 F FF 93 X SI 94 1-2 28 G3-1 28 S 10 1B 1B		F CH 90 B CH 90 B FF 98 B FF 98 B FF 98 4-1 BB		3	1	1	0	1	1	1
28 Daniel Robertson, R (1, 6) OBP: 0.227, SLG: 0.190 (5, 4)		C SL 81 C KC 75 B FC 89 B FC 89 X SL 84 2-2 ② F7			C SL 83 B FC 88 X SI 91 1-1 17 1B 29 SF8 1 1B 1B	B SI 93 C SI 94 X SI 94 1-1 ② G3-1 1-3		B FF 97 B SL 83 F FF 97 D SL 84 C FF 99 X FF 99 3-2 ③ G6-3		4	1	1	0	0	0	2
10 Mike Zunino, R (1, 2) OBP: 0.091, SLG: 0.091		B FC 88 X SI 92 1-0 ③ F8			F SI 92 1 SAFE F FC 89 F SL 86 C SI 93 0-3 ① X SI 93 0-0 1 FC6-4 3-H 1B				C CU 76 F SL 80 B SL 80 B FF 93 X SL 81 2-2 ① F7	4	0	1	1	0	1	1
55 Ryne Stanek, R (1, 1) 22 Christian Arroyo, R (3, PH) OBP: 0.167, SLG: 0.167 68 Jalen Beeks, L (3, 1) 1 Willy Adames, R (5, PH) OBP: 0.100, SLG: 0.100 (5, 6)			B SL 83 F KC 75 B SL 84 F FC 88 B FS 82 S SL 84 3-3 ① K		B FC 89 1 SAFE F FC 88 X SI 92 1-1 17 1B 26 1B 1-2 1B	C CH 86 X SI 92 0-1 ③ FC6-4 1-2f			X FF 93 0-0 17 FC4-6 1B	0 1 0 3	0 0 0 1	0 0 0 2	0 0 0 0	0 1 0 0	0 0 0 0	0 0 0 1

TOP

Tampa Bay Rays @ San Francisco Giants

Oracle Park, San Francisco, CA

Sat Apr 06 2019, 1:05 PM - 3:56 PM PDT

Att. 31,828 - Cloudy - 61 F

livebaseballscorecards.com

AB	35
R	4
H	9
RBI	4
BB	2
SO	5
LOB	12

Inning Stats	1	2	3	4	5	6	7	8	9
	R: 1 E: 0 K: 0 S: 10	R: 0 E: 0 K: 1 S: 7	R: 0 E: 0 K: 2 S: 8	R: 0 E: 0 K: 0 S: 9	R: 2 E: 0 K: 1 S: 17	R: 1 E: 0 K: 0 S: 10	R: 0 E: 0 K: 0 S: 9	R: 0 E: 0 K: 1 S: 9	R: 0 E: 0 K: 0 S: 13
	H: 1 LOB: 1 BB: 1 P: 17	H: 0 LOB: 0 BB: 0 P: 11	H: 0 LOB: 0 BB: 0 P: 14	H: 1 LOB: 1 BB: 0 P: 14	H: 4 LOB: 2 BB: 0 P: 23	H: 2 LOB: 1 BB: 0 P: 13	H: 0 LOB: 0 BB: 0 P: 14	H: 0 LOB: 1 BB: 1 P: 19	H: 1 LOB: 1 BB: 0 P: 21

1B: 8	SF: 1	WP: 0
2B: 1	SAC: 0	PA: 38
3B: 0	DP: 0	PB: 0
HR: 0	HBP: 0	SB: 1
		CS: 0

PITCHER		IP	WLS	BF	H	R	ER	SO	BB	IBB	HBP	BLK	WP	HR	S	P	ERA	WHIP
29 Jeff Samardzija, R ERA: 2.79	(1, 1)	4.2		21	6	3	3	4	1	0	0	0	0	0	48	74	5.79	1.500
60 Travis Bergen, L ERA: 3.86	(5, 1)	0.1	W	1	0	0	0	0	0	0	0	0	0	0	3	5	0.00	0.000
49 Sam Dyson, R ERA: 1.93	(6, 1)	1.0	H	5	2	1	1	0	0	0	0	0	0	0	10	13	9.00	2.000
56 Tony Watson, L ERA: 2.45	(7, 1)	1.0	H	3	0	0	0	0	0	0	0	0	0	0	9	14	0.00	0.000
54 Reyes Moronta, R ERA: 4.91	(8, 1)	1.0	H	4	0	0	0	1	1	0	0	0	0	0	9	19	0.00	1.000

PITCHER		IP	WLS	BF	H	R	ER	SO	BB	IBB	HBP	BLK	WP	HR	S	P	ERA	WHIP
13 Will Smith, L ERA:	(9, 1)	1.0	S	4	1	0	0	0	0	0	0	0	0	0	13	21	0.00	1.000

Batter	1	2	3	4	5	6	7	8	9	AB	R	H	RBI	BB	SO	LOB
6 Steven Duggar, L (1, 9) OBP: 0.308, SLG: 0.472	B FF 98 S FF 98 F FF 98 F FS 88 B FS 89 F FF 98 F FF 99 B SL 91 F FF 98 3-2 F FF 98 X FF 98 G3-1 ①		B FF 93 C CH 88 X CU 78 1-1 SF8 ② 3-H		B CU 74 X FC 83 1-0 9 HR 1-H 2-H 2B		B FF 87 X FF 88 1-0 G6-3 ①			3	1	1	3	0	0	0
9 Brandon Belt, L (1, 3) OBP: 0.294, SLG: 0.563	B SL 90 S FF 98 S FF 98 X FF 98 1-2 F9 ②		C CH 87 X FF 93 0-1 2-H 1B		B FF 88 C CU 77 B CU 76 X FF 89 2-1 2-H HR		C CU 75 B CU 74 F FF 89 X FC 82 1-2 F8 ②			4	1	2	3	0	0	0
10 Evan Longoria, R (1, 5) OBP: 0.212, SLG: 0.313	F FF 99 B SL 91 F FS 88 B FS 89 B SL 90 S FS 88 3-3 K ③		S FF 93 1 SAFE B CH 88 B FF 93 F FF 92 F FF 93 D CH 87 X FF 93 3-2 L8 ③		B FF 89 F CH 82 T FC 86 F FC 85 X CH 83 1-2 F7 ①		C FF 90 X CH 82 0-1 P4 ③			4	0	0	0	0	1	1
28 Buster Posey, R (1, 2) OBP: 0.286, SLG: 0.280		S SL 90 X FF 97 0-1 F8 ①	B FF 90 C CU 76 X CH 86 1-1 F8 ①		C CH 81 F FC 85 S CH 82 0-3 K ②			B ST 82 B ST 80 B FF 91 C SI 91 F SI 90 B ST 82 4-2 8 1B BB		3	0	0	0	1	1	0
35 Brandon Crawford, L (1, 6) OBP: 0.313, SLG: 0.355		B FF 98 B FF 97 C FF 96 B FS 90 F FF 97 X FS 89 3-2 F9 ②	F CU 76 B FC 87 B FF 91 C CH 85 B CH 87 F FF 92 X FF 91 3-2 8 FC3-6 1B		B FF 89 B FF 90 C FF 89 B CU 74 X FF 89 3-1 1B			B SI 92 X SI 92 1-0 F8 ①		4	0	2	0	0	0	1
8 Gerardo Parra, L (1, 7) OBP: 0.300, SLG: 0.259		C FS 88 S FS 88 S FS 89 0-3 K ③	C CH 87 B CU 78 F CH 86 X CU 76 1-2 FC3-6 1 FC5-4 1-2f ②		B CU 77 S FC 84 S FC 83 S CU 78 1-3 K ③			B ST 81 S SI 92 D ST 81 B ST 78 X SI 92 3-1 1-2 1B		4	0	1	0	0	2	2
1 Kevin Pillar, R (1, 8) OBP: 0.100, SLG: 0.103			X FF 92 0-0 12 E 12 S 6 SF8 1B	B CU 76 C CH 86 1 SAFE X CH 86 1-1 FC5-4 ③ 1-2f		C FF 87 X CH 81 0-1 G6-3 ①		B ST 80 X ST 80 1-0 F4 ②		4	1	1	0	0	0	3
12 Joe Panik, L (1, 4) OBP: 0.345, SLG: 0.250			B FF 92 1 SAFE B CH 87 S CH 87 B CH 87 D CU 79 4-1 29 SH1-4 9 1B 1-3 BB		B FF 87 C FC 83 B CU 73 B FF 88 B FF 89 4-1 18 1B 6 2B BB		B FF 88 C FC 84 F CU 78 F CU 73 X FF 90 1-2 L7 ②	C SI 92 B ST 78 C ST 80 F ST 80 X ST 80 1-2 G4-3 ③		2	2	0	0	2	0	2
29 Jeff Samardzija, R (1, 1) 60 Travis Bergen, L (5, 1) 18 Connor Joe, R (5, PH) OBP: 0.133, SLG: 0.071 49 Sam Dyson, R (6, 1) 48 Pablo Sandoval, S (6, PH) OBP: 0.364, SLG: 0.636 56 Tony Watson, L (7, 1) 54 Reyes Moronta, R (8, 1) 13 Will Smith, R (9, 1)			X CU 77 0-0 SH1-4 ① 1-2		S FF 89 F FC 84 B CH 82 X FC 84 1-2 6 2B 1B		B FC 84 X CH 82 1-0 F8 ③			0 0 1 0 1 0 0 0 0	0 0 1 0 0 0 0 0 0	0 0 1 0 0 0 0 0 0	0 0 0 0 0 0 0 0 0	0 0 0 0 0 0 0 0 0	0 0 0 0 0 0 0 0 0	0 0 0 0 0 0 0 0 0
Inning Stats	R: 0 E: 0 K: 1 S: 14 H: 0 LOB: 0 BB: 0 P: 21	R: 0 E: 0 K: 1 S: 8 H: 0 LOB: 0 BB: 0 P: 11	R: 2 E: 0 K: 0 S: 11 H: 2 LOB: 1 BB: 1 P: 19	R: 0 E: 0 K: 0 S: 11 H: 1 LOB: 1 BB: 0 P: 17	R: 4 E: 0 K: 2 S: 19 H: 4 LOB: 1 BB: 1 P: 32	R: 0 E: 0 K: 0 S: 7 H: 0 LOB: 0 BB: 0 P: 9	R: 0 E: 0 K: 0 S: 6 H: 0 LOB: 0 BB: 0 P: 8	R: 0 E: 0 K: 0 S: 10 H: 1 LOB: 2 BB: 1 P: 20		1B: 6 2B: 1 3B: 0 HR: 1 SF: 1 SAC: 1 DP: 0 HBP: 0					

PITCHER		IP	WLS	BF	H	R	ER	SO	BB	IBB	HBP	BLK	WP	HR	S	P	ERA	WHIP
55 Ryne Stanek, R ERA:	(1, 1)	2.0		6	0	0	0	2	0	0	0	0	0	0	22	32	0.00	0.000
68 Jalen Beeks, L ERA: 2.57	(3, 1)	2.0		10	3	2	2	0	1	0	0	0	0	0	22	36	9.00	2.000
48 Ryan Yarbrough, L ERA: 6.14	(5, 1)	3.0	L	14	4	4	4	2	1	0	0	0	0	1	32	49	12.00	1.667
52 Chaz Roe, R ERA: 2.25	(8, 1)	1.0		5	1	0	0	0	1	0	0	0	0	0	10	20	0.00	2.000

PITCHER	IP	WLS	BF	H	R	ER	SO	BB	IBB	HBP	BLK	WP	HR	S	P	ERA	WHIP

BOTTOM

Tampa Bay Rays @ San Francisco Giants

Oracle Park, San Francisco, CA

Sat Apr 06 2019, 1:05 PM - 3:56 PM PDT

Att. 31,828 - Cloudy - 61 F

livebaseballscorecards.com

AB	30
R	6
H	8
RBI	6
BB	3
SO	4
LOB	9

WP: 0 PA: 35
PB: 0
SB: 1
CS: 0

Tampa Bay Rays @ San Francisco Giants

Oracle Park, San Francisco, CA

Sun Apr 07 2019, 1:05 PM - 4:11 PM PDT

Att. 31,574 - Partly Cloudy - 64 F

livebaseballscorecards.com

Batter	1	2	3	4	5	6	7	8	9	AB	R	H	RBI	BB	SO	LOB
2 Yandy Díaz, R (1, 3) (7, 5) (7, 3) OBP: 0.395, SLG: 0.667	B SI 92 X SI 91 1-0 HR		C KC 81 S KC 82 B SI 92 B KC 83 F KC 83 B FF 93 F FF 93 D KC 82 4-2 28 FC5 29 S BB	B KC 81 C KC 80 B SI 90 X KC 80 2-1 ② G5-3 1-2 2-3		F FF 96 C SI 95 B SI 95 F FF 96 X CU 82 1-2 ③ G5-3		B KC 82 C KC 82 B FF 92 X FC 91 2-1 ① G1-3	4	1	1	1	1	0	2
29 Tommy Pham, R (1, 7) OBP: 0.378, SLG: 0.270	B SI 90 C KC 80 B KC 80 C KC 82 X KC 83 2-2 28 G5-3 1B		B FF 92 C KC 83 D KC 83 C KC 81 B SI 92 4-2 28 FC5 1-2 BB	F KC 80 X KC 80 0-1 ③ G6-3			C FF 89 C SI 89 X CH 84 0-2 ① G6-3		B FC 92 X FC 92 1-0 28 G6-4-3 1B	4	0	2	0	1	0	2
28 Daniel Robertson, R (1, 4) (7, 5) OBP: 0.222, SLG: 0.192	F FF 91 X KC 81 0-1 ① G5-3 1-2		X KC 82 0-0 ① FC5 1-2 2-3f		B KC 78 C KC 79 C KC 80 B FF 91 F KC 80 X KC 79 2-2 39 1B 1B		C SI 90 C FF 88 F FF 90 B FF 90 B FC 89 F FF 90 F FC 89 S FF 90 2-3 ② K		C KC 82 D FF 91 1 SAFE X FC 92 1-1 ②③ G6-4-3 1-2f	5	0	1	0	0	1	4
24 Avisaíl García, R (1, 9) OBP: 0.231, SLG: 0.208	F FF 92 F FC 89 B FF 93 S KC 82 1-3 ② K		S FF 92 D KC 82 C KC 82 X FF 92 1-2 ② L7		1 SAFE F FF 94 B CU 80 C FF 96 S FF 93 1-3 ① K		C SI 90 B SI 91 S CH 85 X FF 90 1-2 ③ F8			4	0	0	0	0	2	4
10 Mike Zunino, R (1, 2) OBP: 0.077, SLG: 0.077	B FF 92 F FF 92 F FF 93 D KC 83 T FF 93 2-2 ③ K		B FF 92 B FF 91 C KC 82 F FF 92 F FF 92 D KC 83 X FF 93 3-2 ③ F7		S SI 95 B SI 95 1 SAFE C CU 81 S FF 95 1-3 ② K			C FF 86 X FF 87 0-1 ① G4-3		4	0	0	0	0	2	4
39 Kevin Kiermaier, L (1, 8) OBP: 0.353, SLG: 0.667		C FF 91 F FF 92 B FF 92 B KC 83 B SI 92 F FF 92 F SI 93 X KC 82 3-2 ① G4-3		B KC 78 C KC 79 B FF 92 B FF 91 B FF 90 4-1 1 1B 22 1B BB	F CU 82 1 SAFE X FF 95 0-1 1 FC5-4 1-2 1B			X CH 84 0-0 1 BLK 3B	3	2	2	0	1	0	0
1 Willy Adames, R (1, 6) OBP: 0.118, SLG: 0.118		B KC 82 C KC 82 S KC 83 F FF 94 B KC 84 B KC 82 S FF 94 3-3 ② K		1 SAFE C KC 81 X SI 90 0-1 2 G5-3 22 1B 1-2 1B	X CU 81 0-0 ③ FC5-4 1-2f			C FF 89 3 SAFE C FF 89 X FF 89 0-2 ② F9 3-H	4	0	1	0	0	1	2
22 Christian Arroyo, R (1, 5) OBP: 0.333, SLG: 0.333 8 Brandon Lowe, L (7, 4) OBP: 0.300, SLG: 0.393		C KC 82 B SI 92 C KC 83 B FF 93 X KC 83 2-2 1B		S FF 92 F FF 92 F KC 81 X FF 90 0-2 2 G5-3 1-2 2-H 1B		F FF 95 B SI 94 F SI 94 F FF 96 F CU 82 S CU 82 1-3 ① K		X FC 88 0-0 1B	3 1	0 0	2 1	1 0	0 0	1 0	0 0
72 Yonny Chirinos, R (1, 1) 17 Austin Meadows, L (6, PH) OBP: 0.297, SLG: 0.441 56 Adam Kolarek, L (6, 1) (7, 3) 52 Chaz Roe, R (7, 1) 56 Adam Kolarek, L (7, 1) 63 Diego Castillo, R (7, 1) 46 José Alvarado, L (9, 1)		F FF 92 S KC 82 S KC 81 0-3 ③ K		C FF 90 S SI 91 S KC 80 0-3 ① K		B CU 81 X SI 96 1-0 ② L8		1 SAFE C FF 89 C FF 90 B FF 90 C FF 90 1-3 ③ K	2 1 0 0 0 1 0	0 0 0 0 0 0 0	0 0 0 0 0 0 0	0 0 0 0 0 0 0	2 0 0 0 0 1 0	0 0 0 0 0 1 0	3 0 0 0 0 1 0
Inning Stats	R: 1 E: 0 K: 2 S: 12 H: 2 LOB: 1 BB: 0 P: 18	R: 0 E: 0 K: 2 S: 15 H: 1 LOB: 1 BB: 0 P: 23	R: 0 E: 0 K: 0 S: 15 H: 0 LOB: 2 BB: 2 P: 27	R: 1 E: 0 K: 1 S: 14 H: 2 LOB: 2 BB: 1 P: 20	R: 0 E: 0 K: 2 S: 13 H: 2 LOB: 2 BB: 0 P: 17	R: 0 E: 0 K: 1 S: 10 H: 0 LOB: 0 BB: 0 P: 13	R: 0 E: 0 K: 1 S: 12 H: 0 LOB: 0 BB: 0 P: 15	R: 1 E: 0 K: 1 S: 10 H: 2 LOB: 1 BB: 0 P: 11	R: 0 E: 0 K: 0 S: 5 H: 1 LOB: 0 BB: 0 P: 9	1B: 8 2B: 0 3B: 1 HR: 1	SF: 0 SAC: 0 DP: 1 HBP: 0					

TOP	
AB	36
R	3
H	10
RBI	2
BB	3
SO	10
LOB	22

WP: 0 PA: 39
PB: 0
SB: 1
CS: 0

PITCHER		IP	WLS	BF	H	R	ER	SO	BB	IBB	HBP	BLK	WP	HR	S	P	ERA	WHIP
37 Drew Pomeranz, L ERA: 4.0	(1, 1)	4.0	L	21	6	2	2	5	3	0	0	0	0	1	60	94	4.50	2.250
58 Trevor Gott, R ERA: 1.59	(5, 1)	2.0		7	1	0	0	3	0	0	0	0	0	0	19	24	0.00	0.500
61 Nick Vincent, R ERA: 4.26	(7, 1)	2.0		8	2	1	1	2	0	0	0	1	0	0	22	26	4.50	1.000
41 Mark Melancon, R ERA:	(9, 1)	1.0		3	1	0	0	0	0	0	0	0	0	0	5	9	0.00	1.000

PITCHER	IP	WLS	BF	H	R	ER	SO	BB	IBB	HBP	BLK	WP	HR	S	P	ERA	WHIP

Tampa Bay Rays @ San Francisco Giants

Oracle Park, San Francisco, CA

Sun Apr 07 2019, 1:05 PM - 4:11 PM PDT

Att. 31,574 - Partly Cloudy - 64 F

livebaseballscorecards.com

Batter	1	2	3	4	5	6	7	8	9	AB	R	H	RBI	BB	SO	LOB
6 Steven Duggar, L (1, 9) OBP: 0.279, SLG: 0.425	C SI 94 C SI 95 B FS 85 S FS 85 1-3 ① **K**		F SI 94 F FS 84 D FS 86 1-2 ③ **2-6** 1-2	F SI 94 B FS 86 L SI 93 X SI 95 1-2 ① **F8**		S SI 89 X SI 89 0-1 ③ **G6-3**			B SI 99 F SI 97 F SI 98 B FC 92 F SI 99 X FC 90 2-2 ① **G4-3**	4	0	0	0	0	1	0
12 Joe Panik, L (1, 4) OBP: 0.323, SLG: 0.231 26 Yangervis Solarte, S (7, PH) OBP: 0.364, SLG: 0.400 (8, 4)	B SI 94 F SI 94 B FS 86 B SI 95 X SI 95 3-1 ② **G6-3**			C SL 88 B SI 96 C SI 92 F SI 96 B FS 85 B FS 87 X SI 95 3-2 ② **F8**			C SI 88 S FF 92 B FF 93 B CH 82 F SI 90 F FF 92 X SI 88 2-2 **35 1B 1B**		C SI 99 X SI 98 0-1 **9 BB 1B**	2 2	0 0	0 2	0 0	0 0	0 0	0 0
10 Evan Longoria, R (1, 5) OBP: 0.216, SLG: 0.306	C SI 95 S SL 89 X FS 88 0-2 ③ **F8**			B SI 96 F SI 96 F SI 95 F SL 91 B FS 89 X SI 96 2-2 **1B**			C ST 83 F ST 81 F ST 83 B FF 92 S FF 93 1-3 ① **K**		S SI 99 S FC 92 S SI 99 0-3 ② **K**	4	0	1	0	0	2	2
9 Brandon Belt, L (1, 3) OBP: 0.289, SLG: 0.514		X SI 94 0-0 ① **P6**		C FS 85 F SI 95 S FS 85 0-3 ③ **K**			F SI 89 F SI 89 S SI 89 0-3 ② **K**		B SI 98 F SI 98 F SI 98 D FC 92 F SI 98 B SI 99 D FC 92 4-2 **35 FC4-6 BB** 1-2	3	0	0	0	1	2	2
35 Brandon Crawford, L (1, 6) OBP: 0.333, SLG: 0.353		B FS 84 B SI 95 X SI 94 2-0 ② **F8**			C SI 94 F SI 95 B FS 85 B SI 96 B FS 86 B SI 95 4-2 **1 G4-3 BB**		B SI 89 B SL 75 X SI 89 2-0 **1-2 1B**		X SI 97 0-0 ③ **FC4-6** 1-2f	3	0	1	0	1	0	2
1 Kevin Pillar, R (1, 8) OBP: 0.091, SLG: 0.094	C SL 89 B SI 95 F SL 90 S FS 88 1-3 ③ **K**				B SI 95 X SI 94 1-0 ① ② **G4-3** 1-2f		C SL 88 D SL 89 F SI 98 S SL 91 1-3 ③ **K**			3	0	0	0	0	2	3
8 Gerardo Parra, L (1, 7) OBP: 0.273, SLG: 0.233			C FS 83 B SI 95 T FS 86 B SI 95 S FS 86 2-3 ① **K**		B SL 88 F SI 95 X FS 85 1-1 ③ **F8**			B SI 99 C SL 90 F SI 99 F SI 100 F SL 92 B FF 100 F SL 91 S SL 91 2-3 ① **K**		3	0	0	0	0	2	0
5 Erik Kratz, R (1, 2) OBP: 0.308, SLG: 0.100			C SL 87 F SI 95 F FS 85 B FS 88 X SL 89 1-2 **6 2-6 1B**			X SI 87 0-0 ① **G6-3**		B SI 100 C SI 99 X SI 100 1-1 ② **G5-3**		3	0	1	0	0	0	0
37 Drew Pomeranz, R (1, 1) 58 Trevor Gott, R (5, 1) Connor Joe, R (6, PH) OBP: 0.125, SLG: 0.067 61 Nick Vincent, R (7, 1) 48 Pablo Sandoval, S (8, PH) OBP: 0.333, SLG: 0.583 41 Mark Melancon, R (9, 1)			F SI 95 C SI 94 S FS 86 0-3 ② **K**			C SI 88 C SI 88 S FF 91 0-3 ② **K**		C FF 100 S SL 90 B SL 91 F SL 90 S SI 100 1-3 ③ **K**		1 0 1 0 0 1 0	0 0 0 0 0 0 0	0 0 0 0 0 0 0	0 0 0 0 0 0 0	1 0 1 0 0 1 0	1 0 0 0 0 0 0	1 0 0 0 0 0 0
Inning Stats	R: 0 E: 0 K: 1 S: 8 H: 0 LOB: 0 BB: 0 P: 12	R: 0 E: 0 K: 1 S: 5 H: 0 LOB: 0 BB: 0 P: 8	R: 0 E: 0 K: 2 S: 12 H: 1 LOB: 1 BB: 0 P: 16	R: 0 E: 0 K: 1 S: 14 H: 1 LOB: 1 BB: 0 P: 20	R: 0 E: 0 K: 0 S: 5 H: 0 LOB: 0 BB: 1 P: 11	R: 0 E: 0 K: 1 S: 6 H: 0 LOB: 0 BB: 0 P: 6	R: 0 E: 0 K: 3 S: 16 H: 2 LOB: 2 BB: 0 P: 22	R: 0 E: 0 K: 2 S: 12 H: 0 LOB: 0 BB: 0 P: 16	R: 0 E: 0 K: 1 S: 13 H: 1 LOB: 2 BB: 1 P: 19	1B: 5 2B: 0 3B: 0 HR: 0 SF: 0 SAC: 0 DP: 1 HBP: 0				WP: 0 PB: 0 SB: 0 CS: 0		PA: 32

BOTTOM	
AB	30
R	0
H	5
RBI	0
BB	2
SO	12
LOB	10

PITCHER		IP	WLS	BF	H	R	ER	SO	BB	IBB	HBP	BLK	WP	HR	S	P	ERA	WHIP
72 Yonny Chirinos, R ERA: 0.75	(1, 1)	5.0	W	17	2	0	0	5	1	0	0	0	0	0	44	67	0.00	0.600
56 Adam Kolarek, L ERA:	(6, 1)	1.1	H	6	2	0	0	2	0	0	0	0	0	0	15	19	0.00	1.500
52 Chaz Roe, R ERA: 2.08	(7, 1)	0.1	H	1	0	0	0	1	0	0	0	0	0	0	4	5	0.00	0.000
56 Adam Kolarek, L ERA:	(7, 1)	1.1	H	6	2	0	0	2	0	0	0	0	0	0	15	19	0.00	1.500
63 Diego Castillo, R ERA:	(7, 1)	1.1	H	4	0	0	0	3	0	0	0	0	0	0	15	20	0.00	0.000

PITCHER		IP	WLS	BF	H	R	ER	SO	BB	IBB	HBP	BLK	WP	HR	S	P	ERA	WHIP
46 José Alvarado, L ERA:	(9, 1)	1.0	S	5	1	0	0	1	1	0	0	0	0	0	13	19	0.00	2.000

San Diego Padres @ San Francisco Giants

Oracle Park, San Francisco, CA

Mon Apr 08 2019, 6:46 PM - 9:40 PM PDT

Att. 28,625 - Overcast - 60 F

livebaseballscorecards.com

Batter	1	2	3	4	5	6	7	8	9	AB	R	H	RBI	BB	SO	LOB
9 Luis Urías, R (1, 4)	C FF 91 B FF 91 F FF 91 S CU 78 1-3 **K** ①		C FF 91 B CH 84 C CU 78 S FC 86 1-3 **K** ③		T FC 85 B CH 81 B FF 89 X FC 85 2-1 **G1-3** ③		B FF 97 C FF 97 B SL 84 C FF 98 X FF 97 2-2 **G6-3** ②		B FC 91 B SI 93 X SI 93 2-0 **G1-3** ②③ 1-2 2-3	5	0	0	0	0	2	3
4 Wil Myers, R (1, 7) OBP: 0.350, SLG: 0.579	X FF 91 0-0 **P3** ②			C FF 91 B CH 83 B FC 86 F FC 86 X FF 91 2-2 **F7** ①		C CH 83 B FF 90 C CU 77 B FC 84 X FF 90 2-2 **HR**	X FF 98 0-0 **1B**			4	1	2	1	0	0	0
13 Manny Machado, R (1, 5) OBP: 0.370, SLG: 0.436	C FF 92 B CH 85 B FC 87 B FF 92 X FC 86 3-1 **G5-3** ③			X CH 83 0-0 **F8** ②		S FC 86 F FC 85 X FF 90 0-2 **L4** ①	B FF 97 C FF 96 S FF 97 1 SAFE X FF 97 1-2 **F8** ③			4	0	0	0	0	0	1
10 Hunter Renfroe, R (1, 9) OBP: 0.379, SLG: 0.769		X FF 91 0-0 **G6-3** ①		C FF 92 X FC 86 0-1 **G5-3** ③		B CU 77 X CH 83 1-0 **G6-3** ②		X SI 92 0-0 **F7** ①		4	0	0	0	0	0	0
30 Eric Hosmer, L (1, 3) OBP: 0.326, SLG: 0.366		F FF 91 S FC 86 X FC 86 0-2 **G5-3** ②			C FF 90 S FC 86 F FF 91 B FC 85 B FF 91 F CU 77 B FC 84 F FC 86 B FF 92 4-2 23 HR **BB**	X FF 91 0-0 **G4-3** ③		B CH 86 B SI 92 X FC 91 2-0 **G3-1** ②		3	1	0	0	1	0	0
23 Fernando Tatis Jr., R (1, 6) OBP: 0.341, SLG: 0.526		C FF 91 C CU 78 H CU 80 1-2 **HBP**			B FC 85 B FC 86 C FC 85 C FC 86 B FF 91 X FC 86 3-2 1-H **HR**		B CU 75 F FC 84 S CU 76 B FF 90 F CU 78 B CU 77 F CU 78 H FF 90 4-2 27 2B 7 G6-3 **HBP**	C FF 93 S FC 92 S FC 91 0-3 **K** ③		2	2	1	2	0	1	0
27 Francisco Mejía, S (1, 2) OBP: 0.278, SLG: 0.353		B FF 90 C FC 85 F FF 89 1 SAFE 1 SAFE F FC 85 X FF 91 1-2 **P5** ③			B CH 82 B CH 83 C FC 84 X FC 90 2-1 **F9** ①		C FC 84 F FC 84 X FC 83 0-2 32 HR **2B** 1-3		F FC 91 B FF 92 F SI 92 B CH 86 F CH 86 X SI 92 2-2 **G4-3** ①	4	1	1	0	0	0	1
7 Manuel Margot, R (1, 8) OBP: 0.310, SLG: 0.393			C FF 90 C FC 86 X FF 92 0-2 **F7** ①		B CU 79 X FF 92 1-0 46 SH2-4 **1B**		X FF 97 0-0 **G6-3** ① 3-H		X FC 90 0-0 9 CS 3 S **1B**	4	0	2	1	0	0	1
46 Eric Lauer, R (1, 1) 32 Franmil Reyes, R (7, PH) OBP: 0.241, SLG: 0.304 57 Brad Wieck, L (7, 1) 34 Craig Stammen, R (8, 1) 3 Ian Kinsler, R (9, PH) OBP: 0.282, SLG: 0.294 39 Kirby Yates, L (9, 1)			C FF 92 B CU 78 S FC 86 F CU 80 S FF 91 1-3 **K** ②		B FC 88 L CH 87 L FC 84 X FF 90 1-2 **SH2-4** 1-2		X SL 84 0-0 **HR** 2-H		1 SAFE C SI 92 F FC 89 1 SAFE B FC 91 B SI 93 F FC 91 B SI 93 B SI 92 4-2 9 CS 1-2 **BB**	1 0 0 0 0 1 0 1 1 1 2 0 0 0 0 0 0 0 0 0 0 0 0 0 0 0 0 0 0 0 0 0 1 0 0 0 0 0 0 0 0 0						

Inning Stats									
	R: 0 E: 0 K: 1 S: 6	H: 0 LOB: 0 BB: 0 P: 10	R: 0 E: 0 K: 0 S: 10	H: 0 LOB: 1 BB: 0 P: 12	R: 0 E: 0 K: 2 S: 10	H: 0 LOB: 0 BB: 0 P: 12	R: 0 E: 0 K: 0 S: 6	H: 0 LOB: 0 BB: 0 P: 8	R: 2 E: 0 K: 0 S: 16	H: 2 LOB: 1 BB: 1 P: 29	R: 1 E: 0 K: 0 S: 8	H: 1 LOB: 0 BB: 0 P: 11	R: 3 E: 0 K: 0 S: 16	H: 3 LOB: 1 BB: 0 P: 23	R: 0 E: 0 K: 1 S: 5	H: 0 LOB: 0 BB: 0 P: 7	R: 0 E: 0 K: 0 S: 9	H: 1 LOB: 1 BB: 1 P: 17	1B: 3 2B: 1 3B: 0 HR: 3	SF: 0 SAC: 1 DP: 0 HBP: 2	WP: 0 PB: 0 SB: 1 CS: 2	PA: 37

PITCHER		IP	WLS	BF	H	R	ER	SO	BB	IBB	HBP	BLK	WP	HR	S	P	ERA	WHIP
40 Madison Bumgarner, L ERA: 3.32	(1, 1)	6.0		25	4	5	5	3	1	0	2	0	0	2	63	93	7.50	0.833
54 Reyes Moronta, R ERA: 5.79	(7, 1)	1.0	L	5	2	1	1	0	0	0	0	0	0	1	9	12	9.00	2.000
49 Sam Dyson, R ERA: 1.35	(8, 1)	2.0		7	1	0	0	1	1	0	0	0	0	0	14	24	0.00	1.000

PITCHER		IP	WLS	BF	H	R	ER	SO	BB	IBB	HBP	BLK	WP	HR	S	P	ERA	WHIP

TOP

AB	32
R	6
H	7
RBI	6
BB	2
SO	4
LOB	6

BOTTOM

Batter	1	2	3	4	5	6	7	8	9	AB	R	H	RBI	BB	SO	LOB
6 Steven Duggar, L (1, 9) OBP: 0.250, SLG: 0.378	C FF 93 B FF 93 X CU 78 1-1 ① L3		B FF 93 C FF 94 C FF 94 X SL 87 1-2 ③ G4-3		C FF 91 F FC 86 B FF 94 X SL 87 1-2 ① G6-3		B FF 92 F FF 93 S FF 93 B FF 92 S FF 93 2-3 ② K 1-2		F FF 93 B FS 84 S FS 85 S FS 85 1-3 ② K	5	0	0	0	0	2	2
19 Tyler Austin, R (1, 3) OBP: 0.500, SLG: 0.500 8 Gerardo Parra, L (6, 7) OBP: 0.294, SLG: 0.233 45 Derek Holland, S (7, PR) 49 Sam Dyson, R (8, 1) 5 Erik Kratz, R (9, PH) OBP: 0.286, SLG: 0.091	B FF 92 B FF 92 F FF 93 X FF 93 2-1 ② G4-3			B CU 77 X FF 92 1-0 9 BB, 35 1B, 1B	B CU 76 B CH 86 B FF 92 B FF 92 4-0 28 BLK, BB		H FF 93 1-0 HBP		F FF 93 F FS 85 C FF 92 0-3 ③ K	2 0 0 0 1	1 0 0 0 0	1 0 0 0 0	0 0 0 0 0	1 0 0 0 0	0 0 0 0 1	0 0 0 0 1
9 Brandon Belt, L (1, 7) OBP: 0.310, SLG: 0.500 (6, 3)	C CU 77 B SL 82 B FF 92 F FF 92 B FF 94 X FF 93 3-2 1B			B FC 89 B FF 93 B FF 93 1 SAFE 1 SAFE B FF 93 4-0 35 1B, 1 HR, BB 1-2	B SL 85 C FF 92 F FF 92 C FC 89 1-3 ② K		X FF 93 0-0 ③ F9			3	1	1	0	1	1	3
28 Buster Posey, R (1, 2) OBP: 0.281, SLG: 0.310	F FF 93 B CH 86 F FF 92 F FF 94 1 SAFE D SL 86 1 SAFE X FF 93 2-2 ③ F8			C CU 79 C FC 87 F FF 95 S FC 90 0-3 ① K	B CH 85 X FC 88 1-0 ③ G5-3 1-2			B SI 91 T SI 90 B KC 80 F SI 91 X SI 91 2-2 2B		4	0	1	0	0	1	4
35 Brandon Crawford, L (1, 6) OBP: 0.325, SLG: 0.342		C CU 77 T FF 92 F SL 84 T FF 94 0-2 ① K		X FF 94 0-0 1 HR 1-3 2-H 1B		F CU 77 B FF 92 B FC 87 C FC 88 S FF 94 2-3 ① K		S FF 91 C CH 90 F CH 90 S FC 86 0-3 ① K		4	1	1	1	0	3	1
10 Evan Longoria, R (1, 5) OBP: 0.195, SLG: 0.275		F FF 93 B FF 93 X CU 77 1-1 ② P6		C CU 77 F FF 94 C FC 90 0-3 ② K		C CU 77 F FC 88 F CU 79 B FF 94 X FC 89 1-2 ② G6-3		B FC 86 S SI 91 X SI 90 1-1 ② G6-3		4	0	0	0	0	1	3
26 Yangervis Solarte, S (1, 4) OBP: 0.346, SLG: 0.348 (8, 7)		F FF 94 X SL 86 0-1 ③ L7		B FF 94 D FF 94 B FC 88 3-0 1 HR, IBB		B FC 88 B FC 87 F FF 93 F FC 89 C FF 94 2-3 ③ K		B CH 90 C SI 90 D FC 86 X SI 90 2-1 ③ G4-3		3	1	0	0	1	1	1
1 Kevin Pillar, R (1, 8) OBP: 0.108, SLG: 0.194			X FF 92 0-0 ① G5-3	B CU 79 B FF 94 X FF 93 2-0 1-H 2-H 3-H HR			F FF 92 B FF 92 F SL 84 X FF 94 1-2 E6, 6 S		C FF 92 X FS 85 0-1 ① G5-3	4	1	1	4	0	0	0
40 Madison Bumgarner, R (1, 1) OBP: 0.333, SLG: 0.833 54 Reyes Moronta, R (7, 1) 48 Pablo Sandoval, S (7, PH) OBP: 0.308, SLG: 0.538 12 Joe Panik, L (8, 4) OBP: 0.344, SLG: 0.231			S FF 93 B CH 87 S FF 93 C FF 95 1-3 ② K	C FF 94 B FF 93 S FC 87 S SL 84 1-3 ③ K			B FF 93 S FF 93 1 SAFE C FF 92 F FF 93 B SL 81 S FF 93 2-3 ① K		C FF 92 B FF 92 B FF 92 B FF 92 F FF 92 F FF 93 F FF 91 F FS 85 B FF 93 4-2 BB	2 0 1 0	0 0 0 0	0 0 0 0	0 0 0 0	0 0 1 1	2 0 0 0	0 0 1 0
Inning Stats	R: 0 E: 0 K: 0 S: 11 H: 1 LOB: 1 BB: 0 P: 19	R: 0 E: 0 K: 1 S: 8 H: 0 LOB: 0 BB: 0 P: 9	R: 0 E: 0 K: 1 S: 7 H: 0 LOB: 0 BB: 0 P: 9	R: 5 E: 0 K: 3 S: 13 H: 3 LOB: 0 BB: 2 P: 24	R: 0 E: 0 K: 1 S: 7 H: 0 LOB: 1 BB: 1 P: 14	R: 0 E: 0 K: 2 S: 10 H: 0 LOB: 0 BB: 0 P: 15	R: 0 E: 1 K: 2 S: 11 H: 0 LOB: 2 BB: 0 P: 17	R: 0 E: 0 K: 1 S: 11 H: 1 LOB: 1 BB: 0 P: 16	R: 0 E: 0 K: 2 S: 13 H: 0 LOB: 1 BB: 1 P: 18	1B: 3 2B: 1 3B: 0 HR: 1 SF: 0 SAC: 0 DP: 0 HBP: 1						WP: 0 PB: 0 SB: 1 CS: 0 PA: 38	

PITCHER	IP	WLS	BF	H	R	ER	SO	BB	IBB	HBP	BLK	WP	HR	S	P	ERA	WHIP
46 Eric Lauer, L (1, 1) ERA: 4.76	6.0	W	25	4	5	5	8	2	1	0	1	0	1	56	90	7.50	1.000
57 Brad Wieck, L (7, 1) ERA:	1.0	H	5	0	0	0	2	0	0	1	0	0	0	11	17	0.00	0.000
34 Craig Stammen, R (8, 1) ERA: 1.23	1.0	H	4	1	0	0	1	0	0	0	0	0	0	11	16	0.00	1.000
39 Kirby Yates, R (9, 1) ERA: 1.29	1.0	S	4	0	0	0	2	1	0	0	0	0	0	13	18	0.00	1.000

PITCHER	IP	WLS	BF	H	R	ER	SO	BB	IBB	HBP	BLK	WP	HR	S	P	ERA	WHIP

San Diego Padres @ San Francisco Giants

Oracle Park, San Francisco, CA

Mon Apr 08 2019, 6:46 PM - 9:40 PM PDT

Att. 28,625 - Overcast - 60 F

livebaseballscorecards.com

AB	33
R	5
H	5
RBI	5
BB	4
SO	13
LOB	16

San Diego Padres @ San Francisco Giants

Oracle Park, San Francisco, CA

Tue Apr 09 2019, 6:46 PM - 9:25 PM PDT

Att. 28,506 - Partly Cloudy - 60 F

livebaseballscorecards.com

TOP

Batter	1	2	3	4	5	6	7	8	9	AB	R	H	RBI	BB	SO	LOB
3 Ian Kinsler, R (1, 4) OBP: 0.256, SLG: 0.263	F SI 90 C SI 91 X SI 92 0-2 ① F9		B SI 91 C KC 79 C SL 80 X SI 91 1-2 ③ G5-3			F KC 79 C SL 81 B SL 80 B SL 81 B SI 90 C SI 91 3-3 ① K		C FF 95 B CU 82 B SI 95 C FF 95 X FF 95 2-2 ② F9		4	0	0	0	0	1	1
4 Wil Myers, R (1, 3) OBP: 0.364, SLG: 0.595	C SI 92 B SL 80 X SI 92 1-1 13 CS 1B			C SL 79 B SI 92 S SL 79 B SI 92 B SL 82 S SI 92 3-3 ① K		B SI 91 C CH 83 F SL 80 S SI 91 1-3 ② K		C CU 81 F SI 95 F FF 95 B FF 95 D SI 95 F FF 95 B CU 81 F CU 80 F FF 95 3-2 X FF 94 1-H 2B		4	0	2	1	0	2	0
13 Manny Machado, R (1, 5) OBP: 0.380, SLG: 0.415	1 SAFE B SI 89 B SI 91 1 SAFE F SI 91 B SI 90 F SI 91 B SI 91 4-2 ② 32 1B 1-2 BB			S SL 82 B SI 93 F SL 82 B SI 93 B SI 92 B SI 91 4-2 10 1B BB		X SL 81 0-0 ③ G6-3		X CU 80 0-0 ③ P3		2	0	0	0	2	0	1
32 Franmil Reyes, R (1, 9) OBP: 0.242, SLG: 0.296	B SI 92 B SI 91 1 SAFE X KC 78 2-0 ③ 1-3 1B			X SI 91 0-0 ② F9			C SI 89 B SI 90 F KC 79 X SI 90 1-2 ① F9		F FC 92 B FF 92 C FC 92 F FS 84 B FC 93 X FF 93 2-2 ① G5-3	4	0	1	0	0	0	1
10 Hunter Renfroe, R (1, 7) OBP: 0.394, SLG: 0.833		B CH 81 F SI 91 B CH 83 X SL 80 2-1 ① L5		T SI 91 F SI 91 F SI 92 B SL 81 F SL 81 X SI 90 1-2 1-3 1B			F SL 81 S KC 79 F SL 81 B SI 91 F SL 81 B SI 91 B SI 92 F SL 81 X SI 92 3-2 HR		B KC 84 B FC 92 F FC 91 B FF 93 C FC 91 F KC 83 F KC 82 C FC 92 3-3 ② K	4	1	2	1	0	1	0
23 Fernando Tatis Jr., R (1, 6) OBP: 0.313, SLG: 0.476		B SI 92 C SL 81 C SL 81 B SL 82 C SI 92 2-3 ② K		D SL 79 F SI 93 C SI 91 C SI 92 2-3 ③ K			C SI 91 C SI 92 B SI 92 C SL 81 1-3 ② K		F KC 83 B FF 91 C KC 83 X FC 92 1-2 ③ L6	4	0	0	0	0	3	2
18 Austin Hedges, R (1, 2) OBP: 0.286, SLG: 0.320		B KC 79 X SL 80 1-0 ③ F7			C SI 88 B CH 82 C SI 90 S SL 80 1-3 ① K		C SI 91 F SI 92 S SI 92 0-3 ③ K			3	0	0	0	0	2	0
7 Manuel Margot, R (1, 8) OBP: 0.344, SLG: 0.419			C SI 90 C SI 90 B SI 91 B SI 90 X SI 91 2-2 ① F8		B CH 82 S SL 79 C SI 91 F SL 80 X SI 92 1-2 9 G5-4-3 1B			X SI 96 0-0 5 FC5-4 1B		3	0	2	0	0	0	0
37 Joey Lucchesi, L (1, 1) 9 Luis Urías, R (5, PH) 41 Robbie Erlin, R (5, 1) 5 Greg Garcia, L (8, PH) OBP: 0.231, SLG: 0.333 17 Adam Warren, R (8, 1)			B SI 92 C SI 92 S SL 81 C SI 92 1-3 ② K		C KC 78 B SI 91 X KC 78 1-1 ② ③ G5-4-3 1-2f			C SI 95 S CU 81 B SI 95 B FF 94 B CU 82 X FF 94 3-2 ① FC5-4 4 2B 1-2f		1 1 0 1 0	0 0 0 1 0	0 0 0 1 0	0 0 0 0 0	1 0 0 0 0	0 1 0 1 0

Inning Stats	1	2	3	4	5	6	7	8	9
	R: 0 E: 0 K: 0 S: 8	H: 2 LOB: 2 BB: 1 P: 15	R: 0 E: 0 K: 1 S: 6	H: 0 LOB: 0 BB: 0 P: 11	R: 0 E: 0 K: 1 S: 9	H: 0 LOB: 0 BB: 0 P: 13	R: 0 E: 0 K: 2 S: 14	H: 1 LOB: 2 BB: 1 P: 24	R: 0 E: 0 K: 1 S: 9	H: 1 LOB: 0 BB: 0 P: 12	R: 0 E: 0 K: 2 S: 7	H: 0 LOB: 0 BB: 0 P: 11	R: 1 E: 0 K: 2 S: 15	H: 1 LOB: 0 BB: 0 P: 20	R: 1 E: 0 K: 0 S: 15	H: 2 LOB: 1 BB: 0 P: 23	R: 0 E: 0 K: 1 S: 12	H: 0 LOB: 0 BB: 0 P: 18

AB	31
R	2
H	7
RBI	2
BB	2
SO	10
LOB	7

1B: 5	SF: 0	WP: 0	PA: 33
2B: 1	SAC: 0	PB: 0	
3B: 0	DP: 1	SB: 0	
HR: 1	HBP: 0	CS: 1	

PITCHER		IP	WLS	BF	H	R	ER	SO	BB	IBB	HBP	BLK	WP	HR	S	P	ERA	WHIP
45 Derek Holland, L ERA: 3.38	(1, 1)	7.0	W	25	5	1	1	9	2	0	0	0	0	1	68	106	1.29	1.000
58 Trevor Gott, R ERA: 2.7	(8, 1)	1.0		5	2	1	1	0	0	0	0	0	0	0	15	23	9.00	2.000
41 Mark Melancon, R ERA:	(9, 1)	1.0		3	0	0	0	1	0	0	0	0	0	0	12	18	0.00	0.000

PITCHER		IP	WLS	BF	H	R	ER	SO	BB	IBB	HBP	BLK	WP	HR	S	P	ERA	WHIP

BOTTOM

Batter	1	2	3	4	5	6	7	8	9	AB	R	H	RBI	BB	SO	LOB
1 Kevin Pillar, R (1, 8) OBP: 0.122, SLG: 0.231	F8	19 1B 2B 1-H 2-H 3-H	SF7 3-H		P6					3	1	1	4	0	0	0
19 Tyler Austin, R (1, 3) OBP: 0.500, SLG: 0.444	K	28 FC6-4 1B 2-H	BB		K		K			3	0	1	1	1	2	0
9 Brandon Belt, L (1, 7) OBP: 0.304, SLG: 0.463	G1-3	K	K2-3				BB			3	0	0	0	1	2	2
28 Buster Posey, R (1, 2) OBP: 0.278, SLG: 0.303	35 1B 10 1B 1B FC6-4				P1		F9			4	1	1	0	0	0	2
35 Brandon Crawford, L (1, 6) OBP: 0.318, SLG: 0.333	10 1B 26 2B 1B 1-3	G1-3			K			G4-3		4	1	1	0	0	1	0
10 Evan Longoria, R (1, 5) OBP: 0.200, SLG: 0.273	26 2B 1 2B 1B 1-3 3-H	F8			G5-3			G6-3		4	1	1	1	0	0	0
26 Yangervis Solarte, S (1, 4) OBP: 0.333, SLG: 0.370	1 2B 2B 1-3 3-H	G5-3				K		K		4	1	1	1	0	2	0
8 Gerardo Parra, L (1, 9) OBP: 0.324, SLG: 0.281	1 2B BB			45 SH1-4 1 SF7 2B		G4-3				2	2	1	0	1	0	0
45 Derek Holland, S (1, 1) 58 Trevor Gott, R (8, 1) 41 Mark Melancon, R (9, 1)	K			SH1-4 2-3		K				2 0 0	0 0 0	0 0 0	0 0 0	0 0 0	2 0 0	3 0 0
Inning Stats	R: 0 E: 0 K: 1 S: 5 H: 0 LOB: 0 BB: 0 P: 9	R: 6 E: 0 K: 2 S: 22 H: 6 LOB: 1 BB: 1 P: 31	R: 0 E: 0 K: 0 S: 9 H: 0 LOB: 0 BB: 0 P: 16	R: 1 E: 0 K: 1 S: 10 H: 1 LOB: 1 BB: 1 P: 20	R: 0 E: 0 K: 1 S: 9 H: 0 LOB: 0 BB: 0 P: 11	R: 0 E: 0 K: 2 S: 10 H: 0 LOB: 0 BB: 0 P: 17	R: 0 E: 0 K: 1 S: 13 H: 0 LOB: 1 BB: 1 P: 22	R: 0 E: 0 K: 1 S: 7 H: 0 LOB: 0 BB: 0 P: 12		1B: 4 2B: 3 3B: 0 HR: 0	SF: 1 SAC: 1 DP: 0 HBP: 0			WP: 0 PB: 0 SB: 0 CS: 0	PA: 34	

PITCHER		IP	WLS	BF	H	R	ER	SO	BB	IBB	HBP	BLK	WP	HR	S	P	ERA	WHIP
37 Joey Lucchesi, L ERA: 4.4	(1, 1)	4.0	L	21	7	7	7	4	2	0	0	0	0	0	46	76	15.75	2.250
41 Robbie Erlin, L ERA: 4.32	(5, 1)	3.0		10	0	0	0	4	1	0	0	0	0	0	32	50	0.00	0.333
17 Adam Warren, R ERA: 6.0	(8, 1)	1.0		3	0	0	0	1	0	0	0	0	0	0	7	12	0.00	0.000

PITCHER	IP	WLS	BF	H	R	ER	SO	BB	IBB	HBP	BLK	WP	HR	S	P	ERA	WHIP

San Diego Padres @ San Francisco Giants

Oracle Park, San Francisco, CA

Tue Apr 09 2019, 6:46 PM - 9:25 PM PDT

Att. 28,506 - Partly Cloudy - 60 F

livebaseballscorecards.com

AB	29
R	7
H	7
RBI	7
BB	3
SO	9
LOB	7

Batter	1	2	3	4	5	6	7	8	9	AB	R	H	RBI	BB	SO	LOB
7 Manuel Margot, R (1, 8) OBP: 0.333, SLG: 0.400	X FF 90 0-0 ① P2		B FF 86 X FF 86 1-0 30 G6-3 1-2 2-H 1B		D CU 75 C FC 85 B SI 90 S FC 86 T SI 91 2-2 ③ K			B SL 84 F FF 97 X SL 84 1-1 ① G4-3		4	0	1	1	0	1	1
30 Eric Hosmer, L (1, 3) OBP: 0.300, SLG: 0.333	C FF 90 C CU 74 F CH 86 F FF 92 F CU 76 S FC 88 0-3 ② K		B FF 90 C CH 84 C FF 86 B CU 76 X CU 75 2-2 ② G6-3 1-2 2-3			C CU 74 S FC 86 X FC 87 0-2 ① G1-3		F FF 96 B CH 91 F CH 91 C SL 84 1-3 ② K		4	0	0	0	0	2	2
13 Manny Machado, R (1, 5) OBP: 0.370, SLG: 0.467	B FC 88 B SI 91 C FC 88 X CH 86 2-1 ③ G6-3		B SI 89 X SI 90 1-0 ③ G4-3			X FF 90 0-0 HR		C SL 85 B FF 98 F FF 98 X FF 97 1-2 ③ F9		4	1	1	1	0	0	2
10 Hunter Renfroe, R (1, 9) OBP: 0.378, SLG: 0.824		B CU 75 C FF 92 F SI 91 C CH 84 1-3 ① K		X CH 81 0-0 ① P6		B FC 87 X CU 74 1-0 ② G5-3			C FF 92 F CH 87 B FF 93 F SL 82 X FF 94 1-2 4 1B 3B	4	1	1	0	0	1	0
4 Wil Myers, R (1, 7) OBP: 0.354, SLG: 0.565		B FC 88 X SI 91 1-0 ② P6		B FF 90 B CH 84 C CH 83 X SI 90 2-1 ② G5-3		B CH 84 C CH 84 B FC 88 F SI 90 B FF 91 S CH 84 3-3 ③ K			X CU 78 0-0 27 G5-4-3 3-H 1B	4	0	1	1	0	1	0
27 Francisco Mejía, S (1, 2) OBP: 0.227, SLG: 0.286		B CU 74 B CU 75 S SI 91 B FC 87 F CH 85 X CH 84 3-2 ③ F8		C CU 74 F FC 86 F CU 76 S FC 87 0-3 ③ K			S SI 89 B CU 73 F FC 86 X FC 87 1-2 ① G3-1		F CU 78 X CU 76 0-1 ①② G5-4-3 1-2f	4	0	0	0	0	1	1
3 Ian Kinsler, R (1, 4) OBP: 0.277, SLG: 0.268			B CU 73 X FF 89 1-0 ① F9		B FF 90 B CU 75 C FC 85 B FC 85 C FF 87 F CH 82 F FC 86 X FF 91 3-2 9 G5-4-3 1B		B CU 73 F CH 82 B CH 84 B FF 90 C FC 86 X FC 87 3-2 ② G4-3		B FF 94 B FF 94 B CH 88 B FF 94 4-0 BB	3	0	1	0	1	0	0
9 Luis Urías, R (1, 6)			C SI 89 B SI 88 F CH 83 B CH 84 B SI 90 B FC 86 4-2 25 SH 7 1B BB		1 SAFE B FF 88 C FC 82 X SI 88 1-1 ①② G5-4-3 1-2f		C CU 74 H FF 90 1-1 HBP		B FF 93 S FF 93 S FF 93 1 SAFE 1 SAFE C FF 94 1-3 ③ K	2	1	0	0	1	1	2
25 Nick Margevicius, L (1, 1) OBP: 0.250, SLG: 0.250 32 Franmil Reyes, R (7, PH) OBP: 0.235, SLG: 0.286 58 Trey Wingenter, R (7, 1) 57 Brad Wieck, L (7, 1) 34 Craig Stammen, R (8, 1) 39 Kirby Yates, L (9, 1)			B FF 86 L FF 88 X FF 89 1-1 SH 30 G6-3 7 1B 1-2		B FF 88 B FF 87 C FF 88 C FF 89 F FF 91 B CU 74 X FF 89 3-2 1B		B FF 90 X FC 87 1-0 ③ G6-3			1 1 0 0 0 0	0 0 0 0 0 0	1 0 0 0 0 0	0 0 0 0 0 0	0 0 0 0 0 0	0 0 0 0 0 0	0 1 0 0 0 0

TOP

San Diego Padres @ San Francisco Giants

Oracle Park, San Francisco, CA

Wed Apr 10 2019, 12:45 PM - 3:22 PM PDT

Att. 28,584 - Partly Cloudy - 61 F

livebaseballscorecards.com

AB	31
R	3
H	6
RBI	3
BB	2
SO	7
LOB	9

Inning Stats	1	2	3	4	5	6	7	8	9
	R: 0 E: 0 K: 1 S: 9	H: 0 LOB: 0 BB: 0 P: 11	R: 0 E: 0 K: 1 S: 7	H: 0 LOB: 0 BB: 0 P: 12	R: 1 E: 1 K: 0 S: 10	H: 1 LOB: 2 BB: 1 P: 20	R: 0 E: 0 K: 1 S: 7	H: 0 LOB: 0 BB: 0 P: 9	R: 0 E: 0 K: 1 S: 14	H: 2 LOB: 1 BB: 0 P: 23	R: 1 E: 0 K: 1 S: 8	H: 1 LOB: 0 BB: 0 P: 12	R: 0 E: 0 K: 0 S: 8	H: 0 LOB: 1 BB: 0 P: 14	R: 0 E: 0 K: 1 S: 8	H: 0 LOB: 0 BB: 0 P: 11	R: 1 E: 0 K: 1 S: 10	H: 2 LOB: 1 BB: 1 P: 16

| | | |

BOTTOM

San Diego Padres @ San Francisco Giants

Oracle Park, San Francisco, CA

Wed Apr 10 2019, 12:45 PM - 3:22 PM PDT

Att. 28,584 - Partly Cloudy - 61 F

livebaseballscorecards.com

Batter	1	2	3	4	5	6	7	8	9	AB	R	H	RBI	BB	SO	LOB
1 Kevin Pillar, R (1, 8) OBP: 0.133, SLG: 0.302	C FF 87 X FF 88 0-1 ① F9			B SL 80 B FF 86 X FF 87 2-0 HR	X CU 71 0-0 ② FC5-2 1-2 3-H			X KC 81 0-0 ① G5-3		4	1	1	1	0	0	3
6 Steven Duggar, L (1, 9) OBP: 0.231, SLG: 0.347	B FF 88 X FF 88 1-0 ② F7			C FF 88 F CU 71 B FF 90 X SL 79 1-2 ① G4-3	S SL 80 S FF 88 D SL 80 S SL 80 1-3 ③ K			B SI 91 X SI 91 1-0 ② L9 2-3		4	0	0	0	0	1	3
19 Tyler Austin, R (1, 7) OBP: 0.467, SLG: 0.417 8 Gerardo Parra, L (8, PH) OBP: 0.316, SLG: 0.273 (9, 7)	B FF 88 C FF 88 B CU 72 F FF 88 B CH 80 C FF 88 3-3 ③ K			C FF 88 B CH 79 F FF 88 F SL 82 B SL 80 X FF 89 2-2 35 1B 1B		C FF 86 C CU 71 B SL 78 S FF 88 1-3 ① K		X FC 86 0-0 ③ F7		3 1	0 0	1 0	0 0	0 0	2 0	0 2
28 Buster Posey, R (1, 3) OBP: 0.250, SLG: 0.270 (8, 2)		B FF 86 C FF 85 F FF 87 X SL 81 1-2 ① G6-3		B CH 80 C FF 88 F CH 79 X FF 89 1-2 ② P4		B CU 69 C CH 78 F SL 79 S SL 77 1-3 ② K			C FF 93 X FS 85 0-1 ① G4-3	4	0	0	0	0	1	1
35 Brandon Crawford, L (1, 6) OBP: 0.333, SLG: 0.333		C CU 71 B CH 80 B FF 88 X FF 88 2-1 ② G4-3		1 SAFE D SL 79 S FF 88 X FF 88 1-1 10 FC6-4 1B 1-3		F FF 87 S CU 73 B CU 73 S SL 79 1-3 ③ K			B FS 86 B FF 94 F FF 93 F FF 94 F FF 93 F FS 87 B FF 94 D FS 86 4-2 10 2B BB	3	0	1	0	1	1	0
10 Evan Longoria, R (1, 5) OBP: 0.204, SLG: 0.292		B FF 88 B FF 87 X FF 87 2-0 ③ G6-3		C CU 71 X CH 80 0-1 ③ FC6-4 1-2f			B SL 85 F FF 96 C FF 97 B FF 97 X SL 88 2-2 ① G5-3		X FF 94 0-0 1-3 2B	4	0	1	0	0	0	2
26 Yangervis Solarte, S (1, 4) OBP: 0.294, SLG: 0.323			C FF 86 F CU 71 X SL 79 0-2 ① G5-3		B CH 77 X SL 76 1-0 ① G5-3		S SL 86 F SL 86 S SL 86 0-3 ② K		D FS 88 S FS 87 F FS 86 S FF 94 1-3 ② K	4	0	0	0	0	2	2
5 Erik Kratz, R (1, 2) OBP: 0.313, SLG: 0.231 9 Brandon Belt, L (7, PH) OBP: 0.292, SLG: 0.442 (8, 3)			F FF 88 X FF 89 0-1 ② P3		B FF 87 C SL 76 X FF 88 1-1 57 1B 1 FC5-2 2B		F FF 92 B SL 81 X FF 94 1-1 ③ F8		D FS 87 C FF 94 X FF 95 1-1 ③ P5	2 2	0 0	1 0	0 0	0 0	0 0	0 2
57 Dereck Rodríguez, R (1, 1) OBP: 0.167, SLG: 0.167 54 Reyes Moronta, R (8, 1) 48 Pablo Sandoval, S (8, PH) OBP: 0.357, SLG: 0.643 45 Derek Holland, S (8, PR) 13 Will Smith, R (9, 1)			F FF 88 C CU 72 S SL 78 0-3 ③ K		F SL 78 S CU 71 D SL 80 X CU 70 1-2 1 FC5-2 1B 2-3			F FF 93 B FF 94 F SL 82 X SL 80 1-2 6 L9 2B		2 0 1 0 0	0 0 0 0 0	1 0 1 0 0	0 0 0 0 0	1 0 0 0 0	0 0 0 0 0

Inning Stats																					
	R: 0 E: 0 K: 1 S: 6	H: 0 LOB: 0 BB: 0 P: 10	R: 0 E: 0 K: 0 S: 6	H: 0 LOB: 0 BB: 0 P: 11	R: 0 E: 0 K: 1 S: 8	H: 0 LOB: 0 BB: 0 P: 8	R: 1 E: 0 K: 0 S: 15	H: 3 LOB: 2 BB: 0 P: 22	R: 0 E: 0 K: 1 S: 10	H: 2 LOB: 2 BB: 0 P: 14	R: 0 E: 0 K: 3 S: 9	H: 0 LOB: 0 BB: 0 P: 12	R: 0 E: 0 K: 1 S: 8	H: 0 LOB: 0 BB: 0 P: 11	R: 0 E: 0 K: 0 S: 6	H: 1 LOB: 2 BB: 0 P: 8	R: 0 E: 0 K: 1 S: 12	H: 1 LOB: 2 BB: 1 P: 18	1B: 3 2B: 3 3B: 0 HR: 1	SF: 0 SAC: 0 DP: 0 HBP: 0	WP: 0 PB: 0 SB: 0 CS: 0	PA: 35

PITCHER		IP	WLS	BF	H	R	ER	SO	BB	IBB	HBP	BLK	WP	HR	S	P	ERA	WHIP
25 Nick Margevicius, L ERA: 1.69	(1, 1)	6.0	W	23	5	1	1	6	0	0	0	0	0	1	54	77	1.50	0.833
58 Trey Wingenter, R ERA: 3.6	(7, 1)	0.2	H	2	0	0	0	1	0	0	0	0	0	0	6	8	0.00	0.000
57 Brad Wieck, L ERA:	(7, 1)	0.1	H	2	1	0	0	0	0	0	0	0	0	0	5	7	0.00	3.000
34 Craig Stammen, R ERA: 1.08	(8, 1)	1.0	H	3	0	0	0	0	0	0	0	0	0	0	3	4	0.00	0.000
39 Kirby Yates, R ERA: 1.13	(9, 1)	1.0	S	5	1	0	0	1	1	0	0	0	0	0	12	18	0.00	2.000

PITCHER	IP	WLS	BF	H	R	ER	SO	BB	IBB	HBP	BLK	WP	HR	S	P	ERA	WHIP

Batter	1	2	3	4	5	6	7	8	9	AB	R	H	RBI	BB	SO	LOB
19 Charlie Blackmon, L (1, 9) OBP: 0.315, SLG: 0.354	C FC 88 B FF 90 S SI 90 S SL 80 1-3 ① K		C FS 80 S SI 91 C FC 89 0-3 ② K			S FS 82 B SL 81 B FC 89 S SL 84 X SI 93 2-2 ① F7			X SL 80 0-0 ① L4	4	0	0	0	0	2	0
15 Raimel Tapia, L (1, 7) OBP: 0.214, SLG: 0.259 4 Pat Valaika, R (9, PH) OBP: 0.267, SLG: 0.231	S SI 88 X FS 80 0-1 ② F7		C SI 92 B FS 81 F SI 91 B FC 89 F SI 93 C FC 89 2-3 ③ K			B SL 84 B SI 92 B SI 92 C FF 92 S FF 92 F FF 92 F FC 88 S SL 84 3-3 ② K			B CU 77 S FF 92 B CH 88 X FF 92 2-1 ② P3	3 1	0 0	0 0	0 0	0 0	2 0	0 0
28 Nolan Arenado, R (1, 5) OBP: 0.309, SLG: 0.340	C SI 90 B FC 87 B FF 90 B SL 82 F SI 90 B SL 82 4-2 BB			B SL 83 B KC 74 B SL 83 X FF 90 3-0 ① P2		B KC 75 B FC 88 X SL 83 2-0 ③ G5-3			B CU 78 S CH 88 X SL 82 1-1 ③ L7	3	0	0	0	1	0	0
27 Trevor Story, R (1, 6) OBP: 0.308, SLG: 0.478	C FS 86 C FF 90 S FC 88 0-3 ③ K			B SI 93 F SL 83 F FC 90 B SI 94 X SI 93 2-2 12 G6-4-3 1B			X SL 83 0-0 ① P3			3	0	1	0	0	1	1
12 Mark Reynolds, R (1, 3) OBP: 0.308, SLG: 0.381		C SL 81 C SI 90 B FC 87 C FS 81 1-3 ① K		C SI 93 F SI 94 1 SAFE X SI 94 0-2 ② ③ G6-4-3 1-2f			C FF 90 B KC 76 S FC 89 B SI 92 B FC 90 X SL 83 3-2 ② F7			3	0	0	0	0	1	1
20 Ian Desmond, R (1, 8) OBP: 0.196, SLG: 0.186		X SI 90 0-0 ② G3			B SI 91 C SL 83 B FC 90 B SI 92 S SL 84 X SL 81 3-2 ① G6-3		C FC 89 C SL 82 X FC 90 0-2 ③ L3			3	0	0	0	0	0	0
1 Garrett Hampson, R (1, 4) OBP: 0.147, SLG: 0.152		C FF 89 X SL 82 0-1 1B			X FC 89 0-0 14 G4-3 1B			C SI 90 B CH 84 X CH 84 1-1 ① P4		3	0	2	0	0	0	0
14 Tony Wolters, L (1, 2) OBP: 0.240, SLG: 0.333 8 Joshua Fuentes, R (8, PH) OBP: 0.182, SLG: 0.182 63 DJ Johnson, L (8, 1) 59 Harrison Musgrave, L (8, 1) 54 Carlos Estévez, R (8, 1)		1 SAFE B SI 90 X SI 90 1-0 ③ G6-3			1 SAFE B SI 92 F SI 93 B FC 90 F SI 92 1 SAFE F FC 90 X SL 84 2-2 ② G4-3 1-2			S SI 91 X CH 85 0-1 ② G6-3		2 1 0 0 0	0 0 0 0 0	0 0 0 0 0	0 0 0 0 0	0 0 0 0 0	0 0 0 0 0	2 0 0 0 0
55 Jon Gray, R (1, 1) OBP: 0.200, SLG: 0.200 38 Mike Dunn, L (7, 1) 42 Chris Iannetta, R (8, PH) OBP: 0.308, SLG: 0.364 (8, 2)			C SI 90 S SL 84 X FC 88 0-2 ① G1-3		C SL 84 F SI 93 S SL 87 0-3 ③ K			S CH 84 B SI 92 S CH 84 S CH 84 1-3 ③ K		2 0 1	0 0 0	0 0 0	0 0 0	0 0 0	1 0 1	1 0 0
Inning Stats	R: 0 E: 0 K: 2 S: 10 H: 0 LOB: 1 BB: 1 P: 15	R: 0 E: 0 K: 1 S: 7 H: 1 LOB: 1 BB: 0 P: 9	R: 0 E: 0 K: 2 S: 10 H: 0 LOB: 0 BB: 0 P: 12	R: 0 E: 0 K: 0 S: 7 H: 1 LOB: 0 BB: 0 P: 12	R: 0 E: 0 K: 1 S: 11 H: 1 LOB: 1 BB: 0 P: 16	R: 0 E: 0 K: 1 S: 9 H: 0 LOB: 0 BB: 0 P: 16	R: 0 E: 0 K: 0 S: 7 H: 0 LOB: 0 BB: 0 P: 10	R: 0 E: 0 K: 1 S: 7 H: 0 LOB: 0 BB: 0 P: 9	R: 0 E: 0 K: 0 S: 5 H: 0 LOB: 0 BB: 0 P: 8	1B: 3 2B: 0 3B: 0 HR: 0	SF: 0 SAC: 0 DP: 1 HBP: 0			WP: 0 PB: 0 SB: 0 CS: 0	PA: 30		

PITCHER		IP	WLS	BF	H	R	ER	SO	BB	IBB	HBP	BLK	WP	HR	S	P	ERA	WHIP
29 Jeff Samardzija, R ERA: 1.62	(1, 1)	7.0	W	24	3	0	0	7	1	0	0	0	0	0	61	90	0.00	0.571
56 Tony Watson, L ERA: 1.93	(8, 1)	1.0	H	3	0	0	0	1	0	0	0	0	0	0	7	9	0.00	0.000
13 Will Smith, L ERA: 1.8	(9, 1)	1.0	S	3	0	0	0	0	0	0	0	0	0	0	5	8	0.00	0.000

PITCHER	IP	WLS	BF	H	R	ER	SO	BB	IBB	HBP	BLK	WP	HR	S	P	ERA	WHIP

TOP

Colorado Rockies @ San Francisco Giants

Oracle Park, San Francisco, CA

Thu Apr 11 2019, 6:46 PM - 9:19 PM PDT

Att. 29,727 - Partly Cloudy - 58 F

livebaseballscorecards.com

AB	29
R	0
H	3
RBI	0
BB	1
SO	8
LOB	5

Batter	1	2	3	4	5	6	7	8	9	AB	R	H	RBI	BB	SO	LOB
6 Steven Duggar, L (1, 9) OBP: 0.232, SLG: 0.340	C FF 94 B FF 95 B CH 85 X FF 94 2-1 12 CS 1B	C SL 87 F FF 96 F SL 87 B CU 79 B FF 97 S SL 87 2-3 ② K	B FF 95 X FF 96 1-0 ③ G4-3				B SL 84 X FF 89 1-0 ③ G4-3			4	0	1	0	0	1	0
12 Joe Panik, L (1, 4) OBP: 0.361, SLG: 0.300	B FF 95 1 SAFE C SL 86 F FF 95 1 SAFE F SL 88 B SL 86 S SL 88 2-3 ①② K 1-2	B FF 96 B FF 94 F SL 88 X FF 95 2-1 2B				C CU 79 B SI 94 B CH 86 B FF 95 C FF 95 X FF 95 3-2 ① G6-3		B FF 93 F FF 93 X CU 80 1-1 35 G3-1 28 WP 1B		4	0	2	0	0	1	1
28 Buster Posey, R (1, 2) OBP: 0.295, SLG: 0.282	C CU 78 B CU 79 S SL 88 B SL 88 F FF 96 B FF 97 X FF 96 3-2 9 BB 1B	C SI 95 C SL 86 S SL 87 0-3 ③ K				B CU 80 B FF 94 B FF 95 B FF 95 4-0 9 FC4-6 BB		F FF 93 F FF 94 D CU 83 1 SAFE F FF 94 B FF 91 B CU 81 F FF 94 F FF 93 4-2 B FF 93 35 G3-1 1-2 BB		2	0	1	0	2	1	1
9 Brandon Belt, L (1, 3) OBP: 0.308, SLG: 0.457	B FF 97 F SL 87 B SL 88 B FF 96 F SL 88 B FF 96 4-2 1-2 BB	C SL 87 X SL 88 0-1 35 G4-3 2B				X FF 96 0-0 ② FC4-6 35 BB 1-2f		F SL 82 B SL 81 S FF 92 D SL 79 F SI 92 S FF 93 2-3 ① K		3	0	1	0	1	1	3
35 Brandon Crawford, L (1, 6) OBP: 0.327, SLG: 0.313	S CU 80 B FF 96 S SL 88 S SL 88 1-3 ③ K		X FF 96 0-0 ① G4-3 2-3			D SL 87 B SL 87 B FF 97 B FF 96 4-0 1-2 BB		S SL 81 B FF 93 B SL 81 X SL 82 2-1 ② G3-1 1-2 2-3		3	0	0	0	1	1	5
48 Pablo Sandoval, S (1, 5) OBP: 0.278, SLG: 0.500		C FF 95 X CU 80 0-1 ① L7	X FF 96 0-0 ② G1-3			D CU 80 X FF 96 1-0 ③ G4-3		S FF 98 X FF 98 0-1 ③ G4-3		4	0	0	0	0	0	5
1 Kevin Pillar, R (1, 8) OBP: 0.146, SLG: 0.370		B CU 79 C FF 96 C SL 87 B SL 87 X SL 87 2-2 ② F7	C FF 96 F FF 96 X SL 88 0-2 ③ G5-3				X SL 85 0-0 HR			3	1	1	1	0	0	1
8 Gerardo Parra, L (1, 7) OBP: 0.293, SLG: 0.250		C FF 96 F CU 81 F CU 77 B FF 95 B CH 86 X SL 88 2-2 ③ F8			S FF 96 X CU 80 0-1 ① G4-3		B FF 95 X CH 86 1-0 ① G3			3	0	0	0	0	0	0
29 Jeff Samardzija, R (1, 1) 26 Yangervis Solarte, S (7, PH) OBP: 0.286, SLG: 0.313 56 Tony Watson, L (8, 1) 13 Will Smith, R (9, 1)		C FF 95 S SL 88 F FF 95 C SL 88 0-3 ① K			C FF 95 F FF 95 B SL 87 F SL 86 S SL 87 1-3 ② K		B FF 95 C CU 80 B FF 95 S FF 96 F SL 89 F SL 86 F FF 96 F CU 81 X SL 87 2-2 ② P4			2 1 0 0	0 0 0 0	0 0 0 0	0 0 0 0	0 0 0 0	2 0 0 0	0 0 0 0
Inning Stats	R: 0 E: 0 K: 2 S: 15 H: 2 LOB: 2 BB: 1 P: 27	R: 0 E: 0 K: 0 S: 9 H: 0 LOB: 0 BB: 0 P: 13	R: 0 E: 0 K: 3 S: 13 H: 1 LOB: 1 BB: 0 P: 17	R: 0 E: 0 K: 0 S: 7 H: 1 LOB: 1 BB: 0 P: 7	R: 0 E: 0 K: 1 S: 7 H: 0 LOB: 0 BB: 0 P: 9	R: 0 E: 0 K: 0 S: 5 H: 0 LOB: 2 BB: 2 P: 17	R: 1 E: 0 K: 0 S: 10 H: 1 LOB: 0 BB: 0 P: 14	R: 0 E: 0 K: 1 S: 15 H: 1 LOB: 2 BB: 1 P: 24		1B: 3 2B: 2 3B: 0 HR: 1 SF: 0 SAC: 0 DP: 0 HBP: 0						

PITCHER		IP	WLS	BF	H	R	ER	SO	BB	IBB	HBP	BLK	WP	HR	S	P	ERA	WHIP
55 Jon Gray, R ERA: 4.19	(1, 1)	6.2	L	27	5	1	1	6	3	0	0	0	0	1	65	102	1.35	1.200
38 Mike Dunn, L ERA: 4.91	(7, 1)	0.1		1	0	0	0	0	0	0	0	0	0	0	1	2	0.00	0.000
63 DJ Johnson, R ERA: 6.75	(8, 1)	0.0		2	1	0	0	0	1	0	0	0	1	0	7	12	∞	∞
59 Harrison Musgrave, L ERA: 4.15	(8, 1)	0.2		2	0	0	0	1	0	0	0	0	0	0	6	10	0.00	0.000
54 Carlos Estévez, R ERA: 6.75	(8, 1)	0.1		1	0	0	0	0	0	0	0	0	0	0	2	2	0.00	0.000

PITCHER	IP	WLS	BF	H	R	ER	SO	BB	IBB	HBP	BLK	WP	HR	S	P	ERA	WHIP

BOTTOM

Colorado Rockies @ San Francisco Giants

Oracle Park, San Francisco, CA

Thu Apr 11 2019, 6:46 PM - 9:19 PM PDT

Att. 29,727 - Partly Cloudy - 58 F

livebaseballscorecards.com

AB	29
R	1
H	6
RBI	1
BB	4
SO	7
LOB	16

1B: 3 SF: 0
2B: 2 SAC: 0
3B: 0 DP: 0
HR: 1 HBP: 0

WP: 1 PA: 33
PB: 0
SB: 0
CS: 1

Batter
1
2
3
4
5
6
7
8
9
10
11
12
13
14
15
16
17
18
AB R H RBI BB SO LOB
TOP
19 Charlie Blackmon, L (1, 9) OBP: 0.290, SLG: 0.321
8 0 1 0 0 2 1
1 Garrett Hampson, R (1, 4) OBP: 0.171, SLG: 0.205
6 1 1 0 1 3 0
28 Nolan Arenado, R (1, 5) OBP: 0.317, SLG: 0.333
7 0 2 0 1 1 1
27 Trevor Story, R (1, 6) OBP: 0.317, SLG: 0.463
8 1 3 0 0 3 3
20 Ian Desmond, R (1, 8) OBP: 0.208, SLG: 0.220
7 0 2 1 0 2 5
8 Joshua Fuentes, R (1, 3) OBP: 0.133, SLG: 0.133
45 Scott Oberg, R (8, 1)
54 Carlos Estévez, R (10, 1)
15 Raimel Tapia, L (11, PH) OBP: 0.226, SLG: 0.267
(11, 7)
4 0 0 0 0 3 4
0 0 0 0 0 0 0
0 0 0 0 0 0 0
3 0 1 0 0 0 1
Colorado Rockies @ San Francisco Giants
Oracle Park, San Francisco, CA
Fri Apr 12 2019, 7:17 PM - 12:50 AM PDT
Att. 33,616 - Clear - 61 F
livebaseballscorecards.com
42 Yonathan Daza, R (1, 7)
42 Yency Almonte, R (11, 1)
71 Wade Davis, R (12, 1)
48 Germán Márquez, R (14, PH) OBP: 0.250, SLG: 0.250
59 Harrison Musgrave, L (14, 1)
55 Jon Gray, R (16, PH) OBP: 0.000, SLG: 0.167
63 DJ Johnson, L (16, 1)
4 0 0 0 1 1 2
0 0 0 0 0 0 0
0 0 0 0 0 0 0
1 0 0 0 0 0 0
0 0 0 0 0 0 0
1 0 0 0 0 0 1
0 0 0 0 0 0 0
14 Tony Wolters, L (1, 2) OBP: 0.250, SLG: 0.333
42 Chris Iannetta, R (9, PH) OBP: 0.267, SLG: 0.308
(9, 2)
3 0 1 0 0 1 1
4 0 0 0 0 4 2
35 Chad Bettis, R (1, 1)
38 Mike Dunn, L (6, 1)
29 Bryan Shaw, S (6, 1)
12 Mark Reynolds, R (7, PH) OBP: 0.296, SLG: 0.500
18 Seunghwan Oh, R (7, 1)
4 Pat Valaika, R (8, 3) OBP: 0.211, SLG: 0.176
1 0 0 0 0 1 0
0 0 0 0 0 0 0
0 0 0 0 0 0 0
1 0 0 0 0 0 1
0 0 0 0 0 0 0
4 0 0 0 0 3 2
AB 62
R 2
H 11
RBI 1
BB 3
SO 24
LOB 24
Inning Stats
1B: 9 SF: 0
2B: 1 SAC: 2
3B: 1 DP: 1
HR: 0 HBP: 0
WP: 1 PA: 68
PB: 0
SB: 2
CS: 1
PITCHER IP WLS BF H R ER SO BB IBB HBP BLK WP HR S P ERA WHIP
37 Drew Pomeranz, L (1, 1) ERA: 3.86 5.0 19 4 2 2 5 1 0 0 1 0 0 52 84 3.60 1.000
54 Reyes Moronta, R (6, 1) ERA: 4.05 1.0 4 0 0 0 2 0 0 0 0 0 0 11 20 0.00 0.000
49 Sam Dyson, R (7, 1) ERA: 1.17 1.0 4 1 0 0 1 0 0 0 0 0 0 9 12 0.00 1.000
56 Tony Watson, L (8, 1) ERA: 1.59 1.0 6 2 0 0 1 0 1 0 0 0 0 14 18 0.00 2.000
13 Will Smith, L (9, 1) ERA: 1.5 1.0 3 0 0 0 2 0 0 0 0 0 0 14 20 0.00 0.000
41 Mark Melancon, R (10, 1) ERA: 2.0 2.0 9 3 0 0 0 3 1 0 0 0 1 0 18 30 0.00 2.000
58 Trevor Gott, R (12, 1) ERA: 2.08 2.0 6 0 0 0 3 0 0 0 0 0 0 0 16 19 0.00 0.000
61 Nick Vincent, R (14, 1) ERA: 2.89 3.0 10 1 0 0 2 0 0 0 0 0 0 0 27 32 0.00 0.333
60 Travis Bergen, L (17, 1) ERA: 2.08 2.0 W 6 0 0 0 5 0 0 0 0 0 0 0 19 30 0.00 0.000

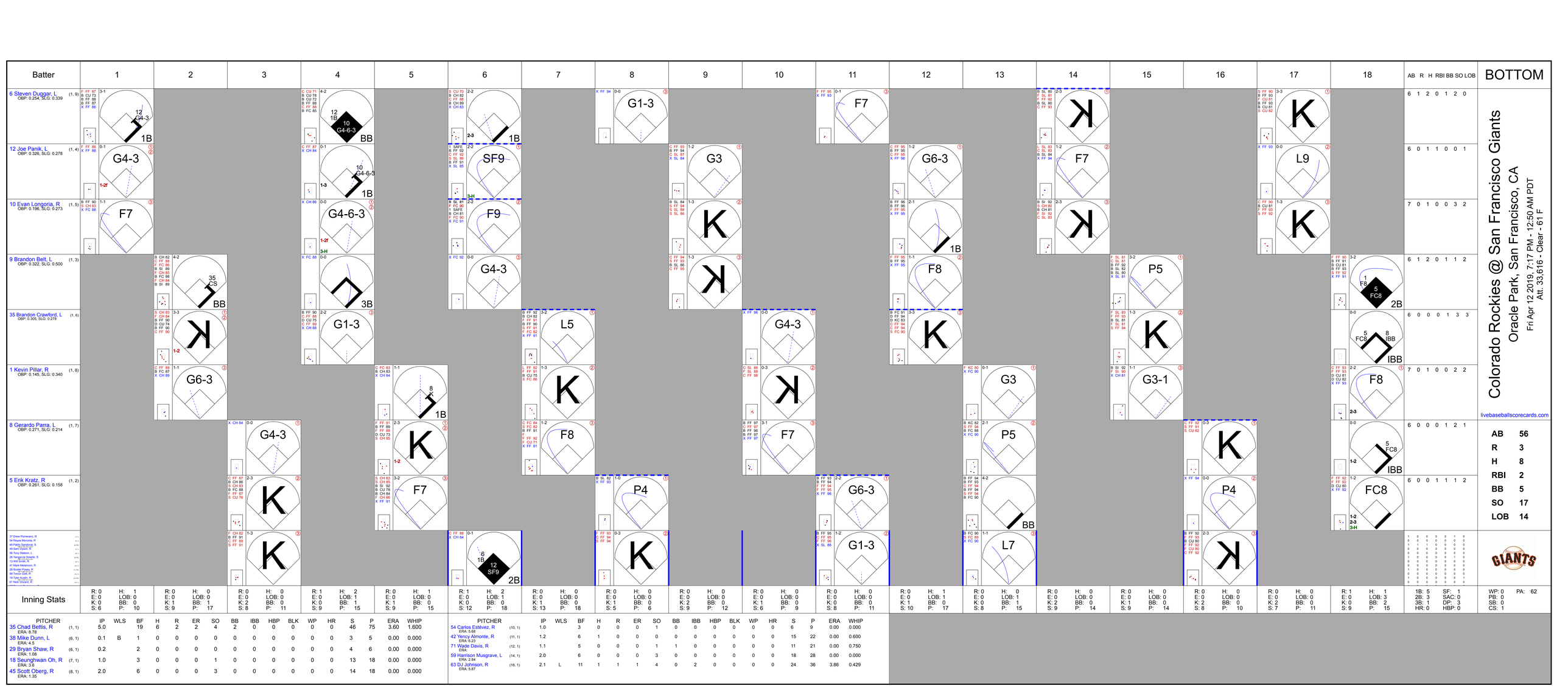
Batter
1
2
3
4
5
6
7
8
9
10
11
12
13
14
15
16
17
18
AB R H RBI BB SO LOB
BOTTOM
6 Steven Duggar, L (1, 9) OBP: 0.294, SLG: 0.339
12 Joe Panik, L (1, 4) OBP: 0.326, SLG: 0.278
10 Evan Longoria, R (1, 5) OBP: 0.196, SLG: 0.273
9 Brandon Belt, L (1, 3) OBP: 0.322, SLG: 0.500
35 Brandon Crawford, L (1, 6) OBP: 0.305, SLG: 0.278
1 Kevin Pillar, R (1, 8) OBP: 0.145, SLG: 0.340
8 Gerardo Parra, L (1, 7) OBP: 0.271, SLG: 0.214
5 Erik Kratz, R (1, 2) OBP: 0.261, SLG: 0.158
6 1 2 0 1 2 0
6 0 1 1 0 0 1
7 0 1 0 0 3 2
6 1 2 0 1 1 2
6 0 0 0 1 3 3
7 0 1 0 0 2 2
6 0 0 0 1 2 1
6 0 0 1 1 1 2
Colorado Rockies @ San Francisco Giants
Oracle Park, San Francisco, CA
Fri Apr 12 2019, 7:17 PM - 12:50 AM PDT
Att. 33,616 - Clear - 61 F
livebaseballscorecards.com
AB 56
R 3
H 8
RBI 2
BB 5
SO 17
LOB 14
Inning Stats
PITCHER IP WLS BF H R ER SO BB IBB HBP BLK WP HR S P ERA WHIP
35 Chad Bettis, R (1, 1) ERA: 8.78 5.0 19 6 2 2 4 2 0 0 0 0 0 46 75 3.60 1.600
38 Mike Dunn, L (6, 1) ERA: 4.5 0.1 B 1 0 0 0 0 0 0 0 0 0 3 5 0.00 0.000
29 Bryan Shaw, R (6, 1) ERA: 1.08 0.2 2 0 0 0 0 0 0 0 0 0 4 6 0.00 0.000
18 Seunghwan Oh, R (7, 1) ERA: 3.6 1.0 3 0 0 0 1 0 0 0 0 0 0 13 18 0.00 0.000
45 Scott Oberg, R (8, 1) ERA: 1.35 2.0 6 0 0 0 3 0 0 0 0 0 0 14 18 0.00 0.000
54 Carlos Estévez, R (10, 1) ERA: 5.68 1.0 3 0 0 0 1 0 0 0 0 0 0 6 9 0.00 0.000
42 Yency Almonte, R (11, 1) ERA: 6.23 1.2 6 1 0 0 0 0 0 0 0 0 0 15 22 0.00 0.600
71 Wade Davis, R (12, 1) ERA: 1.1 1.1 5 0 0 0 1 1 0 0 0 0 0 11 21 0.00 0.750
55 Harrison Musgrave, L (14, 1) ERA: 2.84 2.0 6 0 0 0 3 0 0 0 0 0 0 18 28 0.00 0.000
63 DJ Johnson, R (16, 1) ERA: 5.87 2.1 L 11 1 1 1 4 0 2 0 0 0 0 24 36 3.86 0.429
1B: 5 SF: 1
2B: 3 SAC: 0
3B: 1 DP: 3
HR: 0 HBP: 0
WP: 0 PA: 62
PB: 0
SB: 0
CS: 1

Colorado Rockies @ San Francisco Giants

Oracle Park, San Francisco, CA

Sat Apr 13 2019, 1:07 PM - 3:53 PM PDT

Att. 32,607 - Partly Cloudy - 66 F

livebaseballscorecards.com

TOP

Batter	1	2	3	4	5	6	7	8	9	AB	R	H	RBI	BB	SO	LOB
19 Charlie Blackmon, L (1, 9) OBP: 0.288, SLG: 0.317	C FF 90 F FC 86 B FF 90 B CU 77 S FC 84 2-3 ① K			X FC 85 0-0 1 FC5-4 1B		C FC 86 C FF 92 B FF 92 X CU 78 1-2 ② FC4-6 1 E 1-2f		S CH 86 S CH 90 B CH 92 S CH 91 1-3 ② K		4	1	1	0	0	2	2
1 Garrett Hampson, R (1, 4) OBP: 0.178, SLG: 0.233	B FF 91 B FF 91 S FC 84 X FC 84 2-1 ② F7			X FF 90 0-0 ① FC5-4 1-2f		C FF 90 D CU 77 X FC 83 1-1 E7 2B 1-H		C FF 98 D FF 98 C FF 97 B SL 84 F FF 98 S SL 83 2-3 ③ K		4	0	1	1	0	1	2
28 Nolan Arenado, R (1, 5) OBP: 0.299, SLG: 0.311	B FF 91 C CH 85 F FF 91 B CU 80 X FC 85 2-2 ③ F7			C CH 82 B FF 90 B FC 86 B FF 91 D CU 79 1 SAFE F CU 78 X FF 92 3-2 ② F9		F FF 91 F CU 78 B FC 86 F CU 78 B FF 92 B FC 84 C FF 92 3-3 ③ K			S FF 95 F FF 95 B SI 95 F FF 95 B FC 93 B FC 92 X SI 94 3-2 ① G5-3	4	0	0	0	0	1	2
27 Trevor Story, R (1, 6) OBP: 0.313, SLG: 0.448		B FF 91 F CH 85 C CH 86 X CU 79 1-2 20 G1-3-5 1B		X CH 83 0-0 ③ L6			B CU 77 B FF 91 C FF 91 X CH 85 2-1 ① G6-3		B FF 95 F FF 95 B FC 93 F SI 94 X FC 92 2-2 ② G4-3	4	0	1	0	0	0	1
12 Mark Reynolds, R (1, 3) OBP: 0.290, SLG: 0.462		F FF 91 F FC 84 1 SAFE B FF 92 F FC 85 F CU 78 B FF 91 1 SAFE S CU 78 2-3 ① K			C FF 92 X CH 85 0-1 ① G6-3		C CH 78 B CU 78 B CH 85 X FF 91 2-1 HR		T SI 95 F FC 92 B SL 83 X SL 82 1-2 ③ G6-3	4	1	1	1	0	1	1
20 Ian Desmond, R (1, 8) OBP: 0.196, SLG: 0.208		1 SAFE X CH 84 0-0 ② ③ G1-3-5 1-3f			C FF 92 B FF 92 X FC 86 1-1 ② F9		F FC 86 B CU 77 X CH 83 1-1 ② L7			3	0	0	0	0	0	1
42 Yonathan Daza, R (1, 7)			X FF 91 0-0 ① B5-3		B FF 92 S FC 86 F FF 91 B CU 77 F FC 84 F FC 86 S CU 79 2-3 ③ K		F CU 79 F FC 85 B FF 90 F CU 78 X FC 85 1-2 ③ L9			3	0	0	0	0	1	0
42 Chris Iannetta, R (1, 2) OBP: 0.303, SLG: 0.379			C FF 92 S CU 79 B FF 91 S FC 84 1-3 ② K			B CH 83 F CH 82 B FF 91 S FC 84 F FC 85 X FC 85 2-2 19 FC4-6 1B		B CU 78 B FF 92 X FC 85 2-0 2B		3	0	2	0	0	1	0
21 Kyle Freeland, L (1, 1)			C FF 91 C FC 86 C CU 78 0-3 ③ K			C FC 84 S CU 79 S FF 91 0-3 ① K		F FF 97 B FF 96 F FF 98 B SL 81 F FF 96 S SL 83 2-3 ① K		1	0	0	0	0	1	0
8 Joshua Fuentes, R (6, PH) OBP: 0.125, SLG: 0.125										1	0	0	0	0	1	1
29 Bryan Shaw, S (6, 1)										0	0	0	0	0	0	0
4 Pat Valaika, R (8, PH) OBP: 0.211, SLG: 0.176										0	0	0	0	0	0	0
15 Raimel Tapia, L (8, PH) OBP: 0.219, SLG: 0.258										1	0	0	0	0	1	1
18 Seunghwan Oh, R (8, 1)										0	0	0	0	0	0	0
38 Mike Dunn, L (8, 1)										0	0	0	0	0	0	0
Inning Stats	R: 0 E: 0 K: 1 S: 8 H: 0 LOB: 0 BB: 0 P: 14	R: 0 E: 0 K: 1 S: 9 H: 1 LOB: 0 BB: 0 P: 12	R: 0 E: 0 K: 2 S: 7 H: 0 LOB: 0 BB: 0 P: 8	R: 0 E: 0 K: 0 S: 7 H: 1 LOB: 1 BB: 0 P: 10	R: 0 E: 0 K: 1 S: 9 H: 0 LOB: 0 BB: 0 P: 12	R: 1 E: 1 K: 2 S: 16 H: 2 LOB: 1 BB: 0 P: 23	R: 1 E: 0 K: 0 S: 10 H: 1 LOB: 0 BB: 0 P: 16	R: 0 E: 0 K: 3 S: 12 H: 1 LOB: 1 BB: 0 P: 19	R: 0 E: 0 K: 0 S: 10 H: 0 LOB: 0 BB: 0 P: 16	1B: 3 2B: 3 3B: 0 HR: 1	SF: 0 SAC: 0 DP: 1 HBP: 0	WP: 0 PB: 0 SB: 0 CS: 0	PA: 32			

	AB	32
	R	2
	H	6
	RBI	2
	BB	0
	SO	10
	LOB	11

PITCHER		IP	WLS	BF	H	R	ER	SO	BB	IBB	HBP	BLK	WP	HR	S	P	ERA	WHIP
40 Madison Bumgarner, L ERA: 3.12	(1, 1)	7.0	W	26	6	2	2	7	0	0	0	0	0	1	67	98	2.57	0.857
54 Reyes Moronta, R ERA: 3.52	(8, 1)	1.0	H	3	0	0	0	3	0	0	0	0	0	0	11	16	0.00	0.000
49 Sam Dyson, R ERA: 1.04	(9, 1)	1.0	S	3	0	0	0	0	0	0	0	0	0	0	10	16	0.00	0.000

PITCHER	IP	WLS	BF	H	R	ER	SO	BB	IBB	HBP	BLK	WP	HR	S	P	ERA	WHIP

Batter	1	2	3	4	5	6	7	8	9	AB	R	H	RBI	BB	SO	LOB
6 Steven Duggar, L (1, 9) OBP: 0.265, SLG: 0.349	C FF 90 X SL 86 0-1 1 L4-3 1B		B FF 92 C SI 92 L FF 92 B FF 93 X SI 93 2-2 1 SF8 26 SH1-4 28 2B 1-2 1B	S SI 92 B SL 87 B FF 92 S SL 86 F SL 86 S SI 91 2-3 ③ K		C FC 90 X FC 91 0-1 ② FC4-6 1-2f 2-3		B SL 87 B FF 91 X FF 91 2-0 ② SF9 3-H		4	1	2	1	0	1	4
26 Yangervis Solarte, S (1, 6) OBP: 0.250, SLG: 0.270 49 Sam Dyson, R (9, 1)	C FF 92 X CH 84 0-1 ① P4		L SL 88 X SI 92 0-1 ① SH1-4 1-2 2-3		F CU 79 X CH 85 0-1 ① G6-3	F FC 90 X FC 91 0-1 ③ L7		B FF 91 B FF 92 F FF 92 1 SAFE B SL 87 C FF 92 X SL 89 3-2 ③ G5-3 1-2		4 0	0 0	0 0	0 0	0 0	0 0	4 0
1 Kevin Pillar, R (1, 8) OBP: 0.153, SLG: 0.393	B CH 84 1 SAFE X SI 92 1-0 ②③ L4-3 1-1		B CH 88 F SL 90 B CH 86 B SL 87 X SL 89 3-1 ② SF8 2-3 3-H		X CU 80 0-0 HR		B FC 90 X FC 91 1-0 ① G5-3			3	1	1	2	0	0	1
28 Buster Posey, R (1, 2) OBP: 0.306, SLG: 0.318		B CH 88 B CH 83 X CH 88 2-0 48 FC5 10 BB 1B	C FF 94 B FF 94 X SL 88 1-1 3-H 2B		B SI 91 F CH 84 C FF 93 S SL 87 1-3 ② K		T FC 91 X FC 92 0-1 ② L8			4	0	2	1	0	1	0
10 Evan Longoria, R (1, 5) OBP: 0.217, SLG: 0.310 35 Brandon Crawford, L (9, 6) OBP: 0.305, SLG: 0.278		B FF 90 B FF 91 B CH 84 B FF 91 4-0 48 FC5 1-2 BB	C CH 85 B FF 93 F FF 90 B SI 92 C SL 87 2-3 ③ K		C CH 85 X CH 86 0-1 3B		B FC 92 X FC 92 1-0 ③ G5-3			3 0	0 0	1 0	0 0	1 0	1 0	1 0
48 Pablo Sandoval, S (1, 3) OBP: 0.304, SLG: 0.565 (8, 5)		B FF 92 X FF 93 1-0 ① FC5 1-2 2-3f		X FF 90 0-0 40 1B 2B	F FF 92 F SI 92 S SL 86 0-3 ③ K			C CU 73 F FF 90 S FC 83 0-3 K 9 BB 12 1B 8 SF8		4	1	1	0	0	2	3
12 Joe Panik, L (1, 4) OBP: 0.340, SLG: 0.282		B SL 88 X FF 92 1-0 ② P5		B SL 87 C FF 91 B SL 87 X FF 92 2-1 ① F7		B FC 90 B FC 90 C FC 89 B FC 90 B FC 89 4-1 6 FC4-6 8 1B BB		C FF 91 X FF 92 0-1 8 SF8 9 BB 6 SF9 1-2 1B		3	1	1	0	1	0	3
40 Madison Bumgarner, R (1, 1) OBP: 0.333, SLG: 0.667 9 Brandon Belt, L (8, 3) OBP: 0.333, SLG: 0.500 54 Reyes Moronta, R (8, 1)		C SL 88 B SL 88 S CH 86 B SL 88 F SL 87 B CH 87 X SL 88 3-2 ③ P5		B SI 91 X SI 89 1-0 2-3 1B		F FC 90 F FC 90 1 SAFE F SL 81 C FC 90 0-3 ① K		D CH 83 B FF 90 B FF 90 B FF 91 4-0 26 PB 1-2 2-3 BB		3 0 0	0 0 0	1 0 0	0 0 0	0 1 0	1 0 0	3 0 0
8 Gerardo Parra, L (1, 7) OBP: 0.288, SLG: 0.244			C SL 88 X FF 93 0-1 26 SH1-4 6 1B 1 SF8 1B	B SI 91 B SI 92 S SL 88 F SL 89 S SL 87 2-3 ② K		1 SAFE X FC 90 0-0 6 FC4-6 1-2 1B		X SL 87 0-0 ① SF8 2-3 3-H		3	1	2	1	0	1	2
Inning Stats	R: 0 E: 0 K: 0 S: 5 H: 1 LOB: 0 BB: 0 P: 6	R: 0 E: 0 K: 0 S: 7 H: 1 LOB: 2 BB: 1 P: 18	R: 2 E: 0 K: 1 S: 14 H: 3 LOB: 1 BB: 0 P: 22	R: 0 E: 0 K: 2 S: 11 H: 2 LOB: 2 BB: 0 P: 18	R: 1 E: 0 K: 2 S: 11 H: 2 LOB: 1 BB: 0 P: 12	R: 0 E: 0 K: 1 S: 10 H: 1 LOB: 2 BB: 1 P: 14	R: 0 E: 0 K: 0 S: 4 H: 0 LOB: 0 BB: 0 P: 6	R: 2 E: 0 K: 1 S: 10 H: 1 LOB: 1 BB: 1 P: 19		1B: 7 2B: 3 3B: 1 HR: 1 SF: 3 SAC: 1 DP: 1 HBP: 0						

PITCHER	IP	WLS	BF	H	R	ER	SO	BB	IBB	HBP	BLK	WP	HR	S	P	ERA	WHIP
21 Kyle Freeland, L (1, 1) ERA: 5.4	5.0	L	24	9	3	3	5	1	0	0	0	0	1	48	76	5.40	2.000
29 Bryan Shaw, R (6, 1) ERA: 0.87	2.0		8	1	0	0	1	1	0	0	0	0	0	14	20	0.00	1.000
18 Seunghwan Oh, R (8, 1) ERA: 7.2	0.0		3	1	2	2	1	1	0	0	0	1	0	5	9	∞	∞
38 Mike Dunn, L (8, 1) ERA: 3.6	1.0		3	0	0	0	0	0	0	0	0	0	0	5	10	0.00	0.000

PITCHER	IP	WLS	BF	H	R	ER	SO	BB	IBB	HBP	BLK	WP	HR	S	P	ERA	WHIP

BOTTOM

Colorado Rockies @ San Francisco Giants

Oracle Park, San Francisco, CA

Sat Apr 13 2019, 1:07 PM - 3:53 PM PDT

Att. 32,607 - Partly Cloudy - 66 F

livebaseballscorecards.com

AB	31
R	5
H	11
RBI	5
BB	3
SO	7
LOB	21

PA: 38

WP: 1
PB: 1
SB: 0
CS: 0

Colorado Rockies @ San Francisco Giants

Oracle Park, San Francisco, CA

Sun Apr 14 2019, 1:05 PM - 3:30 PM PDT

Att. 35,513 - Partly Cloudy - 59 F

livebaseballscorecards.com

TOP

Batter	1	2	3	4	5	6	7	8	9	AB	R	H	RBI	BB	SO	LOB
19 Charlie Blackmon, L (1, 9) OBP: 0.286, SLG: 0.313	C SI 90 X SI 91 0-1 G1-3		C SL 80 C SI 91 B SI 92 B SL 81 X SI 93 2-2 G1-3		X SI 91 0-0 28 HR 1 1B 1B		C FF 91 F FF 91 X CU 79 0-2 G4-3			4	1	1	0	0	0	0
1 Garrett Hampson, R (1, 7) (6, 4) OBP: 0.184, SLG: 0.234	B SI 90 B SI 91 X SI 92 2-0 F7		C KC 79 F SL 80 F SI 92 B SI 93 B SL 81 X 2-2 P3		B SI 91 F SI 91 X SI 89 1-1 28 HR 1-2 1B		B FF 90 C FF 90 B FF 90 F FF 91 B FF 91 F FF 91 F FF 90 C FF 90 3-3 K			4	1	1	0	0	1	0
28 Nolan Arenado, R (1, 5) OBP: 0.324, SLG: 0.365	C KC 78 C SL 80 B SL 81 B SL 82 B SI 91 F SI 90 B SL 81 4-2 BB		B SI 92 B CH 83 S KC 78 F KC 79 F SI 93 B CH 82 B SI 92 4-2 27 2B BB		D SL 80 X SI 91 1-0 1-H 2-H HR			C FF 95 B SI 96 B FF 95 X FF 96 2-1 G3-1		2	2	1	3	2	0	0
27 Trevor Story, R (1, 6) OBP: 0.309, SLG: 0.452	F SI 92 B SI 90 B SI 90 F SL 80 C SI 90 2-3 K		B SI 92 X CH 83 1-0 1-H 2B		B KC 79 S SL 80 B SL 80 X SI 91 2-1 P3			C FF 95 F FF 95 C FF 95 0-3 K		4	0	1	1	0	2	1
12 Mark Reynolds, R (1, 3) OBP: 0.286, SLG: 0.414		S SI 90 B SI 91 S KC 78 B SI 90 B SL 80 B SI 91 4-2 48 SH1-4 4 BB BB	S SL 80 C SL 80 B SI 92 B SI 91 S SL 81 2-3 K		C SI 91 B SL 80 F SI 90 X SL 80 1-2 G5-3			S FF 96 B CU 82 F FF 95 F FF 96 X SI 94 1-2 G5-3		3	0	0	0	1	1	1
20 Ian Desmond, R (1, 8) OBP: 0.183, SLG: 0.193		B SI 91 B SI 91 B KC 77 C SI 91 F SI 91 1 SAFE T SI 92 3-2 K		S KC 78 X SI 92 0-1 L8		X KC 77 0-0 P6			C FF 87 B FC 85 F FF 88 T FC 86 1-2 K	4	0	0	0	0	2	1
4 Pat Valaika, R (1, 4) OBP: 0.227, SLG: 0.158 15 Raimel Tapia, L (6, 7) OBP: 0.242, SLG: 0.281		S KC 77 S SI 92 F SI 92 B SI 92 D SL 81 B SI 91 F SI 91 B SI 91 4-2 48 SH1-4 1-2 BB		C KC 77 C KC 78 S SL 80 0-3 K		C KC 76 X KC 77 0-1 F8			F FF 87 B CH 82 B FF 88 X FF 88 2-1 14 CS 1B	2 1	0 0	0 1	0 0	1 0	1 0	0 0
48 Germán Márquez, R (1, 1) OBP: 0.143, SLG: 0.143		X SI 90 0-0 SH1-4 1-2 2-3		S SI 91 S SI 92 B SL 80 S SI 92 1-3 K		S SI 91 F KC 78 S SI 91 0-3 K			X FF 88 0-0 B3	3	0	0	0	0	2	1
14 Tony Wolters, L (1, 2) OBP: 0.226, SLG: 0.300		C SI 91 X SI 91 0-1 F7			C SL 80 B SL 80 C SL 80 B SL 79 F SI 91 B SI 92 X SI 92 3-2 G3-1		C FF 89 B CU 78 B FF 88 F FF 90 F FF 90 F FF 90 X CU 78 2-2 G5-3		1 SAFE B FF 89 C FF 89 B FF 89 1 SAFE C FF 89 B FC 87 3-2 CS 1-2	3	0	0	0	0	0	2

Inning Stats	1	2	3	4	5	6	7	8	9
	R: 0 E: 0 K: 1 S: 9 H: 0 LOB: 1 BB: 1 P: 17	R: 0 E: 0 K: 1 S: 12 H: 0 LOB: 2 BB: 2 P: 23	R: 1 E: 0 K: 1 S: 14 H: 1 LOB: 1 BB: 1 P: 25	R: 0 E: 0 K: 2 S: 8 H: 0 LOB: 0 BB: 0 P: 9	R: 3 E: 0 K: 0 S: 13 H: 3 LOB: 0 BB: 0 P: 21	R: 0 E: 0 K: 1 S: 6 H: 0 LOB: 0 BB: 0 P: 6	R: 0 E: 0 K: 1 S: 13 H: 0 LOB: 0 BB: 0 P: 18	R: 0 E: 0 K: 1 S: 9 H: 0 LOB: 0 BB: 0 P: 12	R: 0 E: 0 K: 1 S: 8 H: 1 LOB: 0 BB: 0 P: 14

	AB	30
	R	4
	H	5
	RBI	4
	BB	4
	SO	9
	LOB	6

1B: 3 SF: 0
2B: 1 SAC: 1
3B: 0 DP: 0
HR: 1 HBP: 0

WP: 0 PA: 36
PB: 0
SB: 0
CS: 1

PITCHER		IP	WLS	BF	H	R	ER	SO	BB	IBB	HBP	BLK	WP	HR	S	P	ERA	WHIP
45 Derek Holland, L ERA: 4.09	(1, 1)	6.0	L	26	4	4	4	6	4	0	0	0	0	1	62	101	6.00	1.333
60 Travis Bergen, L ERA: 1.69	(7, 1)	1.0		3	0	0	0	1	0	0	0	0	0	0	13	18	0.00	0.000
58 Trevor Gott, R ERA: 1.86	(8, 1)	1.0		3	0	0	0	1	0	0	0	0	0	0	9	12	0.00	0.000
61 Nick Vincent, R ERA: 2.61	(9, 1)	1.0		3	1	0	0	1	0	0	0	0	0	0	8	14	0.00	1.000

PITCHER	IP	WLS	BF	H	R	ER	SO	BB	IBB	HBP	BLK	WP	HR	S	P	ERA	WHIP

BOTTOM

Colorado Rockies @ San Francisco Giants

Oracle Park, San Francisco, CA

Sun Apr 14 2019, 1:05 PM - 3:30 PM PDT

Att. 35,513 - Partly Cloudy - 59 F

livebaseballscorecards.com

Batter	1	2	3	4	5	6	7	8	9	AB	R	H	RBI	BB	SO	LOB
6 Steven Duggar, L (1, 9) OBP: 0.250, SLG: 0.328	C FF 94 C SI 94 B KC 86 S KC 86 1-3 ① K			C SL 84 B FF 94 B CH 85 X SI 94 2-1 ① G4-3		C KC 83 B KC 84 C SL 85 X KC 84 1-2 ③ L8			F SI 94 B FF 96 C SL 85 B KC 84 C FF 95 2-3 ② K	4	0	0	0	0	2	1
12 Joe Panik, L (1, 4) OBP: 0.314, SLG: 0.256	C FF 96 B CH 86 B SI 93 X FF 95 2-1 ② L7			B SL 85 B SL 87 X SI 95 2-0 ② L9			C FF 94 B KC 82 X SL 84 1-1 ① G3-1		F SI 94 B KC 84 F FF 96 F FF 97 F KC 88 F FF 97 X KC 86 1-2 ③ G3	4	0	0	0	0	0	0
28 Buster Posey, R (1, 2) OBP: 0.288, SLG: 0.298	B FF 97 F FF 96 C SL 86 S KC 84 1-3 ③ K			B FF 96 C FF 97 S KC 86 F KC 87 B KC 86 B KC 86 S SL 86 3-3 ③ K			X SL 85 0-0 ② F7			3	0	0	0	0	2	0
9 Brandon Belt, L (1, 3) OBP: 0.317, SLG: 0.473		C SL 84 X SI 94 0-1 ① G3			C SL 83 C SI 94 B KC 85 F KC 84 S SL 85 1-3 ① K		B SI 94 B SI 93 C FF 94 B SL 83 X FF 95 3-1 ③ G4-3			3	0	0	0	0	1	0
35 Brandon Crawford, L (1, 6) OBP: 0.290, SLG: 0.263		B FF 95 F SI 95 X SI 95 1-1 ② G6-3			C KC 82 F CH 86 F KC 86 B FF 97 C KC 83 1-3 ② K			X SI 92 0-0 ① G5-3		3	0	0	0	0	1	0
10 Evan Longoria, R (1, 5) OBP: 0.222, SLG: 0.311		C FF 96 X KC 83 0-1 ③ L9			B SL 88 F FF 95 X SI 95 1-1 ③ G6-3			C FF 94 C KC 82 X KC 86 0-2 1B		3	0	1	0	0	0	0
1 Kevin Pillar, R (1, 8) OBP: 0.161, SLG: 0.379			F FF 95 B FF 95 F SL 86 S KC 84 1-3 ① K			C FF 95 H CH 83 1-1 48 G1-3 HBP		S SI 94 T FF 95 S KC 84 0-3 ② K		2	0	0	0	0	2	1
8 Gerardo Parra, L (1, 7) OBP: 0.273, SLG: 0.229			X FF 96 0-0 ② L8			B SI 96 X FF 97 1-0 ① F7		S KC 84 S KC 84 B FF 97 F KC 85 X KC 85 1-2 ③ G4-3		3	0	0	0	0	0	2
45 Derek Holland, S (1, 1) 48 Pablo Sandoval, S (6, PH) OBP: 0.292, SLG: 0.542 60 Travis Bergen, L (7, 1) 58 Trevor Gott, R (8, 1) 61 Nick Vincent, R (9, 1) 26 Yangervis Solarte, S (9, PH) OBP: 0.244, SLG: 0.263			C FF 96 B CH 87 S SI 95 S KC 85 1-3 ③ K			C FF 97 B FF 95 F KC 83 X SI 96 1-2 ② G1-3 1-2			C SL 84 F KC 82 F KC 83 B FF 96 X KC 84 1-2 ① F8	1 1 0 0 0 1	0 0 0 0 0 0	0 0 0 0 0 0	0 0 0 0 0 0	0 0 0 0 0 0	1 0 0 0 0 0	0 1 0 0 0 0
Inning Stats	R: 0 E: 0 K: 2 S: 8 H: 0 LOB: 0 BB: 0 P: 12	R: 0 E: 0 K: 0 S: 6 H: 0 LOB: 0 BB: 0 P: 7	R: 0 E: 0 K: 2 S: 7 H: 0 LOB: 0 BB: 0 P: 9	R: 0 E: 0 K: 1 S: 7 H: 0 LOB: 0 BB: 0 P: 14	R: 0 E: 0 K: 2 S: 10 H: 0 LOB: 0 BB: 0 P: 13	R: 0 E: 0 K: 0 S: 8 H: 0 LOB: 1 BB: 0 P: 12	R: 0 E: 0 K: 0 S: 5 H: 0 LOB: 0 BB: 0 P: 9	R: 0 E: 0 K: 1 S: 11 H: 1 LOB: 1 BB: 0 P: 12	R: 0 E: 0 K: 1 S: 13 H: 0 LOB: 0 BB: 0 P: 17	1B: 1 2B: 0 3B: 0 HR: 0	SF: 0 SAC: 0 DP: 0 HBP: 1				WP: 0 PB: 0 SB: 0 CS: 0	PA: 29	

	AB	28
	R	0
	H	1
	RBI	0
	BB	0
	SO	9
	LOB	5

PITCHER	IP	WLS	BF	H	R	ER	SO	BB	IBB	HBP	BLK	WP	HR	S	P	ERA	WHIP
48 Germán Márquez, R (1, 1) ERA: 2.0	9.0	W	29	1	0	0	9	0	0	1	0	0	0	75	105	0.00	0.111

PITCHER	IP	WLS	BF	H	R	ER	SO	BB	IBB	HBP	BLK	WP	HR	S	P	ERA	WHIP

Batter	1	2	3	4	5	6	7	8	9	AB	R	H	RBI	BB	SO	LOB
6 Steven Duggar, L (1, 9) OBP: 0.260, SLG: 0.375	C FF 94 F SI 95 B CH 89 B CH 89 S FF 94 2-3 K ①	X CH 87 0-0 G1-3 ③	X SI 92 0-0 1-H HR	C SL 83 L SI 90 B SL 83 B SL 83 B SI 91 X SL 83 3-2 E1 12 1B 2-3	B FF 89 B SL 84 B SL 82 C FF 89 X FF 89 3-1 1B	5	1	2	2	0	1	2
12 Joe Panik, L (1, 4) OBP: 0.304, SLG: 0.250	C FF 94 S CH 89 B CH 88 B FF 95 S FF 94 2-3 K ②	C FF 93 F SI 94 B FF 94 F CU 82 B CH 88 X CU 82 2-2 G6-3 ①	B CU 81 B FF 95 C FF 94 S CH 87 C SI 94 2-3 K ③	X SI 91 0-0 28 G6-4-3 1-2 3-H 1B	C FF 90 X SL 84 0-1 F8 ①	5	0	1	1	0	2	1
28 Buster Posey, R (1, 2) OBP: 0.263, SLG: 0.269	B SI 96 B SL 89 C SI 95 X CH 89 2-1 G5-3 ③	C CU 81 X SI 94 0-1 G6-3 ②	B FF 94 C SI 93 F CH 87 F CH 84 F CU 81 S FF 92 1-3 K ①	X SI 91 0-0 G6-4-3 ②③ 1-2f	1 SAFE 1 SAFE B FF 89 B FS 77 B FS 76 X FF 89 3-0 F9 ②	5	0	0	0	0	1	3
9 Brandon Belt, L (1, 3) OBP: 0.338, SLG: 0.525	B CU 79 B CU 81 F SI 94 B FF 93 C FF 94 S CU 83 3-3 K ①	C CH 87 B FF 95 B FF 94 B CU 82 F CH 87 X SI 95 3-2 1B	X FF 94 0-0 HR	C FF 96 H FF 95 1-1 35 BB 1 1B HBP	B SL 84 B SL 83 X SL 82 2-0 P5 ③	4	2	2	1	0	1	1
35 Brandon Crawford, L (1, 6) OBP: 0.288, SLG: 0.250	B SI 94 X SI 95 1-0 G6-3 ②	S CH 88 S CH 88 F CH 89 X CH 88 0-2 L8 ③	F SI 92 B FF 95 F CH 94 B CH 86 S CU 80 2-3 K ②	B FF 98 B FF 96 B FF 98 C FF 97 B SI 97 4-1 1 1B 1-2 BB	3	0	0	0	1	1	1
10 Evan Longoria, R (1, 5) OBP: 0.224, SLG: 0.354	C CU 81 F SI 94 B CH 89 X SI 94 1-2 F9 ③	C SI 93 F CH 87 B CH 87 B CH 89 X SI 95 2-2 HR	B CU 80 B CU 79 C SI 94 F SI 93 X CH 87 2-2 G5-3 ③	C SI 99 C FF 99 C FF 99 0-3 K ①	4	1	1	1	0	1	2
1 Kevin Pillar, R (1, 8) OBP: 0.197, SLG: 0.410	F FF 94 B SL 90 X SL 87 1-1 2B	C CU 81 S CH 88 F CH 88 X CU 80 0-2 G3-1 ①	B FF 93 B SL 81 B SL 80 C FF 92 F FF 92 B FF 92 4-2 8 S 8 2B BB	B FF 99 B FF 98 F FF 99 C FF 99 X CH 88 2-2 1-2 2-H 1B	3	1	2	1	1	0	0
8 Gerardo Parra, L (1, 7) OBP: 0.288, SLG: 0.269	C CU 80 D CU 81 F CU 81 X FF 93 1-2 L7 ①	B SI 92 C CU 80 X CH 86 1-1 6 HR 1B	1 SAFE B SL 80 S SL 79 S SL 80 D SL 81 X SL 80 2-2 6 E 12 1B 1-H 2B	F FF 99 B FF 98 F FF 98 F SL 89 F FF 99 D CH 89 F FF 98 S SI 100 2-3 K ②	4	2	2	1	0	1	3
57 Dereck Rodriguez, R (1, 1) OBP: 0.111, SLG: 0.111 54 Reyes Moronta, R (6, 1) 48 Pablo Sandoval, S (7, PH) OBP: 0.280, SLG: 0.520 49 Sam Dyson, R (7, 1) 56 Tony Watson, L (7, 1) 26 Yangervis Solarte, S (8, PH) OBP: 0.238, SLG: 0.256 41 Mark Melancon, R (8, 1) 13 Will Smith, R (9, 1)	S FF 93 C CU 79 F CU 80 F FF 93 F CU 81 S CU 82 0-3 K ②	1 SAFE C FF 92 B CU 79 F SI 92 L CU 80 1-3 K ②	C SI 89 F SL 82 B SI 91 S CH 84 1-3 K ①	B FF 98 F FF 98 B CH 89 X FF 98 2-1 P6 ③	2 0 0 0 0 2 2 0 0 0 0 0 0 0 1 0 0 0 0 1 1 0 0 0 0 0 0 0 0 0 0 0 0 0 0 1 0 0 0 0 0 2 0 0 0 0 0 0 0 0 0 0 0 0 0 0							
Inning Stats	R: 0 E: 0 K: 2 S: 8 H: 0 LOB: 0 BB: 0 P: 14	R: 0 E: 0 K: 1 S: 7 H: 0 LOB: 0 BB: 0 P: 12	R: 0 E: 0 K: 1 S: 12 H: 1 LOB: 1 BB: 0 P: 14	R: 0 E: 0 K: 0 S: 13 H: 1 LOB: 1 BB: 0 P: 18	R: 3 E: 0 K: 2 S: 16 H: 3 LOB: 0 BB: 0 P: 22	R: 1 E: 0 K: 2 S: 12 H: 1 LOB: 0 BB: 0 P: 17	R: 2 E: 1 K: 1 S: 13 H: 2 LOB: 1 BB: 1 P: 23	R: 1 E: 0 K: 2 S: 16 H: 1 LOB: 2 BB: 1 P: 27	R: 0 E: 0 K: 0 S: 6 H: 1 LOB: 1 BB: 0 P: 14	1B: 5 2B: 2 3B: 0 HR: 3 SF: 0 SAC: 0 DP: 1 HBP: 1						

PITCHER		IP	WLS	BF	H	R	ER	SO	BB	IBB	HBP	BLK	WP	HR	S	P	ERA	WHIP
37 Stephen Strasburg, R ERA: 5.56	(1, 1)	6.0	L	24	6	4	4	8	0	0	0	0	0	3	68	97	6.00	1.000
53 Austen Williams, R ERA:	(7, 1)	0.0		2	1	2	2	0	1	0	0	0	0	0	5	11	∞	∞
33 Matt Grace, L ERA: 8.53	(7, 1)	1.0		4	1	0	0	1	0	0	0	0	0	0	8	12	0.00	1.000
44 Trevor Rosenthal, R ERA: 40.5	(8, 1)	1.0		6	1	1	1	2	1	0	1	0	0	0	16	27	9.00	2.000
36 Tony Sipp, L ERA: 13.5	(9, 1)	1.0		4	1	0	0	0	0	0	0	0	0	0	6	14	0.00	1.000

PITCHER		IP	WLS	BF	H	R	ER	SO	BB	IBB	HBP	BLK	WP	HR	S	P	ERA	WHIP

TOP

San Francisco Giants @ Washington Nationals

Nationals Park, Washington, DC

Tue Apr 16 2019, 7:06 PM - 10:21 PM EDT

Att. 22,334 - Clear - 69 F

livebaseballscorecards.com

AB	37
R	7
H	10
RBI	7
BB	2
SO	11
LOB	18

WP: 0 PA: 40
PB: 0
SB: 1
CS: 0

Batter	1	2	3	4	5	6	7	8	9	AB	R	H	RBI	BB	SO	LOB
2 Adam Eaton, L (1, 9) OBP: 0.384, SLG: 0.400	C FF 92 B CH 86 B CH 85 B FF 92 X FF 92 3-1 ① P6	C CH 84 B FF 92 X FF 92 1-1 ③ F7			B CH 82 1 SAFE B CH 84 X SI 90 2-0 ① 1-2 1B		F SI 93 B FF 92 X SI 92 1-1 6 1B 2B		C FF 92 F FF 94 D SL 81 X SL 82 1-2 ② F8	5	1	2	0	0	0	2
9 Brian Dozier, R (1, 4) OBP: 0.220, SLG: 0.217 47 Howie Kendrick, R (7, PH) OBP: 0.545, SLG: 1.000 (8, 4)	F FF 92 B FC 87 B CU 74 B FF 93 C FF 92 C FF 93 3-3 ② K		B CU 74 C CU 74 C FF 90 B FC 88 B FF 93 B FF 91 4-2 22 CS BB		C SI 91 S FC 88 B FF 92 D CH 84 F CH 83 C FC 87 2-3 ② K		B SI 93 C FC 91 F FC 91 T CH 86 1-2 ② K		X CH 88 0-0 ③ F8	2 2	0 0	0 0	0 0	1 0	2 1	1 2
6 Anthony Rendon, R (1, 5) OBP: 0.463, SLG: 0.845	B FF 93 B CU 76 B FC 87 C FF 92 F CH 85 B CH 84 4-2 22 BB BB		F SI 88 B FC 86 F CH 83 F CH 83 1 SAFE X CH 83 1-2 ① F7		B FF 91 C CU 75 F CU 75 B FF 92 C CH 83 2-3 ③ K		X SI 94 0-0 2-H 1B			3	0	1	1	1	1	2
22 Juan Soto, L (1, 7) OBP: 0.364, SLG: 0.418	B FF 91 B CH 86 F CH 85 B CU 76 B FF 92 4-1 1-2 BB		B SI 90 F CU 76 B CH 84 S FF 91 F FC 89 1 SAFE B FC 87 C CH 84 3-3 ② ③ K 1-2			C SL 81 C SL 82 F FF 97 B SL 84 C SL 83 1-3 ① K	F CH 84 C SL 83 X SI 91 0-2 ③ G6-3			3	0	0	0	1	2	2
11 Ryan Zimmerman, R (1, 3) OBP: 0.298, SLG: 0.271	C FF 93 F FF 93 B FF 94 S CU 78 1-3 ③ K			C CU 74 B FC 87 X FF 91 1-1 ① G6-3		C FF 97 C SL 83 S SL 86 0-3 ② K		C FC 92 X KC 81 0-1 ① G4-3		4	0	0	0	0	2	2
28 Kurt Suzuki, R (1, 2) OBP: 0.280, SLG: 0.364		B FF 90 F CU 75 X FF 91 1-1 ① L7		C SI 90 S CH 84 F CU 75 B FF 92 S CH 85 1-3 ② K		C FF 97 B SL 84 F FF 97 B SL 86 B SL 84 F SL 86 F FF 97 B SL 83 4-2 BB		X FC 91 0-0 ② L9		3	0	0	0	1	1	0
1 Wilmer Difo, S (1, 6) OBP: 0.283, SLG: 0.310		B SI 92 B CH 86 X SI 92 2-0 37 2B 2B		C CH 84 F CU 76 F CU 76 B FF 92 X CU 75 1-2 1B		X SL 82 0-0 ③ L7		B FF 92 C KC 81 B FF 92 X FC 91 2-1 ③ G5-3		4	1	2	0	0	0	1
37 Stephen Strasburg, R (1, 1) OBP: 0.143, SLG: 0.286 53 Austen Williams, R (7, 1) 33 Matt Grace, L (7, 1) 15 Matt Adams, L (7, PH) OBP: 0.200, SLG: 0.474 44 Trevor Rosenthal, R (8, 1) 36 Tony Sipp, L (9, 1) 3 Michael Taylor, R (9, PH) OBP: 0.571, SLG: 0.250		B CU 75 B FF 92 F FF 91 X FF 92 2-1 2-H 2B		T FC 86 B FC 87 C CU 75 D CU 76 F FF 92 F CH 84 X FF 91 2-2 ③ L8			X FF 94 0-0 HR		B FC 91 C FC 92 F FC 92 B KC 82 B KC 83 B KC 81 4-2 16 FC1-4 BB	2 0 0 1 0 0 0	0 0 0 1 0 0 0	1 0 0 1 0 0 0	1 0 0 1 0 0 0	0 0 0 0 0 0 1	0 0 0 0 0 0 0	1 0 0 0 0 0 0
16 Victor Robles, R (1, 8) OBP: 0.345, SLG: 0.580		B FF 92 S FC 87 B FC 87 X FF 92 2-1 ② F9			B CH 86 B CH 81 X FF 88 2-0 2 CS 1B		F SI 93 C FC 91 B SI 93 S FC 91 1-3 ① K		F FC 91 F KC 81 B FC 90 B FS 83 X FS 83 2-2 ① FC1-4 1-2f	4	0	1	0	0	1	2
Inning Stats	R: 0 H: 0 E: 0 LOB: 2 K: 2 BB: 2 S: 11 P: 26	R: 1 H: 2 E: 0 LOB: 1 K: 0 BB: 0 S: 9 P: 17	R: 0 H: 0 E: 0 LOB: 0 K: 1 BB: 1 S: 10 P: 18	R: 0 H: 1 E: 0 LOB: 1 K: 1 BB: 0 S: 15 P: 20	R: 0 H: 2 E: 0 LOB: 1 K: 2 BB: 0 S: 9 P: 17	R: 0 H: 0 E: 0 LOB: 1 K: 2 BB: 1 S: 12 P: 17	R: 2 H: 3 E: 0 LOB: 1 K: 2 BB: 0 S: 13 P: 16	R: 0 H: 0 E: 0 LOB: 0 K: 0 BB: 0 S: 5 P: 7	R: 0 H: 0 E: 0 LOB: 1 K: 0 BB: 1 S: 9 P: 16	1B: 4 2B: 3 3B: 0 HR: 1	SF: 0 SAC: 0 DP: 0 HBP: 0			WP: 0 PB: 0 SB: 0 CS: 2	PA: 38		

BOTTOM

San Francisco Giants @ Washington Nationals

Nationals Park, Washington, DC

Tue Apr 16 2019, 7:06 PM - 10:21 PM EDT

Att. 22,334 - Clear - 69 F

livebaseballscorecards.com

AB	33
R	3
H	8
RBI	3
BB	5
SO	10
LOB	15

PITCHER		IP	WLS	BF	H	R	ER	SO	BB	IBB	HBP	BLK	WP	HR	S	P	ERA	WHIP
57 Dereck Rodríguez, R ERA: 3.63	(1, 1)	5.0	W	21	5	1	1	6	3	0	0	0	0	0	54	98	1.80	1.600
54 Reyes Moronta, R ERA: 3.12	(6, 1)	1.0	H	4	0	0	0	2	1	0	0	0	0	0	12	17	0.00	1.000
49 Sam Dyson, R ERA: 2.89	(7, 1)	0.2		5	3	2	2	2	0	0	0	0	0	1	10	13	27.00	4.500
56 Tony Watson, L ERA: 1.5	(7, 1)	0.1	H	1	0	0	0	0	0	0	0	0	0	0	3	3	0.00	0.000
41 Mark Melancon, R ERA:	(8, 1)	1.1		5	0	0	0	0	1	0	0	0	0	0	10	18	0.00	0.750

PITCHER		IP	WLS	BF	H	R	ER	SO	BB	IBB	HBP	BLK	WP	HR	S	P	ERA	WHIP
13 Will Smith, L ERA: 1.35	(9, 1)	0.2		2	0	0	0	0	0	0	0	0	0	0	4	5	0.00	0.000

Batter	1	2	3	4	5	6	7	8	9	AB	R	H	RBI	BB	SO	LOB
6 Steven Duggar, L (1, 9) OBP: 0.268, SLG: 0.429	B SI 88 X SI 86 1-0 ① L8		C KC 72 X FC 86 0-1 12 F8-5 2B		F KC 73 B CH 78 X CH 80 1-1 ① G3		B CU 78 B FC 89 C FC 91 F FC 92 B FC 94 F FC 91 C FC 92 3-3 ① K		B FF 92 S SL 81 D CH 87 X SL 80 2-1 2-H HR	5	1	2	2	0	1	0
12 Joe Panik, L (1, 4) OBP: 0.295, SLG: 0.245	C FF 87 C FC 86 B CH 77 X CH 79 1-2 ② G3-1		X KC 70 0-0 ② ③ F8-5 2-3		B SI 89 X FC 85 1-0 28 G5-3 1B		C CU 80 B FC 92 X CH 87 1-1 ② G4-3		C FF 93 C FF 93 B CH 88 X FF 93 1-2 ① G4-3	5	0	1	0	0	0	1
28 Buster Posey, R (1, 2) OBP: 0.290, SLG: 0.291	C SI 88 B FC 85 B SI 88 B SI 88 B SI 89 4-1 BB			B SI 89 B SI 88 C SI 88 B SI 88 B SI 89 4-1 9 2B 35 G4-3 BB	F CH 80 1 SAFE 1 SAFE B SI 88 F KC 75 X CH 82 1-2 ② G5-3 1-2		C FC 91 F FC 91 F FC 92 X FC 92 0-2 ③ L9		X FF 93 0-0 2B	3	1	1	0	2	0	1
9 Brandon Belt, L (1, 3) OBP: 0.356, SLG: 0.532	B SI 88 C CH 80 X CH 80 1-1 ③ G1-3			C KC 76 F FC 87 X CH 80 0-2 35 G4-3 10 1B 2B 1-3	C SI 90 B FF 88 B FC 89 B FF 88 B CH 83 4-1 BB			B CU 82 C FC 90 S CH 86 F FC 91 F FC 92 S CH 88 1-3 ① K	S FF 93 B FF 93 B FF 93 F FF 93 B SL 79 B FF 93 4-2 BB	3	1	1	0	2	1	1
35 Brandon Crawford, L (1, 6) OBP: 0.282, SLG: 0.246		X CH 78 0-0 1B		F KC 76 F FC 88 B SI 90 F SI 90 X KC 78 1-2 ① G4-3 2-3 3-H	C SI 90 F FC 88 X FC 85 0-2 ③ L7			B FC 90 X CH 86 1-0 ② G4-3	S FF 93 B FF 93 C FF 93 S FF 94 1-3 ② K	5	0	1	1	0	1	5
10 Evan Longoria, R (1, 5) OBP: 0.222, SLG: 0.343		C SI 88 B SI 87 X CH 79 1-1 ① F9		F SI 89 B SI 90 X SI 90 1-1 29 S 1 G3 3-H 1B		B KC 70 C SI 89 B CH 79 X SI 89 2-1 ① P3		F FF 91 C SL 80 S SL 80 0-3 ③ K	B FF 94 C FF 93 S FF 94 B FF 94 F FF 94 B FF 95 X FF 95 3-2 ③ P2	5	0	1	1	0	1	3
1 Kevin Pillar, R (1, 8) OBP: 0.200, SLG: 0.400		B FC 86 C SI 89 1 SAFE X SI 90 1-1 ② F9		C KC 74 S CH 82 X CH 82 0-2 ② G3 1-2		F SI 89 B SI 90 F CH 79 X CH 80 1-2 E3 8 FC4-6			F FF 92 F SL 80 B SL 80 B SL 81 B SL 81 F FF 92 X FF 92 3-2 8 HR 1B	4	1	1	0	0	0	2
8 Gerardo Parra, L (1, 7) OBP: 0.302, SLG: 0.327		B KC 72 X FC 87 1-0 ③ P5		0-0 29 S IBB	1 SAFE S SI 88 X SI 88 0-1 ② FC4-6 1-2f				B FF 93 X FF 92 1-0 1-H HR	3	1	1	2	1	0	2
29 Jeff Samardzija, R (1, 1) 48 Pablo Sandoval, S (6, PH) OBP: 0.269, SLG: 0.500 58 Trevor Gott, R (6, 1) 60 Travis Bergen, L (7, 1) 61 Nick Vincent, R (8, 1) 26 Yangervis Solarte, S (9, PH) OBP: 0.256, SLG: 0.300			C SI 87 B FC 84 B SI 89 X SI 88 2-1 ① G1-3	F SI 89 S KC 76 X KC 78 0-2 ③ G4-3 1-2 2-3		X SI 89 0-0 ③ F8			S SL 81 X SL 80 0-1 6 HR 2B	2 1 0 0 0 1	0 0 0 0 0 1	0 0 0 0 0 1	0 0 0 0 0 0	0 0 0 0 0 0	0 0 0 0 0 0	2 1 0 0 0 0

TOP

San Francisco Giants @ Washington Nationals
Nationals Park, Washington, DC
Wed Apr 17 2019, 7:05 PM - 10:12 PM EDT
Att. 22,611 - Partly Cloudy - 65 F

livebaseballscorecards.com

AB	37
R	6
H	10
RBI	6
BB	5
SO	4
LOB	18

Inning Stats	1	2	3	4	5	6	7	8	9
	R: 0 E: 0 K: 0 S: 7	H: 0 LOB: 1 BB: 1 P: 14	R: 0 E: 0 K: 0 S: 6	H: 1 LOB: 1 BB: 0 P: 9	R: 0 E: 0 K: 0 S: 5	H: 1 LOB: 0 BB: 0 P: 7	R: 2 E: 0 K: 0 S: 16	H: 2 LOB: 2 BB: 2 P: 22	R: 0 E: 0 K: 0 S: 10	H: 1 LOB: 2 BB: 1 P: 17
	R: 0 E: 1 K: 0 S: 8	H: 0 LOB: 1 BB: 0 P: 11	R: 0 E: 0 K: 1 S: 10	H: 0 LOB: 0 BB: 0 P: 14	R: 0 E: 0 K: 2 S: 9	H: 0 LOB: 0 BB: 0 P: 11	R: 4 E: 0 K: 1 S: 22	H: 5 LOB: 2 BB: 1 P: 37	1B: 4 2B: 5 3B: 0 HR: 2	SF: 0 SAC: 0 DP: 1 HBP: 0	WP: 0 PB: 0 SB: 2 CS: 0	PA: 42

PITCHER		IP	WLS	BF	H	R	ER	SO	BB	IBB	HBP	BLK	WP	HR	S	P	ERA	WHIP
58 Jeremy Hellickson, R ERA: 2.63	(1, 1)	5.2	W	26	5	2	2	0	3	1	0	0	0	0	51	79	3.18	1.412
33 Matt Grace, L ERA: 8.1	(6, 1)	0.1	H	1	0	0	0	0	0	0	0	0	0	0	1	1	0.00	0.000
51 Wander Suero, R ERA: 5.4	(7, 1)	1.2	H	5	0	0	0	2	0	0	0	0	0	0	16	22	0.00	0.000
53 Austen Williams, R ERA: 162.0	(8, 1)	0.1		5	4	4	4	1	0	0	0	0	0	2	12	18	108.00	12.000
20 Kyle Barraclough, R ERA: 1.42	(9, 1)	0.1	H	1	0	0	0	0	0	0	0	0	0	0	3	4	0.00	0.000

PITCHER		IP	WLS	BF	H	R	ER	SO	BB	IBB	HBP	BLK	WP	HR	S	P	ERA	WHIP
63 Sean Doolittle, L ERA:	(9, 1)	0.2		4	1	0	0	1	1	0	0	0	0	0	10	18	0.00	3.000

BOTTOM

San Francisco Giants @ Washington Nationals
Nationals Park, Washington, DC
Wed Apr 17 2019, 7:05 PM - 10:12 PM EDT
Att. 22,611 - Partly Cloudy - 65 F

livebaseballscorecards.com

Batter	1	2	3	4	5	6	7	8	9	AB	R	H	RBI	BB	SO	LOB
2 Adam Eaton, L (1, 9) OBP: 0.397, SLG: 0.406	B FC 88 B FC 88 C SI 89 B SL 79 B SI 88 4-1 22 HR BB	F SL 84 B FC 89 X SI 92 1-1 2-H 1B			C KC 75 B FS 82 B FF 92 S SL 82 X SI 92 2-2 6 G4-3 1B		1 SAFE L FF 89 F FF 89 X CU 77 0-2 ① L7	B FF 89 S FF 88 X CH 83 1-1 ② F7		4	1	2	1	1	0	2
6 Anthony Rendon, R (1, 5) OBP: 0.458, SLG: 0.806	B SI 89 B SL 86 D SL 82 C SI 91 S SL 87 C SL 86 3-3 ① K	1 SAFE C FC 88 S SL 84 P FS 85 F SI 91 S FS 82 1-3 ③ K			X SI 91 0-0 ①② G4-3 1-2f		C FF 90 D CU 78 1-1 1-2 15 HR IBB	X FF 88 0-0 1-2 22 BB 1B		4	1	1	0	1	2	3
22 Juan Soto, L (1, 7) OBP: 0.380, SLG: 0.475	S SL 81 X SI 91 0-1 1-H HR		B SL 82 B FS 81 C SL 83 F FF 92 F FC 89 B SL 86 X SL 85 3-2 1B		B FS 81 B KC 75 F FF 92 F FC 89 B FS 84 X SL 84 3-2 ③ G4-3		X CU 78 0-0 ② F8 2-3	B FF 88 B FC 87 B FF 89 B FF 89 4-0 1-2 2-3 BB		4	1	2	2	1	0	2
15 Matt Adams, L (1, 3) OBP: 0.200, SLG: 0.542	F FS 79 S FF 90 B SL 83 F FC 90 B FS 82 C SL 86 2-3 ② K		B FF 92 B FC 89 S FF 92 F SL 85 C SI 92 2-3 ① K			X CH 88 0-0 ① G4-3	B FF 90 S FF 91 F FF 91 F FF 91 X FF 92 1-2 1-H 3-H HR	C FC 87 B FF 89 D CH 84 F FF 90 B FF 89 S FC 87 3-3 ③ K		5	1	1	3	0	3	4
47 Howie Kendrick, R (1, 4) OBP: 0.577, SLG: 1.100 53 Austen Williams, R (8, 1) 20 Kyle Barraclough, R (9, 1) 63 Sean Doolittle, L (9, 1)	B SL 82 B FC 87 C SI 90 B SL 83 X SI 90 3-1 HR		B SL 84 X SI 92 1-0 ② L8			B FF 96 B CU 80 B FF 95 B FF 95 4-0 28 HBP BB	B CU 78 C CU 79 C FF 90 B CU 77 F CU 78 F FF 92 X FF 90 2-2 28 HR 1B			3 0 0 0	2 0 0 0	2 0 0 0	1 0 0 0	1 0 0 0	0 0 0 0	1 0 0 0
28 Kurt Suzuki, R (1, 2) OBP: 0.310, SLG: 0.480	C FC 88 F SI 90 C FS 82 0-3 ③ K		X SI 92 0-0 ③ L4			C FF 95 H SI 95 1-1 1-2 HBP	X CU 78 0-0 1-H HR			3	1	1	2	0	1	1
1 Wilmer Difo, S (1, 6) OBP: 0.280, SLG: 0.289		C FC 87 B KC 73 B KC 76 B SL 80 B FF 90 4-1 58 SH3-4 2 1B BB		F FF 91 B FF 89 B FS 82 C FF 92 C SL 85 2-3 ① K		C SI 95 F CU 81 X FF 96 0-2 ② F6	C CU 78 B FF 90 S FF 90 F FF 91 B FF 91 X CU 79 2-2 ③ G4-3			3	1	0	0	1	1	2
58 Jeremy Hellickson, R (1, 1) OBP: 0.500, SLG: 0.333 33 Matt Grace, L (6, 1) 11 Ryan Zimmerman, R (6, PH) OBP: 0.293, SLG: 0.265 51 Wander Suero, R (7, 1) 9 Brian Dozier, R (8, 4) OBP: 0.235, SLG: 0.234		X SL 86 0-0 ① SH3-4 1-2		C FF 89 F FC 89 X SL 83 0-2 ② G5-3		X SI 95 0-0 ③ G4-3		F FF 88 X FC 86 0-1 16 FC5-4 1B		1 0 0 0 1	0 0 0 0 0	0 0 0 0 1	0 0 0 0 0	0 0 0 0 0	0 0 0 0 0	0 0 2 0 0
16 Victor Robles, R (1, 8) OBP: 0.339, SLG: 0.556		B SI 92 C SL 83 B SI 91 F FC 89 B SI 92 X FC 89 3-2 ② F7		S SL 84 B SI 92 F FC 89 S SL 82 1-3 ③ K			B FF 95 F FF 95 X FF 96 1-1 22 F8 6 S 15 HR 1B	C FF 88 F FF 88 X FC 86 0-2 ① FC5-4 22 BB 6 1B 1-2f		4	1	1	0	0	1	2
Inning Stats	R: 3 E: 0 K: 3 S: 15 H: 2 LOB: 0 BB: 1 P: 27	R: 1 E: 0 K: 1 S: 12 H: 1 LOB: 1 BB: 1 P: 20	R: 0 E: 0 K: 1 S: 9 H: 1 LOB: 1 BB: 0 P: 15	R: 0 E: 0 K: 2 S: 9 H: 0 LOB: 0 BB: 0 P: 12	R: 0 E: 0 K: 0 S: 7 H: 1 LOB: 0 BB: 0 P: 12	R: 0 E: 0 K: 0 S: 6 H: 0 LOB: 2 BB: 1 P: 11	R: 5 E: 0 K: 0 S: 21 H: 4 LOB: 0 BB: 1 P: 28	R: 0 E: 0 K: 1 S: 11 H: 2 LOB: 3 BB: 1 P: 19		1B: 7 2B: 0 3B: 0 HR: 4 SF: 0 SAC: 1 DP: 1 HBP: 1				WP: 0 PB: 0 SB: 1 CS: 0 PA: 40		

	AB	33
	R	9
	H	11
	RBI	9
	BB	5
	SO	8
	LOB	19

PITCHER		IP	WLS	BF	H	R	ER	SO	BB	IBB	HBP	BLK	WP	HR	S	P	ERA	WHIP
29 Jeff Samardzija, R ERA: 2.91	(1, 1)	5.0	L	21	5	4	4	7	2	0	0	0	0	2	52	86	7.20	1.400
58 Trevor Gott, R ERA: 2.53	(6, 1)	1.0		6	1	1	1	0	1	0	1	0	0	0	8	14	9.00	2.000
60 Travis Bergen, L ERA: 7.11	(7, 1)	1.0		7	3	4	4	0	0	1	0	0	0	2	19	25	36.00	3.000
61 Nick Vincent, R ERA: 2.38	(8, 1)	1.0		6	2	0	0	1	1	0	0	0	0	0	11	19	0.00	3.000

PITCHER	IP	WLS	BF	H	R	ER	SO	BB	IBB	HBP	BLK	WP	HR	S	P	ERA	WHIP

San Francisco Giants @ Washington Nationals

Nationals Park, Washington, DC

Thu Apr 18 2019, 1:07 PM - 3:58 PM EDT

Att. 26,085 - Partly Cloudy - 70 F

livebaseballscorecards.com

TOP

Batter	1	2	3	4	5	6	7	8	9	AB	R	H	RBI	BB	SO	LOB
6 Steven Duggar, L (1, 9) OBP: 0.267, SLG: 0.413	B FF 90 F FF 91 S SL 80 C SI 92 1-3 ① K			C SL 79 F FF 91 B SL 82 B SL 82 B SL 83 B FF 92 4-2 1 CS BB		B SL 78 B FF 91 C FF 90 F SI 91 C FF 92 2-3 ③ K			F FF 92 X SL 79 0-1 ① G5-3	3	0	0	0	1	2	0
19 Tyler Austin, R (1, 3) OBP: 0.400, SLG: 0.353	B SI 91 F SI 91 S SI 92 B SL 82 B SL 81 X SI 92 3-2 ② G1-3			C SI 91 S SL 82 B SL 83 1 SAFE D SL 81 C SI 92 2-3 ① K			B SI 89 X SI 90 1-0 ① G5-3		B FF 92 C FF 92 X FF 93 1-1 8 1B 10 1B 1B	4	1	1	0	0	1	1
1 Kevin Pillar, R (1, 8) OBP: 0.189, SLG: 0.377	C CU 66 S SL 82 S SL 82 0-3 ③ K			B SI 91 C CH 80 1 SAFE B SL 81 F SI 91 C SI 92 2-3 ② ③ K 1-2			C CU 66 B SL 81 F SI 90 F SI 91 F SL 82 X FF 92 1-2 ② P6		B FF 93 F FF 93 D FS 80 F FF 93 C FF 93 2-3 ② K	4	0	0	0	0	3	2
9 Brandon Belt, L (1, 7) OBP: 0.342, SLG: 0.508 8 Gerardo Parra, L (7, 7) OBP: 0.313, SLG: 0.339		B FF 90 F SL 78 B SL 80 X SI 90 2-1 ① G6-3			C FF 91 C FF 91 B SL 83 B SL 83 B SI 92 F FF 93 C FF 92 3-3 ① K		B SL 80 S FF 91 C SL 81 C SI 92 1-3 ③ K		F FF 93 F FF 91 F FF 95 F FF 95 X SL 81 0-2 10 1B 1-3 1B	3 1	0 0	0 1	0 0	0 0	2 0	0 0
10 Evan Longoria, R (1, 5) OBP: 0.250, SLG: 0.370		B CU 69 X SI 90 1-0 ② F8			C SL 77 X FF 91 0-1 2B			C SI 89 B CH 82 B FF 90 C SI 90 H SL 82 3-2 35 G3 5 2B HBP	F FF 93 X FF 95 0-1 1-2 3-H 1B	3	1	2	1	0	0	0
35 Brandon Crawford, L (1, 6) OBP: 0.267, SLG: 0.232		B FF 90 B FF 91 X FF 90 2-0 ③ P5			X SL 80 0-0 ② L9			B FF 91 B SL 82 F SI 91 C SI 91 F SI 92 X SL 83 2-2 ① G3 1-2	F FF 94 F FF 94 S FF 95 0-3 ③ K	4	0	0	0	0	1	4
26 Yangervis Solarte, S (1, 4) OBP: 0.239, SLG: 0.279			C SI 92 B SI 90 B CH 81 S SL 81 S SL 82 2-3 ① K		X FF 91 0-0 ③ G5-3			F SL 81 F SL 80 F FF 91 F FF 92 D SL 81 F SL 81 X SI 92 1-2 ② L9		3	0	0	0	0	1	2
5 Erik Kratz, R (1, 2) OBP: 0.269, SLG: 0.227			C SI 90 C SI 92 X SI 93 0-2 ② G3-1			C SI 89 B CU 66 C SL 80 X FF 91 1-2 ① F8		F SL 81 D SL 79 D SI 91 F SI 91 F SI 92 X SL 82 2-2 2-H 2B		3	0	1	1	0	0	0
37 Drew Pomeranz, R (1, 1) 58 Trevor Gott, R (5, 1) 48 Pablo Sandoval, S (6, PH) OBP: 0.259, SLG: 0.481 49 Sam Dyson, R (6, 1) 28 Buster Posey, R (8, PH) OBP: 0.286, SLG: 0.286 60 Travis Bergen, L (8, 1) 41 Mark Melancon, R (8, 1)			C SI 90 S SL 79 S SI 92 0-3 ③ K			C CU 67 X SI 91 0-1 ② F9		C SL 83 X FF 93 0-1 ③ G3-1		1 0 1 0 1 0 0 0	0 0 0 0 0 0 0 0	0 0 0 0 0 0 0 0	0 0 0 0 0 0 0 0	1 0 0 0 0 0 0 0	0 0 0 0 1 0 0 0	0 0 0 0 1 0 0 0
Inning Stats	R: 0 E: 0 K: 2 S: 9 H: 0 LOB: 0 BB: 0 P: 13	R: 0 E: 0 K: 0 S: 4 H: 0 LOB: 0 BB: 0 P: 9	R: 0 E: 0 K: 2 S: 9 H: 0 LOB: 0 BB: 0 P: 11	R: 0 E: 0 K: 2 S: 8 H: 0 LOB: 0 BB: 1 P: 16	R: 0 E: 0 K: 1 S: 8 H: 1 LOB: 1 BB: 0 P: 11	R: 0 E: 0 K: 1 S: 8 H: 0 LOB: 0 BB: 0 P: 11	R: 0 E: 0 K: 1 S: 9 H: 0 LOB: 0 BB: 0 P: 12	R: 1 E: 0 K: 0 S: 18 H: 1 LOB: 1 BB: 0 P: 26	R: 1 E: 0 K: 2 S: 17 H: 3 LOB: 2 BB: 0 P: 20	1B: 3 2B: 2 3B: 0 HR: 0	SF: 0 SAC: 0 DP: 0 HBP: 1			WP: 0 PB: 0 SB: 0 CS: 1	PA: 33		

	AB	31
	R	2
	H	5
	RBI	2
	BB	1
	SO	11
	LOB	10

PITCHER		IP	WLS	BF	H	R	ER	SO	BB	IBB	HBP	BLK	WP	HR	S	P	ERA	WHIP
46 Patrick Corbin, L ERA: 2.36	(1, 1)	7.2	W	26	2	1	1	9	1	0	1	0	0	0	71	107	1.17	0.391
20 Kyle Barraclough, R ERA: 1.35	(8, 1)	0.1	H	1	0	0	0	0	0	0	0	0	0	0	2	2	0.00	0.000
63 Sean Doolittle, L ERA: 0.93	(9, 1)	1.0	S	6	3	1	1	2	0	0	0	0	0	0	17	20	9.00	3.000

PITCHER		IP	WLS	BF	H	R	ER	SO	BB	IBB	HBP	BLK	WP	HR	S	P	ERA	WHIP

BOTTOM

San Francisco Giants @ Washington Nationals
Nationals Park, Washington, DC
Thu Apr 18 2019, 1:07 PM - 3:58 PM EDT
Att. 26,085 - Partly Cloudy - 70 F

livebaseballscorecards.com

Batter	1	2	3	4	5	6	7	8	9	AB	R	H	RBI	BB	SO	LOB
16 Victor Robles, R (1, 9) OBP: 0.328, SLG: 0.542	F SI 90 B KC 81 F SI 92 B FF 94 S FF 91 2-3 ① K		B KC 81 S KC 81 S CH 87 C FF 94 1-3 ② K		B KC 81 X FC 88 1-0 ③ 10 BB 1-3 2B	B SI 95 F FF 95 B SI 96 X SI 96 2-1 ③ G5-3		B KC 82 X FC 91 1-0 ③ G5-3		5	0	1	0	0	2	3
6 Anthony Rendon, R (1, 5) OBP: 0.447, SLG: 0.788	B KC 79 C FF 93 B FF 91 S CH 87 B FF 94 F FF 94 C FC 90 3-3 ② K		C KC 81 X FF 93 0-1 22 2B 2B		X FC 88 0-0 ① P4		C SI 94 C FC 92 F FC 92 S CH 88 0-3 ① K			4	1	1	0	0	2	2
22 Juan Soto, L (1, 7) OBP: 0.400, SLG: 0.492	B KC 81 B SI 94 B KC 82 F FF 93 B FF 94 4-1 11 2B BB		F KC 81 X KC 82 0-1 2-H 2B		H SI 91 1-0 10 BB HBP		B FC 93 X FC 93 1-0 ② F7			2	1	1	1	1	0	0
11 Ryan Zimmerman, R (1, 3) OBP: 0.306, SLG: 0.288	B SI 92 B KC 81 1 SAFE F SI 92 F FC 89 B FF 94 F SI 94 F FF 94 X SI 94 3-2 1-H 2B		C FF 93 X KC 82 0-1 ③ G6-3		B KC 81 S KC 82 C KC 83 C FF 94 1-3 ② K		B FF 95 B FF 94 F SI 96 B SI 96 B SI 96 4-1 BB			3	0	1	1	1	1	4
10 Yan Gomes, R (1, 2) OBP: 0.295, SLG: 0.350	C KC 82 B FF 94 B FF 92 F KC 82 X KC 82 2-2 ③ F9			B SI 90 F KC 80 S KC 81 B KC 81 B FC 88 B KC 80 4-2 9 G5-4-3 BB	B KC 82 C FF 93 B KC 82 B KC 84 C FF 94 B FF 94 4-2 1-2 2-3 3-H BB		C SI 95 F FC 92 S CH 88 0-3 ③ K			2	0	0	1	2	1	2
9 Brian Dozier, R (1, 4) OBP: 0.236, SLG: 0.255		X SI 90 0-0 ① G6-3		B SI 91 C CH 87 B SI 91 F SI 90 X KC 82 2-2 ① ② G5-4-3 1-2f	B CU 79 X FF 94 1-0 ③ P5			C FF 90 B CU 78 C CU 79 B FF 92 B FF 91 F FF 91 X FF 91 3-2 1 S 2B		4	0	1	0	0	0	4
1 Wilmer Difo, S (1, 6) OBP: 0.315, SLG: 0.375		X SI 90 0-0 ② B5-3		B KC 80 B SI 90 B SI 91 C SI 90 X SI 91 3-1 HR		X SI 92 0-0 46 SH5-4 1B		B FF 91 B FF 92 D CU 80 B FF 91 4-0 2-3 BB		3	1	2	1	1	0	0
46 Patrick Corbin, L (1, 1) OBP: 0.286, SLG: 0.286 20 Kyle Barraclough, R (8, 1) 47 Howie Kendrick, R (8, PH) OBP: 0.556, SLG: 1.048 63 Sean Doolittle, L (9, 1)		C FF 91 B FF 92 S FF 91 B KC 81 F FF 92 S KC 81 2-3 ③ K		C FF 92 B KC 81 S KC 81 S FF 93 1-3 ③ K		X FC 92 0-0 ① SH5-4 1-2		C FC 92 F FC 92 S FC 92 0-3 ① K		2 0 1 0	0 0 0 0	0 0 0 0	0 0 0 0	0 0 1 0	2 0 0 0	0 0 2 0
3 Michael Taylor, R (1, 8) OBP: 0.455, SLG: 0.250			C KC 80 S FF 92 B FF 92 B FF 92 C KC 81 2-3 ① K		X KC 81 0-0 16 2B 10 BB 1B	F SI 95 S SI 95 B SL 83 S FF 95 1-3 ② K		1 SAFE B FF 92 B KC 82 C KC 82 C KC 82 C KC 82 2-3 ② K		4	1	1	0	0	3	3
Inning Stats	R: 1 E: 0 K: 2 S: 16 H: 1 LOB: 1 BB: 1 P: 30	R: 0 E: 0 K: 1 S: 6 H: 0 LOB: 0 BB: 0 P: 8	R: 1 E: 0 K: 2 S: 12 H: 2 LOB: 1 BB: 0 P: 15	R: 1 E: 0 K: 1 S: 10 H: 1 LOB: 0 BB: 1 P: 20	R: 1 E: 0 K: 1 S: 9 H: 2 LOB: 3 BB: 1 P: 17	R: 0 E: 0 K: 2 S: 7 H: 1 LOB: 1 BB: 0 P: 10	R: 0 E: 0 K: 2 S: 9 H: 0 LOB: 1 BB: 1 P: 14	R: 0 E: 0 K: 2 S: 11 H: 1 LOB: 2 BB: 1 P: 21		1B: 2 2B: 5 3B: 0 HR: 1 SF: 0 SAC: 1 DP: 1 HBP: 1						

	AB	30
	R	4
	H	8
	RBI	4
	BB	5
	SO	12
	LOB	20

WP: 0 PB: 0 SB: 1 CS: 0 PA: 37

PITCHER		IP	WLS	BF	H	R	ER	SO	BB	IBB	HBP	BLK	WP	HR	S	P	ERA	WHIP
37 Drew Pomeranz, L ERA: 4.82	(1, 1)	4.2	L	23	6	4	4	7	3	0	1	0	0	1	52	88	7.71	1.929
58 Trevor Gott, R ERA: 2.45	(5, 1)	0.1		1	0	0	0	0	0	0	0	0	0	0	1	2	0.00	0.000
49 Sam Dyson, R ERA: 2.38	(6, 1)	2.0		8	1	0	0	3	1	0	0	0	0	0	16	24	0.00	1.000
60 Travis Bergen, L ERA: 7.11	(8, 1)	0.0		2	1	0	0	0	1	0	0	0	0	0	4	11	∞	∞
41 Mark Melancon, R ERA:	(8, 1)	1.0		3	0	0	0	2	0	0	0	0	0	0	7	10	0.00	0.000

PITCHER	IP	WLS	BF	H	R	ER	SO	BB	IBB	HBP	BLK	WP	HR	S	P	ERA	WHIP

San Francisco Giants @ Pittsburgh Pirates

PNC Park, Pittsburgh, PA

Fri Apr 19 2019, 8:31 PM - 11:18 PM EDT

Att. 15,049 - Rain - 63 F

TOP

livebaseballscorecards.com

Batter	1	2	3	4	5	6	7	8	9	AB	R	H	RBI	BB	SO	LOB
6 Steven Duggar, L (1, 9) (7, 8) OBP: 0.278, SLG: 0.410	C FF 92 F CU 81 F FF 93 B CH 87 S CU 82 1-3 ① K	B FF 92 C SI 92 S FF 92 F FF 93 F CU 82 D CU 82 S CH 86 2-3 ② K	C CU 78 B CH 83 B CH 82 B FF 92 F FF 91 X FF 92 3-2 12 G6-3 1B	C SL 83 C FF 97 B FF 98 B SL 86 B SL 87 B FF 98 4-2 28 1B 1-2 BB	3	0	1	0	1	2	1
12 Joe Panik, L (1, 4) OBP: 0.277, SLG: 0.228	B SI 92 B FF 93 F SI 93 F CU 80 B CH 86 S FF 93 3-3 ② K	B FF 92 1 SAFE F SI 92 C SI 92 T CU 83 1-2 ③ K	X SI 90 0-0 ②③ G6-3 1-2f	B FF 98 C FF 96 B FF 97 C SL 86 F SL 88 F FF 98 F SL 87 F SL 85 C FF 99 2-3 ② K	4	0	0	0	0	3	4
28 Buster Posey, R (1, 2) OBP: 0.299, SLG: 0.300	X FF 94 0-0 ③ G4-3	C FF 91 B CU 81 X FF 91 1-1 ① P3	C FF 91 F CH 86 B SL 84 F FF 93 B SL 86 X FF 93 2-2 10 BB 1B	F FF 94 X FF 93 0-1 1-3 2-H 1B	4	0	2	1	0	0	0
9 Brandon Belt, L (1, 3) OBP: 0.338, SLG: 0.493	B FF 92 X CU 80 1-0 ① F8	C CH 84 C CH 84 B FF 92 F FF 92 B CU 82 B FF 93 F FF 93 X CU 81 3-2 35 G4-6-3 1B	B SI 94 C SI 93 B SI 93 C SL 87 X SL 89 2-2 ① L8	X FF 94 0-0 ③ P5	4	0	1	0	0	0	3
35 Brandon Crawford, L (1, 6) OBP: 0.266, SLG: 0.233	F SI 91 B CH 86 B SL 88 X CU 80 2-1 10 2B 1 F9-2 1B	B SI 91 C FF 92 X SI 91 1-1 ②③ G4-6-3 1-2f	S SL 87 B FF 94 B FF 94 D SL 87 F SI 94 S SL 86 3-3 ② K	C FF 99 C FF 99 F SL 87 S FF 98 0-3 ① K	4	0	1	0	0	2	2
10 Evan Longoria, R (1, 5) OBP: 0.263, SLG: 0.382	B FF 91 C FF 93 F SI 92 B FF 92 X SI 92 2-2 1-3 2B	C CU 78 B CH 83 F FF 91 B CH 84 X FF 93 2-2 ① F9	B CH 85 B FF 93 B FF 93 C FF 91 C SL 83 B SI 93 4-2 1-2 BB	C FF 98 F CU 83 F CU 84 C FF 99 0-3 ② K	3	0	1	0	1	1	0
1 Kevin Pillar, R (1, 8) OBP: 0.182, SLG: 0.361 61 Nick Vincent, R (7, 1) 19 Tyler Austin, R (9, PH) OBP: 0.381, SLG: 0.333	B CU 80 B FF 92 C CU 80 F FF 93 F CH 86 F FF 94 D CU 83 X FF 94 3-2 ②③ F9-2 3-H	C SL 87 X SI 90 0-1 ② G5-3	B SL 81 F SI 95 F SI 96 S SL 81 1-3 ③ K	B FF 97 C FF 99 C CU 81 S FF 100 1-3 ③ K	3 0 1	0 0 0	0 0 0	0 0 0	1 0 0	4 0 1	0 0 0
8 Gerardo Parra, L (1, 7) (7, 9) OBP: 0.313, SLG: 0.328	B FF 92 F FF 92 B CH 86 C CU 79 B CU 81 F FF 93 B CU 81 4-2 BB	F CH 84 F FF 93 S FF 92 0-3 ③ K	B FF 97 B FF 96 F FF 97 C FF 97 S SL 86 2-3 ① K	2	0	0	0	1	2	0
40 Madison Bumgarner, R (1, 1) OBP: 0.273, SLG: 0.545 26 Yangervis Solarte, S (7, 7) OBP: 0.255, SLG: 0.295	C FF 94 B SL 88 C CU 81 S CU 82 1-3 ① K	S FF 92 X CU 81 0-1 ① G5-3	F SL 85 X FF 97 0-1 6 BB 28 1B 1B	2 1	0 1	0 1	0 0	0 0	1 0	1 0
Inning Stats	R: 0 H: 0 E: 0 LOB: 0 K: 2 BB: 0 S: 8 P: 12	R: 0 H: 2 E: 0 LOB: 1 K: 0 BB: 0 S: 11 P: 19	R: 0 H: 0 E: 0 LOB: 1 K: 3 BB: 1 S: 14 P: 22	R: 0 H: 1 E: 0 LOB: 0 K: 0 BB: 0 S: 9 P: 14	R: 0 H: 0 E: 0 LOB: 0 K: 1 BB: 0 S: 8 P: 10	R: 0 H: 1 E: 0 LOB: 0 K: 0 BB: 0 S: 6 P: 9	R: 0 H: 1 E: 0 LOB: 2 K: 2 BB: 1 S: 15 P: 27	R: 1 H: 2 E: 0 LOB: 2 K: 2 BB: 1 S: 17 P: 25	R: 0 H: 0 E: 0 LOB: 0 K: 3 BB: 0 S: 11 P: 12	1B: 6 2B: 2 3B: 0 HR: 0	SF: 0 SAC: 0 DP: 3 HBP: 0				

	AB	31
	R	1
	H	7
	RBI	1
	BB	3
	SO	13
	LOB	15

WP: 0 PA: 34
PB: 0
SB: 0
CS: 0

PITCHER		IP	WLS	BF	H	R	ER	SO	BB	IBB	HBP	BLK	WP	HR	S	P	ERA	WHIP
31 Jordan Lyles, R ERA: 0.53	(1, 1)	6.0	W	20	4	0	0	6	1	0	0	0	0	0	56	86	0.00	0.833
47 Francisco Liriano, L ERA:	(7, 1)	0.2		4	1	0	0	1	1	0	0	0	0	0	12	23	0.00	3.000
30 Kyle Crick, R ERA:	(7, 1)	0.1	H	1	0	0	0	1	0	0	0	0	0	0	3	4	0.00	0.000
57 Nick Burdi, R ERA: 4.32	(8, 1)	0.2		4	1	1	1	2	1	0	0	0	0	0	14	22	13.50	3.000
48 Richard Rodríguez, R ERA: 5.0	(8, 1)	0.1	H	2	1	0	0	0	0	0	0	0	0	0	3	3	0.00	3.000

PITCHER		IP	WLS	BF	H	R	ER	SO	BB	IBB	HBP	BLK	WP	HR	S	P	ERA	WHIP
73 Felipe Vázquez, L ERA:	(9, 1)	1.0	S	3	0	0	0	3	0	0	0	0	0	0	11	12	0.00	0.000

BOTTOM

San Francisco Giants @ Pittsburgh Pirates

PNC Park, Pittsburgh, PA

Fri Apr 19 2019, 8:31 PM - 11:18 PM EDT

Att. 15,049 - Rain - 63 F

livebaseballscorecards.com

Batter	1	2	3	4	5	6	7	8	9	AB	R	H	RBI	BB	SO	LOB
6 Starling Marte, R (1, 8) OBP: 0.247, SLG: 0.377	B FF 91 X FF 91 1-0 L8 ①	X CH 83 0-0 F7 ②			C CU 77 S FF 90 B CU 78 B FF 92 X FC 86 2-2 G1-3 ①		B FF 88 F FF 88 X FF 89 1-1 G6-3 ③			4	0	0	0	0	0	0
51 Jason Martin, L (8, 7) OBP: 0.391, SLG: 0.429										0	0	0	0	0	0	0
53 Melky Cabrera, S (1, 9) OBP: 0.364, SLG: 0.453	C FF 92 B CH 86 B CU 78 S FC 87 F FF 92 X FC 87 2-2 G5-3 ②	B CU 77 X CH 83 1-0 P6 ③			C CH 83 B CU 79 X FF 91 1-1 G4-3 ②			C FF 87 F CH 82 S FF 88 0-3 K ①		4	0	0	0	0	1	0
16 Jung Ho Kang, R (1, 5) OBP: 0.222, SLG: 0.306 (8, 6)	C FF 92 B CH 86 B CH 85 F FC 87 F CU 79 B FC 87 D CU 80 4-2 55 1B 29 2B BB	C FC 86 F CH 84 S FF 91 0-3 K ①			X CU 78 0-0 1B			F FF 88 B FF 89 B FF 89 F FF 89 F FC 87 S FF 89 2-3 K ②		3	1	1	0	1	2	0
55 Josh Bell, S (1, 3) OBP: 0.389, SLG: 0.574	X FF 92 0-0 1-2 29 2B 1B	B FF 91 C CH 84 S CU 79 X FC 86 1-2 G6-3 ②			B FC 85 C FF 91 B FC 86 F CH 83 B FC 87 X FF 92 3-2 G5-3 ③			B FC 87 B FF 90 B FC 87 B FF 90 4-0 BB		3	1	1	0	1	0	1
29 Francisco Cervelli, R (1, 2) OBP: 0.231, SLG: 0.233	C CU 78 B FF 92 F FC 88 B CU 78 F FC 87 B FF 92 F CU 80 X CU 79 3-2 1-H 2-H 15 1B 2B	C FF 91 S CU 79 F FF 92 B FF 92 F CH 84 S FC 87 1-3 K ③				B CH 84 F FC 87 C FC 86 B FF 91 S FF 92 2-3 K ①		F FF 89 B FF 89 B FF 88 B FC 86 X FF 89 3-1 F9 ③		4	1	1	2	0	2	1
15 Pablo Reyes, R (1, 4) OBP: 0.179, SLG: 0.115	C FF 92 X FC 87 0-1 2-H 17 1B 1B		B FF 90 F FF 90 B CU 75 C FC 86 X CU 77 2-2 L8 ①			B FF 92 B FC 87 F FF 92 X FC 86 2-1 P6 ②				3	1	1	1	0	0	0
17 JB Shuck, L (1, 7) OBP: 0.421, SLG: 0.333 (8, 8)	F FF 92 F FC 87 B FC 86 F FF 91 X FC 86 1-2 2-H 2 S 1B		S FF 92 F FF 92 B CU 80 S FC 86 1-3 K ②			X FF 92 0-0 E6 2 CS				3	0	1	1	0	1	0
2 Erik González, R (1, 6) OBP: 0.298, SLG: 0.294 19 Colin Moran, L (8, 5) OBP: 0.400, SLG: 0.567	C FF 92 B FC 87 B SI 92 S FC 86 F FC 86 B FF 91 S FC 86 3-3 1-2 K ③		X FC 86 0-0 1B			1 SAFE F FF 91 B FC 86 1 SAFE 1-1 1-2 CS ③	X FF 88 0-0 G6-3 ①			3	0	1	0	0	1	1
										0	0	0	0	0	0	0
31 Jordan Lyles, R (1, 1) 47 Francisco Liriano, L (7, 1) 30 Kyle Crick, L (7, 1) 59 Joe Musgrove, R (7, PH) 57 Nick Burdi, R (8, 1) 48 Richard Rodríguez, R (8, 1) 73 Felipe Vázquez, L (9, 1)		C FF 90 B FC 84 C FC 84 C CU 78 1-3 K ①	B FC 84 B FC 85 C FF 91 S FC 86 S FC 87 2-3 K ③				C FC 86 B FF 89 B FF 90 X FC 86 2-1 L8 ②			2	0	0	0	0	2	1
										0	0	0	0	0	0	0
										0	0	0	0	0	0	0
										1	0	0	0	0	0	0
										0	0	0	0	0	0	0
										0	0	0	0	0	0	0
										0	0	0	0	0	0	0
Inning Stats	R: 4 E: 0 K: 1 S: 24 H: 4 LOB: 1 BB: 1 P: 38	R: 0 E: 0 K: 1 S: 5 H: 0 LOB: 0 BB: 0 P: 7	R: 0 E: 0 K: 2 S: 11 H: 0 LOB: 0 BB: 0 P: 13	R: 0 E: 0 K: 2 S: 10 H: 1 LOB: 1 BB: 0 P: 15	R: 0 E: 0 K: 0 S: 9 H: 1 LOB: 1 BB: 0 P: 15	R: 0 E: 1 K: 1 S: 7 H: 0 LOB: 0 BB: 0 P: 12	R: 0 E: 0 K: 0 S: 5 H: 0 LOB: 0 BB: 0 P: 8	R: 0 E: 0 K: 2 S: 9 H: 0 LOB: 1 BB: 1 P: 18		1B: 5 2B: 1 3B: 0 HR: 0 SF: 0 SAC: 0 DP: 0 HBP: 0				WP: 0 PB: 0 SB: 1 CS: 1 PA: 33		

	AB	R	H	RBI	BB	SO	LOB
	30	4	6	4	2	9	4

PITCHER		IP	WLS	BF	H	R	ER	SO	BB	IBB	HBP	BLK	WP	HR	S	P	ERA	WHIP
40 Madison Bumgarner, L ERA: 3.66	(1, 1)	6.0	L	25	6	4	4	7	1	0	0	0	0	0	66	100	6.00	1.167
61 Nick Vincent, R ERA: 2.03	(7, 1)	2.0		7	0	0	0	2	1	0	0	0	0	0	14	26	0.00	0.500

PITCHER	IP	WLS	BF	H	R	ER	SO	BB	IBB	HBP	BLK	WP	HR	S	P	ERA	WHIP

Batter	1	2	3	4	5	6	7	8	9	AB	R	H	RBI	BB	SO	LOB
6 Steven Duggar, L (1, 9) OBP: 0.280, SLG: 0.407	F FF 94 T FF 94 B SI 95 X SL 87 1-2 ① L7		C CU 82 X SI 96 0-1 ② G6-3		B SL 89 B SL 89 X SI 95 2-0 1-2 2-H 1B					3	0	1	1	0	0	0
8 Gerardo Parra, L (1, 7) OBP: 0.300, SLG: 0.311	B SI 95 F SL 88 S CU 82 S SL 89 1-3 ② K		C CU 82 S SI 95 X CU 83 0-2 E5 28 S		X SI 96 0-0 ② ③ L5-6 2-2					3	0	0	0	0	1	2
28 Buster Posey, R (1, 2) OBP: 0.290, SLG: 0.290	X FF 95 0-0 ③ G6-3		1 SAFE B FF 94 C SL 87 F SI 94 F SL 92 X SI 96 1-2 ③ G6-3 1-2							2	0	0	0	0	0	1
9 Brandon Belt, L (1, 3) OBP: 0.329, SLG: 0.479		B CU 81 F SI 96 B SL 90 C SL 90 F SI 95 B FF 95 F SL 90 X FF 95 3-2 ① P5		B SI 95 C FF 95 F SL 90 F CU 82 B SL 89 F FF 95 B SL 90 S SI 95 3-3 ① K						2	0	0	0	0	1	0
10 Evan Longoria, R (1, 5) OBP: 0.256, SLG: 0.372		C FF 94 B SL 92 X SI 95 1-1 ② G5-3		S SL 91 S SI 94 F SI 95 B CU 82 F SL 88 X SL 90 1-2 ② G5-3						2	0	0	0	0	0	0
35 Brandon Crawford, L (1, 6) OBP: 0.272, SLG: 0.230		C FF 94 B SI 96 C SL 90 B FF 94 F CU 84 B FF 95 B SL 91 4-2 1 1B BB		X CU 82 0-0 ③ F8						1	0	0	0	1	0	0
1 Kevin Pillar, R (1, 8) OBP: 0.203, SLG: 0.378		B FF 94 C SL 88 S SI 95 1 SAFE X SL 89 1-2 1-2 1B			C CU 81 X SL 88 0-1 45 1B 6 1B 1B					2	1	2	0	0	0	0
12 Joe Panik, L (1, 4) OBP: 0.269, SLG: 0.220		B FF 95 C SL 90 D CU 85 F SL 90 F FF 96 F FF 96 F SL 91 X SL 90 2-2 ③ L3			F SI 94 1 SAFE 1 SAFE X FF 94 0-1 ① P5					2	0	0	0	0	0	3
45 Derek Holland, S (1, 1) OBP: 0.125, SLG: 0.125			B FF 95 F FF 96 C CU 83 S SL 89 1-3 ① K		B SL 92 B FF 95 X FF 93 2-0 8 6 L5-6 1B 1-2 1B					2	0	1	0	0	1	0
Inning Stats	R: 0 E: 0 K: 1 S: 7 H: 0 LOB: 0 BB: 0 P: 9	R: 0 E: 0 K: 0 S: 19 H: 1 LOB: 2 BB: 1 P: 30	R: 0 E: 1 K: 1 S: 12 H: 0 LOB: 1 BB: 0 P: 14	R: 0 E: 0 K: 1 S: 11 H: 0 LOB: 0 BB: 0 P: 15	R: 1 E: 0 K: 0 S: 7 H: 3 LOB: 1 BB: 0 P: 11					1B: 4 2B: 1 3B: 0 HR: 0 SF: 0 SAC: 0 DP: 1 HBP: 0						

TOP

San Francisco Giants @ Pittsburgh Pirates

PNC Park, Pittsburgh, PA

Sat Apr 20 2019, 4:07 PM - 5:37 PM EDT

Att. 17,663 - Partly Cloudy - 67 F

livebaseballscorecards.com

AB	19
R	1
H	4
RBI	1
BB	1
SO	3
LOB	6

PITCHER	IP	WLS	BF	H	R	ER	SO	BB	IBB	HBP	BLK	WP	HR	S	P	ERA	WHIP
50 Jameson Taillon, R (1, 1) ERA: 3.12	5.0	W	20	4	1	1	3	1	0	0	0	0	0	56	79	1.80	1.000

PITCHER	IP	WLS	BF	H	R	ER	SO	BB	IBB	HBP	BLK	WP	HR	S	P	ERA	WHIP

Batter	1	2	3	4	5	6	7	8	9	AB	R	H	RBI	BB	SO	LOB
3 Cole Tucker, S (1, 6) OBP: 0.333, SLG: 1.333	S SI 90 B SI 90 X KC 78 1-1 L7 ①		C SI 91 C SI 91 S SI 91 0-3 K ③		S SI 90 F SI 91 F SI 92 D SL 80 D SL 81 X SI 91 2-2 2-H HR					3	1	1	2	0	1	1
16 Jung Ho Kang, R (1, 5) OBP: 0.228, SLG: 0.365	B SI 91 S KC 79 B SI 90 C SL 80 F SL 80 B SL 80 C SI 91 3-3 K ②			B SL 80 X KC 79 1-0 HR	C SI 93 C SI 93 C SI 93 0-3 K ③					3	1	1	1	0	2	0
29 Francisco Cervelli, R (1, 2) OBP: 0.224, SLG: 0.226	C KC 78 B SL 80 S SL 79 B SI 91 C SI 91 2-3 K ③			B SL 78 B SI 91 F KC 78 S SL 79 X SI 91 2-2 G6-3 ①						2	0	0	0	0	1	0
55 Josh Bell, S (1, 3) OBP: 0.378, SLG: 0.556		F KC 77 C SI 89 B SL 80 B SI 91 S SL 80 2-3 K ①		B CH 82 X CH 83 1-0 G5-3 ②						2	0	0	0	0	1	0
10 Bryan Reynolds, S (1, 8) OBP: 0.500, SLG: 0.500		C SI 91 C SI 91 S SI 91 0-3 K ②		F SI 92 B CH 82 S SL 81 X SI 91 1-2 1B						2	0	1	0	0	1	0
17 JB Shuck, L (1, 9) OBP: 0.400, SLG: 0.313		C SI 92 B SI 93 X SL 81 1-1 G4-3 ③		S SI 92 C SI 92 1 SAFE S SI 92 0-3 K ③						2	0	0	0	0	1	1
15 Pablo Reyes, R (1, 4) OBP: 0.200, SLG: 0.111			C SI 90 B SI 91 C SI 91 B SL 81 B SI 91 X SI 91 3-2 G6-3 ①		B CH 84 B SI 91 B SI 90 B SI 91 4-0 50 SH1-4 3 HR BB					1	1	0	0	1	0	0
51 Jason Martin, L (1, 7) OBP: 0.400, SLG: 0.435			B SL 81 F SI 91 B SL 82 S SL 81 B SI 93 X SI 91 3-2 50 SH2-4 1B		B SL 80 B SI 91 C SI 92 1 SAFE X SL 81 2-1 F8 ①					2	0	1	0	0	0	1
50 Jameson Taillon, R (1, 1) OBP: 0.143, SLG: 0.143			1 SAFE 1 SAFE L SI 88 S KC 78 X SI 91 0-2 SH2-4 ② 1-2		X SI 89 0-0 SH1-4 ② 1-2					0	0	0	0	0	0	0
Inning Stats	R: 0 E: 0 K: 2 S: 9 H: 0 LOB: 0 BB: 0 P: 15	R: 0 E: 0 K: 2 S: 8 H: 0 LOB: 0 BB: 0 P: 11	R: 0 E: 0 K: 1 S: 12 H: 1 LOB: 1 BB: 0 P: 18	R: 1 E: 0 K: 1 S: 11 H: 2 LOB: 1 BB: 0 P: 16	R: 2 E: 0 K: 1 S: 10 H: 1 LOB: 0 BB: 1 P: 18					1B: 2 2B: 0 3B: 0 HR: 2 SF: 0 SAC: 2 DP: 0 HBP: 0				WP: 0 PB: 0 SB: 0 CS: 0 PA: 20		

PITCHER	IP	WLS	BF	H	R	ER	SO	BB	IBB	HBP	BLK	WP	HR	S	P	ERA	WHIP
45 Derek Holland, L (1, 1) ERA: 4.33	5.0	L	20	4	3	3	7	1	0	0	0	0	2	50	78	5.40	1.000

PITCHER	IP	WLS	BF	H	R	ER	SO	BB	IBB	HBP	BLK	WP	HR	S	P	ERA	WHIP

BOTTOM

San Francisco Giants @ Pittsburgh Pirates

PNC Park, Pittsburgh, PA

Sat Apr 20 2019, 4:07 PM - 5:37 PM EDT

Att. 17,663 - Partly Cloudy - 67 F

livebaseballscorecards.com

AB	17
R	3
H	4
RBI	3
BB	1
SO	7
LOB	3

San Francisco Giants @ Pittsburgh Pirates

PNC Park, Pittsburgh, PA

Sun Apr 21 2019, 1:38 PM - 4:24 PM EDT

Att. 12,396 - Partly Cloudy - 51 F

livebaseballscorecards.com

Batter	1	2	3	4	5	6	7	8	9	AB	R	H	RBI	BB	SO	LOB
6 Steven Duggar, L (1, 9) OBP: 0.276, SLG: 0.396	B CH 90 F SI 91 B CU 82 X FF 92 2-1 F7 ①		C FF 90 B CH 87 F SI 93 C SL 87 1-3 K ①		B SI 91 C SL 86 B CH 87 X SI 92 2-1 28 HR 1-2 1B		X FF 95 0-0 G6-3 ①		B CH 84 B FF 92 C KC 78 S CH 84 F FF 93 B KC 79 X CH 84 3-2 G6-3 ② 2-3	5	1	1	0	0	1	1
8 Gerardo Parra, L (1, 7) OBP: 0.307, SLG: 0.308	C FF 91 F FF 91 F FF 91 X CH 87 0-2 28 BB 1B		B CH 86 F FF 92 F SL 87 B FF 92 F SL 88 F SL 86 X CH 86 2-2 G4-3 ②		X FF 91 0-0 B5 ①		B FF 96 C FF 95 S CU 84 F CU 83 B FF 96 X CU 82 2-2 F8 ②		B FF 91 B CH 85 S SI 89 B SI 90 B CH 84 4-1 BB	4	0	1	0	1	0	2
28 Buster Posey, R (1, 2) OBP: 0.311, SLG: 0.364	C FF 93 F SI 92 B FF 93 B SL 88 F SI 92 B SI 93 B SL 89 4-2 1-2 BB		S SL 87 X SL 87 0-1 2B		B SL 88 F SI 93 X SI 92 1-1 1-H 2-H HR		C CU 81 S CU 83 F CU 83 B FF 96 B FF 96 B CU 82 F CU 83 S CU 83 3-3 K ③		B SI 90 B FC 89 X FC 89 2-0 G5-3 ③	4	1	2	3	1	1	2
9 Brandon Belt, L (1, 3) OBP: 0.314, SLG: 0.453	S CH 86 X FF 94 0-1 P5 ②		F SI 92 C CH 87 X SI 93 0-2 L9 ③		B SL 86 C SL 87 F CH 88 B CH 88 B SL 88 S SL 88 3-3 K ②			S SL 86 F SI 92 B SL 82 S SL 86 1-3 K ①		4	0	0	0	0	2	3
10 Evan Longoria, R (1, 5) OBP: 0.256, SLG: 0.366	C SL 87 X SI 93 0-1 G5-3 ③			C SI 91 B FF 91 X SL 87 1-1 F8 ①	X FF 94 0-0 F8 ③			X CH 85 0-0 1B		4	0	1	0	0	0	2
35 Brandon Crawford, L (1, 6) OBP: 0.282, SLG: 0.234		S CU 81 B CH 87 B CH 86 B FF 92 C SL 86 F SL 87 B SI 93 4-2 57 FC4-6 BB		F SI 92 B SI 93 S CH 87 F FF 94 B SL 88 X CH 87 2-2 L7 ②		F FF 93 X FF 94 0-1 1 CS 1B		C SI 92 F SI 92 B SI 94 F SL 86 S SL 82 1-3 K ②		3	0	1	0	1	1	1
1 Kevin Pillar, R (1, 8) OBP: 0.205, SLG: 0.372		X SI 92 0-0 F8 ①		B SI 93 S SL 88 S SL 87 X SL 88 1-2 1B		C FF 93 B FF 92 1 SAFE S FF 93 C FF 93 1-3 ① ② K 1-2		B SI 92 S CH 85 S CH 86 X CH 86 1-2 G1-3 ③		4	0	1	0	0	1	3
12 Joe Panik, L (1, 4) OBP: 0.268, SLG: 0.210		B SI 92 B SL 87 B SI 92 C SI 92 S SL 87 X SI 93 3-2 L7 ②		B CH 87 X FF 92 1-0 F7 ③		B CH 87 B FF 94 B FF 93 C FF 92 T FF 93 F FF 93 F FF 93 B FF 94 4-2 BB			X FF 92 0-0 P6 ①	3	0	0	0	1	0	2
57 Dereck Rodríguez, R (1, 1) OBP: 0.167, SLG: 0.167 54 Reyes Moronta, R (6, 1) 56 Tony Watson, L (8, 1) 48 Pablo Sandoval, S (9, PH) OBP: 0.286, SLG: 0.536 13 Will Smith, R (9, 1)		F FF 92 B SL 89 X FF 93 1-1 FC4-6 ③ 1-2f			X FF 91 0-0 6 1B 28 HR 1B	B FF 92 X FF 91 1-0 F8 ③			B SI 89 X CH 85 1-0 6 G6-3 2B	3 0 0 1 0	1 0 0 0 0	1 0 0 1 0	0 0 0 0 0	0 0 0 0 0	0 0 0 0 0	2 0 0 0 0

Inning Stats	1	2	3	4	5	6	7	8	9
R	0	0	0	0	3	0	0	0	0
E	0	0	0	0	0	0	0	0	0
K	0	0	1	0	1	1	1	2	0
S	13	9	13	10	10	10	10	11	8
H	1	0	1	1	3	1	0	1	1
LOB	2	1	1	1	0	1	0	1	2
BB	1	1	0	0	0	1	0	0	1
P	19	17	16	15	16	16	15	14	18

1B	6
2B	2
3B	0
HR	1
SF	0
SAC	0
DP	0
HBP	0
WP	0
PB	0
SB	0
CS	1
PA	39

TOP	
AB	35
R	3
H	9
RBI	3
BB	4
SO	6
LOB	18

PITCHER		IP	WLS	BF	H	R	ER	SO	BB	IBB	HBP	BLK	WP	HR	S	P	ERA	WHIP
24 Chris Archer, R ERA: 2.74	(1, 1)	5.0	L	23	6	3	3	2	2	0	0	0	0	1	55	83	5.40	1.600
48 Richard Rodríguez, R ERA: 4.5	(6, 1)	1.0		4	1	0	0	1	1	0	0	0	0	0	10	16	0.00	2.000
35 Keone Kela, R ERA: 7.04	(7, 1)	1.0		3	0	0	0	1	0	0	0	0	0	0	10	15	0.00	0.000
47 Francisco Liriano, L ERA:	(8, 1)	1.0		4	1	0	0	2	0	0	0	0	0	0	11	14	0.00	1.000
49 Nick Kingham, R ERA: 2.84	(9, 1)	1.0		5	1	0	0	0	1	0	0	0	0	0	8	18	0.00	2.000

PITCHER		IP	WLS	BF	H	R	ER	SO	BB	IBB	HBP	BLK	WP	HR	S	P	ERA	WHIP

BOTTOM

Batter	1	2	3	4	5	6	7	8	9	AB	R	H	RBI	BB	SO	LOB
3 Cole Tucker, S (1, 6) OBP: 0.286, SLG: 0.857	B FF 91 C CH 84 S CU 77 S FF 92 1-3 ① **K**			F FF 91 S CU 76 B CH 85 B CU 77 X CU 76 2-2 53 G4-3 55 HR 2B		C CU 74 C SI 91 S FF 93 0-3 ① **K**		B SI 92 F CH 84 B SI 92 F CH 85 F SI 93 X CH 86 2-2 ① **G6-3**		4	1	1	0	0	2	0
53 Melky Cabrera, S (1, 9) OBP: 0.339, SLG: 0.421	C FF 92 X CH 86 0-1 ② **G4-3**			X FF 92 0-0 ① **G4-3** 2-3		B CH 85 B CH 84 F SI 91 F FF 92 F FF 92 X CH 86 2-2 ② **F9**		C CH 84 B CH 85 F SI 92 F CH 85 T SI 92 1-2 ② **K**		4	0	0	0	0	1	1
19 Colin Moran, L (1, 4) OBP: 0.385, SLG: 0.515	C SI 92 X FF 92 0-1 ③ **G4-3**			X CH 85 0-0 ② **G3**		C FF 92 B CU 76 S FF 92 B FF 94 B FF 93 B FF 92 4-2 55 BB BB		B SL 84 X SI 92 1-0 ③ **F9**		3	0	0	0	1	0	1
55 Josh Bell, S (1, 3) OBP: 0.385, SLG: 0.591		B FF 90 X CH 83 1-0 ① **G6-3**		S FF 92 B FF 92 F FF 90 F FC 89 B CH 84 X CH 84 2-2 3-H HR		S CH 89 B CH 90 S FF 97 B SL 84 F CH 91 F SL 84 F CH 92 B FF 97 B SL 84 4-2 1-2 BB			B FF 92 X CH 86 1-0 ① **G6-3**	3	1	1	2	1	0	0
29 Francisco Cervelli, R (1, 2) OBP: 0.225, SLG: 0.215		F FF 90 C CU 75 X FF 93 0-2 ② **G1-3**		B CU 74 B CU 74 C FC 86 X FF 92 2-1 ③ **F8**		C FF 97 F FF 97 S SL 85 0-3 ③ **K**			B CH 86 B CU 74 C SL 79 B FF 92 B FF 93 4-1 16 FC6-4 BB	3	0	0	0	1	1	2
16 Jung Ho Kang, R (1, 5) OBP: 0.213, SLG: 0.339		B FC 86 C FF 91 B CH 88 X CH 85 2-1 ③ **G6-3**			C FF 89 X FF 91 0-1 ① **G4-3**		F SL 85 B FF 96 F FF 96 F SL 83 B SL 84 S CH 90 2-3 ① **K**		B SL 80 C CH 87 X FF 92 1-1 ② **FC6-4** 1-2f 10 2B	4	0	0	0	0	1	1
10 Bryan Reynolds, S (1, 8) OBP: 0.667, SLG: 0.833			B CH 83 B CH 83 S FF 91 X CH 85 2-1 ① **F8**		B FF 91 X FF 92 1-0 51 WP 1B		C FF 97 S CH 90 B SL 85 X CH 92 1-2 1B		C FF 93 X FF 94 0-1 ③ 1-H 2B	4	0	3	0	0	0	0
51 Jason Martin, L (1, 7) OBP: 0.357, SLG: 0.385			F FF 91 F CU 75 B SI 93 B CH 85 S CU 77 2-3 ② **K**		C CH 83 C FF 90 B FF 92 B CU 76 B FF 92 X CH 86 3-2 1-2 F8		C FF 96 B CH 90 F SL 83 X CH 91 1-2 ② **L6**			3	0	0	0	0	1	2
24 Chris Archer, R (1, 1) OBP: 0.125, SLG: 0.125 17 JB Shuck, L (5, PH) OBP: 0.390, SLG: 0.303 48 Richard Rodríguez, R (6, 1) 35 Keone Kela, R (7, 1) 26 Adam Frazier, L (7, PH) OBP: 0.361, SLG: 0.397 47 Francisco Liriano, L (8, 1) 49 Nick Kingham, R (9, 1)			C FF 91 B CU 76 C CU 76 B CU 76 T FF 92 2-2 ③ **K**		C CU 76 S CH 86 D CH 87 B FF 92 X FF 93 2-2 ③ **G6-3**		C SL 82 B FF 97 B FF 97 X CH 91 2-1 ③ **F9**			1 1 0 0 1 0 0 0	0 0 0 0 0 0 0 0	0 0 0 0 0 0 0 0	0 0 0 0 0 0 0 0	0 0 0 0 0 0 0 0	1 1 0 0 1 0 0 0	0 1 0 0 0 0 0 0
Inning Stats	R: 0 E: 0 K: 1 S: 7 H: 0 LOB: 0 BB: 0 P: 8	R: 0 E: 0 K: 0 S: 6 H: 0 LOB: 0 BB: 0 P: 9	R: 0 E: 0 K: 2 S: 8 H: 0 LOB: 0 BB: 0 P: 14	R: 2 E: 0 K: 0 S: 11 H: 2 LOB: 0 BB: 0 P: 17	R: 0 E: 0 K: 0 S: 9 H: 1 LOB: 1 BB: 0 P: 15	R: 0 E: 0 K: 2 S: 17 H: 0 LOB: 2 BB: 2 P: 27	R: 0 E: 0 K: 1 S: 12 H: 1 LOB: 1 BB: 0 P: 18	R: 0 E: 0 K: 1 S: 9 H: 0 LOB: 0 BB: 0 P: 13	R: 0 E: 0 K: 0 S: 6 H: 1 LOB: 2 BB: 1 P: 12	1B: 2 2B: 2 3B: 0 HR: 1 SF: 0 SAC: 0 DP: 0 HBP: 0						

PITCHER		IP	WLS	BF	H	R	ER	SO	BB	IBB	HBP	BLK	WP	HR	S	P	ERA	WHIP
57 Dereck Rodríguez, R ERA: 3.54	(1, 1)	5.2	W	21	3	2	2	4	1	0	0	0	1	1	50	78	3.18	0.706
54 Reyes Moronta, R ERA: 2.7	(6, 1)	1.1	H	6	1	0	0	2	1	0	0	0	0	0	20	30	0.00	1.500
56 Tony Watson, L ERA: 1.29	(8, 1)	1.0	H	3	0	0	0	1	0	0	0	0	0	0	9	13	0.00	0.000
13 Will Smith, L ERA: 1.17	(9, 1)	1.0	S	4	1	0	0	0	1	0	0	0	0	0	6	12	0.00	2.000

PITCHER IP WLS BF H R ER SO BB IBB HBP BLK WP HR S P ERA WHIP

San Francisco Giants @ Pittsburgh Pirates

PNC Park, Pittsburgh, PA

Sun Apr 21 2019, 1:38 PM - 4:24 PM EDT

Att. 12,396 - Partly Cloudy - 51 F

livebaseballscorecards.com

AB	31
R	2
H	5
RBI	2
BB	3
SO	7
LOB	9

WP: 1 PA: 34
PB: 0
SB: 0
CS: 0

Batter	1	2	3	4	5	6	7	8	9	AB	R	H	RBI	BB	SO	LOB
6 Steven Duggar, L (1, 9) OBP: 0.262, SLG: 0.375	F FF 94 C SL 79 B FC 90 B SL 81 X FF 94 2-2 ① G5-3	B SL 80 F FF 90 S SL 80 X SL 79 1-2 ③ G4-3			C FF 92 B SL 80 C CH 85 B SL 80 X FC 86 2-2 ① L9		C FF 91 B FF 91 B FF 92 X FF 91 2-1 ② F7		X SI 96 0-0 ③ G5-3	5	0	0	0	0	0	1
8 Gerardo Parra, L (1, 7) OBP: 0.291, SLG: 0.290	X FC 88 0-0 E3 28 F8 9 CS		C FF 92 B FF 92 F SL 80 S SL 81 1-3 ① K2-3		X FC 86 0-0 ② G3		C CU 74 S CU 75 B CU 75 X CU 75 1-2 ③ G3			4	0	0	0	0	1	0
28 Buster Posey, R (1, 2) OBP: 0.308, SLG: 0.357	C SL 80 X FF 94 0-1 ② F8 2-3		C SL 79 X SL 80 0-1 10 WP 1B		B FC 88 S SL 80 B CH 84 S FF 93 C SL 80 2-3 ③ K			C CU 75 C CU 74 F CH 85 F FF 91 X FF 91 0-2 ① F9		4	0	1	0	0	1	1
9 Brandon Belt, L (1, 3) OBP: 0.311, SLG: 0.481	B FC 89 C CH 85 B FF 94 C SL 80 2-2 ③ CS 3-H	S FF 93 B FF 91 B FF 94 F CH 84 F FF 94 B SL 80 S CH 85 3-3 ① K	F CH 84 F SL 79 D SL 81 F SL 79 F CH 84 B CH 85 F SL 80 F FC 89 X SL 80 2-2 ② L9			C CU 74 B CU 75 S FF 92 F FF 93 S CU 76 1-3 ① K		S FF 91 F CU 73 X CU 74 0-2 HR		4	1	1	1	0	2	1
10 Evan Longoria, R (1, 5) OBP: 0.256, SLG: 0.395		C FF 94 C FF 93 B FC 89 F FF 94 S FC 89 1-3 ② K	B SL 79 T FF 92 X FF 94 1-1 ③ G6-3 1-2			B FF 92 F CH 84 F FF 93 F CU 75 F FF 93 X FF 92 1-2 HR		C FF 96 B SI 95 S FF 95 B SL 87 S FF 95 2-3 ② K		4	1	1	1	0	2	1
48 Pablo Sandoval, S (1, 10) OBP: 0.344, SLG: 0.656		C SL 80 X SL 80 0-1 35 1B 1 1B 1B	B CH 84 C SL 79 S FF 90 X SL 81 1-2 ① G5-3			F CH 86 S CU 76 F CU 76 B FF 93 B FF 92 X CU 75 2-2 1B		B SI 96 S FF 96 F SL 87 F FF 97 F FF 97 B CH 89 B SL 89 X SL 88 3-2 HR		4	2	3	1	0	0	0
35 Brandon Crawford, L (1, 6) OBP: 0.281, SLG: 0.235		C FF 92 B FC 88 X FC 87 1-1 1 1B 12 2B 1-2 1B	F CH 85 B FC 88 C FF 92 C FF 92 1-3 ② K			B FF 92 F FF 91 F FF 92 F FF 92 X CU 75 1-2 ② F8		X FF 97 0-0 ③ G1-3		4	1	1	0	0	1	1
1 Kevin Pillar, R (1, 8) OBP: 0.207, SLG: 0.366		B SL 81 C SL 80 X SI 93 1-1 12 2B 1-3 2-H 1B			B FF 92 B FC 88 F FF 92 X SL 80 2-1 ③ F7	D CH 86 X CH 85 1-0 ③ G5-3			C FF 96 F FF 96 F FF 96 B SL 87 F FF 96 S SL 87 1-3 ① K	4	1	1	1	0	1	1
12 Joe Panik, L (1, 4) OBP: 0.280, SLG: 0.288		B CH 85 S CH 84 1 SAFE B FF 94 X FF 94 2-1 1-H 3-H 2B			B FF 92 X FF 91 1-0 HR		B CU 74 X CU 74 1-0 ① L8		C SL 88 B SL 90 X SI 95 1-1 ② G4-3	4	1	2	3	0	0	0
Inning Stats	R: 0 E: 1 K: 0 S: 8 H: 0 LOB: 0 BB: 0 P: 12	R: 3 E: 0 K: 2 S: 19 H: 4 LOB: 1 BB: 0 P: 28	R: 0 E: 0 K: 1 S: 14 H: 1 LOB: 1 BB: 0 P: 18	R: 0 E: 0 K: 1 S: 8 H: 0 LOB: 0 BB: 0 P: 12	R: 1 E: 0 K: 1 S: 8 H: 1 LOB: 0 BB: 0 P: 13	R: 1 E: 0 K: 1 S: 18 H: 2 LOB: 1 BB: 0 P: 24	R: 0 E: 0 K: 0 S: 6 H: 0 LOB: 0 BB: 0 P: 10	R: 2 E: 0 K: 1 S: 17 H: 2 LOB: 0 BB: 0 P: 22	R: 0 E: 0 K: 1 S: 8 H: 0 LOB: 0 BB: 0 P: 10	1B: 5 2B: 1 3B: 0 HR: 4 SF: 0 SAC: 0 DP: 0 HBP: 0						

PITCHER		IP	WLS	BF	H	R	ER	SO	BB	IBB	HBP	BLK	WP	HR	S	P	ERA	WHIP
57 Trent Thornton, R ERA: 5.79	(1, 1)	5.0	L	21	6	4	4	5	0	0	0	0	1	1	57	83	7.20	1.200
45 Thomas Pannone, L ERA: 4.2	(6, 1)	2.1		10	3	2	2	1	0	0	0	0	0	2	32	42	7.71	1.286
46 Daniel Hudson, R ERA: 5.06	(8, 1)	1.0		4	1	1	1	2	0	0	0	0	0	1	14	20	9.00	1.000
58 Tim Mayza, L ERA: 7.27	(9, 1)	0.2		2	0	0	0	0	0	0	0	0	0	0	3	4	0.00	0.000

PITCHER	IP	WLS	BF	H	R	ER	SO	BB	IBB	HBP	BLK	WP	HR	S	P	ERA	WHIP

TOP

San Francisco Giants @ Toronto Blue Jays

Rogers Centre, Toronto, ON

Tue Apr 23 2019, 7:10 PM - 10:14 PM EDT

Att. 20,384 - Roof Closed - 68 F

livebaseballscorecards.com

AB	37
R	7
H	10
RBI	7
BB	0
SO	8
LOB	6

WP: 1	PA: 38		
PB: 0			
SB: 0			
CS: 1			

Batter	1	2	3	4	5	6	7	8	9	AB	R	H	RBI	BB	SO	LOB
5 Eric Sogard, L (1, 4) OBP: 0.429, SLG: 0.577	C FF 89 B FF 90 F FF 92 F FC 88 B FC 88 F FF 89 F FF 91 S FS 84 2-3 ① **K**		C FF 92 B FS 81 X FC 90 1-1 ① F9			F FF 91 F FF 92 B FC 89 X FF 93 1-2 HR		B FC 90 B CH 90 B SI 91 C FC 91 C FF 92 B SI 91 4-2 15 1B, 7 1B, 44 HR BB	B FF 94 C CU 79 C SL 82 F SL 83 B SL 82 C FF 95 2-3 ② **K**	4	2	1	1	1	2	0
7 Richard Urena, S (1, 6) OBP: 0.367, SLG: 0.448	F FF 91 S FC 88 B FC 89 F FF 92 F FS 81 F SL 84 X FC 88 1-2 15 G4-3 1B		F FC 90 F SL 86 F FC 90 X FF 93 0-2 ② F7			X FF 92 0-0 ① F8		X SI 92 0-0 15 1B 1-2 44 HR 1B	C CU 78 X CU 79 0-1 ③ G4-3	5	1	2	0	0	0	0
15 Randal Grichuk, R (1, 9) OBP: 0.296, SLG: 0.427 (9, 8)	B FF 90 F FF 91 B FC 89 S FC 89 1 SAFE F FC 90 X FC 90 2-2 ② **G4-3** **1-2**		C KC 78 B SI 94 X FC 91 1-1 ③ P3			B KC 78 X SI 93 1-0 44 F8, 14 BB 1B		X SI 93 0-0 44 HR **1-2** **2-3** 1B		4	1	2	0	0	0	1
14 Justin Smoak, S (1, 3) OBP: 0.430, SLG: 0.557	C FF 91 C FC 89 F SL 87 B FF 92 F FF 91 B FC 90 B SL 85 C SL 86 3-3 ③ **K**			X FF 92 0-0 ① F8		B FC 88 B FF 92 B FC 87 C FF 92 C FC 92 B FF 89 4-2 **1-2** BB		S CH 84 C CH 85 S CH 86 0-3 ① **K**		3	0	0	0	1	2	4
44 Rowdy Tellez, L (1, 10) OBP: 0.333, SLG: 0.552		C FC 88 S FS 80 F SL 83 B FF 90 X FS 82 1-2 38 3B 2B		B FF 93 F FC 89 B FF 92 C FF 92 B FC 87 S FC 92 3-3 ② **K**		F KC 82 F FF 91 F FC 93 X KC 82 1-2 ② F8 **2-3**		F SI 92 C SI 92 B SL 85 F CH 86 B SI 92 B SL 85 F SI 94 X SI 94 3-2 **1-H** **2-H** **3-H** HR		4	2	2	4	0	1	2
3 Brandon Drury, R (1, 5) OBP: 0.235, SLG: 0.338		B FF 92 F SL 86 X SI 93 1-1 ① G6-3		C SL 85 B FC 88 X FC 86 1-1 ③ F8		B FF 92 B FC 92 S FC 91 C FF 92 F FC 92 S FC 91 2-3 ③ **K**		X CH 86 0-0 ② G3-1		4	0	0	0	0	1	3
28 Billy McKinney, L (1, 7) OBP: 0.300, SLG: 0.370 (9, 9)		F FF 92 F FC 89 B SL 86 T SL 87 1-2 ② **K**	F FC 86 X FF 93 0-1 ① G4-3			C FC 92 C CH 85 S CH 87 0-3 ① **K**		C SL 83 S SL 85 X SL 84 0-2 1B		4	0	1	0	0	2	1
38 Sócrates Brito, L (1, 8) OBP: 0.194, SLG: 0.148 37 Teoscar Hernández, R (8, PH) OBP: 0.310, SLG: 0.355 (9, 7)		F FC 86 X KC 77 0-1 **2-H** 3B	B SL 86 X SL 85 1-0 ② G3			B FC 92 B SI 93 X SI 91 2-0 ② G1-3		X CH 86 0-0 ③ F8		3 1	0 0	1 0	1 0	0 0	0 0	0 1
21 Luke Maile, R (1, 2) OBP: 0.250, SLG: 0.310 16 Freddy Galvis, S (9, PH) OBP: 0.333, SLG: 0.522		C SL 86 C FF 92 X FC 91 0-2 ③ P3	B SL 85 X SL 85 1-0 ③ P5			X FF 93 0-0 ③ G6-3			C FF 94 S SL 82 B SL 82 F SL 83 B FF 95 C FF 95 2-3 ① **K**	3 1	0 0	0 0	0 0	0 1	1 0	
Inning Stats	R: 0 H: 1 E: 0 LOB: 1 K: 2 BB: 0 S: 21 P: 29	R: 1 H: 2 E: 0 LOB: 1 K: 1 BB: 0 S: 14 P: 17	R: 0 H: 0 E: 0 LOB: 0 K: 0 BB: 0 S: 8 P: 10	R: 0 H: 0 E: 0 LOB: 0 K: 1 BB: 0 S: 6 P: 10	R: 0 H: 0 E: 0 LOB: 0 K: 0 BB: 0 S: 4 P: 6	R: 1 H: 2 E: 0 LOB: 2 K: 1 BB: 1 S: 14 P: 23	R: 0 H: 0 E: 0 LOB: 0 K: 1 BB: 0 S: 5 P: 7	R: 4 H: 4 E: 0 LOB: 1 K: 1 BB: 1 S: 17 P: 24	R: 0 H: 0 E: 0 LOB: 0 K: 2 BB: 0 S: 10 P: 14	1B: 5 SF: 0 2B: 1 SAC: 0 3B: 1 DP: 0 HR: 2 HBP: 0					WP: 0 PA: 38 PB: 0 SB: 0 CS: 0	

PITCHER		IP	WLS	BF	H	R	ER	SO	BB	IBB	HBP	BLK	WP	HR	S	P	ERA	WHIP
29 Jeff Samardzija, R ERA: 3.0	(1, 1)	5.1	W	22	5	2	2	4	1	0	0	0	0	1	60	85	3.38	1.125
41 Mark Melancon, R ERA:	(6, 1)	0.2	H	2	0	0	0	1	0	0	0	0	0	0	7	10	0.00	0.000
49 Sam Dyson, R ERA: 4.38	(7, 1)	1.0	H	6	2	3	3	1	1	0	0	0	0	0	9	15	27.00	3.000
56 Tony Watson, L ERA: 2.25	(8, 1)	1.0	H	5	2	1	1	1	0	0	0	0	0	1	13	16	9.00	2.000
13 Will Smith, L ERA: 1.04	(9, 1)	1.0	S	3	0	0	0	2	0	0	0	0	0	0	10	14	0.00	0.000

PITCHER	IP	WLS	BF	H	R	ER	SO	BB	IBB	HBP	BLK	WP	HR	S	P	ERA	WHIP

BOTTOM

San Francisco Giants @ Toronto Blue Jays

Rogers Centre, Toronto, ON

Tue Apr 23 2019, 7:10 PM - 10:14 PM EDT

Att. 20,384 - Roof Closed - 68 F

livebaseballscorecards.com

AB	36
R	6
H	9
RBI	6
BB	2
SO	9
LOB	13

Batter	1	2	3	4	5	6	7	8	9	AB	R	H	RBI	BB	SO	LOB
6 Steven Duggar, L (1, 9) OBP: 0.269, SLG: 0.370	S SI 87 X SI 89 0-1 ① G3			C CU 73 X SI 88 0-1 8 G6-3 9 2B 1B	X FC 83 0-0 ③ F7		B SI 92 S SL 88 C SI 92 S SL 89 1-3 ① K		B CH 87 B FF 95 B FF 94 B FF 94 4-0 BB	4	1	1	0	1	1	1
8 Gerardo Parra, L (1, 7) OBP: 0.286, SLG: 0.284	C CU 75 S CH 76 X CH 77 0-2 ② G5-3			S SI 87 1 SAFE B CU 73 1 SAFE X CH 76 1-1 ① G6-3 1-2		B CU 73 F CH 75 X FC 83 1-1 28 2B 1B	C SL 88 B SL 89 X SL 88 1-1 ② L7		D SL 86 C FF 95 S SL 84 X SL 84 1-2 ③ G4-3	5	1	1	0	0	0	3
28 Buster Posey, R (1, 2) OBP: 0.305, SLG: 0.365	B FF 90 C FF 90 F CU 76 F FF 86 B CH 77 X CU 77 2-2 ③ G6-3			B CU 74 S FC 83 F CU 75 F FC 83 F SI 88 X CH 76 1-2 ② G6-3		B FC 82 X FC 83 1-0 1-H 10 2B 2B	C SI 94 B FC 87 B FC 88 B SI 94 X SI 94 3-1 ③ G6-3			4	1	1	1	0	0	1
9 Brandon Belt, L (1, 3) OBP: 0.330, SLG: 0.494		C SI 89 X CH 77 0-1 ① G1-3		F CH 75 F SI 88 D CU 75 B FC 85 B FC 85 F CH 75 X SI 89 3-2 2-H 2B		F SL 88 B FF 94 D SL 90 S SI 94 D SL 96 D SL 90 4-2 10 2B 12 FC1-2 BB		B SI 94 C FC 88 B FF 91 T SI 93 B SI 94 B SI 93 4-2 10 G6-3 BB		2	0	1	1	2	0	0
10 Evan Longoria, R (1, 5) OBP: 0.255, SLG: 0.400		X FC 86 0-0 ② G1-3		C FC 83 C FC 86 D CU 77 X FC 85 1-2 ③ L1		S SI 95 D SL 89 F SL 89 X SL 89 1-2 1-3 2-H 2B		F SI 94 X SI 94 0-1 ①② G6-3 1-2f		4	0	1	1	0	0	2
48 Pablo Sandoval, S (1, 10) OBP: 0.333, SLG: 0.694		B SI 88 S CH 76 B CH 76 S CH 76 F CH 77 B FC 86 F CH 76 T FC 85 3-2 ③ K			X FC 84 0-0 HR	B SL 90 B FF 93 X SL 89 2-0 ① G6-3		B CH 85 F FF 93 B SI 94 S SI 94 X SI 94 2-2 ③ G5-3		4	1	1	1	0	1	2
35 Brandon Crawford, L (1, 6) OBP: 0.280, SLG: 0.226			B SI 89 X CH 75 1-0 ① F9		B CU 75 F SI 88 X CU 76 1-1 ① G3-1	B SI 95 S SL 89 S SL 90 B SL 89 B SL 91 X SL 90 3-2 ② F8			B FF 94 S CH 88 B FF 94 B FF 95 C FF 94 B FF 95 4-2 12 G4-3 BB	3	0	0	0	1	0	2
1 Kevin Pillar, R (1, 8) OBP: 0.220, SLG: 0.376			C CU 74 S FC 85 F FC 86 X CU 77 0-2 ② F9		X FC 85 0-0 2B	0-0 IBB			T SL 86 B CH 88 B SL 83 X FF 94 2-1 ① F9	3	0	1	0	1	0	1
12 Joe Panik, L (1, 4) OBP: 0.266, SLG: 0.271			B SI 89 F SI 89 F FC 85 C CH 78 1-3 ③ K		S CH 74 F CH 74 B CH 74 B CU 76 X CH 75 2-2 ② L8	B SI 94 X SL 88 1-0 ③ FC1-2 3-Hf			C FF 94 B CH 89 S SL 85 B CH 88 B FF 95 F FF 94 X CH 88 3-2 ② G4-3 1-2	4	0	0	0	0	1	5
Inning Stats	R: 0 E: 0 K: 0 S: 9 H: 0 LOB: 0 BB: 0 P: 11	R: 0 E: 0 K: 1 S: 8 H: 0 LOB: 0 BB: 0 P: 11	R: 0 E: 0 K: 1 S: 8 H: 0 LOB: 0 BB: 0 P: 10	R: 1 E: 0 K: 0 S: 16 H: 2 LOB: 1 BB: 0 P: 22	R: 1 E: 0 K: 0 S: 8 H: 2 LOB: 1 BB: 0 P: 11	R: 2 E: 0 K: 0 S: 13 H: 3 LOB: 3 BB: 2 P: 26	R: 0 E: 0 K: 1 S: 7 H: 0 LOB: 0 BB: 0 P: 12	R: 0 E: 0 K: 0 S: 7 H: 0 LOB: 0 BB: 1 P: 13	R: 0 E: 0 K: 0 S: 11 H: 0 LOB: 2 BB: 2 P: 25	1B: 2 2B: 4 3B: 0 HR: 1 SF: 0 SAC: 0 DP: 1 HBP: 0	WP: 0 PB: 0 SB: 0 CS: 0 PA: 38					

PITCHER		IP	WLS	BF	H	R	ER	SO	BB	IBB	HBP	BLK	WP	HR	S	P	ERA	WHIP
36 Clay Buchholz, R ERA: 4.6	(1, 1)	5.0	L	21	6	4	4	2	0	0	0	0	0	1	52	70	7.20	1.200
58 Tim Mayza, L ERA: 6.1	(6, 1)	1.2		8	1	0	0	1	1	1	0	0	0	0	15	28	0.00	1.200
52 Ryan Tepera, R ERA: 9.0	(7, 1)	1.1		4	0	0	0	0	1	0	0	0	0	0	9	18	0.00	0.750
65 Elvis Luciano, R ERA: 4.66	(9, 1)	1.0		5	0	0	0	0	2	0	0	0	0	0	11	25	0.00	2.000

PITCHER	IP	WLS	BF	H	R	ER	SO	BB	IBB	HBP	BLK	WP	HR	S	P	ERA	WHIP

TOP

San Francisco Giants @ Toronto Blue Jays

Rogers Centre, Toronto, ON

Wed Apr 24 2019, 4:09 PM - 6:50 PM EDT

Att. 19,652 - Roof Closed - 68 F

livebaseballscorecards.com

AB	33
R	4
H	7
RBI	4
BB	5
SO	3
LOB	17

Batter	1	2	3	4	5	6	7	8	9	AB	R	H	RBI	BB	SO	LOB
5 Eric Sogard, L (1, 4) OBP: 0.406, SLG: 0.533	C FF 91 C FF 92 B SI 89 X SI 89 1-2 ① L6			C KC 80 F KC 79 B SI 91 B SI 91 X KC 81 2-2 ① G1-3		X FF 91 0-0 1-2 1B			C FF 95 B CH 89 C CU 81 X FF 96 1-2 ① L8	4	0	1	0	0	0	0
3 Brandon Drury, R (1, 5) OBP: 0.225, SLG: 0.321	C FF 92 B KC 81 X KC 81 1-1 ② G4-3			C SI 90 B CH 87 F SI 91 B SI 89 S FF 94 2-3 ② K		C KC 80 X KC 80 0-1 ② P6			B CU 82 C FF 96 B SI 95 B CU 82 S FF 95 X FF 96 3-2 ② L6	4	0	0	0	0	1	2
14 Justin Smoak, S (1, 10) OBP: 0.411, SLG: 0.527	C SI 92 B SI 88 S SI 90 S KC 83 1-3 ③ K			B CH 86 C KC 82 B KC 83 B KC 83 X SI 92 3-1 ③ F9		F SI 90 F KC 82 B FC 86 B KC 82 F KC 82 X FC 88 2-2 ③ F7			B CH 88 B FF 96 C FF 95 B FF 95 T SI 94 S FF 96 3-3 ③ K	4	0	0	0	0	2	2
15 Randal Grichuk, R (1, 8) OBP: 0.287, SLG: 0.413		B SI 91 B KC 81 F SI 90 B SI 89 F SI 92 S KC 82 3-3 ① K2-3			X CH 83 0-0 ① G6-3		C FF 97 S SL 83 B FF 96 F CH 88 B SL 85 B FF 97 X FF 97 3-2 ① F7			3	0	0	0	0	1	0
44 Rowdy Tellez, L (1, 3) OBP: 0.333, SLG: 0.533		C KC 81 B FF 92 C SI 92 X FF 90 1-2 ② L7			B FF 91 C CH 87 B FF 91 B FF 92 B FF 93 4-1 37 1B BB		C SL 81 B FF 97 S CH 89 X SL 83 1-2 ② P5			2	0	0	0	1	0	0
37 Teoscar Hernández, R (1, 7) OBP: 0.311, SLG: 0.354		C KC 81 X FF 92 0-1 ③ G4-3			B KC 80 D KC 81 X SI 92 2-0 ② 1-3 1B		B SL 86 S SL 84 S FF 96 B FF 96 B FF 96 F SL 84 S SL 84 3-3 ③ K			3	0	1	0	0	1	0
9 Danny Jansen, R (1, 2) OBP: 0.258, SLG: 0.220			C SI 90 F KC 80 B FF 92 B KC 82 F FF 92 X KC 82 2-2 ① G4-3		T KC 82 F FF 91 B FF 92 F KC 81 D KC 82 B FC 87 S FF 93 3-3 ③ K			C FF 96 C CU 81 B FF 96 C FF 96 1-3 ① K		3	0	0	0	0	2	1
7 Richard Urena, S (1, 6) OBP: 0.333, SLG: 0.406			S FF 92 C FF 92 F FF 92 S KC 83 0-3 ② K2-3			C KC 79 B SI 89 X CH 84 1-1 ① G6-3		F FF 96 S CH 90 X FF 96 0-2 ② G1-3		3	0	0	0	0	1	0
1 Alen Hanson, S (1, 9) OBP: 0.225, SLG: 0.167			F FF 92 B CH 87 B SI 92 X KC 82 2-1 ③ G5-3			B CH 82 C KC 79 F SI 89 B KC 80 F FF 91 B CH 86 D FC 88 4-2 5 1B BB		C FF 96 S FF 96 B FF 96 B FF 96 F FF 95 B FF 97 F CU 80 S FF 95 3-3 ③ K		2	0	0	0	1	1	0
Inning Stats	R: 0 H: 0 E: 0 LOB: 0 K: 1 BB: 0 S: 8 P: 11	R: 0 H: 0 E: 0 LOB: 0 K: 1 BB: 0 S: 8 P: 12	R: 0 H: 0 E: 0 LOB: 0 K: 1 BB: 0 S: 10 P: 14	R: 0 H: 0 E: 0 LOB: 0 K: 1 BB: 0 S: 8 P: 15	R: 0 H: 1 E: 0 LOB: 1 K: 1 BB: 1 S: 7 P: 16	R: 0 H: 1 E: 0 LOB: 2 K: 0 BB: 1 S: 12 P: 19	R: 0 H: 0 E: 0 LOB: 0 K: 1 BB: 0 S: 11 P: 18	R: 0 H: 0 E: 0 LOB: 0 K: 2 BB: 0 S: 11 P: 15	R: 0 H: 0 E: 0 LOB: 0 K: 1 BB: 0 S: 9 P: 16	1B: 2 SF: 0 2B: 0 SAC: 0 3B: 0 DP: 0 HR: 0 HBP: 0						

PITCHER	IP	WLS	BF	H	R	ER	SO	BB	IBB	HBP	BLK	WP	HR	S	P	ERA	WHIP
37 Drew Pomeranz, L (1, 1) ERA: 3.65	6.0	W	21	2	0	0	5	2	0	0	0	0	0	53	87	0.00	0.667
54 Reyes Moronta, R (7, 1) ERA: 2.45	1.0		3	0	0	0	1	0	0	0	0	0	0	11	18	0.00	0.000
58 Trevor Gott, R (8, 1) ERA: 2.08	2.0		6	0	0	0	3	0	0	0	0	0	0	20	31	0.00	0.000

PITCHER	IP	WLS	BF	H	R	ER	SO	BB	IBB	HBP	BLK	WP	HR	S	P	ERA	WHIP

BOTTOM

San Francisco Giants @ Toronto Blue Jays

Rogers Centre, Toronto, ON

Wed Apr 24 2019, 4:09 PM - 6:50 PM EDT

Att. 19,652 - Roof Closed - 68 F

livebaseballscorecards.com

AB	28
R	0
H	2
RBI	0
BB	2
SO	9
LOB	5

Batter	1	2	3	4	5	6	7	8	9	AB	R	H	RBI	BB	SO	LOB
26 DJ LeMahieu, R (1, 4) OBP: 0.349, SLG: 0.432	F FC 87 B FF 92 B CH 84 F FF 92 X FC 87 2-2 45 F9 25 2B 2B	B FF 91 B CH 85 C FC 86 X FF 90 2-1 G6-3			B CH 83 F CU 78 B CH 83 C CH 84 F FC 86 X CU 79 2-2 45 2B 1B	C FF 90 B FF 90 S FF 90 S FF 90 1-3 K			B FC 92 X FC 93 1-0 45 HR 2B	5	3	3	0	0	1	3
45 Luke Voit, R (1, 3) OBP: 0.388, SLG: 0.551	F FF 91 B CU 78 D CU 78 B FC 86 F FC 86 F CU 79 X FC 86 3-2 F9 2-3		B FF 90 X FC 85 1-0 25 SH3 29 E 1B		F CH 82 C FF 90 B FF 90 F FC 85 B CU 77 1 SAFE F FC 84 F FC 85 F CU 78 2-2 X FF 80 25 F9-5 1-H 2B		B FF 88 B FC 87 B FF 88 C FF 89 B FF 89 4-1 29 G6-4-3 25 1B BB		C FC 92 D KC 83 B KC 82 X FF 92 2-1 2-H HR	4	2	3	3	1	0	1
25 Gleyber Torres, R (1, 6) OBP: 0.284, SLG: 0.422	B FF 92 F FC 87 B FC 86 F FF 92 X CU 81 2-2 29 1B 38 1B 3-H 2B		X CH 82 0-0 SH3 1-2		F CU 78 X FF 89 0-1 F9-5 2-3		C FF 90 B FC 88 B FF 89 X FC 88 2-1 29 G6-4-3 1-2 1B		C KC 83 S FC 92 B FC 92 B KC 82 X FC 92 2-2 E5 29 FC6-4	4	1	2	1	0	0	1
29 Gio Urshela, R (1, 5) OBP: 0.362, SLG: 0.431	F FC 86 C FF 90 X FC 85 0-2 28 G1-3 38 1B 2-3 1B		X FF 91 0-0 E7 2-H 1B		B CH 84 B CH 84 S FC 86 X FF 90 2-1 L9		B FF 88 S FF 89 B FF 88 C FC 87 F FF 89 X FF 89 2-2 G6-4-3 1-2f 2-3		F FF 92 S FC 91 B FC 90 X FC 92 1-2 FC6-4 36 1B 1-2f	5	0	2	1	0	0	3
38 Cameron Maybin, R (1, 9) OBP: 0.250, SLG: 0.250 0 Adam Ottavino, S (7, 1) 36 Mike Ford, L (9, PH) OBP: 0.375, SLG: 0.333 54 Aroldis Chapman, L (9, 1)	X FC 86 0-0 28 G1-3 1-2 3-H 1B		C CH 82 D CU 78 F CH 83 S FC 85 1-3 K			B CH 82 B FF 90 F FC 86 F FC 85 X FC 85 2-2 F8	C FF 89 X FF 89 0-1 F9		C KC 82 F FF 91 B FC 91 B FC 91 B FC 92 X FC 91 3-2 1-3 1B	4 0 1 0	0 0 0 0	1 0 1 0	1 0 0 0	0 0 0 0	1 0 0 0	2 0 0 0
28 Austin Romine, R (1, 2) OBP: 0.267, SLG: 0.341	C FF 91 B FC 87 S CU 80 X CU 78 1-2 G1-3 1-2 2-3		B CU 76 F FC 85 X FC 86 1-1 G5-3			X CU 77 0-0 39 1B 30 1B 1B		B SI 94 F SI 93 B FC 90 F FF 94 X SI 93 2-2 G6-3		4	1	1	0	0	0	3
39 Mike Tauchman, L (1, 8) OBP: 0.306, SLG: 0.434 (7, 9)	B FC 86 C FC 86 F FF 90 B CU 79 F FC 86 B FC 86 F FF 91 S FC 85 3-3 K			F FF 91 B FC 86 F FC 86 S FF 91 1-3 K		F FC 85 S FF 90 B FF 90 X FC 86 1-2 30 1B 1-2 1B		B FC 91 X CH 84 1-0 F7		4	0	1	0	0	2	2
30 Thairo Estrada, R (1, 7) OBP: 0.500, SLG: 0.429 14 Tyler Wade, L (6, PR) OBP: 0.349, SLG: 0.243 (6, 7)		C FF 89 C FF 90 B FC 85 X FF 91 1-2 G6-3		B CH 83 B FC 87 X FF 91 2-0 F8		B CH 81 C FC 85 X FC 85 1-1 65 SH5-4 1-3 2-H 1B		B FF 94 C FC 90 C SI 93 C SI 93 1-3 K		3 1	0 0	1 0	1 0	0 0	0 1	0 0
65 James Paxton, L (1, 1) 48 Tommy Kahnle, R (6, 1) 53 Zack Britton, L (7, 1) 11 Brett Gardner, L (7, 8) OBP: 0.336, SLG: 0.462		B FF 90 C FF 90 B FF 90 C FF 90 S FF 91 2-3 K		C FF 91 S FF 91 S CU 80 0-3 K		L FF 90 C FF 89 X FF 90 0-2 SH5-4 1-2			B FC 94 C FF 92 X FS 86 1-1 G3-1	2 0 0 1	0 0 0 0	0 0 0 0	0 0 0 0	2 0 0 0	0 0 0 0	0 0 0 0

Inning Stats	1	2	3	4	5	6	7	8	9
	R: 2 E: 0 K: 1 S: 22	H: 4 LOB: 2 BB: 0 P: 33	R: 0 E: 0 K: 1 S: 8	H: 0 LOB: 0 BB: 0 P: 13	R: 1 E: 1 K: 1 S: 8	H: 2 LOB: 1 BB: 0 P: 11	R: 0 E: 0 K: 2 S: 7	H: 0 LOB: 0 BB: 0 P: 10	R: 1 E: 0 K: 0 S: 15	H: 2 LOB: 0 BB: 0 P: 21	R: 1 E: 0 K: 1 S: 15	H: 3 LOB: 3 BB: 0 P: 20	R: 0 E: 0 K: 0 S: 9	H: 1 LOB: 1 BB: 1 P: 17	R: 0 E: 0 K: 1 S: 7	H: 0 LOB: 0 BB: 0 P: 11	R: 2 E: 1 K: 0 S: 14	H: 3 LOB: 2 BB: 0 P: 24

| | | |

Batter	1	2	3	4	5	6	7	8	9	AB	R	H	RBI	BB	SO	LOB
1 Kevin Pillar, R (1, 8) OBP: 0.219, SLG: 0.360	X FF 94 0-0 ① P4		X FF 96 0-0 ① F8		C FF 97 F FF 97 D FC 90 S KC 82 1-3 ③ K		C SI 94 F SI 95 F SI 93 B SI 94 B SL 78 B SI 94 B SI 93 4-2 9 BB 19 BB BB		C FF 94 D SL 86 C SL 84 X FF 96 1-2 ① F7	4	0	0	0	1	1	2
19 Tyler Austin, R (1, 3) OBP: 0.423, SLG: 0.333 (8, 7)	B FF 93 C FF 94 B FC 87 F FF 95 B FF 95 X FF 96 3-2 9 2B 28 SF9 1B		C FC 88 B FC 89 S FF 97 S FF 95 1-3 ② K			C FF 94 B FC 86 F FF 94 F FF 97 B B FF 97 B FF 97 4-2 9 F8 28 2B BB	B SI 94 B SI 94 1 SAFE B SI 93 D SI 93 4-0 9 BB 1-2 BB		1 SAFE C SL 84 B SL 86 B SL 84 T FF 97 S FF 98 2-3 ② K	3	2	1	0	2	2	1
9 Brandon Belt, L (1, 7) OBP: 0.337, SLG: 0.500 49 Sam Dyson, R (8, 1) 41 Mark Melancon, R (9, 1) 5 Erik Kratz, R (9, PH) OBP: 0.259, SLG: 0.217	F FF 95 X FC 87 0-1 1-3 2B		B FC 89 S FF 97 C FF 97 F KC 82 F FF 98 B KC 83 X FC 89 2-2 ③ L7			D FF 95 F FF 96 X FC 88 1-1 ① F8 1-2	B SI 94 B SI 94 B SI 93 C SI 94 F SI 94 B SI 93 4-2 1-2 2-3 BB		C FF 97 B FF 96 F FF 97 B SI 99 S SL 87 2-3 ③ K	3 0 0 1	0 0 0 0	1 0 0 0	0 0 0 0	1 0 0 0	0 0 0 1	1 0 0 1
28 Buster Posey, R (1, 2) OBP: 0.302, SLG: 0.377	F FF 95 F FC 87 B FF 97 X FC 88 1-2 ② SF9 3-H			B KC 81 F FF 96 C FF 97 B KC 82 X FF 97 2-2 ① F9		C FF 97 C FF 95 F FF 97 X FC 89 0-2 26 1B 2B 2-H	B FC 89 C SI 93 S ST 82 B SI 96 C ST 84 2-3 ③ K			3	1	1	2	0	1	3
10 Evan Longoria, R (1, 5) OBP: 0.255, SLG: 0.387	C FF 96 D KC 81 B FF 96 S FF 96 F FF 98 B FC 88 B KC 81 4-2 26 FC6-4 BB			C FC 90 F FF 97 X FC 82 0-2 ② G6-3		F FF 97 B KC 82 F FF 97 F FF 98 F FF 98 S FC 89 1-3 ② K		F FF 92 X FC 88 0-1 ① F9		3	0	0	0	1	1	1
26 Yangervis Solarte, S (1, 4) OBP: 0.275, SLG: 0.298	D KC 80 B FF 96 X FF 96 2-0 ③ FC6-4 1-2f			C FF 97 B FF 96 B FF 97 B FC 89 F FF 97 X FF 98 3-2 ③ G1-3		X FF 97 0-0 35 WP 1B 2-H		B ST 82 B FC 89 C SI 94 B ST 83 B SI 93 4-1 BB		3	0	1	1	1	0	2
35 Brandon Crawford, L (1, 6) OBP: 0.278, SLG: 0.227		C FF 96 B FC 88 B FF 95 S FF 96 B FC 89 F FF 96 S FF 97 3-3 ① K			C FF 95 B FC 87 F FF 94 F FF 96 X KC 81 1-2 6 S 1B	B FF 95 T FF 95 B CH 90 B FF 96 S CH 88 F FF 95 S CH 90 3-3 ③ K 1-2		B SI 95 B SI 94 C SI 94 X ST 83 2-1 ② F9		4	0	1	0	0	2	2
40 Madison Bumgarner, R (1, 1) OBP: 0.231, SLG: 0.462 61 Nick Vincent, R (6, 1) 48 Pablo Sandoval, S (7, PH) OBP: 0.316, SLG: 0.658 (8, 3)		S FF 97 S FF 97 B KC 83 F FF 98 S KC 83 1-3 ② K			1 SAFE C FF 94 F FF 96 D KC 82 S FF 96 1-3 ① K		B SI 93 F SI 92 F SL 78 B SI 93 B SI 94 X SI 94 3-2 ① G4-3	B ST 81 F SI 94 C ST 84 S SI 94 1-3 ③ K		2 0 2	0 0 0	0 0 0	0 0 0	0 0 0	2 0 1	1 0 1
6 Steven Duggar, L (1, 9) OBP: 0.268, SLG: 0.359		C FF 96 B KC 82 B FF 97 C FF 97 B FC 88 S FF 98 3-3 ③ K			B FF 96 F FF 96 S FC 88 B FC 89 C FF 97 2-3 ② K 1-2		S SI 93 B SI 95 S SI 93 B SI 94 F SI 94 C SL 79 2-3 ② K		B FF 96 B FF 96 B FF 95 C FF 95 B FF 94 4-1 BB	3	0	0	0	1	3	1
Inning Stats	R: 1 E: 0 K: 0 S: 13 H: 2 LOB: 2 BB: 1 P: 23	R: 0 E: 0 K: 3 S: 11 H: 0 LOB: 0 BB: 0 P: 18	R: 0 E: 0 K: 1 S: 9 H: 0 LOB: 0 BB: 0 P: 12	R: 0 E: 0 K: 0 S: 9 H: 0 LOB: 0 BB: 0 P: 14	R: 0 E: 0 K: 3 S: 13 H: 1 LOB: 1 BB: 0 P: 18	R: 2 E: 0 K: 2 S: 19 H: 2 LOB: 1 BB: 1 P: 28	R: 0 E: 0 K: 2 S: 15 H: 0 LOB: 3 BB: 3 P: 34	R: 0 E: 0 K: 1 S: 8 H: 0 LOB: 1 BB: 1 P: 15	R: 0 E: 0 K: 2 S: 10 H: 0 LOB: 1 BB: 1 P: 19	1B: 3 2B: 2 3B: 0 HR: 0	SF: 1 SAC: 0 DP: 0 HBP: 0	WP: 1 PB: 0 SB: 1 CS: 0	PA: 39			

PITCHER		IP	WLS	BF	H	R	ER	SO	BB	IBB	HBP	BLK	WP	HR	S	P	ERA	WHIP
65 James Paxton, L ERA: 3.38	(1, 1)	5.2	W	24	5	3	3	8	2	0	0	0	0	0	70	106	4.76	1.235
48 Tommy Kahnle, R ERA: 1.86	(6, 1)	0.1	H	1	0	0	0	1	0	0	0	0	1	0	4	7	0.00	0.000
53 Zack Britton, L ERA: 2.45	(7, 1)	0.2	H	5	0	0	0	1	3	0	0	0	0	0	12	29	0.00	4.500
0 Adam Ottavino, R ERA: 2.51	(7, 1)	1.1	H	5	0	0	0	2	1	0	0	0	0	0	11	20	0.00	0.750
54 Aroldis Chapman, L ERA: 2.45	(9, 1)	1.0		4	0	0	0	2	1	0	0	0	0	0	10	19	0.00	1.000

PITCHER	IP	WLS	BF	H	R	ER	SO	BB	IBB	HBP	BLK	WP	HR	S	P	ERA	WHIP

BOTTOM

New York Yankees @ San Francisco Giants

Oracle Park, San Francisco, CA

Fri Apr 26 2019, 7:18 PM - 10:41 PM PDT

Att. 34,950 - Partly Cloudy - 57 F

livebaseballscorecards.com

AB	31
R	3
H	5
RBI	3
BB	7
SO	14
LOB	16

New York Yankees @ San Francisco Giants

Oracle Park, San Francisco, CA

Sat Apr 27 2019, 1:06 PM - 3:40 PM PDT

Att. 33,971 - Partly Cloudy - 63 F

livebaseballscorecards.com

Batter	1	2	3	4	5	6	7	8	9	AB	R	H	RBI	BB	SO	LOB
26 DJ LeMahieu, R (1, 4) OBP: 0.360, SLG: 0.429	B SI 89 B SI 87 C KC 76 B SL 78 B SI 88 4-1 45 G6-4-3 BB		C SI 89 B SI 90 B SI 90 X SL 79 2-1 45 S 2-H 1B		C SI 91 B SI 92 F SI 91 B SI 91 B SI 92 B SI 91 4-2 45 HBP 24 HR 1-2 2-3 BB		C CU 81 F FF 96 B FF 95 F FF 95 X CH 88 1-2 ① G6-3		B CH 86 X CH 86 1-0 ② L6	3	1	1	1	2	0	0
45 Luke Voit, R (1, 3) OBP: 0.380, SLG: 0.529	B SI 88 X KC 76 1-0 ① ② G6-4-3 1-2f		1 SAFE C SI 90 F SI 91 B SI 92 C SI 92 1-3 ③ K 1-2		S SL 82 B SI 90 F SI 91 H SL 81 2-2 24 HR 1-2 2-3 3-H HBP		F FF 95 B CU 81 S FF 95 C FF 94 1-3 ② K		B CU 81 X CH 86 1-0 ③ G4-3	4	1	0	1	0	2	2
24 Gary Sánchez, R (1, 2) OBP: 0.310, SLG: 0.654	C SL 79 C SI 88 C SI 90 0-3 ③ K			C SI 89 S SL 80 S SL 80 0-3 ① K	C SI 91 B SI 91 F SI 92 X SI 91 1-2 1-H 2-H 3-H HR		F FF 96 B CU 82 X FF 94 1-1 ③ F8			4	1	1	4	0	2	0
25 Gleyber Torres, R (1, 6) OBP: 0.283, SLG: 0.425		C SI 87 X KC 76 0-1 ① G5-3		B SL 79 F SL 79 F SI 90 B SI 90 T SI 90 2-2 ② K	S KC 78 B SL 79 C SL 79 C SI 90 1-3 ② K			C CU 78 B FF 90 B FF 91 B FF 90 X FF 91 3-1 ① 2B		4	0	1	0	0	2	0
29 Gio Urshela, R (1, 5) OBP: 0.387, SLG: 0.491		C KC 76 S KC 78 B SI 90 X SL 78 1-2 ② F9		X SL 79 0-0 2B	B CH 82 F SI 90 X CH 81 1-1 1B			C FF 90 S FF 91 F FF 91 F FF 91 B CU 79 X CU 80 1-2 38 BB 2B		4	0	3	0	0	0	0
11 Brett Gardner, L (1, 8) OBP: 0.333, SLG: 0.448		B SI 89 C SL 78 X SI 90 1-1 ③ G3		C SI 90 B SI 92 X SI 92 1-1 ③ G4-3	B SL 80 C SL 79 C SL 80 B SL 80 F SI 91 F SI 91 T SI 90 2-2 ③ K			B FF 88 B CU 80 B FF 89 B FF 90 4-0 38 BB BB		3	0	0	0	1	1	2
38 Cameron Maybin, R (1, 9) OBP: 0.500, SLG: 0.333			B CH 81 B KC 76 B KC 77 B SI 89 4-0 34 SH1-4 26 1B BB		C KC 77 B SI 91 B SL 80 X SI 92 2-1 34 FC5-6 30 1B 1B	C FF 95 B FF 96 B CU 80 X FF 95 2-1 ① P2		B FF 90 B CU 77 F FF 91 B FF 90 F FF 90 B FF 91 4-2 39 G6-4-3 1-2 2-3 BB		2	1	1	0	2	0	0
30 Thairo Estrada, R (1, 7) OBP: 0.455, SLG: 0.400 39 Mike Tauchman, L (6, 7) OBP: 0.302, SLG: 0.426			C SI 88 1 SAFE B KC 78 B SI 89 X SI 90 2-1 ① F9		1 SAFE X SI 89 0-0 26 BB 34 FC5-6 45 HBP 1-2 1B	F FF 95 B SI 95 X FF 95 1-1 ② G5-3		B CU 79 B FF 90 C FF 91 F FF 90 X FF 91 2-2 ② ③ G6-4-3 1-2f		3 1	1 0	1 0	0 0	0 0	0 0	1 3
34 J.A. Happ, L (1, 1) 85 Luis Cessa, R (8, 1) 54 Aroldis Chapman, L (9, 1)			X SL 79 0-0 ② SH1-4 1-2		X SI 88 0-0 ① FC5-6 45 HBP 26 BB 24 HR 1-2 2-3f	B FF 94 X FF 94 1-0 ③ G4-3			B FF 89 B FF 90 S FF 89 S FF 90 S FF 90 2-3 ① K	2 1 0	1 0 0	0 0 0	0 0 0	0 1 0	0 0 0	2 0 0
Inning Stats	R: 0 E: 0 K: 1 S: 5 H: 0 LOB: 0 BB: 1 P: 10	R: 0 E: 0 K: 0 S: 7 H: 0 LOB: 0 BB: 0 P: 9	R: 1 E: 0 K: 1 S: 8 H: 1 LOB: 1 BB: 1 P: 17	R: 0 E: 0 K: 2 S: 9 H: 1 LOB: 1 BB: 0 P: 12	R: 5 E: 0 K: 2 S: 21 H: 4 LOB: 1 BB: 1 P: 34	R: 0 E: 0 K: 0 S: 5 H: 0 LOB: 0 BB: 0 P: 9	R: 0 E: 0 K: 1 S: 9 H: 0 LOB: 0 BB: 0 P: 12	R: 0 E: 0 K: 0 S: 12 H: 2 LOB: 2 BB: 2 P: 26	R: 0 E: 0 K: 1 S: 5 H: 0 LOB: 0 BB: 0 P: 9	1B: 4 2B: 3 3B: 0 HR: 1 SF: 0 SAC: 1 DP: 2 HBP: 1						

TOP	
AB	31
R	6
H	8
RBI	6
BB	5
SO	8
LOB	10

PITCHER		IP	WLS	BF	H	R	ER	SO	BB	IBB	HBP	BLK	WP	HR	S	P	ERA	WHIP
45 Derek Holland, L ERA: 5.34	(1, 1)	5.0	L	24	6	6	6	6	3	0	1	0	0	1	50	82	10.80	1.800
58 Trevor Gott, R ERA: 1.8	(6, 1)	2.0		6	0	0	0	1	0	0	0	0	0	0	14	21	0.00	0.000
60 Travis Bergen, L ERA: 5.4	(8, 1)	2.0		8	2	0	0	1	2	0	0	0	0	0	17	35	0.00	2.000

PITCHER	IP	WLS	BF	H	R	ER	SO	BB	IBB	HBP	BLK	WP	HR	S	P	ERA	WHIP

Batter	1	2	3	4	5	6	7	8	9	AB	R	H	RBI	BB	SO	LOB
1 Kevin Pillar, R (1, 8) OBP: 0.210, SLG: 0.344	X FF 89 0-0 ① F8		B CH 86 F FF 91 F CH 85 X FF 90 1-2 ② P4			F CH 87 B FF 89 X CH 84 1-1 ① P3		C SL 85 X SL 84 0-1 ② G5-3		4	0	0	0	0	0	1
19 Tyler Austin, R (1, 7) OBP: 0.400, SLG: 0.320	C FF 90 B SI 89 X FF 91 1-1 ② F9		B FF 90 S SI 88 B FF 90 X CH 86 2-1 1-2 1B			C SL 81 B FF 89 F CH 86 S CH 87 1-3 ② K		B SI 96 S SL 85 B FF 95 S SL 84 S SL 84 2-3 ③ K		4	0	1	0	0	2	0
9 Brandon Belt, L (1, 3) (8, 9) OBP: 0.333, SLG: 0.489	X FF 90 0-0 ③ P5		F SI 90 F SI 88 F SL 83 B FF 91 F SL 83 B SI 88 F SI 90 B SI 90 X FF 92 3-2 ③ G4-3			C SL 82 B SL 83 B FF 89 X SI 88 2-1 ③ L9			C FF 95 X CH 86 0-1 10 FC6-4 28 1B 26 HR 1B	4	1	1	0	0	0	2
28 Buster Posey, R (1, 2) OBP: 0.311, SLG: 0.383		C CH 88 X CH 85 0-1 ① F8		B CH 87 B CH 87 X FF 90 2-0 ① F8			S CH 87 X FF 88 0-1 35 1B 1B		C SL 83 C SL 84 X SL 83 0-2 10 FC6-4 1-2 1B	4	0	2	0	0	0	0
10 Evan Longoria, R (1, 5) OBP: 0.245, SLG: 0.371		B FF 90 F CH 86 B FF 90 X CH 86 2-1 ② L4		C X FF 88 0-1 ② F8			S CH 85 S CH 84 B FF 90 F CH 86 F CH 86 F FF 91 F CH 86 S CH 86 1-3 ① K		C FF 95 X SL 84 0-1 ① FC6-4 26 HR 1-2f 2-3	4	1	0	0	0	1	3
26 Yangervis Solarte, S (1, 4) OBP: 0.291, SLG: 0.373		B SI 88 C FF 91 F FF 91 B FF 91 X SL 84 2-2 35 FC6 1B		F FF 91 B CH 86 B CH 85 F SI 88 X FF 91 2-2 ③ P4			B CH 86 B CH 88 D CH 86 C FF 89 X FF 90 3-1 ② L8		D CH 87 F FF 96 B FF 94 X SL 83 2-1 1-H 3-H HR	4	1	2	3	0	0	1
35 Brandon Crawford, L (1, 6) OBP: 0.277, SLG: 0.228		F FF 90 B SI 89 F SI 89 1 SAFE F FF 92 X SL 85 1-2 ③ FC6 1-2f		C FF 89 B SL 83 F CH 88 X SL 82 1-2 ① G4-3			B CH 88 X SL 81 1-0 1-2 1B		C FF 95 S FF 95 X FF 95 0-2 ② L7	4	0	1	0	0	0	1
8 Gerardo Parra, L (1, 9) 60 Travis Bergen, L (8, 1) 5 Erik Kratz, R (9, PH) OBP: 0.286, SLG: 0.375			X SL 85 0-0 45 FC3-6 1B	B FF 89 F CH 88 X CH 87 1-1 ② G4-3			X SI 89 0-0 ③ L6		B SL 85 C SL 84 X SL 85 1-1 HR	3 0 1	0 0 1	1 0 1	0 0 1	0 0 1	0 0 0	2 0 0
45 Derek Holland, S (1, 1) 12 Joe Panik, L (5, PH) 58 Trevor Gott, R (6, 1) 48 Pablo Sandoval, S (8, 3) OBP: 0.300, SLG: 0.625			L FF 89 B FF 89 B FF 90 B FF 89 X SL 90 3-1 ① FC3-6 19 1B 1-2f	B FF 90 F CH 87 B CH 88 C FF 90 X SI 88 2-2 ③ G4-3				F FF 94 F FF 95 B SL 84 F SL 84 S FF 97 1-3 ① K	C FF 95 S FF 97 F SI 99 S SI 99 0-3 ③ K	1 1 0 2	0 0 0 0	0 0 0 0	0 0 0 0	0 0 0 2	0 0 0 0	1 0 0 0
Inning Stats	R: 0 E: 0 K: 0 S: 4 H: 0 LOB: 0 BB: 0 P: 5	R: 0 E: 0 K: 0 S: 11 H: 1 LOB: 1 BB: 0 P: 16	R: 0 E: 0 K: 0 S: 14 H: 2 LOB: 2 BB: 0 P: 23	R: 0 E: 0 K: 0 S: 6 H: 0 LOB: 0 BB: 0 P: 10	R: 0 E: 0 K: 0 S: 8 H: 0 LOB: 0 BB: 0 P: 12	R: 0 E: 0 K: 1 S: 7 H: 0 LOB: 0 BB: 0 P: 11	R: 0 E: 0 K: 1 S: 13 H: 2 LOB: 2 BB: 0 P: 18	R: 0 E: 0 K: 2 S: 9 H: 0 LOB: 0 BB: 0 P: 12	R: 4 E: 0 K: 1 S: 18 H: 4 LOB: 0 BB: 0 P: 21	1B: 7 2B: 0 3B: 0 HR: 2 SF: 0 SAC: 0 DP: 0 HBP: 0						WP: 0 PB: 0 SB: 0 CS: 0 PA: 36	

PITCHER	IP	WLS	BF	H	R	ER	SO	BB	IBB	HBP	BLK	WP	HR	S	P	ERA	WHIP
34 J.A. Happ, L (1, 1) ERA: 4.68	7.0	W	26	5	0	0	2	0	0	0	0	0	0	63	95	0.00	0.714
85 Luis Cessa, R (8, 1) ERA: 4.15	1.2		9	4	4	4	2	0	0	0	0	0	2	23	29	21.60	2.400
54 Aroldis Chapman, L (9, 1) ERA: 2.38	0.1	S	1	0	0	0	1	0	0	0	0	0	0	4	4	0.00	0.000

PITCHER	IP	WLS	BF	H	R	ER	SO	BB	IBB	HBP	BLK	WP	HR	S	P	ERA	WHIP

BOTTOM

New York Yankees @ San Francisco Giants

Oracle Park, San Francisco, CA

Sat Apr 27 2019, 1:06 PM - 3:40 PM PDT

Att. 33,971 - Partly Cloudy - 63 F

livebaseballscorecards.com

AB	36
R	4
H	9
RBI	4
BB	0
SO	5
LOB	11

Batter	1	2	3	4	5	6	7	8	9	AB	R	H	RBI	BB	SO	LOB
26 DJ LeMahieu, R (1, 4) OBP: 0.363, SLG: 0.430	B FF 92 F FF 90 X CU 74 1-1 11 BB 45 BB 24 FC6 1B	B CH 85 C CH 84 F SI 91 B CH 85 X CH 84 2-2 ② F9		X FF 88 0-0 45 1B 1B		C FF 88 F FC 85 B FC 87 F FF 89 B FF 87 C FF 90 2-3 ① K		X FF 97 0-0 11 S 1B	C CU 77 B CH 87 C CH 87 S SL 81 1-3 ③ K	2	1	1	0	0	0	2
30 Thairo Estrada, R (3, 4) OBP: 0.467, SLG: 0.429										4	0	2	0	0	2	0
45 Luke Voit, R (1, 3) OBP: 0.397, SLG: 0.538	B FF 90 F CH 84 C FF 92 D CH 87 B FC 88 1 SAFE B CH 86 4-2 24 FC6 11 BB 25 G4-6-3 1-2 BB	B CU 76 B CH 85 2 SAFE C SI 91 X SI 92 2-1 1-H 2-H 1B		C CU 72 X CH 82 0-1 1-2 1B		X FF 90 0-0 24 HR 1B		1 SAFE C SL 84 S FF 98 F FF 98 B FF 98 1 SAFE B FF 98 S CH 89 2-3 ① K		4	2	3	2	1	1	1
11 Brett Gardner, L (1, 8) OBP: 0.328, SLG: 0.430	B SI 92 D CU 75 T FF 91 B CU 76 B FF 91 4-1 25 G4-6-3 24 E 1-2 2-3 BB	B CU 75 B SI 91 F SI 91 C FC 86 F FC 87 X FC 88 2-2 ③ G4-3		X FF 89 0-0 ① F8		B FC 86 B FF 90 C FF 90 F S FF 89 2-3 ② K		C FF 97 C FF 97 B FF 98 B FF 99 F FF 98 S CH 89 2-3 ② K 1-2		4	0	0	0	1	2	5
24 Gary Sánchez, R (1, 2) OBP: 0.317, SLG: 0.679	X FF 92 0-0 FC6 25 G4-6-3 1-2 2-3 3-H		B FF 91 B SI 90 B CU 74 C FF 90 B SI 90 4-1 25 HR BB	C FC 88 S SI 90 X FF 90 0-2 ② F4		B FC 89 X FF 89 1-0 1-H HR		B FF 98 S CH 90 X FF 98 1-1 ③ P4		4	2	1	3	1	0	5
25 Gleyber Torres, R (1, 6) OBP: 0.297, SLG: 0.455	X FC 87 0-0 ① ② G4-6-3 1-2f 2-3 3-H		D CU 74 X FF 88 1-0 1-H HR	B FF 89 B FC 89 B FF 90 S FF 90 C FF 90 X FF 89 3-2 ③ L8		S FF 89 B FC 87 S FF 89 F FF 89 X FC 86 1-2 1B			B SL 80 B SL 79 C FF 92 B FF 92 B FF 92 4-1 39 1B 39 WP 38 1B BB	4	2	2	2	1	0	4
39 Mike Tauchman, L (1, 9) OBP: 0.294, SLG: 0.407	B FF 91 C FF 91 C CH 84 B FF 92 C FC 89 2-3 ③ K		C FF 88 F CH 81 B FF 90 F FC 86 F X CU 74 1-2 ① L6		C FF 88 B FF 89 F FC 88 F FF 89 T FC 86 1-2 ① K	B FF 89 C FC 87 B FC 85 F FF 89 B FF 89 X FC 85 3-2 ③ G4-3			1 SAFE F FF 93 C FF 94 B SL 82 B SL 81 X FF 94 2-2 38 1B 1-3 14 1B 1B	5	1	1	0	0	2	2
29 Gio Urshela, R (1, 5) OBP: 0.415, SLG: 0.509		B FF 88 C CU 74 F FF 91 B CH 86 F FF 92 X 2-2 45 E 14 BB 45 1B 1B	F F CU 73 F CU 74 B FF 90 B FF 90 X CU 74 2-2 1B		C F FF 89 B FF 88 H FF 88 2-2 HBP		C SI 93 X SI 92 0-1 ① F9		B CU 78 C CU 78 X FF 92 1-1 14 1B 1-3 3-H 1B	2	1	2	0	0	0	0
38 Cameron Maybin, R (5, PR) OBP: 0.500, SLG: 0.375										2	1	1	1	0	0	0
14 Tyler Wade, L (1, 7) OBP: 0.354, SLG: 0.244		B SI 90 B SI 90 B FF 90 B FF 90 4-0 45 E 45 1B 1-2 BB	F FC 84 C CH 82 B FC 85 X FC 85 1-2 ② P6	X FF 88 0-0 ② F7			M SI 93 F FC 92 B CH 87 F SI 93 C SI 94 1-3 ② K		C FF 94 X SL 82 0-1 28 G6-4-3 2-H 3-H 1B	4	1	1	2	1	1	2
55 Domingo Germán, R (1, 1) 34 J.A. Happ, L (7, PH) 56 Jonathan Holder, R (7, 1) 48 Tommy Kahnle, R (8, 1) 28 Austin Romine, R (9, PH) OBP: 0.261, SLG: 0.333 74 Joe Harvey, R (9, 1)		B FF 86 C FF 86 B FF 87 L FF 88 S FF 90 2-3 ① K	C FF 88 C FF 88 F FF 89 C CU 73 0-3 ③ K		C FF 88 C FF 88 B FF 89 C FF 89 1-3 ③ K		C SI 94 B FC 91 X SI 93 1-1 ③ G4-3		C CU 78 F SL 81 F SL 83 F CU 80 F FF 92 F FF 94 D SL 81 X SL 82 1-2 ① ② G6-4-3 1-2f	3 1 0 0 1 0	0 0 0 0 0 0	0 0 0 0 0 0	0 0 0 0 0 0	0 0 0 0 0 0	3 0 0 0 0 0	4 0 0 0 1 0
Inning Stats	R: 2 E: 1 K: 1 S: 10 H: 1 LOB: 1 BB: 2 P: 21	R: 2 E: 1 K: 1 S: 16 H: 2 LOB: 1 BB: 1 P: 30	R: 2 E: 0 K: 1 S: 18 H: 2 LOB: 1 BB: 1 P: 27	R: 0 E: 0 K: 0 S: 10 H: 2 LOB: 2 BB: 0 P: 13	R: 0 E: 0 K: 2 S: 10 H: 0 LOB: 1 BB: 0 P: 14	R: 2 E: 0 K: 2 S: 16 H: 3 LOB: 1 BB: 0 P: 25	R: 0 E: 0 K: 1 S: 9 H: 0 LOB: 0 BB: 0 P: 11	R: 0 E: 0 K: 2 S: 11 H: 1 LOB: 1 BB: 0 P: 16	R: 3 E: 0 K: 1 S: 18 H: 3 LOB: 0 BB: 1 P: 27	1B: 12 2B: 0 3B: 0 HR: 2 SF: 0 SAC: 0 DP: 2 HBP: 1	WP: 1 PB: 0 SB: 1 CS: 0 PA: 46					

TOP

New York Yankees @ San Francisco Giants

Oracle Park, San Francisco, CA

Sun Apr 28 2019, 1:06 PM - 4:21 PM PDT

Att. 34,540 - Sunny - 62 F

livebaseballscorecards.com

AB	40
R	11
H	14
RBI	10
BB	5
SO	11
LOB	26

PITCHER		IP	WLS	BF	H	R	ER	SO	BB	IBB	HBP	BLK	WP	HR	S	P	ERA	WHIP
57 Dereck Rodríguez, R ERA: 4.35	(1, 1)	3.0	L	20	7	6	4	3	4	0	0	0	0	1	47	81	12.00	3.667
61 Nick Vincent, R ERA: 2.55	(4, 1)	3.0		13	3	2	2	4	0	0	1	0	0	1	33	49	6.00	1.000
49 Sam Dyson, R ERA: 3.77	(7, 1)	1.0		3	0	0	0	1	0	0	0	0	0	0	9	11	0.00	0.000
54 Reyes Moronta, R ERA: 2.25	(8, 1)	1.0		4	1	0	0	2	0	0	0	0	0	0	11	16	0.00	1.000
13 Will Smith, L ERA: 3.72	(9, 1)	1.0		6	3	3	3	1	1	0	0	0	1	0	18	27	27.00	4.000

PITCHER	IP	WLS	BF	H	R	ER	SO	BB	IBB	HBP	BLK	WP	HR	S	P	ERA	WHIP

Batter	1	2	3	4	5	6	7	8	9	AB	R	H	RBI	BB	SO	LOB
12 Joe Panik, L (1, 4) OBP: 0.259, SLG: 0.263	B FF 92 C FF 92 X CH 86 1-1 L9 ①		B CH 86 B CU 79 C CU 80 X CU 81 2-1 P6 ③			B CH 86 B CH 86 X FF 93 2-0 26 FC4-6 1B 1-H	C FF 92 C FF 92 B FF 93 F FF 93 S CH 86 1-3 K ③		B FF 96 B CH 89 C FF 95 B FF 96 S FF 94 F FF 95 C FF 95 3-3 K ③ 2-3	5	0	1	1	0	2	2
26 Yangervis Solarte, S (1, 7) OBP: 0.271, SLG: 0.345 (7, 6)	B FF 93 C FF 93 C CU 81 X FF 94 1-2 F8 ②			B CU 80 S CU 79 C CH 87 F FF 93 F CU 81 B CU 81 X CH 88 2-2 P6 ①		B CU 80 X CH 87 1-0 FC4-6 9 1B 48 2B 1-2f ①		C FF 96 X CH 90 0-1 G4-3 ①		4	1	0	0	0	0	1
9 Brandon Belt, L (1, 3) OBP: 0.340, SLG: 0.484	C CU 80 X FF 94 0-1 P4 ③			B CU 79 B FF 93 C FF 91 F FF 93 S CU 81 2-3 K ②		X FF 92 0-0 48 2B 1 1B 1-2 1B		C FF 96 B FF 94 B CH 88 C CH 88 B FF 97 F FF 96 B FF 96 4-2 BB		3	1	1	0	1	1	0
48 Pablo Sandoval, S (1, 5) OBP: 0.295, SLG: 0.614		C FF 92 B CH 88 B FF 92 S FF 93 X FF 94 2-2 L9 ①		C CH 86 F CH 87 B FF 94 X CU 81 1-2 G5-3 ③		C CU 80 B CU 79 S FF 94 X CU 81 1-2 1 1B 1-3 2B 2-H		B FF 96 F CH 88 F FF 96 F FF 96 T CH 89 1-2 K ②		4	1	1	1	0	1	1
35 Brandon Crawford, L (1, 6) OBP: 0.269, SLG: 0.221 49 Sam Dyson, R (7, 1) 54 Reyes Moronta, R (8, 1) 10 Evan Longoria, R (8, PH) OBP: 0.243, SLG: 0.367 13 Will Smith, R (9, 1)		S FF 93 X CU 81 0-1 G4-3 ②			B CU 80 B FF 91 C FF 92 F CH 86 S FF 94 2-3 K ①	F CH 88 F FF 96 X FF 95 0-2 L6 ②		B FF 96 B FF 96 B FF 94 C FF 96 F FF 96 F FF 97 F CH 90 S CH 90 3-3 K ③		3 0 0 1 0	0 0 0 0 0	0 0 0 0 0	0 0 0 0 0	0 0 0 1 0	1 0 0 1 0	2 0 0 1 0
1 Kevin Pillar, R (1, 8) OBP: 0.221, SLG: 0.381		C CU 80 C SI 94 F FF 94 X SI 95 0-2 G6-3 ③			C CU 80 C CU 81 C CU 81 0-3 K ②	S CU 81 B SI 95 D CU 82 X CU 80 2-1 1B 2-H 3-H			B FF 95 X FF 95 1-0 HR	4	1	2	3	0	1	0
8 Gerardo Parra, L (1, 9) OBP: 0.286, SLG: 0.275			C SI 94 X CH 88 0-1 G1-3 ①		L FF 94 F FF 93 X CU 80 0-2 E3	X FF 94 0-0 P5 ③			C FF 94 B CH 90 B FF 94 B FF 94 F FF 95 B FF 95 4-2 12 DI 5 G5-3 BB	3	0	0	0	1	0	1
5 Erik Kratz, R (1, 2) OBP: 0.250, SLG: 0.321			C FF 94 S SI 94 C CU 81 0-3 K ②		B FF 93 X CU 79 1-0 G4-3 ③		X FF 93 0-0 F9 ①		B FF 96 C FF 95 S SL 87 B FF 94 X SL 85 2-2 G5-3 ① 1-2	4	0	0	0	0	1	2
57 Dereck Rodríguez, R (1, 1) OBP: 0.231, SLG: 0.231 61 Nick Vincent, R (4, 1) 19 Tyler Austin, R (6, PH) OBP: 0.394, SLG: 0.296 (7, 7)			X FF 94 0-0 1B			B FF 92 C FF 92 B FF 91 F CU 79 F CU 80 B SI 93 F FF 94 F FF 94 F FF 94 4-2 12 WP 12 1B BB	B FF 92 C FF 93 B FF 92 C FF 92 S SL 81 2-3 K ②		B FF 95 F FF 95 D SL 87 F FF 95 S FF 95 2-3 K ②	1 0 2	0 0 1	1 0 0	0 0 0	0 0 1	0 0 2	0 0 1
Inning Stats	R: 0 E: 0 K: 0 S: 7 H: 0 LOB: 0 BB: 0 P: 9	R: 0 E: 0 K: 0 S: 9 H: 0 LOB: 0 BB: 0 P: 11	R: 0 E: 0 K: 1 S: 8 H: 1 LOB: 1 BB: 0 P: 10	R: 0 E: 0 K: 1 S: 11 H: 0 LOB: 0 BB: 0 P: 16	R: 0 E: 1 K: 2 S: 10 H: 0 LOB: 1 BB: 0 P: 13	R: 4 E: 0 K: 0 S: 18 H: 4 LOB: 1 BB: 1 P: 28	R: 0 E: 0 K: 2 S: 8 H: 0 LOB: 0 BB: 0 P: 11	R: 0 E: 0 K: 2 S: 14 H: 0 LOB: 1 BB: 1 P: 22	R: 1 E: 0 K: 2 S: 13 H: 1 LOB: 1 BB: 1 P: 25	1B: 4 2B: 1 3B: 0 HR: 1 SF: 0 SAC: 0 DP: 0 HBP: 0						

PITCHER	IP	WLS	BF	H	R	ER	SO	BB	IBB	HBP	BLK	WP	HR	S	P	ERA	WHIP
55 Domingo Germán, R (1, 1) ERA: 2.56	6.0	W	25	5	4	4	4	1	0	0	0	1	0	63	87	6.00	1.000
56 Jonathan Holder, R (7, 1) ERA: 5.02	1.0		3	0	0	0	2	0	0	0	0	0	0	8	11	0.00	0.000
48 Tommy Kahnle, R (8, 1) ERA: 1.69	1.0		4	0	0	0	2	1	0	0	0	0	0	14	22	0.00	1.000
74 Joe Harvey, R (9, 1) ERA: 6.75	1.0		5	1	1	1	2	1	0	0	0	0	1	13	25	9.00	2.000

PITCHER	IP	WLS	BF	H	R	ER	SO	BB	IBB	HBP	BLK	WP	HR	S	P	ERA	WHIP

BOTTOM

New York Yankees @ San Francisco Giants

Oracle Park, San Francisco, CA

Sun Apr 28 2019, 1:06 PM - 4:21 PM PDT

Att. 34,540 - Sunny - 62 F

livebaseballscorecards.com

AB	34
R	5
H	6
RBI	5
BB	3
SO	10
LOB	11

WP: 1 PA: 37
PB: 0
SB: 0
CS: 0

Los Angeles Dodgers @ San Francisco Giants

Oracle Park, San Francisco, CA

Mon Apr 29 2019, 6:45 PM - 9:59 PM PDT

Att. 32,212 - Clear - 58 F

TOP

livebaseballscorecards.com

Batter	1	2	3	4	5	6	7	8	9	AB	R	H	RBI	BB	SO	LOB
31 Joc Pederson, L (1, 7) OBP: 0.355, SLG: 0.620	C FC 89 S FS 80 X SL 83 0-2 G3		F FS 82 B FF 92 C FF 92 F FF 93 X FF 94 1-2 F7			C SI 92 X SI 92 0-1 10 1B 35 1B 1B	C FC 92 S CH 89 X CH 89 0-2 G6-3		B FF 93 F FF 93 S SL 82 F SL 83 B SL 83 S SL 82 2-3 K	5	1	1	0	0	1	2
5 Corey Seager, L (1, 6) OBP: 0.347, SLG: 0.381	F FF 89 B SL 82 X FC 88 1-1 F8			B FS 82 B FS 85 F FF 92 B SL 85 B FF 92 4-1 BB		S SI 92 X SI 92 0-1 F8		B CH 89 C FF 99 B CH 89 B SL 82 X FF 98 3-1 G4-3		3	0	0	0	1	0	1
10 Justin Turner, R (1, 5) OBP: 0.370, SLG: 0.300	C FF 90 B FC 88 F FF 91 X SI 93 1-2 G4-3			B FF 92 X SI 93 1-0 F8		B CH 84 F SI 93 C FF 85 X CH 85 1-2 35 1B 13 2B 1-3 1B		C SL 84 C FF 98 F FF 98 B SL 82 C FF 98 1-3 K		4	1	1	0	0	1	1
35 Cody Bellinger, L (1, 9) OBP: 0.508, SLG: 0.906		C FF 90 C FF 90 F FF 89 B SL 84 F FF 93 B FS 84 F FC 88 X FS 85 2-2 13 FC5-6 1B		F FF 92 F FC 90 B SL 86 F FF 90 S FF 94 1-3 K		C SI 93 F SI 92 F SI 92 X CH 85 0-2 13 2B 14 L6-5 1-2 3-H 1B		B CH 89 S CH 91 B CH 92 B CH 90 B CH 89 4-1 13 BB BB		3	0	2	1	1	1	1
13 Max Muncy, L (1, 3) OBP: 0.352, SLG: 0.483		F FC 87 D KC 76 S KC 76 1 SAFE X FC 89 1-2 FC5-6 1-2f		X SL 86 0-0 F8		B SI 93 X SL 84 1-0 1-3 2-H 2B		B SL 80 B FF 98 D CH 88 C FF 97 B FF 98 4-1 1-2 BB		3	0	1	1	1	0	2
14 Enrique Hernández, R (1, 4) OBP: 0.340, SLG: 0.478		C FF 91 B FF 91 B SI 91 X FF 92 2-1 F8	C SL 84 B FC 88 B FF 93 F FF 93 F SI 93 F FC 90 X SL 86 2-2 1B			F FF 94 B FC 90 X SI 94 1-1 L6-5 3-3		S FF 98 F FF 98 B FF 99 B SL 85 B FF 98 X FF 98 3-2 L8		4	0	1	0	0	0	5
27 Alex Verdugo, L (1, 8) OBP: 0.352, SLG: 0.623 3 Chris Taylor, R (9, PH) OBP: 0.263, SLG: 0.242		C FF 92 F FF 92 B SL 85 1 SAFE B FC 87 B FF 92 X FC 87 3-2 G4-3	F FF 93 F FF 91 B FC 90 1 SAFE B SL 86 X FF 92 2-2 L8				F FC 90 B FC 90 B SI 93 F SI 92 X SI 93 2-2 25 1B 1B		C FF 93 C FF 94 S SL 82 0-3 K	3 1	0 0	1 0	0 0	0 0	0 1	2 0
15 Austin Barnes, R (1, 2) OBP: 0.325, SLG: 0.362			C SL 83 B FF 92 F FC 89 B FF 93 B FC 90 X FC 90 3-2 F9		X SL 86 0-0 L7		1 SAFE C SI 92 X SI 92 0-1 F8		C FF 94 B CH 87 B FF 93 C FF 93 B FF 93 X FF 94 3-2 1B	4	0	1	0	0	0	2
18 Kenta Maeda, R (1, 1) OBP: 0.167, SLG: 0.333 75 Scott Alexander, L (6, 1) 25 David Freese, R (7, PH) OBP: 0.354, SLG: 0.385 68 Ross Stripling, R (7, 1) OBP: 0.182, SLG: 0.100 51 Dylan Floro, L (7, 1) 17 Joe Kelly, R (8, 1) 55 Russell Martin, R (9, PH) OBP: 0.444, SLG: 0.500			B FF 93 C FF 91 B SL 86 F FF 91 F FC 89 X SL 85 2-2 G4-3		S SL 84 C FF 92 F FC 91 X FC 87 0-2 L9		C FF 92 F FC 91 B CH 87 1 SAFE X SI 94 1-2 1-3 1B		B CU 78 C SL 82 B FF 94 C SL 81 X SL 82 2-2 F9	2 0 1 0 0 0 0	0 0 0 0 0 0 0	0 0 1 0 0 0 0	0 0 0 0 0 0 0	0 0 0 0 0 0 0	0 0 0 0 0 0 0	1 0 0 0 0 0 0
Inning Stats	R: 0 E: 0 K: 0 S: 8 H: 0 LOB: 0 BB: 0 P: 10	R: 0 E: 0 K: 0 S: 14 H: 1 LOB: 1 BB: 0 P: 22	R: 0 E: 0 K: 0 S: 11 H: 0 LOB: 0 BB: 0 P: 17	R: 0 E: 0 K: 1 S: 7 H: 0 LOB: 1 BB: 1 P: 13	R: 0 E: 0 K: 0 S: 13 H: 1 LOB: 1 BB: 0 P: 17	R: 2 E: 0 K: 0 S: 14 H: 4 LOB: 1 BB: 0 P: 17	R: 0 E: 0 K: 0 S: 11 H: 2 LOB: 1 BB: 0 P: 14	R: 0 E: 0 K: 1 S: 11 H: 0 LOB: 2 BB: 2 P: 26	R: 0 E: 0 K: 2 S: 13 H: 1 LOB: 1 BB: 0 P: 20	1B: 8 2B: 2 3B: 0 HR: 0 SF: 0 SAC: 0 DP: 1 HBP: 0						

PITCHER		IP	WLS	BF	H	R	ER	SO	BB	IBB	HBP	BLK	WP	HR	S	P	ERA	WHIP
29 Jeff Samardzija, R ERA: 2.53	(1, 1)	5.0		18	2	0	0	1	1	0	0	0	0	0	53	79	0.00	0.600
56 Tony Watson, L ERA: 4.32	(6, 1)	0.1		5	4	2	2	0	0	0	0	0	0	0	12	14	54.00	12.000
49 Sam Dyson, R ERA: 3.38	(6, 1)	1.2	W	5	2	0	0	0	0	0	0	0	0	0	13	17	0.00	1.200
54 Reyes Moronta, R ERA: 2.08	(8, 1)	1.0	H	5	0	0	0	1	2	0	0	0	0	0	11	26	0.00	2.000
13 Will Smith, L ERA: 3.38	(9, 1)	1.0	S	4	1	0	0	2	0	0	0	0	0	0	13	20	0.00	1.000

PITCHER	IP	WLS	BF	H	R	ER	SO	BB	IBB	HBP	BLK	WP	HR	S	P	ERA	WHIP

AB	34
R	2
H	9
RBI	2
BB	3
SO	4
LOB	18

WP: 0 PA: 37
PB: 0
SB: 0
CS: 0

BOTTOM

Los Angeles Dodgers @ San Francisco Giants

Oracle Park, San Francisco, CA

Mon Apr 29 2019, 6:45 PM - 9:59 PM PDT

Att. 32,212 - Clear - 58 F

livebaseballscorecards.com

Batter	1	2	3	4	5	6	7	8	9	AB	R	H	RBI	BB	SO	LOB
12 Joe Panik, L (1, 4) OBP: 0.278, SLG: 0.275	C FF 92 X FF 92 0-1 28 F9 9 1B 1B		C CU 77 B FS 85 B FF 92 C FF 93 F FF 94 X FS 85 2-2 ① F9		D FF 91 D CU 77 B FF 91 B FF 91 4-0 1-2 BB		C FF 92 X KC 81 0-1 26 2B 10 2B 1B	F FF 97 B CH 87 F FF 98 B CH 90 S FF 97 2-3 ② K		4	1	2	0	1	1	1
26 Yangervis Solarte, S (1, 7) OBP: 0.286, SLG: 0.373 54 Reyes Moronta, R (8, 1) 5 Erik Kratz, R (8, PH) OBP: 0.242, SLG: 0.310 13 Will Smith, R (9, 1)	F FF 92 D FS 85 1 SAFE F FS 86 T FF 93 1-2 ① K		B FF 92 C FF 93 B FS 84 X FF 93 2-1 9 G3-6 1B		C FS 84 B FF 92 X FS 85 1-1 ② L3		X KC 80 0-0 10 2B 2B 1-3	B KC 84 S FF 98 S FF 96 T FF 98 1-2 ③ K		4 0 1 0	1 0 0 0	2 0 0 0	0 0 0 0	0 0 1 0	1 0 1 0	3 0 1 0
9 Brandon Belt, L (1, 3) OBP: 0.345, SLG: 0.479	X FF 93 0-0 1-2 1B		S CU 80 F FS 84 B FF 93 1 SAFE X FS 85 1-2 ②③ G3-6 1-2f		B FF 91 B FS 86 C FS 84 B CU 78 F FF 92 S FS 85 3-3 ③ K		B FF 91 C FF 91 S CH 84 D KC 82 D CH 86 D KC 83 4-2 10 2B BB			3	1	1	0	1	1	3
28 Buster Posey, R (1, 2) OBP: 0.309, SLG: 0.388	B SL 86 B SL 86 B FF 92 C FF 92 X FF 93 3-1 ② F9 2-3			B CU 80 B FF 93 F FF 91 X FF 92 2-1 ① L9		F SL 82 X FF 92 0-1 2B	F SI 95 B SL 89 F SI 94 S SL 88 1-3 ② K			4	0	1	0	0	1	5
48 Pablo Sandoval, S (1, 5) OBP: 0.283, SLG: 0.587 10 Evan Longoria, R (6, PH) OBP: 0.248, SLG: 0.380 (7, 5)	S FF 93 X FF 94 0-1 ③ F7			B FF 93 C FF 92 B FF 92 X FF 93 2-1 ② L5		F SI 94 X SI 94 0-1 ① F9	B FF 94 B SL 88 F SI 93 X SI 94 2-1 35 WP 1-H 2-H 3-H 2B			2 2	0 0	0 1	0 3	0 0	0 0	2 1
35 Brandon Crawford, L (1, 6) OBP: 0.287, SLG: 0.227		F FF 92 B FS 85 S FS 85 B FS 85 B FF 94 F FS 84 B FF 93 4-2 1 1B BB		X FS 85 0-0 1B	D SI 95 X SI 94 1-0 ② G5-3	S FF 94 D CH 88 B FF 93 B SL 87 B SI 94 4-1 2-3 BB			2	0	1	0	2	0	1
1 Kevin Pillar, R (1, 8) OBP: 0.231, SLG: 0.380		B CU 77 F FF 92 1 SAFE X SL 84 1-1 ① 1-3 1B	C FF 92 X FF 92 0-1 ③ F7		B SI 94 B SI 94 B SI 94 B SI 91 4-0 BB	X SI 92 0-0 G5-3			3	0	1	0	1	0	3
8 Gerardo Parra, L (1, 9) OBP: 0.274, SLG: 0.262 (8, 7)		C FF 92 1 SAFE 1 SAFE X FS 85 0-1 ② L8		X CU 76 0-0 ① G6-3	C SI 94 X SI 94 0-1 ③ G4-3		S KC 86 X FF 98 0-1 ① G4-3		4	0	0	0	0	0	3
29 Jeff Samardzija, R (1, 1) 19 Tyler Austin, R (5, PH) OBP: 0.412, SLG: 0.321 56 Tony Watson, L (6, 1) 49 Sam Dyson, R (6, 1) 6 Steven Duggar, L (7, PH) OBP: 0.272, SLG: 0.371 (8, 9)		C FF 93 F SL 84 B SL 85 B FF 92 S FF 93 2-3 ③ K		X FF 92 0-0 12 BB 1B		C KC 78 B FF 91 X CH 83 1-1 ① B1-3	B FF 98 C KC 85 C KC 86 B CH 89 X CH 88 2-2 2B		1 1 0 0 2	0 0 0 0 0	0 1 0 0 1	0 0 0 0 0	0 0 0 0 0	1 0 0 0 0	1 0 0 0 0
Inning Stats	R: 0 E: 0 K: 1 S: 10 H: 2 LOB: 2 BB: 0 P: 14	R: 0 E: 0 K: 1 S: 10 H: 1 LOB: 1 BB: 1 P: 17	R: 0 E: 0 K: 0 S: 9 H: 1 LOB: 0 BB: 0 P: 14	R: 0 E: 0 K: 0 S: 7 H: 1 LOB: 1 BB: 0 P: 11	R: 0 E: 0 K: 1 S: 7 H: 1 LOB: 2 BB: 1 P: 15	R: 0 E: 0 K: 0 S: 7 H: 1 LOB: 2 BB: 1 P: 12	R: 3 E: 0 K: 1 S: 14 H: 3 LOB: 2 BB: 2 P: 26	R: 0 E: 0 K: 2 S: 11 H: 1 LOB: 1 BB: 0 P: 16		1B: 7 2B: 4 3B: 0 HR: 0	SF: 0 SAC: 0 DP: 1 HBP: 0			WP: 1 PB: 0 SB: 0 CS: 0	PA: 38	

	AB	33
	R	3
	H	11
	RBI	3
	BB	5
	SO	6
	LOB	24

PITCHER		IP	WLS	BF	H	R	ER	SO	BB	IBB	HBP	BLK	WP	HR	S	P	ERA	WHIP
18 Kenta Maeda, R ERA: 4.41	(1, 1)	5.0		22	7	0	0	3	2	0	0	0	0	0	45	73	0.00	1.800
75 Scott Alexander, L ERA: 3.18	(6, 1)	1.0	H	4	0	0	0	0	1	0	0	0	0	0	5	10	0.00	1.000
68 Ross Stripling, R ERA: 3.41	(7, 1)	0.1	L	4	2	3	3	0	1	0	0	0	0	0	7	12	81.00	9.000
51 Dylan Floro, R ERA:	(7, 1)	0.2	B	4	1	0	0	1	1	0	0	0	1	0	7	14	0.00	3.000
17 Joe Kelly, R ERA: 8.31	(8, 1)	1.0		4	1	0	0	2	0	0	0	0	0	0	11	16	0.00	1.000

PITCHER	IP	WLS	BF	H	R	ER	SO	BB	IBB	HBP	BLK	WP	HR	S	P	ERA	WHIP

Batter	1	2	3	4	5	6	7	8	9	AB	R	H	RBI	BB	SO	LOB
14 Enrique Hernández, R (1, 8) OBP: 0.342, SLG: 0.505	B FF 90 F B KC 82 F SI 91 F B KC 82 F FF 93 C SI 93 3-3 ① K		C KC 80 B CH 86 X KC 81 1-1 1B		B FF 95 X FF 96 1-0 ② G5-3	F CU 76 B SI 90 X CH 78 1-1 2-H HR		X CH 78 0-0 ③ FC5-4 1-2f		5	1	2	2	0	1	1
5 Corey Seager, L (1, 6) OBP: 0.333, SLG: 0.364	B FF 92 C FF 92 F FF 92 B FF 89 F SI 93 B FC 89 X SI 94 3-2 ② G4-3		X KC 81 0-0 ③ G6-3		B CH 88 B FF 94 C FF 95 B CH 89 C FF 95 S FF 95 3-3 ③ K	C SL 82 F SI 90 B SI 91 X CH 79 1-2 ③ G3-1			X 0-0 ① F8	5	0	0	0	0	1	1
10 Justin Turner, R (1, 5) OBP: 0.379, SLG: 0.337	B SI 91 C SI 91 S KC 82 F KC 82 S FC 89 1-3 ③ K			C KC 79 B FF 90 B CH 87 B FF 91 B SI 90 4-1 35 1B 25 HR BB		X CH 78 0-0 ① F8	C SI 88 B SI 88 X CH 79 1-1 HR		C SI 89 B SI 89 X SI 89 1-1 27 BB 1B	4	2	2	1	1	1	0
35 Cody Bellinger, L (1, 9) OBP: 0.508, SLG: 0.890 27 Alex Verdugo, L (7, 9) OBP: 0.361, SLG: 0.623		B KC 79 B KC 80 X FF 91 2-0 ① L9		C FF 92 B FC 89 1 SAFE X KC 82 1-1 25 HR 1-2 1B		B SI 90 B SI 90 B SI 91 C SI 90 C CH 80 B SI 91 4-2 25 1B 3 2B BB	B CU 74 F CH 79 X SI 89 1-1 ① F7		C SI 89 B SI 89 D CH 78 D CH 78 B SI 89 4-1 1-2 BB	3 0	2 0	1 0	0 0	1 1	0 0	0 0
25 David Freese, R (1, 3) OBP: 0.377, SLG: 0.465		B SI 89 C KC 81 B KC 82 B FF 92 C SI 90 B FF 92 4-2 BB		F FF 92 B SI 91 B KC 82 B KC 81 F SI 90 F KC 81 F KC 82 X KC 81 3-2 1-H 2-H HR		B SI 90 S CH 78 X SI 89 1-1 13 BB 3 2B 1-3 1B	C CU 74 F SI 90 F SI 90 B SL 82 F SI 90 X CH 80 1-2 ② G2-3		B FF 89 X FF 90 1-0 ② F9	4	2	2	3	1	0	2
13 Max Muncy, L (1, 4) OBP: 0.345, SLG: 0.462		C FF 91 B SI 91 C FF 91 C FF 93 1-3 ② K		C FF 91 L KC 80 B FC 87 B FF 91 X FF 90 2-2 ① P6		F SI 90 B SI 91 F SI 90 B SL 84 B SI 91 B CH 79 4-2 3 2B 15 2B 1-2 BB	X SI 89 0-0 ③ P6		X FF 90 0-0 ③ G4-3	4	1	0	0	1	1	3
3 Chris Taylor, R (1, 7) OBP: 0.263, SLG: 0.257		C SI 91 F FF 91 1 SAFE B KC 82 F FF 90 B SI 93 F SI 93 X FF 93 2-2 ③ G3		X CH 85 0-0 ② L3		S SI 91 C SI 91 X SI 92 0-2 15 2B 1-3 2-H 3-H 2B		X CU 75 0-0 ① G5-3		4	1	1	2	0	0	1
15 Austin Barnes, R (1, 2) OBP: 0.322, SLG: 0.370			B KC 77 C SI 88 C CH 84 B FC 87 X KC 80 2-2 ① G6-3	C KC 80 B SI 89 X KC 80 1-1 ③ F7		B CH 78 C SI 90 B CH 78 X CH 78 2-1 14 HR 2-H 3-H 2B		B SI 89 C SI 88 F SL 81 C SL 82 1-3 ② K		4	1	1	2	0	1	0
21 Walker Buehler, R (1, 1) OBP: 0.091, SLG: 0.364 51 Dylan Floro, L (6, 1) 45 Matt Beaty, L (8, PH) OBP: 1.000, SLG: 1.000 63 Yimi García, R (8, 1)			C KC 77 C KC 79 X SI 90 0-2 ② F7		C FF 95 B FF 95 C CU 81 S FF 96 1-3 ① K	C SI 90 D CU 73 B SI 90 X SI 89 2-1 ② F9		C CU 74 B SI 90 X SL 82 1-1 14 FC5-4 1B		3 0 1 0	0 0 0 0	0 0 1 0	0 0 0 0	1 0 0 0	0 0 0 0	1 0 0 0

Inning Stats	1	2	3	4	5	6	7	8	9
	R: 0 E: 0 K: 2 S: 13	H: 0 LOB: 0 BB: 0 P: 20	R: 0 E: 0 K: 1 S: 11	H: 0 LOB: 1 BB: 1 P: 20	R: 0 E: 0 K: 0 S: 9	H: 1 LOB: 1 BB: 0 P: 12	R: 3 E: 0 K: 0 S: 14	H: 2 LOB: 0 BB: 1 P: 25	R: 0 E: 0 K: 2 S: 7	H: 0 LOB: 0 BB: 0 P: 12	R: 6 E: 0 K: 0 S: 19	H: 4 LOB: 0 BB: 2 P: 34	R: 1 E: 0 K: 0 S: 10	H: 1 LOB: 0 BB: 0 P: 13	R: 0 E: 0 K: 1 S: 8	H: 1 LOB: 1 BB: 0 P: 10	R: 0 E: 0 K: 0 S: 6	H: 1 LOB: 2 BB: 1 P: 12

	1B: 5	SF: 0	WP: 0	PA: 42
	2B: 2	SAC: 0	PB: 0	
	3B: 0	DP: 0	SB: 0	
	HR: 3	HBP: 0	CS: 0	

PITCHER		IP	WLS	BF	H	R	ER	SO	BB	IBB	HBP	BLK	WP	HR	S	P	ERA	WHIP
37 Drew Pomeranz, L ERA: 4.08	(1, 1)	4.0	L	17	3	3	3	3	2	0	0	0	0	1	47	77	6.75	1.250
58 Trevor Gott, R ERA: 1.69	(5, 1)	1.0		3	0	0	0	2	0	0	0	0	0	0	7	12	0.00	0.000
50 Ty Blach, L ERA: 18.9	(6, 1)	3.1		20	7	7	7	1	3	0	0	0	0	2	41	66	18.90	3.000
60 Travis Bergen, L ERA: 5.0	(9, 1)	0.2		2	0	0	0	0	0	0	0	0	0	0	2	3	0.00	0.000

PITCHER	IP	WLS	BF	H	R	ER	SO	BB	IBB	HBP	BLK	WP	HR	S	P	ERA	WHIP

TOP

Los Angeles Dodgers @ San Francisco Giants

Oracle Park, San Francisco, CA

Tue Apr 30 2019, 6:49 PM - 9:31 PM PDT

Att. 32,017 - Clear - 57 F

livebaseballscorecards.com

AB	37
R	10
H	10
RBI	10
BB	5
SO	6
LOB	9

Batter	1	2	3	4	5	6	7	8	9	AB	R	H	RBI	BB	SO	LOB
12 Joe Panik, L (1, 4) OBP: 0.277, SLG: 0.274	C FF 94 C FF 94 X FF 95 0-2 ① G6-3		C FF 95 B SI 97 S FF 95 F FF 97 F SL 88 B FF 96 X FF 96 2-2 ① L7			B FF 94 C FF 93 X SL 84 1-1 28 2B 1B		B CU 81 C CU 83 F CH 88 X FF 95 1-2 ① G6-3		4	1	1	0	0	0	0
26 Yangervis Solarte, S (1, 7) OBP: 0.284, SLG: 0.365	B FF 96 F SI 95 F KC 79 X FF 96 1-2 28 G6-3 1B		B FF 98 C FF 97 F FF 96 B KC 81 X FF 97 2-2 ② G3			F FF 94 F FF 96 B FF 94 S KC 80 1-3 ① K		B CU 84 C CU 82 B CH 89 X CU 83 2-1 ② G5-3		4	0	1	0	0	1	1
28 Buster Posey, R (1, 2) OBP: 0.309, SLG: 0.398 5 Erik Kratz, R (7, 2) OBP: 0.235, SLG: 0.300	C FF 96 X SL 89 0-1 ② ③ G6-3 1-2f		C FF 96 B SI 96 C F FF 96 X SL 82 1-2 ③ G5-3			F FF 96 X FF 96 0-1 9 3B 1-H 2B		C FF 95 F FF 94 F CU 82 F FF 94 B FF 93 X FF 94 1-2 ③ F8		3 1	1 0	1 0	1 0	0 0	0 0	1 0
9 Brandon Belt, L (1, 3) OBP: 0.351, SLG: 0.495		F FF 95 B FF 95 B B FF 95 B SI 95 4-1 35 FC6-4 10 1B 1 1B BB	C F FF 94 X FF 96 0-2 ① F8			B FF 96 B FF 96 F FF 96 X FF 96 2-1 2-H 3B			B CU 83 X CU 82 1-0 ① L8	3	1	1	1	1	0	0
10 Evan Longoria, R (1, 5) OBP: 0.248, SLG: 0.375		B SL 88 F FF 96 S FF 97 X FF 96 1-2 35 FC6-4 1-2 1B	B B SL 85 F FF 95 C FC 90 B KC 79 F FF 96 S FC 91 3-3 ② K			X SL 88 0-0 ② G1-3			C FF 93 C FF 93 B FF 94 F CU 83 F CU 81 X FF 93 1-2 ② F8	4	0	1	0	0	1	1
35 Brandon Crawford, L (1, 6) OBP: 0.277, SLG: 0.218		F FF 97 C FF 98 F KC 80 D SL 87 X FF 98 1-2 ① FC6-4 1 1B 1-2f 2-3	C FF 95 X FF 95 0-1 ③ G4-3			B SI 94 F FF 94 B FF 94 F SI 94 B CH 87 S FF 94 3-3 ③ K			F CU 81 B CH 87 S CH 86 B CH 86 S CU 82 2-3 ③ K	4	0	0	0	0	2	3
1 Kevin Pillar, R (1, 8) OBP: 0.234, SLG: 0.379		B FF 98 S SL 87 S FF 96 F FF 97 X SL 85 1-2 1-2 3-H 1B			B FF 94 B FF 96 C FF 94 B FC 91 F FF 95 C FF 95 3-3 ① K		C SI 94 B FF 94 B FF 93 X SI 94 2-1 ① G5-3			3	0	1	1	0	1	0
6 Steven Duggar, L (1, 9) OBP: 0.265, SLG: 0.361		B SI 97 C SL 85 B FF 97 B SL 87 T FF 96 F FF 96 C FF 98 3-3 ② K			F FF 96 B SL 85 F X SL 86 1-2 ② G4-3		S FF 93 B CH 87 X FF 94 1-1 ② G5-3			3	0	0	0	0	1	2
37 Drew Pomeranz, R (1, 1) 58 Trevor Gott, R (5, 1) 8 Gerardo Parra, L (5, PH) OBP: 0.271, SLG: 0.259 50 Ty Blach, R (6, 1) 60 Travis Bergen, L (9, 1)		S FF 96 S FF 96 S FF 96 0-3 ③ K			B FF 95 C FF 96 C KC 80 B FF 96 S FF 96 2-3 ③ K		B FF 94 B FF 93 B FF 92 C FF 93 C FF 94 C FF 94 3-3 ③ K			1 0 1 1 0	0 0 0 0 0	0 0 0 0 0	0 0 0 0 0	1 0 1 1 0	2 0 0 0 0	0 0 0 0 0
Inning Stats	R: 0 E: 0 K: 0 S: 8 H: 1 LOB: 0 BB: 0 P: 9	R: 1 E: 0 K: 2 S: 19 H: 2 LOB: 2 BB: 1 P: 29	R: 0 E: 0 K: 0 S: 12 H: 0 LOB: 0 BB: 0 P: 17	R: 0 E: 0 K: 1 S: 9 H: 0 LOB: 0 BB: 0 P: 12	R: 0 E: 0 K: 2 S: 9 H: 0 LOB: 0 BB: 0 P: 15	R: 2 E: 0 K: 2 S: 13 H: 3 LOB: 1 BB: 0 P: 20	R: 0 E: 0 K: 1 S: 7 H: 0 LOB: 0 BB: 0 P: 13	R: 0 E: 0 K: 0 S: 10 H: 0 LOB: 0 BB: 0 P: 14	R: 0 E: 0 K: 1 S: 9 H: 0 LOB: 0 BB: 0 P: 13	1B: 4 2B: 1 3B: 1 HR: 0 SF: 0 SAC: 0 DP: 1 HBP: 0						

PITCHER	IP	WLS	BF	H	R	ER	SO	BB	IBB	HBP	BLK	WP	HR	S	P	ERA	WHIP
21 Walker Buehler, R (1, 1) ERA: 5.22	5.1	W	22	6	3	3	6	1	0	0	0	0	0	66	95	5.06	1.312
51 Dylan Floro, R (6, 1) ERA:	1.2		5	0	0	0	2	0	0	0	0	0	0	11	20	0.00	0.000
63 Yimi García, R (8, 1) ERA: 4.91	2.0		6	0	0	0	1	0	0	0	0	0	0	19	27	0.00	0.000

PITCHER	IP	WLS	BF	H	R	ER	SO	BB	IBB	HBP	BLK	WP	HR	S	P	ERA	WHIP

BOTTOM

Los Angeles Dodgers @ San Francisco Giants

Oracle Park, San Francisco, CA

Tue Apr 30 2019, 6:49 PM - 9:31 PM PDT

Att. 32,017 - Clear - 57 F

livebaseballscorecards.com

AB	32
R	3
H	6
RBI	3
BB	1
SO	9
LOB	10

Batter	1	2	3	4	5	6	7	8	9	AB	R	H	RBI	BB	SO	LOB
14 Enrique Hernández, R (1, 4) OBP: 0.348, SLG: 0.515	C FF 92 C FF 92 S FC 88 0-3 ① K			C FF 93 B FF 93 X FC 89 1-1 ① 35 G1-3 10 1B 1B		S FF 92 F FF 92 B FC 88 F FC 86 F CU 78 F FF 91 F FF 92 F FC 88 X CU 77 1-2 35 1B 2B	B SL 85 B SL 84 S SL 86 1 SAFE F FF 96 D SL 84 F SL 83 S SL 85 3-3 ② K 2-3			4	1	2	0	0	2	2
5 Corey Seager, L (1, 6) OBP: 0.323, SLG: 0.351	S FF 91 C FF 93 B FC 88 X FF 92 1-2 ② L3			S FF 93 S FF 93 B FF 93 S FC 88 1-3 ① K		C FF 92 S FC 87 B FC 87 B FF 91 S FF 92 2-3 ① K	C FF 99 B FF 98 D CH 88 F FF 99 S SL 84 2-3 ③ K 1-2			4	0	0	0	0	3	4
10 Justin Turner, R (1, 5) OBP: 0.375, SLG: 0.333	X FF 93 0-0 ③ F9			B CH 84 B FF 92 F FF 92 F FF 92 1 SAFE F FC 88 F FF 92 B CU 78 F FC 88 3-2 F FF 82 X FC 87 1-2 35 G1-3 1B		S FF 92 X FF 91 0-1 ② F8		C CH 86 B SI 94 F SI 93 X SI 94 1-2 ① F9		4	0	1	0	0	0	1
35 Cody Bellinger, L (1, 9) OBP: 0.500, SLG: 0.867		B FF 92 C FF 92 B FF 92 B FF 93 F FF 92 X FC 88 3-2 ① P6		S FC 87 X FF 91 0-1 ② G1-3 1-2 2-3		T FF 91 S FF 92 B FC 87 F FF 91 X FF 92 1-2 55 S 2-H 1B		C SL 85 C SI 94 B SI 94 B SI 94 B SI 94 S CH 87 3-3 ② K		4	0	1	1	0	1	2
55 Russell Martin, R (1, 2) OBP: 0.452, SLG: 0.455		F FF 92 F CH 86 S FC 88 0-3 ② K		C FC 88 B FF 91 C FF 92 B FC 88 F FF 92 D FC 88 F CH 85 B FF 93 4-2 BB		F FF 91 B FC 86 B FC 88 B FC 85 F FF 91 B FF 90 4-2 1-2 BB		B CH 87 B CH 85 X CH 86 2-0 ③ G5-3		2	0	0	0	2	1	0
13 Max Muncy, L (1, 3) OBP: 0.333, SLG: 0.443		C FF 92 C FF 92 B FF 92 F FC 88 B FC 87 B FF 92 F FF 92 S FC 88 3-3 ③ K		B FF 93 F FF 92 F FC 88 B FF 92 S FC 88 2-3 ③ K		B FF 91 T FF 91 C FC 87 X FC 86 1-2 ③ G4-3			B FF 92 C SL 80 B FF 92 C SL 80 X SL 82 2-2 E1 27 1B	4	0	0	0	0	2	5
3 Chris Taylor, R (1, 7) OBP: 0.250, SLG: 0.243			B FF 92 X FF 92 1-0 ① F9		B FF 91 B FF 92 F FC 87 F FC 88 F FC 88 T FF 92 2-2 ① K		B FF 96 B FF 97 X FF 96 2-0 E6 14 S 27 1B		S FF 93 B FF 92 S FF 93 X FF 92 1-2 ① F9	4	0	0	0	0	1	1
27 Alex Verdugo, L (1, 8) OBP: 0.368, SLG: 0.616			C FF 92 B FC 89 F FF 92 F FC 88 B CU 79 X FF 92 2-2 ② F7		B FF 92 B FC 88 C FF 92 F FC 88 S FF 91 2-3 ② K		C SL 79 X FF 97 0-1 5 S 1-2 1B		B SL 82 X FF 93 1-0 15 G4-6-3 1-2 1B	4	0	2	0	0	1	0
99 Hyun Jin Ryu, R (1, 1) 15 Austin Barnes, R (9, PH) OBP: 0.318, SLG: 0.365 7 Julio Urías, L (9, 1) OBP: 0.333, SLG: 0.333 52 Pedro Báez, R (9, 1)			C FF 92 B CU 78 B FC 86 X FF 92 2-1 ③ F9		C FF 91 C FC 87 X CU 78 0-2 ③ G1-4-3		B FF 98 L FF 97 L FF 97 L FF 98 1-3 ① K		C FF 93 C FF 93 F SL 82 F FF 94 F SL 81 X FF 93 0-2 ②③ G4-6-3 1-2f	3 1 0 0	0 0 0 0	0 0 0 0	0 0 0 0	0 0 0 0	1 0 0 0	2 2 0 0
Inning Stats	R: 0 E: 0 K: 1 S: 7 H: 0 LOB: 0 BB: 0 P: 8	R: 0 E: 0 K: 2 S: 11 H: 0 LOB: 0 BB: 0 P: 17	R: 0 E: 0 K: 0 S: 7 H: 0 LOB: 0 BB: 0 P: 12	R: 0 E: 0 K: 2 S: 21 H: 2 LOB: 3 BB: 1 P: 32	R: 0 E: 0 K: 2 S: 10 H: 0 LOB: 0 BB: 0 P: 14	R: 1 E: 0 K: 1 S: 22 H: 2 LOB: 2 BB: 1 P: 31	R: 0 E: 1 K: 3 S: 13 H: 1 LOB: 2 BB: 0 P: 21	R: 0 E: 0 K: 1 S: 7 H: 0 LOB: 0 BB: 0 P: 13	R: 0 E: 1 K: 0 S: 13 H: 1 LOB: 1 BB: 0 P: 17	1B: 5 2B: 1 3B: 0 HR: 0	SF: 0 SAC: 0 DP: 1 HBP: 0				WP: 0 PB: 0 SB: 3 CS: 0	PA: 36	

PITCHER		IP	WLS	BF	H	R	ER	SO	BB	IBB	HBP	BLK	WP	HR	S	P	ERA	WHIP
40 Madison Bumgarner, L ERA: 3.92	(1, 1)	6.0		24	4	1	1	8	2	0	0	0	0	0	78	114	1.50	1.000
54 Reyes Moronta, R ERA: 1.93	(7, 1)	1.0		5	1	0	0	3	0	0	0	0	0	0	13	21	0.00	1.000
56 Tony Watson, L ERA: 3.86	(8, 1)	1.0		3	0	0	0	1	0	0	0	0	0	0	7	13	0.00	0.000
13 Will Smith, L ERA: 3.09	(9, 1)	1.0	W	4	1	0	0	0	0	0	0	0	0	0	13	17	0.00	1.000

PITCHER	IP	WLS	BF	H	R	ER	SO	BB	IBB	HBP	BLK	WP	HR	S	P	ERA	WHIP

TOP

Los Angeles Dodgers @ San Francisco Giants
Oracle Park, San Francisco, CA
Wed May 01 2019, 6:45 PM - 9:46 PM PDT
Att. 31,960 - Clear - 58 F

livebaseballscorecards.com

AB	34
R	1
H	6
RBI	1
BB	2
SO	12
LOB	19

Batter	1	2	3	4	5	6	7	8	9	AB	R	H	RBI	BB	SO	LOB
6 Steven Duggar, L (1, 9) OBP: 0.281, SLG: 0.375	F FF 87 X FF 88 0-1 19 2B 9 SF9 1B		C FF 91 B FF 90 B FC 87 S CH 79 B FC 85 X CH 80 3-2 ② G4-3			C FF 91 B FF 91 X FC 88 1-1 19 G4-6-3 1B			B FF 95 X FF 95 1-0 8 1B 28 1B 1B	4	2	3	0	0	0	0
19 Tyler Austin, R (1, 7) OBP: 0.405, SLG: 0.355 8 Gerardo Parra, L (7, 7) OBP: 0.278, SLG: 0.267	B SI 87 B CH 79 B CH 80 C SI 89 F SI 89 X FC 88 3-2 9 SF9 1-3 2B		C CH 78 B FC 88 F FF 91 S CH 80 1-3 ③ K			X CH 80 0-0 ②③ G4-6-3 1-2f			D FF 96 1 SAFE B FF 96 F FF 96 X FF 97 2-1 28 1B 1-2 1B	3 1	0 0	1 1	0 0	0 0	1 0	1 0
9 Brandon Belt, L (1, 3) OBP: 0.339, SLG: 0.480	C FF 90 B FF 91 B CH 80 B FF 90 X CH 81 3-1 ① SF9 2-3 3-H			C CU 70 B FF 87 B CH 79 C CU 73 S FF 91 2-3 ① K			F FF 88 B FC 85 B CU 74 F CH 80 C FF 91 2-3 ① K		C FF 96 F FF 96 B SL 85 S FF 97 1-3 ② K	3	0	0	1	0	3	2
28 Buster Posey, R (1, 2) OBP: 0.307, SLG: 0.391	C CU 72 X SI 91 0-1 ② G6-3			B FC 84 C FF 91 X CH 79 1-1 ② L7			B CU 71 C SI 92 F FC 87 X FF 92 1-2 ② P3		B SL 87 D SL 87 F FF 97 B FF 97 X FF 97 3-1 1-2 2-H 1B	4	0	1	1	0	0	1
10 Evan Longoria, R (1, 5) OBP: 0.241, SLG: 0.364	C SI 91 X FF 89 0-1 ③ F7			B SI 90 C FF 92 X FC 87 1-1 ③ F9			S CU 73 X CH 79 0-1 ③ F8			3	0	0	0	0	0	1
1 Kevin Pillar, R (1, 8) OBP: 0.237, SLG: 0.377		X SI 88 0-0 26 G5-4-3 1B			B SI 90 F CH 79 B FF 90 X SI 91 2-1 ① G4-3			B SI 90 C SI 89 X FF 91 1-1 ① F8		3	0	1	0	0	0	0
35 Brandon Crawford, L (1, 6) OBP: 0.270, SLG: 0.212		F FF 89 B SI 90 F SI 90 B FC 86 1 SAFE F FC 86 1 SAFE S CH 80 2-3 ① K			C FF 92 B SI 92 B FC 88 B CH 80 S SI 92 X SI 93 3-2 ② G5-3			C CH 81 B FC 87 B SI 91 B FF 91 X FF 92 3-1 ② F8		3	0	0	0	0	1	1
26 Yangervis Solarte, S (1, 4) OBP: 0.271, SLG: 0.348		B SI 90 B CH 79 X SI 90 2-0 ②③ G5-4-3 1-2f			B FF 89 C SI 91 B FF 92 F FF 93 F FC 88 F CH 81 F FF 92 B CU 70 X FF 93 3-2 ③ G6-3			C SI 91 B FF 91 S CH 79 B FF 92 F FF 92 B CH 76 F FC 87 X CH 81 3-2 ③ G4-3		3	0	0	0	0	0	1
40 Madison Bumgarner, R (1, 1) OBP: 0.200, SLG: 0.400 54 Reyes Moronta, R (7, 1) 56 Tony Watson, L (8, 1) 13 Will Smith, R (9, 1) 48 Pablo Sandoval, S (9, PH) OBP: 0.277, SLG: 0.574			C CU 74 B CH 78 B CH 79 C CU 73 C CH 80 2-3 ① K			C FC 86 S FF 88 B CH 77 S FF 90 1-3 ① K			X FF 95 0-0 ① G3-1	2 0 0 0 1	0 0 0 0 0	0 0 0 0 0	0 0 0 0 0	0 0 0 0 0	2 0 0 0 0	0 0 0 0 0
Inning Stats	R: 1 E: 0 K: 0 S: 11 H: 2 LOB: 1 BB: 0 P: 17	R: 0 E: 0 K: 1 S: 6 H: 1 LOB: 0 BB: 0 P: 10	R: 0 E: 0 K: 2 S: 9 H: 0 LOB: 0 BB: 0 P: 15	R: 0 E: 0 K: 1 S: 7 H: 0 LOB: 0 BB: 0 P: 11	R: 0 E: 0 K: 0 S: 11 H: 0 LOB: 0 BB: 0 P: 19	R: 0 E: 0 K: 1 S: 6 H: 1 LOB: 0 BB: 0 P: 8	R: 0 E: 0 K: 1 S: 8 H: 0 LOB: 0 BB: 0 P: 11	R: 0 E: 0 K: 0 S: 9 H: 0 LOB: 0 BB: 0 P: 16	R: 1 E: 0 K: 1 S: 9 H: 3 LOB: 2 BB: 0 P: 16	1B: 6 2B: 1 3B: 0 HR: 0 SF: 1 SAC: 0 DP: 2 HBP: 0						

PITCHER		IP	WLS	BF	H	R	ER	SO	BB	IBB	HBP	BLK	WP	HR	S	P	ERA	WHIP
99 Hyun Jin Ryu, L ERA: 2.55	(1, 1)	8.0		26	4	1	1	6	0	0	0	0	0	0	67	107	1.12	0.500
7 Julio Urías, L ERA: 3.7	(9, 1)	0.2	L	4	2	1	1	1	0	0	0	0	0	0	7	11	13.50	3.000
52 Pedro Báez, R ERA: 3.94	(9, 1)	0.0		1	1	0	0	0	0	0	0	0	0	0	2	5	∞	∞

PITCHER	IP	WLS	BF	H	R	ER	SO	BB	IBB	HBP	BLK	WP	HR	S	P	ERA	WHIP

BOTTOM

Los Angeles Dodgers @ San Francisco Giants

Oracle Park, San Francisco, CA

Wed May 01 2019, 6:45 PM - 9:46 PM PDT

Att. 31,960 - Clear - 58 F

livebaseballscorecards.com

AB	30
R	2
H	7
RBI	2
BB	0
SO	7
LOB	7

WP: 0 PA: 31
PB: 0
SB: 0
CS: 0

Batter	1	2	3	4	5	6	7	8	9	10	11	AB	R	H	RBI	BB	SO	LOB
12 Joe Panik, L (1, 4) OBP: 0.270, SLG: 0.300	C FF 92 X FF 93 0-1 F9 ①		F FF 94 B CU 83 B CH 88 C CU 82 X ST 84 2-2 L9 ②		C CH 86 B CU 80 X CH 88 1-1 G4-3 ①	D SL 90 S FF 96 S CH 88 X CH 88 1-2 2-H HR		C SL 85 S SL 85 S SL 86 0-3 K ①	C SI 96 C CH 92 F FF 97 X CH 90 0-2 G5-3 ③			6	1	1	2	0	1	3
34 Mike Gerber, L (1, 7) OBP: 0.500, SLG: 0.667 41 Mark Melancon, R (6, 1) 19 Tyler Austin, R (8, PH) OBP: 0.421, SLG: 0.375 49 Sam Dyson, R (8, 1) 56 Tony Watson, L (9, 1) 48 Pablo Sandoval, S (10, PH) OBP: 0.371, SLG: 0.593 54 Reyes Moronta, R (10, 1) 13 Will Smith, R (11, 1)	F FF 93 X FF 94 0-1 28 G6-3 2B		B CU 82 F FF 94 S FF 94 X ST 86 1-2 G3-1 ③		B CH 86 B CH 86 B SI 93 B FF 93 4-0 BB	S SL 88 S SL 88 F SL 88 C SL 88 0-3 K ③		X SI 95 0-0 9 10 1B 1B 1-2 2-3 1B		F SI 91 S SI 91 F SI 90 S SL 84 1-3 K ①		3 0 1 0 0 1 0 0	0 0 1 0 0 0 0 0	1 0 1 0 0 0 0 0	0 0 1 0 0 0 1 0	1 0 0 0 0 0 0 0	1 0 0 0 0 0 0 0	1 0 0 0 0 0 0 0
28 Buster Posey, R (1, 2) OBP: 0.308, SLG: 0.389 60 Travis Bergen, L (5, 1) 26 Yangervis Solarte, S (6, 7) OBP: 0.260, SLG: 0.333	B FF 94 X ST 84 1-0 G6-3 ② 2-3			C FF 94 C CU 83 X FF 95 0-2 10 BB 9 BB 35 G4-3 1B	F CU 80 B CU 82 B SI 93 C SI 93 F SI 92 X ST 85 2-2 F7 ②		F FC 94 F FC 95 C FF 98 0-3 K ①	S SL 87 F SL 86 B FF 97 B FF 95 S SL 86 2-3 K ②		S SI 91 B SI 93 B CH 85 F SI 92 F SL 86 C SI 93 2-3 K ②		3 0 3	1 0 0	1 0 0	0 0 0	0 0 3	0 0 3	2 0 3
9 Brandon Belt, L (1, 3) OBP: 0.339, SLG: 0.467	B FF 94 B CU 82 X FF 95 2-0 G6-3 ③			C CH 90 B FF 94 B CU 83 B CH 91 B CH 91 4-1 35 G4-3 10 BB 6 1B 1-2 BB	D CH 88 B CH 89 F FF 94 S FF 93 B FF 93 S FF 93 3-3 K ③		F FC 95 F FC 95 B CH 90 X CH 89 1-2 P4 ②	D SL 87 B SL 86 F SI 95 D SL 86 X SI 94 3-1 10 1B 1-2 2-H 3-H 1B		C SI 93 X SI 92 0-1 G6-3 ③		5	1	1	2	1	1	2
10 Evan Longoria, R (1, 5) OBP: 0.263, SLG: 0.402		B FF 94 F FF 94 X FF 95 1-1 F9 ①		B ST 85 B FF 94 B FF 95 C FF 94 C FF 94 F FF 95 D FF 94 4-2 35 G4-3 6 1B 1-2 2-3 BB	B SI 95 X SI 93 1-0 G6-3 ①	B FC 95 X FC 95 1-0 35 1B 1B	B SI 94 C SI 94 C FF 96 B SL 84 X SI 95 2-2 1-2 2-H 1B			C SI 90 X SL 83 0-1 HR	5	2	3	2	1	0	0
35 Brandon Crawford, L (1, 6) OBP: 0.281, SLG: 0.220		X FF 94 0-0 F7 ②		B FF 95 X FF 93 1-0 G4-3 ① 1-2 2-3 3-H	B FF 98 S SL 89 B SL 89 S CH 88 B SL 90 X SL 89 3-2 1 1B 6 SF8 1B	B FC 95 S FI 97 X FC 92 1-1 1-2 1B	B FC 95 S CH 88 B CH 90 S CH 88 S CH 90 2-3 K ③			F SI 92 B SI 92 B SL 84 F SI 91 F SI 92 B SL 85 4-2 6 G6-3 BB	5	1	2	1	1	1	4
1 Kevin Pillar, R (1, 8) OBP: 0.233, SLG: 0.366	C FF 94 S SI 93 B SL 86 X ST 84 1-2 G5-3 ③		B ST 84 S FF 94 F ST 84 D ST 85 F FF 94 B FC 90 X ST 84 3-2 F9 ②		X SI 95 0-0 21 2B 1-3 1B	C FC 95 S CU 84 X CU 85 0-2 G1-3 ③			C SL 82 F SI 96 X SL 84 0-2 F7 ①		X SI 91 0-0 L8 ①	6	1	1	0	0	0	5
6 Steven Duggar, L (1, 9) OBP: 0.291, SLG: 0.385			B CU 80 F FF 93 X FF 94 1-1 38 SH3-4 1B	C CU 83 B FF 94 F FF 95 D ST 86 F FF 95 X CU 84 2-2 2-H 3-H 1B	F SL 89 X SL 89 0-1 SF8 ② 3-H		X FC 93 0-0 19 1B 21 1B 9 1B 1B	F FF 96 F SI 97 C CH 90 0-3 K ②		B SL 78 X SI 88 1-0 G6-3 ② 1-2f ③	5	1	3	3	0	1	1
38 Tyler Beede, R (1, 1) 61 Nick Vincent, R (3, 1) 21 Stephen Vogt, L (5, 2) OBP: 1.000, SLG: 2.333			X FF 93 0-0 SH3-4 ① 1-2	C FF 93 C FF 93 S FF 94 0-3 K ③	B FF 97 X SI 96 1-0 12 HR 2B 1-H		C SI 96 1 SAFE X FC 93 0-1 19 1B 9 1B 1-2 1B	X SI 97 0-0 HR				0 1 3	0 0 3	0 0 3	0 0 2	0 1 0	0 1 0	0 1 0
Inning Stats	R: 0 E: 0 K: 0 S: 6 H: 1 LOB: 1 BB: 0 P: 9	R: 0 E: 0 K: 0 S: 6 H: 0 LOB: 0 BB: 0 P: 8	R: 0 E: 0 K: 0 S: 9 H: 1 LOB: 1 BB: 0 P: 13	R: 3 E: 0 K: 1 S: 19 H: 2 LOB: 1 BB: 2 P: 33	R: 0 E: 0 K: 1 S: 9 H: 0 LOB: 1 BB: 1 P: 19	R: 4 E: 0 K: 1 S: 15 H: 4 LOB: 0 BB: 0 P: 21	R: 0 E: 0 K: 1 S: 12 H: 2 LOB: 2 BB: 0 P: 15	R: 3 E: 0 K: 3 S: 18 H: 5 LOB: 2 BB: 0 P: 27	R: 1 E: 0 K: 1 S: 11 H: 1 LOB: 0 BB: 0 P: 11	R: 0 E: 0 K: 2 S: 9 H: 0 LOB: 0 BB: 0 P: 12	R: 1 E: 0 K: 0 S: 7 H: 1 LOB: 0 BB: 1 P: 12	1B: 12 2B: 2 3B: 0 HR: 3	SF: 1 SAC: 1 DP: 1 HBP: 0	WP: 0 PB: 0 SB: 0 CS: 0	PA: 53			

PITCHER		IP	WLS	BF	H	R	ER	SO	BB	IBB	HBP	BLK	WP	HR	S	P	ERA	WHIP
54 Sonny Gray, R ERA: 3.89	(1, 1)	5.0		22	4	3	3	2	3	0	0	0	0	0	49	82	5.40	1.400
53 Wandy Peralta, L ERA: 4.09	(6, 1)	1.0		7	4	4	4	1	0	0	0	0	0	1	15	21	36.00	4.000
21 Michael Lorenzen, R ERA: 2.04	(7, 1)	1.0	H	7	4	2	2	1	0	0	0	0	0	0	15	18	18.00	4.000
50 Amir Garrett, L ERA: 2.03	(8, 1)	0.2	H	4	2	0	0	2	0	0	0	0	0	0	9	14	0.00	3.000
26 Raisel Iglesias, R ERA: 3.94	(8, 1)	1.1	B	6	2	2	2	2	0	0	0	0	0	1	17	21	13.50	1.500

PITCHER		IP	WLS	BF	H	R	ER	SO	BB	IBB	HBP	BLK	WP	HR	S	P	ERA	WHIP
48 Jared Hughes, R ERA: 5.14	(10, 1)	1.1	L	6	1	1	1	2	1	0	0	0	0	1	15	22	6.75	1.500
32 Zach Duke, L ERA: 9.0	(11, 1)	0.2		1	0	0	0	0	0	0	0	0	0	0	1	2	0.00	0.000

TOP

San Francisco Giants @ Cincinnati Reds

Great American Ball Park, Cincinnati, OH

Fri May 03 2019, 7:12 PM - 11:40 PM EDT

Att. 23,478 - Partly Cloudy - 75 F

livebaseballscorecards.com

AB	47
R	12
H	17
RBI	12
BB	4
SO	10
LOB	22

San Francisco Giants @ Cincinnati Reds

Great American Ball Park, Cincinnati, OH

Fri May 03 2019, 7:12 PM - 11:40 PM EDT

Att. 23,478 - Partly Cloudy - 75 F

livebaseballscorecards.com

BOTTOM

Batter	1	2	3	4	5	6	7	8	9	10	11	AB	R	H	RBI	BB	SO	LOB
19 Joey Votto, L (1, 3) OBP: 0.320, SLG: 0.368	C FF 95 F FF 96 B CH 86 S FF 95 1-3 K ①		x CH 84 0-0 G3 ① B FC 88 C FF 88 B FF 88 B FC 86 X FF 96 3-2 L8 ③		B FF 89 B FF 90 C FF 90 C CU 79 S FF 91 2-3 K ②		X FC 92 0-0 F7 ②		B SI 94 1 SAFE F SL 87 B CH 86 F SL 86 F SI 93 S CH 87 2-3 K ①		B CU 79 B CU 78 X FF 92 2-0 G4-3 ①	7	0	0	0	0	3	5
15 Nick Senzel, R (1, 8) OBP: 0.429, SLG: 0.200	S FF 96 C FF 96 B FF 96 B FF 97 B FF 96 F FF 97 F FF 96 X CH 86 3-2 F8 ②		B FF 95 C CH 85 C FF 95 F CU 82 B FF 96 B FF 96 B FF 95 4-2 33 2B 66 E BB	B FF 87 B FC 85 S FC 85 F FF 89 C FF 88 2-3 K ①	B FF 91 D CH 86 X FF 91 2-0 F9 ③		B FC 92 B FC 92 B FC 92 B FC 92 4-0 33 2B 1-2 BB		F FF 94 D CH 86 X CH 87 1-1 66 HBP 1-2 1B		B FF 92 C FF 91 F SL 81 S SL 82 1-3 K ②	5	1	1	0	2	2	1
33 Jesse Winker, L (1, 7) OBP: 0.328, SLG: 0.515 26 Raisel Iglesias, R (8, 1) 7 Eugenio Suárez, R (9, PH) OBP: 0.312, SLG: 0.459 (10, 5)	C CU 82 B FF 95 S CH 84 X CH 86 1-2 66 1B 22 HR 1B		X CH 84 0-0 22 HR 1-3 2B	B FF 88 C FF 89 F FC 86 B FF 89 F FC 86 S FF 89 2-3 K ②		C CU 80 B CU 80 X FF 91 1-1 G5-3 ①	B FC 92 D KC 82 C FC 91 F FC 91 X FF 91 2-2 1-3 2-H 2B		B SI 94 X CH 86 1-0 F9 ②		C FF 93 S SL 81 S SL 81 0-3 K ③	5	2	3	1	0	1	0
												0	0	0	0	0	0	0
												2	0	0	0	0	1	2
66 Yasiel Puig, R (1, 9) OBP: 0.225, SLG: 0.330	S FF 96 B FF 97 S FF 96 B FF 97 X FF 97 2-2 1-2 22 HR 1B		X FF 95 0-0 FC 22 HR 3-H	C FF 89 F FF 89 B FF 89 B FF 88 F FF 89 X FF 89 2-2 E8 22 E		S FF 90 B FF 90 S FF 92 F FF 91 F FF 92 X CU 81 1-2 52 S 22 1B 1B	X FF 91 0-0 G5-3 ③		C SI 94 H SI 93 1-1 1-2 2-3 HBP			5	3	2	0	0	0	3
22 Derek Dietrich, L (1, 4) OBP: 0.355, SLG: 0.625 21 Michael Lorenzen, R (7, 1) OBP: 0.250, SLG: 0.286 50 Amir Garrett, R (8, 1) 43 Scott Schebler, L (8, 7) OBP: 0.253, SLG: 0.222 48 Jared Hughes, R (10, 1) 32 Zach Duke, L (11, 1)	T FF 96 F FF 96 X CH 86 0-2 1-H 2-H HR		B CU 81 X FF 94 1-0 1-H 2-H HR	B FF 87 C FF 88 F FF 88 F FF 89 B FC 86 X FF 89 2-2 E1 2-H		C FF 92 X FF 92 0-1 52 S 1-2 1B	F CH 88 F SI 94 B CH 88 B CH 88 S FF 94 2-3 K ①	C SL 86 F SL 85 B FF 94 F CH 88 F SI 94 F CH 88 F CH 86 B SI 94 F SI 94 2-2 X SI 84 G1 ③			4	2	3	6	0	0	0
												0	0	0	0	0	0	0
												0	0	0	0	0	0	0
												2	0	0	0	0	1	3
												0	0	0	0	0	0	0
												0	0	0	0	0	0	0
4 Jose Iglesias, R (1, 6) OBP: 0.351, SLG: 0.429	C CU 83 B CH 86 B CU 82 S CH 85 X CH 86 2-2 L9 ③		C CH 84 B FF 95 X CH 84 1-1 52 1B 2B	T FF 88 F FF 88 F FF 89 C FC 86 0-3 K ③		F FF 92 B FF 93 D FF 93 B KC 82 F FC 93 X KC 83 3-2 L7 ②	C SI 94 F FC 92 F CH 88 X SI 95 0-2 9 S 1B		B FF 97 B FF 96 B FF 97 B FF 96 4-0 9 WP BB			5	1	2	0	1	1	3
52 Kyle Farmer, R (1, 5) OBP: 0.278, SLG: 0.594 (10, 4)		B FF 94 S CH 85 T FF 96 S FF 94 1-3 K ①	S FF 94 F FF 95 B FF 94 X FF 95 1-2 54 WP 2-H 1B		C FF 87 X FC 85 0-1 HR	C FF 93 C KC 83 X FC 93 0-2 P6 ③ 1-2 2-3	C SI 93 1 SAFE B SL 83 F SL 82 B SL 82 X SI 94 2-2 F9 ②		B SL 84 1 SAFE C FF 96 S FF 97 S FF 97 1-3 K ①			6	1	2	2	0	2	4
54 Sonny Gray, R (1, 1) OBP: 0.200, SLG: 0.111 53 Wandy Peralta, L (6, 1) 9 José Peraza, R (7, 4) OBP: 0.218, SLG: 0.286 (10, 7)		C FF 95 B CU 80 X FF 95 1-1 G4-3 ②	B FF 93 B CU 80 C FF 94 B FF 93 B FF 94 4-1 1-2 BB		X FC 87 0-0 G1-3 ①		C FC 93 C FC 92 B FF 92 X FF 93 1-2 G3 ①	F SI 94 S FC 90 B SL 82 S FC 91 1-3 K ③ 1-2			B FF 96 B SL 84 B FF 97 C FF 97 F FF 97 C FF 98 3-3 1-2 ②	2	0	0	0	1	0	0
												0	0	0	0	0	0	0
												3	0	0	0	0	2	2
16 Tucker Barnhart, L (1, 2) OBP: 0.322, SLG: 0.301 12 Curt Casali, R (9, PR) OBP: 0.318, SLG: 0.390 (10, 2)		F CH 85 B FF 96 F FF 94 B FF 96 S CH 86 2-3 K ③	C FF 87 S FF 87 S FF 87 0-3 K ②		C CH 81 B FF 87 C FF 87 B FC 85 F FF 88 B FF 88 F FF 88 B FF 89 4-2 BB		F FC 93 F FC 93 B KC 83 F FC 94 B FC 92 B FC 92 4-2 15 BB 33 2B BB		S CH 86 B CH 87 B SI 94 B CH 86 B SI 93 4-1 66 HBP 15 1B BB		B SL 82 S SL 83 B SL 83 B FF 98 S SL 82 S SL 83 3-3 ③	2	1	0	0	3	2	2
												1	0	0	0	0	1	1
Inning Stats	R: 3 H: 3 E: 0 LOB: 0 K: 1 BB: 0 S: 20 P: 29	R: 0 H: 0 E: 0 LOB: 0 K: 2 BB: 0 S: 8 P: 12	R: 5 H: 4 E: 1 LOB: 2 K: 1 BB: 2 S: 19 P: 33	R: 1 H: 0 E: 2 LOB: 1 K: 3 BB: 0 S: 19 P: 27	R: 1 H: 1 E: 0 LOB: 1 K: 1 BB: 1 S: 11 P: 19	R: 0 H: 2 E: 0 LOB: 2 K: 0 BB: 0 S: 15 P: 20	R: 1 H: 1 E: 0 LOB: 2 K: 0 BB: 2 S: 11 P: 22	R: 0 H: 1 E: 0 LOB: 1 K: 2 BB: 0 S: 13 P: 18	R: 0 H: 1 E: 0 LOB: 3 K: 1 BB: 1 S: 17 P: 28	R: 0 H: 0 E: 0 LOB: 1 K: 3 BB: 1 S: 9 P: 20	R: 0 H: 0 E: 0 LOB: 0 K: 2 BB: 0 S: 7 P: 10	1B: 7 2B: 3 3B: 0 HR: 3	SF: 0 SAC: 0 DP: 0 HBP: 1		WP: 2 PB: 0 SB: 3 CS: 0	PA: 57		

PITCHER	IP	WLS	BF	H	R	ER	SO	BB	IBB	HBP	BLK	WP	HR	S	P	ERA	WHIP
38 Tyler Beede, R (1, 1) ERA: 27.0	2.1		17	7	8	7	3	2	0	0	0	1	2	41	65	27.00	3.857
61 Nick Vincent, R (3, 1) ERA: 2.75	2.0		10	1	2	1	4	1	0	0	0	0	1	32	47	4.50	1.000
60 Travis Bergen, L (5, 1) ERA: 4.5	1.0		5	2	0	0	1	0	0	0	0	0	0	13	19	0.00	2.000
41 Mark Melancon, R (6, 1) ERA: 2.03	1.2		8	1	1	1	0	2	0	0	0	0	0	17	31	5.40	1.800
49 Sam Dyson, R (8, 1) ERA: 3.18	1.0		4	1	0	0	2	0	0	0	0	0	0	13	18	0.00	1.000

PITCHER	IP	WLS	BF	H	R	ER	SO	BB	IBB	HBP	BLK	WP	HR	S	P	ERA	WHIP
56 Tony Watson, L (9, 1) ERA: 3.48	1.0		6	1	0	0	1	1	0	1	0	0	0	17	28	0.00	2.000
54 Reyes Moronta, R (10, 1) ERA: 1.8	1.0	W	4	0	0	0	3	1	0	0	0	1	0	9	20	0.00	1.000
13 Will Smith, L (11, 1) ERA: 2.84	1.0	S	3	0	0	0	2	0	0	0	0	0	0	7	10	0.00	0.000

AB	49
R	11
H	13
RBI	9
BB	7
SO	16
LOB	26

Batter	1	2	3	4	5	6	7	8	9	AB	R	H	RBI	BB	SO	LOB
12 Joe Panik, L (1, 4) OBP: 0.269, SLG: 0.298	F SI 92 B FF 92 B CH 84 F SI 92 B FF 93 S SI 92 3-3 ① K		B SI 92 B SI 90 X SI 91 2-0 ① F8		B CH 83 X CH 84 1-0 ③ L9			C SI 93 B SL 90 X SL 88 1-1 19 G5-3 1B		4	0	1	0	0	1	1
34 Mike Gerber, L (1, 7) OBP: 0.250, SLG: 0.286 60 Travis Bergen, L (8, 1)	B FF 92 S CH 84 X CH 86 1-1 ② G4-3		S CU 75 C FF 91 B CU 77 B CH 84 C CH 84 2-3 ② K			B CH 82 T SI 90 S CU 76 X CH 84 1-2 ① G6-3		C SI 95 B SI 96 C SI 94 S SL 90 1-3 ① K		4 0	0 0	0 0	0 0	0 0	2 0	1 0
28 Buster Posey, R (1, 2) OBP: 0.308, SLG: 0.381 46 Pat Venditte, L (6, 1) 19 Tyler Austin, R (8, PH) OBP: 0.410, SLG: 0.364 (8, 7)	S SL 89 B SL 85 F SI 92 F SI 91 B SL 87 B SL 86 B SI 93 4-2 ③ BB		B SI 92 C SI 92 B SL 86 F SL 87 X CH 84 2-2 ③ G4-3			C CU 75 X CH 84 0-1 ② F9		X CH 91 0-0 ② G5-3 1-2		2 0 1	0 0 0	0 0 0	0 0 0	1 0 0	0 0 0	0 0 1
9 Brandon Belt, L (1, 3) OBP: 0.328, SLG: 0.450	C FF 91 B FF 91 D CH 85 B FF 92 F SI 92 F FF 92 X FF 92 3-2 ③ P5			B FF 90 X FF 90 1-0 ① G1-3		B FF 91 C CH 84 B CU 76 C SI 92 B FF 92 X SI 93 3-2 ③ P4		B SI 96 B SL 88 B SI 94 C SI 94 C SI 95 C SL 88 3-3 ③ K		4	0	0	0	0	1	2
48 Pablo Sandoval, S (1, 5) OBP: 0.250, SLG: 0.519		C SI 91 B CU 75 B SI 91 F SI 91 X SI 92 2-2 ① G6-3		F CU 75 F FF 91 S FF 92 0-3 ② K			B SL 85 B SI 91 F SI 92 F FF 92 F CU 76 F FF 93 S SI 93 2-3 ① K		B SI 93 F SL 86 X CH 91 1-1 ① L7	4	0	0	0	0	2	0
35 Brandon Crawford, L (1, 6) OBP: 0.280, SLG: 0.230		C CU 75 B FF 92 C SI 92 F SL 86 F FF 92 X SL 88 1-2 ② F8		S CU 76 S CH 84 F FF 91 C SI 92 0-3 ③ K			C SI 91 B SI 92 B SI 92 X SL 86 2-1 6 1B 2B		C SI 93 X SI 94 0-1 ② G4-3	4	1	1	0	0	1	0
1 Kevin Pillar, R (1, 8) OBP: 0.234, SLG: 0.362		B SL 88 F SL 86 S FF 93 X SI 93 1-2 6 S 6 1B 1B			B SL 84 F SI 91 B SI 92 F CU 76 S CH 85 2-3 ① K		B SL 86 C SI 92 F SI 91 S CH 83 1-3 ② K		F SI 94 S CH 91 S CH 90 0-3 ③ K	4	1	1	0	0	3	1
6 Steven Duggar, L (1, 9) OBP: 0.308, SLG: 0.395		S CU 76 B CU 76 X CH 84 1-1 1-H 1B			B FF 91 S CH 84 F CH 84 B FF 92 B CU 77 F SI 92 B SL 87 4-2 BB		B CU 75 C SI 90 S CH 84 B CU 77 F SI 92 X SI 92 2-2 2-H 1B			2	0	2	2	1	0	0
57 Dereck Rodríguez, R (1, 1) OBP: 0.200, SLG: 0.200 21 Stephen Vogt, L (6, 2) OBP: 0.750, SLG: 1.750		F SI 92 X SL 85 0-1 ③ F8			1 SAFE X SL 85 0-0 ② L7		D SL 90 B SL 90 B SI 95 C SI 94 C SI 93 S SL 89 3-3 ③ K			2 1	0 0	0 0	0 0	0 0	0 1	2 1
Inning Stats	R: 0 E: 0 K: 1 S: 12 H: 0 LOB: 1 BB: 1 P: 23	R: 1 E: 0 K: 0 S: 15 H: 2 LOB: 1 BB: 0 P: 20	R: 0 E: 0 K: 1 S: 7 H: 0 LOB: 0 BB: 0 P: 13	R: 0 E: 0 K: 2 S: 8 H: 0 LOB: 0 BB: 0 P: 9	R: 0 E: 0 K: 1 S: 8 H: 0 LOB: 1 BB: 1 P: 15	R: 0 E: 0 K: 0 S: 8 H: 0 LOB: 0 BB: 0 P: 12	R: 1 E: 0 K: 3 S: 17 H: 2 LOB: 1 BB: 0 P: 27	R: 0 E: 0 K: 2 S: 9 H: 1 LOB: 1 BB: 0 P: 14	R: 0 E: 0 K: 1 S: 7 H: 0 LOB: 0 BB: 0 P: 8	1B: 4 2B: 1 3B: 0 HR: 0 SF: 0 SAC: 0 DP: 0 HBP: 0						

PITCHER		IP	WLS	BF	H	R	ER	SO	BB	IBB	HBP	BLK	WP	HR	S	P	ERA	WHIP
35 Tanner Roark, R ERA: 3.82	(1, 1)	6.2	W	26	4	2	2	7	2	0	0	0	0	0	72	113	2.70	0.900
23 Cody Reed, L ERA:	(7, 1)	2.1		8	1	0	0	4	0	0	0	0	0	0	19	28	0.00	0.429

PITCHER	IP	WLS	BF	H	R	ER	SO	BB	IBB	HBP	BLK	WP	HR	S	P	ERA	WHIP

TOP

San Francisco Giants @ Cincinnati Reds

Great American Ball Park, Cincinnati, OH

Sat May 04 2019, 7:11 PM - 9:37 PM EDT

Att. 24,104 - Drizzle - 57 F

livebaseballscorecards.com

AB	32
R	2
H	5
RBI	2
BB	2
SO	11
LOB	9

Batter	1	2	3	4	5	6	7	8	9	AB	R	H	RBI	BB	SO	LOB
19 Joey Votto, L (1, 3) OBP: 0.325, SLG: 0.361	C FF 91 X CH 85 0-1 ① L8	B FF 92 B FF 89 F CH 83 B FF 91 B CH 89 4-1 7 HR 1-2 BB		B FF 91 F CH 84 B CH 85 B FC 87 B FF 91 4-1 7 S BB		B SI 82 C SI 82 C SI 80 F SL 68 X SL 73 1-2 ③ G3-1				2	1	0	0	2	0	0
7 Eugenio Suárez, R (1, 5) OBP: 0.310, SLG: 0.478	C FF 92 B FF 92 B FF 88 S FF 92 S FF 94 2-3 ② K	X FF 91 0-0 1-H 2-H HR		C FF 91 B SI 90 X FC 86 1-1 ③ P4 1-2			X SI 88 0-0 ① G5-3			4	1	1	3	0	1	1
33 Jesse Winker, L (1, 7) OBP: 0.325, SLG: 0.514	B FF 93 B FF 93 C CH 85 X FF 92 2-1 66 1B 2B	B CU 76 C CH 84 X CH 85 1-1 ③ B2-3			B CU 72 X CH 82 1-0 ① G1-3		B SI 82 S SI 81 X SL 72 1-1 ② P5			4	1	1	0	0	0	0
66 Yasiel Puig, R (1, 9) OBP: 0.242, SLG: 0.371	X SI 92 0-0 15 CS 2-H 1B		B SI 91 X SI 90 1-0 ① 1B		B CU 75 B FF 92 C FF 90 F FC 86 B FF 90 X FF 90 3-2 ② L8		F SI 85 B SI 87 B SI 86 X SI 88 2-1 HR			4	1	3	2	0	0	0
22 Derek Dietrich, L (1, 4) OBP: 0.363, SLG: 0.657	B CH 86 D CH 85 D CU 76 B FF 92 4-0 BB		B CH 83 X CH 84 1-0 ② G5-3		B CH 81 B CH 82 X CH 83 2-0 HR		C SL 72 B SL 72 F SL 73 X SI 83 1-2 ③ F9			3	1	1	1	1	0	0
15 Nick Senzel, R (1, 8) OBP: 0.455, SLG: 0.625	2 SAFE C CU 76 S FF 92 0-2 ③ CS 2-3	T FF 90 X CU 75 0-1 ① F7	C CU 74 B FF 92 B FF 92 S FC 86 F FF 93 B FC 89 X FF 91 3-2 ③ F8		F FC 82 X FF 89 0-1 HR			B CU 79 B FF 90 B FF 89 C FF 90 C FF 91 B FF 92 4-2 BB		3	1	1	1	1	0	0
9 José Peraza, R (1, 6) OBP: 0.219, SLG: 0.277		C FF 91 C FF 93 B FF 94 F FF 89 B FF 94 B CU 77 F FF 92 B FF 91 4-2 35 1B 16 FC3-6 BB		B CH 84 X CU 74 1-0 ① G4-3	B CU 73 C CU 74 X CU 74 1-1 ③ G5-3			C FF 90 B FF 91 B CH 86 C FF 89 D CU 80 X FF 90 3-2 ① L5		3	1	0	0	1	0	1
35 Tanner Roark, R (1, 1) OBP: 0.154, SLG: 0.154 23 Cody Reed, L (7, 1)		M FC 87 X FF 90 0-1 16 FC3-6 1-3 1B		X CH 88 0-0 ② G5-3		B SI 88 C SI 87 F SI 87 S SL 73 1-3 ① K		C FF 89 L FF 90 B FF 90 L FF 90 1-3 ② K		3 1	0 0	1 0	0 0	0 0	1 1	0 1
16 Tucker Barnhart, L (1, 2) OBP: 0.319, SLG: 0.338		B CH 83 B CH 83 S CH 82 X FF 91 2-1 ② FC3-6 19 BB 7 HR 1-2f 3-H		F CH 80 X FF 91 0-1 HR		B SL 72 B SL 78 X SI 82 2-0 ② P3		B FF 90 X CH 86 1-0 ③ F8		4	2	1	2	0	0	2
Inning Stats	R: 1 E: 0 K: 1 S: 10 H: 2 LOB: 1 BB: 1 P: 18	R: 4 E: 0 K: 0 S: 14 H: 2 LOB: 0 BB: 2 P: 25	R: 0 E: 0 K: 0 S: 6 H: 1 LOB: 0 BB: 0 P: 11	R: 1 E: 0 K: 0 S: 7 H: 1 LOB: 1 BB: 1 P: 13	R: 2 E: 0 K: 0 S: 9 H: 2 LOB: 0 BB: 0 P: 16	R: 0 E: 0 K: 1 S: 8 H: 0 LOB: 0 BB: 0 P: 12	R: 1 E: 0 K: 0 S: 8 H: 1 LOB: 0 BB: 0 P: 12	R: 0 E: 0 K: 1 S: 9 H: 0 LOB: 1 BB: 1 P: 18		1B: 3 2B: 1 3B: 0 HR: 5 SF: 0 SAC: 0 DP: 0 HBP: 0				WP: 0 PB: 0 SB: 1 CS: 1 PA: 37		

PITCHER		IP	WLS	BF	H	R	ER	SO	BB	IBB	HBP	BLK	WP	HR	S	P	ERA	WHIP
57 Dereck Rodríguez, R ERA: 5.75	(1, 1)	5.0	L	25	8	8	8	1	4	0	0	0	0	4	46	83	14.40	2.400
46 Pat Venditte, S ERA: 4.5	(6, 1)	2.0		7	1	1	1	1	0	0	0	0	0	1	16	24	4.50	0.500
60 Travis Bergen, L ERA: 4.09	(8, 1)	1.0		4	0	0	0	1	1	0	0	0	0	0	9	18	0.00	1.000

PITCHER	IP	WLS	BF	H	R	ER	SO	BB	IBB	HBP	BLK	WP	HR	S	P	ERA	WHIP

BOTTOM

San Francisco Giants @ Cincinnati Reds

Great American Ball Park, Cincinnati, OH

Sat May 04 2019, 7:11 PM - 9:37 PM EDT

Att. 24,104 - Drizzle - 57 F

livebaseballscorecards.com

AB	31
R	9
H	9
RBI	9
BB	5
SO	3
LOB	5

San Francisco Giants @ Cincinnati Reds

Great American Ball Park, Cincinnati, OH

Sun May 05 2019, 4:11 PM - 6:48 PM EDT

Att. 23,654 - Partly Cloudy - 69 F

TOP

livebaseballscorecards.com

Batter	1	2	3	4	5	6	7	8	9	AB	R	H	RBI	BB	SO	LOB
12 Joe Panik, L (1, 4) OBP: 0.278, SLG: 0.299	C FF 97 F FF 96 X CH 88 0-2 G6-3			B CH 86 B SI 95 B SI 96 C FF 96 B FF 96 4-1 28 G5-4-3 BB		B SI 97 X SI 96 1-0 28 HR 1-2 2-H 1B		C SL 85 B SI 94 B SI 94 B SL 85 C SI 94 X SL 86 3-2 G5-3		3	1	1	1	1	0	0
34 Mike Gerber, L (1, 7) OBP: 0.167, SLG: 0.182	S SI 98 B CH 88 B FF 96 S CH 87 F CH 88 S CH 87 2-3 K2-3			S CH 87 B FF 94 C CH 86 C SI 96 1-3 K		S CH 87 S CH 87 D CH 87 S FF 96 1-3 K			B SL 83 X SL 83 1-0 G4-3	4	0	0	0	0	3	3
28 Buster Posey, R (1, 2) OBP: 0.315, SLG: 0.426	B SL 87 C FF 98 F SI 97 S CH 88 1-3 K			S CH 87 X SI 97 0-1 G5-4-3 1-2f		X SI 95 0-0 1-H 2-H HR			B SL 82 B SI 92 C SI 93 X CH 88 2-1 35 HR 2B	4	2	2	3	0	1	1
9 Brandon Belt, L (1, 3) OBP: 0.321, SLG: 0.438 58 Trevor Gott, R (6, 1) 54 Reyes Moronta, R (7, 1) 56 Tony Watson, L (8, 1) 35 Brandon Crawford, L (9, PH) OBP: 0.286, SLG: 0.263 (9, 6)		B FF 94 C CH 87 B FF 95 X CH 88 2-1 G3			S CH 87 C FF 95 B FF 96 B FF 94 X CH 86 2-2 G6-3	S CH 86 S CH 88 B FF 95 T CH 87 1-2 K			B CH 88 X CH 89 1-0 2-H HR	3 0 0 0 1	0 0 0 0 1	0 0 0 0 1	0 0 0 0 2	0 0 0 0 0	1 0 0 0 0	0 0 0 0 0
48 Pablo Sandoval, S (1, 5) OBP: 0.250, SLG: 0.500		S SI 96 X CH 87 0-1 G6-3			B SI 97 S FF 96 B CH 88 F CH 87 F SI 97 S CH 88 2-3 K		C SL 85 X CH 85 1-1 26 G5-4-3 1B		S FF 92 F FF 91 X CH 88 0-2 G4-3	4	0	1	0	0	1	0
26 Yangervis Solarte, S (1, 6) OBP: 0.247, SLG: 0.315 13 Will Smith, R (9, 1)		B SL 86 F CH 87 B FF 96 F FF 97 X SI 97 2-2 G3			B FF 96 F CH 88 S CH 88 X SI 97 1-2 G4-3		B FF 97 X SI 96 1-0 G5-4-3 1-2f		F SI 93 B FF 94 S CH 88 S FF 94 1-3 K	4 0	0 0	0 0	0 0	0 0	1 0	1 0
1 Kevin Pillar, R (1, 8) OBP: 0.228, SLG: 0.353			B SI 96 X FF 96 1-0 F7			B CH 88 C FF 96 S CH 86 S SL 84 1-3 K	B SL 88 B FF 96 F FF 96 C FF 96 F CH 87 S CH 87 2-3 K			3	0	0	0	0	2	0
6 Steven Duggar, L (1, 9) OBP: 0.308, SLG: 0.393			X FF 97 0-0 L8			C CH 87 B CH 88 C CH 87 X CH 88 1-2 21 BB 12 1B 1B		S SL 83 B SI 94 B SL 83 C SI 93 S SL 85 2-3 K		3	1	1	0	0	1	0
29 Jeff Samardzija, R (1, 1) 21 Stephen Vogt, L (6, PH) OBP: 0.667, SLG: 1.400 (6, 3)			B FF 97 B FF 95 C FF 95 T FF 96 S CH 86 2-3 K			B CH 87 B FF 95 B CH 87 B SI 97 4-0 12 1B 28 HR 1-2 BB		C SL 84 C SI 94 S SL 86 0-3 K		1 1	0 1	0 1	0 1	0 1	1 1	0 0

Inning Stats	1	2	3	4	5	6	7	8	9
	R: 0 E: 0 K: 2 S: 10 H: 0 LOB: 0 BB: 0 P: 13	R: 0 E: 0 K: 0 S: 7 H: 0 LOB: 0 BB: 0 P: 11	R: 0 E: 0 K: 1 S: 5 H: 0 LOB: 0 BB: 0 P: 8	R: 0 E: 0 K: 1 S: 6 H: 0 LOB: 0 BB: 1 P: 11	R: 0 E: 0 K: 1 S: 10 H: 0 LOB: 0 BB: 0 P: 15	R: 4 E: 0 K: 3 S: 14 H: 3 LOB: 0 BB: 1 P: 23	R: 0 E: 0 K: 1 S: 7 H: 1 LOB: 0 BB: 0 P: 11	R: 0 E: 0 K: 2 S: 9 H: 0 LOB: 0 BB: 0 P: 14	R: 2 E: 0 K: 1 S: 10 H: 2 LOB: 0 BB: 0 P: 15

AB	31
R	6
H	6
RBI	6
BB	2
SO	12
LOB	5

1B: 3 SF: 0 WP: 0 PA: 33
2B: 1 SAC: 0 PB: 0
3B: 0 DP: 2 SB: 0
HR: 2 HBP: 0 CS: 0

PITCHER		IP	WLS	BF	H	R	ER	SO	BB	IBB	HBP	BLK	WP	HR	S	P	ERA	WHIP
58 Luis Castillo, R ERA: 1.97	(1, 1)	7.0		25	4	4	4	9	2	0	0	0	0	1	59	92	5.14	0.857
50 Amir Garrett, L ERA: 1.84	(8, 1)	1.1		4	0	0	0	2	0	0	0	0	0	0	10	16	0.00	0.000
26 Raisel Iglesias, R ERA: 4.86	(9, 1)	0.2	L	4	2	2	2	1	0	0	0	0	0	1	9	13	27.00	3.000

PITCHER	IP	WLS	BF	H	R	ER	SO	BB	IBB	HBP	BLK	WP	HR	S	P	ERA	WHIP

BOTTOM

Batter	1	2	3	4	5	6	7	8	9	AB	R	H	RBI	BB	SO	LOB
19 Joey Votto, L (1, 3) OBP: 0.331, SLG: 0.360	C FF 89 C FS 82 X FC 87 0-2 7 HR 1B	B KC 75 C FF 91 C FF 92 B SL 83 B FC 88 S FF 92 3-3 ② K			S FS 84 X FF 91 0-1 ② G4-3		B FF 97 B FF 97 2-0 IBB			3	1	1	0	1	1	0
7 Eugenio Suárez, R (1, 5) OBP: 0.308, SLG: 0.496	C SL 82 X FF 90 0-1 1-H HR	C KC 74 X FC 88 0-1 ③ F9			C KC 75 B FS 84 B SI 92 S SI 92 F FC 87 B SI 92 X SL 86 3-2 ③ G5-3		B SL 84 F FF 97 S SL 84 B SL 84 B SL 83 C SL 83 3-3 ③ K			4	1	1	2	0	1	2
33 Jesse Winker, L (1, 9) (9, 7) OBP: 0.323, SLG: 0.532	X SL 87 0-0 HR		B FC 88 C FF 91 S FC 88 B SL 83 F FS 84 S FC 89 2-3 ① K			C SI 95 F CU 82 F FF 96 B FF 94 B FF 95 B CH 88 X FF 95 3-2 ① G4-3		C SI 92 X SI 92 0-1 ① G1-3		4	1	1	1	0	1	0
22 Derek Dietrich, L (1, 7) OBP: 0.361, SLG: 0.686 66 Yasiel Puig, R (8, PH) OBP: 0.240, SLG: 0.368 (9, 9)	X SL 84 0-0 HR		C FF 92 B FF 92 B FF 93 B FS 83 S FC 90 C FF 90 3-3 ② K			X CU 83 0-0 ② G3		F CH 85 B CH 85 F CH 86 F SI 92 T CH 86 1-2 ② K		3 1	1 0	1 0	1 0	0 0	1 1	0 0
15 Nick Senzel, R (1, 8) OBP: 0.400, SLG: 0.455	C SL 84 C FF 90 F SI 91 B FS 83 F SI 91 X SI 91 1-2 ① L7		B SL 85 S SL 84 S FC 89 F FC 89 B FC 90 X FC 86 2-2 ③ F8			B FF 95 S FF 95 S CU 82 B FF 95 B FF 96 B FF 95 4-2 4 S BB		S SI 93 X SI 92 0-1 ③ G6-3		3	0	0	0	1	0	0
4 Jose Iglesias, R (1, 6) OBP: 0.337, SLG: 0.411	C SL 84 C SL 86 F SI 90 F SI 90 F FC 88 F FF 92 B FS 84 X FS 82 1-2 ② P5			S SL 84 B FC 86 X FC 88 1-1 ① L8		B FF 94 1 SAFE B FF 93 C FF 94 F FF 93 F FF 94 F FF 94 B CU 80 F FF 94 3-2 ③ F FF 94 X FF 93 L5 1-2			C FF 91 B CH 86 B CU 76 C FF 91 F SL 80 F FF 92 F SL 81 B FF 92 X FF 91 3-2 ① L9	4	0	0	0	0	0	1
9 José Peraza, R (1, 4) OBP: 0.220, SLG: 0.276	C FF 90 B KC 76 X SL 83 2-1 1B			X SL 85 0-0 ② L8			C FF 96 F SL 82 B SL 83 F FF 96 F SL 79 B SL 83 F SL 81 B SL 84 S SL 82 3-3 ① K		C CU 75 B FF 91 B FF 91 C FF 91 C FF 91 2-3 ② K	4	0	1	0	0	2	0
58 Luis Castillo, R (1, 1) OBP: 0.063, SLG: 0.063 17 Josh VanMeter, L (7, PH) 50 Amir Garrett, R (8, 1) 26 Raisel Iglesias, R (9, 1) 52 Kyle Farmer, R (9, PH) OBP: 0.297, SLG: 0.697	B FF 91 B FF 91 B FF 92 C FF 91 F SI 92 F SI 92 F SI 91 F SL 85 F SI 92 3-3 ③ S FC 88 K			B FF 91 B SI 91 C SI 91 X SL 83 2-1 ③ F9			B SL 77 C SL 79 F SL 80 B CH 91 B FF 96 B SL 82 4-2 16 S BB		B CU 79 C FF 91 S CU 79 F CU 80 B FF 93 X SL 81 2-2 HR	2 0 0 0 1	0 0 0 0 1	0 0 0 0 1	0 1 0 0 1	0 0 0 0 0	1 0 0 0 0	1 0 0 0 0
16 Tucker Barnhart, L (1, 2) OBP: 0.309, SLG: 0.325 12 Curt Casali, R (9, PH) OBP: 0.311, SLG: 0.381		C KC 75 B FS 81 C FF 91 B FC 88 F SL 85 X FS 84 2-2 ① F9			B FS 81 X FC 88 1-0 ① F9		C SL 79 F FF 98 C SL 83 0-3 ② K 1-2		S CU 77 B SL 80 B CH 87 F FF 92 X FF 92 2-2 ③ G6-3	3 1	0 0	0 0	0 0	0 0	1 0	1 0
Inning Stats	R: 4 E: 0 K: 1 S: 28 H: 5 LOB: 1 BB: 0 P: 35	R: 0 E: 0 K: 1 S: 9 H: 0 LOB: 0 BB: 0 P: 14	R: 0 E: 0 K: 2 S: 11 H: 0 LOB: 0 BB: 0 P: 18	R: 0 E: 0 K: 0 S: 5 H: 0 LOB: 0 BB: 0 P: 8	R: 0 E: 0 K: 0 S: 7 H: 0 LOB: 0 BB: 0 P: 11	R: 0 E: 0 K: 0 S: 14 H: 0 LOB: 1 BB: 1 P: 24	R: 0 E: 0 K: 3 S: 14 H: 0 LOB: 2 BB: 2 P: 26	R: 0 E: 0 K: 1 S: 8 H: 0 LOB: 0 BB: 0 P: 9	R: 1 E: 0 K: 1 S: 16 H: 1 LOB: 0 BB: 0 P: 25	1B: 2 2B: 0 3B: 0 HR: 4	SF: 0 SAC: 0 DP: 0 HBP: 0						

PITCHER		IP	WLS	BF	H	R	ER	SO	BB	IBB	HBP	BLK	WP	HR	S	P	ERA	WHIP
29 Jeff Samardzija, R ERA: 3.16	(1, 1)	5.0		20	5	4	4	4	0	0	0	0	0	3	60	86	7.20	1.000
58 Trevor Gott, R ERA: 1.59	(6, 1)	1.0		4	0	0	0	0	1	0	0	0	0	0	14	24	0.00	1.000
54 Reyes Moronta, R ERA: 1.69	(7, 1)	1.0		5	0	0	0	3	1	1	0	0	0	0	14	26	0.00	1.000
56 Tony Watson, L ERA: 3.18	(8, 1)	1.0	W	3	0	0	0	1	0	0	0	0	0	0	8	9	0.00	0.000
13 Will Smith, L ERA: 3.29	(9, 1)	1.0	S	4	1	1	1	1	0	0	0	0	0	1	16	25	9.00	1.000

PITCHER	IP	WLS	BF	H	R	ER	SO	BB	IBB	HBP	BLK	WP	HR	S	P	ERA	WHIP

San Francisco Giants @ Cincinnati Reds

Great American Ball Park, Cincinnati, OH

Sun May 05 2019, 4:11 PM - 6:48 PM EDT

Att. 23,654 - Partly Cloudy - 69 F

livebaseballscorecards.com

AB	33
R	5
H	6
RBI	5
BB	3
SO	9
LOB	5

Batter	1	2	3	4	5	6	7	8	9	AB	R	H	RBI	BB	SO	LOB
12 Joe Panik, L (1, 4) OBP: 0.277, SLG: 0.307	F FF 94 X KC 82 0-1 ① P6		B KC 84 B FF 93 X FF 94 2-0 ② G4-3			C FF 92 B KC 83 X FF 92 1-1 6 F8 48 HR 2B	B SL 79 C SI 89 B SI 90 F SI 90 B SL 80 C SL 80 3-3 ③ K			4	1	1	0	0	1	1
6 Steven Duggar, L (1, 9) OBP: 0.307, SLG: 0.389	C KC 81 F SI 94 X KC 82 0-2 ② 21 CS 1B		C SL 89 F FF 95 B SI 95 F FF 96 X SI 96 1-2 ③ G5-3			X SL 87 0-0 ① F8 2-3		X SI 88 0-0 ① G4-3		4	0	1	0	0	0	1
21 Stephen Vogt, L (1, 2) OBP: 0.400, SLG: 0.778	B FF 94 B FF 94 1 SAFE B FF 94 1 SAFE C FF 94 F FF 94 T FF 95 3-2 ②③ K 1-2			C KC 83 B SL 89 T SL 89 C SI 95 1-3 ① K		S FF 94 S FF 95 B FF 95 X KC 82 1-2 ② P4		B SL 79 X SI 88 1-0 ② F7		4	0	0	0	0	2	2
9 Brandon Belt, L (1, 3) OBP: 0.341, SLG: 0.451		B FF 93 F FF 93 F SL 88 F FF 94 B SI 94 X KC 83 2-2 48 E 2B		B KC 82 B FF 94 C FF 95 B FF 94 B FF 95 4-1 BB		B FF 95 C SL 88 B FF 95 B SL 91 B FF 94 4-1 48 HR BB		B SI 89 B SI 87 B SI 89 4-0 48 FC6-4 BB		1	2	1	0	3	0	0
48 Pablo Sandoval, S (1, 5) (8, 1) OBP: 0.250, SLG: 0.533		S FF 94 F FF 95 X FF 95 0-2 E5 34 S 2-H	C SL 90 B SL 90 S FF 96 F FF 96 D KC 85 B FF 95 X FF 96 3-2 ② F7			B FF 95 F FF 95 C SL 89 X SI 95 1-2 1-H 3-H HR		X SI 89 0-0 ③ FC6-4 1-2f		4	1	1	3	0	0	2
1 Kevin Pillar, R (1, 8) OBP: 0.221, SLG: 0.341		C FF 95 S SL 90 S SL 90 0-3 ① K	F SL 89 F SI 96 B SI 95 S FF 96 1-3 ③ K			F FF 95 X SL 90 0-1 ③ G6-3			S SL 87 S SL 87 B SL 89 F CH 87 B FF 97 F SL 90 B SI 97 F CH 88 S CH 89 3-3 ① K	4	0	0	0	0	3	2
35 Brandon Crawford, L (1, 6) OBP: 0.285, SLG: 0.263		S FF 94 C SL 89 S FF 95 0-3 ② K			C FF 93 X SL 88 0-1 ① F8		X FF 89 0-0 1B		C FF 97 S FF 97 X FF 96 0-2 ② L6	4	0	1	0	0	1	1
34 Mike Gerber, L (1, 7) OBP: 0.125, SLG: 0.133		B FF 95 B KC 80 S FF 94 B FF 95 T FF 95 S FF 95 3-3 ③ K 2-3			S FF 94 B FF 93 C FF 94 C SI 94 1-3 ② K		F SI 89 S SL 79 S SL 80 0-3 ① K		B SL 90 F FF 96 C SL 89 X FF 95 1-2 ③ F7	4	0	0	0	0	3	2
37 Drew Pomeranz, R (1, 1)			C FF 92 C FF 92 S SL 90 0-3 ① K		C SL 89 F SL 90 B FF 95 B SI 94 F FF 95 B SI 94 X SL 89 3-2 ③ F7		B SI 91 F SL 80 F SL 81 B CU 74 X SL 78 2-2 ② P4			0	0	0	0	0	0	0
61 Nick Vincent, R (2, 1)										1	0	0	0	0	1	0
19 Tyler Austin, R (5, PH) OBP: 0.400, SLG: 0.353										1	0	0	0	0	0	0
46 Pat Venditte, L (5, 1)										0	0	0	0	0	0	0
49 Sam Dyson, R (6, 1)										0	0	0	0	0	0	0
28 Buster Posey, R (7, PH) OBP: 0.313, SLG: 0.422										1	0	0	0	0	0	1
60 Travis Bergen, L (7, 1)										0	0	0	0	0	0	0
26 Yangervis Solarte, S (8, 5) OBP: 0.247, SLG: 0.315										0	0	0	0	0	0	0
Inning Stats	R: 0 E: 0 K: 1 S: 8 H: 1 LOB: 1 BB: 0 P: 11	R: 1 E: 1 K: 3 S: 16 H: 1 LOB: 1 BB: 0 P: 21	R: 0 E: 0 K: 1 S: 8 H: 0 LOB: 0 BB: 0 P: 11	R: 0 E: 0 K: 2 S: 11 H: 0 LOB: 1 BB: 1 P: 20	R: 0 E: 0 K: 1 S: 9 H: 0 LOB: 0 BB: 0 P: 13	R: 3 E: 0 K: 0 S: 12 H: 2 LOB: 0 BB: 1 P: 19	R: 0 E: 0 K: 2 S: 10 H: 1 LOB: 1 BB: 0 P: 15	R: 0 E: 0 K: 0 S: 3 H: 0 LOB: 1 BB: 1 P: 8	R: 0 E: 0 K: 1 S: 12 H: 0 LOB: 0 BB: 0 P: 16	1B: 2 2B: 3 3B: 0 HR: 1 SF: 0 SAC: 0 DP: 1 HBP: 0	WP: 0 PB: 0 SB: 1 CS: 1 PA: 35					

PITCHER		IP	WLS	BF	H	R	ER	SO	BB	IBB	HBP	BLK	WP	HR	S	P	ERA	WHIP
28 Anthony DeSclafani, R ERA: 3.65	(1, 1)	6.0	W	24	4	4	3	8	2	0	0	0	0	1	64	95	4.50	1.000
32 Zach Duke, L ERA: 7.5	(7, 1)	2.0		8	1	0	0	2	1	0	0	0	0	0	13	23	0.00	1.000
53 Wandy Peralta, L ERA: 3.75	(9, 1)	1.0		3	0	0	0	1	0	0	0	0	0	0	12	16	0.00	0.000

PITCHER	IP	WLS	BF	H	R	ER	SO	BB	IBB	HBP	BLK	WP	HR	S	P	ERA	WHIP

TOP

San Francisco Giants @ Cincinnati Reds

Great American Ball Park, Cincinnati, OH

Mon May 06 2019, 12:53 PM - 3:49 PM EDT

Att. 19,476 - Sunny - 73 F

livebaseballscorecards.com

AB	32
R	4
H	5
RBI	3
BB	3
SO	11
LOB	12

Batter	1	2	3	4	5	6	7	8	9	AB	R	H	RBI	BB	SO	LOB
15 Nick Senzel, R (1, 8) OBP: 0.381, SLG: 0.765	B SI 90 X FF 90 1-0 HR	B KC 78 C KC 79 X FF 91 1-1 HR	C FC 86 C FF 89 F SI 89 B FC 87 S FF 89 1-3 ② K		B SL 74 C SL 73 F SI 86 F SL 74 D CH 76 S SL 72 2-3 ③ K	C FC 91 S FC 92 B SI 95 B FC 89 C SI 96 2-3 ② K		F SL 83 X SL 84 0-1 ②③ G6-4-3 1-2f		6	2	2	2	0	3	6
19 Joey Votto, L (1, 3) OBP: 0.341, SLG: 0.365 32 Zach Duke, L (7, 1) 53 Wandy Peralta, L (9, 1)	F FF 90 B KC 79 C KC 80 X FC 88 1-2 7 HR 1B	X FC 88 0-0 ① G1-6-3	B FF 89 F FC 87 B FC 87 X FF 89 2-1 1-2 1B			3-2 F7 1-2 7 FC5-4 HBP				4 0 0	1 0 0	2 0 0	1 0 0	0 0 0	0 0 0	0 0 0
7 Eugenio Suárez, R (1, 5) OBP: 0.319, SLG: 0.521 21 Michael Lorenzen, R (8, 7) OBP: 0.250, SLG: 0.286	D KC 80 C FF 92 F KC 82 F KC 82 B FF 94 F FF 94 F KC 82 B SI 94 F FF 94 3-2 1 SAFE F KC 81 X FF 93 1-H HR	B KC 79 X KC 79 1-0 66 1B 4 2B 1B	C FF 89 C FF 89 B FF 89 B FF 90 X FF 90 2-2 ③ L8			H SL 71 1-0 52 1B 66 RB 4 1B HBP 3-1 FC5-4 1-2f				4 0	3 0	2 0	2 0	0 0	0 0	5 0
66 Yasiel Puig, R (1, 9) OBP: 0.254, SLG: 0.367	B KC 79 B KC 79 C SI 91 F SI 90 X KC 81 2-2 ① G6-3	1 SAFE X SI 93 0-0 4 2B 1-2 1B		X FF 88 0-0 ① G3-1		1 SAFE C SI 85 S SL 73 B SL 72 F SL 70 B SI 88 B SI 86 1 SAFE B SL 73 4-2 52 1B 4 1B 1-2 BB	B FF 90 B FF 91 F FF 91 B FF 91 B FF 91 4-1 52 FC5-4 BB			3	1	1	0	2	0	0
52 Kyle Farmer, R (1, 4) OBP: 0.310, SLG: 0.649 (7, 3)	B SI 90 C SI 90 B KC 80 B KC 82 S SI 91 B SI 93 4-2 4 S 4 3B BB	C KC 82 B FF 93 D SI 90 S SI 94 B FF 94 S SI 93 3-3 ② K		C FF 89 F FF 88 F FC 86 S FF 89 0-3 ② K		C SL 73 B SI 86 X SI 87 1-1 4 1B 12 1B 1-2 2-3 1B	C CU 77 F CU 80 F FF 92 X FF 92 0-2 ① FC5-4 4 BLK 1-2f			4	2	1	0	1	2	3
4 Jose Iglesias, R (1, 6) OBP: 0.349, SLG: 0.450	C FF 93 X SI 90 0-1 12 1B 1-H 3B	C KC 83 F FF 94 X KC 83 0-2 1-3 2-H 2B		F FF 89 F SI 89 F FF 89 B SL 83 X CH 86 1-2 ③ G5-3		X SI 88 0-0 12 1B 17 HBP 1-2 2-H 3-H 1B	C CU 78 F CU 80 B FF 91 X CU 79 1-2 ② G5-3 1-2			5	2	3	4	0	0	1
12 Curt Casali, R (1, 2) OBP: 0.340, SLG: 0.391	B KC 81 B FF 93 X FC 89 2-0 3-H 1B	B FC 86 B FF 88 C FF 88 B FC 86 S FC 85 F FC 87 S FF 89 3-3 ③ K			B SL 70 F SI 85 F SL 72 B CH 77 B CH 78 B SL 72 4-2 9 FC6-4 BB	D CH 79 X SI 88 1-0 17 HBP 9 HBP 19 HBP 1-3 2-H 1B	B CU 78 C CU 78 B CH 88 X FF 92 2-1 ③ F9			4	1	2	2	1	1	3
9 José Peraza, R (1, 7) OBP: 0.228, SLG: 0.269 (8, 4)	1 SAFE X SI 91 0-0 ② F9		X FF 88 0-0 ① G6-3		C SI 86 F SI 88 X SL 74 0-2 ① FC6-4 28 FC2-6 1-2f	H SI 86 1-0 19 HBP 17 HBP 1-2 HBP		B SL 83 F SL 81 F CU 68 H CU 72 2-2 15 G6-4-3 HBP		3	0	0	0	0	0	2
28 Anthony DeSclafani, R (1, 1) OBP: 0.167, SLG: 0.167 17 Josh VanMeter, L (6, PH) (7, 4) (8, 5)	S KC 81 C KC 82 B KC 80 S KC 81 1-3 ③ K		C FF 88 C FF 88 X FF 88 0-2 19 1B 1B		X SI 87 0-0 ② FC2-6 1-2f	H SL 71 1-0 19 HBP 1-2 2-3 3-H HBP		C SL 81 B SL 84 F SL 80 X SL 72 1-2 ① F8		3 1	0 0	1 0	0 0	0 1	1 0	2 1
Inning Stats	R: 5 E: 0 K: 1 S: 24 H: 5 LOB: 1 BB: 1 P: 38	R: 2 E: 0 K: 2 S: 15 H: 4 LOB: 2 BB: 0 P: 23	R: 0 E: 0 K: 1 S: 13 H: 2 LOB: 2 BB: 0 P: 18	R: 0 E: 0 K: 1 S: 9 H: 0 LOB: 0 BB: 0 P: 10	R: 0 E: 0 K: 1 S: 10 H: 0 LOB: 1 BB: 1 P: 16	R: 5 E: 0 K: 1 S: 19 H: 3 LOB: 3 BB: 1 P: 37	R: 0 E: 0 K: 0 S: 10 H: 0 LOB: 1 BB: 1 P: 17	R: 0 E: 0 K: 0 S: 7 H: 0 LOB: 0 BB: 0 P: 10		1B: 9 2B: 1 3B: 1 HR: 3 SF: 0 SAC: 0 DP: 1 HBP: 5				WP: 0 PB: 0 SB: 1 CS: 0 PA: 46	

PITCHER		IP	WLS	BF	H	R	ER	SO	BB	IBB	HBP	BLK	WP	HR	S	P	ERA	WHIP
37 Drew Pomeranz, L ERA: 5.93	(1, 1)	1.2	L	15	9	7	7	2	1	0	0	0	0	3	35	54	37.80	6.000
61 Nick Vincent, R ERA: 2.45	(2, 1)	2.1		9	2	0	0	3	0	0	0	0	0	0	26	35	0.00	0.857
46 Pat Venditte, S ERA: 16.2	(5, 1)	1.1		12	3	5	5	1	2	0	3	0	0	0	21	39	33.75	3.750
49 Sam Dyson, R ERA: 3.06	(6, 1)	0.2		3	0	0	0	1	0	0	1	0	0	0	8	14	0.00	0.000
60 Travis Bergen, L ERA: 3.75	(7, 1)	1.0		4	0	0	0	0	1	0	0	1	0	0	10	17	0.00	1.000

PITCHER		IP	WLS	BF	H	R	ER	SO	BB	IBB	HBP	BLK	WP	HR	S	P	ERA	WHIP
48 Pablo Sandoval, R ERA:	(8, 1)	1.0		3	0	0	0	0	0	0	1	0	0	0	7	10	0.00	0.000

BOTTOM

San Francisco Giants @ Cincinnati Reds

Great American Ball Park, Cincinnati, OH

Mon May 06 2019, 12:53 PM - 3:49 PM EDT

Att. 19,476 - Sunny - 73 F

livebaseballscorecards.com

AB	37
R	12
H	14
RBI	12
BB	4
SO	7
LOB	23

Batter	1	2	3	4	5	6	7	8	9	AB	R	H	RBI	BB	SO	LOB
12 Joe Panik, L (1, 4) OBP: 0.288, SLG: 0.318	C FF 94 B FF 94 B FF 93 X FF 93 2-1 28 G6-4-3 1B	C SL 86 C SL 83 B CH 89 B CU 80 B FF 96 X FF 95 3-2 ③ G5-3	X FF 94 0-0 ③ G4-3	C CU 75 C SL 84 B SL 86 B FF 92 F FF 91 X SL 85 2-2 ② F8		C FF 91 S CU 77 B FF 91 X FC 82 1-2 6 1B 1-2 2-3 1B	C FF 92 C FF 92 F FF 92 D CU 82 F FF 90 B CH 84 X FF 92 2-2 3-H 1B	6	0	3	1	0	0	1
6 Steven Duggar, L (1, 9) OBP: 0.301, SLG: 0.379	C FF 93 C FF 95 B FF 92 S FF 94 1-3 ① K	F FF 93 X CU 79 0-1 ① F9	X FF 92 0-0 ① G5-3	B CU 75 T SL 84 B FF 91 X FF 92 2-1 ③ G6-3		C CU 75 X FF 90 0-1 ③ 1-3 2-H 3-H 1B	X FF 92 0-0 ③ G4-3	6	0	1	2	0	1	2
28 Buster Posey, R (1, 2) OBP: 0.308, SLG: 0.406	B FF 93 X CU 78 1-0 ②③ G6-4-3 1-2f	C CU 79 B CU 77 F FF 94 B SL 83 X FF 94 2-2 ② G6-3	C FF 92 B SL 83 B FF 90 C FF 94 F FF 92 S FF 92 2-3 ② K			C CU 79 F FC 92 S SL 83 0-3 ① K	B CU 82 B FF 93 B FF 93 B FF 92 4-0 51 G1-3 10 1B 35 1B BB	4	1	0	0	1	2	1
9 Brandon Belt, L (1, 3) OBP: 0.343, SLG: 0.466	B FF 93 F FF 93 B FF 93 B FF 93 F FF 93 F FF 95 X FF 94 3-2 ① P5	X FF 94 0-0 51 HR 2B	F FF 93 B FF 92 B CH 83 B FF 92 C FF 91 X FF 92 3-2 51 1B 2B			C FC 92 B FC 92 B FC 92 S CH 85 F FC 96 F FC 94 B CH 86 X FC 94 3-2 ② L7	S FF 94 D CU 84 B FF 93 S FF 93 F FF 92 S FF 93 2-3 ① K	5	2	2	0	0	1	1
10 Evan Longoria, R (1, 5) OBP: 0.285, SLG: 0.435	B CU 80 C CU 78 F FF 92 B FF 94 B FF 92 X FF 95 3-2 HR	D CU 80 B FF 93 B FF 93 B FF 93 4-0 51 HR BB	B FF 94 B FF 94 F FF 95 B FF 95 F FF 95 B FF 96 4-2 51 1B BB			B SL 83 B FC 92 X FC 91 2-0 ③ G6-3	X FF 94 0-0 51 G1-3 35 1B 1-2 1B	3	3	2	1	2	0	0
51 Mac Williamson, R (1, 7) OBP: 0.600, SLG: 1.250	C FF 94 X FF 92 0-1 ② G1-3	B CU 77 F FF 92 X SL 82 1-1 1-H 2-H HR	C FF 96 F FF 96 B FF 96 X FF 95 1-2 35 BB 1-3 2-H 1B			B FC 82 S FC 81 B FC 80 F FF 90 F FC 81 F FF 90 B FC 83 D FC 79 4-2 12 1B 48 1B 6 1B BB	C CU 82 X FF 93 0-1 ② G1-3 1-2 2-3	4	2	2	4	1	0	2
35 Brandon Crawford, L (1, 6) OBP: 0.296, SLG: 0.270	B FF 94 B CU 79 C FF 93 X CH 84 2-1 ③ G3	S FF 94 B CH 86 X CH 87 1-1 1 HR 1B	B FF 96 B FF 96 S FF 95 B FF 95 B FF 95 4-1 1-2 BB			S FF 91 B CH 81 B FF 91 F FC 81 S FF 90 2-3 ① K	C FF 93 B FF 93 S CU 82 B FF 93 D CU 82 X CU 82 3-2 1 HBP 19 3B 2-H 3-H 1B	4	2	2	2	1	1	1
1 Kevin Pillar, R (1, 8) OBP: 0.228, SLG: 0.362	F SL 83 S SL 85 B CU 80 B CU 81 B FF 94 X FF 95 3-2 ① G4-3	F FF 94 B FF 93 F FF 93 F CU 78 F FF 94 B CU 76 F CU 75 X CU 79 2-2 1-H HR	C SL 88 B FF 96 B FF 96 1 SAFE X SL 89 2-1 ③ G4-3			B FC 82 C FC 79 S FC 82 F FC 81 D FC 82 F FC 81 B FF 91 F FC 81 F FF 90 3-2 X FC 82 F7	F FF 92 H FF 92 1-1 19 3B 1-2 HBP	4	2	1	2	0	0	4
40 Madison Bumgarner, R (1, 1) OBP: 0.222, SLG: 0.389 56 Tony Watson, L (7, 1) 48 Pablo Sandoval, S (8, PH) OBP: 0.262, SLG: 0.541 58 Trevor Gott, R (8, 1) 19 Tyler Austin, R (9, PH) OBP: 0.415, SLG: 0.429 63 Williams Jerez, L (9, 1)	C SL 83 C SL 83 B FF 95 B SL 84 C FF 95 2-3 ② K	B FF 96 C FF 96 B FF 95 C FF 96 X FF 96 2-2 1B		B FF 91 F FF 91 X FF 91 1-1 ① P6		F FF 91 X CU 75 0-1 12 1B 6 1B 1-2 1B	F FF 93 F FF 92 D CU 82 D CU 80 X CU 81 2-2 1-H 2-H 12 1B 3B	3 0 1 0 1 0	0 0 1 0 1 0	1 0 1 0 1 0	0 0 0 0 2 0	0 0 0 0 0 0	1 0 0 0 0 0	0 0 0 0 0 0
Inning Stats	R: 0 E: 0 K: 1 S: 6 H: 1 LOB: 0 BB: 0 P: 10	R: 1 E: 0 K: 0 S: 11 H: 1 LOB: 0 BB: 0 P: 19	R: 0 E: 0 K: 1 S: 9 H: 0 LOB: 0 BB: 0 P: 17	R: 5 E: 0 K: 0 S: 20 H: 5 LOB: 1 BB: 1 P: 32	R: 1 E: 0 K: 1 S: 16 H: 2 LOB: 3 BB: 2 P: 32	R: 0 E: 0 K: 0 S: 8 H: 0 LOB: 0 BB: 0 P: 13	R: 0 E: 0 K: 1 S: 9 H: 0 LOB: 0 BB: 0 P: 14	R: 2 E: 0 K: 1 S: 21 H: 3 LOB: 3 BB: 1 P: 31	R: 5 E: 0 K: 1 S: 20 H: 4 LOB: 1 BB: 1 P: 34	1B: 10 2B: 2 3B: 1 HR: 3 SF: 0 SAC: 0 DP: 1 HBP: 1						

PITCHER		IP	WLS	BF	H	R	ER	SO	BB	IBB	HBP	BLK	WP	HR	S	P	ERA	WHIP
49 Antonio Senzatela, R ERA: 5.67	(1, 1)	4.2	L	22	8	7	7	3	1	0	0	0	0	3	54	91	13.50	1.929
62 Yency Almonte, R ERA: 4.05	(5, 1)	0.1		4	1	0	0	0	2	0	0	0	0	0	8	19	0.00	9.000
38 Mike Dunn, L ERA: 5.91	(6, 1)	1.0		3	0	0	0	0	0	0	0	0	0	0	8	13	0.00	0.000
29 Bryan Shaw, R ERA: 1.23	(7, 1)	1.0		3	0	0	0	1	0	0	0	0	0	0	9	14	0.00	0.000
18 Seunghwan Oh, R ERA: 7.9	(8, 1)	1.0		6	3	2	2	1	1	0	0	0	0	0	21	31	18.00	4.000

PITCHER		IP	WLS	BF	H	R	ER	SO	BB	IBB	HBP	BLK	WP	HR	S	P	ERA	WHIP
63 DJ Johnson, R ERA: 9.26	(9, 1)	1.0		9	4	5	5	1	1	0	1	0	0	0	20	34	45.00	5.000

TOP

San Francisco Giants @ Colorado Rockies

Coors Field, Denver, CO

Tue May 07 2019, 6:44 PM - 10:06 PM MDT

Att. 21,707 - Partly Cloudy - 50 F

livebaseballscorecards.com

AB	41
R	14
H	16
RBI	14
BB	5
SO	6
LOB	12

BOTTOM

San Francisco Giants @ Colorado Rockies

Coors Field, Denver, CO

Tue May 07 2019, 6:44 PM - 10:06 PM MDT

Att. 21,707 - Partly Cloudy - 50 F

livebaseballscorecards.com

Batter	1	2	3	4	5	6	7	8	9	AB	R	H	RBI	BB	SO	LOB
19 Charlie Blackmon, L (1, 9) OBP: 0.346, SLG: 0.520	C FF 92 X FF 92 0-1 HR		F FF 93 S FC 87 S FC 88 0-3 ② K		X FC 86 0-0 ① FC4-6 1-2f		B SI 92 X SI 92 1-0 ② G3		C SL 87 B SL 88 B FF 95 F SL 87 B SL 89 B FF 95 4-2 1-2 BB	4	1	1	1	1	1	1
27 Trevor Story, R (1, 6) OBP: 0.333, SLG: 0.486	C FF 92 C FC 88 C FF 92 0-3 ① K		S FF 92 F FF 93 X FC 88 0-2 ③ L7		C FF 92 B FF 92 1 SAFE B FF 92 B FF 92 F FF 92 F FF 93 1 SAFE X FF 92 3-2 ② P3		F SI 92 B SI 92 F SI 92 S SI 92 1-3 ③ K		C FF 93 X FF 94 0-1 ② F9	5	0	0	0	0	2	3
9 Daniel Murphy, L (1, 3) OBP: 0.263, SLG: 0.360	F FF 93 B FC 88 S FF 92 F FF 92 B FC 88 B FF 93 X FC 87 3-2 ② F8			C FF 93 B FC 88 B FC 88 T FF 92 S FF 93 2-3 ① K	C FF 92 S FF 92 B FF 92 F FF 92 X FC 87 1-2 ③ G5-3			B FF 95 B FF 94 C FF 95 C FF 95 C FF 95 2-3 ① K	B SL 87 X FF 93 1-0 ③ G3-1	5	0	0	0	0	2	3
28 Nolan Arenado, R (1, 5) OBP: 0.346, SLG: 0.572	C FF 92 F FF 92 B FC 88 X FC 88 1-2 ③ G5-3			B CH 84 X FF 93 1-0 20 3B 1B		F FC 86 F FF 91 B FC 88 B FF 91 X CU 77 2-2 1 G5-3 15 1B 1B		B CU 82 X FF 95 1-0 ② L7		4	1	2	0	0	0	0
20 Ian Desmond, R (1, 8) OBP: 0.252, SLG: 0.387		B FC 87 X CH 84 1-0 ① F7		C FF 93 C FF 92 B FF 92 B FC 88 X FF 92 2-2 1-H 3B		F FC 87 B CH 81 F FF 91 F FC 86 C FF 92 1-3 ① K		C FF 96 C CU 81 X CU 81 0-2 15 2B 3B		4	1	2	1	0	1	1
15 Raimel Tapia, L (1, 7) OBP: 0.337, SLG: 0.584		B FF 92 S FF 92 B FF 92 X FC 87 2-1 22 2B 1B		C FF 93 F FF 93 D FC 88 S FC 88 1-3 ② K		X FF 92 0-0 1 G5-3 1-2 1B		B FF 94 B FF 94 B FF 95 C FF 94 F FF 94 F FF 95 X CU 82 3-2 3-H 2B		4	0	3	1	0	1	1
1 Garrett Hampson, R (1, 4) OBP: 0.211, SLG: 0.267	1 SAFE B CU 76 F FF 90 F FC 87 B FF 92 1 SAFE B FC 86 S FF 92 3-3 ② K			F FF 92 F FF 92 S FF 92 0-3 ③ K		B FF 91 C FF 92 X FC 87 1-1 ② G5-3 1-2 2-3		B FF 95 F FF 94 X SI 94 1-1 ③ G6-3		4	0	0	0	0	2	5
22 Chris Iannetta, R (1, 2) OBP: 0.333, SLG: 0.486	B FF 91 X FF 92 1-0 ③ 1-H 2B				B CH 83 S FC 88 X FF 92 1-1 HR	S FC 87 C FF 91 B FF 92 F FC 86 F FC 86 D CU 77 D FF 91 X FF 91 3-2 ③ F8			B FF 92 B SL 87 B FF 94 B FF 94 4-0 19 WP BB	3	1	2	1	1	0	2
49 Antonio Senzatela, R (1, 1) 62 Yency Almonte, R (6, 1) 26 David Dahl, L (5, PH) OBP: 0.267, SLG: 0.525 38 Mike Dunn, L (6, 1) 29 Bryan Shaw, S (7, 1) 24 Ryan McMahon, L (7, PH) OBP: 0.333, SLG: 0.560 18 Seunghwan Oh, R (8, 1) 63 DJ Johnson, L (9, 1) 12 Mark Reynolds, R (5, PH) OBP: 0.321, SLG: 0.355			C FF 92 S CU 78 S CU 78 0-3 ① K		C FC 87 S FF 91 B FF 92 B FC 87 B FF 92 B FC 86 4-2 19 FC4-6 BB		C SI 90 F SI 92 B SL 83 B SI 92 C CH 84 2-3 ① K		C SL 88 X FF 94 0-1 ① F8	1 0 0 0 0 1 0 0 0 0 0 0 0 0 0 0 0 0 1 0 0 0 0 0 0 0 0 0 0 0 0 0 0 0 0 1 0 0 0 0 1 0 0 0 0 0 0 0 0 0 0 0 0 0 0 0 1 0 0 0 0 0 1						
Inning Stats	R: 1 H: 1 E: 0 LOB: 0 K: 1 BB: 0 S: 12 P: 16	R: 0 H: 2 E: 0 LOB: 2 K: 1 BB: 0 S: 7 P: 14	R: 0 H: 0 E: 0 LOB: 0 K: 2 BB: 0 S: 9 P: 9	R: 1 H: 2 E: 0 LOB: 1 K: 3 BB: 0 S: 13 P: 19	R: 1 H: 1 E: 0 LOB: 1 K: 0 BB: 1 S: 13 P: 22	R: 0 H: 2 E: 0 LOB: 2 K: 2 BB: 0 S: 15 P: 22	R: 0 H: 0 E: 0 LOB: 0 K: 2 BB: 0 S: 7 P: 11	R: 1 H: 2 E: 0 LOB: 1 K: 1 BB: 0 S: 13 P: 20	R: 0 H: 0 E: 0 LOB: 2 K: 0 BB: 2 S: 7 P: 16	1B: 4 SF: 0 2B: 2 SAC: 0 3B: 2 DP: 0 HR: 2 HBP: 0						

	AB	36
	R	4
	H	10
	RBI	4
	BB	3
	SO	11
	LOB	17

WP: 1 PA: 39
PB: 0
SB: 0
CS: 0

PITCHER		IP	WLS	BF	H	R	ER	SO	BB	IBB	HBP	BLK	WP	HR	S	P	ERA	WHIP
40 Madison Bumgarner, L ERA: 3.99	(1, 1)	6.0	W	26	8	3	3	8	1	0	0	0	0	2	69	102	4.50	1.500
56 Tony Watson, L ERA: 2.92	(7, 1)	1.0		3	0	0	0	2	0	0	0	0	0	0	7	11	0.00	0.000
58 Trevor Gott, R ERA: 2.0	(8, 1)	1.0		5	2	1	1	1	0	0	0	0	0	0	13	20	9.00	2.000
63 Williams Jerez, L ERA:	(9, 1)	1.0		5	0	0	0	0	2	0	0	0	1	0	7	16	0.00	2.000

PITCHER	IP	WLS	BF	H	R	ER	SO	BB	IBB	HBP	BLK	WP	HR	S	P	ERA	WHIP

San Francisco Giants @ Colorado Rockies

Coors Field, Denver, CO

Thu May 09 2019, 1:13 PM - 5:07 PM MDT

Att. 25,368 - Overcast - 39 F

TOP

livebaseballscorecards.com

Batter	1	2	3	4	5	6	7	8	9	AB	R	H	RBI	BB	SO	LOB
6 Steven Duggar, L (1, 9) OBP: 0.304, SLG: 0.370	F7		19 HR BB	E7 19 FC5-6		19 HR BB		G4-3		3	2	0	0	2	0	3
19 Tyler Austin, R (1, 3) OBP: 0.413, SLG: 0.575	K		1-H HR	FC5-6		1-H 2-H HR		L5		5	2	2	6	0	1	3
49 Sam Dyson, R (8, 1)										0	0	0	0	0	0	0
10 Evan Longoria, R (1, 5) OBP: 0.289, SLG: 0.429	51 FC6-4 1B		51 G5-4-3 BB	G1-3		K			K	4	0	1	0	1	2	2
51 Mac Williamson, R (1, 7) OBP: 0.300, SLG: 0.556	FC6-4 1-2f		G5-4-3 1-2f		G5-3		G5-3		K	5	0	0	0	0	1	2
1 Kevin Pillar, R (1, 8) OBP: 0.234, SLG: 0.371		L9		35 E 2B	L7		K		35 DI 35 2B 1B	5	2	2	0	0	1	0
35 Brandon Crawford, L (1, 6) OBP: 0.300, SLG: 0.278		7 FC6-4 BB		E8 7 1B	K		K		1-H 12 1B 2B	4	2	1	1	1	2	0
16 Aramis Garcia, R (1, 2)		F9		6 E 7 1B 19 FC5-6 BB		K		21 2B BB	2-H 21 S 1B	2	1	0	0	1	1	1
12 Joe Panik, L (8, PH) OBP: 0.300, SLG: 0.324 (8, 4)										1	1	1	1	1	0	0
7 Donovan Solano, R (1, 4) OBP: 0.333, SLG: 0.333	FC6-4 1-2f			19 FC5-6 6 E 1-2 3-H 1B		G4-3		1-H 6 G4-3 2B	K2-3 1-2	3	0	1	1	0	0	1
21 Stephen Vogt, L (8, PH) OBP: 0.417, SLG: 0.818 (8, 2)										2	0	1	1	0	1	1
45 Derek Holland, S (1, 1) OBP: 0.100, SLG: 0.100			K	F6		6 BB 19 HR BB		L5		1	0	0	0	0	1	0
58 Trevor Gott, R (3, 1)										0	0	0	0	0	0	0
48 Pablo Sandoval, S (4, PH) OBP: 0.258, SLG: 0.532										1	0	0	0	0	0	2
38 Tyler Beede, R (4, 1)										0	1	0	0	1	0	0
41 Mark Melancon, R (6, 1)										0	0	0	0	0	0	0
60 Travis Bergen, L (7, 1)										0	0	0	0	0	0	0
9 Brandon Belt, L (8, PH) OBP: 0.340, SLG: 0.462 (8, 3)										1	0	0	0	0	0	1

Inning Stats	1	2	3	4	5	6	7	8	9
R	0	0	2	3	0	3	0	1	2
E	0	0	0	2	0	0	0	0	0
K	1	0	1	0	1	2	2	3	3
S	11	10	9	19	8	16	10	12	14
H	1	0	1	2	0	1	0	1	3
LOB	1	1	2	2	0	2	0	1	0
BB	0	1	2	1	0	2	0	1	0
P	18	20	19	27	14	32	13	22	26

1B	4	
2B	3	
3B	0	
HR	2	
SF	0	
SAC	0	
DP	1	
HBP	0	

WP	0
PB	0
SB	1
CS	0
PA	44

AB	37
R	11
H	9
RBI	10
BB	7
SO	10
LOB	16

PITCHER		IP	WLS	BF	H	R	ER	SO	BB	IBB	HBP	BLK	WP	HR	S	P	ERA	WHIP
21 Kyle Freeland, L ERA: 5.84	(1, 1)	5.0		24	4	5	3	3	4	0	0	0	0	1	57	98	5.40	1.600
29 Bryan Shaw, R ERA: 2.35	(6, 1)	1.0	W	6	1	3	3	2	2	0	0	0	0	1	16	32	27.00	3.000
54 Carlos Estévez, R ERA: 4.32	(7, 1)	1.0	H	5	1	1	1	2	1	0	0	0	0	0	14	22	9.00	2.000
45 Scott Oberg, R ERA: 2.16	(8, 1)	1.0	H	3	0	0	0	0	0	0	0	0	0	0	8	13	0.00	0.000
71 Wade Davis, R ERA: 2.13	(9, 1)	1.0	S	6	3	2	2	3	0	0	0	0	0	0	14	26	18.00	3.000

Batter	1	2	3	4	5	6	7	8	9	AB	R	H	RBI	BB	SO	LOB
19 Charlie Blackmon, L (1, 9) OBP: 0.351, SLG: 0.523	C SI 90 B SI 91 S SL 80 S SL 81 1-3 ① K	X KC 78 0-0 27 FC5-4 1B	T SI 89 B SL 80 X KC 78 1-1 ② G3-1 2-3		B FF 95 S CH 84 S FF 95 F CU 84 B CH 85 B FF 96 F CH 84 F FF 95 F FF 95 4-2 27 BB 28 1B BB B CH 84	C FC 93 C FC 92 C FC 93 0-3 ② K		B SI 95 X SI 94 1-0 27 1B 2B		5	2	2	0	1	2	2
27 Trevor Story, R (1, 6) OBP: 0.345, SLG: 0.493	S CH 82 F CH 82 F SL 80 B SI 90 B SL 81 F SI 93 X SI 92 2-2 28 HR 2B	C SI 90 X CH 82 0-1 ① FC5-4 28 S 12 2B 1-2f	B CU 80 B CU 79 F FF 93 S FF 94 X FF 95 2-2 ③ F9		1 SAFE B FF 95 B CH 85 B FF 95 1 SAFE C FF 94 B FF 95 4-1 28 1B BB 1-2	H FF 93 1-0 28 BB HBP 1-2		C SI 94 B SI 96 X SI 96 1-1 1B 2-H		4	2	2	1	1	0	2
28 Nolan Arenado, R (1, 5) OBP: 0.364, SLG: 0.597	B SI 92 C CH 82 B SL 84 C SL 81 F SL 82 X SI 92 2-2 HR 2-H	C CH 83 B SL 81 1 SAFE F SL 80 1 SAFE D CH 85 F SL 80 D SI 91 B CH 83 4-2 12 2B BB 1-2		C FF 95 B FF 94 S CH 85 X CH 85 1-2 20 WP 1B	F FF 95 B CU 84 F FF 95 X CU 84 1-2 1B 1-2 2-H	F KC 83 B FC 92 C FC 92 B FC 92 D KC 83 B FC 92 4-2 BB 1-2 2-3		1 SAFE C SI 94 1 SAFE S FF 91 C FC 91 0-3 ③ K		4	2	3	3	2	1	1
12 Mark Reynolds, R (1, 3) OBP: 0.325, SLG: 0.418 54 Carlos Estévez, R (7, 1) 45 Scott Oberg, R (8, 1) 71 Wade Davis, R (9, 1)	X SL 80 0-0 HR	D CH 85 S SI 90 S SI 90 X SI 91 1-2 20 HR 2B 1-H 2-H		B CH 84 X FF 95 1-0 ① F8	C FF 96 S CH 85 X CH 87 0-2 ③ F9	C KC 83 B FC 92 F KC 82 D KC 82 T FC 92 2-2 ③ K				5 0 0 0	2 0 0 0	2 0 0 0	3 0 0 0	0 0 0 0	1 0 0 0	6 0 0 0
15 Raimel Tapia, L (1, 7) OBP: 0.340, SLG: 0.585	C SI 92 F SI 91 X SL 80 0-2 24 G3 20 BB 1B	S SL 80 S SL 80 B SL 81 B SL 81 B SI 92 S SI 90 3-3 ② K		1 SAFE S FF 94 B FF 93 F CH 85 B FF 94 F FF 94 F FF 95 S CU 82 2-3 ② K		B CU 81 B CH 85 X FF 95 2-0 ① 22 2B 2B	C FF 89 T FF 89 B FF 91 S CU 80 1-3 ① K2-3			5	1	2	0	0	3	2
20 Ian Desmond, R (1, 8) OBP: 0.275, SLG: 0.417	1 SAFE B CH 82 C SL 80 B SI 90 1 SAFE B SI 91 B SI 92 4-1 24 G3 BB 1-2	B SI 91 S SL 80 X SL 80 1-1 HR 2-H		C FF 94 F FF 96 B CH 86 F CH 85 B FF 95 D CU 83 B CU 82 4-2 BB 1-2		B FC 93 D FC 93 C FC 93 B FF 92 S FC 92 D FC 93 4-2 22 2B BB	C FF 90 S CH 86 B FF 91 B CU 78 S FF 90 2-3 ② K			2	2	1	2	3	1	0
24 Ryan McMahon, L (1, 4) OBP: 0.317, SLG: 0.348	B SI 90 S CH 83 S SL 80 X SL 81 1-2 ② G3 2-3	C SI 90 X SI 90 0-1 ③ G3-1		B FF 94 B CH 84 B FF 95 C FF 94 C FF 94 S FF 95 3-3 ③ K		C FC 92 S KC 83 C FC 92 0-3 ① K	C CU 78 F FF 90 B FF 90 B CU 78 B FF 90 X FF 89	3-2 ③ P5		5	0	0	0	0	2	6
22 Chris Iannetta, R (1, 2) OBP: 0.362, SLG: 0.500	0-0 IBB		B KC 76 C CH 82 B CH 84 C SI 91 B SI 91 F SI 90 B SI 91 4-2 19 G3-1 21 SH1-4 BB		X FF 94 0-0 ① F8	C KC 83 X FC 92 0-1 9 1B 2B 1-H 2-H		B FC 94 S FC 93 F FF 95 B FC 94 S FC 89 2-3 ① K		3	1	1	2	2	1	0
21 Kyle Freeland, L (1, 1) OBP: 0.300, SLG: 0.125 26 David Dahl, L (5, PH) OBP: 0.349, SLG: 0.520 29 Bryan Shaw, S (6, 1) 9 Daniel Murphy, L (6, PH) OBP: 0.271, SLG: 0.365 (7, 3)	B SI 91 F SI 90 C SI 92 X SL 81 1-2 ③ G1-3		B SI 90 B SI 90 C SI 89 X SI 89 2-1 ① SH1-4 1-2		F FF 95 C FF 94 B FF 95 X CH 86 1-2 ② G6-3	B FC 92 T FC 93 X FC 92 1-1 28 BB 27 HBP 1B 2-H		F SI 94 C SI 93 F SI 94 X CH 88 0-2 ② G4-3		1 1 0 2	0 0 0 0	0 0 0 1	0 0 0 1	0 0 0 0	0 0 0 0	3 0 0 0
Inning Stats	R: 3 E: 0 K: 1 S: 23 H: 4 LOB: 3 BB: 2 P: 34	R: 4 E: 0 K: 1 S: 16 H: 3 LOB: 0 BB: 1 P: 25	R: 0 E: 0 K: 0 S: 10 H: 0 LOB: 1 BB: 1 P: 19	R: 0 E: 0 K: 2 S: 15 H: 1 LOB: 2 BB: 1 P: 26	R: 1 E: 0 K: 0 S: 17 H: 1 LOB: 2 BB: 2 P: 27	R: 3 E: 0 K: 3 S: 18 H: 3 LOB: 3 BB: 2 P: 32	R: 0 E: 0 K: 2 S: 9 H: 0 LOB: 0 BB: 0 P: 15	R: 1 E: 0 K: 2 S: 13 H: 2 LOB: 1 BB: 0 P: 17		1B: 6 2B: 5 3B: 0 HR: 3	SF: 0 SAC: 1 DP: 0 HBP: 1					

PITCHER		IP	WLS	BF	H	R	ER	SO	BB	IBB	HBP	BLK	WP	HR	S	P	ERA	WHIP
45 Derek Holland, L ERA: 6.75	(1, 1)	2.2		19	7	7	7	2	3	1	0	0	0	3	46	73	23.62	3.750
58 Trevor Gott, R ERA: 1.96	(3, 1)	0.1		1	0	0	0	0	0	0	0	0	0	0	3	5	0.00	0.000
38 Tyler Beede, R ERA: 18.69	(4, 1)	2.0	L	12	3	2	2	2	3	0	0	0	1	0	33	56	9.00	3.000
41 Mark Melancon, R ERA: 3.14	(6, 1)	1.0		8	2	2	2	3	2	0	1	0	0	0	17	29	18.00	4.000
60 Travis Bergen, L ERA: 3.46	(7, 1)	1.0		3	0	0	0	2	0	0	0	0	0	0	9	15	0.00	0.000

PITCHER		IP	WLS	BF	H	R	ER	SO	BB	IBB	HBP	BLK	WP	HR	S	P	ERA	WHIP
49 Sam Dyson, R ERA: 3.38	(8, 1)	1.0		5	2	1	1	2	0	0	0	0	0	0	13	17	9.00	2.000

BOTTOM

San Francisco Giants @ Colorado Rockies

Coors Field, Denver, CO

Thu May 09 2019, 1:13 PM - 5:07 PM MDT

Att. 25,368 - Overcast - 39 F

livebaseballscorecards.com

AB	37
R	12
H	14
RBI	12
BB	9
SO	11
LOB	22

WP: 1 PA: 48
PB: 0
SB: 1
CS: 0

Batter	1	2	3	4	5	6	7	8	9	AB	R	H	RBI	BB	SO	LOB
15 Nick Senzel, R (1, 8) OBP: 0.308, SLG: 0.543	F FF 92 B FF 93 F FF 92 B FF 93 B FF 93 X FF 91 3-2 G4-3	B CU 76 F SI 90 F CH 84 X FF 91 1-2 7 2B 1-H 3-H 3B		B FC 86 B FC 86 X FF 89 2-0 7 G6-3 1-2 1B		C FF 89 B FF 87 S SI 89 B FF 88 C FF 90 2-3 K			C FF 89 B FF 89 X FF 89 1-1 F8	5	1	2	2	0	1	0
19 Joey Votto, L (1, 3) OBP: 0.333, SLG: 0.333 53 Wandy Peralta, L (9, 1)	B FF 91 C CH 87 B CH 86 C FF 93 B FF 92 B FF 91 4-2 BB	C CH 85 B FF 92 B CU 76 B CH 85 B FF 91 4-1 7 2B BB		X CU 75 0-0 F8		L FC 87 B FC 87 S FF 90 X FF 90 1-2 G4-3			C FF 90 B CU 77 C FF 90 B FF 91 B FF 91 H FF 91 4-2 7 1B 66 1B HBP	2 0	1 0	0 0	0 0	2 0	0 0	2 0
7 Eugenio Suárez, R (1, 5) OBP: 0.338, SLG: 0.547	T FF 91 C FF 91 B FF 92 S FC 88 1-3 K	B FF 92 B CH 85 X FC 86 2-0 1-3 3-H 2B		B FF 90 C CH 83 B CH 83 B CU 74 F FF 90 X FC 87 3-2 G6-3 1-2 2-3			F FF 88 S FF 88 B FF 89 S FF 89 1-3 K		X FF 90 0-0 33 G2-3 66 1B 1-3 1B	5	1	2	1	0	2	3
33 Jesse Winker, L (1, 7) OBP: 0.303, SLG: 0.496	X FF 91 0-0 F8	C FF 91 F CU 77 X CU 77 0-2 G4-3		B CU 76 X FC 86 1-0 G4-3			B FF 89 F FC 86 F FC 86 F FF 90 F CH 84 B FC 87 F FF 90 C FF 90 2-3 K		X FF 90 0-0 G2-3 1-2	5	0	0	0	0	1	7
66 Yasiel Puig, R (1, 9) OBP: 0.257, SLG: 0.346		C CU 77 X FF 91 0-1 F9	B FF 90 X FF 90 1-0 E6 22 S		X CU 75 0-0 G5-3	C FF 90 S FC 87 F FF 91 X FC 86 0-2 1B			B FF 90 B FF 90 S FF 90 F FF 91 X FF 92 2-2 52 1B 2-H 3-H 1B	5	1	2	2	0	0	0
22 Derek Dietrich, L (1, 4) OBP: 0.354, SLG: 0.650 32 Zach Duke, L (7, 1) 21 Michael Lorenzen, R (7, 1) OBP: 0.250, SLG: 0.286 52 Kyle Farmer, R (9, PH) OBP: 0.294, SLG: 0.587 (9, 3)		B CU 77 C CH 86 F FF 93 X FF 93 1-2 E7 4 1B 16 1B	1 SAFE B CH 81 B CH 83 X FF 91 3-0 P6 1-2		C FF 91 B CU 75 B CU 75 B FF 91 B FC 87 4-1 BB		1 SAFE C FC 86 X FF 90 0-1 F7		D CU 78 X FF 90 1-0 2-H 1B	3 0 0 1	1 0 0 0	0 0 0 1	0 0 0 1	1 0 0 0	0 0 0 0	2 0 0 0
4 Jose Iglesias, R (1, 6) OBP: 0.323, SLG: 0.410		X FF 91 0-0 16 1B 15 3B 1-2 1B	C CU 76 2 SAFE S CU 76 X CU 77 0-2 G5-3		1 SAFE X FF 89 0-0 P3			X SI 94 0-0 G4-3	B FF 90 B CH 85 B FF 90 C FF 90 F FF 90 X FF 90 3-2 G3	5	1	1	0	0	0	3
58 Luis Castillo, R (1, 1) OBP: 0.053, SLG: 0.053 9 José Peraza, R (7, 4) OBP: 0.250, SLG: 0.276		L FF 92 X FF 91 0-1 B3	C CU 76 S CU 75 S CU 75 0-3 K		X FF 90 0-0 L9			B SI 95 X SI 95 1-0 F8		3 1	0 0	0 0	0 0	0 0	1 0	4 0
16 Tucker Barnhart, L (1, 2) OBP: 0.295, SLG: 0.300		S CH 84 D CH 85 B FF 92 B FF 90 S CH 84 F CH 85 X FF 92 3-2 15 3B 1-3 2-H 1B		B CU 74 C FF 88 B FF 92 B CH 83 B FF 88 4-1 7 G6-3 15 1B BB		B FF 88 B FC 88 X FC 87 2-0 G6-3		L FC 90 B CH 88 S FC 91 F FC 90 C 1-3 K		3	1	1	1	1	1	0
Inning Stats	R: 0 E: 0 K: 1 S: 9 H: 0 LOB: 1 BB: 1 P: 17	R: 4 E: 1 K: 0 S: 20 H: 4 LOB: 2 BB: 1 P: 31	R: 0 E: 1 K: 1 S: 8 H: 0 LOB: 1 BB: 0 P: 12	R: 0 E: 0 K: 0 S: 7 H: 1 LOB: 2 BB: 1 P: 17	R: 0 E: 0 K: 0 S: 4 H: 0 LOB: 1 BB: 1 P: 8	R: 0 E: 0 K: 1 S: 7 H: 0 LOB: 0 BB: 0 P: 12	R: 0 E: 0 K: 2 S: 15 H: 1 LOB: 1 BB: 0 P: 18	R: 0 E: 0 K: 1 S: 6 H: 0 LOB: 0 BB: 0 P: 8	R: 3 E: 0 K: 0 S: 13 H: 3 LOB: 1 BB: 0 P: 24	1B: 7 2B: 1 3B: 1 HR: 0 SF: 0 SAC: 0 DP: 0 HBP: 1						

PITCHER		IP	WLS	BF	H	R	ER	SO	BB	IBB	HBP	BLK	WP	HR	S	P	ERA	WHIP
57 Dereck Rodríguez, R ERA: 5.05	(1, 1)	5.0	L	26	5	4	0	2	4	0	0	0	0	0	48	85	0.00	1.800
61 Nick Vincent, R ERA: 2.25	(6, 1)	2.0		7	1	0	0	3	0	0	0	0	0	0	22	30	0.00	0.500
49 Sam Dyson, R ERA: 3.2	(8, 1)	1.0		3	0	0	0	1	0	0	0	0	0	0	6	8	0.00	0.000
60 Travis Bergen, L ERA: 5.14	(9, 1)	1.0		7	3	3	3	0	0	0	1	0	0	0	13	24	27.00	3.000

PITCHER	IP	WLS	BF	H	R	ER	SO	BB	IBB	HBP	BLK	WP	HR	S	P	ERA	WHIP

Cincinnati Reds @ San Francisco Giants

Oracle Park, San Francisco, CA

Fri May 10 2019, 7:17 PM - 10:02 PM PDT

Att. 32,191 - Partly Cloudy - 59 F

TOP

livebaseballscorecards.com

AB	38
R	7
H	9
RBI	7
BB	4
SO	6
LOB	21

WP: 0	PA: 43			
PB: 0				
SB: 1				
CS: 0				

Batter	1	2	3	4	5	6	7	8	9	AB	R	H	RBI	BB	SO	LOB
12 Joe Panik, L (1, 4) OBP: 0.320, SLG: 0.336	B SI 97 B SI 98 C FF 98 B CH 88 C FF 97 B FF 98 4-2 9 FC4-6 21 BB BB		C SL 86 B FF 96 T SL 86 B CH 89 S CH 87 2-3 ② K		S CH 87 B FF 96 B CH 87 B FF 96 B SI 97 4-1 21 2B BB		B SL 79 X SI 90 1-0 21 1B 2B		C SL 88 B SI 96 B SL 88 B FF 96 S SL 89 B SL 89 4-2 BB	2	0	1	0	3	1	0
21 Stephen Vogt, L (1, 2) OBP: 0.529, SLG: 0.867	C FF 98 B FF 97 D CH 88 B FF 98 B SI 98 4-1 9 FC4-6 1-2 BB		C SL 86 B CH 88 F FF 96 F CH 88 X CH 88 1-2 10 BLK 1B		B CH 87 S SI 96 B SI 97 S FF 95 X CH 87 2-2 1-3 2B		B SI 90 B SL 81 C SI 90 B SL 80 X SI 89 3-1 10 FC4-6 2-3 1B		B SL 89 F SL 89 F FF 97 X FF 96 1-2 ③ G3	4	0	3	0	1	0	1
10 Evan Longoria, R (1, 5) OBP: 0.280, SLG: 0.415	B SL 86 C FF 99 S FF 98 S CH 89 1-3 ① K		F SL 87 X FF 98 0-1 ③ F9 1-2		X SL 86 0-0 ③ G1-3		B CU 83 X FC 94 1-0 ③ FC4-6 1-2f			4	0	0	0	0	1	7
9 Brandon Belt, L (1, 3) OBP: 0.345, SLG: 0.455 60 Travis Bergen, L (9, 1)	B FF 98 X CH 88 1-0 ② FC4-6 1-2f 2-3			B FF 95 C FF 95 B CH 87 B CH 87 L SI 95 B CH 88 4-2 35 FC5-4 BB		B SL 85 B FF 95 B FF 96 C FF 97 F SI 96 B FF 96 4-2 BB		B FC 93 F CH 87 F FC 94 B FF 98 X CH 87 2-2 ① G6-3		2 0	0 0	0 0	0 0	2 0	0 0	2 0
51 Mac Williamson, R (1, 9) OBP: 0.214, SLG: 0.385	C CH 88 S SI 98 X CH 88 0-2 ③ G4-3			B SI 97 C SL 86 S CH 87 D CH 88 T CH 87 2-2 ① K		C SL 84 C SL 85 D CH 88 F SI 97 C SI 97 1-3 ① K		X FC 94 0-0 ② G5-3		4	0	0	0	0	2	4
35 Brandon Crawford, L (1, 6) OBP: 0.299, SLG: 0.271		X FF 96 0-0 ① G4-3		X SI 98 0-0 ② FC5-4 1-2f	S CH 86 B CH 86 B SI 97 F CH 86 S FF 95 2-3 ② K		C CU 84 S CH 86 F FF 98 F FF 98 B CU 85 B CH 87 F CH 87 B FC 93 F CH 86 4-2 F FC 83 B FF 96 19 FC6-4 BB			3	0	0	0	1	1	2
19 Tyler Austin, R (1, 7) OBP: 0.380, SLG: 0.523		B SL 86 C FF 97 F FF 98 B CH 88 S CH 87 2-3 ② K		C SL 87 S SI 97 F SI 97 B CH 88 S CH 89 1-3 ③ K	C SI 97 F SI 96 D SL 84 S CH 88 1-3 ③ K			C FC 93 B SI 96 F CH 86 X CH 87 1-2 ③ FC6-4 1-2f		4	0	0	0	0	3	3
6 Steven Duggar, L (1, 8) OBP: 0.296, SLG: 0.360		B SL 87 S FF 98 B CH 88 S CH 88 S CH 88 2-3 ③ K			F FF 98 F FF 94 B CH 88 X CH 87 1-2 ① G4-3		C SL 79 T SI 88 B CU 74 S SL 79 1-3 ① K		X FF 95 0-0 ① G4-3	4	0	0	0	0	2	0
57 Dereck Rodriguez, R (1, 1) OBP: 0.188, SLG: 0.188 7 Donovan Solano, R (5, PH) OBP: 0.250, SLG: 0.250 61 Nick Vincent, R (6, 1) 1 Kevin Pillar, R (7, PH) OBP: 0.232, SLG: 0.368 49 Sam Dyson, R (8, 1) 48 Pablo Sandoval, S (9, 3) OBP: 0.254, SLG: 0.524			C FF 97 S CH 86 B CH 87 S CH 87 1-3 ① K		S SL 86 B SL 86 S CH 87 S CH 88 1-3 ② K		C CU 75 F FF 86 B SI 89 F CU 74 X SI 90 1-2 ② G6-3		B SL 88 S SI 95 X CH 86 1-1 ② G5-3	1 1 0 1 0 1	0 0 0 0 0 0	0 0 0 0 0 0	0 0 0 0 0 0	1 1 0 0 0 0	0 0 0 0 0 0	0 0 0 0 0 0
Inning Stats	R: 0 E: 0 K: 1 S: 10 H: 0 LOB: 2 BB: 2 P: 20	R: 0 E: 0 K: 2 S: 7 H: 0 LOB: 0 BB: 0 P: 11	R: 0 E: 0 K: 2 S: 12 H: 1 LOB: 1 BB: 0 P: 16	R: 0 E: 0 K: 2 S: 10 H: 0 LOB: 1 BB: 1 P: 17	R: 0 E: 0 K: 1 S: 11 H: 1 LOB: 2 BB: 1 P: 19	R: 0 E: 0 K: 3 S: 12 H: 0 LOB: 1 BB: 1 P: 20	R: 0 E: 0 K: 1 S: 11 H: 2 LOB: 2 BB: 0 P: 18	R: 0 E: 0 K: 0 S: 14 H: 0 LOB: 1 BB: 1 P: 21	R: 0 E: 0 K: 0 S: 8 H: 0 LOB: 1 BB: 1 P: 14	1B: 2 2B: 2 3B: 0 HR: 0	SF: 0 SAC: 0 DP: 0 HBP: 0						

PITCHER		IP	WLS	BF	H	R	ER	SO	BB	IBB	HBP	BLK	WP	HR	S	P	ERA	WHIP
58 Luis Castillo, R ERA: 1.76	(1, 1)	6.0	W	25	2	0	0	11	5	0	0	1	0	0	62	103	0.00	1.167
32 Zach Duke, L ERA: 7.11	(7, 1)	0.2		4	2	0	0	1	0	0	0	0	0	0	10	16	0.00	3.000
21 Michael Lorenzen, R ERA: 1.71	(7, 1)	1.1	H	5	0	0	0	0	1	0	0	0	0	0	15	23	0.00	0.750
53 Wandy Peralta, L ERA: 3.38	(9, 1)	1.0		4	0	0	0	0	1	0	0	0	0	0	8	14	0.00	1.000

PITCHER	IP	WLS	BF	H	R	ER	SO	BB	IBB	HBP	BLK	WP	HR	S	P	ERA	WHIP

BOTTOM

Cincinnati Reds @ San Francisco Giants

Oracle Park, San Francisco, CA

Fri May 10 2019, 7:17 PM - 10:02 PM PDT

Att. 32,191 - Partly Cloudy - 59 F

livebaseballscorecards.com

AB	31
R	0
H	4
RBI	0
BB	7
SO	12
LOB	19

Cincinnati Reds @ San Francisco Giants

Oracle Park, San Francisco, CA

Sat May 11 2019, 6:06 PM - 9:04 PM PDT

Att. 32,829 - Partly Cloudy - 60 F

livebaseballscorecards.com

TOP

Batter	1	2	3	4	5	6	7	8	9	AB	R	H	RBI	BB	SO	LOB
15 Nick Senzel, R (1, 8) OBP: 0.318, SLG: 0.513	C FF 89 B SI 90 B SL 83 B FF 89 B SI 90 4-1 19 3B BB	C FC 86 T SL 85 B SL 84 S FF 91 1-3 ② K		F SL 85 F SI 92 B SL 86 B SL 86 C SI 93 2-3 ② K		F FC 93 B KC 83 X FC 92 1-1 1B		F CH 86 X CH 86 0-1 ③ P4		4	1	1	0	1	2	2
19 Joey Votto, L (1, 3) OBP: 0.329, SLG: 0.344	1 SAFE 1 SAFE X FC 88 0-0 66 HR 1-H 3B	F SL 85 B FF 93 X FF 92 1-1 ③ F7		C FS 83 F FS 83 B FF 92 B FF 92 B FS 84 X FC 89 3-2 ③ F7		B KC 81 C FC 91 F FC 91 S KC 82 1-3 ③ K			B FF 92 C CU 75 C SL 80 B FF 93 X SL 80 2-2 ① F7	5	1	1	1	0	1	3
7 Eugenio Suárez, R (1, 5) OBP: 0.340, SLG: 0.570	F SI 90 S SL 84 S SL 84 0-3 ① K	C SL 83 B SI 91 S SL 82 F SL 82 F FF 91 B FS 84 F SL 85 X SL 84 2-2 ① F8			B CU 80 C FF 94 F FF 94 X FF 94 1-2 HR		C FF 97 C SL 83 F SL 84 B FF 97 B FF 98 X SL 84 2-2 66 PB 22 1B 2B		C SL 80 X CH 88 0-1 ② G4-3	5	2	2	1	0	1	1
33 Jesse Winker, L (1, 7) OBP: 0.301, SLG: 0.488 52 Kyle Farmer, R (9, PH) OBP: 0.288, SLG: 0.574 21 Michael Lorenzen, R (9, 7) OBP: 0.250, SLG: 0.286	B FF 90 B SL 84 C FF 90 F FC 88 F SL 84 S FF 92 2-3 ② K	B KC 75 S FC 88 X FC 92 1-1 ② F8			B CU 81 C FF 95 C CU 80 X FF 94 1-2 22 G3 1B		B FF 98 D CH 88 X FF 98 2-0 ① L8		C FF 94 F FF 94 X FF 93 0-2 ③ G6-3	4 1 0	0 0 0	1 0 0	0 0 0	0 0 0	1 0 0	2 0 0
66 Yasiel Puig, R (1, 9) OBP: 0.263, SLG: 0.371	B SI 92 B SI 91 C SL 85 X SL 86 2-1 3-H HR	C SL 84 X SI 93 0-1 4 1B 22 S 1B			C FF 94 S FF 94 F CU 82 S FF 94 0-3 ① K		B FF 98 S FF 98 S FF 97 B FF 98 S FF 98 2-3 ② K 2-3			4	1	2	2	0	2	2
22 Derek Dietrich, L (1, 4) OBP: 0.360, SLG: 0.639 37 David Hernandez, R (7, 1) 26 Raisel Iglesias, R (9, 1)	B FF 91 C FC 88 X FF 92 1-1 ③ F8	1 SAFE B FF 92 1 SAFE C FC 89 B FC 88 B FF 94 4-2 4 1B 1-2 BB			X SI 94 0-0 ② G3 1-2		C FF 98 X FF 98 0-1 4 FC5-4 3-H 1B			3 0 0	0 0 0	1 0 0	1 0 0	1 0 0	0 0 0	1 0 0
4 Jose Iglesias, R (1, 6) OBP: 0.320, SLG: 0.405		B FF 90 B SI 90 C SI 91 X SL 85 2-1 ① P4	C SL 84 F SL 86 F SI 93 F SL 87 X SI 94 1-2 28 FC5-4 1-2 2-3 1B		C CU 79 F FF 94 B FF 94 B CU 82 X FF 94 2-2 ③ L9		1 SAFE C FF 98 X FF 97 0-1 ③ FC5-4 1-2f			4	0	1	0	0	0	2
28 Anthony DeSclafani, R (1, 1) OBP: 0.214, SLG: 0.214 55 Robert Stephenson, R (5, 1) 17 Josh VanMeter, L (6, PH) OBP: 0.214, SLG: 0.083 50 Amir Garrett, R (6, 1) 9 José Peraza, R (7, 4) OBP: 0.248, SLG: 0.274		C FF 90 X FF 91 0-1 16 BB 1B	B SL 87 T SI 92 F SL 86 X SI 92 1-2 ③ FC5-4 1-2f			C FC 92 B KC 84 S KC 83 S KC 84 1-3 ① K		B SI 91 X CH 85 1-0 ① P5		2 0 1 0 1	0 0 0 0 0	1 0 0 0 0	0 0 0 0 0	0 0 1 0 0	0 0 0 0 0	3 0 0 0 0
16 Tucker Barnhart, L (1, 2) OBP: 0.294, SLG: 0.290	F FC 88 D FS 82 B FC 88 B FF 91 B FC 88 4-1 1-2 BB			C FF 91 B FC 89 F FC 89 F FC 89 F FS 82 S FS 84 1-3 ① K		B FC 92 B FC 92 B FC 91 C FC 92 F FC 91 S FC 92 3-3 ② K		C SI 92 C SI 92 F CH 85 B SI 92 X CH 85 1-2 ② L6		3	0	0	0	1	2	0

Inning Stats	1	2	3	4	5	6	7	8	9
	R: 3 E: 0 K: 2 S: 13 H: 2 LOB: 0 BB: 1 P: 22	R: 0 E: 0 K: 1 S: 10 H: 1 LOB: 2 BB: 1 P: 18	R: 0 E: 0 K: 0 S: 20 H: 2 LOB: 3 BB: 1 P: 29	R: 0 E: 0 K: 2 S: 11 H: 0 LOB: 0 BB: 0 P: 17	R: 1 E: 0 K: 1 S: 14 H: 2 LOB: 1 BB: 0 P: 18	R: 0 E: 0 K: 3 S: 11 H: 1 LOB: 1 BB: 0 P: 17	R: 1 E: 0 K: 1 S: 12 H: 2 LOB: 0 BB: 0 P: 18	R: 0 E: 0 K: 0 S: 7 H: 0 LOB: 0 BB: 0 P: 9	R: 0 E: 0 K: 0 S: 8 H: 0 LOB: 0 BB: 0 P: 10

	AB	37
	R	5
	H	10
	RBI	5
	BB	3
	SO	10
	LOB	16

	1B: 6	SF: 0	WP: 0	PA: 40
	2B: 1	SAC: 0	PB: 1	
	3B: 1	DP: 0	SB: 1	
	HR: 2	HBP: 0	CS: 0	

PITCHER		IP	WLS	BF	H	R	ER	SO	BB	IBB	HBP	BLK	WP	HR	S	P	ERA	WHIP
29 Jeff Samardzija, R ERA: 3.51	(1, 1)	4.0		20	5	3	3	5	3	0	0	0	0	1	54	86	6.75	2.000
58 Trevor Gott, R ERA: 2.33	(5, 1)	1.0		5	2	1	1	1	0	0	0	0	0	1	14	18	9.00	2.000
41 Mark Melancon, R ERA: 2.93	(6, 1)	1.0		4	1	0	0	3	0	0	0	0	0	0	11	17	0.00	1.000
54 Reyes Moronta, R ERA: 2.12	(7, 1)	1.0	L	5	2	1	1	1	0	0	0	0	0	0	12	18	9.00	2.000
56 Tony Watson, L ERA: 2.7	(8, 1)	1.0		3	0	0	0	0	0	0	0	0	0	0	7	9	0.00	0.000

PITCHER		IP	WLS	BF	H	R	ER	SO	BB	IBB	HBP	BLK	WP	HR	S	P	ERA	WHIP
13 Will Smith, L ERA: 3.07	(9, 1)	1.0		3	0	0	0	0	0	0	0	0	0	0	8	10	0.00	0.000

Batter	1	2	3	4	5	6	7	8	9	AB	R	H	RBI	BB	SO	LOB
12 Joe Panik, L (1, 4) OBP: 0.315, SLG: 0.327	B FF 93 C FF 94 X SL 90 1-1 ① G4-3	B FF 95 X FF 94 1-0 ② L9 2-3		X FF 94 0-0 ② SF8 3-H		D SL 87 C SI 94 C D SL 87 B SI 94 F SL 86 F SL 86 B SL 87 4-2 ② 1-2 2-3 BB			B SI 94 S CH 89 C CH 89 F SL 85 X CH 91 1-2 ② G3-1	3	0	0	1	1	0	2
21 Stephen Vogt, L (1, 2) OBP: 0.429, SLG: 0.684 54 Reyes Moronta, R (7, 1) 56 Tony Watson, L (8, 1) 13 Will Smith, R (9, 1) 9 Brandon Belt, L (9, PH) OBP: 0.342, SLG: 0.451	C FF 95 F FF 94 F KC 84 S KC 84 0-3 ② K	S KC 84 F SL 90 X SI 95 0-2 ③ G4-3		C KC 83 F FF 94 B FF 95 B SL 90 X SL 89 2-2 ③ G6-3		B SL 85 C SI 96 F SL 86 S SL 87 1-3 ③ K			S FF 96 B SL 84 C SL 84 S CH 90 1-3 ③ K	4 0 0 0 1	0 0 0 0 0	0 0 0 0 0	0 0 0 0 0	0 0 0 0 1	2 0 0 0 0	4 0 0 0 0
10 Evan Longoria, R (1, 5) OBP: 0.279, SLG: 0.433	X FF 95 0-0 HR	C SL 89 B SI 94 X SL 90 1-1 ① G4-3	C SL 86 B SL 84 C FF 95 B SL 85 X SL 86 2-2 ① G5-3			C FC 84 T FC 85 C FF 95 0-3 ① K			4	1	1	1	0	1	0	
48 Pablo Sandoval, S (1, 3) OBP: 0.254, SLG: 0.507	C KC 84 S FF 95 F KC 85 F SL 91 F FF 95 X KC 83 0-2 51 1B 1B	B SL 89 F FF 95 B CH 88 B KC 82 T FF 96 X SL 89 3-2 ② P6	B SL 84 X FF 94 1-0 E8			F FC 85 B SI 94 S FC 84 B FC 86 F FC 87 S FF 94 2-3 ② K			4	0	1	0	0	1	0
51 Mac Williamson, R (1, 7) OBP: 0.222, SLG: 0.353	S SL 90 X SL 90 0-1 1-2 1B	B SI 95 B SL 90 B FF 94 C FF 95 F FF 95 X FF 96 3-2 ③ L9	C SL 85 X SL 85 0-1 ② F9			S FF 95 B FC 88 B FF 94 S FC 86 C FF 94 2-3 ③ K			4	0	1	0	0	1	1
35 Brandon Crawford, L (1, 6) OBP: 0.297, SLG: 0.271	D SL 90 X FF 95 1-0 ③ G1-3			B KC 80 F FF 94 B KC 81 F FF 94 X SI 94 2-2 1 1B 6 3B 1B	B FF 96 B FF 94 B FF 93 X FF 94 3-0 ③ L8			S CU 80 S FC 85 F FC 86 F FF 94 S FC 85 0-3 ① K	4	1	1	0	0	1	3
1 Kevin Pillar, R (1, 8) OBP: 0.233, SLG: 0.365		X FF 94 0-0 ① G5-3		B SI 94 F SI 93 X SL 91 1-1 6 3B 1-2 1B		M SL 85 B SL 84 B SI 95 X SI 94 2-1 ① G6-3		C FC 86 S FC 85 X FC 86 0-2 ② F8		4	1	1	0	0	0	0
6 Steven Duggar, L (1, 9) OBP: 0.308, SLG: 0.385		B FF 94 B SL 90 F FF 94 F SL 89 X FF 94 2-2 12 L9 29 1B 1B		C SL 90 B FF 94 F FF 94 X KC 81 1-2 12 SF8 1-H 2-H 3B		B SI 96 S SL 86 F SL 85 X SL 85 1-2 12 CS 7 WP 1B		C CU 82 S FC 87 S FF 95 0-3 ③ K		4	1	3	2	0	1	0
29 Jeff Samardzija, R (1, 1) OBP: 0.125, SLG: 0.125 19 Tyler Austin, R (4, PH) OBP: 0.373, SLG: 0.511 58 Trevor Gott, R (5, 1) 41 Mark Melancon, R (6, 1) 7 Donovan Solano, R (6, PH) OBP: 0.400, SLG: 0.250 5 Erik Kratz, R (7, 2) OBP: 0.235, SLG: 0.300 16 Aramis Garcia, R (9, PH)		X SL 90 0-0 1-2 1B		B SL 91 F SI 94 F SI 95 S SL 90 1-3 ① K		1 SAFE B SI 93 D SI 94 1 SAFE 1 SAFE B SI 93 B SI 95 4-0 12 BB 1-2 BB			C SL 84 F SL 84 S SI 96 0-3 ① K	1 1 0 0 0 0 1	0 0 0 0 0 0 0	1 0 0 0 0 0 0	0 0 0 0 1 0 0	0 0 0 0 0 0 0	0 1 0 0 0 0 0	0 1 0 0 0 0 0
Inning Stats	R: 1 E: 0 K: 1 S: 16 H: 3 LOB: 2 BB: 0 P: 18	R: 0 E: 0 K: 0 S: 9 H: 2 LOB: 2 BB: 0 P: 12	R: 0 E: 0 K: 0 S: 8 H: 0 LOB: 0 BB: 0 P: 15	R: 3 E: 0 K: 1 S: 15 H: 3 LOB: 0 BB: 0 P: 22	R: 0 E: 1 K: 0 S: 7 H: 0 LOB: 1 BB: 0 P: 13	R: 0 E: 0 K: 1 S: 12 H: 1 LOB: 2 BB: 2 P: 24	R: 0 E: 0 K: 3 S: 10 H: 0 LOB: 0 BB: 0 P: 14	R: 0 E: 0 K: 2 S: 11 H: 0 LOB: 0 BB: 0 P: 11	R: 0 E: 0 K: 2 S: 10 H: 0 LOB: 0 BB: 0 P: 12	1B: 7 2B: 0 3B: 1 HR: 1	SF: 1 SAC: 0 DP: 0 HBP: 0	WP: 1 PB: 0 SB: 0 CS: 1	PA: 38			

PITCHER		IP	WLS	BF	H	R	ER	SO	BB	IBB	HBP	BLK	WP	HR	S	P	ERA	WHIP
28 Anthony DeSclafani, R ERA: 4.17	(1, 1)	4.0		20	8	4	4	2	0	0	0	0	0	1	48	67	9.00	2.000
55 Robert Stephenson, R ERA: 2.95	(5, 1)	1.0		4	0	0	0	0	0	0	0	0	0	0	7	13	0.00	0.000
50 Amir Garrett, L ERA: 1.59	(6, 1)	1.0	W	5	1	0	0	1	2	0	0	0	1	0	12	24	0.00	3.000
37 David Hernandez, R ERA: 2.89	(7, 1)	2.0	H	6	0	0	0	5	0	0	0	0	0	0	21	25	0.00	0.000
26 Raisel Iglesias, R ERA: 4.12	(9, 1)	1.0	S	3	0	0	0	2	0	0	0	0	0	0	10	12	0.00	0.000

PITCHER	IP	WLS	BF	H	R	ER	SO	BB	IBB	HBP	BLK	WP	HR	S	P	ERA	WHIP

BOTTOM

Cincinnati Reds @ San Francisco Giants

Oracle Park, San Francisco, CA

Sat May 11 2019, 6:06 PM - 9:04 PM PDT

Att. 32,829 - Partly Cloudy - 60 F

livebaseballscorecards.com

AB	35
R	4
H	9
RBI	4
BB	2
SO	10
LOB	11

Cincinnati Reds @ San Francisco Giants

Oracle Park, San Francisco, CA

Sun May 12 2019, 1:06 PM - 4:06 PM PDT

Att. 35,824 - Partly Cloudy - 61 F

livebaseballscorecards.com

Batter	1	2	3	4	5	6	7	8	9	AB	R	H	RBI	BB	SO	LOB
15 Nick Senzel, R (1, 8) OBP: 0.313, SLG: 0.512	CI 7 1B 19 PB 4 E	2-H 2B			F8		1-2 K		P3	4	1	1	1	0	1	1
19 Joey Votto, L (1, 3) OBP: 0.325, SLG: 0.338	1-2 K	K			7 FC5-4 1B		K		K	5	0	1	0	0	4	2
7 Eugenio Suárez, R (1, 5) OBP: 0.341, SLG: 0.565	4 S 4 E 2-3 1B		K		FC5-4 1-2f			2-2 4 1B 16 BB 66 BB 1B	K	5	2	2	0	0	2	1
66 Yasiel Puig, R (1, 9) OBP: 0.269, SLG: 0.392	K	L9				HR		4-1 16 BB 4 1B 33 FC1-2 1-2 BB		3	1	1	1	1	1	2
4 Jose Iglesias, R (1, 6) OBP: 0.326, SLG: 0.408	E8 52 1B 1-H 3-H 1B		G1-3			G5-3 1B		2-2 33 FC1-2 16 BB 1-2 2-3 1B		4	0	2	2	0	0	0
52 Kyle Farmer, R (1, 4) OBP: 0.286, SLG: 0.549	2-H 1B			K		K		1-3 K		4	0	1	0	0	3	3
12 Curt Casali, R (1, 2) OBP: 0.339, SLG: 0.382 16 Tucker Barnhart, L (8, PH) OBP: 0.300, SLG: 0.290 (8, 2)	G5-3			F9		1-0 1B		4-2 33 FC1-2 1-2 2-3 3-H BB		3 0	0 0	1 0	0 1	0 1	0 0	0 0
30 Tyler Mahle, R (1, 1) OBP: 0.083, SLG: 0.167 32 Zach Duke, L (7, 1) 33 Jesse Winker, L (8, PH) OBP: 0.299, SLG: 0.484 37 David Hernandez, R (8, 1)	K			G1-3		G4-3		0-0 FC1-2 1-2 2-3 3-Hf		3 0 1 0	0 0 0 0	0 0 0 0	0 0 0 0	1 0 0 0	1 0 3 0	1 0 0 0
9 José Peraza, R (1, 7) OBP: 0.256, SLG: 0.289	15 2B 2B				P3		15 CS 1B		L6	4	1	2	0	0	0	3

| Inning Stats | | | |

Batter	1	2	3	4	5	6	7	8	9	AB	R	H	RBI	BB	SO	LOB
12 Joe Panik, L (1, 4) OBP: 0.321, SLG: 0.333	C FF 91 S FF 91 B FF 93 C FS 86 1-3 ① K		B CU 77 X CU 78 1-0 6 FC3-6 1B		B FF 93 C FF 92 B FF 91 F CU 79 X FS 88 2-2 ③ G3-1		B SI 91 X SI 90 1-0 1B			4	0	2	0	0	1	0
6 Steven Duggar, L (1, 9) OBP: 0.306, SLG: 0.388	C CU 79 S CU 80 B CU 81 B FF 94 B FF 93 X FF 93 3-2 48 HR 2B		F FF 91 B FS 84 X FS 84 1-1 ① FC3-6 1-2f			C CU 78 F FS 86 S FS 86 0-3 ① K	B SL 80 1 SAFE B SL 79 C SL 81 C SI 89 S CU 75 2-3 ③ K2-3			4	1	1	0	0	2	2
10 Evan Longoria, R (1, 5) OBP: 0.279, SLG: 0.427	C CU 79 S FF 93 F FF 91 F FF 94 S CU 80 0-3 ② K		X FF 91 0-0 ② P4			C CU 78 F FF 92 F FF 94 F FS 88 F FF 94 F CU 82 S FF 93 0-3 ② K		X FF 94 0-0 48 2B 51 G6-3 1B		4	1	1	0	0	2	2
48 Pablo Sandoval, S (1, 3) OBP: 0.282, SLG: 0.577	B FF 91 X FF 93 1-0 2-H HR		1 SAFE F CU 78 X FF 92 0-1 ③ F8			C FF 93 X CU 80 0-1 1B		B CU 82 X CU 82 1-0 1-3 1 1B 2B		4	2	3	2	0	0	1
51 Mac Williamson, R (1, 7) OBP: 0.182, SLG: 0.286	C FF 92 F FF 92 C FF 92 0-3 ③ K			C FF 90 C CU 79 X CU 79 0-2 ① G1-3		S FF 93 B FF 93 B CU 81 B FF 94 F CU 80 F FF 95 X FS 87 3-2 ③ G4-3		B FC 87 S FC 86 X FC 87 1-1 ① G6-3 3-H		4	0	0	1	0	1	2
35 Brandon Crawford, L (1, 6) OBP: 0.296, SLG: 0.265		C FS 89 B FF 90 X CU 78 1-1 ① L3		F FF 92 X FF 91 0-1 ② L6			B CU 77 B FF 90 F FF 92 B FF 91 B FF 92 4-1 9 HR BB	S FF 94 B FF 94 F FC 87 S FC 86 1-3 ② K		3	1	0	0	1	1	1
1 Kevin Pillar, R (1, 8) OBP: 0.240, SLG: 0.376		B CU 78 X FF 91 1-0 2B		C FF 93 X FS 85 0-1 ③ G5-3			B CU 80 C FF 92 X CU 78 1-1 ① L7	T FC 86 X FC 87 0-1 2-H 1B		4	0	2	1	0	0	1
5 Erik Kratz, R (1, 2) OBP: 0.222, SLG: 0.281 9 Brandon Belt, L (7, PH) OBP: 0.347, SLG: 0.480 54 Reyes Moronta, R (8, 1) 56 Tony Watson, L (8, 1) 19 Tyler Austin, R (8, PH) OBP: 0.365, SLG: 0.500 13 Will Smith, R (9, 1)		B CU 78 C CU 80 X FF 91 1-1 ② L5			C CU 78 B CU 78 C FF 91 F CU 77 S CU 80 1-3 ① K		F FF 92 S FF 90 B FS 87 B FF 92 X CU 81 2-2 1-H HR	C FF 95 B FC 87 B FC 87 F FF 93 F SI 94 X FC 86 2-2 ③ F9		2 1 0 0 1 0	0 1 0 0 0 0	0 1 0 0 0 0	0 2 0 0 0 0	0 0 0 0 0 0	1 0 0 0 1 0	1 0 0 0 1 0
40 Madison Bumgarner, R (1, 1) OBP: 0.200, SLG: 0.350 49 Sam Dyson, R (7, 1) 21 Stephen Vogt, L (7, PH) OBP: 0.409, SLG: 0.650 (8, 2)		C CU 80 F FF 93 B FF 92 S CU 80 1-3 ③ K			F FF 94 B FS 88 F FS 86 S FF 93 1-3 ② K		C SL 78 X SI 90 0-1 ② L7			2 0 1	0 0 0	0 0 0	0 0 0	0 0 0	2 0 0	1 0 0
Inning Stats	R: 2 E: 0 K: 3 S: 15 H: 2 LOB: 0 BB: 0 P: 20	R: 0 E: 0 K: 1 S: 8 H: 1 LOB: 1 BB: 0 P: 12	R: 0 E: 0 K: 0 S: 6 H: 1 LOB: 1 BB: 0 P: 8	R: 0 E: 0 K: 0 S: 7 H: 0 LOB: 0 BB: 0 P: 7	R: 0 E: 0 K: 2 S: 10 H: 0 LOB: 0 BB: 0 P: 14	R: 0 E: 0 K: 2 S: 16 H: 1 LOB: 1 BB: 0 P: 19	R: 2 E: 0 K: 1 S: 12 H: 2 LOB: 1 BB: 1 P: 22	R: 2 E: 0 K: 1 S: 13 H: 3 LOB: 1 BB: 0 P: 18		1B: 5 2B: 3 3B: 0 HR: 2 SF: 0 SAC: 0 DP: 0 HBP: 0				WP: 0 PB: 0 SB: 0 CS: 0 PA: 35		

BOTTOM

Cincinnati Reds @ San Francisco Giants

Oracle Park, San Francisco, CA

Sun May 12 2019, 1:06 PM - 4:06 PM PDT

Att. 35,824 - Partly Cloudy - 61 F

livebaseballscorecards.com

AB	34
R	6
H	10
RBI	6
BB	1
SO	10
LOB	12

PITCHER		IP	WLS	BF	H	R	ER	SO	BB	IBB	HBP	BLK	WP	HR	S	P	ERA	WHIP
30 Tyler Mahle, R ERA: 3.97	(1, 1)	6.1		26	6	4	4	8	1	0	0	0	0	2	68	93	5.68	1.105
32 Zach Duke, L ERA: 6.75	(7, 1)	0.2		3	1	0	0	1	0	0	0	0	0	0	6	9	0.00	1.500
37 David Hernandez, R ERA: 3.66	(8, 1)	1.0	L	6	3	2	2	1	0	0	0	0	0	0	13	18	18.00	3.000

PITCHER	IP	WLS	BF	H	R	ER	SO	BB	IBB	HBP	BLK	WP	HR	S	P	ERA	WHIP

Batter	1	2	3	4	5	6	7	8	9	AB	R	H	RBI	BB	SO	LOB
5 Eric Sogard, L (1, 4) OBP: 0.414, SLG: 0.560	C FF 89 X FC 87 0-1 ① F7	C FF 94 F FF 94 B FF 95 B CH 83 B FF 94 X FF 95 3-2 14 BB 27 1B 1B		X FF 92 0-0 14 BB 27 BB 1-2 1B		C FF 96 C CH 89 H SL 84 1-2 27 HR HBP	C FF 92 C FF 92 B FF 92 F CU 80 B FF 92 3 SAFE 2-2 ③ CS 3-H	X FF 91 0-0 ① P5		4	1	2	0	0	0	0
27 Vladimir Guerrero Jr., R (1, 5) OBP: 0.328, SLG: 0.392	B FF 90 B FF 89 F FC 87 F FF 91 B FF 90 X FF 90 3-2 HR	1 SAFE X FF 95 0-0 14 BB 1-2 1B		B CU 82 F CH 84 D CH 85 D FF 93 F CH 84 F CH 84 B FF 95 4-2 16 FC5 14 BB 1-2 2-3 BB		X CH 89 0-0 ② HR 1-H 2-H		C CU 80 B FF 91 X CU 79 1-1 ② G1-3		4	2	3	4	1	0	0
14 Justin Smoak, S (1, 3) OBP: 0.365, SLG: 0.375	B FC 88 S FC 87 F FF 90 F FF 90 F FC 88 X FC 87 1-2 ② F8	B CU 80 C FF 94 D CU 83 B CH 84 D CH 85 4-1 1-2 2-3 BB		B FF 94 S CH 84 B CU 81 B FF 94 F FF 94 D CH 85 4-2 1-2 2-3 3-H BB		X FF 99 0-0 ① G6-3		F CU 81 B FF 90 B CH 86 B FF 90 X FF 90 3-1 ③ L7		3	0	0	1	2	0	0
15 Randal Grichuk, R (1, 9) OBP: 0.308, SLG: 0.455	B FC 88 X FC 87 1-0 16 2B 1B	D CH 84 B FF 95 S FF 94 S FF 95 D CU 84 X FF 95 3-2 ③ P4		B CU 78 X FF 92 1-0 ② F5		X FF 98 0-0 ② P6			B SL 81 F SI 92 B SI 92 S SL 80 B SL 81 B SI 92 4-2 49 G5-3 28 S BB	4	1	1	0	1	0	6
16 Freddy Galvis, S (1, 6) OBP: 0.291, SLG: 0.425	B FC 87 B FF 90 S FC 86 B FF 89 F FF 88 X FC 88 3-2 28 2B 1-H 2B		C FF 94 C CU 81 B CU 83 S FF 96 1-3 ① K	B SI 93 X SI 93 1-0 ③ FC5 2-3f		S FF 97 S FF 98 X FF 97 0-2 ③ P5			C SI 92 F SL 80 B SL 82 F SI 92 F CH 85 S SI 93 1-3 ① K	5	1	1	1	0	2	4
28 Billy McKinney, L (1, 7) OBP: 0.291, SLG: 0.380	B FC 87 C FF 88 F FC 88 B FC 87 X FF 89 2-2 2-H 2B		C CH 83 B CH 83 S FF 94 F SI 96 F CU 83 T CU 82 1-2 ② K		C FF 96 X FF 96 0-1 ① G4-3		B FF 90 C CU 79 B CU 78 X FF 91 2-1 5 E8 CS		1 SAFE S SI 92 B SI 92 D SI 92 S SL 81 B SI 93 F SI 93 D SL 81 4-2 1-2 BB	4	0	1	1	1	0	0
49 Jonathan Davis, R (1, 8)	C FC 87 B FC 87 B FF 89 X FC 87 2-1 ③ F9		C FF 94 C CU 82 B FF 95 C CU 82 1-3 ③ K		B FF 96 X FF 96 1-0 ② F9		C FF 91 B FF 91 S CH 86 T FF 91 1-2 ① K		C SI 93 B SI 93 F SI 92 F SI 91 F SL 81 X SL 81 1-2 ②③ G5-3 2-3f	5	0	0	0	0	2	4
9 Danny Jansen, R (1, 2) OBP: 0.243, SLG: 0.207		B FF 94 C FF 94 F FF 95 B CU 81 S CU 83 2-3 ① K		C FF 95 C FF 95 B FF 94 B FF 95 F FF 94 S CU 82 2-3 ① K	F FF 97 S FF 97 X FF 96 0-2 ③ P3		B FF 91 B FF 92 B FF 91 B FF 91 4-0 BB			3	0	0	0	1	2	0
57 Trent Thornton, R (1, 1) OBP: 0.667, SLG: 0.667 46 Daniel Hudson, R (6, 1) 37 Teoscar Hernández, R (7, PH) OBP: 0.270, SLG: 0.309 58 Tim Mayza, L (7, 1) 31 Joe Biagini, R (8, 1) 51 Ken Giles, R (9, 1)		X FF 95 0-0 ② G4-3		B FF 94 C FF 94 X FF 94 1-1 27 BB 5 1B 14 BB 1B		F FF 95 B FF 96 X FF 96 1-1 5 HBP 27 HR 1B	1 SAFE C CU 79 C CH 86 B FF 91 S CU 80 1-3 ② K			3 0 1 0 0 0	2 0 0 0 0 0	2 0 0 0 0 0	0 0 0 0 0 0	0 0 0 0 0 0	0 0 1 0 0 0	0 0 2 0 0 0
Inning Stats	R: 3 E: 0 K: 0 S: 19 H: 4 LOB: 1 BB: 0 P: 31	R: 0 E: 0 K: 1 S: 12 H: 2 LOB: 3 BB: 1 P: 24	R: 0 E: 0 K: 3 S: 11 H: 0 LOB: 0 BB: 0 P: 14	R: 1 E: 0 K: 1 S: 14 H: 2 LOB: 3 BB: 2 P: 27	R: 0 E: 0 K: 0 S: 6 H: 0 LOB: 0 BB: 0 P: 7	R: 3 E: 0 K: 0 S: 10 H: 2 LOB: 0 BB: 0 P: 12	R: 0 E: 1 K: 2 S: 11 H: 0 LOB: 1 BB: 1 P: 21	R: 0 E: 0 K: 0 S: 5 H: 0 LOB: 0 BB: 0 P: 9	R: 0 E: 0 K: 1 S: 15 H: 0 LOB: 1 BB: 2 P: 25	1B: 6 2B: 2 3B: 0 HR: 2 SF: 0 SAC: 0 DP: 1 HBP: 1						

PITCHER		IP	WLS	BF	H	R	ER	SO	BB	IBB	HBP	BLK	WP	HR	S	P	ERA	WHIP
61 Nick Vincent, R ERA: 3.24	(1, 1)	1.0	L	7	4	3	3	0	0	0	0	0	0	1	19	31	27.00	4.000
38 Tyler Beede, R ERA: 13.5	(2, 1)	2.1		14	4	1	1	5	3	0	0	0	0	0	35	61	3.86	3.000
58 Trevor Gott, R ERA: 2.25	(4, 1)	0.2		2	0	0	0	0	0	0	0	0	0	0	2	4	0.00	0.000
54 Reyes Moronta, R ERA: 3.72	(5, 1)	2.0		9	2	3	3	0	0	0	1	0	0	1	16	19	13.50	1.000
60 Travis Bergen, L ERA: 4.5	(7, 1)	2.0		7	0	0	0	2	1	0	0	0	0	0	16	30	0.00	0.500

PITCHER		IP	WLS	BF	H	R	ER	SO	BB	IBB	HBP	BLK	WP	HR	S	P	ERA	WHIP
45 Derek Holland, L ERA: 6.56	(9, 1)	1.0		4	0	0	0	1	2	0	0	0	0	0	15	25	0.00	2.000

TOP

Toronto Blue Jays @ San Francisco Giants

Oracle Park, San Francisco, CA

Tue May 14 2019, 6:45 PM - 9:47 PM PDT

Att. 31,230 - Overcast - 59 F

livebaseballscorecards.com

AB	36
R	7
H	10
RBI	7
BB	6
SO	8
LOB	16

WP: 0	PB: 0	SB: 1	CS: 1	PA: 44														

BOTTOM

Toronto Blue Jays @ San Francisco Giants

Oracle Park, San Francisco, CA

Tue May 14 2019, 6:45 PM - 9:47 PM PDT

Att. 31,230 - Overcast - 59 F

livebaseballscorecards.com

Batter	1	2	3	4	5	6	7	8	9	AB	R	H	RBI	BB	SO	LOB
12 Joe Panik, L (1, 4) OBP: 0.324, SLG: 0.331	B FF 92 B FF 92 B FF 92 B FF 92 4-0 9 BB BB		B CU 74 X FC 87 1-0 48 HR 1B		C CU 76 B CH 83 X CH 83 1-1 G3		C FF 94 B SI 96 X SI 95 1-1 G1-3		B FF 98 C FF 98 F SL 87 B SL 87 S FF 99 2-3 K	4	1	1	0	1	1	0
6 Steven Duggar, L (1, 9) OBP: 0.297, SLG: 0.375	C FC 88 B SL 78 X FC 88 1-1 L8		L FF 90 1 SAFE B SL 80 C FF 92 S SL 80 1-3 K		B CU 76 S CU 75 F SL 80 B FF 92 B FF 92 X FF 93 3-2 G4-3		B SL 89 F SI 95 F SL 95 B SL 90 X SI 95 2-2 G4-3		C SL 86 C FF 99 S SL 89 0-3 K	5	0	0	0	0	2	2
48 Pablo Sandoval, S (1, 5) OBP: 0.303, SLG: 0.608	C FF 93 B SL 81 S CH 83 F FF 92 F FF 93 D SL 80 S CH 83 2-3 K		F SL 80 X FF 90 0-1 1-H HR		B CH 84 B CH 83 B SL 81 B FF 91 4-0 BB		B SI 96 S SI 96 S SL 89 B SI 94 B SI 95 B SL 89 4-2 BB		S SL 88 C FF 99 X SL 89 0-2 G1-3	3	1	1	2	2	1	1
9 Brandon Belt, L (1, 3) OBP: 0.344, SLG: 0.468	B FC 87 B CH 84 B FC 88 B FF 92 4-0 1-2 BB		C CU 74 X CH 83 0-1 G6-3		B CH 82 S FC 88 B CH 83 S FC 88 S FC 88 2-3 K		B SL 90 X SI 96 1-0 G4-3			3	0	0	0	1	1	2
21 Stephen Vogt, L (1, 2) OBP: 0.346, SLG: 0.542	B FF 92 B FC 88 C FF 92 F FF 92 B FC 88 F FC 88 S FC 88 3-3 K		B SL 79 B FF 91 B FC 87 C FF 92 F FF 91 X FC 88 3-2 F8			C SL 79 F CH 84 B SL 80 B FF 91 S CH 83 2-3 K		B SI 93 X SL 87 1-0 G6-3		4	0	0	0	0	2	2
1 Kevin Pillar, R (1, 8) OBP: 0.247, SLG: 0.382		S FF 92 F FC 86 X FF 93 0-2 L9		C SL 78 B FC 87 F FC 85 B SL 80 X SL 79 2-2 L8		B FF 92 B SL 80 C SL 80 F FF 92 B SL 80 B FC 87 4-2 51 S BB		B SI 94 X SI 94 1-0 51 2B 2B		3	1	1	0	1	0	0
35 Brandon Crawford, L (1, 6) OBP: 0.288, SLG: 0.257		S CU 77 X CU 77 0-1 G4-3		C FC 91 X CU 74 0-1 G1-3		X FF 92 0-0 L7		D FC 88 S SI 94 B SI 94 F SI 94 D FC 89 S SI 94 3-3 K		4	0	0	0	0	1	2
51 Mac Williamson, R (1, 7) OBP: 0.269, SLG: 0.375		C FC 88 S SL 81 S SL 80 0-3 K 38 FC6-4		B SL 80 B FC 86 X FC 87 2-0 1B		B FF 91 F SL 79 S SL 79 B SL 79 D SL 79 B SL 79 4-2 1-2 BB		C SI 95 X FC 88 0-1 2-H 2B		3	0	2	1	1	1	0
61 Nick Vincent, R (1, 1) 38 Tyler Beede, R (2, 1) 58 Trevor Gott, R (4, 1) 19 Tyler Austin, R (4, PH) 54 Reyes Moronta, R (5, 1) 10 Evan Longoria, R (6, PH) 60 Travis Bergen, L (7, 1) 7 Donovan Solano, R (8, PH) 45 Derek Holland, S (9, 1)		C FF 92 B FC 88 X FC 87 1-1 FC6-4 1-2f		1 SAFE C SL 80 S SL 80 B FF 92 S SL 80 1-3 K		D SL 85 F FF 96 F FF 96 D SL 86 F FF 97 F FF 97 F FF 97 F SL 84 B SL 85 3-2 X FF 97 F8		C SI 95 B SI 95 S FC 88 S FC 87 1-3 K		0 0 0 0 0 0 0 1 0 0 0 0 0 1 0 0 0 0 0 0 0 1 0 0 0 0 1 1 0 0 0 0 0 0 0 1 0 0 0 0 0 2 0 0 0 0 0 0 0 1 0 0 0 0 1 1 0 0 0 0 0 0 0						
Inning Stats	R: 0 E: 0 K: 2 S: 11 H: 0 LOB: 2 BB: 2 P: 25	R: 0 E: 0 K: 1 S: 10 H: 0 LOB: 1 BB: 0 P: 11	R: 2 E: 0 K: 1 S: 11 H: 2 LOB: 0 BB: 0 P: 16	R: 0 E: 0 K: 1 S: 9 H: 1 LOB: 1 BB: 0 P: 14	R: 0 E: 0 K: 1 S: 8 H: 0 LOB: 1 BB: 1 P: 18	R: 0 E: 0 K: 1 S: 15 H: 0 LOB: 2 BB: 2 P: 28	R: 0 E: 0 K: 0 S: 8 H: 0 LOB: 1 BB: 1 P: 16	R: 1 E: 0 K: 2 S: 10 H: 2 LOB: 1 BB: 0 P: 16	R: 0 E: 0 K: 2 S: 9 H: 0 LOB: 0 BB: 0 P: 11							

AB	33
R	3
H	5
RBI	3
BB	6
SO	11
LOB	14

1B: 2	SF: 0	WP: 1	PA: 39
2B: 2	SAC: 0	PB: 0	
3B: 0	DP: 0	SB: 1	
HR: 1	HBP: 0	CS: 0	

PITCHER		IP	WLS	BF	H	R	ER	SO	BB	IBB	HBP	BLK	WP	HR	S	P	ERA	WHIP
57 Trent Thornton, R ERA: 4.81	(1, 1)	5.2	W	26	3	2	2	7	5	0	0	0	1	1	57	102	3.18	1.412
46 Daniel Hudson, R ERA: 3.66	(6, 1)	0.1		1	0	0	0	0	0	0	0	0	0	0	7	10	0.00	0.000
58 Tim Mayza, L ERA: 3.44	(7, 1)	1.1		5	0	0	0	0	1	0	0	0	0	0	9	18	0.00	0.750
31 Joe Biagini, R ERA: 3.38	(8, 1)	0.2		4	2	1	1	2	0	0	0	0	0	0	9	14	13.50	3.000
51 Ken Giles, R ERA: 1.47	(9, 1)	1.0		3	0	0	0	2	0	0	0	0	0	0	9	11	0.00	0.000

PITCHER	IP	WLS	BF	H	R	ER	SO	BB	IBB	HBP	BLK	WP	HR	S	P	ERA	WHIP

Toronto Blue Jays @ San Francisco Giants

Oracle Park, San Francisco, CA

Wed May 15 2019, 12:46 PM - 3:46 PM PDT

Att. 31,828 - Overcast - 62 F

livebaseballscorecards.com

Batter	1	2	3	4	5	6	7	8	9	AB	R	H	RBI	BB	SO	LOB
3 Brandon Drury, R (1, 4) OBP: 0.246, SLG: 0.382	F FF 92 B SL 87 X SL 87 1-1 27 BB 16 2B 1B		B SL 84 B SL 86 B FF 90 B FF 92 4-0 27 L8 27 WP 15 WP BB		B SL 86 C FF 91 C FF 90 F FF 93 F FF 92 X SL 87 1-2 E5 27 E 27 G5-3		B FF 96 F FC 91 C SI 96 B SI 97 F FC 92 X FC 90 2-2 ③ G4-3			3	3	1	0	1	0	0
27 Vladimir Guerrero Jr., R (1, 5) OBP: 0.323, SLG: 0.370	C FF 93 F FF 93 B SL 88 B SL 88 B SI 94 B SL 88 4-2 16 2B 1-2 BB		C SL 88 1 SAFE C FF 93 F SL 87 B FF 94 X SL 88 1-2 ① L8 1-3		B FF 92 1 SAFE 1 SAFE B SI 92 F SI 92 S FF 92 X FF 93 2-2 ② G5-3 1-H			X SI 91 0-0 ① P4		3	0	0	1	1	0	1
44 Rowdy Tellez, L (1, 3) OBP: 0.293, SLG: 0.434 49 Jonathan Davis, R (8, PR) (8, 8)	C SI 94 C CH 88 C SL 89 0-3 ① K		X FF 93 0-0 ② G1-3		C CH 86 B SL 87 C SL 85 F SI 95 X FF 92 1-2 ③ G3			C SI 91 X CH 85 0-1 2B		4 0	0 0	1 0	0 0	0 0	1 0	3 0
15 Randal Grichuk, R (1, 8) OBP: 0.312, SLG: 0.453 (8, 9)	B SL 87 B SI 93 C SL 87 F FF 93 F FF 94 F SL 87 X FF 92 2-2 ② F7		F FF 92 B FF 92 F FF 92 D SL 88 B SI 94 F SL 84 B SL 84 4-2 3-H BB			C KC 81 X KC 82 0-1 16 1B 28 G3-2 1B		B CH 85 T CH 84 B SI 93 C CH 85 S SL 86 2-3 ② K		3	0	1	0	1	1	3
16 Freddy Galvis, S (1, 6) OBP: 0.297, SLG: 0.433	C SL 87 S FF 95 F FF 94 X SL 82 0-2 1-3 2-H 2B		C FF 93 X SL 86 0-1 ③ F7			X FC 91 0-0 28 G3-2 1-3 1B		B SL 84 S CH 86 X SI 92 1-1 ③ F9		4	0	2	1	0	0	2
37 Teoscar Hernández, R (1, 7) OBP: 0.262, SLG: 0.299	S SL 87 F SL 87 T FF 93 0-2 ③ K		B SL 86 S FF 91 F SL 87 B SL 84 B FF 93 F FF 93 T SL 87 3-2 ① K			S KC 82 S FC 91 F FC 92 T FC 92 0-2 ① K			C SL 80 C SL 78 B SL 81 B FF 93 C FF 93 2-3 ① K	4	0	0	0	0	4	4
28 Billy McKinney, L (1, 9) OBP: 0.281, SLG: 0.366 (8, 3)		C FF 89 X SI 94 0-1 E3 21 CS	C SL 86 C CH 86 B FF 93 B FF 94 F SL 86 X FF 93 2-2 ② L4			B FC 91 B FC 91 X KC 82 2-0 ②③ G3-2 1-2 3-Hf			T FF 93 F SL 81 B SL 82 S SL 80 1-3 ② K	4	0	0	0	0	1	2
21 Luke Maile, R (1, 2) OBP: 0.192, SLG: 0.224 14 Justin Smoak, S (9, PH) OBP: 0.363, SLG: 0.372		C FF 92 B SL 85 B SL 84 F FF 93 B FF 93 1 SAFE 1 SAFE S FF 91 3-3 ①② K 1-2	C FF 92 X SI 94 0-1 ③ G1-3				C FC 94 S FC 94 B FC 92 X FC 91 1-2 ① L4		C FF 93 C FF 92 F FF 94 C FF 94 0-3 ③ K	3 1	0 0	0 0	0 0	0 0	1 1	1 0
33 Edwin Jackson, R (1, 1) 52 Ryan Tepera, R (6, 1) 5 Eric Sogard, L (7, PH) OBP: 0.409, SLG: 0.553 58 Tim Mayza, L (7, 1) 46 Daniel Hudson, R (8, 1)		B FF 91 B FF 93 C FF 91 F FF 91 B SL 86 F FF 91 F FF 91 S SL 85 3-3 ③ K			C SL 84 B FF 92 S FF 90 X SL 86 1-2 ① G6-3		C SI 95 F FC 90 B CH 89 B CH 89 F SI 96 B FC 90 F SI 94 C SI 94 3-3 ② K		2 0 1 0 0	0 0 0 0 0	0 0 0 0 0	0 0 0 0 0	1 0 0 0 0	0 0 0 0 0	0 0 0 0 0

	AB	32
	R	3
	H	5
	RBI	2
	BB	3
	SO	11
	LOB	16

Inning Stats	1	2	3	4	5	6	7	8	9
	R: 1 E: 0 K: 2 S: 19	R: 0 E: 1 K: 2 S: 10	R: 1 E: 0 K: 0 S: 10	R: 0 E: 0 K: 1 S: 10	R: 1 E: 2 K: 0 S: 15	R: 0 E: 0 K: 1 S: 8	R: 0 E: 0 K: 1 S: 12	R: 0 E: 0 K: 1 S: 8	R: 0 E: 0 K: 3 S: 10
	H: 2 LOB: 2 BB: 1 P: 26	H: 0 LOB: 0 BB: 0 P: 16	H: 0 LOB: 1 BB: 2 P: 19	H: 0 LOB: 0 BB: 0 P: 15	H: 0 LOB: 0 BB: 0 P: 20	H: 2 LOB: 1 BB: 0 P: 10	H: 0 LOB: 0 BB: 0 P: 18	H: 1 LOB: 1 BB: 0 P: 11	H: 0 LOB: 0 BB: 0 P: 13

1B: 3	SF: 0	WP: 2	PA: 35
2B: 4	SAC: 0	PB: 0	
3B: 0	DP: 2	SB: 0	
HR: 0	HBP: 0	CS: 1	

PITCHER		IP	WLS	BF	H	R	ER	SO	BB	IBB	HBP	BLK	WP	HR	S	P	ERA	WHIP
64 Shaun Anderson, R ERA: 3.6	(1, 1)	5.0		21	2	3	2	5	3	0	0	0	2	0	64	96	3.60	1.000
41 Mark Melancon, R ERA: 2.76	(6, 1)	1.0	W	4	2	0	0	1	0	0	0	0	0	0	8	10	0.00	2.000
49 Sam Dyson, R ERA: 2.91	(7, 1)	1.0	H	3	0	0	0	1	0	0	0	0	0	0	12	18	0.00	0.000
56 Tony Watson, L ERA: 2.4	(8, 1)	1.0	H	4	1	0	0	1	0	0	0	0	0	0	8	11	0.00	1.000
13 Will Smith, L ERA: 2.7	(9, 1)	1.0	S	3	0	0	0	3	0	0	0	0	0	0	10	13	0.00	0.000

PITCHER		IP	WLS	BF	H	R	ER	SO	BB	IBB	HBP	BLK	WP	HR	S	P	ERA	WHIP

BOTTOM

Toronto Blue Jays @ San Francisco Giants

Oracle Park, San Francisco, CA

Wed May 15 2019, 12:46 PM - 3:46 PM PDT

Att. 31,828 - Overcast - 62 F

livebaseballscorecards.com

Batter	1	2	3	4	5	6	7	8	9	AB	R	H	RBI	BB	SO	LOB
12 Joe Panik, L (1, 4) OBP: 0.329, SLG: 0.339	C FC 88 B CU 80 F SL 82 H FC 93 2-2 10 G5-4-3 6 BB 48 2B HBP	B FC 91 X FC 91 1-0 ② G3-1 2-3		F CU 75 B FC 91 B CU 75 F FC 89 F FC 94 X SL 84 2-2 ②③ G3-6-3 1-2f			X SI 94 0-0 6 G6-3 2B			3	1	1	0	0	0	3
6 Steven Duggar, L (1, 9) OBP: 0.296, SLG: 0.368	D SL 83 B FC 90 B FF 93 D FF 91 4-0 10 G5-4-3 1-2 BB	X FF 92 0-0 ③ G4-3			B CU 74 S CH 94 C FC 90 B SL 87 B SL 85 F FC 91 T FC 94 3-2 ① K		B SI 94 B SL 88 B SI 94 C SI 93 F SI 95 F SL 89 X SI 95 3-2 ② G6-3 2-3			3	0	0	0	1	1	2
10 Evan Longoria, R (1, 5) OBP: 0.276, SLG: 0.426	C FF 92 S FF 94 B FF 95 F FC 91 X FF 94 1-2 ①② G5-4-3 1-2f 2-3		B FC 89 F FC 90 B SI 90 X FC 92 2-2 48 G4-3 2B		B FF 94 C FC 92 F SL 86 B SL 88 X SL 88 2-2 ② G2-3		B SL 88 T SI 94 B SI 95 S SL 88 S SI 95 2-3 ③ K			4	0	1	0	0	1	3
48 Pablo Sandoval, S (1, 3) OBP: 0.300, SLG: 0.603	C CH 87 F SL 86 D CH 87 B SI 95 F SL 86 B SL 86 X CH 88 3-2 3-H 2B		X FC 91 0-0 ① G4-3 2-3		C CH 87 X CU 77 0-1 ③ G4-3			C CH 85 S FF 96 B FF 97 F FF 96 F SL 85 F SL 84 B CH 88 F CH 86 X SL 85 2-2 ① L4		4	0	1	1	0	0	1
51 Mac Williamson, R (1, 7) OBP: 0.267, SLG: 0.333	X SL 85 0-0 ③ F7		B FF 93 X SL 86 1-0 ② G5-3			B FF 93 B FF 92 C SI 93 C SI 94 B FC 89 X FC 89 3-2 ① F9		B SL 84 F SI 94 B FF 96 F SL 84 B SL 84 B SL 82 4-2 1 S BB		3	0	0	0	1	0	2
35 Brandon Crawford, L (1, 6) OBP: 0.288, SLG: 0.278		F FC 92 B SI 94 B SI 92 X CH 87 2-1 ① L9	X FC 93 0-0 ③ P5			B SI 94 X SI 94 1-0 HR		C SI 95 F SI 95 B SL 86 1 SAFE X CH 88 1-2 ② L7		4	1	1	1	0	0	2
1 Kevin Pillar, R (1, 8) OBP: 0.247, SLG: 0.385		B FF 94 F SL 85 B FC 93 X FC 91 2-1 E9 16 HR		X SI 91 0-0 64 1B 2B		B FC 89 C FF 93 F FF 93 B CH 86 F CH 86 S SL 82 2-3 ② K		C FF 97 X SI 96 0-1 ③ G5-3 1-2		4	1	1	0	0	1	1
16 Aramis Garcia, R (1, 2) OBP: 0.286, SLG: 0.667		1 SAFE X SL 84 0-0 1-H HR		C FC 92 D FC 93 F FC 90 D SL 87 F FF 93 D SL 88 S FC 91 3-3 ① K		S SI 94 S FC 88 B FF 94 S SL 84 1-3 ③ K				3	1	1	2	0	2	1
64 Shaun Anderson, R (1, 1) OBP: 1.000, SLG: 1.500 41 Mark Melancon, R (6, 1) 49 Sam Dyson, R (7, 1) 19 Tyler Austin, R (7, PH) OBP: 0.352, SLG: 0.479 56 Tony Watson, L (8, 1) 13 Will Smith, R (9, 1)		C FC 92 S FC 91 B FF 95 X FC 94 1-2 12 G3-1 2B		F FC 91 B SL 86 X SL 86 1-1 12 G3-6-3 2-3 1B			C SI 94 B SL 87 S SI 95 S SI 95 1-3 ① K			2 0 2 0 0 0 0 0 0 0 0 0 0 0 0 0 0 0 0 0 0 1 0 0 0 0 1 0 0 0 0 0 0 0 0 0 0 0 0 0 0 0						
Inning Stats	R: 1 H: 1 E: 0 LOB: 1 K: 0 BB: 1 S: 11 P: 21	R: 2 H: 2 E: 1 LOB: 1 K: 0 BB: 0 S: 10 P: 16	R: 0 H: 1 E: 0 LOB: 1 K: 0 BB: 0 S: 6 P: 9	R: 0 H: 2 E: 0 LOB: 1 K: 1 BB: 0 S: 11 P: 17	R: 0 H: 0 E: 0 LOB: 0 K: 1 BB: 0 S: 9 P: 14	R: 1 H: 1 E: 0 LOB: 0 K: 2 BB: 0 S: 11 P: 18	R: 0 H: 1 E: 0 LOB: 1 K: 2 BB: 0 S: 11 P: 17	R: 0 H: 0 E: 0 LOB: 1 K: 0 BB: 1 S: 14 P: 21		1B: 1 SF: 0 2B: 5 SAC: 0 3B: 0 DP: 2 HR: 2 HBP: 1				WP: 0 PA: 34 PB: 0 SB: 1 CS: 0		

PITCHER		IP	WLS	BF	H	R	ER	SO	BB	IBB	HBP	BLK	WP	HR	S	P	ERA	WHIP
33 Edwin Jackson, R ERA: 3.6	(1, 1)	5.0		22	6	3	2	2	1	0	1	0	0	1	47	77	3.60	1.400
52 Ryan Tepera, R ERA: 5.4	(6, 1)	1.0	L	4	1	1	1	2	0	0	0	0	0	1	11	18	9.00	1.000
58 Tim Mayza, L ERA: 3.26	(7, 1)	1.0		4	1	0	0	2	0	0	0	0	0	0	11	17	0.00	1.000
46 Daniel Hudson, R ERA: 3.48	(8, 1)	1.0		4	0	0	0	0	1	0	0	0	0	0	14	21	0.00	1.000

PITCHER	IP	WLS	BF	H	R	ER	SO	BB	IBB	HBP	BLK	WP	HR	S	P	ERA	WHIP

AB	31
R	4
H	8
RBI	4
BB	2
SO	6
LOB	15

Batter	1	2	3	4	5	6	7	8	9	AB	R	H	RBI	BB	SO	LOB
12 Joe Panik, L (1, 4) OBP: 0.333, SLG: 0.359 7 Donovan Solano, R (9, PH) OBP: 0.286, SLG: 0.167	B FF 91 C FF 92 B FF 92 F FF 92 F CH 86 X FF 91 2-2 ① F8		B CU 79 X FF 91 1-0 6 1B 2B		B FF 90 B FF 91 X FF 91 2-0 ③ L7		C FF 94 X FF 93 0-1 2B		F FF 94 D SL 80 X SL 74 1-1 ③ G1-3	4 0 2 0 0 0 0 1 0 0 0 0 0 1						
6 Steven Duggar, L (1, 8) OBP: 0.295, SLG: 0.365	C FF 92 B FF 93 B CH 86 C FF 93 X FF 93 2-2 ② P5		F CU 78 F CH 85 B CH 84 F FF 91 X CH 85 1-2 2-3 1B			X FF 90 0-0 ① F7	S SL 84 B SL 84 B FF 93 X SL 83 2-1 ③ G3			4 0 1 0 0 0 1						
28 Buster Posey, R (1, 2) OBP: 0.314, SLG: 0.418 60 Travis Bergen, L (8, 1)	F FF 92 B FF 92 F FF 92 X CU 82 1-2 2B		B FF 89 F FF 90 B FF 91 F FC 88 1 SAFE F CH 86 X FC 89 2-2 ② F9			B FF 92 F FC 89 C CU 81 F CH 86 X FC 91 1-2 9 1B 1B		C FF 94 X SL 80 0-1 ① G5-3		4 0 2 0 0 0 2 0 0 0 0 0 0 0						
9 Brandon Belt, L (1, 3) OBP: 0.348, SLG: 0.477	B CH 85 B CH 85 X FF 92 2-0 ③ F7		B FF 91 B CH 85 B FF 91 C FF 91 F FC 90 X FC 90 3-2 ③ L9			F CH 86 C FF 91 B FF 92 B FF 92 X CH 87 2-2 1-3 48 BB 1B		B FF 95 F FF 94 B CU 73 X FF 93 2-1 2B		4 0 2 0 0 0 3						
48 Pablo Sandoval, S (1, 5) OBP: 0.310, SLG: 0.593		C FF 90 S CH 85 B SI 91 X FC 90 1-2 1B		B FF 90 C CH 86 B FF 91 S FF 92 S FF 93 2-3 ① K		B FF 92 B SI 91 1 SAFE B FF 91 B FF 91 4-0 1-2 BB		B FF 95 C SL 78 S SL 81 S SL 81 1-3 ② K		3 0 1 0 1 2 1						
35 Brandon Crawford, L (1, 6) OBP: 0.280, SLG: 0.270		B FF 91 F FF 90 X FF 91 1-1 ① F8		X FF 92 0-0 ② L9		F FS 82 D FS 84 S FS 83 D FS 86 B FF 89 S FS 84 3-3 ② K		C FF 95 C FF 94 S SL 81 0-3 ③ K		4 0 0 0 0 2 5						
1 Kevin Pillar, R (1, 9) OBP: 0.247, SLG: 0.382		C CU 80 B SI 90 X FF 91 1-1 ② F9		C FF 91 B CU 81 B FF 92 X SI 92 2-1 ③ P3		B FF 91 S FS 84 D FS 85 F FF 91 F FS 85 F FS 85 X FS 85 2-2 ③ F9			X FF 93 0-0 1B	4 0 1 0 0 0 4						
51 Mac Williamson, R (1, 7) OBP: 0.242, SLG: 0.300 8 Aaron Altherr, R (9, PH) OBP: 0.065, SLG: 0.067		B FC 88 C FC 89 F FC 89 S FF 92 1-3 ③ K		B FF 90 C FF 90 X SI 89 1-1 ① P3		C FF 90 B FS 84 C FF 91 F FS 84 F FS 84 F FS 84 X FS 84 1-2 ① P4		B FF 93 B FF 89 B FF 92 C CH 87 S CH 87 C SL 78 3-3 ① K		3 0 0 0 0 1 1 1 0 0 0 0 1 1						
29 Jeff Samardzija, R (1, 1) OBP: 0.100, SLG: 0.100 54 Reyes Moronta, R (6, 1) 19 Tyler Austin, R (7, PH) OBP: 0.345, SLG: 0.469 45 Derek Holland, S (7, 1) OBP: 0.100, SLG: 0.100 21 Stephen Vogt, L (8, 2) OBP: 0.333, SLG: 0.520			B FF 90 S FF 90 F FC 88 S FF 91 1-3 ① K		C FF 91 F FF 92 S CU 80 0-3 ② K		S FS 85 S FS 85 S FS 85 0-3 ② K		C SL 75 S SL 80 X CU 70 0-2 ② P6	2 0 0 0 0 2 0 0 0 0 0 0 0 0 1 0 0 0 0 1 0 0 0 0 0 0 0 0 1 0 0 0 0 0 1						
Inning Stats	R: 0 E: 0 K: 0 S: 11 H: 1 LOB: 1 BB: 0 P: 18	R: 0 E: 0 K: 1 S: 10 H: 1 LOB: 1 BB: 0 P: 14	R: 0 E: 0 K: 1 S: 15 H: 2 LOB: 2 BB: 0 P: 23	R: 0 E: 0 K: 1 S: 6 H: 0 LOB: 0 BB: 0 P: 10	R: 0 E: 0 K: 1 S: 6 H: 0 LOB: 0 BB: 0 P: 9	R: 0 E: 0 K: 1 S: 16 H: 2 LOB: 3 BB: 1 P: 28	R: 0 E: 0 K: 1 S: 13 H: 1 LOB: 1 BB: 0 P: 16	R: 0 E: 0 K: 2 S: 10 H: 1 LOB: 1 BB: 0 P: 13	R: 0 E: 0 K: 1 S: 9 H: 1 LOB: 1 BB: 0 P: 13	1B: 5 2B: 4 3B: 0 HR: 0 SF: 0 SAC: 0 DP: 0 HBP: 0						

TOP

San Francisco Giants @ Arizona Diamondbacks

Chase Field, Phoenix, AZ

Fri May 17 2019, 6:42 PM - 9:46 PM MST

Att. 26,806 - Partly Cloudy - 82 F

livebaseballscorecards.com

AB	36
R	0
H	9
RBI	0
BB	1
SO	9
LOB	20

WP: 0 PB: 0 SB: 0 CS: 0 PA: 37

PITCHER		IP	WLS	BF	H	R	ER	SO	BB	IBB	HBP	BLK	WP	HR	S	P	ERA	WHIP
29 Merrill Kelly, R ERA: 4.21	(1, 1)	5.1	W	23	6	0	0	4	1	0	0	0	0	0	56	89	0.00	1.312
66 Yoshihisa Hirano, R ERA: 5.17	(6, 1)	1.1	H	4	0	0	0	2	0	0	0	0	0	0	17	23	0.00	0.000
40 Andrew Chafin, L ERA: 3.77	(7, 1)	0.1	H	2	1	0	0	0	0	0	0	0	0	0	4	6	0.00	3.000
54 Jimmie Sherfy, R ERA:	(8, 1)	2.0		8	2	0	0	3	0	0	0	0	0	0	19	26	0.00	1.000

PITCHER	IP	WLS	BF	H	R	ER	SO	BB	IBB	HBP	BLK	WP	HR	S	P	ERA	WHIP

BOTTOM

San Francisco Giants @ Arizona Diamondbacks
Chase Field, Phoenix, AZ
Fri May 17 2019, 6:42 PM - 9:46 PM MST
Att. 26,806 - Partly Cloudy - 82 F

livebaseballscorecards.com

Batter	1	2	3	4	5	6	7	8	9	AB	R	H	RBI	BB	SO	LOB
1 Jarrod Dyson, L (1, 8) OBP: 0.395, SLG: 0.411 54 Jimmie Sherfy, R (8, 1)	B FF 89 B SL 86 C FF 90 X SL 87 2-1 ① F8		B FF 92 X FC 89 1-0 ③ G3-1			B FS 81 B FF 91 B FF 91 C FF 90 F FC 87 B FF 92 4-2 5 S 10 2B BB	H SI 92 1-0 5 3B 1-2 2-3 HBP	F FF 91 S CU 79 B CU 80 B CU 80 C FF 92 2-3 ② K		2 2 0 0 1 0 0 1 0 0 0 0 1 1						
5 Eduardo Escobar, S (1, 5) OBP: 0.361, SLG: 0.550	C FF 89 X FS 81 0-1 ② L3			F FS 82 B FF 92 S FF 92 B FF 92 B FF 92 X FC 88 3-2 ① F9		1 SAFE C FF 92 S FF 92 F FF 92 X FF 93 0-2 ① F8 1-2	S KC 78 S SL 80 D SL 82 X SI 92 1-2 6 E 1-H 2-H 3-H 3B	C CU 79 B CU 78 T FF 92 F CU 79 X CU 78 1-2 ③ L5		5 1 1 3 0 0 2						
6 David Peralta, L (1, 7) OBP: 0.362, SLG: 0.544	S FF 90 B FS 81 X FS 82 1-1 ③ G5-3			X FS 83 0-0 HR		0-0 10 2B 4 1B IBB	B SL 82 F SL 81 C SI 93 X SI 92 1-2 4 2B E3 3-H			3 2 1 2 1 0 0						
10 Adam Jones, R (1, 9) OBP: 0.350, SLG: 0.521		B SL 86 X SI 92 1-0 1B		X FC 87 0-0 53 FC6-4 1B		S SI 93 D SI 93 X SI 92 1-1 4 1B 1-3 2-H 2B	C SL 80 D SL 81 B SI 93 X SL 81 2-1 ① L9			4 0 3 1 0 0 1						
4 Ketel Marte, S (1, 4) OBP: 0.328, SLG: 0.500 (8, 8)		B FF 91 X FC 88 1-0 ① F9		B FF 93 B SL 86 C FF 93 B FS 85 1 SAFE C FF 92 X FF 94 3-2 ② L7		B FF 98 S SL 82 B FF 98 B SL 83 X FF 99 3-1 2-3 3-H 1B	F SI 94 F SL 82 D SL 82 X SI 94 1-2 1-3 2B			4 0 2 1 0 0 2						
53 Christian Walker, R (1, 3) OBP: 0.345, SLG: 0.539 40 Andrew Chafin, R (7, 1) 19 Blake Swihart, S (7, PH) OBP: 0.277, SLG: 0.424 (8, 3)		D SL 85 1 SAFE B FF 91 X FC 88 2-0 ② F8		F SL 85 X SI 92 0-1 ③ FC6-4 1-2f		C SL 86 S FF 98 F FF 98 C FF 98 0-3 ② K	S SL 80 X SL 80 0-1 ② P4			3 0 0 0 0 1 4 0 0 0 0 0 0 0 1 0 0 0 0 0 2						
13 Nick Ahmed, R (1, 6) OBP: 0.298, SLG: 0.404		B SI 92 X SI 92 1-0 ③ G5-3			B SL 84 C SL 85 C SI 92 B SI 92 F SI 93 F FC 90 X SI 92 2-2 31 G3-6-3 1B	C FF 99 S FF 98 F FF 98 F FF 98 B SL 85 S SL 84 1-3 ③ K	X SL 81 0-0 ③ P3			4 0 1 0 0 1 5						
31 Alex Avila, L (1, 2) OBP: 0.529, SLG: 0.652			C SL 83 C FS 80 B FS 82 B FC 87 B SL 83 B SL 85 4-2 29 B3-6-4 BB		1 SAFE X SL 85 0-0 ① ② G3-6-3 1-2f		B SI 93 B SL 81 B SI 93 C SI 92 F SI 93 B SI 93 4-2 1 HBP 41 1B 5 3B BB	B CU 78 F FF 89 B FF 90 X FF 91 2-1 ① G5-3		2 1 0 0 2 0 1						
29 Merrill Kelly, R (1, 1) 66 Yoshihisa Hirano, R (6, 1) 41 Wilmer Flores, R (7, 3) OBP: 0.323, SLG: 0.395 (8, 4)			T SL 83 X FF 91 0-1 ① ② B3-6-4 1-2f		C FF 93 B SI 94 X SL 85 1-1 ③ F8		F SI 93 D SL 82 X SI 92 1-1 1 HBP 5 3B 1-2 1B	C FF 90 F FF 90 B CU 80 F CU 79 X FF 92 1-2 2B		2 0 0 0 0 0 1 0 0 0 0 0 0 0 2 1 2 0 0 0 0						
Inning Stats	R: 0 E: 0 K: 0 S: 6 H: 0 LOB: 0 BB: 0 P: 9	R: 0 E: 0 K: 0 S: 4 H: 1 LOB: 1 BB: 0 P: 9	R: 0 E: 0 K: 0 S: 5 H: 0 LOB: 0 BB: 1 P: 10	R: 1 E: 0 K: 0 S: 10 H: 2 LOB: 1 BB: 0 P: 16	R: 0 E: 0 K: 0 S: 8 H: 1 LOB: 0 BB: 0 P: 11	R: 2 E: 0 K: 2 S: 19 H: 2 LOB: 2 BB: 2 P: 28	R: 4 E: 1 K: 0 S: 18 H: 3 LOB: 2 BB: 1 P: 29	R: 0 E: 0 K: 1 S: 13 H: 1 LOB: 1 BB: 0 P: 19		1B: 5 2B: 3 3B: 1 HR: 1	SF: 0 SAC: 0 DP: 2 HBP: 1		WP: 0 PB: 0 SB: 1 CS: 0	PA: 38		

	AB	33
	R	7
	H	10
	RBI	7
	BB	4
	SO	3
	LOB	19

PITCHER		IP	WLS	BF	H	R	ER	SO	BB	IBB	HBP	BLK	WP	HR	S	P	ERA	WHIP
29 Jeff Samardzija, R ERA: 3.69	(1, 1)	5.1	L	22	5	3	3	0	2	1	0	0	0	1	41	68	5.06	1.312
54 Reyes Moronta, R ERA: 3.6	(6, 1)	0.2		3	1	0	0	2	0	0	0	0	0	0	11	15	0.00	1.500
45 Derek Holland, L ERA: 7.36	(7, 1)	1.0		9	3	4	4	0	1	0	1	0	0	0	18	29	36.00	4.000
60 Travis Bergen, L ERA: 4.24	(8, 1)	1.0		4	1	0	0	1	0	0	0	0	0	0	13	19	0.00	1.000

PITCHER	IP	WLS	BF	H	R	ER	SO	BB	IBB	HBP	BLK	WP	HR	S	P	ERA	WHIP

Batter	1	2	3	4	5	6	7	8	9	AB	R	H	RBI	BB	SO	LOB
12 Joe Panik, L (1, 4) OBP: 0.342, SLG: 0.359	B SI 90 F SI 90 F FC 90 X KC 83 1-2 9 F8 6 1B 10 1B 1B		B SI 90 B FC 88 B SI 90 D FC 89 4-0 6 3B BB	B SI 89 X SI 90 1-0 ② FC3 6 CS 1-2f		C SI 90 B SL 82 F SI 89 1 SAFE B SI 88 B SL 80 F SI 89 D SI 88 4-2 1-2 BB		B FF 92 F FF 92 B CH 85 C FF 92 T CH 86 2-2 ③ K		3	2	1	0	2	1	1
6 Steven Duggar, L (1, 8) OBP: 0.298, SLG: 0.378	B SI 90 X SI 91 1-0 10 1B 1-2 1B		C KC 82 X FC 89 0-1 28 1B 1-H 3B	1 SAFE 0-0 ③ CS 1-2	C SI 88 F SI 89 B SI 89 F SL 81 S SI 91 1-3 ① K	S SI 87 F SL 81 D SL 81 F SI 89 B SI 90 F SI 90 F SI 90 S CH 82 2-3 ③ K			C CU 78 X CH 84 0-1 ① G3-1	5	1	2	1	0	2	2
28 Buster Posey, R (1, 2) OBP: 0.317, SLG: 0.417	C KC 82 D KC 81 S FC 89 F KC 82 D KC 83 S FC 88 2-3 ① K		S KC 80 D KC 81 X KC 80 1-1 10 L8 9 1B 35 SF8 3-H 1B		X CH 82 0-0 9 G3-5-3 1B		B FF 96 X FF 96 1-0 ① G3		C CU 79 F CU 80 B FF 92 C CU 81 1-3 ② K	5	1	2	1	0	2	2
9 Brandon Belt, L (1, 3) OBP: 0.350, SLG: 0.496	F FC 87 F FC 89 D KC 83 D KC 83 X KC 83 2-2 ② F8 2-3		B SI 90 S CH 84 F SI 91 B FC 88 X KC 82 2-2 1 FC6-4 1-2 1B		F SI 90 B SI 89 S SI 90 X SI 90 1-2 ② ③ G3-5-3 1-2f		B FF 95 C FF 96 B KC 83 F FF 96 F FF 96 F KC 84 F FF 97 F KC 82 S FF 96 2-3 ② K		B CH 86 C FF 92 X CH 86 1-1 HR	5	1	2	1	0	1	3
10 Evan Longoria, R (1, 5) OBP: 0.287, SLG: 0.424	B KC 80 B FC 88 F KC 82 D KC 82 F KC 82 X FC 88 2-2 1-3 3-H 1B		B SI 90 B FC 87 X SI 90 2-0 ① L8 2-3			B CH 82 B CH 82 B SI 90 B SI 89 4-0 35 3B BB	B FF 95 C KC 83 B KC 83 B KC 84 B FF 96 4-1 BB		C FF 92 C CH 86 B CH 85 B FF 93 B CU 81 F FF 93 F FF 92 S CH 86 3-3 ③ K	3	1	1	1	2	1	2
35 Brandon Crawford, L (1, 6) OBP: 0.280, SLG: 0.285	F FC 88 C KC 83 F KC 83 F KC 82 F SI 90 F KC 83 X FC 88 0-2 ③ G6-3		C CH 84 T FC 88 B FC 88 X KC 83 1-2 ② SF8 3-H			C SI 90 F SI 89 B SI 90 D SI 90 X SI 89 2-2 1-H 51 1B 3B	C FF 95 D CH 90 X FF 95 1-1 ③ L8			3	1	1	2	0	0	3
1 Kevin Pillar, R (1, 9) OBP: 0.241, SLG: 0.372		B SI 89 S FC 89 S FC 88 F FC 88 F KC 82 F KC 82 S KC 83 1-3 ① K	B SI 91 F FC 89 X SI 90 1-1 ③ FC6-4 1-2f			B CH 81 X SI 90 1-0 ① L5		C CU 79 X CH 85 0-1 ① G6-3		4	0	0	0	0	1	2
51 Mac Williamson, R (1, 7) OBP: 0.243, SLG: 0.294		S SI 89 X SI 90 0-1 ② G4-3		F FC 88 X KC 81 0-1 ① P1		C SI 90 B SI 90 F CH 82 B SI 90 X SI 91 2-2 12 BB 3-H 1B		C CH 84 S FF 92 B CH 85 B FF 93 S FF 92 2-3 ② K		4	0	1	1	0	1	0
40 Madison Bumgarner, R (1, 1) OBP: 0.217, SLG: 0.318 49 Sam Dyson, R (7, 1) 48 Pablo Sandoval, S (8, PH) OBP: 0.318, SLG: 0.634 56 Tony Watson, L (8, 1) 13 Will Smith, R (9, 1)		B FC 88 S FC 89 S KC 81 S KC 82 1-3 ③ K		B FC 89 B FC 89 B KC 81 B FC 90 4-0 12 FC3 BB		S CH 82 1 SAFE C SI 89 F SI 90 B CH 82 D SI 89 1 SAFE S SI 89 2-3 ② K		F CH 85 S FF 92 F FF 92 B CU 82 B FF 92 X CH 85 2-2 HR		2 0 1 0 0	0 0 1 0 0	0 0 1 0 0	0 0 1 0 0	1 0 1 0 0	2 0 0 0 0	1 0 0 0 0

Inning Stats	1	2	3	4	5	6	7	8	9	1B: 7	SF: 1	WP: 0	PA: 42
	R: 1 E: 0 K: 1 S: 22	R: 0 E: 0 K: 2 S: 11	R: 3 E: 0 K: 0 S: 13	R: 0 E: 0 K: 0 S: 3	R: 0 E: 0 K: 1 S: 8	R: 2 E: 0 K: 2 S: 20	R: 0 E: 0 K: 1 S: 11	R: 1 E: 0 K: 2 S: 12	R: 1 E: 0 K: 2 S: 12	2B: 0 3B: 2 HR: 2	SAC: 0 DP: 1 HBP: 0	PB: 0 SB: 0 CS: 1	
	H: 3 LOB: 2 BB: 0 P: 30	H: 0 LOB: 0 BB: 0 P: 13	H: 3 LOB: 1 BB: 1 P: 24	H: 0 LOB: 0 BB: 1 P: 8	H: 1 LOB: 0 BB: 0 P: 10	H: 2 LOB: 2 BB: 2 P: 37	H: 0 LOB: 1 BB: 1 P: 19	H: 1 LOB: 0 BB: 0 P: 18	H: 1 LOB: 0 BB: 0 P: 17				

PITCHER	IP	WLS	BF	H	R	ER	SO	BB	IBB	HBP	BLK	WP	HR	S	P	ERA	WHIP
52 Zack Godley, R (1, 1) ERA: 7.9	3.1	L	18	6	4	4	3	2	0	0	0	0	0	48	73	10.80	2.400
30 T.J. McFarland, L (4, 1) ERA: 4.91	2.2		11	3	2	2	3	2	0	0	0	0	0	29	49	6.75	1.875
25 Archie Bradley, R (7, 1) ERA: 4.66	1.0		4	0	0	0	1	1	0	0	0	0	0	11	19	0.00	1.000
35 Matt Andriese, R (8, 1) ERA: 4.56	2.0		8	2	2	2	4	0	0	0	0	0	2	24	35	9.00	1.000

PITCHER	IP	WLS	BF	H	R	ER	SO	BB	IBB	HBP	BLK	WP	HR	S	P	ERA	WHIP

TOP

San Francisco Giants @ Arizona Diamondbacks

Chase Field, Phoenix, AZ

Sat May 18 2019, 7:11 PM - 10:34 PM MST

Att. 25,014 - Partly Cloudy - 83 F

livebaseballscorecards.com

AB	35
R	8
H	11
RBI	8
BB	5
SO	11
LOB	16

BOTTOM

Batter	1	2	3	4	5	6	7	8	9	AB	R	H	RBI	BB	SO	LOB
10 Adam Jones, R (1, 9) OBP: 0.346, SLG: 0.512	C FF 92 S FC 87 S FC 87 0-3 ① **K**		F FF 93 X FC 88 0-1 ② **F9**		B FC 89 X FF 93 1-0 4 FC5-4 1B 2-H		X SI 96 0-0 ② **G4-3** 2-3 3-H		B FF 92 F FF 93 B CH 89 S SL 82 F FF 93 S SL 82 2-3 ② **K**	5	0	1	2	0	2	1
4 Ketel Marte, S (1, 8) OBP: 0.325, SLG: 0.489	X FF 93 0-0 ② **F8**		C FF 93 B CH 85 F FC 88 S FF 92 1-3 ③ **K**		B FF 91 1 SAFE X FC 88 1-0 ③ **FC5-4** 1-2f		H FC 93 1-0 **HBP**		C CH 88 S SL 82 B FF 94 F FF 93 F SL 82 S FF 93 1-3 ③ **K**	4	0	0	0	0	2	1
5 Eduardo Escobar, S (1, 5) OBP: 0.359, SLG: 0.561	C FF 93 X FC 88 0-1 **E5**			X FF 93 0-0 **HR**		B CH 82 X FF 92 1-0 ① **F8**	B FC 93 F FC 92 X SI 96 1-1 ③ **G4-3**			4	1	1	1	0	0	2
53 Christian Walker, R (1, 3) OBP: 0.343, SLG: 0.532	F FC 88 C CU 78 B FF 93 1 SAFE B FC 88 B CU 78 F FF 92 F FF 93 S FC 89 3-3 ③ **K**			X CU 77 0-0 13 G6-4-3 1B		C CU 78 B FF 92 B CU 76 B FF 92 X FC 87 3-1 ② **F9**		S CH 86 X SI 92 0-1 **E4**		4	0	1	0	0	1	1
41 Wilmer Flores, R (1, 4) OBP: 0.321, SLG: 0.398		B FF 92 F FF 93 F CU 78 B FC 88 F FF 93 B FC 88 F FC 89 X FC 88 3-2 **2B**		B CH 83 F FF 92 X FF 92 1-1 ① **L7**		B CH 87 C FF 91 X CH 85 1-1 ③ **G5-3**		F CH 86 B CH 85 F SI 92 F SI 92 F CH 85 F SI 94 X SI 94 1-2 ① **F9**		4	0	1	0	0	0	2
13 Nick Ahmed, R (1, 6) OBP: 0.297, SLG: 0.396		F FF 93 B FF 92 X FC 88 1-1 ① **G6-3**		B FC 88 B FC 89 F FC 89 C FC 88 X FC 88 2-2 ② ③ **G6-4-3** 1-2f			B SI 93 B FC 88 F FC 88 C FF 93 B CU 78 F FC 88 B FC 88 4-2 18 BB 36 2B BB	B CH 88 B CH 85 B SI 93 C SI 92 C CH 85 3-3 ② **K**		3	1	0	0	1	1	3
19 Blake Swihart, S (1, 7) OBP: 0.275, SLG: 0.403		C CU 77 B FF 92 C CU 78 B CU 77 S FC 88 2-3 ② **K**			B CU 76 B FC 86 C FF 92 F FC 89 B FC 87 B FC 88 4-2 30 SH3-4 10 1B BB		F FC 88 F FF 92 F FF 93 X FF 92 0-2 ① **F9**	B CH 86 S CH 87 B CH 87 X CH 86 2-1 ③ **P4**		3	1	0	0	1	1	3
18 Carson Kelly, R (1, 2) OBP: 0.321, SLG: 0.513		C FC 88 B FF 92 C FC 88 B FC 88 X FF 93 2-2 ③ **F8**			S FC 88 B FF 90 F FC 88 S CU 76 1-3 ① **K**		C FC 88 F CU 79 B FF 92 B FC 88 B FC 88 B FF 93 4-2 36 2B 10 G4-3 BB 1-2		C FF 92 B CU 78 C CU 78 X SL 81 1-2 **HR**	3	2	1	1	1	1	2
52 Zack Godley, R (1, 1) OBP: 0.308, SLG: 0.250 30 T.J. McFarland, L (4, 1) 25 Archie Bradley, R (7, 1) 36 John Ryan Murphy, R (7, PH) OBP: 0.246, SLG: 0.393 35 Matt Andriese, R (8, 1) 31 Alex Avila, L (9, PH) OBP: 0.514, SLG: 0.625			C FF 93 C CU 79 S FC 88 0-3 ① **K**		B FF 91 C FF 91 X FC 87 1-1 ② **SH3-4** 1-2		C FF 93 B FF 93 S FC 88 F FF 93 D CU 79 F FC 88 X FC 87 2-2 10 G4-3 2B 1-3 2-H		C FF 94 C SL 81 B SL 82 S FF 94 1-3 ① **K**	1 0 0 1 0 1	0 0 0 0 0 0	0 0 0 1 0 1	0 0 0 0 0 0	0 0 0 0 0 0	1 0 0 0 0 1	0 0 0 0 0 0
Inning Stats	R: 0 E: 1 K: 2 S: 11 H: 0 LOB: 1 BB: 0 P: 14	R: 0 E: 0 K: 1 S: 13 H: 1 LOB: 1 BB: 0 P: 21	R: 0 E: 0 K: 2 S: 8 H: 0 LOB: 0 BB: 0 P: 9	R: 1 E: 0 K: 0 S: 7 H: 2 LOB: 0 BB: 0 P: 10	R: 1 E: 0 K: 1 S: 9 H: 1 LOB: 1 BB: 1 P: 17	R: 0 E: 0 K: 0 S: 5 H: 0 LOB: 0 BB: 0 P: 10	R: 2 E: 0 K: 0 S: 17 H: 1 LOB: 2 BB: 2 P: 29	R: 0 E: 1 K: 1 S: 13 H: 0 LOB: 1 BB: 0 P: 19	R: 1 E: 0 K: 3 S: 15 H: 1 LOB: 0 BB: 0 P: 20	1B: 2 2B: 2 3B: 0 HR: 2	SF: 0 SAC: 1 DP: 1 HBP: 1						

PITCHER	IP	WLS	BF	H	R	ER	SO	BB	IBB	HBP	BLK	WP	HR	S	P	ERA	WHIP
40 Madison Bumgarner, L (1, 1) ERA: 4.21	6.1	W	27	5	4	4	6	3	0	0	0	0	1	67	105	5.68	1.263
49 Sam Dyson, R (7, 1) ERA: 2.82	0.2	H	3	0	0	0	0	0	0	1	0	0	0	3	5	0.00	0.000
56 Tony Watson, L (8, 1) ERA: 2.25	1.0	H	4	0	0	0	1	0	0	0	0	0	0	13	19	0.00	0.000
13 Will Smith, L (9, 1) ERA: 3.06	1.0		4	1	1	1	3	0	0	0	0	0	1	15	20	9.00	1.000

PITCHER	IP	WLS	BF	H	R	ER	SO	BB	IBB	HBP	BLK	WP	HR	S	P	ERA	WHIP

San Francisco Giants @ Arizona Diamondbacks
Chase Field, Phoenix, AZ
Sat May 18 2019, 7:11 PM - 10:34 PM MST
Att. 25,014 - Partly Cloudy - 83 F

livebaseballscorecards.com

AB	33
R	5
H	6
RBI	5
BB	3
SO	10
LOB	15

WP: 0 PB: 0 SB: 0 CS: 0 PA: 38

Batter	1	2	3	4	5	6	7	8	9	10	AB	R	H	RBI	BB	SO	LOB
12 Joe Panik, L (1, 4) OBP: 0.344, SLG: 0.356	C FF 93 B FF 93 F KC 83 B FF 94 F FF 94 B SL 84 D KC 82 4-2 10 1B BB		C SL 82 C SL 83 B KC 81 X FF 92 1-2 19 BB 7 1B 10 BB 1B	B FF 92 B FF 93 B FF 92 C FF 92 C FF 92 X FF 94 3-2 ③ L5			C FF 93 B SL 84 S FF 93 B SL 85 S SL 84 2-3 ③ K			C FF 91 X FF 91 0-1 ① F7	4	1	1	0	1	1	0
7 Donovan Solano, R (1, 6) OBP: 0.300, SLG: 0.222 35 Brandon Crawford, L (8, PH) OBP: 0.276, SLG: 0.281 (8, 6)	C KC 81 F FF 93 1 SAFE 1 SAFE S SL 82 0-3 ① K		D SL 82 X SI 91 1-0 10 BB 19 BB 1 G3-1 1-2 1B		C SL 76 B SL 80 F FF 92 X SL 79 1-2 ① L6			B FF 97 X FF 98 1-0 ① F7		B FF 91 C FF 91 S FS 84 S FF 92 1-3 ② K	3 2	1 0	1 0	0 0	0 0	1 1	1 0
19 Tyler Austin, R (1, 3) OBP: 0.345, SLG: 0.451 9 Brandon Belt, L (8, PH) OBP: 0.352, SLG: 0.496 (8, 3)	C KC 81 B FF 94 B SL 83 B SL 83 S SI 94 S FF 94 3-3 ② K		C SI 92 D SL 82 B SI 92 F SI 91 B FF 92 B KC 84 4-2 1 G3-1 10 BB 1-2 2-3 BB		F FF 93 X FF 93 0-1 ② F8			X FF 98 0-0 ② G6-3		B FS 83 C FF 90 X FF 90 1-1 10 FC5-4 1B	2 2	0 0	0 1	0 0	1 0	1 0	1 0
10 Evan Longoria, R (1, 5) OBP: 0.290, SLG: 0.420	F KC 81 S SI 93 X SI 94 0-2 1 S 1-3 1B		F FF 91 D KC 82 B FF 93 B FF 92 B SI 92 4-1 1 G3-1 1-2 2-3 3-H BB		C FF 93 B CU 72 F FF 94 B SL 81 X SL 79 2-2 ③ P4			B SL 84 S FF 97 S SL 84 F SL 84 S SL 84 1-3 ③ K		T FS 84 C FF 92 X FS 84 0-2 ③ FC5-4 1-2f	4	0	1	1	1	1	1
1 Kevin Pillar, R (1, 9) OBP: 0.235, SLG: 0.363	C KC 82 F SL 83 F FF 93 F FF 94 D SL 84 1 SAFE F SL 83 B FF 94 D SL 84 3-2 ③ F SL 83 X FF 94 F7 1-2		X KC 79 0-0 ① G3-1 1-2 2-3 3-H			C SL 77 B SL 78 X FF 92 1-1 ① L9			B FF 92 F SL 84 X FF 92 1-1 ① F8		4	0	0	1	0	0	4
21 Stephen Vogt, L (1, 2) OBP: 0.290, SLG: 0.448		C KC 82 S KC 82 X KC 83 0-2 ① G3-1	S SL 82 B SL 83 F SL 83 S SL 84 1-3 ② K			C FF 93 B CH 84 B CU 71 S FF 92 X SL 79 2-2 ② F8			B FF 92 C FF 92 C FF 93 B FF 93 F SL 85 F CU 78 T SL 85 2-2 ② K		4	0	0	0	0	2	2
51 Mac Williamson, R (1, 7) OBP: 0.268, SLG: 0.278		S KC 80 B FF 93 B SL 82 F SI 93 B FF 93 B KC 82 4-2 BB	C SL 82 T FF 93 S FF 93 0-3 ③ K			B SL 80 C SL 78 C CU 73 B SL 80 X FF 92 2-2 ③ G4-3			B FF 92 C SL 84 F FF 92 B SL 84 B SL 84 B CU 78 4-2 BB		2	0	0	0	2	1	2
6 Steven Duggar, L (1, 8) OBP: 0.291, SLG: 0.369		S FF 93 C FF 94 D SL 84 F FF 94 B SL 84 D KC 82 X FF 94 3-2 ② F7		F FF 92 F FF 93 B FF 94 B SL 83 C FF 93 2-3 ① K			B SL 83 B FF 92 F FF 93 X FF 92 2-1 ① G4-3		B CU 75 S FF 92 B SL 83 F FF 92 1 SAFE F FF 93 D SL 86 S SL 85 3-3 ③ K		4	0	0	0	0	2	2
37 Drew Pomeranz, R (1, 1) 58 Trevor Gott, R (5, 1) 28 Buster Posey, R (7, PH) OBP: 0.315, SLG: 0.414 41 Mark Melancon, R (7, 1) 56 Tony Watson, L (8, 1) 49 Sam Dyson, R (9, 1) 48 Pablo Sandoval, S (10, PH) OBP: 0.326, SLG: 0.675 13 Will Smith, R (10, 1)		F FF 92 C SI 94 X SI 93 0-2 ③ G6-3		C FF 92 S KC 83 S KC 82 0-3 ② K2-3			X FF 93 0-0 ② F9			C FF 92 F FS 83 F FS 84 F FF 92 B FS 85 X FF 92 1-2 HR	2 0 1 0 0 0 0 1 0	0 0 0 0 0 0 0 1 0	0 0 0 0 0 0 0 1 0	0 0 0 0 0 0 0 1 0	0 0 0 0 0 0 0 1 0	1 0 0 0 0 0 0 1 0	1 0 0 0 0 0 0 0 0
Inning Stats	R: 0 E: 0 K: 2 S: 19 H: 1 LOB: 2 BB: 1 P: 29	R: 0 E: 0 K: 0 S: 12 H: 0 LOB: 1 BB: 1 P: 19	R: 2 E: 0 K: 2 S: 14 H: 2 LOB: 2 BB: 2 P: 25	R: 0 E: 0 K: 2 S: 9 H: 0 LOB: 0 BB: 0 P: 14	R: 0 E: 0 K: 0 S: 8 H: 0 LOB: 0 BB: 0 P: 11	R: 0 E: 0 K: 0 S: 8 H: 0 LOB: 0 BB: 0 P: 13	R: 0 E: 0 K: 1 S: 6 H: 0 LOB: 0 BB: 0 P: 10	R: 0 E: 0 K: 1 S: 6 H: 0 LOB: 0 BB: 0 P: 8	R: 0 E: 0 K: 2 S: 13 H: 0 LOB: 1 BB: 1 P: 23	R: 1 E: 0 K: 1 S: 15 H: 2 LOB: 1 BB: 0 P: 18	1B: 4 2B: 0 3B: 0 HR: 1		SF: 0 SAC: 0 DP: 0 HBP: 0		WP: 0 PB: 0 SB: 1 CS: 0	PA: 40	

PITCHER		IP	WLS	BF	H	R	ER	SO	BB	IBB	HBP	BLK	WP	HR	S	P	ERA	WHIP
38 Robbie Ray, L ERA: 3.25	(1, 1)	4.0		19	3	2	2	6	4	0	0	0	0	0	54	87	4.50	1.750
54 Jimmie Sherfy, R ERA:	(5, 1)	2.0		6	0	0	0	0	0	0	0	0	0	0	16	24	0.00	0.000
40 Andrew Chafin, L ERA: 3.52	(7, 1)	1.0		3	0	0	0	1	0	0	0	0	0	0	6	10	0.00	0.000
50 Yoan López, R ERA: 1.0	(8, 1)	1.0		3	0	0	0	1	0	0	0	0	0	0	6	8	0.00	0.000
56 Greg Holland, R ERA: 1.69	(9, 1)	1.0		4	0	0	0	2	1	0	0	0	0	0	13	23	0.00	1.000

PITCHER		IP	WLS	BF	H	R	ER	SO	BB	IBB	HBP	BLK	WP	HR	S	P	ERA	WHIP
66 Yoshihisa Hirano, R ERA: 5.4	(10, 1)	1.0	L	5	2	1	1	1	0	0	0	0	0	1	15	18	9.00	2.000

TOP

San Francisco Giants @ Arizona Diamondbacks
Chase Field, Phoenix, AZ
Sun May 19 2019, 1:12 PM - 4:38 PM MST
Att. 24,061 - Overcast - 79 F

livebaseballscorecards.com

AB	35
R	3
H	5
RBI	3
BB	5
SO	11
LOB	14

Batter	1	2	3	4	5	6	7	8	9	10	AB	R	H	RBI	BB	SO	LOB
10 Adam Jones, R (1, 9) OBP: 0.337, SLG: 0.497	C KC 80 C KC 81 X FF 92 0-2 ① F8		B KC 78 C KC 79 F KC 80 X FF 92 1-2 ① P3	C FF 93 F FF 93 D KC 82 D KC 83 F FF 93 X FF 93 2-2 ③ L9			B KC 83 X FC 92 1-0 ② G4-3		B FC 93 F FC 93 B SI 97 X SI 95 2-1 ③ G6-3		5	0	0	0	0	0	3
4 Ketel Marte, S (1, 8) (4, 4) OBP: 0.317, SLG: 0.475	B FF 92 C FF 92 B FF 92 X FF 92 2-1 ② G6-3		C FF 91 B CH 88 X FF 92 1-1 ② P6		X KC 79 0-0 ① L9		C FC 91 S FC 92 S FC 92 0-3 ③ K2-3			C FF 90 F FF 91 S SL 82 0-3 ① K	5	0	0	0	0	2	0
5 Eduardo Escobar, S (1, 5) OBP: 0.350, SLG: 0.545	C KC 80 X KC 81 0-1 ③ F9		B SI 90 F KC 80 F KC 82 F SI 94 B FF 93 X FC 89 2-2 ③ F7		C SI 90 F KC 81 F SI 92 X KC 82 0-2 ② L5			S CH 83 B CH 85 X SI 92 1-1 ① F8		B FF 91 C SL 80 F SL 81 S FF 92 1-3 ② K	5	0	0	0	0	1	0
6 David Peralta, L (1, 7) OBP: 0.363, SLG: 0.538		C KC 80 S FC 88 X FC 88 0-2 ① G6-3		B KC 80 C KC 80 S FF 93 F FF 93 B FC 89 X SI 94 2-2 13 2B 53 BB 1B	S FC 88 F FF 93 B FC 88 B FC 88 B FF 93 F FF 92 F FC 88 B FF 93 4-2 BB			B SI 92 F CH 85 B SL 84 B SI 91 F SI 92 S CH 84 3-3 ② K		S FF 92 F FF 93 B SL 83 B SL 82 B SL 83 S SL 83 3-3 ③ K	4	1	1	0	1	2	0
53 Christian Walker, R (1, 3) OBP: 0.352, SLG: 0.531		B KC 81 B FF 91 C SI 92 F KC 81 B KC 82 B FF 95 4-2 36 BB 41 HBP BB	B SI 90 B SI 92 C FC 88 F KC 82 D KC 83 1 SAFE B FF 94 4-2 13 2B 36 WP 1-2 BB	1 SAFE B FF 95 F CU 81 B FF 96 X FF 96 2-1 ③ P3			B CH 86 X CH 84 1-0 1 FC6-4 1B			2	1	1	0	2	0	1
41 Wilmer Flores, R (1, 4) OBP: 0.326, SLG: 0.398 1 Jarrod Dyson, L (4, 8) OBP: 0.385, SLG: 0.398		F SI 92 F FF 94 H KC 84 1-2 36 BB HBP	C FF 92 S FF 93 S FF 93 0-3 ① K	B FF 96 S FF 95 C FF 95 B FF 95 S FF 96 2-3 ① K				1 SAFE X SI 91 0-0 ③ FC6-4 1-2f			0 3	0 0	0 0	0 0	0 0	0 2	0 3
13 Nick Ahmed, R (1, 6) OBP: 0.301, SLG: 0.401		C FF 91 C FF 93 F FF 94 D KC 82 X FF 92 1-2 ② L8	F KC 82 B KC 82 C SI 92 X KC 82 1-2 36 WP 1-3 2-H 2B	B SI 95 F CU 81 B FF 96 C FF 94 F FF 96 S FF 96 2-3 ② K					F FF 95 B FF 93 B SI 95 B SI 96 B SI 95 4-1 19 G4-3 36 SH3-4 BB		3	0	1	1	1	1	2
36 John Ryan Murphy, R (1, 2) OBP: 0.250, SLG: 0.379		B KC 82 B KC 82 B KC 83 B SI 92 4-0 1-2 2-3 BB	S FF 92 B FF 92 B FF 92 F SI 92 B FF 92 S FF 93 3-3 ② K 2-3 3-H	S FF 96 S FF 96 X FF 96 0-2 ③ L8					1 SAFE L SI 95 B SI 94 1 SAFE X SI 94 1-1 ① SH3-4 1-2		2	0	0	0	1	1	1
38 Robbie Ray, L (1, 1) 18 Carson Kelly, R (4, PH) 54 Jimmie Sherfy, R (6, 1) 40 Andrew Chafin, R (7, 1) 31 Alex Avila, L (8PH, 1-for-1, BB, SLG: 1.000) 50 Yoan López, R (8, 1) 56 Greg Holland, R (9, 1) 19 Blake Swihart, S (9, PH, 0-for-1, 0-0, 0-0) 66 Yoshitrisa Hirano, R (10, 1)		S FF 94 B KC 82 X KC 81 1-1 ③ G4-3	B KC 81 D KC 81 C SI 91 C SI 92 B SI 92 B FF 93 4-2 BB			B KC 80 B KC 81 X FC 93 2-0 ① G6-3		F SI 95 X SI 95 0-1 ② G4-3 2-3		1 0 0 0 1 0 0 1 0	0 0 0 0 0 0 0 0 0	0 0 0 0 0 0 0 0 0	0 0 1 0 0 0 0 0 0	0 0 0 0 0 0 0 0 0	0 0 0 0 0 0 0 0 0	0 0 3 0 0 0 0 1 0
Inning Stats	R: 0 E: 0 K: 0 S: 7 H: 0 LOB: 0 BB: 0 P: 9	R: 0 E: 0 K: 0 S: 13 H: 0 LOB: 3 BB: 2 P: 24	R: 0 E: 0 K: 0 S: 9 H: 0 LOB: 0 BB: 0 P: 13	R: 2 E: 0 K: 2 S: 21 H: 2 LOB: 2 BB: 2 P: 37	R: 0 E: 0 K: 0 S: 11 H: 0 LOB: 1 BB: 1 P: 17	R: 0 E: 0 K: 2 S: 10 H: 0 LOB: 0 BB: 0 P: 14	R: 0 E: 0 K: 1 S: 5 H: 0 LOB: 0 BB: 0 P: 8	R: 0 E: 0 K: 1 S: 7 H: 1 LOB: 1 BB: 0 P: 12	R: 0 E: 0 K: 0 S: 7 H: 0 LOB: 1 BB: 1 P: 14	R: 0 E: 0 K: 3 S: 9 H: 0 LOB: 0 BB: 0 P: 13	1B: 2 2B: 1 3B: 0 HR: 0	SF: 0 SAC: 1 DP: 0 HBP: 1	WP: 1 PB: 0 SB: 0 CS: 0	PA: 40			

PITCHER		IP	WLS	BF	H	R	ER	SO	BB	IBB	HBP	BLK	WP	HR	S	P	ERA	WHIP
37 Drew Pomeranz, L ERA: 5.66	(1, 1)	4.2		22	2	2	2	2	5	0	1	0	1	0	59	96	3.86	1.500
58 Trevor Gott, R ERA: 2.11	(5, 1)	1.1		4	0	0	0	2	0	0	0	0	0	0	12	18	0.00	0.000
41 Mark Melancon, R ERA: 2.6	(7, 1)	1.0		3	0	0	0	1	0	0	0	0	0	0	5	8	0.00	0.000
56 Tony Watson, L ERA: 2.12	(8, 1)	1.0		4	1	0	0	1	0	0	0	0	0	0	7	12	0.00	1.000
49 Sam Dyson, R ERA: 2.7	(9, 1)	1.0	W	4	0	0	0	0	1	0	0	0	0	0	7	14	0.00	1.000

PITCHER		IP	WLS	BF	H	R	ER	SO	BB	IBB	HBP	BLK	WP	HR	S	P	ERA	WHIP
13 Will Smith, L ERA: 2.89	(10, 1)	1.0	S	3	0	0	0	3	0	0	0	0	0	0	9	13	0.00	0.000

BOTTOM

San Francisco Giants @ Arizona Diamondbacks

Chase Field, Phoenix, AZ

Sun May 19 2019, 1:12 PM - 4:38 PM MST

Att. 24,061 - Overcast - 79 F

livebaseballscorecards.com

AB	32
R	2
H	3
RBI	1
BB	6
SO	9
LOB	14

Batter	1	2	3	4	5	6	7	8	9	AB	R	H	RBI	BB	SO	LOB
13 Ronald Acuña Jr., R (1, 8) OBP: 0.383, SLG: 0.526	X FF 92 0-0 HR		C CH 86 B SL 84 B SI 92 C CH 86 B FF 92 S SI 92 3-3 ① K		F SI 92 F CH 86 B FF 91 F FF 91 X FF 92 1-2 2B		B FF 90 S FF 91 B FF 89 X FC 87 2-1 HR		S SI 94 S SI 93 B SI 93 B SL 82 B SI 93 B SI 93 4-2 BB	4	2	3	2	1	1	0
1 Ozzie Albies, S (1, 4) OBP: 0.315, SLG: 0.427	B CH 87 B SL 82 S FF 92 F CH 87 S SL 82 2-3 ① K		B CH 86 F CH 86 X CH 86 1-1 ② G6-3		X CH 85 0-0 ③ F8		L FC 89 C FF 90 F FF 90 B FC 87 F CH 84 B FC 88 S FF 90 2-3 ③ K		1 SAFE C SI 93 S SI 93 1 SAFE F SI 94 X SI 92 0-2 ③ L7	5	0	0	0	0	2	2
5 Freddie Freeman, L (1, 3) OBP: 0.410, SLG: 0.577	C SL 83 X SI 92 0-1 ② G3-1		C SL 83 C FF 92 X CH 86 0-2 1B			F FF 91 X SI 90 0-1 ① P6		B CH 83 B CH 83 C FF 88 B FF 88 F FF 89 B FF 90 4-2 20 1B BB		3	0	1	0	1	0	0
20 Josh Donaldson, R (1, 5) OBP: 0.386, SLG: 0.474	B SL 85 B SI 92 C SI 92 B SL 84 S CH 87 B FF 92 4-2 22 FC6-4 BB		F CU 78 B FF 92 X CH 86 2-1 ③ G4-3			C CU 75 F SL 82 B FF 91 X FF 92 1-2 ② E7		F FF 90 S FF 89 F FC 87 B FF 90 X FC 87 1-2 17 FC6 1-3 1B		3	0	1	0	1	0	1
22 Nick Markakis, L (1, 9) OBP: 0.385, SLG: 0.437	X SI 92 0-0 ③ FC6-4 1-2f			C SL 83 C CU 75 X SL 82 0-2 ① G4-3		C FF 92 F SL 84 B FF 92 B SI 90 B SI 90 F SL 84 B FF 91 4-2 27 HR BB		C FF 90 F FF 90 B FF 90 B FC 86 F FF 90 F FC 91 D CH 85 F FF 90 X FC 89 3-2 ① F8		3	1	0	0	1	0	3
27 Austin Riley, R (1, 7) OBP: 0.435, SLG: 0.864 15 Sean Newcomb, L (9, 1)		S SI 92 B CH 86 B SL 81 F SI 92 B CH 87 F SI 92 F SL 84 B SL 85 4-2 25 CS BB		C CU 75 B CU 75 B SI 93 S CH 85 B CH 86 F FF 92 X SI 92 3-2 ② L4		C CU 75 S SI 91 X CU 75 0-2 1-H HR		C FF 90 B FF 90 S FF 90 F FF 89 S FF 89 1-3 ② K		3 0	1 0	1 0	2 0	1 0	1 0	2 0
17 Johan Camargo, S (1, 6) OBP: 0.274, SLG: 0.343 7 Dansby Swanson, R (8, 6) OBP: 0.305, SLG: 0.446		C SI 92 B CH 86 F SI 92 B FF 93 S CU 77 2-3 ① K		B CH 87 X SI 92 1-0 ③ G5-3		B SI 92 X CH 86 1-0 ③ G5-3		C FF 90 X FC 89 0-1 ③ FC6 1-2f		4 0	0 0	0 0	0 0	0 0	1 0	3 0
25 Tyler Flowers, R (1, 2) OBP: 0.340, SLG: 0.455		D SI 92 C CH 86 B SI 92 1 SAFE B CU 77 F SI 92 B SI 92 4-2 ② 1-2 BB			B CH 85 X SI 91 1-0 ① L8		F FF 90 C FF 90 X FF 90 0-2 ① L5		X KC 78 0-0 ① F8	3	0	0	0	1	0	0
40 Michael Soroka, R (1, 1) OBP: 0.063, SLG: 0.063 8 Charlie Culberson, R (9, PH) OBP: 0.429, SLG: 0.765 (9, 7)		C SI 92 S CU 76 B FF 91 S SL 84 1-3 ③ K			B SI 91 B SI 91 C SI 91 F SI 91 S SL 83 2-3 ② K		S FF 88 S FF 89 F FC 87 F FF 90 B FC 87 X FF 90 1-2 ② G4-3		F SI 92 B SL 79 F SL 80 F SI 92 F SI 94 X SI 93 1-2 ② F8	3 1	0 0	0 0	0 0	0 0	2 0	1 0
Inning Stats	R: 1 E: 0 K: 1 S: 9 H: 1 LOB: 1 BB: 1 P: 15	R: 0 E: 0 K: 2 S: 12 H: 0 LOB: 1 BB: 2 P: 23	R: 0 E: 0 K: 1 S: 10 H: 1 LOB: 1 BB: 0 P: 16	R: 0 E: 0 K: 0 S: 8 H: 0 LOB: 0 BB: 0 P: 12	R: 0 E: 0 K: 1 S: 9 H: 1 LOB: 1 BB: 0 P: 13	R: 2 E: 1 K: 0 S: 12 H: 1 LOB: 0 BB: 1 P: 18	R: 1 E: 0 K: 1 S: 15 H: 1 LOB: 0 BB: 0 P: 20	R: 0 E: 0 K: 1 S: 18 H: 1 LOB: 2 BB: 1 P: 27	R: 0 E: 0 K: 0 S: 12 H: 0 LOB: 1 BB: 1 P: 17	1B: 2 2B: 1 3B: 0 HR: 3 SF: 0 SAC: 0 DP: 0 HBP: 0						

PITCHER		IP	WLS	BF	H	R	ER	SO	BB	IBB	HBP	BLK	WP	HR	S	P	ERA	WHIP
59 Andrew Suárez, L ERA: 4.5	(1, 1)	6.0	L	25	4	3	3	5	4	0	0	0	0	2	60	97	4.50	1.333
61 Nick Vincent, R ERA: 3.33	(7, 1)	2.0		9	2	1	1	2	1	0	0	0	0	1	33	47	4.50	1.500
45 Derek Holland, L ERA: 7.17	(9, 1)	1.0		4	0	0	0	0	1	0	0	0	0	0	12	17	0.00	1.000

PITCHER	IP	WLS	BF	H	R	ER	SO	BB	IBB	HBP	BLK	WP	HR	S	P	ERA	WHIP

TOP

Atlanta Braves @ San Francisco Giants

Oracle Park, San Francisco, CA

Mon May 20 2019, 6:45 PM - 9:08 PM PDT

Att. 29,815 - Cloudy - 56 F

livebaseballscorecards.com

AB	32
R	4
H	6
RBI	4
BB	6
SO	7
LOB	12

WP: 0	PA: 38		
PB: 0			
SB: 0			
CS: 1			

BOTTOM

Batter	1	2	3	4	5	6	7	8	9	AB	R	H	RBI	BB	SO	LOB
12 Joe Panik, L (1, 4) OBP: 0.335, SLG: 0.345	C FF 92 X SI 91 0-1 ① L7			B SL 82 X SI 91 1-0 ① G4-3		B FF 91 F SL 81 B CH 81 C FF 94 F SI 93 B SI 92 X SI 93 3-2 ③ G4-3			C FF 94 F CU 79 B SL 82 F FF 93 F FF 95 B CU 80 F FF 95 F FF 95 F FF 95 3-2 ② F SL 82 B FF 96 X FF 95 L8	4	0	0	0	0	0	0
6 Steven Duggar, L (1, 8) OBP: 0.285, SLG: 0.360	C SI 91 S SI 92 X SI 93 0-2 ② G4-3			S SL 82 S CH 82 B FF 92 S FF 93 1-3 ② K			B SL 80 B SI 90 X SI 89 2-0 E5		C CU 78 B SL 82 F SL 82 B FF 96 B FF 96 C FF 95 3-3 ③ K	4	0	0	0	0	2	0
28 Buster Posey, R (1, 2) OBP: 0.308, SLG: 0.403	C FF 94 B SI 93 B SL 85 X CH 80 2-1 ③ G3			B SL 83 C SI 93 X SI 91 1-1 ③ G6-3			F SI 91 C FF 91 1 SAFE B FF 92 X SI 88 1-2 ① F7			3	0	0	0	0	0	1
9 Brandon Belt, L (1, 3) OBP: 0.345, SLG: 0.486		S FF 93 F FF 93 B FF 93 B SI 91 S CH 80 2-3 ① K			B CH 80 B CH 80 X SI 92 2-0 ① L8		F CH 80 B SI 91 C SL 83 C SL 82 1-3 ② K			3	0	0	0	0	2	1
48 Pablo Sandoval, S (1, 5) OBP: 0.315, SLG: 0.651		C SI 94 B SI 92 B FF 93 X CH 81 2-1 ② P5			S SL 82 F SL 81 F CH 82 B FF 93 B SL 84 F SI 94 S FF 94 2-3 ② K		D CH 81 B FF 92 F SI 91 F SI 92 B SI 93 C FF 95 3-3 ③ K			3	0	0	0	0	2	1
1 Kevin Pillar, R (1, 9) OBP: 0.231, SLG: 0.356		S SL 85 S SL 83 B SI 93 F FF 96 B SL 84 X CH 82 2-2 ③ P3			X FF 93 0-0 ③ P4			C SI 91 B SI 92 S CH 79 C SL 81 1-3 ① K		3	0	0	0	0	1	0
35 Brandon Crawford, L (1, 6) OBP: 0.283, SLG: 0.308			F SI 91 S SL 82 B SL 82 X FF 93 1-2 ① G1-3			X SI 91 0-0 HR		X SL 80 0-0 51 G1-4-3 1B		3	1	2	1	0	0	0
51 Mac Williamson, R (1, 7) OBP: 0.250, SLG: 0.256			C FF 94 F SL 83 X FF 93 0-2 ② G4-3			X SI 91 0-0 ① G3		F SI 91 X 0-1 ②③ G1-4-3 1-2f		3	0	0	0	0	0	1
59 Andrew Suárez, L (1, 1) 19 Tyler Austin, R (6, PH) OBP: 0.339, SLG: 0.442 61 Nick Vincent, R (7, 1) 45 Derek Holland, S (9, 1) OBP: 0.100, SLG: 0.100 10 Evan Longoria, R (9, PH) OBP: 0.288, SLG: 0.417			C SI 91 C SI 92 B CH 80 S SL 84 1-3 ③ K2-3			B SL 81 C SI 92 S B SL 81 B CH 80 X SI 94 3-2 ② G5-3			B FF 94 X FF 95 1-0 ① F8	1 1 0 0 1	0 0 0 0 0	0 0 0 0 0	0 0 0 0 0	1 0 0 0 0	0 0 0 0 0	0 0 0 0 0
Inning Stats	R: 0 E: 0 K: 0 S: 7 H: 0 LOB: 0 BB: 0 P: 9	R: 0 E: 0 K: 1 S: 9 H: 0 LOB: 0 BB: 0 P: 15	R: 0 E: 0 K: 1 S: 9 H: 0 LOB: 0 BB: 0 P: 11	R: 0 E: 0 K: 1 S: 6 H: 0 LOB: 0 BB: 0 P: 9	R: 0 E: 0 K: 1 S: 7 H: 0 LOB: 0 BB: 0 P: 11	R: 1 E: 0 K: 0 S: 9 H: 1 LOB: 0 BB: 0 P: 15	R: 0 E: 1 K: 2 S: 10 H: 0 LOB: 1 BB: 0 P: 17	R: 0 E: 0 K: 1 S: 6 H: 1 LOB: 0 BB: 0 P: 7	R: 0 E: 0 K: 1 S: 13 H: 0 LOB: 0 BB: 0 P: 20	1B: 1 2B: 0 3B: 0 HR: 1 SF: 0 SAC: 0 DP: 1 HBP: 0						

PITCHER		IP	WLS	BF	H	R	ER	SO	BB	IBB	HBP	BLK	WP	HR	S	P	ERA	WHIP
40 Michael Soroka, R ERA: 1.01	(1, 1)	8.0	W	26	2	1	1	7	0	0	0	0	0	1	63	94	1.12	0.250
15 Sean Newcomb, L ERA: 2.61	(9, 1)	1.0	S	3	0	0	0	1	0	0	0	0	0	0	13	20	0.00	0.000

PITCHER	IP	WLS	BF	H	R	ER	SO	BB	IBB	HBP	BLK	WP	HR	S	P	ERA	WHIP

Atlanta Braves @ San Francisco Giants

Oracle Park, San Francisco, CA

Mon May 20 2019, 6:45 PM - 9:08 PM PDT

Att. 29,815 - Cloudy - 56 F

livebaseballscorecards.com

AB	29
R	1
H	2
RBI	1
BB	0
SO	8
LOB	4

GIANTS

Batter	1	2	3	4	5	6	7	8	9	AB	R	H	RBI	BB	SO	LOB
13 Ronald Acuña Jr., R (1, 8) OBP: 0.388, SLG: 0.525	C FF 93 B SI 94 B SI 93 C FF 93 F SL 88 F FF 93 S CH 86 2-3 ① K	D SL 86 C SL 84 C FF 93 X FF 94 1-2 1-3 1B			B SI 90 X SL 84 1-0 ② F8		B FF 97 B FF 97 C SL 85 B FF 97 B FF 96 4-1 7 S 5 1B BB		X CU 80 0-0 7 CS 1B	4	1	2	0	1	1	0
7 Dansby Swanson, R (1, 6) OBP: 0.313, SLG: 0.448	S FF 94 X FF 95 0-1 20 1B 22 2B 1B	C SI 92 B FF 93 F SI 93 D SL 88 B FF 93 X SL 87 3-2 ③ F9			F SL 83 B FF 92 X FF 91 1-1 1B		B SL 83 F FF 95 1 SAFE S SL 84 F FF 96 1 SAFE F SL 85 B FF 97 B SL 86 4-2 B SL 85 5 1B 1-2 BB		1 SAFE B FF 93 C FF 94 C CU 83 B FF 95 X FF 93 2-2 ①② F9 1-2	4	1	2	0	1	0	3
5 Freddie Freeman, L (1, 3) OBP: 0.405, SLG: 0.567	B SI 93 D CH 85 X SI 94 2-0 ② L8		B FF 91 B CH 84 S SI 92 B CH 85 X SI 92 3-1 ① L6		B CH 86 X SI 91 1-0 ③ G3		X FC 93 0-0 1-2 2-H 1B		B CH 90 C SI 95 B CH 90 C FF 94 F FF 94 B SI 94 F CU 82 C CU 80 3-3 ③ K	5	0	1	1	0	1	2
20 Josh Donaldson, R (1, 5) OBP: 0.388, SLG: 0.474	1 SAFE F SI 93 X SI 94 0-1 22 2B 1-3 1B		C CU 78 C SL 86 B CH 86 S FF 93 1-3 ② K			X SL 83 0-0 27 F8 16 SF7 22 1B 1B	B FC 92 B FC 92 X SI 96 2-0 ② F8			4	1	2	0	0	1	2
22 Nick Markakis, L (1, 9) OBP: 0.387, SLG: 0.444	B SI 94 F CH 86 B FF 93 X SL 86 2-1 1-3 3-H 2B		B FF 91 C CH 86 B CH 85 X FF 92 2-1 ③ G4-3			1 SAFE F FF 91 B SI 91 X FF 90 1-1 16 SF7 27 F8 1-2 1B	C FC 92 F FC 92 D CH 88 B SI 95 X FC 92 2-2 ③ L7			4	0	2	1	0	0	2
27 Austin Riley, R (1, 7) OBP: 0.407, SLG: 0.769 8 Charlie Culberson, R (8, 7) OBP: 0.429, SLG: 0.765	S SL 90 X FF 94 0-1 ③ P3			B SI 91 S SL 86 S SL 84 F FF 93 B CH 85 S CH 84 2-3 ① K		S SL 83 S SL 85 S SL 85 X FF 96 0-2 ① F8 1-2 2-3		B KC 82 B FC 91 S FC 92 X FC 92 2-1 16 G3-5-1 1B		4 0	0 0	1 0	0 0	0 0	1 0	4 0
16 Brian McCann, L (1, 2) OBP: 0.352, SLG: 0.467		C SI 92 B CH 84 X FF 92 1-1 ① P5		B SI 92 B FF 90 C SI 90 B FF 90 X SI 92 3-1 ② L4		F FF 98 B SL 82 X CH 90 1-1 ② SF7 2-3 3-H		C FF 92 B FC 90 X FF 91 1-1 ①② G3-5-1 1-2f		3	0	0	1	0	0	1
17 Johan Camargo, S (1, 4) OBP: 0.266, SLG: 0.333 50 Jerry Blevins, L (6, 1) 62 Touki Toussaint, R (7, 1) 14 Matt Joyce, L (8, PH) OBP: 0.340, SLG: 0.477 71 Jacob Webb, R (8, 1) 77 Luke Jackson, R (9, 1)		C FF 92 B FF 92 B CU 78 X FF 91 2-1 ② G4-3		B FF 90 X SL 89 1-0 ③ F7		B FF 96 C SL 82 C SL 81 B FF 97 B SL 83 X FF 96 3-2 ③ G4-3		B FF 93 B FC 92 B FC 92 B FC 90 4-0 BB		3 0 0 0 0 0	0 0 0 0 0 0	0 0 0 0 0 0	0 0 0 0 0 0	0 0 0 1 0 0	0 0 0 0 0 0	1 0 0 0 0 0
49 Julio Teheran, R (1, 1) OBP: 0.100, SLG: 0.100 1 Ozzie Albies, S (6, 4) OBP: 0.312, SLG: 0.423		C FF 91 X SL 85 0-1 13 1B 1B			C SL 88 S FF 91 X FF 92 0-2 ① G6-3		C SL 83 F FF 97 B CH 92 B CH 90 X SL 85 2-2 ① L9	C FC 91 B FC 90 C FC 91 S KC 83 1-3 ③ K2-3		2 2	0 0	1 0	0 0	0 0	0 1	0 1

Inning Stats	1	2	3	4	5	6	7	8	9
	R: 1 E: 0 K: 1 S: 14	H: 3 LOB: 2 BB: 0 P: 20	R: 0 E: 0 K: 0 S: 12	H: 2 LOB: 2 BB: 0 P: 19	R: 0 E: 0 K: 1 S: 7	H: 0 LOB: 0 BB: 0 P: 13	R: 0 E: 0 K: 1 S: 7	H: 0 LOB: 0 BB: 0 P: 13	R: 0 E: 0 K: 0 S: 7	H: 1 LOB: 1 BB: 0 P: 10	R: 1 E: 0 K: 0 S: 12	H: 2 LOB: 1 BB: 0 P: 17	R: 1 E: 0 K: 0 S: 13	H: 1 LOB: 2 BB: 2 P: 27	R: 0 E: 0 K: 1 S: 7	H: 1 LOB: 1 BB: 1 P: 15	R: 0 E: 0 K: 1 S: 9	H: 1 LOB: 0 BB: 0 P: 14

| | | |

Batter	1	2	3	4	5	6	7	8	9	AB	R	H	RBI	BB	SO	LOB
12 Joe Panik, L (1, 4) OBP: 0.349, SLG: 0.352	B CH 85 C FF 86 B CH 81 X CH 86 2-1 9 F7 28 1B 10 2B 1B	C CU 74 B CH 86 B CH 85 C SL 82 B SL 82 F SI 90 B FF 90 4-2 BB			B SL 82 B FF 89 B FF 90 C FF 88 B FF 90 4-1 21 E BB			C FF 94 B CH 85 F FF 94 F FF 94 B FF 94 F FF 94 X FF 94 2-2 ① L8	C CU 84 F FF 96 F FF 95 D CU 85 F SL 88 D SL 88 B FF 96 X CU 84 3-2 1-H 3-H 1B	3	1	2	2	2	0	0
21 Stephen Vogt, L (1, 7) OBP: 0.257, SLG: 0.394	C FF 86 F CH 83 B FF 88 S SI 87 1-3 ① K	C FF 90 C FF 89 S SL 83 0-3 ③ K			B FF 90 S CU 76 F CH 86 X SL 82 1-2 E7 28 G5-4-3 1-2			X FF 94 0-0 ② P5		4	0	0	0	0	2	4
28 Buster Posey, R (1, 2) OBP: 0.313, SLG: 0.407	X FF 88 0-0 10 2B 1-2 1B		B SI 88 C SI 89 X CH 83 1-1 ① F8		D SL 83 X SL 82 1-0 ② ③ G5-4-3 1-2f			C SL 81 F SL 82 F FF 95 B FF 94 F CH 85 X FF 94 1-2 1B		4	0	2	0	0	0	2
9 Brandon Belt, L (1, 3) OBP: 0.337, SLG: 0.472	B SL 80 S SL 80 X CH 83 1-1 ② F7 2-3		S CU 74 B FF 89 B FF 90 X CU 74 2-1 ② F8			X FF 90 0-0 ① G4-3		F SL 81 X FF 94 0-1 ③ F7		4	0	0	0	0	0	3
10 Evan Longoria, R (1, 5) OBP: 0.288, SLG: 0.419	S SL 81 B SL 81 X SL 82 1-1 1-3 3-H 2B		C SI 90 B SI 88 B CH 85 C SL 82 F FF 92 B SI 91 S SI 90 3-3 ③ K			C SI 89 B FF 91 B SI 91 B SI 90 X FF 92 3-1 ② F9			X FF 94 0-0 ① G5-3	4	0	1	1	0	1	0
35 Brandon Crawford, L (1, 6) OBP: 0.282, SLG: 0.306	C FF 90 C FF 89 S FF 90 0-3 ③ K			C FF 89 X CH 84 0-1 ① G4-3		X CU 72 0-0 ③ F9			B FF 97 C FF 96 F FF 95 B SL 89 X SL 89 2-2 1 1 DI 1B	4	1	1	0	0	1	2
6 Steven Duggar, L (1, 8) OBP: 0.289, SLG: 0.360		B FF 88 B FF 89 C FF 89 F FF 89 B FF 90 F FF 90 B 4-2 64 SH2-4 BB		C CU 75 B FF 89 F CH 83 B SL 81 B SL 82 F SI 90 X FF 90 3-2 ② G4-3			S FF 89 B FF 89 X FF 89 1-1 1 G6-3 1B	B FF 95 B CU 82 1 SAFE S FF 95 F SL 88 S CU 84 2-3 ② K		3	0	1	0	1	1	1
1 Kevin Pillar, R (1, 9) OBP: 0.232, SLG: 0.353		B FF 89 1 SAFE X SL 81 1-0 ① F8		C FF 89 S SL 82 B FF 91 B SL 80 S FF 91 2-3 ③ K			F SI 92 B FS 85 S FS 84 X CU 77 1-2 ① ② G6-3 1-2f	B SL 88 F SL 88 X SL 89 1-1 48 1B 48 S 12 1B 1-H 1B		4	1	1	1	0	1	2
64 Shaun Anderson, R (1, 1) OBP: 0.667, SLG: 1.000 54 Reyes Moronta, R (6, 1) 49 Sam Dyson, R (7, 1) 19 Tyler Austin, R (7, PH) OBP: 0.333, SLG: 0.434 41 Mark Melancon, R (8, 1) 58 Trevor Gott, R (9, 1) 48 Pablo Sandoval, S (9, PH) OBP: 0.302, SLG: 0.455 51 Mac Williamson, R (9, PR) OBP: 0.250, SLG: 0.256		C FF 89 1 SAFE 1 SAFE X FF 88 0-1 ② SH2-4 1-2			C FF 89 B SL 81 S SL 80 B SL 80 F FF 90 F FF 90 B SL 82 F FF 91 F FF 90 3-3 ① K		C SI 94 B CU 79 S FS 84 B CU 78 F SI 93 S CU 77 2-3 ③ K	C CU 85 S FF 94 B FF 96 X SL 88 1-2 12 S 12 1B 1-3 1B	1 0 0 0 0 1 0 0 0 0 0 0 0 0 0 0 0 0 0 0 0 1 0 0 0 0 1 0 0 0 0 0 0 0 0 0 0 0 0 0 0 0 1 0 1 0 0 0 0 0 1 0 0 0 0 0						
Inning Stats	R: 1 H: 3 E: 0 LOB: 2 K: 2 BB: 0 S: 13 P: 18	R: 0 H: 0 E: 0 LOB: 2 K: 1 BB: 2 S: 12 P: 21	R: 0 H: 0 E: 0 LOB: 0 K: 1 BB: 0 S: 8 P: 14	R: 0 H: 0 E: 0 LOB: 0 K: 1 BB: 0 S: 9 P: 14	R: 0 H: 0 E: 1 LOB: 1 K: 1 BB: 1 S: 12 P: 21	R: 0 H: 0 E: 0 LOB: 0 K: 0 BB: 0 S: 4 P: 7	R: 0 H: 1 E: 0 LOB: 0 K: 1 BB: 0 S: 9 P: 13	R: 0 H: 1 E: 0 LOB: 1 K: 0 BB: 0 S: 13 P: 16	R: 3 H: 4 E: 0 LOB: 1 K: 1 BB: 0 S: 17 P: 26	1B: 8 SF: 0 2B: 1 SAC: 1 3B: 0 DP: 2 HR: 0 HBP: 0						WP: 0 PA: 37 PB: 0 SB: 2 CS: 0

PITCHER		IP	WLS	BF	H	R	ER	SO	BB	IBB	HBP	BLK	WP	HR	S	P	ERA	WHIP
49 Julio Teheran, R ERA: 3.67	(1, 1)	5.2		23	3	1	1	6	3	0	0	0	0	0	57	94	1.59	1.059
50 Jerry Blevins, L ERA: 8.31	(6, 1)	0.1	H	2	1	0	0	0	0	0	0	0	0	0	3	4	0.00	3.000
62 Touki Toussaint, R ERA: 5.17	(7, 1)	1.0	H	2	0	0	0	1	0	0	0	0	0	0	7	10	0.00	0.000
71 Jacob Webb, R ERA: 1.93	(8, 1)	1.0	H	4	1	0	0	0	0	0	0	0	0	0	13	16	0.00	1.000
77 Luke Jackson, R ERA: 3.38	(9, 1)	0.2	L	6	4	3	3	1	0	0	0	0	0	0	17	26	40.50	6.000

PITCHER	IP	WLS	BF	H	R	ER	SO	BB	IBB	HBP	BLK	WP	HR	S	P	ERA	WHIP

BOTTOM

Atlanta Braves @ San Francisco Giants

Oracle Park, San Francisco, CA

Tue May 21 2019, 6:47 PM - 10:01 PM PDT

Att. 28,030 - Cloudy - 57 F

livebaseballscorecards.com

AB	33
R	4
H	9
RBI	4
BB	3
SO	8
LOB	14

Batter	1	2	3	4	5	6	7	8	9	AB	R	H	RBI	BB	SO	LOB
13 Ronald Acuña Jr., R (1, 8) OBP: 0.384, SLG: 0.514	F FC 87 S SL 84 F FC 87 B SL 85 X SI 90 1-2 G5-3 ①	F FC 90 B SI 92 B SI 92 S FS 83 F SI 93 B FC 90 S FS 83 3-3 K 7 HR 1-2 3-H		C FS 82 X FC 88 0-1 L8 ②			S SL 79 S SI 92 B SI 94 B SL 82 B SI 93 F SI 93 B SI 94 4-2 22 FC6-4 7 1B 27 HR BB	S SI 92 F SI 92 X SI 92 0-2 P3 ③		4	2	0	0	1	1	2
7 Dansby Swanson, R (1, 6) OBP: 0.315, SLG: 0.463	B FF 90 F SL 85 C SI 90 S FC 87 1-3 K ②	X FC 90 0-0 1-H 2-H HR		C SL 85 B SI 93 B SI 92 X SI 92 2-1 G5-3 ③			C SL 80 1 SAFE B SI 93 D SL 80 X SI 92 2-1 22 FC6-4 1-2 1B		C KC 77 X KC 78 0-1 F7 ①	5	1	2	3	0	1	0
5 Freddie Freeman, L (1, 3) OBP: 0.414, SLG: 0.586	F FF 91 X SL 84 0-1 1B	B FS 84 X 1-0 HR			B FS 81 B FF 92 S FF 91 B FS 81 B FF 92 4-1 BB		B SL 83 B SL 81 C SI 93 C SI 92 D SL 82 S SI 93 3-3 K ①		F SI 91 S SI 92 X SI 93 0-2 1B	4	1	3	1	1	1	2
22 Nick Markakis, L (1, 9) OBP: 0.378, SLG: 0.432	B FC 88 B FF 90 C FF 91 1 SAFE 1 SAFE T FC 89 1 SAFE B FF 91 X FC 90 3-2 G4-3 ③	C FF 92 F KC 75 B FF 91 C FC 90 1-3 K ③			F FF 92 S FC 88 C SI 93 0-3 K ①		D SI 92 X SI 93 1-0 FC6-4 27 HR 1-2f 2-3 ②		X SL 82 0-0 F8 ②	5	1	0	0	0	2	5
27 Austin Riley, R (1, 5) OBP: 0.406, SLG: 0.800		B SI 89 B SL 85 B FC 88 C FF 91 S SL 86 H SI 92 4-2 14 1B 1 E 54 FC4-6 HBP	S FF 90 B FC 86 B FS 83 S SL 86 C SI 92 2-3 K ①		B FF 93 B SI 92 S SL 87 1 SAFE X SI 93 2-1 L9 ②		X SI 92 0-0 1-H 3-H HR		F SI 93 B SI 92 D CH 83 S SL 81 C SI 91 2-3 K ③	4	2	1	3	0	2	2
16 Brian McCann, L (1, 2) OBP: 0.337, SLG: 0.443		C FC 89 C FC 89 S FF 91 0-3 K ①	X FF 91 0-0 F7 ②		B FF 92 X FF 92 1-0 F8 ③		S SL 82 B SL 82 X SL 81 1-1 G4-3 ③			4	0	0	0	0	1	2
1 Ozzie Albies, S (1, 4) OBP: 0.311, SLG: 0.417		1 SAFE C FF 91 F FC 89 B FF 91 B SL 86 X FF 91 2-2 FC1 54 FC4-6 14 1B 13 WP 1-2	B FF 90 B FF 92 S FS 84 F FF 91 F FC 90 F FS 82 B FC 90 B FC 88 4-2 BB			B FF 90 B SL 83 B FF 92 C FF 90 F SL 84 X SL 83 3-2 F7 ①		C SL 78 F SL 80 F SI 91 S SL 81 0-3 K ①		3	1	0	0	1	1	1
14 Matt Joyce, L (1, 7) OBP: 0.352, SLG: 0.468 58 Dan Winkler, R (8, 1) 32 Josh Tomlin, R (9, 1)		F FF 92 C SL 82 B FF 92 F FC 91 X FS 82 1-2 54 FC4-6 1B 1-2 2-3	C SL 86 B FF 92 X SL 83 1-1 F7 ③			C KC 74 B FS 82 X FF 92 1-1 G4-3 ②		B SL 80 B SI 91 F SI 91 F SI 91 B SI 93 B SI 91 4-2 BB		3 0 0	0 0 0	1 0 0	0 0 0	1 0 0	0 0 0	1 0 0
54 Max Fried, L (1, 1) OBP: 0.167, SLG: 0.176 38 Anthony Swarzak, R (7, 1) 8 Charlie Culberson, R (8, PH) OBP: 0.417, SLG: 0.743 (8, 7)		F FC 90 B FF 93 C SL 86 F FF 92 X FC 88 1-2 FC4-6 13 WP 7 HR ② 1-2f 2-3 3-H		C FF 91 X SL 85 0-1 L8 ①		F FC 91 C SI 92 B FC 90 S FC 91 1-3 K ③		S SL 80 B SL 82 S SI 92 B SL 81 F SL 80 X SI 92 2-2 F9 ②		3 0 1	1 0 0	0 0 0	1 0 0	0 0 0	1 0 0	2 0 1
Inning Stats	R: 0 E: 0 K: 1 S: 12 H: 1 LOB: 1 BB: 0 P: 17	R: 6 E: 1 K: 3 S: 25 H: 3 LOB: 0 BB: 0 P: 38	R: 0 E: 0 K: 1 S: 10 H: 0 LOB: 1 BB: 1 P: 17	R: 0 E: 0 K: 0 S: 6 H: 0 LOB: 0 BB: 0 P: 8	R: 0 E: 0 K: 1 S: 7 H: 0 LOB: 1 BB: 1 P: 14	R: 0 E: 0 K: 1 S: 8 H: 0 LOB: 0 BB: 0 P: 13	R: 3 E: 0 K: 1 S: 12 H: 2 LOB: 0 BB: 1 P: 23	R: 0 E: 0 K: 1 S: 13 H: 0 LOB: 1 BB: 1 P: 19	R: 0 E: 0 K: 1 S: 9 H: 1 LOB: 1 BB: 0 P: 11	1B: 4 2B: 0 3B: 0 HR: 3 SF: 0 SAC: 0 DP: 0 HBP: 1						

PITCHER		IP	WLS	BF	H	R	ER	SO	BB	IBB	HBP	BLK	WP	HR	S	P	ERA	WHIP
29 Jeff Samardzija, R ERA: 3.27	(1, 1)	6.0	L	27	4	6	0	7	2	0	1	0	1	2	68	107	0.00	1.000
45 Derek Holland, L ERA: 7.3	(7, 1)	3.0		14	3	3	3	3	2	0	0	0	0	1	34	53	9.00	1.667

PITCHER	IP	WLS	BF	H	R	ER	SO	BB	IBB	HBP	BLK	WP	HR	S	P	ERA	WHIP

Atlanta Braves @ San Francisco Giants

Oracle Park, San Francisco, CA

Wed May 22 2019, 6:47 PM - 9:33 PM PDT

Att. 31,402 - Partly Cloudy - 63 F

TOP

livebaseballscorecards.com

AB	36
R	9
H	7
RBI	8
BB	4
SO	10
LOB	18

WP: 1	PA: 41
PB: 0	
SB: 0	
CS: 0	

Batter	1	2	3	4	5	6	7	8	9	AB	R	H	RBI	BB	SO	LOB
7 Donovan Solano, R (1, 4) OBP: 0.214, SLG: 0.154	B FF 93 C FF 92 B FF 94 B FF 95 C FF 93 X FF 94 3-2 ① G4-3		B FF 96 C FF 94 S CU 74 B CU 76 X FF 94 2-2 ③ L8			S CU 74 X FF 92 0-1 ② G6-3		C FC 91 X CU 83 0-1 ③ L9		4	0	0	0	0	0	0
19 Tyler Austin, R (1, 3) OBP: 0.349, SLG: 0.491 45 Derek Holland, S (7, 1) OBP: 0.100, SLG: 0.100 9 Brandon Belt, L (9, PH) OBP: 0.335, SLG: 0.469	C FF 93 B CU 74 B FF 94 F FF 94 S CU 75 2-3 ② K			B FF 91 F FF 93 F FF 93 F FF 95 B CU 76 B CU 76 F FF 96 B SL 84 4-2 10 G1-3 28 1B BB		B CH 84 S CH 83 X FF 93 1-1 HR			X FC 87 0-0 ① F8	2 0 1	2 0 0	1 0 0	1 0 0	1 0 0	1 0 0	0 0 0
10 Evan Longoria, R (1, 5) OBP: 0.293, SLG: 0.424	C FF 94 B FF 93 X FF 94 1-1 2B			B FF 93 C CU 72 X SL 82 1-1 ① G1-3 1-2		B FF 93 B FF 92 F FF 94 B CU 73 B FF 95 4-1 28 FC5-4 BB			C FF 90 S FF 90 X FC 86 0-2 ② G6-3	3	0	1	0	1	0	1
28 Buster Posey, R (1, 2) OBP: 0.314, SLG: 0.405 21 Stephen Vogt, L (8, 2) OBP: 0.278, SLG: 0.412	B CU 74 B CU 74 C CH 84 S FF 95 B FF 97 F SL 86 X FF 95 3-2 ③ G6-3			X FF 93 0-0 ② 2-H 1B		B CU 72 C CH 82 B CU 73 X SL 82 2-1 ③ FC5-4 1-2f			C CU 76 X FF 90 0-1 1 1B	3 1	0 0	1 1	1 0	0 0	0 0	2 0
1 Kevin Pillar, R (1, 9) OBP: 0.238, SLG: 0.357		C FF 93 X FF 93 0-1 35 G6-4-3 1B		C FF 94 S CH 85 X FF 96 0-2 ③ G3			F SI 93 C FF 95 B SL 88 S SL 86 1-3 ① K		X FF 90 0-0 1-2 1B	4	0	2	0	0	1	0
35 Brandon Crawford, L (1, 6) OBP: 0.276, SLG: 0.299		B FF 94 F FF 94 F FF 97 B CU 75 F CU 76 F FF 98 F FF 95 F SL 85 X SL 85 2-2 ① ② G6-4-3 1-2f			X CU 73 0-0 ① G3		F FF 94 B FF 94 S SL 87 B FF 93 B FF 94 F SL 87 S SL 87 3-3 ② K		S CU 75 B FF 91 D CH 86 S CU 77 S FF 90 2-3 ③ K	4	0	0	0	0	2	3
51 Mac Williamson, R (1, 7) OBP: 0.234, SLG: 0.238		C FF 95 B CH 87 X CH 88 1-1 ③ G6-3			C FF 93 F FF 92 C CU 75 0-3 ② K		S SL 86 B SL 88 S SL 86 X SL 86 1-2 ③ G5-3			3	0	0	0	0	1	0
6 Steven Duggar, L (1, 8) OBP: 0.285, SLG: 0.354			C FF 91 F FF 94 B SL 84 S CU 76 1-3 ① K		C CU 73 B SL 81 C S CU 78 1-3 ③ K			C FF 91 S SI 90 B SI 89 X FF 92 1-2 ① F8		3	0	0	0	0	2	0
29 Jeff Samardzija, R (1, 1) OBP: 0.091, SLG: 0.091 48 Pablo Sandoval, S (6, PH) OBP: 0.315, SLG: 0.640 (7, 3)			B FF 94 B FF 92 C FF 93 F FF 93 X FF 95 2-2 ② L3			C FF 93 S FF 93 F CU 76 B FF 95 B CH 87 B FF 95 S FF 96 3-3 ① K		C FF 93 B FC 90 S SI 89 T SI 88 1-2 ② K		1 2	0 0	0 0	0 0	0 0	0 2	0 0
Inning Stats	R: 0 E: 0 K: 1 S: 12 H: 1 LOB: 1 BB: 0 P: 21	R: 0 E: 0 K: 0 S: 11 H: 1 LOB: 0 BB: 0 P: 14	R: 0 E: 0 K: 1 S: 9 H: 0 LOB: 0 BB: 0 P: 14	R: 1 E: 0 K: 0 S: 10 H: 1 LOB: 0 BB: 1 P: 15	R: 0 E: 0 K: 2 S: 7 H: 0 LOB: 0 BB: 0 P: 8	R: 1 E: 0 K: 1 S: 12 H: 1 LOB: 1 BB: 1 P: 22	R: 0 E: 0 K: 2 S: 10 H: 0 LOB: 0 BB: 0 P: 15	R: 0 E: 0 K: 1 S: 8 H: 0 LOB: 0 BB: 0 P: 10	R: 0 E: 0 K: 1 S: 10 H: 2 LOB: 2 BB: 0 P: 12	1B: 4 2B: 1 3B: 0 HR: 1	SF: 0 SAC: 0 DP: 1 HBP: 0		WP: 0 PB: 0 SB: 0 CS: 0	PA: 33			

PITCHER	IP	WLS	BF	H	R	ER	SO	BB	IBB	HBP	BLK	WP	HR	S	P	ERA	WHIP
54 Max Fried, L (1, 1) ERA: 2.88	6.0	W	22	4	2	2	5	2	0	0	0	0	1	61	94	3.00	1.000
38 Anthony Swarzak, R (7, 1) ERA: 4.91	1.0		3	0	0	0	2	0	0	0	0	0	0	10	15	0.00	0.000
58 Dan Winkler, R (8, 1) ERA: 1.35	1.0		3	0	0	0	1	0	0	0	0	0	0	8	10	0.00	0.000
32 Josh Tomlin, R (9, 1) ERA: 4.94	1.0		5	2	0	0	1	0	0	0	0	0	0	10	12	0.00	2.000

PITCHER	IP	WLS	BF	H	R	ER	SO	BB	IBB	HBP	BLK	WP	HR	S	P	ERA	WHIP

BOTTOM

Atlanta Braves @ San Francisco Giants

Oracle Park, San Francisco, CA

Wed May 22 2019, 6:47 PM - 9:33 PM PDT

Att. 31,402 - Partly Cloudy - 63 F

livebaseballscorecards.com

AB	31
R	2
H	6
RBI	2
BB	2
SO	9
LOB	6

Batter	1	2	3	4	5	6	7	8	9	10	11	12	13	AB	R	H	RBI	BB	SO	LOB
13 Ronald Acuña Jr., R (1, 8) OBP: 0.373, SLG: 0.497	S FF 93 B FC 89 F FF 93 B FC 89 F FC 89 F FF 93 X CU 78 2-2 G4-3		X CH 85 0-0 L8		S FC 88 C FC 88 F FF 92 X CU 79 0-2 G4-3		B FC 91 C FC 91 B FC 92 B FF 94 F FC 92 S FS 92 3-3 K2-3			C FC 92 B FC 90 B FF 94 S FF 94 F FF 94 B CH 89 F SI 94 C FC 91 3-3 K		B FF 97 T FF 97 D FF 97 C FF 98 B FF 97 S FF 97 3-3 K		6	0	0	0	0	3	1
7 Dansby Swanson, R (1, 6) OBP: 0.316, SLG: 0.459	C FF 93 B FF 93 S CU 77 X FF 93 1-2 G6-3			B FF 92 C CU 78 X FC 87 1-1 L9	F CU 79 C CU 78 B FC 88 F FF 92 F FC 88 B FC 87 S FC 87 2-3 K			B SI 93 X CH 85 1-0 27 HR 1B		F SI 94 C FF 95 B SL 84 F FC 91 F SL 82 X FF 93 1-2 G1-3			C FF 97 C FF 96 F FF 97 X FF 98 0-2 20 S 27 1B 1B	6	2	2	0	0	1	0
5 Freddie Freeman, L (1, 3) OBP: 0.407, SLG: 0.571	B FF 93 F FC 89 S FF 92 X FC 88 1-2 G3			B FF 93 C FC 88 F FC 88 B FF 94 B FC 89 B FF 94 4-2 27 FC6-5 20 1B BB		C FF 92 B FF 91 X FC 87 1-1 F9		F SI 93 B SI 93 C SI 93 B CH 86 F SI 94 B CH 86 X SI 93 3-2 F8		B SI 95 B SI 94 C SI 95 B CH 87 X FF 93 3-1 L8			B SL 82 C FF 96 X SL 81 1-1 F8	5	0	0	0	1	0	2
20 Josh Donaldson, R (1, 5) OBP: 0.387, SLG: 0.469		C FF 93 X FC 89 0-1 1 1B 1B		S CH 84 B FF 93 F FF 93 B FC 88 B FF 93 X FF 93 3-2 27 FC6-5 1 1B 1-2 1B		S FC 88 C FF 92 B FC 88 F CU 78 B CU 78 S FF 92 2-3 K		B CH 86 C SI 94 B SI 92 1 SAFE S CH 86 S CH 87 2-3 K			C SI 93 B FF 94 B CU 81 F FF 95 X FF 94 2-2 F7		B FF 98 F FF 97 X FF 97 1-1 F7 1-2	6	1	2	0	0	2	2
27 Austin Riley, R (1, 7) OBP: 0.421, SLG: 0.833		S FC 90 S FC 89 S FC 88 0-3 K		S FC 87 S FC 88 F FC 88 X FC 88 0-2 FC6-5 1 1B 1-2 2-3f		C FC 88 X FF 92 0-1 1 BB 1B		B CH 87 C CH 86 X SI 93 1-1 1-H HR			C CU 82 B FF 95 B FF 94 C FF 94 S FF 95 2-3 K		S FF 98 F SL 85 X FF 97 0-2 1 1B 2-H 1B	6	1	3	3	0	2	3
1 Ozzie Albies, S (1, 4) OBP: 0.320, SLG: 0.421		B FF 93 S FC 89 F FC 89 X FC 89 1-2 8 G6-4-3 1-2 1B		B CH 84 B FF 93 F FC 89 B FF 93 X FC 88 3-1 1-3 2-H 1B		S CH 84 B CH 82 F CH 83 1 SAFE B FC 87 B FF 92 F FF 93 B CU 78 4-2 1-2 BB		F CH 87 X CH 86 0-1 G5-3			C FF 94 B CH 89 B FF 94 B FF 93 F FF 95 S FF 94 3-3 K		1 SAFE B FF 97 X FF 96 1-0 1-2 1B	5	0	3	1	1	1	0
8 Charlie Culberson, R (1, 9) OBP: 0.357, SLG: 0.634		F FF 93 F FF 92 F FC 88 B FC 89 D FC 88 X FF 93 2-2 G6-4-3 1-2f		X FF 93 0-0 P5		C FC 88 D FC 88 F CH 83 B CU 78 S FC 87 2-3 K			C CU 78 B FF 92 S FF 92 B FF 92 B FF 93 S SL 83 3-3 K			B SL 82 F FF 97 B SL 81 S SL 83 C FF 97 2-3 K	F FF 98 C SL 84 B FF 97 S FL 85 1-3 K	6	0	0	0	0	4	8
25 Tyler Flowers, R (1, 2) OBP: 0.333, SLG: 0.473			C FC 87 F CH 84 F FF 92 B FC 88 B FF 93 S FC 89 2-3 K		X FF 92 0-0 HR		S FF 91 B FF 92 X FC 92 1-1 G6-3		C CU 78 B CU 79 B CU 80 B FF 93 X FF 93 3-1 G4-3			C SL 84 S S SL 83 0-3 K		5	1	1	1	0	2	0
45 Kevin Cauiman, L (-1, -1) 14 Matt Joyce, L (0.0%) 15 Sean Newcomb, L (-1, -1) 71 Jacob Webb, R (-1, -1) 17 Johan Camargo, S (0.0%) 50 Jerry Blevins, L (-1, -1) 62 Touki Toussaint, R (-1, -1) 22 Nick Markakis, L (0.0%) 77 Luke Jackson, R (-1, -1)			C FF 93 C FF 93 C FF 93 0-3 K		C FF 92 X FF 92 0-1 G6-3		X FC 92 0-0 F9		X CU 76 0-0 G5-3			B FF 97 F FF 97 B FF 97 B SL 81 B FF 98 4-1 BB		2 0 0 0 0 1 0 1 0 0 0 0 0 0 0 0 0 0 0 0 0 0 0 0 0 0 0 0 1 0 0 0 0 0 0 0 0 0 0 0 0 0 0 0 0 0 0 0 0 0 0 0 0 1 0 0 0 0 0 0 0 0 0						
Inning Stats	R: 0 E: 0 K: 0 S: 11 H: 0 LOB: 0 BB: 0 P: 15	R: 0 E: 0 K: 1 S: 12 H: 2 LOB: 1 BB: 0 P: 15	R: 0 E: 0 K: 2 S: 8 H: 0 LOB: 0 BB: 0 P: 10	R: 1 E: 0 K: 0 S: 14 H: 2 LOB: 2 BB: 1 P: 25	R: 1 E: 0 K: 1 S: 12 H: 1 LOB: 0 BB: 0 P: 14	R: 0 E: 0 K: 2 S: 14 H: 1 LOB: 2 BB: 1 P: 23	R: 0 E: 0 K: 1 S: 6 H: 0 LOB: 0 BB: 0 P: 10	R: 2 E: 0 K: 1 S: 12 H: 2 LOB: 0 BB: 0 P: 19	R: 0 E: 0 K: 1 S: 6 H: 0 LOB: 0 BB: 0 P: 12	R: 0 E: 0 K: 1 S: 12 H: 0 LOB: 0 BB: 0 P: 19	R: 0 E: 0 K: 2 S: 9 H: 0 LOB: 0 BB: 0 P: 16	R: 0 E: 0 K: 3 S: 10 H: 0 LOB: 1 BB: 1 P: 19	R: 1 E: 0 K: 1 S: 15 H: 3 LOB: 2 BB: 0 P: 19	1B: 9 2B: 0 3B: 0 HR: 2 SF: 0 SAC: 0 DP: 1 HBP: 0						

PITCHER		IP	WLS	BF	H	R	ER	SO	BB	IBB	HBP	BLK	WP	HR	S	P	ERA	WHIP
40 Madison Bumgarner, L ERA: 4.1	(1, 1)	6.0		25	6	2	2	6	2	0	0	0	0	1	71	102	3.00	1.333
41 Mark Melancon, R ERA: 2.33	(7, 1)	1.0	H	3	0	0	0	1	0	0	0	0	0	0	6	10	0.00	0.000
56 Tony Watson, L ERA: 3.0	(8, 1)	1.0	B	5	2	2	2	1	0	0	0	0	0	1	12	19	18.00	2.000
13 Will Smith, L ERA: 2.75	(9, 1)	1.0		3	0	0	0	1	0	0	0	0	0	0	6	12	0.00	0.000
49 Sam Dyson, R ERA: 2.52	(10, 1)	1.0		3	0	0	0	1	0	0	0	0	0	0	12	19	0.00	0.000

PITCHER		IP	WLS	BF	H	R	ER	SO	BB	IBB	HBP	BLK	WP	HR	S	P	ERA	WHIP
58 Trevor Gott, R ERA: 1.93	(11, 1)	1.0		3	0	0	0	2	0	0	0	0	0	0	9	16	0.00	0.000
54 Reyes Moronta, R ERA: 3.86	(12, 1)	2.0	L	10	3	1	1	4	1	0	0	0	0	0	25	38	4.50	2.000

TOP

Atlanta Braves @ San Francisco Giants

Oracle Park, San Francisco, CA

Thu May 23 2019, 12:47 PM - 5:06 PM PDT

Att. 32,463 - Partly Cloudy - 65 F

livebaseballscorecards.com

AB	49
R	5
H	11
RBI	5
BB	3
SO	16
LOB	16

Batter	1	2	3	4	5	6	7	8	9	10	11	12	13	AB	R	H	RBI	BB	SO	LOB
12 Joe Panik, L (1, 4) OBP: 0.349, SLG: 0.358	C FF 90 B FF 92 C FF 92 X FS 84 1-2 G4-3		C SL 79 S FS 82 S FS 83 0-3 K		B FS 83 C FF 93 B FF 94 X FF 94 2-1 6 1B 2B		C FF 94 X FF 94 0-1 1B		1 SAFE X FF 88 0-0 F8		C CU 77 S SI 92 B FS 88 X FS 88 1-2 G4-3			6	1	2	0	0	1	1
6 Steven Duggar, L (1, 8) OBP: 0.286, SLG: 0.350	B FF 91 S CH 81 X FS 81 1-1 L8		B FS 83 X FS 82 1-0 G3		B FS 83 B FS 83 X CH 82 2-0 2-H 1B		D CU 79 C FF 93 B SL 80 F SL 80 1 SAFE B FF 93 S FF 93 3-3 K		D CU 73 D CU 73 C FF 86 F FF 87 1 SAFE 1 SAFE D CU 73 B CU 74 4-2 1-2 BB			B SL 86 F FF 95 B CU 84 X FF 95 2-1 L7		5	0	1	1	1	1	1
28 Buster Posey, R (1, 2) OBP: 0.301, SLG: 0.386	S FF 92 B FF 94 C FF 93 S FS 83 1-3 K		B FF 92 S FS 83 S FS 84 F FS 84 S FS 84 1-3 K		X FS 84 0-0 F8		D CU 79 F FF 94 B CU 77 F CU 80 B FF 94 X CH 88 3-2 G5-3		X SI 93 0-0 G5-3			C FF 96 B FF 96 C FF 96 B SL 89 B SL 89 T SL 88 3-2 K		6	0	0	0	0	3	4
9 Brandon Belt, L (1, 3) OBP: 0.335, SLG: 0.460		B FF 90 B FS 81 C FF 92 X FF 92 2-1 10 2B 1 WP 1B		X FS 80 0-0 F9	C FF 92 B FF 93 F FF 93 B FS 85 F FF 84 B FS 84 B FF 95 4-2 BB			X FF 94 0-0 F7		C SI 93 B SI 93 B FS 86 C FS 86 B FS 86 S FS 86 3-3 K		B FF 95 B FF 96 F SL 88 S FF 96 B SL 87 X SL 88 3-2 G6-3		5	1	1	0	1	1	0
10 Evan Longoria, R (1, 5) OBP: 0.306, SLG: 0.429		F FF 92 S FS 83 X FF 94 0-2 1 WP 7 SF9 1-3 2B		B SL 83 B FS 82 B FF 91 C FF 91 S CH 82 B FF 94 4-2 BB	B CH 84 X FF 94 1-0 F8			B SL 80 C SL 81 B CH 86 B FF 95 B SL 80 4-1 BB		B CU 78 B SI 92 B SI 93 B SI 92 4-0 51 WP BB			B FF 96 C FF 96 C SL 87 C FF 96 1-3 K	3	1	1	0	3	1	1
1 Kevin Pillar, R (1, 9) OBP: 0.235, SLG: 0.350	B FF 91 F CH 83 S FS 84 B FS 85 F FS 84 S FF 95 2-3 K 2-3 3-H		B FS 83 C FF 94 B CH 83 X FF 94 1-2 L7	B FF 93 1 SAFE B CH 83 F CH 83 X FF 93 2-1 F8	X FF 95 0-0 L7			F FF 94 1 SAFE 1 SAFE B FF 95 F FF 95 S FF 94 1-3 K		L FF 92 B SI 92 X FS 84 1-1 F8			C SL 89 B SL 87 B SL 89 F SL 88 F FF 97 X SL 89 2-2 1B	6	0	1	0	0	2	5
51 Mac Williamson, R (1, 7) OBP: 0.226, SLG: 0.213	F FS 83 S FF 94 F FF 94 H FF 96 1-2 HBP		S FF 94 S FF 95 B FF 96 D FS 86 F FS 84 T FF 96 2-2 K		S FF 94 F FF 95 S FS 85 0-3 K			C FF 94 B SL 83 C SL 82 D SL 82 B FF 95 F FF 96 F FF 96 F FF 95 F FF 95 3-3 F SL 82 C FF 96 K		B CU 78 B SI 93 F SI 93 F FS 86 S FF 95 2-3 K 1-2			C FF 95 S FF 96 B FF 96 1 SAFE F FF 97 S SL 90 1-3 K	5	0	0	0	0	5	5
7 Donovan Solano, R (1, 6) OBP: 0.200, SLG: 0.118	C FF 93 1 SAFE 1 SAFE F FF 94 1 SAFE X FS 84 0-2 SF9 3-H				B FF 92 X FF 91 1-0 F9		B FF 94 C FF 92 S FF 93 X FF 94 1-2 F7		C CU 72 B FF 88 B FF 88 B CH 84 B FF 87 4-1 6 BB BB		B CU 77 B SI 92 F SI 93 F SI 93 X CU 77 2-2 F9		F SL 88 1 SAFE B SL 89 C SL 88 F FF 96 X SL 88 1-2 G5-3	4	0	0	1	1	0	1
	B FS 83 C FF 94 F FF 94 X FS 84 1-2 L7				B FF 90 F FF 93 X FF 92 1-1 F9		B CU 78 X CH 88 1-0 HR		C FF 89 S CU 72 S CU 73 0-3 K		C CU 77 C FS 88 X CU 78 0-2 P5									

40 Madison Bumgarner, R (1, 1)
41 Mark Melancon, R (2, 1)
19 Tyler Austin, R (7, 4th AB)
56 Tony Watson, L (4, 1)
13 Will Smith, R (4, 1)
48 Pablo Sandoval, S (6, 4th AB)
49 Sam Dyson, R (10, 1)
58 Trevor Gott, R (11, 1)
21 Stephen Vogt, L (11, 4th AB)
54 Reyes Moronta, R (12, 1)

Inning Stats	1	2	3	4	5	6	7	8	9	10	11	12	13	1B: 4	SF: 1	WP: 2	PA: 53
	R: 0 E: 0 K: 1 S: 8 H: 0 LOB: 0 BB: 0 P: 11	R: 2 E: 0 K: 1 S: 18 H: 2 LOB: 1 BB: 0 P: 24	R: 0 E: 0 K: 2 S: 8 H: 0 LOB: 0 BB: 0 P: 10	R: 0 E: 0 K: 1 S: 9 H: 0 LOB: 1 BB: 1 P: 17	R: 1 E: 0 K: 0 S: 7 H: 2 LOB: 1 BB: 0 P: 13	R: 0 E: 0 K: 1 S: 8 H: 0 LOB: 1 BB: 1 P: 13	R: 1 E: 0 K: 1 S: 12 H: 2 LOB: 1 BB: 0 P: 20	R: 0 E: 0 K: 2 S: 13 H: 0 LOB: 1 BB: 1 P: 21	R: 0 E: 0 K: 1 S: 8 H: 0 LOB: 2 BB: 2 P: 16	R: 0 E: 0 K: 2 S: 9 H: 0 LOB: 1 BB: 1 P: 19	R: 0 E: 0 K: 0 S: 9 H: 0 LOB: 0 BB: 0 P: 12	R: 0 E: 0 K: 1 S: 8 H: 0 LOB: 0 BB: 0 P: 16	R: 0 E: 0 K: 2 S: 15 H: 1 LOB: 1 BB: 0 P: 20	2B: 2 3B: 0 HR: 1	SAC: 0 DP: 0 HBP: 1	PB: 0 SB: 0 CS: 0	

PITCHER		IP	WLS	BF	H	R	ER	SO	BB	IBB	HBP	BLK	WP	HR	S	P	ERA	WHIP
45 Kevin Gausman, R ERA: 4.33	(1, 1)	6.0		25	4	3	3	6	2	0	1	0	1	0	58	88	4.50	1.000
15 Sean Newcomb, L ERA: 2.86	(7, 1)	1.1		6	2	1	1	1	0	0	0	0	0	1	13	21	6.75	1.500
71 Jacob Webb, R ERA: 1.84	(8, 1)	0.2		3	0	0	0	2	1	0	0	0	0	0	12	20	0.00	1.500
50 Jerry Blevins, L ERA: 7.2	(9, 1)	0.2		4	0	0	0	1	2	0	0	0	0	0	7	15	0.00	3.000
62 Touki Toussaint, R ERA: 4.5	(9, 1)	2.1		8	0	0	0	2	1	0	0	0	1	0	19	32	0.00	0.429

PITCHER		IP	WLS	BF	H	R	ER	SO	BB	IBB	HBP	BLK	WP	HR	S	P	ERA	WHIP
77 Luke Jackson, R ERA: 3.12	(12, 1)	2.0	W	7	1	0	0	3	0	0	0	0	0	0	23	36	0.00	0.500

BOTTOM

Atlanta Braves @ San Francisco Giants

Oracle Park, San Francisco, CA

Thu May 23 2019, 12:47 PM - 5:06 PM PDT

Att. 32,463 - Partly Cloudy - 65 F

livebaseballscorecards.com

AB	45
R	4
H	7
RBI	3
BB	6
SO	15
LOB	20

Batter	1	2	3	4	5	6	7	8	9	AB	R	H	RBI	BB	SO	LOB
4 Ketel Marte, S (1, 8) OBP: 0.321, SLG: 0.490	F FF 91 X FF 92 0-1 ① F7	B FF 93 X FF 93 1-0 15 1B; 1-3 2-H 1B	B FF 95 F FF 94 B FF 94 S CU 82 F CU 82 X FF 95 2-2 ③ G4-3		B FF 89 B FF 88 X FC 88 2-0 15 1B; 10 HR 1B	B SI 90 T FC 88 B FF 90 F FC 88 X FC 86 2-2 ② FC4-6 15 1B; 1-2f 5 HR	F SL 81 S SL 82 B SI 92 X SL 81 1-2 2-H 3-H HR		X SI 93 0-0 ③ G4-3	7	3	3	4	0	0	3
15 Ildemaro Vargas, S (1, 4) OBP: 0.246, SLG: 0.385	C FF 92 C FF 92 X FF 92 0-2 HR	S FF 94 C KC 84 D KC 85 1 SAFE X FF 95 1-2 1-3 3-H 1B		C FF 94 C CU 80 F CU 81 B FF 95 B CU 83 F FF 94 C FF 96 2-3 ① K	B FC 87 B FC 88 X FC 88 2-0 10 HR; 1-2 1B	C FC 86 B FF 89 X FC 87 1-1 5 HR; 1-2 1B	X SI 90 0-0 1B			6	3	5	2	0	1	0
5 Eduardo Escobar, S (1, 5) OBP: 0.344, SLG: 0.556	F KC 82 B FF 92 B FF 92 T FF 93 B KC 83 S FF 93 3-3 ② K	D KC 83 S FF 93 F KC 84 B FF 92 F KC 84 S FF 94 2-3 ③ K		B CU 80 F FF 94 X FF 94 1-1 53 BB 10 1B; 13 BB 1B	C FC 87 X CH 85 0-1 ① L8	B FC 88 C FC 87 S FC 86 F FC 86 B FF 90 B FC 86 X FC 87 3-2 1-H 2-H HR	D SL 78 S SL 80 F SL 81 B SI 94 B SL 80 F SI 94 F SL 79 F SL 78 X SI 90 3-2 ③ F9			6	2	2	3	0	2	5
10 Adam Jones, R (1, 9) OBP: 0.335, SLG: 0.500 35 Matt Andriese, R (6, 1) 32 Kevin Cron, R (7, 3)	B FF 92 T FF 93 B FF 92 S KC 83 X FF 94 2-2 1B	B KC 80 B KC 79 C FF 90 B SI 91 X SI 90 3-1 16 HBP 13 1B; 38 1B 1B	C FF 94 B SI 94 B CU 80 F FF 95 1 SAFE X CU 81 2-2 13 BB 53 BB; 16 1B; 1-2 1B	X FC 87 0-0 1-H 2-H HR	B FF 89 S SL 84 F FF 89 X FF 90 1-2 ③ P3			B SI 92 F SL 80 B SI 92 S SI 92 S SI 93 2-3 ① K		5 0 1	3 0 0	4 0 0	3 0 0	0 0 0	0 0 1	0 0 0
53 Christian Walker, R (1, 3) OBP: 0.332, SLG: 0.489 52 Zack Godley, R (7, 1) OBP: 0.286, SLG: 0.231	S FF 92 F FF 93 B FF 94 B FF 95 S FF 94 2-3 ③ K		B FC 88 F FF 92 S KC 82 F KC 83 F KC 82 S FF 92 1-3 ① K	B CU 81 F FF 94 B FF 94 S FF 94 F FF 94 B FF 94 B FF 93 4-2 13 BB 16 1B; 1-2 2-3 BB	C SL 84 B FF 90 B SL 83 B FF 90 F FF 90 F FC 87 C FC 84 3-3 ② K		B SI 91 B KC 78 F SI 91 F SI 91 S SI 92 2-3 ① K	C SI 92 B SI 93 S SI 92 C SI 92 1-3 ② K		4 1	1 0	0 0	0 0	1 0	4 1	2 0
13 Nick Ahmed, R (1, 6) OBP: 0.322, SLG: 0.414		C FF 90 X FF 91 0-1 18 BB; 4 1B; 1B	X FF 92 0-0 16 HBP; 38 1B; 1-2 1B	B SI 93 B CU 80 B FF 92 C FF 93 B FF 94 4-1 16 1B; 1-2 2-3 3-H BB	C FF 90 X SL 83 0-1 1B		F SL 80 B SI 91 X SI 91 1-1 ② F8	B SI 92 B SL 82 F SI 93 B SI 92 X SI 92 3-1 2B		5	2	4	1	1	0	0
18 Carson Kelly, R (1, 2) OBP: 0.330, SLG: 0.477		1 SAFE B FF 92 B KC 81 B FF 92 C FF 91 B FF 94 4-1 4 1B; 15 1B; 1-2 BB	C KC 81 F KC 81 F FF 93 B KC 81 F KC 81 F FF 93 B FF 93 D KC 83 X FF 92 3-2 ② F9	B FF 88 B FF 90 B FC 87 C FF 89 X FF 90 3-1 ② F6	C FF 90 S FF 90 C FF 90 0-3 ③ K		S SL 78 F SL 79 X SI 93 0-2 16 HBP; 19 FC6 1B	X SI 91 0-0 ③ G5-3		5	2	1	0	1	1	7
16 Tim Locastro, R (1, 7) OBP: 0.483, SLG: 0.250		C FF 93 B KC 81 F FF 93 B FF 94 D KC 83 S FF 94 3-3 ① K	B KC 81 B FF 92 H KC 82 3-0 38 1B; 1-2 2-3 HBP	B FC 87 X FF 90 1-0 1-2 2-H 3-H 1B		B FF 90 S SL 84 F FF 89 B FC 87 F H FF 89 3-2 4 FC4-6 HBP	C SI 91 F SI 92 H SI 92 1-2 19 E 19 FC6; 4 HR; 1-2 HBP		C SI 92 B CH 81 C SL 80 X SL 80 1-2 ① P5	3	1	1	2	0	1	2
38 Robbie Ray, L (1, 1) OBP: 0.050, SLG: 0.050 19 Blake Swihart, S (6, 9) OBP: 0.247, SLG: 0.351		B FF 92 C FF 92 C FF 92 B FF 94 S FF 93 2-3 ② K	X FF 92 0-0 1-2 2-H 3-H 1B	X FF 90 0-0 ③ G2-3		S FF 90 S FF 90 X FF 90 0-2 ① L8	S SL 81 B SL 81 C SI 92 F SL 80 F SI 93 D SL 79 X SL 81 2-2 FC6 4 HR; 1-3 2-H		S SI 93 F SI 93 F SL 80 X SI 93 0-2 ② F9	4 2	0 1	1 0	2 0	0 0	1 0	5 1
Inning Stats	R: 1 E: 0 K: 2 S: 14 H: 2 LOB: 1 BB: 0 P: 21	R: 2 E: 0 K: 3 S: 17 H: 3 LOB: 2 BB: 1 P: 30	R: 2 E: 0 K: 1 S: 19 H: 3 LOB: 2 BB: 0 P: 31	R: 3 E: 0 K: 1 S: 18 H: 3 LOB: 2 BB: 2 P: 35	R: 3 E: 0 K: 2 S: 14 H: 4 LOB: 1 BB: 0 P: 21	R: 3 E: 0 K: 0 S: 18 H: 2 LOB: 0 BB: 0 P: 28	R: 4 E: 1 K: 1 S: 25 H: 3 LOB: 1 BB: 0 P: 35	R: 0 E: 0 K: 2 S: 9 H: 1 LOB: 1 BB: 0 P: 15	R: 0 E: 0 K: 0 S: 8 H: 0 LOB: 0 BB: 0 P: 9	1B: 16 2B: 1 3B: 0 HR: 4	SF: 0 SAC: 0 DP: 0 HBP: 3					

PITCHER		IP	WLS	BF	H	R	ER	SO	BB	IBB	HBP	BLK	WP	HR	S	P	ERA	WHIP
37 Drew Pomeranz, L ERA: 6.45	(1, 1)	2.2	L	18	8	5	5	6	1	0	1	0	0	1	46	76	16.88	3.375
58 Trevor Gott, R ERA: 3.0	(3, 1)	0.2		6	2	3	3	1	2	0	0	0	0	0	18	33	40.50	6.000
61 Nick Vincent, R ERA: 4.85	(4, 1)	2.2		16	7	6	6	2	0	0	1	0	0	2	36	57	20.25	2.625
45 Derek Holland, L ERA: 6.8	(7, 1)	3.0		15	4	4	0	3	0	0	1	0	0	1	42	59	0.00	1.333

PITCHER	IP	WLS	BF	H	R	ER	SO	BB	IBB	HBP	BLK	WP	HR	S	P	ERA	WHIP

TOP

Arizona Diamondbacks @ San Francisco Giants
Oracle Park, San Francisco, CA
Fri May 24 2019, 7:15 PM - 10:50 PM PDT
Att. 31,777 - Partly Cloudy - 57 F

livebaseballscorecards.com

AB	49
R	18
H	21
RBI	17
BB	3
SO	12
LOB	25

WP: 0 PB: 0 SB: 0 CS: 0 PA: 55

BOTTOM

Batter	1	2	3	4	5	6	7	8	9	AB	R	H	RBI	BB	SO	LOB
12 Joe Panik, L (1, 4) OBP: 0.339, SLG: 0.346	C FF 92 F FF 92 B FF 93 X SL 85 1-2 ① L8	S SL 84 C SL 83 X FF 94 0-2 ② G1-3 2-3			B SL 81 B SL 83 X FF 92 2-0 ② L9		X SI 90 0-0 ② F7		D KC 82 F FC 88 X KC 81 1-1 ③ F7	5	0	0	0	0	0	3
7 Donovan Solano, R (1, 6) OBP: 0.208, SLG: 0.190	C FF 92 F FF 93 X SL 84 0-2 19 HR 2B	B FF 94 F FF 95 X FF 93 1-1 ③ F9			C KC 76 F FF 92 F SI 92 S SL 82 0-3 ③ K		B SI 90 C SI 90 C KC 82 S KC 82 1-3 ③ K			4	1	1	0	0	2	2
19 Tyler Austin, R (1, 3) OBP: 0.353, SLG: 0.583	S SL 82 X SL 82 0-1 2-H HR		F FF 92 B KC 82 B KC 80 S FF 93 B FF 94 S SL 84 3-3 ① K			C KC 77 B SI 90 B SL 83 B FF 91 C KC 79 T FF 93 3-2 ① K		C KC 80 B SI 90 S FC 87 X KC 82 1-2 ① G6-3		4	1	1	2	0	2	0
10 Evan Longoria, R (1, 5) OBP: 0.306, SLG: 0.423 45 Derek Holland, S (7, 1) OBP: 0.091, SLG: 0.091	B KC 81 F FF 92 C FF 92 X FF 92 1-2 ② L8		T FF 93 F FF 92 B FF 94 F FF 93 S SL 84 1-3 ② K			C KC 80 B FF 92 B KC 82 F FF 92 F SL 82 B FF 93 F SI 92 B SL 75 4-2 1 1B BB		C SI 90 C SI 90 X SI 90 0-2 ② G3		2 1	0 0	0 0	0 0	1 0	1 0	0 0
1 Kevin Pillar, R (1, 9) OBP: 0.246, SLG: 0.356	F FF 92 B FF 94 X FF 92 1-1 6 BB 1B		B FF 92 B FF 93 C SL 83 X FF 94 2-1 ③ P3			F FF 91 B FF 91 S FF 91 F SL 82 F FF 91 F SL 82 X SI 92 1-2 1-2 1B		B KC 81 F FC 87 H SI 91 2-1 HBP		3	0	2	0	0	0	0
6 Steven Duggar, L (1, 8) OBP: 0.286, SLG: 0.344	B FF 92 D SL 83 B FF 93 C FF 93 B FF 93 4-1 1-2 BB			B SL 82 F FF 91 S SL 82 F SL 84 F FF 94 B SL 84 B SL 82 F FF 93 C FF 93 3-3 ① K	B CU 80 C FF 91 B FF 92 F FF 92 F CH 86 F FF 93 X CU 82 2-2 ② P5			X SI 90 0-0 ③ G1-3		3	0	0	0	1	1	3
51 Mac Williamson, R (1, 7) OBP: 0.211, SLG: 0.196	B SL 84 S SL 83 F FF 91 F SL 84 F KC 82 S FF 91 1-3 ③ K			X SL 83 0-0 ② P5		S CH 85 C FF 93 B FF 93 D CH 86 F FF 93 D CH 87 S FF 93 3-3 ③ K			C KC 81 B FC 88 F KC 82 F KC 82 S SI 91 1-3 ① K	4	0	0	0	0	3	4
21 Stephen Vogt, L (1, 2) OBP: 0.268, SLG: 0.410		B FF 90 B FF 92 C FF 91 C F SL 84 B SL 83 X FF 93 3-2 12 G1-3 2B		B FF 92 S SL 85 B SL 85 F SL 84 C FF 93 2-3 ③ K			F SI 90 S CH 84 F KC 83 X KC 82 0-2 ① L4		X SI 90 0-0 ② G6-3	4	0	1	0	0	1	0
37 Drew Pomeranz, R (1, 1) 58 Trevor Gott, R (3, 1) 61 Nick Vincent, R (4, 1) 48 Pablo Sandoval, S (7, 5) OBP: 0.326, SLG: 0.652		M FF 91 S FF 92 B KC 81 S FF 93 1-3 ① K			C FF 89 B FF 88 F FF 90 C KC 80 1-3 ① K		X SI 90 0-0 1B		C SI 91 B CH 85 F SI 91 B CH 84 B KC 83 X SI 91 3-2 2B	1 0 1 2	0 0 0 0	0 0 0 2	0 0 0 0	0 0 1 0	1 0 0 0	1 0 0 0
Inning Stats	R: 2 E: 0 K: 1 S: 19 H: 3 LOB: 2 BB: 1 P: 27	R: 0 E: 0 K: 1 S: 12 H: 1 LOB: 1 BB: 0 P: 17	R: 0 E: 0 K: 2 S: 9 H: 0 LOB: 0 BB: 0 P: 15	R: 0 E: 0 K: 2 S: 10 H: 0 LOB: 0 BB: 0 P: 15	R: 0 E: 0 K: 2 S: 8 H: 0 LOB: 0 BB: 0 P: 11	R: 0 E: 0 K: 2 S: 22 H: 1 LOB: 2 BB: 1 P: 35	R: 0 E: 0 K: 1 S: 9 H: 1 LOB: 1 BB: 0 P: 10	R: 0 E: 0 K: 0 S: 8 H: 0 LOB: 1 BB: 0 P: 11	R: 0 E: 0 K: 1 S: 10 H: 1 LOB: 1 BB: 0 P: 15	1B: 3 2B: 3 3B: 0 HR: 1		SF: 0 SAC: 0 DP: 0 HBP: 1		WP: 0 PB: 0 SB: 0 CS: 0	PA: 37	

PITCHER		IP	WLS	BF	H	R	ER	SO	BB	IBB	HBP	BLK	WP	HR	S	P	ERA	WHIP
38 Robbie Ray, L ERA: 3.26	(1, 1)	5.1	W	23	5	2	2	9	2	0	0	0	0	1	71	106	3.38	1.312
35 Matt Andriese, R ERA: 4.28	(6, 1)	0.2		2	0	0	0	1	0	0	0	0	0	0	9	14	0.00	0.000
52 Zack Godley, R ERA: 7.36	(7, 1)	3.0	S	12	2	0	0	2	0	0	1	0	0	0	27	36	0.00	0.667

PITCHER	IP	WLS	BF	H	R	ER	SO	BB	IBB	HBP	BLK	WP	HR	S	P	ERA	WHIP

Arizona Diamondbacks @ San Francisco Giants

Oracle Park, San Francisco, CA

Fri May 24 2019, 7:15 PM - 10:50 PM PDT

Att. 31,777 - Partly Cloudy - 57 F

livebaseballscorecards.com

AB	34
R	2
H	7
RBI	2
BB	2
SO	12
LOB	13

Batter	1	2	3	4	5	6	7	8	9	AB	R	H	RBI	BB	SO	LOB
4 Ketel Marte, S (1, 8) OBP: 0.327, SLG: 0.515	B SI 92 X SI 91 1-0 15 E 3B		B CU 77 B FF 91 F FF 92 X SI 92 2-1 HR	0-0 15 FC6-5 IBB	B SI 94 C FF 93 C SL 83 C SL 85 1-3 ② K			F FC 91 S FS 83 X FS 84 0-2 ①② G3-6-1 1-2f		4	2	2	1	1	1	2
15 Ildemaro Vargas, S (1, 4) OBP: 0.243, SLG: 0.371	C CU 76 D SL 83 X CU 76 1-1 E5 10 1B 10 WP 32 SF 3-H		C CH 86 B CU 74 C CU 76 X FF 92 1-2 5 2B 1B	B FF 92 B FF 92 X SI 92 2-0 ② FC6-5 1-2 2-3f 3-H	X FF 95 0-0 ③ L5			C FS 83 F FC 92 X KC 83 0-2 ③ G6-3		5	2	1	2	0	0	3
5 Eduardo Escobar, S (1, 5) OBP: 0.341, SLG: 0.552	F FF 92 1 SAFE X CH 86 0-1 ① L8		B CU 74 B CU 74 X SI 92 2-0 10 SF9 2B 1-H	X CH 85 0-0 ③ G5-3		F FF 90 B CU 75 S FF 91 X FF 92 1-2 ① P5			F SI 92 X SI 92 0-1 ① P3	5	1	1	1	0	0	3
10 Adam Jones, R (1, 9) OBP: 0.340, SLG: 0.510 19 Blake Swihart, S (5, 9) OBP: 0.253, SLG: 0.355	L FF 93 S CU 75 B FF 92 D SL 83 B SI 93 X CU 76 3-2 32 SF 1-3 1B		X SL 84 0-0 ① SF9 3-H		X CU 75 0-0 32 2B 2B	B FF 91 B FF 90 F FF 89 B FF 90 X FF 90 3-1 ② G4-3			F CH 86 C SI 93 B CH 85 X SI 92 1-2 13 1B 1B	2 2	1 0	2 1	1 0	0 0	0 0	0 0
32 Kevin Cron, R (1, 3) OBP: 0.167, SLG: 0.400	S CU 77 B FF 93 B CH 86 X SI 92 2-1 ②③ SF 1-1 3-H		C SL 84 B FF 92 S CH 86 F CH 86 X FF 92 1-2 ② P3		X FF 92 0-0 16 2B 2B 2-H	F FF 90 S FF 92 X FF 92 0-2 ③ F8			S CH 86 T CH 86 S CH 85 0-3 ② K	4	1	1	2	0	1	1
13 Nick Ahmed, R (1, 6)		F SI 92 B FF 91 B CU 75 B SL 83 X FF 91 3-1 ① F9	S CH 86 S SL 84 C FF 93 0-3 ③ K		B SI 92 C CH 85 F FF 92 F SL 85 F FF 92 D CH 86 F CU 76 D CH 86 B FF 91 4-2 16 2B 31 E BB		X FF 90 0-0 ① G6-3		C SI 93 X SI 93 0-1 1-2 1B	4	1	1	0	1	1	0
16 Tim Locastro, R (1, 7) OBP: 0.500, SLG: 0.375		C SI 92 B CH 85 B CU 76 F SI 92 B CU 78 X SI 92 3-2 2B		B CU 74 B CH 85 B SI 91 D FF 90 4-0 45 WP 31 1B 15 FC6-5 BB	C SI 93 F FC 88 X SL 83 0-2 31 E 2B 1-3 2-H		C FF 90 B FF 90 X CH 86 1-1 ② L5		C CH 86 X SI 93 0-1 ③ F9	4	2	2	1	1	0	2
31 Alex Avila, L (1, 2) OBP: 0.477, SLG: 0.516		S SL 83 B FF 93 C SL 82 C SL 81 1-3 ② K		B FF 92 B X FF 91 2-0 15 FC6-5 45 WP 1-2 1B	X SI 93 0-0 E3 2-H 3-H		B FF 91 F FF 91 C CH 85 B FF 93 X FF 91 2-2 ③ G4-3			4	0	1	0	0	1	1
45 Taylor Clarke, R (1, 1) OBP: 0.250, SLG: 0.250 40 Andrew Chafin, R (7, 1) 18 Carson Kelly, R (8, PH) OBP: 0.337, SLG: 0.483 25 Archie Bradley, R (8, 1) 56 Greg Holland, R (9, 1)		B SI 92 B SI 92 X SI 91 2-0 ③ F8		F SI 92 B CU 76 F SI 92 F SL 82 X FF 92 1-2 ① L5 1-2 2-3	B SI 93 F SI 93 F SI 94 S SI 94 1-3 ① K			B FC 92 B FC 92 F FC 91 F FC 91 X FC 93 2-2 4 G3-6-1 1B		3 0 1 0 0	0 0 0 0 0	0 0 1 0 0	0 0 0 0 0	1 0 0 0 0	4 0 0 0 0

Inning Stats	1	2	3	4	5	6	7	8	9
	R: 2 E: 1 K: 0 S: 10	H: 2 LOB: 0 BB: 0 P: 17	R: 0 E: 0 K: 1 S: 9	H: 1 LOB: 1 BB: 0 P: 18	R: 3 E: 0 K: 1 S: 14	H: 3 LOB: 0 BB: 0 P: 20	R: 1 E: 0 K: 0 S: 7	H: 1 LOB: 2 BB: 2 P: 16	R: 4 E: 1 K: 2 S: 18	H: 3 LOB: 1 BB: 1 P: 24	R: 0 E: 0 K: 0 S: 8	H: 0 LOB: 0 BB: 0 P: 12	R: 0 E: 0 K: 0 S: 6	H: 0 LOB: 0 BB: 0 P: 9	R: 0 E: 0 K: 0 S: 9	H: 1 LOB: 0 BB: 0 P: 11	R: 0 E: 0 K: 1 S: 12	H: 2 LOB: 2 BB: 0 P: 13

| | | |

BOTTOM

Arizona Diamondbacks @ San Francisco Giants

Oracle Park, San Francisco, CA

Sat May 25 2019, 1:05 PM - 4:10 PM PDT

Att. 31,531 - Partly Cloudy - 62 F

livebaseballscorecards.com

Batter	1	2	3	4	5	6	7	8	9	AB	R	H	RBI	BB	SO	LOB
12 Joe Panik, L (1, 4) OBP: 0.330, SLG: 0.335	C FF 93 B SI 92 X FF 94 1-1 G3-1 ①	X SI 94 0-0 F8 ③			C FF 92 F CU 76 B FF 93 B FF 93 X CH 86 2-2 G1-3 ①		X SL 84 0-0 FC6-4 ② 10 BB 19 BB 48 1B 1-2f 2-3		S FF 94 F FF 94 F FF 93 S 0-3 K ①	5	1	0	0	0	1	6
6 Steven Duggar, L (1, 8) OBP: 0.291, SLG: 0.354 19 Tyler Austin, R (7, PH) OBP: 0.357, SLG: 0.574 (8, 7)	X FF 93 0-0 28 F8 1B		C FF 91 B CH 85 T SI 93 F FF 93 B CH 88 F FF 93 X SL 84 2-2 2B		S CU 75 F CH 86 B FF 93 C FF 93 1-3 K ②		B SI 95 C SL 84 B SI 95 D SL 84 B SI 96 4-1 10 BB 48 1B 1-2 BB		B SL 86 C FF 93 C SL 86 D SL 86 X SL 86 2-2 F9 ②	3	0	2	0	0	1	0
										1	1	0	0	1	0	1
28 Buster Posey, R (1, 2) OBP: 0.295, SLG: 0.378 57 Dereck Rodriguez, R (6, 1) OBP: 0.188, SLG: 0.188 10 Evan Longoria, R (7, PH) OBP: 0.310, SLG: 0.423 41 Mark Melancon, R (8, 1) 56 Tony Watson, L (9, 1) 7 Donovan Solano, R (9, PH) OBP: 0.240, SLG: 0.227	1 SAFE F FF 94 X FF 94 0-1 F8 ② ③ 1-2		C SL 85 D SL 84 X FF 93 1-1 G6-3 ①		B FF 94 X FF 93 1-0 F8 ③		B SL 85 B SL 85 B SI 94 B SI 94 4-0 48 1B 1-2 2-3 3-H BB		T FF 94 X SL 85 0-1 48 DI 1-3 1B	3	0	0	0	0	0	2
										0	0	0	0	0	0	0
										0	0	0	1	1	0	0
										0	0	0	0	0	0	0
										0	0	0	0	0	0	0
										1	0	1	0	0	0	0
48 Pablo Sandoval, S (1, 5) OBP: 0.330, SLG: 0.635		B FF 93 B CH 86 B CH 86 C FF 93 S FF 94 F FF 94 F FF 94 X CH 87 3-2 F7 ①	B CH 87 D CH 87 C FF 94 B SI 93 F SL 84 B FF 94 4-2 BB			B FF 92 F CH 86 B FF 93 C FF 93 B FF 93 F FF 93 S FF 93 3-3 K ①	C FF 95 X 0-1 1-3 2-H 3-H 1B		B FF 94 C FF 94 B CH 84 F FF 95 S SL 86 2-3 K ③ 1-2	4	0	1	2	1	2	2
9 Brandon Belt, L (1, 3) OBP: 0.333, SLG: 0.455		X SI 93 0-0 35 BB 59 E 1 1B 1B	X CH 86 0-0 F7 ②			C CH 85 F FF 93 B FF 94 X CU 76 1-2 F9 ②	B SL 85 X SI 94 1-0 G4-3 ③			4	1	1	0	0	0	4
1 Kevin Pillar, R (1, 9) OBP: 0.251, SLG: 0.364		X SI 94 0-0 59 E 35 BB 1-2 1B	B SL 86 X FF 94 1-0 L8 ③			S SL 82 F SI 93 B SL 84 X SL 83 1-2 2B ③		B FF 95 C FF 96 X KC 84 1-1 L4 ①		4	0	2	0	0	0	2
5 Mike Yastrzemski, L (1, 7) (8, 8)		C CH 87 F SI 94 F SL 84 S FF 94 0-3 K ②	X SI 92 0-0 L7 ①				C SI 90 F CH 86 H FF 93 1-2 12 FC6-4 21 BB 10 BB HBP	C FF 96 F KC 85 B FF 96 B CH 88 B FF 96 S FF 96 3-3 K ②		3	1	0	0	0	2	2
35 Brandon Crawford, L (1, 6) OBP: 0.276, SLG: 0.293		D CH 86 B SI 93 B SI 94 B FF 94 4-0 59 E 1-2 2-3 BB	F FF 93 S FF 92 B FF 93 B CU 79 B CH 86 X FF 92 3-2 G4-3 ②				B SI 92 C FF 93 B SI 92 S FF 93 S FF 94 2-3 K ①	B FF 96 F FF 95 B CH 89 S FF 96 F FF 97 B FF 98 F FF 98 F FF 97 F FF 97 3-2 X KC 85 G4-3 ③		3	0	0	0	1	1	1
59 Andrew Suárez, L (1, 1) 49 Sam Dyson, R (5, 1) 21 Stephen Vogt, L (6, 2) OBP: 0.302, SLG: 0.425		D SL 84 C FF 94 F FF 93 X SL 85 1-2 E6 1-2 2-3 3-H	C FF 93 F FF 92 X FF 93 0-2 G1-3 ③				B SI 92 F FF 93 B CH 85 B CH 85 F FF 93 F FF 93 F CH 86 B FF 93 4-2 12 FC6-4 1-2 BB		X FF 92 0-0 7 1B 1B	2	0	0	0	0	0	2
										0	0	0	0	0	0	0
										1	0	1	0	1	0	0
Inning Stats	R: 0 E: 0 K: 0 S: 5 H: 1 LOB: 0 BB: 0 P: 6	R: 1 E: 1 K: 1 S: 15 H: 2 LOB: 3 BB: 1 P: 23	R: 0 E: 0 K: 0 S: 11 H: 1 LOB: 2 BB: 1 P: 19	R: 0 E: 0 K: 0 S: 7 H: 1 LOB: 0 BB: 0 P: 10	R: 0 E: 0 K: 1 S: 7 H: 0 LOB: 0 BB: 0 P: 11	R: 0 E: 0 K: 1 S: 10 H: 1 LOB: 1 BB: 0 P: 15	R: 3 E: 0 K: 1 S: 14 H: 1 LOB: 2 BB: 3 P: 30	R: 0 E: 0 K: 1 S: 12 H: 0 LOB: 0 BB: 0 P: 19	R: 0 E: 0 K: 2 S: 13 H: 2 LOB: 2 BB: 0 P: 17	1B: 6 2B: 2 3B: 0 HR: 0 SF: 0 SAC: 0 DP: 0 HBP: 1	WP: 0 PB: 0 SB: 0 CS: 0 PA: 40					

	AB	34
	R	4
	H	8
	RBI	3
	BB	5
	SO	7
	LOB	22

PITCHER	IP	WLS	BF	H	R	ER	SO	BB	IBB	HBP	BLK	WP	HR	S	P	ERA	WHIP
45 Taylor Clarke, R (1, 1) ERA: 2.35	6.1	W	27	5	3	2	4	3	0	1	0	0	0	64	100	2.84	1.263
40 Andrew Chafin, L (7, 1) ERA: 3.86	0.2		5	1	1	1	0	2	0	0	0	0	0	5	14	13.50	4.500
25 Archie Bradley, R (8, 1) ERA: 4.09	1.0		3	0	0	0	1	0	0	0	0	0	0	12	19	0.00	0.000
56 Greg Holland, R (9, 1) ERA: 1.59	1.0		5	2	0	0	2	0	0	0	0	0	0	13	17	0.00	2.000

PITCHER	IP	WLS	BF	H	R	ER	SO	BB	IBB	HBP	BLK	WP	HR	S	P	ERA	WHIP

Arizona Diamondbacks @ San Francisco Giants

Oracle Park, San Francisco, CA

Sun May 26 2019, 1:10 PM - 4:25 PM PDT

Att. 37,017 - Cloudy - 57 F

livebaseballscorecards.com

TOP

Batter	1	2	3	4	5	6	7	8	9	AB	R	H	RBI	BB	SO	LOB
1 Jarrod Dyson, L (1, 8) OBP: 0.369, SLG: 0.378	C FF 92 B SI 94 B SI 92 X FF 92 2-1 L9	B FF 93 B FF 92 B SI 93 C FF 92 X FF 92 3-1 4 1B 4 E 2-H 1B		B CH 86 B FF 93 X SI 91 2-0 5 1B 4 G3-1 1-2 1B		B SL 82 B FF 96 B FF 97 C FF 95 X FF 96 3-1 F7			C FF 91 C CU 78 S CU 79 0-3 K	5	1	2	1	0	1	0
4 Ketel Marte, S (1, 4) OBP: 0.333, SLG: 0.529	C CH 86 B FF 95 X SI 94 1-1 HR	1 SAFE C SI 93 F SI 94 P FF 91 X CH 84 1-2 E5 1-H 1B		X FF 93 0-0 G3-1 1-2 2-3			B SL 81 F SL 82 B FF 95 C FF 96 B FF 96 B SL 81 4-2 53 HBP BB		F CH 86 F SL 80 S SL 80 0-3 K	4	1	2	1	1	1	2
5 Eduardo Escobar, S (1, 5) OBP: 0.346, SLG: 0.553	C SI 93 X SL 87 0-1 10 E 10 WP 10 SF8 1B	X SL 85 0-0 L9		B SI 93 X FF 93 1-0 2-3 3-H 1B			C SL 80 F FF 95 B FF 95 B CH 90 B FF 95 1 SAFE X FF 95 3-2 F7		F CU 75 F SL 79 B SL 82 X FF 92 1-2 1B	5	1	3	1	0	0	2
10 Adam Jones, R (1, 9) OBP: 0.332, SLG: 0.500	F SL 87 B SL 87 X SL 86 1-1 SF8 1-H	C SL 85 B SI 93 S FF 92 B SL 85 X FF 94 2-2 L9	X SI 92 0-0 G5-3				B SL 84 X FF 96 1-0 P6		F FF 92 F FF 91 S SL 82 0-3 K	4	0	0	1	0	1	4
53 Christian Walker, R (1, 3) OBP: 0.330, SLG: 0.480	S SL 86 B SI 94 X SI 93 1-1 G5-3	F SL 85 X FF 93 0-1 G4-3			B FF 90 C CH 85 F FF 92 X CH 86 1-2 G5-3		F FF 97 1 SAFE H FF 97 1-1 1-2 HBP			3	0	0	0	0	0	0
13 Nick Ahmed, R (1, 6) OBP: 0.327, SLG: 0.413		C SI 90 X SL 85 0-1 18 WP 18 S 24 SH1-4 1B	X FF 93 0-0 1B		B CH 84 S SL 86 B SI 94 F SL 85 F SL 86 X FF 91 2-2 L9		C SL 85 S SL 84 B SL 85 F FF 98 F FF 97 X SL 84 1-2 G5-3			4	1	2	0	0	0	2
19 Blake Swihart, S (1, 7) OBP: 0.241, SLG: 0.338		B FF 90 S SL 85 S FF 94 B CH 85 F SL 87 X FF 93 2-2 F9	1 SAFE X SL 86 0-0 G4-3		F CU 79 B B CH 86 C SL 86 F SL 85 B SI 93 F SL 84 S FF 92 3-3 K			F SI 95 B SL 85 B SL 83 B SI 96 S FF 96 X SI 96 3-2 L7		4	0	0	0	0	1	2
18 Carson Kelly, R (1, 2) OBP: 0.333, SLG: 0.467		B SI 92 B SL 86 F SL 86 B SI 93 T SI 93 B SI 94 4-2 24 SH1-4 1 1B 1-3 BB	B FF 91 C SL 84 X SI 91 1-1 G5-3			B SL 82 X FF 96 1-0 G5-3		C SL 85 B FF 98 C FF 96 B SL 85 F FF 96 B SL 84 X SI 96 3-2 G3-1		3	1	0	0	1	0	0
24 Luke Weaver, R (1, 1) OBP: 0.100, SLG: 0.263 30 T.J. McFarland, L (6, 1) 66 Yoshihisa Hirano, R (7, 1) 32 Kevin Cron, R (8, PH) OBP: 0.143, SLG: 0.333 50 Yoan Lopez, R (8, 1) 35 Matt Andriese, R (9, 1) 56 Greg Holland, R (9, 1)		M FF 92 X FF 92 0-1 SH1-4 1-2 3-H	C SI 92 X SL 81 0-1 4 G3-1 1 1B 5 1B 1B			B FF 96 C FF 97 B FF 96 S FF 97 S FF 96 2-3 K		C SL 85 C SL 85 F FF 98 B FF 96 F FF 94 T SL 82 1-2 K		2 1 1 1 0 1 0 0 0 0 0 0 0 0 0 0 0 0 0 0 0 1 0 0 0 0 1 0 0 0 0 0 0 0 0 0 0 0 0 0 0 0 0 0 0 0 0 0 0						
Inning Stats	R: 2 E: 0 K: 0 S: 10 H: 2 LOB: 0 BB: 0 P: 15	R: 3 E: 1 K: 0 S: 17 H: 3 LOB: 1 BB: 1 P: 26	R: 0 E: 0 K: 0 S: 7 H: 1 LOB: 1 BB: 0 P: 9	R: 1 E: 0 K: 0 S: 8 H: 3 LOB: 2 BB: 0 P: 12	R: 0 E: 0 K: 1 S: 12 H: 0 LOB: 0 BB: 0 P: 18	R: 0 E: 0 K: 1 S: 6 H: 0 LOB: 0 BB: 0 P: 12	R: 0 E: 0 K: 0 S: 12 H: 0 LOB: 0 BB: 1 P: 22	R: 0 E: 0 K: 1 S: 12 H: 0 LOB: 0 BB: 0 P: 19	R: 0 E: 0 K: 3 S: 12 H: 1 LOB: 1 BB: 0 P: 13	1B: 9 2B: 0 3B: 0 HR: 1 SF: 1 SAC: 1 DP: 0 HBP: 1						

	AB	35
	R	6
	H	10
	RBI	5
	BB	2
	SO	6
	LOB	12

WP: 2 PA: 40
PB: 0
SB: 1
CS: 0

PITCHER		IP	WLS	BF	H	R	ER	SO	BB	IBB	HBP	BLK	WP	HR	S	P	ERA	WHIP
64 Shaun Anderson, R ERA: 4.8	(1, 1)	5.0	L	25	9	6	4	1	1	0	0	0	2	1	54	80	7.20	2.000
54 Reyes Moronta, R ERA: 3.55	(6, 1)	2.0		8	0	0	0	1	1	0	1	0	0	0	18	34	0.00	0.500
65 Sam Coonrod, R ERA:	(8, 1)	1.0		3	0	0	0	1	0	0	0	0	0	0	12	19	0.00	0.000
13 Will Smith, L ERA: 2.61	(9, 1)	1.0		4	1	0	0	3	0	0	0	0	0	0	12	13	0.00	1.000

PITCHER	IP	WLS	BF	H	R	ER	SO	BB	IBB	HBP	BLK	WP	HR	S	P	ERA	WHIP

BOTTOM

Batter	1	2	3	4	5	6	7	8	9	AB	R	H	RBI	BB	SO	LOB
12 Joe Panik, L (1, 4) OBP: 0.332, SLG: 0.344	F FF 92 F FF 93 B CH 85 B FF 94 B CH 86 F FF 95 X CH 86 3-2 28 2B 2B		F CU 81 X FF 93 0-1 ① G6-3		1 SAFE B FF 92 B CH 83 X FF 92 2-0 ② F9 1-2		B SI 89 B SL 80 X SI 88 2-0 28 FC6-4 3-H 1B		D FF 92 D SL 85 F FF 92 B SL 85 X FF 92 3-1 ② P5	5	1	2	1	0	0	3
6 Steven Duggar, L (1, 8) OBP: 0.289, SLG: 0.351	F CU 80 B CH 85 F FF 93 B CH 85 B FF 95 S FF 94 3-3 ① K		B CU 83 B CH 86 F FF 93 B CU 82 F FF 92 X FF 94 3-2 1B		B CH 83 B FF 93 S CH 84 F FF 93 F FF 95 T FF 94 2-2 ③ K		C SL 81 B SI 89 B SL 80 S SI 88 C SI 89 2-3 ② K		X SL 85 0-0 ③ F9	5	0	1	0	0	3	5
28 Buster Posey, R (1, 2) OBP: 0.300, SLG: 0.388	C FC 88 X CU 82 0-1 2-H 2B		B FF 94 1 SAFE F FC 88 1 SAFE F FF 94 B FC 88 S CH 84 2-3 ② K			C CU 80 S CH 83 B CH 84 B FF 93 X CH 83 2-2 9 1B 1B	D FS 82 X FF 89 1-0 ③ FC6-4 1-2f			4	0	2	1	0	1	2
9 Brandon Belt, L (1, 3) OBP: 0.337, SLG: 0.452	C FF 94 B FF 94 B FF 94 F CH 86 F FF 94 B FF 93 B CH 85 4-2 BB		F FF 92 X CH 84 0-1 ③ G3			C SI 88 F SI 88 F SI 88 F SL 80 F SI 89 B SI 88 F SI 89 D CH 82 F SI 89 2-2 X SI 88 1 FC5-4 1-2 1B		C FF 95 S CH 90 B FF 96 X FF 94 1-2 ① G3		3	0	1	0	1	0	1
10 Evan Longoria, R (1, 5) OBP: 0.303, SLG: 0.413	C FF 93 B CU 81 X CH 85 1-1 ② L9			X FF 89 0-0 ① G4-3		S CH 81 F CH 82 B SI 89 D CH 82 D SI 89 X SI 89 3-2 ① L9		S CH 82 F SL 84 X FF 96 0-2 ② F8		4	0	0	0	0	0	4
35 Brandon Crawford, L (1, 6) OBP: 0.275, SLG: 0.288	B FF 93 S FF 94 C FF 95 S CH 85 1-3 ③ K			C FF 91 B CH 82 B FF 91 B FF 93 B FF 92 4-1 1 G5-4-3 BB		C SI 89 B SL 81 SI 89 F SI 89 F SL 79 X SL 80 2-2 ② L8		B FF 96 C FF 96 B CH 91 B FF 96 X FF 96 3-1 ③ F8		3	0	0	0	1	1	4
1 Kevin Pillar, R (1, 9) OBP: 0.251, SLG: 0.358		B FF 92 F FF 92 B FF 91 X CH 85 2-1 ① L8		B FF 91 F FF 93 C FF 93 X CH 85 1-2 ②③ G5-4-3 1-2f		X CH 82 0-0 ③ FC5-4 1-2f			B FF 90 B FF 91 B FF 91 B FF 90 4-0 21 2B BB	3	0	0	0	1	0	3
5 Mike Yastrzemski, L (1, 7) OBP: 0.500, SLG: 0.571		F FF 92 B FF 93 X CH 84 1-1 ② 1B			C FF 89 X CH 83 0-1 12 F9 1B		C SI 87 B SL 81 X SI 88 1-1 19 F9 12 1B 2B		C CU 79 D CH 85 B FF 90 C FF 91 B CH 84 C FF 91 3-3 ① K	4	1	3	0	0	1	1
64 Shaun Anderson, R (1, 1) OBP: 0.500, SLG: 0.750 48 Pablo Sandoval, S (5, PH) OBP: 0.327, SLG: 0.629 54 Reyes Moronta, R (6, 1) 19 Tyler Austin, R (7, PH) OBP: 0.352, SLG: 0.565 65 Sam Coonrod, R (8, 1) 13 Will Smith, R (9, 1) 21 Stephen Vogt, L (9, PH) OBP: 0.318, SLG: 0.463		C FF 94 C CU 82 B FF 96 F CU 83 S SI 96 1-3 ③ K			B FF 91 S FF 92 F FF 93 B FF 94 S FF 95 2-3 ① K		C SI 88 B CH 80 S CH 81 D CH 81 F CH 80 B SI 89 X CH 81 3-2 ① F9 2-3		X CU 79 0-0 1-3 2B	1 1 0 1 0 0 1	0 0 0 0 0 0 0	0 0 0 0 0 0 1	0 0 0 0 0 0 0	1 1 0 1 0 0 0	0 1 0 0 0 0 0	0 1 0 1 0 0 0
Inning Stats	R: 1 E: 0 K: 2 S: 17 H: 2 LOB: 2 BB: 1 P: 29	R: 0 E: 0 K: 1 S: 8 H: 1 LOB: 0 BB: 0 P: 12	R: 0 E: 0 K: 1 S: 10 H: 1 LOB: 1 BB: 0 P: 15	R: 0 E: 0 K: 0 S: 5 H: 0 LOB: 0 BB: 1 P: 10	R: 0 E: 0 K: 2 S: 10 H: 1 LOB: 1 BB: 0 P: 16	R: 0 E: 0 K: 0 S: 19 H: 2 LOB: 2 BB: 0 P: 28	R: 1 E: 0 K: 1 S: 11 H: 2 LOB: 1 BB: 0 P: 20	R: 0 E: 0 K: 0 S: 8 H: 0 LOB: 0 BB: 0 P: 12	R: 0 E: 0 K: 1 S: 7 H: 1 LOB: 2 BB: 1 P: 17	1B: 6 2B: 4 3B: 0 HR: 0 SF: 0 SAC: 0 DP: 1 HBP: 0						

PITCHER		IP	WLS	BF	H	R	ER	SO	BB	IBB	HBP	BLK	WP	HR	S	P	ERA	WHIP
24 Luke Weaver, R ERA: 3.03	(1, 1)	5.0	W	21	6	1	1	6	2	0	0	0	0	0	53	87	1.80	1.600
30 T.J. McFarland, L ERA: 4.09	(6, 1)	1.2		8	3	1	1	1	0	0	0	0	0	0	26	41	5.40	1.800
66 Yoshihisa Hirano, R ERA: 5.0	(7, 1)	0.1		1	0	0	0	0	0	0	0	0	0	0	1	2	0.00	0.000
50 Yoan López, R ERA: 0.9	(8, 1)	1.0		3	0	0	0	0	0	0	0	0	0	0	8	12	0.00	0.000
35 Matt Andriese, R ERA: 4.23	(9, 1)	0.1		3	1	0	0	1	1	0	0	0	0	0	4	11	0.00	6.000

PITCHER		IP	WLS	BF	H	R	ER	SO	BB	IBB	HBP	BLK	WP	HR	S	P	ERA	WHIP
56 Greg Holland, R ERA: 1.53	(9, 1)	0.2	S	2	0	0	0	0	0	0	0	0	0	0	3	6	0.00	0.000

Arizona Diamondbacks @ San Francisco Giants

Oracle Park, San Francisco, CA

Sun May 26 2019, 1:10 PM - 4:25 PM PDT

Att. 37,017 - Cloudy - 57 F

livebaseballscorecards.com

AB	35
R	2
H	10
RBI	2
BB	3
SO	8
LOB	25

WP: 0 PB: 0 SB: 0 CS: 0 PA: 38

Batter	1	2	3	4	5	6	7	8	9	AB	R	H	RBI	BB	SO	LOB
12 Joe Panik, L (1, 4) OBP: 0.335, SLG: 0.365	X FF 91 0-0 HR		B CU 77 F CH 83 B FF 92 C CH 82 X CH 83 2-2 ③ P6			C FF 91 X FF 90 0-1 ① G5-3		B CH 82 F FF 91 X FF 92 1-1 1-2 1B		4	1	2	1	0	0	0
5 Mike Yastrzemski, L (1, 7) OBP: 0.333, SLG: 0.364	F FF 91 S CH 82 B CH 83 B FF 92 B CH 83 C FF 91 3-3 ① K			C CU 76 F CH 82 X CH 81 0-2 ① F9		C FF 92 C FC 86 X CH 84 0-2 ② P6		S SL 80 X CH 83 0-1 ③ G6-3		4	0	0	0	0	1	2
28 Buster Posey, R (1, 2) OBP: 0.301, SLG: 0.383 21 Stephen Vogt, L (7, 2) OBP: 0.333, SLG: 0.476	B FC 86 F FF 92 B FF 92 S CH 84 X CH 84 2-2 ② G6-3			B FF 92 B FC 87 B FF 91 C FF 91 C CH 81 F FF 93 F CH 83 B FC 84 4-2 9 G4-3 9 WP BB		F FF 91 S FF 91 B FF 92 X FF 92 1-2 ③ G4-3			C FF 92 B CH 84 F FF 90 X FF 93 1-2 9 2B 1 SF8 1B	2 1	0 1	0 1	0 1	1 0	0 0	0 0
9 Brandon Belt, L (1, 3) OBP: 0.335, SLG: 0.453	B CU 81 C CH 82 S CH 84 B CH 83 B FF 91 S CH 83 3-3 ③ K			B B FC 84 C CH 83 F CH 81 B FF 90 X CH 82 3-2 ② G4-3 1-3			X FF 90 0-0 ① F7		X FF 92 0-0 1 SF8 35 1B 1-3 2B	4	1	1	0	0	1	1
10 Evan Longoria, R (1, 5) OBP: 0.297, SLG: 0.402		C FF 91 B FC 87 B CH 83 F FF 91 X CH 85 2-2 ① F9		F FF 92 F CH 82 S FF 91 0-3 ③ K			C FF 90 S FC 84 B FF 92 X CH 82 1-2 ② F8		B FF 93 F SI 90 X CH 83 1-1 ① F9	4	0	0	0	0	1	3
1 Kevin Pillar, R (1, 9) OBP: 0.246, SLG: 0.353		B FC 87 S CH 84 F CH 83 X FF 92 1-2 ② L9			X FC 84 0-0 ① G6-3		B CU 76 B FF 90 X FF 91 2-0 ③ G6-3		C FF 92 D SL 84 X SI 91 1-1 ② SF8 2-3 3-H	3	0	0	1	0	0	0
35 Brandon Crawford, L (1, 6) OBP: 0.280, SLG: 0.293		C FF 91 B CH 83 X CH 83 1-1 ③ G3			C FF 90 B CU 79 B CH 82 C CH 82 B FF 92 X FF 92 3-2 1B			B SI 91 X CH 82 1-0 ① G6-3	C FF 92 B FF 93 L FF 92 X CH 85 1-2 3-H 1B	4	0	2	1	0	0	0
6 Steven Duggar, L (1, 8) OBP: 0.284, SLG: 0.343			C FF 91 C FF 91 B CH 84 S CH 83 1-3 ① K		D CH 82 B FF 90 1 SAFE X CH 83 2-0 ② F8			B FF 92 F FF 92 B CH 82 C FF 92 X FF 93 2-2 ② G6-3	T FF 92 F FF 92 B FF 94 D CH 86 X FF 93 2-2 ③ P5	4	0	0	0	0	1	2
29 Jeff Samardzija, R (1, 1) OBP: 0.077, SLG: 0.077 61 Nick Vincent, R (5, 1) 45 Derek Holland, S (6, 1) OBP: 0.091, SLG: 0.091 48 Pablo Sandoval, S (8, PH) OBP: 0.333, SLG: 0.629 65 Sam Coonrod, R (8, 1)			B FF 92 T FF 91 X FC 85 1-1 ② L7		S FF 91 S FF 92 S CH 83 0-3 ③ K			C FF 92 S FF 93 B FF 94 B CH 85 B CH 84 B FF 92 4-2 12 1B BB		2 0 0 0 0 0	0 0 0 0 0 0	0 0 0 0 1 0	0 0 0 0 0 0	1 0 0 0 0 0	1 0 0 0 0 0	1 0 0 0 0 0

Inning Stats																																	
	R: 1	H: 1		R: 0	H: 0		R: 0	H: 0		R: 0	H: 0		R: 0	H: 1		R: 0	H: 0		R: 0	H: 0		R: 0	H: 1		R: 2	H: 3		1B: 4	SF: 1		WP: 1	PA: 35	
	E: 0	LOB: 0		E: 0	LOB: 0		E: 0	LOB: 0		E: 0	LOB: 1		E: 0	LOB: 1		E: 0	LOB: 0		E: 0	LOB: 0		E: 0	LOB: 2		E: 0	LOB: 1		2B: 1	SAC: 0		PB: 0		
	K: 2	BB: 0		K: 0	BB: 0		K: 1	BB: 0		K: 1	BB: 1		K: 1	BB: 0		K: 0	BB: 0		K: 0	BB: 0		K: 0	BB: 1		K: 0	BB: 0		3B: 0	DP: 0		SB: 0		
	S: 10	P: 18		S: 8	P: 12		S: 8	P: 12		S: 13	P: 20		S: 8	P: 13		S: 8	P: 9		S: 5	P: 8		S: 10	P: 18		S: 14	P: 20		HR: 1	HBP: 0		CS: 0		

PITCHER		IP	WLS	BF	H	R	ER	SO	BB	IBB	HBP	BLK	WP	HR	S	P	ERA	WHIP
36 Trevor Richards, R ERA: 3.82	(1, 1)	7.0	W	24	2	1	1	5	1	0	0	0	1	1	60	92	1.29	0.429
57 Elieser Hernández, R ERA: 9.0	(8, 1)	2.0		11	4	2	2	0	1	0	0	0	0	0	24	38	9.00	2.500

PITCHER	IP	WLS	BF	H	R	ER	SO	BB	IBB	HBP	BLK	WP	HR	S	P	ERA	WHIP

TOP

San Francisco Giants @ Miami Marlins

Marlins Park, Miami, FL

Tue May 28 2019, 7:10 PM - 10:01 PM EDT

Att. 6,407 - Clear - 81 F

livebaseballscorecards.com

AB	32
R	3
H	6
RBI	3
BB	2
SO	5
LOB	9

Batter	1	2	3	4	5	6	7	8	9	AB	R	H	RBI	BB	SO	LOB
21 Curtis Granderson, L (1, 7) OBP: 0.283, SLG: 0.372 5 Rosell Herrera, S (8, PH) OBP: 0.281, SLG: 0.299 (9, 8)	C FF 89 B SL 83 B FF 90 S SL 84 X FC 88 2-2 ① F7		B KC 76 C FF 90 B SL 86 F KC 77 F FC 89 X SL 86 2-2 ① F7 C KC 76 T KC 78 B FF 92 B KC 78 S FF 91 2-3 ③ K		B FC 86 C FF 88 C SI 89 D KC 78 B KC 78 B SI 88 4-2 26 HR 1-2 BB		B SI 95 F SI 96 C CH 88 X FF 96 1-2 HR		3 1 0 0 1 1 1 1 1 1 1 0 0 0						
26 Garrett Cooper, R (1, 9) OBP: 0.324, SLG: 0.400	B SI 90 C SL 85 S SI 91 C FC 88 1-3 ② K		B SI 93 X SL 86 1-0 18 1B 13 E 1B		B FC 89 B FF 91 C FC 89 F SI 92 F FC 89 B FS 83 B SI 93 4-2 15 1B 47 E BB	S KC 76 C SI 89 X KC 77 0-2 1-H 2-H HR		C SL 84 F SI 96 B SL 87 B FF 97 X SL 85 2-2 ① G5-3		4 3 2 3 1 1 0						
15 Brian Anderson, R (1, 5) OBP: 0.317, SLG: 0.359	B SI 91 B SI 90 C SL 84 X SI 91 2-1 ③ G5-3		F SI 93 X FF 91 0-1 ② L9		F SI 94 B SI 93 X FC 90 1-1 47 E 47 1B 38 HR 1-2 1B	F CH 88 F KC 77 B SI 88 X KC 78 1-2 ① G5-3		B FF 96 B SI 94 C SI 94 B SI 95 X SI 94 3-1 18 BB 1B		5 1 2 0 0 0 1						
18 Neil Walker, S (1, 3) OBP: 0.372, SLG: 0.438		B FC 88 B FC 87 B SI 92 B FF 89 C FF 90 F FF 92 X SL 86 3-2 ① F9	C FF 93 B FC 90 F FF 93 X FC 90 1-2 13 E 1B		C FF 88 F FF 89 S FC 86 0-3 ① K	B SI 88 C SL 79 B SI 90 B SI 89 X SI 89 3-1 ② L5		B SL 85 B FF 96 B FF 95 B FF 95 4-0 13 G5-4-3 1-2 BB		4 1 1 0 1 1 2						
13 Starlin Castro, R (1, 4) OBP: 0.272, SLG: 0.291		B SI 91 C SL 86 B SI 92 B FF 90 F FF 92 X SL 85 3-2 47 1B 19 1B 1B	B FF 91 F SI 94 X SI 93 1-1 E8 1-H 2-H 2B		B FF 88 C FF 89 C FF 89 F FC 87 F FF 90 D FC 87 B FF 89 X FF 89 3-2 ② L8	X CH 82 0-0 ③ P4		F FF 95 S SL 82 B SL 83 X SI 93 1-2 ②③ G5-4-3 1-2f		5 1 2 2 0 0 4						
47 Harold Ramírez, R (1, 8) OBP: 0.460, SLG: 0.543 (9, 7)		C SI 92 F FC 89 F FC 88 B FF 92 F SI 93 1 SAFE X FC 90 1-2 19 1B 1B	B FC 89 F SI 93 B SI 93 B SI 94 C FC 88 X SI 94 3-2 ③ G4-3		S FF 89 F FF 90 F FF 90 X FF 90 0-2 E7 38 HR 1-3 2-H 1B		F SI 89 C SI 89 B SI 91 X SL 79 1-2 1B			4 1 3 1 0 0 1						
38 Jorge Alfaro, R (1, 2) OBP: 0.319, SLG: 0.435		F SI 94 F SI 93 B FC 87 S SI 93 1-3 ② K		S SI 92 X SI 91 0-1 19 FC6-4 1B	S FF 89 F FF 89 B FF 90 X FF 89 1-2 1-H 3-H HR		X KC 77 0-0 ① F7			4 1 2 3 0 1 3						
19 Miguel Rojas, R (1, 6) OBP: 0.305, SLG: 0.284		C FF 91 X FC 88 0-1 1-3 2-H 1B		1 SAFE B SI 91 F SI 93 F FC 88 B SI 93 X SI 94 2-2 ① FC6-4 36 S 1-2f	B FC 86 F FF 89 S FC 86 B FC 87 B FC 86 X FC 85 3-2 ③ G6-3		C SI 90 F SI 90 S SL 79 0-3 ② K			4 0 1 1 0 1 2						
36 Trevor Richards, R (1, 1) OBP: 0.167, SLG: 0.063 44 Austin Dean, R (7, PH) OBP: 0.195, SLG: 0.333 57 Elieser Hernández, R (8, 1)		1 SAFE F SI 93 X SI 93 0-1 ③ G4-3		1 SAFE B FF 91 S FC 87 B SI 93 F FC 87 C FF 90 2-3 ② K	C FF 87 B FC 86 B FC 86 B FF 88 B FF 88 4-1 21 BB 26 HR BB		C SI 90 F SI 90 F SL 80 X SI 90 0-2 ③ F8			2 1 0 0 1 1 3 1 0 0 0 0 0 1 0 0 0 0 0 0 0						
Inning Stats	R: 0 E: 0 K: 1 S: 8 H: 0 LOB: 0 BB: 0 P: 13	R: 1 E: 0 K: 1 S: 18 H: 3 LOB: 2 BB: 0 P: 26	R: 2 E: 1 K: 0 S: 15 H: 3 LOB: 1 BB: 0 P: 23	R: 0 E: 0 K: 2 S: 11 H: 1 LOB: 1 BB: 0 P: 17	R: 4 E: 1 K: 1 S: 23 H: 3 LOB: 0 BB: 1 P: 35	R: 3 E: 0 K: 0 S: 12 H: 1 LOB: 0 BB: 2 P: 24	R: 0 E: 0 K: 1 S: 11 H: 1 LOB: 1 BB: 0 P: 12	R: 1 E: 0 K: 0 S: 11 H: 2 LOB: 1 BB: 1 P: 22		1B: 10 2B: 1 3B: 0 HR: 3 SF: 0 SAC: 0 DP: 1 HBP: 0			WP: 0 PB: 0 SB: 1 CS: 0 PA: 41			

PITCHER	IP	WLS	BF	H	R	ER	SO	BB	IBB	HBP	BLK	WP	HR	S	P	ERA	WHIP
29 Jeff Samardzija, R (1, 1) ERA: 3.83	4.0	L	21	8	5	5	4	1	0	0	0	0	0	57	89	11.25	2.250
61 Nick Vincent, R (5, 1) ERA: 5.58	1.0		6	2	3	3	1	1	0	0	0	0	1	19	30	27.00	3.000
45 Derek Holland, L (6, 1) ERA: 6.9	2.0		9	2	2	2	1	1	0	0	0	0	1	22	31	9.00	1.500
65 Sam Coonrod, R (8, 1) ERA: 4.5	1.0		5	2	1	1	0	1	0	0	0	0	1	11	22	9.00	3.000

PITCHER	IP	WLS	BF	H	R	ER	SO	BB	IBB	HBP	BLK	WP	HR	S	P	ERA	WHIP

BOTTOM

San Francisco Giants @ Miami Marlins

Marlins Park, Miami, FL

Tue May 28 2019, 7:10 PM - 10:01 PM EDT

Att. 6,407 - Clear - 81 F

AB	37
R	11
H	14
RBI	11
BB	4
SO	6
LOB	18

livebaseballscorecards.com

Batter	1	2	3	4	5	6	7	8	9	AB	R	H	RBI	BB	SO	LOB
12 Joe Panik, L (1, 4) OBP: 0.333, SLG: 0.363	B SI 92 C FF 93 F FF 92 X FF 93 1-2 28 F9 5 G6-3 1B	C FF 94 X CH 86 0-1 G6-3 ③			C FF 93 B FF 94 C CH 87 X CH 87 1-2 G4-3 ②			F FF 101 F FF 101 B SL 89 X SI 101 1-2 G6-3 ②		4	0	1	0	0	0	3
5 Mike Yastrzemski, L (1, 7) OBP: 0.250, SLG: 0.267 49 Sam Dyson, R (8, 1)	F SI 94 B FF 94 X SI 94 1-1 G6-3 ① 1-2		B CU 77 B CU 77 F FF 92 B CH 86 X FF 92 3-1 P5 ①		B CU 79 C FF 94 B FF 94 C FF 93 S FF 94 2-3 K2-3 ③			F FF 102 T FF 101 F FF 101 S FF 101 0-3 K ③		4 0	0 0	0 0	0 0	0 0	2 0	1 0
28 Buster Posey, R (1, 2) OBP: 0.299, SLG: 0.386	B CU 81 X FF 94 1-0 F9 ② 2-3		S CU 80 B CH 85 F FF 93 S FF 93 1-3 K ②			C FF 95 F FF 94 F FF 93 B CU 80 F FF 94 F FF 94 X CH 87 1-2 G6-3 ①			C FF 87 C SI 87 B SL 77 B SL 76 X SL 76 2-2 48 1B 9 FC5-6 2B	4	1	1	0	0	1	1
48 Pablo Sandoval, S (1, 5) OBP: 0.330, SLG: 0.614	T FF 95 F FF 94 F FF 93 B CH 86 B CH 86 S FF 94 2-3 K ③		B FF 93 X CH 85 1-0 F7 ③			B CU 80 X CH 86 1-0 L8 ②			X CH 81 0-0 9 FC5-6 1B 2-3	4	0	1	0	0	1	1
9 Brandon Belt, L (1, 3) OBP: 0.333, SLG: 0.467		F FF 92 F FF 91 B FF 92 B CH 84 B CH 86 F CH 85 C FF 92 3-3 K ①		B CH 85 B CH 84 L FF 92 X CH 84 2-1 HR		B CU 80 B FF 94 C FF 94 B FF 94 C FF 93 X FF 93 3-2 F7 ③			B CH 81 1 SAFE S SI 86 C SL 77 X CH 80 1-2 FC5-6 ① 1 E 1 S 1-2f 3-H	4	1	1	2	0	1	1
1 Kevin Pillar, R (1, 9) OBP: 0.242, SLG: 0.345		C CU 78 S CU 78 X CU 79 0-2 F7 ②		C FF 94 F CU 79 B FF 92 X CU 77 1-2 G5-3 ①			C CU 81 B CU 83 F FF 97 X CU 82 1-2 L7 ①		F SI 86 C SL 75 F SL 77 F SL 77 S SL 77 0-3 K ② 1-3	4	0	0	0	0	1	1
35 Brandon Crawford, L (1, 6) OBP: 0.284, SLG: 0.294		S FF 94 X FF 92 0-1 6 2B 1B		B CH 84 X CH 86 1-0 G6-3 ②			C FF 96 S CU 83 X CU 84 0-2 L9 ②		B SL 78 B SI 85 B SL 76 C SL 78 B CH 80 4-1 BB	3	0	1	0	1	0	0
6 Steven Duggar, L (1, 8) OBP: 0.283, SLG: 0.347		F FF 93 1 SAFE B CH 85 L CH 84 X CH 85 1-2 1-3 2B		L FF 93 B CH 84 F FF 94 B FF 93 C FF 94 2-3 K ③			C CU 83 B FF 95 X FF 96 1-1 F7 ③		C SL 78 B CH 79 1 SAFE B SL 77 F SL 78 S SL 76 2-3 K ③	4	0	1	0	0	2	2
40 Madison Bumgarner, R (1, 1) OBP: 0.222, SLG: 0.280 41 Mark Melancon, R (7, 1) 21 Stephen Vogt, L (8, PH) OBP: 0.326, SLG: 0.465 (8, 7)		B CU 81 S CH 85 D CU 80 B FF 95 B FF 93 4-1 BB			X FF 94 0-0 G6-3 ①			F FF 96 F FF 99 F FF 101 F SL 88 S SL 88 0-3 K ①		1 0 1	0 0 0	0 0 0	0 0 0	1 0 0	0 0 1	0 0 0
Inning Stats	R: 0 E: 0 K: 1 S: 10 H: 1 LOB: 1 BB: 0 P: 15	R: 0 E: 0 K: 1 S: 15 H: 2 LOB: 3 BB: 1 P: 23	R: 0 E: 0 K: 1 S: 6 H: 0 LOB: 0 BB: 0 P: 11	R: 1 E: 0 K: 1 S: 9 H: 1 LOB: 0 BB: 0 P: 15	R: 0 E: 0 K: 1 S: 7 H: 0 LOB: 0 BB: 0 P: 10	R: 0 E: 0 K: 0 S: 10 H: 0 LOB: 0 BB: 0 P: 15	R: 0 E: 0 K: 0 S: 8 H: 0 LOB: 0 BB: 0 P: 10	R: 0 E: 0 K: 2 S: 12 H: 0 LOB: 0 BB: 0 P: 13	R: 1 E: 1 K: 2 S: 16 H: 2 LOB: 2 BB: 1 P: 25	1B: 3 2B: 2 3B: 0 HR: 1 SF: 0 SAC: 0 DP: 0 HBP: 0						

TOP

San Francisco Giants @ Miami Marlins

Marlins Park, Miami, FL

Wed May 29 2019, 7:11 PM - 9:48 PM EDT

Att. 6,487 - Partly Cloudy - 80 F

livebaseballscorecards.com

AB	33
R	2
H	6
RBI	2
BB	2
SO	9
LOB	10

WP: 0 PB: 0 SB: 1 CS: 0 PA: 35

PITCHER		IP	WLS	BF	H	R	ER	SO	BB	IBB	HBP	BLK	WP	HR	S	P	ERA	WHIP
49 Pablo López, R ERA: 4.99	(1, 1)	6.0		23	4	1	1	5	1	0	0	0	0	1	57	89	1.50	0.833
70 Nick Anderson, R ERA: 5.16	(7, 1)	1.0	W	3	0	0	0	0	0	0	0	0	0	0	8	10	0.00	0.000
56 Tayron Guerrero, R ERA: 3.32	(8, 1)	1.0	H	3	0	0	0	2	0	0	0	0	0	0	12	13	0.00	0.000
54 Sergio Romo, R ERA: 4.5	(9, 1)	1.0	S	6	2	1	1	2	1	0	0	0	0	0	16	25	9.00	3.000

PITCHER	IP	WLS	BF	H	R	ER	SO	BB	IBB	HBP	BLK	WP	HR	S	P	ERA	WHIP

BOTTOM

Batter	1	2	3	4	5	6	7	8	9	AB	R	H	RBI	BB	SO	LOB
44 Austin Dean, R (1, 7) OBP: 0.205, SLG: 0.333	C FF 92 F FC 88 B CU 79 B FC 88 F FC 88 B FF 92 X FC 88 3-2 P4 ①		B CH 84 F CH 84 B CU 79 F FC 88 X FF 92 2-2 15 1B 13 SF7 1B		B CU 77 X FC 87 1-0 G6-3 ①		C FC 93 X FC 92 0-1 1-3 3-H 2B			3	1	1	0	0	0	0
18 Neil Walker, S (7, PH) OBP: 0.376, SLG: 0.449										1	0	1	1	0	0	0
56 Tayron Guerrero, R (8, 1)										0	0	0	0	0	0	0
5 Rosell Herrera, S (9, 8) OBP: 0.281, SLG: 0.299										0	0	0	0	0	0	0
26 Garrett Cooper, R (1, 9) OBP: 0.306, SLG: 0.381	B FF 92 C FF 92 X FF 92 1-1 G6-3 ②		F FF 92 F FC 86 F FF 92 F FC 87 X FC 87 0-2 F7 ①		X FF 91 0-0 L7 ②		B FC 93 B FC 93 D FF 94 C FC 93 X FF 93 3-1 3-H SF9 ②			3	0	0	1	0	0	1
54 Sergio Romo, R (9, 1)										0	0	0	0	0	0	0
15 Brian Anderson, R (1, 5) OBP: 0.320, SLG: 0.359	H CU 79 1-0 HBP		C FC 87 D CU 78 B FF 91 1 SAFE F FF 91 X FC 87 2-2 13 WP 1-3 1B		C FF 91 C CU 79 B FF 91 C FF 92 1-3 K ③		X FC 92 0-0 G6-3 ③			3	0	1	0	0	1	1
13 Starlin Castro, R (1, 4) OBP: 0.271, SLG: 0.301	F FF 91 B FC 88 1 SAFE F FC 87 S CU 77 1-3 K ③		F FC 87 C FF 92 B FF 92 B CU 79 X FF 92 2-2 SF7 ② 1-2 3-H			B CU 76 F FC 86 F FF 92 S FF 91 1-3 K ①		F FF 93 B SI 95 X SI 94 1-1 47 1B 3B		3	1	1	1	0	2	1
47 Harold Ramírez, R (1, 8) OBP: 0.444, SLG: 0.520		C FF 91 X FC 87 0-1 G6-3 ①	F CU 78 B FF 92 B FC 88 B CU 79 F FF 92 F CU 78 X FC 87 3-2 G6-3 ③			T FF 92 X FF 92 0-1 G4-3 ②		B FC 92 X SI 94 1-0 14 G5-4-3 3-H 1B		4	0	1	1	0	0	1
14 Martín Prado, R (1, 3) OBP: 0.262, SLG: 0.301		B FF 92 B CH 84 F FC 87 B FF 92 F FC 86 X FF 92 3-2 F9 ②		B FF 91 B CH 83 C FF 92 X FF 92 2-1 L8 ①		X FF 92 0-0 F9 ③		1 SAFE X SI 94 0-0 G5-4-3 ① ② 1-2f		4	0	0	0	0	0	1
38 Jorge Alfaro, R (1, 2) OBP: 0.335, SLG: 0.457		B FF 92 X FC 88 1-0 2B		C CU 77 X FF 91 0-1 49 19 1B FC2-5-6-5-3 1B			X FF 91 0-0 21 1B 18 2B 1B	B FF 94 B FF 93 X SI 94 2-0 1B		4	1	4	0	0	0	0
19 Miguel Rojas, R (1, 6) OBP: 0.309, SLG: 0.285			X FC 88 0-0 49 FC2-5-6-5-3 1-2 1B				B FC 91 1 SAFE X FC 91 1-0 G2 ①	S CH 86 B CH 87 F SI 94 S CH 88 1-3 K ③		3	0	1	0	1	1	2
49 Pablo López, L (1, 1) OBP: 0.250, SLG: 0.250		S FC 88 B FF 92 S FC 87 S FC 88 1-3 K ③	L FC 86 B FC 85 X FC 86 1-1 FC2-5-6-5-4 ② ③ 1-3 2-3				C KC 81 C KC 82 F KC 82 X KC 83 0-2 18 2B 26 SF9 1-3 1B			2	0	0	0	0	1	4
70 Nick Anderson, R (7, 1)										0	0	0	0	0	0	0
21 Curtis Granderson, L (7, PH) OBP: 0.288, SLG: 0.377										1	1	1	0	0	0	0
(8, 7)																

Inning Stats																								
	R: 0 E: 0 K: 1 S: 9	H: 0 LOB: 1 BB: 0 P: 15	R: 0 E: 0 K: 1 S: 9	H: 1 LOB: 2 BB: 1 P: 14	R: 1 E: 0 K: 0 S: 18	H: 2 LOB: 1 BB: 0 P: 27	R: 0 E: 0 K: 0 S: 7	H: 2 LOB: 1 BB: 0 P: 10	R: 0 E: 0 K: 1 S: 5	H: 0 LOB: 0 BB: 0 P: 7	R: 0 E: 0 K: 1 S: 6	H: 0 LOB: 0 BB: 0 P: 7	R: 2 E: 0 K: 0 S: 11	H: 3 LOB: 1 BB: 0 P: 15	R: 1 E: 0 K: 1 S: 8	H: 3 LOB: 1 BB: 0 P: 13	1B: 8 2B: 3 3B: 1 HR: 0	SF: 2 SAC: 0 DP: 2 HBP: 1	WP: 1 PB: 0 SB: 0 CS: 0	PA: 35

PITCHER		IP	WLS	BF	H	R	ER	SO	BB	IBB	HBP	BLK	WP	HR	S	P	ERA	WHIP
40 Madison Bumgarner, L ERA: 4.01	(1, 1)	6.0	L	25	6	2	2	4	0	1	1	0	1	0	55	81	3.00	1.000
41 Mark Melancon, R ERA: 2.53	(7, 1)	1.0		5	2	1	1	0	0	0	0	0	0	0	10	14	9.00	2.000
49 Sam Dyson, R ERA: 2.67	(8, 1)	1.0		5	3	1	1	1	0	0	0	0	0	0	8	13	9.00	3.000

PITCHER	IP	WLS	BF	H	R	ER	SO	BB	IBB	HBP	BLK	WP	HR	S	P	ERA	WHIP

San Francisco Giants @ Miami Marlins

Marlins Park, Miami, FL

Wed May 29 2019, 7:11 PM - 9:48 PM EDT

Att. 6,487 - Partly Cloudy - 80 F

livebaseballscorecards.com

AB	31
R	4
H	11
RBI	4
BB	1
SO	5
LOB	11

MIAMI

San Francisco Giants @ Miami Marlins

Marlins Park, Miami, FL

Thu May 30 2019, 1:11 PM - 4:15 PM EDT

Att. 7,371 - Roof Closed - 76 F

TOP

livebaseballscorecards.com

Batter	1	2	3	4	5	6	7	8	9	AB	R	H	RBI	BB	SO	LOB
12 Joe Panik, L (1, 4) OBP: 0.330, SLG: 0.354	B SI 94 B SI 93 B SI 93 B SI 93 4-0 21 L3 BB		B SL 85 D SL 84 B FF 94 C FF 94 X FF 95 3-1 ② F8			B SI 94 X SI 95 1-0 ① L8	C FF 94 B SL 84 B FF 94 X FF 95 2-1 ③ P4		B FF 90 C FF 90 X CU 73 1-1 ① F8	4	0	0	0	1	0	3
21 Stephen Vogt, L (1, 2) OBP: 0.327, SLG: 0.444 19 Tyler Austin, R (8, PH) OBP: 0.347, SLG: 0.556 56 Tony Watson, L (8, 1) 7 Donovan Solano, R (9, PH) OBP: 0.231, SLG: 0.217 13 Will Smith, R (9, 1)	C FF 94 F SL 84 X FF 94 0-2 ①② L3 1-1		B CH 88 F CH 87 F SL 84 X SL 86 1-2 ③ F8			C SI 96 F CU 83 B CH 90 B SL 88 B FF 96 B FF 96 4-2 9 BB BB		B SL 85 B FF 94 X FF 94 2-0 ① F9	X SL 85 0-0 ② L1	2 1 0 1 0	0 0 0 0 0	0 0 0 0 0	0 0 0 0 0	1 0 0 0 0	0 0 0 0 0	3 0 0 0 0
48 Pablo Sandoval, S (1, 3) OBP: 0.321, SLG: 0.596 54 Reyes Moronta, R (7, 1) 28 Buster Posey, R (8, PH) OBP: 0.302, SLG: 0.384 (8, 2)	C SI 95 S SL 87 S CH 90 0-3 ③ K			B SL 82 X CH 88 1-0 ① G3		S FF 96 X CH 90 0-1 ② P6		B FF 95 F FF 95 B FF 94 S FF 95 F FF 95 F CH 88 F FF 95 B CU 82 F FF 95 4-2 D CH 88 9 1B 35 2B BB	C FF 92 F CU 76 B FF 91 B FF 92 X SL 87 2-2 ③ G5-3	3 0 1	0 0 0	0 0 0	0 0 0	0 0 1	1 0 0	1 0 0
9 Brandon Belt, L (1, 7) OBP: 0.342, SLG: 0.467 (7, 3)		B SL 84 B FF 95 C CH 88 X FF 94 2-1 ① L3		S SI 94 B CH 89 F CH 88 B SL 86 B FF 96 D CH 88 4-2 10 HBP BB		B CH 90 C CH 88 B SI 97 S FF 96 B FF 97 B CH 90 4-2 1-2 BB		F SL 85 C FF 94 B FF 95 B FF 95 B FF 95 F FF 95 X FF 95 3-2 10 BB 35 2B 1-3 1B		2	1	1	0	2	0	0
10 Evan Longoria, R (1, 5) OBP: 0.301, SLG: 0.398		B FF 96 C FF 94 B SL 86 X FF 94 2-1 ② P4		B SL 86 C FF 95 F FF 96 F CH 89 B FF 97 1 SAFE F SL 86 H SI 95 3-2 35 G5-6-3 1-2 HBP		F FF 96 D SL 87 S SL 87 2 SAFE F FF 97 F SL 87 S SL 88 1-3 ③ K		B CU 83 B FF 93 B FF 93 B SI 94 4-0 35 2B 1-2 BB		2	0	0	0	1	1	2
35 Brandon Crawford, L (1, 6) OBP: 0.289, SLG: 0.309		B FF 94 B CH 88 B FF 94 C FF 94 C FF 94 X FF 95 3-2 ③ G5-3		B CH 88 C SI 96 D SL 86 F FF 96 F SL 85 X CH 89 2-2 ②③ G5-6-3 1-2f			F FF 98 B FF 99 X FF 97 1-1 1 F8 5 1B 2B	D CU 74 X SL 86 1-0 1-3 2-H 3-H 2B		4	1	2	2	0	0	2
1 Kevin Pillar, R (1, 8) OBP: 0.246, SLG: 0.345 (7, 9)			X FF 94 0-0 ① L4		F FF 94 F FF 95 X SL 88 0-2 5 CS 1B		C FF 99 B FF 98 X FF 98 1-1 ① F8 2-3	0-0 IBB		3	0	1	0	1	0	1
5 Mike Yastrzemski, L (1, 9) OBP: 0.300, SLG: 0.278 (7, 7)			F SI 95 F FF 95 B SL 86 B FF 97 B CH 89 B FF 95 4-2 38 1B BB		C SL 84 1 SAFE S CH 88 X FF 96 0-2 ①② F9 1-2		B FF 99 B FF 100 S FF 99 X FF 98 2-1 6 G4-3 3-H 1B	C SL 85 F CU 72 B CU 74 F FF 90 S CU 73 1-3 ② K		3	0	1	1	1	1	4
38 Tyler Beede, R (1, 1) OBP: 0.500, SLG: 0.333 6 Steven Duggar, L (7, PH) OBP: 0.281, SLG: 0.343 (7, 8)			B FF 94 L FF 93 B FF 94 X FF 93 2-1 1-2 1B		C FF 96 B CU 82 B FF 96 F FF 96 S SL 87 2-3 ③ K		1 SAFE X FF 94 0-0 ② G4-3 1-2	F CU 72 C FF 91 B FF 90 S CU 74 1-3 ③ K		2 2	0 0	1 0	0 0	0 0	1 1	0 4

Inning Stats	1	2	3	4	5	6	7	8	9
	R: 0 E: 0 K: 1 S: 6 H: 0 LOB: 0 BB: 1 P: 10	R: 0 E: 0 K: 0 S: 7 H: 0 LOB: 0 BB: 0 P: 14	R: 0 E: 0 K: 0 S: 10 H: 1 LOB: 2 BB: 1 P: 20	R: 0 E: 0 K: 0 S: 11 H: 0 LOB: 1 BB: 1 P: 21	R: 0 E: 0 K: 1 S: 9 H: 1 LOB: 0 BB: 0 P: 11	R: 0 E: 0 K: 1 S: 12 H: 0 LOB: 2 BB: 2 P: 22	R: 1 E: 0 K: 0 S: 9 H: 2 LOB: 1 BB: 0 P: 15	R: 2 E: 0 K: 2 S: 19 H: 2 LOB: 3 BB: 3 P: 35	R: 0 E: 0 K: 0 S: 6 H: 0 LOB: 0 BB: 0 P: 9

1B: 4 SF: 0 WP: 0 PA: 39
2B: 3 SAC: 0 PB: 0
3B: 0 DP: 2 SB: 0
HR: 0 HBP: 1 CS: 1

	AB	30
	R	3
	H	6
	RBI	3
	BB	8
	SO	5
	LOB	20

PITCHER		IP	WLS	BF	H	R	ER	SO	BB	IBB	HBP	BLK	WP	HR	S	P	ERA	WHIP
22 Sandy Alcantara, R ERA: 4.08	(1, 1)	6.0		23	2	0	0	3	5	0	1	0	0	0	55	98	0.00	1.167
56 Tayron Guerrero, R ERA: 3.68	(7, 1)	0.1	B	3	2	1	1	0	0	0	0	0	0	0	6	10	27.00	6.000
61 Adam Conley, L ERA: 7.08	(7, 1)	1.0	L	5	1	2	2	0	1	0	0	0	0	0	14	25	18.00	2.000
37 Austin Brice, R ERA: 2.29	(8, 1)	0.0		1	0	0	0	0	1	0	0	0	0	0	0	4	∞	∞
20 Wei-Yin Chen, L ERA: 8.55	(8, 1)	1.2		7	1	0	0	2	0	1	0	0	0	0	14	20	0.00	0.600

PITCHER		IP	WLS	BF	H	R	ER	SO	BB	IBB	HBP	BLK	WP	HR	S	P	ERA	WHIP

Batter	1	2	3	4	5	6	7	8	9	AB	R	H	RBI	BB	SO	LOB
21 Curtis Granderson, L (1, 7) OBP: 0.282, SLG: 0.369 44 Austin Dean, R (8, PH) OBP: 0.200, SLG: 0.326 (9, 7)	C FF 92 X FF 94 0-1 G4-3 ①	B CH 84 C CH 83 B FF 94 F CH 82 B CU 80 F CH 84 X FF 94 3-2 P5 ③			B FF 94 F FF 94 B FF 93 B CH 82 X FF 92 3-1 P6 ①			B SI 93 C CH 85 F CH 86 S SI 93 1-3 K ①		3 1	0 0	0 0	0 0	0 0	0 1	2 0
26 Garrett Cooper, R (1, 9) OBP: 0.329, SLG: 0.394 (8, 3)	C FF 94 X FF 94 0-1 1B		B CU 79 C CU 78 F FF 94 B CU 79 F CU 78 B FF 94 B FF 93 4-2 15 G6-4-3 BB		X FF 94 0-0 G5-3 ②			X CH 87 0-0 5 1B 1B		3	0	2	0	1	0	0
15 Brian Anderson, R (1, 5) OBP: 0.314, SLG: 0.352	S FF 93 B CH 83 F FF 92 S CH 84 1-3 K ②		C CH 82 B FF 94 1 SAFE C CU 79 D CH 83 X FF 93 2-2 G6-4-3 ① ② 1-2f		C FF 94 B FF 95 B FF 94 C FF 94 B FF 93 X FF 94 3-2 F7 ③			F CH 86 B SI 93 F SI 92 S SL 85 1-3 K ②		4	0	0	0	0	2	3
18 Neil Walker, S (1, 3) OBP: 0.375, SLG: 0.443 56 Tayron Guerrero, R (7, 1) 61 Adam Conley, L (7, 1) 37 Austin Brice, R (8, 1) 5 Rosell Herrera, S (8, 8) OBP: 0.289, SLG: 0.307	B FF 94 B FF 93 S FF 94 X FF 94 2-1 F8 ③		B CH 84 C CH 83 B CU 79 B FF 93 C CH 82 B FF 94 4-2 13 WP BB			F FF 94 F FF 95 X FF 95 0-2 G6-3 ①		C CH 87 B CH 86 B CH 86 X CH 85 2-1 1-2 1B		2 0 0 0 1	0 0 0 0 0	0 0 0 0 1	0 0 0 0 0	1 0 0 0 0	1 0 0 0 0
13 Starlin Castro, R (1, 4) OBP: 0.271, SLG: 0.300		B FF 92 C FF 93 X CH 83 1-1 G5-3 ① F FF 93 C CU 79 B CU 80 S CH 83 1-3 K ③ 1-2			F FF 93 F FF 94 B FF 95 F CU 78 B FF 93 X FF 93 2-2 47 G1-4-3 1B			B CH 87 B SI 93 X CH 87 2-0 F7 ③		4	0	1	0	0	1	3
47 Harold Ramírez, R (1, 8) OBP: 0.431, SLG: 0.500 (8, 9)		C CU 80 S CH 83 B CH 83 B FF 94 B CU 80 X CH 82 3-2 L7 ②	C CU 79 X CU 78 0-1 28 WP 19 G1-3 1B		S CH 83 F FF 92 F FF 94 F CH 82 X FF 92 0-2 G1-4-3 ② ③ 1-2f				S FF 91 S CU 77 X SL 79 0-2 G4-3 ①	4	0	1	0	0	0	1
19 Miguel Rojas, R (1, 6) OBP: 0.313, SLG: 0.291		X FF 94 0-0 22 1B 2B	1 SAFE C CH 84 1 SAFE C FF 94 X CH 84 0-2 G1-3 ① 1-2			F FF 98 B FF 98 C SL 82 B FF 97 B SL 83 B SL 82 4-2 28 G4-6-3 BB			B CU 74 X FF 91 1-0 L6 ②	3	1	1	0	1	0	1
28 Bryan Holaday, R (1, 2)		B CU 78 B CU 78 2-0 22 1B IBB	C CH 82 B FF 94 F FF 93 S CU 80 1-3 K ② 2-3			M FF 98 1 SAFE B FF 97 B SL 82 1 SAFE L FF 97 F FF 97 F SL 82 B SL 84 3-2 X FF 88 G4-6-3 ① ② 1-2f			C CU 75 B CH 86 B CU 77 X FF 92 2-1 G5-3 ③	3	0	0	0	1	1	2
22 Sandy Alcantara, R (1, 1) OBP: 0.235, SLG: 0.294 14 Martín Prado, R (7, 3) OBP: 0.260, SLG: 0.298 20 Wei-Yin Chen, R (8, 1)		B FF 93 X FF 93 1-0 1-2 2-H 1B	S FF 94 B CU 78 C FF 95 M CU 79 1-3 K ③			C SL 84 F FF 97 B SL 85 B SL 85 X FF 97 2-2 F9 ③				2 1 0	0 0 0	1 0 0	1 0 0	0 0 0	1 0 0	1 0 0
Inning Stats	R: 0 E: 0 K: 1 S: 9 H: 1 LOB: 1 BB: 0 P: 12	R: 1 E: 0 K: 0 S: 11 H: 2 LOB: 2 BB: 1 P: 21	R: 0 E: 0 K: 1 S: 11 H: 0 LOB: 1 BB: 2 P: 22	R: 0 E: 0 K: 2 S: 11 H: 1 LOB: 1 BB: 0 P: 13	R: 0 E: 0 K: 0 S: 6 H: 0 LOB: 0 BB: 0 P: 12	R: 0 E: 0 K: 0 S: 12 H: 1 LOB: 0 BB: 0 P: 14	R: 0 E: 0 K: 0 S: 10 H: 0 LOB: 0 BB: 1 P: 19	R: 0 E: 0 K: 2 S: 10 H: 2 LOB: 2 BB: 0 P: 16	R: 0 E: 0 K: 0 S: 6 H: 0 LOB: 0 BB: 0 P: 9	1B: 6 2B: 1 3B: 0 HR: 0	SF: 0 SAC: 0 DP: 3 HBP: 0						

PITCHER		IP	WLS	BF	H	R	ER	SO	BB	IBB	HBP	BLK	WP	HR	S	P	ERA	WHIP
38 Tyler Beede, R ERA: 7.82	(1, 1)	6.0		24	5	1	1	4	2	1	0	0	2	0	60	94	1.50	1.167
54 Reyes Moronta, R ERA: 3.42	(7, 1)	1.0	W	3	0	0	0	0	1	0	0	0	0	0	10	19	0.00	1.000
56 Tony Watson, L ERA: 2.7	(8, 1)	1.0	H	5	2	0	0	2	0	0	0	0	0	0	10	16	0.00	2.000
13 Will Smith, L ERA: 2.49	(9, 1)	1.0	S	3	0	0	0	0	0	0	0	0	0	0	6	9	0.00	0.000

PITCHER	IP	WLS	BF	H	R	ER	SO	BB	IBB	HBP	BLK	WP	HR	S	P	ERA	WHIP

BOTTOM

San Francisco Giants @ Miami Marlins

Marlins Park, Miami, FL

Thu May 30 2019, 1:11 PM - 4:15 PM EDT

Att. 7,371 - Roof Closed - 76 F

livebaseballscorecards.com

AB	31
R	1
H	7
RBI	1
BB	4
SO	6
LOB	14

WP: 2	PA: 35		
PB: 0			
SB: 0			
CS: 0			

San Francisco Giants @ Baltimore Orioles

Oriole Park at Camden Yards, Baltimore, MD

Fri May 31 2019, 7:08 PM - 10:15 PM EDT

Att. 17,545 - Partly Cloudy - 83 F

livebaseballscorecards.com

TOP

Batter	1	2	3	4	5	6	7	8	9	AB	R	H	RBI	BB	SO	LOB
12 Joe Panik, L (1, 4) OBP: 0.328, SLG: 0.348 19 Tyler Austin, R (8, PH) OBP: 0.342, SLG: 0.547 (8, 7)	BB G4-3		P6			G5-3		G6-3		3 1	1 0	0 0	0 0	1 0	0 0	3 0
5 Mike Yastrzemski, L (1, 7) OBP: 0.360, SLG: 0.545 (8, 9)	3B HR			G4-3		BB			G3	4	2	2	2	1	0	0
28 Buster Posey, R (1, 2) OBP: 0.311, SLG: 0.387	1B 1B			BB		G4-3			F9	4	1	2	1	1	0	1
9 Brandon Belt, L (1, 3) OBP: 0.343, SLG: 0.462	F8 G3-6			L9			HBP		1B	4	0	1	0	0	0	3
48 Pablo Sandoval, S (1, 10) OBP: 0.325, SLG: 0.583	1B BB			G5-3			FC4-6		P2	4	1	1	0	1	0	3
10 Evan Longoria, R (1, 5) OBP: 0.300, SLG: 0.391	BB FC6-4				L8		K			3	1	0	0	1	1	2
35 Brandon Crawford, L (1, 6) OBP: 0.288, SLG: 0.306	SF8		F8		BB		K			2	0	0	1	1	1	1
1 Kevin Pillar, R (1, 9) OBP: 0.247, SLG: 0.343 (8, 8)	1B		P3		P3			F8		4	0	1	0	0	0	1
6 Steven Duggar, L (1, 8) OBP: 0.286, SLG: 0.348 7 Donovan Solano, R (8, PH) OBP: 0.222, SLG: 0.208 (8, 4)	E7 1B				G3 1B			K		3 1	0 0	2 0	2 0	0 0	0 1	1 0
Inning Stats	R: 5 E: 1 K: 0 S: 28 H: 5 LOB: 2 BB: 2 P: 46	R: 1 E: 0 K: 0 S: 11 H: 2 LOB: 1 BB: 1 P: 22	R: 0 E: 0 K: 0 S: 6 H: 1 LOB: 1 BB: 0 P: 10	R: 0 E: 0 K: 0 S: 6 H: 0 LOB: 1 BB: 1 P: 14	R: 0 E: 0 K: 0 S: 9 H: 0 LOB: 1 BB: 1 P: 17	R: 0 E: 0 K: 0 S: 6 H: 0 LOB: 0 BB: 1 P: 13	R: 0 E: 0 K: 2 S: 14 H: 0 LOB: 1 BB: 0 P: 23	R: 0 E: 0 K: 1 S: 5 H: 0 LOB: 0 BB: 0 P: 7	R: 0 E: 0 K: 0 S: 8 H: 1 LOB: 1 BB: 0 P: 11	1B: 7 2B: 0 3B: 1 HR: 1 SF: 1 SAC: 0 DP: 2 HBP: 1						

AB	33
R	6
H	9
RBI	6
BB	6
SO	3
LOB	15

PITCHER		IP	WLS	BF	H	R	ER	SO	BB	IBB	HBP	BLK	WP	HR	S	P	ERA	WHIP
54 Andrew Cashner, R ERA: 5.04	(1, 1)	5.0	W	27	8	6	6	0	5	0	0	0	0	1	60	109	10.80	2.600
51 Paul Fry, L ERA: 3.52	(6, 1)	1.1	H	5	0	0	0	0	1	0	1	0	0	0	10	23	0.00	0.750
42 Mychal Givens, R ERA: 5.47	(7, 1)	1.0	H	3	0	0	0	2	0	0	0	0	0	0	11	14	0.00	0.000
48 Richard Bleier, L ERA: 7.43	(8, 1)	1.2	S	6	1	0	0	1	0	0	0	0	0	0	12	17	0.00	0.600

PITCHER	IP	WLS	BF	H	R	ER	SO	BB	IBB	HBP	BLK	WP	HR	S	P	ERA	WHIP

WP: 0 PB: 0 SB: 0 CS: 0 PA: 41

San Francisco Giants @ Baltimore Orioles

Oriole Park at Camden Yards, Baltimore, MD

Fri May 31 2019, 7:08 PM - 10:15 PM EDT

Att. 17,545 - Partly Cloudy - 83 F

livebaseballscorecards.com

BOTTOM

Batter	1	2	3	4	5	6	7	8	9	AB	R	H	RBI	BB	SO	LOB
57 Hanser Alberto, R (1, 5) OBP: 0.310, SLG: 0.384	C FF 90 B KC 79 F KC 80 X FF 92 / 1-2 G4-3 ①	B KC 79 C FC 89 X FC 89 / 1-1 F8 ①		X CU 76 / 0-0 G5-3 ②		B FC 84 C FF 90 X CU 75 / 1-1 G5-3 ①		B SL 79 C SI 91 B SL 80 F SI 91 B SL 81 F SI 91 B SL 81 / 4-2 2 CS BB		4	0	0	0	1	0	0
2 Jonathan Villar, S (1, 4) OBP: 0.327, SLG: 0.429	C SI 89 B CH 87 C FF 91 B FC 87 B SI 88 F FF 94 B KC 80 / 4-2 16 1B 39 E BB	X KC 79 / 0-0 16 S 16 HR 1B		C CH 86 F FF 92 B FC 87 B FF 92 B FF 92 B FF 90 B FF 92 / 4-2 16 FC6-4 BB		S CH 84 B CH 83 B FF 88 C FF 90 X CH 84 / 2-2 16 G5-4-3 1B		F SI 93 1 SAFE / 0-1 CS ③ 1-2		2	2	2	0	2	0	0
16 Trey Mancini, R (1, 3) OBP: 0.348, SLG: 0.542	C KC 81 1 SAFE B FF 93 X KC 81 / 1-1 39 E 39 1B 28 E 1-3 1B	1 SAFE B FF 91 B FF 90 C KC 80 T FF 91 B FF 90 F FC 88 F FF 93 X FF 94 / 3-2 1-H HR		C FF 90 B FF 90 1 SAFE 1 SAFE S FC 85 X FF 91 / 1-2 FC6-4 ③ 1-2f		B FF 88 S FC 85 1 SAFE S FF 88 F FF 89 B CH 82 1 SAFE X CH 87 / 2-2 G5-4-3 ② ③ 1-2f				4	2	2	2	0	0	2
39 Renato Núñez, R (1, 10) OBP: 0.293, SLG: 0.498	C KC 81 F FF 92 F FF 91 B KC 82 F KC 83 X KC 81 / 1-2 E6 28 E 28 1B 35 HR 1-3 3-H 1B	C FF 92 B CH 87 F FF 92 B FF 94 X CH 87 / 2-2 G5-3 ②			S FC 85 B SI 89 C CU 74 B FC 86 X FF 91 / 2-2 G6-3 ①		B SI 95 X SI 95 / 1-0 HR			4	2	2	2	0	0	0
28 Pedro Severino, R (1, 2) OBP: 0.351, SLG: 0.474	B SI 91 C KC 82 X FC 87 / 1-1 E8 9 BB 35 HR 1-3 3-H 1B	B CU 76 X FC 88 / 1-0 L8 ③			B FC 87 B CU 74 F FF 91 B FF 91 X FC 86 / 3-1 9 F8 2B		B FC 93 C CH 87 F CH 87 X SL 83 / 1-2 F9 ①			4	1	2	1	0	0	0
24 DJ Stewart, L (1, 9) OBP: 0.333, SLG: 0.273	B FF 92 C FC 88 S FF 91 B FF 92 F FF 93 C FF 92 / 2-3 K ②	B FF 92 B CH 86 F FF 91 S FF 93 F FF 93 S CU 78 / 2-3 K ①			C CH 84 S CH 85 B FF 90 F FF 90 D CU 77 F CH 85 B CH 84 D FF 90 / 4-2 35 HBP BB		L CH 86 X FF 94 / 0-1 G6-3 ②			3	0	0	0	1	2	2
9 Keon Broxton, R (1, 8) OBP: 0.250, SLG: 0.297	B KC 83 S KC 82 B KC 83 B FF 92 C KC 82 B KC 81 / 4-2 35 HR 1-2 BB	C CU 76 B CU 77 B FF 92 S FF 91 X FC 86 / 2-2 G5-3 ②			L CU 75 S FF 90 X FF 91 / 0-2 F8 ② 2-3		X SL 82 / 0-0 G3 ③			3	1	0	0	1	0	2
35 Dwight Smith Jr., L (1, 7) OBP: 0.302, SLG: 0.471	T FF 92 B FF 93 B FC 89 X FF 92 / 2-1 1-H 2-H 3-H HR	B CH 86 C CH 87 S CU 77 B CU 77 F CH 86 F FF 94 B CU 77 S CH 86 / 3-3 K ③			H FF 90 / 1-0 1 FC6-4 1-2 HBP			B SL 81 S SL 80 B SL 81 F SI 93 S SL 81 / 2-3 K ①		3	1	1	4	0	2	0
1 Richie Martin, R (1, 6) OBP: 0.220, SLG: 0.263	B FF 90 S KC 81 B KC 82 F FF 92 S KC 83 / 2-3 K ③			F FC 86 B CU 75 B FF 91 X FF 90 / 2-1 G5-3 ①	C FF 90 F FC 87 X FF 90 / 0-2 FC6-4 ③ 1-2f			C SI 91 S SL 79 S SL 80 / 0-3 K ②		4	0	0	0	0	2	3
Inning Stats	R: 6 E: 2 K: 2 S: 26 / H: 4 LOB: 0 BB: 2 P: 44	R: 2 E: 0 K: 0 S: 12 / H: 2 LOB: 0 BB: 0 P: 19	R: 0 E: 0 K: 2 S: 12 / H: 0 LOB: 0 BB: 0 P: 19	R: 0 E: 0 K: 0 S: 9 / H: 0 LOB: 1 BB: 1 P: 16	R: 0 E: 0 K: 0 S: 15 / H: 1 LOB: 3 BB: 1 P: 25	R: 0 E: 0 K: 0 S: 9 / H: 1 LOB: 0 BB: 0 P: 14	R: 1 E: 0 K: 0 S: 7 / H: 1 LOB: 0 BB: 0 P: 9	R: 0 E: 0 K: 2 S: 10 / H: 0 LOB: 0 BB: 1 P: 16		1B: 5 2B: 1 3B: 0 HR: 3	SF: 0 SAC: 0 DP: 1 HBP: 1			WP: 0 PB: 0 SB: 2 CS: 1	PA: 38		

	AB	31
	R	9
	H	9
	RBI	9
	BB	5
	SO	6
	LOB	9

PITCHER		IP	WLS	BF	H	R	ER	SO	BB	IBB	HBP	BLK	WP	HR	S	P	ERA	WHIP
37 Drew Pomeranz, L ERA: 8.08	(1, 1)	1.1	L	12	6	8	8	2	2	0	0	0	0	2	34	56	54.00	6.000
57 Dereck Rodríguez, R ERA: 4.34	(2, 1)	4.2		18	2	0	0	2	2	0	1	0	0	0	49	81	0.00	0.857
49 Sam Dyson, R ERA: 2.89	(7, 1)	1.0		4	1	1	1	0	0	0	0	0	0	1	7	9	9.00	1.000
45 Derek Holland, L ERA: 6.75	(8, 1)	1.0		3	0	0	0	2	1	0	0	0	0	0	10	16	0.00	1.000

PITCHER	IP	WLS	BF	H	R	ER	SO	BB	IBB	HBP	BLK	WP	HR	S	P	ERA	WHIP

San Francisco Giants @ Baltimore Orioles

Oriole Park at Camden Yards, Baltimore, MD

Sat Jun 01 2019, 4:08 PM - 6:55 PM EDT

Att. 19,352 - Partly Cloudy - 85 F

TOP

livebaseballscorecards.com

Batter	1	2	3	4	5	6	7	8	9	AB	R	H	RBI	BB	SO	LOB
12 Joe Panik, L (1, 4) OBP: 0.325, SLG: 0.344	C FF 91 X FF 92 0-1 L7		C FF 91 C CU 79 F FF 93 X CH 85 0-2 G6-3		2 SAFE C FF 91 B SL 84 X CH 84 1-1 28 BB 5 1B 9 2B 2-H 1B	B SI 98 C CH 90 F SI 98 F CH 91 F SI 98 F CH 90 X SL 82 1-2 P2			X FF 89 0-0 L9 2-3	5	1	1	1	0	0	1
5 Mike Yastrzemski, L (1, 9) OBP: 0.367, SLG: 0.520 (7, 7)	C FF 93 B CU 79 F CU 80 B FF 93 B FF 93 F SL 86 F FF 93 D SL 86 4-2 48 G3-1 28 BB 9 1B BB		C CH 85 B FF 93 B FF 92 F CH 86 F SL 85 S FF 93 2-3 K		C SL 84 X FF 93 0-1 28 BB 9 2B 1-2 1B		C SI 99 X CH 92 0-1 F9		B SL 84 S SL 83 B FF 91 X SL 84 2-1 SF9 3-H	3	2	1	1	1	1	0
28 Buster Posey, R (1, 10) OBP: 0.321, SLG: 0.408 19 Tyler Austin, R (9, PH) OBP: 0.338, SLG: 0.538 (9, 10)	F FF 93 B SL 84 F FF 93 B SL 85 1 SAFE B SL 83 F SL 84 B FF 93 4-2 9 1B 48 G3-1 1-2 BB		S FF 93 B SL 85 B CU 77 B SL 84 S FF 92 F FF 93 F FF 94 X FF 93 3-2 HR		B FF 92 B SI 91 C CH 83 B SI 91 B SL 85 4-1 9 2B 10 SF8 1-2 2-3 BB		B SI 99 C SL 85 B SL 84 C SI 99 X SL 86 2-2 G3-1		C SL 84 B SL 84 C SL 84 C SL 85 1-3 K	2 1	3 0	1 0	1 0	2 0	0 1	0 0
48 Pablo Sandoval, S (1, 3) OBP: 0.322, SLG: 0.580 6 Steven Duggar, L (7, 8) OBP: 0.286, SLG: 0.348	X CU 76 0-0 G3-1 1-2 2-3		B FF 91 F CH 86 B CH 85 S CU 77 B FF 92 X CH 84 3-2 2B		F SI 98 B CH 91 X SL 85 1-1 L4		S SI 98 B CH 92 F CH 92 B SI 98 X CH 92 2-2 F8			4 0	0 0	1 0	0 0	0 0	0 0	5 0
9 Brandon Belt, L (1, 7) (7, 3) OBP: 0.351, SLG: 0.471	S FF 92 B FF 93 X CH 85 1-1 10 FC5-4 2-H 3-H 1B		B FF 92 C SL 83 F FF 91 B FF 92 B FF 92 F CH 86 C FF 94 3-3 K		B SI 98 F CH 91 B CH 87 B SI 97 X SI 96 3-1 1-3 2-H 3-H 2B			B FF 90 S SL 84 B FF 91 B SL 83 B FF 91 4-1 BB		3	0	2	4	1	1	1
10 Evan Longoria, R (1, 5) OBP: 0.294, SLG: 0.384	F FF 93 B FF 92 X CH 85 1-1 FC5-4 1-2f			B SL 81 C SL 82 X FF 91 1-1 L9 F FF 90 B FF 91 F CH 86 X FF 92 1-2 F8	S SL 86 F SI 98 X SL 86 0-2 SF8 3-H S SI 97 X SI 97 0-1 G1-3			B FF 90 B FF 90 F FF 90 B FF 91 C SL 84 S SL 84 3-3 K B SI 90 F SL 82 C SL 84 B SL 84 F FF 92 C SL 83 2-3 K	3	0	0	1	0	1	2
35 Brandon Crawford, L (1, 6) OBP: 0.282, SLG: 0.299		S FF 91 F CU 78 S FF 92 0-3 K								4	0	0	0	0	2	2
21 Stephen Vogt, L (1, 2) OBP: 0.302, SLG: 0.408		B FF 92 C CU 78 C FF 92 S CH 85 1-3 K		B CU 78 X CH 86 1-0 F7		C SI 98 B CH 92 F SL 83 S SI 98 1-3 K		F FF 91 X FF 90 0-1 P5		4	0	0	0	0	2	1
1 Kevin Pillar, R (1, 8) (7, 9) OBP: 0.251, SLG: 0.356		X FF 92 0-0 L8			B FF 91 X SL 84 1-0 12 1B 2B	C SI 99 X SL 87 0-1 G1-3			B FF 88 X SL 82 1-0 12 L9 5 SF9 2B	4	2	2	0	0	0	0
Inning Stats	R: 2 E: 0 K: 0 S: 14 H: 1 LOB: 1 BB: 2 P: 24	R: 0 E: 0 K: 2 S: 7 H: 0 LOB: 0 BB: 0 P: 8	R: 1 E: 0 K: 2 S: 20 H: 2 LOB: 1 BB: 0 P: 31	R: 0 E: 0 K: 0 S: 6 H: 0 LOB: 0 BB: 0 P: 9	R: 4 E: 0 K: 0 S: 15 H: 4 LOB: 1 BB: 1 P: 25	R: 0 E: 0 K: 1 S: 11 H: 0 LOB: 0 BB: 0 P: 13	R: 0 E: 0 K: 0 S: 8 H: 0 LOB: 0 BB: 0 P: 12	R: 0 E: 0 K: 2 S: 10 H: 0 LOB: 1 BB: 1 P: 19	R: 1 E: 0 K: 1 S: 7 H: 1 LOB: 0 BB: 0 P: 11	1B: 3 2B: 4 3B: 0 HR: 1 SF: 2 SAC: 0 DP: 0 HBP: 0						

	AB	33
	R	8
	H	8
	RBI	8
	BB	4
	SO	8
	LOB	12

PITCHER		IP	WLS	BF	H	R	ER	SO	BB	IBB	HBP	BLK	WP	HR	S	P	ERA	WHIP
41 David Hess, R ERA: 7.36	(1, 1)	4.0	L	21	6	7	7	4	3	0	0	0	0	1	53	84	15.75	2.250
50 Miguel Castro, R ERA: 6.14	(5, 1)	3.0		10	1	0	0	1	0	0	0	0	0	0	28	38	0.00	0.333
70 Josh Lucas, R ERA: 3.65	(8, 1)	2.0		8	1	1	1	3	1	0	0	0	0	0	17	30	4.50	1.000

PITCHER	IP	WLS	BF	H	R	ER	SO	BB	IBB	HBP	BLK	WP	HR	S	P	ERA	WHIP

WP: 0 PB: 0 SB: 0 CS: 0 PA: 39

BOTTOM

San Francisco Giants @ Baltimore Orioles

Oriole Park at Camden Yards, Baltimore, MD

Sat Jun 01 2019, 4:08 PM - 6:55 PM EDT

Att. 19,352 - Partly Cloudy - 85 F

livebaseballscorecards.com

Batter	1	2	3	4	5	6	7	8	9	AB	R	H	RBI	BB	SO	LOB
2 Jonathan Villar, S (1, 6) OBP: 0.321, SLG: 0.422	B FF 92 C FF 91 X SI 93 1-1 ① G4-3		D CU 80 F SL 84 F FF 93 T FF 94 1-2 ③ K		X CH 87 0-0 ③ G4-3			B FC 93 S FC 92 F FC 91 B FC 92 B KC 82 X FC 91 3-2 ② P5		4	0	0	0	0	1	2
16 Trey Mancini, R (1, 3) OBP: 0.350, SLG: 0.541	B FF 94 F SL 85 B FF 92 B FF 93 C SL 85 F SL 86 X SL 84 3-2 ② P6			F SL 86 F SI 93 X FF 94 0-2 ① G4-3		B CH 84 F SL 86 F SL 87 B FF 93 B SL 88 F SL 84 X SL 87 3-2 35 G1-6-3 1B		B FC 91 B FC 90 C FC 92 X FC 90 2-1 35 FC3-6 1B		4	0	2	0	0	0	0
35 Dwight Smith Jr., L (1, 7) OBP: 0.296, SLG: 0.462	F FF 93 C SL 86 B SL 83 B CH 87 F FF 93 B SL 85 F SL 83 X SL 85 3-2 ③ G4-3			C CU 80 B CH 86 B CH 88 F FF 92 B SL 86 C SL 86 3-3 ② K		C CH 85 F FF 94 X CH 85 0-2 ① ② G1-6-3 1-2f		X FC 91 0-0 ③ FC3-6 1-2f		4	0	0	0	0	1	2
39 Renato Núñez, R (1, 10) OBP: 0.297, SLG: 0.512		C SL 84 X SL 83 0-1 ① G6-3		X FF 92 0-0 HR		C SL 87 B SL 88 X CH 85 1-1 1B			B SI 96 X SI 96 1-0 ① P2	4	1	2	1	0	0	0
24 DJ Stewart, L (1, 9) OBP: 0.250, SLG: 0.200		X FF 93 0-0 ② G3		F CH 87 B CH 88 F FF 91 B SL 85 X CH 88 2-2 ③ F8		F SL 87 X SL 84 0-1 ③ G3			F SI 98 F SI 99 B FF 99 F SI 98 F SL 85 B FF 98 X SI 96 2-2 ② G5-3	4	0	0	0	0	0	1
12 Stevie Wilkerson, S (1, 8) OBP: 0.293, SLG: 0.426		C FF 90 X FF 93 0-1 ③ G4-3			B SL 85 C FF 92 B CH 85 F FF 92 F FF 92 F SL 86 B FF 93 B SL 84 4-2 14 FC3-6 BB		B FF 91 B FF 92 C FF 90 F FF 92 F FF 91 F SL 86 F FF 96 B SL 84 F FF 91 3-3 ① K		C FF 98 X SI 97 0-1 ③ P5	3	0	0	0	1	1	0
14 Rio Ruiz, L (1, 5) OBP: 0.317, SLG: 0.344			C FF 91 B FF 92 X FF 91 1-1 1B		B SL 93 C FF 92 X SL 85 1-1 ① FC3-6 61 WP 61 1B 1-2f		F FF 94 S FF 93 F FF 94 B SI 93 B CH 85 S FF 93 2-3 ② K			3	1	1	0	0	1	1
57 Hanser Alberto, R (1, 4) OBP: 0.304, SLG: 0.377			X SL 86 0-0 ① P3		B SL 87 X FF 94 1-0 ② F9		B SL 87 C SI 92 F SL 87 X FF 93 1-2 ③ G6-3			3	0	0	0	0	0	2
61 Austin Wynns, R (1, 2) OBP: 0.283, SLG: 0.256			C FF 94 B SL 89 F SI 92 F SL 86 X SL 86 1-2 ② L8		B FF 93 C FF 93 B SL 87 X FF 91 2-1 1-H 1B			C FC 92 B KC 81 S FC 91 X KC 82 1-2 ① G6-3		3	0	1	1	0	0	1

	AB	32
	R	2
	H	6
	RBI	2
	BB	1
	SO	4
	LOB	9

Inning Stats	1	2	3	4	5	6	7	8	9
	R: 0 H: 0 E: 0 LOB: 0 K: 0 BB: 0 S: 11 P: 18	R: 0 H: 0 E: 0 LOB: 0 K: 0 BB: 0 S: 5 P: 5	R: 0 H: 1 E: 0 LOB: 1 K: 1 BB: 0 S: 10 P: 13	R: 1 H: 1 E: 0 LOB: 0 K: 1 BB: 0 S: 10 P: 15	R: 1 H: 1 E: 0 LOB: 1 K: 0 BB: 1 S: 10 P: 18	R: 0 H: 2 E: 0 LOB: 1 K: 0 BB: 0 S: 11 P: 15	R: 0 H: 0 E: 0 LOB: 0 K: 2 BB: 0 S: 15 P: 21	R: 0 H: 1 E: 0 LOB: 1 K: 0 BB: 0 S: 9 P: 15	R: 0 H: 0 E: 0 LOB: 0 K: 0 BB: 0 S: 8 P: 11

1B: 5	SF: 0	WP: 1	PA: 33
2B: 0	SAC: 0	PB: 0	
3B: 0	DP: 1	SB: 0	
HR: 1	HBP: 0	CS: 0	

PITCHER		IP	WLS	BF	H	R	ER	SO	BB	IBB	HBP	BLK	WP	HR	S	P	ERA	WHIP
64 Shaun Anderson, R ERA: 4.09	(1, 1)	7.0	W	26	5	2	2	4	1	0	0	0	1	1	72	105	2.57	0.857
41 Mark Melancon, R ERA: 2.42	(8, 1)	1.0		4	1	0	0	0	0	0	0	0	0	0	9	15	0.00	1.000
65 Sam Coonrod, R ERA: 3.0	(9, 1)	1.0		3	0	0	0	0	0	0	0	0	0	0	8	11	0.00	0.000

PITCHER	IP	WLS	BF	H	R	ER	SO	BB	IBB	HBP	BLK	WP	HR	S	P	ERA	WHIP

San Francisco Giants @ Baltimore Orioles

Oriole Park at Camden Yards, Baltimore, MD

Sun Jun 02 2019, 1:09 PM - 4:09 PM EDT

Att. 16,991 - Cloudy - 84 F

livebaseballscorecards.com

Batter	1	2	3	4	5	6	7	8	9	AB	R	H	RBI	BB	SO	LOB
12 Joe Panik, L (1, 4) OBP: 0.322, SLG: 0.340	C FF 93 B CU 81 B CH 86 B FF 94 F SI 93 X SI 94 3-2 ① L7		C CU 79 B SI 93 F SI 93 X CH 87 1-2 ③ L4		B FF 92 X FF 91 1-0 ① F9 1-2 2-3		B FF 92 X FF 92 1-0 ① F8	B FF 91 F CH 84 B SL 83 2 SAFE S FF 91 X FF 91 2-2 10 F8 5 1B 1B 2-H		5	0	1	1	0	0	3
5 Mike Yastrzemski, L (1, 7) OBP: 0.371, SLG: 0.483	S FF 94 B FF 93 X FF 94 1-1 ② F7			C FF 91 T CH 85 F FF 93 B CH 85 S SL 84 1-3 ① K	F FF 92 F FF 92 D CH 86 D CH 87 B SL 85 X SI 93 3-2 ② P4		B CH 86 B FF 92 C FF 92 B FF 92 B FF 92 4-1 10 1B 48 SF7 BB	B CH 84 X CH 84 1-0 10 F8 1B 1-2		4	1	1	0	1	1	2
10 Evan Longoria, R (1, 5) OBP: 0.302, SLG: 0.412	C FF 94 F CU 80 S SL 83 0-3 ③ K			X CU 79 0-0 HR	S SL 85 D SL 86 S SL 84 X SL 84 1-2 2-H 3-H 2B		S FF 92 F FF 94 B FF 93 1 SAFE B SL 85 B CH 85 1 SAFE X CH 84 3-2 1 FC6-5 9 BB 1B 1-3	B FF 92 B FF 91 B FF 91 C SI 91 X SI 92 3-1 ② F8 1-2 2-3		5	1	3	3	0	1	2
48 Pablo Sandoval, S (1, 10) OBP: 0.309, SLG: 0.560		C CH 83 S FF 93 S CH 87 0-3 ① K		F FF 93 S FF 93 S CH 86 0-3 ② K	F SI 92 X SI 92 0-1 ③ G4-3		B FF 92 X FF 92 1-0 ② SF7 3-H	B CH 84 C FF 91 X CH 84 1-1 ③ G5-3		4	0	0	1	0	2	3
9 Brandon Belt, L (1, 3) OBP: 0.357, SLG: 0.469		C CU 79 X FF 93 0-1 1 G5-4-3 1B		B CH 86 B CH 86 S FF 91 B FF 92 C SI 93 B CH 85 4-2 1 BLK 1 2B BB		B FF 96 F FF 96 C FF 98 B SL 86 F SL 86 X FF 97 2-2 ① L8	B FF 90 B CH 84 C FF 91 B FF 91 B CH 85 4-1 1-2 BB		C CH 84 C FF 90 F SL 86 X FF 90 0-2 ① G4-3	3	1	1	0	2	0	0
1 Kevin Pillar, R (1, 9) OBP: 0.250, SLG: 0.357		F SL 84 B CH 86 X FF 93 1-1 ② ③ G5-4-3 1-2f		X SL 84 0-0 1-H 2B	C FF 97 F FF 98 S SL 87 0-3 ② K	X FF 92 0-0 ③ FC6-5 2-3f			C SL 84 F FF 91 B FF 91 B SL 85 S SL 84 2-3 ② K	5	0	1	1	0	2	3
35 Brandon Crawford, L (1, 6) OBP: 0.285, SLG: 0.333			C FF 93 F CU 79 F FF 93 B CH 87 X CH 86 1-2 ① G4-3	B FF 92 B CH 84 X FF 92 2-0 ③ F7		X FF 96 0-0 HR		F CH 85 X FF 91 0-1 HR	X CH 84 0-0 ③ G3	5	2	2	2	0	0	1
21 Stephen Vogt, L (1, 2) OBP: 0.333, SLG: 0.431			S FF 93 F SL 83 B FF 93 B CH 87 F SL 84 X FF 93 2-2 2B		C FF 92 T CH 86 B CH 86 B FF 94 F SL 82 B CH 85 B SI 93 4-2 12 F9 6 E 10 2B BB	B FF 96 B SL 86 B FF 97 B FF 95 4-0 BB		C FF 92 F CH 85 B CH 84 S FF 91 1-3 ① K		2	1	1	0	2	1	0
6 Steven Duggar, L (1, 8) OBP: 0.285, SLG: 0.351			F FF 92 S FF 92 D CU 81 X CH 85 1-2 ② F7		B SI 92 F FF 91 X CU 80 1-1 FC4 12 F9 10 2B 1-2	C FF 98 S SL 85 F SL 85 B FF 97 B FF 96 B SL 86 X SL 84 3-2 ③ L3-1		X FF 92 0-0 12 1B 2B		4	2	1	0	0	0	3
Inning Stats	R: 0 E: 0 K: 1 S: 8 H: 0 LOB: 0 BB: 0 P: 12	R: 0 E: 0 K: 1 S: 7 H: 1 LOB: 0 BB: 0 P: 8	R: 0 E: 0 K: 0 S: 14 H: 1 LOB: 0 BB: 0 P: 19	R: 2 E: 0 K: 2 S: 12 H: 2 LOB: 1 BB: 1 P: 19	R: 2 E: 1 K: 0 S: 14 H: 1 LOB: 1 BB: 1 P: 24	R: 1 E: 0 K: 1 S: 12 H: 1 LOB: 1 BB: 1 P: 21	R: 1 E: 0 K: 0 S: 8 H: 1 LOB: 2 BB: 2 P: 21	R: 2 E: 0 K: 1 S: 14 H: 4 LOB: 2 BB: 0 P: 22	R: 0 E: 0 K: 1 S: 8 H: 0 LOB: 0 BB: 0 P: 10	1B: 4 2B: 4 3B: 0 HR: 3 SF: 1 SAC: 0 DP: 1 HBP: 0						

	AB	37
	R	8
	H	11
	RBI	8
	BB	5
	SO	7
	LOB	17

PITCHER		IP	WLS	BF	H	R	ER	SO	BB	IBB	HBP	BLK	WP	HR	S	P	ERA	WHIP
64 Gabriel Ynoa, R ERA: 5.06	(1, 1)	5.0	L	22	5	4	2	4	2	0	0	1	0	1	55	82	3.60	1.400
52 Branden Kline, R ERA: 5.4	(6, 1)	1.0		5	1	1	1	1	1	0	0	0	0	1	12	21	9.00	2.000
53 Dan Straily, R ERA: 8.42	(7, 1)	3.0		16	5	3	3	2	2	0	0	0	0	1	30	53	9.00	2.333

PITCHER		IP	WLS	BF	H	R	ER	SO	BB	IBB	HBP	BLK	WP	HR	S	P	ERA	WHIP

WP: 0	PA: 43
PB: 0	
SB: 0	
CS: 0	

Batter	1	2	3	4	5	6	7	8	9	AB	R	H	RBI	BB	SO	LOB
2 Jonathan Villar, S (1, 6) OBP: 0.316, SLG: 0.415	F FC 88 F FC 89 C SI 90 0-3 ① K		B SL 84 B FC 89 C FF 90 F SL 84 B FF 94 F FC 90 F SI 94 F SL 85 F SI 95 3-2 ② F8 F SL 86 X FC 90			C FF 91 F FS 81 F FF 93 B FS 82 F FS 82 F FF 93 F FF 92 B FF 93 F SL 85 3-2 ① F9 B FC 92 F FF 93 X SL 85		B SI 92 F SI 91 F CH 86 T SI 93 1-2 ① K		4	0	0	0	0	2	0
16 Trey Mancini, R (1, 3) OBP: 0.349, SLG: 0.550	C FC 87 B SL 83 F SI 90 B SL 84 X FF 91 2-2 HR		B SL 85 C FS 81 B FS 83 X SI 94 2-1 ③ F8			B SI 94 C SL 83 X SI 93 1-1 ② G5-3		B SI 93 B CH 87 F SI 93 F SI 92 B CH 87 F CH 88 S CH 87 3-3 ② K		4	1	1	1	0	1	0
35 Dwight Smith Jr., L (1, 7) OBP: 0.291, SLG: 0.453	C SL 82 B FS 79 B FF 91 B SL 83 X FC 88 3-1 ② G4-3			F FC 88 F FS 81 B FS 83 X SL 84 1-2 ① G4-3		F SL 85 F SL 83 B FF 92 X FF 90 1-2 ③ G4-3		C SL 85 B SL 85 B CH 86 S SI 93 B SI 92 C SI 92 3-3 ③ K		4	0	0	0	0	1	0
39 Renato Núñez, R (1, 10) OBP: 0.300, SLG: 0.514	B SL 82 B FC 88 B SL 84 C FC 89 C SL 84 X SL 84 3-2 2B			C FF 94 S FS 82 F FF 95 F SL 87 F FS 83 F FC 91 F FC 87 B SI 94 S FS 84 1-3 ② K			B FF 96 C FF 97 S FF 96 B FF 98 B FF 97 B FF 97 4-2 14 1B BB		C FF 91 B FF 92 X CU 78 1-1 ① G5-3	3	0	1	0	1	1	0
24 DJ Stewart, L (1, 9) OBP: 0.200, SLG: 0.158	B FF 91 F FF 91 S FC 88 F SL 84 F FC 89 S SL 82 1-3 ③ K			S FS 83 T FS 84 B FF 93 F FS 84 X FC 92 1-2 ③ P3			X FF 98 0-0 ① L7		B CU 79 B FF 92 F FF 92 S SL 79 B FF 94 S SL 80 3-3 K	4	0	0	0	0	2	2
12 Stevie Wilkerson, S (1, 4) OBP: 0.283, SLG: 0.412		B FF 91 F SL 85 F FC 89 X FF 92 1-2 ① G4-3			C SL 84 F FS 80 B FF 92 F FC 90 X SI 94 1-2 ① G4-3		C FF 98 S SL 83 F FF 98 C SL 84 0-3 ② K		C FF 92 S SL 79 S SL 79 0-3 ② K	4	0	0	0	0	2	2
14 Rio Ruiz, L (1, 5) OBP: 0.316, SLG: 0.341		C FF 92 F FF 91 B FS 81 B FF 90 C FF 93 2-3 ② K			C FC 90 S FF 91 X FF 90 0-2 ② G3-1		X FF 98 0-0 28 BB 1-3 1B		B FF 91 B SL 80 S FF 92 S FF 93 F FF 94 B FF 94 X SL 82 3-2 ③ P2	4	0	1	0	0	1	1
28 Pedro Severino, R (1, 2) OBP: 0.360, SLG: 0.475		B SL 84 B FF 90 S SL 86 B SI 93 X SI 93 3-1 ③ G5-3			B FS 80 X SI 94 1-0 1B		B SL 84 B FF 97 B FF 97 C FF 97 B FF 97 4-1 1-2 BB			2	0	1	0	1	0	0
9 Keon Broxton, R (1, 8) OBP: 0.241, SLG: 0.286			C FF 91 F SL 85 B SL 85 B FF 92 S FF 94 2-3 ① K		C SL 86 B FC 89 F SI 93 S FC 87 1-3 ③ K		T FF 98 B FF 98 S SL 84 B SL 85 C FF 97 2-3 ③ K			3	0	0	0	0	3	4
Inning Stats	R: 1 H: 2 E: 0 LOB: 1 K: 2 BB: 0 S: 16 P: 25	R: 0 H: 0 E: 0 LOB: 0 K: 1 BB: 0 S: 8 P: 14	R: 0 H: 0 E: 0 LOB: 0 K: 1 BB: 0 S: 13 P: 20	R: 0 H: 0 E: 0 LOB: 0 K: 1 BB: 0 S: 15 P: 18	R: 0 H: 1 E: 0 LOB: 1 K: 1 BB: 0 S: 11 P: 14	R: 0 H: 0 E: 0 LOB: 0 K: 0 BB: 0 S: 14 P: 19	R: 0 H: 1 E: 0 LOB: 3 K: 2 BB: 2 S: 12 P: 22	R: 0 H: 0 E: 0 LOB: 0 K: 3 BB: 0 S: 10 P: 17	R: 0 H: 0 E: 0 LOB: 1 K: 2 BB: 0 S: 12 P: 19	1B: 2 SF: 0 2B: 1 SAC: 0 3B: 0 DP: 0 HR: 1 HBP: 0					WP: 1 PA: 34 PB: 0 SB: 0 CS: 0	

PITCHER		IP	WLS	BF	H	R	ER	SO	BB	IBB	HBP	BLK	WP	HR	S	P	ERA	WHIP
29 Jeff Samardzija, R ERA: 3.61	(1, 1)	6.0	W	21	3	1	1	6	0	0	0	0	0	1	77	110	1.50	0.500
54 Reyes Moronta, R ERA: 3.29	(7, 1)	1.0		6	1	0	0	2	2	0	0	0	0	0	12	22	0.00	3.000
56 Tony Watson, L ERA: 2.57	(8, 1)	1.0		3	0	0	0	3	0	0	0	0	0	0	10	17	0.00	0.000
13 Will Smith, L ERA: 2.38	(9, 1)	1.0		4	0	0	0	2	0	0	0	0	1	0	12	19	0.00	0.000

PITCHER	IP	WLS	BF	H	R	ER	SO	BB	IBB	HBP	BLK	WP	HR	S	P	ERA	WHIP

BOTTOM

San Francisco Giants @ Baltimore Orioles

Oriole Park at Camden Yards, Baltimore, MD

Sun Jun 02 2019, 1:09 PM - 4:09 PM EDT

Att. 16,991 - Cloudy - 84 F

livebaseballscorecards.com

AB	32
R	1
H	4
RBI	1
BB	2
SO	13
LOB	9

Batter	1	2	3	4	5	6	7	8	9	10	AB	R	H	RBI	BB	SO	LOB
12 Joe Panik, L (1, 4) OBP: 0.323, SLG: 0.340	C FF 96 X SI 97 0-1 10 G4-3 5 S 1B		C CH 91 B CU 77 B CH 90 M FF 97 B SI 97 X CH 91 3-2 ② F8	X FF 97 0-0 ③ F9			S FF 96 S CH 90 F FF 98 S CH 91 0-3 ① K		C FF 97 B FF 98 B FF 97 B SL 88 C SL 89 F FF 97 X SL 90 3-2 1B	C FF 91 C SL 82 F SL 82 X FF 92 0-2 ② P5	6	0	2	0	0	1	6
5 Mike Yastrzemski, L (1, 7) OBP: 0.341, SLG: 0.429	C SI 96 S CU 79 S CU 80 0-3 ① K 1-2		B FF 98 C CH 91 X SI 97 1-1 ③ G4-3		C SI 96 F CU 79 B SI 96 B FF 97 X CH 91 2-2 ① G4-3		B FF 97 C SI 97 X CH 91 1-1 ② FC3-6 10 1B 9 2B 1-2f		C FF 96 B FF 98 B FF 95 C FF 96 S FF 99 2-3 ③ K	B SL 82 C SL 82 X FF 92 1-1 E9 2-H 1B	6	1	1	1	0	2	4
10 Evan Longoria, R (1, 5) OBP: 0.305, SLG: 0.411 49 Sam Dyson, R (7, 1) 56 Tony Watson, L (8, 1) 41 Mark Melancon, R (9, 1) 19 Tyler Austin, R (10, PH) OBP: 0.342, SLG: 0.537 45 Derek Holland, S (10, 1) OBP: 0.091, SLG: 0.091	X SI 97 0-0 ② G4-3 2-3			C SI 96 B SL 87 B SL 87 B SI 97 C SI 96 F SI 97 F CH 91 B SI 98 4-2 9 1B 1 1B BB	X SI 97 0-0 E3		B SL 87 C FF 92 1 SAFE B FF 93 C CU 78 F FF 95 B FF 95 F CU 79 X SI 92 3-2 9 2B 1-3 1B			21 WP 9 BB 21 2B 1B 1-3 K	3 0 0 0 2	1 0 0 0 1	1 0 0 0 1	0 0 0 0 1	1 0 0 0 1	0 0 0 0 0	1 0 0 0 1
9 Brandon Belt, L (1, 3) OBP: 0.363, SLG: 0.475	S CH 91 C CH 89 X FF 98 0-2 ③ L6			X SI 97 0-0 35 BB 1 1B 6 1B 1-2 1B	B CH 91 1 SAFE X CH 91 1-0 ② F8		C CU 78 B FF 92 B FF 94 F CH 86 X CU 80 2-2 ③ 1-H 3-H 2B			1 SAFE B SI 93 B SI 94 C CH 86 B SI 94 B CH 86 4-1 21 WP 21 2B 1-2 BB	4	2	2	1	1	0	2
21 Stephen Vogt, L (1, 2) OBP: 0.339, SLG: 0.446		B CU 80 F SI 96 S CH 90 B FF 98 X CU 79 2-2 ① F7		B FF 97 B CH 90 X CH 91 2-0 ① F9	S FF 97 F CH 91 B FF 97 1 SAFE X SI 98 1-2 ③ G6-3			B SI 92 B FF 92 C CH 86 F CH 88 F CU 79 X CU 79 2-2 35 CS 1B		B SI 94 B CH 86 X CH 86 2-0 1 G4-3 6 2B 1-H 2-H 2B	5	1	2	2	0	0	3
1 Kevin Pillar, R (1, 9) OBP: 0.249, SLG: 0.353		B FF 98 C SI 97 B SL 88 X SI 98 2-1 ② G6-3		B FF 97 F CH 91 X SI 98 1-1 6 1B 35 BB 1-2 2-H 1B		C CU 79 X SI 97 0-1 ① G5-3		B FF 92 F SL 86 X FF 94 1-1 ① F7		B SL 90 S SL 90 X SL 90 1-1 ① G4-3 2-3	5	0	1	1	0	0	2
35 Brandon Crawford, L (1, 6) OBP: 0.288, SLG: 0.328		X SI 97 0-0 ③ L5		D CH 92 B CH 90 F CH 91 F FF 98 B CH 92 F CU 80 B SI 98 4-2 6 1B 1-2 2-3 BB		C CH 91 F FF 97 B FF 98 S CH 92 1-3 ② K		B CH 86 F CU 78 B SI 94 B SI 94 C FF 93 F SI 93 S FF 95 3-3 ②③ K 1-2		0-0 6 2B 48 2B IBB	3	1	0	0	2	2	1
6 Steven Duggar, L (1, 8) OBP: 0.288, SLG: 0.356			C SI 96 S CH 89 B CH 89 X FF 98 1-2 ① P6	C CU 78 B FF 98 C CH 92 X CU 78 1-2 1-2 2-3 3-H 1B		F FF 97 B FF 97 F CH 91 F FF 97 F FF 98 B CU 80 X FF 97 2-2 ③ G6-3			B FF 96 S FF 95 B FF 97 S FF 97 S FF 97 2-3 ① K	X SI 95 0-0 48 2B 1-3 3-H 2B	5	1	2	2	0	1	0
40 Madison Bumgarner, R (1, 1) OBP: 0.241, SLG: 0.269 48 Pablo Sandoval, S (7, PH) OBP: 0.317, SLG: 0.571 (7, 5)			B FF 98 B SL 87 B SI 97 S SI 96 B SI 97 4-1 BB	S CU 80 B SI 97 C SI 97 B CU 80 C SI 98 2-3 ② K			C FF 96 X CU 78 0-1 5 FC3-6 1B		F FF 97 F SL 90 F FF 97 B FF 98 B SL 90 B SL 89 S FF 97 3-3 ② K	B FF 91 F FF 91 F CH 84 B FF 93 X FF 93 2-2 5 E 2B 2-H 3-H	1 3	0 1	0 2	0 2	1 0	1 1	3 0
Inning Stats	R: 0 H: 1 E: 0 LOB: 1 K: 1 BB: 0 S: 9 P: 9	R: 0 H: 0 E: 0 LOB: 0 K: 0 BB: 0 S: 6 P: 10	R: 0 H: 0 E: 0 LOB: 1 K: 0 BB: 1 S: 9 P: 18	R: 2 H: 3 E: 0 LOB: 3 K: 1 BB: 2 S: 18 P: 32	R: 0 H: 0 E: 1 LOB: 1 K: 0 BB: 0 S: 8 P: 12	R: 0 H: 0 E: 0 LOB: 0 K: 1 BB: 0 S: 10 P: 13	R: 1 H: 3 E: 0 LOB: 2 K: 1 BB: 0 S: 16 P: 22	R: 0 H: 1 E: 0 LOB: 1 K: 1 BB: 0 S: 10 P: 16	R: 0 H: 1 E: 0 LOB: 1 K: 3 BB: 0 S: 14 P: 24	R: 6 H: 5 E: 1 LOB: 1 K: 1 BB: 2 S: 19 P: 30	1B: 10 2B: 5 3B: 0 HR: 0	SF: 0 SAC: 0 DP: 1 HBP: 0					

PITCHER		IP	WLS	BF	H	R	ER	SO	BB	IBB	HBP	BLK	WP	HR	S	P	ERA	WHIP
34 Noah Syndergaard, R ERA: 4.83	(1, 1)	6.2		29	5	3	3	4	3	0	0	0	0	0	68	103	4.05	1.200
67 Seth Lugo, R ERA: 2.86	(7, 1)	1.1	B	5	3	0	0	1	0	0	0	0	0	0	18	29	0.00	2.250
39 Edwin Díaz, R ERA: 2.92	(9, 1)	1.0		4	1	0	0	3	0	0	0	0	0	0	14	24	0.00	1.000
65 Robert Gsellman, R ERA: 5.05	(10, 1)	0.1	L	6	3	5	5	0	1	1	0	0	1	0	7	14	135.00	12.000
33 Héctor Santiago, L ERA: 7.2	(10, 1)	0.2		4	2	1	1	1	0	0	0	0	0	0	12	16	13.50	3.000

PITCHER	IP	WLS	BF	H	R	ER	SO	BB	IBB	HBP	BLK	WP	HR	S	P	ERA	WHIP

TOP

San Francisco Giants @ New York Mets

Citi Field, Flushing, NY

Tue Jun 04 2019, 7:12 PM - 10:46 PM EDT

Att. 24,878 - Partly Cloudy - 70 F

livebaseballscorecards.com

AB	43
R	9
H	14
RBI	9
BB	5
SO	9
LOB	23

1B: 10	SF: 0	WP: 1	PA: 48
2B: 5	SAC: 0	PB: 0	
3B: 0	DP: 1	SB: 1	
HR: 0	HBP: 0	CS: 1	

Batter	1	2	3	4	5	6	7	8	9	10	AB	R	H	RBI	BB	SO	LOB
6 Jeff McNeil, L (1, 4) OBP: 0.412, SLG: 0.453	C FF 92 B FC 89 X FC 89 1-1 20 HBP 1B		S FC 88 S FF 92 F FF 92 B FC 89 F FC 89 B FC 89 F FF 93 S FF 92 2-3 ① K		B FF 92 S FF 92 F FF 92 S CU 80 1-3 ③ K		F CH 88 X SI 94 0-1 ③ F9			F SI 93 B SI 91 B SI 92 C SI 93 X SI 94 2-2 ① G5-3	5	0	1	0	0	2	0
20 Pete Alonso, R (1, 3) OBP: 0.340, SLG: 0.618	H FC 90 1-0 28 G5-4-3 1-2 HBP		C CU 78 B FC 89 B FF 94 F FC 89 F FF 92 X FC 88 2-2 1B			C CU 77 X FF 92 0-1 HR		C CH 86 S CH 86 B CH 86 X CH 87 1-2 ① L7		B SI 93 B KC 78 S SI 91 B SL 83 S SI 93 C SI 92 3-3 ② K	4	1	2	1	0	1	0
30 Michael Conforto, L (1, 9) OBP: 0.383, SLG: 0.483	X FC 88 0-0 ① F3		C FC 88 F FF 93 B FF 92 B FC 88 F FC 89 F FF 92 S FC 89 2-3 ② K			X FC 88 0-0 ① F7		B SL 85 B SL 85 X SI 93 2-0 ② G1-3		B SI 93 T SI 94 C SI 94 X SI 94 1-2 28 1B 1B	5	0	1	0	0	1	3
28 J.D. Davis, R (1, 7) OBP: 0.327, SLG: 0.424	B FF 93 X FC 88 1-0 ② G5-4-3 ③ 1-2f		X CU 78 0-0 ③ G6-3			B FC 88 C CU 77 B FC 88 C FC 87 F CU 76 F FC 88 B FF 93 F FF 92 B FC 88 4-2 40 HR BB		C CH 86 B CH 86 B CH 87 S SI 93 X SI 94 2-2 40 1B 1B		C SI 93 C SI 94 B SI 95 X SL 82 1-2 1-3 1B	4	1	2	0	1	0	3
40 Wilson Ramos, R (1, 2) OBP: 0.350, SLG: 0.420		C FF 92 X FF 92 0-1 21 BB 1B		C FF 93 B CU 77 B FC 88 X FF 93 2-1 ① G5-3		B FF 92 B FC 88 X FC 88 2-0 1-H HR		1 SAFE X CH 85 0-0 1-2 1B		B SI 94 B SL 79 S SI 94 S SL 82 D SL 82 X SI 94 3-2 ③ L9	5	1	3	2	0	0	2
21 Todd Frazier, R (1, 5) OBP: 0.317, SLG: 0.409		C CH 84 B FC 88 F FF 92 B FF 92 B FC 88 B FC 88 4-2 1-2 BB		B FF 92 B FC 89 B FF 93 C FF 91 F FF 93 X FC 89 3-2 1 G5-4-3 1B		C CU 77 C CU 77 B FC 86 B CU 78 X CU 77 2-2 ② L4		S SI 93 B SI 93 F CH 87 S CH 88 1-3 ③ K			3	0	1	0	1	1	2
1 Amed Rosario, R (1, 6) OBP: 0.295, SLG: 0.405 67 Seth Lugo, R (7, 1) 39 Edwin Díaz, R (9, 1) 22 Dominic Smith, L (9, PH) OBP: 0.461, SLG: 0.563 65 Robert Gsellman, R (10, 1) 33 Héctor Santiago, R (10, 1)		C FC 88 X FC 88 0-1 ① L8		B CU 76 X FC 88 1-0 ② ③ G5-4-3 1-2f		C CH 83 F CH 83 B FF 90 B FF 91 F FC 86 X FF 91 2-2 ③ F8			B KC 83 X FS 84 1-0 ① L9		3 0 0 1 0 0	0 0 0 0 0 0	0 0 0 0 0 0	0 0 0 0 0 0	0 0 0 0 0 0	0 0 0 0 0 0	3 0 0 0 0 0
91 Carlos Gómez, R (1, 8) OBP: 0.281, SLG: 0.314		F FF 93 F FC 89 X FF 92 0-2 ② P3			S FF 92 F FF 92 X FF 92 0-2 ① P2		S SI 94 F SI 94 S CH 88 0-3 ① K		B FF 93 F FF 93 F KC 84 B FC 93 B FC 92 F KC 83 C KC 82 3-3 ② K		4	0	0	0	0	2	2
34 Noah Syndergaard, L (1, 1) OBP: 0.194, SLG: 0.379 11 Adeiny Hechavarría, R (7, 6) OBP: 0.270, SLG: 0.450		S FC 89 F FF 93 S FC 88 0-3 ③ K			S FC 89 F FC 88 B CU 77 S FF 92 1-3 ② K		B CH 87 X CH 87 1-0 ② G5-3		C FC 91 F KC 82 B FC 91 B KC 83 X FC 92 2-2 ③ G5-3		2 2	0 0	0 0	0 0	0 0	2 0	2 0
Inning Stats	R: 0 E: 0 K: 0 S: 4 H: 1 LOB: 1 BB: 0 P: 7	R: 0 E: 0 K: 1 S: 12 H: 1 LOB: 2 BB: 1 P: 16	R: 0 E: 0 K: 2 S: 17 H: 1 LOB: 1 BB: 0 P: 23	R: 0 E: 0 K: 0 S: 6 H: 1 LOB: 0 BB: 0 P: 12	R: 0 E: 0 K: 2 S: 9 H: 0 LOB: 0 BB: 0 P: 11	R: 3 E: 0 K: 0 S: 16 H: 2 LOB: 0 BB: 1 P: 26	R: 0 E: 0 K: 1 S: 6 H: 0 LOB: 0 BB: 0 P: 7	R: 0 E: 0 K: 1 S: 11 H: 2 LOB: 2 BB: 0 P: 17	R: 0 E: 0 K: 1 S: 8 H: 0 LOB: 0 BB: 0 P: 14	R: 0 E: 0 K: 1 S: 15 H: 2 LOB: 2 BB: 0 P: 25	1B: 8 2B: 0 3B: 0 HR: 2 SF: 0 SAC: 0 DP: 2 HBP: 1						

PITCHER		IP	WLS	BF	H	R	ER	SO	BB	IBB	HBP	BLK	WP	HR	S	P	ERA	WHIP
40 Madison Bumgarner, L ERA: 4.05	(1, 1)	6.0		25	6	3	3	5	2	0	1	0	0	2	64	95	4.50	1.333
49 Sam Dyson, R ERA: 2.79	(7, 1)	1.0		3	0	0	0	1	0	0	0	0	0	0	6	7	0.00	0.000
56 Tony Watson, L ERA: 2.45	(8, 1)	1.0		5	2	0	0	1	0	0	0	0	0	0	11	17	0.00	2.000
41 Mark Melancon, R ERA: 2.31	(9, 1)	1.0	W	3	0	0	0	1	0	0	0	0	0	0	8	14	0.00	0.000
45 Derek Holland, L ERA: 6.61	(10, 1)	1.0		5	2	0	0	1	0	0	0	0	0	0	15	25	0.00	2.000

PITCHER	IP	WLS	BF	H	R	ER	SO	BB	IBB	HBP	BLK	WP	HR	S	P	ERA	WHIP

BOTTOM

San Francisco Giants @ New York Mets

Citi Field, Flushing, NY

Tue Jun 04 2019, 7:12 PM - 10:46 PM EDT

Att. 24,878 - Partly Cloudy - 70 F

livebaseballscorecards.com

AB	38
R	3
H	10
RBI	3
BB	2
SO	9
LOB	17

WP: 0 PA: 41
PB: 0
SB: 0
CS: 0

Batter	1	2	3	4	5	6	7	8	9	AB	R	H	RBI	BB	SO	LOB
12 Joe Panik, L (1, 4) OBP: 0.321, SLG: 0.343	C FF 83 S SI 84 B CH 80 X SI 85 1-2 2B		C KC 71 B CH 79 X FF 84 1-1 ② G4-3			B CH 76 B FF 82 B FF 82 C FF 82 F SI 84 C FF 84 3-3 ① K			C FF 82 B FF 82 F SI 83 F FF 84 S KC 69 1-3 ① K	4	0	1	0	0	2	0
7 Donovan Solano, R (1, 6) OBP: 0.226, SLG: 0.214	F SI 85 S KC 70 F CH 80 B FF 86 X CH 80 1-2 ① L8		C CH 79 F CH 79 B KC 69 X CH 79 1-2 ③ P4			X CH 82 0-0 ② F9			B CH 78 C CH 77 F FF 83 F CH 79 X SI 84 1-2 1B	4	0	1	0	0	0	1
19 Tyler Austin, R (1, 7) OBP: 0.338, SLG: 0.521	F CH 78 F SI 86 T CH 80 0-2 ② K			C SI 82 B FF 83 C SI 82 B CH 79 B CH 79 F CH 78 X FF 86 3-2 9 FC4-6 1B		B SI 82 B SI 83 B FF 84 C FF 82 X CH 78 3-1 ③ L7			C SI 84 C CH 78 S CH 78 0-3 ② K	4	0	1	0	0	2	2
10 Evan Longoria, R (1, 5) OBP: 0.304, SLG: 0.408	C CH 79 C FF 87 B CH 79 D KC 72 S CH 81 2-3 ③ K			B SI 84 S CH 79 C SI 84 F CH 79 X SI 86 1-2 ① P6			S CH 82 B CH 78 F CH 77 B KC 69 B FF 84 X CH 78 3-2 9 G4-6-3 1B		F SI 83 X CH 78 0-1 ③ G6-3	4	0	1	0	0	1	3
9 Brandon Belt, L (1, 3) OBP: 0.362, SLG: 0.470		C FF 83 B CH 78 B FF 84 F SI 84 B CH 79 F FF 86 B FF 86 4-2 1 G6-4-3 BB		B FF 84 X SI 85 1-0 ② FC4-6 1-2f			F FF 83 X SI 84 0-1 ①② G4-6-3 1-2f			2	0	0	0	1	0	2
1 Kevin Pillar, R (1, 8) OBP: 0.246, SLG: 0.349 45 Derek Holland, S (7, 1) OBP: 0.091, SLG: 0.091		X SI 85 0-0 ①② G6-4-3 1-2f		C CH 78 F CH 78 C SI 85 0-3 ③ K			X SI 84 0-0 ③ G5-3			3 0	0 0	0 0	0 0	0 0	1 0	2 0
16 Aramis Garcia, R (1, 2) OBP: 0.300, SLG: 0.556		B SI 84 B FF 85 X SI 85 2-0 1B			B CH 82 S CH 77 X FF 83 1-1 ① P6			C CH 80 S CH 76 B KC 67 S CH 77 1-3 ① K2-3		3	0	1	0	0	1	0
5 Mike Yastrzemski, L (1, 9) OBP: 0.318, SLG: 0.395		C FF 85 T KC 70 D CH 79 1 SAFE X FF 86 1-2 ③ L8			C FF 83 B CH 78 X SI 84 1-1 ② G4-3			B FF 83 F SI 82 X KC 69 1-1 ② G4-3		3	0	0	0	0	0	1
38 Tyler Beede, R (1, 1) OBP: 0.333, SLG: 0.200 58 Trevor Gott, R (6, 1) 6 Steven Duggar, L (7, 8) OBP: 0.286, SLG: 0.355			C FF 84 B FF 83 C FF 84 B FF 84 F FF 85 C KC 71 2-3 ① K		B FF 84 X FF 84 1-0 ③ G1-6-3			C FF 82 B CH 78 B KC 70 X FF 84 2-1 ③ G4-3		2 0 1	0 0 0	0 0 0	0 0 0	0 0 0	1 0 0	0 0 0
Inning Stats	R: 0 E: 0 K: 2 S: 13 H: 1 LOB: 1 BB: 0 P: 17	R: 0 E: 0 K: 0 S: 8 H: 1 LOB: 1 BB: 1 P: 15	R: 0 E: 0 K: 1 S: 9 H: 0 LOB: 0 BB: 0 P: 13	R: 0 E: 0 K: 1 S: 12 H: 1 LOB: 1 BB: 0 P: 17	R: 0 E: 0 K: 0 S: 5 H: 0 LOB: 0 BB: 0 P: 8	R: 0 E: 0 K: 1 S: 6 H: 0 LOB: 0 BB: 0 P: 12	R: 0 E: 0 K: 0 S: 6 H: 1 LOB: 0 BB: 0 P: 9	R: 0 E: 0 K: 1 S: 7 H: 0 LOB: 0 BB: 0 P: 11	R: 0 E: 0 K: 2 S: 13 H: 1 LOB: 1 BB: 0 P: 15	1B: 4 2B: 1 3B: 0 HR: 0 SF: 0 SAC: 0 DP: 2 HBP: 0						

PITCHER		IP	WLS	BF	H	R	ER	SO	BB	IBB	HBP	BLK	WP	HR	S	P	ERA	WHIP
44 Jason Vargas, L ERA: 3.57	(1, 1)	9.0	W	31	5	0	0	8	1	0	0	0	0	0	79	117	0.00	0.667

PITCHER	IP	WLS	BF	H	R	ER	SO	BB	IBB	HBP	BLK	WP	HR	S	P	ERA	WHIP

TOP

San Francisco Giants @ New York Mets

Citi Field, Flushing, NY

Wed Jun 05 2019, 7:11 PM - 9:51 PM EDT

Att. 23,357 - Cloudy - 76 F

livebaseballscorecards.com

AB	30
R	0
H	5
RBI	0
BB	1
SO	8
LOB	11

PA: 31

WP: 0
PB: 0
SB: 0
CS: 0

BOTTOM

San Francisco Giants @ New York Mets

Citi Field, Flushing, NY

Wed Jun 05 2019, 7:11 PM - 9:51 PM EDT

Att. 23,357 - Cloudy - 76 F

livebaseballscorecards.com

Batter	1	2	3	4	5	6	7	8	9	AB	R	H	RBI	BB	SO	LOB
6 Jeff McNeil, L (1, 7) OBP: 0.417, SLG: 0.463 12 Juan Lagares, R (9, 8) OBP: 0.252, SLG: 0.269	F FF 93 B FF 94 B CH 84 X FF 94 2-1 20 F8 24 G3 2B		C CU 81 B CH 85 X CH 85 1-1 20 BB 1-2 1B	X CU 81 0-0 ③ L7		B CU 81 X FF 96 1-0 1B		S SL 81 S SL 81 B CH 82 F SI 91 B SI 92 F SL 80 X SI 93 2-2 ③ G6-3		5 0	1 0	3 0	0 0	0 0	0 0	0 0
20 Pete Alonso, R (1, 3) OBP: 0.343, SLG: 0.612	B FF 95 F CH 84 D FF 97 X FF 96 2-1 ① F8 2-3		D FF 96 B CH 85 B CH 84 B CU 81 4-0 24 G3-6-1 1-2 2-3 BB		F FF 95 B CH 85 H CH 82 2-1 11 E 30 SF8 HBP	B CU 80 B CU 80 S FF 95 F FF 95 X FF 96 2-2 ③ F9				2	1	0	0	1	0	2
24 Robinson Canó, L (1, 4) OBP: 0.284, SLG: 0.366 11 Adeiny Hechavarría, R (5, 4) OBP: 0.277, SLG: 0.500	B FF 96 X CH 84 1-0 ② G3 3-H		S CH 85 B CH 85 X CU 81 1-1 ②③ G3-6-1 1-2f		S FF 94 F FF 94 D CH 84 F CH 84 F FF 94 B CH 84 X CH 83 2-2 FC1 40 WP 1-3		B SI 91 X KC 77 1-0 HR			2 2	0 1	0 1	1 1	0 0	0 0	3 1
30 Michael Conforto, L (1, 9) OBP: 0.381, SLG: 0.497	S FF 95 B FF 94 S CH 84 T FF 95 1-2 ③ K			X FF 94 0-0 HR	S CH 83 X FF 94 0-1 ① SF8 3-H		C SI 92 F SI 92 B SL 81 F SI 92 S SI 92 1-3 ① K			3	1	1	2	0	2	0
40 Wilson Ramos, R (1, 2) OBP: 0.358, SLG: 0.421		X FF 95 0-0 ① G6-3		C FF 95 B CU 80 B CH 83 B FF 96 B CH 84 4-1 21 BB 1 HR BB	B CU 79 S CH 83 B FF 95 B FF 94 C FF 94 D CH 83 4-2 1-2 BB		X SI 93 0-0 1B			2	1	1	0	2	0	0
21 Todd Frazier, R (1, 5) OBP: 0.315, SLG: 0.398		B FF 95 C FF 95 S CH 84 C CH 84 1-3 ② K		B CU 81 B FF 94 B FF 95 C FF 95 B FF 96 4-1 1 HR 1-2 BB	C CU 80 B CU 78 S CH 84 F CH 83 C FF 93 1-3 ② K		B KC 78 B CH 85 X SI 92 2-0 ② P5			3	1	0	0	1	2	3
1 Amed Rosario, R (1, 6) OBP: 0.294, SLG: 0.416		F FF 96 B FF 94 S CH 83 B FF 95 F CH 84 X CH 84 2-2 ③ G6-3		B FF 95 B FF 95 D CU 81 C FF 94 X FF 94 3-1 1-H 2-H HR	S CH 83 D CU 80 B CH 83 F FF 95 X FF 94 2-2 ③ F8		B CH 85 F SI 92 C SI 90 F SI 92 F SI 93 F SI 91 B SL 82 F SI 91 F SL 81 2-2 F SI 92 X SI 82 F8			4	1	1	3	0	0	3
91 Carlos Gómez, R (1, 8) OBP: 0.262, SLG: 0.291 (9, 7)			C FF 95 B CH 85 F CH 84 B FF 96 X FF 95 2-2 ① F9	S CH 85 S CH 83 B CH 84 F FF 95 F CH 83 S CU 81 1-3 ① K		F FF 96 S FF 96 T FF 96 0-2 ① K		F CH 83 F SL 80 F SL 80 X SI 91 0-2 ① L1-6-3		4	0	0	0	0	2	0
44 Jason Vargas, L (1, 1) OBP: 0.067, SLG: 0.067			S FF 96 B CH 85 X FF 95 1-1 20 BB 6 1B 1B	S FF 95 B FF 94 F FF 94 B CH 83 F FF 94 B CH 83 S FF 94 3-3 ② K		C FF 95 B FF 96 F FF 95 F FF 95 C CU 81 1-3 ② K		C SI 92 B SI 92 C SI 92 B SI 92 C SI 91 2-3 ② K		4	0	1	0	0	3	0
Inning Stats	R: 1 E: 0 K: 1 S: 8 H: 1 LOB: 0 BB: 0 P: 14	R: 0 E: 0 K: 1 S: 8 H: 0 LOB: 0 BB: 0 P: 11	R: 0 E: 0 K: 0 S: 9 H: 2 LOB: 2 BB: 1 P: 18	R: 4 E: 0 K: 2 S: 15 H: 2 LOB: 0 BB: 2 P: 30	R: 1 E: 1 K: 1 S: 17 H: 0 LOB: 2 BB: 1 P: 28	R: 0 E: 0 K: 2 S: 11 H: 1 LOB: 1 BB: 0 P: 15	R: 1 E: 0 K: 1 S: 16 H: 2 LOB: 1 BB: 0 P: 22	R: 0 E: 0 K: 1 S: 12 H: 0 LOB: 0 BB: 0 P: 16		1B: 4 2B: 1 3B: 0 HR: 3 SF: 1 SAC: 0 DP: 1 HBP: 1		WP: 1 PB: 0 SB: 0 CS: 0 PA: 37		

PITCHER		IP	WLS	BF	H	R	ER	SO	BB	IBB	HBP	BLK	WP	HR	S	P	ERA	WHIP
38 Tyler Beede, R ERA: 8.15	(1, 1)	5.0	L	25	5	6	5	5	4	0	1	0	1	2	57	101	9.00	1.800
58 Trevor Gott, R ERA: 2.88	(6, 1)	1.0		4	1	0	0	2	0	0	0	0	0	0	11	15	0.00	1.000
45 Derek Holland, L ERA: 6.52	(7, 1)	2.0		8	2	1	1	2	0	0	0	0	0	1	28	38	4.50	1.000

PITCHER	IP	WLS	BF	H	R	ER	SO	BB	IBB	HBP	BLK	WP	HR	S	P	ERA	WHIP

Batter	1	2	3	4	5	6	7	8	9	AB	R	H	RBI	BB	SO	LOB
12 Joe Panik, L (1, 4) OBP: 0.316, SLG: 0.337	B FF 96 F FF 96 C SI 98 X FS 91 1-2 ① G6-3		C SI 97 B FS 90 B SI 97 F FF 98 B FS 90 X FF 98 3-2 ③ P6		B CU 82 C CU 81 X FC 91 1-1 ③ F9			C CU 78 X CU 80 0-1 ② F9		4	0	0	0	0	0	1
5 Mike Yastrzemski, L (1, 7) OBP: 0.313, SLG: 0.381	B SI 97 F SI 97 F CU 82 T SI 99 1-2 ② K			C CU 79 B SI 96 F CU 80 X SI 97 1-2 48 FC4-6 1B		F SI 96 S FF 96 X SI 97 0-2 ① F7		B FF 95 F CH 88 B FF 95 C CU 79 S FF 96 2-3 ③ K		4	0	1	0	0	2	0
48 Pablo Sandoval, S (1, 5) OBP: 0.315, SLG: 0.585	B SI 97 C CH 90 S CH 91 F SI 98 B FC 91 S SI 99 2-3 ③ K			F FF 97 B SI 96 S SI 96 F SI 97 X CH 90 1-2 ① FC4-6 9 HR 1-2f		B FS 87 S SI 95 F FC 91 B FF 96 B CH 89 F FF 98 F SI 97 X CH 90 3-2 HR			B FF 95 C SI 96 X SL 89 1-1 ① G3-1	4	2	1	1	0	1	1
9 Brandon Belt, L (1, 3) OBP: 0.360, SLG: 0.481		C SI 95 S FF 95 B SI 97 S FC 92 1-3 ① K		F CH 88 T SI 96 B FF 97 F FC 91 B SI 97 F CH 88 X SI 97 2-2 1-H HR		F SI 98 B CU 81 X SI 97 1-1 ② F7			C SL 88 F FF 97 C SL 90 0-3 ② K	4	1	1	2	0	2	0
21 Stephen Vogt, L (1, 2) OBP: 0.318, SLG: 0.417		C FF 96 X CH 90 0-1 ② F8		S CU 81 F FF 97 F FC 91 T FF 97 0-2 ② K		B SI 96 C FF 95 F FC 92 F CU 82 X SI 96 1-2 ③ P5			B SL 89 F FF 97 B SL 89 S FF 97 S SL 90 2-3 ③ K	4	0	0	0	0	2	0
35 Brandon Crawford, L (1, 6) OBP: 0.288, SLG: 0.325		X FS 88 0-0 ③ G1-3		F FF 97 F FC 91 B FC 92 B FC 91 F SI 97 B FS 90 B CU 81 4-2 BB			B CU 79 F SI 95 F FF 95 X FC 90 1-2 ① P5			2	0	0	0	1	0	0
1 Kevin Pillar, R (1, 9) OBP: 0.243, SLG: 0.344			L SI 96 S SI 97 B FC 94 F SI 98 X FF 99 1-2 ① F9	F SI 97 X FF 97 0-1 ③ F9			F SI 95 S FC 90 C SI 97 0-3 ② K			3	0	0	0	0	1	1
6 Steven Duggar, L (1, 8) OBP: 0.283, SLG: 0.350			B SI 98 S CH 89 F FS 92 B SI 97 F FC 93 X FC 94 2-2 ② L8		F CH 86 B CH 88 X FF 96 1-1 ① F8		B CU 81 F FC 90 X SI 96 1-1 ③ F7			3	0	0	0	0	0	0
64 Shaun Anderson, R (1, 1) OBP: 0.500, SLG: 0.600			C FF 99 H SI 98 1-1 HBP		S FF 96 F SI 97 C FF 97 0-3 ② K			C FF 92 B SI 93 B FF 92 S SL 90 B SI 95 X FF 94 3-2 ① F8		1	0	0	0	0	1	0
54 Reyes Moronta, R (7, 1)										0	0	0	0	0	0	0
56 Tony Watson, L (7, 1)										0	0	0	0	0	0	0
10 Evan Longoria, R (8, PH) OBP: 0.303, SLG: 0.405										1	0	0	0	0	0	0
41 Mark Melancon, R (8, 1)										0	0	0	0	0	0	0
Inning Stats	R: 0 E: 0 K: 2 S: 10 H: 0 LOB: 0 BB: 0 P: 14	R: 0 E: 0 K: 1 S: 6 H: 0 LOB: 0 BB: 0 P: 7	R: 0 E: 0 K: 0 S: 12 H: 0 LOB: 0 BB: 1 P: 19	R: 2 E: 0 K: 1 S: 21 H: 2 LOB: 1 BB: 1 P: 29	R: 0 E: 0 K: 1 S: 7 H: 0 LOB: 0 BB: 0 P: 9	R: 1 E: 0 K: 0 S: 14 H: 1 LOB: 0 BB: 0 P: 19	R: 0 E: 0 K: 1 S: 8 H: 0 LOB: 0 BB: 0 P: 10	R: 0 E: 0 K: 1 S: 8 H: 0 LOB: 0 BB: 0 P: 13	R: 0 E: 0 K: 2 S: 8 H: 0 LOB: 0 BB: 0 P: 11	1B: 1 2B: 0 3B: 0 HR: 2	SF: 0 SAC: 0 DP: 0 HBP: 1		WP: 0 PB: 0 SB: 0 CS: 0	PA: 32		

PITCHER		IP	WLS	BF	H	R	ER	SO	BB	IBB	HBP	BLK	WP	HR	S	P	ERA	WHIP
45 Zack Wheeler, R ERA: 4.61	(1, 1)	7.0		26	3	3	3	6	1	0	1	0	0	2	78	107	3.86	0.571
67 Seth Lugo, R ERA: 2.76	(8, 1)	1.0	W	3	0	0	0	1	0	0	0	0	0	0	8	13	0.00	0.000
27 Jeurys Familia, R ERA: 6.29	(9, 1)	1.0		3	0	0	0	2	0	0	0	0	0	0	8	11	0.00	0.000

PITCHER	IP	WLS	BF	H	R	ER	SO	BB	IBB	HBP	BLK	WP	HR	S	P	ERA	WHIP

TOP

San Francisco Giants @ New York Mets

Citi Field, Flushing, NY

Thu Jun 06 2019, 12:11 PM - 2:53 PM EDT

Att. 28,857 - Partly Cloudy - 82 F

livebaseballscorecards.com

AB	30
R	3
H	3
RBI	3
BB	1
SO	9
LOB	3

Batter	1	2	3	4	5	6	7	8	9	AB	R	H	RBI	BB	SO	LOB
1 Amed Rosario, R (1, 6) OBP: 0.294, SLG: 0.427 6 Jeff McNeil, L (7, PH) OBP: 0.423, SLG: 0.469 (8, 4)	C SI 91 B FF 92 B SL 87 X FF 91 2-1 HR		B SL 85 B SL 85 X SI 91 2-0 ① F8		B SL 85 B CH 84 C SI 90 F SI 91 B CU 77 S SL 84 3-3 ② K		B FF 96 S FF 97 S FF 97 F FF 97 F FF 98 X CH 89 1-2 28 G6-4-3 1B 2-3 3-H	S FC 91 S FC 91 B FC 91 B FC 91 F FC 93 X FC 91 2-2 28 HBP 1B 1-2 3-H		3 1 1 1 0 1 0 2 0 2 2 0 0 0					
22 Dominic Smith, L (1, 7) OBP: 0.468, SLG: 0.612 28 J.D. Davis, R (7, PH) OBP: 0.329, SLG: 0.421 (8, 7)	B FF 93 C FF 93 C FF 94 X SL 86 1-2 HR		B CU 75 F SI 92 X FF 92 1-1 1B		X CH 86 0-0 ③ G3		C CH 85 X CH 85 0-1 G6-4-3 1-2f	C FC 91 F KC 81 H FC 90 ② ③ 1-2 1-2 2-3 HBP		3 1 2 1 0 0 0 1 0 0 0 0 0 2					
20 Pete Alonso, R (1, 3) OBP: 0.344, SLG: 0.605	B SL 88 B SL 86 B SI 91 F SI 92 B SI 92 4-1 30 1B BB		B SI 91 C CH 83 B SI 93 C CH 84 S CH 86 2-3 ② K			B SL 84 X SL 84 1-0 ① F7		X FC 91 X FC 92 X FC 92 2-0 30 FC3-6 1B X FC 91 0-0 ③ P5		4 0 1 0 1 1 4					
30 Michael Conforto, L (1, 9) OBP: 0.383, SLG: 0.495	B FF 92 B SI 93 B FF 92 C SI 92 1 SAFE X CH 85 3-1 11 G4-6-3 1-2 1B		X FF 92 0-0 ③ L7			B SL 84 B CH 85 B FF 91 B SI 89 4-0 21 G6-3 BB		X FC 91 0-0 ① FC3-6 21 S 21 HR 1-2f		3 1 1 0 1 0 2					
21 Todd Frazier, R (1, 5) OBP: 0.313, SLG: 0.418	F SI 92 B SL 86 B SL 87 X SI 91 2-1 ① L6			S SL 84 S SL 85 X FF 92 0-2 ① G6-3		F SI 91 B FF 92 1 SAFE X SI 90 1-1 ② G6-3 1-2		1 SAFE B FC 91 C KC 82 B FC 93 X KC 82 2-1 1-H HR		4 1 1 2 0 0 3					
11 Adeiny Hechavarría, R (1, 4) OBP: 0.290, SLG: 0.500 (8, 6)	B FF 93 F SI 92 X SI 92 1-1 ② ③ G4-6-3 1-2f			C SL 83 X SL 84 0-1 12 1B 1B		F SI 92 X SL 87 0-1 ③ G6-3		C FC 92 X KC 83 0-1 12 2B 1B		4 1 2 0 0 0 3					
12 Juan Lagares, R (1, 8) OBP: 0.269, SLG: 0.290		X SI 92 0-0 ① G4-3		X SI 92 0-0 3 G4-6-3 1-2 1B			B CU 75 B FF 90 F SI 90 B SI 89 B CH 88 4-1 91 SH5-4 3 1B 6 1B BB	X FC 91 0-0 3 G6-3 6 1B 1-H 2B		3 2 2 1 1 0 0					
3 Tomás Nido, R (1, 2) OBP: 0.217, SLG: 0.370		B SI 93 B FF 91 X SI 90 2-0 ② G4-3		B SL 86 X SL 84 1-0 ② ③ G4-6-3 1-2f			L FF 95 L SL 80 X SL 81 0-2 6 1B 91 SH5-4 1-2 1B	B FC 90 C FC 91 B KC 82 X FC 90 2-1 ② G6-3 2-3		4 0 1 0 0 0 3					
45 Zack Wheeler, L (1, 1) OBP: 0.300, SLG: 0.467 91 Carlos Gómez, R (7, PH) OBP: 0.262, SLG: 0.291 67 Seth Lugo, R (8, 1) 40 Wilson Ramos, R (8, PH) OBP: 0.361, SLG: 0.421 27 Jeurys Familia, R (9, 1)		B FF 91 C FF 90 F FF 92 T FF 93 1-2 ③ K			B FF 91 F FF 90 F FF 91 F CU 77 B FF 94 X FF 91 2-2 ① G6-3		L SL 81 X FF 96 0-1 ① SH5-4 1-2 2-3	B FC 90 B FC 91 B FC 90 B FC 91 4-0 28 HBP 6 1B BB		2 0 0 0 0 1 0 0 0 0 0 0 0 0 0 0 0 0 0 0 0 0 0 0 0 1 0 0 0 0 0 0 0 0 0					
Inning Stats	R: 2 E: 0 K: 0 S: 12 H: 3 LOB: 1 BB: 1 P: 25	R: 0 E: 0 K: 1 S: 5 H: 0 LOB: 0 BB: 0 P: 8	R: 0 E: 0 K: 1 S: 7 H: 1 LOB: 1 BB: 0 P: 12	R: 0 E: 0 K: 0 S: 7 H: 2 LOB: 1 BB: 0 P: 8	R: 0 E: 0 K: 1 S: 8 H: 0 LOB: 0 BB: 0 P: 13	R: 0 E: 0 K: 0 S: 5 H: 0 LOB: 1 BB: 1 P: 11	R: 1 E: 0 K: 0 S: 13 H: 2 LOB: 1 BB: 1 P: 18	R: 4 E: 0 K: 0 S: 16 H: 5 LOB: 3 BB: 1 P: 29		1B: 9 2B: 1 3B: 0 HR: 3 SF: 0 SAC: 1 DP: 3 HBP: 1	WP: 0 PB: 0 SB: 1 CS: 0 PA: 39				

PITCHER		IP	WLS	BF	H	R	ER	SO	BB	IBB	HBP	BLK	WP	HR	S	P	ERA	WHIP
64 Shaun Anderson, R ERA: 4.18	(1, 1)	6.0		25	6	3	3	3	3	0	0	0	0	2	45	82	4.50	1.500
54 Reyes Moronta, R ERA: 3.25	(7, 1)	0.1	B	3	2	0	0	0	0	0	0	0	0	0	10	11	0.00	6.000
56 Tony Watson, L ERA: 2.38	(7, 1)	0.2		1	0	0	0	0	0	0	0	0	0	0	2	2	0.00	0.000
41 Mark Melancon, R ERA: 3.7	(8, 1)	1.0	L	10	5	4	4	0	1	0	1	0	0	1	16	29	36.00	6.000

PITCHER	IP	WLS	BF	H	R	ER	SO	BB	IBB	HBP	BLK	WP	HR	S	P	ERA	WHIP

BOTTOM

San Francisco Giants @ New York Mets

Citi Field, Flushing, NY

Thu Jun 06 2019, 12:11 PM - 2:53 PM EDT

Att. 28,857 - Partly Cloudy - 82 F

livebaseballscorecards.com

AB	33
R	7
H	13
RBI	7
BB	4
SO	3
LOB	17

Batter	1	2	3	4	5	6	7	8	9	AB	R	H	RBI	BB	SO	LOB
3 Chris Taylor, R (1, 7) (7, 8) OBP: 0.294, SLG: 0.406	B FF 91 C FF 91 S KC 80 B KC 82 S KC 81 2-3 K2-3 ①		C KC 78 B KC 80 B KC 79 F FF 92 C FF 93 2-3 K ①		C KC 79 X KC 81 0-1 G6-3 ③			F SI 93 B SI 93 X CH 86 1-1 HR		4	1	1	1	0	2	0
13 Max Muncy, L (1, 4) (7, 3) OBP: 0.366, SLG: 0.507	C FF 91 F KC 81 B FC 88 F FF 92 X KC 81 1-2 35 BB 10 1B 1B		C KC 81 B FC 87 X FF 92 1-1 F7 ②			B FF 96 C FF 97 B CH 88 B FF 97 F FF 98 B FF 97 4-2 10 L3 BB		S SL 85 C SL 85 X SL 86 0-2 1B		3	0	2	0	1	0	0
10 Justin Turner, R (1, 5) OBP: 0.388, SLG: 0.432	C FF 91 D KC 82 F KC 81 X KC 80 1-2 35 BB 1-2 1B		B FF 90 B KC 81 C KC 81 C FF 93 F FF 93 B KC 82 X FF 92 3-2 L9 ③			C SL 84 X FF 97 0-1 L3 ①② 1-1		B CH 86 S CH 86 X SI 94 1-1 L6 ②		4	0	1	0	0	0	2
35 Cody Bellinger, L (1, 9) OBP: 0.452, SLG: 0.712	B KC 80 C KC 80 B FF 92 B KC 81 C FF 92 B FF 93 4-2 1-2 2-3 BB			B FC 87 B KC 80 C FF 90 X KC 80 2-1 G5-3 ①		B CH 90 B SL 82 C FF 97 C FF 97 C FF 98 2-3 K ③		C SL 84 B SI 93 X SI 92 1-1 F8 ③		3	0	0	0	1	1	1
25 David Freese, R (1, 3) OBP: 0.414, SLG: 0.573 31 Joc Pederson, L (7, PH) OBP: 0.361, SLG: 0.630 (7, 7) 41 Kyle Garlick, R (9, PH)	D KC 81 S KC 81 B FF 93 F KC 80 F KC 81 S KC 81 2-3 K ②			F FF 89 B FF 91 X KC 80 1-1 L4 ②			S FF 94 F FF 94 B SI 94 B CH 87 B CH 86 S CH 87 3-3 K ①		C FF 92 B FF 93 B FF 92 B FF 92 X FF 93 3-1 F8 ①	2 1 1	0 0 0	0 0 0	0 0 0	0 0 0	1 1 0	3 0 0
5 Corey Seager, L (1, 6) OBP: 0.344, SLG: 0.448	B KC 80 F FF 92 F FF 92 T FF 92 1-2 K ③			F FC 88 F FF 91 X KC 82 0-2 1B			F CH 88 X SI 95 0-1 1B		C SL 82 F SL 84 B SL 83 S SL 83 1-3 K ②	4	0	2	0	0	2	3
14 Enrique Hernández, R (1, 8) OBP: 0.291, SLG: 0.408 (7, 4)		C KC 79 F KC 80 S FF 90 0-3 K ①		F KC 80 F FF 92 X SI 92 0-2 F8 ③			D SI 94 X SI 94 1-0 P5 ②		F CU 76 S SL 82 B SL 84 S SL 83 1-3 K ③	4	0	0	0	0	2	2
15 Austin Barnes, R (1, 2) OBP: 0.338, SLG: 0.383		B KC 79 B KC 79 B SI 89 C FF 91 C FF 91 F FF 92 F KC 81 C KC 80 3-3 K ②	B KC 79 B FF 90 C KC 78 B FF 90 X FF 90 3-1 P4 ①				S SI 94 D CH 88 X SI 94 1-1 L9 ③			3	0	0	0	0	1	1
22 Clayton Kershaw, L (1, 1) OBP: 0.050, SLG: 0.050 55 Russell Martin, R (8, PH) OBP: 0.382, SLG: 0.397 51 Dylan Floro, L (8, 1)		B FF 91 C FF 91 S FF 92 B KC 81 F FF 91 F KC 80 F FF 92 B FF 92 F FF 92 3-2 X FF 92 F8 ③	B KC 79 B FF 91 B FF 90 C FF 89 C FF 90 S FF 91 3-3 K ②					C SI 92 S CH 86 X CH 86 0-2 G5-3 ①		2 1 0	0 0 0	0 0 0	0 0 0	0 0 0	1 0 0	0 0 0
Inning Stats	R: 0 E: 0 K: 3 S: 19 H: 2 LOB: 3 BB: 1 P: 30	R: 0 E: 0 K: 2 S: 15 H: 0 LOB: 0 BB: 0 P: 21	R: 0 E: 0 K: 1 S: 9 H: 0 LOB: 0 BB: 0 P: 15	R: 0 E: 0 K: 0 S: 10 H: 1 LOB: 1 BB: 0 P: 13	R: 0 E: 0 K: 1 S: 7 H: 0 LOB: 0 BB: 0 P: 13	R: 0 E: 0 K: 1 S: 7 H: 0 LOB: 0 BB: 1 P: 13	R: 0 E: 0 K: 1 S: 8 H: 1 LOB: 1 BB: 0 P: 13	R: 1 E: 0 K: 0 S: 12 H: 2 LOB: 1 BB: 0 P: 15	R: 0 E: 0 K: 2 S: 8 H: 0 LOB: 0 BB: 0 P: 13	1B: 5 2B: 1 3B: 0 HR: 1 SF: 0 SAC: 0 DP: 1 HBP: 0						

PITCHER		IP	WLS	BF	H	R	ER	SO	BB	IBB	HBP	BLK	WP	HR	S	P	ERA	WHIP
37 Drew Pomeranz, L ERA: 7.16	(1, 1)	5.0		19	3	0	0	7	1	0	0	0	0	0	60	92	0.00	0.800
54 Reyes Moronta, R ERA: 3.14	(6, 1)	1.0	W	3	0	0	0	1	1	0	0	0	0	0	7	13	0.00	1.000
49 Sam Dyson, R ERA: 2.7	(7, 1)	1.0	H	4	1	0	0	1	0	0	0	0	0	0	8	13	0.00	1.000
56 Tony Watson, L ERA: 2.66	(8, 1)	1.0	H	5	2	1	1	0	0	0	0	0	0	1	12	15	9.00	2.000
13 Will Smith, L ERA: 2.28	(9, 1)	1.0	S	3	0	0	0	2	0	0	0	0	0	0	8	13	0.00	0.000

PITCHER	IP	WLS	BF	H	R	ER	SO	BB	IBB	HBP	BLK	WP	HR	S	P	ERA	WHIP

TOP

Los Angeles Dodgers @ San Francisco Giants

Oracle Park, San Francisco, CA

Fri Jun 07 2019, 7:17 PM - 9:47 PM PDT

Att. 35,157 - Clear - 66 F

livebaseballscorecards.com

AB	32
R	1
H	6
RBI	1
BB	2
SO	11
LOB	12

1B: 5	SF: 0	WP: 0	PA: 34
2B: 1	SAC: 0	PB: 0	
3B: 0	DP: 1	SB: 0	
HR: 1	HBP: 0	CS: 0	

Batter	1	2	3	4	5	6	7	8	9	AB	R	H	RBI	BB	SO	LOB
12 Joe Panik, L (1, 4) OBP: 0.315, SLG: 0.335	C FF 90 S FF 89 X SL 88 0-2 ① G4-3		C FF 89 C SL 85 F SL 88 B SL 87 X FF 90 1-2 1B		F FF 90 B SL 87 C FF 90 X SL 87 1-2 ③ F7		B FF 90 X FF 89 1-0 ③ P5			4	0	1	0	0	0	2
9 Brandon Belt, L (1, 3) OBP: 0.363, SLG: 0.479	F FF 90 B CU 74 F FF 90 X FF 89 1-2 ② F7		S FF 90 F FF 90 1 SAFE D CU 73 F CU 73 B FF 89 T SL 86 2-2 ③ K			F CU 72 S FF 89 F FF 90 F SL 87 B FF 90 B CU 74 F FF 90 B CU 74 B SL 86 4-2 10 1B 1 1B BB		B FF 95 B FF 94 F SI 95 X FF 95 2-1 10 G5-3 1B		3	1	1	0	1	1	1
10 Evan Longoria, R (1, 5) OBP: 0.307, SLG: 0.407	S SL 88 B FF 90 X CU 75 1-1 1B			B SL 86 C SL 86 F FF 89 X SL 87 1-2 ① G4-3		X SL 87 0-0 35 WP 35 FC4 1 1B 1-2 1B		D SL 88 C FF 94 1 SAFE S FF 94 B FF 96 D SL 88 X SI 93 3-2 ① G5-3 1-2		4	1	2	0	0	0	1
19 Tyler Austin, R (1, 7) OBP: 0.325, SLG: 0.500 49 Sam Dyson, R (7, 1) 56 Tony Watson, L (8, 1) 48 Pablo Sandoval, S (8, PH) OBP: 0.321, SLG: 0.585 13 Will Smith, R (9, 1)	F FF 90 C CU 73 B SL 88 X SL 88 1-2 ③ G6-3			B CU 72 F FF 90 B CU 74 B FF 90 C FF 90 X SL 87 3-2 ② G5-3		B FF 90 X FF 91 1-0 ① F9		B SI 95 1-0 1 G4-6-3 IBB		3 0 0 0 0	0 0 0 0 0	0 0 0 0 0	0 0 0 0 1	0 0 0 0 0	0 0 0 0 0	3 0 0 0 0
1 Kevin Pillar, R (1, 9) OBP: 0.243, SLG: 0.342		B FF 90 F FF 90 C CU 74 F SL 88 X 1-2 ① F9		B FF 90 S FF 90 X CU 75 1-1 ③ G5-3		C FF 89 F FF 89 D SL 87 F CU 74 F FF 91 X SL 87 1-2 35 FC4 35 WP 1-2 2-H 1B			C SI 94 F FF 94 F FF 94 X SL 90 0-2 ②③ G4-6-3 1-2f	4	0	1	1	0	0	2
35 Brandon Crawford, L (1, 6) OBP: 0.289, SLG: 0.325		B FF 90 X SL 87 1-0 ② G4-1			F FF 89 C FF 90 B SL 87 X SL 87 1-2 7 1B 1B	B FF 90 X SL 86 1-0 FC4 16 G6-4-3 1-3 2-H				3	0	1	1	0	0	1
16 Aramis Garcia, R (1, 2) OBP: 0.231, SLG: 0.417		X FF 89 0-0 ③ F9			S SL 87 B CU 74 D SL 87 C SL 88 S SL 86 2-3 ① K	X 0-0 ②③ G6-4-3 1-2f				3	0	0	0	0	1	3
6 Steven Duggar, L (1, 8) OBP: 0.279, SLG: 0.345			X FF 89 0-0 ① G1-3		B SL 88 X FF 90 1-0 ② F7		S FF 89 S FF 89 S FF 87 0-3 ① K			3	0	0	0	0	1	1
37 Drew Pomeranz, R (1, 1) 7 Donovan Solano, R (5, PH) OBP: 0.250, SLG: 0.241 54 Reyes Moronta, R (6, 1) 5 Mike Yastrzemski, L (7, 7) OBP: 0.306, SLG: 0.372			C FF 89 F FF 89 C CU 73 0-3 ② K		1 SAFE X SL 86 0-0 1-2 1B		I SL 86 B CU 75 X FF 89 1-1 ② P6			1 1 0 1	0 0 0 0	0 1 0 0	0 0 0 0	0 0 0 0	1 0 0 0	0 0 0 0
Inning Stats	R: 0 E: 0 K: 0 S: 11 H: 1 LOB: 1 BB: 0 P: 14	R: 0 E: 0 K: 0 S: 6 H: 0 LOB: 0 BB: 0 P: 8	R: 0 E: 0 K: 2 S: 12 H: 1 LOB: 1 BB: 0 P: 15	R: 0 E: 0 K: 0 S: 8 H: 0 LOB: 0 BB: 0 P: 13	R: 0 E: 0 K: 1 S: 11 H: 2 LOB: 2 BB: 0 P: 16	R: 2 E: 0 K: 0 S: 14 H: 2 LOB: 1 BB: 1 P: 21	R: 0 E: 0 K: 1 S: 6 H: 0 LOB: 0 BB: 0 P: 8	R: 0 E: 0 K: 0 S: 9 H: 1 LOB: 1 BB: 1 P: 15		1B: 7 2B: 0 3B: 0 HR: 0 SF: 0 SAC: 0 DP: 2 HBP: 0						

PITCHER	IP	WLS	BF	H	R	ER	SO	BB	IBB	HBP	BLK	WP	HR	S	P	ERA	WHIP
22 Clayton Kershaw, L (1, 1) ERA: 3.0	7.0	L	28	6	2	2	4	1	0	0	0	1	0	68	95	2.57	1.000
51 Dylan Floro, R (8, 1) ERA: 2.78	1.0		4	1	0	0	0	0	1	0	0	0	0	9	15	0.00	1.000

PITCHER	IP	WLS	BF	H	R	ER	SO	BB	IBB	HBP	BLK	WP	HR	S	P	ERA	WHIP

BOTTOM

Los Angeles Dodgers @ San Francisco Giants

Oracle Park, San Francisco, CA

Fri Jun 07 2019, 7:17 PM - 9:47 PM PDT

Att. 35,157 - Clear - 66 F

livebaseballscorecards.com

AB	30
R	2
H	7
RBI	2
BB	2
SO	4
LOB	14

WP: 1 PA: 32
PB: 0
SB: 0
CS: 0

Batter	1	2	3	4	5	6	7	8	9	AB	R	H	RBI	BB	SO	LOB
31 Joc Pederson, L (1, 7) OBP: 0.357, SLG: 0.616 3 Chris Taylor, R (8, 7) OBP: 0.292, SLG: 0.404	C FF 89 B FS 78 X FF 89 1-1 ① P4		S SL 83 S FF 92 S FS 82 0-3 K 10 2B 5 1B	C SL 85 C FF 92 B SL 84 C SL 87 1-3 ② K		S FS 84 F FS 83 H SI 94 1-2 10 SF9 13 BB HBP		S CH 85 B CU 78 X CU 77 1-1 FC6 10 BB 13 BB 35 IBB	B KC 82 S FC 92 C KC 82 C FC 92 1-3 ② K	4 1	1 0	0 0	0 0	2 1	3 1
13 Max Muncy, L (1, 3) OBP: 0.365, SLG: 0.498 (8, 4)	F FF 89 B KC 74 F FF 90 B KC 76 B FS 81 F FF 91 X SI 92 3-2 ② F9		B SI 92 C SI 93 X SL 86 1-1 ① F9	B SL 83 C SL 86 C FF 93 B KC 77 X SL 86 2-2 ③ FC5-6 1-2f		D SL 83 B SL 82 C SI 94 B SI 95 B SI 95 4-1 1-2 2-3 BB		C CH 85 B FC 88 B CH 85 B FF 90 B FF 92 4-1 35 IBB 10 BB 5 2B 1-2 2-3 3-H BB	B FC 92 F FC 92 B FC 92 B FC 92 S FC 91 F KC 83 F FC 92 S KC 82 3-3 ③ K	4	1	0	1	2	1	3
10 Justin Turner, R (1, 5) OBP: 0.397, SLG: 0.450	B FC 87 F SI 92 F SI 92 X SI 93 1-2 5 1B 2B		X SI 92 0-0 5 1B 27 FC3-2 1-3 2B		B FF 91 F SL 85 F SL 81 X FC 90 1-2 35 G1-3 35 WP 5 2B 1B	B CU 80 B FF 95 X FF 94 2-0 ② SF9 2-3 3-H		B FF 91 B FF 90 B FF 90 C FF 91 B FF 91 4-1 35 IBB 5 2B 1-2 2-3 3-H BB		3	2	3	2	1	0	0
35 Cody Bellinger, L (1, 9) OBP: 0.455, SLG: 0.705	S FS 81 B SI 93 B FS 82 B SL 86 3-1 5 1B IBB		0-0 27 FC3-2 5 1B IBB		B FC 87 F FF 92 B FS 82 B SL 86 S SL 86 X SL 85 3-2 ① G1-3 1-3	X FF 96 0-0 ③ F7		B FC 93 1-0 ① 5 2B 1-2 2-3 3-H IBB		2	0	0	0	3	0	3
5 Corey Seager, L (1, 6) OBP: 0.353, SLG: 0.465	S SL 81 B FS 82 B SL 85 X SL 85 2-1 1-2 2-3 1B		S FS 84 X FS 84 0-1 14 FC5 27 FC3-2 1-2 2-3 3-H 1B		B SL 82 S SL 83 F SL 83 B SI 94 X SL 83 2-2 3-H 2B		C CH 89 B CU 82 X CH 89 1-1 ① G4-3	B KC 83 X KC 83 1-0 1-3 2-H 3-H 2B		5	0	4	4	0	0	0
27 Alex Verdugo, L (1, 8) OBP: 0.344, SLG: 0.457	B FS 81 F SL 84 B FF 93 C FF 92 D SL 85 X SL 86 3-2 ③ G3-1		B FS 83 C SL 86 X FC 88 1-1 ② FC3-2 1-2 2-3 3-Hf		D SL 86 C FF 92 X FF 92 1-1 ② F7		B CH 90 B CH 89 B FF 95 C FF 95 S SI 95 F SI 95 F FF 96 F FF 96 S FF 96 3-3 ② K	C KC 83 B FC 93 F FC 94 X FC 94 1-2 ② G4-3		5	0	0	0	0	1	9
14 Enrique Hernández, R (1, 4) OBP: 0.284, SLG: 0.398 17 Joe Kelly, R (8, 1) 63 Yimi García, R (9, 1)		C FF 91 X FC 89 0-1 ① F7	B SL 86 F FC 87 X SI 93 1-1 ③ FC5 2-3f		D SL 86 F SL 86 S FS 84 S SI 94 1-3 ③ K		C CU 83 B CU 84 B CH 90 F FF 96 B FF 96 S CU 80 3-3 ③ K	C KC 83 C FC 94 B KC 84 F FC 93 X FC 93 1-2 ③ G5-3		5 0 0	0 0 0	0 0 0	0 0 0	2 0 0	6 0 0
55 Russell Martin, R (1, 2) OBP: 0.383, SLG: 0.397		F FF 90 S SL 84 B SI 92 B SI 94 X SL 85 2-2 ② L8	B FF 90 C FF 92 F FF 92 B SL 87 X FC 89 2-2 E5 44 FC2-6		S SL 84 S SL 86 T FC 87 0-2 ① K	X FF 92 0-0 25 2B 13 BB 1B	B FC 93 X FC 92 1-0 1B	5	1	2	0	0	1	0
44 Rich Hill, L (1, 1) OBP: 0.154, SLG: 0.083 41 Kyle Garlick, R (6, PH) OBP: 0.200, SLG: 0.400 7 Julio Urías, L (6, 1) OBP: 0.600, SLG: 0.500 25 David Freese, R (8, PH) OBP: 0.415, SLG: 0.582 (8, 3)		C FF 90 S FF 92 F FF 93 B SL 81 F FF 93 S SL 86 1-3 ③ K	M FF 91 X SL 86 0-1 ① FC2-6 13 FC5-6 1-2f		X SL 86 0-0 13 BB 10 SF9 2B	B FF 91 X FC 87 1-0 13 BB 10 BB 1-3 2B	C KC 81 F KC 82 S FC 93 0-3 ① K	2 1 0 2	0 1 0 1	0 1 0 1	0 0 0 0	1 0 0 1	1 0 0 1

Inning Stats	1	2	3	4	5	6	7	8	9
R:	0	0	1	0	1	1	0	4	0
E:	0	0	0	1	0	0	0	0	0
K:	0	1	1	1	1	1	2	0	3
S:	15	10	12	11	14	9	11	14	12
H:	2	0	2	0	2	1	0	3	1
LOB:	3	0	1	1	1	2	0	2	0
BB:	1	0	1	0	0	1	0	3	0
P:	28	13	15	16	22	16	18	28	17

PITCHER		IP	WLS	BF	H	R	ER	SO	BB	IBB	HBP	BLK	WP	HR	S	P	ERA	WHIP
29 Jeff Samardzija, R ERA: 3.72	(1, 1)	5.1	L	28	7	3	3	5	0	2	1	0	2	0	68	101	5.06	1.312
45 Derek Holland, L ERA: 6.52	(6, 1)	0.0		1	0	0	0	0	1	0	0	0	0	0	1	5	∞	∞
58 Trevor Gott, R ERA: 2.7	(6, 1)	1.2		5	0	0	0	2	0	0	0	0	0	0	13	22	0.00	0.000
57 Dereck Rodríguez, R ERA: 5.1	(8, 1)	0.0		5	2	4	4	0	2	0	0	0	0	0	6	16	∞	∞
41 Mark Melancon, R ERA: 3.42	(8, 1)	2.0		8	2	0	0	3	0	1	0	0	0	0	20	29	0.00	1.000

PITCHER	IP	WLS	BF	H	R	ER	SO	BB	IBB	HBP	BLK	WP	HR	S	P	ERA	WHIP

TOP

Los Angeles Dodgers @ San Francisco Giants
Oracle Park, San Francisco, CA
Sat Jun 08 2019, 4:16 PM - 7:57 PM PDT
Att. 37,784 - Partly Cloudy - 82 F

livebaseballscorecards.com

AB	39
R	7
H	11
RBI	7
BB	6
SO	10
LOB	27

1B: 5	SF: 1	WP: 2	PA: 47
2B: 6	SAC: 0	PB: 0	
3B: 0	DP: 0	SB: 0	
HR: 0	HBP: 1	CS: 0	

BOTTOM

Los Angeles Dodgers @ San Francisco Giants

Oracle Park, San Francisco, CA

Sat Jun 08 2019, 4:16 PM - 7:57 PM PDT

Att. 37,784 - Partly Cloudy - 82 F

Batter	1	2	3	4	5	6	7	8	9	AB	R	H	RBI	BB	SO	LOB
5 Mike Yastrzemski, L (1, 9) OBP: 0.296, SLG: 0.354	C FF 90 B FF 92 C CU 74 B CU 75 B CU 76 X FF 91 3-2 ① G3		C FF 91 F CU 75 F CU 75 X ST 73 0-2 9 BB 1-3 1B	C FF 91 C FF 92 B FF 92 C FF 92 1-3 ③ K		S FF 95 F FF 95 1 SAFE B SL 86 S FF 95 1-3 ③ K 1-2		C KC 86 D KC 87 X FF 98 1-1 ③ F8		5	0	1	0	0	2	4
9 Brandon Belt, L (1, 3) OBP: 0.368, SLG: 0.477	B FF 92 X FF 91 1-0 ② F7		B FF 91 S FF 91 B FF 91 B CU 76 F FF 91 F FF 91 D CU 77 4-2 1-2 BB		C FF 90 B CU 74 B CU 75 X FF 91 2-1 19 BB 10 1B 1B		B FF 93 F CH 81 B FF 95 S FF 96 B FF 96 B FF 95 4-2 19 BLK BB		C CU 83 S FF 95 F FF 97 B FF 96 B FF 95 T FF 96 2-2 ① K	3	0	1	0	2	1	0
10 Evan Longoria, R (1, 5) OBP: 0.304, SLG: 0.402	C FF 92 S FF 92 B FF 91 S FF 93 1-3 ③ K		C FF 75 S FF 92 B FF 92 S FF 92 1-3 ② K		B CU 76 B FF 91 X FF 90 2-0 19 BB 1-2 1B		X CH 83 0-0 ① L4		C CU 84 B F FF 95 B FF 95 C FF 95 2-3 ② K	5	0	1	0	0	3	4
19 Tyler Austin, R (1, 7) OBP: 0.330, SLG: 0.481		C FF 92 C FF 92 B CU 75 C CU 76 1-3 ① K	C CU 76 S FF 92 X FF 93 0-2 ③ L9		B FF 91 C FF 92 C CU 76 F CU 76 B FF 91 B FF 91 B CU 76 4-2 35 G4-6-3 1-2 2-3 BB		B CH 82 B FF 96 S CH 83 T FF 95 F CH 81 B FF 96 B CH 82 4-2 1-2 BB		B CU 80 C CU 84 C CU 83 B CU 84 B CU 86 F SL 84 X FF 94 3-2 ③ G1-3	3	0	0	0	2	1	3
1 Kevin Pillar, R (1, 8) OBP: 0.243, SLG: 0.345		B FF 93 T FF 92 B CU 76 B CU 74 X FF 93 3-1 ② F7		B CU 75 F FF 91 S CU 74 F FF 92 X CU 77 1-2 7 1B 2B	X FF 91 0-0 ① P3		B CH 82 C CH 83 S CH 84 F CH 80 X FF 96 1-2 ② F9			4	1	1	0	0	0	5
35 Brandon Crawford, L (1, 6) OBP: 0.289, SLG: 0.322 45 Derek Holland, S (6, 1) OBP: 0.091, SLG: 0.091 58 Trevor Gott, R (6, 1) 48 Pablo Sandoval, S (7, PH) OBP: 0.318, SLG: 0.591 57 Dereck Rodriguez, R (8, 1) OBP: 0.188, SLG: 0.188 41 Mark Melancon, R (8, 1)		B FF 92 B FF 92 S FF 91 X CU 76 2-1 ③ G2		B CU 76 B FF 91 C FF 91 S CU 75 F CU 77 B CU 76 B CU 76 4-2 7 1B BB	C FF 91 F CU 76 B FF 92 X CU 77 1-2 ② ③ G4-6-3 1-2f		B FF 96 X FF 96 1-0 ③ G4-3			2 0 0 1 0 0 0	0 0 0 0 0 0 0	0 0 0 0 0 0 0	0 0 0 1 0 0 0	1 0 0 0 0 0 0	0 0 0 0 0 0 0	3 0 0 2 0 0 0
16 Aramis Garcia, R (1, 2) OBP: 0.235, SLG: 0.563			B FF 91 X FF 91 1-0 HR	B CU 76 F CU 76 C FF 91 S FF 91 1-3 ① K		X CH 79 0-0 ① G5-3		C FF 96 S KC 84 S CH 87 0-3 ① K		4	1	1	1	0	2	2
7 Donovan Solano, R (1, 4) OBP: 0.278, SLG: 0.273 (6, 6)			C FF 92 B CU 76 X CU 76 1-1 29 FC1-6 1B	X CU 76 0-0 1-3 2-H 1B		C FF 93 B CH 77 B CH 80 X FF 94 2-1 ② L6		C KC 86 F FF 96 B CH 88 B CH 88 S KC 86 2-3 K		4	0	2	1	0	1	0
29 Jeff Samardzija, R (1, 1) OBP: 0.067, SLG: 0.067 12 Joe Panik, L (6, 4) OBP: 0.316, SLG: 0.337			F FF 91 1 SAFE X CU 76 0-1 ① FC1-6 5 1B 1-2f	L FF 92 B FF 91 F FF 91 S FF 92 1-3 ② K		B CU 75 F FF 94 B FF 94 C FF 94 B SL 84 F FF 96 X SI 95 3-2 5 S 1B		C KC 86 S KC 85 C CH 88 0-3 ② K		2 2	0 0	0 1	0 0	0 0	1 1	3 1
Inning Stats	R: 0 E: 0 K: 1 S: 7 H: 0 LOB: 0 BB: 0 P: 12	R: 0 E: 0 K: 1 S: 7 H: 0 LOB: 0 BB: 0 P: 13	R: 1 E: 0 K: 1 S: 18 H: 3 LOB: 3 BB: 1 P: 25	R: 1 E: 0 K: 3 S: 17 H: 2 LOB: 2 BB: 1 P: 25	R: 0 E: 0 K: 0 S: 10 H: 2 LOB: 2 BB: 1 P: 19	R: 0 E: 0 K: 1 S: 10 H: 1 LOB: 1 BB: 0 P: 16	R: 0 E: 0 K: 0 S: 11 H: 0 LOB: 2 BB: 2 P: 21	R: 0 E: 0 K: 3 S: 11 H: 0 LOB: 1 BB: 0 P: 14	R: 0 E: 0 K: 2 S: 11 H: 0 LOB: 0 BB: 0 P: 18	1B: 6 2B: 1 3B: 0 HR: 1 SF: 0 SAC: 0 DP: 1 HBP: 0						

livebaseballscorecards.com

AB	35
R	2
H	8
RBI	2
BB	5
SO	12
LOB	27

PITCHER		IP	WLS	BF	H	R	ER	SO	BB	IBB	HBP	BLK	WP	HR	S	P	ERA	WHIP
44 Rich Hill, L ERA: 2.4	(1, 1)	5.0	W	24	7	2	2	6	3	0	0	0	0	1	59	94	3.60	2.000
7 Julio Urías, L ERA: 3.38	(6, 1)	2.0	H	9	1	0	0	1	2	0	0	1	0	0	21	37	0.00	1.500
17 Joe Kelly, R ERA: 7.52	(8, 1)	1.0		4	0	0	0	3	0	0	0	0	1	0	11	14	0.00	0.000
63 Yimi García, R ERA: 4.38	(9, 1)	1.0		3	0	0	0	2	0	0	0	0	0	0	11	18	0.00	0.000

PITCHER	IP	WLS	BF	H	R	ER	SO	BB	IBB	HBP	BLK	WP	HR	S	P	ERA	WHIP

Batter	1	2	3	4	5	6	7	8	9	AB	R	H	RBI	BB	SO	LOB
14 Enrique Hernández, R (1, 4) OBP: 0.284, SLG: 0.395	B FF 92 B FF 92 C FF 93 X FF 93 2-1 ① F9		C FF 93 B CU 78 F FC 88 B FF 93 X FF 93 2-2 1B			B FC 88 B FF 92 C FF 92 X FC 88 2-1 ② G5-3		F CH 87 B SI 93 B SI 92 X SI 94 2-1 ③ L9		4	0	1	0	0	0	1
13 Max Muncy, L (1, 3) OBP: 0.372, SLG: 0.514	B FF 93 B FF 93 S FF 93 X FF 92 2-1 HR		B FC 88 C FC 88 B FC 89 B FC 89 S FC 88 X FF 93 3-2 ③ G4-3			B FC 88 B FF 92 B FC 88 C FF 93 B FF 92 4-1 BB			X SL 80 0-0 10 CS 1B	3	1	2	1	1	0	1
10 Justin Turner, R (1, 5) OBP: 0.398, SLG: 0.449	B FF 92 C FC 88 X FF 93 1-1 ② G6-3			F FF 92 X FF 92 0-1 35 G4-6-3 1B		S FC 88 S FC 88 F FC 89 X FF 92 0-2 ③ L8			F FF 92 1 SAFE 1 SAFE F SL 81 F SL 82 B FF 93 F FF 93 B SL 82 F FF 93 4-2 ① BB B SL 81 B FF 94 1-2	3	0	1	0	1	0	1
35 Cody Bellinger, L (1, 9) OBP: 0.449, SLG: 0.693	X FC 89 0-0 ③ F7			B FC 90 B FF 93 B FC 89 C FF 93 X FC 88 3-1 ① ② G4-6-3 1-2f			F FC 89 S FF 93 B FF 92 B CU 80 S FF 93 2-3 ① K		L SL 82 B SL 83 B FF 94 S SL 82 S SL 82 2-3 ② K	4	0	0	0	0	2	2
3 Chris Taylor, R (1, 8) OBP: 0.286, SLG: 0.394		X FF 92 0-0 ① F9		B FC 89 B FC 88 S FF 92 F FF 92 F FC 88 B FF 92 S FC 88 3-3 ③ K			B FF 92 X FC 89 1-0 ② F9		F FF 94 X FF 93 0-1 ③ G3	4	0	0	0	0	1	1
5 Corey Seager, L (1, 6) OBP: 0.352, SLG: 0.463		B FF 93 X FC 90 1-0 ② G5-3			F FC 89 X CU 79 0-1 15 G5-4-3 1B		F FF 93 F FF 91 X FC 88 0-2 ③ F7			3	0	1	0	0	0	0
41 Kyle Garlick, R (1, 7) OBP: 0.125, SLG: 0.250		B FF 92 B FC 89 F FF 92 X FC 88 2-1 ③ P3			C FC 87 C FF 92 D FC 88 F FC 88 C FF 93 1-3 ① K			S SI 92 B CH 86 B CH 86 F SI 92 S SI 94 2-3 ① K		3	0	0	0	0	2	1
15 Austin Barnes, R (1, 2) OBP: 0.338, SLG: 0.382			B FF 92 X FC 89 1-0 ① L8		B FF 93 F FF 93 1 SAFE X FC 89 1-1 ② ③ G5-4-3 1-2f			C SI 93 B SI 92 B CH 86 F SI 93 F SI 93 X CH 87 2-2 1B		3	0	1	0	0	0	1
21 Walker Buehler, R (1, 1) OBP: 0.107, SLG: 0.154 25 David Freese, R (8, PH) OBP: 0.412, SLG: 0.576 52 Pedro Báez, R (8, 1) 74 Kenley Jansen, S (9, 1)			C FF 92 T FC 88 C CU 78 0-3 ② K			C FF 93 S CU 77 F FF 93 C CU 78 0-3 ① K		C SI 94 B SI 94 S SI 93 F SI 93 B CH 86 X CH 88 2-2 ② L9		2 1 0 0	0 0 0 0	0 0 0 0	0 0 0 0	2 0 0 0	0 0 0 0	0 1 0 0
Inning Stats	R: 1 E: 0 K: 0 S: 7 H: 1 LOB: 0 BB: 0 P: 12	R: 0 E: 0 K: 0 S: 4 H: 0 LOB: 0 BB: 0 P: 7	R: 0 E: 0 K: 1 S: 10 H: 1 LOB: 1 BB: 0 P: 16	R: 0 E: 0 K: 1 S: 8 H: 1 LOB: 0 BB: 0 P: 14	R: 0 E: 0 K: 1 S: 8 H: 1 LOB: 0 BB: 0 P: 10	R: 0 E: 0 K: 1 S: 11 H: 0 LOB: 1 BB: 1 P: 17	R: 0 E: 0 K: 1 S: 7 H: 0 LOB: 0 BB: 0 P: 10	R: 0 E: 0 K: 1 S: 13 H: 1 LOB: 1 BB: 0 P: 21	R: 0 E: 0 K: 1 S: 11 H: 1 LOB: 1 BB: 1 P: 17	1B: 5 2B: 0 3B: 0 HR: 1	SF: 0 SAC: 0 DP: 2 HBP: 0					

PITCHER		IP	WLS	BF	H	R	ER	SO	BB	IBB	HBP	BLK	WP	HR	S	P	ERA	WHIP
40 Madison Bumgarner, L ERA: 3.83	(1, 1)	7.0	L	24	4	1	1	5	1	0	0	0	0	1	55	86	1.29	0.714
56 Tony Watson, L ERA: 2.55	(8, 1)	1.0		4	1	0	0	1	0	0	0	0	0	0	13	21	0.00	1.000
13 Will Smith, L ERA: 2.19	(9, 1)	1.0		4	1	0	0	1	1	0	0	0	0	0	11	17	0.00	2.000

PITCHER	IP	WLS	BF	H	R	ER	SO	BB	IBB	HBP	BLK	WP	HR	S	P	ERA	WHIP

TOP

Los Angeles Dodgers @ San Francisco Giants
Oracle Park, San Francisco, CA

Sun Jun 09 2019, 1:06 PM - 3:36 PM PDT
Att. 34,098 - Partly Cloudy - 84 F

livebaseballscorecards.com

AB	30
R	1
H	6
RBI	1
BB	2
SO	7
LOB	9

WP: 0	PA: 32																	
PB: 0																		
SB: 0																		
CS: 1																		

Batter	1	2	3	4	5	6	7	8	9	AB	R	H	RBI	BB	SO	LOB
12 Joe Panik, L (1, 4) OBP: 0.315, SLG: 0.340	B FF 95 F FF 95 X FF 96 1-1 2B		C FF 96 F SL 87 X SL 85 0-2 ① G6-3		B FF 96 B FC 93 F FC 94 C FF 97 C FC 90 2-3 ③			C FF 95 B CH 86 B CH 87 F FF 95 F FF 97 B CH 88 X FF 96 3-2 ① L8		4	0	1	0	0	1	0
5 Mike Yastrzemski, L (1, 7) OBP: 0.293, SLG: 0.346	C FF 96 F FF 98 S FF 96 0-3 ① K		X FF 96 0-0 ② P5			F FF 95 X SL 86 0-1 10 1B 48 FC5-2 1B		B CH 87 B FF 95 F FF 96 B FF 96 F CH 86 F FF 97 F FF 97 F CH 86 X CH 88 3-2 ② F9		4	0	1	0	0	1	1
10 Evan Longoria, R (1, 5) OBP: 0.308, SLG: 0.401	S FC 93 S FF 97 F FF 97 X SL 87 0-2 ② L7		C FF 97 C KC 80 T FC 93 0-2 ③ K			X FC 92 0-0 48 FC5-2 1-3 1B		B FF 97 B SL 86 F SL 87 B FF 95 B CH 87 4-1 BB		3	0	1	0	1	1	1
48 Pablo Sandoval, S (1, 3) OBP: 0.309, SLG: 0.563	F FF 97 B FF 96 B FF 97 S FF 97 B FF 98 X FF 97 3-2 ③ G6-3			C FF 95 B FF 96 F FF 96 B FF 97 X SL 89 2-2 ① G3		B FF 96 C FF 97 S FF 96 X FF 98 1-2 ① FC5-2 1-2 3-H		F FF 96 B FF 94 C FF 97 1 SAFE S FF 97 1-3 ③ K		4	0	0	0	0	1	4
21 Stephen Vogt, L (1, 2) OBP: 0.300, SLG: 0.391		C FC 93 F FF 96 F SL 87 S SL 88 0-3 ① K		B FF 95 F FC 92 S FF 96 F SL 89 X FF 96 1-2 ② F9		F SL 88 F FC 95 F SL 89 X FC 96 0-2 ② L7			F FC 92 S SL 80 S SI 94 0-3 ① K	4	0	0	0	0	2	2
1 Kevin Pillar, R (1, 9) OBP: 0.243, SLG: 0.343		F FF 96 B FF 96 X FF 97 1-1 ② F9		X FC 92 0-0 1B		X FF 97 0-0 ③ F8			C FC 92 F SI 93 B FC 94 X SL 82 1-2 ② P4	4	0	1	0	0	0	2
35 Brandon Crawford, L (1, 6) OBP: 0.289, SLG: 0.320		X SI 95 0-0 6 S 1B		S SL 89 1 SAFE 1 SAFE F FF 97 X SL 90 0-2 ③ G5-3			B KC 78 X SL 89 1-0 ① L9		T FC 92 S SL 82 F SL 82 B SL 84 B SI 93 T SI 93 2-2 ③ K	4	0	1	0	0	1	1
6 Steven Duggar, L (1, 8) OBP: 0.280, SLG: 0.342		C FC 93 B FF 97 B FC 92 B FF 98 B FC 94 4-1 1-2 BB			B FC 91 C FC 93 F FF 97 T SL 88 1-2 ① K		C FF 96 F FF 96 B SL 89 F FF 97 B FC 93 S SL 88 2-3 ② K			2	0	0	0	1	2	0
40 Madison Bumgarner, R (1, 1) OBP: 0.226, SLG: 0.250 19 Tyler Austin, R (7, PH) OBP: 0.326, SLG: 0.474 56 Tony Watson, L (8, 1) 13 Will Smith, R (9, 1)		C FF 97 C KC 81 B FF 98 S KC 81 1-3 ③ K			S FF 96 S KC 80 S FF 97 0-3 ② K		B FF 97 C FC 93 S KC 80 B SL 87 S FC 93 2-3 ③ K			2 1 0 0	0 0 0 0	0 0 0 0	0 0 0 0	0 0 0 0	2 1 0 0	2 0 0 0
Inning Stats	R: 0 E: 0 K: 1 S: 12 H: 1 LOB: 1 BB: 0 P: 16	R: 0 E: 0 K: 2 S: 11 H: 1 LOB: 2 BB: 1 P: 17	R: 0 E: 0 K: 1 S: 7 H: 0 LOB: 0 BB: 0 P: 7	R: 0 E: 0 K: 0 S: 11 H: 1 LOB: 1 BB: 0 P: 14	R: 0 E: 0 K: 3 S: 9 H: 0 LOB: 0 BB: 0 P: 12	R: 0 E: 0 K: 0 S: 11 H: 2 LOB: 2 BB: 0 P: 12	R: 0 E: 0 K: 2 S: 8 H: 0 LOB: 0 BB: 0 P: 13	R: 0 E: 0 K: 1 S: 14 H: 0 LOB: 1 BB: 1 P: 25	R: 0 E: 0 K: 2 S: 10 H: 0 LOB: 0 BB: 0 P: 13	1B: 4 2B: 1 3B: 0 HR: 0	SF: 0 SAC: 0 DP: 0 HBP: 0	WP: 0 PB: 0 SB: 1 CS: 0	PA: 34				

PITCHER		IP	WLS	BF	H	R	ER	SO	BB	IBB	HBP	BLK	WP	HR	S	P	ERA	WHIP
21 Walker Buehler, R ERA: 3.35	(1, 1)	7.0	W	27	5	0	0	9	1	0	0	0	0	0	69	91	0.00	0.857
52 Pedro Báez, R ERA: 3.18	(8, 1)	1.0	H	4	0	0	0	1	1	0	0	0	0	0	14	25	0.00	1.000
74 Kenley Jansen, R ERA: 3.04	(9, 1)	1.0	S	3	0	0	0	2	0	0	0	0	0	0	10	13	0.00	0.000

PITCHER	IP	WLS	BF	H	R	ER	SO	BB	IBB	HBP	BLK	WP	HR	S	P	ERA	WHIP

BOTTOM

Los Angeles Dodgers @ San Francisco Giants
Oracle Park, San Francisco, CA
Sun Jun 09 2019, 1:06 PM - 3:36 PM PDT
Att. 34,098 - Partly Cloudy - 84 F

livebaseballscorecards.com

AB	32
R	0
H	5
RBI	0
BB	2
SO	12
LOB	13

Batter	1	2	3	4	5	6	7	8	9	AB	R	H	RBI	BB	SO	LOB
23 Fernando Tatis Jr., R (1, 6) OBP: 0.380, SLG: 0.595	X FF 95 0-0 HR		F FF 95 B FF 96 F CH 83 B CU 80 F CU 80 B FF 96 S CH 85 3-3 ① K		S CH 85 D CH 84 D CH 84 X FF 94 2-1 22 G3 30 1B 1-2 3-H 1B		S KC 81 F KC 83 B KC 83 S KC 83 1-3 ① K		B CU 80 F SL 82 C SL 83 B SL 83 B FF 95 F SL 84 T SL 84 3-2 ③ K	5	2	2	2	0	3	0
22 Josh Naylor, L (1, 7) OBP: 0.240, SLG: 0.400 58 Trey Wingenter, R (7, 1) 64 Gerardo Reyes, R (8, 1)	C FF 94 X FF 95 0-1 30 1B 1B		F FF 95 B CU 81 B X FF 94 2-1 ② G4-3		X CH 84 0-0 ② G3 1-2 2-3		B FC 92 C FS 84 S FC 93 S KC 83 1-3 ② K			4 0 0	0 0 0	1 0 0	0 0 0	0 0 0	1 0 0	2 0 0
13 Manny Machado, R (1, 5) OBP: 0.326, SLG: 0.397	B SL 88 C FF 95 X CH 84 1-1 ① F7		C CU 79 B SL 88 F FF 95 B FF 96 B CU 81 S FF 95 3-3 ③ K		C FF 94 D CU 81 F FF 95 B FF 95 F FF 96 F CH 86 F FF 96 D CU 81 F CH 85 4-2 F FF 86 F FF 95 B CH 85 30 1B BB		C FF 93 F FC 93 B KC 84 B FS 85 X FS 82 2-2 ③ F7			3	0	0	0	1	1	1
30 Eric Hosmer, L (1, 3) OBP: 0.331, SLG: 0.447	B FF 95 B FF 94 X FF 95 2-0 1-3 1B			B CU 80 B CH 82 C FF 94 C FF 94 F FF 95 B CU 81 X FF 94 3-2 ① F8	C FF 95 C FF 96 X FF 96 0-2 1-3 2-H 3-H 1B			X SI 92 0-0 ① G1-3		4	0	2	2	0	0	0
10 Hunter Renfroe, R (1, 9) OBP: 0.290, SLG: 0.589	F FF 94 S CU 80 S CU 81 0-3 ② K			C FF 95 C FF 94 S CU 81 0-3 ② K	B FF 96 B FF 95 S FF 95 C FF 95 S FF 95 2-3 ③ K			B SI 92 X CH 86 1-0 ② G4-3		4	0	0	0	0	3	4
3 Ian Kinsler, R (1, 4) OBP: 0.269, SLG: 0.396	C FF 95 F FF 94 X FF 95 0-2 ③ G4-3			C FF 94 B CU 82 B FF 93 C FF 94 S CU 80 2-3 ③ K		S FF 95 X FF 96 0-1 ① L8		F SI 93 X SI 93 0-1 HR		4	1	1	1	0	1	2
4 Wil Myers, R (1, 8) OBP: 0.320, SLG: 0.418 (7, 7)		F FF 94 C CU 79 B CU 80 C FF 95 1-3 ① K			C FF 93 B CH 82 B F FF 95 B CH 84 B FF 95 4-2 59 1B 59 S 23 1B BB	B FF 95 B FF 95 B FF 96 C FF 95 B FF 95 4-1 BB		B CH 86 C SI 92 X CH 85 1-1 ③ G5-3		2	1	0	0	2	1	0
18 Austin Hedges, R (1, 2) OBP: 0.253, SLG: 0.322		C CU 79 C CU 78 F FF 95 S CU 81 0-3 ② K			1 SAFE S CH 83 B FF 94 1 SAFE B CH 82 X FF 94 2-1 ① F8	1 SAFE B FF 92 1 SAFE 1 SAFE B FF 94 X FF 94 2-0 ② P4			F FF 92 S SL 82 B SL 82 B FF 93 F SL 83 S SL 83 2-3 ① K	4	0	0	0	0	2	2
59 Chris Paddack, R (1, 1) OBP: 0.063, SLG: 0.063 5 Greg Garcia, L (6, PH) OBP: 0.340, SLG: 0.366 41 Robbie Erlin, R (6, 1) 49 Matt Wisler, R (6, 1) 7 Manuel Margot, R (7, 8) OBP: 0.273, SLG: 0.310		B FF 95 B FF 94 C FF 95 X FF 95 2-1 ③ G5-3			C FF 93 L FF 93 D CU 80 B CU 79 F FF 95 B FF 94 F FF 94 F FF 94 X FF 96 3-2 22 G3 23 1B 30 1B 1-3 1B	F FF 94 1 SAFE F FF 94 F FF 94 1 SAFE B CU 82 X FF 94 1-2 ③ L5			C FF 93 B SL 82 X SL 82 1-1 ② L5	2 1 0 0 1	1 0 0 0 0	1 0 0 0 0	0 0 0 0 0	0 0 0 0 0	0 0 0 0 0	0 1 0 0 0
Inning Stats	R: 1 E: 0 K: 1 S: 12 H: 3 LOB: 2 BB: 0 P: 15	R: 0 E: 0 K: 2 S: 9 H: 0 LOB: 0 BB: 0 P: 12	R: 0 E: 0 K: 2 S: 9 H: 0 LOB: 0 BB: 0 P: 17	R: 0 E: 0 K: 2 S: 10 H: 0 LOB: 0 BB: 0 P: 15	R: 3 E: 0 K: 1 S: 27 H: 3 LOB: 2 BB: 2 P: 44	R: 0 E: 0 K: 0 S: 8 H: 0 LOB: 1 BB: 1 P: 15	R: 0 E: 0 K: 2 S: 9 H: 0 LOB: 0 BB: 0 P: 13	R: 1 E: 0 K: 0 S: 6 H: 1 LOB: 0 BB: 0 P: 8	R: 0 E: 0 K: 2 S: 10 H: 0 LOB: 0 BB: 0 P: 16	1B: 5 2B: 0 3B: 0 HR: 2	SF: 0 SAC: 0 DP: 0 HBP: 0			WP: 0 PB: 0 SB: 1 CS: 0	PA: 37	

PITCHER		IP	WLS	BF	H	R	ER	SO	BB	IBB	HBP	BLK	WP	HR	S	P	ERA	WHIP
38 Tyler Beede, R ERA: 8.06	(1, 1)	4.2		21	5	4	4	7	2	0	0	0	0	1	61	95	7.71	1.500
58 Trevor Gott, R ERA: 2.57	(5, 1)	1.1		6	1	0	0	1	1	0	0	0	0	0	14	23	0.00	1.500
41 Mark Melancon, R ERA: 3.29	(7, 1)	1.0	W	3	0	0	0	2	0	0	0	0	0	0	9	13	0.00	0.000
56 Tony Watson, L ERA: 2.81	(8, 1)	1.0	H	4	1	1	1	0	0	0	0	0	0	1	6	8	9.00	1.000
13 Will Smith, L ERA: 2.1	(9, 1)	1.0	S	3	0	0	0	2	0	0	0	0	0	0	10	16	0.00	0.000

PITCHER	IP	WLS	BF	H	R	ER	SO	BB	IBB	HBP	BLK	WP	HR	S	P	ERA	WHIP

TOP

San Diego Padres @ San Francisco Giants

Oracle Park, San Francisco, CA

Tue Jun 11 2019, 6:45 PM - 9:45 PM PDT

Att. 28,535 - Cloudy - 85 F

livebaseballscorecards.com

AB	34
R	5
H	7
RBI	5
BB	3
SO	12
LOB	12

BOTTOM

San Diego Padres @ San Francisco Giants

Oracle Park, San Francisco, CA

Tue Jun 11 2019, 6:45 PM - 9:45 PM PDT

Att. 28,535 - Cloudy - 85 F

livebaseballscorecards.com

Batter	1	2	3	4	5	6	7	8	9	AB	R	H	RBI	BB	SO	LOB
12 Joe Panik, L (1, 4) OBP: 0.318, SLG: 0.343	C FF 93 B FF 93 F CU 76 F FF 95 B FF 94 B CH 84 F CH 85 X CH 84 3-2 ① L9		C CH 84 F FF 95 B CU 78 X FF 95 1-2 2-3 1B		C FF 92 F FF 92 B CH 83 B CH 84 F CH 85 B FF 94 C FF 94 3-3 ① K		B FF 97 X FF 95 1-0 1-3 10 2B 1B			4	1	2	0	0	1	0
5 Mike Yastrzemski, L (1, 9) OBP: 0.290, SLG: 0.327 (8, 7)	S FF 93 B CU 77 B FF 95 B FF 94 F FF 93 F FF 95 B FF 95 4-2 10 1B BB		X FF 95 0-0 ② P3		C FF 92 C FF 94 B FF 94 S CH 84 1-3 ② K		C FF 97 S SL 86 X FF 97 0-2 ① L9			3	0	0	0	1	1	4
10 Evan Longoria, R (1, 5) OBP: 0.311, SLG: 0.408	B CU 78 F FF 95 B CU 79 1 SAFE X CH 85 2-1 48 G4-6-3 1-2 1B		1 SAFE C FF 94 S FF 94 F FF 98 F FF 96 B FF 96 B FF 97 S FF 97 2-3 ③ K		B CU 76 F FF 92 F FF 93 F CH 85 B CH 84 S FF 95 2-3 ③ K		D SL 86 F SL 88 X SL 86 1-1 48 SF8 1-H 3-H 2B			4	1	2	2	0	2	2
48 Pablo Sandoval, S (1, 3) OBP: 0.314, SLG: 0.562 56 Tony Watson, L (8, 1) 13 Will Smith, R (9, 1)	C FF 94 B FF 96 B FF 94 X CH 86 2-1 ② ③ G4-6-3 1-2f			F FF 93 B FF 94 F FF 94 B FF 95 B CH 86 X FF 96 3-2 21 1B 19 1B 1B		F SI 91 F CU 77 B SL 89 B SI 91 B CH 85 B CH 82 4-2 35 1B BB	B FF 98 B SL 86 X FF 97 2-0 ② SF8 3-H		2 0 0	1 0 0	1 0 0	1 0 0	1 0 0	0 0 0	2 0 0
21 Stephen Vogt, L (1, 2) OBP: 0.311, SLG: 0.388		B FF 93 S FF 93 C CU 77 X FF 96 1-2 ① F8		X CH 84 0-0 ① 1-3 1B		F FF 91 X SI 90 0-1 ① L8	B FF 96 B FF 97 B SL 86 C FF 96 B FF 96 4-1 BB			3	0	1	0	1	0	1
35 Brandon Crawford, L (1, 6) OBP: 0.288, SLG: 0.319		X CU 76 0-0 ② G3		S FF 95 X CH 86 0-1 ② G1-3		S FF 91 C SL 90 D SL 89 X SI 91 1-2 1-2 1B	B FF 96 B FF 95 T FF 96 B FF 96 F FF 96 X FF 96 3-2 ③ F7			4	0	1	0	0	0	2
19 Tyler Austin, R (1, 7) OBP: 0.326, SLG: 0.469 1 Kevin Pillar, R (8, 9) OBP: 0.242, SLG: 0.342		C FF 94 S CU 78 B CU 78 T FF 95 1-2 ③ K		C FF 96 S FF 96 F FF 97 B FF 96 B CU 78 B FF 96 X FF 96 3-2 6 HR 3-H 1B		S SL 85 C SL 84 B SL 86 F SL 87 B SI 94 S SL 86 2-3 ② K	F FF 97 X SL 87 0-1 ① L9			3 1	1 0	1 0	1 0	0 0	2 0	2 0
6 Steven Duggar, L (1, 8) OBP: 0.279, SLG: 0.354			C CU 76 X FF 94 0-1 E6 12 1B 38 SH3	F CH 85 X CH 84 0-1 1-H HR		F SL 83 B SI 92 B SL 84 F SL 82 B SL 88 S SL 86 3-3 ③ K2-3	C FF 97 F FF 97 B FF 97 C SL 87 1-3 ② K			4	1	1	2	0	2	2
38 Tyler Beede, R (1, 1) OBP: 0.286, SLG: 0.167 58 Trevor Gott, R (5, 1) 41 Mark Melancon, R (7, 1) 9 Brandon Belt, L (7, PH) OBP: 0.369, SLG: 0.474 (8, 3)			X FF 92 0-0 ① SH3 1-2	C FF 94 F FF 95 C CH 85 0-3 ③ K			C SL 84 B FF 95 B FF 96 B SL 85 F FF 96 B SL 85 4-2 12 1B 10 2B BB	B FF 97 S SL 87 F SL 89 B FF 98 B FF 96 S FF 98 3-3 ③ K		1 0 0 1	0 0 0 1	0 0 0 1	0 0 0 1	0 0 0 1	1 0 0 1	0 0 0 0

| Inning Stats | | |

Batter	1	2	3	4	5	6	7	8	9	AB	R	H	RBI	BB	SO	LOB
23 Fernando Tatis Jr., R (1, 6) OBP: 0.368, SLG: 0.575	B FF 94 X SI 93 1-0 G6-3		F FF 92 B CU 77 F FF 93 S CH 86 1-3 K		D SL 86 1 SAFE B SI 92 B SL 85 C FF 92 X FF 92 3-1 G5-3 1-3			F CH 86 B CH 85 B SL 85 F CH 86 B SI 93 S SI 93 3-3 K		4	0	0	0	0	2	1
22 Josh Naylor, L (1, 7) OBP: 0.241, SLG: 0.407	B FF 94 X CH 88 1-0 30 BB 2B		X SI 93 0-0 G4-3		B FF 92 B FF 91 C CH 87 B FF 92 X SI 93 3-1 G4-3 3-H			C SI 92 F SL 86 X SI 92 0-2 G5-3		4	0	1	1	0	0	0
13 Manny Machado, R (1, 5) OBP: 0.329, SLG: 0.397	B SL 88 F SI 93 B FF 94 B SI 92 S SL 87 B CH 86 4-2 30 BB BB		B FF 94 X FF 93 1-0 30 2B 1B		B CH 86 F SL 86 X FF 92 1-1 G5-3			C SL 85 X SI 92 0-1 G4-3		3	1	1	0	1	0	0
30 Eric Hosmer, L (1, 3) OBP: 0.333, SLG: 0.449	B FF 93 S CH 88 B FF 94 S CH 88 B SL 88 B CH 84 4-2 32 G6-4-3 1-2 2-3 BB		B SI 94 X SI 94 1-0 1-H 2B			F FF 92 B FF 93 X SL 86 1-1 G3-1			B FF 92 C FF 90 C SL 81 X SL 82 1-2 G6-3	3	0	1	1	1	0	0
32 Franmil Reyes, R (1, 9) OBP: 0.294, SLG: 0.548	X SI 93 0-0 G6-4-3 1-2f		F SI 92 X SI 92 0-1 P2			C CU 76 B FF 93 B FF 92 S FF 93 C FF 93 2-3 K			B FF 92 F FF 92 C FF 93 B SL 83 S FF 93 2-3 K	4	0	0	0	0	2	4
3 Ian Kinsler, R (1, 4) OBP: 0.269, SLG: 0.392		S FF 92 B CU 79 B FF 92 C FF 91 X SL 87 2-2 F9	C SL 86 B CU 78 B FF 92 B SI 91 X SL 84 3-1 G5-3			C SL 86 X FF 93 0-1 G6-3			C FF 92 F SL 83 X SL 83 0-2 10 2B 1B	4	0	1	0	0	0	0
18 Austin Hedges, R (1, 2) OBP: 0.249, SLG: 0.316 10 Hunter Renfroe, R (9, PH) OBP: 0.294, SLG: 0.597		C FF 93 C SI 93 B FF 94 F CU 80 F FF 93 F CH 86 S FF 93 1-3 K	S FF 90 F FF 92 B FF 92 S SL 87 1-3 K				B SL 82 X FF 94 1-0 P3		B FF 92 B SL 81 C SL 81 X FF 92 2-1 1-3 2B	3 1	0 0	0 1	0 0	0 0	2 0	0 0
37 Joey Lucchesi, L (1, 1) OBP: 0.095, SLG: 0.050 5 Greg Garcia, L (7, PH) OBP: 0.338, SLG: 0.363 41 Robbie Erlin, R (7, 1) 47 Miguel Díaz, R (7, 1) 4 Wil Myers, R (9, PH) OBP: 0.323, SLG: 0.418		C FF 91 X FF 93 0-1 1B	C SI 92 B SL 85 F FF 91 F FF 92 C SL 85 1-3 K				B SL 81 B SI 93 C SI 94 C SI 93 B SI 94 C SI 94 3-3 K		B SL 82 C FF 93 F SL 83 B SL 83 B FF 94 F SL 84 B FF 94 4-2 BB	2 1 0 0 0	0 0 0 0 0	1 0 0 0 0	0 0 0 0 0	0 0 0 0 1	1 1 0 0 0	0 0 0 0 0
7 Manuel Margot, R (1, 8) OBP: 0.273, SLG: 0.303		C SL 85 F SI 92 B FF 93 S FF 93 1-3 K			B SL 85 F SL 82 B SI 91 B FF 89 B SL 85 4-1 23 G5-3 22 G4-3 BB		C SI 94 C SL 83 X SL 84 0-2 G5-3		C SL 83 X FF 93 0-1 P4	3	1	0	0	1	1	4

Inning Stats																																
	R: 0	H: 1	R: 0	H: 1	R: 1	H: 2	R: 0	H: 0	R: 1	H: 0	R: 0	H: 0	R: 0	H: 0	R: 0	H: 0	R: 0	H: 2	1B: 3	SF: 0	WP: 0	PA: 36
	E: 0	LOB: 2	E: 0	LOB: 1	E: 0	LOB: 1	E: 0	LOB: 0	E: 0	LOB: 0	E: 0	LOB: 0	E: 0	LOB: 0	E: 0	LOB: 0	E: 0	LOB: 3	2B: 3	SAC: 0	PB: 0	
	K: 0	BB: 2	K: 2	BB: 0	K: 1	BB: 0	K: 2	BB: 0	K: 0	BB: 1	K: 1	BB: 0	K: 1	BB: 0	K: 1	BB: 0	K: 1	BB: 1	3B: 0	DP: 1	SB: 0	
	S: 7	P: 17	S: 14	P: 18	S: 8	P: 11	S: 9	P: 14	S: 7	P: 18	S: 7	P: 10	S: 7	P: 11	S: 8	P: 11	S: 16	P: 25	HR: 0	HBP: 0	CS: 0	

PITCHER	IP	WLS	BF	H	R	ER	SO	BB	IBB	HBP	BLK	WP	HR	S	P	ERA	WHIP
64 Shaun Anderson, R (1, 1) ERA: 3.97	6.0	W	24	4	2	2	6	3	0	0	0	0	0	52	88	3.00	1.167
49 Sam Dyson, R (7, 1) ERA: 2.61	1.0	H	3	0	0	0	1	0	0	0	0	0	0	7	11	0.00	0.000
56 Tony Watson, L (8, 1) ERA: 2.7	1.0	H	3	0	0	0	1	0	0	0	0	0	0	8	11	0.00	0.000
13 Will Smith, L (9, 1) ERA: 2.03	1.0	S	6	2	0	0	1	1	0	0	0	0	0	16	25	0.00	3.000

PITCHER	IP	WLS	BF	H	R	ER	SO	BB	IBB	HBP	BLK	WP	HR	S	P	ERA	WHIP

TOP

San Diego Padres @ San Francisco Giants

Oracle Park, San Francisco, CA

Wed Jun 12 2019, 6:45 PM - 9:36 PM PDT

Att. 31,188 - Partly Cloudy - 68 F

livebaseballscorecards.com

AB	32
R	2
H	6
RBI	2
BB	4
SO	9
LOB	9

BOTTOM

Batter	1	2	3	4	5	6	7	8	9	AB	R	H	RBI	BB	SO	LOB
7 Donovan Solano, R (1, 4) OBP: 0.300, SLG: 0.324	C SI 91 X SI 90 0-1 F9 ①		C SI 90 C FC 90 B CU 81 B FC 92 X SI 90 2-2 F9 ②		B SI 91 D CU 80 F SI 91 X FC 92 2-1 E7 10 1B 2-H 1B		X CH 84 0-0 2-H 2B			4	1	2	2	0	0	0
9 Brandon Belt, L (1, 3) OBP: 0.376, SLG: 0.474	B SI 92 B SI 92 B SI 91 X SI 91 3-0 1B		F CU 77 B CU 81 B FC 92 B SI 90 B CU 81 4-1 BB		F SI 91 B SI 91 B CU 78 B CU 79 F CU 78 F SI 90 B FC 91 4-2 10 1B BB		F CU 75 F CH 83 B FF 90 D CU 79 D CH 85 S CH 85 3-3 K ②			2	0	1	0	2	1	1
10 Evan Longoria, R (1, 5) OBP: 0.310, SLG: 0.405	F SI 91 F CU 78 D CU 79 B SI 91 X CU 80 2-2 L9 ②		D CU 78 X SI 90 1-0 G4-3 ③		X CU 79 0-0 1-2 3-H 1B		C SL 89 B FF 95 F FF 94 X FF 96 1-2 G4-3 ③			4	0	1	1	0	0	3
28 Buster Posey, R (1, 2) OBP: 0.320, SLG: 0.404	X SI 92 0-0 G5-3 ③			C SI 89 X FC 90 0-1 F9 ①	F SI 91 B CU 80 D CU 78 S CU 80 B SI 90 X SI 92 3-2 F9 ③			B FF 94 B SL 87 B SL 90 C FF 94 C CH 86 X CH 86 3-2 1B		4	0	1	0	0	0	3
19 Tyler Austin, R (1, 7) OBP: 0.316, SLG: 0.452 49 Sam Dyson, R (7, 1) 56 Tony Watson, L (8, 1) 48 Pablo Sandoval, S (8, PH) OBP: 0.312, SLG: 0.557 13 Will Smith, R (9, 1)		C SI 91 B CU 80 S CU 80 B SI 92 S SI 91 2-3 K ①		X SI 91 0-0 G6-3 ②		B SI 89 B SI 88 S SI 88 F SI 88 S SI 89 2-3 K ①		B CU 83 F FF 95 C SL 87 B CH 88 T FF 97 2-2 K ①		3 0 0 1 0	0 0 0 0 0	0 0 0 0 0	0 0 0 0 0	2 0 0 1 0	0 0 0 1 0	0 0 0 1 0
1 Kevin Pillar, R (1, 9) OBP: 0.242, SLG: 0.353		B SI 91 B CU 80 X SI 92 2-0 HR		X SI 90 0-0 P3 ③		C CU 78 B CU 79 B CU 80 B CU 78 S SI 90 X FC 90 3-2 G6-3 ②		C CU 85 B FF 97 S CU 86 S CU 84 1-3 K ②		4	1	1	1	0	1	1
35 Brandon Crawford, L (1, 6) OBP: 0.283, SLG: 0.313		X SI 91 0-0 G6-3 ②			C SI 89 C SI 90 B CU 81 S FC 90 1-3 K ①	C SI 91 B FC 90 C SI 89 F CU 80 X SI 90 1-2 F8 ③		X CH 90 0-0 L5-3 ③		4	0	0	0	0	1	1
6 Steven Duggar, L (1, 8) OBP: 0.284, SLG: 0.358		C SI 91 B FC 91 S SI 90 T CU 80 1-2 K ③			B CU 79 F SI 90 C SI 91 X SI 91 1-2 E6 7 E 1B		C CU 74 F SI 91 X CH 82 0-2 E1 7 2B 1B			3	2	2	0	0	1	0
64 Shaun Anderson, R (1, 1) OBP: 0.375, SLG: 0.429 5 Mike Yastrzemski, L (7, 7) OBP: 0.286, SLG: 0.321			C SI 89 S CU 79 S CU 80 0-3 K ①		B SI 91 F SI 91 S CU 79 S CU 81 1-3 K ②		F FF 90 B CU 74 2 SAFE F FF 90 D SL 89 S CH 84 2-3 K ①			2 1	0 0	0 0	0 0	0 0	2 1	1 1
Inning Stats	R: 0 E: 0 K: 0 S: 7 H: 1 LOB: 1 BB: 0 P: 12	R: 1 E: 0 K: 2 S: 8 H: 1 LOB: 0 BB: 0 P: 13	R: 0 E: 0 K: 1 S: 8 H: 0 LOB: 1 BB: 1 P: 15	R: 0 E: 0 K: 0 S: 4 H: 0 LOB: 0 BB: 0 P: 4	R: 2 E: 2 K: 2 S: 18 H: 3 LOB: 2 BB: 1 P: 30	R: 0 E: 0 K: 1 S: 10 H: 0 LOB: 0 BB: 0 P: 16	R: 1 E: 1 K: 2 S: 13 H: 2 LOB: 1 BB: 0 P: 19	R: 0 E: 0 K: 2 S: 10 H: 1 LOB: 1 BB: 0 P: 16		1B: 6 2B: 1 3B: 0 HR: 1	SF: 0 SAC: 0 DP: 0 HBP: 0		WP: 0 PB: 0 SB: 0 CS: 0	PA: 34	

PITCHER		IP	WLS	BF	H	R	ER	SO	BB	IBB	HBP	BLK	WP	HR	S	P	ERA	WHIP
37 Joey Lucchesi, L ERA: 4.11	(1, 1)	6.0	L	25	5	3	2	6	2	0	0	0	0	1	55	90	3.00	1.167
41 Robbie Erlin, L ERA: 3.99	(7, 1)	0.2		4	2	1	0	2	0	0	0	0	0	0	10	15	0.00	3.000
47 Miguel Díaz, R ERA:	(7, 1)	1.1		5	1	0	0	2	0	0	0	0	0	0	13	20	0.00	0.750

PITCHER	IP	WLS	BF	H	R	ER	SO	BB	IBB	HBP	BLK	WP	HR	S	P	ERA	WHIP

San Diego Padres @ San Francisco Giants

Oracle Park, San Francisco, CA

Wed Jun 12 2019, 6:45 PM - 9:36 PM PDT

Att. 31,188 - Partly Cloudy - 68 F

livebaseballscorecards.com

AB	32
R	4
H	8
RBI	4
BB	2
SO	10
LOB	12

Milwaukee Brewers @ San Francisco Giants

Oracle Park, San Francisco, CA

Fri Jun 14 2019, 7:17 PM - 10:16 PM PDT

Att. 35,106 - Overcast - 56 F

livebaseballscorecards.com

TOP

Batter	1	2	3	4	5	6	7	8	9	AB	R	H	RBI	BB	SO	LOB
6 Lorenzo Cain, R (1, 8) OBP: 0.308, SLG: 0.364	B FF 91 B KC 78 C FF 91 B KC 80 F FF 91 X FF 94 3-2 ① F9		D KC 81 B FF 92 F FF 92 1 SAFE X FF 92 2-1 22 PB 1-3 1B		B KC 79 X FF 91 1-0 E6 22 S 22 1B		B SL 82 X SI 94 1-0 8 G4-3 22 BB 1B	F FC 90 F FC 90 B FC 92 B KC 83 B FC 92 X FC 90 3-2 ③ F9 1-2 2-3 3-H		5	1	2	0	0	0	2
22 Christian Yelich, L (1, 9) OBP: 0.445, SLG: 0.740	B FF 93 X KC 80 1-0 ② G4-3		B KC 81 F FF 93 B FC 89 X KC 81 2-1 ② L6 1-2 3-H		1 SAFE C FF 92 F FF 92 B FC 89 X FF 93 1-2 10 S 1-H 1B		B SI 94 B CH 88 B CH 88 1 SAFE C SI 93 B CH 87 4-1 8 G4-3 1-2 BB		C FF 93 F SL 81 B FF 94 S SL 84 1-3 ① K	4	0	1	1	1	1	1
8 Ryan Braun, R (1, 7) OBP: 0.314, SLG: 0.455	C KC 80 B FF 93 C FF 92 B KC 82 X FF 94 2-2 ③ P4		C FF 93 S FF 92 S FF 93 0-3 ③ K		B FF 92 S FF 91 F KC 82 1 SAFE S FF 93 1-3 ② K		B SI 95 F SI 95 X SI 95 1-1 ①② G4-3 1-2f 2-3		B CU 75 X FF 93 1-0 ② P3	5	0	0	0	0	2	4
10 Yasmani Grandal, S (1, 2) OBP: 0.384, SLG: 0.551		B FF 90 B FF 90 C FF 90 B KC 79 B FF 92 4-1 11 FC5-6 BB	C KC 81 B KC 81 F FF 92 S KC 83 1-3 ① K	B KC 81 B FF 91 S KC 82 C KC 82 F FF 93 B FF 92 B FF 92 4-2 1-2 BB		X FF 94 0-0 ③ G3-1		B CU 78 B CU 78 B FF 92 B FF 91 4-0 BB	2	0	0	0	3	1	1
11 Mike Moustakas, L (1, 5) OBP: 0.347, SLG: 0.593		B KC 80 F FF 92 T FF 91 X KC 80 1-2 ① FC5-6 14 FC5-4 1-2f	B FC 87 C KC 82 F FF 92 X KC 81 1-2 24 1B 1B	X SI 90 0-0 ③ G5-3			C KC 80 S FS 84 F FC 92 B FS 83 X FC 92 1-2 14 G3-6-3 1B	C SL 82 C FF 93 S SL 82 0-3 ③ K	5	0	2	0	0	1	4
14 Hernán Pérez, R (1, 4) OBP: 0.308, SLG: 0.432		C FF 92 X KC 80 0-1 ② FC5-4 1-2f	B FF 92 B KC 81 S FF 92 S KC 82 F KC 83 F FF 93 B FF 93 S FF 94 3-3 ② K			C KC 78 F KC 80 X KC 80 0-2 3 FC6-4 1B		X FC 92 0-0 ①② G3-6-3 1-2f	4	0	1	0	0	1	3
24 Jesús Aguilar, R (1, 3) OBP: 0.303, SLG: 0.306		B FF 92 1 SAFE X FF 92 1-0 ③ P5	C FF 93 X KC 82 0-1 3 FC6-4 1-2 1B			C FF 96 B FF 95 X FF 96 1-1 ① P4		B FF 92 F FC 91 S FF 91 F FC 91 F FF 91 B KC 82 B KC 82 D KC 84 4-2 3 1B 6 WP BB	3	1	1	0	1	0	2
3 Orlando Arcia, R (1, 6) OBP: 0.320, SLG: 0.406			F FF 90 B FC 86 F FF 90 F FF 92 B KC 81 F KC 81 B KC 81 F FF 93 D KC 81 4-2 6 1B 22 PB BB	X FF 93 0-0 ③ FC6-4 1-2f		C SL 84 S FF 96 B FF 97 B FF 96 F SL 82 1 SAFE X FF 97 2-2 ② FC6-4 1-2f		C FF 90 F FC 90 D KC 81 X FC 89 1-2 6 WP 21 BB 1-3 1B	3	1	1	0	1	0	3
27 Zach Davies, R (1, 1) OBP: 0.133, SLG: 0.138 7 Eric Thames, L (6, PH) OBP: 0.376, SLG: 0.483 43 Matt Albers, L (6, 1) 58 Alex Claudio, L (7, 1) 21 Travis Shaw, L (8, PH) OBP: 0.282, SLG: 0.295 39 Corbin Burnes, R (8, 1) OBP: 0.286, SLG: 0.286			L FF 90 B FF 90 L FF 91 C FF 93 1-3 ① K	B FF 90 S FF 90 X KC 79 1-1 ① L9		C FF 98 B FF 97 B FF 97 F FF 97 F SL 84 X FF 98 2-2 ③ P6		B FC 90 F FC 90 S FC 90 B FC 91 D KC 81 B FC 91 4-2 6 WP 1-2 BB	2 1 0 0 0 0	0 0 0 0 0 0	0 0 0 0 1 0	0 0 0 0 0 0	1 0 0 0 0 0	1 1 0 0 0 0	1 1 0 0 0 0
Inning Stats	R: 0 E: 0 K: 0 S: 7 H: 0 LOB: 0 BB: 0 P: 13	R: 0 E: 0 K: 0 S: 7 H: 0 LOB: 1 BB: 1 P: 13	R: 1 E: 0 K: 2 S: 15 H: 1 LOB: 1 BB: 1 P: 24	R: 0 E: 0 K: 2 S: 14 H: 2 LOB: 2 BB: 0 P: 19	R: 1 E: 1 K: 1 S: 13 H: 1 LOB: 2 BB: 1 P: 21	R: 0 E: 0 K: 0 S: 13 H: 1 LOB: 1 BB: 0 P: 18	R: 0 E: 0 K: 0 S: 5 H: 1 LOB: 1 BB: 1 P: 11	R: 1 E: 0 K: 0 S: 17 H: 2 LOB: 2 BB: 2 P: 30	R: 0 E: 0 K: 2 S: 7 H: 0 LOB: 1 BB: 1 P: 13	1B: 8 2B: 0 3B: 0 HR: 0	SF: 0 SAC: 0 DP: 2 HBP: 0					

	AB	34
	R	3
	H	8
	RBI	1
	BB	7
	SO	7
	LOB	22

WP: 1 PB: 1 SB: 2 CS: 0 PA: 41

PITCHER		IP	WLS	BF	H	R	ER	SO	BB	IBB	HBP	BLK	WP	HR	S	P	ERA	WHIP
37 Drew Pomeranz, L ERA: 6.43	(1, 1)	5.0	W	24	5	2	0	5	3	0	0	0	0	0	59	93	0.00	1.600
54 Reyes Moronta, R ERA: 3.03	(6, 1)	1.0	H	3	0	0	0	0	0	0	0	0	0	0	10	15	0.00	0.000
49 Sam Dyson, R ERA: 2.53	(7, 1)	1.0	H	4	1	0	0	0	1	0	0	0	0	0	5	11	0.00	2.000
41 Mark Melancon, R ERA: 3.49	(8, 1)	1.0	H	6	2	1	1	0	2	0	0	0	1	0	17	30	9.00	4.000
13 Will Smith, L ERA: 1.95	(9, 1)	1.0	S	4	0	0	0	2	1	0	0	0	0	0	7	13	0.00	1.000

PITCHER	IP	WLS	BF	H	R	ER	SO	BB	IBB	HBP	BLK	WP	HR	S	P	ERA	WHIP

BOTTOM

Milwaukee Brewers @ San Francisco Giants

Oracle Park, San Francisco, CA

Fri Jun 14 2019, 7:17 PM - 10:16 PM PDT

Att. 35,106 - Overcast - 56 F

livebaseballscorecards.com

Batter	1	2	3	4	5	6	7	8	9	AB	R	H	RBI	BB	SO	LOB
12 Joe Panik, L (1, 4) OBP: 0.313, SLG: 0.336	B SI 86 C SI 86 B SI 86 X CH 78 2-1 P5 ①		C SI 87 B SI 88 T SI 88 S SI 88 1-3 K ②		X SI 87 0-0 SH3-4 ① 1-2		F SI 85 1 SAFE B CH 72 B CH 73 F SI 85 X CH 73 2-2 1-H HR			4	0	0	0	0	0	1
9 Brandon Belt, L (1, 7) (7, 3) OBP: 0.378, SLG: 0.472	C SI 87 B SI 87 F CH 79 B X SI 87 2-2 F7 ②		B CU 76 B SI 88 X CH 80 2-0 F9 ③		D CH 80 C SI 88 X SI 88 1-1 G4-3 ② 2-3		B SL 78 B SI 86 C SI 85 F SI 86 B SL 77 X CH 74 3-2 L9 ②			3	1	1	0	1	0	0
48 Pablo Sandoval, S (1, 3) (7, 5) OBP: 0.324, SLG: 0.593	B SI 87 X CH 80 1-0 2B			B SI 87 B CH 78 X CH 78 2-0 48 HR 1B	B SI 89 B SI 89 C SI 88 D FC 88 F SI 88 B FC 87 4-2 48 FC6 BB		C CH 72 C SL 77 B SL 76 F SI 86 X SL 77 1-2 F7 ③			4	1	3	2	0	0	2
28 Buster Posey, R (1, 2) OBP: 0.318, SLG: 0.400	F SI 88 X CH 80 0-1 G5-3 ③			C SI 87 F SI 88 B SI 89 B SI 89 X CH 80 2-2 1-H HR	C SI 89 X FC 88 0-1 FC6 ③ 1-2f			B FF 95 X FF 94 1-0 7 G4-6-3 28 1B 1B		4	0	1	0	0	0	1
10 Evan Longoria, R (1, 5) OBP: 0.306, SLG: 0.399 49 Sam Dyson, R (7, 1) 41 Mark Melancon, R (8, 1) 7 Donovan Solano, R (8, PH) OBP: 0.293, SLG: 0.316 13 Will Smith, R (9, 1)		B SI 87 B SI 87 F CH 78 F SI 89 X SI 89 2-2 G5-3 ①		B SI 88 X CH 80 1-0 F7 ①	C SL 83 X SI 91 0-1 G4-3 ①			L FF 94 B FF 96 X FF 95 1-1 7 G4-6-3 1-2 1B		3 0 0 1 0	0 0 0 0 0	0 0 0 0 0	0 0 0 0 0	0 0 0 0 0	0 0 0 2 0	0 0 0 0 0
35 Brandon Crawford, L (1, 6) OBP: 0.279, SLG: 0.307		B CU 77 B SI 88 C SI 88 X CH 80 2-1 G4-3 ②		B CH 79 X CH 79 1-0 F9 ②	C SL 83 C SI 92 B SL 82 B SL 83 X SI 93 2-2 E5 35 G3-6-4			L FF 90 X FF 95 0-1 G4-6-3 ①② 1-2f 2-3		4	0	0	0	0	1	2
1 Kevin Pillar, R (1, 9) OBP: 0.251, SLG: 0.373		C SI 88 C CH 80 X SI 88 0-2 6 S 6 S 1B		X CH 78 0-0 B1 ③	C SL 83 X CH 83 0-1 G3-6-4 ②③ 1-2f			B FF 95 C FF 96 S SI 97 F SL 86 B FF 97 S SL 86 2-3 K ③		3	2	3	1	0	0	0
6 Steven Duggar, L (1, 8) OBP: 0.285, SLG: 0.357	B S SI 88 1-1 S ③ 1-3				B CH 78 X CH 78 1-0 HR		B SL 81 B SI 90 X SI 92 2-0 5 S 5 HR 1B			4	0	1	0	0	2	2
37 Drew Pomeranz, R (1, 1) 54 Reyes Moronta, R (6, 1) 5 Mike Yastrzemski, L (7, 7) OBP: 0.297, SLG: 0.386			B SI 86 B CH 78 S CH 78 C SI 87 S CH 78 2-3 K ①		F SI 86 X SI 86 0-1 12 G4-3 37 SH3-4 1B		1 SAFE 1 SAFE B SI 85 L CH 70 B CH 71 B SI 86 L SI 84 S SI 84 3-3 K ①			1 0 1	0 0 1	0 0 1	0 0 2	0 0 0	1 0 0	0 0 0
Inning Stats	R: 0 E: 0 K: 0 S: 8 H: 1 LOB: 1 BB: 0 P: 13	R: 0 E: 0 K: 0 S: 9 H: 1 LOB: 1 BB: 0 P: 14	R: 0 E: 0 K: 2 S: 7 H: 0 LOB: 0 BB: 0 P: 12	R: 2 E: 0 K: 0 S: 7 H: 2 LOB: 0 BB: 0 P: 13	R: 1 E: 0 K: 0 S: 10 H: 2 LOB: 2 BB: 1 P: 16	R: 0 E: 1 K: 0 S: 7 H: 0 LOB: 0 BB: 0 P: 9	R: 2 E: 0 K: 1 S: 14 H: 2 LOB: 0 BB: 0 P: 25	R: 0 E: 0 K: 1 S: 9 H: 2 LOB: 1 BB: 0 P: 13		1B: 6 2B: 1 3B: 0 HR: 3 SF: 0 SAC: 1 DP: 2 HBP: 0					WP: 0 PB: 0 SB: 2 CS: 0 PA: 34	

PITCHER	IP	WLS	BF	H	R	ER	SO	BB	IBB	HBP	BLK	WP	HR	S	P	ERA	WHIP
27 Zach Davies, R (1, 1) ERA: 2.6	5.0	L	22	6	3	3	2	1	0	0	0	0	2	41	68	5.40	1.400
43 Matt Albers, R (6, 1) ERA: 4.5	1.0		4	1	1	1	0	0	0	0	0	0	0	8	12	9.00	1.000
58 Alex Claudio, L (7, 1) ERA: 4.97	1.0		4	1	1	1	1	0	0	0	0	0	1	13	22	9.00	1.000
39 Corbin Burnes, R (8, 1) ERA: 9.0	1.0		4	2	0	0	1	0	0	0	0	0	0	9	13	0.00	2.000

PITCHER	IP	WLS	BF	H	R	ER	SO	BB	IBB	HBP	BLK	WP	HR	S	P	ERA	WHIP

AB	32
R	5
H	10
RBI	5
BB	1
SO	4
LOB	10

Batter	1	2	3	4	5	6	7	8	9	AB	R	H	RBI	BB	SO	LOB
6 Lorenzo Cain, R (1, 8) OBP: 0.306, SLG: 0.361	C FF 91 F FC 88 S FF 92 0-3 ① K		B FF 92 S FF 92 X FF 92 1-1 ② P2		C FC 88 B FF 91 X FC 89 1-1 22 FC5-4 1B		C FF 94 C FF 96 B FF 96 F FF 96 F FF 97 F FF 95 S CU 82 1-3 ① K		B FF 91 F FF 91 C FF 92 B SL 82 B FF 93 F FF 93 S SL 83 3-3 ② K	5	0	1	0	0	3	0
22 Christian Yelich, L (1, 9) OBP: 0.444, SLG: 0.745	X FC 88 0-0 ② P5		F FC 89 B FF 92 X FC 89 1-1 ③ L3		C FF 92 B FC 89 F FC 87 X FF 92 1-2 ① FC5-4 8 1B 10 SF8 1-2f		B FF 96 B FF 95 B FF 94 C FF 94 F FF 96 B FF 94 4-2 8 1B 8 S 10 SF8 BB		C FF 93 B FF 93 B SL 83 X FF 93 2-1 HR	4	3	1	1	1	0	1
8 Ryan Braun, R (1, 7) OBP: 0.324, SLG: 0.460	B FF 92 B FF 92 S FC 88 C FF 92 B FC 88 F FF 92 B FC 89 4-2 BB			X CU 78 0-0 ① G5-3	S FC 88 1 SAFE X FF 92 0-1 1-3 1B		1 SAFE B SI 93 S FF 94 X CU 80 1-1 1-3 1B		B FF 92 B SL 82 C FF 92 F FF 92 F FF 94 X FF 94 2-2 1B	4	0	3	0	1	0	0
10 Yasmani Grandal, S (1, 3) OBP: 0.381, SLG: 0.546	X FF 92 0-0 ③ P3			C FF 92 B FF 92 C FF 92 F CU 77 B FC 87 F FF 92 B FC 88 B FF 92 4-2 11 2B 14 E BB	S FF 92 F FF 91 B FF 92 1 SAFE B CU 76 F FC 88 X 2-2 ② SF8 3-H		1 SAFE F FF 95 X FF 95 0-1 ② SF8 3-H		C FF 93 S SL 84 1 SAFE F SL 84 D SL 83 B FF 94 X SL 83 2-2 ③ F7	2	1	0	2	1	0	2
11 Mike Moustakas, L (1, 5) OBP: 0.345, SLG: 0.592		S FC 88 F CU 79 B FF 91 X FC 88 1-2 ① F7		X FC 87 0-0 ① 14 E 3 G5-3 2B 1-3	B FF 93 B FF 91 B FC 87 C FF 92 S FC 88 F FF 91 X FF 91 3-2 ③ F8		1 SAFE 1 SAFE C CH 87 F FF 95 1 SAFE F CU 82 1 SAFE B CH 85 X FF 94 1-2 ③ P2			4	1	1	0	0	0	2
14 Hernán Pérez, R (1, 4) OBP: 0.299, SLG: 0.422		B FF 92 B FF 91 F FC 88 S FF 92 X FF 92 2-2 ② L7		F FF 92 B FF 92 B FC 88 F FC 88 B FF 92 X FC 89 3-2 SF 3 G5-3 9 1B 2-3 3-H		C FF 90 C FF 91 F FF 91 C FC 87 0-3 ① K		C SI 91 X SI 92 0-1 ① F8		3	1	0	1	0	1	0
3 Orlando Arcia, R (1, 6) OBP: 0.316, SLG: 0.399		C FC 89 F FC 88 F CU 79 B FF 92 S FC 88 1-3 ③ K		X FF 93 0-0 ② G5-3 2-3 3-H		C FF 92 B FF 91 X FC 87 1-1 ② L3		F SI 92 X CH 85 0-1 ② G1-3		4	0	0	1	0	1	1
9 Manny Piña, R (1, 2) OBP: 0.273, SLG: 0.362			C FF 92 X FC 89 0-1 HR	C FF 92 B FF 91 F FF 91 X CU 79 1-2 1B 3-H		C FF 91 B FF 92 F FF 91 B FF 91 B FC 86 B 4-2 BB		B SI 92 F CH 85 X CH 86 1-1 ③ L8		3	1	2	2	1	0	0
52 Jimmy Nelson, R (1, 1) 37 Adrian Houser, R (5, 1) 41 Junior Guerra, R (7, 1) 58 Alex Claudio, L (8, 1) 39 Corbin Burnes, R (8, 1) OBP: 0.286, SLG: 0.286 24 Jesús Aguilar, R (9, PH) OBP: 0.301, SLG: 0.304		C FF 92 B FC 88 F FF 91 S CU 79 1-3 ① K		C FF 92 S FC 88 S CU 78 0-3 ③ K		F FF 90 D FC 87 S FC 86 S CU 79 1-3 ③ K			C FF 90 B FF 91 S SL 80 F SL 80 S SL 81 1-3 ① K	2 1 0 0 0 1	0 0 0 0 0 0	0 0 0 0 0 0	0 0 0 0 0 0	0 0 0 0 0 0	2 1 0 0 0 1	1 1 0 0 0 0
Inning Stats	R: 0 E: 0 K: 1 S: 8 H: 0 LOB: 1 BB: 1 P: 12	R: 0 E: 0 K: 1 S: 10 H: 0 LOB: 0 BB: 0 P: 14	R: 1 E: 0 K: 1 S: 9 H: 1 LOB: 0 BB: 0 P: 12	R: 3 E: 1 K: 1 S: 16 H: 2 LOB: 1 BB: 1 P: 24	R: 1 E: 0 K: 0 S: 15 H: 2 LOB: 1 BB: 0 P: 22	R: 0 E: 0 K: 2 S: 11 H: 0 LOB: 1 BB: 1 P: 17	R: 1 E: 0 K: 1 S: 16 H: 1 LOB: 1 BB: 1 P: 23	R: 0 E: 0 K: 0 S: 6 H: 0 LOB: 0 BB: 0 P: 7	R: 1 E: 0 K: 2 S: 18 H: 2 LOB: 1 BB: 0 P: 28	1B: 5 2B: 1 3B: 0 HR: 2	SF: 3 SAC: 0 DP: 0 HBP: 0			WP: 0 PB: 0 SB: 1 CS: 0	PA: 40	

PITCHER		IP	WLS	BF	H	R	ER	SO	BB	IBB	HBP	BLK	WP	HR	S	P	ERA	WHIP
40 Madison Bumgarner, L ERA: 3.87	(1, 1)	6.0		27	5	5	3	6	3	0	0	0	0	1	69	101	4.50	1.333
58 Trevor Gott, R ERA: 2.79	(7, 1)	1.0	W	5	1	1	1	1	1	0	0	0	0	0	16	23	9.00	2.000
56 Tony Watson, L ERA: 2.6	(8, 1)	1.0	H	3	0	0	0	0	0	0	0	0	0	0	6	7	0.00	0.000
13 Will Smith, L ERA: 2.2	(9, 1)	1.0	S	5	2	1	1	2	0	0	0	0	0	1	18	28	9.00	2.000

PITCHER	IP	WLS	BF	H	R	ER	SO	BB	IBB	HBP	BLK	WP	HR	S	P	ERA	WHIP

TOP

Milwaukee Brewers @ San Francisco Giants

Oracle Park, San Francisco, CA

Sat Jun 15 2019, 1:06 PM - 4:11 PM PDT

Att. 34,560 - Overcast - 58 F

livebaseballscorecards.com

AB	33
R	7
H	8
RBI	7
BB	4
SO	9
LOB	8

Batter	1	2	3	4	5	6	7	8	9	AB	R	H	RBI	BB	SO	LOB
12 Joe Panik, L (1, 4) OBP: 0.319, SLG: 0.341	C FF 92 X FF 92 0-1 5 1B 1B		C KC 83 B CH 88 F SI 94 F FF 93 S SL 87 1-3 ② K		B FF 90 B FF 90 B SI 92 C FF 90 B SI 91 4-1 9 BB 5 BB 48 G3-1 1-2 BB	X CH 85 0-0 ② SF8 3-H		C SI 85 B SL 77 X SI 84 1-1 5 G3-6-4 1B		3	1	2	1	1	1	0
5 Mike Yastrzemski, L (1, 7) OBP: 0.319, SLG: 0.393	B B SI 92 X SI 92 2-0 1-2 1B		B KC 83 X FF 92 1-0 ③ G4-3		D KC 82 B KC 81 B FF 91 B FF 91 4-0 48 G3-1 9 BB 21 SF8 1-2 2-3 BB	X SI 94 0-0 1-3 1B		L SI 86 B SI 86 F SI 85 X SI 86 1-2 ①② G3-6-4 1-2f		4	1	2	0	1	0	1
9 Brandon Belt, L (1, 3) OBP: 0.378, SLG: 0.468	B FF 92 B FF 92 X FF 92 2-0 F6 ①			B FF 91 C FF 91 F FF 92 F SL 86 B SL 86 S SL 87 2-3 ① K	B FF 93 B FF 94 F FF 94 B FF 95 B FF 94 4-1 21 SF8 48 G3-1 1-2 2-3 3-H BB	C CU 80 T FF 96 F FF 95 D CU 81 B FF 94 B FF 95 F FF 94 C FF 94 3-3 ③ K		B SL 74 C CH 70 B SL 77 X FF 84 2-1 48 1B 21 1B 1B		4	1	1	1	1	2	4
48 Pablo Sandoval, S (1, 5) OBP: 0.320, SLG: 0.579	F FF 92 S SL 85 B SL 84 S FF 92 1-3 ② K			C SI 92 T FF 93 B FF 94 F FF 93 S FF 93 1-3 ② K	X CH 83 0-0 ① G3-1 1-2 2-3 3-H		C FF 95 B FS 88 B FS 87 F FF 96 C FS 86 2-3 ① K	F CH 72 X SI 86 0-1 21 1B 1-3 1B		5	0	1	1	0	3	4
21 Stephen Vogt, L (1, 2) OBP: 0.329, SLG: 0.465	F SI 93 B SL 86 B SL 84 B SL 84 X FF 92 3-1 ③ L1			B FF 92 B FF 91 X SI 93 2-0 1 1B 3B	X SL 88 0-0 ② SF8 2-3 3-H		F SI 95 B FS 86 S FS 86 B FS 88 X FS 86 2-2 1 1B 3B	C SI 86 B CH 73 X CH 75 1-1 1-2 3-H 1B		4	2	3	2	0	0	2
1 Kevin Pillar, R (1, 9) OBP: 0.254, SLG: 0.374		X FF 91 0-0 ① G6-3		C SL 85 B SL 84 X SI 92 1-1 35 1B 3-H 1B	C SL 89 D SL 90 S SL 85 X SL 87 1-2 ③ G1-3		F FF 95 X SI 96 0-1 35 2B 35 E 3-H 1B	S SL 88 D SL 88 S SL 88 X FF 94 1-2 ③ G4-3		5	1	2	2	0	0	3
35 Brandon Crawford, L (1, 6) OBP: 0.286, SLG: 0.324		B SI 92 B SI 92 C SI 93 S SL 86 B SL 86 S SL 85 3-3 ② K		X FF 91 0-0 1-3 1B	B CH 86 C CH 85 F FF 95 B SL 87 X FF 95 2-2 10 1B 12 SF8 2B	S FF 95 X FS 87 0-1 E9 1-H 2B				4	1	3	0	0	1	0
6 Steven Duggar, L (1, 8) OBP: 0.280, SLG: 0.351		B FF 92 B FF 92 X SI 92 2-0 F8 ③		B KC 81 X SL 85 1-0 ③ G3		X CH 84 0-0 ① P6	C SI 95 B CU 83 D CU 83 B FF 95 S SI 95 F FS 86 F SI 95 X FF 95 3-2 ② L7			4	0	0	0	0	0	4
40 Madison Bumgarner, R (1, 1) 10 Evan Longoria, R (6, PH) OBP: 0.242, SLG: 0.241 58 Trevor Gott, R (7, 1) OBP: 0.309, SLG: 0.402 19 Tyler Austin, R (7, PH) OBP: 0.313, SLG: 0.447 56 Tony Watson, L (8, 1) 13 Will Smith, R (9, 1)			F FF 92 C SL 86 B SL 85 B SL 85 S SL 86 2-3 ① K		B SL 84 B SL 85 B SI 91 B FF 90 4-0 5 BB 12 BB 9 BB BB	B CH 84 B SI 95 C SI 94 F CH 86 X SI 96 2-2 5 1B 2-3 1B	C C CU 82 S FF 94 0-3 ③ K			1 1 0 1 0 0	1 1 0 0 0 0	0 1 0 0 0 0	0 0 0 0 0 0	1 0 0 0 0 0	1 0 0 1 0 0	0 0 0 1 0 0
Inning Stats	R: 0 E: 0 K: 1 S: 9 H: 2 LOB: 2 BB: 0 P: 17	R: 0 E: 0 K: 1 S: 5 H: 0 LOB: 0 BB: 0 P: 10	R: 0 E: 0 K: 2 S: 8 H: 0 LOB: 0 BB: 0 P: 12	R: 1 E: 0 K: 2 S: 13 H: 3 LOB: 2 BB: 0 P: 20	R: 3 E: 0 K: 0 S: 7 H: 0 LOB: 1 BB: 4 P: 24	R: 1 E: 0 K: 1 S: 15 H: 3 LOB: 2 BB: 0 P: 22	R: 2 E: 1 K: 2 S: 18 H: 3 LOB: 1 BB: 0 P: 25	R: 1 E: 0 K: 0 S: 14 H: 4 LOB: 2 BB: 0 P: 20		1B: 11 2B: 2 3B: 2 HR: 0 SF: 2 SAC: 0 DP: 1 HBP: 0					WP: 0 PB: 0 SB: 0 CS: 0 PA: 42	

PITCHER		IP	WLS	BF	H	R	ER	SO	BB	IBB	HBP	BLK	WP	HR	S	P	ERA	WHIP
52 Jimmy Nelson, R ERA: 10.29	(1, 1)	4.0		20	5	4	4	6	3	0	0	0	0	0	36	72	9.00	2.000
37 Adrian Houser, R ERA: 2.63	(5, 1)	2.0		10	3	1	1	1	1	0	0	0	0	0	21	33	4.50	2.000
41 Junior Guerra, R ERA: 3.25	(7, 1)	1.0	L	6	3	2	1	2	0	0	0	0	0	0	18	25	9.00	3.000
58 Alex Claudio, L ERA: 5.16	(8, 1)	0.2		5	4	1	1	0	0	0	0	0	0	0	11	16	13.50	6.000
39 Corbin Burnes, R ERA: 8.92	(8, 1)	0.1		1	0	0	0	0	0	0	0	0	0	0	3	4	0.00	0.000

PITCHER	IP	WLS	BF	H	R	ER	SO	BB	IBB	HBP	BLK	WP	HR	S	P	ERA	WHIP

BOTTOM

Milwaukee Brewers @ San Francisco Giants

Oracle Park, San Francisco, CA

Sat Jun 15 2019, 1:06 PM - 4:11 PM PDT

Att. 34,560 - Overcast - 58 F

livebaseballscorecards.com

AB	36
R	8
H	15
RBI	7
BB	4
SO	9
LOB	19

Milwaukee Brewers @ San Francisco Giants

Oracle Park, San Francisco, CA

Sun Jun 16 2019, 1:07 PM - 4:23 PM PDT

Att. 34,603 - Partly Cloudy - 60 F

livebaseballscorecards.com

TOP

Batter	1	2	3	4	5	6	7	8	9	AB	R	H	RBI	BB	SO	LOB
16 Ben Gamel, L (1, 8) OBP: 0.337, SLG: 0.389	C FF 88 B SL 82 F SL 86 B FS 80 B FS 84 X FF 90 3-2 G3 ①	C SL 86 B FF 92 X FC 90 1-1 22 2B 2-H 1B		B KC 73 B FS 81 B FF 92 C FF 90 F FC 90 B 4-2 22 2B BB		C SL 81 C SL 81 B SL 81 C SI 93 1-3 K ①		C CH 84 S CH 84 F FF 92 B CH 85 S CH 86 1-3 K ②		4	1	1	1	1	2	0
71 Josh Hader, L (8, 1)										0	0	0	0	0	0	0
22 Christian Yelich, L (1, 9) OBP: 0.444, SLG: 0.746	C SL 82 B FF 90 B FC 88 S FS 81 C SI 92 2-3 K ②	C FF 93 B FF 89 X FC 91 1-1 1-3 2B		C SL 85 1 SAFE B KC 74 X SL 85 1-1 1-H 2B		B SL 83 F SL 81 F SI 94 B SI 92 S SI 92 2-3 K ②		S CU 77 X CH 86 0-1 G1-3 ③		5	0	2	1	0	2	0
8 Ryan Braun, R (1, 7) OBP: 0.321, SLG: 0.454	C SI 91 S FS 81 X FS 81 0-2 11 BB 10 1B 1B	S FC 89 F FC 90 B FF 91 S SI 92 1-3 K ③		B SI 91 F FC 89 F SI 90 F FC 89 F FS 83 X SI 92 1-2 F7 ②		F SL 81 B SI 94 C SL 81 X SI 92 1-2 G4-3 ③			S CU 76 S FC 88 B FF 91 X CH 85 1-2 G5-3 ①	5	1	1	0	0	1	3
11 Mike Moustakas, L (1, 4) OBP: 0.346, SLG: 0.587	B FC 88 B FF 87 B SL 84 B FF 90 4-0 10 1B 1-2 BB		C KC 74 B FS 80 B FF 91 B KC 74 F SI 90 X SL 85 3-2 G4-3 ①	B FF 92 C FC 89 D KC 76 F SL 85 X SI 93 2-2 G1-3 ③			C SI 92 B SL 81 B SI 93 X SL 81 2-1 10 1B 1B		C CH 85 B CU 76 B CH 85 B FF 90 X FF 89 3-1 F7 ②	4	0	1	0	1	0	1
(7, 5)																
10 Yasmani Grandal, S (1, 2) OBP: 0.385, SLG: 0.545	B FF 91 B SL 87 B SL 85 C FF 90 C FC 89 X SI 92 3-2 1-3 2-H 1B		C FS 81 H KC 76 1-1 7 1B 21 FC6-2 HBP		C FS 82 X FF 90 0-1 G4-3 ①		C SI 92 F SI 92 F SL 82 F SI 94 D SL 82 X SI 94 1-2 1-3 1B		B CU 75 F CH 83 C CU 74 F FC 89 X FF 92 1-2 F7 ③	4	0	2	1	0	0	0
7 Eric Thames, L (1, 3) OBP: 0.379, SLG: 0.503	C FF 92 B FF 90 X FC 90 1-1 P6 ③		F FC 88 F FF 92 F FC 90 X FS 82 0-2 21 FC6-2 21 S 1-3 1B		F FF 89 F FF 91 B FF 91 F FF 92 X FC 88 1-2 HR		F SI 93 X SI 93 0-1 P5 ①			4	1	2	1	0	0	4
21 Travis Shaw, L (1, 5) OBP: 0.288, SLG: 0.302		F FF 89 B FS 81 B FC 88 C SL 84 X FC 88 2-2 3 G5-3 16 1B 1B	B FF 90 C FF 93 B SL 85 F SL 85 F FC 91 F FF 93 X FS 84 2-2 FC6-2 ② 1-3 3-H		C KC 77 F FF 91 B FS 82 F FS 83 B FF 92 X KC 77 2-2 3 G5-4-3 1B		C SI 93 F SI 93 S SI 94 0-3 K ②			3	1	2	0	0	0	2
14 Hernán Pérez, R (7, PH) OBP: 0.297, SLG: 0.419										1	0	0	0	0	1	2
(7, 4)																
3 Orlando Arcia, R (1, 6) OBP: 0.311, SLG: 0.393		C FF 91 B SL 86 D SI 91 1 SAFE B SI 92 X SI 92 3-1 G5-3 ① 1-2	B SI 92 S SI 92 B SI 92 C FC 87 S SI 91 2-3 K ③		B SI 91 X SI 91 1-0 G5-4-3 ②③ 1-2f		B SI 93 F SI 93 X SI 94 1-1 F7 ③			4	0	0	0	0	1	6
57 Chase Anderson, R (1, 1) 43 Matt Albers, L (5, 1) 24 Jesús Aguilar, R (6, PH) OBP: 0.305, SLG: 0.327 41 Junior Guerra, R (6, 1) 32 Jeremy Jeffress, R (7, 1) 6 Lorenzo Cain, R (8, PH) OBP: 0.305, SLG: 0.360 (8, 8)		C SL 84 B SL 86 F SI 91 S FC 91 1-3 K ②		C SI 90 S SL 85 B FC 90 S FC 87 1-3 K ①		B SI 92 F SI 92 B SL 81 B SI 93 X SI 93 3-1 HR		F FF 89 C CU 76 B FF 91 B CH 87 X FF 91 2-2 G4-3 ①		2 0 1 0 0 1	0 0 1 0 0 0	0 0 1 0 0 0	0 0 0 0 0 0	2 0 0 0 0 0	1 0 0 0 0 0
Inning Stats	R: 1 E: 0 K: 1 S: 14 H: 2 LOB: 2 BB: 1 P: 27	R: 1 E: 0 K: 2 S: 15 H: 3 LOB: 2 BB: 0 P: 24	R: 0 E: 0 K: 1 S: 16 H: 1 LOB: 2 BB: 0 P: 24	R: 1 E: 0 K: 1 S: 15 H: 1 LOB: 1 BB: 1 P: 24	R: 1 E: 0 K: 0 S: 11 H: 2 LOB: 0 BB: 0 P: 15	R: 1 E: 0 K: 2 S: 11 H: 1 LOB: 0 BB: 0 P: 18	R: 0 E: 0 K: 1 S: 14 H: 2 LOB: 2 BB: 0 P: 18	R: 0 E: 0 K: 1 S: 9 H: 0 LOB: 0 BB: 0 P: 12	R: 0 E: 0 K: 0 S: 9 H: 0 LOB: 0 BB: 0 P: 14	1B: 8 2B: 2 3B: 0 HR: 2	SF: 0 SAC: 0 DP: 1 HBP: 1					

AB	38
R	5
H	12
RBI	5
BB	2
SO	9
LOB	19

WP: 0 PA: 41
PB: 0
SB: 1
CS: 0

PITCHER		IP	WLS	BF	H	R	ER	SO	BB	IBB	HBP	BLK	WP	HR	S	P	ERA	WHIP
29 Jeff Samardzija, R ERA: 3.96	(1, 1)	5.0	L	26	9	4	4	5	2	0	1	0	0	1	71	114	7.20	2.200
45 Derek Holland, L ERA: 6.45	(6, 1)	2.0		9	3	1	1	3	0	0	0	0	0	1	25	36	4.50	1.500
57 Dereck Rodríguez, R ERA: 4.89	(8, 1)	2.0		6	0	0	0	1	0	0	0	0	0	0	18	26	0.00	0.000

PITCHER	IP	WLS	BF	H	R	ER	SO	BB	IBB	HBP	BLK	WP	HR	S	P	ERA	WHIP

Milwaukee Brewers @ San Francisco Giants

Oracle Park, San Francisco, CA

Sun Jun 16 2019, 1:07 PM - 4:23 PM PDT

Att. 34,603 - Partly Cloudy - 60 F

livebaseballscorecards.com

BOTTOM

Batter	1	2	3	4	5	6	7	8	9	AB	R	H	RBI	BB	SO	LOB
12 Joe Panik, L (1, 4) OBP: 0.324, SLG: 0.338	B SI 92 B SI 92 B SI 93 B FF 91 4-0 28 BB BB	F CU 78 B CH 82 B CH 82 B FC 91 F SI 93 F FC 92 F FF 94 B CH 83 4-2 1-2 BB			F CH 82 B SI 94 B SI 94 F FC 92 B FF 94 B FC 92 4-2 10 BB 5 1B 1-2 BB	B CU 84 X SI 94 1-0 ③ F7			X SI 94 0-0 ② F7	2	0	0	0	3	0	1
5 Mike Yastrzemski, L (1, 7) OBP: 0.319, SLG: 0.391 45 Derek Holland, S (6, 1) OBP: 0.091, SLG: 0.091 21 Stephen Vogt, L (7, PH) OBP: 0.325, SLG: 0.458 57 Dereck Rodriguez, R (8, 1) OBP: 0.188, SLG: 0.188 7 Donovan Solano, R (9, PH) OBP: 0.286, SLG: 0.308	C SI 94 B FC 92 S CH 82 D CH 82 S FF 94 2-3 ① K	F CH 82 F CH 82 B FF 93 B FF 93 X FF 93 2-2 ③ P6			X CU 78 0-0 10 BB 1-2 2-3 1B		B KC 81 B KC 81 F SI 95 F SI 95 F KC 82 S KC 82 2-3 ① K		X SI 94 0-0 ③ P3	3 0 1 0 0 0 0 1 0 0 0 0 0 0 0 1 0 0 0 0 0 1 0 0 0 0 0 0 0	0 0 0 0 0 0 0	1 0 0 0 0 0 0	0 0 0 0 0 0 0	0 0 1 0 0 0 0	1 0 0 0 0 0 0	3 0 0 0 1 0 0
28 Buster Posey, R (1, 2) OBP: 0.322, SLG: 0.399	B FF 94 C FF 93 B SI 94 B CH 83 1 SAFE F FF 94 B FF 95 4-2 9 G4-6-3 1-2 BB	B CU 76 X FC 89 1-0 ① F8			C SI 91 C FF 92 B FF 91 S SL 85 1-3 ① K		F FF 94 F KC 82 B SI 95 B FF 95 X SI 94 2-2 1B			3	0	1	0	1	1	3
9 Brandon Belt, L (1, 3) OBP: 0.372, SLG: 0.461 (6, 7)	B CH 84 B FF 94 B FC 91 C FF 93 X FC 92 3-1 ②③ G4-6-3 1-2f	B CH 81 S CH 81 X CH 80 1-1 ② P6			B CH 85 F SI 93 D CH 84 C SL 88 F FF 94 B SL 88 X FF 94 3-2 ② SF8 3-H		B SI 95 C KC 81 C SI 95 X SI 94 1-2 ② F8			3	0	0	1	0	0	3
10 Evan Longoria, R (1, 5) OBP: 0.312, SLG: 0.410		C FF 91 B FC 89 X FF 92 1-1 1 2B 3B	B CU 77 S CH 81 F FC 89 S FF 92 1-3 ③ K		F SI 93 B SL 84 S SL 86 B SI 94 D SL 84 B SI 92 4-2 1-2 2-3 BB		C FF 95 B SI 94 F SI 95 B SI 95 B KC 83 S FF 95 3-3 ③ K			3	1	1	0	1	2	1
35 Brandon Crawford, L (1, 6) OBP: 0.282, SLG: 0.319		X FC 92 0-0 ① L3		F SI 91 B CH 80 S CH 80 B FC 90 S FC 90 2-3 ① K	B SI 93 C SL 85 F SL 86 B CH 84 X SL 86 2-2 ③ P5			F SI 93 S SI 93 B SL 84 F SI 94 F SI 94 B SL 85 B SI 95 S SI 94 3-3 ① K		4	0	0	0	0	2	4
1 Kevin Pillar, R (1, 9) OBP: 0.254, SLG: 0.376 (9, 8)		B FC 90 S FC 90 B FC 90 F FC 91 B FF 94 F SI 95 F FC 91 F FF 94 X CH 83 3-2 29 1B 3-H 2B		X SI 93 0-0 ② G5-3		B FF 94 C CU 81 X CU 82 1-1 ① L8		C SI 95 X SI 94 0-1 ② P3		4	1	1	1	0	0	0
6 Steven Duggar, L (1, 8) OBP: 0.281, SLG: 0.351 19 Tyler Austin, R (8, PH) OBP: 0.309, SLG: 0.442 (9, 9)		X FC 90 0-0 ② L3		B CH 80 C CH 81 B CH 81 X SI 92 2-1 ③ G1-3		C CU 82 B FS 86 B CU 83 C FF 94 X FF 94 2-2 1B		C SI 95 S SI 94 S SI 96 0-3 ③ K		3 1	0 0	1 0	0 0	0 1	0 0	1 0
29 Jeff Samardzija, R (1, 1) OBP: 0.125, SLG: 0.125 48 Pablo Sandoval, S (5, PH) OBP: 0.320, SLG: 0.573 (6, 3)		S FF 93 B FF 93 X FF 93 1-1 12 BB 2-H 1B			B SI 92 B FC 90 B FF 93 C FF 91 F FC 90 X FC 91 3-2 5 1B 12 BB 9 SF8 1B	B SI 95 F SI 95 B SI 94 B SI 95 1 SAFE 1 SAFE C SI 95 X FF 95 3-2 ② F8			B SI 92 S SI 92 S SI 93 S SI 95 1-3 ① K	1 3	0 1	1 1	1 0	0 0	0 1	0 1
Inning Stats	R: 0 E: 0 K: 1 S: 7 H: 0 LOB: 1 BB: 2 P: 20	R: 2 E: 0 K: 0 S: 19 H: 3 LOB: 2 BB: 1 P: 30	R: 0 E: 0 K: 1 S: 6 H: 0 LOB: 0 BB: 0 P: 9	R: 0 E: 0 K: 1 S: 6 H: 0 LOB: 0 BB: 0 P: 10	R: 1 E: 0 K: 1 S: 19 H: 2 LOB: 3 BB: 2 P: 36	R: 0 E: 0 K: 0 S: 9 H: 1 LOB: 1 BB: 0 P: 16	R: 0 E: 0 K: 2 S: 13 H: 1 LOB: 1 BB: 0 P: 21	R: 0 E: 0 K: 2 S: 10 H: 0 LOB: 0 BB: 0 P: 13	R: 0 E: 0 K: 1 S: 5 H: 0 LOB: 0 BB: 0 P: 6	1B: 5 2B: 1 3B: 1 HR: 0	SF: 1 SAC: 0 DP: 1 HBP: 0	WP: 0 PB: 0 SB: 0 CS: 0	PA: 38				

PITCHER	IP	WLS	BF	H	R	ER	SO	BB	IBB	HBP	BLK	WP	HR	S	P	ERA	WHIP
57 Chase Anderson, R (1, 1) ERA: 4.05	4.0		20	5	3	3	3	4	0	0	0	0	0	45	83	6.75	2.250
43 Matt Albers, R (5, 1) ERA: 4.34	1.0	W	4	0	0	0	1	1	0	0	0	0	0	12	22	0.00	1.000
41 Junior Guerra, R (6, 1) ERA: 3.16	1.0	H	4	1	0	0	0	0	0	0	0	0	0	9	16	0.00	1.000
32 Jeremy Jeffress, R (7, 1) ERA: 2.52	1.0	H	4	1	0	0	2	0	0	0	0	0	0	13	21	0.00	1.000
71 Josh Hader, L (8, 1) ERA: 2.02	2.0	S	6	0	0	0	3	0	0	0	0	0	0	15	19	0.00	0.000

PITCHER	IP	WLS	BF	H	R	ER	SO	BB	IBB	HBP	BLK	WP	HR	S	P	ERA	WHIP

AB	32
R	3
H	7
RBI	3
BB	5
SO	9
LOB	17

Batter	1	2	3	4	5	6	7	8	9	AB	R	H	RBI	BB	SO	LOB
12 Joe Panik, L (1, 4) OBP: 0.319, SLG: 0.332	B FF 90 B FF 91 F FF 91 C FF 91 B FS 84 X FF 92 3-2 ① L8	B FF 93 S FS 85 F FS 85 B FF 92 X FS 85 2-2 ③ G5-3			C FS 84 X FS 85 0-1 ② G3-1		D CU 76 1 SAFE B FF 94 C FF 94 X FF 95 2-1 ② F8			4	0	0	0	0	0	2
6 Steven Duggar, L (1, 8) OBP: 0.280, SLG: 0.347	C FF 92 B FF 93 B FS 85 B SL 82 C FF 93 B FF 93 4-2 BB		X FF 90 0-0 ① L8		C SL 81 X FS 84 0-1 ③ G4-3		S FF 94 F FF 94 C FF 95 0-3 ③ K			3	0	0	0	1	1	1
48 Pablo Sandoval, S (1, 3) OBP: 0.323, SLG: 0.572 19 Tyler Austin, R (6, PH) OBP: 0.313, SLG: 0.437 (6, 7) 56 Tony Watson, L (8, 1) 13 Will Smith, R (9, 1)	B FF 93 C FF 93 1 SAFE X FF 93 1-1 ② F7		B FF 92 F FF 91 B FF 92 F FF 92 X FF 92 2-2 1B			B FF 92 B CH 80 F FF 95 B FF 95 B FF 95 4-1 9 BB 21 E BB		F FF 94 B FF 93 C CU 75 F FF 95 X CU 75 1-2 ① G6-3		2 1 0 0	0 1 0 0	1 1 0 0	0 0 0 0	0 1 0 0	0 0 0 0	1 0 0 0
9 Brandon Belt, L (1, 7) OBP: 0.370, SLG: 0.455 (6, 3)	B FF 93 1 SAFE 1 SAFE B FS 84 T FF 92 X FF 93 2-1 ③ L9		F FF 92 S FS 85 F FS 85 S FS 85 0-3 ② K			D FF 94 B FF 95 F FF 95 F FF 95 B CH 81 1 SAFE B FF 96 4-2 21 FC3-6 1-2 BB		B FF 94 C CU 74 F FF 94 B FF 95 S FF 95 2-3 ② K		3	0	0	0	1	2	2
21 Stephen Vogt, L (1, 2) OBP: 0.321, SLG: 0.440		L FF 88 B FF 91 F SL 80 B FF 92 F SL 82 B FS 84 B SL 81 4-2 10 1B 35 2B BB	B CU 77 C FF 92 B SL 82 B SL 82 X FF 92 3-1 ③ P6			B SL 83 F FF 95 B SL 84 F FF 95 X SL 84 2-2 ① FC3-6 1-2f 2-H		B FF 94 F FF 95 C CU 74 B CU 76 T FF 95 2-2 ③ K		3	1	0	0	1	1	2
10 Evan Longoria, R (1, 5) OBP: 0.311, SLG: 0.407		C SL 82 B SI 91 F SL 83 F FS 86 B FS 84 X SL 83 2-2 1-2 35 2B 1B		B FF 90 C SL 83 S FS 84 F FS 85 B FF 91 X FS 85 2-2 ① G1-3		B FF 95 B SL 85 C FF 94 F FF 96 B SL 86 S FF 96 3-3 ② K			C CU 83 B CU 82 X CU 83 1-1 ① F9	4	1	1	0	0	1	1
35 Brandon Crawford, L (1, 6) OBP: 0.281, SLG: 0.322		B FS 83 S FF 90 T FF 92 F FF 93 D FS 85 F FF 93 F FS 84 B FF 91 X FF 92 3-2 1-H 2-H 2B		S SL 81 S FS 85 S FS 84 0-3 ② K		S SL 85 B FF 96 F SL 83 X CH 81 1-2 ③ P5			B CU 82 F CU 84 S FF 96 X FF 95 1-2 ② F7	4	0	1	2	0	1	1
1 Kevin Pillar, R (1, 9) OBP: 0.250, SLG: 0.370		C FF 91 B FS 85 S FF 92 F FS 85 S SL 85 1-3 ① K		F FF 92 X FS 85 0-1 ③ P4			B FF 94 F FF 94 B CU 73 X FF 96 2-1 ① G4-3		B CU 84 C CU 84 X FF 95 1-1 ③ L5	4	0	0	0	0	1	1
38 Tyler Beede, R (1, 1) OBP: 0.222, SLG: 0.125 7 Donovan Solano, R (7, PH) OBP: 0.302, SLG: 0.308 49 Sam Dyson, R (7, 1) 5 Mike Yastrzemski, L (8, 7) OBP: 0.319, SLG: 0.391		C FF 92 S SL 83 S SL 83 0-3 ② K			B FF 90 C FF 90 B SL 83 C SL 81 X SL 82 2-2 ① L7		B FF 95 B FF 95 B FF 96 B FF 95 4-0 BB			2 0 0 0	0 0 0 0	0 0 0 0	0 1 0 0	1 0 0 0	0 0 0 0	1 0 0 0
Inning Stats	R: 0 E: 0 K: 0 S: 9 H: 0 LOB: 1 BB: 1 P: 19	R: 2 E: 0 K: 2 S: 23 H: 2 LOB: 1 BB: 1 P: 35	R: 0 E: 0 K: 1 S: 10 H: 1 LOB: 1 BB: 0 P: 15	R: 0 E: 0 K: 1 S: 9 H: 0 LOB: 0 BB: 0 P: 11	R: 0 E: 0 K: 0 S: 7 H: 0 LOB: 0 BB: 0 P: 9	R: 1 E: 1 K: 1 S: 12 H: 0 LOB: 1 BB: 2 P: 26	R: 0 E: 0 K: 1 S: 7 H: 0 LOB: 1 BB: 1 P: 15	R: 0 E: 0 K: 2 S: 10 H: 0 LOB: 0 BB: 0 P: 15	R: 0 E: 0 K: 0 S: 7 H: 0 LOB: 0 BB: 0 P: 10	1B: 2 2B: 1 3B: 0 HR: 0 SF: 0 SAC: 0 DP: 0 HBP: 0						WP: 0 PB: 0 SB: 0 CS: 0 PA: 35	

PITCHER		IP	WLS	BF	H	R	ER	SO	BB	IBB	HBP	BLK	WP	HR	S	P	ERA	WHIP
18 Kenta Maeda, R ERA: 3.87	(1, 1)	5.0	L	20	3	2	2	4	2	0	0	0	0	0	58	89	3.60	1.000
7 Julio Urías, L ERA: 3.05	(6, 1)	1.0		5	0	1	0	1	2	0	0	0	0	0	12	26	0.00	2.000
64 Caleb Ferguson, L ERA: 4.87	(7, 1)	2.0		7	0	0	0	3	1	0	0	0	0	0	17	30	0.00	0.500
63 Yimi García, R ERA: 4.21	(9, 1)	1.0		3	0	0	0	0	0	0	0	0	0	0	7	10	0.00	0.000

PITCHER	IP	WLS	BF	H	R	ER	SO	BB	IBB	HBP	BLK	WP	HR	S	P	ERA	WHIP

TOP

San Francisco Giants @ Los Angeles Dodgers
Dodger Stadium, Los Angeles, CA
Mon Jun 17 2019, 7:12 PM - 10:21 PM PDT
Att. 42,479 - Partly Cloudy - 69 F

livebaseballscorecards.com

AB	30
R	3
H	3
RBI	2
BB	5
SO	8
LOB	12

Batter	1	2	3	4	5	6	7	8	9	AB	R	H	RBI	BB	SO	LOB
31 Joc Pederson, L (1, 7) OBP: 0.333, SLG: 0.558 41 Kyle Garlick, R (9, PH) OBP: 0.231, SLG: 0.333	C FF 93 C FF 94 X FF 94 0-2 ① F7		D CH 83 C FF 95 F FF 95 D CU 82 X CH 85 2-2 ① FC3-5 27 G3 1-2f		S CU 80 X CH 83 0-1 ① 35 BB 1B		B FF 96 F FF 95 B CH 87 B SI 94 F FF 95 F SI 94 X SI 94 3-2 ② G4-3		C SL 81 B SL 81 T SL 82 S SL 82 1-3 ③ K	4 1	0 0	1 0	0 0	0 0	0 1	1 0
27 Alex Verdugo, L (1, 8) OBP: 0.351, SLG: 0.460	C FF 95 X FF 96 0-1 ② F7		B FF 95 C CH 83 X CH 83 1-1 ② G3 1-2		B FF 95 C FF 94 S CU 82 S FF 94 1-3 ① K		S CH 87 F CH 86 X CH 88 0-2 ③ G5-3			4	0	0	0	0	1	2
45 Matt Beaty, L (1, 3) OBP: 0.296, SLG: 0.365 25 David Freese, R (8, PH) OBP: 0.419, SLG: 0.624 (9, 3)	C FF 96 B FF 95 B FF 95 B CH 86 B FF 96 4-1 BB		B FF 95 B CH 82 B FF 95 C FF 95 B FF 96 4-1 BB		F FF 95 X CH 85 0-1 ② F9			B SI 93 C CH 85 X SI 92 1-1 ① F9		1 1	0 0	0 0	0 0	2 0	0 0	1 0
35 Cody Bellinger, L (1, 9) OBP: 0.452, SLG: 0.701	F FF 95 S CU 82 1 SAFE C CU 82 0-3 ③ K		B CH 84 B CH 84 X FF 96 2-0 ③ L9		B CU 80 B CH 85 D CH 84 B FF 95 4-0 BB 1-2			B SL 85 F SI 92 X CH 86 1-1 13 1B 3 FC6-4 2B		3	1	1	0	1	1	3
13 Max Muncy, L (1, 5) OBP: 0.383, SLG: 0.552		C FF 94 B CU 81 B FF 96 B FF 96 X FF 95 3-1 HR		F FF 94 B FF 95 C CH 85 B CU 82 B CU 81 B CH 84 4-2 15 BB BB	X CH 84 0-0 ③ G6-3			C SL 86 S SI 92 X SL 86 0-2 3 FC6-4 2-3 1B		3	1	2	1	1	0	2
3 Chris Taylor, R (1, 6) OBP: 0.288, SLG: 0.383		C CU 80 F CU 78 B CU 80 S FF 94 1-3 ① K		F CH 83 1 SAFE F FF 95 1 SAFE S CU 81 0-3 ① K		B FF 93 S CH 83 B FF 95 C FF 94 F FF 94 C CU 79 2-3 ① K		B CH 88 X SI 93 1-0 ② FC6-4 1-2f 3-H		4	0	0	1	0	3	2
14 Enrique Hernández, R (1, 4) OBP: 0.276, SLG: 0.376		B FF 96 B FF 95 F FF 95 C CH 83 B FF 96 X CH 85 3-2 ② G6-3		C FF 94 F FF 95 S CU 82 0-3 ② K		C CH 83 F FF 95 B FF 94 B FF 96 S CU 81 2-3 ② K		X SI 93 0-0 ③ P4		4	0	0	0	0	2	2
15 Austin Barnes, R (1, 2) OBP: 0.321, SLG: 0.353 64 Caleb Ferguson, R (7, 1) 63 Yimi García, R (9, 1) 10 Justin Turner, R (9, PH) OBP: 0.386, SLG: 0.437		B FF 95 C FF 96 X FF 96 1-1 ③ L9		B FF 95 B FF 95 D CH 84 C FF 94 F FF 96 B FF 96 4-2 18 FC6-4 BB 1-2		B FF 95 C CH 83 B CH 82 X FF 95 2-1 ③ G4-3			B FF 92 C SL 81 X FF 91 1-1 ① F9	2 0 0 1	0 0 0 0	0 0 0 0	0 0 0 0	1 0 0 0	0 0 0 0	0 0 0 0
18 Kenta Maeda, R (1, 1) OBP: 0.269, SLG: 0.346 7 Julio Urías, L (6, 1) OBP: 0.500, SLG: 0.400 55 Russell Martin, R (7, 2) OBP: 0.367, SLG: 0.363			C FF 94 C CU 79 X CU 79 0-2 31 FC3-5 1B	X FF 94 0-0 ③ FC6-4 1-2f			B FF 95 X FF 95 1-0 ① L4		B FF 92 S FF 91 B FF 93 F SL 83 S SL 82 2-3 ② K2-3	2 0 2	0 0 0	1 0 0	0 0 0	0 0 1	0 0 0	2 0 0

Inning Stats	1	2	3	4	5	6	7	8	9
	R: 0 E: 0 K: 1 S: 9	R: 1 E: 0 K: 1 S: 10	R: 0 E: 0 K: 0 S: 10	R: 0 E: 0 K: 2 S: 11	R: 0 E: 0 K: 1 S: 8	R: 0 E: 0 K: 2 S: 9	R: 0 E: 0 K: 0 S: 8	R: 1 E: 0 K: 0 S: 9	R: 0 E: 0 K: 2 S: 8
	H: 0 LOB: 1 BB: 1 P: 13	H: 1 LOB: 0 BB: 0 P: 18	H: 1 LOB: 2 BB: 1 P: 19	H: 0 LOB: 2 BB: 2 P: 19	H: 1 LOB: 2 BB: 1 P: 13	H: 0 LOB: 0 BB: 0 P: 15	H: 0 LOB: 0 BB: 0 P: 12	H: 2 LOB: 1 BB: 0 P: 12	H: 0 LOB: 0 BB: 0 P: 12

PITCHER		IP	WLS	BF	H	R	ER	SO	BB	IBB	HBP	BLK	WP	HR	S	P	ERA	WHIP
38 Tyler Beede, R ERA: 6.67	(1, 1)	6.0	W	26	3	1	1	7	5	0	0	0	0	1	57	97	1.50	1.333
49 Sam Dyson, R ERA: 2.45	(7, 1)	1.0	H	3	0	0	0	0	0	0	0	0	0	0	8	12	0.00	0.000
56 Tony Watson, L ERA: 2.83	(8, 1)	1.0	H	5	2	1	1	0	0	0	0	0	0	0	9	12	9.00	2.000
13 Will Smith, L ERA: 2.12	(9, 1)	1.0	S	3	0	0	0	2	0	0	0	0	0	0	8	12	0.00	0.000

PITCHER	IP	WLS	BF	H	R	ER	SO	BB	IBB	HBP	BLK	WP	HR	S	P	ERA	WHIP

BOTTOM

San Francisco Giants @ Los Angeles Dodgers

Dodger Stadium, Los Angeles, CA

Mon Jun 17 2019, 7:12 PM - 10:21 PM PDT

Att. 42,479 - Partly Cloudy - 69 F

livebaseballscorecards.com

AB	32
R	2
H	5
RBI	2
BB	5
SO	9
LOB	15

1B: 3	SF: 0	WP: 0	PA: 37
2B: 1	SAC: 0	PB: 0	
3B: 0	DP: 0	SB: 0	
HR: 1	HBP: 0	CS: 0	

Batter	1	2	3	4	5	6	7	8	9	AB	R	H	RBI	BB	SO	LOB
7 Donovan Solano, R (1, 4) OBP: 0.319, SLG: 0.310	C FF 90 B CU 72 X FF 89 1-1 ① L7		C SL 86 B FF 90 T CU 73 F SL 88 B CU 73 F FF 90 F SL 86 F SL 88 F FF 90 2-2 X CU 73 9 G1-3 1B			B FF 89 B SL 86 B SL 87 C FF 89 B SL 87 4-1 28 CS BB		C SI 94 F SL 89 B FF 96 C SI 94 1-3 ③ K		3	0	1	0	1	1	0
9 Brandon Belt, L (1, 3) OBP: 0.368, SLG: 0.448	C FF 89 X FF 89 0-1 ② F7		C FF 90 D CU 74 B FF 90 B FF 90 X FF 90 3-1 ② G1-3 1-2			X FF 90 0-0 ① L7			B FF 98 B KC 85 B FF 96 C FF 96 C FF 96 B FF 97 4-2 19 FC5-4 BB	3	0	0	0	1	0	2
19 Tyler Austin, R (1, 7) OBP: 0.301, SLG: 0.418	F FF 90 B CU 74 B CU 74 S SL 88 F SL 87 B CU 74 F SL 87 F FF 90 S SL 86 3-3 ③ K		X SL 87 0-0 ③ G4-3			B CU 74 S SL 87 X FF 90 1-1 ② F9			C KC 86 B KC 87 C KC 86 B KC 88 X KC 86 2-2 ① FC5-4 10 1B 1-2f	4	0	0	0	0	1	3
28 Buster Posey, R (1, 2) OBP: 0.315, SLG: 0.389		F FF 89 B SL 87 X FF 89 1-1 ① G6-3		S SL 86 F FF 88 X SL 86 0-2 ① F8		D CU 72 F SL 87 1 SAFE 1-1 ③ CS 1-2	X FF 89 0-0 ① G1-3		B SI 97 S SI 98 C KC 86 C SI 99 1-3 ② K	4	0	0	0	0	1	1
10 Evan Longoria, R (1, 5) OBP: 0.314, SLG: 0.406		B FF 89 C FF 90 S FF 90 B SL 88 B CU 75 B SL 87 4-2 1 1B BB	C FF 89 X CH 85 0-1 ② G6-3				C FF 89 X SL 86 0-1 ② G4-3		B SI 99 B SI 99 C SI 98 B KC 86 F SI 97 X SI 98 3-2 1-3 1B	3	0	1	0	1	0	0
1 Kevin Pillar, R (1, 9) OBP: 0.254, SLG: 0.376		F SL 87 X CU 74 0-1 1-2 1B		F FF 90 X CH 85 0-1 ③ B1-3			C FF 89 F FF 88 B FF 89 B FF 89 F SL 86 X FF 90 2-2 2B		C SI 98 F KC 88 X SI 98 0-2 ③ G1-3	4	0	2	0	0	0	2
35 Brandon Crawford, L (1, 6) OBP: 0.278, SLG: 0.318		F SL 88 F FF 90 F SL 86 B FF 89 S SL 88 1-3 ② K			B FF 90 C SL 87 X FF 90 1-1 ① G4-3		D SL 87 C FF 89 B SL 85 F FF 89 F SL 87 B CU 73 F FF 90 T SL 87 3-2 ③ K			3	0	0	0	0	2	3
6 Steven Duggar, L (1, 8) OBP: 0.277, SLG: 0.343		D SL 88 C SL 88 B FF 90 X SL 87 2-1 ③ P6			F FF 90 C CU 73 F SL 86 F CU 74 F FF 90 S SL 86 0-3 ② K			B SI 94 C SI 95 F SL 91 F SI 95 S CH 89 1-3 ① K		3	0	0	0	0	2	2
64 Shaun Anderson, R (1, 1) OBP: 0.300, SLG: 0.333 45 Derek Holland, S (6, 1) OBP: 0.091, SLG: 0.091 58 Trevor Gott, R (7, 1) 5 Mike Yastrzemski, L (8, PH) OBP: 0.315, SLG: 0.385 41 Mark Melancon, R (8, 1)			C FF 89 S FF 89 S SL 86 0-3 ① K		C FF 90 C FF 90 S CU 74 0-3 ③ K			C SI 95 F FF 96 B FF 96 C SI 95 1-3 ② K		2 0 0 1 0	0 0 0 0 0	0 0 0 0 0	0 0 0 0 0	2 0 0 1 0	0 0 0 0 0	0 0 0 0 0
Inning Stats	R: 0 E: 0 K: 1 S: 10 H: 0 LOB: 0 BB: 0 P: 14	R: 0 E: 0 K: 1 S: 12 H: 1 LOB: 2 BB: 1 P: 20	R: 0 E: 0 K: 1 S: 14 H: 1 LOB: 1 BB: 0 P: 19	R: 0 E: 0 K: 0 S: 7 H: 0 LOB: 0 BB: 0 P: 7	R: 0 E: 0 K: 2 S: 11 H: 0 LOB: 0 BB: 0 P: 12	R: 0 E: 0 K: 0 S: 5 H: 0 LOB: 0 BB: 1 P: 11	R: 0 E: 0 K: 1 S: 12 H: 1 LOB: 1 BB: 0 P: 17	R: 0 E: 0 K: 3 S: 10 H: 0 LOB: 0 BB: 0 P: 13	R: 0 E: 0 K: 1 S: 14 H: 1 LOB: 2 BB: 1 P: 24	1B: 3 2B: 1 3B: 0 HR: 0 SF: 0 SAC: 0 DP: 0 HBP: 0						

PITCHER		IP	WLS	BF	H	R	ER	SO	BB	IBB	HBP	BLK	WP	HR	S	P	ERA	WHIP
22 Clayton Kershaw, L ERA: 2.85	(1, 1)	7.0	W	25	3	0	0	6	2	0	0	0	0	0	71	100	0.00	0.714
51 Dylan Floro, R ERA: 3.0	(8, 1)	1.0		3	0	0	0	3	0	0	0	0	0	0	10	13	0.00	0.000
17 Joe Kelly, R ERA: 7.25	(9, 1)	1.0		5	1	0	0	1	1	0	0	0	0	0	14	24	0.00	2.000

PITCHER	IP	WLS	BF	H	R	ER	SO	BB	IBB	HBP	BLK	WP	HR	S	P	ERA	WHIP

TOP

San Francisco Giants @ Los Angeles Dodgers
Dodger Stadium, Los Angeles, CA
Tue Jun 18 2019, 7:11 PM - 10:09 PM PDT
Att. 48,219 - Partly Cloudy - 68 F

livebaseballscorecards.com

AB	30
R	0
H	4
RBI	0
BB	3
SO	10
LOB	13

PA: 34
WP: 0
PB: 0
SB: 0
CS: 1

Batter	1	2	3	4	5	6	7	8	9	AB	R	H	RBI	BB	SO	LOB
31 Joc Pederson, L (1, 7) OBP: 0.333, SLG: 0.570 14 Enrique Hernández, R (6, PH) OBP: 0.281, SLG: 0.391 (7, 7)	F FF 90 X SL 86 0-1 HR	B SL 87 B SL 88 F SI 94 F FF 93 X FF 93 2-2 ③ G4-3			F FF 92 B CH 87 F CU 78 X SL 86 1-2 ① G4-3	0-0 IBB	B FF 93 X FF 92 1-0 1-H 2-H 3-H HR			3 1 1 1 0 0 1 1 1 1 4 1 0 0						
27 Alex Verdugo, L (1, 8) OBP: 0.352, SLG: 0.458	C SI 93 B CH 87 F FF 93 X CH 88 1-2 10 2B 1B		F FF 90 X CU 78 0-1 ① G3		C SI 93 F CU 78 F FF 93 F SL 84 X SI 93 0-2 ② F7	B SI 93 C SI 91 B SL 83 X SI 92 2-1 ③ F7	X CU 80 0-0 1B			5 1 2 0 0 0 3						
10 Justin Turner, R (1, 5) OBP: 0.386, SLG: 0.438	B SI 92 F SI 93 D SL 86 X SI 92 2-1 35 L9 1-H 2B		C FF 93 F CU 76 B FF 93 F FF 93 F CH 87 B SL 86 F SL 85 C CH 86 2-3 ② K		F SL 86 B FF 92 B FF 92 B FF 92 B SL 83 4-1 BB		C SL 81 T FF 91 B SL 82 B SL 82 1-3 ① K C FF 93 X FF 93 0-1 ③ L6			4 0 1 1 1 2 1						
35 Cody Bellinger, L (1, 9) OBP: 0.451, SLG: 0.699	B FF 93 X FF 93 1-0 ① L9 2-3 2B		C CU 77 B FF 92 B CH 87 B SL 86 F SL 84 F FF 93 X FF 92 3-2 2B		B SI 93 F SL 83 X FF 92 1-1 ③ G4-3		B SI 93 X SI 92 1-0 13 1B 25 FC5-4 1B	B FC 93 B KC 81 T FF 91 C FS 82 X FC 93 2-2 ① G4-3		5 1 2 0 0 0 2						
13 Max Muncy, L (1, 4) OBP: 0.383, SLG: 0.547	X CU 77 0-0 ② G3		C SL 85 B FF 93 X CU 76 1-1 ③ L8			B FF 91 C CH 86 S SL 86 F FF 92 B FF 93 B SL 85 B SL 88 4-2 45 1B 3 1B BB	1 SAFE 1 SAFE C SI 94 F SI 93 B SI 94 F SI 94 1 SAFE X SI 93 1-2 25 FC5-4 1-3 1B	B FS 82 X FC 92 1-0 ② P4		4 1 1 0 1 0 2						
45 Matt Beaty, L (1, 3) OBP: 0.316, SLG: 0.400 25 David Freese, R (7, PH) OBP: 0.420, SLG: 0.622 (8, 3)	C FF 94 X FF 94 0-1 ③ G6-3			C FF 90 B CH 87 B SL 82 B FF 92 F FF 92 X FF 91 3-2 2B		X SL 85 0-0 22 SH5-4 3 1B 1-3 1B	X CU 79 0-0 ② FC5-4 3 1B 15 1B 1-2f 3-H	F KC 82 F FC 92 X FC 92 0-2 1B		3 0 2 0 0 0 1 2 1 1 1 0 0 1						
3 Chris Taylor, R (1, 6) OBP: 0.296, SLG: 0.385		B SI 92 B SL 84 B SI 92 B FF 90 4-0 22 SH3-4 BB		C FF 92 B FF 92 S FF 93 B FF 93 B FF 92 X SL 86 3-2 ① P4		X FF 90 0-0 22 SH5-4 1-2 3-H 1B	D FF 94 F FF 94 X FF 94 1-1 15 1B 14 HR 1-2 1B	F FC 91 F FC 91 S FC 91 0-3 ③ K		4 1 2 1 1 1 2						
15 Austin Barnes, R (1, 2) OBP: 0.319, SLG: 0.350		C SL 84 F SI 92 B FF 93 X CH 85 1-2 ① P4		F SI 92 B SI 93 X SL 85 1-1 ② P4		B FF 92 L SI 90 F SI 91 B FF 93 F SL 86 B SI 94 S SL 87 3-3 ① K	X FF 94 0-0 14 HR 1-3 2-H 1B			4 1 1 1 0 1 4						
22 Clayton Kershaw, L (1, 1) OBP: 0.045, SLG: 0.045 41 Kyle Garlick, R (7, PH) OBP: 0.286, SLG: 0.333 51 Dylan Floro, L (8, 1) 17 Joe Kelly, R (9, 1)		X FF 92 0-0 ② SH3-4 1-2		X FF 91 0-0 ③ B1-3		X FF 90 0-0 ② SH5-4 1-2 2-3	C FF 95 B FF 94 B FF 93 D CU 80 B FF 94 4-1 14 HR BB			1 0 0 0 0 0 1 0 1 0 0 1 0 0 0 0 0 0 0 0 0 0 0 0 0 0 0 0						
Inning Stats	R: 2 E: 0 K: 0 S: 11 H: 3 LOB: 1 BB: 0 P: 15	R: 0 E: 0 K: 0 S: 7 H: 0 LOB: 1 BB: 1 P: 14	R: 0 E: 0 K: 1 S: 14 H: 1 LOB: 1 BB: 0 P: 20	R: 0 E: 0 K: 0 S: 9 H: 1 LOB: 1 BB: 0 P: 16	R: 0 E: 0 K: 0 S: 11 H: 0 LOB: 1 BB: 1 P: 17	R: 1 E: 0 K: 1 S: 12 H: 2 LOB: 3 BB: 2 P: 21	R: 6 E: 0 K: 1 S: 17 H: 6 LOB: 1 BB: 1 P: 26	R: 0 E: 0 K: 1 S: 10 H: 1 LOB: 1 BB: 0 P: 13		1B: 9 2B: 3 3B: 0 HR: 2 SF: 0 SAC: 2 DP: 0 HBP: 0				WP: 0 PB: 0 SB: 0 CS: 0 PA: 43		

PITCHER		IP	WLS	BF	H	R	ER	SO	BB	IBB	HBP	BLK	WP	HR	S	P	ERA	WHIP
64 Shaun Anderson, R ERA: 4.08	(1, 1)	5.2	L	27	7	3	3	2	3	0	0	0	0	1	62	99	4.76	1.765
45 Derek Holland, L ERA: 6.71	(6, 1)	0.2		5	2	2	2	1	0	1	0	0	0	0	10	15	27.00	3.000
58 Trevor Gott, R ERA: 3.94	(7, 1)	0.2		7	4	4	4	0	1	0	0	0	0	1	9	15	54.00	7.500
41 Mark Melancon, R ERA: 3.38	(8, 1)	1.0		4	1	0	0	1	0	0	0	0	0	0	10	13	0.00	1.000

PITCHER	IP	WLS	BF	H	R	ER	SO	BB	IBB	HBP	BLK	WP	HR	S	P	ERA	WHIP

BOTTOM

San Francisco Giants @ Los Angeles Dodgers

Dodger Stadium, Los Angeles, CA

Tue Jun 18 2019, 7:11 PM - 10:09 PM PDT

Att. 48,219 - Partly Cloudy - 68 F

livebaseballscorecards.com

AB	36
R	9
H	14
RBI	9
BB	5
SO	4
LOB	18

San Francisco Giants @ Los Angeles Dodgers

Dodger Stadium, Los Angeles, CA

Wed Jun 19 2019, 7:10 PM - 9:57 PM PDT

Att. 43,802 - Clear - 69 F

TOP

livebaseballscorecards.com

Batter	1	2	3	4	5	6	7	8	9	AB	R	H	RBI	BB	SO	LOB
12 Joe Panik, L (1, 4) OBP: 0.318, SLG: 0.328	C FF 90 F FF 91 S CU 75 0-3 ① K			B CU 83 B CU 82 X FF 91 2-0 ① P2		C FF 94 B FF 94 H CU 73 2-1 HBP		B KC 88 F SI 99 C SI 100 X KC 88 1-2 ③ G1		3	0	0	0	0	1	1
7 Donovan Solano, R (1, 6) OBP: 0.314, SLG: 0.304	B FF 92 C FF 92 C CU 75 F FF 91 F CH 82 X FF 92 1-2 ② L7			C SL 85 X FF 93 0-1 ② P3		F FF 94 S FF 94 F FF 95 S FF 95 0-3 ② K			B KC 87 F SI 98 S KC 88 F SI 99 X SI 98 1-2 48 G6-4-3 1B	4	0	1	0	0	1	1
19 Tyler Austin, R (1, 7) OBP: 0.299, SLG: 0.442	C FF 92 B CH 83 B CU 74 C CU 74 B FF 90 S CU 74 3-3 ③ K			X FF 93 0-0 HR		B CU 73 C FF 95 F FF 95 F CU 75 S FF 96 1-3 ③ K			C FF 98 F SI 98 B KC 86 S KC 87 1-3 ① K	4	1	1	1	0	3	2
28 Buster Posey, R (1, 2) 54 Reyes Moronta, R (8, 1) 48 Pablo Sandoval, S (9, PH) OBP: 0.321, SLG: 0.568		B SI 93 F SI 92 B SL 86 X SI 93 2-1 ① L8		C CU 84 B SL 87 F CU 84 X FF 94 1-2 ③ F9			C SL 84 X FF 93 0-1 ① P5		B SI 99 X SI 99 1-0 ②③ G6-4-3 1-2f	3 0 1	0 0 0	0 0 0	0 0 0	0 0 0	0 0 0	0 0 1
10 Evan Longoria, R (1, 5) OBP: 0.310, SLG: 0.401		B SI 94 F SI 93 X SI 92 1-1 ② F8			C CU 84 C FF 93 T FF 92 0-2 ① K		B SL 85 X CH 85 1-0 ② F7			3	0	0	0	0	1	0
9 Brandon Belt, L (1, 3) OBP: 0.364, SLG: 0.442		C SL 88 F FF 94 B FF 95 B SI 93 X FF 94 2-2 ③ G3-1			C CU 79 S CH 86 B FF 92 B FF 94 B FF 93 X FF 92 3-2 ② F8		S CH 86 C FF 95 B FF 95 B CH 87 X CH 87 2-2 ③ G4-3			3	0	0	0	0	0	0
1 Kevin Pillar, R (1, 8) OBP: 0.255, SLG: 0.379			X SI 93 0-0 ① G6-3		B CU 82 B CU 82 C CU 83 X CU 83 2-1 ③ G6-3			X SI 97 0-0 2B		3	0	1	0	0	0	0
5 Mike Yastrzemski, L (1, 9) OBP: 0.316, SLG: 0.426			F SI 92 B FF 94 S SL 86 X FF 94 1-2 ② F7			C FF 94 B CU 73 T FF 94 B FF 95 X FF 95 2-2 HR		B KC 86 C KC 86 X SI 98 1-1 ① L7		3	1	1	1	0	0	1
37 Drew Pomeranz, R (1, 1) 57 Dereck Rodríguez, R (5, 1) OBP: 0.176, SLG: 0.176 21 Stephen Vogt, L (8, PH) OBP: 0.318, SLG: 0.434 (8, 2)			B SI 94 S SI 92 S SI 94 S SI 95 1-3 ③ K			C FF 94 F FF 94 C FF 94 0-3 ① K		F KC 88 C KC 88 S KC 88 0-3 ② K		1 1 1	0 0 0	0 0 0	0 0 0	0 0 0	1 1 1	0 0 1
Inning Stats	R: 0 E: 0 K: 2 S: 11 H: 0 LOB: 0 BB: 0 P: 15	R: 0 E: 0 K: 0 S: 7 H: 0 LOB: 0 BB: 0 P: 12	R: 0 E: 0 K: 1 S: 7 H: 0 LOB: 0 BB: 0 P: 9	R: 1 E: 0 K: 0 S: 7 H: 1 LOB: 0 BB: 0 P: 10	R: 0 E: 0 K: 1 S: 8 H: 0 LOB: 0 BB: 0 P: 13	R: 1 E: 0 K: 3 S: 15 H: 1 LOB: 1 BB: 0 P: 20	R: 0 E: 0 K: 0 S: 6 H: 0 LOB: 0 BB: 0 P: 9	R: 0 E: 0 K: 1 S: 9 H: 1 LOB: 1 BB: 0 P: 11	R: 0 E: 0 K: 1 S: 8 H: 1 LOB: 0 BB: 0 P: 11	1B: 1 2B: 1 3B: 0 HR: 2		SF: 0 SAC: 0 DP: 1 HBP: 1		WP: 0 PB: 0 SB: 0 CS: 0		PA: 31

	AB	30
	R	2
	H	4
	RBI	2
	BB	0
	SO	9
	LOB	7

PITCHER	IP	WLS	BF	H	R	ER	SO	BB	IBB	HBP	BLK	WP	HR	S	P	ERA	WHIP
44 Rich Hill, L (1, 1) ERA: 2.55	1.0		3	0	0	0	2	0	0	0	0	0	0	11	15	0.00	0.000
51 Dylan Floro, R (2, 1) ERA: 2.77	2.0	W	6	0	0	0	1	0	0	0	0	0	0	14	21	0.00	0.000
63 Yimi García, R (4, 1) ERA: 4.23	2.0		7	1	1	1	1	0	0	0	0	0	1	15	23	4.50	0.500
64 Caleb Ferguson, L (6, 1) ERA: 5.06	1.0		5	1	1	1	3	0	0	1	0	0	1	15	20	9.00	1.000
52 Pedro Báez, R (7, 1) ERA: 2.78	1.0		3	0	0	0	0	0	0	0	0	0	0	6	9	0.00	0.000

PITCHER	IP	WLS	BF	H	R	ER	SO	BB	IBB	HBP	BLK	WP	HR	S	P	ERA	WHIP
17 Joe Kelly, R (8, 1) ERA: 6.66	2.0		7	2	0	0	2	0	0	0	0	0	0	17	22	0.00	1.000

Batter	1	2	3	4	5	6	7	8	9	AB	R	H	RBI	BB	SO	LOB
14 Enrique Hernández, R (1, 4) OBP: 0.276, SLG: 0.383	C FF 89 B KC 80 X FF 90 1-1 L9 ①	C KC 78 B FF 90 X KC 80 1-1 P3 ②		B KC 79 B KC 80 B FF 92 C FF 90 F KC 80 X FF 92 3-2 G1-3 ①		C FC 87 X CU 75 0-1 F7 ③		C FF 98 D SL 84 F SL 84 F FF 98 D FF 98 X FF 97 2-2 L9 ③		5	0	0	0	0	0	1
10 Justin Turner, R (1, 5) OBP: 0.388, SLG: 0.439	C FF 90 B CH 85 S FF 91 X FF 93 1-2 3 HR 35 1B 1B	X KC 80 0-0 L6 ③		B CH 85 B KC 81 B FF 90 C FF 90 F FF 91 C FF 92 3-3 K ②			B FC 87 B CU 74 X FC 86 2-0 1B ①			4	1	2	0	0	1	0
25 David Freese, R (1, 3) OBP: 0.415, SLG: 0.609	C FF 92 B KC 80 B FF 92 S FF 92 F FF 93 B FC 87 X FF 93 3-2 L9 ②		C KC 78 B FF 91 F KC 79 X FC 87 1-2 G5-3 ①	B CH 84 S FC 86 B FF 91 S FC 87 B FC 87 C FF 92 3-3 K ③			B FF 92 F FC 86 F SI 90 X FF 91 1-2 35 HR 1B			4	1	1	0	0	1	1
35 Cody Bellinger, L (1, 9) OBP: 0.455, SLG: 0.710	C FF 92 B FF 92 S FC 87 F FF 94 B KC 81 X SI 89 2-2 3 HR 1B 1-2		B FC 88 B KC 80 B KC 79 C FF 92 B FC 88 4-1 3 2B 27 SF7 BB		B FC 79 B FC 86 B FC 88 X FF 90 3-0 F7 ①		B CH 85 F FF 91 C CU 76 B FF 90 X FF 91 2-2 HR 1-H			3	3	2	2	1	0	0
3 Chris Taylor, R (1, 6) OBP: 0.304, SLG: 0.429	C FF 92 C KC 81 B FF 93 F FF 93 B KC 81 B KC 82 X FF 92 3-2 HR 1-H 2-H		C KC 79 B KC 80 B KC 81 F FC 88 1 SAFE X FC 88 2-2 27 SF7 55 1B 2B 1-3		B KC 80 C FF 91 X KC 81 1-1 HR		B CU 74 S FF 90 B CH 85 F FF 91 F CH 84 F FF 91 B FC 88 F FF 91 F FF 92 3-2 X FF 90 F7 ②			4	3	3	4	0	0	0
27 Alex Verdugo, L (1, 8) OBP: 0.351, SLG: 0.461	B KC 79 B FC 87 B FF 91 C FF 90 X FF 90 3-1 2B		S KC 80 F KC 81 F FF 92 X KC 82 0-2 SF7 ② 2-3 3-H		C SI 90 X CU 76 0-1 G3 ②		C FF 91 X CH 86 0-1 G6-3 ③			3	0	1	1	0	0	0
55 Russell Martin, R (1, 2) OBP: 0.372, SLG: 0.368	C KC 79 B FF 91 B KC 78 B KC 79 X FF 91 3-1 P4 ③		D SI 89 D KC 80 X FF 91 2-0 41 1B 1B 3-H		C FF 91 C FC 89 B CH 86 B CU 76 F FC 86 F FF 92 B CH 86 S FF 91 3-3 K ③			B FF 99 F FF 98 C SL 83 B FF 98 B SL 85 X FF 97 3-2 1B		4	0	2	1	0	1	1
41 Kyle Garlick, R (1, 7) OBP: 0.353, SLG: 0.600 52 Pedro Báez, R (7, 1) 17 Joe Kelly, R (8, 1)		B KC 76 B KC 78 X FF 90 2-0 HR	X KC 80 0-0 1B 1-3			B FF 90 B FC 87 S FF 90 F FF 92 S SI 88 2-3 K ①		S FF 98 B FF 97 F FF 97 F FF 98 B SL 84 B SL 83 S FF 97 3-3 K ①		3 0 1	1 0 0	2 0 0	1 0 0	0 0 1	1 0 1	0 0 1
44 Rich Hill, L (1, 1) OBP: 0.188, SLG: 0.133 51 Dylan Floro, L (2, 1) 45 Matt Beaty, L (3, PH) OBP: 0.310, SLG: 0.393 63 Yimi García, R (4, 1) 64 Caleb Ferguson, R (6, 1) 31 Joc Pederson, L (6, PH) OBP: 0.330, SLG: 0.564 (7, 7)		C FF 89 S FF 90 F FF 92 S KC 80 0-3 K ①	B FF 91 C FF 90 C FF 91 C FF 92 1-3 K ③			B CU 76 X CU 75 1-0 P6 ②		B CH 88 B FF 98 F FF 97 X FF 97 2-1 F9 ②		0 1 1 0 0 0 2	0 0 0 0 0 0 0	0 0 0 0 0 0 0	0 0 0 0 0 0 0	0 1 1 0 0 0 0	0 0 2 0 0 0 1	0 0 2 0 0 0 1
Inning Stats	R: 3 E: 0 K: 0 S: 21 H: 4 LOB: 1 BB: 0 P: 37	R: 1 E: 0 K: 1 S: 8 H: 1 LOB: 0 BB: 0 P: 11	R: 2 E: 0 K: 1 S: 16 H: 3 LOB: 2 BB: 1 P: 26	R: 0 E: 0 K: 2 S: 9 H: 0 LOB: 0 BB: 0 P: 18	R: 1 E: 0 K: 1 S: 10 H: 1 LOB: 0 BB: 0 P: 17	R: 0 E: 0 K: 1 S: 6 H: 0 LOB: 0 BB: 0 P: 9	R: 2 E: 0 K: 0 S: 16 H: 3 LOB: 0 BB: 0 P: 24	R: 0 E: 0 K: 1 S: 13 H: 1 LOB: 1 BB: 0 P: 23		1B: 7 2B: 2 3B: 0 HR: 4 SF: 1 SAC: 0 DP: 0 HBP: 0						

BOTTOM

San Francisco Giants @ Los Angeles Dodgers

Dodger Stadium, Los Angeles, CA

Wed Jun 19 2019, 7:10 PM - 9:57 PM PDT

Att. 43,802 - Clear - 69 F

livebaseballscorecards.com

AB	35
R	9
H	13
RBI	9
BB	1
SO	7
LOB	7

PITCHER		IP	WLS	BF	H	R	ER	SO	BB	IBB	HBP	BLK	WP	HR	S	P	ERA	WHIP
37 Drew Pomeranz, L ERA: 7.09	(1, 1)	4.1	L	23	9	7	7	4	1	0	0	0	0	3	57	99	14.54	2.308
57 Dereck Rodríguez, R ERA: 4.99	(5, 1)	2.2		10	3	2	2	2	0	0	0	0	0	1	29	43	6.75	1.125
54 Reyes Moronta, R ERA: 2.93	(8, 1)	1.0		4	1	0	0	1	0	0	0	0	0	0	13	23	0.00	1.000

PITCHER	IP	WLS	BF	H	R	ER	SO	BB	IBB	HBP	BLK	WP	HR	S	P	ERA	WHIP

Batter	1	2	3	4	5	6	7	8	9	AB	R	H	RBI	BB	SO	LOB
12 Joe Panik, L (1, 4) OBP: 0.316, SLG: 0.325	B SI 94 B FF 94 C FF 94 C FF 94 B SL 85 F FF 96 X FF 95 3-2 P6		X FF 97 0-0 G4-3			C FF 92 C CH 82 B CH 83 F CH 84 F FF 91 X CH 84 1-2 G3	F FF 91 B CH 84 D CH 82 X FF 91 2-1 G3		B FC 92 F FC 91 X FC 91 1-1 19 FC3-5 1-2 2-H 1B	5	0	1	1	0	0	1
19 Tyler Austin, R (1, 9) OBP: 0.286, SLG: 0.420	F FF 95 B CU 76 B FF 95 S FF 96 S FF 96 2-3 K			C SL 85 S SL 85 S SL 86 0-3 K		B KC 80 S SL 87 F KC 81 X KC 80 1-2 G6-3		B SL 86 B FF 94 C FF 93 X SL 86 2-1 G3	X FC 91 0-0 FC3-5 1-2 2-3f	5	0	0	0	0	2	2
28 Buster Posey, R (1, 2) OBP: 0.307, SLG: 0.383	C FF 96 B FF 95 B SL 85 B FF 95 F FF 96 F FF 97 X FF 96 3-2 2B			C FF 96 X SL 86 0-1 G5-3		B FF 92 B KC 80 B SL 88 C FF 92 T FF 93 C FF 93 3-3 K		B FF 96 S FF 95 X SL 87 1-1 G6-3	F SI 91 B SL 84 F SI 93 B FC 93 B SL 82 X SL 82 3-2 L8	5	0	1	0	0	1	2
9 Brandon Belt, L (1, 3) OBP: 0.361, SLG: 0.434	B FF 97 F FF 96 C CU 77 S FF 96 1-3 K			B SI 97 C SL 85 F SI 96 S SL 87 1-3 K			B FF 88 C FF 90 F FF 91 B KC 81 B CH 85 B FF 92 4-2 1 FC5-4 10 E 35 SF7 BB	B FF 96 F FF 95 B FF 94 S FF 95 F FF 95 B SL 86 F FF 94 F FF 96 X FF 95 3-2 L9	F FC 92 X FC 93 0-1 L9	4	1	0	0	1	2	3
10 Evan Longoria, R (1, 5) OBP: 0.310, SLG: 0.396		B FF 93 C SL 84 S SL 83 B FF 94 F SL 84 C FF 96 2-3 K	B SI 96 S SL 84 C SL 85 F SL 86 F FF 96 B SL 88 S SL 86 2-3 K			B KC 80 X SL 86 1-0 FC6 1 FC5-4 1-2		B FF 94 F SL 86 B SL 85 S FF 93 B FF 95 F FF 95 B FF 94 4-2 1 1B 35 2B BB	3	1	0	0	1	2	1
1 Kevin Pillar, R (1, 8) OBP: 0.258, SLG: 0.381		C FF 96 S CH 83 X FF 96 0-2 P5	X FF 96 0-0 35 2B 1B			B KC 80 C FF 91 F KC 79 F FF 92 X CH 83 1-2 FC5-4 5 HR 1-2f 2-3		T FF 95 D FF 95 S SL 87 B FF 97 X SL 88 2-2 35 2B 1-2 1B	4	3	2	0	0	0	2
35 Brandon Crawford, L (1, 6) OBP: 0.281, SLG: 0.331		X FF 95 0-0 P6	B SI 96 X FF 95 1-0 1-H 2B			B FF 90 X KC 80 1-0 SF7 3-H		S FF 96 F FF 95 D SL 87 X FF 96 1-2 5 1B 1-H 2-H 2B	3	1	2	4	0	0	0
5 Mike Yastrzemski, L (1, 7) OBP: 0.325, SLG: 0.472		B FF 96 C FF 95 F SL 84 B FF 96 S SL 84 2-3 K	S SL 85 S SL 86 S SL 86 0-3 K			B FF 91 B CH 83 X FF 91 2-0 1-H HR		C FC 90 C FC 92 F SI 93 F FC 92 X FC 93 0-2 21 BB 12 1B 2-H 1B	4	2	2	3	0	2	1
40 Madison Bumgarner, R (1, 1) OBP: 0.225, SLG: 0.233 58 Trevor Gott, R (4, 1) 48 Pablo Sandoval, S (5, PH) OBP: 0.318, SLG: 0.565 45 Derek Holland, S (5, 1) OBP: 0.091, SLG: 0.091 7 Donovan Solano, R (7, PH) OBP: 0.327, SLG: 0.319 49 Sam Dyson, R (7, 1) 41 Mark Melancon, R (8, 1) 21 Stephen Vogt, L (9, PH) OBP: 0.326, SLG: 0.434			S FF 96 S CH 81 B FF 94 S CH 81 1-3 K		C SL 86 F SI 96 S SL 88 0-3 K	C KC 79 F KC 80 B FF 91 B SL 86 F KC 81 F FF 92 X KC 80 2-2 1B		C FC 92 B SI 93 D SL 83 1 SAFE B FC 91 B SI 91 4-1 19 FC3-5 12 1B 1-2 BB	1 0 0 0 0 1 0 0 0 0 0 0 0 0 1 0 0 0 0 1 1 0 0 0 0 0 0 0 1 0 1 0 0 0 0 0 0 0 0 0 0 0 0 0 0 0 0 0 0 0 0 0 0 1 0 0						
Inning Stats	R: 0 E: 0 K: 2 S: 14 H: 1 LOB: 1 BB: 0 P: 23	R: 0 E: 0 K: 1 S: 8 H: 0 LOB: 0 BB: 0 P: 10	R: 0 E: 0 K: 2 S: 7 H: 0 LOB: 0 BB: 0 P: 10	R: 0 E: 0 K: 2 S: 8 H: 0 LOB: 0 BB: 0 P: 9	R: 1 E: 0 K: 3 S: 13 H: 2 LOB: 1 BB: 0 P: 16	R: 0 E: 0 K: 1 S: 11 H: 0 LOB: 0 BB: 0 P: 16	R: 3 E: 1 K: 0 S: 16 H: 2 LOB: 1 BB: 1 P: 29	R: 0 E: 0 K: 0 S: 10 H: 0 LOB: 0 BB: 0 P: 16	R: 4 E: 0 K: 0 S: 23 H: 4 LOB: 2 BB: 2 P: 38	1B: 5 2B: 3 3B: 0 HR: 1 SF: 1 SAC: 0 DP: 0 HBP: 0						

PITCHER		IP	WLS	BF	H	R	ER	SO	BB	IBB	HBP	BLK	WP	HR	S	P	ERA	WHIP
7 Julio Urías, L ERA: 2.84	(1, 1)	3.0		10	1	0	0	5	0	0	0	0	0	0	29	43	0.00	0.333
47 JT Chargois, R ERA: 7.36	(4, 1)	2.0	W	8	2	1	1	5	0	0	0	0	0	0	21	25	4.50	1.000
68 Ross Stripling, R ERA: 3.08	(6, 1)	2.0		10	2	3	0	1	1	0	0	0	0	1	27	45	0.00	1.500
76 Josh Sborz, R ERA: 27.0	(8, 1)	1.0		6	2	3	3	0	1	0	0	0	0	0	19	32	27.00	3.000
74 Kenley Jansen, R ERA: 3.52	(9, 1)	1.0	S	6	2	1	1	0	1	0	0	0	0	0	14	22	9.00	3.000

PITCHER	IP	WLS	BF	H	R	ER	SO	BB	IBB	HBP	BLK	WP	HR	S	P	ERA	WHIP

TOP

San Francisco Giants @ Los Angeles Dodgers
Dodger Stadium, Los Angeles, CA
Thu Jun 20 2019, 7:12 PM - 10:35 PM PDT
Att. 43,742 - Partly Cloudy - 67 F

livebaseballscorecards.com

AB	36
R	8
H	9
RBI	8
BB	3
SO	11
LOB	13

WP: 0	PA: 40
PB: 0	
SB: 0	
CS: 0	

Batter	1	2	3	4	5	6	7	8	9	AB	R	H	RBI	BB	SO	LOB
14 Enrique Hernández, R (1, 8) (8, 4) OBP: 0.282, SLG: 0.382	S FF 93 F FF 93 B FF 92 H FC 89 2-2 13 S 25 S 13 1B HBP		B FF 92 C CU 79 F CH 83 F FC 88 X FF 92 1-2 ① F9 B FC 88 F CH 84 B CU 79 B CH 84 T FC 89 X FF 92 3-2 25 1B 10 1B 3 1B 1B		B SL 82 X SI 93 1-0 ③ G5-3		H SI 96 1-0 25 G6-4-3 HBP		3	2	1	0	0	0	1
10 Justin Turner, R (1, 5) OBP: 0.391, SLG: 0.450	C FF 93 X CH 84 0-1 ① L9		C CU 79 C FF 92 B FC 90 X FF 92 1-2 25 G5-3 2B X FF 91 0-0 3 1B 25 1B 1-2 1B			F SL 80 F SI 93 B SL 83 F SI 92 B SI 93 X SL 82 2-2 25 G4-3 41 1B 2B	C SI 94 C SI 96 B SL 84 S SI 95 1-3 ① K		5	1	3	0	0	1	2
25 David Freese, R (1, 3) OBP: 0.407, SLG: 0.592 76 Josh Sborz, R (8, 1) 74 Kenley Jansen, S (9, 1)	C FF 93 B FC 89 F FF 93 B FC 89 S FC 90 2-3 ② K 1-2		X FC 88 0-0 ② G5-3 2-3 C FC 87 X FC 87 0-1 3 1B 1-2 2-3 1B			S SI 94 B SI 95 X SI 94 1-1 ① G4-3 2-3	B FC 94 X SI 93 1-0 ② ③ G6-4-3 1-2f		5 0 0	0 0 0	1 0 0	0 0 0	0 0 0	1 0 0	4 0 0
13 Max Muncy, L (1, 4) OBP: 0.381, SLG: 0.543 35 Cody Bellinger, L (8, 9) (9, 3) OBP: 0.453, SLG: 0.708	B FC 90 B FC 90 X FC 90 2-0 3 BB 2-H 1B		B FF 92 X FC 90 1-0 ③ G4-3	F FF 92 S FF 91 X FF 92 0-2 ② F7		C SI 94 F SI 95 F SI 95 F SI 94 D SL 83 D SI 93 D SL 84 S SI 94 3-3 ② K		S KC 81 C KC 83 S KC 83 0-3 ① K	4 1	0 0	1 0	1 0	0 0	1 1	5 0
3 Chris Taylor, R (1, 6) OBP: 0.315, SLG: 0.437	F FC 89 S FF 92 1 SAFE F FF 92 1 SAFE B FF 92 D FC 89 B FF 92 B CU 80 4-2 1-2 BB			C CU 79 2-2 B FC 88 S FF 93 B FF 91 B FC 86 X FF 92 X FC 88 41 HR 2B S FC 88 B FF 91 B FC 86 X FF 92 X FC 88 2-2 1-2 2-3 3-H 1B		T SI 94 C SI 93 B SI 94 B SI 94 F SI 94 B SI 93 B SL 82 4-2 41 1B BB		B FC 92 B FC 93 F FC 92 F KC 82 X FC 92 2-2 ② G6-3	3	1	2	1	2	0	0
41 Kyle Garlick, R (1, 7) (9, 9) OBP: 0.409, SLG: 0.750	S FC 89 S FC 89 S FC 88 0-3 ③ K			C FF 92 X FC 88 B FF 91 F FC 88 B FF 92 D FC 88 B FC 87 X FC 88 3-2 2-H HR C CU 80 S FF 99 K		X SI 94 0-0 1-2 3-H 1B		B KC 82 X FC 92 1-0 1B	5	1	3	3	0	2	5
27 Alex Verdugo, L (1, 9) (8, 8) OBP: 0.347, SLG: 0.455		C FF 92 S FF 92 X FC 89 0-2 ① G5-3	B FC 88 F FC 88 X CU 80 1-1 15 HR 1B	C SI 94 F SI 93 X SL 81 0-2 ① G4-3	S SL 84 2 SAFE X SI 94 0-1 ③ F7		F FC 91 F KC 81 B FC 91 B FC 91 S KC 83 2-3 ③ K	5	1	1	0	0	1	3
15 Austin Barnes, R (1, 2) OBP: 0.329, SLG: 0.389		X FF 93 0-0 ② F9	B FF 92 F FF 90 B FF 91 B FC 87 X FF 91 3-1 1-H HR	B SL 80 B SL 81 F SI 93 B SI 93 X SI 93 3-1 18 SH2-4 1B			X FF 95 0-0 31 HR 2B		4	2	3	2	0	0	0
7 Julio Urías, L (1, 1) OBP: 0.429, SLG: 0.333 47 JT Chargois, S (4, 1) 18 Kenta Maeda, R (5, PH) OBP: 0.269, SLG: 0.346 68 Ross Stripling, R (6, 1) OBP: 0.182, SLG: 0.100 31 Joc Pederson, L (7, PH) OBP: 0.333, SLG: 0.581 (8, 3) (9, 7)		B FF 92 C FF 92 X FF 92 1-1 ③ B5-3	B FF 90 C FF 90 C FC 88 C CU 79 1-3 ① K	X SI 92 0-0 ② SH2-4 1-2		C CH 87 B FF 94 X SI 95 1-1 2-H HR		1 1 0 0 1	0 0 0 0 1	0 0 0 0 1	0 0 0 0 2	0 0 0 0 0	0 1 0 0 0	0 0 0 0 0
Inning Stats	R: 1 H: 1 E: 0 LOB: 2 K: 2 BB: 1 S: 14 P: 24	R: 0 H: 0 E: 0 LOB: 0 K: 0 BB: 0 S: 6 P: 7	R: 0 H: 1 E: 0 LOB: 1 K: 0 BB: 0 S: 9 P: 12	R: 5 H: 8 E: 0 LOB: 3 K: 2 BB: 0 S: 33 P: 48	R: 0 H: 1 E: 0 LOB: 1 K: 0 BB: 0 S: 7 P: 11	R: 1 H: 2 E: 0 LOB: 2 K: 1 BB: 1 S: 17 P: 27	R: 2 H: 2 E: 0 LOB: 0 K: 1 BB: 0 S: 7 P: 11	R: 0 H: 1 E: 0 LOB: 1 K: 2 BB: 0 S: 10 P: 15		1B: 9 SF: 0 2B: 4 SAC: 1 3B: 0 DP: 1 HR: 3 HBP: 2						

PITCHER		IP	WLS	BF	H	R	ER	SO	BB	IBB	HBP	BLK	WP	HR	S	P	ERA	WHIP
40 Madison Bumgarner, L ERA: 4.28	(1, 1)	3.2	L	23	10	6	6	3	1	0	1	0	0	2	59	88	14.73	3.000
58 Trevor Gott, R ERA: 3.9	(4, 1)	0.1		1	0	0	0	1	0	0	0	0	0	0	3	3	0.00	0.000
45 Derek Holland, L ERA: 6.63	(5, 1)	2.0		10	3	1	1	1	1	0	0	0	0	0	24	38	4.50	2.000
49 Sam Dyson, R ERA: 2.91	(7, 1)	1.0		5	2	2	2	1	0	0	1	0	0	1	7	11	18.00	2.000
41 Mark Melancon, R ERA: 3.26	(8, 1)	1.0		4	1	0	0	2	0	0	0	0	0	0	10	15	0.00	1.000

PITCHER	IP	WLS	BF	H	R	ER	SO	BB	IBB	HBP	BLK	WP	HR	S	P	ERA	WHIP

BOTTOM

San Francisco Giants @ Los Angeles Dodgers

Dodger Stadium, Los Angeles, CA

Thu Jun 20 2019, 7:12 PM - 10:35 PM PDT

Att. 43,742 - Partly Cloudy - 67 F

livebaseballscorecards.com

AB	38
R	9
H	16
RBI	9
BB	2
SO	8
LOB	20

Batter	1	2	3	4	5	6	7	8	9	AB	R	H	RBI	BB	SO	LOB
12 Joe Panik, L (1, 4) OBP: 0.318, SLG: 0.324	C FF 92 B CH 87 B FF 93 X FF 93 2-1 F9 ①	C SL 86 X FF 94 0-1 L6 ③		C CU 78 B FF 92 X CU 78 1-1 10 G6-4-3 1B			C SI 88 B SL 81 B SI 90 B SI 89 C SI 89 B SI 89 4-2 10 F9 5 1B 1 1B BB	C FF 93 T CH 86 B FF 93 X CH 86 1-2 G4-3 ②		4	1	1	0	1	0	1
5 Mike Yastrzemski, L (1, 9) OBP: 0.318, SLG: 0.455	C FF 93 F FF 93 S SL 87 0-3 K2-3 ②		B CU 80 X CH 86 1-0 G6-3 ①	B SI 89 X SI 88 1-0 L5 ①			C SI 90 B SI 89 B SI 90 C SI 89 F SI 89 1 SAFE X SI 90 2-2 10 F9 1 1B 1-2 1B	C CU 82 C FF 93 B CH 87 S CH 86 1-3 K ③		5	1	1	0	0	2	1
48 Pablo Sandoval, S (1, 5) OBP: 0.327, SLG: 0.574 10 Evan Longoria, R (4, PH) OBP: 0.310, SLG: 0.392 (4, 5)	X FF 94 0-0 2B		C CH 86 H FF 94 1-1 1 BB 9 BB 8 HR HBP	F SI 89 F CH 81 1 SAFE D SL 82 1 SAFE 1 SAFE 1 SAFE X CH 81 1-2 G6-4-3 ② ③ 1-2f			C CU 80 B FF 93 C CH 86 B FF 95 X CH 88 2-2 F9 ① 1-2 2-3		B KC 80 B FF 95 C FF 95 F KC 83 B SI 96 D KC 83 4-2 9 FC3-5 BB	1 2	1 0	1 0	0 0	0 1	0 0	0 3
9 Brandon Belt, L (1, 3) OBP: 0.362, SLG: 0.428	X CH 88 0-0 F9 ③		B CH 88 F FF 94 T SI 94 B CH 88 B FF 94 B CH 89 4-2 1 BB 8 HR 1-2 BB		C SI 89 B SI 89 X SI 89 1-1 G1-3 ①		0-0 1 1B 8 3B IBB		X CH 88 0-0 FC3-5 ① 1-2f 21 2B	3	3	0	0	2	0	2
21 Stephen Vogt, L (1, 2) OBP: 0.330, SLG: 0.457		B FF 91 C FF 92 S CU 80 B CU 81 B FF 94 F FF 94 X FF 94 3-2 1 HR 2B	D CU 81 X SI 94 1-0 P5 ②		C SI 90 S SL 81 0-3 K ②		C CH 86 B FF 93 F CU 83 S FF 94 1-3 K ②		X CH 88 0-0 1-H 2B	5	1	2	1	0	2	5
1 Kevin Pillar, R (1, 8) OBP: 0.264, SLG: 0.394		X SL 87 0-0 2-H HR	F FF 95 D CU 82 B FF 95 D SL 88 C CU 81 F SL 88 F FF 94 B CH 88 4-2 8 HR 1-2 2-3 BB		X CH 83 0-0 G1-3 ③		F CH 88 C FF 95 X FF 95 0-2 8 3B 1-2 2-H 3-H 1B		X KC 84 0-0 G6-3 ②	4	3	2	4	1	0	1
8 Alex Dickerson, L (1, 7) OBP: 0.250, SLG: 0.458		B CU 80 F CH 87 C FF 94 B FF 93 B CU 82 X FF 94 3-2 35 G4-3 1B	B CU 80 B FF 94 F FF 94 X CH 88 2-1 1-H 2-H 3-H HR			B SI 89 C SI 89 F SL 82 B SL 81 S SI 89 2-3 K ① X CH 88 0-0 1-H 2-H 3B		C FF 97 B FF 96 F KC 82 S FF 97 1-3 K ③	5	1	3	6	0	2	1
35 Brandon Crawford, L (1, 6) OBP: 0.281, SLG: 0.333		1 SAFE C CH 87 S SI 92 D CH 87 B SI 93 B CH 88 X SI 94 3-2 G4-3 ① 1-2	F SI 92 B CU 79 B SI 91 C FF 92 X CH 87 2-2 2B			S SI 90 F SI 90 B SI 90 B SL 82 F SL 82 F SI 90 X SI 90 2-2 G1-3 ② B FF 94 C FF 94 X CH 88 1-1 G4-3 ③			4	0	1	0	0	0	2
29 Jeff Samardzija, R (1, 1) OBP: 0.105, SLG: 0.105 54 Reyes Moronta, R (7, 1) 19 Tyler Austin, R (8, PH) OBP: 0.283, SLG: 0.416 56 Tony Watson, L (8, 1) 57 Dereck Rodriguez, R (9, 1) OBP: 0.176, SLG: 0.176 13 Will Smith, R (9, 1)		F FF 94 D SL 86 B FF 94 F FF 94 S SL 85 2-3 K ②	F FF 93 C CU 81 S CU 81 0-3 K ③			F SI 90 X SI 88 0-1 G6-3 ③		C CU 80 B CU 81 X FF 93 1-1 G5-3 ①								
Inning Stats	R: 0 E: 0 K: 1 S: 7 H: 1 LOB: 1 BB: 0 P: 9	R: 2 E: 0 K: 1 S: 16 H: 3 LOB: 1 BB: 0 P: 27	R: 4 E: 0 K: 1 S: 17 H: 2 LOB: 1 BB: 2 P: 32	R: 0 E: 0 K: 0 S: 6 H: 1 LOB: 0 BB: 0 P: 9	R: 0 E: 0 K: 1 S: 6 H: 0 LOB: 0 BB: 0 P: 7	R: 0 E: 0 K: 1 S: 10 H: 0 LOB: 0 BB: 0 P: 14	R: 4 E: 0 K: 1 S: 18 H: 3 LOB: 1 BB: 2 P: 28	R: 0 E: 0 K: 1 S: 8 H: 0 LOB: 0 BB: 0 P: 11	R: 1 E: 0 K: 1 S: 8 H: 1 LOB: 1 BB: 1 P: 13	1B: 4 2B: 4 3B: 1 HR: 2 SF: 0 SAC: 0 DP: 1 HBP: 1						

TOP

San Francisco Giants @ Arizona Diamondbacks
Chase Field, Phoenix, AZ
Fri Jun 21 2019, 6:41 PM - 9:49 PM MST
Att. 29,312 - Clear - 102 F

livebaseballscorecards.com

AB	37
R	11
H	11
RBI	11
BB	5
SO	8
LOB	18

WP: 0 PA: 43
PB: 0
SB: 0
CS: 0

PITCHER		IP	WLS	BF	H	R	ER	SO	BB	IBB	HBP	BLK	WP	HR	S	P	ERA	WHIP
45 Taylor Clarke, R ERA: 6.48	(1, 1)	3.0	L	19	7	6	6	3	2	0	1	0	0	2	42	71	18.00	3.000
30 T.J. McFarland, L ERA: 5.68	(4, 1)	3.0		10	1	2	2	2	1	0	0	0	0	0	26	39	6.00	0.667
35 Matt Andriese, R ERA: 5.12	(7, 1)	2.0		9	2	2	2	2	0	1	0	0	0	0	20	27	9.00	1.000
25 Archie Bradley, R ERA: 5.29	(9, 1)	1.0		5	1	1	1	1	1	0	0	0	0	0	8	13	9.00	2.000

BOTTOM

San Francisco Giants @ Arizona Diamondbacks
Chase Field, Phoenix, AZ
Fri Jun 21 2019, 6:41 PM - 9:49 PM MST
Att. 29,312 - Clear - 102 F

livebaseballscorecards.com

Batter	1	2	3	4	5	6	7	8	9	AB	R	H	RBI	BB	SO	LOB
1 Jarrod Dyson, L (1, 8) OBP: 0.350, SLG: 0.382	B FF 90 B FF 91 B FC 88 C FF 90 F FF 90 X FF 90 3-2 ① F9		C FF 91 B FS 83 X FF 92 1-1 4 S 4 1B 1B	X FC 89 0-0 ② G3		B FS 83 B FC 88 C SI 92 X SI 92 2-1 ③ L7			B FF 93 B FC 89 B FF 93 B FF 92 4-0 15 E BB	4	1	1	0	1	0	1
4 Ketel Marte, S (1, 4) OBP: 0.359, SLG: 0.586 15 Ildemaro Vargas, S (3, PR) OBP: 0.308, SLG: 0.393 (4, 4)	C SL 87 S FS 81 B FS 83 B FC 88 X SI 91 2-2 3B		B FF 90 C FF 91 X FS 84 1-1 10 HBP 1-H 1B	C FF 90 X FC 89 0-1 10 1B 1B 3-H 1B			B FF 98 B FF 98 B FF 98 C FF 98 B FF 98 4-1 FC3-6 BB		F FF 91 B FF 93 F FF 91 D CU 78 X FF 91 2-2 E6 1-2 2-3	2 2	0 1	2 1	1 1	0 1	0 0	0 2
David Peralta, L (1, 7) OBP: 0.352, SLG: 0.490	B FF 92 B FS 83 B FC 89 B FF 90 4-0 BB		B SL 85 B FC 88 C FF 90 T SL 83 C FF 91 2-3 ② K	1 SAFE F FC 88 D FS 84 X FC 90 1-1 10 1B 1-2 1B			B FF 98 C FF 98 X FF 98 1-1 ① FC3-6 10 G6-4-3 1-2f		S SL 80 S SL 81 S SL 81 0-3 ② K	4	0	1	0	1	2	5
10 Adam Jones, R (1, 9) OBP: 0.324, SLG: 0.481	C FF 90 F FF 92 S SL 84 0-3 ② K		F FC 88 F FF 92 B FF 92 H FS 84 2-2 1-2 HBP	F SL 87 F FF 92 X FF 90 0-2 ③ 1-3 2-H 1B			B FF 98 C SL 84 F FF 97 X FF 98 1-2 ②③ G6-4-3 1-2f		F FF 93 C FF 92 S SL 82 0-3 ③ K	4	0	1	1	0	2	6
5 Eduardo Escobar, S (1, 5) OBP: 0.337, SLG: 0.540	B FC 89 B FF 91 B FC 89 C FF 92 F FF 92 X FF 92 3-2 ③ G1-3		B FC 90 X FC 90 1-0 ③ F9		B FF 91 F FS 82 X FF 91 1-1 ① F7			C SI 93 F SI 93 B SI 94 F SI 93 F CH 87 F SI 94 F SI 94 X SI 94 1-2 ① L5		4	0	0	0	0	0	4
53 Christian Walker, R (1, 3) OBP: 0.332, SLG: 0.485		C FF 90 B FF 91 X SL 85 1-1 ① F7		X SI 93 0-0 13 HR 1B	F FC 88 B SL 87 B FS 85 X SL 86 2-1 ② P4			C CH 87 F CH 88 B SI 93 B SI 94 F SI 94 S CH 87 2-3 ② K		4	1	1	0	0	1	0
13 Nick Ahmed, R (1, 6) OBP: 0.319, SLG: 0.426		X SL 85 0-0 ② G5-3		B SI 92 B SI 92 X FC 89 2-0 1-H HR	C FC 87 B SI 93 C FS 81 C SI 93 1-3 ③ K			C SI 93 B SI 93 X SI 92 1-1 ③ G4-3		4	1	1	2	0	1	0
18 Carson Kelly, R (1, 2) OBP: 0.337, SLG: 0.510		C FC 86 C SL 85 X SL 86 0-2 ③ P3		B SL 86 B FF 91 X SI 91 2-0 30 SH3-4 15 1B 2B		B FF 92 F FC 88 F SL 86 B FS 85 B FC 88 S SL 85 3-3 ① K			B FF 92 C FC 88 B FF 91 C FF 91 X CH 86 2-2 15 E 2B	4	1	2	0	0	1	0
45 Taylor Clarke, R (1, 1) OBP: 0.273, SLG: 0.545 30 T.J. McFarland, L (4, 1) 35 Matt Andriese, R (7, 1) 25 Archie Bradley, R (9, 1) 32 Kevin Cron, R (9, PH) OBP: 0.269, SLG: 0.553			B FF 90 C SI 91 X SI 91 1-1 ① G5-3	B FF 92 M FF 92 X FF 91 1-1 ① SH3-4 2-3		C FF 91 S SI 92 B SI 92 S SI 93 1-3 ② K			B CU 74 S FC 89 B FF 93 F CH 84 T FF 92 2-2 ① K	1 1 0 0 1	0 0 0 0 0	0 0 0 0 0	0 0 0 0 0	0 1 0 0 1	0 0 0 0 1	0 0 0 0 1
Inning Stats	R: 0 H: 1 E: 0 LOB: 2 K: 1 BB: 1 S: 12 P: 24	R: 0 H: 0 E: 0 LOB: 0 K: 0 BB: 0 S: 6 P: 7	R: 1 H: 2 E: 0 LOB: 2 K: 1 BB: 0 S: 12 P: 20	R: 4 H: 6 E: 0 LOB: 3 K: 0 BB: 0 S: 13 P: 19	R: 0 H: 0 E: 0 LOB: 0 K: 1 BB: 0 S: 7 P: 11	R: 0 H: 0 E: 0 LOB: 0 K: 2 BB: 0 S: 8 P: 14	R: 0 H: 0 E: 0 LOB: 0 K: 0 BB: 1 S: 6 P: 12	R: 0 H: 0 E: 0 LOB: 0 K: 1 BB: 0 S: 13 P: 17	R: 0 H: 1 E: 1 LOB: 3 K: 3 BB: 1 S: 15 P: 25	1B: 6 2B: 2 3B: 1 HR: 1	SF: 0 SAC: 1 DP: 1 HBP: 1						

	AB	35
	R	5
	H	10
	RBI	5
	BB	3
	SO	9
	LOB	19

PITCHER	IP	WLS	BF	H	R	ER	SO	BB	IBB	HBP	BLK	WP	HR	S	P	ERA	WHIP
29 Jeff Samardzija, R (1, 1) ERA: 4.23	6.0	W	28	9	5	5	5	1	0	1	0	0	1	58	95	7.50	1.667
54 Reyes Moronta, R (7, 1) ERA: 2.84	1.0		3	0	0	0	0	1	0	0	0	0	0	6	12	0.00	1.000
56 Tony Watson, L (8, 1) ERA: 2.73	1.0		3	0	0	0	1	0	0	0	0	0	0	13	17	0.00	0.000
57 Dereck Rodríguez, R (9, 1) ERA: 4.96	0.1		4	1	0	0	1	1	0	0	0	0	0	9	19	0.00	6.000
13 Will Smith, L (9, 1) ERA: 2.08	0.2		2	0	0	0	2	0	0	0	0	0	0	6	6	0.00	0.000

PITCHER	IP	WLS	BF	H	R	ER	SO	BB	IBB	HBP	BLK	WP	HR	S	P	ERA	WHIP

WP: 0 PA: 40
PB: 0
SB: 1
CS: 0

Batter	1	2	3	4	5	6	7	8	9	AB	R	H	RBI	BB	SO	LOB
12 Joe Panik, L (1, 4) OBP: 0.312, SLG: 0.317	B SI 91 F SI 91 B SI 90 X SI 91 2-1 G4-3 ①	F SI 91 X SI 90 0-1 F7 ①	B KC 82 C KC 82 F KC 82 X FC 89 1-2 F9 ③			X SI 94 0-0 P6 ③			C FF 94 B FF 95 X CH 88 1-1 G4-3 ② 1-2	5	0	0	0	0	0	5
5 Mike Yastrzemski, L (1, 9) OBP: 0.311, SLG: 0.476	F SI 92 X SI 90 0-1 G4-3 ② 2-2	S SI 92 S SI 91 F KC 84 F KC 83 X SI 90 0-2 L6 ②③		X SI 90 0-0 L8 ①			B FF 83 C FF 90 B FS 83 F FF 91 F FS 84 B FS 85 C FF 90 3-3 K ①		B FF 95 B FF 95 S FF 96 C FF 95 B SI 97 X FF 95 3-2 HR 2-H	5	1	1	2	0	1	2
28 Buster Posey, R (1, 2) OBP: 0.305, SLG: 0.378	B FC 90 C KC 84 B SI 90 X SI 91 2-1 1B ①		S KC 82 B SI 91 X KC 82 1-1 G4-1 ①	C SI 90 B FC 89 B KC 84 B KC 83 F FC 90 X KC 83 3-2 F8 ②			C FF 93 F FF 92 B FS 84 F FS 85 X FF 92 1-2 F8 ②		C KC 81 F SI 96 S FF 96 0-3 K ③	5	0	1	0	0	1	0
48 Pablo Sandoval, S (1, 5) OBP: 0.325, SLG: 0.566	C SI 91 X FC 90 0-1 1-2 1B		C KC 82 B SI 91 B SI 91 X SI 90 2-1 G3-1 ② 1-2 F9 ③	C SI 91 F FC 89 B KC 83 X KC 82			F FS 86 B FF 92 X FS 86 1-1 L4 ③			4	0	1	0	0	0	0
9 Brandon Belt, L (1, 3) OBP: 0.360, SLG: 0.425	B SI 90 C SI 91 X FC 89 1-1 P4 ③		X CH 84 0-0 1 1B 8 2B 1B		B SI 93 X CH 88 1-0 F9 ①			C FS 82 B FF 88 S FS 84 X FS 85 1-2 G1-3 ①		4	1	1	0	0	0	2
1 Kevin Pillar, R (1, 8) OBP: 0.267, SLG: 0.396		B FC 89 F FC 89 X KC 82 1-1 8 2B 1B	C KC 82 S KC 82 X KC 84 0-2 1-2 8 2B 1B		C CU 79 X SI 94 0-1 G6-3 ②			B FS 85 B FS 85 C FF 90 F FF 92 F FS 84 X FS 84 2-2 G5-3 ②		4	2	2	0	0	0	0
8 Alex Dickerson, L (1, 7) OBP: 0.286, SLG: 0.536		B KC 82 C KC 82 X FC 89 1-1 35 1B 2B 1-H	C KC 81 F KC 82 X KC 83 0-2 35 1B 2B 1-H 2-H		B CU 79 B SI 93 F SI 93 X SI 94 2-1 L7 ③			B FS 86 X FF 91 1-0 F7 ③		4	2	2	3	0	0	0
35 Brandon Crawford, L (1, 6) OBP: 0.284, SLG: 0.336		X SI 91 0-0 5 L6 38 BB 1B 2-H	X SI 91 0-0 38 BB 1B 2-H			F SI 92 F CH 86 B FF 93 S CU 79 1-3 K ①			C FF 94 B KC 79 C FF 93 S FF 96 1-3 K ①	4	0	2	2	0	2	0
38 Tyler Beede, R (1, 1) OBP: 0.364, SLG: 0.125 58 Trevor Gott, R (5, 1) 19 Tyler Austin, R (6, PH) OBP: 0.281, SLG: 0.412 41 Mark Melancon, R (6, 1) 49 Sam Dyson, R (7, 1) 56 Tony Watson, L (8, 1) 21 Stephen Vogt, L (9, PH) OBP: 0.337, SLG: 0.457 13 Will Smith, R (9, 1)		B SI 90 S KC 82 C SI 91 B KC 82 F KC 84 B KC 82 B KC 82 4-2 1-2 BB	B SI 90 B SI 90 B SI 90 B KC 82 4-0 1-2 BB			C CU 77 C SI 92 B CU 79 F CU 78 F SI 93 S CU 80 1-3 K ②			B FF 96 B KC 80 B FF 96 C FF 94 F FF 95 F FF 97 B CH 88 4-2 12 G4-3 5 HR BB	0 0 1 0 0 0 0 0 0	0 0 0 0 0 0 0 1 0	0 0 0 0 0 0 0 0 1	0 0 0 0 0 0 0 1 0	2 0 1 0 0 0 0 0 0	0 0 0 0 0 0 0 0 0	0 0 0 0 0 0 0 0 0
Inning Stats	R: 0 E: 0 K: 0 S: 10 H: 2 LOB: 2 BB: 0 P: 15	R: 2 E: 0 K: 0 S: 15 H: 3 LOB: 1 BB: 1 P: 21	R: 3 E: 0 K: 0 S: 15 H: 4 LOB: 2 BB: 1 P: 23	R: 0 E: 0 K: 0 S: 7 H: 0 LOB: 0 BB: 0 P: 11	R: 0 E: 0 K: 0 S: 5 H: 0 LOB: 0 BB: 0 P: 8	R: 0 E: 0 K: 2 S: 9 H: 0 LOB: 0 BB: 0 P: 11	R: 0 E: 0 K: 1 S: 10 H: 0 LOB: 0 BB: 0 P: 15	R: 0 E: 0 K: 0 S: 8 H: 0 LOB: 0 BB: 0 P: 12	R: 2 E: 0 K: 2 S: 14 H: 1 LOB: 0 BB: 1 P: 23	1B: 7 2B: 3 3B: 0 HR: 1 SF: 0 SAC: 0 DP: 1 HBP: 0						

PITCHER		IP	WLS	BF	H	R	ER	SO	BB	IBB	HBP	BLK	WP	HR	S	P	ERA	WHIP
52 Zack Godley, R ERA: 6.82	(1, 1)	4.0	L	22	9	5	5	0	2	0	0	0	0	0	47	70	11.25	2.750
58 Stefan Crichton, R ERA: 5.87	(5, 1)	2.0		6	0	0	0	2	0	0	0	0	0	0	14	19	0.00	0.000
66 Yoshihisa Hirano, R ERA: 4.76	(7, 1)	2.0		6	0	0	0	1	0	0	0	0	0	0	18	27	0.00	0.000
25 Archie Bradley, R ERA: 5.66	(9, 1)	1.0		5	1	2	2	2	1	0	0	0	0	1	14	23	18.00	2.000

PITCHER	IP	WLS	BF	H	R	ER	SO	BB	IBB	HBP	BLK	WP	HR	S	P	ERA	WHIP

TOP

San Francisco Giants @ Arizona Diamondbacks

Chase Field, Phoenix, AZ

Sat Jun 22 2019, 7:11 PM - 10:30 PM MST

Att. 32,082 - Clear - 97 F

livebaseballscorecards.com

AB	36
R	7
H	10
RBI	7
BB	3
SO	5
LOB	9

WP: 0 PA: 39
PB: 0
SB: 0
CS: 0

Batter	1	2	3	4	5	6	7	8	9	AB	R	H	RBI	BB	SO	LOB
1 Jarrod Dyson, L (1, 8) OBP: 0.342, SLG: 0.372	C FF 93 B CU 81 C CH 84 X CU 81 1-2 ① G4-3	F FF 93 B FF 93 C FF 93 D CU 81 F FF 94 F FF 94 X CH 83 2-2 ② F9		D CU 80 D CH 83 F FF 93 B FF 94 F CH 83 F FF 94 S CH 84 3-3 ② K		C FC 91 B KC 82 F FC 92 F FC 91 1 SAFE S FC 91 1-3 ② K			S FF 93 B FF 93 X SL 81 1-1 ① G4-3	5	0	0	0	0	2	3
15 Ildemaro Vargas, S (1, 4) OBP: 0.297, SLG: 0.379	B CH 84 X FF 94 1-0 ② L7	X FF 93 0-0 ③ L3		B CH 83 B CH 82 B CH 81 C FF 93 X FF 94 3-1 ③ F9		F FC 91 F FC 90 D KC 82 B FC 91 B FC 91 F KC 83 F KC 82 X FC 91 3-2 ③ G1-3			B CU 77 B FF 94 F FF 93 X FF 94 2-1 ② F7	5	0	0	0	0	0	3
David Peralta, L (1, 7) OBP: 0.360, SLG: 0.496	B FF 95 B FF 94 C CH 85 S CH 84 B CU 82 B FF 96 4-2 10 WP 10 1B BB		C CU 79 S CH 85 X CH 84 0-2 10 1B 5 E 1B		C CH 82 B CU 79 B CU 79 S CH 82 X CH 82 2-2 5 1B 2B		B SI 94 F CH 86 B SI 95 B SI 94 F SI 94 B SI 94 4-2 10 P3-1 BB		S FF 95 S SL 84 B SL 85 F FF 95 B SL 85 S SL 84 2-3 ③ K	3	2	2	0	2	1	0
10 Adam Jones, R (1, 9) OBP: 0.326, SLG: 0.481	B CU 81 C CU 79 B FF 95 X CH 84 2-1 5 BB 53 1B 1-H 1B		B FF 94 C FF 94 B FF 94 F CH 84 B FF 94 X FF 95 3-2 5 FC3-6 1-2 1B		C FF 94 F FF 96 F FF 96 S CU 83 0-3 ① K		C SI 96 X SI 95 0-1 ①② P3-1 1-1f			4	1	2	1	0	1	2
5 Eduardo Escobar, S (1, 5) OBP: 0.339, SLG: 0.538	D CU 80 S FF 94 B CH 84 B FF 95 B FF 95 4-1 53 1B 13 S 1-2 BB		C FF 94 S CH 84 B FF 94 F CU 79 X CH 83 1-2 ① FC3-6 1-2f 2-H		B FF 96 B FF 95 C FF 95 C FF 95 F FF 97 F FF 96 X CU 83 2-2 2-3 1B		B SI 95 X CH 86 1-0 ③ F9			3	1	1	0	1	0	1
53 Christian Walker, R (1, 3) OBP: 0.331, SLG: 0.481	C CU 79 B FF 95 F CH 84 B FF 94 F FF 95 F CH 84 X FF 96 2-2 13 S 1-3 2-H 1B		1 SAFE B FF 94 X FF 94 1-0 ② F9		F CU 81 F FF 95 T FF 95 0-2 ② K			B CH 86 F SL 86 F CH 87 B SI 93 B CH 87 X SI 94 3-2 ① F9		4	0	1	1	0	1	3
13 Nick Ahmed, R (1, 6) OBP: 0.314, SLG: 0.420	C FF 95 B CU 80 F CH 85 F CU 80 B FF 95 C FF 95 2-3 ③ K 1-2 3-H		S CU 80 B FF 95 B FF 94 C FF 94 D CH 84 X FF 94 3-2 ③ F9		B FF 96 B FF 95 F FF 96 S FF 95 X FF 96 2-2 ③ P6			B SI 93 X CH 87 1-0 ② G1-3		4	0	0	0	0	1	4
18 Carson Kelly, R (1, 2) OBP: 0.347, SLG: 0.510		C FF 94 C FF 94 B CH 84 X FF 94 1-2 52 FC4-6 1B		C FF 93 B CU 79 F CH 82 B FF 93 B SL 86 B FF 94 4-2 BB		C FC 92 C KC 82 B KC 82 S KC 83 1-3 ① K		B CH 87 B CH 86 S CH 86 F SI 93 B CH 86 F SI 94 F CH 87 B SI 94 4-2 16 FC6-4 BB		2	0	1	0	2	1	0
52 Zack Godley, R (1, 1) OBP: 0.263, SLG: 0.176 21 Zack Greinke, R (4, PH) OBP: 0.333, SLG: 0.588 58 Stefan Crichton, R (5, 1) 2 Domingo Leyba, S (6, PH) OBP: 1.000, SLG: 1.000 66 Yoshihisa Hirano, R (7, 1) 16 Tim Locastro, R (8, PH) OBP: 0.392, SLG: 0.338 25 Archie Bradley, R (9, 1)		X FF 94 0-0 ① FC4-6 1-2f		F FF 93 F FF 94 C FF 94 0-3 ① K		C KC 82 S KC 83 F KC 83 X FC 93 0-2 1B		C CH 87 S CH 88 X CH 88 0-2 ③ FC6-4 1-2f		1 1 0 1 0 1 0	0 0 0 0 0 0 0	0 0 0 1 0 0 0	0 0 0 0 0 0 0	0 1 0 0 0 0 0	0 1 0 0 0 1 0	1 1 0 0 0 1 0
Inning Stats	R: 3 E: 0 K: 1 S: 18 H: 2 LOB: 1 BB: 2 P: 34	R: 0 E: 0 K: 0 S: 10 H: 1 LOB: 1 BB: 0 P: 13	R: 1 E: 1 K: 0 S: 14 H: 2 LOB: 1 BB: 0 P: 22	R: 0 E: 0 K: 2 S: 11 H: 0 LOB: 1 BB: 1 P: 21	R: 0 E: 0 K: 2 S: 18 H: 2 LOB: 2 BB: 0 P: 24	R: 0 E: 0 K: 2 S: 16 H: 1 LOB: 1 BB: 2 P: 21	R: 0 E: 0 K: 0 S: 5 H: 0 LOB: 0 BB: 1 P: 10	R: 0 E: 0 K: 0 S: 11 H: 0 LOB: 1 BB: 1 P: 19	R: 0 E: 0 K: 1 S: 8 H: 0 LOB: 0 BB: 0 P: 13	1B: 7 2B: 2 3B: 0 HR: 0 SF: 0 SAC: 0 DP: 1 HBP: 0						

PITCHER		IP	WLS	BF	H	R	ER	SO	BB	IBB	HBP	BLK	WP	HR	S	P	ERA	WHIP
38 Tyler Beede, R ERA: 6.96	(1, 1)	4.0		21	6	4	4	3	3	0	0	0	1	0	56	95	9.00	2.250
58 Trevor Gott, R ERA: 3.77	(5, 1)	1.0	W	4	1	0	0	2	0	0	0	0	0	0	15	19	0.00	1.000
41 Mark Melancon, R ERA: 3.16	(6, 1)	1.0	H	4	1	0	0	2	0	0	0	0	0	0	16	21	0.00	1.000
49 Sam Dyson, R ERA: 2.83	(7, 1)	1.0	H	3	0	0	0	0	1	0	0	0	0	0	5	10	0.00	1.000
56 Tony Watson, L ERA: 2.64	(8, 1)	1.0	H	4	0	0	0	0	1	0	0	0	0	0	11	19	0.00	1.000

PITCHER		IP	WLS	BF	H	R	ER	SO	BB	IBB	HBP	BLK	WP	HR	S	P	ERA	WHIP
13 Will Smith, L ERA: 2.01	(9, 1)	1.0	S	3	0	0	0	1	0	0	0	0	0	0	8	13	0.00	0.000

BOTTOM

San Francisco Giants @ Arizona Diamondbacks

Chase Field, Phoenix, AZ

Sat Jun 22 2019, 7:11 PM - 10:30 PM MST

Att. 32,082 - Clear - 97 F

livebaseballscorecards.com

AB	34
R	4
H	8
RBI	2
BB	5
SO	8
LOB	19

WP: 1	PA: 39					
PB: 0						
SB: 2						
CS: 0						

Batter	1	2	3	4	5	6	7	8	9	10	AB	R	H	RBI	BB	SO	LOB
12 Joe Panik, L (1, 4) OBP: 0.314, SLG: 0.321	B FF 91 C FF 92 C CU 82 F SI 93 X FC 93 1-2 2B		B FF 93 C FF 93 B CU 81 C FF 92 F CH 87 B SI 94 B FF 94 4-2 BB		B CU 77 S CH 86 C FF 92 C FF 92 1-3 ② K			C FF 97 C FF 98 X FF 98 0-2 ① G6-3			3	0	1	0	1	1	0
5 Mike Yastrzemski, L (1, 9) OBP: 0.298, SLG: 0.453	F CU 80 B FF 91 F CH 85 B FF 92 D CU 80 F CH 86 S FF 92 3-3 ① K		B CH 86 C CU 80 B FF 92 B CH 86 S FC 90 F FC 91 X FF 93 3-2 ③ F8		C FF 92 B FF 92 F CU 81 X FF 92 1-2 ③ F9			F FF 99 B SL 87 C SL 86 C CH 93 1-3 ② K			4	0	0	0	0	2	2
10 Evan Longoria, R (1, 5) OBP: 0.309, SLG: 0.390	F FF 92 B SI 91 F FC 90 C FC 92 1-3 ② K			X SI 90 0-0 9 2B 21 G3-1 1B		C FC 89 B FC 91 F FF 93 S CU 83 1-3 ① K		B SL 85 C SL 83 B FF 98 X FF 98 2-1 ③ G4-3			4	1	1	0	0	2	1
9 Brandon Belt, L (1, 3) OBP: 0.358, SLG: 0.426	B CU 81 X CH 86 1-0 ③ F7			C FF 89 X FC 89 0-1 21 G3-1 1-3 2B		T FC 91 B FF 92 B CH 87 X CH 87 2-1 ② F7			B FF 92 C FF 92 B FF 92 S FF 92 B SL 86 X FF 93 3-2 ① F8		4	0	1	0	0	0	1
21 Stephen Vogt, L (1, 2) OBP: 0.323, SLG: 0.435		B FF 92 B CU 81 B SI 92 C FC 91 F FC 92 F FF 94 S FF 89 3-3 ① K		D CU 80 T FC 89 X CH 85 1-1 ① G3-1 2-3 3-H		C CU 80 S CU 81 F FF 93 X CU 83 0-2 ③ L4-3			B CU 77 C FF 92 B SL 84 X FF 92 2-1 ② F7		4	0	0	1	0	1	1
1 Kevin Pillar, R (1, 8) OBP: 0.267, SLG: 0.404		B CU 82 B FF 93 T FF 92 F CU 82 X CU 82 2-2 ② G5-3		F FC 90 B FF 93 S CU 82 D CU 82 S SI 93 2-3 ② K			X CU 80 0-0 HR		B FF 92 X FF 92 1-0 ③ G6-3		4	1	1	1	0	1	1
8 Alex Dickerson, L (1, 7) OBP: 0.281, SLG: 0.484		F FF 93 B FC 92 B FF 93 X FC 91 2-1 ③ L3		B FF 93 B CU 82 D CU 82 3-0 IBB			B FF 93 B FF 93 F FF 94 C FF 94 F FF 94 F FF 94 B SL 87 F FF 94 X FF 95 3-2 ① G1-3			B CU 81 S FF 92 B FF 92 C FF 93 S CH 88 3-3 ① K	3	0	0	0	1	1	0
35 Brandon Crawford, L (1, 6) OBP: 0.280, SLG: 0.331			C FF 91 B FF 91 F CU 81 B FF 93 C FF 93 2-3 ① K	B CH 85 S CH 86 X FC 90 1-1 ③ G3-1			B SL 84 C SI 94 X SI 95 1-1 ② G6-3			C FF 93 F CH 86 B CH 87 F FF 93 B CH 87 B FF 93 X FF 93 3-2 ② G6-3	4	0	0	0	0	1	2
64 Shaun Anderson, R (1, 1) OBP: 0.231, SLG: 0.250 54 Reyes Moronta, R (7, 1) 49 Sam Dyson, R (9, 1) 48 Pablo Sandoval, S (10, PH) OBP: 0.323, SLG: 0.562 41 Mark Melancon, R (10, 1)			S FF 92 C CU 80 S FC 90 0-3 ② K		F FC 88 F CU 77 B FF 90 S FC 88 1-3 ① K		F SI 94 S SL 85 B SL 85 B FF 94 S SL 85 2-3 ③ K2-3			X CH 86 0-0 ③ G4-3	3 0 0 1 0	0 0 0 0 0	0 0 0 0 0	0 0 0 0 0	0 0 0 0 0	3 0 0 0 0	0 0 0 0 0
Inning Stats	R: 0 E: 0 K: 2 S: 12 H: 1 LOB: 1 BB: 0 P: 18	R: 0 E: 0 K: 1 S: 9 H: 0 LOB: 0 BB: 0 P: 16	R: 0 E: 0 K: 2 S: 13 H: 0 LOB: 1 BB: 1 P: 22	R: 1 E: 0 K: 1 S: 10 H: 2 LOB: 2 BB: 1 P: 17	R: 0 E: 0 K: 2 S: 9 H: 0 LOB: 0 BB: 0 P: 12	R: 0 E: 0 K: 1 S: 9 H: 0 LOB: 0 BB: 0 P: 12	R: 1 E: 0 K: 1 S: 12 H: 1 LOB: 0 BB: 0 P: 18	R: 0 E: 0 K: 1 S: 8 H: 0 LOB: 0 BB: 0 P: 11	R: 0 E: 0 K: 0 S: 6 H: 0 LOB: 0 BB: 0 P: 12	R: 0 E: 0 K: 1 S: 8 H: 0 LOB: 0 BB: 0 P: 14	1B: 1 2B: 2 3B: 0 HR: 1	SF: 0 SAC: 0 DP: 0 HBP: 0		WP: 0 PB: 0 SB: 0 CS: 0	PA: 36		

PITCHER	IP	WLS	BF	H	R	ER	SO	BB	IBB	HBP	BLK	WP	HR	S	P	ERA	WHIP
29 Merrill Kelly, R (1, 1) ERA: 3.93	6.0		24	4	2	2	9	1	1	0	0	0	1	63	98	3.00	0.833
40 Andrew Chafin, L (7, 1) ERA: 3.2	1.0		3	0	0	0	1	0	0	0	0	0	0	11	17	0.00	0.000
50 Yoan López, R (8, 1) ERA: 1.2	1.0		3	0	0	0	1	0	0	0	0	0	0	8	11	0.00	0.000
56 Greg Holland, R (9, 1) ERA: 2.19	1.0		3	0	0	0	0	0	0	0	0	0	0	6	12	0.00	0.000
35 Matt Andriese, R (10, 1) ERA: 4.99	1.0	W	3	0	0	0	1	0	0	0	0	0	0	8	14	0.00	0.000

PITCHER	IP	WLS	BF	H	R	ER	SO	BB	IBB	HBP	BLK	WP	HR	S	P	ERA	WHIP

TOP

San Francisco Giants @ Arizona Diamondbacks
Chase Field, Phoenix, AZ
Sun Jun 23 2019, 1:13 PM - 4:24 PM MST
Att. 25,071 - Roof Closed - 74 F

livebaseballscorecards.com

AB	34
R	2
H	4
RBI	2
BB	2
SO	12
LOB	8

Batter	1	2	3	4	5	6	7	8	9	10	AB	R	H	RBI	BB	SO	LOB
16 Tim Locastro, R (1, 8) OBP: 0.392, SLG: 0.341	B FF 93 B SI 90 C FF 92 X SI 92 2-1 G6-3 ①		X SL 85 0-0 2-H 1B		C SI 91 B FF 92 B FF 92 B SI 90 C SL 83 X SL 85 3-2 F8 ③			M SL 84 S SL 85 B SL 82 X SL 83 1-2 L8 ②		B FC 92 X FC 91 1-0 1-2 2-3 3-H 1B	5	0	2	2	0	0	0
15 Ildemaro Vargas, S (1, 4) OBP: 0.289, SLG: 0.368	C FF 93 X SL 88 0-1 L8 ②		1 SAFE B FF 92 B FF 91 1 SAFE X FF 92 2-0 L3 ③			C FF 91 B SL 84 X FF 92 1-1 G3 ①		B FF 97 X FF 98 1-0 L8 ③			4	0	0	0	0	0	1
David Peralta, L (1, 7) OBP: 0.355, SLG: 0.489	B FF 94 F FF 94 X FF 94 1-1 G3-1 ③			B SL 86 C CH 84 X FF 93 1-1 G1-6-3 ①		F CH 85 B FF 92 X FF 93 1-1 G5-3 ②			X FC 90 0-0 G6-3 ①		4	0	0	0	0	0	0
10 Adam Jones, R (1, 9) OBP: 0.322, SLG: 0.474		B FF 92 X SL 83 1-0 P6 ①		C SL 87 C SI 93 S SL 87 0-3 K 5 1B 53 1B		X SL 87 0-0 L7 ③			C FC 90 S FC 89 X FC 88 0-2 G1-3 ②		4	1	0	0	0	1	0
5 Eduardo Escobar, S (1, 5) OBP: 0.341, SLG: 0.538		F FF 92 B FF 93 B FF 91 X CH 84 2-1 F7 ②		B CH 83 X CH 86 1-0 53 1B 1-3 1B			C SI 91 S FF 92 F FF 93 B FF 92 F SL 86 X FF 91 1-2 53 2B 13 G6-3 1B		B FC 90 B FC 89 F SI 94 B FC 90 F FC 89 C SI 94 3-3 K ③		4	0	2	0	0	1	0
53 Christian Walker, R (1, 3) OBP: 0.337, SLG: 0.489		S SL 88 F FF 94 B FF 92 B FF 93 C FF 93 2-3 K ③		C SL 84 F FF 94 1 SAFE B FF 94 F SI 96 F FF 93 F SL 89 F CH 84 1-2 X SI 85 13 L3 1-3 3-H 1B			S SI 91 B SI 94 1 SAFE F SL 88 D SL 88 F SI 92 X FF 92 2-2 13 G6-3 1-3 2B			B FC 92 B KC 82 X FC 92 2-0 13 FC6-4 1B	4	0	3	1	0	1	0
13 Nick Ahmed, R (1, 6) OBP: 0.310, SLG: 0.414			C FF 91 B SI 92 C CH 84 X SL 87 1-2 G3-1 ① B SI 91 F SI 92 X SI 92 1-1 L3 ②③ 1-1				C SL 84 B FF 97 X SL 84 1-1 G6-3 ①② 2-3 3-H			B FC 91 C FF 92 1 SAFE 1 SAFE F FF 92 1 SAFE B FC 90 X KC 83 2-2 FC6-4 ① 18 WP 1 BB 16 1B 1-2f	4	1	0	0	0	0	5
14 Caleb Joseph, R (1, 2) OBP: 0.192, SLG: 0.167 2 Domingo Leyba, S (7, PH) OBP: 0.500, SLG: 0.500 50 Yoan Lopez, R (8, 1) 56 Greg Holland, R (9, 1) 35 Matt Andriese, R (10, 1) 1 Jarrod Dyson, L (10, PH) OBP: 0.345, SLG: 0.372			C FF 92 B SL 86 F FF 94 B SL 84 F SL 84 F FF 93 B SL 84 B FF 93 4-2 29 SH1-4 16 1B BB		F FF 91 B FF 93 X FF 92 1-1 L8 ①		D CH 90 F FF 98 B SL 86 B SL 86 D CH 92 F SL 84 S SL 83 3-3 K ③			C FC 91 S FC 92 F FC 92 1 SAFE B FC 91 F FC 91 B KC 82 B KC 81 B FC 91 4-2 16 1B 18 WP BB 1-2	1 1 0 0 0 0 0	1 0 0 0 0 0 0	0 0 0 0 0 0 0	0 0 0 0 0 0 1	1 0 0 0 0 0 0	0 1 0 0 0 0 0	0 1 0 0 0 0 0
29 Merrill Kelly, R (1, 1) 40 Andrew Chafin, R (7, 1) 18 Carson Kelly, R (8, 2) OBP: 0.349, SLG: 0.507			B FF 90 L FF 90 X FF 89 1-1 SH1-4 ② 1-2		C FF 92 B CU 75 F FF 92 B FF 91 F FF 91 X FF 91 2-2 G6-3 ②			B SL 85 X FF 98 1-0 F9 ①		C FF 91 D FC 91 B FC 91 B KC 82 3-1 16 1B 1-2 2-3 IBB	1 0 1	0 0 0	0 0 0	0 0 1	0 0 0	0 0 0	0 0 0
Inning Stats	R: 0 H: 0 E: 0 LOB: 0 K: 0 BB: 0 S: 6 P: 9	R: 0 H: 0 E: 0 LOB: 0 K: 1 BB: 0 S: 6 P: 11	R: 1 H: 1 E: 0 LOB: 1 K: 0 BB: 1 S: 11 P: 19	R: 1 H: 2 E: 0 LOB: 1 K: 1 BB: 0 S: 16 P: 20	R: 0 H: 0 E: 0 LOB: 0 K: 0 BB: 0 S: 9 P: 15	R: 0 H: 0 E: 0 LOB: 0 K: 0 BB: 0 S: 5 P: 7	R: 0 H: 2 E: 0 LOB: 1 K: 1 BB: 0 S: 15 P: 22	R: 0 H: 0 E: 0 LOB: 0 K: 0 BB: 0 S: 5 P: 8	R: 0 H: 0 E: 0 LOB: 0 K: 1 BB: 0 S: 7 P: 10	R: 1 H: 2 E: 0 LOB: 3 K: 0 BB: 2 S: 10 P: 22	1B: 6 2B: 2 3B: 0 HR: 0	SF: 0 SAC: 1 DP: 1 HBP: 0					

PITCHER	IP	WLS	BF	H	R	ER	SO	BB	IBB	HBP	BLK	WP	HR	S	P	ERA	WHIP
64 Shaun Anderson, R (1, 1) ERA: 3.94	6.0		24	5	2	2	2	1	0	0	0	1	0	62	93	3.00	1.000
54 Reyes Moronta, R (7, 1) ERA: 2.67	2.0		5	0	0	0	1	0	0	0	0	0	0	11	18	0.00	0.000
49 Sam Dyson, R (9, 1) ERA: 2.75	1.0		3	0	0	0	1	0	0	0	0	0	0	7	10	0.00	0.000
41 Mark Melancon, R (10, 1) ERA: 3.41	0.1	L	5	2	1	1	0	1	1	0	0	1	0	10	22	27.00	9.000

PITCHER	IP	WLS	BF	H	R	ER	SO	BB	IBB	HBP	BLK	WP	HR	S	P	ERA	WHIP

BOTTOM

San Francisco Giants @ Arizona Diamondbacks

Chase Field, Phoenix, AZ

Sun Jun 23 2019, 1:13 PM - 4:24 PM MST

Att. 25,071 - Roof Closed - 74 F

livebaseballscorecards.com

AB	33
R	3
H	7
RBI	3
BB	3
SO	4
LOB	7

WP: 2 PA: 37
PB: 0
SB: 0
CS: 0

Batter	1	2	3	4	5	6	7	8	9	AB	R	H	RBI	BB	SO	LOB
19 Charlie Blackmon, L (1, 9) OBP: 0.374, SLG: 0.637	C FF 91 C FF 92 B FC 89 F FF 90 F FF 93 S KC 82 1-3 ① K		B KC 80 X FF 92 1-0 ② 26 HR 1B	F KC 81 S FC 87 B FF 90 B FC 88 C FF 94 2-3 ③ K			C SI 93 B SI 94 B SL 84 S SL 84 X SI 94 2-2 ③ G6-3			4	1	1	0	0	2	1
26 David Dahl, L (1, 8) OBP: 0.368, SLG: 0.531	C FF 92 B SI 92 F KC 81 S FF 93 1-3 ② K		X FF 91 0-0 ① 1-H HR		B KC 79 B KC 78 C FF 90 S FF 90 F FF 92 C KC 81 2-3 ① K			C SI 92 B SL 82 S SL 81 B SI 94 S SI 93 2-3 ① K		4	1	1	2	0	3	0
28 Nolan Arenado, R (1, 5) OBP: 0.390, SLG: 0.587	C FF 92 B CH 85 B FF 92 B FC 89 X FF 93 3-1 1B		F CH 87 B FF 91 B KC 81 F FF 93 B KC 82 B KC 81 4-2 BB 9 1B		C KC 78 F KC 80 C SI 90 0-3 ② K			B CH 88 S SL 82 B SL 83 F SL 83 B SI 93 B SL 83 4-2 BB 9 FC4-6		2	0	1	0	2	1	0
9 Daniel Murphy, L (1, 3) OBP: 0.317, SLG: 0.449	B FF 93 S FF 92 C FF 93 S FF 93 1-3 ③ K		C KC 93 C KC 82 F FF 94 B FC 88 X FC 90 1-2 1-2 1B		C KC 80 F FF 92 F FF 92 B FC 89 B KC 82 X FF 92 2-2 ③ F9			B SL 83 X SI 94 1-0 ② FC4-6 1-2f		4	0	1	0	0	1	2
24 Ryan McMahon, L (1, 4) OBP: 0.336, SLG: 0.401		B FF 90 C FF 91 F KC 80 B FF 93 S FF 93 2-3 ① K	C FF 91 B KC 81 D KC 81 S FF 93 C FF 92 2-3 ② K			B SI 94 B SI 94 X SI 93 2-0 ① F7		C SI 94 X SI 94 0-1 ③ F7		4	0	0	0	0	2	3
15 Raimel Tapia, L (1, 7) OBP: 0.301, SLG: 0.442		F FF 93 B FF 93 B KC 82 F FF 93 X FF 94 2-2 ② 14 CS 1B	F FF 93 B FF 93 B FC 88 X FF 92 2-1 ③ L7			C SI 93 B SL 83 B SI 93 B SI 94 X SI 94 3-1 ② G4-3			F FF 95 X CH 89 0-1 ① G6-3	4	0	1	0	0	0	2
4 Pat Valaika, R (1, 6) OBP: 0.156, SLG: 0.075		B FF 92 T FF 92 F FF 93 S FF 93 1-3 ② K		C KC 80 S KC 80 S FF 91 0-3 ① K		S S SL 81 B SL 83 X SI 94 1-2 ③ F9			C FF 94 C CU 82 F FF 95 B FF 94 T FF 95 1-2 ② K	4	0	0	0	0	3	1
14 Tony Wolters, L (1, 2) OBP: 0.374, SLG: 0.395		C FF 94 1 SAFE F FF 93 B FC 87 1 SAFE X FF 93 1-2 ③ L7 1-2		B KC 78 B FC 87 B FF 90 B FF 90 4-0 BB			C SL 82 X SI 94 0-1 ① G6-3		F FF 94 B CH 91 F FF 95 X FF 94 1-2 ③ L8	3	0	0	0	1	0	1
55 Jon Gray, R (1, 1) OBP: 0.088, SLG: 0.061			B FF 91 C FF 91 B KC 78 S FF 92 T FF 93 2-2 ① K	1 SAFE X FF 92 0-0 ② B2			C SL 81 C SI 94 X SL 83 0-2 ② G6-3			2	0	0	0	0	1	1
12 Mark Reynolds, R (7, PH) OBP: 0.293, SLG: 0.330										1	0	0	0	0	0	0
37 Jairo Díaz, R (7, 1)										0	0	0	0	0	0	0
45 Scott Oberg, R (8, 1)										0	0	0	0	0	0	0
71 Wade Davis, R (9, 1)										0	0	0	0	0	0	0
Inning Stats	R: 0 E: 0 K: 3 S: 13 H: 1 LOB: 1 BB: 0 P: 19	R: 0 E: 0 K: 2 S: 12 H: 1 LOB: 1 BB: 0 P: 18	R: 2 E: 0 K: 2 S: 16 H: 3 LOB: 2 BB: 1 P: 28	R: 0 E: 0 K: 2 S: 7 H: 0 LOB: 1 BB: 1 P: 13	R: 0 E: 0 K: 2 S: 11 H: 0 LOB: 0 BB: 0 P: 15	R: 0 E: 0 K: 0 S: 6 H: 0 LOB: 0 BB: 0 P: 12	R: 0 E: 0 K: 0 S: 8 H: 0 LOB: 0 BB: 0 P: 10	R: 0 E: 0 K: 1 S: 8 H: 0 LOB: 1 BB: 1 P: 15	R: 0 E: 0 K: 1 S: 9 H: 0 LOB: 0 BB: 0 P: 11	1B: 4 2B: 0 3B: 0 HR: 1 SF: 0 SAC: 0 DP: 0 HBP: 0						

PITCHER		IP	WLS	BF	H	R	ER	SO	BB	IBB	HBP	BLK	WP	HR	S	P	ERA	WHIP
37 Drew Pomeranz, L ERA: 6.79	(1, 1)	5.0	L	22	5	2	2	11	2	0	0	0	0	1	59	93	3.60	1.400
45 Derek Holland, L ERA: 6.28	(6, 1)	3.0		10	0	0	0	1	1	0	0	0	0	0	22	37	0.00	0.333
58 Trevor Gott, R ERA: 3.66	(9, 1)	1.0		3	0	0	0	1	0	0	0	0	0	0	9	11	0.00	0.000

PITCHER	IP	WLS	BF	H	R	ER	SO	BB	IBB	HBP	BLK	WP	HR	S	P	ERA	WHIP

TOP

Colorado Rockies @ San Francisco Giants

Oracle Park, San Francisco, CA

Mon Jun 24 2019, 7:10 PM - 9:54 PM PDT

Att. 30,018 - Cloudy - 61 F

livebaseballscorecards.com

AB	32
R	2
H	5
RBI	2
BB	3
SO	13
LOB	11

WP	0
PB	0
SB	0
CS	1
PA	35

BOTTOM

Colorado Rockies @ San Francisco Giants

Oracle Park, San Francisco, CA

Mon Jun 24 2019, 7:10 PM - 9:54 PM PDT

Att. 30,018 - Cloudy - 61 F

livebaseballscorecards.com

Batter	1	2	3	4	5	6	7	8	9	AB	R	H	RBI	BB	SO	LOB
5 Mike Yastrzemski, L (1, 9) OBP: 0.296, SLG: 0.456	C FF 95 F FF 96 B SL 89 S FF 96 1-3 K ①		C CU 77 B FF 96 X SL 89 1-1 G3-1 ①		S FF 97 D FF 97 F FF 96 S SL 89 1-3 K ②		X SI 96 0-0 1-H 2B ③			4	0	1	0	0	2	2
8 Alex Dickerson, L (1, 7) OBP: 0.286, SLG: 0.471 45 Derek Holland, S (6, 1) OBP: 0.091, SLG: 0.091 21 Stephen Vogt, L (8, PH) OBP: 0.320, SLG: 0.430 58 Trevor Gott, R (9, 1)	C FF 96 X FF 97 0-1 48 S 1B		B FF 95 C SL 87 F FF 96 F SL 88 X SL 90 1-2 G3-1 ②		B FF 97 S SL 88 S SL 90 D SL 89 F SL 90 S SL 91 2-3 K ③			C FF 95 X SL 85 0-1 F8 ①		3 0 1 0	0 0 0 0	1 0 0 0	0 0 0 0	0 0 0 0	1 0 0 0	2 0 0 0
28 Buster Posey, R (1, 2) OBP: 0.299, SLG: 0.370	F FF 98 B FF 98 F FF 98 1 SAFE S SL 88 1-3 K ②		S FF 96 B CU 80 X SL 89 1-1 G5-3 ③			C SL 88 C FF 96 B CU 78 F FF 96 B SL 89 X FF 97 2-2 G3-1 ①		F FF 93 B FF 95 F FF 95 B FF 95 F SL 86 B FF 93 S FF 96 3-3 K ②		4	0	0	0	0	2	1
48 Pablo Sandoval, S (1, 3) OBP: 0.321, SLG: 0.551	S FF 97 B FF 96 F FF 96 B FF 97 B SL 90 B FF 97 4-2 1-2 BB			B SL 88 B SL 89 B FF 95 C FF 96 X FF 96 3-1 G6-3 ①		X SL 88 0-0 F7 ②		S FF 94 C FF 95 F SL 85 F SL 84 B FF 94 F FF 95 S SL 84 1-3 K ③		3	0	0	0	1	1	0
1 Kevin Pillar, R (1, 8) OBP: 0.267, SLG: 0.409	X FF 98 0-0 F9 ③			F FF 96 F SL 89 F FF 96 B SL 89 B FF 97 F SL 89 X FF 98 2-2 L8 ②		X FF 97 0-0 3B			C FF 92 F KC 81 F FF 93 B FC 88 F KC 82 X FC 89 1-2 P4 ①	4	0	1	0	0	0	2
10 Evan Longoria, R (1, 5) OBP: 0.304, SLG: 0.383		B FF 96 F FF 96 X FF 96 1-1 G5-3 ①		C FF 97 F CU 79 B SL 88 X SL 88 1-2 L8 ③		C FF 97 B FF 97 S SL 89 D CU 78 S SL 90 2-3 K ③			X FC 89 0-0 G6-3 ②	4	0	0	0	0	1	1
12 Joe Panik, L (1, 4) OBP: 0.317, SLG: 0.328		B FF 96 B SL 88 B FF 95 C FF 96 X FF 96 3-1 G4-3 ②	C B CU 79 X FF 96 1-1 2B				C SI 96 B SL 89 B SL 88 X SI 97 2-1 5 2B 1B		B KC 82 B FC 88 C FF 92 F FF 93 X FC 90 2-2 G3-1 ③	4	0	2	0	0	0	0
7 Donovan Solano, R (1, 6) OBP: 0.327, SLG: 0.320		B FF 97 C FF 97 F FF 97 B SL 90 X FF 98 2-2 1B	B FF 96 X SL 88 1-0 G4-3 ①				B FF 96 C FF 96 C SL 86 X SL 87 1-2 F8 ①			3	0	1	0	0	0	2
37 Drew Pomeranz, R (1, 1) 9 Brandon Belt, L (5, PH) OBP: 0.359, SLG: 0.424 (6, 7)		S FF 96 S SL 88 D SL 88 B FF 98 C FF 97 2-3 K ③	B FF 97 S FF 97 S FF 97 B FF 96 B FF 97 B SL 89 4-2 BB				F SI 96 B SI 95 C FF 97 F SI 96 D SL 88 B FF 96 F SI 94 S FF 95 3-3 K ②			1 1	0 0	0 0	0 0	0 1	1 1	1 1
Inning Stats	R: 0 H: 1 E: 0 LOB: 2 K: 2 BB: 1 S: 11 P: 17	R: 0 H: 1 E: 0 LOB: 1 K: 1 BB: 0 S: 10 P: 18	R: 0 H: 0 E: 0 LOB: 0 K: 0 BB: 0 S: 8 P: 11	R: 0 H: 0 E: 0 LOB: 0 K: 0 BB: 0 S: 10 P: 16	R: 0 H: 1 E: 0 LOB: 2 K: 2 BB: 1 S: 12 P: 21	R: 0 H: 1 E: 0 LOB: 1 K: 1 BB: 0 S: 9 P: 13	R: 0 H: 2 E: 0 LOB: 2 K: 1 BB: 0 S: 11 P: 17	R: 0 H: 0 E: 0 LOB: 0 K: 2 BB: 0 S: 12 P: 16	R: 0 H: 0 E: 0 LOB: 0 K: 0 BB: 0 S: 9 P: 12							

	AB	32
	R	0
	H	6
	RBI	0
	BB	2
	SO	9
	LOB	12

PITCHER		IP	WLS	BF	H	R	ER	SO	BB	IBB	HBP	BLK	WP	HR	S	P	ERA	WHIP	PITCHER		IP	WLS	BF	H	R	ER	SO	BB	IBB	HBP	BLK	WP	HR	S	P	ERA	WHIP
55 Jon Gray, R ERA: 3.92	(1, 1)	6.0	W	24	4	0	0	6	2	0	0	0	0	0	60	96	0.00	1.000																			
37 Jairo Díaz, R ERA: 5.19	(7, 1)	1.0	H	4	2	0	0	1	0	0	0	0	0	0	11	17	0.00	2.000																			
45 Scott Oberg, R ERA: 1.43	(8, 1)	1.0	H	3	0	0	0	2	0	0	0	0	0	0	12	16	0.00	0.000																			
71 Wade Davis, R ERA: 4.91	(9, 1)	1.0	S	3	0	0	0	0	0	0	0	0	0	0	9	12	0.00	0.000																			

1B: 3	SF: 0	WP: 0	PA: 34
2B: 2	SAC: 0	PB: 0
3B: 1	DP: 0	SB: 1
HR: 0	HBP: 0	CS: 0

Batter	1	2	3	4	5	6	7	8	9	AB	R	H	RBI	BB	SO	LOB
19 Charlie Blackmon, L (1, 9) OBP: 0.372, SLG: 0.635	C FF 91 S FC 88 F FF 92 B FC 87 F FC 88 F FF 92 F CU 78 S FC 88 1-3 K ①			B FC 87 X FC 88 1-0 G4-3 ①		C FC 87 B FC 87 B FF 92 X FC 86 2-1 26 2B 2B		X SI 94 0-0 G4-3 ①		4	1	1	0	0	1	0
20 Ian Desmond, R (1, 8) OBP: 0.340, SLG: 0.526	B FF 92 B FF 92 F FC 86 C FF 91 S CU 77 2-3 K ②			X CH 82 0-0 HR		B FC 86 B FF 88 C FF 92 B FF 91 C FF 91 S CU 79 3-3 K ①		C SI 94 B SI 94 F FF 94 X SL 88 1-2 G5-3 ②		4	1	1	1	0	2	1
28 Nolan Arenado, R (1, 5) OBP: 0.385, SLG: 0.579	B FF 91 B CH 84 F FF 92 B FC 89 F FF 92 F CU 79 X FC 87 3-2 G5-3 ③			X CU 78 0-0 F8 ②		C FC 86 X FF 91 0-1 P3 ②		B CH 87 B CH 87 F SI 93 S CH 87 S SL 88 2-3 K ③		4	0	0	0	0	1	1
26 David Dahl, L (1, 7)		B FF 91 X FF 91 1-0 F9 ①		F FF 91 F FF 92 S CU 77 0-3 K ③		F FF 91 B FF 91 X FF 91 1-1 2-H 2B			C SL 80 C FF 93 F SL 80 B SL 83 B SL 82 F FF 93 S FF 94 2-3 K ①	4	0	1	1	0	2	0
22 Chris Iannetta, R (1, 2) OBP: 0.349, SLG: 0.484		S FF 92 C FC 88 B CU 80 B FF 92 B CU 80 S FF 92 3-3 K ②			B CU 78 B FC 88 B FF 91 C FF 91 F FF 91 F FF 92 F CU 77 B FC 87 4-2 1 FC6-4 12 BB BB	0-0 IBB			X FF 92 0-0 G5-3 ②	2	0	0	0	2	1	0
24 Ryan McMahon, L (1, 4) OBP: 0.330, SLG: 0.393		S FF 92 S FF 92 B FF 91 S FF 92 1-3 K ③			B FF 92 F FC 87 B FF 91 F FF 92 F FF 92 S FC 87 2-3 K ①	S FF 91 S FF 91 C FF 92 0-3 K ③			C FF 93 S SL 82 S FF 94 0-3 K ③	4	0	0	0	0	4	3
12 Mark Reynolds, R (1, 3) OBP: 0.294, SLG: 0.325			F FF 92 S CU 78 B FF 91 B CU 80 C CU 80 2-3 K ①		C FC 87 D CU 79 F CU 78 B FF 92 D FC 87 F FC 88 F CU 79 B FF 92 4-2 1 FC6-4 1-2 BB		F SI 93 B SL 83 F SI 93 S FC 90 1-3 K ①			2	0	0	0	1	2	0
1 Garrett Hampson, R (1, 6) OBP: 0.232, SLG: 0.257			C FF 91 B FC 87 F FC 87 B CU 80 X FF 93 2-2 P3 ②		B FC 86 X FC 86 1-0 FC6-4 ② 1-2f 2-3		C SI 93 C SL 81 B SL 84 F FC 90 B SI 94 X SI 93 2-2 G6-3 ②			3	0	0	0	0	0	2
50 Chi Chi González, R (1, 1) 54 Carlos Estévez, R (6, 1) 15 Raimel Tapia, L (7, PH) OBP: 0.300, SLG: 0.441 29 Bryan Shaw, S (7, 1) 51 Jake McGee, L (8, 1)			C FF 92 C CU 79 S CU 76 0-3 K ③		S FF 91 C FF 91 S CU 78 0-3 K ③		B FC 91 B SI 93 F SI 93 X SI 92 2-1 G4-3 ③			2 0 1 0 0	0 0 0 0 0	0 0 0 0 0	0 0 0 0 0	2 0 0 0 0	2 0 0 0 0	2 0 0 0 0
Inning Stats	R: 0 E: 0 K: 2 S: 14 H: 0 LOB: 0 BB: 0 P: 20	R: 0 E: 0 K: 2 S: 7 H: 0 LOB: 0 BB: 0 P: 12	R: 0 E: 0 K: 2 S: 9 H: 0 LOB: 0 BB: 0 P: 13	R: 1 E: 0 K: 1 S: 6 H: 1 LOB: 0 BB: 0 P: 7	R: 0 E: 0 K: 2 S: 16 H: 0 LOB: 2 BB: 2 P: 27	R: 1 E: 0 K: 2 S: 12 H: 2 LOB: 2 BB: 1 P: 18	R: 0 E: 0 K: 1 S: 9 H: 0 LOB: 0 BB: 0 P: 14	R: 0 E: 0 K: 1 S: 7 H: 0 LOB: 0 BB: 0 P: 10	R: 0 E: 0 K: 2 S: 9 H: 0 LOB: 0 BB: 0 P: 11	1B: 0 2B: 2 3B: 0 HR: 1 SF: 0 SAC: 0 DP: 0 HBP: 0						

TOP

Colorado Rockies @ San Francisco Giants

Oracle Park, San Francisco, CA

Tue Jun 25 2019, 6:48 PM - 9:28 PM PDT

Att. 31,458 - Partly Cloudy - 63 F

livebaseballscorecards.com

AB	30
R	2
H	3
RBI	2
BB	3
SO	15
LOB	9

WP: 0 PA: 33
PB: 0
SB: 0
CS: 0

PITCHER		IP	WLS	BF	H	R	ER	SO	BB	IBB	HBP	BLK	WP	HR	S	P	ERA	WHIP
40 Madison Bumgarner, L ERA: 4.21	(1, 1)	6.0	W	24	3	2	2	11	2	1	0	0	0	1	64	97	3.00	0.833
49 Sam Dyson, R ERA: 2.68	(7, 1)	1.0	H	3	0	0	0	1	0	0	0	0	0	0	9	14	0.00	0.000
56 Tony Watson, L ERA: 2.56	(8, 1)	1.0	H	3	0	0	0	1	0	0	0	0	0	0	7	10	0.00	0.000
13 Will Smith, L ERA: 1.95	(9, 1)	1.0	S	3	0	0	0	2	0	0	0	0	0	0	9	11	0.00	0.000

PITCHER	IP	WLS	BF	H	R	ER	SO	BB	IBB	HBP	BLK	WP	HR	S	P	ERA	WHIP

BOTTOM

Colorado Rockies @ San Francisco Giants

Oracle Park, San Francisco, CA

Tue Jun 25 2019, 6:48 PM - 9:28 PM PDT

Att. 31,458 - Partly Cloudy - 63 F

livebaseballscorecards.com

Batter	1	2	3	4	5	6	7	8	9	AB	R	H	RBI	BB	SO	LOB
9 Brandon Belt, L (1, 3) OBP: 0.354, SLG: 0.419	C FC 89 F FC 84 C SI 90 0-3 ① K		B FC 87 F FC 86 F FF 92 B FF 93 F CH 89 F FF 93 D SL 83 X FC 87 3-2 ② SF8 2-3 3-H	B FC 85 B FC 89 S FC 84 X FC 85 2-1 ③ G4-3			X FC 91 0-0 ① G3			3	0	0	1	0	1	2
5 Mike Yastrzemski, L (1, 9) OBP: 0.304, SLG: 0.446	C SI 90 B CH 86 B FF 91 C FC 85 F FF 92 B FC 87 F FC 86 F FF 90 F FF 92 3-3 S FF 93 ② K		B FC 87 B FF 91 B FC 84 C FF 91 C FC 85 B FF 91 4-2 BB		B FF 90 B CH 89 B FC 89 B FF 90 4-0 28 G5-4-3 BB		C FC 90 X FC 89 0-1 ② F7			2	0	0	0	2	1	0
28 Buster Posey, R (1, 2) OBP: 0.298, SLG: 0.364	B FF 92 B FF 92 F FF 90 S FC 86 S FF 94 2-3 ③ K		B FC 86 B FF 91 C FC 86 C FC 86 X FF 92 2-2 ③ G1-3		X FC 85 0-0 ①② 1-2f G5-4-3		B FC 90 B SL 82 B FC 91 B FC 90 4-0 BB			3	0	0	0	1	1	3
8 Alex Dickerson, L (1, 7) OBP: 0.333, SLG: 0.514		C FF 90 B CH 86 B FC 86 B SL 83 D SI 91 4-1 10 G5-4-3 BB		X FC 89 0-0 35 E 7 1B 1B	C SL 82 B CH 86 F SL 82 F FF 92 B FC 87 X FF 91 2-2 2B		C FC 90 X FC 90 0-1 ③ L4			3	1	2	0	1	0	1
1 Kevin Pillar, R (1, 8) OBP: 0.263, SLG: 0.404		F FF 91 S FC 86 S FC 87 0-3 ① K		B FC 85 B FF 90 X FC 84 2-0 ① L5	X FF 91 0-0 ③ L8			X FF 93 0-0 ① G6-3		4	0	0	0	0	1	3
10 Evan Longoria, R (1, 5) OBP: 0.303, SLG: 0.381		D SI 91 B FF 91 X FF 91 2-0 ②③ G5-4-3 1-2f		X FF 90 0-0 ② L8		C SL 86 B FF 98 X FF 98 1-1 ① G6-3		C FF 93 S SL 80 F FF 94 B SL 80 X FF 94 1-2 1B		4	0	1	0	0	0	2
35 Brandon Crawford, L (1, 6) OBP: 0.283, SLG: 0.331			X SI 89 0-0 7 1B 40 FC5-2-5-2 1B	T FF 91 B CH 86 1 SAFE B CH 86 F FC 86 1 SAFE B CH 86 B FC 86 4-2 7 1B 40 1B 1-2 BB		F FF 98 X CH 90 0-1 ② L6		C FF 94 X FF 94 0-1 ② F7		3	1	1	0	1	0	1
7 Donovan Solano, R (1, 4) OBP: 0.339, SLG: 0.333			1 SAFE B SI 91 B FC 86 B FC 86 C FF 90 F FF 90 1 SAFE F FC 86 1 SAFE 3-2 X FF 82 40 FC5-2-5-2 1-3 9 SF8 1B	F FC 86 B FF 90 B SL 84 X SL 84 2-1 40 1B 1-3 2-H 1B		C SL 88 S SL 91 S FF 98 0-3 ③ K		F FF 93 F FF 95 B FF 95 X FF 95 1-2 ③ G5-3		4	1	2	1	0	1	1
40 Madison Bumgarner, R (1, 1) OBP: 0.250, SLG: 0.250 49 Sam Dyson, R (7, 1) 19 Tyler Austin, R (7, PH) OBP: 0.287, SLG: 0.447 56 Tony Watson, L (8, 1) 13 Will Smith, R (9, 1)			X FC 86 0-0 ① FC5-2-5-2 9 SF8 1-3 3-H	B FC 86 B SL 84 S FF 90 C FF 90 B FC 84 X FF 90 3-2 1-3 3-H 1B			B SL 80 B FC 90 X FC 90 2-0 HR			2 0 1 0 0	0 0 1 0 0	1 0 1 0 0	1 0 1 0 0	0 0 0 0 0	0 0 0 0 0	2 0 0 0 0
Inning Stats	R: 0 E: 0 K: 3 S: 13 H: 0 LOB: 0 BB: 0 P: 18	R: 0 E: 0 K: 1 S: 5 H: 0 LOB: 0 BB: 1 P: 11	R: 1 E: 0 K: 0 S: 16 H: 2 LOB: 2 BB: 1 P: 28	R: 2 E: 1 K: 0 S: 12 H: 3 LOB: 2 BB: 1 P: 25	R: 0 E: 0 K: 0 S: 6 H: 1 LOB: 1 BB: 1 P: 12	R: 0 E: 0 K: 1 S: 7 H: 0 LOB: 0 BB: 0 P: 8	R: 1 E: 0 K: 0 S: 6 H: 1 LOB: 1 BB: 1 P: 12	R: 0 E: 0 K: 0 S: 10 H: 1 LOB: 1 BB: 0 P: 12		1B: 6 2B: 1 3B: 0 HR: 1 SF: 1 SAC: 0 DP: 2 HBP: 0				WP: 0 PB: 0 SB: 0 CS: 0 PA: 35		

	AB	29
	R	4
	H	8
	RBI	4
	BB	5
	SO	5
	LOB	15

PITCHER		IP	WLS	BF	H	R	ER	SO	BB	IBB	HBP	BLK	WP	HR	S	P	ERA	WHIP
50 Chi Chi González, R ERA: 5.4	(1, 1)	5.0	L	23	6	3	3	4	4	0	0	0	0	0	52	94	5.40	2.000
54 Carlos Estévez, R ERA: 3.89	(6, 1)	1.0		3	0	0	0	1	0	0	0	0	0	0	7	8	0.00	0.000
29 Bryan Shaw, R ERA: 4.06	(7, 1)	1.0		5	1	1	1	0	1	0	0	0	0	1	6	12	9.00	2.000
51 Jake McGee, L ERA: 1.13	(8, 1)	1.0		4	1	0	0	0	0	0	0	0	0	0	10	12	0.00	1.000

PITCHER		IP	WLS	BF	H	R	ER	SO	BB	IBB	HBP	BLK	WP	HR	S	P	ERA	WHIP

Batter	1	2	3	4	5	6	7	8	9	AB	R	H	RBI	BB	SO	LOB
19 Charlie Blackmon, L (1, 9) OBP: 0.371, SLG: 0.629	B FC 89 B FC 87 F FF 90 B FF 91 S FC 87 S FF 91 3-3 ① K		1 SAFE B SL 87 F FF 92 1 SAFE D FS 83 B FF 92 C FC 90 D FS 85 4-2 26 HR 1-2 BB		C FS 82 X FF 92 0-1 ② P6		B FC 91 B FS 82 F FC 91 F KC 82 S FC 91 2-3 ② K			3	1	0	0	1	2	1
26 David Dahl, L (1, 8) OBP: 0.369, SLG: 0.541	B FF 90 S FS 80 F FF 92 F FF 91 B KC 79 S FS 82 2-3 ② K		F FF 94 F FF 93 B FF 93 B SL 84 B FF 95 X FF 94 3-2 1-H 2-H 3-H HR		B KC 77 F FC 89 B FS 82 B FF 92 X FC 89 3-1 ③ G4-3		X FC 91 0-0 2-H 1B			4	1	2	5	0	1	0
28 Nolan Arenado, R (1, 5) OBP: 0.381, SLG: 0.572	B FF 91 F SI 92 F FF 91 B KC 78 B FF 91 X KC 77 3-2 ③ F7		B FS 85 B FF 94 F FC 90 X SI 93 2-1 ② L8			B FC 88 F FS 81 B FF 90 X KC 77 2-1 24 G3 9 1B E4	1 SAFE 1 SAFE F KC 80 B FC 90 B FC 91 F KC 82 B FC 91 S KC 82 3-3 ③ K			4	0	0	0	0	1	1
9 Daniel Murphy, L (1, 3) OBP: 0.316, SLG: 0.445		B FC 89 B FF 90 X FC 88 2-0 ① F8	F SL 86 F FC 90 X SL 83 0-2 ③ G5-3			X SI 92 0-0 24 G3 1-2 1B		B CU 76 B FF 91 C FF 91 X FF 91 2-1 ① L8		4	0	1	0	0	0	0
15 Raimel Tapia, L (1, 7) OBP: 0.299, SLG: 0.446		C FF 92 F FS 82 B FF 91 X SI 93 1-2 ② F7		F KC 77 F FC 89 B FF 91 X FC 89 1-2 14 SF9 3B		C SI 93 B SI 93 B SI 92 F SI 94 S SL 82 2-3 ① K		F FF 92 F FF 93 B FF 94 F CU 78 X FF 94 1-2 ② L7		4	1	1	0	0	1	2
24 Ryan McMahon, L (1, 4) OBP: 0.325, SLG: 0.386		C FF 92 F KC 79 S FF 94 0-3 ③ K		S FF 92 S FF 92 0-3 ① K		B SI 93 X SI 93 1-0 ② G3 1-2 2-3		F FF 92 B FF 92 C FF 92 B FF 92 F FF 92 S CH 86 2-3 ③ K		4	0	0	0	0	3	3
14 Tony Wolters, L (1, 2) OBP: 0.376, SLG: 0.397			F FF 91 S FS 83 B FF 94 B FS 85 B FF 94 F FF 92 F SI 94 B SI 94 4-2 1 1B 48 SH3-4 26 HR BB	X SL 86 0-0 ② SF9 3-H	C SI 92 X SI 92 0-1 ③ G6-3				X FF 91 0-0 20 G6-4-3 1B	2	1	1	1	1	0	2
48 Germán Márquez, R (1, 1) OBP: 0.229, SLG: 0.343 51 Jake McGee, L (6, 1) 12 Mark Reynolds, R (7, PH) OBP: 0.262, SLG: 0.322 37 Jairo Díaz, R (7, 1) 45 Scott Oberg, R (8, 1) 20 Ian Desmond, R (9, PH) OBP: 0.339, SLG: 0.524 71 Wade Davis, R (9, 1)			1 SAFE L FF 91 X SI 92 0-1 ① SH3-4 1-2	S SI 92 C KC 78 F KC 79 B KC 80 B FF 92 S SI 91 2-3 ③ K			C KC 80 S KC 82 S KC 82 0-3 ① K2-3		1 SAFE B SI 89 C FF 88 B SI 91 F FF 91 X SI 90 2-2 ① ② G6-4-3 1-2f	1 0 0 0 0 1 0 0 0 0 0 0 0 0 1 0 0 0 0 1 0 0 0 0 0 0 0 0 0 0 0 0 0 0 0 1 0 0 0 0 0 1 0 0 0 0 0 0 0						
1 Garrett Hampson, R (1, 6) OBP: 0.241, SLG: 0.275			F SI 93 B KC 78 B KC 77 B FF 92 F FC 90 X SI 94 3-2 19 S 26 HR 2-3 1B	C FF 91 F KC 77 F KC 78 B FF 92 F FS 84 B FF 90 B SI 92 S SI 93 3-3 ① K			B FC 91 B FC 90 X FC 91 2-0 26 1B 2B		C SI 92 C CU 77 X CU 77 0-2 ③ L9	4	2	2	0	0	1	0
Inning Stats	R: 0 E: 0 K: 2 S: 10 H: 0 LOB: 0 BB: 0 P: 18	R: 0 E: 0 K: 1 S: 7 H: 0 LOB: 0 BB: 0 P: 10	R: 4 E: 0 K: 0 S: 19 H: 2 LOB: 0 BB: 2 P: 35	R: 1 E: 0 K: 2 S: 11 H: 1 LOB: 0 BB: 0 P: 14	R: 0 E: 0 K: 1 S: 9 H: 0 LOB: 0 BB: 0 P: 15	R: 0 E: 1 K: 1 S: 9 H: 1 LOB: 2 BB: 0 P: 14	R: 1 E: 0 K: 3 S: 11 H: 2 LOB: 1 BB: 0 P: 18	R: 0 E: 0 K: 1 S: 10 H: 0 LOB: 0 BB: 0 P: 15	R: 0 E: 0 K: 0 S: 7 H: 1 LOB: 0 BB: 0 P: 9	1B: 4 2B: 1 3B: 1 HR: 1 SF: 1 SAC: 1 DP: 1 HBP: 0						

PITCHER		IP	WLS	BF	H	R	ER	SO	BB	IBB	HBP	BLK	WP	HR	S	P	ERA	WHIP
29 Jeff Samardzija, R ERA: 4.52	(1, 1)	5.0	L	21	3	5	5	6	2	0	0	0	0	1	58	96	9.00	1.000
45 Derek Holland, L ERA: 6.17	(6, 1)	1.0		4	1	0	0	1	0	0	0	0	0	0	7	10	0.00	1.000
41 Mark Melancon, R ERA: 3.58	(7, 1)	1.0		5	2	1	1	3	0	0	0	0	0	0	11	18	9.00	2.000
57 Dereck Rodríguez, R ERA: 4.77	(8, 1)	2.0		6	1	0	0	1	0	0	0	0	0	0	17	24	0.00	0.500

PITCHER	IP	WLS	BF	H	R	ER	SO	BB	IBB	HBP	BLK	WP	HR	S	P	ERA	WHIP

TOP

Colorado Rockies @ San Francisco Giants

Oracle Park, San Francisco, CA

Wed Jun 26 2019, 12:47 PM - 3:38 PM PDT

Att. 33,765 - Cloudy - 62 F

livebaseballscorecards.com

AB	32
R	6
H	7
RBI	6
BB	2
SO	11
LOB	10

WP: 0	PA: 36
PB: 0	
SB: 1	
CS: 0	

Batter	1	2	3	4	5	6	7	8	9	AB	R	H	RBI	BB	SO	LOB
9 Brandon Belt, L (1, 3) OBP: 0.353, SLG: 0.414	F SI 93 B SI 92 C SL 83 F SL 82 X SI 94 1-2 ① G3-1	F FF 95 F FF 97 F SI 95 X SL 89 0-2 ③ G4-3		B SI 94 F SI 94 X FF 95 1-1 ③ F7			B FF 98 C FF 96 B FF 97 B FF 98 F FF 96 F FF 97 D SL 90 4-2 BB			3	0	0	0	1	0	2
5 Mike Yastrzemski, L (1, 9) OBP: 0.302, SLG: 0.448	C FF 93 B KC 82 B FF 93 X SI 93 2-1 E1 48 2B		B SL 85 B FF 93 C FF 94 S FF 94 X KC 83 2-2 ① G3-1		C SL 84 X KC 83 0-1 8 CS 2B		B FF 97 X FF 97 1-0 ② F8			4	1	1	0	0	0	1
48 Pablo Sandoval, S (1, 5) OBP: 0.326, SLG: 0.575	S FF 94 B FF 94 X FF 95 1-1 8 WP 8 2B 1-H 2B		B SI 95 B SL 87 F SI 95 S FF 96 B FF 97 X SI 97 3-2 HR		F FF 94 B SI 92 S SL 86 S KC 86 1-3 ① K		F FF 98 B FF 98 F SI 96 X SL 89 1-2 ③ P5			4	2	2	2	0	1	2
8 Alex Dickerson, L (1, 7) OBP: 0.349, SLG: 0.525	C FF 94 F SL 86 B KC 84 B KC 85 B FF 96 X SI 96 3-2 21 1B 35 CS 2-H 2B		C FF 97 B KC 86 F SL 88 X SL 87 1-2 ② G4-3		B FF 94 C FF 96 C FF 94 F SL 88 B SI 95 B KC 85 D SL 88 4-2 ② 2-3 BB			F FF 94 S SL 85 B SL 84 B SL 85 B FF 95 S FF 95 3-3 ① K		3	0	1	1	1	1	0
21 Stephen Vogt, L (1, 2) OBP: 0.327, SLG: 0.444	S FF 96 B FF 96 X KC 86 1-1 2-3 1B		C FF 96 F SI 95 B SL 84 X SL 84 1-2 2B		B FF 96 T SI 93 S SL 86 X SI 95 1-2 ③ F7			B FF 95 T CH 88 S FF 96 B SL 87 S CH 89 2-3 ② K		4	0	2	0	0	1	1
1 Kevin Pillar, R (1, 8) OBP: 0.260, SLG: 0.398	F FF 96 F SI 96 X SL 89 0-2 ② F8		F SI 95 X FF 96 0-1 ③ G6-3			X FF 93 0-0 ① B3		X FF 96 0-0 ③ F9		4	0	0	0	0	0	3
35 Brandon Crawford, L (1, 6) OBP: 0.286, SLG: 0.331	S FF 97 B FF 95 S FF 96 B SI 96 2-2 ③ CS 3-H	C FF 93 B FF 94 B CH 87 T FF 94 F FF 96 F FF 96 S KC 85 2-3 ① K		B FF 94 B SL 83 B SI 94 C FF 93 S SI 95 B SI 95 4-2 29 SH2-4 BB		B SL 82 F FF 94 F FF 93 B FF 94 B SL 81 X FF 94 3-2 ② L8		B FF 92 F FF 92 B FF 94 X FC 90 2-1 28 G1-4-3 1B		3	0	1	0	1	1	0
12 Joe Panik, L (1, 4) OBP: 0.316, SLG: 0.335		B SL 86 X FF 94 1-0 3B		C SI 94 F FF 96 B SI 96 D KC 86 1 SAFE X SI 94 2-2 ① F7		B FF 94 B FF 92 B FF 92 C FF 92 X FF 92 3-1 ③ P6		B FF 93 B FC 88 C FF 93 D FC 91 X FF 94 3-1 ① P3		4	0	1	0	0	0	2
29 Jeff Samardzija, R (1, 1) OBP: 0.100, SLG: 0.100 45 Derek Holland, S (6, 1) OBP: 0.091, SLG: 0.091 41 Mark Melancon, R (7, 1) 19 Tyler Austin, R (7, PH) OBP: 0.284, SLG: 0.442 57 Dereck Rodriguez, R (8, 1) OBP: 0.176, SLG: 0.176 28 Buster Posey, R (9, PH) OBP: 0.296, SLG: 0.362		S SL 89 X SL 88 0-1 ② G5-3		1 SAFE B SI 94 M FF 94 X SL 88 1-1 ② SH2-4 1-2			C FF 98 F FF 98 B FF 99 B SL 89 S SL 88 2-3 ① K		C FF 94 X FC 89 0-1 ② ③ G1-4-3 1-2f	1 0 0 1 0 1	0 0 0 0 0 0	0 0 0 0 0 0	0 0 0 0 0 0	0 0 0 1 0 0	0 0 0 0 0 0	1 0 0 0 0 1
Inning Stats	R: 2 H: 3 E: 1 LOB: 1 K: 0 BB: 0 S: 18 P: 28	R: 0 H: 1 E: 0 LOB: 1 K: 1 BB: 0 S: 12 P: 15	R: 1 H: 2 E: 0 LOB: 1 K: 0 BB: 0 S: 14 P: 21	R: 0 H: 0 E: 0 LOB: 1 K: 0 BB: 1 S: 9 P: 17	R: 0 H: 1 E: 0 LOB: 1 K: 1 BB: 1 S: 11 P: 17	R: 0 H: 0 E: 0 LOB: 0 K: 0 BB: 0 S: 6 P: 12	R: 0 H: 0 E: 0 LOB: 1 K: 1 BB: 1 S: 10 P: 18	R: 0 H: 0 E: 0 LOB: 0 K: 2 BB: 0 S: 7 P: 12	R: 0 H: 1 E: 0 LOB: 0 K: 0 BB: 0 S: 6 P: 11	1B: 2 2B: 4 3B: 1 HR: 1	SF: 0 SAC: 1 DP: 1 HBP: 0			WP: 1 PB: 0 SB: 0 CS: 2	PA: 37		

PITCHER		IP	WLS	BF	H	R	ER	SO	BB	IBB	HBP	BLK	WP	HR	S	P	ERA	WHIP
48 Germán Márquez, R ERA: 4.29	(1, 1)	5.0	W	23	7	3	2	2	2	0	0	0	1	1	64	98	3.60	1.800
51 Jake McGee, L ERA: 1.06	(6, 1)	1.0	H	3	0	0	0	0	0	0	0	0	0	0	6	12	0.00	0.000
37 Jairo Díaz, R ERA: 4.91	(7, 1)	1.0	H	4	0	0	0	1	1	0	0	0	0	0	10	18	0.00	1.000
45 Scott Oberg, R ERA: 1.4	(8, 1)	1.0	H	3	0	0	0	2	0	0	0	0	0	0	7	12	0.00	0.000
71 Wade Davis, R ERA: 4.7	(9, 1)	1.0	S	3	1	0	0	0	0	0	0	0	0	0	6	11	0.00	1.000

PITCHER	IP	WLS	BF	H	R	ER	SO	BB	IBB	HBP	BLK	WP	HR	S	P	ERA	WHIP

BOTTOM

Colorado Rockies @ San Francisco Giants

Oracle Park, San Francisco, CA

Wed Jun 26 2019, 12:47 PM - 3:38 PM PDT

Att. 33,765 - Cloudy - 62 F

livebaseballscorecards.com

AB	32
R	3
H	8
RBI	3
BB	3
SO	5
LOB	13

Batter	1	2	3	4	5	6	7	8	9	AB	R	H	RBI	BB	SO	LOB
10 Adam Jones, R (1, 9) OBP: 0.311, SLG: 0.455	X FF 94 0-0 ① F7		C FF 94 F CU 79 B SL 86 X FF 95 1-2 ③ P3		B CU 78 S SL 86 X FF 94 1-1 ③ G6-3		C FF 94 S FF 95 B CU 84 X FF 94 1-2 ② F8		X FF 90 0-0 ③ F9	5	0	0	0	0	0	1
1 Jarrod Dyson, L (1, 8) OBP: 0.343, SLG: 0.369	C FF 94 B FF 93 C FF 94 F FF 94 B CU 79 X FF 93 2-2 ② L3			B FF 93 C CH 81 S CU 80 X CU 80 1-2 ① G4-3		X FF 94 0-0 ① F8	C CU 82 S FF 94 B FF 94 X FF 94 1-2 ③ G1-3			4	0	0	0	0	0	0
4 Ketel Marte, S (1, 4) OBP: 0.369, SLG: 0.589	C FF 94 B FF 94 T FF 94 B FF 94 X FF 94 2-2 ③ F9			B FF 94 B FF 92 T FF 94 B FF 94 S FF 94 F FF 95 B FF 95 4-2 2B 53 G4-3 BB		B FF 94 X FF 93 1-0 2B		X FC 92 0-0 G1-6-3 1B		3	1	2	0	1	0	0
David Peralta, L (1, 7) OBP: 0.356, SLG: 0.487		C FF 92 C CU 79 X FF 93 0-2 53 G1-4-3 1B		C CH 82 F FF 94 1 SAFE B FF 95 X CU 80 1-2 53 G4-3 1-3 2B		B FF 93 B CH 84 F CH 82 S FF 94 B FF 95 B FF 94 4-2 BB		D FC 91 C FC 91 C FF 91 B FC 92 X FC 91 2-2 ①② G1-6-3 1-2f		3	0	2	0	1	0	1
53 Christian Walker, R (1, 3) OBP: 0.332, SLG: 0.486		C CU 79 B FF 93 F FF 94 B FF 94 X CH 84 2-2 ①② G1-4-3 1-2f		X FF 94 0-0 ② G4-3 2-3 3-H		C FF 98 F FF 98 C FF 98 0-3 ② K		B KC 82 B FC 92 F FC 91 B KC 83 X FC 92 3-1 ③ G6-3		4	0	0	1	0	1	4
22 Jake Lamb, L (1, 5) OBP: 0.320, SLG: 0.238 40 Andrew Chafin, R (7, 1) 50 Yoan López, R (8, 1) 16 Tim Locastro, R (9, PH) OBP: 0.375, SLG: 0.330 56 Greg Holland, R (9, 1)		F FF 94 B FF 94 B CH 83 B CH 83 F FF 94 B FF 93 4-2 BB		B FF 92 F FF 94 X FF 94 1-1 ③ F8		F FF 98 F FF 98 B FF 99 C FF 99 1-3 ③ K			C FF 91 F FC 88 B FF 92 X CH 87 1-2 ① G5-3	2 0 0 1 0	0 0 0 0 0	0 0 0 0 0	0 0 0 0 0	1 0 0 0 0	1 0 0 0 0	3 0 0 0 0
13 Nick Ahmed, R (1, 6) OBP: 0.310, SLG: 0.416		S FF 93 B FF 94 X CU 79 1-1 ③ B1-3			F FF 94 X FF 94 0-1 HR		F FF 94 B CU 83 B CU 83 B FF 95 F FF 94 F FF 95 F FF 94 B FF 95 4-2 18 HR BB		B CU 76 F FF 89 B FC 88 F FC 89 C FF 92 2-3 ② K	3	2	1	1	1	1	1
18 Carson Kelly, R (1, 2) OBP: 0.354, SLG: 0.528			B FF 92 F SL 88 B CU 78 C FF 93 S FF 94 2-3 ① K		C CU 79 B FF 94 B CU 79 B FF 94 X FF 94 3-1 ① P3		C FF 94 B FF 95 X FF 94 1-1 1-H HR		C CU 76 F FF 91 B CH 85 X CH 85 1-2 5 1B 2B	4	2	2	2	0	1	0
49 Alex Young, L (1, 1) 5 Eduardo Escobar, S (6, 5) OBP: 0.345, SLG: 0.539 66 Yoshihisa Hirano, R (6, 1)		C FF 94 B CU 79 F FF 93 B FF 92 S FF 93 2-3 ② K		C FF 92 F FF 92 S FF 93 0-3 ② K		C FF 95 X CH 90 0-1 ① G6-3			B FF 89 D CH 86 C CH 86 F FF 90 F FF 90 X FF 92 2-2 2-H 1B	2 2 0	0 0 0	0 1 0	0 1 0	0 0 0	2 0 0	0 0 0
Inning Stats	R: 0 E: 0 K: 0 S: 8 H: 0 LOB: 0 BB: 0 P: 12	R: 0 E: 0 K: 0 S: 10 H: 1 LOB: 1 BB: 1 P: 17	R: 0 E: 0 K: 2 S: 9 H: 0 LOB: 0 BB: 0 P: 14	R: 1 E: 0 K: 0 S: 12 H: 1 LOB: 1 BB: 1 P: 19	R: 1 E: 0 K: 1 S: 9 H: 1 LOB: 0 BB: 0 P: 13	R: 0 E: 0 K: 2 S: 10 H: 1 LOB: 2 BB: 1 P: 16	R: 2 E: 0 K: 0 S: 14 H: 1 LOB: 0 BB: 1 P: 21	R: 0 E: 0 K: 0 S: 6 H: 1 LOB: 0 BB: 0 P: 11	R: 1 E: 0 K: 1 S: 14 H: 2 LOB: 1 BB: 0 P: 20	1B: 3 2B: 3 3B: 0 HR: 2 SF: 0 SAC: 0 DP: 2 HBP: 0						

PITCHER		IP	WLS	BF	H	R	ER	SO	BB	IBB	HBP	BLK	WP	HR	S	P	ERA	WHIP
38 Tyler Beede, R ERA: 6.45	(1, 1)	5.1	L	22	4	2	2	3	3	0	0	0	0	1	52	84	3.38	1.312
54 Reyes Moronta, R ERA: 2.62	(6, 1)	0.2		2	0	0	0	2	0	0	0	0	0	0	6	7	0.00	0.000
58 Trevor Gott, R ERA: 4.09	(7, 1)	1.0		5	1	2	2	0	1	0	0	0	0	1	14	21	18.00	2.000
41 Mark Melancon, R ERA: 3.48	(8, 1)	1.0		3	1	0	0	0	0	0	0	0	0	0	6	11	0.00	1.000
57 Dereck Rodríguez, R ERA: 4.85	(9, 1)	1.0		5	2	1	1	1	0	0	0	0	0	0	14	20	9.00	2.000

PITCHER	IP	WLS	BF	H	R	ER	SO	BB	IBB	HBP	BLK	WP	HR	S	P	ERA	WHIP

TOP

Arizona Diamondbacks @ San Francisco Giants

Oracle Park, San Francisco, CA

Thu Jun 27 2019, 6:45 PM - 9:27 PM PDT

Att. 30,790 - Partly Cloudy - 61 F

livebaseballscorecards.com

AB	33
R	5
H	8
RBI	5
BB	4
SO	6
LOB	10

Batter	1	2	3	4	5	6	7	8	9	AB	R	H	RBI	BB	SO	LOB
7 Donovan Solano, R (1, 4) OBP: 0.339, SLG: 0.333 12 Joe Panik, L (8, PH) (9, 4) OBP: 0.315, SLG: 0.333	B SI 89 B SI 90 B FC 86 C FF 90 F FC 85 F FC 86 F SI 91 F FC 86 X SI 90 3-2 G4-3 ①		B FC 84 C FF 90 F CU 82 B CU 82 B FF 90 S SI 90 3-3 K ③			C CU 79 F FC 84 B CU 80 X SI 88 1-2 28 L9 9 BB 1B		X FF 97 0-0 L9 ②		3 0 1 0 0 1 0 1 0 0 0 0 0 0						
9 Brandon Belt, L (1, 3) OBP: 0.355, SLG: 0.425 57 Dereck Rodríguez, R (9, 1) OBP: 0.176, SLG: 0.176	B FF 90 S FC 86 B FC 85 X FC 85 2-1 P5 ②			B CU 79 X FF 89 1-0 HR		D CH 83 C FC 83 B CH 84 C FC 85 D CU 82 B FC 85 4-2 10 FC6-4 1-2 BB		F FF 97 B FF 97 B FF 97 X FF 96 2-1 F7 ③		3 1 1 1 1 0 0 0 0 0 0 0 0 0						
19 Tyler Austin, R (1, 7) OBP: 0.280, SLG: 0.434 8 Alex Dickerson, L (6, PH) OBP: 0.356, SLG: 0.512 (7, 7)	B CU 82 S SI 91 X FC 85 1-1 L4 ③			B CU 81 F SI 89 B FC 84 B CH 85 X SI 89 3-1 F7 ①		B FF 88 S FS 81 C FS 82 X FF 90 1-2 F7 ①			B FF 90 C FF 90 B FF 90 B FF 90 B FF 90 4-1 10 G4-3 28 G5-3 BB	2 0 0 0 0 0 0 1 0 0 0 1 0 2						
28 Buster Posey, R (1, 2) OBP: 0.295, SLG: 0.356		B FF 89 B CH 84 C FF 89 C CH 86 H FC 85 3-2 HBP		X CH 84 0-0 F9 ②		C FS 83 S FS 83 B FS 83 B FS 84 X FF 91 2-2 L9 2-3 ②			C SL 82 C SL 82 X SL 83 0-2 G5-3 1-2 ①	3 0 0 0 0 0 3						
10 Evan Longoria, R (1, 5) OBP: 0.299, SLG: 0.374		X SI 89 0-0 F9 ①		C SI 89 B CH 84 F CH 84 B SI 89 S CH 83 2-3 K		B FF 92 B FF 91 C FF 90 F FF 91 X FS 84 2-2 FC6-4 1-2f ③			X FF 90 0-0 G4-3 2-3 ②	4 0 0 0 0 1 4						
1 Kevin Pillar, R (1, 8) OBP: 0.256, SLG: 0.392		C SI 90 F FC 85 F CU 82 F CH 85 S CH 86 0-3 K ②			F SI 88 B CH 84 X CH 84 1-1 G3 ①		B FS 83 X FF 90 1-0 F9 ①		X FF 90 0-0 F7 ③	4 0 0 0 0 1 2						
35 Brandon Crawford, L (1, 6) OBP: 0.287, SLG: 0.335		1 SAFE X FC 85 0-0 F9 ③			S FC 83 X FC 85 0-1 2B		B FF 93 B SI 93 C FF 93 F SI 93 X FF 94 2-2 G6-3 ②			3 0 1 0 0 0 1						
5 Mike Yastrzemski, L (1, 9) OBP: 0.294, SLG: 0.434			X FF 89 0-0 G3 ①		B FC 84 F FF 89 F FC 84 F FC 84 S CU 82 1-3 K ②		C SI 94 B SL 85 C FF 94 C SI 94 1-3 K ③			3 0 0 0 0 2 1						
38 Tyler Beede, R (1, 1) OBP: 0.308, SLG: 0.100 54 Reyes Moronta, R (6, 1) 58 Trevor Gott, R (7, 1) 41 Mark Melancon, R (8, 1) 48 Pablo Sandoval, S (8, PH) OBP: 0.324, SLG: 0.571 (9, 3)			C FF 90 F FF 90 B CU 81 S CU 82 1-3 K ②		B FF 89 X SI 88 1-0 G6-3 ③			B FF 98 B FF 98 F FF 97 X FF 97 2-1 G4-3 ①		2 0 0 0 0 1 1 0 0 0 0 0 0 0 0 0 0 0 0 0 0 0 0 0 0 0 0 0 1 0 0 0 0 0 0						
Inning Stats	R: 0 E: 0 K: 0 S: 10 H: 0 LOB: 0 BB: 0 P: 16	R: 0 E: 0 K: 1 S: 9 H: 0 LOB: 1 BB: 0 P: 12	R: 0 E: 0 K: 2 S: 7 H: 0 LOB: 0 BB: 0 P: 11	R: 1 E: 0 K: 1 S: 7 H: 1 LOB: 0 BB: 0 P: 13	R: 0 E: 0 K: 1 S: 9 H: 1 LOB: 1 BB: 0 P: 12	R: 0 E: 0 K: 0 S: 14 H: 1 LOB: 2 BB: 1 P: 24	R: 0 E: 0 K: 1 S: 7 H: 0 LOB: 0 BB: 0 P: 11	R: 0 E: 0 K: 0 S: 5 H: 0 LOB: 0 BB: 0 P: 9	R: 0 E: 0 K: 0 S: 6 H: 0 LOB: 1 BB: 1 P: 10	1B: 1 2B: 1 3B: 0 HR: 1 SF: 0 SAC: 0 DP: 0 HBP: 1							

PITCHER		IP	WLS	BF	H	R	ER	SO	BB	IBB	HBP	BLK	WP	HR	S	P	ERA	WHIP
49 Alex Young, L ERA: 1.8	(1, 1)	5.0	W	20	3	1	1	5	1	0	1	0	0	1	47	74	1.80	0.800
66 Yoshihisa Hirano, R ERA: 4.45	(6, 1)	1.1	H	4	0	0	0	0	0	0	0	0	0	0	10	16	0.00	0.000
40 Andrew Chafin, L ERA: 3.0	(7, 1)	0.2	H	2	0	0	0	1	0	0	0	0	0	0	6	9	0.00	0.000
50 Yoan López, R ERA: 1.13	(8, 1)	1.0	H	3	0	0	0	0	0	0	0	0	0	0	5	9	0.00	0.000
56 Greg Holland, R ERA: 2.08	(9, 1)	1.0		4	0	0	0	0	1	0	0	0	0	0	6	10	0.00	1.000

PITCHER	IP	WLS	BF	H	R	ER	SO	BB	IBB	HBP	BLK	WP	HR	S	P	ERA	WHIP

BOTTOM

Arizona Diamondbacks @ San Francisco Giants

Oracle Park, San Francisco, CA

Thu Jun 27 2019, 6:45 PM - 9:27 PM PDT

Att. 30,790 - Partly Cloudy - 61 F

livebaseballscorecards.com

AB	30
R	1
H	3
RBI	1
BB	2
SO	6
LOB	14

WP: 0 PB: 0 SB: 0 CS: 0 PA: 33

Batter	1	2	3	4	5	6	7	8	9	AB	R	H	RBI	BB	SO	LOB
10 Adam Jones, R (1, 9) OBP: 0.306, SLG: 0.447	B C FF 92 X SI 92 1-1 ① G4-3		C CU 77 B FF 93 S SL 84 B SL 85 F FF 92 F FF 92 B CH 87 X SL 86 3-2 ③ G5-3		F FF 92 B FF 92 F SL 85 S FF 93 1-3 ② K		B FF 94 X SI 94 1-0 ① F9		C FF 93 B CU 78 X FF 93 1-1 ① FC4-6 1 1B 1-2f 2-3	5	0	0	0	0	1	3
1 Jarrod Dyson, L (1, 8) OBP: 0.349, SLG: 0.375	X FF 92 0-0 ② L3			B FF 90 C FF 91 B CU 77 B FF 90 X FF 91 3-1 BB 22 1B 1B	X FF 92 0-0 2-3 1B		C SL 82 X SL 82 0-1 ② L9		S FF 93 B FF 93 B FF 93 S FF 94 X SL 82 2-2 1-2 3-H 1B	5	1	3	1	0	0	0
4 Ketel Marte, S (1, 4) OBP: 0.364, SLG: 0.580	B FF 92 C FF 91 X FF 93 1-1 ③ G4-3			X FF 91 0-0 ① P6	B FF 92 X FF 92 1-0 ③ G3-1		B FF 94 B FF 94 X SI 93 2-0 ③ F7		S SL 82 S SL 83 F SL 82 S FF 94 0-3 ② K	5	0	0	0	0	1	5
David Peralta, L (1, 7) OBP: 0.357, SLG: 0.488		C FF 91 B CH 85 B FF 91 X FF 91 2-1 5 F9 2B		B SI 91 1 SAFE B FF 92 B SL 84 B FF 91 4-0 22 1B 1-2 BB		B SI 90 C CH 84 S SI 92 B SL 87 X SL 85 2-2 ① L8		C SI 93 B SI 92 B SL 86 X SI 94 2-1 ① G6-3	S SL 82 F SL 83 F SL 84 D SL 84 S SL 85 1-3 ③ K	4	0	1	0	1	1	2
5 Eduardo Escobar, S (1, 5) OBP: 0.346, SLG: 0.542		C FF 91 F FF 93 X FF 92 0-2 ① F9 2-3		C FF 92 B CH 86 D CH 87 D SL 86 X FF 91 3-1 ② F7		B CH 84 X FF 92 1-0 22 L8 13 1B 2B		X CH 87 0-0 1B		4	1	2	0	0	0	3
22 Jake Lamb, L (1, 3) OBP: 0.321, SLG: 0.250 53 Christian Walker, R (8, PH) OBP: 0.331, SLG: 0.484 (8, 3)		B FF 93 S FF 92 X FF 93 1-1 ② L1		C FF 93 F FF 93 F FF 92 B FF 93 F SL 87 F SL 84 F FF 91 X SI 93 1-2 1-3 2-H 1B		B FF 91 D CH 87 X FF 91 2-0 ② L8 2-3		F SI 93 S SI 94 B SI 93 X SI 94 1-2 ② P3		3 1	0 0	1 0	1 0	0 0	0 0	2 1
13 Nick Ahmed, R (1, 6) OBP: 0.310, SLG: 0.414		F FF 93 S SI 94 B FF 93 B FF 93 C FF 94 2-3 ③ K		D SI 92 D FF 90 S SL 84 C SI 92 C FF 92 2-3 ③ K		X SL 84 0-0 3-H 18 1B 1B		C CH 87 B CH 87 X CH 86 1-1 ③ G3		4	0	1	1	0	2	4
18 Carson Kelly, R (1, 2) OBP: 0.362, SLG: 0.540			C SL 84 B SI 92 F SI 92 B FF 92 B FF 92 X FF 92 3-2 ① F9		C FF 90 C CU 78 X FF 92 0-2 1 1B 2B	C SL 84 C FF 98 B SL 83 F FF 98 B FF 98 1 SAFE X SL 83 2-2 1-2 1B			C FF 92 C CU 76 B FF 93 F SL 82 F FF 93 X FF 94 1-2 10 FC4-6 16 BB 1 1B 1B	4	1	3	0	0	0	0
29 Merrill Kelly, R (1, 1) 15 Ildemaro Vargas, S (6, PH) OBP: 0.287, SLG: 0.369 30 T.J. McFarland, L (6, 1) 35 Matt Andriese, R (7, 1) 52 Zack Godley, R (8, 1) OBP: 0.263, SLG: 0.176 16 Tim Locastro, R (9, PH) OBP: 0.381, SLG: 0.330			C FF 91 S SL 84 B FF 93 F SL 83 X FF 90 1-2 ② G6-3		X FF 90 0-0 ① B1-4	C SL 80 F FF 99 B SL 82 F SL 84 B FF 99 F FF 98 S SL 85 2-3 ③ K			B FF 93 B SL 81 C FF 93 F FF 93 F SL 82 F SL 83 F FF 93 B FF 93 B FF 93 4-2 1-2 10 FC4-6 BB	2 1 0 0 0 0	0 0 0 0 0 0	0 0 0 0 0 0	0 0 0 0 0 0	0 1 0 0 0 1	0 0 0 0 0 0	1 2 0 0 0 0
Inning Stats	R: 0 E: 0 K: 0 S: 5 H: 0 LOB: 0 BB: 0 P: 7	R: 0 E: 0 K: 1 S: 10 H: 1 LOB: 1 BB: 0 P: 15	R: 0 E: 0 K: 0 S: 12 H: 0 LOB: 0 BB: 0 P: 19	R: 1 E: 0 K: 1 S: 15 H: 2 LOB: 2 BB: 1 P: 28	R: 0 E: 0 K: 1 S: 9 H: 2 LOB: 2 BB: 0 P: 11	R: 1 E: 0 K: 1 S: 15 H: 3 LOB: 2 BB: 0 P: 24	R: 0 E: 0 K: 0 S: 4 H: 0 LOB: 0 BB: 0 P: 7	R: 0 E: 0 K: 0 S: 8 H: 1 LOB: 1 BB: 0 P: 12	R: 1 E: 0 K: 2 S: 23 H: 2 LOB: 2 BB: 1 P: 32	1B: 8 2B: 3 3B: 0 HR: 0	SF: 0 SAC: 0 DP: 0 HBP: 0					

PITCHER		IP	WLS	BF	H	R	ER	SO	BB	IBB	HBP	BLK	WP	HR	S	P	ERA	WHIP
64 Shaun Anderson, R ERA: 3.86	(1, 1)	5.2	W	25	7	2	2	3	1	0	0	0	0	0	57	91	3.18	1.412
54 Reyes Moronta, R ERA: 2.6	(6, 1)	0.1	H	2	1	0	0	1	0	0	0	0	0	0	9	13	0.00	3.000
49 Sam Dyson, R ERA: 2.61	(7, 1)	1.0	H	3	0	0	0	0	0	0	0	0	0	0	4	7	0.00	0.000
56 Tony Watson, L ERA: 2.48	(8, 1)	1.0		4	1	0	0	0	0	0	0	0	0	0	8	12	0.00	1.000
13 Will Smith, L ERA: 2.16	(9, 1)	1.0		6	2	1	1	2	1	0	0	0	0	0	23	32	9.00	3.000

PITCHER	IP	WLS	BF	H	R	ER	SO	BB	IBB	HBP	BLK	WP	HR	S	P	ERA	WHIP

TOP

Arizona Diamondbacks @ San Francisco Giants

Oracle Park, San Francisco, CA

Fri Jun 28 2019, 7:16 PM - 10:22 PM PDT

Att. 35,391 - Partly Cloudy - 63 F

livebaseballscorecards.com

AB	38
R	3
H	11
RBI	3
BB	2
SO	6
LOB	23

BOTTOM

Arizona Diamondbacks @ San Francisco Giants

Oracle Park, San Francisco, CA

Fri Jun 28 2019, 7:16 PM - 10:22 PM PDT

Att. 35,391 - Partly Cloudy - 63 F

livebaseballscorecards.com

Batter	1	2	3	4	5	6	7	8	9	AB	R	H	RBI	BB	SO	LOB
9 Brandon Belt, L (1, 3) OBP: 0.352, SLG: 0.418	S SI 91 B CH 85 F FF 92 B FF 92 X FC 92 2-2 ① G6-3		B CU 78 B CH 84 F FF 92 F FC 90 B CH 86 F FF 92 B FC 92 4-2 5 B5-3 28 2B BB		B CH 84 F FC 89 X CH 84 1-1 ② F9	S CH 82 B SI 90 X SI 89 1-1 ③ G4-3		X SI 89 0-0 ② L7		4	1	0	0	1	0	4
5 Mike Yastrzemski, L (1, 9) OBP: 0.298, SLG: 0.433	B FF 92 S FF 92 B FF 92 B FF 92 T FF 94 T FF 94 3-2 ② K		X FF 90 0-0 ② B5-3 1-2		1 SAFE F FF 90 B CH 84 B FF 90 1 SAFE X CH 86 2-1 28 E 1-2 1B		C SI 88 X SL 80 0-1 48 SH2-3 28 1B 8 1B 1B	B SI 90 F SI 90 B KC 81 X SI 88 2-1 ③ P5		5	1	2	0	0	1	2
28 Buster Posey, R (1, 2) OBP: 0.304, SLG: 0.369	C FF 93 B FC 92 F FF 94 B CU 83 F FF 94 B SI 89 F FF 93 X FF 94 3-2 ③ F9		B FC 90 B FF 90 F FC 90 C FF 91 F CU 83 X FF 93 2-2 2-H 2B		S FC 89 B FF 91 X CU 81 1-1 E9 1-3 2-H 1B		X SI 89 0-0 8 1B 48 SH2-3 1 WP 1-2 1B			4	1	3	2	0	0	0
48 Pablo Sandoval, S (1, 5) OBP: 0.318, SLG: 0.561		B FF 90 X FC 89 1-0 ① F7	X FC 89 0-0 ③ P5		C FF 92 X FC 90 0-1 ③ F8		X SI 88 0-0 ① SH2-3 1-2 2-3			3	0	0	0	0	0	3
8 Alex Dickerson, L (1, 7) OBP: 0.367, SLG: 0.578		X FF 90 0-0 HR	C FC 88 F FF 89 X CU 79 0-2 ① F8			X SI 89 0-0 ① G4-3	C SI 90 S SL 80 D SL 80 X SL 78 1-2 35 FC1-6 2-3 3-H 1B			4	1	2	2	0	0	0
35 Brandon Crawford, L (1, 6) OBP: 0.293, SLG: 0.349		S CU 80 F FF 92 X SI 92 0-2 2B	B CH 84 C CH 84 F FF 90 B FF 90 F CH 84 X CH 85 2-2 1 G6-4-3 1B			X SI 89 0-0 12 WP 19 G3 2B	1 SAFE F SI 89 D SL 81 X SL 80 1-1 ② FC1-6 1 WP 1-2f			4	1	3	0	0	0	2
1 Kevin Pillar, R (1, 8) OBP: 0.256, SLG: 0.389		C FF 90 X CU 81 0-1 ② G5-3	B FF 90 X FC 88 1-0 ② ③ G6-4-3 1-2f			B CH 81 B SL 79 2-0 19 G3 12 WP IBB	C CH 85 1 SAFE F FF 93 B CH 86 X CH 87 1-2 ③ G5-3 1-2 3-H			3	0	0	0	1	0	3
12 Joe Panik, L (1, 4) OBP: 0.318, SLG: 0.333		C FF 90 X CH 85 0-1 ③ F7			B CU 77 X FF 89 1-0 5 1B 28 E 1B	B SL 80 B SI 89 B SI 89 B SI 89 4-0 19 G3 1-2 2-3 BB		B SI 90 X SI 90 1-0 ① F7		3	1	1	0	1	0	1
64 Shaun Anderson, R (1, 1) OBP: 0.200, SLG: 0.214 54 Reyes Moronta, R (6, 1) 19 Tyler Austin, R (6, PH) OBP: 0.277, SLG: 0.430 49 Sam Dyson, R (7, 1) 56 Tony Watson, L (8, 1) 21 Stephen Vogt, L (8, PH) OBP: 0.333, SLG: 0.462 13 Will Smith, R (9, 1)			F FF 89 X FC 88 0-1 ① G4-3		L FF 88 B FC 88 M FF 89 B CU 80 1 SAFE C FF 89 2-3 ① K	D SI 90 X SI 88 1-0 ② G3 1-2 2-3 3-H		C SI 89 X KC 83 0-1 2B		2 0 1 0 0 1 0	0 0 0 0 0 0 0	0 0 0 0 0 1 0	0 0 1 0 0 0 0	1 0 0 0 0 0 0	1 0 2 0 0 0 0	0 0 0 0 0 0 0
Inning Stats	R: 0 E: 0 K: 1 S: 11 H: 0 LOB: 0 BB: 0 P: 19	R: 1 E: 0 K: 0 S: 9 H: 2 LOB: 1 BB: 0 P: 10	R: 1 E: 0 K: 0 S: 11 H: 1 LOB: 1 BB: 1 P: 17	R: 0 E: 0 K: 0 S: 8 H: 1 LOB: 0 BB: 0 P: 11	R: 1 E: 1 K: 1 S: 12 H: 3 LOB: 2 BB: 0 P: 19	R: 1 E: 0 K: 0 S: 5 H: 1 LOB: 2 BB: 2 P: 13	R: 2 E: 0 K: 0 S: 12 H: 3 LOB: 1 BB: 0 P: 15	R: 0 E: 0 K: 0 S: 6 H: 1 LOB: 1 BB: 0 P: 9		1B: 7 2B: 4 3B: 0 HR: 1 SF: 0 SAC: 1 DP: 1 HBP: 0		WP: 2 PB: 0 SB: 0 CS: 0 PA: 38			

	AB	34
	R	6
	H	12
	RBI	5
	BB	3
	SO	2
	LOB	18

PITCHER		IP	WLS	BF	H	R	ER	SO	BB	IBB	HBP	BLK	WP	HR	S	P	ERA	WHIP
29 Merrill Kelly, R ERA: 4.0	(1, 1)	5.0	L	22	7	3	3	2	1	0	0	0	0	1	51	76	5.40	1.600
30 T.J. McFarland, L ERA: 6.28	(6, 1)	1.2		11	4	3	3	0	1	1	0	0	1	0	14	24	16.20	3.000
35 Matt Andriese, R ERA: 4.75	(7, 1)	0.1		1	0	0	0	0	0	0	0	0	1	0	3	4	0.00	0.000
52 Zack Godley, R ERA: 6.72	(8, 1)	1.0		4	1	0	0	0	0	0	0	0	0	0	6	9	0.00	1.000

PITCHER	IP	WLS	BF	H	R	ER	SO	BB	IBB	HBP	BLK	WP	HR	S	P	ERA	WHIP

Batter	1	2	3	4	5	6	7	8	9	AB	R	H	RBI	BB	SO	LOB
10 Adam Jones, R (1, 9) OBP: 0.313, SLG: 0.449	B KC 78 B KC 79 B FF 91 C FF 90 B FF 91 4-1 4 2B BB		B FF 90 C FF 91 B KC 81 B FF 91 C FF 92 B FF 92 4-2 4 G6-4-3 BB		C FF 90 X KC 79 0-1 5 1B 1B		C SL 83 X FC 90 0-1 E8 5 1B 2-3	C FC 92 F FC 92 X FC 91 0-2 4 G3-6-3 2-3 3-H 1B		3	1	2	1	2	0	1
4 Ketel Marte, S (1, 4) OBP: 0.361, SLG: 0.578	C FF 91 B KC 80 X FF 92 1-1 1-3 2B		B FF 92 F FF 93 D KC 83 X FF 93 2-1 ①② G6-4-3 1-2f		D KC 81 F FF 92 C KC 80 B SI 91 F FF 92 B KC 80 X FF 94 3-2 ② L9		F FC 91 B CH 87 B FC 91 F CH 87 X CH 87 2-2 ② FC1 5 1B 3-H	F FC 91 X FC 91 0-1 ②③ G3-6-3 1-2f		5	0	1	0	0	0	6
5 Eduardo Escobar, S (1, 5) OBP: 0.350, SLG: 0.543	C FF 91 F FF 92 B KC 81 F SI 91 S KC 81 0-3 ① K		B KC 79 F FF 92 B KC 80 B FF 92 F FF 92 F FF 93 X FF 93 3-2 1B		F FF 91 F SI 90 D KC 80 B KC 80 F FF 92 X FF 92 2-2 1-2 1B		B FC 91 C FC 92 F SI 94 X CH 87 1-2 FC6 1-2 2-H 1B		F SI 93 X SI 93 0-1 ① F9	5	0	3	1	0	1	2
David Peralta, L (1, 7) OBP: 0.351, SLG: 0.479	B FF 92 B FC 89 F FF 93 F FF 93 D KC 82 C FF 94 3-3 ② K		B FC 88 C FF 92 B FC 88 F FF 93 1 SAFE F KC 82 X FF 93 2-2 ③ P6		F FF 91 F FF 92 S KC 82 0-3 ③ K		C FC 91 S CH 87 B CH 88 B FC 91 F CH 87 X SI 93 2-2 ③ FC6 1-2f		C SI 92 B SI 92 X SI 94 1-1 ② G1-3	5	0	0	0	0	2	7
53 Christian Walker, R (1, 3) OBP: 0.329, SLG: 0.477	C FF 93 S FF 93 S FF 94 0-3 ③ K			C KC 80 F KC 80 B FF 89 B FF 92 X FF 92 2-2 ① P3		B SL 83 X FF 96 1-0 ① G4-3		C KC 81 B KC 82 B FC 92 F FC 91 B FC 93 B FC 92 4-2 31 1B 13 1B 15 E BB	X SL 80 0-0 ③ P2	4	1	0	0	1	1	2
13 Nick Ahmed, R (1, 6) OBP: 0.309, SLG: 0.412		X FF 90 0-0 ① G5-3		B FF 91 S FF 92 F FF 93 F FF 94 X KC 81 1-2 ② G4-3		C SL 82 B SL 80 S FF 97 F FF 97 B SL 82 X SL 83 2-2 ② P4		1 SAFE X FC 91 0-0 15 1B 31 1B 15 E 1-2 1B		4	1	1	0	0	0	0
31 Alex Avila, L (1, 2) OBP: 0.415, SLG: 0.524		B FF 90 C FF 91 B KC 82 F FF 91 B FF 93 C FF 93 3-3 ② K		X FF 90 0-0 2B		S CH 89 B SL 81 B CH 91 B FF 97 X FF 97 3-1 ③ G3		B FC 91 B FS 83 X FC 92 2-0 15 E 10 1B 1-2 2-3 1B		4	1	2	0	0	1	0
16 Tim Locastro, R (1, 8) OBP: 0.385, SLG: 0.330		C FF 91 B KC 82 C FF 94 B KC 84 F FF 94 F FF 95 F KC 81 H FF 95 3-2 HBP		D KC 80 B FF 91 C FF 91 S FF 92 F FF 93 B KC 80 F FF 93 S FF 92 3-3 ③ K			C SI 93 X SI 92 0-1 10 E 21 SH3-4 4 FC1 1B	B FC 91 B FC 92 F FC 92 S KC 82 S KC 83 2-3 ① K		3	0	1	0	0	2	4
21 Zack Greinke, R (1, 1) OBP: 0.325, SLG: 0.632 15 Ildemaro Vargas, S (8, PH) OBP: 0.291, SLG: 0.373 50 Yoan Lopez, R (8, 1) 40 Andrew Chafin, R (8, 1) 66 Yoshihisa Hirano, R (9, 1) 56 Greg Holland, R (9, 1)		S FF 94 B FF 94 F FF 94 S KC 83 1-3 ③ K			X FF 89 0-0 ① F7		1 SAFE X SI 91 0-0 ① SH3-4 1-2	B FC 92 X KC 81 1-0 E6 10 1B 1-3 2-H 3-H 1B		2 1 0 0 0 0	0 0 0 0 0 0	0 1 0 0 0 0	0 1 0 0 0 0	1 1 0 0 0 0	1 0 0 0 0 0	1 0 0 0 0 0
Inning Stats	R: 0 E: 0 K: 3 S: 14 H: 1 LOB: 2 BB: 1 P: 22	R: 0 E: 0 K: 2 S: 12 H: 0 LOB: 1 BB: 0 P: 19	R: 0 E: 0 K: 0 S: 13 H: 1 LOB: 1 BB: 1 P: 24	R: 0 E: 0 K: 1 S: 13 H: 1 LOB: 1 BB: 0 P: 19	R: 0 E: 0 K: 1 S: 14 H: 2 LOB: 2 BB: 0 P: 19	R: 0 E: 0 K: 0 S: 7 H: 0 LOB: 0 BB: 0 P: 13	R: 1 E: 1 K: 0 S: 15 H: 2 LOB: 2 BB: 0 P: 20	R: 3 E: 1 K: 1 S: 13 H: 4 LOB: 1 BB: 1 P: 22	R: 0 E: 0 K: 0 S: 5 H: 0 LOB: 0 BB: 0 P: 6	1B: 9 2B: 2 3B: 0 HR: 0	SF: 0 SAC: 1 DP: 2 HBP: 1	WP: 0 PB: 0 SB: 0 CS: 0	PA: 41			

PITCHER		IP	WLS	BF	H	R	ER	SO	BB	IBB	HBP	BLK	WP	HR	S	P	ERA	WHIP
37 Drew Pomeranz, L ERA: 6.25	(1, 1)	5.0		22	5	0	0	7	2	0	1	0	0	0	66	103	0.00	1.400
54 Reyes Moronta, R ERA: 2.52	(6, 1)	1.0		3	0	0	0	0	0	0	0	0	0	0	7	13	0.00	0.000
49 Sam Dyson, R ERA: 2.54	(7, 1)	1.0	L	6	2	1	0	0	0	0	0	0	0	0	15	20	0.00	2.000
41 Mark Melancon, R ERA: 3.89	(8, 1)	1.0		7	4	3	2	1	1	0	0	0	0	0	13	22	18.00	5.000
45 Derek Holland, L ERA: 6.07	(9, 1)	1.0		3	0	0	0	0	0	0	0	0	0	0	5	6	0.00	0.000

PITCHER	IP	WLS	BF	H	R	ER	SO	BB	IBB	HBP	BLK	WP	HR	S	P	ERA	WHIP

TOP

Arizona Diamondbacks @ San Francisco Giants

Oracle Park, San Francisco, CA

Sat Jun 29 2019, 7:06 PM - 10:24 PM PDT

Att. 31,600 - Partly Cloudy - 63 F

livebaseballscorecards.com

AB	36
R	4
H	11
RBI	3
BB	3
SO	8
LOB	23

BOTTOM

Arizona Diamondbacks @ San Francisco Giants

Oracle Park, San Francisco, CA

Sat Jun 29 2019, 7:06 PM - 10:24 PM PDT

Att. 31,600 - Partly Cloudy - 63 F

livebaseballscorecards.com

Batter	1	2	3	4	5	6	7	8	9	AB	R	H	RBI	BB	SO	LOB
9 Brandon Belt, L (1, 3) OBP: 0.354, SLG: 0.419	C FF 88 B CH 87 B FF 89 F CH 86 X FF 91 2-2 5 FC6-4 1B	B CH 87 B FF 91 X FF 89 2-0 1B	C CU 70 B CH 88 B CH 87 F FF 90 S CH 88 2-3 ② K	C FF 94 S SL 85 S SL 85 0-3 ② K						4	0	2	0	0	2	2
5 Mike Yastrzemski, L (1, 9) OBP: 0.299, SLG: 0.439 28 Buster Posey, R (8, PH) OBP: 0.302, SLG: 0.367 45 Derek Holland, S (9, 1) OBP: 0.091, SLG: 0.091	X CH 87 0-0 ① FC6-4 48 CS 1-2f	B CH 87 S FF 90 C CH 88 F FF 91 X CU 68 1-2 ③ G6-3	C FF 90 B FF 90 B CH 87 B CU 71 X CH 87 3-1 2B	F FF 93 D SL 85 B SI 94 D SL 85 F SI 94 X SL 85 3-2 ③ P4						3 1 0	0 0 0	1 0 0	0 0 0	0 0 0	0 0 0	2 2 0
48 Pablo Sandoval, S (1, 5) OBP: 0.317, SLG: 0.554	B CH 87 F CH 87 C FF 90 B FF 91 B FF 90 F FF 91 X SL 84 3-2 ②③ F7 1-2	C FF 89 B SI 89 F FF 91 B CH 89 F FF 91 S SL 86 2-3 ① K	S FF 90 S FF 90 B FF 91 S FF 91 1-3 ③ K	C SI 93 B SI 94 X SI 94 1-1 8 E 21 HR 1B						4	1	1	0	0	2	2
8 Alex Dickerson, L (1, 7) OBP: 0.340, SLG: 0.531		C FF 88 X FF 90 0-1 ① P3	C FF 90 B CU 71 X FF 91 1-1 ② F9	B CH 86 B CU 71 B FF 89 C FF 88 C CH 86 F FF 89 C FF 89 3-3 ① K				X FS 83 0-0 E1 21 HR 1-2		4	1	0	0	0	1	1
21 Stephen Vogt, L (1, 2) OBP: 0.349, SLG: 0.500		C FF 90 B FF 91 X FF 91 1-1 1B	B FF 90 X FF 90 1-0 ③ F9	C CU 69 H FF 90 1-1 35 G3-6-1 HBP				D SL 85 X FF 91 1-0 1-H 2-H HR		3	1	2	3	0	0	0
35 Brandon Crawford, L (1, 6) OBP: 0.289, SLG: 0.343		B CH 87 B FF 90 C CH 87 S CH 87 T CH 88 2-2 ② K	X CU 71 0-0 ① G2	X CU 70 0-0 ②③ G3-6-1 1-2f				C CU 77 S SL 84 T SL 83 0-2 ① K		4	0	0	0	0	2	2
1 Kevin Pillar, R (1, 8) OBP: 0.259, SLG: 0.388		S FF 90 F FF 90 F FF 91 X CU 69 0-2 ③ G2-3	B FF 89 X FF 90 1-0 12 G6-3 1B	B FF 96 B FF 96 C FF 95 F FF 95 B FF 96 B SL 82 4-2 12 G1 BB				C FF 91 X FF 91 0-1 ② L8		3	0	1	0	1	0	1
12 Joe Panik, L (1, 4) OBP: 0.313, SLG: 0.328			C FF 88 C CH 88 B FF 90 1 SAFE D CH 87 X CH 88 3-1 ②③ G6-3 1-2f	C FF 96 C FF 96 B FF 96 1 SAFE F FF 97 X CH 92 1-2 ① G1 1-2				B FF 91 C SL 83 B SL 84 S CU 76 S SL 83 2-3 ③ K		4	0	0	0	0	1	2
37 Drew Pomeranz, R (1, 1) 54 Reyes Moronta, R (6, 1) 10 Evan Longoria, R (6, PH) OBP: 0.296, SLG: 0.373 49 Sam Dyson, R (7, 1) 41 Mark Melancon, R (8, 1) 19 Tyler Austin, R (8, PH) OBP: 0.283, SLG: 0.430 (9, 9)			S FF 90 S FF 89 B FF 89 F FF 91 B SL 84 C CU 70 2-3 ② K	F CH 90 X SI 90 0-1 ① F9			B SL 83 C FF 97 B FF 97 B FF 97 B FF 97 4-1 BB			1 0 1 0 0 0 0	0 0 0 0 0 0 0	0 0 0 0 0 0 0	0 0 0 0 0 0 1	0 0 0 0 0 0 0	1 0 0 0 0 0 0	0 0 0 0 0 0 0
Inning Stats	R: 0 E: 0 K: 0 S: 8 H: 1 LOB: 0 BB: 0 P: 13	R: 0 E: 0 K: 1 S: 11 H: 1 LOB: 1 BB: 0 P: 14	R: 0 E: 0 K: 1 S: 11 H: 1 LOB: 1 BB: 0 P: 18	R: 0 E: 0 K: 1 S: 7 H: 0 LOB: 0 BB: 0 P: 11	R: 0 E: 0 K: 0 S: 4 H: 1 LOB: 0 BB: 0 P: 8	R: 0 E: 0 K: 2 S: 10 H: 1 LOB: 1 BB: 0 P: 16	R: 0 E: 0 K: 1 S: 6 H: 0 LOB: 0 BB: 0 P: 10	R: 0 E: 0 K: 1 S: 13 H: 0 LOB: 2 BB: 2 P: 25	R: 3 E: 1 K: 2 S: 12 H: 2 LOB: 0 BB: 0 P: 16	1B: 5 2B: 1 3B: 0 HR: 1	SF: 0 SAC: 0 DP: 2 HBP: 1		WP: 0 PB: 0 SB: 0 CS: 1		PA: 35		

	AB	32
	R	3
	H	7
	RBI	3
	BB	2
	SO	9
	LOB	14

PITCHER		IP	WLS	BF	H	R	ER	SO	BB	IBB	HBP	BLK	WP	HR	S	P	ERA	WHIP
21 Zack Greinke, R ERA: 2.9	(1, 1)	7.0	W	24	5	0	0	6	0	0	1	0	0	0	57	90	0.00	0.714
50 Yoan López, R ERA: 1.11	(8, 1)	0.1		3	0	0	0	0	2	0	0	0	0	0	7	16	0.00	6.000
40 Andrew Chafin, L ERA: 3.25	(8, 1)	0.2	H	3	1	1	1	1	0	0	0	0	0	0	8	12	13.50	1.500
66 Yoshihisa Hirano, R ERA: 4.45	(9, 1)	0.0		1	0	0	0	0	0	0	0	0	0	0	1	1	∞	∞
56 Greg Holland, R ERA: 2.33	(9, 1)	1.0	S	4	1	2	1	2	0	0	0	0	0	1	9	12	9.00	1.000

PITCHER	IP	WLS	BF	H	R	ER	SO	BB	IBB	HBP	BLK	WP	HR	S	P	ERA	WHIP

Batter	1	2	3	4	5	6	7	8	9	AB	R	H	RBI	BB	SO	LOB
10 Adam Jones, R (1, 9) OBP: 0.315, SLG: 0.448	B FF 92 C FF 92 B CU 80 F FF 91 B FC 88 X FF 91 3-2 ① L8			C FF 91 F CH 85 X FC 88 0-2 ① G5-3		B FF 91 F CH 83 X FF 91 1-1 16 FC1-4 1B		B FF 91 X FF 92 1-0 4 G3 16 G1-3 53 1B 1B 2-3 3-H	B FF 93 S CU 81 F CU 80 C CU 81 1-3 ③ K 1-2	5	1	2	1	0	1	1
16 Tim Locastro, R (1, 7) OBP: 0.380, SLG: 0.327	F FF 92 B FC 88 F CU 79 X FF 91 1-2 ② L7			C FF 91 X CU 79 0-1 5 1B 1B		B FC 88 F FF 91 C FF 91 X CU 78 1-2 ① FC1-4 1-2f		C CU 76 T FF 92 B FF 91 X FF 91 1-2 ① G1-3 1-2		4	0	1	0	0	0	3
4 Ketel Marte, S (1, 8) OBP: 0.357, SLG: 0.571	C FC 88 B FF 91 S CH 86 X CU 79 1-2 ③ G6-3			C FC 87 F CU 77 B FF 90 B FC 85 F FC 87 B FF 92 1 SAFE F FC 87 T FF 93 3-2 ② K		X CH 84 0-0 ② F7		B FF 90 S CH 86 X CH 86 1-1 ② G3 2-3 3-H		4	0	0	1	0	1	3
5 Eduardo Escobar, S (1, 5) OBP: 0.351, SLG: 0.541		X FF 91 0-0 ① P4		1 SAFE B FF 89 F FF 92 B CU 76 X FC 87 2-1 1-2 1B		B CH 86 F FF 90 F CU 77 S CU 78 1-3 ③ K		C FF 92 B FF 92 B FF 90 F FF 91 B FF 91 B FF 91 4-2 53 1B BB		3	0	1	0	1	1	1
53 Christian Walker, R (1, 3) OBP: 0.328, SLG: 0.474		C FF 92 B CH 86 F CH 85 F FC 89 B FF 91 B CU 78 T FF 92 3-2 ② K		S CU 78 F FF 92 B FC 88 C FC 87 1-3 ③ K			B CU 76 F FF 92 F CH 85 S CU 78 1-3 ① K	B FC 86 F FC 86 B CU 77 F FC 86 F FF 92 X FF 91 2-2 1-2 3-H 1B		4	0	1	1	0	3	2
13 Nick Ahmed, R (1, 6) OBP: 0.308, SLG: 0.416		F FF 91 B CH 86 X CU 79 1-1 ③ G1-3			B CH 85 X FF 92 1-0 15 SF9 3B		F FC 87 B CH 85 X FC 88 1-1 ② F8	B FF 91 C CH 91 B FF 92 X SI 92 2-1 ③ P4		4	1	1	0	0	0	2
18 Carson Kelly, R (1, 2) OBP: 0.354, SLG: 0.527			C FF 91 B FF 92 C FF 92 C FF 89 1-3 ① K		F FC 87 C FF 92 B FF 91 B FF 92 C FC 87 2-3 ① K		B CH 86 B FC 87 S FF 91 F FF 90 B FC 86 F FF 91 F FC 87 S FF 91 3-3 ③ K		B FF 94 C SI 92 X SI 93 1-1 ① G6-3	4	0	0	0	0	3	1
15 Ildemaro Vargas, S (1, 4) OBP: 0.296, SLG: 0.375			T FC 89 X CH 86 0-1 ② G5-3		B CU 78 B FC 88 X FF 92 2-0 ② SF9 3-H			B SI 91 C CH 85 C CU 77 B FF 93 X CU 77 2-2 22 2B 10 1B 1B	B FF 93 B FF 94 C FF 93 F FF 93 F FF 94 F FF 94 F CU 81 B FF 95 B FF 94 4-2 10 DI BB	2	1	1	1	1	0	0
38 Robbie Ray, L (1, 1) OBP: 0.033, SLG: 0.033 21 Zack Greinke, R (5, PH) OBP: 0.317, SLG: 0.615 25 Archie Bradley, R (5, 1) 35 Matt Andriese, R (7, 1) 30 T.J. McFarland, L (7, 1) 22 Jake Lamb, L (8, PH) OBP: 0.345, SLG: 0.320 52 Zack Godley, R (8, 1) OBP: 0.263, SLG: 0.176 David Peralta, L (9, PH) OBP: 0.350, SLG: 0.477			C FF 92 X FF 92 0-1 ③ G1-3		S FF 93 S FF 91 F FF 92 F FC 88 S CU 80 0-3 ③ K			B CH 86 B FF 90 S FF 92 C FF 91 F FF 92 B CH 85 X FF 91 3-2 10 1B 4 G3 1-3 2B	F FF 93 F FF 94 B FF 93 F FF 93 S CU 82 1-3 ② K	1 1 0 0 0 1 1	0 0 0 0 0 1 1	0 0 0 0 0 1 1	0 1 0 0 0 1 1	0 0 0 0 0 0 0	0 1 0 0 0 1 1	0 0 0 0 0 0 1
Inning Stats	R: 0 E: 0 K: 0 S: 9 H: 0 LOB: 0 BB: 0 P: 14	R: 0 E: 0 K: 1 S: 7 H: 0 LOB: 0 BB: 0 P: 11	R: 0 E: 0 K: 1 S: 7 H: 0 LOB: 0 BB: 0 P: 8	R: 0 E: 0 K: 2 S: 15 H: 2 LOB: 2 BB: 0 P: 21	R: 1 E: 0 K: 2 S: 10 H: 1 LOB: 0 BB: 0 P: 15	R: 0 E: 0 K: 1 S: 9 H: 1 LOB: 1 BB: 0 P: 12	R: 0 E: 0 K: 2 S: 10 H: 0 LOB: 0 BB: 0 P: 15	R: 3 E: 0 K: 0 S: 21 H: 4 LOB: 2 BB: 1 P: 37	R: 0 E: 0 K: 2 S: 14 H: 0 LOB: 1 BB: 1 P: 21	1B: 6 2B: 1 3B: 1 HR: 0 SF: 1 SAC: 0 DP: 0 HBP: 0						

PITCHER		IP	WLS	BF	H	R	ER	SO	BB	IBB	HBP	BLK	WP	HR	S	P	ERA	WHIP
40 Madison Bumgarner, L ERA: 4.02	(1, 1)	7.0	W	25	4	1	1	9	0	0	0	0	0	0	67	96	1.29	0.571
57 Dereck Rodríguez, R ERA: 5.27	(8, 1)	0.2		7	4	3	3	0	1	0	0	0	0	0	19	33	40.50	7.500
58 Trevor Gott, R ERA: 3.93	(8, 1)	1.1		5	0	0	0	2	1	0	0	0	0	0	16	25	0.00	0.750

PITCHER	IP	WLS	BF	H	R	ER	SO	BB	IBB	HBP	BLK	WP	HR	S	P	ERA	WHIP

TOP

Arizona Diamondbacks @ San Francisco Giants
Oracle Park, San Francisco, CA
Sun Jun 30 2019, 1:08 PM - 4:15 PM PDT
Att. 31,778 - Sunny - 64 F

livebaseballscorecards.com

AB	34
R	4
H	8
RBI	4
BB	2
SO	11
LOB	14

1B: 6 2B: 1 3B: 1 HR: 0	SF: 1 SAC: 0 DP: 0 HBP: 0	WP: 0 PB: 0 SB: 0 CS: 0	PA: 37

BOTTOM

Batter	1	2	3	4	5	6	7	8	9	AB	R	H	RBI	BB	SO	LOB
7 Donovan Solano, R (1, 6) OBP: 0.328, SLG: 0.323	C FF 89 F KC 81 B SI 92 X SL 84 1-2 ① G5-3		B KC 81 F FF 90 F FF 91 F FF 92 B SL 84 X FF 92 2-2 ① P6 C FF 91 T FF 92 X FF 93 0-2 1B			C FF 95 1 SAFE X SI 95 0-1 ②③ G5-4-3 1-2f	B SI 89 B SI 89 F SI 89 X SL 80 2-1 E5 9 FC6 1-2			5	0	1	0	0	0	2
9 Brandon Belt, L (1, 3) OBP: 0.358, SLG: 0.422	B FF 92 S SL 83 B SL 85 B FF 92 T SL 83 F SL 83 B KC 81 4-2 28 2B BB		F SL 84 S F SI 93 B SL 84 X KC 82 1-2 28 1B 1 1B 2B	1 SAFE X FF 92 0-0 ③ P5			B FF 90 B FF 90 B CH 84 B FF 91 4-0 28 BB 8 1B 10 1B BB X SI 90 0-0 ② FC6 1-2f 2-3			3	2	1	0	2	0	3
19 Tyler Austin, R (1, 7) OBP: 0.285, SLG: 0.422 8 Alex Dickerson, L (7, PH) OBP: 0.345, SLG: 0.529 (8, 7)	C SI 91 B SI 92 S SL 84 S FF 91 1-3 ② K		D SL 84 B SI 91 S SL 85 S SL 84 B SL 84 B SL 85 4-2 28 1B 1 1B BB		C FF 94 C FF 95 B FF 96 F FF 95 F KC 83 F FF 96 C FF 96 1-3 ① K		X CU 81 0-0 10 1B 28 BB 1 1B 1-2 1B X SI 90 1-2 F8 ③			2 2	1 1	0 1	0 0	1 0	2 0	1 2
28 Buster Posey, R (1, 2) OBP: 0.315, SLG: 0.382 21 Stephen Vogt, L (8, PH) OBP: 0.346, SLG: 0.495 (9, 2)	1 SAFE F FF 91 X FF 91 0-1 ③ 1-H 2B		C KC 92 B SL 82 B FF 91 X SL 84 2-1 1 1B 1-2 2-3 1B		C KC 82 X SI 95 0-1 1 2B 1B		B CH 84 D CH 85 B FF 92 C FF 91 B FF 92 4-1 1 1B 10 1B 5 2B 1-2 2-3 BB	C SI 91 F FC 90 B KC 85 B CH 83 F FC 90 S KC 84 2-3 ① K		3 1	1 0	3 0	0 0	1 0	0 1	0 0
10 Evan Longoria, R (1, 5)		F KC 80 C SI 90 B FF 90 B SL 83 F SI 92 F FF 93 B SL 85 B SI 93 4-2 1 HR BB	S SI 91 F FF 92 C FF 92 0-3 ② K		S SI 95 X FF 95 0-1 ② F8		B CH 86 F FF 92 C CH 85 X FF 92 1-2 1 1B 5 2B 1-2 2-3 3-H 1B	C FC 89 B KC 83 F FC 90 F KC 84 S KC 83 1-3 ② K		4	2	1	1	1	2	4
1 Kevin Pillar, R (1, 8) OBP: 0.268, SLG: 0.408		X SI 91 0-0 1-H HR	C FF 92 F FF 92 F SL 85 X FF 93 0-2 1-3 2-H 3-H 1B		F FF 96 X FF 96 0-1 1-3 2B		X CU 82 0-0 5 2B 12 SF8 1-2 2-3 3-H 1B	X SI 92 0-0 ③ L9		5	2	4	5	0	0	0
5 Mike Yastrzemski, L (1, 9) OBP: 0.298, SLG: 0.441		C FF 92 B SL 83 C SL 84 X SL 85 1-2 ① G4-3	S FF 92 1 SAFE T FF 92 S FF 92 0-3 ③ K		F FF 97 C CH 89 B FF 97 S KC 83 1-3 ③ K		S SI 89 X SI 88 0-1 12 SF8 48 1B 1-3 2-H 3-H 2B			4	1	1	2	0	2	4
12 Joe Panik, L (1, 4) OBP: 0.313, SLG: 0.326		C FF 92 B SL 84 X 1-1 ② G3-1		B SL 79 F FF 88 S SL 81 B SL 81 F FF 91 S SL 83 2-3 ① K		C FF 93 B CH 86 B CH 88 B FF 95 B FF 94 4-1 7 G5-4-3 BB	B SL 80 X 1-0 ① SF8 2-3 3-H			2	0	0	1	1	1	0
40 Madison Bumgarner, R (1, 1) OBP: 0.231, SLG: 0.229 48 Pablo Sandoval, S (7, PH) OBP: 0.320, SLG: 0.556 57 Dereck Rodriguez, R (8, 1) OBP: 0.176, SLG: 0.176 58 Trevor Gott, R (8, 1)		S KC 82 B KC 83 X SI 93 1-1 ③ G6-3	B FF 90 S KC 80 C KC 74 B FF 92 B SL 84 S SL 84 3-3 ② K		C FF 93 B FF 96 1 SAFE 1 SAFE B KC 80 F FF 96 L FF 96 2-3 ① K		B SI 89 X 1-0 9 FC6 7 E 3-H 1B			3 1 0 0	0 0 0 0	0 1 0 0	0 1 0 0	2 0 0 0	0 0 0 0	1 0 0 0
Inning Stats	R: 0 E: 0 K: 1 S: 11 H: 1 LOB: 2 BB: 1 P: 17	R: 2 E: 0 K: 0 S: 12 H: 1 LOB: 0 BB: 1 P: 19	R: 2 E: 0 K: 2 S: 22 H: 3 LOB: 2 BB: 1 P: 31	R: 0 E: 0 K: 2 S: 11 H: 1 LOB: 1 BB: 0 P: 16	R: 0 E: 0 K: 2 S: 15 H: 2 LOB: 2 BB: 0 P: 17	R: 0 E: 0 K: 1 S: 6 H: 0 LOB: 0 BB: 1 P: 12	R: 6 E: 1 K: 0 S: 16 H: 5 LOB: 2 BB: 2 P: 30	R: 0 E: 0 K: 2 S: 9 H: 0 LOB: 0 BB: 0 P: 12		1B: 8 2B: 4 3B: 0 HR: 1 SF: 1 SAC: 0 DP: 1 HBP: 0				WP: 0 PB: 0 SB: 0 CS: 0	PA: 42	

PITCHER		IP	WLS	BF	H	R	ER	SO	BB	IBB	HBP	BLK	WP	HR	S	P	ERA	WHIP
38 Robbie Ray, L ERA: 4.1	(1, 1)	4.0	L	20	6	4	4	5	3	0	0	0	0	1	56	83	9.00	2.250
25 Archie Bradley, R ERA: 5.21	(5, 1)	2.0		8	2	0	0	3	1	0	0	0	0	0	21	29	0.00	1.500
35 Matt Andriese, R ERA: 5.83	(7, 1)	0.0		5	3	5	5	0	2	0	0	0	0	0	6	15	∞	∞
30 T.J. McFarland, L ERA: 6.37	(7, 1)	1.0		6	2	1	1	0	0	0	0	0	0	0	10	15	9.00	2.000
52 Zack Godley, R ERA: 6.61	(8, 1)	1.0		3	0	0	0	2	0	0	0	0	0	0	9	12	0.00	0.000

PITCHER	IP	WLS	BF	H	R	ER	SO	BB	IBB	HBP	BLK	WP	HR	S	P	ERA	WHIP

Arizona Diamondbacks @ San Francisco Giants
Oracle Park, San Francisco, CA
Sun Jun 30 2019, 1:08 PM - 4:15 PM PDT
Att. 31,778 - Sunny - 64 F

livebaseballscorecards.com

AB	35
R	10
H	13
RBI	10
BB	6
SO	10
LOB	17

San Francisco Giants @ San Diego Padres

Petco Park, San Diego, CA

Mon Jul 01 2019, 7:12 PM - 10:24 PM PDT

Att. 25,274 - Clear - 71 F

TOP

livebaseballscorecards.com

Batter	1	2	3	4	5	6	7	8	9	AB	R	H	RBI	BB	SO	LOB
7 Donovan Solano, R (1, 6) OBP: 0.329, SLG: 0.338	C FF 95 X FF 94 0-1 ① G3		C CH 83 B FF 93 B SL 84 1 SAFE F FF 92 F CH 82 F FF 94 B CU 76 S SL 82 3-3 ② K		X CH 81 0-0 9 BB 19 2B 1B	C FF 90 X CU 77 0-1 ② F9		B FF 94 B FF 96 C FF 95 F FF 96 F FF 96 F SL 86 X SL 85 2-2 9 L8 28 WP 2B	F FF 99 B FF 100 C SL 84 B FF 99 X FF 98 2-2 ③ P4	6	2	2	0	0	1	2
9 Brandon Belt, L (1, 3) OBP: 0.359, SLG: 0.420	S FF 95 B FF 95 F SL 87 B FF 95 X SL 84 2-2 ② F8		S SL 86 D SL 82 B FF 93 F SL 83 1 SAFE S SL 83 2-3 ③ K		C FF 92 S CH 82 D SL 82 D SL 83 B FF 92 B FF 91 4-2 19 2B 28 2B 1-2 2-3 BB	F FF 92 B FF 91 X FF 90 1-1 19 BB 2-H 1B		B FF 96 S FF 96 F FF 96 D SL 87 X FF 97 2-2 ① L8 2-3		4	1	1	1	1	1	2
19 Tyler Austin, R (1, 7) OBP: 0.299, SLG: 0.432 8 Alex Dickerson, L (8, PH) OBP: 0.339, SLG: 0.519 (8, 7)	F FF 94 F CH 81 B FF 94 F CH 82 B FF 93 F CH 82 X SL 86 2-2 E4			B CU 76 B CU 76 B FF 92 4-0 28 G5-3 10 2B BB	S CH 80 X CH 82 0-1 28 2B 1-3 2-H 3-H 2B	S FF 92 B FF 91 B SL 80 B FF 91 B FF 92 4-1 1-2 BB		F SL 85 F FF 97 C FF 96 0-3 ② K		2	2	1	2	2	0	0
										1	0	0	0	0	1	1
28 Buster Posey, R (1, 2) OBP: 0.317, SLG: 0.387 45 Derek Holland, S (9, 1) OBP: 0.091, SLG: 0.091	C FF 94 S CH 83 X FF 93 0-2 ③ G4-3			B SL 83 B FF 92 B FF 92 C FF 91 C FF 91 F FF 92 X FF 92 3-2 ① G5-3 1-2	C CU 75 B CH 79 B FF 90 S CU 75 X FF 91 2-2 2-H 3-H 2B	B CU 78 F FF 92 T FF 91 B SL 82 X FF 92 2-2 ③ F8		B FF 98 X FF 98 1-0 10 HBP 1 HR 3-H 1B		5	1	2	2	0	0	4
										0	0	0	0	0	0	0
10 Evan Longoria, R (1, 5) OBP: 0.305, SLG: 0.389		B CU 76 F FF 92 C SL 85 B CH 81 X SL 85 2-2 ① L6		X SL 82 0-0 53 3B 2-H 2B	C FF 92 X SL 80 0-1 ① P4		C CU 78 C SL 83 B CU 76 X FF 91 1-2 HR	H FF 98 1-0 1 HR 1-2 HBP		4	3	2	2	0	0	1
1 Kevin Pillar, R (1, 8) OBP: 0.267, SLG: 0.414		X FF 93 0-0 ② G6-3		B CH 80 X CH 81 1-0 ② G5-3	B CU 76 F FF 93 S FF 93 B FF 92 D CU 77 X FF 92 3-2 ② F8		B FF 91 B FF 91 F FF 92 F FF 91 B FF 92 F FF 90 X FF 90 3-2 ① F7	B SL 84 F SL 84 F FF 99 F FF 99 D SL 86 X FF 99 2-2 1-H 2-H HR		5	1	1	3	0	0	2
53 Austin Slater, R (1, 9) OBP: 0.400, SLG: 1.400		C CH 81 B CH 82 X 1-1 ③ G1-3		C CH 80 B FF 92 X SL 81 1-1 2-H 3B	F FF 93 B CU 75 B FF 92 F FF 91 F SL 80 F FF 92 X CU 76 2-2 ③ G6-3		F CU 78 C CU 76 B SL 80 X CU 76 1-2 HR	S FF 99 B FF 100 B SL 87 S FF 98 B FF 99 S SL 85 3-3 ③ K		5	1	2	2	0	1	1
12 Joe Panik, L (1, 4) OBP: 0.314, SLG: 0.327			B FF 93 X FF 93 1-0 1B	C SL 82 F CH 80 D SL 81 X CH 81 1-2 ③ G4-3		C FF 91 X CU 78 0-1 29 SH3-4 9 1B 1B	C FF 91 F FF 91 F FF 91 F FF 92 X CU 75 0-2 ② G1-3		B CH 84 C CH 84 C SL 84 X FF 99 1-2 ① G5-3	5	1	2	0	0	0	1
29 Jeff Samardzija, R (1, 1) OBP: 0.130, SLG: 0.174 21 Stephen Vogt, L (9, PH) OBP: 0.343, SLG: 0.490 (9, 2)			C FF 90 L FF 92 S CU 75 0-3 ① K		B FF 90 B FF 90 C FF 90 X FF 89 2-1 9 BB 19 2B 2B	X CU 74 0-0 ① SH3-4 1-2	S FF 90 C FF 91 S FF 90 0-3 ③ K		B CH 85 C FF 98 C SL 84 X FF 99 1-2 ② F8	3	1	1	0	0	2	1
										1	0	0	0	0	0	0
Inning Stats	R: 0 E: 1 K: 0 S: 13 H: 0 LOB: 1 BB: 0 P: 17	R: 0 E: 0 K: 0 S: 6 H: 0 LOB: 0 BB: 0 P: 9	R: 0 E: 0 K: 3 S: 12 H: 1 LOB: 1 BB: 0 P: 18	R: 2 E: 0 K: 0 S: 11 H: 2 LOB: 1 BB: 1 P: 21	R: 4 E: 0 K: 0 S: 20 H: 4 LOB: 1 BB: 1 P: 33	R: 1 E: 0 K: 0 S: 11 H: 2 LOB: 2 BB: 1 P: 18	R: 2 E: 0 K: 1 S: 18 H: 2 LOB: 0 BB: 0 P: 23	R: 4 E: 0 K: 2 S: 19 H: 3 LOB: 0 BB: 0 P: 30	R: 0 E: 0 K: 0 S: 9 H: 0 LOB: 0 BB: 0 P: 13	1B: 5 2B: 5 3B: 1 HR: 3 SF: 0 SAC: 1 DP: 0 HBP: 1						

	AB	41
	R	13
	H	14
	RBI	12
	BB	3
	SO	6
	LOB	15

WP: 1 PA: 46
PB: 0
SB: 0
CS: 0

PITCHER		IP	WLS	BF	H	R	ER	SO	BB	IBB	HBP	BLK	WP	HR	S	P	ERA	WHIP
54 Logan Allen, L ERA: 4.24	(1, 1)	4.0	L	22	7	6	6	3	2	0	0	0	0	0	52	83	13.50	2.250
88 Phil Maton, R ERA: 7.77	(5, 1)	3.0		14	4	3	3	1	1	0	0	0	0	2	39	56	9.00	1.667
58 Trey Wingenter, R ERA: 3.77	(8, 1)	0.2		3	1	1	1	1	0	0	0	0	0	0	11	15	13.50	1.500
66 Robert Stock, R ERA: 9.35	(8, 1)	1.1		7	2	3	3	1	0	0	1	0	1	1	17	28	20.25	1.500

PITCHER	IP	WLS	BF	H	R	ER	SO	BB	IBB	HBP	BLK	WP	HR	S	P	ERA	WHIP

Batter	1	2	3	4	5	6	7	8	9	AB	R	H	RBI	BB	SO	LOB
23 Fernando Tatis Jr., R (1, 6) OBP: 0.407, SLG: 0.620	B SI 90 B SL 85 C SI 91 B KC 74 B SI 91 4-1 13 G3-1 30 S BB		C SI 92 X SI 93 0-1 ② F8			B FC 89 X FC 89 1-0 13 SF4 3B	B SI 93 D SI 94 X SL 87 2-0 ③ FC6-4 1-2f			3	1	1	0	1	0	3
30 Eric Hosmer, L (1, 3) OBP: 0.351, SLG: 0.469 4 Wil Myers, R (8, 3) OBP: 0.314, SLG: 0.399	B FC 87 1 SAFE S FF 90 B SL 85 F FF 92 1 SAFE F FF 92 C FC 90 2-3 ① K 1-2		B FF 92 C SL 85 F FF 91 C SI 94 1-3 ③ K 1-2			T SL 84 S SL 85 S SL 86 0-3 ① K		C SI 92 B SI 92 B SL 86 X SI 92 2-1 ① G5-3		3 1	0 0	0 0	0 0	0 0	3 0	3 0
13 Manny Machado, R (1, 5) OBP: 0.349, SLG: 0.513 5 Greg Garcia, L (8, 5) OBP: 0.355, SLG: 0.421	D C SI 91 B SI 93 X SL 85 2-1 ② G3-1 2-3			B KC 77 B SL 86 C FC 89 X SI 94 2-1 ① G5-3		X FC 91 0-0 ② SF4 3-H		B SL 83 C SL 84 X FC 88 1-1 2B		2 1	0 0	0 1	1 0	0 0	0 0	1 0
10 Hunter Renfroe, R (1, 7) OBP: 0.306, SLG: 0.599 (8, 8)	X SI 93 0-0 ③ G5-3			B FF 94 X SI 94 1-0 ② G6-3		C FC 89 X FF 94 0-1 ③ F8		B FC 89 C SL 85 S FF 93 F FF 93 T FF 93 1-2 ② K		4	0	0	0	0	1	2
32 Franmil Reyes, R (1, 9) OBP: 0.300, SLG: 0.554		C FF 91 B SI 94 X SI 92 1-1 ① G5-3		B SI 94 X SI 94 1-0 1B			C FC 89 B SI 93 S SI 92 X FC 90 1-2 ① G4-3	B SI 93 F SI 94 B SI 93 X SI 93 2-1 ③ G6-3		4	0	1	0	0	0	1
27 Francisco Mejía, S (1, 2) OBP: 0.270, SLG: 0.358		F SL 84 B FF 91 F SL 85 X SI 94 1-2 ② F7		B SL 85 X SL 87 1-0 ③ P4			F SL 85 F SL 84 B FF 92 F SL 86 X SI 94 1-2 3 G4-3 22 2B 1B		F SI 95 F SI 94 B SL 83 X SL 82 1-2 E5 22 G4-3 3 G4-3	4	1	1	0	0	0	1
3 Ian Kinsler, R (1, 4) OBP: 0.276, SLG: 0.381		C FF 93 C FF 94 B FF 92 F FF 92 S SI 95 1-3 ③ K			B FF 92 B FF 92 X SI 93 2-0 ① G5-3		C SI 93 B SI 93 S FC 91 B SI 94 X SI 94 2-2 ② G4-3 1-2		B SI 94 F SI 94 C SI 94 B SL 83 X SI 94 2-2 ① G4-3 1-2	4	0	0	0	0	1	2
54 Logan Allen, R (1, 1) OBP: 0.250, SLG: 0.250 88 Phil Maton, R (5, 1) OBP: 0.250, SLG: 0.250 22 Josh Naylor, L (7, PH) OBP: 0.280, SLG: 0.337 (8, 7)			B FF 92 B SI 92 C FF 91 X SI 92 2-1 ① G6-3		C FF 92 S SL 86 B SL 86 B SI 94 F SI 92 F FC 88 S SL 83 2-3 ② K		C FC 91 B SL 87 S FC 91 B FF 90 X FC 90 2-2 7 E 2-H 2B		X SL 83 0-0 ② G4-3 2-3	1 1 2	0 0 0	0 0 1	0 0 1	0 0 0	0 1 0	0 0 1
7 Manuel Margot, R (1, 8) OBP: 0.289, SLG: 0.333 58 Trey Wingenter, R (8, 1) 66 Robert Stock, L (8, 1) 18 Austin Hedges, R (9, PH) OBP: 0.248, SLG: 0.311			B FF 94 B SI 93 B FF 93 B FF 92 4-0 30 S BB		C FF 93 T FC 89 X SI 94 0-2 ③ G5-3		C SL 86 F FC 89 X SI 94 0-2 E5 23 FC6-4 2-3		S SI 95 F SI 94 F SI 94 S SI 94 0-3 ③ K	2 0 0 1	0 0 0 0	0 0 0 0	0 0 0 1	1 0 0 1	0 0 0 1	1 0 0 1
Inning Stats	R: 0 E: 0 K: 1 S: 8 H: 0 LOB: 1 BB: 1 P: 16	R: 0 E: 0 K: 1 S: 9 H: 0 LOB: 0 BB: 0 P: 12	R: 0 E: 0 K: 1 S: 7 H: 0 LOB: 1 BB: 1 P: 14	R: 0 E: 0 K: 0 S: 5 H: 1 LOB: 1 BB: 0 P: 10	R: 0 E: 0 K: 1 S: 9 H: 0 LOB: 0 BB: 0 P: 13	R: 1 E: 0 K: 1 S: 7 H: 1 LOB: 0 BB: 0 P: 8	R: 1 E: 1 K: 0 S: 17 H: 2 LOB: 2 BB: 0 P: 25	R: 0 E: 0 K: 1 S: 10 H: 1 LOB: 1 BB: 0 P: 16	R: 0 E: 1 K: 1 S: 11 H: 0 LOB: 1 BB: 0 P: 14	1B: 2 2B: 2 3B: 1 HR: 0 SF: 1 SAC: 0 DP: 0 HBP: 0						WP: 0 PB: 0 SB: 2 CS: 0 PA: 36	

PITCHER		IP	WLS	BF	H	R	ER	SO	BB	IBB	HBP	BLK	WP	HR	S	P	ERA	WHIP
29 Jeff Samardzija, R ERA: 4.32	(1, 1)	8.0	W	32	5	2	2	6	2	0	0	0	0	0	72	114	2.25	0.875
45 Derek Holland, L ERA: 5.97	(9, 1)	1.0		4	0	0	0	1	0	0	0	0	0	0	11	14	0.00	0.000

PITCHER	IP	WLS	BF	H	R	ER	SO	BB	IBB	HBP	BLK	WP	HR	S	P	ERA	WHIP

BOTTOM

San Francisco Giants @ San Diego Padres

Petco Park, San Diego, CA

Mon Jul 01 2019, 7:12 PM - 10:24 PM PDT

Att. 25,274 - Clear - 71 F

livebaseballscorecards.com

AB	33
R	2
H	5
RBI	2
BB	2
SO	7
LOB	16

San Francisco Giants @ San Diego Padres

Petco Park, San Diego, CA

Tue Jul 02 2019, 7:13 PM - 10:23 PM PDT

Att. 24,007 - Clear - 69 F

TOP

livebaseballscorecards.com

Batter	1	2	3	4	5	6	7	8	9	AB	R	H	RBI	BB	SO	LOB
7 Donovan Solano, R (1, 6) OBP: 0.342, SLG: 0.392	C FF 92 B FF 93 F FF 93 B FC 85 X FF 93 2-2 HR		C FC 87 B FF 91 C FF 91 X CU 81 1-2 ① L8		F FF 90 C FC 84 F CU 82 X CH 86 0-2 9 10 HR 1B 1B	B SI 89 B FF 89 X SI 88 2-0 1B	D CU 77 X SI 91 1-0 ③ L9		C SL 84 X FF 97 0-1 ② F9	6	2	3	1	0	0	3
9 Brandon Belt, L (1, 3) OBP: 0.362, SLG: 0.421	C CU 82 T CH 87 C FC 90 0-3 ① K		C CU 82 B FC 88 X CU 82 1-1 1B		B FC 84 X FC 84 1-0 10 HR 1-2 1B	B FF 90 F FF 90 B CH 83 X SI 90 2-1 ① L5		S CH 85 X CH 84 0-1 ① F9	C SL 82 S CH 87 B SI 98 B SL 84 F SL 84 B FF 98 X CH 88 3-2 8 WP 1B	6	1	3	0	0	1	1
19 Tyler Austin, R (1, 7) OBP: 0.290, SLG: 0.417 8 Alex Dickerson, L (8, PH) OBP: 0.345, SLG: 0.509 (8, 7)	X FF 93 0-0 ② G6-3		C CU 79 B FC 84 C CH 84 B FF 90 F CU 81 F FF 92 X FC 87 2-2 ② F9		C CU 77 S FC 84 S FF 91 0-3 ① K	T SI 91 C CU 75 D CU 78 B FF 90 F CU 74 F FF 90 S CH 84 2-3 ② K		B FF 98 C CH 83 C SL 85 B SI 98 F CH 86 B FF 99 B SL 85 4-2 28 BB 10 2B BB	C FF 97 B FF 98 B SL 83 D CH 85 F FF 96 S FF 98 3-3 ③ K 1-2	4 1	0 1	0 1	0 1	2 1	4 1
28 Buster Posey, R (1, 2) OBP: 0.314, SLG: 0.380	X FF 94 0-0 ③ F9		C CH 84 D FC 87 B FC 86 X FF 90 2-1 ③ L9		X FF 91 0-0 ② L8	D CU 76 B CH 83 F FF 91 X FF 91 2-1 ③ F8		D SL 84 B FF 98 B FF 98 B FF 98 4-0 10 2B 1 G6-3 1-2 BB		4	1	0	0	1	0	4
10 Evan Longoria, R (1, 5) OBP: 0.314, SLG: 0.424		B FF 91 X CH 84 1-0 HR	S FF 91 C FC 87 B FF 92 X CU 82 1-2 ① L8		F FF 91 X FF 91 0-1 1-H 2-H HR		B CU 74 X FF 89 1-0 53 BB 1 1B 1B	C SL 84 B SL 85 C FF 99 B FF 99 X FF 100 2-2 1 G6-3 5 1B 1-3 2-H 2B		5	3	4	5	0	0	0
1 Kevin Pillar, R (1, 8) OBP: 0.275, SLG: 0.427		X FF 93 0-0 2B	C CU 79 X CU 79 0-1 53 2B 2B	X FC 86 0-0 53 2B 1B			C CH 83 X SI 89 0-1 53 BB 1-2 1B	B SL 84 X FF 99 1-0 ② G6-3 2-3 3-H		5	2	4	1	0	0	1
53 Austin Slater, R (1, 9) OBP: 0.556, SLG: 1.375 5 Mike Yastrzemski, L (8, PH) OBP: 0.303, SLG: 0.446 (8, 9)		C CU 80 D CH 85 C FF 92 D CU 82 F FF 91 B FC 88 2 SAFE C CU 82 3-3 ① K	C FF 91 C FF 90 F CU 81 X FC 87 0-2 12 F8 2-H 2B S CU 79 X FF 90 0-1 1-H 2B				S CU 74 D CU 76 D SI 90 B FF 90 B SI 89 4-1 1-2 2-3 BB F FF 98 F FF 99 X CH 87 0-2 3-H 1B		3 1	0 0	2 1	2 1	1 0	1 0	1 0
12 Joe Panik, L (1, 4) OBP: 0.312, SLG: 0.322		C FF 91 S FC 86 X CU 81 0-2 ② L8	X FF 91 0-0 ② F8 2-3 0-0 IBB				F FF 89 B FF 89 D CU 75 F FF 90 S CH 83 2-3 ① K B CH 86 C CH 85 X FF 98 1-1 ③ G4-3		4	0	0	0	1	1	6
38 Tyler Beede, R (1, 1) OBP: 0.235, SLG: 0.071 54 Reyes Moronta, R (8, 1) 48 Pablo Sandoval, S (9, PH) OBP: 0.319, SLG: 0.553 45 Derek Holland, S (9, 1) OBP: 0.091, SLG: 0.091		F FF 91 C FF 92 S CU 82 0-3 ③ K	B CU 79 S FF 91 F FF 92 S CU 82 1-3 ③ K	S FF 91 C FF 91 S CU 83 0-3 ③ K			F SI 90 S SI 90 C CU 76 0-3 ② K		B CH 83 S CH 83 F FF 97 F SL 85 F FF 98 B SL 85 S CH 86 2-3 ① K	4 0 1 0	0 0 0 0	0 0 0 0	0 0 0 0	4 0 0 0	7 0 0 0	0 0 0 0

Inning Stats	1	2	3	4	5	6	7	8	9
R	1	1	0	1	4	0	0	3	0
E	0	0	0	0	0	0	0	0	0
K	1	2	0	1	2	1	2	0	2
S	8	12	12	13	17	10	11	14	14
H	1	2	1	2	5	1	2	2	1
LOB	0	1	0	1	2	1	3	1	1
BB	0	0	0	0	1	0	1	2	0
P	10	16	18	15	18	18	19	26	22

1B	9
2B	5
3B	0
HR	3
SF	0
SAC	0
DP	0
HBP	0
WP	1
PB	0
SB	0
CS	0
PA	48

PITCHER		IP	WLS	BF	H	R	ER	SO	BB	IBB	HBP	BLK	WP	HR	S	P	ERA	WHIP
55 Matt Strahm, L ERA: 5.42	(1, 1)	5.0	L	27	11	7	7	6	0	1	0	0	0	3	62	77	12.60	2.200
41 Robbie Erlin, L ERA: 5.08	(6, 1)	2.0		10	3	0	0	3	1	0	0	0	0	0	21	37	0.00	2.000
66 Robert Stock, R ERA: 10.13	(8, 1)	2.0		11	3	3	3	2	2	0	0	0	1	0	28	48	13.50	2.500

PITCHER	IP	WLS	BF	H	R	ER	SO	BB	IBB	HBP	BLK	WP	HR	S	P	ERA	WHIP

AB	44
R	10
H	17
RBI	10
BB	4
SO	11
LOB	28

Batter	1	2	3	4	5	6	7	8	9	AB	R	H	RBI	BB	SO	LOB
23 Fernando Tatis Jr., R (1, 6) OBP: 0.399, SLG: 0.606	C FF 94 C CU 79 X CU 80 0-2 ① G6-3		B SL 86 S CH 83 C FF 94 B FF 95 T FF 95 2-2 ② K			B SL 87 B SL 85 F FF 94 F FF 94 X CH 82 2-2 ② P4		S SL 84 F SL 84 S FF 96 0-3 ① K		4	0	0	0	0	2	2
30 Eric Hosmer, L (1, 3) OBP: 0.347, SLG: 0.463	X FF 94 0-0 ② G6-3		S CH 84 X CH 84 0-1 ③ G4-3			C FF 94 B CH 84 S CH 83 B SL 86 F FF 96 F FF 94 T SL 85 2-2 ③ K		C FF 98 B CH 88 F SL 80 X SL 82 2-2 ② F8		4	0	0	0	0	1	2
10 Hunter Renfroe, R (1, 8) OBP: 0.305, SLG: 0.593	F FF 94 C FF 94 B FF 95 B CU 80 B CU 78 X FF 94 3-2 ③ L8			B CU 80 B CU 77 S FF 93 F FF 95 B CU 81 F FF 93 X FF 94 3-2 ① F8			B FF 93 F FF 94 S FF 94 B FF 94 X CH 82 2-2 22 F7-5 32 1B 1B	S FF 97 F FF 97 F FF 97 B SL 84 F SL 84 S SL 83 1-3 ③ K		4	0	1	0	0	1	1
32 Franmil Reyes, R (1, 9) OBP: 0.303, SLG: 0.565		F FF 93 B FF 94 B FF 94 B FF 94 X FF 94 3-1 HR		S SL 87 B SL 84 X FF 93 1-1 ② G6-3			X FF 94 0-0 1-2 1B		B SI 93 S SL 81 F SI 93 B SL 81 X SL 83 2-2 ① L7	4	1	2	1	0	0	0
22 Josh Naylor, L (1, 7) OBP: 0.271, SLG: 0.326 66 Robert Stock, L (8, 1) 7 Manuel Margot, R (9, PH) OBP: 0.293, SLG: 0.342		B CH 83 B FF 94 B FF 94 C FF 94 X FF 94 3-1 ① G4-3		C CH 82 X FF 94 0-1 ③ G1-3			C FF 94 S CH 82 B FF 94 B FF 95 B FF 95 X FF 96 3-2 ①② F7-5 2-3		B SL 81 B SI 93 C SI 93 T SI 92 X SI 94 2-2 27 1B 3 SF8 2B	3 0 1	0 0 1	0 0 1	0 0 1	0 0 0	0 0 0	2 0 0
27 Francisco Mejía, S (1, 2) OBP: 0.269, SLG: 0.353		B CH 83 B CH 83 X FF 93 2-0 ② P6	C FF 93 B SL 85 S CH 81 X CH 82 1-2 ① G3-1				F FF 94 F FF 94 B SL 86 D CH 84 F CH 84 F FF 94 F SL 86 X CH 84 2-2 ③ G4-3		D SL 83 B SI 93 X SI 92 2-0 4 DI 2-3 1B	4	0	1	0	0	0	1
3 Ian Kinsler, R (1, 4) OBP: 0.275, SLG: 0.380		X FF 94 0-0 ③ F8	C FF 94 F FF 94 B SL 84 B SL 86 S CH 83 2-3 ② K				S FF 98 C SL 82 B FF 97 B FF 98 X FF 98 2-2 4 HR 1B	B SI 93 B SI 94 F SI 94 C SI 93 B SL 83 X SI 94 3-2 ② SF8 3-H		3	1	1	1	0	1	0
55 Matt Strahm, R (1, 1) OBP: 0.364, SLG: 0.400 18 Austin Hedges, R (5, PH) OBP: 0.246, SLG: 0.309 41 Robbie Erlin, R (6, 1) 4 Wil Myers, R (8, 7) OBP: 0.315, SLG: 0.412			F FF 93 C FF 94 B CU 78 F FF 93 B SL 84 X FF 93 2-2 1B		B FF 95 X FF 93 1-0 ③ F8			D SL 84 X FF 98 1-0 1-H HR	B SI 93 B SI 94 C SI 94 X SL 81 2-1 ③ L7 1-2	1 1 0 2	0 0 0 1	1 0 0 1	0 0 0 2	0 0 0 0	0 0 0 1	0 0 0
5 Greg Garcia, L (1, 5) OBP: 0.355, SLG: 0.420			X FF 92 0-0 ① F7			B FF 93 C FF 94 B CH 84 C FF 94 F FF 94 B FF 94 S FF 93 3-3 ① K		B SL 81 B FF 98 X FF 97 2-0 1B		3	0	1	0	0	1	1
Inning Stats	R: 0 E: 0 K: 0 S: 7 H: 0 LOB: 0 BB: 0 P: 10	R: 1 E: 0 K: 0 S: 6 H: 1 LOB: 0 BB: 0 P: 14	R: 0 E: 0 K: 1 S: 10 H: 1 LOB: 1 BB: 0 P: 14	R: 0 E: 0 K: 0 S: 8 H: 0 LOB: 0 BB: 0 P: 12	R: 0 E: 0 K: 1 S: 7 H: 0 LOB: 0 BB: 0 P: 11	R: 0 E: 0 K: 2 S: 12 H: 0 LOB: 0 BB: 0 P: 19	R: 0 E: 0 K: 0 S: 13 H: 2 LOB: 1 BB: 0 P: 20	R: 2 E: 0 K: 2 S: 16 H: 3 LOB: 1 BB: 0 P: 24	R: 1 E: 0 K: 0 S: 12 H: 2 LOB: 1 BB: 0 P: 23	1B: 6 2B: 2 3B: 0 HR: 2 SF: 1 SAC: 0 DP: 1 HBP: 0						WP: 0 PB: 0 SB: 0 CS: 0 PA: 35	

PITCHER		IP	WLS	BF	H	R	ER	SO	BB	IBB	HBP	BLK	WP	HR	S	P	ERA	WHIP
38 Tyler Beede, R ERA: 5.64	(1, 1)	7.0	W	24	4	1	1	4	0	0	0	0	0	1	63	100	1.29	0.571
54 Reyes Moronta, R ERA: 2.95	(8, 1)	1.0		6	3	2	2	2	0	0	0	0	0	1	16	24	18.00	3.000
45 Derek Holland, L ERA: 6.02	(9, 1)	1.0		5	2	1	1	0	0	0	0	0	0	0	12	23	9.00	2.000

PITCHER	IP	WLS	BF	H	R	ER	SO	BB	IBB	HBP	BLK	WP	HR	S	P	ERA	WHIP

BOTTOM

San Francisco Giants @ San Diego Padres

Petco Park, San Diego, CA

Tue Jul 02 2019, 7:13 PM - 10:23 PM PDT

Att. 24,007 - Clear - 69 F

livebaseballscorecards.com

AB	34
R	4
H	9
RBI	4
BB	0
SO	6
LOB	10

San Francisco Giants @ San Diego Padres

Petco Park, San Diego, CA

Wed Jul 03 2019, 6:13 PM - 9:11 PM PDT

Att. 33,905 - Partly Cloudy - 68 F

livebaseballscorecards.com

TOP

Batter	1	2	3	4	5	6	7	8	9	AB	R	H	RBI	BB	SO	LOB
9 Brandon Belt, L (1, 3) OBP: 0.368, SLG: 0.430	C SI 93 S FF 94 B SL 88 B FF 94 X SL 87 2-2 1B		B SI 94 B CH 84 F SI 94 B SI 94 B FF 94 4-1 5 FC5-6 BB		C SL 86 B FF 94 F SL 87 B SL 86 X FF 96 2-2 10 BB 53 BB 1B	C SI 94 B SL 86 X SI 94 1-1 53 1B 2-H 2B			C FF 90 F CU 76 C CU 77 0-3 ①	4	1	3	1	1	1	0
5 Mike Yastrzemski, L (1, 9) OBP: 0.298, SLG: 0.439 53 Austin Slater, R (5, PH) OBP: 0.583, SLG: 1.200 (5, 9)	B SL 85 S SI 95 S SL 87 F FF 95 S FF 95 1-3 ① K		C SL 87 X SI 94 0-1 ② FC5-6 10 HR 1-2f		B FF 94 B FF 93 F FF 93 C FF 93 F FF 93 B FF 93 B FF 93 4-2 10 BB 1-2 BB	C SI 94 X SI 94 0-1 2-H 1B			X SI 91 0-0 ② G6-3	2 2	1 0	0 1	0 1	0 1	1 0	2 0
10 Evan Longoria, R (1, 5) OBP: 0.315, SLG: 0.433	1 SAFE B SI 94 X SL 87 1-0 ② L6		1 SAFE B FF 94 B FF 95 1 SAFE X CH 85 2-0 1-H HR		B FF 94 C FF 93 B FF 93 B FF 93 B FF 94 4-1 8 G4-6-3 1-2 2-3 BB	C SL 87 C SI 94 X SL 87 0-2 ③ L8			B CU 74 F CU 72 X CH 82 1-1 ③ G6-3	4	1	1	2	1	0	2
8 Alex Dickerson, L (1, 7) OBP: 0.339, SLG: 0.544	B SI 94 X SI 94 1-0 ③ P4		B FF 95 X FF 95 1-0 HR		C SI 92 X SL 85 0-1 ② ③ G4-6-3 1-2f		F SI 93 S SI 94 C SI 94 0-3 ① K			4	1	1	1	0	1	4
21 Stephen Vogt, L (1, 2) OBP: 0.330, SLG: 0.470		B SI 93 C SI 93 B SL 87 B SL 86 F FF 94 X FF 95 3-2 ① G3	C SI 94 F CH 85 B SL 87 F FF 94 B FF 94 F SL 85 X FF 94 2-2 ③ G6-3			C SI 94 B SI 92 S SI 93 B SI 94 X SI 94 2-2 ① F7	C KC 82 B SI 93 S SI 93 B FC 88 F SI 92 F FC 88 F SI 94 X CH 89 2-2 ② F7			4	0	0	0	0	0	0
1 Kevin Pillar, R (1, 8) OBP: 0.275, SLG: 0.423		F F SI 95 F FF 95 B CH 86 S SL 88 1-3 ② K		S SL 86 S SL 86 B SI 94 T SL 87 1-2 ① K		F SI 94 H 1-1 7 2B HBP	B KC 79 S FC 86 S SI 93 X SI 94 1-2 ③ F9			3	1	0	0	0	2	0
12 Joe Panik, L (1, 4) OBP: 0.311, SLG: 0.321		C SI 95 X CH 86 0-1 1B	C FF 94 X FF 93 0-1 ② L8			C SL 86 1 SAFE 1 SAFE F SI 94 B SI 93 X SI 94 1-2 ② F7		C SL 84 F FF 96 S SL 86 0-3 ① K		4	0	1	0	0	1	1
7 Donovan Solano, R (1, 6) OBP: 0.337, SLG: 0.397		C SI 95 F SI 94 B SL 88 C SL 88 1-3 ③ K	X SI 94 0-0 ③ G4-3			X SI 94 0-0 48 2B 1-H 2B		C SL 84 S SL 86 B SL 86 F SL 85 F FF 96 B FF 96 F SL 86 X SL 86 2-2 ② L4		4	1	1	1	0	1	1
64 Shaun Anderson, R (1, 1) OBP: 0.188, SLG: 0.250 35 Brandon Crawford, L (5, PH) OBP: 0.295, SLG: 0.342 58 Trevor Gott, R (6, 1) 48 Pablo Sandoval, S (6, PH) OBP: 0.267, SLG: 0.327 54 Reyes Moronta, R (6, 1) 49 Sam Dyson, R (7, 1) 19 Tyler Austin, R (8, PH) OBP: 0.286, SLG: 0.414 56 Tony Watson, L (8, 1) 13 Will Smith, R (9, 1)			B SI 94 C FF 94 X SL 86 1-1 ① F9		B SI 92 B SI 93 S SI 93 B SI 94 S SI 93 X FF 93 3-2 ① L4	F SI 95 B SI 95 X SI 94 1-1 9 2B 2-H 2B		C FF 95 S SL 86 F FF 96 B SL 86 B SL 86 X FF 95 2-2 ③ F9		1 1 0 1 0 0 0 1 0 0	0 0 0 1 0 0 0 0 0 0	0 0 0 1 0 0 0 0 0 0	0 0 0 1 0 0 0 0 0 0	0 0 0 0 0 0 0 0 0 0	0 0 0 0 0 0 0 0 0 0	0 0 0 0 0 0 0 0 0 0
Inning Stats	R: 0 E: 0 K: 1 S: 9 H: 1 LOB: 1 BB: 0 P: 14	R: 0 E: 0 K: 2 S: 12 H: 1 LOB: 1 BB: 0 P: 17	R: 3 E: 0 K: 0 S: 13 H: 2 LOB: 0 BB: 1 P: 23	R: 0 E: 0 K: 1 S: 6 H: 0 LOB: 0 BB: 0 P: 7	R: 0 E: 0 K: 0 S: 12 H: 1 LOB: 2 BB: 2 P: 25	R: 4 E: 0 K: 0 S: 17 H: 4 LOB: 1 BB: 0 P: 23	R: 0 E: 0 K: 1 S: 12 H: 0 LOB: 0 BB: 0 P: 15	R: 0 E: 0 K: 1 S: 13 H: 0 LOB: 0 BB: 0 P: 17	R: 0 E: 0 K: 1 S: 6 H: 0 LOB: 0 BB: 0 P: 7	1B: 4 2B: 3 3B: 0 HR: 2	SF: 0 SAC: 0 DP: 1 HBP: 1		WP: 0 PB: 0 SB: 0 CS: 0	PA: 39			

	AB	35
	R	7
	H	9
	RBI	7
	BB	3
	SO	7
	LOB	10

PITCHER		IP	WLS	BF	H	R	ER	SO	BB	IBB	HBP	BLK	WP	HR	S	P	ERA	WHIP
40 Cal Quantrill, R ERA: 4.83	(1, 1)	4.1		19	5	3	3	4	1	0	0	0	0	2	0	46	72	6.23	1.385
57 Brad Wieck, L ERA: 6.57	(5, 1)	0.0		2	0	0	0	0	2	0	0	0	0	0	0	4	12	∞	∞
61 Luis Perdomo, R ERA: 3.31	(5, 1)	1.2	L	9	4	4	4	0	0	0	1	0	0	0	0	19	25	21.60	2.400
34 Craig Stammen, R ERA: 4.12	(7, 1)	1.0		3	0	0	0	1	0	0	0	0	0	0	0	12	15	0.00	0.000
58 Trey Wingenter, R ERA: 3.66	(8, 1)	1.0		3	0	0	0	1	0	0	0	0	0	0	0	13	17	0.00	0.000

PITCHER		IP	WLS	BF	H	R	ER	SO	BB	IBB	HBP	BLK	WP	HR	S	P	ERA	WHIP
41 Robbie Erlin, L ERA: 4.93	(9, 1)	1.0		3	0	0	0	1	0	0	0	0	0	0	6	7	0.00	0.000

Batter	1	2	3	4	5	6	7	8	9	AB	R	H	RBI	BB	SO	LOB
23 Fernando Tatis Jr., R (1, 6) OBP: 0.394, SLG: 0.611	X FF 93 0-0 ① L9	F FF 92 B FF 92 B SL 85 F SL 86 S FF 93 2-3 ③ K		X SL 85 0-0 HR			F SI 94 B SI 94 X SI 93 1-1 ① G5-3		B FF 94 S SL 82 B SL 81 F FF 93 B SL 83 S SL 82 3-3 ② K	5	1	1	1	0	2	2
30 Eric Hosmer, L (1, 3) OBP: 0.343, SLG: 0.456	C FF 94 X FF 95 0-1 ② G4-3		B FF 91 B FF 92 X FF 91 2-0 ① F9	X CH 88 0-0 ③ G3-1			C FF 94 F SI 95 F CH 87 S SL 83 0-3 ② K		F FF 93 B SL 83 F FF 93 S SL 84 1-3 ③ K	5	0	0	0	0	2	0
13 Manny Machado, R (1, 5) OBP: 0.346, SLG: 0.506	F SL 88 F SI 94 B FF 93 S SL 87 1-3 ③ K		F FF 94 B FF 92 B CH 88 X SL 88 2-1 ② G5-3		B FF 93 F FF 95 B SI 94 C SI 94 F SI 95 X CU 81 2-2 ① L8		B SI 95 B SI 95 X SI 94 2-0 ③ F8			4	0	0	0	0	1	0
32 Franmil Reyes, R (1, 9) OBP: 0.306, SLG: 0.564		B SL 86 F SI 91 X SL 86 1-1 10 1B; 4 1B; 1B	C FF 92 X CU 77 0-1 10 2B; 1B		C SI 94 B SI 94 S FF 93 F FF 94 F FF 94 X CU 81 1-2 ② G1-3			S SI 94 F SI 94 S SI 94 0-3 ① K		4	2	2	0	0	1	0
10 Hunter Renfroe, R (1, 7) OBP: 0.311, SLG: 0.612		C FF 93 F SI 92 X SL 87 0-2 5 G4-3; 18 1B; 4 1B; 1-2 1B	S SL 83 S SL 88 D SL 83 X SL 84 1-2 1-H 5 1B; 2B		B CU 82 C FF 94 S SI 94 B FF 94 F SI 94 F FF 94 X CU 82 2-2 ③ L7			B SL 87 S CH 87 X SI 94 1-1 HR		4	2	3	2	0	0	0
4 Wil Myers, R (1, 8) OBP: 0.318, SLG: 0.411		X SI 93 0-0 18 1B; 5 G4-3; 1-2 2-H 1B	C FF 92 B SL 85 D CH 86 D SI 93 F SL 86 D FF 93 4-2 5 1B; BB			X FF 96 0-0 ① P6		F CH 87 C SI 94 B SI 94 F CH 88 B SI 94 S SI 94 2-3 ② K		3	0	1	1	1	1	0
5 Greg Garcia, L (1, 4) OBP: 0.363, SLG: 0.428		C FF 92 B CH 87 C FF 93 B FF 93 F SL 86 X CH 88 2-2 ① G4-3; 1-2 2-3	B FF 90 X CH 87 1-0 ③ 1-2 2-H 1B			B FF 97 C FF 96 B CH 89 B FF 97 C FF 98 X FF 96 3-2 1B		C SL 85 B SI 93 B SI 94 X SI 94 2-1 1B		4	0	3	0	0	0	2
18 Austin Hedges, R (1, 2) OBP: 0.248, SLG: 0.309 27 Francisco Mejía, S (8, PH) OBP: 0.266, SLG: 0.349 (9, 2)		C SL 86 S FF 92 B FF 93 X SL 87 1-2 2-3 3-H 1B		S FF 92 S FF 93 B FF 94 B FF 93 X FF 93 2-2 ① F7		C SL 83 F FF 96 S FF 97 0-3 ② K		S CH 87 S CH 86 F CH 88 X SI 94 0-2 ③ G4-3		3 1	0 0	1 0	1 0	0 0	1 0	1 1
40 Cal Quantrill, L (1, 1) 57 Brad Wieck, L (5, 1) 61 Luis Perdomo, R (5, 1) OBP: 0.500, SLG: 0.500 22 Josh Naylor, L (6, PH) OBP: 0.268, SLG: 0.322 34 Craig Stammen, R (7, 1) 58 Trey Wingenter, R (8, 1) 41 Robbie Erlin, R (9, 1) 3 Ian Kinsler, R (9, PH) OBP: 0.274, SLG: 0.378		C FF 92 M CH 89 C SL 85 0-3 ② K		F FF 92 F SL 88 B CU 77 B CU 77 X SL 83 2-2 ② G1-3		B SL 82 X FF 96 1-0 ③ G4-3			B FF 92 X FF 92 1-0 ① G6-3	2 0 0 1 0 0 0 1	0 0 0 0 0 0 0 0	0 0 0 0 0 0 0 0	0 0 0 0 0 0 0 0	1 0 0 0 0 0 0 0	2 0 0 0 1 0 0 0	2 0 0 1 0 0 0 0
Inning Stats	R: 0 H: 0 E: 0 LOB: 0 K: 1 BB: 0 S: 6 P: 7	R: 2 H: 4 E: 0 LOB: 2 K: 2 BB: 0 S: 19 P: 25	R: 1 H: 3 E: 0 LOB: 2 K: 0 BB: 1 S: 11 P: 21	R: 1 H: 1 E: 0 LOB: 0 K: 0 BB: 0 S: 8 P: 12	R: 0 H: 0 E: 0 LOB: 0 K: 0 BB: 0 S: 14 P: 19	R: 0 H: 1 E: 0 LOB: 1 K: 1 BB: 0 S: 8 P: 12	R: 0 H: 0 E: 0 LOB: 0 K: 1 BB: 0 S: 7 P: 10	R: 1 H: 2 E: 0 LOB: 1 K: 2 BB: 0 S: 15 P: 20	R: 0 H: 0 E: 0 LOB: 0 K: 2 BB: 0 S: 7 P: 12	1B: 8 2B: 1 3B: 0 HR: 2	SF: 0 SAC: 0 DP: 0 HBP: 0			WP: 0 PB: 0 SB: 0 CS: 0	PA: 38	

PITCHER	IP	WLS	BF	H	R	ER	SO	BB	IBB	HBP	BLK	WP	HR	S	P	ERA	WHIP
64 Shaun Anderson, R (1, 1) ERA: 4.23	4.0		20	8	4	4	3	1	0	0	0	0	1	44	65	9.00	2.250
58 Trevor Gott, R (5, 1) ERA: 3.82	1.0	W	3	0	0	0	0	0	0	0	0	0	0	14	19	0.00	0.000
54 Reyes Moronta, R (6, 1) ERA: 2.87	1.0	H	4	1	0	0	1	0	0	0	0	0	0	8	12	0.00	1.000
49 Sam Dyson, R (7, 1) ERA: 2.48	1.0	H	3	0	0	0	1	0	0	0	0	0	0	7	10	0.00	0.000
56 Tony Watson, L (8, 1) ERA: 2.67	1.0	H	5	2	1	1	2	0	0	0	0	0	1	15	20	9.00	2.000

PITCHER	IP	WLS	BF	H	R	ER	SO	BB	IBB	HBP	BLK	WP	HR	S	P	ERA	WHIP
13 Will Smith, L (9, 1) ERA: 2.1	1.0	S	3	0	0	0	2	0	0	0	0	0	0	7	12	0.00	0.000

BOTTOM

San Francisco Giants @ San Diego Padres

Petco Park, San Diego, CA

Wed Jul 03 2019, 6:13 PM - 9:11 PM PDT

Att. 33,905 - Partly Cloudy - 68 F

livebaseballscorecards.com

AB	37
R	5
H	11
RBI	5
BB	1
SO	9
LOB	9

TOP

St. Louis Cardinals @ San Francisco Giants
Oracle Park, San Francisco, CA
Fri Jul 05 2019, 7:17 PM - 10:39 PM PDT
Att. 37,603 - Partly Cloudy - 61 F

livebaseballscorecards.com

Batter	1	2	3	4	5	6	7	8	9	AB	R	H	RBI	BB	SO	LOB
19 Tommy Edman, S (1, 5) OBP: 0.326, SLG: 0.614	F7	BB 38 G6-4-3		3B 3-H		G6-3	K			4	0	1	1	1	1	1
38 José Martínez, R (1, 9) OBP: 0.348, SLG: 0.433	HR	G6-4-3 1-2f		K		G6-3		K		4	1	1	1	0	1	2
65 Giovanny Gallegos, R (6, 1)										0	0	0	0	0	0	0
47 Rangel Ravelo, R (8, PH) OBP: 0.250, SLG: 0.143										1	0	0	0	0	1	0
55 Dominic Leone, R (8, 1)										0	0	0	0	0	0	0
12 Paul DeJong, R (1, 6) OBP: 0.342, SLG: 0.448	1B 46 HR		BB 41 FC6-4 46 BB	G1-3		1B		K	K	4	1	2	0	1	1	1
46 Paul Goldschmidt, R (1, 3) OBP: 0.342, SLG: 0.418	HR 1-H		BB 41 FC6-4 1-2		BB 41 FC4-6	K		L8		3	1	1	2	2	1	1
41 Tyler O'Neill, R (1, 7) OBP: 0.308, SLG: 0.361	BB 25 FC3-6		FC6-4 1-2f 2-3		FC4-6 25 1B 32 1B 1-2f	1B 25 3B			HR	4	2	1	0	1	1	3
25 Dexter Fowler, S (1, 8) (6, 9) OBP: 0.360, SLG: 0.435	FC3-6 32 1B 1-2f		K		16 FC5-4 32 1B 1-3	1B	3B 1-H		HR	5	3	3	2	0	1	3
32 Matt Wieters, S (1, 2) OBP: 0.293, SLG: 0.467	1B 1-2	G6-3		16 FC5-4 1-3 3-H	1B	BB 48 G4-6-3 16 1B			P5	4	0	2	1	1	0	2
16 Kolten Wong, L (1, 4) OBP: 0.324, SLG: 0.375	F8			2B 43 SH1-4 19 3B	FC5-4 1-2f 3-H	1B 48 G4-6-3 1-2 3-H			1B	5	1	3	2	0	0	3
43 Dakota Hudson, R (1, 1) OBP: 0.074, SLG: 0.038		K		SH1-4 2-3	K	G4-6-3 1-2f 2-3			K	2	0	0	0	0	2	1
48 Harrison Bader, R (6, 8) OBP: 0.321, SLG: 0.366										2	0	0	0	0	1	3

Inning Stats	1	2	3	4	5	6	7	8	9
	R: 3 H: 4	R: 0 H: 0	R: 0 H: 0	R: 1 H: 2	R: 2 H: 2	R: 0 H: 1	R: 2 H: 3	R: 0 H: 0	R: 1 H: 2
	E: 0 LOB: 2	E: 0 LOB: 0	E: 0 LOB: 2	E: 0 LOB: 1	E: 0 LOB: 1	E: 0 LOB: 1	E: 0 LOB: 1	E: 0 LOB: 0	E: 0 LOB: 1
	K: 0 BB: 1	K: 1 BB: 1	K: 1 BB: 2	K: 1 BB: 0	K: 1 BB: 1	K: 1 BB: 0	K: 1 BB: 1	K: 2 BB: 0	K: 2 BB: 0
	S: 20 P: 33	S: 10 P: 17	S: 9 P: 20	S: 13 P: 16	S: 21 P: 32	S: 9 P: 13	S: 18 P: 33	S: 7 P: 8	S: 13 P: 18

1B: 8	SF: 0	WP: 0 PA: 45
2B: 1	SAC: 1	PB: 0
3B: 2	DP: 2	SB: 0
HR: 3	HBP: 0	CS: 0

AB	38
R	9
H	14
RBI	9
BB	6
SO	10
LOB	20

PITCHER		IP	WLS	BF	H	R	ER	SO	BB	IBB	HBP	BLK	WP	HR	S	P	ERA	WHIP
37 Drew Pomeranz, L (1, 1) ERA: 6.42		4.0	L	21	6	4	4	3	4	0	0	0	0	2	52	86	9.00	2.500
58 Trevor Gott, R (5, 1) ERA: 4.21		1.0		6	2	2	2	1	1	0	0	0	0	0	21	32	18.00	3.000
41 Mark Melancon, R (6, 1) ERA: 4.29		1.0		6	3	2	2	1	0	0	0	0	0	0	16	25	18.00	3.000
45 Derek Holland, L (7, 1) ERA: 5.83		2.0		7	1	0	0	3	1	0	0	0	0	0	18	29	0.00	1.000
62 Ray Black, R (9, 1) ERA: 9.0		1.0		5	2	1	1	2	0	0	0	0	0	1	13	18	9.00	2.000

PITCHER	IP	WLS	BF	H	R	ER	SO	BB	IBB	HBP	BLK	WP	HR	S	P	ERA	WHIP

Batter	1	2	3	4	5	6	7	8	9	AB	R	H	RBI	BB	SO	LOB
9 Brandon Belt, L (1, 7) OBP: 0.367, SLG: 0.425	C SI 92 B CU 84 B SI 91 B FF 93 L SI 92 B SI 92 4-2 48 BB 28 1B 35 BB BB	S SI 93 B SI 92 X FF 94 1-1 ② F8		B CU 81 F FF 93 S SL 87 S FF 95 1-3 ② K			C SL 85 F SL 85 B FF 94 B SL 85 F FF 94 S FF 94 2-3 ② K			3	1	0	0	1	2	0
28 Buster Posey, R (1, 2) OBP: 0.318, SLG: 0.382	C SI 92 D SL 86 S SI 93 B FF 93 B SI 93 X SI 93 3-2 35 BB 48 BB 1 1B 1-2 1B	C SI 93 X SL 87 0-1 1B		C C SL 86 B FF 93 B FF 94 F SI 94 B SI 95 X SI 94 3-2 ③ L1			B SL 87 S SL 86 C FF 95 B FF 91 B FF 92 F FF 94 X SL 85 3-2 ③ F7			4	1	2	0	0	0	0
48 Pablo Sandoval, S (1, 3) OBP: 0.321, SLG: 0.552	B SI 93 F SI 93 D SI 93 S FF 95 B SI 95 F FF 94 B SI 94 4-2 1 1B 35 BB 1-2 2-3 BB	S FF 94 B SI 94 C FF 94 S CU 84 1-3 ③ K			B FF 92 F CU 81 F FF 93 X FF 94 1-2 ① G5-3			C FF 93 S FF 94 B FF 94 B SL 84 X FC 89 2-2 ① F7		3	0	0	0	1	1	1
8 Alex Dickerson, L (1, 9) OBP: 0.348, SLG: 0.590	C CU 82 X FF 95 0-1 ① F7		X FF 93 0-0 HR		B SI 93 B SI 93 B SI 91 C FF 93 X SI 93 3-1 10 G6-4-3 1B			B FC 89 F FC 90 C FF 95 S FF 95 1-3 ② K		4	1	2	1	0	1	3
10 Evan Longoria, R (1, 5) OBP: 0.314, SLG: 0.430	B F SI 93 F SI 94 S SL 88 1-3 ② K		C SL 86 B SL 86 B SI 92 S SL 87 X SI 94 2-2 1B		B SL 86 C SL 86 X SI 92 1-1 ②③ G6-4-3 1-2f			B FC 91 F FF 94 B FF 95 X SL 84 2-1 ③ P4		4	0	1	0	0	1	4
35 Brandon Crawford, L (1, 6) OBP: 0.291, SLG: 0.346	S FF 94 F FF 94 F FF 95 B SI 95 F FF 95 D SL 90 B FF 95 B SI 94 4-2 1 1B 1-2 2-3 3-H BB		B SL 85 C FF 93 S FF 93 S SL 88 1-3 ① K			X FF 94 0-0 ① F9			B FF 94 B FF 94 X FF 94 2-0 1 G6-3 21 SF7 2B	3	1	1	1	1	1	1
1 Kevin Pillar, R (1, 8) OBP: 0.274, SLG: 0.421	X SL 88 0-0 1-2 2-3 3-H 1B		C SI 94 B SI 93 S SI 94 F SL 88 F FF 94 B SI 94 B SI 95 S SL 86 3-3 ② K			C SL 87 X SL 88 0-1 ② F8			B FC 91 F FC 89 B FF 94 F FF 94 X FC 89 2-2 ① G6-3 2-3	4	0	1	1	0	1	2
12 Joe Panik, L (1, 4) 62 Ray Black, R (9, 1) 21 Stephen Vogt, L (9, PH) OBP: 0.327, SLG: 0.470	C SI 94 C FF 94 X SI 94 0-2 ③ G6-3		C SI 94 X SI 93 0-1 ③ G4-3			B FF 94 B FF 94 X FF 94 2-0 ③ F9			F FC 90 B FF 95 F FF 94 B FC 91 X FF 95 2-2 ② SF7 3-H	3 0 0	0 0 0	0 0 0	0 0 1	0 0 0	0 0 0	4 0 0
37 Drew Pomeranz, R (1, 1) 5 Mike Yastrzemski, L (4, PH) OBP: 0.266, SLG: 0.435 58 Trevor Gott, R (5, 1) 41 Mark Melancon, R (6, 1) 7 Donovan Solano, R (7, 4) OBP: 0.329, SLG: 0.388 45 Derek Holland, S (7, 1) OBP: 0.091, SLG: 0.091		C SI 91 S CU 80 S SI 93 0-3 ① K		B FF 94 B FF 92 X SI 92 2-0 ① L8			B SL 86 B FF 93 C FF 92 F SL 86 F FF 94 F FF 94 X SL 86 2-2 ① L8		X FC 91 0-0 ③ F8	1 1 0 0 2 0	0 0 0 0 0 0	0 0 0 0 0 0	0 0 0 0 0 0	0 0 0 0 0 0	1 0 0 0 0 0	0 0 0 0 0 0
Inning Stats	R: 2 E: 0 K: 1 S: 21 H: 2 LOB: 3 BB: 3 P: 37	R: 0 E: 0 K: 2 S: 10 H: 1 LOB: 1 BB: 0 P: 12	R: 1 E: 0 K: 2 S: 14 H: 2 LOB: 1 BB: 0 P: 20	R: 0 E: 0 K: 1 S: 8 H: 0 LOB: 0 BB: 0 P: 14	R: 0 E: 0 K: 0 S: 7 H: 1 LOB: 0 BB: 0 P: 12	R: 0 E: 0 K: 0 S: 4 H: 0 LOB: 0 BB: 0 P: 6	R: 0 E: 0 K: 1 S: 13 H: 0 LOB: 0 BB: 0 P: 20	R: 0 E: 0 K: 1 S: 8 H: 0 LOB: 0 BB: 0 P: 13	R: 1 E: 0 K: 0 S: 8 H: 1 LOB: 0 BB: 0 P: 14	1B: 5 2B: 1 3B: 0 HR: 1 SF: 1 SAC: 0 DP: 1 HBP: 0						

PITCHER		IP	WLS	BF	H	R	ER	SO	BB	IBB	HBP	BLK	WP	HR	S	P	ERA	WHIP
43 Dakota Hudson, R ERA: 3.51	(1, 1)	5.0	W	23	6	3	3	6	3	0	0	0	0	1	60	95	5.40	1.800
65 Giovanny Gallegos, R ERA: 2.66	(6, 1)	2.0	H	6	0	0	0	1	0	0	0	0	0	0	17	26	0.00	0.000
55 Dominic Leone, R ERA: 6.83	(8, 1)	2.0		7	1	1	1	1	0	0	0	0	0	0	16	27	4.50	0.500

PITCHER	IP	WLS	BF	H	R	ER	SO	BB	IBB	HBP	BLK	WP	HR	S	P	ERA	WHIP

BOTTOM

St. Louis Cardinals @ San Francisco Giants
Oracle Park, San Francisco, CA
Fri Jul 05 2019, 7:17 PM - 10:39 PM PDT
Att. 37,603 - Partly Cloudy - 61 F

livebaseballscorecards.com

AB	32
R	4
H	7
RBI	4
BB	3
SO	8
LOB	15

PA: 36
WP: 0
PB: 0
SB: 0
CS: 0

Batter	1	2	3	4	5	6	7	8	9	AB	R	H	RBI	BB	SO	LOB
19 Tommy Edman, S (1, 5) (8, 4) OBP: 0.314, SLG: 0.571	B FF 91 C FF 90 F FC 88 F FF 91 F CU 78 X FC 87 1-2 46 1B 38 1B 1B	X FF 90 0-0 ③ P2			B FF 99 X FF 98 1-0 ② FC6-4 1-2f		C FC 91 F FC 91 B FC 91 B FS 81 F KC 82 X FC 91 2-2 ③ L6		B FF 92 X FF 91 1-0 ① FC5-4 38 G4-6-3 1-2f	5	1	1	0	0	0	3
38 José Martínez, R (1, 9) OBP: 0.349, SLG: 0.433	S FF 91 B CH 85 D FC 86 S FF 90 X FF 91 2-2 41 F9 46 1B 1-2 1B		C SI 93 C FC 89 C SL 84 0-3 ① K		C SL 82 F FF 98 S SL 81 0-3 ③ K			B CH 86 S SI 93 X CH 85 1-1 12 HBP 46 HR 1B	1 SAFE B CU 76 B FF 92 X FF 93 2-0 ②③ G4-6-3 1-2f	5	1	2	0	0	2	2
12 Paul DeJong, R (1, 6) OBP: 0.341, SLG: 0.443	C FF 91 F FF 91 B CU 78 F FC 88 S CU 77 1-3 ① K		B SI 91 F SI 91 X FC 89 1-1 ② F8			F FF 97 S SL 83 B SL 84 S SL 83 1-3 ① K		C SI 93 C SI 94 H SL 86 1-2 46 HR HBP		3	1	0	0	0	2	2
46 Paul Goldschmidt, R (1, 3) OBP: 0.344, SLG: 0.428	F X CU 78 0-1 1-2 2-H 1B		B SI 93 F SI 92 B FC 89 C SI 92 B CH 85 F SI 93 S FC 89 3-3 ③ K			B SL 84 F FF 97 F FF 98 B FF 97 F FF 97 B SL 85 X FF 98 3-2 ② P3		S CH 87 B CH 87 X CH 86 1-1 1-H 2-H HR		4	1	2	4	0	1	0
41 Tyler O'Neill, R (1, 7) OBP: 0.304, SLG: 0.354	B FF 91 S FC 87 C FC 86 B FF 90 X FC 87 2-2 ② F9 2-3			B SI 92 S SI 92 X FC 90 1-1 ① G6-3		F FF 98 F FF 97 X SL 85 0-2 E2 25 1B		F SI 93 S CH 87 F CH 87 B SI 93 B SI 93 X CH 87 2-2 1B		4	0	1	0	0	0	2
25 Dexter Fowler, S (1, 8) OBP: 0.362, SLG: 0.436	F FC 87 S CU 77 B FC 88 F CU 78 B FF 91 B FC 87 S FF 92 3-3 ③ K			F FC 90 B FF 93 X CH 86 1-1 32 G6-5-3 1B		C FF 97 C FF 98 X FF 98 0-2 1-2 1B		C CH 87 S SI 94 X CH 87 0-2 ① F8		4	0	2	0	0	1	3
32 Matt Wieters, S (1, 2) OBP: 0.279, SLG: 0.443		B FF 90 F FC 86 X CH 85 1-1 ① F8		B SI 92 B CH 90 L SI 93 C FC 89 B SI 92 X SI 93 3-2 ②③ G6-5-3 1-2f		F FF 98 C SL 81 B FF 98 S SL 84 1-3 ③ K		S SI 94 X SI 93 0-1 ② F8		4	0	0	0	0	1	4
16 Kolten Wong, L (1, 4) OBP: 0.327, SLG: 0.376 34 Yairo Muñoz, R (8, PH) (8, 5) OBP: 0.310, SLG: 0.376		B FF 91 X FC 87 1-0 39 SH1-4 1B			C FF 98 H CH 90 1-1 19 FC6-4 HBP		B FC 91 X FC 91 1-0 ① G6-3	S SI 94 F SI 94 X CH 87 0-2 ③ F8		2 1	0 0	1 0	0 0	0 0	0 0	0 1
39 Miles Mikolas, R (1, 1) OBP: 0.143, SLG: 0.143 47 Rangel Ravelo, R (5, PH) OBP: 0.222, SLG: 0.125 62 Daniel Ponce de Leon, R (5, 1) 48 Harrison Bader, R (7, PH) OBP: 0.320, SLG: 0.365 30 Tyler Webb, L (7, 1) 60 John Brebbia, L (7, 1) OBP: 1.000, SLG: 1.000 4 Yadier Molina, R (9, PH) OBP: 0.286, SLG: 0.368		L CH 87 B CU 76 X FC 85 1-1 ② SH1-4 1-2			B FF 97 F FF 98 S FF 97 B SL 83 C SL 82 2-3 ① K		X FC 92 0-0 ② G6-3		C CU 77 X FF 92 0-1 19 FC5-4 1B	0 1 0 1 0 0 1	0 0 0 0 0 0 0	0 0 0 0 0 0 0	0 1 0 0 0 0 0	0 1 0 0 0 0 0	0 0 0 0 0 0 0	0 1 0 0 0 0 0
Inning Stats	R: 1 H: 3 E: 0 LOB: 2 K: 2 BB: 0 S: 21 P: 30	R: 0 H: 1 E: 0 LOB: 1 K: 0 BB: 0 S: 6 P: 9	R: 0 H: 0 E: 0 LOB: 0 K: 2 BB: 0 S: 9 P: 13	R: 0 H: 1 E: 0 LOB: 0 K: 0 BB: 0 S: 7 P: 12	R: 0 H: 0 E: 0 LOB: 1 K: 2 BB: 0 S: 8 P: 12	R: 0 H: 1 E: 1 LOB: 2 K: 2 BB: 0 S: 16 P: 21	R: 0 H: 0 E: 0 LOB: 0 K: 0 BB: 0 S: 6 P: 9	R: 3 H: 3 E: 0 LOB: 1 K: 0 BB: 0 S: 18 P: 23	R: 0 H: 1 E: 0 LOB: 0 K: 0 BB: 0 S: 4 P: 7	1B: 9 SF: 0 2B: 0 SAC: 1 3B: 0 DP: 2 HR: 1 HBP: 2						WP: 0 PA: 38 PB: 0 SB: 0 CS: 0

PITCHER		IP	WLS	BF	H	R	ER	SO	BB	IBB	HBP	BLK	WP	HR	S	P	ERA	WHIP
40 Madison Bumgarner, L ERA: 4.03	(1, 1)	2.0		10	4	1	1	2	0	0	0	0	0	0	27	39	4.50	2.000
49 Sam Dyson, R ERA: 2.36	(3, 1)	2.0	W	6	1	0	0	2	0	0	0	0	0	0	16	25	0.00	0.500
54 Reyes Moronta, R ERA: 2.72	(5, 1)	2.0		9	1	0	0	4	0	0	1	0	0	0	24	33	0.00	0.500
41 Mark Melancon, R ERA: 4.17	(7, 1)	1.0		3	0	0	0	0	0	0	0	0	0	0	6	9	0.00	0.000
56 Tony Watson, L ERA: 3.38	(8, 1)	1.0		7	3	3	3	0	0	0	1	0	0	1	18	23	27.00	3.000

PITCHER		IP	WLS	BF	H	R	ER	SO	BB	IBB	HBP	BLK	WP	HR	S	P	ERA	WHIP
13 Will Smith, L ERA: 2.04	(9, 1)	1.0		3	1	0	0	0	0	0	0	0	0	0	4	7	0.00	1.000

TOP

St. Louis Cardinals @ San Francisco Giants
Oracle Park, San Francisco, CA
Sat Jul 06 2019, 7:07 PM - 10:18 PM PDT
Att. 32,487 - Partly Cloudy - 61 F

livebaseballscorecards.com

AB	35
R	4
H	10
RBI	4
BB	0
SO	8
LOB	18

BOTTOM

St. Louis Cardinals @ San Francisco Giants

Oracle Park, San Francisco, CA

Sat Jul 06 2019, 7:07 PM - 10:18 PM PDT

Att. 32,487 - Partly Cloudy - 61 F

livebaseballscorecards.com

Batter	1	2	3	4	5	6	7	8	9	AB	R	H	RBI	BB	SO	LOB
9 Brandon Belt, L (1, 3) OBP: 0.367, SLG: 0.423	C SI 92 S SI 94 X SL 87 0-2 8 HBP 28 1B 48 SF7 1B	F FF 92 C SI 93 C FF 95 0-3 ③ K		B SI 95 X FF 96 1-0 ② G3			B CU 76 C CU 77 B FF 90 F FF 90 S FF 89 2-3 ① K	F FF 94 B FF 93 B FF 94 S FF 94 B FF 95 F FF 94 F FF 94 B FF 94 4-2 BB		4	1	1	0	1	2	1
5 Mike Yastrzemski, L (1, 9) OBP: 0.292, SLG: 0.425	B FF 91 C FF 90 S FF 93 B CH 88 C SI 93 2-3 ① K	X CH 87 0-0 ① G6-3		B FF 95 C SL 90 F SI 94 F CU 79 X FF 95 1-2 ③ P5			B FF 90 B SI 89 F FF 90 S CU 77 X FF 90 2-2 28 S 8 3B 1B	1 SAFE B FF 92 F SL 83 S FF 94 X FF 93 1-2 ③ P2		5	1	1	0	0	1	2
28 Buster Posey, R (1, 2) OBP: 0.316, SLG: 0.380	X FF 93 0-0 8 HBP 1-2 1B	C FF 93 C FF 93 B FF 93 C SI 94 1-3 ② K			B FC 86 X FC 88 1-0 ① L9		C FF 90 1 SAFE S FF 89 B CU 77 S CH 80 1-3 ② K 1-2			4	0	1	0	0	2	1
8 Alex Dickerson, L (1, 7) OBP: 0.357, SLG: 0.609	B SI 92 B SL 86 F FF 91 H SL 86 3-1 1-2 2-3 HBP	B CU 80 B CH 89 B SI 93 X SI 92 3-0 ③ G4-3			F FF 93 B CH 82 X CH 81 1-1 ② F9		X CU 76 0-0 48 HR 2-H 3B			3	1	1	1	0	0	0
48 Pablo Sandoval, S (1, 5) OBP: 0.325, SLG: 0.571	X FF 94 0-0 ② SF7 3-H			B CU 77 B SI 92 F SI 93 S SI 92 B SI 94 X SI 93 3-2 12 E 1 1B 53 HR 1B	B FF 94 B FF 93 B FF 92 C FF 91 S FF 93 F FF 95 S FF 95 3-3 ③ K		F FF 88 B FF 89 B FF 90 S SI 89 B SI 90 X SI 90 3-2 3-H HR			3	2	2	3	0	1	0
35 Brandon Crawford, L (1, 6) OBP: 0.290, SLG: 0.344	B CU 76 S FF 92 T FF 92 F SI 94 D CH 89 F SL 87 F FF 94 F SL 88 S FF 93 2-3 ③ K			B T SI 92 F FF 92 C SL 87 1-3 ① K		B CU 76 B FF 91 F FF 92 F FF 93 F FF 94 F FF 94 S FF 95 2-3 ① K	S CH 79 B CH 80 S SI 90 F SI 89 B FF 90 X CH 79 2-2 1B			4	0	1	0	0	3	3
1 Kevin Pillar, R (1, 8) OBP: 0.277, SLG: 0.422		X FF 93 0-0 12 F9 1B		C SL 86 F SI 93 B FF 91 X SL 87 1-2 12 E 53 HR 1-2 1B		B CU 78 B FC 87 X FF 92 2-0 ② L9	T SL 83 F FF 93 C FF 93 0-3 ③ K			4	1	2	0	0	1	1
12 Joe Panik, L (1, 4) OBP: 0.308, SLG: 0.317		B CU 76 1 SAFE 1 SAFE X 1-0 ① F9 1-2		B CH 87 F CH 87 F SI 93 X SI 93 1-2 E7 53 HR 1-2 2-3		C CH 82 B CH 82 F FF 94 B FF 95 X CH 83 2-2 1B		C SL 83 F FF 92 B SL 83 X SL 83 1-2 ① F9		4	1	1	0	0	0	3
40 Madison Bumgarner, R (1, 1) 49 Sam Dyson, R (3, 1) 53 Austin Slater, R (4, PH) 54 Reyes Moronta, R (6, 1) 19 Tyler Austin, R (6, PH) 41 Mark Melancon, R (7, 1) 56 Tony Watson, L (8, 1) 10 Evan Longoria, R (8, PH) 13 Will Smith, R (9, 1)	B SL 84 C CU 76 B SL 85 B SL 84 C FF 92 F FF 94 S SL 85 3-3 ② K			B SI 93 X SL 87 1-0 1-H 2-H 3-H HR		B FC 89 C FF 93 C FF 93 1 SAFE S FF 95 1-3 ③ K	C FF 93 S FF 94 B SL 86 X SL 84 1-2 ② L9		1 0 1 0 1 0 0 1 0	0 0 1 0 0 0 0 0 0	0 0 1 0 0 0 0 0 0	0 0 4 0 0 1 0 0 0	0 0 0 0 0 0 0 0 0	1 0 0 0 0 1 0 0 0	1 0 1 0 0 1 0 0 0
Inning Stats	R: 1 E: 0 K: 2 S: 16 H: 2 LOB: 2 BB: 0 P: 23	R: 0 E: 0 K: 2 S: 9 H: 1 LOB: 1 BB: 0 P: 13	R: 0 E: 0 K: 1 S: 5 H: 0 LOB: 0 BB: 0 P: 9	R: 4 E: 1 K: 1 S: 18 H: 3 LOB: 0 BB: 0 P: 27	R: 0 E: 0 K: 1 S: 7 H: 0 LOB: 0 BB: 0 P: 12	R: 0 E: 0 K: 2 S: 12 H: 1 LOB: 1 BB: 0 P: 19	R: 3 E: 0 K: 3 S: 20 H: 4 LOB: 1 BB: 0 P: 30	R: 0 E: 0 K: 0 S: 13 H: 0 LOB: 1 BB: 1 P: 20		1B: 8 2B: 0 3B: 1 HR: 2	SF: 1 SAC: 0 DP: 0 HBP: 1		WP: 0 PB: 0 SB: 1 CS: 0	PA: 38	

	AB	35
	R	8
	H	11
	RBI	8
	BB	1
	SO	12
	LOB	13

PITCHER		IP	WLS	BF	H	R	ER	SO	BB	IBB	HBP	BLK	WP	HR	S	P	ERA	WHIP
39 Miles Mikolas, R ERA: 4.53	(1, 1)	4.0	L	20	6	5	4	6	0	0	1	0	0	1	48	72	9.00	1.500
62 Daniel Ponce de Leon, R ERA: 2.16	(5, 1)	2.0		7	1	0	0	3	0	0	0	0	0	0	19	31	0.00	0.500
30 Tyler Webb, L ERA: 4.45	(7, 1)	0.2		6	4	3	3	2	0	0	0	0	0	1	17	27	40.50	6.000
60 John Brebbia, R ERA: 3.12	(7, 1)	1.1		5	0	0	0	1	1	0	0	0	0	0	16	23	0.00	0.750

PITCHER	IP	WLS	BF	H	R	ER	SO	BB	IBB	HBP	BLK	WP	HR	S	P	ERA	WHIP

Batter	1	2	3	4	5	6	7	8	9	AB	R	H	RBI	BB	SO	LOB
19 Tommy Edman, S (1, 4) OBP: 0.309, SLG: 0.547	C FF 89 B FF 90 C FC 87 X FF 91 1-2 L9 ①			C FC 88 X FS 82 0-1 F8 ①		C FC 89 C FF 92 D SL 84 B FS 82 B FC 90 X FF 93 3-2 L7 ② 2-3		F SI 94 B SI 94 X SI 94 1-1 38 S 1B		4	0	1	0	0	0	1
38 José Martínez, R (1, 7) OBP: 0.343, SLG: 0.426	S FF 90 X FF 91 0-1 G5-3 ②			B FF 93 C SL 87 F FF 92 F SL 86 X FF 91 1-2 F8 ②		F FF 91 B FF 94 X FC 87 1-1 G6-3 ③		C SI 94 C SI 95 B FC 91 S SI 95 1-3 K ③ 1-2		4	0	0	0	0	1	2
12 Paul DeJong, R (1, 6) OBP: 0.343, SLG: 0.442	S SI 91 S SL 84 H SI 90 1-2 46 CS HBP			B SL 83 X SI 92 1-0 G5-3 ③			B SL 85 B SL 84 X FC 88 2-0 34 1B 1B		B FF 91 F FF 90 B SL 82 X FF 92 2-1 L8 ①	3	0	1	0	0	0	0
46 Paul Goldschmidt, R (1, 3) OBP: 0.343, SLG: 0.426	C FF 90 B FC 87 1-1 CS ③ 1-2	X FC 88 0-0 F9 ①			B FF 91 B SL 86 X FC 88 2-0 P3 ①		1 SAFE C FF 90 F SI 91 X FS 83 0-2 F8 ①		X FF 92 0-0 25 G6-4-3 1B	4	0	1	0	0	0	1
25 Dexter Fowler, S (1, 9) OBP: 0.357, SLG: 0.429		B FC 88 X FF 91 1-0 F8 ②			F FC 89 S FS 82 B FS 83 F FF 93 C FS 83 1-3 K ②		1 SAFE X FC 88 0-0 F8 ②		F CU 77 X FF 93 0-1 G6-4-3 ②③ 1-2f	4	0	0	0	0	1	2
34 Yairo Muñoz, R (1, 5) OBP: 0.322, SLG: 0.386		C SI 91 F FS 82 B FF 90 F FS 83 F SL 86 B FF 92 X SL 85 2-2 G4-3 ③			F FC 87 B FF 93 B SI 93 X FS 83 2-1 32 S 1B		B SI 91 B SI 91 X FC 88 2-0 1-2 1B			3	0	2	0	0	0	0
32 Matt Wieters, S (1, 2) OBP: 0.270, SLG: 0.427			B FF 89 C FC 88 B FF 91 X SL 84 2-1 G3-1 ①		B FC 90 B FS 82 S FF 93 F FF 92 B FS 84 T FF 93 3-2 K ③ 1-2		B FF 92 F SL 85 F FF 91 F FF 92 X SL 86 1-2 L7 ③			3	0	0	0	0	1	3
48 Harrison Bader, R (1, 8) OBP: 0.316, SLG: 0.359			B SI 91 B SI 92 C SL 84 B SL 85 F SI 91 X SL 84 3-2 L7 ②		F SI 92 X SL 86 0-1 G6-3 ①			B SI 94 S SI 93 C SI 94 F FC 88 B SI 94 F SI 94 S FC 89 2-3 K ①		3	0	0	0	0	1	0
22 Jack Flaherty, R (1, 1) OBP: 0.231, SLG: 0.250 41 Tyler O'Neill, R (8, PH) OBP: 0.300, SLG: 0.348 53 John Gant, R (8, 1)			T SI 92 C SL 86 B KC 78 B SL 85 F SI 91 B SL 83 X SI 91 3-2 G1-3 ③		C FF 92 B SI 92 F SL 85 B FF 92 X SI 91 2-2 19 L7 2B			S SI 94 S SI 94 C SI 94 0-3 K ②		2 1 0	0 0 0	1 0 0	0 0 0	0 0 0	0 1 0	0 0 0
Inning Stats	R: 0 E: 0 K: 0 S: 8 H: 0 LOB: 0 BB: 0 P: 11	R: 0 E: 0 K: 0 S: 7 H: 0 LOB: 0 BB: 0 P: 10	R: 0 E: 0 K: 0 S: 9 H: 0 LOB: 0 BB: 0 P: 17	R: 0 E: 0 K: 0 S: 7 H: 0 LOB: 0 BB: 0 P: 9	R: 0 E: 0 K: 2 S: 10 H: 1 LOB: 1 BB: 0 P: 18	R: 0 E: 0 K: 0 S: 10 H: 1 LOB: 1 BB: 0 P: 16	R: 0 E: 0 K: 0 S: 10 H: 2 LOB: 2 BB: 0 P: 15	R: 0 E: 0 K: 3 S: 13 H: 1 LOB: 1 BB: 0 P: 17	R: 0 E: 0 K: 0 S: 5 H: 1 LOB: 0 BB: 0 P: 7	1B: 5 2B: 1 3B: 0 HR: 0 SF: 0 SAC: 0 DP: 1 HBP: 1						

TOP

St. Louis Cardinals @ San Francisco Giants
Oracle Park, San Francisco, CA
Sun Jul 07 2019, 1:07 PM - 3:25 PM PDT
Att. 33,841 - Partly Cloudy - 61 F

livebaseballscorecards.com

AB	31
R	0
H	6
RBI	0
BB	0
SO	5
LOB	9

WP: 0 PA: 33
PB: 0
SB: 2
CS: 1

PITCHER		IP	WLS	BF	H	R	ER	SO	BB	IBB	HBP	BLK	WP	HR	S	P	ERA	WHIP
29 Jeff Samardzija, R ERA: 4.01	(1, 1)	7.0	W	25	4	0	0	2	0	0	1	0	0	0	61	96	0.00	0.571
49 Sam Dyson, R ERA: 2.3	(8, 1)	1.0	H	4	1	0	0	3	0	0	0	0	0	0	13	17	0.00	1.000
13 Will Smith, L ERA: 1.98	(9, 1)	1.0	S	3	1	0	0	0	0	0	0	0	0	0	5	7	0.00	1.000

PITCHER	IP	WLS	BF	H	R	ER	SO	BB	IBB	HBP	BLK	WP	HR	S	P	ERA	WHIP

Batter	1	2	3	4	5	6	7	8	9	AB	R	H	RBI	BB	SO	LOB
9 Brandon Belt, L (1, 3) OBP: 0.364, SLG: 0.418	B FF 91 C FF 91 B KC 77 X FF 93 2-1 ① F8			F FF 94 F SL 84 X FF 95 0-2 ① L8		C SL 84 B FF 95 B FF 95 X FF 95 2-1 ③ F7				3	0	0	0	0	0	0
12 Joe Panik, L (1, 4) OBP: 0.305, SLG: 0.314	C FF 92 F SI 90 F SL 83 X CH 86 0-2 ② G3-1			X KC 77 0-0 ② L9			C FF 93 B SL 86 B SI 92 X CH 84 2-1 ① G4-3			3	0	0	0	0	0	0
10 Evan Longoria, R (1, 5) OBP: 0.313, SLG: 0.439	B SL 80 S FF 93 F SI 92 S FF 96 1-3 ③ K			F FF 96 F SL 84 B SL 85 B SI 93 X FF 96 2-2 ③ F8			S FF 91 X SL 85 0-1 HR			3	1	1	1	0	1	0
8 Alex Dickerson, L (1, 7) OBP: 0.370, SLG: 0.606		X FF 92 0-0 ① P6			B SL 81 F SL 82 B FF 95 B KC 77 B FF 94 4-1 BB		C SL 85 X FF 95 0-1 1B			2	0	1	0	1	0	0
21 Stephen Vogt, L (1, 2) OBP: 0.319, SLG: 0.456 49 Sam Dyson, R (8, 1) 13 Will Smith, R (9, 1)		B FF 91 C FF 93 S SL 83 X FF 95 1-2 ② G4-3			S SI 92 F SI 92 B FF 95 D SL 84 S SL 85 2-3 ① K		B FF 94 F FF 94 F SL 95 X FF 94 1-2 ② F9			3 0 0	0 0 0	0 0 0	0 0 0	0 0 0	1 0 0	2 0 0
1 Kevin Pillar, R (1, 8) OBP: 0.275, SLG: 0.418		C KC 76 S SL 83 S SL 83 0-3 ③ K			1 SAFE B FF 95 X FF 94 1-0 ② P3		X FF 95 0-0 ③ L6			3	0	0	0	0	1	2
53 Austin Slater, R (1, 9) OBP: 0.500, SLG: 1.143			B KC 76 S FF 93 F SI 93 B FF 96 X SL 84 2-2 ① G5-3		B FF 94 S FF 94 S FF 94 C FF 94 1-3 ③ K			B CU 77 S CH 84 B FF 96 C SI 95 F CH 84 S CH 84 2-3 ① K		3	0	0	0	0	2	1
7 Donovan Solano, R (1, 6) OBP: 0.330, SLG: 0.378			C SL 80 X FF 94 0-1 ② F9			B SL 82 S FF 94 B FF 95 S SL 85 X FF 95 2-2 ① L8		B CH 84 B FC 91 B SI 95 C SI 95 B SI 95 4-1 28 G5-4-3 BB		2	0	0	0	1	0	0
29 Jeff Samardzija, R (1, 1) OBP: 0.120, SLG: 0.160 28 Buster Posey, R (8, 2) OBP: 0.315, SLG: 0.378			S FF 94 B FF 95 C SL 83 S SL 85 1-3 ③ K			S SL 82 B SL 82 S SL 84 F FF 96 S FF 96 1-3 ② K		B SI 96 1 SAFE X FC 91 1-0 ②③ G5-4-3 1-2f		2 1	0 0	0 0	0 0	0 0	2 0	0 1
Inning Stats	R: 0 E: 0 K: 1 S: 9 H: 0 LOB: 0 BB: 0 P: 12	R: 0 E: 0 K: 1 S: 7 H: 0 LOB: 0 BB: 0 P: 8	R: 0 E: 0 K: 1 S: 8 H: 0 LOB: 0 BB: 0 P: 11	R: 0 E: 0 K: 0 S: 7 H: 0 LOB: 0 BB: 0 P: 9	R: 0 E: 0 K: 2 S: 8 H: 0 LOB: 1 BB: 1 P: 16	R: 0 E: 0 K: 1 S: 9 H: 0 LOB: 0 BB: 0 P: 14	R: 1 E: 0 K: 0 S: 10 H: 2 LOB: 1 BB: 0 P: 13	R: 0 E: 0 K: 1 S: 6 H: 0 LOB: 0 BB: 1 P: 13		1B: 1 2B: 0 3B: 0 HR: 1 SF: 0 SAC: 0 DP: 1 HBP: 0						

PITCHER		IP	WLS	BF	H	R	ER	SO	BB	IBB	HBP	BLK	WP	HR	S	P	ERA	WHIP
22 Jack Flaherty, R ERA: 4.64	(1, 1)	7.0	L	24	2	1	1	6	1	0	0	0	0	1	58	83	1.29	0.429
53 John Gant, R ERA: 2.22	(8, 1)	1.0		3	0	0	0	1	1	0	0	0	0	0	6	13	0.00	1.000

PITCHER	IP	WLS	BF	H	R	ER	SO	BB	IBB	HBP	BLK	WP	HR	S	P	ERA	WHIP

BOTTOM

St. Louis Cardinals @ San Francisco Giants

Oracle Park, San Francisco, CA

Sun Jul 07 2019, 1:07 PM - 3:25 PM PDT

Att. 33,841 - Partly Cloudy - 61 F

livebaseballscorecards.com

AB	25
R	1
H	2
RBI	1
BB	2
SO	7
LOB	6

Batter	1	2	3	4	5	6	7	8	9	10	AB	R	H	RBI	BB	SO	LOB
9 Brandon Belt, L (1, 3) OBP: 0.365, SLG: 0.418	B SI 91 B FF 91 X FC 90 2-0 P6			B FC 90 F CH 82 F FF 92 X CH 82 1-2 8 S 1B		B SL 88 S SL 90 C SL 88 F CH 92 B FF 99 X SL 89 2-2 L7		S SI 95 B SI 94 B SI 94 S SI 95 B SI 95 F SI 95 T SI 94 3-2 K		B SL 82 S CH 82 F FF 93 F FF 93 F SL 87 B FF 95 X CH 84 2-2 1-2 2-3 28 HR 1B	5	1	2	0	0	1	0
28 Buster Posey, R (1, 2) OBP: 0.317, SLG: 0.392	X FF 93 0-0 G6-3			C FC 90 F FF 92 F SI 93 C CH 82 0-3 K		C SL 91 X FF 99 0-1 10 HR 1B		X SI 95 0-0 G4-3		X SI 92 0-0 1-H 2-H 3-H HR	5	2	2	4	0	1	1
10 Evan Longoria, R (1, 5) OBP: 0.311, SLG: 0.445	C FF 93 X FF 92 0-1 P3			S CH 82 B FF 92 F FF 93 B FF 93 B CH 82 F FF 93 F FF 93 X FC 90 3-2 P3		C FF 98 F SL 89 B SL 86 F SL 88 B FF 96 F SL 86 F SL 90 F SL 86 X CH 90 2-2 1-H HR		C SL 82 C SI 96 T SL 81 0-2 K		C SL 82 B SL 81 X SI 93 1-1 G3-1	5	1	1	2	0	1	1
8 Alex Dickerson, L (1, 7) OBP: 0.355, SLG: 0.580 7 Donovan Solano, R (9, PH) OBP: 0.326, SLG: 0.373 13 Will Smith, R (9, 1) 48 Pablo Sandoval, S (10, PH) OBP: 0.323, SLG: 0.567 41 Mark Melancon, R (10, 1)		S FF 91 B FF 91 S FC 89 F FF 93 F FC 91 B CH 83 F FC 90 X FF 94 2-2 F7		F SI 92 B FF 92 B SI 92 B FF 93 S CH 83 F FF 93 C CH 82 3-3 K 1-2		C FF 98 B FF 97 S SL 88 1-3 K			B SI 94 C SL 81 S SI 94 S SI 96 1-3 K	X SI 92 0-0 G5-3	3 1 0 1 0	0 0 0 0 0	0 0 0 0 0	0 0 0 0 0	0 1 0 0 0	2 0 0 0 0	1 0 0 0 0
1 Kevin Pillar, R (1, 8) OBP: 0.274, SLG: 0.417		X FF 92 0-0 P5			B SI 91 F FC 89 X FF 91 1-1 53 HR 2B	C SL 88 X SL 87 0-1 G6-3			X SI 95 0-0 F8	C SI 92 F SL 82 B SL 79 F SI 92 X SI 92 1-2 G5-3	5	1	1	0	0	0	0
35 Brandon Crawford, L (1, 6) OBP: 0.290, SLG: 0.354		X CH 81 0-0 P4			B CU 76 C FC 90 F FC 90 S CH 82 1-3 K		C SI 86 B SL 78 S SI 86 F SI 85 S CH 74 1-3 K		B SL 82 B SI 94 B SL 82 C SI 94 X SI 95 3-1 HR		4	1	1	1	0	2	1
53 Austin Slater, R (1, 9) OBP: 0.450, SLG: 1.111			B FC 88 B CU 76 C FF 93 B CH 81 S FF 93 F FF 93 X CH 82 3-2 L7		F FF 91 S FC 92 D CH 82 X FF 92 1-2 2-H HR		C SI 86 B CH 73 B SI 87 C CH 75 X SL 77 2-2 G6-3		B SL 83 S SI 94 S SL 81 X SL 82 1-2 G5-3		4	1	1	2	0	0	0
12 Joe Panik, L (1, 4) OBP: 0.304, SLG: 0.313			C SI 92 S CH 82 F FF 93 F FF 93 F FC 90 F FC 90 B CH 83 B CH 82 X CH 81 2-2 P5		F CH 82 B CU 76 F CH 82 F FC 90 X SI 93 1-2 G5-3		B SL 77 X SI 86 1-0 G6-3			B SI 90 F CH 82 X SL 86 1-1 9 1B 5 BB 28 HR 1B	4	1	1	0	0	0	0
64 Shaun Anderson, R (1, 1) OBP: 0.167, SLG: 0.176 54 Reyes Moronta, R (6, 1) 56 Tony Watson, L (7, 1) 19 Tyler Austin, R (8, PH) OBP: 0.291, SLG: 0.441 49 Sam Dyson, R (8, 1) 5 Mike Yastrzemski, L (9, 7) OBP: 0.298, SLG: 0.425			C FF 93 S FF 92 F FF 92 B FF 93 S CU 78 1-3 K		F FF 92 S CU 77 F CU 78 F FF 92 C CH 82 0-3 K			X SI 95 0-0 HR	1 SAFE L FF 92 S FF 91 B SL 81 B FF 92 F SL 82 1 SAFE B CH 83 D CH 84 4-2 9 1B 28 HR 1-2 BB	2 0 0 1 0 0 0	0 0 0 1 0 0 1	0 0 0 1 0 0 0	0 0 0 0 0 0 1	0 0 0 0 0 0 0	2 0 0 0 0 0 0	0 0 0 0 0 0 0
Inning Stats	R: 0 E: 0 K: 0 S: 4 H: 0 LOB: 0 BB: 0 P: 6	R: 0 E: 0 K: 0 S: 8 H: 0 LOB: 0 BB: 0 P: 10	R: 0 E: 0 K: 1 S: 15 H: 0 LOB: 0 BB: 0 P: 21	R: 0 E: 0 K: 2 S: 16 H: 1 LOB: 1 BB: 0 P: 23	R: 2 E: 0 K: 2 S: 17 H: 2 LOB: 0 BB: 0 P: 21	R: 2 E: 0 K: 1 S: 18 H: 2 LOB: 0 BB: 0 P: 23	R: 0 E: 0 K: 1 S: 8 H: 0 LOB: 0 BB: 0 P: 12	R: 1 E: 0 K: 2 S: 9 H: 1 LOB: 0 BB: 0 P: 12	R: 1 E: 0 K: 1 S: 9 H: 1 LOB: 0 BB: 0 P: 14	R: 4 E: 0 K: 0 S: 18 H: 3 LOB: 0 BB: 1 P: 27	1B: 4 2B: 1 3B: 0 HR: 5 SF: 0 SAC: 0 DP: 0 HBP: 0						

PITCHER	IP	WLS	BF	H	R	ER	SO	BB	IBB	HBP	BLK	WP	HR	S	P	ERA	WHIP
57 Chase Anderson, R (1, 1) ERA: 4.27	5.0		18	3	2	2	5	0	0	0	0	0	1	60	81	3.60	0.600
39 Corbin Burnes, R (6, 1) ERA: 8.22	1.0		5	2	2	2	1	0	0	0	0	0	1	18	23	18.00	2.000
58 Alex Claudio, L (7, 1) ERA: 4.23	1.0	H	3	0	0	0	1	0	0	0	0	0	0	8	12	0.00	0.000
71 Josh Hader, L (8, 1) ERA: 2.4	2.0	B	8	2	2	2	3	0	0	0	0	0	2	18	26	9.00	1.000
43 Matt Albers, R (10, 1) ERA: 4.5	1.0	L	7	3	4	4	0	1	0	0	0	0	1	18	27	36.00	4.000

PITCHER	IP	WLS	BF	H	R	ER	SO	BB	IBB	HBP	BLK	WP	HR	S	P	ERA	WHIP

TOP

San Francisco Giants @ Milwaukee Brewers

Miller Park, Milwaukee, WI

Fri Jul 12 2019, 7:11 PM - 10:43 PM CDT

Att. 40,186 - Clear - 89 F

livebaseballscorecards.com

AB	40
R	10
H	10
RBI	10
BB	1
SO	10
LOB	4

WP: 0 PA: 41
PB: 0
SB: 1
CS: 0

Batter	1	2	3	4	5	6	7	8	9	10	AB	R	H	RBI	BB	SO	LOB
6 Lorenzo Cain, R (1, 8) OBP: 0.306, SLG: 0.349	C FF 94 B SL 87 B FF 95 B SI 93 X SI 93 3-1 G5-3 ①		B SI 91 B SL 85 C SL 86 B SI 90 C SL 84 X SL 86 3-2 22 CS 1B		B SL 86 F SL 84 B FF 93 S FF 93 S FF 92 2-3 K ②	S FF 96 X FF 97 0-1 G4-3 ③		C SI 94 X SI 94 0-1 G4-3 ③		B FC 91 D FC 92 C FC 90 B FC 91 C FC 90 F FC 92 C FC 91 3-3 K ③	6	0	1	0	0	2	4
22 Christian Yelich, L (1, 9) OBP: 0.432, SLG: 0.709	C FF 94 B CH 89 S SL 83 B FF 93 F CU 81 B FF 93 F FF 92 S SL 87 3-3 K ②		S FF 91 C FF 93 B FF 93 S SL 86 1-3 K ①② 1-2		B CU 81 S CU 76 S SL 90 B FF 92 C FF 92 2-3 K ③		X SL 84 0-0 8 HBP 1B		C SL 82 X SL 82 0-1 11 G4-3 3B		5	1	2	0	0	3	1
10 Yasmani Grandal, S (1, 2) OBP: 0.370, SLG: 0.517	C FF 93 F CU 79 B FF 94 T SL 85 1-2 K ③		X CH 87 0-0 G4-3 ③			C SL 85 F FF 92 B FF 93 B SL 86 B SI 92 B SL 87 4-2 11 2B 8 2B BB	B SI 94 1 SAFE F CH 86 F CH 86 T SI 93 1-2 K ①		F FF 94 F FF 93 S SL 83 0-3 K ①		4	1	0	0	1	3	2
11 Mike Moustakas, L (1, 5) OBP: 0.332, SLG: 0.549		X FF 91 0-0 G4-3 ①		C FF 92 B SL 86 F FF 92 S SI 92 1-3 K ①		X FF 92 0-0 8 2B 1-3 2B	B SI 93 C SI 93 F SI 93 S SL 86 1-3 K ②		B FF 94 S SL 84 X SL 83 1-1 G4-3 ② 3-H		5	1	1	1	0	2	1
8 Ryan Braun, R (1, 7) OBP: 0.325, SLG: 0.458		B SI 91 F SL 86 B SI 92 S SI 92 B CH 88 F FF 92 C FF 92 3-3 K ②		B CH 86 F SI 94 B FF 93 X SI 92 2-1 7 E 7 2B 1B		C SL 83 F SL 83 X SL 83 0-2 7 WP 7 1B 2-H 3-H 2B	F SI 93 H SI 93 1-1 HBP 1-2		B SL 83 X CU 78 1-0 G6-3 ③		4	2	2	2	0	1	0
7 Eric Thames, L (1, 3) OBP: 0.376, SLG: 0.517 71 Josh Hader, L (8, 1) 43 Matt Albers, L (10, 1) 13 Tyler Saladino, R (10, PH) OBP: 0.129, SLG: 0.100		B FF 91 B FF 92 B FF 90 C SI 91 C SI 92 B SI 92 4-2 18 2B BB		1 SAFE 1 SAFE C FF 92 X FF 94 0-1 18 1B 1-H 2B		C FF 98 S FF 97 B FF 97 B FF 97 X FF 98 2-2 16 G4-3 18 BB 2-H 1B	C SI 94 B SL 86 X SI 92 1-1 F8 ③			C FC 92 B FC 91 C FC 92 B KC 81 X KC 82 2-2 G5-3 ① 3-H	3 0 0 1	1 0 0 0	2 0 0 0	2 0 0 0	1 0 0 0	0 0 0 0	2 0 0 0
18 Keston Hiura, R (1, 4) OBP: 0.339, SLG: 0.524		X SI 90 0-0 1-H 2B		X SI 92 0-0 3 G4-6-3 2-3 1B		B SL 85 B FF 99 B FF 98 B FF 98 4-0 16 G4-3 1-2 BB		C SI 92 B FC 90 C FC 91 B SI 93 S SI 94 2-3 K ①		C FF 91 F KC 80 B FC 92 X FC 91 1-2 HR	4	1	3	2	1	1	0
3 Orlando Arcia, R (1, 6) OBP: 0.298, SLG: 0.401		0-0 IBB		B SI 94 B SL 88 S FF 94 X SI 94 2-1 G4-6-3 ②③ 1-2f		C SL 84 B SL 84 D FF 96 S SL 83 C FF 97 2-3 K ①		C SI 94 X FC 91 0-1 F9 ②		C FC 92 B FC 92 B FC 92 X FC 91 2-1 G4-3 ②	4	0	0	0	1	1	4
57 Chase Anderson, R (1, 1) 2 Mauricio Dubón, R (5, PH) 39 Corbin Burnes, R (6, 1) OBP: 0.286, SLG: 0.286 16 Ben Gamel, L (6, PH) OBP: 0.335, SLG: 0.385 58 Alex Claudio, L (7, 1) 24 Jesús Aguilar, R (8, 3) OBP: 0.333, SLG: 0.392		C FF 92 F FF 93 B SL 86 X FF 93 1-2 L9 ③			F SI 93 F SL 86 S FF 92 0-3 K ①	C FF 97 F FF 96 F SL 83 X FF 97 0-2 G4-3 ② 1-2 2-3		C SI 94 X SI 94 0-1 1B		C KC 81 F KC 81 B KC 82 X FC 92 1-2 1B	1 1 0 1 0 2	0 0 0 0 0 0	0 0 0 0 0 0	0 0 0 0 0 0	0 1 0 0 0 0	0 0 0 0 0 0	2 0 0 2 0 0
Inning Stats	R: 0 E: 0 K: 2 S: 10 H: 0 LOB: 0 BB: 0 P: 17	R: 1 E: 0 K: 1 S: 11 H: 1 LOB: 2 BB: 2 P: 19	R: 0 E: 0 K: 1 S: 7 H: 1 LOB: 0 BB: 0 P: 11	R: 1 E: 1 K: 1 S: 10 H: 3 LOB: 1 BB: 0 P: 15	R: 0 E: 0 K: 3 S: 9 H: 0 LOB: 0 BB: 0 P: 13	R: 3 E: 0 K: 1 S: 18 H: 3 LOB: 2 BB: 2 P: 30	R: 0 E: 0 K: 2 S: 10 H: 1 LOB: 2 BB: 0 P: 14	R: 0 E: 0 K: 1 S: 9 H: 1 LOB: 1 BB: 0 P: 11	R: 1 E: 0 K: 1 S: 8 H: 1 LOB: 0 BB: 0 P: 10	R: 1 E: 0 K: 1 S: 15 H: 2 LOB: 1 BB: 0 P: 24	1B: 7 2B: 4 3B: 1 HR: 1 SF: 0 SAC: 0 DP: 1 HBP: 1						

PITCHER		IP	WLS	BF	H	R	ER	SO	BB	IBB	HBP	BLK	WP	HR	S	P	ERA	WHIP
64 Shaun Anderson, R ERA: 4.48	(1, 1)	5.0		22	6	4	4	8	2	1	0	0	0	0	50	82	7.20	1.600
54 Reyes Moronta, R ERA: 2.88	(6, 1)	1.0	B	6	2	1	1	1	1	0	0	0	1	0	15	23	9.00	3.000
56 Tony Watson, L ERA: 3.28	(7, 1)	1.0		5	1	0	0	2	0	0	1	0	0	0	10	14	0.00	1.000
49 Sam Dyson, R ERA: 2.25	(8, 1)	1.0		4	1	0	0	1	0	0	0	0	0	0	9	11	0.00	1.000
13 Will Smith, L ERA: 2.17	(9, 1)	1.0	W	4	1	1	1	1	0	0	0	0	0	0	8	10	9.00	1.000

PITCHER		IP	WLS	BF	H	R	ER	SO	BB	IBB	HBP	BLK	WP	HR	S	P	ERA	WHIP
41 Mark Melancon, R ERA: 4.3	(10, 1)	1.0		5	2	1	1	1	0	0	0	0	0	1	15	24	9.00	2.000

BOTTOM

San Francisco Giants @ Milwaukee Brewers

Miller Park, Milwaukee, WI

Fri Jul 12 2019, 7:11 PM - 10:43 PM CDT

Att. 40,186 - Clear - 89 F

livebaseballscorecards.com

AB	41
R	7
H	13
RBI	7
BB	4
SO	14
LOB	18

WP: 1 PA: 46
PB: 0
SB: 0
CS: 1

San Francisco Giants @ Milwaukee Brewers

Miller Park, Milwaukee, WI

Sat Jul 13 2019, 6:16 PM - 10:09 PM CDT

Att. 42,324 - Clear - 82 F

TOP

livebaseballscorecards.com

Batter	1	2	3	4	5	6	7	8	9	AB	R	H	RBI	BB	SO	LOB
9 Brandon Belt, L (1, 7) OBP: 0.360, SLG: 0.412	B SI 87 B SI 88 C SI 88 X CH 79 2-1 E1 48 G3 28 1B 5 SF9		F SI 86 F SI 88 B SI 87 X FC 87 1-2 ① P3		X CH 80 0-0 ③ P5		B SL 76 F SI 85 B SI 85 F SI 85 C SL 77 2-3 ③ K		B KC 81 X SI 95 1-0 E8 1-H 2-H 1B	4	1	0	0	0	1	3
56 Tony Watson, L (7, 1)										0	0	0	0	0	0	0
49 Sam Dyson, R (8, 1)										0	0	0	0	0	0	0
45 Derek Holland, S (8, 1)										0	0	0	0	0	0	0
21 Stephen Vogt, L (9, PH) OBP: 0.091, SLG: 0.091										1	0	1	1	0	0	0
54 Reyes Moronta, R (9, 1) OBP: 0.325, SLG: 0.462										0	0	0	0	0	0	0
28 Buster Posey, R (1, 2) OBP: 0.315, SLG: 0.388	D SI 89 F SI 89 C SI 90 D CH 80 D SI 90 1 SAFE X CH 79 3-2 48 G3 1-2 1B		B FC 87 C SI 89 B SI 89 X FC 87 2-1 ② F8	C CH 79 B FC 85 B SI 88 B SI 88 F SI 88 C SI 89 3-3 ① K				C CU 78 F FF 95 F FF 96 B CU 78 B FF 97 S FF 96 2-3 ① K	F FF 95 C KC 82 S KC 80 0-3 ② K	5	0	1	0	0	3	1
48 Pablo Sandoval, S (1, 3) OBP: 0.320, SLG: 0.555	C SI 89 B FC 88 X SI 89 1-1 ① G3 1-2 2-3		B SI 88 X FC 88 1-0 ③ F8	C SI 88 B SI 88 B SI 88 B FC 88 F FC 88 X SI 89 3-2 ② G4-3				B FF 94 F FF 96 B CU 77 B FF 95 B FF 95 4-1 10 BB BB	X FF 94 0-0 ③ P6	4	0	0	0	1	0	3
10 Evan Longoria, R (1, 5) OBP: 0.317, SLG: 0.446	B FC 86 B FC 86 F CH 80 F SI 89 B SI 90 B SI 89 4-2 1 FC6-4 BB			C SI 88 B CH 80 B CH 80 X SI 88 2-1 35 CS 5 WP 1B		B FC 86 C FC 87 B CH 80 B SI 89 C CH 80 S SI 90 3-3 ③ K		B FF 94 C FF 95 S FF 95 B FF 95 D CU 79 B FF 96 4-2 1-2 BB		2	0	1	0	2	1	0
5 Mike Yastrzemski, L (1, 9) OBP: 0.289, SLG: 0.415	C SI 89 B SI 88 B SI 89 F SI 89 X FC 87 2-2 ② SF9 3-H			L CH 80 S CH 80 F CH 80 B SI 88 F CH 80 F SI 89 X SI 88 1-2 ① F7 1-2			C FF 95 S FF 96 B FS 87 F FS 87 F FF 94 F FS 88 B FF 95 B FF 95 S FF 95 3-3 ① K	C CU 77 C FF 95 S FF 96 0-3 ② K		3	0	0	1	0	2	3
1 Kevin Pillar, R (1, 8) OBP: 0.270, SLG: 0.412	C SI 89 F FC 86 B FC 87 X SI 89 1-2 ③ FC6-4 1-2f			B FC 86 F FC 86 C SI 89 B FC 86 F CH 80 B SI 90 C FC 87 3-3 ② K			S CU 82 B CU 84 T FF 95 B FS 89 B CU 84 S CU 84 3-3 ② K	C CU 78 F FF 96 F FF 97 F CU 79 S CU 79 0-3 ③ K		4	0	0	0	0	3	5
35 Brandon Crawford, L (1, 6) OBP: 0.293, SLG: 0.354		B SI 87 F SI 87 B SI 88 X CH 79 2-1 ① G3	D CH 80 1-0 ③ CS 2-3	C SI 87 B SI 87 B SI 87 C SI 88 B SI 89 S SI 89 3-3 ① K			B FF 95 C FF 96 F FF 95 B FF 95 X FF 95 2-2 7 1B 53 2B 1B		C KC 82 B KC 81 F SI 96 F KC 84 B FF 94 B FS 92 F FF 96 B FF 96 4-2 53 1B 21 1B BB	3	2	1	0	1	1	0
12 Joe Panik, L (1, 4) OBP: 0.305, SLG: 0.312		B CU 76 C CH 79 F FC 86 B SI 88 C CH 80 2-3 ② K		S CH 80 C SI 90 B SI 90 B CH 81 B SI 90 B CH 79 4-2 40 SH3-4 BB			F SI 86 X FF 86 0-1 53 2B 1-2 1B		B SI 96 C SI 95 F SI 95 C SI 96 1-3 ① K	1	0	0	0	1	1	0
7 Donovan Solano, R (7, PH) OBP: 0.330, SLG: 0.376										2	0	1	0	0	1	1
(7, 4)																
40 Madison Bumgarner, R (1, 1) OBP: 0.220, SLG: 0.216		B SI 89 C FC 87 B SI 88 C FC 86 X SI 90 2-2 ③ G6-3		B SI 89 F FC 86 X FC 86 1-1 ② SH3-4 1-2			X CH 76 0-0 1-3 2-H 2B		C SI 95 F SI 95 B KC 83 F SI 95 F FF 95 X FF 95 1-2 21 1B 21 E 1B	1	0	0	0	0	0	0
58 Trevor Gott, R (6, 1)										0	0	0	0	0	0	0
53 Austin Slater, R (7, PH) OBP: 0.500, SLG: 1.150										2	1	2	1	0	0	0
(7, 9)																

	AB	32
	R	4
	H	7
	RBI	3
	BB	5
	SO	13
	LOB	16

Inning Stats																																
	R: 1	E: 1	K: 0	S: 15	H: 1	LOB: 2	BB: 1	P: 28	R: 0	E: 0	K: 1	S: 8	H: 0	LOB: 0	BB: 0	P: 14	R: 0	E: 0	K: 0	S: 6	H: 0	LOB: 0	BB: 0	P: 10	R: 0	E: 0	K: 1	S: 12	H: 1	LOB: 0	BB: 0	P: 19
	R: 0	E: 0	K: 1	S: 8	H: 0	LOB: 1	BB: 1	P: 16	R: 0	E: 0	K: 2	S: 9	H: 0	LOB: 0	BB: 0	P: 18	R: 1	E: 0	K: 3	S: 18	H: 3	LOB: 2	BB: 0	P: 28	R: 0	E: 0	K: 3	S: 15	H: 0	LOB: 2	BB: 2	P: 25
	R: 2	E: 1	K: 2	S: 17	H: 2	LOB: 1	BB: 1	P: 24	1B: 6	2B: 1	3B: 0	HR: 0	SF: 1	SAC: 1	DP: 0	HBP: 0	WP: 1	PB: 0	SB: 0	CS: 1	PA: 40											

PITCHER		IP	WLS	BF	H	R	ER	SO	BB	IBB	HBP	BLK	WP	HR	S	P	ERA	WHIP
27 Zach Davies, R (1, 1) ERA: 2.89		6.0		22	2	1	0	5	2	0	0	0	1	0	58	105	0.00	0.667
41 Junior Guerra, R (7, 1) ERA: 4.31		0.2		3	1	1	1	2	0	0	0	0	0	0	12	20	13.50	1.500
58 Alex Claudio, L (7, 1) ERA: 4.19		0.1		3	2	0	0	1	0	0	0	0	0	0	6	8	0.00	6.000
51 Freddy Peralta, R (8, 1) ERA: 5.2		1.0		5	0	0	0	3	2	0	0	0	0	0	15	25	0.00	2.000
32 Jeremy Jeffress, R (9, 1) ERA: 3.96		1.0	W	6	2	2	1	2	1	0	0	0	0	0	17	24	9.00	3.000

PITCHER	IP	WLS	BF	H	R	ER	SO	BB	IBB	HBP	BLK	WP	HR	S	P	ERA	WHIP

BOTTOM

San Francisco Giants @ Milwaukee Brewers

Miller Park, Milwaukee, WI

Sat Jul 13 2019, 6:16 PM - 10:09 PM CDT

Att. 42,324 - Clear - 82 F

livebaseballscorecards.com

Batter	1	2	3	4	5	6	7	8	9	AB	R	H	RBI	BB	SO	LOB
6 Lorenzo Cain, R (1, 8) OBP: 0.310, SLG: 0.355	C FF 91 X FF 90 0-1 8 2B 24 PO 1B		C FF 91 B CH 84 X FC 87 1-1 22 G4-3 2B		B FF 90 X FC 85 1-0 ② F9		C CH 86 F SI 94 B SI 94 X SI 94 1-2 22 1B 1B	B SI 94 F SI 96 B SI 94 X SL 83 2-1 ② F7		5	0	3	0	0	0	3
22 Christian Yelich, L (1, 9) OBP: 0.429, SLG: 0.701	B FF 91 C FC 87 B FF 91 S FF 91 1 SAFE S FF 91 2-3 ① K		S FF 90 B FC 86 S FF 91 F FF 91 F FC 86 F FF 91 B FF 91 B CU 78 X FF 91 3-2 ② G4-3 2-3		X FF 91 0-0 E4 11 S 8 S 2-H		1 SAFE F SI 93 X SI 93 0-1 8 G6-4-3 1-3 1B	B SI 94 F SI 94 B SI 94 F SI 94 X SI 95 2-2 ③ G6-3		5	0	1	0	0	1	4
8 Ryan Braun, R (1, 7) OBP: 0.326, SLG: 0.458	F FF 92 B FC 87 B FC 87 B CH 86 F FC 88 X FF 92 3-2 1-3 2B		C FF 91 S FF 91 B FF 91 S FF 91 1-3 ③ K		B FF 90 C FF 90 S FF 90 B FF 90 B FC 86 B FF 91 4-2 11 S 1-2 BB		B CH 86 1 SAFE F SI 94 1 SAFE S CH 87 X CH 88 1-2 ②③ G6-4-3 1-2f		C SL 84 X FF 96 0-1 E6 18 BB 16 2B	4	1	1	0	1	1	3
11 Mike Moustakas, L (1, 5) OBP: 0.333, SLG: 0.550	F FF 92 F CU 79 B FF 91 F FF 92 D CU 79 F FC 87 X FF 92 2-2 ② P2			B FC 87 B FF 91 S FC 87 F FF 90 X FF 90 2-2 9 2B 1B	B FC 90 B FF 90 B FF 90 C FC 90 X FC 85 3-1 ③ G6-3 1-2 2-3			C SI 94 B SI 94 B SI 93 X SI 93 2-1 24 2B 2B	B FF 97 F FF 97 F FF 96 S SL 83 1-3 ① K	5	1	2	0	0	1	5
24 Jesús Aguilar, R (1, 3) OBP: 0.335, SLG: 0.397	F FF 91 B FF 92 F FF 91 D CU 80 3 SAFE 2-2 ③ PO 3-H	C CU 76 F CU 77 B FF 91 X FC 86 1-2 ① F7		S CU 77 F FF 91 C FC 86 0-3 ① K		B CU 81 X FF 95 1-0 1B		B SI 94 B SI 95 X SI 95 2-0 18 2B 2-H 2B	1 SAFE C FF 97 S FF 97 C FF 97 0-3 ② K	5	1	2	1	0	2	2
18 Keston Hiura, R (1, 4) OBP: 0.350, SLG: 0.532		C CU 78 B FF 92 X FC 88 1-1 9 S 1B		B FF 90 F FC 86 F FC 87 B FF 90 F CU 78 S FC 86 2-3 ② K		F SI 95 D CU 82 F FF 95 F FF 96 1 SAFE F SI 94 S FF 95 1-3 ① K		F SI 94 X SI 94 0-1 7 1B 3 SF9 2-H 2B	F FF 97 B FF 97 C SL 83 B FF 96 B SL 84 B FF 97 4-2 16 2B 1-2 BB	4	1	2	1	1	2	2
9 Manny Piña, R (1, 2) OBP: 0.277, SLG: 0.354 7 Eric Thames, L (8, PH) OBP: 0.378, SLG: 0.519 32 Jeremy Jeffress, R (9, 1) 16 Ben Gamel, L (9, PH) OBP: 0.338, SLG: 0.393		C FF 92 B FF 91 B FF 92 F FF 92 B FF 91 F FF 92 F FF 90 S CU 80 3-3 ② K 1-2		1 SAFE B FF 91 F FC 91 B FF 91 X CU 78 2-1 ③ 1-H 2B		C FF 95 B SI 94 B FF 95 S FF 95 B FF 95 1 SAFE X FF 94 3-2 ② F9		C SI 94 X CH 87 0-1 10 BB 2-3 1B	B FF 98 B FF 97 C FF 98 F FF 98 X SL 83 2-2 1-3 2-H 2B	3 1 0 1	0 0 0 0	1 1 0 1	0 0 0 1	0 0 0 0	1 0 0 0	2 0 0 0
13 Tyler Saladino, R (1, 6) OBP: 0.118, SLG: 0.091 58 Alex Claudio, L (7, 1) 51 Freddy Peralta, R (8, 1) OBP: 0.143, SLG: 0.143 10 Yasmani Grandal, S (8, PH) OBP: 0.372, SLG: 0.517 (9, 2)		C FC 87 X CU 78 0-1 ③ G1-3			F CU 77 C FC 85 B CU 77 B FC 90 S FC 86 2-3 ① K		C FF 94 C FF 95 1 SAFE S FF 95 0-3 ③ K	B SI 94 B SI 94 C SI 94 B SI 94 B SI 95 4-1 1-2 BB		3 0 0 0	0 0 0 0	0 0 0 0	0 0 0 0	2 0 0 1	2 0 0 0
27 Zach Davies, R (1, 1) OBP: 0.162, SLG: 0.194 41 Junior Guerra, R (7, 1) 3 Orlando Arcia, R (7, 6) OBP: 0.297, SLG: 0.399			B FF 90 C FF 90 C FC 87 F CU 77 F FF 91 X CU 79 1-2 ① G5-3		C FC 86 B CU 68 X FF 90 1-1 22 E 2B		S CH 85 S SI 93 B SI 92 S CH 86 1-3 ① K	C SL 80 B SI 94 F SL 81 X SL 83 1-2 ① SF9 3-H		2 0 1	1 0 0	1 0 0	0 0 1	0 0 0	0 0 1	0 0 0

	AB	39
	R	5
	H	15
	RBI	4
	BB	3
	SO	11
	LOB	23

Inning Stats																												
	R: 0 E: 0 K: 1 S: 15	H: 2 LOB: 1 BB: 0 P: 24	R: 0 E: 0 K: 1 S: 12	H: 1 LOB: 1 BB: 0 P: 17	R: 0 E: 0 K: 1 S: 16	H: 1 LOB: 1 BB: 0 P: 22	R: 0 E: 0 K: 2 S: 12	H: 2 LOB: 2 BB: 0 P: 18	R: 1 E: 1 K: 1 S: 11	H: 1 LOB: 2 BB: 1 P: 22	R: 0 E: 0 K: 2 S: 12	H: 1 LOB: 1 BB: 0 P: 17	R: 0 E: 0 K: 1 S: 11	H: 2 LOB: 1 BB: 0 P: 14	R: 3 E: 0 K: 0 S: 16	H: 4 LOB: 2 BB: 1 P: 29	R: 1 E: 1 K: 2 S: 13	H: 1 LOB: 2 BB: 1 P: 20	1B: 7 2B: 8 3B: 0 HR: 0	SF: 1 SAC: 0 DP: 1 HBP: 0	WP: 0 PB: 0 SB: 4 CS: 0	PA: 44

PITCHER		IP	WLS	BF	H	R	ER	SO	BB	IBB	HBP	BLK	WP	HR	S	P	ERA	WHIP
40 Madison Bumgarner, L ERA: 3.86	(1, 1)	5.0		22	7	1	0	6	1	0	0	0	0	0	66	103	0.00	1.600
58 Trevor Gott, R ERA: 4.1	(6, 1)	1.0		4	1	0	0	2	0	0	0	0	0	0	12	17	0.00	1.000
56 Tony Watson, L ERA: 3.19	(7, 1)	1.0	H	4	2	0	0	1	0	0	0	0	0	0	11	14	0.00	2.000
49 Sam Dyson, R ERA: 2.86	(8, 1)	0.0	B	4	4	3	3	0	0	0	0	0	0	0	7	11	∞	∞
45 Derek Holland, L ERA: 5.74	(8, 1)	1.0		4	0	0	0	0	1	0	0	0	0	0	9	18	0.00	1.000

PITCHER		IP	WLS	BF	H	R	ER	SO	BB	IBB	HBP	BLK	WP	HR	S	P	ERA	WHIP
54 Reyes Moronta, R ERA: 2.83	(9, 1)	0.2	L	5	1	1	0	2	1	0	0	0	0	0	13	20	0.00	3.000

Batter	1	2	3	4	5	6	7	8	9	AB	R	H	RBI	BB	SO	LOB
9 Brandon Belt, L (1, 7) (5, 3) OBP: 0.364, SLG: 0.424	X SI 90 0-0 ① F7		C SL 77 B CH 84 S FF 89 B FF 90 B SI 89 F SL 79 F SI 90 S CU 79 3-3 ① K		B CH 84 B SI 90 C SL 78 X SL 80 2-1 HR		C FF 97 S SL 90 X SL 87 0-2 21 2B 35 BB 1-2 1B	B FF 94 B SL 86 S FF 94 F FF 95 F SL 86 B SL 87 B FF 95 4-2 BB		4	2	2	1	1	1	0
21 Stephen Vogt, L (1, 2) OBP: 0.328, SLG: 0.463	C FF 90 C FF 91 B SI 90 B SL 80 X SL 81 2-2 ② G6-3		B CH 84 B SL 80 B SL 78 B SI 90 4-0 48 FC6 BB		C CU 74 X CH 86 0-1 ② G6-3		B CU 81 C SL 87 S SL 88 B CU 83 F FF 97 X FF 97 2-2 35 BB 1 1B 1-3 2-H 2B	B SL 85 F SL 86 B FF 93 S FF 94 S FF 94 2-3 ① K		4	1	1	1	1	1	1
10 Evan Longoria, R (1, 5) OBP: 0.318, SLG: 0.446 53 Austin Slater, R (5, PH) OBP: 0.440, SLG: 1.000 (5, 9)	X SI 90 0-0 1B		C SI 90 B SI 91 F SI 89 C SL 81 1-3 ② K		C SL 79 B SI 90 B SL 77 C SL 80 S SL 80 2-3 ③ K		S SL 82 F SI 91 S SL 81 0-3 ① K	S SL 85 B SL 85 S SL 86 F SL 85 B FF 94 F FF 95 F SL 87 S SL 87 2-3 ② K		2 3	0 0	1 0	0 0	0 0	1 3	1 3
48 Pablo Sandoval, S (1, 3) (5, 5) OBP: 0.317, SLG: 0.543	B SI 90 B SL 79 F SL 80 F SI 90 X FF 91 2-2 ③ P4		X SI 89 0-0 ③ FC6 1-2f			C SL 76 F SI 86 S SL 75 0-3 ① K	0-0 1 1B 35 BB 5 FC4-6 IBB	S SL 86 B FF 95 B FF 95 X SL 87 2-1 ③ P4		4	1	0	0	1	1	3
35 Brandon Crawford, L (1, 6) OBP: 0.297, SLG: 0.357		B SL 79 C SL 79 F SL 79 B FF 89 B CH 85 B SL 80 4-2 5 E 7 SF8 BB	C SL 79 C CH 86 B SL 80 F SL 81 X CU 78 1-2 ① G4-3		S SI 85 B SI 85 F SL 75 B SL 78 B CH 75 F SI 85 X SI 85 3-2 5 CS 2B	C SI 93 B CH 84 B CH 84 B SI 94 B SI 93 4-1 5 FC4-6 1 1B 7 1B 1-2 2-3 3-H BB		B FF 95 B CH 87 C FF 94 C CH 88 C SL 87 2-3 ① K	3	2	1	1	2	1	0
1 Kevin Pillar, R (1, 8) OBP: 0.275, SLG: 0.413		B SL 79 F SL 80 C SL 79 F SI 90 F SI 91 S SL 81 1-3 ① K	F FF 92 X FF 92 0-1 1B		B CH 77 B SL 78 B CH 77 B SI 86 4-0 BB	S SL 84 D SL 83 X SL 84 1-1 5 FC4-6 1-2 2-3 3-H 1B		C SL 86 B SL 85 F SL 86 X SL 86 1-2 ② G5-3	4	0	2	1	1	1	1
5 Mike Yastrzemski, L (1, 9) (5, 7) OBP: 0.279, SLG: 0.398		B SL 77 C SL 79 C SL 80 X FF 92 1-2 E3 38 1B 38 1B 1-3	B SL 77 B SL 77 X SL 77 2-0 ② F8		C SI 85 F CH 75 X SL 78 0-2 ② ③ F9 2-3	B SI 94 D CH 85 F SI 93 C SI 93 X SI 94 2-2 ② FC4-6 38 FC5 7 1B 1-2f 2-3 3-H		C SL 85 B FF 94 B SL 85 S FF 94 C SL 87 2-3 ③ K	5	0	0	1	0	1	6
7 Donovan Solano, R (1, 4) OBP: 0.337, SLG: 0.398		F SL 80 X SI 90 0-1 ② SF8 3-H	1 SAFE B SL 78 1 SAFE B CU 78 B SL 78 C SI 90 F SL 80 F SI 91 F SI 91 3-2 ③ P3				38 1B 2B 1-1 1-2 3-H 1B			3	1	2	2	0	0	1
38 Tyler Beede, R (1, 1) OBP: 0.286, SLG: 0.167 45 Derek Holland, S (7, 1) OBP: 0.091, SLG: 0.091 41 Mark Melancon, R (8, 1)		X FF 91 0-0 ③ 1-H 1B	C SI 90 B SL 79 C SL 77 S SL 79 1-3 ① K			2-1 9 1B 21 2B 2-H 1B 1-2 FC5 2-3f			4 0 0	1 0 0	2 0 0	1 0 0	0 0 0	1 0 0	2 0 0

Inning Stats	1	2	3	4	5	6	7	8	9	1B: 7	SF: 1	WP: 0	PA: 43
	R: 0 E: 0 K: 0 S: 8 H: 1 LOB: 1 BB: 0 P: 12	R: 1 E: 1 K: 1 S: 13 H: 1 LOB: 2 BB: 1 P: 19	R: 0 E: 0 K: 2 S: 9 H: 0 LOB: 1 BB: 1 P: 17	R: 0 E: 0 K: 0 S: 15 H: 1 LOB: 1 BB: 0 P: 21	R: 1 E: 0 K: 2 S: 10 H: 1 LOB: 0 BB: 0 P: 15	R: 0 E: 0 K: 1 S: 10 H: 1 LOB: 1 BB: 1 P: 17	R: 6 E: 0 K: 1 S: 29 H: 6 LOB: 2 BB: 2 P: 42	R: 0 E: 0 K: 2 S: 14 H: 0 LOB: 1 BB: 1 P: 24	R: 0 E: 0 K: 2 S: 9 H: 0 LOB: 0 BB: 0 P: 14	2B: 3 3B: 0 HR: 1	SAC: 0 DP: 0 HBP: 0	PB: 0 SB: 0 CS: 1	

PITCHER		IP	WLS	BF	H	R	ER	SO	BB	IBB	HBP	BLK	WP	HR	S	P	ERA	WHIP
45 Jhoulys Chacín, R ERA: 5.18	(1, 1)	5.0		21	4	2	1	5	2	0	0	0	0	1	55	84	1.80	1.200
58 Alex Claudio, L ERA: 4.08	(6, 1)	1.0		4	1	0	0	1	1	0	0	0	0	0	10	17	0.00	2.000
39 Corbin Burnes, R ERA: 9.0	(7, 1)	0.0	L	4	4	4	4	0	0	0	0	0	0	0	15	19	∞	∞
43 Matt Albers, R ERA: 4.85	(7, 1)	1.0		7	2	2	2	1	1	1	0	0	0	0	14	23	18.00	3.000
25 Jay Jackson, R ERA: 10.38	(8, 1)	2.0		7	0	0	0	4	1	0	0	0	0	0	23	38	0.00	0.500

PITCHER	IP	WLS	BF	H	R	ER	SO	BB	IBB	HBP	BLK	WP	HR	S	P	ERA	WHIP

TOP

San Francisco Giants @ Milwaukee Brewers

Miller Park, Milwaukee, WI

Sun Jul 14 2019, 1:11 PM - 4:37 PM CDT

Att. 43,259 - Sunny - 82 F

livebaseballscorecards.com

AB	36
R	8
H	11
RBI	8
BB	6
SO	11
LOB	18

Batter	1	2	3	4	5	6	7	8	9	AB	R	H	RBI	BB	SO	LOB
6 Lorenzo Cain, R (1, 8) OBP: 0.311, SLG: 0.356	C FF 94 F FF 94 B FF 94 X CU 79 1-2 22 1B 22 S 10 FC8-4 1B	C FF 93 X FF 93 0-1 ① F9	S SL 86 F FF 93 B SL 84 S CH 84 1-3 ③ K	X SL 85 0-0 1-2 3-H 1B	C FC 92 X KC 81 0-1 ③ F8	5	1	2	1	0	1	0
22 Christian Yelich, L (1, 9) OBP: 0.430, SLG: 0.708	1 SAFE B FF 92 S CH 82 S FF 93 B FF 94 F CU 81 X CH 84 2-2 10 FC8-4 1-3 1B	C FF 94 X FF 94 0-1 ② F7	B CU 79 B FF 94 C SL 85 X FF 94 2-1 HR	C SI 94 S SL 83 B SI 94 B SI 92 X SL 82 2-2 ③ L8		4	1	2	1	0	0	2
10 Yasmani Grandal, S (1, 2) OBP: 0.370, SLG: 0.512	1 SAFE B FF 93 X SL 87 1-0 ① FC8-4 8 FC5-4 11 1B 1-2f 3-H	C CH 84 B FF 94 H CU 81 2-1 HBP	B CH 83 C SL 85 B CH 83 B FF 94 C SL 86 F FF 95 F FF 94 F FF 94 F SL 87 3-2 ① G5-3	S SI 93 B SI 92 C SL 79 B SI 93 S SL 82 2-3 ① K		3	0	0	1	0	1	1
11 Mike Moustakas, L (1, 5) OBP: 0.335, SLG: 0.548	C CH 84 B FF 93 B FF 95 S CU 80 X FF 94 2-2 8 FC5-4 1-2 1B	B FF 94 S SL 86 B FF 93 B FF 94 C SL 87 F CH 83 F FF 95 X FF 95 3-2 ③ L6	B CU 80 S CH 84 F FF 94 F CH 85 F FF 95 S CU 81 1-3 ② K	B SL 83 F SI 93 B SI 93 B SL 83 F SI 94 B SI 92 4-2 7 2B BB		3	0	1	0	1	1	1
8 Ryan Braun, R (1, 7) OBP: 0.322, SLG: 0.452	X SL 87 0-0 ② FC5-4 7 S 1-2f 2-3	X FF 93 0-0 ① G6-3	C CH 83 B SL 88 F FF 94 S FF 93 1-3 ③ K	C SI 93 B SL 83 S SL 83 B SI 92 B SL 83 S SI 94 3-3 ② K		4	0	0	0	0	2	3
7 Eric Thames, L (1, 3) OBP: 0.380, SLG: 0.524	1 SAFE B FF 94 X SL 88 1-0 ③ F8 1-2	B FF 94 X FF 94 1-0 ② F8		B FF 93 X FF 93 1-0 3 F9 18 1B 6 1B 1B	B SL 83 S SI 93 T SI 92 X SI 92 1-2 1-3 2B		4	1	2	0	0	0	2
18 Keston Hiura, R (1, 4) OBP: 0.347, SLG: 0.522	C FF 93 B CU 77 F FF 93 B FF 93 F SL 86 F FF 93 S CU 79 2-3 ① K	C FF 94 F FF 93 X CU 78 0-2 ③ G5-3		C SL 85 X FF 92 0-1 6 1B 1-2 1B	C KC 81 C KC 82 S FC 92 0-3 ③ K		4	0	1	0	0	2	2
3 Orlando Arcia, R (1, 6) OBP: 0.293, SLG: 0.394	B SL 88 C SL 86 X FF 94 1-1 ② L9	C FF 94 B SL 86 F SL 86 S SL 85 1-3 ① K		B SL 85 X FF 92 1-0 ① F9 2-3	C FC 92 C KC 81 X KC 81 0-2 ① G5-3		4	0	0	0	0	1	2
45 Jhoulys Chacín, R (1, 1) OBP: 0.174, SLG: 0.273 16 Ben Gamel, L (5, PH) OBP: 0.336, SLG: 0.391 58 Alex Claudio, L (6, 1) 39 Corbin Burnes, R (7, 1) OBP: 0.286, SLG: 0.286 43 Matt Albers, L (7, 1) 24 Jesús Aguilar, R (7, PH) OBP: 0.333, SLG: 0.395 25 Jay Jackson, R (8, 1) 13 Tyler Saladino, R (9, PH) OBP: 0.114, SLG: 0.088	C SL 87 C CU 80 S CU 78 0-3 ③ K		B FF 94 X FF 94 1-0 ② G6-3	F FF 95 B FF 93 D SL 86 F FF 96 F FF 94 D CH 84 T FF 93 3-2 ② K	B FC 91 B FC 91 B FC 91 C FC 90 X FC 92 3-1 ② L7	1 0 0 0 0 1 0 1 0 0 0 0 0 0 0 0 0 0 0 0 0 0 0 0 0 0 0 0 0 0 0 0 0 0 0 1 0 0 0 0 1 2 0 0 0 0 0 0 0 1 0 0 0 0 0 0						
Inning Stats	R: 1 H: 3 E: 0 LOB: 2 K: 0 BB: 0 S: 13 P: 20	R: 0 H: 0 E: 0 LOB: 0 K: 2 BB: 0 S: 10 P: 13	R: 0 H: 0 E: 0 LOB: 1 K: 0 BB: 0 S: 10 P: 15	R: 0 H: 0 E: 0 LOB: 0 K: 0 BB: 0 S: 5 P: 6	R: 0 H: 0 E: 0 LOB: 0 K: 2 BB: 0 S: 7 P: 10	R: 1 H: 1 E: 0 LOB: 0 K: 2 BB: 0 S: 18 P: 25	R: 1 H: 3 E: 0 LOB: 2 K: 1 BB: 0 S: 12 P: 19	R: 0 H: 1 E: 0 LOB: 2 K: 3 BB: 1 S: 14 P: 24	R: 0 H: 0 E: 0 LOB: 0 K: 0 BB: 0 S: 7 P: 10	1B: 6 2B: 1 3B: 0 HR: 1	SF: 0 SAC: 0 DP: 0 HBP: 1	WP: 0 PB: 0 SB: 2 CS: 0	PA: 37			

BOTTOM

San Francisco Giants @ Milwaukee Brewers

Miller Park, Milwaukee, WI

Sun Jul 14 2019, 1:11 PM - 4:37 PM CDT

Att. 43,259 - Sunny - 82 F

livebaseballscorecards.com

AB	35
R	3
H	8
RBI	3
BB	1
SO	10
LOB	15

PITCHER		IP	WLS	BF	H	R	ER	SO	BB	IBB	HBP	BLK	WP	HR	S	P	ERA	WHIP
38 Tyler Beede, R ERA: 5.44	(1, 1)	6.2	W	28	7	3	3	7	0	0	1	0	0	1	72	103	4.05	1.050
45 Derek Holland, L ERA: 5.65	(7, 1)	1.0		5	1	0	0	2	1	0	0	0	0	0	14	26	0.00	2.000
41 Mark Melancon, R ERA: 4.15	(8, 1)	1.1		4	0	0	0	1	0	0	0	0	0	0	10	13	0.00	0.000

PITCHER	IP	WLS	BF	H	R	ER	SO	BB	IBB	HBP	BLK	WP	HR	S	P	ERA	WHIP

Batter	1	2	3	4	5	6	7	8	9	AB	R	H	RBI	BB	SO	LOB
9 Brandon Belt, L (1, 3) OBP: 0.368, SLG: 0.426	B FF 94 X FF 94 1-0 48 SH2-3 28 1B 8 1B 1B	B FF 94 F FF 94 B FF 95 F FF 95 B KC 87 S FF 96 3-3 ② K	X FF 94 0-0 28 HR 2-H 1B		B SI 95 B FF 94 C SL 89 B SI 96 B SL 88 4-1 BB		B SL 83 C FF 96 X SL 86 1-1 ① F9		B FF 79 B FF 78 X FF 78 2-0 ① F9	3	2	2	1	1	1	0
19 Tyler Austin, R (7, PH) OBP: 0.287, SLG: 0.433 (7, 3)										2	0	0	0	0	0	0
28 Buster Posey, R (1, 2) OBP: 0.319, SLG: 0.401	X FF 94 0-0 8 1B 48 SH2-3 35 HR 1-2 1B	C SL 87 C KC 83 B KC 84 F SL 88 B SL 90 B KC 86 X FF 96 3-2 ③ G5-3	S SL 87 B CU 82 X SL 87 1-1 1-H HR		C FF 95 X FF 95 0-1 ③ L4		S SL 86 B SL 84 B FF 96 B SL 87 X FF 96 3-1 ② G5-3		H CU 67 1-0 8 BB 7 1B 35 1B HBP	5	3	2	2	0	0	1
48 Pablo Sandoval, S (1, 5) OBP: 0.312, SLG: 0.534	C KC 81 B FF 95 X FF 94 1-1 ① SH2-3 1-2 2-3		B KC 81 ① B SI 94 F FF 96 F FF 95 F FF 95 B KC 86 C FF 97 3-3 ① K C CU 80 B SI 94 X SI 93 1-1 G4-3 ③			X SI 92 0-0 E4 8 G3-1 35 HR	B FF 96 B FF 95 B FF 96 C FF 95 B FF 95 4-1 BB		C FF 77 F FF 76 B FF 82 X FF 86 1-2 8 BB 35 1B 1-2 1B	3	1	0	0	0	1	0
7 Donovan Solano, R (6, 5) OBP: 0.351, SLG: 0.404										1	1	1	0	1	0	0
8 Alex Dickerson, L (1, 7) OBP: 0.378, SLG: 0.608	F SL 89 B SL 88 F FF 95 D KC 85 D KC 86 X SL 88 3-2 35 HR 2-3 3-H 1B		S FF 97 F KC 83 B KC 86 X FF 97 1-2 5 2B 2B	X SI 92 0-0 35 1B 2B		B SL 87 F SL 87 F SL 87 B SI 94 F SI 93 B SI 94 X SI 94 3-2 ① G3-1 1-2	B SL 87 B FF 95 B FF 96 C FF 96 X FF 96 3-1 ③ G4-3		B FF 82 B FF 82 F FF 80 B FF 81 B FF 78 4-1 35 1B 1-2 2-3 BB	5	3	3	1	1	0	2
35 Brandon Crawford, L (1, 6) OBP: 0.307, SLG: 0.388	C FF 97 B FF 96 B SL 87 F FF 97 B FF 98 X FF 97 3-2 1-H 3-H HR		B FF 95 C SL 87 B FF 96 F SL 86 X KC 86 2-2 5 2B 1B	F SL 87 X SI 94 0-1 5 G4-6-3 2-H 1B		D SL 88 X SI 93 1-0 2-H HR		C FF 94 X SL 86 0-1 ① G6-3	X FF 77 0-0 1-2 2-H 3-H 1B	6	3	5	8	0	0	0
5 Mike Yastrzemski, L (1, 9) OBP: 0.295, SLG: 0.440 (8, 8)	S SL 88 B KC 83 B FF 98 C SL 86 X SL 87 2-2 HR		S FF 95 B FF 94 F FF 94 F FF 97 D SL 86 X FF 95 2-2 1-H 2-H 1 2B 2B	B SL 87 F FF 94 F SL 87 X SI 95 1-2 ① ② G4-6-3 1-2f		B CU 80 B SL 89 S SI 94 F SL 87 B SI 96 X SI 95 3-2 1 2B 1B		B FF 95 C FF 96 B SL 88 B SL 86 X FF 96 3-1 12 2B 1B	C FF 76 B FF 78 C FF 78 D CH 72 B FF 78 X FF 76 3-2 ② F8	6	4	4	3	0	0	3
1 Kevin Pillar, R (1, 8) OBP: 0.277, SLG: 0.419	F FF 97 B SL 87 X FF 96 1-1 ② G5-3		F KC 84 X FF 95 0-1 12 1B 2-H 2B	B FF 95 F FF 94 S SL 88 F SL 87 X CU 82 1-2 ③ G5-3		B SI 96 D SL 89 X SI 94 2-0 1-H 2B		F FF 95 X FF 94 0-1 ② F9	X FF 77 0-0 ③ G4-3	5	1	2	2	0	0	1
62 Ray Black, R (8, 1)										0	0	0	0	0	0	0
21 Stephen Vogt, L (9, PH) OBP: 0.325, SLG: 0.459										1	0	0	0	0	0	2
65 Sam Coonrod, R (9, 1)										0	0	0	0	0	0	0
12 Joe Panik, L (1, 4) OBP: 0.307, SLG: 0.317	C FF 96 B CH 90 X FF 94 1-1 ③ G4-3		B FF 94 S SL 85 F FF 95 D KC 84 F FF 95 F KC 84 X SL 89 2-2 29 SH1-4 9 1B 2-H 1B		B SI 93 X SL 87 1-0 ① F8	C SL 85 F FF 94 D SL 84 X FF 96 1-2 ② F8		B SL 88 C FF 96 B FF 97 F FF 96 F SL 84 X FF 97 2-2 1-H 2B		5	1	2	2	0	0	1
29 Jeff Samardzija, R (1, 1) OBP: 0.107, SLG: 0.143		C FF 94 C SL 86 B FF 96 S KC 84 1-3 ① K	B FF 93 M FF 92 B SI 92 L FF 93 X FF 95 2-2 ② SH1-4 1-2		B FF 95 B FF 94 B FF 94 C FF 93 S FF 93 C FF 95 3-3 ② K	B FF 96 B FF 96 F FF 95 C SL 86 S FF 96 2-3 ③ K		X SL 86 0-0 ③ G4-3		3	0	0	0	0	3	1
58 Trevor Gott, R (7, 1)										0	0	0	0	0	0	0
53 Austin Slater, R (8, PH) OBP: 0.423, SLG: 0.958										1	0	0	0	0	0	1
(8, 9)																
Inning Stats	R: 5 E: 0 K: 0 S: 17 H: 5 LOB: 0 BB: 0 P: 29	R: 0 E: 0 K: 2 S: 10 H: 0 LOB: 0 BB: 0 P: 17	R: 7 E: 0 K: 1 S: 29 H: 7 LOB: 0 BB: 0 P: 43	R: 1 E: 0 K: 0 S: 10 H: 2 LOB: 0 BB: 0 P: 12	R: 0 E: 0 K: 1 S: 7 H: 0 LOB: 1 BB: 1 P: 15	R: 3 E: 1 K: 1 S: 16 H: 3 LOB: 1 BB: 0 P: 28	R: 0 E: 0 K: 0 S: 7 H: 0 LOB: 1 BB: 1 P: 18	R: 1 E: 0 K: 0 S: 11 H: 2 LOB: 1 BB: 0 P: 16	R: 2 E: 0 K: 0 S: 10 H: 2 LOB: 2 BB: 1 P: 21	1B: 11 2B: 6 3B: 0 HR: 4 SF: 0 SAC: 2 DP: 1 HBP: 1						

PITCHER	IP	WLS	BF	H	R	ER	SO	BB	IBB	HBP	BLK	WP	HR	S	P	ERA	WHIP
48 Germán Márquez, R (1, 1) ERA: 5.12	2.2	L	19	11	11	11	3	0	0	0	0	0	2	52	83	37.12	4.125
32 Jesus Tinoco, R (3, 1) ERA: 5.54	2.2		15	6	5	4	1	1	0	0	0	0	2	31	52	13.50	2.625
62 Yency Almonte, R (6, 1) ERA: 2.63	2.2		11	2	1	1	1	1	0	0	0	0	0	24	43	3.38	1.125
12 Mark Reynolds, R (9, 1) ERA: 18.0	1.0		7	2	2	2	0	1	0	1	0	0	0	10	21	18.00	3.000

PITCHER	IP	WLS	BF	H	R	ER	SO	BB	IBB	HBP	BLK	WP	HR	S	P	ERA	WHIP

TOP

San Francisco Giants @ Colorado Rockies

Coors Field, Denver, CO

Mon Jul 15 2019, 12:12 PM - 3:27 PM MDT

Att. 26,434 - Partly Cloudy - 90 F

livebaseballscorecards.com

AB	46
R	19
H	21
RBI	19
BB	3
SO	5
LOB	12

PA: 52

WP: 0
PB: 0
SB: 0
CS: 0

Batter	1	2	3	4	5	6	7	8	9	AB	R	H	RBI	BB	SO	LOB
19 Charlie Blackmon, L (1, 9) OBP: 0.371, SLG: 0.615 9 Daniel Murphy, L (7, 4) OBP: 0.349, SLG: 0.500 (9, 3)	B SL 87 X FF 91 1-0 ① F7		X FF 93 0-0 ③ F7			C FC 89 X SL 85 0-1 ② G5-3		C FF 100 F FF 101 B FF 102 X FF 101 1-2 1 BB 15 1B 1B		3 0 0 0 0 0 1 1 0 1 0 0 0 0						
27 Trevor Story, R (1, 6) OBP: 0.351, SLG: 0.541 15 Raimel Tapia, L (6, PH) OBP: 0.308, SLG: 0.458 (7, 7)	B SI 91 S FC 88 F SI 92 F FC 89 F SL 83 F FC 91 S FF 92 1-3 ② K			F FC 89 F SL 82 X SI 94 0-2 ① G6-3		F FF 94 X SL 85 0-1 HR		B FF 100 B FF 99 F FF 98 B FF 98 S FF 97 X FF 99 3-2 1 BB 1-2 1B		2 0 0 0 0 1 0 2 1 2 1 0 0 0						
26 David Dahl, L (1, 7) OBP: 0.351, SLG: 0.528 (7, 9)	B FC 89 C SL 85 S SL 82 B FC 91 X FC 91 2-2 ③ L8			X FF 94 0-0 ② F8		B SL 83 C FC 91 F SL 86 B SI 94 S FC 89 2-3 ③ K		F FF 99 S SL 87 F SL 88 S SL 89 0-3 ② K		4 0 0 0 0 2 2						
28 Nolan Arenado, R (1, 5) OBP: 0.373, SLG: 0.560 1 Garrett Hampson, R (6, 4) OBP: 0.255, SLG: 0.289 (7, 6)		B FF 92 C FC 89 X SI 94 1-1 ① L7		X FC 91 0-0 ③ L8			C FC 87 F FC 88 B FC 89 B FF 93 T FC 90 2-2 ① K	B FF 100 B FF 100 F FF 100 B FF 100 F FF 99 B SL 84 4-2 1-2 2-3 BB		2 0 0 0 0 0 0 1 0 0 0 1 1 0						
20 Ian Desmond, R (1, 8) OBP: 0.324, SLG: 0.489		C FC 90 B FC 90 F FC 90 B FF 92 C FC 91 2-3 ② K			C FC 89 B SI 94 T FC 91 T FC 90 1-2 ① K		F SI 93 C FC 90 B SI 93 F FC 90 B FC 89 B SL 83 C FC 88 3-3 ② K	C SL 86 S SL 87 B SL 88 F FF 100 F SL 89 D SL 89 F FF 100 F FF 100 F FF 100 3-3 B SL 89 S FF 99 ③ K		4 0 0 0 0 4 3						
24 Ryan McMahon, L (1, 4) OBP: 0.338, SLG: 0.423 (6, 5)		T FF 90 C FF 91 B FF 93 F FC 92 B FC 90 S FC 90 2-3 ③ K			F FC 90 B FF 94 B FF 93 F FC 88 X FC 91 2-2 ② F7		B SL 82 X FC 88 1-0 HR		C FF 96 F CH 88 B FF 98 F FF 96 B FF 97 B SL 86 B FF 97 4-2 14 FC1-6 BB	3 1 1 1 1 1 0							
12 Mark Reynolds, R (1, 3) OBP: 0.301, SLG: 0.326 (9, 1)			C FC 87 X FF 91 0-1 14 S 1B		F SL 85 B SI 94 F SI 93 B FC 91 B SI 95 B FF 92 4-2 BB		B SI 91 B FC 88 X SI 92 2-0 1B		B FF 97 B SI 97 S SI 96 B SI 96 S FF 98 T FF 96 3-2 ① K	3 0 2 0 1 1 1							
14 Tony Wolters, L (1, 2) OBP: 0.357, SLG: 0.374 (9, 4)			B FF 92 B SL 86 F FC 90 F SL 86 S FC 90 2-3 ① K 1-2		X FC 87 0-0 ③ P5		B FF 94 F FF 94 B FF 95 X FF 94 2-1 ③ F8		X SI 96 0-0 ② FC1-6 22 FC6-4 1-2f	4 0 0 0 0 1 4							
48 Germán Márquez, R (1, 1) OBP: 0.211, SLG: 0.316 32 Jesus Tinoco, R (3, 1) 62 Yency Almonte, R (6, 1) 22 Chris Iannetta, R (9, 2) OBP: 0.331, SLG: 0.481			C FF 93 S FF 93 B FC 91 F FF 94 F FC 91 F FC 91 S SI 93 1-3 ② K			C SI 91 X FF 92 0-1 ① F8		C FF 98 S SL 87 S SL 85 0-3 ① K	X SI 96 0-0 ③ FC6-4 1-2f	0 0 0 0 0 0 0 1 0 0 0 0 1 1 2 0 0 0 0 1 0 1 0 0 0 0 0 1						
Inning Stats	R: 0 E: 0 K: 1 S: 10 H: 0 LOB: 0 BB: 0 P: 14	R: 0 E: 0 K: 2 S: 9 H: 0 LOB: 0 BB: 0 P: 14	R: 0 E: 0 K: 2 S: 12 H: 1 LOB: 1 BB: 0 P: 15	R: 0 E: 0 K: 0 S: 5 H: 0 LOB: 0 BB: 0 P: 5	R: 0 E: 0 K: 1 S: 9 H: 0 LOB: 1 BB: 1 P: 16	R: 1 E: 0 K: 1 S: 9 H: 1 LOB: 0 BB: 0 P: 11	R: 1 E: 0 K: 2 S: 11 H: 2 LOB: 1 BB: 0 P: 21	R: 0 E: 0 K: 3 S: 23 H: 2 LOB: 3 BB: 1 P: 34	R: 0 E: 0 K: 1 S: 8 H: 0 LOB: 1 BB: 1 P: 15	1B: 4 2B: 0 3B: 0 HR: 2 SF: 0 SAC: 0 DP: 0 HBP: 0						WP: 0 PB: 0 SB: 1 CS: 0	PA: 36

PITCHER		IP	WLS	BF	H	R	ER	SO	BB	IBB	HBP	BLK	WP	HR	S	P	ERA	WHIP
29 Jeff Samardzija, R ERA: 3.93	(1, 1)	6.2	W	25	4	2	2	9	1	0	0	0	0	2	63	92	2.70	0.750
58 Trevor Gott, R ERA: 4.06	(7, 1)	0.1		1	0	0	0	0	0	0	0	0	0	0	2	4	0.00	0.000
62 Ray Black, R ERA: 4.5	(8, 1)	1.0		6	2	0	0	3	1	0	0	0	0	0	23	34	0.00	3.000
65 Sam Coonrod, R ERA: 2.25	(9, 1)	1.0		4	0	0	0	1	1	0	0	0	0	0	8	15	0.00	1.000

PITCHER	IP	WLS	BF	H	R	ER	SO	BB	IBB	HBP	BLK	WP	HR	S	P	ERA	WHIP

BOTTOM

San Francisco Giants @ Colorado Rockies

Coors Field, Denver, CO

Mon Jul 15 2019, 12:12 PM - 3:27 PM MDT

Att. 26,434 - Partly Cloudy - 90 F

livebaseballscorecards.com

AB	33
R	2
H	6
RBI	2
BB	3
SO	13
LOB	13

San Francisco Giants @ Colorado Rockies

Coors Field, Denver, CO

Mon Jul 15 2019, 7:01 PM - 9:43 PM MDT

Att. 34,424 - Cloudy - 75 F

livebaseballscorecards.com

TOP

Batter	1	2	3	4	5	6	7	8	9	AB	R	H	RBI	BB	SO	LOB
9 Brandon Belt, L (1, 3) OBP: 0.367, SLG: 0.422	G3		53 BB		F7		F7			3	0	0	0	1	0	2
53 Austin Slater, R (1, 9) OBP: 0.400, SLG: 0.852	G6-3		1-2 BB		F8		K			3	0	0	0	1	1	2
48 Pablo Sandoval, S (1, 5) OBP: 0.311, SLG: 0.528	1B		K		FC4-6 1-2f			K		4	0	1	0	0	2	3
21 Stephen Vogt, L (1, 2) OBP: 0.331, SLG: 0.496	G3			HR		2B		L7		4	1	2	1	0	0	1
35 Brandon Crawford, L (1, 6) OBP: 0.310, SLG: 0.397		G1-3		HR		1 G4-6-3 BB		K2-3		3	1	1	1	1	1	0
5 Mike Yastrzemski, L (1, 7) OBP: 0.287, SLG: 0.428		K		G4-3		K			F7	4	0	0	0	0	2	2
1 Kevin Pillar, R (1, 8) OBP: 0.274, SLG: 0.414		G5-3		G5-3		G4-6-3 1-2f			F7	4	0	0	0	0	0	2
7 Donovan Solano, R (1, 4) OBP: 0.347, SLG: 0.398			K	G1-3			1B		K	4	0	1	0	0	2	0
57 Dereck Rodríguez, R (1, 1) OBP: 0.211, SLG: 0.211			K		48 FC4-6 1B		L7			2	0	1	0	0	1	0
54 Reyes Moronta, R (6, 1)										0	0	0	0	0	0	0
12 Joe Panik, L (7, PH) OBP: 0.306, SLG: 0.316										1	0	0	0	0	0	1
56 Tony Watson, L (7, 1)										0	0	0	0	0	0	0
49 Sam Dyson, R (8, 1)										0	0	0	0	0	0	0
13 Will Smith, R (9, 1)										0	0	0	0	0	0	0

	AB	32
	R	2
	H	6
	RBI	2
	BB	3
	SO	9
	LOB	13

Inning Stats	1	2	3	4	5	6	7	8	9
	R: 0 H: 1 E: 0 LOB: 1 K: 0 BB: 0 S: 8 P: 10	R: 0 H: 0 E: 0 LOB: 0 K: 1 BB: 0 S: 11 P: 16	R: 0 H: 0 E: 0 LOB: 2 K: 3 BB: 2 S: 13 P: 25	R: 2 H: 2 E: 0 LOB: 0 K: 0 BB: 0 S: 12 P: 18	R: 0 H: 1 E: 0 LOB: 1 K: 0 BB: 0 S: 8 P: 15	R: 0 H: 1 E: 0 LOB: 1 K: 1 BB: 1 S: 13 P: 19	R: 0 H: 1 E: 0 LOB: 1 K: 1 BB: 0 S: 15 P: 21	R: 0 H: 0 E: 0 LOB: 0 K: 2 BB: 0 S: 10 P: 12	R: 0 H: 0 E: 0 LOB: 0 K: 1 BB: 0 S: 6 P: 9

	1B: 3	SF: 0	WP: 0	PA: 35
	2B: 1	SAC: 0	PB: 0	
	3B: 0	DP: 1	SB: 0	
	HR: 2	HBP: 0	CS: 0	

PITCHER		IP	WLS	BF	H	R	ER	SO	BB	IBB	HBP	BLK	WP	HR	S	P	ERA	WHIP
50 Chi Chi González, R ERA: 5.14	(1, 1)	5.0	L	23	5	2	2	4	3	0	0	0	0	2	54	91	3.60	1.600
54 Carlos Estévez, R ERA: 3.89	(6, 1)	2.0		6	1	0	0	2	0	0	0	0	0	0	26	33	0.00	0.500
29 Bryan Shaw, R ERA: 4.59	(8, 1)	1.0		3	0	0	0	2	0	0	0	0	0	0	10	12	0.00	0.000
37 Jairo Díaz, R ERA: 5.04	(9, 1)	1.0		3	0	0	0	1	0	0	0	0	0	0	6	9	0.00	0.000

PITCHER		IP	WLS	BF	H	R	ER	SO	BB	IBB	HBP	BLK	WP	HR	S	P	ERA	WHIP

Batter	1	2	3	4	5	6	7	8	9	AB	R	H	RBI	BB	SO	LOB
19 Charlie Blackmon, L (1, 9) OBP: 0.367, SLG: 0.607	C FF 90 B FF 91 B CH 84 B FF 91 S FF 91 3-3 ① K		B FF 83 X FF 83 1-0 ② E9 1-3			C SL 81 F FF 97 B SL 85 X SL 82 1-2 ① G3		S FC 93 B FC 92 F FC 94 S FC 92 1-3 ③ K		4	0	0	0	0	2	1
27 Trevor Story, R (1, 6) OBP: 0.350, SLG: 0.536	B FF 91 B FF 92 X FC 87 2-0 ② L8		B FF 89 F FF 91 F CU 75 F FF 92 B FC 86 S CU 76 2-3 ③ K			C SL 84 C SL 79 S SL 85 0-3 ② K			C FF 93 B FF 93 S SL 83 B SL 84 B FF 94 F SL 84 D SL 83 4-2 26 FC3-6 BB	3	0	0	0	1	2	1
26 David Dahl, L (1, 8) OBP: 0.349, SLG: 0.525	F FC 89 F FF 92 B FF 92 F FF 92 S CU 77 1-3 ③ K2-3			C CU 76 F FF 89 X FF 91 0-2 ① L9		B FF 98 C SL 84 S SL 84 X FF 98 1-2 1B			C SL 81 X SL 83 0-1 ① FC3-6 28 FC6-4 1-2f	4	0	1	0	0	1	1
28 Nolan Arenado, R (1, 5) OBP: 0.372, SLG: 0.556		F FF 91 B FF 90 C CU 76 X FF 90 1-2 ① F7		B FF 90 F CH 85 X FC 86 1-1 9 G3-6-1 1B		C FF 98 1 SAFE X SL 84 0-1 ③ P4			B FF 93 B SL 82 X FF 93 2-0 ② FC6-4 1-2f	4	0	1	0	0	0	2
9 Daniel Murphy, L (1, 3) OBP: 0.347, SLG: 0.494		F FF 90 S CU 77 C FF 92 0-3 ② K		B FC 87 F FF 84 F FF 89 F CU 77 X FF 91 1-2 ②③ G3-6-1 1-2f			B SL 86 B SI 94 B SI 94 B SI 92 4-0 22 G4-6-3 BB		C FF 94 F FF 94 F FF 95 B SL 84 X SL 84 1-2 ③ G3	3	0	0	0	1	1	2
15 Raimel Tapia, L (1, 7) OBP: 0.312, SLG: 0.464		C FC 86 X CH 86 0-1 2B		B FF 92 X FF 90 1-0 22 G5-3 1 2B 1B			C SI 94 F SL 86 F SI 92 X SL 86 0-2 ① L9			3	1	2	0	0	0	1
22 Chris Iannetta, R (1, 2) OBP: 0.323, SLG: 0.468		B FC 87 D CU 75 X FC 88 2-0 ③ G5-3		C FF 90 C FF 91 X FF 89 0-2 ① G5-3 1-2			S CH 87 B CH 87 X SI 92 1-1 ②③ G4-6-3 1-2f			3	0	0	0	0	0	3
1 Garrett Hampson, R (1, 4) OBP: 0.257, SLG: 0.297			C FF 88 B CU 75 X FF 90 1-1 E3 19 E9	C CU 76 B FF 89 B FF 84 X FF 90 2-1 ② 2B 2-H				B FC 94 F FC 90 T FC 91 B FC 91 S FC 91 2-3 ① K		3	0	1	1	0	1	0
50 Chi Chi González, R (1, 1) 54 Carlos Estévez, R (6, 1) 29 Bryan Shaw, S (8, 1) 24 Ryan McMahon, L (8, PH) OBP: 0.337, SLG: 0.421 37 Jairo Díaz, R (9, 1)			L FF 88 B FF 88 C FF 89 M CU 76 1-3 ① K	B FF 88 F FF 89 B FF 90 T FC 88 T CU 76 2-2 ③ K				F FC 93 B FC 91 F FC 94 S FC 93 1-3 ② K		2 0 0 1 0	0 0 0 0 0	0 0 0 0 0	0 0 0 0 0	0 0 0 1 0	2 0 0 0 0	1 0 0 0 0
Inning Stats	R: 0 E: 0 K: 2 S: 8 H: 0 LOB: 0 BB: 0 P: 14	R: 0 E: 0 K: 1 S: 9 H: 1 LOB: 1 BB: 0 P: 12	R: 0 E: 2 K: 2 S: 10 H: 0 LOB: 1 BB: 0 P: 15	R: 0 E: 0 K: 0 S: 9 H: 1 LOB: 0 BB: 0 P: 11	R: 1 E: 0 K: 1 S: 9 H: 2 LOB: 0 BB: 0 P: 14	R: 0 E: 0 K: 1 S: 11 H: 1 LOB: 1 BB: 0 P: 13	R: 0 E: 0 K: 0 S: 6 H: 0 LOB: 0 BB: 1 P: 11	R: 0 E: 0 K: 3 S: 9 H: 0 LOB: 0 BB: 0 P: 13	R: 0 E: 0 K: 0 S: 10 H: 0 LOB: 1 BB: 1 P: 17	1B: 3 2B: 2 3B: 0 HR: 0	SF: 0 SAC: 0 DP: 2 HBP: 0			WP: 0 PB: 0 SB: 0 CS: 0	PA: 32		

PITCHER		IP	WLS	BF	H	R	ER	SO	BB	IBB	HBP	BLK	WP	HR	S	P	ERA	WHIP
57 Dereck Rodríguez, R ERA: 4.99	(1, 1)	5.0	W	18	4	1	1	6	0	0	0	0	0	0	45	66	1.80	0.800
54 Reyes Moronta, R ERA: 2.76	(6, 1)	1.0	H	4	1	0	0	1	0	0	0	0	0	0	11	13	0.00	1.000
56 Tony Watson, L ERA: 3.11	(7, 1)	1.0	H	3	0	0	0	0	1	0	0	0	0	0	6	11	0.00	1.000
49 Sam Dyson, R ERA: 2.8	(8, 1)	1.0	H	3	0	0	0	3	0	0	0	0	0	0	9	13	0.00	0.000
13 Will Smith, L ERA: 2.11	(9, 1)	1.0	S	4	0	0	0	0	1	0	0	0	0	0	10	17	0.00	1.000

PITCHER	IP	WLS	BF	H	R	ER	SO	BB	IBB	HBP	BLK	WP	HR	S	P	ERA	WHIP

BOTTOM

San Francisco Giants @ Colorado Rockies

Coors Field, Denver, CO

Mon Jul 15 2019, 7:01 PM - 9:43 PM MDT

Att. 34,424 - Cloudy - 75 F

livebaseballscorecards.com

AB	30
R	1
H	5
RBI	1
BB	2
SO	10
LOB	12

Batter	1	2	3	4	5	6	7	8	9	10	AB	R	H	RBI	BB	SO	LOB
9 Brandon Belt, L (1, 3) OBP: 0.365, SLG: 0.416	B FF 94 B FF 94 C FF 94 F FF 94 B FF 95 X FF 95 3-2 F7 ①		F CU 77 X CH 85 0-1 F9 ①		C SL 86 B SL 87 S CH 86 F FF 94 B FF 93 B SL 87 F CH 86 C FF 93 3-3 K ③			B FF 95 F FF 96 F FF 94 B SL 86 B FF 94 B FF 95 4-2 28 1B 8 1B BB		X FF 92 0-0 F8 ①	4	1	0	0	1	1	0
28 Buster Posey, R (1, 2) OBP: 0.324, SLG: 0.403	C CU 78 B CH 86 B SL 87 S FF 94 S SL 89 2-3 K ②		C FF 92 F CH 84 B FF 93 F SL 88 S FF 93 1-3 K ②			F FF 92 B FF 92 C FF 91 B CU 78 F CH 85 X SL 87 2-2 1B		B SL 86 F FF 94 X FF 95 1-1 8 1B 48 WP 1-3 1B		B KC 78 F FF 93 C FC 88 B KC 80 B FC 87 D FF 94 4-2 48 BB 8 1B BB	4	1	2	0	1	2	0
48 Pablo Sandoval, S (1, 5) OBP: 0.308, SLG: 0.518	B FF 94 B FF 94 S CH 87 X FF 94 2-1 G5-3 ③		B CH 85 X FF 92 1-0 G4-3 ③			B FF 92 X CH 84 1-0 L9 ①		C FF 95 B FF 95 S FF 94 B FF 94 F FF 95 B SL 88 S SL 87 3-3 K2-3 ① 1-2		B FF 93 S FC 87 B FF 94 F FF 94 F KC 83 B FF 93 B FC 88 4-2 8 1B 35 1B 1-2 BB	4	1	0	0	1	1	3
8 Alex Dickerson, L (1, 7) OBP: 0.402, SLG: 0.633		B CU 76 B FF 92 F FF 92 F CH 86 B FF 94 X CH 86 3-2 35 G3-1 5 2B 1B	B SL 87 C FF 91 B CH 85 B FF 92 F FF 90 X FF 92 3-2 2B		B CU 76 X FF 92 1-0 L4 ②		C FF 95 B FF 95 F FF 95 X SL 86 1-2 35 G4-3 2-3 3-H 1B	S FC 89 X KC 81 0-1 35 1B 5 1B 1-3 2-H 1B	5	2	4	2	0	0	1
35 Brandon Crawford, L (1, 6) OBP: 0.308, SLG: 0.394		B FF 91 B FF 93 C FF 92 F FF 93 B FF 93 F CH 85 F FF 93 X CH 85 3-2 G3-1 ① 1-2	F CU 78 D CU 78 S CH 85 X FF 93 1-2 L7 ①		D CH 86 X CU 78 1-0 L4 ③		X FF 95 0-0 G4-3 ②③ 1-2f	S FF 93 B FF 92 B FC 88 F FC 88 B FC 88 X FF 93 3-2 5 1B 1 E 1-3 3-H 1B	5	1	1	1	0	0	5
5 Mike Yastrzemski, L (1, 9) OBP: 0.297, SLG: 0.462		B CU 78 X FF 92 1-0 1 1B 12 1B 2-H 2B	X FF 92 0-0 F8 ②			B FF 92 F FF 92 F FF 92 B FF 94 X FF 93 2-2 L9 ①	X FF 93 0-0 HR	B FC 91 X FC 91 1-0 1 E 1-3 3-H 1B	5	2	3	3	0	0	1
1 Kevin Pillar, R (1, 8) OBP: 0.275, SLG: 0.414		D SL 88 C FF 92 D SL 88 F CH 85 B FF 92 X FF 92 3-2 37 B1-5-4 12 1B 2-3 1B	B SL 88 S CH 84 X FF 92 1-1 P6 ③				X FF 93 0-0 12 CS 1B	B CH 86 C FF 94 B FF 95 B CH 88 X FF 93 3-1 P3 ① B CU 79 B FC 91 F FC 91 F FC 90 D CU 80 X FC 93 3-2 E5 12 G4-6-3 1-3 3-H	5	0	2	0	0	0	2
12 Joe Panik, L (1, 4) OBP: 0.307, SLG: 0.317		C FF 92 X CH 85 0-1 1-2 3-H 1B			C CU 77 B CH 85 X FF 92 1-1 G1-3 ①		C FF 94 1 SAFE 1 SAFE X SL 81 0-1 19 WP 1-2 1B	F CH 89 B CH 88 B FF 94 F CH 90 F FF 95 B CH 86 X CH 90 3-2 G3 ② C FC 92 X CH 84 1-1 G4-6-3 ②③ 1-2f	5	0	2	1	0	0	2
37 Drew Pomeranz, R (1, 1) 58 Trevor Gott, R (6, 1) 19 Tyler Austin, R (7, PH) OBP: 0.285, SLG: 0.430 56 Tony Watson, L (7, 1) 49 Sam Dyson, R (8, 1) 21 Stephen Vogt, L (9, PH) OBP: 0.328, SLG: 0.491 13 Will Smith, R (9, 1) 41 Mark Melancon, R (10, 1)		X FF 92 0-0 B1-5-4 ②③ 2-3f			B FF 90 C FF 90 F FF 91 X CU 78 1-2 G4-3 ②		S SL 88 B SL 88 F FF 97 B SL 89 S SL 88 2-3 K ③ 1-2	C FF 96 S CU 81 S FF 95 0-3 K ③			2 0 1 0 0 1 0 0	0 0 0 0 0 0 0 0	0 0 0 0 0 0 0 0	0 0 0 0 0 0 0 0	0 0 1 0 0 1 0 0	0 0 1 0 0 0 0 0	2 0 1 0 0 0 0 0
Inning Stats	R: 0 E: 0 K: 1 S: 8 H: 0 LOB: 0 BB: 0 P: 15	R: 2 E: 0 K: 0 S: 15 H: 4 LOB: 1 BB: 0 P: 25	R: 0 E: 0 K: 1 S: 7 H: 0 LOB: 0 BB: 0 P: 9	R: 0 E: 0 K: 0 S: 9 H: 1 LOB: 1 BB: 0 P: 14	R: 0 E: 0 K: 1 S: 10 H: 0 LOB: 0 BB: 0 P: 15	R: 0 E: 0 K: 0 S: 7 H: 1 LOB: 1 BB: 0 P: 12	R: 0 E: 0 K: 1 S: 9 H: 2 LOB: 1 BB: 0 P: 13	R: 1 E: 0 K: 1 S: 12 H: 2 LOB: 1 BB: 1 P: 21	R: 1 E: 0 K: 1 S: 10 H: 1 LOB: 0 BB: 0 P: 16	R: 4 E: 1 K: 0 S: 17 H: 3 LOB: 1 BB: 2 P: 33	1B: 11 2B: 2 3B: 0 HR: 1 SF: 0 SAC: 0 DP: 3 HBP: 0						

PITCHER		IP	WLS	BF	H	R	ER	SO	BB	IBB	HBP	BLK	WP	HR	S	P	ERA	WHIP
23 Peter Lambert, R ERA: 6.06	(1, 1)	6.0		23	6	2	2	3	0	0	0	0	0	0	56	90	3.00	1.000
51 Jake McGee, L ERA: 3.43	(7, 1)	0.2		3	2	0	0	0	0	0	0	0	0	0	6	8	0.00	3.000
37 Jairo Díaz, R ERA: 4.97	(7, 1)	0.1		1	0	0	0	1	0	0	0	0	1	0	3	5	0.00	0.000
45 Scott Oberg, R ERA: 1.35	(8, 1)	1.0		5	2	1	1	1	1	0	0	0	1	0	12	21	9.00	3.000
35 Chad Bettis, R ERA: 6.0	(9, 1)	1.0		4	1	1	1	1	0	0	0	0	0	1	10	16	9.00	1.000

PITCHER		IP	WLS	BF	H	R	ER	SO	BB	IBB	HBP	BLK	WP	HR	S	P	ERA	WHIP
71 Wade Davis, R ERA: 6.04	(10, 1)	0.1	L	5	2	4	3	0	2	0	0	0	0	0	11	22	81.00	12.000
29 Bryan Shaw, R ERA: 4.53	(10, 1)	0.2		3	1	0	0	0	0	0	0	0	0	0	6	11	0.00	1.500

TOP

San Francisco Giants @ Colorado Rockies

Coors Field, Denver, CO

Tue Jul 16 2019, 6:42 PM - 10:15 PM MDT

Att. 47,413 - Partly Cloudy - 90 F

livebaseballscorecards.com

AB	41
R	8
H	14
RBI	7
BB	3
SO	6
LOB	17

WP: 2 PA: 44
PB: 0
SB: 0
CS: 1

Batter	1	2	3	4	5	6	7	8	9	10	AB	R	H	RBI	BB	SO	LOB
19 Charlie Blackmon, L (1, 9) OBP: 0.367, SLG: 0.603	C FF 91 F FF 91 F FC 87 F FF 93 B FC 89 F FF 93 B FF 92 B FC 90 S FF 94 3-3 ① **K**		X FF 93 0-0 ② **F9**			X FF 91 0-0 27 FC4-6 1-3 **1B**		S CH 88 C FC 92 F FC 92 B FC 92 X FC 92 1-2 ③ **G3**		F FC 93 B FS 83 S FS 82 F FC 93 B FC 93 B FS 82 F FC 93 F FC 92 B FC 92 4-2 **BB**	4	0	1	0	1	1	1
27 Trevor Story, R (1, 6) OBP: 0.348, SLG: 0.540	X CH 85 0-0 ② **F9**		B FF 90 B FF 93 C FF 92 S FF 92 B FF 94 X FF 94 3-2 ③ **L8**			B FF 95 1 SAFE F FF 95 X FF 96 1-1 ① **FC4-6** 28 HBP 1-2 3-H			F FF 93 B CU 77 X FF 92 1-1 **HR**	F FC 91 X FC 91 0-1 ② **L8**	5	1	1	2	0	0	3
28 Nolan Arenado, R (1, 5) OBP: 0.372, SLG: 0.553	B FF 94 X CH 85 1-0 **1B**			B FC 84 C FC 88 X CH 85 1-1 ① **F8**		F FF 96 1 SAFE 1 SAFE H FF 96 1-1 9 G6-3 1-2 **HBP**			B SL 83 B FF 93 X FF 92 2-0 ① **F9**	B FC 90 X FC 91 1-0 ③ **G5-3**	4	0	1	0	0	0	1
9 Daniel Murphy, L (1, 3) OBP: 0.346, SLG: 0.490 (10, 4)	F FF 92 X FF 92 0-1 ③ **F8**			C FF 92 F FC 87 F FF 91 B FC 88 X FF 93 1-2 ② **F7**		F FF 95 X FF 95 0-1 ② **G6-3** ③ 1-2f			C FF 93 S SL 83 B SL 84 X FF 94 1-2 20 HR **1B**		4	1	1	0	0	0	3
20 Ian Desmond, R (1, 8) OBP: 0.323, SLG: 0.496		B FF 92 F FF 93 X FF 94 1-1 ① **G6-3**		B FF 92 T FC 89 F FC 90 B FF 92 S FF 94 2-3 ③ **K**			C SI 93 B CH 86 X SI 94 1-1 ① **F9**		X FF 92 0-0 1-H **HR**		4	1	1	2	0	1	0
15 Raimel Tapia, L (1, 7) OBP: 0.311, SLG: 0.461		F FF 92 B FC 88 X FC 90 1-1 ② **G3**		B FC 86 C FF 91 F FF 90 B FF 92 S FF 92 2-3 ① **K**			X SI 93 0-0 ② **G4-3**		X FF 95 0-0 14 S 1B		4	0	1	0	0	1	0
24 Ryan McMahon, L (1, 4) OBP: 0.332, SLG: 0.415 29 Bryan Shaw, S (10, 1)		C FF 93 T FF 94 X FF 93 0-2 ③ **G6-3**		B FF 90 B FC 87 B FF 91 C FF 91 S FF 92 X FF 92 3-2 ② **F7**			B SI 94 B SI 94 C SI 92 F SI 94 B SL 86 X SI 92 3-2 ③ **G6-3**		C FF 94 1 SAFE S SL 83 1 SAFE B SL 83 S SL 82 1-3 ② **K**		4 0	0 0	0 0	0 0	0 0	1 0	1 0
22 Chris Iannetta, R (1, 2) OBP: 0.318, SLG: 0.460 14 Tony Wolters, L (8, PH) OBP: 0.354, SLG: 0.371 (9, 2)			F FC 87 B FF 93 C FF 93 B FF 94 B FF 93 S FF 93 3-3 ① **K** B FF 93 S FF 93 B FC 90 C FF 94 B FF 94 X FF 93 3-2 **1B**			X FF 91 0-0 ③ **F9**		C FC 91 B FC 88 B FC 90 B FC 95 C FC 95 F FF 94 F FC 94 X FC 92 3-2 ① **L8** F FC 92 C FC 91 B FC 95 B FC 91 F CH 88 F FC 92 C FC 91 2-3 ② **K**	T FF 93 F FF 93 1 SAFE P FF 88 B SL 84 1 SAFE B SL 84 C SL 83 3-3 ③ **K** 1-2	C FC 93 C FC 93 B FC 93 S FC 94 1-3 ① **K**	2 2	0 0	0 0	0 0	0 0	1 1	0 1
23 Peter Lambert, R (1, 1) 1 Garrett Hampson, R (8, PH) 51 Jake McGee, L (7, 1) 37 Jairo Diaz, R (7, 1) 45 Scott Oberg, R (8, 1) 26 David Dahl, L (8, PH) 35 Chad Bettis, R (8, 1) 71 Wade Davis, R (10, 1) 12 Mark Reynolds, R (10, 3)						B FC 88 B CH 83 C FF 90 B FF 92 4-1 19 1B 27 FC4-6 **BB**					1 0 1 0 0 0 0 0 1 0 0 1 0 0 0 0 0 0 0 0 0 0 0 0 0 0 0 0 0 0 0 0 0 0 0 1 0 0 0 0 1 0 0 0 0 0 0 0 0 0 0 0 0 0 0 0 1 0 0 0 0 1 0						
Inning Stats	R: 0 H: 1 E: 0 LOB: 1 K: 1 BB: 0 S: 10 P: 14	R: 0 H: 0 E: 0 LOB: 0 K: 0 BB: 0 S: 7 P: 9	R: 0 H: 1 E: 0 LOB: 1 K: 1 BB: 0 S: 10 P: 19	R: 0 H: 0 E: 0 LOB: 0 K: 1 BB: 0 S: 9 P: 13	R: 0 H: 0 E: 0 LOB: 0 K: 1 BB: 0 S: 7 P: 12	R: 1 H: 1 E: 0 LOB: 1 K: 0 BB: 1 S: 7 P: 13	R: 0 H: 0 E: 0 LOB: 0 K: 0 BB: 0 S: 6 P: 10	R: 0 H: 0 E: 0 LOB: 0 K: 1 BB: 0 S: 14 P: 20	R: 3 H: 4 E: 0 LOB: 1 K: 2 BB: 0 S: 15 P: 22	R: 0 H: 0 E: 0 LOB: 1 K: 1 BB: 1 S: 11 P: 17	1B: 5 SF: 0 2B: 0 SAC: 0 3B: 0 DP: 1 HR: 2 HBP: 1						

PITCHER	IP	WLS	BF	H	R	ER	SO	BB	IBB	HBP	BLK	WP	HR	S	P	ERA	WHIP
37 Drew Pomeranz, L (1, 1) ERA: 6.1	5.0		19	3	1	1	4	1	0	0	0	0	0	45	73	1.80	0.800
58 Trevor Gott, R (6, 1) ERA: 3.96	1.0	H	3	0	0	0	0	0	0	1	0	0	0	5	7	0.00	0.000
56 Tony Watson, L (7, 1) ERA: 3.03	1.0	H	3	0	0	0	0	0	0	0	0	0	0	6	10	0.00	0.000
49 Sam Dyson, R (8, 1) ERA: 2.74	1.0	H	3	0	0	0	1	0	0	0	0	0	0	14	20	0.00	0.000
13 Will Smith, L (9, 1) ERA: 2.75	1.0	W	7	4	3	3	2	0	0	0	0	0	2	15	22	27.00	4.000

PITCHER	IP	WLS	BF	H	R	ER	SO	BB	IBB	HBP	BLK	WP	HR	S	P	ERA	WHIP
41 Mark Melancon, R (10, 1) ERA: 4.05	1.0		4	0	0	0	1	1	0	0	0	0	0	11	17	0.00	1.000

BOTTOM

San Francisco Giants @ Colorado Rockies

Coors Field, Denver, CO

Tue Jul 16 2019, 6:42 PM - 10:15 PM MDT

Att. 47,413 - Partly Cloudy - 90 F

livebaseballscorecards.com

AB	36
R	4
H	7
RBI	4
BB	2
SO	8
LOB	10

WP: 0 PA: 39
PB: 0
SB: 1
CS: 0

Batter	1	2	3	4	5	6	7	8	9	AB	R	H	RBI	BB	SO	LOB
9 Brandon Belt, L (1, 3) OBP: 0.367, SLG: 0.418	B FF 95 B FF 95 X FF 95 2-0 53 2B 48 2B 1B	F SL 90 B SL 90 C FF 97 B FF 97 S SL 89 2-3 ③ K		B FF 97 F FF 96 X FF 96 1-1 ③ L4-3		B SL 88 X FF 96 1-0 48 G6-3 53 BB 1B	B FF 98 F FF 99 B FF 98 X SL 89 2-1 1-3 2-H 1B		F FF 92 F FF 93 B SL 81 F FF 93 B FF 95 F FF 94 S SL 82 2-3 ① K	6	1	3	1	0	2	2
53 Austin Slater, R (1, 9) OBP: 0.417, SLG: 0.813	B FF 96 C SL 87 1 SAFE 1 SAFE B FF 96 F SL 89 X SL 88 2-2 1-3 48 2B 2B		C SL 88 F CU 79 B CU 78 X SL 89 1-2 ① G1-3		F FF 95 C FF 97 B CU 78 F SL 89 X FF 97 1-2 48 FC4-6 1B	D SL 88 D SL 88 B FF 96 C FF 96 B FF 97 4-1 1-2 48 G6-3 BB	B FF 98 S FF 98 S FF 98 S FF 98 1-3 ③ K		B FF 93 B FF 91 C FF 93 F FF 93 C FF 94 2-3 ② K	5	1	2	0	1	2	2
48 Pablo Sandoval, S (1, 5) OBP: 0.309, SLG: 0.515	B FF 96 B FF 95 X SL 88 2-0 21 G3-1 5 1B 2-H 3-H 2B		B CH 87 B FF 96 B FF 96 C FF 96 B FF 94 4-1 21 BB BB		B FF 96 X FF 95 1-0 ① FC4-6 21 HR 1-2f HR	S FC 92 C CH 84 F CU 80 F FC 94 F CU 81 F FC 94 B FC 94 B FC 95 X FC 94 2-2 ② G6-3 1-2 2-3		S FF 96 B FF 95 C CH 88 X FF 96 1-2 ① P5	X FF 92 0-0 ③ F8	5	2	1	2	1	0	3
21 Stephen Vogt, L (1, 2) OBP: 0.338, SLG: 0.525	C FF 96 B FF 95 B FF 95 X SL 88 2-1 ① G3-1 2-3		B FF 95 B FF 94 S SL 89 B SL 89 B FF 97 4-1 1-2 BB		X FF 95 0-0 1-H HR	X FC 94 0-0 ③ G1-3		C FF 96 X FF 96 0-1 5 G6-3 1 1B 2B		4	2	2	2	1	0	3
5 Mike Yastrzemski, L (1, 7) OBP: 0.300, SLG: 0.466	F FF 95 S FF 96 D CU 78 D CU 77 F FF 96 B FF 97 X FF 97 3-2 1 G4-6-3 3-H 1B		S CU 80 X FF 96 0-1 ② F7		B FF 96 B FF 96 F FF 95 B FF 95 X FF 96 3-1 1 G1-3 2B		B FF 97 B SL 86 S FF 98 F FF 98 S FF 99 2-3 ① K	D CH 91 B CH 88 X FF 96 2-0 ② G6-3 2-3		5	0	2	1	0	1	3
1 Kevin Pillar, R (1, 8) OBP: 0.274, SLG: 0.411	X FF 97 0-0 ②③ G4-6-3 1-2f		S SL 90 B FF 98 F SL 89 X FF 98 1-2 ③ G6-3		S SL 89 S SL 87 X SL 88 0-2 ② G1-3 2-3		C FF 99 C FF 99 F SL 91 X SL 87 0-2 ② F7	B FF 96 S CH 90 X FF 95 1-1 12 E 3-H 1B		5	1	1	1	0	0	4
12 Joe Panik, L (1, 4) OBP: 0.309, SLG: 0.318		B FF 95 X FF 94 1-0 64 SH3-4 1B		B CH 86 B FF 94 X FF 96 2-0 ① G4-3 D CU 81 X FF 97 1-0 ③ G3-1			F FF 99 B FF 99 X FF 99 1-1 7 1B 8 1B 1B	X SI 95 0-0 1-H E8 7 2B		5	2	2	0	0	0	1
7 Donovan Solano, R (1, 6) OBP: 0.368, SLG: 0.469		X FF 95 0-0 ① L8		C FF 96 F FF 97 X SL 88 0-2 2B		C FF 95 S CU 77 X CU 77 0-2 HR	B FF 98 F FF 98 1 SAFE B FF 99 B FF 98 S FF 99 X FF 99 3-2 8 1B 9 1B 1-3 1B	S FF 95 X CH 89 0-1 2-H 2B		5	2	4	2	0	0	1
64 Shaun Anderson, R (1, 1) OBP: 0.158, SLG: 0.167 45 Derek Holland, S (5, 1) OBP: 0.083, SLG: 0.083 8 Alex Dickerson, L (7, PH) OBP: 0.409, SLG: 0.638 54 Reyes Moronta, R (7, 1) 35 Brandon Crawford, L (8, PH) OBP: 0.307, SLG: 0.393 59 Andrew Suárez, L (8, 1) 41 Mark Melancon, R (9, 1)		X FF 94 0-0 ② SH3-4 1-2		S SL 87 C CU 77 S SL 87 0-3 ② K		C FF 95 C FF 96 S SL 88 0-3 ① K	C FF 99 F FF 100 X SL 88 0-2 9 1B 1-2 3-H 1B	S FF 93 C FF 93 B FF 94 B FF 95 T FF 96 2-2 ③ K		1 1 1 0 1 0 0	0 0 0 0 0 0 0	0 0 1 0 0 0 0	0 0 1 0 0 0 0	0 0 0 0 0 0 0	1 1 0 0 1 0 0	1 0 0 0 1 0 0
Inning Stats	R: 3 H: 4 E: 0 LOB: 0 K: 0 BB: 0 S: 12 P: 23	R: 0 H: 1 E: 0 LOB: 1 K: 1 BB: 0 S: 6 P: 9	R: 0 H: 0 E: 0 LOB: 2 K: 0 BB: 2 S: 10 P: 20	R: 0 H: 1 E: 0 LOB: 1 K: 1 BB: 0 S: 9 P: 12	R: 2 H: 3 E: 0 LOB: 1 K: 0 BB: 0 S: 12 P: 18	R: 1 H: 2 E: 0 LOB: 2 K: 1 BB: 1 S: 16 P: 23	R: 2 H: 4 E: 0 LOB: 2 K: 2 BB: 0 S: 20 P: 29	R: 3 H: 3 E: 1 LOB: 1 K: 1 BB: 0 S: 14 P: 20	R: 0 H: 0 E: 0 LOB: 0 K: 2 BB: 0 S: 9 P: 13	1B: 10 2B: 6 3B: 0 HR: 2	SF: 0 SAC: 1 DP: 1 HBP: 0	WP: 0 PB: 0 SB: 0 CS: 0	PA: 48			

TOP

San Francisco Giants @ Colorado Rockies

Coors Field, Denver, CO

Wed Jul 17 2019, 1:12 PM - 4:40 PM MDT

Att. 40,157 - Partly Cloudy - 94 F

livebaseballscorecards.com

AB	44
R	11
H	18
RBI	10
BB	3
SO	8
LOB	21

PITCHER		IP	WLS	BF	H	R	ER	SO	BB	IBB	HBP	BLK	WP	HR	S	P	ERA	WHIP
55 Jon Gray, R ERA: 4.11	(1, 1)	5.1	L	29	11	6	6	3	3	0	0	0	0	2	57	95	10.12	2.625
29 Bryan Shaw, R ERA: 4.47	(6, 1)	0.2		2	0	0	0	0	0	0	0	0	0	0	8	10	0.00	0.000
54 Carlos Estévez, R ERA: 4.2	(7, 1)	1.0		7	4	2	2	2	0	0	0	0	0	0	20	29	18.00	4.000
35 Chad Bettis, R ERA: 6.1	(8, 1)	0.2		6	3	3	1	0	0	0	0	0	0	0	11	15	13.50	4.500
51 Jake McGee, L ERA: 3.22	(8, 1)	1.1		4	0	0	0	3	0	0	0	0	0	0	12	18	0.00	0.000

PITCHER	IP	WLS	BF	H	R	ER	SO	BB	IBB	HBP	BLK	WP	HR	S	P	ERA	WHIP

Batter	1	2	3	4	5	6	7	8	9	AB	R	H	RBI	BB	SO	LOB
19 Charlie Blackmon, L (1, 9) OBP: 0.365, SLG: 0.600	C FF 91 F FF 93 B FF 93 B FF 95 F SL 88 B FF 93 X FF 92 3-2 ① F8	X SL 88 0-0 ②③ G1-6-3 1-2f		B FF 91 X FF 91 1-0 ③ F7			B FF 97 S SL 82 X FF 97 1-1 ① G3		B SL 85 F SI 94 X SI 94 1-1 27 HR 2B 2-H	5	1	1	1	0	0	2
27 Trevor Story, R (1, 6) OBP: 0.351, SLG: 0.558	C FF 94 B SL 89 B SL 89 X FF 94 2-1 2B	C FF 92 B FF 92 S SL 87 X SL 87 1-2 ① G5-3	F SL 88 B FF 92 B SL 88 F SL 87 F FF 92 F FF 93 X CU 78 2-2 28 1B 3B				C SL 85 C SL 82 B FF 98 B SL 85 X SL 84 2-2 ② F9		X CH 89 0-0 2-H HR	5	2	3	2	0	0	0
26 David Dahl, L (1, 8) OBP: 0.350, SLG: 0.523 1 Garrett Hampson, R (3, 8) OBP: 0.261, SLG: 0.291	D FF 93 S FF 93 F SL 88 B FF 94 B FF 93 B FF 93 4-2 BB	B FF 93 S SL 85 B FF 93 B FF 91 X SL 90 3-1 ② G3-1	F SI 93 B FF 93 X FF 93 1-1 ① P3				B SL 86 B FF 98 F FF 98 F FF 98 S FF 98 2-3 ③ K		C B FF 94 B SI 94 B SI 93 B SI 94 4-1 BB	0 3	0 0	0 0	0 0	1 1	0 1	0 1
28 Nolan Arenado, R (1, 5) OBP: 0.370, SLG: 0.548	C FF 94 X SL 88 0-1 ② F7	C SL 87 X FF 93 0-1 ③ F8	F FF 94 B FF 93 B FF 93 F FF 93 X SL 88 2-2 9 FC6-4 1B 3-H					B SI 94 B CH 88 X SI 94 2-0 ① G5-3	C FC 93 B FC 92 F FC 92 B FC 91 X FC 92 2-2 ③ L8	5	0	1	1	0	0	3
9 Daniel Murphy, L (1, 3) OBP: 0.341, SLG: 0.481	F FF 94 S SL 88 S SL 88 0-3 ③ K			X CU 78 0-0 ① G5-3	B SL 83 X SI 94 1-0 ② FC6-4 15 FC4-6 1-2f			C FF 95 C FF 95 F CU 78 F FF 94 F SI 94 B FF 94 S SL 83 1-3 ② K		4	0	0	0	0	2	3
15 Raimel Tapia, L (1, 7) OBP: 0.314, SLG: 0.460		X FF 92 0-0 24 2B 14 G3 1B		B FF 92 B SL 85 B FF 91 C FF 92 B FF 91 4-1 24 HR BB	B SI 95 X SI 93 1-0 ③ FC4-6 1-2f			F SI 94 X SL 82 0-1 ③ G3		3	2	1	0	1	0	1
24 Ryan McMahon, L (1, 4) OBP: 0.334, SLG: 0.431		X FF 92 0-0 14 G3 55 1B 2B 1-3		C SL 87 B FF 91 1 SAFE X SL 87 1-1 1-H HR			B SI 94 S SI 94 B SI 94 X SI 93 2-1 ① G3-1		F SI 94 B SI 94 B SL 82 F SI 92 B FF 94 S SI 93 3-3 ① K	4	2	2	2	0	1	0
14 Tony Wolters, L (1, 2) OBP: 0.356, SLG: 0.378		B FF 93 B SL 88 F FF 92 S FF 94 X SL 87 2-2 ① G3 2-3 3-H		B FF 93 B FF 92 F SL 87 S FF 90 X FF 91 2-2 2B			C SI 95 B SI 93 F SL 83 X SI 94 1-2 ② G6-3		X SI 93 0-0 20 G5-3 19 2B 1B	4	1	2	1	0	0	1
55 Jon Gray, R (1, 1) OBP: 0.105, SLG: 0.081 29 Bryan Shaw, S (6, 1) 12 Mark Reynolds, R (6, PH) OBP: 0.297, SLG: 0.321 54 Carlos Estévez, R (7, 1) 35 Chad Bettis, R (8, 1) 51 Jake McGee, L (8, 1) 20 Ian Desmond, R (9, PH) OBP: 0.322, SLG: 0.495		X FF 92 0-0 19 G1-6-3 1B 3-H		X SL 87 0-0 ② G6-3			F SI 94 S SI 95 F SI 94 B SL 85 B SL 84 T SI 94 2-2 ③ K		B SI 93 B CH 87 F SI 94 C FF 95 X SL 86 2-2 ② G5-3 1-2	2 0 1 0 0 0 1	0 0 0 0 0 0 0	1 0 0 0 0 0 0	1 0 0 0 0 0 0	0 0 1 0 0 0 0	0 0 0 0 0 0 0	1 0 0 0 0 0 1
Inning Stats	R: 0 H: 1 E: 0 LOB: 2 K: 1 BB: 1 S: 13 P: 22	R: 2 H: 3 E: 0 LOB: 0 K: 0 BB: 0 S: 7 P: 9	R: 0 H: 0 E: 0 LOB: 0 K: 0 BB: 0 S: 7 P: 11	R: 2 H: 2 E: 0 LOB: 1 K: 0 BB: 1 S: 9 P: 17	R: 1 H: 2 E: 0 LOB: 1 K: 0 BB: 0 S: 12 P: 19		R: 0 H: 0 E: 0 LOB: 0 K: 1 BB: 0 S: 9 P: 14	R: 0 H: 0 E: 0 LOB: 0 K: 1 BB: 0 S: 8 P: 13	R: 0 H: 0 E: 0 LOB: 0 K: 1 BB: 0 S: 9 P: 12	R: 3 H: 3 E: 0 LOB: 1 K: 1 BB: 1 S: 14 P: 26	1B: 4 2B: 4 3B: 1 HR: 2	SF: 0 SAC: 0 DP: 1 HBP: 0			WP: 0 PB: 0 SB: 0 CS: 0	PA: 40	

PITCHER		IP	WLS	BF	H	R	ER	SO	BB	IBB	HBP	BLK	WP	HR	S	P	ERA	WHIP
64 Shaun Anderson, R ERA: 4.87	(1, 1)	4.1		22	8	5	5	1	2	0	0	0	0	1	46	74	10.38	2.308
45 Derek Holland, L ERA: 5.51	(5, 1)	1.2	W	5	0	0	0	1	0	0	0	0	0	0	11	18	0.00	0.000
54 Reyes Moronta, R ERA: 2.7	(7, 1)	1.0	H	3	0	0	0	1	0	0	0	0	0	0	8	13	0.00	0.000
59 Andrew Suárez, L ERA: 10.03	(8, 1)	1.2		9	3	3	3	2	1	0	0	0	0	1	20	33	16.20	2.400
41 Mark Melancon, R ERA: 4.02	(9, 1)	0.1	S	1	0	0	0	0	0	0	0	0	0	0	3	5	0.00	0.000

PITCHER	IP	WLS	BF	H	R	ER	SO	BB	IBB	HBP	BLK	WP	HR	S	P	ERA	WHIP

BOTTOM

San Francisco Giants @ Colorado Rockies

Coors Field, Denver, CO

Wed Jul 17 2019, 1:12 PM - 4:40 PM MDT

Att. 40,157 - Partly Cloudy - 94 F

livebaseballscorecards.com

AB	37
R	8
H	11
RBI	8
BB	3
SO	5
LOB	13

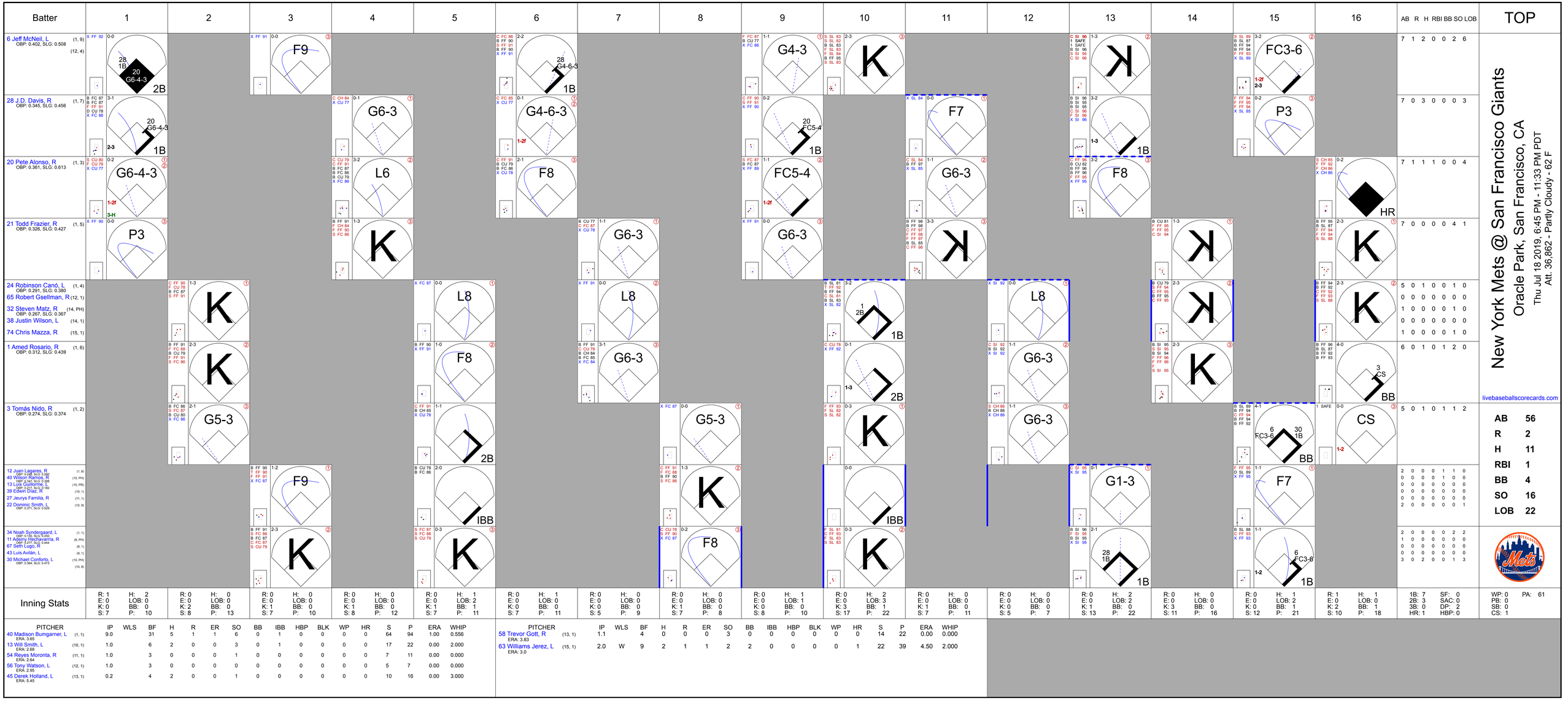
Batter
1
2
3
4
5
6
7
8
9
10
11
12
13
14
15
16
AB R H RBI BB SO LOB
TOP
6 Jeff McNeil, L (1, 9) (12, 4)
OBP: 0.402, SLG: 0.508
28 Pete Alonso, R (1, 3)
OBP: 0.361, SLG: 0.613
20 Todd Frazier, R (1, 5)
OBP: 0.326, SLG: 0.427
24 Robinson Canó, L (1, 4)
OBP: 0.291, SLG: 0.380
65 Robert Gsellman, R (12, 1)
32 Steven Matz, R (14, PH)
OBP: 0.267, SLG: 0.367
38 Justin Wilson, L (14, 1)
74 Chris Mazza, R (15, 1)
1 Amed Rosario, R (1, 6)
OBP: 0.312, SLG: 0.439
3 Tomás Nido, R (1, 2)
OBP: 0.274, SLG: 0.374
12 Juan Lagares, R (1, 8)
OBP: 0.248, SLG: 0.360
40 Wilson Ramos, R (10, PH)
13 Luis Guillorme, R (10, PR)
OBP: 0.217, SLG: 0.182
39 Edwin Díaz, R (10, 7)
27 Jeurys Familia, R (11, 1)
22 Dominic Smith, L (12, 9)
OBP: 0.371, SLG: 0.529
34 Noah Syndergaard, L (1, 1)
OBP: 0.158, SLG: 0.250
11 Adeiny Hechavarría, R (8, PH)
OBP: 0.277, SLG: 0.444
67 Seth Lugo, R (8, 1)
43 Luis Avilán, L (9, 1)
30 Michael Conforto, L (10, PH)
OBP: 0.364, SLG: 0.473
(10, 8)
Inning Stats
R: 1 H: 2
E: 0 LOB: 0
K: 0 BB: 0
S: 7 P: 10
R: 0 H: 0
E: 0 LOB: 0
K: 2 BB: 0
S: 8 P: 13
R: 0 H: 0
E: 0 LOB: 0
K: 1 BB: 0
S: 7 P: 10
R: 0 H: 0
E: 0 LOB: 0
K: 1 BB: 0
S: 8 P: 12
R: 0 H: 1
E: 0 LOB: 0
K: 1 BB: 0
S: 7 P: 11
R: 0 H: 1
E: 0 LOB: 0
K: 0 BB: 0
S: 7 P: 11
R: 0 H: 0
E: 0 LOB: 0
K: 0 BB: 0
S: 5 P: 9
R: 0 H: 0
E: 0 LOB: 0
K: 1 BB: 0
S: 7 P: 8
R: 0 H: 1
E: 0 LOB: 0
K: 0 BB: 0
S: 8 P: 10
R: 0 H: 2
E: 0 LOB: 1
K: 3 BB: 1
S: 17 P: 22
R: 0 H: 0
E: 0 LOB: 0
K: 1 BB: 0
S: 7 P: 11
R: 0 H: 0
E: 0 LOB: 0
K: 0 BB: 0
S: 5 P: 7
R: 0 H: 2
E: 0 LOB: 2
K: 1 BB: 0
S: 13 P: 22
R: 0 H: 0
E: 0 LOB: 0
K: 3 BB: 0
S: 11 P: 16
R: 0 H: 1
E: 0 LOB: 2
K: 0 BB: 1
S: 12 P: 21
R: 1 H: 1
E: 0 LOB: 0
K: 2 BB: 1
S: 10 P: 18
1B: 7 SF: 0
2B: 3 SAC: 0
3B: 0 DP: 2
HR: 1 HBP: 0
WP: 0 PA: 61
PB: 0
SB: 0
CS: 1
PITCHER IP WLS BF H R ER SO BB IBB HBP BLK WP HR S P ERA WHIP
40 Madison Bumgarner, L (1, 1) 9.0 31 5 1 1 6 0 1 0 0 0 0 64 94 1.00 0.556
ERA: 3.65
13 Will Smith, L (10, 1) 1.0 6 2 0 0 3 0 1 0 0 0 0 17 22 0.00 2.000
ERA: 2.68
54 Reyes Moronta, R (11, 1) 1.0 3 0 0 0 1 0 0 0 0 0 0 7 11 0.00 0.000
ERA: 2.64
56 Tony Watson, L (12, 1) 1.0 3 0 0 0 0 0 0 0 0 0 0 5 7 0.00 0.000
ERA: 2.95
45 Derek Holland, L (13, 1) 0.2 4 2 0 0 1 0 0 0 0 0 0 10 16 0.00 3.000
ERA: 5.45
PITCHER IP WLS BF H R ER SO BB IBB HBP BLK WP HR S P ERA WHIP
58 Trevor Gott, R (13, 1) 1.1 4 0 0 0 3 2 0 0 0 0 0 14 22 0.00 0.000
ERA: 3.83
63 Williams Jerez, L (15, 1) 2.0 W 9 2 1 1 2 2 0 0 0 0 1 22 39 4.50 2.000
ERA: 3.0
New York Mets @ San Francisco Giants
Oracle Park, San Francisco, CA
Thu Jul 18 2019, 6:45 PM - 11:33 PM PDT
Att. 36,862 - Partly Cloudy - 62 F
livebaseballscorecards.com
AB 56
R 2
H 11
RBI 1
BB 4
SO 16
LOB 22

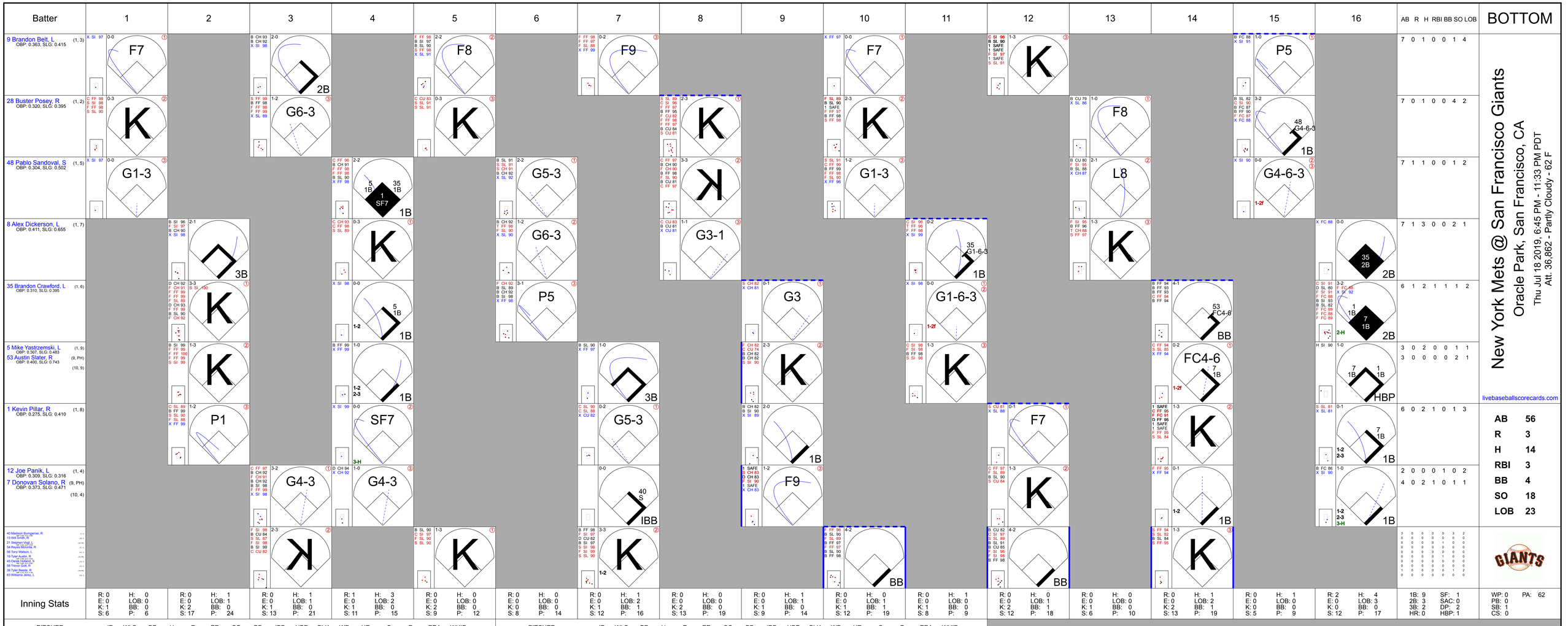
Batter
1
2
3
4
5
6
7
8
9
10
11
12
13
14
15
16
AB R H RBI BB SO LOB
BOTTOM
9 Brandon Belt, L (1, 3) OBP: 0.363, SLG: 0.415
28 Buster Posey, R (1, 2) OBP: 0.320, SLG: 0.395
48 Pablo Sandoval, S (1, 5) OBP: 0.304, SLG: 0.502
8 Alex Dickerson, L (1, 7) OBP: 0.411, SLG: 0.655
35 Brandon Crawford, L (1, 6) OBP: 0.310, SLG: 0.395
5 Mike Yastrzemski, L (1, 9) OBP: 0.307, SLG: 0.483
53 Austin Slater, R (9, PH) (10, 9) OBP: 0.400, SLG: 0.743
1 Kevin Pillar, R (1, 8) OBP: 0.275, SLG: 0.410
12 Joe Panik, L (1, 4) OBP: 0.309, SLG: 0.316
7 Donovan Solano, R (9, PH) (10, 4) OBP: 0.373, SLG: 0.471
40 Madison Bumgarner, R
13 Wal Smith, R
21 Stephen Vogt, L
54 Reyes Moronta, R
56 Tony Watson, L
19 Tyler Austin, R
45 Derek Holland, R
49 Derrik Gibson, R
58 Trevor Gott, R
38 Tyler Beede, R
63 Williams Jerez, L
New York Mets @ San Francisco Giants
Oracle Park, San Francisco, CA
Thu Jul 18 2019, 6:45 PM - 11:33 PM PDT
Att. 36,862 - Partly Cloudy - 62 F
livebaseballscorecards.com
AB 56
R 3
H 14
RBI 3
BB 4
SO 18
LOB 23
Inning Stats
PITCHER IP WLS BF H R ER SO BB IBB HBP BLK WP HR S P ERA WHIP
34 Noah Syndergaard, R (1, 1) ERA: 4.36 7.0 28 6 1 1 8 0 1 0 0 0 0 76 108 1.29 0.857
67 Seth Lugo, R (8, 1) ERA: 3.09 1.0 3 0 0 0 2 0 0 0 0 0 0 13 19 0.00 0.000
43 Luis Avilán, L (9, 1) ERA: 7.43 1.0 4 1 0 0 1 0 0 0 0 0 0 9 14 0.00 1.000
39 Edwin Díaz, R (10, 1) ERA: 5.06 1.0 4 0 0 0 1 1 0 0 0 0 0 12 19 0.00 1.000
27 Jeurys Familia, R (11, 1) ERA 6.89 1.0 3 1 0 0 1 0 0 0 0 0 0 8 9 0.00 1.000
65 Robert Gsellman, R (12, 1) ERA: 4.88 2.0 7 0 0 0 3 1 0 0 0 0 0 18 28 0.00 0.500
38 Justin Wilson, L (14, 1) ERA: 3.29 1.0 5 1 0 0 2 1 0 0 0 0 0 13 19 0.00 2.000
74 Chris Mazza, R (15, 1) ERA: 5.19 1.0 L 8 5 2 2 0 0 0 1 0 0 0 17 26 18.00 5.000
1B: 9 2B: 3 3B: 2 HR: 0
SF: 1 SAC: 0 DP: 2 HBP: 1
WP: 0 PA: 62
PB: 0
SB: 1
CS: 0

Batter	1	2	3	4	5	6	7	8	9	10	AB	R	H	RBI	BB	SO	LOB
6 Jeff McNeil, L (1, 9) OBP: 0.403, SLG: 0.506	F FF 94 X FF 94 0-1 30 FC4-6 1B		B FF 94 S CH 84 F FF 94 X CU 81 1-2 ③ G4-3			X FF 94 0-0 ① L8		S CH 83 F FF 93 B FF 94 H FF 94 2-2 HBP			3	0	1	0	0	0	1
30 Michael Conforto, L (1, 8) OBP: 0.360, SLG: 0.467	X FF 92 0-0 ① FC4-6 1-2f			C CH 84 F FF 94 B FF 94 S CU 81 1-3 ① K		X FF 94 0-0 ② P4		1 SAFE B CH 83 B FF 93 C FF 95 B FF 94 X FF 95 3-1 ③ F8			4	0	0	0	0	1	3
20 Pete Alonso, R (1, 3) OBP: 0.358, SLG: 0.606	C FF 94 1 SAFE T FF 94 1 SAFE F CH 85 S FF 94 0-3 ② K			C FF 94 B SL 88 X FF 95 1-1 ② G4-3		F SL 88 S CH 84 B FF 94 S FF 94 1-3 ③ K			B SL 80 B FF 91 F SL 81 F FF 92 B SL 82 S SL 82 3-3 ① K		4	0	0	0	0	3	2
24 Robinson Canó, L (1, 4) OBP: 0.291, SLG: 0.381 35 Jacob Rhame, R (9, 1)	C SL 87 D CH 84 B FF 94 C FF 93 1 SAFE X CH 85 2-2 ③ G3			X CH 84 0-0 2B			C FF 94 F FF 94 B FF 94 F CU 80 F FF 95 B CH 84 S FF 95 2-3 ① K		C SL 81 S SL 82 B SL 83 S SL 83 1-3 ② K		4 0	0 0	1 0	0 0	0 0	2 0	1 0
40 Wilson Ramos, R (1, 2) OBP: 0.345, SLG: 0.396		C FF 93 C CU 79 X FF 95 0-2 ① F8		S SL 88 X FF 94 0-1 ③ F9			X FF 94 0-0 22 FC4-6 1B		B FF 92 C FF 92 X FF 92 1-1 ③ G6-3		4	0	1	0	0	0	1
22 Dominic Smith, L (1, 7) OBP: 0.363, SLG: 0.516		C FF 94 X FF 94 0-1 ② F7			F FF 94 B CH 85 X FF 94 1-1 ① F7		C FF 93 X FF 94 0-1 ② FC4-6 1 FC5-4 1-2f			B FF 94 S FC 89 S FC 89 B CH 87 F FC 89 C SI 93 2-3 ① K	4	0	0	0	0	1	1
1 Amed Rosario, R (1, 6) OBP: 0.309, SLG: 0.434		C FF 93 B SL 88 B SL 87 X FF 94 2-1 ③ L8			B SL 87 S SL 87 B CU 80 X SL 85 2-1 ② G6-3		B FF 93 S SL 87 X SL 86 1-1 ③ FC5-4 1-2f			C FC 88 B SI 93 S SI 94 S FC 89 1-3 ② K	4	0	0	0	0	1	1
11 Adeiny Hechavarría, R (1, 5) OBP: 0.267, SLG: 0.429 (9, 4)			B FF 93 X SL 88 1-0 ① G6-3		C SL 87 F FF 93 X CU 81 0-2 ③ G1-3			B CU 78 B FF 93 F FF 94 X FF 93 2-1 ① G6-3		X FC 88 0-0 ③ F7	4	0	0	0	0	0	0
48 Jacob deGrom, L (1, 1) OBP: 0.273, SLG: 0.325 28 J.D. Davis, R (8, PH) OBP: 0.343, SLG: 0.454 43 Luis Avilán, L (8, 1) 21 Todd Frazier, R (9, 5) OBP: 0.326, SLG: 0.427			X FF 93 0-0 ② F7			S SL 87 B CU 80 B FF 94 B FF 94 4-1 BB		B SL 88 F FF 94 C FF 94 S FF 94 1-3 ② K			1 1 0 0	0 0 0 0	0 0 0 0	0 0 0 0	1 1 0 0	0 0 0 0	0 0 0 0
Inning Stats	R: 0 E: 0 K: 1 S: 10 H: 1 LOB: 1 BB: 0 P: 12	R: 0 E: 0 K: 0 S: 7 H: 0 LOB: 0 BB: 0 P: 9	R: 0 E: 0 K: 0 S: 5 H: 0 LOB: 0 BB: 0 P: 7	R: 0 E: 0 K: 1 S: 8 H: 1 LOB: 1 BB: 0 P: 10	R: 0 E: 0 K: 0 S: 7 H: 0 LOB: 0 BB: 0 P: 10	R: 0 E: 0 K: 1 S: 6 H: 0 LOB: 1 BB: 1 P: 11	R: 0 E: 0 K: 1 S: 10 H: 1 LOB: 1 BB: 0 P: 13	R: 0 E: 0 K: 1 S: 9 H: 0 LOB: 1 BB: 0 P: 17	R: 0 E: 0 K: 2 S: 8 H: 0 LOB: 0 BB: 0 P: 13	R: 0 E: 0 K: 2 S: 8 H: 0 LOB: 0 BB: 0 P: 11	1B: 2 2B: 1 3B: 0 HR: 0	SF: 0 SAC: 0 DP: 0 HBP: 1			WP: 0 PB: 0 SB: 0 CS: 0	PA: 35		

PITCHER		IP	WLS	BF	H	R	ER	SO	BB	IBB	HBP	BLK	WP	HR	S	P	ERA	WHIP
38 Tyler Beede, R ERA: 4.7	(1, 1)	8.0		29	3	0	0	5	1	0	1	0	0	0	62	89	0.00	0.500
13 Will Smith, L ERA: 2.61	(9, 1)	1.0		3	0	0	0	2	0	0	0	0	0	0	8	13	0.00	0.000
49 Sam Dyson, R ERA: 2.68	(10, 1)	1.0	W	3	0	0	0	2	0	0	0	0	0	0	8	11	0.00	0.000

PITCHER	IP	WLS	BF	H	R	ER	SO	BB	IBB	HBP	BLK	WP	HR	S	P	ERA	WHIP

TOP

New York Mets @ San Francisco Giants

Oracle Park, San Francisco, CA

Fri Jul 19 2019, 7:14 PM - 10:05 PM PDT

Att. 32,861 - Clear - 63 F

livebaseballscorecards.com

AB	33
R	0
H	3
RBI	0
BB	1
SO	9
LOB	10

Batter	1	2	3	4	5	6	7	8	9	10	AB	R	H	RBI	BB	SO	LOB
9 Brandon Belt, L (1, 3) OBP: 0.361, SLG: 0.411	C FF 98 S SL 93 X FF 99 0-2 21 CS 1B		X CH 89 0-0 ③ F7			B SI 97 X CH 90 1-0 ① FC5-4 53 BB 1-2f		C SI 90 F CH 81 B CH 83 B CH 82 F CH 82 F CH 83 F SI 91 X CH 83 2-2 ② G4-3		B FF 93 F FS 85 1 SAFE F FS 85 T FF 95 1-2 ① K	5	0	1	0	0	1	3
53 Austin Slater, R (1, 9) OBP: 0.400, SLG: 0.684	B FF 97 S FF 97 B SL 93 T FF 97 C CH 89 2-3 ① K			B FF 96 S FF 96 C FF 97 S FF 98 1-3 ① K		B SL 92 C FF 97 B SL 92 B CH 89 S FF 97 F FF 97 F FF 97 F SL 92 F FF 96 4-2 B FF 97 1-2 BB		B SI 91 B SI 92 B CH 82 B CH 82 4-0 BB		C SL 84 F FF 94 B FF 96 B FS 87 C FF 95 2-3 ② K	3	0	0	0	2	3	2
48 Pablo Sandoval, S (1, 5) OBP: 0.297, SLG: 0.491	S SL 93 S SL 93 F SL 92 F SL 93 C FF 99 0-3 ② K			B CH 90 X CH 90 1-0 ② F9		C SL 93 F SL 93 F FF 98 F FF 98 T SL 92 0-2 ② K		X CH 81 0-0 ③ F8		C FF 95 F FS 87 X FF 95 0-2 E7 1-H	5	0	0	0	0	2	4
21 Stephen Vogt, L (1, 2) OBP: 0.341, SLG: 0.512	B SL 94 B CH 91 C CH 90 S FF 98 F SL 93 2-2 ③ CS 1-2	B SL 92 C FF 97 B FF 97 X SL 92 2-1 ① P4		B FF 98 F SL 92 S FF 97 B FF 98 B FF 98 S CH 90 3-3 ③ K		S FF 97 F SL 92 S FF 99 0-3 ③ K			B FF 94 B FS 86 B FS 86 B FF 94 4-0 1 BB BB		3	0	0	0	1	2	2
35 Brandon Crawford, L (1, 6) OBP: 0.309, SLG: 0.391		C FF 97 S SL 93 S FF 98 0-3 ② K			X FF 96 0-0 ① F7		S CH 89 B FF 96 B SL 92 B FF 96 B SL 91 4-1 1 L9 5 SH2-3 BB		F FF 94 B FS 85 F FF 94 F FS 86 X FF 95 1-2 ① F8	3	0	0	0	1	1	1
5 Mike Yastrzemski, L (1, 7) OBP: 0.301, SLG: 0.474	B SL 93 F SL 93 S CH 90 B FF 99 F SL 92 S FF 98 2-3 ③ K				S CH 89 B FF 98 C FF 98 B CH 91 B FF 97 T SL 91 3-2 ② K		X FF 97 0-0 ① SH2-3 1-2		D FS 86 X FF 95 1-0 ② F7	3	0	0	0	0	2	1
1 Kevin Pillar, R (1, 8) OBP: 0.277, SLG: 0.412			C SL 92 X SL 93 0-1 ① G5-3		F SL 92 S FF 97 B FF 97 X FF 97 1-2 2B		F FF 96 F SL 92 X SL 92 0-2 ② L9 2-3		B SL 86 B FF 95 F FF 94 B FF 94 B FF 94 4-1 1-2 BB	3	0	1	0	1	0	1
12 Joe Panik, L (1, 4) OBP: 0.308, SLG: 0.313			C FF 97 B CH 90 B CH 89 S FF 98 B SL 93 F FF 98 B SL 93 4-2 BB		B SL 92 F SL 92 F FF 97 X FF 98 1-2 ③ F9		S SL 92 B FF 97 X SL 92 1-1 ③ F8		B FS 86 B FF 95 F FS 86 F FF 95 S FS 86 2-3 ③ K	3	0	0	0	1	1	4
38 Tyler Beede, R (1, 1) OBP: 0.292, SLG: 0.190 19 Tyler Austin, R (8, PH) OBP: 0.288, SLG: 0.426 13 Will Smith, R (9, 1) 49 Sam Dyson, R (10, 1) 8 Alex Dickerson, L (10, PH) OBP: 0.417, SLG: 0.655			L SL 91 B SL 91 B FF 97 L SL 91 L SL 92 2-3 ② K			F FF 96 T SL 91 X CU 82 0-2 9 FC5-4 1B		B CH 80 C CH 79 S SI 89 B CH 82 B CH 82 X CH 82 3-2 ① G1		B FS 86 B FF 94 B FF 93 S FF 94 B FS 85 4-1 48 E BB	2 1 0 0 0	0 0 0 0 1	1 0 0 0 0	0 0 0 0 0	0 0 0 0 1	1 0 0 0 0	1 0 0 0 0
Inning Stats	R: 0 H: 1 E: 0 LOB: 0 K: 2 BB: 0 S: 14 P: 18	R: 0 H: 0 E: 0 LOB: 0 K: 2 BB: 0 S: 9 P: 13	R: 0 H: 0 E: 0 LOB: 1 K: 1 BB: 1 S: 9 P: 15	R: 0 H: 0 E: 0 LOB: 0 K: 2 BB: 0 S: 7 P: 12	R: 0 H: 0 E: 0 LOB: 0 K: 1 BB: 0 S: 10 P: 12	R: 0 H: 1 E: 0 LOB: 2 K: 2 BB: 1 S: 18 P: 23	R: 0 H: 0 E: 0 LOB: 1 K: 0 BB: 1 S: 7 P: 12	R: 0 H: 0 E: 0 LOB: 1 K: 0 BB: 1 S: 10 P: 19	R: 0 H: 0 E: 0 LOB: 2 K: 1 BB: 2 S: 9 P: 21	R: 1 H: 0 E: 1 LOB: 1 K: 2 BB: 1 S: 10 P: 17	1B: 2 2B: 1 3B: 0 HR: 0	SF: 0 SAC: 1 DP: 0 HBP: 0	WP: 0 PB: 0 SB: 0 CS: 1	PA: 40			

PITCHER		IP	WLS	BF	H	R	ER	SO	BB	IBB	HBP	BLK	WP	HR	S	P	ERA	WHIP
48 Jacob deGrom, R ERA: 3.02	(1, 1)	7.0		26	3	0	0	10	3	0	0	0	0	0	74	108	0.00	0.857
43 Luis Avilán, L ERA: 6.91	(8, 1)	1.0		4	0	0	0	0	1	0	0	0	0	0	10	19	0.00	1.000
35 Jacob Rhame, R ERA: 5.4	(9, 1)	1.2	L	9	0	1	0	3	3	0	0	0	0	0	19	38	0.00	1.800

PITCHER	IP	WLS	BF	H	R	ER	SO	BB	IBB	HBP	BLK	WP	HR	S	P	ERA	WHIP

BOTTOM

New York Mets @ San Francisco Giants

Oracle Park, San Francisco, CA

Fri Jul 19 2019, 7:14 PM - 10:05 PM PDT

Att. 32,861 - Clear - 63 F

livebaseballscorecards.com

AB	31
R	1
H	3
RBI	0
BB	7
SO	13
LOB	19

New York Mets @ San Francisco Giants

Oracle Park, San Francisco, CA

Sat Jul 20 2019, 1:08 PM - 3:56 PM PDT

Att. 33,860 - Sunny - 68 F

TOP

livebaseballscorecards.com

Batter	1	2	3	4	5	6	7	8	9	AB	R	H	RBI	BB	SO	LOB
6 Jeff McNeil, L (1, 9) (9, 7) OBP: 0.403, SLG: 0.514	C FF 90 B SL 82 S SL 83 F FC 88 B FF 92 S SI 92 2-3 K ①		X FS 80 0-0 F9 ①		F FF 93 F FF 94 F FF 91 F SI 94 X SI 94 0-2 2-H HR	B SL 82 S SL 83 F SL 83 S SL 83 1-3 K ③			B FC 86 F FC 84 B CH 81 S SI 91 X SI 92 2-2 21 BB 24 1B 22 1B 1B	5	2	2	2	0	2	0
30 Michael Conforto, L (1, 8) (9, 9) OBP: 0.361, SLG: 0.464	F SI 91 H FF 90 1-1 24 WP 40 1B HBP		B FF 90 C SI 92 S FF 91 F FF 91 F SI 94 C FC 87 1-3 K ②		B FS 82 B SI 93 S FC 87 X SI 93 2-1 F8 ②		F SI 91 B CU 77 X SI 92 1-1 1B		F SI 90 C SI 91 F CH 79 B SI 91 B SI 91 X SI 91 2-2 F7 ①	4	0	1	0	0	1	1
40 Wilson Ramos, R (1, 2) OBP: 0.344, SLG: 0.394 49 Tyler Bashlor, R (7, 1) 12 Juan Lagares, R (9, PH) OBP: 0.247, SLG: 0.259 (9, 8)	X SL 86 0-0 24 WP 1-2 1B		X FF 93 0-0 F8 ③		B FF 93 X FF 90 1-0 F7 ③		C SI 91 F SI 92 F SI 92 B CH 80 C SI 92 1-3 K ①		X SI 90 0-0 F9 ②	4 0 1	0 0 0	1 0 0	0 0 0	0 0 0	1 0 0	1 0 1
24 Robinson Canó, L (1, 4) OBP: 0.289, SLG: 0.378	B SL 85 F FF 90 F FF 90 F SI 93 C FF 90 1-3 K ② 1-2 2-3			B FS 81 X FF 91 1-0 F8 ①		C SI 94 B SL 83 X SI 94 1-1 G1-3 ①	B SI 91 F SI 91 B SI 91 X SI 91 2-1 P6 ②		B SI 90 B SI 90 F SI 91 X SI 91 2-1 21 BB 1-2 22 1B 1B	5	1	1	0	0	1	3
21 Todd Frazier, R (1, 5) OBP: 0.331, SLG: 0.448	C FF 93 B FF 90 F FF 90 B SI 93 S FF 91 2-3 K ③			S SL 86 F FF 90 X SI 94 0-2 22 1B 3B		X SI 93 0-0 HR	F SI 92 F SI 93 F CH 80 C SI 92 1-3 K ③		D CH 80 B SI 91 B CH 80 C SI 91 B SI 91 4-1 22 1B 1-2 28 1B 2-3 BB	4	3	2	1	1	2	3
22 Dominic Smith, L (1, 3) OBP: 0.370, SLG: 0.537		X FF 91 0-0 HR		C FF 91 B FF 91 B FF 91 X FC 88 2-1 28 CS 3-H 1B		C SL 83 F SL 82 F SI 93 B SL 83 X SI 94 1-2 G4-3 ②		X SI 90 0-0 G5-3 ①	B SI 92 X SI 91 1-0 28 1B 1-2 2-H 3-H 1B	5	1	3	4	0	0	0
28 J.D. Davis, R (1, 7) OBP: 0.348, SLG: 0.457 72 Stephen Nogosek, R (9, 1)		X SL 86 0-0 F8 ①		B SI 93 1 SAFE B FF 90 S FF 93 F FC 88 F FS 84 S FF 93 2-3 K ② ③ 1-2		B SL 80 S SL 81 F SI 93 X SI 93 1-2 1 1B 20 HR 1B		C CH 81 B SI 92 C CU 78 B CH 80 F SI 92 X SI 91 2-2 1 1B 1B	D CH 80 F CH 81 F SI 91 B CH 80 X CU 80 2-2 11 FC5-4 1-2 2-H 1B	5 0	1 0	3 0	1 0	0 0	1 0	1 0
1 Amed Rosario, R (1, 6) OBP: 0.313, SLG: 0.438 11 Adeiny Hechavarría, R (8, 6) OBP: 0.265, SLG: 0.425		B SI 92 F SI 92 C SI 92 B FC 89 F SI 92 B SI 93 F SI 93 X SI 93 3-2 L8 ②			F FC 87 B FC 88 F FC 88 B FF 92 F SI 93 X SI 93 2-2 61 S 6 HR 1B	F SI 93 C SI 93 B SI 93 X SL 83 1-2 20 HR 1B		B CH 80 X CH 80 1-0 3 G4-6-3 1-2 1B	B SI 91 F SI 90 S SI 91 D CH 80 X CH 79 2-2 FC5-4 ③ 1-2f	4 1	2 0	3 0	0 0	0 0	0 0	0 2
61 Walker Lockett, R (1, 1) OBP: 0.333, SLG: 0.200 20 Pete Alonso, R (6, PH) OBP: 0.359, SLG: 0.615 38 Justin Wilson, L (6, 1) 3 Tomás Nido, R (7, 2) OBP: 0.271, SLG: 0.370		C SI 92 S FC 88 B FC 87 B FC 88 F SI 92 S FC 88 2-3 K ③			C SL 86 1 SAFE S FC 88 B FC 88 C FC 88 1-3 K ① 1-2	C SL 80 X SI 93 0-1 1-H 2-H HR		F SI 91 B SI 91 S CH 80 X CH 80 1-2 G4-6-3 ② ③ 1-2f		2 1 0 1	0 1 0 0	0 1 0 0	0 3 0 0	2 0 0 0	0 0 0 0	1 0 0 2

Inning Stats	1	2	3	4	5	6	7	8	9
	R: 0 E: 0 K: 3 S: 13	H: 1 LOB: 2 BB: 0 P: 19	R: 1 E: 0 K: 1 S: 11	H: 1 LOB: 0 BB: 0 P: 16	R: 0 E: 0 K: 1 S: 7	H: 0 LOB: 0 BB: 0 P: 8	R: 1 E: 0 K: 1 S: 10	H: 2 LOB: 0 BB: 0 P: 15	R: 2 E: 0 K: 1 S: 15	H: 2 LOB: 0 BB: 0 P: 21	R: 4 E: 0 K: 1 S: 18	H: 4 LOB: 0 BB: 0 P: 23	R: 0 E: 0 K: 2 S: 11	H: 1 LOB: 1 BB: 0 P: 16	R: 0 E: 0 K: 0 S: 9	H: 2 LOB: 1 BB: 0 P: 13	R: 3 E: 0 K: 0 S: 18	H: 4 LOB: 2 BB: 1 P: 33

1B: 12	SF: 0	WP: 1
2B: 0	SAC: 0	PB: 0
3B: 1	DP: 1	SB: 1
HR: 4	HBP: 1	CS: 1

PA: 44

AB	42
R	11
H	17
RBI	11
BB	1
SO	10
LOB	15

PITCHER		IP	WLS	BF	H	R	ER	SO	BB	IBB	HBP	BLK	WP	HR	S	P	ERA	WHIP
29 Jeff Samardzija, R ERA: 4.08	(1, 1)	5.0	L	21	6	4	4	7	0	0	1	0	1	2	56	79	7.20	1.200
45 Derek Holland, L ERA: 5.9	(6, 1)	1.0		7	4	4	4	1	0	0	0	0	0	2	18	23	36.00	4.000
50 Ty Blach, L ERA: 14.21	(7, 1)	3.0		16	7	3	3	2	1	0	0	0	0	0	38	62	9.00	2.667

PITCHER	IP	WLS	BF	H	R	ER	SO	BB	IBB	HBP	BLK	WP	HR	S	P	ERA	WHIP

BOTTOM

Batter	1	2	3	4	5	6	7	8	9	AB	R	H	RBI	BB	SO	LOB
9 Brandon Belt, L (1, 3) OBP: 0.362, SLG: 0.413	B FF 93 X FF 93 1-0 48 1B 1B		F CH 88 F CH 88 B FF 93 B CU 80 S CU 80 2-3 ② K		X CH 87 0-0 28 FC4-6 1-2 1B			S SL 84 S FF 98 C FF 98 0-3 ② K		4	0	2	0	0	2	0
28 Buster Posey, R (1, 2) OBP: 0.315, SLG: 0.389	C FF 93 X CU 81 0-1 ① F8		C CU 81 B CU 79 X FF 93 1-1 ③ G5-3		B CU 80 C CU 81 S FF 94 X CU 81 1-2 ③ FC4-6 1-2f			X FF 98 0-0 ③ G6-3		4	0	0	0	0	0	3
48 Pablo Sandoval, S (1, 5) OBP: 0.309, SLG: 0.500	B FF 93 X CH 86 1-0 1-2 1B			F CH 87 X FF 94 0-1 8 G4-3-6-3 1B		B FF 92 X FC 89 1-0 8 G4-6-3 1B			B SL 85 C FF 93 B FF 95 X FF 94 2-1 8 HR 1B	4	1	4	0	0	0	0
8 Alex Dickerson, L (1, 7) OBP: 0.410, SLG: 0.670	C FF 94 F FF 93 X CU 81 0-2 ② L3			C FF 93 X FF 93 0-1 ①② G4-3-6-3 1-2f		B FF 94 S FF 94 X FC 89 1-1 ①② G4-6-3 1-2f			B FF 95 F FF 94 C FF 95 B CH 87 F FF 94 F FF 94 B FF 94 X FF 95 3-2 1-H HR	4	1	1	2	0	0	4
35 Brandon Crawford, L (1, 6) OBP: 0.306, SLG: 0.387 50 Ty Blach, R (7, 1) 19 Tyler Austin, R (9, PH) OBP: 0.286, SLG: 0.423	F FF 93 F FF 94 D CU 81 S CU 80 1-3 ③ K			B FF 94 F FF 94 F FF 94 X CU 81 1-2 ③ F8		F FC 90 T FF 94 X FC 90 0-2 ③ G6-3			B FF 95 C SL 84 B SL 84 S FF 95 B SL 85 C FF 94 3-3 ① K	3 0 1	0 0 0	0 0 0	0 0 0	0 0 0	1 0 1	2 0 0
5 Mike Yastrzemski, L (1, 9) OBP: 0.300, SLG: 0.487		B FF 90 X FF 92 1-0 ① G4-3			C CH 86 B CH 89 C FF 94 F CU 81 X CU 81 1-2 ① G4-3		S FF 98 F FF 97 X FF 98 0-2 ① F7		B FF 94 B FF 93 B FF 94 C FF 94 F FF 94 X FF 94 3-2 HR	4	1	1	1	0	0	0
1 Kevin Pillar, R (1, 8) OBP: 0.277, SLG: 0.409		B FF 91 C CU 80 X FF 93 1-1 ② F7			H CU 78 1-0 7 FC1-6 HBP		S SL 84 S SL 84 S SL 83 0-3 ② K		C FF 94 B FF 95 X FF 94 1-1 ② L8	3	0	0	0	0	1	0
7 Donovan Solano, R (1, 4) OBP: 0.360, SLG: 0.453 (7, 6)		C FF 94 S CU 81 B CU 80 X CU 79 1-2 ③ G6-3			F FF 92 C CU 80 X FF 94 0-2 ② FC1-6 12 WP 12 1B 1-2f		B SL 83 B FF 97 X FF 98 2-0 ③ P3		C FF 94 B SL 84 C SL 83 B SL 86 F FF 95 C FF 94 2-3 ③ K	4	1	0	0	0	1	1
29 Jeff Samardzija, R (1, 1) OBP: 0.103, SLG: 0.138 12 Joe Panik, L (5, PH) OBP: 0.310, SLG: 0.315 45 Derek Holland, S (6, 1) OBP: 0.083, SLG: 0.083 53 Austin Slater, R (7, 4) OBP: 0.391, SLG: 0.667			F FF 92 C FF 92 C CU 80 0-3 ① K		B FF 94 B CH 87 X FF 93 2-0 9 1B 1-H 1B			C FF 96 X SL 84 0-1 ① G5-3		1 1 0 1	0 0 0 0	0 1 0 0	0 1 0 0	1 0 0 0	0 0 0 0	0 0 0 0
Inning Stats	R: 0 E: 0 K: 1 S: 10 H: 2 LOB: 2 BB: 0 P: 13	R: 0 E: 0 K: 0 S: 6 H: 0 LOB: 0 BB: 0 P: 9	R: 0 E: 0 K: 2 S: 8 H: 0 LOB: 0 BB: 0 P: 11	R: 0 E: 0 K: 0 S: 7 H: 1 LOB: 0 BB: 0 P: 8	R: 1 E: 0 K: 0 S: 12 H: 2 LOB: 2 BB: 0 P: 17	R: 0 E: 0 K: 0 S: 6 H: 1 LOB: 0 BB: 0 P: 8	R: 0 E: 0 K: 1 S: 7 H: 0 LOB: 0 BB: 0 P: 9	R: 0 E: 0 K: 1 S: 6 H: 0 LOB: 0 BB: 0 P: 6	R: 3 E: 0 K: 2 S: 19 H: 3 LOB: 0 BB: 0 P: 33	1B: 7 2B: 0 3B: 0 HR: 2 SF: 0 SAC: 0 DP: 2 HBP: 1						

PITCHER	IP	WLS	BF	H	R	ER	SO	BB	IBB	HBP	BLK	WP	HR	S	P	ERA	WHIP
61 Walker Lockett, R (1, 1) ERA: 7.82	5.0	W	20	5	1	1	3	0	0	1	0	1	0	43	58	1.80	1.000
38 Justin Wilson, L (6, 1) ERA: 3.07	1.0		3	1	0	0	0	0	0	0	0	0	0	6	8	0.00	1.000
49 Tyler Bashlor, R (7, 1) ERA: 4.61	2.0		6	0	0	0	2	0	0	0	0	0	0	13	15	0.00	0.000
72 Stephen Nogosek, R (9, 1) ERA: 11.12	1.0		6	3	3	3	2	0	0	0	0	0	2	19	33	27.00	3.000

PITCHER	IP	WLS	BF	H	R	ER	SO	BB	IBB	HBP	BLK	WP	HR	S	P	ERA	WHIP

New York Mets @ San Francisco Giants

Oracle Park, San Francisco, CA

Sat Jul 20 2019, 1:08 PM - 3:56 PM PDT

Att. 33,860 - Sunny - 68 F

livebaseballscorecards.com

AB	34
R	4
H	9
RBI	4
BB	0
SO	7
LOB	10

WP: 1	PA: 35
PB: 0	
SB: 0	
CS: 0	

Batter	1	2	3	4	5	6	7	8	9	10	11	12	AB	R	H	RBI	BB	SO	LOB
6 Jeff McNeil, L (1, 9) (11, 7) OBP: 0.398, SLG: 0.506	X FF 92 0-0 G4-3 ①		B FF 92 C SL 84 S FF 92 F SL 85 T FF 92 1-2 K ①		X SL 86 0-0 G3-1 ③			C FC 90 F FC 90 C SI 93 0-3 K ②			B KC 81 F FC 91 S KC 82 X FC 92 1-2 G3-1 ①		5	0	0	0	0	2	1
28 J.D. Davis, R (1, 7) OBP: 0.349, SLG: 0.461	C FF 91 F CU 80 B FF 92 X CU 82 1-2 20 F8-5 2B		S SL 86 C FF 93 C FF 94 0-3 K ②			B FF 95 S SL 83 B FF 97 C FF 97 S SL 86 2-3 K ①		B SI 94 C SI 94 F FC 90 X FC 89 1-2 G4-3 ③			S FC 93 X FC 92 0-1 20 FC6-4 1B		5	0	2	0	0	2	0
20 Pete Alonso, R (1, 3) OBP: 0.360, SLG: 0.610	C FF 91 B CU 81 C FF 92 F FF 92 X FF 92 1-2 F8-5 ② ③ 2-3		F CU 80 F FF 90 B FF 92 F SL 85 S FF 91 1-3 K ③			B SL 83 B FF 96 B FF 96 B FF 97 4-0 BB			B CU 72 C CU 74 B FF 91 F SL 79 F SL 80 B FF 92 D SL 81 4-2 BB		C KC 82 T KC 83 B FC 91 X KC 82 1-2 FC6-4 ② 1-2f		3	0	0	0	2	1	2
40 Wilson Ramos, R (1, 2) OBP: 0.339, SLG: 0.387		B CH 83 C FF 92 S CH 84 B FF 92 F FF 93 F FF 92 F CU 81 F FF 93 F CH 84 2-2 X CH 84 F9 ①		B FF 90 S CH 83 F SL 83 B SL 85 X FF 91 2-2 F9 ①		F FF 96 C FF 97 X SL 84 0-2 L9 ②			B FF 90 B FF 90 C FF 91 F FF 90 D SL 81 X FF 93 3-2 F9 ①		F FC 91 X FC 91 0-1 G4-3 ③		5	0	0	0	0	0	3
30 Michael Conforto, L (1, 8) (11, 9) OBP: 0.358, SLG: 0.469		F FF 92 X CU 80 0-1 HR		B FF 90 F FF 90 X SL 85 2-1 P6 ②		C SL 83 B FF 97 B FF 96 X SL 82 2-1 L9 ③			F FF 91 S SL 80 S SL 80 0-3 K ②			F FF 94 B CH 90 B SI 95 C FF 95 B FF 95 F FF 96 C FF 96 3-3 K ①	5	1	1	1	0	2	2
21 Todd Frazier, R (1, 5) OBP: 0.329, SLG: 0.443		B CH 83 B FF 91 F FF 92 B FF 90 S CH 83 F FF 92 S CH 84 3-3 K ②		B CH 84 C FF 91 F SL 84 S FF 92 1-3 K ③			S CH 85 F SI 92 B SI 92 B CH 87 S CH 86 2-3 K ①		1 SAFE C FF 91 B FF 92 C FF 92 B SL 81 B FF 92 S SL 81 3-3 K ③			C CU 82 X SI 96 0-1 1 G6-3 1B	5	0	1	0	0	4	1
1 Amed Rosario, R (1, 6) OBP: 0.315, SLG: 0.444		C FF 92 F FF 92 F FF 92 B FF 93 B CH 84 B CH 83 X FF 92 3-2 HR		B CH 82 B CH 81 B FF 91 C FF 90 B FF 90 4-1 32 SH2-4 BB			X CH 86 0-0 P4 ②			B FC 92 X FC 92 1-0 G6-3 ①		1 SAFE B SI 95 B SI 94 C FF 95 1 SAFE B FF 95 F FF 94 X FF 94 3-2 G6-3 ② 1-2	4	1	1	1	1	0	1
11 Adeiny Hechavarría, R (1, 4) OBP: 0.262, SLG: 0.410		C FF 92 B CH 85 F FF 91 B CH 84 B SL 84 B FF 92 4-2 BB			1 SAFE B FF 91 1 SAFE B FF 90 F X FF 91 2-1 F9 ①		C CH 86 F CH 86 B CH 86 B CH 84 X CH 86 2-2 P4 ③			B FC 92 B FC 93 F FC 92 F FC 92 X FC 94 2-2 L9 ②		C FF 96 S FF 94 S FF 95 0-3 K ③	4	0	0	0	1	1	2
32 Steven Matz, R (1, 1) 38 Justin Wilson, L (7, 1) 24 Robinson Canó, L (8, PH) DAY: 0-0(0), BLS: 0-1(7) 67 Seth Lugo, R (8, 1) 22 Dominic Smith, L (10, PH) DAY: 0-1(2), BLS: 0-0(0) 39 Edwin Díaz, R (10, 1) 27 Jeurys Familia, R (11, 1) 12 Juan Lagares, R (11, 8) DAY: 0-0(2), BLS: 0-1(4) 65 Robert Gsellman, R (11, 1)		S FF 91 S FF 91 B FF 91 T FF 91 1-2 K ③			L FF 90 1 SAFE X FF 91 0-1 SH2-4 ② 1-2			F FC 91 B FF 93 B FC 91 F FC 90 B FC 88 X FC 90 3-2 G3-1 ①		C FC 93 S FC 93 S FC 92 0-3 K ③		1 0 0 0 0 1 1 0 0 0 0 0 0 0 1 0 0 0 0 0 0 0 0 0 0 0 0 0 1 0 0 0 0 1 1 0 0 0 0 0 0 0 0 0 0 0 0 0 0 0 0 0 0 0 0 0						

Inning Stats																								
	R: 0 E: 0 K: 0 S: 8	H: 1 LOB: 0 BB: 0 P: 10	R: 2 E: 0 K: 2 S: 23	H: 2 LOB: 1 BB: 1 P: 36	R: 0 E: 0 K: 3 S: 11	H: 0 LOB: 0 BB: 0 P: 13	R: 0 E: 0 K: 1 S: 8	H: 0 LOB: 0 BB: 0 P: 13	R: 0 E: 0 K: 0 S: 6	H: 0 LOB: 1 BB: 1 P: 12	R: 0 E: 0 K: 1 S: 8	H: 0 LOB: 1 BB: 1 P: 16	R: 0 E: 0 K: 1 S: 7	H: 0 LOB: 0 BB: 0 P: 11	R: 0 E: 0 K: 1 S: 9	H: 0 LOB: 0 BB: 0 P: 13	R: 0 E: 0 K: 2 S: 12	H: 0 LOB: 1 BB: 1 P: 22	R: 0 E: 0 K: 1 S: 7	H: 0 LOB: 0 BB: 0 P: 10	R: 0 E: 0 K: 0 S: 10	H: 1 LOB: 1 BB: 0 P: 12	R: 0 E: 0 K: 2 S: 12	H: 1 LOB: 1 BB: 0 P: 18	1B: 2 2B: 2 3B: 0 HR: 2	SF: 0 SAC: 1 DP: 1 HBP: 0	WP: 0 PB: 0 SB: 0 CS: 0	PA: 44

PITCHER		IP	WLS	BF	H	R	ER	SO	BB	IBB	HBP	BLK	WP	HR	S	P	ERA	WHIP
51 Conner Menez, L	(1, 1)	5.0		19	3	2	2	6	2	0	0	0	0	2	56	84	3.60	1.000
ERA: 3.6																		
54 Reyes Moronta, R	(6, 1)	1.0		4	0	0	0	1	1	0	0	0	0	0	8	16	0.00	1.000
ERA: 2.58																		
56 Tony Watson, L	(7, 1)	1.0		3	0	0	0	1	0	0	0	0	0	0	7	11	0.00	0.000
ERA: 2.88																		
49 Sam Dyson, R	(8, 1)	1.0		3	0	0	0	1	0	0	0	0	0	0	9	13	0.00	0.000
ERA: 2.63																		
13 Will Smith, L	(9, 1)	1.0		4	0	0	0	2	1	0	0	0	0	0	12	22	0.00	1.000
ERA: 2.55																		

PITCHER		IP	WLS	BF	H	R	ER	SO	BB	IBB	HBP	BLK	WP	HR	S	P	ERA	WHIP
41 Mark Melancon, R	(10, 1)	2.0		7	1	0	0	1	0	0	0	0	0	0	17	22	0.00	0.500
ERA: 3.83																		
58 Trevor Gott, R	(12, 1)	1.0	W	4	1	0	0	2	0	0	0	0	0	0	12	18	0.00	1.000
ERA: 3.73																		

TOP

New York Mets @ San Francisco Giants

Oracle Park, San Francisco, CA

Sun Jul 21 2019, 1:06 PM - 4:34 PM PDT

Att. 35,406 - Partly Cloudy - 66 F

livebaseballscorecards.com

AB	39
R	2
H	5
RBI	2
BB	4
SO	14
LOB	13

New York Mets @ San Francisco Giants

Oracle Park, San Francisco, CA

Sun Jul 21 2019, 1:06 PM - 4:34 PM PDT

Att. 35,406 - Partly Cloudy - 66 F

livebaseballscorecards.com

BOTTOM

Batter	1	2	3	4	5	6	7	8	9	10	11	12	AB	R	H	RBI	BB	SO	LOB
7 Donovan Solano, R (1, 4) OBP: 0.353, SLG: 0.441	X SI 94 0-0 53 G6-4-3 1B		B SI 94 B SL 89 C CH 85 X CH 85 2-1 L9 ①		B CU 78 B CH 85 B SI 94 C SI 93 C SI 94 X CU 78 3-2 53 G4-3 E5		C FC 90 B FF 94 X FF 94 1-1 L9 ③			C SL 89 S SL 89 X SL 89 0-2 P4 ②			5	0	1	0	0	0	0
53 Austin Slater, R (1, 9) OBP: 0.353, SLG: 0.591	C SI 94 B SL 90 X SL 90 1-1 G6-4-3 ① ② 1-2f		B CH 85 T CH 84 B SI 94 X CH 86 2-1 F9 ②		F CH 85 X SL 89 0-1 G4-3 ① 2-3			B SL 88 C FF 93 S FF 94 C SI 96 1-3 K ①		C FF 99 S SL 90 F SL 90 T FF 98 0-2 K ③			5	0	0	0	0	2	2
19 Tyler Austin, R (1, 3) OBP: 0.280, SLG: 0.413 9 Brandon Belt, L (8, PH) OBP: 0.363, SLG: 0.411 (9, 3)	F CH 86 B SI 94 S SI 95 B CU 77 X CH 85 2-2 F9 ③		B SL 91 T SI 94 S CH 85 B SI 94 S SI 94 2-3 K ③		C SL 90 F SL 90 F SL 90 B SI 94 S SL 91 1-3 K ②			B FF 95 B FF 96 C CH 89 F FF 96 B FF 97 F SI 97 X FF 96 3-2 P6 ②			C SI 97 F SI 98 B SL 89 B FF 98 B SI 97 B SL 90 4-2 8 G1-6-3 28 BB BB		3 1	0 0	0 0	0 0	0 1	2 0	1 0
28 Buster Posey, R (1, 2) OBP: 0.324, SLG: 0.396		B SI 94 B SI 95 C CH 85 C SI 94 F CU 81 X SI 93 2-2 68 1B 35 1B 1B	F CH 82 B CH 85 B SI 94 X CH 85 2-1 68 2B 2B	X SL 90 0-0 G4-3 ③			B FF 95 B SI 94 B FF 95 C SI 94 F CU 78 H FF 95 4-2 1 FC5-4 HBP		B SI 98 B SI 96 C SI 96 D SL 91 B SI 97 4-1 8 G1-6-3 BB 1-2		3	2	2	0	1	0	1
1 Kevin Pillar, R (1, 8) OBP: 0.274, SLG: 0.404 13 Will Smith, R (9, 1) 41 Mark Melancon, R (10, 1) 8 Alex Dickerson, L (11, PH) OBP: 0.406, SLG: 0.663 58 Trevor Gott, R (12, 1)		B SL 90 X CH 85 1-0 F7 ①	B SL 90 F SL 90 X CU 79 1-1 G5-3 ①		S CH 85 S CH 86 S CH 86 0-3 K ①		C CU 71 B CU 81 C CU 81 F FF 95 X CU 81 1-2 FC5-4 ③ 1-2f				B SI 95 F SI 94 X CU 81 1-1 G1-6-3 ① ② 1-2f 2-3		4 0 0 1 0	0 0 0 0 0	0 0 0 0 0	0 0 0 0 0	0 0 0 0 0	1 0 0 2 0	3 0 0 0 0
68 Zach Green, R (1, 5) OBP: 0.667, SLG: 1.000 48 Pablo Sandoval, S (9, PH) OBP: 0.307, SLG: 0.495 (10, 5)		C SI 93 X SL 91 0-1 35 1B 1B 1-2	C CH 85 S SI 93 B CH 85 X SI 94 1-2 2B 2-H		C CU 78 B CH 85 B CH 86 B CH 85 C SL 90 S SI 94 3-3 K ②			B CU 77 F FF 92 F CU 79 F FF 95 X SI 94 1-2 P5 ①			B CU 81 F SI 96 X CH 88 1-1 L8 ③		3 2	0 0	2 0	1 0	0 0	1 1	0 1
35 Brandon Crawford, L (1, 6) OBP: 0.305, SLG: 0.384		B CU 80 C SI 95 S SI 95 X CU 80 1-2 1-2 2-H 1B	F SI 93 X SI 95 0-1 G1-3 ②		C CU 80 F SI 95 F SI 94 B SI 95 S CH 86 1-3 K ③			F FF 93 B SI 95 X CH 87 1-1 G3-1 ②			X SI 95 0-0 F7 ①		5	0	1	1	0	1	1
5 Mike Yastrzemski, L (1, 7) OBP: 0.303, SLG: 0.500 (9, 8)		B CU 80 F SL 91 C CH 86 C SI 96 1-3 K ②	B SL 89 B CH 86 B CH 86 3-0 IBB		F SL 83 F FF 93 F SL 82 S FF 95 0-3 K ①			X CU 79 0-0 F8 ③			S SI 94 B CU 82 F CH 88 B CU 84 B SI 96 X CH 89 3-2 HR		4	1	1	1	1	2	2
51 Conner Menez, L (1, 1) 54 Reyes Moronta, R (6, 1) 56 Tony Watson, L (7, 1) 12 Joe Panik, L (7, PH) OBP: 0.309, SLG: 0.314 49 Sam Dyson, R (8, 1) 21 Stephen Vogt, L (9, 7) OBP: 0.338, SLG: 0.508		B SL 91 X SI 95 1-0 G1-3 ③	B SI 93 X SI 94 1-0 F7 ③		C FF 94 B FC 87 X FC 89 1-1 G4-3 ②			C FF 97 S FF 98 F FF 98 S FF 98 0-3 K ①					2 0 0 1 0 1	0 0 0 0 0 0	0 0 0 0 0 1	0 0 0 0 0 0	0 0 0 0 0 1	0 0 0 0 0 0	4 0 0 0 0 0

	AB	40
	R	3
	H	7
	RBI	3
	BB	3
	SO	10
	LOB	17

Inning Stats	1	2	3	4	5	6	7	8	9	10	11	12
	R: 0 E: 0 K: 0 S: 6 H: 1 LOB: 0 BB: 0 P: 9	R: 1 E: 0 K: 1 S: 14 H: 3 LOB: 2 BB: 0 P: 20	R: 0 E: 0 K: 1 S: 7 H: 0 LOB: 0 BB: 0 P: 13	R: 1 E: 0 K: 0 S: 10 H: 2 LOB: 2 BB: 1 P: 18	R: 0 E: 1 K: 1 S: 10 H: 0 LOB: 1 BB: 0 P: 14	R: 0 E: 0 K: 3 S: 10 H: 0 LOB: 0 BB: 0 P: 14	R: 0 E: 0 K: 1 S: 8 H: 0 LOB: 0 BB: 0 P: 10	R: 0 E: 0 K: 1 S: 13 H: 0 LOB: 1 BB: 0 P: 22	R: 0 E: 0 K: 0 S: 7 H: 0 LOB: 0 BB: 0 P: 9	R: 0 E: 0 K: 2 S: 11 H: 0 LOB: 0 BB: 0 P: 11	R: 0 E: 0 K: 0 S: 7 H: 0 LOB: 1 BB: 2 P: 17	R: 1 E: 0 K: 0 S: 4 H: 1 LOB: 0 BB: 0 P: 7

1B: 4	SF: 0	WP: 0	PA: 44
2B: 2	SAC: 0	PB: 0	
3B: 0	DP: 2	SB: 0	
HR: 1	HBP: 1	CS: 0	

PITCHER	IP	WLS	BF	H	R	ER	SO	BB	IBB	HBP	BLK	WP	HR	S	P	ERA	WHIP
32 Steven Matz, L (1, 1) ERA: 4.75	6.0		25	6	2	2	6	0	1	0	0	0	0	57	88	3.00	1.000
38 Justin Wilson, L (7, 1) ERA: 2.87	1.0		3	0	0	0	1	0	0	0	0	0	0	8	10	0.00	0.000
67 Seth Lugo, R (8, 1) ERA: 2.96	2.0		7	0	0	0	1	0	0	1	0	0	0	20	31	0.00	0.000
39 Edwin Díaz, R (10, 1) ERA: 4.93	1.0		3	0	0	0	2	0	0	0	0	0	0	11	11	0.00	0.000
27 Jeurys Familia, R (11, 1) ERA: 6.89	0.0		2	0	0	0	0	2	0	0	0	0	0	3	11	∞	∞

PITCHER	IP	WLS	BF	H	R	ER	SO	BB	IBB	HBP	BLK	WP	HR	S	P	ERA	WHIP
65 Robert Gsellman, R (11, 1) ERA: 4.92	1.1	L	4	1	1	1	0	0	0	0	0	0	1	8	13	6.75	0.750

Chicago Cubs @ San Francisco Giants

Oracle Park, San Francisco, CA

Mon Jul 22 2019, 6:47 PM - 9:36 PM PDT

Att. 37,119 - Clear - 64 F

TOP

livebaseballscorecards.com

Batter	1	2	3	4	5	6	7	8	9	AB	R	H	RBI	BB	SO	LOB
12 Kyle Schwarber, L (1, 7) OBP: 0.320, SLG: 0.479	B FF 91 C CH 85 F FF 92 B SL 86 X FF 94 2-2 ① G1-3		X SL 86 0-0 HR		B FF 91 C SL 84 F CH 84 B FF 92 B FF 92 F FF 92 X SL 86 3-2 ① P1			F CU 82 X FF 95 0-1 ① G6-3	B FF 95 X FC 91 1-0 ③ P6	5	1	1	1	0	0	2
9 Javier Báez, R (1, 6) OBP: 0.320, SLG: 0.546	S SL 87 X SL 87 0-1 ② G1-3		B FF 92 B SL 88 F CH 84 F FF 92 B FF 94 X SL 84 3-2 ③ G2-3		B SL 84 X SL 86 1-0 ② L9			B FF 95 F FF 94 S FF 95 F CU 82 B CU 83 B FF 95 S FF 95 3-3 ② K		4	0	0	0	0	1	0
17 Kris Bryant, R (1, 5) OBP: 0.404, SLG: 0.554	S SL 88 B SI 92 B SL 87 F FF 92 S SL 88 2-3 ③ K			X FF 91 0-0 ① G5-3	B CH 84 B SL 87 B FF 92 X FF 92 3-0 ③ P3			B CU 82 X FF 95 1-0 44 S / 44 2B 1B		4	1	1	0	0	1	0
44 Anthony Rizzo, L (1, 3) OBP: 0.400, SLG: 0.538		B FF 91 B CH 86 F FF 90 X SL 83 2-1 ① P5		B CH 83 F CH 86 H SL 87 2-1 16 B1-3 / 5 1B HBP		B FF 93 B FF 93 S FF 93 F FF 94 S FF 95 2-3 ① K		1 SAFE C FF 93 F FF 93 1 SAFE B FF 95 X FF 94 1-2 1-H 2B		3	1	1	1	0	1	0
16 Robel García, S (1, 4) OBP: 0.316, SLG: 0.800 46 Pedro Strop, R (8, 1)		S FF 92 B FF 92 X FF 92 1-1 HR		C SL 84 B FF 93 1 SAFE X SL 85 1-1 ② B1-3 1-2		F FF 94 C KC 84 F FF 95 F FF 96 S KC 84 0-3 ② K		B CU 82 C FF 93 S FF 93 B FF 93 B CU 80 X FF 94 3-2 ③ G4-3		4 0	1 0	1 0	1 0	0 0	1 0	2 0
22 Jason Heyward, L (1, 9) OBP: 0.355, SLG: 0.463		S SL 85 S CH 86 B SL 88 S FF 93 1-3 ② K		B FF 92 C FF 92 B SL 87 B FF 93 D CH 87 4-1 5 1B BB		C FF 95 S FF 96 X FF 95 0-2 ③ L9			X FC 92 0-0 ① F8	3	0	0	0	1	1	0
5 Albert Almora Jr., R (1, 8) OBP: 0.275, SLG: 0.382		C SI 92 S SL 87 F FF 93 F FF 94 B SL 85 B SL 86 B SL 86 S SL 86 3-3 ③ K		C SL 87 X SI 94 0-1 1-3 2-H 1B			C KC 80 C FF 93 B FF 94 F KC 83 X FF 95 1-2 ① F9		B SI 95 C SI 95 F FC 92 F FC 90 X SL 85 1-2 ② G6-3	4	0	1	1	0	1	0
38 Martín Maldonado, R (1, 2) OBP: 0.285, SLG: 0.349 7 Victor Caratini, S (9, PH) OBP: 0.352, SLG: 0.443			F SI 90 C SL 84 S SL 87 0-3 ① K	0-0 IBB			C KC 82 C KC 82 T FF 94 0-2 ② K		B FC 93 B CH 87 S FC 90 B FC 92 B CH 87 4-1 27 1B BB	2 0	0 0	0 0	0 0	1 1	2 0	0 0
30 Alec Mills, R (1, 1) 56 Kyle Ryan, L (5, 1) 29 Brad Brach, R (6, 1) OBP: 0.333, SLG: 0.333 13 David Bote, R (7, PH) OBP: 0.339, SLG: 0.426 41 Steve Cishek, R (7, 1) 27 Addison Russell, R (8, 4) OBP: 0.331, SLG: 0.407			S FF 90 X FF 91 0-1 ② F9	B SL 88 B FF 93 B FF 91 C FF 91 C SL 89 S SL 89 3-3 ③ K			B FF 94 B FF 94 B FF 94 F FF 93 F FF 94 F FF 95 F FF 95 S KC 83 3-3 ③ K		C SI 95 X FC 93 0-1 1-2 1B	2 0 0 1 0 1	0 0 0 0 0 0	0 0 0 0 0 1	0 0 0 0 0 0	0 0 0 1 0 0	1 0 0 0 0 0	3 0 0 0 0 0
Inning Stats	R: 0 E: 0 K: 1 S: 8 H: 0 LOB: 0 BB: 0 P: 12	R: 1 E: 0 K: 2 S: 12 H: 1 LOB: 0 BB: 0 P: 19	R: 1 E: 0 K: 1 S: 9 H: 1 LOB: 0 BB: 0 P: 12	R: 1 E: 0 K: 1 S: 10 H: 1 LOB: 3 BB: 2 P: 20	R: 0 E: 0 K: 0 S: 6 H: 0 LOB: 0 BB: 0 P: 13	R: 0 E: 0 K: 2 S: 11 H: 0 LOB: 0 BB: 0 P: 13	R: 0 E: 0 K: 2 S: 12 H: 0 LOB: 0 BB: 0 P: 16	R: 1 E: 0 K: 1 S: 13 H: 2 LOB: 1 BB: 0 P: 21	R: 0 E: 0 K: 0 S: 9 H: 1 LOB: 2 BB: 1 P: 15	1B: 3 2B: 1 3B: 0 HR: 2	SF: 0 SAC: 0 DP: 0 HBP: 1			WP: 0 PB: 0 SB: 1 CS: 0	PA: 37		

	AB	33
	R	4
	H	6
	RBI	4
	BB	3
	SO	10
	LOB	7

PITCHER		IP	WLS	BF	H	R	ER	SO	BB	IBB	HBP	BLK	WP	HR	S	P	ERA	WHIP
64 Shaun Anderson, R ERA: 4.91	(1, 1)	5.0		21	3	3	3	5	1	1	1	0	0	2	45	76	5.40	0.800
37 Drew Pomeranz, L ERA: 5.93	(6, 1)	2.0		6	0	0	0	4	0	0	0	0	0	0	23	29	0.00	0.000
58 Trevor Gott, R ERA: 3.86	(8, 1)	1.0	W	5	2	1	1	1	0	0	0	0	0	0	13	21	9.00	2.000
49 Sam Dyson, R ERA: 2.57	(9, 1)	1.0	S	5	1	0	0	0	1	0	0	0	0	0	9	15	0.00	2.000

PITCHER		IP	WLS	BF	H	R	ER	SO	BB	IBB	HBP	BLK	WP	HR	S	P	ERA	WHIP

BOTTOM

Chicago Cubs @ San Francisco Giants

Oracle Park, San Francisco, CA

Mon Jul 22 2019, 6:47 PM - 9:36 PM PDT

Att. 37,119 - Clear - 64 F

livebaseballscorecards.com

Batter	1	2	3	4	5	6	7	8	9	AB	R	H	RBI	BB	SO	LOB
9 Brandon Belt, L (1, 3) OBP: 0.362, SLG: 0.409	C FF 89 B FF 90 F FF 90 F FF 90 F CH 82 C FF 91 1-3 ① K		B FF 88 F CH 80 S CH 83 X FF 91 1-2 ② L7		X CH 80 0-0 5 1B 1-2 1B		B SI 92 X SL 79 1-0 ② L4			4	0	1	0	0	1	2
5 Mike Yastrzemski, L (1, 7) OBP: 0.307, SLG: 0.500	C SI 90 S CU 69 X FF 90 0-2 ② G4-3		B CU 68 B CH 79 X SI 90 2-0 1B		S CH 80 D CH 81 D CU 69 X SI 90 2-1 48 G4-6-3 1-3 2-H 1B		S SL 80 B SL 80 C SL 79 X FF 90 1-2 ③ G5-3			4	0	2	1	0	0	2
48 Pablo Sandoval, S (1, 5) OBP: 0.306, SLG: 0.496	B SI 90 F SI 91 B FF 89 S CH 81 F FF 91 B CH 81 F SI 92 F SI 91 S CH 82 3-3 ③ K		B CH 80 S CH 79 X SI 91 1-1 ③ G1-6-3		1 SAFE S SI 87 F SI 88 B FC 86 F FC 86 F SI 89 F FC 87 B FC 86 X SI 88 2-2 ② ③ G4-6-3 1-2f			S SL 83 X SL 83 0-1 35 1B 2B		4	1	1	0	0	1	3
21 Stephen Vogt, L (1, 2) OBP: 0.336, SLG: 0.508		C FF 89 F SI 90 B FF 89 F CH 82 S CH 81 1-3 ① K	B SI 89 F SI 89 B CH 80 X CH 81 2-1 35 1B 1 G6-4-3 2B		B CU 79 S CU 78 B FC 87 B FC 87 C FF 89 F FC 87 X CU 78 3-2 ① P6			C SL 82 F SL 84 F SI 94 F SL 84 B FF 93 B FF 94 S SL 83 2-3 ① K		4	1	1	0	0	2	1
35 Brandon Crawford, L (1, 6) OBP: 0.307, SLG: 0.386		C CU 69 S CH 81 F CH 80 B CH 80 B CU 69 X CH 82 2-2 ② G4-3	C CU 67 X CH 78 0-1 1 G6-4-3 2-3 1B		B CU 78 B FC 86 B FC 87 C FF 89 C FF 90 S FF 90 3-3 ② K			F SL 84 X FS 88 0-1 1 FC5-4 2-H 1B		4	0	2	1	0	1	0
1 Kevin Pillar, R (1, 8) OBP: 0.274, SLG: 0.403		C FF 90 B SL 79 X FF 90 1-1 53 BB 1B	X SL 78 0-0 ① ② G6-4-3 1-2f 3-H		C FF 94 B SL 87 X CH 88 1-1 ③ F8			B FC 89 F FC 89 B FC 88 S FC 88 X FC 88 2-2 ② FC5-4 53 2B 1-2f		4	1	1	0	0	0	2
53 Austin Slater, R (1, 9) OBP: 0.364, SLG: 0.596		S FF 90 B SL 78 D CH 82 1 SAFE C FF 90 D SL 79 F FF 91 B FF 91 4-2 1-2 BB	B SL 78 X SI 89 1-0 ③ G6-3				C SI 90 S SI 90 B FF 90 B SI 91 B SL 79 X SI 90 3-2 ① G5-3	1 SAFE B FC 89 S FC 89 B FC 87 X FF 94 2-1 12 2B 1-H 2B		3	1	1	1	1	0	0
12 Joe Panik, L (1, 4) OBP: 0.314, SLG: 0.323		B SI 90 C SI 90 X CH 79 1-1 ③ G4-3			F SI 89 X FF 88 0-1 9 1B 5 1B 1B		C SI 91 X CH 84 0-1 7 1B 1B	X SI 94 0-0 2-H 2B		4	1	3	1	0	0	2
64 Shaun Anderson, R (1, 1) OBP: 0.150, SLG: 0.158 68 Zach Green, R (5, PH) OBP: 0.500, SLG: 0.750 37 Drew Pomeranz, R (6, 1) 7 Donovan Solano, R (7, PH) OBP: 0.358, SLG: 0.446 58 Trevor Gott, R (8, 1) 28 Buster Posey, R (8, PH) OBP: 0.322, SLG: 0.394 49 Sam Dyson, R (9, 1)			F FF 87 C FF 89 B SL 77 S SL 80 1-3 ① K		S SL 77 C SI 88 F CH 80 C SL 78 0-3 ① K		C SI 90 X SI 90 0-1 1-2 1B	B FC 89 B FF 93 C FC 90 X SL 83 2-1 ③ G5-3		1 1 0 1 0 1 0	0 0 0 0 0 0 0	0 0 0 1 0 0 0	0 0 0 0 0 0 0	1 1 0 0 0 0 1	0 1 0 0 0 0 0	0 1 0 0 0 1 0
Inning Stats	R: 0 E: 0 K: 2 S: 14 H: 0 LOB: 0 BB: 0 P: 18	R: 0 E: 0 K: 1 S: 15 H: 1 LOB: 2 BB: 1 P: 24	R: 0 E: 0 K: 1 S: 9 H: 1 LOB: 1 BB: 0 P: 14	R: 1 E: 0 K: 0 S: 6 H: 2 LOB: 0 BB: 0 P: 9	R: 1 E: 0 K: 1 S: 15 H: 3 LOB: 1 BB: 0 P: 19	R: 0 E: 0 K: 1 S: 9 H: 0 LOB: 0 BB: 0 P: 16	R: 0 E: 0 K: 0 S: 11 H: 2 LOB: 2 BB: 0 P: 16	R: 3 E: 0 K: 1 S: 17 H: 4 LOB: 1 BB: 0 P: 25		1B: 9 2B: 4 3B: 0 HR: 0 SF: 0 SAC: 0 DP: 2 HBP: 0				WP: 0 PB: 0 SB: 0 CS: 0 PA: 36		

	AB	35
	R	5
	H	13
	RBI	4
	BB	1
	SO	7
	LOB	14

PITCHER		IP	WLS	BF	H	R	ER	SO	BB	IBB	HBP	BLK	WP	HR	S	P	ERA	WHIP
30 Alec Mills, R ERA: 4.35	(1, 1)	4.1		20	7	2	2	5	1	0	0	0	0	0	53	76	4.15	1.846
56 Kyle Ryan, L ERA: 3.53	(5, 1)	1.1		3	0	0	0	1	0	0	0	0	0	0	13	21	0.00	0.000
29 Brad Brach, R ERA: 6.03	(6, 1)	0.1	H	1	0	0	0	0	0	0	0	0	0	0	2	3	0.00	0.000
41 Steve Cishek, R ERA: 2.58	(7, 1)	1.0	H	5	2	0	0	0	0	0	0	0	0	0	11	16	0.00	2.000
46 Pedro Strop, R ERA: 5.47	(8, 1)	1.0	L	7	4	3	3	1	0	0	0	0	0	0	17	25	27.00	4.000

PITCHER	IP	WLS	BF	H	R	ER	SO	BB	IBB	HBP	BLK	WP	HR	S	P	ERA	WHIP

Batter	1	2	3	4	5	6	7	8	9	10	11	12	13	AB	R	H	RBI	BB	SO	LOB
12 Kyle Schwarber, L 50 Rowan Wick, L 20 Brandon Kintzler, R 27 Addison Russell, R 37 Tim Collins, L 41 Steve Cishek, R 24 Craig Kimbrel, R 28 Kyle Hendricks, R 29 Brad Brach, R	B FF 92 F FF 92 C FF 92 S FC 89 1-3 ① K		B FC 89 B FF 92 F FC 88 F FC 88 X CU 79 2-2 ② F7		C FF 91 B FC 89 B FC 88 F FC 88 T FF 91 2-2 ② K		X FC 87 0-0 ③ L9		S FF 92 B FF 93 X SL 80 1-1 ②③ G5-4-3 1-2f		B FC 93 T FC 92 C FC 92 S FC 92 1-3 ③ K		4 0 0 0 0 2 1 0 0 0 0 0 0 0 0 0 0 0 0 0 0 1 0 0 0 0 0 1 0 0 0 0 0 0 0 0 0 0 0 0 0 0 0 0 0 0 0 0 0 1 0 0 0 0 1 0 0 0 0 0 0 0 0	
9 Javier Báez, R (1, 6) OBP: 0.320, SLG: 0.546	B FC 89 B FC 89 X FF 93 2-0 17 1B 2B		C FF 92 X FC 88 0-1 17 S 17 1B 1B		X CH 84 0-0 ③ G1-3			C SL 85 B FF 98 F FF 98 S SL 86 1-3 ① K		B SL 81 F SL 81 X SL 80 1-1 ① P4			B FF 97 B FF 97 F SI 96 F FF 96 B SL 87 T FF 96 3-2 ① K	6	2	2	0	0	2	0
17 Kris Bryant, R (1, 5) OBP: 0.406, SLG: 0.556 (7, 7) (8, 9)	S FC 89 X CU 79 0-1 2-H 44 G5-3 1B		C CU 79 1 SAFE B FC 88 B FC 89 B FC 89 S CU 79 X FF 91 3-2 1-H 44 HBP 1B			B CU 78 C F FC 88 B FC 87 S CU 78 2-3 ① K		F SL 85 B FF 99 X FF 98 1-1 44 G1 22 1B 2B		B FC 81 C FF 92 B FF 93 F SL 82 S SL 82 2-3 ② K2-3			C SL 88 F FF 99 S FF 99 0-3 ② K	6	1	3	2	0	3	0
44 Anthony Rizzo, L (1, 3) OBP: 0.397, SLG: 0.531	B FF 92 F FC 87 F FF 92 X CU 79 1-2 ②③ G5-3 1-2f		B FC 87 F FF 90 H FF 90 2-1 1-2 HBP			B FC 88 X FC 88 1-0 ② G4-3		X FF 99 0-0 ② G1 2-3		C SL 82 S SL 82 B SL 83 C FF 94 1-3 ③ K			S CH 89 B FF 99 X CH 90 1-1 ③ G4-3	5	0	0	0	0	1	2
5 Albert Almora Jr., R (1, 8) OBP: 0.272, SLG: 0.378 3 Daniel Descalso, L (8, PH) OBP: 0.283, SLG: 0.263 (8, 4)		C FF 91 F CU 80 F FF 91 F FC 88 B CU 78 S CU 79 1-3 ① K	B FC 88 S CU 79 B FC 87 F FF 90 X CU 78 2-2 ③ G5-3			C CU 78 B CH 85 S CU 80 X CU 79 1-2 ③ L4		B FF 99 C FF 99 B FF 98 B FF 99 B FF 98 4-1 22 1B BB			B KC 82 B FC 92 X FC 93 2-0 ① L6			3	0	0	0	0	1	2
22 Jason Heyward, L (1, 9) OBP: 0.356, SLG: 0.465 (8, 8)	C FC 88 X FF 91 0-1 ② G6-3			S FC 88 F FF 91 X FF 90 0-2 ① F9			F FC 88 F CU 78 X FF 91 0-2 7 1B 2B	X SI 92 0-0 1-3 3-H 1B			B FC 92 X FC 92 1-0 ② G4-3			1	2	1	0	0	0	
16 Robel García, S (1, 4) OBP: 0.302, SLG: 0.718 (8, 7)	F FF 92 B FC 88 C CU 80 B FF 91 B FC 89 B FC 88 4-2 BB			B FF 91 C CU 78 B FC 88 S FC 88 B FC 89 X FC 89 3-2 ② G6-3			S FC 88 S FC 87 B FC 88 S FC 88 1-3 ① K	S CH 87 B CH 86 S CH 87 D CH 88 B SI 94 T CH 88 3-2 ③ K			C KC 82 B FC 92 F FC 92 S KC 83 1-3 ③ K2-3			4	0	0	0	1	3	3
7 Victor Caratini, S (1, 2) OBP: 0.354, SLG: 0.441	X FC 88 0-0 ③ F8			B CH 84 X FC 87 1-0 ③ L4			C FC 88 B FF 90 B CU 80 X CU 79 2-1 2-H 1B		C FF 92 C FF 92 X SL 80 0-2 ① G4-3 X CU 77 0-0 E5 27 G5-4-3			C KC 81 X FC 93 0-1 13 G3-6-3 1B		5	0	2	1	0	0	1
11 Yu Darvish, R (1, 1) OBP: 0.108, SLG: 0.111 13 David Bote, R (7, PH) OBP: 0.336, SLG: 0.421 (7, 5)			B FF 90 C FF 90 X FC 88 1-1 ① G4-3		C CU 78 C FF 90 B CU 77 F CU 78 S FF 90 1-3 ① K		B FC 87 C FC 86 F CU 80 B FC 86 S FC 87 2-3 ② K					B FC 92 B FC 92 C FC 92 C FC 92 X KC 83 2-2 ①② G3-6-3 1-2f		2 0 0 0 0 1 0 3 0 0 0 0 1 2						
Inning Stats	R: 1 H: 2 E: 0 LOB: 0 K: 1 BB: 0 S: 9 P: 13	R: 0 H: 0 E: 0 LOB: 1 K: 1 BB: 1 S: 10 P: 15	R: 1 H: 2 E: 0 LOB: 2 K: 0 BB: 0 S: 14 P: 24	R: 0 H: 0 E: 0 LOB: 0 K: 0 BB: 0 S: 7 P: 11	R: 0 H: 0 E: 0 LOB: 0 K: 2 BB: 0 S: 8 P: 11	R: 0 H: 0 E: 0 LOB: 0 K: 1 BB: 0 S: 7 P: 11	R: 1 H: 2 E: 0 LOB: 1 K: 2 BB: 0 S: 12 P: 17	R: 1 H: 2 E: 0 LOB: 2 K: 2 BB: 1 S: 11 P: 20	R: 0 H: 0 E: 1 LOB: 0 K: 0 BB: 0 S: 6 P: 7	R: 0 H: 0 E: 0 LOB: 0 K: 2 BB: 0 S: 8 P: 12	R: 0 H: 0 E: 0 LOB: 0 K: 1 BB: 0 S: 5 P: 9	R: 0 H: 1 E: 0 LOB: 0 K: 1 BB: 0 S: 8 P: 11	R: 0 H: 0 E: 0 LOB: 0 K: 2 BB: 0 S: 8 P: 12	1B: 6 2B: 3 3B: 0 HR: 0	SF: 0 SAC: 0 DP: 3 HBP: 1	WP: 0 PB: 0 SB: 2 CS: 0	PA: 49		

PITCHER		IP	WLS	BF	H	R	ER	SO	BB	IBB	HBP	BLK	WP	HR	S	P	ERA	WHIP
40 Madison Bumgarner, L ERA: 3.66	(1, 1)	7.0		28	6	3	3	7	1	0	1	0	0	0	67	102	3.86	1.000
54 Reyes Moronta, R ERA: 2.74	(8, 1)	0.2	H	4	1	1	1	1	1	0	0	0	0	0	7	13	13.50	3.000
56 Tony Watson, L ERA: 2.85	(8, 1)	0.1	B	2	1	0	0	1	0	0	0	0	0	0	4	7	0.00	3.000
13 Will Smith, L ERA: 2.44	(9, 1)	2.0		6	0	0	0	2	0	0	0	0	0	0	14	19	0.00	0.000
41 Mark Melancon, R ERA: 3.65	(11, 1)	2.0		6	1	0	0	2	0	0	0	0	0	0	13	20	0.00	0.500

PITCHER		IP	WLS	BF	H	R	ER	SO	BB	IBB	HBP	BLK	WP	HR	S	P	ERA	WHIP
65 Sam Coonrod, R ERA: 1.8	(13, 1)	1.0	W	3	0	0	0	2	0	0	0	0	0	0	8	12	0.00	0.000

TOP

Chicago Cubs @ San Francisco Giants

Oracle Park, San Francisco, CA

Tue Jul 23 2019, 6:47 PM - 10:30 PM PDT

Att. 39,747 - Clear - 64 F

livebaseballscorecards.com

AB	46
R	4
H	9
RBI	4
BB	2
SO	15
LOB	12

Batter	1	2	3	4	5	6	7	8	9	10	11	12	13	AB	R	H	RBI	BB	SO	LOB
9 Brandon Belt, L (1, 3) OBP: 0.364, SLG: 0.407	X FF 93 0-0 ① F8		C SL 87 X SL 88 0-1 1B		B SL 84 C ST 82 X FF 94 1-1 ① F7			B FF 95 B FF 95 B FF 96 C FF 95 F FF 96 B FF 97 4-2 48 G6-3 BB		0-0 28 HBP IBB		C FF 93 1 SAFE 1 SAFE X FF 93 0-1 ③ P5		4	0	1	0	2	0	1
28 Buster Posey, R (1, 2) OBP: 0.323, SLG: 0.391	C FF 93 X ST 81 0-1 48 G6-3 1B		B FF 96 B SL 87 B SI 93 C FF 95 C FF 96 F FF 98 S SL 88 3-3 ③ K		C FF 94 X CU 78 0-1 ② F8			C SI 93 B SI 93 F SI 94 B CH 88 1 SAFE X SI 94 2-2 ① L9		F SI 91 H SI 92 1-1 1-2 HBP			B SL 84 F FF 94 S CH 88 F FF 95 S CH 87 1-3 ① K	5	0	1	0	0	2	2
48 Pablo Sandoval, S (1, 5) OBP: 0.302, SLG: 0.500	B SL 87 X FC 91 1-0 ②③ G6-3 1-2f			C ST 80 S SL 87 B CH 80 F FF 97 X CU 81 1-2 ① G4-3	C FF 94 F CU 77 B CS 64 X SL 89 1-2 ③ G3-1			D SI 93 X SI 94 1-0 ②③ G6-3 1-2f		C SI 90 X SL 79 0-1 ③ G4-3			X SI 93 0-0 HR	6	1	1	1	0	0	5
8 Alex Dickerson, L (1, 7) OBP: 0.406, SLG: 0.691		B FC 90 C SL 84 X FC 91 1-1 35 G4-3 5 SF7 2B		C ST 83 B FF 96 F SL 87 X SI 96 1-2 HR		S FF 94 F FF 95 F CU 79 F FF 96 X ST 85 0-2 ① G3-1			B SL 86 F FF 92 X CU 73 1-1 ① F9		C FF 94 F FF 95 F FF 95 F KC 84 S KC 84 0-3 ① K			5	2	2	1	0	1	0
35 Brandon Crawford, L (1, 6) OBP: 0.306, SLG: 0.383		S SL 85 X SL 87 0-1 ① G4-3 2-3		X SL 85 0-0 5 BB 1 2B 1B		X FF 95 0-0 ② P3			B FF 92 F SL 87 X SL 88 1-1 ② L9		S KC 85 S FF 95 S KC 86 0-3 ② K			5	1	1	0	0	1	1
5 Mike Yastrzemski, L (1, 9) OBP: 0.304, SLG: 0.491		D CU 79 F SL 87 X SL 87 1-1 ② SF7 3-H		B FC 92 B SL 86 B FC 91 C SL 86 1 SAFE S SL 86 B SL 87 4-2 1 2B 1-2 BB		B FF 95 S ST 82 T CU 77 B CH 80 S SL 88 2-3 ③ K			B SL 89 C FF 92 B SL 89 B SL 90 X SL 90 3-1 ③ G3		B FF 95 B FF 94 F FF 95 C FF 94 X KC 85 2-2 ③ L9			3	1	0	1	1	1	0
1 Kevin Pillar, R (1, 8) OBP: 0.275, SLG: 0.408		T FF 94 F FF 95 C FF 96 0-3 ③ K		X SL 85 0-0 1-H 2-H 2B				C FF 95 F KC 76 S FF 96 0-3 ① K		F SI 90 X SI 89 0-1 21 F8 2B			B SL 84 C FF 93 X SL 84 1-1 ① P6	5	0	2	2	0	2	0
12 Joe Panik, L (1, 4) OBP: 0.310, SLG: 0.318			C ST 80 F SL 86 C CH 81 0-3 ① K	F ST 80 X FF 93 0-1 ② F7				C FF 96 F FF 96 X KC 77 0-2 ② F7		B SL 80 B SI 91 S SL 80 M SL 80 X SL 80 2-2 ① F7			B SI 94 X CH 86 1-0 ② G4-3	5	0	0	0	0	1	2
40 Madison Bumgarner, R (1, 1) 69 Zach Green, R (7, PH) 54 Tony Watson, L (8, 1) 56 Reyes Moronta, R (8, 1) 13 Will Smith, R (9, 1) 21 Stephen Vogt, L (10, PH) 41 Mark Melancon, R (7, 1) 53 Austin Slater, R (10, PH) 65 Sam Coonrod, R (10, 1)		C SL 86 F SL 87 F FF 97 B ST 84 C SL 86 2-3 ② K		F ST 82 D SL 87 S FF 94 B CU 78 S SL 87 2-3 ③ K				B KC 77 S FF 96 S FF 96 F KC 77 B FF 97 S FF 97 2-3 ③ K		B SL 79 F SL 80 F SL 80 F FF 91 F FF 91 X FF 90 1-2 ② F8 2-3			B FF 95 B SL 87 B FF 94 B FF 93 4-0 BB	2 1 0 0 0 1 0 0 0	0 0 0 0 0 0 0 0 0	0 0 0 0 0 0 0 0 0	0 0 0 0 0 0 1 0 0	2 1 0 0 0 0 0 0 0	1 0 0 0 0 1 0 0 0	
Inning Stats	R: 0 E: 0 K: 0 S: 4 H: 1 LOB: 0 BB: 0 P: 5	R: 1 E: 0 K: 1 S: 9 H: 1 LOB: 0 BB: 0 P: 11	R: 0 E: 0 K: 3 S: 12 H: 1 LOB: 1 BB: 0 P: 17	R: 3 E: 0 K: 1 S: 16 H: 3 LOB: 1 BB: 1 P: 24	R: 0 E: 0 K: 0 S: 7 H: 0 LOB: 0 BB: 0 P: 9	R: 0 E: 0 K: 1 S: 9 H: 0 LOB: 0 BB: 0 P: 11		R: 0 E: 0 K: 2 S: 10 H: 0 LOB: 0 BB: 0 P: 12	R: 0 E: 0 K: 0 S: 6 H: 0 LOB: 0 BB: 1 P: 13	R: 0 E: 0 K: 0 S: 6 H: 0 LOB: 0 BB: 0 P: 11	R: 0 E: 0 K: 0 S: 14 H: 1 LOB: 3 BB: 1 P: 18	R: 0 E: 0 K: 2 S: 11 H: 0 LOB: 0 BB: 0 P: 13	R: 0 E: 0 K: 0 S: 5 H: 0 LOB: 1 BB: 1 P: 11	R: 1 E: 0 K: 1 S: 5 H: 1 LOB: 0 BB: 0 P: 6	1B: 3 2B: 3 3B: 0 HR: 2 SF: 1 SAC: 0 DP: 2 HBP: 1	WP: 0 PB: 0 SB: 0 CS: 0 PA: 48						

BOTTOM

Chicago Cubs @ San Francisco Giants

Oracle Park, San Francisco, CA

Tue Jul 23 2019, 6:47 PM - 10:30 PM PDT

Att. 39,747 - Clear - 64 F

livebaseballscorecards.com

AB	42
R	5
H	8
RBI	5
BB	4
SO	11
LOB	13

PITCHER		IP	WLS	BF	H	R	ER	SO	BB	IBB	HBP	BLK	WP	HR	S	P	ERA	WHIP
11 Yu Darvish, R ERA: 4.54	(1, 1)	6.0		24	6	4	4	6	1	0	0	0	0	1	57	77	6.00	1.167
50 Rowan Wick, R ERA: 3.38	(7, 1)	1.0		4	0	0	0	2	1	0	0	0	0	0	12	18	0.00	1.000
20 Brandon Kintzler, R ERA: 2.16	(8, 1)	1.0		2	0	0	0	0	0	0	0	0	0	0	4	7	0.00	0.000
37 Tim Collins, L ERA: 3.12	(9, 1)	1.0		3	0	0	0	0	0	0	0	0	0	0	6	11	0.00	0.000
41 Steve Cishek, R ERA: 2.53	(10, 1)	1.0		6	1	0	0	0	0	1	1	0	0	0	14	18	0.00	1.000

PITCHER		IP	WLS	BF	H	R	ER	SO	BB	IBB	HBP	BLK	WP	HR	S	P	ERA	WHIP
24 Craig Kimbrel, R ERA: 4.66	(11, 1)	1.0		3	0	0	0	2	0	0	0	0	0	0	11	13	0.00	0.000
29 Brad Brach, R ERA: 6.05	(12, 1)	1.1	L	6	1	1	1	1	1	0	0	0	0	1	10	17	6.75	1.500

Batter	1	2	3	4	5	6	7	8	9	AB	R	H	RBI	BB	SO	LOB
12 Kyle Schwarber, L (1, 7) OBP: 0.312, SLG: 0.467	C FF 94 F FF 94 B FF 95 B FF 93 B CH 85 F FF 95 X FF 94 3-2 G5-3		F SL 86 S CH 83 B FF 93 B CU 79 X FF 95 2-2 ① G5-3	X CH 84 0-0 ③ F9		B FF 94 S FF 95 S FF 95 B FF 96 F FF 95 B FF 95 X FF 96 3-2 ③ F8			X SI 97 0-0 E6 9 G1-4-3	5	0	0	0	0	0	4
9 Javier Báez, R (1, 6) OBP: 0.321, SLG: 0.554	X FF 94 0-0 HR		B SL 86 S SL 85 F SL 85 B SL 85 B FF 94 F CH 83 F SL 85 F FF 94 X FF 94 3-2 17 HR 2B		X SL 85 0-0 ① F7		B KC 80 B KC 81 S FF 93 F FF 94 F KC 82 F KC 83 C FF 95 2-3 ① K		X SI 97 0-0 ②③ G1-4-3 1-2f	5	2	2	1	0	1	1
17 Kris Bryant, R (1, 5) OBP: 0.405, SLG: 0.562 56 Kyle Ryan, L (5, 1) 50 Rowan Wick, L (6, 1) 29 Brad Brach, R (7, PH) OBP: 0.250, SLG: 0.250 46 Pedro Strop, R (7, 1) 20 Brandon Kintzler, R (8, 1) 24 Craig Kimbrel, R (9, 1)	S SL 88 F FF 94 B SL 87 S CH 85 1-3 ② K		B FF 92 D SL 87 C SL 86 X FF 94 2-1 2-H HR		B SL 85 S CH 83 B FF 96 S CU 80 F SL 86 F CU 80 B FF 93 S CH 85 3-3 ② K		C FF 93 B KC 84 F FF 94 S KC 82 1-3 ② K			3	1	1	2	0	2	0
										0	0	0	0	0	0	0
										0	0	0	0	0	0	0
										1	0	0	0	0	1	0
										0	0	0	0	0	0	0
										0	0	0	0	0	0	0
										0	0	0	0	0	0	0
44 Anthony Rizzo, L (1, 3) OBP: 0.397, SLG: 0.529 7 Victor Caratini, S (5, 3) OBP: 0.352, SLG: 0.438	B FF 94 B CH 84 X FF 94 2-0 40 1B 1B		F CH 83 X CH 83 0-1 ② F9		B FF 95 B SL 86 B CH 84 F FF 94 C FF 95 F FF 94 S FF 94 3-3 ③ K		F KC 82 F FF 94 X KC 84 0-2 ③ G5-3			3	0	1	0	0	1	0
										1	0	0	0	0	0	0
40 Willson Contreras, R (1, 2) OBP: 0.381, SLG: 0.560	S SL 86 S FF 95 B FF 94 B FF 95 D SL 87 X FF 95 3-2 1-3 1B		X CH 83 0-0 ③ P6			X FF 93 0-0 ① P3		B FF 94 C FF 95 X SI 94 1-1 ① G6-3		4	0	1	0	0	0	0
22 Jason Heyward, L (1, 9) OBP: 0.354, SLG: 0.462	B FF 93 C FF 93 C SL 87 S FF 94 1-3 ③ K			C FF 94 X CU 80 0-1 ① L8		B FF 94 S CH 86 X FF 94 1-1 16 1B 1B		C FF 95 B SI 95 B CH 90 F SI 95 F FF 95 S CU 81 2-3 ② K		4	0	1	0	0	2	2
16 Robel García, S (1, 4) OBP: 0.319, SLG: 0.698		B CU 79 C FF 94 C SL 85 B FF 93 B CH 85 F FF 94 S SL 86 3-3 ① K		B SL 84 X FF 94 1-0 ② P6		F FF 94 1 SAFE F CH 83 D CU 81 B CH 85 X CH 83 2-2 1-3 1B			X FF 95 0-0 1B	4	0	2	0	0	1	0
5 Albert Almora Jr., R (1, 8) OBP: 0.275, SLG: 0.390		F SL 86 X FF 94 0-1 32 CS 1B		B SL 85 B SL 85 X FF 93 2-0 HR		C FF 94 S SL 86 S SL 85 0-3 ② K		1 SAFE T FF 93 B FF 94 X FF 94 1-1 ③ L9		4	1	2	1	0	1	3
32 Tyler Chatwood, R (1, 1) OBP: 0.308, SLG: 0.417 13 David Bote, R (5, 5) OBP: 0.337, SLG: 0.419		1 SAFE S FF 92 1 SAFE S SL 88 S SL 86 0-3 ②③ K 1-2		C FF 94 B CU 79 S SL 85 X SL 82 1-2 1B		F FF 95 B FF 95 S CU 80 F CU 81 B FF 95 B SL 87 B CU 82 4-2 BB			S SI 96 C SL 88 X SL 87 0-2 ① F9	2	0	1	0	0	1	1
										1	0	0	0	1	0	0

| Inning Stats | | | | | | | | | |

Batter	1	2	3	4	5	6	7	8	9	AB	R	H	RBI	BB	SO	LOB
9 Brandon Belt, L (1, 3) OBP: 0.359, SLG: 0.401	B FF 95 S FF 95 B FF 96 F FF 96 B SI 97 F FF 96 C FF 97 3-3 ① K		B FF 97 F FF 96 B FF 98 B FF 96 F FF 97 X FF 96 3-2 ② L8		C FF 90 B FC 88 C FF 90 B FC 87 S FC 88 2-3 ① K		B FS 87 B FS 87 C SL 82 F FC 88 B FF 92 F FF 93 X FF 93 3-2 ③ F7		F FF 96 X FF 96 0-1 ③ L7	5	0	0	0	0	2	2
53 Austin Slater, R (1, 9) OBP: 0.367, SLG: 0.569	C FF 96 B FF 96 B SI 97 X SI 96 2-1 ② L3		T SI 96 C SI 96 B FF 99 X SI 97 1-2 48 BB 21 1B 1B		F SI 88 B SI 88 F SI 88 X FF 89 1-2 ② L8			C SI 92 F SI 92 B CH 88 C SI 93 1-3 ① K		4	1	1	0	0	1	0
48 Pablo Sandoval, S (1, 5) OBP: 0.302, SLG: 0.494	B SI 96 B SI 96 F SI 96 F SI 96 S CU 83 2-3 ③ K		B SI 98 1 SAFE B FF 97 B SI 98 B SI 96 4-0 21 1B 1-2 BB		F FC 86 B FC 87 S SI 87 S SI 89 1-3 ③ K			X CH 88 0-0 ② P5		3	0	0	0	1	2	0
21 Stephen Vogt, L (1, 2) OBP: 0.345, SLG: 0.527		C SI 95 B CU 82 B CU 80 X SI 96 2-1 2B	B CU 81 B FF 97 B FF 97 C FF 97 X FF 97 3-1 1-2 2-H 1B			B FC 85 S FC 86 C FC 86 F CU 79 S CU 79 1-3 ① K		X SI 92 0-0 2B		4	0	3	1	0	1	0
35 Brandon Crawford, L (1, 6) OBP: 0.308, SLG: 0.380		C SI 96 H FF 97 1-1 HBP	F FF 97 S CH 87 S CH 88 0-3 ③ K			F SI 88 B FC 88 B FC 87 S FF 90 B FC 88 F FF 91 B FF 90 4-2 5 FC3-6 BB		D CH 89 X SI 93 1-0 ③ F7		2	0	0	0	1	1	3
5 Mike Yastrzemski, L (1, 7) OBP: 0.298, SLG: 0.480		D CU 83 C SI 97 F SI 97 D FC 93 X SI 97 2-2 ① L7		X FC 92 0-0 ① G4-3		1 SAFE X CU 80 0-0 ② FC3-6 1-2			B FF 94 B FF 96 C FF 94 C FF 95 X FF 96 2-2 ① L9	4	0	0	0	0	0	3
1 Kevin Pillar, R (1, 8) OBP: 0.273, SLG: 0.404		F SI 97 F SI 96 S CU 83 0-3 ② K		S CU 78 X CU 80 0-1 ② L6		B KC 74 S FF 96 F FF 96 S KC 76 1-3 ③ K			S FF 96 C FF 96 B KC 86 X KC 86 1-2 ② L6	4	0	0	0	0	2	3
7 Donovan Solano, R (1, 4) OBP: 0.363, SLG: 0.457		F SI 96 X FF 97 0-1 ③ G3-1		C FF 96 X CU 79 0-1 2B			C FF 92 X FC 88 0-1 ① G6-3		S FF 95 F KC 85 X FF 96 0-2 8 1B 1B	4	0	2	0	0	0	2
38 Tyler Beede, R (1, 1) OBP: 0.269, SLG: 0.174 37 Drew Pomeranz, R (6, 1) 12 Joe Panik, L (7, PH) OBP: 0.309, SLG: 0.317 58 Trevor Gott, R (8, 1) 65 Sam Coonrod, R (9, 1) 8 Alex Dickerson, L (9, PH) OBP: 0.411, SLG: 0.694			C SI 94 C SI 96 F CU 80 X CU 80 0-2 ① G3-1	C FF 96 B SI 95 D SI 96 C SI 96 T SI 98 2-2 ③ K			X FS 88 0-0 ② G4-3		B FF 96 F FF 95 F FF 96 X KC 85 1-2 1-3 1B	2 0 1 0 0 0 1	0 0 0 0 0 0 0	0 0 0 0 0 0 1	0 0 0 0 0 0 0	0 0 1 0 0 0 0	1 0 0 0 0 0 0	1 0 0 0 0 0 0
Inning Stats	R: 0 E: 0 K: 2 S: 9 H: 0 LOB: 0 BB: 0 P: 16	R: 0 E: 0 K: 1 S: 11 H: 1 LOB: 2 BB: 0 P: 16	R: 1 E: 0 K: 1 S: 15 H: 2 LOB: 2 BB: 1 P: 26	R: 0 E: 0 K: 1 S: 8 H: 1 LOB: 1 BB: 0 P: 10	R: 0 E: 0 K: 2 S: 9 H: 0 LOB: 0 BB: 0 P: 13	R: 0 E: 0 K: 2 S: 11 H: 0 LOB: 1 BB: 1 P: 17	R: 0 E: 0 K: 0 S: 7 H: 0 LOB: 0 BB: 0 P: 10	R: 0 E: 0 K: 1 S: 6 H: 1 LOB: 1 BB: 0 P: 8	R: 0 E: 0 K: 0 S: 14 H: 2 LOB: 2 BB: 0 P: 18	1B: 4 2B: 3 3B: 0 HR: 0 SF: 0 SAC: 0 DP: 0 HBP: 1				WP: 0 PB: 0 SB: 0 CS: 0	PA: 37	

PITCHER		IP	WLS	BF	H	R	ER	SO	BB	IBB	HBP	BLK	WP	HR	S	P	ERA	WHIP
32 Tyler Chatwood, R ERA: 4.14	(1, 1)	4.0		18	4	1	1	5	1	0	1	0	0	0	43	68	2.25	1.250
56 Kyle Ryan, L ERA: 3.38	(5, 1)	1.2	W	6	0	0	0	3	1	0	0	0	0	0	17	26	0.00	0.600
50 Rowan Wick, R ERA: 3.24	(6, 1)	0.1	H	1	0	0	0	1	0	0	0	0	0	0	3	4	0.00	0.000
46 Pedro Strop, R ERA: 5.27	(7, 1)	1.0	H	3	0	0	0	0	0	0	0	0	0	0	7	10	0.00	0.000
20 Brandon Kintzler, R ERA: 2.11	(8, 1)	1.0	H	4	1	0	0	1	0	0	0	0	0	0	6	8	0.00	1.000

PITCHER		IP	WLS	BF	H	R	ER	SO	BB	IBB	HBP	BLK	WP	HR	S	P	ERA	WHIP
24 Craig Kimbrel, R ERA: 4.22	(9, 1)	1.0	S	5	2	0	0	0	0	0	0	0	0	0	14	18	0.00	2.000

BOTTOM

Chicago Cubs @ San Francisco Giants

Oracle Park, San Francisco, CA

Wed Jul 24 2019, 12:47 PM - 3:43 PM PDT

Att. 37,746 - Sunny - 76 F

livebaseballscorecards.com

AB	34
R	1
H	7
RBI	1
BB	2
SO	10
LOB	14

Batter	1	2	3	4	5	6	7	8	9	10	11	AB	R	H	RBI	BB	SO	LOB
7 Donovan Solano, R (1, 4) OBP: 0.357, SLG: 0.455	F SI 89 F SI 89 B CU 78 S CU 80 1-3 K2-3 ①		1 SAFE C SI 89 B FC 90 F CU 77 X CU 79 1-2 1-H 2B		F FC 90 X FC 91 0-1 F5 ②		C CU 81 C FC 89 B FF 95 X CU 83 1-2 G6-3 ③			C FF 99 S SL 86 S SL 86 0-3 K ①		5	0	1	1	0	2	3
9 Brandon Belt, L (1, 3) OBP: 0.355, SLG: 0.395	X SI 90 0-0 G6-3 ②		S CU 78 C SI 90 C SI 90 0-3 K ③		C SI 92 B CU 79 D CU 78 X SI 91 2-1 G6-3 ③			C KC 80 X SI 93 0-1 G3 ①		F FF 99 B FF 99 C FF 98 B SL 86 X FF 99 2-2 F8 ②		5	0	0	0	0	1	4
53 Austin Slater, R (1, 9) OBP: 0.349, SLG: 0.537 8 Alex Dickerson, L (8, PH) OBP: 0.404, SLG: 0.680 (8, 7)	B SI 90 C FC 89 F CU 79 F SI 90 C SI 91 1-3 K ③			C CU 74 B FC 90 S CU 78 F SI 90 X CU 79 1-2 F8 ①	F CU 76 S FC 89 B SI 89 F SI 89 F SI 89 F SI 89 S CU 81 1-3 K 1 G5-3 28 WP			C SI 93 B SI 94 F FC 85 T SI 93 1-2 K ②		C FF 100 S SL 84 F SL 85 B FF 100 S FF 98 1-3 K ③		3 2	0 0	0 0	0 0	0 0	2 2	0 0
28 Buster Posey, R (1, 2) OBP: 0.324, SLG: 0.388		X SI 88 0-0 F9 ①		B SI 89 F CU 78 C CU 78 S CU 80 1-3 K ②	B FC 90 C SI 89 1 SAFE 1 SAFE B SI 88 S SI 89 B CU 78 F CU 77 B SI 88 4-2 1 G5-3 1-2 BB			X KC 81 0-0 1B			X FF 94 0-0 F9 ①	4	0	1	0	1	1	0
1 Kevin Pillar, R (1, 8) OBP: 0.269, SLG: 0.398		B SI 89 C CU 79 B CU 78 X CU 79 2-1 P3 ②		X SI 90 0-0 G6-3 ③		B SI 88 C SI 88 D CU 77 X SI 88 2-1 G5-3 ①② 1-2 2-3f		B SI 93 C SI 93 C SI 93 B SI 93 X SI 93 2-2 G5-3 ③			B FF 95 X CH 83 1-0 G1-3 ②	5	0	0	0	0	0	3
68 Zach Green, R (1, 5) OBP: 0.375, SLG: 0.429 48 Pablo Sandoval, S (9, PH) OBP: 0.307, SLG: 0.515 (9, 5)		F SI 89 B CU 79 F CU 79 B SI 90 S SI 90 2-3 K ③		C SI 89 B FC 88 B CU 77 X CU 79 2-1 E3 35 BB 19 1B	C CU 77 S CU 78 D CU 79 B SI 88 D CU 78 B SI 90 4-2 BB			S FF 92 B FS 86 B FS 85 S FF 93 B FF 94 X FS 86 3-2 2B		C CU 80 B FF 94 F CH 83 X FF 94 1-2 HR	2 2	0 1	0 2	0 1	1 0	1 0	0 0
19 Tyler Austin, R (1, 7) OBP: 0.288, SLG: 0.414 5 Mike Yastrzemski, L (6, 7) OBP: 0.300, SLG: 0.477 (8, 9)			B SI 88 B SI 89 B SI 89 B FC 90 4-0 7 S 7 2B BB		C SI 89 X CU 76 0-1 35 BB 1-2 1B	B CU 76 X SI 88 1-0 L9 ③			F FF 93 B FF 93 L FF 94 S FF 94 1-3 K ①		B FF 95 B SL 86 B FF 94 C FF 93 B SL 85 4-1 BB	2 1	1 0	1 0	0 1	1 1	0 1	2 1
35 Brandon Crawford, L (1, 6) OBP: 0.306, SLG: 0.376			C SI 89 C FC 89 T CU 77 0-2 K ①		B SI 89 B SI 89 B SI 89 C SI 89 S CU 76 B SI 89 4-2 1-2 2-3 BB		X FF 94 0-0 G3-1 ①		C FS 86 B FF 94 C FF 94 S FF 94 1-3 K ②		B FF 94 F FF 92 1 SAFE F SL 85 X CH 82 1-2 L3 ③	4	0	0	0	1	2	3
29 Jeff Samardzija, R (1, 1) OBP: 0.097, SLG: 0.129 12 Joe Panik, L (7, PH) OBP: 0.309, SLG: 0.316 54 Reyes Moronta, R (7, 1) 49 Sam Dyson, R (8, 1) 21 Stephen Vogt, L (9, PH) OBP: 0.342, SLG: 0.523 56 Tony Watson, L (9, 1) 41 Mark Melancon, R (10, 1) 13 Will Smith, R (11, 1)			B SI 89 C SI 89 B SI 89 X SI 90 2-1 F9 ②		F SI 90 D CU 79 B CU 77 S SI 89 S SI 89 2-3 K ①		X FF 94 C FF 93 F FC 86 C FC 89 0-3 K ②		S FF 94 B FF 94 F FF 94 X FS 85 1-2 F7 ③			2 1 0 0 1 0 0 0	0 0 0 0 0 0 0 0	0 0 0 0 0 0 0 0	0 0 0 0 0 0 0 0	1 1 0 0 0 0 0 0	0 0 0 0 1 0 0 0	4 0 0 0 1 0 0 0
Inning Stats	R: 0 E: 0 K: 2 S: 8 H: 0 LOB: 0 BB: 0 P: 10	R: 0 E: 0 K: 1 S: 6 H: 0 LOB: 0 BB: 0 P: 10	R: 1 E: 0 K: 2 S: 11 H: 1 LOB: 1 BB: 1 P: 18	R: 0 E: 0 K: 1 S: 8 H: 0 LOB: 0 BB: 0 P: 10	R: 0 E: 1 K: 1 S: 13 H: 1 LOB: 3 BB: 1 P: 23	R: 0 E: 0 K: 1 S: 14 H: 0 LOB: 2 BB: 2 P: 26	R: 0 E: 0 K: 1 S: 7 H: 0 LOB: 0 BB: 0 P: 8	R: 0 E: 0 K: 1 S: 9 H: 1 LOB: 1 BB: 0 P: 12	R: 0 E: 0 K: 2 S: 12 H: 1 LOB: 1 BB: 0 P: 18	R: 0 E: 0 K: 2 S: 10 H: 0 LOB: 0 BB: 0 P: 13	R: 1 E: 0 K: 0 S: 9 H: 1 LOB: 1 BB: 1 P: 16	1B: 2 2B: 2 3B: 0 HR: 1 SF: 0 SAC: 0 DP: 1 HBP: 0	WP: 2 PB: 0 SB: 1 CS: 0 PA: 44					

PITCHER		IP	WLS	BF	H	R	ER	SO	BB	IBB	HBP	BLK	WP	HR	S	P	ERA	WHIP
37 Joey Lucchesi, L ERA: 4.12	(1, 1)	6.0		25	2	1	1	8	4	0	0	0	2	0	60	97	1.50	1.000
55 Matt Strahm, L ERA: 5.11	(7, 1)	1.0		3	0	0	0	1	0	0	0	0	0	0	7	8	0.00	0.000
34 Craig Stammen, R ERA: 3.54	(8, 1)	1.0		4	1	0	0	1	0	0	0	0	0	0	9	12	0.00	1.000
39 Kirby Yates, R ERA: 1.02	(9, 1)	1.0		4	1	0	0	2	0	0	0	0	0	0	12	18	0.00	1.000
52 Andrés Muñoz, R ERA:	(10, 1)	1.0		3	0	0	0	2	0	0	0	0	0	0	10	13	0.00	0.000

PITCHER		IP	WLS	BF	H	R	ER	SO	BB	IBB	HBP	BLK	WP	HR	S	P	ERA	WHIP
54 Logan Allen, L ERA: 6.75	(11, 1)	1.0	L	5	1	1	1	0	1	0	0	0	0	1	9	16	9.00	2.000

TOP

San Francisco Giants @ San Diego Padres

Petco Park, San Diego, CA

Fri Jul 26 2019, 7:13 PM - 10:41 PM PDT

Att. 41,951 - Clear - 76 F

livebaseballscorecards.com

AB	39
R	2
H	5
RBI	2
BB	5
SO	14
LOB	21

Batter	1	2	3	4	5	6	7	8	9	10	11	AB	R	H	RBI	BB	SO	LOB
23 Fernando Tatis Jr., R (1, 6) OBP: 0.384, SLG: 0.583	B SI 90 X SI 90 1-0 13 CS 1B		B SI 93 S SI 93 S FS 83 B FF 91 B FS 83 X SI 94 3-2 ③ L8		B SI 93 S SI 93 B SI 94 B SI 94 X SI 94 3-1 ② FC6-4 1-2f			F FC 91 X FC 92 0-1 ① L4		B KC 83 T KC 83 S KC 84 S KC 84 1-3 ③ K		5	0	1	0	0	1	1
7 Manuel Margot, R (1, 8) OBP: 0.316, SLG: 0.383	1 SAFE C FF 90 C SI 91 B FF 91 S FF 92 1-3 ① K			C SI 93 B FC 88 B KC 76 L FC 90 X SI 94 2-2 ① G4-3	C FF 93 1 SAFE F FF 94 X FF 93 0-2 ③ L9			F SI 93 B FC 92 C FF 92 B SI 93 X SI 95 2-2 ② F8			C FF 91 B CU 75 X CU 78 1-1 ① P3	5	0	0	0	0	1	2
13 Manny Machado, R (1, 5) OBP: 0.343, SLG: 0.506	B SL 86 1 SAFE C FF 93 B SL 86 C SL 86 C FC 90 2-3 ②③ K 1-2			F FF 91 S FC 87 B FC 88 S SL 84 1-3 ② K		F FF 93 S FS 82 B SI 94 B FF 94 F SL 84 B FC 88 S FF 94 3-3 ① K		X SI 95 0-0 E3			F CU 77 B FF 93 S SL 80 X FF 93 1-2 30 G1-6-3 1B	5	0	1	0	0	3	1
30 Eric Hosmer, L (1, 3) OBP: 0.330, SLG: 0.432		B FC 89 S FF 92 F SL 85 F SL 86 B SL 86 F FF 91 X FF 91 2-2 ① G6-3		B SL 85 X FF 91 1-0 2B		B SL 85 F FF 93 T SL 84 S SL 85 1-3 ② K		1 SAFE X FF 94 0-0 ③ F7			B SL 80 C SL 80 X SL 81 1-1 ②③ G1-6-3 1-2f	5	0	1	0	0	1	2
10 Hunter Renfroe, R (1, 9) OBP: 0.304, SLG: 0.570		X SI 93 0-0 ② L5		B SI 94 C FC 88 F SI 94 B FF 93 B FC 87 F FF 94 B SI 95 4-2 4 FC6-4 BB		B FF 95 B SI 94 B SI 94 C FF 93 B SI 95 4-1 4 FC6-4 BB			C SI 93 C CH 88 S SI 93 0-3 ① K			2	0	0	0	0	2	1	0
4 Wil Myers, R (1, 7) OBP: 0.311, SLG: 0.385		B FF 92 B FC 87 C SI 94 B SI 94 B FF 91 4-1 BB		F FC 89 B SI 95 C FC 88 F FC 88 B SI 95 X FC 89 2-2 ③ FC6-4 1-2f		X SI 94 0-0 ③ FC6-4 1-2f			X SI 93 0-0 ② L8			3	0	0	0	1	0	3
9 Luis Urías, R (1, 4) OBP: 0.226, SLG: 0.091		F FF 92 B FF 93 F SI 94 1 SAFE X FF 94 1-2 ③ G5-3			C SL 86 X SI 93 0-1 ① G6-3		B FF 98 B SL 85 X FF 98 2-0 ① G6-3		C CH 88 C CH 88 X CH 88 0-2 ③ L7			4	0	0	0	0	0	1
18 Austin Hedges, R (1, 2) OBP: 0.260, SLG: 0.344			C SL 84 X SI 92 0-1 ① G6-3		B FF 92 B SI 94 X FF 90 2-0 HR		C SL 84 S SL 85 S SL 86 0-3 ② K			C KC 81 C KC 83 B KC 83 X FC 93 1-2 ① P4		4	1	1	1	0	1	0
37 Joey Lucchesi, L (1, 1) OBP: 0.000, SLG: 0.000 55 Matt Strahm, R (7, 1) OBP: 0.364, SLG: 0.400 5 Greg Garcia, L (7, PH) OBP: 0.333, SLG: 0.395 34 Craig Stammen, R (8, 1) 39 Kirby Yates, L (9, 1) 52 Andrés Muñoz, R (10, 1) 27 Francisco Mejía, S (10, PH) OBP: 0.283, SLG: 0.383 54 Logan Allen, R (11, 1) OBP: 0.400, SLG: 0.250			C FF 90 C SI 92 S FF 92 0-3 ② K		S FF 91 F FF 92 B FC 87 B FF 93 F FF 93 F FF 92 X SI 92 2-2 23 FC6-4 1B		F FF 98 C SL 83 B SL 83 X FF 98 1-2 ③ F7			C FC 94 B FC 92 B FC 93 C FC 93 C FC 94 2-3 ② K		2 0 0 1 0 0 0 0 1 0	0 0 0 0 0 0 0 0 0 0	1 0 0 0 0 0 0 0 0 0	0 0 0 0 0 0 0 0 0 0	0 0 0 0 0 0 0 0 1 0	1 0 0 0 0 0 0 0 0 0	0 0 0 0 0 0 0 0 0 0
Inning Stats	R: 0 E: 0 K: 2 S: 7 H: 1 LOB: 0 BB: 0 P: 11	R: 0 E: 0 K: 0 S: 10 H: 0 LOB: 1 BB: 1 P: 17	R: 0 E: 0 K: 1 S: 8 H: 0 LOB: 0 BB: 0 P: 11	R: 0 E: 0 K: 1 S: 14 H: 1 LOB: 2 BB: 1 P: 24	R: 1 E: 0 K: 0 S: 13 H: 2 LOB: 1 BB: 0 P: 20	R: 0 E: 0 K: 2 S: 9 H: 0 LOB: 1 BB: 1 P: 17	R: 0 E: 0 K: 1 S: 7 H: 0 LOB: 0 BB: 0 P: 10	R: 0 E: 1 K: 0 S: 7 H: 0 LOB: 1 BB: 0 P: 9	R: 0 E: 0 K: 1 S: 7 H: 0 LOB: 0 BB: 0 P: 7	R: 0 E: 0 K: 2 S: 9 H: 0 LOB: 0 BB: 0 P: 13	R: 0 E: 0 K: 0 S: 7 H: 1 LOB: 0 BB: 0 P: 10	1B: 3 2B: 1 3B: 0 HR: 1 SF: 0 SAC: 0 DP: 1 HBP: 0						

PITCHER		IP	WLS	BF	H	R	ER	SO	BB	IBB	HBP	BLK	WP	HR	S	P	ERA	WHIP
29 Jeff Samardzija, R ERA: 3.95	(1, 1)	6.0		24	4	1	1	6	3	0	0	0	0	1	61	100	1.50	1.167
54 Reyes Moronta, R ERA: 2.68	(7, 1)	1.0		3	0	0	0	1	0	0	0	0	0	0	7	10	0.00	0.000
49 Sam Dyson, R ERA: 2.52	(8, 1)	1.0		4	0	0	0	0	0	0	0	0	0	0	7	9	0.00	0.000
56 Tony Watson, L ERA: 2.79	(9, 1)	1.0		3	0	0	0	1	0	0	0	0	0	0	7	7	0.00	0.000
41 Mark Melancon, R ERA: 3.57	(10, 1)	1.0	W	3	0	0	0	2	0	0	0	0	0	0	9	13	0.00	0.000

PITCHER		IP	WLS	BF	H	R	ER	SO	BB	IBB	HBP	BLK	WP	HR	S	P	ERA	WHIP
13 Will Smith, L ERA: 2.38	(11, 1)	1.0	S	3	1	0	0	0	0	0	0	0	0	0	7	10	0.00	1.000

BOTTOM

San Francisco Giants @ San Diego Padres

Petco Park, San Diego, CA

Fri Jul 26 2019, 7:13 PM - 10:41 PM PDT

Att. 41,951 - Clear - 76 F

livebaseballscorecards.com

AB	37
R	1
H	5
RBI	1
BB	3
SO	10
LOB	10

WP: 0 PA: 40
PB: 0
SB: 0
CS: 1

Batter	1	2	3	4	5	6	7	8	9	AB	R	H	RBI	BB	SO	LOB
9 Brandon Belt, L (1, 3) OBP: 0.350, SLG: 0.390	C SI 94 B FF 94 F SI 96 S SL 85 1-3 ① K		B SI 95 F FF 94 T SI 95 F SL 88 B SL 86 X FF 95 2-2 ③ L9		F FF 93 F CH 85 B SL 86 B CH 85 F SL 86 C FF 94 2-3 ③ K		C CU 78 F FF 96 B FF 97 B CH 88 S CH 87 2-3 ③ K		C CU 81 B FF 93 X CH 85 1-1 ③ G4-3 1-2	5	0	0	0	0	3	1
5 Mike Yastrzemski, L (1, 9) OBP: 0.309, SLG: 0.486	B SL 88 C SI 95 S SL 88 X FF 95 1-2 ② P6			B SL 87 B SL 87 B SI 95 B SI 94 4-0 21 F7 48 G3-1 BB		X SI 93 0-0 48 1B 2B		C FF 96 B CH 87 B CH 86 B FF 95 X FF 95 3-1 21 WP 48 G1-3 1B		3	1	2	0	1	0	0
48 Pablo Sandoval, S (1, 5) OBP: 0.306, SLG: 0.510	C SI 95 B FF 95 C SL 87 X SI 96 1-2 ③ G6-3			F SI 94 B SI 95 B SI 95 X SL 86 2-1 ① G3-1 1-2		C SI 93 D SL 86 F SI 94 X FF 94 1-2 35 G3-1 21 BB 1B 2-H		C FF 96 F FF 96 F CH 87 B SL 84 F FF 97 F FF 97 F CH 87 F CU 80 F FF 97 2-2 ① G1-3 1-2		4	0	1	1	0	0	2
8 Alex Dickerson, L (1, 7) OBP: 0.398, SLG: 0.660		F SI 94 X CH 84 0-1 ① F8		B SL 88 2 SAFE B SI 95 B SI 94 B SI 94 4-0 35 BB BB		C SL 87 S FF 95 D SL 86 S CH 85 1-3 ① K		X FF 92 0-0 ② P6		3	0	0	0	1	1	2
21 Stephen Vogt, L (1, 2) OBP: 0.353, SLG: 0.522		B SI 94 C SL 87 X CH 84 1-1 35 FC9-6 1B		S SI 94 X SI 94 0-1 ② F7 2-3		B CU 79 S SL 86 B SI 94 F SL 87 B CH 86 D CH 85 4-2 35 G3-1 1-2 BB		C CU 78 B FC 86 F CU 80 B FF 93 B FF 93 F FC 88 B FC 87 4-2 2-3 BB		2	0	1	0	2	0	2
35 Brandon Crawford, L (1, 6) OBP: 0.306, SLG: 0.372		B SI 94 S CH 85 B SI 95 F SI 95 X CH 85 2-2 ② FC9-6 1 FC5-4 1-2f		B CH 84 3 SAFE B CH 84 B CH 83 B SI 94 4-0 1 FC6-4 1-2 BB		X SI 92 0-0 ② G3-1 1-2 2-3		C FF 92 F CH 86 X FC 88 0-2 ③ G4-3		3	0	0	0	1	0	5
1 Kevin Pillar, R (1, 8) OBP: 0.267, SLG: 0.394		1 SAFE X SI 95 0-0 ③ FC5-4 1-2f		C FF 95 D SL 88 X SI 95 1-1 ③ FC6-4 1-2f		B SI 92 B SI 93 X SI 93 2-0 ③ L8			B FF 92 F CH 84 F CH 84 S FC 87 1-3 ① K	4	0	0	0	0	1	6
12 Joe Panik, L (1, 4) OBP: 0.306, SLG: 0.313 19 Tyler Austin, R (9, PH) OBP: 0.286, SLG: 0.411			B FF 93 F SL 87 X FF 94 1-1 ① L6		B SL 84 B FF 92 X FF 93 2-0 ① F9		B FF 96 X FF 96 1-0 ① G2-3		C CU 80 C FC 87 B FF 93 S FC 88 1-3 ② K	3	0	0	0	0	0	0
										1	0	0	0	0	1	0
64 Shaun Anderson, R (1, 1) OBP: 0.136, SLG: 0.143 58 Trevor Gott, R (6, 1) 7 Donovan Solano, R (7, PH) OBP: 0.354, SLG: 0.451 37 Drew Pomeranz, R (7, 1) 65 Sam Coonrod, R (8, 1) 53 Austin Slater, R (9, PH) OBP: 0.359, SLG: 0.545			C FF 96 F SI 94 B SL 88 F SL 88 B SI 96 F SI 95 C SI 96 2-3 ② K		C FF 94 X SL 86 0-1 ② P3		C FF 97 F FF 97 F CH 87 B FF 97 B FF 97 S CH 88 2-3 ② K		S FF 93 X FC 87 0-1 9 DI 1B	2	0	0	0	0	1	0
										0	0	0	0	0	0	0
										1	0	0	0	0	1	0
										0	0	0	0	0	0	0
										1	0	1	0	0	0	0

Inning Stats	1	2	3	4	5	6	7	8	9
	R: 0 E: 0 K: 1 S: 9	H: 0 LOB: 0 BB: 0 P: 12	R: 0 E: 0 K: 0 S: 8	H: 1 LOB: 1 BB: 0 P: 11	R: 0 E: 0 K: 1 S: 11	H: 0 LOB: 0 BB: 0 P: 16	R: 0 E: 0 K: 0 S: 6	H: 0 LOB: 3 BB: 3 P: 21	R: 0 E: 0 K: 1 S: 7	H: 0 LOB: 0 BB: 0 P: 11	R: 1 E: 0 K: 1 S: 11	H: 2 LOB: 2 BB: 1 P: 19	R: 0 E: 0 K: 2 S: 8	H: 0 LOB: 0 BB: 0 P: 13	R: 0 E: 0 K: 0 S: 19	H: 1 LOB: 2 BB: 1 P: 28	R: 0 E: 0 K: 2 S: 10	H: 1 LOB: 1 BB: 0 P: 13

	1B: 4	SF: 0
	2B: 1	SAC: 0
	3B: 0	DP: 0
	HR: 0	HBP: 0

WP: 1	PA: 37
PB: 0	
SB: 0	
CS: 0	

PITCHER		IP	WLS	BF	H	R	ER	SO	BB	IBB	HBP	BLK	WP	HR	S	P	ERA	WHIP
40 Cal Quantrill, R ERA: 3.57	(1, 1)	5.1	W	23	3	1	1	4	4	0	0	0	0	0	50	86	1.69	1.312
34 Craig Stammen, R ERA: 3.5	(6, 1)	0.2	H	2	0	0	0	0	0	0	0	0	0	0	2	4	0.00	0.000
49 Michel Baez, R ERA:	(7, 1)	1.1		5	1	0	0	2	0	0	0	0	0	0	20	30	0.00	0.750
55 Matt Strahm, L ERA: 5.01	(8, 1)	1.2		7	1	0	0	2	1	0	0	0	1	0	17	24	0.00	1.200

PITCHER	IP	WLS	BF	H	R	ER	SO	BB	IBB	HBP	BLK	WP	HR	S	P	ERA	WHIP

TOP

San Francisco Giants @ San Diego Padres

Petco Park, San Diego, CA

Sat Jul 27 2019, 5:43 PM - 8:53 PM PDT

Att. 41,371 - Clear - 80 F

livebaseballscorecards.com

AB	32
R	1
H	5
RBI	1
BB	5
SO	8
LOB	18

BOTTOM

San Francisco Giants @ San Diego Padres

Petco Park, San Diego, CA

Sat Jul 27 2019, 5:43 PM - 8:53 PM PDT

Att. 41,371 - Clear - 80 F

livebaseballscorecards.com

Batter	1	2	3	4	5	6	7	8	9	AB	R	H	RBI	BB	SO	LOB
23 Fernando Tatis Jr., R (1, 6) OBP: 0.389, SLG: 0.596	B FF 93 S SL 87 X SI 93 1-1 13 G6-4-3 1B		B SL 88 X FF 93 1-0 27 PB 1-2 1B		C SI 92 F SL 87 B FF 94 X SL 87 1-2 1-H HR	C SI 93 B CU 81 D CU 83 1 SAFE B FF 93 C FF 94 X FF 94 3-2 ② F8				4	1	3	2	0	0	1
27 Francisco Mejía, S (1, 7) OBP: 0.287, SLG: 0.374 7 Manuel Margot, R (6, 8) OBP: 0.318, SLG: 0.386	X SL 87 0-0 ① F8		C CH 84 B FF 93 B FF 93 F SL 88 B SL 84 S SL 87 3-3 ③ K 1-2 2-3		C SL 84 B CH 86 B FF 92 F FF 90 B SL 83 X FF 90 3-2 ① P6	1 SAFE F FF 93 F FF 94 1 SAFE F CU 81 B FF 94 1-2 ③ CS 1-2	X FF 93 0-0 E1 13 CS 1B			3 1	0 0	0 1	0 0	0 0	1 0	3 0
13 Manny Machado, R (1, 5) OBP: 0.345, SLG: 0.505	C SL 88 B FF 95 D SL 89 C SL 87 B FF 94 1 SAFE X SL 89 3-2 ②③ G6-4-3 1-2f			B SL 86 X CH 84 1-0 10 FC6-4 1B	F FF 90 B CU 76 X CH 85 1-1 ② P5		B KC 80 C KC 81 B KC 82 F FF 94 F FF 95 F FF 96 F KC 83 F FF 95 B FF 97 4-2 B FF 96 2-3 30 G4-6-3 BB		3	0	1	0	1	0	1
30 Eric Hosmer, L (1, 3) OBP: 0.330, SLG: 0.430		S SL 85 S SL 85 S SL 87 0-3 ① K		C CU 78 B FF 94 B SL 83 F FF 92 S SL 88 2-3 ① K	B SL 86 C SL 85 S CU 78 X FF 93 1-2 10 FC5-4 1B		B FF 94 B FF 95 F FF 94 F FF 94 B FF 95 1 SAFE X FF 95 3-2 ②③ G4-6-3 1-2f		4	0	1	0	0	2	2
10 Hunter Renfroe, R (1, 9) OBP: 0.301, SLG: 0.562		C FF 94 B SL 86 S SL 86 B FF 94 C SI 93 2-3 ② K		F CU 79 C SL 84 X SL 87 0-2 ② FC6-4 4 2B 1-2f	X SL 88 0-0 ③ FC5-4 1-2f			F SI 95 B FF 96 C SI 96 B SL 88 T CH 89 2-2 ① K		4	1	0	0	0	2	2
4 Wil Myers, R (1, 8) (6, 7) OBP: 0.313, SLG: 0.394		C SL 87 B SI 94 S SL 88 B SL 87 B CH 82 S SL 87 3-3 ③ K		D SI 92 C FF 93 1 SAFE B SL 88 X FF 92 2-1 1-H 2B		B CU 79 F SL 86 C SI 93 B CH 84 X SL 86 2-2 18 SH1-3 5 1B 2B		B SI 96 C SI 96 X CH 89 1-1 ② F8		4	1	2	1	0	1	0
9 Luis Urías, R (1, 4) OBP: 0.281, SLG: 0.091			F SI 91 H SI 92 1-1 40 FC3-6 HBP	B SL 85 D SL 86 B SI 91 D FF 92 4-0 BB		B SI 93 B FF 93 B FF 93 B FF 93 4-0 18 SH1-3 5 1B BB		C SI 97 C CH 89 B CH 90 B FF 99 F SI 95 B CH 89 B SI 96 4-2 BB		0	1	0	0	3	0	0
18 Austin Hedges, R (1, 2) OBP: 0.256, SLG: 0.339			B FF 92 S SL 86 S SL 88 S FF 95 1-3 K	F SL 86 F SL 88 B SL 84 F FF 94 S SL 86 1-3 ③ K	L FF 94 L FF 93 X FF 93 0-2 ① SH1-3 1-2 2-3		1 SAFE F SI 96 B SI 95 F SI 95 F CH 88 1 SAFE B FF 96 F CH 88 1 SAFE 2-2 X SI 84 P2		3	0	0	0	0	2	4
40 Cal Quantrill, L (1, 1) 34 Craig Stammen, R (6, 1) 5 Greg Garcia, L (6, PH) OBP: 0.356, SLG: 0.398 49 Michel Baez, R (7, 1) 55 Matt Strahm, R (8, 1) OBP: 0.364, SLG: 0.400			B FF 91 X FF 90 1-0 FC3-6 27 PB 23 1B 1-2f		C FF 90 C CU 75 B SL 85 B SL 83 B FF 91 B SL 86 4-2 23 HR BB	B FF 93 C FF 94 F CU 81 X FF 94 1-2 7 CS 2-H 3-H 1B				1 0 0 1 0 0	1 0 0 0 0 0	0 0 1 0 0 0	0 0 2 0 0 0	1 0 0 0 0 0	0 0 0 0 0 0	1 0 0 0 0 0
Inning Stats	R: 0 E: 0 K: 0 S: 6 H: 1 LOB: 0 BB: 0 P: 10	R: 0 E: 0 K: 3 S: 9 H: 0 LOB: 0 BB: 0 P: 14	R: 0 E: 0 K: 2 S: 9 H: 1 LOB: 2 BB: 0 P: 16	R: 1 E: 0 K: 2 S: 13 H: 2 LOB: 2 BB: 1 P: 23	R: 2 E: 0 K: 0 S: 14 H: 2 LOB: 1 BB: 1 P: 24	R: 2 E: 0 K: 0 S: 15 H: 2 LOB: 0 BB: 1 P: 26	R: 0 E: 1 K: 0 S: 10 H: 1 LOB: 0 BB: 1 P: 17	R: 0 E: 0 K: 1 S: 13 H: 0 LOB: 1 BB: 1 P: 22		1B: 6 2B: 2 3B: 0 HR: 1 SF: 0 SAC: 1 DP: 2 HBP: 1					WP: 0 PB: 1 SB: 0 CS: 2 PA: 36	

	AB	28
	R	5
	H	9
	RBI	5
	BB	5
	SO	8
	LOB	14

PITCHER	IP	WLS	BF	H	R	ER	SO	BB	IBB	HBP	BLK	WP	HR	S	P	ERA	WHIP
64 Shaun Anderson, R (1, 1) ERA: 5.06	5.0	L	24	7	4	4	7	2	0	1	0	0	1	54	92	7.20	1.800
58 Trevor Gott, R (6, 1) ERA: 3.89	1.0		4	1	1	1	0	1	0	0	0	0	0	12	21	9.00	2.000
37 Drew Pomeranz, L (7, 1) ERA: 5.75	1.0		3	1	0	0	0	1	0	0	0	0	0	10	17	0.00	2.000
65 Sam Coonrod, R (8, 1) ERA: 1.29	1.0		4	0	0	0	1	1	0	0	0	0	0	13	22	0.00	1.000

PITCHER	IP	WLS	BF	H	R	ER	SO	BB	IBB	HBP	BLK	WP	HR	S	P	ERA	WHIP

Batter	1	2	3	4	5	6	7	8	9	AB	R	H	RBI	BB	SO	LOB
7 Donovan Solano, R (1, 4) OBP: 0.370, SLG: 0.456	C FF 98 B CH 89 F FF 98 F CH 85 B CH 84 B FF 97 B FF 98 4-2 BB	B CU 80 B FF 95 C FF 96 F FF 95 F CU 80 B CH 83 B FF 97 4-2 BB		F SL 86 X SI 94 0-1 48 8 1B 2-H 1B		C SL 88 C SI 95 X SL 88 0-2 ② 2-H 1B		C SI 91 X CU 78 0-1 ② G6-3		3	1	2	2	2	0	1
19 Tyler Austin, R (1, 3) OBP: 0.282, SLG: 0.405 48 Pablo Sandoval, S (4, PH) OBP: 0.310, SLG: 0.510 (4, 3)	C FF 97 F FF 97 B FF 97 F CU 81 S CH 84 1-3 ① K	C CU 74 B FF 91 B FF 90 X SL 80 2-1 ③ G4-3		F SI 94 X FS 88 0-1 8 1B 1-2 1B		B SI 91 F SL 88 F SI 96 F SL 88 B SI 97 B SI 96 F SL 89 B SL 88 4-2 BB		C FF 91 B CH 83 X CU 78 1-1 ③ L8		2 2	0 0	0 1	0 0	0 1	1 0	3 1
53 Austin Slater, R (1, 9) OBP: 0.364, SLG: 0.544 8 Alex Dickerson, L (4, PH) OBP: 0.405, SLG: 0.670 (4, 7)	C CU 80 1 SAFE X FF 96 0-1 ② F9	C FF 89 B CU 75 X FF 90 1-1 68 G5-4-3 28 1B 1B	X SI 94 0-0 1-3 2-H 1B	F SI 95 F SI 96 C SI 95 0-3 ③ K		X FF 90 0-0 28 2B 2B		2 3	0 1	1 2	0 1	0 1	0 1	1 1
28 Buster Posey, R (1, 2) OBP: 0.329, SLG: 0.396	D CH 83 X FF 96 1-0 ③ G1-3	X FF 90 0-0 68 G5-4-3 1-2 1B	B FS 90 C SL 88 B SL 88 B SI 95 C SL 88 X SL 89 3-2 ③ G6-3		F SL 85 B SL 87 B SI 95 X SL 87 2-1 68 G5-4-3 1B	F SI 90 S CH 83 B FF 91 X CU 76 1-2 68 K2-3 35 1B 2-H 2B		5	1	3	1	0	0	3
68 Zach Green, R (1, 5) OBP: 0.308, SLG: 0.273		B FF 95 B FF 95 B FF 95 B FF 95 4-0 35 2B 5 2B BB	B FC 91 X CU 75 1-0 ①② G5-4-3 1-2f 2-3		X SI 94 0-0 ① G6-3		S SI 93 B SI 94 B SL 87 S SI 94 F SI 94 X SI 95 2-2 ①② G5-4-3 1-2f	C FF 91 S CU 76 D CH 84 F FF 91 D CU 78 S CU 77 2-3 ① K2-3 2-3		4	1	0	0	1	1	4
1 Kevin Pillar, R (1, 8) OBP: 0.266, SLG: 0.395		B CH 83 C FF 96 B FF 96 D FF 95 F FF 95 X FF 96 3-2 ① L4	D CH 83 F FF 91 F FF 92 S FC 86 1-3 ③ K		C SI 94 F SL 88 X SL 88 0-2 ② F9		X SL 88 0-0 35 WP 2B	B CU 76 C CU 73 F FF 92 C SI 91 1-3 ② K		5	0	1	0	0	2	3
35 Brandon Crawford, L (1, 6) OBP: 0.307, SLG: 0.376		X FF 96 0-0 5 2B 1-3 2B		B SI 92 F SI 93 S FS 89 X SI 95 1-2 ① L4	C SI 95 B FS 90 B SL 89 B SI 95 F SI 95 X SL 87 3-2 ③ G3-1		B SI 95 S FS 89 D SL 88 X SL 87 2-1 ③ G3 2-3	D CU 78 S CH 84 X SL 90 1-1 3-H 1B		5	1	2	1	0	0	1
5 Mike Yastrzemski, L (1, 7) OBP: 0.322, SLG: 0.505 (4, 9)		S CU 80 X CH 87 0-1 2-H 3-H 2B		C SL 88 F FS 90 F SI 94 B SL 87 X FS 90 1-2 7 1B 2B		C SL 87 F SL 87 X SL 88 0-2 40 SH1-4 7 1B 1B		C FF 91 B CU 75 X CU 75 1-1 12 SH1-4 1B	F FF 91 D CU 77 X CU 74 1-1 ③ F9	5	2	4	2	0	0	1
40 Madison Bumgarner, R (1, 1) OBP: 0.188, SLG: 0.182 12 Joe Panik, L (8, PH) OBP: 0.306, SLG: 0.313 49 Sam Dyson, R (8, 1) 13 Will Smith, R (9, 1)		C CU 80 B CH 83 T FF 96 C CH 83 1-3 ② K		C SI 94 F FS 88 F SL 86 F SL 87 S SL 87 0-3 ② K		X SL 87 0-0 ① SH1-4 1-2		X SI 90 0-0 ① SH1-4 1-2		2 0 0 0	0 0 0 0	0 0 0 0	0 0 0 0	0 0 0 0	2 0 0 0	2 0 0 0

Inning Stats	1	2	3	4	5	6	7	8	9
	R: 0 E: 0 K: 1 S: 10	H: 0 LOB: 1 BB: 1 P: 16	R: 2 E: 0 K: 1 S: 14	H: 2 LOB: 2 BB: 2 P: 28	R: 0 E: 0 K: 1 S: 7	H: 2 LOB: 1 BB: 0 P: 10	R: 2 E: 0 K: 1 S: 20	H: 4 LOB: 2 BB: 0 P: 25	R: 0 E: 0 K: 0 S: 7	H: 0 LOB: 0 BB: 0 P: 10	R: 1 E: 0 K: 1 S: 14	H: 2 LOB: 1 BB: 1 P: 18	R: 0 E: 0 K: 0 S: 9	H: 2 LOB: 1 BB: 0 P: 15	R: 0 E: 0 K: 0 S: 7	H: 1 LOB: 1 BB: 0 P: 9	R: 2 E: 0 K: 2 S: 15	H: 3 LOB: 1 BB: 0 P: 21

1B: 10	SF: 0	WP: 1	PA: 44
2B: 6	SAC: 2	PB: 0	
3B: 0	DP: 2	SB: 0	
HR: 0	HBP: 0	CS: 0	

PITCHER		IP	WLS	BF	H	R	ER	SO	BB	IBB	HBP	BLK	WP	HR	S	P	ERA	WHIP
50 Adrian Morejon, L ERA: 5.4	(1, 1)	1.2		10	2	2	2	2	3	0	0	0	0	0	22	40	10.80	3.000
46 Eric Lauer, L ERA: 4.52	(2, 1)	1.1		5	2	0	0	1	0	0	0	0	0	0	9	14	0.00	1.500
61 Luis Perdomo, R ERA: 4.02	(4, 1)	4.0	L	19	8	3	3	2	1	0	0	0	1	0	50	68	6.75	2.250
41 Robbie Erlin, L ERA: 5.12	(8, 1)	2.0		10	4	2	2	2	0	0	0	0	0	0	22	30	9.00	2.000

PITCHER	IP	WLS	BF	H	R	ER	SO	BB	IBB	HBP	BLK	WP	HR	S	P	ERA	WHIP

TOP

San Francisco Giants @ San Diego Padres

Petco Park, San Diego, CA

Sun Jul 28 2019, 1:14 PM - 4:12 PM PDT

Att. 35,087 - Partly Cloudy - 75 F

livebaseballscorecards.com

AB	38
R	7
H	16
RBI	7
BB	4
SO	7
LOB	21

BOTTOM

San Francisco Giants @ San Diego Padres

Petco Park, San Diego, CA

Sun Jul 28 2019, 1:14 PM - 4:12 PM PDT

Att. 35,087 - Partly Cloudy - 75 F

livebaseballscorecards.com

Batter	1	2	3	4	5	6	7	8	9	AB	R	H	RBI	BB	SO	LOB
23 Fernando Tatis Jr., R (1, 6) OBP: 0.393, SLG: 0.597	X FF 91 0-0 ① F7		H FC 87 1-0 10 HR 1-2 HBP		X CH 84 0-0 13 G6-4-3 1B			F FC 90 X SI 94 0-1 13 G5-4-3 1B		3	1	2	0	0	0	0
7 Manuel Margot, R (1, 8) OBP: 0.319, SLG: 0.385 30 Eric Hosmer, L (8, PH) OBP: 0.329, SLG: 0.429 (9, 3)	C FF 92 F CU 80 X FF 92 0-2 10 WP 13 BB 10 SF7 1B		B FF 91 L FC 87 F FC 86 T FF 90 1-2 ① K		B FF 89 B FF 89 1 SAFE X FC 87 2-0 ① F9			1 SAFE C SI 92 X FC 90 0-1 ① P3		3 1	1 0	1 0	0 0	0 0	1 0	3 1
13 Manny Machado, R (1, 5) OBP: 0.344, SLG: 0.501	F FC 86 C CU 77 B FC 87 F CU 77 B FF 91 B FF 89 B FC 89 4-2 10 WP 1-2 BB		X FC 86 0-0 ② F9		1 SAFE X CU 80 0-0 ②③ G6-4-3 1-2f			X SI 94 0-0 ②③ G5-4-3 1-2f		3	0	0	0	1	0	4
10 Hunter Renfroe, R (1, 7) OBP: 0.300, SLG: 0.570	C CU 80 B FC 89 F FF 93 B CU 80 F FC 88 F CU 78 B FF 91 X FF 91 3-2 ② SF7 1-2 2-H		X FC 88 0-0 ① 1-H 2-H HR			X FF 91 0-0 ① F9			C CU 74 B CU 75 S SL 79 B SL 79 X SL 78 2-2 ① G5-3	3	1	1	4	0	0	0
32 Franmil Reyes, R (1, 9) OBP: 0.312, SLG: 0.527	S FF 91 F FF 91 S FF 91 0-3 ③ K		C CU 78 X FF 90 0-1 ③ F8			X FF 90 0-0 ② F9			B FF 92 B SL 78 C FF 91 X FF 92 2-1 4 HR 1B	4	1	1	0	0	1	1
27 Francisco Mejía, S (1, 2) OBP: 0.279, SLG: 0.363		X FF 91 0-0 ① P2		B FF 90 X FF 90 1-0 ① F8		C FF 91 C CU 79 B FC 88 F FF 91 F CU 80 X FF 91 1-2 ③ F9			C CU 77 C SL 78 D SL 79 F SL 80 D SL 80 X FF 93 2-2 ② L8	4	0	0	0	0	0	1
4 Wil Myers, R (1, 3) OBP: 0.315, SLG: 0.404 (9, 8)		C FC 88 B CU 78 F CH 85 B FF 91 F CU 79 F FC 88 S CH 85 2-3 ② K		F FF 91 B CU 80 B CH 85 B FF 92 B FF 91 4-1 BB			C CH 83 B CU 78 B CH 84 C CU 78 C FF 91 2-3 ① K		L FF 90 B SL 80 X FF 91 1-1 1-H HR	3	1	1	2	1	2	0
9 Luis Urías, R (1, 4) OBP: 0.262, SLG: 0.083		C FF 91 F CH 85 X CU 79 0-2 ③ G6-3		C FF 90 X FC 87 0-1 ② L9			F FF 91 S CH 84 B FF 91 B CU 79 X FF 91 2-2 ② G6-3		B CU 77 C SL 80 S SL 80 B SL 79 F SL 80 F SL 81 S SL 80 2-3 ③ K2-3	4	0	0	0	0	1	1
50 Adrian Morejon, L (1, 1) 46 Eric Lauer, R (2, 1) OBP: 0.120, SLG: 0.200 3 Ian Kinsler, R (3, PH) OBP: 0.276, SLG: 0.360 61 Luis Perdomo, R (4, 1) OBP: 0.200, SLG: 0.200 18 Austin Hedges, R (7, PH) OBP: 0.255, SLG: 0.338 41 Robbie Erlin, R (8, 1)			C FF 90 X CU 78 0-1 23 HBP 10 HR 1B	F FC 87 B CU 79 S CU 79 B FF 90 S CU 81 2-3 ③ K			S FF 90 C CU 78 F FC 88 F FF 90 S CU 80 0-3 ③ K			0 0 1 1 1 0	0 0 1 0 0 0	0 0 1 0 0 0	0 0 0 0 1 1	0 0 0 1 0 0	0 0 0 1 0 0	0 0 0 1 0 0
Inning Stats	R: 1 H: 1 E: 0 LOB: 1 K: 1 BB: 1 S: 15 P: 22	R: 0 H: 0 E: 0 LOB: 0 K: 1 BB: 0 S: 9 P: 11	R: 3 H: 2 E: 0 LOB: 0 K: 1 BB: 0 S: 9 P: 11	R: 0 H: 0 E: 0 LOB: 1 K: 1 BB: 1 S: 7 P: 14	R: 0 H: 1 E: 0 LOB: 0 K: 0 BB: 0 S: 3 P: 5	R: 0 H: 0 E: 0 LOB: 0 K: 0 BB: 0 S: 7 P: 8	R: 0 H: 0 E: 0 LOB: 0 K: 2 BB: 0 S: 11 P: 15	R: 0 H: 1 E: 0 LOB: 0 K: 0 BB: 0 S: 5 P: 5	R: 2 H: 2 E: 0 LOB: 0 K: 1 BB: 0 S: 16 P: 25	1B: 5 SF: 1 2B: 1 SAC: 0 3B: 0 DP: 2 HR: 2 HBP: 1						

	AB	31
	R	6
	H	7
	RBI	6
	BB	2
	SO	7
	LOB	12

PITCHER		IP	WLS	BF	H	R	ER	SO	BB	IBB	HBP	BLK	WP	HR	S	P	ERA	WHIP
40 Madison Bumgarner, L ERA: 3.74	(1, 1)	7.0	W	27	4	4	4	6	2	0	1	0	1	1	61	86	5.14	0.857
49 Sam Dyson, R ERA: 2.47	(8, 1)	1.0	H	3	1	0	0	0	0	0	0	0	0	0	5	5	0.00	1.000
13 Will Smith, L ERA: 2.72	(9, 1)	1.0	S	5	2	2	2	1	0	0	0	0	0	1	16	25	18.00	2.000

PITCHER		IP	WLS	BF	H	R	ER	SO	BB	IBB	HBP	BLK	WP	HR	S	P	ERA	WHIP

Batter	1	2	3	4	5	6	7	8	9	AB	R	H	RBI	BB	SO	LOB
7 Donovan Solano, R (1, 4) OBP: 0.367, SLG: 0.450	C SI 91 F FC 89 B SI 92 S KC 78 1-3 K ①		C FC 88 F FC 88 F SI 93 S KC 78 0-3 K ③			F KC 78 F FC 87 B SI 93 X KC 79 1-2 5 G4-6-3 1B		C KC 80 S KC 82 B FF 95 B FF 95 B KC 80 F KC 80 S KC 80 3-3 K ③		4	0	1	0	0	3	0
5 Mike Yastrzemski, L (1, 7) OBP: 0.320, SLG: 0.500	F SI 92 B FC 89 C SI 92 B KC 80 F KC 77 F SI 93 S KC 81 2-3 K ②			B FC 86 F SI 91 X KC 78 1-1 53 FC6-4 1B		B FC 86 B FC 86 C SI 91 X SI 92 2-1 G4-6-3 1-2f ②③			C FS 86 B FF 94 F FF 94 F FS 86 F FS 88 B FF 94 S FS 87 2-3 K ①	4	0	1	0	0	2	1
53 Austin Slater, R (1, 9) OBP: 0.362, SLG: 0.525 8 Alex Dickerson, L (9, PH) OBP: 0.402, SLG: 0.664	C SI 92 S KC 80 F SI 93 F KC 79 B FC 89 B SI 93 B KC 80 B SI 92 4-2 BB			X FC 87 0-0 FC6-4 28 G5-4-3 1-2f ①			F FC 85 B FC 86 S KC 77 F SI 90 X FC 87 1-2 G5-3 ①		B FS 87 S FS 86 X FS 87 1-1 L8 ②	2 1	0 0	0 0	0 0	1 0	0 0	1 0
28 Buster Posey, R (1, 2) OBP: 0.324, SLG: 0.390	C SI 90 B SI 91 X SI 91 1-1 G4-3 ③			C SI 90 B KC 77 C KC 78 X SI 91 1-2 G5-4-3 1-2f ②③			B KC 77 F SI 91 B FC 86 F KC 78 X SI 91 2-2 G6-3 ②		C FF 94 S FS 87 F FS 87 X FS 86 0-2 F7 ③	4	0	0	0	0	0	2
1 Kevin Pillar, R (1, 8) OBP: 0.266, SLG: 0.394		B FC 86 X FC 87 1-0 19 CS 1B			X KC 76 0-0 P3 ①		B FC 86 F FC 86 S KC 77 F SI 90 F SI 92 B KC 78 F KC 78 X KC 77 2-2 F9 ③			3	0	1	0	0	0	0
35 Brandon Crawford, L (1, 6) OBP: 0.304, SLG: 0.372		1 SAFE C SI 91 C FC 86 F SI 92 D KC 77 1 SAFE D KC 78 F KC 78 B FC 87 3-2 X SI 92 F8 ①			F SI 90 B FC 86 S FC 86 X KC 79 1-2 G4-3 ②			C KC 82 X KC 82 0-1 F7 ①		3	0	0	0	0	0	1
19 Tyler Austin, R (1, 3) OBP: 0.285, SLG: 0.406 9 Brandon Belt, L (8, PH) OBP: 0.352, SLG: 0.400 (8, 3)		1 SAFE 1 SAFE B FC 88 S FC 87 C SI 91 1 SAFE B KC 79 B SI 93 F KC 79 3-2 F FC 88 F SI 93 X KC 79 P3 ②③ 1-2			B SI 91 B KC 77 F FC 86 X FC 87 2-1 1B			B KC 81 B FF 96 X FF 95 2-0 HR		2 1	0 1	1 1	0 1	0 0	0 0	1 0
68 Zach Green, R (1, 5) OBP: 0.267, SLG: 0.231 48 Pablo Sandoval, S (8, PH) OBP: 0.309, SLG: 0.508 (8, 5)			C SI 91 B KC 76 B KC 77 X FC 87 2-1 G6-3 ①		C KC 78 S KC 77 B SI 92 S KC 78 1-3 K ③			C FF 95 B KC 81 F KC 80 S FF 96 1-3 K ②		2 1	0 0	0 0	0 0	0 1	1 0	1 0
38 Tyler Beede, R (1, 1) OBP: 0.259, SLG: 0.167 12 Joe Panik, L (6, PH) OBP: 0.305, SLG: 0.312 65 Sam Coonrod, R (6, 1) Drew Pomeranz, R (7, 1) 21 Stephen Vogt, L (8, PH) OBP: 0.357, SLG: 0.548 Mark Melancon, R (8, 1)			C SI 90 C SI 91 S KC 78 0-3 K ②			C FC 85 S KC 78 B KC 78 F SI 93 X KC 79 1-2 F9 ①		B KC 80 X FF 95 1-0 HR		1 1 0 0 1 0	0 0 0 0 1 0	0 0 0 0 1 0	0 0 0 0 1 0	1 0 0 0 0 0	0 0 0 0 0 0	0 0 0 0 0 0
Inning Stats	R: 0 E: 0 K: 2 S: 14 H: 0 LOB: 1 BB: 1 P: 22	R: 0 E: 0 K: 0 S: 12 H: 1 LOB: 0 BB: 0 P: 19	R: 0 E: 0 K: 2 S: 9 H: 0 LOB: 0 BB: 0 P: 11	R: 0 E: 0 K: 0 S: 6 H: 1 LOB: 0 BB: 0 P: 8	R: 0 E: 0 K: 1 S: 9 H: 1 LOB: 1 BB: 0 P: 13	R: 0 E: 0 K: 0 S: 9 H: 1 LOB: 0 BB: 0 P: 13	R: 0 E: 0 K: 0 S: 12 H: 0 LOB: 0 BB: 0 P: 17	R: 2 E: 0 K: 2 S: 11 H: 2 LOB: 0 BB: 0 P: 18	R: 0 E: 0 K: 1 S: 11 H: 0 LOB: 0 BB: 0 P: 14	1B: 4 2B: 0 3B: 0 HR: 2	SF: 0 SAC: 0 DP: 2 HBP: 0					WP: 0 PB: 0 SB: 0 CS: 1	PA: 31

PITCHER		IP	WLS	BF	H	R	ER	SO	BB	IBB	HBP	BLK	WP	HR	S	P	ERA	WHIP
18 Drew Smyly, L ERA: 6.85	(1, 1)	7.0	W	23	4	0	0	5	1	0	0	0	0	0	71	103	0.00	0.714
43 Nick Pivetta, R ERA: 5.45	(8, 1)	1.0		5	2	2	2	2	0	0	0	0	0	2	11	18	18.00	2.000
50 Héctor Neris, R ERA: 3.74	(9, 1)	1.0	S	3	0	0	0	1	0	0	0	0	0	0	11	14	0.00	0.000

PITCHER	IP	WLS	BF	H	R	ER	SO	BB	IBB	HBP	BLK	WP	HR	S	P	ERA	WHIP

TOP

San Francisco Giants @ Philadelphia Phillies
Citizens Bank Park, Philadelphia, PA
Tue Jul 30 2019, 7:08 PM - 9:54 PM EDT
Att. 32,217 - Clear - 91 F

livebaseballscorecards.com

AB	30
R	2
H	6
RBI	2
BB	1
SO	8
LOB	7

Batter	1	2	3	4	5	6	7	8	9	AB	R	H	RBI	BB	SO	LOB
4 Scott Kingery, R (1, 8) OBP: 0.334, SLG: 0.506	X FF 94 0-0 ① L9		B FF 92 T FF 94 C SL 85 X CH 83 1-2 ① F9	F SL 84 S FF 93 C FF 94 0-3 ③ K		B SI 96 B FF 96 S FF 96 C FF 96 F CH 89 T FF 96 2-2 ① K		B KC 81 C FC 92 B KC 81 S FC 91 S FC 92 2-3 ② K		5	0	0	0	0	3	1
2 Jean Segura, R (1, 6) OBP: 0.327, SLG: 0.449	C FF 93 B CH 85 F CU 79 F FF 93 B SL 87 X SL 86 2-2 3 BB 1B		C SL 85 X FF 94 0-1 2B		C SL 85 C CU 77 X FF 94 0-2 ① G4-3	C FF 97 X SL 88 0-1 10 WP 3 BB 1B		X FC 92 0-0 ③ G1-3		5	0	3	0	0	0	0
3 Bryce Harper, L (1, 9) OBP: 0.371, SLG: 0.470	B CH 85 S FF 94 1 SAFE F FF 94 B SL 87 B SL 86 F FF 94 D CH 84 4-2 10 FC6-4 1-2 BB		B FF 94 X CH 84 1-0 ② F9		B CH 84 B SL 86 C FF 94 F FF 94 B FF 94 B SL 86 4-2 17 HR BB	S FF 96 B SI 97 B CH 89 B SI 96 B FF 97 4-1 10 WP 1-2 BB				1	1	0	0	3	0	1
17 Rhys Hoskins, R (1, 3) OBP: 0.396, SLG: 0.525	X FF 94 0-0 ② F4		B CU 78 B FF 94 S CH 83 F FF 95 S CH 85 2-3 ③ K		X FF 94 0-0 1-H HR	C CH 88 B CH 90 B FF 96 C CH 90 F SI 96 F CH 89 B CH 90 S CH 87 3-3 ② K				4	1	1	2	0	2	5
10 J.T. Realmuto, R (1, 2) OBP: 0.319, SLG: 0.446	C SL 86 D CU 80 X FF 94 1-1 ③ FC6-4 1-2f			B CU 79 X SL 83 1-0 16 1B 7 G4-3 1B	C CH 84 X FF 94 0-1 40 1B 7 1B 1B	B FF 96 B FF 95 C FF 97 B CH 89 X FF 96 3-1 ③ P6 1-2 2-3				4	1	2	0	0	0	4
16 César Hernández, S (1, 4) OBP: 0.333, SLG: 0.405		F FF 93 X FF 94 0-1 40 G4-3 7 G5-3 1B		B FF 93 B FF 93 C FF 93 X FF 93 2-1 7 G4-3 40 2B 1-3 1B	S CH 83 D CH 83 B CU 79 X FF 93 2-1 ② P6		C FF 94 X FF 94 0-1 ① G3			4	1	2	0	0	0	1
7 Maikel Franco, R (1, 5) OBP: 0.299, SLG: 0.414	X FF 92 0-0 ① G5-3 1-2			C FF 93 X FF 92 0-1 ① G4-3 2-3 3-H	B FF 93 X FF 93 1-0 40 1B 1-2 1B		C KC 80 F FF 95 F KC 83 S FF 95 0-3 ② K			4	0	1	1	0	1	2
40 Adam Haseley, L (1, 7) OBP: 0.311, SLG: 0.500	C FF 93 F SL 86 B FF 92 B SL 86 B FF 94 X FF 94 3-2 ② G4-3 2-3			C CH 84 X FF 93 0-1 3-H 2B	S FF 94 F FF 92 B SL 85 B FF 92 X CH 83 2-2 1-2 2-3 1B		B FF 94 B FF 94 C FF 94 S FF 94 S FF 94 2-3 ③ K			4	0	2	1	0	1	1
18 Drew Smyly, L (1, 1) 43 Nick Pivetta, R (8, 1) OBP: 0.083, SLG: 0.083 13 Sean Rodríguez, R (8, PH) OBP: 0.342, SLG: 0.444 50 Héctor Neris, R (9, 1)		B FF 93 C FF 93 F FF 94 S CH 84 1-3 ③ K		F FF 92 C CH 84 D CH 83 S SL 85 1-3 ② K	L FF 92 X FF 94 0-1 ③ G2-3			C FC 92 S KC 82 B FC 92 B KC 83 S FC 92 2-3 ① K		3 0 1 0	0 0 0 0	0 0 0 0	0 0 0 0	0 0 1 0	2 0 0 0	5 0 0 0
Inning Stats	R: 0 E: 0 K: 0 S: 11 H: 1 LOB: 2 BB: 1 P: 18	R: 0 E: 0 K: 1 S: 9 H: 1 LOB: 1 BB: 0 P: 13	R: 0 E: 0 K: 1 S: 9 H: 1 LOB: 1 BB: 0 P: 13	R: 2 E: 0 K: 2 S: 13 H: 3 LOB: 1 BB: 0 P: 17	R: 2 E: 0 K: 0 S: 16 H: 4 LOB: 3 BB: 1 P: 25	R: 0 E: 0 LOB: 2 BB: 1 S: 14 P: 26 H: 1	R: 0 E: 0 K: 2 S: 9 H: 0 LOB: 0 BB: 0 P: 11	R: 0 E: 0 K: 2 S: 7 H: 0 LOB: 0 BB: 0 P: 11		1B: 8 2B: 2 3B: 0 HR: 1 SF: 0 SAC: 0 DP: 0 HBP: 0				WP: 1 PB: 0 SB: 0 CS: 0 PA: 38		

PITCHER		IP	WLS	BF	H	R	ER	SO	BB	IBB	HBP	BLK	WP	HR	S	P	ERA	WHIP
38 Tyler Beede, R ERA: 5.01	(1, 1)	5.0	L	27	10	4	4	4	2	0	0	0	0	1	58	86	7.20	2.400
65 Sam Coonrod, R ERA: 1.13	(6, 1)	1.0		5	1	0	0	2	1	0	0	0	1	0	14	26	0.00	2.000
Drew Pomeranz, L ERA: 5.68	(7, 1)	1.0		3	0	0	0	2	0	0	0	0	0	0	9	11	0.00	0.000
Mark Melancon, R ERA: 3.5	(8, 1)	1.0		3	0	0	0	2	0	0	0	0	0	0	7	11	0.00	0.000

PITCHER	IP	WLS	BF	H	R	ER	SO	BB	IBB	HBP	BLK	WP	HR	S	P	ERA	WHIP

BOTTOM

San Francisco Giants @ Philadelphia Phillies

Citizens Bank Park, Philadelphia, PA

Tue Jul 30 2019, 7:08 PM - 9:54 PM EDT

Att. 32,217 - Clear - 91 F

livebaseballscorecards.com

AB	35
R	4
H	11
RBI	4
BB	3
SO	10
LOB	20

Batter	1	2	3	4	5	6	7	8	9	AB	R	H	RBI	BB	SO	LOB
9 Brandon Belt, L (1, 3) OBP: 0.353, SLG: 0.397	F FF 93 S FF 94 F FF 95 F FF 95 F FF 94 F FF 95 B FF 95 S FF 94 2-3 **K** ①		S FF 95 B FF 94 F FF 94 B FF 94 B FF 95 F FF 94 B FF 94 4-2 **BB**		F FF 94 B SI 90 F FF 94 B FF 94 F FF 94 F FF 95 X FF 95 2-2 **G3-1** ③		C CH 74 F CH 74 C FF 93 0-3 **K** ①		C SL 89 B FF 94 B SL 88 C SL 90 B FF 95 B SL 91 4-2 **BB** 1-2 2-3	3	0	0	0	2	2	0
5 Mike Yastrzemski, L (1, 7) OBP: 0.322, SLG: 0.495	B FF 94 C FF 95 X KC 84 1-1 28 L8-3 **1B**		F FF 94 F FF 94 S FF 95 0-3 **K** ②			C FF 94 B FF 94 S FF 93 B FF 93 B FF 92 F FF 94 F FF 94 B FF 95 4-2 28 **HR BB**	X CH 76 0-0 **L4** ②		C SL 89 F SI 95 S FF 95 0-3 **K** ②	4	1	1	0	1	2	6
28 Buster Posey, R (1, 2) OBP: 0.322, SLG: 0.398	F FF 94 B FF 95 X FF 94 1-1 **L8-3** ②③ 1-1		B KC 83 F FF 95 D KC 86 F FF 95 S FF 94 2-3 **K** ③			1 SAFE 1 SAFE B FF 93 F KC 83 B FF 92 X FF 93 2-1 **HR** 1-H	B SL 84 C SI 92 S SI 94 B FF 93 X CH 74 2-2 **L7** ③		X SL 90 0-0 **G4-3** ③	5	1	1	2	0	1	7
48 Pablo Sandoval, S (1, 5) OBP: 0.312, SLG: 0.518		S FF 92 B FF 93 B SL 87 C SL 87 F FF 94 F FF 93 S FF 95 2-3 **K** ①		B SL 86 B SL 85 B FF 94 C FF 93 C FF 93 F FF 93 F FF 93 F FF 93 B SL 86 4-2 **BB**		S CU 75 X SI 90 0-1 **HR**		S FS 86 F FS 86 X FF 93 0-2 **G4-3** ①		3	1	1	1	1	1	0
35 Brandon Crawford, L (1, 6) OBP: 0.304, SLG: 0.371		B FF 94 C SL 86 F FF 93 B SL 87 F FF 94 B FF 94 S FF 95 3-3 **K** ②		B FF 95 X SL 88 1-0 **F7** ①		S SL 80 B SL 80 B SL 81 B SI 91 C FF 92 X SL 79 3-2 1 **HR 1B**		F FS 86 B FF 93 B FF 94 B FS 86 C FS 86 C FF 94 3-3 **K** ②		4	1	1	0	0	2	1
1 Kevin Pillar, R (1, 8) OBP: 0.266, SLG: 0.400		X SL 88 0-0 **F7** ③		F SL 86 X FF 94 0-1 **P5** ②		C CU 78 B CH 83 F CH 83 1 SAFE X CU 78 1-2 **HR** 1-H		B SI 94 B FS 87 C FF 94 C SI 94 F FS 87 F FF 94 B FF 94 F FS 86 X FF 93 3-2 **L7** ③		4	1	1	2	0	0	1
12 Joe Panik, L (1, 4) OBP: 0.307, SLG: 0.315			B FF 93 F FF 93 B SI 88 B SL 87 X FF 94 3-1 53 **1B 2B**	B SL 87 X SL 87 1-0 **F8** ③		B SL 82 B FF 92 X FF 94 2-0 **F7** ①			C SL 91 B FF 94 B SL 89 C SL 89 B SL 88 B SL 90 4-2 9 53 **BB 1B**	3	0	1	0	1	0	1
53 Austin Slater, R (1, 9) OBP: 0.370, SLG: 0.524			B SL 87 X FF 94 1-0 29 SH1-4 2-3 **1B**		X FF 92 0-0 **G6-3** ①	B CH 74 F SI 92 S CH 74 F CH 73 F CH 71 S FF 93 1-3 **K** ②			B CU 78 X SI 94 1-0 9 **BB** 1-2 **1B**	4	0	2	0	0	1	0
29 Jeff Samardzija, R (1, 1) OBP: 0.091, SLG: 0.121 56 Tony Watson, L (7, 1) 54 Reyes Moronta, R (8, 1) 21 Stephen Vogt, L (9, PH) OBP: 0.355, SLG: 0.544 13 Will Smith, R (9, 1)			X FF 92 0-0 **SH1-4** ① 1-2		C FF 94 C FF 93 S FF 92 0-3 **K** ②	C FF 92 F FF 92 B CH 74 F FF 92 F SL 83 C CH 75 1-3 **K** ③			C SL 89 C SL 88 C SL 90 0-3 **K** ①	2 0 0 1 0	0 0 0 0 0	0 0 0 0 0	0 0 0 0 0	0 0 0 1 0	2 0 0 2 0	0 0 0 2 0
Inning Stats	R: 0 E: 0 K: 1 S: 10 H: 1 LOB: 0 BB: 0 P: 14	R: 0 E: 0 K: 2 S: 10 H: 0 LOB: 0 BB: 0 P: 15	R: 0 E: 0 K: 2 S: 13 H: 2 LOB: 3 BB: 1 P: 23	R: 0 E: 0 K: 0 S: 9 H: 0 LOB: 1 BB: 1 P: 15	R: 0 E: 0 K: 1 S: 9 H: 0 LOB: 0 BB: 0 P: 11	R: 5 E: 0 K: 2 S: 25 H: 4 LOB: 0 BB: 1 P: 39	R: 0 E: 0 K: 1 S: 7 H: 0 LOB: 0 BB: 0 P: 9	R: 0 E: 0 K: 1 S: 12 H: 0 LOB: 0 BB: 0 P: 18	R: 0 E: 0 K: 2 S: 12 H: 1 LOB: 3 BB: 2 P: 21	1B: 4 2B: 2 3B: 0 HR: 3 SF: 0 SAC: 1 DP: 1 HBP: 0						

PITCHER	IP	WLS	BF	H	R	ER	SO	BB	IBB	HBP	BLK	WP	HR	S	P	ERA	WHIP
21 Vince Velasquez, R (1, 1) ERA: 4.4	5.0	L	21	4	2	2	6	3	0	0	0	0	1	57	90	3.60	1.400
46 Adam Morgan, L (6, 1) ERA: 3.94	0.1		4	3	3	3	0	0	0	0	0	0	2	9	15	81.00	9.000
28 Mike Morin, R (6, 1) ERA: 2.96	1.2		5	0	0	0	3	0	0	0	0	0	0	17	21	0.00	0.000
50 Héctor Neris, R (8, 1) ERA: 3.66	1.0		3	0	0	0	1	0	0	0	0	0	0	12	18	0.00	0.000
56 Zach Eflin, R (9, 1) ERA: 4.59	1.0		6	1	0	0	2	2	0	0	0	0	0	12	21	0.00	3.000

PITCHER	IP	WLS	BF	H	R	ER	SO	BB	IBB	HBP	BLK	WP	HR	S	P	ERA	WHIP

TOP

San Francisco Giants @ Philadelphia Phillies

Citizens Bank Park, Philadelphia, PA

Wed Jul 31 2019, 7:10 PM - 10:09 PM EDT

Att. 31,313 - Partly Cloudy - 76 F

livebaseballscorecards.com

AB	33
R	5
H	8
RBI	5
BB	5
SO	12
LOB	18

Batter	1	2	3	4	5	6	7	8	9	AB	R	H	RBI	BB	SO	LOB
16 César Hernández, S (1, 4) OBP: 0.332, SLG: 0.404	X FC 88 0-0 ① F9		B FF 93 B FF 91 C FF 92 X FC 90 2-1 2 FC6-4 1B			C FF 90 B FC 89 X FF 91 1-1 ① P5		C SL 83 B FF 98 T CH 90 B SL 85 S SL 84 2-3 ② K		4	0	1	0	0	1	0
2 Jean Segura, R (1, 6) OBP: 0.328, SLG: 0.449	C FC 88 B SI 91 C FC 88 F SL 86 F SI 90 X SL 85 1-2 1B		C SL 86 S FC 90 B SI 92 1 SAFE F SI 93 B FF 92 X FC 88 2-2 ③ FC6-4 1-2f			C FF 92 F SL 86 X SL 86 0-2 ② G4-3		X FF 97 0-0 1B		4	0	2	0	0	0	1
17 Rhys Hoskins, R (1, 3) OBP: 0.393, SLG: 0.520	B FC 89 C FF 92 S FC 90 D SL 84 S FC 90 2-3 ② K			B FC 90 S FF 92 F FF 94 X FC 90 1-2 ① L8		B FF 93 C FF 93 B SI 93 S FC 90 F FC 90 F FC 90 S FF 93 2-3 ③ K		C SL 85 X FF 98 0-1 ③ F8		4	0	0	0	0	2	2
3 Bryce Harper, L (1, 9) OBP: 0.373, SLG: 0.468	B FF 94 C FF 92 F FC 90 F FF 94 S FC 92 1-3 ③ K			B FF 93 B FS 82 C FF 93 B FF 93 B FC 91 4-1 BB			B SI 93 B SI 93 B SI 93 C SI 94 B SI 94 4-1 10 2B 40 G1-6-3 BB		F FF 94 C SL 81 B FF 94 X SL 81 1-2 ① F7	2	1	0	0	2	1	1
10 J.T. Realmuto, R (1, 2) OBP: 0.318, SLG: 0.447		B FF 92 B SL 86 C FC 89 B FC 89 F SI 93 S FC 90 3-3 ① K		X FC 90 0-0 ② F8			S CH 88 B CH 86 X CH 87 1-1 40 G1-6-3 1-3 2B		C FF 92 B CU 76 F FF 93 S SL 81 1-3 ② K	4	0	1	0	0	2	1
4 Scott Kingery, R (1, 8) OBP: 0.330, SLG: 0.498		S SL 85 S SI 93 B FC 91 F SI 94 X FF 92 1-2 ② G4-3		X FC 90 0-0 ③ F8			C CH 88 F SI 94 S CH 88 0-3 ① K		B FF 91 X FF 91 1-0 ③ L6	4	0	0	0	0	1	3
40 Adam Haseley, L (1, 7) OBP: 0.297, SLG: 0.475		C FF 93 B FF 91 C FF 93 F FF 94 F FF 92 F SL 84 F SI 95 S FC 88 1-3 ③ K			X FF 91 0-0 ① L3		C SI 94 B SI 94 B SL 87 B SI 94 X SI 95 3-1 ② G1-6-3 2-3 3-H			3	0	0	1	0	1	1
7 Maikel Franco, R (1, 5) OBP: 0.300, SLG: 0.413			C SI 92 B SI 92 B SL 86 F SI 92 F FC 90 X FC 90 2-2 21 G6-3 1B		C SI 90 F SI 92 B SI 92 B SI 92 F SI 93 B FC 91 F FC 91 X SI 94 3-2 ② G5-3		C CH 88 B SI 94 X CH 88 1-1 ③ P3			3	0	1	0	0	0	1
21 Vince Velasquez, R (1, 1) 46 Adam Morgan, L (6, 1) 28 Mike Morin, R (6, 1) 50 Héctor Neris, R (8, 1) 24 Roman Quinn, S (8, PH) OBP: 0.208, SLG: 0.200 56 Zach Eflin, R (9, 1) OBP: 0.152, SLG: 0.152			1 SAFE B SL 86 X FC 87 1-0 ①② G6-3 1-2f		B SI 93 B FC 89 X SI 92 2-0 ③ G6-3			L FF 98 C SL 84 X SL 84 0-2 ① P6		2 0 0 0 1 0	0 0 0 0 0 0	0 0 0 0 0 0	0 0 0 0 0 0	0 0 0 0 0 0	0 0 0 0 0 0	1 0 0 0 0 0
Inning Stats	R: 0 E: 0 K: 2 S: 13 H: 1 LOB: 1 BB: 0 P: 17	R: 0 E: 0 K: 2 S: 14 H: 0 LOB: 0 BB: 0 P: 19	R: 0 E: 0 K: 0 S: 11 H: 2 LOB: 1 BB: 0 P: 18	R: 0 E: 0 K: 0 S: 6 H: 0 LOB: 1 BB: 1 P: 11	R: 0 E: 0 K: 0 S: 7 H: 0 LOB: 0 BB: 0 P: 12	R: 0 E: 0 K: 1 S: 10 H: 0 LOB: 0 BB: 0 P: 13	R: 1 E: 0 K: 1 S: 10 H: 1 LOB: 1 BB: 1 P: 19	R: 0 E: 0 K: 1 S: 9 H: 1 LOB: 1 BB: 0 P: 11	R: 0 E: 0 K: 1 S: 7 H: 0 LOB: 0 BB: 0 P: 10	1B: 4 2B: 1 3B: 0 HR: 0 SF: 0 SAC: 0 DP: 1 HBP: 0						

PITCHER		IP	WLS	BF	H	R	ER	SO	BB	IBB	HBP	BLK	WP	HR	S	P	ERA	WHIP
29 Jeff Samardzija, R ERA: 3.75	(1, 1)	6.0	W	21	3	0	0	5	1	0	0	0	0	0	61	90	0.00	0.667
56 Tony Watson, L ERA: 2.93	(7, 1)	1.0		5	1	1	1	1	1	0	0	0	0	0	10	19	9.00	2.000
54 Reyes Moronta, R ERA: 2.63	(8, 1)	1.0		4	1	0	0	1	0	0	0	0	0	0	9	11	0.00	1.000
13 Will Smith, L ERA: 2.66	(9, 1)	1.0		3	0	0	0	1	0	0	0	0	0	0	7	10	0.00	0.000

PITCHER	IP	WLS	BF	H	R	ER	SO	BB	IBB	HBP	BLK	WP	HR	S	P	ERA	WHIP

BOTTOM

San Francisco Giants @ Philadelphia Phillies

Citizens Bank Park, Philadelphia, PA

Wed Jul 31 2019, 7:10 PM - 10:09 PM EDT

Att. 31,313 - Partly Cloudy - 76 F

livebaseballscorecards.com

AB	31
R	1
H	5
RBI	1
BB	2
SO	8
LOB	11

WP: 0	PA: 33	
PB: 0		
SB: 0		
CS: 0		

Batter	1	2	3	4	5	6	7	8	9	AB	R	H	RBI	BB	SO	LOB
9 Brandon Belt, L (1, 3) OBP: 0.354, SLG: 0.398	B SI 92 X SI 92 1-0 F7		X SI 92 0-0 1B		B CH 86 S CH 86 F SI 91 B CU 80 X CH 85 2-2 48 BB 5 1B 1-3 3-H 1B	S FS 81 C FF 90 D CU 76 S FS 81 1-3 K			B FF 95 F FF 94 C SL 86 B FF 96 X FF 94 2-2 G6-3	4	0	2	1	0	1	2
74 Jandel Gustave, R (6, 1)										0	0	0	0	0	0	0
65 Sam Coonrod, R (8, 1)										0	0	0	0	0	0	0
28 Buster Posey, R (9, PH) OBP: 0.321, SLG: 0.396										1	0	0	0	0	0	0
5 Mike Yastrzemski, L (1, 7) OBP: 0.324, SLG: 0.492	B SI 93 C SI 92 C CU 82 S CU 82 1-3 K		B SI 92 F CU 80 B SI 92 F CH 88 F CU 80 F SI 92 B SL 90 X SI 92 3-2 F8		B SI 91 C SI 91 D CH 82 X SI 92 2-1 21 L4-6 48 BB 1-2 3-H 1B		X SI 91 0-0 48 G6-4-3 1B		C SI 95 C FF 96 B FF 95 F FF 95 B SL 89 F SI 95 F FF 96 S FF 96 2-3 K	5	0	2	1	0	2	1
48 Pablo Sandoval, S (1, 5) OBP: 0.310, SLG: 0.510	B SI 93 F SI 94 B CU 82 F SI 93 B CH 88 S SL 90 3-3 K			X CU 79 0-0 G3	S CH 81 B CH 83 B FF 92 S FC 86 B FF 93 B SI 92 4-2 1-2 2-3 BB		X SI 93 0-0 G6-4-3 1-2f		F FF 95 B SI 95 B FF 94 F FF 95 B FF 94 F FF 96 S FF 95 3-3 K	4	0	0	0	1	2	1
(6, 3)																
21 Stephen Vogt, L (1, 2) OBP: 0.358, SLG: 0.543		C SI 92 X CU 80 0-1 E4		C SI 91 F SI 91 B CH 85 F CH 88 X CU 80 1-2 35 BB 1B	B SI 92 B SI 93 F SI 91 X SI 91 2-1 L4-6 2-2		B FF 94 B SI 94 B FF 94 C FF 93 F SI 92 X SI 93 3-2 1B			4	0	2	0	0	0	3
35 Brandon Crawford, L (1, 6) OBP: 0.305, SLG: 0.370		C SI 92 B CH 87 F SI 93 S CU 81 1-3 K		B CH 86 B CH 86 B SI 92 B SI 91 4-0 1-2 BB	C CH 82 B FF 91 B SL 86 X SL 87 2-1 F7		B SI 92 X CH 83 1-0 F8			1	0	0	0	1	1	1
67 Sam Selman, R (5, 1)										0	0	0	0	0	0	0
68 Zach Green, R (6, 5) OBP: 0.250, SLG: 0.214										1	0	0	0	0	0	1
1 Kevin Pillar, R (1, 8) OBP: 0.266, SLG: 0.401		B SI 92 X SI 92 1-0 L4		C SI 91 B CU 83 F SI 91 S CH 87 1-3 K		X CU 75 0-0 G6-3		B SI 91 B CH 83 X SI 91 2-0 53 E 2B		4	0	1	0	0	1	3
12 Joe Panik, L (1, 4) OBP: 0.306, SLG: 0.315		F SI 92 F CH 86 F CH 87 D CU 81 B SI 93 B SI 93 X SL 90 3-2 G3		X CU 81 0-0 F8		C FF 91 X FS 80 0-1 7 1B 1B		B SI 92 F SI 92 X CH 84 1-1 F7		4	0	1	0	0	0	4
53 Austin Slater, R (1, 9) OBP: 0.351, SLG: 0.493			C SI 92 B CU 80 B SI 92 C SI 92 C SI 93 2-3 K		B SI 90 C SI 90 B SI 91 F SI 91 F CH 87 F CH 87 X SI 91 2-2 E4 7 1B 9 1B	B CU 76 C FF 91 B FF 90 F FS 79 S FS 81 2-3 K		X CH 85 0-0 E6 7 G6-4-3 2-3		4	1	0	0	0	2	2
57 Dereck Rodríguez, R (1, 1) OBP: 0.200, SLG: 0.200			X SI 91 0-0 G3-1		F SI 90 X SI 91 0-1 9 1B 9 WP 5 1-3 1B	B FF 91 C FF 90 X FS 80 1-1 1-3 1B		C CH 86 B FF 93 S SI 91 D SL 87 X CH 84 2-2 G6-4-3 1-2f		1	0	0	0	0	0	0
7 Donovan Solano, R (4, 6) OBP: 0.373, SLG: 0.455										3	1	2	0	0	0	2
59 Andrew Suárez, L (4, 1)										0	0	0	0	0	0	0
19 Tyler Austin, R (5, PH) OBP: 0.283, SLG: 0.403										1	0	0	0	0	0	2

Inning Stats	1	2	3	4	5	6	7	8	9
	R: 0 E: 0 K: 2 S: 7 H: 0 LOB: 0 BB: 0 P: 12	R: 0 E: 1 K: 1 S: 10 H: 0 LOB: 1 BB: 0 P: 15	R: 0 E: 0 K: 1 S: 10 H: 1 LOB: 1 BB: 0 P: 15	R: 0 E: 0 K: 1 S: 9 H: 1 LOB: 2 BB: 1 P: 15	R: 2 E: 1 K: 0 S: 18 H: 3 LOB: 2 BB: 1 P: 32	R: 0 E: 0 K: 2 S: 11 H: 2 LOB: 2 BB: 0 P: 15	R: 0 E: 0 K: 0 S: 6 H: 2 LOB: 1 BB: 0 P: 10	R: 0 E: 1 K: 0 S: 7 H: 1 LOB: 1 BB: 0 P: 12	R: 0 E: 0 K: 2 S: 13 H: 0 LOB: 0 BB: 0 P: 20

| | | | | | | | | | | | | | | | |

Batter	1	2	3	4	5	6	7	8	9	AB	R	H	RBI	BB	SO	LOB
16 César Hernández, S (1, 4) OBP: 0.333, SLG: 0.413	C FF 89 X FF 90 0-1 G6-3	C CU 78 X CH 87 0-1 1-3 2-H 3-H 2B		B FF 87 B CU 76 C FF 89 C CU 78 F CU 77 F FF 90 F FC 88 F CU 78 B CU 77 3-2 X FF 91 HR	B FF 91 F SL 80 C FF 92 B SL 80 F SL 79 B FF 91 F SL 80 X SL 80 3-2 F7		X SI 97 0-0 F8			5	1	2	3	0	0	1
2 Jean Segura, R (1, 6) OBP: 0.329, SLG: 0.446	C FF 90 B CU 78 B FF 90 X FC 88 2-1 L9	F CU 78 B SI 91 B FC 88 C CU 77 F FF 92 X CU 77 2-2 G6-3		B CU 76 B CU 76 C SI 89 C FF 91 B FF 92 B CU 76 4-2 17 1B 10 HR BB	B SL 80 C FF 91 F FF 92 B SL 80 F SL 79 B FF 91 B FF 91 4-2 BB		C SI 97 X FF 97 0-1 L1-6-3			3	1	0	0	2	0	3
17 Rhys Hoskins, R (1, 3) OBP: 0.391, SLG: 0.517 15 Andrew Knapp, S (8, PH) OBP: 0.310, SLG: 0.250 (9, 2)	B FC 87 X FF 91 1-0 F7		B CU 76 X FC 86 1-0 G5-3	B SI 93 C SI 93 B SL 85 X SI 94 2-1 1-2 10 HR 1B	D SL 79 S SL 79 C FF 91 D SL 79 X FF 92 2-2 P4			T SI 97 B FF 97 S CH 90 X CH 91 1-2 G3		4 1	1 0	1 0	0 0	0 0	0 0	1 0
3 Bryce Harper, L (1, 9) OBP: 0.373, SLG: 0.466 12 Juan Nicasio, R (9, 1)		X FF 91 0-0 F7	B FF 91 C CU 75 B FF 90 S FC 85 F CU 77 X FF 92 2-2 10 2B 4 1B 1B	B SL 84 F SI 94 S SL 84 D SL 81 F SI 93 F SI 93 S SL 83 2-3 K		B SI 98 S SI 97 X SI 98 1-1 F8		S CH 90 B CH 91 S FF 97 B FF 99 B SI 97 F SI 96 B CH 90 4-2 10 G4-3 BB		4 0	1 0	1 0	0 0	1 0	1 0	2 0
10 J.T. Realmuto, R (1, 2) OBP: 0.322, SLG: 0.460 (9, 3)		B FF 90 B FF 91 X SI 90 2-0 4 1B 49 E 1B	X FC 85 0-0 4 1B 1-3 2B	B SI 94 F CH 88 X FF 94 1-1 1-H 2-H HR		X SI 98 0-0 F9		X SI 98 0-0 G4-3 1-2f		5	3	3	3	0	0	1
4 Scott Kingery, R (1, 8) OBP: 0.336, SLG: 0.502 (5, 7)		1 SAFE B FC 87 C FF 90 1 SAFE F CU 77 1 SAFE X CU 76 1-2 49 E 40 S 16 2B 1-3 1B	X FF 90 0-0 40 1B 2-H 3-H 1B	F SI 93 X SI 93 0-1 L9		C SL 87 B FF 98 S FF 98 X SL 88 1-2 1B				4	1	3	2	0	0	0
40 Adam Haseley, L (1, 7) OBP: 0.313, SLG: 0.476 53 Blake Parker, R (6, 1) Nick Williams, L (6, PH) OBP: 0.206, SLG: 0.257 55 Ranger Suárez, L (7, 1) OBP: 0.500, SLG: 0.500 13 Sean Rodríguez, R (9, 9) OBP: 0.342, SLG: 0.444		B FC 86 B FF 90 S FC 84 F CU 77 B FF 92 B FC 87 4-2 49 E 16 2B 1-2 BB	S CH 84 X FF 90 0-1 1-2 1B	C SI 93 B SL 82 B SL 82 S FF 93 B FF 93 S SI 92 3-3 K		X SI 97 0-0 L7				2 0 1 0 0	1 0 0 0 0	1 0 0 0 0	1 0 0 0 0	1 0 1 0 0	1 0 0 0 0	0 0 1 0 0
7 Maikel Franco, R (1, 5) OBP: 0.296, SLG: 0.408		B SI 89 X FC 86 1-0 F5	B CU 77 B SI 89 F FC 85 B CU 77 X FF 90 3-1 F4		B FF 90 B SL 79 C SL 78 B SL 80 C SL 79 S SL 79 3-3 K		F SI 95 F SI 86 B FF 97 X FF 97 1-2 G1-3			4	0	0	0	0	1	5
49 Jake Arrieta, R (1, 1) OBP: 0.190, SLG: 0.195 24 Roman Quinn, S (5, 8) OBP: 0.228, SLG: 0.254 52 Jose Alvarez, L (5, 1)		X FC 86 0-0 E6 16 2B 1-2 2-3 3-H	D CU 76 B FF 89 X FF 90 2-0 G2-3		X SL 79 0-0 HR		C SI 96 B SI 96 F FF 96 B FF 97 B SL 86 F SI 97 F SI 97 B SI 98 4-2 BB			2 1 0	0 1 0	0 1 0	0 1 0	0 1 0	0 0 0	4 0 0
Inning Stats	R: 0 E: 0 K: 0 S: 5 H: 0 LOB: 0 BB: 0 P: 8	R: 3 E: 1 K: 0 S: 15 H: 3 LOB: 2 BB: 1 P: 25	R: 2 E: 0 K: 0 S: 12 H: 4 LOB: 2 BB: 0 P: 20	R: 4 E: 0 K: 2 S: 23 H: 3 LOB: 0 BB: 1 P: 38	R: 1 E: 0 K: 1 S: 15 H: 1 LOB: 1 BB: 1 P: 27	R: 0 E: 0 K: 0 S: 7 H: 1 LOB: 1 BB: 0 P: 9	R: 0 E: 0 K: 0 S: 10 H: 0 LOB: 1 BB: 1 P: 15	R: 0 E: 0 K: 0 S: 7 H: 0 LOB: 0 BB: 1 P: 12		1B: 7 2B: 2 3B: 0 HR: 3 SF: 0 SAC: 0 DP: 1 HBP: 0				WP: 0 PB: 0 SB: 1 CS: 0 PA: 41		

BOTTOM

San Francisco Giants @ Philadelphia Phillies

Citizens Bank Park, Philadelphia, PA

Thu Aug 01 2019, 1:07 PM - 4:10 PM EDT

Att. 28,524 - Partly Cloudy - 86 F

livebaseballscorecards.com

AB	36
R	10
H	12
RBI	9
BB	5
SO	3
LOB	18

PITCHER		IP	WLS	BF	H	R	ER	SO	BB	IBB	HBP	BLK	WP	HR	S	P	ERA	WHIP
57 Dereck Rodríguez, R ERA: 5.32	(1, 1)	3.0	L	20	8	7	4	0	2	0	0	0	0	1	41	69	12.00	3.333
59 Andrew Suárez, L ERA: 10.66	(4, 1)	1.0		5	2	2	2	2	0	0	0	0	0	1	14	22	18.00	2.000
67 Sam Selman, L ERA: 9.0	(5, 1)	1.0		5	1	1	1	1	1	0	0	0	0	1	15	27	9.00	2.000
74 Jandel Gustave, R ERA:	(6, 1)	2.0		8	1	0	0	0	1	0	0	0	0	0	17	24	0.00	1.000
65 Sam Coonrod, R ERA: 1.0	(8, 1)	1.0		3	0	0	0	0	1	0	0	0	0	0	7	12	0.00	1.000

PITCHER	IP	WLS	BF	H	R	ER	SO	BB	IBB	HBP	BLK	WP	HR	S	P	ERA	WHIP

Batter	1	2	3	4	5	6	7	8	9	AB	R	H	RBI	BB	SO	LOB
9 Brandon Belt, L (1, 3) OBP: 0.352, SLG: 0.395	B FF 93 F FF 92 F FF 92 C FF 94 1-3 ① K		B FF 91 F SL 88 F FF 93 S FF 93 1-3 ③ K		X FF 93 0-0 ② FC4-2 5 HR 3-H		X SI 97 0-0 ① G6-3		X FF 94 0-0 5 G4-6-3 1-2 1B	5	1	1	0	0	2	1
5 Mike Yastrzemski, L (1, 7) OBP: 0.326, SLG: 0.503	X SL 88 0-0 ② P6			B CU 76 B SL 88 B FF 92 B FF 90 4-0 35 WP 28 BB 35 FC4-6 BB	F FF 92 B FF 92 F FF 92 X FF 93 1-2 1-H HR		C FF 99 S FF 99 S SL 91 0-3 ② K		X FF 94 0-0 ② ③ G4-6-3 1-2f	4	2	1	2	1	1	2
28 Buster Posey, R (1, 2) OBP: 0.324, SLG: 0.396	C FF 94 B FF 94 B FF 93 X SL 89 2-1 ③ L6			B SL 88 C FF 93 B CH 84 S CH 83 B FF 91 F FF 91 B FF 93 4-2 35 FC4-6 1-2 BB	B CU 77 X FF 91 1-0 1B		F FF 100 F FF 99 B FF 99 F SL 89 S SL 90 1-3 ③ K			3	0	1	0	1	1	0
48 Pablo Sandoval, S (1, 5) OBP: 0.309, SLG: 0.506		B FF 92 B FF 91 B SL 87 C FF 91 X FF 93 3-1 14 FC4-6 1B		X FF 92 0-0 ① F6	B FF 93 X FF 92 1-0 ③ G4-3			C FF 98 S SI 96 B FF 97 C SL 88 1-3 ① K		4	0	1	0	0	1	3
35 Brandon Crawford, L (1, 6) OBP: 0.302, SLG: 0.366		F FF 92 B FF 93 F CH 85 F FF 92 B FF 92 F FF 92 X CH 84 2-2 ① L8		C FF 93 B CU 79 B CH 85 F CU 79 X CH 85 2-2 ② FC4-6 1-2f 2-H		C FF 90 B SL 89 B FF 91 F SL 87 S CU 77 2-3 ① K		B SI 96 B SI 98 B FF 99 F FF 96 C FF 98 X SI 97 3-2 ② G6-3		4	0	0	1	0	1	2
14 Scooter Gennett, L (1, 4) OBP: 0.237, SLG: 0.274		B CU 76 1 SAFE B FF 92 F FF 92 C FF 93 F CH 85 X FF 92 2-2 ② FC4-6 1-2f		X CH 85 0-0 ③ G4-3		X FF 91 0-0 ② L8		F SI 98 X SL 90 0-1 2B		4	0	1	0	0	0	2
6 Steven Duggar, L (1, 8) OBP: 0.280, SLG: 0.349		C FF 92 1 SAFE F FF 93 1 SAFE X CU 78 0-2 ③ P5			B FF 90 F FF 91 C CH 84 B FF 91 F FF 92 B FF 92 X CH 84 3-2 53 3B 1B	X CH 84 0-0 2B		S SL 89 F SL 88 X SL 88 0-2 ③ F9		4	1	2	0	0	0	2
53 Austin Slater, R (1, 9) OBP: 0.363, SLG: 0.522 12 Joe Panik, L (9, PH) OBP: 0.305, SLG: 0.314			B FF 90 X CH 83 1-0 ① G6-3		X CH 84 0-0 9 FC4-2 1-H 3B	0-0 IBB			C SL 86 B FF 94 C FF 94 B SL 86 F FF 94 X SL 85 2-2 ① F9	2 1	0 0	1 0	1 0	1 0	0 0	0 0
64 Shaun Anderson, R (1, 1) OBP: 0.120, SLG: 0.125 67 Sam Selman, R (6, 1) 54 Reyes Moronta, R (7, 1) 59 Andrew Suárez, L (7, 1) 21 Stephen Vogt, L (9, PH) OBP: 0.363, SLG: 0.546 1 Kevin Pillar, R (9, PR) OBP: 0.266, SLG: 0.401			F FF 93 F SL 87 B SL 88 C FF 92 1-3 ② K		F FF 92 X FF 92 0-1 ① G4-3	F FF 93 F CU 76 D SL 89 S SL 89 1-3 ③ K2-3			B FF 95 B SL 88 X SL 87 2-0 9 1B 1B	3 0 0 0 1 0	0 0 0 0 0 0	0 0 0 0 1 0	0 0 0 0 0 0	0 0 0 0 0 0	2 0 0 0 0 0	3 0 0 0 0 0
Inning Stats	R: 0 E: 0 K: 1 S: 6 H: 0 LOB: 0 BB: 0 P: 9	R: 0 E: 0 K: 0 S: 14 H: 1 LOB: 1 BB: 0 P: 21	R: 0 E: 0 K: 2 S: 7 H: 0 LOB: 0 BB: 0 P: 10	R: 1 E: 0 K: 0 S: 8 H: 0 LOB: 1 BB: 2 P: 18	R: 3 E: 0 K: 0 S: 13 H: 4 LOB: 1 BB: 0 P: 19	R: 0 E: 0 K: 2 S: 8 H: 1 LOB: 2 BB: 1 P: 11	R: 0 E: 0 K: 2 S: 8 H: 0 LOB: 0 BB: 0 P: 9	R: 0 E: 0 K: 1 S: 11 H: 1 LOB: 1 BB: 0 P: 15	R: 0 E: 0 K: 0 S: 7 H: 2 LOB: 2 BB: 0 P: 11	1B: 5 2B: 2 3B: 1 HR: 1 SF: 0 SAC: 0 DP: 1 HBP: 0						

PITCHER		IP	WLS	BF	H	R	ER	SO	BB	IBB	HBP	BLK	WP	HR	S	P	ERA	WHIP
23 Peter Lambert, R ERA: 5.71	(1, 1)	6.0		27	6	4	4	5	2	1	0	0	1	1	56	88	6.00	1.333
37 Jairo Díaz, R ERA: 5.13	(7, 1)	2.0	W	7	1	0	0	3	0	0	0	0	0	0	19	24	0.00	0.500
45 Scott Oberg, R ERA: 1.56	(9, 1)	1.0	S	4	2	0	0	0	0	0	0	0	0	0	7	11	0.00	2.000

PITCHER	IP	WLS	BF	H	R	ER	SO	BB	IBB	HBP	BLK	WP	HR	S	P	ERA	WHIP

TOP

San Francisco Giants @ Colorado Rockies

Coors Field, Denver, CO

Fri Aug 02 2019, 6:41 PM - 9:30 PM MDT

Att. 40,672 - Partly Cloudy - 86 F

livebaseballscorecards.com

AB	35
R	4
H	9
RBI	4
BB	3
SO	8
LOB	15

WP: 1	PA: 38																	
PB: 0																		
SB: 0																		
CS: 0																		

Batter	1	2	3	4	5	6	7	8	9	AB	R	H	RBI	BB	SO	LOB
19 Charlie Blackmon, L (1, 9) OBP: 0.366, SLG: 0.584	B SI 92 X SI 92 1-0 ① F7	C SL 86 X FF 94 0-1 ③ F7		B SL 86 B SL 86 F SL 87 F FF 93 B SL 86 B SL 85 4-2 27 CS BB			B CH 89 C FF 98 B FF 97 C FF 98 B SL 84 X FF 97 3-2 27 BB 20 2B 1B	C SI 93 B SI 93 X SI 93 1-1 ③ G4-3		4	1	1	0	1	0	3
27 Trevor Story, R (1, 6) OBP: 0.344, SLG: 0.545	B FF 93 C FF 93 B SL 88 X SI 93 2-1 ② F9		X SL 87 0-0 HR	F SL 85 B SI 92 F SI 93 F FF 93 1 SAFE F FF 94 B SI 93 B SL 87 3-2 ③ CS 1-2	X CU 77 0-0 28 G6-4-3 1B		C FF 98 B FF 98 B FF 98 F FF 97 B SL 84 B FF 98 4-2 20 2B 9 FC4-2 1-2 BB			3	1	2	1	1	0	0
26 David Dahl, L (1, 8) OBP: 0.353, SLG: 0.524 20 Ian Desmond, R (6, 7) OBP: 0.326, SLG: 0.495	C FF 94 B CH 88 S FF 94 F FF 95 B SL 87 X SL 88 2-2 1B		F SL 87 S FF 94 X SI 93 0-2 ① G3		B FF 91 1 SAFE X FF 93 1-0 ① F9		B SL 85 B FF 98 B FF 98 C FF 98 X FF 98 3-1 9 FC4-2 1-3 2-H 2B			3 1	0 0	1 1	0 1	0 1	0 0	1 0
28 Nolan Arenado, R (1, 5) OBP: 0.364, SLG: 0.525	C SL 87 X FF 94 0-1 ③ F7		X FF 95 0-0 ② G6-3		B SL 88 X FF 93 1-0 ②③ G6-4-3 1-2f		X SL 85 0-0 ① P4			4	0	0	0	0	0	4
9 Daniel Murphy, L (1, 3) OBP: 0.341, SLG: 0.488		C FF 91 X CH 85 0-1 ① G3	X FF 95 0-0 24 1B 1B			B FF 93 C FF 92 X SL 86 1-1 24 HR 1B	X SL 83 0-0 ② FC4-2 2-3 3-H			4	1	2	0	0	0	2
24 Ryan McMahon, L (1, 4) OBP: 0.343, SLG: 0.448		X FF 93 0-0 15 G4-3 14 1B 1B	X FF 95 0-0 1-3 1B			B FF 89 S SL 79 X FF 89 1-1 1-H HR	B SI 93 F SL 84 B SI 93 F SI 93 F FF 94 C SI 95 2-3 ③ K			4	2	3	2	0	1	2
15 Raimel Tapia, L (1, 7) OBP: 0.305, SLG: 0.442 (6, 8)		X SL 86 0-0 ② G4-3 1-2	C FF 93 B CU 78 B FF 94 F FF 94 F SL 87 D SL 88 F SL 88 F FF 95 X SL 85 3-2 ③ F9			B SL 78 S FF 91 C SL 79 F FF 90 S SL 79 1-3 ① K		B SL 84 S SI 94 X SI 94 1-1 ① G4-3		4	0	0	0	0	1	3
14 Tony Wolters, L (1, 2) OBP: 0.349, SLG: 0.367		B FF 93 F FF 93 B SL 85 X FF 94 2-1 23 BB 2-H 1B		F FF 93 F SL 85 X FF 93 0-2 ① G3		B FF 90 B SL 80 B FF 91 B FF 90 4-0 23 B3-6-4 BB		B SI 94 B SI 93 F SI 93 X SI 93 2-1 2B		3	0	2	1	1	0	0
23 Peter Lambert, R (1, 1) OBP: 0.500, SLG: 0.438 37 Jairo Díaz, R (7, 1) 13 Yonder Alonso, L (8, PH) OBP: 0.285, SLG: 0.331 45 Scott Oberg, R (9, 1)		B FF 94 C FF 94 B SL 88 B FF 93 B FF 91 4-1 1-2 BB		C FF 92 B SL 86 X SI 92 1-1 ② G6-3		X FF 90 0-0 ②③ B3-6-4 1-2f		B SL 84 C SI 94 C SI 93 S SI 94 1-3 ② K		2 0 1 0	0 0 0 0	0 0 0 0	0 0 0 0	1 0 1 0	0 0 0 0	1 0 1 0
Inning Stats	R: 0 H: 1 E: 0 LOB: 1 K: 0 BB: 0 S: 9 P: 14	R: 1 H: 2 E: 0 LOB: 2 K: 0 BB: 1 S: 9 P: 15	R: 1 H: 3 E: 0 LOB: 2 K: 0 BB: 0 S: 13 P: 16	R: 0 H: 0 E: 0 LOB: 0 K: 0 BB: 1 S: 11 P: 19	R: 0 H: 1 E: 0 LOB: 0 K: 0 BB: 0 S: 3 P: 5	R: 2 H: 2 E: 0 LOB: 0 K: 1 BB: 1 S: 9 P: 16	R: 1 H: 2 E: 0 LOB: 2 K: 1 BB: 1 S: 13 P: 25	R: 0 H: 1 E: 0 LOB: 1 K: 1 BB: 0 S: 9 P: 14		1B: 8 SF: 0 2B: 2 SAC: 0 3B: 0 DP: 2 HR: 2 HBP: 0				WP: 0 PA: 38 PB: 0 SB: 0 CS: 1		

BOTTOM

San Francisco Giants @ Colorado Rockies

Coors Field, Denver, CO

Fri Aug 02 2019, 6:41 PM - 9:30 PM MDT

Att. 40,672 - Partly Cloudy - 86 F

livebaseballscorecards.com

AB	33
R	5
H	12
RBI	5
BB	4
SO	3
LOB	17

PITCHER		IP	WLS	BF	H	R	ER	SO	BB	IBB	HBP	BLK	WP	HR	S	P	ERA	WHIP
64 Shaun Anderson, R ERA: 5.08	(1, 1)	5.0		23	8	3	3	0	2	0	0	0	0	1	47	72	5.40	2.000
67 Sam Selman, L ERA: 9.0	(6, 1)	1.0	B	4	1	1	1	1	1	0	0	0	0	1	7	13	9.00	2.000
54 Reyes Moronta, R ERA: 2.79	(7, 1)	0.1	L	4	2	1	1	0	1	0	0	0	0	0	8	18	27.00	9.000
59 Andrew Suárez, L ERA: 9.42	(7, 1)	1.2		6	1	0	0	2	0	0	0	0	0	0	14	21	0.00	0.600

PITCHER	IP	WLS	BF	H	R	ER	SO	BB	IBB	HBP	BLK	WP	HR	S	P	ERA	WHIP

Batter	1	2	3	4	5	6	7	8	9	AB	R	H	RBI	BB	SO	LOB
9 Brandon Belt, L (1, 3) OBP: 0.354, SLG: 0.401	C FF 96 C CU 80 B FF 96 B SL 90 B FF 96 C FF 96 3-3 K	C SL 87 S CU 78 B FF 95 B SL 90 F FF 96 B FF 95 X SL 88 3-2 2B	X FF 96 0-0 1-3 2B	B FC 93 B FC 92 B CH 82 C FC 92 F FC 94 X CU 81 3-2 F9	F FF 99 C FF 99 B SL 86 B FF 100 B FF 99 4-2 5 HBP BB	F CH 89 D CH 90 B FF 95 X CU 79 2-1 P2	5	0	2	0	1	1	4
5 Mike Yastrzemski, L (1, 7) OBP: 0.327, SLG: 0.495	B FF 96 B FF 96 B FF 94 C FF 96 B FF 96 4-1 48 2B BB	F FF 95 F FF 96 S CU 78 0-3 K	X FF 96 0-0 G4-3	B FF 91 B SL 80 B FF 92 C FF 92 X FF 93 3-1 G4-3	C SL 82 H FF 92 1-1 1-2 2-3 HBP		3	1	0	0	1	1	3
48 Pablo Sandoval, S (1, 5) OBP: 0.314, SLG: 0.512	B SL 88 F FF 96 B FF 96 S SL 89 F SL 90 X FF 97 2-2 1-H 35 1B 2B	C FF 95 B FF 96 C FF 96 B CU 79 B FF 97 X SL 90 3-2 G4-3	C SL 88 X SL 89 0-1 35 G4-6-3 21 1B 1B	S FF 94 B FF 93 B FF 94 B FF 94 X FF 93 3-1 1B	C SL 84 B FF 93 F SL 86 S SL 84 1-3 K		5	1	3	1	0	1	3
21 Stephen Vogt, L (1, 2) OBP: 0.364, SLG: 0.548 56 Tony Watson, L (8, 1) 13 Will Smith, R (9, 1)	B SL 89 C FF 96 S SL 89 F SL 90 B CU 80 F SL 89 F FF 97 X FF 96 2-2 F8	B FF 96 B FF 95 C FF 96 S SL 86 F CU 79 B SL 89 X FF 96 3-2 35 G4-3 2B	C SL 89 D FF 96 C FF 95 B CU 77 X FF 97 2-2 1-2 35 G4-6-3 1B	C FF 94 F FF 93 B FF 95 S SL 80 1-3 K	X SL 84 0-0 F7		5	0	2	0	0	1	5
							0	0	0	0	0	0	0
							0	0	0	0	0	0	0
35 Brandon Crawford, L (1, 6) OBP: 0.301, SLG: 0.363	F FF 97 F FF 97 F CU 80 X FF 96 0-2 2-H 14 HR 1B	B SL 88 F FF 95 B FF 96 X FF 95 2-1 G4-3	B FC 93 F FC 90 X FC 91 1-1 G4-6-3 1-2f 2-3	B FF 95 B FF 93 B FF 95 X FF 94 3-0 G4-3	F FF 91 B FF 93 F FF 93 S SL 86 1-3 K		5	1	1	1	0	1	4
14 Scooter Gennett, L (1, 4) OBP: 0.235, SLG: 0.308	X FF 96 0-0 2-H HR	D CU 78 X FF 96 1-0 G6-3	B FC 92 S CU 80 X FC 91 1-1 G4-3		S FF 92 F FF 93 B SL 81 F FF 95 F FF 95 S SL 81 1-3 K2-3	B FF 93 C FF 92 X FF 94 1-1 G1-3	5	1	1	2	0	1	2
6 Steven Duggar, L (1, 8) OBP: 0.277, SLG: 0.345 68 Zach Green, R (8, PH) OBP: 0.250, SLG: 0.214 12 Joe Panik, L (8, PH) OBP: 0.307, SLG: 0.314 1 Kevin Pillar, R (8, PR) OBP: 0.268, SLG: 0.405 (8, 8)	C FF 95 B FF 95 B SL 88 C FF 95 X SL 90 2-2 G3	C FF 95 B FF 96 X CU 78 1-1 F8	C FC 91 F FC 92 X CU 80 0-2 F7	B FF 98 B FF 97 B FF 97 B FF 100 4-0 53 1B 28 2B BB	X SL 86 0-0 53 S 2B	3	0	0	0	0	0	0
							0	0	0	0	0	0	0
							0	0	0	0	1	0	0
							1	1	1	0	0	0	0
53 Austin Slater, R (1, 9) OBP: 0.376, SLG: 0.521		C FF 95 C FF 95 B SL 90 F SL 88 S FF 96 1-3 K	B FF 95 B FF 96 C SL 87 B FF 96 F FF 95 F FF 95 C SL 88 3-3 K	C FC 90 B CH 83 S CH 82 X CU 81 1-2 7 G6-3 1B	B SL 87 C SL 87 X SL 87 1-1 1-2 28 2B 1B	D SL 84 C FF 94 B SL 84 F SL 86 F SL 86 D FF 95 B SL 86 4-2 2-3 28 BB BB	4	1	2	0	1	2	0
40 Madison Bumgarner, R (1, 1) OBP: 0.200, SLG: 0.196 7 Donovan Solano, R (6, PH) OBP: 0.371, SLG: 0.451 58 Trevor Gott, R (6, 1) 65 Sam Coonrod, R (7, 1) 28 Buster Posey, R (8, PH) OBP: 0.326, SLG: 0.401 (8, 2)		F FF 97 B FF 96 F SL 88 S SL 87 1-3 K	B FF 96 C FF 96 B SL 89 X SL 88 2-1 9 2B 1B	B FC 92 C CH 82 X FC 91 1-1 G6-3 1-2	C FF 99 S FF 99 B FF 100 B SL 91 F SL 92 X FF 101 2-2 5 HBP 1-H 2-H 2B	B FF 94 B FF 95 C CH 88 B CH 90 F SI 95 F CU 81 B SI 97 4-2 1-2 BB	2	0	1	0	0	1	0
							1	0	0	0	0	0	1
							0	0	0	0	0	0	0
							0	0	0	0	0	0	0
							1	0	1	2	1	0	0
Inning Stats	R: 4 E: 0 K: 1 S: 22 H: 3 LOB: 0 BB: 1 P: 35	R: 0 E: 0 K: 3 S: 14 H: 1 LOB: 1 BB: 0 P: 19	R: 0 E: 0 K: 0 S: 10 H: 1 LOB: 1 BB: 0 P: 19	R: 0 E: 0 K: 1 S: 10 H: 2 LOB: 2 BB: 0 P: 16	R: 0 E: 0 K: 0 S: 9 H: 2 LOB: 1 BB: 0 P: 13	R: 0 E: 0 K: 0 S: 11 H: 1 LOB: 1 BB: 0 P: 16	R: 0 E: 0 K: 1 S: 8 H: 1 LOB: 1 BB: 0 P: 18	R: 2 E: 0 K: 2 S: 18 H: 2 LOB: 3 BB: 2 P: 32	R: 0 E: 0 K: 1 S: 14 H: 1 LOB: 3 BB: 2 P: 26	1B: 7 2B: 6 3B: 0 HR: 1	SF: 0 SAC: 0 DP: 1 HBP: 1	WP: 0 PB: 0 SB: 1 CS: 0	PA: 46			

PITCHER		IP	WLS	BF	H	R	ER	SO	BB	IBB	HBP	BLK	WP	HR	S	P	ERA	WHIP
55 Jon Gray, R ERA: 4.03	(1, 1)	4.0		22	9	4	4	5	1	0	0	0	0	1	61	96	9.00	2.500
29 Bryan Shaw, R ERA: 4.76	(5, 1)	2.0		6	1	0	0	0	0	0	0	0	0	0	15	22	0.00	0.500
51 Jake McGee, L ERA: 3.14	(7, 1)	1.1	H	5	1	0	0	2	0	0	0	0	0	0	13	24	0.00	0.750
54 Carlos Estévez, R ERA: 4.26	(8, 1)	0.0	L	4	2	2	2	0	2	0	0	0	0	0	8	19	∞	∞
61 Sam Howard, L ERA: 6.35	(8, 1)	1.1		7	1	0	0	2	1	0	1	0	0	0	14	22	0.00	1.500

PITCHER		IP	WLS	BF	H	R	ER	SO	BB	IBB	HBP	BLK	WP	HR	S	P	ERA	WHIP
35 Chad Bettis, R ERA: 6.1	(9, 1)	0.1		2	0	0	0	0	1	0	0	0	0	0	5	11	0.00	3.000

TOP

San Francisco Giants @ Colorado Rockies

Coors Field, Denver, CO

Sat Aug 03 2019, 6:14 PM - 9:54 PM MDT

Att. 47,540 - Partly Cloudy - 94 F

livebaseballscorecards.com

AB	40
R	6
H	14
RBI	6
BB	5
SO	9
LOB	22

BOTTOM

San Francisco Giants @ Colorado Rockies

Coors Field, Denver, CO

Sat Aug 03 2019, 6:14 PM - 9:54 PM MDT

Att. 47,540 - Partly Cloudy - 94 F

livebaseballscorecards.com

Batter	1	2	3	4	5	6	7	8	9	AB	R	H	RBI	BB	SO	LOB
19 Charlie Blackmon, L (1, 9) OBP: 0.369, SLG: 0.592	B FF 91 C FF 92 C FC 88 B CU 81 F FC 89 B FC 87 X FC 89 3-2 ① F8		C FF 92 C FC 87 B FC 88 X FC 88 1-2 27 HR 1B		X FC 87 0-0 HR	S FF 95 X FF 95 0-1 ③ G4-3			C FF 93 B SL 82 X SL 80 1-1 28 1B 1B	5	2	3	1	0	0	1
27 Trevor Story, R (1, 6) OBP: 0.342, SLG: 0.549	B FF 92 B FF 91 F FF 92 F FF 91 S FF 91 2-3 ② K		B FF 91 B CU 80 B FF 91 C FF 91 X FC 88 3-1 1-H HR		F CU 79 X FF 90 0-1 ① F8		C FF 96 S FF 97 X FF 98 0-2 ① L3		B SL 80 F SL 79 B FF 93 S SL 82 1 SAFE D SL 83 S SL 81 3-3 ② K	5	1	1	2	0	2	1
28 Nolan Arenado, R (1, 5) OBP: 0.367, SLG: 0.525	B FF 92 F FC 88 B FC 89 X FF 92 2-1 ③ P6		B CU 80 B FC 88 B FF 91 B FF 89 4-0 20 F9 9 1B BB		X FF 89 0-0 9 2B 9 E 1B		B SL 90 X FF 97 1-0 ② F9		B FF 92 C FF 92 X FF 93 1-1 1-2 1B	4	1	2	0	1	0	0
9 Daniel Murphy, L (1, 3) OBP: 0.345, SLG: 0.497		C FF 91 B FC 88 B FF 92 F FC 88 F FF 92 B FC 89 F FF 92 X FC 89 3-2 20 F9 24 G4-3 2B	B FC 87 C FC 88 F FC 87 F FF 90 B FF 89 X FF 90 2-2 1-2 1B		B FF 90 B FC 87 X FC 86 2-0 E4 20 F8 1-H 2B		B FF 97 C SI 95 F FF 96 F CH 89 F FF 97 X SL 87 1-2 ③ G3-1		B SL 82 C SL 80 F FF 93 B SL 83 S SL 82 2-3 ③ K	5	1	3	0	0	1	2
20 Ian Desmond, R (1, 7) OBP: 0.325, SLG: 0.492		B FF 91 X FF 91 1-0 ① F9 2-3	X FF 91 0-0 ② F9 2-3		F FF 90 B CU 80 X FF 89 1-1 ② F8 2-3			B CH 87 X SI 94 1-0 1 CS 1B		4	0	1	0	0	0	4
24 Ryan McMahon, L (1, 4) OBP: 0.339, SLG: 0.442		C FF 91 B FF 91 S FC 88 B FF 91 X FF 92 2-2 ② G4-3 3-H	B FC 88 S FC 88 F FC 87 B FF 91 X FC 88 2-2 G4-3		B FF 90 S FF 90 B FF 90 B FC 87 X FC 86 3-1 ③ P5			C SI 93 F SI 93 F SL 87 B SL 88 C SI 95 1-3 ① K		4	0	0	1	0	1	4
1 Garrett Hampson, R (1, 8) OBP: 0.277, SLG: 0.331	C FF 91 X CU 80 0-1 1B		C FF 91 B FC 88 F FC 88 X CU 80 1-2 ① L3			B FF 96 B FF 96 F FF 96 F FF 96 F FF 96 S SL 88 2-3 ① K		1 SAFE B CH 86 S CH 86 S CH 86 B SI 94 1 SAFE X CH 87 2-2 ② 1-2 3B		4	0	2	0	0	1	0
14 Tony Wolters, L (1, 2) OBP: 0.344, SLG: 0.361	C FF 90 1 SAFE X FC 87 0-1 ③ F9		F FF 91 C CU 80 F FF 91 S FC 88 0-3 ② K			C FF 96 B FF 96 F FF 95 F FF 96 S SL 88 1-3 ② K		B SI 93 X SI 93 1-0 ③ G6-3		4	0	0	0	0	2	2
55 Jon Gray, R (1, 1) OBP: 0.114, SLG: 0.071 29 Bryan Shaw, S (5, 1) 13 Yonder Alonso, L (6, PH) OBP: 0.288, SLG: 0.331 51 Jake McGee, L (7, 1) 54 Carlos Estévez, R (8, 1) 61 Sam Howard, R (8, 1) 35 Chad Bettis, R (9, 1) 22 Chris Iannetta, R (9, PH) OBP: 0.314, SLG: 0.421			C FF 90 X FC 88 0-1 ① F8 C CU 79 F CU 80 B FF 91 B CU 80 F FC 87 X FF 90 2-2 ③ P3			C FF 96 B SL 85 B FF 95 C FF 95 B CU 83 B FF 96 4-2 BB		C SL 78 B SL 79 B FF 92 S SL 81 C SL 81 2-3 ① K	2 0 0 0 0 0 0 1	0 0 0 0 0 0 0 0	0 0 0 0 1 0 0 0	0 0 0 0 0 0 0 0	0 0 0 0 0 0 0 0	0 0 0 0 0 0 0 1	0 0 0 0 0 0 0 0
Inning Stats	R: 0 E: 0 K: 1 S: 9 H: 0 LOB: 0 BB: 0 P: 16	R: 1 E: 0 K: 0 S: 13 H: 2 LOB: 1 BB: 0 P: 19	R: 2 E: 0 K: 0 S: 15 H: 3 LOB: 2 BB: 1 P: 27	R: 0 E: 0 K: 1 S: 11 H: 0 LOB: 0 BB: 0 P: 14	R: 2 E: 1 K: 0 S: 9 H: 3 LOB: 1 BB: 0 P: 15	R: 0 E: 0 K: 2 S: 12 H: 0 LOB: 1 BB: 1 P: 19	R: 0 E: 0 K: 0 S: 9 H: 0 LOB: 0 BB: 0 P: 11	R: 0 E: 0 K: 1 S: 9 H: 2 LOB: 1 BB: 0 P: 14	R: 0 E: 0 K: 3 S: 13 H: 2 LOB: 2 BB: 0 P: 22	1B: 7 2B: 2 3B: 1 HR: 2 SF: 0 SAC: 0 DP: 0 HBP: 0						

	AB	38
	R	5
	H	12
	RBI	4
	BB	2
	SO	8
	LOB	14

PITCHER		IP	WLS	BF	H	R	ER	SO	BB	IBB	HBP	BLK	WP	HR	S	P	ERA	WHIP
40 Madison Bumgarner, L ERA: 3.92	(1, 1)	5.0		24	8	5	5	2	1	0	0	0	0	2	57	91	9.00	1.800
58 Trevor Gott, R ERA: 3.8	(6, 1)	1.0		4	0	0	0	2	1	0	0	0	0	0	12	19	0.00	1.000
65 Sam Coonrod, R ERA: 0.9	(7, 1)	1.0	W	3	0	0	0	0	0	0	0	0	0	0	9	11	0.00	0.000
56 Tony Watson, L ERA: 2.86	(8, 1)	1.0	H	4	2	0	0	1	0	0	0	0	0	0	9	14	0.00	2.000
13 Will Smith, L ERA: 2.61	(9, 1)	1.0	S	5	2	0	0	3	0	0	0	0	0	0	13	22	0.00	2.000

PITCHER	IP	WLS	BF	H	R	ER	SO	BB	IBB	HBP	BLK	WP	HR	S	P	ERA	WHIP

WP: 0 PA: 40
PB: 0
SB: 0
CS: 1

San Francisco Giants @ Colorado Rockies

Coors Field, Denver, CO

Sun Aug 04 2019, 1:12 PM - 4:03 PM MDT

Att. 40,084 - Partly Cloudy - 91 F

livebaseballscorecards.com

TOP

Batter	1	2	3	4	5	6	7	8	9	AB	R	H	RBI	BB	SO	LOB
7 Donovan Solano, R (1, 6) OBP: 0.374, SLG: 0.496	C FF 92 X FF 92 0-1 HR		B FF 92 C SL 88 B SL 87 F FF 93 X SL 88 2-2 HR		B FF 91 F FF 92 B CH 88 C SL 87 X SL 87 2-2 ② F9			F FF 97 B SL 90 C SL 88 F FF 98 S SL 88 1-3 ① K		4	2	2	2	0	1	1
9 Brandon Belt, L (1, 3) OBP: 0.351, SLG: 0.396	C SL 90 B SL 90 F FF 93 F SL 89 X SL 89 1-2 ① F8		B FF 93 B FF 93 S SL 88 F SL 88 F FF 93 B FF 94 S SL 89 3-3 ② K		C FF 93 B FF 93 1 SAFE C FF 92 F SL 88 F SL 88 S FF 94 1-3 ③ K			B SI 98 C SL 89 X SI 98 1-1 ② G6-3		4	0	0	0	0	2	1
53 Austin Slater, R (1, 9) OBP: 0.382, SLG: 0.513	B FF 91 C SL 88 B CH 86 X SL 88 2-1 28 G6-4-3 1B		B FF 92 F SL 87 B FF 94 F FF 93 B FF 94 B SL 87 4-2 BB			S FF 92 B KC 83 B FC 88 F FF 93 S FF 94 2-3 ① K		S SL 90 B FF 97 F SI 94 S SL 87 1-3 ③ K		3	0	1	0	1	2	0
28 Buster Posey, R (1, 2) OBP: 0.324, SLG: 0.396	F FF 94 D CH 87 C FF 93 X SL 88 1-2 ② ③ G6-4-3 1-2f		C FF 91 B CH 87 X FF 92 1-1 ③ G5-3			F FF 94 X FC 88 0-1 ② G5-3			X FF 92 0-0 ① F8	4	0	0	0	0	0	2
10 Evan Longoria, R (1, 5) OBP: 0.317, SLG: 0.443		B FF 90 T SL 85 B FF 92 B FF 92 C FF 92 S SL 87 3-3 ① K		B FF 90 B FF 90 B FF 90 C FF 92 C SL 86 X SL 87 3-2 ① G6-3		C FC 89 B FF 94 S FF 93 B KC 82 X FC 88 2-2 1B			C FF 94 X SL 86 0-1 ② L5	4	0	1	0	0	1	0
1 Kevin Pillar, R (1, 8) OBP: 0.268, SLG: 0.404 74 Jandel Gustave, R (6, 1) 67 Sam Selman, R (8, 1) 48 Pablo Sandoval, S (9, PH) OBP: 0.313, SLG: 0.510		X CU 82 0-0 1B		X SL 87 0-0 ② G6-3		C FF 93 F FF 94 B FC 88 F FF 94 F FF 94 X FC 88 1-2 ③ F9			C FF 95 B CH 89 B CH 89 X SL 87 2-1 ③ G6-3	3 0 0 1	0 0 0 0	1 0 0 0	0 0 0 0	0 0 0 0	0 0 0 0	1 0 0 0
14 Scooter Gennett, L (1, 4) OBP: 0.229, SLG: 0.300 59 Andrew Suárez, L (4, 1) 6 Steven Duggar, L (6, 8) OBP: 0.280, SLG: 0.348		C FF 91 S SL 88 B SL 89 1 SAFE X SL 88 1-2 ② F7		C FF 93 C FF 93 B SL 88 F SL 89 T FF 94 1-2 ③ K			B SL 81 C FF 90 B FF 93 B FF 91 C FF 92 X FF 92 3-2 5 L3 1B			2 0 1	0 0 0	0 0 1	0 0 0	0 0 0	1 0 0	1 0 0
5 Mike Yastrzemski, L (1, 7) OBP: 0.323, SLG: 0.488		B FF 94 X SL 88 1-0 ③ G3			C FF 91 B SL 85 X FF 92 1-1 ① G4-3		F FF 92 1 SAFE D SL 81 1 SAFE B FF 93 F FF 91 X SL 81 2-2 ① ② L3 1-1			3	0	0	0	0	0	2
38 Tyler Beede, R (1, 1) OBP: 0.250, SLG: 0.160 12 Joe Panik, L (4, 4) OBP: 0.308, SLG: 0.315			B FF 90 B FF 90 C FF 90 F FF 92 B SL 87 S SL 88 3-3 ① K		C SL 85 F FF 93 X SL 86 0-2 1B		X FF 91 0-0 ③ G4-3			1 2	0 0	0 1	0 0	0 0	1 0	0 0
Inning Stats	R: 1 E: 0 K: 0 S: 11 H: 2 LOB: 0 BB: 0 P: 15	R: 0 E: 0 K: 1 S: 8 H: 1 LOB: 1 BB: 0 P: 13	R: 1 E: 0 K: 2 S: 14 H: 1 LOB: 1 BB: 1 P: 27	R: 0 E: 0 K: 1 S: 8 H: 0 LOB: 0 BB: 0 P: 12	R: 0 E: 0 K: 1 S: 13 H: 1 LOB: 1 BB: 0 P: 17	R: 0 E: 0 K: 1 S: 13 H: 1 LOB: 0 BB: 0 P: 18	R: 0 E: 0 K: 0 S: 7 H: 1 LOB: 0 BB: 0 P: 12	R: 0 E: 0 K: 2 S: 9 H: 0 LOB: 0 BB: 0 P: 12	R: 0 E: 0 K: 0 S: 5 H: 0 LOB: 0 BB: 0 P: 7	1B: 5 2B: 1 3B: 0 HR: 2 SF: 0 SAC: 0 DP: 2 HBP: 0						

	AB	32
	R	2
	H	7
	RBI	2
	BB	1
	SO	8
	LOB	8

PITCHER		IP	WLS	BF	H	R	ER	SO	BB	IBB	HBP	BLK	WP	HR	S	P	ERA	WHIP
21 Kyle Freeland, L ERA: 7.24	(1, 1)	5.0	W	20	5	2	2	5	1	0	0	0	0	2	54	84	3.60	1.200
71 Wade Davis, R ERA: 6.61	(6, 1)	1.0		4	1	0	0	1	0	0	0	0	0	0	13	18	0.00	1.000
51 Jake McGee, L ERA: 3.03	(7, 1)	1.0		3	1	0	0	0	0	0	0	0	0	0	7	12	0.00	1.000
37 Jairo Díaz, R ERA: 4.98	(8, 1)	1.0		3	0	0	0	2	0	0	0	0	0	0	9	12	0.00	0.000
45 Scott Oberg, R ERA: 1.53	(9, 1)	1.0		3	0	0	0	0	0	0	0	0	0	0	5	7	0.00	0.000

PITCHER	IP	WLS	BF	H	R	ER	SO	BB	IBB	HBP	BLK	WP	HR	S	P	ERA	WHIP

Batter	1	2	3	4	5	6	7	8	9	AB	R	H	RBI	BB	SO	LOB
19 Charlie Blackmon, L (1, 9) OBP: 0.371, SLG: 0.597	C FF 94 B CH 84 C SL 88 B SL 87 X CH 85 2-2 27 HR 2B		X CH 85 0-0 27 WP 9 1B 2B	X SL 87 0-0 27 2B 1B		F FF 98 X FF 97 0-1 ② G4-3		C FF 91 B SL 79 X SL 79 1-1 ③ L9		5	2	3	0	0	0	0
27 Trevor Story, R (1, 6) OBP: 0.348, SLG: 0.561	X SL 85 0-0 2-H HR		F FF 95 F FF 94 B CH 84 B FF 95 F CH 84 B FF 94 B FF 96 4-2 9 1B 28 G5-4-3 2-3 BB	F FF 94 C FF 95 B FF 94 F FF 94 X SL 86 1-2 1-3 2B		B FF 96 B FF 97 B FF 96 B FF 97 4-0 9 1B BB				2	2	2	2	2	0	0
9 Daniel Murphy, L (1, 3) OBP: 0.347, SLG: 0.497	X FF 94 0-0 ① G1-3		B FF 94 1 SAFE B SL 88 F CH 85 B FF 94 F FF 94 F FF 95 X FF 95 3-2 28 G5-4-3 1-3 3-H 1B	B SI 94 C SI 94 B SI 94 C SI 93 F SI 93 X SI 94 2-2 ③ G5-3		B FF 97 B SL 84 1 SAFE S FF 97 C FF 97 1 SAFE X FF 99 2-2 1-3 1B				4	0	2	1	0	0	2
28 Nolan Arenado, R (1, 5) OBP: 0.368, SLG: 0.539	F FF 94 F CH 85 F CH 86 B FF 95 B CU 82 X SL 86 2-2 HR		B SL 87 S FF 94 B SL 87 F FF 95 X CH 84 2-2 ① ② G5-4-3 1-2f 3-H		B CH 88 C SL 83 B SI 93 B CH 88 X SI 94 3-1 HR	B SI 98 B FF 98 X SI 97 2-0 ③ P4				4	2	2	2	0	0	3
24 Ryan McMahon, L (1, 4) OBP: 0.341, SLG: 0.441	B FF 93 C SL 86 B FF 95 X CH 84 2-1 ② G3-1		C CH 84 B CH 84 C CH 83 B FF 94 B SL 87 B FF 94 4-2 15 1B BB		F SL 86 B SI 94 F SL 83 B SL 82 X SI 93 2-2 15 FC6-4 1B		C FF 96 S SL 86 B FF 97 F FF 98 X SL 86 1-2 ① G4-3			3	0	1	0	1	0	0
15 Raimel Tapia, L (1, 7) OBP: 0.307, SLG: 0.443	F CH 85 X FF 94 0-1 ③ G4-3		C SL 86 B SL 85 X FF 94 1-1 31 FC5-4 1-2 1B		F SI 92 C SI 94 X SI 93 0-2 ① FC6-4 31 1B 1-2f		F FF 96 X FF 96 0-1 31 G6-4-3 1B			4	0	2	0	0	0	1
31 Yonathan Daza, R (1, 8) OBP: 0.130, SLG: 0.091		F FF 94 F SL 87 B FF 94 B CH 85 X FF 95 2-2 ① G6-3	X SL 86 0-0 ③ FC5-4 1-2f		F SI 94 F CH 88 F FF 94 X SL 85 0-2 22 G6-4-3 1-2 1B		B SI 95 F FF 96 F SL 85 B SI 97 1 SAFE X SI 95 2-2 ② ③ G6-4-3 1-2f			4	0	1	0	0	0	3
22 Chris Iannetta, R (1, 2) OBP: 0.306, SLG: 0.409		B SL 86 B SL 86 F FF 95 X CH 84 2-1 ② F8		C SL 85 B SL 85 F SL 85 S FF 95 1-3 ① K	D SI 93 B SI 92 F SI 93 F SI 92 B CH 88 X SI 93 3-2 ② ③ G6-4-3 1-2f			X FF 89 0-0 ① F7		4	0	0	0	0	1	2
21 Kyle Freeland, L (1, 1) OBP: 0.190, SLG: 0.105 71 Wade Davis, R (6, 1) 13 Yonder Alonso, L (6, PH) OBP: 0.287, SLG: 0.329 51 Jake McGee, L (7, 1) 37 Jairo Díaz, R (8, 1) 20 Ian Desmond, R (8, PH) OBP: 0.324, SLG: 0.491 45 Scott Oberg, R (9, 1)		S FF 93 S CH 85 S FF 94 0-3 ③ K		B CH 83 S FF 95 C FF 95 B FF 95 B FF 93 S FF 95 3-3 ② K		B FF 97 F FF 97 F FF 97 X SL 87 1-2 ① P5		C FF 90 C FF 90 B SL 80 B SL 79 X SL 80 2-2 ② F7		2 0 1 0 0 1 0	0 0 0 0 0 0 0	0 0 0 0 0 0 0	0 0 0 0 0 0 0	2 0 0 0 0 0 0	0 0 0 0 0 0 0	0 0 0 0 0 0 0
Inning Stats	R: 3 H: 3 E: 0 LOB: 0 K: 0 BB: 0 S: 13 P: 19	R: 0 H: 0 E: 0 LOB: 0 K: 1 BB: 0 S: 8 P: 12	R: 2 H: 3 E: 0 LOB: 2 K: 0 BB: 2 S: 16 P: 30	R: 0 H: 2 E: 0 LOB: 2 K: 2 BB: 0 S: 15 P: 22	R: 1 H: 3 E: 0 LOB: 1 K: 0 BB: 0 S: 15 P: 23	R: 0 H: 1 E: 0 LOB: 2 K: 0 BB: 1 S: 9 P: 18	R: 0 H: 1 E: 0 LOB: 0 K: 0 BB: 0 S: 9 P: 12	R: 0 H: 0 E: 0 LOB: 0 K: 0 BB: 0 S: 6 P: 9		1B: 7 2B: 3 3B: 0 HR: 3	SF: 0 SAC: 0 DP: 3 HBP: 0			WP: 1 PB: 0 SB: 0 CS: 0	PA: 37	

PITCHER		IP	WLS	BF	H	R	ER	SO	BB	IBB	HBP	BLK	WP	HR	S	P	ERA	WHIP
38 Tyler Beede, R ERA: 5.38	(1, 1)	3.2	L	20	8	5	5	3	2	0	0	0	1	2	48	77	12.27	2.727
59 Andrew Suárez, L ERA: 9.19	(4, 1)	1.1		6	3	1	1	0	0	0	0	0	0	1	19	29	6.75	2.250
74 Jandel Gustave, R ERA:	(6, 1)	2.0		8	2	0	0	0	1	0	0	0	0	0	18	30	0.00	1.500
67 Sam Selman, L ERA: 6.0	(8, 1)	1.0		3	0	0	0	0	0	0	0	0	0	0	6	9	0.00	0.000

PITCHER	IP	WLS	BF	H	R	ER	SO	BB	IBB	HBP	BLK	WP	HR	S	P	ERA	WHIP

BOTTOM

San Francisco Giants @ Colorado Rockies

Coors Field, Denver, CO

Sun Aug 04 2019, 1:12 PM - 4:03 PM MDT

Att. 40,084 - Partly Cloudy - 91 F

livebaseballscorecards.com

AB	34
R	6
H	13
RBI	5
BB	3
SO	3
LOB	11

Batter	1	2	3	4	5	6	7	8	9	AB	R	H	RBI	BB	SO	LOB
7 Trea Turner, R (1, 6) OBP: 0.343, SLG: 0.471	C FF 90 B FC 88 B FF 90 F FF 89 B SL 85 F FF 91 T FF 92 3-2 K ①		B FS 85 F FF 93 B SL 85 X FC 88 2-1 L7 ②		B FF 96 B FF 96 B SI 96 B FF 97 4-0 6 G1-3 2 S 15 BLK BB	B FF 96 B FF 95 B FF 96 C FF 95 C FF 95 X FF 95 3-2 P3 ③			B FF 89 C FF 89 B SL 78 F SL 78 X SL 80 2-2 G5-3 ①	4	1	0	0	1	1	0
2 Adam Eaton, L (1, 9) OBP: 0.357, SLG: 0.396	C FF 90 S FC 89 B FC 89 F FS 85 F FF 93 B FF 92 F FC 89 X SL 84 2-2 P6 ②		C SL 81 B FF 92 B FF 91 C FF 92 X FC 89 2-2 6 1B 6 1B 1B		B FF 96 1 SAFE B FF 96 C FF 96 T FF 97 F FF 97 B CH 88 F FF 96 B FF 95 4-2 15 BLK 6 G1-3 15 2B 1-2 BB		B CH 88 B FF 95 C FF 94 C FF 95 X SL 88 2-2 F7 ①		C FF 88 F SL 79 B FF 89 B FF 89 B FF 89 S SL 80 3-3 K2-3 ②	4	2	1	0	1	1	0
6 Anthony Rendon, R (1, 5) OBP: 0.402, SLG: 0.604	B FC 88 B SL 86 X FF 90 2-0 P5 ③		F FF 91 1 SAFE B FC 88 F FF 92 D FS 84 F FF 93 F FF 92 1 SAFE B FC 88 3-2 X FC 91 22 BB 1-H 1B		F FF 97 C CH 89 B FF 98 X SL 87 1-2 G1-3 ① 1-2 2-3		B CU 81 B FF 95 S FF 95 X SL 87 2-1 F9 ②		F SL 79 X FF 90 0-1 22 1B 15 S 1B	5	1	2	1	0	0	2
22 Juan Soto, L (1, 7) OBP: 0.399, SLG: 0.522		B FC 89 F FF 90 S FS 81 B FC 89 B SI 93 B FC 89 4-2 15 BB BB	B FF 92 F SL 86 B FC 90 B FF 92 F FF 92 B FC 88 4-2 1-2 BB		B FF 96 B FF 96 F FF 96 B FF 96 S B CH 89 4-2 15 2B 15 BLK BB		B CH 91 C FF 95 B CH 89 F FF 95 B FF 94 F FF 95 X FF 94 3-2 G4-3 ③		B SL 80 S SL 79 F FF 89 F FF 91 D SL 80 B FF 89 X SL 79 3-2 15 S 1-3 1B	2	0	1	0	3	0	0
15 Matt Adams, L (1, 3) OBP: 0.296, SLG: 0.532		C FF 91 B FF 92 1 SAFE B FC 86 B FF 92 B FF 92 4-1 1-2 BB	F FC 90 S FF 92 D FC 88 B FC 91 F FC 90 B FF 92 S FF 93 3-3 K ③		B CH 89 S FF 97 S FF 97 B FF 97 X FF 96 2-2 1-3 2-H 3-H 2B			B CH 90 B FF 98 B FF 98 B FF 97 4-0 9 FC4-6 BB	C FF 89 C SL 78 1 SAFE B SL 80 B FF 87 D SL 80 S FF 89 3-3 1-2 3-H K ③	3	0	1	1	2	2	3
9 Brian Dozier, R (1, 4) OBP: 0.340, SLG: 0.434		C FC 90 B FF 91 B FC 90 F SI 92 B FC 89 X FF 92 3-2 F5 ①		X SL 83 0-0 L5 ①	F FF 97 C CH 89 B SI 96 B SL 88 B FF 96 F FF 96 F CH 88 S FF 95 3-3 K ②			B SL 83 B SL 83 C FF 98 C FF 98 B SL 85 X FF 98 3-2 FC4-6 ① 28 BB 1-2f		4	0	0	0	0	1	5
28 Kurt Suzuki, R (1, 2) OBP: 0.323, SLG: 0.454		C FC 90 C FF 93 B FF 91 F FF 93 F SI 94 X FC 90 1-2 L8 ②		C FC 89 C FC 89 B FC 90 B SL 83 B SI 93 X FF 92 3-2 P5 ②	F FF 96 B FF 96 S CH 89 S CH 88 1-3 K ③			C SL 83 B FF 97 F FF 98 B SL 84 D SL 84 1 SAFE F FF 97 B FF 98 4-2 1-2 BB		3	0	0	0	1	1	4
16 Victor Robles, R (1, 8) OBP: 0.312, SLG: 0.417		S FF 93 B SI 93 F FF 92 B FC 90 S FF 94 2-3 K ③		B SL 85 B SL 84 F SL 85 S SL 85 X FF 93 2-2 1B		X FF 96 0-0 F9 ①		F FF 99 F FF 98 B SL 86 C SL 85 1-3 K ②		4	0	1	0	0	2	4
23 Erick Fedde, R (1, 1) OBP: 0.083, SLG: 0.083 44 Daniel Hudson, R (7, 1) 88 Gerardo Parra, L (8, PH) OBP: 0.306, SLG: 0.396 56 Fernando Rodney, R (8, 1) 63 Sean Doolittle, L (9, 1)			C SI 88 B SL 85 B SI 90 C SI 90 F SI 91 X SI 91 2-2 G6-3 ①	B SI 91 X SI 91 1-1 G4-3 ③		C FF 96 B FF 98 X FF 95 1-1 G3-1 ②		S SL 84 B FF 97 C FF 99 X SL 86 1-2 G3 ③		3 0 0 0 0 0 1 0 0 0 0 0 0 0 1 0 0 0 0 0 2 0 0 0 0 0 0 0 0 0 0 0 0 0 0						

Inning Stats										
	R: 0 E: 0 K: 1 S: 11	H: 0 LOB: 0 BB: 0 P: 18	R: 0 E: 0 K: 1 S: 14	H: 0 LOB: 2 BB: 2 P: 28	R: 1 E: 0 K: 1 S: 20	H: 2 LOB: 2 BB: 1 P: 36	R: 0 E: 0 K: 0 S: 10	H: 1 LOB: 1 BB: 0 P: 16	R: 2 E: 0 K: 2 S: 20	H: 1 LOB: 2 BB: 3 P: 39
	R: 0 E: 0 K: 0 S: 6	H: 0 LOB: 0 BB: 0 P: 10	R: 0 E: 0 K: 0 S: 9	H: 0 LOB: 0 BB: 0 P: 16	R: 0 E: 0 K: 1 S: 12	H: 0 LOB: 2 BB: 2 P: 25	R: 1 E: 0 K: 2 S: 15	H: 2 LOB: 1 BB: 0 P: 26	1B: 5 2B: 1 3B: 0 HR: 0	SF: 0 SAC: 0 DP: 0 HBP: 0	WP: 0 PB: 0 SB: 3 CS: 0	PA: 41

PITCHER		IP	WLS	BF	H	R	ER	SO	BB	IBB	HBP	BLK	WP	HR	S	P	ERA	WHIP
29 Jeff Samardzija, R ERA: 3.7	(1, 1)	4.0	L	18	3	1	1	3	3	0	0	0	0	0	55	98	2.25	1.500
65 Sam Coonrod, R ERA: 2.45	(5, 1)	1.0		7	1	2	2	2	3	0	0	1	0	0	20	39	18.00	4.000
58 Trevor Gott, R ERA: 3.64	(6, 1)	2.0		6	0	0	0	0	0	0	0	0	0	0	15	26	0.00	0.000
54 Reyes Moronta, R ERA: 2.74	(8, 1)	1.0		5	0	0	0	1	2	0	0	0	0	0	12	25	0.00	2.000
67 Sam Selman, L ERA: 6.75	(9, 1)	1.0		5	2	1	1	2	0	0	0	0	0	0	15	26	9.00	2.000

PITCHER	IP	WLS	BF	H	R	ER	SO	BB	IBB	HBP	BLK	WP	HR	S	P	ERA	WHIP

TOP

Washington Nationals @ San Francisco Giants
Oracle Park, San Francisco, CA
Mon Aug 05 2019, 6:47 PM - 9:57 PM PDT
Att. 32,366 - Cloudy - 65 F

livebaseballscorecards.com

AB	33
R	4
H	6
RBI	2
BB	8
SO	8
LOB	21

BOTTOM

Washington Nationals @ San Francisco Giants

Oracle Park, San Francisco, CA

Mon Aug 05 2019, 6:47 PM - 9:57 PM PDT

Att. 32,366 - Cloudy - 65 F

Batter	1	2	3	4	5	6	7	8	9	AB	R	H	RBI	BB	SO	LOB
9 Brandon Belt, L (1, 3) OBP: 0.350, SLG: 0.395	C SI 90 F FC 88 B SI 90 B CH 85 X CH 85 2-2 ① F8		F FC 88 B SI 94 X FC 88 1-1 ② L3		B SI 93 X SI 92 1-0 ③ G6-3			C SI 94 X CH 84 0-1 5 FC4-6 1B		4	0	1	0	0	0	2
5 Mike Yastrzemski, L (1, 7) OBP: 0.322, SLG: 0.483	C SI 91 C FF 88 B SI 91 S SI 92 1-3 ② K		B CH 85 S FC 88 X SI 93 1-1 2-3 1B			X CU 78 0-0 ① F8		C SI 93 F SI 94 X CH 83 0-2 ② FC4-6 1-2f		4	0	1	0	0	1	1
28 Buster Posey, R (1, 2) OBP: 0.323, SLG: 0.394	X SI 92 0-0 1B		B SI 93 D FC 89 X FC 88 2-0 ③ F9			B SI 93 C SI 93 C SI 94 B CU 81 F CU 82 F SI 89 B SI 94 X FC 88 3-2 ② G6-3		C SI 94 B FF 93 X SI 93 1-1 ③ L9		4	0	1	0	0	0	3
48 Pablo Sandoval, S (1, 5) OBP: 0.312, SLG: 0.506	B SI 91 F SI 91 X FC 90 1-1 ③ G3			C CU 78 F SI 92 B FC 88 X SI 92 1-2 ① L6		B SI 94 X SI 94 1-0 1B			C FF 92 B FF 92 F FF 92 X FS 82 1-2 ① G4-3	4	0	1	0	0	0	1
14 Scooter Gennett, L (1, 4) OBP: 0.233, SLG: 0.301 7 Donovan Solano, R (9, PH) OBP: 0.372, SLG: 0.493		X SI 90 0-0 ① B1-3		X SI 92 0-0 35 P2 1B		X SI 92 0-0 ③ G4-3			B FF 92 C FF 92 S FS 83 X FS 82 1-2 ② L4	3 1	0 0	1 0	0 0	0 0	0 0	1 0
35 Brandon Crawford, L (1, 6) OBP: 0.298, SLG: 0.359		X SI 92 0-0 ② L4		C SI 92 1 SAFE B CH 83 F SI 91 B SI 93 B CU 80 X FC 88 3-2 ② ③ P2 1-2			C FF 96 X FF 96 0-1 ① L8		S SL 82 B SL 81 B FF 93 X FF 94 2-1 ③ L7	4	0	0	0	0	0	1
1 Kevin Pillar, R (1, 8) OBP: 0.266, SLG: 0.401		B SI 92 B SI 92 C FC 89 F FC 88 C SI 94 2-3 ③ K			F SI 91 B SI 92 B FC 89 F FC 90 X CU 80 2-2 ① P3		C SL 85 B FF 96 S FF 96 T FF 96 1-2 ② K			3	0	0	0	0	2	0
6 Steven Duggar, L (1, 9) OBP: 0.277, SLG: 0.344			B SI 91 B CH 83 C SI 92 X FF 89 2-1 ① G3-1		B CU 77 C CU 79 B CH 88 X FC 88 2-1 ② G3-1		B FF 97 S FF 96 B CH 90 F FF 97 F FF 97 B FF 97 F FF 97 X FF 97 3-2 ③ L6			3	0	0	0	0	0	0
29 Jeff Samardzija, R (1, 1) OBP: 0.118, SLG: 0.176 65 Sam Coonrod, R (5, 1) 12 Joe Panik, L (5, PH) OBP: 0.310, SLG: 0.317 58 Trevor Gott, R (6, 1) 54 Reyes Moronta, R (8, 1) 21 Stephen Vogt, L (8, PH) OBP: 0.361, SLG: 0.544 67 Sam Selman, R (9, 1)			C SI 93 S CU 80 B SI 94 F CU 81 X CU 80 1-2 5 1B 2B		B SI 93 B SI 94 X SI 93 2-0 1B			B SI 92 C SI 92 F SI 92 X FF 95 1-2 ① L7		1 0 0 1 0 0 1 0	0 0 0 0 0 0 0 0	1 0 1 0 0 0 0 0	0 0 0 0 0 0 0 0	0 0 0 0 0 0 0 0	0 0 0 0 0 0 0 0	0 0 0 0 0 0 0 0
Inning Stats	R: 0 E: 0 K: 1 S: 9 H: 1 LOB: 1 BB: 0 P: 13	R: 0 E: 0 K: 1 S: 5 H: 0 LOB: 0 BB: 0 P: 7	R: 0 E: 0 K: 0 S: 11 H: 2 LOB: 2 BB: 0 P: 18	R: 0 E: 0 K: 0 S: 7 H: 1 LOB: 1 BB: 0 P: 11	R: 0 E: 0 K: 0 S: 7 H: 1 LOB: 1 BB: 0 P: 14	R: 0 E: 0 K: 0 S: 8 H: 1 LOB: 1 BB: 0 P: 12	R: 0 E: 0 K: 1 S: 10 H: 0 LOB: 0 BB: 0 P: 14	R: 0 E: 0 K: 0 S: 10 H: 1 LOB: 1 BB: 0 P: 12	R: 0 E: 0 K: 0 S: 8 H: 0 LOB: 0 BB: 0 P: 12	1B: 6 2B: 1 3B: 0 HR: 0	SF: 0 SAC: 0 DP: 0 HBP: 0			WP: 0 PB: 0 SB: 0 CS: 0		PA: 33	

livebaseballscorecards.com

	AB	33
	R	0
	H	7
	RBI	0
	BB	0
	SO	3
	LOB	9

PITCHER		IP	WLS	BF	H	R	ER	SO	BB	IBB	HBP	BLK	WP	HR	S	P	ERA	WHIP
23 Erick Fedde, R ERA: 4.2	(1, 1)	6.0	W	23	6	0	0	2	0	0	0	0	0	0	47	75	0.00	1.000
44 Daniel Hudson, R ERA: 2.88	(7, 1)	1.0	H	3	0	0	0	1	0	0	0	0	0	0	10	14	0.00	0.000
56 Fernando Rodney, R ERA: 6.21	(8, 1)	1.0	H	4	1	0	0	0	0	0	0	0	0	0	10	12	0.00	1.000
63 Sean Doolittle, L ERA: 2.87	(9, 1)	1.0		3	0	0	0	0	0	0	0	0	0	0	8	12	0.00	0.000

PITCHER	IP	WLS	BF	H	R	ER	SO	BB	IBB	HBP	BLK	WP	HR	S	P	ERA	WHIP

Batter	1	2	3	4	5	6	7	8	9	AB	R	H	RBI	BB	SO	LOB
7 Trea Turner, R (1, 6) OBP: 0.348, SLG: 0.481	C FF 92 F FF 91 B FF 92 B SL 86 B SL 84 B FF 92 4-2 6 CS BB		C CU 78 B FF 89 B SL 82 B FF 91 B FF 91 4-1 88 1B 6 SF8 BB		B CH 82 C CH 81 B CH 82 C FF 90 B SL 85 F FF 91 F FF 91 X FF 90 3-2 HR		B SL 85 F FF 95 F SL 85 B FF 97 B FF 96 X FF 96 3-2 ③ L4			2	2	1	1	2	0	0
88 Gerardo Parra, L (1, 9) OBP: 0.309, SLG: 0.403	X FF 91 0-0 ① B5		C FF 91 B FF 91 B FF 91 1 SAFE 1 SAFE F FF 90 X SL 84 2-2 22 G3 22 S 28 HR 1-3 1B		C CU 80 C CU 79 F SL 83 S FF 91 0-3 ① K			B SL 83 X FF 94 1-0 22 L8 2B		4	1	2	0	0	1	1
6 Anthony Rendon, R (1, 5) OBP: 0.401, SLG: 0.601	C FF 91 D CH 82 B FF 92 F FF 92 B FF 91 1 SAFE B FF 93 4-2 ② 22 1B 28 1B 1-2 BB		F FF 90 F SL 83 X FF 91 0-2 ① SF8 3-H		B CH 82 B FF 89 B CH 82 X FF 89 3-0 ② P6			F FF 94 F FF 95 X SL 86 0-2 E5		2	1	0	1	1	0	1
22 Juan Soto, L (1, 7) OBP: 0.397, SLG: 0.519	X FF 92 0-0 28 1B 1-3 1B		C FF 92 X SL 84 0-1 ② G3 1-3		S SL 84 B CU 79 B CU 78 B SL 82 C FF 91 X FF 91 3-2 ③ F8			F FF 96 B SL 85 C FF 96 X FF 97 1-2 ① L8 2-3		4	0	1	0	0	0	3
28 Kurt Suzuki, R (1, 2) OBP: 0.330, SLG: 0.474	C CH 82 B FF 93 X FF 91 1-1 1-3 3-H 1B		F FF 91 F CH 83 B SL 84 X SL 85 1-2 3-H HR			B CH 82 C FF 90 X FF 90 1-1 9 G5-4-3 1B		X FF 95 0-0 ② L4		4	1	3	3	0	0	2
9 Brian Dozier, R (1, 4) OBP: 0.337, SLG: 0.429	B FF 92 C FF 91 X CU 80 1-1 ③ L7		B FF 90 C FF 90 F CH 83 B FF 91 B FF 90 S FF 90 3-3 ③ K			X FF 89 0-0 ①② G5-4-3 1-2f		X FF 96 0-0 ③ P4		4	0	0	0	0	1	5
15 Matt Adams, L (1, 3) OBP: 0.291, SLG: 0.523		B FF 91 S SL 85 T SL 85 B FF 91 X FF 92 2-2 ① P6		C FF 89 X CU 78 0-1 ① G3		C FF 90 B FF 90 X SL 82 1-1 ③ L5			B FF 94 C SL 87 F FF 96 B SL 88 B SL 88 X FF 95 3-2 ① G4-3	4	0	0	0	0	0	0
16 Victor Robles, R (1, 8) OBP: 0.312, SLG: 0.416		B CH 84 X FF 92 1-0 ② G6-3		F FF 90 S CH 82 B FF 91 B CH 82 F CU 79 B FF 91 C FF 90 3-3 ② K			S SL 84 F FF 95 B FF 96 X SL 85 1-2 ① F9		B SL 90 B SL 87 F FF 95 B FF 96 X FF 93 3-1 13 G6-4-3 1B	4	0	1	0	0	1	0
19 Aníbal Sánchez, R (1, 1) OBP: 0.054, SLG: 0.054 17 Andrew Stevenson, L (7, PH) OBP: 0.450, SLG: 0.313 60 Hunter Strickland, R (7, 1) 56 Fernando Rodney, R (8, 1) 13 Asdrúbal Cabrera, S (9, PH) OBP: 0.317, SLG: 0.392 63 Sean Doolittle, L (9, 1)		C FF 91 B FF 92 C FF 91 F FF 91 F CU 80 S SL 85 1-3 ③ K		C FF 90 S CH 83 X FF 90 0-2 ③ G4-3			S FF 95 F FF 96 B FF 97 T FF 96 1-2 ② K		1 SAFE X FF 92 0-0 ②③ G6-4-3 1-2f	2 1 0 0 1 0	0 0 0 0 0 0	0 0 0 0 0 0	0 0 0 0 0 0	1 1 0 0 0 0	0 0 0 0 1 0	
Inning Stats	R: 1 E: 0 K: 0 S: 10 H: 2 LOB: 2 BB: 2 P: 20	R: 0 E: 0 K: 1 S: 9 H: 0 LOB: 0 BB: 0 P: 13	R: 3 E: 0 K: 1 S: 15 H: 2 LOB: 0 BB: 1 P: 25	R: 0 E: 0 K: 1 S: 9 H: 0 LOB: 0 BB: 0 P: 12	R: 1 E: 0 K: 1 S: 13 H: 1 LOB: 0 BB: 0 P: 22	R: 0 E: 0 K: 0 S: 5 H: 1 LOB: 0 BB: 0 P: 7	R: 0 E: 0 K: 1 S: 9 H: 0 LOB: 0 BB: 0 P: 14	R: 0 E: 1 K: 0 S: 9 H: 1 LOB: 2 BB: 0 P: 11	R: 0 E: 0 K: 0 S: 6 H: 1 LOB: 0 BB: 0 P: 12	1B: 5 2B: 1 3B: 0 HR: 2 SF: 1 SAC: 0 DP: 2 HBP: 0						

TOP

Washington Nationals @ San Francisco Giants

Oracle Park, San Francisco, CA

Tue Aug 06 2019, 6:47 PM - 9:30 PM PDT

Att. 31,628 - Partly Cloudy - 62 F

livebaseballscorecards.com

AB	32
R	5
H	8
RBI	5
BB	3
SO	5
LOB	13

PITCHER		IP	WLS	BF	H	R	ER	SO	BB	IBB	HBP	BLK	WP	HR	S	P	ERA	WHIP
51 Conner Menez, L ERA: 5.73	(1, 1)	6.0	L	25	6	5	5	4	3	0	0	0	0	2	61	99	7.50	1.500
74 Jandel Gustave, R ERA:	(7, 1)	2.0		8	1	0	0	1	0	0	0	0	0	0	18	25	0.00	0.500
63 Williams Jerez, L ERA: 2.25	(9, 1)	1.0		3	1	0	0	0	0	0	0	0	0	0	6	12	0.00	1.000

PITCHER	IP	WLS	BF	H	R	ER	SO	BB	IBB	HBP	BLK	WP	HR	S	P	ERA	WHIP

WP: 0 PA: 36
PB: 0
SB: 1
CS: 1

BOTTOM

Batter	1	2	3	4	5	6	7	8	9	AB	R	H	RBI	BB	SO	LOB
9 Brandon Belt, L (1, 3) OBP: 0.349, SLG: 0.393	X FF 88 0-0 ① F7		F FF 90 L FS 82 B CH 69 B FC 89 F FF 88 B CH 72 X FS 86 3-2 ③ G4-3			X FF 88 0-0 21 FC1-6 28 BB 2-H 1B	C FF 97 X SL 84 0-1 ③ F8			4	0	1	1	0	0	1
5 Mike Yastrzemski, L (1, 9) OBP: 0.316, SLG: 0.474	C FF 89 X FF 87 0-1 ② F9			C FS 84 X FS 86 0-1 ① G1-3		X FS 84 0-0 ① F7		C SI 93 B SI 93 L SI 93 S FF 96 1-3 ① K		4	0	0	0	0	1	1
28 Buster Posey, R (1, 2) OBP: 0.325, SLG: 0.393	B FF 88 C FF 88 S SI 91 X FF 92 1-2 ③ F9			C CU 79 B FC 87 B FF 92 B FS 83 S FC 88 F FS 85 F FC 89 F CU 77 F FC 87 3-2 X FS 84 F7		1 SAFE F FF 88 B FF 92 B FF 92 1 SAFE 1 SAFE B FF 88 F FC 88 B FC 89 4-2 21 FC1-6 1-2 BB		B FF 93 B FF 94 B FF 93 C SI 93 F SI 93 X CH 84 3-2 1B		3	0	1	0	1	0	0
21 Stephen Vogt, L (1, 7) OBP: 0.353, SLG: 0.530		B FF 88 C FC 86 F FC 88 B FC 89 X FF 91 2-2 ① F8		B CU 76 S FS 84 F FC 88 S CH 72 1-3 ③ K		B SI 90 C FF 91 B FS 83 S FS 85 F FF 90 X FS 85 2-2 ② FC1-6 1-2f 2-3		B SI 94 X SI 94 1-0 ② F7		4	0	0	0	0	1	3
10 Evan Longoria, R (1, 5) OBP: 0.314, SLG: 0.439 74 Jandel Gustave, R (7, 1) 6 Steven Duggar, L (8, PH) OBP: 0.276, SLG: 0.342 63 Williams Jerez, L (9, 1)		C FF 90 B FF 92 X FC 86 1-1 ② G6-3			C CU 77 S CH 73 B CH 70 S FS 87 1-3 ① K	F FC 88 B FC 89 B FF 89 S FS 85 F FF 93 X CH 72 2-2 ③ G5-3		C SI 94 B SI 94 S CH 84 S CH 84 1-3 ③ K		3 0 1 0	0 0 0 0	0 0 0 0	0 0 0 0	0 0 1 0	1 0 1 0	2 0 1 0
14 Scooter Gennett, L (1, 4) OBP: 0.236, SLG: 0.314 7 Donovan Solano, R (9, PH) OBP: 0.369, SLG: 0.489		C CU 76 B FF 91 X FF 90 1-1 ③ F7			F FF 89 X CH 74 0-1 2B		F FF 95 X FF 95 0-1 ① F7		B FF 93 C FF 92 S FF 93 B FF 93 F FF 93 S FF 94 2-3 ① K	3 1	0 0	1 0	0 0	0 0	0 1	0 0
1 Kevin Pillar, R (1, 8) OBP: 0.271, SLG: 0.407			C FF 87 F FF 91 X FF 91 0-2 35 E 35 G3-1 1B		F FC 88 X FS 85 0-1 ② P6		C SL 83 S SL 83 X SL 83 0-2 35 G3 48 2B 1B		B FF 94 F FF 94 B FS 83 F FF 93 F FF 95 X FS 84 2-2 35 F8 2B	4	2	3	0	0	0	1
35 Brandon Crawford, L (1, 6) OBP: 0.295, SLG: 0.355			1 SAFE B SI 89 1 SAFE F FS 85 X FS 82 1-1 ① G3-1 1-H		F FS 83 S FF 89 D FS 85 B CH 71 B FS 85 S FC 89 3-3 ③ K		C FF 95 B FF 96 1 SAFE X FF 95 1-1 ② G3 1-2		B FF 95 B FF 94 X FF 94 2-0 ② F8 2-3	4	0	0	1	0	1	3
51 Conner Menez, L (1, 1) 48 Pablo Sandoval, S (6, PH) OBP: 0.316, SLG: 0.515 (7, 5)			C FF 90 B CU 76 F FF 90 X FS 84 1-2 ② G2-3			B FF 89 X FF 88 1-0 9 1B 2B	C SL 84 X FF 96 0-1 2-H 2B		B FF 95 S FF 94 S FF 94 T FF 96 1-2 ③ K	1 3	0 1	0 2	0 1	0 0	0 1	0 1
Inning Stats	R: 0 E: 0 K: 0 S: 6 H: 0 LOB: 0 BB: 0 P: 7	R: 0 E: 0 K: 0 S: 7 H: 0 LOB: 0 BB: 0 P: 11	R: 1 E: 1 K: 0 S: 12 H: 1 LOB: 0 BB: 0 P: 17	R: 0 E: 0 K: 1 S: 12 H: 0 LOB: 0 BB: 0 P: 16	R: 0 E: 0 K: 2 S: 10 H: 1 LOB: 1 BB: 0 P: 14	R: 1 E: 0 K: 0 S: 13 H: 2 LOB: 2 BB: 1 P: 22	R: 1 E: 0 K: 0 S: 11 H: 2 LOB: 1 BB: 0 P: 12	R: 0 E: 0 K: 2 S: 10 H: 1 LOB: 1 BB: 0 P: 16	R: 0 E: 0 K: 2 S: 12 H: 1 LOB: 1 BB: 0 P: 19	1B: 4 2B: 4 3B: 0 HR: 0 SF: 0 SAC: 0 DP: 0 HBP: 0						

PITCHER		IP	WLS	BF	H	R	ER	SO	BB	IBB	HBP	BLK	WP	HR	S	P	ERA	WHIP
19 Aníbal Sánchez, R ERA: 3.67	(1, 1)	6.0	W	23	4	2	1	3	1	0	0	0	0	0	60	87	1.50	0.833
60 Hunter Strickland, R ERA: 5.68	(7, 1)	1.0	H	5	2	1	1	0	0	0	0	0	0	0	11	12	9.00	2.000
56 Fernando Rodney, R ERA: 6.0	(8, 1)	1.0	H	4	1	0	0	2	0	0	0	0	0	0	10	16	0.00	1.000
63 Sean Doolittle, L ERA: 2.81	(9, 1)	1.0	S	4	1	0	0	2	0	0	0	0	0	0	12	19	0.00	1.000

PITCHER	IP	WLS	BF	H	R	ER	SO	BB	IBB	HBP	BLK	WP	HR	S	P	ERA	WHIP

Washington Nationals @ San Francisco Giants
Oracle Park, San Francisco, CA
Tue Aug 06 2019, 6:47 PM - 9:30 PM PDT
Att. 31,628 - Partly Cloudy - 62 F

livebaseballscorecards.com

AB	35
R	3
H	8
RBI	3
BB	1
SO	7
LOB	13

PA: 36
WP: 0
PB: 0
SB: 0
CS: 0

Batter	1	2	3	4	5	6	7	8	9	AB	R	H	RBI	BB	SO	LOB
7 Trea Turner, R (1, 6) OBP: 0.349, SLG: 0.479	C FF 92 C FF 93 B SL 88 X FF 94 1-2 6 G4-3 2 1B 22 G3 1B	F SL 87 F SI 93 B FF 94 F SI 94 X SL 88 1-2 ③ F8		C SL 85 B CH 87 X SI 93 1-1 2 1B 1B		C SI 95 S CH 88 B CH 88 B CH 87 X SI 96 2-2 ③ G6-3			C SL 85 B FF 97 B SL 84 B FF 97 X FF 96 3-1 ② L9	5	1	2	0	0	0	3
2 Adam Eaton, L (1, 9) OBP: 0.361, SLG: 0.399	B FF 92 F FF 92 X SL 90 1-1 22 G3 6 G4-3 1-2 1B		B CH 86 B FF 91 C FF 92 B FF 92 F FF 91 X FF 92 3-2 22 BB 88 HR 1B	B SI 93 C SI 93 X SL 82 1-1 6 HBP 1-3 1B			B SI 92 S SI 93 H SI 92 2-1 9 G5-4-3 HBP		B CH 90 F FF 97 B FF 97 X FF 96 2-1 ③ G1-3	4	1	3	0	0	0	1
6 Anthony Rendon, R (1, 5) OBP: 0.400, SLG: 0.598 9 Brian Dozier, R (6, 4) OBP: 0.336, SLG: 0.428	X SL 88 0-0 ① G4-3 1-2 2-3		F FF 93 D CH 88 T SL 88 B FF 92 X SL 86 2-2 ① P3	B CH 88 B SI 94 C CH 87 F CH 88 H SL 82 3-2 1-2 HBP			C SI 93 B CH 85 B CH 87 B SI 93 1 SAFE X SI 92 3-1 ①② G5-4-3 1-2f			2 1	0 0	0 0	0 0	0 0	0 0	3 1
22 Juan Soto, L (1, 7) OBP: 0.396, SLG: 0.515	B FF 93 X FF 93 1-0 ② G3 2-3 3-H		B FF 93 B CH 88 B FF 93 F FF 93 1 SAFE F FF 92 1 SAFE F FF 92 F FF 93 4-2 B SL 83 88 HR 1-2 BB	X SI 91 0-0 ③ L9			C SL 87 S SL 88 B SI 93 X SI 92 1-2 ③ L8			3	1	0	1	1	0	4
13 Asdrúbal Cabrera, S (1, 4) OBP: 0.316, SLG: 0.390 (6, 5)	B FF 92 C FF 94 S SL 87 S SL 89 1-3 ③ K		X FF 93 0-0 ② L8		C SI 92 X SL 84 0-1 ① G5-3			B FF 95 B FF 94 S FF 96 X FF 95 2-1 88 FC4-6 1B		4	0	1	0	0	1	3
88 Gerardo Parra, L (1, 3) OBP: 0.308, SLG: 0.415		B FF 90 X CH 86 1-0 ① G3	C FF 93 X FF 93 0-1 1-H 2-H HR		B SL 84 B FF 93 C FF 92 X SI 92 2-1 ② G6-3			F FF 93 B SL 89 1 SAFE X SL 87 1-1 ① FC4-6 16 G4-6-3 1-2f		4	1	1	3	0	0	1
16 Victor Robles, R (1, 8) OBP: 0.311, SLG: 0.412		S SL 86 F FF 92 B SL 86 B SL 87 B SL 87 B SI 92 4-2 10 FC1-6 BB	B CH 89 S SL 86 F FF 94 F FF 92 B SL 88 B CH 89 F SL 88 S SL 87 3-3 ③ K		C SL 85 B FF 93 B CH 88 S CH 88 C SI 93 2-3 ③ K			1 SAFE X FF 95 0-0 ②③ G4-6-3 1-2f		3	0	0	0	1	2	1
10 Yan Gomes, R (1, 2) OBP: 0.311, SLG: 0.325		B FF 93 1 SAFE F FF 94 X SI 93 1-1 ② FC1-6 41 BB 1-2f		B SI 93 B SI 94 B SI 93 C SI 92 X SI 93 3-1 ① G5-3		B SI 95 X SI 94 1-0 ① 1B			F FF 96 S FF 96 S FF 96 0-3 ① K	4	0	1	0	0	1	1
41 Joe Ross, R (1, 1) OBP: 0.375, SLG: 0.286 21 Tanner Rainey, R (7, 1) 51 Wander Suero, R (8, 1) 17 Andrew Stevenson, L (9, PH) OBP: 0.476, SLG: 0.412 44 Daniel Hudson, R (9, 1)		F FF 91 B SL 88 F SI 93 D CU 81 B SL 87 B FF 92 4-2 1-2 BB	C SI 94 F FF 95 S CH 88 0-3 ② K		C FF 94 B SI 95 X FF 95 1-1 ② P4				B CH 89 S FF 97 B FF 97 B FF 97 F FF 96 X FF 97 3-2 2B	2 0 0 1 0	0 0 0 0 0	0 0 0 1 0	0 0 0 0 0	1 0 0 0 0	1 0 0 0 0	0 0 0 0 0
Inning Stats	R: 1 E: 0 K: 1 S: 10 H: 2 LOB: 1 BB: 0 P: 14	R: 0 E: 0 K: 0 S: 11 H: 0 LOB: 2 BB: 2 P: 22	R: 3 E: 0 K: 1 S: 18 H: 2 LOB: 0 BB: 1 P: 30	R: 0 E: 0 K: 1 S: 12 H: 2 LOB: 3 BB: 0 P: 20	R: 0 E: 0 K: 1 S: 7 H: 0 LOB: 0 BB: 0 P: 11	R: 0 E: 0 K: 0 S: 6 H: 1 LOB: 0 BB: 0 P: 10	R: 0 E: 0 K: 0 S: 6 H: 0 LOB: 0 BB: 0 P: 12	R: 0 E: 0 K: 0 S: 5 H: 1 LOB: 0 BB: 0 P: 8	R: 0 E: 0 K: 1 S: 10 H: 1 LOB: 1 BB: 0 P: 18	1B: 7 2B: 1 3B: 0 HR: 1	SF: 0 SAC: 0 DP: 2 HBP: 2			WP: 0 PB: 0 SB: 0 CS: 0	PA: 38		

PITCHER		IP	WLS	BF	H	R	ER	SO	BB	IBB	HBP	BLK	WP	HR	S	P	ERA	WHIP
64 Shaun Anderson, R ERA: 5.33	(1, 1)	3.0	L	16	4	4	4	2	3	0	0	0	0	1	39	66	12.00	2.333
59 Andrew Suárez, L ERA: 8.15	(4, 1)	2.0		9	2	0	0	2	0	0	1	0	0	0	19	31	0.00	1.000
65 Sam Coonrod, R ERA: 2.25	(6, 1)	1.0		3	1	0	0	0	0	0	0	0	0	0	6	10	0.00	1.000
56 Tony Watson, L ERA: 2.8	(7, 1)	1.0		3	0	0	0	0	0	0	1	0	0	0	6	12	0.00	0.000
63 Williams Jerez, L ERA: 1.8	(8, 1)	1.0		3	1	0	0	0	0	0	0	0	0	0	5	8	0.00	1.000

PITCHER		IP	WLS	BF	H	R	ER	SO	BB	IBB	HBP	BLK	WP	HR	S	P	ERA	WHIP
54 Reyes Moronta, R ERA: 2.68	(9, 1)	1.0		4	1	0	0	1	0	0	0	0	0	0	10	18	0.00	1.000

TOP

Washington Nationals @ San Francisco Giants
Oracle Park, San Francisco, CA
Wed Aug 07 2019, 12:46 PM - 3:44 PM PDT
Att. 30,958 - Partly Cloudy - 64 F

livebaseballscorecards.com

AB	33
R	4
H	9
RBI	4
BB	3
SO	5
LOB	18

BOTTOM

Batter	1	2	3	4	5	6	7	8	9	AB	R	H	RBI	BB	SO	LOB
6 Steven Duggar, L (1, 9) OBP: 0.278, SLG: 0.341	C SI 93 F FF 93 B SL 88 B FF 95 F FF 94 X SI 93 2-2 ① F7		B FF 94 B SI 95 B SI 94 B SI 94 4-0 BB		C SI 94 B SL 90 B SI 94 B SL 89 B SI 93 4-1 1-2 BB			C FC 93 F FC 93 S CU 79 0-3 ② K		1	0	0	0	1	0	0
53 Austin Slater, R (5, 9) OBP: 0.385, SLG: 0.506										1	0	0	0	1	1	0
5 Mike Yastrzemski, L (1, 7) OBP: 0.316, SLG: 0.477 65 Sam Coonrod, R (6, 1) 56 Tony Watson, L (7, 1) 63 Williams Jerez, L (8, 1) 28 Buster Posey, R (8, PH) OBP: 0.327, SLG: 0.395 (9, 3)	B CU 80 B SI 94 B SI 94 C SI 94 S SI 93 F SI 94 F SL 87 F SI 95 X CH 87 3-2 2B		B FF 94 C SI 94 B CH 86 B FF 93 F SI 93 F SI 93 X FF 93 3-2 ③ F8		T FF 94 F CU 81 F FF 93 B FF 94 X CU 82 1-2 ③ P4			F FC 91 S FC 92 F FC 90 B FC 91 B CH 88 F FC 94 X FC 94 2-2 10 2B 1B		3	0	1	0	0	0	4
										0	0	0	0	0	0	0
										0	0	0	0	0	0	0
										0	0	0	0	0	0	0
										1	0	1	0	0	0	0
10 Evan Longoria, R (1, 5) OBP: 0.314, SLG: 0.439	X SI 94 0-0 ② G5-3			C SL 87 B CH 86 C SI 93 X CU 81 1-2 ① G1-3		C SI 93 S SI 92 B FF 93 B CU 82 B SI 94 S SI 94 3-3 ① K		S FC 91 S FC 93 X FC 94 0-2 1-3 2B		4	0	1	0	0	1	1
48 Pablo Sandoval, S (1, 3) OBP: 0.312, SLG: 0.507 54 Reyes Moronta, R (9, 1)	B SI 94 X CU 81 1-0 ③ G4-3			S SI 94 B SI 95 X CU 80 1-1 ② P6		C SI 94 X CU 81 0-1 ② F8		C FC 93 F CH 88 F FC 94 S CU 81 0-3 ③ K2-3		4	0	0	0	0	1	3
										0	0	0	0	0	0	0
21 Stephen Vogt, L (1, 2) OBP: 0.345, SLG: 0.516		B SI 94 C CH 87 B SI 94 X SI 94 2-1 ① L8		F SI 94 B FF 94 B SI 94 S CU 80 B SL 87 S SI 94 3-3 ③ K		C CU 81 S CU 81 B FF 94 B FF 93 X SI 94 2-2 ③ F7			X FF 96 0-0 ① F8	4	0	0	0	0	1	0
1 Kevin Pillar, R (1, 8) OBP: 0.273, SLG: 0.407		C SI 94 X SL 87 0-1 ② G4-3			X SI 94 0-0 9 F8 35 1B 1B		B FF 98 B FF 97 C FF 97 X FF 98 2-1 ① G6-3		F FF 98 F FF 97 F FF 97 H SL 80 1-2 35 2B HBP	3	1	1	0	0	0	0
35 Brandon Crawford, L (1, 6) OBP: 0.297, SLG: 0.360		F CU 82 X CH 87 0-1 ③ G6-3			B SI 92 S SI 93 B CH 87 X CH 87 2-1 53 BB 1-2 1B		S FF 98 C FF 98 F SL 89 F FF 98 B FF 98 B FF 98 T FF 99 2-2 ② K		B FF 97 X FF 96 1-0 1-H 2B	4	0	2	1	0	1	0
7 Donovan Solano, R (1, 4) OBP: 0.359, SLG: 0.476			B SI 93 C SI 93 B SI 93 S SL 88 C SI 93 2-3 ① K		F SI 93 S SI 92 F FF 94 D CU 82 T SI 94 1-2 ① K		S FF 98 B FF 98 S SL 87 B SL 88 S FF 98 2-3 ③ K		C FF 97 F FF 97 B FF 97 F FF 97 F FF 97 S SL 86 1-3 ② K	4	0	0	0	0	4	3
64 Shaun Anderson, R (1, 1) OBP: 0.120, SLG: 0.125 14 Scooter Gennett, L (3, PH) OBP: 0.233, SLG: 0.310 59 Andrew Suárez, L (4, 1) 9 Brandon Belt, L (5, PH) OBP: 0.347, SLG: 0.390 (6, 7)			B SI 94 S CU 82 B FF 96 B FF 94 F SI 94 S SI 94 3-3 ② K		F SI 94 S FF 94 B FF 94 B SI 94 X SI 93 2-2 ② F8 2-3			C FC 92 S FC 92 B FC 95 B CH 87 F FC 93 F FC 95 B CH 87 F FC 93 C FC 94 3-3 ① K	F FF 97 B FF 98 S CH 90 X FF 97 1-2 ③ F7	0	0	0	0	0	0	0
										1	0	0	0	0	1	0
										0	0	0	0	0	0	0
										3	0	0	0	0	1	3
Inning Stats	R: 0 E: 0 K: 0 S: 12 H: 1 LOB: 1 BB: 0 P: 18	R: 0 E: 0 K: 0 S: 6 H: 0 LOB: 0 BB: 0 P: 8	R: 0 E: 0 K: 2 S: 10 H: 0 LOB: 1 BB: 1 P: 22	R: 0 E: 0 K: 1 S: 8 H: 0 LOB: 0 BB: 0 P: 13	R: 0 E: 0 K: 1 S: 15 H: 2 LOB: 3 BB: 1 P: 25	R: 0 E: 0 K: 1 S: 8 H: 0 LOB: 0 BB: 0 P: 13	R: 0 E: 0 K: 2 S: 10 H: 0 LOB: 0 BB: 0 P: 16	R: 0 E: 0 K: 3 S: 21 H: 2 LOB: 2 BB: 0 P: 26	R: 1 E: 0 K: 1 S: 13 H: 1 LOB: 1 BB: 0 P: 17	1B: 3 2B: 3 3B: 0 HR: 0 SF: 0 SAC: 0 DP: 0 HBP: 1						

PITCHER		IP	WLS	BF	H	R	ER	SO	BB	IBB	HBP	BLK	WP	HR	S	P	ERA	WHIP
41 Joe Ross, R ERA: 6.75	(1, 1)	6.0	W	23	3	0	0	5	2	0	0	0	0	0	59	99	0.00	0.833
21 Tanner Rainey, R ERA: 4.0	(7, 1)	1.0		3	0	0	0	2	0	0	0	0	0	0	10	16	0.00	0.000
51 Wander Suero, R ERA: 4.7	(8, 1)	1.0		5	2	0	0	3	0	0	0	0	0	0	21	26	0.00	2.000
44 Daniel Hudson, R ERA: 3.0	(9, 1)	1.0		5	1	1	1	1	0	0	1	0	0	0	13	17	9.00	1.000

PITCHER	IP	WLS	BF	H	R	ER	SO	BB	IBB	HBP	BLK	WP	HR	S	P	ERA	WHIP

Washington Nationals @ San Francisco Giants

Oracle Park, San Francisco, CA

Wed Aug 07 2019, 12:46 PM - 3:44 PM PDT

Att. 30,958 - Partly Cloudy - 64 F

livebaseballscorecards.com

AB	33
R	1
H	6
RBI	1
BB	2
SO	11
LOB	14

WP: 0 PA: 36
PB: 0
SB: 0
CS: 0

Philadelphia Phillies @ San Francisco Giants

Oracle Park, San Francisco, CA

Thu Aug 08 2019, 6:47 PM - 9:34 PM PDT

Att. 37,667 - Partly Cloudy - 65 F

TOP

livebaseballscorecards.com

Batter	1	2	3	4	5	6	7	8	9	AB	R	H	RBI	BB	SO	LOB
24 Roman Quinn, S (1, 8) OBP: 0.260, SLG: 0.308	F7			F8		G6-4-3 1-2f			F9	4	0	0	0	0	0	1
17 Rhys Hoskins, R (1, 3) OBP: 0.386, SLG: 0.505	F8			3 G4-3 BB			G6-3		L7	3	0	0	0	1	0	0
3 Bryce Harper, L (1, 9) OBP: 0.369, SLG: 0.463	F8			G4-3 1-2			G1-3			3	0	0	0	0	0	1
2 Jean Segura, R (1, 6) OBP: 0.334, SLG: 0.435		G3-1		F8			L6			3	0	0	0	0	0	1
23 Jay Bruce, L (1, 7) OBP: 0.276, SLG: 0.540		G3			G3			K		3	0	0	0	0	1	0
4 Scott Kingery, R (1, 4) OBP: 0.341, SLG: 0.507		G5-3			F9			BB		2	0	0	0	1	0	0
13 Sean Rodríguez, R (1, 5) OBP: 0.305, SLG: 0.389			K2-3		K			K		2	0	0	0	0	2	0
33 Brad Miller, L (8, PH) OBP: 0.330, SLG: 0.443 (8, 5)										1	0	0	0	0	1	1
15 Andrew Knapp, S (1, 2) OBP: 0.318, SLG: 0.269			P4			F7		G5-3		3	0	0	0	0	0	1
27 Aaron Nola, R (1, 1) OBP: 0.160, SLG: 0.067			K			24 G6-4-3 1B			G6-3	1	0	0	0	0	1	0
16 César Hernández, S (6, PH) OBP: 0.327, SLG: 0.402										1	0	1	0	0	0	0
43 Nick Pivetta, R (6, 1) OBP: 0.083, SLG: 0.083										0	0	0	0	0	0	0
10 J.T. Realmuto, R (9, PH) OBP: 0.320, SLG: 0.452										1	0	0	0	0	0	0

	AB	27
	R	0
	H	1
	RBI	0
	BB	2
	SO	5
	LOB	5

Inning Stats	1	2	3	4	5	6	7	8	9
	R: 0 E: 0 K: 0 S: 8	H: 0 LOB: 0 BB: 0 P: 14	R: 0 E: 0 K: 0 S: 8	H: 0 LOB: 0 BB: 0 P: 11	R: 0 E: 0 K: 2 S: 7	H: 0 LOB: 0 BB: 0 P: 11	R: 0 E: 0 K: 0 S: 13	H: 0 LOB: 1 BB: 1 P: 23	R: 0 E: 0 K: 1 S: 7	H: 0 LOB: 0 BB: 0 P: 10	R: 0 E: 0 K: 0 S: 4	H: 1 LOB: 0 BB: 0 P: 7	R: 0 E: 0 K: 0 S: 9	H: 0 LOB: 0 BB: 0 P: 9	R: 0 E: 0 K: 2 S: 12	H: 0 LOB: 1 BB: 1 P: 20	R: 0 E: 0 K: 0 S: 6	H: 0 LOB: 0 BB: 0 P: 8

	1B: 1	SF: 0	WP: 0	PA: 29
	2B: 0	SAC: 0	PB: 0	
	3B: 0	DP: 1	SB: 0	
	HR: 0	HBP: 0	CS: 0	

PITCHER		IP	WLS	BF	H	R	ER	SO	BB	IBB	HBP	BLK	WP	HR	S	P	ERA	WHIP
40 Madison Bumgarner, L ERA: 3.74	(1, 1)	7.0	W	22	1	0	0	3	1	0	0	0	0	0	56	85	0.00	0.286
58 Trevor Gott, R ERA: 3.56	(8, 1)	1.0		4	0	0	0	2	1	0	0	0	0	0	12	20	0.00	1.000
13 Will Smith, L ERA: 2.55	(9, 1)	1.0		3	0	0	0	0	0	0	0	0	0	0	6	8	0.00	0.000

PITCHER		IP	WLS	BF	H	R	ER	SO	BB	IBB	HBP	BLK	WP	HR	S	P	ERA	WHIP

Batter	1	2	3	4	5	6	7	8	9	AB	R	H	RBI	BB	SO	LOB
9 Brandon Belt, L (1, 3) OBP: 0.347, SLG: 0.388	C FF 94 B FF 92 B KC 79 B FF 94 S FF 93 B FF 94 4-2 28 CS BB		T KC 79 B FF 92 B CH 84 X FF 94 2-1 5 2B 1-2 2-H 1B	X CH 85 0-0 G3		X KC 80 0-0 F7		D KC 80 B FF 94 F FF 95 F FF 95 B FF 94 C KC 80 3-3 K		4	1	1	1	1	1	6
5 Mike Yastrzemski, L (1, 9) OBP: 0.320, SLG: 0.495	B FF 92 C KC 78 1 SAFE S FF 94 S FF 93 1-3 K		B FF 93 X FF 93 1-0 1-H 2-H 2B		C KC 78 F SI 91 B KC 79 B SI 90 X KC 78 2-2 G3		X FF 93 0-0 HR			4	1	2	3	0	1	1
28 Buster Posey, R (1, 2) OBP: 0.326, SLG: 0.397	C SI 91 C KC 79 S KC 81 0-3 1-2 K		B KC 79 C CH 85 B SI 93 C SI 93 B KC 80 F KC 79 X SI 92 3-2 G1-3		B CH 85 X SI 92 1-0 G6-3		C KC 81 B KC 82 C FF 95 B KC 81 F KC 81 X FF 96 2-2 37 WP 2B			4	0	1	0	0	1	1
21 Stephen Vogt, L (1, 7) OBP: 0.339, SLG: 0.506 37 Joey Rickard, R (6, 7) OBP: 0.309, SLG: 0.347		C FF 93 B FF 92 B KC 78 C KC 79 X SI 93 2-2 G3	X CH 86 0-0 G5-3		C KC 78 X FF 92 0-1 F8		F FF 95 D KC 82 B KC 82 C FF 95 B KC 81 B FF 95 4-2 14 G4-6-3 2-3 BB			3 0	0 0	0 0	0 0	0 1	0 0	0 0
10 Evan Longoria, R (1, 5) OBP: 0.316, SLG: 0.440		F FF 93 B KC 78 X KC 78 1-1 1B	B CH 82 B CH 84 C FF 92 F FF 93 F KC 79 B SI 91 F X KC 78 3-2 14 FC2-6 1B		S FF 95 B SL 87 C KC 82 S KC 81 1-3 K		F FF 95 C SL 84 F FF 94 S KC 83 0-3 K			4	0	2	0	0	2	2
14 Scooter Gennett, L (1, 4) OBP: 0.234, SLG: 0.308		C FF 92 B CH 84 F FF 92 F KC 78 F CH 84 B FF 92 1 SAFE S FF 93 2-3 K	B CH 84 B KC 78 S CH 84 1 SAFE X FF 91 2-1 FC2-6 35 G4-3 1 1B 1-2f		B KC 80 X FF 95 1-0 1 FC6-4 1B	X KC 81 0-0 G4-6-3 1-2f			4	0	1	0	0	1	4
1 Kevin Pillar, R (1, 8) OBP: 0.273, SLG: 0.405		F KC 78 B SI 92 F KC 78 F FF 94 D KC 79 X KC 78 2-2 G3	X SI 91 0-0 35 G4-3 1-2 1B		C FF 95 C FF 95 B KC 81 X KC 81 1-2 FC6-4 35 E 35 S 40 WP 1-2f			B KC 80 B FF 94 F FF 94 X KC 81 2-1 G5-3		4	1	1	0	0	0	2
35 Brandon Crawford, L (1, 6) OBP: 0.299, SLG: 0.359			X FF 92 0-0 40 1B 9 1B 1B	C KC 77 B FF 92 F KC 79 F FF 94 F KC 79 X CH 85 1-2 G4-3 1-2 2-3		F FF 95 1 SAFE 1 SAFE F FF 94 1 SAFE B FF 94 F KC 82 F FF 95 B FF 96 4-2 D KC 82 F FF 96 B FF 96 40 WP 1-3 BB		F KC 81 B FF 95 C FF 94 X KC 81 1-2 G4-3		3	1	1	0	1	0	2
40 Madison Bumgarner, R (1, 1) OBP: 0.245, SLG: 0.213 58 Trevor Gott, R (8, 1) 53 Austin Slater, R (8, PH) OBP: 0.391, SLG: 0.506 13 Will Smith, R (9, 1)			B FF 94 C FF 93 C KC 77 1 SAFE F KC 78 B KC 79 1 SAFE F KC 78 B FF 94 3-2 F KC 78 X SI 93 9 1B 5 2B 1-2 1B	B KC 79 C CH 84 B FF 94 F KC 78 B CH 83 B FF 94 4-2 BB		B FF 95 B FF 95 S FF 95 B FF 95 B FF 95 4-1 1-2 3-H BB		B KC 82 B KC 80 C FF 95 H FF 94 3-1 HBP		1 0 0 0	1 0 0 0	1 0 0 0	0 0 0 0	2 0 0 0	0 0 0 0	0 0 0 0
Inning Stats	R: 0 E: 0 K: 2 S: 8 H: 0 LOB: 1 BB: 1 P: 13	R: 0 E: 0 K: 1 S: 14 H: 1 LOB: 1 BB: 0 P: 21	R: 3 E: 0 K: 0 S: 15 H: 4 LOB: 0 BB: 0 P: 24	R: 0 E: 0 K: 0 S: 16 H: 2 LOB: 3 BB: 1 P: 26	R: 0 E: 0 K: 0 S: 6 H: 0 LOB: 0 BB: 0 P: 9	R: 1 E: 0 K: 1 S: 14 H: 1 LOB: 2 BB: 2 P: 25	R: 1 E: 0 K: 1 S: 12 H: 2 LOB: 1 BB: 1 P: 18	R: 0 E: 0 K: 1 S: 9 H: 0 LOB: 1 BB: 0 P: 18		1B: 7 2B: 3 3B: 0 HR: 1	SF: 0 SAC: 0 DP: 2 HBP: 1		WP: 2 PB: 0 SB: 1 CS: 1	PA: 37		

PITCHER		IP	WLS	BF	H	R	ER	SO	BB	IBB	HBP	BLK	WP	HR	S	P	ERA	WHIP
27 Aaron Nola, R ERA: 3.67	(1, 1)	5.0	L	22	7	3	3	3	2	0	0	0	0	0	59	93	5.40	1.800
43 Nick Pivetta, R ERA: 5.16	(6, 1)	3.0		15	3	2	1	3	3	0	1	0	2	1	35	61	3.00	2.000

PITCHER	IP	WLS	BF	H	R	ER	SO	BB	IBB	HBP	BLK	WP	HR	S	P	ERA	WHIP

BOTTOM

Philadelphia Phillies @ San Francisco Giants

Oracle Park, San Francisco, CA

Thu Aug 08 2019, 6:47 PM - 9:34 PM PDT

Att. 37,667 - Partly Cloudy - 65 F

livebaseballscorecards.com

AB	31
R	5
H	10
RBI	4
BB	5
SO	6
LOB	18

TOP

Philadelphia Phillies @ San Francisco Giants

Oracle Park, San Francisco, CA

Fri Aug 09 2019, 7:16 PM - 10:20 PM PDT

Att. 36,275 - Partly Cloudy - 67 F

livebaseballscorecards.com

Batter	1	2	3	4	5	6	7	8	9	AB	R	H	RBI	BB	SO	LOB
3 Bryce Harper, L (1, 9) OBP: 0.371, SLG: 0.478	S FF 94 F FF 94 B FF 95 B CU 83 S CH 85 2-3 ① K		B CH 83 B CH 84 B FF 94 C FF 94 C FF 93 B FF 95 4-2 17 1B 31 3B 1-2 BB		X CH 86 0-0 HR		F SL 86 B SI 94 F SI 94 B SL 87 X SL 86 2-2 1-H 2-H HR	F SI 98 C FF 98 S FF 98 0-3 ③ K		4	3	2	4	1	2	1
17 Rhys Hoskins, R (1, 3) OBP: 0.387, SLG: 0.502	C FF 96 B CU 80 X FF 96 1-1 ② F8		C FF 94 B CH 84 X SL 86 1-1 31 3B 1-2 2-3 1B		B FF 94 F FF 93 X FF 94 1-1 ② F9		S CH 88 B SI 93 B CH 88 B SI 95 B CH 87 4-1 2 F8 31 1B 10 SF9 BB		F FF 90 X FF 90 0-1 ① P4	4	2	1	0	1	0	0
31 Corey Dickerson, L (1, 7) OBP: 0.374, SLG: 0.581	S FF 95 S CU 81 B CU 82 X FF 97 1-2 1B		B FF 93 S FF 93 X FF 93 1-1 2 SF7 1-H 2-H 3-H 3B		F CU 80 F FF 94 X CU 81 0-2 ③ G3		S SI 94 1 SAFE X SI 94 0-1 2 F8 1-2 1B		C CU 76 F FF 91 B CU 78 F FF 91 X CU 77 1-2 ② G2	5	1	3	3	0	0	0
2 Jean Segura, R (1, 6) OBP: 0.333, SLG: 0.435	B FF 94 C FF 94 F FF 94 1 SAFE B FF 94 D SL 86 S CH 86 3-3 ③ K		X CH 84 0-0 ② SF7 3-H			C SI 95 B SI 96 X SI 96 1-1 ① G6-3	X FF 95 0-0 ① F8 1-2 2-3		B CU 77 F FF 90 X FF 90 1-1 10 WP 2B	4	0	1	1	0	1	3
10 J.T. Realmuto, R (1, 2) OBP: 0.321, SLG: 0.451		C FF 94 B CU 79 F CH 83 X CU 78 1-2 ① L7	B FF 94 X FF 94 1-0 ③ G6-3			C SI 96 F SI 97 F SI 98 B CH 88 X CH 89 1-2 4 E 4 S 1B	F SI 96 X SI 97 0-1 ② SF9 3-H		F FF 90 B FF 91 B FF 90 B CU 77 3-1 16 S 2-3 IBB	3	0	1	1	1	0	0
16 César Hernández, S (1, 4) OBP: 0.323, SLG: 0.398		B FF 93 F FF 94 F FF 94 B CU 81 B FF 95 S CH 86 3-3 ② K		B CU 80 X FF 94 1-0 ① L1-6-3		X SI 96 0-0 ② L7	C FF 97 B FF 98 B SL 87 B SI 96 X FF 97 3-1 ③ G4-3		B FF 90 B FF 90 C FF 90 C FF 90 B CU 77 C FF 90 3-3 ③ K 1-2	5	0	0	0	0	2	4
4 Scott Kingery, R (1, 5) OBP: 0.337, SLG: 0.500		C FF 95 B FF 94 B CH 85 B FF 95 C FF 95 S FF 96 3-3 ③ K		F FF 92 B CU 80 S FF 94 C FF 93 1-3 ② K		1 SAFE F SI 96 1 SAFE B SI 97 D SI 96 S SI 97 X SI 96 2-2 ③ P4 1-3		B SL 86 X SI 96 1-0 ① G6-3		4	0	0	0	0	2	1
40 Adam Haseley, L (1, 8) OBP: 0.312, SLG: 0.443			B FF 93 C FF 94 C FF 94 B FF 93 S CH 86 2-3 ① K	F FF 94 S CU 81 C CU 81 0-3 ③ K			X SI 92 0-0 13 BB 3 HR 1B	B FF 98 X SI 96 1-0 ② G5-3		4	1	1	0	0	2	0
18 Drew Smyly, L (1, 1) 52 Jose Alvarez, L (6, 1) 13 Sean Rodríguez, R (7, PH) OBP: 0.313, SLG: 0.389 28 Mike Morin, R (7, 1) 33 Brad Miller, L (8, PH) OBP: 0.337, SLG: 0.450 55 Ranger Suárez, L (8, 1) OBP: 0.500, SLG: 0.500 50 Hector Neris, R (9, 1)			B FF 94 S FF 94 B FF 94 F FF 94 B FF 94 B FF 93 4-2 17 1B 3 BB 31 3B BB		B FF 93 B FF 93 C FF 93 X FF 95 2-1 ① G5-3		B SI 92 C CH 86 C CH 85 F SI 93 B CH 88 B SI 94 F CH 86 B SI 94 4-2 3 HR 1-2 BB	B SI 98 B SI 96 F SI 96 F SI 97 X SI 98 2-2 1B	1 0 0 0 1 0 0	1 0 1 0 0 0 0	0 0 0 0 0 0 0	0 0 0 0 0 0 0	1 0 0 0 0 0 0	0 0 0 0 0 0 0	0 0 0 0 0 0 0
Inning Stats	R: 0 E: 0 K: 2 S: 11 H: 1 LOB: 1 BB: 0 P: 18	R: 0 E: 0 K: 2 S: 9 H: 0 LOB: 0 BB: 0 P: 16	R: 4 E: 0 K: 1 S: 13 H: 2 LOB: 0 BB: 2 P: 26	R: 0 E: 0 K: 2 S: 7 H: 0 LOB: 0 BB: 0 P: 9	R: 1 E: 0 K: 0 S: 8 H: 1 LOB: 0 BB: 0 P: 11	R: 0 E: 0 K: 0 S: 10 H: 1 LOB: 1 BB: 0 P: 14	R: 4 E: 0 K: 0 S: 16 H: 3 LOB: 1 BB: 2 P: 29	R: 0 E: 0 K: 1 S: 8 H: 1 LOB: 1 BB: 0 P: 12	R: 0 E: 0 K: 1 S: 12 H: 1 LOB: 2 BB: 1 P: 20	1B: 6 2B: 1 3B: 1 HR: 2 SF: 2 SAC: 0 DP: 0 HBP: 0						

	AB	35
	R	9
	H	10
	RBI	9
	BB	5
	SO	9
	LOB	9

WP: 1 PA: 42
PB: 0
SB: 2
CS: 0

PITCHER		IP	WLS	BF	H	R	ER	SO	BB	IBB	HBP	BLK	WP	HR	S	P	ERA	WHIP
38 Tyler Beede, R ERA: 5.61	(1, 1)	5.0		21	4	5	5	7	2	0	0	0	0	1	48	80	9.00	1.200
65 Sam Coonrod, R ERA: 2.08	(6, 1)	1.0		4	1	0	0	0	0	0	0	0	0	0	10	14	0.00	1.000
56 Tony Watson, L ERA: 3.6	(7, 1)	0.0	L	5	3	4	4	0	2	0	0	0	0	1	11	21	∞	∞
74 Jandel Gustave, R ERA:	(7, 1)	2.0		7	1	0	0	1	0	0	0	0	0	0	13	20	0.00	0.500
60 Travis Bergen, L ERA: 4.0	(9, 1)	1.0		5	1	0	0	1	0	1	0	0	1	0	12	20	0.00	1.000

PITCHER	IP	WLS	BF	H	R	ER	SO	BB	IBB	HBP	BLK	WP	HR	S	P	ERA	WHIP

Batter	1	2	3	4	5	6	7	8	9	AB	R	H	RBI	BB	SO	LOB
7 Donovan Solano, R (1, 4) OBP: 0.367, SLG: 0.480	B SI 89 X SI 90 1-0 10 G6-4-3 1B		C FC 87 B KC 78 B KC 78 F SI 93 F FC 88 S KC 78 2-3 ② K		X FC 86 0-0 53 FC2-5 1-2 1B	C CU 84 F CH 82 X FC 86 0-2 1-3 2-H 1B		C FF 93 B SI 92 B SL 85 F SI 91 F SL 85 B FF 93 F SL 85 X SL 86 3-2 ③ G4-3		5	0	3	1	0	1	1
53 Austin Slater, R (1, 9) OBP: 0.385, SLG: 0.519 5 Mike Yastrzemski, L (9, PH) OBP: 0.318, SLG: 0.493	C SI 90 B FC 87 F FC 86 X KC 77 1-2 ① F9		C KC 79 B SI 92 X FC 88 1-1 3B		B KC 78 X KC 77 1-0 ② FC2-5 1-2 2-3f	B CH 83 C SI 92 1 SAFE C SI 92 B CH 82 X SI 91 2-2 ③ L8			B FF 94 C FF 95 B FS 88 S FS 87 B FF 95 C FF 95 3-3 ① K	4 1	0 0	1 0	0 0	0 0	0 1	5 0
10 Evan Longoria, R (1, 5) OBP: 0.311, SLG: 0.433	X FC 87 0-0 ②③ G6-4-3 1-2f		C SI 91 B KC 79 B SI 92 C SI 92 X KC 79 2-2 ③ L7		B SI 91 B FC 86 F SI 91 S SI 91 X KC 78 2-2 ③ L7		C SL 80 B SI 91 F SI 92 F FF 92 F CH 72 X CH 71 1-2 ① G6-3		B FF 95 F SI 94 S FF 95 S FS 88 1-3 ② K	5	0	0	0	0	1	4
28 Buster Posey, R (1, 3) OBP: 0.324, SLG: 0.391		S SI 89 B KC 76 C KC 76 S SI 92 1-3 ① K	C KC 76 F SI 92 B KC 77 B KC 78 B SI 92 B KC 79 4-2 21 2B 1 G6-3 BB		B KC 76 X SI 89 1-0 E6 21 HR	B SL 82 F SI 92 X SL 81 1-1 ② L6		F FF 95 B FF 94 S FS 88 X FF 94 1-2 ③ G6-3	4	2	0	0	1	1	0
21 Stephen Vogt, L (1, 2) OBP: 0.348, SLG: 0.537		B SI 93 F FC 88 X FC 87 1-1 ② G6-3	C FC 87 D KC 78 S KC 78 X SI 92 1-2 35 G3 1-3 2B		D SI 90 F SI 90 B KC 77 X SI 90 2-1 1-H HR	C SI 91 F SL 82 X FF 91 0-2 1 FC6-4 1B				4	1	3	2	0	0	0
1 Kevin Pillar, R (1, 8) OBP: 0.272, SLG: 0.411		C FC 87 X FC 88 0-1 HR	F KC 78 F KC 79 X SI 93 0-2 ① G6-3 3-H		X SI 90 0-0 ① F8	C SI 91 X SI 91 0-1 ③ FC6-4 1-2f				4	1	1	2	0	0	2
35 Brandon Crawford, L (1, 6) OBP: 0.296, SLG: 0.356		B SI 93 C KC 79 X SI 92 1-1 ③ L7	D KC 79 D FC 87 S KC 78 S KC 78 D KC 80 X KC 78 3-2 ②③ G3 2-3		B KC 77 S FC 86 F SI 91 B KC 77 S FC 85 2-3 ② K			C CH 85 X SI 90 0-1 ① G1-3		4	0	0	0	0	1	1
37 Joey Rickard, R (1, 7) OBP: 0.314, SLG: 0.372			C SI 91 B SI 92 F KC 77 B SI 94 X SI 93 2-2 HR		C SI 89 X KC 76 0-1 ① P4	C SI 90 B SI 92 S KC 77 F KC 77 B SI 91 B KC 78 F SI 91 B KC 79 4-2 14 1B 7 1B BB		B FF 90 C FF 92 X CH 83 1-1 ② G6-3		3	2	1	1	1	0	0
38 Tyler Beede, R 40 Madison Bumgarner, R 51 Conner Menez, L 65 Sam Coonrod, R 14 Scooter Gennett, L 56 Tony Watson, L 74 Jandel Gustave, R 48 Pablo Sandoval, S 60 Travis Bergen, L		B SI 92 S SI 92 C FC 88 C KC 79 1-3 ① K			C SI 91 B KC 77 B SI 92 S SI 91 F KC 79 B KC 80 B SI 92 4-2 53 FC2-5 7 1B BB	1 SAFE 1 SAFE X SI 91 0-0 7 1B 1-2 1B		X CH 85 0-0 1B		1 0 0 0 1 0 0 0 0	0 0 0 0 1 0 0 0 0	0 0 0 0 0 0 0 0 0	0 0 0 0 0 0 0 0 0	0 1 0 0 0 0 0 0 0	1 0 0 0 0 0 0 0 0	0 0 0 0 0 0 0 0 0
Inning Stats	R: 0 E: 0 K: 0 S: 5 H: 1 LOB: 0 BB: 0 P: 7	R: 1 E: 0 K: 1 S: 9 H: 1 LOB: 0 BB: 0 P: 12	R: 1 E: 0 K: 2 S: 15 H: 2 LOB: 1 BB: 0 P: 23	R: 1 E: 0 K: 0 S: 11 H: 1 LOB: 1 BB: 1 P: 19	R: 0 E: 0 K: 0 S: 10 H: 1 LOB: 2 BB: 1 P: 17	R: 3 E: 1 K: 1 S: 18 H: 3 LOB: 2 BB: 1 P: 29	R: 0 E: 0 K: 0 S: 12 H: 1 LOB: 1 BB: 0 P: 14	R: 0 E: 0 K: 0 S: 10 H: 1 LOB: 1 BB: 0 P: 14	R: 0 E: 0 K: 2 S: 9 H: 0 LOB: 0 BB: 0 P: 14	1B: 6 2B: 1 3B: 1 HR: 3	SF: 0 SAC: 0 DP: 1 HBP: 0	WP: 0 PB: 0 SB: 0 CS: 0	PA: 40				

BOTTOM

Philadelphia Phillies @ San Francisco Giants

Oracle Park, San Francisco, CA

Fri Aug 09 2019, 7:16 PM - 10:20 PM PDT
Att. 36,275 - Partly Cloudy - 67 F

livebaseballscorecards.com

AB	37
R	6
H	11
RBI	6
BB	3
SO	6
LOB	13

PITCHER		IP	WLS	BF	H	R	ER	SO	BB	IBB	HBP	BLK	WP	HR	S	P	ERA	WHIP
18 Drew Smyly, L ERA: 6.96	(1, 1)	5.2		26	7	6	4	4	3	0	0	0	0	3	61	98	6.35	1.765
52 Jose Alvarez, L ERA: 2.93	(6, 1)	0.1	W	3	2	0	0	0	0	0	0	0	0	0	7	9	0.00	6.000
28 Mike Morin, R ERA: 3.66	(7, 1)	1.0	H	4	1	0	0	0	0	0	0	0	0	0	12	14	0.00	1.000
55 Ranger Suárez, L ERA: 4.32	(8, 1)	1.0	H	4	1	0	0	0	0	0	0	0	0	0	10	14	0.00	1.000
50 Héctor Neris, R ERA: 3.51	(9, 1)	1.0	S	3	0	0	0	2	0	0	0	0	0	0	9	14	0.00	0.000

PITCHER	IP	WLS	BF	H	R	ER	SO	BB	IBB	HBP	BLK	WP	HR	S	P	ERA	WHIP

Batter	1	2	3	4	5	6	7	8	9	AB	R	H	RBI	BB	SO	LOB
3 Bryce Harper, L (1, 9) OBP: 0.368, SLG: 0.473	B FF 89 X FC 89 1-0 ① F7		B FF 91 C FF 90 B FS 83 B FF 91 C FF 93 F FC 91 X FF 93 3-2 ③ F8			S FS 81 B FF 92 B FC 89 B FF 92 X FC 90 3-1 ③ L9			D SL 80 S FF 93 C FF 94 B SL 84 S SL 82 2-3 ② K	4	0	0	0	0	1	1
17 Rhys Hoskins, R (1, 3) OBP: 0.386, SLG: 0.499	C FF 90 B FC 89 F FF 90 F FC 87 B SI 91 X FC 88 2-2 ② F7			C SL 83 B FC 88 B FC 89 S FC 88 F FC 90 B FC 90 F FC 90 F FC 90 X FF 93 3-2 ① F9			B FC 88 B FF 92 C FC 89 F FC 88 F FF 92 F FC 89 F FF 94 S FC 89 2-3 ① K		B FF 93 F FF 93 B SL 82 B SL 82 1 SAFE D SL 82 4-1 1-2 BB	3	0	0	0	1	1	0
31 Corey Dickerson, L (1, 7) OBP: 0.371, SLG: 0.592	B FC 88 X FF 90 1-0 HR			C FF 92 B FS 85 B FF 91 S FS 82 B FF 91 X FC 90 3-2 ② F8			S FS 81 T SI 93 B FF 91 F FS 82 B FC 91 F FC 90 S FF 93 2-3 ② K		B SL 82 S SL 82 F FF 94 F SL 83 S SL 83 1-3 ③ K	4	1	1	1	0	2	2
2 Jean Segura, R (1, 6) OBP: 0.330, SLG: 0.432	B SL 84 X SL 83 1-0 ③ F7			C SI 91 X FC 86 0-1 ③ L9			F SI 92 B SI 91 X SI 92 1-1 ③ G1-3			3	0	0	0	0	0	0
10 J.T. Realmuto, R (1, 2) OBP: 0.319, SLG: 0.448		B FC 87 B FF 90 C FC 87 X SI 91 2-1 ① G6-3			F FC 85 B FF 91 C FF 91 S FC 90 1-3 ① K			B FC 88 F FF 90 B FC 88 X FC 88 2-1 ① F7		3	0	0	0	0	1	0
16 César Hernández, S (1, 4) OBP: 0.323, SLG: 0.397		C FF 90 T FS 81 B SI 89 X FC 88 1-2 ② P6			X FF 91 0-0 ② F9			C FF 90 B FS 81 B FC 88 X FF 92 2-1 4 G5-4-3 1B		3	0	1	0	0	0	0
4 Scott Kingery, R (1, 5) OBP: 0.334, SLG: 0.495		X FF 90 0-0 ③ L6			C FF 91 B FC 88 X SI 92 1-1 ③ P4			C FC 88 F FF 91 F FC 90 B FC 91 X SI 92 1-2 ②③ G5-4-3 1-2f		3	0	0	0	0	0	1
40 Adam Haseley, L (1, 8) OBP: 0.305, SLG: 0.433 24 Roman Quinn, S (9, PH) OBP: 0.257, SLG: 0.304			B FS 82 X SL 82 1-0 ① G3			S FC 88 B SL 80 F FF 91 S FC 88 1-3 ① K			X FF 91 0-0 ① B3	2	0	0	0	0	1	0
										1	0	0	0	0	0	0
21 Vince Velasquez, R (1, 1) OBP: 0.286, SLG: 0.368 33 Brad Miller, L (6, PH) OBP: 0.333, SLG: 0.444 52 Jose Alvarez, L (6, 1) 53 Blake Parker, R (7, 1) 56 Zach Eflin, R (8, 1) OBP: 0.147, SLG: 0.147 13 Sean Rodriguez, R (9, PH) OBP: 0.321, SLG: 0.397			B FC 89 X SL 83 1-0 ② G5-3			B FC 88 B FF 90 F FC 88 F SL 85 B FF 92 S FF 92 3-3 ② K			C FF 92 B FF 91 X SL 79 1-1 17 BB 1B	1	0	0	0	0	0	0
										1	0	0	0	0	1	0
										0	0	0	0	0	0	0
										0	0	0	0	0	0	0
										0	0	0	0	0	0	0
										1	0	1	0	0	0	0
Inning Stats	R: 1 E: 0 K: 0 S: 7 H: 1 LOB: 0 BB: 0 P: 12	R: 0 E: 0 K: 0 S: 6 H: 0 LOB: 0 BB: 0 P: 9	R: 0 E: 0 K: 0 S: 6 H: 0 LOB: 0 BB: 0 P: 11	R: 0 E: 0 K: 0 S: 11 H: 0 LOB: 0 BB: 0 P: 17	R: 0 E: 0 K: 1 S: 6 H: 0 LOB: 0 BB: 0 P: 8	R: 0 E: 0 K: 2 S: 8 H: 0 LOB: 0 BB: 0 P: 15	R: 0 E: 0 K: 2 S: 13 H: 0 LOB: 0 BB: 0 P: 18	R: 0 E: 0 K: 0 S: 8 H: 1 LOB: 0 BB: 0 P: 13	R: 0 E: 0 K: 2 S: 11 H: 1 LOB: 2 BB: 1 P: 19	1B: 2 2B: 0 3B: 0 HR: 1 SF: 0 SAC: 0 DP: 1 HBP: 0						

PITCHER		IP	WLS	BF	H	R	ER	SO	BB	IBB	HBP	BLK	WP	HR	S	P	ERA	WHIP
29 Jeff Samardzija, R ERA: 3.55	(1, 1)	8.0	W	25	2	1	1	5	0	0	0	0	0	1	65	103	1.12	0.250
13 Will Smith, L ERA: 2.5	(9, 1)	1.0	S	5	1	0	0	2	1	0	0	0	0	0	11	19	0.00	2.000

PITCHER		IP	WLS	BF	H	R	ER	SO	BB	IBB	HBP	BLK	WP	HR	S	P	ERA	WHIP

TOP

Philadelphia Phillies @ San Francisco Giants

Oracle Park, San Francisco, CA

Sat Aug 10 2019, 1:06 PM - 3:37 PM PDT
Att. 39,106 - Partly Cloudy - 68 F

livebaseballscorecards.com

AB	29
R	1
H	3
RBI	1
BB	1
SO	7
LOB	4

WP: 0 PA: 30
PB: 0
SB: 0
CS: 0

Batter	1	2	3	4	5	6	7	8	9	AB	R	H	RBI	BB	SO	LOB
9 Brandon Belt, L (1, 3) OBP: 0.344, SLG: 0.384	F FF 91 B SL 85 X FF 93 1-1 F7 ①		F FF 91 B FF 91 B FF 92 X SL 84 2-1 G3 ①		F FF 92 T SL 86 X FF 92 0-2 L8 ① 2-3		B FS 79 X FS 78 1-0 G4-3 ③			4	0	0	0	0	0	2
5 Mike Yastrzemski, L (1, 7) OBP: 0.317, SLG: 0.487	B FF 93 F FF 92 B FF 93 X FF 93 2-1 P6 ②		C FF 93 C SL 84 B FF 91 X FF 93 1-2 G6-3 ②		S FF 93 X FF 93 0-1 P5 ②			C SL 89 B SL 88 B FF 94 B SL 87 B SL 88 4-1 28 G6-4-3 BB		3	0	0	0	1	0	2
28 Buster Posey, R (1, 2) OBP: 0.320, SLG: 0.386	S SL 86 C FF 94 X SL 86 0-2 G4-3 ③		B SL 83 B FF 92 F FF 92 F FF 93 B SL 86 F FF 92 X FF 92 3-2 F9 ③		X FF 94 0-0 F9 ③			C SI 95 1 SAFE F SI 94 1 SAFE B SL 86 X SI 96 1-2 G6-4-3 ①② 1-2f		4	0	0	0	0	0	3
14 Scooter Gennett, L (1, 4) OBP: 0.242, SLG: 0.305		B SI 92 F FF 93 F SL 86 F FF 94 F FF 93 H FF 94 2-2 10 HR HBP		C SL 84 B FF 93 S FF 93 B FF 93 B SL 85 S FF 91 3-3 K ①		X CH 82 0-0 G4-3 ①		C SL 90 B SI 95 F SI 94 B FF 96 F SL 89 F FF 96 F SI 96 S SL 86 2-3 K ③		3	1	0	0	0	2	0
10 Evan Longoria, R (1, 5) OBP: 0.314, SLG: 0.445		C SL 86 D SL 85 1 SAFE B FF 93 X SL 85 2-1 1-H HR		C SL 85 T FF 93 X FF 93 0-2 F9 ②		B SI 92 B SL 83 C SI 92 S SI 93 X SI 92 2-2 35 1B 1B				3	1	2	2	0	0	0
35 Brandon Crawford, L (1, 6) OBP: 0.296, SLG: 0.355		B FF 94 C FF 92 T SL 85 X FF 92 1-2 P6 ①		F FF 93 C SL 88 B FF 93 S FF 93 1-3 K ③		B SI 92 C SI 93 B CH 82 F SI 93 X SI 92 2-2 1 G6-4-3 1-2 1B				3	0	1	0	0	1	0
1 Kevin Pillar, R (1, 8) OBP: 0.275, SLG: 0.421		X FF 93 0-0 2B			S SL 83 S SL 83 X SL 84 0-2 HR	X CH 83 0-0 G6-4-3 ②③ 1-2f				3	1	2	1	0	0	2
53 Austin Slater, R (1, 9) OBP: 0.384, SLG: 0.506		B FF 92 X SI 91 1-0 G1-3 ②			B SI 90 B SL 84 C FF 93 C FF 93 B FF 92 B FF 92 4-2 9 L8 29 E BB		C CU 75 B FF 90 S FF 91 B FS 79 S FS 80 2-3 K ①			2	0	0	0	1	1	1
29 Jeff Samardzija, R (1, 1) OBP: 0.108, SLG: 0.162 13 Will Smith, R (9, 1)		B FF 93 S FF 92 F FF 92 C FF 92 1-3 K ③			S FF 91 L FF 92 X FF 90 0-2 FC1 1-2		C FF 90 B CU 76 F FC 90 C FS 78 1-3 K ②			3 0	0 0	0 0	0 0	0 0	2 0	2 0
Inning Stats	R: 0 E: 0 K: 0 S: 7 H: 0 LOB: 0 BB: 0 P: 10	R: 2 E: 0 K: 1 S: 14 H: 2 LOB: 1 BB: 0 P: 21	R: 0 E: 0 K: 0 S: 9 H: 0 LOB: 0 BB: 0 P: 15	R: 0 E: 0 K: 2 S: 9 H: 0 LOB: 0 BB: 0 P: 13	R: 1 E: 1 K: 0 S: 14 H: 1 LOB: 2 BB: 1 P: 18	R: 0 E: 0 K: 0 S: 8 H: 2 LOB: 1 BB: 0 P: 12	R: 0 E: 0 K: 2 S: 7 H: 0 LOB: 0 BB: 0 P: 11	R: 0 E: 0 K: 1 S: 10 H: 0 LOB: 0 BB: 1 P: 17		1B: 2 2B: 1 3B: 0 HR: 2 SF: 0 SAC: 0 DP: 2 HBP: 1						

PITCHER		IP	WLS	BF	H	R	ER	SO	BB	IBB	HBP	BLK	WP	HR	S	P	ERA	WHIP
21 Vince Velasquez, R ERA: 4.3	(1, 1)	5.0	L	21	3	3	3	3	1	0	1	0	0	2	53	77	5.40	0.800
52 Jose Alvarez, L ERA: 2.86	(6, 1)	1.0		4	2	0	0	0	0	0	0	0	0	0	8	12	0.00	2.000
53 Blake Parker, R ERA: 4.46	(7, 1)	1.0		3	0	0	0	2	0	0	0	0	0	0	7	11	0.00	0.000
56 Zach Eflin, R ERA: 4.49	(8, 1)	1.0		3	0	0	0	1	1	0	0	0	0	0	10	17	0.00	1.000

PITCHER	IP	WLS	BF	H	R	ER	SO	BB	IBB	HBP	BLK	WP	HR	S	P	ERA	WHIP

BOTTOM

Philadelphia Phillies @ San Francisco Giants

Oracle Park, San Francisco, CA

Sat Aug 10 2019, 1:06 PM - 3:37 PM PDT

Att. 39,106 - Partly Cloudy - 68 F

livebaseballscorecards.com

AB	28
R	3
H	5
RBI	3
BB	2
SO	6
LOB	12

Batter	1	2	3	4	5	6	7	8	9	AB	R	H	RBI	BB	SO	LOB
3 Bryce Harper, L (1, 9) OBP: 0.372, SLG: 0.472	B FF 90 C FF 91 F CU 80 S SL 85 1-3 K ①	D CU 81 C FF 91 B FF 91 F SL 83 F FF 92 X CU 81 2-2 1-3 2-H 3-H 1B		B CU 80 B SL 83 B SI 94 C SI 94 S SI 94 B SI 94 4-2 2 1B 17 BB BB		B CH 92 F FF 98 B FF 98 B SL 84 B FF 98 4-1 10 BB BB	B SL 88 B SI 94 B CH 87 C SI 94 B SI 95 4-1 1-2 2-3 BB		F FF 94 C FF 94 F FF 94 S SL 83 0-3 K ②	3	0	1	2	3	2	0
17 Rhys Hoskins, R (1, 3) OBP: 0.385, SLG: 0.494	C CU 80 C FF 91 B CU 80 F FF 91 B SL 84 B FF 92 S FF 92 3-3 K ②	C SL 82 X FF 92 0-1 L9 ③		C CH 88 F SI 94 D SL 84 F CH 88 B SI 94 F SL 83 B SL 82 F CH 88 F FF 95 4-2 D CH 89 2 1B 1-2 BB		C FF 97 F FF 96 S FF 98 0-3 K ①	C SI 94 B SI 95 B CH 88 X SI 94 2-1 P3 ③		B FF 93 B FF 93 B FF 92 B FF 92 4-0 2 DI BB	4	0	0	0	2	2	6
2 Jean Segura, R (1, 6) OBP: 0.328, SLG: 0.429	X FF 91 0-0 F9 ③		C FF 93 B SL 85 X FF 94 1-1 G6-3 ①	X SI 94 0-0 1-2 2-3 1B		D SL 86 C SL 85 X FF 97 1-1 F8 ②		C SI 93 B CH 87 X CH 87 1-1 F9 ①	C FF 93 F SL 81 B SL 83 F SL 82 B FF 94 F SL 82 X SL 82 2-2 F8 ③ 1-2	6	0	1	0	0	0	2
10 J.T. Realmuto, R (1, 2) OBP: 0.324, SLG: 0.449		C FF 90 B CU 80 B FF 90 B FF 91 B FF 90 4-1 16 1B 4 BB 24 BB BB	B SI 94 C SI 94 B SL 85 X SI 95 2-1 4 2B 16 1B 1B	B SL 86 F FF 95 F FF 96 S SL 85 1-3 K ②		1 SAFE B SL 84 C SL 84 D SL 84 1 SAFE F FF 98 D SL 86 B SL 84 4-2 1-2 BB		B CH 88 C SI 93 B SI 94 X SI 94 2-1 4 2B 31 SF9 1B		3	3	2	0	2	1	3
4 Scott Kingery, R (1, 5) OBP: 0.338, SLG: 0.502		F FF 91 D CH 81 B FF 91 1 SAFE F SL 85 F FF 91 B SL 85 1 SAFE F FF 91 4-2 B FF 91 24 BB 16 1B 3 1B 1-2 BB	1 SAFE B SI 94 X SI 94 1-0 16 1B 1-3 2B	X FF 94 0-0 P3 ③		X FF 97 0-0 F8 ③		B CH 89 1 SAFE F CH 88 B CH 88 X SI 94 2-1 31 SF9 1-3 2B		4	2	2	0	1	0	5
13 Sean Rodríguez, R (1, 7) OBP: 0.318, SLG: 0.392 31 Corey Dickerson, L (3, PH) OBP: 0.363, SLG: 0.581 (3, 7)		F FF 92 C FF 91 B FF 91 S CU 81 1-3 K ①	C SL 84 X SI 94 0-1 P5 ②		C FF 95 F FF 95 B SI 95 B SL 86 F SL 88 S FF 96 2-3 K ①		S SL 88 B SL 90 S FF 97 F FF 97 X CH 87 1-2 G4-3 ①	X SL 80 0-0 SF9 ② 2-3 3-H		1 3	0 0	0 0	0 1	0 0	1 1	2 2
16 César Hernández, S (1, 4) OBP: 0.328, SLG: 0.400		F FF 91 B FF 91 S CH 83 X SL 86 1-2 24 BB 3 1B 1-2 2-3 1B	X SI 94 0-0 2-H 3-H 1B		B FF 95 C FF 96 B FF 95 B FF 95 C FF 95 F FF 95 F FF 94 X FF 95 3-2 G6-3 ②		X FF 96 0-0 3 WP 24 PB 1B	0-0 IBB		4	1	3	2	1	0	0
49 Jake Arrieta, R (1, 1) OBP: 0.310, SLG: 0.429 53 Blake Parker, R (4, 1) 21 Vince Velasquez, R (5, PH) OBP: 0.000, SLG: 0.000 55 Ranger Suárez, L (5, 1) OBP: 0.182, SLG: 0.273 15 Andrew Knapp, S (7, PH) OBP: 0.419, SLG: 0.556 28 Mike Morin, R (7, 1) 33 Brad Miller, L (8, PH) OBP: 0.333, SLG: 0.429 52 Jose Alvarez, L (8, 1) 43 Nick Pivetta, R (8, 1) OBP: 0.083, SLG: 0.083		B CU 79 C FF 90 C FF 91 S CU 81 1-3 K ② B SI 94 X SI 94 1-0 P4 ③		C FF 95 X SL 84 0-1 1B		S CH 85 C FF 96 B CH 86 F FF 94 F FF 94 F CH 86 S CH 87 1-3 K ② C FF 92 S SL 81 X SL 80 0-2 F9 ③		2 0 0 0 0 1 4 0 0 0 0 0 0 0 1 0 1 0 0 0 0 0 0 0 0 0 0 0 1 0 0 0 0 1 1 0 0 0 0 0 0 0 1 0 0 0 0 0 2 0 0 0 0 0 0 0 0 0 0 0 0 0 0						
24 Roman Quinn, S (1, 8) OBP: 0.264, SLG: 0.295		B FF 90 C CH 82 B FF 91 B FF 92 S FF 91 F FF 92 F FF 93 B FF 91 4-2 3 1B 1-2 2-3 3-H BB	B SI 94 C SI 93 F SL 85 C SL 82 1-3 K ①	F FF 93 C FF 94 B FF 95 B SL 85 X FF 94 2-2 G3 ③		B FF 95 B FF 93 S FF 94 B FF 94 B FF 93 4-1 3 WP 1-2 BB		X FF 91 0-0 B1-3 ①	3	0	0	1	2	1	1

livebaseballscorecards.com

TOP

Philadelphia Phillies @ San Francisco Giants
Oracle Park, San Francisco, CA
Sun Aug 11 2019, 4:09 PM - 7:39 PM PDT
Att. 36,637 - Sunny - 78 F

AB	36
R	6
H	10
RBI	6
BB	11
SO	10
LOB	28

Inning Stats	1	2	3	4	5	6	7	8	9	1B: 8	SF: 1	WP: 1	PA: 48
	R: 0 E: 0 K: 2 S: 8 H: 0 LOB: 0 BB: 0 P: 12	R: 3 E: 0 K: 2 S: 24 H: 2 LOB: 2 BB: 3 P: 41	R: 2 E: 0 K: 0 S: 9 H: 3 LOB: 1 BB: 0 P: 14	R: 0 E: 0 K: 2 S: 16 H: 1 LOB: 3 BB: 2 P: 26	R: 0 E: 0 K: 1 S: 14 H: 1 LOB: 1 BB: 0 P: 21	R: 0 E: 0 K: 1 S: 9 H: 0 LOB: 2 BB: 2 P: 18	R: 0 E: 0 K: 1 S: 15 H: 1 LOB: 3 BB: 2 P: 27	R: 1 E: 0 K: 0 S: 10 H: 2 LOB: 2 BB: 1 P: 15	R: 0 E: 0 K: 1 S: 10 H: 0 LOB: 1 BB: 1 P: 16	2B: 2 3B: 0 HR: 0	SAC: 0 DP: 0 HBP: 0	PB: 1 SB: 0 CS: 0	

PITCHER		IP	WLS	BF	H	R	ER	SO	BB	IBB	HBP	BLK	WP	HR	S	P	ERA	WHIP
51 Conner Menez, L ERA: 7.11	(1, 1)	1.2		10	2	3	3	4	3	0	0	0	0	0	30	51	16.20	3.000
74 Jandel Gustave, R ERA: 2.08	(2, 1)	0.2		4	2	2	2	0	0	0	0	0	0	0	7	11	27.00	3.000
59 Andrew Suárez, L ERA: 7.71	(3, 1)	1.0		7	2	0	0	1	2	0	0	0	0	0	16	26	0.00	4.000
58 Trevor Gott, R ERA: 3.44	(4, 1)	1.2		6	1	0	0	2	0	0	0	0	0	0	18	26	0.00	0.600
54 Reyes Moronta, R ERA: 2.63	(6, 1)	1.0		5	0	0	0	1	2	0	0	0	0	0	9	18	0.00	2.000

PITCHER		IP	WLS	BF	H	R	ER	SO	BB	IBB	HBP	BLK	WP	HR	S	P	ERA	WHIP
63 Williams Jerez, L ERA: 1.59	(7, 1)	0.2	H	4	1	0	0	1	1	0	0	0	0	0	12	18	0.00	3.000
56 Tony Watson, L ERA: 3.74	(7, 1)	0.2	H	5	2	1	1	0	1	0	0	0	1	0	9	20	13.50	4.500
13 Will Smith, L ERA: 2.42	(8, 1)	1.2	W	7	0	0	0	1	1	1	0	0	0	0	14	20	0.00	0.600

BOTTOM

Philadelphia Phillies @ San Francisco Giants

Oracle Park, San Francisco, CA

Sun Aug 11 2019, 4:09 PM - 7:39 PM PDT

Att. 36,637 - Sunny - 78 F

livebaseballscorecards.com

Batter	1	2	3	4	5	6	7	8	9	AB	R	H	RBI	BB	SO	LOB
9 Brandon Belt, L (1, 3) OBP: 0.345, SLG: 0.381	C SI 91 F SI 91 B CH 88 B SI 92 B CH 87 F SI 93 B SL 91 4-2 5 2B 10 1B BB		B CU 79 C SI 90 S CH 85 F CU 80 C CH 86 1-3 ① K	B FS 81 X FF 90 1-0 ③ F8			B SL 81 S SI 90 X CH 71 1-1 ② F8	B FF 95 B FF 95 S FF 95 D KC 82 F FF 95 D KC 82 4-2 BB		3	1	0	0	2	1	0
5 Mike Yastrzemski, L (1, 7) (7, 9) OBP: 0.319, SLG: 0.502	B SI 91 X SI 92 1-0 10 1B 1-3 2B		B SI 92 C SI 92 B CU 82 B SI 91 F SI 91 X SL 90 3-2 HR		B CH 85 S SI 91 X SI 91 1-1 ① G3-1		B SI 91 B SI 90 S SI 90 B SL 82 X SI 90 3-1 ③ F7	F FF 95 D KC 82 X FF 94 1-1 ③ G6-3		5	2	2	1	0	0	3
10 Evan Longoria, R (1, 5) OBP: 0.320, SLG: 0.449	B SI 93 X SI 92 1-0 21 1B 2-H 3-H 1B		C SI 92 C SI 93 B CH 87 X CH 85 1-2 14 2B 1B		B SI 92 C SL 85 B CH 85 C FF 93 B SL 87 S SL 85 3-3 ② K			F SL 83 X FF 92 0-1 1 WP 1 3B 1B		4	2	3	2	0	1	0
21 Stephen Vogt, L (1, 2) OBP: 0.346, SLG: 0.530	B CU 79 C SI 92 D CU 81 B SI 91 F SI 92 F SL 90 F SL 89 X CH 86 3-2 1 G5-4-3 1-3 1B		X SI 92 0-0 ② F8		C SL 85 F SL 85 C FF 93 0-3 ③			B FF 92 X CH 82 1-0 ① F8		4	0	1	0	0	1	2
14 Scooter Gennett, L (1, 4) OBP: 0.252, SLG: 0.354	C SI 92 D CH 88 F SI 93 B CU 79 S SI 91 2-3 ① K		X SI 92 0-0 1 1B 1-H 2B			X SL 85 0-0 HR		B CH 83 D FF 94 C SI 93 C SI 93 B SI 93 X SI 93 3-2 ② G2		4	2	2	2	0	1	3
1 Kevin Pillar, R (1, 8) OBP: 0.277, SLG: 0.427	X SI 92 0-0 ② ③ G5-4-3 1-2f		C SI 91 B CU 81 B SI 92 X CU 80 2-1 2-H 1B			B CH 85 B CH 85 B SI 93 X SL 86 2-1 ① F9		D KC 83 F FF 95 B KC 83 B KC 82 X FF 95 3-1 1-H 13 1B 3B		4	1	2	2	0	0	2
35 Brandon Crawford, L (1, 6) OBP: 0.296, SLG: 0.353		B SI 91 C SI 90 B SI 91 S SI 91 B CU 81 F SI 92 S SL 89 3-3 ① K	S CU 81 X SI 91 0-1 ③ G1-3			F SI 91 B SI 92 S CH 84 B CH 88 X SI 92 2-2 ② G5-3		0-0 13 S 13 1B IBB		3	1	0	0	1	1	1
53 Austin Slater, R (1, 9) OBP: 0.373, SLG: 0.488 56 Tony Watson, L (7, 1) 13 Will Smith, R (8, 1) OBP: 1.000, SLG: 1.000		B SI 92 C SI 92 B CU 79 C SI 92 S SI 91 2-3 ② K		C CU 75 S FS 80 S FF 90 0-3 ① K		B SL 87 B SI 94 C SI 92 F CH 87 C SI 92 2-3 ③ K		B SI 95 B FF 95 B FF 94 C FF 95 X FF 94 3-1 37 2B 1-H 3-H 1B		3 0 1	0 0 0	0 0 1	0 0 2	0 0 0	3 0 0	0 0 0
51 Conner Menez, L (1, 1) 74 Jandel Gustave, R (2, 1) 59 Andrew Suárez, L (3, 1) 58 Trevor Gott, R (4, 1) 54 Reyes Moronta, R (6, 1) 63 Williams Jerez, L (7, 1) 37 Joey Rickard, R (7, 7) OBP: 0.317, SLG: 0.382		B SI 91 B SI 91 B SI 92 C SI 91 C SI 90 C SI 91 3-3 ③ K		B FF 91 X FF 90 1-0 ② L9			S SI 92 C CH 71 S CH 71 0-3 ① K	C KC 82 X KC 82 0-1 1-3 2B		0 1 0 1 0 0 2	0 0 0 0 0 0 0	0 0 0 0 0 0 1	0 0 0 0 0 0 0	0 1 0 0 0 0 0	0 0 0 0 0 0 0	0 0 0 0 0 0 0
Inning Stats	R: 2 E: 0 K: 1 S: 14 H: 3 LOB: 1 BB: 1 P: 25	R: 0 E: 0 K: 3 S: 10 H: 0 LOB: 0 BB: 0 P: 18	R: 3 E: 0 K: 1 S: 16 H: 4 LOB: 1 BB: 0 P: 23	R: 0 E: 0 K: 1 S: 5 H: 0 LOB: 0 BB: 0 P: 7	R: 0 E: 0 K: 2 S: 8 H: 0 LOB: 0 BB: 0 P: 12	R: 1 E: 0 K: 1 S: 9 H: 1 LOB: 0 BB: 0 P: 15	R: 0 E: 0 K: 1 S: 7 H: 0 LOB: 0 BB: 0 P: 11	R: 3 E: 0 K: 0 S: 16 H: 4 LOB: 3 BB: 2 P: 31		1B: 6 2B: 3 3B: 1 HR: 2	SF: 0 SAC: 0 DP: 1 HBP: 0			WP: 1 PB: 0 SB: 1 CS: 0	PA: 38	

	AB	35
	R	9
	H	12
	RBI	9
	BB	3
	SO	10
	LOB	11

PITCHER		IP	WLS	BF	H	R	ER	SO	BB	IBB	HBP	BLK	WP	HR	S	P	ERA	WHIP
49 Jake Arrieta, R ERA: 4.64	(1, 1)	3.0		16	7	5	5	5	1	0	0	0	0	1	40	66	15.00	2.667
53 Blake Parker, R ERA: 4.36	(4, 1)	1.0		3	0	0	0	1	0	0	0	0	0	0	5	7	0.00	0.000
55 Ranger Suárez, L ERA: 4.33	(5, 1)	2.0		7	1	1	1	3	0	0	0	0	0	1	17	27	4.50	0.500
28 Mike Morin, R ERA: 3.55	(7, 1)	1.0		3	0	0	0	1	0	0	0	0	0	0	7	11	0.00	0.000
52 Jose Alvarez, L ERA: 3.02	(8, 1)	0.2	L	3	1	1	1	0	0	0	0	0	0	0	6	10	13.50	1.500

PITCHER		IP	WLS	BF	H	R	ER	SO	BB	IBB	HBP	BLK	WP	HR	S	P	ERA	WHIP
43 Nick Pivetta, R ERA: 5.36	(8, 1)	0.1		6	3	2	2	0	1	1	0	0	1	0	10	21	54.00	12.000

Oakland Athletics @ San Francisco Giants

Oracle Park, San Francisco, CA

Tue Aug 13 2019, 6:46 PM - 9:30 PM PDT

Att. 36,663 - Clear - 70 F

livebaseballscorecards.com

TOP

Batter	1	2	3	4	5	6	7	8	9	AB	R	H	RBI	BB	SO	LOB
10 Marcus Semien, R (1, 6) OBP: 0.359, SLG: 0.468	B FF 90 X FF 91 1-0 26 G5-4-3 1B			C FF 91 B FC 88 X CU 78 1-1 ① G6-3		C FF 92 B CH 85 X FC 86 1-1 ③ L7			C FF 93 C FF 92 D SL 81 B FF 93 F FF 93 S SL 82 2-3 ① K	4	0	1	0	0	1	2
26 Matt Chapman, R (1, 5) OBP: 0.339, SLG: 0.505	B FF 90 X FC 87 1-0 ① ② G5-4-3 1-2f			C FC 88 B CH 84 C FF 92 B CU 80 C FF 91 2-3 ② K			B CU 79 B FC 88 S FF 91 C FC 88 F CU 80 B CU 79 X FC 88 3-2 ① P4		B SL 81 C FF 92 F FF 93 B SL 82 B FF 94 F FF 94 F SL 82 X SL 84 3-2 20 BB 1B 1-2 2-3	4	0	1	0	0	1	1
28 Matt Olson, L (1, 3) OBP: 0.339, SLG: 0.516	C FF 92 T FF 92 F FF 92 B FC 89 B FC 88 B FF 92 X FC 89 3-2 ③ G5-3			B FC 88 C FF 92 S FF 92 B FF 92 F FC 87 F FF 92 B FC 88 C FF 92 3-3 ③ K			B FC 88 B FF 91 F FF 92 C FF 91 B FF 91 X FF 91 3-2 ② P6		C SL 81 B SL 81 S FF 94 S FF 94 1-3 ② K	4	0	0	0	0	2	3
20 Mark Canha, R (1, 8) OBP: 0.377, SLG: 0.498		B FF 91 C FF 90 B CU 80 C FC 88 S CU 81 2-3 ① K			F FF 92 F CU 79 X FC 88 0-2 ① G6-3		C CU 80 S FC 87 B FF 92 F CU 78 B FF 90 F FC 87 F CU 79 B CU 80 S FC 88 3-3 ③ K		S SL 78 B SL 83 C SL 79 B FF 94 F SL 83 D SL 84 B FF 94 4-2 1-2 2-3 3-H BB	3	0	0	1	1	2	0
18 Chad Pinder, R (1, 4) OBP: 0.302, SLG: 0.465		F FF 92 C CU 80 B FC 88 S CU 80 1-3 ② K			B CU 81 F FC 87 B FF 91 S CU 80 S CU 80 2-3 ② K			S SL 84 C FF 97 B SL 84 B SL 83 S SL 84 2-3 ① K	B FF 94 C FF 94 F FF 93 B FF 94 S FF 94 2-3 ③ K	4	0	0	0	0	4	3
25 Stephen Piscotty, R (1, 9) OBP: 0.313, SLG: 0.412		F FF 91 C CU 79 X FC 88 0-2 ③ G4-3			B FC 88 C CU 81 S CU 80 X FF 92 1-2 HR			C FF 97 C FF 97 X FF 97 0-2 ② F8		3	1	1	1	0	0	0
8 Robbie Grossman, S (1, 7) OBP: 0.345, SLG: 0.354			C FF 91 C FC 87 F FC 87 B FF 90 S CU 79 1-3 ① K		C FC 88 C CU 79 F CU 79 B FC 87 B CU 79 X CU 79 2-2 ③ G6-3			B SL 83 C FF 98 B CH 90 B FF 96 C FF 97 X FF 98 3-2 ③ F7		3	0	0	0	0	1	0
3 Dustin Garneau, R (1, 2) OBP: 0.354, SLG: 0.412			B FF 91 B FC 88 B FF 92 C FF 90 S FC 88 F FC 88 C FF 92 3-3 ② K			X FF 90 0-0 ① P4			X FF 91 0-0 26 1B 2 1B 20 BB 1B	3	1	1	0	0	1	0
30 Brett Anderson, L (1, 1) OBP: 0.500, SLG: 0.500 35 Jake Diekman, R (7, 1) 36 Yusmeiro Petit, R (7, 1) 39 Blake Treinen, R (8, 1) 2 Khris Davis, R (9, PH) OBP: 0.300, SLG: 0.392 23 Jurickson Profar, S (9, PR) OBP: 0.268, SLG: 0.382			C FF 92 C FC 88 S CU 79 0-3 ③ K			C FF 91 X FC 87 0-1 ② G4-3			C FF 92 F FF 92 B SL 81 D SL 81 D SL 82 X FF 94 3-2 20 BB 26 1B 1-2 1B	2 0 0 0 1 0	0 0 0 0 0 0	0 0 0 0 1 0	0 0 0 0 0 0	0 0 0 0 0 0	1 0 0 0 0 0	0 0 0 0 0 0
Inning Stats	R: 0 E: 0 K: 0 S: 6 H: 1 LOB: 0 BB: 0 P: 11	R: 0 E: 0 K: 2 S: 9 H: 0 LOB: 0 BB: 0 P: 12	R: 0 E: 0 K: 3 S: 11 H: 0 LOB: 0 BB: 0 P: 15	R: 0 E: 0 K: 2 S: 10 H: 0 LOB: 0 BB: 0 P: 16	R: 1 E: 0 K: 1 S: 13 H: 1 LOB: 0 BB: 0 P: 18	R: 0 E: 0 K: 0 S: 5 H: 0 LOB: 0 BB: 0 P: 6	R: 0 E: 0 K: 1 S: 13 H: 0 LOB: 0 BB: 0 P: 22	R: 0 E: 0 K: 1 S: 9 H: 0 LOB: 0 BB: 0 P: 14	R: 1 E: 0 K: 3 S: 22 H: 3 LOB: 3 BB: 1 P: 37	1B: 4 2B: 0 3B: 0 HR: 1 SF: 0 SAC: 0 DP: 1 HBP: 0						

	AB	31
	R	2
	H	5
	RBI	2
	BB	1
	SO	13
	LOB	9

WP: 0 PB: 0 SB: 0 CS: 0 PA: 32

PITCHER		IP	WLS	BF	H	R	ER	SO	BB	IBB	HBP	BLK	WP	HR	S	P	ERA	WHIP
40 Madison Bumgarner, L ERA: 3.63	(1, 1)	7.0	W	22	2	1	1	9	0	0	0	0	0	1	67	100	1.29	0.286
54 Reyes Moronta, R ERA: 2.58	(8, 1)	1.0	H	3	0	0	0	1	0	0	0	0	0	0	9	14	0.00	0.000
13 Will Smith, L ERA: 2.55	(9, 1)	1.0	S	7	3	1	1	3	1	0	0	0	0	0	22	37	9.00	4.000

PITCHER		IP	WLS	BF	H	R	ER	SO	BB	IBB	HBP	BLK	WP	HR	S	P	ERA	WHIP

BOTTOM

Oakland Athletics @ San Francisco Giants

Oracle Park, San Francisco, CA

Tue Aug 13 2019, 6:46 PM - 9:30 PM PDT

Att. 36,663 - Clear - 70 F

livebaseballscorecards.com

Batter	1	2	3	4	5	6	7	8	9	AB	R	H	RBI	BB	SO	LOB
7 Donovan Solano, R (1, 4) OBP: 0.360, SLG: 0.470	C SI 89 B SI 88 F SI 90 X SL 82 1-2 G6-3		C KC 75 C CH 82 S FF 90 0-3 K			B FF 86 C SI 90 F FF 88 F SL 80 X SI 90 1-2 G1-3	C CH 81 C FF 89 B FF 89 F FC 87 F CH 81 F FF 90 X FF 90 1-2 SF8 3-H			3	0	0	0	1	0	0
14 Scooter Gennett, L (7, PH) OBP: 0.250, SLG: 0.354 (8, 4)										0	0	0	1	0	0	0
37 Joey Rickard, R (1, 7) OBP: 0.315, SLG: 0.378	C SI 90 B CH 82 B CH 82 F SI 90 F SI 93 B CH 85 X SI 92 3-2 10 FC6-4 1B		C KC 75 C FF 88 B CH 83 S SL 83 1-3 K			C SI 89 X CH 81 0-1 G5-3	X FC 84 0-0 F8			4	0	1	0	0	1	1
28 Buster Posey, R (1, 2) OBP: 0.322, SLG: 0.389	B SI 91 F SI 90 S FF 88 F SI 93 F FF 91 1 SAFE S SI 92 1-3 K			B FF 87 X SI 90 1-0 G6-3		X SI 91 0-0 10 2B		B SI 96 F SI 96 B SL 88 B SI 97 F SI 95 F SI 97 B SI 97 4-2 10 G6-4-3 BB		3	1	1	0	1	1	1
10 Evan Longoria, R (1, 5) OBP: 0.319, SLG: 0.450	X SI 92 0-0 FC6-4 1-2f			C SI 90 F SI 90 B FF 90 X SL 82 1-2 G5-3		C FF 89 X FF 90 0-1 1 2B 2-H 2B		B SI 96 B FF 97 S FF 97 F SI 95 D SL 88 X FF 96 3-2 G6-4-3 1-2f		4	1	1	1	0	0	2
1 Kevin Pillar, R (1, 8) OBP: 0.279, SLG: 0.430		B KC 73 C CH 80 X SI 90 1-1 16 WP 1B		B KC 74 B FF 88 B SI 91 C SI 91 X SI 91 3-1 G4-3		C KC 77 X CH 83 0-1 2-H 2B		C SL 88 F SI 97 X SL 89 0-2 E6 53 CS		4	0	2	1	0	0	0
53 Austin Slater, R (1, 9) OBP: 0.371, SLG: 0.483		C SI 90 F CH 82 D SL 83 1 SAFE 1 SAFE F SL 82 X FF 90 1-2 L4	C SI 89 X CH 80 0-1 1B			B SI 90 B SI 90 X KC 77 2-0 G5-3		1 SAFE B SI 95 B SI 94 B FF 96 3-0 CS 1-2		3	0	1	0	0	0	2
16 Aramis Garcia, R (1, 3) OBP: 0.250, SLG: 0.500		B SI 89 F SI 91 S CH 82 F SI 92 B SL 82 D CH 83 X SI 92 3-2 G5-3 1-2	F SI 90 F SI 90 B SI 90 F FF 90 B SI 91 F SL 82 B SI 92 1 SAFE S SI 92 3-3 K				B SL 86 B FF 97 B FF 96 B FF 96 4-0 40 SH1-4 35 BB 14 SF8 BB			2	1	0	0	1	1	2
9 Brandon Belt, L (8, 3) OBP: 0.345, SLG: 0.381										0	0	0	0	0	0	0
35 Brandon Crawford, L (1, 6) OBP: 0.296, SLG: 0.351		F SI 92 F FF 91 X SL 82 0-2 G1-3			B SL 81 X FF 90 1-0 P5		C FF 96 F SL 86 B SL 87 F FF 96 B SL 86 D SL 87 F FF 96 B SI 95 4-2 40 SH1-4 1-2 BB			2	0	0	0	1	0	2
40 Madison Bumgarner, R (1, 1) OBP: 0.250, SLG: 0.204			C SI 90 C SI 90 B SL 82 B SL 83 F SI 93 B SL 83 F SI 94 X SI 94 3-2 F9		F FF 88 X FF 90 0-1 G5-3		C FF 96 X SL 85 0-1 SH1-4 1-2 2-3			2	0	0	0	0	0	1
54 Reyes Moronta, R (8, 1)										0	0	0	0	0	0	0
13 Will Smith, R (9, 1) OBP: 1.000, SLG: 1.000										0	0	0	0	0	0	0
Inning Stats	R: 0 E: 0 K: 1 S: 13 H: 1 LOB: 1 BB: 0 P: 18	R: 0 E: 0 K: 0 S: 13 H: 1 LOB: 1 BB: 0 P: 18	R: 0 E: 0 K: 2 S: 11 H: 0 LOB: 0 BB: 0 P: 15	R: 0 E: 0 K: 0 S: 6 H: 0 LOB: 0 BB: 0 P: 11	R: 0 E: 0 K: 1 S: 10 H: 1 LOB: 1 BB: 0 P: 14	R: 2 E: 0 K: 0 S: 12 H: 3 LOB: 1 BB: 0 P: 15	R: 1 E: 0 K: 0 S: 13 H: 0 LOB: 1 BB: 2 P: 22	R: 0 E: 1 K: 0 S: 9 H: 0 LOB: 0 BB: 1 P: 19		1B: 3 2B: 3 3B: 0 HR: 0 SF: 1 SAC: 1 DP: 1 HBP: 0		WP: 1 PB: 0 SB: 0 CS: 1 PA: 33		

	AB	27
	R	3
	H	6
	RBI	3
	BB	3
	SO	4
	LOB	11

PITCHER		IP	WLS	BF	H	R	ER	SO	BB	IBB	HBP	BLK	WP	HR	S	P	ERA	WHIP
30 Brett Anderson, L ERA: 3.95	(1, 1)	6.0	L	24	6	2	2	4	0	0	0	0	1	0	65	91	3.00	1.000
35 Jake Diekman, L ERA: 4.79	(7, 1)	0.1		3	0	1	1	0	2	0	0	0	0	0	6	14	27.00	6.000
36 Yusmeiro Petit, R ERA: 2.51	(7, 1)	0.2		2	0	0	0	0	0	0	0	0	0	0	7	8	0.00	0.000
39 Blake Treinen, R ERA: 4.74	(8, 1)	1.0		3	0	0	0	0	1	0	0	0	0	0	9	19	0.00	1.000

PITCHER	IP	WLS	BF	H	R	ER	SO	BB	IBB	HBP	BLK	WP	HR	S	P	ERA	WHIP

Oakland Athletics @ San Francisco Giants

Oracle Park, San Francisco, CA

Wed Aug 14 2019, 12:47 PM - 4:00 PM PDT

Att. 39,511 - Sunny - 86 F

livebaseballscorecards.com

Batter	1	2	3	4	5	6	7	8	9	AB	R	H	RBI	BB	SO	LOB
10 Marcus Semien, R (1, 6) OBP: 0.357, SLG: 0.469	C FF 94 F CU 79 B FF 94 F SL 86 B SL 86 F FF 95 S CH 85 2-3 **K** ①	D SL 86 B FF 92 B FF 93 C FF 93 C CH 84 F CH 84 T FF 93 3-2 **K** ③		X FF 93 0-0 **F8** ②		F FF 91 1 SAFE 1 SAFE B FF 90 B CU 77 C FF 90 D CU 80 X FF 90 3-2 **P6** ②		B SL 87 X FF 94 1-0 1-H **3B**		5	0	1	1	0	2	3
8 Robbie Grossman, S (1, 7) OBP: 0.349, SLG: 0.370	X FF 94 0-0 **F7** ②		C CU 79 C CU 79 X CH 84 0-2 28 2B **2B**	X FF 93 0-0 1-2 **1B**		F FF 91 B FF 91 C FF 90 1 SAFE F CU 79 B CU 78 X FF 91 2-2 1-H **HR**		B FF 93 F CH 84 B CH 85 F FF 92 F SL 86 C FF 95 2-3 **K** ③		5	2	3	2	0	1	1
26 Matt Chapman, R (1, 5) OBP: 0.341, SLG: 0.518	C FF 94 C SL 85 B SL 86 B FF 92 B CU 80 X FF 94 3-2 **HR**		S SL 86 H FF 93 1-1 28 2B **HBP**	C CU 80 B CH 84 X FF 94 1-1 **G5-3** ③		C CU 78 B CU 78 F FF 91 X CU 78 1-2 **F8** ③			C FF 93 C SL 85 F FF 95 X CU 85 0-2 **HR**	4	3	2	2	0	0	2
28 Matt Olson, L (1, 3) OBP: 0.342, SLG: 0.519	B FF 95 B CH 85 F FF 94 H CU 81 3-1 **HBP**		B SL 85 S FF 94 B CU 80 X CH 85 2-1 1-H 2-H **2B**		B FF 93 F FF 94 B CU 81 X FF 95 2-1 25 G5-4-3 20 BB **1B**		B SI 93 T SI 94 F FF 95 S SL 86 1-3 **K** ①		F FF 95 B FF 95 S FF 94 T FF 94 1-2 **K** ①	4	0	2	2	0	2	0
20 Mark Canha, R (1, 8) OBP: 0.377, SLG: 0.494	B FF 93 F SL 86 D CH 85 C FF 94 S CH 86 2-3 **K** ③		B SL 85 F FF 94 F FF 95 F FF 94 F CU 80 S SL 84 1-3 **K** ①		D SI 95 B SI 96 B FF 96 B FF 96 4-0 1-2 25 G5-4-3 **BB**		B SI 93 C SL 84 B SL 87 C SL 85 S FF 96 2-3 **K** ②		B FF 94 S FF 94 F FF 94 X FF 95 1-2 25 1B 56 SF8 **1B**	4	1	1	0	1	3	2
25 Stephen Piscotty, R (1, 9) OBP: 0.314, SLG: 0.412		X SL 86 0-0 5 G3-1 56 G4-3 15 1B **1B**	F FF 94 S CU 79 D SL 88 C FF 94 1-3 **K** ②		C SL 87 D SI 96 X FF 98 1-1 1-2f 2-3 **G5-4-3** ① ②		C SI 94 B FF 95 X SI 94 1-1 **G5-3** ③		1 SAFE B FF 94 F SI 93 S FF 93 F FF 93 B CU 80 F FF 94 X CU 80 2-2 1-3 **1B**	5	1	2	0	0	1	3
56 Corban Joseph, L (1, 4) OBP: 0.200, SLG: 0.250		B FF 92 F FF 94 D CU 80 F FF 94 B FF 94 1 SAFE X FF 94 3-2 1-2 **G4-3** ①	X FF 94 0-0 **F7** ③		C FF 97 F FF 97 B FF 98 F FF 97 B CH 88 F CH 86 F FF 96 F SI 96 X CH 88 2-2 **G4-3** ③			B FF 95 B SL 86 B FF 95 C FF 95 C FF 95 F FF 96 X FF 96 3-2 5 G6-4-3 **1B**	B FF 93 B SI 94 B FF 93 X FF 94 3-0 3-H **SF8** ②	4	0	1	1	0	0	3
5 Chris Herrmann, L (1, 2) OBP: 0.292, SLG: 0.308 3 Dustin Garneau, R (9, PH) OBP: 0.350, SLG: 0.407 (9, 2)		B CU 78 B FF 94 B CH 84 C FF 94 X FF 94 3-1 2-3 **G3-1** ②		B FF 93 X FF 93 1-0 **G6-3** ①		C FF 89 C CU 76 F CH 85 B FF 90 F CU 78 X CU 78 1-2 8 HR **1B**		B SL 86 B FF 94 X FF 94 2-0 **G6-4-3** ① ② 1-2f	F FF 94 B SL 83 F SI 94 T SL 82 1-2 **K** ③	4 1	1 0	1 0	0 0	0 0	0 1	2 1
15 Homer Bailey, R (1, 1) OBP: 0.400, SLG: 0.400 2 Khris Davis, R (8, PH) OBP: 0.302, SLG: 0.392 48 Joakim Soria, R (8, 1) 36 Yusmeiro Petit, R (8, 1) 16 Liam Hendriks, R (8, 1)		C FF 93 D SL 86 F FF 93 F FF 94 X CH 84 1-2 3-H **1B**		B FF 94 X FF 93 1-0 8 1B **1B**		F FF 90 1 SAFE L FF 90 S FF 91 0-3 **K** ①		T CH 86 B CH 86 B FF 96 B SL 87 B CH 84 4-1 10 3B **BB**		3 0 0 0 0	0 1 0 0 0	2 0 0 0 0	1 0 0 0 0	0 1 0 0 0	1 0 0 0 0	1 0 0 0 0
Inning Stats	R: 1 E: 0 K: 2 S: 13 H: 1 LOB: 1 BB: 0 P: 23	R: 1 E: 0 K: 1 S: 14 H: 2 LOB: 1 BB: 0 P: 24	R: 2 E: 0 K: 2 S: 15 H: 2 LOB: 1 BB: 0 P: 20	R: 0 E: 0 K: 0 S: 6 H: 2 LOB: 2 BB: 0 P: 9	R: 0 E: 0 K: 0 S: 11 H: 1 LOB: 1 BB: 1 P: 20	R: 2 E: 0 K: 1 S: 18 H: 2 LOB: 0 BB: 0 P: 25	R: 0 E: 0 K: 2 S: 8 H: 0 LOB: 0 BB: 0 P: 12	R: 1 E: 0 K: 1 S: 11 H: 2 LOB: 1 BB: 1 P: 23	R: 2 E: 0 K: 2 S: 19 H: 3 LOB: 1 BB: 0 P: 27	1B: 9 2B: 2 3B: 1 HR: 3 SF: 1 SAC: 0 DP: 2 HBP: 2						

TOP	
AB	39
R	9
H	15
RBI	9
BB	2
SO	11
LOB	18

WP: 0 PB: 0 SB: 0 CS: 0 PA: 44

PITCHER		IP	WLS	BF	H	R	ER	SO	BB	IBB	HBP	BLK	WP	HR	S	P	ERA	WHIP
38 Tyler Beede, R ERA: 5.77	(1, 1)	4.0	L	22	8	4	4	5	0	0	2	0	0	1	50	80	9.00	2.000
65 Sam Coonrod, R ERA: 1.93	(5, 1)	1.0		3	0	0	0	0	1	0	0	0	0	0	9	16	0.00	1.000
60 Travis Bergen, L ERA: 4.74	(6, 1)	1.0		5	2	2	2	1	0	0	0	0	0	1	18	25	18.00	2.000
74 Jandel Gustave, R ERA: 1.86	(7, 1)	1.0		3	0	0	0	2	0	0	0	0	0	0	8	12	0.00	0.000
63 Williams Jerez, L ERA: 2.7	(8, 1)	1.0		5	2	1	1	1	1	0	0	0	0	0	11	23	9.00	3.000

PITCHER		IP	WLS	BF	H	R	ER	SO	BB	IBB	HBP	BLK	WP	HR	S	P	ERA	WHIP
58 Trevor Gott, R ERA: 3.75	(9, 1)	0.2		5	3	2	2	1	0	0	0	0	0	1	16	23	27.00	4.500
59 Andrew Suárez, L ERA: 7.58	(9, 1)	0.1		1	0	0	0	1	0	0	0	0	0	0	3	4	0.00	0.000

BOTTOM

Oakland Athletics @ San Francisco Giants

Oracle Park, San Francisco, CA

Wed Aug 14 2019, 12:47 PM - 4:00 PM PDT

Att. 39,511 - Sunny - 86 F

livebaseballscorecards.com

Batter	1	2	3	4	5	6	7	8	9	AB	R	H	RBI	BB	SO	LOB
9 Brandon Belt, L (1, 3) OBP: 0.343, SLG: 0.378	B FF 92 F FF 92 X KC 78 1-1 F9 ①		B KC 79 C KC 78 S FF 93 X FF 94 1-2 L7 ③			F KC 79 B FF 92 B FS 82 X FF 93 2-1 G3-1 ②		B FF 92 B FF 91 B FF 92 C FF 92 S FF 93 F FF 92 B FF 94 4-2 5 HR BB 1-3 3-H	S FF 97 S FF 97 C FF 98 0-3 K ③	4	1	0	0	1	1	1
5 Mike Yastrzemski, L (1, 7) OBP: 0.322, SLG: 0.513	C FF 93 B FS 85 B FF 93 B FF 92 X FF 92 3-1 G3 ②			C KC 78 S FS 85 S FF 94 X FS 84 0-2 G3 ①		B KC 78 C FF 92 F FS 83 B FF 92 B FS 85 B FF 92 4-2 BB		X FF 91 0-0 HR 1-H 3-H		3	1	1	3	1	0	0
10 Evan Longoria, R (1, 5) OBP: 0.318, SLG: 0.447	C FF 92 B FF 92 F SL 88 B FF 93 S FS 83 2-3 K ③			C SL 87 X SL 87 0-1 G6-3 ②		C SL 85 S FF 93 B FF 93 X FS 83 1-2 L6 ③		C CU 74 X FF 88 0-1 21 2B 8 G4-3 1B		4	1	1	0	0	1	1
21 Stephen Vogt, L (1, 2) OBP: 0.344, SLG: 0.529		B FF 91 C FF 93 C FF 92 X FF 92 1-2 F8 ①		C FF 93 S KC 80 X FF 94 0-2 F7 ③			C FS 82 B FF 93 X KC 78 1-1 F8 ①	X FC 84 0-0 8 G4-3 1-3 2B		4	0	1	0	0	0	0
14 Scooter Gennett, L (1, 4) OBP: 0.243, SLG: 0.343 63 Williams Jerez, L (8, 1) 8 Alex Dickerson, L (8, PH) OBP: 0.398, SLG: 0.657 58 Trevor Gott, R (9, 1) 59 Andrew Suárez, L (9, 1)		C KC 78 B FS 84 S FS 82 F FS 83 S KC 79 1-3 K ②			B KC 78 B FF 92 C FF 93 F FS 83 X FS 84 2-2 G3-1 ①		B KC 77 C FF 94 F FF 94 S FF 93 1-3 K ②	B CH 81 B CH 82 B CH 80 C FF 88 X CH 81 3-1 G4-3 ② 2-3 3-H		3 0 1 0 0	0 0 0 0 0	0 0 0 0 0	0 0 1 0 0	2 0 0 0 0	0 0 1 0 0
1 Kevin Pillar, R (1, 8) OBP: 0.281, SLG: 0.430		X SL 88 0-0 1B			C FF 93 X KC 78 0-1 35 WP 1B		S SL 88 S FF 93 F FF 93 B FS 85 B FS 86 F SL 88 F FF 95 X SL 87 2-2 G6-3 ③	B FF 97 S FF 97 C FF 98 F SL 89 F FF 98 S FF 96 1-3 K ③		4	0	2	0	0	1	1
35 Brandon Crawford, L (1, 6) OBP: 0.295, SLG: 0.350		1 SAFE C FF 93 X FS 81 0-1 G3 ③			S KC 76 F FF 92 B KC 77 F FS 84 S FS 82 1-3 K ② 1-2			F FF 91 C FF 92 B SI 92 X CU 70 1-2 7 L9 9 WP 53 BB 1B	B FF 97 F FF 95 X FF 97 1-1 F7 ①	4	1	1	0	0	1	2
53 Austin Slater, R (1, 9) OBP: 0.376, SLG: 0.489			C FF 92 C FF 92 S FS 84 0-3 K ①		X SL 85 0-0 G1-3 ③			B FF 92 B FF 93 B FF 94 C FF 92 B FF 91 4-1 9 WP 5 HR BB 1-2	C FF 97 B SL 87 B FF 97 S FF 97 F FF 98 B FF 97 X FF 96 3-2 2B	3	1	1	0	1	1	1
38 Tyler Beede, R (1, 1) OBP: 0.233, SLG: 0.148 65 Sam Coonrod, R (5, 1) 60 Travis Bergen, L (6, 1) 37 Joey Rickard, R (6, PH) OBP: 0.313, SLG: 0.375 74 Jandel Gustave, R (7, 1) 7 Donovan Solano, R (8, 4) OBP: 0.356, SLG: 0.464			C FF 93 B SL 87 F FF 93 B FF 93 C FF 93 2-3 K ②			C SL 85 S SL 86 C FF 92 0-3 K ①		C FF 92 X FF 93 0-1 L9 ① 2-3	S FF 96 F SL 88 F FF 98 B FF 98 S SL 88 1-3 K ②	1 0 0 1 0 2	0 0 0 0 0 0	0 0 0 0 0 0	0 0 0 0 0 0	0 0 0 1 0 1	1 0 0 0 0 3	0 0 0 0 0 0
Inning Stats	R: 0 E: 0 K: 1 S: 7 H: 0 LOB: 0 BB: 0 P: 13	R: 0 E: 0 K: 1 S: 10 H: 1 LOB: 1 BB: 0 P: 12	R: 0 E: 0 K: 2 S: 9 H: 0 LOB: 0 BB: 0 P: 12	R: 0 E: 0 K: 0 S: 9 H: 0 LOB: 0 BB: 0 P: 9	R: 0 E: 0 K: 1 S: 10 H: 1 LOB: 1 BB: 0 P: 13	R: 0 E: 0 K: 1 S: 10 H: 0 LOB: 1 BB: 1 P: 17	R: 0 E: 0 K: 1 S: 11 H: 0 LOB: 0 BB: 0 P: 15	R: 5 E: 0 K: 1 S: 20 H: 4 LOB: 1 BB: 2 P: 33	R: 0 E: 0 K: 2 S: 13 H: 1 LOB: 1 BB: 0 P: 18	1B: 4 2B: 2 3B: 0 HR: 1 SF: 0 SAC: 0 DP: 0 HBP: 0						WP: 3 PB: 0 SB: 0 CS: 0 PA: 37	

	AB	34
	R	5
	H	7
	RBI	4
	BB	3
	SO	10
	LOB	10

PITCHER	IP	WLS	BF	H	R	ER	SO	BB	IBB	HBP	BLK	WP	HR	S	P	ERA	WHIP
15 Homer Bailey, R (1, 1) ERA: 5.22	7.0	W	24	2	0	0	7	1	0	0	0	1	0	66	91	0.00	0.429
48 Joakim Soria, R (8, 1) ERA: 4.97	0.1		5	2	4	4	0	2	0	0	0	1	1	10	19	108.00	12.000
36 Yusmeiro Petit, R (8, 1) ERA: 2.64	0.1	H	3	2	1	1	0	0	0	0	0	0	0	5	8	27.00	6.000
16 Liam Hendriks, R (8, 1) ERA: 1.54	1.1	S	5	1	0	0	3	0	0	0	0	0	0	18	24	0.00	0.750

PITCHER	IP	WLS	BF	H	R	ER	SO	BB	IBB	HBP	BLK	WP	HR	S	P	ERA	WHIP

Batter	1	2	3	4	5	6	7	8	9	AB	R	H	RBI	BB	SO	LOB
7 Donovan Solano, R (1, 6) OBP: 0.363, SLG: 0.471	C CU 81 X CH 84 0-1 28 1B 53 BB 10 1B 1B	B FC 85 B SI 90 X SI 90 2-0 ③ G4-3			B CH 84 C SI 88 F FC 86 B CH 85 F SI 89 F CH 85 B FC 85 X CH 85 3-2 ① F7	B SL 80 B FF 91 F FF 92 F KC 78 D KC 81 F FF 93 H SL 81 4-2 53 BB HBP		B CU 79 B SI 92 C SI 93 B CU 77 X SI 93 3-1 53 1B 2B		4	2	2	0	0	0	1
53 Austin Slater, R (1, 9) OBP: 0.404, SLG: 0.516 65 Sam Coonrod, R (8, 1) 50 Fernando Abad, L (9, 1)	B SI 90 B SI 90 B SI 90 B FF 90 4-0 28 1B 10 1B 1-2 BB		C CU 81 X CH 84 0-1 1 S 1B		C SI 89 B CH 85 X FC 85 1-1 28 2B 2B	B SI 91 B SI 92 S FF 92 B SI 91 C SI 92 F SI 92 B SI 92 4-2 28 G6-4-3 1-2 2-3 BB		C CU 79 C SI 94 F CU 79 D CU 79 X SI 94 1-2 28 G6-4-3 2-H 1B		3 0 0	2 0 0	3 0 0	1 0 0	2 0 0	0 0 0	0 0 0
28 Buster Posey, R (1, 2) OBP: 0.324, SLG: 0.392	C CU 82 F FF 90 F CH 85 B CH 85 X CU 84 1-2 1 FC5-4 10 1B 1-2 2-3 1B		X FF 89 0-0 ① F9		C CU 82 B CH 84 X FF 90 1-1 10 HR 2-H 2B	C SI 91 B KC 78 B SI 91 X SI 92 2-1 ②③ G6-4-3 1-2f		F SI 93 X CU 80 0-1 ②③ G6-4-3 1-2f		5	1	2	1	0	0	5
10 Evan Longoria, R (1, 5) OBP: 0.322, SLG: 0.459	X FC 82 0-0 1 FC5-4 1-2 2-H 3-H 1B		B SI 88 D CH 84 X FC 86 2-0 ② L9		B CH 83 B SI 89 B CU 82 C SI 89 X CH 84 3-1 2-H HR		C SI 92 B SL 84 C SL 84 X KC 79 1-2 14 BB 1B		B CU 80 X SI 92 1-0 ① G4-3	5	1	3	4	0	0	1
1 Kevin Pillar, R (1, 8) OBP: 0.282, SLG: 0.427	C CH 85 F SI 90 F CH 85 F CH 86 F FC 86 B SI 90 X CH 85 1-2 ① FC5-4 14 CS 1-2f 2-3		B SI 89 D CH 84 2-0 1-2 IBB		F SI 90 F SI 90 X CU 82 0-2 ② F8		C FF 90 F SI 90 S SI 91 0-3 ① K		H CU 78 1-0 14 1B HBP	3	0	0	0	1	1	3
14 Scooter Gennett, L (1, 4) OBP: 0.250, SLG: 0.340	B FF 91 S FC 85 F FF 90 F FC 85 1 SAFE F CU 83 S CU 83 1-3 ②③ K2-3 1-2		F FC 85 B FC 86 X CU 82 1-1 ③ G3-1		B CU 81 X FC 85 1-0 ③ G4-3		B KC 75 B SI 90 C SI 91 F SI 90 B CH 84 D SI 92 4-2 1-2 BB		B SI 93 X SI 93 1-0 1-2 1B	4	0	1	0	1	1	4
37 Joey Rickard, R (1, 7) OBP: 0.311, SLG: 0.366 8 Alex Dickerson, L (9, PH) OBP: 0.395, SLG: 0.651 (9, 7)		F SI 88 F CH 84 B CU 82 B CH 84 F SI 90 X CU 82 2-2 ① G5-3		B CH 84 B SI 89 X CH 85 2-0 ① G5-3		C FF 92 B SL 84 F SI 92 B KC 80 B SI 92 D FF 94 4-2 9 2B BB	C SL 80 D SI 90 F SI 90 X KC 78 1-2 ② F7		C SI 93 B SI 93 C CU 79 T CU 79 1-2 ② K	3 1	1 0	0 0	0 0	1 0	0 1	2 2
9 Brandon Belt, L (1, 3) OBP: 0.342, SLG: 0.378		B FC 85 X FC 85 1-0 ② L4		B FC 86 S FC 86 B FF 91 F FC 86 X CU 83 2-2 ② F8		F SI 93 B FF 93 1 SAFE 1 SAFE C SI 93 B FF 92 X SI 91 2-2 53 BB 1-H 2B	C CH 83 X FF 91 0-1 ③ F9		X SI 93 0-0 ③ G3	5	0	1	1	0	0	4
57 Dereck Rodríguez, R (1, 1) OBP: 0.217, SLG: 0.217 5 Mike Yastrzemski, L (8, PH) OBP: 0.320, SLG: 0.511 (8, 9)		B SI 89 X SI 89 1-0 1B		C CU 82 B FC 85 F CU 81 S CU 82 1-3 ③ K		L FF 91 C FF 91 F SI 91 D KC 78 S KC 79 1-3 ① K		C SI 93 B CH 87 F SI 94 S CU 80 1-3 ① K		3 1	0 0	1 0	0 0	0 0	2 1	1 0
Inning Stats	R: 2 E: 0 K: 1 S: 18 H: 3 LOB: 1 BB: 1 P: 25	R: 0 E: 0 K: 0 S: 7 H: 1 LOB: 1 BB: 0 P: 13	R: 0 E: 0 K: 0 S: 6 H: 1 LOB: 2 BB: 1 P: 11	R: 0 E: 0 K: 1 S: 7 H: 0 LOB: 0 BB: 0 P: 12	R: 3 E: 0 K: 0 S: 15 H: 3 LOB: 0 BB: 0 P: 24	R: 1 E: 0 K: 1 S: 17 H: 1 LOB: 2 BB: 2 P: 34	R: 0 E: 0 K: 1 S: 13 H: 1 LOB: 2 BB: 1 P: 19	R: 1 E: 0 K: 1 S: 11 H: 2 LOB: 0 BB: 0 P: 16	R: 0 E: 0 K: 1 S: 6 H: 1 LOB: 2 BB: 0 P: 10	1B: 8 2B: 4 3B: 0 HR: 1 SF: 0 SAC: 0 DP: 2 HBP: 2						

TOP

San Francisco Giants @ Arizona Diamondbacks
Chase Field, Phoenix, AZ
Thu Aug 15 2019, 6:40 PM - 9:25 PM MST
Att. 19,037 - Roof Closed - 77 F

livebaseballscorecards.com

AB	37
R	7
H	13
RBI	7
BB	5
SO	6
LOB	23

WP: 0 PA: 44
PB: 0
SB: 1
CS: 1

PITCHER		IP	WLS	BF	H	R	ER	SO	BB	IBB	HBP	BLK	WP	HR	S	P	ERA	WHIP
49 Alex Young, L ERA: 3.98	(1, 1)	5.0	L	24	8	5	5	2	1	1	0	0	0	1	53	85	9.00	1.800
57 Jon Duplantier, R ERA: 4.33	(6, 1)	2.0		11	2	1	1	2	3	0	1	0	0	0	30	53	4.50	2.500
58 Stefan Crichton, R ERA: 3.38	(8, 1)	2.0		9	3	1	1	2	0	0	1	0	0	0	17	26	4.50	1.500

PITCHER		IP	WLS	BF	H	R	ER	SO	BB	IBB	HBP	BLK	WP	HR	S	P	ERA	WHIP

Batter	1	2	3	4	5	6	7	8	9	AB	R	H	RBI	BB	SO	LOB
1 Jarrod Dyson, L (1, 8) OBP: 0.333, SLG: 0.364	C FF 91 C CH 86 F FF 92 X CH 87 0-2 ① F7			B SI 90 F CH 84 F CU 77 B CU 77 X CH 85 2-2 ① F8		B CH 83 C FF 91 F FF 90 B FF 91 X CU 75 2-2 ① F7		B FF 97 C SI 96 B CH 89 B SI 96 X SI 96 3-1 ③ G5-3		4	0	0	0	0	0	1
9 Josh Rojas, L (1, 9) OBP: 0.357, SLG: 0.385	X FF 93 0-0 ② L9			B CH 84 B FF 91 X SI 91 2-0 ② F7		C FF 89 X CH 84 0-1 ② F9			C SI 93 B SI 94 X SI 94 1-1 ① G4-3	4	0	0	0	0	0	1
5 Eduardo Escobar, S (1, 4) OBP: 0.329, SLG: 0.524 (6, 5)	C SI 92 F CH 86 B FF 93 F FF 93 X CH 86 1-2 ③ L9			X CU 76 0-0 1B		B FF 90 S CH 82 B FF 91 S FF 89 S FF 90 2-3 ③ K			F SI 95 X CH 79 0-1 ② L8	4	0	1	0	0	1	1
6 David Peralta, L (1, 7) OBP: 0.346, SLG: 0.458		B FF 92 B CH 86 C SI 92 X FF 92 2-1 ① F7		C FC 86 B CH 84 B CH 84 B CH 84 X SI 91 3-1 ③ G4-3			X CH 82 0-0 ① G6-3		B KC 80 S KC 78 B SI 93 X SI 93 2-1 ③ F8	4	0	0	0	0	0	1
53 Christian Walker, R (1, 3) OBP: 0.347, SLG: 0.475		B FC 88 S FF 92 S CU 77 F FF 92 B CH 86 F CH 86 B FC 88 S FF 93 3-3 ② K			X FF 90 0-0 ① P4		C FF 87 B CU 75 X FC 85 1-1 ② G5-3			3	0	0	0	0	1	0
22 Jake Lamb, L (1, 5) OBP: 0.364, SLG: 0.425 57 Jon Duplantier, L (6, 1) 10 Adam Jones, R (7, PH) OBP: 0.316, SLG: 0.423 58 Stefan Crichton, R (8, 1)		C CH 86 B FF 92 B FF 92 F CH 86 F CH 85 F FC 88 S FF 92 2-3 ③ K			C FF 87 B CH 84 B CH 85 S CH 85 F FF 92 X FC 88 2-2 ② P6		B FF 86 F FC 87 C CU 74 X FC 87 1-2 1B			2 0 1 0	0 0 0 0	0 0 1 0	0 0 0 0	0 0 0 0	1 0 0 0	0 0 0 0
13 Nick Ahmed, R (1, 6) OBP: 0.328, SLG: 0.448			X FC 85 0-0 ① G6-3		F SI 89 B FC 88 C CU 77 B SI 92 X FC 88 2-2 1B		X SI 88 0-0 ③ F7			3	0	1	0	0	0	1
18 Carson Kelly, R (1, 2) OBP: 0.356, SLG: 0.548			C SI 90 B CH 84 B FC 88 X SI 90 2-1 ② G5-3		B CU 74 C SI 90 D CH 84 B SI 90 F FF 91 X FF 90 3-2 ③ F8			C SI 96 F SL 90 B CH 88 F FF 97 C SI 96 1-3 ① K		3	0	0	0	0	1	1
49 Alex Young, L (1, 1) OBP: 0.077, SLG: 0.077 41 Wilmer Flores, R (6, 4) OBP: 0.337, SLG: 0.405			C FF 90 C CU 76 S FF 91 0-3 ③ K			B SI 88 B SI 89 B SI 88 C FF 89 B FF 90 4-1 BB		X SI 97 0-0 ② G6-3		1 1	0 0	0 0	0 0	0 1	1 0	0 0
Inning Stats	R: 0 E: 0 K: 0 S: 9 H: 0 LOB: 0 BB: 0 P: 10	R: 0 E: 0 K: 2 S: 12 H: 0 LOB: 0 BB: 0 P: 19	R: 0 E: 0 K: 1 S: 6 H: 0 LOB: 0 BB: 0 P: 8	R: 0 E: 0 K: 0 S: 7 H: 1 LOB: 1 BB: 0 P: 14	R: 0 E: 0 K: 0 S: 11 H: 1 LOB: 1 BB: 0 P: 18	R: 0 E: 0 K: 1 S: 9 H: 0 LOB: 1 BB: 1 P: 17	R: 0 E: 0 K: 0 S: 7 H: 1 LOB: 1 BB: 0 P: 9	R: 0 E: 0 K: 1 S: 7 H: 0 LOB: 0 BB: 0 P: 11	R: 0 E: 0 K: 0 S: 6 H: 0 LOB: 0 BB: 0 P: 9	1B: 3 2B: 0 3B: 0 HR: 0	SF: 0 SAC: 0 DP: 0 HBP: 0			WP: 0 PB: 0 SB: 0 CS: 0	PA: 31		

BOTTOM

San Francisco Giants @ Arizona Diamondbacks

Chase Field, Phoenix, AZ

Thu Aug 15 2019, 6:40 PM - 9:25 PM MST

Att. 19,037 - Roof Closed - 77 F

livebaseballscorecards.com

AB	30
R	0
H	3
RBI	0
BB	1
SO	5
LOB	6

PITCHER		IP	WLS	BF	H	R	ER	SO	BB	IBB	HBP	BLK	WP	HR	S	P	ERA	WHIP
57 Dereck Rodríguez, R ERA: 4.79	(1, 1)	7.0	W	25	3	0	0	4	1	0	0	0	0	0	61	95	0.00	0.571
65 Sam Coonrod, R ERA: 1.8	(8, 1)	1.0		3	0	0	0	1	0	0	0	0	0	0	7	11	0.00	0.000
50 Fernando Abad, L ERA:	(9, 1)	1.0		3	0	0	0	0	0	0	0	0	0	0	6	9	0.00	0.000

PITCHER	IP	WLS	BF	H	R	ER	SO	BB	IBB	HBP	BLK	WP	HR	S	P	ERA	WHIP

Batter	1	2	3	4	5	6	7	8	9	10	11	AB	R	H	RBI	BB	SO	LOB
5 Mike Yastrzemski, L (1, 9) (9, 7) OBP: 0.324, SLG: 0.548	X SI 87 0-0 ① G4-3		C FF 88 B CH 84 B SL 81 C CH 84 F FC 88 B SL 82 X CH 85 3-2 HR		B FC 84 X CH 86 1-0 G5-3 ①		B SI 89 X SI 88 1-0 1-H HR	B FF 94 C SL 82 D FF 94 S SL 84 S SL 84 2-3 ③ K			X FF 96 0-0 HR	6	3	3	4	0	1	1
28 Buster Posey, R (1, 2) OBP: 0.327, SLG: 0.392	B CH 86 C FF 88 B SL 80 B SI 88 X SI 89 3-1 8 G4-6-3 1B		C SL 79 B FC 86 F CH 84 X SL 82 1-2 1B		X FC 84 0-0 ② F7		B SL 81 X SI 88 1-0 ① G1-3		C FF 95 S KC 80 B KC 82 B KC 83 F SI 96 B FF 96 C FF 96 3-3 ① K		C SL 84 B SL 85 B FF 97 B FF 96 B FF 96 4-1 10 G4-3 13 SH3-4 BB	5	0	2	0	1	1	0
8 Alex Dickerson, L (1, 7) OBP: 0.387, SLG: 0.632 74 Jandel Gustave, R (9, 1) 13 Will Smith, R (10, 1) OBP: 1.000, SLG: 1.000 58 Trevor Gott, R (11, 1)	B SI 89 F CH 84 B CH 84 C SI 89 X CH 85 2-2 ② ③ G4-6-3 1-2f		B SI 88 F FC 86 F FC 87 B FF 89 X CH 84 2-2 ③ F7		X SI 87 0-0 1B		C SI 89 B SL 82 S SL 82 S SL 82 1-3 ② K2-3		B FF 96 B FF 95 T FF 97 X KC 83 2-1 ② G6-3		X FF 97 0-0 ① SH3-4 1-2	5 0 0 0	0 0 0 0	1 0 0 0	0 0 0 0	0 0 0 0	1 0 0 0	2 0 0 0
10 Evan Longoria, R (1, 5) OBP: 0.319, SLG: 0.454		C CH 85 B SL 79 X CH 82 1-1 ① L7		X CH 85 0-0 ① F8	C SI 86 B SI 86 S SL 81 B SI 88 1 SAFE F SL 81 C FF 89 2-3 ③ K		X CH 82 0-0 1B		B FF 96 C FF 97 F FF 96 F FF 97 S KC 84 1-3 ③ K		B SL 86 F SL 84 F FF 96 B SL 84 B FF 96 F SL 84 X FF 96 3-2 ② G4-3 2-3	6	0	1	0	0	2	2
14 Scooter Gennett, L (1, 4) OBP: 0.254, SLG: 0.339		C SI 87 X SI 87 0-1 ② G6-3		C CH 86 X CH 83 0-1 ① 1 HR 1B	F SI 85 F FC 84 X SL 82 0-2 ① L9		D SI 90 S SI 89 C SI 89 D SL 82 S SI 89 2-3 ③ K			S FF 90 F FS 83 B FS 84 F FS 84 X FS 85 1-2 1 HR 1B	B FF 97 F FF 97 S SL 85 B CH 93 F CH 91 F FF 97 X SL 86 2-2 F8 ③	6	2	2	0	0	1	2
1 Kevin Pillar, R (1, 8) OBP: 0.285, SLG: 0.441		F FC 85 B SL 80 B SL 82 F FC 87 F SI 90 F FC 88 X SL 82 2-2 ③ G6-3		X SI 88 0-0 1-H HR	C SL 79 S SL 80 B SL 81 F SI 89 T SL 82 1-2 ② K			B SL 84 B FF 92 B FF 92 B FF 92 4-0 9 BB 7 2B BB		F FF 91 C FF 92 B FS 84 B FF 93 D FS 85 F FF 91 F FF 92 F FF 92 X FF 91 3-2 1-H HR	4	3	2	4	1	1	0
9 Brandon Belt, L (1, 3) OBP: 0.345, SLG: 0.387			X SL 77 0-0 HR	B CH 84 B FC 86 F FF 87 X CH 84 2-1 ② G6-3	X FC 86 0-0 1B		B FF 94 B FF 93 F FF 93 1 SAFE 1 SAFE B FF 93 B FF 93 4-1 7 2B 1-2 BB			B FS 82 B FF 90 C FF 90 X FS 83 2-1 ① L9	4	1	2	1	1	0	0
35 Brandon Crawford, L (1, 6) OBP: 0.295, SLG: 0.348 54 Reyes Moronta, R (6, 1) 21 Stephen Vogt, L (8, PH) OBP: 0.342, SLG: 0.526 56 Tony Watson, L (8, 1) 65 Sam Coonrod, R (8, 1) 53 Austin Slater, R (9, 9) OBP: 0.400, SLG: 0.510			B SI 86 S CH 82 T CH 82 F CH 83 X FC 87 1-2 ① P4	C CH 85 F CH 82 F FC 86 F CH 84 H SL 79 1-2 HBP	B CH 83 B SI 88 1 SAFE 1 SAFE C SI 88 B SI 88 X CH 83 3-1 ③ G3-1		D CH 84 B FF 92 C FF 91 F FF 94 S SL 84 2-3 ① K		F FF 89 X FF 89 0-1 ② G4-3	2 0 1 0 0 0 1	0 0 0 0 0 0 0	0 0 0 0 0 0 0	0 0 0 0 0 0 0	0 0 1 0 0 0 0	1 0 2 0 0 0 0	
29 Jeff Samardzija, R (1, 1) OBP: 0.103, SLG: 0.154 50 Fernando Abad, L (6, 1) 7 Donovan Solano, R (6, 6) OBP: 0.368, SLG: 0.481			C FC 86 F SL 81 B SL 81 F FC 86 X KC 79 1-2 ② G1-3	B FC 86 S FF 87 S SL 80 B SL 80 F SI 88 S SL 80 2-3 ③ K			B SI 87 C CH 80 X SI 88 1-1 5 HR 1B	B SL 84 X FF 93 1-0 ② 1-H 2-H 2B		C FS 82 S FF 90 B FS 83 F FS 81 F FF 91 B FS 83 F FS 82 B FF 90 X FF 90 3-2 ③ P3	2 0 3	0 0 1	0 0 2	0 0 1	0 0 0	1 0 0	1 0 0

Inning Stats	1	2	3	4	5	6	7	8	9	10	11
	R: 0 H: 1 E: 0 LOB: 0 K: 0 BB: 0 S: 6 P: 11	R: 0 H: 0 E: 0 LOB: 0 K: 0 BB: 0 S: 9 P: 12	R: 2 H: 3 E: 0 LOB: 1 K: 0 BB: 0 S: 19 P: 27	R: 2 H: 2 E: 0 LOB: 1 K: 1 BB: 0 S: 14 P: 19	R: 0 H: 1 E: 0 LOB: 1 K: 1 BB: 0 S: 7 P: 10	R: 0 H: 1 E: 0 LOB: 1 K: 2 BB: 0 S: 10 P: 14	R: 2 H: 3 E: 0 LOB: 1 K: 2 BB: 0 S: 11 P: 17	R: 1 H: 1 E: 0 LOB: 1 K: 2 BB: 2 S: 8 P: 21	R: 0 H: 0 E: 0 LOB: 0 K: 2 BB: 0 S: 10 P: 16	R: 2 H: 2 E: 0 LOB: 0 K: 0 BB: 0 S: 20 P: 29	R: 1 H: 1 E: 0 LOB: 1 K: 0 BB: 1 S: 12 P: 21

PITCHER		IP	WLS	BF	H	R	ER	SO	BB	IBB	HBP	BLK	WP	HR	S	P	ERA	WHIP
8 Mike Leake, R ERA: 4.64	(1, 1)	6.0		26	8	4	4	3	0	0	1	0	0	3	65	93	6.00	1.333
30 T.J. McFarland, L ERA: 4.82	(7, 1)	1.0		6	3	2	2	2	0	0	0	0	0	1	11	17	18.00	3.000
37 Kevin Ginkel, R ERA: 3.0	(8, 1)	1.0		5	1	1	1	2	2	0	0	0	0	0	8	21	9.00	3.000
25 Archie Bradley, R ERA: 4.05	(9, 1)	1.0		3	0	0	0	2	0	0	0	0	0	0	10	16	0.00	0.000
66 Yoshihisa Hirano, R ERA: 4.89	(10, 1)	1.0		5	2	2	2	0	0	0	0	0	0	1	20	29	18.00	2.000

PITCHER		IP	WLS	BF	H	R	ER	SO	BB	IBB	HBP	BLK	WP	HR	S	P	ERA	WHIP
50 Yoan López, R ERA: 2.76	(11, 1)	1.0	L	5	1	1	1	0	1	0	0	0	0	1	12	21	9.00	2.000

TOP

San Francisco Giants @ Arizona Diamondbacks
Chase Field, Phoenix, AZ
Fri Aug 16 2019, 6:40 PM - 10:45 PM MST
Att. 23,642 - Roof Closed - 76 F

livebaseballscorecards.com

AB	45
R	10
H	15
RBI	10
BB	3
SO	9
LOB	11

1B: 8	SF: 0	WP: 0	PA: 50
2B: 1	SAC: 1	PB: 0	
3B: 0	DP: 1	SB: 0	
HR: 6	HBP: 1	CS: 0	

Batter	1	2	3	4	5	6	7	8	9	10	11	AB	R	H	RBI	BB	SO	LOB
4 Ketel Marte, S (1, 8) OBP: 0.381, SLG: 0.568	C FF 90 B SL 86 B SL 87 X FC 87 2-1 HR	B SL 85 B FF 92 C SL 86 F SI 92 S FS 82 2-3 K ③			B FF 92 F SL 85 B SI 92 S SI 91 C SI 92 2-3 K ③		C SL 82 B CH 92 B SL 82 C FF 96 B SL 82 X FF 98 3-2 L8 ②	S CH 89 X CH 89 0-1 G3-1 ③			F SL 80 B SL 81 C FF 91 F SL 80 B FF 93 X FF 93 2-2 1B	6	1	2	1	0	2	1
6 David Peralta, L (1, 7) OBP: 0.343, SLG: 0.453	B SL 84 B SL 83 X FF 91 2-0 22 FC6-4 53 1B 1B		B FS 80 B SL 84 C FS 82 X FC 87 2-1 P5 ①			C FC 87 F FS 81 X FC 90 0-2 G5-3 ①	X CH 90 0-0 G2-3 ③		C FF 96 X SL 86 0-1 L6 ①		M FF 92 S SL 82 1 SAFE S SL 82 0-3 K ①	6	0	1	0	0	1	1
5 Eduardo Escobar, S (1, 4) OBP: 0.329, SLG: 0.530 (7, 5)	C FF 89 X FF 90 0-1 F8 ①		B FF 90 S FF 91 S FF 91 F FF 93 F FF 92 F FC 90 X FF 92 1-2 L9 ②			X FS 81 0-0 41 E 13 BB 2B		C SI 93 X SI 93 0-1 HR	B FF 95 F FF 96 F FF 97 X FF 97 1-2 G6-3 ②		B FF 90 B FF 90 B FF 91 C FF 89 F FF 93 F FF 92 X FF 91 3-2 F7 ②	6	2	2	1	0	0	2
53 Christian Walker, R (1, 3) OBP: 0.347, SLG: 0.472	B SL 84 D SI 91 F FC 88 F SI 91 B FC 89 X SI 92 3-2 22 FC6-4 1-2 1B		B SL 84 X SL 85 1-0 P4 ③			B FC 89 B FF 92 B FC 89 F FF 93 C FF 92 B FF 94 4-2 13 BB 41 E BB		C CH 87 B CH 87 F SL 86 X CH 87 1-2 L4 ①	B FF 96 F FF 96 C SL 87 S FF 97 1-3 K ③		C FF 96 B FF 96 S FF 95 F FF 96 B FF 97 F FF 96 B FF 96 F FF 95 X FF 96 3-2 G6-3 ③	5	0	1	0	1	1	1
22 Jake Lamb, L (1, 5) OBP: 0.359, SLG: 0.417 41 Wilmer Flores, R (6, PH) OBP: 0.342, SLG: 0.443 (7, 4)	F FC 88 B FC 89 S FF 91 B FF 92 X FC 90 2-2 FC6-4 ② 1-2f 2-3			B FC 89 C FS 80 S FF 92 B FF 92 F FC 89 F FF 94 X FC 90 2-2 L9 ①		C SI 92 F SI 94 F KC 78 X SI 94 0-2 FC6 13 BB 1-2 2-3		B CH 87 X CH 86 1-0 HR		C FF 91 C CU 75 B FF 90 X FF 92 1-2 HR	2 3	0 2	0 2	0 2	0 0	0 0	2 2
9 Josh Rojas, L (1, 9) OBP: 0.316, SLG: 0.333	B FC 89 F FC 89 B SL 86 X FF 92 2-1 P6 ③			S FS 81 B FC 90 S FS 81 X FF 94 1-2 G5-3 ②		F SI 93 S SI 94 S SI 94 0-3 K ②		C SI 93 X SI 93 0-1 13 1B 10 HR 1B		S SL 81 S SL 82 S SL 82 0-3 K2-3 ①	5	1	1	0	0	2	5
13 Nick Ahmed, R (1, 6) OBP: 0.333, SLG: 0.460		B SI 91 S SL 84 X SI 91 1-1 8 A#1 D#1 2B		F SI 92 S SL 86 B SI 93 B FC 88 X SL 86 2-2 L4 ③		S SL 84 D SL 86 B SL 86 B FF 98 C FF 98 F FF 98 F FF 98 F FF 98 B SL 85 4-2 18 FC4-6 1-2 2-3 3-H BB		B CH 87 X SI 94 1-0 10 HR 1-3 1B		B CU 78 B FF 91 X SL 80 2-0 HR	4	2	3	2	1	0	0
18 Carson Kelly, R (1, 2) OBP: 0.354, SLG: 0.539		B SI 91 B SL 84 B SI 91 B FF 91 4-0 BB			B SI 90 X SL 84 1-0 L5 ①	C FF 98 X FF 98 0-1 FC4-6 ③ 1-2f		X SI 96 0-0 L5 ②		B FF 93 F FF 94 B FF 92 X SL 79 2-1 G5-3 ②	4	0	0	0	1	0	5
8 Mike Leake, R (1, 1) 30 T.J. McFarland, L (7, 1) 1 Jarrod Dyson, L (7, PH) 37 Kevin Ginkel, L (8, 1) 10 Adam Jones, R (8, PH) 25 Archie Bradley, R (8, 1) 66 Yoshihisa Hirano, R (9, 1) 31 Alex Avila, L (10, PH) 50 Yoan López, R (11, 1)		M SL 84 2 SAFE L FF 91 C FC 88 0-3 K ①② 2-3			C FC 88 F SL 84 B FC 88 B SL 86 S FF 92 2-3 K ②		C FF 97 B FF 96 B SL 82 X FF 96 2-1 P6 ①	X FF 96 0-0 1-H 3-H HR		B SL 83 S SL 82 C FF 92 B SL 81 S SL 81 2-3 K ③	2 0 1 0 1 0 1 0 1	0 0 0 0 1 0 0 0 0	0 0 0 0 3 0 0 0 0	0 0 0 0 0 0 0 0 0	0 0 0 0 0 0 0 0 0	2 0 0 0 0 0 0 1 0	2 0 0 0 0 0 0 0 0
Inning Stats	R: 1 E: 0 K: 0 S: 13 H: 3 LOB: 2 BB: 0 P: 24	R: 0 E: 0 K: 2 S: 8 H: 1 LOB: 1 BB: 1 P: 15	R: 0 E: 0 K: 0 S: 9 H: 0 LOB: 0 BB: 0 P: 13	R: 0 E: 0 K: 0 S: 11 H: 0 LOB: 0 BB: 0 P: 16	R: 0 E: 0 K: 2 S: 7 H: 0 LOB: 0 BB: 0 P: 12	R: 1 E: 0 K: 1 S: 20 H: 1 LOB: 3 BB: 2 P: 28	R: 0 E: 0 K: 0 S: 6 H: 0 LOB: 0 BB: 0 P: 11	R: 5 E: 0 K: 0 S: 13 H: 5 LOB: 0 BB: 0 P: 16	R: 0 E: 0 K: 1 S: 8 H: 0 LOB: 0 BB: 0 P: 10	R: 2 E: 0 K: 2 S: 12 H: 2 LOB: 0 BB: 0 P: 19	R: 0 E: 0 K: 1 S: 17 H: 1 LOB: 1 BB: 0 P: 25	1B: 5 2B: 2 3B: 0 HR: 6 SF: 0 SAC: 0 DP: 0 HBP: 0	WP: 0 PB: 0 SB: 0 CS: 0 PA: 49					

PITCHER		IP	WLS	BF	H	R	ER	SO	BB	IBB	HBP	BLK	WP	HR	S	P	ERA	WHIP
29 Jeff Samardzija, R ERA: 3.54	(1, 1)	5.1		22	5	2	2	4	2	0	0	0	0	1	54	90	3.38	1.312
50 Fernando Abad, L ERA:	(6, 1)	0.1	H	2	0	0	0	1	0	0	0	0	0	0	7	7	0.00	0.000
54 Reyes Moronta, R ERA: 2.52	(6, 1)	1.1	H	5	0	0	0	0	1	0	0	0	0	0	13	22	0.00	0.750
56 Tony Watson, L ERA: 4.5	(8, 1)	0.1		5	4	4	4	0	0	0	0	0	0	2	9	12	108.00	12.000
65 Sam Coonrod, R ERA: 2.3	(8, 1)	0.2	B	3	1	1	1	0	0	0	0	0	0	1	4	4	13.50	1.500

PITCHER		IP	WLS	BF	H	R	ER	SO	BB	IBB	HBP	BLK	WP	HR	S	P	ERA	WHIP
74 Jandel Gustave, R ERA: 1.69	(9, 1)	1.0		3	0	0	0	1	0	0	0	0	0	0	8	10	0.00	0.000
13 Will Smith, L ERA: 2.8	(10, 1)	1.2	W	8	3	2	2	3	0	0	0	0	0	2	23	35	10.80	1.800
58 Trevor Gott, R ERA: 3.73	(11, 1)	0.1	S	1	0	0	0	0	0	0	0	0	0	0	6	9	0.00	0.000

BOTTOM

San Francisco Giants @ Arizona Diamondbacks

Chase Field, Phoenix, AZ

Fri Aug 16 2019, 6:40 PM - 10:45 PM MST

Att. 23,642 - Roof Closed - 76 F

livebaseballscorecards.com

AB	46
R	9
H	13
RBI	9
BB	3
SO	9
LOB	21

TOP

San Francisco Giants @ Arizona Diamondbacks
Chase Field, Phoenix, AZ
Sat Aug 17 2019, 5:11 PM - 8:50 PM MST
Att. 35,366 - Roof Closed - 76 F

livebaseballscorecards.com

Batter	1	2	3	4	5	6	7	8	9	AB	R	H	RBI	BB	SO	LOB
5 Mike Yastrzemski, L (1, 9) (6, 7) OBP: 0.328, SLG: 0.547	C FF 93 C FF 94 X FF 94 0-2 P2	X CU 79 0-0 10 SF8 21 1B 1-2 1B	B CH 87 C CH 86 X FF 93 1-1 F7			B SI 90 X SI 90 1-0 10 G6-4-3 21 1B 1-2 1B	B SI 90 D CH 83 X SI 90 2-0 1-3 1B		F CU 74 B CU 68 B CU 74 S CU 69 C CU 78 2-3 K	6	0	3	0	0	1	2
21 Stephen Vogt, L (1, 2) OBP: 0.342, SLG: 0.520	B FF 94 C FF 95 S SL 86 X FF 95 1-2 P4	C FF 94 F SL 85 X 0-2 1-2 2-3 1B		C FF 91 B CH 85 F CH 85 X FF 92 1-2 G4-3		F SI 90 B SI 91 F SI 91 B SI 91 F CH 83 X SI 90 2-2 10 G6-4-3 1-2 2-3 1B	B SI 92 B SI 92 X SI 92 2-0 P6		B CU 75 B CU 72 B CU 74 C CU 74 X CU 77 3-1 F8	6	0	2	0	0	0	2
10 Evan Longoria, R (1, 5) OBP: 0.318, SLG: 0.451	C SL 87 B FF 95 S FF 95 T FF 95 1-2 K	B FF 94 B FF 94 F FF 94 F FF 94 B SL 85 X FF 95 3-2 SF8 2-3 3-H		C CU 81 C FF 92 B FF 93 B FF 93 S FF 93 2-3 K		B SI 91 F CH 84 X SI 91 1-1 G6-4-3 1-2f 2-3 3-H		C CU 78 B SI 92 F SI 93 B CU 77 X SI 94 2-2 14 1B 1 1B 1B		4	1	1	1	0	2	2
8 Alex Dickerson, L (1, 7) 59 Andrew Suárez, L (6, 1) 7 Donovan Solano, R (8, PH) (8, 6) OBP: 0.366, SLG: 0.478		F FF 95 B FF 95 F FF 95 B FF 95 1 1B 14 E 9 HR BB X CH 85 0-0 F7		C CU 81 S CH 87 B FF 92 B FF 92 F CH 86 T FF 94 2-2 K		S SI 90 F SI 91 X SI 91 0-2 G4-3		F SI 92 C CU 78 B CU 78 X CU 78 1-2 L8		3	1	0	0	1	1	3
										0	0	0	0	0	0	0
										1	0	0	0	0	0	1
14 Scooter Gennett, L (1, 4) OBP: 0.260, SLG: 0.342		D CU 80 C FF 95 F FF 95 1 SAFE B FF 94 F CU 80 F FF 95 B FF 95 F FF 95 3-2 1 SAFE F SL 85 F FF 95 F FF 95 1 SAFE X CH 88 FC4 1 1B 9 HR 1-2	S CH 84 F CH 86 B CH 85 B FF 93 S FF 93 2-3 K		B FF 92 F FF 92 F SL 84 B FF 95 S SL 84 2-3 K		B SL 82 C SI 89 X SL 82 1-1 9 G3 1 1B 35 G4-3 1B	B CU 78 S SI 92 B SI 92 X SI 92 2-1 1 1B 9 G4-3 1-2 1B		5	3	2	0	0	2	1
1 Kevin Pillar, R (1, 8) OBP: 0.292, SLG: 0.449		F FF 95 D SL 87 S FF 94 F SL 87 D SL 86 F FF 95 F FF 94 X SL 87 2-2 9 HR 1-2 2-3 1B	C CU 82 B FF 93 B SI 91 C SI 92 B SI 93 X CH 87 3-2 9 BLK 9 1B 2B		F FF 94 C FF 95 F FF 93 B SL 85 X SL 83 1-2 1B		F SI 90 D SI 90 1 SAFE F SI 90 X CH 82 1-2 35 G4-3 9 G3 53 1B 1-2 1B	X CU 78 0-0 9 G4-3 1-3 2-H 1B		5	3	5	1	0	0	0
9 Brandon Belt, L (1, 3) OBP: 0.345, SLG: 0.394		B CH 88 T CH 88 X FF 94 1-1 1-H 2-H 3-H HR	D CH 87 C CH 86 C FF 92 X FF 93 1-2 62 BB 2-H 1B		B FF 93 1 SAFE F FF 92 1 SAFE S SL 83 S FF 95 1-3 K		B CH 83 X SI 90 1-0 G3 1-2 2-3	F SI 92 B CH 86 C CU 79 B SI 93 F SI 92 F CU 78 X SI 92 2-2 G4-3 1-2 3-H		5	1	2	6	0	1	4
35 Brandon Crawford, L (1, 6) OBP: 0.295, SLG: 0.346 60 Travis Bergen, L (8, 1) 74 Jandel Gustave, R (8, 1)		S FF 94 B CU 79 X FF 93 1-1 21 1B 5 1B 10 SF8 1B	S FF 92 X FF 93 0-1 F7		1 SAFE F FF 94 B FF 94 B FF 94 1 SAFE X FF 92 2-1 F7		F SI 91 X SI 91 0-1 G4-3 2-3 3-H	C CU 78 S CU 79 D CU 77 C SI 93 1-3 K		5	1	1	1	0	1	4
										0	0	0	0	0	0	0
										0	0	0	0	0	0	0
62 Logan Webb, R (1, 1) 53 Austin Slater, R (6, PH) OBP: 0.407, SLG: 0.515 (6, 9)		X FF 94 0-0 B3	B FF 92 B FF 92 B FF 91 B FF 92 4-0 1-2 BB			C SI 90 B CH 82 S CH 82 B SI 90 X CH 83 2-2 21 1B 5 1B 10 G6-4-3 1B	S CH 82 B SI 91 B SI 90 B SI 90 C SI 90 X SI 90 3-2 5 1B 3-H 1B		F CU 73 C CU 69 X CU 67 0-2 G5-3	1	0	0	0	1	0	1
										3	1	2	1	0	0	0

AB	44
R	11
H	18
RBI	10
BB	2
SO	8
LOB	20

Inning Stats	1	2	3	4	5	6	7	8	9
	R: 0 E: 0 K: 1 S: 9	H: 0 LOB: 0 BB: 0 P: 11	R: 5 E: 1 K: 0 S: 29	H: 5 LOB: 2 BB: 1 P: 43	R: 1 E: 0 K: 1 S: 13	H: 2 LOB: 2 BB: 1 P: 24	R: 0 E: 0 K: 2 S: 10	H: 0 LOB: 0 BB: 0 P: 15	R: 0 E: 0 K: 2 S: 12	H: 1 LOB: 1 BB: 0 P: 18	R: 1 E: 0 K: 0 S: 13	H: 3 LOB: 1 BB: 0 P: 19	R: 2 E: 0 K: 0 S: 13	H: 4 LOB: 2 BB: 0 P: 23	R: 2 E: 0 K: 1 S: 18	H: 3 LOB: 1 BB: 0 P: 26	R: 0 E: 0 K: 1 S: 8	H: 0 LOB: 0 BB: 0 P: 13

1B: 16	SF: 1	WP: 1	PA: 47
2B: 1	SAC: 0	PB: 0	
3B: 0	DP: 1	SB: 0	
HR: 1	HBP: 0	CS: 0	

PITCHER		IP	WLS	BF	H	R	ER	SO	BB	IBB	HBP	BLK	WP	HR	S	P	ERA	WHIP
45 Taylor Clarke, R ERA: 5.74	(1, 1)	1.2	L	12	5	5	3	1	1	0	0	0	0	1	37	53	16.20	3.600
35 Matt Andriese, R ERA: 5.43	(2, 1)	2.1		10	2	1	1	3	1	0	0	1	0	0	24	40	3.86	1.286
37 Kevin Ginkel, R ERA: 2.57	(5, 1)	1.0		4	1	0	0	2	0	0	0	0	1	0	12	18	0.00	1.000
30 T.J. McFarland, L ERA: 5.21	(6, 1)	1.2		11	7	3	3	0	0	0	0	0	0	0	25	39	16.20	4.200
58 Stefan Crichton, R ERA: 4.05	(7, 1)	1.1		7	3	2	2	1	0	0	0	0	0	0	19	29	13.50	2.250

PITCHER		IP	WLS	BF	H	R	ER	SO	BB	IBB	HBP	BLK	WP	HR	S	P	ERA	WHIP
31 Alex Avila, R ERA: 4.5	(9, 1)	1.0		3	0	0	0	1	0	0	0	0	0	0	8	13	0.00	0.000

Batter	1	2	3	4	5	6	7	8	9	AB	R	H	RBI	BB	SO	LOB
1 Jarrod Dyson, L (1, 8) OBP: 0.333, SLG: 0.364	B FF 94 B FF 94 B FF 94 C FF 94 F FF 94 X FF 95 3-2 41 2B 1B		B FF 93 X CH 86 1-0 ① P6		B SI 90 C FF 93 X FF 94 1-1 ① G6-3		B SI 94 C SI 93 F SL 83 X SL 82 1-2 41 1B 5 SF8 1B		B SI 94 S FF 95 X FF 95 1-1 ① F8	5	2	2	0	0	0	0
41 Wilmer Flores, R (1, 4) OBP: 0.354, SLG: 0.459	1 SAFE C FF 94 B ST 84 1 SAFE X SI 92 1-1 5 G3 10 E 1-H 2B		C ST 82 B FF 93 B FF 93 C SI 91 X ST 81 2-2 6 WP 1B		B FF 93 C ST 81 F CH 85 B SI 92 X CH 85 2-2 5 G1-6-3 1B		C SI 94 B SI 93 D CH 88 X SI 94 2-1 1-3 1B		X FF 96 0-0 ② F7	5	1	4	1	0	0	0
5 Eduardo Escobar, S (1, 5) OBP: 0.328, SLG: 0.530	B FF 94 X CH 86 1-0 ① G3 2-3		B FF 94 C FF 94 X CH 86 1-1 ② F8		B CH 85 B FF 92 F FF 92 T FF 93 B FF 93 F FF 94 X FF 94 3-2 ②③ G1-6-3 1-2f		F SI 95 X SI 93 0-1 ② SF8 3-H		F FF 97 X FF 98 0-1 ③ 2B	4	0	1	1	0	0	3
6 David Peralta, L (1, 7) OBP: 0.342, SLG: 0.449	F FF 94 B FF 94 F ST 82 D ST 84 S CH 85 2-3 ② K		B CH 85 B FF 93 F FF 94 B FF 95 B CH 85 4-1 1-2 BB			C SI 93 F SL 82 B SL 81 X SL 81 1-2 ① G3-1	C SL 84 X SL 83 0-1 ③ G4-3			3	0	0	0	1	1	2
10 Adam Jones, R (1, 9) OBP: 0.319, SLG: 0.431	S ST 83 C ST 82 S CH 85 B SI 92 X ST 82 2-2 E5 3-H		C ST 81 B FF 94 S CH 85 D CH 86 B FF 95 S ST 82 3-3 ③ K			C SL 85 X CH 88 0-1 22 1B 1B		B FF 88 B FF 90 F FF 90 B FF 90 F FF 90 F FF 91 D CU 78 4-2 13 HR BB		3	1	1	0	1	1	2
22 Jake Lamb, L (1, 3) OBP: 0.359, SLG: 0.415 58 Stefan Crichton, R (7, 1) 18 Carson Kelly, R (8, PH) OBP: 0.352, SLG: 0.537 (9, 2)	C CH 86 B FF 94 B FF 93 B CH 85 X FF 93 3-1 ③ G3			B CH 86 S FF 93 C FF 94 S FF 94 1-3 ① K		X SI 93 0-0 13 G4-6-3 1-2 1B		C FF 90 D CU 78 S FF 90 F FF 91 S CU 79 1-3 ① K		3 0 1	0 0 0	1 0 0	0 0 0	0 0 0	1 0 1	1 0 1
13 Nick Ahmed, R (1, 6) OBP: 0.333, SLG: 0.465		C FF 94 B SI 92 S ST 83 B ST 83 F SI 92 C SI 93 2-3 ① K		B SI 93 S SI 92 F SI 92 B ST 84 C ST 82 2-3 ② K		F SI 94 F SL 84 D SL 83 F FF 94 D SL 86 F SI 94 D CH 88 X SI 94 3-2 ②③ G4-6-3 1-2f		X FF 90 0-0 1-H HR		4	1	1	2	0	2	2
31 Alex Avila, L (1, 2) OBP: 0.382, SLG: 0.478 (9, 1)		C ST 81 C CH 85 S CH 86 0-3 ② K		C CH 83 B FF 94 B FF 94 S ST 83 X FF 94 2-2 1B			X FF 93 0-0 ① G4-3	B CU 77 C FF 89 B CU 77 B FF 90 X FF 90 3-1 ② L9		4	0	1	0	0	1	0
45 Taylor Clarke, R (1, 1) OBP: 0.273, SLG: 0.409 35 Matt Andriese, R (2, 1) 9 Josh Rojas, L (4, PH) OBP: 0.500, SLG: 0.316 37 Kevin Ginkel, L (5, 1) 30 T.J. McFarland, L (6, 1) 53 Christian Walker, R (7, 3) OBP: 0.348, SLG: 0.479		B FF 93 C FF 92 B FF 93 X FF 93 2-1 ③ G6-3		C ST 81 B CH 85 F FF 94 T ST 82 1-2 ③ K			C SI 94 X SL 86 0-1 HR	F FF 95 F FF 97 B FF 98 B FF 96 F FF 97 F FF 96 X SL 88 2-2 ③ L9		0 1 1 0 0 0 2	0 0 0 0 0 0 1	0 0 0 0 0 0 1	0 0 1 0 0 0 1	0 0 0 0 0 0 0	0 0 1 0 0 0 0	0 0 1 0 0 0 0
Inning Stats	R: 2 E: 1 K: 1 S: 14 H: 2 LOB: 1 BB: 0 P: 26	R: 0 E: 0 K: 2 S: 9 H: 0 LOB: 0 BB: 0 P: 13	R: 0 E: 0 K: 1 S: 10 H: 1 LOB: 2 BB: 1 P: 21	R: 0 E: 0 K: 3 S: 12 H: 1 LOB: 1 BB: 0 P: 18	R: 0 E: 0 K: 0 S: 9 H: 1 LOB: 0 BB: 0 P: 15	R: 0 E: 0 K: 0 S: 11 H: 2 LOB: 1 BB: 0 P: 15	R: 2 E: 0 K: 0 S: 12 H: 3 LOB: 1 BB: 0 P: 15	R: 2 E: 0 K: 1 S: 15 H: 1 LOB: 0 BB: 1 P: 25	R: 0 E: 0 K: 0 S: 5 H: 1 LOB: 1 BB: 0 P: 6	1B: 8 2B: 2 3B: 0 HR: 2 SF: 1 SAC: 0 DP: 2 HBP: 0						

PITCHER	IP	WLS	BF	H	R	ER	SO	BB	IBB	HBP	BLK	WP	HR	S	P	ERA	WHIP
62 Logan Webb, R (1, 1) ERA: 1.8	5.0	W	21	5	2	1	7	1	0	0	0	1	0	54	93	1.80	1.200
59 Andrew Suárez, L (6, 1) ERA: 7.71	2.0		10	5	2	2	0	0	0	0	0	0	1	23	30	9.00	2.500
60 Travis Bergen, L (8, 1) ERA: 5.49	0.2		4	1	2	2	1	1	0	0	0	0	1	10	18	27.00	3.000
74 Jandel Gustave, R (8, 1) ERA: 1.5	1.1		4	1	0	0	0	0	0	0	0	0	0	10	13	0.00	0.750

PITCHER	IP	WLS	BF	H	R	ER	SO	BB	IBB	HBP	BLK	WP	HR	S	P	ERA	WHIP

BOTTOM

San Francisco Giants @ Arizona Diamondbacks

Chase Field, Phoenix, AZ

Sat Aug 17 2019, 5:11 PM - 8:50 PM MST

Att. 35,366 - Roof Closed - 76 F

livebaseballscorecards.com

AB	36
R	6
H	12
RBI	5
BB	2
SO	8
LOB	12

WP: 1 PA: 39
PB: 0
SB: 0
CS: 0

Batter	1	2	3	4	5	6	7	8	9	AB	R	H	RBI	BB	SO	LOB
5 Mike Yastrzemski, L (1, 7) OBP: 0.326, SLG: 0.548	B FF 92 B CH 86 F FF 92 X FC 91 2-1 ① F8		B CH 86 B CH 87 B FC 89 C FF 92 S CH 86 X CH 88 3-2 ③ F7			F CH 85 B FC 90 B FC 89 X CU 80 2-1 14 1B 3B	B SL 84 B SI 94 S FF 94 T FF 94 X SI 94 2-2 ③ P5		C FF 96 T FF 96 B KC 82 C FF 97 1-3 ③ K	5	1	1	0	0	1	2
14 Scooter Gennett, L (1, 4) OBP: 0.268, SLG: 0.355	C FF 92 X CU 82 0-1 28 L7-4 2B			B CH 85 F CH 85 F FF 92 B CU 82 X CH 87 2-2 ① L8		X CH 85 0-0 53 BB 28 G5-3 3-H 1B		C FF 93 X SL 85 0-1 ① G1-3		4	0	2	1	0	0	0
28 Buster Posey, R (1, 2) OBP: 0.326, SLG: 0.389	X FC 89 0-0 ②③ L7-4 2-2			C CU 81 F FF 93 X FC 90 0-2 ② G5-3		B FC 89 B CU 81 B FF 92 C FF 91 F SI 92 X SI 93 3-2 ① G5-3 1-2		B SI 94 B FF 93 B SI 93 B SI 93 4-0 BB		3	0	0	0	1	0	2
9 Brandon Belt, L (1, 3) OBP: 0.344, SLG: 0.391		B FF 90 B FF 90 X CH 85 2-0 ① G6-3		B FF 92 B FC 90 B CU 82 C FF 93 F CH 87 C FC 91 3-3 ③ K		F FC 88 B FF 91 B FF 91 B CH 86 B FC 88 4-1 53 BB BB		C FF 94 F SI 94 B FF 95 D SL 87 F FF 94 S SL 86 2-3 ② K		3	0	0	0	1	2	1
1 Kevin Pillar, R (1, 8) OBP: 0.290, SLG: 0.445		X FC 89 0-0 ② L5			C FC 89 X FF 91 0-1 ① F7	F FF 91 B FC 89 B FF 91 F FC 89 S FF 93 2-3 ② K		F FF 95 X KC 82 1-1 ③ P3		4	0	0	0	0	1	3
53 Austin Slater, R (1, 9) OBP: 0.410, SLG: 0.510		B CU 80 B FF 92 C FC 90 F FF 92 B CU 82 X FC 91 3-2 1B			B CU 80 S FF 92 X CU 81 1-1 ② G5-3	B SI 92 B CU 81 B FF 92 C FF 92 C FF 93 B FF 94 4-2 1-2 2-3 BB			B FF 94 C FF 94 C KC 80 B FF 95 C FF 96 2-3 ① K	3	0	1	0	1	1	0
35 Brandon Crawford, L (1, 6) OBP: 0.296, SLG: 0.348		F CH 86 F CH 86 F CH 87 B FF 93 1 SAFE D CU 82 1 SAFE X FF 93 2-2 ③ G6-3			B CU 81 X CH 86 1-0 7 1B 1B	S FF 94 X FF 92 0-1 ③ G4-1			X FF 95 0-0 8 DI 1B	4	0	2	0	0	0	4
7 Donovan Solano, R (1, 5) OBP: 0.366, SLG: 0.476 21 Stephen Vogt, L (9, PH) OBP: 0.340, SLG: 0.517			C CU 78 B SI 91 F FC 89 B CU 81 S FF 94 2-3 ① K		B FF 91 F FF 91 B CU 80 S FF 92 F CU 82 1 SAFE F FF 93 F FF 93 F CU 81 2-2 1-2 1B		B SI 93 C SI 94 B SI 94 F SI 94 B SL 86 F SL 86 F FF 94 F FF 95 S SI 95 3-3 ① K		C FF 95 F FF 95 X KC 81 0-2 ② L9	3 1	0 0	1 0	0 0	0 0	2 0	0 1
40 Madison Bumgarner, R (1, 1) OBP: 0.241, SLG: 0.196 2 Abiatal Avelino, R (7, PH) 50 Fernando Abad, L (7, 1) 56 Tony Watson, L (8, 1) 65 Sam Coonrod, R (8, 1) 8 Alex Dickerson, L (9, PH) OBP: 0.388, SLG: 0.615			B FF 93 S FC 89 C CU 80 S CU 81 1-3 ② K		S CU 81 S CU 82 D CU 80 B FF 93 S CU 83 2-3 ③ K		B SI 94 B SI 94 X SI 93 2-0 ② G6-3		B KC 80 C FF 95 C KC 81 B FF 95 B KC 81 F SI 96 B FF 96 4-2 1-2 BB	2 1 0 0 0 0 0	0 0 0 0 0 0 0	0 0 0 0 0 0 0	0 0 0 0 0 0 0	0 0 0 0 0 0 1	2 0 0 0 0 0 0	2 0 0 0 0 0 0
Inning Stats	R: 0 H: 1 E: 0 LOB: 0 K: 0 BB: 0 S: 5 P: 7	R: 0 H: 1 E: 0 LOB: 1 K: 0 BB: 0 S: 9 P: 16	R: 0 H: 0 E: 0 LOB: 0 K: 2 BB: 0 S: 9 P: 15	R: 0 H: 0 E: 0 LOB: 0 K: 1 BB: 0 S: 9 P: 14	R: 0 H: 2 E: 0 LOB: 2 K: 1 BB: 0 S: 15 P: 21	R: 1 H: 2 E: 0 LOB: 3 K: 1 BB: 2 S: 14 P: 29	R: 0 H: 0 E: 0 LOB: 0 K: 1 BB: 0 S: 10 P: 17	R: 0 H: 0 E: 0 LOB: 1 K: 1 BB: 1 S: 8 P: 15	R: 0 H: 1 E: 0 LOB: 2 K: 2 BB: 1 S: 13 P: 20	1B: 5 SF: 0 2B: 2 SAC: 0 3B: 1 DP: 1 HR: 0 HBP: 0						WP: 0 PA: 37 PB: 0 SB: 0 CS: 0

PITCHER		IP	WLS	BF	H	R	ER	SO	BB	IBB	HBP	BLK	WP	HR	S	P	ERA	WHIP
29 Merrill Kelly, R ERA: 4.63	(1, 1)	5.2	W	24	6	1	1	5	2	0	0	0	0	0	59	100	1.59	1.412
40 Andrew Chafin, L ERA: 3.83	(6, 1)	2.0	H	7	0	0	0	2	1	0	0	0	0	0	18	31	0.00	0.500
25 Archie Bradley, R ERA: 3.95	(8, 1)	1.1		6	1	0	0	2	1	0	0	0	0	0	15	23	0.00	1.500

PITCHER		IP	WLS	BF	H	R	ER	SO	BB	IBB	HBP	BLK	WP	HR	S	P	ERA	WHIP

TOP

San Francisco Giants @ Arizona Diamondbacks

Chase Field, Phoenix, AZ

Sun Aug 18 2019, 1:11 PM - 4:29 PM MST

Att. 26,079 - Roof Closed - 75 F

livebaseballscorecards.com

AB	33
R	1
H	7
RBI	1
BB	4
SO	9
LOB	15

BOTTOM

San Francisco Giants @ Arizona Diamondbacks
Chase Field, Phoenix, AZ
Sun Aug 18 2019, 1:11 PM - 4:29 PM MST
Att. 26,079 - Roof Closed - 75 F

livebaseballscorecards.com

Batter	1	2	3	4	5	6	7	8	9	AB	R	H	RBI	BB	SO	LOB
41 Wilmer Flores, R (1, 4) OBP: 0.355, SLG: 0.473	C FF 91 C CU 80 X FF 92 0-2 ① G6-3	C FF 91 X FC 87 0-1 1B			C CU 79 C CU 80 F FC 89 X FC 88 0-2 HR		C KC 79 B CH 79 B CH 80 X SI 94 2-1 ② F9	C SL 87 B SL 86 C SI 97 X SI 98 1-2 ③ FC6 1-2f		5	1	2	1	0	0	3
6 David Peralta, L (1, 7) OBP: 0.342, SLG: 0.455 25 Archie Bradley, R (8, 1)	X FF 92 0-0 ② L7	F FC 88 F CU 81 F FF 90 B FC 88 B FC 88 F FF 91 S CU 80 2-3 ③ K			F FC 89 F CU 80 B FF 91 B FC 88 S CU 80 2-3 ① K		X KC 79 0-0 HR			4 0	1 0	1 0	1 0	0 0	2 0	1 0
5 Eduardo Escobar, S (1, 5) OBP: 0.327, SLG: 0.530	C FF 92 B CH 86 S CU 80 X FF 92 1-2 E9 10 3B 2B		S FC 88 F CU 80 B CU 80 B CU 78 F CU 81 S FC 88 2-3 ① K		B FF 91 X CH 84 1-0 ② F9		C SI 94 B SI 94 F SI 93 B SI 95 X SI 95 2-2 ③ G6-3			4	1	1	0	0	1	0
53 Christian Walker, R (1, 3) OBP: 0.348, SLG: 0.477 40 Andrew Chafin, R (6, 1) 1 Jarrod Dyson, L (8, 8) OBP: 0.335, SLG: 0.366	B CU 81 D CU 81 B CU 78 B FF 92 4-0 10 3B BB		B CH 84 B FC 89 X FC 88 2-0 ② G5-3		S FC 88 B FF 92 S CU 80 B FC 87 F FF 91 C CU 80 2-3 ③ K			B SI 93 C SI 93 S SL 87 X SL 87 1-2 13 BB 9 S 22 BB 1B		2 0 1	1 0 1	0 0 1	0 0 0	1 0 0	1 0 0	0 0 0
10 Adam Jones, R (1, 8) OBP: 0.318, SLG: 0.434 (8, 9)	C FF 90 S CU 81 D CU 80 B FC 88 F CU 81 B FF 92 X FF 93 3-2 9 1B 1-H 3-H 3B		F CU 79 C FF 91 B FC 88 F CU 80 X FF 92 1-2 ③ P6			T FC 88 S CH 84 B CU 79 T FF 92 1-2 ① K		F SI 93 S SI 94 F SI 93 X CH 87 0-2 ① L8		4	1	1	2	0	1	1
9 Josh Rojas, L (1, 9) OBP: 0.375, SLG: 0.333 (8, 7)	C FC 88 B FC 88 X FC 88 1-1 3-H 1B			B FF 91 B FC 88 B FC 89 B FF 91 4-0 13 S BB		F FF 92 B CU 81 F FC 88 F FF 92 B CU 80 B CU 81 F FF 91 S FC 89 3-3 ② K		C SI 94 C SL 88 1 SAFE B SL 87 B SL 86 B SI 94 B SL 87 4-2 22 BB 13 BB 1-2 BB		2	0	1	1	2	1	0
13 Nick Ahmed, R (1, 6) OBP: 0.334, SLG: 0.464	1 SAFE B FF 90 F FC 87 S CU 80 S CU 80 1-3 ③ K			C FF 92 S CU 79 D CU 81 C FC 88 1-3 ① K 1-2		B CH 85 F CU 80 F FF 91 B CU 80 X CU 80 2-2 1B		B SI 94 F SI 94 B SI 95 B FF 95 B CH 87 4-1 22 BB 1-2 2-3 BB		3	0	1	0	1	2	2
18 Carson Kelly, R (1, 2) OBP: 0.347, SLG: 0.528		C FF 90 X CU 79 0-1 ① L8		B FC 88 B FC 89 X FC 89 2-0 ② P3		F FC 86 C FC 85 X FC 87 0-2 ③ G6-3		S CH 88 F SI 94 B CH 89 S CH 89 1-3 ② K		4	0	0	0	0	1	5
29 Merrill Kelly, R (1, 1) OBP: 0.070, SLG: 0.024 22 Jake Lamb, L (6, 3) OBP: 0.361, SLG: 0.412		C FF 90 C FF 91 B CU 81 T CU 79 1-2 ② K		X FF 91 0-0 ③ G5-3			C SI 91 X SI 93 0-1 ① L8	B SI 95 B SI 95 C SI 95 B SI 94 C SI 95 F SI 95 B SI 94 4-2 41 FC6 1-2 2-3 3-H BB		2 1	0 0	0 0	0 1	0 1	1 0	1 0
Inning Stats	R: 3 E: 1 K: 1 S: 16 H: 3 LOB: 1 BB: 1 P: 26	R: 0 E: 0 K: 2 S: 12 H: 1 LOB: 1 BB: 0 P: 15	R: 0 E: 0 K: 1 S: 9 H: 0 LOB: 0 BB: 0 P: 14	R: 0 E: 0 K: 1 S: 5 H: 0 LOB: 1 BB: 1 P: 12	R: 1 E: 0 K: 2 S: 12 H: 1 LOB: 0 BB: 0 P: 17	R: 0 E: 0 K: 0 S: 14 H: 1 LOB: 1 BB: 0 P: 20	R: 1 E: 0 K: 0 S: 8 H: 1 LOB: 0 BB: 0 P: 12	R: 1 E: 0 K: 1 S: 19 H: 1 LOB: 3 BB: 3 P: 34		1B: 4 2B: 1 3B: 1 HR: 2	SF: 0 SAC: 0 DP: 0 HBP: 0			WP: 0 PB: 0 SB: 2 CS: 0	PA: 37	

	AB	32
	R	6
	H	8
	RBI	6
	BB	5
	SO	10
	LOB	13

PITCHER		IP	WLS	BF	H	R	ER	SO	BB	IBB	HBP	BLK	WP	HR	S	P	ERA	WHIP
40 Madison Bumgarner, L ERA: 3.72	(1, 1)	6.0	L	26	6	4	4	9	2	0	0	0	0	1	68	104	6.00	1.333
50 Fernando Abad, L ERA: 3.86	(7, 1)	1.0		4	1	1	1	0	0	0	0	0	0	1	8	12	9.00	1.000
56 Tony Watson, L ERA: 4.63	(8, 1)	0.2		6	1	1	1	1	3	0	0	0	0	0	16	30	13.50	6.000
65 Sam Coonrod, R ERA: 2.25	(8, 1)	0.1		1	0	0	0	0	0	0	0	0	0	0	3	4	0.00	0.000

PITCHER		IP	WLS	BF	H	R	ER	SO	BB	IBB	HBP	BLK	WP	HR	S	P	ERA	WHIP

Batter	1	2	3	4	5	6	7	8	9	AB	R	H	RBI	BB	SO	LOB
7 Donovan Solano, R (1, 4) OBP: 0.363, SLG: 0.470	B FF 90 B FF 91 C FF 92 S CH 83 S CH 83 2-3 ① K		B CH 81 C FC 85 C SI 90 B FC 87 C CH 82 2-3 ① K		B CU 75 F FC 86 X FC 87 1-1 ② F7		B SI 90 B FC 88 C FC 87 X FC 88 2-1 1B			4	0	1	0	0	2	1
5 Mike Yastrzemski, L (1, 7) OBP: 0.325, SLG: 0.543	B SI 91 F SI 90 X FF 91 1-1 ② P5		C CU 76 F SI 89 B CU 77 C CU 76 1-3 ② K		T SI 89 B CU 76 X SI 89 1-1 1-2 1B		C SI 89 1 SAFE D FC 88 1 SAFE B SI 89 F SI 91 B FC 90 X SI 89 3-2 ③ F8			4	0	1	0	0	1	1
28 Buster Posey, R (1, 2) OBP: 0.322, SLG: 0.384	X FF 90 0-0 ③ G6-3		B CU 76 C CU 77 B FF 90 T FC 86 X SI 90 2-2 ③ G6-3		C FC 87 B CH 81 F FC 87 F CU 77 B FC 86 X FF 91 2-2 ③ F8			B KC 79 C FF 97 X KC 78 1-1 ① G6-3		4	0	0	0	0	0	2
10 Evan Longoria, R (1, 5) OBP: 0.320, SLG: 0.450		B SI 90 F FC 89 B FF 90 B FF 91 B FF 91 4-1 53 HR BB	B CU 76 S FC 87 B FC 86 C FF 90 S FC 86 2-3 ① K			X CH 86 0-0 1 G1-3 1B		B KC 79 F FF 97 B KC 79 F FF 97 S KC 80 2-3 ② K		3	1	1	0	1	2	0
1 Kevin Pillar, R (1, 8) OBP: 0.290, SLG: 0.450		F FF 90 B CH 82 F CH 84 X SI 91 1-2 ① P6	B CU 76 X SI 89 1-0 HR			C FC 84 F FC 84 D CU 75 X CH 80 1-2 1-2 G1-3		B FF 97 B FF 96 F FF 97 C FF 96 X KC 78 2-2 ③ G5-3		4	1	1	1	0	0	2
53 Austin Slater, R (1, 9) OBP: 0.408, SLG: 0.533 21 Stephen Vogt, L (9, PH) OBP: 0.338, SLG: 0.514		B CU 76 B SI 90 C SI 91 B CH 82 X FF 91 3-1 1-H HR	B CU 76 X FC 86 1-0 ② G6-3			B CU 73 X FC 85 1-0 ② F8			B FF 98 S KC 87 S KC 87 S FF 98 1-3 ① K	3 1	1 0	1 0	2 0	0 0	0 1	1 0
9 Brandon Belt, L (1, 3) OBP: 0.342, SLG: 0.387		F SI 90 L FC 88 B FF 90 F CU 78 X FC 88 1-2 ② F7	F FC 85 X SI 90 0-1 ③ G4-3			B CU 74 F CH 87 S CH 87 X CH 80 1-2 ③ G5-3			B KC 87 S FF 97 F FF 98 B FF 98 F KC 87 F FF 97 F FF 98 X KC 86 2-2 ② L8	4	0	0	0	0	0	1
2 Abiatal Avelino, R (1, 6) OBP: 0.250, SLG: 0.250 35 Brandon Crawford, L (9, PH) OBP: 0.296, SLG: 0.347		C CH 83 C FF 90 B CH 83 X CH 83 1-2 1B			C FC 84 B CH 81 F FC 86 S CH 83 1-3 ① K		C FC 88 F SI 89 B CU 80 F FC 88 S SI 90 1-3 ① K		B KC 85 X FF 96 1-0 ③ F8	3 1	0 0	1 0	0 0	0 0	2 0	0 0
38 Tyler Beede, R (1, 1) OBP: 0.226, SLG: 0.143 40 Madison Bumgarner, R (5, PH) OBP: 0.254, SLG: 0.196 62 Logan Webb, R (5, PR) 50 Fernando Abad, L (5, 1) 74 Jandel Gustave, R (6, 1) 14 Scooter Gennett, L (7, PH) OBP: 0.266, SLG: 0.352 59 Andrew Suárez, L (7, 1)		B FF 90 T SI 90 D CH 82 X FF 90 2-1 ③ P6			B CH 82 S FC 87 B FC 87 B CH 83 F FC 87 B FC 87 4-2 5 1B BB		B FC 88 F FF 88 S FF 91 T FF 92 1-2 ② K			1 0 0 0 0 0 1 0	0 0 0 0 0 0 0 0	0 0 0 0 0 0 0 0	0 1 0 0 0 0 1 0	0 0 0 0 0 0 0 0	0 0 0 0 0 0 0 0	1 0 0 0 0 0 0 0
Inning Stats	R: 0 E: 0 K: 1 S: 6 H: 0 LOB: 0 BB: 0 P: 9	R: 2 E: 0 K: 0 S: 15 H: 2 LOB: 1 BB: 1 P: 27	R: 0 E: 0 K: 2 S: 9 H: 0 LOB: 0 BB: 0 P: 14	R: 1 E: 0 K: 1 S: 7 H: 1 LOB: 0 BB: 0 P: 11	R: 0 E: 0 K: 1 S: 13 H: 1 LOB: 2 BB: 1 P: 22	R: 0 E: 0 K: 0 S: 8 H: 1 LOB: 1 BB: 0 P: 11	R: 0 E: 0 K: 2 S: 12 H: 1 LOB: 1 BB: 0 P: 19	R: 0 E: 0 K: 1 S: 8 H: 0 LOB: 0 BB: 0 P: 13	R: 0 E: 0 K: 1 S: 10 H: 0 LOB: 0 BB: 0 P: 14	1B: 4 2B: 0 3B: 0 HR: 2	SF: 0 SAC: 0 DP: 0 HBP: 0			WP: 0 PB: 0 SB: 0 CS: 0	PA: 35		

PITCHER	IP	WLS	BF	H	R	ER	SO	BB	IBB	HBP	BLK	WP	HR	S	P	ERA	WHIP
35 Cole Hamels, L (1, 1) ERA: 3.73	6.0	W	25	5	3	3	5	2	0	0	0	0	2	58	94	4.50	1.167
56 Kyle Ryan, L (7, 1) ERA: 3.26	1.0	H	4	1	0	0	2	0	0	0	0	0	0	12	19	0.00	1.000
50 Rowan Wick, R (8, 1) ERA: 2.41	1.0	H	3	0	0	0	1	0	0	0	0	0	0	8	13	0.00	0.000
24 Craig Kimbrel, R (9, 1) ERA: 5.65	1.0	S	3	0	0	0	1	0	0	0	0	0	0	10	14	0.00	0.000

PITCHER	IP	WLS	BF	H	R	ER	SO	BB	IBB	HBP	BLK	WP	HR	S	P	ERA	WHIP

TOP

San Francisco Giants @ Chicago Cubs

Wrigley Field, Chicago, IL

Tue Aug 20 2019, 7:07 PM - 10:04 PM CDT

Att. 36,969 - Cloudy - 76 F

livebaseballscorecards.com

AB	33
R	3
H	6
RBI	3
BB	2
SO	9
LOB	9

BOTTOM

Batter	1	2	3	4	5	6	7	8	9	AB	R	H	RBI	BB	SO	LOB
22 Jason Heyward, L (1, 8) OBP: 0.348, SLG: 0.454	X FF 94 0-0 ① L9	B FF 93 C FF 94 B CH 84 B FF 93 B FF 93 4-1 6 1B BB		B CH 84 F FF 94 B SL 87 S CH 84 X SL 86 2-2 ② FC3-5 6 1B 1-2f		C SI 94 S KC 80 B SI 95 1 SAFE C SI 95 1-3 ① K		B SI 93 X SL 86 1-0 ① F8		4	0	0	0	1	1	2
6 Nick Castellanos, R (1, 9) OBP: 0.340, SLG: 0.505	C FF 94 B FF 95 F FF 93 B FF 94 X FF 94 2-2 HR	D CU 80 S FF 93 X FF 93 1-1 1-3 1B		1 SAFE S SL 87 X SL 86 0-1 1-3 1B		1 SAFE C FF 95 S FF 95 X FF 95 0-2 ② F9		B SI 89 F SI 89 S SI 93 B SL 89 B SI 93 F SI 92 X SI 93 3-2 ② G5-3		5	1	3	1	0	0	1
17 Kris Bryant, R (1, 5) OBP: 0.385, SLG: 0.529	B CU 79 C FF 95 S SL 86 B SL 87 B SL 87 C FF 94 3-3 ② K	F SL 85 F SL 86 B FF 93 1 SAFE F SL 88 B CH 83 F SL 86 F SL 86 F FF 94 2-2 X FF 93 ③ L9		X FF 94 0-0 ③ P4		X FF 95 0-0 ③ G6-3		B CH 88 X SI 93 1-0 ③ F9		5	0	0	0	0	1	5
44 Anthony Rizzo, L (1, 3) OBP: 0.400, SLG: 0.528	C CH 83 X FF 95 0-1 HR		B CU 79 C FF 94 B CH 84 S CH 84 X CH 84 2-2 HR		B SI 92 C SI 93 X SI 93 1-1 9 FC3-6 1B		B SL 84 B SL 85 B SI 93 B SI 93 4-0 12 2B 21 SF7 BB			3	3	3	2	1	0	0
9 Javier Báez, R (1, 6) OBP: 0.315, SLG: 0.541	S CU 79 X CU 80 0-1 25 FC5 12 BB 1B		S SL 86 B CH 86 B FF 93 F FF 95 S CH 84 2-3 ① K		F CH 72 B SI 94 X SI 93 1-1 ① FC3-6 12 BB 25 1B 1-2f		F SI 94 X CH 89 0-1 ① L8			4	1	1	0	0	1	2
12 Kyle Schwarber, L (1, 7) OBP: 0.325, SLG: 0.488	1 SAFE B FF 93 D CH 84 B CH 83 C FF 93 F FF 93 B CH 83 4-2 1-2 BB		C FF 94 B CH 83 B CH 82 F FF 95 B FF 94 S FF 94 3-3 ② K		B SI 92 B SI 93 F SI 93 B KC 80 S SI 93 B SI 94 4-2 25 1B 1-2 BB		C SI 94 F SI 94 F SI 94 F SI 94 F SL 83 X SI 94 0-2 21 SF7 1-3 2B			2	0	1	0	2	1	0
25 Jonathan Lucroy, R (1, 2) OBP: 0.318, SLG: 0.372	C FF 93 X SL 86 0-1 ③ FC5 2-3f		B FF 93 S SL 87 B SL 86 B FF 93 X FF 94 3-1 ③ G1-3		C SI 93 B SI 93 X SI 94 1-1 21 G6-3 1-2 2-H 1B		0-0 21 SF7 IBB			3	0	1	1	1	0	2
21 Tony Kemp, L (1, 4) OBP: 0.284, SLG: 0.389 50 Rowan Wick, L (8, 1) 24 Craig Kimbrel, R (9, 1)		C FF 93 F FF 93 B CU 80 X FF 93 1-2 ① G3-1		C FF 92 B CH 83 F FF 92 F SL 85 B FF 93 X CH 84 2-2 ① F8	C KC 80 X SI 94 0-1 ② ③ G6-3 1-2f		C SL 82 F SI 93 X SL 83 0-2 ② SF7 1-2 2-3 3-H			3 0 0	0 0 0	0 0 0	1 0 0	0 0 0	0 0 0	2 0 0
35 Cole Hamels, L (1, 1) OBP: 0.143, SLG: 0.094 8 Ian Happ, S (6, PH) OBP: 0.365, SLG: 0.564 56 Kyle Ryan, L (7, 1) 27 Addison Russell, R (7, PH) OBP: 0.329, SLG: 0.397 (8, 4)		F FF 93 F FF 94 S CH 83 0-3 ② K		B CH 82 C FF 92 S CH 82 B FF 92 F FF 92 B FF 92 F FF 93 B FF 92 4-2 22 FC3-5 BB		B CH 70 B KC 76 B KC 74 C FF 92 B SI 92 4-1 BB		S SI 93 B SI 94 F SI 93 X SI 93 1-2 ③ G6-3		1 0 0 1	0 0 0 0	0 0 0 0	0 0 0 0	1 1 0 0	1 0 0 0	0 0 0 2
Inning Stats	R: 2 E: 0 K: 1 S: 15 H: 3 LOB: 2 BB: 1 P: 24	R: 0 E: 0 K: 1 S: 16 H: 1 LOB: 2 BB: 1 P: 24	R: 1 E: 0 K: 2 S: 11 H: 1 LOB: 0 BB: 0 P: 21	R: 0 E: 0 K: 0 S: 14 H: 1 LOB: 2 BB: 1 P: 22	R: 1 E: 0 K: 0 S: 10 H: 2 LOB: 1 BB: 1 P: 17	R: 0 E: 0 K: 1 S: 8 H: 0 LOB: 1 BB: 1 P: 13	R: 1 E: 0 K: 0 S: 14 H: 1 LOB: 2 BB: 2 P: 19	R: 0 E: 0 K: 0 S: 6 H: 0 LOB: 0 BB: 0 P: 11								

PITCHER		IP	WLS	BF	H	R	ER	SO	BB	IBB	HBP	BLK	WP	HR	S	P	ERA	WHIP
38 Tyler Beede, R ERA: 5.82	(1, 1)	4.0		21	6	3	3	4	3	0	0	0	0	3	56	91	6.75	2.250
50 Fernando Abad, L ERA: 4.91	(5, 1)	1.1	L	7	2	1	1	1	2	0	0	0	0	0	14	26	6.75	3.000
74 Jandel Gustave, R ERA: 1.42	(6, 1)	0.2		2	0	0	0	0	0	0	0	0	0	0	4	4	0.00	0.000
59 Andrew Suárez, L ERA: 7.43	(7, 1)	2.0		9	1	1	1	0	1	1	0	0	0	0	20	30	4.50	1.000

PITCHER	IP	WLS	BF	H	R	ER	SO	BB	IBB	HBP	BLK	WP	HR	S	P	ERA	WHIP

San Francisco Giants @ Chicago Cubs

Wrigley Field, Chicago, IL

Tue Aug 20 2019, 7:07 PM - 10:04 PM CDT

Att. 36,969 - Cloudy - 76 F

livebaseballscorecards.com

AB	31
R	5
H	9
RBI	5
BB	7
SO	5
LOB	16

1B: 5	SF: 1	WP: 0	PA: 39
2B: 1	SAC: 0	PB: 0	
3B: 0	DP: 1	SB: 0	
HR: 3	HBP: 0	CS: 0	

Batter	1	2	3	4	5	6	7	8	9	AB	R	H	RBI	BB	SO	LOB
5 Mike Yastrzemski, L (1, 9) OBP: 0.330, SLG: 0.560	C FF 92 X SL 85 0-1 14 FC3-6 1B		B ST 78 F FS 88 B FS 88 B FF 94 C SL 83 S FS 89 3-3 ① K		B CU 75 B FS 86 C SL 85 F SL 85 X KC 81 2-2 2-H HR	X SI 94 0-0 2B		C SI 93 B SI 93 S CH 88 C SI 94 1-3 ① K		5	1	3	2	0	2	0
14 Scooter Gennett, L (1, 4) OBP: 0.256, SLG: 0.339	B ST 80 F FS 88 F FC 92 1 SAFE X FC 89 1-2 ① FC3-6 10 HR 1-2f		S CU 75 B FS 89 C CU 71 F KC 82 S KC 83 1-3 ② K		B ST 79 X ST 80 1-0 ③ L9	C SI 94 F SL 84 S SI 94 0-3 ③ K		X CH 88 0-0 ② F9		5	1	0	0	0	2	2
10 Evan Longoria, R (1, 5) OBP: 0.323, SLG: 0.460	B FF 95 B FF 94 X FF 92 2-0 1-H HR		B FF 95 F SL 85 S FF 96 S FS 92 1-3 ③ K			C CU 72 B SL 87 S FS 86 S FS 90 1-3 ① K	B CU 81 C CU 80 B CU 81 B FF 97 B FF 96 4-1 8 1B 21 1B BB	C SI 94 B SI 94 B SI 80 X SI 91 2-1 E5 1B		4	2	2	2	1	2	0
8 Alex Dickerson, L (1, 7) OBP: 0.388, SLG: 0.615	B ST 80 B SL 85 C SL 85 X SL 85 2-1 21 G3-1 2B			B ST 78 B FF 93 C SL 85 X SL 87 2-1 ① G3-1		X FS 88 0-0 E1 21 HR	C SI 97 C SI 98 F SI 97 D CU 83 X CU 82 1-2 1 F7 21 1B 9 SF9 1-2 1B	B SI 93 B SI 93 C CH 88 F CH 88 S SI 93 2-3 ③ K		5	2	2	0	0	1	1
21 Stephen Vogt, L (1, 2) OBP: 0.340, SLG: 0.527	B ST 80 F ST 79 F FF 94 X FS 89 1-2 ② G3-1 2-3			C SL 84 S CU 72 S KC 82 0-3 ② K		B FS 87 F SL 82 B FS 89 F SL 83 F KC 80 F FF 96 B FS 89 F SL 86 X SL 84 3-2 1-H HR	F SI 96 B FF 98 X CH 88 1-1 35 BB 1-2 2-H 1B		C KC 85 F FF 97 S KC 87 0-3 ① K	5	1	2	3	0	2	1
1 Kevin Pillar, R (1, 8) OBP: 0.289, SLG: 0.454	F FF 94 X SL 86 0-1 ③ F9			B FF 96 X SL 84 1-0 ③ G5-3		F FF 94 S FS 86 X FS 89 0-2 HR	D SL 78 B SL 78 X SI 89 2-0 ① F7 2-3		F FF 96 B FF 96 S KC 88 C FF 97 1-3 ② K	5	1	1	1	0	1	3
9 Brandon Belt, L (1, 3) OBP: 0.340, SLG: 0.385		S FF 93 B FF 93 X SL 84 1-1 ① F8			B FF 92 B SL 83 C KC 81 C SL 85 C KC 79 2-3 ① K	F SI 95 B SI 95 B SI 93 B SI 94 C SI 95 B SI 94 4-2 35 1B 53 2B BB	B SL 79 X SL 78 1-0 ② SF9 3-H		S FF 96 B FF 97 B KC 88 X FF 97 2-1 ③ F7	3	1	0	1	1	1	0
35 Brandon Crawford, L (1, 6) OBP: 0.300, SLG: 0.352		C ST 77 B CU 71 S SL 86 X KC 80 1-2 ② G4-3			B SL 84 X SL 83 1-0 5 HR 2B	F SI 94 X SI 94 0-1 53 2B 1-3 1B	B SI 89 B SL 78 B SL 78 B SI 91 4-0 1-2 BB			3	2	2	0	1	0	0
57 Dereck Rodriguez, R (1, 1) OBP: 0.000, SLG: 0.000 7 Donovan Solano, R (5, PH) OBP: 0.261, SLG: 0.413 65 Sam Coonrod, R (8, 1) 53 Austin Slater, R (6, PH) OBP: 0.412, SLG: 0.647 58 Trevor Gott, R (8, 1) 56 Tony Watson, L (8, 1) 2 Abiatal Avelino, R (7, PH) OBP: 0.250, SLG: 0.000 74 Jandel Gustave, R (7, 1) 54 Reyes Moronta, R (8, 1)		C SL 82 S FF 95 S KC 80 0-3 ③ K			S FF 94 F FF 96 B FS 92 F FS 90 S KC 83 1-3 ② K	X SI 94 0-0 ② 1-H 3-H 2B	B SI 91 X FF 89 1-0 ③ G5-3		1 0 0 0 0 1 0 1 0 0 0 0 1 1 0 0 0 0 0 0 0 1 0 1 2 0 0 0 0 0 0 0 0 0 0 0 0 0 0 0 0 0 1 0 0 0 0 0 2 0 0 0 0 0 0 0 0 0 0 0 0 0 0						
Inning Stats	R: 2 E: 0 K: 0 S: 13 H: 3 LOB: 1 BB: 0 P: 19	R: 0 E: 0 K: 1 S: 8 H: 0 LOB: 0 BB: 0 P: 10	R: 0 E: 0 K: 3 S: 10 H: 0 LOB: 0 BB: 0 P: 15	R: 0 E: 0 K: 1 S: 6 H: 0 LOB: 0 BB: 0 P: 9	R: 2 E: 0 K: 2 S: 12 H: 2 LOB: 0 BB: 0 P: 19	R: 5 E: 1 K: 2 S: 22 H: 5 LOB: 1 BB: 1 P: 30	R: 2 E: 0 K: 0 S: 10 H: 2 LOB: 2 BB: 2 P: 24	R: 0 E: 1 K: 2 S: 9 H: 1 LOB: 1 BB: 0 P: 14	R: 0 E: 0 K: 2 S: 8 H: 0 LOB: 0 BB: 0 P: 11	1B: 5 2B: 4 3B: 0 HR: 4 SF: 1 SAC: 0 DP: 0 HBP: 0						

PITCHER		IP	WLS	BF	H	R	ER	SO	BB	IBB	HBP	BLK	WP	HR	S	P	ERA	WHIP
11 Yu Darvish, R ERA: 4.43	(1, 1)	5.1		24	7	7	6	8	0	0	0	0	0	4	62	89	10.12	1.312
45 Derek Holland, L ERA: 5.7	(6, 1)	0.2		5	3	2	2	1	1	0	0	0	0	0	9	13	27.00	6.000
32 Tyler Chatwood, R ERA: 4.1	(7, 1)	0.0	B	3	2	2	2	0	1	0	0	0	0	0	7	13	∞	∞
41 Steve Cishek, R ERA: 3.51	(7, 1)	1.0		4	0	0	0	0	1	0	0	0	0	0	3	11	0.00	1.000
20 Brandon Kintzler, R ERA: 2.45	(8, 1)	1.0	W	4	1	0	0	2	0	0	0	0	0	0	9	14	0.00	1.000

PITCHER		IP	WLS	BF	H	R	ER	SO	BB	IBB	HBP	BLK	WP	HR	S	P	ERA	WHIP
24 Craig Kimbrel, R ERA: 5.28	(9, 1)	1.0	S	3	0	0	0	2	0	0	0	0	0	0	8	11	0.00	0.000

TOP

San Francisco Giants @ Chicago Cubs

Wrigley Field, Chicago, IL

Wed Aug 21 2019, 7:06 PM - 10:36 PM CDT

Att. 38,619 - Cloudy - 78 F

livebaseballscorecards.com

AB	39
R	11
H	13
RBI	11
BB	3
SO	13
LOB	10

WP: 0	PA: 43																	
PB: 0																		
SB: 0																		
CS: 0																		

BOTTOM

Batter	1	2	3	4	5	6	7	8	9	AB	R	H	RBI	BB	SO	LOB
22 Jason Heyward, L (1, 8) OBP: 0.349, SLG: 0.452	B FF 92 S CH 85 B FF 93 B FF 91 B FF 92 4-1 6 HR BB	X CU 76 0-0 ② FC3-6 6 1B 1-2f 2-3		B FF 89 B CH 83 X CH 82 2-0 ② G5-3		B FF 97 C FF 96 F CU 83 X FF 96 1-2 17 1B 44 2B 1B	C FF 97 S FF 96 B FF 97 F FF 97 F SL 97 B FF 97 F FF 97 X SI 98 2-2 ③ G4-3			4	2	1	0	1	0	2
6 Nick Castellanos, R (1, 9) OBP: 0.344, SLG: 0.515	B FF 90 S FC 88 X CH 85 1-1 1-H HR	X FC 86 0-0 1-3 3-H 1B		B CU 74 X SI 89 1-0 1B		C FF 95 B FF 95 F FF 96 S CU 83 1-3 ① K		C SL 83 B SL 85 S FF 97 X FF 96 1-2 17 HR 1B		5	2	4	3	0	1	1
17 Kris Bryant, R (1, 5) OBP: 0.385, SLG: 0.534	B FC 88 C FF 91 B CU 78 F FC 88 B FF 93 F FC 88 X FF 92 3-2 ① F9	C FF 88 B CU 75 S CH 84 B FF 92 D CH 85 S FC 87 3-3 ③ K		X CH 82 0-0 ③ P4		X FF 95 0-0 44 2B 9 1B 1-3 1B		C FF 98 B SL 82 X FF 97 1-1 1-H HR		5	2	2	2	0	1	3
44 Anthony Rizzo, L (1, 3) OBP: 0.402, SLG: 0.530	F FF 91 S CU 77 F FF 93 B CH 87 B CU 78 F FF 92 X CH 85 2-2 ② P4		C CH 84 S FF 91 F FF 91 F CH 85 F FF 92 F CU 77 B CH 85 F FF 92 X CH 85 1-2 12 HR 1B		H FF 98 1-0 8 BB 7 1B HBP	B CU 81 F CU 82 F CH 90 X CU 82 1-2 9 1B 12 FC1-6 1-3 3-H 2B		B CH 91 F FF 98 S CH 90 X SL 85 1-2 ① P4		4	3	2	1	0	0	0
9 Javier Báez, R (1, 6) OBP: 0.316, SLG: 0.538	C CU 76 S FC 86 S CU 76 0-3 ③ K		F FC 86 X FF 90 0-1 ① L8		D SL 88 F SI 96 X SI 96 1-1 ① L9	X CU 81 0-0 12 FC1-6 2-3 3-H 1B		B FF 96 S SL 84 B SL 84 T SL 82 B SL 84 B SL 82 4-2 12 FC3-5 BB		4	0	1	1	1	1	2
12 Kyle Schwarber, L (1, 7) OBP: 0.324, SLG: 0.491		B CU 75 X FF 90 1-0 ① G3	B CH 82 F CH 83 1 SAFE B CH 81 X SI 90 2-1 1-H HR		B CH 90 S FF 97 D CH 90 X FF 96 2-1 ② L9	X SI 93 0-0 ② FC1-6 1-2f 3-H		1 SAFE C FF 96 D CH 89 S CH 89 X FF 97 1-2 ② FC3-5 21 WP 21 1B 1-2f		5	1	1	3	0	0	3
8 Ian Happ, S (1, 4) OBP: 0.373, SLG: 0.544 20 Brandon Kintzler, R (8, 1) 21 Tony Kemp, L (8, PH) OBP: 0.287, SLG: 0.392 24 Craig Kimbrel, R (9, 1)		B SI 89 B CH 84 B FF 91 B FF 89 4-0 7 S 11 1B BB	B FF 88 C FC 85 X CH 84 1-1 ② G4-3		1 SAFE S SI 98 F SI 99 1 SAFE B FF 97 1 SAFE B CH 89 B SI 97 4-2 B SI 97 7 1B 1-2 BB	F CH 86 S CH 86 B CH 87 S SI 94 1-3 ③ K		1 SAFE F FF 96 B FF 96 B CH 91 X FF 96 2-1 ③ 1-H 1B		2 0 1 0	1 0 0 0	0 0 1 0	0 0 0 0	2 0 0 0	1 0 0 0	1 0 0 0
7 Victor Caratini, S (1, 2) OBP: 0.352, SLG: 0.422		C FC 86 1 SAFE B CH 84 D FF 91 B CH 85 B CH 84 4-1 22 FC3-6 6 1B 11 1B 1-2 BB	X FC 87 0-0 ③ F7		X CH 90 0-0 11 S 1-3 2-H 1B		C SL 84 C SL 86 S FF 96 0-3 ① K		3	1	1	1	1	1	0
11 Yu Darvish, R (1, 1) OBP: 0.128, SLG: 0.111 45 Derek Holland, S (6, 1) OBP: 0.154, SLG: 0.083 32 Tyler Chatwood, R (7, 1) OBP: 0.235, SLG: 0.313 27 Addison Russell, R (7, 4) OBP: 0.328, SLG: 0.395 41 Steve Cishek, R (7, 1)		L FF 88 B FF 90 L FC 86 X CU 76 1-2 22 FC3-6 1-2 2-H 1B		C FF 88 C FF 90 X CU 76 0-2 ① G5-3	F SI 95 B SI 94 X SI 96 1-1 ③ G6-3 1-2		C FF 96 F SL 86 S FF 96 0-3 ② K		3 0 0 1 0	0 0 0 0 0	1 0 0 0 0	1 0 0 0 0	0 0 0 1 0	0 0 0 0 0	2 0 0 0 0
Inning Stats	R: 2 E: 0 K: 1 S: 15 H: 1 LOB: 0 BB: 1 P: 25	R: 2 E: 0 K: 1 S: 10 H: 2 LOB: 2 BB: 2 P: 23	R: 2 E: 0 K: 0 S: 15 H: 2 LOB: 0 BB: 0 P: 19	R: 0 E: 0 K: 0 S: 6 H: 1 LOB: 1 BB: 0 P: 9	R: 1 E: 0 K: 0 S: 10 H: 1 LOB: 2 BB: 1 P: 19	R: 3 E: 0 K: 2 S: 15 H: 4 LOB: 1 BB: 0 P: 19	R: 0 E: 0 K: 2 S: 12 H: 0 LOB: 0 BB: 0 P: 14	R: 2 E: 0 K: 0 S: 15 H: 3 LOB: 2 BB: 1 P: 25								

PITCHER		IP	WLS	BF	H	R	ER	SO	BB	IBB	HBP	BLK	WP	HR	S	P	ERA	WHIP
57 Dereck Rodríguez, R ERA: 5.26	(1, 1)	4.0		21	6	6	6	2	3	0	0	0	0	2	46	76	13.50	2.250
65 Sam Coonrod, R ERA: 2.65	(5, 1)	1.0		6	1	1	1	0	1	0	1	0	0	0	10	19	9.00	2.000
58 Trevor Gott, R ERA: 4.24	(6, 1)	0.1	B	5	4	3	3	1	0	0	0	0	0	0	11	14	81.00	12.000
56 Tony Watson, L ERA: 4.56	(6, 1)	0.2		2	0	0	0	1	0	0	0	0	0	0	4	5	0.00	0.000
74 Jandel Gustave, R ERA: 1.32	(7, 1)	1.0	H	3	0	0	0	2	0	0	0	0	0	0	12	14	0.00	0.000

PITCHER		IP	WLS	BF	H	R	ER	SO	BB	IBB	HBP	BLK	WP	HR	S	P	ERA	WHIP
54 Reyes Moronta, R ERA: 2.8	(8, 1)	1.0	L	6	3	2	2	0	1	0	0	0	1	1	15	25	18.00	4.000

San Francisco Giants @ Chicago Cubs

Wrigley Field, Chicago, IL

Wed Aug 21 2019, 7:06 PM - 10:36 PM CDT

Att. 38,619 - Cloudy - 78 F

livebaseballscorecards.com

AB	37
R	12
H	14
RBI	12
BB	5
SO	6
LOB	14

1B: 10	SF: 0	WP: 1	PA: 43
2B: 1	SAC: 0	PB: 0	
3B: 0	DP: 0	SB: 2	
HR: 3	HBP: 1	CS: 0	

Batter	1	2	3	4	5	6	7	8	9	AB	R	H	RBI	BB	SO	LOB
5 Mike Yastrzemski, L (1, 9) OBP: 0.325, SLG: 0.551	C FF 86 S FF 87 T CH 80 0-2 ① K		C CU 72 F CH 79 B SI 88 S FF 88 1-3 ③ K			B FF 87 F FF 86 B SI 87 S SI 86 F FF 88 S CH 79 2-3 ② K			S FC 88 X SI 89 0-1 ① G6-3	4	0	0	0	0	3	1
28 Buster Posey, R (1, 2) OBP: 0.321, SLG: 0.382	C SI 87 B CH 79 F SI 88 B SI 88 B SI 87 F SI 88 X SI 88 3-2 ② G6-3			F SI 86 B SI 87 F SI 87 F SI 87 B CH 80 F CH 78 F SI 87 X SI 87 2-2 10 G5-4-3 1B		S SI 88 F SI 87 D CU 73 X CU 72 1-2 ③ FC6-4 1-2f			B FF 94 S KC 77 B FF 96 F FF 95 S FF 96 2-3 ② K	4	0	1	0	0	1	1
8 Alex Dickerson, L (1, 7) OBP: 0.377, SLG: 0.595	C FF 88 B FF 88 B FF 89 F CH 80 F SI 88 F FF 89 T CU 72 2-2 ③ K			C CU 71 X CH 78 0-1 ① P4			B FF 86 X CH 78 1-0 ① G3		S KC 79 X FF 96 0-1 ③ G1-3	4	0	0	0	0	1	1
10 Evan Longoria, R (1, 5) OBP: 0.321, SLG: 0.456		B SI 86 C SI 86 F CH 79 F FF 88 B SI 88 F SI 88 X CH 80 2-2 ① F7		X CH 78 0-0 ②③ G5-4-3 1-2f			B SI 86 B CH 78 B CH 79 C SI 87 F SI 87 F SI 88 X SI 88 3-2 ② G6-3			3	0	0	0	0	0	1
9 Brandon Belt, L (1, 3) OBP: 0.340, SLG: 0.387		C FF 89 S FF 88 X CH 80 0-2 2B			F CH 78 B FF 86 B FF 87 X CH 79 3-1 ① F7		B FF 88 B FF 87 C CH 80 B CH 79 F CH 80 F FF 88 X CH 80 3-2 ③ F9			3	0	1	0	0	0	0
1 Kevin Pillar, R (1, 8) OBP: 0.287, SLG: 0.451		X SI 87 0-0 ② G5-3			B CH 78 F SI 87 F SI 88 F SI 88 F CU 73 F CH 80 F SI 88 S CH 80 1-3 ② K			C SI 93 C SI 92 B SI 92 B SL 87 X SI 93 2-2 ① G5-3		3	0	0	0	0	1	1
14 Scooter Gennett, L (1, 4) OBP: 0.250, SLG: 0.331		S FF 87 B FF 88 S SI 88 B FF 88 S SI 88 2-3 ③ K			S SI 88 B FF 88 C CU 72 T FF 88 1-2 ③ K			F SI 93 C SI 93 B SI 94 B FF 93 S SI 93 2-3 ② K		3	0	0	0	0	3	1
35 Brandon Crawford, L (1, 6) OBP: 0.300, SLG: 0.356			B FF 86 B CH 79 F FF 86 B FF 87 S CH 78 X CH 80 3-2 ① G4-3			B FF 86 B CU 70 X CH 78 2-0 ① G5-3		B CH 88 X SI 92 1-0 3B		3	0	1	0	0	0	0
29 Jeff Samardzija, R (1, 1) OBP: 0.122, SLG: 0.171 21 Stephen Vogt, L (8, PH) OBP: 0.340, SLG: 0.527 53 Austin Slater, R (8, PH) OBP: 0.409, SLG: 0.542 56 Tony Watson, L (8, 1)			C SI 86 C SI 87 X SI 87 0-2 ② G6-3			C SI 87 B SI 87 X SI 87 1-1 28 FC6-4 1B		C SI 90 B FC 89 B SI 90 F SI 88 C FF 92 2-3 ③ K		2 0 1 0	0 0 0 0	1 0 0 0	0 0 0 0	0 0 0 0	0 0 1 0	0 0 1 0

Inning Stats																				
	R: 0	H: 0	R: 0	H: 1	R: 0	H: 0	R: 0	H: 1	R: 0	H: 0	R: 0	H: 1	R: 0	H: 0	R: 0	H: 1	R: 0	H: 0	1B: 2	SF: 0	WP: 0	PA: 30
	E: 0	LOB: 0	E: 0	LOB: 1	E: 0	LOB: 0	K: 0	LOB: 0	E: 0	LOB: 1	E: 0	LOB: 0	E: 0	LOB: 0	E: 0	LOB: 1	E: 0	LOB: 0	2B: 1	SAC: 0	PB: 0	
	K: 2	BB: 0	K: 1	BB: 0	K: 1	BB: 0	S: 9	BB: 0	K: 2	BB: 0	K: 1	BB: 0	K: 0	BB: 0	K: 2	BB: 0	K: 1	BB: 0	3B: 1	DP: 1	SB: 0	
	S: 12	P: 17	S: 12	P: 16	S: 9	P: 13	S: 9	P: 11	S: 12	P: 17	S: 10	P: 16	S: 9	P: 16	S: 10	P: 17	S: 7	P: 9	HR: 0	HBP: 0	CS: 0	

PITCHER		IP	WLS	BF	H	R	ER	SO	BB	IBB	HBP	BLK	WP	HR	S	P	ERA	WHIP
28 Kyle Hendricks, R ERA: 3.2	(1, 1)	7.0	W	23	3	0	0	7	0	0	0	0	0	0	73	106	0.00	0.429
20 Brandon Kintzler, R ERA: 2.42	(8, 1)	0.2	H	3	1	0	0	1	0	0	0	0	0	0	7	12	0.00	1.500
56 Kyle Ryan, L ERA: 3.21	(8, 1)	0.2	H	2	0	0	0	1	0	0	0	0	0	0	5	7	0.00	0.000
50 Rowan Wick, R ERA: 2.33	(9, 1)	0.2	S	2	0	0	0	1	0	0	0	0	0	0	5	7	0.00	0.000

PITCHER	IP	WLS	BF	H	R	ER	SO	BB	IBB	HBP	BLK	WP	HR	S	P	ERA	WHIP

TOP

San Francisco Giants @ Chicago Cubs

Wrigley Field, Chicago, IL

Thu Aug 22 2019, 1:22 PM - 3:50 PM CDT

Att. 36,366 - Partly Cloudy - 75 F

livebaseballscorecards.com

AB	30
R	0
H	4
RBI	0
BB	0
SO	10
LOB	7

Batter	1	2	3	4	5	6	7	8	9	AB	R	H	RBI	BB	SO	LOB
22 Jason Heyward, L (1, 8) (9, 9) OBP: 0.349, SLG: 0.451	B FF 90 B FF 90 X SI 90 2-0 ① L8			B FC 88 C FF 91 B FC 89 X SL 86 2-1 17 6 G6-4-3 E 44 1B 1B		B FF 92 F FF 92 B FF 92 C SL 85 F FF 93 S SL 85 2-3 ② K				3	1	1	0	0	1	0
6 Nick Castellanos, R (1, 9) (9, 7) OBP: 0.342, SLG: 0.511	X SI 91 0-0 ② G6-3			F FC 89 B SI 92 1 SAFE B SI 92 B SL 85 C FC 89 X FC 90 3-2 E6 17 G6-4-3 1-2		F SL 84 X SL 86 0-1 ③ G5-3				3	0	0	0	0	0	1
17 Kris Bryant, R (1, 5) OBP: 0.385, SLG: 0.532	C FF 90 X SI 92 0-1 ③ G5-3			F SI 92 S FC 88 X SI 93 0-2 ①② G6-4-3 1-2f 2-3			C SL 85 B FC 88 F SL 85 F FC 90 B FS 82 B SI 92 B FC 88 4-2 9 G5-4-3 BB			2	0	0	0	1	0	2
44 Anthony Rizzo, L (1, 3) OBP: 0.401, SLG: 0.528		C FC 88 B FS 81 X SL 85 1-1 ① G4-3		B SI 94 C FC 89 F FF 90 X SI 94 1-2 9 FC6-4 3-H 1B			C FC 88 B SL 85 B SL 85 F SL 85 C FF 92 2-3 ① K			3	0	1	1	0	1	1
9 Javier Báez, R (1, 6) OBP: 0.314, SLG: 0.535		B SI 92 C SL 85 S SL 86 B SI 92 X FC 89 2-2 ② G1-3		X FC 87 0-0 ③ FC6-4 1-2f			1 SAFE X SL 85 0-0 ②③ G5-4-3 1-2f			3	0	0	0	0	0	2
12 Kyle Schwarber, L (1, 7) OBP: 0.322, SLG: 0.488 50 Rowan Wick, L (9, 1)		B FC 90 C FC 90 S FS 83 B SL 83 B FC 90 X FC 91 3-2 ③ P6			B FS 81 B SL 84 C SI 91 F FC 89 F FC 89 B SL 84 F FC 89 F FF 93 X FF 92 3-2 ① F7			B SI 93 C SI 92 B SL 86 C SI 93 X SI 94 2-2 ① G4-3		3 0	0 0	0 0	0 0	0 0	0 0	0 0
8 Ian Happ, S (1, 4) (9, 8) OBP: 0.357, SLG: 0.517		S FF 90 B FC 90 C FF 92 B FC 90 S FF 93 2-3 ① K		B SL 85 S FF 92 F FC 92 F FC 90 X SL 85 1-2 ② L8				F SI 94 X SI 94 0-1 ② P4		3	0	0	0	0	1	0
7 Victor Caratini, S (1, 2) OBP: 0.346, SLG: 0.414		B FC 89 F FF 93 B FC 89 F FF 91 F FC 89 F SL 84 C FC 90 2-3 ② K			X FF 90 0-0 ③ F7			B SI 94 B SI 93 F SI 93 B SI 94 C SI 94 S SI 94 3-3 ③ K		3	0	0	0	0	2	0
28 Kyle Hendricks, R (1, 1) OBP: 0.227, SLG: 0.195 20 Brandon Kintzler, R (8, 1) 56 Kyle Ryan, L (8, 1) 27 Addison Russell, R (9, 4) OBP: 0.328, SLG: 0.395		C FF 92 B SI 92 X SL 86 1-1 ③ G6-3				C SI 90 B SI 91 F SI 91 B FC 89 F FF 90 X SL 84 2-2 ① F9				2 0 0 0	0 0 0 0	0 0 0 0	0 0 0 0	0 0 0 0	0 0 0 0	0 0 0 0
Inning Stats	R: 0 E: 0 K: 0 S: 4 H: 0 LOB: 0 BB: 0 P: 6	R: 0 E: 0 K: 0 S: 8 H: 0 LOB: 0 BB: 0 P: 14	R: 0 E: 0 K: 2 S: 10 H: 0 LOB: 0 BB: 0 P: 15	R: 1 E: 1 K: 0 S: 12 H: 2 LOB: 1 BB: 0 P: 18	R: 0 E: 0 K: 0 S: 11 H: 0 LOB: 0 BB: 0 P: 15	R: 0 E: 0 K: 1 S: 10 H: 0 LOB: 0 BB: 0 P: 14	R: 0 E: 0 K: 1 S: 7 H: 0 LOB: 0 BB: 1 P: 13	R: 0 E: 0 K: 1 S: 8 H: 0 LOB: 0 BB: 0 P: 13		1B: 2 2B: 0 3B: 0 HR: 0 SF: 0 SAC: 0 DP: 2 HBP: 0				WP: 0 PB: 0 SB: 0 CS: 0 PA: 26		

PITCHER	IP	WLS	BF	H	R	ER	SO	BB	IBB	HBP	BLK	WP	HR	S	P	ERA	WHIP
29 Jeff Samardzija, R (1, 1) ERA: 3.44	7.0	L	23	2	1	1	4	1	0	0	0	0	0	62	95	1.29	0.429
56 Tony Watson, L (8, 1) ERA: 4.47	1.0		3	0	0	0	1	0	0	0	0	0	0	8	13	0.00	0.000

PITCHER	IP	WLS	BF	H	R	ER	SO	BB	IBB	HBP	BLK	WP	HR	S	P	ERA	WHIP

BOTTOM

San Francisco Giants @ Chicago Cubs

Wrigley Field, Chicago, IL

Thu Aug 22 2019, 1:22 PM - 3:50 PM CDT

Att. 36,366 - Partly Cloudy - 75 F

livebaseballscorecards.com

AB	25
R	1
H	2
RBI	1
BB	1
SO	5
LOB	6

Batter	1	2	3	4	5	6	7	8	9	AB	R	H	RBI	BB	SO	LOB
5 Mike Yastrzemski, L (1, 9) OBP: 0.320, SLG: 0.541	C SI 94 S SI 94 S SI 96 0-3 ① K		S SI 94 B CU 70 C FC 89 B SI 95 B CU 69 C SI 94 3-3 ② K		B SI 94 F SI 94 S FC 87 S FF 95 1-3 ③ K		X FF 96 0-0 ③ L7	B FF 91 C FF 92 C CU 75 S FF 92 1-3 ② K		5	0	0	0	0	4	3
21 Stephen Vogt, L (1, 10) OBP: 0.337, SLG: 0.534	C SI 95 B CU 68 C FF 94 F FF 96 X SI 96 1-2 ② F7		C CU 70 X FC 90 0-1 ③ F7			B SI 93 B SI 93 X SI 93 2-0 ① F8		C FF 94 B SL 89 B FF 92 X FF 96 1-2 L8 B FC 89 B FC 89 B FF 92 C FC 90 X FF 93 3-1 HR		5	1	1	3	0	0	0
28 Buster Posey, R (1, 2) OBP: 0.320, SLG: 0.380	C FF 94 F SI 94 B FF 96 F SI 95 X SI 95 1-2 ③ L9			B SI 92 F SI 94 B SI 94 X SI 91 2-1 ① G5-3		C FF 94 X SI 92 0-1 ② G6-3		F FF 93 B FC 89 F FC 90 F FC 90 C CU 73 B FC 90 X FC 89 3-2 8 1B 10 1B 1B B FF 93 X FF 93 B FF 92 B FF 92 X CU 78 2-2 ③ F7		5	1	1	0	0	0	0
8 Alex Dickerson, L (1, 7) OBP: 0.385, SLG: 0.603		C SI 94 X CU 70 0-1 ① P3		B CH 85 B SI 96 F SI 95 B FF 93 X SI 93 3-1 ② G3-1		C CU 69 C SI 96 F FF 95 B SI 96 X SI 96 1-2 10 1B 2B		X CH 82 0-0 10 1B 53 WP 1-3 1B	X FC 87 0-0 1B	5	2	3	0	0	0	0
10 Evan Longoria, R (1, 5) OBP: 0.325, SLG: 0.456		C SI 94 B FC 89 B FC 90 X SI 94 2-1 ② L9		B FC 89 F SI 94 C CH 85 H CU 69 2-2 HBP		C FC 90 C SI 95 X SI 96 0-2 2-H 1B		B FC 86 B CU 75 X FC 85 2-0 53 WP 1 2B 1-3 3-H 1B	B FF 90 C FF 92 B CU 74 X FC 91 2-1 ① F7	4	1	2	2	0	0	1
9 Brandon Belt, L (1, 3) OBP: 0.340, SLG: 0.386 53 Austin Slater, R (8, PH) OBP: 0.411, SLG: 0.537 (8, 3)		F SI 95 B FC 89 S FC 91 X FF 95 1-2 1 E 1B		S CH 84 B FC 91 S FC 88 F FF 96 S SI 96 1-3 ③ K		C SL 84 D SL 86 F FF 96 B SL 89 X FF 96 2-2 ③ L8		C SL 87 F FF 97 D SL 90 B FF 97 F SL 89 B SL 90 D FF 97 4-2 1 2B 1-2 3-H BB	C CU 73 S CU 78 B FF 91 B FC 92 F CU 77 S FF 91 2-3 ② K	3 1	0 1	1 0	0 0	1 1	1 1	2 1
1 Kevin Pillar, R (1, 8) OBP: 0.288, SLG: 0.452		B SI 94 F SI 94 X SI 95 1-1 E6 14 S 1-3			B SI 92 C SI 94 B SI 94 C SI 93 X SI 94 2-2 ① G5-3		X FF 95 0-0 35 FC4-6 1B	C FC 92 X SI 98 0-1 7 1B 35 1B 1-H 2-H 2B	F FF 93 F FF 92 B CU 71 S FF 92 1-3 ③ K	5	1	2	2	0	1	2
14 Scooter Gennett, L (1, 4) OBP: 0.246, SLG: 0.326 7 Donovan Solano, R (7, PH) OBP: 0.363, SLG: 0.468 (7, 4)		C SI 95 1 SAFE 1 SAFE T FF 95 B FF 96 D CU 73 F FF 97 F FC 91 S FF 96 2-3 ③ K 1-2			F FC 90 C CH 86 B CU 70 F SI 96 X CU 70 1-2 ② F9		B FF 95 C SL 86 F SL 85 T FF 95 1-2 ① K	F FF 98 X FF 98 0-1 35 1B 21 HR 2-3 1B		2 2	0 1	0 1	0 0	0 0	1 1	2 1
35 Brandon Crawford, L (1, 6) OBP: 0.302, SLG: 0.365			F SI 94 B CH 85 B CH 85 X SI 94 2-1 ① L7		F FC 88 X CH 85 0-1 HR		B SL 86 S SI 95 C FF 96 B FF 98 B SL 85 X FF 97 3-2 ② FC4-6 1-2f	1 SAFE S FC 93 X FC 92 0-1 21 HR 1-2 3-H 1B		4	2	2	2	0	0	1
Inning Stats	R: 0 E: 0 K: 1 S: 11 H: 0 LOB: 0 BB: 0 P: 13	R: 0 E: 1 K: 1 S: 14 H: 1 LOB: 2 BB: 0 P: 20	R: 0 E: 0 K: 1 S: 7 H: 0 LOB: 0 BB: 0 P: 12	R: 0 E: 0 K: 1 S: 10 H: 0 LOB: 1 BB: 0 P: 18	R: 1 E: 0 K: 1 S: 12 H: 1 LOB: 0 BB: 0 P: 16	R: 1 E: 0 K: 0 S: 13 H: 2 LOB: 1 BB: 0 P: 18	R: 0 E: 0 K: 1 S: 8 H: 1 LOB: 1 BB: 0 P: 12	R: 8 E: 0 K: 1 S: 27 H: 7 LOB: 0 BB: 1 P: 43	R: 0 E: 0 K: 2 S: 10 H: 1 LOB: 1 BB: 0 P: 15	1B: 9 2B: 2 3B: 0 HR: 2 SF: 0 SAC: 0 DP: 0 HBP: 1						

PITCHER		IP	WLS	BF	H	R	ER	SO	BB	IBB	HBP	BLK	WP	HR	S	P	ERA	WHIP
40 Chris Bassitt, R ERA: 3.59	(1, 1)	5.2		23	4	2	2	5	0	0	1	0	0	1	64	92	3.18	0.706
35 Jake Diekman, L ERA: 4.33	(6, 1)	1.2		6	1	0	0	1	0	0	0	0	0	0	14	21	0.00	0.600
36 Yusmeiro Petit, R ERA: 3.15	(8, 1)	0.0	L	3	3	1	1	0	0	0	0	0	0	0	6	11	∞	∞
31 A.J. Puk, L ERA: 27.0	(8, 1)	0.0	B	1	0	1	1	0	1	0	0	0	1	0	3	7	∞	∞
62 Lou Trivino, R ERA: 5.17	(8, 1)	0.0		3	3	3	3	0	0	0	0	0	0	0	6	6	∞	∞

PITCHER		IP	WLS	BF	H	R	ER	SO	BB	IBB	HBP	BLK	WP	HR	S	P	ERA	WHIP
52 Ryan Buchter, L ERA: 3.28	(8, 1)	1.2		7	2	3	3	3	0	0	0	0	0	1	19	30	16.20	1.200

TOP

San Francisco Giants @ Oakland Athletics

Oakland Coliseum, Oakland, CA

Sat Aug 24 2019, 6:08 PM - 9:57 PM PDT

Att. 53,367 - Clear - 71 F

livebaseballscorecards.com

AB	41
R	10
H	13
RBI	9
BB	1
SO	9
LOB	13

WP: 1	PA: 43		
PB: 0			
SB: 1			
CS: 0			

BOTTOM

San Francisco Giants @ Oakland Athletics

Oakland Coliseum, Oakland, CA

Sat Aug 24 2019, 6:08 PM - 9:57 PM PDT

Att. 53,367 - Clear - 71 F

livebaseballscorecards.com

Batter	1	2	3	4	5	6	7	8	9	AB	R	H	RBI	BB	SO	LOB
10 Marcus Semien, R (1, 6) OBP: 0.361, SLG: 0.486	B FF 91 F FF 91 B FF 91 X FC 88 2-1 G6-3 ①		B CU 79 C FC 85 B CU 80 C FC 86 F FC 86 F CU 80 X FF 91 2-2 F9 ①		C FC 86 X CU 79 0-1 26 HBP 1B		B FF 97 B FF 96 X SI 95 2-0 26 1B 28 1B 3-H 1B	B FF 95 B FF 95 B SL 82 C FF 96 B FF 96 4-1 BB		4	1	2	1	1	0	2
26 Matt Chapman, R (1, 5) OBP: 0.345, SLG: 0.527	C FF 92 S FC 88 B CU 83 B CU 82 X FC 88 2-2 F9 ②		2 SAFE C CU 79 X FC 87 0-1 1-3 2-H 2B		F FF 89 F FF 89 H FC 86 1-2 1-2 HBP		1 SAFE C SL 85 B FF 95 F FF 96 1 SAFE F FF 97 X SL 87 1-2 20 F7 28 1B 1-3 1B	B SL 84 X FF 96 1-0 P5 ③		4	0	2	1	0	0	2
28 Matt Olson, L (1, 3) OBP: 0.342, SLG: 0.527	B FC 89 X FC 88 1-0 G3-1 ③		C FC 87 S FF 91 S FF 91 0-3 K ②		F FF 92 C FF 91 S FF 91 0-3 K ③		C SI 92 X SI 93 0-1 1-2 3-H 1B		C FF 93 F SL 80 S FF 93 0-3 K ①	5	0	1	1	0	3	4
20 Mark Canha, R (1, 8) OBP: 0.387, SLG: 0.525		X FC 88 0-0 HR	C CU 80 B FC 87 S CU 81 D FC 87 F CU 80 F FF 90 C FF 91 2-3 K ③			C FF 95 B FF 95 B SI 95 F FF 95 B CU 81 X FF 96 3-2 8 FC6-4 1B	X SL 87 0-0 F7 ② 2-3		B FF 92 B FF 92 B FF 93 C FF 92 S FF 92 F FF 93 B SL 84 4-2 BB	4	1	2	1	1	1	4
25 Stephen Piscotty, R (1, 9) OBP: 0.312, SLG: 0.416 8 Robbie Grossman, S (6, PH) OBP: 0.349, SLG: 0.370 (7, 7)		F FF 90 B CU 79 T CU 80 B CU 81 F CU 79 X FC 87 2-2 G4-3 ①		X CH 83 0-0 F7 ①		F FF 94 C CU 81 X FF 94 0-2 FC6-4 ① 1-2f	F SI 98 B SI 98 B SI 98 S SI 98 X SI 98 2-2 G6-3 ③		B FF 93 C FF 93 X FF 92 1-1 F9 ②	2 3	0 0	0 0	0 0	0 0	0 0	0 4
18 Chad Pinder, R (1, 7) OBP: 0.291, SLG: 0.441 (7, 9)		B CH 84 F FC 87 F FF 90 F CU 80 F FC 87 B CU 81 F FC 87 B CU 79 X FF 91 3-2 F9 ②		C FF 90 F CU 80 B FC 87 F CU 80 B FF 91 S FC 87 2-3 K ②		1 SAFE S FF 95 X FF 94 0-1 F9 ②		B FF 91 B SI 92 B FF 91 C FF 90 C FF 91 B FF 91 4-2 2 G6-4-3 BB	F FF 92 X CU 77 0-1 L9 ③	4	0	0	0	1	1	2
2 Khris Davis, R (1, 10) OBP: 0.284, SLG: 0.374		F FC 88 B FF 92 F CU 80 B FF 90 C FC 87 2-3 K ③		B FC 86 C FF 91 B CH 86 X CU 79 2-1 P4 ③		B SI 94 B SI 94 B SI 94 C FF 95 S FF 95 S FF 96 3-3 K ③		B SI 92 D SL 88 S FF 93 S FF 92 F FF 93 F FF 93 X SL 87 2-2 G6-4-3 ①② 1-2f		4	0	0	0	0	2	2
23 Jurickson Profar, S (1, 4) OBP: 0.274, SLG: 0.386			C CU 78 B FF 91 B FC 87 B FF 91 B FC 88 4-1 19 1B 26 2B BB		F FC 87 B CH 84 C CU 78 F FC 86 F CU 80 F FF 91 B FC 87 F FC 86 X FF 91 2-2 F7 ①		C FF 94 B FF 94 X FF 94 1-1 19 SH5-4 10 1B 2B	B FF 93 B FF 92 B SI 91 C FF 92 B FF 92 4-1 19 2B BB		2	3	1	0	2	0	0
19 Josh Phegley, R (1, 2) OBP: 0.292, SLG: 0.427			C FC 86 B FC 86 B CU 79 C FC 86 B CU 80 F FC 88 X FF 91 3-2 26 2B 1-2 1B		C CU 80 B CU 79 B CU 80 B CU 80 C FC 86 X CU 79 3-2 F9 ②		B SL 86 L SL 85 X SL 85 1-1 SH5-4 ① 2-3	B FF 92 C SL 86 X SL 88 1-1 1-H 2B		3	0	2	1	0	0	0
Inning Stats	R: 0 E: 0 K: 0 S: 6 H: 0 LOB: 0 BB: 0 P: 11	R: 1 E: 0 K: 1 S: 14 H: 1 LOB: 0 BB: 0 P: 21	R: 1 E: 0 K: 2 S: 20 H: 2 LOB: 2 BB: 1 P: 31	R: 0 E: 0 K: 1 S: 7 H: 0 LOB: 0 BB: 0 P: 11	R: 0 E: 0 K: 1 S: 17 H: 1 LOB: 2 BB: 0 P: 23	R: 0 E: 0 K: 1 S: 11 H: 1 LOB: 1 BB: 0 P: 17	R: 2 E: 0 K: 0 S: 15 H: 4 LOB: 2 BB: 0 P: 22	R: 1 E: 0 K: 0 S: 12 H: 1 LOB: 2 BB: 3 P: 28	R: 0 E: 0 K: 1 S: 10 H: 0 LOB: 1 BB: 1 P: 15	1B: 6 2B: 3 3B: 0 HR: 1 SF: 0 SAC: 1 DP: 1 HBP: 1						

AB	35
R	5
H	10
RBI	5
BB	5
SO	7
LOB	20

WP: 0 PA: 42
PB: 0
SB: 0
CS: 0

PITCHER		IP	WLS	BF	H	R	ER	SO	BB	IBB	HBP	BLK	WP	HR	S	P	ERA	WHIP
40 Madison Bumgarner, L ERA: 3.71	(1, 1)	5.0		21	4	2	2	5	1	0	1	0	0	1	64	97	3.60	1.000
58 Trevor Gott, R ERA: 4.15	(6, 1)	1.0		4	1	0	0	1	0	0	0	0	0	0	11	17	0.00	1.000
74 Jandel Gustave, R ERA: 2.57	(7, 1)	0.1		4	3	2	2	0	0	0	0	0	0	0	9	14	54.00	9.000
50 Fernando Abad, L ERA: 4.91	(7, 1)	0.0		1	1	0	0	0	0	0	0	0	0	0	2	2	∞	∞
65 Sam Coonrod, R ERA: 2.55	(7, 1)	0.2	W	2	0	0	0	0	0	0	0	0	0	0	4	6	0.00	0.000

PITCHER		IP	WLS	BF	H	R	ER	SO	BB	IBB	HBP	BLK	WP	HR	S	P	ERA	WHIP
64 Shaun Anderson, R ERA: 5.4	(8, 1)	0.2		4	1	1	1	0	2	0	0	0	0	0	10	21	13.50	4.500
54 Reyes Moronta, R ERA: 2.78	(8, 1)	0.1		2	0	0	0	0	1	0	0	0	0	0	2	7	0.00	3.000
13 Will Smith, L ERA: 2.75	(9, 1)	1.0		4	0	0	0	1	1	0	0	0	0	0	10	15	0.00	1.000

San Francisco Giants @ Oakland Athletics

Oakland Coliseum, Oakland, CA

Sun Aug 25 2019, 1:07 PM - 4:09 PM PDT

Att. 47,321 - Sunny - 74 F

livebaseballscorecards.com

TOP

Batter	1	2	3	4	5	6	7	8	9	AB	R	H	RBI	BB	SO	LOB
7 Donovan Solano, R (1, 4) OBP: 0.380, SLG: 0.486	C SI 90 X SI 90 0-1 28 G6-4-3 5 BB 1B	X FF 89 0-0 1-3 2-H 1B		B FF 87 C KC 75 X SL 81 1-1 E8 1B			B FF 95 B SL 85 B FF 95 C FF 95 F FF 95 F FF 96 B SL 86 4-2 5 HBP 10 1B 1-2 BB		C FF 97 B FF 98 X FF 97 1-1 8 WP 2B	4	1	4	1	1	0	0
5 Mike Yastrzemski, L (1, 7) OBP: 0.322, SLG: 0.537 8 Alex Dickerson, L (9, PH) OBP: 0.382, SLG: 0.598 (9, 7)	B FF 91 F SI 90 L SL 82 B FF 90 F FF 94 F SI 93 F SL 84 D KC 76 1 SAFE 4-2 B SL 81 28 G6-4-3 1-2 BB	X SI 92 0-0 G3 ③		B SI 89 X SI 90 1-0 G3 ③			C FF 95 B FF 95 B FF 94 B FF 94 L FF 95 H SI 95 4-2 1 CS 10 1B 1-2 2-3 HBP		B FF 96 B FF 96 B FF 97 C FF 96 X FF 97 3-1 P5 ② 2-3	2 1	0 0	0 0	0 0	1 0	0 0	3 1
28 Buster Posey, R (1, 10) OBP: 0.315, SLG: 0.374	L SI 91 F FF 90 X SL 83 0-2 G6-4-3 ① ② 1-2f 2-3		C KC 73 S CH 81 F FF 90 B FF 89 S SI 92 1-3 K ①		B SL 80 C SI 89 F SI 90 B FF 87 F FF 89 B SI 92 S SL 81 3-3 K ①		C SI 96 F SI 96 F SI 96 F FF 97 D SL 88 F SI 96 F FF 97 F SI 96 F SL 90 2-3 D SL 88 S FC 92 K ①		B FF 98 B FF 98 S FF 97 F FF 98 S SL 90 2-3 K ③	5	0	0	0	0	4	6
10 Evan Longoria, R (1, 5) OBP: 0.326, SLG: 0.465	C SI 92 F SI 93 B SI 93 B SI 94 X CH 85 2-2 F8 ③		B SI 90 F SI 90 F SI 91 B SI 92 X CH 82 2-2 HR		B FF 87 B SI 89 C SL 80 F SI 90 X SL 83 2-2 G6-3 ②		X SI 97 0-0 1 CS 1-2 2-H 3-H 1B			4	1	2	3	0	0	1
1 Kevin Pillar, R (1, 8) OBP: 0.288, SLG: 0.453		B KC 73 X SI 90 1-0 53 G3 21 SF8 2B	B SL 82 X SI 90 1-0 G4-3 ②		X SI 90 0-0 P3 ③		B SI 96 S FF 96 B SI 95 X FC 93 2-1 G4-3 ② ③ 1-2 2-3			4	1	1	0	0	0	2
53 Austin Slater, R (1, 9) OBP: 0.406, SLG: 0.523		C KC 74 S FF 86 D SL 82 X FF 91 1-2 G3 ① 2-3	B CH 83 B FF 86 B CH 83 D SI 90 4-0 21 WP BB			B CH 85 X SI 88 1-0 L6 ①		B SL 87 X SI 95 1-0 G5-3 ①		3	0	0	0	1	0	1
21 Stephen Vogt, L (1, 2) OBP: 0.330, SLG: 0.526		C FF 88 X FF 91 0-1 SF8 ② 3-H	B SI 90 X SI 91 1-0 G4-3 ③ 1-2			B FF 86 S SI 88 F SL 81 F SI 90 B SL 81 B SL 82 X SL 80 3-2 L9 ②		B FF 91 B FF 91 X FC 88 2-0 G4-3 ②		3	0	0	1	0	0	1
9 Brandon Belt, L (1, 3) OBP: 0.339, SLG: 0.384		B SL 81 B FF 89 B SI 89 C FF 90 B FF 92 4-1 35 1B 7 1B BB		B SI 86 C SI 89 B SI 89 X SL 80 2-1 G6-3 ①		S FF 86 B SI 90 B SI 89 C SI 88 X SI 91 2-2 G3-1 ③		B FF 94 F FC 88 S FC 89 S CU 79 1-3 K ③		3	1	0	0	1	1	0
35 Brandon Crawford, L (1, 6) OBP: 0.301, SLG: 0.364		X SL 81 0-0 7 1B 1-2 1B	F SI 89 X SI 90 0-1 L9 ②			C FF 94 B SL 85 B SL 85 X SI 95 2-1 E3 5 HBP 7 BB 10 1B		B FF 96 B FF 96 F FF 96 F FF 96 X SL 90 2-2 G3-1 ①	4	1	1	0	0	0	0
Inning Stats	R: 0 E: 0 K: 0 S: 13 H: 1 LOB: 1 BB: 1 P: 19	R: 2 E: 0 K: 0 S: 10 H: 3 LOB: 2 BB: 1 P: 16	R: 1 E: 0 K: 1 S: 9 H: 1 LOB: 1 BB: 1 P: 18	R: 0 E: 1 K: 0 S: 7 H: 1 LOB: 1 BB: 0 P: 11	R: 0 E: 0 K: 1 S: 8 H: 0 LOB: 0 BB: 0 P: 13	R: 0 E: 0 K: 0 S: 8 H: 0 LOB: 0 BB: 0 P: 14	R: 2 E: 1 K: 1 S: 19 H: 1 LOB: 1 BB: 1 P: 33	R: 0 E: 0 K: 1 S: 5 H: 0 LOB: 0 BB: 0 P: 9	R: 0 E: 0 K: 1 S: 10 H: 1 LOB: 1 BB: 0 P: 18	1B: 5 2B: 2 3B: 0 HR: 1 SF: 1 SAC: 0 DP: 1 HBP: 1						

	AB
AB	33
R	5
H	8
RBI	5
BB	4
SO	5
LOB	15

WP: 2 PA: 39
PB: 0
SB: 0
CS: 2

PITCHER		IP	WLS	BF	H	R	ER	SO	BB	IBB	HBP	BLK	WP	HR	S	P	ERA	WHIP
30 Brett Anderson, L ERA: 4.08	(1, 1)	6.0		26	6	3	3	2	3	0	0	0	1	1	55	91	4.50	1.500
35 Jake Diekman, L ERA: 4.5	(7, 1)	0.0	L	3	0	2	1	0	1	0	1	0	0	0	7	17	∞	∞
39 Blake Treinen, R ERA: 4.53	(7, 1)	1.1	B	4	1	0	0	1	0	0	0	0	0	0	13	18	0.00	0.750
52 Ryan Buchter, L ERA: 3.22	(8, 1)	0.2		2	0	0	0	1	0	0	0	0	0	0	4	7	0.00	0.000
16 Liam Hendriks, R ERA: 1.43	(9, 1)	1.0		4	1	0	0	1	0	0	0	0	1	0	10	18	0.00	1.000

PITCHER		IP	WLS	BF	H	R	ER	SO	BB	IBB	HBP	BLK	WP	HR	S	P	ERA	WHIP

BOTTOM

San Francisco Giants @ Oakland Athletics

Oakland Coliseum, Oakland, CA

Sun Aug 25 2019, 1:07 PM - 4:09 PM PDT

Att. 47,321 - Sunny - 74 F

livebaseballscorecards.com

Batter	1	2	3	4	5	6	7	8	9	AB	R	H	RBI	BB	SO	LOB
10 Marcus Semien, R (1, 6) OBP: 0.358, SLG: 0.481	X FF 94 0-0 ① F9	B ST 82 X CH 85 1-0 ③ G1-3			X SI 92 0-0 ② G6-3		B SL 84 X FF 95 1-0 ① P4		B SL 81 F SL 80 S SL 82 D SL 83 X SL 81 2-2 ③ G6-3	5	0	0	0	0	0	2
8 Robbie Grossman, S (1, 7) OBP: 0.348, SLG: 0.369	C FF 94 B FF 95 B CH 88 F FF 94 X FF 95 2-2 ② G6-3		X FF 93 0-0 ① G4-3		C CH 84 B FF 93 C ST 80 B CH 85 F FF 93 X ST 81 2-2 28 BB 26 HBP 1B		C FF 96 F FF 95 S CH 90 0-3 ② K2-3			4	0	1	0	0	1	0
26 Matt Chapman, R (1, 5) OBP: 0.344, SLG: 0.523	C FF 95 B ST 85 X SI 93 1-1 ③ P3		X SI 92 0-0 ② G5-3		H ST 80 1-0 28 BB 1-2 HBP		C SL 84 B SL 83 X SL 84 1-1 ③ F7			3	0	0	0	0	0	0
28 Matt Olson, L (1, 3) OBP: 0.342, SLG: 0.522		B FF 93 C ST 83 X FF 93 1-1 ① G3	C FF 93 B FF 94 B FF 93 F FF 92 F FF 93 S CH 86 2-3 ③ K		B ST 82 B CH 86 F FF 93 S FF 93 B FF 94 B CH 84 4-2 1-2 2-3 BB			C SL 85 B SI 93 C SI 94 F SI 93 F SI 93 F SL 88 F SI 94 B CH 88 S CH 86 2-3 ① K		3	0	0	0	1	2	0
20 Mark Canha, R (1, 8) OBP: 0.388, SLG: 0.545		C ST 82 B FF 94 X FF 94 1-1 HR		X SI 92 0-0 HR	C SL 84 F SL 85 F FF 96 B FF 95 B SL 85 F FF 96 C SI 96 2-3 ③ K			B CH 88 B CH 87 X CH 88 2-0 ② F8		4	2	2	2	0	1	3
23 Jurickson Profar, S (1, 10) OBP: 0.279, SLG: 0.389		B FF 94 C CH 86 T CH 86 F FF 94 F ST 83 X CH 85 1-2 56 2B 2B		B CH 86 B FF 93 B FF 92 B SI 92 4-0 56 G4-6-3 BB		B FF 93 B SI 93 B FF 94 B FF 96 4-0 18 G6-4-3 56 E BB		B CH 87 C SI 95 S CH 87 B SI 95 S CH 88 2-3 ③ K		2	1	1	0	2	1	0
56 Corban Joseph, L (1, 4) OBP: 0.233, SLG: 0.357 2 Khris Davis, R (9, PH) OBP: 0.284, SLG: 0.373		C FF 94 X FF 94 0-1 18 1B 2-H 2B		C SI 91 X ST 82 0-1 ① ② G4-6-3 1-2f		1 SAFE B SI 93 B SL 84 B FF 95 1 SAFE B FF 96 4-0 18 G6-4-3 1-2 BB			C CU 74 X FF 92 1-1 ① G6-3	2 1	1 0	1 0	1 0	1 0	0 0	1 0
18 Chad Pinder, R (1, 9) OBP: 0.291, SLG: 0.438		C ST 83 F FF 93 B FF 94 B ST 82 X ST 81 2-2 2-H 1B		X CH 86 0-0 ③ L5		B SI 97 X SL 86 1-0 ① ② G6-4-3 1-2f 2-3			C FF 91 X SL 81 0-1 ② P4	4	0	1	1	0	0	2
5 Chris Herrmann, L (1, 2) OBP: 0.280, SLG: 0.284 19 Josh Phegley, R (2, PH) OBP: 0.291, SLG: 0.428 (3, 2)		C SI 92 X ST 82 0-1 ② F8			C ST 81 B FF 92 B ST 80 C FF 93 S ST 83 2-3 ① K		B SI 97 C SL 87 C SL 86 S SL 87 1-3 ③ K2-3		B FF 91 C SL 80 B SL 81 B FF 91 S FF 93 X FF 94 3-2 2B	0 4	0 0	0 1	0 0	0 0	0 2	0 2
Inning Stats	R: 0 E: 0 K: 0 S: 6 H: 0 LOB: 0 BB: 0 P: 9	R: 3 E: 0 K: 0 S: 17 H: 4 LOB: 1 BB: 0 P: 23	R: 0 E: 0 K: 1 S: 6 H: 0 LOB: 0 BB: 0 P: 8	R: 1 E: 0 K: 0 S: 4 H: 1 LOB: 0 BB: 1 P: 8	R: 0 E: 0 K: 2 S: 15 H: 1 LOB: 3 BB: 1 P: 26	R: 0 E: 1 K: 1 S: 4 H: 0 LOB: 1 BB: 2 P: 14	R: 0 E: 0 K: 1 S: 6 H: 0 LOB: 0 BB: 0 P: 8	R: 0 E: 0 K: 2 S: 11 H: 0 LOB: 0 BB: 0 P: 17	R: 0 E: 0 K: 0 S: 10 H: 1 LOB: 1 BB: 0 P: 16	1B: 2 2B: 3 3B: 0 HR: 2	SF: 0 SAC: 0 DP: 2 HBP: 1		WP: 0 PB: 0 SB: 0 CS: 0	PA: 37			

PITCHER		IP	WLS	BF	H	R	ER	SO	BB	IBB	HBP	BLK	WP	HR	S	P	ERA	WHIP
62 Logan Webb, R ERA: 4.66	(1, 1)	4.2		22	6	4	4	2	2	0	1	0	0	2	43	67	7.71	1.714
74 Jandel Gustave, R ERA: 2.51	(5, 1)	0.1		3	0	0	0	1	2	0	0	0	0	0	5	15	0.00	6.000
65 Sam Coonrod, R ERA: 2.41	(6, 1)	1.0	W	2	0	0	0	1	0	0	0	0	0	0	4	6	0.00	0.000
54 Reyes Moronta, R ERA: 2.73	(7, 1)	1.0	H	3	0	0	0	1	0	0	0	0	0	0	6	8	0.00	0.000
56 Tony Watson, L ERA: 4.38	(8, 1)	1.0	H	3	0	0	0	2	0	0	0	0	0	0	11	17	0.00	0.000

PITCHER		IP	WLS	BF	H	R	ER	SO	BB	IBB	HBP	BLK	WP	HR	S	P	ERA	WHIP
13 Will Smith, L ERA: 2.7	(9, 1)	1.0	S	4	1	0	0	0	0	0	0	0	0	0	10	16	0.00	1.000

AB	32
R	4
H	7
RBI	4
BB	4
SO	7
LOB	10

TOP

Arizona Diamondbacks @ San Francisco Giants
Oracle Park, San Francisco, CA
Mon Aug 26 2019, 6:46 PM - 10:15 PM PDT
Att. 29,169 - Partly Cloudy - 65 F

livebaseballscorecards.com

Batter	1	2	3	4	5	6	7	8	9	AB	R	H	RBI	BB	SO	LOB
1 Jarrod Dyson, L (1, 9) (6, 7) (8, 8) OBP: 0.325, SLG: 0.353	C FF 94 T FF 94 B CU 81 X FF 94 1-2 G4-3		X FF 94 0-0 F7			C FF 94 B CU 79 C FF 94 F FF 94 X SL 86 1-2 G6-3	C FF 94 B CU 80 T FF 94 X FF 93 1-2 L8		X FF 93 0-0 P5	5	0	0	0	0	0	2
4 Ketel Marte, S (1, 8) (8, 4) OBP: 0.383, SLG: 0.572	C FF 95 B CH 85 B CH 84 X FF 94 2-1 53 FC6-4 1B		C FF 95 B FF 95 X CH 86 1-1 G3			C CH 84 B CU 80 X FF 94 1-1 G6-3	C FF 94 B FF 93 D CH 88 B FF 94 B FF 92 4-1 5 1B 1-2 2-3 BB		C FF 95 B CH 87 X CH 87 1-1 G3-1	4	0	1	0	1	0	0
5 Eduardo Escobar, S (1, 5) OBP: 0.320, SLG: 0.521	X FF 93 0-0 P6			C FF 94 F FF 94 B FF 93 B FF 94 B CH 85 S FF 94 3-3 K		C FF 93 F FF 95 B CU 82 B CH 84 X FF 95 2-2 E5 53 1B 41 WP	D FF 93 C FF 93 B FF 94 F FF 93 F FF 95 X FF 93 2-2 1-3 2-H 3-H 1B		S FF 93 B CH 86 S CH 88 F FF 94 B SL 83 F CH 89 B SL 88 F SI 94 X SL 86 3-2 53 FC5-4 1B	5	1	2	2	0	1	1
53 Christian Walker, R (1, 3) OBP: 0.350, SLG: 0.478	B FF 94 B FF 94 S FF 94 F FF 93 X FF 94 2-2 FC6-4 1-2f			B SL 87 X FF 94 1-0 F9		F FF 94 B FF 94 X FF 94 1-1 41 WP 41 1B 1-3 1B	S SL 86 B SL 88 S SI 93 X SL 89 2-2 F8		X SI 92 0-0 FC5-4 1-2f	5	1	1	0	0	0	4
41 Wilmer Flores, R (1, 4) 40 Andrew Chafin, R (8, 1) 50 Yoan López, R (9, 1) 25 Archie Bradley, R (9, 1) OBP: 0.361, SLG: 0.472		C FF 93 B CH 84 F SL 87 B FF 92 X FF 93 2-2 9 1B 13 G5-4-3 1B		C FF 95 B CU 80 S CU 79 X CU 79 1-2 1B		C FF 94 B FF 93 B CU 80 B FF 94 X FF 94 3-1 1-H 3-H 1B		B SL 85 X SL 83 1-0 F7		4 0 0 0	1 0 0 0	3 0 0 0	1 0 0 0	0 0 0 0	0 0 0 0	0 0 0 0
9 Josh Rojas, L (1, 7) 35 Matt Andriese, R (6, 1) 10 Adam Jones, R (8, PH) (8, 9) OBP: 0.275, SLG: 0.222		S CH 84 B CH 82 C FF 94 X CH 84 1-2 13 G5-4-3 1-3 1B		B FF 93 F FF 94 B FF 94 X SL 86 2-1 G4-3		B SI 90 C KC 78 F SI 93 X CH 84 1-2 G3		B FF 92 F SL 87 B FF 92 X SL 87 2-1 HR		3 0 1	0 0 1	1 0 1	0 0 1	0 0 1	0 0 0	2 0 0
13 Nick Ahmed, R (1, 6) OBP: 0.323, SLG: 0.449		X FF 94 0-0 G5-4-3 1-2f 3-H			B FF 94 B SL 86 X FF 94 2-0 L1		B FF 95 F FF 95 B FF 94 B FF 95 S FF 94 S FF 95 3-3 K	L SL 87 B SI 92 C SI 94 X SL 86 1-2 F7		4	0	0	0	0	1	1
18 Carson Kelly, R (1, 2) OBP: 0.351, SLG: 0.525		C FF 93 S CU 80 B FF 95 X CH 84 1-2 F8			B FF 94 F SL 86 C FF 94 F CH 84 C CU 80 1-3 K		B CU 83 F FF 95 C CU 81 F FF 95 B CU 81 B CU 79 B FF 95 4-2 4 BB 16 WP 5 1B BB	B SI 93 X SI 94 1-0 1B		3	1	1	0	1	1	0
49 Alex Young, L (1, 1) 30 T.J. McFarland, L (6, 1) 16 Tim Locastro, R (6, 9) (8, 7) OBP: 0.059, SLG: 0.059 OBP: 0.364, SLG: 0.349			C FF 93 C CU 80 F FF 94 B CU 79 C CU 78 1-3 K		C FF 93 C FF 95 B CU 80 B CH 85 F FF 94 S SL 85 2-3 K		B FF 93 F FF 94 C FF 94 F FF 94 F FF 94 B CU 80 F FF 94 F FF 95 X SI 93 2-2 4 BB 5 1B 1-2 1B	B SI 93 S SL 88 X SI 93 1-1 P4		2 0 2	0 0 1	0 0 1	0 0 0	2 0 0	0 0 1
Inning Stats	R: 0 E: 0 K: 0 S: 9 H: 1 LOB: 1 BB: 0 P: 14	R: 1 E: 0 K: 0 S: 10 H: 2 LOB: 0 BB: 0 P: 14	R: 0 E: 0 K: 1 S: 7 H: 0 LOB: 0 BB: 0 P: 9	R: 0 E: 0 K: 1 S: 9 H: 1 LOB: 1 BB: 0 P: 16	R: 0 E: 0 K: 2 S: 9 H: 0 LOB: 0 BB: 0 P: 14	R: 2 E: 1 K: 0 S: 16 H: 2 LOB: 1 BB: 0 P: 25	R: 2 E: 0 K: 1 S: 24 H: 2 LOB: 2 BB: 2 P: 42	R: 1 E: 0 K: 0 S: 9 H: 2 LOB: 1 BB: 0 P: 15	R: 0 E: 0 K: 0 S: 10 H: 1 LOB: 1 BB: 0 P: 14	1B: 10 2B: 0 3B: 0 HR: 1 SF: 0 SAC: 0 DP: 1 HBP: 0						

	AB	38
	R	6
	H	11
	RBI	4
	BB	2
	SO	5
	LOB	11

PITCHER		IP	WLS	BF	H	R	ER	SO	BB	IBB	HBP	BLK	WP	HR	S	P	ERA	WHIP
38 Tyler Beede, R ERA: 5.56	(1, 1)	5.2	L	23	6	3	1	4	0	0	0	0	1	0	57	88	1.59	1.059
50 Fernando Abad, L ERA: 4.5	(6, 1)	0.1		1	0	0	0	0	0	0	0	0	0	0	3	4	0.00	0.000
58 Trevor Gott, R ERA: 4.44	(7, 1)	0.2		5	1	2	2	1	2	0	0	0	1	0	17	31	27.00	4.500
64 Shaun Anderson, R ERA: 5.36	(7, 1)	2.1		11	4	1	1	0	0	0	0	0	0	1	26	40	3.86	1.714

PITCHER	IP	WLS	BF	H	R	ER	SO	BB	IBB	HBP	BLK	WP	HR	S	P	ERA	WHIP

Batter	1	2	3	4	5	6	7	8	9	AB	R	H	RBI	BB	SO	LOB
7 Donovan Solano, R (1, 4) OBP: 0.372, SLG: 0.475	C SI 89 C FC 86 B CH 85 F CU 83 B FF 91 X CH 86 2-2 E6 53 G4-3 28 G6-3		C CU 81 X CH 84 0-1 ② G6-3		1 SAFE S CH 83 F CH 86 F FC 87 X SI 89 0-2 ② L3-4-3 1-2	C FF 92 B CH 86 F FF 93 F FF 94 C FF 95 1-3 ③ K			B FF 94 F FF 94 F SL 83 B FF 90 S SL 84 2-3 K 28 F8 21 E 10 SF8	4	1	0	0	0	1	4
14 Scooter Gennett, L (9, PH) OBP: 0.245, SLG: 0.323										1	1	0	0	0	1	0
53 Austin Slater, R (1, 9) OBP: 0.401, SLG: 0.509	B FC 87 F CU 82 C FF 91 X CH 86 1-2 ① G4-3 2-3		S SI 90 B FC 85 B CH 85 B CU 81 B CH 85 4-1 BB		B FC 82 D CU 82 X CH 84 2-0 E5 2-3		C FF 90 C CU 81 B CU 81 F FF 92 F FF 93 S FF 94 1-3 ① K		X FF 94 0-0 FC6 1 2B 1-2	3	0	0	0	1	1	2
21 Stephen Vogt, L (9, PH) OBP: 0.329, SLG: 0.523										1	1	0	0	0	0	1
28 Buster Posey, R (1, 2) OBP: 0.311, SLG: 0.368	B FF 90 F CH 85 B FC 85 X CH 85 2-1 ② G6-3 3-H		B FF 90 B FC 85 B FC 85 B SI 89 X SI 89 3-1 ③ G4-3		B CH 84 F CH 85 F FF 90 B CH 85 1 SAFE S FC 86 2-3 ③ K		S FF 93 B CU 82 B FF 93 X FF 92 2-1 ② G5-3		B SL 85 C FF 94 B SL 83 X FF 95 2-1 ① F8 2-3	5	0	0	1	0	1	5
10 Evan Longoria, R (1, 5) OBP: 0.327, SLG: 0.466	B SI 90 F SI 90 S CH 86 B CU 83 B CH 86 X CH 86 3-2 1B			C CU 80 B FC 85 X CH 84 1-1 ① G4-3		X CU 79 0-0 ① F9	B FF 93 C FF 92 X CU 82 1-1 1B		X FF 95 0-0 ② SF8 3-H	4	0	2	1	0	0	0
1 Kevin Pillar, R (1, 8) OBP: 0.289, SLG: 0.454	X SI 90 0-0 ③ P4			X FF 89 0-0 ② P5		C SI 88 B CH 84 F SI 87 F CH 83 B FF 88 X CH 83 2-2 2 PB 2 1B 1B	B FF 93 C FF 93 F CU 83 F FF 93 S CU 82 1-3 ③ K		D SL 84 B FF 94 B SL 82 C FF 94 X FF 94 3-1 1-H 2B	5	1	2	1	0	1	2
2 Abiatal Avelino, R (1, 7) OBP: 0.375, SLG: 0.286		B SI 88 S CH 84 L CH 84 B CU 82 S CH 85 2-3 ① K		C CH 84 B FC 85 B CH 84 B SI 90 C SI 89 B SI 89 4-2 BB		B SI 89 S CH 82 X CH 84 1-1 9 1B 35 1B 1-H 1B		B SI 93 B FF 92 C FF 92 B FF 92 C FF 92 S FF 93 3-3 ① K	S FF 94 B SI 95 C KC 80 S KC 81 1-3 ③ K2-3	2	0	1	1	1	1	0
58 Trevor Gott, R (7, 1)										0	0	0	0	0	0	0
64 Shaun Anderson, R (7, 1) OBP: 0.115, SLG: 0.120										1	0	0	0	0	1	0
5 Mike Yastrzemski, L (9, PH) OBP: 0.321, SLG: 0.535										1	0	0	0	0	1	1
9 Brandon Belt, L (1, 3) OBP: 0.339, SLG: 0.382		B FF 90 B FC 85 F SI 89 B FC 85 X SI 89 3-1 ② F7		F SI 88 B FC 84 1 SAFE X SI 89 1-1 ③ L3		B SI 87 B SI 88 B SI 89 C SI 88 X SI 88 3-1 8 BB 35 1B 1-2 1B		B SL 84 F FF 94 C FF 95 F SI 95 B SL 85 X SI 94 2-2 ② G3		4	0	1	0	0	0	1
35 Brandon Crawford, L (1, 6) OBP: 0.305, SLG: 0.368		S FC 82 C CU 82 B CU 82 B FC 86 X FC 86 2-2 ③ G4-3			B CU 81 S FC 85 S FC 84 X CU 81 1-2 53 E 7 L3-4-3 1B	S SI 89 X SI 88 0-1 ② 8 BB 1-2 2-H 1B		C FF 94 C FF 93 X FF 93 0-2 1B		4	0	3	0	0	0	0
38 Tyler Beede, R (1, 1) OBP: 0.212, SLG: 0.133			C SI 88 B CH 84 C CU 81 S CU 81 1-3 ① K		C SI 88 1 SAFE M SI 88 B FF 89 F FF 90 B FF 90 D CH 85 M SI 89 3-3 ① K	B SI 90 C SI 88 F SI 88 B SI 89 D SL 81 F SI 90 B SI 89 4-2 1-2 2-3 BB		C FF 92 S SL 85 D SL 85 S SL 84 1-3 ③ K		2	0	0	0	0	2	1
50 Fernando Abad, L (6, 1)										0	0	0	0	0	0	0
8 Alex Dickerson, L (6, PH) OBP: 0.384, SLG: 0.594										1	0	0	0	1	1	1
(7, 7)																
Inning Stats	R: 1 E: 1 K: 0 S: 13 H: 1 LOB: 1 BB: 0 P: 21	R: 0 E: 0 K: 1 S: 8 H: 0 LOB: 0 BB: 0 P: 15	R: 0 E: 0 K: 1 S: 8 H: 0 LOB: 1 BB: 1 P: 16	R: 0 E: 0 K: 0 S: 7 H: 0 LOB: 1 BB: 1 P: 13	R: 0 E: 1 K: 2 S: 15 H: 1 LOB: 2 BB: 0 P: 23	R: 1 E: 0 K: 1 S: 18 H: 4 LOB: 3 BB: 1 P: 29	R: 0 E: 0 K: 2 S: 13 H: 1 LOB: 1 BB: 0 P: 18	R: 0 E: 0 K: 2 S: 13 H: 1 LOB: 1 BB: 0 P: 19	R: 2 E: 1 K: 2 S: 12 H: 1 LOB: 1 BB: 0 P: 20	1B: 8 2B: 1 3B: 0 HR: 0 SF: 1 SAC: 0 DP: 0 HBP: 0						

PITCHER		IP	WLS	BF	H	R	ER	SO	BB	IBB	HBP	BLK	WP	HR	S	P	ERA	WHIP
49 Alex Young, L ERA: 3.81	(1, 1)	5.1	W	24	4	2	1	4	2	0	0	0	0	0	58	98	1.69	1.125
30 T.J. McFarland, L ERA: 5.01	(6, 1)	0.1	H	3	2	0	0	0	1	0	0	0	0	0	7	14	0.00	9.000
35 Matt Andriese, R ERA: 5.14	(6, 1)	1.1	H	5	1	0	0	3	0	0	0	0	0	0	17	23	0.00	0.750
40 Andrew Chafin, L ERA: 4.02	(8, 1)	1.0		4	1	0	0	2	0	0	0	0	0	0	13	19	0.00	1.000
50 Yoan López, R ERA: 2.91	(9, 1)	0.2		5	1	2	0	1	0	0	0	0	1	0	9	16	0.00	1.500

PITCHER		IP	WLS	BF	H	R	ER	SO	BB	IBB	HBP	BLK	WP	HR	S	P	ERA	WHIP
25 Archie Bradley, R ERA: 4.01	(9, 1)	0.1	S	1	0	0	0	1	0	0	0	0	0	0	3	4	0.00	0.000

BOTTOM

Arizona Diamondbacks @ San Francisco Giants

Oracle Park, San Francisco, CA

Mon Aug 26 2019, 6:46 PM - 10:15 PM PDT

Att. 29,169 - Partly Cloudy - 65 F

livebaseballscorecards.com

AB	38
R	4
H	9
RBI	4
BB	3
SO	11
LOB	18

Batter	1	2	3	4	5	6	7	8	9	AB	R	H	RBI	BB	SO	LOB
1 Jarrod Dyson, L (1, 7) (5, 8) OBP: 0.320, SLG: 0.348	B FC 87 B FC 89 B FC 88 C FC 88 X FC 88 3-1 ① F9		B FC 88 X FF 91 1-0 ② P5		C SI 91 L FC 89 B FF 92 F FF 93 B FS 84 F FC 89 X FF 92 2-2 ② L8		C SI 93 X SI 92 0-1 ① G5-3		B SI 92 C SI 92 S SL 86 B SL 87 B SI 93 F SI 93 F SI 93 X SI 93 3-2 ② G6-3	5	0	0	0	0	0	0
4 Ketel Marte, S (1, 8) OBP: 0.385, SLG: 0.578 16 Tim Locastro, R (5, 7) OBP: 0.371, SLG: 0.349	C SI 90 F SL 84 B FS 83 F FF 92 B SL 85 F SI 92 X SI 92 2-2 ② F7		C SL 83 B SI 93 B FC 89 F SL 84 B FS 83 X SI 92 3-2 1B		C FC 88 S SL 85 X FF 94 0-2 HR		B FF 96 B FF 96 B FF 97 B FF 97 4-0 5 G3 53 1B BB		C SI 94 H SI 93 1-1 HBP	3 0	1 1	2 0	1 0	0 1	0 0	0 0
5 Eduardo Escobar, S (1, 4) (8, 5) OBP: 0.319, SLG: 0.517	B FF 91 F FF 90 S FF 90 F FC 92 F FF 93 B SL 85 B FF 92 B FF 92 4-2 BB		C FF 91 1 SAFE B FF 92 C FC 89 F FF 93 S FF 92 1-3 ③ K		X FF 92 0-0 ③ F8		C SL 82 B FF 96 B SL 82 F FF 97 X FF 96 2-2 ② G3 1-2		B SI 92 S CH 87 F SI 94 1 SAFE B SI 93 X CH 86 2-2 ③ G4-3	4	0	0	0	1	1	3
53 Christian Walker, R (1, 3) OBP: 0.353, SLG: 0.479	X FC 89 0-0 ③ F7			B FS 85 C FF 91 B FC 89 B FC 89 B FF 92 4-1 10 1B BB		B SL 88 F SI 97 X SI 96 1-1 22 10 1B 1B	B SL 83 X SL 83 1-0 22 S 1B 2-H			3	1	2	1	1	0	1
22 Jake Lamb, L (1, 5) OBP: 0.333, SLG: 0.367 25 Archie Bradley, R (9, 1)		C FC 87 B FC 89 F FC 88 F FF 91 S FS 83 1-3 ① K		F FC 90 F FF 93 X FF 92 0-2 ① F7		C SI 98 1 SAFE C FF 98 F FF 98 X SL 87 0-2 10 1B 1B 1-2	B FF 96 1 SAFE F FF 97 B FF 97 S FF 97 B FF 96 S FF 97 3-3 ③ K 1-2			4 0	0 0	1 0	0 0	0 0	2 0	2 0
10 Adam Jones, R (1, 9) OBP: 0.321, SLG: 0.437		C SL 84 B SL 85 B FF 92 F FC 89 B SL 85 F SI 92 B FC 90 4-2 BB		B SI 93 F SL 86 B SI 92 F SI 91 X FC 89 2-2 1-2 1B		B SI 97 X SI 96 1-0 31 G2-3 1-3 2-H 1B		C SI 83 X SI 82 0-1 ① G6-3		3	0	2	1	1	0	0
13 Nick Ahmed, R (1, 6) OBP: 0.320, SLG: 0.445		F SI 92 X SI 92 0-1 ② L7		C FC 89 F SI 92 B SI 92 X SI 94 1-2 ② L4		C B SL 89 F SI 97 B CH 89 S CH 89 2-3 ① K		B SI 83 X SI 82 1-0 ② G5-3		4	0	0	0	0	1	5
31 Alex Avila, L (1, 2) OBP: 0.368, SLG: 0.472		B FC 90 X FC 89 1-0 ③ L9		B FC 86 D FS 84 C SL 86 S FF 92 B FF 92 X FC 88 3-2 ③ G4-3		B SI 91 B KC 78 S KC 78 X SI 92 2-1 ② G2-3 1-2		C FF 82 F SI 82 F SL 73 B FF 84 F SL 74 F SI 83 X SI 83 1-2 ③ G1-3		4	0	0	0	0	0	5
8 Mike Leake, R (1, 1) OBP: 0.182, SLG: 0.100 30 T.J. McFarland, L (8, 1) 15 Ildemaro Vargas, S (8, 4) OBP: 0.293, SLG: 0.385 37 Kevin Ginkel, L (8, 1)			B FF 90 C FC 88 S FC 88 X SL 86 1-2 ① G4-3		B FC 86 C FF 90 F FF 91 S FC 90 1-3 ① K		C KC 78 S SI 93 C KC 80 0-3 ③ K		C SI 93 B CH 86 X SI 93 1-1 ① F9	3 0 1 0	0 0 0 0	0 0 0 0	0 0 0 0	0 0 0 0	2 0 0 0	2 0 0 0
Inning Stats	R: 0 E: 0 K: 0 S: 12 H: 0 LOB: 1 BB: 1 P: 21	R: 0 E: 0 K: 1 S: 10 H: 0 LOB: 1 BB: 1 P: 16	R: 0 E: 0 K: 1 S: 11 H: 1 LOB: 1 BB: 0 P: 17	R: 0 E: 0 K: 0 S: 13 H: 1 LOB: 2 BB: 1 P: 23	R: 1 E: 0 K: 1 S: 12 H: 1 LOB: 0 BB: 0 P: 15	R: 1 E: 0 K: 2 S: 15 H: 3 LOB: 2 BB: 0 P: 21	R: 1 E: 0 K: 1 S: 9 H: 1 LOB: 1 BB: 1 P: 19	R: 0 E: 0 K: 0 S: 9 H: 0 LOB: 0 BB: 0 P: 11	R: 0 E: 0 K: 0 S: 11 H: 0 LOB: 1 BB: 0 P: 18	1B: 6 2B: 0 3B: 0 HR: 1 SF: 0 SAC: 0 DP: 0 HBP: 1						

PITCHER		IP	WLS	BF	H	R	ER	SO	BB	IBB	HBP	BLK	WP	HR	S	P	ERA	WHIP
29 Jeff Samardzija, R ERA: 3.38	(1, 1)	5.0		21	3	1	1	3	3	0	0	0	0	1	58	92	1.80	1.200
65 Sam Coonrod, R ERA: 2.84	(6, 1)	0.1	L	4	3	1	1	1	0	0	0	0	0	0	10	14	27.00	9.000
50 Fernando Abad, L ERA: 3.6	(6, 1)	1.0		3	0	0	0	1	0	0	0	0	0	0	7	9	0.00	0.000
54 Reyes Moronta, R ERA: 2.86	(7, 1)	0.2		4	1	1	1	1	1	0	0	0	0	0	7	17	13.50	3.000
71 Tyler Rogers, R ERA:	(8, 1)	1.0		3	0	0	0	0	0	0	0	0	0	0	9	11	0.00	0.000

PITCHER		IP	WLS	BF	H	R	ER	SO	BB	IBB	HBP	BLK	WP	HR	S	P	ERA	WHIP
56 Tony Watson, L ERA: 4.29	(9, 1)	1.0		4	0	0	0	0	0	0	1	0	0	0	11	18	0.00	0.000

TOP

Arizona Diamondbacks @ San Francisco Giants

Oracle Park, San Francisco, CA

Tue Aug 27 2019, 6:46 PM - 9:31 PM PDT

Att. 28,262 - Partly Cloudy - 66 F

livebaseballscorecards.com

AB	34
R	3
H	7
RBI	3
BB	4
SO	6
LOB	18

BOTTOM

Arizona Diamondbacks @ San Francisco Giants

Oracle Park, San Francisco, CA

Tue Aug 27 2019, 6:46 PM - 9:31 PM PDT

Att. 28,262 - Partly Cloudy - 66 F

livebaseballscorecards.com

Batter	1	2	3	4	5	6	7	8	9	AB	R	H	RBI	BB	SO	LOB
5 Mike Yastrzemski, L (1, 9) (9, 7) OBP: 0.320, SLG: 0.529	G4-3		F9		G1-3			BB		3	1	0	0	1	0	0
9 Brandon Belt, L (1, 3) OBP: 0.340, SLG: 0.386	1B		G3-1		L9			2B		4	1	2	1	0	0	0
10 Evan Longoria, R (1, 5) OBP: 0.329, SLG: 0.465	K		1B			L8		BB		3	0	1	0	1	1	1
8 Alex Dickerson, L (1, 7) OBP: 0.387, SLG: 0.588	HBP		1B			P5		L4-3		3	0	1	0	0	0	2
56 Tony Watson, L (9, 1)										0	0	0	0	0	0	0
21 Stephen Vogt, L (1, 2) OBP: 0.327, SLG: 0.518	1B		G3			F7			K	4	0	1	1	0	1	2
1 Kevin Pillar, R (1, 8) OBP: 0.287, SLG: 0.451	P4			F9			G5-3		F8	4	0	0	0	0	0	2
35 Brandon Crawford, L (1, 6) OBP: 0.303, SLG: 0.364		G4-1		G4-3			F8		G4-3	4	0	0	0	0	0	0
7 Donovan Solano, R (1, 4) OBP: 0.366, SLG: 0.467		G1-3		G1-3			F9			3	0	0	0	0	0	0
29 Jeff Samardzija, R (1, 1) OBP: 0.119, SLG: 0.167										1	0	0	0	0	1	0
37 Joey Rickard, R (5, PH) OBP: 0.309, SLG: 0.364										1	0	0	0	0	0	0
65 Sam Coonrod, R (6, 1)										0	0	0	0	0	0	0
50 Fernando Abad, L (6, 1)										0	0	0	0	0	0	0
54 Reyes Moronta, R (7, 1)										0	0	0	0	0	0	0
71 Tyler Rogers, R (8, 1)										0	0	0	0	0	0	0
53 Austin Slater, R (8, PH) OBP: 0.399, SLG: 0.504 (9, 9)		K			G5-3			G4-3		1	0	0	0	0	0	0
Inning Stats	R: 1 E: 1 K: 1 S: 12 H: 2 LOB: 2 BB: 0 P: 20	R: 0 E: 0 K: 1 S: 9 H: 0 LOB: 0 BB: 0 P: 11	R: 0 E: 0 K: 0 S: 13 H: 2 LOB: 2 BB: 0 P: 16	R: 0 E: 0 K: 0 S: 6 H: 0 LOB: 0 BB: 0 P: 7	R: 0 E: 0 K: 0 S: 4 H: 0 LOB: 0 BB: 0 P: 6	R: 0 E: 0 K: 0 S: 9 H: 0 LOB: 0 BB: 0 P: 13	R: 0 E: 0 K: 0 S: 7 H: 0 LOB: 0 BB: 0 P: 11	R: 1 E: 0 K: 0 S: 8 H: 1 LOB: 1 BB: 2 P: 17	R: 0 E: 0 K: 1 S: 10 H: 0 LOB: 0 BB: 0 P: 12	1B: 4 2B: 2 3B: 0 HR: 0	SF: 0 SAC: 0 DP: 1 HBP: 1						

	AB	31
	R	2
	H	5
	RBI	2
	BB	2
	SO	3
	LOB	7

WP: 0 PB: 0 SB: 1 CS: 0 PA: 34

PITCHER		IP	WLS	BF	H	R	ER	SO	BB	IBB	HBP	BLK	WP	HR	S	P	ERA	WHIP
8 Mike Leake, R ERA: 4.67	(1, 1)	7.1	W	28	4	2	2	2	1	0	1	0	0	0	66	95	2.46	0.682
30 T.J. McFarland, L ERA: 5.01	(8, 1)	0.0		1	1	0	0	0	0	0	0	0	0	0	1	1	∞	∞
37 Kevin Ginkel, R ERA: 2.38	(8, 1)	0.2	H	2	0	0	0	0	1	0	0	0	0	0	1	5	0.00	1.500
25 Archie Bradley, R ERA: 3.94	(9, 1)	1.0	S	3	0	0	0	1	0	0	0	0	0	0	10	12	0.00	0.000

PITCHER	IP	WLS	BF	H	R	ER	SO	BB	IBB	HBP	BLK	WP	HR	S	P	ERA	WHIP

San Diego Padres @ San Francisco Giants

Oracle Park, San Francisco, CA

Thu Aug 29 2019, 6:45 PM - 9:13 PM PDT

Att. 33,135 - Clear - 68 F

livebaseballscorecards.com

TOP

Batter	1	2	3	4	5	6	7	8	9	AB	R	H	RBI	BB	SO	LOB
7 Manuel Margot, R (1, 8) OBP: 0.315, SLG: 0.405	C SI 91 X SI 92 0-1 ① G6-3		B CU 75 D SI 89 X FF 90 2-0 1-H HR	F FC 86 X CU 77 0-1 ③ P5			B FF 96 C FF 96 X FF 95 1-1 ③ F7			4	1	1	2	0	0	0
22 Josh Naylor, L (1, 7) OBP: 0.308, SLG: 0.420 10 Hunter Renfroe, R (8, PH) OBP: 0.292, SLG: 0.511 (8, 9)	X FF 92 0-0 13 G1-4-3 1B		C CH 84 X CH 85 0-1 30 2B		B CH 82 B CU 75 C CH 84 X SI 91 2-1 ① G6-3			B CH 67 C KC 76 B SI 93 F SI 93 F SI 93 B CH 69 X SI 92 3-2 ① F9		3 1	1 0	2 0	0 0	0 0	0 0	0 0
13 Manny Machado, R (1, 5) OBP: 0.333, SLG: 0.466	X FF 91 0-0 ②③ G1-4-3 1-2f		C FF 90 D CH 84 F CH 84 F FC 85 B CH 85 C CH 85 2-3 ② K		F FF 91 S CU 77 B CH 84 F FF 92 X CH 86 1-2 ② G3-1			X CH 71 0-0 ② G6-3		4	0	0	0	0	1	2
30 Eric Hosmer, L (1, 3) OBP: 0.330, SLG: 0.453		B FF 92 X CH 86 1-0 ① G6-3	C FC 88 B FF 92 X FF 91 1-1 2-H 2B		B CH 84 X FC 87 1-0 ③ G3-1			C SI 91 B KC 79 X KC 78 1-1 ③ F8		4	0	1	1	0	0	0
4 Wil Myers, R (1, 9) OBP: 0.311, SLG: 0.387 (8, 7)		B FF 92 F FF 92 B CU 78 X SI 92 2-1 11 G4-3 1B	C FF 90 F CH 84 B FF 91 B CH 84 B CH 84 X CH 84 3-2 ③ G6-3			C FF 95 B SL 87 X SL 86 1-1 ① G4-3			F SI 97 F SI 98 B CH 90 F CH 90 C SI 98 1-3 ① K	4	0	1	0	0	1	1
11 Ty France, R (1, 4) OBP: 0.275, SLG: 0.331 52 Andrés Muñoz, R (9, 1)		F SI 90 B SI 90 C CH 84 B FF 92 D CU 77 1 SAFE X SI 90 3-2 ② G4-3 1-2		C CU 71 S FF 90 S FF 90 0-3 ① K		X FF 95 0-0 ② F9			H SI 98 1-0 9 CS HBP	3 0	0 0	0 0	0 0	1 0	1 0	1 0
9 Luis Urías, R (1, 6) OBP: 0.314, SLG: 0.279		C FF 90 S CH 83 X CH 84 0-2 ③ F9		X SI 90 0-0 18 HR 3B		X SI 96 0-0 ③ B1-3			B SI 97 B SI 97 S SI 97 F SI 97 F SL 88 F SI 98 B CH 90 F FF 96 C SI 96 3-3 ②③ K 1-2	4	1	1	0	0	1	2
18 Austin Hedges, R (1, 2) OBP: 0.254, SLG: 0.340			B CU 75 C FF 91 B FF 90 B CH 83 F SI 90 X FF 91 3-2 ① P4	C FF 88 B FF 90 F CH 84 X FF 91 1-2 3-H HR			B FF 95 X SL 86 1-0 ① G5-3			3	1	1	2	0	0	0
59 Chris Paddack, R (1, 1) OBP: 0.111, SLG: 0.111 55 Matt Strahm, R (8, 1) OBP: 0.348, SLG: 0.381 5 Greg Garcia, L (9, 4) OBP: 0.360, SLG: 0.374			C FF 89 B FC 88 X FF 90 1-1 7 HR 1B	F FC 86 S FC 88 S CU 77 0-3 ② K			C FF 95 S FF 96 C SL 87 0-3 ② K			3 0 0	1 0 0	1 0 0	0 0 0	0 0 0	2 0 0	0 0 0
Inning Stats	R: 0 E: 0 K: 0 S: 4 H: 1 LOB: 0 BB: 0 P: 4	R: 0 E: 0 K: 0 S: 9 H: 1 LOB: 1 BB: 0 P: 15	R: 3 E: 0 K: 1 S: 17 H: 4 LOB: 1 BB: 0 P: 29	R: 2 E: 0 K: 2 S: 12 H: 2 LOB: 0 BB: 0 P: 13	R: 0 E: 0 K: 0 S: 7 H: 0 LOB: 0 BB: 0 P: 11	R: 0 E: 0 K: 0 S: 4 H: 0 LOB: 0 BB: 0 P: 5	R: 0 E: 0 K: 1 S: 6 H: 0 LOB: 0 BB: 0 P: 8	R: 0 E: 0 K: 0 S: 7 H: 0 LOB: 0 BB: 0 P: 11	R: 0 E: 0 K: 2 S: 10 H: 0 LOB: 0 BB: 0 P: 15	1B: 3 2B: 2 3B: 1 HR: 2 SF: 0 SAC: 0 DP: 1 HBP: 1						

	AB	33
	R	5
	H	8
	RBI	5
	BB	0
	SO	6
	LOB	6

WP: 0 PB: 0 SB: 0 CS: 1 PA: 34

PITCHER		IP	WLS	BF	H	R	ER	SO	BB	IBB	HBP	BLK	WP	HR	S	P	ERA	WHIP
57 Dereck Rodríguez, R ERA: 5.49	(1, 1)	5.0	L	22	8	5	5	3	0	0	0	0	0	2	49	72	9.00	1.600
74 Jandel Gustave, R ERA: 2.2	(6, 1)	2.0		6	0	0	0	1	0	0	0	0	0	0	10	13	0.00	0.000
50 Fernando Abad, L ERA: 3.0	(8, 1)	1.0		3	0	0	0	0	0	0	0	0	0	0	7	11	0.00	0.000
65 Sam Coonrod, R ERA: 2.7	(9, 1)	1.0		3	0	0	0	2	0	0	1	0	0	0	10	15	0.00	0.000

PITCHER		IP	WLS	BF	H	R	ER	SO	BB	IBB	HBP	BLK	WP	HR	S	P	ERA	WHIP

BOTTOM

San Diego Padres @ San Francisco Giants

Oracle Park, San Francisco, CA

Thu Aug 29 2019, 6:45 PM - 9:13 PM PDT

Att. 33,135 - Clear - 68 F

livebaseballscorecards.com

Batter	1	2	3	4	5	6	7	8	9	AB	R	H	RBI	BB	SO	LOB
5 Mike Yastrzemski, L (1, 9) OBP: 0.317, SLG: 0.523 37 Joey Rickard, R (8, PH) (9, 9) OBP: 0.314, SLG: 0.368	C FF 93 T FF 93 B FF 95 B CH 84 F CH 86 F FF 95 F FF 95 X CH 86 2-2 ① P6			C FF 92 S FF 92 B FF 94 B FF 94 T CH 85 2-2 ① K	C CH 85 T CH 85 X FF 96 0-2 ③ F7			F CU 80 B FF 93 X CH 84 1-1 10 G5-4-3 9 BB 1-2 1B		3 0 0 0 0 1 2 1 0 1 0 0 0 0					
9 Brandon Belt, L (1, 3) OBP: 0.341, SLG: 0.392	F FF 94 B FF 94 F CH 86 F FF 95 C FF 94 1-3 ② K			B FF 94 X CH 86 1-0 HR		B FF 92 B FF 93 C FF 92 X FF 93 2-1 ① F7		B FF 92 F FF 92 F FC 85 B FF 94 F FF 92 B FC 89 B FC 87 4-2 10 G5-4-3 1-2 2-3 BB		3 1 1 1 1 1 0					
10 Evan Longoria, R (1, 5) OBP: 0.328, SLG: 0.465	S FF 94 C FF 94 B FF 94 B CU 78 S FF 95 2-3 ③ K			B CU 76 X FF 93 1-0 8 G3 2B		B CU 76 C CH 84 F CU 76 X FF 94 1-2 ② F9		F FF 93 S FC 86 B FC 87 X CU 82 1-2 G5-4-3 1-2f ①② 2-3 3-H		4 0 1 0 0 1 2					
8 Alex Dickerson, L (1, 7) OBP: 0.377, SLG: 0.571		B FF 93 X FF 93 1-0 ① L9		X CH 86 0-0 ② G3 2-3		B CU 77 F CH 85 C CH 84 S FF 94 1-3 ③ K		B FF 93 F FF 92 C FF 93 X FC 88 1-2 ③ L9		4 0 0 0 0 1 2					
28 Buster Posey, R (1, 2) OBP: 0.311, SLG: 0.367		C FF 94 B CU 78 B CH 85 F CH 85 F FF 95 S CU 78 2-3 ② K		B FF 94 C FF 94 D CH 86 X CH 86 2-1 ③ G6-3			S FF 92 B FF 93 X CU 76 1-1 1B		B FF 99 B FF 98 C FF 98 F FF 98 F SL 85 F FF 100 B SL 87 S SL 87 3-3 ① K	4 0 1 0 0 2 1						
1 Kevin Pillar, R (1, 8) OBP: 0.287, SLG: 0.449		C FF 94 F FF 94 X CU 79 0-2 ③ G5-3			X FF 92 0-0 19 1B 1B		F CH 84 C FF 93 X FF 94 0-2 ① P2		F FF 100 B FF 100 F FF 98 S SL 89 1-3 ② K	4 0 1 0 0 1 1						
35 Brandon Crawford, L (1, 6) OBP: 0.302, SLG: 0.362			S FF 92 X CH 84 0-1 ① L8		B CH 84 1 SAFE F CH 85 B FF 93 1 SAFE 1 SAFE C FF 93 B FF 94 F CH 85 3-2 ① T FF 93 K		F FF 93 X FF 94 0-1 ② F9		F FF 100 B FF 100 B SL 84 B FF 99 F FF 99 B FF 99 4-2 21 WP 21 2B BB	3 1 0 0 1 1 2						
19 Mauricio Dubón, R (1, 4) OBP: 0.200, SLG: 0.200 65 Sam Coonrod, R (9, 1) 21 Stephen Vogt, L (9, PH) OBP: 0.330, SLG: 0.525			C FF 93 B FF 95 F FF 94 F FF 95 X CU 78 1-2 ② F9		X FF 92 0-0 1-3 1B		B CU 77 C FF 93 X FF 94 1-1 ③ L9		B FF 100 X FF 101 1-0 1-H 2B	3 0 1 0 0 0 1 0 0 0 0 0 0 0 1 0 1 1 0 0 0						
57 Dereck Rodríguez, R (1, 1) OBP: 0.200, SLG: 0.200 53 Austin Slater, R (5, PH) OBP: 0.286, SLG: 0.500 74 Jandel Gustave, R (6, 1) 50 Fernando Abad, L (8, 1) 7 Donovan Solano, R (8, PH) (9, 4) OBP: 0.367, SLG: 0.467			F FF 94 C FF 94 B CU 79 S FF 96 1-3 ③ K		S CU 77 S FF 94 S FF 95 0-3 ② K			S FF 92 F CU 80 X SI 92 0-2 9 BB 37 1B 10 G5-4-3 1B	C FF 101 B SL 90 S FF 100 B FF 100 X FF 100 2-2 ③ G6-3	1 0 0 0 0 1 0 1 0 0 0 0 1 2 0 0 0 0 0 0 0 0 0 0 0 0 0 0 2 1 1 0 0 0 1						
Inning Stats	R: 0 E: 0 K: 2 S: 13 H: 0 LOB: 0 BB: 0 P: 18	R: 0 E: 0 K: 1 S: 8 H: 0 LOB: 0 BB: 0 P: 11	R: 0 E: 0 K: 1 S: 9 H: 0 LOB: 0 BB: 0 P: 11	R: 1 E: 0 K: 1 S: 8 H: 2 LOB: 1 BB: 0 P: 14	R: 0 E: 0 K: 2 S: 12 H: 2 LOB: 2 BB: 0 P: 15	R: 0 E: 0 K: 0 S: 8 H: 0 LOB: 0 BB: 0 P: 12	R: 0 E: 0 K: 0 S: 9 H: 1 LOB: 1 BB: 0 P: 11	R: 1 E: 0 K: 0 S: 15 H: 2 LOB: 1 BB: 1 P: 22	R: 1 E: 0 K: 2 S: 14 H: 1 LOB: 1 BB: 1 P: 25	1B: 5 2B: 2 3B: 0 HR: 1 SF: 0 SAC: 0 DP: 1 HBP: 0						

	AB	34
	R	3
	H	8
	RBI	2
	BB	2
	SO	10
	LOB	14

WP: 1 PB: 0 SB: 0 CS: 0 PA: 36

PITCHER		IP	WLS	BF	H	R	ER	SO	BB	IBB	HBP	BLK	WP	HR	S	P	ERA	WHIP
59 Chris Paddack, R ERA: 3.69	(1, 1)	7.0	W	26	5	1	1	8	0	0	0	0	0	1	67	92	1.29	0.714
55 Matt Strahm, L ERA: 4.95	(8, 1)	1.0		5	2	1	1	0	1	0	0	0	0	0	15	22	9.00	3.000
52 Andrés Muñoz, R ERA: 1.86	(9, 1)	1.0	S	5	1	1	1	2	1	0	0	0	1	0	14	25	9.00	2.000

PITCHER	IP	WLS	BF	H	R	ER	SO	BB	IBB	HBP	BLK	WP	HR	S	P	ERA	WHIP

Batter	1	2	3	4	5	6	7	8	9	AB	R	H	RBI	BB	SO	LOB
7 Manuel Margot, R (1, 8) OBP: 0.314, SLG: 0.403	F FC 88 B FF 92 B CU 79 F FC 88 S CU 79 2-3 ① K		B FF 92 C FF 91 B CH 84 F CU 78 X FF 92 2-2 1B			B FC 88 C FC 87 X CU 80 1-1 ① L8		B SI 94 B SI 95 F SI 94 B CH 88 F SI 94 X CH 87 3-2 ③ L8		4	0	1	0	0	1	0
4 Wil Myers, R (1, 7) OBP: 0.311, SLG: 0.385 2 Nick Martini, L (9, PH) OBP: 0.214, SLG: 0.333	C FF 92 S CU 80 B FF 92 B CU 80 B FC 88 F CU 80 B FF 93 4-2 10 S BB		F CU 80 S FF 91 1 SAFE S FF 92 0-3 ③ K			S FF 91 C CU 79 S FF 90 0-3 ② K			B SI 82 F SI 81 F SI 81 S SL 72 1-3 ① K	2 1	0 0	0 0	0 0	1 0	2 1	1 0
13 Manny Machado, R (1, 5) OBP: 0.334, SLG: 0.474	B FC 87 C FC 87 B FF 92 C FC 88 F CU 81 1 SAFE S FF 92 2-3 ② K			B CH 84 F FF 91 B CU 79 B CU 80 F FC 87 X FC 88 3-2 HR		X FF 91 0-0 ③ F9			B SI 82 B SI 81 C SI 81 X SI 82 2-1 30 1B 2B	4	2	2	1	0	1	1
10 Hunter Renfroe, R (1, 9) OBP: 0.292, SLG: 0.510 22 Josh Naylor, L (9, PH) OBP: 0.307, SLG: 0.418	1 SAFE 1 SAFE B FF 92 F FF 91 B CU 79 C FF 92 S FF 92 2-3 ③ K 1-2			X FF 91 0-0 30 G6-4-3 1B			S CH 84 B FF 91 B CU 79 C FF 91 F FF 91 F FF 91 X FF 90 2-2 ① F9		X SI 82 0-0 ② G5-3	3 1	0 0	1 0	0 0	0 0	1 0	1 1
30 Eric Hosmer, L (1, 3) OBP: 0.329, SLG: 0.451		C FF 91 C FF 91 B FC 88 F CU 79 B FF 92 S FF 92 2-3 ① K		C FC 88 B FC 88 X FF 92 1-1 ① ② G6-4-3 1-2f			B FF 91 C FC 87 S FF 90 C FF 91 1-3 ② K		B SI 82 X SI 81 1-0 2-H 1B	4	0	1	1	0	2	1
11 Ty France, R (1, 4) OBP: 0.277, SLG: 0.331 41 Robbie Erlin, R (7, 1) 62 Austin Allen, L (9, PH) OBP: 0.321, SLG: 0.333		C FF 92 B FF 92 T FF 92 B CU 82 X CU 80 2-2 9 G6-4-3 1B		B CU 81 F FF 91 F FF 91 B FF 90 X CU 81 2-2 ③ G5-3			C FF 91 F FF 91 S FF 91 0-3 ③ K		F SI 81 X SL 73 0-1 ③ F9	3 0 1	0 0 0	1 0 0	0 0 0	0 0 0	1 0 1	0 0 1
9 Luis Urías, R (1, 6) OBP: 0.308, SLG: 0.273		S FF 92 F FF 91 F FF 91 D CU 80 F FF 92 F FC 87 F FC 88 X CU 80 1-2 ② ③ G6-4-3 1-2f			X FC 87 0-0 ① L9			C SI 93 C SI 93 X CH 86 0-2 ① G6-3		3	0	0	0	0	0	1
18 Austin Hedges, R (1, 2) OBP: 0.255, SLG: 0.337			B FF 92 F FF 92 B FF 91 C CU 78 X FC 88 2-2 ① G5-3		C FF 90 F CU 80 F FC 87 B FF 92 B FF 91 B FC 88 B FF 92 4-2 29 B3-4 BB			C SI 94 B CH 87 X SI 94 1-1 E9 5 G3		2	1	0	0	1	0	0
29 Dinelson Lamet, R (1, 1) OBP: 0.067, SLG: 0.067 49 Michel Baez, R (6, 1) 5 Greg Garcia, L (7, 4) OBP: 0.358, SLG: 0.372			C FF 91 S FC 86 S CU 78 0-3 ② K		X FC 85 0-0 ② ③ B3-4 1-1f			F SI 94 B SL 88 B CH 87 B SI 94 X SI 95 3-1 ② G3 3-H		2 0 1	0 0 0	0 0 0	0 0 1	0 0 0	1 0 0	1 0 0
Inning Stats	R: 0 E: 0 K: 3 S: 13 H: 0 LOB: 1 BB: 1 P: 23	R: 0 E: 0 K: 1 S: 14 H: 1 LOB: 0 BB: 0 P: 19	R: 0 E: 0 K: 2 S: 12 H: 1 LOB: 1 BB: 0 P: 16	R: 1 E: 0 K: 0 S: 9 H: 2 LOB: 0 BB: 0 P: 15	R: 0 E: 0 K: 0 S: 5 H: 0 LOB: 0 BB: 1 P: 9	R: 0 E: 0 K: 1 S: 6 H: 0 LOB: 0 BB: 0 P: 7	R: 0 E: 0 K: 2 S: 11 H: 0 LOB: 0 BB: 0 P: 14	R: 1 E: 1 K: 0 S: 10 H: 0 LOB: 0 BB: 0 P: 17	R: 1 E: 0 K: 1 S: 9 H: 2 LOB: 1 BB: 0 P: 13	1B: 4 2B: 2 3B: 0 HR: 1 SF: 0 SAC: 0 DP: 3 HBP: 0						

PITCHER		IP	WLS	BF	H	R	ER	SO	BB	IBB	HBP	BLK	WP	HR	S	P	ERA	WHIP
40 Madison Bumgarner, L ERA: 3.62	(1, 1)	7.0	W	24	4	1	1	9	2	0	0	0	0	1	70	103	1.29	0.857
56 Tony Watson, L ERA: 4.21	(8, 1)	1.0		4	0	1	0	0	0	0	0	0	0	0	10	17	0.00	0.000
71 Tyler Rogers, R ERA: 4.5	(9, 1)	1.0		5	2	1	1	1	0	0	0	0	0	0	9	13	9.00	2.000

PITCHER	IP	WLS	BF	H	R	ER	SO	BB	IBB	HBP	BLK	WP	HR	S	P	ERA	WHIP

TOP

San Diego Padres @ San Francisco Giants

Oracle Park, San Francisco, CA

Fri Aug 30 2019, 7:16 PM - 10:09 PM PDT

Att. 34,293 - Clear - 64 F

livebaseballscorecards.com

AB	31
R	3
H	6
RBI	3
BB	2
SO	10
LOB	8

WP: 0 PA: 33
PB: 0
SB: 1
CS: 0

BOTTOM

San Diego Padres @ San Francisco Giants

Oracle Park, San Francisco, CA

Fri Aug 30 2019, 7:16 PM - 10:09 PM PDT

Att. 34,293 - Clear - 64 F

livebaseballscorecards.com

Batter	1	2	3	4	5	6	7	8	9	AB	R	H	RBI	BB	SO	LOB
5 Mike Yastrzemski, L (1, 9) OBP: 0.321, SLG: 0.534	X FF 95 0-0 E3 (9 HR)	B SI 96 B CU 86 B CH 92 C FF 96 B SI 96 4-1 BB			X SI 94 0-0 HR		B CU 77 C FF 90 B CU 76 F SI 90 B SI 91 X SI 91 3-2 9 1B (10 1B) 1B	B FF 90 X SI 89 1-0 ① L9 (2-3)		4	3	2	1	1	0	1
9 Brandon Belt, L (1, 3) OBP: 0.344, SLG: 0.404	C FF 95 X FF 96 0-1 HR (3-H)	B SI 96 1 SAFE S SI 96 F SI 97 B FF 97 B CU 85 S CU 86 3-3 ③ K			B CH 91 B SL 84 C SI 96 L SI 96 C SI 96 2-3 ① K		C FF 91 B CH 84 C CH 84 1 SAFE B FF 91 X SI 91 2-2 10 1B (37 1B) 1B (1-2)	D CU 78 B SI 90 D CU 77 C FF 91 X CH 83 3-1 10 2B 2B (3-H)		5	3	3	3	0	2	1
10 Evan Longoria, R (1, 5) OBP: 0.329, SLG: 0.467	C FF 97 C SL 86 F FF 98 B CU 87 F FF 98 B FF 97 B CU 84 S CU 85 3-3 ① K	S SL 84 S SI 96 B FF 96 F SL 87 F CU 85 S CU 87 1-3 ① K			C SI 95 B SI 96 B CU 82 F CU 85 B SI 97 S CU 86 3-3 ② K		B CU 76 B CH 83 X SI 91 2-0 28 1B (37 1B) (1 SF7) 1B (1-3, 2-H)	F FF 91 B SI 90 F CU 76 X CU 78 1-2 2B (2-H)		5	1	2	2	0	3	0
8 Alex Dickerson, L (1, 7) OBP: 0.369, SLG: 0.559 37 Joey Rickard, R (7, PH) OBP: 0.316, SLG: 0.370 (8, 7)	F SI 97 F SL 86 B CU 85 X FF 97 1-2 ② P5	C CU 84 F FF 95 B SI 97 B CU 87 S CU 85 2-3 ② K			B CH 93 C SI 96 C CU 87 X CU 86 1-2 ③ G6-3		S CU 74 X CU 78 0-1 35 G4-3 28 1B 1B (1-2, 3-H)	X SI 91 0-0 ② L9		3 2	0 0	0 1	0 1	0 0	1 0	0 1
28 Buster Posey, R (1, 2) OBP: 0.317, SLG: 0.371	F FF 96 T FF 98 F FF 98 F FF 98 X CU 86 0-2 1 HBP 1B	B SI 96 B FF 96 B SL 85 C FF 95 F SI 96 B CU 85 4-2 BB			B FF 95 F FF 95 F CH 87 X CH 87 1-2 35 2B 19 FC4-2 1B		C SI 91 X SI 91 0-1 35 G4-3 1B (1-2, 2-3)	F FF 91 C FF 91 D CU 80 B SI 91 X SI 91 2-2 G6-3 ③		4	0	3	0	1	0	1
1 Kevin Pillar, R (1, 8) OBP: 0.286, SLG: 0.447	S CU 86 F FF 96 B CU 85 H FF 97 2-2 HBP (1-2)	C CU 85 B FF 96 1 SAFE F SI 96 S CU 83 1-3 ③ K			D CU 78 B FF 96 B FF 96 X FF 97 3-0 ① F9		S CH 84 B CH 84 X CH 84 1-1 ① SF7 (3-H)			2	0	0	1	0	1	2
35 Brandon Crawford, L (1, 6) OBP: 0.302, SLG: 0.363	S CU 82 F SI 96 D CU 84 F CU 85 X FF 96 1-2 ③ L8	B CH 91 X SI 95 1-0 ① F7			C FF 96 D CH 86 X CH 85 1-1 19 FC4-2 2B (1-3)	T FF 92 D CU 79 X CH 85 1-1 ② G4-3 (1-2, 2-3)				4	0	1	0	0	0	4
19 Mauricio Dubón, R (1, 4) OBP: 0.111, SLG: 0.111		B FF 94 C SI 95 S SL 85 F CU 84 S SI 97 1-3 ① K			C SI 96 S CU 85 B SL 84 X SI 96 1-2 ② G6-3	B FF 96 F FF 97 B CH 86 X CH 86 2-1 ② FC4-2 (2-3, 3-H)	B FF 91 B CU 77 F CH 84 X FF 91 2-1 ③ P4			4	0	0	0	0	1	4
40 Madison Bumgarner, R (1, 1) OBP: 0.242, SLG: 0.185 56 Tony Watson, L (8, 1) 53 Austin Slater, R (8, PH) OBP: 0.400, SLG: 0.513 71 Tyler Rogers, R (9, 1)		F FF 96 C FF 97 S CU 85 0-3 ② K			T SI 96 C SI 95 B CU 86 C CU 86 1-3 ③ K	B CH 86 S FF 96 B FF 97 F FF 97 S FF 97 2-3 ③ K		X FF 90 0-0 5 L9 9 2B 2B		3 0 0 1 0	0 0 1 0	0 0 1 0	0 0 1 0	0 0 0 0	3 0 0 0	2 0 0 0
Inning Stats	R: 2 E: 1 K: 1 S: 22 H: 2 LOB: 2 BB: 0 P: 29	R: 0 E: 0 K: 3 S: 11 H: 0 LOB: 1 BB: 1 P: 19	R: 0 E: 0 K: 3 S: 13 H: 0 LOB: 1 BB: 1 P: 21	R: 0 E: 0 K: 1 S: 7 H: 0 LOB: 0 BB: 0 P: 10	R: 1 E: 0 K: 2 S: 10 H: 1 LOB: 0 BB: 0 P: 16	R: 0 E: 0 K: 1 S: 11 H: 2 LOB: 2 BB: 0 P: 20	R: 3 E: 0 K: 0 S: 17 H: 5 LOB: 2 BB: 0 P: 28	R: 2 E: 0 K: 0 S: 11 H: 3 LOB: 1 BB: 0 P: 18		1B: 7 2B: 4 3B: 0 HR: 2	SF: 1 SAC: 0 DP: 0 HBP: 1			WP: 0 PB: 0 SB: 0 CS: 0	PA: 41		

PITCHER		IP	WLS	BF	H	R	ER	SO	BB	IBB	HBP	BLK	WP	HR	S	P	ERA	WHIP
29 Dinelson Lamet, R ERA: 4.24	(1, 1)	5.0	L	22	3	3	2	10	2	0	1	0	0	2	63	95	3.60	1.000
49 Michel Baez, R ERA: 3.06	(6, 1)	1.0		5	2	0	0	1	0	0	0	0	0	0	11	20	0.00	2.000
41 Robbie Erlin, L ERA: 5.26	(7, 1)	2.0		14	8	5	5	0	0	0	0	0	0	0	28	46	22.50	4.000

PITCHER	IP	WLS	BF	H	R	ER	SO	BB	IBB	HBP	BLK	WP	HR	S	P	ERA	WHIP

AB	37
R	8
H	13
RBI	8
BB	2
SO	11
LOB	16

Batter	1	2	3	4	5	6	7	8	9	AB	R	H	RBI	BB	SO	LOB
5 Greg Garcia, L (1, 4) OBP: 0.352, SLG: 0.365	B FF 94 C FF 93 B FF 93 C FF 93 S CH 87 2-3 ① K		B FF 92 X FF 92 1-0 ② L7		B FF 93 X CH 86 1-0 ② FC3-6 1-2f		B SL 69 B SI 81 X SI 82 2-0 ② G2-3		C FF 93 C SL 80 C FF 93 0-3 ① K	5	0	0	0	0	2	1
2 Nick Martini, L (1, 7) 34 Craig Stammen, R (7, 1) 10 Hunter Renfroe, R (9, PH) OBP: 0.292, SLG: 0.509 39 Kirby Yates, L (9, 1)	B FF 95 X FF 93 1-0 13 1B 1B		B FF 93 B CH 85 C SI 91 F FF 92 X ST 81 2-2 13 BB 1B		B FF 91 C CH 86 F ST 83 F FF 93 F CH 86 C FF 94 1-3 ③ K		C SI 82 C SI 82 B SL 73 X SI 82 1-2 ③ G4-3		B CU 76 C CU 77 F FF 92 S FF 92 1-3 ② K	4 0 1 0	0 0 0 0	2 0 0 0	0 0 0 0	0 0 1 0	1 0 0 0	1 0 0 0
13 Manny Machado, R (1, 5) OBP: 0.336, SLG: 0.478	B FF 94 C ST 82 B SI 92 X FF 93 2-1 1-3 1B		C FF 92 B FF 92 D SI 92 B FF 93 B FF 92 4-1 30 FC6-4 1-2 BB			S ST 83 B FF 92 S ST 82 S ST 82 1-3 ① K		B CH 87 F SL 86 X SI 93 1-1 22 1B 3B	B FF 92 B CU 76 C FF 92 X FF 92 2-1 ③ G3-1	4	1	2	0	1	1	0
30 Eric Hosmer, L (1, 3) OBP: 0.327, SLG: 0.448	B CH 85 B FF 94 F FF 93 F CH 86 T ST 83 2-2 ② K		B FF 92 S CH 85 F CH 85 X ST 82 1-2 ③ FC6-4 1-2f			F CH 85 S CH 86 X FF 93 0-2 ② G6-3		X SL 87 0-0 ① G3		4	0	0	0	0	1	5
22 Josh Naylor, L (1, 9) OBP: 0.310, SLG: 0.425	F CH 86 D CH 86 B FF 94 C FF 94 S FF 94 2-3 ③ K			B CH 85 X CH 84 1-0 ① G4-3		B CH 84 F SI 91 X CH 85 1-1 7 1B 2B		B SI 93 C SL 87 X SL 86 1-1 3-H 1B		4	1	2	1	0	1	2
7 Manuel Margot, R (1, 8)		C FF 92 S ST 82 B CH 85 B FF 94 X CH 85 2-2 9 CS 1B		B ST 83 B FF 93 B FF 92 C FF 92 C FF 93 X FF 94 3-2 ② G6-3		B ST 81 B FF 92 D ST 81 C FF 92 X ST 80 3-1 18 WP 2-H 1B		C SI 94 B CH 86 F CH 88 F SI 92 S SL 87 1-3 ② K		4	0	2	1	0	1	1
9 Luis Urías, R (1, 6) OBP: 0.306, SLG: 0.267		1 SAFE C SI 91 B ST 81 1 SAFE X ST 81 1-1 ①② F9 1-2		B ST 80 S FF 92 X ST 81 1-1 ③ G6-3		D FF 96 B FF 96 T FF 98 B SI 81 B SI 80 4-1 18 WP BB		1 SAFE X CH 88 0-0 ③ F8		3	0	0	0	1	0	2
18 Austin Hedges, R (1, 2) OBP: 0.259, SLG: 0.340		C FF 93 B ST 81 F ST 81 S ST 82 1-3 ③ K			X SI 90 0-0 37 FC1-6 1B	C SL 70 F SI 80 B X SI 82 1-2 ③ G4-3 1-2 2-3			C FF 90 X CH 84 0-1 4 HR 1B	4	1	2	0	0	1	2
37 Joey Lucchesi, L (1, 1) OBP: 0.093, SLG: 0.071 4 Wil Myers, R (7, PH) OBP: 0.312, SLG: 0.394 (7, 7)			C FF 92 C ST 82 F FF 93 F CH 84 S CH 85 0-3 ① K		C ST 82 X FF 91 0-1 ① FC1-6 5 FC3-6 1-2f		X SI 81 0-0 ① G5-3		C FF 92 X SL 79 0-1 1-H HR	2 2	0 1	0 1	0 2	0 0	1 0	1 0
Inning Stats	R: 0 E: 0 K: 3 S: 12 H: 2 LOB: 2 BB: 0 P: 21	R: 0 E: 0 K: 1 S: 8 H: 1 LOB: 0 BB: 0 P: 12	R: 0 E: 0 K: 1 S: 13 H: 1 LOB: 2 BB: 1 P: 21	R: 0 E: 0 K: 0 S: 6 H: 0 LOB: 0 BB: 0 P: 11	R: 0 E: 0 K: 1 S: 9 H: 1 LOB: 1 BB: 0 P: 11	R: 1 E: 0 K: 1 S: 14 H: 2 LOB: 2 BB: 1 P: 24	R: 0 E: 0 K: 0 S: 5 H: 0 LOB: 0 BB: 0 P: 8	R: 1 E: 0 K: 1 S: 10 H: 2 LOB: 1 BB: 0 P: 13	R: 2 E: 0 K: 2 S: 12 H: 2 LOB: 0 BB: 0 P: 15	1B: 8 2B: 1 3B: 1 HR: 1 SF: 0 SAC: 0 DP: 0 HBP: 0						

PITCHER		IP	WLS	BF	H	R	ER	SO	BB	IBB	HBP	BLK	WP	HR	S	P	ERA	WHIP
62 Logan Webb, R ERA: 3.52	(1, 1)	5.2		24	7	1	1	7	1	0	0	0	0	0	58	91	1.59	1.412
54 Reyes Moronta, R ERA: 2.86	(6, 1)	0.0		0	0	0	0	0	0	0	0	0	0	0	0	0	∞	∞
71 Tyler Rogers, R ERA: 2.7	(6, 1)	1.1		5	0	0	0	0	1	0	0	0	1	0	9	17	0.00	0.750
56 Tony Watson, L ERA: 4.3	(8, 1)	1.0	L	5	2	1	1	1	0	0	0	0	0	0	10	13	9.00	2.000
13 Will Smith, L ERA: 2.97	(9, 1)	1.0		5	2	2	2	2	0	0	0	0	0	1	12	15	18.00	2.000

PITCHER	IP	WLS	BF	H	R	ER	SO	BB	IBB	HBP	BLK	WP	HR	S	P	ERA	WHIP

TOP

San Diego Padres @ San Francisco Giants

Oracle Park, San Francisco, CA

Sat Aug 31 2019, 6:06 PM - 9:04 PM PDT

Att. 36,424 - Cloudy - 74 F

livebaseballscorecards.com

AB	37
R	4
H	11
RBI	4
BB	2
SO	10
LOB	15

BOTTOM

Batter	1	2	3	4	5	6	7	8	9	AB	R	H	RBI	BB	SO	LOB
7 Donovan Solano, R (1, 4) OBP: 0.365, SLG: 0.463	B SI 90 F SI 90 C CU 79 F CU 79 B FC 90 B SI 90 F SI 90 T CU 78 3-2 ① **K**		C CU 77 B SI 88 F SI 89 B CU 81 B CU 81 F FC 91 X CU 80 3-2 ① **F7**		X CU 77 0-0 ① **F8**		C KC 81 B SI 93 C FC 85 X SI 93 1-2 **1B**			4	0	1	0	0	1	0
53 Austin Slater, R (1, 9) OBP: 0.396, SLG: 0.529 56 Tony Watson, L (8, 1) 13 Will Smith, R (9, 1) OBP: 1.000, SLG: 1.000	C SI 90 S FC 90 X SI 90 0-2 **HR**		S SI 90 B CU 80 B CU 78 X FC 90 2-1 ② **P4**		B SI 89 C FC 88 B CU 78 C FC 91 S CU 78 2-3 ② **K**		B SI 93 F SI 92 1 SAFE F SI 91 D KC 82 1 SAFE S KC 81 2-3 ② **K**			4 1 1 1 0 2 1 0 0 0 0 0 0 0 0 0 0 0 0 0 0						
1 Kevin Pillar, R (1, 8) OBP: 0.286, SLG: 0.448	B SI 90 X SI 89 1-0 ② **P6**		B FC 89 X CU 79 1-0 **2B**		B SI 89 B SI 88 X FC 89 2-0 ③ **F9**		B SI 93 C SI 92 B SI 92 C SI 92 X FC 88 2-2 ③ **G1-3**			4	0	1	0	0	0	1
10 Evan Longoria, R (1, 5) OBP: 0.331, SLG: 0.466	C SI 90 B C SI 88 X FC 90 1-2 **1B**		D CU 78 C SI 89 B FC 92 T CU 78 H SI 90 3-2 **HBP**			B CU 75 S SI 87 B CU 77 S FC 89 X FC 89 2-2 ① **F9**		C SI 93 S SI 92 B FC 88 B SI 93 C SI 92 2-3 ① **K**		3	0	1	0	0	1	0
28 Buster Posey, R (1, 2) OBP: 0.316, SLG: 0.370	B SI 88 X SI 89 1-0 ③ **G4-3**		F SI 90 B CU 80 X CU 78 1-1 ③ **P4**			S SI 89 B SI 88 F FC 90 F SI 90 F CU 77 B CU 80 B FC 90 F FC 88 X SI 90 3-2 9 BB 37 1B **1B**		B KC 81 B SI 92 X SI 93 2-0 ② **L9**		4	0	1	0	0	0	3
37 Joey Rickard, R (1, 7) OBP: 0.323, SLG: 0.377 (8, 9) 5 Mike Yastrzemski, L (8, PH) OBP: 0.320, SLG: 0.532 (9, 9)		X SI 89 0-0 9 FC4-6 **1B**		B SI 89 B SI 88 C FC 89 C SI 88 B CU 79 F FC 90 X SI 90 3-2 ① **G6-3**		F SI 88 D CU 78 B SI 89 B FC 90 F SI 88 1 SAFE F CU 77 X FC 90 3-2 9 BB **1-2** **1B**		C SI 94 B SI 94 B SI 93 X SI 94 2-1 ③ **P5**		3 0 2 0 0 0 0 1 0 0 0 0 0 0						
9 Brandon Belt, L (1, 3) OBP: 0.345, SLG: 0.403		1 SAFE X FC 90 0-0 ① FC4-6 62 19 B3-4-5 1B **1-2f**		C SI 89 C CU 78 X SI 88 0-2 **1B**		C SI 89 B CU 78 B SI 90 B SI 89 B SI 90 4-1 19 G4-3 **1-2** **2-3** **BB**			B FF 93 S FF 92 B FF 93 S FF 93 F FS 86 B FF 94 S FF 87 3-3 ① **K**	3 0 1 0 1 1 1						
19 Mauricio Dubón, R (1, 6) OBP: 0.167, SLG: 0.167 35 Brandon Crawford, L (9, PH) OBP: 0.301, SLG: 0.362	B SI 88 F SI 90 F B SI 90 X CU 78 2-2 **1-2** **1B**		X SI 88 0-0 ② **L9**		C CU 78 B FC 91 X SI 90 1-1 ② ③ **G4-3** **1-2f**			F FF 94 F FS 86 S FF 94 0-3 ② **K**		3 0 1 0 0 0 4 1 0 0 0 0 1 0						
62 Logan Webb, R (1, 1) 54 Reyes Moronta, R (6, 1) 71 Tyler Rogers, R (6, 1) 8 Alex Dickerson, L (7, PH) OBP: 0.365, SLG: 0.552 (8, 7)		X SI 89 0-0 ② ③ B3-4-5 **2-3f**		B FC 90 C SI 88 B SI 90 F SI 89 S FC 90 2-3 ③ **K**			C SI 93 F X FC 85 0-2 ① **P3**		B FS 87 S FS 86 C FF 94 F FF 94 S FF 94 1-3 ③ **K**	2 0 0 0 0 1 3 0 0 0 0 0 0 0 0 0 0 0 0 0 0 2 0 0 0 0 1 0						
Inning Stats	R: 1 H: 2 E: 0 LOB: 1 K: 1 BB: 0 S: 13 P: 19	R: 0 H: 2 E: 0 LOB: 1 K: 0 BB: 0 S: 6 P: 8	R: 0 H: 1 E: 0 LOB: 2 K: 0 BB: 0 S: 11 P: 21	R: 0 H: 1 E: 0 LOB: 1 K: 1 BB: 0 S: 11 P: 16	R: 0 H: 0 E: 0 LOB: 0 K: 1 BB: 0 S: 5 P: 9	R: 0 H: 2 E: 0 LOB: 2 K: 0 BB: 1 S: 16 P: 29	R: 0 H: 1 E: 0 LOB: 1 K: 1 BB: 0 S: 12 P: 17	R: 0 H: 0 E: 0 LOB: 0 K: 1 BB: 0 S: 6 P: 12	R: 0 H: 0 E: 0 LOB: 0 K: 3 BB: 0 S: 11 P: 15	1B: 7 SF: 0 2B: 1 SAC: 0 3B: 0 DP: 2 HR: 1 HBP: 1						

PITCHER		IP	WLS	BF	H	R	ER	SO	BB	IBB	HBP	BLK	WP	HR	S	P	ERA	WHIP
37 Joey Lucchesi, L ERA: 4.0	(1, 1)	6.0		26	8	1	1	3	1	0	1	0	0	1	62	102	1.50	1.500
34 Craig Stammen, R ERA: 3.41	(7, 1)	2.0	W	7	1	0	0	2	0	0	0	0	0	0	18	29	0.00	0.500
39 Kirby Yates, R ERA: 1.29	(9, 1)	1.0	S	3	0	0	0	3	0	0	0	0	0	0	11	15	0.00	0.000

PITCHER	IP	WLS	BF	H	R	ER	SO	BB	IBB	HBP	BLK	WP	HR	S	P	ERA	WHIP

San Diego Padres @ San Francisco Giants

Oracle Park, San Francisco, CA

Sat Aug 31 2019, 6:06 PM - 9:04 PM PDT

Att. 36,424 - Cloudy - 74 F

livebaseballscorecards.com

AB	34
R	1
H	9
RBI	1
BB	1
SO	8
LOB	13

WP: 0 PA: 36
PB: 0
SB: 0
CS: 0

San Diego Padres @ San Francisco Giants

Oracle Park, San Francisco, CA

Sun Sep 01 2019, 1:09 PM - 4:08 PM PDT

Att. 38,701 - Sunny - 76 F

livebaseballscorecards.com

Batter	1	2	3	4	5	6	7	8	9	AB	R	H	RBI	BB	SO	LOB
5 Greg Garcia, L (1, 6) (9, 4) OBP: 0.349, SLG: 0.373	HR	G3			K	G2			F7	5	1	1	1	0	1	1
2 Nick Martini, L (1, 7) OBP: 0.273, SLG: 0.400	2B		L9		F7		K		K	4	1	1	0	0	1	0
61 Luis Perdomo, R (7, 1) OBP: 0.143, SLG: 0.143										0	0	0	0	0	0	0
52 Andrés Muñoz, R (8, 1)										0	0	0	0	0	0	0
10 Hunter Renfroe, R (9, PH) OBP: 0.291, SLG: 0.507										1	0	0	0	0	1	1
67 David Bednar, L (9, 1)										0	0	0	0	0	0	0
13 Manny Machado, R (1, 5) OBP: 0.337, SLG: 0.479	G6-3		L9		L9		2B		1B	5	0	2	1	0	0	1
30 Eric Hosmer, L (1, 3) OBP: 0.331, SLG: 0.456	2B		1B			3B	BB		K	4	1	3	1	1	1	1
22 Josh Naylor, L (1, 9) OBP: 0.316, SLG: 0.429	1B		1B			G3	G6-4-3			3	0	2	0	0	0	1
7 Manuel Margot, R (6, 8) OBP: 0.315, SLG: 0.403										1	0	0	0	0	0	2
4 Wil Myers, R (1, 8) (6, 9) (7, 7) OBP: 0.311, SLG: 0.395	G6-4-3		F8			2B		K		4	1	1	1	0	1	4
62 Austin Allen, L (1, 2) OBP: 0.316, SLG: 0.314		K		P6		2B		K		3	1	0	0	1	2	0
11 Ty France, R (1, 4) OBP: 0.283, SLG: 0.381		HR		P3		HR		P3		4	2	2	4	0	0	0
9 Luis Urías, R (9, 6) OBP: 0.306, SLG: 0.267										0	0	0	0	0	0	0
46 Eric Lauer, R (1, 1) OBP: 0.114, SLG: 0.147		G5-3		G5-3		L9			1B	3	0	0	0	0	0	0
16 Travis Jankowski, L (7, 9) OBP: 0.167, SLG: 0.167										1	1	1	0	0	0	0

Inning Stats	1	2	3	4	5	6	7	8	9
	R: 2 E: 0 K: 0 S: 16	H: 4 LOB: 1 BB: 0 P: 27	R: 1 E: 0 K: 1 S: 11	H: 1 LOB: 0 BB: 0 P: 18	R: 0 E: 0 K: 0 S: 13	H: 2 LOB: 2 BB: 0 P: 20	R: 0 E: 0 K: 0 S: 6	H: 0 LOB: 0 BB: 0 P: 6	R: 0 E: 0 K: 1 S: 16	H: 0 LOB: 0 BB: 0 P: 21
	R: 4 E: 0 K: 0 S: 14	H: 3 LOB: 0 BB: 1 P: 24	R: 0 E: 0 K: 1 S: 11	H: 1 LOB: 1 BB: 1 P: 20	R: 0 E: 0 K: 2 S: 8	H: 0 LOB: 0 BB: 0 P: 14	R: 1 E: 0 K: 2 S: 10	H: 2 LOB: 1 BB: 0 P: 14		

1B: 5	SF: 0
2B: 4	SAC: 0
3B: 1	DP: 2
HR: 3	HBP: 0

WP: 0	PA: 40
PB: 0	
SB: 0	
CS: 0	

AB	38
R	8
H	13
RBI	8
BB	2
SO	7
LOB	11

PITCHER	IP	WLS	BF	H	R	ER	SO	BB	IBB	HBP	BLK	WP	HR	S	P	ERA	WHIP
29 Jeff Samardzija, R (1, 1) ERA: 3.61	5.1	L	25	9	6	6	2	1	0	0	0	0	2	71	109	10.12	1.875
50 Fernando Abad, L (6, 1) ERA: 4.05	0.2		3	1	1	1	0	0	0	0	0	0	1	5	7	13.50	1.500
51 Conner Menez, L (7, 1) ERA: 6.92	0.1		3	1	0	0	1	1	0	0	0	0	0	8	16	0.00	6.000
65 Sam Coonrod, R (7, 1) ERA: 2.61	0.2		1	0	0	0	0	0	0	0	0	0	0	3	4	0.00	0.000
64 Shaun Anderson, R (8, 1) ERA: 5.34	2.0		8	2	1	1	4	0	0	0	0	0	0	18	28	4.50	1.000

PITCHER	IP	WLS	BF	H	R	ER	SO	BB	IBB	HBP	BLK	WP	HR	S	P	ERA	WHIP

Batter	1	2	3	4	5	6	7	8	9	AB	R	H	RBI	BB	SO	LOB
7 Donovan Solano, R (1, 4) OBP: 0.368, SLG: 0.464	C FF 89 B FF 89 B FC 85 F FF 90 B FF 92 F FF 92 F FF 92 F FC 90 X FF 92 3-2 1 HR 1B		B CU 78 C FF 90 F FC 87 B FF 91 F CU 79 B FF 93 X FC 90 3-2 1 1B 1B		C SL 79 F CU 78 F FF 94 X FF 93 0-2 ③ G6-3		B SL 89 C SL 87 X SI 95 1-1 ③ G6-3			4	1	2	0	0	0	1
53 Austin Slater, R (1, 9) OBP: 0.395, SLG: 0.524 5 Mike Yastrzemski, L (8, PH) OBP: 0.319, SLG: 0.530 (9, 9)	B FF 91 C FF 91 F FC 89 F FF 92 F FF 92 S SL 83 1-3 ① K		F FC 88 B FF 92 S CU 78 C FF 92 1-3 ② K			T FF 90 B FF 91 X CU 78 1-1 10 HR 1B		B FF 98 F FF 98 S FF 99 F FF 99 F SL 88 F SL 88 B FF 100 S FF 99 2-3 ① K		3 1	1 0	1 0	0 0	0 0	2 1	2 0
1 Kevin Pillar, R (1, 8) OBP: 0.288, SLG: 0.454	F 1 SAFE B FC 90 1 SAFE F FF 91 B FF 91 X SL 82 2-2 1-H HR		F FF 92 F FF 92 B FF 94 X FF 93 1-2 1-2 1B			F CH 85 F CH 84 X SL 79 0-2 ① L8		S SL 84 S SL 84 F SL 85 F FF 100 B SL 84 F FF 101 B FF 101 S SL 86 2-3 ② K		4	1	2	2	0	1	1
10 Evan Longoria, R (1, 5) OBP: 0.330, SLG: 0.472	B FF 92 B FF 91 X FF 90 2-0 ② F9		C FF 92 B FF 93 X FC 90 1-1 ③ L9			X FF 91 0-0 1-H HR		C SL 84 B FF 101 S SL 85 B FF 101 C FF 100 2-3 ③ K		4	1	1	2	0	1	2
37 Joey Rickard, R (1, 7) OBP: 0.315, SLG: 0.366	B FF 90 X FC 88 1-0 ③ F8			C FF 92 F SL 80 S FF 92 0-3 ① K		F CU 77 B FF 92 F FC 89 B SL 82 T FF 92 2-2 ② K			B FF 96 B FF 96 B FF 96 C FF 96 X FF 96 3-1 ① F7	4	0	0	0	0	2	0
21 Stephen Vogt, L (1, 2) OBP: 0.324, SLG: 0.515		C FF 89 B SL 80 B FF 89 S FF 92 B SL 79 F FC 88 C FF 93 3-3 ① K		B SL 82 C SL 81 F SL 81 B FF 94 B SL 81 X SL 81 3-2 ② G4-3		B SL 81 S FF 92 S FF 92 B FF 94 T FC 89 2-2 ③ K			C FF 96 C CU 79 F FS 89 B FS 88 F FF 95 X FF 96 1-2 ② F8	4	0	0	0	0	2	0
16 Aramis Garcia, R (1, 3) OBP: 0.227, SLG: 0.450 9 Brandon Belt, L (7, PH) OBP: 0.343, SLG: 0.401 (8, 3)		C B CH 85 X FC 89 1-1 ② L7		B FF 92 C FF 93 S FC 89 B FF 94 F SL 82 B SL 80 F FF 94 S FC 90 3-3 ③ K			C SI 94 B FS 88 B FS 89 T SI 94 B SI 95 F SI 95 X SI 95 3-2 ① F7		B CU 77 B FF 96 F FF 96 C CU 76 X FS 87 2-2 ③ F7	2 2	0 0	0 0	0 0	0 0	1 0	0 0
35 Brandon Crawford, L (1, 6) OBP: 0.301, SLG: 0.362		F FC 90 B FF 92 X FF 91 1-1 ③ G1-3			B FF 91 C FC 89 B SL 81 C FC 89 F FF 92 F SL 80 X FF 93 2-2 ① G4-3		X SI 95 0-0 48 G5-3 1B			3	0	1	0	0	0	0
29 Jeff Samardzija, R (1, 1) OBP: 0.114, SLG: 0.159 50 Fernando Abad, L (6, 1) 51 Conner Menez, L (7, 1) 65 Sam Coonrod, R (7, 1) 48 Pablo Sandoval, S (7, PH) OBP: 0.313, SLG: 0.507 64 Shaun Anderson, R (8, 1) OBP: 0.115, SLG: 0.120			C FF 89 S FF 89 S FF 90 0-3 ① K		S FF 92 S FF 91 B FF 92 S FF 92 1-3 ② K		C SI 94 X SI 93 0-1 ② G5-3 1-2			2 0 0 0 1 0	0 0 0 0 0 0	0 0 0 0 0 0	0 0 0 0 0 0	0 0 0 0 0 0	2 0 0 0 0 1	0 0 0 0 0 0
Inning Stats	R: 2 E: 0 K: 1 S: 16 H: 2 LOB: 0 BB: 0 P: 25	R: 0 E: 0 K: 1 S: 8 H: 0 LOB: 0 BB: 0 P: 13	R: 0 E: 0 K: 2 S: 15 H: 2 LOB: 2 BB: 0 P: 21	R: 0 E: 0 K: 2 S: 11 H: 0 LOB: 0 BB: 0 P: 17	R: 0 E: 0 K: 1 S: 12 H: 0 LOB: 0 BB: 0 P: 15	R: 2 E: 0 K: 2 S: 12 H: 2 LOB: 0 BB: 0 P: 17	R: 0 E: 0 K: 0 S: 9 H: 1 LOB: 1 BB: 0 P: 13	R: 0 E: 0 K: 3 S: 15 H: 0 LOB: 0 BB: 0 P: 21	R: 0 E: 0 K: 0 S: 10 H: 0 LOB: 0 BB: 0 P: 16	1B: 5 2B: 0 3B: 0 HR: 2		SF: 0 SAC: 0 DP: 0 HBP: 0		WP: 0 PB: 0 SB: 0 CS: 0	PA: 34	

PITCHER		IP	WLS	BF	H	R	ER	SO	BB	IBB	HBP	BLK	WP	HR	S	P	ERA	WHIP
46 Eric Lauer, L ERA: 4.55	(1, 1)	6.0	W	24	6	4	4	9	0	0	0	0	0	2	74	108	6.00	1.000
61 Luis Perdomo, R ERA: 3.23	(7, 1)	1.0	H	4	1	0	0	0	0	0	0	0	0	0	9	13	0.00	1.000
52 Andrés Muñoz, R ERA: 1.77	(8, 1)	1.0	H	3	0	0	0	3	0	0	0	0	0	0	15	21	0.00	0.000
67 David Bednar, R ERA:	(9, 1)	1.0		3	0	0	0	0	0	0	0	0	0	0	10	16	0.00	0.000

PITCHER	IP	WLS	BF	H	R	ER	SO	BB	IBB	HBP	BLK	WP	HR	S	P	ERA	WHIP

BOTTOM

San Diego Padres @ San Francisco Giants

Oracle Park, San Francisco, CA

Sun Sep 01 2019, 1:09 PM - 4:08 PM PDT

Att. 38,701 - Sunny - 76 F

livebaseballscorecards.com

AB	34
R	4
H	7
RBI	4
BB	0
SO	12
LOB	7

Batter	1	2	3	4	5	6	7	8	9	AB	R	H	RBI	BB	SO	LOB
5 Mike Yastrzemski, L (1, 9) OBP: 0.319, SLG: 0.528	B SI 88 B CU 72 F FC 85 X SI 89 2-1 ① P6		B CU 72 C SI 89 B CU 75 F SI 90 F FC 86 X FC 85 2-2 1B		B CU 76 B FC 85 B FC 85 C FF 88 X FC 85 3-1 ③ G3-1 2-3			B SL 82 S SL 83 C FF 93 B FF 92 F SL 82 F SL 81 B SL 82 F SL 81 B FF 91 4-2 BB		3	0	1	0	0	0	1
53 Austin Slater, R (8, PH) OBP: 0.399, SLG: 0.524 (8, 9)										0	0	0	0	1	0	0
9 Brandon Belt, L (1, 3) OBP: 0.341, SLG: 0.398	C CU 72 B FF 88 B FC 85 B CU 73 X FC 86 3-1 ② G4-3		B SI 90 C CU 73 1 SAFE B CU 75 C SI 90 B FF 90 S CU 76 3-3 ③ K			C CU 73 X FC 85 0-1 ① L8		D SL 82 S FF 93 B SL 82 D SL 81 S SL 81 C SL 81 3-3 ② K		4	0	0	0	0	2	2
71 Tyler Rogers, R (8, 1)										0	0	0	0	0	0	0
10 Evan Longoria, R (1, 5) OBP: 0.329, SLG: 0.469	C SI 90 B FC 84 C CU 74 B FF 89 X SI 90 2-2 1B			F CU 72 C CU 74 B FC 84 B SI 90 X CU 76 2-2 ① F8		X SI 90 0-0 ② L9		F FF 96 D SL 86 S SL 87 B SL 87 B CH 86 S SL 86 3-3 ③ K		4	0	1	0	0	1	1
8 Alex Dickerson, L (1, 7) OBP: 0.356, SLG: 0.537	B CU 72 X FF 86 1-0 ③ G4-3			B CU 72 F SI 89 B CH 84 X FC 84 2-1 ② F9		B SI 89 S CU 72 C CU 73 X SI 90 1-2 ③ F9			C CH 86 B SL 85 B FF 96 X CH 86 2-1 ① G3-1	4	0	0	0	0	0	1
28 Buster Posey, R (1, 2) OBP: 0.316, SLG: 0.369		X FC 83 0-0 ① G6-3		C SI 89 C SI 89 B CU 74 F SI 91 B FF 88 X CU 72 2-2 1 FC5-4 1B			B SI 89 X CU 75 1-0 ① F9		B FF 95 S SL 85 F CH 88 S SL 88 1-3 ② K	4	0	1	0	0	1	0
1 Kevin Pillar, R (1, 8) OBP: 0.285, SLG: 0.450		C SI 87 B CU 73 X FC 84 1-1 ② G5-3		C CU 74 F SI 89 D FC 85 F CU 76 X FF 91 1-2 ③ FC5-4 1-2f			C CU 73 X FC 85 0-1 ② L6		B FF 96 C FF 95 X CH 87 1-1 ③ G5-3	4	0	0	0	0	0	1
35 Brandon Crawford, L (1, 6) OBP: 0.299, SLG: 0.359		C FF 89 B CH 86 B CH 86 X FC 85 2-1 ③ F9			C CU 72 B SI 88 B SI 89 F FF 88 B CU 74 X FC 86 3-2 ① F9		F FC 86 C CU 74 B CU 73 B CU 76 X CU 77 2-2 ③ G4-3			3	0	0	0	0	0	0
19 Mauricio Dubón, R (1, 4) OBP: 0.267, SLG: 0.533			C SI 88 X CU 72 0-1 ① F8		X FC 85 0-0 5 WP 2B			B FF 92 B FF 93 C FF 93 X SL 85 2-1 HR		3	1	2	1	0	0	0
38 Tyler Beede, R (1, 1) OBP: 0.206, SLG: 0.129			C CU 71 B FC 85 C SI 90 F CU 74 F SI 90 X SI 90 1-2 ② G5-3		C CU 75 C FC 87 F CU 76 X SI 91 0-2 ② F9			B FF 94 S FF 93 F FF 94 B SL 85 F SL 85 F FF 94 S FF 94 2-3 ① K		1	0	0	0	0	0	0
21 Stephen Vogt, L (5, PH) OBP: 0.323, SLG: 0.512										1	0	0	0	0	0	1
59 Andrew Suárez, L (5, 1)										0	0	0	0	0	0	0
74 Jandel Gustave, R (5, 1)										0	0	0	0	0	0	0
45 Kyle Barraclough, R (7, 1)										0	0	0	0	0	0	0
26 Chris Shaw, L (8, PH)										1	0	0	0	0	1	0
(8, 3)																
Inning Stats	R: 0 E: 0 K: 0 S: 8 H: 1 LOB: 1 BB: 0 P: 16	R: 0 E: 0 K: 0 S: 5 H: 0 LOB: 0 BB: 0 P: 8	R: 0 E: 0 K: 1 S: 14 H: 1 LOB: 1 BB: 0 P: 20	R: 0 E: 0 K: 0 S: 13 H: 1 LOB: 1 BB: 0 P: 20	R: 0 E: 0 K: 0 S: 10 H: 1 LOB: 1 BB: 0 P: 16	R: 0 E: 0 K: 0 S: 6 H: 0 LOB: 0 BB: 0 P: 7	R: 0 E: 0 K: 0 S: 6 H: 0 LOB: 0 BB: 0 P: 9	R: 1 E: 0 K: 3 S: 18 H: 1 LOB: 1 BB: 1 P: 32	R: 0 E: 0 K: 1 S: 7 H: 0 LOB: 0 BB: 0 P: 11	1B: 3 2B: 1 3B: 0 HR: 1 SF: 0 SAC: 0 DP: 0 HBP: 0						

PITCHER		IP	WLS	BF	H	R	ER	SO	BB	IBB	HBP	BLK	WP	HR	S	P	ERA	WHIP
50 Adam Wainwright, R ERA: 4.3	(1, 1)	7.0	W	25	4	0	0	1	0	0	0	0	1	0	62	96	0.00	0.571
65 Giovanny Gallegos, R ERA: 2.19	(8, 1)	0.1	H	2	1	1	1	1	0	0	0	0	0	1	7	11	27.00	3.000
21 Andrew Miller, L ERA: 3.6	(8, 1)	0.1	H	2	0	0	0	1	1	0	0	0	0	0	8	15	0.00	3.000
18 Carlos Martinez, R ERA: 3.23	(8, 1)	1.1	S	4	0	0	0	2	0	0	0	0	0	0	10	17	0.00	0.000

PITCHER	IP	WLS	BF	H	R	ER	SO	BB	IBB	HBP	BLK	WP	HR	S	P	ERA	WHIP

TOP

San Francisco Giants @ St. Louis Cardinals
Busch Stadium, St. Louis, MO
Mon Sep 02 2019, 1:17 PM - 3:59 PM CDT
Att. 40,732 - Sunny - 82 F

livebaseballscorecards.com

AB	32
R	1
H	5
RBI	1
BB	1
SO	5
LOB	7

WP: 1	PA: 33
PB: 0	
SB: 0	
CS: 0	

Batter	1	2	3	4	5	6	7	8	9	AB	R	H	RBI	BB	SO	LOB
25 Dexter Fowler, S (1, 9) OBP: 0.350, SLG: 0.426	B FF 94 C FF 94 F CH 84 B CH 84 B FF 95 X FF 95 3-2 16 3B 1B	F FF 94 B CH 84 F FF 95 X FF 95 1-2 ③ G6-3			B SI 94 X CH 88 1-0 ① P3		B CH 89 B FF 94 F FF 93 C CU 81 C FF 91 2-3 ② K			4	1	1	0	0	1	2
16 Kolten Wong, L (1, 4) OBP: 0.370, SLG: 0.434	B FF 94 X CH 84 1-0 46 G6-3 1-H 3B		X CH 83 0-0 ① G4-3		B FF 94 X SL 88 1-0 ② G5-3		F FF 92 B CH 89 D FF 93 X CU 79 2-1 ③ F8 1-2			4	1	1	1	0	0	2
46 Paul Goldschmidt, R (1, 3) OBP: 0.332, SLG: 0.460	X FF 94 0-0 ① G6-3 3-H		C FF 95 X FF 94 0-1 12 1B 2B		C SL 86 B FF 95 B SI 95 F SI 94 B SL 86 S FF 97 3-3 ③ K			B SI 82 B SI 82 C SI 81 F SI 81 B SL 72 B SI 82 4-2 23 FC5-4 BB		3	1	1	1	1	1	0
23 Marcell Ozuna, R (1, 7) OBP: 0.336, SLG: 0.499	B SL 88 B CU 80 B SL 88 X FF 95 3-0 ② P3		C SL 86 F FF 94 B FF 94 B FF 95 C SL 87 2-3 ② K			X SL 85 0-0 ① G4-3		1 SAFE B FF 82 C SL 72 X SI 82 1-1 ① FC5-4 12 FC4-6 1-2f		4	0	0	0	0	1	2
12 Paul DeJong, R (1, 6) OBP: 0.327, SLG: 0.450	C FF 96 B CU 81 S CU 81 B CU 81 B FF 94 B SL 85 4-2 4 1B BB		C FF 95 X FF 94 0-1 2-H 1B			B FF 96 C SL 86 X SL 86 1-1 ② P6		1 SAFE B FF 82 B FF 82 X SI 82 2-0 ② FC4-6 1-2f		3	0	1	1	1	0	1
4 Yadier Molina, R (1, 2) OBP: 0.313, SLG: 0.410	X FF 94 0-0 1-2 1B		F SL 87 1 SAFE F FF 94 1 SAFE B CH 82 X SL 87 1-2 ③ L9			S SL 85 F FF 97 X SL 86 0-2 ③ F9		F SI 82 C SL 72 B SL 73 F SL 72 S FF 83 1-3 ③ K		4	0	1	0	0	1	2
19 Tommy Edman, S (1, 5) OBP: 0.314, SLG: 0.424	B CH 84 B FF 94 C FF 95 B CH 82 F FF 95 X FF 95 3-2 ③ L7			B CU 77 F CH 82 B CH 82 F FF 94 B SL 87 X FF 93 3-2 ① P6			B FF 92 X FF 93 1-0 13 S 2B			3	0	1	0	0	0	2
48 Harrison Bader, R (1, 8) OBP: 0.329, SLG: 0.361		C FF 95 B CU 79 B CU 79 F FF 94 B CH 84 X FF 95 3-2 ① F8		B SL 88 C FF 94 B CH 84 C FF 94 X FF 94 2-2 ② F8			C FF 91 C FF 94 S CU 81 0-3 ① K			3	0	0	0	0	1	1
50 Adam Wainwright, R (1, 1) OBP: 0.163, SLG: 0.150 13 Matt Carpenter, L (7, PH) OBP: 0.325, SLG: 0.368 63 Edmundo Sosa, R (7, PR) OBP: 0.333, SLG: 0.333 65 Giovanny Gallegos, R (8, 1) 21 Andrew Miller, L (8, 1) 18 Carlos Martinez, R (8, 1)		C FF 94 S SL 87 F SL 85 F SL 87 B FF 94 B FF 94 F FF 95 X SL 86 2-2 ② L7		S SL 86 C FF 94 S SL 86 0-3 ③ K			B CH 88 B FF 91 B CH 89 C FF 92 F CH 89 D CU 80 4-2 16 S 2-3 BB			2 0 0 0 0 0 0	0 0 0 0 0 0 0	0 0 0 0 0 0 0	0 1 0 0 0 0 0	0 0 0 0 0 0 0	1 0 0 0 0 0 0	0 0 0 0 0 0 0
Inning Stats	R: 2 E: 0 K: 0 S: 12 H: 3 LOB: 2 BB: 1 P: 26	R: 0 E: 0 K: 0 S: 12 H: 0 LOB: 0 BB: 0 P: 18	R: 1 E: 0 K: 1 S: 11 H: 2 LOB: 1 BB: 0 P: 14	R: 0 E: 0 K: 1 S: 9 H: 0 LOB: 0 BB: 0 P: 14	R: 0 E: 0 K: 1 S: 5 H: 0 LOB: 0 BB: 0 P: 10	R: 0 E: 0 K: 0 S: 6 H: 0 LOB: 0 BB: 0 P: 7	R: 0 E: 0 K: 2 S: 11 H: 1 LOB: 3 BB: 1 P: 20	R: 0 E: 0 K: 1 S: 9 H: 0 LOB: 1 BB: 1 P: 17		1B: 3 2B: 2 3B: 1 HR: 0	SF: 0 SAC: 0 DP: 0 HBP: 0		WP: 0 PB: 0 SB: 2 CS: 0	PA: 33	

PITCHER		IP	WLS	BF	H	R	ER	SO	BB	IBB	HBP	BLK	WP	HR	S	P	ERA	WHIP
38 Tyler Beede, R ERA: 5.61	(1, 1)	4.0	L	18	5	3	3	2	1	0	0	0	0	0	44	72	6.75	1.500
59 Andrew Suárez, L ERA: 7.23	(5, 1)	0.2		2	0	0	0	0	0	0	0	0	0	0	2	4	0.00	0.000
74 Jandel Gustave, R ERA: 2.04	(5, 1)	1.1		4	0	0	0	1	0	0	0	0	0	0	9	13	0.00	0.000
45 Kyle Barraclough, R ERA: 6.41	(7, 1)	1.0		5	1	0	0	2	1	0	0	0	0	0	11	20	0.00	2.000
71 Tyler Rogers, R ERA: 2.08	(8, 1)	1.0		4	0	0	0	1	1	0	0	0	0	0	9	17	0.00	1.000

PITCHER	IP	WLS	BF	H	R	ER	SO	BB	IBB	HBP	BLK	WP	HR	S	P	ERA	WHIP

BOTTOM

San Francisco Giants @ St. Louis Cardinals

Busch Stadium, St. Louis, MO

Mon Sep 02 2019, 1:17 PM - 3:59 PM CDT

Att. 40,732 - Sunny - 82 F

livebaseballscorecards.com

AB	30
R	3
H	6
RBI	3
BB	3
SO	6
LOB	12

Batter	1	2	3	4	5	6	7	8	9	AB	R	H	RBI	BB	SO	LOB
5 Mike Yastrzemski, L (1, 9) OBP: 0.322, SLG: 0.528	S FF 94 X FF 95 0-1 ① P5		C FF 94 F SL 87 F SL 85 B FF 94 B FF 96 S FF 94 2-3 ③ K			B KC 80 C SL 83 F SL 86 X FF 94 1-2 1B			C SI 92 B CH 86 X CH 87 1-1 1B	4	0	2	0	0	1	0
9 Brandon Belt, L (1, 3) OBP: 0.338, SLG: 0.394	B KC 79 C SL 84 B FF 95 F FF 95 S SL 86 2-3 ② K			S KC 76 X FF 94 0-1 ① P5		1 SAFE X SI 92 0-0 ③ L9			X SI 92 0-0 ② L9	4	0	0	0	0	1	2
10 Evan Longoria, R (1, 5) OBP: 0.326, SLG: 0.464	C FF 96 B SL 86 F SI 92 S SL 85 1-3 ③ K			X KC 77 0-0 ② G5-3			C FF 96 B SI 91 B FF 95 C FF 95 X FF 95 2-2 ① G5-3		B FF 95 F FF 94 B SL 85 F CH 86 S SL 85 2-3 ③ K	4	0	0	0	0	2	1
21 Stephen Vogt, L (1, 2)		C KC 76 S SL 85 B FF 96 B FF 95 B FF 95 B FF 94 4-2 BB		C FF 94 F SL 86 B KC 80 X KC 78 1-2 ③ G5-3			S FF 94 B FF 94 F FF 94 X SL 86 1-2 ② L6			2	0	0	0	1	0	0
8 Alex Dickerson, L (1, 7) OBP: 0.349, SLG: 0.526		B FF 94 S SL 85 S SL 85 F FF 94 B FF 94 F KC 79 F SL 84 X FF 94 2-2 ① F7			S FF 94 F FF 95 F SL 85 S KC 79 0-3 ① K		B KC 76 B CH 87 C SL 84 F SL 84 F FF 97 F FF 98 B FF 96 F FF 96 S SL 86 3-3 ③ K			3	0	0	0	0	2	1
1 Kevin Pillar, R (1, 8) OBP: 0.284, SLG: 0.448		B SL 85 D SL 87 X SL 85 2-0 ② P5			C FF 95 S SI 92 S FF 95 0-3 ② K			B SL 86 S SL 86 S SL 87 F FF 96 F SI 93 F FF 96 C FF 97 1-3 ① K		3	0	0	0	0	2	1
35 Brandon Crawford, L (1, 6) OBP: 0.298, SLG: 0.357		F FF 93 X SI 91 0-1 ③ G1-3			B SL 87 C SL 84 B KC 80 C FF 95 F FF 96 F KC 79 B SL 84 X SL 84 3-2 ③ P4			F KC 79 B FF 94 X FF 96 1-1 ② F7		3	0	0	0	0	0	1
19 Mauricio Dubón, R (1, 4) OBP: 0.222, SLG: 0.444			S FF 94 X SL 84 0-1 ① P6			C FF 94 X CH 88 0-1 ① P4		B FF 96 S FF 96 F FF 96 F SI 94 F SL 87 F SL 84 F FF 95 B SL 85 F SL 88 2-2 ③ F8		3	0	0	0	0	0	0
57 Dereck Rodríguez, R (1, 1) OBP: 0.185, SLG: 0.185 56 Tony Watson, L (8, 1) 26 Chris Shaw, L (9, PH)			C SL 83 C KC 76 B SL 84 F FF 96 C FF 95 1-3 ② K			F SL 81 S FF 95 X SL 84 0-2 ② P4			X SL 83 0-0 ① F9	2 0 1	0 0 0	0 0 0	0 0 0	0 0 0	1 0 0	0 0 0
Inning Stats	R: 0 E: 0 K: 2 S: 8 H: 0 LOB: 0 BB: 0 P: 11	R: 0 E: 0 K: 0 S: 11 H: 0 LOB: 1 BB: 1 P: 19	R: 0 E: 0 K: 2 S: 10 H: 0 LOB: 0 BB: 0 P: 13	R: 0 E: 0 K: 0 S: 6 H: 0 LOB: 0 BB: 0 P: 7	R: 0 E: 0 K: 2 S: 12 H: 0 LOB: 0 BB: 0 P: 15	R: 0 E: 0 K: 0 S: 9 H: 1 LOB: 1 BB: 0 P: 10	R: 0 E: 0 K: 1 S: 12 H: 0 LOB: 0 BB: 0 P: 18	R: 0 E: 0 K: 1 S: 16 H: 0 LOB: 0 BB: 0 P: 20	R: 0 E: 0 K: 1 S: 7 H: 1 LOB: 1 BB: 0 P: 10	1B: 2 2B: 0 3B: 0 HR: 0 SF: 0 SAC: 0 DP: 0 HBP: 0						

PITCHER		IP	WLS	BF	H	R	ER	SO	BB	IBB	HBP	BLK	WP	HR	S	P	ERA	WHIP
22 Jack Flaherty, R ERA: 3.14	(1, 1)	8.0	W	26	1	0	0	8	1	0	0	0	0	0	84	113	0.00	0.250
18 Carlos Martinez, R ERA: 3.15	(9, 1)	1.0	S	4	1	0	0	1	0	0	0	0	0	0	7	10	0.00	1.000

PITCHER	IP	WLS	BF	H	R	ER	SO	BB	IBB	HBP	BLK	WP	HR	S	P	ERA	WHIP

TOP

San Francisco Giants @ St. Louis Cardinals

Busch Stadium, St. Louis, MO

Tue Sep 03 2019, 6:47 PM - 8:58 PM CDT

Att. 38,259 - Partly Cloudy - 89 F

livebaseballscorecards.com

AB	29
R	0
H	2
RBI	0
BB	1
SO	9
LOB	6

1B: 2	SF: 0	WP: 0	PA: 30
2B: 0	SAC: 0	PB: 0	
3B: 0	DP: 0	SB: 0	
HR: 0	HBP: 0	CS: 0	

Batter	1	2	3	4	5	6	7	8	9	AB	R	H	RBI	BB	SO	LOB
25 Dexter Fowler, S (1, 9) OBP: 0.350, SLG: 0.425	C FF 90 B CU 75 F CH 84 C CH 85 1-3 ① K		S CU 73 B FF 89 X FF 89 1-1 16 G4-6-3 1B		C CH 83 S CH 84 F FF 91 X CH 84 0-2 ③ G3			C SL 86 X CH 87 0-1 ② F8		4	0	1	0	0	1	0
16 Kolten Wong, L (1, 4) OBP: 0.367, SLG: 0.430	C FF 90 F FF 91 B CU 75 F FF 83 C FF 91 1-3 ② K		B FC 84 L CH 82 1 SAFE B CH 82 1 SAFE X SI 88 2-1 ①② G4-6-3 1-2f			B CU 74 X FC 84 1-0 ① G6-3		C SL 86 B SI 92 S SI 94 F SL 87 B SI 92 S SL 86 2-3 ③ K		4	0	0	0	0	2	1
46 Paul Goldschmidt, R (1, 3) OBP: 0.332, SLG: 0.458	B SI 88 B CU 76 S CH 83 B FF 90 B FF 91 4-1 12 1B 23 1B BB		C CH 84 X SI 90 0-1 ③ G6-3			X SI 89 0-0 ② P4				2	0	0	0	1	0	0
23 Marcell Ozuna, R (1, 7) OBP: 0.339, SLG: 0.508	X SI 88 0-0 12 1B 1-2 1B			B FC 84 B FC 83 X CH 83 2-0 ① L5		C FF 89 B FF 89 B CU 77 X CU 75 2-1 HR				3	1	2	1	0	0	0
12 Paul DeJong, R (1, 6) OBP: 0.327, SLG: 0.450	D FC 86 F CH 84 F FF 89 B CU 75 X CH 84 2-2 1-2 2-3 1B			C SI 88 B CU 77 F CU 75 F FF 90 X CU 75 1-2 ② P2		C FC 86 S SI 90 F CH 84 S FF 91 0-3 ③ K				3	0	1	0	0	1	0
4 Yadier Molina, R (1, 2) OBP: 0.313, SLG: 0.410	S FC 85 X FF 88 0-1 ③ F9			X FF 90 0-0 1B			B FF 88 C CH 80 F FC 86 X FC 86 1-2 ① L4			3	0	1	0	0	0	3
19 Tommy Edman, S (1, 5) OBP: 0.310, SLG: 0.419		B FF 87 F FC 84 B CU 76 B CH 83 F SI 90 X SI 90 3-2 ① F7		C FC 85 S CU 76 B FF 91 B FF 90 F CU 75 S CH 81 2-3 ③ K			C CH 84 B FF 90 B CU 75 X FC 86 2-1 ② F7			3	0	0	0	0	1	1
48 Harrison Bader, R (1, 8) OBP: 0.326, SLG: 0.357		C CU 75 B FC 87 B SI 91 X FC 85 2-1 ② G5-3			B CU 75 F FF 89 B SI 88 S CH 84 S CU 76 2-3 ① K		B FC 86 C CH 82 S CU 75 S FC 87 1-3 ③ K			3	0	0	0	0	2	0
22 Jack Flaherty, R (1, 1) OBP: 0.196, SLG: 0.233 38 José Martínez, R (8, PH) OBP: 0.339, SLG: 0.399 18 Carlos Martinez, R (9, 1)		C FF 89 B CU 75 C SI 91 S FC 86 1-3 ③ K			C FC 85 X CU 75 0-1 ② G4-3			C SI 92 B CH 86 B SI 92 X CH 86 2-1 ① P4		2 1 0	0 0 0	0 0 0	0 0 0	0 0 0	1 0 0	0 0 0
Inning Stats	R: 0 E: 0 K: 2 S: 14 H: 2 LOB: 3 BB: 1 P: 22	R: 0 E: 0 K: 1 S: 8 H: 0 LOB: 0 BB: 0 P: 14	R: 0 E: 0 K: 0 S: 6 H: 1 LOB: 0 BB: 0 P: 9	R: 0 E: 0 K: 1 S: 10 H: 1 LOB: 1 BB: 0 P: 15	R: 0 E: 0 K: 1 S: 9 H: 0 LOB: 0 BB: 0 P: 11	R: 1 E: 0 K: 1 S: 8 H: 1 LOB: 0 BB: 0 P: 11	R: 0 E: 0 K: 1 S: 8 H: 0 LOB: 0 BB: 0 P: 12	R: 0 E: 0 K: 1 S: 8 H: 0 LOB: 0 BB: 0 P: 12		1B: 4 2B: 0 3B: 0 HR: 1 SF: 0 SAC: 0 DP: 1 HBP: 0						

PITCHER		IP	WLS	BF	H	R	ER	SO	BB	IBB	HBP	BLK	WP	HR	S	P	ERA	WHIP
57 Dereck Rodríguez, R ERA: 5.15	(1, 1)	7.0	L	26	5	1	1	7	1	0	0	0	0	1	63	94	1.29	0.857
56 Tony Watson, L ERA: 4.22	(8, 1)	1.0		3	0	0	0	1	0	0	0	0	0	0	8	12	0.00	0.000

PITCHER	IP	WLS	BF	H	R	ER	SO	BB	IBB	HBP	BLK	WP	HR	S	P	ERA	WHIP

BOTTOM

San Francisco Giants @ St. Louis Cardinals

Busch Stadium, St. Louis, MO

Tue Sep 03 2019, 6:47 PM - 8:58 PM CDT

Att. 38,259 - Partly Cloudy - 89 F

livebaseballscorecards.com

AB	28
R	1
H	5
RBI	1
BB	1
SO	8
LOB	5

Batter	1	2	3	4	5	6	7	8	9	AB	R	H	RBI	BB	SO	LOB
5 Mike Yastrzemski, L (1, 7) (7, 9) OBP: 0.325, SLG: 0.539	B CH 83 B FC 90 F FF 93 B FC 88 S FC 88 F FF 92 F FF 93 D CH 86 4-2 28 1B BB		B FF 90 B FF 89 F FF 90 C FF 91 F FF 91 B CU 76 X SI 90 3-2 HR	X SI 96 0-0 ① P5		B FF 93 S FC 89 B FF 93 C FC 90 B SL 85 C FC 89 3-3 ① K	X CU 79 0-0 2B	B FF 93 C FF 93 B SL 85 C FF 93 S FF 94 2-3 ② K	5	1	2	1	1	2	0
28 Buster Posey, R (1, 2) OBP: 0.323, SLG: 0.373	1 SAFE B FF 93 C CH 86 X FF 94 1-1 1-3 1B		F FF 90 F CH 81 B CU 77 X CH 83 1-2 ① G5-3	B FF 96 B SL 89 C SL 89 C FF 97 F SL 90 F FF 99 B CU 80 X SL 89 3-2 10 FC5-4 1B		C FC 91 B SL 86 B FC 91 B FC 91 C FF 95 X FF 94 3-2 10 E 35 HR 1B	C FF 96 D CH 84 F FF 96 B FF 96 B CH 85 B SI 96 4-2 BB	F FF 94 B SL 87 F FF 94 B SL 86 B SL 85 D SL 84 4-2 BB	4	1	3	0	2	0	0
9 Brandon Belt, L (1, 3) OBP: 0.338, SLG: 0.395 37 Joey Rickard, R (7, PH) OBP: 0.311, SLG: 0.361 (7, 7)	F FF 94 F FC 91 F FF 96 T FF 95 0-2 ① K		B CU 76 S CH 81 X CH 83 1-1 10 1B 35 WP 2B	B FF 97 X SL 90 1-0 ② F9		C FF 94 F FF 95 X FF 94 0-2 ② L9	B SL 80 B FF 91 X FF 90 2-0 ③ F7	S SL 86 C FF 93 B SL 86 C SL 87 1-3 ③ K	4 2	1 0	1 0	0 0	0 0	1 1	4 3
10 Evan Longoria, R (1, 5) OBP: 0.327, SLG: 0.463	C CH 88 F FF 95 B FC 92 C CH 87 1-3 ② K		C SI 90 F FF 90 X FF 90 0-2 35 WP 1 1B 2-3 1B	C FF 97 D CU 82 S SL 88 X SL 90 1-2 ③ FC5-4 1-2f		X FC 90 0-0 FC6 35 HR 1-2		C SL 79 B FF 90 B SL 80 F SL 81 X SL 82 2-2 35 FC1-6 1B		5	2	2	0	0	1	4
35 Brandon Crawford, L (1, 6) OBP: 0.299, SLG: 0.363	S FF 96 B CH 88 C FF 94 X FF 96 1-2 ③ G5-3		B FF 90 B SI 89 F SI 90 B CH 83 B CH 83 4-1 49 FC6-4 46 1B 1-2 3-H 1 1B BB		B FF 97 C FF 97 S CU 79 S CU 81 1-3 ① K	S FC 90 D FC 90 B FF 94 D FF 95 F FC 91 X SL 85 3-2 1-H 2-H HR		B FF 90 S SL 81 B SL 79 F FF 91 F SL 82 F FF 92 F SL 81 X SL 82 2-2 ① FC1-6 1-2f 1 HR		4	3	1	3	1	1	3
1 Kevin Pillar, R (1, 8) OBP: 0.289, SLG: 0.457		B CU 76 X CH 86 1-0 ① G5-3	X FF 96 0-0 49 FC6-4 1-2 2-H 1B		X SL 90 0-0 46 L9 49 WP 1B	B FF 95 X FC 90 1-0 49 FC6-4 1B		S SL 86 X FF 93 0-1 1-H HR		5	1	4	3	0	0	0
49 Jaylin Davis, R (1, 9) OBP: 0.500, SLG: 0.333 71 Tyler Rogers, R (6, 1) 26 Chris Shaw, L (8, PH) 56 Tony Watson, L (8, 1) 13 Will Smith, R (8, 1) OBP: 1.000, SLG: 1.000		C CU 76 B CH 87 B FF 94 B FF 95 S CH 87 X FF 94 3-2 1B	X SL 88 0-0 ② FC6-4 40 WP 46 1B 1-2f 2-3		B FF 96 B FF 98 B SL 89 C FF 96 B SL 89 4-1 1-2 BB	1 SAFE 1 SAFE D FF 93 X FF 93 1-0 ③ FC6-4 1-2f		B FF 93 S SL 86 S SL 86 B FF 93 F FF 92 S SL 84 2-3 ② K	3 0 1 0 0	0 0 0 0 0	1 0 0 0 0	0 0 0 0 0	1 0 0 0 0	0 0 1 0 0	3 0 0 0 0
46 Corban Joseph, L (1, 4) OBP: 0.222, SLG: 0.310		1 SAFE C SI 94 T FF 94 X CH 87 0-2 ② L4	F FF 97 C CU 80 X FF 100 0-2 40 WP 1-2 3-H 1B		B SL 90 F FF 99 B FF 98 D SL 89 C SL 86 X SL 88 3-2 ② L9 2-3		C CU 78 C CH 82 F FF 97 F FF 98 F FC 89 C CH 84 0-3 ① K	B SL 84 C SL 85 B FF 94 S SL 84 X FF 93 2-2 ③ G6-3	5	0	1	1	0	1	3
40 Madison Bumgarner, R (1, 1) OBP: 0.231, SLG: 0.175 74 Jandel Gustave, R (6, 1) 50 Fernando Abad, L (6, 1) 53 Austin Slater, R (6, 9) (7, 3) OBP: 0.393, SLG: 0.516 16 Aramis Garcia, R (9, 3) OBP: 0.227, SLG: 0.450		C FF 95 B FC 91 S CH 88 X FF 95 1-2 ③ F9	S SL 88 B CU 81 B SL 88 F SL 87 F SL 88 B FF 98 F SL 88 S FF 99 3-3 ③ K 1-2 2-3		X FF 98 0-0 ③ F7		C CU 79 B CH 84 S CH 85 B FF 98 X FF 97 2-2 ② G4-3		S SL 84 S SL 86 X FF 91 0-2 ① G6-3	3 0 0 2 0	0 0 0 0 0	0 0 0 0 0	0 0 0 0 0	1 0 0 0 0	5 0 0 0 0	3 0 0 0 0

Inning Stats	1	2	3	4	5	6	7	8	9
	R: 0 E: 0 K: 2 S: 16 H: 1 LOB: 2 BB: 1 P: 23	R: 0 E: 0 K: 0 S: 10 H: 1 LOB: 1 BB: 0 P: 15	R: 4 E: 0 K: 1 S: 23 H: 5 LOB: 2 BB: 1 P: 35	R: 0 E: 0 K: 0 S: 10 H: 1 LOB: 1 BB: 0 P: 15	R: 0 E: 0 K: 1 S: 9 H: 1 LOB: 2 BB: 1 P: 17	R: 3 E: 1 K: 1 S: 15 H: 3 LOB: 1 BB: 0 P: 26	R: 0 E: 0 K: 1 S: 13 H: 1 LOB: 2 BB: 1 P: 21	R: 2 E: 0 K: 1 S: 18 H: 2 LOB: 0 BB: 0 P: 26	R: 0 E: 0 K: 2 S: 11 H: 0 LOB: 1 BB: 1 P: 18

1B: 10 SF: 0
2B: 2 SAC: 0
3B: 0 DP: 0
HR: 3 HBP: 0

WP: 3 PA: 48
PB: 0
SB: 0
CS: 0

PITCHER		IP	WLS	BF	H	R	ER	SO	BB	IBB	HBP	BLK	WP	HR	S	P	ERA	WHIP
52 Michael Wacha, R ERA: 4.98	(1, 1)	2.0		9	2	0	0	2	1	0	0	0	0	0	26	38	0.00	1.500
30 Tyler Webb, L ERA: 4.11	(3, 1)	0.1		5	3	4	4	0	1	0	0	0	1	1	13	22	108.00	12.000
56 Ryan Helsley, R ERA: 1.95	(3, 1)	2.2		13	4	0	0	2	1	0	0	0	2	0	29	45	0.00	1.875
55 Dominic Leone, R ERA: 5.8	(6, 1)	1.0		7	3	3	0	1	0	0	0	0	0	1	15	26	0.00	3.000
53 John Gant, R ERA: 2.89	(7, 1)	0.2	H	4	1	0	0	1	1	0	0	0	0	0	12	18	0.00	3.000

PITCHER		IP	WLS	BF	H	R	ER	SO	BB	IBB	HBP	BLK	WP	HR	S	P	ERA	WHIP
21 Andrew Miller, L ERA: 3.74	(7, 1)	0.2	H	3	1	1	1	0	0	0	0	0	0	0	10	16	13.50	1.500
65 Giovanny Gallegos, R ERA: 2.27	(8, 1)	1.2	L	7	1	1	1	3	1	0	0	0	0	1	20	31	5.40	1.200

TOP

San Francisco Giants @ St. Louis Cardinals

Busch Stadium, St. Louis, MO

Wed Sep 04 2019, 6:48 PM - 10:51 PM CDT
Att. 41,945 - Partly Cloudy - 78 F

livebaseballscorecards.com

AB	43
R	9
H	15
RBI	8
BB	5
SO	9
LOB	25

Batter	1	2	3	4	5	6	7	8	9	AB	R	H	RBI	BB	SO	LOB
25 Dexter Fowler, S (1, 9) OBP: 0.348, SLG: 0.422	F FF 90 B FC 88 X FC 88 1-1 ① G6-3		C FC 88 C FC 88 D CU 81 D FC 88 X FC 87 2-2 46 BB, 16 1B, 1B 3-H		F FF 91 L FC 87 D FF 92 F FC 88 F FC 87 F FC 87 X CU 78 1-2 ① F7	C SL 84 B FF 96 B SL 85 C FF 96 X SL 86 2-2 E4, 16 G4-3, 46 2B 1-2		S SI 92 B SI 93 X SI 92 1-1 ① G5-3 1-2		5	1	1	1	0	0	3
16 Kolten Wong, L (1, 4) OBP: 0.368, SLG: 0.431	B FF 91 C FF 91 X FF 90 1-1 ② G3		X FF 91 0-0 46 BB, 1B 1-2		B FC 88 B FC 88 B FC 88 C FF 90 F FF 91 X FC 89 3-2 46 S, 46 3B, 1B 2-3	B SI 93 C SI 93 X SI 94 1-1 ② G4-3 1-2 2-3		X SI 93 0-0 ② SH1 2-3		4	1	2	0	0	0	2
46 Paul Goldschmidt, R (1, 3) OBP: 0.334, SLG: 0.464	X FF 91 0-0 ③ P4		B FC 88 B CU 81 B FF 92 B FF 91 4-0 BB 1-2 2-3		S FC 88 T FF 92 F FF 92 1 SAFE F FF 91 B FC 88 X CU 79 1-2 3B 1-H 3-H	X SI 81 0-0 2B 2-H 3-H		B FF 92 C FF 93 F FF 94 B FF 94 S SL 83 3-3 ③ K		4	0	2	4	1	1	2
23 Marcell Ozuna, R (1, 7) OBP: 0.335, SLG: 0.501		C FF 91 B FC 88 F FF 92 F CU 80 B FC 88 X FF 91 2-2 ① L9	B CU 81 B FF 90 F FC 87 C CU 80 B FF 91 F CU 81 C FF 91 3-3 ③ K		B FC 88 B FC 89 X FC 88 2-0 ② G5-3	B SI 82 C SL 73 F SI 82 X SL 72 1-2 ③ G5-3			B FF 92 B FF 92 F SL 82 X FF 93 2-1 ① G4-3	5	0	0	0	0	1	5
12 Paul DeJong, R (1, 6) OBP: 0.327, SLG: 0.455		C FF 91 F CU 78 X FF 91 0-2 ② P3		C FC 87 X FF 90 0-1 HR	F FC 88 F CU 80 F FC 86 F FF 91 X FF 90 0-2 ③ F7		X SI 81 0-0 19 G6-3, 1B		F FF 92 C SL 81 S SL 82 0-3 ② K	5	1	2	1	0	1	1
4 Yadier Molina, R (1, 2) OBP: 0.314, SLG: 0.411 41 Tyler O'Neill, R (9, PR) OBP: 0.310, SLG: 0.418		C FF 91 B CH 86 B FF 90 F CU 80 X FF 91 2-2 ③ F7		C CU 78 F CH 82 B CU 77 F FC 86 X CU 79 1-2 ① F9		X FF 89 0-0 19 3B, 2B	1 SAFE D SI 81 1 SAFE 1 SAFE B SI 81 C SI 81 B SL 72 C SI 81 X SI 81 3-2 ① F8		B FF 92 F SL 81 B FF 94 B FF 93 F FF 93 B SL 83 4-2 38 BB, BB	4 0	1 0	1 0	0 0	1 0	0 0	1 0
19 Tommy Edman, S (1, 5) OBP: 0.313, SLG: 0.433 65 Giovanny Gallegos, R (8, 1) 38 José Martínez, R (9, PH) OBP: 0.341, SLG: 0.399 22 Jack Flaherty, R (9, PR) OBP: 0.196, SLG: 0.233			B FF 91 B FF 90 C FF 90 X FC 87 2-1 56 WP, 25 1B, 2B	B FF 91 X CU 80 1-0 ② G1-3	F FC 87 D FF 90 B FF 91 X FF 90 2-1 48 SF7, 3B 2-H	D SI 81 X SI 81 1-0 ② G6-3 1-2		F FF 92 S SL 82 1 SAFE D SL 83 B SL 82 D SL 82 F SL 82 F SL 82 B SL 83 4-2 BB 1-2	4 0 0 0	2 0 0 0	2 0 0 0	1 0 1 0	0 0 0 0	0 0 0 0	1 0 0 0
48 Harrison Bader, R (1, 8) OBP: 0.321, SLG: 0.352			C FC 86 F CU 79 D CU 78 X FC 86 1-2 ① G6-3	C CU 79 X CU 79 0-1 ③ L7		B FF 96 B SL 86 C FF 96 S FF 96 B FF 97 F FF 97 X SL 87 3-2 ① SF7 3-H	F SI 83 X SL 72 0-1 ③ P6		S SL 81 F SL 81 S SL 82 0-3 ③ K	4	0	0	1	0	1	4
52 Michael Wacha, R (1, 1) ERA: 3.60, WHIP: 1.212 30 Tyler Webb, L (3, 1) 56 Ryan Helsley, R (3, 1) ERA: 2.63, SLG: 0.333 66 Randy Arozarena, R (5, PH) OBP: 0.333, SLG: 0.500 55 Dominic Leone, R (6, 1) 47 Rangel Ravelo, R (6, PH) OBP: 0.286, SLG: 0.304 53 John Gant, R (7, 1) 21 Andrew Miller, L (7, 1) 13 Matt Carpenter, L (8, 1) OBP: 0.438, SLG: 0.556 34 Yairo Muñoz, R (8, PR) OBP: 0.500, SLG: 0.500 (9, 1)			F FF 90 S CU 80 S CU 80 0-3 ② K 2-3	C FF 90 B CU 77 S CU 79 X CU 78 1-2 16 1B, 46 3B, 2B	F SL 86 B SI 96 F FF 96 X FF 97 1-2 16 G4-3, 25 E, 46 2B, 1B		B SI 92 B SL 85 C SI 93 X SI 94 2-1 16 SH1, 25 G5-3, 1B		0 0 0 0 0 0 0 0 0 0 0 0 0 0 1 0 0 0 0 1 1 1 1 1 0 0 0 0 0 0 0 0 0 0 0 1 1 1 0 0 0 0 0 0 0 0 0 0 0 0 0 0 0 0 0 0 1 0 1 0 0 0 0 0 0 0 0 0 0 0							
Inning Stats	R: 0 E: 0 K: 0 S: 5 H: 0 LOB: 0 BB: 0 P: 7	R: 0 E: 0 K: 0 S: 10 H: 0 LOB: 0 BB: 0 P: 14	R: 1 E: 0 K: 2 S: 16 H: 3 LOB: 3 BB: 1 P: 28	R: 1 E: 0 K: 0 S: 9 H: 1 LOB: 0 BB: 0 P: 11	R: 2 E: 0 K: 0 S: 23 H: 3 LOB: 1 BB: 0 P: 31	R: 4 E: 1 K: 0 S: 19 H: 4 LOB: 1 BB: 0 P: 29	R: 0 E: 0 K: 0 S: 7 H: 1 LOB: 1 BB: 0 P: 11	R: 0 E: 0 K: 1 S: 8 H: 1 LOB: 2 BB: 0 P: 14	R: 0 E: 0 K: 2 S: 14 H: 0 LOB: 2 BB: 2 P: 24	1B: 6 2B: 4 3B: 2 HR: 1 SF: 1 SAC: 1 DP: 0 HBP: 0						

BOTTOM

San Francisco Giants @ St. Louis Cardinals

Busch Stadium, St. Louis, MO

Wed Sep 04 2019, 6:48 PM - 10:51 PM CDT

Att. 41,945 - Partly Cloudy - 78 F

livebaseballscorecards.com

AB	39
R	8
H	13
RBI	8
BB	3
SO	5
LOB	20

WP: 1 PA: 44
PB: 0
SB: 1
CS: 0

PITCHER		IP	WLS	BF	H	R	ER	SO	BB	IBB	HBP	BLK	WP	HR	S	P	ERA	WHIP
40 Madison Bumgarner, L ERA: 3.81	(1, 1)	5.0		25	9	6	6	2	1	0	0	0	1	1	66	96	10.80	2.000
74 Jandel Gustave, R ERA: 2.0	(6, 1)	0.1	H	3	1	0	0	0	0	0	0	0	0	0	10	16	0.00	3.000
50 Fernando Abad, L ERA: 3.86	(6, 1)	0.1	H	1	0	0	0	0	0	0	0	0	0	0	2	3	0.00	0.000
71 Tyler Rogers, R ERA: 1.59	(6, 1)	1.1	W	6	2	2	0	0	0	0	0	0	0	0	11	16	0.00	1.500
56 Tony Watson, L ERA: 4.17	(8, 1)	0.2	H	3	1	0	0	0	0	0	0	0	0	0	5	8	0.00	1.500

PITCHER		IP	WLS	BF	H	R	ER	SO	BB	IBB	HBP	BLK	WP	HR	S	P	ERA	WHIP
13 Will Smith, L ERA: 2.9	(8, 1)	1.1	S	6	0	0	0	3	2	0	0	0	0	0	17	30	0.00	1.500

Batter	1	2	3	4	5	6	7	8	9	AB	R	H	RBI	BB	SO	LOB
5 Mike Yastrzemski, L (1, 7) (7, 8) OBP: 0.321, SLG: 0.532	B SI 92 B SI 92 B SI 92 C SI 92 S SI 92 X SI 92 3-2 ① L9		F FF 92 C CU 83 F FF 92 X SL 87 0-2 ② F7			B SI 91 F CH 86 C SI 91 B FF 92 B SL 86 F SI 92 F FF 93 S SL 87 3-3 ① K		C CU 84 S CU 85 S CU 85 0-3 ② K		4	0	0	0	0	2	2
46 Corban Joseph, L (1, 5) OBP: 0.204, SLG: 0.283	C CU 82 B SL 88 B SI 92 S SL 88 F FF 93 X CU 83 2-2 ② F7		C CU 82 C SL 86 B SL 88 X FF 95 1-2 ③ G3			F FF 93 B CU 80 B CU 81 X SI 92 2-1 ② G4-3		C CU 85 B FF 97 B CH 90 S FF 97 F FF 98 S CU 85 2-3 ③ K		4	0	0	0	0	1	2
9 Brandon Belt, L (1, 3) OBP: 0.336, SLG: 0.393 65 Sam Coonrod, R (5, 1) 53 Austin Slater, R (6, PH) OBP: 0.391, SLG: 0.512 64 Shaun Anderson, R (6, 1) OBP: 0.115, SLG: 0.120 37 Joey Rickard, R (7, 7) OBP: 0.315, SLG: 0.366	F SL 87 B CU 82 F FF 94 S SL 87 1-3 ③ K			F CH 90 F CU 80 C SI 92 X FF 93 0-2 ① G5-3		B SL 86 B SI 92 C SI 92 B SI 91 C SI 92 F SI 93 X SI 91 3-2 ③ G6-3			B SI 95 X FF 95 1-0 16 G1-3 1B	2 0 1 0 1	0 0 0 0 0	0 0 0 0 1	0 0 0 0 0	0 0 0 0 0	1 0 0 0 0	0 0 0 0 0
21 Stephen Vogt, L (1, 2) OBP: 0.320, SLG: 0.502 16 Aramis Garcia, R (7, PH) OBP: 0.208, SLG: 0.409 (7, 2)		B SI 91 B SI 91 X SI 92 2-0 ① L6		B SI 91 X SL 86 1-0 ② F9			C FF 94 S CH 88 B FF 95 S CH 89 1-3 ① K		X CH 87 0-0 ① G1-3 1-2	2 2	0 0	0 0	0 0	0 0	0 1	0 1
1 Kevin Pillar, R (1, 8) OBP: 0.289, SLG: 0.456 51 Conner Menez, L (7, 1) 45 Kyle Barraclough, R (8, 1) 10 Evan Longoria, R (9, PH) OBP: 0.326, SLG: 0.462		B SI 93 S SL 87 S SL 88 B SI 94 F SI 94 F SL 88 B SL 88 F SL 88 X SL 88 3-2 35 BB 1B		B SI 92 B CU 82 X SI 92 2-0 ③ G5-3			X CH 88 0-0 ② G6-3		C FF 97 B CH 89 X CH 89 1-1 ② G6-3	3 0 0 1	0 0 0 0	1 0 0 0	0 0 0 0	0 0 0 0	0 0 0 0	0 0 0 1
35 Brandon Crawford, L (1, 6) OBP: 0.301, SLG: 0.363 7 Donovan Solano, R (7, PH) OBP: 0.364, SLG: 0.459 (7, 4)		D SI 93 1 SAFE B SI 92 B SI 92 B SI 92 4-0 1-2 BB			B SI 90 B SL 85 B SI 91 B SI 92 4-1 49 FC5-4 BB		S FF 96 F FF 97 B CH 89 F CH 89 F CH 89 X FF 96 1-2 ③ F8		C CU 84 F FF 98 X CU 86 0-2 ③ G5-3	0 2	0 0	0 0	0 0	2 0	0 0	0 1
49 Jaylin Davis, R (1, 9) OBP: 0.286, SLG: 0.167		C SI 93 X SI 94 0-1 ② L3			F SI 91 F SI 92 D SL 86 X SL 88 1-2 ① FC5-4 19 FC6-4 1-2f			S FF 96 X CH 89 0-1 ① G4-3		3	0	0	0	0	0	3
19 Mauricio Dubón, R (1, 4) OBP: 0.238, SLG: 0.429 (7, 6)		D SL 89 X SI 93 1-0 ③ G6-3			B SI 93 C SI 92 F SI 93 F SI 94 X SL 88 1-2 ② FC6-4 1-2f			C CH 88 F SI 96 F FF 97 X CU 85 0-2 26 1B 1B		3	0	1	0	0	0	3
62 Logan Webb, R (1, 1) 61 Burch Smith, R (3, 1) 26 Chris Shaw, L (5, PH) OBP: 0.200, SLG: 0.200 (5, 3)			B SI 91 C SI 92 S SI 91 B SL 86 X SI 93 2-2 ① G5-3		B SI 92 C FF 93 B SI 93 S SL 88 B SL 88 X SL 87 3-2 ③ G3			S FF 97 B FF 98 C CU 85 X FF 98 1-2 1-2 1B		1 0 2	0 0 0	0 0 1	0 0 0	0 0 0	0 0 1	0 0 0
Inning Stats	R: 0 H: 0 E: 0 LOB: 0 K: 1 BB: 0 S: 10 P: 16	R: 0 H: 1 E: 0 LOB: 2 K: 0 BB: 1 S: 10 P: 20	R: 0 H: 0 E: 0 LOB: 0 K: 0 BB: 0 S: 10 P: 13	R: 0 H: 0 E: 0 LOB: 0 K: 0 BB: 0 S: 6 P: 9	R: 0 H: 0 E: 0 LOB: 1 K: 0 BB: 1 S: 11 P: 20	R: 0 H: 0 E: 0 LOB: 0 K: 1 BB: 0 S: 11 P: 19	R: 0 H: 0 E: 0 LOB: 0 K: 1 BB: 0 S: 9 P: 11	R: 0 H: 2 E: 0 LOB: 2 K: 2 BB: 0 S: 16 P: 19	R: 0 H: 1 E: 0 LOB: 1 K: 0 BB: 0 S: 7 P: 9	1B: 4 2B: 0 3B: 0 HR: 0	SF: 0 SAC: 0 DP: 0 HBP: 0					

TOP

San Francisco Giants @ St. Louis Cardinals

Busch Stadium, St. Louis, MO

Thu Sep 05 2019, 12:16 PM - 3:09 PM CDT

Att. 36,800 - Partly Cloudy - 76 F

livebaseballscorecards.com

AB	31
R	0
H	4
RBI	0
BB	2
SO	5
LOB	14

PITCHER		IP	WLS	BF	H	R	ER	SO	BB	IBB	HBP	BLK	WP	HR	S	P	ERA	WHIP
43 Dakota Hudson, R ERA: 3.4	(1, 1)	6.0	W	21	1	0	0	2	2	0	0	0	0	0	58	97	0.00	0.500
61 Génesis Cabrera, L ERA: 4.91	(7, 1)	3.0	S	12	3	0	0	3	0	0	0	0	0	0	32	39	0.00	1.000

PITCHER	IP	WLS	BF	H	R	ER	SO	BB	IBB	HBP	BLK	WP	HR	S	P	ERA	WHIP

Batter	1	2	3	4	5	6	7	8	9	AB	R	H	RBI	BB	SO	LOB
19 Tommy Edman, S (1, 9) OBP: 0.311, SLG: 0.432	B FF 93 B FF 94 X FF 93 2-0 16 G4-3 46 1B 2B	1 SAFE B ST 81 B CH 84 D SI 92 X SI 90 3-0 ③ G4-3 1-2	F FF 92 X FF 92 0-1 E6 1-2 3-H		C SL 88 B FF 97 B CH 88 S CH 88 F FF 96 C FF 96 2-3 ③ K		X FF 92 0-0 ③ P6			5	1	1	0	0	1	6
16 Kolten Wong, L (1, 4) OBP: 0.367, SLG: 0.429 63 Edmundo Sosa, R (8, PH) OBP: 0.250, SLG: 0.250 (9, 4)	B FF 93 B FF 93 F SI 91 X SI 91 2-1 G4-3 2-3 ①		F FF 92 X ST 81 0-1 12 F6 46 1B 4 1B 1B B FF 91 B FF 92 X CH 82 2-0 ③ P6			B FF 93 X CH 87 1-0 P5 ①		X FF 91 0-0 G1 ①	4 1	1 0	1 0	0 0	0 0	0 0	3 0
46 Paul Goldschmidt, R (1, 3) OBP: 0.337, SLG: 0.465 34 Yairo Muñoz, R (8, PH) OBP: 0.291, SLG: 0.358 (9, 6)	B SI 92 B CH 86 X CH 86 2-0 12 HR 3-H 1B		1 SAFE B SI 90 C FF 92 X SI 90 1-1 4 1B 13 1B 1-2 1B	B CU 76 X FF 91 1-0 ① F9		C FF 95 B SL 88 B SL 85 S SL 87 B FF 93 B SL 87 4-2 BB		C FF 93 S FF 91 X FF 93 0-2 ② G6-3	3 1	2 0	2 0	1 0	1 0	0 0	0 0
23 Marcell Ozuna, R (1, 7) OBP: 0.332, SLG: 0.496 41 Tyler O'Neill, R (8, 7) OBP: 0.315, SLG: 0.430	F ST 82 1 SAFE F SI 92 B FF 94 F FF 94 S ST 81 1-3 ② K		X ST 80 0-0 ① L7	C FF 92 C FF 94 F FF 94 B FF 94 B CU 80 B SL 86 X SI 92 3-2 G4-3 ②	C SL 86 B FF 94 F FF 94 F SL 87 B SI 94 F SL 86 T SL 88 2-2 ② K			B FF 91 F FF 94 B SL 83 S SL 82 B SL 82 F FF 93 X FF 93 3-2 47 HR 2B	4 1	0 1	0 1	0 0	0 0	2 0	4 0
12 Paul DeJong, R (1, 6) OBP: 0.327, SLG: 0.459 47 Rangel Ravelo, R (8, PH) OBP: 0.280, SLG: 0.458 (9, 3)	C ST 81 X FF 92 0-1 1-H HR		F CH 85 B ST 81 X SI 92 1-1 ② F9 2-3	X FF 94 0-0 ③ P2		B FF 93 B FF 92 T SL 86 F SL 87 S SL 89 2-3 ③ K		B FF 92 F FF 94 X FF 92 1-1 2-H HR	4 1	1 1	1 1	2 2	0 0	1 0	3 0
4 Yadier Molina, R (1, 2) OBP: 0.314, SLG: 0.410 7 Andrew Knizner, R (7, PH) OBP: 0.288, SLG: 0.383 (8, 2)	B FF 94 B ST 83 S FF 93 B FF 93 X SI 91 3-1 ③ G6-3		B SI 90 C FF 92 C FF 92 D ST 81 B FF 93 X CH 84 3-2 66 BB 13 1B 43 1B 1-3 3-H 1B		B SL 86 X SI 96 1-0 ① P4		C FF 90 B SL 86 X CH 85 1-1 13 BB 1B	B FF 94 C FF 94 C SL 81 B FF 94 B SL 82 B FF 92 4-2 BB	3 1	1 0	1 1	1 0	0 1	0 0	0 0
13 Matt Carpenter, L (1, 5) OBP: 0.332, SLG: 0.371		C FF 92 B FF 92 B CH 85 S CH 84 F CH 85 F CH 84 B FF 94 F CH 85 F CH 84 B SI 92 4-2 66 FC5-4 BB	C FF 92 X FF 91 0-1 66 BB 43 1B 1-2 3-H 1B		X CH 89 0-0 43 SH3-4 66 BB 1B		B FF 92 B SL 83 B FF 92 C FF 92 B FF 90 4-1 1-2 BB	C FF 92 S FF 92 B FF 94 X CH 89 1-2 ③ G4-3	3	1	2	1	2	0	1
66 Randy Arozarena, R (1, 8) OBP: 0.385, SLG: 0.364		F SI 92 F SI 92 F ST 81 F ST 81 X CH 85 0-2 ① FC5-4 19 S 1-2f	B CH 84 B SI 90 S CH 83 B ST 82 B ST 80 4-1 43 1B 19 E 1-2 2-3 BB		B SI 97 C CH 88 1 SAFE F CH 88 D SL 88 B SI 97 B CH 88 4-2 43 SH3-4 1-2 BB		S FF 92 B SL 83 C FF 91 S CH 82 1-3 ① K		2	1	0	0	2	1	3
43 Dakota Hudson, R (1, 1) OBP: 0.089, SLG: 0.068 61 Génesis Cabrera, L (7, 1)		1 SAFE L FF 91 F FF 91 M ST 80 0-3 ② K	C FF 92 X FF 93 0-1 19 E 1-3 2-H 3-H 1B		X FF 95 0-0 ② SH3-4 1-2 2-3		C FF 91 B FF 92 B FF 91 S FF 90 T FF 91 2-2 ② K		2 1	0 0	1 0	2 0	0 0	1 1	1 2
Inning Stats	R: 3 E: 0 K: 1 S: 12 H: 3 LOB: 0 BB: 0 P: 22	R: 0 E: 0 K: 1 S: 14 H: 0 LOB: 1 BB: 1 P: 21	R: 5 E: 1 K: 0 S: 18 H: 5 LOB: 2 BB: 1 P: 29	R: 0 E: 0 K: 0 S: 5 H: 0 LOB: 0 BB: 0 P: 9	R: 0 E: 0 K: 1 S: 9 H: 1 LOB: 2 BB: 1 P: 16	R: 0 E: 0 K: 2 S: 11 H: 0 LOB: 1 BB: 1 P: 20	R: 0 E: 0 K: 2 S: 10 H: 1 LOB: 2 BB: 1 P: 18	R: 2 E: 0 K: 0 S: 15 H: 2 LOB: 1 BB: 1 P: 24		1B: 8 2B: 2 3B: 0 HR: 2 SF: 0 SAC: 1 DP: 0 HBP: 0					

PITCHER		IP	WLS	BF	H	R	ER	SO	BB	IBB	HBP	BLK	WP	HR	S	P	ERA	WHIP
62 Logan Webb, R ERA: 6.5	(1, 1)	2.2	L	18	8	8	7	2	2	0	0	0	0	1	41	67	23.62	3.750
61 Burch Smith, R ERA: 7.07	(3, 1)	1.1		5	0	0	0	0	0	0	0	0	0	0	8	14	0.00	0.000
65 Sam Coonrod, R ERA: 2.49	(5, 1)	1.0		5	1	0	0	1	1	0	0	0	0	0	9	16	0.00	2.000
64 Shaun Anderson, R ERA: 5.28	(6, 1)	1.0		4	0	0	0	2	1	0	0	0	0	0	11	20	0.00	1.000
51 Conner Menez, L ERA: 6.43	(7, 1)	1.0		5	1	0	0	2	1	0	0	0	0	0	10	18	0.00	2.000

PITCHER		IP	WLS	BF	H	R	ER	SO	BB	IBB	HBP	BLK	WP	HR	S	P	ERA	WHIP
45 Kyle Barraclough, R ERA: 6.83	(8, 1)	1.0		6	2	2	2	0	1	0	0	0	0	1	15	24	18.00	3.000

BOTTOM

San Francisco Giants @ St. Louis Cardinals

Busch Stadium, St. Louis, MO

Thu Sep 05 2019, 12:16 PM - 3:09 PM CDT

Att. 36,800 - Partly Cloudy - 76 F

livebaseballscorecards.com

AB	36
R	10
H	12
RBI	9
BB	6
SO	7
LOB	23

Batter	1	2	3	4	5	6	7	8	9	AB	R	H	RBI	BB	SO	LOB
7 Donovan Solano, R (1, 4) OBP: 0.360, SLG: 0.452	X FF 90 0-0 10 BB 1 1B 1B	D SL 89 D SL 86 F FF 91 F FF 91 S SL 86 2-3 ② K		C FF 91 C CH 88 B CU 74 X SL 86 1-2 ③ G5-3	C SI 94 S SI 94 F SI 94 S SL 85 0-3 ③ K			C FC 90 X CU 82 0-1 ③ L8		5	0	1	0	0	2	4
53 Austin Slater, R (1, 9) OBP: 0.385, SLG: 0.500	C FF 91 D CU 73 F SL 87 X SL 87 1-2 ① L6	C CU 73 F FF 91 S CU 74 0-3 ③ K			B FF 89 C FF 89 B FF 90 C FF 90 B CU 72 X SL 86 3-2 10 G3-1 1 BB 5 2B 1B	C CU 83 F FF 94 B SL 88 B FF 94 C SL 88 2-3 ① K			B FF 95 S FF 95 S FF 95 X SL 87 1-2 ① L6	5	1	1	0	0	2	3
1 Kevin Pillar, R (1, 8) OBP: 0.292, SLG: 0.457	B FF 90 F SL 88 B FF 90 X CU 73 2-1 10 BB 1-2 1B	B FF 90 X FF 90 1-0 28 G6-4-3 10 1B 1B			C CU 74 F FF 91 B FF 90 F FF 91 F SL 87 F CU 74 B FF 92 F SL 87 F FF 91 4-2 F SL 85 D CH 88 1 SAFE B FF 91 10 G3-1 5 2B 1-2 BB	B FF 93 F SL 87 S FF 92 S FF 93 1-3 ② K			F FF 96 F SL 86 F SL 88 B FF 96 F FF 97 F SL 87 X FF 96 1-2 ② P2	4	1	2	0	1	1	0
10 Evan Longoria, R (1, 5) OBP: 0.327, SLG: 0.460	D SL 87 B SL 86 F FF 91 S FF 90 F SL 84 B FF 91 F SL 86 B FF 89 4-2 1-2 2-3 BB	C FF 90 F SL 86 1 SAFE B FF 91 X SL 87 1-2 28 G6-4-3 1-2 1B			C SL 87 B SL 87 C FF 94 X SL 89 1-2 ① G3-1 1-2 2-3	C FF 83 F SL 86 B SL 86 X FF 94 1-2 ③ F8			B FF 96 B SL 87 B FF 95 C FF 94 X FF 95 3-1 ③ F8	4	0	1	0	1	0	2
28 Buster Posey, R (1, 2) OBP: 0.323, SLG: 0.370	D SL 86 B FF 90 S SL 86 S SL 87 1-3 ② K	F FF 91 B FF 90 F SL 86 D SL 86 B FF 91 F FF 91 X FF 91 3-2 ① ② G6-4-3 1-2f 2-3			0-0 5 2B 19 1B IBB		S CU 81 B SL 86 B FF 93 X SL 86 2-1 ① F9			3	1	0	0	1	1	5
37 Joey Rickard, R (1, 7) OBP: 0.311, SLG: 0.361 5 Mike Yastrzemski, L (5, PH) OBP: 0.322, SLG: 0.535 (5, 7)	F FF 91 F FF 90 F SL 85 F CU 71 S FF 90 0-3 ③ K	C CU 71 F FF 90 C FF 91 0-3 ③ K			B SI 96 C SI 94 F SL 87 F SL 88 B SL 86 F FF 95 F SL 87 X FF 95 2-2 19 1B 1-3 2-H 3-H 2B		C SI 88 F SI 89 S SI 89 0-3 ② K			2	0	0	0	0	2	4
										2	1	1	2	0	1	0
16 Aramis Garcia, R (1, 3) OBP: 0.231, SLG: 0.391 9 Brandon Belt, L (5, PH) OBP: 0.337, SLG: 0.393 (5, 3)		B FF 90 F FF 90 S SL 87 B CU 74 B FF 90 F SL 86 B SL 86 4-2 19 2B BB		B FF 90 B SL 86 F SL 87 C FF 91 F CU 74 C SL 86 2-3 ① K	0-0 19 1B IBB		C SL 77 X SL 77 0-1 ③ P6			1	0	0	0	1	1	0
										1	0	0	0	1	0	0
19 Mauricio Dubón, R (1, 6) OBP: 0.320, SLG: 0.640		D FF 91 1 SAFE S SL 87 F FF 90 F SL 85 F CU 74 X FF 90 1-2 1-3 2B		B FF 90 X SL 85 1-0 HR	S FF 94 F SI 94 X SL 87 0-2 1-2 2-H 3-H 1B			X SI 94 0-0 ① G5-3		4	1	3	3	0	0	0
29 Jeff Samardzija, R (1, 1) OBP: 0.106, SLG: 0.149 71 Tyler Rogers, R (7, 1) 26 Chris Shaw, L (8, PH) OBP: 0.167, SLG: 0.167 50 Fernando Abad, L (8, 1) 74 Jandel Gustave, R (8, 1) 13 Will Smith, R (9, 1) OBP: 1.000, SLG: 1.000		X FF 91 0-0 ① G6-3		C FF 91 B SL 88 S SL 86 B FF 90 X SL 84 2-2 ② G5-3	C SI 93 L SI 94 L SL 86 0-3 ② K			S CU 82 B CU 80 F FC 92 B CU 82 B FC 91 S CU 82 3-3 ② K		3	0	0	0	0	1	4
										0	0	0	0	0	0	0
										1	0	0	0	0	1	0
										0	0	0	0	0	0	0
										0	0	0	0	0	0	0
										0	0	0	0	0	0	0

TOP

San Francisco Giants @ Los Angeles Dodgers
Dodger Stadium, Los Angeles, CA
Fri Sep 06 2019, 7:10 PM - 10:32 PM PDT
Att. 53,317 - Clear - 81 F

livebaseballscorecards.com

AB	35
R	5
H	9
RBI	5
BB	5
SO	12
LOB	22

Inning Stats	1	2	3	4	5	6	7	8	9
	R: 0 E: 0 K: 2 S: 18 H: 2 LOB: 3 BB: 1 P: 26	R: 0 E: 0 K: 2 S: 15 H: 1 LOB: 2 BB: 1 P: 22	R: 0 E: 0 K: 1 S: 11 H: 2 LOB: 1 BB: 0 P: 16	R: 1 E: 0 K: 1 S: 11 H: 1 LOB: 0 BB: 0 P: 17	R: 4 E: 0 K: 2 S: 30 H: 3 LOB: 2 BB: 3 P: 40	R: 0 E: 0 K: 2 S: 9 H: 0 LOB: 0 BB: 0 P: 13	R: 0 E: 0 K: 1 S: 7 H: 0 LOB: 0 BB: 0 P: 9	R: 0 E: 0 K: 1 S: 6 H: 0 LOB: 0 BB: 0 P: 9	R: 0 E: 0 K: 0 S: 11 H: 0 LOB: 0 BB: 0 P: 16

| | | | | | | | | | |

BOTTOM

Batter	1	2	3	4	5	6	7	8	9	AB	R	H	RBI	BB	SO	LOB
31 Joc Pederson, L (1, 9) OBP: 0.338, SLG: 0.539 14 Enrique Hernández, R (8, PH) OBP: 0.312, SLG: 0.433 (9, 9)	C FF 89 B FC 89 F SL 84 F FF 92 X SL 86 1-2 5 FC3-6 1B		F FC 90 F FC 87 X FF 93 0-2 ② L8			B FF 92 F SL 85 X SL 85 1-1 35 1B 2B		X CH 71 0-0 ① P6		3 1	1 0	2 0	0 0	0 0	0 0	0 0
5 Corey Seager, L (1, 6) OBP: 0.332, SLG: 0.449	B SI 91 F SL 86 B FC 90 B SL 86 X SI 93 3-1 ① FC3-6 1-2f		X FC 87 0-0 ③ F7			F FF 92 F FS 82 X FC 89 0-2 ① F7		C SI 96 B KC 82 C SI 96 B KC 80 S CH 77 2-3 ② K		4	0	0	0	0	1	2
10 Justin Turner, R (1, 5) OBP: 0.369, SLG: 0.516	B SI 93 F SI 93 X SI 92 1-1 ② P4			B SL 85 B SL 86 C FC 88 C SL 85 B SI 94 F SI 93 F FC 89 X SL 86 3-2 ① F7		B SL 86 X SI 93 1-0 ② G6-3		S FF 95 X SL 87 0-1 ③ G6-3		4	0	0	0	0	0	2
35 Cody Bellinger, L (1, 8) OBP: 0.411, SLG: 0.648	B FC 90 D FC 88 F FF 93 B SI 93 F FC 90 S FF 94 3-3 ③ K			C SL 84 F FF 94 F FF 93 B FC 90 B FC 88 X FF 92 2-2 ② P4		S FF 92 F FF 93 X FF 92 0-2 2-H 1B			B SL 80 F FF 93 B SL 81 C FF 94 S FF 94 2-3 ① K	4	0	1	1	0	2	1
45 Matt Beaty, L (1, 3) OBP: 0.333, SLG: 0.484 25 David Freese, R (9, PH) OBP: 0.405, SLG: 0.618		C SI 91 X FC 90 0-1 ① F9		F FC 87 F FF 93 X FC 90 0-2 ③ G4-3		C FC 88 X FF 92 0-1 ③ G3			C CU 76 X CU 76 0-1 ② F9	3 1	0 0	0 0	0 0	0 0	0 0	1 0
11 AJ Pollock, R (1, 7) OBP: 0.326, SLG: 0.482		C SL 86 X SI 93 0-1 HR			B SI 92 S SL 86 B SI 92 B SL 85 C FC 88 F SI 93 X SI 93 3-2 HR		X SI 83 0-0 ① L9		X FF 92 0-0 HR	4	3	3	3	0	0	0
48 Gavin Lux, L (1, 4) OBP: 0.250, SLG: 0.267 65 Casey Sadler, R (8, 1) 76 Josh Sborz, R (9, 1) 55 Russell Martin, R (9, PH) OBP: 0.344, SLG: 0.335 9 Kristopher Negrón, R (9, PR) OBP: 0.297, SLG: 0.348		S SL 86 C SL 86 X FF 93 0-2 ② G3-1			B FS 82 X SL 86 1-0 ① G3		B SI 83 B SI 82 C SI 83 B SL 73 B SI 82 4-1 BB		B CU 76 B CU 76 B FF 93 C FF 92 F FF 93 D SL 84 4-2 BB	2 0 0 0 0	0 0 0 0 0	0 0 0 0 0	0 0 0 0 0	1 0 0 1 0	0 0 0 0 0	0 0 0 0 0
16 Will Smith, R (1, 2) OBP: 0.338, SLG: 0.640	C FF 93 B FC 89 C FF 93 B FC 90 S FF 94 2-3 ③ K				C FC 90 F FC 89 B FF 94 B FC 88 F SI 92 X FF 94 2-2 ② F9		B SI 83 C SI 82 C SL 73 S SL 74 1-3 ② K		B FF 92 B FF 93 B FF 93 1 SAFE C FF 94 F FF 93 1 SAFE S SL 84 3-3 ③ K2-3	4	0	0	0	0	3	2
22 Clayton Kershaw, L (1, 1) OBP: 0.133, SLG: 0.136 51 Dylan Floro, L (5, 1) 26 Jedd Gyorko, R (5, PH) OBP: 0.271, SLG: 0.286 63 Yimi García, R (6, 1) 56 Adam Kolarek, L (7, 1) 3 Chris Taylor, R (7, PH) OBP: 0.338, SLG: 0.479 (8, 4)			C FF 90 B SL 85 B SI 91 C FC 90 S FF 91 2-3 ① K		B FF 93 F FF 93 B FF 93 S FC 89 F FF 94 X FC 90 2-2 ③ P3		C SI 84 F SI 84 C SL 74 0-3 ③ K			1 0 1 0 0 0 1	0 0 0 0 0 0 0	0 0 0 0 0 0 0	0 0 0 0 0 0 0	0 0 0 0 0 0 0	1 0 0 0 0 0 1	0 0 0 0 0 0 1

Inning Stats																								
	R: 0 E: 0 K: 1 S: 11	H: 1 LOB: 1 BB: 0 P: 19	R: 1 E: 0 K: 1 S: 10	H: 1 LOB: 0 BB: 0 P: 12	R: 0 E: 0 K: 1 S: 7	H: 0 LOB: 0 BB: 0 P: 9	R: 0 E: 0 K: 0 S: 12	H: 0 LOB: 0 BB: 0 P: 17	R: 1 E: 0 K: 0 S: 13	H: 1 LOB: 0 BB: 0 P: 21	R: 1 E: 0 K: 0 S: 11	H: 2 LOB: 1 BB: 0 P: 13	R: 0 E: 0 K: 2 S: 8	H: 0 LOB: 1 BB: 1 P: 13	R: 0 E: 0 K: 1 S: 6	H: 0 LOB: 0 BB: 0 P: 8	R: 1 E: 0 K: 2 S: 11	H: 1 LOB: 1 BB: 1 P: 20	1B: 2 2B: 1 3B: 0 HR: 3	SF: 0 SAC: 0 DP: 0 HBP: 0	WP: 0 PB: 0 SB: 0 CS: 0	PA: 35	

PITCHER		IP	WLS	BF	H	R	ER	SO	BB	IBB	HBP	BLK	WP	HR	S	P	ERA	WHIP
29 Jeff Samardzija, R ERA: 3.64	(1, 1)	6.0	W	23	5	3	3	3	0	0	0	0	0	2	64	91	4.50	0.833
71 Tyler Rogers, R ERA: 1.35	(7, 1)	1.0	H	4	0	0	0	2	1	0	0	0	0	0	8	13	0.00	1.000
50 Fernando Abad, L ERA: 3.52	(8, 1)	0.2	H	2	0	0	0	1	0	0	0	0	0	0	4	6	0.00	0.000
74 Jandel Gustave, R ERA: 1.96	(8, 1)	0.1	H	1	0	0	0	0	0	0	0	0	0	0	2	2	0.00	0.000
13 Will Smith, L ERA: 3.0	(9, 1)	1.0	S	5	1	1	1	2	1	0	0	0	0	1	11	20	9.00	2.000

PITCHER	IP	WLS	BF	H	R	ER	SO	BB	IBB	HBP	BLK	WP	HR	S	P	ERA	WHIP

San Francisco Giants @ Los Angeles Dodgers

Dodger Stadium, Los Angeles, CA

Fri Sep 06 2019, 7:10 PM - 10:32 PM PDT

Att. 53,317 - Clear - 81 F

livebaseballscorecards.com

AB	33
R	4
H	6
RBI	4
BB	2
SO	8
LOB	9

Batter	1	2	3	4	5	6	7	8	9	AB	R	H	RBI	BB	SO	LOB
5 Mike Yastrzemski, L (1, 7) OBP: 0.326, SLG: 0.533	C FF 93 S FS 87 X FS 87 0-2 21 1B 10 BB 1 G5-3 1B	B CU 80 B FS 87 B FS 87 B FF 92 4-0 BB			B FF 95 S FF 95 F FF 95 F CU 78 S FF 96 1-3 ① K		C KC 88 C FF 99 S KC 90 0-3 ① K		1 SAFE B FC 91 B FC 90 1 SAFE S FC 91 B FC 90 S FC 90 B FC 91 4-2 1-2 BB	3	1	1	0	2	2	1
9 Brandon Belt, L (1, 3) OBP: 0.338, SLG: 0.394	B FF 93 C CU 81 F FF 94 B SL 89 B FF 95 X FF 94 3-2 ① P6	B CU 80 X FF 93 1-0 ③ F8			C CU 78 F FF 96 X CU 80 0-2 2B		C KC 87 B KC 86 C SI 99 B KC 87 D KC 89 B SI 99 4-2 10 G6-4-3 1-2 BB		B FC 91 X FC 92 1-0 ② F4	4	0	1	0	1	0	4
10 Evan Longoria, R (1, 5) OBP: 0.328, SLG: 0.456	B FF 95 T SL 89 B SL 89 1 SAFE S FS 86 D FS 87 F FF 94 B FF 94 4-2 1 G5-3 21 1B 1-2 BB	B SL 87 S FS 85 S FS 86 F SL 88 F FF 93 X FS 87 1-2 ① L8			B FF 95 S FF 96 B FF 96 B CU 78 B FF 96 4-1 BB		C KC 88 X KC 88 0-1 ②③ G6-4-3 1-2f		S FC 94 B FC 94 S SI 92 X SI 93 1-2 ③ L6	3	0	0	0	2	0	4
21 Stephen Vogt, L (1, 2) OBP: 0.323, SLG: 0.502	B FF 93 B FF 93 F FF 93 F SL 90 F FF 93 F SL 89 X FF 94 2-2 1 G5-3 1-2 2-3 1B	C FS 87 F FF 93 B FS 88 S SL 88 1-3 ② K			F FF 95 B FF 96 B CU 78 S FF 96 S FF 95 2-3 ② K			F FF 94 X CH 86 0-1 53 S 1B		4	0	2	0	0	2	2
1 Kevin Pillar, R (1, 8) OBP: 0.290, SLG: 0.453	F FS 87 F FF 93 B SL 89 F FS 87 X FF 91 1-2 ② G5-3 1-2 2-3 3-H	C FF 93 F FS 86 F FS 86 F SL 90 X FF 94 0-2 ③ F9			B FF 92 X FF 93 1-0 ③ G4-3			F SL 85 X CH 86 0-1 ① P3		4	0	0	1	0	0	5
35 Brandon Crawford, L (1, 6) OBP: 0.301, SLG: 0.360	B FF 93 C FF 94 B CU 81 B FS 87 B FF 93 4-1 BB			C CU 80 F FS 86 B SL 89 B FS 87 B FF 92 S FS 86 3-3 ① K		F FF 97 C FF 98 S FC 93 0-3 ① K		B CH 87 T FF 96 X CH 85 1-1 ② L9		3	0	0	0	1	2	1
53 Austin Slater, R (1, 9) OBP: 0.375, SLG: 0.485	C FF 93 B CU 80 B FF 92 S FF 93 F FF 93 T FS 86 2-2 ③ K			S FF 93 F FF 93 B SL 89 S FS 87 1-3 ② K		C SI 98 B SI 98 B FC 94 X SI 98 2-1 ② G3		B FF 96 F FF 94 S CH 85 B FF 96 B FF 96 S FF 96 3-3 ③ K 1-2		4	0	0	0	0	3	4
19 Mauricio Dubón, R (1, 4) OBP: 0.345, SLG: 0.607		C FF 93 B FF 92 F FF 92 F FS 86 B SL 90 B FF 94 X FF 94 3-2 ① F8		B SL 86 F SL 89 B FS 86 B FF 93 B FF 93 4-1 BB		B SI 98 X SI 98 1-0 ③ G1-3			S FC 91 S FC 91 F FC 92 F SI 92 B SL 84 X FC 93 1-2 5 S 1B	3	0	1	0	1	0	0
38 Tyler Beede, R 64 Shaun Anderson, R 46 Corbin Joseph, L 71 Tyler Rogers, R 59 Andrew Suárez, L 65 Sam Coonrod, R 50 Fernando Abad, L 26 Chris Shaw, L 74 Jandel Gustave, R		S FF 92 B SL 89 X FF 93 1-1 ② F8		S FF 92 S SL 89 S SL 88 0-3 ③ K			B SI 98 C KC 88 B KC 88 C SI 98 B KC 88 B SI 99 4-2 9 BB BB		1 SAFE C FC 90 F SL 82 1 SAFE S FC 91 0-3 ① K						
Inning Stats	R: 1 E: 0 K: 1 S: 23 H: 2 LOB: 3 BB: 2 P: 39	R: 0 E: 0 K: 0 S: 7 H: 0 LOB: 1 BB: 1 P: 16	R: 0 E: 0 K: 1 S: 13 H: 0 LOB: 0 BB: 0 P: 15	R: 0 E: 0 K: 3 S: 10 H: 0 LOB: 1 BB: 1 P: 18	R: 0 E: 0 K: 2 S: 12 H: 1 LOB: 2 BB: 1 P: 20	R: 0 E: 0 K: 1 S: 6 H: 0 LOB: 0 BB: 0 P: 9	R: 0 E: 0 K: 1 S: 9 H: 0 LOB: 1 BB: 2 P: 17	R: 0 E: 0 K: 1 S: 9 H: 1 LOB: 1 BB: 0 P: 13	R: 0 E: 0 K: 1 S: 14 H: 1 LOB: 2 BB: 1 P: 21	1B: 4 2B: 1 3B: 0 HR: 0 SF: 0 SAC: 0 DP: 1 HBP: 0						WP: 0 PB: 0 SB: 2 CS: 0 PA: 39

PITCHER		IP	WLS	BF	H	R	ER	SO	BB	IBB	HBP	BLK	WP	HR	S	P	ERA	WHIP
46 Tony Gonsolin, R ERA: 2.81	(1, 1)	4.0	L	18	2	1	1	5	4	0	0	0	0	0	53	88	2.25	1.500
64 Caleb Ferguson, L ERA: 4.62	(5, 1)	0.2		4	1	0	0	2	1	0	0	0	0	0	11	18	0.00	3.000
63 Yimi García, R ERA: 3.53	(5, 1)	0.1		1	0	0	0	0	0	0	0	0	0	0	1	2	0.00	0.000
85 Dustin May, R ERA: 4.91	(6, 1)	1.0		3	0	0	0	1	0	0	0	0	0	0	6	9	0.00	0.000
17 Joe Kelly, R ERA: 4.47	(7, 1)	1.0		4	0	0	0	1	2	0	0	0	0	0	9	17	0.00	2.000
52 Pedro Báez, R ERA: 3.27	(8, 1)	1.0		4	1	0	0	1	0	0	0	0	0	0	9	13	0.00	1.000
74 Kenley Jansen, R ERA: 3.79	(9, 1)	1.0		5	1	0	0	1	1	0	0	0	0	0	14	21	0.00	2.000

TOP

San Francisco Giants @ Los Angeles Dodgers

Dodger Stadium, Los Angeles, CA

Sat Sep 07 2019, 6:12 PM - 9:33 PM PDT

Att. 53,870 - Clear - 81 F

livebaseballscorecards.com

AB	31
R	1
H	5
RBI	1
BB	8
SO	11
LOB	23

BOTTOM

Batter	1	2	3	4	5	6	7	8	9	AB	R	H	RBI	BB	SO	LOB
31 Joc Pederson, L (1, 9) OBP: 0.338, SLG: 0.537	B FF 94 F FF 94 B CU 82 X FF 95 2-1 G6-3		B FF 95 C CH 83 B SL 88 S FF 95 B SL 88 S CH 85 3-3 K		B FF 93 B SL 86 B CH 84 F FF 94 C FF 95 X FF 95 3-2 10 BB 1-2 1B		C SL 89 C CH 88 B CH 88 F SL 87 X SI 95 1-2 G6-3			3	0	1	0	0	1	0
26 Jedd Gyorko, R (7, PH) OBP: 0.267, SLG: 0.282										1	0	0	0	0	0	0
52 Pedro Báez, R (8, 1)										0	0	0	0	0	0	0
74 Kenley Jansen, S (9, 1)										0	0	0	0	0	0	0
5 Corey Seager, L (1, 6) OBP: 0.329, SLG: 0.445	X FF 95 0-0 L7		S SL 87 F CH 86 X FF 95 0-2 L7		B CH 84 B CH 83 X FF 94 2-0 L7			T SL 89 X SL 86 0-1 L9		4	0	0	0	0	0	2
10 Justin Turner, R (1, 5) OBP: 0.370, SLG: 0.514	B FF 95 C FF 95 B FF 95 B CH 86 F FF 95 C FF 95 3-3 K		C CU 80 B CU 80 F FF 95 B FF 94 S CU 81 2-3 K2-3		B CH 83 F FF 95 S CU 82 D CU 82 B FF 95 B CH 84 4-2 1-2 2-3 BB			C SL 85 B SL 87 B SI 97 H SI 98 3-1 35 G3-6-3 HBP		2	0	0	0	1	2	0
9 Kristopher Negrón, R (8, PR) OBP: 0.297, SLG: 0.348 (9, 5)										0	0	0	0	0	0	0
35 Cody Bellinger, L (1, 3) OBP: 0.411, SLG: 0.646		B CU 82 B CH 84 B FF 96 B FF 96 4-0 16 1B 48 BB BB	C CH 85 B FF 97 X FF 95 1-1 48 FC4-6 1B	B FF 96 B CH 84 F FF 95 X FF 95 2-1 F7		C SI 93 X KC 79 0-1 G3-6-3 1-2f			3	0	1	0	1	0	4
11 AJ Pollock, R (1, 7) OBP: 0.325, SLG: 0.476		1 SAFE C FF 95 F SL 88 B FF 94 1 SAFE S SL 87 1-3 K	B FF 94 1 SAFE C SL 86 X SL 87 1-1 L5		B CU 81 B SI 93 C SI 93 S SL 89 S SL 89 2-3 K				C SL 85 B SL 86 B SL 87 S SI 96 B SI 97 F SL 87 B FF 96 4-2 14 G5-4-3 BB	3	0	0	0	1	2	2
48 Gavin Lux, L (1, 4) OBP: 0.250, SLG: 0.222	C SL 86 B FF 94 1 SAFE B CH 85 B FF 95 B FF 94 4-1 16 1B 1-2 BB		X CH 84 0-0 FC4-6 1-2f		S SL 88 B FF 96 B FF 94 F SL 89 B SL 89 X SL 88 3-2 F8				B SI 96 S FF 96 F FF 96 X FF 96 1-2 L8	3	0	0	0	1	0	2
14 Enrique Hernández, R (1, 8) OBP: 0.309, SLG: 0.429 (8, 9)	X SL 88 0-0 L8		B CU 81 S SL 87 F FF 95 1 SAFE 1 SAFE X SL 88 1-2 F8		B SL 88 S FF 96 B FF 95 S FF 95 S FF 96 2-3 K			S SI 97 X SI 96 0-1 G5-4-3 1-2f		4	0	0	0	0	1	4
16 Will Smith, R (1, 2) OBP: 0.345, SLG: 0.641		B CU 81 C FF 95 D CU 82 X CH 84 2-1 1-2 2-3 1B			C FF 93 B CU 79 X FF 93 1-1 10 BB 31 1B 1B		C SI 82 X SI 82 0-1 G6-3			3	0	2	0	0	0	0
46 Tony Gonsolin, R (1, 1) OBP: 0.250, SLG: 0.250	C SL 87 C SL 88 S SL 88 0-3 K				X SL 86 0-0 P6		X SI 84 0-0 G1-3			1	0	0	0	0	1	3
64 Caleb Ferguson, R (5, 1) OBP: 0.000, SLG: 1.000										0	0	0	0	0	0	0
63 Yimi García, R (5, 1)										0	0	0	0	0	0	0
45 Matt Beaty, L (5, PH) OBP: 0.332, SLG: 0.481										1	0	0	0	0	0	1
85 Dustin May, R (6, 1) OBP: 0.100, SLG: 0.100										0	0	0	0	0	0	0
17 Joe Kelly, R (7, 1)										0	0	0	0	0	0	0
3 Chris Taylor, R (7, PH) OBP: 0.337, SLG: 0.478 (8, 8)										1	0	0	0	0	0	0
Inning Stats	R: 0 E: 0 K: 1 S: 6 H: 0 LOB: 0 BB: 0 P: 11	R: 0 E: 0 K: 2 S: 10 H: 1 LOB: 3 BB: 2 P: 21	R: 0 E: 0 K: 2 S: 9 H: 0 LOB: 0 BB: 0 P: 14	R: 0 E: 0 K: 0 S: 8 H: 1 LOB: 1 BB: 0 P: 11	R: 0 E: 0 K: 0 S: 11 H: 2 LOB: 3 BB: 1 P: 23	R: 0 E: 0 K: 2 S: 9 H: 0 LOB: 0 BB: 0 P: 16	R: 0 E: 0 K: 0 S: 7 H: 0 LOB: 0 BB: 0 P: 8	R: 0 E: 0 K: 0 S: 5 H: 0 LOB: 1 BB: 0 P: 8	R: 0 E: 0 K: 0 S: 8 H: 0 LOB: 0 BB: 1 P: 13	1B: 4 2B: 0 3B: 0 HR: 0 SF: 0 SAC: 0 DP: 2 HBP: 1						

PITCHER	IP	WLS	BF	H	R	ER	SO	BB	IBB	HBP	BLK	WP	HR	S	P	ERA	WHIP
38 Tyler Beede, R (1, 1) ERA: 5.33	5.0	W	22	4	0	0	5	3	0	0	0	0	0	44	80	0.00	1.400
64 Shaun Anderson, R (6, 1) ERA: 5.22	1.0	H	3	0	0	0	2	0	0	0	0	0	0	9	16	0.00	0.000
71 Tyler Rogers, R (7, 1) ERA: 1.23	0.2	H	2	0	0	0	0	0	0	0	0	0	0	3	3	0.00	0.000
59 Andrew Suárez, L (7, 1) ERA: 7.03	0.2	H	2	0	0	0	0	0	0	0	0	0	0	6	7	0.00	0.000
65 Sam Coonrod, R (8, 1) ERA: 2.49	0.0		1	0	0	0	0	0	0	1	0	0	0	1	4	∞	∞

PITCHER	IP	WLS	BF	H	R	ER	SO	BB	IBB	HBP	BLK	WP	HR	S	P	ERA	WHIP
50 Fernando Abad, L (8, 1) ERA: 3.24	0.2	H	1	0	0	0	0	0	0	0	0	0	0	2	2	0.00	0.000
74 Jandel Gustave, R (9, 1) ERA: 1.86	1.0	S	3	0	0	0	0	1	0	0	0	0	0	8	13	0.00	1.000

San Francisco Giants @ Los Angeles Dodgers

Dodger Stadium, Los Angeles, CA

Sat Sep 07 2019, 6:12 PM - 9:33 PM PDT

Att. 53,870 - Clear - 81 F

livebaseballscorecards.com

AB	29
R	0
H	4
RBI	0
BB	4
SO	7
LOB	18

Batter	1	2	3	4	5	6	7	8	9	AB	R	H	RBI	BB	SO	LOB
7 Donovan Solano, R (1, 4) OBP: 0.358, SLG: 0.450 35 Brandon Crawford, L (3, PH) OBP: 0.299, SLG: 0.358 (3, 6)	C FF 91 B CH 78 B CH 78 C FF 92 S CH 80 2-3 K		B FF 92 S FS 84 X CU 77 1-1 F8			B SI 91 C FF 92 F SL 86 F FF 92 F FS 84 B FS 82 F SL 82 S FS 84 2-3 K		S SI 88 B SI 88 X SI 89 1-1 G6-3		1 3	0 0	0 0	0 0	0 0	1 1	0 0
28 Buster Posey, R (1, 2) OBP: 0.324, SLG: 0.371	C CU 73 B FF 92 X FF 93 1-1 53 1B 53 WP 1B		B FF 92 C SL 82 F SL 82 B SL 83 S SI 92 2-3 K			X SI 91 0-0 1B			B FF 95 B FF 94 C FF 94 C FF 95 B SL 85 F FF 95 X FF 95 3-2 L9	4	0	2	0	0	1	0
53 Austin Slater, R (1, 3) OBP: 0.379, SLG: 0.489 9 Brandon Belt, L (3, PH) OBP: 0.338, SLG: 0.392 (3, 3)	B CU 75 F CH 80 B FF 92 T FF 93 F FF 94 B CH 78 X CH 80 3-2 1-3 1B		F FS 86 S SL 82 X SL 82 0-2 L9			X SL 86 0-0 P6			C FF 96 B FF 96 C FF 96 F SL 87 B FF 96 F FF 95 F FF 95 B SL 86 D FF 95 4-2 BB	1 2	0 0	1 0	0 0	0 1	0 0	0 1
10 Evan Longoria, R (1, 5) OBP: 0.325, SLG: 0.452	B FF 93 F FF 94 F SL 85 C FF 94 1-3 K			S FF 91 B FF 92 F SL 82 B SL 84 S FF 94 2-3 K		C SL 83 B SL 83 F FF 92 S SL 82 1-3 K			C CU 77 F FF 96 S SL 87 0-3 K	4	0	0	0	0	4	4
1 Kevin Pillar, R (1, 8) OBP: 0.287, SLG: 0.450	S CH 82 1 SAFE F CH 81 B FF 93 F FF 95 X CH 82 1-2 L4			B FF 93 X SI 92 1-0 B3-1			X FC 89 0-0 G6-3		S FF 96 F FF 96 F SL 88 X SL 87 0-2 G6-3	4	0	0	0	0	0	3
5 Mike Yastrzemski, L (1, 7) OBP: 0.326, SLG: 0.531		X CU 72 0-0 49 FC4 1B		S FS 84 F FS 84 B FS 84 X FS 84 1-2 G3			B SI 93 B FC 91 X FC 90 2-0 G3			3	0	1	0	0	0	0
49 Jaylin Davis, R (1, 9) OBP: 0.200, SLG: 0.111		S FF 93 1 SAFE B FF 93 B CH 79 1 SAFE S FF 93 1 SAFE X CH 82 2-2 FC4 19 S 1-2f			B FF 91 C FF 92 F SL 83 B SL 82 B SL 84 F FF 92 X SL 83 3-2 G6-3		X SI 93 0-0 F8			3	0	0	0	0	0	1
19 Mauricio Dubón, R (1, 6) OBP: 0.313, SLG: 0.548 (3, 4)		B CH 81 D SL 84 B FF 93 C FF 94 F FF 95 F FF 95 F CH 82 F CU 76 S SL 87 3-3 1-2 K			C SL 82 S SL 82 S SL 83 0-3 K2-3			F SL 88 B SL 87 X FF 94 1-1 L9		3	0	0	0	0	2	1
57 Dereck Rodríguez, R (1, 1) OBP: 0.172, SLG: 0.172 67 Sam Selman, R (5, 1) 45 Kyle Barraclough, R (7, 1) 60 Wandy Peralta, L (7, 1) 46 Corban Joseph, L (8, PH) OBP: 0.216, SLG: 0.277 61 Burch Smith, R (8, 1)		C FF 94 S FF 94 B FF 95 S FF 96 1-3 K			F FF 92 S SL 84 S SL 83 0-3 K			C CU 81 F CH 87 X FF 96 0-2 F7		2 0 0 0 1 0	0 0 0 0 0 0	0 0 0 0 0 0	0 0 0 0 0 0	0 0 0 0 0 0	2 0 0 0 0 0	1 0 0 0 0 0

TOP

San Francisco Giants @ Los Angeles Dodgers
Dodger Stadium, Los Angeles, CA
Sun Sep 08 2019, 1:12 PM - 3:57 PM PDT
Att. 52,310 - Sunny - 81 F

livebaseballscorecards.com

AB	31
R	0
H	4
RBI	0
BB	1
SO	11
LOB	11

Inning Stats	1	2	3	4	5	6	7	8	9
	R: 0 E: 0 K: 2 S: 16	R: 0 E: 0 K: 2 S: 13	R: 0 E: 0 K: 1 S: 8	R: 0 E: 0 K: 1 S: 7	R: 0 E: 0 K: 2 S: 10	R: 0 E: 0 K: 2 S: 11	R: 0 E: 0 K: 0 S: 3	R: 0 E: 0 K: 0 S: 7	R: 0 E: 0 K: 1 S: 16
	H: 2 LOB: 2 BB: 0 P: 24	H: 1 LOB: 1 BB: 0 P: 19	H: 0 LOB: 0 BB: 0 P: 11	H: 0 LOB: 0 BB: 0 P: 11	H: 0 LOB: 0 BB: 0 P: 13	H: 1 LOB: 1 BB: 0 P: 14	H: 0 LOB: 0 BB: 0 P: 5	H: 0 LOB: 0 BB: 0 P: 9	H: 0 LOB: 1 BB: 1 P: 23

1B: 4 2B: 0 3B: 0 HR: 0	SF: 0 SAC: 0 DP: 0 HBP: 0	WP: 1 PB: 0 SB: 1 CS: 0	PA: 32
---	---	---	---

PITCHER		IP	WLS	BF	H	R	ER	SO	BB	IBB	HBP	BLK	WP	HR	S	P	ERA	WHIP
7 Julio Urías, L ERA: 2.48	(1, 1)	2.0		9	3	0	0	4	0	0	0	0	1	0	29	43	0.00	1.500
18 Kenta Maeda, R ERA: 4.07	(3, 1)	4.0	W	13	1	0	0	6	0	0	0	0	0	0	36	49	0.00	0.250
65 Casey Sadler, R ERA: 1.94	(7, 1)	1.0		3	0	0	0	0	0	0	0	0	0	0	3	5	0.00	0.000
63 Yimi García, R ERA: 3.49	(8, 1)	0.2		2	0	0	0	0	0	0	0	0	0	0	5	6	0.00	0.000
56 Adam Kolarek, L ERA: 3.27	(8, 1)	0.1		1	0	0	0	0	0	0	0	0	0	0	2	3	0.00	0.000

PITCHER		IP	WLS	BF	H	R	ER	SO	BB	IBB	HBP	BLK	WP	HR	S	P	ERA	WHIP
76 Josh Sborz, R ERA: 10.8	(9, 1)	1.0		4	0	0	0	1	1	0	0	0	0	0	16	23	0.00	1.000

Batter	1	2	3	4	5	6	7	8	9	AB	R	H	RBI	BB	SO	LOB
31 Joc Pederson, L (1, 9) OBP: 0.336, SLG: 0.533 14 Enrique Hernández, R (7, PH) OBP: 0.311, SLG: 0.430 (8, 9)	C SI 91 B CH 86 C CH 87 F CU 77 S FC 87 1-3 K ①	X CH 85 0-0 G4-3 ③	B CH 85 D FC 88 X FF 91 2-0 E4 5 HR 2-3	C CH 87 C SI 96 X SI 94 0-2 1B	3 1	1 0	0 1	0 0	0 0	1 0	2 0
5 Corey Seager, L (1, 6) OBP: 0.328, SLG: 0.450	S CH 86 S CH 86 S SI 87 0-3 K ②	B FF 91 X CH 86 1-0 G1-3 ①	S CH 85 X CH 84 0-1 1-H 3-H HR	B SL 89 C SI 95 B SL 89 C SI 95 D SL 89 X SI 96 3-2 F7 ③	4	1	1	3	0	1	1
11 AJ Pollock, R (1, 7) OBP: 0.324, SLG: 0.471	C FF 90 B FC 88 C FC 86 S FC 87 1-3 K ③	X FC 87 0-0 G6-3 ②	C FC 86 F FC 87 B FF 92 B FF 92 B CH 86 B FF 91 4-2 BB	C FF 94 X FF 94 0-1 L7 ①	3	0	0	0	1	1	0
35 Cody Bellinger, L (1, 3) OBP: 0.410, SLG: 0.642	B FF 90 B CH 85 T CH 86 C FF 92 X FF 90 2-2 G1-3 ①	B CH 85 B CH 86 F FC 88 B FF 93 B FF 91 4-1 45 HR BB	F SL 79 B SL 79 X SL 79 1-1 F8 ③	F FF 96 C CH 84 B FF 96 F FF 94 F FF 96 B FF 94 X CH 82 2-2 F9 ②	3	1	0	0	1	0	1
45 Matt Beaty, L (1, 5) OBP: 0.335, SLG: 0.500	C FF 91 B CU 76 B CH 86 X CH 86 2-1 P6 ②	C CH 83 X CH 85 0-1 1-H HR	B SL 80 B SL 80 C SL 78 C FF 92 F FF 90 X FF 92 2-2 P2 ①	B CU 79 B CH 80 B FF 94 C FF 92 X FF 92 3-1 2B	4	1	2	2	0	0	0
3 Chris Taylor, R (1, 8) OBP: 0.333, SLG: 0.472	F FF 92 F FC 88 B CH 85 B CH 84 X FF 92 2-2 L4 ③	S FC 87 X SI 91 0-1 L4 ③	X SL 80 0-0 L7 ②	C FF 92 B FF 93 S FF 92 S FF 94 1-3 K ③	4	0	0	0	0	1	1
48 Gavin Lux, L (1, 4) OBP: 0.261, SLG: 0.200	C FF 90 B CU 77 B FF 91 C FF 91 B FC 86 F FF 92 B CH 87 4-2 18 SH2-4 BB	B CH 84 B FF 90 C FF 88 B CU 75 F FC 86 C FF 90 3-3 K ①	C SL 81 B SL 80 B SL 79 F FF 91 X FF 90 2-2 G3 ③	2	0	0	0	1	1	0
55 Russell Martin, R (1, 2) OBP: 0.343, SLG: 0.335	1 SAFE C FC 86 F SI 88 B FC 86 X CH 83 1-2 F7 ①	F FC 86 C CU 75 F CU 76 X FF 92 0-2 31 E 18 SH3-4 5 HR 1B	C CU 80 S FF 92 C FF 92 0-3 K ①	3	1	1	0	0	1	1
7 Julio Urías, L (1, 1) OBP: 0.308, SLG: 0.250 18 Kenta Maeda, R (3, 1) OBP: 0.286, SLG: 0.298 65 Casey Sadler, R (7, 1) 16 Will Smith, R (7, PH) OBP: 0.342, SLG: 0.636 63 Yimi García, R (8, 1) 56 Adam Kolarek, L (8, 1) 76 Josh Sborz, R (9, 1)	B FC 86 L FF 88 X FC 87 1-1 SH2-4 ② 1-2	X FC 84 0-0 SH3-4 ② 1-2	C FF 94 B FF 93 F FF 92 B FF 94 S CU 80 2-3 K ②	0 0 0 1 0 0 0	0 0 0 0 0 0 0	0 0 0 0 0 0 0	0 0 0 1 0 0 0	0 0 0 0 0 0 0	0 0 0 1 0 0 0	0 0 0 0 0 0 0
Inning Stats	R: 0 E: 0 K: 3 S: 10 H: 0 LOB: 0 BB: 0 P: 12	R: 0 E: 0 K: 0 S: 8 H: 0 LOB: 0 BB: 0 P: 14	R: 0 E: 0 K: 0 S: 9 H: 0 LOB: 1 BB: 1 P: 15	R: 2 E: 0 K: 0 S: 7 H: 1 LOB: 0 BB: 1 P: 12	R: 3 E: 1 K: 1 S: 15 H: 2 LOB: 1 BB: 1 P: 25	R: 0 E: 0 K: 0 S: 8 H: 0 LOB: 0 BB: 0 P: 12	R: 0 E: 0 K: 2 S: 12 H: 1 LOB: 1 BB: 0 P: 17	R: 0 E: 0 K: 1 S: 12 H: 1 LOB: 1 BB: 0 P: 18		1B: 2 2B: 1 3B: 0 HR: 2 SF: 0 SAC: 2 DP: 0 HBP: 0		WP: 0 PB: 0 SB: 0 CS: 0 PA: 33		

BOTTOM

San Francisco Giants @ Los Angeles Dodgers

Dodger Stadium, Los Angeles, CA

Sun Sep 08 2019, 1:12 PM - 3:57 PM PDT

Att. 52,310 - Sunny - 81 F

livebaseballscorecards.com

AB	28
R	5
H	5
RBI	5
BB	3
SO	7
LOB	6

PITCHER		IP	WLS	BF	H	R	ER	SO	BB	IBB	HBP	BLK	WP	HR	S	P	ERA	WHIP
57 Dereck Rodríguez, R ERA: 5.09	(1, 1)	4.2	L	21	3	5	2	4	3	0	0	0	0	2	47	75	3.86	1.286
67 Sam Selman, L ERA: 5.06	(5, 1)	1.1		4	0	0	0	0	0	0	0	0	0	0	10	15	0.00	0.000
45 Kyle Barraclough, R ERA: 6.67	(7, 1)	0.2		2	0	0	0	2	0	0	0	0	0	0	6	8	0.00	0.000
60 Wandy Peralta, L ERA: 6.03	(7, 1)	0.1		2	1	0	0	0	0	0	0	0	0	0	6	9	0.00	3.000
61 Burch Smith, R ERA: 6.6	(8, 1)	1.0		4	1	0	0	1	0	0	0	0	0	0	12	18	0.00	1.000

PITCHER	IP	WLS	BF	H	R	ER	SO	BB	IBB	HBP	BLK	WP	HR	S	P	ERA	WHIP

Pittsburgh Pirates @ San Francisco Giants

Oracle Park, San Francisco, CA

Mon Sep 09 2019, 6:45 PM - 9:54 PM PDT

Att. 26,826 - Partly Cloudy - 67 F

livebaseballscorecards.com

TOP

Batter	1	2	3	4	5	6	7	8	9	AB	R	H	RBI	BB	SO	LOB
27 Kevin Newman, R (1, 4) OBP: 0.358, SLG: 0.444	X FF 90 0-0 ① F9		C FF 91 C CH 85 X CU 80 0-2 ② G5-3		B FF 91 C FC 87 X CU 80 1-1 ③ L3		C FC 87 B FC 88 X CH 84 1-1 ② F4		B SL 86 X FF 96 1-0 53 E 10 1B 36 SF9 1-2 2-H 3-H 1B	5	1	1	2	0	0	3
10 Bryan Reynolds, S (1, 8) OBP: 0.391, SLG: 0.529	B FF 91 S FC 88 F CU 79 B FC 88 S CU 80 2-3 ② K2-3		X FF 91 0-0 ③ L9			C CU 78 B CH 83 C CU 78 B CU 80 B FC 88 F FC 88 X FC 88 3-2 53 2B 2B	C CU 78 C FF 91 S CU 80 0-3 ③ K		C SL 86 B SL 85 B SL 83 T FF 96 F FF 97 B SL 85 F FF 97 F SL 85 X FF 97 3-2 36 SF9 53 E 1-2 2-H 1B	5	1	2	1	0	2	2
53 Melky Cabrera, S (1, 9) OBP: 0.314, SLG: 0.402	C FF 91 B CH 85 F FF 91 B FC 88 S CU 80 2-3 ③ K			B CH 86 F FF 91 B CH 85 X CH 85 2-1 ① L4		B CH 82 X FF 90 1-0 2-H 2B		B SI 82 B SI 82 C SI 82 B SI 82 X SI 82 3-1 ① G3-1	B FF 98 X FF 96 1-0 FC6 36 SF9 1-2 2-3	5	0	1	1	0	1	2
36 José Osuna, R (1, 3) OBP: 0.304, SLG: 0.503		C FF 90 F CU 78 B CU 81 B FC 88 F CU 81 B FF 91 F FC 88 B FF 92 4-2 3 G5-3 58 1B BB		B FF 92 S FF 92 B FF 91 F CU 80 X FF 91 2-2 ② F8		X CU 79 0-0 ① G6-3		C SI 82 B SI 82 X SL 72 1-1 ② P6	F SI 96 S FF 97 B SI 98 X SL 85 1-2 ② SF9 1-2 2-3 3-H	3	0	0	1	1	0	1
15 Pablo Reyes, R (1, 7) OBP: 0.255, SLG: 0.281		C FF 91 S FF 91 X FF 90 0-2 ① F8		S FF 91 B CU 80 F FF 91 S CU 80 1-3 ③ K		C CU 78 F FF 91 B FF 90 F CU 79 X FF 91 1-2 ② F9		X SI 82 0-0 ③ G1-3	B FF 96 X FF 96 1-0 ③ P6	5	0	0	0	0	1	4
58 Jacob Stallings, R (1, 2) OBP: 0.339, SLG: 0.389 44 Kevin Kramer, L (9, PH) OBP: 0.500, SLG: 0.250 19 Colin Moran, L (9, 5) OBP: 0.331, SLG: 0.447		C FC 86 F FF 90 X CU 80 0-2 3 G5-3 1-2 1B			C FF 90 B CH 85 B FF 91 X FC 89 2-1 HR	B FC 87 B CU 80 C CU 79 X FF 91 2-1 ③ L9			X SI 82 0-0 32 1B 3 G5-3 27 1B 1B	3 1 0	1 1 0	2 1 0	1 0 0	0 0 0	0 0 0	1 0 0
3 Cole Tucker, S (1, 6) OBP: 0.265, SLG: 0.320		B FF 90 X FC 88 1-0 ② G5-3 1-2 2-3			C CU 79 B FF 92 X CU 79 1-1 ① G5-3		C FF 91 X FC 88 0-1 2B		B SI 93 B SI 93 X SI 93 2-0 ① G5-3 1-2	4	0	1	0	0	0	3
2 Erik González, R (1, 5) OBP: 0.283, SLG: 0.264 55 Josh Bell, S (9, PH) OBP: 0.370, SLG: 0.574 6 Starling Marte, R (9, PR) OBP: 0.342, SLG: 0.503 73 Felipe Vázquez, L (9, 1)		D CU 81 X FC 87 1-0 ③ F8			X CH 84 0-0 34 FC2-6 1B		B CU 79 F CU 79 B FF 90 D CU 78 F FC 87 B FF 90 4-2 BB		F CH 73 B CH 76 B SI 94 B KC 80 B SI 94 4-1 32 1B 27 1B BB	2 0 0 0	0 0 1 0	1 0 0 0	0 0 0 0	1 0 0 0	0 0 0 0	2 0 0 0
34 Trevor Williams, R (1, 1) OBP: 0.206, SLG: 0.156 45 Michael Feliz, R (6, 1) 26 Adam Frazier, L (7, PH) OBP: 0.338, SLG: 0.422 71 Yacksel Ríos, R (7, 1) 88 Richard Rodríguez, R (8, 1) 32 Elias Díaz, R (9, PH) OBP: 0.303, SLG: 0.319 (9, 2)			C FF 91 B FC 87 C CU 79 S FF 91 1-3 ① K		X FC 86 0-0 ② FC2-6 1-2f		C FC 88 B FC 87 B FF 92 X FC 87 2-1 ① F4		C KC 77 B CH 74 B SI 93 S SI 93 X KC 80 2-2 27 1B 10 1B 1-2 2-3 1B	2 0 1 0 0 1	0 0 0 0 0 1	0 0 0 0 0 1	0 0 0 0 0 1	1 0 0 0 0 0	0 0 0 0 0 0	1 0 2 0 0 0
Inning Stats	R: 0 E: 0 K: 2 S: 7 H: 0 LOB: 0 BB: 0 P: 11	R: 0 E: 0 K: 0 S: 12 H: 1 LOB: 2 BB: 1 P: 18	R: 0 E: 0 K: 1 S: 7 H: 0 LOB: 0 BB: 0 P: 8	R: 0 E: 0 K: 1 S: 8 H: 0 LOB: 0 BB: 0 P: 13	R: 1 E: 0 K: 0 S: 8 H: 2 LOB: 1 BB: 0 P: 12	R: 1 E: 0 K: 0 S: 12 H: 2 LOB: 1 BB: 0 P: 19	R: 0 E: 0 K: 1 S: 11 H: 1 LOB: 2 BB: 1 P: 18	R: 0 E: 0 K: 0 S: 5 H: 0 LOB: 0 BB: 0 P: 9	R: 4 E: 1 K: 0 S: 18 H: 4 LOB: 2 BB: 1 P: 33	1B: 6 2B: 3 3B: 0 HR: 1 SF: 1 SAC: 0 DP: 0 HBP: 0						

	AB	37
	R	6
	H	10
	RBI	6
	BB	3
	SO	5
	LOB	21

PITCHER		IP	WLS	BF	H	R	ER	SO	BB	IBB	HBP	BLK	WP	HR	S	P	ERA	WHIP
40 Madison Bumgarner, L ERA: 3.77	(1, 1)	7.0		29	6	2	2	5	2	0	0	0	0	1	65	99	2.57	1.143
71 Tyler Rogers, R ERA: 2.16	(8, 1)	1.0	H	4	1	1	1	0	0	0	0	0	0	0	6	10	9.00	1.000
50 Fernando Abad, L ERA: 5.19	(9, 1)	0.1	L	3	1	0	0	0	1	0	0	0	0	0	5	13	0.00	6.000
74 Jandel Gustave, R ERA: 1.8	(9, 1)	0.2	B	5	2	3	2	0	0	0	0	0	0	0	12	19	27.00	3.000

PITCHER		IP	WLS	BF	H	R	ER	SO	BB	IBB	HBP	BLK	WP	HR	S	P	ERA	WHIP

WP: 0 PB: 0 SB: 0 CS: 0 PA: 41

Batter	1	2	3	4	5	6	7	8	9	AB	R	H	RBI	BB	SO	LOB
5 Mike Yastrzemski, L (1, 7) OBP: 0.328, SLG: 0.528 53 Austin Slater, R (9, PH) OBP: 0.377, SLG: 0.486	C FF 90 B SI 89 B CH 84 B FF 91 C SI 90 F CH 85 F FF 92 B FF 94 4-2 9 1B 28 SH5-3 10 1B BB		B CH 84 F CH 85 X SI 91 1-1 ① G4-3		F CU 77 B CH 84 1 SAFE B FF 92 B CH 84 F FF 91 B SI 91 4-2 28 S 9 2B 1-2 BB	B CH 85 C FF 94 B FF 95 B FF 95 F FF 94 S FF 96 3-3 ③ K			C FF 100 B CU 86 S FF 100 C FF 102 1-3 ② K	2 1	2 0	0 0	0 0	2 0	1 1	2 0
28 Buster Posey, R (1, 2) OBP: 0.324, SLG: 0.370	L SI 90 X SI 91 0-1 ① SH5-3 1-2		B CH 84 B FF 92 F SI 89 F CH 84 X SL 82 2-2 9 1B 1B		C CH 85 B FF 92 1 SAFE S SI 90 S FF 94 1-3 ② K 1-2 2-3		S SI 94 F SI 96 F CH 89 S CH 86 0-3 ① K		C FF 100 X FF 101 0-1 ③ G3	4	0	1	0	0	2	2
9 Brandon Belt, L (1, 3) OBP: 0.341, SLG: 0.397	X FF 93 0-0 10 1B 2-3 1B		X FF 92 0-0 10 G5-4-3 1-3 1B		B FF 92 B CH 85 C CH 85 F FF 92 X SL 83 2-2 2-H 3-H 2B		X CH 88 0-0 ② G6-3			4	0	3	2	0	0	0
10 Evan Longoria, R (1, 5) OBP: 0.324, SLG: 0.450	B FF 94 B SI 90 S SL 84 F FF 94 B FF 94 F FF 94 X SI 91 3-2 1-2 3-H 1B		X SI 91 0-0 ②③ G5-4-3 1-2f		C FF 92 D SL 83 S FF 92 B CH 83 B FF 93 F CH 84 C FF 93 3-3 ③ K		B FF 97 B FF 97 B CH 87 C FF 95 X SI 96 3-1 ③ F8			4	0	1	1	0	1	3
1 Kevin Pillar, R (1, 8) OBP: 0.287, SLG: 0.450	C SI 91 F SL 84 F FF 94 B SL 84 S FF 93 1-3 ② K			C SL 79 X FF 90 0-1 ① G5-3		B SI 88 C SL 83 B FF 89 X SI 88 2-1 35 1B 49 G5-3 2B		B FF 93 C FF 92 X SL 81 1-1 ① G6-3		4	1	1	0	0	1	2
35 Brandon Crawford, L (1, 6) OBP: 0.299, SLG: 0.357	S CH 85 B CH 84 B SI 92 X CH 85 2-1 ③ G4-3			B FF 92 F SI 90 S CH 85 B SL 79 F SI 90 S FF 92 2-3 ② K		B SI 89 X CH 84 1-0 19 49 G5-3 FC4-5-6-1 2-3 1B		B FF 93 X FF 93 1-0 ② G4-3		4	0	1	0	0	1	2
49 Jaylin Davis, R (1, 9) OBP: 0.286, SLG: 0.167		C SL 84 X SL 83 0-1 ① G1-3		H SI 90 1-0 19 CS HBP		S SL 82 1 SAFE X SL 83 0-1 ① G5-3 1-2 3-H		C FF 94 X SL 83 0-1 1B		3	0	1	1	0	0	1
19 Mauricio Dubón, R (1, 4) OBP: 0.306, SLG: 0.514		C SI 89 C CU 78 X FF 93 0-2 ② F9		1 SAFE 1 SAFE B FF 91 C SL 82 B CH 84 C FF 92 2-2 ③ CS 1-2	X SL 83 0-0 28 5 S BB 9 2B 1B	X SI 89 0-0 ② FC4-5-6-1 2-3		C FF 93 X FF 93 0-1 ③ G4-3		4	1	1	0	0	0	2
40 Madison Bumgarner, R (1, 1) OBP: 0.235, SLG: 0.169 71 Tyler Rogers, R (8, 1) 50 Fernando Abad, L (9, 1) 74 Jandel Gustave, R (9, 1) 7 Donovan Solano, R (9, PH) OBP: 0.357, SLG: 0.448		C SL 81 B SI 88 F SI 88 B SL 84 S SL 85 2-3 ③ K			D SL 82 C SI 88 C SI 88 L SI 83 1-3 ① K	S SI 89 D SL 82 B SL 82 B SI 88 B SI 89 4-1 BB			S FF 99 S FF 100 B FF 101 F FF 100 C SL 87 1-3 ① K	2 0 0 0 1	0 0 0 0 0	0 0 0 0 0	0 0 0 0 0	1 0 0 0 0	2 0 0 0 1	1 0 0 0 0
Inning Stats	R: 1 E: 0 K: 1 S: 17 H: 2 LOB: 2 BB: 1 P: 27	R: 0 E: 0 K: 1 S: 8 H: 0 LOB: 0 BB: 0 P: 10	R: 0 E: 0 K: 0 S: 7 H: 2 LOB: 1 BB: 0 P: 10	R: 0 E: 0 K: 1 S: 8 H: 0 LOB: 0 BB: 0 P: 13	R: 2 E: 0 K: 3 S: 16 H: 2 LOB: 1 BB: 1 P: 27	R: 1 E: 0 K: 1 S: 10 H: 2 LOB: 2 BB: 1 P: 20	R: 0 E: 0 K: 1 S: 7 H: 0 LOB: 0 BB: 0 P: 10	R: 0 E: 0 K: 0 S: 7 H: 1 LOB: 1 BB: 0 P: 9	R: 0 E: 0 K: 2 S: 9 H: 0 LOB: 0 BB: 0 P: 11	1B: 7 2B: 2 3B: 0 HR: 0	SF: 0 SAC: 1 DP: 1 HBP: 1			WP: 0 PB: 0 SB: 2 CS: 1	PA: 39		

BOTTOM

Pittsburgh Pirates @ San Francisco Giants

Oracle Park, San Francisco, CA

Mon Sep 09 2019, 6:45 PM - 9:54 PM PDT

Att. 26,826 - Partly Cloudy - 67 F

livebaseballscorecards.com

AB	33
R	4
H	9
RBI	4
BB	3
SO	10
LOB	15

PITCHER		IP	WLS	BF	H	R	ER	SO	BB	IBB	HBP	BLK	WP	HR	S	P	ERA	WHIP
34 Trevor Williams, R ERA: 5.21	(1, 1)	5.2		27	8	4	4	6	3	0	1	0	0	0	63	101	6.35	1.941
45 Michael Feliz, R ERA: 3.73	(6, 1)	0.1		1	0	0	0	1	0	0	0	0	0	0	3	6	0.00	0.000
71 Yacksel Ríos, R ERA: 5.14	(7, 1)	1.0		3	0	0	0	1	0	0	0	0	0	0	7	10	0.00	0.000
88 Richard Rodríguez, R ERA: 3.88	(8, 1)	1.0	W	4	1	0	0	0	0	0	0	0	0	0	7	9	0.00	1.000
73 Felipe Vázquez, L ERA: 1.71	(9, 1)	1.0	S	3	0	0	0	2	0	0	0	0	0	0	9	11	0.00	0.000

PITCHER	IP	WLS	BF	H	R	ER	SO	BB	IBB	HBP	BLK	WP	HR	S	P	ERA	WHIP

Batter	1	2	3	4	5	6	7	8	9	AB	R	H	RBI	BB	SO	LOB
27 Kevin Newman, R (1, 6) OBP: 0.362, SLG: 0.445	C FF 92 F SI 90 X SL 82 0-2 G6-3		B SI 91 B SL 84 D CU 81 B FF 92 4-0 BB			B FF 92 B FF 94 B FF 95 B FF 96 4-0 10 1B 1-2 BB		X SI 97 0-0 10 1B 53 2B 1B		2	1	1	0	2	0	0
10 Bryan Reynolds, S (1, 8) OBP: 0.392, SLG: 0.529	C SL 85 B SI 92 S CH 84 B SL 84 S SL 87 2-3 K		C CH 84 B SL 85 F CH 84 B SI 91 X SI 92 2-2 G3			S CH 87 F SI 94 D SL 87 B CH 87 F SI 94 X SI 94 2-2 55 G5-4-3 1-2 2-3 1B		D SL 88 X SI 96 1-0 53 2B 1-2 1B		4	1	2	0	0	1	2
19 Colin Moran, L (1, 5) OBP: 0.329, SLG: 0.444 53 Melky Cabrera, S (8, PH) OBP: 0.315, SLG: 0.407 (8, 9)	B FF 92 B CH 85 X SL 86 2-0 G1-3			C SL 82 F SL 86 B CH 82 F SL 84 F FF 92 B FF 92 C CH 84 2-3 K		F SI 93 X SI 93 0-1 F6		C CH 87 F SI 95 B SI 96 X SL 88 1-2 55 HR 1-H 2-H 2B		3 1	0 1	0 1	0 2	0 0	1 0	3 0
55 Josh Bell, S (1, 3) OBP: 0.369, SLG: 0.578		B FF 90 C SL 86 F CH 83 B CH 84 B SL 84 F SL 86 X FF 92 3-2 G5-3		X CH 82 0-0 F9		B FF 94 B CH 89 S SI 93 F SI 93 F FF 94 X CH 89 2-2 G5-4-3 1-2f		B CH 88 F CH 88 S CH 88 B CH 89 X SI 96 2-2 2-H HR		4	1	1	2	0	0	3
36 José Osuna, R (1, 9) OBP: 0.299, SLG: 0.492 47 Francisco Liriano, L (8, 1) OBP: 1.000, SLG: 1.000		F SL 86 B FF 93 S CH 84 B CU 83 F FF 93 F FF 91 C FF 91 2-3 K		X SI 92 0-0 G6-3			C SI 93 B FF 93 B SI 89 X SI 93 2-1 L9	B SL 89 B FF 90 S FF 96 F FF 96 X FF 96 2-2 F7		4 0	0 0	0 0	0 0	0 0	1 0	0 0
26 Adam Frazier, L (1, 4) OBP: 0.335, SLG: 0.418		B CH 85 C SL 85 F FF 92 X SL 83 1-2 F7			X FF 90 0-0 F8		C SL 88 B SI 93 F SL 87 C FF 93 1-3 K		C FF 96 B CH 85 F FF 96 B FF 96 F SL 89 X SL 88 2-2 L8	4	0	0	0	0	1	0
58 Jacob Stallings, R (1, 2) OBP: 0.337, SLG: 0.381 6 Starling Marte, R (9, PR) OBP: 0.342, SLG: 0.503			X SI 90 0-0 G4-3		C SI 90 B SL 83 C SI 92 B SL 84 B FF 93 F FF 91 X CU 78 3-2 G5-3		S CH 89 B SI 89 X CH 88 1-1 G6-3		B SL 89 B FF 96 F FF 95 S SI 94 B SI 96 B FF 95 4-2 BB	3 0	0 0	0 0	0 0	1 0	0 0	0 0
44 Kevin Kramer, L (1, 7) OBP: 0.400, SLG: 0.250			C SI 91 B CH 84 X CH 83 1-1 23 SH3 1B		F SL 86 B CU 79 B FF 91 B SL 82 F FF 89 F FF 92 F FF 91 S CH 81 3-3 K			C SL 84 B CH 87 F SI 97 F FF 98 B FF 98 F CH 88 X FF 98 2-2 L8	C FF 94 F FF 95 S SL 90 0-3 K	4	0	1	0	0	2	1
23 Mitch Keller, R (1, 1) 3 Cole Tucker, S (6, PH) OBP: 0.270, SLG: 0.325 52 Clay Holmes, R (6, 1) 15 Pablo Reyes, R (8, PH) OBP: 0.250, SLG: 0.276 (8, 5)			B FF 89 X SL 85 1-0 SH3 1-2			C FF 94 B FF 94 X FF 94 1-1 10 1B 27 WP 1B		B FF 97 X SI 96 1-0 G4-3	B FF 96 F FF 95 B SI 94 F SI 93 F FF 95 1 SAFE S SL 88 2-3 K	0 1 0 2	0 0 0 0	0 1 0 0	0 0 0 0	0 0 0 1	0 0 0 1	0 0 0 1

Inning Stats	1	2	3	4	5	6	7	8	9
	R: 0 E: 0 K: 1 S: 7 H: 0 LOB: 0 BB: 0 P: 11	R: 0 E: 0 K: 1 S: 12 H: 0 LOB: 0 BB: 0 P: 18	R: 0 E: 0 K: 0 S: 7 H: 1 LOB: 2 BB: 1 P: 15	R: 0 E: 0 K: 1 S: 7 H: 0 LOB: 0 BB: 0 P: 9	R: 0 E: 0 K: 1 S: 10 H: 0 LOB: 0 BB: 0 P: 16	R: 0 E: 0 K: 0 S: 12 H: 2 LOB: 2 BB: 1 P: 21	R: 0 E: 0 K: 1 S: 8 H: 0 LOB: 0 BB: 0 P: 12	R: 4 E: 0 K: 0 S: 17 H: 4 LOB: 0 BB: 0 P: 26	R: 0 E: 0 K: 2 S: 13 H: 0 LOB: 1 BB: 1 P: 21

1B: 5 SF: 0 WP: 1 PA: 36
2B: 1 SAC: 1 PB: 0
3B: 0 DP: 1 SB: 0
HR: 1 HBP: 0 CS: 0

PITCHER		IP	WLS	BF	H	R	ER	SO	BB	IBB	HBP	BLK	WP	HR	S	P	ERA	WHIP
42 Johnny Cueto, R ERA:	(1, 1)	5.0	W	17	1	0	0	4	1	0	0	0	0	0	43	69	0.00	0.400
45 Kyle Barraclough, R ERA: 6.67	(6, 1)	0.0		2	1	0	0	0	1	0	0	0	1	0	2	7	∞	∞
59 Andrew Suárez, L ERA: 6.49	(6, 1)	2.0		6	1	0	0	1	0	0	0	0	0	0	18	26	0.00	0.500
65 Sam Coonrod, R ERA: 3.22	(8, 1)	0.2		4	2	2	2	0	0	0	0	0	0	0	8	12	27.00	3.000
60 Wandy Peralta, L ERA: 6.55	(8, 1)	0.0		2	2	2	2	0	0	0	0	0	0	1	6	9	∞	∞

PITCHER		IP	WLS	BF	H	R	ER	SO	BB	IBB	HBP	BLK	WP	HR	S	P	ERA	WHIP
64 Shaun Anderson, R ERA: 5.14	(8, 1)	1.1	S	5	0	0	0	2	1	0	0	0	0	0	16	26	0.00	0.750

TOP

Pittsburgh Pirates @ San Francisco Giants

Oracle Park, San Francisco, CA

Tue Sep 10 2019, 6:46 PM - 9:42 PM PDT

Att. 26,877 - Clear - 66 F

livebaseballscorecards.com

AB	32
R	4
H	7
RBI	4
BB	3
SO	7
LOB	10

BOTTOM

Pittsburgh Pirates @ San Francisco Giants

Oracle Park, San Francisco, CA

Tue Sep 10 2019, 6:46 PM - 9:42 PM PDT

Att. 26,877 - Clear - 66 F

livebaseballscorecards.com

Batter	1	2	3	4	5	6	7	8	9	AB	R	H	RBI	BB	SO	LOB
19 Mauricio Dubón, R (1, 4) OBP: 0.325, SLG: 0.538	C FF 96 B FF 95 X CU 82 1-1 9 2B 21 1B 1B	C FF 96 B FF 96 F FF 96 B FF 98 X FF 98 2-2 2B			F CU 79 F FF 95 B CH 91 X FF 96 1-2 ① G6-3		C SI 96 X SI 96 0-1 E6 9 G3			4	1	2	0	0	0	0
9 Brandon Belt, L (1, 3) OBP: 0.340, SLG: 0.398	B FF 96 X CH 93 1-0 21 1B 1-3 2B	B FF 96 F FF 95 C FF 97 T FF 96 1-2 ③ K			B FF 94 B FF 95 F FF 94 F FF 96 T FF 95 2-2 ② K		C SI 94 S SI 96 F SI 95 D SI 95 X SI 95 1-2 ② G3 1-2			4	1	1	0	0	2	2
10 Evan Longoria, R (1, 5) OBP: 0.324, SLG: 0.448	B FF 98 F FF 96 B FF 98 F CU 82 S FC 88 2-3 ① K		S CU 82 B CU 82 C FF 96 X FC 87 1-2 ① G6-3		C FF 96 B CU 82 S CU 81 F FF 96 X CU 83 1-2 21 HR 1B		C CU 83 B SI 94 S SI 94 S CU 82 1-3 ③ K			4	1	1	0	0	2	3
21 Stephen Vogt, L (1, 2) OBP: 0.326, SLG: 0.516 28 Buster Posey, R (9, 2) OBP: 0.324, SLG: 0.370	F FF 96 S FF 97 F FF 98 X FC 89 0-2 1 1B 35 1B 2-H 3-H 1B		B FF 94 B CU 81 F FF 95 F FF 95 S FF 96 2-3 ② K		F FF 95 F FF 95 F FF 94 D CU 80 X FF 95 1-2 1-H HR			S SL 89 F SL 83 B SL 89 S SL 90 1-3 ① K		4 0	2 0	2 0	4 0	0 0	2 0	0 0
1 Kevin Pillar, R (1, 8) OBP: 0.289, SLG: 0.451	C FC 88 F FF 96 X FC 91 0-2 35 1B 1-2 1B		F CU 82 X FC 88 0-1 1B		F FF 94 X FF 94 0-1 ③ G5-3			C SI 92 X CH 87 0-1 ② G5-3		4	0	2	0	0	0	0
35 Brandon Crawford, L (1, 6) OBP: 0.298, SLG: 0.356	C FF 98 F FF 96 F FF 98 X FF 98 0-2 49 G6-4-3 1-3 2-H 1B		B FF 95 X FF 94 1-0 ③ G3			X SI 96 0-0 ① G4-3		C FF 92 X SL 87 0-1 ③ G3		4	0	1	1	0	0	1
49 Jaylin Davis, R (1, 9) OBP: 0.235, SLG: 0.133	B FC 90 S FF 96 F FF 97 1 SAFE F CU 83 X FC 90 1-2 ②③ G6-4-3 1-2f			S FF 95 F FF 95 S CU 82 0-3 ① K		C CU 82 B SI 97 S SI 95 X SI 96 1-2 ② G1-3				3	0	0	0	0	1	2
53 Austin Slater, R (1, 7) OBP: 0.370, SLG: 0.475		C FF 94 S FF 95 B FF 96 X CU 82 1-2 ① G4-3		B CU 81 C FF 94 F FF 95 F FF 96 B CU 83 X FF 95 2-2 ② G4-3		B SI 94 B CU 82 C SI 95 B SI 94 X SI 94 3-1 ③ L9				3	0	0	0	0	0	0
42 Johnny Cueto, R (1, 1) 45 Kyle Barraclough, R (6, 1) 59 Andrew Suárez, L (6, 1) 46 Corban Joseph, L (7, PH) OBP: 0.212, SLG: 0.271 65 Sam Coonrod, R (8, 1) 60 Wandy Peralta, L (8, 1) 64 Shaun Anderson, R (8, 1) OBP: 0.115, SLG: 0.120		B FF 94 C FF 95 C FC 88 F FF 96 L CU 81 1-3 ② K		B FF 94 L FF 95 C FF 94 B CU 80 F FF 93 C FF 95 2-3 ③ K			B SI 92 C CU 81 F SI 95 B SI 96 B CU 82 X CU 81 3-2 ① G6-3			2 0 0 1 0 0 0	0 0 0 0 0 0 0	0 0 0 0 0 0 0	0 0 0 0 0 0 0	2 0 0 0 0 0 0	0 0 0 0 0 0 0	0 0 0 0 0 0 0
Inning Stats	R: 3 E: 0 K: 1 S: 21 H: 5 LOB: 1 BB: 0 P: 26	R: 0 E: 0 K: 2 S: 13 H: 1 LOB: 1 BB: 0 P: 18	R: 0 E: 0 K: 1 S: 9 H: 1 LOB: 1 BB: 0 P: 13	R: 0 E: 0 K: 2 S: 11 H: 0 LOB: 0 BB: 0 P: 15	R: 2 E: 0 K: 1 S: 16 H: 2 LOB: 0 BB: 0 P: 21	R: 0 E: 0 K: 0 S: 6 H: 0 LOB: 0 BB: 0 P: 10	R: 0 E: 1 K: 1 S: 12 H: 0 LOB: 1 BB: 0 P: 17	R: 0 E: 0 K: 1 S: 7 H: 0 LOB: 0 BB: 0 P: 8		1B: 6 2B: 2 3B: 0 HR: 1	SF: 0 SAC: 0 DP: 1 HBP: 0			WP: 0 PB: 0 SB: 0 CS: 0	PA: 33	

PITCHER		IP	WLS	BF	H	R	ER	SO	BB	IBB	HBP	BLK	WP	HR	S	P	ERA	WHIP
23 Mitch Keller, R ERA: 8.29	(1, 1)	5.0	L	23	9	5	5	7	0	0	0	0	0	1	70	93	9.00	1.800
52 Clay Holmes, R ERA: 5.68	(6, 1)	2.0		7	0	0	0	1	0	0	0	0	0	0	18	27	0.00	0.000
47 Francisco Liriano, L ERA: 3.46	(8, 1)	1.0		3	0	0	0	1	0	0	0	0	0	0	7	8	0.00	0.000

PITCHER	IP	WLS	BF	H	R	ER	SO	BB	IBB	HBP	BLK	WP	HR	S	P	ERA	WHIP

Pittsburgh Pirates @ San Francisco Giants

Oracle Park, San Francisco, CA

Wed Sep 11 2019, 6:45 PM - 9:37 PM PDT

Att. 26,627 - Clear - 71 F

TOP

livebaseballscorecards.com

Batter	1	2	3	4	5	6	7	8	9	AB	R	H	RBI	BB	SO	LOB
27 Kevin Newman, R (1, 6) OBP: 0.360, SLG: 0.442	X FF 93 0-0 ① G5-3	C ST 82 C SI 92 F CH 85 C FF 94 0-3 ③ K			B ST 82 B ST 82 X FF 92 2-0 10 S 19 1B 1B	C SI 82 F SI 82 F SL 73 X SL 73 0-2 ③ G4-3		S CU 80 F FF 95 S SL 81 0-3 ② K		5	1	1	0	0	2	5
10 Bryan Reynolds, S (1, 8) OBP: 0.388, SLG: 0.523	B FF 93 S SI 92 B FF 93 F SI 92 X SI 93 2-2 ② L6	C ST 82 F ST 83 F FF 94 S ST 83 0-3 ① K			1 SAFE D SI 90 B SI 90 F CH 85 B CH 86 C ST 82 S CH 85 3-3 ② K 1-2		F FF 96 X SL 84 0-1 ① F9	F FF 95 S FF 94 B FF 95 S CU 82 1-3 ③ K		5	0	0	0	0	3	4
19 Colin Moran, L (1, 5) OBP: 0.330, SLG: 0.443	B FF 94 F CH 86 X FF 93 1-1 1B	C CH 84 B FF 94 X ST 82 1-1 ② L5			C FF 92 X FF 91 0-1 55 BB 2-H 1B		F FF 95 B FF 97 S SL 86 S SL 87 1-3 ② K		B FF 91 B FF 92 C FF 92 B FF 91 C FF 93 C FF 92 3-3 ① K	5	0	2	1	0	2	0
55 Josh Bell, S (1, 3) OBP: 0.368, SLG: 0.573	B CH 85 X FF 93 1-0 ③ F7	S ST 82 S CH 85 B CH 86 B ST 82 X FF 94 2-2 ③ P6			C CH 86 B FF 93 F ST 82 B ST 82 F CH 85 B SI 92 B CH 85 4-2 1-2 BB		S FF 96 B FF 98 C SL 84 B CH 89 B CH 89 X SL 84 3-2 ③ P6		B FF 92 F SL 86 B FF 92 C CH 83 S SL 85 2-3 ② K	4	0	0	0	1	1	1
36 José Osuna, R (1, 9) OBP: 0.306, SLG: 0.503		B ST 80 T FF 92 C FF 92 B ST 82 F ST 82 F FF 94 B ST 82 X FF 93 3-2 26 E 2B		X CH 84 0-0 26 G1-3 32 SF9 2B	B CU 75 F FF 91 X FF 92 1-1 ③ F7			C CU 81 B CU 80 B FF 94 B CU 79 B FF 95 4-1 26 1B 32 SH BB	B SL 85 X FF 92 1-0 ③ L7	4	3	2	0	1	0	2
26 Adam Frazier, L (1, 4) OBP: 0.336, SLG: 0.419		X SI 91 0-0 E7 44 WP 44 1B 2-H 1B		B ST 81 D SI 91 C FF 92 F CH 85 X ST 83 2-2 ① G1-3 2-3		B SL 79 B SL 79 B SL 79 C FF 90 C SL 79 F SL 80 F FF 90 S FF 92 3-3 ① K		X CU 80 0-0 32 SH 1-2 1B		4	1	2	1	0	1	1
32 Elias Díaz, R (1, 2) OBP: 0.300, SLG: 0.317		B SI 92 C FF 92 B CH 84 B CH 85 X FF 92 3-1 ① G1-3		X SI 92 0-0 ② SF9 3-H		C SL 80 X SL 80 0-1 ② G5-3		X FF 94 0-0 SH 1-3 2-H		2	0	0	1	0	0	1
44 Kevin Kramer, L (1, 7) OBP: 0.417, SLG: 0.300 15 Pablo Reyes, R (6, PH) OBP: 0.264, SLG: 0.276 (6, 7)		S CH 84 B FF 93 B FF 94 X CH 84 2-1 67 WP 2-H 1B		C ST 82 C ST 82 F FF 93 S ST 83 0-3 ③ K		B SL 81 B SL 80 B SL 80 B FF 90 4-0 3 2B BB		B FF 94 B CU 80 B FF 94 S FF 95 F FF 95 B FF 96 4-2 BB		2 0	0 1	1 0	1 0	0 2	1 0	0 0
67 Dario Agrazal, R (1, 1) OBP: 0.050, SLG: 0.053 45 Michael Feliz, R (5, 1) 3 Cole Tucker, S (6, PH) OBP: 0.275, SLG: 0.339 35 Keone Kela, R (6, 1) 88 Richard Rodríguez, R (7, 1) 53 Melky Cabrera, S (8, PH) OBP: 0.315, SLG: 0.406 47 Francisco Liriano, L (8, 1) OBP: 1.000, SLG: 1.000 73 Felipe Vázquez, L (9, 1)		B SI 91 B FF 94 F FF 93 X SI 91 2-1 ② G5-3 1-2			C SI 89 B SI 90 X SI 90 1-1 ① G5-3	B SL 81 S FF 92 S FF 90 B FF 92 D SL 80 X SL 82 3-2 1-H 2B		F FF 96 F FF 95 B FF 93 S CU 80 1-3 ① K		2 0 1 0 0 1 0 0	0 0 0 0 0 0 0 0	0 0 1 0 0 0 0 0	0 0 1 0 0 0 1 0	0 0 0 0 0 0 3 0	0 0 0 0 0 0 0 0	1 0 0 0 0 0 0 0
Inning Stats	R: 0 E: 0 K: 0 S: 7 H: 1 LOB: 1 BB: 0 P: 11	R: 2 E: 1 K: 1 S: 16 H: 3 LOB: 1 BB: 0 P: 26	R: 0 E: 0 K: 1 S: 9 H: 0 LOB: 0 BB: 0 P: 12	R: 1 E: 0 K: 1 S: 9 H: 1 LOB: 0 BB: 0 P: 11	R: 1 E: 0 K: 1 S: 13 H: 2 LOB: 2 BB: 1 P: 24	R: 1 E: 0 K: 1 S: 14 H: 1 LOB: 1 BB: 1 P: 24	R: 0 E: 0 K: 1 S: 8 H: 0 LOB: 0 BB: 0 P: 12	R: 1 E: 1 K: 3 S: 14 H: 1 LOB: 3 BB: 2 P: 24	R: 0 E: 0 K: 2 S: 7 H: 0 LOB: 0 BB: 0 P: 13	1B: 6 2B: 3 3B: 0 HR: 0	SF: 1 SAC: 1 DP: 0 HBP: 0		WP: 2 PB: 0 SB: 1 CS: 0	PA: 41			

	AB	35
	R	6
	H	9
	RBI	5
	BB	4
	SO	11
	LOB	18

PITCHER		IP	WLS	BF	H	R	ER	SO	BB	IBB	HBP	BLK	WP	HR	S	P	ERA	WHIP
62 Logan Webb, R ERA: 6.75	(1, 1)	4.2	L	22	7	4	4	4	1	0	0	0	2	0	52	81	7.71	1.714
61 Burch Smith, R ERA: 6.46	(5, 1)	0.1		1	0	0	0	0	0	0	0	0	0	0	2	3	0.00	0.000
67 Sam Selman, L ERA: 6.0	(6, 1)	0.2		4	1	1	1	1	1	0	0	0	0	0	10	20	13.50	3.000
71 Tyler Rogers, R ERA: 2.08	(6, 1)	0.1		1	0	0	0	0	0	0	0	0	0	0	4	4	0.00	0.000
65 Sam Coonrod, R ERA: 3.09	(7, 1)	1.0		3	0	0	0	1	0	0	0	0	0	0	8	12	0.00	0.000

PITCHER		IP	WLS	BF	H	R	ER	SO	BB	IBB	HBP	BLK	WP	HR	S	P	ERA	WHIP
45 Kyle Barraclough, R ERA: 6.44	(8, 1)	1.0		7	1	1	0	3	2	0	0	0	0	0	14	24	0.00	3.000
51 Conner Menez, L ERA: 6.0	(9, 1)	1.0		3	0	0	0	2	0	0	0	0	0	0	7	13	0.00	0.000

Batter	1	2	3	4	5	6	7	8	9	AB	R	H	RBI	BB	SO	LOB
5 Mike Yastrzemski, L (1, 7) OBP: 0.328, SLG: 0.524	C SI 90 B SI 90 B SI 91 F SI 91 F SI 92 F SI 93 B CH 87 F SI 92 X SI 92 3-2 9 E 1B		B SI 93 X SI 88 1-0 ③ G3-1		F FF 95 F SL 83 F FF 97 S SL 82 0-3 ① K		S FF 95 B FF 95 F FF 95 B SL 84 F FF 95 S FF 94 2-3 ③ K			4	0	1	0	0	2	3
19 Mauricio Dubón, R (1, 4) OBP: 0.318, SLG: 0.500	D SI 92 1 SAFE S FF 92 L SI 92 B SL 85 X SI 93 2-2 ① P6			F FF 92 F SI 91 X SI 91 0-2 ① G5-3	B SL 84 B SL 83 B FF 95 B FF 95 4-0 1-2 2-3 3-H BB			B SI 92 F SI 92 B CH 87 X SI 92 2-1 ① G6-3		3	0	0	1	1	0	1
9 Brandon Belt, L (1, 3) OBP: 0.338, SLG: 0.395 53 Austin Slater, R (8, PH) OBP: 0.367, SLG: 0.472 (9, 3)	1 SAFE S CH 86 C SI 92 X CH 87 0-2 ② F8 1-2			X SL 85 0-0 ② F8	T FF 96 B FF 98 S SL 84 S FF 99 1-3 ② K			B CH 86 S CH 87 F SI 93 S SL 85 1-3 ② K2-3		3 1	0 0	0 0	0 0	0 0	1 1	4 0
21 Stephen Vogt, L (1, 2) OBP: 0.321, SLG: 0.507	B SL 85 S CH 88 X SI 94 1-1 ③ L9			B SI 93 C CH 87 B CH 87 F SI 93 S FF 93 2-3 ③ K	F SL 84 F SL 83 X SL 83 0-2 ③ P6			B SI 93 C SI 94 S SL 88 X SL 90 1-2 ③ L7		4	0	0	0	0	1	4
1 Kevin Pillar, R (1, 8) OBP: 0.288, SLG: 0.449		C FF 91 X SL 84 0-1 ① G6-3			B FF 90 B FF 91 C FF 91 F SI 92 F FF 93 F FF 93 X SI 92 2-2 35 BB 49 1B 1B	X FF 94 0-0 ① G5-3			X FF 98 0-0 ① G3	4	1	1	0	0	0	0
35 Brandon Crawford, L (1, 6) OBP: 0.299, SLG: 0.354 7 Donovan Solano, R (9, PH) OBP: 0.355, SLG: 0.446		X SI 91 0-0 ② L7			B SI 91 B CH 87 B CH 86 B FF 92 4-0 49 1B 46 E 1-2 BB	B FF 94 C FF 94 B CU 81 C CU 80 X CU 81 2-2 ② F8			X FF 99 0-0 ② G6-3	2 1	1 0	0 0	0 0	1 0	0 0	0 0
49 Jaylin Davis, R (1, 9) OBP: 0.238, SLG: 0.158		C SI 92 X SI 92 0-1 ③ G6-3			B SL 85 B FF 92 C FF 90 X SI 92 2-1 26 BB 46 E 19 BB 1-3 2-H 1B	C CU 80 C CU 80 F FF 96 B CU 83 F CU 83 B FF 97 F CU 82 C CU 82 2-3 ③ K			B FF 99 C SL 88 S SL 88 S FF 100 1-3 ③ K	4	1	1	1	0	2	0
46 Corban Joseph, L (1, 5) OBP: 0.200, SLG: 0.255		C SI 91 C FF 92 B CH 87 C SI 92 1-3 ① K			X CH 86 0-0 FC6 19 BB 26 BB 1-2 3-H		B FF 92 C FF 92 B SL 82 F FF 93 C FF 93 2-3 ① K			3	0	0	1	0	2	1
62 Logan Webb, R (1, 1) 61 Burch Smith, R (8, 1) 26 Chris Shaw, L (8, PH) OBP: 0.000, SLG: 0.143 67 Sam Selman, R (8, 1) 71 Tyler Rogers, R (8, 1) 65 Sam Coonrod, R (7, 1) 37 Joey Rickard, R (7, PH) OBP: 0.375, SLG: 0.375 45 Kyle Barraclough, R (8, 1) 51 Conner Menez, L (8, 1)		C FF 92 F SI 92 F SL 86 B SI 93 F SI 93 X SL 85 1-2 ② G5-3			B FF 96 C FF 95 F SL 80 B FF 94 B FF 95 B FF 96 4-2 19 BB 1-2 2-3 BB		B FF 94 X FF 94 1-0 ② G4-3			1 0 0 0 0 0 0 0 1 0	0 0 0 0 0 0 0 0 0 0	0 0 0 0 1 0 0 0 0 0	0 0 0 0 0 0 0 0 0 0	0 0 0 0 0 0 0 0 0 0	0 0 0 0 0 0 0 0 0 0	0 0 0 0 0 0 0 0 0 0
Inning Stats	R: 0 E: 1 K: 0 S: 14 H: 1 LOB: 1 BB: 0 P: 20	R: 0 E: 0 K: 0 S: 5 H: 0 LOB: 0 BB: 0 P: 5	R: 0 E: 0 K: 1 S: 9 H: 0 LOB: 0 BB: 0 P: 12	R: 0 E: 0 K: 1 S: 7 H: 0 LOB: 0 BB: 0 P: 9	R: 3 E: 1 K: 2 S: 20 H: 2 LOB: 3 BB: 3 P: 37	R: 0 E: 0 K: 1 S: 10 H: 0 LOB: 0 BB: 0 P: 14	R: 0 E: 0 K: 2 S: 8 H: 0 LOB: 0 BB: 0 P: 13	R: 0 E: 0 K: 1 S: 8 H: 0 LOB: 0 BB: 0 P: 12	R: 0 E: 0 K: 1 S: 5 H: 0 LOB: 0 BB: 0 P: 6	1B: 3 2B: 0 3B: 0 HR: 0		SF: 0 SAC: 0 DP: 0 HBP: 0		WP: 0 PB: 0 SB: 0 CS: 0	PA: 34	

BOTTOM

Pittsburgh Pirates @ San Francisco Giants

Oracle Park, San Francisco, CA

Wed Sep 11 2019, 6:45 PM - 9:37 PM PDT

Att. 26,627 - Clear - 71 F

livebaseballscorecards.com

AB	31
R	3
H	3
RBI	3
BB	3
SO	9
LOB	13

PITCHER		IP	WLS	BF	H	R	ER	SO	BB	IBB	HBP	BLK	WP	HR	S	P	ERA	WHIP
67 Dario Agrazal, R ERA: 4.91	(1, 1)	4.0		17	3	3	2	2	1	0	0	0	0	0	43	62	4.50	1.000
45 Michael Feliz, R ERA: 3.66	(5, 1)	1.0	W	5	0	0	0	2	2	0	0	0	0	0	12	21	0.00	2.000
35 Keone Kela, R ERA: 2.55	(6, 1)	1.0	H	3	0	0	0	1	0	0	0	0	0	0	10	14	0.00	0.000
88 Richard Rodríguez, R ERA: 3.81	(7, 1)	1.0	H	3	0	0	0	2	0	0	0	0	0	0	8	13	0.00	0.000
47 Francisco Liriano, L ERA: 3.41	(8, 1)	1.0	H	3	0	0	0	1	0	0	0	0	0	0	8	12	0.00	0.000

PITCHER		IP	WLS	BF	H	R	ER	SO	BB	IBB	HBP	BLK	WP	HR	S	P	ERA	WHIP
73 Felipe Vázquez, L ERA: 1.68	(9, 1)	1.0	S	3	0	0	0	1	0	0	0	0	0	0	5	6	0.00	0.000

Batter	1	2	3	4	5	6	7	8	9	AB	R	H	RBI	BB	SO	LOB
26 Adam Frazier, L (1, 4) OBP: 0.336, SLG: 0.417	B SI 90 X FF 89 1-0 G3-1 ①	B SL 86 B FC 90 F FF 93 S FC 88 B FC 89 X FF 94 3-2 G5-3 ③			B FS 85 X FC 86 1-0 10 FC4-5 3-H 1B		X SL 86 0-0 P5 ②			4	0	1	1	0	0	1
10 Bryan Reynolds, S (1, 8) OBP: 0.387, SLG: 0.521	X FF 90 0-0 55 1B 36 2B 1B		S FS 84 B FC 90 B FS 82 B SL 85 F SI 92 C SL 86 3-3 K ①		1 SAFE F FC 89 F SI 93 B FC 86 B FC 88 F FC 88 1 SAFE X SI 93 2-2 FC4-5 19 S 1-3 ①		B FF 95 B CH 88 S SL 88 C SI 93 B SL 88 S SL 88 3-3 K ③			4	1	1	0	0	2	1
19 Colin Moran, L (1, 5) OBP: 0.327, SLG: 0.439 2 Erik González, R (8, 5) OBP: 0.283, SLG: 0.264	X FC 88 0-0 F8 ②	X FS 83 0-0 F7 ②			B FC 90 S FF 93 B FF 92 C FC 88 F FF 92 B FF 91 F FC 90 S FF 93 3-3 K ② 1-2			S SL 85 B SL 86 X FF 92 1-1 G3 ①		4 0	0 0	0 0	0 0	1 0	0 0	2 0
55 Josh Bell, S (1, 3) OBP: 0.367, SLG: 0.571	C FF 90 S SL 85 D FC 86 X FC 90 1-2 36 2B 1-3 1B	X FC 85 0-0 G4-3 ③			B FC 88 B FC 88 C FC 88 F FC 91 F FC 91 X FF 93 2-2 F7 ③			F SL 84 F SI 93 X SL 84 0-2 G5-3 ②		4	0	1	0	0	0	1
36 José Osuna, R (1, 9) OBP: 0.305, SLG: 0.502	X SI 92 0-0 1-3 3-H 2B			C FC 85 B FC 89 S SL 86 X FC 87 1-2 G1-3 ①		X FC 90 0-0 F8 ①		B CH 88 S CH 88 B CH 87 F SI 93 X CH 87 2-2 G5-3 ③		4	0	1	1	0	0	0
3 Cole Tucker, S (1, 6) OBP: 0.275, SLG: 0.351	X FC 91 0-0 F8 ③			B FF 93 B FC 90 B FC 89 S FF 91 X FF 91 3-1 44 SF8 3B		B FF 91 F FC 91 B SL 85 X FC 90 2-1 P3 ②			F FF 92 C CU 79 B FF 95 X FF 94 1-2 F9 ①	4	1	1	0	0	0	2
44 Kevin Kramer, L (1, 7) OBP: 0.400, SLG: 0.273 71 Yacksel Ríos, R (6, 1) 35 Keone Kela, R (7, 1) 88 Richard Rodríguez, R (8, 1) 53 Melky Cabrera, S (9, PH) OBP: 0.314, SLG: 0.404 73 Felipe Vázquez, L (9, 1)		X SL 84 0-0 G4-3 ①		S FC 89 B FC 91 B FC 87 B SL 86 X FC 90 3-1 SF8 ② 3-H		B FF 93 C SL 85 B FF 92 B FF 92 B FC 90 4-1 58 CS BB			X FF 95 0-0 L8 ②	1 0 0 0 0 1 0	0 0 0 0 0 0 0	0 0 0 0 0 0 0	1 0 0 0 0 0 0	1 0 0 0 0 0 0	0 0 0 0 0 0 0	0 0 0 0 0 0 0
58 Jacob Stallings, R (1, 2) OBP: 0.341, SLG: 0.402		C SI 90 F SL 85 F FC 89 B FS 84 X SI 93 1-2 59 SH3-4 1B		F SL 86 F FC 91 F SL 83 F SI 92 B SI 93 X FC 88 1-2 G4-3 ③		B SI 92 C FC 90 F FF 92 B FF 91 2-2 CS ③ 1-2	B SL 85 X SI 90 1-0 HR		C CU 78 C CU 79 S FF 97 0-3 K ③	4	1	2	1	0	1	0
59 Joe Musgrove, R (1, 1) OBP: 0.184, SLG: 0.213 15 Pablo Reyes, R (6, 7) OBP: 0.261, SLG: 0.273		X FC 87 0-0 SH3-4 ② 1-2			X FF 91 0-0 26 1B 3B		C SL 85 B SL 86 C SL 85 B FF 93 X FC 89 2-2 F9 ①			1 1	1 0	1 0	0 0	0 0	0 0	0 0
Inning Stats	R: 1 E: 0 K: 0 S: 8 H: 3 LOB: 2 BB: 0 P: 10	R: 0 E: 0 K: 0 S: 9 H: 1 LOB: 1 BB: 0 P: 13	R: 0 E: 0 K: 1 S: 5 H: 0 LOB: 0 BB: 0 P: 8	R: 1 E: 0 K: 0 S: 12 H: 1 LOB: 0 BB: 0 P: 20	R: 1 E: 0 K: 1 S: 15 H: 2 LOB: 1 BB: 0 P: 23	R: 0 E: 0 K: 0 S: 6 H: 0 LOB: 0 BB: 1 P: 14	R: 1 E: 0 K: 1 S: 8 H: 1 LOB: 0 BB: 0 P: 14	R: 0 E: 0 K: 0 S: 8 H: 0 LOB: 0 BB: 0 P: 11	R: 0 E: 0 K: 1 S: 7 H: 0 LOB: 0 BB: 0 P: 8	1B: 4 2B: 1 3B: 2 HR: 1 SF: 1 SAC: 1 DP: 0 HBP: 0						

TOP

Pittsburgh Pirates @ San Francisco Giants

Oracle Park, San Francisco, CA

Thu Sep 12 2019, 12:46 PM - 3:42 PM PDT

Att. 30,918 - Sunny - 88 F

livebaseballscorecards.com

AB	32
R	4
H	8
RBI	4
BB	1
SO	4
LOB	7

WP: 0 PB: 0 SB: 1 CS: 1 PA: 36

PITCHER		IP	WLS	BF	H	R	ER	SO	BB	IBB	HBP	BLK	WP	HR	S	P	ERA	WHIP
29 Jeff Samardzija, R ERA: 3.72	(1, 1)	6.1	L	27	8	4	4	2	1	0	0	0	0	1	59	95	5.68	1.421
59 Andrew Suárez, L ERA: 6.11	(7, 1)	1.2		5	0	0	0	1	0	0	0	0	0	0	12	18	0.00	0.000
61 Burch Smith, R ERA: 6.06	(9, 1)	1.0		3	0	0	0	1	0	0	0	0	0	0	7	8	0.00	0.000

PITCHER	IP	WLS	BF	H	R	ER	SO	BB	IBB	HBP	BLK	WP	HR	S	P	ERA	WHIP

BOTTOM

Pittsburgh Pirates @ San Francisco Giants

Oracle Park, San Francisco, CA

Thu Sep 12 2019, 12:46 PM - 3:42 PM PDT

Att. 30,918 - Sunny - 88 F

livebaseballscorecards.com

Batter	1	2	3	4	5	6	7	8	9	AB	R	H	RBI	BB	SO	LOB
5 Mike Yastrzemski, L (1, 7) (7, 9) OBP: 0.326, SLG: 0.519	C FF 94 B FF 94 S CH 88 F CH 88 S FF 96 1-3 K ①		C CU 82 C FF 95 D SL 85 B CU 83 X SI 94 2-2 9 G3 1-2 1B		X CH 86 0-0 G3-1 ③		C FF 96 B CH 91 F CU 81 S FF 97 1-3 K ②		C SL 86 S SL 86 C SL 85 0-3 K ②	5	0	1	0	0	3	2
28 Buster Posey, R (1, 2) OBP: 0.322, SLG: 0.368	F FF 96 X SI 96 0-1 G3-1 ②		C FF 95 B FC 92 B SL 83 S SL 84 C CH 87 2-3 K ①			B CH 89 F FF 97 X SI 97 1-1 10 HR 1B	C FF 96 B CU 78 X FF 96 1-1 G1-3 ③		C FF 98 F FF 99 B CU 83 B CU 83 B FF 99 X FF 97 3-2 G4-3 ③	5	1	1	0	0	1	4
9 Brandon Belt, L (1, 3) OBP: 0.337, SLG: 0.398	C CU 82 X SI 89 0-1 3B		B FF 95 F FF 96 B FF 94 X CU 83 2-1 G3 ② 1-2 2-3			X FF 98 0-0 P6 ①		F FF 94 F FF 94 B FF 94 B FF 93 F FF 95 F FF 95 S FF 94 2-3 K ①		4	0	1	0	0	1	3
10 Evan Longoria, R (1, 5) OBP: 0.323, SLG: 0.453	F FF 96 F FF 95 S SL 85 0-3 K ③		C CU 82 B SL 85 B FF 95 X SL 84 2-1 G2-3 ③			F FF 98 1 SAFE X CH 89 0-1 1-H HR		B FF 94 X FF 94 1-0 F8 ②		4	1	1	2	0	1	3
1 Kevin Pillar, R (1, 8) OBP: 0.288, SLG: 0.448		C CU 82 B FC 91 X SI 94 1-1 L6 ①		S SL 84 B FF 94 F FF 94 X CU 83 1-2 G6-3 ①		S SI 99 S CU 86 F SI 97 F CU 85 B CH 90 B SI 97 S CU 85 2-3 K ②		X FF 94 0-0 1B		4	0	1	0	0	1	0
35 Brandon Crawford, L (1, 6) OBP: 0.300, SLG: 0.354		F FF 95 B FF 94 B CU 82 S CH 86 X SI 95 2-2 1B		C FF 95 B FC 90 F CH 86 B CU 82 F CH 86 S CU 84 2-3 K ②		F SI 97 B SI 98 B SI 98 B FF 97 C FF 98 B CH 90 4-2 49 HBP BB		F FF 94 C FF 95 X FF 94 0-2 F7 ③		3	0	1	0	1	1	1
49 Jaylin Davis, R (1, 9) OBP: 0.250, SLG: 0.143 37 Joey Rickard, R (6, PR) OBP: 0.314, SLG: 0.358 (7, 7)	C CU 81 D SL 84 S SL 84 1 SAFE X SL 85 1-2 F9 ②		S FF 95 S FF 95 B SL 85 F CU 82 B FF 95 B SL 85 S CU 82 3-3 K ③			S SI 96 H SI 97 1-1 1-2 HBP			B FF 97 S CU 82 C FF 97 B SL 87 F SL 87 B CH 87 B FF 95 4-2 7 1B BB	2 0	0 0	0 0	0 0	0 1	1 0	1 0
19 Mauricio Dubón, R (1, 4) OBP: 0.298, SLG: 0.467 59 Andrew Suárez, L (7, 1) 61 Burch Smith, R (9, 1) 7 Donovan Solano, R (9, PH) OBP: 0.358, SLG: 0.448	C FF 95 X SI 95 0-1 G5-3 ③				C FF 94 B SL 84 C FF 94 C CU 82 1-3 K ①	C FF 96 S SI 97 X FF 97 0-2 G3 ③			C FF 97 B CH 87 B FF 98 B CH 88 F FF 97 X FF 98 3-2 1-3 1B	3 0 0 1	0 0 0 0	0 0 0 1	0 0 0 0	0 0 0 0	1 0 0 0	3 0 0 0
29 Jeff Samardzija, R (1, 1) OBP: 0.122, SLG: 0.163 46 Corban Joseph, L (7, 4) OBP: 0.196, SLG: 0.250 53 Austin Slater, R (9, PH) OBP: 0.365, SLG: 0.469			X FF 94 0-0 9 G3 5 1B 1B		C CU 81 B SL 82 T SI 92 B CU 83 S CU 83 2-3 K ②		S CU 79 B FF 96 C CU 79 B FF 97 S CU 81 2-3 K ①		F FF 98 B FF 99 B FF 98 C FF 97 B FF 97 S FF 97 3-3 K ①	2 1 1	0 0 0	1 0 0	0 0 0	0 0 0	1 1 1	0 0 2
Inning Stats	R: 0 E: 0 K: 2 S: 11 H: 1 LOB: 1 BB: 0 P: 12	R: 0 E: 0 K: 0 S: 10 H: 1 LOB: 1 BB: 0 P: 14	R: 0 E: 0 K: 1 S: 11 H: 2 LOB: 2 BB: 0 P: 19	R: 0 E: 0 K: 2 S: 11 H: 0 LOB: 0 BB: 0 P: 17	R: 0 E: 0 K: 2 S: 7 H: 0 LOB: 0 BB: 0 P: 10	R: 2 E: 0 K: 1 S: 16 H: 2 LOB: 2 BB: 1 P: 24	R: 0 E: 0 K: 2 S: 8 H: 0 LOB: 0 BB: 0 P: 12	R: 0 E: 0 K: 1 S: 10 H: 1 LOB: 1 BB: 0 P: 13	R: 0 E: 0 K: 2 S: 15 H: 1 LOB: 2 BB: 1 P: 28	1B: 6 2B: 0 3B: 1 HR: 1	SF: 0 SAC: 0 DP: 0 HBP: 1						

	AB	R	H	RBI	BB	SO	LOB
	35	2	8	2	2	13	19

WP: 0 PB: 0 SB: 0 CS: 0 PA: 38

PITCHER		IP	WLS	BF	H	R	ER	SO	BB	IBB	HBP	BLK	WP	HR	S	P	ERA	WHIP
59 Joe Musgrove, R ERA: 4.52	(1, 1)	5.0	W	19	4	0	0	7	0	0	0	0	0	0	50	72	0.00	0.800
71 Yacksel Ríos, R ERA: 6.75	(6, 1)	1.0	H	7	2	2	2	1	1	0	1	0	0	1	16	24	18.00	3.000
35 Keone Kela, R ERA: 2.45	(7, 1)	1.0	H	3	0	0	0	2	0	0	0	0	0	0	8	12	0.00	0.000
88 Richard Rodríguez, R ERA: 3.75	(8, 1)	1.0	H	4	1	0	0	1	0	0	0	0	0	0	10	13	0.00	1.000
73 Felipe Vázquez, L ERA: 1.65	(9, 1)	1.0	S	5	1	0	0	2	1	0	0	0	0	0	15	28	0.00	2.000

PITCHER	IP	WLS	BF	H	R	ER	SO	BB	IBB	HBP	BLK	WP	HR	S	P	ERA	WHIP

Miami Marlins @ San Francisco Giants

Oracle Park, San Francisco, CA

Fri Sep 13 2019, 7:16 PM - 9:37 PM PDT

Att. 33,418 - Clear - 80 F

TOP

livebaseballscorecards.com

Batter	1	2	3	4	5	6	7	8	9	AB	R	H	RBI	BB	SO	LOB
19 Miguel Rojas, R (1, 6) OBP: 0.337, SLG: 0.379	B FF 95 X FF 94 1-0 F8			B SL 86 B SL 87 C FF 94 X CH 84 2-1 L7		B FF 95 S SL 87 F SL 86 X FF 96 1-2 G3			X SL 89 0-0 G6-4-3 1-2f	4	0	0	0	0	0	1
34 Magneuris Sierra, L (1, 8) OBP: 0.348, SLG: 0.318 44 Austin Dean, R (9, PH) OBP: 0.224, SLG: 0.333	B FF 96 T FF 96 B CH 85 C FF 95 X CH 85 2-2 G4-3			M CH 83 B FF 96 B CU 80 B FF 95 F FF 94 F FF 95 X FF 95 3-2 G4-3			B CH 82 B FF 94 F FF 94 B CH 85 X FF 94 3-1 47 CS 1B		C FF 96 B SL 90 F SL 90 S FF 90 1-3 K	3 1	0 0	1 0	0 0	0 0	0 1	0 1
26 Garrett Cooper, R (1, 9) OBP: 0.344, SLG: 0.446 47 Harold Ramírez, R (1, 9) OBP: 0.311, SLG: 0.414	F FF 96 S CU 80 B CU 81 B SL 87 X CU 80 2-2 L5			S SL 87 B FF 95 B FF 95 X SL 87 2-1 1B			1 SAFE B FF 92 D SL 86 B FF 93 C FF 95 C FF 94 B SL 87 4-2 1-2 BB			1 1	0 0	0 1	0 0	0 1	0 0	0 0
13 Starlin Castro, R (1, 5) OBP: 0.296, SLG: 0.419		S SL 86 B FF 94 F CH 84 B SL 87 F CH 83 X FF 96 2-2 18 G4-6-3 1B		B FF 93 B SL 86 X FF 94 2-0 L9			C SI 82 X SL 72 0-1 F7			3	0	1	0	0	0	2
18 Neil Walker, S (1, 3) OBP: 0.339, SLG: 0.373		X FF 94 0-0 G4-6-3 1-2f			C FF 94 B CH 84 C CH 83 S SL 85 1-3 K		C SI 82 1 SAFE F SI 82 1 SAFE F SL 74 B FF 83 F SL 73 F FF 84 B SI 82 2-3 S SL 72 K			3	0	0	0	0	2	2
1 Isan Díaz, L (1, 4) OBP: 0.261, SLG: 0.274		C CU 80 C FF 96 B CH 85 B CU 82 S CH 83 2-3 K			X FF 95 0-0 L7			B SI 82 B SI 81 C SI 82 B SI 82 X SI 82 3-1 G4-3		3	0	0	0	0	1	0
38 Jorge Alfaro, R (1, 2) OBP: 0.313, SLG: 0.414			X FF 94 0-0 L9		C SL 85 C FF 95 B SL 87 B CH 84 X SL 87 2-2 G6-3			F SI 83 F SI 84 B FF 84 S SL 73 1-3 K		3	0	0	0	0	1	0
55 Jon Berti, R (1, 7) OBP: 0.341, SLG: 0.413			C FF 95 B SL 87 B SL 86 B FF 95 X FF 95 3-1 G6-3			F FF 93 B SL 86 B CU 80 T FF 94 S FF 94 2-3 K		B SI 83 F SI 84 B SL 73 C SL 73 2-3 K		3	0	0	0	0	2	0
22 Sandy Alcantara, R (1, 1) OBP: 0.132, SLG: 0.118 35 Ryne Stanek, R (8, 1) 21 Curtis Granderson, L (9, PH) OBP: 0.283, SLG: 0.360 9 Lewis Brinson, R (9, PR) OBP: 0.238, SLG: 0.241			F FF 94 S CU 80 B SL 85 S FF 95 1-3 K			C SL 85 C CU 80 F SL 86 B FF 94 S FF 94 1-3 K			C FF 95 C CH 87 B FF 96 X FF 95 1-2 19 G6-4-3 1B	2 0 1 0	0 0 0 0	0 0 1 0	0 0 0 0	0 0 0 0	2 0 0 0	0 0 0 0

Inning Stats	1	2	3	4	5	6	7	8	9
R:	0	0	0	0	0	0	0	0	0
E:	0	0	0	0	0	0	0	0	0
K:	0	1	1	0	0	2	1	2	1
S:	7	8	6	9	7	10	12	8	7
H:	0	1	0	1	0	0	1	0	1
LOB:	0	0	0	1	0	0	1	0	1
BB:	0	0	0	0	0	0	1	0	0
P:	12	12	10	18	10	14	21	14	9

1B:	4
2B:	0
3B:	0
HR:	0
SF:	0
SAC:	0
DP:	2
HBP:	0

WP:	0
PB:	0
SB:	0
CS:	1
PA:	29

AB	28
R	0
H	4
RBI	0
BB	1
SO	9
LOB	6

PITCHER		IP	WLS	BF	H	R	ER	SO	BB	IBB	HBP	BLK	WP	HR	S	P	ERA	WHIP
38 Tyler Beede, R ERA: 5.02	(1, 1)	6.1	W	21	3	0	0	5	1	0	0	0	0	0	51	87	0.00	0.632
71 Tyler Rogers, R ERA: 1.74	(7, 1)	1.2	H	5	0	0	0	3	0	0	0	0	0	0	16	24	0.00	0.000
64 Shaun Anderson, R ERA: 5.09	(9, 1)	1.0	S	3	1	0	0	1	0	0	0	0	0	0	7	9	0.00	1.000

PITCHER	IP	WLS	BF	H	R	ER	SO	BB	IBB	HBP	BLK	WP	HR	S	P	ERA	WHIP

BOTTOM

Miami Marlins @ San Francisco Giants
Oracle Park, San Francisco, CA
Fri Sep 13 2019, 7:16 PM - 9:37 PM PDT
Att. 33,418 - Clear - 80 F

livebaseballscorecards.com

Batter	1	2	3	4	5	6	7	8	9	AB	R	H	RBI	BB	SO	LOB
5 Mike Yastrzemski, L (1, 9) OBP: 0.325, SLG: 0.516	B SI 94 C SI 94 B CU 80 T FF 95 X SL 86 2-2 L9 ①		S FF 95 B FF 97 B SL 87 F FF 97 X FF 97 2-2 F8 ②		C SL 87 S FF 97 F FF 98 X CH 92 0-2 9 2B 1B		B SI 97 B CH 91 X CH 90 2-0 G3-1 ②			4	0	1	0	0	0	0
9 Brandon Belt, L (1, 3) OBP: 0.340, SLG: 0.405	F FF 95 C SL 85 B SI 97 S SI 96 1-3 K ②		C SL 86 F FF 98 X CH 92 0-2 10 HBP 1B		1 SAFE L FF 96 X CH 90 0-1 1-3 2B		C SL 88 B SL 87 X FF 98 1-1 2B			4	0	3	0	0	1	0
10 Evan Longoria, R (1, 5) OBP: 0.322, SLG: 0.450	B SL 85 B SI 94 S SI 95 F SI 94 B SI 97 F SI 95 X SL 86 3-2 F9 ③		C SI 96 B SL 88 B SL 87 H SI 95 3-1 1-2 HBP		X SI 96 0-0 G4-3 ③		C SL 86 C SI 98 B SI 98 F SL 89 S SI 98 1-3 K ③			3	0	0	0	0	1	3
21 Stephen Vogt, L (1, 7) OBP: 0.325, SLG: 0.514 37 Joey Rickard, R (8, 7) OBP: 0.312, SLG: 0.356		C SI 93 B SI 95 X FF 95 1-1 35 1B 1B	B SL 85 B FF 96 C CH 90 S CH 90 F CH 91 X SI 97 2-2 F8 ③			B SL 87 B FF 96 X FF 96 2-0 1 G3 28 1B 2B		C SL 88 C SL 90 C FF 97 0-3 K ①		3 1	1 0	2 0	0 0	0 0	0 1	2 0
1 Kevin Pillar, R (1, 8) OBP: 0.288, SLG: 0.446		B SI 95 X SI 95 1-0 P5 ①		X SL 85 0-0 28 G6-4-3 1B		B SI 96 F SI 96 F SI 96 X SI 97 1-2 G3 ① 2-3		F FF 97 F SL 90 B FS 90 B FS 89 F FF 98 S SL 91 2-3 K ②		4	0	1	0	0	1	2
28 Buster Posey, R (1, 2) OBP: 0.321, SLG: 0.366		F SI 96 B SI 95 X SI 96 1-1 F8 ②		B SI 95 1 SAFE X SI 95 1-0 G6-4-3 ①② 1-2f		B SI 96 X SI 96 1-0 3-H 1B		X FF 98 0-0 L8 ③		4	0	1	1	0	0	2
35 Brandon Crawford, L (1, 6) OBP: 0.300, SLG: 0.354		X SI 95 0-0 1-2 1B		C SL 86 B FF 97 C FF 95 S FF 97 1-3 K ③		X SL 87 0-0 P4 ②				3	0	1	0	0	1	1
19 Mauricio Dubón, R (1, 4) OBP: 0.280, SLG: 0.438 71 Tyler Rogers, R (7, 1) 64 Shaun Anderson, R (9, 1) OBP: 0.115, SLG: 0.120		S SL 86 B SL 87 F SL 86 T SI 96 1-2 K ③		B SI 94 X SI 94 1-0 G5-3 ①		B SL 88 X SI 96 1-0 L3 ③				3 0 0	0 0 0	0 0 0	0 0 0	0 0 0	1 0 0	3 0 0
38 Tyler Beede, R (1, 1) OBP: 0.184, SLG: 0.114 46 Corban Joseph, L (7, 4) OBP: 0.193, SLG: 0.245			C SI 94 C SI 96 X SI 95 0-2 G6-3 ①		F SI 96 C SL 87 C SI 96 0-3 K ②		L SL 84 B SI 96 F SI 96 S FF 97 1-3 K ①			2 1	0 0	0 0	0 0	0 0	1 1	0 0
Inning Stats	R: 0 E: 0 K: 1 S: 10 H: 0 LOB: 0 BB: 0 P: 16	R: 0 E: 0 K: 1 S: 9 H: 2 LOB: 2 BB: 0 P: 13	R: 0 E: 0 K: 0 S: 14 H: 1 LOB: 2 BB: 0 P: 21	R: 0 E: 0 K: 1 S: 5 H: 1 LOB: 0 BB: 0 P: 7	R: 0 E: 0 K: 1 S: 11 H: 2 LOB: 2 BB: 0 P: 12	R: 1 E: 0 K: 0 S: 7 H: 2 LOB: 1 BB: 0 P: 12	R: 0 E: 0 K: 2 S: 10 H: 1 LOB: 1 BB: 0 P: 15	R: 0 E: 0 K: 2 S: 8 H: 0 LOB: 0 BB: 0 P: 10		1B: 6 2B: 3 3B: 0 HR: 0 SF: 0 SAC: 0 DP: 1 HBP: 1				WP: 0 PB: 0 SB: 0 CS: 0 PA: 33	

	AB	32
	R	1
	H	9
	RBI	1
	BB	0
	SO	8
	LOB	13

PITCHER		IP	WLS	BF	H	R	ER	SO	BB	IBB	HBP	BLK	WP	HR	S	P	ERA	WHIP
22 Sandy Alcantara, R ERA: 3.93	(1, 1)	7.0	L	30	9	1	1	6	0	0	1	0	0	0	66	96	1.29	1.286
35 Ryne Stanek, R ERA: 4.13	(8, 1)	1.0		3	0	0	0	2	0	0	0	0	0	0	8	10	0.00	0.000

PITCHER	IP	WLS	BF	H	R	ER	SO	BB	IBB	HBP	BLK	WP	HR	S	P	ERA	WHIP

Miami Marlins @ San Francisco Giants

Oracle Park, San Francisco, CA

Sat Sep 14 2019, 6:05 PM - 9:01 PM PDT

Att. 38,663 - Clear - 70 F

TOP

livebaseballscorecards.com

Batter	1	2	3	4	5	6	7	8	9	AB	R	H	RBI	BB	SO	LOB
19 Miguel Rojas, R (1, 6) OBP: 0.338, SLG: 0.383	X FF 91 0-0 ① G6-3			C FF 91 B CU 78 X CH 85 1-1 E4 13 G6-4-3 1B		C CU 77 B FF 91 B CH 84 X CU 78 2-1 ③ G6-3		B FF 92 X FF 91 1-0 9 1B 3-H 2B		4	1	2	1	0	0	0
9 Lewis Brinson, R (1, 8) OBP: 0.243, SLG: 0.242	B FF 91 F FF 91 B FF 91 S FC 88 X CU 80 2-2 ② G6-3			F CU 77 H FC 88 1-1 13 G6-4-3 HBP			C CU 78 C CU 79 X CU 78 0-2 ① G6-3	D FF 91 B SL 89 F SL 88 X SL 90 2-1 2-H 1B		3	0	1	1	0	0	0
13 Starlin Castro, R (1, 5) OBP: 0.295, SLG: 0.418	B FF 92 S FF 92 B FF 91 S FF 91 X FF 91 2-2 ③ P4			C FF 91 X CU 79 0-1 ①② G6-4-3 1-2f 2-3			F FC 87 B FF 91 S CU 80 X FF 91 1-2 38 HR 1B	C FF 96 X SL 87 0-1 ③ L9		4	1	1	0	0	0	3
38 Jorge Alfaro, R (1, 2) OBP: 0.312, SLG: 0.420		X FC 87 0-0 ① P4		B CU 79 F FF 92 C FF 91 D CU 80 B FC 87 X FF 91 3-2 ③ F8			C CU 78 X CU 79 0-1 1-H HR		S SL 85 C FF 96 B SL 86 X FF 96 1-2 ① G4-3	4	1	1	2	0	0	1
47 Harold Ramírez, R (1, 9) OBP: 0.308, SLG: 0.409 (8, 7)		C FF 91 B FF 91 X FF 91 1-1 ② L8			C FF 91 B FF 91 F FF 91 F FF 92 B CU 80 B FF 91 S FC 88 3-3 ① K		S FC 88 B CU 79 X CH 85 1-1 ② G5-3		X SL 86 0-0 ② G4-3	4	0	0	0	0	1	0
14 Martín Prado, R (1, 3) OBP: 0.269, SLG: 0.286		C FF 90 F FF 91 X FC 88 0-2 ③ F7			B FF 92 C CU 79 X FF 91 1-1 ② F8		C FF 90 B CH 84 X CH 84 1-1 ③ G6-3		F FF 96 X FF 95 0-1 ③ F8	4	0	0	0	0	0	0
1 Isan Díaz, L (1, 4) OBP: 0.255, SLG: 0.268			B FF 91 B FF 92 X FF 91 2-0 ① P5		C FF 92 F FC 88 F FF 91 F CU 79 X FF 91 0-2 ③ L7			C KC 77 C SI 94 B SI 94 B SI 95 C SI 94 2-3 ① K		3	0	0	0	0	1	0
44 Austin Dean, R (1, 7) OBP: 0.228, SLG: 0.336 18 Neil Walker, S (8, PH) OBP: 0.341, SLG: 0.378 34 Magneuris Sierra, L (8, PR) OBP: 0.348, SLG: 0.318 (8, 9)			F FF 92 F FF 91 X CU 79 0-2 64 CS 1B			X FF 91 0-0 ① L1-5-3		B FF 95 B SL 86 X FF 93 2-0 21 G6-3 19 2B 2B		2 1 0	0 0 1	1 1 0	0 0 0	0 0 0	0 0 0	0 0 0
64 Robert Dugger, R (1, 1) 63 Brian Moran, L (7, 1) 39 Tyler Kinley, R (7, 1) 66 Jarlín García, L (7, 1) 21 Curtis Granderson, L (8, PH) OBP: 0.282, SLG: 0.359 56 Tayron Guerrero, R (8, 1) 62 José Ureña, R (9, 1)			B FC 86 C FC 86 S CU 80 F FF 92 S CU 80 1-3 ②③ K 1-2			F FF 91 S CU 78 B CU 79 C CU 78 1-3 ② K		B FF 95 B SL 87 X FF 90 2-0 ② G6-3 2-3		2 0 0 0 1 0 0 0	0 0 0 0 0 0 0 0	0 0 0 0 0 0 0 0	0 0 0 0 0 0 0 0	2 0 0 0 0 0 0 0	0 0 0 0 0 0 0 0	1 0 0 0 1 0 0 0
Inning Stats	R: 0 E: 0 K: 0 S: 7 H: 0 LOB: 0 BB: 0 P: 11	R: 0 E: 0 K: 0 S: 6 H: 0 LOB: 0 BB: 0 P: 7	R: 0 E: 0 K: 1 S: 8 H: 1 LOB: 0 BB: 0 P: 11	R: 0 E: 1 K: 0 S: 8 H: 1 LOB: 1 BB: 0 P: 13	R: 0 E: 0 K: 1 S: 11 H: 0 LOB: 0 BB: 0 P: 15	R: 0 E: 0 K: 1 S: 6 H: 0 LOB: 0 BB: 0 P: 9	R: 2 E: 0 K: 0 S: 12 H: 2 LOB: 0 BB: 0 P: 15	R: 2 E: 0 K: 1 S: 10 H: 3 LOB: 1 BB: 0 P: 19	R: 0 E: 0 K: 0 S: 6 H: 0 LOB: 0 BB: 0 P: 7	1B: 4 2B: 2 3B: 0 HR: 1 SF: 0 SAC: 0 DP: 1 HBP: 1						

AB	32
R	4
H	7
RBI	4
BB	0
SO	4
LOB	6

WP: 0 PB: 0 SB: 0 CS: 1 PA: 33

PITCHER		IP	WLS	BF	H	R	ER	SO	BB	IBB	HBP	BLK	WP	HR	S	P	ERA	WHIP
40 Madison Bumgarner, L ERA: 3.73	(1, 1)	7.0		24	4	2	2	3	0	0	1	0	0	1	58	81	2.57	0.571
50 Fernando Abad, L ERA: 5.0	(8, 1)	0.1		1	0	0	0	1	0	0	0	0	0	0	3	5	0.00	0.000
64 Shaun Anderson, R ERA: 5.26	(8, 1)	0.1	L	4	3	2	2	0	0	0	0	0	0	0	5	12	54.00	9.000
74 Jandel Gustave, R ERA: 1.69	(8, 1)	1.1		4	0	0	0	0	0	0	0	0	0	0	8	9	0.00	0.000

PITCHER	IP	WLS	BF	H	R	ER	SO	BB	IBB	HBP	BLK	WP	HR	S	P	ERA	WHIP

Miami Marlins @ San Francisco Giants

Oracle Park, San Francisco, CA

Sat Sep 14 2019, 6:05 PM - 9:01 PM PDT

Att. 38,663 - Clear - 70 F

livebaseballscorecards.com

BOTTOM

Batter	1	2	3	4	5	6	7	8	9	AB	R	H	RBI	BB	SO	LOB
5 Mike Yastrzemski, L (1, 9) OBP: 0.325, SLG: 0.512 53 Austin Slater, R (7, PH) OBP: 0.365, SLG: 0.469 34 Mike Gerber, L (7, PH) OBP: 0.111, SLG: 0.118 (8, 9)	S SI 90 B FF 91 S FF 91 S FF 91 1-3 K ①		F SL 80 F FF 90 B FF 90 F FF 91 H SL 80 2-2 9 G6-3 HBP ③		D SL 80 S SL 78 1 SAFE B SL 80 F FF 89 X FF 90 2-2 F8 ③		B SL 86 B SL 88 F FF 96 B FF 96 F SL 89 X SL 90 3-2 G4-3 ②		B SL 87 X SI 97 1-0 G1 ③	2 0 2	0 0 0	0 0 0	0 0 0	0 0 0	1 0 0	1 0 3
9 Brandon Belt, L (1, 3) OBP: 0.341, SLG: 0.407	B FF 91 F FF 92 B FF 91 F SI 90 B FF 91 B FF 91 4-2 10 FC6-4 BB		S SL 80 B FF 90 S SL 80 D SL 80 B SL 79 X SI 89 3-2 G6-3 1-2f ② ③			X FF 89 0-0 10 F9 2B	C SL 84 X SL 85 0-1 F7 ③			3	0	1	0	1	0	3
10 Evan Longoria, R (1, 5) OBP: 0.322, SLG: 0.448	B SL 80 S SL 80 C SI 90 X SI 90 1-2 FC6-4 1-2f ②			C FF 90 X FF 90 0-1 21 FC3-6 1B		X SI 89 0-0 F9 2-3 ①		B SI 100 S FF 101 X SI 99 1-1 G6-3 ①		4	0	1	0	0	0	2
21 Stephen Vogt, L (1, 7) OBP: 0.320, SLG: 0.504	S SI 90 S SL 80 S FF 91 0-3 K ③			B SL 80 C SL 79 S SL 78 X FF 89 1-2 FC3-6 28 FC6-4 1-2f ①		C CU 72 F SL 80 F SL 78 X FF 90 0-2 P3 ②		C SI 101 F SI 102 S SI 102 0-3 K ②		4	0	0	0	0	2	3
1 Kevin Pillar, R (1, 8) OBP: 0.286, SLG: 0.443		F SI 89 S SL 80 X FF 90 0-2 L7 ①		X SI 89 0-0 P3 ②		F CU 72 B SL 79 B SL 81 X SI 89 2-1 F7 ③		F FF 102 X SI 102 0-1 G4-3 ③		4	0	0	0	0	0	2
28 Buster Posey, R (1, 2) OBP: 0.318, SLG: 0.363		C SL 80 B FF 92 X FF 91 1-1 G2-3 ②		C FF 91 B SI 89 D SL 79 X SL 78 2-1 FC6-4 1-2f ③			B CU 72 X FF 90 1-0 L9 ①		C SI 96 B SL 86 X SI 97 1-1 G4-3 ①	4	0	0	0	0	0	1
35 Brandon Crawford, L (1, 6) OBP: 0.304, SLG: 0.356		S SL 79 B SL 80 B CH 81 X SI 90 2-1 G6-3 ③			B SI 88 B CH 78 B CH 77 C SI 88 B SI 88 4-1 BB		S CU 74 X CU 73 0-1 19 2B 7 3B 1B		S SL 87 B CH 92 X SI 96 1-1 19 1B 1B	3	1	2	0	1	0	0
19 Mauricio Dubón, R (1, 4) OBP: 0.315, SLG: 0.481			B SI 89 B SL 80 C FF 89 X SI 89 2-1 40 SH3-4 1B		1 SAFE B SL 78 S FF 89 1 SAFE X FF 89 1-1 L6 ①		1 SAFE B FF 87 F FF 88 B SL 77 X FF 88 2-1 7 3B 1-3 2B		X SI 96 0-0 1-2 1B	4	1	3	0	0	0	1
40 Madison Bumgarner, R (1, 1) OBP: 0.232, SLG: 0.167 26 Chris Shaw, L (7, PH) OBP: 0.250, SLG: 0.143 7 Donovan Solano, R (7, PH) OBP: 0.361, SLG: 0.461 50 Fernando Abad, L (8, 1) 64 Shaun Anderson, R (8, 1) OBP: 0.115, SLG: 0.120 74 Jandel Gustave, R (8, 1) 14 Cristhian Adames, S (9, PH)			S SL 80 B SL 81 B FF 91 1 SAFE C FF 89 1 SAFE X FF 89 2-2 SH3-4 1-2 ①		C FF 90 C SL 78 D SL 79 C SL 76 1-3 K ②		B ST 70 B FF 84 C FF 83 X FF 83 2-1 2-H 3-H 3B		D SL 86 S CU 86 F SI 97 S SL 87 1-3 K ②	1 0 1 0 0 0 1	0 0 0 0 0 0 0	0 0 1 0 0 0 0	0 0 2 0 0 0 0	1 0 0 0 0 0 0	1 0 0 0 0 0 0	1 0 0 0 0 0 2
Inning Stats	R: 0 E: 0 K: 2 S: 11 H: 0 LOB: 1 BB: 1 P: 17	R: 0 E: 0 K: 0 S: 7 H: 0 LOB: 0 BB: 0 P: 10	R: 0 E: 0 K: 0 S: 11 H: 1 LOB: 1 BB: 0 P: 20	R: 0 E: 0 K: 0 S: 8 H: 1 LOB: 1 BB: 0 P: 11	R: 0 E: 0 K: 1 S: 9 H: 0 LOB: 1 BB: 1 P: 17	R: 0 E: 0 K: 0 S: 8 H: 1 LOB: 1 BB: 0 P: 10	R: 2 E: 0 K: 0 S: 12 H: 3 LOB: 1 BB: 0 P: 20	R: 0 E: 0 K: 1 S: 7 H: 0 LOB: 0 BB: 0 P: 8	R: 0 E: 0 K: 1 S: 9 H: 2 LOB: 2 BB: 0 P: 13	1B: 5 2B: 2 3B: 1 HR: 0	SF: 0 SAC: 1 DP: 1 HBP: 1					

	AB	33
	R	2
	H	8
	RBI	2
	BB	2
	SO	5
	LOB	19

	WP: 0	PA: 37
	PB: 0	
	SB: 0	
	CS: 0	

PITCHER		IP	WLS	BF	H	R	ER	SO	BB	IBB	HBP	BLK	WP	HR	S	P	ERA	WHIP
64 Robert Dugger, R ERA: 3.95	(1, 1)	6.1		26	5	2	2	3	2	0	1	0	0	0	59	93	2.84	1.105
63 Brian Moran, L ERA: 2.7	(7, 1)	0.0	B	1	1	0	0	0	0	0	0	0	0	0	2	4	∞	∞
39 Tyler Kinley, R ERA: 3.8	(7, 1)	0.1		1	0	0	0	0	0	0	0	0	0	0	3	6	0.00	0.000
66 Jarlín García, L ERA: 2.76	(7, 1)	0.1	W	1	0	0	0	0	0	0	0	0	0	0	2	2	0.00	0.000
56 Tayron Guerrero, R ERA: 5.65	(8, 1)	1.0	H	3	0	0	0	1	0	0	0	0	0	0	7	8	0.00	0.000

PITCHER		IP	WLS	BF	H	R	ER	SO	BB	IBB	HBP	BLK	WP	HR	S	P	ERA	WHIP
62 José Ureña, R ERA: 4.97	(9, 1)	1.0	S	5	2	0	0	1	0	0	0	0	0	0	9	13	0.00	2.000

Batter	1	2	3	4	5	6	7	8	9	AB	R	H	RBI	BB	SO	LOB
19 Miguel Rojas, R (1, 6) OBP: 0.338, SLG: 0.381	C FF 90 B SL 84 X SL 83 1-1 18 WP 18 S 1B		C SI 91 S CH 82 X SI 90 0-2 ② G4-3 2-3		C SI 90 B CH 83 X CH 84 1-1 ③ G4-3			B SI 83 X SI 82 1-0 ① G3		4	0	1	0	0	0	1
1 Isan Díaz, L (1, 4) OBP: 0.248, SLG: 0.260	B FF 91 C SL 81 F SI 89 B FF 92 X CH 83 2-2 ① F8		C CH 84 X FF 90 0-1 ③ L8			C CH 74 S KC 79 X SI 94 0-2 ① G2-3		F FF 83 C SL 72 B SL 72 F SI 82 S SL 72 1-3 ② K		4	0	0	0	0	1	2
13 Starlin Castro, R (1, 5) OBP: 0.295, SLG: 0.417	1 SAFE S SL 85 X CH 83 0-1 ② F7			X SI 90 0-0 18 BB 1B		B FF 92 B FF 90 C CH 82 C FF 92 F FF 93 B CU 78 X FF 92 3-2 ② F8		C SI 83 F FF 82 X FF 84 0-2 ③ G3		4	0	1	0	0	0	1
18 Neil Walker, S (1, 3) OBP: 0.341, SLG: 0.375 47 Harold Ramírez, R (9, PH) OBP: 0.307, SLG: 0.408	F FF 91 S CH 83 B SL 88 B CU 80 X CH 83 2-2 ③ P5 1-3			B SL 81 B SL 86 1 SAFE F FF 91 B SL 84 T FF 92 F FF 92 1 SAFE F FF 93 4-2 F CH 82 D CH 82 1-2 BB		B CH 81 S CH 81 B FF 93 S CH 82 F CH 82 B FF 92 F FF 92 X FF 92 3-2 ③ F7			C FF 91 F SL 79 B SL 81 X SL 80 1-2 ① G6-3	2 1	0 0	0 0	0 0	1 0	0 0	1 0
38 Jorge Alfaro, R (1, 2) OBP: 0.314, SLG: 0.418		F FF 91 B SI 90 B SI 90 B SL 84 B FF 89 4-1 9 G6-4-3 BB		B SL 84 C SI 90 F SI 92 B FF 92 D CH 84 F FF 92 X FF 92 3-2 ① F9			X FF 91 0-0 ① G6-3		B FF 91 S FF 92 B FF 92 F SL 80 B FF 93 F FF 94 B FF 93 4-2 9 WP BB	2	0	0	0	2	0	2
9 Lewis Brinson, R (1, 9) OBP: 0.238, SLG: 0.237		X SI 91 0-0 ①② G6-4-3 1-2f		F CU 83 F SI 91 D SI 91 B SL 84 F SI 92 B FF 91 F FF 92 S CH 84 3-3 ② K			C FF 93 B FF 93 F FF 93 B FF 93 F FF 92 S CH 81 2-3 ② K		F FF 92 S SL 82 B SL 81 D SL 81 S SL 81 2-3 ② K 1-2	4	0	0	0	0	3	4
34 Magneuris Sierra, L (1, 8) OBP: 0.346, SLG: 0.320 44 Austin Dean, R (9, PH) OBP: 0.226, SLG: 0.333		C SL 85 X CH 83 0-1 ③ G3		C CH 83 B FF 91 B SL 84 C CH 82 F CH 85 S CH 84 2-3 ③ K2-3			X FF 92 0-0 E5 55 1B 1B		X SL 81 0-0 ③ G4-3	3 1	1 0	1 0	0 0	0 0	1 0	2 1
55 Jon Berti, R (1, 7) OBP: 0.345, SLG: 0.417			B SI 90 S SI 89 X SL 79 1-1 19 G4-3 57 SH2-4 1B		B SI 89 X FF 88 1-0 ① F8		C FF 91 X FF 92 0-1 3-H 1B			3	0	2	1	0	0	0
57 Elieser Hernández, R (1, 1) OBP: 0.100, SLG: 0.053 61 Adam Conley, L (6, 1) 21 Curtis Granderson, L (7, PH) OBP: 0.282, SLG: 0.359 14 Martín Prado, R (7, PH) OBP: 0.288, SLG: 0.285 48 Hector Noesí, R (7, 1) OBP: 0.250, SLG: 0.250 66 Jarlín García, L (8, 1) 35 Ryne Stanek, R (8, 1)			M FF 88 B FF 89 1 SAFE X FF 87 1-1 ① SH2-4 1-2		X SI 88 0-0 ② G1-3		B SI 96 C CH 87 X CH 86 1-1 ③ F7			1 0 0 1 0 0 0	0 0 0 0 0 0 0	0 0 0 0 0 0 0	0 0 0 0 0 0 0	0 0 0 0 0 0 0	0 0 0 0 0 0 0	0 0 0 1 0 0 0
Inning Stats	R: 0 E: 0 K: 0 S: 10 H: 1 LOB: 1 BB: 0 P: 15	R: 0 E: 0 K: 0 S: 4 H: 0 LOB: 0 BB: 1 P: 8	R: 0 E: 0 K: 0 S: 9 H: 1 LOB: 1 BB: 0 P: 11	R: 0 E: 0 K: 2 S: 19 H: 1 LOB: 2 BB: 1 P: 31	R: 0 E: 0 K: 0 S: 4 H: 0 LOB: 0 BB: 0 P: 6	R: 0 E: 0 K: 0 S: 12 H: 0 LOB: 0 BB: 0 P: 18	R: 1 E: 1 K: 1 S: 10 H: 2 LOB: 1 BB: 0 P: 13	R: 0 E: 0 K: 1 S: 8 H: 0 LOB: 0 BB: 0 P: 10	R: 0 E: 0 K: 1 S: 10 H: 0 LOB: 1 BB: 1 P: 17	1B: 5 2B: 0 3B: 0 HR: 0 SF: 0 SAC: 1 DP: 1 HBP: 0						

PITCHER		IP	WLS	BF	H	R	ER	SO	BB	IBB	HBP	BLK	WP	HR	S	P	ERA	WHIP
42 Johnny Cueto, R ERA:	(1, 1)	5.0		19	3	0	0	2	2	0	0	0	1	0	46	71	0.00	1.000
50 Fernando Abad, L ERA: 4.82	(6, 1)	0.1	H	1	0	0	0	0	0	0	0	0	0	0	3	3	0.00	0.000
61 Burch Smith, R ERA: 5.6	(6, 1)	1.1	B	6	2	1	0	1	0	0	0	0	0	0	17	25	0.00	1.500
60 Wandy Peralta, L ERA: 6.49	(7, 1)	0.1		1	0	0	0	0	0	0	0	0	0	0	2	3	0.00	0.000
71 Tyler Rogers, R ERA: 1.59	(8, 1)	1.0	W	3	0	0	0	1	0	0	0	0	0	0	8	10	0.00	0.000

PITCHER		IP	WLS	BF	H	R	ER	SO	BB	IBB	HBP	BLK	WP	HR	S	P	ERA	WHIP
13 Will Smith, L ERA: 2.95	(9, 1)	1.0	S	4	0	0	0	1	1	0	0	0	1	0	10	17	0.00	1.000

TOP

Miami Marlins @ San Francisco Giants

Oracle Park, San Francisco, CA

Sun Sep 15 2019, 1:07 PM - 3:58 PM PDT

Att. 39,663 - Partly Cloudy - 64 F

livebaseballscorecards.com

AB	30
R	1
H	5
RBI	1
BB	3
SO	5
LOB	15

MIAMI

WP: 2	PA: 34		
PB: 0			
SB: 1			
CS: 0			

BOTTOM

Batter	1	2	3	4	5	6	7	8	9	AB	R	H	RBI	BB	SO	LOB
5 Mike Yastrzemski, L (1, 8) OBP: 0.324, SLG: 0.509	C FF 90 F FF 90 X FF 91 0-2 P6		B SL 79 B SL 79 S FF 90 F FF 90 B FF 91 C FF 90 3-3 K		B CH 82 B CH 84 X FF 90 2-0 F7			F FF 94 X SL 82 0-1 10 WP 9 1B 35 WP 1B		4	1	1	0	0	1	0
9 Brandon Belt, L (1, 3) OBP: 0.343, SLG: 0.408	C SI 89 S SL 76 B CH 85 F FF 91 F SL 78 F SL 79 B FF 91 S SL 77 2-3 K		C SL 82 F SL 82 S FF 92 0-3 K			B SL 86 B SL 87 S FF 94 B FF 94 X FF 94 3-1 21 E 10 PB 1B		F FF 94 1 SAFE B FF 93 1 SAFE F SL 82 X FF 94 1-2 35 WP 10 WP 1B		4	0	2	0	0	2	0
10 Evan Longoria, R (1, 5) OBP: 0.323, SLG: 0.447	B SL 77 B SL 75 F FF 90 B SL 76 X FF 88 3-1 F7			B FF 90 C SI 89 B SL 79 X SI 89 2-1 35 1B 1B		C FF 94 F FF 94 D SL 90 B SL 88 X FF 95 2-2 G4-3 1-2		C SL 89 B FF 97 D T FF 98 B FS 89 B FF 99 4-2 35 WP 1-2 2-3 BB		3	0	1	0	1	0	1
21 Stephen Vogt, L (1, 2) OBP: 0.315, SLG: 0.496		B SI 90 C FF 90 C SL 80 F FF 92 S FF 92 1-3 K		X SL 79 0-0 F9		D SL 87 S FF 95 S FF 95 2 SAFE D SL 88 X FF 96 2-2 G4-3 2-3		S S SL 90 S SL 90 0-3 K		4	0	0	0	0	2	5
35 Brandon Crawford, L (1, 6) OBP: 0.307, SLG: 0.357		C SL 78 B FF 93 B SL 79 B SI 90 B FF 92 4-1 BB		S SL 79 S FF 92 F FF 92 F CH 82 X FF 92 0-2 1-2 1B		B SL 86 X FF 96 1-0 L8		B SL 91 C SL 89 B FS 88 D SL 89 3-1 1-2 2-3 3-H IBB		2	0	1	0	2	0	1
34 Mike Gerber, L (1, 9) OBP: 0.091, SLG: 0.095		C SL 78 S SL 79 B SL 78 C FF 92 1-3 K		B SL 80 S SL 77 S FF 92 F FF 92 B SL 78 F SL 77 S FF 91 2-3 K			B SI 92 S CU 79 S CH 86 S CH 86 1-3 K	B FF 98 F FF 97 B SL 90 F FF 97 B FF 97 F FF 98 S FF 98 3-3 K		4	0	0	0	0	4	6
37 Joey Rickard, R (1, 7) OBP: 0.312, SLG: 0.355		C SI 90 S SL 80 B FF 92 F FF 92 B SL 81 F SL 79 B SL 78 X SI 90 3-2 P3		C SL 78 B SL 78 C SI 88 F SL 81 F SL 78 S FF 91 1-3 K			X SL 88 0-0 19 G6-4-3 1B			3	0	1	0	0	1	3
19 Mauricio Dubón, R (1, 4) OBP: 0.316, SLG: 0.527			B FF 90 X SL 79 1-0 HR		S SL 78 X SL 81 0-1 P6		X SL 88 0-0 G6-4-3 1-2f			3	1	1	1	0	0	1
42 Johnny Cueto, R (1, 1) 8 Alex Dickerson, L (5, PH) OBP: 0.347, SLG: 0.521 50 Fernando Abad, L (6, 1) 61 Burch Smith, R (6, 1) 60 Wandy Peralta, L (7, 1) 71 Tyler Rogers, R (8, 1) 26 Chris Shaw, L (8, PH) OBP: 0.250, SLG: 0.143 7 Donovan Solano, R (8, PH) OBP: 0.400, SLG: 0.600 13 Will Smith, R (9, 1) OBP: 1.000, SLG: 1.000			C FF 90 C FF 90 S FF 92 0-3 K		B SL 77 S SI 89 C FF 92 F FF 92 S FF 92 1-3 K			C SL 83 B SL 83 X 1-1 F8		1 0 0 0 0 1 0 1 0 0 0 0 1 0 0 0 0 0 0 0 0 0 0 0 0 0 0 0 0 0 0 0 0 0 0 0 0 0 0 0 0 0 0 0 0 0 0 0 0 1 0 0 0 0 0 0						
Inning Stats	R: 0 E: 0 K: 1 S: 11 H: 0 LOB: 0 BB: 0 P: 16	R: 0 E: 0 K: 2 S: 13 H: 0 LOB: 1 BB: 1 P: 22	R: 1 E: 0 K: 3 S: 10 H: 1 LOB: 0 BB: 0 P: 14	R: 0 E: 0 K: 2 S: 18 H: 2 LOB: 2 BB: 0 P: 23	R: 0 E: 0 K: 1 S: 7 H: 0 LOB: 0 BB: 0 P: 10	R: 0 E: 1 K: 0 S: 9 H: 1 LOB: 1 BB: 0 P: 17	R: 0 E: 0 K: 1 S: 5 H: 1 LOB: 0 BB: 0 P: 6	R: 1 E: 0 K: 2 S: 17 H: 2 LOB: 3 BB: 2 P: 29		1B: 6 2B: 0 3B: 0 HR: 1 SF: 0 SAC: 0 DP: 1 HBP: 0				WP: 2 PB: 1 SB: 0 CS: 0 PA: 33		

PITCHER		IP	WLS	BF	H	R	ER	SO	BB	IBB	HBP	BLK	WP	HR	S	P	ERA	WHIP
57 Elieser Hernández, R ERA: 5.03	(1, 1)	5.0		19	3	1	1	9	1	0	0	0	0	1	59	85	1.80	0.800
61 Adam Conley, L ERA: 6.63	(6, 1)	1.0		4	1	0	0	0	0	0	0	0	0	0	9	17	0.00	1.000
48 Hector Noesí, R ERA: 9.38	(7, 1)	1.0		3	1	0	0	1	0	0	0	0	0	0	5	6	0.00	1.000
66 Jarlín García, L ERA: 2.93	(8, 1)	0.1	L	3	2	1	1	0	0	0	0	0	0	0	7	9	27.00	6.000
35 Ryne Stanek, R ERA: 4.09	(8, 1)	0.2		4	0	0	0	2	1	1	0	0	2	0	10	20	0.00	1.500

PITCHER	IP	WLS	BF	H	R	ER	SO	BB	IBB	HBP	BLK	WP	HR	S	P	ERA	WHIP

Miami Marlins @ San Francisco Giants

Oracle Park, San Francisco, CA

Sun Sep 15 2019, 1:07 PM - 3:58 PM PDT

Att. 39,663 - Partly Cloudy - 64 F

livebaseballscorecards.com

AB	30
R	2
H	7
RBI	1
BB	3
SO	12
LOB	17

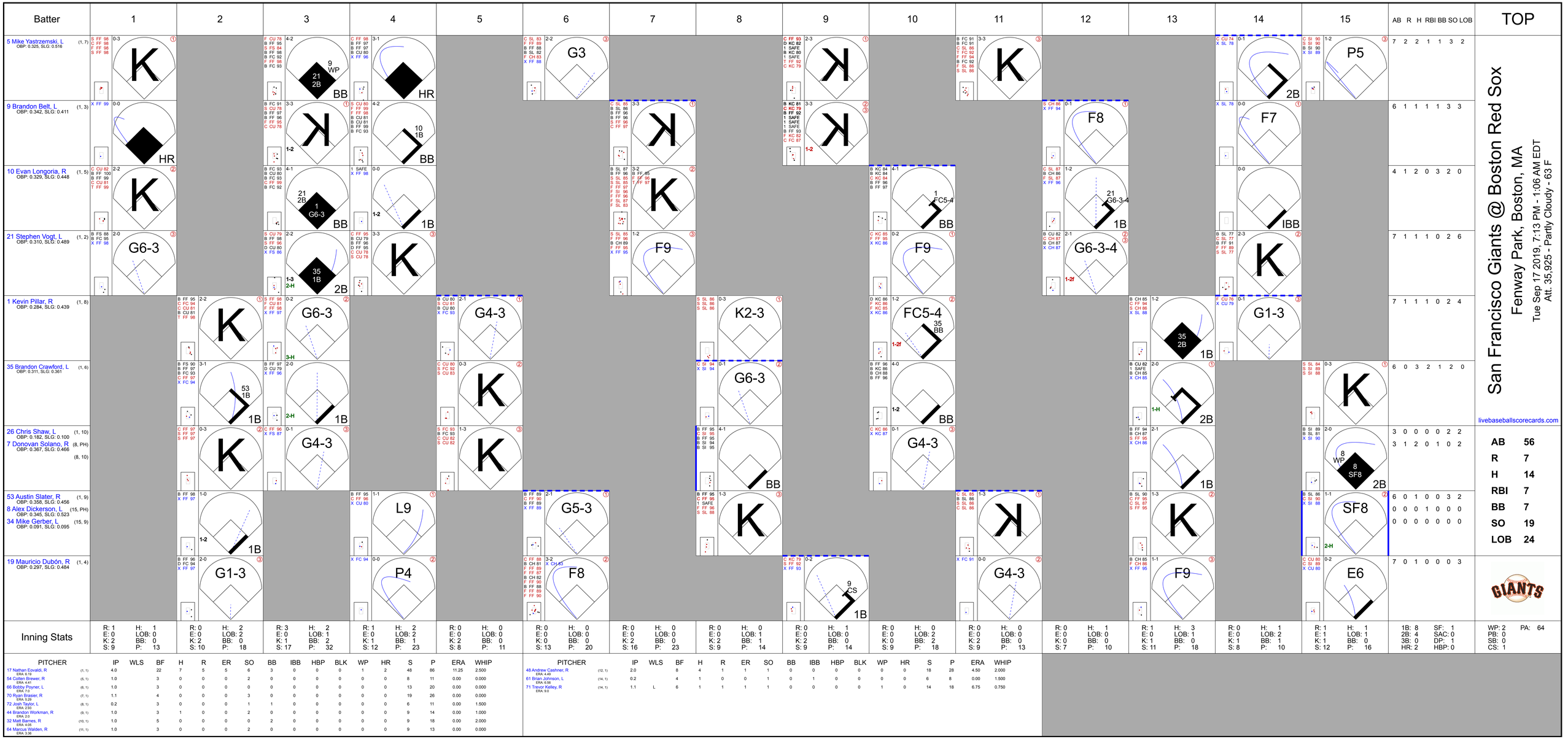
Batter
1
2
3
4
5
6
7
8
9
10
11
12
13
14
15
AB R H RBI BB SO LOB
TOP
5 Mike Yastrzemski, L (1, 7)
OBP: 0.325, SLG: 0.516
9 Brandon Belt, L (1, 3)
OBP: 0.342, SLG: 0.411
10 Evan Longoria, R (1, 5)
OBP: 0.329, SLG: 0.448
21 Stephen Vogt, L (1, 2)
OBP: 0.310, SLG: 0.489
1 Kevin Pillar, R (1, 8)
OBP: 0.284, SLG: 0.439
35 Brandon Crawford, L (1, 6)
OBP: 0.311, SLG: 0.361
26 Chris Shaw, L (1, 10)
OBP: 0.182, SLG: 0.100
7 Donovan Solano, R (8, PH)
OBP: 0.367, SLG: 0.466
(8, 10)
53 Austin Slater, R (1, 9)
OBP: 0.358, SLG: 0.456
8 Alex Dickerson, L (15, PH)
OBP: 0.345, SLG: 0.523
34 Mike Gerber, L (15, 9)
OBP: 0.091, SLG: 0.095
19 Mauricio Dubón, R (1, 4)
OBP: 0.297, SLG: 0.484
7 2 2 1 1 3 2
6 1 1 1 1 3 3
4 1 2 0 3 2 0
7 1 1 1 0 2 6
7 1 1 1 1 0 2 4
6 0 3 2 1 2 0
3 0 0 0 0 2 2
3 1 2 0 1 0 2
6 0 1 0 0 3 2
0 0 0 1 0 0 0
0 0 0 0 0 0 0
7 0 1 0 0 0 3
San Francisco Giants @ Boston Red Sox
Fenway Park, Boston, MA
Tue Sep 17 2019, 7:13 PM - 1:06 AM EDT
Att. 35,925 - Partly Cloudy - 63 F
livebaseballscorecards.com
AB 56
R 7
H 14
RBI 7
BB 7
SO 19
LOB 24
Inning Stats
R: 1 E: 0 K: 2 S: 9
H: 1 LOB: 0 BB: 0 P: 13
R: 0 E: 0 K: 2 S: 10
H: 2 LOB: 2 BB: 0 P: 18
R: 3 E: 0 K: 1 S: 17
H: 2 LOB: 1 BB: 2 P: 32
R: 1 E: 0 K: 1 S: 12
H: 2 LOB: 2 BB: 1 P: 23
R: 0 E: 0 K: 2 S: 8
H: 0 LOB: 0 BB: 0 P: 11
R: 0 E: 0 K: 0 S: 13
H: 0 LOB: 0 BB: 0 P: 20
R: 0 E: 0 K: 2 S: 16
H: 0 LOB: 0 BB: 0 P: 23
R: 0 E: 0 K: 2 S: 9
H: 0 LOB: 1 BB: 1 P: 14
R: 0 E: 0 K: 2 S: 9
H: 1 LOB: 0 BB: 0 P: 14
R: 0 E: 0 K: 0 S: 9
H: 0 LOB: 2 BB: 2 P: 18
R: 0 E: 0 K: 2 S: 9
H: 0 LOB: 0 BB: 0 P: 13
R: 0 E: 0 K: 0 S: 7
H: 1 LOB: 0 BB: 0 P: 10
R: 1 E: 0 K: 1 S: 11
H: 3 LOB: 1 BB: 0 P: 18
R: 0 E: 0 K: 1 S: 8
H: 1 LOB: 2 BB: 1 P: 10
R: 1 E: 1 K: 1 S: 12
H: 1 LOB: 1 BB: 0 P: 16
1B: 8 2B: 4 3B: 0 HR: 2
SF: 1 SAC: 0 DP: 1 HBP: 0
WP: 2 PB: 0 SB: 0 CS: 1
PA: 64
PITCHER IP WLS BF H R ER SO BB IBB HBP BLK WP HR S P ERA WHIP
17 Nathan Eovaldi, R (1, 1) ERA: 0.00 4.0 22 7 5 5 6 3 0 0 0 1 2 48 86 11.25 2.500
54 Colten Brewer, R (5, 1) ERA: 4.91 1.0 3 0 0 0 2 0 0 0 0 0 0 8 11 0.00 0.000
66 Bobby Poyner, L (6, 1) ERA: 7.71 1.0 3 0 0 0 0 0 0 0 0 0 0 13 20 0.00 0.000
70 Ryan Brasier, R (7, 1) ERA: 5.29 1.1 4 0 0 0 3 0 0 0 0 0 0 19 26 0.00 0.000
72 Josh Taylor, L (8, 1) ERA: 2.50 0.2 3 0 0 0 1 1 0 0 0 0 0 6 11 0.00 1.500
44 Brandon Workman, R (9, 1) ERA: 2.57 1.0 3 1 0 0 2 0 0 0 0 0 0 9 14 0.00 1.000
32 Matt Barnes, R (10, 1) ERA: 4.09 1.0 5 0 0 0 2 0 0 0 0 0 0 9 18 0.00 2.000
64 Marcus Walden, R (11, 1) ERA: 3.38 1.0 3 0 0 0 2 0 0 0 0 0 0 9 13 0.00 0.000
PITCHER IP WLS BF H R ER SO BB IBB HBP BLK WP HR S P ERA WHIP
48 Andrew Cashner, R (12, 1) ERA: 4.48 2.0 8 4 1 1 1 0 0 0 0 0 0 0 18 28 4.50 2.000
61 Brian Johnson, L (14, 1) ERA: 4.04 0.2 4 1 0 0 1 0 1 0 0 0 0 0 6 8 0.00 1.500
71 Trevor Kelley, R (14, 1) ERA: 9.0 1.1 L 6 1 1 1 1 0 0 0 0 1 0 14 18 6.75 0.750

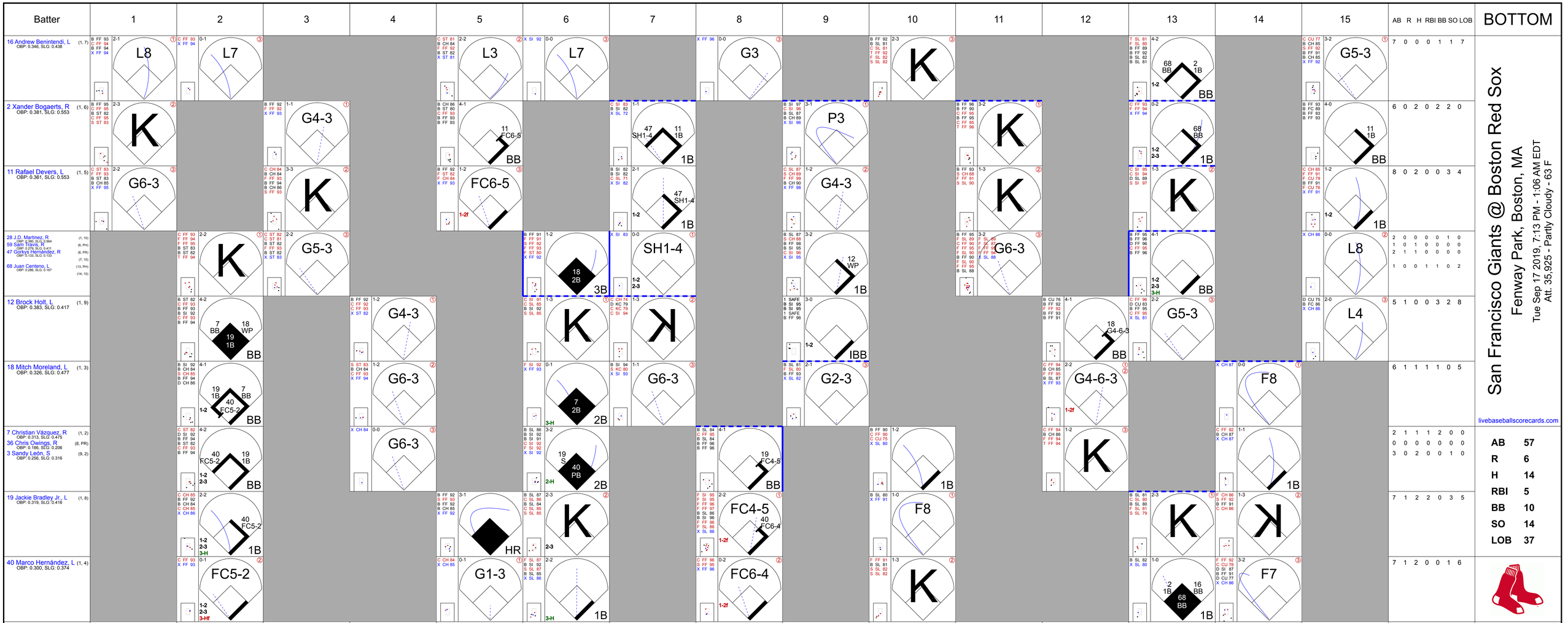

PITCHER		IP	WLS	BF	H	R	ER	SO	BB	IBB	HBP	BLK	WP	HR	S	P	ERA	WHIP
62 Logan Webb, R ERA: 6.53	(1, 1)	5.0		22	3	3	3	3	4	0	0	0	1	1	56	97	5.40	1.400
59 Andrew Suárez, L ERA: 4.50	(6, 1)	1.0	B	6	3	2	2	2	0	0	0	0	0	0	15	23	18.00	3.000
71 Tyler Rogers, R ERA: 0.00	(7, 1)	0.1		3	2	0	0	0	0	0	0	0	0	0	5	8	0.00	6.000
50 Fernando Abad, L ERA: 4.5	(7, 1)	0.2		2	0	0	0	1	0	0	0	0	0	0	5	7	0.00	0.000
74 Jandel Gustave, R ERA: 1.61	(8, 1)	1.0		4	0	0	0	1	0	0	0	0	0	0	12	18	0.00	1.000
65 Sam Coonrod, R ERA: 3.0	(9, 1)	0.2		4	1	0	0	0	0	0	0	0	1	0	9	19	0.00	1.500
13 Will Smith, L ERA: 2.89	(9, 1)	1.1		5	1	0	0	2	0	0	0	0	0	0	13	20	0.00	0.750
64 Shaun Anderson, R ERA: 5.15	(11, 1)	2.0		6	0	0	0	3	1	0	0	0	0	0	24	38	0.00	0.500

PITCHER		IP	WLS	BF	H	R	ER	SO	BB	IBB	HBP	BLK	WP	HR	S	P	ERA	WHIP
67 Sam Selman, L ERA: 7.11	(13, 1)	0.1	H	3	1	1	1	1	1	0	0	0	0	0	6	13	27.00	6.000
61 Burch Smith, R ERA: 0.00	(13, 1)	0.0		1	1	0	0	0	0	0	0	0	0	0	3	3	∞	∞
60 Wendy Peralta, L ERA: 6.43	(13, 1)	0.1	H	1	0	0	0	1	0	0	0	0	0	0	3	4	0.00	0.000
45 Kyle Barraclough, R ERA: 6.97	(13, 1)	0.1	B	2	0	0	0	0	1	0	0	0	0	0	4	10	0.00	3.000
57 Derack Rodriguez, R ERA: 4.96	(14, 1)	2.0	W	9	2	0	0	1	1	0	0	0	0	0	19	34	0.00	1.500

San Francisco Giants @ Boston Red Sox

Fenway Park, Boston, MA

Wed Sep 18 2019, 7:12 PM - 10:46 PM EDT

Att. 35,697 - Clear - 57 F

TOP

livebaseballscorecards.com

Batter	1	2	3	4	5	6	7	8	9	AB	R	H	RBI	BB	SO	LOB
5 Mike Yastrzemski, L (1, 9) OBP: 0.326, SLG: 0.513	B SI 90 B CH 81 B SI 90 C FF 89 B FF 91 4-1 9 2B 1 G6-3 BB	B SI 90 B FF 90 C SL 80 B FF 90 X SI 89 3-1 ③ G4-3		X CU 73 0-0 ③ L9			B SI 86 F SL 85 F FF 92 F CU 83 T FF 91 1-2 ② K		C FF 91 X FF 91 0-1 1 1B 9 1B 21 FC4-6 2-H 1B	4	2	1	1	1	1	0
9 Brandon Belt, L (1, 3) OBP: 0.342, SLG: 0.413	C SL 77 B FF 87 F SL 78 F CH 83 D CU 77 F CU 76 X SL 79 2-2 21 HR 1-3 2B	B SL 77 B SI 90 F SI 89 B FF 89 F SL 79 S SI 90 3-3 ① K	S SL 76 F FF 87 B FF 86 B CU 74 B CU 74 C SL 75 3-3 ① K				B FF 91 C SL 85 X FF 92 1-1 ③ P5		B CH 85 D CH 83 B FF 92 C FF 91 T CH 84 X FF 92 3-2 21 FC4-6 1 1B 35 E 1-2 1B	5	2	2	0	0	2	0
1 Kevin Pillar, R (1, 8) OBP: 0.287, SLG: 0.441	F SI 91 X SL 80 0-1 G6-3 3-H	C SI 91 X SI 89 0-1 21 S 35 2B 1B	C CU 74 B CU 74 X SL 76 1-1 ② G4-3					F CU 79 F FF 90 X SL 86 0-2 8 1B 21 SF8 1B	D SL 85 B SL 84 D CH 84 C SI 90 C SI 89 F CH 84 X SL 85 3-2 21 FC4-6 1-2 2-3 1B	5	2	3	1	0	0	1
8 Alex Dickerson, L (1, 7) OBP: 0.343, SLG: 0.516 37 Joey Rickard, R (8, PR) OBP: 0.310, SLG: 0.353 (8, 7)	D CH 82 C SL 79 F FF 90 B SL 80 F FF 90 B FF 90 F SL 80 C SL 79 3-3 ② K	C SI 89 B SI 91 B SL 79 C SL 80 C SI 90 2-3 ② K	C SL 76 B SL 78 X SL 77 1-1 ③ F8					C SL 84 B FF 91 S SL 84 D CU 82 B FF 92 F SL 84 F SL 86 F FF 92 X SL 84 3-2 35 S 14 1B 1-3 1B	B SI 89 B SI 89 F SI 89 F CH 85 X SL 85 2-2 P3 ①	4 1	0 1	1 1	0 0	0 0	2 0	2 3
21 Stephen Vogt, L (1, 10) OBP: 0.312, SLG: 0.500	C CH 83 F FF 88 X FF 91 0-2 2-H HR	B SL 80 B SI 90 F SL 80 B SI 91 B SL 78 4-1 35 2B 1-2 BB				C CU 79 S CU 80 B CU 81 X FC 88 1-2 ① G5-3		B SL 84 X CU 80 1-0 ① SF8 3-H	T FF 91 B CH 86 S CH 84 F CH 87 F CH 86 B FF 92 F FF 92 D CU 76 F CH 85 3-2 ② F FF 92 X CH 86 FC4-6 14 1B 35 E 19 1B 1-2f 2-3 3-H	3	2	1	4	1	0	2
35 Brandon Crawford, L (1, 6) OBP: 0.312, SLG: 0.363	C SL 78 X SI 90 0-1 1B	C SL 78 S FF 88 F CU 77 D CU 79 F SL 78 X SL 80 1-2 1-3 2-H 2B				C CH 85 B FF 93 X FC 89 1-1 ② G4-3		F FF 91 B FF 90 1 SAFE S SL 85 F FF 92 B FF 91 B CU 82 S SL 84 3-3 ② K 1-2	B CU 75 D CU 77 B SI 89 C SI 90 X SI 90 3-1 E6 14 1B 19 1B 1-2 3-H	5	1	2	1	0	1	2
14 Cristhian Adames, S (1, 5) OBP: 0.500, SLG: 0.500	1 SAFE B SI 89 B SL 79 S SL 79 F SL 80 F SL 81 B SI 89 S SL 80 3-3 ③ K	C FF 87 F FF 86 B CH 81 T CH 80 1-2 ③ K				S FC 89 B FF 92 B CU 80 X FC 87 2-1 1B		B CU 80 C CU 79 S FC 91 X CU 81 1-2 2-H 1B	F SI 89 S CU 77 B SI 90 B SI 90 X CU 79 2-2 19 1B 1-2 2-3 1B	5	0	3	1	0	2	3
19 Mauricio Dubón, R (1, 4) OBP: 0.290, SLG: 0.463		C SI 89 B SI 89 S SL 78 S SL 80 1-3 ① K		X CU 73 0-0 ① G5-3		B FC 89 B FC 89 S FC 90 F FF 92 F CU 81 X FF 92 2-2 ③ G3		B FC 92 C SL 86 F CU 80 F CU 81 1 SAFE S CU 80 1-3 ③ K	X SI 90 0-0 1-3 2-H 3-H 1B	5	0	1	2	0	2	2
16 Aramis Garcia, R (1, 2) OBP: 0.226, SLG: 0.393		C SL 79 B SI 89 F FF 90 B SI 90 S SL 80 2-3 ② K		C FF 86 B CU 74 F CU 72 B FF 86 S CU 74 2-3 ② K			C SL 86 F CU 79 B FF 91 B FF 92 F SL 86 S SL 85 2-3 ① K		5 1B 2B L9	5	1	1	0	0	3	2

Inning Stats	1	2	3	4	5	6	7	8	9
	R: 3 E: 0 K: 2 S: 22 H: 3 LOB: 1 BB: 1 P: 34	R: 0 E: 0 K: 2 S: 8 H: 0 LOB: 0 BB: 0 P: 14	R: 1 E: 0 K: 3 S: 17 H: 2 LOB: 2 BB: 1 P: 28	R: 0 E: 0 K: 1 S: 5 H: 0 LOB: 0 BB: 0 P: 7	R: 0 E: 0 K: 1 S: 7 H: 0 LOB: 0 BB: 0 P: 12	R: 0 E: 0 K: 0 S: 11 H: 1 LOB: 1 BB: 0 P: 17	R: 0 E: 0 K: 2 S: 10 H: 0 LOB: 0 BB: 0 P: 14	R: 2 E: 0 K: 2 S: 21 H: 3 LOB: 1 BB: 0 P: 30	R: 5 E: 1 K: 0 S: 31 H: 6 LOB: 2 BB: 0 P: 50

| | | | | |

BOTTOM

Batter	1	2	3	4	5	6	7	8	9	AB	R	H	RBI	BB	SO	LOB
16 Andrew Benintendi, L (1, 7) OBP: 0.343, SLG: 0.434	F SI 90 B FC 88 F FC 88 B FF 90 B FC 88 X FF 92 3-2 L8		B FC 89 C FF 92 B FC 89 S FC 90 X FC 89 2-2 G6-5-3 1-2f			F FF 91 B FC 89 C FC 90 B SI 94 F SI 93 F SL 86 C SI 93 2-3 K	D KC 80 C KC 79 X SI 92 1-1 FC4-6 1-2f			4	0	0	0	0	1	3
2 Xander Bogaerts, R (1, 6) OBP: 0.379, SLG: 0.549	C SL 85 X SL 85 0-1 P5			C SI 92 X FC 90 0-1 G5-3		C FC 89 B SI 92 F FC 89 B SI 93 C SI 93 2-3 K		C SI 81 S SI 81 X SI 82 0-2 G5-3		4	0	0	0	0	1	0
11 Rafael Devers, L (1, 5) OBP: 0.362, SLG: 0.557	F FF 92 B FC 88 B FS 82 F SI 93 B FF 93 F SL 86 B FF 93 4-2 7 FC6-4 BB			X SI 92 0-0 G5-3		C SL 86 B FC 90 F FC 90 F SI 94 B FF 92 B SI 94 X SL 85 3-2 HR		F SI 81 X SI 82 0-1 G4-3		3	1	1	1	1	0	0
7 Christian Vázquez, R (1, 10) OBP: 0.310, SLG: 0.470	C FC 89 C FC 89 B FF 92 X SI 93 1-2 FC6-4 1-2f			X FF 92 0-0 F7		C SL 85 S FC 89 F SI 93 F SI 93 B SI 93 X FC 89 1-2 G6-3		B SI 80 C SL 71 F SI 82 F SL 72 X SL 72 1-2 P4		4	0	0	0	0	0	1
12 Brock Holt, L (1, 9) OBP: 0.386, SLG: 0.418 68 Juan Centeno, L (9, PH) OBP: 0.250, SLG: 0.143		B SI 92 F FC 89 F FC 90 X FS 82 1-2 G3			B SL 85 B SL 85 C FC 88 C SI 93 B SI 94 B SI 93 4-2 40 FC3-6 19 BB BB		X SI 91 0-0 18 G5-6-3 1B		C SI 94 C FF 95 F FF 96 F FF 97 X FF 96 0-2 P6	2 1	0 0	1 0	0 0	1 0	0 0	0 0
18 Mitch Moreland, L (1, 3) OBP: 0.322, SLG: 0.472 36 Chris Owings, R (9, PH) OBP: 0.185, SLG: 0.205		C FC 90 C SI 93 B FF 92 F FS 81 B SI 94 F SI 94 F FF 92 F FC 88 X SI 94 2-2 F8			X FC 90 0-0 F9		S SI 91 B SI 93 F SI 92 D KC 80 X KC 80 2-2 G5-6-3 1-2f		C SL 88 C FF 97 B FF 97 S SL 89 1-3 K	3 1	0 0	0 0	0 0	0 1	2 0
19 Jackie Bradley Jr., L (1, 8) OBP: 0.322, SLG: 0.424		C FC 87 B FS 83 X FC 87 1-1 G4-3			B FC 87 F FC 90 C SI 93 B SL 84 B SI 94 1 SAFE B SI 93 4-2 40 FC3-6 1-2 BB		X KC 80 0-0 40 1B 3 1B 1B		F FF 97 F CH 86 F FF 97 F CH 88 B FF 97 F FF 97 X CH 85 1-2 HR	3	2	2	1	1	0	0
40 Marco Hernández, L (1, 4) OBP: 0.298, SLG: 0.370			C SI 92 C SL 85 B FF 92 B SI 94 X FC 87 2-2 L7		B SL 86 C SL 85 T SI 93 X FF 91 1-2 FC3-6 1-2f 2-3		C SI 93 F KC 78 B SI 94 X SI 93 1-2 3 1B 1-2 1B		B SL 87 B FF 95 S SI 94 B SI 96 S SI 94 F SI 95 X FF 95 3-2 F8	4	0	1	0	0	0	2
3 Sandy León, S (1, 2) OBP: 0.263, SLG: 0.318			B SL 86 B SL 85 B FC 90 B FF 92 4-0 16 G6-5-3 BB		B FC 87 F SI 92 X FC 89 1-1 P6		X SI 92 0-0 16 FC4-6 1-3 2-H 1B			2	0	1	1	1	0	2
Inning Stats	R: 0 E: 0 K: 0 S: 11 H: 0 LOB: 1 BB: 1 P: 19	R: 0 E: 0 K: 0 S: 12 H: 0 LOB: 0 BB: 0 P: 16	R: 0 E: 0 K: 0 S: 6 H: 0 LOB: 0 BB: 1 P: 14	R: 0 E: 0 K: 0 S: 4 H: 0 LOB: 0 BB: 0 P: 4	R: 0 E: 0 K: 0 S: 10 H: 0 LOB: 2 BB: 2 P: 20	R: 1 E: 0 K: 2 S: 17 H: 1 LOB: 0 BB: 0 P: 25	R: 1 E: 0 K: 0 S: 11 H: 4 LOB: 2 BB: 0 P: 15	R: 0 E: 0 K: 0 S: 9 H: 0 LOB: 0 BB: 0 P: 10	R: 1 E: 0 K: 1 S: 18 H: 1 LOB: 0 BB: 0 P: 23	1B: 4 2B: 0 3B: 0 HR: 2 SF: 0 SAC: 0 DP: 2 HBP: 0						WP: 0 PB: 0 SB: 0 CS: 0 PA: 35	

PITCHER		IP	WLS	BF	H	R	ER	SO	BB	IBB	HBP	BLK	WP	HR	S	P	ERA	WHIP
29 Jeff Samardzija, R ERA: 3.64	(1, 1)	6.0	W	23	2	2	2	2	4	0	0	0	0	1	61	99	3.00	1.000
50 Fernando Abad, L ERA: 4.91	(7, 1)	1.0	H	5	3	0	0	0	0	0	0	0	0	0	10	14	0.00	3.000
71 Tyler Rogers, R ERA: 1.42	(8, 1)	1.0		3	0	0	0	0	0	0	0	0	0	0	9	10	0.00	0.000
75 Enderson Franco, R ERA: 9.0	(9, 1)	1.0		4	1	1	1	1	0	0	0	0	0	1	18	23	9.00	1.000

PITCHER	IP	WLS	BF	H	R	ER	SO	BB	IBB	HBP	BLK	WP	HR	S	P	ERA	WHIP

San Francisco Giants @ Boston Red Sox

Fenway Park, Boston, MA

Wed Sep 18 2019, 7:12 PM - 10:46 PM EDT

Att. 35,697 - Clear - 57 F

livebaseballscorecards.com

AB	31
R	3
H	6
RBI	3
BB	4
SO	3
LOB	10

San Francisco Giants @ Boston Red Sox

Fenway Park, Boston, MA

Thu Sep 19 2019, 1:07 PM - 4:23 PM EDT

Att. 35,816 - Sunny - 63 F

TOP

livebaseballscorecards.com

Batter	1	2	3	4	5	6	7	8	9	AB	R	H	RBI	BB	SO	LOB
19 Mauricio Dubón, R (1, 6) OBP: 0.315, SLG: 0.464 35 Brandon Crawford, L (9, PH) OBP: 0.311, SLG: 0.363	C FF 92 B FF 92 F CH 88 X CH 88 1-2 1 1B 10 SF7 1B		B CU 81 B FF 93 C FF 93 C FF 93 B SI 94 B SI 94 4-2 BB		C FF 94 S CH 88 B FF 94 T FC 90 1-2 ③ K			B SL 85 F FC 92 B SI 94 B SI 93 F FC 91 F FF 94 F SL 87 B SL 86 4-2 5 1B 1 2B BB	C KC 79 B FF 94 F KC 81 C FF 95 1-3 ① K	2 1	2 0	1 0	0 0	2 0	1 1	0 3
53 Austin Slater, R (1, 9) OBP: 0.352, SLG: 0.447 5 Mike Yastrzemski, L (8, PH) OBP: 0.327, SLG: 0.513 (8, 7)	B FF 92 B FF 92 C FF 92 C FF 93 F SI 93 B FC 88 F CH 88 C SI 91 3-3 ① K		C FF 92 C FF 93 F FF 93 X SI 93 0-2 ② L9			T FF 92 F FC 89 C FC 88 0-3 ① K		X FC 92 0-0 1 2B 1-2 1B	C FF 94 S KC 82 F KC 80 B FF 95 S FF 94 1-3 ② K	3 2	0 1	0 1	0 0	0 0	2 1	2 3
1 Kevin Pillar, R (1, 8) OBP: 0.289, SLG: 0.443	B CH 87 C FF 92 B FC 87 X CH 88 2-1 1-3 1B		B FF 92 C FF 92 X FF 92 1-1 ③ P4			F FF 92 F FF 93 X SI 94 0-2 ② G6-3		S FF 94 S SI 94 F SI 94 B SL 86 X SL 86 1-2 28 1B 1-H 2-H 2B	B FC 88 S FF 94 B FF 95 D KC 81 B FF 94 4-1 1-2 2-3 3-H BB	4	0	2	3	1	0	1
10 Evan Longoria, R (1, 5) OBP: 0.328, SLG: 0.444	X FC 87 0-0 ② SF7 3-H			C FF 91 B CH 88 F FC 88 B FF 92 B FF 92 S FC 89 3-3 ① K		F FF 92 B FF 94 B CH 88 S FF 94 B FF 94 F FC 89 F FF 94 X FC 89 3-2 ③ F9		B FF 97 F FF 97 B FF 97 B KC 85 B FF 98 4-1 28 1B BB	C KC 80 D KC 82 B FF 94 C FF 94 B FF 96 S KC 82 3-3 ③ K	3	0	0	1	1	2	3
28 Buster Posey, R (1, 2) OBP: 0.318, SLG: 0.362	S FF 93 B FF 93 F FC 89 T FF 92 1-2 ③ K			F FF 93 B FF 94 X CH 89 1-1 ② G5-3			B FF 95 C FF 96 F FF 96 F SI 96 S FF 96 1-3 ① K	X FF 97 0-0 1-2 2-3 1B		4	0	1	0	0	2	1
37 Joey Rickard, R (1, 7) OBP: 0.311, SLG: 0.353 21 Stephen Vogt, L (8, PH) OBP: 0.311, SLG: 0.498 34 Mike Gerber, L (8, 9) OBP: 0.091, SLG: 0.095		C FF 90 B FF 91 S FF 91 S SI 93 1-3 ① K		F FF 93 B FF 93 S FF 94 F FF 94 X FF 95 1-2 1B			X FF 96 0-0 ② P4	B KC 85 C KC 85 F FF 98 F KC 87 F KC 86 S KC 87 1-3 ③ K2-3		3 1 0	0 0 0	1 0 0	0 0 0	0 0 0	1 1 0	0 3 0
49 Jaylin Davis, R (1, 10) OBP: 0.259, SLG: 0.130 9 Brandon Belt, L (9, PH) OBP: 0.342, SLG: 0.412		S CU 82 B FF 93 B CH 88 B FF 92 C FF 93 B FF 92 4-2 16 CS BB		S FF 92 B CH 87 D CH 88 B FF 93 T FF 93 S FF 93 3-3 ③ K			C FF 96 T FF 96 S CH 89 0-3 ③ K		X KC 81 0-0 26 BB 1 BB 14 1B E6	2 1	0 1	0 0	0 0	1 0	2 0	1 0
14 Cristhian Adames, S (1, 4) OBP: 0.400, SLG: 0.400		C FC 88 F FF 92 S SI 92 0-3 ② K			C FF 91 S FF 93 F FF 93 B CU 84 B SI 93 F FF 93 X FC 90 2-2 ① G6-3			C FC 92 F SL 87 S SL 86 0-3 ① K	F FF 92 B FC 87 X KC 81 1-1 1 BB 26 BB 1-2 1B	4	0	1	0	0	2	1
16 Aramis Garcia, R (1, 3) OBP: 0.212, SLG: 0.367 26 Chris Shaw, L (8, PH) OBP: 0.231, SLG: 0.091 (8, 3)		S CH 87 B CH 88 F FF 92 B SI 93 B SI 93 3-2 ③ CS 1-2	C FC 89 B CH 86 B FF 91 S FF 93 S FF 93 2-3 ① K		F FF 92 S FF 94 B FF 94 B FF 94 S FF 94 2-3 ② K			B FF 94 F FC 92 X FC 91 1-1 ② G4-3	B FF 93 C KC 81 B KC 80 B KC 79 B FC 86 4-1 1 BB 1-2 2-3 BB	2 1	0 0	0 0	0 0	0 1	2 0	0 0
Inning Stats	R: 1 E: 0 K: 2 S: 14 H: 2 LOB: 1 BB: 0 P: 21	R: 0 E: 0 K: 2 S: 10 H: 0 LOB: 0 BB: 1 P: 18	R: 0 E: 0 K: 1 S: 11 H: 0 LOB: 1 BB: 1 P: 18	R: 0 E: 0 K: 2 S: 12 H: 1 LOB: 1 BB: 0 P: 20	R: 0 E: 0 K: 2 S: 11 H: 0 LOB: 0 BB: 0 P: 16	R: 0 E: 0 K: 1 S: 11 H: 0 LOB: 0 BB: 0 P: 14	R: 0 E: 0 K: 2 S: 8 H: 0 LOB: 0 BB: 0 P: 9	R: 2 E: 0 K: 2 S: 21 H: 3 LOB: 3 BB: 2 P: 32	R: 1 E: 1 K: 3 S: 15 H: 1 LOB: 3 BB: 2 P: 29	1B: 6 2B: 1 3B: 0 HR: 0 SF: 1 SAC: 0 DP: 0 HBP: 0						

PITCHER		IP	WLS	BF	H	R	ER	SO	BB	IBB	HBP	BLK	WP	HR	S	P	ERA	WHIP
57 Eduardo Rodriguez, L ERA: 3.57	(1, 1)	6.0	W	22	3	1	1	10	2	0	0	0	0	0	69	107	1.50	0.833
70 Ryan Brasier, R ERA: 5.19	(7, 1)	1.0		3	0	0	0	2	0	0	0	0	0	0	8	9	0.00	0.000
64 Marcus Walden, R ERA: 3.57	(8, 1)	0.2		5	2	2	2	1	1	0	0	0	0	0	14	20	27.00	4.500
32 Matt Barnes, R ERA: 4.03	(8, 1)	0.1	H	3	1	0	0	1	1	0	0	0	0	0	7	12	0.00	6.000
44 Brandon Workman, R ERA: 1.98	(9, 1)	1.0	S	7	1	1	0	3	2	0	0	0	0	0	15	29	0.00	3.000

PITCHER	IP	WLS	BF	H	R	ER	SO	BB	IBB	HBP	BLK	WP	HR	S	P	ERA	WHIP

AB	33
R	4
H	7
RBI	4
BB	6
SO	17
LOB	18

WP: 0 PA: 41
PB: 0
SB: 0
CS: 1

BOTTOM

Batter	1	2	3	4	5	6	7	8	9	AB	R	H	RBI	BB	SO	LOB
16 Andrew Benintendi, L (1, 7) OBP: 0.346, SLG: 0.437	B FF 91 F FF 91 X FF 91 1-1 11 1B 2B	X FC 88 0-0 7 1B 11 1B 1B		B CU 78 B FC 86 F FC 87 X FF 91 2-1 E6 7 FC5-4		S SI 97 C SI 96 B CH 89 X CH 90 1-2 ① G3-1		B SI 92 B FF 92 B FF 92 B CH 91 4-0 7 1B BB		4	2	2	0	1	0	0
7 Christian Vázquez, R (1, 2) OBP: 0.313, SLG: 0.471	S FF 91 B FF 91 B FF 91 B FC 88 F FF 92 F FF 92 B CU 79 4-2 11 1B 2 1B BB	X FF 91 0-0 11 1B 2 1B 1-3 1B		C CH 82 X CU 79 0-1 ① FC5-4 1-2f		X CH 88 0-0 ② F8		C CH 88 C FF 93 B SL 85 F CH 88 F FF 93 F FF 93 B CH 88 X SL 88 2-2 1-2 2-3 1B		4	2	2	0	1	0	1
11 Rafael Devers, L (1, 5) OBP: 0.362, SLG: 0.555	S FC 89 S FC 88 B FF 92 B FC 88 F FF 91 X FC 89 2-2 2 1B 1-3 2-H 1B	B FC 88 F FF 90 B FF 91 B FC 89 X FF 92 3-1 2 1B 1-3 3-H 1B		X FF 90 0-0 ② F7		X SI 96 0-0 ③ G3		X SI 92 0-0 ③ P2		5	1	2	2	0	0	4
2 Xander Bogaerts, R (1, 10) OBP: 0.379, SLG: 0.549	C CU 78 B FF 90 F FF 91 X CU 78 1-2 1-2 3-H 1B	C CU 80 B FF 91 S CU 81 B FC 88 X CU 79 2-2 2-H 3-H 1B		**B FF 92** 1 SAFE 1 SAFE B FF 90 C FF 91 S CU 80 S CU 81 2-3 ③ K			B SI 94 B SI 95 F FF 95 C FF 96 F FF 96 B CH 88 X FF 96 3-2 ① F9			4	0	2	3	0	1	1
12 Brock Holt, L (1, 3) OBP: 0.384, SLG: 0.419	C FC 86 C FF 91 B FC 88 D FC 86 F FF 91 T FC 87 2-2 ① K	B FF 91 C FC 88 B FF 91 X FC 87 2-1 ③ F9			C FF 90 X FF 91 0-1 2B		X CH 88 0-0 ② G3			4	0	1	0	0	1	3
47 Gorkys Hernández, R (1, 9) OBP: 0.105, SLG: 0.105	F CU 79 B FC 86 S FF 91 C FF 90 1-3 ② K		S FF 91 F FF 90 B FF 91 B FC 87 F FF 91 B FC 87 S FC 87 3-3 ① K		S FF 91 B FF 91 B FF 92 T FF 92 X FF 91 2-2 ① P4		B FF 97 F SI 96 C FF 96 X SI 96 1-2 ③ G1-3			4	0	0	0	0	2	3
19 Jackie Bradley Jr., L (1, 8) OBP: 0.320, SLG: 0.421	F FC 87 C FF 91 B FF 91 B FF 91 X CU 80 2-2 ③ F9		X FC 87 0-0 ② F8		C FC 88 B FF 92 F FC 87 S FF 92 1-3 ② K			F FF 92 C SL 85 C SI 92 0-3 ① K		4	0	0	0	0	2	3
36 Chris Owings, R (1, 6) OBP: 0.192, SLG: 0.213		F FF 90 B FF 91 C CU 78 X FC 87 1-2 ① G6-3	B FF 91 X CU 79 1-0 2B		S FF 92 B FF 91 B FF 91 B FF 92 B FC 88 4-1 BB			C CH 88 T SI 92 S SI 93 0-3 ② K		3	0	1	0	1	1	0
40 Marco Hernández, L (1, 4) OBP: 0.289, SLG: 0.358		C FF 91 S FC 87 F FC 88 S CU 80 0-3 ② K2-3	X FC 87 0-0 ③ G4-3		S FC 87 B FC 88 C FF 92 S FF 91 1-3 ③ K			X SI 93 0-0 E7 7 1B		4	0	0	0	0	2	3
Inning Stats	R: 2 H: 3 E: 0 LOB: 2 K: 2 BB: 1 S: 22 P: 35	R: 3 H: 4 E: 0 LOB: 1 K: 1 BB: 0 S: 16 P: 24	R: 0 H: 1 E: 0 LOB: 1 K: 1 BB: 0 S: 7 P: 11	R: 0 H: 0 E: 1 LOB: 1 K: 1 BB: 0 S: 8 P: 12	R: 0 H: 1 E: 0 LOB: 2 K: 2 BB: 1 S: 12 P: 20	R: 0 H: 0 E: 0 LOB: 0 K: 0 BB: 0 S: 5 P: 6	R: 0 H: 0 E: 0 LOB: 0 K: 0 BB: 0 S: 8 P: 12	R: 0 H: 1 E: 1 LOB: 3 K: 2 BB: 1 S: 14 P: 20		1B: 7 SF: 0 2B: 3 SAC: 0 3B: 0 DP: 0 HR: 0 HBP: 0						

PITCHER		IP	WLS	BF	H	R	ER	SO	BB	IBB	HBP	BLK	WP	HR	S	P	ERA	WHIP
40 Madison Bumgarner, L ERA: 3.86	(1, 1)	5.0	L	27	9	5	5	7	2	0	0	0	0	0	65	102	9.00	2.200
60 Wandy Peralta, L ERA: 6.25	(6, 1)	1.0		3	0	0	0	0	0	0	0	0	0	0	5	6	0.00	0.000
65 Sam Coonrod, R ERA: 2.88	(7, 1)	1.0		3	0	0	0	0	0	0	0	0	0	0	8	12	0.00	0.000
59 Andrew Suárez, L ERA: 6.3	(8, 1)	1.0		6	1	0	0	2	1	0	0	0	0	0	14	20	0.00	2.000

PITCHER	IP	WLS	BF	H	R	ER	SO	BB	IBB	HBP	BLK	WP	HR	S	P	ERA	WHIP

San Francisco Giants @ Boston Red Sox

Fenway Park, Boston, MA

Thu Sep 19 2019, 1:07 PM - 4:23 PM EDT

Att. 35,816 - Sunny - 63 F

livebaseballscorecards.com

AB	36
R	5
H	10
RBI	5
BB	3
SO	9
LOB	18

WP: 0 PA: 39
PB: 0
SB: 0
CS: 0

Batter	1	2	3	4	5	6	7	8	9	AB	R	H	RBI	BB	SO	LOB
5 Mike Yastrzemski, L (1, 9) (7, 8) OBP: 0.332, SLG: 0.519	B FF 94 X FF 95 1-0 ① P4		1 SAFE C SL 83 B SL 86 1 SAFE X SI 95 1-1 1-2 1B			X SL 83 0-0 9 G4-3 2B		C FF 95 B FF 95 F SL 86 B SI 95 X SL 86 2-2 1B		4	0	3	0	0	0	0
9 Brandon Belt, L (1, 3) OBP: 0.339, SLG: 0.409	B FF 96 B FF 96 X SI 95 2-0 ② G4-3		X SL 84 0-0 ② F8			F SI 95 X FF 95 0-1 ① G4-3 2-3		B FF 95 F SI 93 X FF 94 1-1 ③ F8		4	0	0	0	0	0	4
10 Evan Longoria, R (1, 5) OBP: 0.325, SLG: 0.440	C FF 97 C SL 86 S SL 85 0-3 ③ K		C SL 84 C FF 93 B SL 85 F SL 86 B CU 70 F CU 78 B SI 93 S SL 85 3-3 ③ K			B SI 96 X CU 80 1-0 ② G5-3			C FF 88 B FC 86 X FC 87 1-1 ① G1-3	4	0	0	0	0	2	3
21 Stephen Vogt, L (1, 2) OBP: 0.310, SLG: 0.494		B FF 94 B FF 94 C SI 93 F SL 84 F SL 84 X CH 86 2-2 ① G6-3		B FF 93 X CU 78 1-0 ① F8		C SI 95 S SI 96 S SL 88 0-3 ③ K			B FF 88 C FC 87 X CH 84 1-1 26 G3 1B	4	0	1	0	0	1	1
1 Kevin Pillar, R (1, 8) OBP: 0.290, SLG: 0.441 61 Burch Smith, R (7, 1) 51 Conner Menez, L (8, 1) 75 Enderson Franco, R (8, 1) 26 Chris Shaw, L (9, PH) OBP: 0.214, SLG: 0.083		F FF 96 B SI 95 F SI 95 B SL 85 B SI 96 F SI 95 B SI 95 4-2 BB		F SI 94 X SI 96 0-1 ② G5-3			B SI 94 X SI 93 1-0 ① F8		B CU 74 X FC 86 1-0 ② G3 1-2	2 0 0 0 1	0 0 0 0 0	0 0 0 0 0	0 0 0 0 0	1 0 0 0 0	0 0 0 0 0	0 0 0 0 1
8 Alex Dickerson, L (1, 7) OBP: 0.335, SLG: 0.503		C SL 83 X SI 95 0-1 ② F7		C CU 78 F SL 84 B SL 86 F FF 96 X SL 86 1-2 ③ L8			B FF 95 X FF 94 1-0 ② F8		T CU 76 X FC 87 0-1 ③ F8	4	0	0	0	0	0	2
35 Brandon Crawford, L (1, 6) OBP: 0.309, SLG: 0.360		B SI 95 F FF 94 1 SAFE C FF 95 D SL 85 X SI 96 2-2 ③ G4-3			S FF 92 B SL 85 B SL 82 X SI 93 2-1 ① G4-3		B FF 95 X SL 84 1-0 ③ F7			3	0	0	0	0	0	1
19 Mauricio Dubón, R (1, 4) OBP: 0.303, SLG: 0.444			B FF 95 B SI 94 X SI 92 2-0 E6 5 1B		C SI 95 T SI 94 B SL 85 T SI 96 1-2 ② K			F SI 94 S SL 83 X SL 84 0-2 ① G1-3		3	0	0	0	0	1	0
38 Tyler Beede, R (1, 1) OBP: 0.175, SLG: 0.108 49 Jaylin Davis, R (7, 9) OBP: 0.250, SLG: 0.125			T FF 90 M FF 91 C FF 93 0-3 ① K		C FF 92 C SL 82 S CU 81 0-3 ③ K			C SI 94 S SL 84 B SL 84 S SL 85 1-3 ② K		2 1	0 0	0 0	0 0	0 0	2 1	1 0
Inning Stats	R: 0 H: 0 E: 0 LOB: 0 K: 1 BB: 0 S: 5 P: 8	R: 0 H: 0 E: 0 LOB: 1 K: 0 BB: 1 S: 12 P: 20	R: 0 H: 1 E: 1 LOB: 2 K: 2 BB: 0 S: 12 P: 18	R: 0 H: 0 E: 0 LOB: 0 K: 0 BB: 0 S: 7 P: 9	R: 0 H: 0 E: 0 LOB: 0 K: 2 BB: 0 S: 8 P: 11	R: 0 H: 1 E: 0 LOB: 1 K: 1 BB: 0 S: 7 P: 8	R: 0 H: 0 E: 0 LOB: 0 K: 0 BB: 0 S: 3 P: 6	R: 0 H: 1 E: 0 LOB: 1 K: 1 BB: 0 S: 11 P: 15	R: 0 H: 1 E: 0 LOB: 1 K: 0 BB: 0 S: 7 P: 10	1B: 3 SF: 0 2B: 1 SAC: 0 3B: 0 DP: 0 HR: 0 HBP: 0						

PITCHER		IP	WLS	BF	H	R	ER	SO	BB	IBB	HBP	BLK	WP	HR	S	P	ERA	WHIP
26 Mike Foltynewicz, R ERA: 4.46	(1, 1)	8.0	W	29	3	0	0	7	1	0	0	0	0	0	65	95	0.00	0.500
32 Josh Tomlin, R ERA: 3.82	(9, 1)	1.0		4	1	0	0	0	0	0	0	0	0	0	7	10	0.00	1.000

PITCHER	IP	WLS	BF	H	R	ER	SO	BB	IBB	HBP	BLK	WP	HR	S	P	ERA	WHIP

TOP

San Francisco Giants @ Atlanta Braves

SunTrust Park, Atlanta, GA

Fri Sep 20 2019, 7:21 PM - 9:42 PM EDT

Att. 37,419 - Clear - 77 F

livebaseballscorecards.com

AB	32
R	0
H	4
RBI	0
BB	1
SO	7
LOB	13

WP: 0 PA: 33
PB: 0
SB: 0
CS: 0

BOTTOM

San Francisco Giants @ Atlanta Braves

SunTrust Park, Atlanta, GA

Fri Sep 20 2019, 7:21 PM - 9:42 PM EDT

Att. 37,419 - Clear - 77 F

livebaseballscorecards.com

Batter	1	2	3	4	5	6	7	8	9	AB	R	H	RBI	BB	SO	LOB
13 Ronald Acuña Jr., R (1, 8) OBP: 0.366, SLG: 0.521	B SL 86 B FF 96 F FF 96 B SL 88 F FF 96 B FF 95 4-2 1 1B 5 SF7 BB		B SL 86 X SL 86 1-0 1 1B 2B		X CU 80 0-0 1-H HR		C FF 96 B FF 95 B FF 96 C CH 85 F CU 83 B FF 96 F CH 84 B CH 83 4-2 5 G4-5-3 BB			2	3	2	2	2	0	0
1 Ozzie Albies, S (1, 4) OBP: 0.351, SLG: 0.500	X CH 85 0-0 1-3 1B		D SL 88 S FF 96 X FF 96 1-1 5 FC4-5 2-H 1B		S FF 95 B FF 95 S CU 81 B FF 96 S CU 81 2-3 ①		C FF 93 F FF 93 F CU 79 X CU 80 0-2 ① F8			4	0	2	1	0	1	1
5 Freddie Freeman, L (1, 3) OBP: 0.392, SLG: 0.558	X FF 96 0-0 ① SF7 3-H		1 SAFE C SL 87 X FF 94 0-1 ② FC4-5 1-2f		S CH 85 B CU 82 X FF 95 1-1 ② P6		1 SAFE F FF 93 B CH 83 C CH 83 F CH 83 X FF 93 1-2 ② ③ G4-5-3 1-2f			3	0	0	1	0	0	2
20 Josh Donaldson, R (1, 5) OBP: 0.377, SLG: 0.523	D SL 88 D CU 80 X FF 95 2-0 ② G5-3		C FF 95 S CH 84 S CU 81 0-3 ③ K		B CH 85 B FF 95 B SL 87 C FF 96 S FF 96 F CH 84 F FF 96 X FF 96 3-2 ③ G6-3			B CH 84 B FF 92 C FF 92 B SL 84 B FF 91 4-1 16 WP BB		3	0	0	0	1	1	2
22 Nick Markakis, L (1, 7) OBP: 0.357, SLG: 0.426	B SL 86 B CH 84 C FF 96 X SL 87 2-1 ③ G4-3			C FF 95 X CU 82 0-1 ① G4-3		B FF 94 X SL 87 1-0 ① L8		B FF 92 B FF 92 X FF 92 2-0 ① F7		4	0	0	0	0	0	2
14 Matt Joyce, L (1, 9) OBP: 0.414, SLG: 0.468 18 Rafael Ortega, L (8, 9) OBP: 0.276, SLG: 0.278		X FF 96 0-0 ① F7		B FF 97 S SL 88 B CU 82 B CH 85 B FF 96 4-1 BB		B SL 87 B CH 85 X FF 96 2-0 16 HR 1B		T FF 91 X SL 86 0-1 ② P3		2 1	1 0	1 0	0 0	1 0	0 0	0 1
16 Brian McCann, L (1, 2) OBP: 0.322, SLG: 0.419		C FF 96 B CU 81 F SL 87 B FF 94 B CH 84 C CH 84 3-3 ② K		C CH 84 X FF 94 0-1 ② P6		F FF 95 F FF 94 B CU 80 B CU 79 F CH 85 X FF 96 2-2 1-H HR		B SL 85 B FF 91 F FF 91 S FF 91 B SL 86 B SL 86 4-2 1-3 BB		3	1	1	2	1	1	1
7 Dansby Swanson, R (1, 6) OBP: 0.323, SLG: 0.426		S SL 88 C CU 80 B FF 94 C FF 98 1-3 ③ K		B CH 84 X FF 96 1-0 ③ F9		X FF 96 0-0 ② G1-3		B FF 96 F FF 96 X SL 87 1-1 ③ P6		4	0	0	0	0	1	3
26 Mike Foltynewicz, R (1, 1) OBP: 0.061, SLG: 0.061 32 Josh Tomlin, R (9, 1)			C FF 94 F FF 95 B FF 94 B CU 80 X FF 95 2-2 ① G3		C FF 94 B FF 95 X SL 88 1-2 13 HR 1B		F FF 95 C FF 96 B FF 98 C FF 96 1-3 ③ K			3 0	1 0	1 0	0 0	0 0	1 0	0 0
Inning Stats	R: 1 E: 0 K: 0 S: 7 H: 1 LOB: 1 BB: 1 P: 15	R: 0 E: 0 K: 2 S: 7 H: 0 LOB: 0 BB: 0 P: 11	R: 1 E: 0 K: 1 S: 11 H: 2 LOB: 1 BB: 0 P: 15	R: 0 E: 0 K: 0 S: 6 H: 0 LOB: 1 BB: 1 P: 11	R: 2 E: 0 K: 1 S: 14 H: 2 LOB: 0 BB: 0 P: 21	R: 2 E: 0 K: 1 S: 10 H: 2 LOB: 0 BB: 0 P: 16	R: 0 E: 0 K: 0 S: 12 H: 0 LOB: 0 BB: 1 P: 17	R: 0 E: 0 K: 0 S: 8 H: 0 LOB: 2 BB: 2 P: 19		1B: 4 2B: 1 3B: 0 HR: 2 SF: 1 SAC: 0 DP: 1 HBP: 0		WP: 2 PB: 0 SB: 0 CS: 0 PA: 35		

PITCHER	IP	WLS	BF	H	R	ER	SO	BB	IBB	HBP	BLK	WP	HR	S	P	ERA	WHIP
38 Tyler Beede, R (1, 1) ERA: 5.23	6.0	L	27	7	6	6	5	2	0	0	0	0	2	55	89	9.00	1.500
61 Burch Smith, R (7, 1) ERA: 5.3	1.0		3	0	0	0	0	1	0	0	0	0	0	12	17	0.00	1.000
51 Conner Menez, L (8, 1) ERA: 5.74	0.2		4	0	0	0	0	2	0	0	0	1	0	6	16	0.00	3.000
75 Enderson Franco, R (8, 1) ERA: 6.75	0.1		1	0	0	0	0	0	0	0	0	0	0	2	3	0.00	0.000

PITCHER	IP	WLS	BF	H	R	ER	SO	BB	IBB	HBP	BLK	WP	HR	S	P	ERA	WHIP

AB	29
R	6
H	7
RBI	6
BB	5
SO	5
LOB	12

Batter	1	2	3	4	5	6	7	8	9	AB	R	H	RBI	BB	SO	LOB
19 Mauricio Dubón, R (1, 6) OBP: 0.288, SLG: 0.421	X FF 92 0-0 ① L9		C SI 92 C SL 83 X FF 94 0-2 ② G5-3		S CU 74 X SL 84 0-1 ②③ G5-4-3 1-2f			C SL 84 F SL 85 F FF 94 B FF 94 B SL 88 X SL 84 2-2 ① L7		4	0	0	0	0	0	2
53 Austin Slater, R (1, 3) OBP: 0.356, SLG: 0.449	C FF 91 F SL 82 X SL 81 0-2 28 1B 1B		B FF 94 B CU 73 X FF 93 2-0 28 BLK 1B			C CU 74 B CH 85 C FF 92 C SL 80 1-3 ① K		B SL 87 S SL 85 B FF 94 S SL 86 F SL 88 S SL 88 2-3 ② K		4	0	2	0	0	2	0
28 Buster Posey, R (1, 2) OBP: 0.317, SLG: 0.360	B FF 95 C CU 74 F FF 93 B FF 92 X SL 84 2-2 10 G5-4-3 1-2 1B		S SI 95 F SI 95 B FF 96 B SL 84 X FF 95 2-2 ③ L9 1-2			C SL 78 B SI 86 X SI 86 1-1 ② G3		F FF 93 B SL 86 F SL 85 B SL 87 B SL 86 X SL 86 3-2 ③ G5-3		4	0	1	0	0	0	1
10 Evan Longoria, R (1, 5) OBP: 0.322, SLG: 0.436	C CU 74 C CU 75 X FF 94 0-2 ②③ G5-4-3 1-2f			X FF 92 0-0 ① L6		B SL 79 B SI 86 C SL 79 X FF 87 2-1 ③ P3			B FF 94 F FF 94 S CU 78 S CU 79 1-3 ① K	4	0	0	0	0	1	2
1 Kevin Pillar, R (1, 8) OBP: 0.289, SLG: 0.440		B CU 72 F SI 91 F FF 91 X FF 95 1-2 ① P4		C FF 93 F SL 85 X SL 82 0-2 ② G5-3			T FF 94 F SI 94 X FF 95 0-2 49 S 14 1B 1B		C CU 77 X CH 87 0-1 ② G5-3	4	1	1	0	0	0	0
37 Joey Rickard, R (1, 7) OBP: 0.313, SLG: 0.354 34 Mike Gerber, L (7, PH) OBP: 0.083, SLG: 0.087 (7, 7)		B SI 92 F FF 93 F SL 81 B FF 95 X FF 95 2-2 1B		C FF 93 X CU 73 0-1 ③ G4-3			B SI 95 S SI 94 B SL 87 F SI 95 X SL 87 2-2 ① F9		S FF 95 F FF 95 C CU 79 0-3 ③ K	2 2	0 0	1 0	0 0	0 0	0 1	0 1
49 Jaylin Davis, R (1, 9) OBP: 0.226, SLG: 0.111		S CU 74 1 SAFE 1 SAFE S SI 95 B CU 76 S SL 87 1-3 ② K			C SI 92 B CU 71 S SL 82 F SL 80 X CU 72 1-2 E3 14 1B		D SL 89 D SL 89 C FF 96 F SI 94 C SL 88 2-3 ② K 1-2			3	0	0	0	0	2	2
14 Cristhian Adames, S (1, 4) OBP: 0.462, SLG: 0.462		B SI 94 F FF 94 C CU 73 X CU 74 1-2 ③ G5-3			C CU 72 X FF 92 0-1 19 G5-4-3 1-2 1B		C SL 89 F FF 96 B FF 93 B CH 88 D SL 89 X SI 96 3-2 26 E 2-H 1B			3	0	2	1	0	0	1
42 Johnny Cueto, R (1, 1) 16 Aramis Garcia, R (5, PH) OBP: 0.206, SLG: 0.355 57 Dereck Rodriguez, R (5, 1) OBP: 0.172, SLG: 0.172 26 Chris Shaw, L (7, PH) OBP: 0.200, SLG: 0.077 65 Sam Coonrod, R (7, 1) 45 Kyle Barraclough, R (8, 1)			B FF 89 C FF 91 X SI 92 1-1 ① G1-3		F SI 96 C CU 75 X SL 84 0-2 ① F7		S SI 96 1 SAFE B SL 89 F SL 88 F KC 83 B SI 95 X SL 89 2-2 ③ F7 1-2			1 1 0 1 0 0	0 0 0 0 0 0	0 0 0 0 0 0	0 0 0 0 0 0	0 0 0 0 0 0	0 2 0 1 0 0	0 0 0 1 0 0

San Francisco Giants @ Atlanta Braves

SunTrust Park, Atlanta, GA

Sat Sep 21 2019, 7:21 PM - 9:56 PM EDT

Att. 40,899 - Clear - 80 F

TOP

livebaseballscorecards.com

AB	33
R	1
H	7
RBI	1
BB	0
SO	6
LOB	12

Inning Stats	1	2	3	4	5	6	7	8	9
	R: 0 E: 0 K: 0 S: 10	H: 2 LOB: 1 BB: 0 P: 12	R: 0 E: 0 K: 1 S: 12	H: 1 LOB: 1 BB: 0 P: 17	R: 0 E: 0 K: 0 S: 9	H: 1 LOB: 1 BB: 0 P: 14	R: 0 E: 0 K: 0 S: 6	H: 0 LOB: 0 BB: 0 P: 6	R: 0 E: 1 K: 0 S: 11	H: 1 LOB: 1 BB: 0 P: 12	R: 0 E: 0 K: 1 S: 7	H: 0 LOB: 0 BB: 0 P: 11	R: 1 E: 1 K: 1 S: 16	H: 2 LOB: 1 BB: 0 P: 25	R: 0 E: 0 K: 1 S: 11	H: 0 LOB: 0 BB: 0 P: 18	R: 0 E: 0 K: 2 S: 8	H: 0 LOB: 0 BB: 0 P: 9

1B: 7	SF: 0	WP: 0	PA: 33
2B: 0	SAC: 0	PB: 0	
3B: 0	DP: 2	SB: 1	
HR: 0	HBP: 0	CS: 0	

PITCHER		IP	WLS	BF	H	R	ER	SO	BB	IBB	HBP	BLK	WP	HR	S	P	ERA	WHIP
54 Max Fried, L ERA: 4.11	(1, 1)	5.1	W	20	5	0	0	2	0	0	0	1	0	0	51	65	0.00	0.938
56 Darren O'Day, R ERA: 3.38	(6, 1)	0.2		2	0	0	0	0	0	0	0	0	0	0	4	7	0.00	0.000
30 Kyle Wright, R ERA: 8.69	(7, 1)	1.0		5	2	1	1	1	0	0	0	0	0	0	16	25	9.00	2.000
38 Anthony Swarzak, R ERA: 4.24	(8, 1)	1.0		3	0	0	0	1	0	0	0	0	0	0	11	18	0.00	0.000
15 Sean Newcomb, L ERA: 3.09	(9, 1)	1.0		3	0	0	0	2	0	0	0	0	0	0	8	9	0.00	0.000

PITCHER	IP	WLS	BF	H	R	ER	SO	BB	IBB	HBP	BLK	WP	HR	S	P	ERA	WHIP

BOTTOM

San Francisco Giants @ Atlanta Braves

SunTrust Park, Atlanta, GA

Sat Sep 21 2019, 7:21 PM - 9:56 PM EDT

Att. 40,899 - Clear - 80 F

livebaseballscorecards.com

Batter	1	2	3	4	5	6	7	8	9	AB	R	H	RBI	BB	SO	LOB
13 Ronald Acuña Jr., R (1, 9) OBP: 0.366, SLG: 0.518	L SI 92 B SL 84 B SI 92 B FF 91 C SL 85 S FF 92 3-3 ① K	S SL 85 B FF 94 B SI 93 S FF 93 B FF 94 B CU 82 4-2 24 2B BB		S FF 92 B SI 91 D SL 85 1 SAFE B FF 92 F SL 82 C CH 84 3-3 ③ K			B SL 87 C SL 85 F SI 98 B FF 99 F CH 86 B SI 95 C FF 97 3-3 ① K			3	1	0	0	1	3	1
24 Adeiny Hechavarría, R (1, 4) OBP: 0.286, SLG: 0.399	B SI 93 F SI 93 S SL 86 B CH 85 C FF 94 2-3 ② K	1 SAFE B FF 92 1 SAFE X SI 92 1-0 1-H 3-H 2B			B CU 77 B FF 91 X SI 89 2-0 45 HR 1B		B SL 87 B FF 96 C SI 95 B SI 95 F FF 96 B FF 97 4-2 23 HR BB			3	2	2	2	1	1	0
20 Josh Donaldson, R (1, 5) OBP: 0.377, SLG: 0.520	B SI 93 B SI 93 B FF 92 B FF 91 4-0 BB	C SL 85 X SI 92 0-1 ③ G5-3			S FC 84 F SI 91 F CH 85 B CH 87 X FC 88 1-2 ① F9		X SL 87 0-0 ② F9			3	0	0	0	1	0	3
23 Adam Duvall, R (1, 7) OBP: 0.310, SLG: 0.553	B SL 87 X SL 86 1-0 ③ F8		C CU 80 B FF 92 C CH 83 F FF 93 F CH 83 S SL 85 1-3 ① K		B FF 90 B FC 86 X FF 90 2-0 ② F7		C SL 86 X FF 96 0-1 1-H HR			4	1	1	2	0	1	2
45 Francisco Cervelli, R (1, 2) OBP: 0.308, SLG: 0.346		B CU 80 B SL 83 C SL 82 B FF 91 B FF 92 4-1 27 G5-3 9 2B BB	B FF 92 C CU 83 C CH 83 B SL 83 B FF 92 X SL 82 3-2 ② P3		C CU 74 B FF 90 B FC 87 X FF 88 2-1 1-H HR		C SL 88 F SL 88 B CH 88 F SL 88 S CH 88 1-3 ③ K			3	2	1	2	1	1	0
27 Austin Riley, R (1, 3) OBP: 0.288, SLG: 0.494		X SI 92 0-0 ① G5-3 1-2	C CH 84 X FF 92 0-1 ③ G1		S FC 87 B CU 76 F FC 87 S CH 86 1-3 ③ K			X FF 92 0-0 ① F8		4	0	0	0	0	1	1
7 Dansby Swanson, R (1, 6) OBP: 0.324, SLG: 0.424		B FF 92 B SL 85 B SL 83 B FF 92 4-0 9 2B 54 G3-2-3 BB		B FF 91 C FF 92 B CH 84 F FF 93 B CH 86 X FF 93 3-2 ① G6-3			C FC 87 F CU 76 B FF 92 B CH 84 B CH 86 C CH 84 3-3 ① K	B FF 92 B FF 94 B FF 94 C FF 94 B FF 94 4-1 9 G2-3 BB		2	1	0	0	2	1	0
9 Billy Hamilton, S (1, 8) OBP: 0.283, SLG: 0.276		S CH 83 X CH 85 0-1 54 G3-2-3 24 2B 1-3 2-H 2B		M SI 90 B FF 92 L FF 93 B FF 93 B SL 86 B FF 93 4-2 BB			F FF 90 S CH 86 B FF 93 X CU 78 1-2 ② F8	F FF 95 C CH 90 F FF 94 B CU 80 X CH 88 1-2 ② G2-3 1-2		3	1	1	1	1	0	1
54 Max Fried, L (1, 1) OBP: 0.267, SLG: 0.273 56 Darren O'Day, R (6, 1) 18 Rafael Ortega, L (6, PH) OBP: 0.273, SLG: 0.275 30 Kyle Wright, R (7, 1) 38 Anthony Swarzak, R (8, 1) 14 Matt Joyce, L (8, PH) OBP: 0.413, SLG: 0.465 15 Sean Newcomb, L (9, 1)		T SI 92 X CH 84 0-1 ② G3-2-3 2-3 3-H		1 SAFE B FF 91 B FF 87 C FF 87 L FF 89 C FF 90 2-3 ② K			C CH 87 C CU 77 T CH 86 0-2 ③ K	S CH 89 S CH 88 X CH 89 0-2 ③ G1-6-3		2 0 1 0 0 1 0	0 0 0 0 0 0 0	0 0 0 0 0 0 0	1 0 0 0 0 0 0	0 0 0 0 0 0 0	1 0 1 0 0 0 1	2 0 0 0 0 0 0
Inning Stats	R: 0 E: 0 K: 2 S: 7 H: 0 LOB: 1 BB: 1 P: 17	R: 4 E: 0 K: 0 S: 11 H: 2 LOB: 1 BB: 3 P: 24	R: 0 E: 0 K: 1 S: 10 H: 0 LOB: 0 BB: 0 P: 14	R: 0 E: 0 K: 2 S: 11 H: 0 LOB: 1 BB: 1 P: 23	R: 2 E: 0 K: 1 S: 11 H: 2 LOB: 0 BB: 0 P: 19		R: 0 E: 0 K: 2 S: 9 H: 0 LOB: 0 BB: 0 P: 13	R: 2 E: 0 K: 2 S: 13 H: 1 LOB: 0 BB: 1 P: 21	R: 0 E: 0 K: 0 S: 9 H: 0 LOB: 1 BB: 1 P: 14		1B: 1 2B: 2 3B: 0 HR: 2	SF: 0 SAC: 0 DP: 0 HBP: 0		WP: 0 PB: 0 SB: 0 CS: 0	PA: 36		

	AB	29
	R	8
	H	5
	RBI	8
	BB	7
	SO	10
	LOB	11

PITCHER		IP	WLS	BF	H	R	ER	SO	BB	IBB	HBP	BLK	WP	HR	S	P	ERA	WHIP
42 Johnny Cueto, R ERA: 2.57	(1, 1)	4.0	L	19	2	4	4	5	5	0	0	0	0	0	39	78	9.00	1.750
57 Dereck Rodríguez, R ERA: 5.06	(5, 1)	2.0		8	2	2	2	3	0	0	0	0	0	1	20	32	9.00	1.000
65 Sam Coonrod, R ERA: 3.46	(7, 1)	1.0		5	1	2	2	2	1	0	0	0	0	1	13	21	18.00	2.000
45 Kyle Barraclough, R ERA: 6.16	(8, 1)	1.0		4	0	0	0	0	1	0	0	0	0	0	9	14	0.00	1.000

PITCHER	IP	WLS	BF	H	R	ER	SO	BB	IBB	HBP	BLK	WP	HR	S	P	ERA	WHIP

San Francisco Giants @ Atlanta Braves

SunTrust Park, Atlanta, GA

Sun Sep 22 2019, 1:22 PM - 4:27 PM EDT

Att. 33,674 - Sunny - 81 F

livebaseballscorecards.com

Batter	1	2	3	4	5	6	7	8	9	AB	R	H	RBI	BB	SO	LOB
19 Mauricio Dubón, R (1, 4) OBP: 0.282, SLG: 0.407	C SI 89 S FC 87 F FF 90 B CH 79 X SI 89 1-2 L7		C CH 79 B SI 89 B SI 89 X FC 88 2-1 FC6-5 5 BB 2-3		C FC 87 B CH 82 F CH 81 B SI 90 F SL 80 F FF 90 S CH 81 2-3 K		S SL 86 B SL 86 F SL 88 B FF 96 X FF 96 2-2 9 K2-3 5 S 10 1B 1B		C FC 93 F KC 82 B FC 93 F KC 82 F FC 93 T KC 82 1-2 K	5	1	1	0	0	2	1
5 Mike Yastrzemski, L (1, 9) (7, 7) OBP: 0.335, SLG: 0.521	C SI 88 B SL 80 F SI 88 F CH 80 B SI 90 X SI 89 2-2 53 L8 2B		C SI 90 B SI 90 B SI 89 B SL 80 C SI 90 B SL 80 4-2 1-2 BB			B SL 79 F CH 80 F CH 80 B SI 90 B SI 89 X CH 80 3-2 53 FC6-4 1B	B FF 96 B FF 96 C CU 83 S FF 96 X SL 88 2-2 P6 1-2		C FC 93 B FC 93 F KC 81 F FC 93 X FC 93 1-2 G5-3	4	0	2	0	1	0	1
53 Austin Slater, R (1, 3) OBP: 0.350, SLG: 0.440 9 Brandon Belt, L (7, PH) (7, 3) OBP: 0.340, SLG: 0.409	C SI 88 F FC 87 X CH 78 0-2 L8 2-3		X FC 86 0-0 P4			B SI 89 X SI 88 1-0 FC6-4 10 2B 1-2f	S CU 85 F SL 87 S SL 87 0-3 K2-3 2-3		B KC 81 C KC 81 S KC 82 X FC 92 1-2 10 E 10 FC6 1B	3	1	0	0	0	0	4
										2	0	1	0	0	1	1
10 Evan Longoria, R (1, 5) OBP: 0.323, SLG: 0.438	B FC 86 X SI 88 1-0 G5-3			C SL 78 X SI 89 0-1 G6-3		B FC 86 F FC 86 S SL 80 B CH 80 X SI 89 2-2 37 2B 1-H	C SL 86 C SL 88 X SL 87 0-2 1 1B 3-H		X FF 92 0-0 FC6 1 FC5-4 1-3	5	1	2	2	0	0	2
1 Kevin Pillar, R (1, 8) OBP: 0.289, SLG: 0.438		F FC 86 B CH 79 X FF 90 1-1 F7		F SL 79 F FF 88 X SL 80 0-2 F7		B CH 79 F FC 87 B CH 81 C SI 88 F CH 81 B FF 90 F FC 88 X CH 80 3-2 E6 37 2B	X SL 88 0-0 1-2		B FC 92 S KC 82 X KC 82 1-1 FC5-4 1-2f	5	1	1	0	0	0	3
37 Joey Rickard, R (1, 7) OBP: 0.317, SLG: 0.364 71 Tyler Rogers, R (7, 1) 13 Will Smith, R (9, 1) OBP: 1.000, SLG: 1.000		C SL 77 B SI 89 C CH 81 B CH 81 S SI 90 2-3 K		F FC 86 B FC 87 B CH 82 C SI 89 X SI 88 3-2 1B		F SL 80 B CH 81 F FC 87 B FF 90 F CH 80 B FC 86 X SI 89 3-2 1-H 2-H 2B	F FF 96 C SL 88 D SL 87 B FF 95 B FF 95 S FF 95 3-3 K			4	0	2	2	0	2	2
										0	0	0	0	0	0	0
										0	0	0	0	0	0	0
35 Brandon Crawford, L (1, 6) OBP: 0.307, SLG: 0.357		C SI 89 B CH 81 B CH 81 X SI 88 2-1 L9		B SI 88 C SI 89 F SI 89 S CH 80 1-3 K		F SI 89 F SI 89 S SL 79 0-3 K		S CU 73 S CU 72 B CU 72 B CU 74 X CU 73 2-2 F9		4	0	0	0	0	2	2
16 Aramis Garcia, R (1, 2) OBP: 0.237, SLG: 0.353			B SI 88 X SI 88 1-0 19 FC6-5 62 SH1-4 1B		F FC 87 B FF 90 X FC 87 1-1 P6		0-0 IBB		S FC 87 T ST 79 S ST 80 0-3 K	3	0	1	0	1	1	0
62 Logan Webb, R (1, 1) 49 Jaylin Davis, R (7, 9) OBP: 0.219, SLG: 0.107			L SI 87 B SI 88 L SI 88 X FF 90 1-2 SH1-4 1-2		X SI 89 0-0 L9	X SI 89 0-0 G5-3			S FC 87 B FC 87 F ST 80 F SI 93 B ST 77 X SI 92 2-2 F9	2	0	0	0	0	0	2
										1	0	0	0	0	0	0

Inning Stats	1	2	3	4	5	6	7	8	9
	R: 0 E: 0 K: 0 S: 12	H: 1 LOB: 1 BB: 0 P: 16	R: 0 E: 0 K: 1 S: 7	H: 0 LOB: 0 BB: 0 P: 12	R: 0 E: 0 K: 0 S: 9	H: 1 LOB: 2 BB: 1 P: 17	R: 0 E: 0 K: 1 S: 11	H: 1 LOB: 1 BB: 0 P: 15	R: 0 E: 0 K: 1 S: 8	H: 0 LOB: 0 BB: 0 P: 11	R: 3 E: 1 K: 1 S: 20	H: 3 LOB: 2 BB: 1 P: 32	R: 1 E: 0 K: 2 S: 16	H: 3 LOB: 2 BB: 0 P: 23	R: 0 E: 0 K: 1 S: 10	H: 0 LOB: 0 BB: 0 P: 14	R: 0 E: 1 K: 1 S: 15	H: 1 LOB: 2 BB: 0 P: 19

AB	38
R	4
H	10
RBI	4
BB	2
SO	8
LOB	18

1B: 7 2B: 3 3B: 0 HR: 0	SF: 0 SAC: 1 DP: 0 HBP: 0	WP: 0 PB: 0 SB: 1 CS: 0	PA: 41
---	---	---	---

PITCHER		IP	WLS	BF	H	R	ER	SO	BB	IBB	HBP	BLK	WP	HR	S	P	ERA	WHIP
60 Dallas Keuchel, L ERA: 3.59	(1, 1)	6.0	L	27	6	3	2	4	1	1	0	0	0	0	67	103	3.00	1.167
77 Luke Jackson, R ERA: 3.95	(7, 1)	1.0		6	3	1	1	2	0	0	0	0	0	0	16	23	9.00	3.000
50 Jerry Blevins, L ERA: 3.56	(8, 1)	0.1		1	0	0	0	0	0	0	0	0	0	0	3	5	0.00	0.000
19 Shane Greene, R ERA: 2.25	(8, 1)	0.2		2	0	0	0	1	0	0	0	0	0	0	7	9	0.00	0.000
36 Mark Melancon, R ERA: 3.8	(9, 1)	1.0		5	1	0	0	1	0	0	0	0	0	0	15	19	0.00	1.000

PITCHER		IP	WLS	BF	H	R	ER	SO	BB	IBB	HBP	BLK	WP	HR	S	P	ERA	WHIP

Batter	1	2	3	4	5	6	7	8	9	AB	R	H	RBI	BB	SO	LOB
7 Dansby Swanson, R (1, 6) OBP: 0.322, SLG: 0.420	X FF 94 0-0 ① F7		1 SAFE 1 SAFE B ST 81 X ST 82 1-0 ③ F7			B CH 84 B FF 93 B FF 94 C FF 92 C SI 93 S FF 94 3-3 ① K		C SL 72 F SI 81 B SI 82 S SL 73 1-3 ① K		4	0	0	0	0	2	2
24 Adeiny Hechavarría, R (1, 4) OBP: 0.285, SLG: 0.406	B FF 94 B ST 81 C FF 94 S SI 94 F SI 94 X FF 94 2-2 ② P4			X SI 93 0-0 ① G1-3		B FF 92 S CH 85 C SI 93 B ST 83 X SI 92 2-2 5 G4-3 3B		C SI 82 B SL 73 B SL 73 C SL 73 S SL 75 2-3 ② K		4	1	1	0	0	1	1
5 Freddie Freeman, L (1, 3) OBP: 0.391, SLG: 0.555 45 Francisco Cervelli, R (8, 3) OBP: 0.306, SLG: 0.344	B SI 93 B CH 85 B SI 94 X SI 93 3-0 ③ G4-3			C SI 92 F CH 85 B FF 94 S ST 83 1-3 ② K		B FF 94 B FF 94 S ST 82 B FF 94 S ST 82 F ST 82 F FF 95 X FF 93 3-2 ② G4-3 3-H		B SL 74 C SL 74 B SI 82 F SL 73 F SI 83 F FF 85 F SL 73 X SL 73 2-2 ③ P3		3 1	0 0	0 0	1 0	0 0	1 0	0 1
22 Nick Markakis, L (1, 7) OBP: 0.353, SLG: 0.422		C SI 92 X CH 86 0-1 ① G6-3		X CH 85 0-0 ③ L5		C ST 82 F ST 82 F FF 94 B FF 93 F ST 82 B CH 84 F CH 85 X SI 92 2-2 ③ F7			B FF 92 B FF 93 S FF 93 C FF 93 F FF 94 F FF 94 S SL 82 2-3 ① K	4	0	0	0	0	1	0
27 Austin Riley, R (1, 5) OBP: 0.284, SLG: 0.487		F ST 83 F ST 82 S ST 81 0-3 ② K			C CH 84 B SI 93 C SI 93 S CH 85 1-3 ① K		C SI 82 S SL 74 B SL 73 B SI 84 X SI 83 2-2 ① G4-3		F CU 75 C SL 81 B FF 94 C FF 94 1-3 ② K	4	0	0	0	0	3	0
14 Matt Joyce, L (1, 9) OBP: 0.412, SLG: 0.460 1 Ozzie Albies, S (9, PH) OBP: 0.352, SLG: 0.501		C CH 85 B FF 94 B ST 82 X FF 94 2-1 ③ G4-3			S CH 86 S FF 93 B CH 86 B CH 85 B CH 86 B SI 92 4-2 25 BB BB		F SI 84 F SI 84 B FF 84 X SI 84 1-2 ② G4-3		F SL 81 X SL 80 0-1 1B	2 1	0 0	0 1	0 0	1 0	0 0	0 0
25 Tyler Flowers, R (1, 2) OBP: 0.321, SLG: 0.420			C FF 93 B ST 82 X ST 81 1-1 ① G6-3		B SI 92 F ST 82 B SI 92 B FF 92 F FF 93 B FF 93 4-2 1-2 BB		X SI 83 0-0 2B		C FF 93 X SL 80 0-1 ③ F7	3	0	1	0	1	0	1
9 Billy Hamilton, S (1, 8) OBP: 0.284, SLG: 0.276			B FF 93 X FF 94 1-0 1B		B SI 93 B CH 85 F FF 93 F FF 94 F FF 94 F SI 93 C ST 82 2-3 ② K		S SI 83 F SI 83 B SL 72 F SI 84 B SL 73 F SI 83 F FF 84 S SL 72 2-3 ③ K			3	0	1	0	0	2	3
60 Dallas Keuchel, L (1, 1) OBP: 0.158, SLG: 0.162 77 Luke Jackson, R (7, 1) 50 Jerry Blevins, L (8, 1) 19 Shane Greene, R (8, 1) 23 Adam Duvall, R (8, PH) OBP: 0.316, SLG: 0.558 36 Mark Melancon, R (9, 1)			1 SAFE C FF 90 M SI 89 C ST 81 0-3 ② K		F ST 83 S FF 93 B CH 84 S CH 84 1-3 ③ K			S SL 72 B SL 73 C SL 73 X FF 83 1-2 1B		2 0 0 0 1 0	0 0 0 0 0 0	0 0 0 0 1 0	0 0 0 0 0 0	0 0 0 0 0 0	2 0 0 0 0 0	3 0 0 0 0 0
Inning Stats	R: 0 E: 0 K: 0 S: 6 H: 0 LOB: 0 BB: 0 P: 11	R: 0 E: 0 K: 1 S: 7 H: 0 LOB: 0 BB: 0 P: 9	R: 0 E: 0 K: 1 S: 7 H: 1 LOB: 1 BB: 0 P: 10	R: 0 E: 0 K: 1 S: 5 H: 0 LOB: 0 BB: 0 P: 6	R: 0 E: 0 K: 3 S: 15 H: 0 LOB: 2 BB: 2 P: 27	R: 1 E: 0 K: 1 S: 17 H: 1 LOB: 0 BB: 0 P: 27	R: 0 E: 0 K: 1 S: 13 H: 1 LOB: 1 BB: 0 P: 18	R: 0 E: 0 K: 2 S: 15 H: 1 LOB: 1 BB: 0 P: 21	R: 0 E: 0 K: 2 S: 12 H: 1 LOB: 1 BB: 0 P: 15	1B: 3 2B: 1 3B: 1 HR: 0	SF: 0 SAC: 0 DP: 0 HBP: 0		WP: 0 PB: 0 SB: 0 CS: 0	PA: 34			

PITCHER		IP	WLS	BF	H	R	ER	SO	BB	IBB	HBP	BLK	WP	HR	S	P	ERA	WHIP
62 Logan Webb, R ERA: 5.61	(1, 1)	6.0	W	22	2	1	1	7	2	0	0	0	0	0	57	90	1.50	0.667
71 Tyler Rogers, R ERA: 1.23	(7, 1)	2.0	H	8	2	0	0	3	0	0	0	0	0	0	28	39	0.00	1.000
13 Will Smith, L ERA: 2.84	(9, 1)	1.0	S	4	1	0	0	2	0	0	0	0	0	0	12	15	0.00	1.000

PITCHER	IP	WLS	BF	H	R	ER	SO	BB	IBB	HBP	BLK	WP	HR	S	P	ERA	WHIP

BOTTOM

San Francisco Giants @ Atlanta Braves

SunTrust Park, Atlanta, GA

Sun Sep 22 2019, 1:22 PM - 4:27 PM EDT

Att. 33,674 - Sunny - 81 F

livebaseballscorecards.com

AB	32
R	1
H	5
RBI	1
BB	2
SO	12
LOB	11

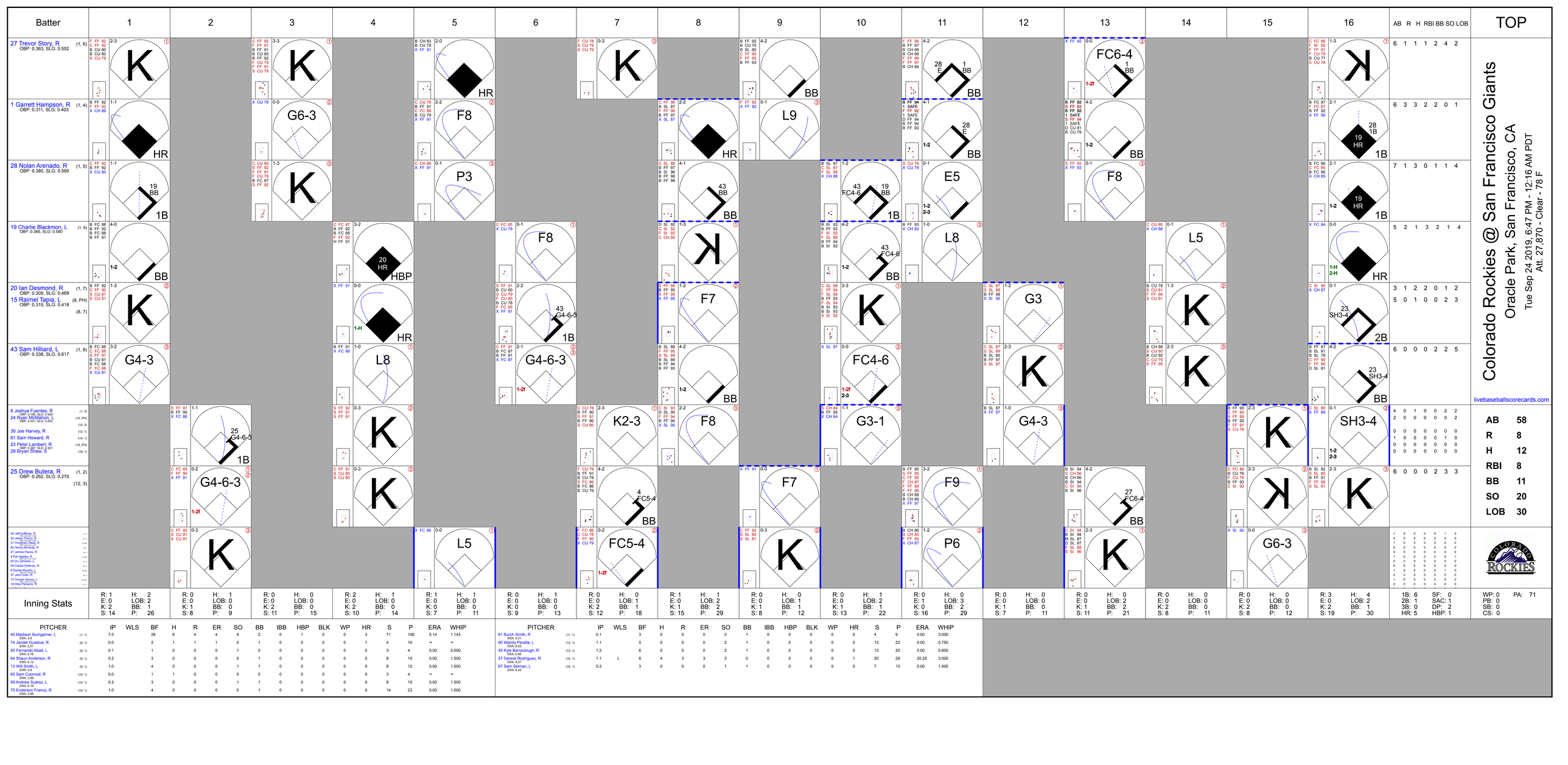
Batter
1
2
3
4
5
6
7
8
9
10
11
12
13
14
15
16
AB R H RBI BB SO LOB
TOP
27 Trevor Story, R (1, 6) OBP: 0.363, SLG: 0.552
1 Garrett Hampson, R (1, 4) OBP: 0.311, SLG: 0.403
28 Nolan Arenado, R (1, 5) OBP: 0.380, SLG: 0.590
19 Charlie Blackmon, L (1, 9) OBP: 0.366, SLG: 0.580
20 Ian Desmond, R (1, 7) OBP: 0.309, SLG: 0.469
15 Raimel Tapia, L (8, PH) OBP: 0.315, SLG: 0.418
(8, 7)
43 Sam Hilliard, L (1, 8) OBP: 0.338, SLG: 0.617
8 Joshua Fuentes, R (1, 3) OBP: 0.143, SLG: 0.241
24 Ryan McMahon, L (10, PH) OBP: 0.331, SLG: 0.483
(10, 3)
30 Joe Harvey, R (12, 1)
61 Sam Howard, R (14, 1)
23 Peter Lambert, R (16, PH) OBP: 0.267, SLG: 0.267
29 Bryan Shaw, S (16, 1)
25 Drew Butera, R (1, 2) OBP: 0.262, SLG: 0.270
(12, 3)
34 Jeff Hoffman, R
32 Jesús Tinoco, L
31 Yonathan Daza, R
62 Yency Almonte, R
47 James Pazos, R
4 Pat Valaika, R
63 DJ Johnson, L
54 Carlos Estévez, R
9 Daniel Murphy, L
37 Jairo Díaz, R
13 Yonder Alonso, L
16 Wes Parsons, R
Inning Stats
R: 1 H: 2
E: 0 LOB: 2
K: 2 BB: 1
S: 14 P: 26
R: 0 H: 1
E: 0 LOB: 0
K: 1 BB: 0
S: 8 P: 9
R: 0 H: 0
E: 0 LOB: 0
K: 2 BB: 0
S: 11 P: 15
R: 2 H: 1
E: 0 LOB: 0
K: 2 BB: 0
S: 10 P: 14
R: 1 H: 1
E: 0 LOB: 0
K: 0 BB: 0
S: 7 P: 11
R: 0 H: 1
E: 0 LOB: 0
K: 0 BB: 0
S: 9 P: 13
R: 0 H: 0
E: 0 LOB: 1
K: 2 BB: 1
S: 12 P: 18
R: 1 H: 1
E: 0 LOB: 2
K: 1 BB: 2
S: 15 P: 29
R: 0 H: 0
E: 0 LOB: 1
K: 1 BB: 1
S: 8 P: 12
R: 0 H: 1
E: 0 LOB: 2
K: 1 BB: 1
S: 13 P: 22
R: 0 H: 0
E: 1 LOB: 3
K: 0 BB: 2
S: 16 P: 29
R: 0 H: 0
E: 0 LOB: 0
K: 1 BB: 0
S: 7 P: 11
R: 0 H: 0
E: 0 LOB: 2
K: 1 BB: 2
S: 11 P: 21
R: 0 H: 0
E: 0 LOB: 2
K: 2 BB: 0
S: 8 P: 11
R: 0 H: 0
E: 0 LOB: 0
K: 2 BB: 0
S: 8 P: 12
R: 3 H: 4
E: 0 LOB: 2
K: 2 BB: 1
S: 19 P: 30
1B: 6
2B: 1
3B: 0
HR: 5
SF: 0
SAC: 1
DP: 2
HBP: 1
WP: 0 PA: 71
PB: 0
SB: 0
CS: 0
PITCHER IP WLS BF H R ER SO BB IBB HBP BLK WP HR S P ERA WHIP
40 Madison Bumgarner, L (1, 1) ERA: 3.9 7.0 28 6 4 4 9 2 0 1 0 0 3 71 106 5.14 1.143
74 Jandel Gustave, R (8, 1) ERA: 2.01 0.0 2 1 1 1 0 1 0 0 0 0 1 4 10 ∞ ∞
50 Fernando Abad, L (8, 1) ERA: 4.76 0.1 1 0 0 0 1 0 0 0 0 0 0 3 4 0.00 0.000
64 Shaun Anderson, R (8, 1) ERA: 5.12 0.2 3 0 0 0 0 1 0 0 0 0 0 0 8 15 0.00 1.500
13 Will Smith, L (9, 1) ERA: 2.8 1.0 4 0 0 0 1 1 0 0 0 0 0 0 8 12 0.00 1.000
65 Sam Coonrod, R (10, 1) ERA: 2.45 0.0 1 1 0 0 0 0 0 0 0 0 0 0 3 4 ∞ ∞
59 Andrew Suárez, L (10, 1) ERA: 3.86 0.2 3 0 0 0 1 1 0 0 0 0 0 0 8 15 0.00 1.500
75 Enderson Franco, R (10, 1) ERA: 3.86 1.0 4 0 0 0 0 1 0 0 0 0 0 0 14 23 0.00 1.000
PITCHER IP WLS BF H R ER SO BB IBB HBP BLK WP HR S P ERA WHIP
61 Burch Smith, R (11, 1) ERA: 5.21 0.1 3 0 0 0 0 1 0 0 0 0 0 0 4 9 0.00 3.000
60 Wandy Peralta, L (12, 1) ERA: 6.63 1.1 5 0 0 0 2 1 0 0 0 0 0 0 13 23 0.00 0.750
45 Kyle Barraclough, R (13, 1) ERA: 5.85 1.2 6 0 0 0 2 1 0 0 0 0 0 0 13 20 0.00 0.600
57 Dereck Rodriguez, R (15, 1) ERA: 5.27 1.1 L 8 4 3 3 3 0 0 0 0 0 1 20 29 20.25 3.000
67 Sam Selman, L (16, 1) ERA: 6.43 0.2 3 0 0 0 1 1 0 0 0 0 0 0 7 13 0.00 1.500
Colorado Rockies @ San Francisco Giants
Oracle Park, San Francisco, CA
Tue Sep 24 2019, 6:47 PM - 12:16 AM PDT
Att. 27,870 - Clear - 78 F
livebaseballscorecards.com
AB 58
R 8
H 12
RBI 8
BB 11
SO 20
LOB 30
COLORADO ROCKIES

BOTTOM

Colorado Rockies @ San Francisco Giants

Oracle Park, San Francisco, CA

Tue Sep 24 2019, 6:47 PM - 12:16 AM PDT

Att. 27,870 - Clear - 78 F

livebaseballscorecards.com

Batter	1	2	3	4	5	6	7	8	9	10	11	12	13	14	15	16	AB	R	H	RBI	BB	SO	LOB
5 Mike Yastrzemski, L OBP: 0.334, SLG: 0.515	28 HR BB		P5 BB		K 1B		G1 G5-3			28 G5-4-3 1B		E4 10 CS F9			K L9		6	1	1	0	1	2	0
28 Buster Posey, R OBP: 0.320, SLG: 0.368 45 Kyle Barraclough, R 49 Jaylin Davis, R OBP: 0.212, SLG: 0.103	1-H HR		BB		9 2B 10 SF7 1B		G5-3			G5-4-3 1-2f		F9			L9		5 0 1	2 0 0	2 0 0	1 0 0	0 0 0	1 0 0	2 0 0
9 Brandon Belt, L OBP: 0.338, SLG: 0.407	K		P5		2B			F8 HR		G4-3		L9			F7		7	0	1	0	0	1	2
10 Evan Longoria, R OBP: 0.325, SLG: 0.443	1 G5-4-3 BB		K		SF7 3-H			P4			14 G3 1 S BB	CS 1-2	K			P9	4	1	1	2	2	2	1
1 Kevin Pillar, R OBP: 0.285, SLG: 0.433	G5-4-3 1-2f	P5		G5-3	K	G1-4-3		K			K 1-2		L9			P3	7	0	0	0	0	2	3
8 Alex Dickerson, L OBP: 0.500, SLG: 1.000 53 Austin Slater, R OBP: 0.348, SLG: 0.435 14 Cristhian Adames, S OBP: 0.429, SLG: 0.429 60 Wandy Peralta, L 16 Aramis Garcia, R OBP: 0.225, SLG: 0.333				19 1B		G1-3					G3 2-3						2 2 1 0 2	0 0 0 0 0	1 0 0 0 0	0 0 0 0 0	0 0 0 0 1	0 1 0 0 0	0 0 0 0 0
35 Brandon Crawford, L OBP: 0.300, SLG: 0.354		K		F9					L7		19 DI IBB			F9			5	0	0	0	1	1	1
19 Mauricio Dubón, R OBP: 0.286, SLG: 0.395		L1		1-2 1B		K			P4		1-2 BB			G5-3			5	0	1	0	1	1	0
40 Madison Bumgarner, R 21 Stephen Vogt, L 74 Jandel Gustave, R 50 Fernando Abad, L 64 Shaun Anderson, R 13 Will Smith, R 28 Chris Shaw, L 65 Sam Coonrod, R 59 Andrew Suárez, L 76 Enderson Franco, R 61 Burch Smith, R 34 Mike Gerber, L			HR	K	F8				K		K	K		K2-3			2 1 0 0 0 0 1 0 0 0 0 0	1 0 0 0 0 0 0 0 0 0 0 0	1 0 0 0 0 0 0 0 0 0 0 0	0 0 0 0 0 0 0 0 0 0 0 0	1 0 0 0 0 0 1 0 0 0 0 0	0 0 0 0 0 0 0 0 0 0 0 0	2 0 0 0 0 0 0 0 0 0 0 3
Inning Stats	R: 2 E: 0 K: 1 S: 12 H: 1 LOB: 0 BB: 2 P: 24	R: 0 E: 0 K: 1 S: 7 H: 0 LOB: 0 BB: 0 P: 11	R: 1 E: 0 K: 1 S: 12 H: 1 LOB: 1 BB: 1 P: 20	R: 0 E: 0 K: 1 S: 9 H: 2 LOB: 2 BB: 0 P: 14	R: 1 E: 0 K: 2 S: 10 H: 2 LOB: 1 BB: 0 P: 16	R: 0 E: 0 K: 1 S: 7 H: 0 LOB: 0 BB: 0 P: 12	R: 0 E: 0 K: 0 S: 7 H: 0 LOB: 0 BB: 0 P: 12	R: 1 E: 0 K: 1 S: 10 H: 1 LOB: 0 BB: 0 P: 17	R: 0 E: 0 K: 1 S: 9 H: 0 LOB: 0 BB: 0 P: 12	R: 0 E: 0 K: 0 S: 7 H: 1 LOB: 0 BB: 0 P: 10	R: 0 E: 0 K: 2 S: 10 H: 0 LOB: 3 BB: 3 P: 23	R: 0 E: 1 K: 0 S: 8 H: 0 LOB: 0 BB: 0 P: 13	R: 0 E: 0 K: 2 S: 9 H: 0 LOB: 0 BB: 0 P: 13	R: 0 E: 0 K: 1 S: 6 H: 0 LOB: 0 BB: 0 P: 9	R: 0 E: 0 K: 1 S: 8 H: 0 LOB: 0 BB: 0 P: 8	R: 0 E: 0 K: 0 S: 6 H: 0 LOB: 0 BB: 0 P: 10	1B: 4 2B: 1 3B: 0 HR: 3 SF: 1 SAC: 0 DP: 2 HBP: 0						

	AB	53
	R	5
	H	8
	RBI	5
	BB	6
	SO	15
	LOB	15

PITCHER		IP	WLS	BF	H	R	ER	SO	BB	IBB	HBP	BLK	WP	HR	S	P	ERA	WHIP
34 Jeff Hoffman, R ERA: 6.78	(1, 1)	3.1		15	3	3	3	3	3	0	0	0	0	2	33	59	8.10	1.800
32 Jesus Tinoco, R ERA: 4.64	(4, 1)	0.2		3	1	0	0	1	0	0	0	0	0	0	7	10	0.00	1.500
62 Yency Almonte, R ERA: 5.65	(5, 1)	1.0	B	5	2	1	1	2	0	0	0	0	0	0	10	16	9.00	2.000
47 James Pazos, L ERA: 1.29	(6, 1)	1.0		3	0	0	0	1	0	0	0	0	0	0	7	12	0.00	0.000
63 DJ. Johnson, R ERA: 5.4	(7, 1)	1.0		3	0	0	0	0	0	0	0	0	0	0	7	12	0.00	0.000
54 Carlos Estévez, R ERA: 3.75	(8, 1)	1.0	B	4	1	1	1	1	0	0	0	0	0	1	10	17	9.00	1.000
37 Jairo Díaz, R ERA: 1.42	(9, 1)	2.0		6	1	0	0	1	0	0	0	0	0	0	16	22	0.00	0.500
18 Wes Parsons, R ERA: 4.66	(11, 1)	1.0		6	0	0	0	2	2	1	0	0	0	0	10	23	0.00	2.000

PITCHER		IP	WLS	BF	H	R	ER	SO	BB	IBB	HBP	BLK	WP	HR	S	P	ERA	WHIP
64 Phillip Diehl, L ERA: 12.46	(12, 1)	0.2		3	0	0	0	0	0	0	0	0	0	0	7	10	0.00	0.000
30 Joe Harvey, R ERA: 4.32	(12, 1)	1.1		3	0	0	0	2	0	0	0	0	0	0	10	16	0.00	0.000
61 Sam Howard, L ERA: 6.35	(14, 1)	2.0	W	6	0	0	0	2	0	0	0	0	0	0	14	17	0.00	0.000
29 Bryan Shaw, R ERA: 5.37	(16, 1)	1.0	S	3	0	0	0	0	0	0	0	0	0	0	6	10	0.00	0.000

Colorado Rockies @ San Francisco Giants

Oracle Park, San Francisco, CA

Wed Sep 25 2019, 6:47 PM - 9:59 PM PDT

Att. 29,175 - Clear - 83 F

TOP

livebaseballscorecards.com

Batter	1	2	3	4	5	6	7	8	9	AB	R	H	RBI	BB	SO	LOB
1 Garrett Hampson, R (1, 6) OBP: 0.313, SLG: 0.403	B FF 90 B FF 90 C SI 90 X FC 87 2-1 28 S 1B		B FF 92 B SI 93 X FF 92 2-0 1B		B SL 86 X SI 91 1-0 ① FC5-4 15 S 1-2f		B SI 82 C SI 82 S SL 74 B SL 73 B SI 83 S SL 74 3-3 ② K		C FF 92 B SL 82 S SL 80 F SL 80 S SL 82 1-3 ② K	5	0	2	0	0	2	3
15 Raimel Tapia, L (1, 7) OBP: 0.311, SLG: 0.413	B FC 88 1 SAFE X FC 88 1-0 ① F7		1 SAFE C SI 92 B FC 87 F FF 92 S SL 82 1-3 ② K		F FF 92 B FF 91 B FC 86 D FS 81 X FF 92 3-1 ② L9 1-2		F SL 73 S SL 73 F SL 74 B FF 83 X SI 83 1-2 E6 1-2 2-H		S SL 80 S SL 81 S SL 82 0-3 ③ K	5	0	0	0	0	2	4
28 Nolan Arenado, R (1, 5) OBP: 0.378, SLG: 0.586	B FF 91 F FC 88 1 SAFE F FF 91 1 SAFE F SI 91 B FC 90 1 SAFE B SL 87 3-3 S FC 88 ② K 1-2		B FF 92 F SI 92 F FS 83 1 SAFE B SI 91 X SL 82 2-2 ③ P3		B SL 86 X SI 91 1-0 ③ L7		C SI 83 F SI 82 S SL 73 0-3 ③ K			4	0	0	0	0	2	5
19 Charlie Blackmon, L (1, 9) OBP: 0.367, SLG: 0.578	C FF 89 B FC 86 X FF 91 1-1 ③ P5			C FF 92 S FF 93 B FF 92 B FS 84 F SL 93 F FF 92 F SI 92 B FF 92 4-2 14 WP 8 1B BB		S SL 85 B FS 82 B SI 92 B SI 90 S SL 84 X SI 92 3-2 ① F7		B SI 92 F SL 85 B FF 93 B FF 92 X SI 92 3-1 8 PB 43 1B 8 FC4-2 1B		3	0	1	0	1	0	1
24 Ryan McMahon, L (1, 4) OBP: 0.331, SLG: 0.451		B FF 91 C FC 89 F FS 82 B SI 93 F FS 84 X FF 91 2-2 1B		C FC 86 B FF 91 F FF 92 B SL 83 X FF 92 2-2 ① L8		B FS 82 F SL 85 C SL 82 B FF 92 F FF 92 S FF 93 2-3 ② K		F SI 92 X SI 93 0-1 ① L4		4	0	1	0	0	1	2
43 Sam Hilliard, L (1, 8) OBP: 0.333, SLG: 0.594		B FC 89 B FF 92 F FC 90 C FC 87 X FF 93 2-2 ① F9		C FF 92 S FS 83 S FS 84 0-3 ② K		C SL 86 B FF 93 C SL 85 B FF 93 F FS 81 X FS 82 2-2 ③ G4-3		B FF 93 X SL 87 1-0 8 FC4-2 8 PB 1-2 1B		4	0	1	0	0	1	2
8 Joshua Fuentes, R (1, 3) OBP: 0.217, SLG: 0.435		1 SAFE B FC 86 B FF 92 S FC 90 X FC 89 2-1 ② L8		F SI 92 F FF 91 X FC 85 0-2 14 WP 1-2 1B			S SI 82 B SI 83 X SI 82 1-1 15 E 15 E 14 HBP 1B	B SI 92 S SL 87 X FF 94 1-1 ② FC4-2 1-3 2-H		4	1	2	0	0	0	3
14 Tony Wolters, L (1, 2) OBP: 0.334, SLG: 0.331		C FF 93 B FF 92 F FF 92 1 SAFE B FC 87 B FS 82 X FC 88 3-2 ③ L4		F FF 92 C SL 83 F FS 84 B FF 94 B SL 83 B SL 82 F FF 94 X FF 94 3-2 ③ F9 1-2 2-3			C SI 82 C SL 73 B SL 73 F FF 82 H SI 83 2-2 13 FC4 1-2 HBP	B SI 94 B KC 79 S SI 95 S SI 95 S KC 83 2-3 ③ K		3	0	0	0	0	1	5
38 Tim Melville, R (1, 1) OBP: 0.250, SLG: 0.250 64 Phillip Diehl, L (6, 1) 13 Yonder Alonso, L (7, PH) OBP: 0.282, SLG: 0.345 23 Peter Lambert, R (7, PR) OBP: 0.387, SLG: 0.323 62 Yency Almonte, R (7, 1) 47 James Pazos, R (7, 1) 20 Ian Desmond, R (9, PH) OBP: 0.309, SLG: 0.468 63 DJ Johnson, L (9, 1)			B FF 90 C SI 91 M FF 91 B FC 88 S SI 92 2-3 ① K		B FF 91 X SI 92 1-0 1 FC5-4 1B		F SI 83 F SI 83 B SL 73 B SL 72 F SI 83 X SL 73 2-2 ① FC4 15 E 1-2f		C FF 91 B FF 93 B FF 93 S SL 82 F FF 93 S SL 82 2-3 ① K	2 0 1 0 0 0 0 0 1	0 0 0 0 0 0 0 0 0	1 0 0 0 0 0 0 0 0	0 0 0 0 0 0 0 0 0	0 0 0 0 0 0 0 0 0	1 0 0 0 0 0 0 1 0	0 0 2 0 0 0 0 0 0
Inning Stats	R: 0 E: 0 K: 1 S: 9 H: 1 LOB: 1 BB: 0 P: 16	R: 0 E: 0 K: 0 S: 12 H: 1 LOB: 1 BB: 0 P: 21	R: 0 E: 0 K: 2 S: 10 H: 1 LOB: 1 BB: 0 P: 17	R: 0 E: 0 K: 1 S: 19 H: 1 LOB: 2 BB: 1 P: 28	R: 0 E: 0 K: 0 S: 5 H: 1 LOB: 1 BB: 0 P: 11	R: 0 E: 0 K: 1 S: 11 H: 0 LOB: 0 BB: 0 P: 18	R: 1 E: 1 K: 2 S: 19 H: 1 LOB: 2 BB: 0 P: 28	R: 0 E: 0 K: 1 S: 10 H: 2 LOB: 2 BB: 0 P: 17	R: 0 E: 0 K: 3 S: 11 H: 0 LOB: 0 BB: 0 P: 14	1B: 8 2B: 0 3B: 0 HR: 0 SF: 0 SAC: 0 DP: 0 HBP: 1						

	AB	36
	R	1
	H	8
	RBI	0
	BB	1
	SO	11
	LOB	27

WP: 1 PB: 1 SB: 2 CS: 0 PA: 38

PITCHER		IP	WLS	BF	H	R	ER	SO	BB	IBB	HBP	BLK	WP	HR	S	P	ERA	WHIP
29 Jeff Samardzija, R ERA: 3.52	(1, 1)	6.0		24	5	0	0	5	1	0	0	0	1	0	66	111	0.00	1.000
71 Tyler Rogers, R ERA: 1.15	(7, 1)	1.0	B	6	1	1	0	2	0	0	1	0	0	0	19	28	0.00	1.000
59 Andrew Suárez, L ERA: 6.1	(8, 1)	0.1		3	2	0	0	0	0	0	0	0	0	0	5	9	0.00	6.000
64 Shaun Anderson, R ERA: 5.1	(8, 1)	0.1		1	0	0	0	0	0	0	0	0	0	0	2	3	0.00	0.000
50 Fernando Abad, L ERA: 4.63	(8, 1)	0.1		1	0	0	0	1	0	0	0	0	0	0	3	5	0.00	0.000

PITCHER		IP	WLS	BF	H	R	ER	SO	BB	IBB	HBP	BLK	WP	HR	S	P	ERA	WHIP
13 Will Smith, L ERA: 2.76	(9, 1)	1.0	W	3	0	0	0	3	0	0	0	0	0	0	11	14	0.00	0.000

Colorado Rockies @ San Francisco Giants

Oracle Park, San Francisco, CA

Wed Sep 25 2019, 6:47 PM - 9:59 PM PDT

Att. 29,175 - Clear - 83 F

livebaseballscorecards.com

BOTTOM

Batter	1	2	3	4	5	6	7	8	9	AB	R	H	RBI	BB	SO	LOB
35 Brandon Crawford, L (1, 6) OBP: 0.305, SLG: 0.352	S SL 83 B FF 88 B FF 87 C SL 83 B FF 90 F FF 89 S SL 84 3-3 ① **K**		X SL 81 0-0 ② **G4-3** 2-3		B FF 89 B SL 82 C SL 82 D SL 82 B FF 89 4-1 **BB**		B SL 80 S SI 95 X SI 94 1-1 ③ **L7**			3	0	0	0	1	1	2
5 Mike Yastrzemski, L (1, 7) OBP: 0.333, SLG: 0.511	F FF 87 F CU 78 X SL 83 0-2 ② **P5**		B SL 83 B FF 89 D SL 87 B SL 83 4-0 1 1B **BB**		B FF 87 B FF 88 F SL 80 F CH 82 X FF 89 2-2 ② **F8**			X SI 91 0-0 ① **G4-3**		3	0	0	0	1	0	2
1 Kevin Pillar, R (1, 8) OBP: 0.285, SLG: 0.432	B FF 89 F SL 83 X SL 82 1-1 ③ **G5-3**		1 SAFE 1 SAFE C SL 82 X SL 83 0-1 **1-2** 3-H 1B		C FF 89 X CH 77 0-1 ③ **L8**			C SL 79 S SI 92 B SI 93 F SL 80 F SL 79 X SI 94 1-2 ② **F8**		4	0	1	1	0	0	2
21 Stephen Vogt, L (1, 2) OBP: 0.311, SLG: 0.492		C FF 87 F FF 90 F CU 77 X SL 82 0-2 26 G4-3 14 S 1B	F FF 88 B SL 81 X SL 83 1-1 ③ **G3**			S SL 81 B SL 81 X SL 81 1-1 ① **L9**		C SI 91 X SL 80 0-1 14 S 1B		4	0	2	0	0	0	2
14 Cristhian Adames, S (1, 5) OBP: 0.333, SLG: 0.333		B FF 88 B FF 88 F FF 87 F FF 89 B SL 81 S SL 84 3-3 ① **K** 1-2		C FF 87 X SL 80 0-1 ① **G4-3**		B FF 91 X FF 91 1-0 ② **G6-3**		S SL 81 S SL 80 B SL 82 B SI 92 F SI 94 X SL 79 2-2 ③ **F8** 1-2		4	0	0	0	0	1	2
26 Chris Shaw, L (1, 3) OBP: 0.158, SLG: 0.059 71 Tyler Rogers, R (7, 1) 59 Andrew Suárez, L (8, 1) 64 Shaun Anderson, R (8, 1) OBP: 0.115, SLG: 0.120 50 Fernando Abad, L (8, 1) 13 Will Smith, R (9, 1) OBP: 1.000, SLG: 1.000 8 Alex Dickerson, L (9, PH) OBP: 0.335, SLG: 0.500		S FF 89 S SL 82 B SL 81 F SL 82 B CU 77 B SL 83 X SL 83 3-2 ② **G4-3** 2-3	F FF 87 X CU 76 0-1 ② **G6-3**		B SL 83 C SL 82 S FF 91 X SL 82 1-2 ③ **F8**				C CU 82 S CU 84 B FF 94 X CU 84 1-2 ① **G4-3**	3 0 0 0 0 0 1	0 0 0 0 0 0 0	0 0 0 0 0 0 0	0 0 0 0 0 0 0	0 0 0 0 0 0 0	0 0 0 0 0 0 0	1 0 0 0 0 0 0
49 Jaylin Davis, R (1, 9) OBP: 0.243, SLG: 0.242		X SL 82 0-0 ③ **G6-3**	B FF 89 B FF 87 B FF 88 C SL 80 X FF 88 3-1 ③ **G4-3**				X FF 95 0-0 19 FC5-4 1B		C CU 84 B CU 84 B FF 94 B CU 84 S FF 94 F FF 94 X CU 84 3-2 HR	4	1	2	1	0	0	1
19 Mauricio Dubón, R (1, 4) OBP: 0.298, SLG: 0.404			X SL 78 0-0 35 G4-3 29 SH5-4 1 1B		B CH 81 B CU 76 B SL 82 C FF 87 F SL 83 X FF 88 3-2 29 WP 1B		C SL 86 F SL 85 1 SAFE F FF 96 1 SAFE F SL 84 1 SAFE D SL 85 B FF 93 2-2 1 SAFE X SL 82 ① **FC5-4** 1-2f			3	1	2	0	0	0	1
29 Jeff Samardzija, R (1, 1) OBP: 0.120, SLG: 0.160 9 Brandon Belt, L (7, 3) OBP: 0.337, SLG: 0.407			B SL 80 L SL 78 X SL 81 1-1 ① **SH5-4** 1-2		F SL 80 B SL 83 X SL 82 1-1 ① **B2** 1-2		S SL 81 F SI 94 S SL 82 0-3 ② **K**			1 1	0 0	0 0	0 0	0 0	0 1	1 1
Inning Stats	R: 0 E: 0 K: 1 S: 9 H: 0 LOB: 0 BB: 0 P: 13	R: 0 E: 0 K: 1 S: 12 H: 1 LOB: 1 BB: 0 P: 18	R: 1 E: 0 K: 0 S: 8 H: 2 LOB: 2 BB: 1 P: 14	R: 0 E: 0 K: 0 S: 6 H: 0 LOB: 0 BB: 0 P: 9	R: 0 E: 0 K: 0 S: 11 H: 1 LOB: 2 BB: 1 P: 21	R: 0 E: 0 K: 0 S: 6 H: 0 LOB: 0 BB: 0 P: 9	R: 0 E: 0 K: 1 S: 11 H: 1 LOB: 1 BB: 0 P: 14	R: 0 E: 0 K: 0 S: 12 H: 1 LOB: 1 BB: 0 P: 15	R: 1 E: 0 K: 0 S: 7 H: 1 LOB: 0 BB: 0 P: 11	1B: 6 2B: 0 3B: 0 HR: 1	SF: 0 SAC: 1 DP: 0 HBP: 0					

	AB	31
	R	2
	H	7
	RBI	2
	BB	2
	SO	3
	LOB	15

	WP: 1	PA: 34
	PB: 0	
	SB: 2	
	CS: 0	

PITCHER		IP	WLS	BF	H	R	ER	SO	BB	IBB	HBP	BLK	WP	HR	S	P	ERA	WHIP
38 Tim Melville, R ERA: 4.86	(1, 1)	5.0		21	4	1	1	2	2	0	0	0	1	0	46	75	1.80	1.200
64 Phillip Diehl, L ERA: 10.13	(6, 1)	1.0		3	0	0	0	0	0	0	0	0	0	0	6	9	0.00	0.000
62 Yency Almonte, R ERA: 5.79	(7, 1)	0.1		2	1	0	0	0	0	0	0	0	0	0	6	8	0.00	3.000
47 James Pazos, L ERA: 1.04	(7, 1)	1.2		6	1	0	0	1	0	0	0	0	0	0	17	21	0.00	0.600
63 DJ Johnson, R ERA: 5.73	(9, 1)	0.1	L	2	1	1	1	0	0	0	0	0	0	1	7	11	27.00	3.000

PITCHER		IP	WLS	BF	H	R	ER	SO	BB	IBB	HBP	BLK	WP	HR	S	P	ERA	WHIP

Colorado Rockies @ San Francisco Giants

Oracle Park, San Francisco, CA

Thu Sep 26 2019, 12:46 PM - 4:06 PM PDT

Att. 30,350 - Sunny - 76 F

TOP

livebaseballscorecards.com

Batter	1	2	3	4	5	6	7	8	9	AB	R	H	RBI	BB	SO	LOB
1 Garrett Hampson, R (1, 4) (8, 8) OBP: 0.311, SLG: 0.399	B1-3		G6-3		28 BB; 24 1B; 2-H; 1B		K		F9	5	0	1	1	0	1	2
24 Ryan McMahon, L (1, 3) (8, 4) OBP: 0.331, SLG: 0.451	K			K	28 BB; 1-2; 1B		1B		G4-3	5	0	2	0	0	2	1
28 Nolan Arenado, R (1, 5) OBP: 0.378, SLG: 0.585	K			43 3B; 1B	1-2 2-3; BB		K			3	1	1	0	1	2	1
27 Trevor Story, R (1, 6) OBP: 0.362, SLG: 0.552		K		K	F7			43 S 43 WP; 2B		4	1	1	0	0	2	4
43 Sam Hilliard, L (1, 9) OBP: 0.329, SLG: 0.603		K		1-H; 3B		K		K; 2-H		4	0	1	1	0	3	0
15 Raimel Tapia, L (1, 7) OBP: 0.309, SLG: 0.411		G3		G1-3		K		K		3	0	0	0	0	1	1
20 Ian Desmond, R (8, PH) (8, 7) OBP: 0.308, SLG: 0.467										1	0	0	0	0	1	0
31 Yonathan Daza, R (1, 8) OBP: 0.247, SLG: 0.233			K 21 SH3-4		32 SH3-4; 1 1B; 1B		2B	K		3	1	2	0	0	1	0
9 Daniel Murphy, L (8, PH) (8, 3) OBP: 0.326, SLG: 0.452										1	0	0	0	0	1	0
25 Drew Butera, R (1, 2) OBP: 0.244, SLG: 0.250			K		K	P3			G1-3	3	0	0	0	0	2	3
14 Tony Wolters, L (9, PH) OBP: 0.333, SLG: 0.330										1	0	0	0	0	0	0
21 Kyle Freeland, L (1, 1) OBP: 0.192, SLG: 0.087										0	0	0	0	0	0	0
32 Jesus Tinoco, R (4, 1) OBP: 0.200, SLG: 0.200										0	0	0	0	0	0	0
64 Phillip Diehl, L (6, 1)										0	0	0	0	0	0	0
13 Yonder Alonso, L (7, PH) OBP: 0.291, SLG: 0.344										1	0	0	0	0	0	0
61 Sam Howard, R (7, 1)										0	0	0	0	0	0	0
18 Wes Parsons, R (8, 1)										0	0	0	0	0	0	0
29 Bryan Shaw, S (8, 1)										0	0	0	0	0	0	0
8 Joshua Fuentes, R (9, PH) OBP: 0.213, SLG: 0.426										1	0	0	0	0	0	0
Inning Stats	R: 0 E: 0 K: 2 S: 14 H: 0 LOB: 0 BB: 0 P: 18	R: 0 E: 0 K: 2 S: 8 H: 0 LOB: 0 BB: 0 P: 13	R: 0 E: 0 K: 2 S: 10 H: 0 LOB: 0 BB: 0 P: 16	R: 1 E: 0 K: 2 S: 11 H: 2 LOB: 1 BB: 0 P: 19	R: 1 E: 0 K: 1 S: 19 H: 3 LOB: 3 BB: 1 P: 31	R: 0 E: 0 K: 2 S: 10 H: 1 LOB: 1 BB: 0 P: 13	R: 0 E: 0 K: 2 S: 15 H: 1 LOB: 1 BB: 0 P: 20	R: 1 E: 0 K: 3 S: 14 H: 1 LOB: 0 BB: 0 P: 22	R: 0 E: 1 K: 0 S: 9 H: 0 LOB: 1 BB: 0 P: 13	1B: 5 2B: 2 3B: 1 HR: 0	SF: 0 SAC: 2 DP: 0 HBP: 0						

AB	35
R	3
H	8
RBI	2
BB	1
SO	16
LOB	12

WP: 2 PB: 0 SB: 1 CS: 0 PA: 38

PITCHER		IP	WLS	BF	H	R	ER	SO	BB	IBB	HBP	BLK	WP	HR	S	P	ERA	WHIP
38 Tyler Beede, R ERA: 5.08	(1, 1)	3.1		11	0	0	0	7	0	0	0	0	1	0	35	53	0.00	0.000
61 Burch Smith, R ERA: 5.75	(4, 1)	1.1		10	5	2	2	2	1	0	0	0	0	0	25	40	13.50	4.500
65 Sam Coonrod, R ERA: 3.29	(5, 1)	1.1	W	5	1	0	0	2	0	0	0	0	0	0	12	17	0.00	0.750
75 Enderson Franco, R ERA: 5.4	(7, 1)	1.0	H	5	2	1	1	2	0	0	0	0	0	0	18	24	9.00	2.000
50 Fernando Abad, L ERA: 4.5	(8, 1)	0.1	H	1	0	0	0	1	0	0	0	0	1	0	3	6	0.00	0.000
74 Jandel Gustave, R ERA: 1.96	(8, 1)	0.2	H	2	0	0	0	2	0	0	0	0	0	0	8	12	0.00	0.000
45 Kyle Barraclough, R ERA: 5.67	(9, 1)	1.0		4	0	0	0	0	0	0	0	0	0	0	9	13	0.00	0.000

BOTTOM

Colorado Rockies @ San Francisco Giants

Oracle Park, San Francisco, CA

Thu Sep 26 2019, 12:46 PM - 4:06 PM PDT

Att. 30,350 - Sunny - 76 F

livebaseballscorecards.com

Batter	1	2	3	4	5	6	7	8	9	AB	R	H	RBI	BB	SO	LOB
19 Mauricio Dubón, R (1, 6) OBP: 0.316, SLG: 0.462	X CH 88 0-0 53 F8 1 1B 2B		C CH 84 B CH 85 B SL 87 B FF 91 X CH 86 3-1 ① F9		F SL 86 C SI 94 D SL 87 B SL 87 X FF 94 2-2 E9 9 G3-1 2-H 1B		B SL 82 X SL 84 1-0 HR			4	2	3	1	0	0	0
53 Austin Slater, R (1, 3) OBP: 0.342, SLG: 0.429 9 Brandon Belt, L (5, PH) OBP: 0.336, SLG: 0.405 (6, 3)	B FF 91 X SL 85 1-0 ① F8 2-3		B FF 92 X CH 86 1-0 ② G5-3		X SI 94 0-0 ② G3-1 2-3		B FF 92 T SL 85 B FF 93 B FF 92 C SL 83 C SL 84 3-3 ③ K			2 2	0 0	0 0	0 0	0 1	0 1	1 1
1 Kevin Pillar, R (1, 8) OBP: 0.287, SLG: 0.435	F CU 80 F FF 92 B CH 86 X SL 87 1-2 10 1B 3-H 1B		B CH 87 F FF 94 B CH 88 F CH 86 B FF 94 X CH 88 3-2 ③ G3-1		F SL 89 F CU 84 S CU 83 0-3 ③ K			B SL 87 S SL 87 L FF 94 X SL 87 1-2 5 2B 3B		4	1	2	1	0	1	1
10 Evan Longoria, R (1, 5) OBP: 0.324, SLG: 0.441	B FF 92 C FF 92 X CH 87 1-1 37 G6-4-3 1-3 1B			C SI 94 B CU 83 B SL 87 C SI 94 B SI 95 F FF 94 F SL 88 F FF 95 F SI 95 3-2 X SL 87 ① F9		C FF 90 F FF 91 B FF 91 F FF 91 X SL 81 1-2 ① P6		B SI 94 F SL 87 B SI 94 B SI 93 F SL 85 S SL 86 3-3 ① K		4	0	1	0	0	1	1
37 Joey Rickard, R (1, 7) OBP: 0.314, SLG: 0.360 5 Mike Yastrzemski, L (4, PH) OBP: 0.336, SLG: 0.524 (5, 7) (5, 9)	F CU 81 S CH 86 1 SAFE B CH 87 X SL 86 1-2 ②③ G6-4-3 1-2f			F SI 94 B SL 87 B SI 94 X SI 93 2-1 HR		C FF 92 X SL 82 0-1 ② G4-3		B SL 88 F SL 87 S FF 93 X SL 87 1-2 14 BB 16 1B 3-H 2B		1 3	0 2	0 2	0 2	0 0	0 0	2 0
49 Jaylin Davis, R (1, 9) 65 Sam Coonrod, R (6, 1) 7 Donovan Solano, R (6, PH) 34 Mike Gerber, L (6, PR) 75 Enderson Franco, R (7, 1) 50 Fernando Abad, L (8, 1) 74 Jandel Gustave, R (8, 1) 21 Stephen Vogt, L (8, PH) 45 Kyle Barraclough, R (8, 1)		X CU 80 0-0 ① L8		X CU 82 0-0 ② F8		C FF 92 X FF 91 0-1 14 2B 1B		0-0 14 BB 16 1B IBB		2 0 0 1 0 0 0 0 0	0 0 0 0 0 0 0 1 0	0 0 1 0 0 0 0 0 0	0 0 0 0 0 0 0 0 0	0 0 0 0 0 0 0 1 0	0 0 0 0 0 0 0 0 0	0 0 0 0 0 0 0 0 0
14 Cristhian Adames, S (1, 4) OBP: 0.409, SLG: 0.400		C CH 85 F CH 85 B FF 94 F CH 86 B SL 87 B FF 93 B CH 87 4-2 BB		B CU 84 F SI 94 B FS 87 B FS 88 X SL 86 3-1 ③ G3		D SL 81 S SL 80 B FF 91 1 SAFE F SL 81 F FF 91 B FF 91 X SL 79 3-2 ③ 1-H 2B		B FC 93 D FC 93 B FC 93 B FC 92 4-0 16 1B 8 G4-3-5 1-2 2-3 BB		2	1	1	0	2	0	0
16 Aramis Garcia, R (1, 2) OBP: 0.227, SLG: 0.325		F CH 87 C FF 92 F CH 87 B FF 94 X SL 87 1-2 ② F9			B SI 93 S SL 87 C SI 93 F SL 86 S CU 83 1-3 ① K		B FF 92 F FF 92 B SL 86 F SL 84 S FF 92 2-3 ① K	C FC 93 X SL 87 0-1 8 G4-3-5 1-3 2-H 3-H 1B		4	0	1	2	0	2	1
38 Tyler Beede, R (1, 1) OBP: 0.171, SLG: 0.105 61 Burch Smith, R (4, 1) 8 Alex Dickerson, L (5, 7) OBP: 0.335, SLG: 0.503		S FF 92 C CU 79 B FF 92 D SL 86 X SL 88 2-2 ③ F9			B CU 81 X SI 92 1-0 19 E 2B		S SL 83 X SL 83 0-1 ② F7	B FC 93 B CH 92 D FC 92 C FC 91 F FC 91 X FC 93 3-2 ②③ G4-3-5 1-3f 3-H		1 0 3	0 0 1	0 0 1	0 0 1	0 0 0	0 0 0	1 0 1
Inning Stats	R: 1 E: 0 K: 0 S: 10 H: 3 LOB: 1 BB: 0 P: 14	R: 0 E: 0 K: 0 S: 11 H: 0 LOB: 1 BB: 1 P: 18	R: 0 E: 0 K: 0 S: 6 H: 0 LOB: 0 BB: 0 P: 13	R: 1 E: 0 K: 0 S: 12 H: 1 LOB: 0 BB: 0 P: 20	R: 1 E: 1 K: 2 S: 12 H: 2 LOB: 1 BB: 0 P: 16	R: 0 E: 0 K: 0 S: 12 H: 2 LOB: 3 BB: 0 P: 16	R: 1 E: 0 K: 2 S: 9 H: 1 LOB: 0 BB: 0 P: 15	R: 4 E: 0 K: 1 S: 14 H: 3 LOB: 0 BB: 2 P: 26		1B: 5 2B: 5 3B: 1 HR: 2 SF: 0 SAC: 0 DP: 2 HBP: 0				WP: 0 PB: 0 SB: 0 CS: 0 PA: 36		

	AB	33
	R	8
	H	12
	RBI	7
	BB	3
	SO	5
	LOB	9

PITCHER		IP	WLS	BF	H	R	ER	SO	BB	IBB	HBP	BLK	WP	HR	S	P	ERA	WHIP
21 Kyle Freeland, L ERA: 6.73	(1, 1)	3.0		12	3	1	1	0	1	0	0	0	0	0	27	45	3.00	1.333
32 Jesus Tinoco, R ERA: 4.89	(4, 1)	2.0	L	9	3	2	2	2	0	0	0	0	0	1	24	36	9.00	1.500
64 Phillip Diehl, L ERA: 8.53	(6, 1)	1.0		4	2	0	0	0	0	0	0	0	0	0	12	16	0.00	2.000
61 Sam Howard, L ERA: 6.5	(7, 1)	1.0		4	1	1	1	2	0	0	0	0	0	1	9	15	9.00	1.000
18 Wes Parsons, R ERA: 5.61	(8, 1)	0.1		4	2	3	3	1	0	1	0	0	0	0	9	14	81.00	6.000

PITCHER		IP	WLS	BF	H	R	ER	SO	BB	IBB	HBP	BLK	WP	HR	S	P	ERA	WHIP
29 Bryan Shaw, R ERA: 5.45	(8, 1)	0.2		3	1	1	1	0	1	0	0	0	0	0	5	12	13.50	3.000

Batter	1	2	3	4	5	6	7	8	9	AB	R	H	RBI	BB	SO	LOB
31 Joc Pederson, L (1, 9) OBP: 0.340, SLG: 0.542	C SI 91 B CH 84 B CH 82 B SL 84 X FF 90 3-1 G5-3	X SI 91 0-0 3-H HR			B SL 80 B FF 90 S SL 80 X SL 81 2-1 G3-1		X SI 92 0-0 1-2f G6-4-3		B FF 90 C CH 82 F FF 91 F FF 91 S SL 84 1-3 K	3	1	1	2	0	0	0
25 David Freese, R (7, PH) OBP: 0.405, SLG: 0.602										1	0	0	0	0	0	1
65 Casey Sadler, R (7, 1)										0	0	0	0	0	0	0
26 Jedd Gyorko, R (8, 5) OBP: 0.260, SLG: 0.264										1	0	0	0	0	1	0
13 Max Muncy, L (1, 3) OBP: 0.368, SLG: 0.510	B SL 85 B SI 93 C SL 85 L FF 92 F CU 82 X FF 92 2-2 G4-3	B SL 83 C SL 85 X FF 91 1-1 2B			C FF 90 S SL 82 B SL 81 B FF 90 F SL 80 S SL 82 2-3 K			B SL 88 C CH 87 B FF 95 C FF 93 X SL 90 2-2 L8	S FF 92 B SL 84 F CH 82 X CH 82 1-2 G2-3	4	0	1	0	0	1	0
(7, 5)																
9 Kristopher Negrón, R (8, 9) OBP: 0.288, SLG: 0.333										1	0	0	0	0	0	0
11 AJ Pollock, R (1, 7) OBP: 0.326, SLG: 0.467	C SL 86 B SI 92 B CU 79 C SL 81 X CH 83 2-2 G5-3	X SI 92 0-0 G1-3			C SL 81 H SL 82 1-1 HBP			B SL 90 X FF 94 1-0 5 FC6 16 1B 2B	B CH 82 B CH 82 B FF 91 C FF 91 C FF 91 S FF 90 3-3 K	2	0	0	0	0	0	1
3 Chris Taylor, R (5, PR) OBP: 0.326, SLG: 0.461										2	1	1	0	0	1	0
(5, 7)																
35 Cody Bellinger, L (1, 8) OBP: 0.405, SLG: 0.628		C SL 81 X SL 84 0-1 HR	B SI 95 C CH 88 X SI 96 1-1 5 FC3-5 1B		B SL 82 B FF 89 X SL 81 2-0 F9				0-0 5 FC6 16 1B IBB	3	2	2	1	1	0	1
5 Corey Seager, L (1, 6) OBP: 0.337, SLG: 0.485		X CH 82 0-0 HR	B SL 88 B SL 87 X SI 95 2-0 FC3-5 16 G5-4-3 1-2f			B SL 80 X SL 80 1-0 P5		C FF 95 B CH 88 B FF 95 X FF 94 2-1 FC6 16 1B 14 1B 1-2 2-3		4	2	1	1	0	0	3
46 Tony Gonsolin, R (8, 1) OBP: 0.308, SLG: 0.308										0	0	0	0	0	0	0
76 Josh Sborz, R (9, 1)										0	0	0	0	0	0	0
16 Will Smith, R (1, 2) OBP: 0.325, SLG: 0.551		C FF 90 B CU 80 C FF 92 B SL 81 B CH 84 B CH 84 4-2 48 3B BB	D SI 94 F SI 95 X CH 89 1-1 G5-4-3 1-2f			C FF 90 C FF 89 F FF 91 B FF 91 S SL 80 1-3 K		C FF 95 B FF 92 X FF 94 1-1 48 S 14 1B 1-3 2-H 3-H 1B		3	2	1	2	1	1	1
48 Gavin Lux, L (1, 4) OBP: 0.297, SLG: 0.397		B SI 89 F SL 82 B FF 90 C CH 83 F CH 84 X FF 92 2-2 31 HR 1-H 3B		B SI 94 B CH 87 F SI 94 C SI 94 S CH 88 2-3 K		C SL 80 B FF 87 X FF 90 1-1 L8		D CH 88 B FF 95 S SL 89 S CH 88 B SL 90 T SL 88 3-2 K 1-2		4	1	1	1	0	2	2
14 Enrique Hernández, R (1, 5) OBP: 0.308, SLG: 0.417		C SI 92 B SL 84 C SI 91 S FF 91 1-3 K		B CH 89 B CH 91 C CH 90 B CH 88 F SI 96 F CH 89 X SI 97 3-2 G6-3			C FF 93 S CU 80 S SL 81 0-3 K	C FF 93 X SL 89 0-1 2-H 3-H 1B		4	0	1	2	0	2	1
(7, 9)																
(8, 6)																
21 Walker Buehler, R (1, 1) OBP: 0.143, SLG: 0.136		C FF 92 F SI 90 F SL 83 B FF 90 F SL 86 B FF 92 S SI 92 2-3 K		S SI 96 C SI 95 B SI 97 F SI 96 X SI 95 1-2 G1-3			S CU 78 C FF 94 B FF 94 F CU 80 F CH 88 B CH 90 B CU 79 B CH 88 4-2 25 G6-4-3 BB	C FF 91 F FF 91 B SL 84 F SL 86 B FF 91 F CH 83 S SL 85 2-3 K		2	0	0	0	0	1	1
51 Dylan Floro, L (6, 1)										0	0	0	0	0	0	0
64 Caleb Ferguson, R (6, 1) OBP: 0.500, SLG: 1.000										0	0	0	0	0	0	0
63 Yimi García, R (6, 1)										0	0	0	0	0	0	0
43 Edwin Ríos, L (7, PH) OBP: 0.407, SLG: 0.644										1	0	0	0	1	1	1
(7, 3)																

TOP

Los Angeles Dodgers @ San Francisco Giants
Oracle Park, San Francisco, CA
Fri Sep 27 2019, 7:22 PM - 11:02 PM PDT
Att. 36,554 - Partly Cloudy - 60 F

livebaseballscorecards.com

AB	35
R	9
H	9
RBI	9
BB	3
SO	10
LOB	12

Inning Stats	1	2	3	4	5	6	7	8	9
	R: 0 E: 0 K: 0 S: 9	R: 5 E: 0 K: 2 S: 21	R: 0 E: 0 K: 0 S: 5	R: 0 E: 0 K: 1 S: 11	R: 0 E: 0 K: 1 S: 8	R: 0 E: 0 K: 1 S: 7	R: 0 E: 0 K: 1 S: 8	R: 4 E: 0 K: 2 S: 18	R: 0 E: 0 K: 2 S: 10
	H: 0 LOB: 0 BB: 0 P: 16	H: 5 LOB: 1 BB: 1 P: 31	H: 1 LOB: 0 BB: 0 P: 9	H: 0 LOB: 0 BB: 0 P: 17	H: 0 LOB: 1 BB: 0 P: 15	H: 0 LOB: 0 BB: 0 P: 10	H: 0 LOB: 0 BB: 1 P: 12	H: 3 LOB: 1 BB: 1 P: 29	H: 0 LOB: 0 BB: 0 P: 15

1B: 3	SF: 0	WP: 0
2B: 2	SAC: 0	PB: 0
3B: 1	DP: 2	SB: 1
HR: 3	HBP: 1	CS: 0

PA: 39

PITCHER		IP	WLS	BF	H	R	ER	SO	BB	IBB	HBP	BLK	WP	HR	S	P	ERA	WHIP
42 Johnny Cueto, R ERA: 5.06	(1, 1)	2.0	L	12	5	5	5	2	1	0	0	0	0	3	30	47	22.50	3.000
60 Wandy Peralta, L ERA: 5.72	(3, 1)	2.0		6	1	0	0	1	0	0	0	0	0	0	16	26	0.00	0.500
67 Sam Selman, L ERA: 5.0	(5, 1)	2.0		7	0	0	0	2	0	0	1	0	0	0	15	25	0.00	0.000
45 Kyle Barraclough, R ERA: 5.61	(7, 1)	0.1		2	0	0	0	1	1	0	0	0	0	0	7	11	0.00	3.000
59 Andrew Suárez, L ERA: 5.97	(7, 1)	0.2		1	0	0	0	0	0	0	0	0	0	0	1	1	0.00	0.000

PITCHER		IP	WLS	BF	H	R	ER	SO	BB	IBB	HBP	BLK	WP	HR	S	P	ERA	WHIP
64 Shaun Anderson, R ERA: 5.44	(8, 1)	0.2		7	3	4	4	1	0	1	0	0	0	0	13	22	54.00	4.500
51 Conner Menez, L ERA: 5.29	(8, 1)	1.1		4	0	0	0	3	0	0	0	0	0	0	15	22	0.00	0.000

Batter	1	2	3	4	5	6	7	8	9	AB	R	H	RBI	BB	SO	LOB
5 Mike Yastrzemski, L (1, 9) OBP: 0.336, SLG: 0.522	F FF 94 B FC 91 S FF 95 B SI 96 S SL 88 2-3 K ①	S FF 98 B FF 96 B FC 94 S FC 95 S FF 97 2-3 K ③		C FF 96 F SL 88 1 SAFE B FF 97 1 SAFE B FF 96 B FF 96 F FF 97 F SL 88 4-2 F FF 96 B SL 87 1-2 BB		F FF 94 B FF 95 X FF 94 1-1 10 E 2B		B FF 93 X FS 87 1-0 L8 ① B CU 77 C SL 86 B FF 94 S FF 94 B FF 95 C FF 94 3-3 K ③	5	0	1	0	1	3	3
9 Brandon Belt, L (1, 3) OBP: 0.338, SLG: 0.403	B FF 96 T SI 94 X FC 93 1-1 G3 ②		B FF 95 B FC 90 T FF 96 B FF 96 B FC 92 4-1 21 2B 1 SF9 BB	B SI 97 F FC 92 B FF 96 F SI 96 X SL 86 2-2 G3-1 ③		B FF 94 C FF 94 B FF 93 B FF 93 F FF 94 F FF 94 B FF 94 4-2 10 E BB		B FF 94 B FF 94 B FF 94 C FF 94 F FS 88 B FS 88 4-2 1 HBP 21 BB BB		2	1	0	0	3	0	2
10 Evan Longoria, R (1, 5) OBP: 0.325, SLG: 0.441	X FF 96 0-0 1B		B FF 96 S FC 94 B FC 93 1 SAFE F FF 97 S FF 97 2-3 K ①		B FC 89 C SI 94 X SL 86 1-1 1 E 1B	F FF 93 B FF 92 F SL 88 F SL 88 F SL 89 X SL 90 1-2 E1 1-2 2-3		B CU 79 C FS 86 B SL 88 S FS 86 F FS 86 S FF 92 2-3 K ②		5	0	2	0	0	2	4
21 Stephen Vogt, L (1, 2) OBP: 0.315, SLG: 0.492	C FF 96 F SL 88 B FF 96 T SL 89 1-2 K ③		S FF 96 B SL 90 X FC 94 1-1 1-3 2B		B SI 95 B SI 94 X FC 92 2-0 F9 ①	X FF 94 0-0 F9 ③		C FF 94 B FS 86 B FS 86 S FF 94 D FF 94 F FF 94 F FS 86 F FF 95 F FS 88 4-2 D SL 81 1 HBP 1-2 BB		4	0	1	0	1	1	5
1 Kevin Pillar, R (1, 8) OBP: 0.288, SLG: 0.434		C FF 94 B FC 93 B FC 92 B SI 96 D FF 98 4-1 8 1B 35 SF7 BB	F FC 94 F SL 87 F SL 90 F FF 97 X FF 97 0-2 SF9 ② 3-H		C SL 86 X FC 93 0-1 E5 35 S 1-3		F FC 90 F FC 90 B FC 90 B CU 81 B CU 82 X FC 90 3-2 L4 ①	D FF 93 S FS 86 F FF 93 F SL 90 H FF 94 2-2 1-2 2-3 HBP		2	1	0	1	1	0	1
8 Alex Dickerson, L (1, 7) OBP: 0.337, SLG: 0.497		C FF 97 F FC 94 X KC 81 0-2 19 1B 1-3 1B	F SL 88 C SI 98 F SL 88 S FF 97 0-3 K ③		F SL 88 1 SAFE B FF 95 X FF 96 1-1 P6 ②		B FC 90 F FC 90 B SI 94 S CU 82 B CU 79 B SI 93 4-2 35 FC1-6 BB	B FS 86 F FF 93 D FS 88 F FF 93 D FS 87 X FF 95 3-2 F8 ③		4	0	1	0	1	1	6
35 Brandon Crawford, L (1, 6) OBP: 0.304, SLG: 0.351		B SL 88 X FF 97 1-0 SF7 ① 3-H		F SL 88 F FF 94 X SL 85 0-2 L4 ①	C FF 95 1 SAFE 1 SAFE B SI 97 S SL 86 B FF 96 F SL 86 S SL 86 2-3 K ③ 1-2		F CU 80 T CU 80 B CU 80 X SI 94 1-2 FC1-6 ② 19 1B 1-2f		B FF 95 B FF 95 F FF 95 B FF 95 X FF 96 3-1 1B	4	0	1	1	0	1	3
19 Mauricio Dubón, R (1, 4) OBP: 0.320, SLG: 0.459		X KC 81 0-0 1-2 1B		B FF 96 C FF 96 B SL 86 F SI 96 B FF 97 F FF 96 F SL 87 S FF 98 3-3 K ②		T SI 94 B SI 93 X SI 92 1-1 F9 ①	C SI 94 S SI 94 D CU 82 F SI 95 X SI 94 1-2 1-2 1B		C FF 95 F FF 95 B SL 88 F FF 96 F SL 86 B SL 85 S FF 96 2-3 K ①	5	0	2	0	0	2	1
42 Johnny Cueto, R (1, 1) 26 Chris Shaw, L (2, PH) OBP: 0.455, SLG: 0.556 60 Wandy Peralta, L (3, 1) 34 Mike Gerber, L (4, PH) OBP: 0.429, SLG: 1.000 67 Sam Selman, R (5, 1) 14 Cristhian Adames, S (6, PH) OBP: 0.341, SLG: 0.500 45 Kyle Barraclough, R (7, 1) 59 Andrew Suárez, L (7, 1) 49 Jaylin Davis, R (7, PH) OBP: 0.455, SLG: 1.222 64 Shaun Anderson, R (8, 1) OBP: 0.375, SLG: 0.500 51 Conner Menez, L (8, 1) 7 Donovan Solano, R (9, PH) OBP: 0.800, SLG: 0.667		S FF 96 S FF 98 S FF 98 0-3 K ②		S SL 88 B FC 93 S SI 96 B FF 97 F SL 88 F FF 96 B KC 82 B SI 97 4-2 5 BB BB		C FF 94 F FF 95 T FF 94 0-2 K ②	B SI 94 F SI 94 X SI 94 1-1 L4 ③		B FF 95 F FF 95 F SL 85 F FF 95 S FF 95 1-3 K ②	0 1 0 0 0 0 0 1 0	0 0 0 0 0 0 0 0 0	0 0 0 0 0 0 0 0 0	0 0 0 1 0 1 0 0 0	0 1 0 0 0 0 0 0 0	0 2 0 0 0 0 0 2 0	0 0 0 0 0 0 0 0 0
Inning Stats	R: 0 E: 0 K: 2 S: 9 H: 1 LOB: 1 BB: 0 P: 13	R: 1 E: 0 K: 2 S: 12 H: 2 LOB: 2 BB: 1 P: 19	R: 1 E: 0 K: 2 S: 15 H: 1 LOB: 1 BB: 1 P: 22	R: 0 E: 0 K: 1 S: 20 H: 0 LOB: 2 BB: 2 P: 33	R: 0 E: 1 K: 1 S: 11 H: 1 LOB: 2 BB: 0 P: 17	R: 0 E: 1 K: 1 S: 16 H: 1 LOB: 3 BB: 1 P: 23	R: 0 E: 0 K: 0 S: 14 H: 1 LOB: 2 BB: 1 P: 24	R: 0 E: 0 K: 1 S: 19 H: 0 LOB: 3 BB: 2 P: 35	R: 0 E: 0 K: 3 S: 14 H: 1 LOB: 1 BB: 0 P: 23	1B: 6 2B: 2 3B: 0 HR: 0	SF: 2 SAC: 0 DP: 0 HBP: 1					

PITCHER		IP	WLS	BF	H	R	ER	SO	BB	IBB	HBP	BLK	WP	HR	S	P	ERA	WHIP
21 Walker Buehler, R ERA: 3.26	(1, 1)	5.0	W	25	5	2	2	8	4	0	0	0	0	0	67	104	3.60	1.800
51 Dylan Floro, R ERA: 4.34	(6, 1)	0.1	H	1	0	0	0	0	0	0	0	0	0	0	2	3	0.00	0.000
64 Caleb Ferguson, L ERA: 4.84	(6, 1)	0.1	H	3	1	0	0	1	1	0	0	0	0	0	8	13	0.00	6.000
63 Yimi García, R ERA: 3.61	(6, 1)	0.1	H	2	0	0	0	0	0	0	0	0	0	0	6	7	0.00	0.000
65 Casey Sadler, R ERA: 2.14	(7, 1)	1.0	H	5	1	0	0	0	1	0	0	0	0	0	14	24	0.00	2.000

PITCHER		IP	WLS	BF	H	R	ER	SO	BB	IBB	HBP	BLK	WP	HR	S	P	ERA	WHIP
46 Tony Gonsolin, R ERA: 2.93	(8, 1)	1.0		6	0	0	0	1	2	0	1	0	0	0	19	35	0.00	2.000
76 Josh Sborz, R ERA: 8.0	(9, 1)	1.0		4	1	0	0	3	0	0	0	0	0	0	14	23	0.00	1.000

BOTTOM

Los Angeles Dodgers @ San Francisco Giants

Oracle Park, San Francisco, CA

Fri Sep 27 2019, 7:22 PM - 11:02 PM PDT

Att. 36,554 - Partly Cloudy - 60 F

livebaseballscorecards.com

AB	35
R	2
H	8
RBI	2
BB	8
SO	13
LOB	30

WP: 0 PA: 46
PB: 0
SB: 1
CS: 0

Batter	1	2	3	4	5	6	7	8	9	AB	R	H	RBI	BB	SO	LOB
31 Joc Pederson, L (1, 9) OBP: 0.338, SLG: 0.538 9 Kristopher Negrón, R (8, PH) OBP: 0.284, SLG: 0.329 (8, 9)	F FF 94 B CH 85 X CH 85 1-1 G4-3		C FF 94 B FF 93 D CH 86 X CH 85 2-1 F8		B FF 94 T ST 83 B FF 94 B FF 95 S CH 85 F FF 93 X SI 93 3-2 G6-3			C CH 72 B CH 83 S CH 76 X CH 85 1-2 G6-3		3 1	0 0	0 0	0 0	0 0	0 0	2 0
13 Max Muncy, L (1, 3) OBP: 0.370, SLG: 0.518 (7, 5) 18 Kenta Maeda, R (8, 1) OBP: 0.250, SLG: 0.292 74 Kenley Jansen, S (9, 1)	B FF 94 B ST 84 B SI 93 B FF 94 4-0 3 L3 BB			X FF 92 0-0 3 G4-6-3 1B		C CH 83 B ST 83 C ST 82 F FF 93 B ST 81 B FF 93 F ST 81 X SI 92 3-2 HR		C KC 79 C SI 93 B KC 80 B CH 86 B SI 95 X SI 94 3-2 G5-3		3 0 0	1 0 0	2 0 0	1 0 0	1 0 0	0 0 0	0 0 0
3 Chris Taylor, R (1, 7) OBP: 0.325, SLG: 0.459	C FF 94 F ST 83 F FF 93 B FF 92 F ST 81 B ST 83 F FF 94 X FF 94 2-2 L3 1-1			B SI 92 C FF 93 S SI 92 X FF 94 1-2 G4-6-3 1-2f		C ST 80 C ST 80 S ST 82 0-3 K			F SI 82 B SL 73 C SL 74 B SL 74 B SL 73 X SI 82 3-2 1B	4	0	1	0	0	1	2
35 Cody Bellinger, L (1, 8) OBP: 0.404, SLG: 0.628 14 Enrique Hernández, R (6, 8) OBP: 0.308, SLG: 0.416		B CH 85 C CH 84 C FF 94 X ST 83 1-2 F8		B ST 83 X FF 94 1-0 2B		C ST 81 S CH 84 F FF 92 X FF 92 0-2 F8			C SI 82 C SI 81 S SL 72 0-3 K	3 1	0 0	1 0	0 0	0 0	0 1	0 1
5 Corey Seager, L (1, 6) OBP: 0.335, SLG: 0.481		B FF 94 X CH 85 1-0 L9		C CH 84 B FF 94 B FF 93 C FF 94 B FF 94 S FF 93 3-3 K		X CH 84 0-0 G6-3			C FF 82 F SL 72 C FF 83 0-3 K	4	0	0	0	0	2	2
45 Matt Beaty, L (1, 5) OBP: 0.317, SLG: 0.462 25 David Freese, R (7, PH) OBP: 0.403, SLG: 0.599 (7, 3) 43 Edwin Ríos, L (9, PH) OBP: 0.400, SLG: 0.630 (9, 3)		B ST 83 B FF 94 C SI 92 X CH 84 2-1 G4-3			F FF 93 C ST 82 S FF 92 0-3 K		B CH 87 C SL 87 F SI 93 B SL 86 C SI 93 2-3 K		C SI 82 F SI 84 C FF 84 0-3 K	2 1 1	0 0 0	0 0 0	0 0 0	0 0 0	1 1 1	0 0 1
48 Gavin Lux, L (1, 4) OBP: 0.299, SLG: 0.408			B SI 92 F CH 84 C ST 82 C SI 93 1-3 K		B CH 83 X CH 83 1-0 55 G5-3 99 1B 2B		C SI 93 X SI 93 0-1 G6-3			3	1	1	0	0	1	0
55 Russell Martin, R (1, 2) OBP: 0.337, SLG: 0.330			F FF 93 B ST 84 F ST 83 B SI 93 B CH 85 X FF 94 3-2 1B		X FF 92 0-0 G5-3 2-3		B CH 88 C CH 86 C SL 86 B FF 93 X SI 93 2-2 G1-3			3	0	1	0	0	0	1
99 Hyun Jin Ryu, R (1, 1) OBP: 0.218, SLG: 0.235 26 Jedd Gyorko, R (8, PH) OBP: 0.258, SLG: 0.261 (8, 5)			L FF 92 L FF 91 B FF 92 B ST 82 L FF 93 2-3 K		B FF 94 F FF 94 B ST 84 X FF 93 2-1 3-H 1B			C SI 93 B CH 75 B CH 77 S KC 77 B FF 94 X SI 92 3-2 G6-3		2 1	0 0	1 0	1 0	0 0	1 0	1 0
Inning Stats	R: 0 E: 0 K: 0 S: 8 H: 0 LOB: 0 BB: 1 P: 15	R: 0 E: 0 K: 0 S: 6 H: 0 LOB: 0 BB: 0 P: 10	R: 0 E: 0 K: 2 S: 11 H: 1 LOB: 1 BB: 0 P: 19	R: 0 E: 0 K: 1 S: 8 H: 2 LOB: 1 BB: 0 P: 13	R: 1 E: 0 K: 1 S: 11 H: 2 LOB: 1 BB: 0 P: 17	R: 1 E: 0 K: 1 S: 13 H: 1 LOB: 0 BB: 0 P: 16	R: 0 E: 0 K: 1 S: 8 H: 0 LOB: 0 BB: 0 P: 12	R: 0 E: 0 K: 0 S: 9 H: 0 LOB: 0 BB: 0 P: 16	R: 0 E: 0 K: 3 S: 12 H: 1 LOB: 1 BB: 0 P: 15	1B: 4 2B: 3 3B: 0 HR: 1 SF: 0 SAC: 0 DP: 2 HBP: 0						

TOP

Los Angeles Dodgers @ San Francisco Giants
Oracle Park, San Francisco, CA
Sat Sep 28 2019, 1:06 PM - 3:45 PM PDT
Att. 37,518 - Partly Cloudy - 65 F

livebaseballscorecards.com

AB	32
R	2
H	7
RBI	2
BB	1
SO	9
LOB	10

PITCHER		IP	WLS	BF	H	R	ER	SO	BB	IBB	HBP	BLK	WP	HR	S	P	ERA	WHIP
62 Logan Webb, R ERA: 5.22	(1, 1)	6.0	L	23	6	2	2	5	1	0	0	0	0	1	57	90	3.00	1.167
59 Andrew Suárez, L ERA: 5.79	(7, 1)	1.0		3	0	0	0	1	0	0	0	0	0	0	8	12	0.00	0.000
50 Fernando Abad, L ERA: 4.15	(8, 1)	1.0		3	0	0	0	0	0	0	0	0	0	0	9	16	0.00	0.000
71 Tyler Rogers, R ERA: 1.08	(9, 1)	1.0		4	1	0	0	3	0	0	0	0	0	0	12	15	0.00	1.000

PITCHER	IP	WLS	BF	H	R	ER	SO	BB	IBB	HBP	BLK	WP	HR	S	P	ERA	WHIP

BOTTOM

Batter	1	2	3	4	5	6	7	8	9	AB	R	H	RBI	BB	SO	LOB
7 Donovan Solano, R (1, 4) OBP: 0.363, SLG: 0.460 9 Brandon Belt, L (8, PH) OBP: 0.339, SLG: 0.405 14 Cristhian Adames, S (8, PR) OBP: 0.391, SLG: 0.381 (9, 4)	B SI 87 F SI 89 B CH 79 F CH 82 F CH 80 F SI 90 F CU 73 T CH 81 2-2 ① K			C CH 79 F FF 90 C FC 87 0-3 ① K	X FC 88 0-0 ③ FC5 2-3f			B SL 88 X FS 85 1-0 1B		3 0 0 0 0 2 2 1 0 1 0 0 0 0 0 0 0 0 0 0 0						
19 Mauricio Dubón, R (1, 6) OBP: 0.318, SLG: 0.451	B SI 88 C CU 73 S CH 81 B CH 80 F FC 86 S CH 82 2-3 ② K			X CU 72 0-0 28 1B 1B		C FC 86 B FF 90 S CH 83 S CH 82 1-3 ① K		S SL 83 B SL 83 F FF 93 F SL 84 D SL 82 1 SAFE S SL 84 2-3 ② K		4 0 1 0 0 3 1						
28 Buster Posey, R (1, 2) OBP: 0.319, SLG: 0.367	S FF 91 B CU 71 S FC 87 B CH 83 B CH 82 X FF 92 3-2 ③ G6-3			B FC 87 X CH 83 1-0 1-2 1B		B CH 80 C CU 73 B FC 86 T FC 88 X FF 92 2-2 ② G6-3		D SL 85 F SL 86 B SL 84 C SL 85 B SL 84 C FF 93 3-3 ③ K		4 0 1 0 0 1 1						
10 Evan Longoria, R (1, 5) OBP: 0.324, SLG: 0.438		C CU 72 B FC 86 B FC 87 F SI 91 X FF 92 2-2 ① P4		F FC 88 X FF 91 0-1 ② L9		C SI 92 B FF 90 X CH 83 1-1 ③ L4			S FC 91 B FC 93 S FC 92 H SI 93 2-2 1 1B HBP	3 0 0 0 0 0 2						
1 Kevin Pillar, R (1, 8) OBP: 0.287, SLG: 0.433		B FC 87 C FF 91 B CH 84 X CH 83 2-1 ② G4-3		C CH 82 X FC 88 0-1 ③ F7			X CH 80 0-0 ① P6		F FC 90 X SL 80 0-1 1-2 1B	4 0 1 0 0 0 2						
53 Austin Slater, R (1, 3) OBP: 0.337, SLG: 0.422 21 Stephen Vogt, L (9, PH) OBP: 0.314, SLG: 0.490		B SI 91 B CH 82 B SI 91 C SI 91 C CH 83 X CH 84 3-2 ③ G3			C SI 91 B FC 90 C FF 91 X FC 87 1-2 ① G6-3		B FF 88 C CH 78 X FF 90 1-1 ② G5-3		C FC 92 F FC 92 F FC 93 S FC 93 0-3 ① K	3 0 0 0 0 0 0 1 0 0 0 0 1 2						
49 Jaylin Davis, R (1, 9) OBP: 0.227, SLG: 0.225			C SI 88 S FC 85 B CH 81 X CH 79 1-2 ① G1-3		B SI 92 S FC 87 X FF 92 1-1 ② G4-3		X FC 87 0-0 1B		B FC 93 S FC 91 S FC 91 B FC 94 S FC 93 2-3 ② K	4 0 1 0 0 1 2						
37 Joey Rickard, R (1, 7) OBP: 0.314, SLG: 0.359 8 Alex Dickerson, L (9, PH) OBP: 0.335, SLG: 0.494			C SI 90 C CU 73 B FF 91 B FF 92 B CH 82 S CH 83 3-3 ② K		B SI 92 B FC 87 T SI 93 S CH 84 X FF 93 2-2 7 FC5 62 1B 1B		L CH 80 F FF 88 B CH 82 S CH 82 1-3 ③ K		F FC 93 C FC 94 B FC 93 F SI 94 F FC 94 F FC 95 S SL 83 1-3 ③ K	3 0 1 0 0 2 1 1 0 0 0 0 1 2							
62 Logan Webb, R (1, 1) OBP: 0.200, SLG: 0.111 59 Andrew Suárez, L (7, 1) 50 Fernando Abad, L (8, 1) 5 Mike Yastrzemski, L (8, PH) OBP: 0.335, SLG: 0.520 71 Tyler Rogers, R (9, 1)			B FF 91 C FF 90 B CU 72 F F FF 91 F CU 73 S CH 81 2-3 ③ K		X FF 91 0-0 1-2 1B			S CU 76 X FS 86 0-1 ① F9		2 0 1 0 0 1 0 0 0 0 0 0 0 0 0 0 0 0 0 0 0 1 0 0 0 0 0 0 0 0 0 0 0 0 0							
Inning Stats	R: 0 H: 0 E: 0 LOB: 0 K: 2 BB: 0 S: 13 P: 20	R: 0 H: 0 E: 0 LOB: 0 K: 0 BB: 0 S: 8 P: 15	R: 0 H: 0 E: 0 LOB: 0 K: 2 BB: 0 S: 11 P: 17	R: 0 H: 2 E: 0 LOB: 2 K: 1 BB: 0 S: 9 P: 10	R: 0 H: 2 E: 0 LOB: 2 K: 0 BB: 0 S: 10 P: 14	R: 0 H: 0 E: 0 LOB: 0 K: 1 BB: 0 S: 8 P: 12	R: 0 H: 1 E: 0 LOB: 1 K: 1 BB: 0 S: 7 P: 9	R: 0 H: 1 E: 0 LOB: 1 K: 2 BB: 0 S: 10 P: 16	R: 0 H: 1 E: 0 LOB: 2 K: 3 BB: 0 S: 17 P: 22	1B: 7 SF: 0 2B: 0 SAC: 0 3B: 0 DP: 0 HR: 0 HBP: 1							

PITCHER	IP	WLS	BF	H	R	ER	SO	BB	IBB	HBP	BLK	WP	HR	S	P	ERA	WHIP
99 Hyun Jin Ryu, L (1, 1) ERA: 2.32	7.0	W	26	5	0	0	7	0	0	0	0	0	0	66	97	0.00	0.714
18 Kenta Maeda, R (8, 1) ERA: 4.04	1.0	H	4	1	0	0	2	0	0	0	0	0	0	10	16	0.00	1.000
74 Kenley Jansen, R (9, 1) ERA: 3.71	1.0	S	5	1	0	0	3	0	0	1	0	0	0	17	22	0.00	1.000

PITCHER	IP	WLS	BF	H	R	ER	SO	BB	IBB	HBP	BLK	WP	HR	S	P	ERA	WHIP

Los Angeles Dodgers @ San Francisco Giants

Oracle Park, San Francisco, CA

Sat Sep 28 2019, 1:06 PM - 3:45 PM PDT

Att. 37,518 - Partly Cloudy - 65 F

livebaseballscorecards.com

AB	34
R	0
H	7
RBI	0
BB	0
SO	12
LOB	15

WP: 0 PA: 35
PB: 0
SB: 0
CS: 0

Batter	1	2	3	4	5	6	7	8	9	AB	R	H	RBI	BB	SO	LOB
3 Chris Taylor, R (1, 9) (6, 8) OBP: 0.333, SLG: 0.462	X FF 91 0-0 F9	B FF 90 B CU 76 B FC 83 C FF 88 F SI 88 X FF 86 3-2 35 BB 13 BB 1B		B SI 93 C SL 84 X FF 94 1-1 26 G6-4-3 1B		D CU 78 B CU 76 B FF 92 C FF 94 B FF 94 4-1 1-2 BB		B SL 82 B SL 82 B FF 95 B FF 95 4-0 13 BB 15 1B 1-2 BB	C SL 74 B SL 74 X SL 73 1-1 13 BB 1B	4	1	3	0	2	0	0
13 Max Muncy, L (1, 5) (2, 3) OBP: 0.374, SLG: 0.515	B FF 91 B CH 86 B CH 86 B FF 92 4-0 35 1B 11 1B 5 2B BB	C CU 76 B CU 73 B CU 74 S CH 83 D CU 77 B CH 83 4-2 35 BB 1-2 BB		F CH 83 B SL 86 F SL 85 T FF 96 1-2 K ①		D CU 80 B FF 91 F CH 82 S CH 80 X CH 83 2-2 F9 ③		B SL 84 B SI 96 B FF 96 C FF 96 C FF 97 F FF 97 F FF 97 B SI 98 4-2 15 1B 16 1B 1-2 2-3 BB	B SI 83 B SI 82 F SL 73 B SL 73 B SI 82 4-1 1-2 BB	2	2	0	0	4	1	3
11 AJ Pollock, R (1, 7) OBP: 0.327, SLG: 0.468 26 Jedd Gyorko, R (2, 5) OBP: 0.248, SLG: 0.250	C SI 89 F FC 87 F FF 90 B SI 90 X FC 88 1-2 35 1B 5 2B 1-2 1B	B SI 87 F SI 87 F FC 83 F SI 88 2 SAFE D F FC 86 S CU 77 2-3 K ②		X FF 96 0-0 G6-4-3 ③ 1-2f			X SI 97 0-0 F8 ① C FF 97 B CH 89 B FF 96 B SI 96 4-1 16 HBP 9 1B 48 BB BB	C SL 85 S FF 96 S SL 84 0-3 K ① C SL 73 X SI 84 0-1 L8 ③	2 4	1 0	1 0	0 0	0 0	1 1	2 6
35 Cody Bellinger, L (1, 3) OBP: 0.406, SLG: 0.629 45 Matt Beaty, L (2, PR) (2, 7) OBP: 0.317, SLG: 0.458	S CH 87 C CU 77 X SI 87 0-2 5 2B 1-2 2-3 1B	B SL 80 B FF 88 C SL 78 B FF 88 F SL 80 B FF 88 4-2 1-2 2-3 BB			B SI 92 F CH 82 X CH 85 1-1 F9 ① X CH 85 0-0 P5 ②		C FF 97 B CH 89 B CH 88 B FF 96 B SI 96 4-1 16 HBP 9 1B 48 BB BB	C SI 97 F SL 84 B SI 97 F FF 96 S FF 97 1-3 K ②		1 2	1 1	1 0	0 1	1 1	0 3	0 0
5 Corey Seager, L (1, 6) OBP: 0.335, SLG: 0.483 9 Kristopher Negrón, R (6, 9) OBP: 0.293, SLG: 0.338 15 Austin Barnes, R (8, PH) OBP: 0.293, SLG: 0.340 7 Julio Urías, L (8, 1) OBP: 0.308, SLG: 0.250 68 Ross Stripling, R (9, 1) OBP: 0.227, SLG: 0.150	D CH 86 C FF 91 F SI 92 B FC 88 F CH 85 B FC 88 X FF 90 3-2 16 HR 1-H 2-H 3-H 2B	S SL 80 B FF 90 D SL 81 S SL 80 F FF 90 X FF 88 2-2 G3-1 ③					D SL 86 C SL 86 B SI 97 B SI 97 F SI 97 F SI 95 X SI 96 3-2 48 BB 16 HBP 1-2 1B	X SL 85 0-0 16 1B 1-2 2-H 3-H 1B	3 1 1 0 0	1 0 0 0 0	1 1 2 0 0	3 0 0 0 0	0 0 0 0 0	0 0 0 0 0	3 0 0 0 0
16 Will Smith, R (1, 2) OBP: 0.337, SLG: 0.571	B FC 87 F FF 90 B CU 76 B FC 87 X FF 88 3-1 2-H HR	H SL 80 1-0 48 FC1-6 HBP			B SI 95 B SL 88 X SI 94 2-0 P5 ③		H SI 97 1-0 48 BB 1-2 2-3 HBP	C SL 84 C FF 96 B SL 85 F SL 83 F SL 84 F FF 97 X SI 96 1-2 1-3 2-H 1B		3	1	2	3	0	0	0
48 Gavin Lux, L (1, 4) OBP: 0.305, SLG: 0.400	C CH 83 B FF 89 S FF 90 X CH 84 1-2 G4-3 ②	S SL 79 X SL 80 0-1 FC1-6 ① 1-2f				B FF 91 B CH 82 F FF 92 X FF 92 2-1 3 BB 1B	B FF 97 D SL 85 B FF 96 C FF 97 S FF 96 B FF 96 4-2 14 G4-3 1-2 2-3 3-H BB	S SL 87 B SL 85 S SL 86 S SL 88 1-3 K2-3		4	0	1	1	1	1	3
14 Enrique Hernández, R (1, 8) (6, 6) OBP: 0.304, SLG: 0.411	B CU 76 C CU 75 B SI 88 B CH 83 F FC 84 X CH 84 3-2 G6-3 ③	C FF 89 T FF 88 D F SL 81 B FF 91 B FF 90 X SL 82 3-2 P3 ②				C CU 76 F FF 91 X FF 91 0-2 F9 ① C SL 84 X SI 96 0-1 G4-3 ②③ 1-2f			S SI 82 B SL 73 S SL 72 F SI 84 F FF 83 X SI 84 1-2 G4-3 ①	5	0	0	0	0	0	5
44 Rich Hill, L (1, 1) OBP: 0.471, SLG: 0.222 85 Dustin May, R (4, 1) OBP: 0.667, SLG: 0.667 22 Clayton Kershaw, L (6, 1) OBP: 0.000, SLG: 0.000 43 Edwin Ríos, L (6, PH) OBP: 0.500, SLG: 0.667 17 Joe Kelly, R (6, 1) 56 Adam Kolarek, L (6, 1) 51 Dylan Floro, L (7, 1) 31 Joc Pederson, L (8, PH) OBP: 0.500, SLG: 0.538 (8, 9)		B FF 87 C FF 88 C FF 85 B FF 89 C FF 87 2-3 K ①	C FF 89 B FF 88 C FF 90 C FF 89 1-3 K ③			F FF 92 B FF 92 S CH 80 S FF 92 1-3 K ②		C SI 96 X SI 98 0-1 13 BB 3 BB 15 1B 1B	B SI 84 F SI 83 C SI 83 F SL 74 X FF 84 1-2 G6-3 ②	2 0 0 0 1 0 0 0 2	0 0 0 0 0 0 0 0 1	0 0 0 0 0 0 0 0 1	0 0 0 0 0 0 0 0 0	2 0 0 0 1 0 0 0 0	1 0 0 0 1 0 0 0 0	
Inning Stats	R: 5 E: 0 K: 0 S: 20 H: 4 LOB: 0 BB: 1 P: 35	R: 0 E: 0 K: 2 S: 19 H: 1 LOB: 3 BB: 2 P: 36	R: 0 E: 0 K: 1 S: 9 H: 0 LOB: 1 BB: 0 P: 14	R: 0 E: 0 K: 1 S: 6 H: 1 LOB: 0 BB: 0 P: 8	R: 0 E: 0 K: 0 S: 4 H: 0 LOB: 0 BB: 0 P: 7	R: 0 E: 0 K: 1 S: 12 H: 1 LOB: 2 BB: 1 P: 21	R: 1 E: 0 K: 0 S: 10 H: 1 LOB: 2 BB: 2 P: 22	R: 3 E: 0 K: 3 S: 23 H: 3 LOB: 2 BB: 2 P: 34	R: 0 E: 0 K: 0 S: 14 H: 1 LOB: 2 BB: 1 P: 21	1B: 10 2B: 1 3B: 0 HR: 1 SF: 0 SAC: 0 DP: 2 HBP: 2						

PITCHER		IP	WLS	BF	H	R	ER	SO	BB	IBB	HBP	BLK	WP	HR	S	P	ERA	WHIP
57 Dereck Rodríguez, R ERA: 5.64	(1, 1)	1.2	L	12	5	5	5	2	2	0	0	0	0	1	33	59	27.00	4.200
67 Sam Selman, L ERA: 4.35	(2, 1)	1.1		6	0	0	0	1	1	0	1	0	0	0	15	26	0.00	0.750
75 Enderson Franco, R ERA: 3.38	(4, 1)	2.0		6	1	0	0	1	0	0	0	0	0	0	10	15	0.00	0.500
61 Burch Smith, R ERA: 5.48	(6, 1)	1.0		5	1	0	0	1	1	0	0	0	0	0	12	21	0.00	2.000
65 Sam Coonrod, R ERA: 3.58	(7, 1)	0.1		5	1	1	1	0	2	0	1	0	0	0	8	20	27.00	9.000

PITCHER		IP	WLS	BF	H	R	ER	SO	BB	IBB	HBP	BLK	WP	HR	S	P	ERA	WHIP
74 Jandel Gustave, R ERA: 2.96	(7, 1)	1.1		8	3	3	3	2	2	0	0	0	0	0	22	32	20.25	3.750
60 Wandy Peralta, L ERA: 5.67	(8, 1)	0.1		1	0	0	0	1	0	0	0	0	0	0	3	4	0.00	0.000
71 Tyler Rogers, R ERA: 1.02	(9, 1)	1.0		5	1	0	0	0	1	0	0	0	0	0	14	21	0.00	2.000

TOP

Los Angeles Dodgers @ San Francisco Giants
Oracle Park, San Francisco, CA
Sun Sep 29 2019, 12:06 PM - 3:29 PM PDT
Att. 41,909 - Sunny - 64 F

livebaseballscorecards.com

AB	37
R	9
H	12
RBI	9
BB	9
SO	8
LOB	27

WP: 0 PA: 48
PB: 0
SB: 0
CS: 0

Batter	1	2	3	4	5	6	7	8	9	AB	R	H	RBI	BB	SO	LOB
19 Mauricio Dubón, R (1, 4) (6, 6) OBP: 0.306, SLG: 0.434	C FF 86 F FF 89 F CU 73 F CU 73 F FF 89 F CU 73 F CU 73 B FF 90 B FF 89 2-3 F CU 73 S CU 73 ① K		C FF 89 F CU 73 B FF 89 X CU 73 1-2 ② G1-3			X KC 88 0-0 ② G1-3			B FF 90 F FF 90 S SL 86 S SL 85 1-3 ① K	4	0	0	0	0	2	0
5 Mike Yastrzemski, L (1, 8) OBP: 0.334, SLG: 0.518	C FF 88 S CU 72 B ST 72 F CU 72 S CU 73 1-3 ② K		B CU 72 C CU 72 B ST 71 F CU 71 S ST 71 2-3 ③ K			B SI 88 C SI 89 X SI 88 1-1 ③ G3			B KC 79 C FF 93 X KC 80 1-1 1B	4	0	1	0	0	2	0
28 Buster Posey, R (1, 2) OBP: 0.320, SLG: 0.368 16 Aramis Garcia, R (5, 2) OBP: 0.217, SLG: 0.310	C FF 89 X FF 89 0-1 10 BB 1B			C FC 90 C FC 90 F FC 92 F SI 97 B FC 91 X FC 92 1-2 ① P4			C FF 92 B SL 85 B SL 86 F SI 92 B SL 86 X SI 92 3-2 ① L9		B FF 91 F FF 91 B SL 86 B FF 90 X FF 92 3-1 ② F8	2 2	0 0	1 0	0 0	0 0	0 0	0 1
10 Evan Longoria, R (1, 5) OBP: 0.325, SLG: 0.437 8 Alex Dickerson, L (7, PH) OBP: 0.332, SLG: 0.489 (8, 7)	B CU 73 B FF 89 B CU 73 C FF 90 S CU 74 F CU 74 B CU 73 4-2 1-2 BB			F SI 98 F FC 90 F FC 93 X SI 98 0-2 ② G5-3			B SI 94 S SI 93 X SI 93 1-1 ② F7		B FF 92 C KC 80 X FF 92 1-1 ③ F7	1 2	0 0	0 0	0 0	1 0	0 0	0 1
53 Austin Slater, R (1, 7) OBP: 0.333, SLG: 0.417 14 Cristhian Adames, S (7, PH) OBP: 0.375, SLG: 0.364 (8, 5)	B CU 74 C CU 74 X CU 74 1-1 ③ G4-3			C SI 98 B SI 97 S FC 92 C SI 98 1-3 ③ K			C SI 94 S SI 95 S SI 95 0-3 ③ K			2 1	0 0	0 0	0 0	0 0	1 1	2 0
9 Brandon Belt, L (1, 3) OBP: 0.339, SLG: 0.403		C FF 85 X CU 72 0-1 ① F9			S FF 92 C FF 91 B SL 87 X SL 87 1-2 ① G4-3			B FF 95 F FF 95 C FF 96 B SL 84 B FF 95 B FF 94 4-2 49 1B BB		2	0	0	0	1	0	0
49 Jaylin Davis, R (1, 9) OBP: 0.255, SLG: 0.238		B FF 89 B FF 89 S FF 88 B CU 72 F FF 88 B CU 71 4-2 35 G4-6-3 BB			B FF 90 F FF 90 S CU 73 B CU 74 F SL 86 F SL 86 S SL 87 2-3 ② K			S FF 94 B FF 95 S CH 83 X CH 83 1-2 7 G6-4-3 1-2 1B		2	0	1	0	1	1	0
35 Brandon Crawford, L (1, 6) OBP: 0.304, SLG: 0.350 40 Madison Bumgarner, R (5, PH) OBP: 0.236, SLG: 0.222 61 Burch Smith, R (6, 1) 65 Sam Coonrod, R (7, 1) 74 Jandel Gustave, R (7, 1) 60 Wandy Peralta, L (8, 1) 1 Kevin Pillar, R (8, PH) OBP: 0.287, SLG: 0.432 71 Tyler Rogers, R (9, 1)		X FF 87 0-0 ② ③ G4-6-3 1-2f			F FF 91 B FF 91 B FF 90 C FF 90 B FF 90 F FF 91 X FF 90 3-2 ③ L5			B FF 94 T FF 94 F FF 95 X FF 95 1-2 ① P3		1 1 0 0 0 0 0 1 0	0 0 0 0 0 0 0 0 0	0 0 0 0 0 0 0 0 0	0 0 0 0 0 0 0 0 0	0 0 0 0 0 0 0 1 0	0 0 0 0 0 0 0 2 0	0 0 0 0 0 0 0 0 0
57 Dereck Rodríguez, R (1, 1) OBP: 0.172, SLG: 0.172 67 Sam Selman, R (2, 1) 37 Joey Rickard, R (3, PH) OBP: 0.312, SLG: 0.357 75 Enderson Franco, R (4, 1) 7 Donovan Solano, R (6, 4) OBP: 0.360, SLG: 0.456			C FF 87 S FF 88 C CU 74 0-3 ① K			B SI 96 C SI 96 B KC 88 C KC 87 X KC 88 2-2 ① G5-3		X FF 94 0-0 ② ③ G6-4-3 1-2f		0 0 1 0 2	0 0 0 0 0	0 0 0 0 0	0 0 0 0 0	0 0 1 0 0	0 0 0 0 0	0 0 0 0 2
Inning Stats	R: 0 E: 0 K: 2 S: 20 H: 1 LOB: 2 BB: 1 P: 28	R: 0 E: 0 K: 0 S: 5 H: 0 LOB: 0 BB: 1 P: 9	R: 0 E: 0 K: 2 S: 9 H: 0 LOB: 0 BB: 0 P: 12	R: 0 E: 0 K: 1 S: 12 H: 0 LOB: 0 BB: 0 P: 14	R: 0 E: 0 K: 1 S: 12 H: 0 LOB: 0 BB: 0 P: 18	R: 0 E: 0 K: 0 S: 6 H: 0 LOB: 0 BB: 0 P: 9	R: 0 E: 0 K: 1 S: 8 H: 0 LOB: 0 BB: 0 P: 12	R: 0 E: 0 K: 0 S: 9 H: 1 LOB: 1 BB: 1 P: 15	R: 0 E: 0 K: 1 S: 9 H: 1 LOB: 1 BB: 0 P: 15	1B: 3 2B: 0 3B: 0 HR: 0	SF: 0 SAC: 0 DP: 2 HBP: 0			WP: 0 PB: 0 SB: 0 CS: 0	PA: 31		

PITCHER		IP	WLS	BF	H	R	ER	SO	BB	IBB	HBP	BLK	WP	HR	S	P	ERA	WHIP
44 Rich Hill, L ERA: 2.45	(1, 1)	3.0		11	1	0	0	4	2	0	0	0	0	0	34	49	0.00	1.000
85 Dustin May, R ERA: 3.63	(4, 1)	1.0	W	3	0	0	0	1	0	0	0	0	0	0	12	14	0.00	0.000
22 Clayton Kershaw, L ERA: 3.03	(5, 1)	1.0		3	0	0	0	1	0	0	0	0	0	0	12	18	0.00	0.000
17 Joe Kelly, R ERA: 4.56	(6, 1)	0.2		2	0	0	0	0	0	0	0	0	0	0	4	6	0.00	0.000
56 Adam Kolarek, L ERA: 3.27	(6, 1)	0.1		1	0	0	0	0	0	0	0	0	0	0	2	3	0.00	0.000

PITCHER		IP	WLS	BF	H	R	ER	SO	BB	IBB	HBP	BLK	WP	HR	S	P	ERA	WHIP
51 Dylan Floro, R ERA: 4.24	(7, 1)	1.0		3	0	0	0	1	0	0	0	0	0	0	8	12	0.00	0.000
7 Julio Urías, L ERA: 2.49	(8, 1)	1.0		4	1	0	0	0	1	0	0	0	0	0	9	15	0.00	2.000
68 Ross Stripling, R ERA: 3.47	(9, 1)	1.0		4	1	0	0	1	0	0	0	0	0	0	9	15	0.00	1.000

BOTTOM

Los Angeles Dodgers @ San Francisco Giants

Oracle Park, San Francisco, CA

Sun Sep 29 2019, 12:06 PM - 3:29 PM PDT

Att. 41,909 - Sunny - 64 F

livebaseballscorecards.com

AB	28
R	0
H	3
RBI	0
BB	3
SO	8
LOB	9