

San Francisco Giants - 2020

Batter	1	2	3	4	5	6	7	8	9	AB R H RBI BB SO LOB	TOP
--------	---	---	---	---	---	---	---	---	---	----------------------	-----

<b>3 Chris Taylor, R</b> (1, 6) <small>OBP: 0.667, SLG: 2.000</small> <b>70 DJ Peters, R</b> (4, 8)	4-0  <b>BB</b>	0-3  <b>K</b>		2-0  <b>HR</b>			0-3  <b>K</b>		0-0  <b>F9</b>	2 2 1 1 1 1 0 2 0 0 0 0 1 0	
---	----------------------	---------------------	--	----------------------	--	--	---------------------	--	----------------------	--------------------------------	--

<b>13 Max Muncy, L</b> (1, 4) <small>OBP: 1.000, SLG: 2.500</small> <b>71 Omar Estévez, R</b> (4, 4)	0-0  <b>E9</b> <b>1B</b>		2-0  <b>HR</b>	4-0  <b>BB</b>			0-3  <b>K</b>		0-0  <b>1B</b>	2 2 2 1 1 0 0 2 1 1 0 0 1 0	
--	-----------------------------------	--	----------------------	----------------------	--	--	---------------------	--	----------------------	--------------------------------	--

<b>35 Cody Bellinger, L</b> (1, 8) <small>OBP: 0.333, SLG: 0.333</small> <b>79 Jacob Amaya, R</b> (4, 6) <b>72 Anthony García, R</b> (9, PH) (9, 7)	0-3  <b>K</b>		0-0  <b>1B</b>	0-3  <b>K</b>			0-2  <b>K</b>		4-0  <b>BB</b>	3 1 1 0 0 2 2 1 0 0 0 0 1 0 0 1 0 0 1 0 0	
--	---------------------	--	----------------------	---------------------	--	--	---------------------	--	----------------------	---	--

<b>11 AJ Pollock, R</b> (1, 10) <b>88 Zach Reks, L</b> (8, PH) (8, 10)	0-2  <b>K</b>		0-0  <b>G6-3</b>		0-3  <b>K</b>		0-3  <b>K</b>		0-0  <b>K</b>	3 0 0 0 0 2 2 2 0 1 1 0 1 0	
---	---------------------	--	------------------------	--	---------------------	--	---------------------	--	---------------------	--------------------------------	--

<b>14 Enrique Hernández, R</b> (1, 7) <b>95 Cody Thomas, L</b> (5, 9)	0-0  <b>E4</b>		0-0  <b>HR</b>		0-3  <b>K</b>		0-0  <b>F7</b>		0-0  <b>SF7</b>	3 1 1 2 0 1 0 1 0 0 1 0 0 0	
--	----------------------	--	----------------------	--	---------------------	--	----------------------	--	-----------------------	--------------------------------	--

<b>45 Matt Beaty, L</b> (1, 5) <b>62 Luke Raley, L</b> (5, 7) (9, 3)	0-0  <b>E6</b>		4-0  <b>BB</b>		0-3  <b>K</b>		0-0  <b>1B</b>		0-3  <b>K</b>	2 0 0 0 1 1 1 2 1 1 0 0 1 1	
---	----------------------	--	----------------------	--	---------------------	--	----------------------	--	---------------------	--------------------------------	--

<b>16 Will Smith, R</b> (1, 2) <b>94 Cristian Santana, R</b> (6, 3) (9, 5)	0-0  <b>P3</b>		0-0  <b>G5-4-3</b>		0-0  <b>F9</b>		0-0  <b>1B</b>			3 0 0 0 0 0 3 1 1 1 0 0 0 0	
---	----------------------	--	--------------------------	--	----------------------	--	----------------------	--	--	--------------------------------	--

<b>43 Edwin Ríos, L</b> (1, 3) <b>58 Rocky Gale, R</b> (6, 2)		0-3  <b>K</b>		0-0  <b>G3</b>		0-0  <b>P5</b>		0-0  <b>2B</b>		3 0 0 0 0 1 0 1 0 1 2 0 0 0	
--	--	---------------------	--	----------------------	--	----------------------	--	----------------------	--	--------------------------------	--

<b>27 Terrance Gore, R</b> (1, 9) <b>73 Zach McKinstry, L</b> (5, 5) (9, 6)		0-0  <b>G1-3</b>		0-3  <b>K</b>		0-3  <b>K</b>		0-0  <b>G4-3</b>		2 0 0 0 0 1 0 2 0 0 0 0 1 1	
--	--	------------------------	--	---------------------	--	---------------------	--	------------------------	--	--------------------------------	--

Inning Stats	R: 2 E: 3 K: 2 S: 10	H: 1 LOB: 2 BB: 1 P: 14	R: 0 E: 0 K: 2 S: 7	H: 0 LOB: 0 BB: 0 P: 7	R: 3 E: 0 K: 0 S: 5	H: 3 LOB: 0 BB: 1 P: 11	R: 1 E: 0 K: 2 S: 8	H: 1 LOB: 1 BB: 1 P: 14	R: 0 E: 0 K: 3 S: 9	H: 0 LOB: 0 BB: 0 P: 9	R: 0 E: 0 K: 1 S: 5	H: 0 LOB: 0 BB: 0 P: 5	R: 0 E: 0 K: 3 S: 9	H: 0 LOB: 0 BB: 0 P: 9	R: 2 E: 0 K: 1 S: 8	H: 3 LOB: 1 BB: 0 P: 8	R: 2 E: 0 K: 1 S: 7	H: 2 LOB: 1 BB: 1 P: 11	1B: 5 2B: 2 3B: 0 HR: 3	SF: 1 SAC: 0 DP: 1 HBP: 0	WP: 0 PB: 0 SB: 0 CS: 0	PA: 42
--------------	-------------------------------	----------------------------------	------------------------------	---------------------------------	------------------------------	----------------------------------	------------------------------	----------------------------------	------------------------------	---------------------------------	------------------------------	---------------------------------	------------------------------	---------------------------------	------------------------------	---------------------------------	------------------------------	----------------------------------	----------------------------------	------------------------------------	----------------------------------	--------

PITCHER	57 Derek Rodríguez, R (1, 1) ERA: 0.00	78 Patrick Ruotolo, R (1, 1) ERA: 0.00	95 Rico García, R (2, 1) ERA: 0.00	72 Melvin Adón, R (3, 1) ERA: 27.0	86 Jake Jewell, R (4, 1) ERA: 9.0	63 Matt Carasiti, R (5, 1) ERA: 0.00	73 Trey McNutt, R (6, 1) ERA: 0.00	78 Carlos Navas, R (7, 1) ERA: 0.00	87 Tyler Cyr, R (8, 1) ERA: 18.0	90 Raffi Vizcaino, R (9, 1) ERA: 18.0
IP	0.2	0.1	1.0	1.0	1.0	1.0	1.0	1.0	1.0	1.0
WLS	L									
BF	6	1	3	6	5	3	3	6	6	6
H	1	0	0	3	1	0	0	3	3	2
R	2	0	0	3	1	0	0	2	2	2
ER	0	0	0	3	1	0	0	2	2	2
SO	2	0	2	0	2	1	3	1	1	1
BB	1	0	0	1	1	0	0	1	1	0
IBB	0	0	0	0	0	0	0	0	0	0
HBP	0	0	0	0	0	0	0	0	0	0
BLK	0	0	0	0	0	0	0	0	0	0
WP	0	0	0	0	0	0	0	0	0	0
HR	0	0	0	2	1	0	0	0	0	0
S	9	1	7	5	8	5	5	8	8	7
P	13	1	7	11	14	9	9	11	11	11
ERA	0.00	0.00	0.00	27.00	9.00	0.00	0.00	0.00	18.00	18.00
WHIP	3.000	0.000	0.000	4.000	2.000	0.000	0.000	0.000	3.000	3.000

Los Angeles Dodgers @ San Francisco Giants  
 Scottsdale Stadium, Scottsdale, AZ  
 Sat Feb 22 2020, 5:31 PM - 8:35 PM EST  
 Att. 8,045 - Partly Cloudy - 66 F

AB	37
R	10
H	10
RBI	8
BB	4
SO	15
LOB	10



WP: 0	PA: 42
PB: 0	
SB: 0	
CS: 0	



Batter	1	2	3	4	5	6	7	8	9	AB	R	H	RBI	BB	SO	LOB
6 Steven Duggar, L (1, 8) Billy Hamilton, S (5, 8)	0-0 L8		0-0 F7			0-0 P5		0-3 K		2	0	0	0	0	0	0
10 Evan Longoria, R (1, 5) 70 Peter Maris, L (5, 5)	0-0 G4-3			0-0 G6-3		0-0 G4-3		4-0 77 BB 1-2		2	0	0	0	0	0	0
9 Brandon Belt, L (1, 3) 26 Chris Shaw, L (5, 3)	0-0 F7			0-0 P5		0-0 F8		0-3 K		2	0	0	0	0	0	0
28 Buster Posey, R (1, 2) 77 Joey Bart, R (5, 2) OBP: 1.000, SLG: 4.000		0-0 G5-3		0-3 K		2-1 HR		4-0 1-2 2-3 BB		2	0	0	0	0	1	0
49 Jaylin Davis, R (1, 9) 80 Drew Robinson, L (6, 9) OBP: 0.500, SLG: 0.500		0-0 G5-3			0-0 G4-3		0-0 75 CS 1B	0-0 F7		2	0	0	0	0	0	0
73 Austin Slater, R (1, 7) 75 Brandon Guyer, R (6, 7)		0-3 K			0-0 1B 3B		1-0 F8 1-2		0-2 K	2	1	1	0	0	1	0
1 Mauricio Dubón, R (1, 6) 74 Ryan Howard, R (6, 6) OBP: 1.000, SLG: 2.500			1-1 HR		0-0 7 G1-3 1B		0-0 HR		0-3 K	2	1	2	2	0	0	0
7 Donovan Solano, R (1, 4) 79 Jalen Miller, R (6, 4)			0-0 G4-3		0-0 G1-3		0-0 G6-3		0-3 K	2	0	0	0	0	0	1
33 Darin Ruf, R (1, 10) 82 Chadwick Tromp, R(8, PH) (9, 10)			0-0 G5-3		0-0 G5-3		1-0 77 BB 70 BB HBP			2	0	0	0	0	0	1

Inning Stats	R: 0	H: 0	E: 0	K: 3	S: 3	LOB: 0	BB: 0	P: 3	R: 0	H: 0	E: 0	K: 1	S: 5	LOB: 0	BB: 0	P: 5	R: 1	H: 1	E: 0	K: 0	S: 5	LOB: 0	BB: 0	P: 6	R: 0	H: 0	E: 0	K: 1	S: 5	LOB: 0	BB: 0	P: 5	R: 1	H: 2	E: 0	K: 0	S: 5	LOB: 1	BB: 0	P: 5	R: 0	H: 0	E: 0	K: 0	S: 3	LOB: 0	BB: 0	P: 3	R: 2	H: 3	E: 0	K: 0	S: 6	LOB: 0	BB: 0	P: 9	R: 0	H: 0	E: 0	K: 3	S: 7	LOB: 3	BB: 2	P: 16	R: 0	H: 0	E: 0	K: 3	S: 9	LOB: 0	BB: 0	P: 9	1B: 2	2B: 0	3B: 1	SF: 0	SAC: 0	DP: 0	HBP: 1	WP: 0	PB: 0	SB: 0	CS: 1	PA: 35
--------------	------	------	------	------	------	--------	-------	------	------	------	------	------	------	--------	-------	------	------	------	------	------	------	--------	-------	------	------	------	------	------	------	--------	-------	------	------	------	------	------	------	--------	-------	------	------	------	------	------	------	--------	-------	------	------	------	------	------	------	--------	-------	------	------	------	------	------	------	--------	-------	-------	------	------	------	------	------	--------	-------	------	-------	-------	-------	-------	--------	-------	--------	-------	-------	-------	-------	--------

PITCHER	IP	WLS	BF	H	R	ER	SO	BB	IBB	HBP	BLK	WP	HR	S	P	ERA	WHIP
46 Tony Gonsolin, R (1, 1) ERA: 1.00	1.0	W	3	0	0	0	0	0	0	0	0	0	0	3	3	0.00	0.000
77 Dennis Santana, R (2, 1) ERA: 1.00	1.0	H	3	0	0	0	1	0	0	0	0	0	0	5	5	0.00	0.000
76 Josh Sborz, R (3, 1) ERA: 9.00	1.0		4	1	1	1	0	0	0	0	0	0	1	5	6	9.00	1.000
87 Marshall Kasowski, R (4, 1) ERA: 9.00	1.0		3	0	0	0	1	0	0	0	0	0	0	5	5	0.00	0.000
93 Brett de Geus, R (5, 1) ERA: 9.00	1.0		5	2	1	1	0	0	0	0	0	0	0	5	5	9.00	2.000
PITCHER	IP	WLS	BF	H	R	ER	SO	BB	IBB	HBP	BLK	WP	HR	S	P	ERA	WHIP
63 Reymin Guduan, L (6, 1) ERA: 18.00	1.0		3	0	0	0	0	0	0	0	0	0	0	3	3	18.00	3.000
91 Luis Vasquez, R (7, 1) ERA: 18.00	1.0		5	3	2	2	0	0	0	0	0	0	0	6	9	18.00	3.000
97 Nolan Long, R (8, 1) ERA: 18.00	0.2		5	0	0	0	2	2	0	1	0	0	0	6	15	0.00	3.000
95 Joe Broussard, R (8, 1) ERA: 18.00	1.1	S	4	0	0	0	3	0	0	0	0	0	0	10	10	0.00	0.000

**BOTTOM**

**Los Angeles Dodgers @ San Francisco Giants**  
**Scottsdale Stadium, Scottsdale, AZ**

Sat Feb 22 2020, 5:31 PM - 8:35 PM EST  
 Att: 8,045 - Partly Cloudy - 66 F

<b>AB</b>	<b>32</b>
<b>R</b>	<b>4</b>
<b>H</b>	<b>6</b>
<b>RBI</b>	<b>4</b>
<b>BB</b>	<b>2</b>
<b>SO</b>	<b>7</b>
<b>LOB</b>	<b>9</b>

livebaseballscorecards.com

Batter	1	2	3	4	5	6	7	8	9	AB R H RBI BB SO LOB	TOP											
5 Mike Yastrzemski, L (1, 8) 37 Joey Rickard, R (5, PH) OBP: 0.667, SLG: 1.000	0-0 G6-3		4-0 70 1B BB		0-0 86 G4-6-3 1B		0-0 2B		0-3 K	1 0 0 0 1 0 0 3 0 2 1 0 1 1												
41 Wilmer Flores, R (1, 3) 86 Frankie Tostado, L (3, 3)	0-3 K		0-0 F4		0-0 G4-6-3		0-3 K		0-0 P6	2 0 0 0 0 1 2 3 0 0 0 0 1 4												
12 Alex Dickerson, L (1, 7) 77 Bryce Johnson, S (3, 7)	0-0 G4-3		0-0 P5		0-0 G3			0-0 75 BB 76 1B 1B	0-0 75 WP 1B	2 0 0 0 0 0 2 3 1 2 0 0 0 1												
70 Joe McCarthy, L (1, 9) 75 Brandon Guyer, R (3, 9)		0-0 P4	0-0 1B		0-0 76 F9 2B			4-0 74 SH5-4 76 1B BB	1-0 F9	2 0 1 0 0 0 0 2 0 1 0 1 0 1												
81 Tyler Heineman, S (1, 2) 76 Rob Brantly, L (5, 2)		0-0 L9		0-0 P6		0-0 F9		0-0 74 SH5-4 1B		2 0 0 0 0 0 0 2 0 1 1 0 0 1												
2 Yolmer Sánchez, S (1, 4) 74 Ryan Howard, R (4, 4)		0-0 P5		0-3 K		0-0 L1		0-0 SH5-4		2 0 0 0 0 1 0 1 0 0 0 0 0 1												
46 Abiatel Avelino, R (1, 6) 14 Cristhian Adames, S (4, 6)			0-0 HR		0-0 G5-3		0-0 P6		0-3 K	2 1 1 1 0 0 0 2 0 0 0 0 1 3												
94 Jamie Westbrook, R (1, 10) 91 Ricardo Genovés, R (7, PH)			4-0 32 1B 32 E BB		0-0 32 1B 37 1B 2B		0-3 K		0-0 L7	1 2 1 0 1 0 0 2 0 0 0 0 1 2												
32 Kean Wong, L (1, 5) 95 Jacob Gonzalez, R (5, 5)			0-0 E5 70 1B 1B		0-0 86 G4-6-3 37 1B 1B		0-0 L9		0-0 77 1B 75 WP 1B	2 0 2 0 0 0 0 2 1 1 0 0 0 0												
<b>Inning Stats</b>	R: 0 E: 0 K: 1 S: 5	H: 0 LOB: 0 BB: 0 P: 5	R: 0 E: 0 K: 0 S: 3	H: 0 LOB: 0 BB: 0 P: 3	R: 2 E: 1 K: 0 S: 5	H: 3 LOB: 2 BB: 2 P: 13	R: 0 E: 0 K: 1 S: 5	H: 0 LOB: 0 BB: 0 P: 5	R: 1 E: 0 K: 0 S: 5	H: 3 LOB: 1 BB: 0 P: 5	R: 0 E: 0 K: 2 S: 4	H: 1 LOB: 1 BB: 0 P: 4	R: 0 E: 0 K: 2 S: 8	H: 1 LOB: 1 BB: 0 P: 8	R: 1 E: 0 K: 1 S: 7	H: 2 LOB: 2 BB: 1 P: 11	R: 1 E: 0 K: 1 S: 7	H: 2 LOB: 1 BB: 0 P: 8	1B: 8 2B: 3 3B: 0 HR: 1	SF: 0 SAC: 1 DP: 1 HBP: 0	WP: 1 PA: 40	
<b>PITCHER</b>	IP WLS BF H R ER SO BB IBB HBP BLK WP HR S P ERA WHIP	IP WLS BF H R ER SO BB IBB HBP BLK WP HR S P ERA WHIP	IP WLS BF H R ER SO BB IBB HBP BLK WP HR S P ERA WHIP	IP WLS BF H R ER SO BB IBB HBP BLK WP HR S P ERA WHIP	IP WLS BF H R ER SO BB IBB HBP BLK WP HR S P ERA WHIP	IP WLS BF H R ER SO BB IBB HBP BLK WP HR S P ERA WHIP	IP WLS BF H R ER SO BB IBB HBP BLK WP HR S P ERA WHIP	IP WLS BF H R ER SO BB IBB HBP BLK WP HR S P ERA WHIP	IP WLS BF H R ER SO BB IBB HBP BLK WP HR S P ERA WHIP	IP WLS BF H R ER SO BB IBB HBP BLK WP HR S P ERA WHIP	IP WLS BF H R ER SO BB IBB HBP BLK WP HR S P ERA WHIP	IP WLS BF H R ER SO BB IBB HBP BLK WP HR S P ERA WHIP	IP WLS BF H R ER SO BB IBB HBP BLK WP HR S P ERA WHIP	IP WLS BF H R ER SO BB IBB HBP BLK WP HR S P ERA WHIP	IP WLS BF H R ER SO BB IBB HBP BLK WP HR S P ERA WHIP	IP WLS BF H R ER SO BB IBB HBP BLK WP HR S P ERA WHIP	IP WLS BF H R ER SO BB IBB HBP BLK WP HR S P ERA WHIP	IP WLS BF H R ER SO BB IBB HBP BLK WP HR S P ERA WHIP	IP WLS BF H R ER SO BB IBB HBP BLK WP HR S P ERA WHIP	IP WLS BF H R ER SO BB IBB HBP BLK WP HR S P ERA WHIP	IP WLS BF H R ER SO BB IBB HBP BLK WP HR S P ERA WHIP	
50 Mike Fiers, R (1, 1) ERA: 0.00	35 Jake Diekmann, L (3, 1) ERA: 18.0	32 Daniel Gossett, R (4, 1) ERA: 9.0	92 Ian Gardeck, R (5, 1) ERA: 9.0	60 Lucas Luetge, L (6, 1) ERA: 0.00	70 Jordan Weems, R (7, 1) ERA: 0.00	74 Parker Dunshee, R (8, 1) ERA: 10.8	84 James Naile, R (9, 1) ERA: 0.00															

**San Francisco Giants @ Oakland Athletics**  
Hohokam Stadium, Mesa, AZ  
Sun Feb 23 2020, 3:06 PM - 6:02 PM EST  
Att: 6,017 - Cloudy - 59 F

AB	36
R	5
H	12
RBI	3
BB	3
SO	6
LOB	18



WP	1	PA	40
PB	0		
SB	0		
CS	0		



Batter	1	2	3	4	5	6	7	8	9	AB R H RBI BB SO LOB
10 Marcus Semien, R (1, 6) 45 Nate Orf, R (4, 6)	4-0 FC6-4 BB		0-3 K		4-0 CS BB	0-0 L7			0-0 F9	1 0 0 0 1 1 1 2 0 0 0 1 0 2
Tony Kemp, L (1, 4) 71 Dillon Thomas, L (6, 8) 71 Dillon Thomas, L (7, 7)	0-0 L7		0-0 1B		3-2 HR		0-0 1B		0-0 G4-3	3 1 2 1 0 0 1 2 0 1 0 0 0 0
26 Matt Chapman, R (1, 5) 85 Edwin Diaz, R (3, PR) 85 Edwin Diaz, R (4, 5)	0-3 K		0-0 1B		0-0 2B		0-0 1B		0-0 G5-4-3	2 0 1 0 0 1 1 2 1 1 0 0 0 1
28 Matt Olson, L (1, 3) 19 Eric Campbell, R (3, PR) 19 Eric Campbell, R (4, 3)	0-0 FC6-4		4-0 1B		0-0 L7		0-3 K		0-3 K	1 0 0 0 1 0 1 2 0 0 0 0 1 1
20 Mark Canha, R (1, 10) 97 Lazaro Armenteros, R (5, PH) 97 Lazaro Armenteros, R (6, 10)		0-3 K	0-0 1B		0-0 L5			0-0 G3		2 0 1 2 0 1 0 2 0 0 0 0 0 1
8 Robbie Grossman, S (1, 7) 81 Collin Theroux, R (7, 2)		0-0 G5-3	0-3 K		4-0 79 1B BB			4-0 79 1B BB		2 0 0 0 1 1 2 0 0 0 0 1 0 0
79 Luis Barrera, L (1, 9) 93 Chase Calabuig, L (8, PR) 93 Chase Calabuig, L (9, 9)		0-0 1B		0-0 G5-3		0-0 1B		0-0 1B		4 0 3 0 0 0 0 0 0 0 0 0 0 0
11 Dustin Fowler, L (1, 8) 1 Franklin Barreto, R (6, 4)		0-0 L8		0-0 F8		0-3 K		0-0 G6-4-3		2 0 0 0 0 0 1 2 0 0 0 0 1 4
30 Austin Allen, L (1, 2) 98 Austin Beck, R (6, PH) 98 Austin Beck, R (7, 8)			0-0 1B		0-0 P2		0-3 K		0-0 F9	2 1 1 0 0 0 0 2 0 0 0 0 1 2

Inning Stats	R: 0 E: 0 K: 1 S: 5	H: 0 LOB: 1 BB: 1 P: 9	R: 0 E: 0 K: 1 S: 6	H: 1 LOB: 1 BB: 0 P: 6	R: 2 E: 0 K: 2 S: 10	H: 4 LOB: 2 BB: 1 P: 14	R: 0 E: 0 K: 0 S: 3	H: 0 LOB: 0 BB: 0 P: 3	R: 1 E: 0 K: 0 S: 6	H: 2 LOB: 1 BB: 1 P: 13	R: 0 E: 0 K: 2 S: 8	H: 1 LOB: 2 BB: 1 P: 12	R: 0 E: 0 K: 1 S: 5	H: 1 LOB: 0 BB: 0 P: 5	R: 0 E: 0 K: 0 S: 3	H: 1 LOB: 2 BB: 1 P: 7	R: 0 E: 0 K: 0 S: 3	H: 0 LOB: 0 BB: 0 P: 3	1B: 8 2B: 1 3B: 0 HR: 1	SF: 0 SAC: 0 DP: 2 HBP: 0	WP: 0 PB: 0 SB: 0 CS: 1	PA: 38
--------------	------------------------------	---------------------------------	------------------------------	---------------------------------	-------------------------------	----------------------------------	------------------------------	---------------------------------	------------------------------	----------------------------------	------------------------------	----------------------------------	------------------------------	---------------------------------	------------------------------	---------------------------------	------------------------------	---------------------------------	----------------------------------	------------------------------------	----------------------------------	--------


PITCHER	IP	WLS	BF	H	R	ER	SO	BB	IBB	HBP	BLK	WP	HR	S	P	ERA	WHIP
59 Andrew Suárez, L (1, 1) ERA: 2.00	2.0		8	1	0	0	2	1	0	0	0	0	0	11	15	0.00	1.000
65 Sam Coonrod, R (3, 1) ERA: 18.0	1.0	B	7	4	2	2	2	1	0	0	0	0	0	10	14	18.00	5.000
75 Anderson Franco, R (4, 1) ERA: 9.0	1.0		3	0	0	0	0	0	0	0	0	0	0	3	3	0.00	0.000
74 Jandel Gustave, R (5, 1) ERA: 9.0	1.0	B	5	2	1	1	0	1	0	0	0	0	1	6	13	9.00	3.000
60 Wandy Peralta, L (6, 1) ERA: 9.0	1.0		5	1	0	0	2	1	0	0	0	0	0	8	12	0.00	2.000

**BOTTOM**

**San Francisco Giants @ Oakland Athletics**  
**Hohokam Stadium, Mesa, AZ**  
Sun Feb 23 2020, 3:06 PM - 6:02 PM EST  
Att. 6,017 - Cloudy - 59 F

livebaseballscorecards.com

**AB 33**  
**R 3**  
**H 10**  
**RBI 3**  
**BB 5**  
**SO 7**  
**LOB 18**



Batter	1	2	3	4	5	6	7	8	9	AB	R	H	RBI	BB	SO	LOB	TOP						
<b>2 Starling Marte, R</b> (1, 8) <small>OBP: 0.667, SLG: 1.000</small> <b>88 Ben DeLuzio, R</b> (4, PR) <small>OBP: 0.667, SLG: 1.333</small> (4, 8)	0-0 G4-3		4-0 G4-3 BB	0-0 2B			0-0 L6-3 1B	0-0 G6-3		2	0	1	0	1	0	0							
<b>10 Josh Rojas, L</b> (1, 6) <small>OBP: 0.200, SLG: 0.400</small> <b>49 Alex Young, L</b> (6, 4)	0-0 2B		0-1 G4-3	0-0 F8			0-0 P4	0-0 G6-3		3	0	1	0	0	0	2							
<b>5 Eduardo Escobar, S</b> (1, 5) <b>78 Juniel Querecuto, S</b> (5, 5)	0-3 K		0-0 F9		0-0 F7		0-0 L6-3		0-0 F8	3	0	0	0	0	1	2							
<b>6 David Peralta, L</b> (1, 7) <b>19 Michael De La Cruz, S</b> (5, 2) <b>32 Kevin Cron, R</b> (9, PH)	4-0 BB		0-0 L7		0-0 G3			1-2 HR	4-0 BB	2	0	0	0	1	0	1							
<b>30 Trayce Thompson, R</b> (1, 9) <small>OBP: 0.200, SLG: 0.200</small> <b>26 Yasmanny Tomás, R</b> (6, 3) <small>OBP: 0.500, SLG: 2.000</small>	0-3 K			0-0 1 HR 1B	0-3 K			3-1 HR	0-3 K	3	1	1	0	0	2	2							
<b>21 Stephen Vogt, L</b> (1, 2) <b>87 Pavin Smith, L</b> (5, 7) <small>OBP: 0.800, SLG: 0.800</small>		0-0 L7		0-0 F8		0-0 80 FC4-6 1B		0-0 82 E 33 HR 1B	0-0 G1-3	2	0	0	0	0	0	1							
<b>80 Seth Beer, L</b> (1, 3) <small>OBP: 0.250, SLG: 0.250</small> <b>82 Geraldo Perdomo, S</b> (6, 6)		0-0 G4-3		0-0 1 HR 1B		0-0 15 FC4-6		0-0 E4 33 HR		3	1	1	0	0	0	1							
<b>15 Ildemaro Vargas, S</b> (1, 4) <small>OBP: 0.500, SLG: 1.500</small> <b>27 Travis Snider, L</b> (6, 9)		3-0 HR		0-3 K		0-0 1-2f		0-3 K		3	1	1	1	0	1	3							
<b>1 Domingo Leyba, S</b> (1, 10) <small>OBP: 0.250, SLG: 1.000</small> <b>33 Drew Ellis, R</b> (8, PH) <small>OBP: 1.000, SLG: 4.000</small> (8, 10)		0-0 F9		2-0 1-H 2-H HR		0-2 K		3-1 1-H 3-H HR		3	1	1	3	0	1	1							
<b>Inning Stats</b>	R: 0 E: 0 K: 2 S: 8	H: 1 LOB: 2 BB: 1 P: 12	R: 1 E: 0 K: 0 S: 4	H: 1 LOB: 0 BB: 0 P: 7	R: 0 E: 0 K: 0 S: 4	H: 0 LOB: 1 BB: 1 P: 8	R: 3 E: 0 K: 1 S: 9	H: 4 LOB: 1 BB: 0 P: 11	R: 0 E: 0 K: 1 S: 5	H: 0 LOB: 0 BB: 0 P: 5	R: 0 E: 0 K: 1 S: 6	H: 1 LOB: 1 BB: 0 P: 6	R: 0 E: 0 K: 0 S: 3	H: 1 LOB: 0 BB: 0 P: 3	R: 5 E: 1 K: 1 S: 14	H: 4 LOB: 0 BB: 0 P: 21	R: 0 E: 0 K: 1 S: 5	H: 0 LOB: 1 BB: 1 P: 9	1B: 5 2B: 3 3B: 0 HR: 5	SF: 0 SAC: 0 DP: 1 HBP: 0	WP: 0 PB: 0 SB: 1 CS: 0	PA: 42	
<b>PITCHER</b>	IP	WLS	BF	H	R	ER	SO	BB	IBB	HBP	BLK	WP	HR	S	P	ERA	WHIP					ERA	WHIP
<b>18 Drew Smyly, L</b> (1, 1) ERA:	1.2		7	1	0	0	2	1	0	0	0	0	0	10	14	0.00	1.200					0.00	1.000
<b>39 Jerry Blevins, L</b> (2, 1) ERA: 27.0	0.1		2	1	1	1	0	0	0	0	0	0	1	2	5	27.00	3.000					0.00	1.000
<b>51 Conner Menez, L</b> (3, 1) ERA:	1.0		4	0	0	0	0	1	0	0	0	0	0	4	8	0.00	1.000					0.00	1.000
<b>64 Shaun Anderson, R</b> (4, 1) ERA: 27.0	1.0	B	7	4	3	3	1	0	0	0	0	0	1	9	11	27.00	4.000					0.00	0.000
<b>97 Jarlin Garcia, L</b> (5, 1) ERA:	1.0		3	0	0	0	1	0	0	0	0	0	0	5	5	0.00	0.000					0.00	1.000
<b>PITCHER</b>	IP	WLS	BF	H	R	ER	SO	BB	IBB	HBP	BLK	WP	HR	S	P	ERA	WHIP					ERA	WHIP
<b>67 Sam Selman, L</b> (6, 1) ERA:	1.0	W	4	1	0	0	1	0	0	0	0	0	0	6	6	0.00	1.000					0.00	1.000
<b>52 Dany Jiménez, R</b> (7, 1) ERA:	1.0	H	3	1	0	0	0	0	0	0	0	0	0	3	3	0.00	1.000					0.00	1.000
<b>50 Nick Vincent, R</b> (8, 1) ERA: 108.0	0.1		6	4	5	4	1	0	0	0	0	0	0	3	12	108.00	12.000					0.00	0.000
<b>92 Aaron Phillips, R</b> (8, 1) ERA:	0.2	H	2	0	0	0	0	0	0	0	0	0	0	2	2	0.00	0.000					0.00	0.000
<b>93 Trevor Oaks, R</b> (9, 1) ERA:	1.0	S	4	0	0	0	1	1	0	0	0	0	0	5	9	0.00	1.000					0.00	1.000

Arizona Diamondbacks @ San Francisco Giants  
 Scottsdale Stadium, Scottsdale, AZ  
 Mon Feb 24 2020, 3:08 PM - 6:33 PM EST  
 Att. 6,124 - Sunny - 65 F

AB	37
R	9
H	12
RBI	9
BB	3
SO	7
LOB	19





Batter	1	2	3	4	5	6	7	8	9
35 Brandon Crawford, L (1, 6) 74 Ryan Howard, R (4, 6) OBP: 0.667, SLG: 1.400	0-0 G3-1		0-0 FC3-6 10 2B		0-0 84 1B 2B		84 1B 33 SF9		
10 Evan Longoria, R (1, 5) 84 Sean Roby, R (4, 5) OBP: 1.000, SLG: 1.000	0-0 F8		0-0 1-H 3-H 2B		0-0 2-H 1B		77 1B 85 2B		
9 Brandon Belt, L (1, 3) 33 Darin Ruf, R (4, 3)	0-0 G4-3		0-2 K		0-3 K		SF9		
28 Buster Posey, R (1, 2) 77 Joey Bart, R (5, 2) 93 Trevor Oaks, R (9, 1)		0-0 F9		0-0 L4		0-0 85 2B G5-4-3 1B	0-0 85 2B 49 3B 1B	0-3 K	
73 Austin Slater, R (1, 7) 85 Jacob Heyward, R (5, 7) OBP: 0.333, SLG: 0.667		0-3 K		0-0 F9		0-0 G5-4-3	0-0 49 3B 2B	0-3 K	
Billy Hamilton, S (1, 8) 49 Jaylin Davis, R (5, 8) OBP: 0.400, SLG: 1.000		0-0 F9		0-0 F7		0-0 80 1B 2B	0-0 80 1B 3B	0-0 G5-3	
1 Mauricio Dubón, R (1, 4) 80 Drew Robinson, L (6, 4) OBP: 0.500, SLG: 1.250			0-0 F7		0-3 K	0-0 81 BB 1B	0-0 74 BB 82 BB 84 BB 1B		
6 Steven Duggar, L (1, 9) 81 Alexander Canario, R (6, 9)		4-0 35 FC3-6 26 S 10 2B BB		4-0 74 2B BB		4-0 1-2 BB	0-3 K		
26 Chris Shaw, L (1, 10) 82 Chadwick Tromp, R (6, PH) (7, 10) (9, 2)		4-0 35 FC3-6 1-2 BB		0-3 K		0-0 F7	4-0 84 BB 74 BB BB		

Inning Stats	R: 0 E: 0 K: 3	H: 0 LOB: 0 BB: 0 P: 3	R: 0 E: 0 K: 5	H: 0 LOB: 0 BB: 0 P: 5	R: 2 E: 0 K: 1 S: 6	H: 1 LOB: 1 BB: 2 P: 14	R: 0 E: 0 K: 0 S: 3	H: 0 LOB: 0 BB: 0 P: 3	R: 2 E: 1 K: 3 S: 11	H: 2 LOB: 1 BB: 1 P: 15	R: 1 E: 0 K: 0 S: 5	H: 3 LOB: 2 BB: 1 P: 9	R: 6 E: 0 K: 2 S: 13	H: 6 LOB: 3 BB: 3 P: 25	R: 0 E: 0 K: 2 S: 7	H: 0 LOB: 0 BB: 0 P: 7
--------------	----------------------	---------------------------------	----------------------	---------------------------------	------------------------------	----------------------------------	------------------------------	---------------------------------	-------------------------------	----------------------------------	------------------------------	---------------------------------	-------------------------------	----------------------------------	------------------------------	---------------------------------

PITCHER	IP	WLS	BF	H	R	ER	SO	BB	IBB	HBP	BLK	WP	HR	S	P	ERA	WHIP
23 Zac Gallen, R (1, 1) ERA: 18.0	2.0		6	0	0	0	1	0	0	0	0	0	0	8	8	0.00	0.000
36 Edwin Jackson, R (3, 1) ERA: 18.0	1.0	B	6	1	2	2	1	2	0	0	0	0	0	6	14	18.00	3.000
47 Andrew Chafin, L (4, 1) ERA: 18.0	1.0	H	3	0	0	0	0	0	0	0	0	0	0	3	3	0.00	0.000
62 Taylor Widener, R (5, 1) ERA: 18.0	1.0	B	6	2	2	2	3	1	0	0	0	0	0	11	15	18.00	3.000
24 Junior Garcia, L (6, 1) ERA: 9.0	1.0	L	6	3	1	1	0	1	0	0	0	0	0	5	9	9.00	4.000


AB	R	H	RBI	BB	SO	LOB
2	1	0	0	0	0	2
2	2	2	1	1	0	0
2	0	1	2	0	0	0
2	1	2	2	1	0	0
2	0	0	0	0	1	1
2	0	0	1	0	2	4
2	0	0	0	0	0	0
3	1	2	0	0	1	0
0	0	0	0	0	0	0
2	0	0	0	0	1	0
3	1	1	1	0	1	1
2	0	0	0	0	0	0
3	2	2	2	0	0	0
2	0	0	0	0	1	0
2	1	2	2	0	0	0
0	2	0	0	2	0	0
1	0	0	0	1	1	1
1	0	0	0	1	0	2

WP	HR	S	P	ERA	WHIP
0	0	6	6	135.00	15.000
0	0	4	16	27.00	12.000
0	0	3	3	0.00	0.000
0	0	7	7	0.00	0.000

**Arizona Diamondbacks @ San Francisco Giants**  
**Scottsdale Stadium, Scottsdale, AZ**  
 Mon Feb 24 2020, 3:08 PM - 6:33 PM EST  
 Att. 6,124 - Sunny - 65 F

livebaseballscorecards.com

AB	34
R	11
H	12
RBI	11
BB	7
SO	9
LOB	12



Batter	1	2	3	4	5	6	7	8	9	AB	R	H	RBI	BB	SO	LOB	TOP										
5 Mike Yastrzemski, L (1, 9) OBP: 0.750, SLG: 0.667 81 Alexander Canario, R (3, 9)	0-1 12 S 1B		0-0 41 1B 12 2B 1B		0-3 K		0-3 K			2	1	2	0	0	0	0											
41 Wilmer Flores, R (1, 3) OBP: 0.250, SLG: 0.250 95 Jacob Gonzalez, R (3, 3)	0-3 K		0-0 12 2B 1B		0-3 K		0-2 K			2	1	1	1	0	1	1											
12 Alex Dickerson, L (1, 7) OBP: 0.250, SLG: 0.500 70 Joe McCarthy, L (3, 7)	0-1 F7 1-2		0-0 1-H 3-H 2B		0-0 G6-3			0-0 L9		2	0	1	2	0	0	1											
76 Rob Brantly, L (1, 2) OBP: 0.250, SLG: 0.250 81 Tyler Heineman, S (4, 2)	0-3 K		0-0 L4			4-0 74 G6-3 32 WP BB		0-0 G4-3		2	0	0	0	0	1	2											
7 Donovan Solano, R (1, 4) OBP: 0.250, SLG: 0.250 32 Kean Wong, L (3, 4)		0-0 2 CS 1B	0-0 G4-3			1-0 F7 1-2		0-0 G4-3		2	0	1	0	0	0	1											
2 Yolmer Sánchez, S (1, 6) 74 Ryan Howard, R (4, 6) OBP: 0.625, SLG: 1.286		4-0 37 G6-4-3 BB 1-2		0-0 G3		0-0 G6-3 2-3		0-0 G4-3 84 2B		1	0	0	0	1	0	0											
37 Joey Rickard, R (1, 8) OBP: 0.600, SLG: 0.800 Heliot Ramos, R (4, 8)		0-0 G6-4-3 1-2f		0-0 14 E 14 1B 1B		0-0 G3		0-3 K		2	0	1	0	0	0	1											
14 Cristhian Adames, S (1, 5) OBP: 0.250, SLG: 0.250 84 Sean Roby, R (4, 5)			0-3 K		0-0 E9 1-H 1B		1-0 HBP		0-0 G4-3 2-3	2	0	1	0	0	1	0											
94 Jamie Westbrook, R (1, 10) OBP: 0.750, SLG: 1.000 83 Hunter Bishop, L (7, PH) (7, 10)			0-0 5 1B 41 1B 1B		0-0 F8		0-3 K		0-0 G6-3	2	1	1	0	0	0	1											
<b>Inning Stats</b>	R: 0 E: 0 K: 2 S: 10	H: 1 LOB: 1 BB: 0 P: 10	R: 0 E: 0 K: 0 S: 2	H: 1 LOB: 0 BB: 1 P: 6	R: 3 E: 0 K: 1 S: 9	H: 4 LOB: 1 BB: 0 P: 9	R: 0 E: 1 K: 0 S: 4	H: 2 LOB: 1 BB: 0 P: 4	R: 0 E: 0 K: 2 S: 7	H: 0 LOB: 1 BB: 1 P: 8	R: 0 E: 0 K: 3 S: 9	H: 0 LOB: 1 BB: 0 P: 10	R: 0 E: 0 K: 0 S: 3	H: 0 LOB: 0 BB: 0 P: 3	R: 0 E: 0 K: 1 S: 6	H: 1 LOB: 1 BB: 0 P: 6	1B: 7 2B: 2 3B: 0 HR: 0	SF: 0 SAC: 0 DP: 1 HBP: 1	WP: 1 PA: 36 PB: 0 SB: 1 CS: 1								
<b>PITCHER</b>	IP	WLS	BF	H	R	ER	SO	BB	IBB	HBP	BLK	WP	HR	S	P	ERA	WHIP										
53 Drew Anderson, R (1, 1) ERA:	2.0		7	2	0	0	2	1	0	0	0	0	0	12	16	0.00	1.500										
41 Kelvin Herrera, R (3, 1) ERA: 27.0	1.0		7	4	3	3	1	0	0	0	0	0	0	9	9	27.00	4.000										
31 Steve Cishek, R (4, 1) ERA:	1.0		4	2	0	0	0	0	0	0	0	0	0	4	4	0.00	2.000										
39 Aaron Bummer, L (5, 1) ERA:	1.0		3	0	0	0	2	0	0	0	0	0	0	7	7	0.00	0.000										
59 Tayron Guerrero, R (6, 1) ERA:	1.0		4	0	0	0	0	1	0	0	0	1	0	3	8	0.00	1.000										
<b>PITCHER</b>	IP	WLS	BF	H	R	ER	SO	BB	IBB	HBP	BLK	WP	HR	S	P	ERA	WHIP										
50 Jimmy Cordero, R (7, 1) ERA:	1.0		4	0	0	0	3	0	0	1	0	0	0	9	10	0.00	0.000										
62 Zack Burdi, R (8, 1) ERA:	1.0		3	0	0	0	0	0	0	0	0	0	0	3	3	0.00	0.000										
95 Christian Friedrich, L (9, 1) ERA:	1.0	W	4	1	0	0	1	0	0	0	0	0	0	6	6	0.00	1.000										

**San Francisco Giants @ Chicago White Sox**  
**Camelback Ranch, Glendale, AZ**  
 Tue Feb 25 2020, 3:08 PM - 6:01 PM EST  
 Att. 2,895 - Sunny - 70 F

AB	33
R	3
H	9
RBI	3
BB	2
SO	9
LOB	16





Batter	1	2	3	4	5	6	7	8	9	AB	R	H	RBI	BB	SO	LOB
7 Tim Anderson, R (1, 6) 90 Zach Remillard, R (6, 6)	0-0 G4-3		0-0 F7		0-0 1B		0-0 G5-3			3	0	1	0	0	0	0
10 Yoán Moncada, S (1, 5) 81 Ramón Torres, S (6, 5)	0-3 K			0-3 K	4-0 1B			4-0 BB		2	0	0	0	1	2	0
79 José Abreu, R (1, 3) 32 Matt Skole, L (6, 3)	0-0 G1-3			0-0 2B	0-0 F9			0-0 G4-6-3		3	1	1	0	0	0	2
23 Edwin Encarnación, R (1, 10) 87 Ian Dawkins, R (8, PH) (9, 10)		0-0 F9		0-0 E5		0-3 K		0-0 G6-3		3	0	0	0	0	1	1
74 Eloy Jiménez, R (1, 7) 26 Nicky Delmonico, L (7, 7)		4-0 BB		0-0 1B		0-0 G6-3			0-0 G3-1	2	0	1	1	1	0	0
30 Nomar Mazara, L (1, 9) 18 Daniel Palka, L (7, 9)		0-0 P6		0-0 G4-6-3		0-0 E6			4-0 BB	3	0	0	0	0	0	3
88 Luis Robert Jr., R (1, 8) 15 Adam Engel, R (7, 8)		0-0 FC6-4			0-0 3B	0-3 K2-3			0-0 2B	3	1	1	0	0	1	2
33 James McCann, R (1, 2) 44 Seby Zavala, R (6, 2)			0-0 G6-3		0-0 G6-3		0-3 K		0-0 1B	2	0	0	1	0	0	0
28 Leury García, S (1, 4) 92 Nick Madrigal, R (6, 4)			0-3 K		0-0 F7		0-0 G5-3			2	0	0	0	0	1	0

Inning Stats	R: 0	H: 0	E: 0	K: 1	S: 5	LOB: 0	BB: 0	P: 5	R: 0	H: 0	E: 0	K: 0	S: 3	LOB: 1	BB: 1	P: 7	R: 0	H: 0	E: 0	K: 1	S: 5	LOB: 0	BB: 0	P: 5	R: 1	H: 2	E: 1	K: 1	S: 7	LOB: 1	BB: 0	P: 7	R: 1	H: 2	E: 0	K: 0	S: 5	LOB: 2	BB: 1	P: 9	R: 0	H: 0	E: 1	K: 2	S: 8	LOB: 1	BB: 0	P: 8	R: 0	H: 0	E: 0	K: 1	S: 5	LOB: 0	BB: 0	P: 5	R: 0	H: 0	E: 0	K: 0	S: 2	LOB: 0	BB: 1	P: 6	R: 2	H: 2	E: 0	K: 0	S: 3	LOB: 1	BB: 1	P: 7	1B: 3	2B: 2	3B: 1	HR: 0	SF: 0	SAC: 0	DP: 2	HBP: 0	WP: 0	PB: 0	SB: 0	CS: 0	PA: 35
--------------	------	------	------	------	------	--------	-------	------	------	------	------	------	------	--------	-------	------	------	------	------	------	------	--------	-------	------	------	------	------	------	------	--------	-------	------	------	------	------	------	------	--------	-------	------	------	------	------	------	------	--------	-------	------	------	------	------	------	------	--------	-------	------	------	------	------	------	------	--------	-------	------	------	------	------	------	------	--------	-------	------	-------	-------	-------	-------	-------	--------	-------	--------	-------	-------	-------	-------	--------

PITCHER	IP	WLS	BF	H	R	ER	SO	BB	IBB	HBP	BLK	WP	HR	S	P	ERA	WHIP
34 Kevin Gausman, R (1, 1) ERA: 4.5	2.0		7	0	0	0	1	1	0	0	0	0	0	8	12	0.00	0.500
71 Tyler Rogers, R (3, 1) ERA: 4.5	1.0	H	3	0	0	0	1	0	0	0	0	0	0	5	5	0.00	0.000
63 Matt Carastiti, R (4, 1) ERA: 10.8	1.0	H	5	2	1	1	1	0	0	0	0	0	0	7	7	9.00	2.000
86 Jake Jewell, R (5, 1) ERA: 10.8	0.2	H	5	2	1	1	0	1	0	0	0	0	0	4	8	13.50	4.500
81 Rodolfo Martinez, R (5, 1) ERA: 10.8	0.1	H	1	0	0	0	0	0	0	0	0	0	0	1	1	0.00	0.000


PITCHER	IP	WLS	BF	H	R	ER	SO	BB	IBB	HBP	BLK	WP	HR	S	P	ERA	WHIP
78 Carlos Navas, R (6, 1) ERA: 13.5	1.0	H	4	0	0	0	2	0	0	0	0	0	0	8	8	0.00	0.000
66 Andrew Triggs, R (7, 1) ERA: 13.5	1.0	H	3	0	0	0	1	0	0	0	0	0	0	5	5	0.00	0.000
72 Melvin Adón, R (8, 1) ERA: 13.5	1.0	H	3	0	0	0	0	1	0	0	0	0	0	2	6	0.00	1.000
73 Trey McNutt, R (9, 1) ERA: 13.5	0.1	L	4	2	2	2	0	1	0	0	0	0	0	3	7	54.00	9.000

**BOTTOM**

**San Francisco Giants @ Chicago White Sox**  
 Camelback Ranch, Glendale, AZ

Tue Feb 25 2020, 3:08 PM - 6:01 PM EST  
 Att. 2,895 - Sunny - 70 F

AB	31
R	4
H	6
RBI	4
BB	4
SO	6
LOB	9



WP	HR	S	P	ERA	WHIP
0	0	8	8	0.00	0.000
0	0	5	5	0.00	0.000
0	0	2	6	0.00	1.000
0	0	3	7	54.00	9.000

**Milwaukee Brewers @ San Francisco Giants**  
 Scottsdale Stadium, Scottsdale, AZ

Wed Feb 26 2020, 3:05 PM EST  
 Att. 5,619 - Sunny - 64 F

<b>AB</b>	<b>33</b>
<b>R</b>	<b>3</b>
<b>H</b>	<b>8</b>
<b>RBI</b>	<b>3</b>
<b>BB</b>	<b>6</b>
<b>SO</b>	<b>8</b>
<b>LOB</b>	<b>24</b>



WP:	1	PA:	39
PB:	0		
SB:	0		
CS:	1		

Batter	1	2	3	4	5	6	7	8	9	10	AB	R	H	RBI	BB	SO	LOB				
7 Eric Sogard, L (1, 5) OBP: 0.333, SLG: 0.400 91 Brice Turang, L (6, 6)	F9		G3-6-1					F7	G4-3		2	0	0	0	1	0	2				
18 Keston Hiura, R (1, 4) 97 Chad Spanberger, L (6, 9) OBP: 0.600, SLG: 2.000	K		L8					F9	K		3	0	0	0	0	1	2				
32 Brock Holt, L (1, 6) 92 Luis Castro, R (6, 7) OBP: 0.600, SLG: 1.000	F8							F9	K		2	0	0	0	1	0	0				
12 Justin Smoak, S (1, 3) 96 David Fry, R (6, 4)											3	0	2	0	0	1	1				
21 Logan Morrison, L (1, 10) 20 David Freitas, R (9, PH) OBP: 0.250, SLG: 0.143											1	0	1	0	2	0	0				
23 Keon Broxton, R (1, 8) 95 Joantgel Segovia, R (6, 8) OBP: 1.000, SLG: 1.000											3	0	0	0	0	2	6				
65 Ronny Rodríguez, R (1, 7) 28 Ryon Healy, R (6, 3)											2	0	0	0	0	0	3				
26 Jacob Nottingham, R (1, 2) 93 Mario Feliciano, R (7, 2) OBP: 0.500, SLG: 0.600											2	0	0	0	1	0	0				
78 Corey Ray, L (1, 9) 77 Lucas Ercog, L (6, 5) OBP: 0.333, SLG: 0.667											1	0	0	0	1	1	0				
<b>Inning Stats</b>	R: 0 E: 0 K: 1 S: 5	H: 0 LOB: 0 BB: 0 P: 5	R: 0 E: 0 K: 0 S: 3	H: 1 LOB: 1 BB: 1 P: 7	R: 0 E: 0 K: 0 S: 2	H: 0 LOB: 1 BB: 2 P: 10	R: 0 E: 0 K: 1 S: 7	H: 2 LOB: 2 BB: 0 P: 7	R: 0 E: 0 K: 1 S: 5	H: 0 LOB: 1 BB: 1 P: 9	R: 0 E: 0 K: 0 S: 3	H: 0 LOB: 0 BB: 0 P: 3	R: 0 E: 0 K: 1 S: 6	H: 1 LOB: 1 BB: 0 P: 6	R: 3 E: 1 K: 2 S: 12	H: 4 LOB: 2 BB: 0 P: 12	R: 0 E: 0 K: 0 S: 0	H: 0 LOB: 0 BB: 0 P: 0	1B: 6 2B: 3 3B: 0 HR: 0	SF: 0 SAC: 0 DP: 3 HBP: 0	
<b>PITCHER</b>	IP WLS BF H R ER SO BB IBB HBP BLK WP HR S P ERA WHIP	IP WLS BF H R ER SO BB IBB HBP BLK WP HR S P ERA WHIP	IP WLS BF H R ER SO BB IBB HBP BLK WP HR S P ERA WHIP	IP WLS BF H R ER SO BB IBB HBP BLK WP HR S P ERA WHIP	IP WLS BF H R ER SO BB IBB HBP BLK WP HR S P ERA WHIP	IP WLS BF H R ER SO BB IBB HBP BLK WP HR S P ERA WHIP	IP WLS BF H R ER SO BB IBB HBP BLK WP HR S P ERA WHIP	IP WLS BF H R ER SO BB IBB HBP BLK WP HR S P ERA WHIP	IP WLS BF H R ER SO BB IBB HBP BLK WP HR S P ERA WHIP	IP WLS BF H R ER SO BB IBB HBP BLK WP HR S P ERA WHIP	IP WLS BF H R ER SO BB IBB HBP BLK WP HR S P ERA WHIP	IP WLS BF H R ER SO BB IBB HBP BLK WP HR S P ERA WHIP	IP WLS BF H R ER SO BB IBB HBP BLK WP HR S P ERA WHIP	IP WLS BF H R ER SO BB IBB HBP BLK WP HR S P ERA WHIP	IP WLS BF H R ER SO BB IBB HBP BLK WP HR S P ERA WHIP	IP WLS BF H R ER SO BB IBB HBP BLK WP HR S P ERA WHIP	IP WLS BF H R ER SO BB IBB HBP BLK WP HR S P ERA WHIP	IP WLS BF H R ER SO BB IBB HBP BLK WP HR S P ERA WHIP	IP WLS BF H R ER SO BB IBB HBP BLK WP HR S P ERA WHIP	IP WLS BF H R ER SO BB IBB HBP BLK WP HR S P ERA WHIP	
29 Jeff Samardzija, R (1, 1) ERA:	2.0																				
58 Trevor Gott, R (3, 1) ERA:	1.0																				
75 Enderson Franco, R (4, 1) ERA:	1.0	H																			
53 Trevor Cahill, R (5, 1) ERA:	1.0	H																			
60 Wandy Peralta, L (6, 1) ERA:	1.0	H																			
83 Sam Wolff, R (7, 1) ERA:																					
Luis Madero, R (8, 1) ERA:																					
90 Raffi Vizcaino, R (9, 1) ERA: 27.0																					
87 Tyler Cyr, R (9, 1) ERA: 10.8																					

livebaseballscores.com



Batter	1	2	3	4	5	6	7	8	9	10
35 Brandon Crawford, L (1, 6) OBP: 0.500, SLG: 1.250 80 Ghordy Santos, S (4, 6)	0-0 10 2B 1B		0-0 HR		0-3 K			0-0 F8		
10 Evan Longoria, R (1, 5) OBP: 0.286, SLG: 0.571 70 Peter Maris, L (7, 5)	0-0 1-H 2B		0-0 F8				0-0 F8	0-3 K		
9 Brandon Belt, L (1, 3) 33 Darin Ruf, R (7, 3)	0-0 L5		4-0 28 FC6-4 BB			0-3 K	0-3 K	0-0 G6-3		
28 Buster Posey, R (1, 2) 77 Joey Bart, R (4, 2) 74 Luis Toribio, L (9, PR)	0-3 K		0-0 FC6-4			0-3 K			0-0 1 G6-4-3 2B	
49 Javin Davis, R (1, 7) 26 Chris Shaw, L (5, 7)	0-3 K			0-3 K			0-3 K		4-0 1 G6-4-3 BB	
Billy Hamilton, S (1, 8) 1 Mauricio Dubón, R (5, 8) OBP: 0.500, SLG: 1.000		0-0 F8		0-0 G6-3			4-0 46 S 6 1B FC6-4 BB	0-0 1-2f 2-3 G6-4-3		
6 Steven Duggar, L (1, 9) 77 Bryce Johnson, S (8, 9) OBP: 0.500, SLG: 0.500		0-3 K		0-0 L7			0-0 1-2 46 FC6-4 1B	0-0 G4-3		
46 Abiatel Avelino, R (1, 4) 79 Jalen Miller, R (8, 4)		0-0 L7			0-2 K		0-0 1-2f 2-H FC6-4			
80 Drew Robinson, L (1, 10) OBP: 0.429, SLG: 0.429			0-3 K		0-3 K		0-3 K			

Inning Stats	R: 1	H: 2	E: 0	K: 2	S: 9	WLS	BF	H	R	ER	SO	BB	IBB	HBP	BLK	WP	HR	S	P	ERA	WHIP
	0	1	0	1	5		8	2	1	1	3	0	0	0	0	0	0	14	14	4.50	1.000
	0	0	0	1	5		8	1	1	1	2	1	0	0	0	0	1	11	15	4.50	1.000
	0	0	0	1	5		3	0	0	0	3	0	0	0	0	0	0	9	9	0.00	0.000
	0	0	0	1	5		3	0	0	0	2	0	0	0	0	0	0	7	7	0.00	0.000
	0	1	0	1	5		5	1	1	1	2	1	0	0	0	0	0	8	12	9.00	2.000

PITCHER	IP	WLS	BF	H	R	ER	SO	BB	IBB	HBP	BLK	WP	HR	S	P	ERA	WHIP
29 Josh Lindblom, R (1, 1) ERA: 6.0	2.0		8	2	1	1	3	0	0	0	0	0	0	14	14	4.50	1.000
27 Eric Lauer, L (3, 1) ERA: 3.0	2.0		8	1	1	1	2	1	0	0	0	0	1	11	15	4.50	1.000
71 Josh Hader, L (5, 1) ERA:	1.0		3	0	0	0	3	0	0	0	0	0	0	9	9	0.00	0.000
31 Bobby Wahl, R (6, 1) ERA:	1.0		3	0	0	0	2	0	0	0	0	0	0	7	7	0.00	0.000
38 Devin Williams, R (7, 1) ERA: 13.5	1.0		5	1	1	1	2	1	0	0	0	0	0	8	12	9.00	2.000

PITCHER	IP	WLS	BF	H	R	ER	SO	BB	IBB	HBP	BLK	WP	HR	S	P	ERA	WHIP
52 Justin Grimm, R (8, 1) ERA:	1.0		3	0	0	0	1	0	0	0	0	0	0	5	5	0.00	0.000
54 Chris Lee, L (9, 1) ERA:	1.0		4	1	0	0	0	1	0	0	0	0	0	3	7	0.00	2.000

AB	R	H	RBI	BB	SO	LOB
2	2	2	1	0	0	0
2	0	0	0	0	1	0
3	0	1	1	0	0	0
1	0	0	0	0	1	0
2	0	0	0	1	1	1
1	0	0	0	0	0	0
2	0	0	0	0	1	2
2	0	1	0	0	1	0
0	0	0	0	0	0	0
2	0	0	0	0	2	1
1	0	0	0	1	1	0
2	0	0	0	0	0	0
1	1	0	0	1	0	2
3	0	1	0	0	1	0
1	0	0	0	0	0	2
3	0	0	1	0	1	1
0	0	0	0	0	0	0
3	0	0	0	0	3	1

**Milwaukee Brewers @ San Francisco Giants**  
**Scottsdale Stadium, Scottsdale, AZ**  
 Wed Feb 26 2020, 3:05 PM EST  
 Att: 5,619 - Sunny - 64 F

livebaseballscorecards.com

AB	31
R	3
H	5
RBI	3
BB	3
SO	13
LOB	10

WP: 0 PA: 34  
 FB: 0  
 SB: 1  
 CS: 0

**GIANTS**

Batter	1	2	3	4	5	6	7	8	9	AB R H RBI BB SO LOB	TOP					
5 Mike Yastrzemski, L (1, 8) OBP: 0.571, SLG: 0.500 83 Hunter Bishop, L (5, 8) OBP: 0.250, SLG: 0.250	0-1 G3		0-3 K		0-0 E7		0-0 14 E 14 S 14 2B		0-0 G4-3	3 0 1 1 0 1 1 2 1 1 0 0 0 0						
41 Wilmer Flores, R (1, 4) OBP: 0.143, SLG: 0.143 14 Cristhian Adames, S (5, 4) OBP: 0.500, SLG: 0.667	0-0 G6-3		0-0 F8		0-0 G6-3		0-1 94 1B 1-H		0-0 75 HBP 95 HBP 84 BB	3 0 0 1 0 0 2 2 1 2 1 0 0 0						
12 Alex Dickerson, L (1, 7) OBP: 0.333, SLG: 0.500 94 Jamie Westbrook, R (4, 7) OBP: 0.571, SLG: 0.667	0-0 L7			0-0 1B	0-0 G5-3		0-0 2-3		0-0 F8	2 0 1 0 0 0 0 3 0 1 0 0 0 2						
73 Austin Slater, R (1, 3) OBP: 0.143, SLG: 0.429 95 Jacob Gonzalez, R (6, 3) OBP: 0.333, SLG: 0.200		0-3 K2-3		0-0 F9		0-3 K	0-3 K		1-0 84 BB 75 HBP HBP	3 0 0 0 0 2 1 1 0 0 0 0 1 2						
70 Joe McCarthy, L (1, 9) OBP: 0.429, SLG: 0.333 75 Brandon Guyer, R (6, 9) OBP: 0.429, SLG: 0.400		0-0 1B		0-3 K		4-0 2 F 2 S 76 2B BB	0-3 K		1-0 84 BB HBP	2 1 1 0 1 1 1 1 0 0 0 0 1 2						
2 Yolmer Sánchez, S (1, 5) 84 Sean Roby, R (6, 5) OBP: 0.857, SLG: 1.000		0-0 F9		0-0 L9		0-3 K		0-0 76 G3 2B	4-0 1-2 2-3 3-H	3 0 0 0 0 1 3 1 0 1 1 1 0 0						
81 Tyler Heineman, S (1, 2) OBP: 0.333, SLG: 0.200 76 Rob Brantly, L (5, 2) OBP: 0.286, SLG: 0.429		0-0 F8			0-0 7 1B 5 F	0-0 2B		0-0 G3	0-0 G6-3	2 1 1 0 0 0 1 3 0 1 1 0 0 4	AB 39 R 5 H 12 RBI 5 BB 2 SO 10 LOB 25					
7 Donovan Solano, R (1, 6) OBP: 0.500, SLG: 0.500 74 Ryan Howard, R (5, 6) OBP: 0.500, SLG: 1.000			0-0 1B		0-0 41 G6-3 1-2	0-3 K		0-0 G5-3		2 1 2 0 0 0 0 2 0 0 0 0 1 2						
37 Joey Rickard, R (1, 10) OBP: 0.375, SLG: 0.500 82 Chadwick Tromp, R (8, PH) (8, 10)			0-3 K		0-3 K		0-0 F9	0-0 G1-3		3 0 0 0 0 2 3 1 0 0 0 0 0 1						
<b>Inning Stats</b>	R: 0 H: 0 E: 0 LOB: 0 K: 0 BB: 0 S: 4 P: 4	R: 0 H: 1 E: 0 LOB: 1 K: 1 BB: 0 S: 6 P: 6	R: 0 H: 1 E: 0 LOB: 1 K: 2 BB: 0 S: 8 P: 8	R: 0 H: 1 E: 0 LOB: 1 K: 1 BB: 0 S: 6 P: 6	R: 2 H: 3 E: 1 LOB: 1 K: 1 BB: 0 S: 8 P: 8	R: 1 H: 1 E: 1 LOB: 1 K: 3 BB: 1 S: 10 P: 14	R: 1 H: 3 E: 0 LOB: 2 K: 2 BB: 0 S: 11 P: 11	R: 0 H: 1 E: 0 LOB: 1 K: 0 BB: 0 S: 4 P: 4	R: 1 H: 1 E: 0 LOB: 3 K: 0 BB: 1 S: 4 P: 10	1B: 9 SF: 0 2B: 3 SAC: 0 3B: 0 DP: 0 HR: 0 HBP: 2	WP: 0 PA: 43 PB: 0 SB: 2 CS: 0					
<b>PITCHER</b>	IP WLS BF H R ER SO BB IBB HBP BLK WP HR S P ERA WHIP	IP WLS BF H R ER SO BB IBB HBP BLK WP HR S P ERA WHIP	IP WLS BF H R ER SO BB IBB HBP BLK WP HR S P ERA WHIP	IP WLS BF H R ER SO BB IBB HBP BLK WP HR S P ERA WHIP	IP WLS BF H R ER SO BB IBB HBP BLK WP HR S P ERA WHIP	IP WLS BF H R ER SO BB IBB HBP BLK WP HR S P ERA WHIP	IP WLS BF H R ER SO BB IBB HBP BLK WP HR S P ERA WHIP	IP WLS BF H R ER SO BB IBB HBP BLK WP HR S P ERA WHIP	IP WLS BF H R ER SO BB IBB HBP BLK WP HR S P ERA WHIP	IP WLS BF H R ER SO BB IBB HBP BLK WP HR S P ERA WHIP	IP WLS BF H R ER SO BB IBB HBP BLK WP HR S P ERA WHIP					
86 Logan Gilbert, R (1, 1) ERA: 13.5	2.0	7	1	0	0	1	0	0	0	0	0	0	10	10	0.00	0.500
16 Carl Edwards Jr., R (3, 1) ERA: 13.5	1.0	4	1	0	0	2	0	0	0	0	0	0	8	8	0.00	1.000
77 Sam Delaplane, R (4, 1) ERA: 18.0	1.0	H	4	1	0	0	1	0	0	0	0	0	6	6	0.00	1.000
73 Taylor Williams, R (5, 1) ERA: 18.0	1.0	B	6	3	2	2	1	0	0	0	0	0	8	8	18.00	3.000
55 Yohan Ramírez, R (6, 1) ERA: 13.5	1.0	H	5	1	1	1	3	1	0	0	0	0	10	14	9.00	2.000
96 Dayeison Arias, R (7, 1) ERA: 9.0	1.0	B	6	3	1	1	2	0	0	0	0	0	4	4	9.00	3.000
90 Collin Kober, R (8, 1) ERA: 9.0	1.0		4	1	0	0	0	0	0	0	0	0	6	6	0.00	1.000
81 Aaron Fletcher, L (9, 1) ERA: 9.0	1.0	L	7	1	1	1	0	1	0	2	0	0	4	10	9.00	2.000

San Francisco Giants @ Seattle Mariners  
Peoria Stadium, Peoria, AZ  
Thu Feb 27 2020, 3:12 PM - 6:29 PM EST  
Att: 4,108 - Sunny - 72 F

livebaseballscores.com





Batter	1	2	3	4	5	6	7	8	9
4 Shed Long Jr., L OBP: 0.444, SLG: 0.571 38 Alen Hanson, S OBP: 0.500, SLG: 0.500	0-0 G6-3		4-0 3 S 1B BB		0-0 3 SF9 15 SF9 2B		0-0 89 EF 1B		0-3 K
3 J.P. Crawford, L OBP: 0.500, SLG: 0.500 89 Chris Mariscal, R	0-3 K		1-0 1B		0-0 SF9		0-3 K2-3		
15 Kyle Seager, L OBP: 0.429, SLG: 0.400 71 Connor Hoover, L OBP: 0.333, SLG: 0.200	0-0 L8			0-0 27 FC4-5 1B	0-0 SF9			0-0 G4-3	
27 Carlos González, L OBP: 0.333, SLG: 0.375 89 Nick Zammarelli III, L OBP: 1.000, SLG: 1.000		0-0 G5-3		0-0 58 1B FC4-5	0-0 F7			0-0 1B	
2 Tom Murphy, R 54 Joseph Odom, R OBP: 0.143, SLG: 0.571		4-0 75 WP BB		0-0 F8		0-3 K		0-0 L9	
58 Jarred Kelenic, L OBP: 0.556, SLG: 0.571 86 Jack Larsen, L		0-3 K		0-0 1-3 1B		0-0 F7		0-0 P5	
75 José Marmolejos, L OBP: 0.300, SLG: 0.333 90 Joe Rizzo, L		1-0 G6-3		0-3 K		0-0 F8			0-0 G3
5 Braden Bishop, R 92 Miguel Perez, R			0-3 K		4-0 36 1B 4 2B 36 S BB		0-0 G4-3		0-3 K
36 Jose Siri, R OBP: 0.286, SLG: 0.714 85 Julio Rodríguez, R OBP: 0.222, SLG: 0.125			0-0 L5		1-0 4 2B 3 SF9 1B		0-3 K		0-0 1B

Inning Stats	R: 0 E: 0 K: 1 S: 5	H: 0 LOB: 0 BB: 0 P: 5	R: 0 E: 0 K: 1 S: 5	H: 0 LOB: 1 BB: 1 P: 10	R: 1 E: 0 K: 1 S: 5	H: 1 LOB: 2 BB: 1 P: 10	R: 0 E: 0 K: 1 S: 7	H: 2 LOB: 2 BB: 0 P: 7	R: 3 E: 0 K: 0 S: 5	H: 2 LOB: 0 BB: 1 P: 10	R: 0 E: 0 K: 1 S: 5	H: 0 LOB: 0 BB: 0 P: 5	R: 0 E: 1 K: 2 S: 8	H: 1 LOB: 1 BB: 0 P: 4	R: 0 E: 0 K: 0 S: 4	H: 1 LOB: 1 BB: 0 P: 4	R: 0 E: 0 K: 2 S: 8	H: 1 LOB: 1 BB: 0 P: 8	R: 0 E: 0 K: 2 S: 8	H: 1 LOB: 1 BB: 0 P: 8	1B: 7 2B: 1 3B: 0 HR: 0	SF: 2 SAC: 0 DP: 0 HBP: 0	WP: 1 PB: 0 SB: 2 CS: 0	PA: 37
--------------	------------------------------	---------------------------------	------------------------------	----------------------------------	------------------------------	----------------------------------	------------------------------	---------------------------------	------------------------------	----------------------------------	------------------------------	---------------------------------	------------------------------	---------------------------------	------------------------------	---------------------------------	------------------------------	---------------------------------	------------------------------	---------------------------------	----------------------------------	------------------------------------	----------------------------------	--------

PITCHER	IP	WLS	BF	H	R	ER	SO	BB	IBB	HBP	BLK	WP	HR	S	P	ERA	WHIP
38 Tyler Beede, R ERA: 2.00	2.0		7	0	0	0	2	1	0	0	0	1	0	10	15	0.00	0.500
62 Logan Webb, R ERA: 4.5	2.0		9	3	1	1	2	1	0	0	0	0	0	12	17	4.50	2.000
95 Rico Garcia, R ERA: 20.25	0.1	B	4	2	3	3	0	1	0	0	0	0	0	3	8	81.00	9.000
67 Sam Selman, L ERA: 9.0	0.2		2	0	0	0	0	0	0	0	0	0	0	2	2	0.00	0.000
65 Sam Coonrod, R ERA: 9.0	1.0		3	0	0	0	1	0	0	0	0	0	0	5	5	0.00	0.000

**BOTTOM**

**San Francisco Giants @ Seattle Mariners**  
 Peoria Stadium, Peoria, AZ  
 Thu Feb 27 2020, 3:12 PM - 6:29 PM EST  
 Att. 4,108 - Sunny - 72 F

livebaseballscores.com

<b>AB</b>	<b>32</b>
<b>R</b>	<b>4</b>
<b>H</b>	<b>8</b>
<b>RBI</b>	<b>4</b>
<b>BB</b>	<b>3</b>
<b>SO</b>	<b>9</b>
<b>LOB</b>	<b>10</b>



Batter	1	2	3	4	5	6	7	8	9	AB R H RBI BB SO LOB
15 Raimel Tapia, L (1, 7) OBP: 0.417, SLG: 0.364 82 Bret Boswell, L (6, 8) OBP: 0.583, SLG: 0.917	0-2 K		0-3 K	0-3 K			0-3 K		0-3 K	3 0 0 0 0 3 0 2 0 0 0 0 2 4
12 Chris Owings, R (1, 5) OBP: 0.286, SLG: 0.167 79 Colton Welker, R (6, 5) OBP: 0.583, SLG: 0.333	0-0 G4-3		0-3 K		0-3 K		1-0 SF9		0-3 K	3 0 0 0 0 2 0 1 0 0 1 0 1 2
9 Daniel Murphy, L (1, 3) OBP: 0.571, SLG: 0.667 8 Joshua Fuentes, R (5, 3) OBP: 0.333, SLG: 0.333	0-0 G4-3			0-0 22 1B 2 1B 24 BB 1B	0-3 K		0-0 G6-3			3 1 1 0 0 1 0 1 0 0 0 0 0 2
24 Ryan McMahon, L (1, 4) OBP: 0.167, SLG: 0.091 73 Brian Mundell, R (6, 7) OBP: 0.417, SLG: 0.400		0-0 G3		4-0 2 1B 14 FC4-6 22 BB BB	0-0 F8			0-2 K		2 1 0 0 1 0 0 1 0 0 0 0 1 0
22 Sam Hilliard, L (1, 9) OBP: 0.308, SLG: 0.273 70 Mike Gerber, L (6, 9) OBP: 0.364, SLG: 0.222		4-0 1 2B 2 FC3-2 BB		0-0 14 FC4-6 2 1B 3 HR 1B		0-0 G6-3		0-2 K		2 1 1 0 1 0 0 1 0 0 0 0 1 0
1 Garrett Hampson, R (1, 6) OBP: 0.357, SLG: 0.333 83 Alan Trejo, R (6, 6) OBP: 0.500, SLG: 0.500		0-0 2 FC3-2 2B		0-3 K		0-0 G3		0-0 L9		3 0 1 0 0 1 3 1 0 0 0 0 0 0
2 Yonathan Daza, R (1, 8) OBP: 0.400, SLG: 0.429 81 Eric Stamets, R (6, 4) OBP: 0.222, SLG: 0.500		0-0 FC3-2 14 FC3-6		0-0 14 FC4-6 1B		0-0 L7		0-0 F9		3 0 1 1 0 0 2 1 0 0 0 0 0 0
14 Tony Wolters, L (1, 2) 6 Drew Butera, R (6, 2) 91 Sean Bouchard, R (9, PR)		0-0 FC3-6		0-0 FC4-6 3 HR			0-0 79 WP 79 SF9 3 BB 1B		4-0 76 1B BB	2 1 0 1 0 0 4 1 1 1 0 1 0 0 0 0 0 0 0 0 0
3 Dom Nunez, L (1, 10) OBP: 0.500, SLG: 0.833 76 Ryan Vilade, R (7, PR) OBP: 0.333, SLG: 0.250			0-0 F9	3-1 HR			4-0 79 WP BB		0-0 1B	2 1 1 3 1 0 0 1 0 1 0 0 0 0

Inning Stats	R: 0 E: 0 K: 1 S: 5	H: 0 LOB: 0 BB: 0 P: 5	R: 0 E: 0 K: 0 S: 4	H: 1 LOB: 2 BB: 1 P: 8	R: 0 E: 0 K: 2 S: 7	H: 0 LOB: 0 BB: 0 P: 7	R: 5 E: 0 K: 2 S: 12	H: 4 LOB: 0 BB: 1 P: 19	R: 0 E: 0 K: 0 S: 7	H: 0 LOB: 0 BB: 0 P: 7	R: 0 E: 0 K: 0 S: 3	H: 0 LOB: 0 BB: 0 P: 3	R: 1 E: 0 K: 1 S: 6	H: 1 LOB: 2 BB: 1 P: 11	R: 0 E: 0 K: 2 S: 7	H: 0 LOB: 0 BB: 0 P: 7	R: 0 E: 0 K: 2 S: 8	H: 1 LOB: 2 BB: 1 P: 12	1B: 5 2B: 1 3B: 0 HR: 1	SF: 1 SAC: 0 DP: 0 HBP: 0	WP: 1 PB: 0 SB: 0 CS: 0	PA: 38
--------------	------------------------------	---------------------------------	------------------------------	---------------------------------	------------------------------	---------------------------------	-------------------------------	----------------------------------	------------------------------	---------------------------------	------------------------------	---------------------------------	------------------------------	----------------------------------	------------------------------	---------------------------------	------------------------------	----------------------------------	----------------------------------	------------------------------------	----------------------------------	--------

PITCHER	IP	WLS	BF	H	R	ER	SO	BB	IBB	HBP	BLK	WP	HR	S	P	ERA	WHIP
42 Johnny Cueto, R (1, 1) ERA: 37.8	2.0		8	1	0	0	1	1	0	0	0	0	0	9	13	0.00	1.000
71 Tyler Rogers, R (3, 1) ERA: 37.8	1.0	H	3	0	0	0	2	0	0	0	0	0	0	7	7	0.00	0.000
64 Shaun Anderson, R (4, 1) ERA: 37.8	0.2	B	6	3	4	4	1	1	0	0	0	0	0	7	11	54.00	6.000
72 Melvin Adón, R (4, 1) ERA: 15.43	0.1		2	1	1	1	1	0	0	0	0	0	1	5	8	27.00	3.000
97 Jarlín García, L (5, 1) ERA:	1.0	W	3	0	0	0	2	0	0	0	0	0	0	7	7	0.00	0.000

<b>AB</b>	<b>33</b>
<b>R</b>	<b>6</b>
<b>H</b>	<b>7</b>
<b>RBI</b>	<b>6</b>
<b>BB</b>	<b>4</b>
<b>SO</b>	<b>12</b>
<b>LOB</b>	<b>17</b>







Batter	1	2	3	4	5	6	7	8	9	AB R H RBI BB SO LOB	TOP																						
6 Steven Duggar, L (1, 9) OBP: 0.300, SLG: 0.125 75 Brandon Guyer, R (5, 9) OBP: 0.375, SLG: 0.333	0-3 K		0-3 K		0-3 K		0-0 L7			3 0 0 0 0 3 0 1 0 0 0 0 0 0																							
10 Evan Longoria, R (1, 5) OBP: 0.200, SLG: 0.400 92 Shane Matheny, L (6, 5)	0-0 G1-3		0-0 F8		0-0 F9		0-0 G4-3			3 0 0 0 0 0 0 1 0 0 0 0 0 0																							
49 Jaylin Davis, R (1, 8) OBP: 0.300, SLG: 0.600 81 Alexander Canario, R (6, 8)	0-0 1B		0-3 K			0-3 K		0-3 K		3 0 1 0 0 2 0 1 0 0 0 0 1 0																							
28 Buster Posey, R (1, 10) OBP: 0.222, SLG: 0.222 74 Luis Toribio, L (8, PH) (8, 10)	0-0 G6-3			0-0 FC6-4 1B		0-0 46 BB 33 1B 1B		0-3 K2-3		3 1 2 0 0 0 1 1 0 0 0 0 1 0																							
46 Abiatal Avelino, R (1, 6) OBP: 0.375, SLG: 0.714 80 Ghordy Santos, S (6, 6)		0-0 1B		0-0 F8		4-0 33 1B BB		0-0 70 S 1B		2 0 1 0 1 0 1 1 0 1 0 0 0 0																							
1 Mauricio Dubón, R (1, 4) OBP: 0.444, SLG: 0.750 70 Peter Maris, L (6, 4)		0-0 33 HR 1B		0-0 FC6-4 33 BB 1-2f		0-3 K		0-3 K2-3		3 1 1 0 0 1 3 1 0 0 0 0 1 1																							
33 Darin Ruf, R (1, 3) OBP: 0.333, SLG: 0.714 86 Frankie Tostado, L (6, 3)		0-2 HR		4-0 1-2 BB		0-0 1-3 2-H 1B			0-0 G3	2 1 2 3 1 0 0 1 0 0 0 0 0 0	AB 34 R 3 H 8 RBI 3 BB 2 SO 11 LOB 10																						
80 Drew Robinson, L (1, 7) OBP: 0.300, SLG: 0.300 90 Heath Quinn, R (6, 7)		0-0 G6-3		0-3 K		0-0 G1-3			0-0 G5-3	3 0 0 0 0 1 4 1 0 0 0 0 0 0																							
82 Chadwick Tromp, R (1, 2) 73 Andres Angulo, R (7, 2)		0-0 F8		0-3 K		0-0 F9			0-0 G3	3 0 0 0 0 1 0 1 0 0 0 0 0 0																							
<b>Inning Stats</b>	R: 0 H: 1 E: 0 LOB: 1 K: 1 BB: 0 S: 6 P: 6	R: 2 H: 3 E: 0 LOB: 0 K: 0 BB: 0 S: 7 P: 7	R: 0 H: 0 E: 0 LOB: 0 K: 2 BB: 0 S: 7 P: 7	R: 0 H: 1 E: 0 LOB: 2 K: 1 BB: 1 S: 6 P: 10	R: 0 H: 0 E: 0 LOB: 0 K: 2 BB: 0 S: 7 P: 7	R: 1 H: 2 E: 0 LOB: 2 K: 2 BB: 1 S: 9 P: 13	R: 0 H: 0 E: 0 LOB: 0 K: 0 BB: 0 S: 3 P: 3	R: 0 H: 1 E: 0 LOB: 1 K: 3 BB: 0 S: 10 P: 10	R: 0 H: 0 E: 0 LOB: 0 K: 0 BB: 0 S: 3 P: 3	1B: 7 SF: 0 2B: 0 SAC: 0 3B: 0 DP: 0 HR: 1 HBP: 0	WP: 0 PA: 36 PB: 0 SB: 1 CS: 0																						
<b>PITCHER</b>	IP WLS BF H R ER SO BB IBB HBP BLK WP HR S P ERA WHIP											<b>PITCHER</b>	IP WLS BF H R ER SO BB IBB HBP BLK WP HR S P ERA WHIP																				
21 Mike Montgomery, L (1, 1) ERA: 1.00	1.0	4	1	0	0	1	0	0	0	0	0	0	6	6	0.00	1.000	74 Jake Kalish, L (6, 1) ERA: 3.86	1.0	6	2	1	1	2	1	0	0	0	0	9	13	9.00	3.000	
31 Ian Kennedy, R (2, 1) ERA: 18.0	1.0	L	5	3	2	2	0	0	0	0	0	0	1	7	7	18.00	3.000	39 Arnaldo Hernandez, R (7, 1) ERA: 0.00	1.0	3	0	0	0	0	0	0	0	0	0	3	3	0.00	0.000
40 Trevor Rosenthal, R (3, 1) ERA: 0.00	1.0		3	0	0	0	2	0	0	0	0	0	0	7	7	0.00	0.000	80 Yuniol Marte, R (8, 1) ERA: 0.00	1.0	4	1	0	0	3	0	0	0	0	10	10	0.00	1.000	
67 Gabe Speier, L (4, 1) ERA: 13.5	1.0		5	1	0	0	1	1	0	0	0	0	0	6	10	0.00	2.000	59 Andrés Machado, R (9, 1) ERA: 0.00	1.0	3	0	0	0	0	0	0	0	0	3	3	0.00	0.000	
48 Chance Adams, R (5, 1) ERA: 2.7	1.0		3	0	0	0	2	0	0	0	0	0	0	7	7	0.00	0.000																

**San Francisco Giants @ Kansas City Royals**  
**Surprise Stadium, Surprise, AZ**  
 Fri Feb 28 2020, 3:06 PM - 5:39 PM EST  
 Att. 5,098 - Overcast - 73 F

[livebaseballscores.com](http://livebaseballscores.com)





Batter	1	2	3	4	5	6	7	8	9	AB R H RBI BB SO LOB
15 Whit Merrifield, R OBP: 0.083, SLG: 0.250 79 Kevin Merrell, L OBP: 0.250, SLG: 0.375	0-0 P6		0-3 K			0-0 F9			0-0 G3	3 0 0 0 0 1 0 1 0 0 0 0 0 0
4 Alex Gordon, L OBP: 0.125, SLG: 0.125 75 Jeison Guzmán, S OBP: 0.600, SLG: 1.250	0-3 K		0-3 K			0-0 G5-3			0-1 HR	3 0 0 0 0 2 0 1 1 1 1 0 0 0
17 Hunter Dozier, R 24 Khalil Lee, L OBP: 0.385, SLG: 0.615	0-0 G6-3				0-0 F9				0-0 G6-3	3 0 0 0 0 0 0 1 0 1 0 0 0 0
66 Ryan O'Hearn, L OBP: 0.286, SLG: 0.417 73 Nick Heath, L OBP: 0.333, SLG: 0.286		0-0 B1-3		0-3 K		0-3 K			0-0 K	4 0 1 0 0 2 0 0 0 0 0 0 0 0
13 Salvador Perez, R OBP: 0.462, SLG: 0.300 33 Nick Dini, R OBP: 0.500, SLG: 0.333 72 Melbrys Vilorio, L OBP: 0.286, SLG: 0.286 9 Ryan McBroom, R OBP: 0.313, SLG: 0.533 18 D.J. Burt, R		0-0 P3		0-3 K		0-0 G6-3			0-0 E6	2 0 0 0 0 1 0 1 0 0 0 0 0 0 0 0 0 0 0 0 0 1 0 0 0 0 0 2 0 0 0 0 0 0 0
7 Maikel Franco, R OBP: 0.231, SLG: 0.231 70 MJ Melendez, L OBP: 0.286, SLG: 0.800		0-0 11/BB 1B			0-0 11/CS 1B				0-0 G5-3	3 0 2 0 0 0 0 1 0 0 0 0 0 3
11 Bubba Starling, R OBP: 0.500, SLG: 1.000		4-0 BB		1-0 P4		1-0 P4			0-0 P3	2 0 0 0 1 0 1
16 Kelvin Gutiérrez, R OBP: 0.214, SLG: 0.357		0-0 F9		0-0 G1-3		0-0 G1-3			0-3 K	3 0 0 0 0 1 2
1 Nicky Lopez, L OBP: 0.300, SLG: 0.222 76 Kyle Isbel, L OBP: 0.273, SLG: 0.400			0-0 G5-3			0-3 K			0-3 K	2 0 0 0 0 1 0 1 0 0 0 0 1 0

Inning Stats	R: 0 E: 0 K: 1 S: 5	H: 0 LOB: 0 BB: 0 P: 5	R: 0 E: 0 K: 0 S: 4	H: 1 LOB: 2 BB: 1 P: 8	R: 0 E: 0 K: 2 S: 7	H: 0 LOB: 0 BB: 0 P: 7	R: 0 E: 0 K: 2 S: 7	H: 0 LOB: 0 BB: 0 P: 7	R: 0 E: 0 K: 0 S: 3	H: 1 LOB: 0 BB: 0 P: 4	R: 0 E: 0 K: 1 S: 5	H: 0 LOB: 0 BB: 0 P: 5	R: 0 E: 0 K: 1 S: 5	H: 0 LOB: 0 BB: 0 P: 5	R: 0 E: 0 K: 1 S: 5	H: 0 LOB: 0 BB: 0 P: 5	R: 1 E: 1 K: 1 S: 10	H: 3 LOB: 3 BB: 0 P: 10	1B: 4 2B: 0 3B: 0 HR: 1	SF: 0 SAC: 0 DP: 0 HBP: 0
--------------	------------------------------	---------------------------------	------------------------------	---------------------------------	------------------------------	---------------------------------	------------------------------	---------------------------------	------------------------------	---------------------------------	------------------------------	---------------------------------	------------------------------	---------------------------------	------------------------------	---------------------------------	-------------------------------	----------------------------------	----------------------------------	------------------------------------


PITCHER	IP	WLS	BF	H	R	ER	SO	BB	IBB	HBP	BLK	WP	HR	S	P	ERA	WHIP
57 Derek Rodríguez, R ERA: 6.75	(1, 1)	2.0	W	8	1	0	0	1	1	0	0	0	0	9	13	0.00	1.000
59 Andrew Suárez, L ERA: 6.75	(3, 1)	2.0	H	6	0	0	4	0	0	0	0	0	0	14	14	0.00	0.000
78 Carlos Navas, R ERA: 11.57	(5, 1)	1.0	H	3	1	0	0	0	0	0	0	0	0	3	4	0.00	1.000
93 Trevor Oaks, R ERA: 11.57	(6, 1)	1.0	H	3	0	0	1	0	0	0	0	0	0	5	5	0.00	0.000
84 Sean Hjelle, R ERA: 11.57	(7, 1)	1.0	H	3	0	0	1	0	0	0	0	0	0	5	5	0.00	0.000

**BOTTOM**

**San Francisco Giants @ Kansas City Royals**  
**Surprise Stadium, Surprise, AZ**  
 Fri Feb 28 2020, 3:06 PM - 5:39 PM EST  
 Att. 5,098 - Overcast - 73 F

<b>AB</b>	<b>32</b>
<b>R</b>	<b>1</b>
<b>H</b>	<b>5</b>
<b>RBI</b>	<b>1</b>
<b>BB</b>	<b>1</b>
<b>SO</b>	<b>9</b>
<b>LOB</b>	<b>8</b>

WP: 0 PA: 33  
 PB: 0  
 SB: 0  
 CS: 1



livebaseballscorecards.com

Batter	1	2	3	4	5	6	7	8	9	AB R H RBI BB SO LOB	TOP											
<b>22 David Fletcher, R</b> (1, 9) <small>OBP: 0.444, SLG: 0.667</small> <b>58 Kevin Maitan, S</b> (4, 5) <small>OBP: 0.500, SLG: 0.333</small> <b>8 Kyren Paris, R</b> (9, PH) <small>OBP: 1.000, SLG: 1.000</small>	0-0 WP 27 S 1B		L9		4-0 21 G6-4-3 BB			0-0 21 1B 1B	0-0 28 21 WP 1B	3 0 2 1 0 0 1 1 1 1 0 1 0 0 1 0 1 0 0 0 0												
<b>27 Mike Trout, R</b> (1, 8) <small>OBP: 0.429, SLG: 0.333</small> <b>21 Jordyn Adams, R</b> (4, 8) <small>OBP: 0.286, SLG: 0.167</small>	0-3 1-2 1B		0-0 6 BB 10 2B 1B	0-3 K	0-0 G6-4-3 1-2			0-0 18 2B 1B	4-0 28 BB BB	3 1 1 0 0 2 1 2 1 1 0 1 0 3												
<b>6 Anthony Rendon, R</b> (1, 5) <small>OBP: 0.667, SLG: 0.600</small> <b>18 Brian Goodwin, L</b> (4, PH) <small>OBP: 0.400, SLG: 0.286</small> <b>28 Orlando Martinez, L</b> (8, PR) <small>OBP: 0.400, SLG: 0.286</small>	0-0 F7 1B		4-0 10 2B 16 HR BB	4-0 20 1B BB		0-3 K		0-0 1-1 2-1 2B	4-0 1-2 2-3 BB	1 1 0 0 1 0 1 2 0 1 2 1 1 0 0 0 0 0 1 0 0												
<b>10 Justin Upton, R</b> (1, 7) <small>OBP: 0.500, SLG: 0.500</small> <b>20 D'Shawn Knowles, R</b> (4, PH) <small>OBP: 0.167, SLG: 0.167</small>	1-3 2-3 1B		0-0 16 HR 2B	0-0 1-3 1B		0-3 K		0-3 K	0-3 K	2 1 1 2 0 1 1 4 0 1 0 0 3 4												
<b>16 Jason Castro, L</b> (1, 2) <small>OBP: 0.300, SLG: 0.500</small> <b>98 Jack Kruger, R</b> (5, 2)		0-0 F8 1B	2-2 2-1 3-H HR	0-3 K		0-0 F9		0-3 K		3 1 1 3 0 1 2 2 0 0 0 0 1 1												
<b>2 Andrelton Simmons, R</b> (1, 6) <small>OBP: 0.222, SLG: 0.250</small> <b>25 Luis Aviles Jr., R</b> (4, 6) <small>OBP: 0.667, SLG: 0.500</small>		0-0 G6-3 1B	0-0 23 HR 2B	0-0 F8			0-0 1B	4-0 BB		3 1 1 0 0 0 2 1 0 1 0 1 0 0												
<b>23 Matt Thaiss, L</b> (1, 3) <small>OBP: 0.308, SLG: 0.667</small> <b>59 Joey Curletta, R</b> (5, PR) <small>OBP: 0.250, SLG: 1.000</small>		0-0 G4-3 1B	2-1 2-H HR		4-0 58 4 BB BB		0-3 K	0-3 K		2 1 1 2 1 0 0 2 0 0 0 0 2 3												
<b>4 Luis Rengifo, S</b> (1, 4) <small>OBP: 0.455, SLG: 0.333</small> <b>8 Leo Rivas, S</b> (5, PR) <small>OBP: 0.455, SLG: 0.333</small>			P4		4-0 58 BB BB		0-3 K		0-0 F7	2 1 1 0 1 0 0 2 0 0 0 0 1 1												
<b>25 Jared Walsh, L</b> (1, 10) <small>OBP: 0.500, SLG: 0.600</small> <b>53 Gareth Morgan, R</b> (7, PH) <small>OBP: 0.500, SLG: 0.600</small> <b>95 Franklin Torres, R</b> (9, PH) <small>OBP: 0.500, SLG: 0.600</small>			6 10 27 BB 1B		0-3 K		0-0 F8	0-3 K		2 1 1 0 1 1 2 1 0 0 0 0 0 1 1 0 0 0 0 1 0												
<b>Inning Stats</b>	R: 0 E: 0 K: 2 S: 8	H: 1 LOB: 1 BB: 0 P: 9	R: 0 E: 0 K: 0 S: 3	H: 0 LOB: 0 BB: 0 P: 3	R: 8 E: 0 K: 0 S: 13	H: 8 LOB: 2 BB: 2 P: 25	R: 0 E: 0 K: 2 S: 8	H: 1 LOB: 2 BB: 1 P: 12	R: 0 E: 0 K: 1 S: 4	H: 0 LOB: 3 BB: 3 P: 16	R: 0 E: 0 K: 2 S: 7	H: 0 LOB: 0 BB: 0 P: 7	R: 0 E: 0 K: 2 S: 8	H: 1 LOB: 1 BB: 0 P: 8	R: 2 E: 0 K: 3 S: 12	H: 3 LOB: 2 BB: 1 P: 16	R: 0 E: 0 K: 2 S: 8	H: 1 LOB: 3 BB: 2 P: 16	1B: 9 2B: 4 3B: 0 HR: 2	SF: 0 SAC: 0 DP: 1 HBP: 0	WP: 2 PB: 0 SB: 1 CS: 0	PA: 49
<b>PITCHER</b>	IP WLS BF H R ER SO BB IBB HBP BLK WP HR S P ERA WHIP	IP WLS BF H R ER SO BB IBB HBP BLK WP HR S P ERA WHIP	IP WLS BF H R ER SO BB IBB HBP BLK WP HR S P ERA WHIP	IP WLS BF H R ER SO BB IBB HBP BLK WP HR S P ERA WHIP	IP WLS BF H R ER SO BB IBB HBP BLK WP HR S P ERA WHIP	IP WLS BF H R ER SO BB IBB HBP BLK WP HR S P ERA WHIP	IP WLS BF H R ER SO BB IBB HBP BLK WP HR S P ERA WHIP	IP WLS BF H R ER SO BB IBB HBP BLK WP HR S P ERA WHIP	IP WLS BF H R ER SO BB IBB HBP BLK WP HR S P ERA WHIP	IP WLS BF H R ER SO BB IBB HBP BLK WP HR S P ERA WHIP	IP WLS BF H R ER SO BB IBB HBP BLK WP HR S P ERA WHIP	IP WLS BF H R ER SO BB IBB HBP BLK WP HR S P ERA WHIP	IP WLS BF H R ER SO BB IBB HBP BLK WP HR S P ERA WHIP	IP WLS BF H R ER SO BB IBB HBP BLK WP HR S P ERA WHIP	IP WLS BF H R ER SO BB IBB HBP BLK WP HR S P ERA WHIP	IP WLS BF H R ER SO BB IBB HBP BLK WP HR S P ERA WHIP	IP WLS BF H R ER SO BB IBB HBP BLK WP HR S P ERA WHIP	IP WLS BF H R ER SO BB IBB HBP BLK WP HR S P ERA WHIP	IP WLS BF H R ER SO BB IBB HBP BLK WP HR S P ERA WHIP	IP WLS BF H R ER SO BB IBB HBP BLK WP HR S P ERA WHIP	IP WLS BF H R ER SO BB IBB HBP BLK WP HR S P ERA WHIP	IP WLS BF H R ER SO BB IBB HBP BLK WP HR S P ERA WHIP
<b>18 Drew Smyly, L</b> (1, 1) <small>ERA: 21.6</small> <b>51 Conner Menez, L</b> (3, 1) <small>ERA: 108.0</small> <b>80 Olbis Parra, R</b> (3, 1) <small>ERA: 13.5</small> <b>58 Trevor Gott, R</b> (4, 1) <small>ERA: 15.43</small> <b>83 Sam Wolff, R</b> (5, 1)	2.0 L 6 6 4 4 0 0 0 0 0 1 0 11 12 0.00 0.500	0.2 L 6 6 4 4 0 0 0 0 0 0 0 4 12 54.00 6.000	0.1 6 6 4 4 0 0 0 0 0 0 2 9 13 108.00 18.000	1.0 5 1 0 0 2 1 0 0 0 0 0 8 12 0.00 2.000	1.0 5 0 0 0 1 3 0 0 0 0 0 4 16 0.00 3.000	1.0 6 3 0 0 0 2 0 0 0 0 0 0 7 7 0.00 0.000	1.0 4 1 0 0 2 0 0 0 0 0 0 8 8 0.00 1.000	1.0 7 3 2 2 3 1 0 0 0 0 0 12 16 18.00 4.000	1.0 6 1 0 0 2 2 0 0 0 1 0 8 16 0.00 3.000													

Los Angeles Angels @ San Francisco Giants  
 Scottsdale Stadium, Scottsdale, AZ  
 Sat Feb 29 2020, 3:07 PM - 6:29 PM EST  
 Att: 9,131 - Sunny - 73 F

livebaseballscores.com

AB	40
R	10
H	15
RBI	10
BB	9
SO	14
LOB	23





Batter	1	2	3	4	5	6	7	8	9	AB	R	H	RBI	BB	SO	LOB
5 Mike Yastrzemski, L (1, 8) OBP: 0.400, SLG: 0.333 37 Joey Rickard, R (6, 8) OBP: 0.444, SLG: 0.500	0-3 K			0-0 F8	0-0 P6			1-0 79 HR HBP		3	0	0	0	0	1	1
41 Wilmer Flores, R (1, 4) OBP: 0.300, SLG: 0.400 79 Jalen Miller, R (6, PR) OBP: 0.250, SLG: 1.000 (7, 4)	0-0 F8			0-0 73 1B		0-0 2B		2-0 1-H HR		3	0	2	0	0	0	0
12 Alex Dickerson, L (1, 7) OBP: 0.250, SLG: 0.375 85 Jacob Heyward, R (6, 7) OBP: 0.167, SLG: 0.333	0-3 K			0-0 F7		0-3 K		0-3 K2-3		2	0	0	0	0	1	1
73 Austin Slater, R (1, 3) OBP: 0.222, SLG: 0.444 95 Jacob Gonzalez, R (6, 3) OBP: 0.222, SLG: 0.125		0-0 P5		0-0 1-2 1B		0-3 K		0-0 G4-3		2	0	1	0	0	0	0
70 Joe McCarthy, L (1, 9) OBP: 0.333, SLG: 0.250 81 Alexander Canario, R (6, 9) OBP: 0.286, SLG: 0.167		0-0 G4-3		0-0 P5		0-3 K		0-0 1B		2	0	0	0	0	0	2
2 Yoimer Sánchez, S (1, 6) 14 Cristhian Adames, S (6, 6) OBP: 0.500, SLG: 0.750		0-3 K			0-0 G1-3			0-0 74 G6-3 2B		2	0	0	0	0	1	0
7 Donovan Solano, R (1, 5) OBP: 0.500, SLG: 0.500 74 Luis Toribio, L (6, 5)			0-0 P3		0-0 76 1B 94 SF8 1B			0-0 G6-3		2	1	1	0	0	0	0
76 Rob Brantly, L (1, 2) OBP: 0.333, SLG: 0.444 81 Tyler Heineman, S (6, 2) OBP: 0.375, SLG: 0.167			0-0 F8		0-0 1-3 1B			4-0 94 G6-4-3 BB		2	0	1	0	0	0	0
94 Jamie Westbrook, R (1, 10) OBP: 0.400, SLG: 0.500 83 Hunter Bishop, L (9, PH) OBP: 0.167, SLG: 0.167			0-3 K		0-0 3-H SF8			0-0 G6-4-3		2	0	0	1	0	1	2

Inning Stats	R: 0	H: 0	E: 0	K: 2	S: 7	R: 0	H: 0	E: 0	K: 1	S: 5	R: 0	H: 0	E: 0	K: 1	S: 5	R: 0	H: 2	E: 0	K: 0	S: 5	R: 1	H: 2	E: 0	K: 0	S: 5	R: 0	H: 1	E: 0	K: 3	S: 10	R: 0	H: 1	E: 0	K: 0	S: 3	R: 2	H: 2	E: 0	K: 1	S: 7	R: 0	H: 0	E: 0	K: 0	S: 3	1B: 5	SF: 1	2B: 2	SAC: 0	3B: 0	DP: 1	HR: 1	WP: 0	PA: 36
--------------	------	------	------	------	------	------	------	------	------	------	------	------	------	------	------	------	------	------	------	------	------	------	------	------	------	------	------	------	------	-------	------	------	------	------	------	------	------	------	------	------	------	------	------	------	------	-------	-------	-------	--------	-------	-------	-------	-------	--------

PITCHER	IP	WLS	BF	H	R	ER	SO	BB	IBB	HBP	BLK	WP	HR	S	P	ERA	WHIP
37 Dylan Bundy, R (1, 1) ERA:	2.0		6	0	0	0	3	0	0	0	0	0	0	12	12	0.00	0.000
40 Jacob Barnes, R (3, 1) ERA:	1.0		3	0	0	0	1	0	0	0	0	0	0	5	5	0.00	0.000
52 Dillon Peters, L (4, 1) ERA: 2.08	2.1		12	5	1	1	1	0	0	0	0	0	0	14	14	3.86	2.143
60 Mike Mayers, R (6, 1) ERA: 3.38	0.2		2	0	0	0	2	0	0	0	0	0	0	6	6	0.00	0.000
65 José Quijada, L (7, 1) ERA:	1.0		4	1	0	0	0	1	0	0	0	0	0	3	7	0.00	2.000

**Los Angeles Angels @ San Francisco Giants**  
**Scottsdale Stadium, Scottsdale, AZ**  
 Sat Feb 29 2020, 3:07 PM - 6:29 PM EST  
 Att. 9,131 - Sunny - 73 F

AB	33
R	3
H	8
RBI	3
BB	1
SO	8
LOB	11



Batter	1		2		3		4		5		6		7		8		9		AB R H RBI BB SO LOB		TOP
35 Brandon Crawford, L (1, 6) OBP: 0.500, SLG: 0.778 46 Abiatal Avelino, R (5, 6) OBP: 0.300, SLG: 0.556	4-0 10 F8 9 1B 10 S BB			0-0 28 HR 9 PB 1B				0-0 9 L8 28 G6-3 10 1B			0-3 K			0-3 K					2 3 2 0 1 0 0 2 0 0 0 0 2 2		
10 Evan Longoria, R (1, 5) OBP: 0.231, SLG: 0.385 32 Kean Wong, L (5, 5) OBP: 0.222, SLG: 0.222	1-0 F8 1-3			0-3 K				0-0 1B 28 WP 1B			0-0 P5			1-0 G6-3				3 0 1 0 0 1 2 2 0 0 0 0 0 2			
9 Brandon Belt, L (1, 3) OBP: 0.385, SLG: 0.636 26 Chris Shaw, L (5, 3) OBP: 0.364, SLG: 0.222	0-0 28 S 1B			1-3 K				0-0 L8			0-0 G4-3			0-0 33 2B 1B				3 0 1 1 0 1 3 2 0 1 0 0 0 0			
28 Buster Posey, R (1, 2) OBP: 0.250, SLG: 0.500 77 Joey Bart, R (5, 2) OBP: 0.667, SLG: 1.000	1-0 G5-3 1-2			0-0 HR				1-0 G6-3			0-0 1B 1B			0-0 P6				3 1 1 3 0 0 2 2 0 1 0 0 0 1			
5 Mike Yastrzemski, L (1, 8) OBP: 0.333, SLG: 0.273 Billy Hamilton, S (3, 8) OBP: 0.333, SLG: 0.583	0-3 K			0-3 K				0-0 1B			0-0 1-2 1B			0-0 F8				2 0 0 0 0 2 1 3 0 2 0 0 0 1			
49 Jaylin Davis, R (1, 7) OBP: 0.231, SLG: 0.462 33 Darin Ruf, R (5, 7) OBP: 0.364, SLG: 0.778 70 Peter Maris, L (9, PR)				0-3 K				0-3 K			0-3 K			0-0 1-3 2B				3 0 0 0 0 3 2 2 0 1 0 0 1 2 0 0 0 0 0 0 0			
6 Steven Duggar, L (1, 9) OBP: 0.308, SLG: 0.182 94 Jamie Westbrook, R (6, 9) OBP: 0.417, SLG: 0.500				0-0 1B				0-0 F7			0-3 K			0-0 32 WP 68 1B 1B				3 0 1 0 0 1 0 2 0 1 0 0 0 2			
1 Mauricio Dubón, R (1, 4) OBP: 0.500, SLG: 1.000 80 Drew Robinson, L (6, 4) OBP: 0.273, SLG: 0.273				0-0 P3				0-0 1B			2-2 HR			0-0 L9				3 1 2 1 0 0 1 1 0 0 0 0 0 1			
2 Yolmer Sánchez, S (1, 10) 68 Zach Green, R (8, PH) OBP: 0.500, SLG: 0.500				0-0 F7				0-0 L3			0-0 L5			0-0 1-2 32 WP 1B				3 0 0 0 0 0 2 1 0 1 0 0 0 0			
<b>Inning Stats</b>	R: 1 E: 0 K: 1 S: 6	H: 1 LOB: 1 BB: 1 P: 12	R: 0 E: 0 K: 1 S: 6	H: 1 LOB: 1 BB: 0 P: 6	R: 2 E: 0 K: 3 S: 11	H: 2 LOB: 0 BB: 0 P: 12	R: 0 E: 0 K: 1 S: 6	H: 1 LOB: 1 BB: 0 P: 6	R: 1 E: 0 K: 1 S: 8	H: 3 LOB: 2 BB: 0 P: 9	R: 1 E: 0 K: 2 S: 10	H: 1 LOB: 0 BB: 0 P: 12	R: 0 E: 0 K: 1 S: 7	H: 2 LOB: 2 BB: 0 P: 7	R: 0 E: 0 K: 1 S: 7	H: 2 LOB: 2 BB: 0 P: 8	R: 0 E: 0 K: 0 S: 5	H: 2 LOB: 2 BB: 0 P: 5	1B: 12 SF: 0 2B: 1 SAC: 0 3B: 0 DP: 0 HR: 2 HBP: 0	WP: 2 PA: 43 PB: 1 SB: 2 CS: 0	
<b>PITCHER</b> 37 Joey Lucchesi, L (1, 1) ERA: 4.5 14 Emilio Pagan, R (3, 1) ERA: 9.0 36 Pierce Johnson, R (4, 1) ERA: 61 Luis Perdomo, R (5, 1) ERA: 3.6 8 Javy Guerra, R (7, 1) ERA:	IP: 2.0 WLS: BF: 9 H: 2 R: 1 ER: 1 SO: 2 BB: 1 IBB: 0 HBP: 0 BLK: 0 WP: 0 HR: 0 S: 12 P: 18 ERA: 4.50 WHIP: 1.500	IP: 1.0 WLS: BF: 5 H: 2 R: 2 ER: 2 SO: 3 BB: 0 IBB: 0 HBP: 0 BLK: 0 WP: 0 HR: 1 S: 11 P: 12 ERA: 18.00 WHIP: 2.000	IP: 1.0 WLS: BF: 4 H: 1 R: 0 ER: 0 SO: 1 BB: 0 IBB: 0 HBP: 0 BLK: 0 WP: 0 HR: 0 S: 6 P: 6 ERA: 0.00 WHIP: 1.000	IP: 2.0 WLS: BF: 10 H: 4 R: 2 ER: 2 SO: 3 BB: 0 IBB: 0 HBP: 0 BLK: 0 WP: 1 HR: 1 S: 18 P: 21 ERA: 9.00 WHIP: 2.000	IP: 1.0 WLS: BF: 5 H: 2 R: 0 ER: 0 SO: 1 BB: 0 IBB: 0 HBP: 0 BLK: 0 WP: 0 HR: 0 S: 7 P: 7 ERA: 0.00 WHIP: 2.000	<b>PITCHER</b> 90 Travis Radke, L (8, 1) ERA: 4.5 64 Gerardo Reyes, R (9, 1) ERA:	IP: 1.0 WLS: BF: 5 H: 2 R: 0 ER: 0 SO: 0 BB: 0 IBB: 0 HBP: 0 BLK: 0 WP: 0 HR: 0 S: 5 P: 5 ERA: 0.00 WHIP: 2.000	IP: 1.0 WLS: BF: 5 H: 2 R: 0 ER: 0 SO: 0 BB: 0 IBB: 0 HBP: 0 BLK: 0 WP: 0 HR: 5 S: 5 P: 5 ERA: 0.00 WHIP: 2.000													

**San Francisco Giants @ San Diego Padres**  
**Peoria Stadium, Peoria, AZ**  
 Sun Mar 01 2020, 3:12 PM - 6:21 PM EST  
 Att. 6,632 - Sunny - 73 F

<b>AB</b>	42
<b>R</b>	5
<b>H</b>	15
<b>RBI</b>	5
<b>BB</b>	1
<b>SO</b>	11
<b>LOB</b>	24





Batter	1	2	3	4	5	6	7	8	9
2 Trent Grisham, L (1, 8) OBP: 0.400, SLG: 0.571 7 Juan Lagares, R (6, 8) OBP: 0.231, SLG: 0.167	0-0 F8		0-0 G4-3		1-3 K		0-0 G4-3	0-0 G5-3	
28 Tommy Pham, R (1, 10) OBP: 0.167, SLG: 0.167 1 Breyvic Valera, S (5, PR) OBP: 0.375, SLG: 0.167	0-0 G5-3			0-0 G4-3	0-0 K		0-0 G4-3		
13 Manny Machado, R (1, 5) OBP: 0.364, SLG: 0.500 11 Ty France, R (5, PR) OBP: 0.500, SLG: 0.750	0-3 K			4-0 G4-3	0-0 E9		1-0 G4-3		
30 Eric Hosmer, L (1, 3) OBP: 0.100, SLG: 0.100 77 Jason Vosler, L (6, 3) OBP: 0.667, SLG: 1.000		0-0 L3		0-0 L7	0-0 P4		0-0 FC4		
10 Jurickson Profar, S (1, 4) OBP: 0.333, SLG: 0.778 72 Ivan Castillo, S (6, PR) OBP: 0.375, SLG: 0.500		0-0 P5		1-0 HR		0-0 HR	0-0 SF7		
4 Wil Myers, R (1, 9) OBP: 0.400, SLG: 0.769 87 Michael Gettys, R (7, 9) OBP: 0.250, SLG: 0.143		0-3 K		0-0 G6-3		1-2 HR	1-0 HR		
9 Jake Cronenworth, L (1, 6) OBP: 0.417, SLG: 0.364 18 Austin Hedges, R (6, PR) OBP: 0.222, SLG: 0.125			0-0 L5		0-0 WP	4-0 G5-4-3	0-0 F8		
33 Franchy Cordero, L (1, 7) OBP: 0.429, SLG: 0.200 71 Edward Olivares, R (6, 7) OBP: 0.583, SLG: 1.091			0-0 1B		1-0 E5	0-0 P6		0-0 P3	
27 Francisco Mejia, S (1, 2) 94 Gabriel Arias, R (7, 6) OBP: 0.500, SLG: 0.429			0-0 F9		0-3 K	0-0 G5-4-3		0-3 K	

Inning Stats	R: 0 E: 0 K: 1 S: 5	H: 0 LOB: 0 BB: 0 P: 5	R: 0 E: 0 K: 1 S: 5	H: 0 LOB: 0 BB: 0 P: 5	R: 0 E: 0 K: 0 S: 4	H: 1 LOB: 1 BB: 0 P: 4	R: 2 E: 0 K: 0 S: 4	H: 1 LOB: 0 BB: 1 P: 9	R: 2 E: 2 K: 2 S: 11	H: 2 LOB: 2 BB: 0 P: 13	R: 2 E: 0 K: 0 S: 6	H: 2 LOB: 2 BB: 1 P: 11	R: 1 E: 1 K: 0 S: 5	H: 1 LOB: 3 BB: 0 P: 7	R: 0 E: 0 K: 1 S: 5	H: 0 LOB: 0 BB: 0 P: 5
--------------	------------------------------	---------------------------------	------------------------------	---------------------------------	------------------------------	---------------------------------	------------------------------	---------------------------------	-------------------------------	----------------------------------	------------------------------	----------------------------------	------------------------------	---------------------------------	------------------------------	---------------------------------

PITCHER	IP	WLS	BF	H	R	ER	SO	BB	IBB	HBP	BLK	WP	HR	S	P	ERA	WHIP
34 Kevin Gausman, R (1, 1) ERA: 2.0	2.0		6	0	0	0	2	0	0	0	0	0	0	10	10	0.00	0.000
65 Sam Coonrod, R (3, 1) ERA: 6.0	1.0	H	4	1	0	0	0	0	0	0	0	0	0	4	4	0.00	1.000
39 Jerry Blivins, L (4, 1) ERA: 11.57	1.0	H	5	1	2	2	0	1	0	0	0	0	1	4	9	18.00	2.000
53 Trevor Cahill, R (5, 1) ERA:	0.2	B	6	2	2	0	2	0	0	0	0	2	0	10	12	0.00	3.000
72 Wendolyn Bautista, R (5, 1) ERA:	0.1		1	0	0	0	0	0	0	0	0	0	0	1	1	0.00	0.000

**BOTTOM**


AB	R	H	RBI	BB	SO	LOB
3	0	0	0	0	1	2
2	0	0	0	0	0	0
3	0	1	1	0	0	0
1	1	1	0	0	0	0
2	1	0	0	1	1	1
0	0	0	0	0	0	0
3	0	0	0	0	0	3
1	0	0	0	0	0	2
3	1	2	2	0	0	0
0	1	0	1	0	0	0
3	1	1	2	0	1	0
0	0	0	0	0	0	0
2	1	1	0	1	0	0
1	0	0	0	0	0	3
2	1	1	0	0	0	0
2	0	0	0	0	0	2
3	0	0	0	0	1	4
1	0	0	0	0	1	0

**AB 32**  
**R 7**  
**H 7**  
**RBI 6**  
**BB 2**  
**SO 5**  
**LOB 17**

**WP: 2** **PA: 37**  
**PB: 0**  
**SB: 0**  
**CS: 0**

**1B: 4** **SF: 1**  
**2B: 1** **SAC: 0**  
**3B: 0** **DP: 1**  
**HR: 2** **HBP: 2**

**San Francisco Giants @ San Diego Padres**  
Peoria Stadium, Peoria, AZ  
Sun Mar 01 2020, 3:12 PM - 6:21 PM EST  
Att. 6,632 - Sunny - 73 F



PITCHER	IP	WLS	BF	H	R	ER	SO	BB	IBB	HBP	BLK	WP	HR	S	P	ERA	WHIP
74 Jandel Gustave, R (6, 1) ERA: 27.0	0.0	L	3	2	2	2	0	1	0	0	0	0	1	4	9	∞	∞
67 Sam Selman, L (6, 1) ERA:	1.0		2	0	0	0	0	0	0	0	0	0	0	2	2	0.00	0.000
52 Dany Jiménez, R (7, 1) ERA:	1.0		7	1	1	0	0	0	0	2	1	0	0	5	7	0.00	1.000
95 Rico Garcia, R (8, 1) ERA: 11.57	1.0		3	0	0	0	1	0	0	0	0	0	0	5	5	0.00	0.000



Batter	1	2	3	4	5	6	7	8	9	AB	R	H	RBI	BB	SO	LOB	TOP	
12 Alex Dickerson, L (1, 7) OBP: 0.273, SLG: 0.364 70 Joe McCarthy, L (4, 9) OBP: 0.364, SLG: 0.222	0-0 G6-3		0-3 K	1-0 1B		2-3 K		4-2 BB		3	0	1	0	0	1	0		
41 Wilmer Flores, R (1, 3) OBP: 0.385, SLG: 0.417 26 Chris Shaw, L (4, 3) OBP: 0.308, SLG: 0.182	3-2 FC6-4 1B		4-2 8 1B BB	3-3 K		1-3 K		0-2 K		2	1	1	0	1	1	1		
48 Pablo Sandoval, S (1, 10) OBP: 0.600, SLG: 0.500 83 Hunter Bishop, L (7, PH) OBP: 0.250, SLG: 0.143	0-2 L6		1-1 8 1B	1-2 1B		4-2 73 2B 81 WP BB		3-2 P6		2	1	1	0	1	0	1		
8 Hunter Pence, R (1, 9) OBP: 0.500, SLG: 0.500 33 Darin Ruf, R (3, 9) OBP: 0.357, SLG: 0.636	1-2 FC6-4 1-2f		1-1 73 PO 1B	1-3 2-H 1B		0-3 K		3-2 F9		2	0	1	1	0	0	1		
73 Austin Slater, R (1, 8) OBP: 0.333, SLG: 0.583 37 Joey Rickard, R (5, 8) OBP: 0.545, SLG: 0.900		1-3 K	0-2 PO	2-0 1 2B 68 HR 1B		3-2 81 WP 2B		1-0 2B		3	1	2	0	0	1	0		
1 Mauricio Dubón, R (1, 4) OBP: 0.533, SLG: 1.000 7 Donovan Solano, R (5, 4) OBP: 0.500, SLG: 0.444	0-2 81 CS 1B		2-0 68 HR 2B	1-3 G6-3		0-0 G6-3		0-1 F9		3	1	2	0	0	0	2		
81 Tyler Heineman, S (1, 2) OBP: 0.364, SLG: 0.222 76 Rob Brantly, L (5, 2) OBP: 0.273, SLG: 0.364	1 SAFE 3-2 X FC 93 1B		0-0 L4	2-2 F7		2-2 F7		X FF 90 0-0 P4		3	0	1	0	0	0	3		
46 Abiatel Avelino, R (1, 6) OBP: 0.231, SLG: 0.417 14 Cristhian Adames, S (6, 6) OBP: 0.400, SLG: 0.600	2-2 L3		2-2 P4			3-3 S SL 85 K		0-3 K		2	0	0	0	0	1	3		
68 Zach Green, R (1, 5) OBP: 0.500, SLG: 1.250 32 Kean Wong, L (4, 5) OBP: 0.333, SLG: 0.273			2-3 K	2-2 2-H 3-H HR		4-0 70 WP BB		1-0 70 S 1B		2	1	1	3	0	1	0		
<b>Inning Stats</b>	R: 0 H: 1 E: 0 K: 0 S: 10 LOB: 1 BB: 0 P: 14	R: 0 H: 2 E: 0 K: 1 S: 15 LOB: 1 BB: 0 P: 21	R: 1 H: 2 E: 0 K: 2 S: 14 LOB: 1 BB: 1 P: 22	R: 3 H: 4 E: 0 K: 1 S: 16 LOB: 1 BB: 0 P: 28	R: 1 H: 1 E: 0 K: 1 S: 14 LOB: 1 BB: 1 P: 23	R: 0 H: 0 E: 0 K: 3 S: 13 LOB: 1 BB: 1 P: 23	R: 0 H: 1 E: 0 K: 0 S: 12 LOB: 1 BB: 0 P: 19	R: 0 H: 1 E: 0 K: 2 S: 10 LOB: 2 BB: 1 P: 15	R: 3 H: 1 E: 0 K: 2 S: 20 LOB: 1 BB: 3 P: 37	1B: 8 SF: 0 2B: 3 SAC: 0 3B: 1 DP: 0 HR: 1 HBP: 0	WP: 3 PA: 46 PB: 0 SB: 1 CS: 1							
<b>PITCHER</b>	IP WLS BF H R ER SO BB IBB HBP BLK WP HR S P ERA WHIP	IP WLS BF H R ER SO BB IBB HBP BLK WP HR S P ERA WHIP	IP WLS BF H R ER SO BB IBB HBP BLK WP HR S P ERA WHIP	IP WLS BF H R ER SO BB IBB HBP BLK WP HR S P ERA WHIP	IP WLS BF H R ER SO BB IBB HBP BLK WP HR S P ERA WHIP	IP WLS BF H R ER SO BB IBB HBP BLK WP HR S P ERA WHIP	IP WLS BF H R ER SO BB IBB HBP BLK WP HR S P ERA WHIP	IP WLS BF H R ER SO BB IBB HBP BLK WP HR S P ERA WHIP	IP WLS BF H R ER SO BB IBB HBP BLK WP HR S P ERA WHIP									
29 Merrill Kelly, R (1, 1) ERA: 6.75	2.2																	
36 Trevor Clifton, R (3, 1) ERA:	0.1																	
36 Edwin Jackson, R (4, 1) ERA: 21.0	1.0	L																
34 Jon Duplantier, R (5, 1) ERA: 2.45	1.2																	
35 Colton Turner, L (6, 1) ERA:	0.1																	
<b>PITCHER</b>	IP WLS BF H R ER SO BB IBB HBP BLK WP HR S P ERA WHIP	IP WLS BF H R ER SO BB IBB HBP BLK WP HR S P ERA WHIP	IP WLS BF H R ER SO BB IBB HBP BLK WP HR S P ERA WHIP	IP WLS BF H R ER SO BB IBB HBP BLK WP HR S P ERA WHIP	IP WLS BF H R ER SO BB IBB HBP BLK WP HR S P ERA WHIP	IP WLS BF H R ER SO BB IBB HBP BLK WP HR S P ERA WHIP	IP WLS BF H R ER SO BB IBB HBP BLK WP HR S P ERA WHIP	IP WLS BF H R ER SO BB IBB HBP BLK WP HR S P ERA WHIP	IP WLS BF H R ER SO BB IBB HBP BLK WP HR S P ERA WHIP									
54 Jimmie Sherfy, R (7, 1) ERA:	1.0																	
72 Joe Mantiplay, L (8, 1) ERA: 19.29	1.0																	
39 Ryan Atkinson, R (9, 1) ERA:	0.0																	
31 Kyle Crockett, L (9, 1) ERA: 10.8	1.0																	

San Francisco Giants @ Arizona Diamondbacks  
Salt River Fields at Talking Stick, Scottsdale, AZ

AB 38  
R 8  
H 13  
RBI 7  
BB 7  
SO 12  
LOB 20



Mon Mar 02 2020, 3:11 PM - 6:45 PM EST  
Att. 8,015 - Partly Cloudy - 62 F

livebaseballscorecards.com



Batter	1	2	3	4	5	6	7	8	9	AB	R	H	RBI	BB	SO	LOB
16 Tim Locastro, R OBP: 0.357, SLG: 0.462 49 Alex Young, L (6, 5)	C FC 86 B SI 88 B FS 79 B SL 85 X SL 86 3-1 G4-3 2B		X FF 88 0-0 F9		B SI 83 C SL 74 X SI 83 1-1 1B		C FC 87 B FF 89 X FC 87 1-1 1B			3	0	2	0	0	0	0
4 Ketel Marte, S OBP: 0.429, SLG: 0.846 9 Jon Jay, L OBP: 0.467, SLG: 0.500 (6, 8)	S FS 79 D FS 80 F SL 82 F SI 90 X SI 90 2-2 F8		B FF 89 B FC 87 X SI 90 2-0 2B		F SI 83 S SL 73 T SL 73 0-2 K		S CU 77 S FC 86 F FF 89 1 SAFE F FF 88 X CU 77 0-2 G1-3			3	0	1	0	0	1	2
5 Eduardo Escobar, S OBP: 0.200, SLG: 0.214 76 Wyatt Mathisen, R OBP: 0.625, SLG: 0.667 (6, 4)	B FF 89 C FF 89 X FF 90 1-1 G4-3		C FF 89 F FF 90 B FS 82 D FS 81 B KC 80 F FF 91 S FF 91 3-3 K		1 SAFE F FF 83 X SL 72 0-1 F9		C SI 89 B SL 85 F SL 83 B CU 75 C SI 89 2-3 K			3	0	0	0	0	1	3
6 David Peralta, L OBP: 0.417, SLG: 0.125 27 Travis Snider, L (7, 9)	F SL 83 X FC 87 0-1 G4-3			X 0-0 E1 22 L9 56 BB		B SL 82 B FF 92 F FF 92 B FF 90 B FF 91 4-1 80 WP BB		C SI 89 F SL 82 C SI 88 0-3 K		2	0	0	0	1	0	1
53 Christian Walker, R OBP: 0.333, SLG: 0.400 88 Ben DeLuzio, R OBP: 0.308, SLG: 0.500 (7, 7)		C FF 88 X SL 82 0-1 F7		B SL 82 C SL 82 B SI 93 S SL 82 2-3 K		B CH 86 C FF 91 X CH 84 1-1 L9		S CU 75 B CU 76 B SL 84 B FF 89 C SI 89 3-3 K		2	0	0	0	0	1	1
56 Kole Calhoun, L OBP: 0.538, SLG: 0.375 80 Seth Beer, L OBP: 0.231, SLG: 0.091 (7, 3)		B FF 88 B FS 80 S SL 83 B FF 90 F FF 90 B SL 83 4-2 22 G3-6 BB		B SI 92 C SL 81 F SL 82 B FF 92 1 SAFE F CH 85 B SL 80 4-2 1-2 BB		1 SAFE B FF 92 C SL 82 C FF 92 F SL 83 B SL 83 S SL 83 2-3 K		B SI 95 B SI 93 B SI 94 B SI 94 4-1 78 G1-6-3 BB		0	0	0	0	2	0	0
22 Jake Lamb, L OBP: 0.308, SLG: 0.100 32 Kevin Cron, R (7, 10)		B FS 81 C FC 87 B FS 81 1 SAFE X SL 85 2-1 G3-6		F SI 91 B SI 92 F SL 82 X CH 86 1-2 L9		C CH 84 S SI 93 F SL 81 F FF 92 X FF 92 0-2 G4-3		C FO 81 S SI 93 B FO 80 X SI 93 1-2 F7		2	0	0	0	0	0	3
13 Nick Ahmed, R OBP: 0.231, SLG: 0.231 78 Juniel Querecuto, S OBP: 0.250, SLG: 0.143 (7, 6)			B SI 89 X SI 89 1-0 F7		C SL 82 B SL 83 1 SAFE C SL 81 B SL 83 B SL 82 X SL 81 3-2 G4-3		C FF 88 B FF 88 F CH 83 F FC 87 X FF 89 2-2 L5		X SI 92 0-0 G1-6-3	2	0	0	0	0	0	2
55 John Hicks, R OBP: 0.400, SLG: 0.800 19 Michael De La Cruz, S OBP: 0.333, SLG: 1.333 (7, 2)			X SL 83 0-0 HR		C SI 83 S SL 73 X SL 74 0-2 G1-3		B CU 76 C FC 89 X FC 86 1-1 G6-3			2	1	1	1	0	0	0

Inning Stats	R: 0	H: 1	E: 0	K: 0	S: 10	LOB: 1	BB: 0	P: 16	R: 0	H: 0	E: 0	K: 0	S: 6	LOB: 0	BB: 1	P: 12	R: 1	H: 2	E: 0	K: 1	S: 8	LOB: 1	BB: 0	P: 14	R: 0	H: 0	E: 1	K: 1	S: 14	LOB: 2	BB: 1	P: 24	R: 0	H: 1	E: 0	K: 1	S: 10	LOB: 1	BB: 0	P: 11	R: 0	H: 0	E: 0	K: 1	S: 12	LOB: 2	BB: 1	P: 19	R: 0	H: 1	E: 0	K: 0	S: 13	LOB: 1	BB: 0	P: 17	R: 0	H: 0	E: 0	K: 3	S: 9	LOB: 0	BB: 0	P: 14	R: 0	H: 0	E: 0	K: 0	S: 5	LOB: 0	BB: 1	P: 10	1B: 2	2B: 2	3B: 0	HR: 1	SF: 0	SAC: 0	DP: 2	HBP: 0	WP: 1	PA: 35
PITCHER	IP	WLS	BF	H	R	ER	SO	BB	IBB	HBP	BLK	WP	HR	S	P	ERA	WHIP																																																																	
29 Jeff Samardzija, R ERA: 1.8 Luis Madero, R ERA: 71 Tyler Rogers, R ERA: 97 Jarlín García, L ERA: 50 Nick Vincent, R ERA: 15.43	(1, 1)	3.0	W	12	3	1	1	1	1	0	0	0	0	0	24	42	3.00	1.333																																																																
66 Andrew Triggs, R ERA: 63 Matt Carasiti, R ERA: 2.25	(8, 1)	1.0	H	5	0	0	1	1	0	0	0	0	0	14	24	0.00	1.000																																																																	
(9, 1)	1.0		3	0	0	0	1	0	0	0	0	0	0	5	10	0.00	1.000																																																																	

**BOTTOM**

**San Francisco Giants @ Arizona Diamondbacks**  
Salt River Fields at Talking Stick, Scottsdale, AZ

Mon Mar 02 2020, 3:11 PM - 6:45 PM EST  
Att: 8,015 - Party Cloudy - 62 F

[livebaseballscorecards.com](http://livebaseballscorecards.com)

<b>AB</b>	<b>30</b>
<b>R</b>	<b>1</b>
<b>H</b>	<b>4</b>
<b>RBI</b>	<b>1</b>
<b>BB</b>	<b>4</b>
<b>SO</b>	<b>7</b>
<b>LOB</b>	<b>19</b>



Batter	1	2	3	4	5	6	7	8	9	AB	R	H	RBI	BB	SO	LOB	TOP																		
15 Nick Solak, R OBP: 0.217, SLG: 0.286 6 Eli White, R OBP: 0.357, SLG: 0.615	G1-3	G1-3		L9		K		FC6-2 14 BB		3	0	0	0	0	0	3																			
5 Willie Calhoun, L OBP: 0.278, SLG: 0.143 14 Rob Refsnyder, R OBP: 0.385, SLG: 0.545	P6		K		F8		G6-3			3	0	0	0	0	1	0																			
13 Joey Gallo, L OBP: 0.278, SLG: 0.438 16 Scott Heineman, R OBP: 0.450, SLG: 0.588	E5 20 1B		K		K		K			3	0	0	0	0	2	0																			
20 Greg Bird, L OBP: 0.222, SLG: 0.067 98 Tyreque Reed, R OBP: 0.500, SLG: 2.000					K		K			2	0	1	0	1	1	0																			
6 Matt Duffy, R OBP: 0.250, SLG: 0.250 32 Yadiel Rivera, R OBP: 0.588, SLG: 0.714	FC6-4		FC6-4							3	1	1	0	0	0	3																			
9 Isiah Kiner-Falefa, R OBP: 0.348, SLG: 0.727 82 Sherten Apostel, R OBP: 0.313, SLG: 0.231										2	2	2	1	1	0	0																			
53 Adolis Garcia, R OBP: 0.333, SLG: 0.500 51 Sam Travis, R OBP: 0.500, SLG: 0.667										3	0	1	0	0	1	3																			
0 Blake Swihart, S OBP: 0.533, SLG: 0.556 77 David Garcia, S OBP: 1.000, SLG: 1.000										2	0	0	0	1	2	3																			
83 Anderson Tejeda, S OBP: 0.500, SLG: 0.750 77 Andy Ibanez, R OBP: 0.286, SLG: 0.462										2	1	1	3	1	0	2																			
<b>Inning Stats</b>	R: 0 E: 1 K: 0 S: 6	H: 1 LOB: 2 BB: 0 P: 6	R: 1 E: 0 K: 1 S: 6	H: 2 LOB: 1 BB: 1 P: 11	R: 0 E: 0 K: 2 S: 7	H: 0 LOB: 1 BB: 1 P: 11	R: 0 E: 0 K: 1 S: 6	H: 1 LOB: 2 BB: 1 P: 10	R: 0 E: 0 K: 2 S: 7	H: 0 LOB: 0 BB: 0 P: 7	R: 3 E: 0 K: 2 S: 9	H: 2 LOB: 0 BB: 1 P: 14	R: 2 E: 0 K: 1 S: 8	H: 2 LOB: 0 BB: 0 P: 11	R: 0 E: 0 K: 1 S: 7	H: 2 LOB: 3 BB: 1 P: 11	R: 0 E: 0 K: 0 S: 2	H: 0 LOB: 1 BB: 2 P: 10	1B: 5 2B: 1 3B: 1 HR: 3	SF: 0 SAC: 0 DP: 1 HBP: 0	WP: 1 PB: 0 SB: 0 CS: 1	PA: 43													
<b>PITCHER</b>	IP	WLS	BF	H	R	ER	SO	BB	IBB	HBP	BLK	WP	HR	S	P	ERA	WHIP	<b>PITCHER</b>	IP	WLS	BF	H	R	ER	SO	BB	IBB	HBP	BLK	WP	HR	S	P	ERA	WHIP
62 Logan Webb, R ERA: 4.15	2.1		11	3	1	1	2	1	0	0	0	0	1	15	20	3.86	1.714	64 Shaun Anderson, R ERA: 30.38	1.0	L	5	2	2	2	1	0	0	0	0	1	8	11	18.00	2.000	
60 Wandy Peralta, L ERA:	0.2	H	3	0	0	0	1	1	0	0	0	0	0	4	8	0.00	1.500	75 Anderson Franco, R ERA:	1.0		6	2	0	0	1	1	0	0	0	0	7	11	0.00	3.000	
38 Tyler Beede, R ERA:	1.0	H	5	1	0	0	1	1	0	0	0	0	0	6	10	0.00	2.000	92 Ryan Halstead, R ERA:	1.0		4	0	0	0	0	2	0	0	2	10	0.00	2.000			
72 Yapson Gomez, L ERA:	1.0	H	3	0	0	0	2	0	0	0	0	0	0	7	7	0.00	0.000																		
58 Trevor Gott, R ERA: 9.0	1.0	B	6	2	3	3	2	1	0	0	0	1	1	9	14	27.00	3.000																		

**Texas Rangers @ San Francisco Giants**  
**Scottsdale Stadium, Scottsdale, AZ**  
 Tue Mar 03 2020, 3:06 PM - 6:30 PM EST  
 Att. 7,509 - Sunny - 71 F

livebaseballscorecards.com

AB	36
R	6
H	10
RBI	6
BB	7
SO	10
LOB	23






Batter	1	2	3	4	5	6	7	8	9	AB	R	H	RBI	BB	SO	LOB
35 Brandon Crawford, L (1, 6) 46 Abiatal Avelino, R (6, 6) OBP: 0.462, SLG: 0.667 OBP: 0.267, SLG: 0.429	0-3 K		0-0 G3-5-1 1B		0-0 G4-3		0-0 G2-3		0-0 1-2 2-3 1B	3	0	1	0	0	1	0
10 Evan Longoria, R (1, 5) 68 Zach Green, R (7, 5) OBP: 0.250, SLG: 0.333 OBP: 0.333, SLG: 0.833	0-0 F9		0-0 L5			4-0 28 1B BB	0-0 L7		0-2 3-H K	2	1	0	0	0	1	0
9 Brandon Belt, L (1, 3) 33 Darin Ruf, R (7, 3) OBP: 0.313, SLG: 0.500 OBP: 0.333, SLG: 0.583	0-0 L7		0-0 G3-5-1 1-2f			0-0 F8		0-3 K		3	0	0	0	0	0	2
28 Buster Posey, R (1, 2) 77 Joey Bart, R (6, PR) OBP: 0.400, SLG: 0.571 OBP: 0.615, SLG: 0.909		4-0 41 HR BB		0-0 5 G4-6-3 1B		0-0 6 5 WP 1B		0-3 K2-3		2	1	2	1	1	0	0
5 Mike Yastrzemski, L (1, 9) 94 Jamie Westbrook, R (7, 9) OBP: 0.333, SLG: 0.286 OBP: 0.385, SLG: 0.455		0-0 41 HR 1B		0-0 G4-6-3 1-2f		1-2 K		0-0 F9		3	1	1	0	0	1	2
6 Steven Duggar, L (1, 7) 37 Joey Rickard, R (7, 7) OBP: 0.313, SLG: 0.357 OBP: 0.583, SLG: 1.000		0-3 K		0-0 3B		0-0 E3 41 CS			0-0 14 G6-3 46 1B 2B	3	0	1	0	0	1	4
41 Wilmer Flores, R (1, 10) 82 Chadwick Tromp, R (9, PH) OBP: 0.375, SLG: 0.600		1-1 1-H 2-H HR		0-0 F9		1-0 CS		0-2 K		3	1	1	3	0	1	1
2 Yolmer Sánchez, S (1, 4) 14 Cristhian Adames, S (8, 4) OBP: 0.364, SLG: 0.545		0-0 G4-3				0-0 G4-3		0-0 E3 46 G2-3 49 BB		3	0	0	0	0	0	0
Billy Hamilton, S (1, 8) 49 Jaylin Davis, R (6, 8) OBP: 0.286, SLG: 0.500 OBP: 0.333, SLG: 0.462		0-3 K				0-3 K		4-0 46 G2-3 BB		2	0	0	0	0	2	0
										0	0	0	0	2	0	0

Inning Stats	R: 0	H: 0	E: 0	K: 1	S: 5	R: 3	H: 2	E: 0	K: 2	S: 10	R: 0	H: 1	E: 0	K: 0	S: 3	R: 0	H: 2	E: 0	K: 0	S: 4	R: 0	H: 0	E: 0	K: 1	S: 5	R: 1	H: 1	E: 1	K: 1	S: 6	R: 0	H: 0	E: 1	K: 1	S: 6	R: 0	H: 0	E: 0	K: 2	S: 7	R: 0	H: 0	E: 0	K: 2	S: 7	R: 1	H: 2	E: 0	K: 1	S: 7	1B: 5	2B: 1	3B: 1	HR: 1	SF: 0	SAC: 0	DP: 2	HBP: 0	WP: 1	PA: 39
--------------	------	------	------	------	------	------	------	------	------	-------	------	------	------	------	------	------	------	------	------	------	------	------	------	------	------	------	------	------	------	------	------	------	------	------	------	------	------	------	------	------	------	------	------	------	------	------	------	------	------	------	-------	-------	-------	-------	-------	--------	-------	--------	-------	--------

PITCHER	IP	WLS	BF	H	R	ER	SO	BB	IBB	HBP	BLK	WP	HR	S	P	ERA	WHIP
24 Jordan Lyles, R (1, 1) ERA: 9.0	3.0		12	3	3	3	3	1	0	0	0	0	1	18	23	9.00	1.333
37 Ariel Jurado, R (4, 1) ERA: 3.0	2.0		7	2	0	0	1	0	0	0	0	0	0	9	9	0.00	1.000
48 Rafael Montero, R (6, 1) ERA: 3.0	1.0	W	5	1	1	1	1	1	0	0	0	1	0	6	12	9.00	2.000
56 Austin Bibens-Dirkx, R (7, 1) ERA:	1.0	H	5	0	0	0	1	1	0	0	0	0	0	6	10	0.00	1.000
54 Derek Law, R (8, 1) ERA:	1.0	H	3	0	0	0	2	0	0	0	0	0	0	7	7	0.00	0.000

**TEXAS RANGERS @ SAN FRANCISCO GIANTS**  
 Scottsdale Stadium, Scottsdale, AZ  
 Tue Mar 03 2020, 3:06 PM - 6:30 PM EST  
 Att. 7,509 - Sunny - 71 F

AB	34
R	5
H	8
RBI	5
BB	4
SO	9
LOB	18




Batter	1	2	3	4	5	6	7	8	9	AB R H RBI BB SO LOB	TOP		
5 Mike Yastrzemski, L (1, 8) OBP: 0.368, SLG: 0.333	0-1 FC4 1B		0-0 L6-3-4 1B		0-0 F9			0-0 L8		4 0 2 0 0 0 1	<b>San Francisco Giants @ Los Angeles Dodgers</b> <b>Camelback Ranch, Glendale, AZ</b> Wed Mar 04 2020, 8:06 PM - 10:48 PM EST Att: 10,471 - Clear - 73 F		
73 Austin Slater, R (1, 3) OBP: 0.267, SLG: 0.467 26 Chris Shaw, L (6, 3) OBP: 0.286, SLG: 0.167	0-3 K		0-0 L6-3-4 1-2		0-0 F9			0-3 K		3 0 0 0 0 1 2 1 0 0 0 0 1 0			
12 Alex Dickerson, L (1, 7) OBP: 0.214, SLG: 0.286 94 Jamie Westbrook, R (6, 7) OBP: 0.357, SLG: 0.417	0-0 L6			0-0 G4-3				0-3 K		3 0 0 0 0 1 1 1 0 0 0 0 0 0			
8 Hunter Pence, R (1, 10) OBP: 0.400, SLG: 0.400 82 Chadwick Tromp, R(9, PH)	0-0 FC4 1-2f			0-0 1B				0-3 K		3 0 1 0 0 1 1 1 0 0 0 0 1 0			
49 Jaylin Davis, R (1, 9) OBP: 0.278, SLG: 0.375 70 Joe McCarthy, L (7, 9) OBP: 0.417, SLG: 0.300		0-3 K		0-3 K			0-0 F8	0-0 1B		3 0 0 0 0 2 1 1 0 1 0 0 0 0			
1 Mauricio Dubón, R (1, 6) OBP: 0.444, SLG: 0.824 74 Ryan Howard, R (7, 6) OBP: 0.385, SLG: 0.750		0-3 K		0-3 K			0-3 K	0-3 K		3 0 0 0 0 3 1 1 0 0 0 0 1 1			
76 Rob Brantly, L (1, 2) OBP: 0.357, SLG: 0.385 81 Tyler Heineman, S (7, 2) OBP: 0.333, SLG: 0.200		1-0 HBP		0-3 K2-3			0-0 2 1B 1B	0-0 L7		2 0 1 0 0 1 0 1 0 0 0 0 0 1			
2 Yolmer Sánchez, S (1, 5) OBP: 0.111, SLG: 0.059 32 Kean Wong, L (7, 5) OBP: 0.333, SLG: 0.273		0-3 K		0-3 K			0-0 1-2 1B			3 0 1 0 0 2 1 0 0 0 0 0 0 0			
7 Donovan Solano, R (1, 4) OBP: 0.462, SLG: 0.417 80 Drew Robinson, L (7, 4) OBP: 0.273, SLG: 0.273			0-0 G6-3		0-0 1B		0-0 P2			3 0 1 0 0 0 2 0 0 0 0 0 0 0			
<b>Inning Stats</b>	R: 0 H: 1 E: 0 LOB: 1 K: 1 BB: 0 S: 7 P: 7	R: 0 H: 0 E: 0 LOB: 1 K: 3 BB: 0 S: 9 P: 10	R: 0 H: 1 E: 0 LOB: 0 K: 0 BB: 0 S: 3 P: 3	R: 0 H: 1 E: 0 LOB: 1 K: 2 BB: 0 S: 8 P: 8	R: 0 H: 1 E: 0 LOB: 1 K: 2 BB: 0 S: 8 P: 8	R: 0 H: 0 E: 0 LOB: 0 K: 2 BB: 0 S: 7 P: 7	R: 0 H: 2 E: 0 LOB: 2 K: 1 BB: 0 S: 7 P: 7	R: 0 H: 0 E: 0 LOB: 0 K: 1 BB: 0 S: 5 P: 5	R: 0 H: 1 E: 0 LOB: 1 K: 2 BB: 0 S: 8 P: 8	1B: 7 SF: 0 2B: 1 SAC: 0 3B: 0 DP: 1 HR: 0 HBP: 1		WP: 0 PA: 34 PB: 0 SB: 0 CS: 0	
<b>PITCHER</b>	IP WLS BF H R ER SO BB IBB HBP BLK WP HR S P ERA WHIP											<b>PITCHER</b>	IP WLS BF H R ER SO BB IBB HBP BLK WP HR S P ERA WHIP
22 Clayton Kershaw, L (1, 1) ERA:	3.0 W 11 2 0 0 4 0 0 1 0 0 0 0 19 20 0.00 0.667											61 Edubray Ramos, R (8, 1) ERA: 2.25	1.0 3 0 0 0 1 0 0 0 0 0 0 0 5 5 0.00 1.000
52 Pedro Báez, R (4, 1) ERA:	1.0 4 1 0 0 2 0 0 0 0 0 0 0 8 8 0.00 1.000											48 Brusdar Graterol, R (9, 1) ERA:	1.0 4 1 0 0 2 0 0 0 0 0 0 0 8 8 0.00 1.000
17 Joe Kelly, R (5, 1) ERA:	1.0 4 1 0 0 2 0 0 0 0 0 0 0 8 8 0.00 1.000												
75 Scott Alexander, L (6, 1) ERA:	1.0 3 0 0 0 2 0 0 0 0 0 0 0 7 7 0.00 0.000												
44 Zach McAllister, R (7, 1) ERA:	1.0 5 2 0 0 1 0 0 0 0 0 0 0 7 7 0.00 2.000												

livebaseballscorecards.com

<b>AB</b>	33
<b>R</b>	0
<b>H</b>	7
<b>RBI</b>	0
<b>BB</b>	0
<b>SO</b>	14
<b>LOB</b>	12





Batter	1	2	3	4	5	6	7	8	9	AB	R	H	RBI	BB	SO	LOB	BOTTOM																	
<b>50 Mookie Betts, R</b> <small>OBP: 0.286, SLG: 0.316</small> <b>70 DJ Peters, R</b> <small>OBP: 0.200, SLG: 0.429</small>	0-0 <b>G5-3</b>		0-0 <b>F9</b>		0-0 <b>L7</b>			0-3 <b>K</b>		3	0	0	0	0	0	1	<b>San Francisco Giants @ Los Angeles Dodgers</b> Camelback Ranch, Glendale, AZ Wed Mar 04 2020, 8:06 PM - 10:48 PM EST Att. 10,471 - Clear - 73 F																	
<b>13 Max Muncy, L</b> <small>OBP: 0.476, SLG: 0.533</small> <b>79 Jacob Amaya, R</b> <small>OBP: 0.308, SLG: 0.100</small>	0-0 <b>FC3-6</b> 11 2B		4-0 <b>10 HR</b> BB		0-0 <b>G5-6-3</b> 1-2f			0-0 <b>G6-3</b>		2	2	1	0	1	0	1			<b>livebaseballscorecards.com</b> AB <b>29</b> R <b>4</b> H <b>6</b> RBI <b>4</b> BB <b>1</b> SO <b>6</b> LOB <b>9</b> 															
<b>10 Justin Turner, R</b> <small>OBP: 0.563, SLG: 0.750</small> <b>94 Cristian Santana, R</b> <small>OBP: 0.412, SLG: 0.563</small>	1-0 <b>FC3-6</b> 5 HBP		0-0 <b>11 HR</b>		0-0 <b>11 FC9-6</b> 1B			0-0 <b>1B</b>		1	1	1	2	0	0	0					1B: 3 SF: 0 2B: 2 SAC: 0 3B: 0 DP: 1 HR: 1 HBP: 1 WP: 0 PA: 31 PB: 0 SB: 0 CS: 0													
<b>5 Corey Seager, L</b> <small>OBP: 0.316, SLG: 0.250</small> <b>58 Rocky Gale, R</b> <small>OBP: 0.266, SLG: 0.429</small>	0-0 <b>FC3-6</b> 11 2B 1-2f 2-3		0-0 <b>G3-1</b>		0-3 <b>K</b>			0-3 <b>K</b>		3	1	0	0	0	1	3							2 0 0 0 0 2 0 1 0 0 0 0 0 0 2 0 0 0 0 1 0 1 0 0 0 0 0 0 1 0 0 0 0 0 0											
<b>11 AJ Pollock, R</b> <small>OBP: 0.217, SLG: 0.364</small> <b>80 Errol Robinson, R</b>	0-0 <b>2B</b> 1-H 3-H		0-0 <b>G6-3</b>		0-0 <b>FC9-6</b> 1-2f			0-0 <b>F7</b>		3	0	1	2	0	0	1									2 0 0 0 0 0 1 0 0 0 0 0 0 0									
<b>14 Enrique Hernández, R</b> <small>OBP: 0.273, SLG: 0.714</small> <b>88 Zach Reks, L</b> <small>OBP: 0.556, SLG: 0.846</small>	0-0 <b>F7</b>		0-0 <b>F8</b>		1-0 <b>F7</b>			0-0 <b>K</b>		2	0	0	0	0	0	1											16 Will Smith, R <small>OBP: 0.158, SLG: 0.167</small> <b>90 Donovan Casey, R</b>							
<b>16 Will Smith, R</b> <small>OBP: 0.158, SLG: 0.167</small> <b>90 Donovan Casey, R</b>		0-3 <b>K</b>		0-3 <b>K</b>		0-0 <b>G6-3</b>				2	0	0	0	0	2	0													45 Matt Beatty, L <small>OBP: 0.429, SLG: 0.400</small> <b>28 Tyler White, R</b> <small>OBP: 0.294, SLG: 0.438</small>					
<b>45 Matt Beatty, L</b> <small>OBP: 0.429, SLG: 0.400</small> <b>28 Tyler White, R</b> <small>OBP: 0.294, SLG: 0.438</small>	0-0 <b>G4-3</b>		0-3 <b>K</b>		0-0 <b>L8</b>					2	0	0	0	0	1	0															22 Clayton Kershaw, L 52 Pedro Báez, R 17 Joe Kelly, R 47 Jose Lobaton, S 75 Scott Alexander, L 44 Zach McAllister, R 47 Jose Lobaton, S 61 Eubray Ramos, R 48 Braxton Graterol, R			
<b>22 Clayton Kershaw, L</b> <b>52 Pedro Báez, R</b> <b>17 Joe Kelly, R</b> <b>47 Jose Lobaton, S</b> <b>75 Scott Alexander, L</b> <b>44 Zach McAllister, R</b> <b>47 Jose Lobaton, S</b> <b>61 Eubray Ramos, R</b> <b>48 Braxton Graterol, R</b>	0-0 <b>G6-3</b>		0-0 <b>13 FC9-6</b> 1B		0-0 <b>G4-3</b>					1	0	0	0	0	0	0																	<b>Dodgers</b>	
<b>Inning Stats</b>		R: 2 H: 2 E: 0 LOB: 1 K: 0 BB: 0 S: 5 P: 6	R: 0 H: 0 E: 0 LOB: 0 K: 1 BB: 1 S: 5 P: 5	R: 2 H: 1 E: 0 LOB: 0 K: 0 BB: 1 S: 4 P: 8	R: 0 H: 0 E: 0 LOB: 0 K: 2 BB: 0 S: 7 P: 7	R: 0 H: 1 E: 0 LOB: 1 K: 1 BB: 0 S: 6 P: 7	R: 0 H: 0 E: 0 LOB: 0 K: 0 BB: 0 S: 3 P: 3	R: 0 H: 1 E: 0 LOB: 1 K: 2 BB: 0 S: 8 P: 7	R: 0 H: 1 E: 0 LOB: 1 K: 2 BB: 0 S: 8 P: 8	1B: 3 SF: 0 2B: 2 SAC: 0 3B: 0 DP: 1 HR: 1 HBP: 1	WP: 0 PA: 31 PB: 0 SB: 0 CS: 0																							
<b>PITCHER</b>		IP WLS BF H R ER SO BB IBB HBP BLK WP HR S P ERA WHIP											<b>PITCHER</b>		IP WLS BF H R ER SO BB IBB HBP BLK WP HR S P ERA WHIP																			
<b>42 Johnny Cueto, R</b> <small>ERA: 7.71</small>		2.2 L 13 3 4 4 1 1 0 0 0 0 0 1 13 18 13.50 1.500											<b>65 Sam Coonrod, R</b> <small>ERA: 5.4</small>		0.1 1 0 0 0 0 0 0 0 0 0 0 1 1 0.00 0.000																			
<b>95 Rico Garcia, R</b> <small>ERA: 7.36</small>		1.1 4 0 0 0 2 0 0 0 0 0 0 8 8 0.00 0.000											<b>52 Dany Jiménez, R</b> <small>ERA:</small>		1.0 4 1 0 0 2 0 0 0 0 0 0 8 8 0.00 1.000																			
<b>43 Tyson Ross, R</b> <small>ERA: 4.5</small>		1.0 3 1 0 0 0 0 0 0 0 0 0 3 3 0.00 1.000																																
<b>74 Jandel Gustave, R</b> <small>ERA: 13.5</small>		1.0 4 1 0 0 1 0 0 0 0 0 0 6 7 0.00 1.000																																
<b>39 Jerry Blevins, L</b> <small>ERA: 9.0</small>		0.2 2 0 0 0 0 0 0 0 0 0 0 2 2 0.00 0.000																																

Batter	1	2	3	4	5	6	7	8	9	AB	R	H	RBI	BB	SO	LOB	TOP			
7 César Hernández, S (1, 4) OBP: 0.450, SLG: 0.625 90 José Tena, L (6, 4) OBP: 0.667, SLG: 0.500	4-0 BB 11 BB 9 1B		0-0 2B		1-0 HBP 9 G4-6-3		0-0 1B 69 1B	0-0 F7		1	0	1	0	1	0	0				
9 Sandy León, S (1, 2) OBP: 0.143, SLG: 0.143 69 Kungkuan Giljegiljaw, R (6, 2) OBP: 0.375, SLG: 0.500	0-0 1B 11 BB		0-3 K		0-0 G4-6-3 1-2f		0-0 1B		0-2 K	3	0	1	0	0	1	2				
11 José Ramírez, S (1, 5) OBP: 0.381, SLG: 0.579 95 Nolan Jones, L (6, 5) OBP: 0.400, SLG: 0.100	4-0 BB 32 G5-4-3		0-0 F8		0-0 L3		0-3 K		4-0 BB 40 2B	2	0	0	0	1	0	1				
41 Carlos Santana, S (1, 3) OBP: 0.381, SLG: 0.650 40 Bobby Bradley, L (6, 3) OBP: 0.400, SLG: 0.737	0-3 K			0-0 G6-3		0-0 P3		0-0 1B 76 1B 66 1B	0-0 2B 71 3B	3	0	0	0	0	1	3				
32 Franmil Reyes, R (1, 7) OBP: 0.522, SLG: 1.095 76 Mitch Longo, L (6, 7) OBP: 0.467, SLG: 0.538	0-0 G5-4-3 1-2f			0-0 1B 35 HR		0-0 G6-3		0-0 1B 79 G1-3 66 1B	0-0 P5	3	1	1	0	0	0	3				
24 Domingo Santana, R (1, 9) OBP: 0.150, SLG: 0.250 71 Daniel Johnson, L (6, 9) OBP: 0.300, SLG: 0.375		0-0 G1-3		0-0 L8		0-0 1B		0-3 K	0-0 3B 2-H	3	0	1	0	0	0	1				
35 Óscar Mercado, R (1, 8) OBP: 0.350, SLG: 0.500 79 Connor Marabell, L (5, 8) OBP: 0.063, SLG: 0.125		0-3 K		0-0 HR 1-H		0-3 K		0-0 G1-3 1-2	0-0 G4-3	2	1	1	2	0	1	0				
4 Bradley Zimmer, L (1, 10) OBP: 0.150, SLG: 0.400 66 Wilson García, S (8, PH) OBP: 0.462, SLG: 0.667		0-3 K		0-0 E4 2 S			0-3 K	0-0 1B 84 1B 2-H 3-H		3	0	0	0	0	2	0				
2 Yu Chang, R (1, 6) OBP: 0.208, SLG: 0.261 84 Ernie Clement, R (7, 6) OBP: 0.333, SLG: 0.389			0-0 L6	0-0 SAFE G5-3 1-2			0-0 P2	0-0 1B 2-H		3	0	0	0	0	0	1				
<b>Inning Stats</b>	R: 0 E: 0 K: 1 S: 5	H: 1 LOB: 2 BB: 2 P: 13	R: 0 E: 0 K: 2 S: 7	H: 0 LOB: 0 BB: 0 P: 7	R: 0 E: 0 K: 1 S: 6	H: 1 LOB: 1 BB: 0 P: 6	R: 2 E: 1 K: 0 S: 6	H: 2 LOB: 1 BB: 0 P: 6	R: 0 E: 0 K: 1 S: 6	H: 1 LOB: 1 BB: 0 P: 6	R: 0 E: 0 K: 2 S: 9	H: 2 LOB: 2 BB: 0 P: 9	R: 3 E: 0 K: 1 S: 9	H: 4 LOB: 1 BB: 0 P: 9	R: 2 E: 0 K: 1 S: 7	H: 2 LOB: 1 BB: 1 P: 11	1B: 9 2B: 2 3B: 1 HR: 1	SF: 0 SAC: 0 DP: 2 HBP: 1	WP: 0 PB: 0 SB: 1 CS: 0	PA: 43
<b>PITCHER</b>	IP WLS BF H R ER SO BB IBB HBP BLK WP HR S P ERA WHIP	18 Drew Smyly, L (1, 1) ERA: 0.00	0.1 0 4 1 0 0 1 2 0 0 0 0 0 4 12 0.00 9.000	78 Brandon Lawson, R (1, 1) ERA: 0.00	0.2 0 1 0 0 0 0 0 0 0 0 0 0 1 1 0.00 0.000	59 Andrew Suárez, L (2, 1) ERA: 2.7	2.2 L 12 3 2 2 3 0 0 0 0 0 1 18 18 6.75 1.125	67 Sam Selman, L (4, 1) ERA: 0.00	1.0 0 3 0 0 0 0 0 0 1 0 0 0 2 3 0.00 0.000	66 Andrew Triggs, R (5, 1) ERA: 0.750	1.1 0 5 1 0 0 1 0 0 0 0 0 0 7 7 0.00 0.750	<b>PITCHER</b>	IP WLS BF H R ER SO BB IBB HBP BLK WP HR S P ERA WHIP	97 Jarlin García, L (7, 1) ERA: 0.00	1.0 0 5 2 0 0 2 0 0 0 0 0 0 0 9 9 0.00 2.000	50 Nick Vincent, R (8, 1) ERA: 18.9	1.0 0 7 4 3 3 1 0 0 0 0 0 0 0 9 9 27.00 4.000	63 Matt Carasiti, R (9, 1) ERA: 5.4	1.0 0 6 2 2 2 1 1 0 0 0 0 0 0 7 11 18.00 3.000	

**Cleveland Indians @ San Francisco Giants**  
**Scottsdale Stadium, Scottsdale, AZ**  
 Thu Mar 05 2020, 3:08 PM - 6:01 PM EST  
 Att. 6,989 - Sunny - 79 F

AB	39
R	7
H	13
RBI	7
BB	3
SO	9
LOB	21





Batter	1	2	3	4	5	6	7	8	9	AB	R	H	RBI	BB	SO	LOB	BOTTOM
35 Brandon Crawford, L (1, 6) OBP: 0.438, SLG: 0.600 46 Abialat Avelino, R (6, 6) OBP: 0.250, SLG: 0.400	0-3 K		0-0 1B		0-3 K			0-3 K		3	0	1	0	0	2	1	<b>Cleveland Indians @ San Francisco Giants</b> Scottsdale Stadium, Scottsdale, AZ Thu Mar 05 2020, 3:08 PM - 6:01 PM EST Att. 6,989 - Sunny - 79 F
10 Evan Longoria, R (1, 5) OBP: 0.211, SLG: 0.278 68 Zach Green, R (7, 5) OBP: 0.286, SLG: 0.714	0-0 G6-3		0-3 K			0-0 L3		1-0 G4-3		3	0	0	0	0	1	1	
9 Brandon Belt, L (1, 3) OBP: 0.300, SLG: 0.611	0-0 G3-1			0-0 HR		0-0 G4-3			0-0 F7	4	1	1	1	0	0	0	
28 Buster Posey, R (1, 2) OBP: 0.375, SLG: 0.533 76 Rob Brantly, L (4, PH) OBP: 0.294, SLG: 0.313 (5, 2)		0-0 F9		0-3 K		0-0 F8			0-0 F8	1	0	0	0	0	0	0	
48 Pablo Sandoval, S (1, 10) OBP: 0.375, SLG: 0.286 77 Joey Bart, R (9, PH) OBP: 0.643, SLG: 0.909		0-0 G4-3		0-0 P4			0-0 F7		4-0 BB	3	0	0	0	0	0	0	
12 Alex Dickerson, L (1, 7) OBP: 0.235, SLG: 0.353 33 Darin Ruf, R (8, 7) OBP: 0.313, SLG: 0.538		0-0 2B		0-0 F8			0-3 K		0-3 K	3	0	1	0	0	1	0	
41 Wilmer Flores, R (1, 4) OBP: 0.368, SLG: 0.529 14 Cristhian Adames, S (8, 4) OBP: 0.364, SLG: 0.545		0-3 K			4-0 BB		0-0 L9			2	0	0	0	1	1	1	
6 Steven Duggar, L (1, 8) OBP: 0.278, SLG: 0.313 37 Joey Rickard, R (8, PH) OBP: 0.538, SLG: 0.917 (9, 8)			0-0 G1-3		0-2 K			0-3 K		2	0	0	0	0	1	1	
73 Austin Slater, R (1, 9) OBP: 0.278, SLG: 0.412 80 Drew Robinson, L (9, 9) OBP: 0.273, SLG: 0.273			0-0 P6		0-3 K			4-0 68 WP BB		1	0	0	0	0	1	0	

Inning Stats	R: 0	H: 0	E: 0	K: 1	S: 5	LOB: 0	BB: 0	P: 5	R: 0	H: 1	E: 0	K: 1	S: 6	LOB: 1	BB: 0	P: 6	R: 0	H: 1	E: 0	K: 1	S: 6	LOB: 1	BB: 0	P: 6	R: 1	H: 1	E: 0	K: 1	S: 6	LOB: 0	BB: 0	P: 6	R: 0	H: 0	E: 0	K: 3	S: 9	LOB: 1	BB: 1	P: 13	R: 0	H: 0	E: 0	K: 0	S: 3	LOB: 0	BB: 0	P: 3	R: 0	H: 0	E: 0	K: 1	S: 5	LOB: 0	BB: 0	P: 5	R: 0	H: 0	E: 0	K: 2	S: 7	LOB: 1	BB: 1	P: 12	R: 0	H: 0	E: 0	K: 1	S: 5	LOB: 1	BB: 1	P: 9	1B: 1	SF: 0	2B: 1	SAC: 0	3B: 0	DP: 0	HR: 1	HBP: 0	WP: 1	PA: 33
PITCHER	IP	WLS	BF	H	R	ER	SO	BB	IBB	HBP	BLK	WP	HR	S	P	ERA	WHIP																																																																	
34 Zach Plesac, R (1, 1) ERA: 3.24	4.0	W	15	3	1	1	4	0	0	0	0	0	0	23	23	2.25	0.750																																																																	
70 James Karinchak, R (5, 1) ERA: 3.86	1.0	H	4	0	0	0	3	1	0	0	0	0	0	9	13	0.00	1.000																																																																	
78 Cam Hill, R (6, 1) ERA: 2.25	1.0	H	3	0	0	0	0	0	0	0	0	0	0	3	3	0.00	0.000																																																																	
53 Dominic Leone, R (7, 1) ERA: 15.75	1.0	H	3	0	0	0	1	0	0	0	0	0	0	5	5	0.00	0.000																																																																	
74 Scott Moss, L (8, 1) ERA: 3.18	2.0		8	0	0	0	3	2	0	0	0	1	0	12	21	0.00	1.000																																																																	



Batter	1	2	3	4	5	6	7	8	9	AB R H RBI BB SO LOB	TOP																					
5 Mike Yastrzemski, L (1, 9) OBP: 0.333, SLG: 0.300 49 Jaylin Davis, R (5, PH) OBP: 0.238, SLG: 0.316 (5, 9)	0-3 K		0-0 F8		0-3 K		0-3 K		0-3 K	2 0 0 0 0 1 0 3 0 0 0 0 3 3	<b>San Francisco Giants @ Milwaukee Brewers</b> <b>American Family Fields of Phoenix, Phoenix, AZ</b> Fri Mar 06 2020, 2:07 PM - 5:09 PM CST Att. 8,603 - Sunny - 82 F <a href="http://livebaseballscorecards.com">livebaseballscorecards.com</a>																					
41 Wilmer Flores, R (1, 3) OBP: 0.333, SLG: 0.474 33 Darin Ruf, R (3, 3) OBP: 0.316, SLG: 0.500	0-0 G5-3		0-0 G6-3		0-0 G5-3		0-0 80 S 1-3 2-H 1B		0-3 K	2 0 0 0 0 0 0 3 0 1 1 0 1 1																						
8 Hunter Pence, R (1, 10) OBP: 0.250, SLG: 0.250 77 Joey Bart, R (7, PH) OBP: 0.563, SLG: 0.769 (7, 10)	0-3 K		0-3 K			0-0 L8	0-0 P3		0-3 K	3 0 0 0 0 2 0 2 0 0 0 0 1 2																						
70 Joe McCarthy, L (1, 7) OBP: 0.500, SLG: 0.636 80 Drew Robinson, L (4, 7) OBP: 0.385, SLG: 0.273		4-0 1 2B 2 1B BB		1-1 HR		4-0 68 2B BB		4-0 1-2 BB		1 2 1 1 1 0 0 0 1 0 0 2 0 0																						
1 Mauricio Dubón, R (1, 5) OBP: 0.450, SLG: 0.842 68 Zach Green, R (4, 5) OBP: 0.333, SLG: 0.778		0-0 2 E 1-3 2B		0-0 P4		0-0 81 G3 1-H 2B		0-3 K		2 1 1 0 0 0 0 2 0 1 1 0 1 3																						
81 Tyler Heineman, S (1, 2) OBP: 0.267, SLG: 0.154 82 Chadwick Tromp, R (6, 2) OBP: 0.300, SLG: 0.125		0-0 P4		0-0 F8		0-0 G3		0-0 2 FC4-6 1B		3 0 0 0 0 0 3 1 0 1 0 0 0 0																						
2 Yolmer Sánchez, S (1, 4) OBP: 0.136, SLG: 0.095		0-0 E4 7 F8 1B 2-H 3-H		0-3 K		0-0 G6-3		0-0 FC4-6 1-2f		4 0 1 1 0 1 2																						
7 Donovan Solano, R (1, 6) OBP: 0.500, SLG: 0.429 14 Cristhian Adames, S (7, 6) OBP: 0.333, SLG: 0.500		0-0 F8 1-2 1B		0-0 1B		0-0 37 1B 33 1B BB		0-3 K		2 1 1 0 1 0 1 1 0 0 0 0 1 1																						
Billy Hamilton, S (1, 8) OBP: 0.250, SLG: 0.438 37 Joey Rickard, R (5, 8) OBP: 0.533, SLG: 0.857		0-3 K		0-3 K		0-0 33 1B 1-2 1B		0-0 F8		2 0 0 0 0 2 2 2 0 1 0 0 0 1																						
<b>Inning Stats</b>	R: 0 H: 0 E: 0 LOB: 0 K: 2 BB: 0 S: 7 P: 7	R: 2 H: 2 E: 1 LOB: 1 K: 1 BB: 1 S: 7 P: 11	R: 0 H: 0 E: 0 LOB: 0 K: 1 BB: 0 S: 5 P: 5	R: 1 H: 1 E: 0 LOB: 0 K: 1 BB: 0 S: 7 P: 8	R: 0 H: 1 E: 0 LOB: 1 K: 2 BB: 0 S: 8 P: 8	R: 1 H: 1 E: 0 LOB: 1 K: 0 BB: 1 S: 4 P: 8	R: 1 H: 2 E: 0 LOB: 3 K: 2 BB: 2 S: 9 P: 17	R: 0 H: 1 E: 0 LOB: 1 K: 1 BB: 0 S: 6 P: 6	R: 0 H: 0 E: 0 LOB: 0 K: 3 BB: 0 S: 9 P: 9	1B: 5 SF: 0 2B: 2 SAC: 0 3B: 0 DP: 0 HR: 1 HBP: 0		WP: 0 PA: 39 PB: 0 SB: 1 CS: 0																				
<b>PITCHER</b>	IP WLS BF H R ER SO BB IBB HBP BLK WP HR S P ERA WHIP											<b>PITCHER</b>	IP WLS BF H R ER SO BB IBB HBP BLK WP HR S P ERA WHIP																			
29 Josh Lindblom, R (1, 1) ERA: 5.4	4.0	16	3	3	3	5	1	0	0	0	0	0	1	26	31	6.75	1.000	94 Phil Bickford, R (9, 1) ERA:	1.0	3	0	0	0	3	0	0	0	0	9	9	0.00	0.000
58 Alex Claudio, L (5, 1) ERA:	1.0	4	1	0	0	2	0	0	0	0	0	0	0	8	8	0.00	1.000															
47 Mike Morin, R (6, 1) ERA: 4.5	1.0	5	1	1	1	0	1	0	0	0	0	0	0	4	8	9.00	2.000															
31 Bobby Wahl, R (7, 1) ERA: 3.0	1.0	7	2	1	1	2	2	0	0	0	0	0	0	9	17	9.00	4.000															
72 Miguel Sánchez, R (8, 1) ERA:	1.0	4	1	0	0	1	0	0	0	0	0	0	0	6	6	0.00	1.000															





Batter	1	2	3	4	5	6	7	8	9	AB	R	H	RBI	BB	SO	LOB
6 Lorenzo Cain, R OBP: 0.500, SLG: 0.667 92 Luis Castro, R OBP: 0.400, SLG: 0.500	0-0 G6-3		0-0 P3		0-0 12 G3 1B		0-0 E5		4-0 BB BB	3	0	1	1	0	0	0
12 Justin Smoak, S OBP: 0.333, SLG: 0.267 43 Henry Gatewood, R OBP: 0.400, SLG: 0.500	0-0 22 G3 18 1B 1B		0-3 K		0-0 G3		0-3 K		0-0 F9	3	1	1	0	0	1	2
22 Christian Yelich, L OBP: 0.167, SLG: 0.176 28 Ryon Healy, R OBP: 0.167, SLG: 0.176	0-0 G3			0-3 K		0-0 F8		0-0 26 1B 14 1B 1B	0-3 K	3	0	0	0	0	1	3
18 Keston Hiura, R OBP: 0.412, SLG: 1.000 14 Jace Peterson, L OBP: 0.400, SLG: 0.474	0-0 2-H 1B			2-2 HR		0-0 1B		0-0 26 1B 14 1B 1B		2	1	2	2	0	0	0
10 Omar Narváez, L OBP: 0.278, SLG: 0.200 26 Jacob Nottingham, R OBP: 0.385, SLG: 0.455	0-0 P5			0-3 K		0-0 P5		0-0 14 1B 1B		3	0	0	0	0	1	2
24 Avisail García, R OBP: 0.286, SLG: 0.167 77 Lucas Erceg, L OBP: 0.167, SLG: 0.333		0-0 E5		0-3 K		0-0 F8		0-0 F6		2	0	0	0	0	1	0
32 Brock Holt, L OBP: 0.250, SLG: 0.267 14 Andrés Blanco, S OBP: 0.231, SLG: 0.167		0-0 G4-6-3				0-0 61 BB 6 1B 1B		0-0 G4-3		2	1	1	0	0	0	1
5 Jedd Gyorko, R OBP: 0.364, SLG: 0.300 23 Keon Broxton, R OBP: 0.100, SLG: 0.150		0-0 F7				0-3 K		0-3 K		2	0	0	0	0	1	1
61 Mark Mathias, R OBP: 0.222, SLG: 0.176 78 Corey Ray, L OBP: 0.158, SLG: 0.235			0-0 P3			4-0 12 G3 6 1B BB		0-0 G6-3		1	0	0	0	1	0	0

BOTTOM

San Francisco Giants @ Milwaukee Brewers  
American Family Fields of Phoenix, Phoenix, AZ  
Fri Mar 06 2020, 2:07 PM - 5:09 PM CST  
Att. 8,603 - Sunny - 82 F

livebaseballscorecards.com

AB	37
R	5
H	10
RBI	5
BB	2
SO	10
LOB	18



Inning Stats	R: 1	H: 2	E: 0	K: 0	S: 5	H: 2	LOB: 1	BB: 0	P: 5	R: 0	H: 0	E: 1	K: 0	S: 3	R: 0	H: 0	E: 0	K: 1	S: 5	R: 1	H: 1	E: 0	K: 3	S: 12	R: 1	H: 2	E: 0	K: 1	S: 7	R: 0	H: 1	E: 0	K: 0	S: 4	R: 0	H: 0	E: 1	K: 2	S: 8	R: 2	H: 4	E: 0	K: 1	S: 8	R: 0	H: 0	E: 0	K: 2	S: 7	R: 0	H: 0	E: 0	K: 2	S: 7	1B: 9	2B: 0	3B: 0	HR: 1	SF: 0	SAC: 0	DP: 1	HBP: 0	WP: 0	HR: 0	S: 6	P: 6	ERA: 0.00	WHIP: 2.000
--------------	------	------	------	------	------	------	--------	-------	------	------	------	------	------	------	------	------	------	------	------	------	------	------	------	-------	------	------	------	------	------	------	------	------	------	------	------	------	------	------	------	------	------	------	------	------	------	------	------	------	------	------	------	------	------	------	-------	-------	-------	-------	-------	--------	-------	--------	-------	-------	------	------	-----------	-------------

PITCHER	IP	WLS	BF	H	R	ER	SO	BB	IBB	HBP	BLK	WP	HR	S	P	ERA	WHIP
34 Kevin Gausman, R ERA: 1.29	3.0		11	2	1	1	1	0	0	0	0	0	0	13	13	3.00	0.667
58 Trevor Gott, R ERA: 9.82	0.2	H	3	1	1	1	2	0	0	0	0	0	1	9	11	13.50	1.500
71 Tyler Rogers, R ERA:	0.1	H	1	0	0	0	1	0	0	0	0	0	0	3	3	0.00	0.000
65 Sam Coonrod, R ERA: 6.23	1.0	B	6	2	1	1	1	1	0	0	0	0	0	7	11	9.00	3.000
57 Dereck Rodríguez, R ERA: 3.86	2.0	H	10	3	2	2	2	0	0	0	0	0	0	14	14	9.00	1.500

Batter	1	2	3	4	5	6	7	8	9	AB	R	H	RBI	BB	SO	LOB	TOP								
<b>88 Luis Robert Jr., R</b> (1, 8) <small>OBP: 0.444, SLG: 0.667</small> <b>73 Luis Alexander Basabe, R</b> (6, 8) <small>OBP: 0.438, SLG: 0.308</small>	0-3 			0-0 		0-0 	4-0 			3	0	1	0	0	1	0									
<b>30 Nomar Mazara, L</b> (1, 9) <small>OBP: 0.450, SLG: 0.588</small> <b>91 Luis González, L</b> (6, PR) <small>OBP: 0.526, SLG: 0.563</small>	0-3 			0-0 		0-0 	0-0 			3	1	2	1	0	1	0									
<b>94 Andrew Vaughn, R</b> (1, 3) <small>OBP: 0.480, SLG: 0.600</small> <b>93 Gavin Sheets, L</b> (6, PR) <small>OBP: 0.333, SLG: 0.176</small>	0-0 			0-0 		0-0 	0-0 			3	0	1	1	0	0	1									
<b>26 Nicky Delmonico, L</b> (1, 7) <small>OBP: 0.379, SLG: 0.538</small> <b>71 Jaycob Brugman, L</b> (6, 7) <small>OBP: 0.267, SLG: 0.500</small>			0-0 		0-0 					3	0	1	1	0	1	2									
<b>33 James McCann, R</b> (1, 2) <small>OBP: 0.235, SLG: 0.412</small> <b>75 Yermín Mercedes, R</b> (7, 2) <small>OBP: 0.368, SLG: 0.722</small>			0-3 		1-0 					3	1	2	2	0	1	1									
<b>38 Zack Collins, L</b> (1, 10) <small>OBP: 0.524, SLG: 0.571</small> <b>18 Daniel Palka, L</b> (6, PR) <small>OBP: 0.211, SLG: 0.176</small>			0-3 							3	0	1	1	0	2	0									
<b>36 Cheslor Cuthbert, R</b> (1, 5) <small>OBP: 0.464, SLG: 0.500</small> <b>90 Zach Remillard, R</b> (6, PR) <small>OBP: 0.125, SLG: 0.125</small>				0-0 		0-0 				3	0	1	1	0	0	0									
<b>20 Danny Mendick, R</b> (1, 6) <small>OBP: 0.258, SLG: 0.267</small> <b>37 Andrew Romine, S</b> (6, 6) <small>OBP: 0.300, SLG: 0.294</small>				0-0 		0-0 				1	0	0	0	0	0	2									
<b>92 Nick Madrigal, R</b> (1, 4) <small>OBP: 0.240, SLG: 0.208</small> <b>81 Ramón Torres, S</b> (6, 4) <small>OBP: 0.333, SLG: 0.273</small>				0-3 						3	1	1	0	0	1	2									
<b>Inning Stats</b>	R: 0 E: 0 K: 2 S: 7	H: 0 LOB: 0 BB: 0 P: 7	R: 0 E: 0 K: 2 S: 7	H: 0 LOB: 0 BB: 0 P: 7	R: 0 E: 0 K: 1 S: 5	H: 0 LOB: 0 BB: 0 P: 5	R: 1 E: 0 K: 0 S: 5	H: 2 LOB: 1 BB: 0 P: 6	R: 0 E: 0 K: 1 S: 5	H: 0 LOB: 0 BB: 0 P: 5	R: 6 E: 0 K: 1 S: 12	H: 7 LOB: 2 BB: 0 P: 12	R: 0 E: 0 K: 0 S: 2	H: 0 LOB: 0 BB: 1 P: 6	R: 0 E: 0 K: 3 S: 9	H: 0 LOB: 0 BB: 0 P: 9	R: 0 E: 0 K: 0 S: 3	H: 0 LOB: 0 BB: 0 P: 3	1B: 6 2B: 2 3B: 1 HR: 0	SF: 0 SAC: 0 DP: 1 HBP: 0	WP: 1 PB: 0 SB: 0 CS: 0	PA: 36			
<b>PITCHER</b>	IP	WLS	BF	H	R	ER	SO	BB	IBB	HBP	BLK	WP	HR	S	P	ERA	WHIP								
<b>53 Trevor Cahill, R</b> (1, 1) ERA:	3.0		9	0	0	0	5	0	0	0	0	0	0	19	19	0.00	0.000								
<b>52 Dany Jiménez, R</b> (4, 1) ERA: 1.8	1.0		5	2	1	1	0	0	0	0	0	1	0	5	6	9.00	2.000								
<b>50 Nick Vincent, R</b> (5, 1) ERA: 15.75	0.2	H	2	0	0	0	1	0	0	0	0	0	0	4	4	0.00	0.000								
<b>97 Jarlín García, L</b> (5, 1) ERA:	0.1	H	1	0	0	0	0	0	0	0	0	0	0	1	1	0.00	0.000								
<b>39 Jerry Blevins, L</b> (6, 1) ERA: 18.9	0.1		5	4	4	4	1	0	0	0	0	0	0	7	7	108.00	12.000								
<b>PITCHER</b>	IP	WLS	BF	H	R	ER	SO	BB	IBB	HBP	BLK	WP	HR	S	P	ERA	WHIP								
<b>75 Anderson Franco, R</b> (6, 1) ERA: 3.38	1.1	W	7	3	2	2	0	1	0	0	0	0	0	6	10	13.50	3.000								
<b>60 Wandy Peralta, L</b> (7, 1) ERA:	1.1	H	4	0	0	0	3	0	0	0	0	0	0	10	10	0.00	0.000								
<b>72 Yapson Gomez, L</b> (9, 1) ERA:	1.0		3	0	0	0	0	0	0	0	0	0	0	3	3	0.00	0.000								

**Chicago White Sox @ San Francisco Giants**  
**Scottsdale Stadium, Scottsdale, AZ**  
 Sat Mar 07 2020, 3:06 PM - 6:12 PM EST  
 Att: 9,721 - Sunny - 82 F

<b>AB</b>	<b>35</b>
<b>R</b>	<b>7</b>
<b>H</b>	<b>9</b>
<b>RBI</b>	<b>7</b>
<b>BB</b>	<b>1</b>
<b>SO</b>	<b>10</b>
<b>LOB</b>	<b>9</b>



livebaseballscores.com



Batter	1	2	3	4	5	6	7	8	9
35 Brandon Crawford, L (1, 6) 7 Donovan Solano, R (4, PR) OBP: 0.474, SLG: 0.588 OBP: 0.556, SLG: 0.625	0-0 L4		4-0 10 1B 9 1B BB	0-0 2-H 1B		0-0 68 HR 2B		0-0 68 E 2B	
10 Evan Longoria, R (1, 5) 68 Zach Green, R (4, PH) OBP: 0.238, SLG: 0.300 OBP: 0.417, SLG: 1.000	0-3 K		0-0 9 1B 28 1B 1B	0-3 K		1-0 2-H HR		0-0 E8 33 HR 1B	
9 Brandon Belt, L (1, 3) 33 Darin Ruf, R (4, 3) OBP: 0.364, SLG: 0.650 OBP: 0.409, SLG: 0.895	0-0 28 2B 1B		0-0 28 1B 1B		2-2 HR	0-0 77 E 1B		2-2 1-H HR	
28 Buster Posey, R (1, 2) 77 Joey Bart, R (5, 2) OBP: 0.444, SLG: 0.647 OBP: 0.526, SLG: 0.875	0-0 1-3 2B		0-0 48 G6-4-3 1B		0-0 HR	0-0 E5		0-0 F8	
48 Pablo Sandoval, S (1, 10) 81 Tyler Heineman, S (6, PH) OBP: 0.273, SLG: 0.200 OBP: 0.235, SLG: 0.133	0-3 K		0-0 G6-4-3 1-2f		0-3 K	0-0 F8		0-0 G3	
12 Alex Dickerson, L (1, 7) 80 Drew Robinson, L (6, 7) OBP: 0.250, SLG: 0.400 OBP: 0.333, SLG: 0.231		0-0 G4-3		0-0 6 G3 49 2B 2B		0-3 K		0-3 K 1B	
1 Mauricio Dubón, R (1, 4) OBP: 0.400, SLG: 0.708		0-0 F8		0-0 L4		0-0 G5-3		0-0 G6-3	
6 Steven Duggar, L (1, 9) 37 Joey Rickard, R (7, 9) OBP: 0.238, SLG: 0.263 OBP: 0.471, SLG: 0.750		0-3 K		0-0 G3		0-0 L3		0-0 K	
49 Jaylin Davis, R (1, 8) Billy Hamilton, S (7, 8) OBP: 0.250, SLG: 0.364 OBP: 0.294, SLG: 0.471			0-0 L9		0-0 35 1B 2B	0-3 K		0-0 FC6-4 1B	

Inning Stats	R: 0 E: 0 K: 2 S: 9	H: 2 LOB: 2 BB: 0 P: 9	R: 0 E: 0 K: 1 S: 5	H: 0 LOB: 0 BB: 0 P: 5	R: 2 E: 0 K: 0 S: 5	H: 3 LOB: 1 BB: 1 P: 9	R: 2 E: 0 K: 1 S: 8	H: 3 LOB: 1 BB: 0 P: 8	R: 2 E: 0 K: 2 S: 11	H: 2 LOB: 0 BB: 0 P: 13	R: 2 E: 1 K: 1 S: 9	H: 3 LOB: 2 BB: 0 P: 10	R: 0 E: 0 K: 2 S: 7	H: 0 LOB: 0 BB: 0 P: 7	R: 4 E: 1 K: 1 S: 13	H: 5 LOB: 2 BB: 0 P: 15
--------------	------------------------------	---------------------------------	------------------------------	---------------------------------	------------------------------	---------------------------------	------------------------------	---------------------------------	-------------------------------	----------------------------------	------------------------------	----------------------------------	------------------------------	---------------------------------	-------------------------------	----------------------------------

PITCHER	IP	WLS	BF	H	R	ER	SO	BB	IBB	HBP	BLK	WP	HR	S	P	ERA	WHIP
60 Dallas Keuchel, L (1, 1) ERA: 5.87	3.2		19	8	4	4	3	1	0	0	0	0	0	24	28	9.82	2.455
66 José Ruiz, R (4, 1) ERA: 11.12	0.2		4	2	2	2	0	0	0	0	0	0	2	10	12	27.00	3.000
83 Kodi Medeiros, L (5, 1) ERA:	0.2		2	0	0	0	1	0	0	0	0	0	0	4	4	0.00	0.000
48 Alex Colomé, R (6, 1) ERA: 21.0	1.0	L	7	3	2	2	1	0	0	0	0	0	1	9	10	18.00	3.000
89 Codi Heuer, R (7, 1) ERA:	1.0		3	0	0	0	2	0	0	0	0	0	0	7	7	0.00	0.000

**BOTTOM**

AB	R	H	RBI	BB	SO	LOB
2	1	1	1	1	0	0
2	2	2	1	0	0	0
2	1	1	0	0	1	0
3	2	2	2	0	1	1
2	0	2	1	0	0	0
3	2	3	3	0	0	0
2	0	2	1	0	0	0
3	1	1	1	0	0	1
3	0	0	0	0	2	4
2	0	0	0	0	0	2
3	1	1	0	0	1	0
2	0	0	0	0	2	0
5	0	1	0	0	0	1
3	0	0	0	0	1	1
2	0	0	0	0	1	2
3	1	1	1	0	1	0
1	1	1	0	0	0	0

**AB 43**  
**R 12**  
**H 18**  
**RBI 11**  
**BB 1**  
**SO 10**  
**LOB 12**


**GIANTS**

WP	HR	S	P	ERA	WHIP
1	0	6	8	∞	∞
1	0	7	7	0.00	1.000

WP: 1  
PA: 44  
PB: 0  
SB: 0  
CS: 0

**Chicago White Sox @ San Francisco Giants**  
**Scottsdale Stadium, Scottsdale, AZ**  
 Sat Mar 07 2020, 3:06 PM - 6:12 PM EST  
 Att. 9,721 - Sunny - 82 F

livebaseballscorecards.com

Batter	1	2	3	4	5	6	7	8	9	AB R H RBI BB SO LOB	TOP														
8 Jake Fraley, L (1, 8) OBP: 0.296, SLG: 0.522 58 Jarred Kelenic, L (6, 9) OBP: 0.348, SLG: 0.450	0-3 K		0-0 P6		0-0 L5		0-3 K		0-0 F7	3 0 0 0 0 1 1 2 0 0 0 0 1 1															
12 Evan White, R (1, 3) OBP: 0.333, SLG: 0.500 22 Patrick Wisdom, R (6, 3) OBP: 0.273, SLG: 0.263	0-0 G6-3		0-0 P6		0-0 F8		0-3 K		0-0 F8	3 0 0 0 0 0 1 2 0 0 0 0 1 1															
20 Daniel Vogelbach, L (1, 10) OBP: 0.448, SLG: 0.417 99 Nick Zammarelli III, L (7, PH) OBP: 1.000, SLG: 1.000 (7, 10)	0-0 G4-3			0-0 27 F9 2B	0-3 K		1-0 HBP			3 0 1 0 0 1 1 0 0 0 0 0 0 0															
1 Kyle Lewis, R (1, 7) OBP: 0.269, SLG: 0.435 47 Collin Cowgill, R (6, 7) OBP: 0.267, SLG: 0.467		0-0 G6-3		4-0 2 BB BB		0-0 3 WP 3 G4-3 1B	0-0 P5			2 1 1 0 1 0 0 1 0 0 0 0 0 2															
27 Carlos González, L (1, 9) OBP: 0.364, SLG: 0.316 5 Braden Bishop, R (6, PR) OBP: 0.231, SLG: 0.091 (6, 8)		4-0 3 BB BB		0-0 F9		0-0 3 G4-3 2 WP 1B	0-3 K			2 1 1 0 1 0 2 1 1 0 0 0 1 0															
3 J.P. Crawford, L (1, 6) OBP: 0.500, SLG: 0.684 31 Donovan Walton, L (6, 4) OBP: 0.300, SLG: 0.556		0-0 1-H 3B		0-3 K		1-0 G4-3	0-0 HR			3 0 1 2 0 1 3 1 1 1 1 0 0 0															
2 Tom Murphy, R (1, 2) OBP: 0.368, SLG: 0.500 64 Brian O'Keefe, R (7, 2) OBP: 0.364, SLG: 0.222		0-3 K		4-0 1-2 BB		0-0 SF7	0-3 K			1 0 0 1 1 1 1 1 0 0 0 0 1 0	AB 32 R 4 H 6 RBI 4 BB 4 SO 9 LOB 18														
9 Dee Strange-Gordon, L (1, 4) OBP: 0.313, SLG: 0.400 92 José Caballero, R (6, 6) OBP: 0.250, SLG: 0.250		0-3 K		0-0 L6		0-0 3-H F7	0-0 G6-3			3 0 0 0 0 1 5 1 0 0 0 0 0 0															
23 Austin Nola, R (1, 5) OBP: 0.318, SLG: 0.286 70 Jordan Cowan, L (6, 5) OBP: 0.133, SLG: 0.071			0-0 G2-3		0-0 1B		4-0 99 HBP BB		0-0 G4-3	2 0 1 0 0 0 0 1 0 0 0 1 0 0															
Inning Stats	R: 0 E: 0 K: 1 S: 5	H: 0 LOB: 0 BB: 0 P: 5	R: 1 E: 0 K: 2 S: 8	H: 1 LOB: 1 BB: 1 P: 12	R: 0 E: 0 K: 0 S: 3	H: 0 LOB: 0 BB: 0 P: 3	R: 0 E: 0 K: 1 S: 6	H: 1 LOB: 3 BB: 2 P: 14	R: 0 E: 0 K: 1 S: 6	H: 1 LOB: 1 BB: 0 P: 6	R: 2 E: 0 K: 0 S: 5	H: 2 LOB: 1 BB: 0 P: 6	R: 0 E: 0 K: 2 S: 7	H: 0 LOB: 2 BB: 1 P: 12	R: 1 E: 0 K: 2 S: 8	H: 1 LOB: 0 BB: 0 P: 8	R: 0 E: 0 K: 0 S: 3	H: 0 LOB: 0 BB: 0 P: 3	1B: 3 2B: 1 3B: 1 HR: 1	SF: 1 SAC: 0 DP: 0 HBP: 1	WP: 1 PB: 0 SB: 0 CS: 0	PA: 38			
PITCHER	IP	WLS	BF	H	R	ER	SO	BB	IBB	HBP	BLK	WP	HR	S	P	ERA	WHIP								
29 Jeff Samardzija, R (1, 1) ERA: 2.08	3.2		15	2	1	1	4	2	0	0	0	0	0	21	29	2.46	1.091								
87 Ben Madison, R (4, 1) ERA:	0.1	W	2	0	0	0	0	1	0	0	0	0	0	1	5	0.00	3.000								
58 Trevor Gott, R (5, 1) ERA: 7.71	1.0	H	4	1	0	0	1	0	0	0	0	0	0	6	6	0.00	1.000								
95 Rico Garcia, R (6, 1) ERA: 9.64	1.0		5	2	2	2	0	0	0	0	0	1	0	5	6	18.00	2.000								
71 Tyler Rogers, R (7, 1) ERA:	1.0	H	5	0	0	0	2	1	0	1	0	0	0	7	12	0.00	1.000								
PITCHER	IP	WLS	BF	H	R	ER	SO	BB	IBB	HBP	BLK	WP	HR	S	P	ERA	WHIP								
64 Shaun Anderson, R (8, 1) ERA: 19.29	2.0	S	7	1	1	1	2	0	0	0	0	0	1	11	11	4.50	0.500								

Seattle Mariners @ San Francisco Giants  
 Scottsdale Stadium, Scottsdale, AZ  
 Sun Mar 08 2020, 4:07 PM - 6:53 PM EDT  
 Att: 8,546 - Cloudy - 72 F

livebaseballscorecards.com





Batter	1	2	3	4	5	6	7	8	9
5 Mike Yastrzemski, L (1, 9) OBP: 0.292, SLG: 0.261 70 Joe McCarthy, L (6, 9) OBP: 0.467, SLG: 0.583	0-3 K		0-0 F7		0-0 G4-3		0-0 P4		
10 Evan Longoria, R (1, 5) OBP: 0.292, SLG: 0.318 14 Cristian Adames, S (6, 5) OBP: 0.308, SLG: 0.462	0-3 K		0-0 8 CS 2-H 1B		4-0 8 2B BB		0-0 G6-3		
8 Hunter Pence, R (1, 10) OBP: 0.364, SLG: 0.727 76 Rob Brantly, L (7, PH) OBP: 0.278, SLG: 0.294 (8, 10)	0-0 P3		0-0 CS 1-2	1-2 HR	0-0 28 2B		0-0 G6-3		
28 Buster Posey, R (1, 2) OBP: 0.476, SLG: 0.700 81 Tyler Heineman, S (6, 2) OBP: 0.278, SLG: 0.133		0-0 1B		0-3 K	0-0 41 WP 2B		1-0 80 WP 80 2B HBP		
41 Wilmer Flores, R (1, 4) OBP: 0.292, SLG: 0.409 80 Drew Robinson, L (6, 4) OBP: 0.375, SLG: 0.357		0-0 P4		0-0 F7	1-0 F9		1-0 37 F9 83 WP 2B		
49 Jaylin Davis, R (1, 8) OBP: 0.259, SLG: 0.480 37 Joey Rickard, R (7, 8) OBP: 0.444, SLG: 0.706		0-3 K		0-1 HR		0-0 G5-3		0-0 F9	
2 Yolmer Sánchez, S (1, 6) OBP: 0.120, SLG: 0.083 73 Will Wilson, R (7, 6)		0-3 K		0-0 F8		0-0 G3		0-3 K	
73 Austin Slater, R (1, 7) OBP: 0.238, SLG: 0.350 83 Hunter Bishop, L (7, 7) OBP: 0.222, SLG: 0.125			0-3 K		0-3 K		0-3 K		
33 Darin Ruf, R (1, 3) OBP: 0.480, SLG: 1.045 (4, 7) (7, 3) 68 Zach Green, R (8, 3) OBP: 0.417, SLG: 1.000			0-0 10 1B 2B		0-0 5 G4-3 8 2B 2B		0-0 14 G6-3 2B		

Inning Stats	R: 0 E: 0 K: 2 S: 7	H: 0 LOB: 0 BB: 0 P: 7	R: 0 E: 0 K: 2 S: 8	H: 1 LOB: 1 BB: 0 P: 8	R: 1 E: 0 K: 1 S: 6	H: 2 LOB: 0 BB: 0 P: 6	R: 2 E: 0 K: 1 S: 10	H: 2 LOB: 0 BB: 0 P: 11	R: 3 E: 0 K: 1 S: 8	H: 3 LOB: 1 BB: 1 P: 13	R: 0 E: 0 K: 1 S: 5	H: 0 LOB: 0 BB: 0 P: 5	R: 0 E: 0 K: 0 S: 4	H: 1 LOB: 1 BB: 0 P: 4	R: 2 E: 0 K: 2 S: 8	H: 1 LOB: 0 BB: 0 P: 11
1B: 2 2B: 6 3B: 0 HR: 2	SF: 0 SAC: 0 DP: 0 HBP: 1	WP: 3 PB: 0 SB: 0 CS: 1														

PITCHER	IP	WLS	BF	H	R	ER	SO	BB	IBB	HBP	BLK	WP	HR	S	P	ERA	WHIP
33 Justus Sheffield, L (1, 1) ERA: 2.25	3.0		11	3	1	1	5	0	0	0	0	0	0	21	21	3.00	1.000
77 Sam Delaplane, R (4, 1) ERA: 3.6	1.0	L	5	2	2	2	1	0	0	0	0	0	2	10	11	18.00	2.000
16 Carl Edwards Jr., R (5, 1) ERA: 10.8	1.0		7	3	3	3	1	1	0	0	0	1	0	8	13	27.00	4.000
46 Gerson Bautista, R (6, 1) ERA: 1.8	1.0		3	0	0	0	1	0	0	0	0	0	0	5	5	0.00	0.000
59 Manny Bañuelos, L (7, 1) ERA: 9.0	2.0		9	2	2	2	2	0	0	1	0	2	0	12	15	9.00	1.000

**BOTTOM**

**Seattle Mariners @ San Francisco Giants**  
**Scottsdale Stadium, Scottsdale, AZ**  
 Sun Mar 08 2020, 4:07 PM - 6:53 PM EDT  
 Att. 8,546 - Cloudy - 72 F

[livebaseballscorecards.com](http://livebaseballscorecards.com)

<b>AB</b>	<b>33</b>
<b>R</b>	<b>8</b>
<b>H</b>	<b>10</b>
<b>RBI</b>	<b>7</b>
<b>BB</b>	<b>1</b>
<b>SO</b>	<b>10</b>
<b>LOB</b>	<b>11</b>



1B: 2 2B: 6 3B: 0 HR: 2	SF: 0 SAC: 0 DP: 0 HBP: 1	WP: 3 PB: 0 SB: 0 CS: 1	PA: 36
----------------------------------	------------------------------------	----------------------------------	--------

Batter	1	2	3	4	5	6	7	8	9	AB R H RBI BB SO LOB	TOP
35 Brandon Crawford, L (1, 6) OBP: 0.455, SLG: 0.600 73 Will Wilson, R (5, 6)	1-3 K		0-0 FC9-6 1-2f		0-0 9 1B 2B	0-0 F9		0-3 K2-3		3 0 1 0 0 1 1 2 0 0 0 0 1 1	
9 Brandon Belt, L (1, 3) OBP: 0.360, SLG: 0.609 33 Darin Ruf, R (5, 3)	0-3 K		0-3 K		0-0 2-3 3-H 1B		0-0 48 WP 3B		0-0 F8	3 0 1 1 0 2 1 2 1 1 0 0 0 0	
48 Pablo Sandoval, S (1, 10) OBP: 0.250, SLG: 0.267 71 Simon Whiteman, R(9, PR)	0-0 F7			0-0 P4	0-3 K		1-0 G5-3		0-0 WP 2B	5 0 1 0 0 1 2 0 0 0 0 0 0 0	
12 Alex Dickerson, L (1, 7) OBP: 0.304, SLG: 0.565 70 Joe McCarthy, L (5, 7)		1-0 HR		0-0 6 BB 1B	0-0 G4-3		0-3 K		0-3 K	3 1 2 1 0 0 2 2 0 0 0 0 2 1	
1 Mauricio Dubón, R (1, 8) OBP: 0.370, SLG: 0.654 Billy Hamilton, S (4, 8)	0-0 F8		0-3 K		0-3 K	0-3 K	0-0 F9		1-3 K	2 0 0 0 0 1 1 3 0 0 0 0 2 1	
6 Steven Duggar, L (1, 9) OBP: 0.292, SLG: 0.286 37 Joey Rickard, R (6, 9)		0-3 K		4-0 1-2 BB		0-0 76 1B 68 HR 1B		1-0 81 S 81 E HBP		2 1 1 0 1 1 0 0 1 0 0 0 0 0	
7 Donovan Solano, R (1, 4) OBP: 0.500, SLG: 0.556 80 Drew Robinson, L (6, PH) OBP: 0.333, SLG: 0.313		0-3 K		0-0 P4		0-3 K		0-0 F9		2 0 0 0 0 1 2 2 0 0 0 0 1 2	
76 Rob Brantly, L (1, 2) OBP: 0.286, SLG: 0.300 81 Tyler Heineman, S (6, 2)			0-3 K		0-0 G6-3	0-0 68 S 68 HR 1B		4-0 14 G4-3 BB		3 1 1 0 0 1 0 0 0 0 0 1 0 0	
68 Zach Green, R (1, 5) OBP: 0.533, SLG: 1.231 14 Cristhian Adames, S (6, 5)		4-0 BB		4-0 35 FC9-6 BB		4-0 35 2B 9 1B BB	3-2 1-H 3-H HR	0-0 G4-3		1 2 1 3 2 0 0 1 0 0 0 0 0 1	


Inning Stats	R: 0 E: 0 K: 2 S: 7	H: 0 LOB: 0 BB: 0 P: 8	R: 1 E: 0 K: 2 S: 8	H: 1 LOB: 0 BB: 1 P: 9	R: 0 E: 0 K: 2 S: 7	H: 0 LOB: 1 BB: 1 P: 11	R: 0 E: 0 K: 1 S: 6	H: 1 LOB: 2 BB: 1 P: 10	R: 1 E: 0 K: 1 S: 7	H: 2 LOB: 2 BB: 1 P: 11	R: 3 E: 0 K: 2 S: 12	H: 3 LOB: 0 BB: 0 P: 15	R: 1 E: 0 K: 1 S: 6	H: 1 LOB: 0 BB: 0 P: 7	R: 1 E: 0 K: 1 S: 5	H: 0 LOB: 1 BB: 1 P: 10	R: 0 E: 0 K: 2 S: 8	H: 1 LOB: 2 BB: 0 P: 9	1B: 4 2B: 2 3B: 1 HR: 2	SF: 0 SAC: 0 DP: 0 HBP: 1	WP: 2 PB: 0 SB: 2 CS: 0	PA: 41
--------------	------------------------------	---------------------------------	------------------------------	---------------------------------	------------------------------	----------------------------------	------------------------------	----------------------------------	------------------------------	----------------------------------	-------------------------------	----------------------------------	------------------------------	---------------------------------	------------------------------	----------------------------------	------------------------------	---------------------------------	----------------------------------	------------------------------------	----------------------------------	--------

PITCHER	IP	WLS	BF	H	R	ER	SO	BB	IBB	HBP	BLK	WP	HR	S	P	ERA	WHIP
43 Aaron Civale, R (1, 1) ERA: 1.8	3.0		11	1	1	1	6	1	0	0	0	0	1	22	28	3.00	0.667
33 Brad Hand, L (4, 1) ERA: 1.8	1.0		5	1	0	0	1	1	0	0	0	0	0	6	10	0.00	2.000
39 Oliver Pérez, L (5, 1) ERA: 5.79	0.2		5	2	1	1	1	1	0	0	0	0	0	6	10	13.50	4.500
94 Jordan Stephens, R (5, 1) ERA:	0.1		1	0	0	0	0	0	0	0	0	0	0	1	1	0.00	0.000
62 Nick Wittgren, R (6, 1) ERA: 9.53	1.0	B	6	3	3	3	2	0	0	0	0	0	1	12	15	27.00	3.000

PITCHER	IP	WLS	BF	H	R	ER	SO	BB	IBB	HBP	BLK	WP	HR	S	P	ERA	WHIP
90 Adam Cimber, R (7, 1) ERA: 6.75	1.0		4	1	1	1	1	0	0	0	0	1	0	6	7	9.00	1.000
50 James Hoyt, R (8, 1) ERA: 6.75	1.0	W	5	0	1	0	1	1	0	1	0	0	0	5	10	0.00	1.000
76 Kyle Nelson, L (9, 1) ERA:	1.0		4	1	0	0	2	0	0	0	0	1	0	8	9	0.00	1.000

San Francisco Giants @ Cleveland Indians  
Goodyear Ballpark, Goodyear, AZ  
Mon Mar 09 2020, 4:08 PM - 7:22 PM EDT  
Att: 5,721 - Sunny - 74 F

AB	36
R	7
H	9
RBI	5
BB	4
SO	14
LOB	15





Batter	1	2	3	4	5	6	7	8	9
7 César Hernández, S (1, 4) OBP: 0.448, SLG: 0.583 84 Ernie Clement, R (5, PR) OBP: 0.308, SLG: 0.320 (6, 4)	0-3 K		H 1-0		X 0-0		X 0-0	H 1-0	
41 Carlos Santana, S (1, 3) OBP: 0.433, SLG: 0.714 66 Wilson García, S (5, PR) OBP: 0.412, SLG: 0.625 (6, 3)	0-3 K		X 0-0		B 4-0		S 0-1	X 0-0	
12 Francisco Lindor, S (1, 6) 72 Raynel Delgado, L (5, PR) OBP: 0.333, SLG: 0.333 (6, 6)	0-0 G5-3			X 0-0	X 0-0		X 0-0	C 0-3	
11 José Ramírez, S (1, 5) 67 Tyler Krieger, S (6, 5) OBP: 0.222, SLG: 0.313		X 0-0		X 0-0	S 0-3		S 0-3	B 2-2	
55 Roberto Pérez, R (1, 10) 36 Cameron Rupp, R (7, PH) OBP: 0.400, SLG: 0.462 (8, 10) 75 Daniel Schneemann, L (8, PR) (9, 10)	0-3 K			S 0-3		B 4-0	X 0-0	X 0-0	
24 Domingo Santana, R (1, 9) 76 Mitch Longo, L (5, PR) OBP: 0.455, SLG: 0.526 (6, 9)	0-0 FC5-4				X 0-0	X 0-0			
9 Sandy León, S (1, 2) 69 Kungkuan Giljegiljaw, R (6, 2) OBP: 0.417, SLG: 0.545	0-0 F8				S 0-3			X 0-0	
4 Bradley Zimmer, L (1, 8) 79 Connor Marabell, L (7, 8) OBP: 0.100, SLG: 0.200			X 0-0		X 1-0		X 0-0	X 0-0	
1 Greg Allen, S (1, 7) 62 Trenton Brooks, L (8, 7) OBP: 0.333, SLG: 0.667			X 0-0		X 1-0		H 1-0	X 0-0	

Inning Stats	R: 0 E: 0 K: 2 S: 7	H: 0 LOB: 0 BB: 0 P: 7	R: 0 E: 0 K: 1 S: 6	H: 1 LOB: 1 BB: 0 P: 6	R: 0 E: 0 K: 0 S: 3	H: 1 LOB: 1 BB: 0 P: 4	R: 0 E: 0 K: 1 S: 5	H: 0 LOB: 0 BB: 0 P: 5	R: 3 E: 0 K: 2 S: 11	H: 4 LOB: 3 BB: 1 P: 17	R: 0 E: 0 K: 0 S: 3	H: 0 LOB: 1 BB: 1 P: 7	R: 2 E: 1 K: 1 S: 8	H: 2 LOB: 1 BB: 0 P: 9	R: 6 E: 2 K: 1 S: 13	H: 4 LOB: 1 BB: 0 P: 16
--------------	------------------------------	---------------------------------	------------------------------	---------------------------------	------------------------------	---------------------------------	------------------------------	---------------------------------	-------------------------------	----------------------------------	------------------------------	---------------------------------	------------------------------	---------------------------------	-------------------------------	----------------------------------

PITCHER	IP	WLS	BF	H	R	ER	SO	BB	IBB	HBP	BLK	WP	HR	S	P	ERA	WHIP
93 Trevor Oaks, R (1, 1) ERA: 0.00	3.0		11	2	0	0	3	0	0	0	0	0	0	16	17	0.00	0.667
78 Carlos Navas, R (4, 1) ERA: 1.69	1.1	H	5	1	2	2	2	0	0	0	0	0	0	9	9	13.50	0.750
39 Jerry Blevins, L (5, 1) ERA: 22.09	0.1	B	5	3	1	1	0	1	0	0	0	2	0	4	10	27.00	12.000
84 Norwith Gudiño, R (5, 1) ERA: 0.00	0.1		1	0	0	0	1	0	0	0	0	0	0	3	3	0.00	0.000
43 Tyson Ross, R (6, 1) ERA: 7.36	1.2	H	9	2	2	2	1	1	0	1	0	1	0	10	15	10.80	1.800

**BOTTOM**

**San Francisco Giants @ Cleveland Indians**  
Goodyear Ballpark, Goodyear, AZ

Mon Mar 09 2020, 4:08 PM - 7:22 PM EDT  
Att. 5,721 - Sunny - 74 F

AB	R	H	RBI	BB	SO	LOB
2	0	1	0	0	1	0
1	3	1	0	0	0	0
2	0	0	0	1	1	1
2	1	1	2	0	0	2
3	0	1	1	0	0	0
2	0	0	0	0	1	4
3	0	1	0	0	1	3
2	1	1	4	0	1	2
2	0	0	0	1	2	1
2	0	0	0	0	0	1
0	0	0	0	0	0	0
2	0	1	0	0	0	1
3	2	1	0	0	0	2
2	0	0	0	0	1	2
2	1	1	1	0	0	1
3	1	2	1	0	0	1
1	0	0	0	0	0	1
1	1	0	1	0	0	1
1	1	1	1	0	0	0

AB	36
R	11
H	12
RBI	11
BB	2
SO	8
LOB	23

**C**

WP	PA
3	42
PB: 0	
SB: 1	
CS: 0	

PITCHER	IP	WLS	BF	H	R	ER	SO	BB	IBB	HBP	BLK	WP	HR	S	P	ERA	WHIP
82 Jesús Liranzo, R (7, 1) ERA: 0.00	0.1	H	1	0	0	0	0	0	0	0	0	0	0	1	1	0.00	0.000
66 Andrew Triggs, R (8, 1) ERA: 3.6	0.2	L	9	4	6	2	1	0	0	1	0	0	1	12	15	27.00	6.000
81 Rodolfo Martínez, R (8, 1) ERA: 0.00	0.1		1	0	0	0	0	0	0	0	0	0	0	1	1	0.00	0.000

Batter	1	2	3	4	5	6	7	8	9	AB R H RBI BB SO LOB	TOP												
<b>8 Ian Happ, S</b> (1, 8) OBP: 0.500, SLG: 0.815 <b>88 Luis Vazquez, R</b> (6, 6) OBP: 0.500, SLG: 0.400	0-0 G4-3	0-0 9 2B 1B 1-2 2-3 3-H	0-0 1-H 2B 3-H		1-3 K 1-2		0-3 K		4-0 82 HR BB	4 1 2 3 0 1 1 1 1 0 0 1 1 1													
<b>44 Anthony Rizzo, L</b> (1, 3) OBP: 0.370, SLG: 0.409 <b>82 Donnie Dewees, L</b> (6, 9) OBP: 0.353, SLG: 0.813	0-0 9 1B	0-0 SF8	0-0 G4-3			0-0 F9		0-0 F9	0-1 HR 1-H 2-H	3 0 1 1 0 0 1 2 1 1 3 0 0 0													
<b>9 Javier Báez, R</b> (1, 6) OBP: 0.533, SLG: 0.846 <b>93 Andy Weber, L</b> (6, 4) OBP: 0.364, SLG: 0.300	0-0 12 G3-6-1 1B 1-2	0-0 1-H 2B 1-H 2-H		0-0 P3		2-2 HR		0-0 G5-3	0-0 1B	4 1 3 3 0 0 0 2 0 1 0 0 0 0													
<b>12 Kyle Schwarber, L</b> (1, 7) OBP: 0.333, SLG: 0.379 <b>95 Jared Young, L</b> (6, 7) OBP: 0.250, SLG: 0.250	0-0 G3-6-1 1-2f	0-3 K		0-0 G5-3		0-3 K		0-0 P4	0-0 P5	4 0 0 0 0 2 3 2 0 0 0 0 0 1													
<b>40 Willson Contreras, R</b> (1, 10) OBP: 0.346, SLG: 0.583 <b>86 P.J. Higgins, R</b> (6, PH) OBP: 0.452, SLG: 0.542 (6, 10)		0-0 22 1B 1B	0-0 7 G5-4-3 13 2B 2B	1-1 HR		0-2 K		0-0 F9		3 2 3 1 0 0 0 2 0 0 0 0 1 0													
<b>22 Jason Heyward, L</b> (1, 9) OBP: 0.444, SLG: 0.300 <b>84 Alfonso Rivas III, L</b> (6, 3) OBP: 0.474, SLG: 0.600		0-0 7 1B 13 1B 1-2	4-0 7 G5-4-3 BB	0-0 F8		0-2 K		4-0 79 SH5-3 41 SF9 4 1B BB		2 1 1 0 1 0 0 1 1 0 0 1 1 0													
<b>7 Victor Caratini, S</b> (1, 2) OBP: 0.500, SLG: 0.737 <b>4 Josh Phegley, R</b> (6, 2) OBP: 0.435, SLG: 0.773		0-0 2 1B 13 1B 8 1B 1-2	0-0 G5-4-3 1-2f 2-3		0-0 P4		0-0 P4	0-0 41 SF9 79 SH5-3 1B 1-2	0-0 79 1B 2B	3 1 1 0 0 0 2 2 1 2 0 0 0 0													
<b>13 David Bote, R</b> (1, 5) OBP: 0.448, SLG: 0.375 <b>79 Ian Miller, L</b> (6, 8) OBP: 0.474, SLG: 0.485		0-0 8 1B 44 SF8 1B 1-2 2-H	0-0 2 WP 8 2B 3-H		0-3 K		0-0 SH5-3	0-0 41 1B 2-H	0-0 41 1B	3 2 2 2 0 1 0 1 1 1 1 0 0 0													
<b>2 Nico Hoerner, R</b> (1, 4) OBP: 0.429, SLG: 0.414 <b>41 Hernán Pérez, R</b> (6, 5) OBP: 0.321, SLG: 0.143		0-0 8 1B 9 2B 1B 1-2 2-3	4-0 8 2B BB		0-0 K		0-0 SF9	0-0 88 BB 82 HR 1B 2-H		2 2 2 0 1 0 0 1 1 1 2 0 0 0													
<b>Inning Stats</b>	R: 0 E: 0 K: 0 S: 4	H: 2 LOB: 1 BB: 0 P: 4	R: 5 E: 0 K: 1 S: 11	H: 7 LOB: 1 BB: 0 P: 11	R: 3 E: 0 K: 0 S: 5	H: 3 LOB: 1 BB: 2 P: 13	R: 1 E: 0 K: 0 S: 5	H: 1 LOB: 0 BB: 0 P: 6	R: 0 E: 0 K: 2 S: 8	H: 1 LOB: 1 BB: 0 P: 9	R: 1 E: 0 K: 2 S: 10	H: 1 LOB: 0 BB: 0 P: 12	R: 1 E: 0 K: 1 S: 6	H: 1 LOB: 1 BB: 1 P: 10	R: 0 E: 0 K: 0 S: 3	H: 0 LOB: 0 BB: 0 P: 3	R: 5 E: 0 K: 1 S: 11	H: 5 LOB: 1 BB: 1 P: 15	1B: 13 2B: 5 3B: 0 HR: 3	SF: 2 SAC: 1 DP: 2 HBP: 0	WP: 1 PB: 0 SB: 1 CS: 0	PA: 49	
<b>PITCHER</b>	IP WLS BF H R ER SO BB IBB HBP BLK WP HR S P ERA WHIP	IP WLS BF H R ER SO BB IBB HBP BLK WP HR S P ERA WHIP	IP WLS BF H R ER SO BB IBB HBP BLK WP HR S P ERA WHIP	IP WLS BF H R ER SO BB IBB HBP BLK WP HR S P ERA WHIP	IP WLS BF H R ER SO BB IBB HBP BLK WP HR S P ERA WHIP	IP WLS BF H R ER SO BB IBB HBP BLK WP HR S P ERA WHIP	IP WLS BF H R ER SO BB IBB HBP BLK WP HR S P ERA WHIP	IP WLS BF H R ER SO BB IBB HBP BLK WP HR S P ERA WHIP	IP WLS BF H R ER SO BB IBB HBP BLK WP HR S P ERA WHIP	IP WLS BF H R ER SO BB IBB HBP BLK WP HR S P ERA WHIP	IP WLS BF H R ER SO BB IBB HBP BLK WP HR S P ERA WHIP	IP WLS BF H R ER SO BB IBB HBP BLK WP HR S P ERA WHIP	IP WLS BF H R ER SO BB IBB HBP BLK WP HR S P ERA WHIP	IP WLS BF H R ER SO BB IBB HBP BLK WP HR S P ERA WHIP	IP WLS BF H R ER SO BB IBB HBP BLK WP HR S P ERA WHIP	IP WLS BF H R ER SO BB IBB HBP BLK WP HR S P ERA WHIP	IP WLS BF H R ER SO BB IBB HBP BLK WP HR S P ERA WHIP	IP WLS BF H R ER SO BB IBB HBP BLK WP HR S P ERA WHIP	IP WLS BF H R ER SO BB IBB HBP BLK WP HR S P ERA WHIP	IP WLS BF H R ER SO BB IBB HBP BLK WP HR S P ERA WHIP	IP WLS BF H R ER SO BB IBB HBP BLK WP HR S P ERA WHIP	IP WLS BF H R ER SO BB IBB HBP BLK WP HR S P ERA WHIP	IP WLS BF H R ER SO BB IBB HBP BLK WP HR S P ERA WHIP
<b>42 Johnny Cueto, R</b> (1, 1) ERA: 12.79 <b>78 Patrick Rutotolo, R</b> (2, 1) ERA: <b>59 Andrew Suárez, L</b> (3, 1) ERA: 5.79 <b>59 Andrew Suárez, L</b> (4, 1) ERA: 5.79 <b>65 Sam Coonrod, R</b> (5, 1) ERA: 6.35	1.2 L 12 9 5 5 0 0 0 0 0 0 0 0 12 12 27.00 5.400	0.1 1 0 0 0 0 1 0 0 0 0 0 0 3 3 0.00 0.000	2.2 14 5 4 4 1 2 0 0 0 1 1 15 24 13.50 2.625	2.2 14 5 4 4 1 2 0 0 0 1 1 15 24 13.50 2.625	1.1 5 1 1 1 3 0 0 0 0 0 1 13 16 6.75 0.750	6.1 5 1 1 1 3 0 0 0 0 0 0 13 16 6.75 0.750	7.1 8 1 1 1 1 1 0 0 0 0 0 9 13 4.50 1.000	8.1 8 1 1 1 1 1 0 0 0 0 0 9 13 4.50 1.000	9.1 2 0 0 0 1 0 0 0 0 0 4 4 0.00 0.000	9.1 7 5 5 5 0 1 0 0 0 0 1 7 11 135.00 18.000													

**Chicago Cubs @ San Francisco Giants**  
 Scottsdale Stadium, Scottsdale, AZ  
 Tue Mar 10 2020, 4:06 PM - 7:19 PM EDT  
 Att: 8,428 - Cloudy - 70 F

AB	42
R	16
H	21
RBI	16
BB	4
SO	7
LOB	9





Batter	1	2	3	4	5	6	7	8	9	AB	R	H	RBI	BB	SO	LOB
5 Mike Yastrzemski, L (1, 8) Billy Hamilton, S (6, 8) OBP: 0.296, SLG: 0.346 OBP: 0.273, SLG: 0.381	0-0 G1-3 ①		0-0 FC4-6 ②		0-0 SF9 3B ②		0-0 G4-3 ①		4-0 BB 33 DI BB	3	1	1	2	0	0	1
9 Brandon Belt, L (1, 3) 33 Darin Ruf, R (6, 3) OBP: 0.321, SLG: 0.560 OBP: 0.483, SLG: 1.040	0-0 F9		0-0 F8 ③		0-0 SF9 ②		4-0 BB		1-0 F9 ③	2	0	0	1	0	0	1
28 Buster Posey, R (1, 2) 82 Chadwick Tromp, R (5, PH) OBP: 0.478, SLG: 0.727 OBP: 0.250, SLG: 0.100	0-0 G5-3			0-0 2B		0-3 F8 ②				2	0	1	0	0	0	0
10 Evan Longoria, R (1, 5) 68 Zach Green, R (7, 5) OBP: 0.259, SLG: 0.280 OBP: 0.500, SLG: 1.143		0-3 K ①		0-0 F9 ①		0-0 G5-3 ①				3	0	0	0	0	1	1
8 Hunter Pence, R (1, 9) 80 Drew Robinson, L (7, 9) OBP: 0.357, SLG: 0.643 OBP: 0.316, SLG: 0.294		0-3 K ②		0-3 K ②		0-0 49 WP 1B				3	0	1	0	0	2	1
35 Brandon Crawford, L (1, 6) 7 Donovan Solano, R (7, 6) OBP: 0.440, SLG: 0.565 OBP: 0.476, SLG: 0.526		0-0 49 WP 1B		0-0 F8 ③		0-3 K ②				3	0	1	0	0	1	2
49 Jaylin Davis, R (1, 7) 37 Joey Rickard, R (7, 7) OBP: 0.300, SLG: 0.519 OBP: 0.450, SLG: 0.667		1-3 K ③		0-0 48 2B 5 3B 2B		4-0 BB 1-2 BB				2	1	1	0	1	1	1
41 Wilmer Flores, R (1, 4) 73 Austin Slater, R (7, 4) OBP: 0.296, SLG: 0.400 OBP: 0.227, SLG: 0.333		0-0 48 FC3-6 1B		0-0 G6-3 ①		0-0 F9 ③				3	0	1	0	0	0	3
42 Johnny Cueto, R 78 Patrick Ruzoto, R 59 Andrew Suarez, L 48 Pablo Sandoval, S 59 Andrew Suarez, L 65 Sam Coonrod, R 48 Pablo Sandoval, S 65 Sam Coonrod, R 52 Dany Jimenez, R 48 Pablo Sandoval, S 52 Dany Jimenez, R 95 Rico Garcia, R		0-0 FC3-6 5 FC4-6 1-2		0-0 5 3B 2B		0-0 G4-3 2B				1	0	0	0	0	0	0

BOTTOM	
AB	34
R	3
H	8
RBI	3
BB	3
SO	9
LOB	17
WP	2
PA	38

Chicago Cubs @ San Francisco Giants  
 Scottsdale Stadium, Scottsdale, AZ  
 Tue Mar 10 2020, 4:06 PM - 7:19 PM EDT  
 Att. 8,428 - Cloudy - 70 F

livebaseballscorecards.com



Inning Stats										Pitcher																									
R	H	E	K	S	H	LOB	BB	P	R	H	E	K	S	H	LOB	BB	P	IP	WLS	BF	H	R	ER	SO	BB	IBB	HBP	BLK	WP	HR	S	P	ERA	WHIP	
0	0	0	0	3	1	0	0	3	0	0	0	0	10	0	0	0	5	3.2	0	14	3	0	0	4	1	0	0	0	0	0	0	22	23	0.00	0.818
0	0	0	0	3	1	0	0	3	0	0	0	0	10	0	0	0	5	1.1	0	7	3	3	3	1	0	0	0	0	0	0	9	9	20.25	2.250	
0	0	0	0	3	1	0	0	3	0	0	0	0	10	0	0	0	5	1.0	0	5	1	0	0	1	1	0	0	0	0	6	10	0.00	2.000		
0	0	0	0	3	1	0	0	3	0	0	0	0	10	0	0	0	5	1.0	0	5	1	0	0	1	1	0	0	0	0	6	10	0.00	2.000		
0	0	0	0	3	1	0	0	3	0	0	0	0	10	0	0	0	5	1.0	0	3	0	0	0	1	0	0	0	0	0	5	5	0.00	0.000		

Batter	1	2	3	4	5	6	7	8	9	AB R H RBI BB SO LOB	TOP			
12 Alex Dickerson, L (1, 7) OBP: 0.346, SLG: 0.640 6 Steven Duggar, L (4, 7) OBP: 0.292, SLG: 0.286	0-0 33 2B 3B	0-0 L7		4-0 33 FC5-4 BB						2 1 1 0 1 0 0 0 0 0 0 0 0 0	<p><b>San Francisco Giants @ Texas Rangers</b>  <b>Surprise Stadium, Surprise, AZ</b>  Wed Mar 11 2020, 4:08 PM - 6:03 PM EDT  Att. 5,219 - Drizzle - 63 F</p>			
33 Darin Ruf, R (1, 9) OBP: 0.469, SLG: 1.000 37 Joey Rickard, R (4, 9) OBP: 0.450, SLG: 0.667	0-0 73 1B 2B	0-0 G5-3		0-0 FC5-4 1-2f						3 1 1 1 0 0 1 0 0 0 0 0 0 0				
1 Mauricio Dubón, R (1, 8) OBP: 0.367, SLG: 0.655	0-0 G5-3		0-0 73 2B 2B	0-0 G5-3						3 1 1 0 0 0 2				
81 Tyler Heineman, S (1, 2) OBP: 0.364, SLG: 0.125	4-0 73 1B 2 1B BB		1-0 73 2B 7 SF8 HBP		0-3 K					1 2 0 0 1 1 0				
73 Austin Slater, R (1, 3) OBP: 0.280, SLG: 0.417 75 Logan Wyatt, L (5, 3)	0-0 2 1B 68 1B 1-3 2-H		0-0 7 SF8 2B 1-3 2-H		0-3 K					3 1 2 2 0 1 0 0 0 0 0 0 0 0				
7 Donovan Solano, R (1, 4) OBP: 0.417, SLG: 0.476 79 Jalen Miller, R (5, 4) OBP: 0.250, SLG: 1.000	0-3 K		0-0 SF8 2B 2-3 3-H		0-0 F7					2 0 0 1 0 1 2 0 0 0 0 0 0 0				
2 Yolmer Sánchez, S (1, 6) OBP: 0.148, SLG: 0.115 80 Tyler Fitzgerald, R (5, 6)	0-0 1-3 3-H 1B		0-0 P6							2 0 1 1 0 0 1 0 0 0 0 0 0 0				
68 Zach Green, R (1, 5) OBP: 0.500, SLG: 1.063 83 David Villar, R (5, 5)	0-0 1-3 3-H 1B		0-0 L9							2 0 1 1 0 0 1 0 0 0 0 0 0 0				
34 Kevin Gausman, L (1, 1) 74 Franklin Labour, R (4, PH) 34 Kevin Gausman, L (4, 1) 97 Jarlin García, L (4, 1) 72 Wendolyn Bautista, R (5, 1)		0-3 K		0-0 G5-3						1 0 0 0 0 1 0 1 0 0 0 0 0 0 1 0 0 0 0 1 0 0 0 0 0 0 0 0 0 0 0 0 0 0 0				
<b>Inning Stats</b>	R: 4 E: 0 K: 1 S: 9	H: 5 LOB: 3 BB: 1 P: 13	R: 0 E: 0 K: 1 S: 5	H: 0 LOB: 0 BB: 0 P: 5	R: 2 E: 0 K: 0 S: 5	H: 2 LOB: 1 BB: 0 P: 6	R: 0 E: 0 K: 0 S: 3	H: 0 LOB: 1 BB: 1 P: 7	R: 0 E: 0 K: 2 S: 7	H: 0 LOB: 0 BB: 0 P: 7		1B: 3 2B: 3 3B: 1 HR: 0	SF: 1 SAC: 0 DP: 0 HBP: 1	WP: 0 PA: 24 PB: 0 SB: 0 CS: 0
<b>PITCHER</b>	IP WLS BF H R ER SO BB IBB HBP BLK WP HR S P ERA WHIP	IP WLS BF H R ER SO BB IBB HBP BLK WP HR S P ERA WHIP	IP WLS BF H R ER SO BB IBB HBP BLK WP HR S P ERA WHIP	IP WLS BF H R ER SO BB IBB HBP BLK WP HR S P ERA WHIP	IP WLS BF H R ER SO BB IBB HBP BLK WP HR S P ERA WHIP	IP WLS BF H R ER SO BB IBB HBP BLK WP HR S P ERA WHIP	IP WLS BF H R ER SO BB IBB HBP BLK WP HR S P ERA WHIP	IP WLS BF H R ER SO BB IBB HBP BLK WP HR S P ERA WHIP	IP WLS BF H R ER SO BB IBB HBP BLK WP HR S P ERA WHIP	IP WLS BF H R ER SO BB IBB HBP BLK WP HR S P ERA WHIP	IP WLS BF H R ER SO BB IBB HBP BLK WP HR S P ERA WHIP	IP WLS BF H R ER SO BB IBB HBP BLK WP HR S P ERA WHIP	IP WLS BF H R ER SO BB IBB HBP BLK WP HR S P ERA WHIP	IP WLS BF H R ER SO BB IBB HBP BLK WP HR S P ERA WHIP
62 Joe Palumbo, L (1, 1) ERA: 12.79 31 Cody Allen, R (3, 1) ERA: 11.25 52 Taylor Hearn, L (4, 1) ERA: 3.0 60 Luke Farrell, R (5, 1) ERA:	2.0 L 11 5 4 4 2 1 0 0 0 0 0 0 14 18 18.00 3.000	1.0 6 2 2 2 0 0 0 0 1 0 0 0 5 6 18.00 2.000	1.0 4 0 0 0 0 0 1 0 0 0 0 0 3 7 0.00 1.000	1.0 3 0 0 0 0 2 0 0 0 0 0 0 7 7 0.00 0.000										

livebaseballscores.com

AB	20
R	6
H	7
RBI	6
BB	2
SO	4
LOB	7





Batter	1	2	3	4	5	6	7	8	9
1 Elvis Andrus, R (1, 6) OBP: 0.429, SLG: 0.333 9 Isiah Kiner-Falefa, R (4, 6) OBP: 0.410, SLG: 0.757	0-0 G6-3	0-3 K		0-3 K					
12 Rougned Odor, L (1, 4) OBP: 0.394, SLG: 0.645 77 Andy Ibáñez, R (3, PR) OBP: 0.304, SLG: 0.545	0-0 11 E 1B	1-0 CS	0-0 11 1B 21 2B 1B	0-3 K					
38 Danny Santana, S (1, 8) OBP: 0.323, SLG: 0.269 76 Eli White, R (4, 8) OBP: 0.455, SLG: 0.750 82 Franklin Rollin, R (5, PR)	0-0 F7		0-0 F9		0-0 11 G5-3 1B				
11 Ronald Guzmán, L (1, 3) OBP: 0.257, SLG: 0.364	0-0 E6 21 FC5-4 1-2		0-0 21 2B 1B		0-0 G5-3				
21 Todd Frazier, R (1, 5) OBP: 0.296, SLG: 0.458 6 Matt Duffy, R (3, PR) OBP: 0.343, SLG: 0.281 88 Kevin Mendoza, S (5, PR)	0-0 FC5-4 1-2		0-0 15 1B 1-H 2-H 2B		4-0 BB				
15 Nick Solak, R (1, 7) OBP: 0.275, SLG: 0.361		0-3 K	0-0 51 PO 1B		0-3 K				
16 Scott Heineman, R (1, 9) OBP: 0.429, SLG: 0.548		0-0 51 HR 3B	0-0 L5		0-3 K				
51 Sam Travis, R (1, 10) OBP: 0.529, SLG: 0.800		0-2 3-H HR	1 SAFE 0-0 PO	0-3 K					
50 Tim Federowicz, R (1, 2) OBP: 0.400, SLG: 0.857		4-0 12 CS BB		0-0 2B					

AB	R	H	RBI	BB	SO	LOB
2	0	0	0	0	1	1
1	0	0	0	0	1	1
2	0	2	0	0	0	0
1	1	0	0	0	1	1
2	0	0	0	0	0	2
1	0	1	0	0	0	0
0	0	0	0	0	0	0
3	1	1	0	0	0	2
2	0	1	2	0	0	2
0	0	0	0	1	0	0
0	0	0	0	0	0	0
3	0	1	0	0	2	2
3	1	1	0	0	1	5
2	1	1	2	0	1	0
1	0	1	0	1	0	0
1B: 5	SF: 0	WP: 0	PA: 27			
2B: 2	SAC: 0	PB: 0				
3B: 1	DP: 0	SB: 0				
HR: 1	HBP: 0	CS: 1				

BOTTOM

San Francisco Giants @ Texas Rangers  
 Surprise Stadium, Surprise, AZ  
 Wed Mar 11 2020, 4:08 PM - 6:03 PM EDT  
 Att. 5,219 - Drizzle - 63 F

livebaseballscores.com

AB	23
R	4
H	9
RBI	4
BB	2
SO	7
LOB	16



Inning Stats	R: 0	H: 1	E: 1	LOB: 2	K: 0	BB: 0	S: 5	R: 2	H: 2	E: 0	LOB: 0	K: 2	BB: 1	S: 10	R: 2	H: 4	E: 0	LOB: 3	K: 0	BB: 0	S: 6	R: 0	H: 1	E: 0	LOB: 1	K: 3	BB: 0	S: 10	R: 0	H: 1	E: 0	LOB: 2	K: 2	BB: 1	S: 8	H: 1	LOB: 2	BB: 1	P: 12
PITCHER	IP	WLS	BF	H	R	ER	SO	BB	IBB	HBP	BLK	WP	HR	S	P	ERA	WHIP																						
34 Kevin Gausman, R (1, 1) ERA: 4.35	3.1	W	17	7	4	4	3	1	0	0	0	0	0	24	29	10.80	2.400																						
34 Kevin Gausman, R (4, 1) ERA: 4.35	3.1	W	17	7	4	4	3	1	0	0	0	0	0	24	29	10.80	2.400																						
97 Jarlin Garcia, L (4, 1) ERA:	0.2	H	3	1	0	0	2	0	0	0	0	0	0	7	7	0.00	1.500																						
72 Wendolyn Bautista, R (5, 1) ERA:	1.0	S	5	1	0	0	2	1	0	0	0	0	0	8	12	0.00	2.000																						

AB	34
R	6
H	7
RBI	6
BB	1
SO	11
LOB	7



WP:	0	PA:	36
PB:	0		
SB:	0		
CS:	0		

Batter	1	2	3	4	5	6	7	8	9	AB	R	H	RBI	BB	SO	LOB
13 Austin Slater, R OBP: 0.345, SLG: 0.536 (1, 7)	1-0 1B	3-2 2B			1-1 F8		3-1 41 1B 2B			4	1	3	5	0	0	0
41 Wilmer Flores, R OBP: 0.290, SLG: 0.379 Abibatel Avelino, R OBP: 0.250, SLG: 0.400 (7, PR) (7, 5)	3-3 K	0-0 F9			2-1 F8		0-1 FC6 1B			4	0	1	1	0	1	2
7 Donovan Solano, R OBP: 0.370, SLG: 0.417 Steven Duggar, L OBP: 0.280, SLG: 0.273 (1, 4) (7, PH) (7, 8)	0-0 F9		1-1 F8		1-1 G2-3		0-1 FC6			3	0	0	0	0	0	1
33 Darin Ruf, R OBP: 0.417, SLG: 0.875 (1, 10)	0-2 L9		0-3 K		1-3 K		3-3 K			4	0	0	0	0	3	1
48 Pablo Sandoval, S OBP: 0.318, SLG: 0.400 Joe McCarthy, L OBP: 0.389, SLG: 0.467 (1, 3) (7, 3)		1-0 FC1-6 HBP	3-2 G6-3		3-3 K		0-3 K			2	0	0	0	0	1	0
1 Mauricio Dubón, R OBP: 0.324, SLG: 0.576 (1, 8) (7, 4)		0-2 FC1-6 82 1B 49 1B 13 2B		0-1 F9		1-3 K		0-2 G6-3		4	1	0	0	0	1	1
35 Brandon Crawford, L OBP: 0.407, SLG: 0.520 2 Yolmer Sánchez, S OBP: 0.138, SLG: 0.107 (1, 6) (7, PH) (7, 6)		0-0 L9		0-3 K		2-2 P3		0-3 K		2	0	0	0	0	0	1
49 Jaylin Davis, R OBP: 0.333, SLG: 0.517 5 Mike Yastrzemski, L OBP: 0.286, SLG: 0.333 (1, 9) (8, 9)		0-0 82 1B 13 2B 1B		3-3 K		4-2 82 2B 13 2B BB		1-3 K		2	2	1	0	1	1	0
82 Chadwick Tromp, R OBP: 0.333, SLG: 0.308 77 Joey Bart, R OBP: 0.500, SLG: 0.824 (1, 2) (7, 2)		3-0 13 2B 1B		0-0 G5-3		1-0 13 2B 2B		1-2 G1-3		3	2	2	0	0	0	0

Inning Stats	R: 0 E: 0 K: 1 S: 10	H: 1 LOB: 1 BB: 0 P: 14	R: 3 E: 0 K: 0 S: 10	H: 3 LOB: 1 BB: 0 P: 17	R: 0 E: 0 K: 1 S: 9	H: 0 LOB: 0 BB: 0 P: 13	R: 0 E: 0 K: 2 S: 10	H: 0 LOB: 0 BB: 0 P: 13	R: 0 E: 0 K: 0 S: 5	H: 0 LOB: 0 BB: 0 P: 8	R: 0 E: 0 K: 2 S: 9	H: 0 LOB: 0 BB: 0 P: 14	R: 3 E: 0 K: 1 S: 18	H: 3 LOB: 1 BB: 1 P: 29	R: 0 E: 0 K: 2 S: 10	H: 0 LOB: 0 BB: 0 P: 13	R: 0 E: 0 K: 2 S: 10	H: 0 LOB: 0 BB: 0 P: 12	1B: 4 2B: 3 3B: 0 HR: 0	SF: 0 SAC: 0 DP: 0 HBP: 1	WP: 0 PB: 0 SB: 0 CS: 0	PA: 36
--------------	-------------------------------	----------------------------------	-------------------------------	----------------------------------	------------------------------	----------------------------------	-------------------------------	----------------------------------	------------------------------	---------------------------------	------------------------------	----------------------------------	-------------------------------	----------------------------------	-------------------------------	----------------------------------	-------------------------------	----------------------------------	----------------------------------	------------------------------------	----------------------------------	--------

PITCHER	IP	WLS	BF	H	R	ER	SO	BB	IBB	HBP	BLK	WP	HR	S	P	ERA	WHIP
55 Sean Manaea, L ERA: 10.66 (1, 1)	5.0	L	20	4	3	3	4	0	0	1	0	0	0	44	65	5.40	0.800
36 Yusmeiro Petit, R ERA: (6, 1)	1.0		3	0	0	0	2	0	0	0	0	0	0	9	14	0.00	0.000
35 Jake Diekman, L ERA: 8.53 (7, 1)	0.2		5	2	3	3	1	1	0	0	0	0	0	14	25	40.50	4.500
70 Jordan Weems, R ERA: (7, 1)	0.1		2	1	0	0	0	0	0	0	0	0	0	4	4	0.00	3.000
57 J.B. Wendelken, R ERA: 5.68 (8, 1)	1.0		3	0	0	0	2	0	0	0	0	0	0	10	13	0.00	0.000
PITCHER	IP	WLS	BF	H	R	ER	SO	BB	IBB	HBP	BLK	WP	HR	S	P	ERA	WHIP
16 Liam Hendriks, R ERA: 3.0 (9, 1)	1.0		3	0	0	0	2	0	0	0	0	0	0	10	12	0.00	0.000



Batter	1	2	3	4	5	6	7	8	9	AB	R	H	RBI	BB	SO	LOB
10 Marcus Semien, R (1, 6) OBP: 0.294, SLG: 0.214	G5-3		L8			E1		K		4	0	0	0	0	1	0
26 Matt Chapman, R (1, 5) OBP: 0.419, SLG: 0.522	F9			28 1B 2 SF7 BB		K				2	1	0	0	2	1	1
28 Matt Olson, L (1, 3) OBP: 0.324, SLG: 0.379	K			20 G5-3 1B		P4		P4		4	0	1	0	0	1	2
2 Khris Davis, R (1, 10) OBP: 0.240, SLG: 0.150		K		SF7		G6-3		K		3	0	0	1	0	2	2
20 Mark Canha, R (1, 8) OBP: 0.424, SLG: 0.400	G5-3			G5-3		L7				3	0	0	0	1	0	1
25 Stephen Piscotty, R (1, 9) OBP: 0.667, SLG: 1.667				P4						3	1	2	1	0	0	1
15 Seth Brown, L (8, 9) OBP: 0.351, SLG: 0.611				HR						1	0	0	0	0	1	1
8 Robbie Grossman, S (1, 7) OBP: 0.417, SLG: 0.444	G5-3									4	0	1	0	0	0	2
12 Sean Murphy, R (1, 2) OBP: 0.462, SLG: 0.700				L8						2	0	0	0	0	0	1
37 Jonah Heim, S (7, PR) OBP: 0.370, SLG: 0.400				G5-4-3						0	0	0	0	0	0	0
39 Vimal Machin, L (9, PH) OBP: 0.432, SLG: 0.387										1	0	0	0	0	1	1
Tony Kemp, L (1, 4) OBP: 0.378, SLG: 0.438				G3-1						3	0	0	0	0	1	2

Inning Stats	R: 0	H: 0	E: 0	K: 1	S: 9	R: 1	H: 1	E: 0	K: 1	S: 11	R: 0	H: 0	E: 0	K: 0	S: 9	R: 1	H: 1	E: 0	K: 0	S: 17	R: 0	H: 1	E: 0	K: 1	S: 7	R: 0	H: 0	E: 1	K: 1	S: 7	R: 0	H: 1	E: 0	K: 1	S: 10	R: 0	H: 0	E: 0	K: 2	S: 13	R: 0	H: 0	E: 1	K: 2	S: 12	R: 0	H: 0	E: 1	K: 2	S: 12	1B: 3	2B: 0	3B: 0	HR: 1	SF: 1	SAC: 0	DP: 1	HBP: 1	WP: 0	PB: 0	SB: 0	CS: 0	PA: 35
--------------	------	------	------	------	------	------	------	------	------	-------	------	------	------	------	------	------	------	------	------	-------	------	------	------	------	------	------	------	------	------	------	------	------	------	------	-------	------	------	------	------	-------	------	------	------	------	-------	------	------	------	------	-------	-------	-------	-------	-------	-------	--------	-------	--------	-------	-------	-------	-------	--------

PITCHER	IP	WLS	BF	H	R	ER	SO	BB	IBB	HBP	BLK	WP	HR	S	P	ERA	WHIP
34 Kevin Gausman, R (1, 1) ERA: 3.97	1.0		3	0	0	0	1	0	0	0	0	0	0	9	13	0.00	0.000
31 Tyler Anderson, L (2, 1) ERA: 9.0	1.0	H	4	1	1	1	1	0	0	0	0	0	1	11	14	9.00	1.000
Drew Smyly, L (3, 1) ERA:	1.0	W	3	0	0	0	0	0	0	0	0	0	0	9	12	0.00	0.000
96 Caleb Baragar, L (4, 1) ERA: 9.0	1.0	H	5	1	1	1	0	1	0	0	0	0	0	17	25	9.00	2.000
95 Rico Garcia, R (5, 1) ERA: 7.11	1.0	H	3	1	0	0	0	0	0	0	0	0	0	7	10	0.00	1.000


PITCHER	IP	WLS	BF	H	R	ER	SO	BB	IBB	HBP	BLK	WP	HR	S	P	ERA	WHIP
56 Tony Watson, L (6, 1) ERA:	1.0		4	0	0	0	1	0	0	0	0	0	0	7	9	0.00	0.000
Shaun Anderson, R (7, 1) ERA: 15.88	1.0		5	1	0	0	1	0	0	1	0	0	0	10	16	0.00	1.000
58 Trevor Gott, R (8, 1) ERA: 6.35	1.0		4	0	0	0	2	1	0	0	0	0	0	13	22	0.00	1.000
78 Carlos Navas, R (9, 1) ERA: 1.42	1.0		4	0	0	0	2	1	0	0	0	0	0	12	21	0.00	1.000

**BOTTOM**

**San Francisco Giants @ Oakland Athletics**  
Oakland Coliseum, Oakland, CA

Mon Jul 20 2020, 6:43 PM - 9:24 PM PDT  
Partly Cloudy - 66 F

AB	30
R	2
H	4
RBI	2
BB	3
SO	8
LOB	14



Batter	1	2	3	4	5	6	7	8	9	AB R H RBI BB SO LOB	TOP																																																																																																																																																																																														
10 Marcus Semien, R OBP: 0.297, SLG: 0.200 8 Robbie Grossman, S OBP: 0.405, SLG: 0.429	(1, 6) F SI 81 B SL 73 C SL 74	1-3	(1)	(1)	F FF 92 B SL 81 B SL 81 F FF 94 C SL 81	2-3	(1)	B SL 80 C SL 80 F FF 92 F FF 92 C SL 79	1-3	(2)	2 0 0 0 1 2 0 1 0 0 0 0 1 0	<p>Oakland Athletics @ San Francisco Giants</p> <p>Oracle Park, San Francisco, CA</p> <p>Tue Jul 21 2020, 6:47 PM - 9:29 PM PDT</p> <p>Partly Cloudy - 59 F</p>																																																																																																																																																																																													
79 Ramón Laureano, R OBP: 0.323, SLG: 0.346 39 Vimalael Machín, L OBP: 0.447, SLG: 0.387	(1, 8) C SI 83 X SL 74	0-2	(2)	C SL 81 S FF 96 B SL 84 X SL 80	1-2	(2)	1 SAFE 1 SAFE B SL 84 C CH 84 1 SAFE B SI 90	2-1	(3)	0-2	(1)		3 0 0 0 0 0 0 0 0 0 0 1 0 0																																																																																																																																																																																												
26 Matt Chapman, R OBP: 0.441, SLG: 0.500 1 Franklin Barreto, R OBP: 0.350, SLG: 0.514	(1, 5) C SI 84 B SL 73 B SL 74 C SL 74 C SI 84	2-3	(3)	C FF 95 B FF 96 B SL 82 B SL 80 B FF 94	4-1		B CU 84 B CU 83 B SI 98 B SI 97	4-0			1 0 0 0 2 1 0 1 0 0 0 0 1 1																																																																																																																																																																																														
28 Matt Olson, L OBP: 0.324, SLG: 0.375 Skye Bolt, S OBP: 0.391, SLG: 0.389	(1, 3) (7, 8)	L FF 92 X FF 92	0-1	B FF 93 B SL 79 S FF 92 1 SAFE F SL 80 F SL 83 X FF 95	2-2	(3)	B FF 98 F FF 97 C CU 84 S FF 99	1-3	(2)		3 1 1 0 0 1 2 0 0 0 0 1 0 0																																																																																																																																																																																														
2 Khris Davis, R OBP: 0.241, SLG: 0.130	(1, 10)	D SL 86 H SL 85	2-0	C SL 86 X FF 95	0-1	(1)	C FF 85 B SI 98 F SI 97 S CH 86	1-3	(3)		3 1 0 0 0 1 2																																																																																																																																																																																														
20 Mark Canha, R OBP: 0.389, SLG: 0.357 15 Seth Brown, L OBP: 0.342, SLG: 0.595	(1, 7) (7, 9)	B FF 91 C FF 92 B CU 80 F FF 91 X FF 92	2-2	C FF 94 B CH 89 B CH 87 C CH 88 X FF 95	2-2	(2)	C CU 77 B CU 77 B SI 89 X SL 84	2-1	(1)		3 0 0 0 0 0 2 1 0 0 0 0 0 0																																																																																																																																																																																														
25 Stephen Piscotty, R OBP: 0.333, SLG: 0.833 45 Nate Orf, R OBP: 0.345, SLG: 0.333	(1, 9) (7, 5)	D CU 80 F FF 91 F FF 92 S FF 91	1-3	C SL 87 S CH 86 S CH 88	0-3	(3)	S SL 84 F SI 90 F CU 77 S CU 77	1-3	(2)		3 0 0 0 0 3 2 0 0 0 0 0 0 0																																																																																																																																																																																														
18 Chad Pinder, R OBP: 0.424, SLG: 0.633	(1, 4)	1 SAFE B FF 90 X FF 91	1-0	F SI 92 S SL 85 C CH 84	0-3	(1)	B SI 89 X SL 84	1-0	(3)		3 0 1 2 0 1 0																																																																																																																																																																																														
30 Austin Allen, L OBP: 0.417, SLG: 0.618 12 Sean Murphy, R OBP: 0.429, SLG: 0.636 37 Jonah Heim, S OBP: 0.370, SLG: 0.400	(1, 2) (8, PH) (8, 2)	X SL 84	0-0	B SL 85 X CH 85	1-0	(2)	F FF 91 B SL 80 B FF 90 F SL 82 S FF 92	2-3	(1)		2 0 0 0 0 0 1 1 0 0 0 0 1 0 0 0 0 0 0 0 0																																																																																																																																																																																														
<b>Inning Stats</b>	R: 0 E: 0 K: 2 S: 9	H: 0 LOB: 0 BB: 0 P: 12	R: 2 E: 0 K: 1 S: 10	H: 2 LOB: 1 BB: 0 P: 16	R: 0 E: 0 K: 1 S: 11	H: 0 LOB: 0 BB: 0 P: 20	R: 0 E: 0 K: 1 S: 8	H: 0 LOB: 0 BB: 0 P: 10	R: 0 E: 0 K: 1 S: 11	H: 0 LOB: 0 BB: 1 P: 18	R: 0 E: 0 K: 2 S: 9		H: 0 LOB: 1 BB: 1 P: 15	R: 0 E: 0 K: 1 S: 7	H: 0 LOB: 0 BB: 0 P: 11	R: 0 E: 0 K: 3 S: 17	H: 0 LOB: 1 BB: 1 P: 24	R: 0 E: 0 K: 0 S: 6	H: 0 LOB: 0 BB: 1 P: 13	1B: 1 2B: 0 3B: 1 HR: 0	SF: 0 SAC: 0 DP: 1 HBP: 1	WP: 0 PB: 0 SB: 0 CS: 1	PA: 34																																																																																																																																																																																		
<b>PITCHER</b>	IP WLS BF H R ER SO BB IBB HBP BLK WP HR S P ERA WHIP	<table border="0"> <tr> <td>71 Tyler Rogers, R ERA: 2.25</td> <td>(1, 1)</td> <td>1.0</td> <td></td> <td>3</td> <td>0</td> <td>0</td> <td>0</td> <td>2</td> <td>0</td> <td>0</td> <td>0</td> <td>0</td> <td>0</td> <td>9</td> <td>12</td> <td>0.00</td> <td>0.000</td> </tr> <tr> <td>Conner Menez, L ERA: 2.25</td> <td>(2, 1)</td> <td>1.0</td> <td>B</td> <td>6</td> <td>2</td> <td>2</td> <td>2</td> <td>1</td> <td>0</td> <td>0</td> <td>1</td> <td>0</td> <td>0</td> <td>10</td> <td>16</td> <td>18.00</td> <td>2.000</td> </tr> <tr> <td>52 Dany Jiménez, R ERA: 2.25</td> <td>(3, 1)</td> <td>1.0</td> <td></td> <td>4</td> <td>0</td> <td>0</td> <td>0</td> <td>1</td> <td>1</td> <td>0</td> <td>0</td> <td>0</td> <td>0</td> <td>11</td> <td>20</td> <td>0.00</td> <td>1.000</td> </tr> <tr> <td>60 Wandy Peralta, L ERA: 5.23</td> <td>(4, 1)</td> <td>1.0</td> <td>W</td> <td>3</td> <td>0</td> <td>0</td> <td>0</td> <td>1</td> <td>0</td> <td>0</td> <td>0</td> <td>0</td> <td>0</td> <td>8</td> <td>10</td> <td>0.00</td> <td>0.000</td> </tr> <tr> <td>59 Andrew Suárez, L ERA: 5.23</td> <td>(5, 1)</td> <td>1.0</td> <td>H</td> <td>3</td> <td>0</td> <td>0</td> <td>0</td> <td>1</td> <td>1</td> <td>0</td> <td>0</td> <td>0</td> <td>0</td> <td>11</td> <td>18</td> <td>0.00</td> <td>1.000</td> </tr> </table>																			71 Tyler Rogers, R ERA: 2.25	(1, 1)	1.0		3	0	0	0	2	0	0	0	0	0	9	12	0.00	0.000	Conner Menez, L ERA: 2.25	(2, 1)	1.0	B	6	2	2	2	1	0	0	1	0	0	10	16	18.00	2.000	52 Dany Jiménez, R ERA: 2.25	(3, 1)	1.0		4	0	0	0	1	1	0	0	0	0	11	20	0.00	1.000	60 Wandy Peralta, L ERA: 5.23	(4, 1)	1.0	W	3	0	0	0	1	0	0	0	0	0	8	10	0.00	0.000	59 Andrew Suárez, L ERA: 5.23	(5, 1)	1.0	H	3	0	0	0	1	1	0	0	0	0	11	18	0.00	1.000	<table border="0"> <tr> <td>65 Sam Coonrod, R ERA: 5.4</td> <td>(6, 1)</td> <td>1.0</td> <td>H</td> <td>4</td> <td>0</td> <td>0</td> <td>0</td> <td>2</td> <td>1</td> <td>0</td> <td>0</td> <td>0</td> <td>0</td> <td>9</td> <td>15</td> <td>0.00</td> <td>1.000</td> </tr> <tr> <td>66 Andrew Triggs, R ERA: 3.0</td> <td>(7, 1)</td> <td>1.0</td> <td>H</td> <td>3</td> <td>0</td> <td>0</td> <td>0</td> <td>1</td> <td>0</td> <td>0</td> <td>0</td> <td>0</td> <td>0</td> <td>7</td> <td>11</td> <td>0.00</td> <td>0.000</td> </tr> <tr> <td>Sam Selman, L ERA: 5.23</td> <td>(8, 1)</td> <td>1.0</td> <td>H</td> <td>4</td> <td>0</td> <td>0</td> <td>0</td> <td>3</td> <td>1</td> <td>0</td> <td>0</td> <td>0</td> <td>0</td> <td>17</td> <td>24</td> <td>0.00</td> <td>1.000</td> </tr> <tr> <td>83 Sam Wolff, R ERA: 5.23</td> <td>(9, 1)</td> <td>1.0</td> <td>S</td> <td>3</td> <td>0</td> <td>0</td> <td>0</td> <td>0</td> <td>1</td> <td>0</td> <td>0</td> <td>0</td> <td>0</td> <td>6</td> <td>13</td> <td>0.00</td> <td>1.000</td> </tr> </table>																			65 Sam Coonrod, R ERA: 5.4	(6, 1)	1.0	H	4	0	0	0	2	1	0	0	0	0	9	15	0.00	1.000	66 Andrew Triggs, R ERA: 3.0	(7, 1)	1.0	H	3	0	0	0	1	0	0	0	0	0	7	11	0.00	0.000	Sam Selman, L ERA: 5.23	(8, 1)	1.0	H	4	0	0	0	3	1	0	0	0	0	17	24	0.00	1.000	83 Sam Wolff, R ERA: 5.23	(9, 1)	1.0	S	3	0	0	0	0	1	0	0	0	0	6	13	0.00	1.000
71 Tyler Rogers, R ERA: 2.25	(1, 1)	1.0		3	0	0	0	2	0	0	0	0	0	9	12	0.00	0.000																																																																																																																																																																																								
Conner Menez, L ERA: 2.25	(2, 1)	1.0	B	6	2	2	2	1	0	0	1	0	0	10	16	18.00	2.000																																																																																																																																																																																								
52 Dany Jiménez, R ERA: 2.25	(3, 1)	1.0		4	0	0	0	1	1	0	0	0	0	11	20	0.00	1.000																																																																																																																																																																																								
60 Wandy Peralta, L ERA: 5.23	(4, 1)	1.0	W	3	0	0	0	1	0	0	0	0	0	8	10	0.00	0.000																																																																																																																																																																																								
59 Andrew Suárez, L ERA: 5.23	(5, 1)	1.0	H	3	0	0	0	1	1	0	0	0	0	11	18	0.00	1.000																																																																																																																																																																																								
65 Sam Coonrod, R ERA: 5.4	(6, 1)	1.0	H	4	0	0	0	2	1	0	0	0	0	9	15	0.00	1.000																																																																																																																																																																																								
66 Andrew Triggs, R ERA: 3.0	(7, 1)	1.0	H	3	0	0	0	1	0	0	0	0	0	7	11	0.00	0.000																																																																																																																																																																																								
Sam Selman, L ERA: 5.23	(8, 1)	1.0	H	4	0	0	0	3	1	0	0	0	0	17	24	0.00	1.000																																																																																																																																																																																								
83 Sam Wolff, R ERA: 5.23	(9, 1)	1.0	S	3	0	0	0	0	1	0	0	0	0	6	13	0.00	1.000																																																																																																																																																																																								

livebaseballscores.com

AB	27
R	2
H	2
RBI	2
BB	5
SO	12
LOB	10





Batter	1	2	3	4	5	6	7	8	9
5 Mike Yastrzemski, L OBP: 0.355, SLG: 0.483 49 Jaylin Davis, R OBP: 0.324, SLG: 0.500	3-1 HR		4-2 BB	1-2 1B			3-3 K		
41 Wilmer Flores, R OBP: 0.265, SLG: 0.344 85 Will Wilson, R	2-2 G6-3		0-0 F7		0-0 F9		1-3 K		
Joe McCarthy, L OBP: 0.333, SLG: 0.389 33 Darin Ruf, R OBP: 0.405, SLG: 0.848	3-2 P6		1-1 F9		2-2 L8		2-1 G4-3		
8 Hunter Pence, R OBP: 0.353, SLG: 0.588 Jose Siri, R OBP: 0.308, SLG: 0.455	3-3 K		0-0 1B		0-3 K		2-3 K		
12 Alex Dickerson, L OBP: 0.400, SLG: 0.759 13 Austin Slater, R OBP: 0.345, SLG: 0.536		1-1 HR	3-3 K		1-0 48 2B 81 SF8 1B		1-2 77 G3-6-3 1B		
48 Pablo Sandoval, S OBP: 0.360, SLG: 0.455 77 Joey Bart, R OBP: 0.476, SLG: 0.778	0-1 F7			4-2 81 1B 7 SF8 BB		0-1 2B	0-0 G3-6-3		
35 Brandon Crawford, L OBP: 0.367, SLG: 0.464 1 Mauricio Dubón, R OBP: 0.324, SLG: 0.576	2-0 P6			0-1 P6		1-2 P5			
81 Tyler Heineman, S OBP: 0.400, SLG: 0.176 76 Rob Brantly, L OBP: 0.286, SLG: 0.300	3-2 2 WP HBP			1-2 5 1B 1B		0-2 SF8			
2 Yolmer Sánchez, S OBP: 0.133, SLG: 0.103 7 Donovan Solano, R OBP: 0.345, SLG: 0.400	1-3 K			2-2 SF8		2-3 K			

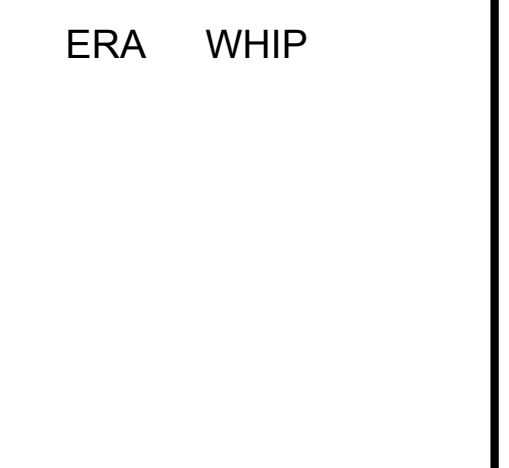
AB	R	H	RBI	BB	SO	LOB
2	1	2	1	1	0	0
1	0	0	0	0	1	0
3	0	0	0	0	0	1
1	0	0	0	0	1	0
3	0	0	0	0	0	1
1	0	0	0	0	0	0
3	0	1	0	0	2	0
1	0	0	0	0	1	0
4	2	3	1	0	1	2
0	0	0	0	0	0	0
2	1	1	0	1	0	0
1	0	0	0	0	0	1
3	0	0	0	0	0	3
0	0	0	0	0	0	0
1	0	1	1	0	0	0
0	0	0	0	0	0	0
1	0	0	0	0	1	1
1	0	0	1	0	1	1

AB	R	H	RBI	BB	SO	LOB
28	4	8	4	2	8	10

Inning	1	2	3	4	5	6	7	8	9
R	1	1	0	0	0	1	0	0	0
H	1	1	1	2	0	2	0	1	1
E	0	0	0	0	0	0	0	0	0
K	1	0	1	0	1	1	2	1	1
S	13	10	9	16	7	13	8	7	10

WP	HR	S	P	ERA	WHIP
1	2	37	67	8.10	1.500
0	0	11	15	0.00	3.000
0	0	35	50	2.25	0.750

**Oakland Athletics @ San Francisco Giants**  
Oracle Park, San Francisco, CA  
Tue Jul 21 2020, 6:47 PM - 9:29 PM PDT  
Partly Cloudy - 59 F



Batter	1	2	3	4	5	6	7	8	9	AB R H RBI BB SO LOB	TOP																	
5 Mike Yastrzemski, L OBP: 0.500, SLG: 0.500 (1, 8)	E6 48 1B 0-0		41 1B 3-2 1-2		48 1B 0-0 1-3			1-3 1		4 0 2 0 0 1 0	<p>San Francisco Giants @ Los Angeles Dodgers Dodger Stadium, Los Angeles, CA</p> <p>Thu Jul 23 2020, 7:09 PM - 10:05 PM PDT Clear - 70 F</p>																	
41 Wilmer Flores, R OBP: 0.250, SLG: 0.250 (1, 5)	F9 0-2 1		1B 0-0 1-2 2-3		1B 1-3 1			1-3 2	4 0 1 0 0 2 3																			
48 Pablo Sandoval, S OBP: 0.250, SLG: 0.333 (1, 3)	1B 0-1 2		SF7 0-1 1		FC1-4-5 1-2 2 3			2-1 3	3 0 1 1 0 0 2																			
12 Alex Dickerson, L OBP: 0.500, SLG: 0.500 (1, 7)	1B 2-1 1-2		K 1-3 2			F9 2-2 1		1-2 1	4 0 2 0 0 1 2																			
8 Hunter Pence, R (1, 10)	G1-3 0-1 3		G5-3 1-0 3		K 3-3 2			0-2 1 2	4 0 0 0 0 1 5																			
70 Joe McCarthy, L (1, 9)		K 2-3 1		F8 1-0 1		P6 0-2 3		0-0 3	4 0 0 0 0 1 0																			
1 Mauricio Dubón, R (1, 4) (7, 6)		G5-3 0-0 2		K 0-3 2		K 2-3 1			3 0 0 0 0 2 0																			
35 Brandon Crawford, L (1, 6) 7 Donovan Solano, R (7, PH) (7, 4)		G5-3 0-2 3		G1-3 1-2 3		G6-3 0-0 2			2 0 0 0 0 0 0 1 0 0 0 0 0 0																			
43 Tyler Heineman, S OBP: 0.667, SLG: 0.667 (1, 2)			41 1B 48 SF7 1B 0-1		5 1B 48 FC1-4-5 1B 2-2		F9 0-0 3		3 1 2 0 0 0 0																			
Inning Stats	R: 0 E: 1 K: 0 S: 10	H: 2 LOB: 2 BB: 0 P: 12	R: 0 E: 0 K: 1 S: 8	H: 0 LOB: 0 BB: 0 P: 10	R: 1 E: 0 K: 1 S: 13	H: 3 LOB: 2 BB: 0 P: 18	R: 0 E: 0 K: 1 S: 7	H: 0 LOB: 0 BB: 0 P: 9	R: 0 E: 0 K: 1 S: 12	H: 2 LOB: 1 BB: 0 P: 16	R: 0 E: 0 K: 1 S: 9	H: 0 LOB: 0 BB: 0 P: 14	R: 0 E: 0 K: 1 S: 6	H: 0 LOB: 0 BB: 0 P: 8	R: 0 E: 0 K: 2 S: 8	H: 0 LOB: 0 BB: 0 P: 12	R: 0 E: 0 K: 0 S: 8	H: 1 LOB: 0 BB: 0 P: 9	1B: 8 2B: 1 3B: 0 HR: 0	SF: 1 SAC: 0 DP: 2 HBP: 0	WP: 0 PA: 33 PB: 0 SB: 0 CS: 0							
PITCHER	IP	WLS	BF	H	R	ER	SO	BB	IBB	HBP	BLK	WP	HR	S	P	ERA	WHIP											
85 Dustin May, R ERA: 2.08 (1, 1)	4.1		20	7	1	1	4	0	0	0	0	0	0	46	60	2.08	1.615											
64 Caleb Ferguson, L ERA: (5, 1)	0.2		1	0	0	0	0	0	0	0	0	0	0	4	5	0.00	0.000											
52 Pedro Báez, R ERA: (6, 1)	1.1		4	0	0	0	2	0	0	0	0	0	0	13	20	0.00	0.000											
56 Adam Kolarek, L ERA: (7, 1)	1.2	W	5	0	0	0	2	0	0	0	0	0	0	10	14	0.00	0.000											
48 Brusdar Graterol, R ERA: (9, 1)	1.0		3	1	0	0	0	0	0	0	0	0	0	8	9	0.00	1.000											

AB	32
R	1
H	8
RBI	1
BB	0
SO	8
LOB	12



livebaseballscores.com



BOTTOM

San Francisco Giants @ Los Angeles Dodgers  
Dodger Stadium, Los Angeles, CA  
Thu Jul 23 2020, 7:09 PM - 10:05 PM PDT  
Clear - 70 F

livebaseballscorecards.com

AB 37  
R 8  
H 12  
RBI 8  
BB 5  
SO 6  
LOB 18



WP: 0 PA: 43  
PB: 0  
SB: 0  
CS: 0

AB R H RBI BB SO LOB

4 0 1 1 1 1 0

5 1 1 0 0 2 4

4 0 1 0 1 0 0

4 2 1 1 0 0 3

5 2 1 0 0 1 6

5 2 4 5 0 0 0

3 1 1 0 1 0 1

1 0 0 0 0 0 0

2 0 1 0 2 1 0

4 0 1 1 0 1 4

1B: 7 SF: 0  
2B: 4 SAC: 0  
3B: 0 DP: 1  
HR: 1 HBP: 1

WP: 0 PA: 43  
PB: 0  
SB: 0  
CS: 0

Batter	1	2	3	4	5	6	7	8	9
13 Max Muncy, L OBP: 0.400, SLG: 0.500 (1, 3)	F7 2-1		2B G5-3 1-1		K 2-3		G4-3 BB		
50 Mookie Betts, R OBP: 0.200, SLG: 0.200 (1, 9)	K 1-3		G5-3 1-0		E5 10 L8 35 BB 1-2		1B K		
35 Cody Bellinger, L OBP: 0.400, SLG: 0.500 (1, 8)	F7 2-2		G4-3 1-1	G4-3 1-1	BB 1-2		FC4 10 5 1-3	P1 1-2	
10 Justin Turner, R OBP: 0.400, SLG: 0.500 (1, 5)		HBP 5 G3-6 1-0	G5-3 1-2	L8 0-0			FC4 5 1-3	G6-3 5 2B	
5 Corey Seager, L OBP: 0.200, SLG: 0.400 (1, 6)		G3-6 1-0	1B 1-2f	1B 1-1	K 1-3		FC1-2-5-1 14 1B 1-3	G6-3 2-3	
14 Enrique Hernández, R OBP: 0.800, SLG: 1.400 (1, 4)		1B 2-1	1B 2-H	1B 2-1	L4 0-2		1B 11 BB 15 1B 2-H 3-H	HR 3-H	
31 Joc Pederson, L OBP: 0.500, SLG: 0.333 3 Chris Taylor, R (8, PH) (9, 7)		G4-3 1-0	1B 1-3	1B 1-3	G3-1 2-1		BB 15 1B 11 BB 13 BB	L7 0-0	
11 AJ Pollock, R OBP: 0.750, SLG: 0.500 (1, 10)			K 2-3	BB 1-2			1B 15 FC6-4 1-2	BB 13 BB 15 1B 1-2 2-3	
15 Austin Barnes, R OBP: 0.250, SLG: 0.250 (1, 2)			K 3-3	FC5 1-1			1B 1-2f	1B 13 BB 1-2 2-3 3-H	

Inning Stats	R: 0	H: 0	E: 0	K: 1	S: 8	R: 0	H: 1	E: 0	K: 0	S: 4	R: 0	H: 1	E: 0	K: 2	S: 9	R: 1	H: 3	E: 0	K: 0	S: 14	R: 0	H: 0	E: 1	K: 2	S: 12	R: 0	H: 1	E: 0	K: 0	S: 8	R: 5	H: 4	E: 0	K: 1	S: 18	R: 2	H: 2	E: 0	K: 0	S: 13
	LOB: 0	BB: 13				LOB: 1	BB: 0				LOB: 1	BB: 0				LOB: 3	BB: 1				LOB: 2	BB: 1		LOB: 1	BB: 0		LOB: 4	BB: 3		LOB: 3	BB: 3		LOB: 0	BB: 0		LOB: 0	BB: 0		LOB: 0	BB: 0

PITCHER	IP	WLS	BF	H	R	ER	SO	BB	IBB	HBP	BLK	WP	HR	S	P	ERA	WHIP
42 Johnny Cueto, R ERA: 2.25 (1, 1)	4.0		18	5	1	1	3	1	0	0	0	0	0	35	63	2.25	1.500
Drew Smyly, L ERA: (5, 1)	1.0		5	0	0	0	2	1	0	0	0	0	0	12	20	0.00	1.000
39 Rico Garcia, R ERA: (6, 1)	1.0		4	1	0	0	0	0	0	0	0	0	0	8	10	0.00	1.000
71 Tyler Rogers, R ERA: 54.0 (7, 1)	0.2	L	6	3	4	4	0	0	0	0	0	0	0	8	12	54.00	4.500
52 Dany Jiménez, R ERA: 27.0 (7, 1)	0.1		5	1	1	1	1	3	0	0	0	0	0	10	25	27.00	12.000

PITCHER	IP	WLS	BF	H	R	ER	SO	BB	IBB	HBP	BLK	WP	HR	S	P	ERA	WHIP
51 Conner Menez, L ERA: 18.0 (8, 1)	1.0		5	2	2	2	0	0	0	0	0	0	0	13	19	18.00	2.000

Batter	1	2	3	4	5	6	7	8	9	AB R H RBI BB SO LOB	TOP		
5 Mike Yastrzemski, L OBP: 0.375, SLG: 0.286 (1, 8)	C FF 92 B KC 81 B FF 93 F FF 93 X FF 93 3-2 P6 ①		B CH 84 C FF 91 C FF 91 B CH 84 B FF 93 S CH 84 3-3 K ②		D KC 79 C CH 85 F FF 91 S FF 92 1-3 K ③			F FF 95 B SL 82 B FF 94 C FF 94 B FF 96 B SL 81 4-2 BB ④		3 0 0 0 1 2 1			
41 Wilmer Flores, R OBP: 0.375, SLG: 0.375 (1, 5)	X FF 93 0-0 1B ④		B KC 78 C KC 78 B FF 90 X SL 84 2-1 E5 ②			B SL 82 X FF 88 1-0 48 G6-4-3 1B ④		F FF 94 F FF 96 X FF 96 0-2 G5-3 ③		4 0 2 0 0 0 1			
48 Pablo Sandoval, S OBP: 0.125, SLG: 0.143 (1, 3)	F FF 93 B FF 93 C KC 80 F FF 93 S CH 86 1-3 K ②		F KC 78 X FF 93 0-1 G5-3 ③			C CH 82 F FF 91 X KC 80 0-2 G6-4-3 1-2f ① ②		C SI 92 X CH 86 0-1 G1-3 ①		4 0 0 0 0 1 3			
12 Alex Dickerson, L OBP: 0.250, SLG: 0.250 (1, 10)	B KC 78 S KC 79 S FF 93 S FF 94 1-3 K ③			C KC 77 S CH 83 B FF 90 X CH 84 1-2 G1-3 ①		B FF 90 B KC 78 F FF 91 F FF 92 C KC 79 2-3 K ③		B SI 93 C CH 84 F CH 87 B SI 94 S CH 86 2-3 K ②		4 0 0 0 0 3 1			
70 Joe McCarthy, L (1, 7)		F FF 91 B FF 89 B CH 83 C FF 92 F KC 81 X CH 84 2-2 G3-1 ①		C CH 84 B CH 85 F FF 93 F KC 80 S FF 93 1-3 K ②		B FF 91 X FF 91 1-0 F7 ①		B SI 93 C CH 86 S CH 85 S CH 87 1-3 K ③		4 0 0 0 0 2 0			
1 Mauricio Dubón, R (1, 4)		B KC 79 B FF 93 F FF 92 B KC 79 X SL 84 3-2 F9 ②		X KC 78 0-0 P3 ③		B FF 91 C KC 79 S FF 91 B KC 80 X FF 92 2-2 F7 ②				3 0 0 0 0 0 0			
35 Brandon Crawford, L OBP: 0.200, SLG: 0.200 (1, 6)		C FF 94 S CH 85 T FF 94 0-2 K ③			B CH 83 X FF 91 1-0 1B ④		F KC 79 S CH 84 F CH 84 F FF 93 X CH 85 0-2 G4-3 ③			3 0 1 0 0 1 0			
49 Jaylin Davis, R OBP: 0.333, SLG: 1.333 (1, 9)			S FF 89 B FF 89 C KC 77 B FF 90 F KC 79 X FF 93 2-2 HR ④		X SL 83 0-0 F9 ①		B FF 94 S FF 93 B FF 96 S FF 93 F FF 95 B SL 82 X FF 94 3-2 F8 ①			3 1 1 1 0 0 1			
76 Rob Brantly, L (1, 2)			C KC 79 X CH 84 0-1 G6-3 ①		B FF 90 X CH 83 1-0 P5 ②		B FF 94 C FF 94 X FF 95 1-1 G5-3 ②			3 0 0 0 0 0 1			
Inning Stats	R: 0 E: 0 K: 2 S: 11 H: 1 LOB: 1 BB: 0 P: 16	R: 0 E: 0 K: 1 S: 10 H: 0 LOB: 0 BB: 0 P: 15	R: 1 E: 1 K: 1 S: 13 H: 1 LOB: 1 BB: 0 P: 20	R: 0 E: 0 K: 1 S: 8 H: 0 LOB: 0 BB: 0 P: 10	R: 0 E: 0 K: 1 S: 6 H: 1 LOB: 1 BB: 0 P: 9	R: 0 E: 0 K: 1 S: 7 H: 1 LOB: 0 BB: 0 P: 10	R: 0 E: 0 K: 0 S: 9 H: 0 LOB: 0 BB: 0 P: 12	R: 0 E: 0 K: 0 S: 11 H: 0 LOB: 1 BB: 1 P: 19	R: 0 E: 0 K: 2 S: 8 H: 0 LOB: 0 BB: 0 P: 11	1B: 3 2B: 0 3B: 0 HR: 1 SF: 0 SAC: 0 DP: 1 HBP: 0	WP: 0 PB: 0 SB: 0 CS: 0 PA: 32		
PITCHER	IP WLS BF H R ER SO BB IBB HBP BLK WP HR S P ERA WHIP											PITCHER	IP WLS BF H R ER SO BB IBB HBP BLK WP HR S P ERA WHIP
68 Ross Stripling, R ERA: 1.29 (1, 1)	7.0 W 25 4 1 1 7 0 0 0 0 0 1 64 92 1.29 0.571												
41 Jake McGee, L ERA: (8, 1)	1.0 4 0 0 0 0 1 0 0 0 0 0 0 11 19 0.00 1.000												
51 Dylan Floro, R ERA: (9, 1)	1.0 3 0 0 0 0 2 0 0 0 0 0 0 8 11 0.00 0.000												

San Francisco Giants @ Los Angeles Dodgers  
 Dodger Stadium, Los Angeles, CA  
 Fri Jul 24 2020, 6:43 PM - 9:35 PM PDT  
 Clear - 72 F

livebaseballscorecards.com

AB 31  
 R 1  
 H 4  
 RBI 1  
 BB 1  
 SO 9  
 LOB 8





Batter	1	2	3	4	5	6	7	8	9
<b>50 Mookie Betts, R</b> OBP: 0.182, SLG: 0.182 (1, 9)	F FF 88 X FF 91 0-1 F8	X CH 79 0-0 L7		C SL 79 B CH 88 S FS 83 X FF 93 1-2 G6-3	1 SAFE 1 SAFE C FF 93 0-1 CS	C SL 79 B SL 82 B FS 82 F FF 94 X FF 95 3-2 L8	B SI 98 SAFE F SI 98 F SI 96 X CH 85 1-2 1B	B SL 88 X FF 94 1-0 F9	
<b>13 Max Muncy, L</b> OBP: 0.600, SLG: 1.500 (1, 3)	B FC 83 S FC 85 B CU 74 X FF 91 2-1 HR	C FF 90 D FC 84 B FC 85 C CU 74 B FF 90 4-1 10 1B BB		B FF 94 C FF 94 C FF 95 C FF 94 F FS 85 X FS 84 2-2 10 2B		C FF 96 F FF 95 X FF 95 0-2 HR	S SL 87 S SL 88 D SL 88 B SL 88 X SL 88 2-2 G3		
<b>10 Justin Turner, R</b> OBP: 0.500, SLG: 0.625 <b>43 Edwin Rios, L</b> (8, PR) (9, 5)	C FF 91 B FC 86 B FF 89 B CH 80 B CH 80 4-1 5 1B 35 BB BB	X FF 96 0-0 1B		X FF 93 0-0 35 G4-3 2B		B FS 84 C FS 83 C FS 83 F FF 95 S FS 84 1-3 K		F SI 95 X CH 86 0-1 E1 35 FC1-6	
<b>35 Cody Bellinger, L</b> OBP: 0.300, SLG: 0.250 <b>27 Terrance Gore, R</b> (1, 8) (9, 8)	B FC 84 B FC 81 S FC 82 F FF 91 D FC 83 4-1 5 1B 1-2 BB	F FF 95 C CH 86 X FF 96 0-2 L9		X FS 84 0-0 G4-3 2B		C FF 94 X FS 85 0-1 F9		B SL 87 C SL 87 B SL 88 X SL 88 2-2 FC1-6 5 BB 14 E 3 1B 1-2f	
<b>14 Enrique Hernández, R</b> OBP: 0.500, SLG: 0.800 (1, 4)	C FF 90 F FC 86 D FF 91 X CH 80 1-2 L8		F FF 93 F FC 86 B CH 84 S CH 83 1-3 K	X FS 82 0-0 P2			X SI 97 0-0 5 G3-1-3 16 E 1B	B FF 96 X CH 88 1-0 FC6 3 1B 5 BB 16 BB	
<b>5 Corey Seager, L</b> OBP: 0.500, SLG: 0.667 (1, 6)	X FC 84 0-0 1B		X FS 83 0-0 31 G4-3 2B		F FF 94 B FS 84 B FF 83 X FF 94 2-1 3 E 3 1B 16 SF8 1B		X CH 85 0-0 G3-1-3	B SL 89 B SL 89 C SL 89 C SL 88 B SL 88 4-2 16 BB 3 1B BB	
<b>3 Chris Taylor, R</b> OBP: 0.500, SLG: 0.400 (1, 7)	D CH 81 C FF 91 B FC 86 X FC 86 2-1 F7		B SL 80 B FS 82 F FF 92 B FS 83 B FF 94 4-1 31 G4-3 BB		X FS 82 0-0 E5 50 CS 1B		B CU 80 C CU 80 X SI 99 1-1 L3	B CH 89 C CH 86 S CH 87 X CH 88 1-2 16 BB 1B	
<b>31 Joc Pederson, L</b> OBP: 0.500, SLG: 0.333 <b>15 Austin Barnes, R</b> OBP: 0.200, SLG: 0.200 (8, PH) (9, 10)		C FF 88 X FC 83 0-1 13 BB 10 1B 1B	B CH 84 C FF 94 T FF 95 F FF 96 X CH 85 1-2 G4-3		1 SAFE X FS 83 0-0 L4		B FF 98 D CU 84 B FF 98 B CU 82 4-0 16 S 50 1B BB	F FF 94 F CH 87 S FF 94 0-3 K	
<b>16 Will Smith, R</b> (1, 2)	C FF 89 1 SAFE F FF 88 B FF 90 D CH 79 X CH 79 2-2 F9	X FS 85 0-0 G5-3		D FS 82 F FS 82 D FS 82 X FF 96 3-2 SF8		C SI 98 B CH 83 B CU 84 B CU 82 B SI 96 4-1 50 1B BB	B CH 88 B FF 94 B FF 93 B CH 86 4-0 1-2 2-3 3-H BB		

Inning Stats	R: 1	H: 2	E: 0	LOB: 3	K: 0	BB: 2	S: 12	R: 1	H: 2	E: 0	LOB: 2	K: 0	BB: 1	S: 11	R: 0	H: 1	E: 0	LOB: 2	K: 1	BB: 1	S: 10	R: 1	H: 2	E: 0	LOB: 1	K: 0	BB: 0	S: 10	R: 1	H: 2	E: 1	LOB: 0	K: 0	BB: 0	S: 8	R: 1	H: 1	E: 0	LOB: 0	K: 1	BB: 0	S: 12	R: 2	H: 2	E: 0	LOB: 2	K: 0	BB: 2	S: 11	R: 2	H: 1	E: 2	LOB: 3	K: 1	BB: 2	S: 15	R: 2	H: 1	E: 0	LOB: 0	K: 0	BB: 0	S: 15
--------------	------	------	------	--------	------	-------	-------	------	------	------	--------	------	-------	-------	------	------	------	--------	------	-------	-------	------	------	------	--------	------	-------	-------	------	------	------	--------	------	-------	------	------	------	------	--------	------	-------	-------	------	------	------	--------	------	-------	-------	------	------	------	--------	------	-------	-------	------	------	------	--------	------	-------	-------

PITCHER	IP	WLS	BF	H	R	ER	SO	BB	IBB	HBP	BLK	WP	HR	S	P	ERA	WHIP
<b>31 Tyler Anderson, L</b> ERA: 10.8 (1, 1)	1.2	L	11	3	2	2	0	3	0	0	0	0	0	19	38	10.80	3.600
<b>39 Rico Garcia, R</b> ERA: (2, 1)	0.1		2	1	0	0	0	0	0	0	0	0	0	4	4	0.00	3.000
<b>34 Kevin Gausman, R</b> ERA: 4.5 (3, 1)	4.0		18	6	3	2	2	1	0	0	0	0	1	40	58	4.50	1.750
<b>65 Sam Coonrod, R</b> ERA: 27.0 (7, 1)	0.2		6	2	2	0	2	0	0	0	0	0	0	8	18	27.00	6.000
<b>60 Wandy Peralta, L</b> ERA: (7, 1)	1.1		9	1	2	0	1	2	0	0	0	0	0	18	33	0.00	2.250

AB	R	H	RBI	BB	SO	LOB
6	0	1	1	0	0	4
4	3	3	2	1	0	2
4	0	2	2	1	1	0
0	0	0	0	0	0	0
4	1	0	0	1	0	4
0	0	0	0	0	0	0
5	2	1	0	0	1	4
4	1	3	0	1	0	1
4	0	2	1	1	0	4
3	2	1	0	1	0	4
1	0	0	0	0	1	3
2	0	0	2	2	0	3

WP	PA	ERA	WHIP
0	47		
0			
2			
1			

San Francisco Giants @ Los Angeles Dodgers  
 Dodger Stadium, Los Angeles, CA  
 Fri Jul 24 2020, 6:43 PM - 9:35 PM PDT  
 Clear - 72 F

AB	37
R	9
H	13
RBI	8
BB	8
SO	3
LOB	29



Batter	1	2	3	4	5	6	7	8	9	AB R H RBI BB SO LOB	TOP
13 Austin Slater, R 35 Brandon Crawford, L OBP: 0.167, SLG: 0.167	4-1 33 1B 41 G4-3 BB	4-2 7 WP BB		1-2 L7		4-2 7 CS BB			2-0 G5-3	1 1 0 0 3 0 2 1 0 0 0 0 0 0	
7 Donovan Solano, R OBP: 0.167, SLG: 0.333	2-3 K	3-1 G6-3		3-1 2B		1-1 CS		0-2 G6-3	0-0 G6-3	5 0 1 2 0 1 3	
41 Wilmer Flores, R OBP: 0.333, SLG: 0.583	0-2 G4-3			1-1 L9				0-0 G6-3		4 1 1 1 0 0 2	
33 Darin Ruf, R 48 Pablo Sandoval, S OBP: 0.250, SLG: 0.250 OBP: 0.125, SLG: 0.143	1-2 8 FC4 1B		3-3 K		2-2 F7			1-3 K		4 0 1 1 0 2 0 0 0 0 0 0 0 0	
8 Hunter Pence, R (1, 10)	0-1 FC4		1-0 G6-3		1-0 HBP			2-3 K		3 0 0 0 0 1 1	
5 Mike Yastrzemski, L OBP: 0.417, SLG: 0.455		1-2 13 BB 7 WP 2B		1-3 K		0-3 K		2-2 1B		4 1 2 0 0 2 1	
49 Jaylin Davis, R OBP: 0.286, SLG: 0.714		3-3 K		0-1 43 1B 7 2B 1B		0-3 K		2-3 K		4 1 1 0 0 3 3	
1 Mauricio Dubón, R (8, 8)		0-0 G5-3		0-3 K		1-3 K		2-3 K		4 0 0 0 0 3 3	
43 Tyler Heineman, S OBP: 0.571, SLG: 0.500		4-2 7 WP 13 BB BB		1-0 7 2B 1B		0-3 K			2-2 G4-3	3 1 1 0 1 1 0	
<b>Inning Stats</b>	R: 1 H: 1 E: 0 LOB: 1 K: 1 BB: 1 S: 12 P: 19	R: 1 H: 1 E: 0 LOB: 2 K: 1 BB: 2 S: 16 P: 31	R: 1 H: 1 E: 0 LOB: 0 K: 2 BB: 0 S: 12 P: 19	R: 2 H: 3 E: 0 LOB: 1 K: 1 BB: 0 S: 14 P: 20	R: 0 H: 0 E: 0 LOB: 1 K: 2 BB: 0 S: 11 P: 14	R: 0 H: 0 E: 0 LOB: 0 K: 2 BB: 1 S: 11 P: 17	R: 0 H: 0 E: 0 LOB: 0 K: 1 BB: 0 S: 7 P: 8	R: 0 H: 1 E: 0 LOB: 1 K: 3 BB: 0 S: 13 P: 21	R: 0 H: 0 E: 0 LOB: 0 K: 0 BB: 0 S: 5 P: 9	1B: 4 SF: 0 2B: 2 SAC: 0 3B: 0 DP: 0 HR: 1 HBP: 1	WP: 1 PA: 39 PB: 0 SB: 0 CS: 1
<b>PITCHER</b> 57 Alex Wood, L ERA: 9.0	IP WLS BF H R ER SO BB IBB HBP BLK WP HR S P ERA WHIP	3.0 L 15 3 3 3 4 3 0 0 0 0 1 1 40 69 9.00 2.000									
77 Dennis Santana, R ERA: 9.0	IP WLS BF H R ER SO BB IBB HBP BLK WP HR S P ERA WHIP	2.0 10 3 2 2 3 0 0 1 0 0 0 25 34 9.00 1.500									
17 Joe Kelly, R ERA:	IP WLS BF H R ER SO BB IBB HBP BLK WP HR S P ERA WHIP	1.0 3 0 0 0 2 1 0 0 0 0 0 11 17 0.00 1.000									
49 Blake Treinen, R ERA:	IP WLS BF H R ER SO BB IBB HBP BLK WP HR S P ERA WHIP	1.0 3 0 0 0 1 0 0 0 0 0 0 7 8 0.00 0.000									
41 Jake McGee, L ERA:	IP WLS BF H R ER SO BB IBB HBP BLK WP HR S P ERA WHIP	1.0 4 1 0 0 3 0 0 0 0 0 0 13 21 0.00 1.000									
<b>PITCHER</b> 51 Dylan Floro, R ERA:	IP WLS BF H R ER SO BB IBB HBP BLK WP HR S P ERA WHIP	1.0 3 0 0 0 0 0 0 0 0 0 0 5 9 0.00 0.000									

San Francisco Giants @ Los Angeles Dodgers  
 Dodger Stadium, Los Angeles, CA  
 Sat Jul 25 2020, 1:11 PM - 4:26 PM PDT  
 Sunny - 81 F

livebaseballscorecards.com

AB	33
R	5
H	7
RBI	4
BB	4
SO	13
LOB	15





BOTTOM

San Francisco Giants @ Los Angeles Dodgers  
Dodger Stadium, Los Angeles, CA  
Sat Jul 25 2020, 1:11 PM - 4:26 PM PDT  
Sunny - 81 F

livebaseballscorecards.com

AB 33  
R 4  
H 9  
RBI 4  
BB 2  
SO 6  
LOB 18



WP: 0 PA: 39  
PB: 0  
SB: 0  
CS: 0

AB R H RBI BB SO LOB

3	0	0	0	0	0	1
5	0	0	0	0	1	5
5	2	1	0	0	0	1
4	1	2	1	0	1	1
4	0	1	2	0	0	2
3	0	2	0	1	1	0
2	0	1	0	0	1	1
4	0	0	0	0	1	6
1	0	1	0	1	0	0
1	0	0	0	0	1	1
1	1	1	1	0	0	0

Batter	1	2	3	4	5	6	7	8	9
<b>13 Max Muncy, L</b> OBP: 0.533, SLG: 1.091 (1, 3)	G6-3 1-2	HBP 3-1			F8 2-2			HBP 3-2	L9 2-1
<b>50 Mookie Betts, R</b> OBP: 0.125, SLG: 0.125 (1, 9)	K 2-3	F8 3-2			L6-3 1-1			L8 0-1	G4-3 2-0
<b>35 Cody Bellinger, L</b> OBP: 0.267, SLG: 0.231 (1, 8)	1B 1-1		F7 1-2			P6 2-2		FC3-6 3-1	F7 0-1
<b>10 Justin Turner, R</b> OBP: 0.500, SLG: 0.750 (1, 5)	2B 1-0		L4-6 2-1			K 0-3		E5 1-3	
<b>5 Corey Seager, L</b> OBP: 0.429, SLG: 0.538 (1, 6)	L7 0-1		L4-6 1-0			L7 0-0		1B 2-2	
<b>3 Chris Taylor, R</b> OBP: 0.600, SLG: 0.500 (1, 10)			K 0-3		1B 0-0			BB 4-1	
<b>31 Joc Pederson, L</b> OBP: 0.545, SLG: 0.375 (1, 7)		CI 2-2			1B 3-1			K 1-3	
<b>14 Enrique Hernández, R</b> OBP: 0.357, SLG: 0.571 (1, 4)		F8 1-2			F8-3 1-3			K 1-2	
<b>15 Austin Barnes, R</b> OBP: 0.429, SLG: 0.333 (1, 2)								K 1-3	
<b>43 Edwin Ríos, L</b> (7, PH)									
<b>16 Will Smith, R</b> OBP: 0.500, SLG: 1.333 (8, 2)		BB 1-2			1B 2-2				HR 2-1

Inning Stats	R: 1 E: 0 K: 1 S: 11	H: 2 LOB: 1 BB: 0 P: 16	R: 0 E: 1 K: 1 S: 14	H: 0 LOB: 3 BB: 1 P: 27	R: 0 E: 0 K: 0 S: 6	H: 1 LOB: 0 BB: 0 P: 10	R: 0 E: 0 K: 0 S: 6	H: 2 LOB: 0 BB: 0 P: 12	R: 0 E: 0 K: 0 S: 8	H: 1 LOB: 0 BB: 0 P: 13	R: 0 E: 0 K: 1 S: 9	H: 0 LOB: 0 BB: 0 P: 11	R: 0 E: 0 K: 3 S: 10	H: 0 LOB: 1 BB: 1 P: 17	R: 2 E: 1 K: 0 S: 17	H: 2 LOB: 3 BB: 0 P: 29	R: 1 E: 0 K: 0 S: 7	H: 1 LOB: 0 BB: 0 P: 13	1B: 6 2B: 5 3B: 0 HR: 1	SF: 0 SAC: 0 DP: 3 HBP: 3	WP: 0 PA: 39 PB: 0 SB: 0 CS: 0
--------------	-------------------------------	----------------------------------	-------------------------------	----------------------------------	------------------------------	----------------------------------	------------------------------	----------------------------------	------------------------------	----------------------------------	------------------------------	----------------------------------	-------------------------------	----------------------------------	-------------------------------	----------------------------------	------------------------------	----------------------------------	----------------------------------	------------------------------------	--

PITCHER	IP	WLS	BF	H	R	ER	SO	BB	IBB	HBP	BLK	WP	HR	S	P	ERA	WHIP
<b>62 Logan Webb, R</b> ERA: 2.25 (1, 1)	4.0		18	6	1	1	2	1	0	0	0	0	0	40	70	2.25	1.750
<b>73 Caleb Baragar, L</b> ERA: (5, 1)	2.0	W	5	0	0	0	1	0	0	0	0	0	0	14	19	0.00	0.000
<b>64 Shaun Anderson, R</b> ERA: (7, 1)	1.0		4	0	0	0	3	1	0	0	0	0	0	10	17	0.00	1.000
<b>56 Tony Watson, L</b> ERA: (8, 1)	0.2		5	1	2	0	0	0	0	1	0	0	0	11	19	0.00	1.500
<b>71 Tyler Rogers, R</b> ERA: 36.0 (8, 1)	0.1	H	3	1	0	0	0	0	0	1	0	0	0	6	10	0.00	3.000

PITCHER	IP	WLS	BF	H	R	ER	SO	BB	IBB	HBP	BLK	WP	HR	S	P	ERA	WHIP
<b>58 Trevor Gott, R</b> ERA: 9.0 (9, 1)	1.0		4	1	1	1	0	0	0	0	0	0	0	7	13	9.00	1.000

Batter	1	2	3	4	5	6	7	8	9	AB	R	H	RBI	BB	SO	LOB	TOP						
<b>5 Mike Yastrzemski, L</b> (1, 7) OBP: 0.412, SLG: 0.357 (6, 9)	F9		33 1B BB		41 1B BB	F9			K	3	0	0	0	2	1	2							
<b>41 Wilmer Flores, R</b> (1, 4) OBP: 0.294, SLG: 0.471	G5-3		K		8 G5-4-3 1B		F7		L9	5	0	1	0	0	1	2							
<b>33 Darin Ruf, R</b> (1, 3) OBP: 0.444, SLG: 0.375 <b>70 Joe McCarthy, L</b> (6, 7)	1B		1B		K		7 S 7 1B BB		L4	4	1	2	1	1	1	2							
<b>8 Hunter Pence, R</b> (1, 10)	F8		L9		G5-4-3		F7			4	0	0	0	0	0	6							
<b>7 Donovan Solano, R</b> (1, 5) OBP: 0.300, SLG: 0.400	F9		F8			48 1B 1B	1B	1-H 1B		4	1	2	1	0	0	2							
<b>43 Tyler Heineman, S</b> (1, 2) OBP: 0.545, SLG: 0.444	49 S BB		49 FC1-4 1B		F9		G4-3			3	0	1	0	1	0	2							
<b>49 Jaylin Davis, R</b> (1, 9) OBP: 0.222, SLG: 0.556 <b>48 Pablo Sandoval, S</b> (6, PH) OBP: 0.300, SLG: 0.250 (6, 3)	FC1-4		1B		1B		G5-4-3 BB			2	0	0	0	0	1	2							
<b>35 Brandon Crawford, L</b> (1, 6) OBP: 0.100, SLG: 0.100	G6-3		L9		L9		L4			1	0	1	0	1	0	0							
<b>1 Mauricio Dubón, R</b> (1, 8) OBP: 0.143, SLG: 0.143			5 BB 33 1B 1B		F9		G5-4-3			4	0	0	0	0	0	5							
<b>Inning Stats</b>	R: 0 E: 0 K: 0 S: 7	H: 1 LOB: 1 BB: 0 P: 10	R: 0 E: 0 K: 1 S: 9	H: 0 LOB: 1 BB: 1 P: 18	R: 1 E: 0 K: 1 S: 18	H: 2 LOB: 2 BB: 1 P: 24	R: 0 E: 0 K: 0 S: 8	H: 1 LOB: 1 BB: 0 P: 12	R: 0 E: 0 K: 1 S: 9	H: 1 LOB: 1 BB: 1 P: 14	R: 1 E: 0 K: 0 S: 11	H: 3 LOB: 2 BB: 0 P: 17	R: 1 E: 0 K: 0 S: 15	H: 1 LOB: 1 BB: 1 P: 25	R: 0 E: 0 K: 0 S: 12	H: 0 LOB: 0 BB: 1 P: 18	R: 0 E: 0 K: 1 S: 7	H: 0 LOB: 0 BB: 0 P: 10	1B: 9 2B: 0 3B: 0 HR: 0	SF: 0 SAC: 0 DP: 2 HBP: 0	WP: 0 PB: 0 SB: 2 CS: 0	PA: 39	
<b>PITCHER</b> <b>7 Julio Urias, L</b> (1, 1) ERA: 1.8 <b>48 Brusdar Graterol, R</b> (6, 1) ERA: 6.75 <b>56 Adam Kolarek, L</b> (6, 1) ERA: <b>52 Pedro Báez, R</b> (7, 1) ERA: 3.86 <b>75 Scott Alexander, L</b> (8, 1) ERA:	IP	WLS	BF	H	R	ER	SO	BB	IBB	HBP	BLK	WP	HR	S	P	ERA	WHIP						
<b>PITCHER</b> <b>74 Kenley Jansen, R</b> (9, 1) ERA:	IP	WLS	BF	H	R	ER	SO	BB	IBB	HBP	BLK	WP	HR	S	P	ERA	WHIP						

San Francisco Giants @ Los Angeles Dodgers  
 Dodger Stadium, Los Angeles, CA  
 Sun Jul 26 2020, 7:10 PM - 10:37 PM PDT  
 Clear - 72 F

[livebaseballscorecards.com](http://livebaseballscorecards.com)

AB 34  
 R 3  
 H 9  
 RBI 3  
 BB 5  
 SO 4  
 LOB 25





Batter	1	2	3	4	5	6	7	8	9	AB	R	H	RBI	BB	SO	LOB	BOTTOM			
50 Mookie Betts, R OBP: 0.190, SLG: 0.150	(1, 9) B SI 93 C SI 92 C KC 79 F SI 94 B KC 80 S FC 90 3-3 K		(2, 2) C FC 89 B FC 90 B KC 80 C KC 79 X SI 94 10 S 35 1B BB		(4, 1) B SL 89 B FF 92 S SL 87 B SL 88 B SL 89 4-1 13 BLK BB		(0, 1) C SI 98 X SL 89 0-1 F9		(1, 0) B CU 82 X FF 95 1-0 L8	4	1	1	0	1	1	1				
13 Max Muncy, L OBP: 0.400, SLG: 0.750	(1, 3) B KC 80 X SI 94 1-0 G3		(3, 3) C FC 88 1 SAFE D KC 79 C FC 88 C SI 93 B KC 80 F FC 89 1 SAFE 3-3 F FC 89 B KC 81 S KC 79 K		(2, 3) C FF 95 F SI 93 1 SAFE B FF 94 D SL 89 C FF 94 1-2 K		(0, 2) C SI 82 C SI 83 X SI 83 0-2 G3-1		(1, 3) B FF 94 C CU 81 S FF 96 1-3 K	5	0	0	0	0	3	3				
10 Justin Turner, R OBP: 0.556, SLG: 0.733	(1, 5) B KC 80 C KC 79 X FC 90 1-1 1B		(4, 2) B KC 80 B KC 80 C FC 88 C SI 93 B FC 90 1-2 35 1B BB		(0, 1) C SL 87 X CH 87 0-1 G6-3		(0, 1) C SL 73 X SI 83 0-1 G4-1 3 35 1B 1B			3	0	2	0	1	0	1				
35 Cody Bellinger, L OBP: 0.316, SLG: 0.294	(1, 8) B SI 94 C SI 93 X KC 80 1-1 F9		(0, 0) X SI 93 0-0 1B		(0, 0) X FF 96 0-0 G6-3		(0, 0) X SI 84 0-0 G4-1 3 1B 1B			4	0	2	1	0	0	1				
3 Chris Taylor, R OBP: 0.500, SLG: 0.364	(1, 7) B KC 78 C SI 94 B KC 81 X SI 94 2-2 L8		(1, 2) 1 SAFE S FC 89 S SI 94 F KC 79 1 SAFE F KC 81 F FC 88 X SI 93 1-2 L7		(4, 1) B CU 85 S CH 85 B CH 86 B CH 86 B FF 97 4-1 BB		(1, 2) F SI 82 S SL 72 B SL 73 X SI 83 1-2 G4-1			3	0	0	0	1	0	4				
5 Corey Seager, L OBP: 0.389, SLG: 0.438	(1, 6) X FC 89 0-0 F8			(1, 2) F KC 78 S KC 80 F FC 89 B FC 88 X SI 92 1-2 G4-3		(2, 0) B CH 85 B CH 86 X FF 94 2-0 F7		(1, 0) H SL 73 1-0 HBP		3	0	0	0	0	0	1				
14 Enrique Hernández, R OBP: 0.333, SLG: 0.500	(1, 4) C SI 94 S KC 90 X SI 95 0-2 FC4 11 FC4 1B			(2, 3) B FF 91 B FF 94 S SL 88 S FF 94 S SL 90 2-3 K		(2, 3) 1 SAFE B CH 84 F FF 96 B FF 95 1 SAFE S CH 85 F CU 85 S FF 96 2-3 K		(2, 1) B SI 82 B SI 83 C SI 83 X SI 83 2-1 G5-3	4	0	1	0	0	2	4					
11 AJ Pollock, R OBP: 0.500, SLG: 0.500	(1, 10) B FC 89 1 SAFE D KC 79 F SI 93 X SI 94 2-1 FC4			(1, 3) C FF 95 B SL 89 C SL 91 C SL 89 1-3 K		(2, 3) C SL 88 F SL 90 B FF 99 B SI 97 S SI 98 2-3 K		(0, 0) X FF 93 0-0 2B	4	0	1	0	0	2	1					
16 Will Smith, R OBP: 0.300, SLG: 0.571	(1, 2) C KC 78 B KC 78 B SI 93 F SI 92 B KC 80 X SI 93 3-2 F8			(2, 0) B SL 83 B SL 85 X FF 93 2-0 P6		(1, 1) C SL 91 B SL 91 X SL 89 1-1 L9		(3, 1) C FF 93 B CU 82 B CU 82 D CU 82 X FF 94 3-1 F9	4	0	0	0	0	0	1					
Inning Stats	R: 0 E: 0 K: 1 S: 9	H: 1 LOB: 1 BB: 0 P: 15	R: 0 E: 0 K: 0 S: 9	H: 1 LOB: 1 BB: 0 P: 13	R: 1 E: 0 K: 1 S: 18	H: 2 LOB: 2 BB: 1 P: 31	R: 0 E: 0 K: 2 S: 10	H: 0 LOB: 0 BB: 0 P: 14	R: 0 E: 0 K: 1 S: 7	H: 0 LOB: 1 BB: 1 P: 15	R: 0 E: 0 K: 1 S: 8	H: 0 LOB: 0 BB: 0 P: 11	R: 0 E: 0 K: 0 S: 11	H: 2 LOB: 3 BB: 0 P: 15	R: 0 E: 0 K: 1 S: 7	H: 1 LOB: 1 BB: 0 P: 12	1B: 6 2B: 1 3B: 0 HR: 0	SF: 0 SAC: 0 DP: 0 HBP: 1	WP: 0 PB: 0 SB: 1 CS: 0	PA: 38
PITCHER	IP WLS BF H R ER SO	IP WLS BF H R ER SO	IP WLS BF H R ER SO	IP WLS BF H R ER SO	IP WLS BF H R ER SO	IP WLS BF H R ER SO	IP WLS BF H R ER SO	IP WLS BF H R ER SO	IP WLS BF H R ER SO	IP WLS BF H R ER SO	IP WLS BF H R ER SO	IP WLS BF H R ER SO	IP WLS BF H R ER SO	IP WLS BF H R ER SO	IP WLS BF H R ER SO	IP WLS BF H R ER SO	ERA WHIP	ERA WHIP	ERA WHIP	ERA WHIP
18 Drew Smyly, L ERA: 2.08	(1, 1) 3.1																2.70	1.500		
64 Shaun Anderson, R ERA:	(4, 1) 1.0																0.00	1.000		
60 Wandy Peralta, L ERA:	(5, 1) 1.0	W															0.00	0.000		
39 Rico Garcia, R ERA:	(6, 1) 0.2	H															0.00	1.500		
65 Sam Coonrod, R ERA: 10.8	(7, 1) 1.0	H															0.00	0.000		
PITCHER	IP WLS BF H R ER SO	IP WLS BF H R ER SO	IP WLS BF H R ER SO	IP WLS BF H R ER SO	IP WLS BF H R ER SO	IP WLS BF H R ER SO	IP WLS BF H R ER SO	IP WLS BF H R ER SO	IP WLS BF H R ER SO	IP WLS BF H R ER SO	IP WLS BF H R ER SO	IP WLS BF H R ER SO	IP WLS BF H R ER SO	IP WLS BF H R ER SO	IP WLS BF H R ER SO	IP WLS BF H R ER SO	ERA WHIP	ERA WHIP	ERA WHIP	ERA WHIP
71 Tyler Rogers, R ERA: 18.0	(8, 1) 1.0																18.0	2.000		
58 Trevor Gott, R ERA: 4.5	(9, 1) 1.0	S															4.5	1.000		

San Francisco Giants @ Los Angeles Dodgers  
Dodger Stadium, Los Angeles, CA  
Sun Jul 26 2020, 7:10 PM - 10:37 PM PDT  
Clear - 72 F

AB	34
R	1
H	7
RBI	1
BB	3
SO	8
LOB	17



Batter	1	2	3	4	5	6	7	8	9	AB R H RBI BB SO LOB	TOP		
23 Fernando Tatis Jr., R OBP: 0.409, SLG: 0.684 (1, 6)	G6-3		HR					K		4 1 1 3 0 2 1	<b>San Diego Padres @ San Francisco Giants</b> Oracle Park, San Francisco, CA Tue Jul 28 2020, 6:49 PM - 9:42 PM PDT Cloudy - 59 F		
2 Trent Grisham, L OBP: 0.350, SLG: 0.412 (1, 8)	F9		P3			P6		CI	3 0 0 0 0 0 0				
13 Manny Machado, R OBP: 0.286, SLG: 0.333 (1, 5)	G5-3		K			L7		FC6-4	4 0 0 0 0 1 2				
28 Tommy Pham, R OBP: 0.333, SLG: 0.125 24 Edward Olivares, R OBP: 0.429, SLG: 0.500 (1, 7) (8, 7)	F8		G6-3			G6-3		HBP	3 0 0 0 0 0 0 0 0 0 0 0 0 0				
30 Eric Hosmer, L OBP: 0.583, SLG: 1.000 (1, 3)	F9		HR			K		F8	4 1 1 0 0 1 3				
10 Jurickson Profar, S OBP: 0.300, SLG: 0.067 (1, 4)	G4-3		G1-3			K		F7	4 0 0 0 0 1 1				
4 Wil Myers, R OBP: 0.429, SLG: 0.688 (1, 9)			HR			F8		G6-3	4 2 2 2 0 0 0				
27 Francisco Mejía, S 18 Austin Hedges, R (1, 2) (8, 2)			HR			G4-3		F7	2 1 0 0 1 0 0 1 0 0 0 0 0 0				
22 Josh Naylor, L 11 Ty France, R OBP: 0.300, SLG: 0.300 (1, 10) (5, PH) (5, 10)	P5		G3			FC6-4		CI	1 0 0 0 0 0 2 2 0 1 0 0 0 0				
<b>Inning Stats</b>	R: 0 H: 0 E: 0 K: 0 S: 5 H: 0 LOB: 0 BB: 0 P: 10	R: 0 H: 0 E: 0 K: 0 S: 10 H: 0 LOB: 0 BB: 0 P: 14	R: 3 H: 2 E: 0 K: 1 S: 16 H: 2 LOB: 0 BB: 1 P: 30	R: 2 H: 2 E: 0 K: 0 S: 13 H: 2 LOB: 0 BB: 0 P: 21	R: 0 H: 0 E: 0 K: 1 S: 8 H: 0 LOB: 0 BB: 0 P: 12	R: 0 H: 0 E: 0 K: 1 S: 7 H: 0 LOB: 0 BB: 0 P: 7	R: 0 H: 0 E: 0 K: 1 S: 5 H: 0 LOB: 0 BB: 0 P: 8	R: 0 H: 1 E: 1 K: 1 S: 17 H: 1 LOB: 3 BB: 0 P: 27	R: 0 H: 0 E: 0 K: 0 S: 7 H: 0 LOB: 0 BB: 0 P: 12	1B: 3 SF: 0 2B: 0 SAC: 0 3B: 0 DP: 0 HR: 2 HBP: 1		WP: 0 PA: 35 PB: 0 SB: 0 CS: 0	
<b>PITCHER</b>	IP WLS BF H R ER SO BB IBB HBP BLK WP HR S P ERA WHIP											<b>PITCHER</b>	IP WLS BF H R ER SO BB IBB HBP BLK WP HR S P ERA WHIP
29 Jeff Samardzija, R ERA: 11.25 (1, 1)	4.0 L 17 4 5 5 1 1 0 0 0 0 0 2 44 75 11.25 1.250												
51 Conner Menez, L ERA: 4.5 (5, 1)	3.0 9 0 0 0 3 0 0 0 0 0 0 0 20 27 0.00 0.000												
65 Sam Coonrod, R ERA: 6.75 (8, 1)	1.0 6 1 0 0 1 0 0 1 0 0 0 0 17 27 0.00 1.000												
52 Dany Jiménez, R ERA: 6.75 (9, 1)	1.0 3 0 0 0 0 0 0 0 0 0 0 0 7 12 0.00 0.000												

livebaseballscorecards.com

AB 32  
R 5  
H 5  
RBI 5  
BB 1  
SO 5  
LOB 9





Batter	1	2	3	4	5	6	7	8	9	AB	R	H	RBI	BB	SO	LOB
5 Mike Yastrzemski, L OBP: 0.476, SLG: 0.471	(1, 8) (8, 7) X SI 87 0-0 48 G1-3 41 E 1B		B SI 88 C CH 79 F CH 78 X SI 88 1-2 F7 2			B SI 84 B CH 79 C FC 86 F CH 79 B FC 87 F CH 78 X FC 88 3-2 41 FC4-6 43 1B 2B		B FC 85 B FF 94 B FF 93 B FF 94 4-0 41 G5-4-3 BB		3	2	2	0	1	0	0
48 Pablo Sandoval, S OBP: 0.286, SLG: 0.182	(1, 3) B SI 87 B SI 87 1 SAFE X SI 87 2-0 G1-3 1-2		B SI 87 S SI 87 S CU 75 X CU 74 1-2 F8 3			H FC 88 1-0 41 FC4-6 HBP 2B		B FF 94 C FF 94 B FF 94 S FF 94 1 SAFE C FF 94 2-3 BB		3	0	0	0	0	1	2
41 Wilmer Flores, R OBP: 0.333, SLG: 0.476	(1, 5) B SI 88 D FC 86 C SI 88 B CH 80 X SI 86 3-1 E7 2-H 1B			B CH 78 C CH 78 C SI 87 B CH 78 F CH 78 F SI 88 X SI 89 2-2 12 13 1B		C CH 85 F FC 86 F FC 94 X SI 92 0-2 FC4-6 43 1B 1-2f 2-3 3-H 1B		C FC 85 B FC 85 X FF 93 1-1 G5-4-3 1-2f		4	0	2	1	0	0	3
12 Alex Dickerson, L OBP: 0.200, SLG: 0.200 8 Hunter Pence, R	(1, 10) (6, PH) (7, 10) F CH 79 F CH 80 B CH 80 X FC 87 1-2 F8 2		X CH 79 0-0 L3 1-1			X CH 84 0-0 P2 2			B FF 95 C FF 94 S FF 94 F FF 95 S KC 85 1-3 K 1	2	0	0	0	0	0	2
43 Tyler Heineman, S OBP: 0.467, SLG: 0.385	(1, 2) B CH 80 X FC 86 1-0 P4 3		C FC 87 B CH 78 B FC 88 B CH 79 C SI 86 X SI 88 3-2 F8 3			C CU 78 S CH 84 X FC 87 0-2 F8 1-2 3-H 1B 3			C FF 95 T KC 85 B FF 95 B FF 95 C FF 94 2-3 K 2	4	0	1	1	0	1	1
35 Brandon Crawford, L OBP: 0.077, SLG: 0.077 33 Darin Ruf, R	(1, 6) (9, PH)		C SI 86 F FC 87 X CH 79 0-2 G4-3 1			S CH 78 B FC 87 S FC 86 F SI 87 B SI 88 F SI 89 T SI 87 3-2 K 1			S FF 94 C FF 94 B FF 95 C KC 84 1-3 K 3	3	0	0	0	0	1	2
49 Jaylin Davis, R OBP: 0.167, SLG: 0.417	(1, 9)		C SI 88 C SI 87 S CH 80 0-3 K 2			B FC 87 B CH 79 C CH 80 X SI 88 2-1 G4-3 2			C SI 96 B SL 89 B SL 90 F SI 98 C SI 98 2-3 K 1	3	0	0	0	0	2	0
70 Joe McCarthy, L 7 Donovan Solano, R	(1, 7) (7, PH) (8, 4)		C CU 75 C CU 75 B FC 87 S CH 79 1-3 K 3			B SI 87 S CH 78 C CH 78 B SI 88 F SI 89 S CH 77 2-3 K 3			C SI 98 X SI 98 0-1 G3-6-3 1B 1	2	0	0	0	0	2	0
1 Mauricio Dubón, R OBP: 0.176, SLG: 0.235	(1, 4) (8, 8)		C SI 87 F CH 78 B FC 85 F SI 88 C SI 88 1-3 K 1			B CU 75 F CU 73 C SI 88 X CH 78 1-2 5 2B 41 FC4-6 2B			B SI 97 X SI 97 1-0 G3-6-3 1-2f	3	1	1	0	0	1	1

Inning Stats	R: 1	H: 2	E: 1	LOB: 1	K: 0	BB: 0	S: 8	P: 15	R: 0	H: 0	E: 0	LOB: 0	K: 2	BB: 0	S: 9	P: 10	R: 0	H: 0	E: 0	LOB: 0	K: 1	BB: 0	S: 10	P: 13	R: 0	H: 1	E: 0	LOB: 0	K: 0	BB: 0	S: 9	P: 14	R: 0	H: 0	E: 0	LOB: 0	K: 2	BB: 0	S: 11	P: 18	R: 2	H: 3	E: 0	LOB: 2	K: 0	BB: 0	S: 16	P: 22	R: 0	H: 1	E: 0	LOB: 0	K: 1	BB: 0	S: 7	P: 10	R: 0	H: 0	E: 0	LOB: 0	K: 3	BB: 1	S: 5	P: 12	R: 0	H: 0	E: 0	LOB: 0	K: 3	BB: 0	S: 10	P: 14	1B: 5	SF: 0	2B: 3	SAC: 0	3B: 0	DP: 3	HR: 0	HBP: 1	WP: 0	PA: 33
--------------	------	------	------	--------	------	-------	------	-------	------	------	------	--------	------	-------	------	-------	------	------	------	--------	------	-------	-------	-------	------	------	------	--------	------	-------	------	-------	------	------	------	--------	------	-------	-------	-------	------	------	------	--------	------	-------	-------	-------	------	------	------	--------	------	-------	------	-------	------	------	------	--------	------	-------	------	-------	------	------	------	--------	------	-------	-------	-------	-------	-------	-------	--------	-------	-------	-------	--------	-------	--------

PITCHER	IP	WLS	BF	H	R	ER	SO	BB	IBB	HBP	BLK	WP	HR	S	P	ERA	WHIP
17 Zach Davies, R ERA: 3.6	(1, 1)	5.0	W	19	5	3	2	5	0	0	0	0	0	54	81	3.60	1.000
55 Matt Strahm, L ERA:	(6, 1)	1.0	H	5	1	0	0	0	0	1	0	0	0	9	11	0.00	1.000
8 Javy Guerra, R ERA: 3.38	(7, 1)	1.0	H	3	1	0	0	1	0	0	0	0	0	7	10	0.00	1.000
14 Emilio Pagán, R ERA: 9.0	(8, 1)	1.0	H	3	0	0	0	1	1	0	0	0	0	5	12	0.00	1.000
15 Drew Pomeranz, L ERA:	(9, 1)	1.0	S	3	0	0	0	3	0	0	0	0	0	10	14	0.00	0.000

PITCHER	IP	WLS	BF	H	R	ER	SO	BB	IBB	HBP	BLK	WP	HR	S	P	ERA	WHIP
---------	----	-----	----	---	---	----	----	----	-----	-----	-----	----	----	---	---	-----	------

BOTTOM

San Diego Padres @ San Francisco Giants  
Oracle Park, San Francisco, CA  
Tue Jul 28 2020, 6:49 PM - 9:42 PM PDT  
Cloudy - 59 F

livebaseballscorecards.com

AB	31
R	3
H	7
RBI	2
BB	1
SO	10
LOB	13



Batter	1	2	3	4	5	6	7	8	9	AB R H RBI BB SO LOB	TOP															
23 Fernando Tatis Jr., R OBP: 0.407, SLG: 0.591 (1, 6)	F9		K	2 HR		F9		BB		3 1 0 0 2 1 1																
2 Trent Grisham, L OBP: 0.400, SLG: 0.571 (1, 8)	F8		13 HR	HR		1B		PO	G5-3	4 2 2 3 1 0 0																
13 Manny Machado, R OBP: 0.346, SLG: 0.500 (1, 5)	1B		HR	G5-3		FC6-5			BB	4 1 2 2 1 0 2																
28 Tommy Pham, R OBP: 0.346, SLG: 0.150 (1, 10)	G5-3		BB						BB	4 0 1 0 1 0 2																
5 Greg Garcia, L OBP: 0.400, SLG: 0.333 (1, 4)		9 BLK	K			L7		FC1-6		4 0 1 0 0 1 2																
4 Wil Myers, R OBP: 0.440, SLG: 0.632 (1, 9)		K		24 S 24 1B HBP		1B		L8		3 1 1 0 0 1 2																
9 Jake Cronenworth, L OBP: 0.400, SLG: 0.500 (1, 3)		18 G6-4-3 BB	K	K		K		L9		3 0 0 0 1 2 3																
18 Austin Hedges, R (1, 2)	G6-4-3			F8		K		P2		4 0 0 0 0 1 3																
24 Edward Olivares, R OBP: 0.545, SLG: 0.556 (1, 7)			F7	23 WP 2 HR 1B		1B		BB		3 1 2 1 1 0 0																
<b>Inning Stats</b>	R: 0 H: 1 E: 0 LOB: 1 K: 0 BB: 0 S: 9 P: 13	R: 0 H: 1 E: 0 LOB: 1 K: 1 BB: 1 S: 12 P: 21	R: 2 H: 1 E: 0 LOB: 1 K: 2 BB: 2 S: 19 P: 30	R: 4 H: 2 E: 0 LOB: 0 K: 1 BB: 1 S: 21 P: 34	R: 0 H: 1 E: 0 LOB: 1 K: 1 BB: 0 S: 9 P: 14	R: 0 H: 2 E: 0 LOB: 2 K: 1 BB: 0 S: 8 P: 10	R: 0 H: 1 E: 0 LOB: 1 K: 0 BB: 0 S: 7 P: 8	R: 0 H: 0 E: 0 LOB: 0 K: 0 BB: 2 S: 9 P: 19	R: 0 H: 0 E: 0 LOB: 0 K: 0 BB: 1 S: 6 P: 10	1B: 7 SF: 0 2B: 0 SAC: 0 3B: 0 DP: 2 HR: 2 HBP: 1	WP: 1 PA: 41 PB: 0 SB: 1 CS: 0															
<b>PITCHER</b>	IP WLS BF H R ER SO BB IBB HBP BLK WP HR S P ERA WHIP											<b>PITCHER</b>	IP WLS BF H R ER SO BB IBB HBP BLK WP HR S P ERA WHIP													
42 Johnny Cueto, R ERA: 5.87 (1, 1)	3.2		18	4	4	4	4	3	0	1	1	55	87	9.82	1.909											
64 Shaun Anderson, R ERA: 6.75 (4, 1)	0.2		4	1	2	2	0	1	0	0	0	1	8	13	27.00	3.000										
31 Tyler Anderson, L ERA: 3.38 (5, 1)	3.2		15	4	0	0	2	2	0	0	0	0	31	49	0.00	1.636										
71 Tyler Rogers, R ERA: 12.0 (9, 1)	1.0	W	3	0	0	0	0	1	0	0	0	0	6	10	0.00	1.000										

San Diego Padres @ San Francisco Giants  
Oracle Park, San Francisco, CA  
Wed Jul 29 2020, 6:47 PM - 9:48 PM PDT  
Partly Cloudy - 60 F

AB	32
R	6
H	9
RBI	6
BB	7
SO	6
LOB	15





BOTTOM

San Diego Padres @ San Francisco Giants  
Oracle Park, San Francisco, CA  
Wed Jul 29 2020, 6:47 PM - 9:48 PM PDT  
Partly Cloudy - 60 F

livebaseballscorecards.com

AB 36  
R 7  
H 12  
RBI 7  
BB 1  
SO 8  
LOB 14



WP: 0 PA: 37  
PB: 0  
SB: 1  
CS: 0

AB R H RBI BB SO LOB

5 2 3 2 0 0 1

4 0 0 0 0 1 2

4 0 0 0 0 0 1

3 3 2 1 1 0 0

4 0 0 0 0 1 2

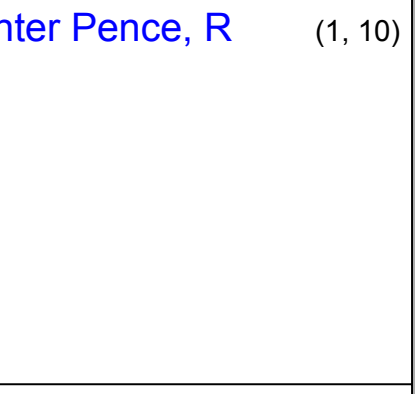
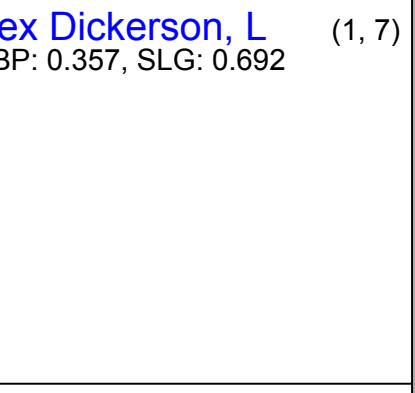
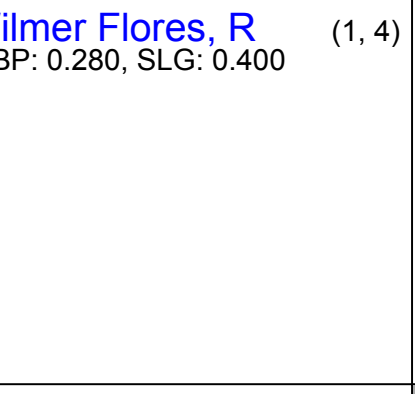
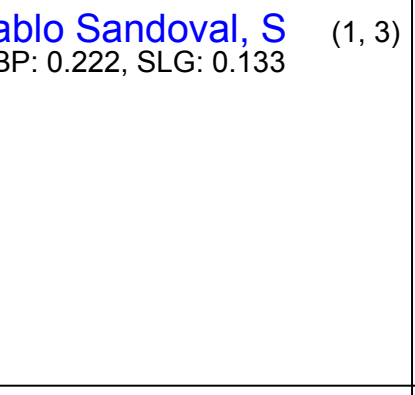

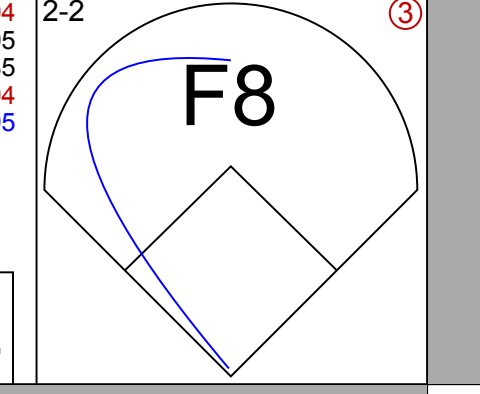
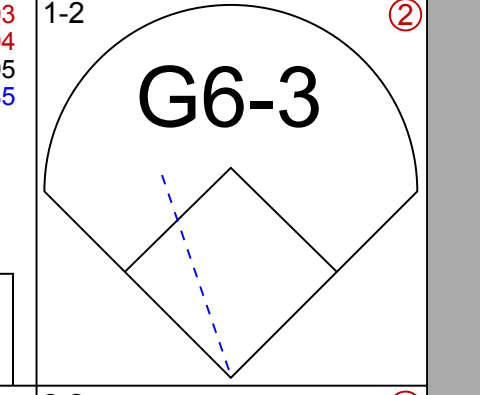
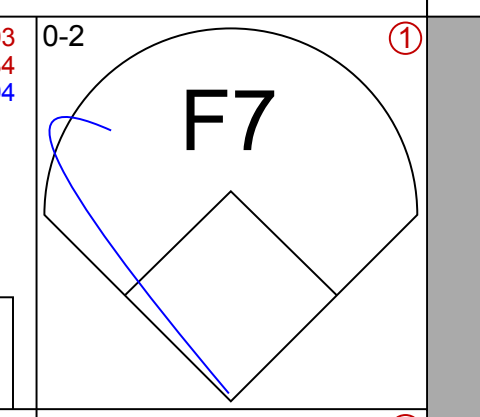
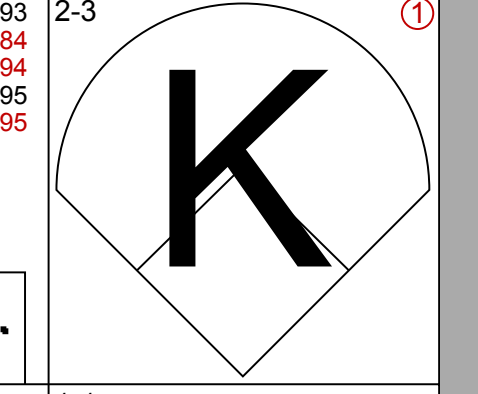
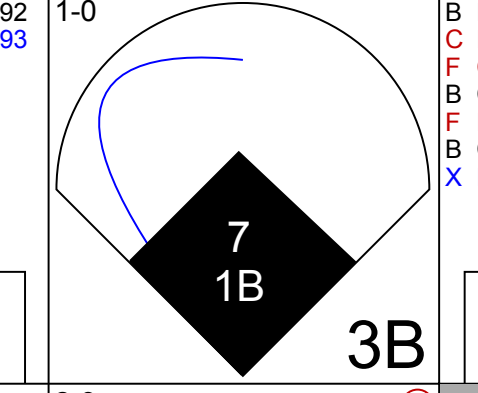

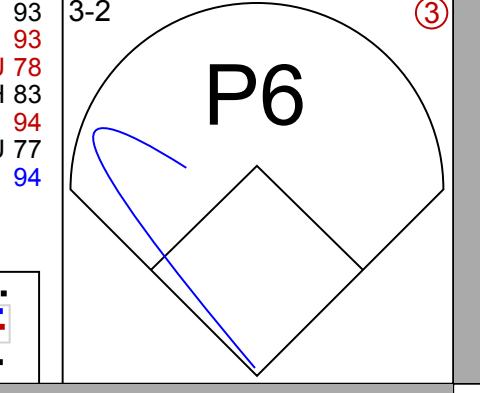
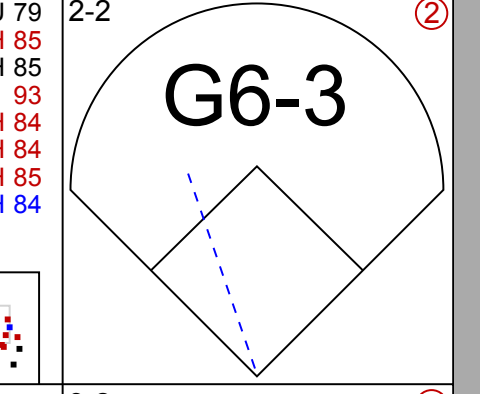
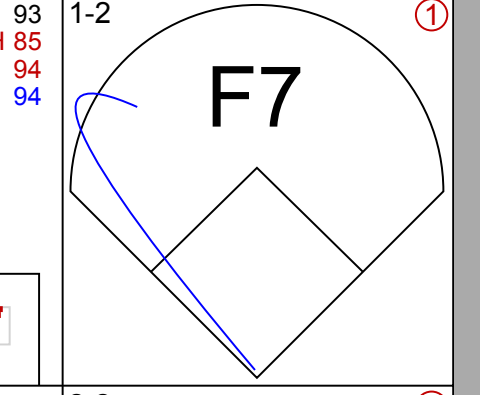
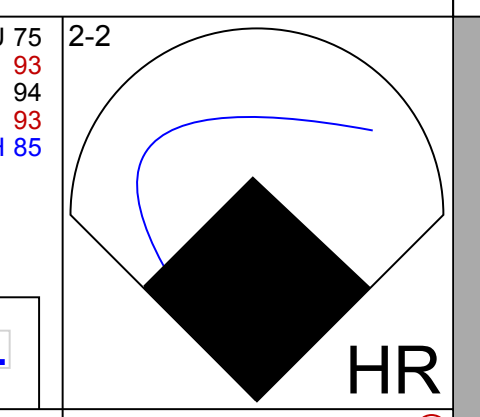
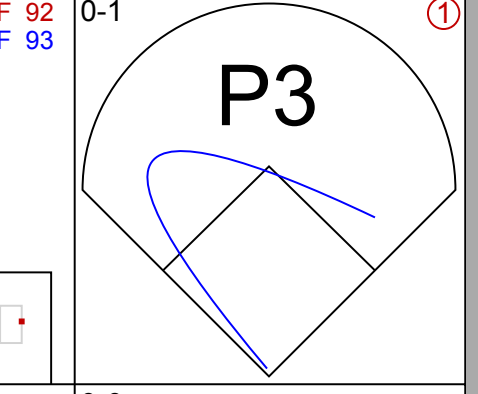


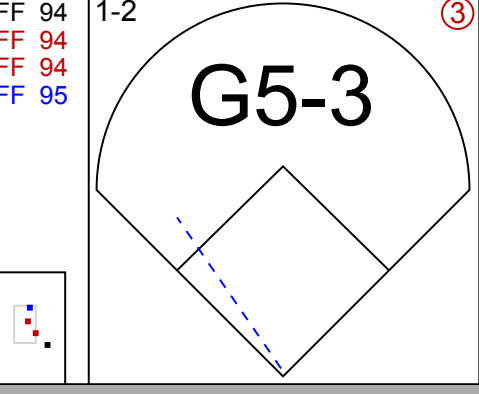
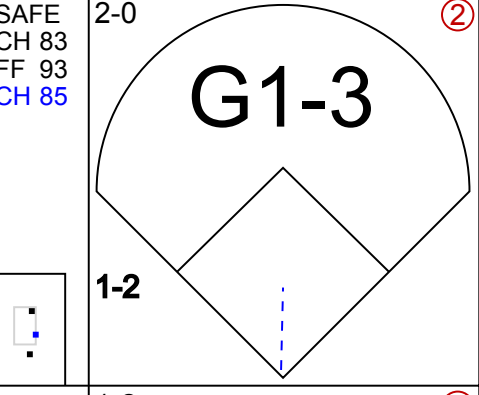
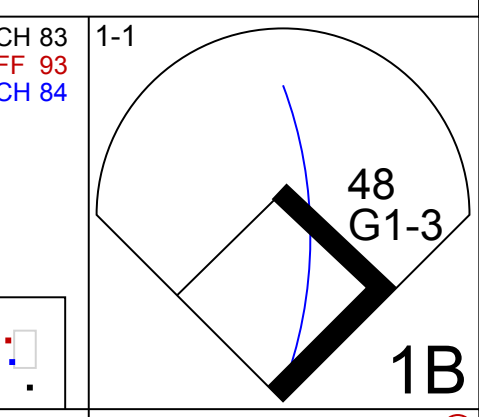
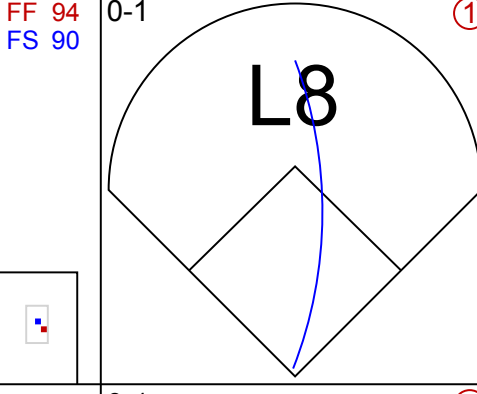
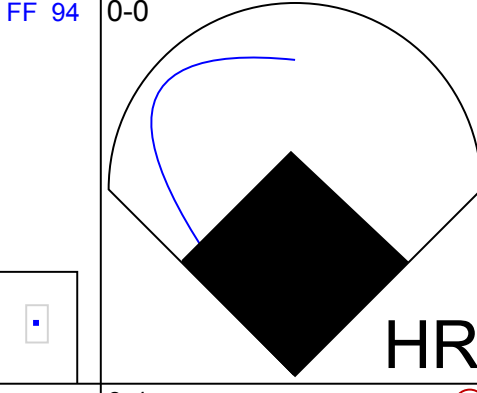


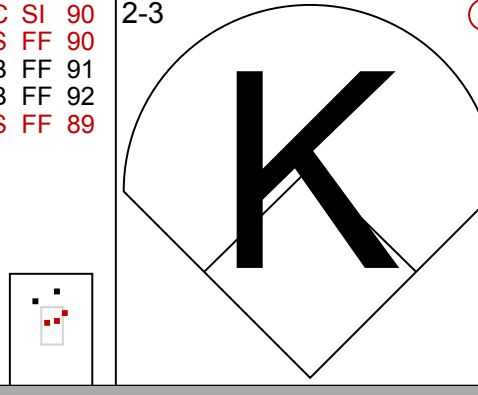
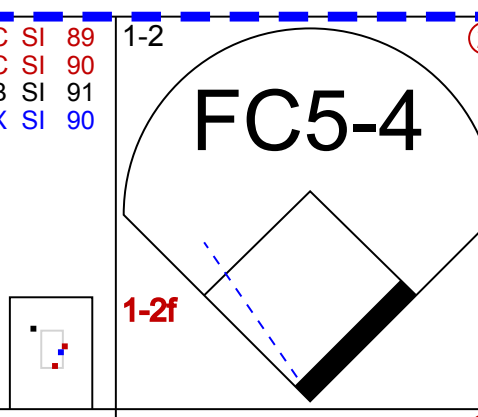
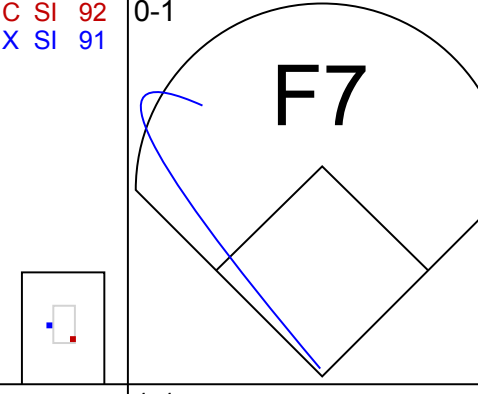
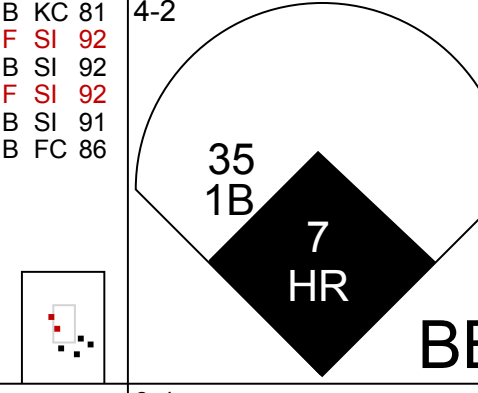
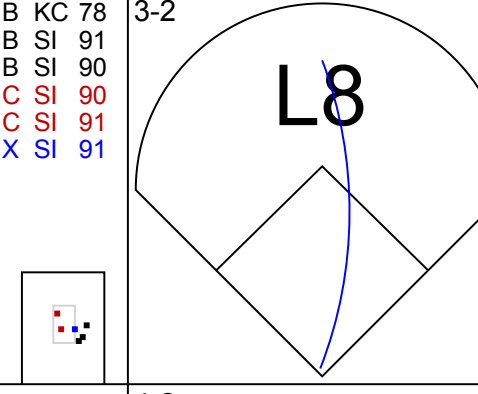



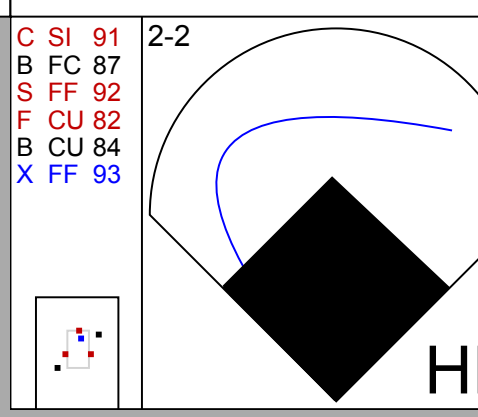
4 1 3 0 0 0 0

4 1 2 4 0 1 1

4 0 2 0 0 2 3

4 0 0 0 0 3 4

1B: 7 SF: 0  
2B: 0 SAC: 0  
3B: 1 DP: 0  
HR: 4 HBP: 0



Inning Stats

Table with columns for PITCHER, IP, WLS, BF, H, R, ER, SO, BB, IBB, HBP, BLK, WP, HR, S, P, ERA, WHIP. Rows include pitchers: 59 Chris Paddack, R; 67 David Bednar, R; 25 Tim Hill, L; 34 Craig Stammen, R; 55 Matt Strahm, L.





Batter	1	2	3	4	5	6	7	8	9	10	AB	R	H	RBI	BB	SO	LOB
5 Mike Yastrzemski, L OBP: 0.531, SLG: 0.888	(1, 8) K		(3, 2) 12 BB 1B		(4, 2) 9 BB 10 SF8 7 1B BB		(4, 1) 7 2B 12 1B BB	(2, 1) 7 SF9 3B		(2, 1) G3	4	3	2	1	2	1	0
12 Alex Dickerson, L OBP: 0.350, SLG: 0.556	(1, 7) F7		(4, 2) 1-2 BB		(1, 2) F7		(0, 0) 7 2B 41 SF8 1B	(1, 3) K		(1, 2) G4-3	5	1	1	1	1	1	2
7 Donovan Solano, R OBP: 0.476, SLG: 0.850	(1, 4) 2B		(1, 3) K		(0, 1) 9 BB 1B		(0, 1) 13 1B 2B	(2, 2) SF9		(2, 2) 2B	5	1	4	2	0	1	2
9 Brandon Belt, L 33 Darin Ruf, R OBP: 0.364, SLG: 0.300	(1, 3) K		(2, 3) K		(4, 0) BB		(4, 2) 13 1B BB			(2, 3) K	2	0	0	0	3	2	3
10 Evan Longoria, R OBP: 0.200, SLG: 0.250		(1, 0) 48 BB 1B	(1, 2) K		(0, 2) SF8		(3, 3) K	(0, 1) L4			4	0	1	1	0	2	6
48 Pablo Sandoval, S 41 Wilmer Flores, R 8 Hunter Pence, R	(1, 10) BB	(4, 0) BB		(2, 2) L8	(0, 1) F7		(1, 0) SF8		(1, 1) 1B		2	0	0	0	1	0	2
35 Brandon Crawford, L 13 Austin Slater, R 1 Mauricio Dubón, R	(1, 6) F8	(0, 1) F8		(2, 3) K2-3		(2, 1) G3-1	(0, 2) 1B		(1, 0) F9		3	0	0	0	0	1	2
43 Tyler Heineman, S OBP: 0.400, SLG: 0.294	(1, 2) F5	(0, 0) F5		(3, 1) HBP		(0, 1) P2	(0, 0) F9		(0, 1) F8		4	0	0	0	0	0	5
6 Steven Duggar, L OBP: 0.200, SLG: 0.200	(1, 9) L6	(0, 1) L6		(0, 3) K		(0, 3) K		(2, 2) 5 3B 1B		(0, 0) 5 G3 12 G4-3	5	2	1	0	0	3	4

Inning Stats	R: 0	H: 1	E: 0	K: 2	S: 9	H: 1	LOB: 1	BB: 0	P: 14	R: 0	H: 1	E: 0	K: 0	S: 6	H: 1	LOB: 2	BB: 1	P: 11	R: 0	H: 1	E: 0	K: 3	S: 15	H: 1	LOB: 1	BB: 1	P: 26	R: 0	H: 0	E: 0	K: 2	S: 11	R: 1	H: 1	E: 0	K: 0	S: 13	R: 0	H: 0	E: 0	K: 1	S: 7	R: 3	H: 3	E: 0	K: 1	S: 14	R: 2	H: 2	E: 0	K: 1	S: 19	R: 0	H: 1	E: 0	K: 1	S: 8	R: 0	H: 1	E: 0	K: 1	S: 14	R: 1	H: 1	E: 0	K: 1	S: 14	R: 0	H: 1	E: 0	K: 1	S: 14	1B: 7	2B: 3	3B: 1	HR: 0	SF: 3	SAC: 0	DP: 0	HBP: 1	WP: 0	PA: 49
--------------	------	------	------	------	------	------	--------	-------	-------	------	------	------	------	------	------	--------	-------	-------	------	------	------	------	-------	------	--------	-------	-------	------	------	------	------	-------	------	------	------	------	-------	------	------	------	------	------	------	------	------	------	-------	------	------	------	------	-------	------	------	------	------	------	------	------	------	------	-------	------	------	------	------	-------	------	------	------	------	-------	-------	-------	-------	-------	-------	--------	-------	--------	-------	--------


PITCHER	IP	WLS	BF	H	R	ER	SO	BB	IBB	HBP	BLK	WP	HR	S	P	ERA	WHIP
29 Dinelson Lamet, R ERA: 1.8	(1, 1) 5.0		24	4	1	1	7	4	0	1	0	0	0	54	91	1.80	1.600
61 Luis Perdomo, R ERA: 9.0	(6, 1) 1.0		7	2	3	3	1	2	0	0	0	0	0	13	23	27.00	4.000
15 Drew Pomeranz, L ERA:	(7, 1) 1.0	H	4	1	0	0	1	0	0	0	0	0	0	8	12	0.00	1.000
14 Emilio Pagán, R ERA: 12.27	(8, 1) 0.2	B	5	2	2	2	1	1	0	0	0	0	0	17	28	27.00	4.500
36 Pierce Johnson, R ERA:	(8, 1) 1.1	W	5	1	0	0	1	0	0	0	0	0	0	10	12	0.00	0.750

**BOTTOM**

**San Diego Padres @ San Francisco Giants**  
Oracle Park, San Francisco, CA  
Thu Jul 30 2020, 6:49 PM - 10:52 PM PDT  
Partly Cloudy - 62 F

AB	38
R	7
H	11
RBI	7
BB	7
SO	12
LOB	28

livebaseballscorecards.com









Batter	1	2	3	4	5	6	7	8	9
13 Austin Slater, R OBP: 0.500, SLG: 0.364 (1, 9)	1-2 5 G1-3 1B		3-2 L8		0-1 L9	1-3 K		2-2 L4-3	
41 Wilmer Flores, R OBP: 0.313, SLG: 0.500 (1, 3)	1-3 K		2-2 F8		2-2 HR		4-2 10 WP 7 1B BB	0-0 P4	
5 Mike Yastrzemski, L OBP: 0.528, SLG: 0.793 (1, 8)	2-1 G1-3			0-1 G6-3 2B	4-2 BB		2-3 K		
8 Hunter Pence, R (1, 7)	0-0 G6-3			0-1 G6-3	1-3 K		0-3 K		
6 Steven Duggar, L OBP: 0.200, SLG: 0.200 (8, 7)				2-3 G6-3	1-2 K		1-2 K		
10 Evan Longoria, R OBP: 0.333, SLG: 0.429 (1, 5)		2-1 L9 33 1B 2B		1-0 G1-3		2-2 F8	4-1 33 2B BB		
7 Donovan Solano, R OBP: 0.440, SLG: 0.750 (1, 4)		0-0 L9		1-1 P6		1-2 F7	0-1 33 2B 1B		
33 Darin Ruf, R OBP: 0.467, SLG: 0.462 (1, 10)		0-1 14 G5-4-3 1B			2-2 P4	4-0 14 2B BB	1-1 1-H 2-H 2B		
14 Chadwick Tromp, R OBP: 0.250, SLG: 0.375 (1, 2)		0-0 G5-4-3			2-2 41 HR 1B	0-2 1 1B 2B	0-3 K		
1 Mauricio Dubón, R OBP: 0.273, SLG: 0.286 (1, 6)			1-3 K		0-0 41 HR 1B	2-2 1B		4-0 13 L4-3 BB	

Inning Stats	R: 0	H: 1	E: 0	K: 1	S: 9	P: 13	R: 1	H: 2	E: 0	K: 0	S: 6	P: 8	R: 0	H: 0	E: 0	K: 1	S: 10	R: 0	H: 1	E: 0	K: 0	S: 7	P: 9	R: 3	H: 3	E: 0	K: 1	S: 19	R: 2	H: 2	E: 0	K: 1	S: 16	R: 3	H: 2	E: 0	K: 3	S: 19	R: 0	H: 0	E: 0	K: 0	S: 4	
	LOB: 1	BB: 0					LOB: 0	BB: 0					LOB: 1	BB: 0				LOB: 1	BB: 1					LOB: 1	BB: 1			LOB: 1	BB: 2			LOB: 1	BB: 2			LOB: 0	BB: 0							

PITCHER	IP	WLS	BF	H	R	ER	SO	BB	IBB	HBP	BLK	WP	HR	S	P	ERA	WHIP
23 Mike Minor, L ERA: 5.91 (1, 1)	5.2	L	27	9	6	6	3	2	0	0	0	0	1	64	98	9.53	1.941
63 Ian Gibaut, R ERA: 2.45 (6, 1)	0.1		1	0	0	0	1	0	0	0	0	0	0	3	4	0.00	0.000
60 Luke Farrell, R ERA: 15.43 (7, 1)	1.0		7	2	3	3	3	2	0	0	0	2	0	19	30	27.00	4.000
64 Jimmy Herget, R ERA: (8, 1)	1.0		3	0	0	0	0	1	0	0	0	0	0	4	10	0.00	1.000

AB	R	H	RBI	BB	SO	LOB
5	0	1	0	0	1	4
4	2	1	3	1	1	1
3	0	1	0	1	1	2
4	0	0	0	0	2	4
0	0	0	0	0	0	0
3	2	1	0	1	0	1
4	1	1	1	0	0	2
3	1	2	3	1	0	0
4	2	2	1	0	1	2
3	1	2	1	1	1	0

WP	PA	3B	SF	SAC	DP	HBP
2	38	0	0	0	2	0

**Texas Rangers @ San Francisco Giants**  
Oracle Park, San Francisco, CA  
Fri Jul 31 2020, 6:12 PM - 9:15 PM PDT  
Partly Cloudy - 63 F

livebaseballscorecards.com

AB	33
R	9
H	11
RBI	9
BB	5
SO	7
LOB	16



Batter	1	2	3	4	5	6	7	8	9	AB R H RBI BB SO LOB	TOP																								
1 Elvis Andrus, R OBP: 0.345, SLG: 0.250 (1, 6)	2-2 12 S 21 1B 2B	4-2 BB			1-1 G6-4-3 1-2f		1-1 G1-3			3 1 1 0 1 0 1																									
15 Nick Solak, R OBP: 0.318, SLG: 0.211 (1, 7) (3, 4)	0-3 K	0-3 K2-3			4-1 53 BB BB			0-1 G3-1		3 0 0 0 1 2 3																									
12 Rougned Odor, L OBP: 0.250, SLG: 0.292 (1, 4) 53 Adolis Garcia, R (3, 7)	0-1 G3		1-2 G6-3		4-2 BB			1-2 L4		2 0 0 0 0 0 1 0 0 0 0 1 0 0 1 0 0 0 0 0 0																									
5 Willie Calhoun, L OBP: 0.067, SLG: 0.067 (8, PH) (8, 7)	2-3				1-2 BB																														
13 Joey Gallo, L OBP: 0.367, SLG: 0.560 (1, 9)	4-2 21 S 21 1B BB		0-1 G4-1		2-3 K			2-1 2B		3 1 1 0 1 1 2																									
21 Todd Frazier, R OBP: 0.308, SLG: 0.435 (1, 3)	1-1 61 S 1B		0-0 G5-3			3-3 K		2-1 P3		4 0 1 2 0 1 1																									
61 Robinson Chirinos, R OBP: 0.294, SLG: 0.267 (1, 2)	1-3 K		1-3 K			3-2 16 G5-4-3 1B			2-3 K	4 0 1 0 0 3 1																									
16 Scott Heineman, R OBP: 0.125, SLG: 0.500 (1, 8)		0-3 K	1-2 F8		1-1 G5-4-3 1-2f				1-2 HR	4 1 1 1 0 1 1	AB 32 R 3 H 7 RBI 3 BB 4 SO 13 LOB 10																								
9 Isiah Kiner-Falefa, R OBP: 0.278, SLG: 0.313 (1, 5)		1-3 K	1-3 K2-3			0-0 G6-3			1-3 K	4 0 0 0 0 3 0																									
14 Rob Refsnyder, R OBP: 0.571, SLG: 0.714 (1, 10)	2-2 1 BB 1B				2-2 1 G6-4-3 1B		1-3 K		0-3 K	4 0 2 0 0 2 0																									
Inning Stats	R: 2 H: 2 E: 0 K: 2 S: 17	H: 2 LOB: 1 BB: 1 P: 25	R: 0 H: 1 E: 0 K: 3 S: 18	H: 1 LOB: 2 BB: 1 P: 25	R: 0 H: 0 E: 0 K: 0 S: 6	H: 0 LOB: 0 BB: 0 P: 7	R: 0 H: 0 E: 0 K: 2 S: 9	H: 0 LOB: 0 BB: 0 P: 12	R: 0 H: 1 E: 0 K: 1 S: 12	H: 1 LOB: 2 BB: 2 P: 25	R: 0 H: 0 E: 0 K: 1 S: 9	H: 0 LOB: 0 BB: 0 P: 16	R: 0 H: 0 E: 0 K: 1 S: 6	H: 0 LOB: 0 BB: 0 P: 8	R: 0 H: 1 E: 0 K: 0 S: 9	H: 1 LOB: 1 BB: 0 P: 14	R: 1 H: 1 E: 0 K: 3 S: 15	H: 1 LOB: 0 BB: 0 P: 19	1B: 4 SF: 0 2B: 2 SAC: 0 3B: 0 DP: 2 HR: 1 HBP: 0	WP: 0 PA: 36 PB: 0 SB: 3 CS: 0															
PITCHER	IP WLS BF H R ER SO BB IBB HBP BLK WP HR S P ERA WHIP																																		
18 Drew Smyly, L ERA: 3.24 (1, 1)	4.0		17	3	2	2	7	2	0	0	0	0	0	50	69	4.50	1.250																		
64 Shaun Anderson, R ERA: 4.15 (5, 1)	0.2		4	1	0	0	0	2	0	0	0	0	0	9	20	0.00	4.500																		
73 Caleb Baragar, L ERA: 4.5 (5, 1)	0.1	W	1	0	0	0	1	0	0	0	0	0	0	3	5	0.00	0.000																		
39 Rico Garcia, R ERA: (6, 1)	1.0	H	3	1	0	0	1	0	0	0	0	0	0	9	16	0.00	1.000																		
71 Tyler Rogers, R ERA: 16.2 (7, 1)	1.0	H	3	0	0	0	1	0	0	0	0	0	0	6	8	0.00	0.000																		
PITCHER	IP WLS BF H R ER SO BB IBB HBP BLK WP HR S P ERA WHIP																																		
58 Trevor Gott, R ERA: 3.0 (8, 1)	1.0	H	4	1	0	0	0	0	0	0	0	0	0	4	14	0.00	1.000																		
67 Sam Selman, L ERA: 4.5 (9, 1)	1.0		4	1	1	1	3	0	0	0	0	0	0	1	15	9.00	1.000																		

Texas Rangers @ San Francisco Giants  
Oracle Park, San Francisco, CA  
Sat Aug 01 2020, 6:12 PM - 9:38 PM PDT  
Clear - 65 F

livebaseballscorecards.com





BOTTOM

Texas Rangers @ San Francisco Giants  
Oracle Park, San Francisco, CA  
Sat Aug 01 2020, 6:12 PM - 9:38 PM PDT  
Clear - 65 F

livebaseballscorecards.com

AB 29  
R 7  
H 7  
RBI 7  
BB 11  
SO 4  
LOB 26



WP: 1 PA: 42  
PB: 1  
SB: 0  
CS: 1

AB	R	H	RBI	BB	SO	LOB
1	2	0	1	4	0	0
1	1	0	0	1	0	1
3	0	1	0	0	1	6
5	0	2	3	0	0	2
3	1	0	1	2	1	2
4	1	3	2	1	0	3
2	0	0	0	0	0	3
2	0	0	0	0	1	2
1	1	0	0	2	0	0
3	1	1	0	1	0	1
2	0	0	0	0	0	1
1	0	0	0	0	1	3
1	0	0	0	0	0	2
1B: 5	SF: 0					
2B: 2	SAC: 0					
3B: 0	DP: 1					
HR: 0	HBP: 1					

Batter	1	2	3	4	5	6	7	8	9									
5 Mike Yastrzemski, L OBP: 0.561, SLG: 0.767	(1, 8) (7, 9) 4-2 9 BB 10 2B BB		C FF 92 C SL 86 B CU 80 B SL 86 B CU 79 B FF 92 4-2 7 WP 12 BB 7 1B BB	D CH 88 C CH 87 B SL 86 C CU 79 F FF 91 1 SAFE 2-2 CS 1-2	B FF 93 C SL 88 B CU 83 X SI 94 2-1 G4-3	B CU 81 C CU 80 B CU 79 B CU 81 F CU 81 B FF 92 4-2 1-2 2-3 3-H BB		0-0 9 BB 7 1B IBB										
12 Alex Dickerson, L OBP: 0.364, SLG: 0.526 13 Austin Slater, R OBP: 0.471, SLG: 0.357	(1, 7) (5, PH) (6, 7) 0-0 F7		B CH 87 D CH 87 B FF 93 C FF 91 B FF 92 4-1 7 WP 7 1B BB		F FF 94 B FF 94 F SL 87 X SL 88 1-2 1B	B SL 79 C SL 81 X SL 91 1-2 G5-3		B FF 93 C CU 77 C SI 91 B CU 78 S CU 76 2-3 K										
7 Donovan Solano, R OBP: 0.433, SLG: 0.690	(1, 4) 1-0 L5		C FF 92 B CU 80 X CU 80 1-1 10 1B 1B		X SL 86 0-0 F9		C SI 89 X SI 90 0-1 F8											
9 Brandon Belt, L	(1, 3) 4-2 10 2B BB		F FF 92 B SL 87 D CH 88 F FF 92 F FF 93 C FF 92 3-3 K		X FF 94 0-0 L8		S FF 89 B FF 89 B FC 86 B FC 87 X SI 89 3-1 G1-3											
10 Evan Longoria, R OBP: 0.500, SLG: 0.636	(1, 5) 1-1 2B		X SL 87 0-0 48 BB G3-6-3 1B		C SI 92 B SL 88 B SL 88 B FF 94 C SI 93 B SI 94 4-2 43 BB 35 PB 5 BB BB		B SI 90 X SL 85 1-0 8 FC6-4 1B											
48 Pablo Sandoval, S OBP: 0.217, SLG: 0.105 8 Hunter Pence, R	(1, 10) (6, PH) (7, 10) 1-2 G1-3		C FF 93 B FF 91 S SL 88 X CU 80 1-2 G3-6-3		C FF 94 F SL 87 D SL 89 D FF 93 D SL 88 S SL 87 2-3 K		B SI 89 X SI 89 1-0 FC6-4											
35 Brandon Crawford, L OBP: 0.292, SLG: 0.190	(1, 6) 1-0 F8		B FF 91 X FF 92 0-0 5 CS BB		B SL 84 B SL 86 B FF 94 F FF 94 B CU 79 F FF 92 B FF 93 4-2 5 BB 43 BB BB		F SI 91 H CU 76 1-1 43 BB 7 1B HBP											
43 Tyler Heineman, S OBP: 0.417, SLG: 0.350	(1, 2) 0-0 B2-3		X FF 92 0-0 P4		D CU 78 B CU 79 B FF 90 C FF 90 B FF 91 4-1 5 BB BB		F FF 93 B SI 90 S CU 74 X CU 76 1-2 7 1B 9 BB 2B											
6 Steven Duggar, L OBP: 0.143, SLG: 0.143 33 Darin Ruf, R OBP: 0.438, SLG: 0.429 1 Mauricio Dubón, R OBP: 0.261, SLG: 0.273	(1, 9) (6, PH) (7, 8) 0-1 G2-3		C FF 92 X CH 87 0-1 F7		S FF 92 C CU 80 D CU 80 B FF 91 B SL 86 X FF 91 3-2 F7		F FF 91 C FF 92 S CU 82 0-3 K											
	R: 2 E: 0 K: 0 S: 12	H: 1 LOB: 1 BB: 2 P: 23	R: 0 E: 0 K: 0 S: 4	H: 0 LOB: 0 BB: 0 P: 5	R: 2 E: 0 K: 1 S: 13	H: 2 LOB: 1 BB: 2 P: 26	R: 0 E: 0 K: 0 S: 13	H: 0 LOB: 0 BB: 1 P: 24	R: 0 E: 0 K: 0 S: 7	H: 1 LOB: 1 BB: 0 P: 10	R: 1 E: 0 K: 2 S: 18	H: 0 LOB: 3 BB: 4 P: 37	R: 0 E: 0 K: 0 S: 6	H: 1 LOB: 1 BB: 0 P: 11	R: 2 E: 0 K: 1 S: 15	H: 2 LOB: 3 BB: 2 P: 23		

Inning Stats															PITCHER																	
24 Jordan Lyles, R ERA: 6.0	IP	WLS	BF	H	R	ER	SO	BB	IBB	HBP	BLK	WP	HR	S	P	ERA	WHIP															
59 Brett Martin, L ERA: 6.75	4.0	L	18	3	4	4	1	5	0	0	0	1	0	42	78	9.00	2.000															
62 Joe Palumbo, L ERA: 11.57	1.1		7	1	1	1	1	2	0	0	0	0	0	15	28	6.75	2.250															
41 Nick Goody, R ERA: 3.38	0.1		3	0	0	0	1	2	0	0	0	0	0	7	15	0.00	6.000															
30 Jesse Chavez, R ERA: 3.6	0.1		1	0	0	0	0	0	0	0	0	0	0	3	4	0.00	0.000															
	1.0		4	1	0	0	0	0	0	0	0	0	0	6	11	0.00	1.000															
64 Jimmy Herget, R ERA: 9.0	IP	WLS	BF	H	R	ER	SO	BB	IBB	HBP	BLK	WP	HR	S	P	ERA	WHIP															
	1.0		8	2	2	2	1	1	1	1	0	0	0	15	23	18.00	3.000															





BOTTOM

Texas Rangers @ San Francisco Giants  
Oracle Park, San Francisco, CA  
Sun Aug 02 2020, 1:08 PM - 4:10 PM PDT  
Cloudy - 65 F

livebaseballscorecards.com

AB	35
R	5
H	8
RBI	5
BB	3
SO	8
LOB	17



WP:	1	PA:	39
PB:	1	SB:	0
CS:	0		

AB	R	H	RBI	BB	SO	LOB
3	0	0	0	0	0	1
2	0	1	0	0	0	0
5	0	1	0	0	0	1
5	0	0	1	0	3	1
3	1	1	0	1	1	1
3	1	1	2	0	0	1
2	1	2	0	2	0	0
2	0	0	0	0	0	3
2	0	0	0	0	1	2
4	1	1	2	0	1	4
4	1	1	0	0	2	3

Batter	1	2	3	4	5	6	7	8	9
13 Austin Slater, R OBP: 0.400, SLG: 0.294 12 Alex Dickerson, L OBP: 0.375, SLG: 0.571	G1-3		L8		G1-3	2B			G6-3
41 Wilmer Flores, R OBP: 0.297, SLG: 0.457	G5-3		P3		G4-3 5 WP 1B	F9			G6-3
5 Mike Yastrzemski, L OBP: 0.500, SLG: 0.657	K		K		G4-3				K
8 Hunter Pence, R OBP: 0.107, SLG: 0.115		10 SF8 3B		10 FC5-4 BB	F9				K
10 Evan Longoria, R OBP: 0.444, SLG: 0.786		SF8		FC5-4 33 F3 7 1B		HR			F9
7 Donovan Solano, R OBP: 0.500, SLG: 0.710		14 E BB		1B		14 HR 1B			14 PB BB
33 Darin Ruf, R OBP: 0.389, SLG: 0.375 48 Pablo Sandoval, S OBP: 0.200, SLG: 0.095	F8		F3		L8				K
14 Chadwick Tromp, R OBP: 0.250, SLG: 0.583	E5		L8			HR			K
35 Brandon Crawford, L OBP: 0.286, SLG: 0.200	K				41 1B 5 G4-3 13 G1-3 1B	L8			K

Inning	R	H	E	K	S	H	LOB	BB	P
1	0	0	0	0	0	0	0	0	0
2	1	1	1	1	1	1	2	1	24
3	0	0	0	0	0	0	0	0	14
4	0	1	0	0	1	1	2	0	23
5	1	2	0	0	0	0	1	0	11
6	3	4	0	0	0	0	1	0	27
7	0	0	0	0	0	0	0	0	12
8	0	0	0	0	0	0	1	0	19
9	0	0	0	0	0	0	0	0	9

PITCHER	IP	WLS	BF	H	R	ER	SO	BB	IBB	HBP	BLK	WP	HR	S	P	ERA	WHIP
39 Kolby Allard, L ERA: 2.25	4.0		17	2	1	1	3	2	0	0	0	0	0	46	75	2.25	1.000
63 Ian Gibaut, R ERA: 7.2	1.1		8	4	3	3	0	0	0	0	0	1	1	13	21	20.25	3.000
30 Jesse Chavez, R ERA: 4.76	0.2	B	4	2	1	1	0	0	0	0	0	0	1	11	17	13.50	3.000
72 Jonathan Hernández, R ERA: 3.6	2.0	W	7	0	0	0	4	1	0	0	0	0	0	19	31	0.00	0.500
36 Edinson Volquez, R ERA:	1.0		3	0	0	0	1	0	0	0	0	0	0	7	9	0.00	0.000

PITCHER	IP	WLS	BF	H	R	ER	SO	BB	IBB	HBP	BLK	WP	HR	S	P	ERA	WHIP
39 Kolby Allard, L ERA: 2.25	4.0		17	2	1	1	3	2	0	0	0	0	0	46	75	2.25	1.000
63 Ian Gibaut, R ERA: 7.2	1.1		8	4	3	3	0	0	0	0	0	1	1	13	21	20.25	3.000
30 Jesse Chavez, R ERA: 4.76	0.2	B	4	2	1	1	0	0	0	0	0	0	1	11	17	13.50	3.000
72 Jonathan Hernández, R ERA: 3.6	2.0	W	7	0	0	0	4	1	0	0	0	0	0	19	31	0.00	0.500
36 Edinson Volquez, R ERA:	1.0		3	0	0	0	1	0	0	0	0	0	0	7	9	0.00	0.000

Batter	1	2	3	4	5	6	7	8	9
13 Austin Slater, R OBP: 0.400, SLG: 0.294 12 Alex Dickerson, L OBP: 0.375, SLG: 0.571	G1-3		L8		G1-3	2B			G6-3
41 Wilmer Flores, R OBP: 0.297, SLG: 0.457	G5-3		P3		G4-3 5 WP 1B	F9			G6-3
5 Mike Yastrzemski, L OBP: 0.500, SLG: 0.657	K		K		G4-3				K
8 Hunter Pence, R OBP: 0.107, SLG: 0.115		10 SF8 3B		10 FC5-4 BB	F9				K
10 Evan Longoria, R OBP: 0.444, SLG: 0.786		SF8		FC5-4 33 F3 7 1B		HR			F9
7 Donovan Solano, R OBP: 0.500, SLG: 0.710		14 E BB		1B		14 HR 1B			14 PB BB
33 Darin Ruf, R OBP: 0.389, SLG: 0.375 48 Pablo Sandoval, S OBP: 0.200, SLG: 0.095	F8		F3		L8				K
14 Chadwick Tromp, R OBP: 0.250, SLG: 0.583	E5		L8			HR			K
35 Brandon Crawford, L OBP: 0.286, SLG: 0.200	K				41 1B 5 G4-3 13 G1-3 1B	L8			K

Batter	1	2	3	4	5	6	7	8	9	AB R H RBI BB SO LOB	TOP		
5 Mike Yastrzemski, L OBP: 0.490, SLG: 0.692 (1, 8)	4-0 BB G4-6-3		1-0 HR		3-3 K		3-1 G3		1-1 G6-3	4 1 1 2 1 1 1			
12 Alex Dickerson, L OBP: 0.379, SLG: 0.654 (1, 9)	1-1 G4-6-3		1-0 1B		2-1 HR		1-3 K		2-0 F7	5 1 2 1 0 1 3			
7 Donovan Solano, R OBP: 0.474, SLG: 0.657 (1, 4)	1-1 L8		1-3 K		0-3 K		0-2 1B		0-0 L6	4 0 1 0 0 2 1			
9 Brandon Belt, L OBP: 0.429, SLG: 0.111 (1, 3)		0-3 K	0-0 1B		2-3 K		0-0 L8		0-2 FC6-4	4 0 1 0 0 2 1			
10 Evan Longoria, R OBP: 0.364, SLG: 0.611 (1, 5)		3-3 K	3-2 FC6-5			0-0 L8			1-2 FC6-4	4 0 0 0 0 1 3			
41 Wilmer Flores, R OBP: 0.341, SLG: 0.500 (1, 10)	1-0 1B		0-0 P3			1-1 HBP			1-2 2B	3 1 2 0 0 0 2			
35 Brandon Crawford, L OBP: 0.281, SLG: 0.207 (1, 6)	2-0 G3			1-3 K		3-2 G3-6-3			0-0 1B	4 1 1 0 0 1 2	AB 34 R 6 H 9 RBI 5 BB 1 SO 8 LOB 13		
14 Chadwick Tromp, R OBP: 0.250, SLG: 0.733 (1, 2)			2-2 HR		3-2 G6-3		0-1 G6-3		0-0 SF8	3 1 1 2 0 0 0			
6 Steven Duggar, L OBP: 0.200, SLG: 0.111 (1, 7)			3-2 HBP		3-2 F7		1-1 F7		2-2 E4	2 1 0 0 0 0 0			
48 Pablo Sandoval, S (9, PH) OBP: 0.192, SLG: 0.091										1 0 0 0 0 0 0			
13 Austin Slater, R (9, PR) OBP: 0.400, SLG: 0.294										0 0 0 0 0 0 0			
<b>Inning Stats</b>	R: 0 H: 0 E: 0 LOB: 0 K: 0 BB: 1 S: 4 P: 10	R: 0 H: 1 E: 0 LOB: 1 K: 2 BB: 0 S: 8 P: 14	R: 3 H: 4 E: 0 LOB: 2 K: 1 BB: 0 S: 16 P: 27	R: 0 H: 0 E: 0 LOB: 0 K: 1 BB: 0 S: 11 P: 18	R: 1 H: 1 E: 0 LOB: 0 K: 3 BB: 0 S: 11 P: 18	R: 0 H: 0 E: 0 LOB: 0 K: 0 BB: 0 S: 5 P: 9	R: 0 H: 0 E: 0 LOB: 0 K: 0 BB: 0 S: 6 P: 10	R: 0 H: 1 E: 0 LOB: 1 K: 1 BB: 0 S: 11 P: 12	R: 2 H: 2 E: 1 LOB: 2 K: 0 BB: 0 S: 11 P: 17	1B: 5 SF: 1 2B: 1 SAC: 0 3B: 0 DP: 2 HR: 3 HBP: 2	WP: 1 PA: 38 PB: 0 SB: 0 CS: 0		
<b>PITCHER</b>	IP WLS BF H R ER SO BB IBB HBP BLK WP HR S P ERA WHIP												
50 Chi Chi González, R (1, 1) ERA: 9.0	3.0		5 3 3 3 1 0 1 0 0 2 28 51 9.00 2.000										
64 Phillip Diehl, L (4, 1) ERA: 6.75	1.1		5 1 1 1 2 0 0 0 0 0 1 16 28 6.75 0.750										
34 Jeff Hoffman, R (5, 1) ERA:	1.2	W	5 0 0 0 2 0 0 1 0 0 0 11 17 0.00 0.000										
40 Tyler Kinley, R (7, 1) ERA:	1.0	H	3 0 0 0 0 0 0 0 0 0 6 10 0.00 0.000										
54 Carlos Estévez, R (8, 1) ERA: 1.42	1.0	H	4 1 0 0 1 0 0 0 0 0 0 11 12 0.00 1.000										
<b>PITCHER</b>	IP WLS BF H R ER SO BB IBB HBP BLK WP HR S P ERA WHIP												
37 Jairo Diaz, R (9, 1) ERA: 1.69	1.0	S	6 2 2 1 0 0 0 0 0 0 1 17 9.00 2.000										

San Francisco Giants @ Colorado Rockies  
Coors Field, Denver, CO  
Mon Aug 03 2020, 6:44 PM - 9:31 PM MDT  
Partly Cloudy - 83 F

livebaseballscorecards.com







Batter	1	2	3	4	5	6	7	8	9	AB R H RBI BB SO LOB	TOP	
5 Mike Yastrzemski, L OBP: 0.473, SLG: 0.643 (1, 8)	G4-3		G3-1		K			BB		3 0 0 0 1 1 1		
12 Alex Dickerson, L OBP: 0.364, SLG: 0.600 (1, 9)	K		F8		F8			1B		4 0 1 0 0 1 1		
9 Brandon Belt, L OBP: 0.389, SLG: 0.154 (1, 3)	1B				K		F8	G4-6-3		4 0 1 0 0 1 2		
10 Evan Longoria, R OBP: 0.346, SLG: 0.545 (1, 5)	P4				G5-3		L5			4 0 1 0 0 0 1		
48 Pablo Sandoval, S OBP: 0.200, SLG: 0.115 (1, 10)					F7		G6-3			4 0 1 0 0 0 1		
43 Tyler Heineman, S OBP: 0.357, SLG: 0.292 (1, 2)			K				F9			4 0 0 0 0 1 1		
35 Brandon Crawford, L OBP: 0.286, SLG: 0.219 (1, 6)			K				G4-3			3 1 1 0 0 1 1		
1 Mauricio Dubón, R OBP: 0.269, SLG: 0.280 (1, 4)			K				K			3 1 1 0 0 2 1		
6 Steven Duggar, L OBP: 0.231, SLG: 0.250 (1, 7)			K					K		3 0 1 2 0 2 0		
<b>Inning Stats</b>	R: 0 H: 1 E: 0 LOB: 1 K: 1 BB: 0 S: 9 P: 13	R: 0 H: 1 E: 0 LOB: 1 K: 3 BB: 0 S: 11 P: 14	R: 0 H: 0 E: 0 LOB: 0 K: 1 BB: 0 S: 9 P: 13	R: 0 H: 0 E: 0 LOB: 0 K: 1 BB: 0 S: 6 P: 6	R: 2 H: 3 E: 0 LOB: 1 K: 1 BB: 0 S: 14 P: 20	R: 0 H: 0 E: 0 LOB: 0 K: 0 BB: 0 S: 11 P: 15	R: 0 H: 0 E: 0 LOB: 0 K: 1 BB: 0 S: 9 P: 10	R: 0 H: 1 E: 0 LOB: 1 K: 1 BB: 1 S: 6 P: 11	R: 0 H: 1 E: 0 LOB: 0 K: 0 BB: 0 S: 12 P: 17	1B: 6 SF: 0 2B: 1 SAC: 0 3B: 0 DP: 2 HR: 0 HBP: 0	WP: 0 PA: 33 PB: 0 SB: 0 CS: 0	
<b>PITCHER</b> 48 Germán Márquez, R (1, 1) ERA: 1.89 62 Yency Almonte, R (8, 1) ERA: 1.35	IP WLS BF H R ER SO BB IBB HBP BLK WP HR S P ERA WHIP	7.1 W 29 6 2 2 9 1 0 0 0 0 0 0 74 101 2.46 0.955	1.2 S 4 1 0 0 0 0 0 0 0 0 0 0 0 13 18 0.00 0.600									<b>PITCHER</b> IP WLS BF H R ER SO BB IBB HBP BLK WP HR S P ERA WHIP

San Francisco Giants @ Colorado Rockies  
Coors Field, Denver, CO  
Tue Aug 04 2020, 6:42 PM - 9:17 PM MDT  
Partly Cloudy - 85 F

AB	32
R	2
H	7
RBI	2
BB	1
SO	9
LOB	9





Batter	1	2	3	4	5	6	7	8	9
26 David Dahl, L OBP: 0.311, SLG: 0.357 (1, 8)	1-0 SF9 3B		0-2 G5-3		1-3 K		2-3 K		
27 Trevor Story, R OBP: 0.432, SLG: 0.639 (1, 6)	2-3 K		0-2 F8		0-0 L5		4-0 19 E 19 1B BB		
19 Charlie Blackmon, L OBP: 0.395, SLG: 0.512 (1, 9)	0-0 SF9 3-H			2-2 9 CI 25 FC4-6 28 BB 1B	2-2 K		0-2 1-H 1B		
28 Nolan Arenado, R OBP: 0.326, SLG: 0.405 (1, 5)	1-2 E6			4-1 25 FC4-6 22 1B 9 CI BB		0-0 HR	3-2 P6		
9 Daniel Murphy, L OBP: 0.406, SLG: 0.517 (1, 3)	1-1 F7			0-0 CI 25 FC4-6		1-2 22 G4-3 2B	3-3 K		
25 Matt Kemp, R OBP: 0.375, SLG: 0.619 (1, 10)		1-3 K		0-1 FC4-6 22 1B		1-3 K	1-2 F9		
22 Sam Hilliard, L OBP: 0.304, SLG: 0.400 (1, 7)		1-3 K		0-1 1-2f 2-3 3-H 1B		2-2 G4-3	1-2 F8		
12 Chris Owings, R OBP: 0.318, SLG: 0.429 (1, 4)		2-2 F8		0-3 K		0-3 K			
14 Tony Wolters, L OBP: 0.172, SLG: 0.207 (1, 2)			0-2 G1-3		1-1 L4		0-1 F9		

Inning Stats	R: 1	H: 1	LOB: 1	K: 1	S: 12	R: 0	H: 0	LOB: 0	K: 2	S: 10	R: 0	H: 0	LOB: 0	K: 0	S: 12	R: 2	H: 2	LOB: 2	K: 1	S: 14	R: 0	H: 0	LOB: 0	K: 2	S: 7	R: 1	H: 2	LOB: 1	K: 2	S: 13	R: 1	H: 1	LOB: 1	K: 1	S: 15	R: 0	H: 0	LOB: 0	K: 1	S: 10	R: 0	H: 0	LOB: 0	K: 1	S: 15				
	17	17	0	12	10	14	12	12	10	14	10	10	10	10	10	17	24	21	17	17	17	24	15	10	10	15	24	15	15	15	15	15	15	15	15	15	15	15	15	15	15	15	15	15	15	15	15	15	15

PITCHER	IP	WLS	BF	H	R	ER	SO	BB	IBB	HBP	BLK	WP	HR	S	P	ERA	WHIP
34 Kevin Gausman, R ERA: 5.27 (1, 1)	5.1	L	24	5	4	3	7	1	0	0	0	0	1	62	83	5.06	1.125
56 Tony Watson, L ERA: (6, 1)	0.2		2	0	0	0	1	0	0	0	0	0	0	6	8	0.00	0.000
51 Conner Menez, L ERA: 2.45 (7, 1)	1.0		5	1	1	0	1	1	0	0	0	0	0	15	24	0.00	2.000
67 Sam Selman, L ERA: 3.0 (8, 1)	1.0		3	0	0	0	1	0	0	0	0	0	0	10	15	0.00	0.000

AB R H RBI BB SO LOB

4 1 1 0 0 2 0

3 1 0 0 1 1 1

3 1 2 2 0 1 0

3 2 1 1 1 0 1

3 0 1 0 0 1 1

4 0 0 1 0 2 3

4 0 1 1 0 1 1

3 0 0 0 0 2 3

3 0 0 0 0 2

1B: 3 SF: 1  
2B: 1 SAC: 0  
3B: 1 DP: 0  
HR: 1 HBP: 0

WP: 0 PA: 34  
PB: 0  
SB: 0  
CS: 0

AB 30  
R 5  
H 6  
RBI 5  
BB 2  
SO 10  
LOB 12

livebaseballscorecards.com

San Francisco Giants @ Colorado Rockies

Coors Field, Denver, CO

Tue Aug 04 2020, 6:42 PM - 9:17 PM MDT

Partly Cloudy - 85 F








BOTTOM

San Francisco Giants @ Colorado Rockies  
Coors Field, Denver, CO  
Wed Aug 05 2020, 6:41 PM - 9:29 PM MDT  
Partly Cloudy - 81 F

livebaseballscores.com

AB 31  
R 3  
H 6  
RBI 3  
BB 2  
SO 6  
LOB 14



WP: 1 PA: 34  
PB: 0  
SB: 1  
CS: 1

AB R H RBI BB SO LOB

3 1 0 1 0 1 2  
0 0 0 0 0 0 0

4 0 0 0 0 0 3

4 0 1 1 0 1 2

4 1 1 1 0 0 1

4 0 0 0 0 2 0

2 0 1 0 2 1 0

2 0 0 0 0 0 1  
1 0 0 0 0 0 1  
1 0 0 0 0 1 1

3 1 1 0 0 0 2

3 0 2 0 0 0 1  
0 0 0 0 0 0 0

1B: 5 SF: 1  
2B: 0 SAC: 0  
3B: 0 DP: 1  
HR: 1 HBP: 0

Batter	1	2	3	4	5	6	7	8	9
26 David Dahl, L OBP: 0.286, SLG: 0.333 6 Drew Butera, R OBP: 0.143, SLG: 0.167	2-2 E5 27 F8 19 1B 27 WP		1-1 SF9			0-0 F7		0-3 K	
27 Trevor Story, R OBP: 0.396, SLG: 0.575	2-1 F8		1-2 F9			3-2 P5		0-1 F7	
19 Charlie Blackmon, L OBP: 0.363, SLG: 0.489	0-0 1B			2-3 K		0-1 L9		2-2 F7	
28 Nolan Arenado, R OBP: 0.319, SLG: 0.463	1-2 G6-4-3		2-2 L6			0-0 HR		2-2 F9	
9 Daniel Murphy, L OBP: 0.361, SLG: 0.455		1-2 K	1-3 K			2-2 L1-6-3		1-2 L7	
24 Ryan McMahon, L OBP: 0.357, SLG: 0.429		1-3 K		0-0 1B		4-2 BB		4-0 BB	
15 Raimel Tapia, L OBP: 0.176, SLG: 0.133 25 Matt Kemp, R OBP: 0.360, SLG: 0.591 1 Garrett Hampson, R OBP: 0.308, SLG: 0.364		0-2 G6-3		0-2 FC4-6		0-0 G4-3		2-2 K	
22 Sam Hilliard, L OBP: 0.308, SLG: 0.391			1-0 1B		0-1 F7		2-1 G3		
14 Tony Wolters, L OBP: 0.219, SLG: 0.250 12 Chris Owings, R OBP: 0.318, SLG: 0.429			3-2 G6-3			0-0 1B		2-2 1B	

Inning Stats	R: 1	H: 1	E: 1	K: 0	S: 11	LOB: 0	BB: 0	P: 16	R: 0	H: 0	E: 0	K: 2	S: 12	LOB: 0	BB: 0	P: 14	R: 1	H: 1	E: 0	K: 0	S: 9	LOB: 0	BB: 0	P: 15	R: 0	H: 0	E: 0	K: 2	S: 10	LOB: 0	BB: 0	P: 15	R: 0	H: 1	E: 0	K: 0	S: 7	LOB: 0	BB: 0	P: 7	R: 1	H: 1	E: 0	K: 0	S: 11	LOB: 1	BB: 0	P: 14	R: 1	H: 1	E: 0	K: 0	S: 10	LOB: 1	BB: 1	P: 18	R: 0	H: 1	E: 0	K: 1	S: 11	LOB: 1	BB: 0	P: 15	R: 0	H: 0	E: 0	K: 1	S: 9	LOB: 1	BB: 1	P: 18	1B: 5	SF: 1	2B: 0	SAC: 0	3B: 0	DP: 1	HR: 1	HBP: 0
--------------	------	------	------	------	-------	--------	-------	-------	------	------	------	------	-------	--------	-------	-------	------	------	------	------	------	--------	-------	-------	------	------	------	------	-------	--------	-------	-------	------	------	------	------	------	--------	-------	------	------	------	------	------	-------	--------	-------	-------	------	------	------	------	-------	--------	-------	-------	------	------	------	------	-------	--------	-------	-------	------	------	------	------	------	--------	-------	-------	-------	-------	-------	--------	-------	-------	-------	--------

PITCHER	IP	WLS	BF	H	R	ER	SO	BB	IBB	HBP	BLK	WP	HR	S	P	ERA	WHIP
62 Logan Webb, R ERA: 2.13	5.0	W	18	4	2	1	4	0	0	0	0	1	0	50	68	1.80	0.800
73 Caleb Baragar, L ERA: 3.0	1.0	H	3	0	0	0	0	0	0	0	0	0	0	10	13	0.00	0.000
56 Tony Watson, L ERA: 2.7	1.0	H	5	1	1	1	0	1	0	0	0	0	0	10	18	9.00	2.000
71 Tyler Rogers, R ERA: 13.5	1.0	H	4	1	0	0	1	0	0	0	0	0	0	11	15	0.00	1.000
58 Trevor Gott, R ERA: 2.25	1.0	S	4	0	0	0	1	1	0	0	0	0	0	9	18	0.00	1.000

Batter	1	2	3	4	5	6	7	8	9	AB R H RBI BB SO LOB	TOP																									
13 Austin Slater, R OBP: 0.360, SLG: 0.273 (1, 7)										5 0 1 0 0 2 1																										
41 Wilmer Flores, R OBP: 0.327, SLG: 0.457 (1, 4)										4 0 1 0 0 1 0																										
7 Donovan Solano, R OBP: 0.478, SLG: 0.674 (1, 6)										4 1 3 0 0 0 2																										
10 Evan Longoria, R OBP: 0.300, SLG: 0.462 (1, 5)										4 0 0 0 0 0 3																										
8 Hunter Pence, R OBP: 0.097, SLG: 0.103 (1, 9)										3 0 0 0 0 0 0																										
5 Mike Yastrzemski, L OBP: 0.467, SLG: 0.638 (7, 9)										1 0 1 1 0 0 0																										
33 Darin Ruf, R OBP: 0.351, SLG: 0.333 (1, 10)										2 0 0 0 1 1 0																										
12 Alex Dickerson, L OBP: 0.342, SLG: 0.529 (8, PH) (8, 10)										0 0 0 0 1 0 0																										
48 Pablo Sandoval, S OBP: 0.289, SLG: 0.212 (1, 3)										3 1 2 0 1 0 2																										
14 Chadwick Tromp, R OBP: 0.263, SLG: 0.667 (1, 2)										3 1 1 0 0 0 3																										
9 Brandon Belt, L OBP: 0.391, SLG: 0.444 (9, PH)										1 0 0 0 0 0 0																										
1 Mauricio Dubón, R OBP: 0.300, SLG: 0.414 (1, 8)										4 1 2 3 0 0 0																										
<b>Inning Stats</b>	R: 0 E: 0 K: 1 S: 10	H: 1 LOB: 1 BB: 0 P: 17	R: 0 E: 0 K: 0 S: 9	H: 1 LOB: 1 BB: 1 P: 17	R: 0 E: 0 K: 0 S: 12	H: 2 LOB: 1 BB: 0 P: 14	R: 0 E: 0 K: 0 S: 7	H: 0 LOB: 0 BB: 0 P: 14	R: 0 E: 0 K: 0 S: 6	H: 0 LOB: 0 BB: 1 P: 11	R: 0 E: 0 K: 0 S: 8	H: 1 LOB: 1 BB: 0 P: 13	R: 3 E: 0 K: 2 S: 12	H: 3 LOB: 0 BB: 0 P: 17	R: 1 E: 0 K: 1 S: 15	H: 2 LOB: 2 BB: 1 P: 29	R: 0 E: 0 K: 0 S: 5	H: 1 LOB: 0 BB: 0 P: 7	1B: 8 2B: 2 3B: 0 HR: 1	SF: 0 SAC: 0 DP: 4 HBP: 0	WP: 0 PA: 37 PB: 0 SB: 0 CS: 0															
<b>PITCHER</b>	IP WLS BF H R ER SO BB IBB HBP BLK WP HR S P ERA WHIP																																			
21 Kyle Freeland, L ERA: 2.41 (1, 1)	6.2	W	27	8	3	3	2	2	0	0	0	0	1	61	98	4.05	1.500																			
62 Yency Almonte, R ERA: 2.35 (7, 1)	1.0	W	5	2	1	1	2	0	0	0	0	0	0	13	23	9.00	2.000																			
37 Jairo Diaz, R ERA: 1.35 (8, 1)	1.1	S	5	1	0	0	0	1	0	0	0	0	0	10	18	0.00	1.500																			

San Francisco Giants @ Colorado Rockies  
 Coors Field, Denver, CO  
 Thu Aug 06 2020, 1:42 PM - 4:46 PM MDT  
 Cloudy - 86 F

AB	34
R	4
H	11
RBI	4
BB	3
SO	4
LOB	11






BOTTOM

San Francisco Giants @ Colorado Rockies  
Coors Field, Denver, CO  
Thu Aug 06 2020, 1:42 PM - 4:46 PM MDT  
Cloudy - 86 F

livebaseballscorecards.com

AB	31
R	6
H	9
RBI	6
BB	5
SO	5
LOB	13



WP	1	PA	37
PB	0		
SB	0		
CS	0		

AB	R	H	RBI	BB	SO	LOB									
5	1	1	0	0	1	2									
4	1	2	1	0	0	1									
3	1	2	2	1	0	1									
4	0	0	0	0	0	3									
2	0	1	0	1	0	0									
1	0	0	0	0	1	0									
3	0	0	0	1	1	4									
3	1	1	0	0	1	0									
3	1	1	1	1	1	1									
2	0	0	0	0	0	1									
1	1	1	2	0	0	0									
0	0	0	0	1	0	0									
1B:	4	SF:	0	2B:	2	SAC:	1	3B:	0	DP:	1	HR:	3	HBP:	0

Batter	1	2	3	4	5	6	7	8	9		
26 David Dahl, L OBP: 0.278, SLG: 0.320 (1, 8)	F8		G3-1			K	19 HR	F7			
27 Trevor Story, R OBP: 0.404, SLG: 0.636 (1, 10)	19 FC4-6			F7		HR	F9				
19 Charlie Blackmon, L OBP: 0.412, SLG: 0.563 (1, 9)	FC4-6			25 BB		25 1B	HR				
28 Nolan Arenado, R OBP: 0.294, SLG: 0.422 (1, 5)	G6-3			P3		L8	P2				
25 Matt Kemp, R OBP: 0.393, SLG: 0.583 (1, 7)		F8									
22 Sam Hilliard, L OBP: 0.296, SLG: 0.375 (6, PR) (7, 7)											
24 Ryan McMahon, L OBP: 0.348, SLG: 0.395 (1, 3)						L7		1 SH1-3			
1 Garrett Hampson, R OBP: 0.313, SLG: 0.429 (1, 4)											
12 Chris Owings, R OBP: 0.346, SLG: 0.458 (1, 6)											
6 Drew Butera, R OBP: 0.111, SLG: 0.125 (1, 2)											
9 Daniel Murphy, L OBP: 0.378, SLG: 0.559 (7, PH)											
14 Tony Wolters, L OBP: 0.242, SLG: 0.250 (8, 2)											
Inning Stats	R: 0 H: 1 E: 0 K: 12 S: 20	R: 0 H: 0 E: 0 K: 9 S: 12	R: 0 H: 0 E: 0 K: 4 S: 9	R: 0 H: 1 E: 0 K: 9 S: 15	R: 0 H: 0 E: 0 K: 8 S: 10	R: 1 H: 2 E: 0 K: 16 S: 26	R: 5 H: 5 E: 0 K: 15 S: 30	R: 0 H: 0 E: 0 K: 11 S: 21			
PITCHER	IP WLS BF H R ER SO BB IBB HBP BLK WP HR S P ERA WHIP										
31 Tyler Anderson, L (1, 1) ERA: 2.19	5.0 0 18 2 0 0 3 2 0 0 0 0 0 0 0 0.00 0.800										
60 Wandy Peralta, L (6, 1) ERA: 5.06	0.1 3 1 1 1 1 1 0 0 0 0 1 8 15 27.00 6.000										
64 Shaun Anderson, R (6, 1) ERA: 4.5	0.2 3 1 0 0 0 0 0 0 0 0 0 8 11 0.00 1.500										
39 Rico Garcia, R (7, 1) ERA: 6.23	0.0 L 3 3 3 3 0 0 0 0 0 1 1 6 13 ∞ ∞										
73 Caleb Baragar, L (7, 1) ERA: 5.4	0.2 4 2 2 2 0 0 0 0 0 0 0 6 13 27.00 3.000										
PITCHER	IP WLS BF H R ER SO BB IBB HBP BLK WP HR S P ERA WHIP										
51 Conner Menez, L (7, 1) ERA: 2.08	1.1 0 6 0 0 0 1 0 0 0 0 0 1 14 25 0.00 1.500										

Batter	1	2	3	4	5	6	7	8	9	AB R H RBI BB SO LOB	TOP		
13 Austin Slater, R OBP: 0.393, SLG: 0.375 12 Alex Dickerson, L OBP: 0.333, SLG: 0.514	4-2 BB 10 S		0-2 G4-3 1		2-2 3B		0-3 K 2			2 0 1 0 1 0 0 1 0 0 0 0 1 2			
5 Mike Yastrzemski, L OBP: 0.453, SLG: 0.627	3-1 P5 1		1-1 7 1B 2B		1-0 G4-3 3		2-3 K 3			4 1 1 0 0 1 4			
7 Donovan Solano, R OBP: 0.460, SLG: 0.638	0-2 F8 2		2-1 10 G5-4-3 1B 2-H		0-3 K 1		2-1 G6-3 1			4 0 1 1 0 1 1			
10 Evan Longoria, R OBP: 0.265, SLG: 0.400	1-1 F9 3		1-2 G5-4-3 2		1-0 G1-3 2		3-2 G6-3 2			4 0 0 0 0 0 2			
41 Wilmer Flores, R OBP: 0.340, SLG: 0.540		2-2 L9 1		3-3 K 1		0-2 HR 2		1-1 2B 3		4 1 2 1 0 1 0			
9 Brandon Belt, L OBP: 0.333, SLG: 0.364		3-3 K 2		1-0 F8 2		0-3 K 3		0-1 F7 3		4 0 0 0 0 2 1			
33 Darin Ruf, R OBP: 0.400, SLG: 0.333		4-2 14 1B BB		2-1 G4-3 3		2-2 14 1B 1B		1-3 K 1		3 0 1 0 1 1 0			
14 Chadwick Tromp, R OBP: 0.304, SLG: 0.636		1-2 1B 1		2-3 K 1		0-2 1B 1		2-3 K 2		4 0 2 0 0 2 0			
1 Mauricio Dubón, R OBP: 0.281, SLG: 0.387 48 Pablo Sandoval, S OBP: 0.282, SLG: 0.206 35 Brandon Crawford, L OBP: 0.250, SLG: 0.189		2-2 L4 3		1-3 K 2		0-2 L3 1		0-0 G4-3 3		2 0 0 0 0 1 2 1 0 0 0 0 0 2 1 0 0 0 0 0 0			
<b>Inning Stats</b>	R: 0 H: 0 E: 0 LOB: 1 K: 0 BB: 1 S: 11 P: 19	R: 0 H: 1 E: 0 LOB: 2 K: 1 BB: 1 S: 15 P: 27	R: 1 H: 2 E: 0 LOB: 0 K: 0 BB: 0 S: 10 P: 14	R: 0 H: 0 E: 0 LOB: 0 K: 1 BB: 0 S: 12 P: 18	R: 0 H: 1 E: 0 LOB: 1 K: 2 BB: 0 S: 14 P: 20	R: 1 H: 1 E: 0 LOB: 0 K: 2 BB: 0 S: 10 P: 11	R: 0 H: 2 E: 0 LOB: 2 K: 2 BB: 0 S: 16 P: 20	R: 0 H: 1 E: 0 LOB: 1 K: 0 BB: 0 S: 9 P: 12	1B: 4 SF: 0 2B: 2 SAC: 0 3B: 1 DP: 1 HR: 1 HBP: 0	WP: 0 PA: 36 PB: 0 SB: 1 CS: 0			
<b>PITCHER</b>	IP WLS BF H R ER SO BB IBB HBP BLK WP HR S P ERA WHIP											<b>PITCHER</b>	IP WLS BF H R ER SO BB IBB HBP BLK WP HR S P ERA WHIP
7 Julio Urias, L ERA: 2.4	(1, 1) 4.0 16 3 1 1 2 2 0 0 0 0 0 0 48 78 2.25 1.250											41 Jake McGee, L ERA:	(9, 1) 1.0 3 0 0 0 2 0 0 0 0 0 0 0 12 9 0.00 0.000
51 Dylan Floro, R ERA:	(5, 1) 1.0 W 4 1 0 0 2 0 0 0 0 0 0 0 14 20 0.00 1.000												
77 Dennis Santana, R ERA: 4.05	(6, 1) 1.1 7 3 1 1 2 0 0 0 0 0 1 19 22 6.75 2.250												
75 Scott Alexander, L ERA:	(7, 1) 0.2 H 2 0 0 0 2 0 0 0 0 0 0 0 7 9 0.00 0.000												
17 Joe Kelly, R ERA:	(8, 1) 1.0 4 1 0 0 0 0 0 0 0 0 0 0 12 18 0.00 1.000												

San Francisco Giants @ Los Angeles Dodgers  
 Dodger Stadium, Los Angeles, CA  
 Fri Aug 07 2020, 6:42 PM - 9:56 PM PDT  
 Clear - 75 F

livebaseballscorecards.com

AB 34  
 R 2  
 H 8  
 RBI 2  
 BB 2  
 SO 10  
 LOB 14





Batter	1	2	3	4	5	6	7	8	9
<b>31 Joc Pederson, L</b> (1, 7) OBP: 0.350, SLG: 0.500 <b>11 AJ Pollock, R</b> (8, PH) OBP: 0.366, SLG: 0.658 (9, 7)	4-2  BB 50 2B		0-2  G3-1	2-3  K		1-3  K		1-3  K	
<b>50 Mookie Betts, R</b> (1, 9) OBP: 0.370, SLG: 0.612	0-2  2B 1-3		2-2  HR	1-0  F9		4-0  BB		0-2  L7	
<b>35 Cody Bellinger, L</b> (1, 8) OBP: 0.230, SLG: 0.298	2-1  P5		2-1  10 1B E7		4-2  BB 14 HBP 10 HBP 3 FC5-4	3-3  K		1-1  L7	
<b>10 Justin Turner, R</b> (1, 10) OBP: 0.349, SLG: 0.377	2-1  F8		0-0  1B 2-H		1-0  1B 3 FC5-4 14 HBP		4-2  BB 14 WP		4-2  F8
<b>5 Corey Seager, L</b> (1, 6) OBP: 0.389, SLG: 0.600 <b>14 Enrique Hernández, R</b> (3, 4) OBP: 0.283, SLG: 0.341	0-0  F7		2-2  P4		1-1  1B 3 FC5-4		3-1  F9		3-2  F7
<b>13 Max Muncy, L</b> (1, 3) OBP: 0.328, SLG: 0.436		1-2  F7		2-2  HR		1-2  F8		3-2  F7	
<b>3 Chris Taylor, R</b> (1, 4) OBP: 0.373, SLG: 0.372 (3, 6)		0-0  G3-1		2-2  16 HR 1B		2-2  FC5-4 1-2f 2-3 3-H		0-0  G5-3	
<b>43 Edwin Ríos, L</b> (1, 5) OBP: 0.294, SLG: 0.875		3-2  P6		0-3  K		1-3  K		0-0  HR	
<b>16 Will Smith, R</b> (1, 2) OBP: 0.364, SLG: 0.500			2-3  K	1-2  HR 1-H		3-2  F7		1-0  1B	

Inning Stats	R: 0	H: 1	E: 0	K: 0	S: 11	LOB: 2	BB: 1	P: 19	R: 0	H: 0	E: 0	K: 0	S: 7	LOB: 0	BB: 0	P: 11	R: 2	H: 3	E: 1	K: 1	S: 16	LOB: 1	BB: 0	P: 24	R: 3	H: 3	E: 0	K: 2	S: 19	LOB: 0	BB: 0	P: 27	R: 1	H: 0	E: 0	K: 1	S: 13	LOB: 2	BB: 1	P: 23	R: 0	H: 0	E: 0	K: 2	S: 10	LOB: 1	BB: 1	P: 21	R: 0	H: 0	E: 0	K: 0	S: 8	LOB: 1	BB: 1	P: 18	R: 1	H: 2	E: 0	K: 1	S: 10	LOB: 1	BB: 0	P: 13
--------------	------	------	------	------	-------	--------	-------	-------	------	------	------	------	------	--------	-------	-------	------	------	------	------	-------	--------	-------	-------	------	------	------	------	-------	--------	-------	-------	------	------	------	------	-------	--------	-------	-------	------	------	------	------	-------	--------	-------	-------	------	------	------	------	------	--------	-------	-------	------	------	------	------	-------	--------	-------	-------

PITCHER	IP	WLS	BF	H	R	ER	SO	BB	IBB	HBP	BLK	WP	HR	S	P	ERA	WHIP
<b>29 Jeff Samardzija, R</b> (1, 1) ERA: 9.88	4.0	L	23	7	6	5	3	2	0	2	0	0	3	56	90	11.25	2.250
<b>67 Sam Selman, L</b> (5, 1) ERA: 1.8	2.0		7	0	0	0	3	1	0	0	0	0	0	20	35	0.00	0.500
<b>39 Rico Garcia, R</b> (7, 1) ERA: 5.06	1.0		4	0	0	0	0	1	0	0	0	1	0	8	18	0.00	1.000
<b>60 Wandy Peralta, L</b> (8, 1) ERA: 5.68	1.0		5	2	1	1	1	0	0	0	0	0	1	10	13	9.00	2.000

**BOTTOM**

San Francisco Giants @ Los Angeles Dodgers  
 Dodger Stadium, Los Angeles, CA  
 Fri Aug 07 2020, 6:42 PM - 9:56 PM PDT  
 Clear - 75 F

AB	R	H	RBI	BB	SO	LOB
3	0	0	0	1	2	0
1	0	0	0	0	1	1
4	1	2	1	1	0	1
4	2	1	0	1	1	4
2	0	1	1	1	0	2
1	0	0	0	0	0	2
2	0	0	0	0	0	2
4	1	1	1	0	0	4
4	1	1	1	0	0	3
4	1	1	1	0	2	3
4	1	2	2	0	1	0

AB	33
R	7
H	9
RBI	7
BB	4
SO	7
LOB	22

WP: 1 PA: 39  
 PB: 0  
 SB: 0  
 CS: 0

PITCHER	IP	WLS	BF	H	R	ER	SO	BB	IBB	HBP	BLK	WP	HR	S	P	ERA	WHIP
---------	----	-----	----	---	---	----	----	----	-----	-----	-----	----	----	---	---	-----	------

Batter	1	2	3	4	5	6	7	8	9	AB R H RBI BB SO LOB	TOP		
13 Austin Slater, R OBP: 0.394, SLG: 0.586 (1, 9)	F FF 90 B CU 73 X SL 88 2-1 L8		C FF 91 C SL 87 B FF 92 F CU 75 B FF 92 F SL 89 X FF 92 2-2 HR		X SL 87 0-0 HR	C SI 97 F SL 83 C SI 98 0-3			C KC 87 B SI 97 F KC 86 F SI 96 F SI 96 F SI 96 S KC 89 1-3 K	5 2 2 2 0 2 1			
7 Donovan Solano, R OBP: 0.473, SLG: 0.654 (1, 4)	C FF 92 C CH 86 C CU 74 X SL 88 1-2 41 BB 10 1B		C SL 89 X CU 74 0-1 G6-3		C FF 91 B CH 88 X SL 86 1-1 5 2B 2B			C SI 93 B SL 90 B SL 88 F SL 88 S SI 94 2-3 K	B SI 98 X SI 98 1-0 1B	5 1 3 0 0 1 0			
5 Mike Yastrzemski, L OBP: 0.449, SLG: 0.679 (1, 8) (8, 7)	C FF 93 C D SL 87 F FF 92 S SL 88 1-3 K		B SL 88 C SL 88 F FF 93 F SL 87 B FF 92 F CU 75 X FF 92 2-2 HR		F SL 86 C CU 74 B FF 91 B SL 87 X SL 87 2-2 2B			C SI 93 B CH 86 F CH 85 B CH 87 X SI 95 2-2 G6-3	C KC 88 C SI 97 X SI 96 0-2 G3	5 1 2 2 0 1 2			
10 Evan Longoria, R OBP: 0.289, SLG: 0.412 (1, 5)	1 SAFE X FF 91 0-0 41 BB 1B		C SL 89 F FF 92 C SL 86 0-3 K		B SI 98 C SI 97 F SI 98 X SI 99 1-2 G6-3			C SL 87 X SI 94 0-1 1B		4 0 2 0 0 1 1			
41 Wilmer Flores, R OBP: 0.333, SLG: 0.509 9 Brandon Belt, L OBP: 0.333, SLG: 0.364 (1, 3) (9, 3)	B FF 92 B FF 92 C FF 92 B SL 89 4-1 1B		C FF 90 F FF 90 B CU 74 S FF 94 1-3 K		B SI 98 X SI 97 1-0 G6-3			D SL 86 F SL 86 1 SAFE F SL 96 1 SAFE X SI 93 1-2 F8		3 0 0 0 1 1 2 0 0 0 0 0 0 0			
8 Hunter Pence, R OBP: 0.118, SLG: 0.125 48 Pablo Sandoval, S OBP: 0.275, SLG: 0.200 35 Brandon Crawford, L OBP: 0.250, SLG: 0.189 (1, 7) (8, PH) (8, 6)	D SL 89 C FF 92 F FF 92 X SL 87 1-2 L4		S SL 86 C CU 74 S SL 86 0-3 K		T SI 99 X SI 99 0-1 14 G6-3 33 BB 1 SF9 1B			B FF 94 B FF 94 C CH 88 S CH 87 F CH 88 S FF 94 2-3 K		3 1 1 0 0 1 3 1 0 0 0 0 1 0 0 0 0 0 0 0 0			
33 Darin Ruf, R OBP: 0.379, SLG: 0.292 (1, 10)		X FF 91 0-0 L8		C FF 90 B CU 74 F SL 86 X CU 73 2-2 G6-3		B SI 98 F SI 98 B SI 98 C SL 85 B SI 98 B SL 88 4-2 14 G6-3 BB		C SL 89 B FF 95 C FF 95 S FF 95 1-3 K		3 0 0 0 1 1 0			
14 Chadwick Tromp, R OBP: 0.259, SLG: 0.538 (1, 2)		C FF 91 B SL 88 S SL 87 S CU 75 1-3 K		S SL 88 B CU 74 B SL 86 S SL 85 B SL 86 S SL 87 3-3 K		C SI 98 X SI 98 0-1 G6-3		X SL 88 0-0 G4-3		4 0 0 0 0 2 2			
1 Mauricio Dubón, R OBP: 0.250, SLG: 0.353 (1, 6) (8, 8)		C FF 92 B CU 75 F FF 91 F CU 74 X FF 92 1-2 G6-3		C FF 90 B CU 73 F FF 91 F SL 87 B CU 75 F SL 86 X FF 92 2-2 L6		F SI 97 X SI 97 0-1 SF9		B SI 95 F SI 95 B SI 95 C KC 86 C SI 96 2-3 K		3 0 0 1 0 1 0			
<b>Inning Stats</b>	R: 0 E: 0 K: 1 S: 13 H: 2 LOB: 3 BB: 1 P: 22	R: 0 E: 0 K: 1 S: 8 H: 0 LOB: 0 BB: 0 P: 10	R: 2 E: 0 K: 2 S: 18 H: 2 LOB: 0 BB: 0 P: 23	R: 0 E: 0 K: 2 S: 9 H: 0 LOB: 0 BB: 0 P: 14	R: 2 E: 0 K: 0 S: 16 H: 3 LOB: 1 BB: 0 P: 23	R: 1 E: 0 K: 1 S: 11 H: 1 LOB: 1 BB: 1 P: 15	R: 0 E: 0 K: 1 S: 12 H: 1 LOB: 1 BB: 0 P: 17	R: 0 E: 0 K: 2 S: 8 H: 0 LOB: 0 BB: 0 P: 11	R: 0 E: 0 K: 2 S: 12 H: 1 LOB: 1 BB: 0 P: 16	1B: 5 2B: 2 3B: 0 HR: 3 SF: 1 SAC: 0 DP: 0 HBP: 0	WP: 0 PB: 0 SB: 0 CS: 0 PA: 39		
<b>PITCHER</b>	IP WLS BF H R ER SO BB IBB HBP BLK WP HR S P ERA WHIP											<b>PITCHER</b>	IP WLS BF H R ER SO BB IBB HBP BLK WP HR S P ERA WHIP
22 Clayton Kershaw, L ERA: 3.6 (1, 1)	4.1 L 21 7 4 4 6 1 0 0 0 0 3 59 85 8.31 1.846												
48 Brusdar Graterol, R ERA: 5.4 (5, 1)	1.2 7 1 1 1 1 1 0 0 0 0 0 0 16 22 5.40 1.200												
51 Dylan Floro, R ERA: (7, 1)	1.0 4 1 0 0 1 0 0 0 0 0 0 0 12 17 0.00 1.000												
52 Pedro Báez, R ERA: 1.17 (8, 1)	1.0 3 0 0 0 2 0 0 0 0 0 0 0 8 11 0.00 0.000												
17 Joe Kelly, R ERA: (9, 1)	1.0 4 1 0 0 2 0 0 0 0 0 0 0 12 16 0.00 1.000												

San Francisco Giants @ Los Angeles Dodgers  
 Dodger Stadium, Los Angeles, CA  
 Sat Aug 08 2020, 6:11 PM - 9:03 PM PDT  
 Clear - 76 F

livebaseballscorecards.com

AB 36  
 R 5  
 H 10  
 RBI 5  
 BB 2  
 SO 12  
 LOB 11





BOTTOM

San Francisco Giants @ Los Angeles Dodgers  
Dodger Stadium, Los Angeles, CA  
Sat Aug 08 2020, 6:11 PM - 9:03 PM PDT  
Clear - 76 F

livebaseballscorecards.com

AB 29  
R 4  
H 2  
RBI 4  
BB 4  
SO 4  
LOB 6



WP: 0 PA: 33  
PB: 0  
SB: 0  
CS: 0

AB R H RBI BB SO LOB

3 1 0 0 1 0 1

4 0 0 0 0 1 1

3 1 0 0 1 0 0

3 1 1 3 1 0 0

4 0 0 0 0 0 1

2 0 0 0 1 0 0

3 1 1 0 0 2 1

2 0 0 1 0 1 1

1 0 0 0 0 0 0

0 0 0 0 0 0 0

1B: 0 SF: 0  
2B: 0 SAC: 0  
3B: 1 DP: 0  
HR: 1 HBP: 0

Batter	1	2	3	4	5	6	7	8	9
31 Joc Pederson, L (1, 10) OBP: 0.341, SLG: 0.459	C CH 79 B FF 90 X CH 80 1-1 F9		B CH 84 X CH 84 1-0 F8			S CH 84 B FF 90 B FF 92 B CH 80 B FF 91 4-1 10 HR 35 BB BB		S SL 72 X SL 74 0-1 P5	
50 Mookie Betts, R (1, 9) OBP: 0.345, SLG: 0.566	C FF 91 F CH 82 S CU 82 0-3 K		C CU 80 X CH 82 0-1 F9			B FF 92 D CH 82 C CU 79 S FF 93 B CH 81 F CU 79 X FF 92 3-2 P5		B SI 84 C SL 72 X SL 73 1-1 F8	
35 Cody Bellinger, L (1, 8) OBP: 0.231, SLG: 0.283	B CH 82 C FF 92 B CH 82 X CU 80 3-1 F8		B FF 92 B FF 90 T FF 92 B CH 81 F FF 91 X FF 91 3-2 L8			D CH 85 B FF 92 S CU 80 F FF 93 D CU 80 F FF 93 B FF 91 4-2 10 HR BB		B CU 83 X FF 96 1-0 F8	
10 Justin Turner, R (1, 5) OBP: 0.358, SLG: 0.429		B CU 80 C FF 90 B CH 80 X CH 80 2-1 G6-3		X CH 84 0-0 G6-3		B CH 83 X CU 80 1-0 1-H 2-H HR		C CU 83 S FF 96 B CU 84 B CH 83 B FF 96 B FF 96 4-2 BB	
13 Max Muncy, L (1, 3) OBP: 0.310, SLG: 0.407		B FF 93 C CH 82 C CU 91 B CH 85 B CH 83 X CU 77 3-2 F8		C FF 92 C CU 79 B FF 92 B CU 80 X FF 93 2-2 F7		X SI 90 0-0 P2		D CU 82 F FF 96 F CU 83 C CU 82 F CU 83 X FF 96 1-2 P5	
11 AJ Pollock, R (1, 7) OBP: 0.333, SLG: 0.595		C CU 82 B CH 82 B CH 84 X FF 91 2-1 F9		C CU 81 B CH 84 C CU 82 B CU 80 X FF 92 3-2 F9		X SL 72 0-0 F7		C CU 82 X CU 82 0-1 F7	
3 Chris Taylor, R (1, 6) OBP: 0.370, SLG: 0.356			C CU 79 S FF 90 B CU 81 B CH 83 B SI 90 F CU 79 F FF 91 B CH 82 4-2 BB		X CU 84 0-0 G3		C SL 73 B SL 73 X SI 82 1-1 G5-3		
14 Enrique Hernández, R (1, 4) OBP: 0.286, SLG: 0.383			C FF 92 C CU 82 T FF 91 0-2 K		B CU 80 F FF 91 B CU 77 X FF 90 2-1 15 G6-3 3B		C SL 73 F SL 74 B FF 85 F SI 84 B SL 73 S SL 73 2-3 K		
15 Austin Barnes, R (1, 2) OBP: 0.167, SLG: 0.091			B CU 82 F FF 93 F CH 80 F CU 80 F FF 93 B CU 80 S CU 84 2-3 K		D CU 80 B CU 84 X SI 89 2-0 G6-3		B SL 72 C SL 72 B SI 82 C SL 72 X SI 83 2-2 G1-3		
45 Matt Beaty, L (8, PH) OBP: 0.267, SLG: 0.385									
16 Will Smith, R (9, 2) OBP: 0.364, SLG: 0.500									

Inning Stats	R: 0	H: 0	E: 0	LOB: 0	K: 1	P: 11	R: 0	H: 0	E: 0	LOB: 0	K: 0	P: 14	R: 0	H: 0	E: 0	LOB: 1	K: 2	P: 20	R: 0	H: 0	E: 0	LOB: 0	K: 0	P: 9	R: 0	H: 0	E: 0	LOB: 0	K: 0	P: 12	R: 4	H: 2	E: 0	LOB: 0	K: 0	P: 28	R: 0	H: 0	E: 0	LOB: 0	K: 1	P: 10	R: 0	H: 0	E: 0	LOB: 0	K: 0	P: 10	R: 0	H: 0	E: 0	LOB: 1	K: 0	P: 16	1B: 0	SF: 0	2B: 0	SAC: 0	3B: 1	DP: 0	HR: 1	HBP: 0	WP: 0	PA: 33
--------------	------	------	------	--------	------	-------	------	------	------	--------	------	-------	------	------	------	--------	------	-------	------	------	------	--------	------	------	------	------	------	--------	------	-------	------	------	------	--------	------	-------	------	------	------	--------	------	-------	------	------	------	--------	------	-------	------	------	------	--------	------	-------	-------	-------	-------	--------	-------	-------	-------	--------	-------	--------

PITCHER	IP	WLS	BF	H	R	ER	SO	BB	IBB	HBP	BLK	WP	HR	S	P	ERA	WHIP
42 Johnny Cueto, R (1, 1) ERA: 5.4	5.2	W	22	2	4	4	3	3	0	0	0	0	1	51	93	6.35	0.882
56 Tony Watson, L (6, 1) ERA: 2.45	0.1	H	1	0	0	0	0	0	0	0	0	0	0	1	1	0.00	0.000
71 Tyler Rogers, R (7, 1) ERA: 10.13	2.0	H	6	0	0	0	1	0	0	0	0	0	0	14	20	0.00	0.000
58 Trevor Gott, R (9, 1) ERA: 1.8	1.0	S	4	0	0	0	0	1	0	0	0	0	0	10	16	0.00	1.000





Batter	1	2	3	4	5	6	7	8	9	AB	R	H	RBI	BB	SO	LOB	BOTTOM
--------	---	---	---	---	---	---	---	---	---	----	---	---	-----	----	----	-----	--------

<b>31 Joc Pederson, L</b> <small>(1, 7)</small> <small>OBP: 0.313, SLG: 0.415</small>	<small>1-3</small>  		<small>2-2</small>  			<small>1-0</small>  		<small>0-1</small>  		4	0	0	0	0	1	2	
---	----------------------------	--	----------------------------	--	--	----------------------------	--	----------------------------	--	---	---	---	---	---	---	---	--

<b>50 Mookie Betts, R</b> <small>(1, 9)</small> <small>OBP: 0.339, SLG: 0.596</small>	<small>1-2</small>  			<small>2-1</small>  			<small>2-0</small>  	<small>0-0</small>  		4	1	1	3	0	0	0	
---	----------------------------	--	--	----------------------------	--	--	----------------------------	----------------------------	--	---	---	---	---	---	---	---	--

<b>35 Cody Bellinger, L</b> <small>(1, 8)</small> <small>OBP: 0.232, SLG: 0.281</small>	<small>0-3</small>  			<small>0-0</small>  			<small>1-2</small>  	<small>0-2</small>  		4	1	1	0	0	1	0	
---	----------------------------	--	--	----------------------------	--	--	----------------------------	----------------------------	--	---	---	---	---	---	---	---	--

<b>10 Justin Turner, R</b> <small>(1, 5)</small> <small>OBP: 0.352, SLG: 0.417</small>		<small>0-1</small>  		<small>3-3</small>  			<small>0-2</small>  	<small>0-1</small>  		4	1	1	0	0	1	0	
--	--	----------------------------	--	----------------------------	--	--	----------------------------	----------------------------	--	---	---	---	---	---	---	---	--

<b>13 Max Muncy, L</b> <small>(1, 4)</small> <small>(8, 3)</small> <small>OBP: 0.311, SLG: 0.403</small>		<small>2-3</small>  			<small>0-2</small>  			<small>1-3</small>  		3	0	1	0	0	2	2	
---	--	----------------------------	--	--	----------------------------	--	--	----------------------------	--	---	---	---	---	---	---	---	--

<b>11 AJ Pollock, R</b> <small>(1, 10)</small> <small>OBP: 0.354, SLG: 0.667</small>		<small>0-2</small>  		<small>1-3</small>  			<small>3-2</small>  		3	1	2	3	0	1	1	
--	--	----------------------------	--	----------------------------	--	--	----------------------------	--	---	---	---	---	---	---	---	--

<b>45 Matt Beaty, L</b> <small>(1, 3)</small> <small>OBP: 0.235, SLG: 0.333</small>	<b>3 Chris Taylor, R</b> <small>(7, PH)</small> <small>(8, 6)</small> <small>OBP: 0.364, SLG: 0.348</small>	<small>1-2</small>  		<small>0-0</small>  			<small>2-3</small>  		2	0	0	0	0	0	2	
---	--	----------------------------	--	----------------------------	--	--	----------------------------	--	---	---	---	---	---	---	---	--

<b>16 Will Smith, R</b> <small>(1, 2)</small> <small>OBP: 0.361, SLG: 0.464</small>		<small>3-2</small>  			<small>0-0</small>  		<small>4-1</small>  		2	1	0	0	1	0	0	
---	--	----------------------------	--	--	----------------------------	--	----------------------------	--	---	---	---	---	---	---	---	--

<b>14 Enrique Hernández, R</b> <small>(1, 6)</small> <small>(8, 4)</small> <small>OBP: 0.288, SLG: 0.400</small>		<small>2-3</small>  			<small>1-2</small>  		<small>1-0</small>  		3	1	1	0	0	1	0	
---	--	----------------------------	--	--	----------------------------	--	----------------------------	--	---	---	---	---	---	---	---	--

Inning Stats	R: 0 E: 0 K: 2 S: 9	H: 0 LOB: 0 BB: 0 P: 11	R: 0 E: 0 K: 13 S: 13	H: 1 LOB: 1 BB: 0 P: 16	R: 0 E: 0 K: 11 S: 11	H: 0 LOB: 0 BB: 0 P: 18	R: 0 E: 0 K: 1 S: 8	H: 0 LOB: 0 BB: 0 P: 13	R: 0 E: 0 K: 7 S: 7	H: 1 LOB: 0 BB: 0 P: 8	R: 0 E: 0 K: 5 S: 5	H: 0 LOB: 0 BB: 0 P: 7	R: 3 E: 0 K: 2 S: 17	H: 3 LOB: 0 BB: 0 P: 26	R: 3 E: 0 K: 11 S: 11	H: 2 LOB: 0 BB: 1 P: 16	1B: 4 2B: 1 3B: 0 HR: 2	SF: 0 SAC: 0 DP: 1 HBP: 0	WP: 0 PB: 0 SB: 0 CS: 0	PA: 31
--------------	------------------------------	----------------------------------	--------------------------------	----------------------------------	--------------------------------	----------------------------------	------------------------------	----------------------------------	------------------------------	---------------------------------	------------------------------	---------------------------------	-------------------------------	----------------------------------	--------------------------------	----------------------------------	----------------------------------	------------------------------------	----------------------------------	--------

PITCHER	IP	WLS	BF	H	R	ER	SO	BB	IBB	HBP	BLK	WP	HR	S	P	ERA	WHIP
<b>34 Kevin Gausman, R</b> <small>(1, 1)</small> <small>ERA: 4.05</small>	6.1		21	3	1	1	6	0	0	0	1	0	0	57	80	1.42	0.474
<b>71 Tyler Rogers, R</b> <small>(7, 1)</small> <small>ERA: 11.88</small>	0.1	L	3	2	2	2	1	0	0	0	0	0	1	9	13	54.00	6.000
<b>73 Caleb Baragar, L</b> <small>(7, 1)</small> <small>ERA: 7.36</small>	0.2		4	1	2	2	1	1	0	0	0	0	0	8	15	27.00	3.000
<b>64 Shaun Anderson, R</b> <small>(8, 1)</small> <small>ERA: 5.4</small>	0.2		3	1	1	1	0	0	0	0	0	0	1	7	7	13.50	1.500

**San Francisco Giants @ Los Angeles Dodgers**  
**Dodger Stadium, Los Angeles, CA**  
 Sun Aug 09 2020, 1:12 PM - 3:52 PM PDT  
 Sunny - 82 F

livebaseballscores.com

<b>AB</b>	<b>30</b>
<b>R</b>	<b>6</b>
<b>H</b>	<b>7</b>
<b>RBI</b>	<b>6</b>
<b>BB</b>	<b>1</b>
<b>SO</b>	<b>8</b>
<b>LOB</b>	<b>7</b>



Batter	1	2	3	4	5	6	7	8	9	AB R H RBI BB SO LOB	TOP									
5 Mike Yastrzemski, L OBP: 0.442, SLG: 0.629 (1, 8)	G1		G3-4-1			L8			BB	3 1 0 0 1 0 1										
12 Alex Dickerson, L OBP: 0.304, SLG: 0.452 (1, 7)	K				G6-3		G6-3		1B	4 1 1 0 0 1 0										
7 Donovan Solano, R OBP: 0.476, SLG: 0.661 (1, 5)	G3-1				G6-3		2B		2B	4 1 2 1 0 0 0										
9 Brandon Belt, L OBP: 0.257, SLG: 0.267 (1, 3)		K			K		P4		F7	4 0 0 0 0 2 3										
41 Wilmer Flores, R OBP: 0.306, SLG: 0.466 (1, 10)	L7				G6-3		G1-4-3		F7	4 0 0 0 0 0 3										
35 Brandon Crawford, L OBP: 0.229, SLG: 0.176 (1, 6)	G4-3				G1-3				P5	4 0 1 2 0 0 0										
13 Austin Slater, R OBP: 0.450, SLG: 0.667 (1, 9)					K				HR	3 1 2 1 0 1 0										
14 Chadwick Tromp, R OBP: 0.233, SLG: 0.483 (1, 2)					HBP				L8	3 0 0 0 0 2 1										
10 Evan Longoria, R OBP: 0.256, SLG: 0.359 (9, PH)										1 0 0 0 0 0 2										
1 Mauricio Dubón, R OBP: 0.231, SLG: 0.324 (1, 4)					G5-3		G5-3		F8	3 0 0 0 0 0 1										
<b>Inning Stats</b>	R: 0 H: 0 E: 0 K: 1 S: 9	H: 0 LOB: 0 BB: 0 P: 15	R: 0 H: 0 E: 0 K: 1 S: 7	H: 0 LOB: 0 BB: 0 P: 11	R: 0 H: 0 E: 0 K: 1 S: 11	H: 0 LOB: 1 BB: 0 P: 21	R: 0 H: 0 E: 0 K: 1 S: 6	H: 0 LOB: 0 BB: 0 P: 8	R: 0 H: 0 E: 0 K: 1 S: 7	H: 0 LOB: 0 BB: 0 P: 7	R: 0 H: 1 E: 0 K: 0 S: 10	H: 1 LOB: 1 BB: 0 P: 13	R: 1 H: 1 E: 0 K: 1 S: 11	H: 1 LOB: 0 BB: 0 P: 18	R: 3 H: 4 E: 0 K: 0 S: 17	H: 2 LOB: 1 BB: 1 P: 31	1B: 3 SF: 0 2B: 2 SAC: 0 3B: 0 DP: 0 HR: 1 HBP: 1	WP: 0 PA: 35 PB: 0 SB: 1 CS: 0		
<b>PITCHER</b>	IP WLS BF H R ER SO BB IBB HBP BLK WP HR S P ERA WHIP																			
43 Lance McCullers Jr., R ERA: 6.1 (1, 1)	7.0 W 23 1 0 0 5 0 0 1 0 0 0 59 86 0.00 0.143																			
39 Josh James, R ERA: 13.5 (8, 1)	1.0 7 3 4 4 1 1 0 0 0 0 1 17 31 36.00 4.000																			
55 Ryan Pressly, R ERA: 10.13 (9, 1)	1.0 S 5 2 0 0 0 0 0 0 0 0 0 11 18 0.00 2.000																			

**San Francisco Giants @ Houston Astros**  
 Minute Maid Park, Houston, TX  
 Mon Aug 10 2020, 8:13 PM - 11:18 PM CDT  
 Roof Closed - 78 F

livebaseballscores.com

**AB 33**  
**R 4**  
**H 6**  
**RBI 4**  
**BB 1**  
**SO 6**  
**LOB 11**





Batter	1	2	3	4	5	6	7	8	9
27 Jose Altuve, R OBP: 0.256, SLG: 0.338 (1, 4)	F FF 93 B ST 82 B CH 86 B FC 92 X FF 94 3-1 P4		B FC 89 C SI 91 S CH 84 F CH 84 F ST 80 X SI 90 1-2 23 BB 22 CI 2B	B FF 91 X FF 90 1-0 G4-6-3		F SL 85 F CU 82 S FF 92 0-3 K		C SL 82 F SL 80 B FF 91 S FF 92 1-3 K	
22 Josh Reddick, L OBP: 0.339, SLG: 0.411 (1, 9)	X FF 94 0-0 G6-3		1 SAFE 1 SAFE B SI 91 B SI 91 C SI 92 C FF 92 X SI 90 3-1 23 BB 23 2B		C FF 91 B CU 80 B SL 83 B FF 90 S FF 90 X FF 92 3-2 10 HBP 1B		C SL 83 B FF 95 B SL 84 B FF 94 F FF 93 B FF 94 4-2 23 BB 23 FC3-2		
2 Alex Bregman, R OBP: 0.316, SLG: 0.448 (1, 5)	C FF 94 S CH 85 F FF 94 B ST 80 B CH 86 F ST 81 X FF 93 2-2 L4-3		B CH 85 2 SAFE D SI 92 C SI 92 C CH 85 B CH 84 B FF 94 4-2 23 2B 10 E BB		C FF 91 C SL 84 X CU 81 0-2 F8		X FF 92 0-0 23 FC3-2 2B		
23 Michael Brantley, L OBP: 0.390, SLG: 0.461 (1, 10)		B FF 92 B FF 94 C CH 85 S FF 93 2-3 K	X FF 92 0-0 10 E 1 FC4-6 2B		B CU 82 X FF 91 1-0 F7		C SL 83 B FF 94 C FF 94 B FF 95 X SL 84 2-2 23 FC3-2 1 BB		
10 Yuli Gurriel, R OBP: 0.370, SLG: 0.500 (1, 3)		C ST 80 S CH 84 X ST 80 0-2 WP 1B 2B	C SI 91 S CH 85 B CH 84 B ST 82 X CH 84 2-2 FC5 1 FC4-6 2B		1 SAFE C FF 90 F FF 91 D CU 80 F CU 80 F FF 91 1 SAFE H SL 84 2-2 HBP		X SL 82 0-0 F9		
1 Carlos Correa, R OBP: 0.433, SLG: 0.517 (1, 6)		D ST 80 B CH 84 B ST 81 C FF 93 S ST 81 X FF 94 3-2 30 FC3-5 1B	C SI 91 F CH 84 F ST 80 X FF 91 0-2 FC4-6		S SL 83 X FF 90 0-1 P3		B SL 83 B SL 84 B SL 83 B SL 83 1-2 BB		
30 Kyle Tucker, L OBP: 0.230, SLG: 0.328 (1, 7)		B FF 92 F CH 86 X FC 92 1-1 FC3-5 15 S 1-2f	1 SAFE B CH 84 D SI 91 C CH 84 F CH 84 1 SAFE X FF 92 2-2 G4-3		F FF 90 S SL 83 F FF 91 F SL 83 C FF 92 0-3 K		F SL 82 C FF 94 F SL 81 D SL 84 X SL 83 1-2 G1-3		
15 Martin Maldonado, R OBP: 0.370, SLG: 0.278 (1, 2)		S FC 90 B ST 81 B CH 83 X FF 93 2-1 P4		F FF 92 B SI 91 F SI 90 B ST 81 C ST 79 2-3 K		X FF 93 0-0 HR		C SL 83 F FF 91 X SL 80 0-2 F9	
3 Myles Straw, R OBP: 0.111, SLG: 0.111 (1, 8)			F FF 92 C ST 78 B ST 80 C CH 82 1-3 K		B FF 90 C FF 92 B CH 85 F FF 90 B ST 80 X SI 90 3-2 E5 27 G4-6-3		C FF 93 F SL 79 B FF 90 F SL 84 F SL 85 X SL 80 1-2 F9		

Inning Stats	R: 0	H: 0	E: 0	K: 0	S: 8	LOB: 0	BB: 0	P: 13	R: 1	H: 2	E: 0	K: 1	S: 13	LOB: 1	BB: 0	P: 21	R: 4	H: 2	E: 2	K: 1	S: 23	LOB: 1	BB: 1	P: 36	R: 0	H: 0	E: 1	K: 1	S: 7	LOB: 0	BB: 0	P: 13	R: 0	H: 1	E: 0	K: 0	S: 13	LOB: 2	BB: 0	P: 19	R: 1	H: 1	E: 0	K: 2	S: 14	LOB: 0	BB: 0	P: 15	R: 0	H: 1	E: 0	K: 0	S: 11	LOB: 3	BB: 2	P: 22	R: 0	H: 0	E: 0	K: 1	S: 10	LOB: 0	BB: 0	P: 12
PITCHER	IP	WLS	BF	H	R	ER	SO	BB	IBB	HBP	BLK	WP	HR	S	P	ERA	WHIP																																															
62 Logan Webb, R ERA: 2.81 (1, 1)	3.1	L	18	4	5	2	3	1	0	0	0	1	0	50	81	5.40	1.500																																															
51 Conner Menez, L ERA: 2.38 (4, 1)	2.2		10	2	1	1	2	0	0	1	0	0	1	28	36	3.38	0.750																																															
76 Jarlin Garcia, L ERA: (7, 1)	1.0		6	1	0	0	0	2	0	0	0	0	0	11	22	0.00	3.000																																															
67 Sam Selman, L ERA: 1.5 (8, 1)	1.0		3	0	0	0	1	0	0	0	0	0	0	10	12	0.00	0.000																																															

AB R H RBI BB SO LOB

5	1	1	0	0	2	1
2	1	1	0	1	0	0
3	1	1	0	1	0	1
4	1	1	2	0	1	3
3	1	1	0	0	0	3
3	0	1	2	1	0	3
4	0	0	0	0	1	5
4	1	1	1	0	1	1
4	0	0	0	0	1	0

AB	32
R	6
H	7
RBI	5
BB	3
SO	6
LOB	17



1B: 3	SF: 0	WP: 1	PA: 37
2B: 3	SAC: 0	PB: 0	
3B: 0	DP: 1	SB: 1	
HR: 1	HBP: 1	CS: 0	

San Francisco Giants @ Houston Astros  
Minute Maid Park, Houston, TX  
Mon Aug 10 2020, 8:13 PM - 11:18 PM CDT  
Roof Closed - 78 F

livebaseballscorecards.com







BOTTOM

San Francisco Giants @ Houston Astros  
Minute Maid Park, Houston, TX  
Tue Aug 11 2020, 8:10 PM - 12:02 AM CDT  
Roof Closed - 79 F

livebaseballscorecards.com

AB 36  
R 6  
H 10  
RBI 6  
BB 7  
SO 5  
LOB 13



WP: 0 PA: 45  
PB: 0  
SB: 0  
CS: 2

AB R H RBI BB SO LOB

4 1 1 1 1 0 0

5 0 2 2 0 1 0

2 1 1 1 3 0 1

4 0 0 0 1 1 3

0 0 0 0 0 0 0

5 0 1 0 0 0 3

5 0 1 0 0 2 1

5 2 2 0 0 1 1

3 2 1 1 1 0 3  
0 0 0 0 0 0 0

1B: 5 SF: 0  
2B: 4 SAC: 0  
3B: 1 DP: 1  
HR: 1 HBP: 0

Batter	1	2	3	4	5	6	7	8	9	10
27 Jose Altuve, R OBP: 0.265, SLG: 0.333 (1, 4)	B2	22 2B BB			G4-3	22 CS 1B		CS	F9	
22 Josh Reddick, L OBP: 0.343, SLG: 0.443 (1, 9)	2B	2B			K	CS	F7		G6-3	
2 Alex Bregman, R OBP: 0.346, SLG: 0.493 (1, 5)	F8						23 G3 BB			BB
23 Michael Brantley, L OBP: 0.375, SLG: 0.446 (1, 10) 4 George Springer, R OBP: 0.321, SLG: 0.409 (10, PR)	BB				G3	L8	G3		K	10 G4-3
10 Yuli Gurriel, R OBP: 0.359, SLG: 0.478 (1, 3)	F8				F9		F8		G4-3	
1 Carlos Correa, R OBP: 0.417, SLG: 0.492 (1, 6)		K			P3			G5-3		K
30 Kyle Tucker, L OBP: 0.242, SLG: 0.365 (1, 7)		15 2B 3B			G4-3	15 FC5-2 30 1B 1B		P5		K
15 Martín Maldonado, R OBP: 0.380, SLG: 0.308 (1, 2) 11 Garrett Stubbs, L OBP: 0.250, SLG: 0.333 (8, PR) (9, 2)		22 2B 2B			G5-3	3 FC5-2 27 1B 1B		27 CS 3 BB BB		
3 Myles Straw, R OBP: 0.161, SLG: 0.133 (1, 8)	L5				G5-3	27 1B 1B				BB

Inning Stats	R: 0	H: 1	E: 0	K: 0	S: 9	R: 3	H: 3	E: 0	K: 1	S: 14	R: 1	H: 1	E: 0	K: 0	S: 10	R: 0	H: 0	E: 0	K: 1	S: 8	R: 2	H: 5	E: 0	K: 0	S: 14	R: 0	H: 0	E: 0	K: 0	S: 10	R: 0	H: 0	E: 0	K: 0	S: 9	R: 0	H: 0	E: 0	K: 1	S: 9	R: 0	H: 0	E: 0	K: 2	S: 9	R: 0	H: 0	E: 0	K: 2	S: 9	1B: 5	2B: 4	3B: 1	HR: 1	SF: 0	SAC: 0	DP: 1	HBP: 0	WP: 0	PA: 45
--------------	------	------	------	------	------	------	------	------	------	-------	------	------	------	------	-------	------	------	------	------	------	------	------	------	------	-------	------	------	------	------	-------	------	------	------	------	------	------	------	------	------	------	------	------	------	------	------	------	------	------	------	------	-------	-------	-------	-------	-------	--------	-------	--------	-------	--------

PITCHER	IP	WLS	BF	H	R	ER	SO	BB	IBB	HBP	BLK	WP	HR	S	P	ERA	WHIP
31 Tyler Anderson, L ERA: 3.63 (1, 1)	5.0		22	5	4	4	2	3	0	0	0	0	1	48	80	7.20	1.600
39 Rico Garcia, R ERA: 7.5 (6, 1)	0.2		6	5	2	0	0	0	0	0	0	0	0	13	18	27.00	7.500
60 Wandy Peralta, L ERA: 4.91 (6, 1)	1.0		3	0	0	0	0	1	0	0	0	0	0	9	18	0.00	1.000
64 Shaun Anderson, R ERA: 4.5 (7, 1)	1.1		5	0	0	0	0	2	0	0	0	0	0	11	26	0.00	1.500
58 Trevor Gott, R ERA: 1.5 (9, 1)	1.0	W	4	0	0	0	1	1	0	0	0	0	0	9	16	0.00	1.000

PITCHER	IP	WLS	BF	H	R	ER	SO	BB	IBB	HBP	BLK	WP	HR	S	P	ERA	WHIP
71 Tyler Rogers, R ERA: 10.61 (10, 1)	1.0		3	0	0	0	2	0	0	0	0	0	0	9	13	0.00	0.000

Batter	1	2	3	4	5	6	7	8	9	AB R H RBI BB SO LOB	TOP		
5 Mike Yastrzemski, L OBP: 0.448, SLG: 0.629 (1, 8)	0-1 12 1B 3B		1-0 12 FC3-6 1B		0-0 1-2 1B		3-3 K			4 1 3 0 0 1 2			
12 Alex Dickerson, L OBP: 0.327, SLG: 0.458 (1, 7)	2-0 1B		0-0 FC3-6 41 FC5-4 1-2f		1-3 K		1-2 F7			3 0 1 1 0 1 3 1 0 0 0 0 0 2			
33 Darin Ruf, R OBP: 0.375, SLG: 0.296 (7, PH) (7, 7)	3-H 1B		2-0 FC5-4 1-2f		2-2 L7			0-2 L5		4 0 0 0 0 0 4			
41 Wilmer Flores, R OBP: 0.282, SLG: 0.463 (1, 10)	2-2 F9		2-0 FC5-4 1-2f		2-2 L7			0-2 L5		4 0 0 0 0 0 4			
9 Brandon Belt, L OBP: 0.238, SLG: 0.243 (1, 3)	2-3 K			0-0 8 WP 1B		1-2 K		0-3 K		4 0 1 0 0 3 1			
10 Evan Longoria, R OBP: 0.250, SLG: 0.319 (1, 5)	0-1 F9			0-1 P2		1-3 K		1-2 F8		4 0 0 0 0 1 2			
8 Hunter Pence, R OBP: 0.150, SLG: 0.237 (1, 9)		1-1 G6-3		3-3 K		2-1 G5-3		2-2 G4-3		4 0 0 0 0 1 1			
35 Brandon Crawford, L OBP: 0.263, SLG: 0.208 (1, 6)		1-3 K		2-1 F9			2-2 43 BB 1B		3-2 G3-1	4 0 1 0 0 1 1			
43 Tyler Heineman, S OBP: 0.316, SLG: 0.242 (1, 2)		1-0 F8			1-1 5 1B 1B		4-1 BB		2-1 F9	3 0 1 0 1 0 0			
1 Mauricio Dubón, R OBP: 0.213, SLG: 0.289 (1, 4)			1-3 K		1-1 P6		1-2 F9			3 0 0 0 0 1 3			
<b>Inning Stats</b>	R: 1 H: 2 E: 0 LOB: 1 K: 1 BB: 0 S: 14 P: 20	R: 0 H: 0 E: 0 LOB: 0 K: 1 BB: 0 S: 6 P: 9	R: 0 H: 1 E: 0 LOB: 1 K: 1 BB: 0 S: 6 P: 10	R: 0 H: 1 E: 0 LOB: 1 K: 1 BB: 0 S: 8 P: 13	R: 0 H: 2 E: 0 LOB: 2 K: 1 BB: 0 S: 11 P: 16	R: 0 H: 0 E: 0 LOB: 0 K: 2 BB: 0 S: 8 P: 12	R: 0 H: 1 E: 0 LOB: 2 K: 1 BB: 1 S: 15 P: 26	R: 0 H: 0 E: 0 LOB: 0 K: 1 BB: 0 S: 9 P: 10	R: 0 H: 0 E: 0 LOB: 0 K: 0 BB: 0 S: 10 P: 17	1B: 6 SF: 0 2B: 0 SAC: 0 3B: 1 DP: 0 HR: 0 HBP: 0	WP: 2 PA: 35 PB: 0 SB: 0 CS: 0		
<b>PITCHER</b>	IP WLS BF H R ER SO BB IBB HBP BLK WP HR S P ERA WHIP											<b>PITCHER</b>	IP WLS BF H R ER SO BB IBB HBP BLK WP HR S P ERA WHIP
21 Zack Greinke, R ERA: 2.53 (1, 1)	6.1 W 27 7 1 1 7 1 0 0 0 0 1 0 60 94 1.42 1.263												
58 Brooks Raley, L ERA: 6.0 (7, 1)	1.2 H 5 0 0 0 2 0 0 0 0 0 0 0 17 22 0.00 0.000												
62 Blake Taylor, L ERA: 1.8 (9, 1)	1.0 3 0 0 0 0 0 0 0 0 0 0 0 10 17 0.00 0.000												

**San Francisco Giants @ Houston Astros**  
 Minute Maid Park, Houston, TX  
 Wed Aug 12 2020, 6:11 PM - 9:35 PM CDT  
 Roof Closed - 78 F

livebaseballscorecards.com

<b>AB</b>	<b>34</b>
<b>R</b>	<b>1</b>
<b>H</b>	<b>7</b>
<b>RBI</b>	<b>1</b>
<b>BB</b>	<b>1</b>
<b>SO</b>	<b>9</b>
<b>LOB</b>	<b>19</b>






Batter	1	2	3	4	5	6	7	8	9
4 George Springer, R OBP: 0.328, SLG: 0.396	G6-3	P4			BB	1B		K	
22 Josh Reddick, L OBP: 0.352, SLG: 0.438	K				BB				
2 Alex Bregman, R OBP: 0.365, SLG: 0.500	BB				1B				
10 Yuli Curriel, R OBP: 0.341, SLG: 0.451	G1-3				G4-3	F7			
1 Carlos Correa, R OBP: 0.421, SLG: 0.485		BB			F8				
30 Kyle Tucker, L OBP: 0.243, SLG: 0.358	G5-3				F7	1B		P3	
31 Abraham Toro, S OBP: 0.296, SLG: 0.348	BB				G3-1	1B		K	
15 Martin Maldonado, R OBP: 0.370, SLG: 0.372	K				K	HR		L9	
3 Myles Straw, R OBP: 0.200, SLG: 0.152	BB				1B	F9		K	

Inning Stats		R: 0 E: 0 K: 1 S: 13	H: 0 LOB: 1 BB: 1 P: 22	R: 0 E: 0 K: 1 S: 19	H: 0 LOB: 3 BB: 3 P: 36	R: 0 E: 0 K: 0 S: 13	H: 1 LOB: 1 BB: 0 P: 14	R: 0 E: 0 K: 1 S: 8	H: 0 LOB: 0 BB: 0 P: 11	R: 1 E: 0 K: 0 S: 13	H: 2 LOB: 1 BB: 2 P: 28	R: 4 E: 0 K: 1 S: 26	H: 6 LOB: 2 BB: 0 P: 42	R: 0 E: 0 K: 1 S: 6	H: 0 LOB: 0 BB: 0 P: 10	R: 0 E: 0 K: 2 S: 9	H: 0 LOB: 0 BB: 0 P: 11	R: 0 E: 0 K: 2 S: 9	H: 0 LOB: 0 BB: 0 P: 11
--------------	--	-------------------------------	----------------------------------	-------------------------------	----------------------------------	-------------------------------	----------------------------------	------------------------------	----------------------------------	-------------------------------	----------------------------------	-------------------------------	----------------------------------	------------------------------	----------------------------------	------------------------------	----------------------------------	------------------------------	----------------------------------

PITCHER	IP	WLS	BF	H	R	ER	SO	BB	IBB	HBP	BLK	WP	HR	S	P	ERA	WHIP	PITCHER	
																		IP	WLS
53 Trevor Cahill, R ERA: 3.86	(1, 1)			0	0	0	2	4	0	0	0	0	0	30	55	0.00	2.400		
64 Shaun Anderson, R ERA: 4.32	(2, 1)		1	0	0	0	0	4	0	0	0	0	2	3	0.00	0.000			
57 Dereck Rodriguez, R ERA: 3.86	(3, 1)	B	11	3	1	1	1	2	0	0	0	0	0	31	47	3.86	2.143		
73 Caleb Baragar, L ERA: 11.25	(5, 1)	L	5	4	4	4	0	0	0	0	0	1	1	13	23	54.00	6.000		
67 Sam Selman, L ERA: 1.29	(6, 1)		5	2	0	0	1	0	0	0	0	0	0	16	25	0.00	2.000		
76 Jarlin Garcia, L ERA: 4.32	(7, 1)		3	0	0	0	1	0	0	0	0	0	0	6	10	0.00	0.000		
60 Wandy Peralta, L ERA: 4.32	(8, 1)		3	0	0	0	2	0	0	0	0	0	0	9	11	0.00	0.000		

BOTTOM	
AB R H RBI BB SO LOB	4 1 1 0 1 1 3
	3 0 1 0 1 2 1
	3 0 2 1 1 0 1
	4 0 0 0 0 0 6
	3 1 1 0 1 0 1
	4 1 1 0 0 0 1
	3 1 1 0 1 1 0
	4 1 1 3 0 2 2
	3 0 1 0 1 1 0
1B: 8 SF: 0 2B: 0 SAC: 0 3B: 0 DP: 1 HR: 1 HBP: 0	WP: 1 PA: 37 PB: 0 SB: 0 CS: 1

**San Francisco Giants @ Houston Astros**  
 Minute Maid Park, Houston, TX  
 Wed Aug 12 2020, 6:11 PM - 9:35 PM CDT  
 Roof Closed - 78 F





Batter	1	2	3	4	5	6	7	8	9	10	AB	R	H	RBI	BB	SO	LOB	TOP					
10 Marcus Semien, R OBP: 0.269, SLG: 0.310	(1, 6) C SI 89 X CU 79 0-1 G5-3		(2) B CU 83 D CU 84 C FF 93 B CU 81 F FF 93 X FF 92 3-2 F7			(1) C CU 80 B FF 91 F SI 90 F FF 90 X CU 80 1-2 F7		(1) C CH 83 B CH 84 X SI 90 1-1 G4-3 1B	(2) C SI 82 B SL 83 B FF 84 B SL 72 B SL 72 X SI 84 3-2 2B			5	0	2	0	0	0	2					
Tony Kemp, L OBP: 0.395, SLG: 0.233 18 Chad Pinder, R OBP: 0.242, SLG: 0.267	(1, 4) C SI 89 X CH 79 0-1 G3		(3) C CH 84 D CH 84 F SL 86 B FF 93 F CH 85 B CU 85 C FF 93 3-3 K			(2) F SL 84 F CH 84 B CS 71 X FF 93 1-2 F7		(2) C SI 90 B CH 83 X SI 91 1-1 G4-3 1-2f	(2) B SL 72 F SI 84 C SI 84 S SI 85 2-3 K			3	0	0	0	0	1	2					
26 Matt Chapman, R OBP: 0.287, SLG: 0.578	(1, 5) B CU 78 C CU 79 X FF 92 1-1 P2					(3) X FF 92 0-0 F8				(3) P4													
28 Matt Olson, L OBP: 0.307, SLG: 0.444	(1, 3) B SI 88 X CH 79 1-0 G4-3		(2) B CH 81 F CH 81 B CU 83 X CH 82 2-1 L8			(1) B FF 89 C CH 80 S FF 92 B CH 84 S CU 82 2-3 K				X FF 97 0-0 HR													
20 Mark Canha, R OBP: 0.386, SLG: 0.338	(1, 8) S FF 92 B CH 80 C CU 79 F FF 92 B CH 83 F FF 90 X FF 92 3-2 G5-3		(3) F FF 92 B CU 84 B CH 85 F FF 93 T CH 85 2-2 K			C FF 91 S CH 81 B CU 81 B CU 80 B CH 83 B FF 91 4-2 2 PB BB				C FF 91 C CH 82 B FF 92 B FF 92 B CH 84 X FF 90 3-2 8 3B 1B													
8 Robbie Grossman, S OBP: 0.460, SLG: 0.612	(1, 7) X CH 82 0-0 F8					C FF 91 S CH 81 B CU 81 B CU 80 B CH 83 B FF 91 4-2 2 PB BB				X FF 95 0-0 FC3 2 HBP													
2 Khris Davis, R OBP: 0.250, SLG: 0.238	(1, 10) B FF 90 F CU 77 B FF 89 B CU 81 S FF 92 B FF 93 4-2 25 1B BB					B FF 91 D CU 81 F FF 92 S FF 94 S CH 85 2-3 K				B FF 95 F FF 95 S FF 95 H FF 96 3-2 25 HR HBP													
25 Stephen Piscotty, R OBP: 0.305, SLG: 0.472	(1, 9) D CU 82 F SI 93 B CH 81 X FF 93 2-1 1-2 1B					X SI 93 0-0 G6-3				C CU 82 T CH 83 X CU 82 0-2 G6-3													
12 Sean Murphy, R OBP: 0.333, SLG: 0.275 Franklin Barreto, R	(1, 2) B SI 92 F SL 85 B CH 83 F SL 84 C CU 84 2-3 K					B FF 92 S CU 83 F FF 93 B CH 84 F FF 92 B SL 84 X FF 93 3-2 F8				X SI 90 0-0 L9													
30 Austin Allen, L OBP: 0.174, SLG: 0.273	(9, 2) X SI 84 0-0 10 2B 1B																						
<b>Inning Stats</b>	R: 0 E: 0 K: 0 S: 6	H: 0 LOB: 0 BB: 0 P: 7	R: 0 E: 0 K: 0 S: 7	H: 0 LOB: 0 BB: 0 P: 11	R: 0 E: 0 K: 2 S: 14	H: 1 LOB: 2 BB: 1 P: 28	R: 0 E: 0 K: 1 S: 7	H: 0 LOB: 0 BB: 0 P: 11	R: 0 E: 0 K: 1 S: 10	H: 0 LOB: 1 BB: 1 P: 19	R: 0 E: 0 K: 0 S: 8	H: 0 LOB: 0 BB: 0 P: 10	R: 2 E: 0 K: 1 S: 12	H: 2 LOB: 0 BB: 0 P: 18	R: 0 E: 0 K: 0 S: 5	H: 1 LOB: 0 BB: 0 P: 7	R: 5 E: 0 K: 2 S: 26	H: 4 LOB: 2 BB: 1 P: 43	R: 1 E: 0 K: 0 S: 6	H: 0 LOB: 0 BB: 0 P: 12	1B: 4 2B: 1 3B: 1 HR: 2	SF: 1 SAC: 0 DP: 1 HBP: 1	WP: 0 PA: 42 PB: 1 SB: 0 CS: 0
<b>PITCHER</b>	IP WLS BF H R ER SO BB IBB HBP BLK WP HR S P ERA WHIP	IP WLS BF H R ER SO BB IBB HBP BLK WP HR S P ERA WHIP	IP WLS BF H R ER SO BB IBB HBP BLK WP HR S P ERA WHIP	IP WLS BF H R ER SO BB IBB HBP BLK WP HR S P ERA WHIP	IP WLS BF H R ER SO BB IBB HBP BLK WP HR S P ERA WHIP	IP WLS BF H R ER SO BB IBB HBP BLK WP HR S P ERA WHIP	IP WLS BF H R ER SO BB IBB HBP BLK WP HR S P ERA WHIP	IP WLS BF H R ER SO BB IBB HBP BLK WP HR S P ERA WHIP	IP WLS BF H R ER SO BB IBB HBP BLK WP HR S P ERA WHIP	IP WLS BF H R ER SO BB IBB HBP BLK WP HR S P ERA WHIP	IP WLS BF H R ER SO BB IBB HBP BLK WP HR S P ERA WHIP	IP WLS BF H R ER SO BB IBB HBP BLK WP HR S P ERA WHIP	IP WLS BF H R ER SO BB IBB HBP BLK WP HR S P ERA WHIP	IP WLS BF H R ER SO BB IBB HBP BLK WP HR S P ERA WHIP	IP WLS BF H R ER SO BB IBB HBP BLK WP HR S P ERA WHIP	IP WLS BF H R ER SO BB IBB HBP BLK WP HR S P ERA WHIP	IP WLS BF H R ER SO BB IBB HBP BLK WP HR S P ERA WHIP	IP WLS BF H R ER SO BB IBB HBP BLK WP HR S P ERA WHIP	IP WLS BF H R ER SO BB IBB HBP BLK WP HR S P ERA WHIP	IP WLS BF H R ER SO BB IBB HBP BLK WP HR S P ERA WHIP	IP WLS BF H R ER SO BB IBB HBP BLK WP HR S P ERA WHIP	IP WLS BF H R ER SO BB IBB HBP BLK WP HR S P ERA WHIP	IP WLS BF H R ER SO BB IBB HBP BLK WP HR S P ERA WHIP

Oakland Athletics @ San Francisco Giants  
Oracle Park, San Francisco, CA  
Fri Aug 14 2020, 6:46 PM - 10:09 PM PDT  
Clear - 85 F

AB	37
R	8
H	8
RBI	8
BB	3
SO	7
LOB	15





Oakland Athletics @ San Francisco Giants  
Oracle Park, San Francisco, CA

Fri Aug 14 2020, 6:46 PM - 10:09 PM PDT  
Clear - 85 F

livebaseballscorecards.com

AB	42
R	7
H	13
RBI	7
BB	3
SO	10
LOB	22



WP:	0	PA:	46
PB:	0		
SB:	0		
CS:	0		

Batter	1	2	3	4	5	6	7	8	9	10	AB	R	H	RBI	BB	SO	LOB
5 Mike Yastrzemski, L OBP: 0.430, SLG: 0.632	(1, 8) (8, 7) G3-1	(1, 1) P3		(1) F7		(1) K		(1) HR		(3) K	6	1	1	1	0	2	5
7 Donovan Solano, R OBP: 0.471, SLG: 0.635	(1, 4) F9		(2) 41 HR 1B	(2) 10 BB		(2) P4		(3) G1-3			4	1	1	0	1	0	1
10 Evan Longoria, R OBP: 0.263, SLG: 0.385	(1, 5) HR		(1) L9	(3) 41 G6-4-3 1B		(3) L8		(1) G4-3			5	1	2	3	0	0	2
41 Wilmer Flores, R OBP: 0.316, SLG: 0.486	(1, 3) 1B		(2) 8 HR 1B	(3) G6-4-3		(1) 8 FC6-4 1B		(1) 35 FC3-6 8 BB 1B			5	1	4	0	0	0	2
8 Hunter Pence, R OBP: 0.178, SLG: 0.310	(1, 9) K		(1) HR		(1) K		(1) FC6-4		(2) 35 FC3-6 BB		4	1	1	3	1	2	2
33 Darin Ruf, R OBP: 0.400, SLG: 0.310		(4, 1) 1 BB	(2) G1-3		(2) 1B		(2) K		(2) FC3-6 48 DI		2	0	1	0	1	0	0
12 Alex Dickerson, L OBP: 0.321, SLG: 0.449		(7, PH) K	(1) P5		(2) K		(3) G6-3		(3) G5-3		5	0	0	0	0	2	5
35 Brandon Crawford, L OBP: 0.259, SLG: 0.204		(8, 6) K		(3) 7 BB 10 1B 1B		(3) L7		(1) G6-3		(1) K	4	1	1	0	0	1	2
48 Pablo Sandoval, S OBP: 0.240, SLG: 0.159	(1, 10) K		(1) K		(2) K		(1) G6-3		(1) G5-3		0	0	0	0	0	0	0
13 Austin Slater, R OBP: 0.444, SLG: 0.632	(10, PR) K										1	0	0	0	0	1	0
14 Chadwick Tromp, R OBP: 0.243, SLG: 0.429	(1, 2) K			(2) 7 BB 10 1B 1B		(3) L7		(1) G6-3		(1) K	4	1	1	0	0	1	2
9 Brandon Belt, L OBP: 0.233, SLG: 0.237	(10, PH) K										1	0	0	0	0	1	0
1 Mauricio Dubón, R OBP: 0.235, SLG: 0.306	(1, 6) (8, 8) 1B			(2) 7 BB 10 1B 1B			(2) CI		(2) L8	(2) K	4	1	2	0	0	1	0

R: 1	H: 2	E: 0	K: 1	S: 11	R: 0	H: 1	E: 0	K: 2	S: 10	R: 3	H: 3	E: 0	K: 0	S: 12	R: 2	H: 3	E: 0	K: 0	S: 12	R: 0	H: 1	E: 0	K: 2	S: 11	R: 0	H: 0	E: 1	K: 1	S: 11	R: 0	H: 1	E: 0	K: 1	S: 9	R: 1	H: 1	E: 0	K: 0	S: 9	R: 0	H: 1	E: 0	K: 0	S: 13	R: 0	H: 1	E: 0	K: 3	S: 10	R: 0	H: 0	E: 0	K: 3	S: 10	1B: 10	SF: 0	2B: 0	3B: 0	HR: 3	WP: 0	PA: 46
H: 2	LOB: 1	BB: 0	P: 15	H: 1	LOB: 2	BB: 1	P: 18	H: 3	LOB: 0	BB: 0	P: 21	H: 3	LOB: 1	BB: 1	P: 19	H: 1	LOB: 1	BB: 0	P: 14	H: 0	LOB: 0	BB: 0	P: 15	H: 1	LOB: 1	BB: 0	P: 15	H: 1	LOB: 0	BB: 0	P: 13	H: 1	LOB: 2	BB: 1	P: 21	H: 0	LOB: 0	BB: 0	P: 13	SF: 0	SAC: 0	DP: 1	HBP: 0																		

PITCHER	IP	WLS	BF	H	R	ER	SO	BB	IBB	HBP	BLK	WP	HR	S	P	ERA	WHIP
44 Jesús Luzardo, L ERA: 4.79	(1, 1)	3.1	21	9	6	6	3	2	0	0	0	0	2	44	72	16.20	3.300
57 J.B. Wendelen, R ERA: 2.89	(4, 1)	2.2	9	1	0	0	3	0	0	0	0	0	0	23	30	0.00	0.375
62 Lou Trivino, R ERA: 6.43	(7, 1)	1.0	4	1	0	0	1	0	0	0	0	0	0	9	15	0.00	1.000
38 T.J. McFarland, L ERA: 1.08	(8, 1)	1.0	4	1	1	1	0	0	0	0	0	0	1	9	13	9.00	1.000
48 Joakim Soria, R ERA:	(9, 1)	1.0	W 5	1	0	0	0	1	0	0	0	0	0	13	21	0.00	2.000

PITCHER	IP	WLS	BF	H	R	ER	SO	BB	IBB	HBP	BLK	WP	HR	S	P	ERA	WHIP
16 Liam Hendriks, R ERA: 1.74	(10, 1)	1.0	S 3	0	0	0	3	0	0	0	0	0	0	0	13	0.00	0.000







Batter	1	2	3	4	5	6	7	8	9	AB	R	H	RBI	BB	SO	LOB
13 Austin Slater, R OBP: 0.429, SLG: 0.585 (1, 10)	G6-3 1-1			4-1 7 1B BB		0-3 K	2-3 K			3	1	0	0	1	2	1
7 Donovan Solano, R OBP: 0.458, SLG: 0.612 (1, 4)	K 2-3			2-2 5 1B		1-3 K		2-2 E5 10 5 BB G5-4-3		4	1	1	0	0	2	0
5 Mike Yastrzemski, L OBP: 0.433, SLG: 0.646 (1, 8) (8, 7)	F7 2-1			1-2 E6 3B		2-1 F8		4-2 10 G5-4-3 BB		3	1	1	2	1	0	0
10 Evan Longoria, R OBP: 0.262, SLG: 0.393 (1, 5)			1-2 F8	2-3 K			1-0 41 1B 33 HR 2B	1-2 G5-4-3		4	1	1	0	0	1	2
41 Wilmer Flores, R OBP: 0.329, SLG: 0.493 (1, 3)			3-2 8 G5-4-3 1B	2-2 G5-3			0-0 33 HR 1B	3-3 K		3	1	2	0	0	0	0
9 Brandon Belt, L OBP: 0.227, SLG: 0.231 (8, 3)				1-2 G3			2-3 K		1-2 G2-3	1	0	0	0	0	1	1
8 Hunter Pence, R OBP: 0.163, SLG: 0.283 (1, 9)			1-0 G5-4-3				2-2 K		0-0 G2-3	4	0	0	0	0	1	3
33 Darin Ruf, R OBP: 0.395, SLG: 0.406 (1, 7)			2-2 G5-3		2-3 K		2-2 1-H 3-H HR		0-1 F9	3	1	1	3	0	1	0
35 Brandon Crawford, L OBP: 0.254, SLG: 0.200 (8, 6)			0-2 K		0-3 K		1-0 F7		4-2 BB	3	0	0	0	0	2	0
14 Chadwick Tromp, R OBP: 0.225, SLG: 0.395 (1, 2)			0-0 G4-3		1-1 L8		3-2 13 S 1B		0-2 P4	0	0	0	0	1	0	0
12 Alex Dickerson, L OBP: 0.333, SLG: 0.449 (9, PH)										4	0	1	0	0	0	1
1 Mauricio Dubón, R OBP: 0.236, SLG: 0.302 (8, 8)																

Inning Stats	R: 0	H: 0	R: 0	H: 1	R: 0	H: 0	R: 3	H: 2	R: 0	H: 0	R: 0	H: 0	R: 3	H: 4	R: 0	H: 0	R: 0	H: 0	R: 0	H: 0	1B: 4	SF: 0	WP: 0	PA: 36
	E: 0	LOB: 0	E: 0	LOB: 0	E: 0	LOB: 0	E: 1	LOB: 0	E: 0	LOB: 0	E: 0	LOB: 0	E: 0	LOB: 1	E: 1	LOB: 1	E: 0	LOB: 1	E: 0	LOB: 1	2B: 1	SAC: 0	PB: 0	
	K: 1	BB: 0	K: 0	BB: 0	K: 1	BB: 0	K: 1	BB: 1	K: 2	BB: 0	K: 2	BB: 0	K: 2	BB: 0	K: 1	BB: 1	K: 0	BB: 1	K: 0	BB: 1	3B: 1	DP: 2	SB: 1	
	S: 7	P: 12	S: 8	P: 13	S: 7	P: 9	S: 18	P: 30	S: 11	P: 14	S: 8	P: 11	S: 19	P: 30	S: 15	P: 25	S: 8	P: 12	S: 8	P: 12	HR: 1	HBP: 0	CS: 0	

PITCHER	IP	WLS	BF	H	R	ER	SO	BB	IBB	HBP	BLK	WP	HR	S	P	ERA	WHIP
55 Sean Manaea, L ERA: 7.65 (1, 1)	5.0		18	3	3	2	5	1	0	0	0	0	0	51	78	3.60	0.800
46 Burch Smith, R ERA: 2.25 (6, 1)	1.2		8	3	3	3	3	0	0	0	0	0	1	20	29	16.20	1.800
62 Lou Trivino, R ERA: 5.63 (7, 1)	1.0		5	1	0	0	1	1	0	0	0	0	0	18	30	0.00	2.000
38 T.J. McFarland, L ERA: 1.04 (8, 1)	0.1	W	1	0	0	0	1	0	0	0	0	0	0	4	7	0.00	0.000
16 Liam Hendriks, R ERA: 1.59 (9, 1)	1.0	S	4	0	0	0	0	1	0	0	0	0	0	8	12	0.00	1.000

**BOTTOM**

**Oakland Athletics @ San Francisco Giants**  
Oracle Park, San Francisco, CA

Sat Aug 15 2020, 4:10 PM - 7:47 PM PDT  
Partly Cloudy - 86 F

livebaseballscorecards.com

AB	33
R	6
H	7
RBI	5
BB	3
SO	10
LOB	8









Batter	1	2	3	4	5	6	7	8	9	AB R H RBI BB SO LOB
5 Mike Yastrzemski, L OBP: 0.430, SLG: 0.634 33 Darin Ruf, R OBP: 0.375, SLG: 0.382	(1, 9) F FF 85 X SL 84 0-1 P2		B CH 83 C SL 83 B SL 86 B SL 86 X CH 84 3-1 2-H 1B		C CH 83 B SL 86 B SL 86 1 SAFE C FF 88 C SI 89 2-3 K		D SL 87 C FF 97 X FF 95 1-1 P4		C FC 81 D FC 87 F FF 92 S CU 74 1-3 K	3 0 1 1 0 1 1 2 0 0 0 0 1 3
12 Alex Dickerson, L OBP: 0.322, SLG: 0.415	(1, 7) B SL 81 C FF 86 F CU 70 B CU 72 T FF 88 2-2 K		F FF 87 1 SAFE B FF 86 1 SAFE F FF 88 F FF 88 X CU 73 1-2 L3		B FF 89 F SL 85 B SL 86 X FF 89 2-1 P5		C FF 96 B CH 86 B FF 95 B FF 96 C FF 95 X FF 96 3-2 F7		B FC 85 B CH 83 B FF 90 C FF 89 B FF 88 4-1 BB	4 0 0 0 0 1 1 3
7 Donovan Solano, R OBP: 0.429, SLG: 0.569	(1, 4) C FF 87 F FF 88 F FF 88 S SL 84 1-3 K		1 SAFE F FF 86 X FF 87 0-1 L8		C SL 85 X CU 72 0-1 L7		F FF 96 T FF 96 S SL 87 0-3 K		C FF 90 D FC 82 F FF 92 D CU 74 B FF 91 X FC 81 3-2 G6-3	5 0 0 0 0 2 5
9 Brandon Belt, L OBP: 0.271, SLG: 0.349	(1, 3)	X CH 84 0-0 HR		B SL 84 X CH 82 1-0 10 FC6-4 1B		B SI 88 B CH 82 F FF 88 B SL 84 X SI 88 3-1 48 1B		X SI 95 0-0 G4-3		4 1 3 1 0 0 0
10 Evan Longoria, R OBP: 0.270, SLG: 0.386 48 Pablo Sandoval, S OBP: 0.250, SLG: 0.174	(1, 5) (6, PH) (7, 5) C SL 83 B SL 82 F FF 87 B CU 72 B SL 84 F SL 87 B FF 88 4-2 41 CS BB		X SI 89 0-0 FC6-4		X FF 88 0-0 1B		B SI 96 B FF 96 F FF 96 S CH 87 X CU 83 2-2 F8			1 0 0 0 1 0 1 2 0 1 0 0 0 0
41 Wilmer Flores, R OBP: 0.313, SLG: 0.468 14 Chadwick Tromp, R OBP: 0.225, SLG: 0.395	(1, 10) (9, 2)	B FF 87 1 SAFE C SL 84 B SL 84 B CH 82 X FF 88 3-1 F7		B FF 88 F FF 87 B FF 88 C CH 83 F FF 87 B SL 84 1 SAFE F SI 89 X FF 87 3-2 F7		B SL 86 X SI 88 1-0 L9		B FF 96 S FF 96 S CH 87 X FF 96 1-2 F8		4 0 0 0 0 0 4 0 0 0 0 0 0 0
43 Tyler Heineman, S OBP: 0.286, SLG: 0.216	(1, 2) (9, 1)	B CU 72 B FF 88 C FF 87 S CH 82 F CH 83 S FF 88 2-3 K		B SL 84 C FF 89 X CH 84 1-1 G4-3		S SL 85 X SL 85 0-1 P3		C FF 91 X FC 86 0-1 P5		4 0 0 0 0 0 1 3
35 Brandon Crawford, L OBP: 0.286, SLG: 0.293	(1, 6)	F SL 82 F CH 81 X CH 81 0-2 5 1B 2B		B FF 86 F FF 87 X FF 88 1-1 F8		B SI 96 S FF 96 X FF 97 1-1 HR		B FC 82 B FC 86 B FF 91 B FF 92 4-0 1 1B BB		3 2 2 1 1 0 0
1 Mauricio Dubón, R OBP: 0.271, SLG: 0.321	(1, 8)	F SI 86 L FF 86 X SL 84 0-2 F7		C FF 88 B CU 70 B SL 84 F SL 85 X SI 88 2-2 1B		S SL 96 B SL 85 D SL 87 4-2 12 DI BB		C FF 90 X FF 91 0-1 1B		3 0 2 0 1 0 1

Inning Stats	R: 0 E: 0 K: 2 S: 8	H: 0 LOB: 0 BB: 0 P: 11	R: 1 E: 0 K: 1 S: 10	H: 1 LOB: 0 BB: 1 P: 19	R: 1 E: 0 K: 0 S: 14	H: 2 LOB: 1 BB: 0 P: 18	R: 0 E: 0 K: 0 S: 9	H: 1 LOB: 1 BB: 0 P: 14	R: 0 E: 0 K: 1 S: 10	H: 1 LOB: 1 BB: 0 P: 17	R: 0 E: 0 K: 0 S: 8	H: 2 LOB: 2 BB: 0 P: 12	R: 1 E: 0 K: 1 S: 16	H: 1 LOB: 1 BB: 1 P: 25	R: 0 E: 0 K: 0 S: 7	H: 0 LOB: 0 BB: 0 P: 10	R: 0 E: 0 K: 1 S: 11	H: 1 LOB: 3 BB: 2 P: 23	1B: 6 2B: 1 3B: 0 HR: 2	SF: 0 SAC: 0 DP: 0 HBP: 0	WP: 0 PB: 0 SB: 0 CS: 1	PA: 39
--------------	------------------------------	----------------------------------	-------------------------------	----------------------------------	-------------------------------	----------------------------------	------------------------------	----------------------------------	-------------------------------	----------------------------------	------------------------------	----------------------------------	-------------------------------	----------------------------------	------------------------------	----------------------------------	-------------------------------	----------------------------------	----------------------------------	------------------------------------	----------------------------------	--------

PITCHER	IP	WLS	BF	H	R	ER	SO	BB	IBB	HBP	BLK	WP	HR	S	P	ERA	WHIP
50 Mike Fiers, R ERA: 5.96	(1, 1)	6.0	25	7	2	2	4	1	0	0	0	0	1	59	91	3.00	1.333
56 James Kaprielian, R ERA: 4.5	(7, 1)	2.0	8	1	1	1	1	1	0	0	0	0	1	23	35	4.50	1.000
33 Daniel Mengden, R ERA: 4.32	(9, 1)	1.0	6	1	0	0	1	2	0	0	0	0	0	11	23	0.00	3.000

**BOTTOM**

**Oakland Athletics @ San Francisco Giants**  
Oracle Park, San Francisco, CA

Sun Aug 16 2020, 1:08 PM - 4:38 PM PDT  
Partly Cloudy - 79 F

livebaseballscorecards.com

**AB 35**  
**R 3**  
**H 9**  
**RBI 3**  
**BB 4**  
**SO 6**  
**LOB 21**



Batter	1	2	3	4	5	6	7	8	9	AB R H RBI BB SO LOB	TOP
5 Mike Yastrzemski, L OBP: 0.429, SLG: 0.632 (1, 9)	F9		K		FC4-6 1B	K			G3-1	5 0 2 2 0 1 0	
12 Alex Dickerson, L OBP: 0.313, SLG: 0.397 6 Steven Duggar, L OBP: 0.188, SLG: 0.200 (1, 7) (9, 7)	F8		1B		FC4-6 7 1B	K			G6-3	5 0 1 1 0 1 2 0 0 0 0 0 0 0	
7 Donovan Solano, R OBP: 0.432, SLG: 0.560 (1, 4)	9 HR HBP		P4		1B	K				3 1 1 0 0 1 1	
9 Brandon Belt, L OBP: 0.269, SLG: 0.404 (1, 3)	1-H HR		L8		F7	L8				4 1 1 2 0 0 3	
10 Evan Longoria, R OBP: 0.269, SLG: 0.410 (1, 5)	3B				G1-3	L6			G6-3	4 0 1 0 0 0 0	
48 Pablo Sandoval, S OBP: 0.250, SLG: 0.180 (1, 10)	F8		F8		F8	1B 14 SF9 35 BB			G3	4 1 1 0 0 0 1	
35 Brandon Crawford, L OBP: 0.299, SLG: 0.295 (1, 6)			G3-1		K	1B 14 SF9 5 2B 1B			1B 1 CS 1B	3 1 1 0 1 1 0	
1 Mauricio Dubón, R OBP: 0.286, SLG: 0.333 (1, 8)	F8		F8		5 1B 12 FC4-6 1B	5 S 5 2B 1B			K	4 2 2 0 0 1 1	
14 Chadwick Tromp, R OBP: 0.205, SLG: 0.366 (1, 2)	L6		L6		F7	SF9			G6-3	3 0 0 1 0 0 1	
<b>Inning Stats</b>	R: 2 H: 2 E: 0 K: 0 S: 12 LOB: 1 BB: 0 P: 22	R: 0 H: 0 E: 0 K: 0 S: 6 LOB: 0 BB: 0 P: 12	R: 0 H: 1 E: 0 K: 1 S: 11 LOB: 1 BB: 0 P: 17	R: 0 H: 0 E: 0 K: 1 S: 8 LOB: 0 BB: 0 P: 13	R: 1 H: 3 E: 0 K: 1 S: 17 LOB: 2 BB: 0 P: 24	R: 3 H: 3 E: 0 K: 1 S: 21 LOB: 1 BB: 1 P: 35	R: 0 H: 0 E: 0 K: 1 S: 7 LOB: 0 BB: 0 P: 8	R: 0 H: 1 E: 0 K: 1 S: 6 LOB: 0 BB: 0 P: 9	R: 0 H: 0 E: 0 K: 0 S: 12 LOB: 0 BB: 0 P: 19	1B: 7 SF: 1 2B: 1 SAC: 0 3B: 1 DP: 0 HR: 1 HBP: 1	WP: 0 PA: 38 PB: 0 SB: 1 CS: 1
<b>PITCHER</b> 47 Griffin Canning, R ERA: 4.7 61 Hoby Milner, L ERA: 4.5 24 Noé Ramirez, R ERA: 4.66 60 Mike Mayers, R ERA: 3.86 64 Félix Peña, R ERA: 2.31	IP WLS BF H R ER SO BB IBB HBP BLK WP HR S P ERA WHIP	4.2 0 21 6 3 3 2 0 0 1 0 0 1 53 86 5.79 1.286	0.2 5 4 1 2 2 0 1 0 0 0 0 0 9 17 27.00 3.000	0.1 6 3 2 1 1 0 0 0 0 0 0 0 10 14 27.00 6.000	1.1 6 4 0 0 0 2 0 0 0 0 0 0 10 14 0.00 0.000	1.0 8 3 1 0 0 1 0 0 0 0 0 0 6 9 0.00 1.000	<b>PITCHER</b> 31 Ty Buttrey, R ERA: 3.38 (9, 1)	IP WLS BF H R ER SO BB IBB HBP BLK WP HR S P ERA WHIP	1.0 0 3 0 0 0 0 0 0 0 0 0 0 0 0 0 0 0.00 0.000		

**San Francisco Giants @ Los Angeles Angels**  
 Angel Stadium, Anaheim, CA  
 Mon Aug 17 2020, 6:42 PM - 9:53 PM PDT  
 Partly Cloudy - 90 F

AB	35
R	6
H	10
RBI	6
BB	1
SO	5
LOB	9



WP: 0	PA: 38
PB: 0	
SB: 1	
CS: 1	

ERA	0.00	WHIP	0.000
-----	------	------	-------



Batter	1	2	3	4	5	6	7	8	9	AB R H RBI BB SO LOB
22 David Fletcher, R OBP: 0.380, SLG: 0.468 (1, 6)	C FF 89 B CH 81 S CH 82 X FC 86 1-2 6 1B		C FF 90 D CH 82 X CH 81 1-1 G6-3 2-3		B CU 72 B CH 81 C FF 89 B CH 81 B FF 91 4-1 9 1B 2B BB	X CH 85 0-0 FC5 9 PB 1-2 2-3f			C CU 83 B CU 84 F FF 96 B CU 85 X FF 96 2-2 9 HR 1B	4 2 2 0 1 0 3
9 Tommy La Stella, L OBP: 0.383, SLG: 0.464 (1, 4)	C FF 89 B FC 85 B SI 89 1 SAFE C FC 83 F CH 81 X SI 90 2-2 L7		C SI 91 S CH 83 B CH 80 X CH 81 1-2 SF9 3-H		C SI 88 C FC 83 B FF 91 B SI 90 X FC 84 2-2 6 2B 5 2B 1B 1-2	B FF 94 B SL 83 C FF 94 B FF 94 B SI 93 F SL 83 F SL 84 F FF 94 X FF 94 3-2 F8			B FF 95 1 SAFE C FC 95 C FF 95 X CU 83 1-2 1-H HR	4 2 2 3 0 0 3
27 Mike Trout, R OBP: 0.349, SLG: 0.701 (1, 8)	C FF 91 1 SAFE X FF 90 0-1 P3		X FF 91 0-0 HR		C CH 82 F FC 86 X CH 83 0-2 L7			B SI 82 B SI 83 C SL 71 X SL 71 2-1 F9		4 1 1 1 0 0 3
6 Anthony Rendon, R OBP: 0.435, SLG: 0.571 (1, 5)	C FF 91 X FC 87 0-1 1-2 1B		C FF 90 S CH 82 S CH 83 0-3 K		B CH 80 F FF 92 C FC 91 B CH 83 X CH 80 2-2 5 2B 1-3 2-H			B SI 83 B FF 83 C SL 71 X SL 71 2-1 5 G5-4-3 1B		4 1 3 1 0 1 0
5 Albert Pujols, R OBP: 0.254, SLG: 0.381 (1, 3)	C FF 92 F CH 90 X CH 82 0-2 P3				C FF 90 B CH 80 X CH 83 1-1 1B			B SI 71 F SI 82 B SL 73 X SI 83 2-1 G5-4-3		4 0 2 2 0 0 3
59 Jo Adell, R OBP: 0.212, SLG: 0.188 (1, 9)		C CH 80 S FF 90 F CH 81 T FF 92 0-2 K		S CH 81 D CH 90 S CH 80 T CH 79 1-2 K		B FF 92 B FF 90 S FF 92 S CH 81 1-3 K		X CH 82 0-0 G5-3		4 0 0 0 0 3 2
10 Justin Upton, R OBP: 0.179, SLG: 0.200 (1, 10)		C FF 90 S CH 83 C FF 93 0-3 K		B CH 81 D CH 90 F CH 81 F FF 91 T CH 82 2-2 K		C FF 94 X SL 85 0-1 G6-3		C CH 84 F CH 82 C SI 90 0-3 K		4 0 0 0 0 3 1
33 Max Stassi, R OBP: 0.320, SLG: 0.512 (1, 2)		C FF 91 C SI 91 T CH 81 0-2 K		S CH 82 S FF 92 S CH 82 0-3 K		B CH 87 F CH 86 B FF 94 B FF 94 B CH 86 4-1 22 FC5 18 1B BB		B SI 90 F CH 84 B SI 89 B CH 84 X CH 84 3-1 F8		3 0 0 0 1 2 1
18 Brian Goodwin, L OBP: 0.371, SLG: 0.603 (1, 7)			C FC 83 X FC 87 0-1 22 G6-3 9 SF9 2B		X FF 88 0-0 F8		B SL 86 B SL 84 C FF 94 B FF 94 F FF 95 F SL 84 X SL 83 2-2 9 PB 22 FC5 1B		C FF 96 C CU 82 S FF 96 0-3 K	4 1 2 0 0 1 0

Inning Stats	R: 0 E: 0 K: 15 S: 18	H: 2 LOB: 2 BB: 0 P: 18	R: 0 E: 0 K: 10 S: 10	H: 0 LOB: 0 BB: 0 P: 10	R: 2 E: 0 K: 11 S: 11	H: 2 LOB: 0 BB: 0 P: 13	R: 0 E: 0 K: 3 S: 11	H: 1 LOB: 1 BB: 0 P: 15	R: 3 E: 0 K: 16 S: 16	H: 3 LOB: 1 BB: 1 P: 27	R: 0 E: 0 K: 15 S: 15	H: 1 LOB: 2 BB: 1 P: 24	R: 0 E: 0 K: 6 S: 6	H: 0 LOB: 0 BB: 0 P: 9	R: 2 E: 0 K: 1 S: 9	H: 2 LOB: 0 BB: 0 P: 12	1B: 7 2B: 3 3B: 0 HR: 2	SF: 1 SAC: 0 DP: 1 HBP: 0
--------------	--------------------------------	----------------------------------	--------------------------------	----------------------------------	--------------------------------	----------------------------------	-------------------------------	----------------------------------	--------------------------------	----------------------------------	--------------------------------	----------------------------------	------------------------------	---------------------------------	------------------------------	----------------------------------	----------------------------------	------------------------------------


PITCHER	IP	WLS	BF	H	R	ER	SO	BB	IBB	HBP	BLK	WP	HR	S	P	ERA	WHIP
31 Tyler Anderson, L ERA: 4.84 (1, 1)	5.0		24	8	5	5	8	1	0	0	0	0	1	63	83	9.00	1.800
76 Jarlin Garcia, L ERA: (6, 1)	1.0	H	5	1	0	0	0	1	0	0	0	0	0	15	24	0.00	2.000
71 Tyler Rogers, R ERA: 8.25 (7, 1)	1.0	H	3	1	0	0	0	0	0	0	0	0	0	6	12	0.00	1.000
56 Tony Watson, L ERA: 1.35 (8, 1)	1.0	H	3	0	0	0	1	0	0	0	0	0	0	6	9	0.00	0.000
58 Trevor Gott, R ERA: 14.73 (9, 1)	0.1	L	3	2	2	2	1	0	0	0	0	0	1	9	12	54.00	6.000

**BOTTOM**

**San Francisco Giants @ Los Angeles Angels**  
 Angel Stadium, Anaheim, CA  
 Mon Aug 17 2020, 6:42 PM - 9:53 PM PDT  
 Partly Cloudy - 90 F

livebaseballscorecards.com

AB	35
R	7
H	12
RBI	7
BB	2
SO	10
LOB	16



WP: 0 PA: 38  
 PB: 1  
 SB: 0  
 CS: 0

Batter	1	2	3	4	5	6	7	8	9	AB R H RBI BB SO LOB	TOP		
5 Mike Yastrzemski, L OBP: 0.436, SLG: 0.656 (1, 9)	C FF 90 B FF 89 F CH 82 X FF 90 1-2 HR		B CH 82 C SL 80 B CH 82 C FF 90 B SL 78 B CH 84 4-2 12 FC4-6 BB	C FF 91 B CH 81 B SL 80 2-1 12 FC4-6 IBB		C SL 83 X CH 84 0-1 P2		C SL 85 B FF 93 S CH 86 F SL 83 S SL 94 1-3 K		3 1 1 1 2 1 1			
12 Alex Dickerson, L OBP: 0.290, SLG: 0.365 1 Mauricio Dubón, R OBP: 0.286, SLG: 0.333 (1, 7) (9, 8)	X FF 90 0-0 F9		D SL 78 1 SAFE X CH 82 1-0 FC4-6 7 G1-3 9 1B 1-2f	S CH 84 X CH 83 0-1 FC4-6 1-2f		B FF 94 X SL 82 1-0 G4-3		C SL 80 B CH 85 F CH 85 B SL 94 S SL 84 2-3 K		5 1 0 0 0 1 4 0 0 0 0 0 0 0			
7 Donovan Solano, R OBP: 0.430, SLG: 0.544 (1, 4)	C FF 90 X SL 79 0-1 G6-3		F SI 90 C SL 80 X SL 81 0-2 G1-3		B FF 96 C FF 94 B FC 92 F FC 90 X CH 87 2-2 10 HBP 35 2B 1B		C SL 81 B SL 82 B SL 93 B FF 92 B FF 93 4-1 BB		C SI 93 F SI 93 B FF 93 B CH 86 F SL 82 B SL 84 X SL 84 3-2 P6		4 1 1 0 1 0 1		
9 Brandon Belt, L OBP: 0.281, SLG: 0.423 (1, 3)	B CU 73 B CH 83 B FF 90 C FF 89 S CH 82 S CH 83 3-3 K		B CH 82 C CH 82 X FF 89 1-1 1B		S FC 91 S FF 96 B FF 97 1 SAFE D FC 91 B FC 91 S FC 90 3-3 K		B CH 84 B SI 93 B SL 85 F FF 93 F FF 95 F SL 86 C SL 84 3-3 K		F CH 85 B SI 93 B SL 85 C SL 83 X SL 81 2-2 10 2B 2B		5 1 2 1 0 3 2		
10 Evan Longoria, R OBP: 0.292, SLG: 0.422 (1, 5)		F FF 90 B SI 91 F CH 83 B SL 81 B SL 79 B CH 84 4-2 48 HR BB	D SL 80 B SL 79 X FF 89 2-0 F8		H FF 95 1-0 35 2B HBP		C SL 83 X CH 87 0-1 F9		C SL 82 X SL 85 0-1 48 2B 2B		3 3 1 1 1 0 2		
48 Pablo Sandoval, S OBP: 0.279, SLG: 0.278 (1, 10)		C CH 82 C CH 82 X FF 91 0-2 HR		B CU 73 B CH 82 B SL 78 B FF 89 4-0 43 1B BB		F FC 92 B FC 91 F FC 92 B FF 96 C FC 90 2-3 K		X CH 87 0-0 F7		B CH 84 F SL 82 C SL 82 X SL 83 X SI 95 1-2 2B		4 1 2 3 1 1 3	
35 Brandon Crawford, L OBP: 0.306, SLG: 0.333 (1, 6)		B CU 72 B FF 91 C CH 83 C CH 82 S SL 78 2-3 K		B FF 90 B CH 81 C FF 88 F CH 80 B CH 83 S FF 89 3-3 K		B FF 96 B FC 92 X FC 92 2-0 2B		B SL 81 B SL 83 C FF 92 X SL 84 2-1 6 G4-3 2B		B FF 93 B CH 85 X SL 84 2-0 F9		5 0 2 2 0 2 2	
43 Tyler Heineman, S OBP: 0.283, SLG: 0.220 (1, 2)		C FF 90 B CH 83 F CH 82 X SL 79 1-2 P6		B CH 82 B FF 88 X FF 89 2-0 5 WP 1B		S CH 93 X CH 85 0-1 F8		X FF 93 0-0 P5				4 0 1 0 0 0 2	
6 Steven Duggar, L OBP: 0.150, SLG: 0.158 (1, 8) (9, 7)		B FF 90 C FF 90 F CH 81 B CH 84 X CH 82 2-2 G4-3		F FF 90 X CH 82 0-1 L6		B FF 92 F FF 94 B CH 83 B SL 83 S FF 92 C SL 85 3-3 K		X CH 84 0-0 G4-3				4 0 0 0 0 1 3	
<b>Inning Stats</b>	R: 1 E: 0 K: 1 S: 9 H: 1 LOB: 0 BB: 0 P: 13	R: 2 E: 0 K: 1 S: 14 H: 1 LOB: 0 BB: 1 P: 23	R: 1 E: 0 K: 0 S: 9 H: 1 LOB: 1 BB: 1 P: 17	R: 0 E: 0 K: 1 S: 9 H: 1 LOB: 3 BB: 2 P: 20	R: 2 E: 0 K: 1 S: 12 H: 2 LOB: 1 BB: 0 P: 22	R: 0 E: 0 K: 1 S: 6 H: 0 LOB: 0 BB: 0 P: 10	R: 0 E: 0 K: 1 S: 8 H: 0 LOB: 1 BB: 1 P: 15	R: 0 E: 0 K: 1 S: 9 H: 1 LOB: 1 BB: 0 P: 12	R: 2 E: 0 K: 1 S: 17 H: 3 LOB: 1 BB: 0 P: 27	1B: 3 2B: 5 3B: 0 HR: 2 SF: 0 SAC: 0 DP: 0 HBP: 1	WP: 1 PB: 0 SB: 0 CS: 0 PA: 43		
<b>PITCHER</b>	IP WLS BF H R ER SO BB IBB HBP BLK WP HR S P ERA WHIP	IP WLS BF H R ER SO BB IBB HBP BLK WP HR S P ERA WHIP	IP WLS BF H R ER SO BB IBB HBP BLK WP HR S P ERA WHIP	IP WLS BF H R ER SO BB IBB HBP BLK WP HR S P ERA WHIP	IP WLS BF H R ER SO BB IBB HBP BLK WP HR S P ERA WHIP	IP WLS BF H R ER SO BB IBB HBP BLK WP HR S P ERA WHIP	IP WLS BF H R ER SO BB IBB HBP BLK WP HR S P ERA WHIP	IP WLS BF H R ER SO BB IBB HBP BLK WP HR S P ERA WHIP	IP WLS BF H R ER SO BB IBB HBP BLK WP HR S P ERA WHIP	IP WLS BF H R ER SO BB IBB HBP BLK WP HR S P ERA WHIP	IP WLS BF H R ER SO BB IBB HBP BLK WP HR S P ERA WHIP		
37 Dylan Bundy, R ERA: 2.48 (1, 1)	4.0 L 20 4 4 4 3 3 1 0 0 1 2 41 73 9.00 1.750												
40 Jacob Barnes, R ERA: 5.23 (5, 1)	0.2 5 2 2 2 2 0 0 0 0 0 0 10 20 27.00 3.000												
51 Jaime Barria, R ERA: 4.15 (5, 1)	4.1 18 4 2 2 4 1 0 0 0 0 0 42 66 4.15 1.154												

San Francisco Giants @ Los Angeles Angels  
 Angel Stadium, Anaheim, CA  
 Tue Aug 18 2020, 1:14 PM - 4:18 PM PDT  
 Sunny - 99 F

AB	37
R	8
H	10
RBI	8
BB	5
SO	9
LOB	20





Batter	1	2	3	4	5	6	7	8	9	AB	R	H	RBI	BB	SO	LOB		
22 David Fletcher, R OBP: 0.366, SLG: 0.449	(1, 6) C SI 90 C FC 86 B FC 86 X SI 92	2-2 L3	X SI 90 0-0 L9		C CU 78 F SL 84 X SL 84	0-2 G4-3		B SL 82 C FF 93 X CH 84	1-1 G6-3		4	0	0	0	0	2		
9 Tommy La Stella, L OBP: 0.376, SLG: 0.493	(1, 3) B SI 91 C FF 91 B CH 84 B SI 93 X SI 92	3-1 HR	C CH 88 C KC 79 F FF 91 X CH 82	0-2 F7		B FF 91 C FF 91 B SL 79 X SL 80	2-1 G3-1	C FF 94 B FF 93 C SL 82 X SL 82	1-2 F9		4	1	1	1	0	0		
27 Mike Trout, R OBP: 0.356, SLG: 0.684	(1, 8) B SI 92 C SI 92 C KC 78 X SI 92	1-2 F9	C SI 91 B CH 80 B FC 84 S CH 82 X KC 78	2-2 L6-3		B FF 91 B SL 80 B SL 78 B FF 91	4-0 G6-4-3 BB		C FF 95 B FF 95 C SL 89 B SI 91 B FF 95 B SL 88	4-2 17 WP 17 1B G6-3 BB		2	1	0	0	2	0	0
6 Anthony Rendon, R OBP: 0.438, SLG: 0.567	(1, 5) C SI 92 X CH 82	0-1 1B	B FC 84 C SI 91 B CH 81 B CH 83 F SI 90 S FC 85	3-3 K		C SL 81 X SL 80	0-1 G6-4-3		C FF 94 B SL 89 D SL 89 S SL 83 X SL 90	2-2 17 G6-3 17 WP 1B		4	0	2	0	0	1	1
17 Shohei Ohtani, L OBP: 0.257, SLG: 0.426	(1, 10) C KC 76 B CH 81 F CH 84 1 SAFE B SI 91 S SI 92	2-3 K		X SI 89 0-0 P2			B SL 87 C SL 87 F SI 95 B SL 87 X FF 95	2-2 59 G6-4-3 18 HBP E6	B SL 89 F FF 95 X CH 89	1-1 G6-3		4	0	0	1	0	1	2
18 Brian Goodwin, L OBP: 0.378, SLG: 0.606	(1, 7)	B SI 91 C FC 96 B KC 78 F FC 85 X CH 82	2-2 12 SH5-3 2B	C FF 90 S KC 78 S CH 82	0-3 K		H SI 95 1-0 59 G6-4-3 HBP		S FF 96 D CH 91 S FF 93 B SL 89 X FF 95	3-2 P5		3	0	1	0	0	1	1
59 Jo Adell, R OBP: 0.243, SLG: 0.200	(1, 9)	S FC 86 B FC 96 B KC 78 D FC 86 F SI 90 F SI 91 F KC 77 B SI 91	4-2 12 SH5-3 BB	B KC 76 B KC 77 X FC 84	2-0 12 CS 1B		B CH 88 C CH 88 C FF 95 F CH 88 F FF 94 X SL 88	1-2 G6-4-3	C SL 88 D SL 89 F FF 95 S SL 87 S SL 90	1-3 K		3	0	1	0	1	1	3
12 Anthony Bemboom, L 33 Max Stassi, R OBP: 0.314, SLG: 0.500	(1, 2) (7, PH) (8, 2)	X SI 91 0-0 SH5-3	0-0 SH5-3	1 SAFE B FF 89 B CH 83	2-0 CS	B FF 93 C FF 93 F FF 93 X CU 82	1-2 L8		S CH 86 C FF 94 S SL 88 B FF 95 F CH 88 F CH 86 F FF 93 X SL 87	2-2 G6-3		1	0	0	0	0	0	0
4 Luis Rengifo, S OBP: 0.229, SLG: 0.163	(1, 4)	C CH 82 B SI 90 F FC 85 D CH 82 S CH 84	2-3 K		B FF 93 C FF 94 F CU 79 F SL 83 X FF 95	2-2 F8		F FF 93 B FF 94 X FF 93	1-1 F9		3	0	0	0	0	1	2	

Inning Stats	R: 1	H: 2	E: 0	K: 13	LOB: 1	BB: 21	R: 0	H: 1	E: 0	K: 12	LOB: 2	BB: 1	R: 0	H: 0	E: 0	K: 10	LOB: 0	BB: 15	R: 0	H: 1	E: 0	K: 11	LOB: 0	BB: 14	R: 0	H: 0	E: 1	K: 14	LOB: 1	BB: 20	R: 0	H: 0	E: 0	K: 7	LOB: 0	BB: 10	R: 1	H: 1	E: 0	K: 13	LOB: 1	BB: 24	1B: 3	2B: 1	3B: 0	HR: 1	SF: 0	SAC: 1	DP: 2	HBP: 1	WP: 1	PB: 0	SB: 0	CS: 1	PA: 35
--------------	------	------	------	-------	--------	--------	------	------	------	-------	--------	-------	------	------	------	-------	--------	--------	------	------	------	-------	--------	--------	------	------	------	-------	--------	--------	------	------	------	------	--------	--------	------	------	------	-------	--------	--------	-------	-------	-------	-------	-------	--------	-------	--------	-------	-------	-------	-------	--------

PITCHER	IP	WLS	BF	H	R	ER	SO	BB	IBB	HBP	BLK	WP	HR	S	P	ERA	WHIP
53 Trevor Cahill, R ERA: 1.59	(1, 1)	4.0	16	4	1	1	4	1	0	0	0	0	1	40	65	2.25	1.250
73 Caleb Baragar, L ERA: 9.0	(5, 1)	1.0	3	0	0	0	0	0	0	0	0	0	0	11	14	0.00	0.000
67 Sam Selman, L ERA: 2.89	(6, 1)	1.0	3	0	0	0	0	1	0	0	0	0	0	4	10	0.00	1.000
60 Wandy Peralta, L ERA: 8.38	(7, 1)	1.0	4	0	0	0	0	0	0	1	0	0	0	14	20	0.00	0.000
76 Jarlin Garcia, L ERA:	(8, 1)	1.0	W 3	0	0	0	0	0	0	0	0	0	0	7	10	0.00	0.000


**BOTTOM**

**San Francisco Giants @ Los Angeles Angels**  
Angel Stadium, Anaheim, CA

Tue Aug 18 2020, 1:14 PM - 4:18 PM PDT  
Sunny - 99 F

AB	29
R	2
H	5
RBI	2
BB	3
SO	5
LOB	12

PITCHER	IP	WLS	BF	H	R	ER	SO	BB	IBB	HBP	BLK	WP	HR	S	P	ERA	WHIP
64 Shaun Anderson, R ERA: 4.82	(9, 1)	1.0	5	1	1	1	1	1	0	0	0	1	0	13	24	9.00	2.000

Batter	1	2	3	4	5	6	7	8	9	AB R H RBI BB SO LOB	TOP										
22 David Fletcher, R OBP: 0.371, SLG: 0.461 (1, 6)	1-2 1B		2-2 2B			1-2 G6-3	0-3 K			4 0 2 0 0 1 0											
9 Tommy La Stella, L OBP: 0.382, SLG: 0.500 (1, 4)	3-1 F7		4-1 BB			0-1 2B	0-2 F8			3 1 1 0 1 0 1											
27 Mike Trout, R OBP: 0.340, SLG: 0.651 (1, 8)	1-1 F8		2-2 L8			3-3 K				4 0 0 0 0 2 4											
6 Anthony Rendon, R OBP: 0.441, SLG: 0.577 (1, 5)	2-3 K			1-2 G6-3		3-1 2B				4 1 2 1 0 1 1											
17 Shohei Ohtani, L OBP: 0.256, SLG: 0.408 (1, 10)		3-2 G1		2-2 G1		4-1 BB		1-0 F8		3 0 0 0 1 0 1											
5 Albert Pujols, R OBP: 0.254, SLG: 0.373 (1, 3)		2-3 K		2-3 K		0-2 1B		3-3 K		4 0 1 1 0 3 1											
16 Jason Castro, L OBP: 0.333, SLG: 0.474 (1, 2)		2-3 K			1-3 K	4-2 BB				3 0 0 0 1 3 0	AB 33 R 2 H 6 RBI 2 BB 3 SO 13 LOB 11										
10 Justin Upton, R OBP: 0.169, SLG: 0.188 (1, 7)			0-0 G5-3		2-2 G4-3	2-3 K			2-0 G5-3	4 0 0 0 0 1 3											
18 Brian Goodwin, L OBP: 0.359, SLG: 0.571 (1, 9)			2-3 K		2-3 K		0-0 F7		2-1 G4-3	4 0 0 0 0 2 0											
<b>Inning Stats</b>	R: 0 E: 0 K: 1 S: 12	H: 1 LOB: 1 BB: 0 P: 19	R: 0 E: 0 K: 2 S: 11	H: 0 LOB: 0 BB: 0 P: 18	R: 0 E: 0 K: 1 S: 13	H: 1 LOB: 2 BB: 1 P: 23	R: 0 E: 0 K: 1 S: 10	H: 0 LOB: 0 BB: 0 P: 15	R: 2 E: 0 K: 2 S: 24	H: 3 LOB: 3 BB: 2 P: 41	R: 0 E: 0 K: 1 S: 7	H: 0 LOB: 0 BB: 0 P: 7	R: 0 E: 0 K: 2 S: 10	H: 1 LOB: 1 BB: 0 P: 15	R: 0 E: 0 K: 1 S: 7	H: 0 LOB: 0 BB: 0 P: 13	1B: 3 2B: 3 3B: 0 HR: 0	SF: 0 SAC: 0 DP: 0 HBP: 0	WP: 0 PB: 0 SB: 0 CS: 0	PA: 36	
<b>PITCHER</b>	IP WLS BF H R ER SO BB IBB HBP BLK WP HR S P ERA WHIP																				
42 Johnny Cueto, R ERA: 4.35 (1, 1)	5.2 W 22 4 2 2 8 1 0 0 0 0 0 71 112 3.18 0.882																				
59 Andrew Suárez, L ERA: (6, 1)	0.0 3 1 0 0 0 2 0 0 0 0 0 7 15 ∞ ∞																				
73 Caleb Baragar, L ERA: 7.94 (6, 1)	1.1 H 4 0 0 0 2 0 0 0 0 0 0 11 13 0.00 0.000																				
71 Tyler Rogers, R ERA: 7.62 (8, 1)	1.0 4 1 0 0 2 0 0 0 0 0 0 10 15 0.00 1.000																				
56 Tony Watson, L ERA: 1.17 (9, 1)	1.0 3 0 0 0 1 0 0 0 0 0 0 7 13 0.00 0.000																				

Los Angeles Angels @ San Francisco Giants  
Oracle Park, San Francisco, CA  
Wed Aug 19 2020, 6:47 PM - 9:51 PM PDT  
Clear - 75 F

livebaseballscores.com



Batter	1	2	3	4	5	6	7	8	9	AB	R	H	RBI	BB	SO	LOB
13 Austin Slater, R OBP: 0.453, SLG: 0.659	0-2 10 1B		4-0 10 1B 41 HR	3-1 2-H HR			0-1 F8			3	2	2	2	1	0	0
7 Donovan Solano, R OBP: 0.422, SLG: 0.530	0-2 P4		1-1 F8	1-0 F9			0-2 5 2B 10 SF8 1B			4	1	1	0	0	0	2
5 Mike Yastrzemski, L OBP: 0.439, SLG: 0.660	2-1 F8		2-3 K		0-0 10 WP 1B		0-0 10 SF8 41 1B 2B			4	1	2	0	0	1	2
10 Evan Longoria, R OBP: 0.303, SLG: 0.433	0-0 1-3 1B		3-2 41 HR 1B		1-3 K		2-0 SF8			3	1	2	1	0	1	1
41 Wilmer Flores, R OBP: 0.322, SLG: 0.506	2-1 F9		3-2 1-H 3-H HR		1-3 K		0-1 8 FC6-4 1B			4	1	2	4	0	1	3
9 Brandon Belt, L OBP: 0.281, SLG: 0.423	0-1 F9		1-0 G6-3		0-1 G6-3		2-2 FC6-4			4	0	0	0	0	0	2
8 Hunter Pence, R OBP: 0.151, SLG: 0.260	1-2 L9		3-2 G5-3		0-0 F9		0-3 K			3	0	0	0	0	0	0
33 Darin Ruf, R OBP: 0.349, SLG: 0.351	4-1 BB		0-0 G3		3-2 13 HR 2B		2-3 K			3	1	1	0	1	1	0
1 Mauricio Dubón, R OBP: 0.281, SLG: 0.328	0-0 F9		1-2 F8		1-3 K		0-3 K			4	0	0	0	0	2	2
35 Brandon Crawford, L OBP: 0.316, SLG: 0.348	R: 0 H: 2 E: 0 LOB: 2 K: 0 BB: 0 S: 13 P: 17	R: 0 H: 0 E: 0 LOB: 1 K: 0 BB: 1 S: 7 P: 12	R: 3 H: 2 E: 0 LOB: 0 K: 1 BB: 1 S: 12 P: 26	R: 2 H: 2 E: 0 LOB: 0 K: 0 BB: 0 S: 13 P: 21	R: 0 H: 1 E: 0 LOB: 1 K: 2 BB: 0 S: 9 P: 11	R: 0 H: 0 E: 0 LOB: 0 K: 1 BB: 0 S: 9 P: 13	R: 2 H: 3 E: 0 LOB: 1 K: 0 BB: 0 S: 12 P: 16	R: 0 H: 0 E: 0 LOB: 0 K: 3 BB: 0 S: 9 P: 11		1B: 6 SF: 1 2B: 2 SAC: 0 3B: 0 DP: 0 HR: 2 HBP: 0	WP: 1 PA: 36 PB: 0 SB: 0 CS: 0					
14 Chadwick Tromp, R OBP: 0.188, SLG: 0.333																

BOTTOM

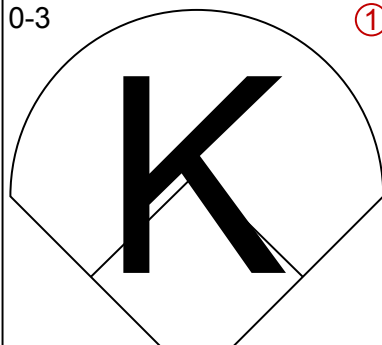
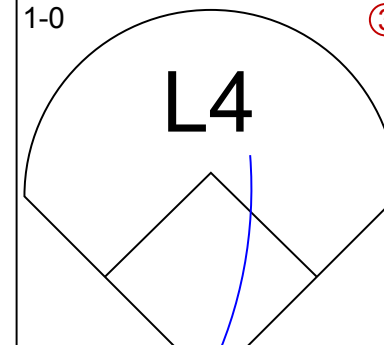
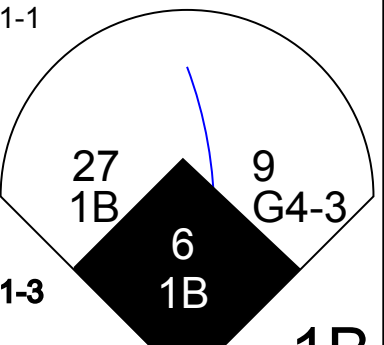
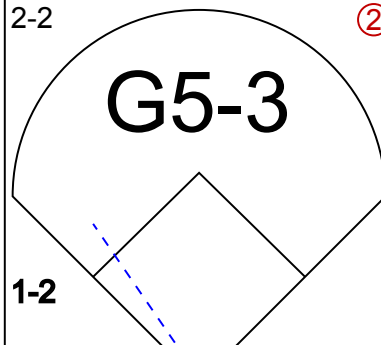
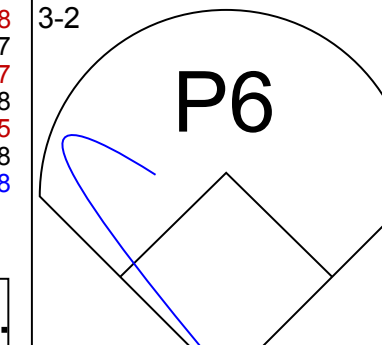
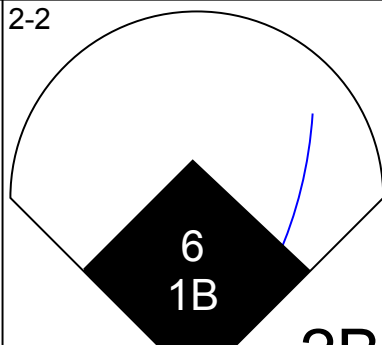
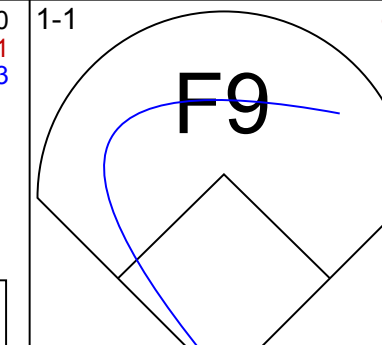
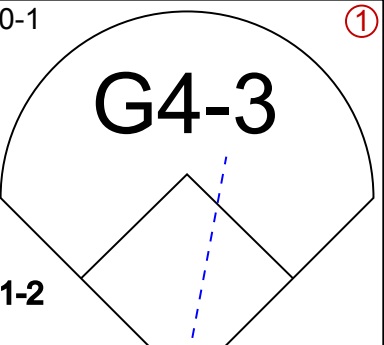
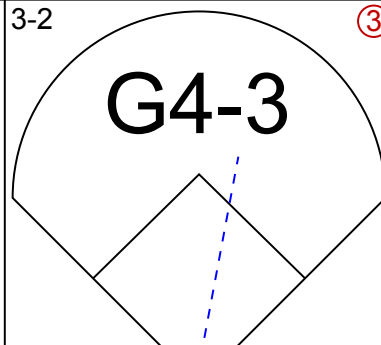
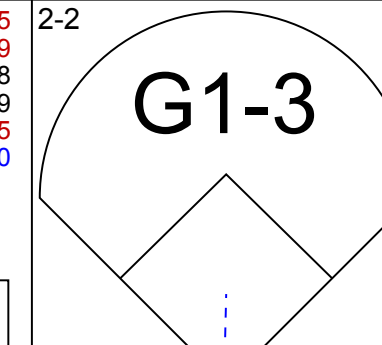
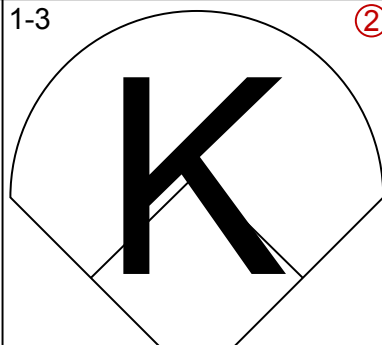
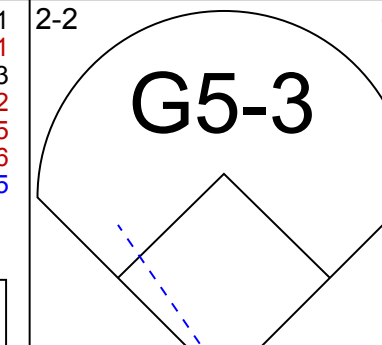
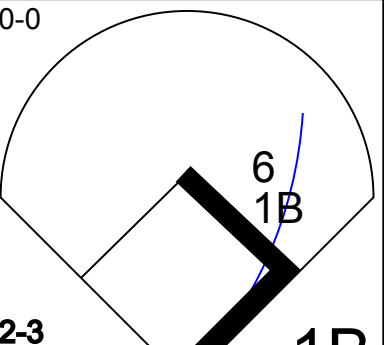
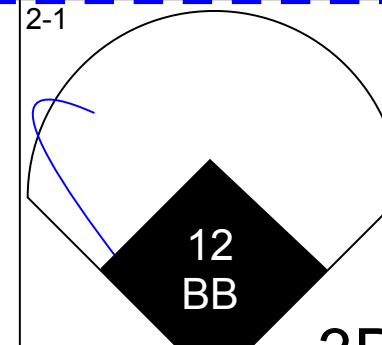
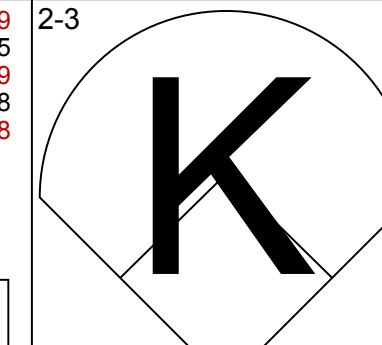
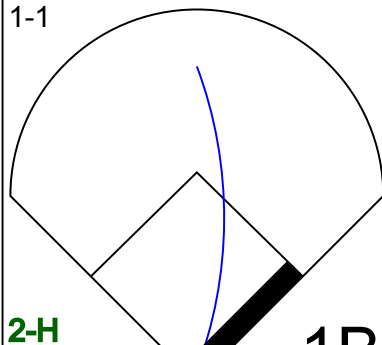
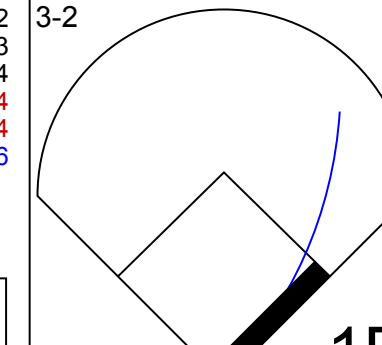
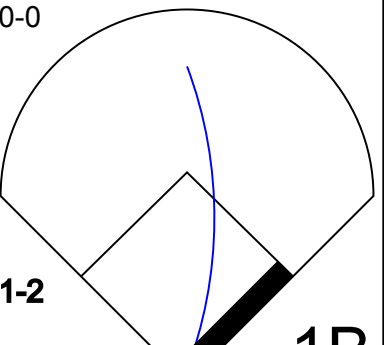
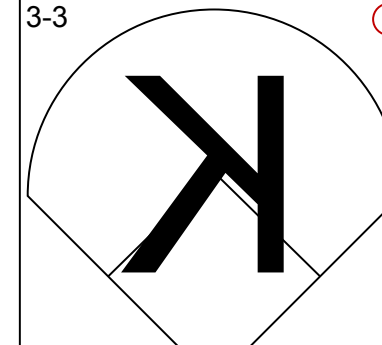
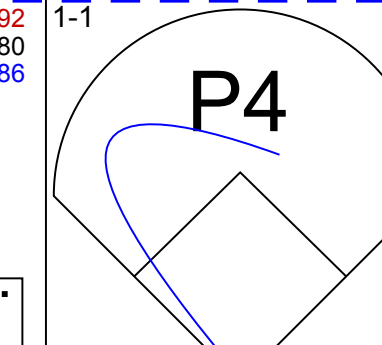
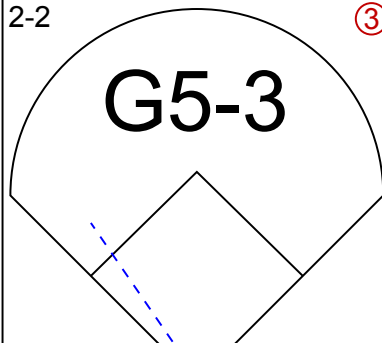
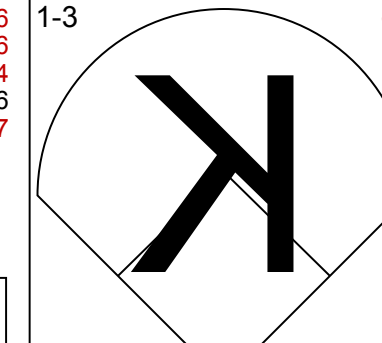
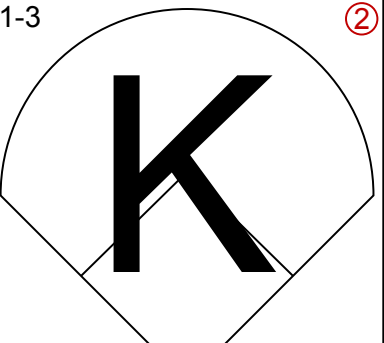
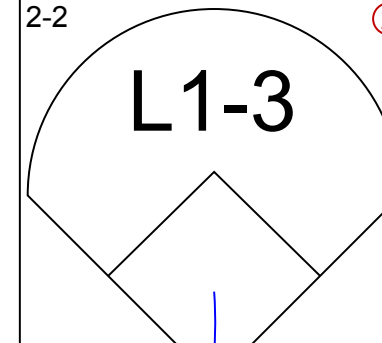
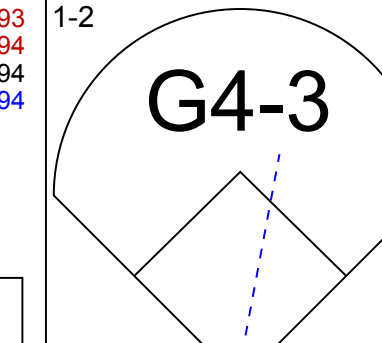
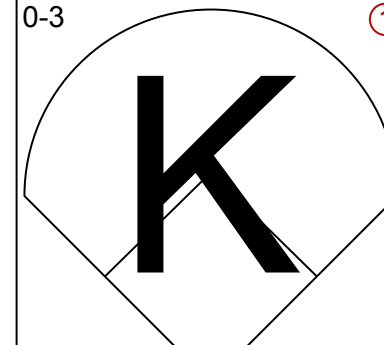
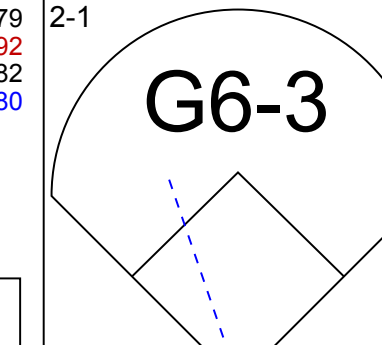
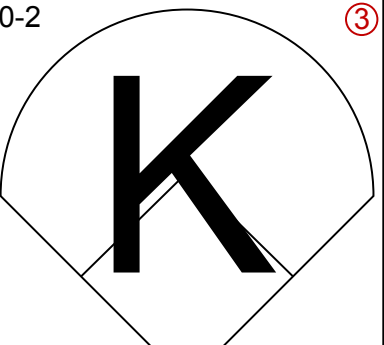
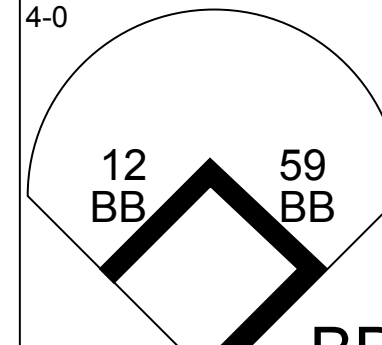
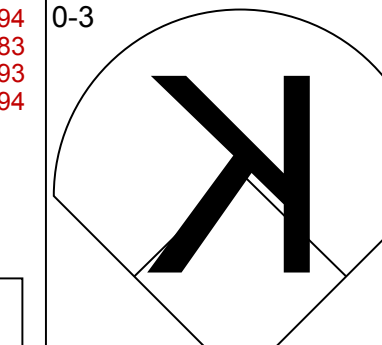
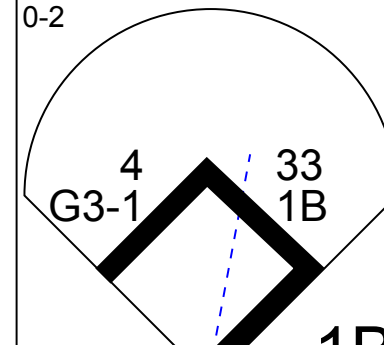
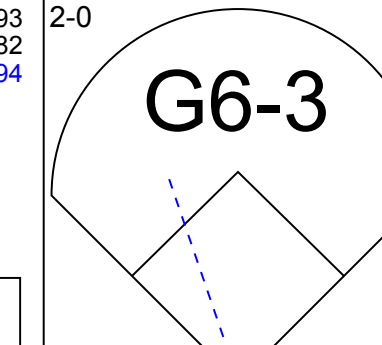
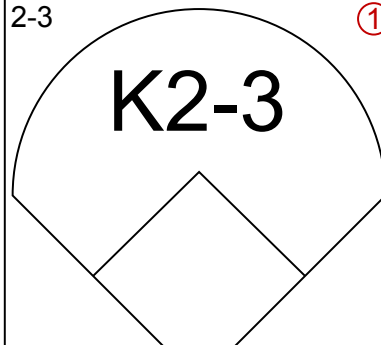
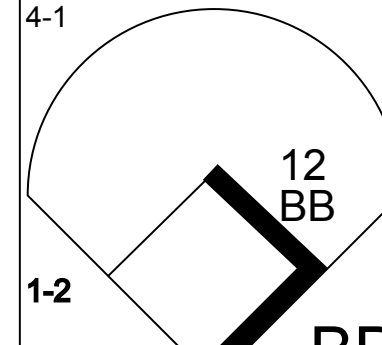
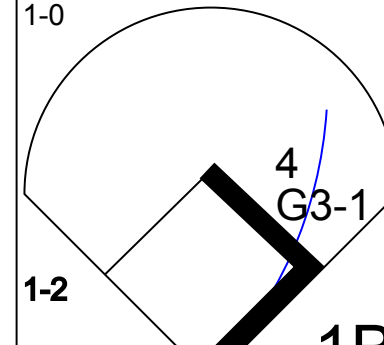
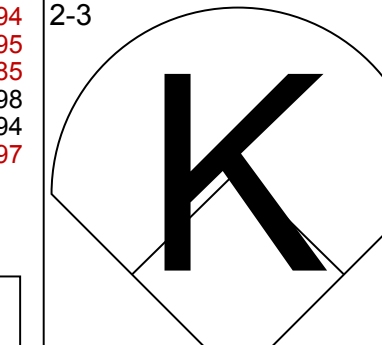
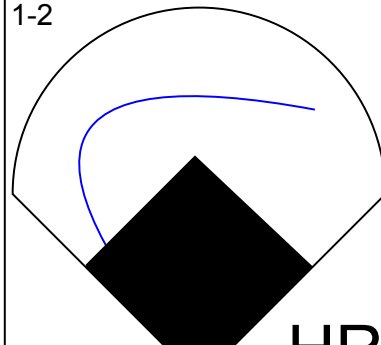
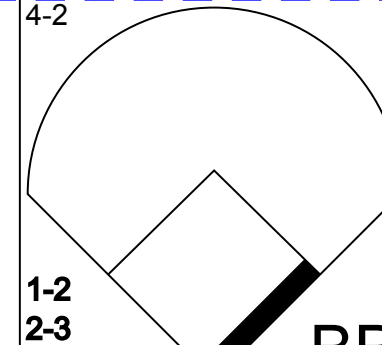
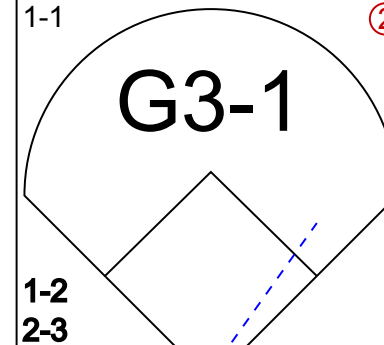
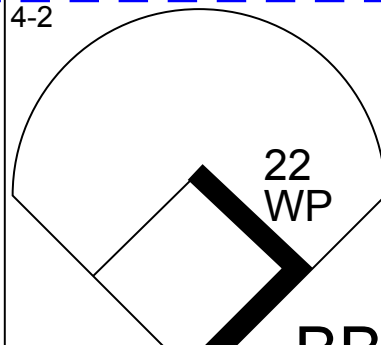
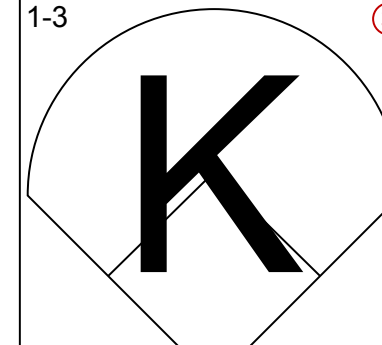
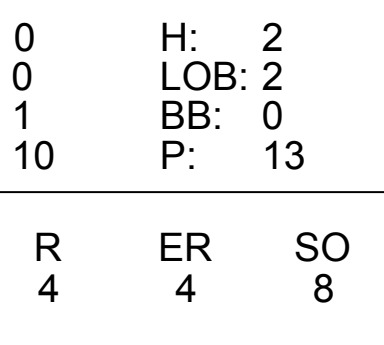
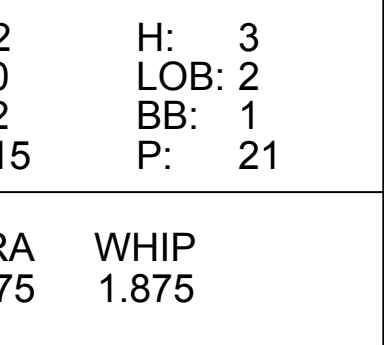
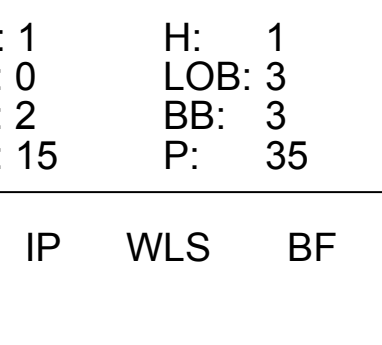
Los Angeles Angels @ San Francisco Giants  
Oracle Park, San Francisco, CA  
Wed Aug 19 2020, 6:47 PM - 9:51 PM PDT  
Clear - 75 F

livebaseballscores.com

AB	33
R	7
H	10
RBI	7
BB	2
SO	7
LOB	12



Inning Stats																
PITCHER																
IP	WLS	BF	H	R	ER	SO	BB	IBB	HBP	BLK	WP	HR	S	P	ERA	WHIP
43 Patrick Sandoval, L ERA: 5.4	(1, 1)	4.0	L	20	6	5	5	1	2	0	0	0	0	0	11.25	2.000
24 Noé Ramirez, R ERA: 3.86	(5, 1)	2.0		7	1	0	0	3	0	0	0	0	1	18	0.00	0.500
57 Hansel Robles, R ERA: 11.0	(7, 1)	1.0		6	3	2	0	0	0	0	0	0	0	12	18.00	3.000
99 Keynan Middleton, R ERA: 4.5	(8, 1)	1.0		3	0	0	0	3	0	0	0	0	0	9	0.00	0.000

Batter	1	2	3	4	5	6	7	8	9	AB R H RBI BB SO LOB	TOP											
22 David Fletcher, R OBP: 0.364, SLG: 0.449 (1, 6)										5 1 1 0 0 1 3												
9 Tommy La Stella, L OBP: 0.372, SLG: 0.494 (1, 3)										5 1 1 1 0 0 2												
27 Mike Trout, R OBP: 0.343, SLG: 0.659 (1, 8)										5 1 2 0 0 2 1												
6 Anthony Rendon, R OBP: 0.449, SLG: 0.579 (1, 5)										5 0 3 2 0 1 1												
17 Shohei Ohtani, L OBP: 0.241, SLG: 0.382 (1, 10)										5 0 0 0 0 2 5												
18 Brian Goodwin, L OBP: 0.349, SLG: 0.541 (1, 7)										4 0 0 0 1 3 2												
59 Jo Adell, R OBP: 0.268, SLG: 0.211 (1, 9)										3 0 1 0 1 1 0												
33 Max Stassi, R OBP: 0.327, SLG: 0.511 (1, 2)										1 0 1 0 0 0 0												
12 Anthony Bemboom, L OBP: 0.500, SLG: 1.333 (2, 2)										2 1 1 2 1 1 0												
4 Luis Rengifo, S OBP: 0.250, SLG: 0.156 (1, 4)										2 1 0 0 2 1 5												
<b>Inning Stats</b>	R: 1 E: 0 K: 2 S: 18	H: 2 LOB: 1 BB: 0 P: 24	R: 0 E: 0 K: 1 S: 10	H: 2 LOB: 2 BB: 0 P: 13	R: 0 E: 0 K: 1 S: 14	H: 1 LOB: 1 BB: 0 P: 21	R: 0 E: 0 K: 1 S: 7	H: 0 LOB: 0 BB: 0 P: 13	R: 2 E: 0 K: 2 S: 15	H: 3 LOB: 2 BB: 1 P: 21	R: 1 E: 0 K: 1 S: 15	H: 1 LOB: 1 BB: 1 P: 27	R: 1 E: 0 K: 2 S: 15	H: 1 LOB: 3 BB: 3 P: 35	R: 0 E: 0 K: 1 S: 11	H: 0 LOB: 0 BB: 0 P: 18	R: 0 E: 0 K: 1 S: 9	H: 0 LOB: 0 BB: 0 P: 11	1B: 7 2B: 1 3B: 1 HR: 1	SF: 0 SAC: 0 DP: 0 HBP: 0	WP: 1 PB: 0 SB: 0 CS: 0	PA: 42
<b>PITCHER</b>	IP WLS BF H R ER SO BB IBB HBP BLK WP HR S P ERA WHIP																					
34 Kevin Gausman, R ERA: 4.65 (1, 1)	5.1 W 26 9 4 4 8 1 0 0 0 0 1 70 101 6.75 1.875																					
67 Sam Selman, L ERA: 2.7 (6, 1)	0.2 3 0 0 0 0 1 0 0 0 0 1 9 18 0.00 1.500																					
64 Shaun Anderson, R ERA: 5.4 (7, 1)	0.2 5 1 1 1 1 2 0 0 0 0 0 10 25 13.50 4.500																					
60 Wandy Peralta, L ERA: 7.36 (7, 1)	1.1 5 0 0 0 2 1 0 0 0 0 0 16 28 0.00 0.750																					
76 Jarlin Garcia, L ERA: (9, 1)	1.0 3 0 0 0 1 0 0 0 0 0 0 9 11 0.00 0.000																					

Los Angeles Angels @ San Francisco Giants  
Oracle Park, San Francisco, CA  
Thu Aug 20 2020, 6:48 PM - 10:27 PM PDT  
Partly Cloudy - 75 F

AB	37
R	5
H	10
RBI	5
BB	5
SO	12
LOB	19







Batter	1	2	3	4	5	6	7	8	9	AB R H RBI BB SO LOB	TOP	
56 Kole Calhoun, L OBP: 0.327, SLG: 0.522 (1, 9)										4 0 1 0 0 3 0	<p>Arizona Diamondbacks @ San Francisco Giants</p> <p>Oracle Park, San Francisco, CA</p> <p>Fri Aug 21 2020, 6:48 PM - 9:44 PM PDT</p> <p>Partly Cloudy - 67 F</p>	
4 Ketel Marte, S OBP: 0.348, SLG: 0.425 (1, 4)										4 0 0 0 0 1 1		
53 Christian Walker, R OBP: 0.349, SLG: 0.449 (1, 10)										4 1 4 0 0 0 0		
6 David Peralta, L OBP: 0.368, SLG: 0.448 (1, 7)										4 1 1 1 0 1 3		
5 Eduardo Escobar, S OBP: 0.276, SLG: 0.330 (1, 5)										4 0 1 1 0 1 1		
21 Stephen Vogt, L OBP: 0.220, SLG: 0.311 (1, 2)										4 0 0 0 0 0 2		
13 Nick Ahmed, R OBP: 0.323, SLG: 0.407 (1, 6)										3 0 0 0 0 2 1		
22 Jake Lamb, L OBP: 0.231, SLG: 0.147 16 Tim Lincecum, R OBP: 0.318, SLG: 0.400 (8, PH) (8, 8)										2 0 0 0 0 1 0 1 0 0 0 0 1 0		
9 Jon Jay, L OBP: 0.167, SLG: 0.148 32 Kevin Cron, R (8, PH) (8, 3)										2 0 0 0 0 0 0 1 0 0 0 0 0 0		
<b>Inning Stats</b>	R: 0 H: 1 E: 0 LOB: 1 K: 2 BB: 0 S: 15 P: 23	R: 0 H: 0 E: 0 LOB: 0 K: 2 BB: 0 S: 12 P: 18	R: 0 H: 0 E: 0 LOB: 0 K: 2 BB: 0 S: 9 P: 16	R: 2 H: 3 E: 0 LOB: 1 K: 0 BB: 0 S: 12 P: 16	R: 0 H: 0 E: 0 LOB: 0 K: 1 BB: 0 S: 8 P: 10	R: 0 H: 1 E: 0 LOB: 0 K: 0 BB: 0 S: 7 P: 9	R: 0 H: 0 E: 0 LOB: 0 K: 1 BB: 0 S: 8 P: 10	R: 0 H: 1 E: 0 LOB: 1 K: 2 BB: 0 S: 11 P: 17	R: 0 H: 1 E: 0 LOB: 1 K: 0 BB: 0 S: 11 P: 15	1B: 4 SF: 0 2B: 3 SAC: 0 3B: 0 DP: 1 HR: 0 HBP: 0		WP: 1 PA: 33 PB: 0 SB: 0 CS: 0
<b>PITCHER</b>	IP WLS BF H R ER SO BB IBB HBP BLK WP HR S P ERA WHIP											
62 Logan Webb, R ERA: 3.29 (1, 1)	7.0 W 25 5 2 2 8 0 0 0 0 1 0 71 102 2.57 0.714											
56 Tony Watson, L ERA: 1.04 (8, 1)	1.0 4 1 0 0 2 0 0 0 0 0 0 11 17 0.00 1.000											
71 Tyler Rogers, R ERA: 7.07 (9, 1)	1.0 4 1 0 0 0 0 0 0 0 0 0 11 15 0.00 1.000											

AB	33
R	2
H	7
RBI	2
BB	0
SO	10
LOB	8







Batter	1	2	3	4	5	6	7	8	9	AB R H RBI BB SO LOB	TOP	
56 Kole Calhoun, L OBP: 0.324, SLG: 0.505 (1, 9) B FF 91 F SI 90 B FC 85 C FC 88 F SI 91 F FF 93 S CH 82	3-3 K		2-3 K			3-1 HBP		1-1 G4-3		3 0 0 0 0 2 0		
4 Ketel Marte, S OBP: 0.353, SLG: 0.445 (1, 4) C FF 92 B CH 82 F CH 84 X FF 92	1-2 2B			X CH 80 0-0 F7		1-0 F9			2-1 6 DI 2B	4 0 2 0 0 0 1		
2 Starling Marte, R OBP: 0.407, SLG: 0.452 (1, 8) C CH 81 X CH 79	0-1 G6-3			B FF 90 X FF 91 1-0 F9			S CH 79 B FF 90 X CH 81 1-1 E6 6 1B		0-1 L4	4 1 0 0 0 0 2		
53 Christian Walker, R OBP: 0.336, SLG: 0.431 (1, 3) C FF 91 S FC 86 X CH 82	0-2 G6-3			C FF 91 B FF 92 S CH 82 X CH 82 2-2 P2			C CH 80 B FC 85 1 SAFE X CH 80 1-1 F9		2-0 F8	4 0 0 0 0 0 3		
6 David Peralta, L OBP: 0.364, SLG: 0.440 (1, 7) C FF 90 F SI 89 B FF 91 S FC 86	1-3 K				C FC 84 X CH 80 0-1 G4-3		C FC 83 F SI 87 B FC 90 D CH 90 1 SAFE B FC 85 X FC 84 2-2 13 FC6-4 1B		1-1 G6-3	4 0 1 1 0 1 1		
5 Eduardo Escobar, S OBP: 0.269, SLG: 0.320 (1, 5) X CH 79	0-0 F8			C FF 91 B CH 81 B CH 82 C CH 81 X FF 92 2-2 L8			C FF 89 S CH 81 X FF 91 0-2 F9			3 0 0 0 0 0 1		
13 Nick Ahmed, R OBP: 0.314, SLG: 0.394 (1, 6) B FF 90 X CH 81	1-0 P5			B FC 88 B FF 92 C FF 91 B CH 83 F FF 90 S FF 93 3-3 K			X CH 81 0-0 FC6-4 1-2f			3 0 0 0 0 1 1		
32 Kevin Cron, R (1, 10) X FF 88	0-0 P3				C FF 91 S CH 81 X CH 81 1-2 L7			B FC 84 C CH 79 X FF 91 1-1 F8		3 0 0 0 0 0 0		
18 Carson Kelly, R OBP: 0.268, SLG: 0.275 (1, 2) C FF 89 B CH 81 X FF 91	1-1 P3				X CH 82 0-0 P6			B FC 84 C FF 88 X CH 82 1-1 G3		3 0 0 0 0 0 0		
<b>Inning Stats</b>	R: 0 E: 0 K: 1 S: 14 H: 1 LOB: 1 BB: 0 P: 18	R: 0 E: 0 K: 1 S: 5 H: 0 LOB: 0 BB: 0 P: 7	R: 0 E: 0 K: 1 S: 6 H: 0 LOB: 0 BB: 0 P: 9	R: 0 E: 0 K: 0 S: 5 H: 0 LOB: 0 BB: 0 P: 8	R: 0 E: 0 K: 1 S: 8 H: 0 LOB: 0 BB: 0 P: 13	R: 0 E: 0 K: 0 S: 6 H: 0 LOB: 1 BB: 0 P: 11	R: 1 E: 1 K: 0 S: 12 H: 1 LOB: 1 BB: 0 P: 16	R: 0 E: 0 K: 0 S: 6 H: 0 LOB: 0 BB: 0 P: 9	R: 0 E: 0 K: 0 S: 7 H: 1 LOB: 1 BB: 0 P: 12	1B: 1 2B: 2 3B: 0 HR: 0 SF: 0 SAC: 0 DP: 0 HBP: 1	WP: 0 PB: 0 SB: 1 CS: 0 PA: 32	
<b>PITCHER</b> 31 Tyler Anderson, L ERA: 3.45 (1, 1)	IP 9.0 WLS W BF 32 H 3 R 1 ER 0 SO 4 BB 0 IBB 0 HBP 1 BLK 0 WP 0 HR 0 S 69 P 103 ERA 0.00 WHIP 0.333											<b>PITCHER</b> IP WLS BF H R ER SO BB IBB HBP BLK WP HR S P ERA WHIP

Arizona Diamondbacks @ San Francisco Giants  
Oracle Park, San Francisco, CA  
Sat Aug 22 2020, 6:19 PM - 8:59 PM PDT  
Partly Cloudy - 68 F

livebaseballscorecards.com

AB	31
R	1
H	3
RBI	1
BB	0
SO	4
LOB	9





Batter	1	2	3	4	5	6	7	8	9
5 Mike Yastrzemski, L (1, 9) OBP: 0.434, SLG: 0.632	4-2 7 BB 12 BB 9 G4-3-6 BB	0-3 K			2-3 K		4-1 7 BB 12 BB 9 1B FC5-4 BB	2-2 P6	
12 Alex Dickerson, L (1, 7) OBP: 0.308, SLG: 0.343	4-1 9 BB 7 BB G4-3-6 BB		0-1 L7		1-1 G4-3		4-1 7 BB FC5-4 BB		
7 Donovan Solano, R (1, 4) OBP: 0.404, SLG: 0.495	4-0 9 BB G4-3-6 BB		2-2 F9			0-1 F9	2-2 9 BB 1B FC5-4		
9 Brandon Belt, L (1, 3) OBP: 0.318, SLG: 0.424	1-1 G4-3-6		0-2 F8			3-1 10 BB FC5-4 1B	1-2 1B		
10 Evan Longoria, R (1, 5) OBP: 0.292, SLG: 0.438	3-3 K			1-3 K		1-1 FC5-4	0-2 F9		
41 Wilmer Flores, R (1, 10) OBP: 0.350, SLG: 0.564			2-3 K		2-1 F8	1-2 P4	1-0 P3		
35 Brandon Crawford, L (1, 6) OBP: 0.330, SLG: 0.372		4-0 6 BB 2B BB		1-2 G4-3			4-2 21 BB 5 BB BB	1-2 K	
14 Chadwick Tromp, R (1, 2) OBP: 0.200, SLG: 0.340		1-3 K			2-1 1B		0-1 5 BB 12 BB 2B	1-1 1 G4-3 HBP	
21 Joey Bart, R (7, PH) OBP: 0.545, SLG: 0.750 (8, 2)							1-3 12 BB 5 BB 2B		
6 Steven Duggar, L (1, 8) OBP: 0.182, SLG: 0.238		0-1 K			0-0 F7		4-0 12 BB 5 BB 7 FC5-4 BB	1-0 G4-3	
1 Mauricio Dubón, R (7, PH) OBP: 0.311, SLG: 0.324 (8, 8)		1-3 2B						1-2 G4-3	

Inning Stats	R: 1	H: 0	E: 0	K: 1	S: 10	LOB: 1	BB: 3	P: 26	R: 0	H: 1	E: 0	K: 3	S: 12	LOB: 2	BB: 1	P: 19	R: 0	H: 0	E: 0	K: 0	S: 8	LOB: 0	BB: 0	P: 10	R: 0	H: 0	E: 0	K: 1	S: 9	LOB: 0	BB: 0	P: 13	R: 0	H: 1	E: 0	K: 1	S: 8	LOB: 1	BB: 0	P: 13	R: 0	H: 1	E: 0	K: 0	S: 9	LOB: 1	BB: 0	P: 14	R: 4	H: 2	E: 0	K: 0	S: 19	LOB: 2	BB: 4	P: 39	R: 0	H: 0	E: 0	K: 1	S: 9	LOB: 1	BB: 0	P: 14	1B: 3	2B: 2	3B: 0	HR: 0	SF: 0	SAC: 0	DP: 1	HBP: 1	WP: 0	PB: 0	SB: 0	CS: 0	PA: 37
--------------	------	------	------	------	-------	--------	-------	-------	------	------	------	------	-------	--------	-------	-------	------	------	------	------	------	--------	-------	-------	------	------	------	------	------	--------	-------	-------	------	------	------	------	------	--------	-------	-------	------	------	------	------	------	--------	-------	-------	------	------	------	------	-------	--------	-------	-------	------	------	------	------	------	--------	-------	-------	-------	-------	-------	-------	-------	--------	-------	--------	-------	-------	-------	-------	--------

PITCHER	IP	WLS	BF	H	R	ER	SO	BB	IBB	HBP	BLK	WP	HR	S	P	ERA	WHIP
23 Zac Gallen, R (1, 1) ERA: 2.25	6.0		24	3	1	1	6	4	0	0	0	0	0	56	95	1.50	1.167
33 Matt Grace, L (7, 1) ERA: 27.0	0.0	L	3	1	3	3	0	2	0	0	0	0	0	6	14	∞	∞
41 Junior Guerra, R (7, 1) ERA: 4.35	0.1		3	0	0	0	0	2	0	0	0	0	0	6	16	0.00	6.000
57 Taylor Widener, R (7, 1) ERA: 3.21	1.2		7	1	1	1	1	0	0	1	0	0	0	16	23	5.40	0.600

**BOTTOM**

AB R H RBI BB SO LOB

3 2 0 1 2 2 4

2 0 0 1 2 0 1

3 0 0 1 1 0 2

4 0 2 1 0 0 2

4 0 0 0 0 2 4

4 0 0 0 0 1 3

2 1 0 0 2 1 0

2 0 1 0 0 1 1

1 1 1 0 0 0 0

2 0 1 0 0 0 1

1 1 0 0 1 0 1

**AB 28**  
**R 5**  
**H 5**  
**RBI 4**  
**BB 8**  
**SO 7**  
**LOB 19**

Arizona Diamondbacks @ San Francisco Giants  
Oracle Park, San Francisco, CA  
Sat Aug 22 2020, 6:19 PM - 8:59 PM PDT  
Partly Cloudy - 68 F

livebaseballscorecards.com

Batter	1	2	3	4	5	6	7	8	9	AB R H RBI BB SO LOB	TOP																										
56 Kole Calhoun, L OBP: 0.330, SLG: 0.495 (1, 9)	0-0 G4-3		1-1 P6			4-2 2B 6 SF9 BB		4-1 2B 4 HBP BB		2 1 0 0 2 0 0	<p>Arizona Diamondbacks @ San Francisco Giants</p> <p>Oracle Park, San Francisco, CA</p> <p>Sun Aug 23 2020, 1:11 PM - 4:03 PM PDT</p> <p>Cloudy - 70 F</p>																										
4 Ketel Marte, S OBP: 0.358, SLG: 0.442 (1, 4)	1-1 FC5-4 1B		3-3 K			2-3 K		2-1 2B HBP		3 0 1 0 0 2 1																											
2 Starling Marte, R OBP: 0.402, SLG: 0.454 (1, 8)	1-2 FC5-4 1-2f		2-3 K			3-2 6 SF9 2B		1-1 G5-3		4 0 1 0 0 1 3																											
6 David Peralta, L OBP: 0.351, SLG: 0.427 (1, 7)	1-3 K		2-3 K			0-0 SF9		0-3 K		3 0 0 1 0 3 2																											
53 Christian Walker, R OBP: 0.342, SLG: 0.429 (1, 3)		1-3 K		4-2 BB		0-2 G4-3			0-0 16 F8 13 1B 1B	3 0 1 0 1 1 1																											
5 Eduardo Escobar, S OBP: 0.259, SLG: 0.307 (1, 5)		1-1 F7		2-0 F9			1-2 G6-3		2-3 K	4 0 0 0 0 1 2																											
13 Nick Ahmed, R OBP: 0.321, SLG: 0.398 (1, 6)		0-1 E6		2-2 K			0-1 1B		2-1 1B	4 0 2 0 0 1 0																											
21 Stephen Vogt, L OBP: 0.208, SLG: 0.292 16 Tim Lincecum, R OBP: 0.304, SLG: 0.381 (9, PH)		2-0 P5		0-1 P2			0-1 F9		0-1 F8	3 0 0 0 0 0 2 1 0 0 0 0 0 2																											
12 Daulton Varsho, L OBP: 0.208, SLG: 0.227 32 Kevin Cron, R (7, PH)			1-2 G5-3		3-3 K		2-2 P4		2-2 F9	2 0 0 0 0 1 0 2 0 0 0 0 0 3																											
<b>Inning Stats</b>	R: 0 E: 0 K: 1 S: 12	H: 1 LOB: 1 BB: 0 P: 15	R: 0 E: 1 K: 1 S: 8	H: 0 LOB: 1 BB: 0 P: 12	R: 0 E: 0 K: 1 S: 10	H: 0 LOB: 0 BB: 0 P: 15	R: 0 E: 0 K: 2 S: 11	H: 0 LOB: 1 BB: 1 P: 21	R: 0 E: 0 K: 2 S: 8	H: 0 LOB: 0 BB: 0 P: 13	R: 1 E: 0 K: 1 S: 16	H: 1 LOB: 1 BB: 1 P: 25	R: 0 E: 0 K: 0 S: 11	H: 1 LOB: 1 BB: 0 P: 14	R: 0 E: 0 K: 1 S: 7	H: 0 LOB: 1 BB: 1 P: 14	R: 0 E: 0 K: 1 S: 12	H: 2 LOB: 2 BB: 0 P: 18	1B: 4 2B: 1 3B: 0 HR: 0	SF: 1 SAC: 0 DP: 1 HBP: 1	WP: 0 PB: 0 SB: 1 CS: 0	PA: 36															
<b>PITCHER</b>	IP WLS BF H R ER SO BB IBB HBP BLK WP HR S P ERA WHIP																					<b>PITCHER</b>	IP WLS BF H R ER SO BB IBB HBP BLK WP HR S P ERA WHIP														
53 Trevor Cahill, R ERA: 1.64 (1, 1)	5.1		20	1	1	1	8	2	0	0	0	0	0	55	88	1.69	0.562																				
73 Caleb Baragar, L ERA: 7.5 (6, 1)	0.2	W	3	1	0	0	0	0	0	0	0	0	0	10	13	0.00	1.500																				
56 Tony Watson, L ERA: 0.93 (7, 1)	1.0	H	4	1	0	0	0	0	0	0	0	0	0	11	14	0.00	1.000																				
71 Tyler Rogers, R ERA: 6.6 (8, 1)	1.0		4	0	0	0	1	1	0	1	0	0	0	7	14	0.00	1.000																				
76 Jarlin Garcia, L ERA: (9, 1)	1.0		5	2	0	0	1	0	0	0	0	0	0	12	18	0.00	2.000																				

livebaseballscorecards.com

AB	31
R	1
H	5
RBI	1
BB	3
SO	10
LOB	16





Batter	1	2	3	4	5	6	7	8	9	AB	R	H	RBI	BB	SO	LOB
5 Mike Yastrzemski, L (1, 9) OBP: 0.429, SLG: 0.645				G3		HR	F8			4	1	1	1	0	1	2
12 Alex Dickerson, L (1, 7) OBP: 0.305, SLG: 0.380				G3		L9				4	1	1	3	0	1	0
7 Donovan Solano, R (8, 4) OBP: 0.404, SLG: 0.495				G3			HR			0	0	0	0	0	0	0
41 Wilmer Flores, R (1, 4) OBP: 0.337, SLG: 0.541				F9		P6				4	0	0	0	0	1	0
1 Mauricio Dubón, R (8, 8) OBP: 0.311, SLG: 0.324				F9			F7			0	0	0	0	0	0	0
9 Brandon Belt, L (1, 3) OBP: 0.357, SLG: 0.484				10 G4-3 1B		10 2B	BB		10 G4-3 48 1B 2B	3	2	3	0	1	0	0
10 Evan Longoria, R (1, 5) OBP: 0.301, SLG: 0.452				G4-3		48 1B 21 2B	1B		G4-3	4	0	2	1	0	0	2
48 Pablo Sandoval, S (1, 10) OBP: 0.284, SLG: 0.283				P3		35 FC4-6 21 1B	P4		1B	4	0	2	1	0	0	2
21 Joey Bart, R (1, 2) OBP: 0.467, SLG: 0.583				G6-3		FC6-2-5 35 FC4-6	1B		K	4	1	1	0	0	1	3
35 Brandon Crawford, L (1, 6) OBP: 0.326, SLG: 0.358				K		FC4-6			K	3	1	0	0	0	2	3
6 Steven Duggar, L (1, 8) OBP: 0.160, SLG: 0.208				G3-1		K			K	3	0	0	0	0	2	4

Inning Stats	R: 0	H: 0	R: 0	H: 1	R: 0	H: 0	R: 0	H: 0	R: 1	H: 3	R: 1	H: 2	R: 3	H: 2	R: 1	H: 2
	E: 0	LOB: 0	E: 0	LOB: 0	E: 0	LOB: 0	E: 0	LOB: 0	E: 0	LOB: 2	E: 0	LOB: 2	E: 0	LOB: 0	E: 0	LOB: 1
	K: 3	BB: 0	K: 0	BB: 0	K: 1	BB: 0	K: 0	BB: 0	K: 1	BB: 0	K: 0	BB: 1	K: 1	BB: 0	K: 2	BB: 0
	S: 9	P: 13	S: 6	P: 9	S: 7	P: 9	S: 8	P: 12	S: 14	P: 19	S: 17	P: 26	S: 13	P: 21	S: 13	P: 18

PITCHER	IP	WLS	BF	H	R	ER	SO	BB	IBB	HBP	BLK	WP	HR	S	P	ERA	WHIP
24 Luke Weaver, R (1, 1) ERA: 7.77	5.2	L	22	5	2	2	5	1	0	0	0	0	1	58	84	3.18	1.059
37 Kevin Ginkel, R (6, 1) ERA: 10.13	0.1		2	1	0	0	0	0	0	0	0	0	0	3	4	0.00	3.000
28 Héctor Rondón, R (7, 1) ERA: 11.57	1.0		6	2	3	3	1	0	0	1	0	0	1	13	21	27.00	2.000
50 Yoan López, R (8, 1) ERA: 6.14	1.0		5	2	1	1	2	0	0	0	0	0	0	13	18	9.00	2.000

**BOTTOM**

Arizona Diamondbacks @ San Francisco Giants  
Oracle Park, San Francisco, CA

Sun Aug 23 2020, 1:11 PM - 4:03 PM PDT  
Cloudy - 70 F

AB	33
R	6
H	10
RBI	6
BB	1
SO	8
LOB	16

livebaseballscorecards.com

WP	PA	3B	SF	SAC	DP	HBP	CS
0	35	0	0	0	1	0	0



Batter	1	2	3	4	5	6	7	8	9	10	11	AB R H RBI BB SO LOB	TOP																							
50 Mookie Betts, R OBP: 0.359, SLG: 0.638	(1, 9) C SL 83 B CH 82 F SI 89 B CH 84 F SI 91 C FF 93		B CS 72 B SI 89 X SI 91	(1, 3) C CU 80 F SI 89 B FF 90 S CU 79		X FF 95			B FF 94 B SL 87 F FF 93 F SAFE F FF 94 X FF 94		F SI 80 X SL 70	6 0 1 0 0 2 1																								
5 Corey Seager, L OBP: 0.340, SLG: 0.600	(1, 6) X CH 82		S FF 92 B SL 84 F FF 92 B CU 82 B FF 92 X FF 92	(1, 3) B FF 89 F CU 84 S CH 82 S CU 78			F SL 90 B SI 95 B SI 94 F CH 89 B SL 89 C SL 88		B SL 86 X FF 94		S SI 81 X SI 81	6 2 2 1 0 2 2																								
10 Justin Turner, R OBP: 0.386, SLG: 0.431	(1, 5) C SI 92 D CH 88 X SI 92		B CH 83 X CH 83		B SI 89 C FF 88 B CU 77 F CU 78 X SI 89		B CH 87 C SL 87 X CH 89		S FF 94 D SL 84 D SL 84 B SL 84 F FF 95 S FF 94		B SI 82 C SL 82 B SI 81 B SI 82 F SI 84 X FF 84	6 3 4 1 0 1 2																								
35 Cody Bellinger, L OBP: 0.301, SLG: 0.458	(1, 8) C SL 86 B FF 92 X SL 86		S FF 91 F CU 82 F FF 91 X CU 82		B SI 82 B SL 83 F CH 86 B SI 91 X SL 82		B SI 96 B SI 95 B SL 90 X CH 89		C FF 93 S SL 83 C FF 94		B FF 90 X SL 79	6 1 3 0 0 1 2																								
13 Max Muncy, L OBP: 0.323, SLG: 0.435	(1, 3) B CH 82 D CU 81 B CH 83 X FF 91		D CU 81 B SL 86 D CH 83 C CH 84 S CU 78 B CH 84		F SL 82 F CH 87 B SL 80 D SL 82 B SL 82 X SL 82		B SL 88 X CH 88		B SL 84 C SL 83 F FF 94 B SL 82 B FF 94 B SL 81		B SL 79 C SL 81 B SL 81 X SL 80	4 1 1 3 2 0 4																								
11 AJ Pollock, R OBP: 0.311, SLG: 0.495	(1, 10) C CU 81 F FF 92 B CU 82 X CU 84		F SI 93 F CU 82 B FF 90 X CU 79		D CH 87 X CH 87		B SI 98 C SI 99 F SI 99 X SI 100		B FF 94			4 0 0 0 1 0 4																								
31 Joc Pederson, L OBP: 0.299, SLG: 0.373	(1, 7)	B CH 81 S SL 85 C CU 81 F FF 92 B CH 82 S SL 79					C FF 92 F SL 81 X CH 86		B FC 93 F FO 92 S FF 100 S FF 101		S SI 80 S SI 81	4 0 1 1 0 2 0																								
3 Chris Taylor, R OBP: 0.374, SLG: 0.389	(10, PH) (10, 7)											1 0 0 0 0 1 2																								
14 Enrique Hernández, R OBP: 0.261, SLG: 0.405	(1, 4)	F FF 91 F CS 73 C FF 92		B SI 92 F CH 82 C CU 81 F FF 92 X CU 81			S FF 96 S FF 96 B FF 96 B FC 89 S FF 95		F FF 94 B FF 93 S SL 88 X SL 80		C SI 80 X SI 80	5 0 0 0 0 2 4																								
16 Will Smith, R OBP: 0.360, SLG: 0.447	(1, 2)		B SI 92 F SI 92 B FF 91 X CU 79		C CS 76 F SI 90 S CH 80		B CU 82 B FF 96 B FF 96		B FF 94 B FF 92 B FF 94 C FF 94 F FF 94 B FF 94		B SI 82 F SI 81 C SI 82 S SI 82	3 1 0 0 2 2 3																								
Inning Stats	R: 3 E: 0 K: 1 S: 13	H: 3 LOB: 0 BB: 0 P: 21	R: 0 E: 0 K: 2 S: 9	H: 0 LOB: 0 BB: 0 P: 13	R: 3 E: 0 K: 0 S: 20	H: 4 LOB: 2 BB: 1 P: 35	R: 0 E: 0 K: 3 S: 10	H: 0 LOB: 0 BB: 0 P: 12	R: 0 E: 0 K: 0 S: 9	H: 2 LOB: 1 BB: 0 P: 18	R: 0 E: 0 K: 1 S: 7	H: 0 LOB: 1 BB: 1 P: 13	R: 0 E: 0 K: 1 S: 7	H: 0 LOB: 0 BB: 0 P: 15	R: 0 E: 0 K: 1 S: 7	H: 0 LOB: 0 BB: 0 P: 11	R: 0 E: 0 K: 1 S: 15	H: 1 LOB: 2 BB: 1 P: 24	R: 1 E: 1 K: 3 S: 13	H: 0 LOB: 3 BB: 2 P: 19	R: 1 E: 0 K: 0 S: 12	H: 2 LOB: 2 BB: 0 P: 18	1B: 7 2B: 3 3B: 0 HR: 2	SF: 0 SAC: 0 DP: 1 HBP: 0	WP: 1 PB: 1 SB: 0 CS: 0	PA: 50										
PITCHER	IP	WLS	BF	H	R	ER	SO	BB	IBB	HBP	BLK	WP	HR	S	P	ERA	WHIP	PITCHER	IP	WLS	BF	H	R	ER	SO	BB	IBB	HBP	BLK	WP	HR	S	P	ERA	WHIP	
42 Johnny Cueto, R ERA: 5.4	(1, 1)	4.0		21	8	6	6	6	1	0	0	1	2	55	86	13.50	2.250	64 Shaun Anderson, R ERA: 5.23	(9, 1)	0.1		3	1	0	0	0	1	0	0	0	0	0	8	15	0.00	6.000
59 Andrew Suárez, L ERA:	(5, 1)	1.1		4	1	0	0	0	0	0	0	0	0	9	16	0.00	0.750	73 Caleb Baragar, L ERA: 7.11	(9, 1)	0.2		2	0	0	0	1	0	0	0	0	0	7	9	0.00	0.000	
58 Trevor Gott, R ERA: 13.5	(6, 1)	0.2		3	0	0	0	1	1	0	0	0	0	4	10	0.00	1.500	76 Jarlín García, L ERA:	(10, 1)	0.1		3	0	1	0	1	1	1	0	0	0	0	5	10	0.00	3.000
60 Wandy Peralta, L ERA: 6.57	(7, 1)	1.1		4	0	0	0	1	0	0	0	0	0	8	17	0.00	0.000	71 Tyler Rogers, R ERA: 6.06	(10, 1)	1.1		6	1	1	0	2	0	0	0	0	0	16	20	0.00	0.750	
65 Sam Coonrod, R ERA: 6.23	(8, 1)	0.2		2	0	0	0	1	0	0	0	0	0	6	9	0.00	0.000	67 Sam Selman, L ERA: 2.61	(11, 1)	0.1	W	2	1	0	0	0	0	0	0	0	4	7	0.00	3.000		

Los Angeles Dodgers @ San Francisco Giants  
Oracle Park, San Francisco, CA  
Tue Aug 25 2020, 6:48 PM - 11:08 PM PDT  
Partly Cloudy - 63 F

livebaseballscorecards.com

AB	45
R	8
H	12
RBI	6
BB	5
SO	13
LOB	24





Batter	1	2	3	4	5	6	7	8	9	10	11	AB R H RBI BB SO LOB
5 Mike Yastrzemski, L OBP: 0.410, SLG: 0.612	0-3 K	2-3 K		1-2 P5		1-2 G4-3		1-3 K		3-1 L8	0-0 10 1B	6 1 0 0 0 3 6
41 Wilmer Flores, R OBP: 0.327, SLG: 0.515	4-2 10 9 HR BB		0-3 K	0-0 L7		1-2 L5		0-0 P6			1-1 L6	5 1 0 0 1 1 4
10 Evan Longoria, R OBP: 0.333, SLG: 0.472	2-1 9 HR 1B		4-2 9 BB BB		1-0 9 2B 1B		0-1 7 E 21 G4-3 1B		0-0 F7		0-1 7 HR 1B	5 4 4 1 1 0 0
9 Brandon Belt, L OBP: 0.395, SLG: 0.612	0-0 HR		4-2 1 SAFE B SV 79 S FF 94 B FF 94 B FF 95	1-2 BB	1-0 21 WP 2B		0-2 21 G4-3 7 E 1B		1-0 HR		3-3 2-H K	5 2 4 5 1 1 1
7 Donovan Solano, R OBP: 0.390, SLG: 0.505	0-3 K		1-1 F8		0-2 F8		1-0 E3 21 G4-3 1B		2-3 K		2-1 HR	6 1 1 2 0 2 5
21 Joey Bart, R OBP: 0.350, SLG: 0.412	0-3 K		0-0 G5-3		1-3 K		0-2 G4-3		0-3 K		0-0 6 G6-3 1B	5 1 0 0 0 3 5
33 Darin Ruf, R OBP: 0.354, SLG: 0.405		1-2 K		1-1 E4 5 WP 35 1B		1-1 G5-3		1-3 K		0-1 G6-3		2 0 1 0 0 0 0
12 Alex Dickerson, L OBP: 0.301, SLG: 0.375												1 0 0 0 0 0 1
48 Pablo Sandoval, S OBP: 0.279, SLG: 0.279												1 0 0 0 0 1 1
6 Steven Duggar, L OBP: 0.164, SLG: 0.200												1 0 0 0 0 0 0
35 Brandon Crawford, L OBP: 0.340, SLG: 0.372		0-0 P3		0-2 5 WP 1B		2-1 5 G4-3 1 SH1-3 1B		0-0 1B		0-3 K		5 0 3 0 0 1 2
1 Mauricio Dubón, R OBP: 0.308, SLG: 0.319		1-2 G6-3		1-3 K		0-0 SH1-3		3-3 K		0-0 1B		4 0 1 1 0 2 4

Inning Stats	R: 3	H: 2	E: 0	LOB: 0	K: 3	BB: 1	S: 17	P: 23
	R: 0	H: 1	E: 0	LOB: 1	K: 1	BB: 0	S: 10	P: 14
	R: 0	H: 0	E: 0	LOB: 2	K: 1	BB: 2	S: 10	P: 19
	R: 0	H: 1	E: 1	LOB: 2	K: 1	BB: 0	S: 16	P: 19
	R: 1	H: 2	E: 0	LOB: 1	K: 1	BB: 0	S: 10	P: 14
	R: 0	H: 1	E: 0	LOB: 1	K: 0	BB: 0	S: 9	P: 13
	R: 1	H: 2	E: 1	LOB: 1	K: 1	BB: 0	S: 12	P: 14
	R: 0	H: 1	E: 0	LOB: 1	K: 2	BB: 0	S: 8	P: 12
	R: 1	H: 1	E: 0	LOB: 0	K: 2	BB: 0	S: 11	P: 14
	R: 1	H: 1	E: 0	LOB: 1	K: 1	BB: 0	S: 8	P: 11
	R: 3	H: 2	E: 0	LOB: 0	K: 1	BB: 0	S: 9	P: 15

1B: 9	SF: 0
2B: 2	SAC: 1
3B: 0	DP: 1
HR: 3	HBP: 0

WP: 2	PA: 50
PB: 0	
SB: 0	
CS: 0	

PITCHER	IP	WLS	BF	H	R	ER	SO	BB	IBB	HBP	BLK	WP	HR	S	P	ERA	WHIP
7 Julio Urias, L ERA: 3.67	(1, 1)	4.0	22	6	4	4	6	3	0	0	0	1	1	55	79	9.00	2.250
51 Dylan Floro, R ERA: 0.64	(5, 1)	1.0	3	0	0	0	1	0	0	0	0	1	0	8	10	0.00	0.000
41 Jake McGee, L ERA: 0.84	(6, 1)	0.2	H	3	1	0	0	0	0	0	0	0	0	6	9	0.00	1.500
49 Blake Treinen, R ERA: 1.38	(6, 1)	1.0	H	5	2	1	1	0	0	0	0	0	0	12	14	9.00	2.000
64 Caleb Ferguson, L ERA: 0.71	(7, 1)	1.1	H	5	1	0	0	3	0	0	0	0	0	11	16	0.00	0.750
PITCHER	IP	WLS	BF	H	R	ER	SO	BB	IBB	HBP	BLK	WP	HR	S	P	ERA	WHIP
74 Kenley Jansen, R ERA: 1.42	(9, 1)	1.0	B	4	1	1	2	0	0	0	0	0	1	11	14	9.00	1.000
75 Scott Alexander, L ERA: 1.8	(10, 1)	1.0	B	4	1	1	0	1	0	0	0	0	0	8	11	0.00	1.000
77 Dennis Santana, R ERA: 6.43	(11, 1)	0.2	L	4	2	3	2	1	0	0	0	0	1	9	15	27.00	3.000

**BOTTOM**

Los Angeles Dodgers @ San Francisco Giants  
Oracle Park, San Francisco, CA  
Tue Aug 25 2020, 6:48 PM - 11:08 PM PDT  
Partly Cloudy - 63 F

AB	46
R	10
H	14
RBI	9
BB	3
SO	14
LOB	29



WP: 2	PA: 50
PB: 0	
SB: 0	
CS: 0	







Batter	1	2	3	4	5	6	7	8	9	AB R H RBI BB SO LOB
5 Mike Yastrzemski, L (1, 8) OBP: 0.408, SLG: 0.605	1-1 S FF 91 B FF 91 X SL 86 1B		3-1 C FF 92 B FF 91 B CU 75 B FF 91 X FF 92 G4-3			1-1 B FF 91 C FF 90 X CU 74 F8				3 0 1 0 0 0 0
41 Wilmer Flores, R (1, 4) OBP: 0.327, SLG: 0.519	1-0 B FF 92 X FF 92 F8		2-2 B CU 75 C FF 90 C FF 90 B SL 89 X FF 91 2B			1-2 C FF 91 B CU 74 F CU 74 X SL 88 G6-3				3 0 1 0 0 0 1
10 Evan Longoria, R (1, 5) OBP: 0.333, SLG: 0.467	2-3 C FF 92 B CU 74 D SL 89 F CU 74 1 SAFE C FF 91 K		1-1 B SL 88 F SL 89 X CU 74 G6-3			0-0 X FF 91 1B				3 0 1 0 0 1 2
33 Darin Ruf, R (1, 7) OBP: 0.333, SLG: 0.378	2-2 B FF 92 F SL 87 D CU 73 F SL 87 F FF 92 X FF 91 L7			2-2 B FF 88 C SL 87 B CU 72 F SL 88 X CU 74 P3		1-2 F SL 88 C CU 74 B SL 87 F SL 88 X CU 74 F8				3 0 0 0 0 0 2
7 Donovan Solano, R (1, 6) OBP: 0.389, SLG: 0.510		2-2 C FF 91 F CU 74 B SL 88 B CU 75 F SL 88 F FF 92 X SL 88 9 F8 2B		1-1 B FF 91 C SL 87 X CU 74 F9		0-1 C FF 95 X SL 86 L9				3 0 1 0 0 0 0
9 Brandon Belt, L (1, 3) OBP: 0.380, SLG: 0.586		2-1 B FF 92 B FF 92 F SL 89 X FF 92 F8		1-3 B FF 90 C SL 87 F FF 92 C CU 74 K		0-0 X FF 97 G4-3				3 0 0 0 0 1 1
21 Joey Bart, R (1, 10) OBP: 0.304, SLG: 0.350		0-3 C SL 89 S CU 76 S SL 89 K		0-3 F FF 90 F CU 73 C CU 74 K		1-3 B SL 87 F SI 96 F SI 97 S SL 88 K				3 0 0 0 0 3 1
37 Joey Rickard, R (1, 9)		0-0 X SL 89 G5-3		2-2 C FF 91 B CU 74 F SL 86 B CU 76 F SL 87 X FF 91 F8						2 0 0 0 0 0 1
14 Chadwick Tromp, R (1, 2) OBP: 0.192, SLG: 0.327			0-0 X SL 87 G5-3		2-2 B SL 88 C SL 87 S CU 74 F SL 87 B CU 74 X SL 88 G5-3					2 0 0 0 0 0 0

Inning Stats	R: 0 E: 0 K: 1 S: 11	H: 1 LOB: 1 BB: 0 P: 17	R: 0 E: 0 K: 1 S: 11	H: 1 LOB: 1 BB: 0 P: 15	R: 0 E: 0 K: 0 S: 8	H: 0 LOB: 0 BB: 0 P: 14	R: 0 E: 0 K: 1 S: 8	H: 0 LOB: 0 BB: 0 P: 12	R: 0 E: 0 K: 1 S: 11	H: 0 LOB: 0 BB: 0 P: 15	R: 0 E: 0 K: 1 S: 10	H: 0 LOB: 0 BB: 0 P: 13	R: 0 E: 0 K: 1 S: 6	H: 0 LOB: 0 BB: 0 P: 7
--------------	-------------------------------	----------------------------------	-------------------------------	----------------------------------	------------------------------	----------------------------------	------------------------------	----------------------------------	-------------------------------	----------------------------------	-------------------------------	----------------------------------	------------------------------	---------------------------------

PITCHER	IP	WLS	BF	H	R	ER	SO	BB	IBB	HBP	BLK	WP	HR	S	P	ERA	WHIP
22 Clayton Kershaw, L (1, 1) ERA: 1.8	6.0	W	22	4	0	0	4	0	0	0	0	0	0	59	86	0.00	0.667
76 Josh Sborz, R (7, 1) ERA:	1.0		3	0	0	0	1	0	0	0	0	0	0	6	7	0.00	0.000

**BOTTOM**

Los Angeles Dodgers @ San Francisco Giants  
Oracle Park, San Francisco, CA  
Thu Aug 27 2020, 1:07 PM - 3:23 PM PDT  
Sunny - 63 F

AB	25
R	0
H	4
RBI	0
BB	0
SO	5
LOB	8



1B: 2	SF: 0	WP: 0	PA: 25
2B: 2	SAC: 0	PB: 0	
3B: 0	DP: 0	SB: 0	
HR: 0	HBP: 0	CS: 0	

Batter	1	2	3	4	5	6	7	8	9	AB R H RBI BB SO LOB	TOP		
50 Mookie Betts, R OBP: 0.356, SLG: 0.615 (1, 9)										3 0 0 0 0 1 0	<p>Los Angeles Dodgers @ San Francisco Giants</p> <p>Oracle Park, San Francisco, CA</p> <p>Thu Aug 27 2020, 4:41 PM - 7:10 PM PDT</p> <p>Clear - 63 F</p>		
5 Corey Seager, L OBP: 0.345, SLG: 0.585 (1, 6)										2 0 0 0 1 0 0			
10 Justin Turner, R OBP: 0.388, SLG: 0.416 (1, 10)										1 0 0 0 1 0 1			
35 Cody Bellinger, L OBP: 0.300, SLG: 0.457 (1, 3)										3 0 0 0 0 2 2			
13 Max Muncy, L OBP: 0.321, SLG: 0.416 (1, 5)										2 0 0 0 1 1 0			
31 Joc Pederson, L OBP: 0.330, SLG: 0.449 (1, 7)										2 2 2 1 0 0 0			
11 AJ Pollock, R OBP: 0.324, SLG: 0.525 (6, PH) (6, 7)										1 0 0 0 0 0 2			
16 Will Smith, R OBP: 0.358, SLG: 0.463 (1, 2)										3 0 1 1 0 1 0			
9 Gavin Lux, L (1, 4)										3 0 0 0 0 2 1			
14 Enrique Hernández, R OBP: 0.247, SLG: 0.382 (1, 8)										3 0 0 0 0 1 0			
<b>Inning Stats</b>	R: 0 H: 0 E: 0 LOB: 1 K: 0 BB: 1 S: 10 P: 19	R: 1 H: 1 E: 0 LOB: 0 K: 2 BB: 0 S: 10 P: 18	R: 0 H: 0 E: 0 LOB: 1 K: 1 BB: 1 S: 13 P: 24	R: 1 H: 2 E: 0 LOB: 1 K: 2 BB: 0 S: 13 P: 22	R: 0 H: 0 E: 0 LOB: 0 K: 1 BB: 0 S: 8 P: 13	R: 0 H: 0 E: 0 LOB: 1 K: 1 BB: 1 S: 6 P: 15	R: 0 H: 0 E: 0 LOB: 0 K: 1 BB: 0 S: 7 P: 11			1B: 0 SF: 0 2B: 2 SAC: 0 3B: 0 DP: 1 HR: 1 HBP: 1	WP: 0 PA: 27 PB: 0 SB: 0 CS: 0		
<b>PITCHER</b>	IP WLS BF H R ER SO BB IBB HBP BLK WP HR S P ERA WHIP											<b>PITCHER</b>	IP WLS BF H R ER SO BB IBB HBP BLK WP HR S P ERA WHIP
34 Kevin Gausman, R ERA: 4.54 (1, 1)	4.2 L 19 3 2 2 6 2 0 0 0 0 0 1 52 93 3.86 1.071												
67 Sam Selman, L ERA: 2.45 (5, 1)	0.2 4 0 0 0 1 1 0 1 0 0 0 0 6 15 0.00 1.500												
58 Trevor Gott, R ERA: 12.46 (6, 1)	0.2 1 0 0 0 0 0 0 0 0 0 0 0 2 3 0.00 0.000												
65 Sam Coonrod, R ERA: 5.06 (7, 1)	1.0 3 0 0 0 1 0 0 0 0 0 0 0 7 11 0.00 0.000												

livebaseballscorecards.com

AB	23
R	2
H	3
RBI	2
BB	3
SO	8
LOB	6











**BOTTOM**

**San Francisco Giants @ Arizona Diamondbacks**  
**Chase Field, Phoenix, AZ**  
 Fri Aug 28 2020, 6:44 PM - 9:32 PM MST  
 Clear - 108 F

[livebaseballscorecards.com](http://livebaseballscorecards.com)

<b>AB</b>	<b>30</b>
<b>R</b>	<b>7</b>
<b>H</b>	<b>9</b>
<b>RBI</b>	<b>6</b>
<b>BB</b>	<b>4</b>
<b>SO</b>	<b>6</b>
<b>LOB</b>	<b>17</b>



WP: 1	PA: 38
PB: 0	
SB: 0	
CS: 0	

AB R H RBI BB SO LOB

3 2 1 0 2 1 0

3 2 2 0 0 0 1

4 1 2 2 0 0 4

3 1 1 2 0 0 2

4 0 1 1 0 1 2

3 0 0 0 1 0 3

4 0 1 1 0 0 1

2 0 0 0 1 1 1

1B: 6	SF: 1
2B: 3	SAC: 0
3B: 0	DP: 1
HR: 0	HBP: 2

Batter	1	2	3	4	5	6	7	8	9
<b>16 Tim Llocastro, R</b> OBP: 0.357, SLG: 0.375	1-3 K		0-0 6 1B 4 HBP	0-0 PO	4-1 2 1B 4 1B BB	4-2 4 F9 BB		3-1 P3	
<b>4 Ketel Marte, S</b> OBP: 0.348, SLG: 0.426	3-2 2 1B 2B		1-2 6 1B HBP		0-1 53 1B 2 1B 1B	0-2 F9			
<b>2 Starling Marte, R</b> OBP: 0.400, SLG: 0.465	0-1 53 G4-6-3 1B		1-2 P6		0-0 53 1B 5 E 1B	2-1 F9			
<b>53 Christian Walker, R</b> OBP: 0.364, SLG: 0.496	1-2 G4-6-3		0-0 SF7		1-2 13 WP 13 2B 1B	3-2 F9			
<b>6 David Peralta, L</b> OBP: 0.348, SLG: 0.408		1-1 L8	0-0 1B		0-1 P6		3-2 K		
<b>5 Eduardo Escobar, S</b> OBP: 0.277, SLG: 0.298		4-2 BB	1-0 P6		2-1 F7		2-1 G6-3		
<b>13 Nick Ahmed, R</b> OBP: 0.315, SLG: 0.386		1-0 F8		1-1 G6-3	2-0 2B		2-1 G5-3		
<b>14 Andrew Young, R</b> OBP: 0.455, SLG: 0.500	2-3 K		4-2 16 PO BB		2-2 HBP		2-2 L4		
<b>18 Carson Kelly, R</b> OBP: 0.254, SLG: 0.276			1-2 16 1B 53 SF7 2B		0-3 K		2-3 K		

Inning Stats	R	H	E	K	S	WLS	BF	H	R	ER	SO	BB	IBB	HBP	BLK	WP	HR	S	P	ERA	WHIP	
	1	2	0	11	16			0	0	0	0	0	0	0	0	0	0	0	0	0	0	0
	0	0	0	1	19			0	0	0	1	1	0	0	0	0	0	0	0	0	0	0
	2	3	0	8	14			0	0	0	0	0	0	0	0	0	0	0	0	0	0	0
	0	0	0	1	14			0	0	0	0	0	0	0	0	0	0	0	0	0	0	0
	4	4	0	17	28			0	0	0	0	0	0	0	0	0	0	0	0	0	0	0
	0	0	0	13	22			0	0	0	0	0	0	0	0	0	0	0	0	0	0	0
	0	0	0	8	15			0	0	0	0	0	0	0	0	0	0	0	0	0	0	0
	0	0	0	12	19			0	0	0	0	0	0	0	0	0	0	0	0	0	0	0

PITCHER	IP	WLS	BF	H	R	ER	SO	BB	IBB	HBP	BLK	WP	HR	S	P	ERA	WHIP
<b>31 Tyler Anderson, L</b> ERA: 4.75	4.2	L	25	9	7	7	3	3	0	1	0	1	0	56	88	13.50	2.571
<b>73 Caleb Baragar, L</b> ERA: 6.43	1.1		6	0	0	0	1	1	0	1	0	0	0	18	29	0.00	0.750
<b>67 Sam Selman, L</b> ERA: 2.25	1.0		3	0	0	0	1	0	0	0	0	0	0	8	15	0.00	0.000
<b>60 Wandy Peralta, L</b> ERA: 5.52	1.0		3	0	0	0	1	0	0	0	0	0	0	12	19	0.00	0.000

Batter	1	2	3	4	5	6	7	8	9	AB R H RBI BB SO LOB	TOP
5 Mike Yastrzemski, L OBP: 0.403, SLG: 0.581 (1, 9)	0-3 C FF 93 C SL 88 S FF 95	2-2 CU 78 SAFE C FF 93 B FF 94 1 SAFE B SL 86 F FF 94 1 SAFE		3-3 F FF 95 F SL 85 B SL 86 B SL 87 B FF 96 C SL 84		0-3 S FF 95 S FS 87		1-3 S SI 93 1 SAFE S SI 92 B SI 93 S CU 78		5 0 1 1 0 4 1	
12 Alex Dickerson, L OBP: 0.290, SLG: 0.354 (1, 7)	1-2 C FF 94 B FF 97 X FF 95	1-3 D CH 86 CU 79 S CH 85		0-2 C SL 87 X SL 87		0-0 X FF 94		1-0 B CU 79 X SI 92		5 1 2 0 0 1 1 0 0 0 0 0 0 0	
6 Steven Duggar, L OBP: 0.148, SLG: 0.192 (8, PR) (8, 7)	10 2B 1B	K		G4-3		L6		1B			
10 Evan Longoria, R OBP: 0.342, SLG: 0.505 (1, 5)	2-1 B SL 87 B SL 88 F FF 94 X FF 93	9 2B 1B	0-0 X CU 79	2-3 C FF 96 F SL 87 B FF 97 B SL 87 S SL 86		4-0 B SL 85 B SL 86 B FF 95 B FF 96		2-3 C SI 93 F SI 94 1 SAFE D CU 79 1 SAFE B CU 79 S CU 78		4 2 2 1 1 2 1	
9 Brandon Belt, L OBP: 0.418, SLG: 0.620 (1, 3)	1-2 F FF 94 S CU 79 F FF 96 D CH 86 X CH 85	2B	4-1 B FF 92 B FF 93 F FF 93 F FF 93 D CH 86 B FF 93	35 1B 48 1B BB	4-1 B SL 86 B FF 96 B FF 96 C FF 96 B FF 95	41 FC6-4 BB	1-2 C FF 96 F FF 96 B FF 96 X SL 85	1B	3-2 B FF 95 B FF 94 C FF 92 F FF 96 F FF 95 F FF 96 X FF 95	3 0 2 1 2 0 0	
41 Wilmer Flores, R OBP: 0.312, SLG: 0.517 (1, 4)	0-3 C SL 87 C FF 93 S SL 85	K	0-3 S CH 84 S CH 85 S FF 96	FC6-4 35 2B 1-2f	0-1 C SL 86 X SL 86	FC4-6 35 S	1-2f 2-3	HR	5 1 1 1 0 2 6 0 0 0 0 0 0 0		
7 Donovan Solano, R OBP: 0.374, SLG: 0.486 (9, 4)	K	K	K	FC6-4	FC4-6	FC4-6	FC4-6	HR	5 0 1 1 0 1 4		
48 Pablo Sandoval, S OBP: 0.267, SLG: 0.265 (1, 10)	0-2 C CU 78 T FF 94 X FF 96	F7	0-0 X CH 86	1-1 B FF 97 F SL 85 X SL 86	1-1 B SL 84 F FF 96 F CH 90 F FF 96 S FF 95	K	K	F7	5 0 1 1 0 1 4		
35 Brandon Crawford, L OBP: 0.349, SLG: 0.412 (1, 6)	0-2 C CU 78 T FF 94 X FF 96	F7	1-2 35 1B 1-2 2-H	1-1 B FF 97 F SL 85 X SL 86	1-1 B SL 84 F FF 96 F CH 90 F FF 96 S FF 95	K	K	F7	5 0 1 1 0 1 4		
21 Joey Bart, R OBP: 0.265, SLG: 0.267 (1, 2)	0-2 C CU 78 T FF 94 X FF 96	F7	1-2 35 1B 1-2 2-H	1-1 B FF 97 F SL 85 X SL 86	1-1 B SL 84 F FF 96 F CH 90 F FF 96 S FF 95	K	K	F7	5 0 1 1 0 1 4		
1 Mauricio Dubón, R OBP: 0.317, SLG: 0.329 (1, 8)	0-2 C CU 78 T FF 94 X FF 96	F7	1-2 35 1B 1-2 2-H	1-1 B FF 97 F SL 85 X SL 86	1-1 B SL 84 F FF 96 F CH 90 F FF 96 S FF 95	K	K	F7	5 0 1 1 0 1 4		
1 Joey Bart, R OBP: 0.265, SLG: 0.267 (1, 2)	0-2 C CU 78 T FF 94 X FF 96	F7	1-2 35 1B 1-2 2-H	1-1 B FF 97 F SL 85 X SL 86	1-1 B SL 84 F FF 96 F CH 90 F FF 96 S FF 95	K	K	F7	5 0 1 1 0 1 4		
35 Brandon Crawford, L OBP: 0.349, SLG: 0.412 (1, 6)	0-2 C CU 78 T FF 94 X FF 96	F7	1-2 35 1B 1-2 2-H	1-1 B FF 97 F SL 85 X SL 86	1-1 B SL 84 F FF 96 F CH 90 F FF 96 S FF 95	K	K	F7	5 0 1 1 0 1 4		
21 Joey Bart, R OBP: 0.265, SLG: 0.267 (1, 2)	0-2 C CU 78 T FF 94 X FF 96	F7	1-2 35 1B 1-2 2-H	1-1 B FF 97 F SL 85 X SL 86	1-1 B SL 84 F FF 96 F CH 90 F FF 96 S FF 95	K	K	F7	5 0 1 1 0 1 4		
1 Mauricio Dubón, R OBP: 0.317, SLG: 0.329 (1, 8)	0-2 C CU 78 T FF 94 X FF 96	F7	1-2 35 1B 1-2 2-H	1-1 B FF 97 F SL 85 X SL 86	1-1 B SL 84 F FF 96 F CH 90 F FF 96 S FF 95	K	K	F7	5 0 1 1 0 1 4		
1 Mauricio Dubón, R OBP: 0.317, SLG: 0.329 (1, 8)	0-2 C CU 78 T FF 94 X FF 96	F7	1-2 35 1B 1-2 2-H	1-1 B FF 97 F SL 85 X SL 86	1-1 B SL 84 F FF 96 F CH 90 F FF 96 S FF 95	K	K	F7	5 0 1 1 0 1 4		
1 Mauricio Dubón, R OBP: 0.317, SLG: 0.329 (1, 8)	0-2 C CU 78 T FF 94 X FF 96	F7	1-2 35 1B 1-2 2-H	1-1 B FF 97 F SL 85 X SL 86	1-1 B SL 84 F FF 96 F CH 90 F FF 96 S FF 95	K	K	F7	5 0 1 1 0 1 4		
1 Mauricio Dubón, R OBP: 0.317, SLG: 0.329 (1, 8)	0-2 C CU 78 T FF 94 X FF 96	F7	1-2 35 1B 1-2 2-H	1-1 B FF 97 F SL 85 X SL 86	1-1 B SL 84 F FF 96 F CH 90 F FF 96 S FF 95	K	K	F7	5 0 1 1 0 1 4		
1 Mauricio Dubón, R OBP: 0.317, SLG: 0.329 (1, 8)	0-2 C CU 78 T FF 94 X FF 96	F7	1-2 35 1B 1-2 2-H	1-1 B FF 97 F SL 85 X SL 86	1-1 B SL 84 F FF 96 F CH 90 F FF 96 S FF 95	K	K	F7	5 0 1 1 0 1 4		
1 Mauricio Dubón, R OBP: 0.317, SLG: 0.329 (1, 8)	0-2 C CU 78 T FF 94 X FF 96	F7	1-2 35 1B 1-2 2-H	1-1 B FF 97 F SL 85 X SL 86	1-1 B SL 84 F FF 96 F CH 90 F FF 96 S FF 95	K	K	F7	5 0 1 1 0 1 4		
1 Mauricio Dubón, R OBP: 0.317, SLG: 0.329 (1, 8)	0-2 C CU 78 T FF 94 X FF 96	F7	1-2 35 1B 1-2 2-H	1-1 B FF 97 F SL 85 X SL 86	1-1 B SL 84 F FF 96 F CH 90 F FF 96 S FF 95	K	K	F7	5 0 1 1 0 1 4		
1 Mauricio Dubón, R OBP: 0.317, SLG: 0.329 (1, 8)	0-2 C CU 78 T FF 94 X FF 96	F7	1-2 35 1B 1-2 2-H	1-1 B FF 97 F SL 85 X SL 86	1-1 B SL 84 F FF 96 F CH 90 F FF 96 S FF 95	K	K	F7	5 0 1 1 0 1 4		
1 Mauricio Dubón, R OBP: 0.317, SLG: 0.329 (1, 8)	0-2 C CU 78 T FF 94 X FF 96	F7	1-2 35 1B 1-2 2-H	1-1 B FF 97 F SL 85 X SL 86	1-1 B SL 84 F FF 96 F CH 90 F FF 96 S FF 95	K	K	F7	5 0 1 1 0 1 4		
1 Mauricio Dubón, R OBP: 0.317, SLG: 0.329 (1, 8)	0-2 C CU 78 T FF 94 X FF 96	F7	1-2 35 1B 1-2 2-H	1-1 B FF 97 F SL 85 X SL 86	1-1 B SL 84 F FF 96 F CH 90 F FF 96 S FF 95	K	K	F7	5 0 1 1 0 1 4		
1 Mauricio Dubón, R OBP: 0.317, SLG: 0.329 (1, 8)	0-2 C CU 78 T FF 94 X FF 96	F7	1-2 35 1B 1-2 2-H	1-1 B FF 97 F SL 85 X SL 86	1-1 B SL 84 F FF 96 F CH 90 F FF 96 S FF 95	K	K	F7	5 0 1 1 0 1 4		
1 Mauricio Dubón, R OBP: 0.317, SLG: 0.329 (1, 8)	0-2 C CU 78 T FF 94 X FF 96	F7	1-2 35 1B 1-2 2-H	1-1 B FF 97 F SL 85 X SL 86	1-1 B SL 84 F FF 96 F CH 90 F FF 96 S FF 95	K	K	F7	5 0 1 1 0 1 4		
1 Mauricio Dubón, R OBP: 0.317, SLG: 0.329 (1, 8)	0-2 C CU 78 T FF 94 X FF 96	F7	1-2 35 1B 1-2 2-H	1-1 B FF 97 F SL 85 X SL 86	1-1 B SL 84 F FF 96 F CH 90 F FF 96 S FF 95	K	K	F7	5 0 1 1 0 1 4		
1 Mauricio Dubón, R OBP: 0.317, SLG: 0.329 (1, 8)	0-2 C CU 78 T FF 94 X FF 96	F7	1-2 35 1B 1-2 2-H	1-1 B FF 97 F SL 85 X SL 86	1-1 B SL 84 F FF 96 F CH 90 F FF 96 S FF 95	K	K	F7	5 0 1 1 0 1 4		
1 Mauricio Dubón, R OBP: 0.317, SLG: 0.329 (1, 8)	0-2 C CU 78 T FF 94 X FF 96	F7	1-2 35 1B 1-2 2-H	1-1 B FF 97 F SL 85 X SL 86	1-1 B SL 84 F FF 96 F CH 90 F FF 96 S FF 95	K	K	F7	5 0 1 1 0 1 4		
1 Mauricio Dubón, R OBP: 0.317, SLG: 0.329 (1, 8)	0-2 C CU 78 T FF 94 X FF 96	F7	1-2 35 1B 1-2 2-H	1-1 B FF 97 F SL 85 X SL 86	1-1 B SL 84 F FF 96 F CH 90 F FF 96 S FF 95	K	K	F7	5 0 1 1 0 1 4		
1 Mauricio Dubón, R OBP: 0.317, SLG: 0.329 (1, 8)	0-2 C CU 78 T FF 94 X FF 96	F7	1-2 35 1B 1-2 2-H	1-1 B FF 97 F SL 85 X SL 86	1-1 B SL 84 F FF 96 F CH 90 F FF 96 S FF 95	K	K	F7	5 0 1 1 0 1 4		
1 Mauricio Dubón, R OBP: 0.317, SLG: 0.329 (1, 8)	0-2 C CU 78 T FF 94 X FF 96	F7	1-2 35 1B 1-2 2-H	1-1 B FF 97 F SL 85 X SL 86	1-1 B SL 84 F FF 96 F CH 90 F FF 96 S FF 95	K	K	F7	5 0 1 1 0 1 4		
1 Mauricio Dubón, R OBP: 0.317, SLG: 0.329 (1, 8)	0-2 C CU 78 T FF 94 X FF 96	F7	1-2 35 1B 1-2 2-H	1-1 B FF 97 F SL 85 X SL 86	1-1 B SL 84 F FF 96 F CH 90 F FF 96 S FF 95	K	K	F7	5 0 1 1 0 1 4		
1 Mauricio Dubón, R OBP: 0.317, SLG: 0.329 (1, 8)	0-2 C CU 78 T FF 94 X FF 96	F7	1-2 35 1B 1-2 2-H	1-1 B FF 97 F SL 85 X SL 86	1-1 B SL 84 F FF 96 F CH 90 F FF 96 S FF 95	K	K	F7	5 0 1 1 0 1 4		
1 Mauricio Dubón, R OBP: 0.317, SLG: 0.329 (1, 8)	0-2 C CU 78 T FF 94 X FF 96	F7	1-2 35 1B 1-2 2-H	1-1 B FF 97 F SL 85 X SL 86	1-1 B SL 84 F FF 96 F CH 90 F FF 96 S FF 95	K	K	F7	5 0 1 1 0 1 4		
1 Mauricio Dubón, R OBP: 0.317, SLG: 0.329 (1, 8)	0-2 C CU 78 T FF 94 X FF 96	F7	1-2 35 1B 1-2 2-H	1-1 B FF 97 F SL 85 X SL 86	1-1 B SL 84 F FF 96 F CH 90 F FF 96 S FF 95	K	K	F7	5 0 1 1 0 1 4		
1 Mauricio Dubón, R OBP: 0.317, SLG: 0.329 (1, 8)	0-2 C CU 78 T FF 94 X FF 96	F7	1-2 35 1B 1-2 2-H	1-1 B FF 97 F SL 85 X SL 86	1-						



**BOTTOM**

**San Francisco Giants @ Arizona Diamondbacks**  
**Chase Field, Phoenix, AZ**  
 Sat Aug 29 2020, 5:11 PM - 8:23 PM MST  
 Roof Closed - 78 F

livebaseballscorecards.com

<b>AB</b>	<b>29</b>
<b>R</b>	<b>2</b>
<b>H</b>	<b>3</b>
<b>RBI</b>	<b>2</b>
<b>BB</b>	<b>3</b>
<b>SO</b>	<b>7</b>
<b>LOB</b>	<b>9</b>



WP: 0	PA: 33
PB: 0	
SB: 0	
CS: 0	

AB R H RBI BB SO LOB

3	0	0	0	1	1	1
4	0	0	0	0	0	3
4	1	1	0	0	1	1
4	0	0	0	0	2	1
4	1	1	2	0	1	0
3	0	1	0	1	0	0
3	0	0	0	0	1	1
1	0	0	0	0	0	0
0	0	0	0	1	0	0

1B: 1	SF: 0
2B: 0	SAC: 0
3B: 1	DP: 1
HR: 1	HBP: 1

Batter	1	2	3	4	5	6	7	8	9
<b>56 Kole Calhoun, L</b> OBP: 0.338, SLG: 0.491 (1, 9) C FF 92 B FC 87 C CH 84 B KC 81 B CH 84 X FF 93	3-2 <b>L8</b> ①		4-2 B KC 76 1 SAFE C CH 83 B FF 91 F FC 85 F KC 78 F CH 83 B FF 92 B SI 91		1-2 <b>G3-1</b> ③			1-3 C SL 83 S CH 83 B SL 84 S CH 84	
<b>4 Ketel Marte, S</b> OBP: 0.338, SLG: 0.414 (1, 4) C FC 87 X CH 85	0-1 <b>G3</b> ②		0-0 X CH 82			1-2 C FC 93 S FF 100 B FF 100 X FC 94		1-1 B SI 90 F CH 84 X CH 83	
<b>2 Starling Marte, R</b> OBP: 0.396, SLG: 0.458 (1, 8) C KC 77 B FF 92 S CH 84 B CH 84 S KC 80	3-3 <b>K</b> ③			0-0 X FC 84	6 G3 53 HR 1B	0-2 C SI 100 S SI 100 F FF 101 X SI 100		2-0 B CH 85 B CH 84 X CH 84	
<b>6 David Peralta, L</b> OBP: 0.338, SLG: 0.395 (1, 10) C FC 85 S FF 92 B KC 80 B FC 85 S CH 83		2-3 <b>K</b> ①		0-2 S CH 83 S KC 79 X FF 91		2-3 S FF 100 S FC 95 B FF 101 B FC 94 F FC 93 F FF 99 S CH 89		0-1 C SI 82 X SI 83	
<b>53 Christian Walker, R</b> OBP: 0.360, SLG: 0.512 (1, 3) B CH 81 C KC 78 B SI 92 S SI 91 S FC 86		2-3 <b>K</b> ②		1-2 S SI 89 B CH 82 F CH 81 X SI 90		1-2 B FF 96 F FF 96 C FC 90 X FF 97		0-0 X SI 84	
<b>5 Eduardo Escobar, S</b> OBP: 0.284, SLG: 0.316 (1, 5) C KC 79 C KC 80 B KC 79 B SI 92 X CH 84		2-2 <b>G4-3</b> ③		4-0 B KC 77 B CH 82 B SL 81	13 G6-4-3 BB	3-1 B FF 97 S FF 97 B CU 84 B FF 97 X FF 97		2-1 B SI 82 C SI 84 B SI 82 X SI 82	
<b>13 Nick Ahmed, R</b> OBP: 0.307, SLG: 0.376 (1, 6) B SI 91 B FC 85 B FC 84 C SI 89 C SI 91 S CH 83			3-3 <b>K</b> ①	1-2 B CH 84 F FF 92 C FC 93 X SL 83		1-0 B FF 97 X FC 93			
<b>21 Stephen Vogt, L</b> OBP: 0.215, SLG: 0.259 (1, 2) B FF 92 B CH 82 C KC 76 F FC 85 F CH 84 X KC 80			2-2 <b>P6</b> ②		0-1 F FF 93 X FF 94		2-3 B FF 97 B CH 91 S CH 91 S FC 93 S FF 97		
<b>9 Jon Jay, L</b> OBP: 0.194, SLG: 0.258 (1, 7) <b>16 Tim Lincecum, R</b> OBP: 0.379, SLG: 0.375 (8, PH) (9, 7) C FF 91 B KC 79 C FC 90 B FF 91 H KC 79								4-2 C CH 84 B SI 89 C SI 91 B SI 91 B SI 92 B CH 85	
								<b>4</b> FC6-4 BB	

Inning Stats	R: 0	H: 0	E: 0	LOB: 0	K: 1	BB: 0	S: 8	R: 0	H: 0	E: 0	LOB: 0	K: 2	BB: 0	S: 9	R: 0	H: 0	E: 0	LOB: 2	K: 1	BB: 1	S: 14	R: 2	H: 2	E: 0	LOB: 0	K: 0	BB: 0	S: 11	R: 0	H: 0	E: 0	LOB: 0	K: 0	BB: 0	S: 9	R: 0	H: 1	E: 0	LOB: 1	K: 1	BB: 0	S: 9	R: 0	H: 0	E: 0	LOB: 1	K: 1	BB: 1	S: 8	R: 0	H: 0	E: 0	LOB: 0	K: 0	BB: 0	S: 5	R: 0	H: 0	E: 0	LOB: 0	K: 0	BB: 0	S: 5	1B: 1	SF: 0	2B: 0	SAC: 0	3B: 1	DP: 1	HR: 1	HBP: 1
--------------	------	------	------	--------	------	-------	------	------	------	------	--------	------	-------	------	------	------	------	--------	------	-------	-------	------	------	------	--------	------	-------	-------	------	------	------	--------	------	-------	------	------	------	------	--------	------	-------	------	------	------	------	--------	------	-------	------	------	------	------	--------	------	-------	------	------	------	------	--------	------	-------	------	-------	-------	-------	--------	-------	-------	-------	--------

PITCHER	IP	WLS	BF	H	R	ER	SO	BB	IBB	HBP	BLK	WP	HR	S	P	ERA	WHIP
<b>53 Trevor Cahill, R</b> ERA: 2.51 (1, 1)	3.1		14	2	2	2	4	1	0	0	0	0	0	12	20	0.00	0.900
<b>76 Jarlin Garcia, L</b> ERA: (4, 1)	1.2	W	5	0	0	0	0	1	0	0	0	0	0	12	20	0.00	0.600
<b>65 Sam Coonrod, R</b> ERA: 4.26 (6, 1)	1.0	H	3	0	0	0	1	0	0	0	0	0	0	12	15	0.00	0.000
<b>58 Trevor Gott, R</b> ERA: 11.17 (7, 1)	1.0	H	4	1	0	0	1	0	0	0	0	0	0	9	16	0.00	1.000
<b>56 Tony Watson, L</b> ERA: 0.84 (8, 1)	1.0	H	4	0	0	0	1	1	0	0	0	0	0	8	16	0.00	1.000

PITCHER	IP	WLS	BF	H	R	ER	SO	BB	IBB	HBP	BLK	WP	HR	S	P	ERA	WHIP
<b>71 Tyler Rogers, R</b> ERA: 5.71 (9, 1)	1.0		3	0	0	0	0	0	0	0	0	0	0	12	20	0.00	0.000









Batter	1	2	3	4	5	6	7	8	9	AB	R	H	RBI	BB	SO	LOB	TOP					
5 Mike Yastrzemski, L OBP: 0.405, SLG: 0.581 6 Steven Duggar, L OBP: 0.138, SLG: 0.179	G3-1	K		12 2B BB	3B	12 HR 1B	G1-6-3	G1-3		4	1	2	1	1	1	1						
12 Alex Dickerson, L OBP: 0.337, SLG: 0.543	HR	HR		10 1B 2B	K	HR		33 BB 7 2B	48 G3 2B	6	5	5	6	1	1	1						
10 Evan Longoria, R OBP: 0.341, SLG: 0.491 2 Daniel Robertson, R OBP: 0.500, SLG: 0.500	9 1B 7 2B	G6-3		41 F9 9 BB	K	G6-3		7 2B 33 BB	K	5	1	2	1	0	1	0						
9 Brandon Belt, L OBP: 0.424, SLG: 0.628 48 Pablo Sandoval, S OBP: 0.268, SLG: 0.267	7 2B	1B		7 L9 35 1B	BB	7 1B	41 1B	L9	G3	3	3	3	0	1	0	0						
41 Wilmer Flores, R OBP: 0.321, SLG: 0.520 33 Darin Ruf, R OBP: 0.333, SLG: 0.362	P4	P4		F9	F9	7 1B 35 HR	35 HR	7 2B 35 2B	G1-3	4	2	1	0	1	0	5						
7 Donovan Solano, R OBP: 0.384, SLG: 0.500	L9	F8		L9	F8	35 HR	35 HR	35 2B		6	2	4	6	0	0	3						
35 Brandon Crawford, L OBP: 0.353, SLG: 0.449	G1-3	L3		L3	L3	HR	FC6 6 WP 21 HBP	21 G3 1 2B		6	3	3	6	0	0	3						
21 Joey Bart, R OBP: 0.317, SLG: 0.306	12 HR	1B		K	K	5 1B 12 HR	6 WP HBP	G3		5	2	3	1	0	1	1						
1 Mauricio Dubón, R OBP: 0.315, SLG: 0.341	F7	L9		5 3B	K	K	SF8	2B		5	1	2	2	0	1	3						
<b>Inning Stats</b>	R: 3 E: 0 K: 0 S: 11	H: 4 LOB: 1 BB: 0 P: 18	R: 2 E: 0 K: 1 S: 12	H: 2 LOB: 0 BB: 0 P: 18	R: 2 E: 0 K: 0 S: 21	H: 3 LOB: 1 BB: 0 P: 30	R: 1 E: 0 K: 0 S: 14	H: 2 LOB: 2 BB: 2 P: 27	R: 1 E: 0 K: 2 S: 15	H: 2 LOB: 1 BB: 0 P: 21	R: 7 E: 0 K: 2 S: 24	H: 6 LOB: 0 BB: 1 P: 34	R: 2 E: 1 K: 0 S: 19	H: 3 LOB: 2 BB: 0 P: 25	R: 5 E: 0 K: 0 S: 26	H: 4 LOB: 1 BB: 2 P: 39	R: 0 E: 0 K: 1 S: 9	H: 1 LOB: 1 BB: 0 P: 15	1B: 14 2B: 8 3B: 1 HR: 4	SF: 1 SAC: 0 DP: 0 HBP: 1	WP: 1 PB: 0 SB: 1 CS: 0	PA: 59
<b>PITCHER</b>	IP WLS BF H R ER SO BB IBB HBP BLK WP HR S P ERA WHIP	55 Jon Gray, R ERA: 6.69	46 Antonio Santos, R ERA: 7.71	37 Jairo Díaz, R ERA: 9.45	40 Tyler Kinley, R ERA: 7.62	34 Jeff Hoffman, R ERA: 9.0	<b>PITCHER</b>	IP WLS BF H R ER SO BB IBB HBP BLK WP HR S P ERA WHIP	6 Drew Butera, R ERA: 5.4													

San Francisco Giants @ Colorado Rockies  
Coors Field, Denver, CO  
Tue Sep 01 2020, 6:42 PM - 10:28 PM MDT  
Clear - 80 F

AB	52
R	23
H	27
RBI	23
BB	5
SO	6
LOB	25



WP	1	PA	59
----	---	----	----



Batter	1	2	3	4	5	6	7	8	9	AB	R	H	RBI	BB	SO	LOB	
15 Raimel Tapia, L OBP: 0.390, SLG: 0.376 (1, 7)	2-3 K ①		D CH 86 S FF 96 F FF 96 F FF 96 F FF 97 F FS 85 X FS 84 1-2 ②	G4-3		B FS 84 F FF 93 B FF 96 X FS 95 2-1 ③	G6-3	B SI 90 X SI 89 1-0 ①	B SL 89 B SI 94 F SL 86 F SI 95 X CH 87 2-2 ②	SF8	4	1	1	2	0	1	1
11 Kevin Pillar, R OBP: 0.318, SLG: 0.458 (1, 8)	0-2 G4-3 ②		D CH 86 S CH 87 F CH 86 F FS 85 X FF 98 1-2 ③	L3		F FF 94 C SL 82 X CH 86 0-2 ①	G6-3	B CH 84 F CH 85 B SL 84 S CH 84 F SL 84 X CH 85 2-2 ①	B CH 89 C CH 87 X CH 88 1-1 ③	G3-1	3	0	0	0	0	0	1
28 Nolan Arenado, R OBP: 0.317, SLG: 0.481 (1, 5)	0-0 G6-3 ③				B CH 84 B CH 84 B FF 94 B FF 93 4-0			B SI 93 B CH 87 S CH 86 X FF 93 2-1 ②			2	0	0	0	1	0	0
8 Joshua Fuentes, R OBP: 0.300, SLG: 0.400 (7, 5)								F FF 91 S CH 86 X CH 84 0-2 ①			1	0	1	1	0	0	0
19 Charlie Blackmon, L OBP: 0.398, SLG: 0.500 (1, 9)		1-3 K ①		F FS 84 F FS 84 S FF 97 1-3 ①	K	B SI 93 F SL 83 C FF 93 B CH 87 F CH 84 B SL 82 B FF 92 4-2 ②		B SI 93 C SL 84 F SI 92 B FF 93 D SL 84 S CH 86 3-3 ③			2	0	0	0	1	2	1
22 Sam Hilliard, L OBP: 0.316, SLG: 0.456 (6, PR) (7, 9)								X SL 84 0-0 ②			1	0	0	0	0	0	1
9 Daniel Murphy, L OBP: 0.303, SLG: 0.382 (1, 3)		2-2 F8 ②		F FF 96 F FF 96 X FS 86 0-2 ②	F9			C SL 85 B SI 93 F SL 85 X SI 93 1-2 ③			4	0	0	0	0	1	3
25 Matt Kemp, R OBP: 0.326, SLG: 0.392 (1, 10)		2-2 F7 ③		B FF 96 D CH 86 X FF 96 2-1 ③	F8												
24 Ryan McMahon, L OBP: 0.313, SLG: 0.416 (1, 4) (8, 6)			0-3 K ①		S FF 95 S FF 94 S FS 85 2-2 ①	G4-3	B SI 91 B SI 90 X SI 90 2-0 ②		F CH 87 X CH 87 0-1 ①		4	1	1	0	0	0	1
1 Garrett Hampson, R OBP: 0.324, SLG: 0.454 (1, 6) (8, 8)			2-2 K ①		S FF 95 C FF 95 F FF 96 F CH 86 F FF 97 B FS 85 X CH 87 X SL 83 1-0 ③	HR	B SI 91 X SI 90 1-0 ②		B SI 94 X SI 95 1-0 ①		4	2	2	2	0	2	2
14 Tony Wolters, L OBP: 0.253, SLG: 0.264 (1, 2) (8, 4)			2-1 E4 ②		S CH 85 S FF 94 B CH 85 S FS 84 1-3 ②	K		B FF 90 B FF 90 B SL 88 C FF 89 B CH 88 B SI 89 4-1 ①	S SL 86 B SL 88 D SL 88 C FF 89 B CH 88 B FF 95 4-1 ①		2	1	0	0	2	1	0

Inning Stats	R: 0	H: 0	E: 0	LOB: 0	K: 1	BB: 0	S: 9	P: 11	R: 0	H: 0	E: 0	LOB: 0	K: 1	BB: 0	S: 11	P: 16	R: 1	H: 1	E: 1	LOB: 1	K: 1	BB: 0	S: 21	P: 27	R: 0	H: 0	E: 0	LOB: 1	K: 1	BB: 1	S: 8	P: 15	R: 1	H: 1	E: 0	LOB: 0	K: 1	BB: 0	S: 12	P: 18	R: 0	H: 0	E: 0	LOB: 1	K: 1	BB: 1	S: 11	P: 20	R: 0	H: 0	E: 0	LOB: 0	K: 1	BB: 0	S: 7	P: 13	R: 2	H: 2	E: 0	LOB: 1	K: 0	BB: 1	S: 13	P: 21	R: 1	H: 2	E: 0	LOB: 2	K: 1	BB: 1	S: 12	P: 21	1B: 3	SF: 1	2B: 1	SAC: 0	3B: 0	DP: 0	HR: 2	HBP: 0	WP: 0	PA: 38
PITCHER	IP	WLS	BF	H	R	ER	SO	BB	IBB	HBP	BLK	WP	HR	S	P	ERA	WHIP																																																																	
34 Kevin Gausman, R ERA: 4.43 (1, 1)	5.0	W	19	2	2	2	5	1	0	0	0	0	0	61	87	3.60	0.600																																																																	
59 Andrew Suárez, L ERA: 6.35 (6, 1)	2.1		11	2	2	2	2	2	0	0	0	0	0	27	49	7.71	1.714																																																																	
60 Wandy Peralta, L ERA: 5.51 (8, 1)	1.2		8	2	1	1	1	1	0	0	0	0	0	16	26	5.40	1.800																																																																	

BOTTOM

San Francisco Giants @ Colorado Rockies  
Coors Field, Denver, CO  
Tue Sep 01 2020, 6:42 PM - 10:28 PM MDT  
Clear - 80 F

livebaseballscorecards.com

AB	33
R	5
H	6
RBI	5
BB	4
SO	8
LOB	13









Batter	1	2	3	4	5	6	7	8	9	AB	R	H	RBI	BB	SO	LOB	TOP					
16 Tim Locastro, R OBP: 0.341, SLG: 0.314 (1, 7)	F9		SH3	P6		L4			F9	4	0	0	0	0	0	1						
4 Ketel Marte, S OBP: 0.350, SLG: 0.443 (1, 8)	HR		2B	G6-3		2B			53 1B	5	1	4	2	0	0	1						
53 Christian Walker, R OBP: 0.348, SLG: 0.486 (1, 3)	F9		BB			G4-3			1B	3	1	1	0	2	0	1						
5 Eduardo Escobar, S OBP: 0.278, SLG: 0.336 (1, 5)	K		F9			56 SF9			1B	5	1	1	0	0	1	4						
56 Kole Calhoun, L OBP: 0.316, SLG: 0.425 (1, 9)	F9		P1			56 SF9			F9	4	0	0	1	0	2	4						
13 Nick Ahmed, R OBP: 0.308, SLG: 0.388 (1, 6)	10 F9			10 1B		10 FC4-5			P4	4	1	3	1	0	0	0						
10 Josh Rojas, L OBP: 0.308, SLG: 0.250 (1, 10)	F9		12 1B			FC4-5			F8	4	1	1	0	0	0	2						
14 Andrew Young, R OBP: 0.382, SLG: 0.385 (1, 4)	G4-3		K			F8			F9	4	0	0	0	0	1	4						
12 Daulton Varsho, L OBP: 0.222, SLG: 0.195 (1, 2)			16 SH3			F8			F7	4	1	2	2	0	0	0						
<b>Inning Stats</b>	R: 1 E: 0 K: 1 S: 12	H: 1 LOB: 0 BB: 0 P: 16	R: 0 E: 0 K: 0 S: 8	H: 1 LOB: 1 BB: 0 P: 11	R: 1 E: 0 K: 0 S: 8	H: 2 LOB: 2 BB: 1 P: 12	R: 2 E: 0 K: 1 S: 19	H: 3 LOB: 1 BB: 0 P: 30	R: 2 E: 0 K: 0 S: 12	H: 2 LOB: 1 BB: 1 P: 20	R: 0 E: 0 K: 0 S: 9	H: 1 LOB: 1 BB: 0 P: 16	R: 0 E: 0 K: 1 S: 7	H: 0 LOB: 0 BB: 0 P: 11	R: 0 E: 0 K: 0 S: 7	H: 0 LOB: 0 BB: 0 P: 10	R: 0 E: 0 K: 1 S: 12	H: 2 LOB: 2 BB: 0 P: 20	1B: 7 2B: 4 3B: 0 HR: 1	SF: 1 SAC: 1 DP: 0 HBP: 0	WP: 0 PB: 0 SB: 0 CS: 0	PA: 41
<b>PITCHER</b>	IP	WLS	BF	H	R	ER	SO	BB	IBB	HBP	BLK	WP	HR	S	P	ERA	WHIP					
31 Tyler Anderson, L ERA: 5.18 (1, 1)	4.0	L	20	7	4	4	2	1	0	0	0	0	1	47	69	9.00	2.000					
65 Sam Coonrod, R ERA: 9.39 (5, 1)	0.1		4	2	2	2	0	1	0	0	0	0	0	8	15	54.00	9.000					
59 Andrew Suárez, L ERA: 5.14 (5, 1)	1.1		5	1	0	0	0	0	0	0	0	0	0	10	16	0.00	0.750					
58 Trevor Gott, R ERA: 10.8 (6, 1)	0.1		1	0	0	0	0	0	0	0	0	0	0	3	5	0.00	0.000					
67 Sam Selman, L ERA: 1.93 (7, 1)	2.0		6	0	0	0	1	0	0	0	0	0	0	14	21	0.00	0.000					
<b>PITCHER</b>	IP	WLS	BF	H	R	ER	SO	BB	IBB	HBP	BLK	WP	HR	S	P	ERA	WHIP					
60 Wandy Peralta, L ERA: 5.19 (9, 1)	1.0		5	2	0	0	1	0	0	0	0	0	0	12	20	0.00	2.000					

Arizona Diamondbacks @ San Francisco Giants  
Oracle Park, San Francisco, CA  
Fri Sep 04 2020, 6:46 PM - 10:17 PM PDT  
Clear - 66 F

[livebaseballscorecards.com](http://livebaseballscorecards.com)

AB	37
R	6
H	12
RBI	6
BB	2
SO	4
LOB	17





Batter	1	2	3	4	5	6	7	8	9	AB	R	H	RBI	BB	SO	LOB
5 Mike Yastrzemski, L (1, 9) OBP: 0.416, SLG: 0.597	1-3 S FF 94 B FF 94 B FF 93 C SL 85	3-2 CH 89 CH 89 C SL 86 F FF 95 F FF 95 F FF 95 X FF 95		4-1 B CU 79 B FF 92 B CU 80 B CU 80 B FF 92		3-2 B FF 94 B CU 81 B FF 93 B FF 93 F FF 92 X CU 80		3-2 T SI 93 B CU 78 B CU 78 F SI 93 H SI 92		3 0 1 0 1 1 0						
12 Alex Dickerson, L (1, 7) OBP: 0.351, SLG: 0.554	1-0 B CU 77 X FF 95		0-0 X CU 77	0-1 C FF 92 X CU 79		4-2 B CU 81 B FF 94 B CU 79 B SI 93 S CU 81 D FS 87		2-1 B CU 80 B CU 77 F SI 93 X CU 78		4 2 2 0 1 0 5						
10 Evan Longoria, R (1, 5) OBP: 0.331, SLG: 0.467	3-1 C FF 94 1 SAFE B SL 87 D SL 87 X FF 95		1-2 S SL 84 B FF 94 C CU 80 X SL 86	1-3 C FF 93 C CU 81 B FF 94 S CU 79		0-1 F SI 94 X SI 93		1-1 C CU 78 B CU 78 X SI 92		5 0 0 0 0 1 7						
9 Brandon Belt, L (1, 3) OBP: 0.429, SLG: 0.659	3-2 C CU 79 B FF 95 S SL 86 D SL 87 B SL 85 X CU 79		4-1 F SL 85 B FF 94 B FF 94 B FF 94 B FF 95		1-0 B FF 95 X FF 95		1-1 F FF 96 B SL 87 X FF 96		3-0 B FF 95 B FF 94 X FF 94	4 1 2 2 1 0 0						
41 Wilmer Flores, R (1, 10) OBP: 0.340, SLG: 0.523	4-1 C SL 85 B SL 86 B FF 94 D SL 87		3-2 B FF 95 C FF 95 B CH 89 1 SAFE C SL 87 F FF 94 1 SAFE F CH 89 B CH 89		0-2 F FF 95 C FF 96 X SL 87		1-3 F FF 97 B SL 87 F SL 86 S SL 87		4-2 C FF 95 S SL 86 B SL 85 F SL 84 F SL 84 F SL 83 F SL 84 B FF 95 B FF 95 F FF 96	3 1 1 0 2 2 2 0 0 0 0 0 0 0						
2 Daniel Robertson, R (9, PR) OBP: 0.667, SLG: 0.600																
7 Donovan Solano, R (1, 4) OBP: 0.370, SLG: 0.472	4-1 B SL 87 C SL 86 C FF 95 D SL 87 B FF 95		1-2 B FF 94 C SL 86 1 SAFE S SL 87 X SL 87		0-3 S SL 85 S SL 87		2-1 C SL 86 B SL 88 B FF 97 X SL 86		0-1 C SL 84 X SL 85	4 0 1 1 1 1 2						
35 Brandon Crawford, L (1, 6) OBP: 0.344, SLG: 0.434	0-0 X FF 94		1-1 F CU 79 B FF 94 X CH 89		1-1 B FF 95 S SL 86 X SL 87		1-1 F FF 96 B FF 97 X SL 86		3-3 1 SAFE F FF 94 F FF 96 D SL 84 B SL 84 S FF 95	5 0 1 1 0 1 6						
21 Joey Bart, R (1, 2) OBP: 0.340, SLG: 0.318		0-1 F FF 93 X SL 84		2-2 F FF 93 F FF 94 B CH 87 F SL 86 B SL 86 X FF 94		1-0 D SL 87 X FF 96		0-1 C SI 92 X SI 92		4 1 2 0 0 0 1 0 0 0 0 0 0 0 0 0 0 0 0 0 0						
6 Steven Duggar, L (8, PR) OBP: 0.138, SLG: 0.179																
14 Chadwick Tromp, R (9, 2) OBP: 0.185, SLG: 0.314																
1 Mauricio Dubón, R (1, 8) OBP: 0.330, SLG: 0.352		1-2 C CU 78 B FF 93 S FF 95 X SL 86		2-2 F SL 84 B SL 85 C FF 94 F FF 94 B SL 85 1 SAFE F SL 86 X CU 78		1-3 F CU 80 C CU 80 B FS 87 S FS 85		2-0 B SI 92 1 SAFE B SI 92 X SI 92		4 0 2 1 0 1 1						

Inning Stats	R: 1	H: 2	E: 0	LOB: 3	K: 1	S: 13	R: 0	H: 0	E: 1	LOB: 0	K: 0	S: 10	R: 1	H: 2	E: 0	LOB: 2	K: 1	S: 15	R: 1	H: 2	E: 0	LOB: 1	K: 1	S: 15	R: 0	H: 1	E: 0	LOB: 1	K: 1	S: 10	R: 1	H: 1	E: 0	LOB: 0	K: 1	S: 10	R: 0	H: 2	E: 0	LOB: 2	K: 0	S: 9	R: 0	H: 0	E: 0	LOB: 1	K: 1	S: 12	1B: 7	2B: 5	3B: 0	HR: 1	SF: 0	SAC: 0	DP: 4	HBP: 1	WP: 0	PB: 0	SB: 0	CS: 0	PA: 43
--------------	------	------	------	--------	------	-------	------	------	------	--------	------	-------	------	------	------	--------	------	-------	------	------	------	--------	------	-------	------	------	------	--------	------	-------	------	------	------	--------	------	-------	------	------	------	--------	------	------	------	------	------	--------	------	-------	-------	-------	-------	-------	-------	--------	-------	--------	-------	-------	-------	-------	--------

PITCHER	IP	WLS	BF	H	R	ER	SO	BB	IBB	HBP	BLK	WP	HR	S	P	ERA	WHIP
45 Taylor Clarke, R (1, 1) ERA: 2.96	3.0		18	6	3	3	2	3	0	0	0	0	0	47	81	9.00	3.000
47 Travis Bergen, L (4, 1) ERA:	1.0	W	3	0	0	0	1	1	0	0	0	0	0	6	11	0.00	1.000
50 Yoan López, R (5, 1) ERA: 5.4	1.0	H	5	2	1	1	1	0	0	0	0	0	0	10	13	9.00	2.000
41 Junior Guerra, R (6, 1) ERA: 2.93	1.0	H	4	1	0	0	1	1	0	0	0	0	0	10	18	0.00	2.000
28 Héctor Rondón, R (7, 1) ERA: 9.0	1.0	H	4	1	1	1	1	0	0	0	0	0	0	10	15	9.00	1.000

**Arizona Diamondbacks @ San Francisco Giants**  
**Oracle Park, San Francisco, CA**  
 Fri Sep 04 2020, 6:46 PM - 10:17 PM PDT  
 Clear - 66 F

livebaseballscorecards.com

<b>AB</b>	<b>36</b>
<b>R</b>	<b>5</b>
<b>H</b>	<b>12</b>
<b>RBI</b>	<b>5</b>
<b>BB</b>	<b>6</b>
<b>SO</b>	<b>7</b>
<b>LOB</b>	<b>24</b>

**GIANTS**





Batter	1	2	3	4	5	6	7	8	9
13 Austin Slater, R OBP: 0.422, SLG: 0.593	0-1 P6		1-1 F7		1-1 FC4-6 41 1B	1-3 K		0-3 K	
41 Wilmer Flores, R OBP: 0.345, SLG: 0.530	1-1 G5-3		3-1 2B		0-2 1-2 1B		1-1 F9		
7 Donovan Solano, R OBP: 0.370, SLG: 0.472									
5 Mike Yastrzemski, L OBP: 0.412, SLG: 0.588	0-1 L8		3-1 P4		1-2 F8		1-0 1B		
10 Evan Longoria, R OBP: 0.328, SLG: 0.484		1-1 HR		3-2 G6-3	0-2 F8		1-3 K		
33 Darin Ruf, R OBP: 0.356, SLG: 0.431		2-2 HR		4-2 9 BB		0-3 K	1-3 K		
12 Alex Dickerson, L OBP: 0.345, SLG: 0.544									
9 Brandon Belt, L OBP: 0.431, SLG: 0.645		1-1 G2-3		4-2 1 SAFE 1 SAFE B FF 88 1 SAFE B FF 88 F FC 84 B FF 89 F FC 83 F FC 84	1-2 BB	4-2 2 G3 21 3B BB		2-2 K	
2 Daniel Robertson, R OBP: 0.500, SLG: 0.375		1-2 F9		0-0 L7		1-2 G3		4-0 21 1B BB	
21 Joey Bart, R OBP: 0.352, SLG: 0.375		2-3 K		0-0 G4-3		0-2 1 3B 3B		1-0 1B	
1 Mauricio Dubón, R OBP: 0.337, SLG: 0.379			2-3 K		1-0 13 FC4-6 1B	0-0 3B		1-2 L7	

Inning Stats	R: 0	H: 0	E: 0	K: 0	S: 6	R: 2	H: 2	E: 0	K: 1	S: 15	R: 0	H: 1	E: 0	K: 1	S: 11	R: 0	H: 0	E: 0	K: 0	S: 12	R: 0	H: 2	E: 0	K: 0	S: 12	R: 2	H: 2	E: 0	K: 2	S: 18	R: 0	H: 1	E: 0	K: 2	S: 9	R: 0	H: 1	E: 0	K: 2	S: 11
	LOB: 0	BB: 0				LOB: 0	BB: 0				LOB: 2	BB: 2				LOB: 2	BB: 0				LOB: 1	BB: 1		LOB: 1	BB: 0		LOB: 1	BB: 0		LOB: 2	BB: 1		LOB: 2	BB: 1		LOB: 2	BB: 1		LOB: 2	BB: 1

PITCHER	IP	WLS	BF	H	R	ER	SO	BB	IBB	HBP	BLK	WP	HR	S	P	ERA	WHIP
40 Madison Bumgarner, L ERA: 8.44	(1, 1)	4.0	L	17	3	2	2	2	2	0	0	0	2	44	72	4.50	1.250
64 Keury Mella, R ERA: 3.38	(5, 1)	1.0		5	2	0	0	0	0	0	0	0	0	12	15	0.00	2.000
36 Joe Mantiply, L ERA: 9.0	(6, 1)	0.2		3	0	1	1	1	0	0	0	0	0	8	13	13.50	1.500
54 Artie Lewicki, R ERA: 5.4	(6, 1)	2.1		12	4	1	5	1	0	0	0	0	0	30	43	3.86	2.143

AB	R	H	RBI	BB	SO	LOB
5	0	0	0	0	2	4
4	0	2	0	0	0	0
0	0	0	0	0	0	0
4	0	1	0	0	0	3
4	1	1	1	0	1	3
1	1	1	1	1	0	0
2	0	0	0	0	2	1
2	1	0	0	2	1	0
3	0	0	0	1	0	3
4	1	2	1	0	1	2
4	0	2	1	0	1	2

WP	PA	37
1B: 4	SF: 0	
2B: 1	SAC: 0	
3B: 2	DP: 0	
HR: 2	HBP: 0	
WP: 0	PA: 37	
PB: 0		
SB: 0		
CS: 0		

**Arizona Diamondbacks @ San Francisco Giants**  
**Oracle Park, San Francisco, CA**  
 Sat Sep 05 2020, 6:16 PM - 9:22 PM PDT  
 Clear - 84 F

[livebaseballscorecards.com](http://livebaseballscorecards.com)

<b>AB</b>	<b>33</b>
<b>R</b>	<b>4</b>
<b>H</b>	<b>9</b>
<b>RBI</b>	<b>4</b>
<b>BB</b>	<b>4</b>
<b>SO</b>	<b>8</b>
<b>LOB</b>	<b>18</b>







Batter	1	2	3	4	5	6	7	8	9	AB	R	H	RBI	BB	SO	LOB
13 Austin Slater, R OBP: 0.426, SLG: 0.603	0-2 G6-3		2-2 F9			1-1 7 HR	2-2 FC4-6			4	1	2	0	0	0	0
7 Donovan Solano, R OBP: 0.388, SLG: 0.516	3-1 5 1B		1-2 5 G5-3			0-0 1-H	4-2 5 FC4-6			3	1	3	2	1	0	0
5 Mike Yastrzemski, L OBP: 0.409, SLG: 0.579	2-2 10 G6-4-3		0-2 G5-3			3-2 G4-3	2-2 FC4-6			4	0	1	0	0	0	3
10 Evan Longoria, R OBP: 0.319, SLG: 0.469	2-3 G6-4-3		1-2f			1-2 F8	0-1 G4-3			4	0	0	0	0	1	4
41 Wilmer Flores, R OBP: 0.345, SLG: 0.533		3-2 F7				2-2 2B		1-1 P3		3	0	1	0	0	0	0
21 Joey Bart, R OBP: 0.345, SLG: 0.367										1	0	0	0	0	0	0
33 Darin Ruf, R OBP: 0.361, SLG: 0.453		3-2 2B				0-0 IBB		2-0 F7		2	0	1	0	0	1	0
12 Alex Dickerson, L OBP: 0.347, SLG: 0.538										1	0	0	0	1	0	0
2 Daniel Robertson, R OBP: 0.357, SLG: 0.250		0-1 F9				1-3 K		0-1 G5-3		4	0	0	0	0	1	3
1 Mauricio Dubón, R OBP: 0.327, SLG: 0.367										3	0	0	0	0	0	1
14 Chadwick Tromp, R OBP: 0.196, SLG: 0.377						1-1 F9		0-1 F7								
9 Brandon Belt, L OBP: 0.436, SLG: 0.681			0-1 HR			0-0 G6-3		2-1 HR		2	1	1	1	0	0	0
										1	1	1	1	0	0	0

Inning Stats	R: 0	H: 2	E: 0	K: 0	S: 12	LOB: 1	BB: 0	P: 19	R: 0	H: 1	E: 0	K: 0	S: 10	LOB: 1	BB: 0	P: 16	R: 1	H: 2	E: 0	K: 0	S: 13	LOB: 0	BB: 0	P: 16	R: 0	H: 0	E: 0	K: 2	S: 8	LOB: 0	BB: 0	P: 12	R: 0	H: 0	E: 0	K: 1	S: 6	LOB: 0	BB: 0	P: 8	R: 2	H: 3	E: 0	K: 0	S: 14	LOB: 2	BB: 1	P: 24	R: 1	H: 2	E: 0	K: 0	S: 15	LOB: 2	BB: 1	P: 25	R: 0	H: 0	E: 0	K: 0	S: 5	LOB: 0	BB: 0	P: 8
1B: 3	SF: 0	2B: 4	SAC: 0	3B: 0	DP: 2	HR: 3	HBP: 0	WP: 0	PA: 34																																																							

PITCHER	IP	WLS	BF	H	R	ER	SO	BB	IBB	HBP	BLK	WP	HR	S	P	ERA	WHIP
49 Alex Young, L ERA: 4.59	(1, 1)	5.1	21	7	3	3	3	0	0	0	0	0	2	55	81	5.06	1.312
41 Junior Guerra, R ERA: 2.81	(6, 1)	0.2	4	1	0	0	0	0	1	0	0	0	0	8	14	0.00	1.500
50 Yoan López, R ERA: 5.68	(7, 1)	1.0	6	2	1	1	0	1	0	0	0	0	1	15	25	9.00	3.000
46 Riley Smith, R ERA: 6.0	(8, 1)	1.0	3	0	0	0	0	0	0	0	0	0	0	5	8	0.00	0.000

**BOTTOM**

**Arizona Diamondbacks @ San Francisco Giants**  
**Oracle Park, San Francisco, CA**  
Sun Sep 06 2020, 1:11 PM - 4:01 PM PDT  
Sunny - 88 F

<b>AB</b>	<b>32</b>
<b>R</b>	<b>4</b>
<b>H</b>	<b>10</b>
<b>RBI</b>	<b>4</b>
<b>BB</b>	<b>2</b>
<b>SO</b>	<b>3</b>
<b>LOB</b>	<b>11</b>

WP	HR	S	P	ERA	WHIP
0	0	0	0	0.00	1.500
0	0	0	0	9.00	3.000
0	0	0	0	0.00	0.000

Batter	1	2	3	4	5	6	7	8	9	AB R H RBI BB SO LOB	TOP		
10 Josh Rojas, L OBP: 0.240, SLG: 0.143 (1, 4)	B CH 82 C FF 93 B FS 83 B FF 93 X FF 94 3-1 G4-3 ①		D CH 85 C FF 94 D FS 84 B FF 95 F FF 93 B FF 96 4-2 FC6 BB 1-2 2-3		C FF 93 F FF 93 B CH 85 S FS 84 1-3 K ②			C SI 90 B SI 92 B SL 79 C FF 92 C FF 92 B SL 79 F SL 80 F SL 81 F FF 90 3-3 C FF 82 ①		3 0 0 0 1 2 0	<p>Arizona Diamondbacks @ San Francisco Giants</p> <p>Oracle Park, San Francisco, CA</p> <p>Mon Sep 07 2020, 5:07 PM - 8:02 PM PDT</p> <p>Clear - 82 F</p>		
4 Ketel Marte, S OBP: 0.333, SLG: 0.420 (1, 8)	C FF 94 B FF 95 B FS 85 X FS 84 2-2 G3 ②		B CH 86 S FF 94 F FS 84 X FS 85 1-2 FC6 ② 1-2 2-3 3-H		B FF 94 F FF 94 T FF 95 X FS 85 1-2 F9 ③		B FF 93 X FF 92 1-0 G6-3 ②		4 0 0 1 0 0 2				
53 Christian Walker, R OBP: 0.343, SLG: 0.480 (1, 3)	C FF 94 B CH 82 B FF 95 S FS 82 S FS 84 2-3 K 56 PO ①		S FS 83 S FS 82 S FS 84 0-3 K ③		S FF 91 B FS 81 F FS 82 B FS 84 F FS 84 F FS 83 S FF 95 2-3 K ①		F FF 90 B FF 92 S SL 82 B FF 91 B FF 93 B SL 79 4-2 56 E BB ②		3 0 0 0 1 3 2				
56 Kole Calhoun, L OBP: 0.329, SLG: 0.426 (1, 9)	S FF 94 S FS 82 F FF 95 1 SAFE 0-2 PO 1-2 ③	C FF 92 B FF 93 F FF 94 X FF 93 1-2 G4-3 ①		F FF 91 B FS 80 B CH 80 B CH 81 C FF 92 X FS 84 3-2 2B ②		C FF 94 F CH 84 B FF 96 X FS 84 1-2 G3 ②		D SL 80 S FF 88 X SL 88 1-1 E4 1-3 ③		4 0 1 0 0 0 1			
27 Wyatt Mathisen, R (1, 5)		C FF 95 F CH 82 S FS 85 0-3 K ②		C FF 93 F FS 83 D FS 84 S FS 84 2-3 K ①		B FF 95 X SI 97 1-0 G6-3 ③		B SI 97 X SI 97 1-0 P6 ③		4 0 0 0 0 2 3			
6 David Peralta, L OBP: 0.329, SLG: 0.395 (1, 10)		C CH 82 B FF 95 B FS 84 S FF 96 1-3 K ③		F FF 94 F FF 94 S FS 85 0-3 K ②		B SI 96 C SI 95 C SL 87 B SL 88 C SL 88 3-3 K ①		C FF 96 X SL 93 0-1 HR ①		4 1 1 1 0 3 1			
13 Nick Ahmed, R OBP: 0.310, SLG: 0.371 (1, 6)			B FF 92 B CH 82 F CH 82 S FS 83 S FS 84 2-3 K ①	B FS 82 S FS 82 D FS 84 B FF 95 4-1 BB ③		S FF 96 B CH 88 S SL 86 B CH 87 F CH 88 B FF 96 F SL 88 B CH 88 4-2 12 B1-3 BB ②		C FF 96 X SI 98 0-1 G6-3 ①		2 0 0 0 2 1 0			
12 Daulton Varsho, L OBP: 0.222, SLG: 0.245 (1, 7)			B FF 94 B FS 82 F FF 94 F FF 96 F FF 97 B FS 84 B FS 85 4-2 10 BB 4 FC6 18 1B BB ③	X FF 94 0-0 F7 ③		X SL 89 0-0 B1-3 ②		S FF 98 B CH 92 S SL 91 B CH 90 F FF 98 B CH 90 S CH 89 3-3 ②		3 1 0 0 1 1 3			
18 Carson Kelly, R OBP: 0.238, SLG: 0.291 (1, 2)			C FF 95 F CH 83 D FS 85 X FF 96 1-2 4 FC6 10 BB 1B ①		X SL 77 0-0 F7 ①		B FF 96 S CH 88 B FF 94 X CH 88 2-1 G6-3 ③		B FF 98 B SI 97 C SL 97 X SI 96 2-1 G5-3 ③			4 0 1 0 0 0 1	
Inning Stats	R: 0 E: 0 K: 1 S: 11 H: 0 LOB: 0 BB: 0 P: 18	R: 0 E: 0 K: 2 S: 9 H: 0 LOB: 0 BB: 0 P: 11	R: 1 E: 0 K: 2 S: 17 H: 1 LOB: 2 BB: 2 P: 29	R: 0 E: 0 K: 2 S: 11 H: 1 LOB: 2 BB: 1 P: 20	R: 0 E: 0 K: 1 S: 7 H: 0 LOB: 0 BB: 0 P: 9	R: 0 E: 0 K: 1 S: 9 H: 0 LOB: 0 BB: 0 P: 13	R: 0 E: 0 K: 1 S: 10 H: 0 LOB: 1 BB: 1 P: 19	R: 0 E: 1 K: 1 S: 13 H: 0 LOB: 2 BB: 1 P: 23	R: 1 E: 0 K: 1 S: 10 H: 1 LOB: 0 BB: 0 P: 15	1B: 1 2B: 1 3B: 0 HR: 1 SF: 0 SAC: 0 DP: 0 HBP: 0		WP: 1 PB: 0 SB: 0 CS: 0 PA: 37	
PITCHER	IP WLS BF H R ER SO BB IBB HBP BLK WP HR S P ERA WHIP											PITCHER	IP WLS BF H R ER SO BB IBB HBP BLK WP HR S P ERA WHIP
34 Kevin Gausman, R ERA: 4.05 (1, 1)	6.0 W 23 2 1 1 9 3 0 0 0 1 0 64 100 1.50 0.833												
60 Wandy Peralta, L ERA: 4.91 (7, 1)	1.0 H 4 0 0 0 1 1 0 0 0 0 0 10 19 0.00 1.000												
67 Sam Selman, L ERA: 1.8 (8, 1)	0.2 H 4 0 0 0 1 1 0 0 0 0 0 12 21 0.00 1.500												
65 Sam Coonrod, R ERA: 8.1 (8, 1)	1.1 S 5 1 1 1 1 0 0 0 0 0 1 11 17 6.75 0.750												

livebaseballscorecards.com

AB	31
R	2
H	3
RBI	2
BB	5
SO	12
LOB	13







Batter	1	2	3	4	5	6	7	8	9	AB R H RBI BB SO LOB	TOP																																		
3 J.P. Crawford, L OBP: 0.341, SLG: 0.344 (1, 6)	4-2 B FF 92 C CH 84 F CH 85 B FF 94 B CH 84 15 G1-3 25 HBP BB	1-0 B CH 83 X SI 91 1-H 2-H 3-H 2B		3-2 C ST 80 B FF 93 B CH 83 F CH 92 F FF 92 B CH 84 X CH 83 L9		3-2 C FF 94 S SL 86 B SL 84 B FF 96 F CU 81 B SL 87 X FF 95 F7			2-2 B SI 88 F SI 88 S SL 81 B SL 81 F SI 90 X CH 84 F8	4 1 1 3 1 0 2																																			
25 Dylan Moore, R OBP: 0.370, SLG: 0.547 (1, 4)	2-1 C SI 91 1 SAFE B SI 92 1 SAFE 1 SAFE H CH 83 15 G6-3 1 G1-3 HBP	1-0 H ST 80 1S HBP			2-3 S FF 91 S SI 91 F FF 92 F SI 91 B FF 92 B CH 84 S CH 82 K		0-1 F SI 81 X SI 82 L9	1-2 B CH 83 S CH 84 C CH 83 X CH 84 G3-1	3 0 0 0 0 1 0																																				
1 Kyle Lewis, R OBP: 0.402, SLG: 0.507 (1, 8)	0-1 C CH 85 X SI 92 G1-3	1-3 1 SAFE C SI 81 F ST 81 B CH 83 C CH 84 K			2-0 B FF 92 B CH 83 X SI 90 15 S 1B		2-3 B SI 82 F SI 81 B SL 71 S SL 70 K	2-2 B CH 84 B CH 84 S CH 84 S CH 84 F CH 85 X CH 84 1B	5 0 2 0 0 2 3																																				
15 Kyle Seager, L OBP: 0.378, SLG: 0.496 (1, 5)	2-1 B CH 85 B FF 93 C CH 86 X FF 93 G6-3		0-1 C ST 81 X CH 84 G2-3		4-2 C ST 81 F FF 89 B CH 83 B FF 92 B CH 84 23 G6-4-3 BB		4-1 B SI 82 B SL 88 B CH 84 C FF 82 B FF 82 23 1B BB	0-0 X SI 90 G4-3	3 0 0 1 2 0 2																																				
23 Ty France, R OBP: 0.395, SLG: 0.486 (1, 10)	2-3 F ST 80 S CH 86 B CH 85 F FF 92 B CH 85 S FF 92 K		2-2 F CH 82 C ST 81 B FF 91 B CH 82 X CH 83 26 1B 3B		0-0 X CH 83 G6-4-3		2-1 B SL 70 1 SAFE B SI 82 C SI 82 X SI 82 1B		4 1 2 0 0 1 3																																				
26 José Marmolejos, L OBP: 0.273, SLG: 0.452 (1, 9) (8, 7)		3-2 B FC 89 C CH 86 S FC 91 B CH 84 B ST 80 F CH 85 X FF 95 G4-3	2-0 B CH 83 B FC 90 X FC 89 12 G6-4-3 1B			2-3 C FF 95 B SL 84 B FF 94 C SL 84 S FF 95 K	0-2 C SI 82 F SL 70 X SL 70 G6-3		4 0 1 1 0 1 2																																				
12 Evan White, R OBP: 0.261, SLG: 0.364 (1, 3)		0-0 X FF 93 22 1B 3 2B 1B	0-0 X SI 90 G6-4-3			0-2 C CU 80 F FF 95 X FF 96 22 2B 1B		1-2 C SL 85 C CH 86 B FF 94 F CH 87 X FF 94 G4-3	4 1 2 0 0 0 1																																				
22 Luis Torrens, R OBP: 0.321, SLG: 0.346 (1, 2)		1-1 C FF 92 B ST 80 X SI 91 4 BB 3 2B 1B		3-2 C SI 90 B ST 78 B FC 90 C SI 91 F CH 83 B FF 93 X SI 91 G6-3		1-2 C FF 95 S SL 86 B FF 96 F SL 86 1 SAFE X FF 94 2B		3-3 C CH 87 S FF 94 B FF 95 B CH 87 B SL 84 S CH 85 K	4 1 2 0 0 1 0																																				
4 Shed Long Jr., L OBP: 0.242, SLG: 0.291 20 Phillip Ervin, R OBP: 0.222, SLG: 0.109 (1, 7) (8, PH) (8, 9)		4-2 B CH 82 1 SAFE B CH 84 F FF 91 B CH 84 F SI 90 F FF 93 B FF 92 3 2B BB		2-3 S FF 92 B FF 94 B CH 83 F CH 85 S CH 83 K			1-3 B SL 86 F FF 94 S FF 94 C FF 94 K		1-0 B SL 85 X FF 94 F7	2 1 0 0 1 2 2 1 0 0 0 0 0 0																																			
Inning Stats	R: 1 E: 0 K: 1 S: 11	H: 0 LOB: 1 BB: 1 P: 21	R: 3 E: 0 K: 1 S: 14	H: 3 LOB: 1 BB: 1 P: 25	R: 1 E: 0 K: 0 S: 7	H: 2 LOB: 0 BB: 0 P: 11	R: 0 E: 0 K: 1 S: 11	H: 0 LOB: 0 BB: 0 P: 19	R: 0 E: 0 K: 2 S: 17	H: 2 LOB: 2 BB: 0 P: 24	R: 0 E: 0 K: 1 S: 11	H: 1 LOB: 1 BB: 1 P: 19	R: 0 E: 0 K: 1 S: 8	H: 0 LOB: 0 BB: 0 P: 13	R: 0 E: 0 K: 0 S: 12	H: 1 LOB: 1 BB: 0 P: 17	1B: 7 2B: 2 3B: 1 HR: 0	SF: 0 SAC: 0 DP: 2 HBP: 2	WP: 0 PB: 0 SB: 2 CS: 0	PA: 40																									
PITCHER	IP	WLS	BF	H	R	ER	SO	BB	IBB	HBP	BLK	WP	HR	S	P	ERA	WHIP	PITCHER										IP	WLS	BF	H	R	ER	SO	BB	IBB	HBP	BLK	WP	HR	S	P	ERA	WHIP	
62 Logan Webb, R ERA: 5.23 (1, 1)	5.0		23	6	5	5	4	3	0	2	0	0	0	52	93	9.00	1.800											5.0		23	6	5	5	4	3	0	2	0	0	0	0	52	93	9.00	1.800
73 Caleb Baragar, L ERA: 5.09 (6, 1)	1.0		5	2	0	0	2	0	0	0	0	0	0	17	24	0.00	2.000											1.0		5	2	0	0	2	0	0	0	0	0	17	24	0.00	2.000		
71 Tyler Rogers, R ERA: 5.73 (7, 1)	1.0	W	5	1	0	0	1	1	0	0	0	0	0	11	19	0.00	2.000											1.0	W	5	1	0	0	1	1	0	0	0	0	11	19	0.00	2.000		
76 Jarin Garcia, L ERA: (8, 1)	1.0	H	3	0	0	0	1	0	0	0	0	0	0	8	13	0.00	0.000											1.0	H	3	0	0	0	1	0	0	0	0	8	13	0.00	0.000			
56 Tony Watson, L ERA: 0.64 (9, 1)	1.0	S	4	1	0	0	0	0	0	0	0	0	0	12	17	0.00	1.000											1.0	S	4	1	0	0	0	0	0	0	0	12	17	0.00	1.000			

Seattle Mariners @ San Francisco Giants  
Oracle Park, San Francisco, CA  
Tue Sep 08 2020, 6:47 PM - 9:49 PM PDT  
Partly Cloudy - 64 F

AB	34
R	5
H	10
RBI	5
BB	4
SO	8
LOB	15



WP: 0	PA: 40
PB: 0	
SB: 2	
CS: 0	





Batter	1	2	3	4	5	6	7	8	9	AB R H RBI BB SO LOB	TOP											
3 J.P. Crawford, L OBP: 0.339, SLG: 0.342 (1, 6)										4 0 1 0 0 0 3												
25 Dylan Moore, R OBP: 0.366, SLG: 0.545 (1, 7)										4 1 1 0 0 1 2												
1 Kyle Lewis, R OBP: 0.399, SLG: 0.497 (1, 8)										3 0 0 0 1 1 3												
15 Kyle Seager, L OBP: 0.369, SLG: 0.486 (1, 5)										3 0 0 1 0 1 1												
23 Ty France, R OBP: 0.388, SLG: 0.487 (1, 4)										4 0 1 0 0 2 0												
12 Evan White, R OBP: 0.254, SLG: 0.352 (1, 3)										4 0 0 0 0 1 1												
22 Luis Torrens, R OBP: 0.313, SLG: 0.310 (1, 2)										3 0 0 0 1 0 1												
26 José Marmolejos, L OBP: 0.271, SLG: 0.439 (1, 10)										4 0 1 0 0 2 0												
20 Phillip Ervin, R OBP: 0.246, SLG: 0.125 (1, 9)										2 0 1 0 1 0 0												
<b>Inning Stats</b>	R: 0 E: 1 K: 0 S: 8	H: 0 LOB: 1 BB: 1 P: 17	R: 0 E: 0 K: 0 S: 9	H: 0 LOB: 0 BB: 0 P: 12	R: 0 E: 0 K: 1 S: 13	H: 2 LOB: 2 BB: 0 P: 17	R: 0 E: 0 K: 0 S: 13	H: 1 LOB: 1 BB: 0 P: 20	R: 0 E: 0 K: 1 S: 13	H: 0 LOB: 0 BB: 0 P: 19	R: 0 E: 0 K: 2 S: 9	H: 0 LOB: 0 BB: 0 P: 15	R: 0 E: 0 K: 2 S: 13	H: 1 LOB: 3 BB: 2 P: 28	R: 1 E: 0 K: 1 S: 14	H: 1 LOB: 0 BB: 0 P: 24	R: 0 E: 0 K: 1 S: 7	H: 0 LOB: 0 BB: 0 P: 9	1B: 3 2B: 2 3B: 0 HR: 0	SF: 1 SAC: 0 DP: 0 HBP: 0	WP: 0 PB: 0 SB: 0 CS: 1	PA: 35
<b>PITCHER</b>	IP WLS BF H R ER SO BB IBB HBP BLK WP HR S P ERA WHIP																					
31 Tyler Anderson, L ERA: 4.5 (1, 1)	6.0 W 22 3 0 0 4 1 0 0 0 0 0 0 65 100 0.00 0.667																					
58 Trevor Gott, R ERA: 10.03 (7, 1)	1.0 6 1 0 0 2 2 0 0 0 0 0 0 13 28 0.00 3.000																					
39 Rico Garcia, R ERA: 6.75 (8, 1)	2.0 7 1 1 1 2 0 0 0 0 0 0 0 21 33 4.50 0.500																					

Seattle Mariners @ San Francisco Giants  
Oracle Park, San Francisco, CA  
Wed Sep 09 2020, 6:47 PM - 9:50 PM PDT  
Partly Cloudy - 60 F

livebaseballscorecards.com

AB 31  
R 1  
H 5  
RBI 1  
BB 3  
SO 8  
LOB 11











Batter	1	2	3	4	5	6	7	8	9
<b>2 Trent Grisham, L</b> OBP: 0.352, SLG: 0.469 (1, 8)	3-2 13 S 23 1B 18 2B 1B	X FC 83 0-0 L8			C SI 94 B FC 91 B KC 82 S SI 95 2-3 K		B FC 90 F SI 94 1 SAFE C KC 82 1 SAFE X FC 90 1-2 FC 13 FC5-4 1-3		
<b>23 Fernando Tatis Jr., R</b> OBP: 0.396, SLG: 0.635 (1, 6)	1 SAFE B SI 90 B CH 84 S CH 84 F SI 89 1 SAFE X CH 84 2-2 13 S 18 2B 1B		B SI 88 X CH 81 1-0 F9		C SI 95 C FC 90 S FC 91 0-3 K		C SI 94 D FC 90 S KC 81 X SI 95 1-2 SF8		
<b>13 Manny Machado, R</b> OBP: 0.376, SLG: 0.597 (1, 5)	C SI 91 S CH 84 B FC 84 D CH 83 X KC 78 2-2 F4		B SI 91 X FC 83 1-0 HR		B SI 94 B FC 91 B SI 94 B SI 95 4-0 BB		C SI 92 B SI 95 S KC 81 X FC 91 1-2 FC5-4 1-2f		
<b>18 Mitch Moreland, L</b> OBP: 0.375, SLG: 0.622 (1, 3)	X SI 93 0-0 22 2B 2B		C CH 82 S FC 82 X FF 90 0-2 G3		S FC 91 D SI 91 1 SAFE F SI 94 S KC 82 1-3 K		C FF 95 F SI 96 X SL 86 0-2 L6		
<b>22 Austin Nola, R</b> OBP: 0.371, SLG: 0.543 (1, 2)	X CH 83 0-0 2B		C KC 75 B SI 90 C CH 81 B FF 90 B SI 90 F CH 83 S FC 84 3-3 K		C SI 93 C KC 79 B SI 95 S KC 81 1-3 K		F CH 88 B FF 95 B FF 94 F SL 88 B CH 89 X SL 88 3-2 G6-3		
<b>4 Wil Myers, R</b> OBP: 0.361, SLG: 0.608 (1, 9)	C SI 91 C SI 91 D CH 82 B SI 91 X KC 79 2-2 L7		L SI 94 C KC 80 S KC 80 0-3 K		C KC 81 S FC 92 C SI 95 0-3 K		B FF 96 B CH 89 X CH 89 2-0 L8		
<b>9 Jake Cronenworth, L</b> OBP: 0.371, SLG: 0.538 (1, 4)	C CH 82 C KC 80 X KC 75 1-1 L5		C SI 96 B KC 83 X SI 95 1-1 F7		B KC 83 C SI 95 F SI 96 F FC 92 F SI 96 B KC 84 X SI 96 2-2 L8				
<b>63 Jorge Oña, R</b> OBP: 0.286, SLG: 0.667 (1, 10)		C KC 75 SI 90 C CH 84 0-3 K	X KC 82 0-0 HR		S SI 94 C SI 95 B FC 91 S SI 96 1-3 K				
<b>10 Jurickson Profar, S</b> OBP: 0.314, SLG: 0.391 (1, 7)		C FC 84 C FC 84 B KC 78 B KC 79 F FC 84 C FC 90 2-3 K	B SI 95 F SI 95 B KC 80 F SI 95 C KC 82 2-3 K		X SI 95 0-0 2B 23 SF8 1B				

AB	R	H	RBI	BB	SO	LOB
4	1	1	0	0	1	1
3	1	1	1	0	1	0
3	1	1	1	1	0	3
4	1	1	2	0	1	1
4	0	1	1	0	2	0
4	0	0	0	0	2	1
3	0	0	0	0	0	1
3	1	1	1	0	2	0
3	1	1	0	0	2	0


**BOTTOM**

**San Francisco Giants @ San Diego Padres**  
Petco Park, San Diego, CA

Thu Sep 10 2020, 6:12 PM - 8:59 PM PDT  
Clear - 75 F

livebaseballscorecards.com

AB	31
R	6
H	7
RBI	6
BB	1
SO	11
LOB	7



Inning Stats	R	H	E	K	S	P	IP	WLS	BF	H	R	ER	SO	BB	IBB	HBP	BLK	WP	HR	S	P	ERA	WHIP
	3	4	0	16	8	12	3.0	L	14	5	4	4	3	0	0	0	0	0	1	33	50	12.00	1.667
	0	0	0	0	0	0	4.0		16	2	2	1	8	1	0	0	0	0	1	42	59	2.25	0.750
	0	0	0	0	0	0	1.0		3	0	0	0	0	0	0	0	0	0	0	7	12	0.00	0.000

PITCHER	IP	WLS	BF	H	R	ER	SO	BB	IBB	HBP	BLK	WP	HR	S	P	ERA	WHIP
<b>53 Trevor Cahill, R</b> ERA: 4.05	3.0	L	14	5	4	4	3	0	0	0	0	0	1	33	50	12.00	1.667
<b>18 Drew Smyly, L</b> ERA: 2.92	4.0		16	2	2	1	8	1	0	0	0	0	1	42	59	2.25	0.750
<b>60 Wandy Peralta, L</b> ERA: 4.66	1.0		3	0	0	0	0	0	0	0	0	0	0	7	12	0.00	0.000

WP	PA	CS
0	33	0

Batter	1	2	3	4	5	6	7	8	9	AB R H RBI BB SO LOB	TOP								
5 Mike Yastrzemski, L (1, 9) OBP: 0.393, SLG: 0.556	3-3 K		4-1 CS BB			1-1 L5				2 0 0 0 1 1 0	<b>San Francisco Giants @ San Diego Padres</b> Petco Park, San Diego, CA Sun Sep 13 2020, 1:13 PM - 3:19 PM PDT Cloudy - 78 F								
12 Alex Dickerson, L (1, 7) OBP: 0.341, SLG: 0.539	0-1 G5-3 1B		1-2 CS	1-1 P2		1-3 K				3 0 1 0 0 1 0									
7 Donovan Solano, R (1, 4) OBP: 0.384, SLG: 0.520	0-0 G5-3			3-2 G1-3			3-2 F8			3 0 0 0 0 0 1									
9 Brandon Belt, L (1, 3) OBP: 0.400, SLG: 0.589	3-1 F7			2-0 G3			0-0 F9			3 0 0 0 0 0 1									
10 Evan Longoria, R (1, 5) OBP: 0.316, SLG: 0.454		0-3 K			2-3 K		2-2 G6-3			3 0 0 0 0 2 0									
46 Justin Smoak, S (1, 10) OBP: 0.258, SLG: 0.374		2-3 K			1-1 F8					2 0 0 0 0 1 0									
35 Brandon Crawford, L (1, 6) OBP: 0.340, SLG: 0.417		0-1 G1-3			2-2 WP 2B					2 0 1 0 0 0 0									
1 Mauricio Dubón, R (1, 8) OBP: 0.336, SLG: 0.387			1-2 F8		1-0 G5-3					2 0 0 0 0 0 1									
14 Chadwick Tromp, R (1, 2) OBP: 0.190, SLG: 0.364			1-3 K			3-3 K				1 0 0 0 0 1 0									
41 Wilmer Flores, R (6, PH) OBP: 0.339, SLG: 0.542										1 0 0 0 0 1 0									
21 Joey Bart, R (6, 2) OBP: 0.333, SLG: 0.349										0 0 0 0 0 0 0									
<b>Inning Stats</b>	R: 0 E: 0 K: 1 S: 9	H: 1 LOB: 1 BB: 0 P: 15	R: 0 E: 0 K: 2 S: 9	H: 0 LOB: 0 BB: 0 P: 11	R: 0 E: 0 K: 1 S: 9	H: 0 LOB: 0 BB: 1 P: 16	R: 0 E: 0 K: 0 S: 6	H: 0 LOB: 0 BB: 0 P: 12	R: 0 E: 0 K: 1 S: 12	H: 1 LOB: 1 BB: 0 P: 18	R: 0 E: 0 K: 2 S: 9	H: 0 LOB: 0 BB: 0 P: 14	R: 0 E: 0 K: 0 S: 8	H: 0 LOB: 0 BB: 0 P: 13	1B: 1 2B: 1 3B: 0 HR: 0	SF: 0 SAC: 0 DP: 0 HBP: 0	WP: 1 PB: 0 SB: 0 CS: 1	PA: 24	
<b>PITCHER</b> 52 Mike Clevinger, R (1, 1) ERA: 3.1	IP 7.0 WLS W BF 23 H 2 R 0 ER 0 SO 7 BB 1 IBB 0 HBP 0 BLK 0 WP 1 HR 0 S 62 P 99 ERA 0.00 WHIP 0.429																		

livebaseballscorecards.com

<b>AB</b>	22
<b>R</b>	0
<b>H</b>	2
<b>RBI</b>	0
<b>BB</b>	1
<b>SO</b>	7
<b>LOB</b>	3





Batter	1	2	3	4	5	6	7	8	9
<b>2 Trent Grisham, L</b> (1, 8) OBP: 0.350, SLG: 0.469 B CH 82 B SL 87 C SL 83 B CH 83 C FF 90 F FF 92 X CH 82	3-2 L6 ①		X SL 85 0-0 13 1B 4 1B 2B	B FF 91 1-0 X CH 82 G4-6-3 1-2f		C SI 95 3-3 B SL 87 B SL 88 S SL 88 D SL 88 S SL 88			
<b>23 Fernando Tatis Jr., R</b> (1, 6) OBP: 0.390, SLG: 0.624 B SL 84 B SI 92 S FF 93 B SI 92 C FF 93 X FF 92	3-2 G6-3 ②		X CU 82 0-0 G6-3 ①		B CU 80 2-3 C SI 90 B CU 80 F CH 81 S CH 82	K			
<b>13 Manny Machado, R</b> (1, 5) OBP: 0.376, SLG: 0.592 C FF 94 X FF 93	0-1 L7 ③		D CH 84 3-1 D CU 82 B SI 92 S SI 91 X SI 92	18 S 4 1B 1B 2-3	F CU 81 1-2 S CH 83 B FF 91 X FF 92	F8			
<b>18 Mitch Moreland, L</b> (1, 3) OBP: 0.374, SLG: 0.610 B SI 92 S CH 83 T FF 92 B CU 83 B CH 84 S CH 83		3-3 K ①	B CH 85 4-2 B SL 88 B CH 84 C FF 91 C CH 84 D CH 84	4 1B BB 1-2	F CH 84 1-2 C SL 82 B CH 83 X SL 83	G3 ③			
<b>22 Austin Nola, R</b> (1, 2) OBP: 0.377, SLG: 0.543 C CU 84 C FF 91 X FF 92	0-2 9 2B 5 1B 1B		B SI 92 1-1 C FF 91 X FF 92	F4 ②		B CH 82 4-2 C SL 81 B CH 82 B SI 91 C CU 79 B FF 91	4 5 FC4 BB G5-3		
<b>4 Wil Myers, R</b> (1, 9) OBP: 0.360, SLG: 0.603 X SI 93	0-0 F8 ②		X SI 91 0-0 1-2 2-H 3-H	1B		L SI 89 1-2 D SL 82 C CH 83 F FF 91 F CH 82 X SI 92	G5-3 ①		
<b>9 Jake Cronenworth, L</b> (1, 4) OBP: 0.377, SLG: 0.545 C FF 93 S CH 94 D CH 86 1 SAFE F CH 86 F SL 87 B FF 94 X FF 94	2-2 5 1B 2B 1-3		S CH 85 1-1 B FF 92 X CH 83	F8 ③		C SL 86 4-2 F SL 86 B CU 80 B CH 84 B SL 86 F CH 83 D CH 84	5 E 5 1B 10 FC4 BB		
<b>5 Greg Garcia, L</b> (1, 10) OBP: 0.340, SLG: 0.319 <b>3 Jorge Mateo, R</b> (6, PR) OBP: 0.182, SLG: 0.238 (7, 10)	0-1 2-H 3-H 1B			B SI 90 1-1 C CH 82 X SL 81	F8 ①	C CH 84 2-2 B SL 86 F FF 90 F SL 86 B CU 79 X CH 84	FC4 10 1B		
<b>10 Jurickson Profar, S</b> (1, 7) OBP: 0.321, SLG: 0.397 B FF 93 B SL 87 X FF 92	2-0 L5 ③		F CH 82 0-1 X SL 84	2 G4-6-3 1B		B CH 88 3-2 1 SAFE S CH 89 C CH 88 D FF 96 B FF 95 X FF 96	1B ②		

AB	R	H	RBI	BB	SO	LOB	
4	1	1	0	0	1	2	
3	0	0	0	0	1	1	
3	1	1	0	0	0	0	
2	0	0	0	1	1	0	
2	2	1	0	1	0	3	
3	0	1	2	0	0	2	
2	2	1	0	1	0	2	
3	0	1	2	0	0	1	
0	0	0	0	0	0	0	
3	0	2	1	0	0	1	
1B: 6	SF: 0	2B: 2	SAC: 0	3B: 0	DP: 1	HR: 0	HBP: 0

**BOTTOM**

**San Francisco Giants @ San Diego Padres**  
 Petco Park, San Diego, CA  
 Sun Sep 13 2020, 1:13 PM - 3:19 PM PDT  
 Cloudy - 78 F

AB	25
R	6
H	8
RBI	5
BB	3
SO	3
LOB	12



Inning Stats	R	H	E	K	S	R	H	E	K	S	R	H	E	K	S	R	H	E	K	S
	0	0	0	0	10	2	3	0	1	11	0	0	0	0	5	0	0	0	0	9
	0	0	0	0	10	1	3	0	1	7	0	0	0	0	5	0	0	0	0	9
	0	0	0	0	10	1	3	0	1	11	0	0	0	0	5	0	0	0	9	

PITCHER	IP	WLS	BF	H	R	ER	SO	BB	IBB	HBP	BLK	WP	HR	S	P	ERA	WHIP
<b>42 Johnny Cueto, R</b> (1, 1) ERA: 4.78	5.1	L	26	7	6	4	2	3	0	0	0	0	0	64	103	6.75	1.875
<b>60 Wandy Peralta, L</b> (6, 1) ERA: 4.5	0.2		2	1	0	0	1	0	0	0	0	0	0	6	12	0.00	1.500

WP	PA	ERA	WHIP
0	28	0	0

Batter	1	2	3	4	5	6	7	8	9	AB R H RBI BB SO LOB	TOP						
5 Mike Yastrzemski, L OBP: 0.392, SLG: 0.557 (1, 9)	F7	1-3 2-H 2B			P4					3 0 1 1 0 0 0							
12 Alex Dickerson, L OBP: 0.336, SLG: 0.530 33 Darin Ruf, R OBP: 0.371, SLG: 0.532 (5, PH) (5, 7)	P5	G3-1			G6-3					2 0 0 0 0 0 2 1 0 0 0 0 0 0							
41 Wilmer Flores, R OBP: 0.339, SLG: 0.535 (1, 4) (6, 3)	10 WP 9 BB BB				P3					2 0 0 0 1 1 0							
9 Brandon Belt, L OBP: 0.402, SLG: 0.584 7 Donovan Solano, R OBP: 0.388, SLG: 0.523 (6, PH) (6, 4)	1-2 BB				G5-3					1 0 0 0 1 0 0 1 0 1 0 0 0 0							
10 Evan Longoria, R OBP: 0.310, SLG: 0.444 (1, 5)	K				L6					3 0 0 0 0 1 3							
46 Justin Smoak, S OBP: 0.252, SLG: 0.364 (1, 10)					G5-3					3 0 0 0 0 1 0							
35 Brandon Crawford, L OBP: 0.340, SLG: 0.415 (1, 6)					F9					3 1 1 0 0 1 0							
21 Joey Bart, R OBP: 0.333, SLG: 0.338 (1, 2)		5 2B HBP 1B			K					2 0 0 0 0 1 0							
1 Mauricio Dubón, R OBP: 0.328, SLG: 0.377 (1, 8)					K					3 0 0 0 0 1 3							
					F8												
					F9												
<b>Inning Stats</b>	R: 0 E: 0 K: 1 S: 11	H: 0 LOB: 2 BB: 2 P: 23	R: 1 E: 0 K: 1 S: 12	H: 2 LOB: 2 BB: 0 P: 20	R: 0 E: 0 K: 0 S: 4	H: 0 LOB: 0 BB: 0 P: 7	R: 0 E: 0 K: 1 S: 8	H: 0 LOB: 0 BB: 0 P: 11	R: 0 E: 0 K: 0 S: 7	H: 0 LOB: 0 BB: 0 P: 10	R: 0 E: 0 K: 1 S: 8	H: 1 LOB: 0 BB: 0 P: 11	R: 0 E: 1 K: 2 S: 9	H: 0 LOB: 1 BB: 0 P: 16	1B: 2 2B: 1 3B: 0 HR: 0	SF: 0 SAC: 0 DP: 1 HBP: 1	WP: 1 PA: 27 PB: 0 SB: 0 CS: 0
<b>PITCHER</b>	IP WLS BF H R ER SO BB IBB HBP BLK WP HR S P ERA WHIP																
43 Garrett Richards, R ERA: 4.27 25 Tim Hill, L ERA: 3.65 15 Drew Pomeranz, L ERA: 47 Trevor Rosenthal, R ERA: 2.41	(1, 1) (5, 1) (6, 1) (7, 1)	4.1 0.2 1.0 1.0	W H S	18 2 3 4	2 0 1 0	1 0 0 0	1 0 1 2	3 0 0 2	2 0 0 0	0 0 0 0	1 0 0 0	0 0 0 0	1 5 8 9	65 6 11 16	2.08 0.00 0.00 0.00	0.923 0.000 1.000 0.000	

San Francisco Giants @ San Diego Padres  
 Petco Park, San Diego, CA  
 Sun Sep 13 2020, 4:01 PM - 6:12 PM PDT  
 Cloudy - 75 F

AB	24
R	1
H	3
RBI	1
BB	2
SO	6
LOB	8





Batter	1	2	3	4	5	6	7	8	9	AB R H RBI BB SO LOB
2 Trent Grisham, L OBP: 0.351, SLG: 0.470 (1, 8)	2-1 FC3-6 1B 23 FC3-6		X FC 91 0-0 L6		B SL 82 L FF 90 X SL 80 1-1 SH5-4					2 0 1 0 0 0 1
23 Fernando Tatis Jr., R OBP: 0.385, SLG: 0.614 (1, 6)	1-0 FC3-6 1-2f 13 CS		F SI 92 B SI 92 B FC 91 F SI 91 B ST 84 F SI 92 F CH 83 1 SAFE C ST 81 1-2		D SI 82 F FF 82 X SL 71 1-1 FC5-2					3 0 0 0 0 1 4
13 Manny Machado, R OBP: 0.360, SLG: 0.593 (1, 5)	1 SAFE 1 SAFE C SI 92 X CH 87 0-1 1B		C CH 83 B SI 92 F SI 92 S ST 82 1-3		C SI 82 X FF 83 0-1 1B					3 0 2 1 0 1 1
18 Mitch Moreland, L OBP: 0.364, SLG: 0.592 (1, 3)	B CH 85 F CH 85 B FC 91 B FF 92 S CH 85 S CH 84 3-3 K		B FF 93 C FC 91 X FF 95 1-1 F7		S SI 82 B SL 71 B SI 82 X SI 82 2-1 G3					3 0 0 0 0 1 1
22 Austin Nola, R OBP: 0.369, SLG: 0.530 (1, 10)		B SI 90 B CH 85 C SI 93 S FF 95 S SI 93 2-3 K		B SI 93 B ST 82 S SI 93 X CH 84 2-1 G5-3		C SI 82 B SL 70 F SL 71 B FF 83 X SL 70 2-2 F9				3 0 0 0 0 1 0
4 Wil Myers, R OBP: 0.360, SLG: 0.616 (1, 9)		B CH 86 B SI 93 F SI 93 X CH 85 2-1 HR		C ST 82 C SI 93 B ST 80 B ST 82 B ST 81 F SI 93 F FF 94 S ST 81 3-3 K		F SL 71 B SL 72 F SL 70 S SI 82 2-3 K				3 1 1 1 0 2 0
9 Jake Cronenworth, L OBP: 0.385, SLG: 0.549 (1, 4)		B ST 83 X FF 94 1-0 10 CS 1B		S SL 81 B SL 81 C FF 91 B FF 91 B SL 79 F SL 79 B SL 60 4-2 11 BB 10 1B BB						1 1 1 0 1 0 0
11 Jason Castro, L OBP: 0.325, SLG: 0.400 (1, 2)		D CH 84 X FF 94 1-0 P5		B SL 79 B FF 90 C SL 80 F SL 80 B FF 90 B FF 91 4-2 SH5-4 2 23 FC5-2 10 1B BB						1 0 0 0 1 0 1
10 Jurickson Profar, S OBP: 0.329, SLG: 0.401 (1, 7)		1 SAFE C FF 93 B FC 92 1 SAFE B CH 82 C FF 92 B FF 94 3-2 CS	B FF 93 F FC 91 B ST 82 B FF 94 B CH 84 4-1 23 S BB		X SL 82 0-0 FC5-2 23 13 1B 1B					1 1 1 1 1 0 0

Inning Stats	R: 0 E: 0 K: 1 S: 8	H: 2 LOB: 1 BB: 0 P: 14	R: 1 E: 0 K: 1 S: 9	H: 2 LOB: 0 BB: 0 P: 18	R: 0 E: 0 K: 2 S: 10	H: 0 LOB: 1 BB: 1 P: 18	R: 0 E: 0 K: 1 S: 10	H: 0 LOB: 0 BB: 0 P: 16	R: 2 E: 0 K: 0 S: 12	H: 2 LOB: 3 BB: 2 P: 22	R: 0 E: 0 K: 1 S: 8	H: 0 LOB: 0 BB: 0 P: 14
1B: 5 2B: 0 3B: 0 HR: 1	SF: 0 SAC: 1 DP: 0 HBP: 0	WP: 0 PA: 25	CS: 2									

PITCHER	IP	WLS	BF	H	R	ER	SO	BB	IBB	HBP	BLK	WP	HR	S	P	ERA	WHIP
62 Logan Webb, R ERA: 4.96 (1, 1)	4.0		15	4	1	1	5	1	0	0	0	0	1	37	66	2.25	1.250
67 Sam Selman, L ERA: 2.93 (5, 1)	0.1	L	4	1	2	2	0	2	0	0	0	0	0	8	17	54.00	9.000
71 Tyler Rogers, R ERA: 5.32 (5, 1)	1.2		5	1	0	0	1	0	0	0	0	0	0	12	19	0.00	0.600

**BOTTOM**

**San Francisco Giants @ San Diego Padres**  
 Petco Park, San Diego, CA  
 Sun Sep 13 2020, 4:01 PM - 6:12 PM PDT  
 Cloudy - 75 F

AB	20
R	3
H	6
RBI	3
BB	3
SO	6
LOB	8



PITCHER	IP	WLS	BF	H	R	ER	SO	BB	IBB	HBP	BLK	WP	HR	S	P	ERA	WHIP
62 Logan Webb, R ERA: 4.96 (1, 1)	4.0		15	4	1	1	5	1	0	0	0	0	1	37	66	2.25	1.250
67 Sam Selman, L ERA: 2.93 (5, 1)	0.1	L	4	1	2	2	0	2	0	0	0	0	0	8	17	54.00	9.000
71 Tyler Rogers, R ERA: 5.32 (5, 1)	1.2		5	1	0	0	1	0	0	0	0	0	0	12	19	0.00	0.600

Batter	1	2	3	4	5	6	7	8	9	AB	R	H	RBI	BB	SO	LOB	TOP	
5 Mike Yastrzemski, L OBP: 0.392, SLG: 0.556 (1, 9)										4	2	1	1	1	1	0		
12 Alex Dickerson, L OBP: 0.346, SLG: 0.541 (1, 7)										5	2	3	1	0	0	0		
61 Luis Alexander Basabe, R (1, 7)										0	0	0	0	0	0	0		
41 Wilmer Flores, R OBP: 0.335, SLG: 0.522 (1, 10)										4	0	0	0	1	0	4		
9 Brandon Belt, L OBP: 0.401, SLG: 0.602 (1, 3)										5	1	2	2	0	0	3		
7 Donovan Solano, R OBP: 0.388, SLG: 0.519 (1, 4)										5	0	2	1	0	1	0		
10 Evan Longoria, R OBP: 0.313, SLG: 0.463 (1, 5)										5	1	2	1	0	2	4		
35 Brandon Crawford, L OBP: 0.349, SLG: 0.459 (1, 6)										5	2	3	1	0	2	3		
21 Joey Bart, R OBP: 0.325, SLG: 0.329 (1, 2)											5	0	1	0	0	1	3	
1 Mauricio Dubón, R OBP: 0.333, SLG: 0.376 (1, 8)										3	1	1	1	1	1	1		
<b>Inning Stats</b>	R: 1 H: 2 E: 0 LOB: 2 K: 1 BB: 1 S: 16 P: 23	R: 1 H: 2 E: 0 LOB: 0 K: 0 BB: 0 S: 11 P: 13	R: 3 H: 4 E: 0 LOB: 1 K: 0 BB: 0 S: 17 P: 27	R: 3 H: 4 E: 0 LOB: 2 K: 2 BB: 1 S: 26 P: 40	R: 0 H: 0 E: 0 LOB: 0 K: 3 BB: 0 S: 10 P: 11	R: 0 H: 0 E: 0 LOB: 0 K: 0 BB: 0 S: 6 P: 10	R: 1 H: 2 E: 0 LOB: 1 K: 1 BB: 0 S: 13 P: 20	R: 0 H: 0 E: 0 LOB: 1 K: 0 BB: 1 S: 10 P: 14	R: 0 H: 1 E: 0 LOB: 1 K: 1 BB: 0 S: 10 P: 14	1B: 8 SF: 0 2B: 4 SAC: 0 3B: 0 DP: 0 HR: 3 HBP: 0	WP: 1 PA: 44 PB: 1 SB: 0 CS: 0							
<b>PITCHER</b>	IP WLS BF H R ER SO BB IBB HBP BLK WP HR S P ERA WHIP																	
74 Ljay Newsome, R ERA: 6.35 (1, 1)	3.0 L 17 8 5 5 1 1 0 0 0 0 0 2 44 63 15.00 3.000																	
50 Erik Swanson, R ERA: 17.47 (4, 1)	0.1 6 4 3 2 0 1 0 0 0 0 1 0 19 30 54.00 15.000																	
37 Casey Sadler, R ERA: 3.6 (4, 1)	2.2 8 0 0 0 5 0 0 0 0 0 0 0 23 31 0.00 0.000																	
65 Brandon Brennan, R ERA: 5.4 (7, 1)	2.0 9 2 1 1 1 1 0 0 0 0 0 1 19 34 4.50 1.500																	
73 Walker Lockett, R ERA: 6.35 (9, 1)	1.0 4 1 0 0 1 0 0 0 0 0 0 0 10 14 0.00 1.000																	

**San Francisco Giants @ Seattle Mariners**  
 Oracle Park, San Francisco, CA  
 Wed Sep 16 2020, 6:47 PM - 10:14 PM PDT  
 Partly Cloudy - 71 F

AB	41
R	9
H	15
RBI	8
BB	3
SO	8
LOB	18





BOTTOM

San Francisco Giants @ Seattle Mariners  
Oracle Park, San Francisco, CA  
Wed Sep 16 2020, 6:47 PM - 10:14 PM PDT  
Partly Cloudy - 71 F

livebaseballscorecards.com

AB 31  
R 3  
H 6  
RBI 3  
BB 8  
SO 17  
LOB 27



WP: 0 PA: 42  
PB: 0  
SB: 0  
CS: 1

AB R H RBI BB SO LOB

3	0	0	1	1	1	2
3	0	1	0	0	2	3
1	0	0	0	0	0	1
5	0	2	0	0	2	2
2	1	0	0	3	2	3
5	1	1	0	0	1	7
3	1	1	1	1	2	2
3	0	0	0	1	3	3
3	0	1	0	1	2	1
2	0	0	1	1	2	2
1	0	0	0	0	0	1

Batter	1	2	3	4	5	6	7	8	9
3 J.P. Crawford, L OBP: 0.341, SLG: 0.335 (1, 6)	F8 0-1		L5 1-2	BB 4-2		K 2-3			HBP 1-0
25 Dylan Moore, R OBP: 0.358, SLG: 0.508 9 Dee Strange-Gordon, L OBP: 0.243, SLG: 0.203 (1, 4) (8, 4)	1B 1-2		K 2-3	K 3-3		K 2-1	HBP 2-1		FC4-6 15 BB 1-2f
1 Kyle Lewis, R OBP: 0.390, SLG: 0.491 (1, 8)	1B 1-2		K 0-3	K 0-1	CS 2-2	HBP 1-2f	FC1-6 15 BB 1-2f		K 2-3
15 Kyle Seager, L OBP: 0.361, SLG: 0.436 (1, 5)	K 1-3		BB 2-2	BB 4-1	K 1-3	BB 1-2	BB 1-2		BB 1-2
23 Ty France, R OBP: 0.378, SLG: 0.505 (1, 10)	F8 3-2		BB 1-2	BB 0-1	P3 1-1	L9 0-0			K 2-3
22 Luis Torrens, R OBP: 0.362, SLG: 0.452 (1, 2)	K 1-3		BB 1-1	BB 0-1	CS 1-1	BB 4-1			K 2-3
12 Evan White, R OBP: 0.248, SLG: 0.313 (1, 3)	K 3-3		BB 2-3	BB 0-3		K 0-3			BB 4-1
10 Tim Lopes, R OBP: 0.304, SLG: 0.380 (1, 7)	K 3-3		BB 4-1	BB 2-0		BB 1-2			K 0-3
20 Phillip Ervin, R OBP: 0.297, SLG: 0.197 26 José Marmolejos, L OBP: 0.299, SLG: 0.524 (1, 9) (8, PH) (9, 9)	K 2-3		BB 4-2	BB 3-3		K 3-3			G5-6-3 1-2f

Inning Stats	R: 0	H: 2	E: 0	LOB: 2	K: 1	S: 16	R: 0	H: 0	E: 0	LOB: 0	K: 3	S: 12	R: 0	H: 0	E: 0	LOB: 0	K: 2	S: 11	R: 3	H: 2	E: 0	LOB: 3	K: 3	S: 21	R: 0	H: 1	E: 0	LOB: 0	K: 1	S: 8	R: 0	H: 1	E: 0	LOB: 2	K: 3	S: 12	R: 0	H: 0	E: 0	LOB: 2	K: 1	S: 9	R: 0	H: 0	E: 0	LOB: 0	K: 1	S: 7	R: 0	H: 0	E: 0	LOB: 2	K: 2	S: 8	1B: 5	SF: 0	2B: 1	SAC: 0	3B: 0	DP: 1	HR: 0	HBP: 2	WP: 0	PA: 42
--------------	------	------	------	--------	------	-------	------	------	------	--------	------	-------	------	------	------	--------	------	-------	------	------	------	--------	------	-------	------	------	------	--------	------	------	------	------	------	--------	------	-------	------	------	------	--------	------	------	------	------	------	--------	------	------	------	------	------	--------	------	------	-------	-------	-------	--------	-------	-------	-------	--------	-------	--------

PITCHER	IP	WLS	BF	H	R	ER	SO	BB	IBB	HBP	BLK	WP	HR	S	P	ERA	WHIP
18 Drew Smyly, L ERA: 3.94 (1, 1)	3.2		16	4	3	3	8	1	0	0	0	0	0	51	78	7.36	1.364
73 Caleb Baragar, L ERA: 5.09 (4, 1)	0.0		3	0	0	0	0	3	0	0	0	0	0	6	18	∞	∞
53 Trevor Cahill, R ERA: 3.68 (4, 1)	2.0	W	8	2	0	0	4	1	0	0	0	0	0	19	33	0.00	1.500
67 Sam Selman, L ERA: 2.87 (6, 1)	0.1		1	0	0	0	1	0	0	0	0	0	0	4	6	0.00	0.000
65 Sam Coonrod, R ERA: 7.36 (7, 1)	1.0		5	0	0	0	1	1	0	1	0	0	0	9	19	0.00	1.000
39 Rico Garcia, R ERA: 6.0 (8, 1)	1.0		3	0	0	0	1	0	0	0	0	0	0	7	11	0.00	1.000
76 Jarlin Garcia, L ERA: (9, 1)	1.0		5	0	0	0	2	1	0	1	0	0	0	8	17	0.00	1.000



Batter	1	2	3	4	5	6	7	8	9	AB	R	H	RBI	BB	SO	LOB	TOP					
<b>13 Austin Slater, R</b> (1, 10) OBP: 0.423, SLG: 0.583 <b>9 Brandon Belt, L</b> (7, PH) OBP: 0.396, SLG: 0.592 (7, 10)	4-2 		0-0 <b>G4-3</b> 1-2 		2-1 <b>L7</b> 		3-2 <b>K</b> 	1-1 <b>F7</b> 		2	0	0	0	1	0	2						
<b>7 Donovan Solano, R</b> (1, 4) OBP: 0.382, SLG: 0.506	2-2 <b>G6-4-3</b> 1-2f 		4-0 		0-0 <b>L9</b> 		1-2 <b>L7</b> 		0-1 <b>F9</b> 	4	0	0	0	1	0	3						
<b>5 Mike Yastrzemski, L</b> (1, 9) OBP: 0.390, SLG: 0.553 <b>61 Luis Alexander Basabe, R</b> (9, 9) OBP: 0.600, SLG: 0.333	1-3 <b>K</b> 		1-3 <b>K</b> 		0-0 		4-2 	1-2 	4-2 	1	0	0	0	0	1	0						
<b>41 Wilmer Flores, R</b> (1, 3) OBP: 0.343, SLG: 0.534		0-0 <b>P2</b> 		0-2 <b>K</b> 		2-1 	2-1 		4-2 	4	2	2	2	1	1	0						
<b>33 Darin Ruf, R</b> (1, 7) OBP: 0.375, SLG: 0.578 <b>12 Alex Dickerson, L</b> (6, PH) OBP: 0.353, SLG: 0.540 (6, 7)	1-2 		0-1 <b>G6-3</b> 		4-1 	1-1 		2-2 <b>F7</b> 		2	1	1	1	0	0	0						
<b>10 Evan Longoria, R</b> (1, 5) OBP: 0.321, SLG: 0.471	1-1 <b>G5-3</b> 		3-2 		0-1 	0-0 <b>PO</b> 		1-2 	1-2 <b>P6</b> 	4	0	2	1	0	0	2						
<b>35 Brandon Crawford, L</b> (1, 6) OBP: 0.346, SLG: 0.453	1-2 <b>G4-3</b> 		3-1 <b>F8</b> 2-3 		1-2 <b>SF8</b> 2-3 		1-2 		1-2 	2	0	0	1	0	0	1						
<b>21 Joey Bart, R</b> (1, 2) OBP: 0.316, SLG: 0.319 <b>46 Justin Smoak, S</b> (6, PH) OBP: 0.250, SLG: 0.361 <b>14 Chadwick Tromp, R</b> (6, 2) OBP: 0.186, SLG: 0.357	2-0 <b>F9</b> 		0-0 <b>G5-3</b> 		2-1 <b>G3-6-1</b> 1-2f 		3-1 <b>F7</b> 		3-1 <b>F7</b> 	2	0	0	0	0	0	0						
<b>1 Mauricio Dubón, R</b> (1, 8) OBP: 0.346, SLG: 0.383	4-2 		0-2 		1-2 		2-1 <b>F9</b> 		2-1 <b>F9</b> 	3	1	2	0	1	0	2						
<b>Inning Stats</b>	R: 0 E: 0 K: 1 S: 8	H: 0 LOB: 0 BB: 1 P: 15	R: 1 E: 0 K: 0 S: 9	H: 1 LOB: 0 BB: 2 P: 12	R: 0 E: 0 K: 1 S: 7	H: 0 LOB: 2 BB: 2 P: 18	R: 0 E: 0 K: 1 S: 11	H: 1 LOB: 1 BB: 0 P: 17	R: 0 E: 0 K: 0 S: 7	H: 1 LOB: 1 BB: 0 P: 9	R: 2 E: 0 K: 0 S: 11	H: 3 LOB: 1 BB: 1 P: 20	R: 3 E: 0 K: 1 S: 18	H: 3 LOB: 0 BB: 1 P: 30	R: 0 E: 0 K: 0 S: 9	H: 0 LOB: 2 BB: 0 P: 19	R: 0 E: 0 K: 0 S: 13	H: 0 LOB: 2 BB: 2 P: 24	1B: 6 2B: 1 HR: 1	SF: 1 SAC: 0 DP: 2 HBP: 2	WP: 2 PB: 0 SB: 1 CS: 0	PA: 43
<b>PITCHER</b>	IP	WLS	BF	H	R	ER	SO	BB	IBB	HBP	BLK	WP	HR	S	P	ERA	WHIP					
<b>52 Nick Marguevicius, L</b> (1, 1) ERA: 5.35 <b>59 Joey Gerber, R</b> (6, 1) ERA: 2.77 <b>49 Kendall Graveman, R</b> (7, 1) ERA: 8.1 <b>38 Anthony Misiewicz, L</b> (7, 1) ERA: 4.5 <b>55 Yohan Ramírez, R</b> (8, 1) ERA: 2.55	5.0		22	5	3	3	3	3	0	0	0	1	1	45	76	5.40	1.600					
<b>62 Brady Lail, R</b> (9, 1) ERA: 5.02	1.0		5	0	0	0	0	2	0	0	0	0	0	0	0	0.00	2.000					

**San Francisco Giants @ Seattle Mariners**  
 Oracle Park, San Francisco, CA  
 Thu Sep 17 2020, 1:12 PM - 4:44 PM PDT  
 Partly Cloudy - 70 F

<b>AB</b>	<b>32</b>
<b>R</b>	<b>6</b>
<b>H</b>	<b>9</b>
<b>RBI</b>	<b>6</b>
<b>BB</b>	<b>7</b>
<b>SO</b>	<b>4</b>
<b>LOB</b>	<b>21</b>



<b>1B</b>	6	<b>SF</b>	1
<b>2B</b>	1	<b>SAC</b>	0
<b>3B</b>	1	<b>DP</b>	2
<b>HR</b>	1	<b>HBP</b>	2



Batter	1	2	3	4	5	6	7	8	9	AB R H RBI BB SO LOB
3 J.P. Crawford, L OBP: 0.337, SLG: 0.331 (1, 6)	0-3 K	1-1 1B			3-3 K		2-1 E6 25 1B		0-3 K	5 0 1 2 0 3 1
25 Dylan Moore, R OBP: 0.359, SLG: 0.500 (1, 7)	2-2 F9	2-3 K			3-2 G6-3		0-0 1B		4-2 BB	4 0 1 0 1 1 1
1 Kyle Lewis, R OBP: 0.365, SLG: 0.480 (1, 8)	1-3 K				1-1 F8		1-3 K		1-2 L8	4 0 0 0 1 2 4
15 Kyle Seager, L OBP: 0.362, SLG: 0.431 (1, 5)		1-0 HBP			1-2 L3				3-1 F8	4 1 1 0 0 0 3
23 Ty France, R OBP: 0.374, SLG: 0.495 (1, 4)		1-1 1B			2-0 F9					4 1 1 0 0 2 1
22 Luis Torrens, R OBP: 0.373, SLG: 0.444 9 Dee Strange-Gordon, L (8, PR) OBP: 0.243, SLG: 0.203 54 Joseph Odum, R OBP: 0.156, SLG: 0.100 (9, 2)		1-2 P6			2-2 G3					3 0 1 0 1 0 2 0 0 0 0 0 0 0 0 0 0 0 0 0 0
10 Tim Lopes, R OBP: 0.303, SLG: 0.375 (1, 10)		3-2 1B			3-3 K					4 1 1 1 0 1 3
12 Evan White, R OBP: 0.248, SLG: 0.306 (1, 3)		0-2 F9			4-1 BB					3 0 0 0 1 1 4
20 Phillip Ervin, R OBP: 0.299, SLG: 0.203 26 José Marmolejos, L (9, PH) OBP: 0.307, SLG: 0.524 (1, 9)		1-2 1B			3-3 K					3 1 1 1 0 2 1 0 0 0 0 0 0 0

Inning Stats	R: 0 E: 0 K: 2 S: 9	H: 0 LOB: 0 BB: 0 P: 12	R: 4 E: 0 K: 1 S: 19	H: 4 LOB: 1 BB: 0 P: 29	R: 0 E: 0 K: 0 S: 8	H: 0 LOB: 0 BB: 1 P: 15	R: 0 E: 0 K: 2 S: 12	H: 0 LOB: 1 BB: 1 P: 24	R: 0 E: 0 K: 1 S: 11	H: 0 LOB: 0 BB: 0 P: 18	R: 0 E: 0 K: 1 S: 11	H: 0 LOB: 1 BB: 1 P: 22	R: 0 E: 1 K: 2 S: 12	H: 1 LOB: 2 BB: 0 P: 18	R: 0 E: 0 K: 2 S: 13	H: 2 LOB: 2 BB: 0 P: 19	R: 0 E: 0 K: 1 S: 14	H: 0 LOB: 2 BB: 1 P: 24	1B: 7 2B: 1 3B: 0 HR: 0	SF: 0 SAC: 0 DP: 1 HBP: 2	WP: 1 PB: 0 SB: 1 CS: 0	PA: 40
--------------	------------------------------	----------------------------------	-------------------------------	----------------------------------	------------------------------	----------------------------------	-------------------------------	----------------------------------	-------------------------------	----------------------------------	-------------------------------	----------------------------------	-------------------------------	----------------------------------	-------------------------------	----------------------------------	-------------------------------	----------------------------------	----------------------------------	------------------------------------	----------------------------------	--------

PITCHER	IP	WLS	BF	H	R	ER	SO	BB	IBB	HBP	BLK	WP	HR	S	P	ERA	WHIP
31 Tyler Anderson, L ERA: 5.06 (1, 1)	2.0		12	4	4	4	3	1	0	0	0	0	0	32	49	18.00	2.500
60 Wandy Peralta, L ERA: 3.91 (3, 1)	3.0		9	0	0	0	3	1	0	0	0	0	0	27	49	0.00	0.333
39 Rico Garcia, R ERA: 5.4 (6, 1)	1.0	W	4	0	0	0	1	1	0	0	0	0	0	11	22	0.00	1.000
56 Tony Watson, L ERA: 0.6 (7, 1)	1.0	H	5	1	0	0	2	0	0	0	0	0	0	12	18	0.00	1.000
71 Tyler Rogers, R ERA: 5.11 (8, 1)	1.0	H	5	2	0	0	2	0	0	0	0	0	0	13	19	0.00	2.000
PITCHER	IP	WLS	BF	H	R	ER	SO	BB	IBB	HBP	BLK	WP	HR	S	P	ERA	WHIP
67 Sam Selman, L ERA: 2.7 (9, 1)	1.0		5	0	0	0	1	0	0	0	0	0	0	14	24	0.00	1.000

BOTTOM

San Francisco Giants @ Seattle Mariners  
Oracle Park, San Francisco, CA  
Thu Sep 17 2020, 1:12 PM - 4:44 PM PDT  
Partly Cloudy - 70 F

livebaseballscorecards.com

AB	34
R	4
H	7
RBI	4
BB	4
SO	12
LOB	20



Batter	1	2	3	4	5	6	7	8	9	AB R H RBI BB SO LOB	TOP											
12 Alex Dickerson, L OBP: 0.350, SLG: 0.528 (1, 7)	0-0 G4-3		0-3 K			4-2 9 BB		1-1 F8		3 0 0 0 1 1 0												
7 Donovan Solano, R OBP: 0.374, SLG: 0.494 (1, 4)	2-3 K			1-2 P4		2-3 K		2-3 K		4 0 0 0 0 3 1												
9 Brandon Belt, L OBP: 0.399, SLG: 0.582 (1, 3)	2-2 F7			0-0 G4-3		4-2 BB		4-2 BB		2 0 0 0 2 0 0												
41 Wilmer Flores, R OBP: 0.335, SLG: 0.521 (1, 10)		2-2 L8		1-2 G5-3		0-3 K		3-2 P4		4 0 0 0 0 1 3												
10 Evan Longoria, R OBP: 0.320, SLG: 0.462 (1, 5)			0-3 K		0-0 G3-1		1-1 F9		4-2 21 DI BB	3 0 0 0 1 1 0												
35 Brandon Crawford, L OBP: 0.350, SLG: 0.457 (1, 6)		0-1 2B		3-2 G6-3		4-2 33 FC6-4 BB		2-3 K		3 0 1 0 1 1 1												
33 Darin Ruf, R OBP: 0.368, SLG: 0.559 (1, 9)			1-3 K		0-0 1B		0-1 FC6-4 21 1B		0-3 K	4 0 1 0 0 2 3												
21 Joey Bart, R OBP: 0.313, SLG: 0.316 (1, 2)			1-2 G6-3		1-3 K		1-0 1B		0-3 K	4 0 1 0 0 2 2												
1 Mauricio Dubón, R OBP: 0.338, SLG: 0.374 (1, 8)			3-2 F8			0-0 F8	0-1 F8			3 0 0 0 0 0 2												
<b>Inning Stats</b>	R: 0 E: 0 K: 1 S: 7	H: 0 LOB: 0 BB: 0 P: 11	R: 0 E: 0 K: 2 S: 11	H: 1 LOB: 1 BB: 0 P: 14	R: 0 E: 0 K: 1 S: 12	H: 0 LOB: 0 BB: 0 P: 16	R: 0 E: 0 K: 0 S: 7	H: 0 LOB: 0 BB: 0 P: 9	R: 0 E: 0 K: 1 S: 10	H: 1 LOB: 1 BB: 0 P: 14	R: 0 E: 0 K: 2 S: 14	H: 0 LOB: 2 BB: 2 P: 24	R: 0 E: 0 K: 0 S: 9	H: 1 LOB: 2 BB: 1 P: 15	R: 0 E: 0 K: 1 S: 16	H: 0 LOB: 1 BB: 1 P: 26	R: 0 E: 0 K: 3 S: 11	H: 0 LOB: 1 BB: 1 P: 17	1B: 2 2B: 1 3B: 0 HR: 0	SF: 0 SAC: 0 DP: 0 HBP: 0	WP: 0 PB: 0 SB: 0 CS: 0	PA: 35
<b>PITCHER</b>	IP WLS BF H R ER SO BB IBB HBP BLK WP HR S P ERA WHIP																					
40 Chris Bassitt, R ERA: 2.57 (1, 1)	6.2 W 26 3 0 0 7 3 0 0 0 0 0 0 68 101 0.00 0.900																					
36 Yusmeiro Petit, R ERA: 1.83 (7, 1)	0.1 1 0 0 0 0 0 0 0 0 0 0 0 2 2 0.00 0.000																					
57 J.B. Wendelken, R ERA: 1.23 (8, 1)	1.0 4 0 0 0 1 1 0 0 0 0 0 0 16 26 0.00 1.000																					
70 Jordan Weems, R ERA: 1.64 (9, 1)	1.0 4 0 0 0 3 1 0 0 0 0 0 0 11 17 0.00 1.000																					

San Francisco Giants @ Oakland Athletics  
Oakland Coliseum, Oakland, CA  
Fri Sep 18 2020, 6:40 PM - 9:33 PM PDT  
Partly Cloudy - 70 F

livebaseballscorecards.com

AB	30
R	0
H	3
RBI	0
BB	5
SO	11
LOB	12





Batter	1	2	3	4	5	6	7	8	9	AB	R	H	RBI	BB	SO	LOB	
<b>3 Tommy La Stella, L</b> OBP: 0.373, SLG: 0.449 (1, 10)											4	0	2	1	0	0	0
<b>10 Marcus Semien, R</b> OBP: 0.307, SLG: 0.396 (1, 6)											3	2	1	1	1	0	1
<b>20 Mark Canha, R</b> OBP: 0.370, SLG: 0.382 (1, 9)											3	1	0	0	1	1	3
<b>28 Matt Olson, L</b> OBP: 0.308, SLG: 0.454 (1, 3)											4	1	1	3	0	3	4
<b>4 Jake Lamb, L</b> OBP: 0.288, SLG: 0.293 (1, 5)											4	0	1	1	0	0	0
<b>12 Sean Murphy, R</b> OBP: 0.364, SLG: 0.449 (1, 2)											3	0	0	0	1	1	2
<b>8 Robbie Grossman, S</b> OBP: 0.349, SLG: 0.444 (1, 7)											4	0	0	0	0	0	1
<b>22 Ramón Laureano, R</b> OBP: 0.350, SLG: 0.363 (1, 8)											3	1	0	0	0	0	1
<b>Tony Kemp, L</b> OBP: 0.363, SLG: 0.289 (1, 4)											3	1	1	0	0	0	0

Inning Stats	R: 1	H: 1	E: 0	K: 14	S: 14	LOB: 2	BB: 1	P: 27	R: 0	H: 0	E: 0	K: 0	S: 9	LOB: 0	BB: 0	P: 15	R: 3	H: 2	E: 0	K: 0	S: 16	LOB: 0	BB: 1	P: 32	R: 2	H: 3	E: 0	K: 1	S: 13	LOB: 2	BB: 0	P: 24	R: 0	H: 0	E: 0	K: 0	S: 12	LOB: 1	BB: 1	P: 22	R: 0	H: 0	E: 0	K: 10	S: 10	LOB: 0	BB: 0	P: 14	R: 0	H: 0	E: 0	K: 2	S: 8	LOB: 0	BB: 0	P: 13	R: 0	H: 0	E: 0	K: 1	S: 7	LOB: 0	BB: 0	P: 8	1B: 5	2B: 0	3B: 0	HR: 1	SF: 0	SAC: 0	DP: 0	HBP: 1	WP: 0	PB: 0	SB: 0	CS: 0	PA: 35
--------------	------	------	------	-------	-------	--------	-------	-------	------	------	------	------	------	--------	-------	-------	------	------	------	------	-------	--------	-------	-------	------	------	------	------	-------	--------	-------	-------	------	------	------	------	-------	--------	-------	-------	------	------	------	-------	-------	--------	-------	-------	------	------	------	------	------	--------	-------	-------	------	------	------	------	------	--------	-------	------	-------	-------	-------	-------	-------	--------	-------	--------	-------	-------	-------	-------	--------

PITCHER	IP	WLS	BF	H	R	ER	SO	BB	IBB	HBP	BLK	WP	HR	S	P	ERA	WHIP
<b>62 Logan Webb, R</b> ERA: 5.73 (1, 1)	3.1	L	20	6	6	6	1	2	0	1	0	0	1	48	90	16.20	2.400
<b>59 Andrew Suárez, L</b> ERA: 3.72 (4, 1)	2.2		9	0	0	0	1	1	0	0	0	0	0	26	44	0.00	0.375
<b>64 Shaun Anderson, R</b> ERA: 4.76 (7, 1)	1.0		3	0	0	0	2	0	0	0	0	0	0	8	13	0.00	0.000
<b>73 Caleb Baragar, L</b> ERA: 4.82 (8, 1)	1.0		3	0	0	0	1	0	0	0	0	0	0	7	8	0.00	0.000


**BOTTOM**

**San Francisco Giants @ Oakland Athletics**  
Oakland Coliseum, Oakland, CA

Fri Sep 18 2020, 6:40 PM - 9:33 PM PDT  
Partly Cloudy - 70 F

livebaseballscorecards.com

<b>AB</b>	<b>31</b>
<b>R</b>	<b>6</b>
<b>H</b>	<b>6</b>
<b>RBI</b>	<b>6</b>
<b>BB</b>	<b>3</b>
<b>SO</b>	<b>5</b>
<b>LOB</b>	<b>12</b>



Batter	1	2	3	4	5	6	7	8	9	AB R H RBI BB SO LOB	TOP							
13 Austin Slater, R OBP: 0.400, SLG: 0.547	G5-3		K		FC5-4			G4-3		4 0 0 0 0 1 2								
7 Donovan Solano, R OBP: 0.376, SLG: 0.494	G4-3							P3		4 0 2 0 0 0 0								
33 Darin Ruf, R OBP: 0.363, SLG: 0.542	G6-3									4 0 1 0 0 0 2								
41 Wilmer Flores, R OBP: 0.328, SLG: 0.509			K							4 0 0 0 0 2 3								
10 Evan Longoria, R OBP: 0.318, SLG: 0.456			K							4 0 1 0 0 1 1								
1 Mauricio Dubón, R OBP: 0.338, SLG: 0.373			F8							3 0 1 0 0 1 0								
2 Daniel Robertson, R OBP: 0.333, SLG: 0.250			K							3 0 1 0 0 1 0								
21 Joey Bart, R OBP: 0.302, SLG: 0.304			P5							3 0 0 0 0 2 1								
61 Luis Alexander Basabe, B OBP: 0.375, SLG: 0.167			E4							3 0 0 0 0 1 1								
<b>Inning Stats</b>	R: 0 H: 0 E: 0 K: 0 S: 12	H: 0 LOB: 0 BB: 0 P: 17	R: 0 H: 0 E: 0 K: 2 S: 11	H: 0 LOB: 0 BB: 0 P: 15	R: 0 H: 3 E: 0 K: 1 S: 12	H: 3 LOB: 2 BB: 0 P: 21	R: 0 H: 1 E: 0 K: 2 S: 9	H: 1 LOB: 1 BB: 0 P: 10	R: 0 H: 1 E: 0 K: 2 S: 7	H: 1 LOB: 1 BB: 0 P: 9	R: 0 H: 0 E: 0 K: 2 S: 11	H: 0 LOB: 0 BB: 0 P: 15	R: 0 H: 0 E: 0 K: 0 S: 7	H: 0 LOB: 0 BB: 0 P: 9	R: 0 H: 1 E: 0 K: 0 S: 4	H: 1 LOB: 0 BB: 0 P: 8	1B: 6 SF: 0 2B: 0 SAC: 0 3B: 0 DP: 1 HR: 0 HBP: 0	WP: 1 PA: 32 PB: 0 SB: 0 CS: 0
<b>PITCHER</b>	IP WLS BF H R ER SO BB IBB HBP BLK WP HR S P ERA WHIP																	
44 Jesús Luzardo, L ERA: 3.86	(1, 1) 6.0 W 23 5 0 0 7 0 0 0 0 1 0 61 90 0.00 0.833																	
35 Jake Diekman, L ERA:	(7, 1) 1.0 H 3 0 0 0 2 0 0 0 0 0 0 11 15 0.00 0.000																	
48 Joaquin Soria, R ERA: 3.1	(8, 1) 1.0 3 0 0 0 0 0 0 0 0 0 0 7 9 0.00 0.000																	
62 Lou Trivino, R ERA: 3.05	(9, 1) 1.0 3 1 0 0 0 0 0 0 0 0 0 4 8 0.00 1.000																	

San Francisco Giants @ Oakland Athletics  
Oakland Coliseum, Oakland, CA  
Sat Sep 19 2020, 1:11 PM - 3:43 PM PDT  
Sunny - 72 F

AB	32
R	0
H	6
RBI	0
BB	0
SO	9
LOB	10



livebaseballscorecards.com



Batter	1	2	3	4	5	6	7	8	9
3 Tommy La Stella, L OBP: 0.376, SLG: 0.459	3-2 K			0-1 F8		4-0 BB	2-2 10 2B		
10 Marcus Semien, R OBP: 0.311, SLG: 0.400	0-0 F9			3-2 K		4-1 BB	1-1 2B		
20 Mark Canha, R OBP: 0.368, SLG: 0.375	2-1 P4			4-1 BB		1-0 G6-4-3	0-0 G5-3		
28 Matt Olson, L OBP: 0.312, SLG: 0.452			3-3 K2-3	1-1 1B			2-1 P5	2-1 HBP	
25 Stephen Piscotty, R OBP: 0.288, SLG: 0.401			0-1 G3	1-3 K2-3			0-2 1B	1-0 G5-3	
4 Jake Lamb, L OBP: 0.286, SLG: 0.339			3-2 L4		2-2 G3		2-1 HR	2-2 F7	
8 Robbie Grossman, S OBP: 0.347, SLG: 0.435			0-0 L8		0-1 F9		4-2 BB	0-1 G5-3	
22 Ramón Laureano, R OBP: 0.345, SLG: 0.356			1-0 G6-3		2-3 K		0-1 FC3-4		
37 Jonah Heim, S OBP: 0.333, SLG: 0.267			1-2 F9			0-3 K	3-2 3B		

AB	R	H	RBI	BB	SO	LOB
3	1	1	2	1	1	0
3	0	1	1	1	1	0
3	1	0	0	1	0	3
3	0	1	1	0	1	0
4	1	1	0	0	1	2
4	1	1	2	0	0	1
3	0	0	0	1	0	1
3	1	0	0	0	1	1
3	1	1	0	0	1	0


**BOTTOM**

**San Francisco Giants @ Oakland Athletics**  
Oakland Coliseum, Oakland, CA

Sat Sep 19 2020, 1:11 PM - 3:43 PM PDT  
Sunny - 72 F

livebaseballscores.com

AB	29
R	6
H	6
RBI	6
BB	4
SO	6
LOB	8



Inning Stats	R	H	E	K	S	H	LOB	BB	P	R	H	E	K	S	ERA	WHIP
	0	0	0	9	14	0	0	0	15	0	0	0	0	8	0.00	0.000
	0	0	0	9	14	0	0	0	15	0	0	0	0	8	0.00	0.000
	0	0	0	9	14	0	0	0	15	0	0	0	0	8	0.00	0.000
	0	0	0	9	14	0	0	0	15	0	0	0	0	8	0.00	0.000

PITCHER	IP	WLS	BF	H	R	ER	SO	BB	IBB	HBP	BLK	WP	HR	S	P	ERA	WHIP
34 Kevin Gausman, R ERA: 3.76	6.0	L	21	1	1	1	6	3	0	0	0	1	0	49	84	1.50	0.667
67 Sam Selman, L ERA: 4.24	0.1		4	2	3	3	0	1	0	0	0	0	1	10	18	81.00	9.000
65 Sam Coonrod, R ERA: 8.49	0.2		5	3	2	2	0	0	0	0	0	0	0	13	19	27.00	4.500
76 Jarlín García, L ERA:	1.0		4	0	0	0	0	0	0	1	0	0	0	8	13	0.00	0.000

WP	PA	1B	2B	3B	HR	SF	SAC	DP	HBP
1	34	3	1	1	1	0	0	1	1

Batter	1	2	3	4	5	6	7	8	9	AB R H RBI BB SO LOB	TOP
13 Austin Slater, R OBP: 0.407, SLG: 0.536 (1, 10) C FF 90 B CH 86 X SL 90	1-1 F9		X FF 90 0-0 G6-3		S CH 84 F CH 86 1 SAFE T KC 81 0-2 K		F FF 95 C FF 96 X SL 96 0-2 33 BB 1 BB 9 BB 1B	B FF 95 B SI 94 F SI 94 C SI 96 B FF 96 4-2 9 PB 33 1B 2 1B BB	X SL 79 0-0 FC4 1B 1-2 2-H	5 2 2 0 1 1 1	
41 Wilmer Flores, R OBP: 0.321, SLG: 0.497 2 Daniel Robertson, R OBP: 0.400, SLG: 0.333 (1, 4) B FF 90 B CH 86 B FF 90 (7, 4) C FF 90 F FF 90 F CH 87 T FF 90	3-2 K		C KC 79 F FF 90 B FF 90 C CH 87 1-3 K		D KC 80 C CH 85 S FF 90 1 SAFE F FF 90 X CH 85 1-2 P3		B SL 85 X FF 94 1-0 F9	X SI 95 0-0 9 PB 33 1B 1B 1-2 2-3	B SI 90 S CH 82 X SI 89 1-1 FC4 1B 1-2 2-3	4 0 0 0 0 2 2 2 1 2 0 0 0 0	
9 Brandon Belt, L OBP: 0.409, SLG: 0.576 (1, 3) C FF 90 X SL 85	0-1 L8			C FF 89 S FF 90 B FF 91 B FF 90 X SL 86 2-2 33 HR 1B		B FF 90 B FF 90 B CH 84 C FF 89 L FF 90 B FF 90 4-2 1 1B 33 BB 35 HR BB	B FF 96 B CH 85 B CH 84 B FF 94 4-0 1 BB 33 BB BB 1-2	B SI 95 B CH 86 B FC 92 C SI 95 B FF 96 4-1 33 1B BB 1-2 2-3	B SI 90 C CH 82 X SI 89 1-1 FC4 1B 1-2 2-3	3 2 1 1 3 0 2	
33 Darin Ruf, R OBP: 0.384, SLG: 0.579 (1, 7) B FF 89 S CH 85 F FF 90 F SL 85 F CH 86 X CH 86	1-2 L7		C FF 90 S FF 91 X SL 86 0-2 HR		B FF 90 B CH 84 B FF 90 B FF 90 4-0 1 1B 35 HR BB 1-2		B FF 96 C FF 95 B FF 96 B FF 95 4-1 1 BB BB 1-2 2-3	B SI 96 F FF 95 X FC 90 1-1 1B 1-3 2-H 3-H	C SI 90 D CH 84 B SI 91 X SI 90 3-1 F9	4 2 2 4 2 0 2	
10 Evan Longoria, R OBP: 0.309, SLG: 0.442 (1, 5) X FF 90	0-0 F7		C FF 90 S KC 81 S KC 82 0-3 K		C SL 83 S SL 84 D CU 78 F FF 95 C FF 95 1-3 K		C FF 96 S SL 86 B SI 86 S CH 87 2-3 K	B FF 95 B FC 90 F SI 94 B SI 95 X SI 95 3-1 F8		5 0 0 0 0 3 7	
1 Mauricio Dubón, R OBP: 0.347, SLG: 0.377 (1, 8) B FF 89 S FF 90 C KC 79 B FF 91 F SL 84 S FF 91	2-3 K		F CH 86 S FF 91 S CH 86 0-3 K		B SL 84 X SL 82 1-0 35 HR 1B 1-2 2-3		B FF 95 B FF 95 B FF 94 4-0 BB 1-2 2-3 3-H		B SI 88 F CH 81 B SL 78 B SI 88 C SI 88 X SI 90 3-2 35 2B 61 1B 1B	4 2 2 1 1 2 0	
35 Brandon Crawford, L OBP: 0.352, SLG: 0.483 (1, 6) B SL 84 C SL 85 S KC 81 B KC 81 S FF 91	2-3 K		X FF 91 0-0 F9		X SI 93 0-0 HR 1B 1-2 2-3 3-H		C CH 87 S CH 86 B FF 94 F CH 87 D CH 88 B FF 94 S CH 84 3-3 K		X SL 80 0-0 61 1B 14 1B 1B 1-3	5 2 2 4 0 2 3	
61 Luis Alexander Basabe, R OBP: 0.385, SLG: 0.200 (8, 9) B KC 79 F FF 90 S CH 85 S CH 86 B FF 91 B FF 90	4-2 14 S 14 HR BB		C FF 88 F FF 89 B CH 85 F KC 80 B FF 90 S FF 90 3-3 K		F FF 96 S CU 80 B CU 80 B FF 94 C FF 94 2-3 K		B SI 95 B SI 95 C FC 89 F FF 95 S FF 94 2-3 K		S SI 90 F SI 89 X CH 82 0-2 14 1B 13 1B 1B 2-3 3-H	4 1 1 1 1 3 0	
14 Chadwick Tromp, R OBP: 0.219, SLG: 0.426 (1, 2) C FF 91 B SL 86 B CH 86 X SL 84	2-1 HR		F FF 90 C FF 91 B FF 91 X FF 91 1-2 1B		B FF 94 B SL 85 S FF 93 S FF 94 B SL 84 X FF 93 3-2 P2		T FF 90 B CU 78 S FC 92 S CU 79 1-3 K		B SI 91 X SI 90 1-0 2 1B 13 1B 9 FC4 1B 1-2 3-H	5 2 3 3 0 1 0	
Inning Stats	R: 0 E: 0 K: 1 S: 8 H: 0 LOB: 0 BB: 0 P: 12	R: 0 E: 0 K: 1 S: 10 H: 0 LOB: 0 BB: 0 P: 13	R: 2 E: 0 K: 2 S: 11 H: 1 LOB: 0 BB: 1 P: 20	R: 2 E: 0 K: 2 S: 13 H: 2 LOB: 0 BB: 0 P: 15	R: 0 E: 0 K: 2 S: 14 H: 1 LOB: 1 BB: 0 P: 19	R: 4 E: 0 K: 2 S: 14 H: 2 LOB: 0 BB: 2 P: 29	R: 1 E: 0 K: 2 S: 14 H: 1 LOB: 3 BB: 3 P: 32	R: 2 E: 0 K: 2 S: 14 H: 2 LOB: 2 BB: 2 P: 29	R: 3 E: 0 K: 0 S: 15 H: 6 LOB: 2 BB: 0 P: 24	1B: 11 2B: 1 3B: 0 HR: 3 SF: 0 SAC: 0 DP: 0 HBP: 0	WP: 0 PB: 1 SB: 1 CS: 0 PA: 49
PITCHER	IP WLS BF H R ER SO BB IBB HBP BLK WP HR S P ERA WHIP	IP WLS BF H R ER SO BB IBB HBP BLK WP HR S P ERA WHIP	IP WLS BF H R ER SO BB IBB HBP BLK WP HR S P ERA WHIP	IP WLS BF H R ER SO BB IBB HBP BLK WP HR S P ERA WHIP	IP WLS BF H R ER SO BB IBB HBP BLK WP HR S P ERA WHIP	IP WLS BF H R ER SO BB IBB HBP BLK WP HR S P ERA WHIP	IP WLS BF H R ER SO BB IBB HBP BLK WP HR S P ERA WHIP	IP WLS BF H R ER SO BB IBB HBP BLK WP HR S P ERA WHIP	IP WLS BF H R ER SO BB IBB HBP BLK WP HR S P ERA WHIP		
23 Mike Minor, L ERA: 5.92 (1, 1)	5.0 L 22 4 6 6 8 3 0 0 0 0 2 58 89 10.80 1.400										
57 J.B. Wendelken, R ERA: 1.96 (6, 1)	1.0 5 2 2 2 2 0 0 0 0 0 1 12 19 18.00 2.000										
70 Jordan Weems, R ERA: 2.25 (7, 1)	1.0 7 1 1 1 2 3 0 0 0 0 0 14 32 9.00 4.000										
62 Lou Trivino, R ERA: 3.74 (8, 1)	1.0 7 2 2 2 2 2 0 0 0 0 0 14 29 18.00 4.000										
38 T.J. McFarland, L ERA: 3.86 (9, 1)	1.0 8 6 3 3 0 0 0 0 0 0 0 15 24 27.00 6.000										

San Francisco Giants @ Oakland Athletics  
Oakland Coliseum, Oakland, CA  
Sun Sep 20 2020, 1:11 PM - 4:31 PM PDT  
Sunny - 82 F

livebaseballscorecards.com

AB 41  
R 14  
H 15  
RBI 14  
BB 8  
SO 14  
LOB 17





BOTTOM

San Francisco Giants @ Oakland Athletics  
Oakland Coliseum, Oakland, CA  
Sun Sep 20 2020, 1:11 PM - 4:31 PM PDT  
Sunny - 82 F

livebaseballscorecards.com

AB	32
R	2
H	5
RBI	2
BB	3
SO	5
LOB	17



WP:	0	PA:	37
PB:	0		
SB:	0		
CS:	0		

AB	4	R	0	H	0	RBI	0	BB	0	SO	0	LOB	3
	1	0	0	0	0	0	0	0	0	0	0	2	

	3	1	0	0	0	1	1	0					
	0	0	0	0	0	0	0	0					

	4	1	1	0	0	0	0	1					
--	---	---	---	---	---	---	---	---	--	--	--	--	--

	3	0	1	0	0	0	2	2					
	1	0	0	0	0	0	0	0					

	4	0	0	0	0	0	1	3					
--	---	---	---	---	---	---	---	---	--	--	--	--	--

	3	0	1	0	1	0	0	0					
--	---	---	---	---	---	---	---	---	--	--	--	--	--

	3	0	1	2	0	0	0	0					
--	---	---	---	---	---	---	---	---	--	--	--	--	--

	3	0	0	0	0	1	4						
--	---	---	---	---	---	---	---	--	--	--	--	--	--

	3	0	1	0	1	0	2						
--	---	---	---	---	---	---	---	--	--	--	--	--	--

1B:	5	SF:	0
2B:	0	SAC:	0
3B:	0	DP:	1
HR:	0	HBP:	2

Batter	1	2	3	4	5	6	7	8	9
3 Tommy La Stella, L OBP: 0.368, SLG: 0.448 39 Vimal Machin, L OBP: 0.299, SLG: 0.237	G3		G4-3		G3		L5		G1
10 Marcus Semien, R OBP: 0.310, SLG: 0.394 Tony Kemp, L OBP: 0.363, SLG: 0.289	K			BB		E3	P5		
20 Mark Canha, R OBP: 0.366, SLG: 0.372	G5-3		G6-4-3			BB		F9	
28 Matt Olson, L OBP: 0.312, SLG: 0.450 45 Nate Orf, R (8, PH)	K		1B			K		L5	
25 Stephen Piscotty, R OBP: 0.280, SLG: 0.390	P3		G5-3			L7		K	
2 Khris Davis, R OBP: 0.315, SLG: 0.329	L7				FC6-4	1B		F9	
4 Jake Lamb, L OBP: 0.297, SLG: 0.338	L8				HBP	BB		F8	
22 Ramón Laureano, R OBP: 0.343, SLG: 0.349	K		FC6-4		FC5-4			HBP	
12 Sean Murphy, R OBP: 0.369, SLG: 0.446	BB				F9			F9	

Inning Stats	R: 0	H: 0	E: 0	K: 1	S: 10	R: 0	H: 0	E: 0	K: 1	S: 8	R: 0	H: 0	E: 0	K: 1	S: 11	R: 0	H: 1	E: 0	K: 0	S: 9	R: 0	H: 1	E: 0	K: 0	S: 11	R: 2	H: 2	E: 1	K: 1	S: 20	R: 0	H: 0	E: 0	K: 0	S: 6	R: 0	H: 0	E: 0	K: 1	S: 6	R: 0	H: 1	E: 0	K: 0	S: 13	1B: 5	2B: 0	3B: 0	HR: 0	SF: 0	SAC: 0	DP: 1	HBP: 2	WP: 0	PA: 37
--------------	------	------	------	------	-------	------	------	------	------	------	------	------	------	------	-------	------	------	------	------	------	------	------	------	------	-------	------	------	------	------	-------	------	------	------	------	------	------	------	------	------	------	------	------	------	------	-------	-------	-------	-------	-------	-------	--------	-------	--------	-------	--------

PITCHER	IP	WLS	BF	H	R	ER	SO	BB	IBB	HBP	BLK	WP	HR	S	P	ERA	WHIP
31 Tyler Anderson, L ERA: 4.53	5.2	W	25	4	2	0	4	3	0	0	0	0	0	67	105	0.00	1.235
64 Shaun Anderson, R ERA: 4.26	1.1		4	0	0	0	0	0	0	0	0	0	0	8	9	0.00	0.000
73 Caleb Baragar, L ERA: 4.58	1.0		3	0	0	0	1	0	0	0	0	0	0	6	7	0.00	0.000
60 Wandy Peralta, L ERA: 3.75	1.0		5	1	0	0	0	0	0	1	0	0	0	13	21	0.00	1.000

Batter	1	2	3	4	5	6	7	8	9	AB R H RBI BB SO LOB	TOP									
15 Raimel Tapia, L OBP: 0.349, SLG: 0.361 (1, 7)	G6-3	G5-3		K	G4-3			K		5 0 0 0 0 2 2										
11 Kevin Pillar, R OBP: 0.327, SLG: 0.462 (1, 8)	1B		HR	K		F9		K		5 2 2 1 0 2 0										
19 Charlie Blackmon, L OBP: 0.365, SLG: 0.462 (1, 10)	1B		HBP		F7	BB			B1-3	3 1 1 0 1 0 0										
27 Trevor Story, R OBP: 0.370, SLG: 0.544 (1, 6)	K		K		BB	G6-4-3		K		4 1 0 0 1 3 4										
8 Joshua Fuentes, R OBP: 0.360, SLG: 0.507 (1, 3)	1B		FC5-4		BB		E4	G6-3		5 1 2 1 0 0 1										
24 Ryan McMahon, L OBP: 0.301, SLG: 0.390 (1, 5)	1B		BB		BB		K			2 1 1 1 2 1 1										
35 Elias Díaz, R OBP: 0.309, SLG: 0.320 (1, 2)	G6-3		L4		1B		P5			4 0 1 2 0 0 5										
22 Sam Hilliard, L OBP: 0.302, SLG: 0.489 (1, 9)		G3		2B	K		K			4 1 1 0 0 2 3										
1 Garrett Hampson, R OBP: 0.286, SLG: 0.406 (1, 4)		G4-3		F8		1B		K		4 0 1 1 0 1 1										
<b>Inning Stats</b>	R: 2 H: 4 E: 0 K: 1 S: 16	H: 4 LOB: 2 BB: 0 P: 21	R: 0 H: 0 E: 0 K: 0 S: 8	H: 0 LOB: 0 BB: 0 P: 11	R: 1 H: 1 E: 0 K: 1 S: 15	H: 1 LOB: 2 BB: 1 P: 24	R: 1 H: 1 E: 0 K: 2 S: 13	H: 1 LOB: 0 BB: 0 P: 23	R: 3 H: 3 E: 0 K: 1 S: 15	H: 3 LOB: 2 BB: 2 P: 32	R: 0 H: 0 E: 0 K: 0 S: 11	H: 0 LOB: 0 BB: 1 P: 18	R: 0 H: 0 E: 1 K: 2 S: 17	H: 0 LOB: 1 BB: 0 P: 26	R: 0 H: 0 E: 0 K: 3 S: 11	H: 0 LOB: 0 BB: 0 P: 15	R: 0 H: 0 E: 0 K: 1 S: 6	H: 0 LOB: 0 BB: 0 P: 10	1B: 7 SF: 0 2B: 1 SAC: 0 3B: 0 DP: 1 HR: 1 HBP: 1	WP: 0 PA: 41 PB: 0 SB: 0 CS: 0
<b>PITCHER</b>	IP WLS BF H R ER SO BB IBB HBP BLK WP HR S P ERA WHIP																			
42 Johnny Cueto, R ERA: 5.53 (1, 1)	4.1 L 25 8 7 7 4 3 0 1 1 0 0 1 59 97 14.54 2.538																			
60 Wandy Peralta, L ERA: 3.51 (5, 1)	1.2 6 1 0 0 1 1 0 0 0 0 0 0 19 32 0.00 1.200																			
64 Shaun Anderson, R ERA: 3.95 (7, 1)	1.0 4 0 0 0 2 0 0 0 0 0 0 0 17 26 0.00 0.000																			
65 Sam Coonrod, R ERA: 7.82 (8, 1)	1.0 3 0 0 0 3 0 0 0 0 0 0 0 11 15 0.00 0.000																			
53 Trevor Cahill, R ERA: 3.52 (9, 1)	1.0 3 0 0 0 1 0 0 0 0 0 0 0 6 10 0.00 0.000																			

Colorado Rockies @ San Francisco Giants  
Oracle Park, San Francisco, CA  
Mon Sep 21 2020, 6:46 PM - 10:19 PM PDT  
Clear - 65 F

livebaseballscorecards.com

AB	36
R	7
H	9
RBI	6
BB	4
SO	11
LOB	17





BOTTOM

Colorado Rockies @ San Francisco Giants  
Oracle Park, San Francisco, CA  
Mon Sep 21 2020, 6:46 PM - 10:19 PM PDT  
Clear - 65 F

livebaseballscorecards.com

AB	34
R	2
H	6
RBI	2
BB	4
SO	5
LOB	20

WP	1	PA	40
PB	0		
SB	0		
CS	0		



AB R H RBI BB SO LOB

4	1	3	1	0	0	0
4	0	1	0	1	1	3
4	0	2	1	0	0	3
5	0	0	0	0	1	6
3	0	0	0	1	1	1
4	0	0	0	0	0	2
3	0	0	0	1	0	1
3	0	0	0	0	2	0
1	0	0	0	0	0	2
0	0	0	0	0	0	0
3	1	0	0	1	0	2

1B: 4 SF: 0  
2B: 1 SAC: 0  
3B: 0 DP: 0  
HR: 1 HBP: 2

WP	1	PA	40
PB	0		
SB	0		
CS	0		

WP	1	PA	40
HR	1	S	0
P	0	ERA	13.50
		WHIP	3.000

R: 0 H: 0  
E: 0 LOB: 1  
K: 0 BB: 0  
S: 15 P: 21

R: 0	H: 0	ER	1	SO	3	BB	1	IBB	0	HBP	0	BLK	0	WP	0	HR	0	S	69	P	100	ERA	1.50	WHIP	1.000
R: 0	H: 0	ER	0	SO	0	BB	0	IBB	0	HBP	0	BLK	0	WP	0	HR	1	S	12	P	21	ERA	8.06	WHIP	3.000
R: 0	H: 0	ER	0	SO	0	BB	0	IBB	0	HBP	0	BLK	0	WP	0	HR	0	S	2	P	4	ERA	0.00	WHIP	0.000
R: 0	H: 0	ER	0	SO	0	BB	0	IBB	0	HBP	0	BLK	0	WP	0	HR	0	S	14	P	28	ERA	0.00	WHIP	2.000
R: 0	H: 0	ER	0	SO	0	BB	0	IBB	0	HBP	0	BLK	0	WP	0	HR	0	S	11	P	11	ERA	5.73	WHIP	0.000

R: 0 H: 0  
E: 0 LOB: 2  
K: 1 BB: 2  
S: 14 P: 28

R: 0	H: 0	ER	0	SO	0	BB	0	IBB	0	HBP	0	BLK	0	WP	0	HR	0	S	12	P	12	ERA	0.00	WHIP	1.000
R: 1	H: 1	ER	1	SO	2	BB	1	IBB	0	HBP	1	BLK	0	WP	0	HR	0	S	25	P	25	ERA	0.00	WHIP	0.000
R: 0	H: 0	ER	0	SO	2	BB	2	IBB	0	HBP	0	BLK	0	WP	0	HR	0	S	14	P	14	ERA	0.00	WHIP	0.000
R: 0	H: 0	ER	0	SO	2	BB	2	IBB	0	HBP	0	BLK	0	WP	0	HR	0	S	14	P	14	ERA	0.00	WHIP	0.000
R: 1	H: 1	ER	1	SO	2	BB	1	IBB	0	HBP	1	BLK	0	WP	0	HR	0	S	11	P	11	ERA	5.73	WHIP	0.000

R: 1 H: 1  
E: 0 LOB: 2  
K: 1 BB: 1  
S: 14 P: 25

R: 0	H: 0	ER	0	SO	2	BB	2	IBB	0	HBP	0	BLK	0	WP	0	HR	0	S	12	P	12	ERA	0.00	WHIP	1.000
R: 0	H: 0	ER	0	SO	2	BB	2	IBB	0	HBP	0	BLK	0	WP	0	HR	0	S	14	P	14	ERA	0.00	WHIP	0.000
R: 0	H: 0	ER	0	SO	2	BB	2	IBB	0	HBP	0	BLK	0	WP	0	HR	0	S	14	P	14	ERA	0.00	WHIP	0.000
R: 0	H: 0	ER	0	SO	2	BB	2	IBB	0	HBP	0	BLK	0	WP	0	HR	0	S	14	P	14	ERA	0.00	WHIP	0.000
R: 1	H: 1	ER	1	SO	2	BB	1	IBB	0	HBP	1	BLK	0	WP	0	HR	0	S	11	P	11	ERA	5.73	WHIP	0.000

R: 0 H: 0  
E: 0 LOB: 0  
K: 0 BB: 0  
S: 8 P: 12

R: 0	H: 0	ER	0	SO	2	BB	2	IBB	0	HBP	0	BLK	0	WP	0	HR	0	S	12	P	12	ERA	0.00	WHIP	1.000
R: 0	H: 0	ER	0	SO	2	BB	2	IBB	0	HBP	0	BLK	0	WP	0	HR	0	S	14	P	14	ERA	0.00	WHIP	0.000
R: 0	H: 0	ER	0	SO	2	BB	2	IBB	0	HBP	0	BLK	0	WP	0	HR	0	S	14	P	14	ERA	0.00	WHIP	0.000
R: 0	H: 0	ER	0	SO	2	BB	2	IBB	0	HBP	0	BLK	0	WP	0	HR	0	S	14	P	14	ERA	0.00	WHIP	0.000
R: 1	H: 2	ER	1	SO	2	BB	1	IBB	0	HBP	1	BLK	0	WP	0	HR	0	S	11	P	11	ERA	5.73	WHIP	0.000

R: 1 H: 2  
E: 0 LOB: 2  
K: 2 BB: 1  
S: 15 P: 24

R: 0	H: 0	ER	0	SO	2	BB	2	IBB	0	HBP	0	BLK	0	WP	0	HR	0	S	12	P	12	ERA	0.00	WHIP	1.000
R: 0	H: 0	ER	0	SO	2	BB	2	IBB	0	HBP	0	BLK	0	WP	0	HR	0	S	14	P	14	ERA	0.00	WHIP	0.000
R: 0	H: 0	ER	0	SO	2	BB	2	IBB	0	HBP	0	BLK	0	WP	0	HR	0	S	14	P	14	ERA	0.00	WHIP	0.000
R: 0	H: 0	ER	0	SO	2	BB	2	IBB	0	HBP	0	BLK	0	WP	0	HR	0	S	14	P	14	ERA	0.00	WHIP	0.000
R: 1	H: 2	ER	1	SO	2	BB	1	IBB	0	HBP	1	BLK	0	WP	0	HR	0	S	11	P	11	ERA	5.73	WHIP	0.000

R: 0 H: 2  
E: 0 LOB: 2  
K: 0 BB: 0  
S: 7 P: 8

R: 0	H: 0	ER	0	SO	2	BB	2	IBB	0	HBP	0	BLK	0	WP	0	HR	0	S	12	P	12	ERA	0.00	WHIP	1.000
R: 0	H: 0	ER	0	SO	2	BB	2	IBB	0	HBP	0	BLK	0	WP	0	HR	0	S	14	P	14	ERA	0.00	WHIP	0.000
R: 0	H: 0	ER	0	SO	2	BB	2	IBB	0	HBP	0	BLK	0	WP	0	HR	0	S	14	P	14	ERA	0.00	WHIP	0.000
R: 0	H: 0	ER	0	SO	2	BB	2	IBB	0	HBP	0	BLK	0	WP	0	HR	0	S	14	P	14	ERA	0.00	WHIP	0.000
R: 1	H: 2	ER	1	SO	2	BB	1	IBB	0	HBP	1	BLK	0	WP	0	HR	0	S	11	P	11	ERA	5.73	WHIP	0.000

R: 0 H: 2  
E: 0 LOB: 2  
K: 0 BB: 0  
S: 7 P: 8

R: 0	H: 0	ER	0	SO	2	BB	2	IBB	0	HBP	0	BLK	0	WP	0	HR	0	S	12	P	12	ERA	0.00	WHIP	1.000
R: 0	H: 0	ER	0	SO	2	BB	2	IBB	0	HBP	0	BLK	0	WP	0	HR	0	S	14	P	14	ERA	0.00	WHIP	0.000
R: 0	H: 0	ER	0	SO	2	BB	2	IBB	0	HBP	0	BLK	0	WP	0	HR	0	S	14	P	14	ERA	0.00	WHIP	0.000
R: 0	H: 0	ER	0	SO	2	BB	2	IBB	0	HBP	0	BLK	0	WP	0	HR	0	S	14	P	14	ERA	0.00	WHIP	0.000
R: 1	H: 2	ER	1	SO	2	BB	1	IBB	0	HBP	1	BLK	0	WP	0	HR	0	S	11	P	11	ERA	5.73	WHIP	0.000

R: 0 H: 0  
E: 0 LOB: 0  
K: 1 BB: 0  
S: 8 P: 11

R: 0	H: 0	ER	0	SO	2	BB	2	IBB	0	HBP	0	BLK	0	WP	0	HR	0	S	12	P	12	ERA	0.00	WHIP	1.000
R: 0	H: 0	ER	0	SO	2	BB	2	IBB	0	HBP	0	BLK	0	WP	0	HR	0	S	14	P	14	ERA	0.00	WHIP	0.000
R: 0	H: 0	ER	0	SO	2	BB	2	IBB	0	HBP	0	BLK	0	WP	0	HR	0	S	14	P	14	ERA	0.00	WHIP	0.000
R: 0	H: 0	ER	0	SO	2	BB	2	IBB	0	HBP	0	BLK	0	WP	0	HR	0	S	14	P	14	ERA	0.00	WHIP	0.000
R: 1	H: 2	ER	1	SO	2	BB	1	IBB	0	HBP	1	BLK	0	WP	0	HR	0	S	11	P	11	ERA	5.73	WHIP	0.000

R: 0 H: 1  
E: 0 LOB: 1  
K: 0 BB: 0  
S: 15 P: 21

R: 0	H: 0	ER	0	SO	2	BB	2	IBB	0	HBP	0	BLK	0	WP	0	HR	0	S	12	P	12	ERA	0.00	WHIP	1.000
R: 0	H: 0	ER	0	SO	2	BB	2	IBB	0	HBP	0	BLK	0	WP	0	HR	0	S	14	P	14	ERA	0.00	WHIP	0.000
R: 0	H: 0	ER	0	SO	2	BB	2	IBB	0	HBP	0	BLK	0	WP	0	HR	0	S	14	P	14	ERA	0.00	WHIP	0.000
R: 0	H: 0	ER	0	SO	2	BB	2	IBB	0	HBP	0	BLK	0	WP	0	HR	0	S	14	P	14	ERA	0.00	WHIP	0.000
R: 1	H: 2	ER	1	SO	2	BB	1	IBB	0	HBP	1	BLK	0	WP	0	HR	0	S	11	P	11	ERA	5.73	WHIP	0.000

R: 0 H: 1  
E: 0 LOB: 1  
K: 0 BB: 0  
S: 15 P: 21

R: 0	H: 0	ER	0	SO	2	BB	2	IBB	0	HBP	0	BLK	0	WP	0	HR	0	S	12	P	12	ERA	0.00	WHIP	1.000
R: 0	H: 0	ER	0	SO	2	BB	2	IBB	0	HBP	0	BLK	0	WP	0	HR	0	S	14	P	14	ERA	0.00	WHIP	0.000
R: 0	H: 0	ER	0	SO	2	BB	2	IBB	0	HBP	0	BLK	0	WP	0	HR	0	S	14	P	14	ERA	0.00	WHIP	0.000
R: 0	H: 0	ER	0	SO	2	BB	2	IBB	0	HBP	0	BLK	0	WP	0	HR	0	S	14	P	14	ERA	0.00	WHIP	0.000
R: 1	H: 2	ER	1	SO	2	BB	1	IBB	0	HBP	1	BLK	0	WP	0	HR	0	S	11	P	11	ERA	5.73	WHIP	0.000


PITCHER												IP	WLS	BF	H	R	ER	SO	BB	IBB	HBP	BLK	WP	HR	S	P	ERA	WHIP	PITCHER												IP	WLS	BF	H	R	ER	SO	BB	IBB	HBP	BLK	WP	HR	S	P	ERA	WHIP																																																																																									
48 Germán Márquez, R (1, 1)												6.0			5	1	1	1	1	0	0	0	0	0	69	100	1.50	1.000	54 Carlos Estévez, R (7, 1)												0.2		5	1	1	1	1	1	0	0	0	0	1	12	21	13.50	3.000	62 Yency Almonte, R (7, 1)												0.1		1	0	0	0	0	0	0	0	0	0	0	0	2	4	0.00	0.000	60 Mychal Givens, R (8, 1)												1.0		5	0	0	0	0	2	0	0	0	1	0	14	28	0.00	2.000	40 Tyler Kinley, R (9, 1)												1.0		4	0	0	0	1	0	0	1	0	0	0	0	11	14	0.00	0.000

Batter	1	2	3	4	5	6	7	8	9	AB R H RBI BB SO LOB	TOP										
15 Raimel Tapia, L OBP: 0.350, SLG: 0.363 (1, 7)	 2-2 F9 1B		 1-2 G4-3		 2-1 G3		 1-0 1B		 0-3 K	5 1 2 0 0 1 0											
11 Kevin Pillar, R OBP: 0.335, SLG: 0.471 (1, 8)	 1-1 1B		 1-3 K			 4-1 BB	 1-2 2B			3 1 2 1 1 1 0											
27 Trevor Story, R OBP: 0.368, SLG: 0.538 (1, 6)	 0-1 F9		 2-2 F7			 2-0 1B	 2-1 G1-3			4 0 1 0 0 0 3											
19 Charlie Blackmon, L OBP: 0.359, SLG: 0.452 (1, 9)	 3-3 K2-3			 0-2 G3		 1-2 FC4-6		 2-3 K		4 0 0 1 0 2 3											
8 Joshua Fuentes, R OBP: 0.342, SLG: 0.480 (1, 3)	 1-1 L7		 2-3 K		 3-3 K	 1-2 K		 2-2 G5-3		4 0 0 0 0 2 3											
25 Matt Kemp, R OBP: 0.318, SLG: 0.422 (1, 10)		 4-2 BB		 0-1 1B		 4-2 BB		 2-0 1B		2 0 2 0 2 0 0											
24 Ryan McMahon, L OBP: 0.294, SLG: 0.380 (1, 5)	 1-3 K		 1-2 K		 1-0 L6	 3-3 K		 0-2 F8		4 0 0 0 0 2 5											
1 Garrett Hampson, R OBP: 0.285, SLG: 0.401 (1, 4)		 0-2 F8			 3-2 G1-3		 2-1 1B		 1-3 K	4 0 1 0 0 1 1											
14 Tony Wolters, L OBP: 0.258, SLG: 0.261 35 Elias Diaz, R OBP: 0.298, SLG: 0.308 (7, PH) (7, 2)	 2-2 G4-3				 0-3 K2-3		 2-2 P3		 1-1 P6	2 0 0 0 0 1 1 2 0 0 0 0 0 0											
<b>Inning Stats</b>	R: 0 E: 0 K: 1 S: 12	H: 2 LOB: 2 BB: 0 P: 19	R: 0 E: 0 K: 1 S: 12	H: 0 LOB: 1 BB: 1 P: 19	R: 0 E: 0 K: 1 S: 10	H: 1 LOB: 1 BB: 0 P: 14	R: 0 E: 0 K: 1 S: 9	H: 0 LOB: 0 BB: 0 P: 14	R: 1 E: 0 K: 2 S: 14	H: 1 LOB: 2 BB: 2 P: 31	R: 1 E: 0 K: 0 S: 14	H: 3 LOB: 1 BB: 0 P: 22	R: 0 E: 0 K: 1 S: 14	H: 1 LOB: 1 BB: 0 P: 20	R: 0 E: 0 K: 2 S: 10	H: 0 LOB: 0 BB: 0 P: 12	1B: 7 2B: 1 3B: 0 HR: 0	SF: 0 SAC: 0 DP: 0 HBP: 0	WP: 0 PA: 37 PB: 1 SB: 4 CS: 0		
<b>PITCHER</b> 18 Drew Smyly, L ERA: 3.38 53 Trevor Cahill, R ERA: 3.42 76 Jarlin Garcia, L ERA: 0.57 71 Tyler Rogers, R ERA: 5.04 56 Tony Watson, L ERA: 0.56	IP 5.1 0.2 0.2 0.1 1.0	WLS H H W H	BF 22 3 3 2 4	H 4 0 2 1	R 1 0 0 0	ER 1 0 1 0 0	SO 5 2 0 0 1	BB 2 1 0 0 0	IBB 0 0 0 0 0	HBP 0 0 0 0 0	BLK 0 0 0 0 0	WP 0 0 0 0 0	HR 0 0 0 0 0	S 59 9 6 8 14	P 92 19 11 11 20	ERA 1.69 0.00 13.50 0.00 0.00	WHIP 1.125 1.500 3.000 3.000 1.000				
<b>PITCHER</b> 65 Sam Coonrod, R ERA: 7.24	IP 1.0	WLS S	BF 3	H 0	R 0	ER 0	SO 2	BB 0	IBB 0	HBP 0	BLK 0	WP 0	HR 0	S 10	P 12	ERA 0.00	WHIP 0.000				

**Colorado Rockies @ San Francisco Giants**  
Oracle Park, San Francisco, CA  
Tue Sep 22 2020, 6:48 PM - 10:12 PM PDT  
Clear - 65 F

[livebaseballscorecards.com](http://livebaseballscorecards.com)

AB	34
R	2
H	8
RBI	2
BB	3
SO	10
LOB	16





Batter	1	2	3	4	5	6	7	8	9
13 Austin Slater, R OBP: 0.442, SLG: 0.592	1-2 HR		4-2 BB		4-1 BB		1-0 2B	4-2 BB	
41 Wilmer Flores, R OBP: 0.314, SLG: 0.486	2-2 G6-3		3-3 K		0-2 G6-4-3		2-0 2B	0-0 F8	
9 Brandon Belt, L OBP: 0.410, SLG: 0.573							1-1 G6-3		
7 Donovan Solano, R OBP: 0.380, SLG: 0.489	0-1 1B		3-2 L6			1-1 L8	1-1 G6-3		
33 Darin Ruf, R OBP: 0.368, SLG: 0.536	2-1 G4-6-3			3-2 G4-3		1-1 1B	4-2 BB		
10 Evan Longoria, R OBP: 0.296, SLG: 0.422		0-2 G3		2-2 F9		1-0 F9	1-0 F9		
1 Mauricio Dubón, R OBP: 0.342, SLG: 0.365		2-1 F8		1-0 L9		0-2 G1-3		0-1 1B	
2 Daniel Robertson, R OBP: 0.455, SLG: 0.368		4-0 BB			0-0 2B		2-1 HR	4-2 BB	
12 Alex Dickerson, L OBP: 0.373, SLG: 0.591								1-2 BB	
21 Joey Bart, R OBP: 0.301, SLG: 0.326		2-2 F8			3-2 2B		2-2 2B	0-3 K	
61 Luis Alexander Basabe, R OBP: 0.333, SLG: 0.143			3-2 G6-3		0-1 G3		0-3 K	2-3 K	
35 Brandon Crawford, L OBP: 0.343, SLG: 0.464									

Inning Stats	R: 1	H: 2	E: 0	K: 0	S: 11	R: 0	H: 0	E: 1	K: 0	S: 9	R: 0	H: 0	E: 0	K: 1	S: 14	R: 0	H: 0	E: 0	K: 0	S: 7	R: 0	H: 2	E: 0	K: 0	S: 10	R: 0	H: 1	E: 0	K: 0	S: 8	R: 3	H: 4	E: 0	K: 1	S: 16	R: 0	H: 1	E: 0	K: 2	S: 14	R: 0	H: 1	E: 0	K: 2	S: 14
	LOB: 0	BB: 0	P: 16	LOB: 1	BB: 1	P: 17	LOB: 1	BB: 1	P: 27	LOB: 0	BB: 0	P: 13	LOB: 1	BB: 1	P: 17	LOB: 0	BB: 0	P: 11	LOB: 2	BB: 1	P: 29	LOB: 3	BB: 2	P: 24	LOB: 0	BB: 0	P: 10	LOB: 1	BB: 0	P: 11	LOB: 2	BB: 1	P: 29	LOB: 0	BB: 0	P: 10	LOB: 1	BB: 0	P: 11	LOB: 2	BB: 1	P: 24			

PITCHER	IP	WLS	BF	H	R	ER	SO	BB	IBB	HBP	BLK	WP	HR	S	P	ERA	WHIP
21 Kyle Freeland, L ERA: 3.69	(1, 1)	6.0	24	5	2	2	1	3	0	0	0	0	1	59	101	3.00	1.333
37 Jairo Diaz, R ERA: 8.5	(7, 1)	0.1	4	3	3	3	1	0	0	0	0	0	1	9	14	81.00	9.000
51 AJ Ramos, R ERA:	(7, 1)	0.2	4	1	0	0	0	1	0	0	0	0	0	7	15	0.00	3.000
34 Jeff Hoffman, R ERA: 8.84	(8, 1)	1.0	6	1	0	0	2	2	0	0	0	0	0	14	24	0.00	3.000

AB	R	H	RBI	BB	SO	LOB
2	2	2	1	3	0	0
3	0	0	0	0	1	3
2	0	1	2	0	0	3
4	0	1	0	0	0	2
3	0	1	0	1	0	1
4	0	0	0	0	0	3
4	0	1	0	0	0	1
1	1	1	0	1	0	0
1	1	1	1	1	0	0
4	1	2	1	0	1	3
1	0	0	0	0	0	0
3	0	0	0	0	2	4


WP	PA	ERA	WHIP
0	38		

AB	32
R	5
H	10
RBI	5
BB	6
SO	4
LOB	20



**Colorado Rockies @ San Francisco Giants**  
 Oracle Park, San Francisco, CA  
 Tue Sep 22 2020, 6:48 PM - 10:12 PM PDT  
 Clear - 65 F

livebaseballscores.com

Batter	1	2	3	4	5	6	7	8	9	AB R H RBI BB SO LOB	TOP																	
15 Raimel Tapia, L OBP: 0.354, SLG: 0.372 <small>(1, 10)</small> C FF 95 X FF 95 0-1 F7			11 G5-3 27 1B <small>1-2</small> C FF 94 B FF 94 F FF 94 F ST 82 X FF 94 1-2			1-H 27 S 2B <small>0-1</small> C FF 92 1 SAFE X CH 85 0-1		L4 <small>1-0</small> B SI 82 X SI 80		4 1 2 1 0 0 1	<p><b>Colorado Rockies @ San Francisco Giants</b> Oracle Park, San Francisco, CA Wed Sep 23 2020, 6:46 PM - 9:56 PM PDT Clear - 68 F</p> <p>livebaseballscorecards.com</p> <p>AB 35 R 2 H 9 RBI 2 BB 1 SO 3 LOB 15</p> 																	
11 Kevin Pillar, R OBP: 0.333, SLG: 0.466 <small>(1, 8)</small> B FF 95 B FF 94 X FF 95 2-0 G5-3			1 SAFE C SI 93 B CH 85 F SI 92 1 SAFE F SI 92 X SI 92 1-2			1-0 G5-3 <small>2</small> B SI 90 X SI 91		27 FC6-4 1B <small>1-2</small> C SI 83 B SI 82 F SI 82 F FF 81 F SI 82 X SI 82	4 0 1 0 0 0 2																			
27 Trevor Story, R OBP: 0.366, SLG: 0.533 <small>(1, 6)</small> B FF 95 F FF 94 C CU 79 B FF 96 X FF 95 2-2 P9			B ST 82 X SI 93 1-0 19 CS 1B <small>2-H</small>			0-2 G3 <small>3</small> C ST 81 S FF 93 X FF 94 2-3		FC6-4 <small>0-1</small> C SL 70 X SI 81 1-2f	4 0 1 1 0 0 3																			
19 Charlie Blackmon, L OBP: 0.361, SLG: 0.463 <small>(1, 9)</small> C FF 94 X CU 78 0-1 35 E 2B			1 SAFE 1 SAFE C FF 93 0-1 CS <small>3</small> 1-2			0-2 L6 <small>1</small> C FF 92 C FF 93 X FF 94		F SI 89 B CH 84 F CH 84 X SI 90 1-2 G5-3	4 0 2 0 0 0 0																			
8 Joshua Fuentes, R OBP: 0.325, SLG: 0.456 <small>(1, 3)</small> C SI 93 S SI 95 B CH 88 F SI 94 X SI 93 1-2 G6-3			C SI 92 X SI 93 0-1 G6-3 <small>2</small>			1-0 G6-3 <small>1</small> B SI 92 X SI 91		C CH 85 B CH 85 F SI 89 S CH 85 1-3 K	4 0 0 0 0 1 2																			
24 Ryan McMahon, L OBP: 0.299, SLG: 0.386 <small>(1, 5)</small> B FF 94 C CH 86 C FF 95 X CH 86 2-1 G5-3			B FF 93 X CH 87 1-0 2B			4-1 35 G6-4-3 BB		C SI 90 B SL 83 S SI 90 C FF 91 X CH 85 1-2 G6-3	3 0 1 0 1 0 1																			
35 Elias Díaz, R OBP: 0.279, SLG: 0.286 <small>(1, 2)</small> B SI 94 B CH 86 X CH 86 2-0 E6			B SI 93 S SI 91 B FF 94 X SI 91 2-1 G5-3 <small>3</small>			1-0 G6-4-3 <small>2</small> B SI 90 X SI 92 1-2f		B FF 91 X FF 91 1-0 F7	4 0 0 0 0 0 4																			
22 Sam Hilliard, L OBP: 0.290, SLG: 0.467 <small>(1, 7)</small> F FF 95 B FF 94 X FF 94 1-1 G4-3			B FF 92 C FF 93 B FF 93 S CH 86 B FF 94 T FF 94 3-2 K			1-2 G3-1 <small>1</small> B FF 92 C FF 92 F FF 93 X CH 85		C SL 78 S SL 80 C SL 78 0-3 K	4 0 0 0 0 2 2																			
1 Garrett Hampson, R OBP: 0.290, SLG: 0.404 <small>(1, 4)</small> X SI 93 0-0 G5-3			B SI 93 B SI 92 C FF 92 C SI 92 F SI 93 F SI 93 X FF 94 3-2 15 2B 1B			3-2 11 1B 1B <small>1</small> B SI 91 B SI 91 C FF 91 C SI 92 F SI 93 X SI 92		B FF 92 F FF 92 C SL 78 X SL 78 1-2 L9 <small>3</small> B FF 92 F FF 92 C SL 78 F FF 91 X SL 78	4 1 2 0 0 0 0																			
<b>Inning Stats</b>	R: 0 E: 0 K: 0 S: 6 H: 0 LOB: 0 BB: 0 P: 10	R: 0 E: 1 K: 0 S: 11 H: 1 LOB: 2 BB: 0 P: 17	R: 1 E: 0 K: 0 S: 11 H: 2 LOB: 0 BB: 0 P: 14	R: 0 E: 0 K: 0 S: 8 H: 1 LOB: 1 BB: 0 P: 11	R: 1 E: 0 K: 1 S: 14 H: 2 LOB: 1 BB: 0 P: 21	R: 0 E: 0 K: 0 S: 6 H: 1 LOB: 1 BB: 1 P: 13	R: 0 E: 0 K: 0 S: 14 H: 2 LOB: 2 BB: 0 P: 20	R: 0 E: 0 K: 1 S: 9 H: 0 LOB: 0 BB: 0 P: 12	R: 0 E: 0 K: 1 S: 8 H: 0 LOB: 0 BB: 0 P: 10	1B: 5 2B: 4 3B: 0 HR: 0 SF: 0 SAC: 0 DP: 1 HBP: 0	WP: 0 PB: 0 SB: 1 CS: 1 PA: 37																	
<b>PITCHER</b>	IP WLS BF H R ER SO BB IBB HBP BLK WP HR S P ERA WHIP											<b>PITCHER</b>	IP WLS BF H R ER SO BB IBB HBP BLK WP HR S P ERA WHIP															
73 Caleb Baragar, L ERA: 4.35 <small>(1, 1)</small>	1.0	4	1	0	0	0	0	0	0	0	0	0	0	8	12	0.00	1.000											
62 Logan Webb, R ERA: 5.5 <small>(2, 1)</small>	5.1	W	23	7	2	2	1	1	0	0	0	0	0	54	84	3.38	1.500											
71 Tyler Rogers, R ERA: 4.91 <small>(7, 1)</small>	0.2	H	3	1	0	0	0	0	0	0	0	0	0	8	10	0.00	1.500											
56 Tony Watson, L ERA: 0.53 <small>(8, 1)</small>	1.0	H	3	0	0	0	1	0	0	0	0	0	0	9	12	0.00	0.000											
67 Sam Selman, L ERA: 4.0 <small>(9, 1)</small>	1.0		3	0	0	0	1	0	0	0	0	0	0	8	10	0.00	0.000											



Batter	1	2	3	4	5	6	7	8	9
13 Austin Slater, R OBP: 0.418, SLG: 0.553	0-1 F9		0-1 P3	1-2 G6-3		2-1 G5-3		2-3 K	
12 Alex Dickerson, L OBP: 0.381, SLG: 0.606	1-0 9 BB 1B		1-0 G3		1-2 7 F9 35 SF8 2B	3-2 F7		0-1 1 SAFE FC1-2 9 1B 2B	
7 Donovan Solano, R 2 Daniel Robertson, R OBP: 0.435, SLG: 0.350	1-3 K		2-1 9 1B 1B		0-2 F9		1-2 K	3-2 FC1-2 9 1B 2B	
9 Brandon Belt, L OBP: 0.429, SLG: 0.590	4-1 BB		2-1 BB	1-3 1B	4-1 10 BB 1 HR BB		1-2 BB	2-1 BB	1-3 1B
35 Brandon Crawford, L OBP: 0.333, SLG: 0.452	1-2 G4-3		1-0 F8		3-2 SF8		1-3 K	2-2 G3	
10 Evan Longoria, R OBP: 0.305, SLG: 0.440		1-2 G6-3		2-2 HR	4-2 1 HR BB		4-2 1 FC6-4 BB		
1 Mauricio Dubón, R OBP: 0.346, SLG: 0.386		4-1 21 G6-3 21 WP BB		0-0 F9	1-0 1 HR HR		1-2 FC6-4		
21 Joey Bart, R OBP: 0.299, SLG: 0.344		3-0 G6-3		2-2 P5	3-3 K		2-0 6 1B 3B		
6 Steven Duggar, L OBP: 0.182, SLG: 0.194		1-0 F9		4-2 13 S BB		0-3 K	0-0 12 2B 2 FC1-2 1B		

Inning Stats	R: 0	H: 1	E: 0	K: 11	LOB: 2	BB: 1	P: 18	R: 0	H: 0	E: 0	K: 0	S: 6	LOB: 1	BB: 1	P: 15	R: 0	H: 2	E: 0	K: 0	S: 8	LOB: 2	BB: 0	P: 14	R: 1	H: 1	E: 0	K: 0	S: 13	LOB: 1	BB: 1	P: 22	R: 4	H: 2	E: 0	K: 1	S: 19	LOB: 0	BB: 2	P: 35	R: 0	H: 0	E: 0	K: 1	S: 11	LOB: 0	BB: 0	P: 16	R: 0	H: 1	E: 0	K: 2	S: 15	LOB: 2	BB: 1	P: 23	R: 2	H: 4	E: 0	K: 1	S: 15	LOB: 2	BB: 0	P: 26
--------------	------	------	------	-------	--------	-------	-------	------	------	------	------	------	--------	-------	-------	------	------	------	------	------	--------	-------	-------	------	------	------	------	-------	--------	-------	-------	------	------	------	------	-------	--------	-------	-------	------	------	------	------	-------	--------	-------	-------	------	------	------	------	-------	--------	-------	-------	------	------	------	------	-------	--------	-------	-------

	IP	WLS	BF	H	R	ER	SO	BB	IBB	HBP	BLK	WP	HR	S	P	ERA	WHIP
38 Ryan Castellani, R ERA: 5.82	4.2	L	24	5	4	4	1	5	0	0	0	1	1	53	96	7.71	2.143
62 Yency Almonte, R ERA: 3.04	1.1		5	1	1	1	2	0	0	0	0	0	1	15	24	6.75	0.750
54 Carlos Estévez, R ERA: 7.71	1.0		5	1	0	0	2	1	0	0	0	0	0	15	23	0.00	2.000
59 Tommy Doyle, R ERA: 18.0	1.0		7	4	2	2	1	0	0	0	0	0	0	15	26	18.00	4.000

AB R H RBI BB SO LOB

5	0	0	0	0	1	2
5	2	3	0	0	0	0
4	0	1	0	0	2	2
1	0	0	0	0	0	2
3	1	3	1	2	0	0
4	0	0	1	0	1	7
2	2	1	1	2	0	0
3	1	1	3	1	0	2
4	1	1	0	0	1	1
3	0	1	1	1	1	1

1B: 5	SF: 1	WP: 1	PA: 41
2B: 3	SAC: 0	PB: 0	
3B: 1	DP: 0	SB: 1	
HR: 2	HBP: 0	CS: 0	
AB	34		
R	7		
H	11		
RBI	7		
BB	6		
SO	6		
LOB	17		



Colorado Rockies @ San Francisco Giants  
Oracle Park, San Francisco, CA  
Wed Sep 23 2020, 6:46 PM - 9:56 PM PDT  
Clear - 68 F

livebaseballscorecards.com




Batter	1	2	3	4	5	6	7	8	9	10	11	AB R H RBI BB SO LOB	TOP			
15 Raimel Tapia, L (1, 7) OBP: 0.348, SLG: 0.367 (10, 9) (11, 7)			FC4-6 11 1B	11 S 1B			P5	G6-3			SF7	5 0 1 2 0 1 1				
11 Kevin Pillar, R (1, 10) OBP: 0.338, SLG: 0.464	F8			K			27 2B 19 G6-3 1B		K		HBP	5 1 2 0 0 2 2				
27 Trevor Story, R (1, 6) OBP: 0.365, SLG: 0.532	19 1B		K			P3	19 G6-3 8 1B 2B		G4-3		K2-3	6 1 2 0 0 2 4				
19 Charlie Blackmon, L (1, 9) OBP: 0.362, SLG: 0.462 9 Daniel Murphy, L (10, 3) OBP: 0.276, SLG: 0.336	1B		K			L7	G6-3		8 CS 1B			5 0 2 1 0 1 3 0 0 0 0 0 0 0				
8 Joshua Fuentes, R (1, 3) OBP: 0.330, SLG: 0.452 (10, 7) (11, 9)	K			24 2B 1B		F8	24 1B 1B		CS		K	5 1 2 1 0 2 2				
24 Ryan McMahon, L (1, 5) OBP: 0.302, SLG: 0.392		G4-3		1 1B 15 1B 2B		G3-1	1B				K	5 1 2 1 0 1 0				
1 Garrett Hampson, R (1, 4) OBP: 0.293, SLG: 0.400		L8		11 S 15 1B 1B		22 S BB	K				K	4 1 1 0 1 2 2	AB 44 R 5 H 13 RBI 5 BB 2 SO 16 LOB 20			
22 Sam Hilliard, L (1, 8) OBP: 0.276, SLG: 0.443		K		P6			K		G6-3		G4-3	5 0 0 0 0 2 3				
14 Tony Wolters, L (1, 2) OBP: 0.257, SLG: 0.260 25 Matt Kemp, R (11, PH) OBP: 0.323, SLG: 0.422 6 Drew Butera, R (11, 2) OBP: 0.200, SLG: 0.216			15 FC4-6 1B	K			K		K		15 SF7 BB	4 0 1 0 0 3 3 0 0 0 0 1 0 0 0 0 0 0 0 0 0				
<b>Inning Stats</b>	R: 0 H: 2 E: 0 LOB: 2 K: 2 BB: 0 S: 12 P: 15	R: 0 H: 0 E: 0 LOB: 0 K: 1 BB: 0 S: 9 P: 12	R: 0 H: 2 E: 0 LOB: 2 K: 2 BB: 0 S: 13 P: 17	R: 2 H: 4 E: 0 LOB: 2 K: 2 BB: 0 S: 18 P: 21	R: 0 H: 0 E: 0 LOB: 0 K: 0 BB: 0 S: 4 P: 7	R: 0 H: 0 E: 0 LOB: 1 K: 2 BB: 1 S: 20 P: 28	R: 2 H: 4 E: 0 LOB: 2 K: 1 BB: 0 S: 19 P: 34	R: 0 H: 0 E: 0 LOB: 0 K: 1 BB: 0 S: 8 P: 12	R: 0 H: 1 E: 0 LOB: 0 K: 3 BB: 0 S: 10 P: 14	R: 0 H: 0 E: 0 LOB: 2 K: 1 BB: 1 S: 14 P: 23	1B: 11 SF: 1 2B: 2 SAC: 0 3B: 0 DP: 0 HR: 0 HBP: 1	WP: 0 PA: 49 PB: 0 SB: 3 CS: 1				
<b>PITCHER</b>	IP WLS BF H R ER SO BB IBB HBP BLK WP HR S P ERA WHIP															
34 Kevin Gausman, R (1, 1) ERA: 3.68	6.0		8	2	2	9	1	0	0	0	0	0	0	0	3.00	1.500
65 Sam Coonrod, R (7, 1) ERA: 8.16	0.2	B	5	3	2	0	0	0	0	0	0	0	0	13	27.00	4.500
67 Sam Selman, L (7, 1) ERA: 3.93	0.1		2	1	0	1	0	0	0	0	0	0	0	6	10.00	3.000
76 Jarlin Garcia, L (8, 1) ERA: 0.54	1.0		3	0	0	1	0	0	0	0	0	0	0	8	12.00	0.000
71 Tyler Rogers, R (9, 1) ERA: 4.67	1.1		4	1	0	2	0	0	0	0	0	0	0	13	23.00	0.750
<b>PITCHER</b>	IP WLS BF H R ER SO BB IBB HBP BLK WP HR S P ERA WHIP															
73 Caleb Baragar, L (10, 1) ERA: 4.22	0.2		2	0	0	2	0	0	0	0	0	0	0	6	9.00	0.000
53 Trevor Cahill, R (11, 1) ERA: 3.28	1.0	L	5	0	1	1	0	0	1	1	0	1	0	14	23.00	1.000

Colorado Rockies @ San Francisco Giants  
Oracle Park, San Francisco, CA  
Thu Sep 24 2020, 12:47 PM - 4:59 PM PDT  
Partly Cloudy - 70 F

livebaseballscorecards.com





Batter	1	2	3	4	5	6	7	8	9	AB R H RBI BB SO LOB	TOP														
23 Fernando Tatis Jr., R OBP: 0.367, SLG: 0.556 (1, 6)										4 1 1 1 0 0 2	<p><b>San Diego Padres @ San Francisco Giants</b> Oracle Park, San Francisco, CA</p> <p>Fri Sep 25 2020, 4:13 PM - 6:37 PM PDT Partly Cloudy - 70 F</p> <p>livebaseballscorecards.com</p> <table border="0"> <tr><td>AB</td><td>26</td></tr> <tr><td>R</td><td>4</td></tr> <tr><td>H</td><td>6</td></tr> <tr><td>RBI</td><td>3</td></tr> <tr><td>BB</td><td>5</td></tr> <tr><td>SO</td><td>4</td></tr> <tr><td>LOB</td><td>17</td></tr> </table> 	AB	26	R	4	H	6	RBI	3	BB	5	SO	4	LOB	17
AB	26																								
R	4																								
H	6																								
RBI	3																								
BB	5																								
SO	4																								
LOB	17																								
13 Manny Machado, R OBP: 0.374, SLG: 0.594 (1, 5)										3 0 0 0 1 1 2															
30 Eric Hosmer, L OBP: 0.322, SLG: 0.515 (1, 3)										3 0 0 1 0 0 3															
4 Wil Myers, R OBP: 0.354, SLG: 0.594 (1, 9)										3 0 0 0 1 1 1															
22 Austin Nola, R OBP: 0.349, SLG: 0.471 (1, 2)										4 1 2 0 0 0 2															
9 Jake Cronenworth, L OBP: 0.370, SLG: 0.500 (1, 4)										3 0 0 0 0 2 3															
28 Tommy Pham, R OBP: 0.325, SLG: 0.296 (1, 10)										2 0 1 1 1 0 1															
10 Jurickson Profar, S OBP: 0.346, SLG: 0.435 (1, 7)										3 1 1 0 0 0 3															
2 Trent Grisham, L OBP: 0.357, SLG: 0.451 (1, 8)										1 1 1 0 2 0 0															
<b>Inning Stats</b>	R: 0 E: 0 K: 0 S: 9	H: 0 LOB: 0 BB: 0 P: 12	R: 1 E: 0 K: 2 S: 15	H: 2 LOB: 1 BB: 0 P: 23	R: 0 E: 0 K: 0 S: 6	H: 1 LOB: 1 BB: 1 P: 12	R: 0 E: 0 K: 0 S: 7	H: 0 LOB: 2 BB: 2 P: 16	R: 0 E: 0 K: 1 S: 8	H: 0 LOB: 1 BB: 1 P: 14	R: 0 E: 0 K: 1 S: 10	H: 1 LOB: 1 BB: 0 P: 13	R: 3 E: 1 K: 0 S: 20	H: 2 LOB: 1 BB: 1 P: 30			1B: 3 2B: 2 3B: 1 HR: 0	SF: 1 SAC: 0 DP: 1 HBP: 0	WP: 0 PB: 0 SB: 0 CS: 0	PA: 32					
<b>PITCHER</b>	IP WLS BF H R ER SO BB IBB HBP BLK WP HR S P ERA WHIP																								
31 Tyler Anderson, L ERA: 4.37 (1, 1)	6.0 W 26 5 2 2 4 4 0 0 0 0 0 0 60 98 3.00 1.500																								
56 Tony Watson, L ERA: 1.0 (7, 1)	1.0 6 1 2 1 0 1 0 0 0 0 0 0 0 15 22 9.00 2.000																								



Batter	1	2	3	4	5	6	7	8	9	
<b>5 Mike Yastrzemski, L</b> (1, 9) <small>OBP: 0.393, SLG: 0.574</small> <b>6 Steven Duggar, L</b> (7, 9) <small>OBP: 0.222, SLG: 0.235</small>	X FF 92 0-0 		C FF 90 X FC 86 0-1 	D FC 89 X FC 88 1-0 						
<b>12 Alex Dickerson, L</b> (1, 7) <small>OBP: 0.374, SLG: 0.593</small>	B FF 93 F FF 93 S FC 90 X FC 90 1-2 		C FF 92 F FF 92 S CH 83 0-3 	B SI 92 F SI 93 S CU 81 C CU 83 1-3 						
<b>7 Donovan Solano, R</b> (1, 4) <b>2 Daniel Robertson, R</b> (7, 4) <small>OBP: 0.435, SLG: 0.350</small>	S FF 93 B FF 94 X CH 84 1-1 		D CU 76 D CH 82 C FF 92 F FF 93 X CH 82 2-2 		B FF 93 B CH 85 F SI 92 B SI 93 S CU 81 X CU 81 3-2 					
<b>9 Brandon Belt, L</b> (1, 3) <small>OBP: 0.420, SLG: 0.589</small>	C CU 75 B FF 95 C CU 91 S FF 94 F FF 95 B CH 83 C FF 95 3-3 		S FF 93 C CU 75 B FC 90 B FF 95 X CH 83 2-2 		X CU 81 0-0 					
<b>41 Wilmer Flores, R</b> (1, 10) <small>OBP: 0.317, SLG: 0.497</small>		C FF 91 B FF 93 B CH 81 C CH 82 F CH 82 B FF 94 X CH 82 3-2 		B CU 76 C CH 81 C FC 85 B FF 93 F FF 94 F CU 78 D CH 82 X FF 93 3-2 		B SL 87 C SL 86 X SL 87 1-1 				
<b>10 Evan Longoria, R</b> (1, 5) <small>OBP: 0.303, SLG: 0.443</small>		B FF 92 F FF 92 1 SAFE B FF 93 F CH 82 B FF 94 X FF 94 3-2 		B CH 83 X FF 93 1-0 	C SL 87 C FF 94 S SL 88 0-3 					
<b>35 Brandon Crawford, L</b> (1, 6) <small>OBP: 0.341, SLG: 0.472</small>		B FF 92 X CH 83 1-0 		F CH 82 S FF 94 F FF 94 B CH 83 B FC 89 F FF 94 X CH 83 2-2 		S SL 86 C SL 87 S SL 88 0-3 				
<b>1 Mauricio Dubón, R</b> (1, 8) <small>OBP: 0.341, SLG: 0.381</small>		B FF 94 C FF 92 F CH 83 F FF 94 B FF 94 F CH 83 B CH 83 F CH 82 B CH 82 4-2 		S FF 94 D CU 78 B FF 93 B FC 88 C CH 83 X FF 94 3-2 		S SL 88 B SL 88 S SL 88 X SL 88 2-2 				
<b>21 Joey Bart, R</b> (1, 2) <small>OBP: 0.301, SLG: 0.344</small>		1 SAFE C FF 92 1 SAFE F FF 94 B FF 94 1 SAFE F CH 82 F FF 94 B CU 77 2-3 S CH 83 		S FF 94 X FF 94 0-1 		C FF 92 S SL 88 F SL 88 S SL 89 0-3 				

AB	R	H	RBI	BB	SO	LOB
3	1	2	2	0	0	0
0	0	0	0	0	0	0
3	0	1	0	0	2	1
3	0	1	0	0	0	2
0	0	0	0	0	0	0
3	0	0	0	0	1	3
3	1	2	1	0	0	1
3	1	1	0	0	1	2
3	1	1	1	0	1	1
2	0	0	0	1	0	1
3	1	1	1	0	2	1

BOTTOM	
<b>AB</b> 26 <b>R</b> 5 <b>H</b> 9 <b>RBI</b> 5 <b>BB</b> 1 <b>SO</b> 7 <b>LOB</b> 12	
<b>WP:</b> 0 <b>PA:</b> 27 <b>PB:</b> 0 <b>SB:</b> 0 <b>CS:</b> 0	

Inning Stats		R: 0	H: 1	E: 0	K: 1	S: 10	R: 1	H: 2	E: 0	K: 1	S: 18	R: 0	H: 1	E: 0	K: 1	S: 11	R: 4	H: 4	E: 0	K: 1	S: 20	R: 0	H: 1	E: 0	K: 1	S: 9	R: 0	H: 0	E: 0	K: 2	S: 10					
<b>59 Chris Paddack, R</b> (1, 1) <small>ERA: 4.73</small> <b>55 Matt Strahm, L</b> (4, 1) <small>ERA: 2.75</small> <b>54 Austin Adams, R</b> (5, 1) <small>ERA:</small>	IP: 3.2 WLS: L BF: 19 H: 8 R: 5 ER: 5 SO: 3 BB: 1 IBB: 0 HBP: 0 BLK: 0 WP: 0 HR: 3 S: 56 P: 88 ERA: 12.27 WHIP: 2.455																																			
PITCHER		IP	WLS	BF	H	R	ER	SO	BB	IBB	HBP	BLK	WP	HR	S	P	ERA	WHIP																		

**San Diego Padres @ San Francisco Giants**  
 Oracle Park, San Francisco, CA  
 Fri Sep 25 2020, 4:13 PM - 6:37 PM PDT  
 Partly Cloudy - 70 F





Batter	1	2	3	4	5	6	7	8	9
2 Trent Grisham, L OBP: 0.359, SLG: 0.467 (1, 8)	F FF 91 X KC 79 0-1 F7		F FF 91 B SL 82 S SL 85 B FC 86 X SL 82 2-2 23 HR 2-H 1B		C SL 84 B FF 93 C FF 94 B SL 82 X SL 82 2-2 G6-3		B SL 86 B FF 97 C SI 96 B FF 97 T SI 96 X CH 88 3-2 1-H 2-H HR		
23 Fernando Tatis Jr., R OBP: 0.367, SLG: 0.566 (1, 6)	B SI 92 F SI 92 X SI 93 1-2 L7		1 SAFE D KC 84 B FF 90 X FC 86 2-0 1-H HR		S FF 96 B FF 95 F FF 94 F FF 96 B SL 92 S SL 90 2-3 K				
13 Manny Machado, R OBP: 0.373, SLG: 0.589 (1, 5)	C SI 92 F KC 81 X SL 82 0-2 F9		C SI 92 B FC 88 B SI 92 C FC 87 F SL 82 X KC 81 2-2 F7		B SL 88 B FF 93 B FF 93 B FF 95 4-0 30 1B BB				
30 Eric Hosmer, L OBP: 0.329, SLG: 0.518 (1, 10)	S FF 91 B SL 83 B FF 91 F SL 84 X KC 82 2-2 F7			X FF 94 0-0 1B		X FF 94 0-0 18 S 1B			
3 Jorge Mateo, R OBP: 0.167, SLG: 0.217 (6, PR) (7, 10)	C SI 94 B SI 93 C SI 94 B FF 93 X SI 94 2-2 G4-3			C CU 78 F FF 95 F FF 95 C FF 95 0-3 1B		1 SAFE X SL 87 0-0 F9			
4 Wil Myers, R OBP: 0.352, SLG: 0.591 (1, 9)	F SL 84 F FF 93 X FF 92 0-2 P6			B SL 85 1 SAFE X FF 94 1-0 F7		C SL 81 B SL 81 F FF 91 X SL 81 1-2 F8			
10 Jurickson Profar, S OBP: 0.342, SLG: 0.430 (4, 9)									
18 Mitch Moreland, L OBP: 0.326, SLG: 0.519 (1, 3)									
28 Tommy Pham, R OBP: 0.325, SLG: 0.297 (1, 7)			C SI 93 B FF 91 F SI 92 S FS 83 1-3 K		C FF 95 B FF 96 1 SAFE B FF 95 B FF 95 C FF 95 3-3 K		B SI 97 X SI 95 1-0 5 BB 2 HR 1B		
11 Jason Castro, L OBP: 0.300, SLG: 0.385 (1, 2)			B SL 82 B SL 84 X FF 92 2-0 2 1B 2B		C FF 92 C SL 83 X FF 94 0-2 G6-3		T CH 90 B FF 98 B CH 89 C CH 89 S CH 89 2-3 K		
5 Greg Garcia, L OBP: 0.297, SLG: 0.263 (1, 4) (7, 5)			B FC 92 X FF 92 1-0 P5		B FF 94 C FF 94 F FF 93 B SL 84 S SL 84 2-3 K		D CH 91 B FF 97 B SI 96 C SI 96 B SI 96 4-1 2 HR BB		

AB	R	H	RBI	BB	SO	LOB
4	2	2	4	0	0	0
3	1	1	2	0	1	0
2	0	0	0	1	0	0
0	0	0	0	0	0	0
3	0	2	0	0	0	0
0	0	0	0	0	0	0
1	0	0	0	0	0	0
2	0	0	0	0	1	3
3	0	0	0	0	0	3
3	1	1	0	0	2	1
3	1	1	0	0	1	1
2	1	0	0	1	1	1

BOTTOM	
AB	26
R	6
H	7
RBI	6
BB	2
SO	6
LOB	9
WP: 0	PA: 28
PB: 0	
SB: 1	
CS: 0	

PITCHER	
29 Jeff Samardzija, R ERA: 9.72 (1, 1)	IP 3.0 WLS 12 H 3 R 3 ER 3 SO 1 BB 0 IBB 0 HBP 0 BLK 0 WP 0 HR 1 S 31 P 46 ERA 9.00 WHIP 1.000
73 Caleb Baragar, L ERA: 4.03 (4, 1)	1.0 4 1 0 0 2 0 0 0 0 0 0 9 13 0.00 1.000
76 Jarlín García, L ERA: 0.51 (5, 1)	1.0 3 0 0 0 1 0 0 0 0 0 0 10 14 0.00 0.000
64 Shaun Anderson, R ERA: 3.77 (6, 1)	0.2 H 4 1 0 0 1 1 0 0 0 0 0 6 12 0.00 3.000
67 Sam Selman, L ERA: 3.86 (6, 1)	0.1 H 1 0 0 0 0 0 0 0 0 0 0 4 5 0.00 0.000
PITCHER	
65 Sam Coonrod, R ERA: 9.82 (7, 1)	IP 0.1 WLS 4 H 2 R 3 ER 3 SO 1 BB 1 IBB 0 HBP 0 BLK 0 WP 0 HR 1 S 8 P 18 ERA 81.00 WHIP 9.000

livebaseballscores.com

San Francisco Giants @ San Diego Padres  
Oracle Park, San Francisco, CA  
Fri Sep 25 2020, 7:16 PM - 9:52 PM PDT  
Clear - 65 F



Batter	1	2	3	4	5	6	7	8	9	AB R H RBI BB SO LOB	TOP									
2 Trent Grisham, L OBP: 0.352, SLG: 0.456 (1, 8)										5 0 0 0 0 4 2										
23 Fernando Tatis Jr., R OBP: 0.366, SLG: 0.577 3 Jorge Mateo, R OBP: 0.160, SLG: 0.208 (1, 6) (6, 4)										3 1 1 1 0 1 0 1 0 0 0 0 1 0										
13 Manny Machado, R OBP: 0.373, SLG: 0.586 5 Greg Garcia, L OBP: 0.292, SLG: 0.259 (1, 5) (6, 5)										3 1 1 0 0 1 0 1 0 0 0 0 0 0										
30 Eric Hosmer, L OBP: 0.333, SLG: 0.517 (1, 10)										4 1 2 0 0 0 0										
28 Tommy Pham, R OBP: 0.322, SLG: 0.324 (1, 7)										4 2 1 2 0 0 2										
18 Mitch Moreland, L OBP: 0.331, SLG: 0.541 (1, 3)										4 1 2 2 0 0 0										
22 Austin Nola, R OBP: 0.352, SLG: 0.471 (1, 2)										2 0 1 1 1 1 0										
9 Jake Cronenworth, L OBP: 0.362, SLG: 0.488 (1, 4) (6, 6)										4 0 0 0 0 0 3										
10 Jurickson Profar, S OBP: 0.340, SLG: 0.426 (1, 9)										4 0 1 0 0 0 2										
<b>Inning Stats</b>	R: 0 E: 0 K: 2 S: 7	H: 0 LOB: 0 BB: 0 P: 11	R: 0 E: 0 K: 0 S: 8	H: 0 LOB: 0 BB: 0 P: 10	R: 0 E: 0 K: 1 S: 11	H: 1 LOB: 1 BB: 0 P: 17	R: 3 E: 0 K: 0 S: 14	H: 4 LOB: 1 BB: 0 P: 23	R: 0 E: 0 K: 1 S: 9	H: 0 LOB: 0 BB: 0 P: 13	R: 0 E: 0 K: 0 S: 14	H: 0 LOB: 1 BB: 1 P: 19	R: 0 E: 0 K: 2 S: 8	H: 0 LOB: 0 BB: 0 P: 10	R: 3 E: 0 K: 2 S: 16	H: 4 LOB: 1 BB: 0 P: 23	1B: 6 2B: 0 3B: 0 HR: 3	SF: 1 SAC: 0 DP: 0 HBP: 0	WP: 0 PB: 0 SB: 1 CS: 0	PA: 37
<b>PITCHER</b>	IP WLS BF H R ER SO BB IBB HBP BLK WP HR S P ERA WHIP																			
42 Johnny Cueto, R ERA: 5.4 (1, 1)	6.1 L 25 5 3 3 4 1 0 0 0 0 0 1 67 100 4.26 0.947																			
60 Wandy Peralta, L ERA: 3.29 (7, 1)	1.2 5 0 0 0 2 0 0 0 0 0 0 0 11 14 0.00 0.000																			
56 Tony Watson, L ERA: 2.5 (9, 1)	0.0 3 3 3 3 0 0 0 0 0 0 0 2 5 6 ∞ ∞																			
64 Shaun Anderson, R ERA: 3.52 (9, 1)	1.0 4 1 0 0 2 0 0 0 0 0 0 0 11 17 0.00 1.000																			

San Diego Padres @ San Francisco Giants  
Oracle Park, San Francisco, CA  
Sat Sep 26 2020, 6:13 PM - 8:59 PM PDT  
Clear - 75 F

AB	35
R	6
H	9
RBI	6
BB	1
SO	8
LOB	9





**San Diego Padres @ San Francisco Giants**  
 Oracle Park, San Francisco, CA  
 Sat Sep 26 2020, 6:13 PM - 8:59 PM PDT  
 Clear - 75 F

[livebaseballscorecards.com](http://livebaseballscorecards.com)

<b>AB</b>	<b>33</b>
<b>R</b>	<b>2</b>
<b>H</b>	<b>7</b>
<b>RBI</b>	<b>2</b>
<b>BB</b>	<b>2</b>
<b>SO</b>	<b>12</b>
<b>LOB</b>	<b>15</b>



<b>WP</b> : 0	<b>PA</b> : 36
<b>PB</b> : 0	
<b>SB</b> : 0	
<b>CS</b> : 1	

Batter	1	2	3	4	5	6	7	8	9	AB	R	H	RBI	BB	SO	LOB
<b>5 Mike Yastrzemski, L</b> (1, 9) OBP: 0.389, SLG: 0.563	<b>G3</b> 1-1		<b>1B</b> 3-2		<b>K</b> 2-3			<b>1B</b> 2-1		4	1	2	0	0	1	2
<b>12 Alex Dickerson, L</b> (1, 7) OBP: 0.369, SLG: 0.580	<b>1B</b> 0-0		<b>L8</b> 0-0			<b>K</b> 1-3		<b>BB</b> 4-2		3	0	1	0	0	1	1
<b>33 Darin Ruf, R</b> (8, PH) OBP: 0.374, SLG: 0.523	<b>1B</b> 9		<b>L1</b> 2-2			<b>K2-3</b> 0-3		<b>K</b> 2-3		0	0	0	0	1	0	0
<b>7 Donovan Solano, R</b> (1, 4) OBP: 0.366, SLG: 0.466	<b>K</b> 3-3				<b>L8</b> 0-1			<b>FC1-6</b> 41 1B		4	0	0	0	0	3	5
<b>9 Brandon Belt, L</b> (1, 3) OBP: 0.429, SLG: 0.603	<b>1B</b> 1-2				<b>L9</b> 2-2			<b>2B</b> 0-2		4	0	2	1	0	0	2
<b>41 Wilmer Flores, R</b> (1, 10) OBP: 0.316, SLG: 0.505	<b>G3</b> 2-2				<b>K</b> 2-3			<b>G4-3</b> 1-0		4	0	1	1	0	1	3
<b>10 Evan Longoria, R</b> (1, 5) OBP: 0.298, SLG: 0.429		<b>G6-3</b> 2-2			<b>L9</b> 2-2			<b>1B</b> 2-3		4	0	0	0	0	2	2
<b>35 Brandon Crawford, L</b> (1, 6) OBP: 0.328, SLG: 0.452		<b>K</b> 3-3			<b>G5-3</b> 2-2			<b>K</b> 2-3		4	0	0	0	0	2	0
<b>1 Mauricio Dubón, R</b> (1, 8) OBP: 0.339, SLG: 0.373		<b>K</b> 3-3			<b>1B</b> 1-0			<b>P4</b> 0-1		4	0	1	0	0	1	0
<b>43 Tyler Heineman, S</b> (1, 2) OBP: 0.292, SLG: 0.214			<b>B1-3</b> 0-0		<b>1B</b> 1-0			<b>BB</b> 4-1		1	0	0	0	0	0	0
<b>13 Austin Slater, R</b> (8, PH) OBP: 0.429, SLG: 0.538					<b>HBP</b> 1-2			<b>K</b> 3-3		0	1	0	0	1	0	0
<b>21 Joey Bart, R</b> (9, 2) OBP: 0.290, SLG: 0.330								<b>K</b> 3-3		1	0	0	0	0	1	0

Inning Stats	R	H	E	K	S	H	LOB	BB	P	R	H	E	K	S	H	LOB	BB	P	1B	2B	3B	HR	SF	SAC	DP	HBP	WP	PA
	0	2	0	11	17	0	2	0	18	0	0	0	8	12	0	0	0	13	6	1	0	0	0	0	0	0	0	36

PITCHER	IP	WLS	BF	H	R	ER	SO	BB	IBB	HBP	BLK	WP	HR	S	P	ERA	WHIP
<b>17 Zach Davies, R</b> ERA: 2.73	3.0		12	3	0	0	3	0	0	0	0	0	0	32	51	0.00	1.000
<b>34 Craig Stammen, R</b> ERA: 5.63	2.0	W	7	1	0	0	2	0	0	1	0	0	0	15	25	0.00	0.500
<b>43 Garrett Richards, R</b> ERA: 4.03	2.0	H	7	1	0	0	3	0	0	0	0	0	0	18	24	0.00	0.500
<b>25 Tim Hill, L</b> ERA: 4.15	0.2	H	5	1	2	2	1	2	0	0	0	0	0	10	22	27.00	4.500
<b>57 Dan Altavilla, R</b> ERA: 6.27	0.1	H	2	1	0	0	1	0	0	0	0	0	0	5	9	0.00	3.000

PITCHER	IP	WLS	BF	H	R	ER	SO	BB	IBB	HBP	BLK	WP	HR	S	P	ERA	WHIP
<b>47 Trevor Rosenthal, R</b> ERA: 1.99	1.0		3	0	0	0	2	0	0	0	0	0	0	11	14	0.00	0.000





BOTTOM

San Diego Padres @ San Francisco Giants  
Oracle Park, San Francisco, CA  
Sun Sep 27 2020, 12:07 PM - 3:28 PM PDT  
Sunny - 84 F

livebaseballscorecards.com

AB 32  
R 4  
H 6  
RBI 4  
BB 4  
SO 12  
LOB 12



WP: 0 PA: 37  
PB: 0  
SB: 0  
CS: 0

AB R H RBI BB SO LOB

5 0 0 0 0 3 1

2 0 2 0 2 0 0

1 0 0 0 0 1 1

1 0 0 0 0 0 1

1 0 0 0 0 1 2

0 0 0 0 0 0 0

4 1 1 1 0 1 3

3 0 0 0 1 1 2

4 1 1 0 0 1 1

4 1 1 1 0 1 1

4 1 1 2 0 1 0

3 0 0 0 1 2 0

1B: 3 SF: 0  
2B: 0 SAC: 0  
3B: 0 DP: 1  
HR: 3 HBP: 1

Table with 9 columns (Batter, 1-9) and 10 rows (Batters 13 Austin Slater, 5 Mike Yastrzemski, 33 Darin Ruf, 12 Alex Dickerson, 7 Donovan Solano, 6 Steven Duggar, 41 Wilmer Flores, 9 Brandon Belt, 10 Evan Longoria, 1 Mauricio Dubón, 35 Brandon Crawford, 21 Joey Bart). Each cell contains a batter's name, stats, and a baseball diamond diagram showing the play.

Inning Stats table with columns for R, H, E, K, S, LOB, BB, P, SO, WP, HR, S, P, ERA, WHIP for each of the 9 batters.

PITCHER table with columns for IP, WLS, BF, H, R, ER, SO, BB, IBB, HBP, BLK, WP, HR, S, P, ERA, WHIP for each pitcher: 50 Adrian Morejon, 57 Dan Altavilla, 55 Matt Strahm, 54 Austin Adams, 25 Tim Hill, 14 Emilio Pagan, 47 Trevor Rosenthal.