

St. Louis Browns - 1952

Batter	1	2	3	4	5	6	7	8	9	AB R H RBI BB SO LOB	TOP	
Bobby Young, L (1, 4) X	0-0 6-3 ①		0-3 K ③		4-0 BB ①		0-0 G5-4-3 ② ③			3 0 0 0 1 1 2		
Marty Marion, R (1, 6) X OBP: 0.250, SLG: 0.500	0-0 P4 ②			0-0 1B G4-6-3 2B	0-0 1-3 ③			0-3 K ①		4 1 1 0 0 1 2		
Jim Rivera, L (1, 8) S S S	0-3 K ③			0-0 1B G4-6-3		4-0 FC6-4 BB		0-0 5-3 ②		3 0 1 0 1 1 0		
Tom Wright, L (1, 7)		0-3 K ①		0-0 1B G4-6-3 ① ②		0-0 FC6-4 WP BB ①		0-0 3-1 ③		4 0 0 0 0 1 2		
George Schmees, L (1, 9)		0-0 4-3 ②		0-0 6-3 ③		0-3 K ②			0-0 SH 1B	3 0 0 0 0 1 1 1 1 1 0 0 0 0		
Jim Delsing, L (6, 9) OBP: 1.000, SLG: 1.000												
Dick Kryhoski, L (1, 3)		0-0 6-3 ③				0-0 F8 ①		0-0 WP BB ①		2 0 0 0 1 0 0 0 0 0 0 0 0 0		
Gordon Goldsberry, L (6, 3)												
Leo Thomas, R (1, 5) OBP: 0.250, SLG: 0.500			0-0 1-3 ①		0-0 1B 2B	0-0 F8 ③			0-0 FC2-5 FC4-6 ①	4 1 1 0 0 0 3		
Clint Courtney, L (1, 2)			0-0 F7 ②			0-0 P6 ②		0-0 6-3 ①		4 0 0 0 0 0 2		
Ned Garver, R (1, 1) OBP: 0.750, SLG: 0.667			0-0 1B		0-0 BB 1B ②-H		4-0 G5-4-3 BB		0-3 K ③	3 0 2 1 1 1 1		
Inning Stats	R: 0 H: 0 E: 0 LOB: 0 K: 1 BB: 0 S: 5 P: 5	R: 0 H: 0 E: 0 LOB: 0 K: 1 BB: 0 S: 5 P: 5	R: 0 H: 1 E: 0 LOB: 1 K: 1 BB: 0 S: 6 P: 6	R: 1 H: 2 E: 0 LOB: 0 K: 0 BB: 0 S: 4 P: 4	R: 1 H: 2 E: 0 LOB: 2 K: 0 BB: 1 S: 5 P: 9	R: 0 H: 0 E: 0 LOB: 2 K: 1 BB: 2 S: 5 P: 13	R: 0 H: 0 E: 0 LOB: 0 K: 0 BB: 1 S: 2 P: 6	R: 0 H: 0 E: 0 LOB: 0 K: 1 BB: 0 S: 5 P: 5	R: 1 H: 1 E: 1 LOB: 1 K: 1 BB: 0 S: 7 P: 7	1B: 4 SF: 0 2B: 2 SAC: 1 3B: 0 DP: 2 HR: 0 HBP: 0	WP: 1 PA: 36 PB: 0 SB: 0 CS: 0	
PITCHER	IP WLS BF H R ER SO BB IBB HBP BLK WP HR S P ERA WHIP											
Dizzy Trout, R (1, 1) ERA: 2.25	8.0 L 31 5 2 2 5 4 0 0 0 1 0 37 53 2.25 1.125											
Marlin Stuart, R (9, 1) ERA:	1.0 5 1 1 0 1 0 0 0 0 0 0 7 7 0.00 1.000											

St. Louis Browns @ Detroit Tigers
 Briggs Stadium, Detroit, MI
 Tue Apr 15 1952, 3:33 AM EST
 Att. 43,112 - Unknown - 49 F

livebaseballscorecards.com

AB 31
 R 3
 H 6
 RBI 1
 BB 4
 SO 6
 LOB 13



Batter	1	2	3	4	5	6	7	8	9	AB R H RBI BB SO LOB	TOP		
Bobby Young, L (1, 4) Dick Kryhoski, L (7, PH) Mike Goliat, R (7, 4)	0-0 5-3		0-0 4-3			0-0 F7	0-0 1B		4-0 FC6-4 BB	3 0 0 0 0 0 0 1 0 1 2 0 0 0 0 0 0 0 1 0 0			
Marty Marion, R (1, 6) OBP: 0.111, SLG: 0.222	0-0 1-3		0-0 4-3			0-0 5-3		0-0 5-3	0-0 FC6-4	5 0 0 0 0 0 1			
Jim Rivera, L (1, 8) OBP: 0.500, SLG: 0.714	0-3 K			0-0 4-3 S 1B		0-0 3B		0-0 L6		4 0 2 0 0 1 0			
Tom Wright, L (1, 7) OBP: 0.250, SLG: 0.250		0-0 FC6-4 1B		0-0 4-3 1-3		0-0 G3		0-0 3B 1B		4 1 2 0 0 0 2			
George Schmees, L (1, 9) OBP: 0.143, SLG: 0.429		0-3 K		0-0 4-3			0-3 K	0-0 2B 3B		4 1 1 1 0 2 2			
Hank Art, L (1, 3) OBP: 0.500, SLG: 1.250		0-0 FC6-4 1B		0-3 K			0-0 2B 3B	0-0 WP 2B		4 1 2 1 0 1 2			
Leo Thomas, R (1, 5) OBP: 0.375, SLG: 0.429		0-0 1-2 1B			0-0 5-3		1-0 2B 1B HBP	0-0 6-3		3 1 1 0 0 0 1			
Clint Courtney, L (1, 2) Earl Rapp, L (7, PH) Les Moss, R (7, 2)		0-3 K			0-0 1-6-3		0-0 P4		0-0 6-3	2 0 0 0 0 1 2 1 0 0 0 0 0 2 1 0 0 0 0 0 0			
Tommy Byrne, L (1, 1) OBP: 0.250, SLG: 0.500			0-0 4-3		0-0 6-3		0-0 1-3 3-H 1B 2B		0-0 F8	4 1 1 1 0 0 0			
Inning Stats	R: 0 E: 0 K: 1 S: 5 H: 0 LOB: 0 BB: 0 P: 5	R: 0 E: 0 K: 2 S: 9 H: 2 LOB: 2 BB: 0 P: 9	R: 0 E: 0 K: 0 S: 3 H: 0 LOB: 0 BB: 0 P: 3	R: 0 E: 0 K: 1 S: 6 H: 1 LOB: 1 BB: 0 P: 6	R: 0 E: 0 K: 0 S: 3 H: 0 LOB: 0 BB: 0 P: 3	R: 0 E: 0 K: 0 S: 4 H: 1 LOB: 1 BB: 0 P: 4	R: 3 E: 0 K: 1 S: 7 H: 3 LOB: 1 BB: 0 P: 8	R: 2 E: 0 K: 0 S: 6 H: 3 LOB: 1 BB: 0 P: 6	R: 0 E: 0 K: 0 S: 3 H: 0 LOB: 1 BB: 1 P: 7	1B: 5 2B: 2 3B: 3 HR: 0 SF: 0 SAC: 0 DP: 0 HBP: 1	WP: 1 PB: 0 SB: 2 CS: 0 PA: 38		
PITCHER	IP WLS BF H R ER SO BB IBB HBP BLK WP HR S P ERA WHIP											PITCHER	IP WLS BF H R ER SO BB IBB HBP BLK WP HR S P ERA WHIP
Art Houtteman, R (1, 1) ERA: 5.87	7.2 L 33 10 5 5 5 0 0 1 0 0 0 0 42 43 5.87 1.304												
Virgil Trucks, R (8, 1) ERA:	1.1 5 0 0 0 0 0 1 0 0 0 1 0 4 8 0.00 0.750												

St. Louis Browns @ Detroit Tigers
 Briggs Stadium, Detroit, MI
 Wed Apr 16 1952, 3:33 AM EST
 Att. 5,524 - Unknown

livebaseballscorecards.com

AB 36
 R 5
 H 10
 RBI 5
 BB 1
 SO 5
 LOB 12



Batter	1	2	3	4	5	6	7	8	9	AB	R	H	RBI	BB	SO	LOB
Neil Berry, R (1, 6) Johnny Lipon, R (8, PH) (9, 6)	0-0 F5		0-0 F3		0-0 F3			4-0 G4-6-3 BB		3	0	0	0	0	0	1
George Kell, R (1, 5) OBP: 0.250, SLG: 0.375	0-0 5-3			0-0 4-3 1B 2B	0-0 F5			0-3 K		4	1	1	0	0	1	2
Don Kolloway, R (1, 3) OBP: 0.250, SLG: 0.250	0-0 1B			0-0 4-3 2-3		0-0 6-3		0-0 G4-6-3 1-2f		4	0	1	0	0	0	2
Vic Wertz, L (1, 9)	0-3 K			4-0 BB		0-0 F8			0-0 F8	3	0	0	0	1	1	1
Johnny Groth, R (1, 8) OBP: 0.500, SLG: 0.333		0-0 6-3		0-0 1-2 2B 1B		0-0 F9			4-0 E 1B FC6-4 BB	3	2	1	1	1	0	0
Steve Souchock, R (1, 7) OBP: 0.500, SLG: 0.750		0-0 P5		0-0 1-H 2-H 2B			0-0 P6		0-0 E7 FC6-4 1B	4	0	2	2	0	0	0
Matt Batts, R (1, 2) Alex Garbowski, R (9, PR)		0-0 F9		0-3 K					0-0 FC6-4 1-2f	4	0	1	1	0	1	2
Jerry Priddy, R (1, 4) OBP: 0.286, SLG: 0.286			0-0 5-3	0-0 2	0-0 FC1-6 1B		0-0 F7		0-0 F7	4	0	1	0	0	0	2
Art Houtteman, R (1, 1) Virgil Trucks, R (8, 1)			0-0 1-3		0-0 FC1-6 1-2f					3	0	0	0	0	0	2


Inning Stats	R: 0 E: 0 K: 1 S: 6	H: 1 LOB: 1 BB: 0 P: 6	R: 0 E: 0 K: 0 S: 3	H: 0 LOB: 0 BB: 0 P: 3	R: 0 E: 0 K: 0 S: 3	H: 0 LOB: 0 BB: 0 P: 3	R: 3 E: 0 K: 1 S: 7	H: 3 LOB: 1 BB: 1 P: 11	R: 0 E: 0 K: 0 S: 4	H: 1 LOB: 1 BB: 0 P: 4	R: 0 E: 0 K: 0 S: 3	H: 0 LOB: 0 BB: 0 P: 3	R: 0 E: 0 K: 1 S: 4	H: 1 LOB: 1 BB: 0 P: 4	R: 0 E: 0 K: 1 S: 4	H: 0 LOB: 0 BB: 1 P: 8	R: 1 E: 1 K: 0 S: 4	H: 1 LOB: 1 BB: 1 P: 8	1B: 5 2B: 2 3B: 0 HR: 0	SF: 0 SAC: 0 DP: 1 HBP: 0	WP: 0 PB: 0 SB: 0 CS: 0	PA: 35
PITCHER Tommy Byrne, L (1, 1) ERA: 3.0	IP: 9.0 WLS: W BF: 36 H: 7 R: 4 ER: 3 SO: 3 BB: 3 IBB: 0 HBP: 0 BLK: 0 WP: 0 HR: 0 S: 38 P: 50 ERA: 3.00 WHIP: 1.111																					

BOTTOM

St. Louis Browns @ Detroit Tigers
Briggs Stadium, Detroit, MI
Wed Apr 16 1952, 3:33 AM EST
Att. 5,524 - Unknown

livebaseballscorecards.com

AB	32
R	3
H	7
RBI	4
BB	3
SO	3
LOB	12



Batter	1	2	3	4	5	6	7	8	9	AB R H RBI BB SO LOB	TOP	
Fred Marsh, R (1, 4) X	0-0 L5 ①		0-0 FC6-4 ③		0-0 1-3 ③			0-0 F7 ②		4 0 0 0 0 0 2	St. Louis Browns @ Detroit Tigers Briggs Stadium, Detroit, MI Thu Apr 17 1952, 3:33 AM EST Att. 5,778 - Unknown	
Marty Marion, R (1, 6) X OBP: 0.231, SLG: 0.333	0-0 6-3 ②			0-0 1B 2B ①		0-0 6-3 ①		4-0 BB ③		3 1 1 0 1 0 0		
Jim Rivera, L (1, 8) X	0-0 1-3 ③			0-0 6-3 ①		0-0 4-3 ②		0-0 P6 ③		4 0 0 0 0 0 2		
Bob Nieman, R (1, 9) OBP: 0.500, SLG: 1.250 Jim Delsing, L (9, 9) OBP: 1.000, SLG: 1.000		0-0 F7 ①		0-0 1B ③		0-0 F9 ③		0-0 HR ①		4 1 2 2 0 0 0 0 0 0 0 0 0 0		
Jim Dyck, R (1, 7) OBP: 0.222, SLG: 0.222 Tom Wright, L (9, PH) (9, 7)		4-0 CS BB ②		0-0 P4 ②		0-0 F8 ①		0-3 K ①		2 0 0 0 1 0 1 1 0 0 0 0 1 0		
Hank Art, L (1, 3) OBP: 0.250, SLG: 0.625		0-0 6-3 ② ③		0-0 4-3 ③		0-0 G3 ②		0-0 1-3 ②		4 0 0 0 0 0 2		
Leo Thomas, R (1, 5) OBP: 0.250, SLG: 0.273			0-0 F9 ①		0-0 6-3 ①		0-0 5-3 ③		0-0 4-3 ③			4 0 0 0 0 0 0
Les Moss, R (1, 2) OBP: 0.250, SLG: 1.000			0-0 F9 ②		0-0 5-3 ②			0-0 HR ①		3 1 1 1 0 0 0		
Bob Cain, L (1, 1) OBP: 0.667, SLG: 0.500			0-0 FC6-4 1B ③		4-0 BB ③			0-0 1-3 ①		2 0 1 0 1 0 0		
Inning Stats	R: 0 H: 0 E: 0 K: 0 S: 3 H: 0 LOB: 0 BB: 0 P: 3	R: 0 H: 0 E: 0 K: 0 S: 2 H: 0 LOB: 0 BB: 1 P: 6	R: 0 H: 1 E: 0 K: 0 S: 4 H: 1 LOB: 1 BB: 0 P: 4	R: 1 H: 2 E: 0 K: 0 S: 5 H: 2 LOB: 1 BB: 0 P: 5	R: 0 H: 0 E: 0 K: 0 S: 3 H: 0 LOB: 1 BB: 1 P: 7	R: 0 H: 0 E: 0 K: 0 S: 3 H: 0 LOB: 0 BB: 0 P: 3	R: 0 H: 0 E: 0 K: 0 S: 3 H: 0 LOB: 0 BB: 0 P: 3	R: 1 H: 1 E: 0 K: 0 S: 4 H: 1 LOB: 1 BB: 1 P: 8	R: 1 H: 1 E: 0 K: 1 S: 6 H: 1 LOB: 0 BB: 0 P: 6	1B: 2 SF: 0 2B: 1 SAC: 0 3B: 0 DP: 0 HR: 2 HBP: 0		WP: 0 PA: 34 PB: 0 SB: 0 CS: 1
PITCHER	IP WLS BF H R ER SO BB IBB HBP BLK WP HR S P ERA WHIP											
Hal Newhouser, L (1, 1) ERA: 3.38	8.0 L 31 5 3 3 0 3 3 0 0 0 0 2 28 40 3.38 1.000											
Marlin Stuart, R (9, 1) ERA:	1.0 3 0 0 0 1 0 0 0 0 0 0 0 5 5 0.00 0.000											

livebaseballscorecards.com

AB	31
R	3
H	5
RBI	3
BB	3
SO	1
LOB	7



Batter	1	2	3	4	5	6	7	8	9	AB	R	H	RBI	BB	SO	LOB
Fred Marsh, R (1, 4) Earl Rapp, L (7, PH) Bobby Young, L (8, 4)	0-0 4-3		0-0 FC4-6 1B		0-0 F9		0-0 4-3	0-0 FC6-4		3	0	1	0	0	0	0
Marty Marion, R (1, 6) OBP: 0.167, SLG: 0.235	0-3 K		0-0 FC4-6 FC3-6 1-2f		0-0 F9		0-0 F4	0-0 6-3		5	0	0	0	0	1	4
Jim Rivera, L (1, 8) OBP: 0.375, SLG: 0.467	0-0 F7		0-0 FC3-6 1B 1-2f			0-0 G6-3 1B		0-0 S SH 2B 1B		4	1	2	0	0	0	1
Bob Nieman, R (1, 9) Jim Delsing, L (8, 9) OBP: 1.000, SLG: 1.000		4-0 1B BB BB	0-0 1B		0-0 G6-3 1-2f		0-0 SH 2B 3B 1-2			2	0	1	0	1	0	1
Jim Dyck, R (1, 7) Tom Wright, L (8, PH) OBP: 0.500, SLG: 0.250 OBP: 0.200, SLG: 0.200		4-0 1B BB 1-2		0-0 F5		0-0 2B 1B		0-3 K		2	1	1	0	1	0	0
Dick Kryhoski, L (1, 3) Gordon Goldsberry, L (8, PH) OBP: 0.429, SLG: 0.500 OBP: 1.000, SLG: 2.000		0-0 F6		0-0 F7		0-0 2B		0-0 3B 2B 1-3 3-H		3	0	1	1	0	0	2
Leo Thomas, R (1, 5) OBP: 0.313, SLG: 0.286		0-0 1B 1-2 2-3		0-0 L6		0-0 F7		4-0 3B IBB		3	1	1	0	1	0	1
Les Moss, R (1, 2) Stan Rojek, R (7, PR) Clint Courtney, L (8, 2) OBP: 0.429, SLG: 1.286 OBP: 0.143, SLG: 0.429		0-3 K		0-0 HR		0-0 SH1-3 1B		0-0 1B 3B 1-H 2-H 3-H		3	1	2	1	0	1	3
Duane Pilette, R (1, 1) OBP: 0.333, SLG: 0.333		0-3 K		0-0 F7		0-0 SH1-3		0-0 FC6-4 1B 3-H		1	1	1	0	1	3	

Inning Stats	R: 0	H: 0	E: 0	K: 1	S: 5	LOB: 0	BB: 0	P: 5	R: 0	H: 1	E: 0	K: 2	S: 8	LOB: 3	BB: 2	P: 16	R: 0	H: 2	E: 0	K: 0	S: 4	LOB: 1	BB: 0	P: 4	R: 0	H: 0	E: 0	K: 0	S: 3	LOB: 0	BB: 2	P: 3	R: 1	H: 1	E: 0	K: 0	S: 4	LOB: 0	BB: 0	P: 4	R: 1	H: 3	E: 0	K: 0	S: 5	LOB: 1	BB: 0	P: 5	R: 0	H: 1	E: 0	K: 0	S: 4	LOB: 2	BB: 0	P: 4	R: 5	H: 4	E: 0	K: 1	S: 10	LOB: 1	BB: 1	P: 14
--------------	------	------	------	------	------	--------	-------	------	------	------	------	------	------	--------	-------	-------	------	------	------	------	------	--------	-------	------	------	------	------	------	------	--------	-------	------	------	------	------	------	------	--------	-------	------	------	------	------	------	------	--------	-------	------	------	------	------	------	------	--------	-------	------	------	------	------	------	-------	--------	-------	-------

PITCHER	IP	WLS	BF	H	R	ER	SO	BB	IBB	HBP	BLK	WP	HR	S	P	ERA	WHIP
Chuck Stobbs, L (1, 1) ERA: 2.57	6.0	L	25	7	2	2	3	2	0	0	0	0	1	29	37	3.00	1.500
Luis Aloma, R (7, 1) ERA: 18.0	1.0		6	2	2	2	0	0	0	0	0	0	0	6	6	18.00	2.000
Bill Kennedy, L (8, 1) ERA: 12.0	1.0		7	3	3	3	1	0	1	0	0	0	0	8	12	27.00	3.000

BOTTOM


Chicago White Sox @ St. Louis Browns
Sportsman's Park, St. Louis, MO

Fri Apr 18 1952, 4:33 AM EST
Att. 12,573 - Unknown

AB	R	H	RBI	BB	SO	LOB
3	0	1	0	0	0	0
1	0	0	0	0	0	2
1	0	0	0	0	0	1
5	0	0	0	0	1	4
4	1	2	0	0	0	1
2	0	1	0	1	0	1
0	1	0	0	0	0	0
2	1	1	0	1	0	0
1	0	0	0	0	1	2
3	0	1	1	0	0	2
1	1	1	1	0	0	0
3	1	1	0	1	0	1
3	1	2	1	0	1	3
0	0	0	0	0	0	0
1	1	1	3	0	0	0
3	0	1	1	0	1	3

AB	33
R	7
H	12
RBI	7
BB	3
SO	4
LOB	20

WP: 0 PA: 38
PB: 0
SB: 1
CS: 0



PITCHER	IP	WLS	BF	H	R	ER	SO	BB	IBB	HBP	BLK	WP	HR	S	P	ERA	WHIP
---------	----	-----	----	---	---	----	----	----	-----	-----	-----	----	----	---	---	-----	------

Chicago White Sox @ St. Louis Browns
 Sportsman's Park, St. Louis, MO
 Sat Apr 19 1952, 4:33 AM EST
 Att. 10,313 - Unknown

AB	37
R	8
H	10
RBI	6
BB	10
SO	2
LOB	17



Batter	1	2	3	4	5	6	7	8	9	AB R H RBI BB SO LOB
Chico Carrasquel, R (1, 6) OBP: 0.227, SLG: 0.150	0-0 F9	0-0 F7		0-0 BB 1B	0-0 FC5 BB 1B		0-0 F7		4-0 BB	5 0 2 2 1 0 2
Al Zarilla, L (1, 9) OBP: 0.286, SLG: 0.167	0-0 F7		0-0 F6	4-0 BB	4-0 BB			0-0 1-3	0-0 4-3	4 0 0 0 2 0 1
Minnie Minoso, R (1, 7) OBP: 0.333, SLG: 0.176	0-0 F8		0-0 E 1B	0-0 F7	0-0 FC5			0-0 6-3		5 1 1 0 0 0 5
Eddie Robinson, L (1, 3) OBP: 0.429, SLG: 0.611		0-0 HR	0-0 E8 1B		4-0 1-3 BB 1B	0-0 F9		4-0 BB FC1-2 BB		3 3 2 1 2 0 0
Nellie Fox, L (1, 4) OBP: 0.190, SLG: 0.190		0-0 B1-3	0-0 1B		0-0 F9	0-0 4-3		0-0 BB 1B		5 0 2 2 0 0 1
Sherm Lollar, R (1, 2) OBP: 0.381, SLG: 0.438		4-0 FC1-4 BB	0-3 K		0-0 BB 1-3 1B	0-0 F7		4-0 1-2 BB		3 1 1 0 2 1 1
Jim Busby, R (1, 8) OBP: 0.176, SLG: 0.125		0-0 FC1-4 E	0-0 6-3		0-0 1-3		0-0 4-3	0-0 FC1-2		5 1 0 0 0 0 7
Hector Rodriguez, R (1, 5) OBP: 0.444, SLG: 0.400		0-0 E9 1B		0-0 F8	4-0 BB 1B		0-0 F9		0-0 F9	4 2 1 0 1 0 0
Saul Rogovin, R (1, 1) OBP: 1.000, SLG: 1.000		0-0 1B		0-3 K	4-0 BB 1B		4-0 BB		0-0 F8	1 0 1 0 0 0 0
Lou Kretlow, R (2, 1)										0 0 0 0 0 0 0
Joe Dobson, R (2, 1) OBP: 0.429, SLG: 0.200					1-2 BB 1B					2 0 0 1 2 1 0

Inning Stats	R: 0	H: 0	E: 0	K: 0	S: 3	P: 3	R: 3	H: 3	E: 1	K: 0	S: 6	P: 10	R: 2	H: 3	E: 1	K: 1	S: 8	P: 8	R: 0	H: 1	E: 0	K: 1	S: 6	P: 10	R: 3	H: 2	E: 0	K: 0	S: 5	P: 21	R: 0	H: 0	E: 0	K: 0	S: 3	P: 3	R: 0	H: 0	E: 0	K: 0	S: 3	P: 7	R: 0	H: 1	E: 0	K: 0	S: 4	P: 12	R: 0	H: 0	E: 0	K: 0	S: 3	P: 7	1B: 9	SF: 0	2B: 0	SAC: 0	3B: 0	DP: 0	HR: 1	HBP: 0	WP: 0	PA: 47
--------------	------	------	------	------	------	------	------	------	------	------	------	-------	------	------	------	------	------	------	------	------	------	------	------	-------	------	------	------	------	------	-------	------	------	------	------	------	------	------	------	------	------	------	------	------	------	------	------	------	-------	------	------	------	------	------	------	-------	-------	-------	--------	-------	-------	-------	--------	-------	--------

PITCHER	IP	WLS	BF	H	R	ER	SO	BB	IBB	HBP	BLK	WP	HR	S	P	ERA	WHIP
Johnny Hetki, R (1, 1) ERA: 4.5	4.0	L	21	7	5	2	2	2	0	0	0	0	1	23	31	4.50	2.250
Gene Bearden, L (5, 1) ERA: 40.5	0.2		7	2	3	3	0	3	0	0	0	0	0	4	16	40.50	7.500
Lou Sleater, L (5, 1) ERA:	1.1		5	0	0	0	0	1	0	0	0	0	0	4	8	0.00	0.750
Dave Madison, R (7, 1) ERA:	3.0		14	1	0	0	0	4	0	0	0	0	0	10	26	0.00	1.667

BOTTOM

Chicago White Sox @ St. Louis Browns
Sportsman's Park, St. Louis, MO

livebaseballscorecards.com

AB	34
R	3
H	7
RBI	3
BB	4
SO	7
LOB	22



WP:	0	PA:	38
PB:	0		
SB:	0		
CS:	0		

Sat Apr 19 1952, 4:33 AM EST
Att. 10,313 - Unknown

AB R H RBI BB SO LOB

4	0	0	0	0	0	3
0	0	0	0	1	0	0

1	0	0	0	0	0	0
1	0	0	0	0	0	3
2	0	1	0	0	0	0
1	0	0	0	0	1	2

3	1	1	0	1	0	0
---	---	---	---	---	---	---

4	0	0	0	0	1	3
---	---	---	---	---	---	---

4	1	1	0	0	2	4
---	---	---	---	---	---	---

4	1	1	1	0	1	3
---	---	---	---	---	---	---

3	0	2	0	1	0	1
---	---	---	---	---	---	---

4	0	1	2	0	1	2
---	---	---	---	---	---	---


0	0	0	0	1	0	0
1	0	0	0	0	1	0
0	0	0	0	0	0	0
0	0	0	0	0	0	0
1	0	0	0	0	0	0
0	0	0	0	0	0	0
1	0	0	0	0	0	0
1	0	0	0	0	0	1

1B:	6	SF:	0
2B:	1	SAC:	0
3B:	0	DP:	1
HR:	0	HBP:	0

Batter	1	2	3	4	5	6	7	8	9
Bobby Young, L (1, 4) Gordon Goldsberry, L (9, PH) OBP: 1.000, SLG: 2.000	0-0 F8	0-0 F8		0-0 F1			0-0 4-3		4-0 BB
Marty Marion, R (1, 6) Earl Rapp, L (2, PH) Joe Demaestri, R (3, 6) Jim Delsing, L (9, PH) OBP: 0.500, SLG: 0.500	0-0 F8	0-0 1-3			0-0 1B 1B		0-0 F6		0-3 K
Jim Rivera, L (1, 8) OBP: 0.400, SLG: 0.444	0-0 4-3		4-0 FC6-4 E F7 BB		0-0 1B 1-2		0-0 F5		
Tom Wright, L (1, 7) OBP: 0.143, SLG: 0.143		0-0 F4	0-0 E4 FC6-4		0-0 F7			0-3 K	
George Schmees, L (1, 9) OBP: 0.182, SLG: 0.364		0-0 BB 1B 1B	0-0 FC6-4		0-3 K			0-3 K	
Dick Kryhoski, L (1, 3) OBP: 0.364, SLG: 0.400		0-0 BB 1B 1B	0-0 F7		0-3 K			0-0 4-3	
Leo Thomas, R (1, 5) OBP: 0.400, SLG: 0.412		4-0 BB 1B BB	0-0 F4			0-0 G3-6-3 1B			0-0 2B
Clint Courtney, L (1, 2) OBP: 0.182, SLG: 0.364		0-0 BB 1B		0-3 K		0-0 G3-6-3			0-0 F2
Johnny Hetki, R (1, 1) Hank Art, L (4, PH) Gene Bearden, L (5, 1) Lou Sleater, L (5, 1) Bob Nieman, R (6, PH) Dave Madison, R (7, 1) Tommy Byrne, L (9, PH) OBP: 0.200, SLG: 0.400		4-0 BB 1B BB		0-3 K		0-0 F7			0-0 3-1

Inning Stats	R: 0	H: 0	E: 0	K: 0	S: 3	LOB: 0	BB: 0	P: 3	R: 2	H: 3	E: 0	K: 0	S: 6	LOB: 3	BB: 2	P: 14	R: 1	H: 0	E: 1	K: 0	S: 4	LOB: 1	BB: 1	P: 8	R: 0	H: 0	E: 0	K: 2	S: 7	LOB: 0	BB: 0	P: 7	R: 0	H: 2	E: 0	K: 2	S: 9	LOB: 2	BB: 0	P: 9	R: 0	H: 1	E: 0	K: 0	S: 3	LOB: 0	BB: 0	P: 3	R: 0	H: 0	E: 0	K: 0	S: 3	LOB: 0	BB: 0	P: 3	R: 0	H: 0	E: 0	K: 2	S: 7	LOB: 0	BB: 0	P: 7	R: 0	H: 1	E: 0	K: 1	S: 6	LOB: 2	BB: 1	P: 10
--------------	------	------	------	------	------	--------	-------	------	------	------	------	------	------	--------	-------	-------	------	------	------	------	------	--------	-------	------	------	------	------	------	------	--------	-------	------	------	------	------	------	------	--------	-------	------	------	------	------	------	------	--------	-------	------	------	------	------	------	------	--------	-------	------	------	------	------	------	------	--------	-------	------	------	------	------	------	------	--------	-------	-------

PITCHER	IP	WLS	BF	H	R	ER	SO	BB	IBB	HBP	BLK	WP	HR	S	P	ERA	WHIP
Saul Rogovin, R (1, 1) ERA: 13.5	1.1		8	3	2	2	0	1	0	0	0	0	0	7	11	13.50	3.000
Lou Kretlow, R (2, 1) ERA:	0.0		1	0	0	0	0	1	0	0	0	0	0	0	4	∞	∞
Joe Dobson, R (2, 1) ERA: 0.54	7.2	W	29	4	1	0	7	2	0	0	0	0	0	41	49	0.00	0.783

Batter	1	2	3	4	5	6	7	8	9	AB R H RBI BB SO LOB	TOP									
Nellie Fox, L (1, 4) OBP: 0.160, SLG: 0.160	0-0 4-3		0-0 1-3			0-0 4-3			0-0 F6	4 0 0 0 0 0 0										
Bud Stewart, L (1, 7) OBP: 0.160, SLG: 0.160	0-0 F8				0-0 F7	0-0 L3			0-0 F5	4 0 0 0 0 0 0										
Minnie Minoso, R (1, 8) OBP: 0.280, SLG: 0.143	0-0 F8				0-0 F9	0-3 K			0-3 K	4 0 0 0 0 2 0										
Eddie Robinson, L (1, 3) OBP: 0.417, SLG: 0.571		0-0 1B			0-0 G3				0-0 F2	3 0 1 0 0 0 0										
George Wilson, L (1, 9) OBP: 0.100, SLG: 0.100		0-0 F8			4-0 4-3 1B BB				0-0 F5	2 0 0 0 1 0 1										
Chico Carrasquel, R (1, 6) OBP: 0.240, SLG: 0.174		0-0 F3			0-0 4-3 1-2 1B				0-0 5-3	3 0 1 0 0 0 1										
Phil Masi, R (1, 2) Ray Coleman, L (5, PH) Howie Judson, R (5, 1) Hal Brown, R (7, 1) Don Nicholas, L (8, PH) Marv Grissom, R (8, 1)		0-0 4-3			0-0 4-3 1-2 2-3				0-0 G1	1 0 0 0 0 0 1 1 0 0 0 0 0 2 0 0 0 0 0 0 0 0 0 0 0 0 0 0 1 0 0 0 0 0 0 0 0 0 0 0 0 0	AB 28 R 0 H 2 RBI 0 BB 1 SO 2 LOB 9									
Hector Rodriguez, R (1, 5) OBP: 0.381, SLG: 0.333			0-0 6-3			0-0 1-3			0-0 F8	3 0 0 0 0 0 2										
Ken Holcombe, R (1, 1) Bud Sheely, L (5, PH) (5, 2)			0-0 6-3			0-0 4-3			0-0 F5	0 0 0 0 0 0 0 2 0 0 0 0 0 2										
Inning Stats	R: 0 E: 0 K: 0 S: 3	H: 0 LOB: 0 BB: 0 P: 3	R: 0 E: 0 K: 0 S: 4	H: 1 LOB: 1 BB: 0 P: 4	R: 0 E: 0 K: 0 S: 3	H: 0 LOB: 0 BB: 0 P: 3	R: 0 E: 0 K: 0 S: 3	H: 0 LOB: 0 BB: 0 P: 3	R: 0 E: 0 K: 1 S: 5	H: 0 LOB: 0 BB: 0 P: 5	R: 0 E: 0 K: 0 S: 3	H: 0 LOB: 0 BB: 0 P: 3	R: 0 E: 0 K: 1 S: 5	H: 0 LOB: 0 BB: 0 P: 5	R: 0 E: 0 K: 1 S: 5	H: 0 LOB: 0 BB: 0 P: 5	1B: 2 2B: 0 3B: 0 HR: 0	SF: 0 SAC: 0 DP: 0 HBP: 0	WP: 0 PB: 0 SB: 0 CS: 0	PA: 30
PITCHER Ned Garver, R (1, 1) ERA:	IP 9.0 WLS W BF 30 H 2 R 0 ER 0 SO 2 BB 1 IBB 0 HBP 0 BLK 0 WP 0 HR 0 S 33 P 37 ERA 0.00 WHIP 0.333											PITCHER	IP WLS BF H R ER SO BB IBB HBP BLK WP HR S P ERA WHIP							

Chicago White Sox @ St. Louis Browns
Sportsman's Park, St. Louis, MO
Sun Apr 20 1952, 4:33 AM EST
Unknown

livebaseballscorecards.com

Batter	1	2	3	4	5	6	7	8	9
Bobby Young, L (1, 4) OBP: 0.188, SLG: 0.133	0-0 G3 1B 6-3 1B		0-0 F9		0-0 SH SH5-3 1B	0-0 1-2 2-H 1B		0-0 F8	
Marty Marion, R (1, 6) OBP: 0.261, SLG: 0.364	0-0 6-3 G3 1-2 1B		0-0 E 1B 2B		0-0 SH5-3	0-0 F2		0-0 FC1-6 1B	
Jim Rivera, L (1, 8) OBP: 0.440, SLG: 0.609	0-0 G3 1-2 2-3		0-0 CS 2-H 1B		0-0 1B 2-H 3-H		0-0 IHR	0-0 FC1-6 1-2f	
Tom Wright, L (1, 7) OBP: 0.167, SLG: 0.333	0-0 6-3 2-3 3-H		0-0 CS 1-2	0-0 HR	0-0 F9		0-3 K		
Earl Rapp, L (1, 9) OBP: 0.375, SLG: 0.381	0-0 F8			0-3 K	0-0 F7		0-0 F6		
Gordon Goldsberry, L (1, 3) OBP: 0.833, SLG: 1.200		0-0 F7		0-0 1B		0-0 1B 1B	0-0 1B 2B		
Leo Thomas, R (1, 5) OBP: 0.375, SLG: 0.381		0-0 5-3		0-0 F2		0-3 K	0-0 2-H 1B		
Clint Courtney, L (1, 2) OBP: 0.200, SLG: 0.333		0-0 F9		0-0 F8		0-0 1B 1B	0-0 F8		
Ned Garver, R (1, 1) OBP: 0.500, SLG: 0.333			0-0 F8		4-0 SH5-3 SH 1B BB	0-0 F7		0-0 6-3	

Inning Stats	R: 1	H: 2	E: 0	K: 0	S: 5	LOB: 1	BB: 0	P: 5	R: 0	H: 0	E: 0	K: 0	S: 3	LOB: 0	BB: 0	P: 3	R: 1	H: 2	E: 1	K: 0	S: 4	LOB: 0	BB: 0	P: 4	R: 1	H: 2	E: 0	K: 1	S: 7	LOB: 1	BB: 0	P: 7	R: 2	H: 1	E: 1	K: 0	S: 5	LOB: 1	BB: 1	P: 9	R: 1	H: 3	E: 0	K: 1	S: 8	LOB: 2	BB: 0	P: 8	R: 2	H: 3	E: 0	K: 1	S: 8	LOB: 1	BB: 0	P: 8	R: 0	H: 1	E: 0	K: 0	S: 4	LOB: 1	BB: 0	P: 4
--------------	------	------	------	------	------	--------	-------	------	------	------	------	------	------	--------	-------	------	------	------	------	------	------	--------	-------	------	------	------	------	------	------	--------	-------	------	------	------	------	------	------	--------	-------	------	------	------	------	------	------	--------	-------	------	------	------	------	------	------	--------	-------	------	------	------	------	------	------	--------	-------	------

PITCHER	IP	WLS	BF	H	R	ER	SO	BB	IBB	HBP	BLK	WP	HR	S	P	ERA	WHIP
Ken Holcombe, R (1, 1) ERA: 6.75	4.0	L	17	6	3	3	1	0	0	0	0	0	1	19	19	6.75	1.500
Howie Judson, R (5, 1) ERA: 4.5	2.0		12	4	3	2	1	1	0	0	0	0	0	13	17	9.00	2.500
Hal Brown, R (7, 1) ERA: 6.75	1.0		6	3	2	2	1	0	0	0	0	0	0	8	8	18.00	3.000
Mary Grissom, R (8, 1) ERA: 11.57	1.0		4	1	0	0	0	0	0	0	0	0	0	4	4	0.00	1.000

BOTTOM


Chicago White Sox @ St. Louis Browns
Sportsman's Park, St. Louis, MO

Sun Apr 20 1952, 4:33 AM EST
Unknown

AB	R	H	RBI	BB	SO	LOB
4	2	2	1	0	0	0
4	1	3	0	0	0	2
5	1	3	4	0	0	3
4	1	1	2	0	1	2
4	0	0	0	0	1	2
4	2	3	0	0	0	0
4	0	1	1	0	1	2
4	0	1	0	0	0	2
3	1	0	0	1	0	2

AB	36
R	8
H	14
RBI	8
BB	1
SO	3
LOB	15

WP: 0 PA: 40
PB: 0
SB: 0
CS: 1



PITCHER	IP	WLS	BF	H	R	ER	SO	BB	IBB	HBP	BLK	WP	HR	S	P	ERA	WHIP
---------	----	-----	----	---	---	----	----	----	-----	-----	-----	----	----	---	---	-----	------

Batter	1	2	3	4	5	6	7	8	9
Bobby Young, L (1, 4) OBP: 0.190, SLG: 0.150	0-3 K		0-0 1-3		0-0 SH1-3		0-0 BB WP 1-2 1B	0-0 1-3	
Marty Marion, R (1, 6) OBP: 0.276, SLG: 0.357	0-0 BB SH FC6-4 1B		0-0 BLK 1B		0-0 F5		0-3 K	0-0 6-3	
Jim Rivera, L (1, 8) OBP: 0.375, SLG: 0.500	0-0 SH BB 1-2 E		0-3 K		0-3 K		0-0 BB 1B		
Tom Wright, L (1, 7) OBP: 0.238, SLG: 0.350 Bob Nieman, R (7, PH) OBP: 0.538, SLG: 0.800 (8, 9)	4-0 FC6-4 1-2 2-3 BB		0-0 CS 1B		0-3 K		4-0 1B 1-2 2-3 3-H BB		
Earl Rapp, L (1, 9) Jim Dyck, R (7, PH) OBP: 0.364, SLG: 0.222 (8, 7)	0-0 FC6-4 1-2f 2-H 3-H		0-0 CS	0-0 E4 1B		0-3 K	0-0 1-3 2-H 3-H 1B		
Gordon Goldsberry, L (1, 3) OBP: 0.500, SLG: 0.600	0-0 F9		0-0 F8		4-0 1B BB		0-0 3-4		
Leo Thomas, R (1, 5) OBP: 0.469, SLG: 0.464		0-0 G6-3 1B		0-0 F7 1B		0-0 1B	0-0 2-H 3-H 1B		
Clint Courtney, L (1, 2) OBP: 0.286, SLG: 0.350		0-0 G6-3 1-2f		0-0 F7 1-2		0-0 1B	0-3 K		
Tommy Byrne, L (1, 1) OBP: 0.333, SLG: 0.444		0-0 1-3			0-0 SH1-3 1B		0-0 WP BB 1B	0-0 4-3	

Inning Stats	R: 2 E: 2 K: 1 S: 7	H: 1 LOB: 1 BB: 1 P: 11	R: 0 E: 0 K: 0 S: 3	H: 1 LOB: 0 BB: 0 P: 3	R: 1 E: 0 K: 1 S: 6	H: 2 LOB: 0 BB: 0 P: 6	R: 0 E: 1 K: 0 S: 4	H: 1 LOB: 1 BB: 0 P: 4	R: 0 E: 0 K: 1 S: 6	H: 1 LOB: 1 BB: 0 P: 6	R: 0 E: 0 K: 2 S: 8	H: 2 LOB: 2 BB: 1 P: 12	R: 5 E: 0 K: 2 S: 12	H: 5 LOB: 1 BB: 1 P: 16	R: 0 E: 0 K: 0 S: 3	H: 0 LOB: 0 BB: 0 P: 3
--------------	------------------------------	----------------------------------	------------------------------	---------------------------------	------------------------------	---------------------------------	------------------------------	---------------------------------	------------------------------	---------------------------------	------------------------------	----------------------------------	-------------------------------	----------------------------------	------------------------------	---------------------------------

PITCHER	IP	WLS	BF	H	R	ER	SO	BB	IBB	HBP	BLK	WP	HR	S	P	ERA	WHIP
Mike Garcia, R (1, 1) ERA: 1.13	5.0	L	21	6	3	1	3	1	0	0	1	0	0	26	30	1.80	1.400
Bob Chakales, R (6, 1) ERA:	1.0		5	2	0	0	2	1	0	0	0	0	0	8	12	0.00	3.000
Lou Brissie, L (7, 1) ERA: 33.75	0.2		7	4	5	5	1	1	0	0	0	1	0	8	12	67.50	7.500
George Zuerink, R (7, 1) ERA:	1.1		5	1	0	0	1	0	0	0	0	0	0	7	7	0.00	0.750

AB R H RBI BB SO LOB

4 1 1 0 0 1 0

5 2 2 0 0 1 3

3 2 1 0 0 2 2

2 0 1 1 1 1 0
0 1 0 1 1 0 0

3 0 0 1 0 1 1
1 1 1 2 0 0 0

3 0 0 0 1 0 4

4 0 4 2 0 0 0

4 0 1 0 0 1 4

4 1 2 0 0 0 0

AB 33
R 8
H 13
RBI 7
BB 3
SO 7
LOB 14


WP: 1 **PA: 39**
PB: 0
SB: 1
CS: 1

1B: 13 **SF: 0**
2B: 0 **SAC: 2**
3B: 0 **DP: 1**
HR: 0 **HBP: 0**

livebaseballscorecards.com

Cleveland Indians @ St. Louis Browns
Sportsman's Park, St. Louis, MO

Tue Apr 22 1952, 4:33 AM EST
Att. 15,119 - Unknown



Batter	1	2	3	4	5	6	7	8	9
Bobby Young, L OBP: 0.200, SLG: 0.250 (1, 4)	0-0 E 3B		0-0 G3			0-0 4-3		0-0 1-3	
Marty Marion, R OBP: 0.281, SLG: 0.333 (1, 6)	0-0 E5 3-H		0-0 4-3			4-0 BB BB			
Jim Rivera, L OBP: 0.371, SLG: 0.469 (1, 8)	0-0 F1				0-0 F8	4-0 BB BB			
Tom Wright, L OBP: 0.208, SLG: 0.304 (1, 7)	0-0 F4				0-3 K	0-3 K			
Earl Rapp, L Jim Delsing, L OBP: 0.500, SLG: 0.500 (1, 9) (8, 9)	0-0 G3				0-0 4-3		0-0 6-3		
Gordon Goldsberry, L OBP: 0.400, SLG: 0.462 (1, 3)		0-0 4-3			0-0 F7	0-3 K			
Leo Thomas, R OBP: 0.429, SLG: 0.419 (1, 5)		0-3 K			0-0 F9	0-0 F7			
Clint Courtney, L OBP: 0.250, SLG: 0.304 (1, 2)		0-0 F8			0-0 F7		0-0 4-3		
Bob Cain, L OBP: 0.333, SLG: 0.200 (1, 1)			0-0 6-3			0-0 L8	0-3 K		

Inning Stats	R: 1	H: 1	E: 1	LOB: 1	K: 0	BB: 0	S: 5	P: 5
	R: 0	H: 0	E: 0	LOB: 0	K: 1	BB: 0	S: 5	P: 5
	R: 0	H: 0	E: 0	LOB: 0	K: 1	BB: 0	S: 5	P: 3
	R: 0	H: 0	E: 0	LOB: 0	K: 1	BB: 0	S: 5	P: 5
	R: 0	H: 0	E: 0	LOB: 0	K: 0	BB: 0	S: 3	P: 3
	R: 0	H: 0	E: 0	LOB: 2	K: 1	BB: 2	S: 5	P: 13
	R: 0	H: 0	E: 0	LOB: 0	K: 1	BB: 0	S: 5	P: 5
	R: 0	H: 0	E: 0	LOB: 0	K: 1	BB: 0	S: 5	P: 5
	R: 0	H: 0	E: 0	LOB: 0	K: 1	BB: 0	S: 5	P: 5

PITCHER	IP	WLS	BF	H	R	ER	SO	BB	IBB	HBP	BLK	WP	HR	S	P	ERA	WHIP
Bob Feller, R ERA: 0.55 (1, 1)	8.0	L	28	1	1	1	5	2	0	0	0	0	0	36	44	1.12	0.375

BOTTOM

AB	R	H	RBI	BB	SO	LOB
4	1	1	0	0	0	0
2	0	0	1	1	0	0
2	0	0	0	1	0	1
3	0	0	0	0	2	3
3	0	0	0	0	0	1
3	0	0	0	0	1	0
3	0	0	0	0	0	0
3	0	0	0	0	1	0

AB	26
R	1
H	1
RBI	1
BB	2
SO	5
LOB	5



WP	PA	1B	SF	2B	SAC	3B	DP	HR	HBP
0	28	0	0	0	0	0	0	0	0

Cleveland Indians @ St. Louis Browns
Sportsman's Park, St. Louis, MO
 Wed Apr 23 1952, 4:33 AM EST
 Att. 7,110 - Unknown

livebaseballscorecards.com

Batter	1	2	3	4	5	6	7	8	9	AB	R	H	RBI	BB	SO	LOB
Chico Carrasquel, R (1, 6) George Wilson, L (7, PH) Willy Miranda, S (8, 6)	0-0 F9		0-0 F8		0-0 FC5-4		0-0 1B FC5-2 1B			3	0	0	0	0	0	1
Nellie Fox, L (1, 4)	0-0 F8		0-0 HBP 1B		0-0 F7		0-0 FC5-2 1B F9 1B			4	1	2	1	0	0	1
Minnie Minoso, R (1, 9)	0-0 2B		1-0 HBP			0-0 L8	0-0 F9 CS 1B			3	0	2	1	0	0	0
Eddie Robinson, L (1, 3)	0-0 F8		0-0 3-1			0-0 6-3	0-0 FC5-2			4	0	0	0	0	0	6
Bud Stewart, L (1, 7) Ray Coleman, L (8, 7)		0-0 SH1-3 1B		0-0 F9		0-0 HR	0-0 F9			4	1	2	2	0	0	2
Sherm Lollar, R (1, 2)		0-0 F8		0-0 1B		0-0 6-3	0-0 CS	0-0 F4		4	0	1	0	0	0	1
Jim Busby, R (1, 8) Al Zarilla, L (9, 7)		0-0 SH1-3		0-0 F8			0-0 SH 1B E 1B	0-0 CS 1B		3	1	2	0	0	0	0
Hector Rodriguez, R (1, 5)		0-0 4-3			0-0 5-3		0-0 E4 1B SH 1B	0-0 F9		4	1	0	0	0	0	3
Joe Dobson, R (1, 1)			0-0 5-3		0-0 FC5-4 1B		0-0 SH 1B 1B			2	1	1	0	0	0	0
Inning Stats	R: 0 H: 1 E: 0 LOB: 1 K: 0 BB: 0 S: 4 P: 4	R: 0 H: 1 E: 0 LOB: 1 K: 0 BB: 0 S: 4 P: 4	R: 0 H: 1 E: 0 LOB: 2 K: 0 BB: 0 S: 4 P: 5	R: 0 H: 1 E: 0 LOB: 0 K: 0 BB: 0 S: 3 P: 3	R: 0 H: 1 E: 0 LOB: 1 K: 0 BB: 0 S: 4 P: 4	R: 1 H: 1 E: 0 LOB: 0 K: 0 BB: 0 S: 4 P: 4	R: 4 H: 4 E: 2 LOB: 1 K: 0 BB: 0 S: 8 P: 8	R: 0 H: 1 E: 0 LOB: 0 K: 0 BB: 0 S: 3 P: 3	1B: 9 SF: 0 2B: 1 SAC: 2 3B: 0 DP: 0 HR: 1 HBP: 1							
PITCHER	IP WLS BF H R ER SO BB IBB HBP BLK WP HR S P ERA WHIP															
Duane Pilette, R (1, 1) Satchel Paige, R (7, 1)	6.0 L 29 9 5 2 0 0 0 0 0 0 0 1 28 29 3.00 1.500															

BOTTOM

St. Louis Browns @ Chicago White Sox
Comiskey Park, Chicago, IL
Sat Apr 26 1952, 4:33 AM EST
Att. 12,139 - Unknown

livebaseballscorecards.com

AB	32
R	5
H	11
RBI	5
BB	0
SO	0
LOB	14



WP: 0	PA: 36
PB: 0	
SB: 0	
CS: 2	

WP	HR	S	P	ERA	WHIP
----	----	---	---	-----	------

Batter	1	2	3	4	5	6	7	8	9	AB R H RBI BB SO LOB	TOP											
Fred Marsh, R (1, 4) OBP: 0.353, SLG: 0.286	4-0 1B BB	4-0 2B BB		4-0 CS BB		0-0 2B		0-0 1B		2 2 2 1 3 0 0												
Marty Marion, R (1, 6) OBP: 0.391, SLG: 0.488	0-0 1B 1B	0-0 2B		0-0 1-3		0-0 4-3		0-0 2B		5 1 3 2 0 0 3												
Jim Rivera, L (1, 8) OBP: 0.315, SLG: 0.388	0-0 F2	0-0 F2			0-0 4-3		4-0 FC3-6 BB	0-0 G1		4 0 0 0 1 0 5												
Bob Nieman, R (1, 9) OBP: 0.500, SLG: 0.632	0-0 1B 1B	0-3 K			0-3 K		0-0 FC3-6 E F9	0-0 G6-4-3 BB 1B		5 2 2 1 0 2 2												
George Schmees, L (1, 7) OBP: 0.250, SLG: 0.333	0-0 1B 1B		0-0 F7		0-0 F7		0-0 E3 PO	4-0 G6-4-3 BB		4 1 1 1 1 0 1												
Dick Kryhoski, L (1, 3) OBP: 0.250, SLG: 0.273	4-0 1B BB		0-0 1B 2B			0-0 4-3	0-0 F9	0-0 G6-4-3		4 1 1 1 1 0 3												
Leo Thomas, R (1, 5) OBP: 0.385, SLG: 0.383	0-0 1B		0-0 1B			4-0 FC1-5 1B BB	0-0 PO	0-0 3-1	0-0 6-3	4 0 2 3 1 0 1	AB 36 R 9 H 13 RBI 9 BB 7 SO 4 LOB 19											
Clint Courtney, L (1, 2) OBP: 0.306, SLG: 0.324	0-0 4-3		0-0 6-3			0-0 FC1-5 2B 1B		0-0 1B 1B		4 2 2 0 0 0 1												
Bob Cain, L (1, 1) OBP: 0.222, SLG: 0.125		0-0 4-3		0-3 K		0-0 FC1-5 2B		0-3 K		3 0 0 0 0 1 2												
Satchel Paige, R (7, 1)						1-2 2-3f				1 0 0 0 0 1 1												
Inning Stats	R: 4 E: 0 K: 0 S: 6	H: 4 LOB: 1 BB: 2 P: 14	R: 1 E: 0 K: 1 S: 6	H: 1 LOB: 1 BB: 1 P: 10	R: 1 E: 0 K: 0 S: 4	H: 2 LOB: 0 BB: 0 P: 4	R: 0 E: 0 K: 1 S: 4	H: 0 LOB: 0 BB: 1 P: 8	R: 0 E: 0 K: 1 S: 5	H: 0 LOB: 0 BB: 0 P: 5	R: 1 E: 0 K: 0 S: 5	H: 2 LOB: 2 BB: 1 P: 9	R: 1 E: 1 K: 0 S: 3	H: 0 LOB: 0 BB: 1 P: 7	R: 1 E: 0 K: 1 S: 8	H: 3 LOB: 2 BB: 0 P: 8	R: 0 E: 0 K: 0 S: 3	H: 1 LOB: 1 BB: 1 P: 7	1B: 9 2B: 4 3B: 0 HR: 0	SF: 0 SAC: 0 DP: 1 HBP: 0	WP: 0 PB: 0 SB: 0 CS: 1	PA: 44
PITCHER	IP WLS BF H R ER SO BB IBB HBP BLK WP HR S P ERA WHIP																					
Vic Raschi, R (1, 1) ERA: 3.57	2.0 L 13 5 5 5 1 3 0 0 0 0 0 0 12 24 22.50 4.000																					
Jim McDonald, R (3, 1) ERA: 4.5	6.0 26 7 4 3 3 3 0 0 0 0 0 0 29 41 4.50 1.667																					
Art Schallcock, L (9, 1) ERA:	1.0 4 1 0 0 0 0 1 0 0 0 0 0 3 7 0.00 2.000																					

St. Louis Browns @ New York Yankees
 Yankee Stadium, Bronx, NY
 Wed Apr 30 1952, 3:33 AM EDT
 Unknown

livebaseballscorecards.com

Batter	1	2	3	4	5	6	7	8	9	AB	R	H	RBI	BB	SO	LOB
Phil Rizzuto, R OBP: 0.333, SLG: 0.333 (1, 6)	0-0 F2	0-0 FC5		0-0 P6		0-0 6-3		0-0 FC6-4 1B		5	0	1	0	0	0	4
Jerry Coleman, R OBP: 0.468, SLG: 0.500 (1, 4)	0-0 F8		0-0 6-3		0-0 FC4-6 1B		0-0 1B 3B	0-0 FC6-4		5	1	2	0	0	0	1
Mickey Mantle, S OBP: 0.417, SLG: 0.585 (1, 9)	0-0 6-3		0-0 BLK 1B		4-0 FC4-6 1-2 BB		0-0 FC3-6 1B			3	1	2	1	1	0	0
Yogi Berra, L OBP: 0.111, SLG: 0.111 (1, 2)		0-0 E4 SH5-3 1B BB	0-0 F9		0-0 FC4-6 1-2f 2-3 BB		0-0 F3			4	1	0	0	0	0	4
Bob Cerv, R OBP: 0.286, SLG: 0.385 (1, 8)		0-0 BB SH5-3 1-2 1B	0-0 2-H 3B		4-0 BB 1-2 BB		0-0 FC3-6 1-2f E			3	0	2	1	1	0	1
Gil McDougald, R OBP: 0.311, SLG: 0.357 (1, 5)		0-0 SH5-3 1-2 2-3		0-0 F8 1-3 1B		0-0 F5		0-0 E5 1-2		3	1	1	0	0	0	4
Hank Bauer, R OBP: 0.341, SLG: 0.475 (1, 7)		4-0 FC5 BB BB		0-0 1-3 1-2 1B		0-0 P4		0-0 P4		1	0	0	0	1	0	1
Gene Woodling, L OBP: 0.278, SLG: 0.235 (5, 7)										2	0	0	0	0	0	5
Johnny Hopp, L OBP: 0.235, SLG: 0.071 (1, 3)		0-0 P4		0-0 F8 2-3		0-0 F8		0-0 L3		4	0	0	0	0	0	4
Allie Reynolds, R OBP: 0.300, SLG: 0.222 (1, 1)		4-0 BB 1-2 2-3 3-H		0-0 3-H 1B		0-3 K		0-0 L5		3	0	1	2	1	1	0

Inning Stats	R: 0	H: 0	E: 0	K: 0	S: 3	LOB: 0	BB: 0	P: 3	R: 1	H: 1	E: 1	K: 0	S: 5	LOB: 3	BB: 2	P: 13	R: 1	H: 2	E: 0	K: 0	S: 4	LOB: 1	BB: 0	P: 4	R: 1	H: 2	E: 0	K: 0	S: 5	LOB: 2	BB: 2	P: 12	R: 0	H: 0	E: 0	K: 1	S: 5	LOB: 0	BB: 0	P: 5	R: 1	H: 2	E: 1	K: 0	S: 6	LOB: 2	BB: 0	P: 6	R: 0	H: 1	E: 0	K: 0	S: 4	LOB: 1	BB: 0	P: 4
--------------	------	------	------	------	------	--------	-------	------	------	------	------	------	------	--------	-------	-------	------	------	------	------	------	--------	-------	------	------	------	------	------	------	--------	-------	-------	------	------	------	------	------	--------	-------	------	------	------	------	------	------	--------	-------	------	------	------	------	------	------	--------	-------	------

PITCHER	IP	WLS	BF	H	R	ER	SO	BB	IBB	HBP	BLK	WP	HR	S	P	ERA	WHIP
Lou Sleater, L ERA: 2.84 (1, 1)	4.0	L	19	5	3	2	0	2	0	0	1	0	0	17	25	4.50	1.750
Dave Madison, R ERA: (5, 1)	2.0		9	1	0	0	1	2	0	0	0	0	0	9	17	0.00	1.500
Hal Hudson, L ERA: 16.88 (7, 1)	2.0		10	3	1	1	0	0	0	0	0	0	0	10	10	4.50	1.500

BOTTOM

St. Louis Browns @ New York Yankees
 Yankee Stadium, Bronx, NY

Wed Apr 30 1952, 3:38 AM EDT
 Att. 18,509 - Unknown

AB	33
R	4
H	9
RBI	4
BB	4
SO	1
LOB	24

livebaseballscorecards.com



1B:	7	SF:	0	WP:	0	PA:	38
2B:	0	SAC:	1	PB:	0		
3B:	2	DP:	0	SB:	0		
HR:	0	HBP:	0	CS:	0		

Batter	1	2	3	4	5	6	7	8	9	AB R H RBI BB SO LOB	TOP		
Bobby Young, L (1, 4) OBP: 0.289, SLG: 0.294	0-0 F7	0-0 FC4-6		4-0 BB	0-0 4-3			0-0 E9 2B		4 0 1 0 1 0 3			
Marty Marion, R (1, 6) OBP: 0.392, SLG: 0.468	0-0 1B		4-0 FC1-4-6 B2-3 BB	0-0 F9		0-3 K		0-3 K		4 0 1 0 1 2 3			
Jim Rivera, L (1, 8) OBP: 0.286, SLG: 0.362	0-0 F7		0-0 B2-3	0-0 L7		0-0 3-1		0-0 G3		5 0 0 0 0 0 5			
Bob Nieman, R (1, 7) OBP: 0.444, SLG: 0.522	0-0 P6		4-0 FC1-4-6 BB		0-0 F7	0-0 1-3		0-0 6-3		4 0 0 0 1 0 2			
George Schmees, L (1, 9) OBP: 0.240, SLG: 0.304		0-3 K	0-0 FC1-4-6		0-0 1B F8 2B		4-0 1B 1B BB	0-3 K		4 2 1 0 1 2 2			
Dick Kryhoski, L (1, 3) OBP: 0.242, SLG: 0.258		0-0 F8	0-0 F5		0-0 2B 1B		0-0 1B	0-0 6-3		5 1 2 0 0 0 2			
Leo Thomas, R (1, 5) OBP: 0.393, SLG: 0.389		0-0 1B 2B		4-0 2B BB	0-0 F8		0-0 1B	0-0 F8		4 2 2 2 1 0 1			
Clint Courtney, L (1, 2) OBP: 0.341, SLG: 0.350		4-0 1B BB		0-0 2B	0-0 2B IBB		0-0 F8	0-0 F8		2 1 1 1 2 0 1			
Duane Pillette, R (1, 1) OBP: 0.333, SLG: 0.444		0-0 FC4-6 1B		0-0 B1-3	0-0 2B		0-0 5-3			4 0 2 3 0 0 2			
Inning Stats	R: 0 E: 0 K: 0 S: 4 H: 1 LOB: 1 BB: 0 P: 4	R: 1 E: 0 K: 1 S: 7 H: 2 LOB: 2 BB: 1 P: 11	R: 0 E: 0 K: 0 S: 3 H: 0 LOB: 2 BB: 2 P: 11	R: 1 E: 0 K: 0 S: 4 H: 1 LOB: 2 BB: 2 P: 12	R: 3 E: 0 K: 0 S: 6 H: 3 LOB: 1 BB: 1 P: 10	R: 0 E: 0 K: 1 S: 5 H: 0 LOB: 0 BB: 0 P: 5	R: 1 E: 0 K: 0 S: 4 H: 2 LOB: 1 BB: 1 P: 8	R: 0 E: 1 K: 1 S: 6 H: 1 LOB: 1 BB: 0 P: 6	R: 0 E: 0 K: 1 S: 5 H: 0 LOB: 0 BB: 0 P: 5	1B: 5 2B: 5 3B: 0 HR: 0 SF: 0 SAC: 0 DP: 0 HBP: 0	WP: 0 PB: 0 SB: 2 CS: 0 PA: 43		
PITCHER	IP WLS BF H R ER SO BB IBB HBP BLK WP HR S P ERA WHIP											PITCHER	IP WLS BF H R ER SO BB IBB HBP BLK WP HR S P ERA WHIP
Walt Masterson, R (1, 1) ERA: 9.64	4.2 L 27 7 5 5 1 5 1 0 0 0 0 0 23 47 9.64 2.571												
Bill Wight, L (5, 1) ERA: 1.8	2.1 9 2 1 1 1 1 0 0 0 0 0 0 10 14 3.86 1.286												
Randy Gumpert, R (8, 1) ERA: 2.61	2.0 7 1 0 0 0 2 0 0 0 0 0 0 0 11 11 0.00 0.500												

St. Louis Browns @ Boston Red Sox
Fenway Park, Boston, MA
 Thu May 01 1952, 3:33 AM EDT
 Att. 4,638 - Sunny - 57 F

livebaseballscorecards.com

AB 36
R 6
H 10
RBI 6
BB 7
SO 4
LOB 21



Batter	1	2	3	4	5	6	7	8	9	AB R H RBI BB SO LOB	TOP																												
Bobby Young, L (1, 4) OBP: 0.349, SLG: 0.324	0-0 G6-4-3 1B		0-0 1-3 1B		0-0 4-3		4-0 BB		4-0 BB	3 0 2 0 2 0 1																													
Marty Marion, R (1, 6) OBP: 0.389, SLG: 0.449	0-0 G6-4-3 1-2f		0-0 1-3		4-0 BB		0-0 P4		0-0 F8	2 0 0 0 1 0 2 2 0 0 0 0 0 2																													
Joe Demaestri, R (6, 6) OBP: 0.333, SLG: 0.417			0-3 K		0-0 P6				0-0 G3	4 1 0 0 1 1 4																													
Jim Rivera, L (1, 8) OBP: 0.279, SLG: 0.339	0-0 E6		0-3 K		0-0 G6-4-3 1B		0-0 F9 3B		4-0 HR BB	3 2 2 0 1 1 1																													
Bob Nieman, R (1, 7) OBP: 0.484, SLG: 0.615	0-3 K		0-0 F8		0-0 F9		0-0 F9 3-H		0-0 HR	4 2 2 4 0 0 1																													
Jim Dyck, R (1, 9) OBP: 0.421, SLG: 0.625		0-0 6-3 L8 2B		0-0 G6-4-3 1-2f		0-0 F7		0-0 F9		3 0 0 0 0 0 2 1 0 0 0 0 0 0																													
Dick Kryhoski, L (1, 3) OBP: 0.222, SLG: 0.235		0-0 6-3		0-0 G6-4-3 1-2f		0-0 F7		0-0 F9																															
Gordon Goldsberry, L (6, 3) OBP: 0.308, SLG: 0.273		0-0 2-3		0-0 G6-4-3 1-2f		0-0 F7		0-0 F9																															
Leo Thomas, R (1, 5) OBP: 0.385, SLG: 0.379		0-0 L8		0-0 G6-4-3 1-2f		0-0 F7		0-0 F9		4 1 1 1 0 0 0																													
Les Moss, R (1, 2) OBP: 0.333, SLG: 0.647		0-0 5-3		0-0 G6-4-3 1-2f		0-0 F7		0-0 F9		4 0 0 0 0 0 1																													
Ned Garver, R (1, 1) OBP: 0.500, SLG: 0.444			0-0 6-3		0-0 F7		0-0 F9		0-0 F7	2 0 1 1 0 0 0 0 0 0 0 0 0 0 0 0 0 0 0 0 0 1 0 0 0 0 0 0 0 0 0 0 0 0 0 1 0 0 0 0 0 0																													
Gene Bearden, L (6, 1) OBP: 0.500, SLG: 0.333					0-0 F7		0-0 F9		0-0 F7																														
Cliff Fannin, L (6, 1) OBP: 0.500, SLG: 0.333					0-0 F7		0-0 F9		0-0 F7																														
Darrell Johnson, R (7, PH) OBP: 0.500, SLG: 0.333					0-0 F7		0-0 F9		0-0 F7																														
Pete Taylor, R (7, 1) OBP: 0.500, SLG: 0.333					0-0 F7		0-0 F9		0-0 F7																														
Stan Rojek, R (8, PH) OBP: 0.250, SLG: 0.250					0-0 F7		0-0 F9		0-0 F7																														
Inning Stats	R: 0 E: 1 K: 1 S: 6	H: 1 LOB: 1 BB: 0 P: 6	R: 1 E: 0 K: 0 S: 4	H: 1 LOB: 0 BB: 0 P: 4	R: 0 E: 0 K: 1 S: 6	H: 1 LOB: 1 BB: 0 P: 6	R: 0 E: 0 K: 0 S: 3	H: 1 LOB: 0 BB: 0 P: 3	R: 1 E: 0 K: 0 S: 5	H: 2 LOB: 2 BB: 1 P: 9	R: 1 E: 0 K: 0 S: 4	H: 1 LOB: 0 BB: 0 P: 4	R: 0 E: 0 K: 0 S: 3	H: 0 LOB: 1 BB: 1 P: 7	R: 3 E: 0 K: 0 S: 4	H: 1 LOB: 0 BB: 2 P: 12	R: 0 E: 0 K: 0 S: 3	H: 0 LOB: 1 BB: 1 P: 7	1B: 4 2B: 2 3B: 1 HR: 1	SF: 0 SAC: 0 DP: 2 HBP: 0	WP: 0 PA: 39 PB: 0 SB: 0 CS: 0																		
PITCHER Bill Henry, L (1, 1) ERA: 3.81	IP 9.0	WLS W	BF 39	H 8	R 6	ER 5	SO 2	BB 5	IBB 0	HBP 0	BLK 0	WP 0	HR 1	S 38	P 58	ERA 5.00	WHIP 1.444					PITCHER	IP	WLS	BF	H	R	ER	SO	BB	IBB	HBP	BLK	WP	HR	S	P	ERA	WHIP

St. Louis Browns @ Boston Red Sox
Fenway Park, Boston, MA

Fri May 02 1952, 3:33 AM EDT
Att. 4,106 - Overcast - 60 F

livebaseballscorecards.com

AB	34
R	6
H	8
RBI	6
BB	5
SO	2
LOB	14



Batter	1	2	3	4	5	6	7	8	9
Dom DiMaggio, R (1, 8) OBP: 0.403, SLG: 0.433	0-0 5-3		0-0 G6-4-3			1B 2B	5-3	4-0 FC1-8 BB	
Jim Piersall, R (1, 6) OBP: 0.453, SLG: 0.442	0-0 F7			0-0 4-3		1B 2B	1B 2B	0-0 FC1-6 1B 1-2f	
Don Lenhardt, R (1, 7) OBP: 0.385, SLG: 0.444	0-0 F2			0-0 F2		1B	1B	0-0 1B 1B	
Vern Stephens, R (1, 5) Fred Hatfield, L (7, 5) OBP: 0.483, SLG: 0.441		0-0 6-3		0-0 1B		1B F8		4-0 1B IBB	
Walt Dropo, R (1, 3) OBP: 0.362, SLG: 0.509		0-0 5-3		0-0 F7		HR	1B 1B	0-0 1B 1B	
Faye Throneberry, L (1, 9) OBP: 0.320, SLG: 0.348		0-0 F8			0-0 1B 2B	WP 1B	1B 1B	0-0 P1-6-3-4-3 1-2f 2-H	
Ted Lepcio, R (1, 4) OBP: 0.400, SLG: 0.636			0-3 K		0-0 1B 2B	1B 1B	1-2 BB		
Sammy White, R (1, 2) OBP: 0.265, SLG: 0.394			0-0 E6 FC3		0-0 G5-4-3	1-2 1B 1B	0-0 P3		
Bill Henry, L (1, 1) OBP: 0.333, SLG: 0.417			0-0 FC3		0-0 F7	WP 2B 1B	0-0 G4-6-3		

Inning Stats	R: 0 E: 0 K: 0 S: 3	H: 0 LOB: 0 BB: 0 P: 3	R: 0 E: 0 K: 0 S: 3	H: 0 LOB: 0 BB: 0 P: 3	R: 0 E: 1 K: 1 S: 6	H: 0 LOB: 1 BB: 0 P: 6	R: 0 E: 0 K: 0 S: 4	H: 1 LOB: 1 BB: 0 P: 4	R: 1 E: 0 K: 0 S: 4	H: 2 LOB: 0 BB: 0 P: 4	R: 9 E: 1 K: 0 S: 12	H: 9 LOB: 1 BB: 1 P: 16	R: 0 E: 0 K: 0 S: 4	H: 2 LOB: 2 BB: 1 P: 8	R: 3 E: 0 K: 0 S: 4	H: 2 LOB: 0 BB: 2 P: 12
--------------	------------------------------	---------------------------------	------------------------------	---------------------------------	------------------------------	---------------------------------	------------------------------	---------------------------------	------------------------------	---------------------------------	-------------------------------	----------------------------------	------------------------------	---------------------------------	------------------------------	----------------------------------


PITCHER	IP	WLS	BF	H	R	ER	SO	BB	IBB	HBP	BLK	WP	HR	S	P	ERA	WHIP
Ned Garver, R (1, 1) ERA: 2.93	5.0	L	23	6	6	5	1	0	0	0	1	0	1	24	28	9.00	1.200
Gene Bearden, L (6, 1) ERA: 16.88	0.0		3	3	1	1	0	0	0	0	0	1	0	3	3	∞	∞
Cliff Fannin, R (6, 1) ERA: 8.1	1.0		5	3	3	1	0	0	0	0	0	1	0	5	5	9.00	3.000
Pete Taylor, R (7, 1) ERA: 13.5	2.0		11	4	3	3	0	2	1	0	0	0	0	8	20	13.50	3.000

BOTTOM

St. Louis Browns @ Boston Red Sox
 Fenway Park, Boston, MA
 Fri May 02 1952, 3:33 AM EDT
 Att. 4,106 - Overcast - 60 F

AB	R	H	RBI	BB	SO	LOB
4	1	1	0	1	0	3
5	3	2	2	0	0	1
5	2	2	1	0	0	1
3	1	1	0	1	0	1
0	1	0	0	1	0	0
5	1	3	6	0	0	1
5	2	3	0	0	0	1
3	0	2	1	1	1	0
4	1	1	0	0	0	4
4	1	1	1	0	0	4

AB	38
R	13
H	16
RBI	11
BB	4
SO	1
LOB	16



WP	PA
2	42
PB	0
SB	0
CS	2

livebaseballscorecards.com

Batter	1	2	3	4	5	6	7	8	9	AB R H RBI BB SO LOB	TOP											
Bobby Young, L (1, 4) OBP: 0.313, SLG: 0.286	0-0 F7	0-0 FC6-4			0-0 F2		0-0 6-3		0-0 4-3	5 0 0 0 0 0 4												
Marty Marion, R (1, 6) OBP: 0.362, SLG: 0.415	0-0 6-3		0-0 P2		0-0 F7		0-0 F5			4 0 0 0 0 0 1												
Jim Rivera, L (1, 8) OBP: 0.264, SLG: 0.318	0-3 K		0-3 K2-3		0-3 K		0-3 K			4 0 0 0 0 4 1												
Bob Nieman, R (1, 7) OBP: 0.514, SLG: 0.621		0-0 1B	0-0			4-0 FC3-6		0-3 K2-3		3 1 2 0 1 1 0												
George Schmees, L (1, 9) OBP: 0.241, SLG: 0.296		0-0 1B	0-0 F8			0-0 FC3-6		0-3 K		4 1 1 0 0 1 2												
Dick Kryhoski, L (1, 3) OBP: 0.250, SLG: 0.263		0-0 1B		0-0 E8		0-0 F9		0-0 4-3		4 0 2 1 0 0 1												
Leo Thomas, R (1, 5) OBP: 0.377, SLG: 0.371		0-0 P4		0-0 L1-3		0-0 1B		0-0 F8		4 0 1 0 0 0 3												
Clint Courtney, L (1, 2) OBP: 0.333, SLG: 0.341		0-0 FC2		0-0 6-3		0-0 6-3		0-0 F7		4 0 1 1 0 0 3												
Earl Harrist, R (1, 1) Tom Wright, L (7, PH) Johnny Hetki, R (7, 1) Earl Rapp, L (9, PH)		0-0 FC2		0-0 L4			0-0 E9		0-0 2B	2 0 0 0 0 0 3												
Inning Stats	R: 0 E: 0 K: 1 S: 5	H: 0 LOB: 0 BB: 0 P: 5	R: 2 E: 0 K: 0 S: 7	H: 4 LOB: 2 BB: 0 P: 7	R: 0 E: 0 K: 1 S: 6	H: 1 LOB: 1 BB: 0 P: 6	R: 0 E: 1 K: 0 S: 4	H: 1 LOB: 1 BB: 0 P: 4	R: 0 E: 0 K: 1 S: 5	H: 0 LOB: 0 BB: 0 P: 5	R: 0 E: 0 K: 1 S: 4	H: 1 LOB: 2 BB: 1 P: 8	R: 0 E: 1 K: 1 S: 6	H: 0 LOB: 1 BB: 0 P: 6	R: 0 E: 0 K: 2 S: 7	H: 0 LOB: 0 BB: 0 P: 7	R: 0 E: 0 K: 0 S: 4	H: 1 LOB: 1 BB: 0 P: 4	1B: 7 2B: 1 3B: 0 HR: 0	SF: 0 SAC: 0 DP: 0 HBP: 0	WP: 0 PB: 0 SB: 0 CS: 0	PA: 37
PITCHER Ellis Kinder, R (1, 1) ERA: 1.82	IP 9.0	WLS W	BF 37	H 8	R 2	ER 2	SO 6	BB 1	IBB 0	HBP 0	BLK 0	WP 0	HR 0	S 48	P 52	ERA 2.00	WHIP 1.000					

St. Louis Browns @ Boston Red Sox
Fenway Park, Boston, MA
 Sat May 03 1952, 3:33 AM EDT
 Att. 12,159 - Sunny - 58 F

livebaseballscorecards.com

AB	36
R	2
H	8
RBI	2
BB	1
SO	6
LOB	18



Batter	1	2	3	4	5	6	7	8	9	AB	R	H	RBI	BB	SO	LOB
--------	---	---	---	---	---	---	---	---	---	----	---	---	-----	----	----	-----

Dom DiMaggio, R <small>(1, 8)</small> <small>OBP: 0.408, SLG: 0.438</small>										4	0	2	0	0	0	2
Jim Piersall, R <small>(1, 6)</small> <small>OBP: 0.433, SLG: 0.418</small>										3	1	0	0	0	1	1
Don Lenhardt, R <small>(1, 7)</small> <small>OBP: 0.393, SLG: 0.510</small>										4	2	2	1	0	0	3
Vern Stephens, R <small>(1, 5)</small> <small>OBP: 0.467, SLG: 0.500</small>										4	1	2	1	0	0	2
Walt Dropo, R <small>(1, 3)</small> <small>OBP: 0.355, SLG: 0.482</small>										3	0	0	0	0	0	3
Faye Throneberry, L <small>(1, 9)</small> <small>OBP: 0.315, SLG: 0.360</small>										4	0	1	1	0	1	1
Ted Lepcio, R <small>(1, 4)</small> <small>OBP: 0.426, SLG: 0.660</small>										3	1	2	0	0	0	1
Sammy White, R <small>(1, 2)</small> <small>OBP: 0.263, SLG: 0.378</small>										4	0	1	1	0	0	3
Ellis Kinder, R <small>(1, 1)</small>										4	0	0	0	0	1	4

Inning Stats	R: 1	H: 2	E: 0	K: 0	S: 5	R: 0	H: 1	E: 0	K: 0	S: 4	R: 2	H: 2	E: 0	K: 1	S: 7	R: 0	H: 0	E: 0	K: 0	S: 3	R: 1	H: 1	E: 0	K: 0	S: 4	R: 1	H: 2	E: 0	K: 1	S: 6	R: 0	H: 1	E: 0	K: 0	S: 5	R: 0	H: 1	E: 0	K: 1	S: 6	1B: 6	SF: 0	2B: 3	SAC: 1	3B: 1	DP: 1	HR: 1	HBP: 2	WP: 1	PA: 36
--------------	------	------	------	------	------	------	------	------	------	------	------	------	------	------	------	------	------	------	------	------	------	------	------	------	------	------	------	------	------	------	------	------	------	------	------	------	------	------	------	------	-------	-------	-------	--------	-------	-------	-------	--------	-------	--------

PITCHER	IP	WLS	BF	H	R	ER	SO	BB	IBB	HBP	BLK	WP	HR	S	P	ERA	WHIP
Earl Harrist, R <small>(1, 1)</small> <small>ERA: 4.61</small>	6.0	L	27	8	5	5	2	0	0	2	0	1	1	29	31	7.50	1.333
Johnny Hetki, R <small>(7, 1)</small> <small>ERA: 3.86</small>	2.0		9	2	0	0	1	0	0	0	0	0	0	11	11	0.00	1.000

BOTTOM

St. Louis Browns @ Boston Red Sox
Fenway Park, Boston, MA
 Sat May 03 1952, 3:33 AM EDT
 Att. 12,159 - Sunny - 58 F

AB	33
R	5
H	10
RBI	4
BB	0
SO	3
LOB	20



WP	HR	S	P	ERA	WHIP
1	1	1	1	0.00	1.000

Batter	1	2	3	4	5	6	7	8	9	AB R H RBI BB SO LOB	TOP
Jim Delsing, L (1, 8) <small>OBP: 0.429, SLG: 0.556</small>	0-0 		4-0 			0-0 		0-0 		3 1 3 0 1 0 0	St. Louis Browns @ Washington Senators Griffith Stadium, Washington, DC Sun May 04 1952, 3:33 AM EDT Unknown
Marty Marion, R (1, 6) <small>OBP: 0.339, SLG: 0.386</small>	0-0 		0-0 			0-0 		0-0 		4 0 0 0 0 0 4	
George Schmees, L (1, 7) <small>OBP: 0.242, SLG: 0.290</small>	0-0 			0-0 		0-0 		0-0 		4 0 1 0 0 0 3	
Bob Nieman, R (1, 9) <small>OBP: 0.487, SLG: 0.606</small>	0-3 			0-0 		0-0 		0-0 		4 0 1 1 0 1 2	
Dick Krynoski, L (1, 3) <small>OBP: 0.233, SLG: 0.244</small> Gordon Goldsberry, L (6, 3) <small>OBP: 0.286, SLG: 0.261</small>		0-0 		0-0 		0-0 		0-3 		3 0 0 0 0 0 2 1 0 0 0 0 1 0	
Leo Thomas, R (1, 5) <small>OBP: 0.370, SLG: 0.364</small>		0-0 		0-0 			0-0 	0-0 		4 0 1 0 0 0 1	
Clint Courtney, L (1, 2) <small>OBP: 0.314, SLG: 0.319</small> Jim Rivera, L (7, PR) <small>OBP: 0.264, SLG: 0.318</small> Les Moss, R (7, 2) <small>OBP: 0.333, SLG: 0.647</small>		0-0 			0-0 		0-0 			3 0 0 0 0 0 1 0 0 0 0 0 0 0 0 0 0 0 0 0 0	
Bobby Young, L (1, 4) <small>OBP: 0.300, SLG: 0.273</small> Earl Rapp, L (7, PH) <small>OBP: 0.059, SLG: 0.118</small> Fred Marsh, R (7, 4) <small>OBP: 0.350, SLG: 0.250</small>			0-0 		0-0 		0-0 	0-0 		2 0 0 0 0 0 0 1 0 0 0 0 0 1 0 0 0 0 0 0 0	
Tommy Byrne, L (1, 1) <small>OBP: 0.353, SLG: 0.400</small>			0-0 		0-0 			0-0 		3 0 0 0 0 0 0	
Inning Stats	R: 0 H: 1 E: 0 LOB: 1 K: 1 BB: 0 S: 6 P: 6	R: 0 H: 0 E: 0 LOB: 0 K: 0 BB: 0 S: 3 P: 3	R: 0 H: 0 E: 0 LOB: 1 K: 0 BB: 1 S: 3 P: 7	R: 0 H: 1 E: 1 LOB: 1 K: 0 BB: 0 S: 4 P: 4	R: 0 H: 0 E: 0 LOB: 0 K: 0 BB: 0 S: 3 P: 3	R: 1 H: 2 E: 0 LOB: 1 K: 0 BB: 0 S: 5 P: 5	R: 0 H: 1 E: 0 LOB: 1 K: 0 BB: 0 S: 3 P: 3	R: 0 H: 1 E: 0 LOB: 1 K: 1 BB: 0 S: 5 P: 5	R: 0 H: 0 E: 0 LOB: 0 K: 1 BB: 0 S: 5 P: 5	1B: 3 SF: 0 2B: 3 SAC: 0 3B: 0 DP: 1 HR: 0 HBP: 0	
PITCHER Bob Porterfield, R (1, 1) <small>ERA: 1.97</small>	IP WLS BF H R ER SO BB IBB HBP BLK WP HR S P ERA WHIP 9.0 W 33 6 1 1 2 1 0 0 0 0 0 0 36 40 1.00 0.778										

livebaseballscorecards.com

AB	32
R	1
H	6
RBI	1
BB	1
SO	2
LOB	14



Batter	1	2	3	4	5	6	7	8	9	AB	R	H	RBI	BB	SO	LOB
Eddie Yost, R OBP: 0.303, SLG: 0.214 (1, 5)	0-0 F7		0-0 F8		0-0 FC6-5-6		0-0 F9			4	0	0	0	0	0	3
Gil Coan, L OBP: 0.288, SLG: 0.224 (1, 8)	0-3 K		0-0 P4		0-0 F5		0-0 G3			4	0	0	0	0	1	3
Jackie Jensen, R OBP: 0.259, SLG: 0.304 (1, 9)	0-0 2B			0-0 F7	0-0 P6			0-0 4-3		4	0	1	0	0	0	1
Archie Wilson, R OBP: 0.667, SLG: 0.800 (1, 7)	0-0 F8			1-0 G3 1B HBP		0-0 SH5-3 FC4 2B		0-0 1B 1B		3	2	2	0	0	0	1
Mickey Vernon, L OBP: 0.317, SLG: 0.407 (1, 3)		0-0 3-1			0-0 G3	0-0 SH5-3		0-0 P4		3	0	0	0	0	0	2
Pete Runnels, L OBP: 0.419, SLG: 0.250 (1, 6)		0-0 1-3		4-0 1B BB		0-0 FC4 G4-3		0-0 1B		3	0	1	1	1	0	0
Cass Michaels, R OBP: 0.250, SLG: 0.236 (1, 4)		0-0 F7		1-2 2-H 1B		0-0 G4-3		0-0 6-3		4	0	1	1	0	0	3
Clyde Kluttz, R OBP: 0.429, SLG: 0.526 (1, 2)			1-0 HBP		0-0 FC4		0-0 F8			2	0	0	0	0	0	2
Bob Porterfield, R OBP: 0.250, SLG: 0.375 (1, 1)			0-0 P3			0-0 FC6-5-6 2B		0-0 1B		3	0	2	0	0	0	1

Inning Stats	R: 0	H: 1	E: 0	LOB: 1	K: 1	S: 6	P: 6	R: 0	H: 0	E: 0	LOB: 0	K: 0	BB: 0	S: 3	P: 3	R: 0	H: 0	E: 0	LOB: 1	K: 0	BB: 0	S: 3	P: 4	R: 1	H: 1	E: 0	LOB: 2	K: 0	BB: 1	S: 4	P: 9	R: 0	H: 1	E: 0	LOB: 1	K: 0	BB: 0	S: 4	P: 4	R: 1	H: 1	E: 0	LOB: 0	K: 0	BB: 0	S: 4	P: 4	R: 0	H: 1	E: 0	LOB: 1	K: 0	BB: 0	S: 4	P: 4	R: 0	H: 2	E: 0	LOB: 2	K: 0	BB: 0	S: 5	P: 5
--------------	------	------	------	--------	------	------	------	------	------	------	--------	------	-------	------	------	------	------	------	--------	------	-------	------	------	------	------	------	--------	------	-------	------	------	------	------	------	--------	------	-------	------	------	------	------	------	--------	------	-------	------	------	------	------	------	--------	------	-------	------	------	------	------	------	--------	------	-------	------	------

PITCHER	IP	WLS	BF	H	R	ER	SO	BB	IBB	HBP	BLK	WP	HR	S	P	ERA	WHIP
Tommy Byrne, L ERA: 3.71 (1, 1)	8.0	L	34	7	2	2	1	1	0	2	0	0	0	33	39	2.25	1.000


BOTTOM

St. Louis Browns @ Washington Senators
Griffith Stadium, Washington, DC

Sun May 04 1952, 3:33 AM EDT
Unknown

AB	30
R	2
H	7
RBI	2
BB	1
SO	1
LOB	16

livebaseballscorecards.com



WP: 0	PA: 34
PB: 0	SB: 0
CS: 0	

TOP

St. Louis Browns @ Washington Senators

Griffith Stadium, Washington, DC

Sun May 04 1952, 3:38 AM EDT
Att. 23,006 - Unknown

AB	37
R	7
H	14
RBI	6
BB	2
SO	4
LOB	14



WP:	1	PA:	41
PB:	0		
SB:	0		
CS:	0		

AB	R	H	RBI	BB	SO	LOB
4	2	2	0	1	0	0
5	3	2	1	0	1	4
1	0	0	0	0	0	1
4	1	3	4	0	1	1
3	0	3	1	1	0	0
4	0	1	0	0	0	3
4	0	0	0	0	0	3
4	0	2	0	0	0	0
3	1	1	0	0	0	0
1	0	0	0	0	0	0
0	0	0	0	0	0	0
2	0	0	0	0	1	2
1	0	0	0	0	0	0
0	0	0	0	0	0	0
1	0	0	0	0	1	0
1B:	9	SF:	0			
2B:	3	SAC:	0			
3B:	2	DP:	1			
HR:	0	HBP:	0			

Batter	1	2	3	4	5	6	7	8	9
Jim Delsing, L (1, 8) OBP: 0.462, SLG: 0.682	0-0 2B 3B	4-0 2B BB		0-0 F9			0-0 4-3		0-0 WP 2B
Bobby Young, L (1, 4) OBP: 0.309, SLG: 0.306	0-0 4-3 1B 2B	0-0 FC5-2 2B			0-0 3B 1B		0-3 K		0-0 1-3
George Schmees, L (1, 7) OBP: 0.235, SLG: 0.281	0-0 4-3	0-0 1B PO 2B			0-0 1B 3B		0-0 1B 1B		0-3 K
Jim Dyck, R (2, PH) OBP: 0.478, SLG: 0.800	0-0 2-3	0-0 1-H 2-H 3-H			0-0 1B 3B		0-0 1B 1B		0-3 K
Bob Nieman, R (1, 9) OBP: 0.535, SLG: 0.639	0-0 4-3 1B	0-0 PO 1B			4-0 1B BB		0-0 1-2 1B		
Dick Kryhoski, L (1, 3) OBP: 0.234, SLG: 0.244	0-0 4-3	0-0 PO	0-0 3-1		0-0 1B G4-6-3		0-0 F7		
Leo Thomas, R (1, 5) OBP: 0.351, SLG: 0.343	0-0 F8		0-0 5-3		0-0 1B G4-6-3		0-0 6-3		
Clint Courtney, L (1, 2) OBP: 0.327, SLG: 0.333		0-0 BB 1B FC5-2 1B	0-0 PO 1B		0-0 F3		0-0 F7		
Joe Demaestri, R (1, 6) OBP: 0.333, SLG: 0.400		0-0 FC5-2 BB 2B 1B	0-0 PO	0-0 5-3		0-0 1-3		0-0 4-3	
Earl Rapp, L (8, PH) OBP: 0.056, SLG: 0.111		0-0 1-2 2B 1B	0-0 1-2		0-0 1-2f				
Stan Rojek, R (8, 6) OBP: 0.250, SLG: 0.250		0-3 K		0-0 4-3		0-0 G3		0-3 K2-3	
Bob Cain, L (1, 1) OBP: 0.182, SLG: 0.100									
Satchel Paige, R (4, 1)									
Hal Hudson, L (6, 1)									
Tom Wright, L (9, PH) OBP: 0.243, SLG: 0.286									

Batter	1	2	3	4	5	6	7	8	9
Jim Delsing, L (1, 8) OBP: 0.462, SLG: 0.682	0-0 2B 3B	4-0 2B BB		0-0 F9			0-0 4-3		0-0 WP 2B
Bobby Young, L (1, 4) OBP: 0.309, SLG: 0.306	0-0 4-3 1B 2B	0-0 FC5-2 2B			0-0 3B 1B		0-3 K		0-0 1-3
George Schmees, L (1, 7) OBP: 0.235, SLG: 0.281	0-0 4-3	0-0 1B PO 2B			0-0 1B 3B		0-0 1B 1B		0-3 K
Jim Dyck, R (2, PH) OBP: 0.478, SLG: 0.800	0-0 2-3	0-0 1-H 2-H 3-H			0-0 1B 3B		0-0 1B 1B		0-3 K
Bob Nieman, R (1, 9) OBP: 0.535, SLG: 0.639	0-0 4-3 1B	0-0 PO 1B			4-0 1B BB		0-0 1-2 1B		
Dick Kryhoski, L (1, 3) OBP: 0.234, SLG: 0.244	0-0 4-3	0-0 PO	0-0 3-1		0-0 1B G4-6-3		0-0 F7		
Leo Thomas, R (1, 5) OBP: 0.351, SLG: 0.343	0-0 F8		0-0 5-3		0-0 1B G4-6-3		0-0 6-3		
Clint Courtney, L (1, 2) OBP: 0.327, SLG: 0.333		0-0 BB 1B FC5-2 1B	0-0 PO 1B		0-0 F3		0-0 F7		
Joe Demaestri, R (1, 6) OBP: 0.333, SLG: 0.400		0-0 FC5-2 BB 2B 1B	0-0 PO	0-0 5-3		0-0 1-3		0-0 4-3	
Earl Rapp, L (8, PH) OBP: 0.056, SLG: 0.111		0-0 1-2 2B 1B	0-0 1-2		0-0 1-2f				
Stan Rojek, R (8, 6) OBP: 0.250, SLG: 0.250		0-3 K		0-0 4-3		0-0 G3		0-3 K2-3	
Bob Cain, L (1, 1) OBP: 0.182, SLG: 0.100									
Satchel Paige, R (4, 1)									
Hal Hudson, L (6, 1)									
Tom Wright, L (9, PH) OBP: 0.243, SLG: 0.286									

Batter	1	2	3	4	5	6	7	8	9
Jim Delsing, L (1, 8) OBP: 0.462, SLG: 0.682	0-0 2B 3B	4-0 2B BB		0-0 F9			0-0 4-3		0-0 WP 2B
Bobby Young, L (1, 4) OBP: 0.309, SLG: 0.306	0-0 4-3 1B 2B	0-0 FC5-2 2B			0-0 3B 1B		0-3 K		0-0 1-3
George Schmees, L (1, 7) OBP: 0.235, SLG: 0.281	0-0 4-3	0-0 1B PO 2B			0-0 1B 3B		0-0 1B 1B		0-3 K
Jim Dyck, R (2, PH) OBP: 0.478, SLG: 0.800	0-0 2-3	0-0 1-H 2-H 3-H			0-0 1B 3B		0-0 1B 1B		0-3 K
Bob Nieman, R (1, 9) OBP: 0.535, SLG: 0.639	0-0 4-3 1B	0-0 PO 1B			4-0 1B BB		0-0 1-2 1B		
Dick Kryhoski, L (1, 3) OBP: 0.234, SLG: 0.244	0-0 4-3	0-0 PO	0-0 3-1		0-0 1B G4-6-3		0-0 F7		
Leo Thomas, R (1, 5) OBP: 0.351, SLG: 0.343	0-0 F8		0-0 5-3		0-0 1B G4-6-3		0-0 6-3		
Clint Courtney, L (1, 2) OBP: 0.327, SLG: 0.333		0-0 BB 1B FC5-2 1B	0-0 PO 1B		0-0 F3		0-0 F7		
Joe Demaestri, R (1, 6) OBP: 0.333, SLG: 0.400		0-0 FC5-2 BB 2B 1B	0-0 PO	0-0 5-3		0-0 1-3		0-0 4-3	
Earl Rapp, L (8, PH) OBP: 0.056, SLG: 0.111		0-0 1-2 2B 1B	0-0 1-2		0-0 1-2f				
Stan Rojek, R (8, 6) OBP: 0.250, SLG: 0.250		0-3 K		0-0 4-3		0-0 G3		0-3 K2-3	
Bob Cain, L (1, 1) OBP: 0.182, SLG: 0.100									
Satchel Paige, R (4, 1)									
Hal Hudson, L (6, 1)									
Tom Wright, L (9, PH) OBP: 0.243, SLG: 0.286									

Batter	1	2	3	4	5	6	7	8	9
Jim Delsing, L (1, 8) OBP: 0.462, SLG: 0.682	0-0 2B 3B	4-0 2B BB		0-0 F9			0-0 4-3		0-0 WP 2B
Bobby Young, L (1, 4) OBP: 0.309, SLG: 0.306	0-0 4-3 1B 2B	0-0 FC5-2 2B			0-0 3B 1B		0-3 K		0-0 1-3
George Schmees, L (1, 7) OBP: 0.235, SLG: 0.281	0-0 4-3	0-0 1B PO 2B			0-0 1B 3B		0-0 1B 1B		0-3 K
Jim Dyck, R (2, PH) OBP: 0.478, SLG: 0.800	0-0 2-3	0-0 1-H 2-H 3-H			0-0 1B 3B		0-0 1B 1B		0-3 K
Bob Nieman, R (1, 9) OBP: 0.535, SLG: 0.639	0-0 4-3 1B	0-0 PO 1B			4-0 1B BB		0-0 1-2 1B		
Dick Kryhoski, L (1, 3) OBP: 0.234, SLG: 0.244	0-0 4-3	0-0 PO	0-0 3-1		0-0 1B G4-6-3		0-0 F7		
Leo Thomas, R (1, 5) OBP: 0.351, SLG: 0.343	0-0 F8		0-0 5-3		0-0 1B G4-6-3		0-0 6-3		
Clint Courtney, L (1, 2) OBP: 0.327, SLG: 0.333		0-0 BB 1B FC5-2 1B	0-0 PO 1B		0-0 F3		0-0 F7		
Joe Demaestri, R (1, 6) OBP: 0.333, SLG: 0.400		0-0 FC5-2 BB 2B 1B	0-0 PO	0-0 5-3		0-0 1-3		0-0 4-3	
Earl Rapp, L (8, PH) OBP: 0.056, SLG: 0.111		0-0 1-2 2B 1B	0-0 1-2		0-0 1-2f				
Stan Rojek, R (8, 6) OBP: 0.250, SLG: 0.250		0-3 K		0-0 4-3		0-0 G3		0-3 K2-3	
Bob Cain, L (1, 1) OBP: 0.182, SLG: 0.100									
Satchel Paige, R (4, 1)									
Hal Hudson, L (6, 1)									
Tom Wright, L (9, PH) OBP: 0.243, SLG: 0.286									

Batter	1	2	3	4	5	6	7	8	9
Jim Delsing, L (1, 8) OBP: 0.462, SLG: 0.682	0-0 2B 3B	4-0 2B BB		0-0 F9			0-0 4-3		0-0 WP 2B
Bobby Young, L (1, 4) OBP: 0.309, SLG: 0.306	0-0 4-3 1B 2B	0-0 FC5-2 2B			0-0 3B 1B		0-3 K		0-0 1-3
George Schmees, L (1, 7) OBP: 0.235, SLG: 0.281	0-0 4-3	0-0 1B PO 2B			0-0 1B 3B		0-0 1B 1B		0-3 K
Jim Dyck, R (2, PH) OBP: 0.478, SLG: 0.800	0-0 2-3	0-0 1-H 2-H 3-H			0-0 1B 3B		0-0 1B 1B		0-3 K
Bob Nieman, R (1, 9) OBP: 0.535, SLG: 0.639	0-0 4-3 1B	0-0 PO 1B			4-0 1B BB		0-0 1-2 1B		
Dick Kryhoski, L (1, 3) OBP: 0.234, SLG: 0.244	0-0 4-3	0-0 PO	0-0 3-1		0-0 1B G4-6-3		0-0 F7		
Leo Thomas, R (1, 5) OBP: 0.351, SLG: 0.343	0-0 F8		0-0 5-3		0-0 1B G4-6-3		0-0 6-3		
Clint Courtney, L (1, 2) OBP: 0.327, SLG: 0.333		0-0 BB 1B FC5-2 1B	0-0 PO 1B		0-0 F3		0-0 F7		
Joe Demaestri, R (1, 6) OBP: 0.333, SLG: 0.400		0-0 FC5-2 BB 2B 1B	0-0 PO	0-0 5-3		0-0 1-3		0-0 4-3	
Earl Rapp, L (8, PH) OBP: 0.056, SLG: 0.111		0-0 1-2 2B 1B	0-0 1-2		0-0 1-2f				
Stan Rojek, R (8, 6) OBP: 0.250, SLG: 0.250		0-3 K		0-0 4-3		0-0 G3		0-3 K2-3	
Bob Cain, L (1, 1) OBP: 0.182, SLG: 0.100									
Satchel Paige, R (4, 1)									
Hal Hudson, L (6, 1)									
Tom Wright, L (9, PH) OBP: 0.243, SLG: 0.286									

Batter	1	2	3	4	5	6	7	8	9
Jim Delsing, L (1, 8) OBP: 0.462, SLG: 0.682	0-0 2B 3B	4-0 2B BB		0-0 F9			0-0 4-3		0-0 WP 2B
Bobby Young, L (1, 4) OBP: 0.309, SLG: 0.306	0-0 4-3 1B 2B	0-0 FC5-2 2B			0-0 3B 1B		0-3 K		0-0 1-3
George Schmees, L (1, 7) OBP: 0.235, SLG: 0.281	0-0 4-3	0-0 1B PO 2B			0-0 1B 3B		0-0 1B 1B		0-3 K
Jim Dyck, R (2, PH) OBP: 0.478, SLG: 0.800	0-0 2-3	0-0 1-H 2-H 3-H			0-0 1B 3B		0-0 1B 1B		0-3 K
Bob Nieman, R (1, 9) OBP: 0.535, SLG: 0.639	0-0 4-3 1B	0-0 PO 1B			4-0 1B BB		0-0 1-2 1B		
Dick Kryhoski, L (1, 3) OBP: 0.234, SLG: 0.244	0-0 4-3	0-0 PO	0-0 3-1		0-0 1B G4-6-3		0-0 F7		
Leo Thomas, R (1, 5) OBP: 0.351, SLG: 0.343	0-0 F8		0-0 5-3		0-0 1B G4-6-3		0-0 6-3		

Batter	1	2	3	4	5	6	7	8	9
Eddie Yost, R OBP: 0.319, SLG: 0.217 (1, 5)	0-3 K2-3	0-0 FC5		0-0 E6 1B	1-0 HBP	0-0 F8		4-0 BB 1B BB	
Jim Busby, R OBP: 0.191, SLG: 0.156 (1, 8)	0-0 F7		0-0 P6	0-0 1B E 1B	0-3 K	0-0 F9		0-0 BB 1B	
Jackie Jensen, R OBP: 0.333, SLG: 0.357 (1, 9)	0-0 L7		0-0 1B	0-0 1B E 1B		0-0 3B 1B	0-0 F3	4-0 1B BB	
Archie Wilson, R OBP: 0.667, SLG: 0.900 (1, 7)		0-0 1B 2B 1B	0-0 F9	0-0 1B E 1B		0-0 1B 3B	4-0 BB	0-0 P3	
Mickey Vernon, L OBP: 0.333, SLG: 0.417 (1, 3)		0-0 1B 2B 1B	0-0 F7	0-0 E9 1B		0-0 2B 1B	0-0 F9	0-0 F2	
Pete Runnels, L OBP: 0.444, SLG: 0.379 (1, 6)		0-0 FC5 2B		0-0 K		0-0 2B 2B	0-0 F7		
Cass Michaels, R OBP: 0.308, SLG: 0.305 (1, 4)		0-0 1B		0-0 E 2B	0-0 HBP 1B	4-0 2B BB		0-0 E 1B	
Mickey Grasso, R OBP: 0.308, SLG: 0.270 (1, 2)		0-3 K		0-0 6-3	0-0 F8	0-0 F8		0-0 E9 SH3 1B 1B	
Sandy Consuegra, R (1, 1)		0-0 F8		0-0 F8	0-3 K	0-0 2B		0-0 SH3	
Bunky Stewart, L (2, 1)									
Mel Hoderlein, S (2, PH)									
Tom Ferrick, R OBP: 0.333, SLG: 0.667 (3, 1)									

Inning Stats	R: 0	H: 0	E: 0	K: 1	S: 5	LOB: 0	BB: 0	P: 5
	R: 2	H: 4	E: 0	K: 1	S: 9	LOB: 2	BB: 0	P: 9
	R: 0	H: 1	E: 0	K: 0	S: 4	LOB: 1	BB: 0	P: 4
	R: 6	H: 7	E: 2	K: 1	S: 12	LOB: 1	BB: 0	P: 12
	R: 0	H: 1	E: 0	K: 2	S: 8	LOB: 2	BB: 0	P: 9
	R: 5	H: 5	E: 0	K: 0	S: 8	LOB: 1	BB: 1	P: 12
	R: 0	H: 0	E: 0	K: 0	S: 3	LOB: 1	BB: 1	P: 7
	R: 2	H: 3	E: 1	K: 0	S: 6	LOB: 3	BB: 2	P: 14

PITCHER	IP	WLS	BF	H	R	ER	SO	BB	IBB	HBP	BLK	WP	HR	S	P	ERA	WHIP
Bob Cain, L ERA: 3.25 (1, 1)	3.2		20	9	6	6	2	0	0	0	0	0	0	24	24	14.73	2.455
Satchel Paige, R ERA: 6.75 (4, 1)	1.1	L	13	8	6	5	3	0	0	1	0	0	0	18	19	33.75	6.000
Hal Hudson, L ERA: 12.71 (6, 1)	3.0		17	4	3	3	0	4	0	0	0	0	0	13	29	9.00	2.667

BOTTOM

St. Louis Browns @ Washington Senators
Griffith Stadium, Washington, DC

Sun May 04 1952, 3:38 AM EDT
Att. 23,006 - Unknown

AB	44
R	15
H	21
RBI	12
BB	4
SO	5
LOB	27

livebaseballscorecards.com



4	1	1	0	1	1	3
6	1	2	2	0	1	3
5	2	3	0	1	0	0
5	3	3	1	1	0	4
6	2	3	3	0	0	5
5	2	3	3	0	1	2
4	3	4	1	1	0	0
5	1	1	0	0	1	6
0	0	0	0	0	0	0
0	0	0	0	0	0	0
1	0	0	0	0	0	2
3	0	1	2	0	1	2

1B:	16	SF:	0
2B:	4	SAC:	1
3B:	1	DP:	0
HR:	0	HBP:	1
WP:	0	PA:	50
PB:	0		
SB:	0		
CS:	0		

Batter	1	2	3	4	5	6	7	8	9	AB R H RBI BB SO LOB	TOP												
Jim Delsing, L (1, 8) OBP: 0.484, SLG: 0.692	0-0 4-3		4-0 BB		0-0 F8		0-0 BB 1B		0-0 1-3 2B	4 0 2 1 1 0 1	St. Louis Browns @ Washington Senators Griffith Stadium, Washington, DC Mon May 05 1952, 3:33 AM EDT Att. 6,228 - Unknown livebaseballscorecards.com												
Marty Marion, R (1, 6) Stan Rojek, R (3, 6) OBP: 0.328, SLG: 0.373 OBP: 0.286, SLG: 0.167	0-0 F7		0-0 F3			0-0 5-3	4-0 BB 1B		0-0 P6	2 0 0 0 0 0 2 2 0 0 0 1 0 2													
George Schmees, L (1, 7) OBP: 0.231, SLG: 0.270	0-3 K			0-3 K		0-0 BB 1B	0-0 F3		0-0 F7	5 0 1 0 0 2 5													
Bob Nieman, R (1, 9) OBP: 0.532, SLG: 0.605		0-3 K		4-0 FC4-6 BB		4-0 1-2 BB	0-3 K			2 0 0 0 2 2 3													
Dick Kryhoski, L (1, 3) OBP: 0.235, SLG: 0.245		0-0 K 1B		0-0 F7		0-3 K		0-3 K		4 0 1 0 0 2 3													
Clint Courtney, L (1, 2) OBP: 0.305, SLG: 0.309		0-3 K 1-2		0-0 FC4-6 1-2f		0-0 3-1		0-0 3-1		4 0 0 0 0 1 4													
Leo Thomas, R (1, 5) OBP: 0.358, SLG: 0.333			0-0 P3		4-0 G4-6-3 BB BB		4-0 WP BB 1B BB	0-0 P4		2 1 0 0 2 0 0													
Bobby Young, L (1, 4) OBP: 0.339, SLG: 0.333			0-0 2B		4-0 G4-6-3 1-2 BB BB		4-0 1B WP BB BB	0-0 4-3		2 0 1 0 2 0 0													
Ned Garver, R (1, 1) Earl Rapp, L (3, PH) Cliff Fannin, L (3, 1) Jim Rivera, L (7, PH) Gene Bearden, L (7, 1) Tom Wright, L (8, PH) OBP: 0.500, SLG: 0.444 OBP: 0.053, SLG: 0.105			0-0 6-3		0-0 G4-6-3 1-2f 2-3		0-0 F9 1-2 2-3		4-0 2B BB	0 0 0 0 0 0 0 1 0 0 0 0 0 1 1 0 0 0 0 0 2 1 0 0 0 0 0 2 0 0 0 0 0 0 0 0 0 0 0 1 0 0													
Inning Stats	R: 0 E: 0 K: 1 S: 5	H: 0 LOB: 0 BB: 0 P: 5	R: 0 E: 0 K: 2 S: 7	H: 1 LOB: 0 BB: 7 P: 7	R: 0 E: 0 K: 0 S: 4	H: 1 LOB: 2 BB: 1 P: 8	R: 0 E: 0 K: 1 S: 5	H: 0 LOB: 1 BB: 1 P: 9	R: 0 E: 0 K: 1 S: 6	H: 1 LOB: 2 BB: 1 P: 10		R: 1 E: 0 K: 1 S: 6	H: 1 LOB: 3 BB: 3 P: 18	R: 0 E: 0 K: 1 S: 5	H: 0 LOB: 0 BB: 0 P: 5	R: 0 E: 0 K: 0 S: 4	H: 1 LOB: 2 BB: 1 P: 8	1B: 3 2B: 2 3B: 0 HR: 0	SF: 0 SAC: 0 DP: 1 HBP: 0	WP: 1 PB: 0 SB: 0 CS: 0	PA: 39		
PITCHER Spec Shea, R (1, 1) ERA: 1.23 Bobo Newsom, R (8, 1) ERA: 3.68	IP 7.1	WLS W	BF 32	H 4	R 1	ER 1	SO 7	BB 8	IBB 0	HBP 0	BLK 0	WP 1	HR 0	S 38	P 70	ERA 1.23	WHIP 1.636					ERA 3.68	WHIP



Batter	1	2	3	4	5	6	7	8	9	AB	R	H	RBI	BB	SO	LOB
Eddie Yost, R OBP: 0.325, SLG: 0.234 (1, 5)	0-0 F9 1B 2B	4-0 1B 1B BB	0-0 5-3		0-0 F8		0-0 3-1			4	2	1	0	1	0	0
Jim Busby, R OBP: 0.231, SLG: 0.184 (1, 8)	0-0 F9 2-3	0-0 1B 1B 1-2 2-H		0-0 2B 1B	0-0 L8		4-0 PB F9 WP BB			4	3	2	1	1	0	1
Jackie Jensen, R OBP: 0.395, SLG: 0.419 (1, 9)	0-0 E1 1B F9	0-0 1B L9 1B 1-2 2-3		0-0 2B 2B 1-H	4-0 FC6-4 BB		4-0 PB BB 1-2			3	3	2	1	2	0	1
Archie Wilson, R OBP: 0.647, SLG: 0.867 (1, 7)	0-0 1-3 3-H 1B	0-0 1B 1B 1-3 2-H 3-H		0-0 1B 2B 2-H	0-0 FC6-4 1-2f		0-0 F9 1-2 2-H			5	1	3	5	0	0	2
Mickey Vernon, L OBP: 0.324, SLG: 0.400 (1, 3)	0-0 F9 3-H	0-0 L9 3-H		0-0 FC6-4 S 2-H 1B		0-0 F7	0-3 K			5	0	1	3	0	1	3
Pete Runnels, L OBP: 0.463, SLG: 0.394 (1, 6)	0-0 4-3	0-0 1-3 1B		4-0 FC6-4 BB 1-2		0-0 WP 1B 1B	0-0 1-3			4	1	2	0	1	0	1
Cass Michaels, R OBP: 0.314, SLG: 0.313 (1, 4)		0-0 2B 1B P4		0-0 FC6-4 1-2f 2-3		0-0 PB 1B 1B 1-H	0-0 4-3			5	2	2	1	0	0	4
Mickey Grasso, R OBP: 0.295, SLG: 0.262 (1, 2)		0-0 F8 S	0-3 K	0-0 F5		0-0 G4-6-3 1B 2-H	0-3 K2-3			5	0	1	1	0	2	3
Spec Shea, R OBP: 0.250, SLG: 0.500 (1, 1)		0-0 1B 2B 1-H	0-3 K	0-3 K		0-0 G4-6-3 1-2f				4	1	1	1	0	2	3
Bobo Newsom, R (8, 1)										0	0	0	0	0	0	0

Inning Stats	R: 2	H: 2	E: 1	K: 0	S: 6	LOB: 1	BB: 0	P: 6	R: 5	H: 6	E: 0	K: 0	S: 9	LOB: 2	BB: 1	P: 13	R: 0	H: 0	E: 0	K: 2	S: 7	LOB: 0	BB: 0	P: 7	R: 3	H: 4	E: 0	K: 1	S: 9	LOB: 2	BB: 1	P: 13	R: 0	H: 0	E: 0	K: 0	S: 3	LOB: 1	BB: 1	P: 7	R: 2	H: 3	E: 0	K: 0	S: 5	LOB: 0	BB: 0	P: 5	R: 1	H: 0	E: 0	K: 1	S: 5	LOB: 1	BB: 2	P: 13	R: 0	H: 0	E: 0	K: 1	S: 5	LOB: 0	BB: 0	P: 5
--------------	------	------	------	------	------	--------	-------	------	------	------	------	------	------	--------	-------	-------	------	------	------	------	------	--------	-------	------	------	------	------	------	------	--------	-------	-------	------	------	------	------	------	--------	-------	------	------	------	------	------	------	--------	-------	------	------	------	------	------	------	--------	-------	-------	------	------	------	------	------	--------	-------	------

PITCHER	IP	WLS	BF	H	R	ER	SO	BB	IBB	HBP	BLK	WP	HR	S	P	ERA	WHIP
Ned Garver, R ERA: 4.55 (1, 1)	2.0	L	16	8	7	6	0	1	0	0	0	0	0	15	19	27.00	4.500
Cliff Fannin, R ERA: 9.82 (3, 1)	4.0		20	7	5	5	3	2	0	0	0	1	0	24	32	11.25	2.250
Gene Bearden, L ERA: 9.64 (7, 1)	2.0		8	0	1	0	2	2	0	0	0	1	0	10	18	0.00	1.000


BOTTOM

St. Louis Browns @ Washington Senators
Griffith Stadium, Washington, DC

Mon May 05 1952, 3:33 AM EDT
Att. 6,228 - Unknown

livebaseballscorecards.com

AB	39
R	13
H	15
RBI	13
BB	5
SO	5
LOB	18



1B:	11	SF:	0	WP:	2	PA:	44
2B:	4	SAC:	0	PB:	2		
3B:	0	DP:	1	SB:	1		
HR:	0	HBP:	0	CS:	0		

Batter	1	2	3	4	5	6	7	8	9	AB R H RBI BB SO LOB	TOP											
Jim Delsing, L (1, 8) OBP: 0.472, SLG: 0.710	0-0 6-3	0-0 F9			0-0 CS 1B		0-0 1B 3B		0-0 F8	5 1 2 0 0 0 1												
Marty Marion, R (1, 6) OBP: 0.362, SLG: 0.444	0-0 1B 1B	0-0 6-3			0-0 1-2 HR		0-0 3-H 2B 1B		4-0 BB	4 2 3 2 1 0 1												
Jim Dyck, R (1, 7) OBP: 0.444, SLG: 0.708	0-0 1-2 1B		0-3 K		0-0 F6		0-0 SH5-4		0-0 F8	4 0 1 0 0 1 1												
Bob Nieman, R (1, 9) OBP: 0.481, SLG: 0.535	0-3 K		0-0 F7		0-0 F8		0-0 5-3		0-3 K	5 0 0 0 0 2 4												
Hank Art, L (1, 3) OBP: 0.188, SLG: 0.438	0-0 F7		0-0 4-3			0-0 G3		0-0 2-H 2B		4 0 1 1 0 0 2												
Leo Thomas, R (1, 5) OBP: 0.353, SLG: 0.320		4-0 HR BB			0-0 F8		0-0 5-3		0-0 5-3	3 1 0 0 1 0 1												
Clint Courtney, L (1, 2) OBP: 0.317, SLG: 0.373		0-0 1-H HR			0-0 F9		0-0 BB 1B		0-0 6-3	4 1 2 2 0 0 0												
Bobby Young, L (1, 4) OBP: 0.365, SLG: 0.327		4-0 SH3-4 BB			4-0 BB		4-0 FC6-4 BB		0-0 1-3	1 0 0 0 3 0 0												
Duane Pillette, R (1, 1) OBP: 0.250, SLG: 0.333		0-0 SH3-4			0-3 K		0-0 FC6-4		0-0 5-3	3 0 0 0 0 1 3												
Inning Stats	R: 0 E: 0 K: 1 S: 7	H: 2 LOB: 2 BB: 0 P: 7	R: 2 E: 0 K: 0 S: 4	H: 1 LOB: 1 BB: 2 P: 12	R: 0 E: 0 K: 1 S: 5	H: 0 LOB: 0 BB: 0 P: 5	R: 0 E: 0 K: 1 S: 5	H: 0 LOB: 1 BB: 1 P: 9	R: 1 E: 0 K: 0 S: 4	H: 2 LOB: 0 BB: 0 P: 4	R: 0 E: 0 K: 0 S: 4	H: 1 LOB: 2 BB: 1 P: 8	R: 2 E: 0 K: 0 S: 6	H: 3 LOB: 1 BB: 0 P: 6	R: 0 E: 0 K: 0 S: 3	H: 0 LOB: 0 BB: 0 P: 3	R: 0 E: 0 K: 1 S: 5	H: 0 LOB: 1 BB: 1 P: 9	1B: 5 2B: 1 3B: 1 HR: 2	SF: 0 SAC: 2 DP: 0 HBP: 0	WP: 0 PB: 0 SB: 0 CS: 1	PA: 40
PITCHER	IP WLS BF H R ER SO BB IBB HBP BLK WP HR S P ERA WHIP																					
Bob Hooper, R (1, 1) ERA: 4.38	7.0 L 33 9 5 5 3 4 0 0 0 0 0 2 35 51 6.43 1.857																					
Dick Fowler, R (8, 1) ERA: 7.9	2.0 7 0 0 0 1 1 0 0 0 0 0 0 8 12 0.00 0.500																					

St. Louis Browns @ Philadelphia Athletics
 Shibe Park, Philadelphia, PA
 Tue May 06 1952, 3:33 AM EDT
 Att. 7,381 - Unknown

livebaseballscorecards.com

AB	33
R	5
H	9
RBI	5
BB	5
SO	4
LOB	13



Batter	1	2	3	4	5	6	7	8	9	AB R H RBI BB SO LOB	TOP	
Jim Delsing, L (1, 8) <small>OBP: 0.450, SLG: 0.657</small>	0-0 F3			0-0 		0-0 G1-4-6-3			0-0 P5	4 0 1 0 0 0 2	St. Louis Browns @ Philadelphia Athletics Shibe Park, Philadelphia, PA Wed May 07 1952, 3:33 AM EDT Att. 3,479 - Unknown livebaseballscorecards.com AB 29 R 0 H 5 RBI 0 BB 2 SO 3 LOB 14	
Marty Marion, R (1, 6) <small>OBP: 0.356, SLG: 0.424</small> Joe Demaestri, R (9, PR) <small>OBP: 0.333, SLG: 0.400</small>	0-0 P4			0-0 1-3			0-0 F9	4-0 	3 0 0 0 1 0 1 0 0 0 0 0 0 0			
Jim Dyck, R (1, 7) <small>OBP: 0.419, SLG: 0.630</small>	0-0 P4			0-3 K			0-0 6-3	4-0 	3 0 0 0 1 1 0			
Bob Nieman, R (1, 9) <small>OBP: 0.446, SLG: 0.489</small>		0-0 5-3			0-0 F8		0-0 F8	0-0 F2	4 0 0 0 0 0 3			
Hank Arft, L (1, 3) <small>OBP: 0.167, SLG: 0.389</small> Darrell Johnson, R (8, PH) <small>OBP: 0.600, SLG: 0.500</small> Gordon Goldsberry, L (8, 3) <small>OBP: 0.296, SLG: 0.261</small> Stan Rojek, R (9, PH) <small>OBP: 0.250, SLG: 0.143</small>		0-0 P6			0-0 F5		0-0 	0-0 F9	2 0 0 0 0 0 0 1 0 1 0 0 0 0 0 0 0 0 0 0 0 1 0 0 0 0 0 3			
Leo Thomas, R (1, 5) <small>OBP: 0.356, SLG: 0.325</small>		0-0 F9			0-0 		0-0 SH5-3		2 0 1 0 0 0 0			
Les Moss, R (1, 2) <small>OBP: 0.333, SLG: 0.600</small>			0-0 		0-3 K		0-0 F8		3 0 1 0 0 0 2			
Bobby Young, L (1, 4) <small>OBP: 0.354, SLG: 0.315</small> Fred Marsh, R (8, PH) <small>OBP: 0.333, SLG: 0.235</small> (8, 4)			0-0 G4-6-3		0-0 E4		0-0 6-3		2 0 0 0 0 0 1 1 0 0 0 0 0 1			
Earl Harrist, R (1, 1) Dick Kryhoski, L (9, PH) <small>OBP: 0.250, SLG: 0.260</small> Jim Rivera, L (9, PR) <small>OBP: 0.260, SLG: 0.313</small>			0-0 F3		0-3 K		0-0 		2 0 0 0 0 0 1 1 0 1 0 0 0 0 0 0 0 0 0 0 0			
Inning Stats	R: 0 H: 0 E: 0 LOB: 0 K: 0 BB: 0 S: 3 P: 3	R: 0 H: 0 E: 0 LOB: 0 K: 0 BB: 0 S: 3 P: 3	R: 0 H: 1 E: 0 LOB: 0 K: 0 BB: 0 S: 3 P: 3	R: 0 H: 1 E: 0 LOB: 0 K: 1 BB: 0 S: 5 P: 5	R: 0 H: 1 E: 0 LOB: 1 K: 1 BB: 0 S: 6 P: 6	R: 0 H: 0 E: 1 LOB: 0 K: 1 BB: 0 S: 5 P: 5	R: 0 H: 0 E: 0 LOB: 0 K: 0 BB: 0 S: 3 P: 3	R: 0 H: 1 E: 0 LOB: 1 K: 0 BB: 0 S: 4 P: 4	R: 0 H: 1 E: 0 LOB: 3 K: 0 BB: 2 S: 4 P: 12	1B: 5 SF: 0 2B: 0 SAC: 1 3B: 0 DP: 2 HR: 0 HBP: 0		WP: 0 PA: 32 PB: 0 SB: 0 CS: 1
PITCHER Alex Kellner, L (1, 1) <small>ERA: 3.93</small>	IP WLS BF H R ER SO BB IBB HBP BLK WP HR S P ERA WHIP 9.0 W 32 5 0 0 3 2 0 0 0 0 0 0 36 44 0.00 0.778					PITCHER IP WLS BF H R ER SO BB IBB HBP BLK WP HR S P ERA WHIP						

Batter	1	2	3	4	5	6	7	8	9	AB R H RBI BB SO LOB
Eddie Joost, R OBP: 0.429, SLG: 0.515 (1, 6)	0-0 SH5-3 L8 2B	0-0 FC4-6 1-2f			4-0 L6-3 BB			0-0 F8		3 1 1 0 1 0 1
Elmer Valo, L OBP: 0.455, SLG: 0.548 (1, 9)	4-0 SH5-3 BB		4-0 G6-3 BB		0-0 L6-3 1-2			0-0 P6		2 0 0 0 2 0 1
Dave Philley, S OBP: 0.364, SLG: 0.408 (1, 8)	0-0 SH5-3 1-2 2-3		0-0 G6-3 1-2f				0-0 4-3	0-0 F5		3 0 0 0 0 0 1
Gus Zernial, R OBP: 0.342, SLG: 0.230 (1, 7)	4-0 FC4-6 IBB		0-3 K				0-0 F2			2 0 0 0 1 1 0
Ferris Fain, L OBP: 0.397, SLG: 0.263 (1, 3)	0-0 L8 3-H			0-0 G3			0-0 FC5-4 1B			3 0 1 1 0 0 2
Hank Majeski, R OBP: 0.421, SLG: 0.383 (1, 5)	0-0 FC4-6 1-2f			0-0 F5			0-0 FC5-4 1-2f			3 0 0 0 0 0 3
Skeeter Kell, R OBP: 0.361, SLG: 0.406 (1, 4)		4-0 G6-3 BB		0-0 1B			0-0 5-3			2 0 1 0 1 0 0
Joe Astroth, R OBP: 0.286, SLG: 0.289 (1, 2)		0-0 6-3 1-2		0-0 1-3			0-0 F7			3 0 0 0 0 0 2
Alex Kellner, R OBP: 0.273, SLG: 0.200 (1, 1)		0-0 FC4-6 1B			0-0 1-3		0-0 6-3			3 0 1 0 0 0 0

Inning Stats	R: 1 E: 0 K: 0 S: 4	H: 1 LOB: 2 BB: 2 P: 12	R: 0 E: 0 K: 0 S: 3	H: 1 LOB: 1 BB: 1 P: 7	R: 0 E: 0 K: 1 S: 4	H: 0 LOB: 0 BB: 1 P: 8	R: 0 E: 0 K: 0 S: 4	H: 1 LOB: 1 BB: 0 P: 4	R: 0 E: 0 K: 0 S: 2	H: 0 LOB: 0 BB: 1 P: 6	R: 0 E: 0 K: 0 S: 4	H: 1 LOB: 1 BB: 0 P: 4	R: 0 E: 0 K: 0 S: 3	H: 0 LOB: 0 BB: 0 P: 3	R: 0 E: 0 K: 0 S: 3	H: 0 LOB: 0 BB: 0 P: 3
	1B: 3 2B: 2 3B: 0 HR: 0	SF: 0 SAC: 1 DP: 2 HBP: 0	WP: 0 PB: 0 SB: 0 CS: 0	WP: 0 PA: 30												

PITCHER	IP	WLS	BF	H	R	ER	SO	BB	IBB	HBP	BLK	WP	HR	S	P	ERA	WHIP
Earl Harrist, R ERA: 3.32 (1, 1)	8.0	L	30	4	1	1	1	4	1	0	0	0	0	27	47	1.12	1.000

BOTTOM

St. Louis Browns @ Philadelphia Athletics
 Shibe Park, Philadelphia, PA
 Wed May 07 1952, 3:33 AM EDT
 Att. 3,479 - Unknown

livebaseballscorecards.com

AB 24
R 1
H 4
RBI 1
BB 5
SO 1
LOB 10

A

Batter	1	2	3	4	5	6	7	8	9	AB	R	H	RBI	BB	SO	LOB
Eddie Joost, R OBP: 0.427, SLG: 0.500 (1, 6)	0-0 F7		4-0 1B 3B BB		0-0 4-3 1B	0-0 F7		0-0 F8		4	2	1	0	1	0	0
Elmer Valo, L OBP: 0.439, SLG: 0.522 (1, 9)	0-0 F5		0-0 3B 1B		0-0 4-3	0-0 F8		0-0 F9		5	1	1	0	0	0	1
Dave Philley, S OBP: 0.367, SLG: 0.444 (1, 8)	0-0 HR 1B		0-0 1B 3B		0-0 F8		0-0 6-3		0-0 4-3	5	2	2	2	0	0	1
Gus Zernial, R OBP: 0.385, SLG: 0.313 (1, 7)	0-0 HR		4-0 F9-5 1B BB		0-0 1B 1B		4-0 1B F7 BB		0-0 E 1B	3	3	3	3	2	0	0
Ferris Fain, L OBP: 0.410, SLG: 0.290 (1, 3)	0-0 4-3		0-0 1B		0-0 BB 1B 1B		0-0 BB 1B		0-0 E3 G6-4-3	5	0	3	1	0	0	1
Hank Majeski, R OBP: 0.419, SLG: 0.373 (1, 5)		0-0 F8	0-0 F9-5 2-3		0-0 BB 1B		4-0 1-2 3-H BB		0-0 G6-4-3	4	0	1	1	1	0	4
Skeeter Kell, R OBP: 0.375, SLG: 0.400 (1, 4)		0-0 F9		0-0 G5-4-3 1B		4-0 1-2 2-3 BB		0-0 F7		3	0	1	1	1	0	2
Joe Astroth, R OBP: 0.261, SLG: 0.262 (1, 2)		0-0 L5		0-0 G5-4-3 1-2f		0-0 L9		0-0 FC5-4		4	0	0	0	0	0	6
Sam Zoldak, L Dick Fowler, R Carl Scheib, R OBP: 0.111, SLG: 0.111 (1, 1) (5, 1) (6, 1)			0-3 K	0-0 G3		0-0 F7		0-0 6-3		2	0	0	0	0	1	0
										0	0	0	0	0	0	0
										2	0	0	0	0	0	0

Inning Stats	R: 2	H: 2	E: 0	K: 0	S: 5	LOB: 0	BB: 0	P: 5	R: 0	H: 0	E: 0	K: 0	S: 3	LOB: 0	BB: 0	P: 3	R: 3	H: 3	E: 0	K: 1	S: 7	LOB: 1	BB: 2	P: 15	R: 0	H: 1	E: 0	K: 0	S: 3	LOB: 0	BB: 0	P: 3	R: 2	H: 4	E: 0	K: 0	S: 7	LOB: 3	BB: 1	P: 11	R: 0	H: 0	E: 0	K: 0	S: 3	LOB: 0	BB: 0	P: 3	R: 1	H: 1	E: 0	K: 0	S: 4	LOB: 2	BB: 2	P: 12	R: 0	H: 0	E: 0	K: 0	S: 3	LOB: 0	BB: 0	P: 3	R: 0	H: 1	E: 1	K: 0	S: 4	LOB: 1	BB: 0	P: 4	1B: 10	SF: 0	2B: 1	SAC: 0	3B: 1	DP: 3	HR: 1	HBP: 0	WP: 0	PA: 42
--------------	------	------	------	------	------	--------	-------	------	------	------	------	------	------	--------	-------	------	------	------	------	------	------	--------	-------	-------	------	------	------	------	------	--------	-------	------	------	------	------	------	------	--------	-------	-------	------	------	------	------	------	--------	-------	------	------	------	------	------	------	--------	-------	-------	------	------	------	------	------	--------	-------	------	------	------	------	------	------	--------	-------	------	--------	-------	-------	--------	-------	-------	-------	--------	-------	--------

PITCHER	IP	WLS	BF	H	R	ER	SO	BB	IBB	HBP	BLK	WP	HR	S	P	ERA	WHIP
Lou Sleater, L ERA: 7.27 (1, 1)	2.1		12	4	5	5	1	1	0	0	0	0	0	13	17	19.29	2.143
Cliff Fannin, R ERA: 9.31 (3, 1)	2.1		12	6	2	2	0	1	0	0	0	0	0	11	15	7.71	3.000
Dave Madison, R ERA: (5, 1)	0.1		2	0	0	0	0	1	0	0	0	0	0	1	5	0.00	3.000
Satchel Paige, R ERA: 5.06 (6, 1)	4.0	W	16	2	1	1	0	2	0	0	0	0	0	14	22	2.25	1.000

BOTTOM

St. Louis Browns @ Philadelphia Athletics
 Shibe Park, Philadelphia, PA
 Thu May 08 1952, 3:33 AM EDT
 Att. 1,267 - Unknown

AB	37
R	8
H	12
RBI	8
BB	5
SO	1
LOB	15

A

livebaseballscores.com

Batter	1	2	3	4	5	6	7	8	9	AB R H RBI BB SO LOB	TOP											
Fred Marsh, R (1, 6) OBP: 0.346, SLG: 0.238	0-0 6-3			0-0 F9	4-0 1B BB		0-0 F7		0-0 1B E 1B	4 1 1 0 1 0 1												
Jim Delsing, L (1, 7) OBP: 0.440, SLG: 0.636	0-0 6-3			0-0 F9	0-0 1B 1-H		0-0 1B 2-H		0-0 FC4 1B 1-2	5 0 2 1 0 0 1												
Jim Rivera, L (1, 8) OBP: 0.300, SLG: 0.425	0-0 CS 1B			4-0 1B BB		0-0 HR	0-0 F8		0-0 G5-4-3 1B 1-2 2-H	4 2 3 2 1 0 1												
Bob Nieman, R (1, 9) OBP: 0.455, SLG: 0.536	0-0 CS 1-2	0-0 F4		0-0 1B 1-3 1B		4-0 SH1-3 BB		0-0 HR	0-0 G5-4-3 1-2f	4 1 2 1 1 0 2												
Gordon Goldsberry, L (1, 3)				0-0 F8	0-0 1B 1-3 1B		0-0 SH1-3 1-2		0-0 4-3	3 0 1 1 0 0 0												
Clint Courtney, L (1, 2) OBP: 0.309, SLG: 0.349				0-0 F6	0-3 K		4-0 G6-4-3 BB		0-0 F9	3 0 0 0 1 1 2												
Leo Thomas, R (1, 5) OBP: 0.365, SLG: 0.353				0-0 G3		0-0 5-3 3B	0-0 G6-4-3 1-2f		4-0 FC4 BB	3 1 1 0 1 0 2												
Bobby Young, L (1, 4) OBP: 0.370, SLG: 0.317				4-0 G6-3 BB		0-0 5-3		0-0 F5	0-0 FC4 1-2f	3 0 0 1 1 0 1												
Tommy Byrne, L (1, 1) OBP: 0.333, SLG: 0.421				0-0 G6-3 1-2f		0-0 F9		0-0 1B 2B	0-0 F8	4 1 1 0 0 0 1												
Inning Stats	R: 0 E: 0 K: 0 S: 3	H: 1 LOB: 0 BB: 0 P: 3	R: 0 E: 0 K: 0 S: 3	H: 0 LOB: 0 BB: 0 P: 3	R: 0 E: 0 K: 0 S: 2	H: 0 LOB: 0 BB: 1 P: 6	R: 1 E: 0 K: 1 S: 7	H: 2 LOB: 2 BB: 1 P: 11	R: 1 E: 0 K: 0 S: 4	H: 2 LOB: 1 BB: 1 P: 8	R: 1 E: 0 K: 0 S: 3	H: 1 LOB: 1 BB: 2 P: 11	R: 1 E: 0 K: 0 S: 5	H: 2 LOB: 1 BB: 0 P: 5	R: 1 E: 0 K: 0 S: 4	H: 1 LOB: 1 BB: 1 P: 8	R: 1 E: 1 K: 0 S: 5	H: 2 LOB: 1 BB: 0 P: 5	1B: 7 2B: 1 3B: 1 HR: 2	SF: 0 SAC: 1 DP: 3 HBP: 0	WP: 0 PB: 0 SB: 0 CS: 1	PA: 41
PITCHER	IP WLS BF H R ER SO BB IBB HBP BLK WP HR S P ERA WHIP												PITCHER	IP WLS BF H R ER SO BB IBB HBP BLK WP HR S P ERA WHIP								
Early Wynn, R (1, 1) ERA: 4.85	6.2 L 29 8 4 4 1 5 0 0 0 0 0 1 26 46 5.40 1.950																					
Lou Brissie, L (7, 1) ERA: 12.6	2.1 11 3 2 1 0 1 0 0 0 0 0 1 10 14 3.86 1.714																					

St. Louis Browns @ Cleveland Indians
Cleveland Municipal Stadium, Cleveland, OH

Sat May 10 1952, 3:33 AM EDT
Att. 14,179 - Unknown

livebaseballscorecards.com

AB 33
R 6
H 11
RBI 6
BB 6
SO 1
LOB 11



Batter	1	2	3	4	5	6	7	8	9	AB	R	H	RBI	BB	SO	LOB
Harry Simpson, L (1, 3) OBP: 0.361, SLG: 0.447	0-0 F5		0-0 FC3-6 1B BB		0-0 FC5-6 F9		0-0 F9		0-0 F9	5	1	0	0	0	0	5
Bobby Avila, R (1, 4) OBP: 0.382, SLG: 0.413	0-0 F1		0-0 BB BB 1B		0-0 F9			0-0 F7		4	0	1	1	0	0	1
Al Rosen, R (1, 5) OBP: 0.461, SLG: 0.756	0-0 5-3		4-0 BB BB 1-2 BB			0-0 SH1 1B		0-0 6-3		3	0	1	0	1	0	0
Ray Boone, R (1, 6) OBP: 0.432, SLG: 0.500		0-0 G4-6-3 1B	4-0 1-2 2-3 3-H BB			0-0 F8		0-0 5-3		3	0	1	1	1	0	1
Dale Mitchell, L (1, 7) OBP: 0.396, SLG: 0.438		0-0 G4-6-3	0-0 4-3			0-0 SH1			4-0 2B 1B BB	2	1	0	0	1	0	4
Jim Fridley, R (1, 9) OBP: 0.312, SLG: 0.302		0-0 F8		0-0 6-3		0-0 1-3			0-0 1-3 2B	4	1	1	0	0	0	1
Bob Kennedy, R (1, 8) OBP: 0.400, SLG: 0.500			0-0 5-3 BB BB BB	4-0 G6-4-3 BB		4-0 L5-3 BB			0-0 2-H 3-H 1B	2	0	1	2	2	0	0
Quincy Troupe, S (1, 2) OBP: 0.182, SLG: 0.100			0-0 FC3-6 1B BB	0-0 G6-4-3		0-0 L5-3			0-0 F4	4	1	1	0	0	0	3
Early Wynn, S (1, 1) OBP: 0.313, SLG: 0.214			4-0 FC3-6 BB		4-0 FC5-6 BB		4-0 BB		0-0 F7	0	0	0	0	2	0	0
Lou Brissie, L (7, 1)										0	0	0	0	1	0	0
Pete Reiser, L (9, PH) OBP: 0.200, SLG: 0.316			1-2 BB							1	0	0	0	0	0	1

BOTTOM

St. Louis Browns @ Cleveland Indians
Cleveland Municipal Stadium, Cleveland, OH

Sat May 10 1952, 3:33 AM EDT
Att. 14,179 - Unknown

AB	28
R	4
H	6
RBI	4
BB	8
SO	0
LOB	16

C


WP: 0	PA: 37
PB: 0	
SB: 0	
CS: 0	

Inning Stats	R: 0	H: 0	E: 0	K: 0	S: 3	P: 3	R: 0	H: 1	E: 0	K: 0	S: 3	R: 0	H: 2	E: 1	K: 0	S: 5	R: 0	H: 0	E: 0	K: 0	S: 2	R: 0	H: 0	E: 0	K: 0	S: 2	R: 0	H: 1	E: 0	K: 0	S: 4	R: 0	H: 0	E: 0	K: 0	S: 2	R: 0	H: 0	E: 0	K: 0	S: 3	R: 2	H: 2	E: 0	K: 0	S: 5	R: 0	H: 2	E: 0	K: 0	S: 5	1B: 5	SF: 0	2B: 2	SAC: 1	3B: 0	DP: 3	HR: 0	HBP: 0	WP: 0	PA: 37
PITCHER Tommy Byrne, L (1, 1) ERA: 3.77	IP	WLS	BF	H	R	ER	SO	BB	IBB	HBP	BLK	WP	HR	S	P	ERA	WHIP																			PITCHER	IP	WLS	BF	H	R	ER	SO	BB	IBB	HBP	BLK	WP	HR	S	P	ERA	WHIP								

Batter	1	2	3	4	5	6	7	8	9	AB R H RBI BB SO LOB	TOP
Jim Delsing, L (1, 7) OBP: 0.407, SLG: 0.583	0-3 K			0-0 G3		0-0 F6		0-0 4-3		4 0 0 0 0 1 0	
Marty Marion, R (1, 6) OBP: 0.317, SLG: 0.373	0-0 5-3			0-0 4-3		0-0 F3		0-0 F3		4 0 0 0 0 0 0	
Jim Rivera, L (1, 8) OBP: 0.298, SLG: 0.408	0-3 K			4-0 WP BB		0-0 F7		0-0 G3		3 0 0 0 1 1 0	
Bob Nieman, R (1, 9) OBP: 0.443, SLG: 0.508 George Schmees, L (9, 9) OBP: 0.231, SLG: 0.270	0-3 K			0-0 F8		4-0 BB BB BB		0-0 F3		3 0 0 0 1 1 1 0 0 0 0 0 0 0	
Gordon Goldsberry, L (1, 3) OBP: 0.308, SLG: 0.286	0-0 G3			0-0 1-3		0-3 K		0-0 1B		4 0 1 0 0 1 1	
Clint Courtney, L (1, 2) OBP: 0.319, SLG: 0.348	0-0 F9			0-0 1B		4-0 BB 1-2 BB		0-0 4-3		3 0 1 0 1 0 1	
Leo Thomas, R (1, 5) OBP: 0.364, SLG: 0.345	0-0 F9			0-0 F7		4-0 BB 1-2 2-3 BB				2 0 0 0 1 0 1	
Bobby Young, L (1, 4) OBP: 0.360, SLG: 0.306 Dick Kryhoski, L (7, PH) OBP: 0.259, SLG: 0.269 Fred Marsh, R (7, 4) OBP: 0.346, SLG: 0.238	0-0 4-3			0-0 1-3		0-0 3-1				2 0 0 0 0 0 1 1 0 0 0 0 0 3 0 0 0 0 0 0 0	
Ned Garver, R (1, 1) OBP: 0.400, SLG: 0.333	0-3 K			0-0 L5		0-0 6-3				3 0 0 0 0 1 0	
Inning Stats	R: 0 E: 0 K: 2 S: 7 H: 0 LOB: 0 BB: 0 P: 7	R: 0 E: 0 K: 1 S: 5 H: 0 LOB: 0 BB: 0 P: 5	R: 0 E: 0 K: 1 S: 5 H: 0 LOB: 0 BB: 0 P: 5	R: 0 E: 0 K: 0 S: 3 H: 0 LOB: 1 BB: 1 P: 7	R: 0 E: 0 K: 0 S: 4 H: 1 LOB: 1 BB: 0 P: 4	R: 0 E: 0 K: 0 S: 3 H: 0 LOB: 0 BB: 0 P: 3	R: 0 E: 0 K: 1 S: 5 H: 0 LOB: 3 BB: 3 P: 17	R: 0 E: 0 K: 0 S: 3 H: 0 LOB: 0 BB: 0 P: 3	R: 0 E: 0 K: 0 S: 4 H: 1 LOB: 1 BB: 0 P: 4	1B: 2 2B: 0 3B: 0 HR: 0 SF: 0 SAC: 0 DP: 0 HBP: 0	WP: 1 PB: 0 SB: 0 CS: 0 PA: 33
PITCHER Bob Lemon, R (1, 1) ERA: 2.11	IP: 9.0 WLS: W BF: 33 H: 2 R: 0 ER: 0 SO: 5 BB: 4 IBB: 0 HBP: 0 BLK: 0 WP: 1 HR: 0 S: 39 P: 55 ERA: 0.00 WHIP: 0.667										

St. Louis Browns @ Cleveland Indians
Cleveland Municipal Stadium, Cleveland, OH

AB	29
R	0
H	2
RBI	0
BB	4
SO	5
LOB	8



Sun May 11 1952, 3:33 AM EDT
Unknown

livebaseballscorecards.com

Batter	1	2	3	4	5	6	7	8	9	AB R H RBI BB SO LOB
Harry Simpson, L (1, 3) OBP: 0.357, SLG: 0.439	0-0 4-3		0-0 F9			0-0 G4-6-3 1B			0-0 FC1-6 1B	4 1 1 0 0 0 1
Bobby Avila, R (1, 4) OBP: 0.387, SLG: 0.411	4-0 F2 BB			0-0 4-3		0-0 G4-6-3 1-2f			0-0 1B IBB 1B	3 0 1 0 1 0 1
Al Rosen, R (1, 5) OBP: 0.453, SLG: 0.730	0-0 F2 1-2			0-0 F8			0-0 6-3		4-0 1B 1-2 IBB	3 0 0 0 1 0 1
Ray Boone, R (1, 6) OBP: 0.418, SLG: 0.482		0-0 F8		0-0 6-3			0-0 F8		0-3 K	3 0 0 0 0 0 0
Larry Doby, L (9, PH) OBP: 0.342, SLG: 0.344									1 0 0 0 0 1 3	
Dale Mitchell, L (1, 7) OBP: 0.404, SLG: 0.431		4-0 FC2-6 BB			0-0 L8		0-0 4-3		0-0 1-2 2-3 3-H 1B	3 0 1 1 1 0 0
Jim Fridley, R (1, 9) OBP: 0.302, SLG: 0.292		0-0 FC2-6 1-2f			0-0 E5			0-3 K		3 0 0 0 0 1 1
Bob Kennedy, R (1, 8) OBP: 0.357, SLG: 0.440		0-0 F7			0-0 F7			0-0 5-3		3 0 0 0 0 0 2
Jim Hegan, R (1, 2) OBP: 0.357, SLG: 0.314			0-3 K		0-0 F8			0-3 K		3 0 0 0 0 2 1
Bob Lemon, L (1, 1) OBP: 0.105, SLG: 0.105			0-0 4-3			0-0 F2			0-0 FC1-6 1B	3 0 1 0 0 0 0

Inning Stats	R: 0	H: 0	E: 0	K: 0	S: 2	LOB: 0	BB: 1	P: 6	R: 0	H: 0	E: 0	K: 0	S: 3	LOB: 1	BB: 1	P: 7	R: 0	H: 0	E: 0	K: 1	S: 5	LOB: 0	BB: 0	P: 5	R: 0	H: 0	E: 0	K: 0	S: 3	LOB: 0	BB: 0	P: 3	R: 0	H: 0	E: 1	K: 0	S: 4	LOB: 1	BB: 0	P: 4	R: 0	H: 1	E: 0	K: 0	S: 3	LOB: 0	BB: 0	P: 3	R: 0	H: 0	E: 0	K: 2	S: 7	LOB: 0	BB: 0	P: 7	R: 0	H: 0	E: 0	K: 2	S: 7	LOB: 0	BB: 0	P: 7	R: 1	H: 3	E: 0	K: 1	S: 7	LOB: 3	BB: 1	P: 11	1B: 4	2B: 0	3B: 0	HR: 0	SF: 0	SAC: 0	DP: 1	HBP: 0	WP: 0	PB: 0	SB: 0	CS: 0	PA: 32
PITCHER Ned Garver, R (1, 1) ERA: 3.76	IP	WLS	BF	H	R	ER	SO	BB	IBB	HBP	BLK	WP	HR	S	P	ERA	WHIP	IP	WLS	BF	H	R	ER	SO	BB	IBB	HBP	BLK	WP	HR	S	P	ERA	WHIP																																																			


BOTTOM

St. Louis Browns @ Cleveland Indians
Cleveland Municipal Stadium, Cleveland, OH

Sun May 11 1952, 3:33 AM EDT
Unknown

livebaseballscorecards.com

AB	29
R	1
H	4
RBI	1
BB	3
SO	4
LOB	10



Batter	1	2	3	4	5	6	7	8	9	AB R H RBI BB SO LOB	TOP	
Fred Marsh, R (1, 6) <small>OBP: 0.345, SLG: 0.250</small> Tom Wright, L (7, PH) <small>OBP: 0.256, SLG: 0.278</small> Joe Demaestri, R (7, 6) <small>OBP: 0.333, SLG: 0.400</small> George Schmees, L (9, PH) <small>OBP: 0.225, SLG: 0.263</small>	0-0 FC6-5 1B		0-0 6-3	0-0 5-3			0-3 K		0-3 K	3 0 1 0 0 0 2 1 0 0 0 0 0 10 0 0 0 0 0 0 0 1 0 0 0 0 0 1 1	St. Louis Browns @ Cleveland Indians Cleveland Municipal Stadium, Cleveland, OH Sun May 11 1952, 3:38 AM EDT Att: 27,172 - Unknown livebaseballscorecards.com	
Jim Delsing, L (1, 7) <small>OBP: 0.407, SLG: 0.558</small>	0-0 5-3 FC6-5 1B		0-0 4-3		0-0 4-3		0-0 F9	4-0 1-2 BB	4 0 1 0 1 0 0			
Jim Rivera, L (1, 8) <small>OBP: 0.303, SLG: 0.420</small>	0-0 FC6-5 5-3 1-2 2-3f		0-0 1B		0-0 6-3		0-0 2B	0-3 K	5 0 2 0 0 1 4			
Bob Nieman, R (1, 9) <small>OBP: 0.413, SLG: 0.469</small>	0-0 5-3 1-2 2-3		0-0 F8		0-3 K		0-0 6-3	0-0 F3	5 0 0 0 0 1 6			
Gordon Goldsberry, L (1, 3) <small>OBP: 0.326, SLG: 0.289</small>	0-0 F7			0-0 E 1B 4-3 1B		0-0 6-3		4-0 HBP BB	3 1 1 0 1 0 2			
Clint Courtney, L (1, 2) <small>OBP: 0.316, SLG: 0.343</small>		0-0 F7		0-0 4-3 E 1-2 1B		0-0 F4		0-0 F7	4 0 1 0 0 0 1			
Leo Thomas, R (1, 5) <small>OBP: 0.369, SLG: 0.344</small>		0-0 G3		0-0 E4 4-3 1-2 2-3 1B		0-0 BB 1B		1-0 G1-6-3 HBP	3 0 1 0 0 0 2			
Bobby Young, L (1, 4) <small>OBP: 0.372, SLG: 0.313</small> Hank Arft, L (8, PH) <small>OBP: 0.158, SLG: 0.368</small> Stan Rojek, R (8, 4) <small>OBP: 0.250, SLG: 0.143</small>		0-0 1B		0-0 4-3 1-2 2-3 3-H		4-0 BB		0-0 G1-6-3 1-2f	2 0 1 1 1 0 2 1 0 0 0 0 0 2 0 0 0 0 0 0 0			
Bob Cain, L (1, 1) <small>OBP: 0.167, SLG: 0.091</small> Dick Kryhoski, L (4, PH) <small>OBP: 0.255, SLG: 0.264</small> Earl Harrist, R (4, 1) <small>OBP: 0.050, SLG: 0.100</small> Earl Rapp, L (6, PH) <small>OBP: 0.050, SLG: 0.100</small> Gene Bearden, L (6, 1) <small>OBP: 0.500, SLG: 0.375</small> Darrell Johnson, R (9, PH)		0-0 5-3		0-3 K		0-0 F7		4-0 BB BB	1 0 0 0 0 0 1 1 0 0 0 0 0 1 2 0 0 0 0 0 0 0 1 0 0 0 0 0 2 0 0 0 0 0 0 0 0 0 0 0 0 1 0 0			
Inning Stats	R: 0 H: 2 E: 0 LOB: 2 K: 0 BB: 0 S: 5 P: 5	R: 0 H: 1 E: 0 LOB: 1 K: 0 BB: 0 S: 4 P: 4	R: 0 H: 1 E: 0 LOB: 1 K: 0 BB: 0 S: 4 P: 4	R: 1 H: 2 E: 1 LOB: 2 K: 1 BB: 0 S: 8 P: 8	R: 0 H: 0 E: 0 LOB: 0 K: 1 BB: 0 S: 5 P: 5	R: 0 H: 1 E: 0 LOB: 2 K: 0 BB: 1 S: 4 P: 8	R: 0 H: 1 E: 0 LOB: 1 K: 1 BB: 0 S: 6 P: 6	R: 0 H: 0 E: 0 LOB: 1 K: 0 BB: 1 S: 2 P: 7	R: 0 H: 0 E: 0 LOB: 2 K: 2 BB: 2 S: 7 P: 15	1B: 7 SF: 0 2B: 1 SAC: 0 3B: 0 DP: 1 HR: 0 HBP: 1		WP: 0 PA: 40 PB: 0 SB: 0 CS: 0
PITCHER Mike Garcia, R (1, 1) <small>ERA: 1.17</small>	IP WLS BF H R ER SO BB IBB HBP BLK WP HR S P ERA WHIP 9.0 W 40 8 1 1 5 4 0 1 0 0 0 0 45 62 1.00 1.333											PITCHER IP WLS BF H R ER SO BB IBB HBP BLK WP HR S P ERA WHIP



Batter	1	2	3	4	5	6	7	8	9
Harry Simpson, L OBP: 0.345, SLG: 0.423 (1, 3)	0-3 K		0-0 G4-6-3		0-0 4-3		0-0 F9		
Bobby Avila, R OBP: 0.391, SLG: 0.402 (1, 4)	4-0 BB		4-0 1B		0-0 L7		0-0 5-3		
Al Rosen, R OBP: 0.445, SLG: 0.710 (1, 5)	0-0 G6-4-3		0-0 1B		0-3 K		0-0 F7		
Ray Boone, R OBP: 0.412, SLG: 0.471 (1, 6)		0-0 1B	0-0 4-3		0-0 5-3		0-0 F4		
Dale Mitchell, L OBP: 0.417, SLG: 0.453 (1, 7)		0-0 SH3		0-0 F9		0-0 4-3	4-0 BB		
Jim Fridley, R OBP: 0.300, SLG: 0.283 (1, 9)		0-0 6-3		0-0 F9		4-0 BB	0-3 K		
Bob Kennedy, R OBP: 0.387, SLG: 0.444 (1, 8)		0-0 1B		4-0 1B		0-0 E5	1-2		
Birdie Tebbetts, R OBP: 0.357, SLG: 0.361 (1, 2)		0-0 6-3		0-0 F9		0-0 F9			
Mike Garcia, R OBP: 0.167, SLG: 0.118 (1, 1)			4-0 BB	0-0 G4-6-3		0-3 K			

Inning Stats	R: 0	H: 0	E: 0	K: 1	S: 4	R: 1	H: 2	E: 0	K: 0	S: 5	R: 1	H: 1	E: 0	K: 0	S: 3	R: 1	H: 2	E: 0	K: 0	S: 4	R: 0	H: 0	E: 0	K: 1	S: 5	R: 0	H: 0	E: 1	K: 0	S: 4	R: 0	H: 0	E: 0	K: 1	S: 5	R: 0	H: 0	E: 0	K: 1	S: 5	R: 0	H: 0	E: 0	K: 1	S: 5	
	0	0	0	1	4	1	2	0	0	5	1	1	0	0	3	0	2	0	0	4	0	0	0	0	1	5	0	0	1	0	4	0	0	0	1	5	0	0	0	1	5	0	0	0	1	9

PITCHER	IP	WLS	BF	H	R	ER	SO	BB	IBB	HBP	BLK	WP	HR	S	P	ERA	WHIP
Bob Cain, L ERA: 3.52 (1, 1)	3.0	L	13	3	2	2	1	3	0	0	0	0	0	12	24	6.00	2.000
Earl Harrist, R ERA: 3.42 (4, 1)	2.0		8	2	1	1	1	1	0	0	0	0	0	9	13	4.50	1.500
Gene Bearden, L ERA: 5.87 (6, 1)	3.0		12	0	0	0	2	2	0	0	0	0	0	14	22	0.00	0.667

BOTTOM

AB R H RBI BB SO LOB

4 0 0 0 0 1 1

2 1 0 0 2 0 0

4 0 1 1 0 1 1

4 1 1 0 0 0 1

2 1 1 0 1 0 0

3 0 0 0 1 1 3

2 0 1 1 1 0 1

3 0 1 1 0 0 3

2 0 0 0 1 1 2

St. Louis Browns @ Cleveland Indians
Cleveland Municipal Stadium, Cleveland, OH

Sun May 11 1952, 3:38 AM EDT
Att. 27,172 - Unknown

AB 26
R 3
H 5
RBI 3
BB 6
SO 4
LOB 12

C

WP: 0 PA: 33
PB: 0
SB: 2
CS: 0

WP	HR	S	P	ERA	WHIP
0	0	1	3	6.00	2.000

Batter	1	2	3	4	5	6	7	8	9	AB	R	H	RBI	BB	SO	LOB	TOP	
Eddie Joost, R (1, 6) OBP: 0.417, SLG: 0.470										0	0	0	0	0	0	0	Philadelphia Athletics @ St. Louis Browns Sportsman's Park, St. Louis, MO Tue May 13 1952, 4:33 AM EDT Att. 7,301 - Unknown livebaseballscorecards.com	
Elmer Valo, L (1, 9) OBP: 0.411, SLG: 0.468										0	0	0	0	0	0	0		
Dave Philley, S (1, 8) OBP: 0.378, SLG: 0.433										0	0	0	0	0	0	0		
Gus Zernial, R (1, 7) OBP: 0.391, SLG: 0.395										0	0	0	0	0	0	0		
Ferris Fain, L (1, 3) OBP: 0.391, SLG: 0.307										0	0	0	0	0	0	0		
Billy Hitchcock, R (1, 5) OBP: 0.235, SLG: 0.471										0	0	0	0	0	0	0		
Skeeter Kell, R (1, 4) OBP: 0.346, SLG: 0.404										0	0	0	0	0	0	0		
Joe Astroth, R (1, 2) OBP: 0.259, SLG: 0.245										0	0	0	0	0	0	0		
Bobby Shantz, R (1, 1) OBP: 0.200, SLG: 0.267										0	0	0	0	0	0	0	A	
Inning Stats																	1B: 0 SF: 0 2B: 0 SAC: 0 3B: 0 DP: 0 HR: 0 HBP: 0 WP: 0 PA: 0 PB: 0 SB: 0 CS: 0	
PITCHER Duane Pillette, R (1, 1) ERA: 1.36	IP	WLS	BF	H	R	ER	SO	BB	IBB	HBP	BLK	WP	HR	S	P	ERA	WHIP	PITCHER IP WLS BF H R ER SO BB IBB HBP BLK WP HR S P ERA WHIP
	0.0	L	0	0	0	0	0	0	0	0	0	0	0	0	0	∞	∞	

Batter	1	2	3	4	5	6	7	8	9	10	AB R H RBI BB SO LOB	TOP																			
Jim Piersall, R (1, 6) OBP: 0.375, SLG: 0.337	0-0 1-3		0-3 K			0-0 6-3		0-0 F7		0-0 P4	5 0 0 0 0 1 1	Boston Red Sox @ St. Louis Browns Sportsman's Park, St. Louis, MO Fri May 16 1952, 4:33 AM EDT Att: 8,124 - Unknown																			
6 Johnny Pesky, L (1, 5) Fred Hatfield, L (8, 5) OBP: 0.216, SLG: 0.093	0-0 F7		0-0 P6			0-0 L4			0-0 F8		3 0 0 0 0 0 0 1 0 0 0 0 0 0																				
Clyde Vollmer, R (1, 8) OBP: 0.423, SLG: 0.651	4-0 1B BB			0-0 6-3		0-0 E5 2B			0-0 E5		3 1 0 0 1 0 0																				
Walt Dropo, R (1, 3) OBP: 0.348, SLG: 0.506	0-0 1-2 1B			0-0 F7		0-0 2B 1-H			0-3 K		4 0 2 1 0 1 1																				
Billy Goodman, L (1, 7) OBP: 0.326, SLG: 0.419	0-0 F7			0-0 F7			0-0 4-3		4-0 IBB		3 0 0 0 1 0 2																				
Faye Throneberry, L (1, 9) Ken Wood, R (7, 9) OBP: 0.316, SLG: 0.349 OBP: 0.200, SLG: 0.200		0-3 K			0-0 1-3		0-3 K		0-0 P3		3 0 0 0 0 2 0 1 0 0 0 0 0 2																				
Ted Lepcio, R (1, 4) OBP: 0.347, SLG: 0.442		0-0 5-3			4-0 FC3-6 BB		0-0 F2		0-3 K		3 0 0 0 1 1 0																				
Gus Niarhos, R (1, 2)		0-3 K			0-0 FC3-6 1-2f		0-3 K		4-0 BB		3 0 0 0 1 2 1																				
Mickey McDermott, L (1, 1) Ellis Kinder, R (10, 1) OBP: 0.294, SLG: 0.533			0-0 6-3		0-0 L6		0-0 F7		0-3 K		4 0 0 0 0 1 2 0 0 0 0 0 0 0																				
Inning Stats	R: 0 E: 0 K: 0 S: 4	H: 1 LOB: 2 BB: 1 P: 8	R: 0 E: 0 K: 2 S: 7	H: 0 LOB: 0 BB: 0 P: 7	R: 0 E: 0 K: 1 S: 5	H: 0 LOB: 0 BB: 0 P: 5	R: 0 E: 0 K: 0 S: 3	H: 0 LOB: 1 BB: 1 P: 7	R: 1 E: 1 K: 0 S: 4	H: 1 LOB: 1 BB: 0 P: 4	R: 0 E: 0 K: 1 S: 5		H: 0 LOB: 0 BB: 0 P: 5	R: 0 E: 1 K: 1 S: 6	H: 0 LOB: 2 BB: 1 P: 10	R: 0 E: 0 K: 2 S: 7	H: 0 LOB: 1 BB: 1 P: 11	1B: 1 2B: 1 3B: 0 HR: 0	SF: 0 SAC: 0 DP: 0 HBP: 0	WP: 0 PB: 0 SB: 0 CS: 0	PA: 37										
PITCHER	IP WLS BF H R ER SO BB IBB HBP BLK WP HR S P ERA WHIP																														
Earl Harrist, R (1, 1) ERA: 2.64	7.0																														
Satchel Paige, R (8, 1) ERA: 3.38	3.0	W	12	0	0	0	4	1	1	0	0	0	0	0	0	0	18	26	0.00	0.333											

livebaseballscorecards.com

AB	33
R	1
H	2
RBI	1
BB	4
SO	8
LOB	9



Batter	1	2	3	4	5	6	7	8	9	AB R H RBI BB SO LOB	TOP
Jim Piersall, R (1, 6) OBP: 0.371, SLG: 0.327	0-3 			0-0 E6 		0-3 			4-0 	3 0 0 0 1 2 0	
6 Johnny Pesky, L (1, 5) OBP: 0.204, SLG: 0.087	0-0 			0-0 FC3-6 		0-0 			0-0 SH2-4 	3 0 0 0 0 0 1	
Clyde Vollmer, R (1, 8) OBP: 0.411, SLG: 0.617	0-0 			0-0 			0-0 		0-0 	4 0 1 0 0 0 1	
Walt Dropo, R (1, 3) OBP: 0.333, SLG: 0.482		0-0 		0-3 			0-0 		0-3 	4 0 0 0 0 2 3	
Billy Goodman, L (1, 7) OBP: 0.306, SLG: 0.391		0-3 		0-0 			0-0 			3 0 0 0 0 1 2	
Faye Throneberry, L (1, 9) OBP: 0.327, SLG: 0.388		0-3 		4-0 FC2-5 				0-0 		2 1 1 1 1 1 0	
Ted Lepcio, R (1, 4) OBP: 0.337, SLG: 0.427			0-3 	0-0 FC2-5 			0-0 			3 0 0 0 0 1 1	
Del Wilber, R (1, 2) OBP: 0.167, SLG: 0.333			0-0 	0-3 			0-0 			3 0 0 0 0 1 1	
Mel Parnell, L (1, 1) OBP: 0.167, SLG: 0.333			0-3 	0-0 			0-0 			3 0 0 0 0 1 0	
Inning Stats	R: 0 H: 0 E: 0 LOB: 0 K: 1 BB: 0 S: 5 P: 5	R: 0 H: 0 E: 0 LOB: 0 K: 2 BB: 0 S: 7 P: 7	R: 0 H: 0 E: 0 LOB: 0 K: 2 BB: 0 S: 7 P: 7	R: 0 H: 1 E: 1 LOB: 2 K: 1 BB: 0 S: 7 P: 7	R: 0 H: 0 E: 0 LOB: 0 K: 1 BB: 1 S: 4 P: 8	R: 0 H: 0 E: 0 LOB: 0 K: 1 BB: 0 S: 5 P: 5	R: 0 H: 0 E: 0 LOB: 0 K: 0 BB: 0 S: 3 P: 3	R: 1 H: 1 E: 0 LOB: 0 K: 0 BB: 0 S: 4 P: 4	R: 0 H: 0 E: 0 LOB: 1 K: 1 BB: 1 S: 5 P: 9	1B: 1 SF: 0 2B: 0 SAC: 1 3B: 0 DP: 0 HR: 1 HBP: 0	WP: 0 PA: 31 PB: 0 SB: 1 CS: 1
PITCHER Ned Garver, R (1, 1) ERA: 3.3 Dave Madison, R (9, 1) ERA:	IP WLS BF H R ER SO BB IBB HBP BLK WP HR S P ERA WHIP 8.0 27 2 1 1 8 1 0 0 0 0 0 1 42 46 1.12 0.375 1.0 W 4 0 0 0 1 1 0 0 0 0 0 0 5 9 0.00 1.000	PITCHER IP WLS BF H R ER SO BB IBB HBP BLK WP HR S P ERA WHIP									

Boston Red Sox @ St. Louis Browns
 Sportsman's Park, St. Louis, MO
 Sat May 17 1952, 4:33 AM EDT
 Att. 4,223 - Unknown

livebaseballscorecards.com

AB 28
R 1
H 2
RBI 1
BB 2
SO 9
LOB 9



Batter	1	2	3	4	5	6	7	8	9	AB R H RBI BB SO LOB	TOP
Hank Bauer, R OBP: 0.354, SLG: 0.527 (1, 9) X	0-0 ①		0-0 ③			0-0 ②		0-0 ①		4 0 0 0 0 0 0	New York Yankees @ St. Louis Browns Sportsman's Park, St. Louis, MO Sun May 18 1952, 4:33 AM EDT Overcast livebaseballscorecards.com
Phil Rizzuto, R OBP: 0.398, SLG: 0.430 (1, 6) X	0-0 ②			4-0 BBB G4-6-3 BB		0-0 ③		0-0 ②		3 0 1 0 1 0 0	
Irv Noren, L OBP: 0.306, SLG: 0.327 (1, 8) (7, 3) X	0-0 ③			0-0 ①			0-3 ①	0-0 ②		4 0 0 0 0 1 2	
Yogi Berra, L OBP: 0.378, SLG: 0.339 (1, 2) X		0-0 ①		0-0 ②			0-0 ①	4-0 ②		3 1 1 0 1 0 1	
Johnny Mize, L OBP: 0.356, SLG: 0.396 Jim Brideweser, R (7, PR) Bob Cerv, R OBP: 0.281, SLG: 0.276 Mickey Mantle, S OBP: 0.364, SLG: 0.441 (8, PH) (8, 8) X		0-0 ②			0-0 ①		0-0 ③	0-0 ③		3 0 2 1 0 0 0 0 1 0 0 0 0 0 0 0 0 0 0 0 0 1 0 0 0 0 0 2	
Gene Woodling, L OBP: 0.394, SLG: 0.525 (1, 7) X		0-0 ②			0-0 ②		0-0 ①		0-0 ③	4 1 3 2 0 0 1	
Gil McDougald, R OBP: 0.308, SLG: 0.313 (1, 5) X		0-3 ③			0-0 ②		0-0 ①		0-0 ①	4 0 0 0 0 1 4	
Billy Martin, R OBP: 0.167, SLG: 0.167 (1, 4) X			0-0 ①		0-0 ③		0-0 ②		0-0 ②	4 0 0 0 0 0 3	
Ed Lopat, L OBP: 0.133, SLG: 0.071 (1, 1) X			0-0 ②			0-0 ①	0-0 ③			3 0 0 0 0 0 3	
Inning Stats	R: 0 H: 0 E: 0 LOB: 0 K: 0 BB: 0 S: 3 P: 3	R: 0 H: 1 E: 0 LOB: 1 K: 1 BB: 0 S: 6 P: 6	R: 0 H: 0 E: 0 LOB: 0 K: 0 BB: 0 S: 3 P: 3	R: 0 H: 0 E: 0 LOB: 0 K: 0 BB: 1 S: 2 P: 6	R: 1 H: 1 E: 0 LOB: 0 K: 0 BB: 0 S: 4 P: 4	R: 0 H: 0 E: 0 LOB: 0 K: 0 BB: 0 S: 3 P: 3	R: 2 H: 3 E: 0 LOB: 3 K: 1 BB: 0 S: 9 P: 9	R: 0 H: 1 E: 0 LOB: 2 K: 0 BB: 1 S: 4 P: 8	R: 0 H: 1 E: 0 LOB: 0 K: 0 BB: 0 S: 3 P: 3	1B: 2 SF: 0 2B: 3 SAC: 0 3B: 1 DP: 2 HR: 1 HBP: 0	
PITCHER Duane Pilette, R ERA: 2.2 (1, 1)	IP WLS BF H R ER SO BB IBB HBP BLK WP HR S P ERA WHIP										
	9.0 W 35 7 3 3 2 2 0 0 0 0 0 1 37 45 3.00 1.000										

New York Yankees @ St. Louis Browns
Sportsman's Park, St. Louis, MO
 Sun May 18 1952, 4:33 AM EDT
 Overcast

AB	33
R	3
H	7
RBI	3
BB	2
SO	2
LOB	16



Batter	1	2	3	4	5	6	7	8	9	AB	R	H	RBI	BB	SO	LOB
Bobby Young, L (1, 4) OBP: 0.384, SLG: 0.321	0-0 1B		0-3 K			0-0 SH1-4 1B		0-0 5-3		4	1	2	0	0	1	0
Marty Marion, R (1, 6) OBP: 0.304, SLG: 0.368 George Schmees, L (9, PR) OBP: 0.225, SLG: 0.263	0-0 F7		0-0 F8			0-0 SH1-4 1-2			0-0 2-3 1B 2B	3	0	1	0	0	0	1
Jim Rivera, L (1, 8) OBP: 0.302, SLG: 0.363	0-0 P2				0-0 F5				4-0 1B 2-3 BB	3	0	0	0	1	0	2
Bob Nieman, R (1, 9) OBP: 0.427, SLG: 0.560	0-0 4-3				0-0 HR				0-0 F3	4	1	2	2	0	0	3
Jim Dyck, R (1, 7) OBP: 0.370, SLG: 0.500		0-0 1B 1B			0-3 K				0-0 2-3	4	1	1	0	0	2	2
Cass Michaels, R (1, 5) OBP: 0.304, SLG: 0.317		0-0 1B 1B			0-0 6-3				4-0 1B IBB	3	0	1	0	1	0	0
Clint Courtney, L (1, 2) OBP: 0.344, SLG: 0.372		0-0 1B 1B			0-0 F2				0-0 F7	4	0	2	2	0	0	0
Gordon Goldsberry, L (1, 3) OBP: 0.286, SLG: 0.250 Tom Wright, L (8, PH) OBP: 0.244, SLG: 0.263 Hank Arft, L (9, 3) OBP: 0.150, SLG: 0.350		0-0 G1-6-3 1-3 2-H 1B			0-0 3-1				0-0 F8	2	0	0	0	0	0	1
Duane Pilette, R (1, 1) OBP: 0.176, SLG: 0.235			0-3 K			0-0 F5			0-0 5-3	1	0	0	0	0	0	0

Inning Stats	R: 0	H: 1	E: 0	K: 0	S: 4	R: 1	H: 3	E: 0	K: 0	S: 4	R: 0	H: 0	E: 0	K: 2	S: 7	R: 1	H: 1	E: 0	K: 1	S: 6	R: 0	H: 0	E: 0	K: 0	S: 3	R: 1	H: 2	E: 0	K: 0	S: 4	R: 0	H: 0	E: 0	K: 1	S: 5	R: 0	H: 0	E: 0	K: 0	S: 3	R: 1	H: 2	E: 0	K: 0	S: 4	R: 0	H: 0	E: 0	K: 0	S: 3	R: 0	H: 0	E: 0	K: 0	S: 3	R: 1	H: 2	E: 0	K: 0	S: 4	1B: 7	SF: 0	2B: 1	SAC: 1	3B: 0	DP: 1	HR: 1	HBP: 0	WP: 0	PA: 34
Ed Lopat, L (1, 1) ERA: 3.4	IP	WLS	BF	H	R	ER	SO	BB	IBB	HBP	BLK	WP	HR	S	P	ERA	WHIP	IP	WLS	BF	H	R	ER	SO	BB	IBB	HBP	BLK	WP	HR	S	P	ERA	WHIP																																				


BOTTOM


New York Yankees @ St. Louis Browns
Sportsman's Park, St. Louis, MO

Sun May 18 1952, 4:33 AM EDT
Overcast

livebaseballscorecards.com

AB	31
R	4
H	9
RBI	4
BB	2
SO	4
LOB	9



Batter	1	2	3	4	5	6	7	8	9	AB	R	H	RBI	BB	SO	LOB	TOP	
Hank Bauer, R (1, 9) OBP: 0.354, SLG: 0.527										0	0	0	0	0	0	0	New York Yankees @ St. Louis Browns Sportsman's Park, St. Louis, MO Sun May 18 1952, 4:38 AM EDT Att. 17,385 - Unknown livebaseballscorecards.com	
Phil Rizzuto, R (1, 6) OBP: 0.398, SLG: 0.430										0	0	0	0	0	0	0		
Gene Woodling, L (1, 7) OBP: 0.394, SLG: 0.525										0	0	0	0	0	0	0		
Yogi Berra, L (1, 2) OBP: 0.378, SLG: 0.339										0	0	0	0	0	0	0		
Gil McDougald, R (1, 5) OBP: 0.308, SLG: 0.313										0	0	0	0	0	0	0		
Bob Cerv, R (1, 8) OBP: 0.281, SLG: 0.276										0	0	0	0	0	0	0		
Irv Noren, L (1, 3) OBP: 0.306, SLG: 0.327										0	0	0	0	0	0	0		
Billy Martin, R (1, 4) OBP: 0.167, SLG: 0.167										0	0	0	0	0	0	0		
Vic Raschi, R (1, 1) OBP: 0.200, SLG: 0.300										0	0	0	0	0	0	0		
Inning Stats																		1B: 0 SF: 0 2B: 0 SAC: 0 3B: 0 DP: 0 HR: 0 HBP: 0
PITCHER Bob Cain, L (1, 1) ERA: 3.52	IP	WLS	BF	H	R	ER	SO	BB	IBB	HBP	BLK	WP	HR	S	P	ERA	WHIP	PITCHER IP WLS BF H R ER SO BB IBB HBP BLK WP HR S P ERA WHIP

AB 0
R 0
H 0
RBI 0
BB 0
SO 0
LOB 0

WP: 0 PA: 0
 PB: 0
 SB: 0
 CS: 0

Batter	1	2	3	4	5	6	7	8	9	AB R H RBI BB SO LOB	TOP											
Eddie Yost, R OBP: 0.367, SLG: 0.265 (1, 5)	0-3 K		4-0 1B BB		0-0 1-3		0-0 G5-4-3 1-2f			3 1 0 0 1 1 1	<p>Washington Senators @ St. Louis Browns</p> <p>Sportsman's Park, St. Louis, MO</p> <p>Tue May 20 1952, 4:33 AM EDT</p> <p>Att. 6,680 - Unknown</p>											
Jim Busby, R OBP: 0.254, SLG: 0.217 (1, 8)	0-0 1B 2B		0-0 1B 1B		0-0 F9			0-0 5-3		4 1 2 0 0 0 0												
Jackie Jensen, R OBP: 0.416, SLG: 0.430 (1, 9)	0-0 G6-4-3 2-3 1B		0-0 FC6-4 1-3 2-H 1B		0-0 S 1B			4-0 G4-6-3 BB		3 0 3 1 1 0 0												
Archie Wilson, R OBP: 0.367, SLG: 0.444 (1, 7)	0-0 G6-4-3 1-2f		0-0 FC6-4 1-2 3-H 1B		0-0 L5 1-2			0-0 G4-6-3 1-2f		4 0 1 1 0 0 4												
Mickey Vernon, L OBP: 0.328, SLG: 0.385 (1, 3)		0-0 P4	0-0 FC6-4 1-2f 2-3 CS		0-3 K				0-0 P4	4 0 0 0 0 1 2												
Pete Runnels, L OBP: 0.364, SLG: 0.291 (1, 6)		4-0 FC5 1B BB	0-3 K 1-2		0-0 4-3				0-0 SH5-3 1B	3 0 1 0 1 1 2												
Mel Hoderlein, S OBP: 0.333, SLG: 0.200 (1, 4)		0-0 1-2 1B		0-0 L7		0-0 4-3			0-0 SH5-3 1-2	3 0 1 0 0 0 0												
Mickey Grasso, R OBP: 0.250, SLG: 0.171 (1, 2)		0-0 F2		0-0 5-3			0-0 5-3		0-0 F9	4 0 0 0 0 0 3												
Connie Marrero, R OBP: 0.111, SLG: 0.111 (1, 1)		0-0 FC5 2-3f		0-0 L9			0-0 G5-4-3 1B			3 0 1 0 0 0 2												
Inning Stats	R: 0 E: 0 K: 1 S: 6	H: 2 LOB: 1 BB: 0 P: 6	R: 0 E: 0 K: 0 S: 4	H: 1 LOB: 2 BB: 1 P: 8	R: 2 E: 0 K: 1 S: 7	H: 3 LOB: 2 BB: 1 P: 11	R: 0 E: 0 K: 0 S: 3	H: 0 LOB: 0 BB: 0 P: 3	R: 0 E: 0 K: 0 S: 4	H: 1 LOB: 1 BB: 0 P: 4	R: 0 E: 0 K: 1 S: 5	H: 0 LOB: 0 BB: 0 P: 5	R: 0 E: 0 K: 0 S: 3	H: 1 LOB: 0 BB: 0 P: 3	R: 0 E: 0 K: 0 S: 2	H: 0 LOB: 0 BB: 1 P: 6	R: 0 E: 0 K: 0 S: 4	H: 1 LOB: 1 BB: 0 P: 4	1B: 8 2B: 2 3B: 0 HR: 0	SF: 0 SAC: 1 DP: 4 HBP: 0	WP: 0 PB: 0 SB: 1 CS: 1	PA: 35
PITCHER Tommy Byrne, L ERA: 3.69 (1, 1)	IP 9.0	WLS L	BF 35	H 9	R 2	ER 2	SO 3	BB 3	IBB 0	HBP 0	BLK 0	WP 0	HR 0	S 38	P 50	ERA 2.00	WHIP 1.333					

livebaseballscorecards.com

AB	31
R	2
H	9
RBI	2
BB	3
SO	3
LOB	14



Batter	1	2	3	4	5	6	7	8	9	AB R H RBI BB SO LOB	TOP										
Eddie Yost, R OBP: 0.369, SLG: 0.298 (1, 5) X	0-0 HR	0-0 L6		4-0 FC6-4 BB		4-0 FC6-4 BB		0-0 1-3 2B		3 1 2 1 2 0 2											
Jim Busby, R OBP: 0.234, SLG: 0.198 (1, 8) X	0-0 P4		0-0 P6	0-0 FC6-4 1-2f		0-0 FC6-4 1-2f		0-0 F8-2 3-H		5 0 0 0 0 0 5											
Jackie Jensen, R OBP: 0.418, SLG: 0.426 (1, 9) B B B	4-0 G5-4-3 BB		0-0 F7		0-0 1B		0-3 K		0-0 G1-6-3 1B	4 0 2 0 1 1 0											
Archie Wilson, R OBP: 0.352, SLG: 0.420 (1, 7) X	0-0 G5-4-3 1-2f		0-0 6-3		0-0 1B		0-3 K		0-3 K	5 0 1 0 0 2 2											
Mickey Vernon, L OBP: 0.343, SLG: 0.407 (1, 3) X		0-0 L6		0-0 HR		0-3 K		4-0 1B BB	0-0 G1-6-3 1-2f	4 1 1 1 1 1 3											
Pete Runnels, L OBP: 0.374, SLG: 0.286 (1, 6) B B B B		4-0 BB 1B BB		4-0 WP FC5-2 BB		0-0 F9		0-0 FC6-4 1B		2 1 1 0 2 0 2											
Mel Hoderlein, S OBP: 0.200, SLG: 0.111 (1, 4) X		0-0 F9		0-0 4-3 1-3		0-0 F2		0-0 FC6-4		4 0 0 0 0 0 6											
Clyde Kluttz, R OBP: 0.395, SLG: 0.394 (1, 2) B B B B		4-0 1B BB		0-0 FC5-2 E		0-0 F7		0-0 FC1-6 1B		3 1 1 0 1 0 1											
Bob Porterfield, R OBP: 0.235, SLG: 0.294 (1, 1) X		0-0 1B		0-0 E6		0-0 5-3		0-0 FC1-6 2B F8-2		4 0 1 1 0 0 1											
Tom Ferrick, R OBP: 0.333, SLG: 0.667 (9, 1) X		1-2 2-H 1B		1-H						0 0 0 0 0 0 0											
Inning Stats	R: 1 E: 0 K: 0 S: 3	H: 1 LOB: 0 BB: 1 P: 7	R: 1 E: 0 K: 0 S: 4	H: 1 LOB: 2 BB: 2 P: 12	R: 0 E: 0 K: 0 S: 3	H: 0 LOB: 0 BB: 0 P: 3	R: 2 E: 1 K: 0 S: 5	H: 1 LOB: 2 BB: 2 P: 13	R: 0 E: 0 K: 1 S: 7	H: 2 LOB: 2 BB: 0 P: 7	R: 0 E: 0 K: 2 S: 8	H: 1 LOB: 2 BB: 1 P: 12	R: 0 E: 0 K: 2 S: 4	H: 2 LOB: 1 BB: 0 P: 4	R: 0 E: 0 K: 1 S: 5	H: 1 LOB: 0 BB: 0 P: 5	1B: 6 2B: 2 3B: 0 HR: 2	SF: 0 SAC: 0 DP: 3 HBP: 0	WP: 1 PB: 0 SB: 0 CS: 0	PA: 41	
PITCHER Gene Bearden, L ERA: 5.75 Dave Madison, R ERA: Stubby Overmire, L ERA: 4.5	IP WLS BF H R ER SO BB IBB HBP BLK WP HR S P ERA WHIP	(1, 1) 4.0 L 22 5 4 3 0 5 0 0 0 1 2 17 37 6.75 2.500	(5, 1) 3.0 12 1 0 0 3 2 0 0 0 0 0 16 24 0.00 1.000	(8, 1) 2.0 7 3 0 0 1 0 0 0 0 0 0 9 9 0.00 1.500	PITCHER IP WLS BF H R ER SO BB IBB HBP BLK WP HR S P ERA WHIP																

Washington Senators @ St. Louis Browns
 Sportsman's Park, St. Louis, MO
 Thu May 22 1952, 4:33 AM EDT
 Att. 6,096 - Unknown

livebaseballscorecards.com

AB	34
R	4
H	9
RBI	3
BB	7
SO	4
LOB	22



Batter	1	2	3	4	5	6	7	8	9	AB R H RBI BB SO LOB
Bobby Young, L OBP: 0.373, SLG: 0.306 (1, 4) BBB	4-0 FC3-6 BB	0-0 2B 1B		0-0 F7			0-0 1B		0-3 K	4 0 2 0 1 1 2
Hank Art, L OBP: 0.276, SLG: 0.360 (1, 3) X	0-0 FC3-6 BB 1-2f	0-0 2B			0-0 P4		0-0 F8			4 0 1 1 0 0 2
Jim Delsing, L OBP: 0.361, SLG: 0.453 (1, 8) X	0-0 P6		0-0 P3		0-0 F8		0-0 F8			4 0 0 0 0 0 1
Bob Nieman, R OBP: 0.398, SLG: 0.500 (1, 9) BBB	4-0 1-2 BB		0-0 1B 1B		0-0 5-3		0-0 F8			3 0 1 0 1 0 0
Clint Courtney, L OBP: 0.358, SLG: 0.367 (1, 2) X	0-0 4-3		0-0 FC6-4 1B		0-0 F8		0-0 P6			4 0 1 0 0 0 2
Tom Wright, L OBP: 0.255, SLG: 0.255 (1, 7) X		0-0 F7	0-0 F5		0-0 4-3		0-0 L8			4 0 0 0 0 0 2
Cass Michaels, R OBP: 0.299, SLG: 0.301 (1, 5) Jim Rivera, L OBP: 0.302, SLG: 0.345 (9, PH)		0-0 G3	0-0 FC6-4 1-2f		0-0 6-3		4-0 2B BB			3 0 0 0 0 0 2 0 0 0 0 1 0 0
Joe Demaestri, R OBP: 0.304, SLG: 0.391 (1, 6) George Schmees, L OBP: 0.214, SLG: 0.250 (7, PH) Leo Thomas, R OBP: 0.353, SLG: 0.317 (8, 6) Jim Dyck, R OBP: 0.375, SLG: 0.500 (9, PH)		0-0 1B 2B		0-0 F9		0-0 L8	0-0 F9			2 1 1 0 0 0 0 1 0 0 0 0 0 0 0 0 0 0 0 0 0 1 0 0 0 0 0 1
Gene Bearden, L OBP: 0.429, SLG: 0.571 (5, 1) Dave Madison, R (7, PH) Earl Rapp, L OBP: 0.067, SLG: 0.133 (8, 1) Stubby Overmire, R (9, PH) Dick Kryhoski, L OBP: 0.236, SLG: 0.257 (9, PR) Duane Pillette, R OBP: 0.176, SLG: 0.235 (9, PR)		0-0 2B 1B		0-0 6-3		0-0 L7	0-0 2B			2 1 1 1 0 0 0 0 0 0 0 0 0 0 1 0 0 0 0 0 0 0 0 0 0 0 0 0 1 0 1 0 0 0 0 0 0 0 0 0 0 0

Inning Stats	R: 0	H: 0	E: 0	K: 0	S: 3	R: 2	H: 4	E: 0	K: 0	S: 6	R: 0	H: 2	E: 0	K: 0	S: 5	R: 0	H: 0	E: 0	K: 0	S: 3	R: 0	H: 0	E: 0	K: 0	S: 3	R: 0	H: 1	E: 0	K: 0	S: 4	R: 0	H: 0	E: 0	K: 0	S: 3	R: 0	H: 1	E: 0	K: 1	S: 6	1B: 5	2B: 3	3B: 0	HR: 0	SF: 0	SAC: 0	DP: 0	HBP: 0	WP: 0	PB: 0	SB: 0	CS: 0	PA: 37
--------------	------	------	------	------	------	------	------	------	------	------	------	------	------	------	------	------	------	------	------	------	------	------	------	------	------	------	------	------	------	------	------	------	------	------	------	------	------	------	------	------	-------	-------	-------	-------	-------	--------	-------	--------	-------	-------	-------	-------	--------

PITCHER	IP	WLS	BF	H	R	ER	SO	BB	IBB	HBP	BLK	WP	HR	S	P	ERA	WHIP
Bob Porterfield, R ERA: 2.73 (1, 1)	8.2	W	36	8	2	2	0	3	0	0	0	0	0	33	45	2.08	1.269
Tom Ferrick, R ERA: 0.55 (9, 1)	0.1	S	1	0	0	0	1	0	0	0	0	0	0	3	3	0.00	0.000


BOTTOM

Washington Senators @ St. Louis Browns
Sportsman's Park, St. Louis, MO

Thu May 22 1952, 4:33 AM EDT
Att. 6,096 - Unknown

livebaseballscorecards.com

AB	34
R	2
H	8
RBI	2
BB	3
SO	1
LOB	12



Batter	1	2	3	4	5	6	7	8	9	AB R H RBI BB SO LOB	TOP		
Harry Simpson, L (1, 9) OBP: 0.324, SLG: 0.401	0-0 4-3		0-0 4-3		0-3 K		0-3 K		0-0 4-3	5 0 0 0 0 2 1	Cleveland Indians @ St. Louis Browns Sportsman's Park, St. Louis, MO Fri May 23 1952, 4:33 AM EDT Att. 9,126 - Unknown livebaseballscorecards.com		
Bobby Avila, R (1, 4) OBP: 0.391, SLG: 0.409	0-0 5-3			0-0 F7		0-0 1B 2B	0-0 1-3		0-0 F3	5 1 1 0 0 0 0			
Al Rosen, R (1, 5) OBP: 0.423, SLG: 0.641	0-0 F3			1-0 3B HBP		0-3 K		0-0 HR	0-0 F7	4 2 1 1 0 1 1			
Larry Doby, L (1, 8) OBP: 0.373, SLG: 0.537		0-0 3-1		0-0 2B 3B		0-0 F8		0-0 2B 2B		4 2 2 1 0 0 1			
Dale Mitchell, L (1, 7) OBP: 0.433, SLG: 0.477		0-0 F7		0-0 2B		4-0 BB 1B BB		0-0 L1		3 0 1 1 1 0 1			
Luke Easter, L (1, 3) OBP: 0.270, SLG: 0.352		0-0 4-3		0-0 1-3		0-0 BB 1B		0-3 K		4 0 1 1 0 1 2			
Ray Boone, R (1, 6) OBP: 0.399, SLG: 0.453			4-0 G3 BB	0-0 F2		4-0 1-2 2-3 BB		0-0 1B 2B		2 1 1 1 2 0 1			
Birdie Tebbetts, R (1, 2) OBP: 0.345, SLG: 0.320			0-0 F3		0-0 F7	0-3 K		0-0 2B 1B		4 0 1 1 0 1 4			
Mike Garcia, R (1, 1) OBP: 0.115, SLG: 0.080			0-0 G3		0-0 3-1		0-0 1-3	0-0 F8		4 0 0 0 0 0 2			
Bob Lemon, L (8, 1) OBP: 0.154, SLG: 0.154			1-2							0 0 0 0 0 0 0			
Inning Stats	R: 0 H: 0 E: 0 LOB: 0 K: 0 BB: 0 S: 3 P: 3	R: 0 H: 0 E: 0 LOB: 0 K: 0 BB: 0 S: 3 P: 3	R: 0 H: 0 E: 0 LOB: 1 K: 0 BB: 1 S: 3 P: 7	R: 2 H: 2 E: 0 LOB: 1 K: 0 BB: 0 S: 5 P: 6	R: 0 H: 0 E: 0 LOB: 0 K: 1 BB: 0 S: 5 P: 5	R: 1 H: 2 E: 0 LOB: 3 K: 2 BB: 2 S: 9 P: 17	R: 0 H: 0 E: 0 LOB: 0 K: 1 BB: 0 S: 5 P: 5	R: 3 H: 4 E: 0 LOB: 1 K: 1 BB: 0 S: 9 P: 9	R: 0 H: 0 E: 0 LOB: 0 K: 0 BB: 0 S: 3 P: 3	1B: 2 SF: 0 2B: 4 SAC: 0 3B: 1 DP: 0 HR: 1 HBP: 1	WP: 0 PA: 39 PB: 0 SB: 0 CS: 0		
PITCHER	IP WLS BF H R ER SO BB IBB HBP BLK WP HR S P ERA WHIP											PITCHER	IP WLS BF H R ER SO BB IBB HBP BLK WP HR S P ERA WHIP
Ned Garver, R (1, 1) ERA: 3.81	8.0 L 36 8 6 6 5 3 0 1 0 0 0 1 42 55 6.75 1.375												
Dave Madison, R (9, 1) ERA:	1.0 3 0 0 0 0 0 0 0 0 0 0 0 3 3 0.00 0.000												

AB	35
R	6
H	8
RBI	6
BB	3
SO	5
LOB	13



Batter	1	2	3	4	5	6	7	8	9	AB	R	H	RBI	BB	SO	LOB
Bobby Young, L (1, 4) OBP: 0.369, SLG: 0.297	0-0 F8			0-0 4-3		0-0 F7		4-0 3-1 BB 1-2 BB		3	0	0	0	1	0	0
Hank Art, L (1, 3) OBP: 0.273, SLG: 0.321	0-3 K			0-0 4-3		0-0 4-3		4-0 3-1 BB 1-2 2-3 3-H		3	0	0	1	1	1	0
Jim Delsing, L (1, 8) OBP: 0.356, SLG: 0.443	0-3 K			0-0 FC6-4 1B			0-0 G3	0-0 3-1 1-2 2-3 3-H		4	0	1	1	0	1	2
Bob Nieman, R (1, 9) OBP: 0.385, SLG: 0.481		0-3 K		0-0 FC6-4 1-2f			0-0 F8	0-0 F9		4	0	0	0	0	1	3
Clint Courtney, L (1, 2) OBP: 0.345, SLG: 0.353		0-0 4-3			0-0 3-1		0-0 1-3		0-0 1-4-3	4	0	0	0	0	0	0
Tom Wright, L (1, 7) OBP: 0.273, SLG: 0.275		0-0 F7			0-0 1B			0-0 2B 6-3 1B	0-3 K	4	1	2	0	0	1	0
Cass Michaels, R (1, 5) OBP: 0.295, SLG: 0.296			0-0 6-3		0-3 K			0-0 6-3 1-3 BB 2B	0-0 6-3	2	0	0	0	0	1	1
Earl Rapp, L (8, PH) OBP: 0.097, SLG: 0.194										1	1	1	0	0	0	0
Leo Thomas, R (9, 5) OBP: 0.350, SLG: 0.314										1	0	0	0	0	0	0
Marty Marion, R (1, 6) OBP: 0.279, SLG: 0.337			0-0 6-3		0-0 4-3			0-0 6-3 2-3 3-H		2	0	0	0	0	0	1
Dick Kryhoski, L (8, PH) OBP: 0.233, SLG: 0.254										1	0	0	1	0	0	1
Joe Demaestri, R (9, 6) OBP: 0.304, SLG: 0.391										0	0	0	0	0	0	0
Ned Garver, R (1, 1) OBP: 0.368, SLG: 0.375			0-0 F9			0-0 5-3		4-0 BB BB 3-1 BB		2	0	0	0	0	0	0
Jim Rivera, L (8, PH) OBP: 0.307, SLG: 0.345										0	1	0	0	1	0	0
Dave Madison, R (9, 1) OBP: 0.307, SLG: 0.345										0	0	0	0	0	0	0


Inning Stats	R: 0	H: 0	E: 0	K: 2	S: 7	LOB: 0	BB: 0	P: 7	R: 0	H: 0	E: 0	K: 1	S: 5	LOB: 0	BB: 0	P: 5	R: 0	H: 0	E: 0	K: 0	S: 3	LOB: 0	BB: 0	P: 3	R: 0	H: 1	E: 0	K: 0	S: 4	LOB: 1	BB: 0	P: 4	R: 0	H: 1	E: 0	K: 1	S: 6	LOB: 1	BB: 0	P: 6	R: 0	H: 0	E: 0	K: 0	S: 3	LOB: 0	BB: 0	P: 3	R: 0	H: 0	E: 0	K: 0	S: 3	LOB: 0	BB: 0	P: 3	R: 3	H: 2	E: 0	K: 0	S: 5	LOB: 2	BB: 3	P: 17	R: 0	H: 0	E: 0	K: 1	S: 5	LOB: 0	BB: 0	P: 5	1B: 3	SF: 0	2B: 1	SAC: 0	3B: 0	DP: 0	HR: 0	HBP: 0	WP: 0	PA: 34
PITCHER	IP	WLS	BF	H	R	ER	SO	BB	IBB	HBP	BLK	WP	HR	S	P	ERA	WHIP																																																																	
Mike Garcia, R (1, 1) ERA: 1.24	7.1	W	29	4	3	3	4	3	0	0	0	0	0	34	46	3.68	0.955																																																																	
Bob Lemon, R (8, 1) ERA: 1.92	1.2	S	5	0	0	0	1	0	0	0	0	0	0	7	7	0.00	0.000																																																																	

BOTTOM

Cleveland Indians @ St. Louis Browns
Sportsman's Park, St. Louis, MO
 Fri May 23 1952, 4:33 AM EDT
 Att. 9,126 - Unknown

livebaseballscorecards.com

AB	31
R	3
H	4
RBI	3
BB	3
SO	5
LOB	8



Batter	1	2	3	4	5	6	7	8	9	AB R H RBI BB SO LOB	TOP											
Harry Simpson, L (1, 9) OBP: 0.314, SLG: 0.388	0-0 F6	0-3 K		0-0 FC4-6		0-0 4-3			0-3 K	5 0 0 0 0 2 2												
Bobby Avila, R (1, 4) OBP: 0.397, SLG: 0.416	0-0 1B HR 1B		0-0 6-3		0-0 1B		0-0 5-3		0-0 1B	5 1 3 0 0 0 0												
Al Rosen, R (1, 5) OBP: 0.423, SLG: 0.631	0-0 1-2 HR 1B		0-0 1B		0-0 1-2f		0-0 F7		0-3 K	5 1 2 0 0 1 2												
Larry Doby, L (1, 8) OBP: 0.380, SLG: 0.577	0-0 1-H 2-H HR		0-0 F6		0-0 1B		0-3 K			4 1 2 3 0 1 1												
Dale Mitchell, L (1, 7) OBP: 0.416, SLG: 0.456	0-0 F9		0-0 F4		0-0 4-3			0-0 G3		4 0 0 0 0 0 2												
Luke Easter, L (1, 3) OBP: 0.277, SLG: 0.385	0-0 FC5-4 1B			0-0 HR		0-3 K		0-0 F7		4 1 2 1 0 1 0												
Ray Boone, R (1, 6) OBP: 0.394, SLG: 0.446	0-0 1-2f FC5-4		0-0 F3		0-0 E E 1B		0-0 E5 FC4		0-0 E5 FC4	4 1 1 0 0 0 1												
Jim Hegan, R (1, 2) OBP: 0.308, SLG: 0.368		0-0 F2		0-0 FC4-6 1B		0-0 E5 SH5-4		0-0 FC4		4 0 1 0 0 0 1												
Bob Feller, R (1, 1) OBP: 0.136, SLG: 0.050		0-3 K		0-3 K		0-0 SH5-4		0-0 F9		3 0 0 0 0 2 1												
Inning Stats	R: 3 E: 0 K: 0 S: 7	H: 4 LOB: 1 BB: 0 P: 7	R: 0 E: 0 K: 2 S: 7	H: 0 LOB: 0 BB: 0 P: 7	R: 0 E: 0 K: 0 S: 4	H: 1 LOB: 1 BB: 0 P: 4	R: 1 E: 0 K: 1 S: 7	H: 2 LOB: 1 BB: 0 P: 7	R: 0 E: 0 K: 0 S: 4	H: 2 LOB: 1 BB: 0 P: 4	R: 1 E: 1 K: 1 S: 7	H: 1 LOB: 1 BB: 0 P: 7	R: 0 E: 0 K: 1 S: 5	H: 0 LOB: 0 BB: 0 P: 5	R: 0 E: 1 K: 0 S: 4	H: 0 LOB: 1 BB: 0 P: 4	R: 0 E: 0 K: 2 S: 8	H: 1 LOB: 1 BB: 0 P: 8	1B: 9 2B: 0 3B: 0 HR: 2	SF: 0 SAC: 1 DP: 1 HBP: 0	WP: 0 PB: 0 SB: 0 CS: 0	PA: 39
PITCHER	IP WLS BF H R ER SO BB IBB HBP BLK WP HR S P ERA WHIP																					
Bob Cain, L (1, 1) ERA: 4.74	4.0 L 19 7 4 4 3 0 0 0 0 0 2 25 25 9.00 1.750																					
Gene Bearden, L (5, 1) ERA: 5.01	3.0 12 3 1 0 2 0 0 0 0 0 0 16 16 0.00 1.000																					
Dave Madison, R (8, 1) ERA:	2.0 8 1 0 0 2 0 0 0 0 0 0 12 12 0.00 0.500																					

Cleveland Indians @ St. Louis Browns
 Sportsman's Park, St. Louis, MO
 Sat May 24 1952, 4:33 AM EDT
 Att. 5,947 - Unknown

livebaseballscorecards.com

AB	38
R	5
H	11
RBI	4
BB	0
SO	7
LOB	10



Batter	1	2	3	4	5	6	7	8	9	AB R H RBI BB SO LOB	TOP			
Harry Simpson, L (1, 9) OBP: 0.316, SLG: 0.408	0-0 G3		0-0 HR		0-0 F5		0-0 FC4-6 BB		0-0 1B 1B	5 2 2 1 0 0 2	Cleveland Indians @ St. Louis Browns Sportsman's Park, St. Louis, MO Sun May 25 1952, 4:33 AM EDT Unknown			
Bobby Avila, R (1, 4) OBP: 0.398, SLG: 0.411	0-0 F9		0-0 G3		0-0 F5		4-0 BB	0-0 1B 1B	4 0 1 0 1 0 0					
Al Rosen, R (1, 5) OBP: 0.421, SLG: 0.632 Bob Kennedy, R (6, PR) OBP: 0.429, SLG: 0.425 (6, 5)	0-0 F8			0-0 F7		0-0 F9 2B	0-0 F2	0-0 G3 1B	3 0 1 0 0 0 0 2 1 1 1 0 0 3					
Larry Doby, L (1, 8) OBP: 0.381, SLG: 0.605		0-0 F7		0-0 BB 1B 1B		0-0 4-3		0-0 G3	5 1 2 1 0 0 3					
Dale Mitchell, L (1, 7) OBP: 0.396, SLG: 0.432		0-0 F8		0-0 F6		0-0 F9		0-0 4-3 HR	5 0 0 1 0 0 4					
Luke Easter, L (1, 3) OBP: 0.285, SLG: 0.416		0-0 HR		0-0 BB 1B		0-0 4-3		0-0 L8	4 1 2 1 0 0 1					
Ray Boone, R (1, 6) OBP: 0.397, SLG: 0.444		0-0 L8		4-0 BB 1B		0-0 F5		0-0 1B	3 0 1 0 1 0 0					
Birdie Tebbetts, R (1, 2) OBP: 0.344, SLG: 0.321 Johnny Berardino, R (7, PR) Jim Hegan, R (7, 2) OBP: 0.303, SLG: 0.362			0-0 F9	0-0 F2		0-0 FC4-6 1B		0-3 K	3 0 1 0 0 0 3 0 0 0 0 0 0 0 1 0 0 0 0 1 1					
Steve Gromek, S (1, 1) Lou Brissie, L (5, 1) Barney McCosky, L (7, PH) Mickey Harris, L (7, 1) Pete Reiser, L (9, PH) OBP: 0.174, SLG: 0.273			0-0 F7		0-3 K		0-0 E3 FC4-6 1B	0-0 F9	2 0 0 0 0 1 0 0 0 0 0 0 0 0 1 0 0 0 0 0 1 0 0 0 0 0 0 0 1 0 0 0 0 0 0					
Inning Stats	R: 0 H: 0 E: 0 LOB: 0 K: 0 BB: 0 S: 3 P: 3	R: 1 H: 1 E: 0 LOB: 0 K: 0 BB: 0 S: 4 P: 4	R: 1 H: 1 E: 0 LOB: 0 K: 0 BB: 0 S: 4 P: 4	R: 0 H: 2 E: 0 LOB: 3 K: 0 BB: 1 S: 5 P: 9	R: 0 H: 0 E: 0 LOB: 0 K: 1 BB: 0 S: 5 P: 5	R: 1 H: 1 E: 0 LOB: 1 K: 0 BB: 0 S: 4 P: 4	R: 0 H: 1 E: 1 LOB: 3 K: 0 BB: 1 S: 5 P: 9	R: 1 H: 2 E: 0 LOB: 1 K: 1 BB: 0 S: 7 P: 7	R: 1 H: 3 E: 0 LOB: 2 K: 0 BB: 0 S: 6 P: 6	1B: 7 SF: 0 2B: 1 SAC: 0 3B: 0 DP: 0 HR: 3 HBP: 0		WP: 0 PA: 41 PB: 0 SB: 0 CS: 0		
PITCHER	IP WLS BF H R ER SO BB IBB HBP BLK WP HR S P ERA WHIP											PITCHER	IP WLS BF H R ER SO BB IBB HBP BLK WP HR S P ERA WHIP	
Duane Pilette, R (1, 1) ERA: 2.67	8.1 W 39 11 5 5 2 2 0 0 0 0 0 3 41 49 5.40 1.560													
Satchel Paige, R (9, 1) ERA: 2.89	0.2 S 2 0 0 0 0 0 0 0 0 0 0 0 0 2 2 0.00 0.000													

livebaseballscorecards.com

AB	39
R	5
H	11
RBI	5
BB	2
SO	2
LOB	18



Batter	1	2	3	4	5	6	7	8	9	AB R H RBI BB SO LOB	TOP	
Harry Simpson, L (1, 9) OBP: 0.313, SLG: 0.408	0-0 4-3	0-0 1-3 2B			0-0 F8		0-0 F6	0-0 4-3		5 0 1 0 0 0 2		
Bobby Avila, R (1, 4) OBP: 0.404, SLG: 0.417	4-0 1B 1B BB	0-0 6-3			0-0 F9		4-0 HR BB		0-0 1B S 2B	3 3 1 0 2 0 2		
Al Rosen, R (1, 5) OBP: 0.427, SLG: 0.654	0-0 1B 1-3 1B		0-0 FC6-4 1B		0-0 F8		0-0 1-H 2-H HR		0-0 F7	5 1 3 3 0 0 1		
Larry Doby, L (1, 8) OBP: 0.360, SLG: 0.568	0-3 K		0-0 F5		0-0 F8		0-0 F9		0-0 L4	5 0 0 0 0 1 5		
Dale Mitchell, L (1, 7) OBP: 0.405, SLG: 0.434	0-0 1-3 3-H 1B		0-0 FC6-4 1-2f		4-0 S BB		0-3 K		0-0 2-3 BB 1B	4 0 2 1 1 1 2		
Luke Easter, L (1, 3) OBP: 0.281, SLG: 0.402	0-0 F8		0-3 K		0-0 F7			0-0 1-3	4-0 1-2 3-H BB	4 0 0 0 1 1 4		
Ray Boone, R (1, 6) OBP: 0.404, SLG: 0.441		0-0 2B 1B		0-0 F8		4-0 FC6-4 BB		4-0 2B BB	0-0 F3	3 1 1 0 2 0 2		
Jim Hegan, R (1, 2) OBP: 0.300, SLG: 0.371		0-0 F3		0-0 F9		0-0 FC6-4		0-0 4-3 1-H 2B		4 0 1 1 0 0 3		
Sam Jones, R (1, 1) Birdie Tebbetts, R (7, PH) Johnny Berardino, R (7, PR) Lou Brissie, L (7, 1)		0-0 F8		0-3 K			0-0 HR 2B	0-0 4-3		2 0 0 0 0 1 1 1 0 1 0 0 0 0 0 1 0 0 0 0 0 1 0 0 0 0 0 1		
Inning Stats	R: 1 E: 0 K: 1 S: 7 H: 2 LOB: 2 BB: 1 P: 11	R: 0 E: 0 K: 0 S: 5 H: 2 LOB: 2 BB: 0 P: 5	R: 0 E: 0 K: 1 S: 6 H: 1 LOB: 1 BB: 0 P: 6	R: 0 E: 0 K: 1 S: 5 H: 0 LOB: 0 BB: 0 P: 5	R: 0 E: 0 K: 0 S: 3 H: 0 LOB: 0 BB: 0 P: 3	R: 0 E: 0 K: 0 S: 3 H: 0 LOB: 2 BB: 2 P: 11	R: 3 E: 0 K: 1 S: 7 H: 2 LOB: 1 BB: 1 P: 11	R: 1 E: 0 K: 0 S: 4 H: 1 LOB: 1 BB: 1 P: 8	R: 1 E: 0 K: 0 S: 5 H: 2 LOB: 2 BB: 1 P: 9	1B: 5 2B: 4 3B: 0 HR: 1 SF: 0 SAC: 0 DP: 0 HBP: 0	WP: 0 PB: 0 SB: 2 CS: 0 PA: 43	
PITCHER	IP WLS BF H R ER SO BB IBB HBP BLK WP HR S P ERA WHIP											
Tommy Byrne, L (1, 1) ERA: 3.84	7.0 L 32 7 4 4 4 4 4 0 0 0 0 1 36 52 5.14 1.571											
Dave Madison, R (8, 1) ERA: 1.13	2.0 11 3 2 2 0 2 0 0 0 0 0 0 9 17 9.00 2.500											

Cleveland Indians @ St. Louis Browns
 Sportsman's Park, St. Louis, MO
 Sun May 25 1952, 4:38 AM EDT
 Att. 23,536 - Unknown

livebaseballscorecards.com

AB	37
R	6
H	10
RBI	5
BB	6
SO	4
LOB	23



Batter	1	2	3	4	5	6	7	8	9	AB	R	H	RBI	BB	SO	LOB	TOP					
Chico Carrasquel, R OBP: 0.267, SLG: 0.185 (1, 6)	0-0 5-3		4-0 2B 1-2 1B BB	0-0 3B 1B	0-0 F3		0-0 G5-4-3 1-2f			4	2	1	1	1	0	3						
Nellie Fox, L OBP: 0.267, SLG: 0.367 (1, 4)	0-0 FC1-6 1B		0-0 1B 1-3 2-H 2B	0-0 3B 1-2 2-3 3-H		0-0 E 2B 1B		0-0 6-3		5	1	4	4	0	0	0						
Minnie Minoso, R OBP: 0.267, SLG: 0.154 (1, 8)	0-0 FC1-6		0-0 1B 2-3 3-H	0-0 1-3		0-0 E5 1-2 2B		0-0 4-3		5	1	1	1	0	0	3						
Wily Miranda, S (8, 7)	0-0 CS 1-2f		0-0 1B							0	0	0	0	0	0	0						
Eddie Robinson, L OBP: 0.379, SLG: 0.500 (9, 5)	0-0 CS 1-2		0-0 G3	0-0 F2	0-0 F8		0-0 F7		0-0 1B	5	0	1	0	0	0	5						
Sherm Lollar, R OBP: 0.346, SLG: 0.429 (1, 3)		0-0 F3	0-0 L6	0-0 6-3		0-0 2B 1-H 2-H		0-0 F7		5	0	1	2	0	0	4						
Ray Coleman, L OBP: 0.200, SLG: 0.143 (1, 9)		0-0 L4		4-0 2B 1B BB		0-0 F8		0-0 5-3		4	1	1	0	1	0	2						
Bud Stewart, L OBP: 0.333, SLG: 0.600 (9, 8)																						
Jim Busby, R OBP: 0.176, SLG: 0.125 (9, PH)																						
Al Zarilla, L OBP: 0.267, SLG: 0.154 (9, 9)																						
Hector Rodriguez, R OBP: 0.400, SLG: 0.364 (9, PH)																						
Sam Dente, R (9, 9)																						
Billy Pierce, L OBP: 0.500, SLG: 0.250 (1, 1)																						
Harry Dorish, R (8, 1)																						
Bill Kennedy, L (9, 1)																						
Inning Stats	R: 0 E: 0 K: 0 S: 3	H: 1 LOB: 0 BB: 0 P: 3	R: 0 E: 0 K: 0 S: 3	H: 0 LOB: 0 BB: 0 P: 3	R: 3 E: 0 K: 0 S: 7	H: 4 LOB: 2 BB: 1 P: 11	R: 5 E: 0 K: 0 S: 7	H: 4 LOB: 1 BB: 2 P: 15	R: 0 E: 0 K: 0 S: 4	H: 2 LOB: 2 BB: 1 P: 8	R: 2 E: 1 K: 0 S: 6	H: 2 LOB: 2 BB: 1 P: 10	R: 0 E: 0 K: 0 S: 2	H: 0 LOB: 0 BB: 1 P: 6	R: 0 E: 0 K: 0 S: 4	H: 1 LOB: 1 BB: 0 P: 4	R: 0 E: 1 K: 0 S: 3	H: 0 LOB: 0 BB: 0 P: 3	1B: 9 2B: 3 3B: 1 HR: 1	SF: 0 SAC: 0 DP: 2 HBP: 0	WP: 0 PB: 0 SB: 0 CS: 1	PA: 46
PITCHER	IP WLS BF H R ER SO BB IBB HBP BLK WP HR S P ERA WHIP																				PITCHER	IP WLS BF H R ER SO BB IBB HBP BLK WP HR S P ERA WHIP
Cliff Fannin, R ERA: 11.57 (1, 1)	2.1 L 12 5 3 3 0 1 0 0 0 0 1 11 15 11.57 2.571																					
Hal Hudson, L ERA: 54.0 (3, 1)	0.2 6 2 4 4 0 2 0 0 0 0 0 0 4 12 54.00 6.000																					
Earl Harrist, R ERA: 6.0 (4, 1)	3.0 17 6 3 2 0 2 0 0 0 0 0 0 15 23 6.00 2.667																					
Lou Stealer, L ERA: (7, 1)	1.0 3 0 0 0 0 1 0 0 0 0 0 0 2 6 0.00 1.000																					
Gene Bearden, L ERA: 10.13 (8, 1)	2.0 7 1 0 0 0 0 0 0 0 0 0 0 7 7 0.00 0.500																					

Chicago White Sox @ St. Louis Browns
Sportsman's Park, St. Louis, MO
Mon May 26 1952, 4:33 AM EDT
Att: 25,801 - Unknown

AB	39
R	10
H	14
RBI	10
BB	6
SO	0
LOB	22



livebaseballscorecards.com

Batter	1	2	3	4	5	6	7	8	9	AB	R	H	RBI	BB	SO	LOB
Bobby Young, L (1, 4) OBP: 0.176, SLG: 0.125 Mike Goliat, R (4, PH) (5, 4) Cass Michaels, R (8, 4) OBP: 0.286, SLG: 0.280	0-3 K			0-3 K		X 0-0 F2		4-0 FC4-6 1B 1-2 2-3 2B BB	4-0 FC5-4 BB	1	0	0	0	0	1	0
Joe Demaestri, R (1, 6) OBP: 0.429, SLG: 0.571	0-0 F3			0-0 F8		X 0-0 2B		0-0 FC4-6 1B	0-0 FC5-4 BB	5	0	2	3	0	0	3
Jim Rivera, L (1, 8) OBP: 0.379, SLG: 0.519	0-3 K			0-3 K			0-3 K	0-0 FC4-6 2B		4	0	0	1	0	3	2
Bob Nieman, R (1, 9) OBP: 0.500, SLG: 0.800		X 0-0 6-3		0-3 K			4-0 BB	0-0 2B		3	0	1	1	1	1	0
Jim Dyck, R (1, 7) OBP: 0.300, SLG: 0.125		0-3 K		0-0 F4			0-0 F4	0-3 K		4	0	0	0	0	2	3
Gordon Goldsberry, L (1, 3) OBP: 0.625, SLG: 0.857 Dick Kryhoski, L (7, 3) OBP: 0.308, SLG: 0.333		X 0-0 6-3		0-0 F6			0-0 F8		X 0-0 3-1	2	0	0	0	0	0	0
Leo Thomas, R (1, 5) OBP: 0.393, SLG: 0.375			X 0-0 4-3		X 0-0 F3			4-0 FC3-6 BB	X 0-0 BB 1B	3	0	1	0	1	0	0
Les Moss, R (1, 2) OBP: 0.444, SLG: 1.111 Duane Platteau, R (6, PH) OBP: 0.333, SLG: 0.333 Lou Sleater, L (7, 1) Gene Bearden, L (8, 1) George Schmees, L (9, PH) OBP: 0.182, SLG: 0.364 Marty Marion, R (9, PH) OBP: 0.250, SLG: 0.348			X 0-0 F8		X 0-0 1B 2B 1B			0-0 FC3-6 1B	0-3 K	2	0	1	0	0	0	0
Cliff Fannin, L (1, 1) Hal Hudson, L (3, 1) Earl Harrist, R (4, 1) Darrell Johnson, R (6, PH) OBP: 1.000, SLG: 1.000 Clint Courtney, L (8, 2) OBP: 0.294, SLG: 0.375			X 0-0 L6		X 0-0 2B 1B			4-0 1B BB	X 0-0 BB 1B	0	0	0	0	0	0	0

Inning Stats	R: 0	H: 0	E: 0	LOB: 0	K: 2	BB: 0	S: 7	R: 0	H: 0	E: 0	LOB: 0	K: 1	BB: 0	S: 5	R: 0	H: 0	E: 0	LOB: 0	K: 2	BB: 0	S: 7	R: 0	H: 0	E: 0	LOB: 0	K: 1	BB: 0	S: 5	R: 2	H: 3	E: 0	LOB: 2	K: 0	BB: 0	S: 5	R: 0	H: 0	E: 0	LOB: 1	K: 1	BB: 1	S: 5	R: 3	H: 2	E: 0	LOB: 2	K: 1	BB: 3	S: 7	R: 0	H: 2	E: 0	LOB: 3	K: 1	BB: 1	S: 7	1B: 5	SF: 0	2B: 2	SAC: 0	3B: 0	DP: 0	HR: 0	HBP: 0
--------------	------	------	------	--------	------	-------	------	------	------	------	--------	------	-------	------	------	------	------	--------	------	-------	------	------	------	------	--------	------	-------	------	------	------	------	--------	------	-------	------	------	------	------	--------	------	-------	------	------	------	------	--------	------	-------	------	------	------	------	--------	------	-------	------	-------	-------	-------	--------	-------	-------	-------	--------


PITCHER	IP	WLS	BF	H	R	ER	SO	BB	IBB	HBP	BLK	WP	HR	S	P	ERA	WHIP
Billy Pierce, L (1, 1) ERA: 3.0	7.0	W	24	3	2	2	7	1	0	0	0	0	0	37	41	2.57	0.571
Harry Dorish, R (8, 1) ERA: 20.25	1.1		10	3	3	3	1	3	0	0	0	0	0	9	21	20.25	4.500
Bill Kennedy, L (9, 1) ERA: 9.82	0.2	S	4	1	0	0	1	1	0	0	0	0	0	5	9	0.00	3.000

BOTTOM

Chicago White Sox @ St. Louis Browns
Sportsman's Park, St. Louis, MO

Mon May 26 1952, 4:33 AM EDT
Att. 25,801 - Unknown

AB	33
R	5
H	7
RBI	5
BB	5
SO	9
LOB	13



WP	PA	ERA	WHIP
0	38		
0			
0			

Batter	1	2	3	4	5	6	7	8	9	AB R H RBI BB SO LOB	TOP																			
Nellie Fox, L OBP: 0.312, SLG: 0.333 (1, 4) X	0-0 4-3	0-0 F8			0-0 CS 1B			0-0 G1-6-3 1B		4 0 2 0 0 0 1	Chicago White Sox @ St. Louis Browns Sportsman's Park, St. Louis, MO Tue May 27 1952, 4:33 AM EDT Att. 5,027 - Unknown livebaseballscorecards.com																			
Al Zarilla, L OBP: 0.341, SLG: 0.363 (1, 9) X	0-0 BB 1B 1B	0-3 K			0-3 K 1-2			0-0 G1-6-3 1-2f		4 1 1 0 0 2 3																				
Hector Rodriguez, R OBP: 0.385, SLG: 0.315 (1, 5) X	0-0 BB 1-2 1B		0-0 1-3			0-0 4-3		0-0 4-3		4 1 1 0 0 0 0																				
Eddie Robinson, L OBP: 0.392, SLG: 0.473 (1, 3) B B B	4-0 1-3 1-2 2-3 1B BB		0-0 F5		0-3 K			0-0 HR		3 1 1 1 1 1 0																				
Bud Stewart, L OBP: 0.407, SLG: 0.486 (1, 7) X	0-0 1-2 2-H 3-H 1-3 1B		0-0 F9		0-0 F8			0-0 L3		4 0 1 2 0 0 0																				
Ray Coleman, L OBP: 0.160, SLG: 0.141 (1, 8) X	0-0 1-2 2-3 1-3		0-0 4-3		0-0 F9			0-0 4-3		4 0 0 0 0 0 2																				
Bud Sheely, L OBP: 0.316, SLG: 0.263 (1, 2) X	0-0 F7		0-0 F6		0-0 F5			0-0 2B		4 0 1 0 0 0 2																				
Chico Carrasquel, R OBP: 0.299, SLG: 0.303 (1, 6) X		0-0 G3		0-3 K		0-0 1B		4-0 FC4-6 BB		3 0 1 0 1 1 0																				
Saul Rogovin, R OBP: 0.259, SLG: 0.320 (1, 1) H		1-0 HBP		0-0 4-3		0-3 K		0-0 FC4-6 1-2f		3 0 0 0 0 1 3																				
Inning Stats	R: 2 E: 0 K: 0 S: 6	H: 3 LOB: 2 BB: 1 P: 10	R: 0 E: 0 K: 1 S: 5	H: 0 LOB: 1 BB: 0 P: 6	R: 0 E: 0 K: 0 S: 3	H: 0 LOB: 0 BB: 0 P: 3	R: 0 E: 0 K: 1 S: 5	H: 0 LOB: 0 BB: 0 P: 5	R: 0 E: 0 K: 1 S: 5	H: 1 LOB: 1 BB: 0 P: 5	R: 0 E: 0 K: 1 S: 6	H: 1 LOB: 1 BB: 0 P: 6	R: 0 E: 0 K: 0 S: 3	H: 1 LOB: 0 BB: 0 P: 3	R: 1 E: 0 K: 0 S: 5	H: 2 LOB: 2 BB: 1 P: 9	1B: 6 2B: 1 3B: 0 HR: 1	SF: 0 SAC: 0 DP: 1 HBP: 1	WP: 0 PB: 0 SB: 0 CS: 1	PA: 36										
PITCHER Ned Garver, R ERA: 3.69 (1, 1)	IP 9.0	WLS L	BF 36	H 8	R 3	ER 3	SO 5	BB 2	IBB 0	HBP 1	BLK 0	WP 0	HR 1	S 43	P 52	ERA 3.00	WHIP 1.111													
											PITCHER	IP	WLS	BF	H	R	ER	SO	BB	IBB	HBP	BLK	WP	HR	S	P	ERA	WHIP		



Batter	1	2	3	4	5	6	7	8	9	AB R H RBI BB SO LOB	TOP											
Chico Carrasquel, R OBP: 0.292, SLG: 0.295 (1, 6)	0-3 K			0-0 F7	0-0 4-3			0-0 F8		4 0 0 0 0 1 2												
Nellie Fox, L OBP: 0.316, SLG: 0.337 (1, 4)	0-0 F8			0-0 FC5-4 1B		0-0 4-3		0-0 FC1-6 1B		4 0 2 0 0 0 0												
Hector Rodriguez, R OBP: 0.374, SLG: 0.305 (1, 5)	0-0 G3			0-0 FC5-4 2B		0-0 6-3		0-0 FC1-6 1B		4 1 0 0 0 0 2												
Eddie Robinson, L OBP: 0.400, SLG: 0.483 (1, 3)		0-0 F9		0-0 2B		4-0 BB		0-0 1B		3 0 2 1 1 0 0												
Sam Mele, R OBP: 0.340, SLG: 0.453 (1, 9)		0-0 G5-4-3 1B		0-0 F7		0-0 F6		0-0 P4		4 0 1 0 0 0 4												
Sherm Lollar, R OBP: 0.333, SLG: 0.358 (1, 2)		0-0 G5-4-3			4-0 1B BB		0-0 F7		0-0 F3	3 0 0 0 1 0 1												
Sam Dente, R OBP: 0.235, SLG: 0.188 (1, 7)			0-0 F7		0-0 1B		0-0 6-3		0-0 3-1	3 0 1 0 0 0 0 1 0 0 0 0 0 0												
Al Zarilla, L OBP: 0.337, SLG: 0.358 (9, PH)			0-3 K		0-0 F6		0-0 1B 2B		0-0 F8	4 0 1 0 0 1 2												
Ray Coleman, L OBP: 0.165, SLG: 0.159 (1, 8)			0-0 F9		0-3 K		0-0 1B			3 0 1 0 0 1 2 0 0 0 0 0 0 0												
Chuck Stobbs, L OBP: 0.214, SLG: 0.154 (1, 1)																						
Howie Judson, R (7, 1)																						
Inning Stats	R: 0 E: 0 K: 1 S: 5	H: 0 LOB: 0 BB: 0 P: 5	R: 0 E: 0 K: 0 S: 3	H: 1 LOB: 0 BB: 0 P: 3	R: 0 E: 0 K: 1 S: 5	H: 0 LOB: 0 BB: 0 P: 5	R: 1 E: 0 K: 0 S: 5	H: 2 LOB: 1 BB: 0 P: 5	R: 0 E: 0 K: 1 S: 6	H: 1 LOB: 2 BB: 1 P: 10	R: 0 E: 0 K: 0 S: 3	H: 0 LOB: 1 BB: 1 P: 7	R: 0 E: 0 K: 0 S: 4	H: 2 LOB: 2 BB: 0 P: 4	R: 0 E: 0 K: 0 S: 5	H: 2 LOB: 2 BB: 0 P: 5	R: 0 E: 0 K: 0 S: 3	H: 0 LOB: 0 BB: 0 P: 3	1B: 6 2B: 2 3B: 0 HR: 0	SF: 0 SAC: 0 DP: 1 HBP: 0	WP: 0 PB: 0 SB: 0 CS: 0	PA: 35
PITCHER	IP WLS BF H R ER SO BB IBB HBP BLK WP HR S P ERA WHIP																					
Bob Cain, L ERA: 4.14 (1, 1)	7.2 W 31 8 1 1 3 2 0 0 0 0 0 0 35 43 1.17 1.304																					
Satchel Paige, R ERA: 2.7 (8, 1)	1.1 S 4 0 0 0 0 0 0 0 0 0 0 0 4 4 0.00 0.000																					

Chicago White Sox @ St. Louis Browns
Sportsman's Park, St. Louis, MO
Wed May 28 1952, 4:33 AM EDT
Att. 4,463 - Unknown

livebaseballscorecards.com

AB	33
R	1
H	8
RBI	1
BB	2
SO	3
LOB	13



Batter	1	2	3	4	5	6	7	8	9	AB R H RBI BB SO LOB	TOP		
Bobby Young, L (1, 4) OBP: 0.354, SLG: 0.314	0-0 P1		0-0 4-3			0-0 1B 1B	0-0 1-H 3B		0-0 F7	5 0 2 1 0 0 0	St. Louis Browns @ Philadelphia Athletics Shibe Park, Philadelphia, PA Mon Jun 02 1952, 3:33 AM EDT Att. 5,153 - Unknown livebaseballscorecards.com		
Jim Delsing, L (1, 8) OBP: 0.350, SLG: 0.411	0-0 4-3			0-0 3-4-1 1B		0-0 F8	0-0 4-3			4 0 1 0 0 0 2			
Earl Rapp, L (1, 9) OBP: 0.143, SLG: 0.214	0-0 FC6-4 1B			0-0 3-4-1 1-2		0-0 F8		0-0 4-3		4 0 1 0 0 0 2			
Bob Nieman, R (1, 7) OBP: 0.379, SLG: 0.469	0-0 FC6-4 1-2f			0-0 F6		0-0 1B 1B		0-0 F9		4 0 1 0 0 0 2			
Clint Courtney, L (1, 2) OBP: 0.340, SLG: 0.358 Duane Pillette, R (8, PR) OBP: 0.217, SLG: 0.261 Les Moss, R (8, 2) OBP: 0.306, SLG: 0.441		0-0 F7		0-0 P5		0-0 1-2 2-3 1B		0-0 1B 1B		4 0 2 0 0 0 1 0 0 0 0 0 0 0 0 0 0 0 0 0 0			
Dick Kryhoski, L (1, 3) OBP: 0.300, SLG: 0.369		0-0 F8		0-0 3-4-1		0-0 F8		0-0 1-2 1B		4 0 1 0 0 0 3			
Leo Thomas, R (1, 5) OBP: 0.348, SLG: 0.303 Jim Dyck, R (7, PH) OBP: 0.367, SLG: 0.442		0-0 F8		0-0 F8		0-3 K	0-3 K			2 0 0 0 0 0 0 2 0 0 0 0 2 2			
Marty Marion, R (1, 6) OBP: 0.298, SLG: 0.347 George Schmees, L (7, PH) OBP: 0.196, SLG: 0.227 Joe Demaestri, R (7, 6) OBP: 0.324, SLG: 0.355 Gordon Goldsberry, L (9, PH) OBP: 0.278, SLG: 0.229			0-0 5-3		0-0 1B		0-0 5-3		0-0 G3	2 0 1 0 0 0 0 1 0 0 0 0 0 0 0 0 0 0 0 0 0 1 0 0 0 0 0 0			
Ned Garver, R (1, 1) OBP: 0.292, SLG: 0.286 Jim Rivera, L (7, PH) OBP: 0.314, SLG: 0.353 Satchel Paige, R (7, 1) Tom Wright, L (9, PH) OBP: 0.284, SLG: 0.262			0-3 K		0-0 F8		0-0 3B 1B		0-3 K	2 0 0 0 0 1 1 1 1 1 0 0 0 0 0 0 0 0 0 0 0 1 0 0 0 0 1 0			
Inning Stats	R: 0 H: 1 E: 0 LOB: 1 K: 0 BB: 0 S: 4 P: 4	R: 0 H: 0 E: 0 LOB: 0 K: 0 BB: 0 S: 3 P: 3	R: 0 H: 0 E: 0 LOB: 0 K: 1 BB: 0 S: 5 P: 5	R: 0 H: 1 E: 0 LOB: 1 K: 0 BB: 0 S: 4 P: 4	R: 0 H: 1 E: 0 LOB: 1 K: 0 BB: 0 S: 4 P: 4	R: 0 H: 3 E: 0 LOB: 3 K: 0 BB: 0 S: 6 P: 6	R: 1 H: 2 E: 0 LOB: 1 K: 1 BB: 0 S: 7 P: 7	R: 0 H: 2 E: 0 LOB: 2 K: 1 BB: 0 S: 7 P: 7	R: 0 H: 0 E: 0 LOB: 0 K: 1 BB: 0 S: 5 P: 5	1B: 9 SF: 0 2B: 0 SAC: 0 3B: 1 DP: 0 HR: 0 HBP: 0		WP: 0 PA: 37 PB: 0 SB: 0 CS: 0	
PITCHER Harry Byrd, R (1, 1) ERA: 3.71	IP WLS BF H R ER SO BB IBB HBP BLK WP HR S P ERA WHIP											PITCHER IP WLS BF H R ER SO BB IBB HBP BLK WP HR S P ERA WHIP	



Batter	1	2	3	4	5	6	7	8	9	AB	R	H	RBI	BB	SO	LOB		
Eddie Joost, R OBP: 0.407, SLG: 0.452 (1, 6)	0-0 6-3		0-0 HR		0-0 6-3		4-0 BB IBB			3	1	1	1	1	0	0		
Skeeter Kell, R OBP: 0.318, SLG: 0.382 (1, 4)	0-0 1B G1-2-3 1B		0-0 L8			0-3 K	4-0 BB BB BB BB BB	4-0 1-2 2-3 BB		3	0	1	0	1	1	0		
Dave Philley, S OBP: 0.323, SLG: 0.358 (1, 8)	0-0 1-3 1B		0-0 5-3			0-0 5-3	0-3 K			4	0	1	0	0	1	3		
Gus Zernial, R OBP: 0.426, SLG: 0.480 (1, 7)	4-0 BB			0-0 HR		4-0 BB BB		0-3 K		2	1	1	1	2	1	0		
Hank Majeski, R OBP: 0.355, SLG: 0.326 (1, 5)	0-0 G1-2-3 3-Hr			0-0 F8		4-0 BB BB BB BB		0-0 F8		3	0	0	0	1	0	3		
Billy Hitchcock, R OBP: 0.222, SLG: 0.246 (1, 3)		0-0 F9		0-0 F3		0-0 F9		0-0 6-3		4	0	0	0	0	0	2		
Allie Clark, R OBP: 0.200, SLG: 0.167 (1, 9)		0-0 5-3		0-0 5-3			0-0 5-3			3	0	0	0	0	0	0		
Joe Tipton, R OBP: 0.326, SLG: 0.242 (1, 2)		0-3 K			0-0 5-3		0-0 BB 2B			3	0	1	0	0	1	0		
Harry Byrd, R (1, 1)			0-0 F2		0-3 K		0-0 1-3			3	0	0	0	0	1	1		
Inning Stats	R: 0 E: 0 K: 0 S: 4	H: 2 LOB: 2 BB: 1 P: 8	R: 0 E: 0 K: 1 S: 5	H: 0 LOB: 0 BB: 0 P: 5	R: 1 E: 0 K: 0 S: 4	H: 1 LOB: 0 BB: 0 P: 4	R: 1 E: 0 K: 0 S: 4	H: 1 LOB: 0 BB: 0 P: 4	R: 0 E: 0 K: 1 S: 5	H: 0 LOB: 2 BB: 2 P: 13	R: 0 E: 0 K: 1 S: 6	H: 1 LOB: 3 BB: 2 P: 14	R: 0 E: 0 K: 1 S: 5	H: 0 LOB: 0 BB: 0 P: 5	1B: 2 2B: 1 3B: 0 HR: 2	SF: 0 SAC: 0 DP: 1 HBP: 0		
PITCHER	IP WLS L	BF H R	ER SO	BB IBB HBP BLK	WP HR S P	ERA WHIP												
Ned Garver, R ERA: 3.63 (1, 1)	6.0	24	4	2	2	3	3	0	0	0	0	0	0	0	0	0	3.00	1.167
Satchel Paige, R ERA: 2.38 (7, 1)	2.0	9	1	0	0	2	1	1	0	0	0	0	0	0	0	0	0.00	1.000

BOTTOM

St. Louis Browns @ Philadelphia Athletics
 Shibe Park, Philadelphia, PA
 Mon Jun 02 1952, 3:33 AM EDT
 Att. 5,153 - Unknown

livebaseballscorecards.com

AB	28
R	2
H	5
RBI	2
BB	5
SO	5
LOB	9



WP: 0	PA: 33
PB: 0	
SB: 1	
CS: 0	

Batter	1	2	3	4	5	6	7	8	9	10	11	12	13	14	15	16	17	AB	R	H	RBI	BB	SO	LOB	TOP									
Bobby Young, L OBP: 0.343, SLG: 0.303 (1, 4)																		8	0	1	0	0	1	4										
Gordon Goldsberry, L OBP: 0.295, SLG: 0.226 (1, 3)																		5	1	1	0	2	0	3										
Jim Delsing, L OBP: 0.347, SLG: 0.407 (1, 7)																		6	1	1	1	1	0	2										
Bob Nieman, R OBP: 0.371, SLG: 0.470 (1, 9)																		6	0	1	1	0	1	4										
George Schmees, L OBP: 0.191, SLG: 0.222 (14, 9)																		1	0	0	0	0	0	0										
Clint Courtney, L OBP: 0.331, SLG: 0.343 (1, 2)																		6	0	0	0	1	0	1										
Jim Rivera, L OBP: 0.307, SLG: 0.350 (1, 8)																		7	0	1	0	0	0	2										
Jim Dyck, R OBP: 0.358, SLG: 0.427 (1, 5)																		5	0	1	0	0	1	1										
Leo Thomas, R OBP: 0.343, SLG: 0.298 (12, 5)																		2	0	0	0	0	0	1										
Marty Marion, R OBP: 0.293, SLG: 0.341 (1, 6)																		2	0	0	0	0	0	0										
Earl Rapp, L OBP: 0.140, SLG: 0.209 (7, PH)																		1	0	0	0	0	0	1										
Joe Demaestri, R OBP: 0.289, SLG: 0.314 (7, 6)																		4	1	0	0	0	0	1										
Dave Madison, R OBP: 1.000, SLG: 1.000 (1, 1)																		2	0	2	0	0	0	0										
Dick Kryhoski, L OBP: 0.297, SLG: 0.365 (8, PH)																		1	0	0	0	0	0	0										
Gene Bearden, L OBP: 0.375, SLG: 0.500 (8, 1)																		1	0	0	0	0	0	0										
Satchel Paige, R OBP: 0.500, SLG: 0.429 (12, 1)																		3	0	3	1	0	0	0										
Inning Stats	R: 0 E: 0 K: 0	H: 1 LOB: 0 BB: 0 P: 3	R: 0 E: 0 K: 0 S: 3	H: 0 LOB: 1 BB: 1 P: 7	R: 0 E: 0 K: 0 S: 3	H: 1 LOB: 0 BB: 0 P: 3	R: 1 E: 0 K: 0 S: 4	H: 1 LOB: 1 BB: 1 P: 8	R: 0 E: 0 K: 0 S: 4	H: 0 LOB: 0 BB: 0 P: 3	R: 0 E: 0 K: 0 S: 4	H: 0 LOB: 0 BB: 0 P: 5	R: 0 E: 0 K: 1 S: 5	H: 0 LOB: 0 BB: 0 P: 5	R: 0 E: 0 K: 0 S: 3	H: 0 LOB: 0 BB: 0 P: 3	R: 0 E: 0 K: 0 S: 4	H: 1 LOB: 1 BB: 0 P: 4	R: 0 E: 0 K: 0 S: 3	H: 0 LOB: 0 BB: 0 P: 3	R: 0 E: 0 K: 0 S: 3	H: 0 LOB: 0 BB: 0 P: 3	R: 0 E: 0 K: 0 S: 3	H: 1 LOB: 1 BB: 0 P: 4	R: 0 E: 0 K: 0 S: 3	H: 0 LOB: 0 BB: 0 P: 3	R: 0 E: 0 K: 0 S: 3	H: 0 LOB: 0 BB: 0 P: 3	R: 1 E: 0 K: 1 S: 7	H: 2 LOB: 1 BB: 0 P: 7	1B: 8 2B: 2 HR: 0	SF: 0 SAC: 0 DP: 1 HBP: 0	WP: 0 PB: 0 SB: 0 CS: 0	PA: 64
PITCHER	IP	WLS	BF	H	R	ER	SO	BB	IBB	HBP	BLK	WP	HR	S	P	ERA	WHIP																	
Bob Porterfield, R ERA: 2.31 (1, 1)	14.0		52	8	2	2	2	3	1	0	0	0	0	52	68	1.29	0.786																	
Tom Ferrick, R ERA: 0.87 (15, 1)	3.0	L	12	3	1	1	1	0	0	0	0	0	0	14	14	3.00	1.000																	

St. Louis Browns @ Washington Senators
Griffith Stadium, Washington, DC
Tue Jun 03 1952, 3:33 AM EDT
Att. 9,701 - Unknown

livebaseballscorecards.com

AB	60
R	3
H	11
RBI	3
BB	4
SO	3
LOB	20



Batter	1	2	3	4	5	6	7	8	9	AB R H RBI BB SO LOB	TOP											
Bobby Young, L (1, 4) OBP: 0.339, SLG: 0.300	0-0 1B 4-3 1B	0-0 F8		0-0 4-3		0-0 E6 BB BB		0-0 6-3		5 0 1 0 0 0 3												
Gordon Goldsberry, L (1, 3) OBP: 0.303, SLG: 0.228	0-0 P6	0-0 G3			0-0 SH3-4 HBP HR 1B	4-0 BB 1-2 BB		0-3 K		4 1 1 0 1 1 2												
Jim Delsing, L (1, 7) OBP: 0.349, SLG: 0.397	0-0 4-3 1-2		0-0 5-3		1-0 SH3-4 HR HBP	4-0 BB 1-2 2-3 BB		0-3 K		3 1 0 0 1 1 1												
Bob Nieman, R (1, 9) OBP: 0.368, SLG: 0.464	0-0 2-3 1B		0-0 F9		0-0 SH3-4 1-2 2-3	0-3 K		0-0 F8		4 0 1 0 0 1 3												
Clint Courtney, L (1, 2) OBP: 0.333, SLG: 0.366	0-0 P6		0-0 4-3		0-0 HR 2-H 3-H		0-0 F8		0-0 BB IHR 1B	5 2 2 3 0 0 2												
Jim Rivera, L (1, 8) OBP: 0.315, SLG: 0.354		0-0 1B 1B		0-0 4-3	0-0 2-5 4-3 1B		0-3 K		4-0 BB 1-2 IHR	4 2 2 0 1 1 0												
Jim Dyck, R (1, 5) OBP: 0.380, SLG: 0.512		0-0 1B 1B		4-0 2B BB	0-0 4-3		0-0 HR		0-0 1-H 2-H IHR	4 3 3 4 1 0 1												
Marty Marion, R (1, 6) OBP: 0.299, SLG: 0.347		0-0 1B		0-3 K	0-0 2-5	0-0 F8		0-0 F8		1 0 1 2 0 0 0												
Joe Demaestri, R (3, 6) OBP: 0.286, SLG: 0.308		2-H 3-H 1B		0-3 K	2-3					4 0 1 0 0 1 1												
Bob Cain, L (1, 1) OBP: 0.176, SLG: 0.125		0-3 K		0-0 2B		0-0 1-3		0-0 6-3		1 0 0 0 0 1 1												
Earl Rapp, L (4, PH) OBP: 0.159, SLG: 0.250										1 0 1 0 0 0 0												
Earl Harrist, R (4, 1)										3 0 0 0 0 0 1												
Inning Stats	R: 0 E: 0 K: 0 S: 5	H: 2 LOB: 2 BB: 0 P: 5	R: 2 E: 0 K: 1 S: 8	H: 3 LOB: 1 BB: 0 P: 8	R: 0 E: 0 K: 0 S: 3	H: 0 LOB: 0 BB: 0 P: 3	R: 0 E: 0 K: 1 S: 6	H: 1 LOB: 2 BB: 1 P: 10	R: 3 E: 0 K: 0 S: 5	H: 3 LOB: 1 BB: 0 P: 6	R: 0 E: 1 K: 1 S: 6	H: 0 LOB: 3 BB: 2 P: 14	R: 1 E: 0 K: 1 S: 7	H: 2 LOB: 1 BB: 0 P: 7	R: 0 E: 0 K: 2 S: 7	H: 0 LOB: 0 BB: 0 P: 7	R: 3 E: 0 K: 0 S: 5	H: 2 LOB: 0 BB: 1 P: 9	1B: 9 2B: 1 3B: 0 HR: 3	SF: 0 SAC: 1 DP: 0 HBP: 1	WP: 0 PB: 0 SB: 0 CS: 0	PA: 45
PITCHER	IP WLS BF H R ER SO BB IBB HBP BLK WP HR S P ERA WHIP																					
Tom Morgan, R (1, 1) ERA: 3.12	4.1 L 23 8 5 5 2 1 0 1 0 0 0 1 25 30 10.38 2.077																					
Bob Kuzava, L (5, 1) ERA: 7.53	2.2 14 3 1 1 2 2 0 0 0 0 0 1 15 23 3.38 1.875																					
Bill Miller, L (8, 1) ERA: 5.71	2.0 9 2 3 3 2 1 0 0 0 0 0 0 12 16 13.50 1.500																					

St. Louis Browns @ New York Yankees
 Yankee Stadium, Bronx, NY
 Fri Jun 06 1952, 3:33 AM EDT
 Att. 8,922 - Unknown

AB	39
R	9
H	13
RBI	9
BB	4
SO	6
LOB	15



WP: 0	PA: 45
PB: 0	
SB: 0	
CS: 0	

Batter	1	2	3	4	5	6	7	8	9	AB R H RBI BB SO LOB	TOP
Bobby Young, L (1, 4) <small>OBP: 0.339, SLG: 0.301</small> Tommy Byrne, L (8, PH) <small>OBP: 0.270, SLG: 0.294</small> Cass Michaels, R (8, 4) <small>OBP: 0.294, SLG: 0.283</small>	0-0 SH1-3 1B		0-3 K			0-0 F7		0-3 K		3 0 1 0 0 1 0 1 0 0 0 0 1 1 0 0 0 0 0 0 0	St. Louis Browns @ New York Yankees Yankee Stadium, Bronx, NY Sat Jun 07 1952, 3:33 AM EDT Att. 19,714 - Unknown livebaseballscorecards.com
Gordon Goldsberry, L (1, 3) <small>OBP: 0.290, SLG: 0.217</small>	0-0 SH1-3 1-2		0-0 1-3			0-0 6-3		0-3 K	3 0 0 0 0 1 0		
Jim Delsing, L (1, 7) <small>OBP: 0.354, SLG: 0.397</small> George Schmees, L (1, PR) <small>OBP: 0.180, SLG: 0.208</small>	1-0 HBP			0-0 1-3			0-3 K	0 0 0 0 0 0 0 3 0 0 0 0 2 0			
Bob Nieman, R (1, 9) <small>OBP: 0.365, SLG: 0.454</small>	0-3 K			0-0 F9		4-0 WP BB	0-0 F8	3 1 0 0 1 1 2			
Clint Courtney, L (1, 2) <small>OBP: 0.333, SLG: 0.365</small>	0-3 K			0-0 P3		0-0 E8 L6 1B	0-0 L6 2-3	3 0 1 1 0 1 2			
Jim Rivera, L (1, 8) <small>OBP: 0.310, SLG: 0.347</small>		0-0 2-3			0-0 1-3		0-0 L6		3 0 0 0 0 0 1		
Jim Dyck, R (1, 5) <small>OBP: 0.369, SLG: 0.494</small>		0-0 4-3			0-3 K		0-3 K	3 0 0 0 0 2 0			
Joe Demaestri, R (1, 6) <small>OBP: 0.273, SLG: 0.293</small> Earl Rapp, L (8, PH) <small>OBP: 0.156, SLG: 0.244</small> Marty Marion, R (8, 6) <small>OBP: 0.299, SLG: 0.347</small>		0-0 F7			0-0 6-3		0-0 F7	2 0 0 0 0 0 0 1 0 0 0 0 0 0 0 0 0 0 0 0 0			
Duane Pillette, R (1, 1) <small>OBP: 0.200, SLG: 0.240</small> Dick Kryhoski, L (8, PH) <small>OBP: 0.304, SLG: 0.371</small> Satchel Paige, R (8, 1) <small>OBP: 0.500, SLG: 0.429</small>			0-0 F5			0-0 F9	0-0 1B	2 0 0 0 0 0 0 1 0 1 0 0 0 0 0 0 0 0 0 0 0			
Inning Stats	R: 0 H: 1 E: 0 LOB: 2 K: 2 BB: 0 S: 8 P: 9	R: 0 H: 0 E: 0 LOB: 0 K: 0 BB: 0 S: 3 P: 3	R: 0 H: 0 E: 0 LOB: 0 K: 1 BB: 0 S: 5 P: 5	R: 0 H: 0 E: 0 LOB: 0 K: 0 BB: 0 S: 3 P: 3	R: 0 H: 0 E: 0 LOB: 0 K: 1 BB: 0 S: 5 P: 5	R: 1 H: 1 E: 1 LOB: 0 K: 1 BB: 1 S: 5 P: 9	R: 0 H: 1 E: 0 LOB: 1 K: 2 BB: 0 S: 8 P: 8	R: 0 H: 0 E: 0 LOB: 0 K: 2 BB: 0 S: 7 P: 7	1B: 3 SF: 0 2B: 1 SAC: 1 3B: 0 DP: 1 HR: 0 HBP: 1	WP: 2 PA: 31 PB: 0 SB: 0 CS: 0	
PITCHER Allie Reynolds, R (1, 1) <small>ERA: 1.31</small>	IP WLS BF H R ER SO BB IBB HBP BLK WP HR S P ERA WHIP 9.0 W 31 3 1 1 9 1 0 1 0 1 0 47 52 1.00 0.444					PITCHER IP WLS BF H R ER SO BB IBB HBP BLK WP HR S P ERA WHIP					

Batter	1	2	3	4	5	6	7	8	9	AB	R	H	RBI	BB	SO	LOB
Mickey Mantle, S OBP: 0.373, SLG: 0.478	0-0 F8		0-3 K		0-0 1B 2B		0-0 F8			4	1	1	1	0	1	0
Phil Rizzuto, R OBP: 0.351, SLG: 0.360	0-0 5-3		1-0 FC6 HBP		0-0 1B G5-4-3		0-0 F7			3	0	1	1	0	0	0
Hank Bauer, R OBP: 0.365, SLG: 0.514	1-0 1B HBP		0-0 FC6 1-2f		0-0 1B G5-4-3		4-0 BB K			2	0	0	0	1	0	2
Yogi Berra, L OBP: 0.345, SLG: 0.398	0-0 1-3 1B			0-0 F5		0-0 1-3		0-3 1-3 K		4	0	1	0	0	1	1
Gil McDougald, R OBP: 0.335, SLG: 0.357	0-0 L9			0-0 1B		0-0 F7		4-0 BB		3	0	1	0	1	0	2
Gene Woodling, L OBP: 0.336, SLG: 0.435		0-0 L5		0-0 P4		0-0 E3 1B		0-0 F8		4	0	0	0	0	0	2
Joe Collins, L OBP: 0.294, SLG: 0.267		0-0 P6		0-0 1-3		0-0 1B				3	0	1	0	0	0	1
Billy Martin, R OBP: 0.328, SLG: 0.333		0-0 6-3			0-0 2B 1B		0-0 F7			3	1	1	0	0	0	2
Allie Reynolds, R OBP: 0.233, SLG: 0.250			0-0 1-3		0-3 K		0-0 F8			3	0	0	0	0	1	1

Inning Stats	R: 0	H: 1	E: 0	K: 0	S: 4	LOB: 2	BB: 0	P: 5	R: 0	H: 0	E: 0	K: 0	S: 3	LOB: 0	BB: 0	P: 3	R: 0	H: 0	E: 0	K: 1	S: 5	LOB: 1	BB: 0	P: 6	R: 0	H: 1	E: 0	K: 0	S: 4	LOB: 1	BB: 0	P: 4	R: 2	H: 3	E: 0	K: 1	S: 7	LOB: 0	BB: 0	P: 7	R: 0	H: 1	E: 1	K: 0	S: 5	LOB: 2	BB: 0	P: 5	R: 0	H: 0	E: 0	K: 0	S: 3	LOB: 0	BB: 0	P: 3	R: 0	H: 0	E: 0	K: 1	S: 4	LOB: 1	BB: 2	P: 12
PITCHER	IP	WLS	BF	H	R	ER	SO	BB	IBB	HBP	BLK	WP	HR	S	P	ERA	WHIP																																															
Duane Pilette, R ERA: 2.6	(1, 1)	7.0	L	29	6	2	2	2	0	0	0	0	0	31	33	2.57	0.857																																															
Satchel Paige, R ERA: 1.84	(8, 1)	1.0		4	0	0	1	2	0	0	0	0	0	4	12	0.00	2.000																																															

BOTTOM

St. Louis Browns @ New York Yankees
 Yankee Stadium, Bronx, NY
 Sat Jun 07 1952, 3:33 AM EDT
 Att. 19,714 - Unknown

livebaseballscorecards.com

AB	29
R	2
H	6
RBI	2
BB	2
SO	3
LOB	11



WP: 0	PA: 33
PB: 0	CS: 0
SB: 1	
ERA	WHIP

Batter	1	2	3	4	5	6	7	8	9	AB R H RBI BB SO LOB	TOP	
Bobby Young, L (1, 4) <small>OBP: 0.339, SLG: 0.297</small> Cass Michaels, R (7, PH) <small>OBP: 0.297, SLG: 0.287</small> (7, 4)	4-0 	0-0 1-3 		0-0 F7 			0-0 		0-0 F9 	2 1 0 0 1 0 3 2 0 1 0 0 0 0	St. Louis Browns @ New York Yankees Yankee Stadium, Bronx, NY Sun Jun 08 1952, 3:33 AM EDT Unknown	
Gordon Goldsberry, L (1, 3) <small>OBP: 0.315, SLG: 0.274</small>	4-0 		0-0 		4-0 		0-0 F9 			2 1 1 1 2 0 1		
Jim Dyck, R (1, 5) <small>OBP: 0.364, SLG: 0.478</small> (6, 7)	4-0 		0-3 K 		0-3 K 		0-3 K 			3 0 0 0 1 3 2		
Bob Nieman, R (1, 9) <small>OBP: 0.362, SLG: 0.455</small>	0-0 G5-4-3 		0-0 FC3-6 		0-3 K 		0-3 K 			4 0 1 0 0 2 4		
Clint Courtney, L (1, 2) <small>OBP: 0.331, SLG: 0.358</small>	0-0 1-3 		4-0 FC3-6 		0-0 G3 			0-0 4-3 		3 0 0 0 1 0 2		
Jim Rivera, L (1, 8) <small>OBP: 0.314, SLG: 0.346</small>		4-0 	0-0 FC3-6 		0-0 		0-0 E3 			3 0 1 0 1 0 2		
George Schmees, L (1, 7) <small>OBP: 0.173, SLG: 0.200</small> Leo Thomas, R (6, PH) <small>OBP: 0.338, SLG: 0.293</small> (6, 5)		0-3 K 	0-3 K 		0-0 F2 		0-0 G5-4-3 			2 0 0 0 0 2 3 2 0 0 0 0 0 2		
Joe Demaestri, R (1, 6) <small>OBP: 0.313, SLG: 0.318</small>		0-0 		0-0 		0-0 4-3 		4-0 		3 0 2 0 1 0 1		
Tommy Byrne, L (1, 1) <small>OBP: 0.250, SLG: 0.270</small> Les Moss, R (9, PH) <small>OBP: 0.297, SLG: 0.429</small>		0-0 P4 		0-0 F2 		0-0 6-3 		0-0 G5-4-3 		3 0 0 0 0 0 4 1 0 0 0 0 0 1		
Inning Stats	R: 1 H: 0 E: 0 LOB: 1 K: 0 BB: 3 S: 2 P: 14	R: 0 H: 1 E: 0 LOB: 2 K: 1 BB: 1 S: 6 P: 10	R: 1 H: 2 E: 0 LOB: 2 K: 2 BB: 1 S: 9 P: 13	R: 0 H: 1 E: 0 LOB: 0 K: 0 BB: 0 S: 3 P: 3	R: 0 H: 0 E: 0 LOB: 1 K: 2 BB: 1 S: 7 P: 11	R: 0 H: 1 E: 0 LOB: 1 K: 0 BB: 0 S: 4 P: 4	R: 0 H: 1 E: 0 LOB: 1 K: 2 BB: 0 S: 8 P: 8	R: 0 H: 0 E: 1 LOB: 0 K: 0 BB: 0 S: 3 P: 3	R: 0 H: 0 E: 0 LOB: 0 K: 0 BB: 1 S: 2 P: 6	1B: 4 SF: 0 2B: 1 SAC: 0 3B: 0 DP: 3 HR: 1 HBP: 0	WP: 0 PA: 37 PB: 0 SB: 1 CS: 1	
PITCHER Jim McDonald, R (1, 1) <small>ERA: 1.66</small> Bob Kuzava, L (1, 1) <small>ERA: 5.01</small>	IP WLS BF H R ER SO BB IBB HBP BLK WP HR S P ERA WHIP 0.0 0 3 0 1 1 0 3 0 0 0 0 0 0 12 ∞ ∞	IP WLS BF H R ER SO BB IBB HBP BLK WP HR S P ERA WHIP 9.0 W 34 6 1 1 7 4 0 0 0 0 0 1 44 60 1.00 1.111										

livebaseballscorecards.com

AB	30
R	2
H	6
RBI	1
BB	7
SO	7
LOB	25



Batter	1	2	3	4	5	6	7	8	9	AB R H RBI BB SO LOB	TOP																													
Cass Michaels, R (1, 4) OBP: 0.296, SLG: 0.280	0-3 K		4-0 BB			0-0 F9		0-3 K		3 0 0 0 1 2 1																														
Gordon Goldsberry, L (1, 3) OBP: 0.312, SLG: 0.273	0-0 4-3		0-0 4-3			0-3 K			0-0 BB 1B	4 0 1 0 0 1 1																														
Tom Wright, L (1, 7) OBP: 0.324, SLG: 0.274	4-0 BB			4-0 BB					4-0 BB 1-2	1 0 1 0 3 0 0																														
Earl Rapp, L (1, 9) OBP: 0.143, SLG: 0.224	0-0 F9			0-0 G4-3 1-2f					0-3 K	4 0 0 0 0 1 5																														
Clint Courtney, L (1, 2) OBP: 0.324, SLG: 0.348		0-0 6-3		0-3 K					0-0 P6	4 0 0 0 0 1 3																														
Jim Rivera, L (1, 8) OBP: 0.307, SLG: 0.338		0-3 K			0-3 K				0-3 K	4 0 0 0 0 3 3																														
Jim Dyck, R (1, 5) OBP: 0.355, SLG: 0.463		0-0 6-3			0-3 K				0-3 K	3 0 0 0 0 2 0																														
Joe Demaestri, R (1, 6) OBP: 0.300, SLG: 0.304			0-3 K			0-3 K			0-0 1B	2 0 0 0 0 2 0																														
Dick Kryhoski, L (8, PH) OBP: 0.310, SLG: 0.377										1 0 1 0 0 0 0																														
Leo Thomas, R (8, 6) OBP: 0.338, SLG: 0.293										0 0 0 0 0 0 0																														
Stubby Overmire, R (1, 1) OBP: 0.360, SLG: 0.452			0-0 F8			0-0 G3			0-3 K	2 0 0 0 0 0 0																														
Bob Nieman, R (8, PH) OBP: 0.360, SLG: 0.452										1 0 0 0 0 1 1																														
Gene Bearden, L (8, 1) OBP: 0.375, SLG: 0.500										0 0 0 0 0 0 0																														
Inning Stats	R: 0 E: 0 K: 1 S: 5	H: 0 LOB: 1 BB: 1 P: 9	R: 0 E: 0 K: 1 S: 5	H: 0 LOB: 0 BB: 0 P: 5	R: 0 E: 0 K: 1 S: 5	H: 0 LOB: 1 BB: 1 P: 9	R: 0 E: 0 K: 1 S: 4	H: 0 LOB: 0 BB: 1 P: 8	R: 0 E: 0 K: 3 S: 9	H: 0 LOB: 0 BB: 0 P: 9	R: 0 E: 0 K: 0 S: 4	H: 1 LOB: 1 BB: 0 P: 4	R: 0 E: 0 K: 3 S: 10	H: 1 LOB: 1 BB: 0 P: 10	R: 0 E: 0 K: 2 S: 8	H: 1 LOB: 2 BB: 1 P: 12	1B: 3 2B: 0 3B: 0 HR: 0	SF: 0 SAC: 0 DP: 1 HBP: 0	WP: 0 PB: 0 SB: 0 CS: 0	PA: 33																				
PITCHER Vic Raschi, R (1, 1) ERA: 2.71	IP 9.0	WLS W	BF 33	H 3	R 0	ER 0	SO 13	BB 4	IBB 0	HBP 0	BLK 0	WP 0	HR 0	S 55	P 71	ERA 0.00	WHIP 0.778																							
																					PITCHER	IP	WLS	BF	H	R	ER	SO	BB	IBB	HBP	BLK	WP	HR	S	P	ERA	WHIP		

St. Louis Browns @ New York Yankees
Yankee Stadium, Bronx, NY
 Sun Jun 08 1952, 3:38 AM EDT
 Att: 45,900 - Unknown

livebaseballscorecards.com

AB	29
R	0
H	3
RBI	0
BB	4
SO	13
LOB	14



Batter	1	2	3	4	5	6	7	8	9	AB R H RBI BB SO LOB
Mickey Mantle, S OBP: 0.373, SLG: 0.467 (1, 8)	0-0 SH1-3 1B	0-0 F8			0-0 P5			0-0 5-3 2-H 1B		4 0 2 1 0 0 1
Phil Rizzuto, R OBP: 0.344, SLG: 0.348 (1, 6)	0-0 SH1-3 1-2		0-0 F9		0-0 F8			0-0 5-3 1-2		3 0 0 0 0 0 1
Hank Bauer, R OBP: 0.359, SLG: 0.503 (1, 9)	0-0 5-3		0-0 F9			0-0 F8		0-0 6-3		4 0 0 0 0 0 1
Yogi Berra, L OBP: 0.342, SLG: 0.388 (1, 2)	0-0 4-3		0-0 1B			4-0 CS BB				2 0 1 0 1 0 1
Gil McDougald, R OBP: 0.345, SLG: 0.371 (1, 5)		0-0 PB 3B	0-0 1-3			0-0 F7 1-2				3 1 1 0 0 0 2
Irv Noren, L OBP: 0.287, SLG: 0.338 (1, 7)		0-3 K		0-0 F8			0-0 F8			3 0 0 0 0 1 1
Joe Collins, L OBP: 0.281, SLG: 0.240 (1, 3)		4-0 PB 1B BB		0-0 1-3			0-0 4-3			2 1 0 0 1 0 0
Billy Martin, R OBP: 0.324, SLG: 0.318 (1, 4)		0-0 4-3 1-H 3-H 1B		0-3 K			0-0 F3			3 0 1 1 0 1 0
Vic Raschi, R OBP: 0.333, SLG: 0.294 (1, 1)		0-0 4-3 2-3			0-0 6-3			0-0 1B 2B		3 1 1 0 0 0 1

Inning Stats	R: 0 E: 0 K: 0 S: 4	H: 1 LOB: 1 BB: 0 P: 4	R: 2 E: 0 K: 1 S: 7	H: 2 LOB: 1 BB: 1 P: 11	R: 0 E: 0 K: 0 S: 4	H: 1 LOB: 1 BB: 0 P: 4	R: 0 E: 0 K: 1 S: 5	H: 0 LOB: 0 BB: 0 P: 5	R: 0 E: 0 K: 0 S: 3	H: 0 LOB: 0 BB: 0 P: 3	R: 0 E: 0 K: 0 S: 2	H: 0 LOB: 0 BB: 1 P: 6	R: 0 E: 0 K: 0 S: 3	H: 0 LOB: 0 BB: 0 P: 3	R: 1 E: 0 K: 0 S: 4	H: 2 LOB: 0 BB: 0 P: 4
	1B: 4 2B: 1 3B: 1 HR: 0	SF: 0 SAC: 1 DP: 0 HBP: 0	WP: 0 PB: 1 SB: 0 CS: 1													


PITCHER	IP	WLS	BF	H	R	ER	SO	BB	IBB	HBP	BLK	WP	HR	S	P	ERA	WHIP
Stubby Overmire, L ERA: 2.31 (1, 1)	7.0	L	26	4	2	1	2	2	0	0	0	0	0	28	36	1.29	0.857
Gene Bearden, L ERA: 4.4 (8, 1)	1.0		4	2	1	1	0	0	0	0	0	0	0	4	4	9.00	2.000

BOTTOM

St. Louis Browns @ New York Yankees
 Yankee Stadium, Bronx, NY
 Sun Jun 08 1952, 3:38 AM EDT
 Att. 45,900 - Unknown

livebaseballscorecards.com

AB	27
R	3
H	6
RBI	2
BB	2
SO	2
LOB	8



WP	PA	ERA	WHIP
0	30		

Batter	1	2	3	4	5	6	7	8	9	AB R H RBI BB SO LOB	TOP									
Bobby Young, L (1, 4) OBP: 0.341, SLG: 0.319	0-0 F8		0-0 HR	0-3 K	0-0 FC4-6 1B			0-3 K		5 1 2 1 0 2 1										
Cass Michaels, R (1, 5) OBP: 0.299, SLG: 0.279	0-3 K		0-0 HR 1B	4-0 FC5-4 BB	0-0 FC4-6			0-0 L4		4 1 1 0 1 1 3										
Jim Dyck, R (1, 7) OBP: 0.348, SLG: 0.444	4-0 BB		0-0 F8	0-0 FC5-4			0-0 F3	0-3 K		4 0 0 0 1 1 3										
Bob Nieman, R (1, 9) OBP: 0.373, SLG: 0.477	0-0 P4		0-0 HR		4-0 1B BB		4-0 G3 BB	0-0 F9 SH2-3 1B		3 3 2 2 2 0 1										
Clint Courtney, L (1, 2) OBP: 0.328, SLG: 0.344		4-0 FC6-4 BB	4-0 1B BB		0-0 F8		0-0 G3	0-0 SH2-3		2 0 0 0 2 0 2										
Dick Kryhoski, L (1, 3) OBP: 0.314, SLG: 0.378		0-3 K	0-0 1B		0-0 1B 1B		0-0 4-3	0-0 F9		5 1 2 0 0 1 3										
Jim Rivera, L (1, 8) OBP: 0.310, SLG: 0.340		0-0 L7	0-3 K		0-0 1B FC3-2-5 1B		0-0 4-3	0-0 E E 1B		5 1 2 2 0 1 3										
Joe Demaestri, R (1, 6) OBP: 0.291, SLG: 0.294		0-0 FC6-4		0-0 6-3	0-0 1B FC3-2-5 1B		0-0 F9	0-0 E6		5 0 1 1 0 0 1										
Ned Garver, R (1, 1) OBP: 0.296, SLG: 0.261			0-0 6-3	4-0 BB BB	0-0 FC3-2-5 1B		0-3 K	0-0 4-3		2 0 0 0 1 0 2										
Satchel Paige, R (6, 1) OBP: 0.400, SLG: 0.333					1-2 3-H					2 0 0 0 0 1 1										
Inning Stats	R: 0 E: 0 K: 1 S: 5	H: 0 LOB: 1 BB: 1 P: 9	R: 0 E: 0 K: 1 S: 5	H: 0 LOB: 1 BB: 1 P: 9	R: 3 E: 0 K: 1 S: 9	H: 4 LOB: 2 BB: 2 P: 13	R: 0 E: 0 K: 1 S: 5	H: 0 LOB: 2 BB: 2 P: 13	R: 2 E: 0 K: 0 S: 7	H: 4 LOB: 3 BB: 1 P: 11	R: 0 E: 0 K: 1 S: 5	H: 0 LOB: 0 BB: 0 P: 5	R: 0 E: 0 K: 2 S: 7	H: 0 LOB: 0 BB: 0 P: 7	R: 2 E: 1 K: 0 S: 6	H: 2 LOB: 1 BB: 0 P: 6	1B: 8 2B: 0 3B: 0 HR: 2	SF: 0 SAC: 1 DP: 0 HBP: 0	WP: 0 PB: 0 SB: 0 CS: 0	PA: 45
PITCHER	IP WLS BF H R ER SO BB IBB HBP BLK WP HR S P ERA WHIP																			
Ike Delock, R (1, 1) ERA: 4.97	4.1 L 24 5 5 5 4 6 0 0 0 0 2 26 50 10.38 2.538																			
Mel Parnell, L (5, 1) ERA: 3.5	4.2 21 5 2 1 3 1 0 0 0 0 0 26 30 1.93 1.286																			

St. Louis Browns @ Boston Red Sox
Fenway Park, Boston, MA
 Tue Jun 10 1952, 3:33 AM EDT
 Att. 19,049 - Cloudy - 69 F

livebaseballscorecards.com

AB	37
R	7
H	10
RBI	6
BB	7
SO	7
LOB	20



Batter	1	2	3	4	5	6	7	8	9	AB	R	H	RBI	BB	SO	LOB	TOP										
Bobby Young, L (1, 4) OBP: 0.337, SLG: 0.315	0-0 F8		0-0 HR 1B	0-0 F8		0-0 E7 FC5-2 1B 1-2 2-H 3-H		0-0 FC3-6 1-2f		5	1	1	2	0	0	2											
Cass Michaels, R (1, 5) OBP: 0.311, SLG: 0.311 Fred Marsh, R (7, 5) OBP: 0.218, SLG: 0.143	0-0 4-3		0-0 HR		4-0 1B FC6-4 BB	0-0 FC5-2 1B 1-2 2-3		0-0 1-3		3	2	2	2	1	0	0											
Jim Dyck, R (1, 7) OBP: 0.350, SLG: 0.437	0-3 K		4-0 2B BB		0-0 FC6-4 1B 1-3	0-0 FC5-2 G6-4-3 1-2 2-3 3-Hf			0-0 F2	4	0	1	0	1	1	3											
Bob Nieman, R (1, 9) OBP: 0.368, SLG: 0.474		0-0 6-3	0-0 2B		0-0 FC6-4 FC4-6 1-2f 3-H	0-0 G6-4-3 1-2f			0-3 K	5	0	1	1	0	1	4											
Clint Courtney, L (1, 2) OBP: 0.324, SLG: 0.346		0-0 1-6-3		0-0 6-3	0-0 FC4-6 1-2f			0-0 4-3	0-0 2B	5	0	1	0	0	0	1											
Dick Kryhoski, L (1, 3) OBP: 0.309, SLG: 0.397	0-0 L4		0-0 HR		0-0 F9			0-0 P3	0-3 K	5	1	1	1	0	1	2											
Jim Rivera, L (1, 8) OBP: 0.314, SLG: 0.343			0-3 K	0-0 3B 1B		0-0 1B E 1B		0-0 5-3		4	2	2	0	0	1	0											
Joe Demaestri, R (1, 6) OBP: 0.339, SLG: 0.400			0-0 G3 1B 2B	0-0 SH1-4 3B		0-0 1B E 1B 1-3		0-0 FC		4	3	4	1	0	0	0											
Earl Harrist, R (1, 1) OBP: 0.063, SLG: 0.063 Satchel Paige, R (7, 1) OBP: 0.400, SLG: 0.333			0-0 G3	0-0 SH1-4		0-0 1B E 1B 1-2 FC5-2		0-0 FC	0-0 FC3-6 1-3	2	0	1	1	0	0	1											
Inning Stats	R: 0 E: 0 K: 1 S: 5	H: 0 LOB: 0 BB: 0 P: 5	R: 0 E: 0 K: 0 S: 3	H: 0 LOB: 0 BB: 0 P: 3	R: 3 E: 0 K: 1 S: 8	H: 4 LOB: 2 BB: 1 P: 12	R: 3 E: 0 K: 0 S: 6	H: 3 LOB: 0 BB: 0 P: 6	R: 1 E: 1 K: 0 S: 4	H: 1 LOB: 1 BB: 1 P: 8	R: 2 E: 1 K: 0 S: 7	H: 4 LOB: 2 BB: 0 P: 7	R: 0 E: 0 K: 0 S: 3	H: 0 LOB: 0 BB: 0 P: 3	R: 0 E: 1 K: 0 S: 4	H: 1 LOB: 1 BB: 0 P: 4	R: 0 E: 0 K: 2 S: 8	H: 1 LOB: 1 BB: 0 P: 8	1B: 8 2B: 3 3B: 1 HR: 2	SF: 0 SAC: 2 DP: 1 HBP: 0	WP: 0 PB: 0 SB: 0 CS: 0	PA: 42					
PITCHER	IP	WLS	BF	H	R	ER	SO	BB	IBB	HBP	BLK	WP	HR	S	P	ERA	WHIP										
Willard Nixon, R (1, 1) ERA: 5.53	3.1		17	7	6	6	2	1	0	0	0	0	2	20	24	16.20	2.400										
Bill Henry, L (4, 1) ERA: 3.48	1.2		11	4	3	3	0	1	0	0	0	0	0	10	14	16.20	3.000										
Ray Scarborough, R (6, 1) ERA: 3.68	3.0		10	2	0	0	0	0	0	0	0	0	0	10	10	0.00	0.667										
Dizzy Trout, R (9, 1) ERA: 4.69	1.0	W	4	1	0	0	2	0	0	0	0	0	0	8	8	0.00	1.000										

St. Louis Browns @ Boston Red Sox
Fenway Park, Boston, MA
 Wed Jun 11 1952, 3:33 AM EDT
 Att. 14,524 - Unknown

AB	39
R	9
H	14
RBI	8
BB	2
SO	4
LOB	15



livebaseballscorecards.com

Batter	1	2	3	4	5	6	7	8	9	AB	R	H	RBI	BB	SO	LOB
Dom DiMaggio, R (1, 8) OBP: 0.408, SLG: 0.438	0-3 K		0-0 BB 1B	0-0 4-3		0-0 FC5-4		0-0 G5-4-3		5	1	1	0	0	1	5
Jim Piersall, R (1, 9) OBP: 0.387, SLG: 0.368	0-0 5-3		4-0 BB 1B		0-0 6-3		0-0 1B FC6 1B		0-0 BB 1B 1B	4	2	2	0	1	0	0
Hoot Evers, R (1, 7) OBP: 0.333, SLG: 0.366	1-0 S HBP		0-0 G4-3 1B		0-3 K		0-0 FC6 1B 1B		0-0 BB BB 1B	4	1	3	1	0	1	0
George Kell, R (1, 5) OBP: 0.396, SLG: 0.435	0-0 6-3		0-0 G4-3		0-0 F9		0-0 FC6 1B		4-0 1B BB HR BB	4	1	1	0	1	0	2
Vern Stephens, R (1, 6) OBP: 0.374, SLG: 0.408		0-0 2B F7 1B		0-0 F8		0-0 6-3		0-0 FC6	0-0 P3	5	1	1	1	0	0	5
Billy Goodman, L (1, 3) OBP: 0.387, SLG: 0.413		0-0 1-3 2B		0-0 E6 HBP 2B		0-0 F9		0-0 F8	4-0 1B HR BB	4	2	1	1	1	0	2
Ted Lepcio, R (1, 4) OBP: 0.341, SLG: 0.429		0-0 F7		1-0 2B HBP		0-0 1B 2B		0-3 K	0-0 1B HR 1B	4	2	2	2	0	1	3
Sammy White, R (1, 2) OBP: 0.330, SLG: 0.486		0-0 F2		0-0 F3		0-0 1B 1B		0-0 G5-4-3 1B	0-0 1B HR	5	1	3	4	0	0	3
Willard Nixon, L (1, 1) OBP: 0.300, SLG: 0.400		0-3 K		0-0 1-3 2-H 2B		0-0 FC5-4 1B		0-3 K		1	0	0	0	0	1	1
Bill Henry, L (4, 1) OBP: 0.321, SLG: 0.423										1	0	1	1	0	0	0
Ray Scarborough, R (6, 1) OBP: 0.286, SLG: 0.286										1	0	1	1	0	0	0
Archie Wilson, R (8, PH) OBP: 0.257, SLG: 0.293										1	0	0	0	0	1	1
Dizzy Trout, R (9, 1) OBP: 0.214, SLG: 0.214										0	0	0	0	0	0	0

Inning Stats	R: 0	H: 0	E: 0	K: 1	S: 5	H: 0	LOB: 1	BB: 0	P: 6	R: 1	H: 2	E: 0	K: 1	S: 7	H: 2	LOB: 1	BB: 0	P: 7	R: 1	H: 2	E: 0	K: 0	S: 3	H: 2	LOB: 0	BB: 1	P: 7	R: 1	H: 1	E: 1	K: 0	S: 5	H: 3	LOB: 2	BB: 0	P: 6	R: 0	H: 0	E: 0	K: 1	S: 5	H: 3	LOB: 2	BB: 0	P: 8	R: 0	H: 1	E: 0	K: 1	S: 5	H: 1	LOB: 0	BB: 0	P: 5	R: 6	H: 4	E: 0	K: 0	S: 5	H: 4	LOB: 0	BB: 2	P: 13	1B: 12	2B: 3	3B: 0	HR: 1	SF: 0	SAC: 0	DP: 2	HBP: 2	WP: 0	PA: 44
--------------	------	------	------	------	------	------	--------	-------	------	------	------	------	------	------	------	--------	-------	------	------	------	------	------	------	------	--------	-------	------	------	------	------	------	------	------	--------	-------	------	------	------	------	------	------	------	--------	-------	------	------	------	------	------	------	------	--------	-------	------	------	------	------	------	------	------	--------	-------	-------	--------	-------	-------	-------	-------	--------	-------	--------	-------	--------

PITCHER	IP	WLS	BF	H	R	ER	SO	BB	IBB	HBP	BLK	WP	HR	S	P	ERA	WHIP
Earl Harrist, R (1, 1) ERA: 3.0	6.0		30	10	5	4	3	1	0	2	0	0	0	33	39	6.00	1.833
Satchel Paige, R (7, 1) ERA: 3.06	2.1	L	14	6	6	6	2	2	0	0	0	0	1	16	24	23.14	3.429

BOTTOM

St. Louis Browns @ Boston Red Sox
Fenway Park, Boston, MA
Wed Jun 11 1952, 3:33 AM EDT
Att. 14,524 - Unknown

livebaseballscorecards.com

AB	39
R	11
H	16
RBI	11
BB	3
SO	5
LOB	22



Batter	1	2	3	4	5	6	7	8	9	AB R H RBI BB SO LOB	TOP		
Bobby Young, L (1, 4) OBP: 0.338, SLG: 0.318	0-0 FC5-4 1B		0-0 1B	0-0			0-3 K		0-0 F7	5 0 2 0 0 1 2			
Cass Michaels, R (1, 5) OBP: 0.308, SLG: 0.307	0-0 FC5-4 1-2f		0-0 F9					0-3 K	0-0 2B 1B	5 0 1 0 0 1 2			
Jim Delsing, L (1, 7) OBP: 0.358, SLG: 0.395 George Schmees, L (8, 7) OBP: 0.170, SLG: 0.196	0-0 P4		0-0 1B					1-0 1B HBP	0-0 P6	3 1 1 0 0 0 1 1 0 0 0 0 0 1			
Bob Nieman, R (1, 9) OBP: 0.369, SLG: 0.478	0-0 FC5-4 1-2f		0-3 K					0-0 HBP 1B 1-2 E 1B	0-0 2B	5 1 2 0 0 1 3			
Clint Courtney, L (1, 2) OBP: 0.320, SLG: 0.341 Les Moss, R (4, 2) OBP: 0.300, SLG: 0.421		0-0 4-3		0-0 1-3				0-0 HBP E 1B	0-0 F8	2 0 0 0 0 0 0 3 1 1 1 0 0 2			
Dick Kryhoski, L (1, 3) OBP: 0.307, SLG: 0.392		0-0 1B		0-0 F2				0-0 F7		4 0 1 0 0 0 2			
Jim Rivera, L (1, 8) OBP: 0.323, SLG: 0.349		0-0 G6-4-3 1B		0-0 E 1B				1-0 E HBP		3 2 2 0 0 0 0			
Joe Demaestri, R (1, 6) OBP: 0.323, SLG: 0.379 Tom Wright, L (8, PH) OBP: 0.333, SLG: 0.286 Fred Marsh, R (8, 6) OBP: 0.218, SLG: 0.143		0-0 G6-4-3 1-2f		0-0 E3 1B				0-3 K	0-0 E7 1B	3 0 0 0 0 1 3 1 0 1 2 0 0 0 0 0 0 0 0 0 0			
Duane Pillette, R (1, 1) OBP: 0.222, SLG: 0.259 Gordon Goldsberry, L (7, PH) OBP: 0.308, SLG: 0.269 Dave Madison, R (7, 1) OBP: 1.000, SLG: 1.000 Jim Dyck, R (8, PH) OBP: 0.347, SLG: 0.433 Bob Mahoney, R (8, 1)			0-0 5-3	0-0 1-2 2-H 1B				0-0 F9	0-0 1-3	2 0 1 1 0 0 0 1 0 0 0 0 0 0 0 0 0 0 0 0 0 1 0 0 0 0 0 1 0 0 0 0 0 0 0			
Inning Stats	R: 0 H: 1 E: 0 LOB: 1 K: 0 BB: 0 S: 4 P: 4	R: 0 H: 2 E: 0 LOB: 1 K: 0 BB: 0 S: 4 P: 4	R: 0 H: 2 E: 0 LOB: 2 K: 1 BB: 0 S: 7 P: 7	R: 1 H: 2 E: 1 LOB: 2 K: 0 BB: 0 S: 6 P: 6	R: 0 H: 0 E: 0 LOB: 0 K: 0 BB: 0 S: 3 P: 3	R: 0 H: 0 E: 0 LOB: 0 K: 0 BB: 0 S: 3 P: 3	R: 0 H: 0 E: 0 LOB: 0 K: 2 BB: 0 S: 7 P: 7	R: 4 H: 3 E: 1 LOB: 1 K: 1 BB: 0 S: 8 P: 10	R: 0 H: 2 E: 0 LOB: 2 K: 0 BB: 0 S: 5 P: 5	1B: 11 SF: 0 2B: 1 SAC: 0 3B: 0 DP: 1 HR: 0 HBP: 2	WP: 0 PA: 41 PB: 0 SB: 0 CS: 0		
PITCHER	IP WLS BF H R ER SO BB IBB HBP BLK WP HR S P ERA WHIP											PITCHER	IP WLS BF H R ER SO BB IBB HBP BLK WP HR S P ERA WHIP
Sid Hudson, R (1, 1) ERA: 2.78 Ike Delock, R (9, 1) ERA: 4.91	8.2 W 40 12 5 3 4 0 0 2 0 0 0 0 46 48 3.12 1.385												

St. Louis Browns @ Boston Red Sox
Fenway Park, Boston, MA
 Thu Jun 12 1952, 3:33 AM EDT
 Att. 5,650 - Sunny - 68 F

livebaseballscorecards.com

AB 39
R 5
H 12
RBI 4
BB 0
SO 4
LOB 17



Batter	1	2	3	4	5	6	7	8	9
Dom DiMaggio, R OBP: 0.403, SLG: 0.431 (1, 8)	0-0 F9		0-0 1-3	0-0 1-2 2-H 1B			0-0 FC5-6 E WP	0-3 K	
Jim Piersall, R OBP: 0.388, SLG: 0.360 (1, 9)	4-0 BB 1B BB		0-0 F7	0-0 F3			4-0 FC5-6 1-2 BB	0-0 4-3	
Hoot Evers, R OBP: 0.367, SLG: 0.455 (1, 7)	4-0 1B 1-2 BB		0-0 HR		0-0 G4-6-3 1B		0-0 FC5-6 E 1-2f 2-3		
George Kell, R OBP: 0.393, SLG: 0.432 (1, 5)	0-0 FC5-4 1B		0-0 F8		0-0 G4-6-3		0-0 E5 G4-3		
Johnny Lipon, R OBP: 0.301, SLG: 0.279 (8, 5)	1-3 2-H 1B				1-2f		1-2 3-H		
Vern Stephens, R OBP: 0.365, SLG: 0.397 (1, 6)	0-0 FC5-4 1-2f			0-0 6-3	0-0 P4		0-0 G4-3		
Billy Goodman, L OBP: 0.390, SLG: 0.431 (1, 3)		0-0 6-3		0-0 1B 2B		0-0 F9		0-0 1B 2B	
Ted Lepcio, R OBP: 0.346, SLG: 0.426 (1, 4)		0-0 5-3		0-0 5-3		4-0 FC5-4 BB		0-0 2-H 1B	
Sammy White, R OBP: 0.336, SLG: 0.486 (1, 2)		0-0 4-3		0-0 BB 1B 1B		0-0 F7		0-0 1B 1B	
Sid Hudson, R OBP: 0.214, SLG: 0.222 (1, 1)			0-0 E6 1-3 HR		4-0 1B BB		0-0 FC5-4		0-0 1-2 1B
Ike Delock, R (9, 1)						1-2f			

AB	R	H	RBI	BB	SO	LOB
5	1	1	1	0	1	3
3	1	0	0	2	0	5
3	1	2	2	1	0	2
4	0	1	2	0	0	2
0	0	0	0	0	0	0
4	0	0	0	0	0	3
4	2	2	0	0	0	0
3	0	1	1	1	0	1
4	1	2	1	0	0	1
3	1	1	0	1	0	1
0	0	0	0	0	0	0

BOTTOM

St. Louis Browns @ Boston Red Sox
Fenway Park, Boston, MA
 Thu Jun 12 1952, 3:33 AM EDT
 Att. 5,650 - Sunny - 68 F

livebaseballscorecards.com

AB	33
R	7
H	10
RBI	7
BB	5
SO	1
LOB	18




1B: 7	SF: 0	WP: 1	PA: 38
2B: 2	SAC: 0	PB: 0	
3B: 0	DP: 2	SB: 0	
HR: 1	HBP: 0	CS: 0	


Inning Stats		R: 1	H: 1	E: 0	K: 0	S: 3	R: 0	H: 0	E: 0	K: 0	S: 3	R: 2	H: 1	E: 1	K: 0	S: 5	R: 2	H: 3	E: 0	K: 0	S: 6	R: 0	H: 1	E: 0	K: 0	S: 3	R: 0	H: 0	E: 0	K: 0	S: 3	R: 1	H: 0	E: 2	K: 0	S: 4	R: 1	H: 4	E: 0	K: 1	S: 8
Inning Stats		L: 1	LOB: 1	BB: 2	P: 11	ER: 0	LOB: 0	BB: 0	P: 3	ER: 0	LOB: 0	BB: 0	P: 5	ER: 0	LOB: 2	BB: 1	ER: 0	LOB: 1	BB: 1	P: 7	ER: 0	LOB: 1	BB: 1	P: 8	ER: 0	LOB: 2	BB: 0	P: 8	ER: 0	LOB: 1	BB: 1	P: 8	ER: 0	LOB: 2	BB: 0	P: 8					
PITCHER	IP	WLS	BF	H	R	ER	SO	BB	IBB	HBP	BLK	WP	HR	S	P	ERA	WHIP																								
Duane Pilette, R ERA: 2.75 (1, 1)	6.0	L	27	6	5	3	0	4	0	0	0	0	1	23	39	4.50	1.667																								
Dave Madison, R ERA: 1.5 (7, 1)	1.0		5	0	1	0	0	1	0	0	0	1	0	4	8	0.00	1.000																								
Bob Mahoney, R ERA: 6.0 (8, 1)	1.0		6	4	1	1	1	0	0	0	0	0	0	8	8	9.00	4.000																								

Batter	1	2	3	4	5	6	7	8	9	AB	R	H	RBI	BB	SO	LOB	TOP																				
Eddie Joost, R (1, 6) OBP: 0.407, SLG: 0.479																	0	0	0	0	0	0	0	0	0	0	0	0	Philadelphia Athletics @ St. Louis Browns Sportsman's Park, St. Louis, MO Sat Jun 14 1952, 4:33 AM EDT Att. 3,758 - Unknown livebaseballscorecards.com								
Ferris Fain, L (1, 3) OBP: 0.432, SLG: 0.397																	0	0	0	0	0	0	0	0	0	0	0	0		0	0	0	0				
Dave Philley, S (1, 8) OBP: 0.333, SLG: 0.348																	0	0	0	0	0	0	0	0	0	0	0	0		0	0	0	0				
Kite Thomas, R (1, 7) OBP: 0.320, SLG: 0.263																	0	0	0	0	0	0	0	0	0	0	0	0		0	0	0	0				
Elmer Valo, L (1, 9) OBP: 0.416, SLG: 0.428																	0	0	0	0	0	0	0	0	0	0	0	0		0	0	0	0				
Skeeter Kell, R (1, 4) OBP: 0.313, SLG: 0.331																	0	0	0	0	0	0	0	0	0	0	0	0		0	0	0	0	0			
Hal Bevan, R (1, 5) OBP: 0.267, SLG: 0.267																	0	0	0	0	0	0	0	0	0	0	0	0		0	0	0	0	0			
Joe Astroth, R (1, 2) OBP: 0.272, SLG: 0.271																	0	0	0	0	0	0	0	0	0	0	0	0		0	0	0	0	0			
Bobby Shantz, R (1, 1) OBP: 0.222, SLG: 0.314	0	0	0	0	0	0	0	0	0	0	0	0	0	0	0	0	0																				
Inning Stats																	1B: 0	SF: 0	WP: 0	PA: 0																	
PITCHER	IP	WLS	BF	H	R	ER	SO	BB	IBB	HBP	BLK	WP	HR	S	P	ERA	WHIP	PITCHER	IP	WLS	BF	H	R	ER	SO	BB	IBB	HBP	BLK	WP	HR	S	P	ERA	WHIP		
Tommy Byrne, L (1, 1) ERA: 3.89	0.0	L	0	0	0	0	0	0	0	0	0	0	0	0	0	∞	∞																				

AB 0
R 0
H 0
RBI 0
BB 0
SO 0
LOB 0




Batter	1	2	3	4	5	6	7	8	9	AB R H RBI BB SO LOB	TOP							
Eddie Joost, R (1, 6) OBP: 0.416, SLG: 0.480											0 0 0 0 0 0 0 0	Philadelphia Athletics @ St. Louis Browns Sportsman's Park, St. Louis, MO Sun Jun 15 1952, 4:33 AM EDT Unknown livebaseballscorecards.com						
Ferris Fain, L (1, 3) OBP: 0.431, SLG: 0.392											0 0 0 0 0 0 0 0							
Dave Philley, S (1, 8) OBP: 0.330, SLG: 0.340											0 0 0 0 0 0 0 0							
Kite Thomas, R (1, 7) OBP: 0.333, SLG: 0.304											0 0 0 0 0 0 0 0							
Elmer Valo, L (1, 9) OBP: 0.415, SLG: 0.419											0 0 0 0 0 0 0 0							
Billy Hitchcock, R (1, 5) OBP: 0.227, SLG: 0.253											0 0 0 0 0 0 0 0							
Skeeter Kell, R (1, 4) OBP: 0.311, SLG: 0.328											0 0 0 0 0 0 0 0							
Joe Tipton, R (1, 2) OBP: 0.343, SLG: 0.389											0 0 0 0 0 0 0 0							
Bob Hooper, R (1, 1) OBP: 0.200, SLG: 0.211	0 0 0 0 0 0 0 0	AB 0 R 0 H 0 RBI 0 BB 0 SO 0 LOB 0 																
Inning Stats											1B: 0 SF: 0 2B: 0 SAC: 0 3B: 0 DP: 0 HR: 0 HBP: 0 WP: 0 PA: 0 PB: 0 SB: 0 CS: 0							
PITCHER (1, 1) Ned Garver, R ERA: 3.62	IP	WLS	BF	H	R	ER	SO	BB	IBB	HBP	BLK	WP	HR	S	P	ERA	WHIP	PITCHER IP WLS BF H R ER SO BB IBB HBP BLK WP HR S P ERA WHIP

Batter	1	2	3	4	5	6	7	8	9	AB	R	H	RBI	BB	SO	LOB	TOP																
Eddie Joost, R (1, 6) OBP: 0.411, SLG: 0.489																	0	0	0	0	0	0	0	0	0	0	0	0	Philadelphia Athletics @ St. Louis Browns Sportsman's Park, St. Louis, MO Sun Jun 15 1952, 4:38 AM EDT Att. 15,600 - Unknown livebaseballscorecards.com				
Ferris Fain, L (1, 3) OBP: 0.430, SLG: 0.383																	0	0	0	0	0	0	0	0	0	0	0	0		0	0	0	0
Dave Philley, S (1, 8) OBP: 0.332, SLG: 0.337																	0	0	0	0	0	0	0	0	0	0	0	0		0	0	0	0
Kite Thomas, R (1, 7) OBP: 0.353, SLG: 0.370																	0	0	0	0	0	0	0	0	0	0	0	0		0	0	0	0
Elmer Valo, L (1, 9) OBP: 0.422, SLG: 0.420																	0	0	0	0	0	0	0	0	0	0	0	0		0	0	0	0
Billy Hitchcock, R (1, 5) OBP: 0.239, SLG: 0.264																	0	0	0	0	0	0	0	0	0	0	0	0		0	0	0	0
Pete Suder, R (1, 4) OBP: 0.212, SLG: 0.194																	0	0	0	0	0	0	0	0	0	0	0	0		0	0	0	0
Joe Astroth, R (1, 2) OBP: 0.269, SLG: 0.267																	0	0	0	0	0	0	0	0	0	0	0	0		0	0	0	0
Harry Byrd, R (1, 1)	0	0	0	0	0	0	0	0	0	0	0	0	0	0	0	0																	
Inning Stats																	1B: 0 SF: 0 2B: 0 SAC: 0 3B: 0 DP: 0 HR: 0 HBP: 0	WP: 0 PA: 0 PB: 0 SB: 0 CS: 0															
PITCHER Dave Madison, R (1, 1) ERA: 1.5	IP	WLS	BF	H	R	ER	SO	BB	IBB	HBP	BLK	WP	HR	S	P	ERA	WHIP	PITCHER IP WLS BF H R ER SO BB IBB HBP BLK WP HR S P ERA WHIP															
	0.0		0	0	0	0	0	0	0	0	0	0	0	0	0	∞	∞																

Batter	1	2	3	4	5	6	7	8	9	AB R H RBI BB SO LOB	BOTTOM
--------	---	---	---	---	---	---	---	---	---	----------------------	--------

Bobby Young, L (1, 4) OBP: 0.337, SLG: 0.324										0 0 0 0 0 0 0	<p>Philadelphia Athletics @ St. Louis Browns Sportsman's Park, St. Louis, MO Sun Jun 15 1952, 4:38 AM EDT Att. 15,600 - Unknown</p> <p>livebaseballscorecards.com</p>
Jim Rivera, L (1, 8) OBP: 0.333, SLG: 0.371										0 0 0 0 0 0 0	
Tom Wright, L (1, 7) OBP: 0.333, SLG: 0.286										0 0 0 0 0 0 0	
Bob Nieman, R (1, 9) OBP: 0.380, SLG: 0.482										0 0 0 0 0 0 0	
Dick Kryhoski, L (1, 3) OBP: 0.296, SLG: 0.398										0 0 0 0 0 0 0	
Cass Michaels, R (1, 5) OBP: 0.300, SLG: 0.298										0 0 0 0 0 0 0	
Fred Marsh, R (1, 6) OBP: 0.242, SLG: 0.164										0 0 0 0 0 0 0	
Darrell Johnson, R (1, 2) OBP: 0.500, SLG: 0.375										0 0 0 0 0 0 0	
Dave Madison, R (1, 1) OBP: 1.000, SLG: 1.000										0 0 0 0 0 0 0	

AB	0
R	0
H	0
RBI	0
BB	0
SO	0
LOB	0
	
WP: 0	PA: 0
PB: 0	
SB: 0	
CS: 0	

Inning Stats	1B: 0	SF: 0	WP: 0	PA: 0
	2B: 0	SAC: 0	PB: 0	
	3B: 0	DP: 0	SB: 0	
	HR: 0	HBP: 0	CS: 0	

PITCHER Harry Byrd, R (1, 1) ERA: 4.62	IP 0.0 WLS L BF 0 H 0 R 0 ER 0 SO 0 BB 0 IBB 0 HBP 0 BLK 0 WP 0 HR 0 S 0 P 0 ERA ∞ WHIP ∞	PITCHER 	IP WLS BF H R ER SO BB IBB HBP BLK WP HR S P ERA WHIP
---	--	--------------------	--

Batter	1	2	3	4	5	6	7	8	9	AB	R	H	RBI	BB	SO	LOB	TOP																						
Dom DiMaggio, R (1, 8) OBP: 0.397, SLG: 0.420											0	0	0	0	0	0	0																						
Billy Goodman, L (1, 4) OBP: 0.377, SLG: 0.413											0	0	0	0	0	0	0	0																					
Hoot Evers, R (1, 7) OBP: 0.350, SLG: 0.455											0	0	0	0	0	0	0	0																					
George Kell, R (1, 5) OBP: 0.395, SLG: 0.425											0	0	0	0	0	0	0	0																					
Clyde Vollmer, R (1, 9) OBP: 0.367, SLG: 0.451											0	0	0	0	0	0	0	0																					
Vern Stephens, R (1, 6) OBP: 0.358, SLG: 0.382											0	0	0	0	0	0	0	0																					
Dick Gernert, R (1, 3) OBP: 0.310, SLG: 0.385											0	0	0	0	0	0	0	0																					
Sammy White, R (1, 2) OBP: 0.320, SLG: 0.453											0	0	0	0	0	0	0	0																					
Mickey McDermott, L (1, 1) OBP: 0.207, SLG: 0.333	0	0	0	0	0	0	0	0																															
Inning Stats											1B: 0	SF: 0	WP: 0	PA: 0																									
PITCHER	IP	WLS	BF	H	R	ER	SO	BB	IBB	HBP	BLK	WP	HR	S	P	ERA	WHIP	PITCHER	IP	WLS	BF	H	R	ER	SO	BB	IBB	HBP	BLK	WP	HR	S	P	ERA	WHIP				
Bob Cain, L (1, 1) ERA: 4.44	0.0	W	0	0	0	0	0	0	0	0	0	0	0	0	0	∞	∞																						

Boston Red Sox @ St. Louis Browns
 Sportsman's Park, St. Louis, MO
 Tue Jun 17 1952, 4:33 AM EDT
 Att. 11,433 - Unknown

AB 0
R 0
H 0
RBI 0
BB 0
SO 0
LOB 0



WP: 0 PA: 0
 PB: 0
 SB: 0
 CS: 0

livebaseballscorecards.com

Batter	1	2	3	4	5	6	7	8	9	AB R H RBI BB SO LOB	TOP																								
Dom DiMaggio, R (1, 8) OBP: 0.404, SLG: 0.423	0-0 2B 1B	0-0 F8			0-0 1B 1B	0-0 G6-4-3 1-2f			0-0 CS 1B	5 2 3 0 0 0 2	Boston Red Sox @ St. Louis Browns Sportsman's Park, St. Louis, MO Wed Jun 18 1952, 4:33 AM EDT Att: 10,200 - Unknown																								
Billy Goodman, L (1, 4) OBP: 0.387, SLG: 0.428	0-0 BB 1-H 2B		0-0 BB 1B		0-0 1B 1B		0-0 6-3	0-0 FC4 1B	5 1 4 1 0 0 0																										
Hoot Evers, R (1, 7) OBP: 0.333, SLG: 0.403	0-3 K		4-0 BB 1B		0-3 K		0-0 1-3	0-0 FC4 1-2f	4 0 0 0 1 2 4																										
George Kell, R (1, 5) OBP: 0.394, SLG: 0.423	0-0 E5 BB		0-0 G6-4-3 1-2 2-H 1B		0-0 1-2 2-H 1B		0-0 F8		4 0 2 2 0 0 1																										
Clyde Vollmer, R (1, 9) OBP: 0.362, SLG: 0.433	4-0 1-2 2-3 BB		0-0 F7		0-0 F7		0-0 5-3		3 0 0 0 1 0 4																										
Jim Piersall, R (8, 9) OBP: 0.382, SLG: 0.352									0 0 0 0 0 0 0																										
Vern Stephens, R (1, 6) OBP: 0.342, SLG: 0.364	0-0 P6		0-0 G6-4-3 1-2f		0-0 F8		0-0 6-3		4 0 0 0 0 0 7																										
Dick Gernert, R (1, 3) OBP: 0.278, SLG: 0.313	0-0 F8			0-0 E5 L1-3		0-0 1-3		4-0 BB	3 0 0 0 1 0 3																										
Sammy White, R (1, 2) OBP: 0.310, SLG: 0.435		0-3 K		0-3 K		0-0 1B 1B		0-0 F8	4 0 1 0 0 2 2																										
Bill Henry, L (1, 1) OBP: 0.313, SLG: 0.400		0-0 F9		0-0 L1-3 1-2		0-0 G6-4-3 1-2 1B		0-0 G3	4 0 1 0 0 0 1																										
Inning Stats	R: 1 E: 1 K: 1 S: 8	H: 2 LOB: 3 BB: 1 P: 12	R: 0 E: 0 K: 1 S: 5	H: 0 LOB: 0 BB: 0 P: 5	R: 1 E: 0 K: 0 S: 4	H: 2 LOB: 1 BB: 1 P: 8	R: 0 E: 1 K: 1 S: 5	H: 0 LOB: 0 BB: 0 P: 5	R: 1 E: 0 K: 1 S: 8	H: 3 LOB: 2 BB: 0 P: 8	R: 0 E: 0 K: 0 S: 4	H: 2 LOB: 1 BB: 0 P: 4	R: 0 E: 0 K: 0 S: 3	H: 0 LOB: 0 BB: 0 P: 3	R: 0 E: 0 K: 0 S: 3	H: 0 LOB: 1 BB: 1 P: 7	R: 0 E: 0 K: 0 S: 4	H: 2 LOB: 1 BB: 0 P: 4	1B: 10 2B: 2 3B: 0 HR: 0	SF: 0 SAC: 0 DP: 3 HBP: 0	WP: 0 PB: 0 SB: 0 CS: 1	PA: 39													
PITCHER Duane Pillette, R (1, 1) ERA: 2.77	IP 9.0	WLS W	BF 39	H 11	R 3	ER 3	SO 4	BB 3	IBB 0	HBP 0	BLK 0	WP 0	HR 0	S 44	P 56	ERA 3.00	WHIP 1.556	PITCHER	IP 9.0	WLS W	BF 39	H 11	R 3	ER 3	SO 4	BB 3	IBB 0	HBP 0	BLK 0	WP 0	HR 0	S 44	P 56	ERA 3.00	WHIP 1.556

AB	36
R	3
H	11
RBI	3
BB	3
SO	4
LOB	24



livebaseballscorecards.com

Batter	1	2	3	4	5	6	7	8	9	AB R H RBI BB SO LOB	TOP									
Dom DiMaggio, R (1, 8) OBP: 0.405, SLG: 0.422	4-0 1B BB		X 0-0 SH1-3 1B		0-0 K			X 0-0 4-3		3 1 1 0 1 1 0										
Billy Goodman, L (1, 4) OBP: 0.386, SLG: 0.426	0-0 1B 1B		X 0-0 SH1-3		X 0-0 F7			X 0-0 F8		3 0 1 0 0 0 0										
Charlie Maxwell, L (1, 9) OBP: 0.333, SLG: 0.400	0-3 K		B 4-0 BB		X 0-0 2B			S 0-3 K		3 0 1 0 1 2 2										
George Kell, R (1, 5) OBP: 0.396, SLG: 0.429	0-0 1B G4-6-3		X 0-0 F7		X 0-0 L8			X 0-0 F9 1B 2B		4 1 2 1 0 0 4										
Archie Wilson, R (1, 7) OBP: 0.245, SLG: 0.279	0-0 G4-6-3 1-2f		X 0-0 F2		X 0-0 F6			X 0-0 L8		4 0 0 0 0 0 7										
Dick Gernert, R (1, 3) OBP: 0.275, SLG: 0.306		X 0-0 F2		X 0-0 G1-6-3 1B		X 0-0 F7		X 0-0 F9 2-3		4 0 1 0 0 0 2										
Johnny Lipon, R (1, 6) OBP: 0.306, SLG: 0.280		X 0-0 1B G6-4-3		X 0-0 G1-6-3 1-2f		X 0-0 F8		B 4-0 WP 1B BB		3 0 1 0 1 0 1										
Del Wilber, R (1, 2) OBP: 0.260, SLG: 0.239		X 0-0 G6-4-3 1-2f		S 0-3 K		S 0-3 K		X 0-0 WP 1B		4 0 1 1 0 2 1										
Ike Delock, R (1, 1) OBP: 0.260, SLG: 0.239			B 4-0 SH1-3 1B BB		X 0-0 5-3		S 0-3 K	X 0-0 F8 1-2 2-3		3 0 0 0 1 1 2										
Inning Stats	R: 1 E: 0 K: 1 S: 6	H: 2 LOB: 1 BB: 1 P: 10	R: 0 E: 0 K: 0 S: 3	H: 1 LOB: 0 BB: 0 P: 3	R: 0 E: 0 K: 0 S: 4	H: 1 LOB: 3 BB: 2 P: 12	R: 0 E: 0 K: 1 S: 5	H: 1 LOB: 0 BB: 0 P: 5	R: 0 E: 0 K: 1 S: 5	H: 0 LOB: 0 BB: 0 P: 5	R: 0 E: 0 K: 2 S: 7	H: 0 LOB: 0 BB: 0 P: 7	R: 0 E: 0 K: 1 S: 5	H: 0 LOB: 0 BB: 0 P: 5	R: 1 E: 0 K: 0 S: 5	H: 2 LOB: 2 BB: 1 P: 9	1B: 6 2B: 2 3B: 0 HR: 0	SF: 0 SAC: 1 DP: 3 HBP: 0	WP: 1 PB: 0 SB: 0 CS: 0	PA: 36
PITCHER	IP WLS BF H R ER SO BB IBB HBP BLK WP HR S P ERA WHIP																			
Ken Holcombe, R (1, 1) ERA: 6.03	2.1 L 12 4 1 1 1 3 0 0 0 0 0 0 11 23 3.86 3.000																			
Dave Madison, R (3, 1) ERA: 2.67	5.2 18 2 0 0 5 0 0 0 0 0 0 0 28 28 0.00 0.353																			
Satchel Paige, R (9, 1) ERA: 3.16	1.0 6 2 1 1 0 1 0 0 0 1 0 5 9 9.00 3.000																			

Boston Red Sox @ St. Louis Browns
 Sportsman's Park, St. Louis, MO
 Thu Jun 19 1952, 4:33 AM EDT
 Att. 3,965 - Unknown

livebaseballscorecards.com

AB	31
R	2
H	8
RBI	2
BB	4
SO	6
LOB	19



Batter	1	2	3	4	5	6	7	8	9
Bobby Young, L OBP: 0.341, SLG: 0.344 (1, 4)	0-0 1B FC1-5 2B		4-0 CS BB			0-0 F9		0-0 4-3	
Jim Rivera, L OBP: 0.342, SLG: 0.395 (1, 8)	0-0 S FC1-5 2-3 1B		0-0 F3 1-2			0-0 F8		0-0 CS 1B	
Jim Delsing, L OBP: 0.356, SLG: 0.400 (1, 7)	0-0 FC1-5 7-4 1-2 3-H			0-0 F7		0-0 4-3		0-0 CS 1-2	0-0 FC5-4 1B
Bob Nieman, R OBP: 0.374, SLG: 0.467 (1, 9)	4-0 1-2 2-3 BB			0-3 K			0-0 F9 2B		0-0 F8
Dick Kryhoski, L OBP: 0.303, SLG: 0.403 (1, 3)	0-0 7-4 2-3f			0-0 E3			0-0 L8		0-0 L9
Darrell Johnson, R OBP: 0.481, SLG: 0.458 (1, 2)		0-0 5-3		0-0 F8			4-0 BB		0-0 FC5-4 1-2f
Fred Marsh, R OBP: 0.221, SLG: 0.145 (1, 5)		0-0 F9			0-3 K		0-0 F9 2-3		
Al Zarilla, L OBP: 0.330, SLG: 0.350 (7, PH)									
Willy Miranda, S OBP: 0.462, SLG: 0.400 (8, 6)									
Marty Marion, R OBP: 0.297, SLG: 0.331 (1, 6)		0-0 F8				0-0 F8			
Cass Michaels, R OBP: 0.301, SLG: 0.327 (7, PH) (8, 5)									
Ken Holcombe, R OBP: 0.333, SLG: 0.333 (3, 1)			0-3 K						
Dave Madison, R OBP: 0.182, SLG: 0.208 (8, PH)									
Satchel Paige, R OBP: 0.400, SLG: 0.333 (9, 1)								0-0 F4	

Inning Stats	R: 0	H: 2	E: 0	K: 0	S: 4	R: 0	H: 0	E: 0	K: 0	S: 3	R: 0	H: 0	E: 0	K: 1	S: 4	R: 0	H: 0	E: 1	K: 1	S: 6	R: 0	H: 0	E: 0	K: 2	S: 7	R: 0	H: 0	E: 0	K: 0	S: 3	R: 0	H: 1	E: 0	K: 0	S: 3	R: 0	H: 1	E: 0	K: 0	S: 4	R: 0	H: 1	E: 0	K: 0	S: 4		
	LOB: 2	BB: 1	P: 8	LOB: 0	BB: 0	P: 3	LOB: 0	BB: 1	P: 8	LOB: 1	BB: 0	P: 6	LOB: 0	BB: 0	P: 7	LOB: 0	BB: 0	LOB: 2	BB: 1	P: 8	LOB: 0	BB: 0	P: 3	LOB: 0	BB: 0	P: 3	LOB: 0	BB: 0	P: 3	LOB: 0	BB: 0	P: 3	LOB: 0	BB: 0	P: 3	LOB: 0	BB: 0	P: 3	LOB: 0	BB: 0	P: 3	LOB: 0	BB: 0	P: 3	LOB: 0	BB: 0	P: 3

PITCHER	IP	WLS	BF	H	R	ER	SO	BB	IBB	HBP	BLK	WP	HR	S	P	ERA	WHIP	PITCHER	IP	WLS	BF	H	R	ER	SO	BB	IBB	HBP	BLK	WP	HR	S	P	ERA	WHIP													
Ike Delock, R ERA: 3.72 (1, 1)	9.0	W	33	5	0	0	4	3	0	0	0	0	0	38	50	0.00	0.889																															

BOTTOM

AB	R	H	RBI	BB	SO	LOB
3	0	1	0	1	0	0
4	0	2	0	0	0	1
4	0	1	0	0	0	2
3	0	1	0	1	1	1
4	0	0	0	0	0	5
3	0	0	0	1	0	2
2	0	0	0	0	1	0
1	0	0	0	0	0	2
0	0	0	0	0	0	0
2	0	0	0	0	0	0
1	0	0	0	0	0	2
0	0	0	0	0	0	0
0	0	0	0	0	0	0
0	0	0	0	0	0	0

AB	30
R	0
H	5
RBI	0
BB	3
SO	4
LOB	15



WP	PA
0	34
0	
2	
2	

Boston Red Sox @ St. Louis Browns
Sportsman's Park, St. Louis, MO
Thu Jun 19 1952, 4:33 AM EDT
Att. 3,965 - Unknown

livebaseballscorecards.com


Batter	1	2	3	4	5	6	7	8	9	10	11	12	13	14	15	16	17	18	AB	R	H	RBI	BB	SO	LOB							
Bobby Young, L (1, 4) OBP: 0.346, SLG: 0.355	FC6-4 1B		F8	2B			F2			G3-6 1B			F9		FC2-6 1B		F2		8	0	4	1	0	0	1							
Jim Rivera, L (1, 8) OBP: 0.330, SLG: 0.379	FC6-4 1B		1-3		F7		4-3			G3-6 1-2f			P4		FC2-6 1B		F5		8	1	0	0	0	0	4							
Jim Dyck, R (1, 7) OBP: 0.356, SLG: 0.436	F2		6-3					6-3			1-3																					
Jim Delsing, L (9, 7) OBP: 0.367, SLG: 0.406	F2												FC6-4 1B																			
Bob Nieman, R (1, 9) OBP: 0.370, SLG: 0.471	1B BB			HR									FC6-4 1B																			
Darrell Johnson, R (1, 2) OBP: 0.429, SLG: 0.387	1-3 2-H 1B			F7									FC4-6 BB																			
Dick Kryhoski, L (1, 3) OBP: 0.302, SLG: 0.397	F7			2B 1B									FC4-6 1-2f																			
Cass Michaels, R (1, 5) OBP: 0.301, SLG: 0.327			F8	1B 2B																												
Marty Marion, R (1, 6) OBP: 0.291, SLG: 0.324			F7																													
Al Zartilla, L (9, PH) OBP: 0.328, SLG: 0.347				P4																												
Willy Miranda, S (10, 6) OBP: 0.375, SLG: 0.308																																
Tommy Byrne, L (1, 1) OBP: 0.250, SLG: 0.268																																
Gene Bearden, L (5, 1) OBP: 0.444, SLG: 0.556																																
Satchel Paige, R (8, 1) OBP: 0.308, SLG: 0.250																																
George Schmees, L (17, PH) OBP: 0.179, SLG: 0.204				2B																												
Dave Madison, R (18, 1) OBP: 0.333, SLG: 0.333				2H 3-H 1B																												
Inning Stats	R: 1 E: 0 K: 0 S: 5	H: 2 LOB: 2 BB: 1 P: 9	R: 0 E: 0 K: 1 S: 5	H: 0 LOB: 0 BB: 0 P: 5	R: 0 E: 0 K: 0 S: 3	H: 0 LOB: 0 BB: 0 P: 3	R: 0 E: 0 K: 0 S: 7	H: 5 LOB: 1 BB: 0 P: 7	R: 0 E: 0 K: 0 S: 3	H: 1 LOB: 0 BB: 0 P: 3	R: 0 E: 0 K: 1 S: 6	H: 1 LOB: 0 BB: 0 P: 6	R: 0 E: 1 K: 0 S: 3	H: 0 LOB: 0 BB: 0 P: 3	R: 0 E: 0 K: 0 S: 3	H: 0 LOB: 1 BB: 1 P: 9	R: 0 E: 0 K: 0 S: 4	H: 1 LOB: 2 BB: 0 P: 4	R: 0 E: 0 K: 1 S: 5	H: 0 LOB: 0 BB: 0 P: 5	R: 0 E: 0 K: 0 S: 4	H: 0 LOB: 0 BB: 1 P: 8	R: 0 E: 0 K: 1 S: 5	H: 0 LOB: 0 BB: 0 P: 5	R: 0 E: 0 K: 0 S: 3	H: 0 LOB: 0 BB: 0 P: 3	R: 0 E: 0 K: 1 S: 4	H: 0 LOB: 0 BB: 1 P: 8	1B: 11 2B: 3 3B: 0 HR: 1	SF: 0 SAC: 0 DP: 4 HBP: 0	WP: 0 PB: 0 SB: 0 CS: 0	PA: 68

PITCHER	IP	WLS	BF	H	R	ER	SO	BB	IBB	HBP	BLK	WP	HR	S	P	ERA	WHIP
Lou Slatler, L (1, 1) ERA: 3.81	4.0		19	7	5	5	1	1	0	0	0	0	1	20	24	11.25	2.000
Joe Haynes, R (5, 1) ERA: 3.7	6.0		19	3	0	0	2	0	0	0	0	0	0	23	23	0.00	0.500
Sandy Consuegra, R (11, 1) ERA: 3.65	7.0		27	4	0	0	3	2	0	0	0	0	0	31	39	0.00	0.857
Tom Ferrick, R (18, 1) ERA: 2.45	1.0		3	0	0	0	1	1	0	0	0	0	0	4	8	0.00	1.000

PITCHER	IP	WLS	BF	H	R	ER	SO	BB	IBB	HBP	BLK	WP	HR	S	P	ERA	WHIP

Washington Senators @ St. Louis Browns
 Sportsman's Park, St. Louis, MO
 Fri Jun 20 1952, 4:33 AM EDT
 Att. 7,931 - Unknown

AB 64
 R 5
 H 14
 RBI 5
 BB 4
 SO 7
 LOB 23



Batter	1	2	3	4	5	6	7	8	9	AB R H RBI BB SO LOB	TOP																													
Eddie Yost, R (1, 5) OBP: 0.347, SLG: 0.310	0-0 F3		0-0 1B		0-0 FC5-2 FC4-6 1-2 2-3 3-H			0-0 F8	0-0 1B	5 0 2 1 0 0 3	Washington Senators @ St. Louis Browns Sportsman's Park, St. Louis, MO Sat Jun 21 1952, 4:33 AM EDT Att. 4,578 - Unknown																													
Earl Rapp, L (1, 9) OBP: 0.250, SLG: 0.346	0-0 4-3		0-0 F2		0-0 FC4-6 FC6-4 1-2f 2-3 3-H			0-0 F8	0-0 F7	5 0 0 1 0 0 6																														
Jackie Jensen, R (1, 8) OBP: 0.371, SLG: 0.399	0-0 5-3		0-0 F5		0-0 FC6-4 1-2f			0-0 2B 1B		4 1 1 0 0 0 4																														
Mickey Vernon, L (1, 3) OBP: 0.344, SLG: 0.419		0-0 F8		0-0 P3		4-0 FC6-4 BB		0-0 2B		3 0 1 1 1 0 0																														
Pete Runnels, L (1, 6) OBP: 0.360, SLG: 0.333		0-0 F8		0-0 F8		0-0 FC6-4 G5-4-3 1-2f		0-0 4-3		4 0 0 0 0 0 2																														
Ken Wood, R (1, 7) OBP: 0.314, SLG: 0.410		0-0 1B		0-0 F9		0-0 G5-4-3 1-2f			0-0 5-3	4 0 1 0 0 0 1																														
Mel Hoderlein, S (1, 4) OBP: 0.299, SLG: 0.297		0-0 5-6-3			4-0 SH FC5-2 BB		0-0 F8		0-0 1B 1B	3 1 1 0 1 0 1																														
Mickey Grasso, R (1, 2) OBP: 0.270, SLG: 0.206			0-0 L5		4-0 FC5-2 FC4-6 SH BB		0-0 F8		0-0 P3	3 1 0 0 1 0 1																														
Walt Masterson, R (1, 1) Don Johnson, R (6, 1) Gil Coan, L (9, PH) OBP: 0.264, SLG: 0.219			4-0 1B BB		0-0 SH FC4-6 FC5-2 1-2 2-3		0-0 P6		0-0 1B 1B	0 0 0 0 1 0 0 1 0 0 0 0 0 0 1 0 1 0 0 0 0																														
Inning Stats	R: 0 E: 0 K: 0 S: 3	H: 0 LOB: 0 BB: 0 P: 3	R: 0 E: 0 K: 0 S: 4	H: 1 LOB: 1 BB: 0 P: 4	R: 0 E: 0 K: 0 S: 4	H: 1 LOB: 2 BB: 1 P: 8	R: 0 E: 0 K: 0 S: 3	H: 0 LOB: 0 BB: 0 P: 3	R: 1 E: 0 K: 0 S: 4	H: 0 LOB: 2 BB: 2 P: 12	R: 0 E: 0 K: 0 S: 2	H: 0 LOB: 0 BB: 1 P: 6	R: 0 E: 0 K: 0 S: 3	H: 0 LOB: 0 BB: 0 P: 3	R: 1 E: 0 K: 0 S: 5	H: 2 LOB: 1 BB: 0 P: 5	R: 1 E: 0 K: 0 S: 6	H: 3 LOB: 2 BB: 0 P: 6	1B: 6 2B: 1 3B: 0 HR: 0	SF: 0 SAC: 1 DP: 1 HBP: 0	WP: 0 PB: 0 SB: 0 CS: 0	PA: 38																		
PITCHER Ned Garver, R (1, 1) ERA: 3.52	IP 9.0	WLS W	BF 38	H 7	R 3	ER 3	SO 0	BB 4	IBB 0	HBP 0	BLK 0	WP 0	HR 0	S 34	P 50	ERA 3.00	WHIP 1.222						PITCHER	IP	WLS	BF	H	R	ER	SO	BB	IBB	HBP	BLK	WP	HR	S	P	ERA	WHIP

livebaseballscorecards.com

AB	33
R	3
H	7
RBI	3
BB	4
SO	0
LOB	18



Batter	1	2	3	4	5	6	7	8	9	AB R H RBI BB SO LOB	TOP			
Eddie Yost, R OBP: 0.345, SLG: 0.308 (1, 5) X	0-0 F5	0-0 F8		0-0 E8 1-H 1B		0-0 F7		0-0 E2 1B		5 1 1 0 0 0 2				
Gil Coan, L OBP: 0.279, SLG: 0.238 (1, 7) X	0-0 BB 1B		0-0 1B F7 1B	0-0 6-3		0-0 P6		0-0 1B 1B		5 2 3 1 0 0 2				
Jackie Jensen, R OBP: 0.376, SLG: 0.401 (1, 9) B B B	4-0 1B 1-2 BB		0-0 1B 2B 1B	0-0 F7			0-0 1-3	0-0 G6-4-3 1B		4 1 2 0 1 0 1				
Mickey Vernon, L OBP: 0.341, SLG: 0.414 (1, 3) S S S	0-3 K		0-0 1-2 2-3 2B 1B		0-0 1-3		0-3 K	0-0 G6-4-3 1-2f		5 0 1 0 0 2 4				
Pete Runnels, L OBP: 0.356, SLG: 0.330 (1, 6) X	0-0 1-3 2-H 1B		0-3 K		0-0 4-3		0-0 F7		0-0 F5	5 0 1 1 0 1 3				
Jim Busby, R OBP: 0.219, SLG: 0.185 (1, 8) X	0-0 F8		0-0 F7		0-0 FC6-4 1B			0-0 SH E 1B	0-0 F2	5 1 2 1 0 0 4				
Floyd Baker, L OBP: 0.353, SLG: 0.326 (1, 4) X		0-0 F7	0-0 FC6-4 2B		0-0 FC6-4			0-0 SH E 1B FC1-2	0-0 P6	5 0 1 1 0 0 2				
Mickey Grasso, R OBP: 0.264, SLG: 0.202 (1, 2) X		0-0 F2		0-0 F7		0-0 P5		0-0 SH E FC1-2		3 1 0 0 0 0 0				
Randy Gumpert, R OBP: 0.273, SLG: 0.200 (1, 1) H		1-0 HBP		0-0 E 1B		0-0 1B		0-0 FC1-2 E		3 2 2 0 0 0 2				
Inning Stats	R: 1 E: 0 K: 1 S: 7 H: 2 LOB: 2 BB: 1 P: 11	R: 0 E: 0 K: 0 S: 3 H: 0 LOB: 1 BB: 0 P: 4	R: 2 E: 0 K: 1 S: 8 H: 4 LOB: 2 BB: 0 P: 8	R: 1 E: 1 K: 0 S: 5 H: 2 LOB: 1 BB: 0 P: 5	R: 0 E: 0 K: 0 S: 4 H: 1 LOB: 1 BB: 0 P: 4	R: 0 E: 0 K: 0 S: 4 H: 1 LOB: 1 BB: 0 P: 4	R: 0 E: 0 K: 1 S: 5 H: 0 LOB: 0 BB: 0 P: 5	R: 4 E: 3 K: 0 S: 8 H: 3 LOB: 1 BB: 0 P: 8	R: 0 E: 0 K: 0 S: 3 H: 0 LOB: 0 BB: 0 P: 3	1B: 12 2B: 1 3B: 0 HR: 0 SF: 0 SAC: 1 DP: 1 HBP: 1	WP: 0 PB: 0 SB: 0 CS: 0 PA: 43			
PITCHER	IP WLS BF H R ER SO BB IBB HBP BLK WP HR S P ERA WHIP												PITCHER	IP WLS BF H R ER SO BB IBB HBP BLK WP HR S P ERA WHIP
Earl Harrist, R ERA: 2.94 (1, 1)	3.1 L 19 8 4 3 2 1 0 1 0 0 0 0 21 26 8.10 2.700													
Stubby Overmire, L ERA: 1.56 (4, 1)	3.2 13 2 0 0 1 0 0 0 0 0 0 0 15 15 0.00 0.545													
Dave Madison, R ERA: 2.45 (8, 1)	2.0 11 3 4 0 0 0 0 0 0 0 0 0 11 11 0.00 1.500													

Washington Senators @ St. Louis Browns
Sportsman's Park, St. Louis, MO
Sun Jun 22 1952, 4:33 AM EDT
Unknown

AB	40
R	8
H	13
RBI	4
BB	1
SO	3
LOB	20



Batter	1	2	3	4	5	6	7	8	9	AB	R	H	RBI	BB	SO	LOB
Bobby Young, L (1, 4) OBP: 0.349, SLG: 0.354	0-0 SH1-3 1B		0-0 F8		4-0 BB		0-0 G3		0-0 G3	4	1	1	0	1	0	1
Jim Rivera, L (1, 8) OBP: 0.325, SLG: 0.381	0-0 SH1-3 1-2		0-0 L9		0-0 F9			0-0 1-3		3	0	0	0	0	0	1
Jim Delsing, L (1, 7) OBP: 0.373, SLG: 0.407	0-0 WP 2-H 1B		0-0 P4			0-0 HR 1B		0-3 K		4	1	2	1	0	1	0
Dick Kryhoski, L (1, 3) OBP: 0.305, SLG: 0.430	0-0 F9 1-2			0-0 4-3		0-0 HR		0-0 1-3		4	1	1	2	0	0	1
Al Zarilla, L (1, 9) OBP: 0.325, SLG: 0.337	4-0 FC6-4 BB			0-0 F5		0-0 4-3			0-0 F9	3	0	0	0	1	0	0
Darrell Johnson, R (1, 2) OBP: 0.442, SLG: 0.432	0-0 FC6-4 1-2f			0-0 1B		0-0 6-3			4-0 HR BB	3	1	1	0	1	0	2
Cass Michaels, R (1, 5) OBP: 0.304, SLG: 0.344		0-0 5-3		0-0 1-3		0-0 F8			0-0 HR	4	1	1	2	0	0	1
Willy Miranda, S (1, 6) OBP: 0.333, SLG: 0.235		0-3 K			0-0 F7		0-0 4-3		0-0 F9	2	0	0	0	0	1	0
George Schmees, L (7, PH) OBP: 0.175, SLG: 0.200										1	0	0	0	0	0	0
Marty Marion, R (8, 6) OBP: 0.291, SLG: 0.324										0	0	0	0	0	0	0
Bob Nieman, R (9, PH) OBP: 0.366, SLG: 0.461										1	0	0	0	0	0	0
Earl Harrist, R (1, 1) OBP: 0.105, SLG: 0.105		0-0 F3			0-0 F3		0-0 F9		0-0 1B	1	0	0	0	0	0	0
Stubby Overmire, R (4, 1) OBP: 0.353, SLG: 0.432										1	0	0	0	0	0	0
Jim Dyck, R (7, PH) OBP: 0.353, SLG: 0.432										1	0	0	0	0	0	0
Dave Madison, R (8, 1) OBP: 0.333, SLG: 0.333										0	0	0	0	0	0	0
Les Moss, R (9, PH) OBP: 0.327, SLG: 0.422										1	0	1	0	0	0	0
Fred Marsh, R (9, PR) OBP: 0.221, SLG: 0.145										0	0	0	0	0	0	0

Inning Stats	R: 1	H: 2	E: 0	K: 0	S: 5	H: 2	LOB: 2	BB: 1	P: 9	R: 0	H: 0	E: 0	K: 1	S: 5	H: 0	LOB: 0	BB: 0	P: 5	R: 0	H: 0	E: 0	K: 0	S: 3	R: 0	H: 1	E: 0	K: 0	S: 4	R: 0	H: 0	E: 0	K: 0	S: 3	R: 2	H: 2	E: 0	K: 0	S: 5	R: 0	H: 0	E: 0	K: 0	S: 3	R: 0	H: 0	E: 0	K: 1	S: 5	R: 2	H: 2	E: 0	K: 0	S: 5	R: 0	H: 2	E: 0	K: 0	S: 5	1B: 5	2B: 0	3B: 0	HR: 2	SF: 0	SAC: 1	DP: 0	HBP: 0	WP: 1	PB: 0	SB: 0	CS: 0
--------------	------	------	------	------	------	------	--------	-------	------	------	------	------	------	------	------	--------	-------	------	------	------	------	------	------	------	------	------	------	------	------	------	------	------	------	------	------	------	------	------	------	------	------	------	------	------	------	------	------	------	------	------	------	------	------	------	------	------	------	------	-------	-------	-------	-------	-------	--------	-------	--------	-------	-------	-------	-------


PITCHER	IP	WLS	BF	H	R	ER	SO	BB	IBB	HBP	BLK	WP	HR	S	P	ERA	WHIP
Randy Gumpert, R (1, 1) ERA: 5.19	9.0	W	37	7	5	5	2	3	0	0	0	1	2	38	50	5.00	1.111

BOTTOM

Washington Senators @ St. Louis Browns
Sportsman's Park, St. Louis, MO

Sun Jun 22 1952, 4:33 AM EDT
Unknown

AB	33
R	5
H	7
RBI	5
BB	3
SO	2
LOB	6



WP	1	PA	37
PB	0		
SB	0		
CS	0		

livebaseballscorecards.com

Batter	1	2	3	4	5	6	7	8	9	AB R H RBI BB SO LOB	TOP									
Eddie Yost, R OBP: 0.346, SLG: 0.311 (1, 5) X	0-0 F7		0-0 G3 2B		0-0 F2		4-0 FC5-4 BB		0-3 K	4 0 1 0 1 1 1										
Jim Busby, R OBP: 0.220, SLG: 0.187 (1, 8) X	0-0 E1 1B		0-0 G3 2-3		0-0 SH1-3 1B		0-0 FC5-4 1-2f			4 0 1 0 0 0 3										
Jackie Jensen, R OBP: 0.376, SLG: 0.400 (1, 9) X	0-0 1-2 1B		0-0 F9		0-0 SH1-3 1-2			0-0 6-3		3 0 1 0 0 0 1										
Ken Wood, R OBP: 0.297, SLG: 0.385 (1, 7) X	0-0 F8			0-0 F9		0-0 5-3		0-0 F7		4 0 0 0 0 0 3										
Mickey Vernon, L OBP: 0.336, SLG: 0.407 (1, 3) X	0-0 F8			0-0 4-3		0-3 K		0-0 F7		4 0 0 0 0 1 3										
Pete Runnels, L OBP: 0.359, SLG: 0.333 (1, 6) X		0-0 G5-4-3 1B		0-0 1B			0-0 F6		0-0 L7	4 0 2 0 0 0 0										
Mel Hoderlein, S OBP: 0.310, SLG: 0.299 (1, 4) X		0-0 F8		0-0 1-3			0-0 2B 1B		4-0 2B F8 BB	3 2 1 0 1 0 2										
Clyde Kluttz, R OBP: 0.330, SLG: 0.329 (1, 2) X		0-0 G5-4-3 1-2f			0-0 F7		0-0 G3 1-H 2B		0-0 1-3 2B	3 0 1 1 0 0 1 1 0 1 0 0 0 0										
Frank Campos, L OBP: 0.337, SLG: 0.402 (9, PH) X																				
Bob Porterfield, R OBP: 0.194, SLG: 0.258 (1, 1) X			0-0 5-3		0-0 F8		0-0 G3 2-3		0-0 F8 3-H	2 0 0 0 0 0 0 1 0 0 0 0 0 1 0 0 0 0 0 0 0 1 0 0 1 0 0 1										
Gil Coan, L OBP: 0.277, SLG: 0.235 (7, PH) X																				
Don Johnson, R OBP: 0.143, SLG: 0.143 (7, 1) X																				
Earl Rapp, L OBP: 0.247, SLG: 0.342 (9, PH) X																				
Inning Stats	R: 0 E: 1 K: 0 S: 5	H: 1 LOB: 2 BB: 0 P: 5	R: 0 E: 0 K: 0 S: 3	H: 1 LOB: 0 BB: 0 P: 3	R: 0 E: 0 K: 0 S: 4	H: 1 LOB: 1 BB: 0 P: 4	R: 0 E: 0 K: 0 S: 4	H: 1 LOB: 1 BB: 0 P: 4	R: 0 E: 0 K: 1 S: 6	H: 1 LOB: 1 BB: 0 P: 6	R: 1 E: 0 K: 0 S: 5	H: 2 LOB: 2 BB: 1 P: 9	R: 0 E: 0 K: 0 S: 3	H: 0 LOB: 0 BB: 0 P: 3	R: 1 E: 0 K: 1 S: 6	H: 1 LOB: 1 BB: 1 P: 10	1B: 5 2B: 3 3B: 0 HR: 0	SF: 0 SAC: 1 DP: 1 HBP: 0	WP: 0 PB: 0 SB: 0 CS: 0	PA: 37
PITCHER	IP WLS BF H R ER SO BB IBB HBP BLK WP HR S P ERA WHIP																			
Gene Bearden, L ERA: 3.76 (1, 1)	6.2 W 28 7 1 1 1 1 1 0 0 0 0 0 29 33 1.35 1.200																			
Satchel Paige, R ERA: 2.55 (7, 1)	2.1 S 9 1 1 1 1 1 1 0 0 0 0 0 10 14 3.86 0.857																			

Washington Senators @ St. Louis Browns
 Sportsman's Park, St. Louis, MO
 Sun Jun 22 1952, 4:38 AM EDT
 Att. 13,778 - Unknown

livebaseballscorecards.com

AB	34
R	2
H	8
RBI	2
BB	2
SO	2
LOB	16



Batter	1	2	3	4	5	6	7	8	9
Bobby Young, L OBP: 0.347, SLG: 0.352 (1, 4)	0-0 P5		0-0 G4-6-3 1B		0-0 P4		0-0 F8		
Jim Rivera, L OBP: 0.328, SLG: 0.383 (1, 8)	0-0 G4-6-3 1B		0-0 L6		0-0 1B		0-0 F3		
Jim Delsing, L OBP: 0.377, SLG: 0.410 (1, 7)	0-0 G4-6-3 1-2f		0-0 G4-6-3 1-2f		0-0 1B			0-0 G4-6-3 1B	
Bob Nieman, R OBP: 0.364, SLG: 0.454 (1, 9)		0-0 L9		0-0 5-3		4-0 F8 SH5-3 1B BB		0-0 P3	
Dick Kryhoski, L OBP: 0.306, SLG: 0.429 (1, 3)		0-0 BB 1B		0-3 K		0-0 SH5-3 1-2		0-0 G4-6-3 1-2f	
Cass Michaels, R OBP: 0.304, SLG: 0.340 (1, 5)		4-0 L4-3 BB		0-0 6-3		0-0 F8 2-3			
Les Moss, R OBP: 0.327, SLG: 0.417 (1, 2)		0-0 L4-3 1-2			0-0 6-3	0-0 1B			
Willy Miranda, S OBP: 0.375, SLG: 0.368 (1, 6)			0-0 2B 3B		4-0 1B 1B BB	0-0 4-3			
Gene Bearden, L OBP: 0.545, SLG: 0.727 (1, 1)			0-0 1B 2B		0-0 1B 1B		0-0 4-3		
Satchel Paige, R OBP: 0.286, SLG: 0.231 (7, 1)			3-H		1-3 1B 1B				

Inning Stats	R: 0	H: 1	E: 0	LOB: 0	K: 0	BB: 0	S: 3	P: 3
	R: 0	H: 1	E: 0	LOB: 1	K: 0	BB: 1	S: 3	P: 7
	R: 1	H: 3	E: 0	LOB: 1	K: 0	BB: 0	S: 5	P: 5
	R: 0	H: 0	E: 0	LOB: 0	K: 1	BB: 0	S: 5	P: 5
	R: 1	H: 3	E: 0	LOB: 2	K: 0	BB: 1	S: 5	P: 9
	R: 1	H: 1	E: 0	LOB: 1	K: 0	BB: 1	S: 4	P: 8
	R: 0	H: 0	E: 0	LOB: 0	K: 0	BB: 0	S: 3	P: 3
	R: 0	H: 1	E: 0	LOB: 0	K: 0	BB: 0	S: 3	P: 3

PITCHER	IP	WLS	BF	H	R	ER	SO	BB	IBB	HBP	BLK	WP	HR	S	P	ERA	WHIP
Bob Porterfield, R ERA: 2.34 (1, 1)	6.0	L	26	9	3	3	1	3	0	0	0	0	0	25	37	4.50	2.000
Don Johnson, R ERA: 5.57 (7, 1)	2.0		6	1	0	0	0	0	0	0	0	0	0	6	6	0.00	0.500

BOTTOM

AB	R	H	RBI	BB	SO	LOB
4	0	1	0	0	0	2
4	0	2	1	0	0	2
4	0	2	0	0	0	3
3	1	0	0	1	0	1
3	0	1	0	0	1	1
2	0	0	0	1	0	1
3	0	1	1	0	0	2
2	2	1	0	1	0	1
2	0	2	1	0	0	0
1	0	0	0	0	0	0


AB	28
R	3
H	10
RBI	3
BB	3
SO	1
LOB	13



WP	HR	S	P	ERA	WHIP
0	0	4	0	0	0

Washington Senators @ St. Louis Browns
Sportsman's Park, St. Louis, MO
 Sun Jun 22 1952, 4:38 AM EDT
 Att. 13,778 - Unknown

livebaseballscorecards.com

Batter	1	2	3	4	5	6	7	8	9	AB	R	H	RBI	BB	SO	LOB	TOP																		
Phil Rizzuto, R (1, 6) OBP: 0.332, SLG: 0.332											0	0	0	0	0	0	0	New York Yankees @ St. Louis Browns Sportsman's Park, St. Louis, MO Mon Jun 23 1952, 4:33 AM EDT Att. 11,508 - Unknown livebaseballscorecards.com																	
Joe Collins, L (1, 3) OBP: 0.422, SLG: 0.455											0	0	0	0	0	0	0		0																
Hank Bauer, R (1, 9) OBP: 0.370, SLG: 0.498											0	0	0	0	0	0	0		0																
Yogi Berra, L (1, 2) OBP: 0.351, SLG: 0.519											0	0	0	0	0	0	0		0																
Mickey Mantle, S (1, 8) OBP: 0.385, SLG: 0.477											0	0	0	0	0	0	0		0																
Gil McDougald, R (1, 5) OBP: 0.346, SLG: 0.360											0	0	0	0	0	0	0		0																
Bob Cerv, R (1, 7) OBP: 0.257, SLG: 0.308											0	0	0	0	0	0	0		0																
Jim Brideweser, R (1, 4)											0	0	0	0	0	0	0		0																
Johnny Sain, R (1, 1) OBP: 0.324, SLG: 0.469	0	0	0	0	0	0	0	0	0	0	0	0	0	0	0																				
Inning Stats	1B: 0	SF: 0	WP: 0	PA: 0																															
PITCHER Bob Cain, L (1, 1) ERA: 3.9	IP	WLS	BF	H	R	ER	SO	BB	IBB	HBP	BLK	WP	HR	S	P	ERA	WHIP	IP	WLS	BF	H	R	ER	SO	BB	IBB	HBP	BLK	WP	HR	S	P	ERA	WHIP	
	0.0		0	0	0	0	0	0	0	0	0	0	0	0	0	∞	∞																		

AB 0
R 0
H 0
RBI 0
BB 0
SO 0
LOB 0



New York Yankees @ St. Louis Browns
 Sportsman's Park, St. Louis, MO
 Wed Jun 25 1952, 4:33 AM EDT
 Att. 4,600 - Unknown

AB	38
R	9
H	12
RBI	6
BB	7
SO	2
LOB	20



WP	0	PA	48
PB	1		
SB	0		
CS	0		

AB R H RBI BB SO LOB

5	2	3	2	0	0	2
1	0	0	0	0	0	0
3	2	0	0	2	0	3
6	1	2	2	0	0	5
5	0	1	1	0	0	1
4	1	2	0	1	0	0
4	0	2	1	1	0	4
3	1	1	0	1	1	1
3	2	0	0	2	0	4
1	0	1	0	0	0	0
0	0	0	0	0	0	0
1	0	0	0	0	0	0
0	0	0	0	0	0	0
1	0	0	0	0	1	0

1B	10	SF	0
2B	1	SAC	1
3B	1	DP	1
HR	0	HBP	2

Batter	1	2	3	4	5	6	7	8	9
Bob Cerv, R (1, 7) OBP: 0.286, SLG: 0.352 Irv Noren, L (9, PH) OBP: 0.295, SLG: 0.351	0-0 F9 2-H 3-H	0-0 1B 3B 2-H 3-H	0-0 F5		0-0 E5 1B 1B		0-0 E7 3-1 1B		0-0 E6
Joe Collins, L (1, 3) OBP: 0.429, SLG: 0.500	1-0 5-3 E HBP	4-0 1B BB	4-0 PB BB 1-2 2-3		0-0 F4		0-0 3-1 2-3		0-0 F8
Hank Bauer, R (1, 9) OBP: 0.372, SLG: 0.495	0-0 5-3 1-2	0-0 E7 1B 1B 1-H 3-H	0-0 F8 1-2 2-3 3-H		0-0 1B		0-0 6-3		0-0 F8
Yogi Berra, L (1, 2) OBP: 0.339, SLG: 0.490	0-0 E3 BB 2-H	0-0 1B 1B 2-H		0-0 4-3		0-0 F9		0-0 F9	
Mickey Mantle, S (1, 8) OBP: 0.395, SLG: 0.484	4-0 FC6-4 BB 1-2	0-0 G5-4-3 1B		0-0 1B 2B		0-0 6-3		0-0 6-3	
Gil McDougald, R (1, 4) OBP: 0.349, SLG: 0.368	0-0 FC6-4 1-2f	0-0 G5-4-3 1-2f		0-0 1-3 1B 2-H		4-0 BB BB		0-0 1B 1B	
Bobby Brown, L (1, 5) OBP: 0.289, SLG: 0.205		1-0 SH3-4 BB HBP 3B	0-3 K	0-0 1-3 1-2		4-0 1-2 BB		0-0 1-2 1B	
Phil Rizzuto, R (1, 6) OBP: 0.346, SLG: 0.340		4-0 SH3-4 BB 1-2 3B BB	4-0 BB PB BB 1B	0-0 5-3		0-0 F3		0-0 4-3	
Vic Raschi, R (1, 1) OBP: 0.355, SLG: 0.280 Jim McDonald, R (3, 1) OBP: 0.600, SLG: 0.429 Joe Ostrowski, L (3, 1) Johnny Mize, L (7, PH) OBP: 0.312, SLG: 0.319 Bobby Hogue, R (7, 1) OBP: 0.286, SLG: 0.286 Johnny Sain, R (9, PH) OBP: 0.324, SLG: 0.457		0-0 SH3-4 1-2 2-3	0-0 PB BB 1B		0-0 F8		0-0 F2		0-3 K

Inning Stats	R: 1	H: 0	E: 1	K: 0	S: 4	P: 9	R: 5	H: 4	E: 1	K: 0	S: 6	P: 15	R: 1	H: 1	E: 0	K: 1	S: 6	P: 14	R: 1	H: 2	E: 0	K: 0	S: 5	P: 5	R: 0	H: 0	E: 0	K: 0	S: 2	P: 10	R: 0	H: 1	E: 1	K: 0	S: 4	P: 4	R: 0	H: 2	E: 0	K: 0	S: 5	P: 5	R: 0	H: 0	E: 1	K: 1	S: 6	P: 6
--------------	------	------	------	------	------	------	------	------	------	------	------	-------	------	------	------	------	------	-------	------	------	------	------	------	------	------	------	------	------	------	-------	------	------	------	------	------	------	------	------	------	------	------	------	------	------	------	------	------	------

PITCHER	IP	WLS	BF	H	R	ER	SO	BB	IBB	HBP	BLK	WP	HR	S	P	ERA	WHIP
Tommy Byrne, L (1, 1) ERA: 4.5	1.1		12	2	6	5	0	3	0	2	0	0	0	7	21	33.75	3.750
Stubby Overmire, L (2, 1) ERA: 1.27	1.2		9	3	1	0	1	2	0	0	0	0	0	9	17	0.00	3.000
Gene Bearden, L (4, 1) ERA: 3.66	5.0	W	23	7	2	1	0	2	0	0	0	0	0	21	29	1.80	1.800
Satchel Paige, R (9, 1) ERA: 2.5	1.0	S	4	0	0	0	1	0	0	0	0	0	0	6	6	0.00	0.000

WP: 0 PA: 48

Batter	1	2	3	4	5	6	7	8	9
Bobby Young, L OBP: 0.352, SLG: 0.368 (1, 4)	0-0 4-3	0-3 K	0-0 G4-6-3			0-0 2B	0-0 6-3		
Jim Delsing, L OBP: 0.367, SLG: 0.405 (1, 7) (5, 8)	0-0 2B		0-0 2B	0-0 F5		0-3 K		0-0 4-3	
Dick Kryhoski, L OBP: 0.299, SLG: 0.434 (1, 3)	0-0 2B		0-0 2B	0-3 K		0-3 K		0-0 F3	
Bob Nieman, R OBP: 0.370, SLG: 0.474 (1, 9)	0-0 F8		0-0 F8	0-0 1B		0-0 2B		0-0 HR	
Jim Rivera, L OBP: 0.328, SLG: 0.389 (1, 8)	0-0 1B		0-0 1B	0-0 4-3		0-0 5-3		0-0 4-3	
Jim Dyck, R OBP: 0.343, SLG: 0.418 (5, 7)	0-0 2B		0-0 2B						
Cass Michaels, R OBP: 0.325, SLG: 0.349 (1, 5)	0-0 1B		0-0 F8		0-0 F8		0-0 F8		
Les Moss, R OBP: 0.357, SLG: 0.462 (1, 2)	0-0 5-3		0-0 1B		0-0 4-3		0-0 1B		
Marty Marion, R OBP: 0.284, SLG: 0.315 (1, 6)		0-0 P3	0-0 1B		0-0 4-3		0-0 1B		
Al Zarilla, L OBP: 0.328, SLG: 0.340 (3, PH)			1-2 1B		2-3 1B		1-2 1B		
Fred Marsh, R OBP: 0.244, SLG: 0.176 (4, 6)									
Willy Miranda, S OBP: 0.370, SLG: 0.333 (8, 6)									
Tommy Byrne, L OBP: 0.250, SLG: 0.268 (1, 1)		0-0 P3	0-0 1B		0-3 K		0-0 F6		
Stubby Overmire, R (2, 1)									
Gene Bearden, L OBP: 0.500, SLG: 0.643 (3, PH)			0-0 G4-6-3						
Satchel Paige, R OBP: 0.286, SLG: 0.231 (9, 1)			1-2 2-H 1B						

Inning Stats	R: 3	H: 4	E: 0	LOB: 1	K: 0	BB: 0	S: 7	R: 0	H: 0	E: 0	LOB: 0	K: 1	BB: 0	S: 5	R: 5	H: 5	E: 2	LOB: 1	K: 0	BB: 0	S: 9	R: 0	H: 1	E: 0	LOB: 1	K: 1	BB: 0	S: 6	R: 0	H: 1	E: 0	LOB: 1	K: 2	BB: 0	S: 9	R: 0	H: 2	E: 0	LOB: 1	K: 0	BB: 0	S: 5	R: 1	H: 2	E: 0	LOB: 1	K: 2	BB: 0	S: 9	R: 0	H: 2	E: 0	LOB: 2	K: 0	BB: 0	S: 5	R: 1	H: 1	E: 0	LOB: 0	K: 0	BB: 0	S: 4
--------------	------	------	------	--------	------	-------	------	------	------	------	--------	------	-------	------	------	------	------	--------	------	-------	------	------	------	------	--------	------	-------	------	------	------	------	--------	------	-------	------	------	------	------	--------	------	-------	------	------	------	------	--------	------	-------	------	------	------	------	--------	------	-------	------	------	------	------	--------	------	-------	------

PITCHER	IP	WLS	BF	H	R	ER	SO	BB	IBB	HBP	BLK	WP	HR	S	P	ERA	WHIP
Vic Raschi, R ERA: 3.02 (1, 1)	2.1		16	7	8	4	1	0	0	0	0	0	0	18	18	15.43	3.000
Jim McDonald, R ERA: 1.96 (3, 1)	0.0		2	2	0	0	0	0	0	0	0	0	0	2	2	∞	∞
Joe Ostrowski, L ERA: 4.7 (3, 1)	3.2		14	4	1	1	4	0	0	0	0	0	0	22	22	2.46	1.091
Bobby Hogue, R ERA: 3.71 (7, 1)	2.0	L	9	3	1	1	0	0	0	0	0	0	0	1	9	4.50	1.500

BOTTOM

New York Yankees @ St. Louis Browns
Sportsman's Park, St. Louis, MO

Wed Jun 25 1952, 4:33 AM EDT
Att. 4,600 - Unknown


AB	R	H	RBI	BB	SO	LOB
5	1	1	0	0	1	4
5	2	2	0	0	1	1
5	2	1	1	0	2	2
5	2	3	2	0	0	3
3	2	2	3	0	0	1
2	0	0	0	0	0	1
4	0	1	2	0	0	1
4	1	3	1	0	0	1
1	0	0	0	0	0	0
1	0	1	0	0	0	0
2	0	1	0	0	0	1
0	0	0	0	0	0	0
0	0	0	0	0	0	0
1	0	0	0	0	0	0
3	0	1	1	0	1	3
0	0	0	0	0	0	0

AB	41
R	10
H	16
RBI	10
BB	0
SO	5
LOB	18



WP: 0	PA: 41
PB: 0	
SB: 0	
CS: 0	

PITCHER	IP	WLS	BF	H	R	ER	SO	BB	IBB	HBP	BLK	WP	HR	S	P	ERA	WHIP
---------	----	-----	----	---	---	----	----	----	-----	-----	-----	----	----	---	---	-----	------

Batter	1	2	3	4	5	6	7	8	9	AB	R	H	RBI	BB	SO	LOB	TOP							
Johnny Pesky, L (1, 6) <small>OBP: 0.376, SLG: 0.258</small>																	0	0	0	0	0	0	0	Detroit Tigers @ St. Louis Browns Sportsman's Park, St. Louis, MO Fri Jun 27 1952, 4:33 AM EDT Att. 4,972 - Unknown livebaseballscorecards.com
Jerry Priddy, R (1, 4) <small>OBP: 0.381, SLG: 0.447</small>																	0	0	0	0	0	0	0	
Johnny Groth, R (1, 8) <small>OBP: 0.354, SLG: 0.361</small>																	0	0	0	0	0	0	0	
Don Lenhardt, R (1, 7) <small>OBP: 0.342, SLG: 0.473</small>																	0	0	0	0	0	0	0	
Walt Dropo, R (1, 3) <small>OBP: 0.328, SLG: 0.502</small>																	0	0	0	0	0	0	0	
Steve Souchock, R (1, 9) <small>OBP: 0.314, SLG: 0.417</small>																	0	0	0	0	0	0	0	
Fred Hatfield, L (1, 5) <small>OBP: 0.331, SLG: 0.387</small>																	0	0	0	0	0	0	0	
Bob Swift, R (1, 2) <small>OBP: 0.348, SLG: 0.167</small>																	0	0	0	0	0	0	0	
Hal Newhouser, L (1, 1) <small>OBP: 0.200, SLG: 0.111</small>	0	0	0	0	0	0	0																	
Inning Stats	1B: 0	SF: 0	WP: 0	PA: 0	2B: 0	SAC: 0	PB: 0			3B: 0	DP: 0	SB: 0		HR: 0	HBP: 0	CS: 0								
PITCHER Bob Cain, L (1, 1) <small>ERA: 4.4</small>	IP	WLS	BF	H	R	ER	SO	BB	IBB	HBP	BLK	WP	HR	S	P	ERA	WHIP	PITCHER IP WLS BF H R ER SO BB IBB HBP BLK WP HR S P ERA WHIP						

Batter	1	2	3	4	5	6	7	8	9	AB R H RBI BB SO LOB	TOP							
Jerry Priddy, R (1, 4) OBP: 0.379, SLG: 0.441										0 0 0 0 0 0 0 0	Detroit Tigers @ St. Louis Browns Sportsman's Park, St. Louis, MO Sat Jun 28 1952, 4:33 AM EDT Att. 8,017 - Unknown livebaseballscorecards.com							
Fred Hatfield, L (1, 5) OBP: 0.328, SLG: 0.382										0 0 0 0 0 0 0 0								
Cliff Mapes, L (1, 7) OBP: 0.273, SLG: 0.325										0 0 0 0 0 0 0 0								
Vic Wertz, L (1, 9) OBP: 0.342, SLG: 0.541										0 0 0 0 0 0 0 0								
Walt Dropo, R (1, 3) OBP: 0.323, SLG: 0.494										0 0 0 0 0 0 0 0								
Johnny Groth, R (1, 8) OBP: 0.348, SLG: 0.355										0 0 0 0 0 0 0 0								
Bob Swift, R (1, 2) OBP: 0.346, SLG: 0.190										0 0 0 0 0 0 0 0								
Neil Berry, R (1, 6) OBP: 0.283, SLG: 0.244										0 0 0 0 0 0 0 0								
Ted Gray, S (1, 1) OBP: 0.200, SLG: 0.176	0 0 0 0 0 0 0 0	D <small>TM</small>																
Inning Stats										1B: 0 SF: 0 2B: 0 SAC: 0 3B: 0 DP: 0 HR: 0 HBP: 0	WP: 0 PA: 0 PB: 0 SB: 0 CS: 0							
PITCHER Earl Harrist, R (1, 1) ERA: 3.3	IP	WLS	BF	H	R	ER	SO	BB	IBB	HBP	BLK	WP	HR	S	P	ERA	WHIP	PITCHER IP WLS BF H R ER SO BB IBB HBP BLK WP HR S P ERA WHIP

Batter	1	2	3	4	5	6	7	8	9	AB R H RBI BB SO LOB	TOP																
Jerry Priddy, R (1, 4) OBP: 0.374, SLG: 0.434	0-0 G1-6-3 1B			0-0 6-3			0-0 F7		0-0 F7	4 0 1 0 0 0 0																	
Fred Hatfield, L (1, 5) OBP: 0.317, SLG: 0.374	0-0 G1-6-3 1-2f			0-0 F3			0-0 3-1		0-0 E3 FC4-6	4 0 0 0 0 0 1																	
Cliff Mapes, L (1, 7) OBP: 0.250, SLG: 0.295	0-3 K			0-0 F7			0-0 F7		0-0 FC4-6 1-2f 2B	4 1 0 0 0 1 1																	
Vic Wertz, L (1, 9) OBP: 0.352, SLG: 0.545 Steve Souchock, R (9, PR) OBP: 0.319, SLG: 0.415 (9, 9)		4-0 BB BB		0-0 F9			0-0 F9		0-0 1B 1-H 2B	0 1 0 0 0 0 0 0 0 0 0 0 0 0																	
Walt Dropo, R (1, 3) OBP: 0.324, SLG: 0.492		0-0 F9-3 1-1		0-0 5-3			0-3 K		0-0 F8	4 0 0 0 0 1 3																	
Johnny Groth, R (1, 8) OBP: 0.356, SLG: 0.365		0-0 F3		0-0 6-3			0-0 1B 1-2 1B			3 0 1 0 0 0 0																	
Bob Swift, R (1, 2) OBP: 0.313, SLG: 0.154 Johnny Hopp, L (8, PH) OBP: 0.289, SLG: 0.244 Joe Ginsberg, L (8, 2) OBP: 0.272, SLG: 0.255			0-0 F9			0-0 F3		0-0 F7		2 0 0 0 0 0 0 1 0 0 0 0 0 2 0 0 0 0 0 0 0	AB 28 R 2 H 3 RBI 1 BB 0 SO 2 LOB 9																
Neil Berry, R (1, 6) OBP: 0.302, SLG: 0.271			0-0 6-3			0-0 F8		0-0 FC6-4 1-2 2-H 1B		3 0 1 1 0 0 0																	
Virgil Trucks, R (1, 1) OBP: 0.219, SLG: 0.219			0-0 6-3			0-0 F7		0-0 FC6-4 1-2f		3 0 0 0 0 0 2																	
Inning Stats	R: 0 H: 1 E: 0 LOB: 0 K: 1 BB: 0 S: 5 P: 5	R: 0 H: 0 E: 0 LOB: 0 K: 0 BB: 1 S: 2 P: 6	R: 0 H: 0 E: 0 LOB: 0 K: 0 BB: 0 S: 3 P: 3	R: 0 H: 0 E: 0 LOB: 0 K: 0 BB: 0 S: 3 P: 3	R: 0 H: 0 E: 0 LOB: 0 K: 0 BB: 0 S: 3 P: 3	R: 0 H: 0 E: 0 LOB: 0 K: 0 BB: 0 S: 3 P: 3	R: 0 H: 0 E: 0 LOB: 0 K: 0 BB: 0 S: 3 P: 3	R: 1 H: 3 E: 0 LOB: 2 K: 1 BB: 0 S: 8 P: 8	R: 1 H: 1 E: 1 LOB: 1 K: 0 BB: 0 S: 5 P: 5	1B: 4 SF: 0 2B: 2 SAC: 0 3B: 0 DP: 2 HR: 0 HBP: 0	WP: 0 PA: 32 PB: 0 SB: 0 CS: 0																
PITCHER	IP WLS BF H R ER SO BB IBB HBP BLK WP HR S P ERA WHIP											PITCHER	IP WLS BF H R ER SO BB IBB HBP BLK WP HR S P ERA WHIP														
Duane Pilette, R (1, 1) ERA: 3.16	8.0	27	4	1	1	2	1	0	0	0	0	0	0	30	34	1.12	0.625										
Satchel Paige, R (9, 1) ERA: 2.36	1.0	W	5	1	1	0	0	0	0	0	0	0	0	5	5	0.00	1.000										

Detroit Tigers @ St. Louis Browns
Sportsman's Park, St. Louis, MO

Sun Jun 29 1952, 4:33 AM EDT
Att. 4,858 - Unknown - 106 F

livebaseballscorecards.com



Batter	1	2	3	4	5	6	7	8	9	10	11	12	13	14	15	16	17	18	19	AB	R	H	RBI	BB	SO	LOB	TOP									
Bobby Young, L (1, 4) OBP: 0.349, SLG: 0.364	0-0 4-3 G3 1B		0-0 4-3			0-0 F9			0-0 SH1-4		0-0 4-3		0-0 1B		0-0 4-3			0-0 BB		6	1	2	0	1	0	1										
Jim Rivera, L (1, 8) OBP: 0.320, SLG: 0.376	0-0 4-3 1-3		0-0 F5			0-0 3-1			0-0 E1 2-H 1B		0-0 1B		0-0 G3			0-3 K		0-0 5-3		8	0	2	1	0	1	4										
Dick Knyhoski, L (1, 3) OBP: 0.295, SLG: 0.421	0-0 G3			0-0 G5-4-3 1B			0-0 G3		4-0 1B		0-0 F8			0-0 L6		0-3 K			4-0 SH3-4 1B BB	6	1	1	1	2	1	1										
Bob Nieman, R (1, 9) OBP: 0.350, SLG: 0.437	0-0 L3			0-0 G5-4-3 1-2		0-0 F9		0-0 K	0-3 K		0-0 F8			0-0 1B		0-0 6-3		0-0 SH3-4 1-2	7	0	1	0	0	1	3											
Clint Courtney, L (1, 2) OBP: 0.311, SLG: 0.330		0-0 P9		0-0 F9		0-0 F7		0-0 F8	0-0 F8		0-0 1B		0-0 F4				0-0 F7		0-0 G3	8	0	1	0	0	0	4										
Jim Delsing, L (1, 7) OBP: 0.354, SLG: 0.387		0-0 L8			0-0 F4		0-0 F6		0-0 6-3		0-0 F2		0-0 F2				0-0 5-3		0-0 1B	8	0	2	1	0	0	1										
Cass Michaels, R (1, 5) OBP: 0.308, SLG: 0.342		0-0 F5			0-0 4-3		0-0 F3		0-0 F9		0-3 K		0-0 K		0-0 4-3				0-0 4-3	8	0	0	0	0	1	4										
Joe Demaestri, R (1, 6) OBP: 0.301, SLG: 0.338			0-0 SH1-4 1B		0-0 F3		0-0 4-3		0-0 1-3		0-3 K			0-0 F3				0-0 4-3		2	0	1	0	0	0	0										
Al Zarilla, L (8, PH) OBP: 0.323, SLG: 0.333																				1	0	0	0	0	0	0										
Fred Marsh, R (8, 6) OBP: 0.241, SLG: 0.190																				4	0	0	0	0	1	0										
Ned Garver, R (1, 1) OBP: 0.263, SLG: 0.235			0-0 SH1-4 1B						0-0 K		0-0 G3		0-0 4-3						0-0 6-3		1	0	0	0	0	1										
Gene Bearden, L (9, PH) OBP: 0.533, SLG: 0.667																				1	0	1	0	0	0	0										
Jim Dyck, R (9, PR) OBP: 0.340, SLG: 0.400																				0	1	0	0	0	0	0										
Satchel Paige, R (9, 1) OBP: 0.211, SLG: 0.167																				4	0	0	0	0	0	0										
Inning Stats	R: 1 E: 0 K: 4 S: 4	H: 1 LOB: 0 BB: 0 P: 4	R: 0 E: 0 K: 3 S: 3	H: 0 LOB: 0 BB: 0 P: 3	R: 0 E: 0 K: 3 S: 4	H: 1 LOB: 1 BB: 0 P: 4	R: 0 E: 0 K: 3 S: 3	H: 1 LOB: 0 BB: 0 P: 3	R: 0 E: 0 K: 3 S: 3	H: 0 LOB: 0 BB: 0 P: 3	R: 0 E: 0 K: 1 S: 5	H: 0 LOB: 0 BB: 0 P: 5	R: 0 E: 0 K: 0 S: 3	H: 0 LOB: 0 BB: 0 P: 3	R: 0 E: 0 K: 1 S: 6	H: 1 LOB: 1 BB: 0 P: 6	R: 0 E: 0 K: 1 S: 6	H: 1 LOB: 2 BB: 0 P: 6	R: 0 E: 0 K: 2 S: 7	H: 0 LOB: 0 BB: 0 P: 7	R: 0 E: 0 K: 0 S: 3	H: 0 LOB: 0 BB: 0 P: 3	R: 0 E: 0 K: 0 S: 3	H: 0 LOB: 1 BB: 1 P: 7	R: 1 E: 0 K: 4 S: 4	H: 1 LOB: 1 BB: 1 P: 8	1B: 11 2B: 0 HR: 0	SF: 0 SAC: 3 DP: 1 HBP: 0	WP: 0 PB: 0 SB: 1 CS: 0	PA: 70						
PITCHER	IP WLS BF H R ER SO BB IBB HBP BLK WP HR S P ERA WHIP																				IP WLS BF H R ER SO BB IBB HBP BLK WP HR S P ERA WHIP															
Bob Feller, R (1, 1) ERA: 4.37	9.0	32	5	2	2	2	0	1	0	0	0	0	0	35	39	2.00	0.556																			
Lou Brissie, L (10, 1) ERA: 2.81	10.0	W	38	6	1	1	4	2	0	0	0	0	0	44	52	0.90	0.800																			

St. Louis Browns @ Cleveland Indians
Cleveland Municipal Stadium, Cleveland, OH

Tue Jul 01 1952, 3:33 AM EDT
Att. 19,885 - Unknown

AB 64
R 3
H 11
RBI 3
BB 3
SO 6
LOB 18



Batter	1	2	3	4	5	6	7	8	9	10	11	12	13	14	15	16	17	18	19	AB	R	H	RBI	BB	SO	LOB	BOTTOM													
Dave Pope, L (1, 9) Jim Fridley, R (3, 9) OBP: 0.310, SLG: 0.333	P4-3	K			K			F3		K		1B		K		K			6-3	2	0	0	0	0	1	1	7	0	1	0	0	4	1	St. Louis Browns @ Cleveland Indians Cleveland Municipal Stadium, Cleveland, OH Tue Jul 01 1952, 3:33 AM EDT Att. 19,885 - Unknown livebaseballscorecards.com						
Bobby Avila, R (1, 4) OBP: 0.371, SLG: 0.394	1B		F6		6-3			G6-4-3 BB		CS BB		F4		F9		F8			6-3 2B	7	1	2	0	2	0	2	8	0	0	0	1	0	4							
Dale Mitchell, L (1, 7) OBP: 0.370, SLG: 0.388	L7		4-3					G6-4-3 1-2r				L8			F9				6-3	8	0	0	0	1	0	4	8	1	2	1	0	1	3							
Al Rosen, R (1, 5) OBP: 0.416, SLG: 0.562	F6		F6						K	5-3			L1-6 HBP			IBB 2B			6-3	8	1	2	1	0	1	3	8	1	2	1	0	1	3							
Larry Doby, L (1, 8) OBP: 0.373, SLG: 0.535		1B F8 BB		F4					1B			F7				IBB 2B			6-3	4	1	2	0	5	0	0	4	1	2	0	5	0	0							
Ray Boone, R (1, 6) OBP: 0.388, SLG: 0.401			5-3						F9				L1-6 IBB			F2			6-3	5	1	1	0	0	0	2	3	0	0	0	0	5								
Mert Combs, L (12, 6) OBP: 0.250, SLG: 0.250		F8 BB								F9										5	1	1	0	0	0	2	3	0	0	0	0	5								
Hank Majeski, R (19, PH) OBP: 0.370, SLG: 0.346		1-3 E 1B											2-3						1-2 2-H 1B	1	0	1	1	0	0	0	1	0	1	0	0	0								
Harry Simpson, L (1, 3) OBP: 0.345, SLG: 0.413		4-0 E BB						G5-4-3 BB		IBB 1B			FC6-3 1-2r			1-2 2-3 IBB			4-3	4	0	2	0	4	0	1	4	0	2	0	4	0	1							
Joe Tipton, R (1, 2) OBP: 0.347, SLG: 0.463																				3	0	0	0	0	0	5	3	0	0	0	0	5								
Barney McCosky, L (9, PH) OBP: 0.333, SLG: 0.269		F3						G5-4-3											F4	0	0	0	0	1	0	0	0	0	0	1	0	0								
Jim Heegan, R (10, 2) OBP: 0.283, SLG: 0.325								1-2r		IBB									F7	4	0	0	0	0	0	4	4	0	0	0	0	4								
Bob Feller, R (1, 1) OBP: 0.195, SLG: 0.057																			SH1-4	3	0	0	1	0	0	2	3	0	0	1	0	2								
Pete Reiser, L (9, PH) OBP: 0.213, SLG: 0.372		F8			6-3					K									F8	1	0	0	0	0	1	3	1	0	0	0	1	3								
Lou Brissie, L (10, 1)		2-3 3-H																	L3	3	0	0	0	0	0	0	3	0	0	0	0	0								
Inning Stats	R: 0 E: 0 K: 4 S: 4	H: 1 LOB: 1 BB: 0 P: 4	R: 2 E: 1 K: 6 S: 6	H: 1 LOB: 2 BB: 2 P: 14	R: 0 E: 0 K: 3 S: 3	H: 0 LOB: 0 BB: 0 P: 3	R: 0 E: 0 K: 1 S: 5	H: 1 LOB: 1 BB: 0 P: 4	R: 0 E: 0 K: 0 S: 2	H: 0 LOB: 0 BB: 1 P: 6	R: 0 E: 0 K: 0 S: 2	H: 0 LOB: 0 BB: 1 P: 6	R: 0 E: 0 K: 2 S: 9	H: 2 LOB: 3 BB: 1 P: 13	R: 0 E: 0 K: 1 S: 4	H: 0 LOB: 1 BB: 2 P: 12	R: 0 E: 0 K: 0 S: 2	H: 0 LOB: 1 BB: 1 P: 7	R: 0 E: 1 K: 1 S: 6	H: 0 LOB: 1 BB: 0 P: 6	R: 0 E: 0 K: 1 S: 2	H: 1 LOB: 0 BB: 0 P: 4	R: 0 E: 0 K: 0 S: 4	H: 0 LOB: 1 BB: 1 P: 7	R: 0 E: 0 K: 0 S: 2	H: 0 LOB: 3 BB: 2 P: 12	R: 0 E: 0 K: 1 S: 5	H: 0 LOB: 0 BB: 0 P: 5	R: 0 E: 0 K: 0 S: 4	H: 1 LOB: 1 BB: 0 P: 4	R: 0 E: 0 K: 0 S: 3	H: 0 LOB: 0 BB: 0 P: 3	R: 2 E: 0 K: 0 S: 5		H: 3 LOB: 2 BB: 1 P: 9	1B: 8 2B: 4 3B: 0 HR: 0	SF: 0 SAC: 1 DP: 3 HBP: 1	WP: 0 PB: 0 SB: 3 CS: 1	PA: 78	
PITCHER	IP WLS BF H R ER SO BB IBB HBP BLK WP HR S P ERA WHIP																			IP WLS BF H R ER SO BB IBB HBP BLK WP HR S P ERA WHIP																				
Ned Garver, R (1, 1) ERA: 3.58	8.0	L	30	3	2	1	2	5	0	0	0	0	0	0	0	0	0	0	0	1.12	1.000																			
Satchel Paige, R (9, 1) ERA: 2.25	10.2	L	48	8	2	2	5	3	5	1	0	0	0	0	0	0	0	0	0	1.69	1.031																			

St. Louis Browns @ Cleveland Indians
 Cleveland Municipal Stadium, Cleveland, OH
 Tue Jul 01 1952, 3:33 AM EDT
 Att. 19,885 - Unknown

AB 63
 R 4
 H 11
 RBI 3
 BB 13
 SO 7
 LOB 33



Batter	1	2	3	4	5	6	7	8	9	10	AB	R	H	RBI	BB	SO	LOB	TOP		
Bobby Young, L (1, 4) OBP: 0.346, SLG: 0.360	0-0 1-3		0-0 F9		0-0 FC7-5 BB 1B		0-0 F9	0-0 6-3			5	0	1	0	0	0	2			
Jim Rivera, L (1, 8) OBP: 0.325, SLG: 0.378	0-0 4-3		0-0 BB 1B		4-0 FC7-5 1B BB		0-0 G1		0-0 FC SH1-4 1B		4	1	2	0	1	0	0			
Dick Kryhoski, L (1, 3) OBP: 0.299, SLG: 0.416	0-0 4-3		4-0 BB		0-0 FC7-5 1B 1-2 2-3f		4-0 1B BB		0-0 SH1-4 1-2		2	1	0	0	2	0	2			
Bob Nieman, R (1, 9) OBP: 0.351, SLG: 0.436		0-0 6-3	0-0 F9		0-0 1-3 2-H 1B		0-0 1B 1B		0-0 FC G6-4-3		5	0	2	1	0	0	4			
Clint Courtney, L (1, 2) OBP: 0.315, SLG: 0.333 Darrell Johnson, R (9, PH) OBP: 0.400, SLG: 0.365		0-0 F7		0-0 E4 1B		0-0 F6		0-0 1-3 2-H 1B		0-0 G6-4-3 1-2f		4	0	2	1	0	0	2		
Jim Delsing, L (1, 7) OBP: 0.350, SLG: 0.379		4-0 BB		0-0 F7 1B		0-0 4-3		0-0 F5		0-0 F2		4	0	0	0	1	0	3		
Cass Michaels, R (1, 5) OBP: 0.310, SLG: 0.343		0-0 F9		0-0 F9		0-0 FC5-4 1B		0-0 SH2-4 1B		0-0 F5		5	0	2	0	0	0	2		
Joe Demaestri, R (1, 6) OBP: 0.286, SLG: 0.319			0-0 5-3		0-0 F9		0-0 FC5-4 1-2f		0-0 SH2-4 1-2		4	0	0	0	0	0	2			
Gene Bearden, L (1, 1) OBP: 0.474, SLG: 0.579 Dave Madison, R (8, 1) OBP: 0.333, SLG: 0.333			0-0 BB 1B 1B		0-0 4-3		0-0 4-3		0-0 F4		4	0	1	0	0	0	2			
Inning Stats	R: 0 E: 0 K: 0 S: 3	H: 0 LOB: 0 BB: 0 P: 3	R: 0 E: 0 K: 0 S: 3	H: 0 LOB: 1 BB: 1 P: 7	R: 0 E: 0 K: 0 S: 5	H: 2 LOB: 3 BB: 1 P: 9	R: 0 E: 1 K: 0 S: 4	H: 1 LOB: 1 BB: 0 P: 4	R: 1 E: 0 K: 0 S: 5	H: 2 LOB: 2 BB: 1 P: 9	R: 0 E: 0 K: 0 S: 4	H: 1 LOB: 1 BB: 0 P: 4	R: 0 E: 0 K: 0 S: 4	H: 1 LOB: 1 BB: 0 P: 4	R: 0 E: 0 K: 0 S: 3	H: 0 LOB: 0 BB: 0 P: 3	1B: 10 2B: 0 3B: 0 HR: 0	SF: 0 SAC: 2 DP: 1 HBP: 0	WP: 0 PB: 0 SB: 0 CS: 0	PA: 44
PITCHER	IP WLS BF H R ER SO BB IBB HBP BLK WP HR S P ERA WHIP																			
Mike Garcia, R (1, 1) ERA: 1.76 Mickey Harris, L (9, 1) ERA: 6.75	8.1 W 4 0 0 0 0 0 0 0 0 0 0 0 4 2.16 1.680																			

St. Louis Browns @ Cleveland Indians
Cleveland Municipal Stadium, Cleveland, OH
 Wed Jul 02 1952, 3:33 AM EDT
 Att: 8,662 - Unknown

livebaseballscorecards.com

AB 38
R 2
H 10
RBI 2
BB 4
SO 0
LOB 21



BOTTOM

St. Louis Browns @ Cleveland Indians
Cleveland Municipal Stadium, Cleveland, OH

Wed Jul 02 1952, 3:33 AM EDT
Att. 8,662 - Unknown

livebaseballscorecards.com

AB	34
R	3
H	9
RBI	3
BB	8
SO	5
LOB	16



WP	0	PA	44
PB	0		
SB	2		
CS	1		

AB	R	H	RBI	BB	SO	LOB
3	1	1	0	1	0	0
1	0	0	0	0	1	0
0	0	0	0	0	0	0

2	0	1	0	3	0	1
---	---	---	---	---	---	---

5	1	2	0	0	0	4
---	---	---	---	---	---	---

4	1	1	2	0	0	3
---	---	---	---	---	---	---

3	0	1	0	2	0	1
---	---	---	---	---	---	---

4	0	0	0	1	2	2
---	---	---	---	---	---	---

3	0	2	0	1	0	0
1	0	1	1	0	0	0

3	0	0	0	0	0	3
1	0	0	0	0	0	2

3	0	0	0	0	2	0
1	0	0	0	0	0	0

1B	5	SF	0
2B	3	SAC	1
3B	0	DP	1
HR	1	HBP	0

Batter	1	2	3	4	5	6	7	8	9	10												
Jim Fridley, R OBP: 0.314, SLG: 0.333 Pete Reiser, L OBP: 0.208, SLG: 0.364 Dave Pope, L (10, 9)	4-0 FC6-4 BB F7 BB		x 0-0 5-3		x 0-0 F9 1B		x 0-0 S 1B		0-3 K													
Bobby Avila, R OBP: 0.378, SLG: 0.398 (1, 4)	4-0 FC6-4 1-2 BB		x 0-0 2B		4-0 1B BB		x 0-0 F9 1-2		4-0 CS BB													
Dale Mitchell, L OBP: 0.370, SLG: 0.394 (1, 7)	0-0 FC6-4 1-2f 2-3		x 0-0 L8		x 0-0 1-3 1B		x 0-0 F8		0-0 CS 1-2	x 0-0 SH1-3 1B 2B												
Al Rosen, R OBP: 0.413, SLG: 0.569 (9, 6)	0-0 F7 3-H			x 0-0 HR		x 0-0 F8		x 0-0 5-3		x 0-0 SH1-3 2-3												
Larry Doby, L OBP: 0.378, SLG: 0.532 (1, 8)	0-0 F4			x 0-0 1B 1B		x 0-0 3-1		4-0 S BB		4-0 1B IBB IBB												
Harry Simpson, L OBP: 0.343, SLG: 0.407 (1, 3)		0-3 K		0-3 K		x 0-0 G1		x 0-0 F8 1-2		4-0 1B IBB												
Joe Tipton, R OBP: 0.364, SLG: 0.482 Barney McCosky, L OBP: 0.355, SLG: 0.296 (10, PH)		x 0-0 4-3		x 0-0 G4-6-3 1B		x 0-0 2B		4-0 FC6-4 IBB		x 0-0 1-2 2-3 3-H 1B												
Merl Combs, L OBP: 0.237, SLG: 0.236 Hank Majeski, R OBP: 0.368, SLG: 0.344 (9, 5)		x 0-0 4-3		x 0-0 G4-6-3 1-2f		x 0-0 G1		x 0-0 FC6-4 1-2f														
Mike Garcia, R OBP: 0.140, SLG: 0.125 Mickey Harris, L (9, 1)			0-3 K		x 0-0 F8		S 0-3 K		x 0-0 F5													
Inning Stats	R: 1 E: 0 K: 0 S: 3	H: 0 LOB: 1 BB: 2 P: 11	R: 0 E: 0 K: 1 S: 5	H: 0 LOB: 0 BB: 0 P: 5	R: 0 E: 0 K: 1 S: 6	H: 1 LOB: 1 BB: 0 P: 6	R: 1 E: 0 K: 1 S: 7	H: 3 LOB: 1 BB: 0 P: 7	R: 0 E: 0 K: 0 S: 4	H: 1 LOB: 2 BB: 1 P: 8	R: 0 E: 0 K: 1 S: 6	H: 1 LOB: 1 BB: 0 P: 6	R: 0 E: 0 K: 0 S: 3	H: 0 LOB: 2 BB: 2 P: 11	R: 0 E: 0 K: 1 S: 4	H: 0 LOB: 0 BB: 1 P: 8	R: 1 E: 0 K: 0 S: 3	H: 2 LOB: 3 BB: 2 P: 11	1B: 5 2B: 3 3B: 0 HR: 1	SF: 0 SAC: 1 DP: 1 HBP: 0	WP: 0 PB: 0 SB: 2 CS: 1	PA: 44
PITCHER	IP	WLS	BF	H	R	ER	SO	BB	IBB	HBP	BLK	WP	HR	S	P	ERA	WHIP					
Gene Bearden, L ERA: 3.48 Dave Madison, R ERA: 3.43	(1, 1) (8, 1)	7.2 1.2	34 9	7 2	2 1	2 1	4 1	4 1	1 2	0 0	0 0	0 0	0 0	1 8	37 20	2.35 5.40	1.435 1.800					

Batter	1	2	3	4	5	6	7	8	9	AB R H RBI BB SO LOB	TOP											
Bobby Young, L (1, 4) OBP: 0.347, SLG: 0.365	0-0 5-3		0-0 3B 1B		0-0 3-1		0-0 F9		0-0 E 2B	5 2 2 0 0 0 1												
Jim Rivera, L (1, 8) OBP: 0.330, SLG: 0.388	0-0 F8		0-0 1-H 3B		0-3 K		4-0 4-3 BB 1-2 BB		0-0 E5 G3 1B 2-H	4 0 2 1 1 1 0												
Dick Kryhoski, L (1, 3) OBP: 0.299, SLG: 0.415 Gordon Goldsberry, L (5, 3) OBP: 0.313, SLG: 0.265	0-0 BB 1B		0-3 K		0-0 F4		4-0 4-3 1-2 2-3 BB		0-0 G3 1-2	3 0 1 0 0 1 1 1 0 0 0 1 0 1												
Bob Nieman, R (1, 9) OBP: 0.352, SLG: 0.434 Al Zarilla, L (5, 9) OBP: 0.323, SLG: 0.327	4-0 1-2 BB		0-0 F9		4-0 1B BB		0-0 4-3		0-0 4-3	1 0 0 0 1 0 1 2 0 0 1 1 0 3												
Clint Courtney, L (1, 2) OBP: 0.318, SLG: 0.337	0-3 K				0-0 G4-6-3 1B		0-0 1-2 1B		0-3 K	4 0 2 0 0 2 4												
Jim Delsing, L (1, 7) OBP: 0.343, SLG: 0.370			0-3 K		0-0 G4-6-3 1-2f		0-0 F8		0-0 4-3	4 0 0 0 0 1 3												
Cass Michaels, R (1, 5) OBP: 0.313, SLG: 0.340			4-0 G4-3 BB		4-0 1B BB		0-0 F2		0-0 6-3	2 0 0 0 2 0 2												
Marty Marion, R (1, 6) OBP: 0.281, SLG: 0.311 Joe Demaestri, R (5, 6) OBP: 0.278, SLG: 0.311			0-0 G4-3 1-2f		0-0 1-2 1B		0-3 K		0-0 F2	2 0 1 0 0 0 1 2 0 0 0 0 1 2												
Earl Harrist, R (1, 1) OBP: 0.125, SLG: 0.125 Dave Madison, R (3, 1) OBP: 0.286, SLG: 0.286 Tommy Byrne, L (5, 1) OBP: 0.261, SLG: 0.279			0-0 6-3		0-0 4-3		0-0 BB 4-3 BB 1B		0-3 K	1 0 0 0 0 0 0 1 0 0 0 0 0 2 2 1 1 0 0 1 0												
Inning Stats	R: 0 E: 0 K: 1 S: 6	H: 1 LOB: 2 BB: 1 P: 10	R: 0 E: 0 K: 1 S: 4	H: 0 LOB: 0 BB: 1 P: 8	R: 1 E: 0 K: 1 S: 7	H: 2 LOB: 1 BB: 0 P: 7	R: 0 E: 0 K: 0 S: 4	H: 2 LOB: 2 BB: 1 P: 8	R: 0 E: 0 K: 1 S: 5	H: 0 LOB: 0 BB: 0 P: 5	R: 0 E: 0 K: 1 S: 6	H: 1 LOB: 2 BB: 1 P: 10	R: 1 E: 0 K: 1 S: 6	H: 1 LOB: 2 BB: 2 P: 14	R: 0 E: 0 K: 0 S: 3	H: 0 LOB: 0 BB: 0 P: 3	R: 1 E: 1 K: 1 S: 7	H: 2 LOB: 1 BB: 0 P: 7	1B: 7 2B: 1 3B: 1 HR: 0	SF: 0 SAC: 0 DP: 2 HBP: 0	WP: 0 PB: 0 SB: 0 CS: 0	PA: 40
PITCHER	IP WLS BF H R ER SO BB IBB HBP BLK WP HR S P ERA WHIP																					
Mary Grissom, R (1, 1) ERA: 3.79 Chuck Stobbs, L (7, 1) ERA: 2.84	6.1 W 30 7 2 2 5 6 0 0 0 0 0 0 34 58 2.84 2.053																					
	2.2 S 10 2 1 1 2 0 0 0 0 0 0 0 14 14 3.38 0.750																					

St. Louis Browns @ Chicago White Sox
Comiskey Park, Chicago, IL
Thu Jul 03 1952, 4:33 AM EDT
Att. 6,916 - Unknown

livebaseballscorecards.com

AB 34
R 3
H 9
RBI 2
BB 6
SO 7
LOB 21



Batter	1	2	3	4	5	6	7	8	9	AB	R	H	RBI	BB	SO	LOB
Nellie Fox, L OBP: 0.319, SLG: 0.336 (1, 4)	0-0 1-3		0-3 K	0-0 1B 2B	0-0 F9			0-0 F8		5	1	1	0	0	1	0
Minnie Minoso, R OBP: 0.397, SLG: 0.465 (1, 8)	1-0 HBP		1-0 1B HR HBP	4-0 1B HR BB	0-0 5-3			0-0 1B 1B		2	3	1	0	1	0	0
Bud Stewart, L OBP: 0.405, SLG: 0.435 Ray Coleman, L OBP: 0.273, SLG: 0.300 (1, 7) (7, 9)	0-0 F2		0-0 1B HR	0-0 1B HR				0-0 1B 1-3 1B		4	2	2	1	0	0	1
Eddie Robinson, L OBP: 0.396, SLG: 0.497 (1, 3)	0-0 4-3		0-0 1B HR	0-0 1B HR				0-0 1B WP 1B		5	3	3	7	0	0	1
Sam Mele, R OBP: 0.344, SLG: 0.451 Tom Wright, L OBP: 0.361, SLG: 0.293 (1, 9) (4, PR) (5, 9) (7, 7)		0-0 F3	0-0 F7	0-0 BB 1B				0-0 1-3 1B		3	0	1	0	0	0	0
Hector Rodriguez, R OBP: 0.372, SLG: 0.320 (1, 5)		0-0 2B	0-0 1B	4-0 1-2 BB				0-0 HR 1B		4	1	3	1	1	0	0
Sherm Lollar, R OBP: 0.344, SLG: 0.453 Phil Masi, R OBP: 0.345, SLG: 0.327 (1, 2) (9, 2)		0-0 F8	0-0 1B	0-0 F6				0-0 1B HR		5	1	3	2	0	0	3
Willy Miranda, S OBP: 0.343, SLG: 0.286 (1, 6)		4-0 BB	0-0 G3	0-0 G3				0-0 F5 E5		4	0	0	0	1	0	5
Mary Grissom, R OBP: 0.160, SLG: 0.240 Chuck Stobbs, L OBP: 0.207, SLG: 0.080 (1, 1) (7, 1)		0-3 K		0-0 1-3	0-3 K			0-0 F2 L6		3	0	0	0	0	2	2

Inning Stats	R: 0	H: 0	E: 0	K: 3	S: 3	R: 0	H: 1	E: 0	K: 1	S: 6	R: 3	H: 4	E: 0	K: 1	S: 9	R: 4	H: 4	E: 0	K: 0	S: 7	R: 0	H: 0	E: 0	K: 1	S: 5	R: 0	H: 0	E: 0	K: 0	S: 3	R: 0	H: 1	E: 0	K: 0	S: 4	R: 5	H: 5	E: 1	K: 0	S: 9	R: 1	H: 5	E: 1	K: 0	S: 9
	LOB: 1	BB: 0	P: 4			LOB: 2	BB: 1	P: 10			LOB: 2	BB: 2	P: 15			LOB: 0	BB: 0	P: 5			LOB: 1	BB: 0	P: 4			LOB: 1	BB: 0	P: 9			LOB: 0	BB: 0	P: 4			LOB: 1	BB: 0	P: 9			SF: 0	SAC: 0	DP: 0	HBP: 2	


PITCHER	IP	WLS	BF	H	R	ER	SO	BB	IBB	HBP	BLK	WP	HR	S	P	ERA	WHIP
Earl Harrist, R ERA: 3.74 (1, 1)	2.2	L	16	5	3	3	2	1	0	2	0	0	1	17	23	10.12	2.250
Dave Madison, R ERA: 4.15 (3, 1)	1.1		10	4	4	4	0	2	0	0	0	0	1	8	16	27.00	4.500
Tommy Byrne, L ERA: 4.76 (5, 1)	4.0		19	6	5	5	1	0	0	0	0	1	1	21	21	11.25	1.500

BOTTOM

St. Louis Browns @ Chicago White Sox
Comiskey Park, Chicago, IL

Thu Jul 03 1952, 4:33 AM EDT
Att. 6,916 - Unknown

AB 40
R 12
H 15
RBI 12
BB 3
SO 3
LOB 15



WP	HR	S	P	ERA	WHIP
1	1	2	2		

Batter	1	2	3	4	5	6	7	8	9	AB R H RBI BB SO LOB	TOP													
Fred Marsh, R (1, 4) OBP: 0.083, SLG: 0.083 Clint Courtney, L (9, PH) OBP: 0.281, SLG: 0.300	0-3 K		0-3 K		0-0 6-3		0-3 K		0-0 G1	4 0 0 0 0 3 3 1 0 0 0 0 0 0														
Leo Thomas, R (1, 5) OBP: 0.362, SLG: 0.372 Cass Michaels, R (6, PH) OBP: 0.265, SLG: 0.258	0-0 6-3		0-0 F7		0-0 F4		0-0 1B			0 0 0 0 0 0 0 2 0 1 0 0 0 0														
Jim Rivera, L (1, 8) OBP: 0.327, SLG: 0.422	4-0 S 1B BB			0-0 5-3		0-0 F8		0-0 FC5-4 1B		3 1 1 2 1 0 0														
Bob Nieman, R (1, 7) OBP: 0.529, SLG: 0.714	0-0 1B			0-0 6-3		0-0 BB 1B		0-0 FC5-4		4 0 2 1 0 0 2														
Jim Dyck, R (1, 9) OBP: 0.400, SLG: 0.333	0-0 1-3			0-0 2B		4-0 BB 1-2		0-3 K		3 0 1 0 1 1 1														
Dick Kryhoski, L (1, 3)		0-3 K		0-0 G3		0-3 K		0-0 F6		4 0 0 0 0 2 3														
Les Moss, R (1, 2)		0-0 1-3			4-0 BB G4-6-3		0-0 6-3	0-0 5-3		3 0 0 0 1 0 0														
Joe Demaestri, R (1, 6) OBP: 0.400, SLG: 0.500 Stan Rojek, R (3, 6) Bobby Young, L (6, 4) OBP: 0.273, SLG: 0.267		0-0 F9			0-0 G4-6-3		0-0 1B BB 1B		4-0 L6-3 BB	1 0 0 0 0 0 0 1 0 0 0 0 0 1 1 1 1 0 1 0 0														
Tommy Byrne, L (1, 1) OBP: 0.462, SLG: 0.545 Jim Delsing, L (9, PH) OBP: 0.308, SLG: 0.417			0-0 F7		0-0 2B		4-0 1B BB		0-0 L6-3	2 1 1 0 1 0 0 1 0 0 0 0 0 1														
Inning Stats	R: 1 E: 0 K: 1 S: 6	H: 1 LOB: 1 BB: 1 P: 10	R: 0 E: 0 K: 1 S: 5	H: 0 LOB: 0 BB: 0 P: 5	R: 0 E: 0 K: 1 S: 5	H: 0 LOB: 0 BB: 0 P: 5	R: 0 E: 0 K: 0 S: 4	H: 1 LOB: 1 BB: 0 P: 4	R: 0 E: 0 K: 0 S: 3	H: 1 LOB: 1 BB: 1 P: 7	R: 0 E: 0 K: 1 S: 6	H: 1 LOB: 2 BB: 1 P: 10	R: 2 E: 0 K: 1 S: 8	H: 3 LOB: 2 BB: 1 P: 12	R: 0 E: 0 K: 1 S: 5	H: 0 LOB: 0 BB: 0 P: 5	R: 0 E: 0 K: 0 S: 2	H: 0 LOB: 0 BB: 1 P: 6	1B: 5 2B: 3 3B: 0 HR: 0	SF: 0 SAC: 0 DP: 2 HBP: 0	WP: 0 PB: 0 SB: 1 CS: 0	PA: 37		
PITCHER Chuck Stobbs, L (1, 1) ERA: 3.29 Harry Dorish, R (7, 1) ERA: 3.12	IP 6.2	WLS W	BF 30	H 7	R 3	ER 3	SO 5	BB 4	IBB 0	HBP 0	BLK 0	WP 0	HR 0	S 36	P 52	ERA 4.05	WHIP 1.650							
PITCHER	IP	WLS	BF	H	R	ER	SO	BB	IBB	HBP	BLK	WP	HR	S	P	ERA	WHIP							

St. Louis Browns @ Chicago White Sox
Comiskey Park, Chicago, IL
Thu Jul 03 1952, 4:33 AM EDT
Att. 42,040 - Unknown

AB	30
R	3
H	7
RBI	3
BB	5
SO	6
LOB	11



Batter	1	2	3	4	5	6	7	8	9
Chico Carrasquel, R (1, 6) <small>OBP: 0.275, SLG: 0.234</small> Willy Miranda, S (6, 6) <small>OBP: 0.500, SLG: 0.500</small>	4-0 BB		0-0 F3		0-0 4-3	0-0 F2-5 <small>3-3</small>		0-0 1B <small>2-H</small>	
Nellie Fox, L (1, 4) <small>OBP: 0.327, SLG: 0.389</small>	0-0 FC4-6 <small>1-2f</small> CS		0-0 F7		4-0 FC6-4 BB		0-0 F6	0-0 F7	
Minnie Minoso, R (1, 9) <small>OBP: 0.370, SLG: 0.311</small> (6, 8)	0-3 K			4-0 1B HR BB	0-0 FC6-4 <small>1-2f</small>		0-0 F9 1B		
Eddie Robinson, L (1, 3) <small>OBP: 0.346, SLG: 0.479</small>	0-0 CS <small>1-2</small>	0-0 HBP 1B		0-0 E8 HR <small>1-3</small>	0-0 4-3		0-0 F9 <small>1-2</small>		
Sherm Lollar, R (1, 2) <small>OBP: 0.370, SLG: 0.447</small>		0-0 F4		0-0 HR <small>2-H 3-H</small>		4-0 SH3-4 BB BB		0-0 1B <small>2-H</small>	
Jim Busby, R (1, 8) <small>OBP: 0.179, SLG: 0.148</small> Sam Mele, R (6, 9) <small>OBP: 0.381, SLG: 0.600</small>		0-3 K		0-0 5-3		4-0 BB SH3-4 F2-5 BB <small>1-2</small>		0-0 F8	
Bud Stewart, L (1, 7) <small>OBP: 0.500, SLG: 0.727</small> Ray Coleman, L (8, 7) <small>OBP: 0.115, SLG: 0.080</small>		1-0 FC6 HBP <small>1-2</small>		0-0 4-3		0-0 SH3-4 <small>1-2 2-3</small>		0-0 F7	
Hector Rodriguez, R (1, 5) <small>OBP: 0.413, SLG: 0.350</small>		0-0 FC6 <small>1-2f</small>		0-0 1B		4-0 BB IBB		1-0 1B HBP <small>1-6-3</small>	
Chuck Stobbs, L (1, 1) Harry Dorish, R (7, 1)			0-3 K		0-0 F6	4-0 BB <small>1-2 2-3 3-H</small>		0-0 1-6-3 <small>1-2</small>	

AB	R	H	RBI	BB	SO	LOB
2	0	0	0	1	0	0
2	0	1	1	0	0	3
4	0	0	0	1	0	2
3	2	1	0	1	1	2
4	1	2	0	0	0	2
3	2	2	4	1	0	1
2	0	0	0	0	1	1
1	0	0	0	1	0	1
1	0	0	0	0	0	0
1	0	0	0	0	0	0
2	1	1	0	1	0	2
2	0	0	1	1	1	1
1	0	0	0	0	0	1

BOTTOM

St. Louis Browns @ Chicago White Sox

Comiskey Park, Chicago, IL

Thu Jul 03 1952, 4:33 AM EDT
 Att. 42,040 - Unknown

livebaseballscorecards.com

AB	28
R	6
H	7
RBI	6
BB	7
SO	3
LOB	16



Inning Stats	R: 0	H: 0	E: 0	K: 1	S: 4	P: 8	R: 0	H: 1	E: 0	K: 1	S: 6	R: 0	H: 0	E: 0	K: 1	S: 5	R: 3	H: 3	E: 1	K: 0	S: 6	R: 0	H: 0	E: 0	K: 0	S: 3	R: 1	H: 0	E: 0	K: 0	S: 2	R: 1	H: 2	E: 0	K: 0	S: 5	R: 1	H: 1	E: 0	K: 0	S: 4	
IP	8.0	7	6	6	6	6	6	6	6	6	6	6	6	6	6	6	6	6	6	6	6	6	6	6	6	6	6	6	6	6	6	6	6	6	6	6	6	6	6	6		
WLS	L																																									
BF	38	38	38	38	38	38	38	38	38	38	38	38	38	38	38	38	38	38	38	38	38	38	38	38	38	38	38	38	38	38	38	38	38	38	38	38	38	38	38	38	38	
H	7	7	7	7	7	7	7	7	7	7	7	7	7	7	7	7	7	7	7	7	7	7	7	7	7	7	7	7	7	7	7	7	7	7	7	7	7	7	7	7	7	
R	6	6	6	6	6	6	6	6	6	6	6	6	6	6	6	6	6	6	6	6	6	6	6	6	6	6	6	6	6	6	6	6	6	6	6	6	6	6	6	6	6	
ER	6	6	6	6	6	6	6	6	6	6	6	6	6	6	6	6	6	6	6	6	6	6	6	6	6	6	6	6	6	6	6	6	6	6	6	6	6	6	6	6	6	
SO	3	3	3	3	3	3	3	3	3	3	3	3	3	3	3	3	3	3	3	3	3	3	3	3	3	3	3	3	3	3	3	3	3	3	3	3	3	3	3	3	3	
BB	7	7	7	7	7	7	7	7	7	7	7	7	7	7	7	7	7	7	7	7	7	7	7	7	7	7	7	7	7	7	7	7	7	7	7	7	7	7	7	7	7	
IBB	1	1	1	1	1	1	1	1	1	1	1	1	1	1	1	1	1	1	1	1	1	1	1	1	1	1	1	1	1	1	1	1	1	1	1	1	1	1	1	1	1	
HBP	2	2	2	2	2	2	2	2	2	2	2	2	2	2	2	2	2	2	2	2	2	2	2	2	2	2	2	2	2	2	2	2	2	2	2	2	2	2	2	2	2	
BLK	0	0	0	0	0	0	0	0	0	0	0	0	0	0	0	0	0	0	0	0	0	0	0	0	0	0	0	0	0	0	0	0	0	0	0	0	0	0	0	0	0	0
WP	0	0	0	0	0	0	0	0	0	0	0	0	0	0	0	0	0	0	0	0	0	0	0	0	0	0	0	0	0	0	0	0	0	0	0	0	0	0	0	0	0	0
HR	1	1	1	1	1	1	1	1	1	1	1	1	1	1	1	1	1	1	1	1	1	1	1	1	1	1	1	1	1	1	1	1	1	1	1	1	1	1	1	1	1	1
S	35	35	35	35	35	35	35	35	35	35	35	35	35	35	35	35	35	35	35	35	35	35	35	35	35	35	35	35	35	35	35	35	35	35	35	35	35	35	35	35	35	35
P	65	65	65	65	65	65	65	65	65	65	65	65	65	65	65	65	65	65	65	65	65	65	65	65	65	65	65	65	65	65	65	65	65	65	65	65	65	65	65	65	65	65
ERA	6.75	6.75	6.75	6.75	6.75	6.75	6.75	6.75	6.75	6.75	6.75	6.75	6.75	6.75	6.75	6.75	6.75	6.75	6.75	6.75	6.75	6.75	6.75	6.75	6.75	6.75	6.75	6.75	6.75	6.75	6.75	6.75	6.75	6.75	6.75	6.75	6.75	6.75	6.75	6.75	6.75	
WHIP	1.625	1.625	1.625	1.625	1.625	1.625	1.625	1.625	1.625	1.625	1.625	1.625	1.625	1.625	1.625	1.625	1.625	1.625	1.625	1.625	1.625	1.625	1.625	1.625	1.625	1.625	1.625	1.625	1.625	1.625	1.625	1.625	1.625	1.625	1.625	1.625	1.625	1.625	1.625	1.625	1.625	1.625

WP	PA	ERA	WHIP
0	39		
0			
0			
0			
1			

Batter	1	2	3	4	5	6	7	8	9	AB R H RBI BB SO LOB	TOP																									
Bobby Young, L (1, 4) OBP: 0.341, SLG: 0.358	0-3 K	0-0 FC4-6 BB 1-2f 2-3		0-0 G3			0-0 G3		0-3 K	5 0 0 0 0 2 3																										
Marty Marion, R (1, 6) OBP: 0.287, SLG: 0.311	0-0 E9 BB BB	4-0 FC4-6 BB		0-0 1B			0-0 F5			3 1 1 0 1 0 0																										
Jim Rivera, L (1, 8) OBP: 0.329, SLG: 0.383	4-0 BB BB 1-2	0-0 FC4-6 BB 1-2f		0-3 K			0-0 4-3			3 0 0 0 1 1 4																										
Bob Nieman, R (1, 9) OBP: 0.347, SLG: 0.427	0-3 K		0-0 F8		0-3 K			0-0 5-3		4 0 0 0 0 2 2																										
Clint Courtney, L (1, 2) OBP: 0.322, SLG: 0.342	4-0 BB BB 1-2 2-3		0-0 2B		0-3 K			0-0 4-3		3 0 1 0 1 1 0																										
Jim Dyck, R (1, 5) OBP: 0.344, SLG: 0.394	4-0 BB BB 1-2 2-3 3-H		4-0 BB		0-0 F7			0-3 K		2 0 0 1 2 1 0																										
Al Zarilla, L (1, 7) OBP: 0.323, SLG: 0.321	0-0 PO	4-0 FC4-6 S BB	0-3 K			0-0 F9			4-0 FC4-6 BB	2 0 0 0 1 1 2 0 0 0 0 1 0 0	AB 29																									
Jim Delsing, L (7, 7) OBP: 0.347, SLG: 0.370											R 1																									
Gordon Goldsberry, L (1, 3) OBP: 0.298, SLG: 0.250		0-3 K 1-2	0-0 G3			0-0 3-1			0-0 FC4-6 1-2f	4 0 0 0 0 1 4	H 2																									
Duane Pillette, R (1, 1) OBP: 0.222, SLG: 0.229		1-0 FC4-6 HBP		0-3 K					0-0 FC4-6 1-2f	2 0 0 0 0 2 0	RBI 1																									
Satchel Paige, R (7, 1) OBP: 0.211, SLG: 0.167										0 0 0 0 0 0 0	BB 7																									
Dick Kryhoski, L (9, PH) OBP: 0.298, SLG: 0.413										1 0 0 0 0 0 1	SO 11																									
Inning Stats	R: 1 E: 1 K: 2 S: 7	H: 0 LOB: 2 BB: 3 P: 19	R: 0 E: 0 K: 1 S: 5	H: 0 LOB: 3 BB: 2 P: 14	R: 0 E: 0 K: 1 S: 6	H: 1 LOB: 2 BB: 1 P: 10	R: 0 E: 0 K: 2 S: 8	H: 1 LOB: 1 BB: 0 P: 8	R: 0 E: 0 K: 1 S: 5	H: 0 LOB: 0 BB: 0 P: 5	R: 0 E: 0 K: 0 S: 3	H: 0 LOB: 0 BB: 0 P: 3	R: 0 E: 0 K: 1 S: 5	H: 0 LOB: 0 BB: 0 P: 5	R: 0 E: 0 K: 1 S: 5	H: 0 LOB: 1 BB: 1 P: 9	1B: 1 2B: 1 3B: 0 HR: 0	SF: 0 SAC: 0 DP: 0 HBP: 1	WP: 0 PB: 0 SB: 1 CS: 0	PA: 38																
PITCHER	IP WLS BF H R ER SO BB IBB HBP BLK WP HR S P ERA WHIP																																			
Lou Kretlow, R (1, 1) ERA: 6.3	1.2		11	0	1	0	3	5	0	1	0	0	0	11	32	0.00	3.000																			
Bill Kennedy, L (2, 1) ERA: 2.36	5.1	W	19	2	0	0	6	1	0	0	0	0	0	30	34	0.00	0.562																			
Harry Dorish, R (8, 1) ERA: 1.87	2.0	S	7	0	0	0	2	1	0	0	0	0	0	10	14	0.00	0.500																			

St. Louis Browns @ Chicago White Sox
Comiskey Park, Chicago, IL
Fri Jul 04 1952, 4:33 AM EDT
Unknown

livebaseballscorecards.com




Batter	1	2	3	4	5	6	7	8	9
Nellie Fox, L OBP: 0.320, SLG: 0.343 (1, 4)	0-0 9-6 BB 1B		0-0 F7		0-0 G3		0-0 2B 3B	0-0 F4	
Minnie Minoso, R OBP: 0.397, SLG: 0.465 (1, 8)	4-0 1-2 BB		0-3 K		0-0 5-3		0-0 2B 2B	0-0 1-3	
Bud Stewart, L OBP: 0.407, SLG: 0.444 Harry Dorish, R (8, 1)	0-0 9-6 2-3f			0-0 F9		0-0 FC3-6 1B	0-0 1B 2B		
Eddie Robinson, L OBP: 0.394, SLG: 0.491 (1, 3)	0-0 F9			0-0 6-3		0-0 FC3-6 BB 1-2f	4-0 1B 1B IBB		
Tom Wright, L OBP: 0.360, SLG: 0.295 Sam Dente, R OBP: 0.278, SLG: 0.275 (7, 6)		0-0 4-3		0-0 FC6-4 1B		0-3 K	0-0 1B 1B		
Hector Rodriguez, R OBP: 0.370, SLG: 0.319 (1, 5)		0-0 F8		0-0 FC6-4 1-2f		0-0 E6 BB	0-0 1B 1B		
Sherm Lollar, R OBP: 0.350, SLG: 0.459 Phil Masi, R OBP: 0.351, SLG: 0.320 (6, 2)		0-0 1B			0-0 G3 1B	4-0 1-2 2-3 BB	0-3 K		
Willy Miranda, S OBP: 0.351, SLG: 0.300 Sam Mele, R OBP: 0.341, SLG: 0.446 (7, 9)		0-0 F7			0-0 G3 1B	0-0 F3	0-0 F8		
Lou Kretlow, R Bill Kennedy, L OBP: 0.250, SLG: 0.250 Ray Coleman, L OBP: 0.270, SLG: 0.296 (8, 7)			0-0 F7		0-3 K		0-0 G3	0-0 1-3	

Inning Stats	R: 0	H: 1	E: 0	K: 0	S: 3	LOB: 1	BB: 1	P: 7
	R: 0	H: 1	E: 0	K: 0	S: 4	LOB: 1	BB: 0	P: 4
	R: 0	H: 0	E: 0	K: 1	S: 5	LOB: 0	BB: 0	P: 5
	R: 0	H: 1	E: 0	K: 0	S: 4	LOB: 1	BB: 0	P: 4
	R: 0	H: 2	E: 0	K: 1	S: 7	LOB: 3	BB: 0	P: 7
	R: 0	H: 1	E: 1	K: 1	S: 7	LOB: 3	BB: 1	P: 11
	R: 3	H: 5	E: 0	K: 1	S: 10	LOB: 3	BB: 1	P: 14
	R: 0	H: 0	E: 0	K: 0	S: 3	LOB: 0	BB: 0	P: 3

BOTTOM

St. Louis Browns @ Chicago White Sox
Comiskey Park, Chicago, IL
Fri Jul 04 1952, 4:33 AM EDT
Unknown

AB	35
R	3
H	11
RBI	3
BB	3
SO	4
LOB	24



1B	8	SF	0	WP	0	PA	38
2B	3	SAC	0	PB	0		
3B	1	DP	1	SB	0		
HR	0	HBP	0	CS	0		

PITCHER	IP	WLS	BF	H	R	ER	SO	BB	IBB	HBP	BLK	WP	HR	S	P	ERA	WHIP
Duane Pilette, R ERA: 3.23 (1, 1)	6.1	L	30	9	3	3	3	2	0	0	0	0	0	34	42	4.26	1.737
Satchel Paige, R ERA: 2.19 (7, 1)	1.2		8	2	0	0	1	0	1	0	0	0	0	9	13	0.00	1.200

Batter	1	2	3	4	5	6	7	8	9	AB R H RBI BB SO LOB	TOP	
Fred Marsh, R (1, 6) <small>OBP: 0.244, SLG: 0.195</small> Bobby Young, L (8, PH) <small>OBP: 0.343, SLG: 0.361</small>	0-0 FC4-6 1B		0-3 K		0-3 K			0-0 4-3 1B		3 0 1 0 0 2 0 1 0 1 0 0 0 0		
Cass Michaels, R (1, 4) <small>OBP: 0.309, SLG: 0.335</small> Clint Courtney, L (8, PH) <small>OBP: 0.320, SLG: 0.340</small> Joe Demaestri, R (8, 6) <small>OBP: 0.278, SLG: 0.311</small>	0-0 FC4-6 BB 1B		0-0 6-3			0-0 6-3		0-0 F2		3 0 0 0 0 0 1 1 0 0 0 0 0 2 0 0 0 0 0 0 0		
Jim Rivera, L (1, 8) <small>OBP: 0.331, SLG: 0.389</small>	0-0 BB 1B		0-0 2B			0-0 4-3		0-0 4-3		4 0 2 0 0 0 2		
Dick Kryhoski, L (1, 3) <small>OBP: 0.298, SLG: 0.409</small> Les Moss, R (8, PH) <small>OBP: 0.350, SLG: 0.446</small> Ken Holcombe, R (8, 1) <small>OBP: 0.091, SLG: 0.091</small>	4-0 G6-4-3 BB		0-0 G3			0-0 L4		0-0 5-3		2 0 0 0 1 0 1 1 0 0 0 0 0 2 0 0 0 0 0 0 0		
Darrell Johnson, R (1, 2) <small>OBP: 0.406, SLG: 0.364</small>	0-0 G6-4-3 1-2f			0-3 K			0-0 1B		4-0 G4-6-3 BB	3 0 1 0 1 1 3		
Al Zarilla, L (1, 9) <small>OBP: 0.321, SLG: 0.319</small>		0-0 FC6-4 1B		0-0 F8		0-0 F9		0-0 G4-6-3 1-2f		4 0 1 0 0 0 2		
Jim Delsing, L (1, 7) <small>OBP: 0.341, SLG: 0.364</small> Marty Marion, R (9, PH) <small>OBP: 0.291, SLG: 0.316</small>		0-0 F8		0-0 F7		0-3 K		0-0 1B		3 0 0 0 0 0 1 2 1 0 1 0 0 0 0		
Jim Dyck, R (1, 5) <small>OBP: 0.335, SLG: 0.382</small>		0-0 F4			0-0 G3		0-3 K		0-3 K	4 0 0 0 0 2 3		
Stubby Overmire, R (1, 1) Gordon Goldsberry, L (8, PH) <small>OBP: 0.306, SLG: 0.260</small>		0-0 FC6-4 1-2f		0-0 1-3			0-0 4-3 1B			2 0 0 0 0 0 1 1 0 1 0 0 0 0		
Inning Stats	R: 0 H: 2 E: 0 LOB: 2 K: 0 BB: 1 S: 4 P: 8	R: 0 H: 1 E: 0 LOB: 1 K: 0 BB: 0 S: 4 P: 4	R: 0 H: 1 E: 0 LOB: 1 K: 1 BB: 0 S: 6 P: 6	R: 0 H: 0 E: 0 LOB: 0 K: 1 BB: 0 S: 5 P: 5	R: 0 H: 0 E: 0 LOB: 0 K: 1 BB: 0 S: 5 P: 5	R: 0 H: 0 E: 0 LOB: 0 K: 1 BB: 0 S: 3 P: 3	R: 0 H: 1 E: 0 LOB: 1 K: 2 BB: 0 S: 8 P: 8	R: 0 H: 2 E: 0 LOB: 2 K: 0 BB: 0 S: 5 P: 5	R: 0 H: 1 E: 0 LOB: 1 K: 1 BB: 1 S: 5 P: 9	1B: 7 SF: 0 2B: 1 SAC: 0 3B: 0 DP: 2 HR: 0 HBP: 0	WP: 0 PA: 35 PB: 0 SB: 0 CS: 0	
PITCHER Saul Rogovin, R (1, 1) <small>ERA: 4.01</small> Bill Kennedy, L (8, 1) <small>ERA: 2.25</small>	IP WLS BF H R ER SO BB IBB HBP BLK WP HR S P ERA WHIP 7.0 W 28 7 0 0 5 1 0 0 0 0 0 0 37 41 0.00 1.143											PITCHER IP WLS BF H R ER SO BB IBB HBP BLK WP HR S P ERA WHIP

St. Louis Browns @ Chicago White Sox
 Comiskey Park, Chicago, IL
 Fri Jul 04 1952, 4:38 AM EDT
 Att: 30,118 - Unknown

livebaseballscorecards.com

AB 33
R 0
H 8
RBI 0
BB 2
SO 6
LOB 19



Batter	1	2	3	4	5	6	7	8	9
Nellie Fox, L OBP: 0.319, SLG: 0.342 (1, 4)	0-0 4-3			0-0 F7		0-0 3B 1B		0-0 L3	
Minnie Minoso, R OBP: 0.395, SLG: 0.469 (1, 8)	0-0 F7			0-0 F3		0-0 1-H 3B		0-0 5-3	
Sam Mele, R OBP: 0.336, SLG: 0.439 (1, 9)	0-0 F8			0-0 F2		0-0 F8			
Eddie Robinson, L OBP: 0.393, SLG: 0.490 (1, 3)		0-0 K2-4-2 1B			0-0 G3	0-0 F7			
Sherm Lollar, R OBP: 0.345, SLG: 0.452 (1, 2)		0-3 K2-4-2 1-2f			0-0 F7		0-0 L5		
Hector Rodriguez, R OBP: 0.370, SLG: 0.319 (1, 5)		0-0 5-3			0-0 1B 1B		0-0 F9		
Sam Dente, R OBP: 0.293, SLG: 0.292 (1, 7) (8, 6)			0-0 F7		0-0 1-2 1B		0-0 1B		
Willy Miranda, S OBP: 0.325, SLG: 0.273 (1, 6)			0-0 5-3		0-0 F7		0-0 F6		
Ray Coleman, L OBP: 0.270, SLG: 0.296 (8, 7)									
Saul Rogovin, R OBP: 0.244, SLG: 0.262 (1, 1)			0-0 5-3			0-0 5-3		0-0 6-3	
Bill Kennedy, L OBP: 0.222, SLG: 0.222 (8, 1)									

Inning Stats		R: 0	H: 0	E: 0	K: 0	S: 3	R: 0	H: 1	E: 0	K: 1	S: 5	R: 0	H: 0	E: 0	K: 0	S: 3	R: 0	H: 2	E: 0	K: 0	S: 5	R: 2	H: 2	E: 0	K: 0	S: 5	R: 0	H: 1	E: 0	K: 0	S: 4	R: 0	H: 0	E: 0	K: 0	S: 3									
PITCHER		IP	WLS	BF	H	R	ER	SO	BB	IBB	HBP	BLK	WP	HR	S	P	ERA	WHIP	PITCHER										IP	WLS	BF	H	R	ER	SO	BB	IBB	HBP	BLK	WP	HR	S	P	ERA	WHIP
Stubby Overmire, L ERA: 1.59 (1, 1)		7.0	L	26	6	2	2	1	0	0	0	0	0	0	28	28	2.57	0.857																											
Ken Holcombe, R ERA: 5.08 (8, 1)		1.0		3	0	0	0	0	0	0	0	0	0	0	3	3	0.00	0.000																											

BOTTOM


St. Louis Browns @ Chicago White Sox
Comiskey Park, Chicago, IL

Fri Jul 04 1952, 4:38 AM EDT
Att. 30,118 - Unknown

AB	R	H	RBI	BB	SO	LOB
4	1	1	0	0	0	0
4	1	1	1	0	0	0
3	0	0	1	0	0	0
3	0	1	0	0	0	0
3	0	0	0	0	1	1
3	0	1	0	0	0	0
3	0	2	0	0	0	0
3	0	0	0	0	0	3
0	0	0	0	0	0	0
2	0	0	0	0	0	0
1	0	0	0	0	0	0

1B:	5	SF:	0
2B:	1	SAC:	0
3B:	1	DP:	1
HR:	0	HBP:	0
WP:	0	PA:	29
PB:	0	SB:	0
CS:	0		

AB 29
R 2
H 6
RBI 2
BB 0
SO 1
LOB 4



livebaseballscorecards.com

Batter	1	2	3	4	5	6	7	8	9	AB R H RBI BB SO LOB	TOP																													
Bobby Young, L (1, 4) OBP: 0.343, SLG: 0.361											0 0 0 0 0 0 0 0	St. Louis Browns @ Detroit Tigers Briggs Stadium, Detroit, MI Sat Jul 05 1952, 4:33 AM EDT Att. 32,221 - Unknown livebaseballscorecards.com																												
Cass Michaels, R (1, 5) OBP: 0.309, SLG: 0.335											0 0 0 0 0 0 0 0																													
Jim Dyck, R (1, 7) OBP: 0.335, SLG: 0.382											0 0 0 0 0 0 0 0																													
Bob Nieman, R (1, 9) OBP: 0.347, SLG: 0.427											0 0 0 0 0 0 0 0																													
Darrell Johnson, R (1, 2) OBP: 0.406, SLG: 0.364											0 0 0 0 0 0 0 0																													
Jim Rivera, L (1, 8) OBP: 0.331, SLG: 0.389											0 0 0 0 0 0 0 0																													
Dick Kryhoski, L (1, 3) OBP: 0.298, SLG: 0.409											0 0 0 0 0 0 0 0																													
Marty Marion, R (1, 6) OBP: 0.291, SLG: 0.316											0 0 0 0 0 0 0 0																													
Bob Cain, L (1, 1) OBP: 0.167, SLG: 0.091											0 0 0 0 0 0 0 0	AB 0 R 0 H 0 RBI 0 BB 0 SO 0 LOB 0																												
Inning Stats											1B: 0 SF: 0 2B: 0 SAC: 0 3B: 0 DP: 0 HR: 0 HBP: 0	WP: 0 PA: 0 PB: 0 SB: 0 CS: 0																												
PITCHER Bill Wight, L (1, 1) ERA: 3.69	IP	WLS	BF	H	R	ER	SO	BB	IBB	HBP	BLK	WP	HR	S	P	ERA	WHIP						PITCHER	IP	WLS	BF	H	R	ER	SO	BB	IBB	HBP	BLK	WP	HR	S	P	ERA	WHIP
	0.0	W	0	0	0	0	0	0	0	0	0	0	0	0	0	∞	∞																							



Batter	1	2	3	4	5	6	7	8	9	AB R H RBI BB SO LOB	TOP		
Bobby Young, L (1, 4) OBP: 0.335, SLG: 0.351	0-0 		0-0 4-1 		0-0 1-3 3B 1B 		0-0 1-3 		0-0 1-3 	5 1 1 0 0 0 0			
Cass Michaels, R (1, 5) OBP: 0.306, SLG: 0.336	0-0 6-3 		0-0 6-3 		0-0 1-H 3-H 1B 3B 		0-0 5-3 		0-0 6-3 	5 1 1 2 0 0 0			
Jim Dycck, R (1, 7) OBP: 0.337, SLG: 0.403	0-0 1B		0-0 F2 		0-0 P4 		0-0 HR			4 2 2 1 0 0 1			
Bob Nieman, R (1, 9) OBP: 0.351, SLG: 0.431	0-0 E2 1B 1-2 			0-0 2B	0-0 3-H 1B 		0-0 6-3 			4 0 2 1 0 0 1			
Darrell Johnson, R (1, 2) OBP: 0.380, SLG: 0.339	0-0 1-2 2-H 1B 			0-0 6-3 	0-0 F9 			0-0 6-3 		4 0 1 1 0 0 2			
Jim Rivera, L (1, 8) OBP: 0.329, SLG: 0.383	0-0 4-3 			0-0 F8 		0-0 SH1-4 1B 		0-3 K 		4 0 1 0 0 1 3			
Dick Kryhoski, L (1, 3) OBP: 0.298, SLG: 0.405		0-0 4-3 		0-0 3-1 		0-0 SH1-4 1-2 		0-0 4-3 		3 0 0 0 0 0 1			
Joe Demaestri, R (1, 6) OBP: 0.268, SLG: 0.299		0-0 6-3 			0-0 5-3 		0-0 F8 		0-0 F8 	3 0 0 0 0 0 1			
Al Zarilla, L (9, PH) OBP: 0.319, SLG: 0.316										1 0 0 0 0 0 0			
Ned Garver, R (1, 1) OBP: 0.268, SLG: 0.243		0-3 K 			0-0 1B 3B 1B WP 		0-0 1-3 		0-0 HR	3 1 1 0 0 1 1			
Satchel Paige, R (6, 1) OBP: 0.211, SLG: 0.167										0 0 0 0 0 0 0			
Ken Holcombe, R (7, 1) OBP: 0.091, SLG: 0.091										0 0 0 0 0 0 0			
Jim Delsing, L (9, PH) OBP: 0.345, SLG: 0.384										1 1 1 1 0 0 0			
Inning Stats	R: 1 E: 1 K: 0 S: 6 H: 2 LOB: 2 BB: 0 P: 6	R: 0 E: 0 K: 1 S: 5 H: 0 LOB: 0 BB: 0 P: 5	R: 0 E: 0 K: 0 S: 3 H: 0 LOB: 0 BB: 0 P: 3	R: 0 E: 0 K: 0 S: 4 H: 1 LOB: 1 BB: 0 P: 4	R: 3 E: 0 K: 0 S: 7 H: 4 LOB: 1 BB: 0 P: 7	R: 0 E: 0 K: 0 S: 4 H: 1 LOB: 1 BB: 0 P: 4	R: 1 E: 0 K: 0 S: 4 H: 1 LOB: 0 BB: 0 P: 4	R: 0 E: 0 K: 1 S: 5 H: 0 LOB: 0 BB: 0 P: 5	R: 1 E: 0 K: 0 S: 4 H: 1 LOB: 0 BB: 0 P: 4	R: 1 E: 0 K: 0 S: 4 H: 1 LOB: 0 BB: 0 P: 4	1B: 6 2B: 1 3B: 1 HR: 2 SF: 0 SAC: 1 DP: 0 HBP: 0	WP: 1 PA: 38 PB: 0 SB: 0 CS: 0	
PITCHER	IP WLS BF H R ER SO BB IBB HBP BLK WP HR S P ERA WHIP											PITCHER	IP WLS BF H R ER SO BB IBB HBP BLK WP HR S P ERA WHIP
Hal Newhouser, L (1, 1) ERA: 3.63	7.0 W 31 9 5 4 1 0 0 0 0 1 1 33 33 5.14 1.286												
Art Houtteman, R (8, 1) ERA: 5.16	2.0 S 7 1 1 1 1 0 0 0 0 0 1 9 9 4.50 0.500												

St. Louis Browns @ Detroit Tigers
 Briggs Stadium, Detroit, MI
 Sun Jul 06 1952, 4:33 AM EDT
 Att: 11,344 - Unknown

livebaseballscorecards.com

AB	37
R	6
H	10
RBI	6
BB	0
SO	2
LOB	10



Batter	1	2	3	4	5	6	7	8	9	AB	R	H	RBI	BB	SO	LOB
Phil Rizzuto, R OBP: 0.352, SLG: 0.355 (1, 6)	0-0 FC5-4 1B		0-0 FC1-6 1B	0-0 FC6-4 1B		4-0 3B BB	4-0 1-2 BB			3	1	3	0	2	0	0
Joe Collins, L OBP: 0.367, SLG: 0.449 (1, 3)	0-0 FC5-4 1-2f 1B		0-0 FC1-6 HBP 1-2f 1B	0-0 F8 2-3		0-0 1-H F7 3B	0-0 F8			5	1	1	1	0	0	6
Hank Bauer, R OBP: 0.355, SLG: 0.470 (1, 9)	0-0 FC5-4 1-2f BB		0-0 1-2 HBP 1B	0-0 FC6-4 1-2f		0-0 3-H F7		1-0 E 1B HBP		4	1	1	1	0	0	3
Yogi Berra, L OBP: 0.351, SLG: 0.494 (1, 2)	4-0 1-2 BB		1-0 1-2 2-3 HBP		0-0 F7	0-0 HR		0-0 1B E BB		3	2	1	1	1	0	1
Mickey Mantle, S OBP: 0.404, SLG: 0.519 (1, 8)	0-0 4-3		0-0 F9		4-0 1B HBP BB	0-3 K		0-3 K		4	1	0	0	1	2	7
Gene Woodling, L OBP: 0.397, SLG: 0.481 (1, 7)		0-0 CS 1B		0-0 HR 2B	1-0 1B E HBP	0-3 K		4-0 E 1-2 FC6-2 BB		3	2	2	0	1	1	0
Gil McDougald, R OBP: 0.352, SLG: 0.373 (1, 5)		0-0 F8		0-0 6-3	0-0 E 1-3 2-H 4-3 1B		0-0 CS HBP 1B	0-0 E5 1B		5	1	3	2	0	0	2
Billy Martin, R OBP: 0.341, SLG: 0.398 (1, 4)		0-0 5-3 1-2		0-0 2-H HR	0-0 1-H 3-H 4-3		1-0 BB HBP	0-0 FC6-2		4	1	1	3	0	0	3
Bob Kuzava, S OBP: 0.240, SLG: 0.136 (1, 1)			0-0 6-3	0-0 F8 1B	0-3 K		0-3 2-3 K	0-3 K		5	0	1	0	0	3	4


Inning Stats	R: 0	H: 1	R: 0	H: 1	R: 0	H: 2	R: 2	H: 4	R: 3	H: 1	R: 3	H: 2	R: 0	H: 1	R: 2	H: 1
	E: 0	LOB: 2	E: 0	LOB: 0	E: 0	LOB: 3	E: 0	LOB: 2	E: 1	LOB: 0	E: 0	LOB: 0	E: 2	LOB: 2	E: 2	LOB: 2
	K: 0	BB: 1	K: 0	BB: 0	K: 0	BB: 0	K: 0	BB: 0	K: 1	BB: 1	K: 1	BB: 1	K: 2	BB: 1	K: 2	BB: 1
	S: 4	P: 8	S: 3	P: 3	S: 5	P: 6	S: 7	P: 7	S: 6	P: 11	S: 9	P: 13	S: 5	P: 10	S: 9	P: 14

PITCHER	IP	WLS	BF	H	R	ER	SO	BB	IBB	HBP	BLK	WP	HR	S	P	ERA	WHIP
Duane Pilette, R ERA: 3.49 (1, 1)	5.0	L	29	10	7	5	1	3	0	2	0	0	1	26	40	9.00	2.600
Dave Madison, R ERA: 4.08 (6, 1)	3.0		16	3	3	1	5	2	0	2	0	0	1	22	32	3.00	1.667

BOTTOM

St. Louis Browns @ New York Yankees
 Yankee Stadium, Bronx, NY
 Thu Jul 10 1952, 3:33 AM EDT
 Att. 23,101 - Unknown

AB	36
R	10
H	13
RBI	8
BB	5
SO	6
LOB	26



1B:	9	SF:	0	WP:	0	PA:	45
2B:	1	SAC:	0	PB:	0		
3B:	1	DP:	0	SB:	0		
HR:	2	HBP:	4	CS:	2		

St. Louis Browns @ New York Yankees
 Yankee Stadium, Bronx, NY

Fri Jul 11 1952, 3:33 AM EDT
 Att. 9,769 - Unknown

livebaseballscorecards.com

AB	35
R	6
H	10
RBI	5
BB	5
SO	2
LOB	16



AB R H RBI BB SO LOB

3	1	0	0	2	0	4
5	1	1	0	0	0	2
3	0	1	0	0	1	1
1	1	1	1	0	0	0
1	0	0	0	0	1	0
4	1	2	1	1	0	0
5	0	1	2	0	0	4
4	1	1	0	0	0	0
3	1	2	0	1	0	0
3	0	0	1	0	0	3
3	0	1	0	1	0	2

WP: 1	PA: 41
PB: 0	
SB: 0	
CS: 0	

Batter	1	2	3	4	5	6	7	8	9
Bobby Young, L (1, 4) OBP: 0.339, SLG: 0.347	4-0 FC6-4 BB	0-0 G6-3			0-0 P6		0-0 FC3-6 1B	4-0 BB	
Cass Michaels, R (1, 5) OBP: 0.315, SLG: 0.345	0-0 FC6-4 BB		0-0 6-3		0-0 F7		0-0 1B 2B 1B	0-0 F9	
Jim Delsing, L (1, 8) OBP: 0.344, SLG: 0.383	0-3 K		0-0 F2		0-0 1B 1B		0-0 2B 1B 1B		0-3 K
Darrell Johnson, R (7, PH) OBP: 0.389, SLG: 0.349									
Jim Rivera, L (7, 8) OBP: 0.323, SLG: 0.375									
Bob Nieman, R (1, 9) OBP: 0.358, SLG: 0.435	4-0 1-2 BB		0-0 6-3		0-0 1-2 1B		0-0 1-3 2B		0-0 1-3 2B
Dick Kryhoski, L (1, 3) OBP: 0.291, SLG: 0.393	0-0 L4			0-0 1-4-3	0-0 F9		0-0 2B 1B		0-0 L7
Jim Dyck, R (1, 7) OBP: 0.339, SLG: 0.397		0-0 BB BB 1B		0-0 1B F3		0-0 F7	0-0 5-3		
Clint Courtney, L (1, 2) OBP: 0.326, SLG: 0.342		4-0 1-2 BB BB		0-0 1-3 FC6 1B		0-0 F5		0-0 G3 SH5-4 WP 1B	
Joe Demaestri, R (1, 6) OBP: 0.258, SLG: 0.286		0-0 L7		0-0 F8		0-0 F8		0-0 SH5-4	
Tommy Byrne, L (1, 1) OBP: 0.280, SLG: 0.283		4-0 1-2 2-3 BB		0-0 3-H FC6			0-0 FC3-6 1B	0-0 G3	

Inning Stats	R: 0	H: 0	E: 0	K: 1	S: 5	R: 0	H: 1	E: 0	K: 0	S: 3	R: 0	H: 0	E: 0	K: 0	S: 3	R: 1	H: 1	E: 1	K: 0	S: 5	R: 0	H: 2	E: 0	K: 0	S: 5	R: 0	H: 0	E: 0	K: 0	S: 3	R: 4	H: 5	E: 0	K: 0	S: 7	R: 1	H: 1	E: 0	K: 0	S: 4	R: 0	H: 0	E: 0	K: 1	S: 5						
	LOB: 2	BB: 2	P: 13	LOB: 2	BB: 2	P: 11	LOB: 0	BB: 0	P: 3	LOB: 1	BB: 0	P: 5	LOB: 2	BB: 0	P: 5	LOB: 0	BB: 0	P: 3	LOB: 0	BB: 0	P: 7	LOB: 1	BB: 1	P: 8	LOB: 0	BB: 0	P: 5	LOB: 0	BB: 0	P: 5	LOB: 0	BB: 0	P: 5	LOB: 0	BB: 0	P: 5	LOB: 0	BB: 0	P: 5	LOB: 0	BB: 0	P: 5	LOB: 0	BB: 0	P: 5	LOB: 0	BB: 0	P: 5	LOB: 0	BB: 0	P: 5

PITCHER	IP	WLS	BF	H	R	ER	SO	BB	IBB	HBP	BLK	WP	HR	S	P	ERA	WHIP
Bill Miller, L (1, 1) ERA: 3.5	4.0		18	2	1	0	1	4	0	0	0	0	0	16	32	0.00	1.500
Joe Ostrowski, L (5, 1) ERA: 6.43	2.1	L	13	6	4	4	0	0	0	0	0	0	0	13	13	15.43	2.571
Bobby Hogue, R (7, 1) ERA: 3.26	0.2		2	1	0	0	0	0	0	0	0	0	0	2	2	0.00	1.500
Jim McDonald, R (8, 1) ERA: 2.61	2.0		8	1	1	1	1	1	0	0	0	1	0	9	13	4.50	1.000

Batter	1	2	3	4	5	6	7	8	9	10	11	AB R H RBI BB SO LOB	TOP	
Bobby Young, L (1.4) OBP: 0.340, SLG: 0.359	F7		HR	FC4-6			SH3-4 1B			F9		5 1 2 1 0 0 1	St. Louis Browns @ New York Yankees Yankee Stadium, Bronx, NY Sat Jul 12 1952, 3:33 AM EDT Att. 13,397 - Unknown	
Jim Rivera, L (1.8) OBP: 0.329, SLG: 0.376	G3-6-4 1B		HBP			CS BB	SH3-4			F8		2 0 1 0 1 0 0		
Jim Delsing, L (1.7) OBP: 0.341, SLG: 0.378	G3-6-4		HBP	FC6-4		F6	7-4			1B		5 0 1 0 0 0 4		
Dick Kryhoski, L (1.3) OBP: 0.297, SLG: 0.395		5-3	HBP			K				1B		4 0 2 0 0 1 0		
Clint Courtney, L (1.2) Darrell Johnson, R (8.2) OBP: 0.329, SLG: 0.345 OBP: 0.384, SLG: 0.344		HR	F9			WP FC5-2 1B	FC3-6 CS 1B			F7		4 1 2 0 0 0 3 1 0 0 0 0 0 2		
Bob Nieman, R (1.9) OBP: 0.355, SLG: 0.430		FC1 HR	K			FC5-2 WP 1B	F8					5 1 1 0 0 2 4		
Jim Dyck, R (1.5) OBP: 0.335, SLG: 0.387	F7			F7		FC5-2				6-3		4 0 0 0 1 0 4		
Marty Marion, R (1.6) OBP: 0.292, SLG: 0.335		HR	L3			P3				F6 1B		5 1 2 3 0 0 3		
Stubby Overmire, R (1.1) Satchel Paige, R (4.1) OBP: 0.125, SLG: 0.125 OBP: 0.182, SLG: 0.143		K		FC4-6 1B		5-3				F6		2 0 1 0 0 1 0 3 0 0 0 0 1 4		
Inning Stats	R: 0 H: 1 E: 0 LOB: 0 K: 0 BB: 0 S: 3 P: 3	R: 3 H: 2 E: 1 LOB: 0 K: 1 BB: 0 S: 8 P: 8	R: 1 H: 1 E: 0 LOB: 2 K: 1 BB: 0 S: 6 P: 8	R: 0 H: 1 E: 0 LOB: 1 K: 0 BB: 0 S: 4 P: 4	R: 0 H: 0 E: 0 LOB: 0 K: 1 BB: 1 S: 4 P: 8	R: 0 H: 2 E: 0 LOB: 2 K: 0 BB: 0 S: 5 P: 5	R: 0 H: 1 E: 0 LOB: 0 K: 0 BB: 0 S: 3 P: 3	R: 0 H: 1 E: 0 LOB: 0 K: 0 BB: 0 S: 3 P: 3	R: 0 H: 1 E: 0 LOB: 0 K: 0 BB: 0 S: 3 P: 3	R: 0 H: 2 E: 0 LOB: 2 K: 0 BB: 0 S: 5 P: 5	R: 0 H: 0 E: 0 LOB: 1 K: 2 BB: 1 S: 7 P: 11	1B: 10 SF: 0 2B: 1 SAC: 1 3B: 0 DP: 2 HR: 2 HBP: 2		WP: 1 PA: 45 PB: 0 SB: 0 CS: 2
PITCHER Allie Reynolds, R (1.1) ERA: 1.46	IP WLS BF H R ER SO BB IBB HBP BLK WP HR S P ERA WHIP	11.0 W 45 12 4 1 5 2 0 2 0 1 2 51 61 0.82 1.273												

livebaseballscorecards.com

AB	40
R	4
H	12
RBI	4
BB	2
SO	5
LOB	25



Batter	1	2	3	4	5	6	7	8	9	10	11	AB R H RBI BB SO LOB	BOTTOM	
Phil Rizzuto, R OBP: 0.344, SLG: 0.347 (1, 6)	0-0 6-3		0-3 K	0-0 P3			0-0 F5			0-0 F7		5 0 0 0 0 1 0	St. Louis Browns @ New York Yankees Yankee Stadium, Bronx, NY Sat Jul 12 1952, 3:33 AM EDT Att. 13,397 - Unknown	
Joe Collins, L OBP: 0.368, SLG: 0.462 (1, 3)	0-0 3-1		0-0 HR 1B		0-0 4-3-6 1B		0-0 F9			0-0 4-3		5 1 2 0 0 0 0		
Hank Bauer, R OBP: 0.351, SLG: 0.462 (1, 9)	0-0 1B 1B		0-0 F9		0-0 4-3-6 1-3f		0-0 F8			0-3 K		5 0 1 0 0 1 2		
Yogi Berra, L OBP: 0.354, SLG: 0.504 (1, 2)	0-0 1-3 1B		0-0 1-H HR		0-0 4-3		0-0 F8			0-0 1B SH 1B		5 2 3 2 0 0 0		
Mickey Mantle, S OBP: 0.391, SLG: 0.500 (1, 8)	0-0 F2		0-0 F5		0-3 K		0-0 G3			0-0 F5		5 0 0 0 0 1 3		
Gil McDougald, R OBP: 0.356, SLG: 0.375 (1, 5)		4-0 BB FC4-6		0-0 HR 2B		0-0 1B 1B		0-3 K		0-0 SH 1B 1B		3 1 2 0 1 1 0		
Gene Woodling, L OBP: 0.402, SLG: 0.503 (1, 7)		0-0 F7		0-0 2-H HR		0-0 1-2 1B				0-0 P6		5 1 3 2 0 0 1		
Billy Martin, R OBP: 0.336, SLG: 0.385 Johnny Mize, L OBP: 0.294, SLG: 0.299 (1, 4) (11, PH)		0-0 F7		0-0 5-3		0-0 F6			0-3 K	0-0 P6		4 0 0 0 0 1 3 1 0 0 0 0 0 3		
Allie Reynolds, R OBP: 0.200, SLG: 0.208 (1, 1)		0-0 1-2f FC4-6		0-0 4-3		0-3 K			0-0 P3	0-0 1-2 2-3 3-H 1B		5 0 1 1 0 1 3		
Inning Stats	R: 0 H: 2 E: 0 LOB: 2 K: 0 BB: 0 S: 5 P: 5	R: 0 H: 0 E: 0 LOB: 1 K: 0 BB: 1 S: 3 P: 7	R: 2 H: 2 E: 0 LOB: 0 K: 1 BB: 0 S: 7 P: 7	R: 2 H: 2 E: 0 LOB: 0 K: 0 BB: 0 S: 5 P: 5	R: 0 H: 1 E: 0 LOB: 0 K: 0 BB: 0 S: 3 P: 3	R: 0 H: 2 E: 0 LOB: 2 K: 2 BB: 0 S: 9 P: 9	R: 0 H: 0 E: 0 LOB: 0 K: 0 BB: 0 S: 3 P: 3	R: 0 H: 0 E: 0 LOB: 0 K: 1 BB: 0 S: 5 P: 5	R: 0 H: 0 E: 0 LOB: 0 K: 1 BB: 0 S: 5 P: 5	R: 0 H: 0 E: 0 LOB: 0 K: 1 BB: 0 S: 5 P: 5	R: 1 H: 3 E: 0 LOB: 3 K: 0 BB: 0 S: 6 P: 6	1B: 9 SF: 0 2B: 2 SAC: 1 3B: 0 DP: 1 HR: 2 HBP: 0		WP: 0 PA: 45 PB: 0 SB: 0 CS: 0
PITCHER Stubby Overmire, L ERA: 2.59 Satchel Paige, R ERA: 2.43	IP WLS BF H R ER SO BB IBB HBP BLK WP HR S P ERA WHIP													
	(1, 1) 3.0 16 6 4 4 1 1 0 0 0 0 2 17 21 12.00 2.333													
	(4, 1) 7.2 L 29 6 1 1 5 0 0 0 0 0 0 39 39 1.17 0.783													

AB	43
R	5
H	12
RBI	5
BB	1
SO	6
LOB	15



Batter	1	2	3	4	5	6	7	8	9	10	AB	R	H	RBI	BB	SO	LOB	TOP								
Bobby Young, L (1, 4) OBP: 0.334, SLG: 0.353	0-0 F8		0-0 FC4-6 1B		0-3 K		0-0 4-3		0-0 4-3	0-0 4-3	5	1	0	1	0	1	1									
Jim Rivera, L (1, 8) OBP: 0.330, SLG: 0.377	0-3 K		0-0 1B		0-0 F4		0-0 CS 1B		0-3 K	0-3 K	5	1	2	0	0	2	0									
Jim Delsing, L (1, 7) OBP: 0.338, SLG: 0.374	0-0 F2		0-0 1B		0-0 6-3		0-0 CS	0-0 L6	0-0 4-3	0-0 4-3	5	0	1	2	0	0	0									
Dick Kryhoski, L (1, 3) OBP: 0.296, SLG: 0.396		0-0 4-3	0-0 4-3		0-0 2B		0-0 E3				4	1	1	0	0	0	1									
Clint Courtney, L (1, 2) OBP: 0.332, SLG: 0.350		4-0 BB		0-0 2B		0-0 F7		0-0 G6-4-3			3	0	1	0	1	0	2									
Bob Nieman, R (1, 9) OBP: 0.350, SLG: 0.424		0-0 G6-4-3		0-0 6-3		0-0 5-3		0-0 6-3			4	0	0	0	0	0	3									
Jim Dyck, R (1, 5) OBP: 0.333, SLG: 0.380			0-0 6-3	0-3 K		1-0 2B HBP		0-3 K			3	1	0	0	0	2	1									
Marty Marion, R (1, 6) OBP: 0.309, SLG: 0.350			4-0 1B FC4-6 BB	4-0 BB		0-0 CS 2B		0-0 1B			2	1	2	2	2	0	0									
Gene Bearden, L (1, 1) OBP: 0.455, SLG: 0.545			0-0 1B	0-0 4-3		0-0 CS	0-3 K		0-0 F7		2	0	1	0	0	0	2									
Earl Harrist, R (5, 1) OBP: 0.120, SLG: 0.120											1	0	0	0	0	1	0									
Dave Madison, R (8, 1) OBP: 0.250, SLG: 0.250											0	0	0	0	0	0	0									
Tommy Byrne, L (9, PH) OBP: 0.275, SLG: 0.277											1	0	0	0	0	0	1									
Ken Holcombe, R (9, 1) OBP: 0.091, SLG: 0.091											0	0	0	0	0	0	0									
Inning Stats	R: 0 E: 0 K: 1 S: 5	H: 0 LOB: 0 BB: 0 P: 5	R: 0 E: 0 K: 0 S: 2	H: 0 LOB: 0 BB: 1 P: 6	R: 3 E: 0 K: 0 S: 6	H: 3 LOB: 1 BB: 1 P: 10	R: 0 E: 0 K: 1 S: 6	H: 1 LOB: 2 BB: 1 P: 10	R: 0 E: 0 K: 1 S: 5	H: 0 LOB: 0 BB: 0 P: 5	R: 2 E: 0 K: 0 S: 4	H: 2 LOB: 0 BB: 0 P: 5	R: 0 E: 0 K: 1 S: 5	H: 1 LOB: 0 BB: 0 P: 5	R: 0 E: 1 K: 0 S: 3	H: 0 LOB: 0 BB: 0 P: 3	R: 0 E: 0 K: 1 S: 6	H: 1 LOB: 1 BB: 0 P: 6	R: 0 E: 0 K: 1 S: 5	H: 0 LOB: 0 BB: 0 P: 5	1B: 5 2B: 3 3B: 0 HR: 0	SF: 0 SAC: 0 DP: 2 HBP: 1	WP: 0 PB: 0 SB: 0 CS: 2	PA: 41		
PITCHER	IP WLS BF H R ER SO BB IBB HBP BLK WP HR S P ERA WHIP																									
Dizzy Trout, R (1, 1) ERA: 4.32	7.0																									
Ralph Brickner, R (8, 1) ERA: 3.09	3.0	W	10	1	0	0	2	0	0	0	0	0	0	0	0	0	0	0	0	0	0	0	0	0	0	0

St. Louis Browns @ Boston Red Sox
 Fenway Park, Boston, MA
 Sun Jul 13 1952, 3:33 AM EDT
 Sunny - 88 F

livebaseballscores.com

AB 35
 R 5
 H 8
 RBI 5
 BB 3
 SO 6
 LOB 11



BOTTOM

St. Louis Browns @ Boston Red Sox
Fenway Park, Boston, MA
 Sun Jul 13 1952, 3:33 AM EDT
 Sunny - 88 F

livebaseballscorecards.com

AB 37
R 8
H 11
RBI 7
BB 5
SO 7
LOB 16



AB R H RBI BB SO LOB

2	0	1	0	1	0	1
2	0	0	0	0	1	0
5	1	2	0	0	0	1
4	0	1	0	1	0	1
1	0	0	0	1	0	1
3	1	1	0	0	1	1
4	1	1	1	1	0	4
2	3	0	0	2	1	0
5	1	3	3	0	2	2
5	1	2	3	0	0	2
2	0	0	0	0	1	2
1	0	0	0	0	1	0
1	0	0	0	0	0	1

Batter	1	2	3	4	5	6	7	8	9	10
Clyde Vollmer, R (1, 9) OBP: 0.342, SLG: 0.403 George Schmees, L (6, 9) OBP: 0.186, SLG: 0.195	4-0 BB G6-4-3		0-0 1B	0-0 5-3			0-3 K		0-0 4-3	
George Kell, R (1, 5) OBP: 0.383, SLG: 0.419	0-0 BB G6-4-3		0-0 1B BB E		0-0 1B WP		0-0 F5		0-0 F8	
Dom DiMaggio, R (1, 8) OBP: 0.398, SLG: 0.382	0-0 1B BB		4-0 BB FC4		0-0 1-2 F8			0-0 5-3	0-0 F7	
Vern Stephens, R (1, 6) OBP: 0.339, SLG: 0.389 Johnny Lipon, R (3, PR) OBP: 0.306, SLG: 0.273	4-0 BB 1-2		0-0 FC4 1-2 2-H		0-3 K			0-0 L4		0-0 SH1-4 HR 1B
Billy Goodman, L (1, 4) OBP: 0.401, SLG: 0.467	0-0 F7		0-0 F8		0-0 L8			0-0 HR		0-0 SH1-4 1-2
Hoot Evers, R (1, 7) OBP: 0.333, SLG: 0.410		0-0 F8		4-0 2B BB		0-3 K		1-0 HR HBP		4-0 HR IBB
Dick Gemert, R (1, 3) OBP: 0.271, SLG: 0.375		0-0 1B WP		0-0 2B 1-H		0-3 K		0-0 HR 1-H		0-3 K
Sammy White, R (1, 2) OBP: 0.314, SLG: 0.435		0-0 6-3 1-2		0-0 F8		0-0 5-3		0-0 2B		0-0 HR 1-H 2-H
Dizzy Trout, R (1, 1) OBP: 0.160, SLG: 0.160 Faye Throneberry, L (7, PH) OBP: 0.333, SLG: 0.370 Ralph Brickner, R (8, 1)		0-0 5-3		0-3 K			0-3 K		0-0 F8	

Inning Stats	R: 0	H: 1	E: 0	LOB: 2	K: 0	S: 3	P: 11
	R: 0	H: 1	E: 0	LOB: 1	K: 0	S: 4	P: 4
	R: 1	H: 2	E: 1	LOB: 1	K: 0	S: 4	P: 8
	R: 1	H: 1	E: 0	LOB: 1	K: 1	S: 6	P: 10
	R: 0	H: 1	E: 0	LOB: 1	K: 1	S: 6	P: 6
	R: 0	H: 0	E: 0	LOB: 0	K: 2	S: 7	P: 7
	R: 0	H: 0	E: 0	LOB: 0	K: 2	S: 7	P: 7
	R: 3	H: 3	E: 0	LOB: 1	K: 0	S: 6	P: 7
	R: 0	H: 0	E: 0	LOB: 0	K: 0	S: 3	P: 3
	R: 3	H: 2	E: 0	LOB: 0	K: 1	S: 6	P: 10

1B: 6	SF: 0
2B: 2	SAC: 1
3B: 0	DP: 1
HR: 3	HBP: 1

PITCHER	IP	WLS	BF	H	R	ER	SO	BB	IBB	HBP	BLK	WP	HR	S	P	ERA	WHIP
Gene Bearden, L (1, 1) ERA: 3.58	4.0		20	6	2	1	1	4	0	0	0	1	0	18	34	2.25	2.500
Earl Harrist, R (5, 1) ERA: 3.9	3.2		15	3	3	3	5	0	0	1	0	1	2	24	25	7.36	0.818
Dave Madison, R (8, 1) ERA: 4.05	0.1		1	0	0	0	0	0	0	0	0	0	0	1	1	0.00	0.000
Ken Holcombe, R (9, 1) ERA: 5.55	1.2	L	8	2	3	3	1	0	1	0	0	0	1	9	13	16.20	1.200

PITCHER	IP	WLS	BF	H	R	ER	SO	BB	IBB	HBP	BLK	WP	HR	S	P	ERA	WHIP

WP: 2	PA: 44
PB: 0	
SB: 0	
CS: 0	

Batter	1	2	3	4	5	6	7	8	9	AB R H RBI BB SO LOB	TOP
Bobby Young, L (1, 4) OBP: 0.333, SLG: 0.349	0-3 K		0-0 F7			0-0 3-1			4-0 G6-4-3 BB	3 0 0 0 1 1 1	
Cass Michaels, R (1, 5) OBP: 0.310, SLG: 0.339	0-0 F8		0-3 K			0-0 5-3			0-0 G6-4-3 1-2f	4 0 0 0 0 1 2	
Bob Nieman, R (1, 9) OBP: 0.349, SLG: 0.421	0-0 FC5-4 1B		0-3 K			0-0 6-3			0-0 F9	4 0 1 0 0 1 1	
Les Moss, R (1, 2) OBP: 0.344, SLG: 0.433	0-0 FC5-4 1-2f			0-0 6-3				0-3 K		3 0 0 0 0 1 1	
Dick Kryhoski, L (1, 3) OBP: 0.293, SLG: 0.391		0-3 K		0-0 4-3				0-0 F9		3 0 0 0 0 1 0	
Jim Dyck, R (1, 7) OBP: 0.328, SLG: 0.373		0-0 F6		0-0 F4				0-0 4-3		3 0 0 0 0 0 0	
Fred Marsh, R (1, 6) OBP: 0.250, SLG: 0.186		4-0 BB			0-0 F7			0-3 K		2 0 0 0 1 1 0	
Jim Rivera, L (1, 8) OBP: 0.327, SLG: 0.373		0-0 F8			0-3 K			0-3 K		3 0 0 0 0 2 1	
Ned Garver, R (1, 1) OBP: 0.273, SLG: 0.250			0-0 1B		0-0 F6			0-0 F9		3 0 1 0 0 0 0	
Inning Stats	R: 0 E: 0 K: 1 S: 6 H: 1 LOB: 1 BB: 0 P: 6	R: 0 E: 0 K: 1 S: 5 H: 0 LOB: 1 BB: 1 P: 9	R: 0 E: 0 K: 2 S: 8 H: 1 LOB: 1 BB: 0 P: 8	R: 0 E: 0 K: 0 S: 3 H: 0 LOB: 0 BB: 0 P: 3	R: 0 E: 0 K: 1 S: 5 H: 0 LOB: 0 BB: 0 P: 5	R: 0 E: 0 K: 0 S: 3 H: 0 LOB: 0 BB: 0 P: 3	R: 0 E: 0 K: 1 S: 5 H: 0 LOB: 0 BB: 0 P: 5	R: 0 E: 0 K: 2 S: 7 H: 0 LOB: 0 BB: 0 P: 7	R: 0 E: 0 K: 0 S: 2 H: 0 LOB: 0 BB: 1 P: 6	1B: 2 2B: 0 3B: 0 HR: 0 SF: 0 SAC: 0 DP: 1 HBP: 0	WP: 0 PB: 0 SB: 0 CS: 0 PA: 30
PITCHER Mickey McDermott, L (1, 1) ERA: 3.19	IP: 9.0 WLS: W BF: 30 H: 2 R: 0 ER: 0 SO: 8 BB: 2 IBB: 0 HBP: 0 BLK: 0 WP: 0 HR: 0 S: 44 P: 52 ERA: 0.00 WHIP: 0.444										

St. Louis Browns @ Boston Red Sox
Fenway Park, Boston, MA
 Sun Jul 13 1952, 3:38 AM EDT
 Att. 22,770 - Sunny - 93 F

livebaseballscorecards.com

AB	28
R	0
H	2
RBI	0
BB	2
SO	8
LOB	6



Batter	1	2	3	4	5	6	7	8	9	AB R H RBI BB SO LOB
Johnny Lipon, R OBP: 0.305, SLG: 0.272 (1, 6) X	0-0 1B FC6-4 1B	0-0 F9		0-0 3-1		0-0 F9				4 1 1 0 0 0 0
Faye Throneberry, L OBP: 0.344, SLG: 0.380 (1, 9) X	0-0 1-3 1B FC6-4	0-0 CS 1B		0-0 S 1B		0-0 F9				4 0 3 0 0 0 0
George Kell, R OBP: 0.362, SLG: 0.415 (1, 5) X	0-0 1-2f 3-H FC6-4 1B	4-0 1-2 BB FC6-4		0-0 1-2 F4			0-0 5-3			3 1 0 1 1 0 2
Dom DiMaggio, R OBP: 0.393, SLG: 0.376 (1, 8) X	0-0 2-3 F9	0-0 1-2f FC6-4		0-0 6-3			0-0 F8			4 0 0 0 0 0 2
Billy Goodman, L OBP: 0.406, SLG: 0.472 (1, 4) X	0-0 3-H 3B 1B		0-0 1B		0-0 1B 1B		0-0 L4			4 1 3 1 0 0 0
Hoot Evers, R OBP: 0.338, SLG: 0.427 (1, 7) X	0-0 1-H E 3B		0-0 F5		0-0 1-2 1B		0-3 K			4 1 2 1 0 1 1
Dick Gernert, R OBP: 0.270, SLG: 0.370 (1, 3) X	0-0 3-H E6 1B 1B		0-0 F9		0-0 F3		0-0 F9			4 0 1 1 0 0 3
Sammy White, R OBP: 0.313, SLG: 0.431 (1, 2) X	0-0 2-3 1B		0-0 F4		0-0 F6		0-0 F9			4 0 1 0 0 0 3
Mickey McDermott, L OBP: 0.200, SLG: 0.303 (1, 1) X	0-0 L3			0-0 F8		0-0 F7				3 0 0 0 0 0 2

Inning Stats	R: 4	H: 6	E: 2	K: 0	S: 9	LOB: 2	BB: 0	P: 9	R: 0	H: 1	E: 0	K: 0	S: 3	LOB: 1	BB: 1	P: 7	R: 0	H: 1	E: 0	K: 0	S: 4	LOB: 1	BB: 0	P: 4	R: 0	H: 2	E: 0	K: 0	S: 5	LOB: 2	BB: 0	P: 5	R: 0	H: 0	E: 0	K: 0	S: 3	LOB: 0	BB: 0	P: 3	R: 0	H: 0	E: 0	K: 1	S: 5	LOB: 0	BB: 0	P: 5
--------------	------	------	------	------	------	--------	-------	------	------	------	------	------	------	--------	-------	------	------	------	------	------	------	--------	-------	------	------	------	------	------	------	--------	-------	------	------	------	------	------	------	--------	-------	------	------	------	------	------	------	--------	-------	------


PITCHER	IP	WLS	BF	H	R	ER	SO	BB	IBB	HBP	BLK	WP	HR	S	P	ERA	WHIP	PITCHER	IP	WLS	BF	H	R	ER	SO	BB	IBB	HBP	BLK	WP	HR	S	P	ERA	WHIP												
Ned Garver, R ERA: 3.71 (1, 1)	8.0	L	35	11	4	4	1	1	0	0	0	0	0	36	40	4.50	1.500																														

BOTTOM

St. Louis Browns @ Boston Red Sox
Fenway Park, Boston, MA
Sun Jul 13 1952, 3:38 AM EDT
Att. 22,770 - Sunny - 93 F

livebaseballscorecards.com

AB	34
R	4
H	11
RBI	4
BB	1
SO	1
LOB	13



1B: 10	SF: 0	WP: 0	PA: 35
2B: 0	SAC: 0	PB: 0	
3B: 1	DP: 0	SB: 1	
HR: 0	HBP: 0	CS: 1	

Batter	1	2	3	4	5	6	7	8	9	AB R H RBI BB SO LOB	TOP							
Bobby Young, L (1, 4) OBP: 0.334, SLG: 0.350											0 0 0 0 0 0 0 0	St. Louis Browns @ Philadelphia Athletics Shibe Park, Philadelphia, PA Tue Jul 15 1952, 3:33 AM EDT Unknown livebaseballscorecards.com						
Jim Rivera, L (1, 8) OBP: 0.325, SLG: 0.373											0 0 0 0 0 0 0 0							
Jim Delsing, L (1, 7) OBP: 0.339, SLG: 0.376											0 0 0 0 0 0 0 0							
Dick Kryhoski, L (1, 3) OBP: 0.299, SLG: 0.396											0 0 0 0 0 0 0 0							
Les Moss, R (1, 2) OBP: 0.348, SLG: 0.469											0 0 0 0 0 0 0 0							
Bob Nieman, R (1, 9) OBP: 0.353, SLG: 0.422											0 0 0 0 0 0 0 0							
Jim Dyck, R (1, 5) OBP: 0.333, SLG: 0.384											0 0 0 0 0 0 0 0							
Joe Demaestri, R (1, 6) OBP: 0.258, SLG: 0.286											0 0 0 0 0 0 0 0							
Duane Pillette, R (1, 1) OBP: 0.211, SLG: 0.216	0 0 0 0 0 0 0 0	AB 0 R 0 H 0 RBI 0 BB 0 SO 0 LOB 0																
Inning Stats	1B: 0 SF: 0 2B: 0 SAC: 0 3B: 0 DP: 0 HR: 0 HBP: 0		WP: 0 PA: 0 PB: 0 SB: 0 CS: 0															
PITCHER Carl Scheib, R (1, 1) ERA: 4.37	IP	WLS	BF	H	R	ER	SO	BB	IBB	HBP	BLK	WP	HR	S	P	ERA	WHIP	PITCHER IP WLS BF H R ER SO BB IBB HBP BLK WP HR S P ERA WHIP



Batter	1	2	3	4	5	6	7	8	9
Eddie Joost, R OBP: 0.404, SLG: 0.459 (1, 6) X	0-0 L7		0-0 F7			0-0 5-3	0-0 1B	0-0 HR	
Ferris Fain, L OBP: 0.424, SLG: 0.409 (1, 3) X	0-0 FC6-4 1B		0-3 K			0-0 F7	0-0 1-3	0-0 G3	
Dave Philley, S OBP: 0.333, SLG: 0.343 (1, 8) X	0-0 F8		0-0 F8			0-0 6-3		4-0 1B 3B BB	
Gus Zernial, R OBP: 0.377, SLG: 0.507 (1, 7) X	0-0 FC6-4		0-0 F7				4-0 BB	0-0 S 3B 1B	
Kite Thomas, R OBP: 0.377, SLG: 0.500 (1, 9) X		0-0 2B 1B	0-3 K				0-3 K2-4-3-2 1B	4-0 3B BB	
Billy Hitchcock, R OBP: 0.284, SLG: 0.274 (1, 5) X		0-0 1-H 2B 2B	0-0 6-3				4-0 3B BB	0-0 1-H 2-H 3-H F7 3B	
Skeeter Kell, R OBP: 0.287, SLG: 0.302 (1, 4) X		0-3 K				0-0 1B	0-0 1-H HR 3B	0-0 SH3 HR 1B	
Ray Murray, R OBP: 0.333, SLG: 0.517 (1, 2) X		0-0 2-H 2B				0-0 5-3	0-0 HR	0-0 F7	
Bobo Newsom, R OBP: 0.167, SLG: 0.167 (1, 1) X		0-3 K2-3				0-0 5-3	0-0 1B 1B	0-0 SH3	

AB	R	H	RBI	BB	SO	LOB
5	1	2	2	0	0	0
5	0	1	0	0	1	2
3	1	0	0	1	0	1
3	1	1	0	1	0	1
3	2	1	0	1	2	1
3	3	2	4	1	0	0
4	2	3	1	0	1	1
4	1	2	4	0	0	1
3	0	1	0	0	1	0

BOTTOM

St. Louis Browns @ Philadelphia Athletics
Shibe Park, Philadelphia, PA

Tue Jul 15 1952, 3:38 AM EDT
Att. 6,891 - Unknown


AB	33
R	11
H	13
RBI	11
BB	4
SO	5
LOB	7

A

1B: 7	SF: 0	WP: 0	PA: 38
2B: 3	SAC: 1	PB: 0	
3B: 2	DP: 1	SB: 1	
HR: 2	HBP: 0	CS: 0	

Inning Stats	R: 0	H: 1	E: 0	LOB: 1	K: 0	BB: 0	S: 4	P: 4									
Bob Cain, L ERA: 4.25 (1, 1)	6.2	WLS: L	BF: 25	H: 6	R: 4	ER: 4	SO: 5	BB: 2	IBB: 0	HBP: 0	BLK: 0	WP: 0	HR: 0	S: 33	P: 41	ERA: 5.40	WHIP: 1.200
Gene Bearden, L ERA: 4.52 (7, 1)	1.1		BF: 13	H: 7	R: 7	ER: 7	SO: 0	BB: 2	IBB: 0	HBP: 0	BLK: 0	WP: 0	HR: 2	S: 11	P: 19	ERA: 47.25	WHIP: 6.750

PITCHER	IP	WLS	BF	H	R	ER	SO	BB	IBB	HBP	BLK	WP	HR	S	P	ERA	WHIP
Bob Cain, L ERA: 4.25 (1, 1)	6.2	L	25	6	4	4	5	2	0	0	0	0	0	33	41	5.40	1.200
Gene Bearden, L ERA: 4.52 (7, 1)	1.1		13	7	7	7	0	2	0	0	0	0	2	11	19	47.25	6.750

Batter	1	2	3	4	5	6	7	8	9	AB	R	H	RBI	BB	SO	LOB	TOP	
Bobby Young, L (1, 4) OBP: 0.330, SLG: 0.345										0	0	0	0	0	0	0	St. Louis Browns @ Philadelphia Athletics Shibe Park, Philadelphia, PA Thu Jul 17 1952, 3:33 AM EDT Unknown livebaseballscorecards.com	
Jim Rivera, L (1, 8) OBP: 0.325, SLG: 0.372										0	0	0	0	0	0	0		
Jim Delsing, L (1, 7) OBP: 0.349, SLG: 0.386										0	0	0	0	0	0	0		
Dick Kryhoski, L (1, 3) OBP: 0.296, SLG: 0.393										0	0	0	0	0	0	0		
Clint Courtney, L (1, 2) OBP: 0.332, SLG: 0.350										0	0	0	0	0	0	0		
Al Zarilla, L (1, 9) OBP: 0.316, SLG: 0.314										0	0	0	0	0	0	0		
Jim Dyck, R (1, 5) OBP: 0.335, SLG: 0.401										0	0	0	0	0	0	0		
Marty Marion, R (1, 6) OBP: 0.302, SLG: 0.341										0	0	0	0	0	0	0		
Tommy Byrne, L (1, 1) OBP: 0.275, SLG: 0.277										0	0	0	0	0	0	0		
Inning Stats																		1B: 0 SF: 0 2B: 0 SAC: 0 3B: 0 DP: 0 HR: 0 HBP: 0
PITCHER Bob Hooper, R (1, 1) ERA: 4.15	IP	WLS	BF	H	R	ER	SO	BB	IBB	HBP	BLK	WP	HR	S	P	ERA	WHIP	WP: 0 PA: 0 PB: 0 SB: 0 CS: 0
	0.0	L	0	0	0	0	0	0	0	0	0	0	0	0	0	∞	∞	
PITCHER	IP	WLS	BF	H	R	ER	SO	BB	IBB	HBP	BLK	WP	HR	S	P	ERA	WHIP	

Batter	1	2	3	4	5	6	7	8	9	AB R H RBI BB SO LOB	TOP											
Bobby Young, L (1, 4) OBP: 0.329, SLG: 0.346	0-0 1B 1B		0-0 F8		0-0 5-3		0-0 F7			4 0 1 0 0 0 3	St. Louis Browns @ Philadelphia Athletics Shibe Park, Philadelphia, PA Thu Jul 17 1952, 3:38 AM EDT Att. 9,750 - Unknown											
Joe Demaestri, R (1, 6) OBP: 0.260, SLG: 0.284	0-0 F8		0-3 K		0-0 6-3		0-3 K			4 0 0 0 0 2 1												
Jim Delsing, L (1, 8) OBP: 0.353, SLG: 0.385	0-0 1B 1-3			0-0 G1		0-0 F7		0-3 K		4 0 1 0 0 1 0												
Bob Nieman, R (1, 9) OBP: 0.346, SLG: 0.413	4-0 IBB G5-4-3			0-0 E4		0-0 1-3		0-0 6-3		3 0 0 0 1 0 0												
Les Moss, R (1, 2) OBP: 0.321, SLG: 0.438	0-0 G5-4-3 1-2f			0-0 P4		0-0 F7		0-0 P6		4 0 0 0 0 0 4												
Jim Dyck, R (1, 5) OBP: 0.335, SLG: 0.414		0-0 F9		0-3 K		0-0 HR		0-3 K		4 1 1 1 0 2 1												
Dick Kryhoski, L (1, 3) OBP: 0.294, SLG: 0.387		0-0 P4		0-0 4-3 1B		0-0 4-3		0-0 F8		4 0 1 0 0 0 0												
Jim Rivera, L (1, 7) OBP: 0.323, SLG: 0.372		0-0 1-3		0-0 1-2 1B		0-0 4-3 1B				3 0 1 0 0 0 1												
Ned Garver, R (1, 1) OBP: 0.267, SLG: 0.244			0-3 K		0-0 6-3		0-0 1B			1 0 0 0 0 1 0												
Cass Michaels, R (5, PH) OBP: 0.309, SLG: 0.338										1 0 0 0 0 0 1												
Earl Harrist, R (5, 1) OBP: 0.120, SLG: 0.120										0 0 0 0 0 0 0												
Darrell Johnson, R (7, PH) OBP: 0.410, SLG: 0.373										1 0 1 0 0 0 0												
Ken Holcombe, R (7, 1) OBP: 0.091, SLG: 0.091										0 0 0 0 0 0 0												
Inning Stats	R: 0 E: 0 K: 0 S: 4	H: 2 LOB: 2 BB: 1 P: 8	R: 0 E: 0 K: 0 S: 3	H: 0 LOB: 0 BB: 0 P: 3	R: 0 E: 0 K: 2 S: 7	H: 0 LOB: 0 BB: 0 P: 7	R: 0 E: 1 K: 1 S: 6	H: 0 LOB: 1 BB: 0 P: 6	R: 0 E: 0 K: 0 S: 4	H: 1 LOB: 1 BB: 0 P: 4	R: 0 E: 0 K: 0 S: 3	H: 0 LOB: 0 BB: 0 P: 3	R: 1 E: 0 K: 0 S: 6	H: 3 LOB: 2 BB: 0 P: 6	R: 0 E: 0 K: 2 S: 7	H: 0 LOB: 0 BB: 0 P: 7	R: 0 E: 0 K: 1 S: 5	H: 0 LOB: 0 BB: 0 P: 5	1B: 5 2B: 0 3B: 0 HR: 1	SF: 0 SAC: 0 DP: 1 HBP: 0	WP: 0 PB: 0 SB: 0 CS: 0	PA: 34
PITCHER Bobby Shantz, L (1, 1) ERA: 1.62	IP: 9.0 WLS: W BF: 34 H: 6 R: 1 ER: 1 SO: 6 BB: 0 IBB: 1 HBP: 0 BLK: 0 WP: 0 HR: 1 S: 45 P: 49 ERA: 1.00 WHIP: 0.667											PITCHER	IP: 9.0 WLS: W BF: 34 H: 6 R: 1 ER: 1 SO: 6 BB: 0 IBB: 1 HBP: 0 BLK: 0 WP: 0 HR: 1 S: 45 P: 49 ERA: 1.00 WHIP: 0.667									

livebaseballscorecards.com

AB	33
R	1
H	6
RBI	1
BB	1
SO	6
LOB	11



Batter	1	2	3	4	5	6	7	8	9
Eddie Joost, R OBP: 0.402, SLG: 0.450 (1, 6) X	0-0 P4 BBB		4-0 1B 1-2 FC6-4 BB		0-0 F7 BBB		4-0 L3 BB		
Ferris Fain, L OBP: 0.425, SLG: 0.408 (1, 3) X	0-0 FC5-4 1B		0-0 FC6-4 1-3 2-H 1B		0-0 F9 BBB		0-0 L3 1-2		
Dave Philley, S OBP: 0.343, SLG: 0.365 (1, 8) X	0-0 FC5-4 1-2f		0-0 FC6-4 E S 1-2f 3-H		0-0 6-3 BBB		0-0 1B		
Gus Zernial, R OBP: 0.376, SLG: 0.498 (1, 7) X	0-0 6-3		4-0 1-3 BB		4-0 1B FC1-2 BB		0-0 F2 BBB		
Elmer Valo, L OBP: 0.443, SLG: 0.423 (1, 9) X		4-0 G1-4-3 BB	0-0 L8 BBB		0-0 FC1-2 1-3 1B		0-0 SH FC2-4-2 1B		
Billy Hitchcock, R OBP: 0.275, SLG: 0.263 (1, 5) X		0-0 G1-4-3 1-2f		0-0 5-3		0-0 FC1-2 BB 1B		0-0 SH FC2-4-2	
Pete Suder, R OBP: 0.282, SLG: 0.275 (1, 4) X		0-3 K BBB		0-0 CS 1B		0-0 BB 1-2 2-H 1B		0-0 FC2-4-2 FC6	
Joe Astroth, R OBP: 0.274, SLG: 0.260 (1, 2) X			0-0 4-3 BBB		0-3 K 1-2		4-0 BB 1-2 2-3		0-0 FC6 1-2f
Bobby Shantz, R OBP: 0.246, SLG: 0.293 (1, 1) X			0-0 BB 1B		0-3 K BBB		0-0 5-3		0-0 F8 BBB

Inning Stats	R: 0	H: 1	E: 0	K: 0	S: 4	LOB: 1	BB: 0	P: 4	R: 0	H: 0	E: 0	K: 1	S: 4	LOB: 0	BB: 1	P: 8	R: 2	H: 2	E: 0	K: 0	S: 5	LOB: 2	BB: 2	P: 13	R: 0	H: 1	E: 0	K: 1	S: 5	LOB: 0	BB: 0	P: 5	R: 0	H: 0	E: 0	K: 1	S: 5	LOB: 0	BB: 0	P: 5	R: 1	H: 2	E: 0	K: 0	S: 5	LOB: 3	BB: 2	P: 13	R: 0	H: 1	E: 0	K: 0	S: 3	LOB: 1	BB: 1	P: 7	R: 0	H: 1	E: 0	K: 0	S: 5	LOB: 2	BB: 0	P: 5
--------------	------	------	------	------	------	--------	-------	------	------	------	------	------	------	--------	-------	------	------	------	------	------	------	--------	-------	-------	------	------	------	------	------	--------	-------	------	------	------	------	------	------	--------	-------	------	------	------	------	------	------	--------	-------	-------	------	------	------	------	------	--------	-------	------	------	------	------	------	------	--------	-------	------

AB	R	H	RBI	BB	SO	LOB
2	1	0	0	2	0	0
4	0	2	1	0	0	1
4	0	1	1	0	0	2
2	0	0	0	2	0	2
3	1	2	0	1	0	2
3	0	0	0	0	0	3
4	0	2	1	0	1	2
3	0	0	0	1	1	3
4	1	1	0	0	1	5

PITCHER	IP	WLS	BF	H	R	ER	SO	BB	IBB	HBP	BLK	WP	HR	S	P	ERA	WHIP
Ned Garver, R ERA: 3.73 (1, 1)	4.0	L	17	4	2	2	2	3	0	0	0	0	0	18	30	4.50	1.750
Earl Harrist, R ERA: 4.01 (5, 1)	2.0		10	2	1	1	1	2	0	0	0	0	0	10	18	4.50	2.000
Ken Holcombe, R ERA: 5.33 (7, 1)	2.0		9	2	0	0	0	1	0	0	0	0	0	8	12	0.00	1.500


BOTTOM

St. Louis Browns @ Philadelphia Athletics
Shibe Park, Philadelphia, PA

Thu Jul 17 1952, 3:38 AM EDT
Att. 9,750 - Unknown

AB	R	H	RBI	BB	SO	LOB
29	3	8	3	6	3	20

WP: 0 PA: 36
PB: 0
SB: 1
CS: 1



WP	HR	S	P	ERA	WHIP
0	0	2	3	4.50	1.750

Batter	1	2	3	4	5	6	7	8	9	AB	R	H	RBI	BB	SO	LOB	TOP					
Bobby Young, L (1, 4) OBP: 0.330, SLG: 0.347	0-0 1-3	0-3 K		0-0 2-3 1B		0-3 K		0-0 BB 2B 1B		5	1	2	0	0	2	2						
Jim Rivera, L (1, 7) OBP: 0.322, SLG: 0.370 Les Moss, R (8, PH) OBP: 0.329, SLG: 0.438 Bob Cain, L (8, PR) OBP: 0.179, SLG: 0.115 Joe Demaestri, R (8, 6) OBP: 0.260, SLG: 0.284	0-0 1B 1B		0-3 K	0-0 F9		0-3 K		4-0 2B BB 1-2 2-3 BB		4	1	1	0	0	2	2						
Jim Delsing, L (1, 8) OBP: 0.347, SLG: 0.378 Bob Nieman, R (8, PH) OBP: 0.348, SLG: 0.418	0-0 1-3 1B		0-0 P5		0-3 K		0-0 F7	0-0 2B		4	0	0	0	0	1	1						
Dick Kryhoski, L (1, 3) OBP: 0.303, SLG: 0.388	0-0 2-H 1B		4-0 3B BB		0-0 L4		1-0 2B HBP	4-0 IBB		2	1	1	1	2	0	0						
Clint Courtney, L (1, 2) OBP: 0.339, SLG: 0.368	0-0 F9		0-0 3B		0-0 2B 1B		0-0 F8	0-0 F7		5	1	2	1	0	0	5						
Al Zarilla, L (1, 9) OBP: 0.322, SLG: 0.344		0-0 F8	0-0 1-4-3		0-0 2B		0-0 2B		0-0 2B	5	0	3	1	0	0	1						
Jim Dyck, R (1, 5) OBP: 0.338, SLG: 0.410 Gordon Goldsberry, L (9, PH) OBP: 0.302, SLG: 0.257		4-0 2B BB		0-3 K	4-0 BB			0-3 K	0-0 F8	2	0	0	0	2	2	0						
Marty Marion, R (1, 6) OBP: 0.310, SLG: 0.345 Tommy Byrne, L (8, PH) OBP: 0.316, SLG: 0.396 Cass Michaels, R (8, 5) OBP: 0.307, SLG: 0.336		0-0 F9		0-0 1B SH2-3 1B		0-0 F9		0-0 F8	0-0 F8	3	0	1	0	0	0	3						
Stubby Overmire, R (1, 1) OBP: 0.222, SLG: 0.333 Dave Madison, R (2, 1) OBP: 0.154, SLG: 0.154 Gene Bearden, L (8, PH) OBP: 0.450, SLG: 0.520 Duane Pilette, R (8, PR) OBP: 0.214, SLG: 0.220 Ken Holcombe, R (8, 1) OBP: 0.091, SLG: 0.091 Satchel Paige, R (8, 1) OBP: 0.182, SLG: 0.143 Darrell Johnson, R (9, PH) OBP: 0.405, SLG: 0.388		0-0 1-3 2B		0-0 SH2-3		0-0 6-3		0-0 BB 1B 2B 1B	0-0 L7	1	0	1	0	0	0	0						
Inning Stats	R: 1 E: 0 K: 0 S: 5	H: 2 LOB: 1 BB: 0 P: 5	R: 0 E: 0 K: 1 S: 6	H: 1 LOB: 2 BB: 1 P: 10	R: 1 E: 0 K: 1 S: 6	H: 1 LOB: 1 BB: 1 P: 10	R: 0 E: 0 K: 1 S: 7	H: 2 LOB: 2 BB: 0 P: 7	R: 1 E: 0 K: 1 S: 7	H: 2 LOB: 2 BB: 1 P: 11	R: 0 E: 0 K: 2 S: 7	H: 0 LOB: 0 BB: 0 P: 7	R: 0 E: 0 K: 0 S: 3	H: 1 LOB: 2 BB: 0 P: 4	R: 2 E: 0 K: 1 S: 8	H: 3 LOB: 3 BB: 2 P: 16	R: 0 E: 0 K: 0 S: 4	H: 1 LOB: 1 BB: 0 P: 4	1B: 7 2B: 5 3B: 1 HR: 0	SF: 0 SAC: 1 DP: 0 HBP: 1	WP: 0 PB: 0 SB: 0 CS: 0	PA: 45
PITCHER	IP	WLS	BF	H	R	ER	SO	BB	IBB	HBP	BLK	WP	HR	S	P	ERA	WHIP					
Randy Gumpert, R (1, 1) ERA: 4.81	7.2	W	37	11	5	5	7	3	0	1	0	0	0	47	60	5.87	1.826					
Lou Sleater, L (8, 1) ERA: 3.62	0.0		1	0	0	0	0	1	0	0	0	0	0	4	4	∞	∞					
Sandy Consuegra, R (8, 1) ERA: 3.05	1.1	S	7	2	0	0	0	0	1	0	0	0	0	6	10	0.00	1.500					

St. Louis Browns @ Washington Senators
Griffith Stadium, Washington, DC
 Fri Jul 18 1952, 3:33 AM EDT
 Att. 4,798 - Unknown

AB	38
R	5
H	13
RBI	5
BB	5
SO	7
LOB	17



1B	7	SF	0
2B	5	SAC	1
3B	1	DP	0
HR	0	HBP	1

WP	0	PA	45
PB	0		
SB	0		
CS	0		

livebaseballscorecards.com

Batter	1	2	3	4	5	6	7	8	9	AB	R	H	RBI	BB	SO	LOB
Eddie Yost, R OBP: 0.348, SLG: 0.318 (1, 5)	0-0 F7 1B	0-0 1-H 2B		0-0 FC3-6 SH1-3 1B		4-0 1B BB	4-0 1-2 2-3 BB			3	0	2	1	2	0	0
Jim Busby, R OBP: 0.229, SLG: 0.218 (1, 8)	0-0 1B 1B	0-0 5-3		0-0 SH1-3 1-2		0-0 F7	0-0 FC6-4 1-2f			4	1	1	0	0	0	5
Jackie Jensen, R OBP: 0.377, SLG: 0.434 (1, 9)	0-0 1B 1-3 F7 1B		0-0 1B 1B	4-0 FC3-6 BB		0-0 1B		0-0 4-3		4	2	3	0	1	0	0
Ken Wood, R OBP: 0.279, SLG: 0.355 Gil Coan, L OBP: 0.295, SLG: 0.299 (1, 7) (2, 7)	0-0 1-3 3-H 1B		0-0 P6	0-0 FC3-6 1-2f 2-3			0-0 SH1-4 3B 1B	0-0 BB 1B		1	0	1	1	0	0	0
Pete Runnels, L OBP: 0.362, SLG: 0.330 (1, 6)	0-0 F7 3-H		0-0 1B 1-2 1B	0-0 F7			0-0 SH1-4 1-2	0-0 BB 1B		4	0	2	1	0	0	3
Mickey Vernon, L OBP: 0.354, SLG: 0.415 (1, 3)	0-0 F9		0-0 BB 1-3 2-H 1B		0-0 5-3		0-0 1B 3B	0-0 F7		5	1	2	2	0	0	3
Jerry Snyder, R OBP: 0.156, SLG: 0.100 Earl Rapp, L OBP: 0.280, SLG: 0.352 Floyd Baker, L OBP: 0.348, SLG: 0.310 (1, 4) (3, PH) (4, 4)		0-0 F7	4-0 BB 1-2 BB		0-0 F7		4-0 BB 1B BB	4-0 1-2 2-3 BB		1	0	0	0	0	0	0
Mickey Grasso, R OBP: 0.285, SLG: 0.244 (1, 2)		0-0 5-3	0-0 P5		0-0 5-3		0-0 BB 1-2 3-H 1B	0-0 1-3		5	0	1	1	0	0	6
Randy Gumpert, R OBP: 0.286, SLG: 0.211 Lou Sleater, L OBP: 0.045, SLG: 0.045 Sandy Consuegra, R OBP: 0.182, SLG: 0.100 (1, 1) (8, 1) (8, 1)		0-0 2B 1B	0-3 K			0-0 P4	0-3 K			4	1	1	0	0	2	5

Inning Stats	R: 2	H: 3	E: 0	K: 6	S: 6	LOB: 1	BB: 0	P: 6	R: 1	H: 2	E: 0	K: 5	S: 5	LOB: 1	BB: 0	P: 5	R: 1	H: 3	E: 0	K: 1	S: 8	LOB: 3	BB: 1	P: 12	R: 0	H: 1	E: 0	K: 0	S: 4	LOB: 2	BB: 1	P: 8	R: 0	H: 0	E: 0	K: 3	S: 3	LOB: 0	BB: 0	P: 3	R: 0	H: 1	E: 0	K: 0	S: 3	LOB: 2	BB: 1	P: 7	R: 2	H: 3	E: 0	K: 1	S: 8	LOB: 3	BB: 2	P: 16	R: 0	H: 2	E: 0	K: 0	S: 5	LOB: 3	BB: 1	P: 9
1B: 13	SF: 0	2B: 1	SAC: 2	3B: 1	DP: 0	HR: 0	HBP: 0	WP: 0	PA: 44																																																							

PITCHER	IP	WLS	BF	H	R	ER	SO	BB	IBB	HBP	BLK	WP	HR	S	P	ERA	WHIP
Stubby Overmire, L ERA: 3.27 (1, 1)	1.2	L	10	5	3	3	0	0	0	0	0	0	0	10	10	16.20	3.000
Dave Madison, R ERA: 4.15 (2, 1)	5.1		28	8	3	3	2	5	0	0	0	0	0	27	47	5.06	2.438
Ken Holcombe, R ERA: 5.29 (8, 1)	0.1		3	2	0	0	0	0	0	0	0	0	0	3	3	0.00	6.000
Satchel Paige, R ERA: 2.89 (8, 1)	0.2		3	0	0	0	0	1	0	0	0	0	0	2	6	0.00	1.500


BOTTOM

St. Louis Browns @ Washington Senators
Griffith Stadium, Washington, DC

Fri Jul 18 1952, 3:33 AM EDT
Att. 4,798 - Unknown

livebaseballscorecards.com

AB	36
R	6
H	15
RBI	6
BB	6
SO	2
LOB	25



Batter	1	2	3	4	5	6	7	8	9	AB R H RBI BB SO LOB	TOP	
Bobby Young, L (1, 4) OBP: 0.328, SLG: 0.344	0-0 FC4-6 1B		0-0 F9		0-0 6-4-3-6 1-2f		0-3 K		0-0 4-3	5 0 1 0 0 1 3	St. Louis Browns @ Washington Senators Griffith Stadium, Washington, DC Sat Jul 19 1952, 3:33 AM EDT Att. 7,150 - Unknown livebaseballscorecards.com	
Jim Rivera, L (1, 7) OBP: 0.319, SLG: 0.366	0-0 F8		0-3 K			0-0 6-3		0-0 4-3	4 0 0 0 0 1 1			
Al Zarilla, L (1, 9) OBP: 0.320, SLG: 0.336	0-0 FC4-6 BB 1-2f		0-0 1-3			4-0 2B FC4-2 BB		0-0 F7	3 0 0 0 1 0 1			
Dick Kryhoski, L (1, 3) OBP: 0.309, SLG: 0.395	4-0 1-2 BB			0-0 F7		0-0 FC4-2 1-3 2B		0-0 1B E 1B	3 1 2 0 1 0 0			
Clint Courtney, L (1, 2) OBP: 0.338, SLG: 0.366	0-0 G3			0-0 1-3		0-0 FC4-2 2-3 3-H		0-0 E 1B	4 0 1 0 0 0 4			
Jim Delsing, L (1, 8) OBP: 0.345, SLG: 0.373		0-0 F9		4-0 WP BB		0-0 F2		0-0 P4 1-2 3-H	3 0 0 0 1 0 3			
Jim Dyck, R (1, 5) OBP: 0.338, SLG: 0.409 Gordon Goldsberry, L (9, PH) OBP: 0.299, SLG: 0.253		0-0 F8		0-3 K 1-2		0-0 1-3 4-3 1B		0-0 F8	3 0 1 0 0 1 1 1 0 0 0 0 0 0			
Joe Demaestri, R (1, 6) OBP: 0.262, SLG: 0.286 Les Moss, R (9, PH) OBP: 0.338, SLG: 0.446 Fred Marsh, R (9, PR) OBP: 0.250, SLG: 0.186		0-0 1B			0-0 5-3		0-0 4-3		0-0 FC4-6 1B	3 0 1 0 0 0 1 1 0 1 0 0 0 0 0 0 0 0 0 0 0		
Gene Bearden, L (1, 1) OBP: 0.429, SLG: 0.481 Tommy Byrne, L (9, PH) OBP: 0.310, SLG: 0.389		0-3 K		4-0 BB		0-0 1-3 2-3		0-0 FC4-6 1-2f	2 0 0 0 1 1 2 1 0 0 0 0 0 1			
Inning Stats	R: 0 H: 1 E: 0 LOB: 2 K: 0 BB: 1 S: 4 P: 8	R: 0 H: 1 E: 0 LOB: 1 K: 1 BB: 0 S: 6 P: 6	R: 0 H: 0 E: 0 LOB: 0 K: 1 BB: 0 S: 5 P: 5	R: 0 H: 0 E: 0 LOB: 1 K: 1 BB: 1 S: 5 P: 9	R: 0 H: 0 E: 0 LOB: 0 K: 0 BB: 1 S: 2 P: 6	R: 0 H: 1 E: 0 LOB: 2 K: 0 BB: 1 S: 4 P: 8	R: 0 H: 1 E: 0 LOB: 1 K: 1 BB: 0 S: 6 P: 6	R: 1 H: 2 E: 1 LOB: 1 K: 0 BB: 0 S: 5 P: 5	R: 0 H: 1 E: 0 LOB: 1 K: 0 BB: 0 S: 4 P: 4	1B: 6 SF: 0 2B: 2 SAC: 0 3B: 0 DP: 1 HR: 0 HBP: 0		WP: 1 PA: 37 PB: 0 SB: 0 CS: 0
PITCHER Julio Moreno, R (1, 1) ERA: 3.12	IP WLS BF H R ER SO BB IBB HBP BLK WP HR S P ERA WHIP	9.0 W 37 7 1 0 4 4 0 0 0 1 0 41 57 0.00 1.222										



Batter	1	2	3	4	5	6	7	8	9	AB	R	H	RBI	BB	SO	LOB
Eddie Yost, R OBP: 0.347, SLG: 0.315 (1, 5) BBB	4-0 FC4-6 BB	0-0 F8		0-0 FC5-4 1-2f			0-0 P6			3	0	0	0	1	0	3
Jim Busby, R OBP: 0.226, SLG: 0.215 (1, 8) X	0-0 FC4-6 2B 1-2f	0-0 FC6-4 1-2f			0-0 F8			0-0 5-3		4	0	0	0	0	0	3
Jackie Jensen, R OBP: 0.379, SLG: 0.448 (1, 9) X	0-0 1-3 2B		0-0 6-3		0-0 6-3			0-0 HR		4	1	2	1	0	0	0
Ken Wood, R OBP: 0.294, SLG: 0.366 (1, 7) BBB	4-0 IBB		4-0 BB		0-0 6-3			0-0 F8 1B 2B		2	1	1	0	2	0	0
Pete Runnels, L OBP: 0.358, SLG: 0.326 (1, 6) X	0-0 F7		0-0 F7		0-0 G3			0-0 F8 2-3		4	0	0	0	0	0	5
Mickey Vernon, L OBP: 0.353, SLG: 0.413 (1, 3) X	0-0 F8		0-0 L4		0-0 G3			0-0 FC6-4 1B		4	0	1	1	0	0	4
Jerry Snyder, R OBP: 0.167, SLG: 0.091 (1, 4) BBB		0-0 P6		4-0 FC9-6 BB		0-0 F8		0-0 FC6-4 1B 1-2f		3	0	0	0	1	0	1
Mickey Grasso, R OBP: 0.286, SLG: 0.245 (1, 2) X		0-0 1B 1B		0-0 FC9-6 FC5-4 1-2f			0-0 5-3			3	0	1	0	0	0	1
Julio Moreno, R OBP: 0.118, SLG: 0.091 (1, 1) SSS		0-0 FC6-4 1B 1-2		0-3 K			0-0 F8			3	0	1	0	0	1	1

Inning Stats	R: 0	H: 1	E: 0	K: 0	S: 4	R: 0	H: 2	E: 0	K: 0	S: 5	R: 0	H: 0	E: 0	K: 0	S: 3	R: 0	H: 0	E: 0	K: 0	S: 3	R: 0	H: 0	E: 0	K: 0	S: 3	R: 2	H: 3	E: 0	K: 0	S: 6
	LOB: 3	BB: 2	P: 12	LOB: 2	BB: 0	P: 5	LOB: 1	BB: 1	P: 7	LOB: 1	BB: 1	P: 9	LOB: 0	BB: 0	P: 3	LOB: 0	BB: 0	P: 3	LOB: 0	BB: 0	P: 3	R: 2 <td>H: 3 <td>LOB: 1 <td>BB: 0 <td>P: 6 <td>SF: 0 <td>SAC: 0 <td>DP: 0 <td>HBP: 0 </td></td></td></td></td></td></td></td>	H: 3 <td>LOB: 1 <td>BB: 0 <td>P: 6 <td>SF: 0 <td>SAC: 0 <td>DP: 0 <td>HBP: 0 </td></td></td></td></td></td></td>	LOB: 1 <td>BB: 0 <td>P: 6 <td>SF: 0 <td>SAC: 0 <td>DP: 0 <td>HBP: 0 </td></td></td></td></td></td>	BB: 0 <td>P: 6 <td>SF: 0 <td>SAC: 0 <td>DP: 0 <td>HBP: 0 </td></td></td></td></td>	P: 6 <td>SF: 0 <td>SAC: 0 <td>DP: 0 <td>HBP: 0 </td></td></td></td>	SF: 0 <td>SAC: 0 <td>DP: 0 <td>HBP: 0 </td></td></td>	SAC: 0 <td>DP: 0 <td>HBP: 0 </td></td>	DP: 0 <td>HBP: 0 </td>	HBP: 0


PITCHER	IP	WLS	BF	H	R	ER	SO	BB	IBB	HBP	BLK	WP	HR	S	P	ERA	WHIP	PITCHER	IP	WLS	BF	H	R	ER	SO	BB	IBB	HBP	BLK	WP	HR	S	P	ERA	WHIP	
Gene Bearden, L ERA: 4.26 (1, 1)	8.0	L	34	6	2	2	1	3	1	0	0	0	1	32	48	2.25	1.125																			

BOTTOM

St. Louis Browns @ Washington Senators
Griffith Stadium, Washington, DC

Sat Jul 19 1952, 3:33 AM EDT
Att. 7,150 - Unknown

AB	30
R	2
H	6
RBI	2
BB	4
SO	1
LOB	18



1B : 3	SF : 0	WP : 0	PA : 34
2B : 2	SAC : 0	PB : 0	
3B : 0	DP : 0	SB : 0	
HR : 1	HBP : 0	CS : 0	

Batter	1	2	3	4	5	6	7	8	9	AB R H RBI BB SO LOB	TOP											
Cass Michaels, R (1, 5) OBP: 0.312, SLG: 0.345	0-0 6-3			x 0-0 F8		x 0-0 G6-4-3 1-2 3-H 1B		x 0-0 FC2-5 2-H 1B	x 0-0 L6	5 0 2 2 0 0 1	St. Louis Browns @ Washington Senators Griffith Stadium, Washington, DC Sun Jul 20 1952, 3:38 AM EDT Att: 10,244 - Unknown livebaseballscorecards.com											
Gordon Goldsberry, L (1, 7) OBP: 0.304, SLG: 0.263	0-0 F5		x 0-0 4-3		x 0-0 F8		x 0-0 FC3-6 1-2 1B			4 0 1 0 0 0 2												
Bob Nieman, R (1, 9) OBP: 0.346, SLG: 0.415	0-0 6-3		x 0-0 4-3		x 0-0 G6-4-3 1-2f		x 0-0 FC2-5 1-2 2-3f			4 0 0 0 0 0 4												
Dick Kryhoski, L (1, 3) OBP: 0.310, SLG: 0.389		x 0-0 6-3		S S S 0-3 K		B B B B 4-0 G1-2-3 BB	x 0-0 FC3-6 1-2f 2-3			3 0 0 0 1 1 2												
Darrell Johnson, R (1, 2) OBP: 0.381, SLG: 0.342		x 0-0 5-3		x 0-0 F8		x 0-0 F8	x 0-0 FC6-4 1-2f			4 0 0 0 0 0 3												
Al Zarilla, L (1, 8) OBP: 0.333, SLG: 0.350		x 0-0 6-3		x 0-0 1B		x 0-0 BB 1-2 1B		x 0-0 4-3 1B		4 1 3 0 0 0 0												
Bobby Young, L (1, 4) OBP: 0.328, SLG: 0.342			x 0-0 F7		x 0-0 4-3		B B B B 4-0 1-2 2-3 BB	x 0-0 4-3		3 0 0 0 1 0 2												
Fred Marsh, R (1, 6) OBP: 0.265, SLG: 0.205			x 0-0 1B		x 0-0 1B		x 0-0 G1-2-3 3-Hf			0 1 0 0 0 0 0												
Clint Courtney, L (7, PH) OBP: 0.335, SLG: 0.362			x 0-0 1B		x 0-0 1B			x 0-0 2-H 1B		1 0 0 0 0 0 3												
Joe Demaestri, R (7, 6) OBP: 0.267, SLG: 0.290			x 0-0 4-3		x 0-0 F8 1B		x 0-0 1B 2B			1 0 1 1 0 0 0												
Tommy Byrne, L (1, 1) OBP: 0.300, SLG: 0.375			x 0-0 4-3					x 0-0 P3		1 0 0 0 0 0 1												
Earl Hamist, R (4, 1) OBP: 0.120, SLG: 0.120										0 0 0 0 0 0 0												
Jim Rivera, L (6, PH) OBP: 0.310, SLG: 0.368										1 0 1 0 0 0 0												
Stubby Overmire, R (6, 1) OBP: 0.222, SLG: 0.333										0 0 0 0 0 0 0												
Jim Delsing, L (8, PH) OBP: 0.344, SLG: 0.376										1 1 1 0 0 0 0												
Dave Madison, R (8, 1) OBP: 0.154, SLG: 0.154										0 0 0 0 0 0 0												
Les Moss, R (9, PH) OBP: 0.333, SLG: 0.440										1 0 0 0 0 0 1												
Inning Stats	R: 0 E: 0 K: 0 S: 3	H: 0 LOB: 0 BB: 0 P: 3	R: 0 E: 0 K: 0 S: 3	H: 0 LOB: 0 BB: 0 P: 3	R: 0 E: 0 K: 0 S: 3	H: 1 LOB: 1 BB: 0 P: 3	R: 0 E: 0 K: 0 S: 3	H: 0 LOB: 0 BB: 0 P: 3	R: 0 E: 0 K: 1 S: 6	H: 1 LOB: 1 BB: 0 P: 6	R: 1 E: 0 K: 0 S: 5	H: 3 LOB: 1 BB: 0 P: 5	R: 0 E: 0 K: 0 S: 3	H: 1 LOB: 2 BB: 2 P: 11	R: 1 E: 0 K: 0 S: 6	H: 3 LOB: 2 BB: 0 P: 6	R: 1 E: 0 K: 0 S: 5	H: 2 LOB: 1 BB: 0 P: 5	1B: 10 2B: 1 3B: 0 HR: 0	SF: 0 SAC: 0 DP: 2 HBP: 0	WP: 0 PB: 0 SB: 0 CS: 0	PA: 37
PITCHER	IP WLS BF H R ER SO BB IBB HBP BLK WP HR S P ERA WHIP																					
Bob Porterfield, R (1, 1) ERA: 2.78	6.1 W 25 6 1 1 1 2 0 0 0 0 0 0 25 33 1.42 1.263																					
Sandy Consuegra, R (7, 1) ERA: 3.26	2.2 S 12 5 2 2 0 0 0 0 0 0 0 0 0 12 12 6.75 1.875																					



Batter	1	2	3	4	5	6	7	8	9	AB	R	H	RBI	BB	SO	LOB
Eddie Yost, R OBP: 0.344, SLG: 0.316 (1, 5)	0-0 SH3 F9 2B		0-0 SH 2B	0-0 FC5-4 1B		0-0 F2		0-0 6-3		4	2	1	1	0	0	1
Jim Busby, R OBP: 0.231, SLG: 0.227 (1, 8)	0-0 SH3 2-3		0-0 F9	0-0 1B		0-0 1-3				3	0	1	0	0	0	2
Jackie Jensen, R OBP: 0.379, SLG: 0.449 (1, 9)	0-0 F9 3-H		0-0 1B 2B	0-0 6-3		0-0 L6				4	1	1	2	0	0	2
Ken Wood, R OBP: 0.290, SLG: 0.359 (1, 7)	0-0 F8		0-0 1B		0-0 F9		0-3 K			4	0	1	1	0	1	0
Pete Runnels, L OBP: 0.361, SLG: 0.331 (1, 6)		0-0 F5	0-0 F9		0-0 E 2B		0-0 F8			4	1	1	0	0	0	1
Mickey Vernon, L OBP: 0.359, SLG: 0.419 (1, 3)		0-0 3-1		4-0 1B E BB	4-0 FC2-6 E BB		0-0 1B			2	1	1	0	2	0	0
Jerry Snyder, R OBP: 0.175, SLG: 0.108 (1, 4)		0-0 1B		0-3 K	0-0 E5 FC2-6 1-2 2-H		0-0 F7			4	0	1	0	0	1	3
Hal Keller, L OBP: 0.167, SLG: 0.176 (1, 2)		0-0 F7		4-0 1B FC5-4 BB	0-0 FC2-6 FC6-4 1-2f 2-3		0-0 F7			3	1	0	0	1	0	3
Bob Porterfield, R OBP: 0.220, SLG: 0.250 (1, 1)			4-0 F9 SH BB	0-0 E6 FC5-4 1B 1-3 2-H	0-0 FC6-4		0-3 K			2	0	1	0	1	0	2
Sandy Consuegra, R OBP: 0.167, SLG: 0.091 (7, 1)										1	0	0	0	0	1	0

Inning Stats	R: 1	H: 1	E: 0	K: 0	S: 4	L: 0	LOB: 0	BB: 0	P: 4	R: 0	H: 1	E: 0	K: 0	S: 4	R: 2	H: 2	E: 0	K: 0	S: 5	R: 2	H: 2	E: 1	K: 1	S: 7	R: 1	H: 1	E: 1	K: 0	S: 5	R: 0	H: 0	E: 0	K: 0	S: 3	R: 0	H: 1	E: 0	K: 1	S: 6	R: 0	H: 0	E: 0	K: 1	S: 5
--------------	------	------	------	------	------	------	--------	-------	------	------	------	------	------	------	------	------	------	------	------	------	------	------	------	------	------	------	------	------	------	------	------	------	------	------	------	------	------	------	------	------	------	------	------	------

PITCHER	IP	WLS	BF	H	R	ER	SO	BB	IBB	HBP	BLK	WP	HR	S	P	ERA	WHIP
Tommy Byrne, L ERA: 4.74 (1, 1)	3.1	L	18	5	5	5	1	3	0	0	0	0	0	17	29	13.50	2.400
Earl Harrist, R ERA: 3.92 (4, 1)	1.2		9	2	1	0	0	1	0	0	0	0	0	8	12	0.00	1.800
Stubby Overmire, L ERA: 3.03 (6, 1)	2.0		7	1	0	0	1	0	0	0	0	0	0	9	9	0.00	0.500
Dave Madison, R ERA: 4.09 (8, 1)	1.0		3	0	0	0	1	0	0	0	0	0	0	5	5	0.00	0.000


BOTTOM

St. Louis Browns @ Washington Senators
Griffith Stadium, Washington, DC

Sun Jul 20 1952, 3:38 AM EDT
Att. 10,244 - Unknown

livebaseballscorecards.com

AB	31
R	6
H	8
RBI	4
BB	4
SO	3
LOB	14



1B:	5	SF:	0	WP:	0	PA:	37
2B:	3	SAC:	2	PB:	0		
3B:	0	DP:	0	SB:	0		
HR:	0	HBP:	0	CS:	0		

Batter	1	2	3	4	5	6	7	8	9	AB R H RBI BB SO LOB	TOP							
Eddie Joost, R (1, 6) OBP: 0.408, SLG: 0.463											0 0 0 0 0 0 0 0	Philadelphia Athletics @ St. Louis Browns Sportsman's Park, St. Louis, MO Tue Jul 22 1952, 4:33 AM EDT Att. 7,174 - Unknown livebaseballscorecards.com						
Ferris Fain, L (1, 3) OBP: 0.422, SLG: 0.411											0 0 0 0 0 0 0 0							
Dave Philley, S (1, 8) OBP: 0.340, SLG: 0.362											0 0 0 0 0 0 0 0							
Kite Thomas, R (1, 7) OBP: 0.360, SLG: 0.493											0 0 0 0 0 0 0 0							
Allie Clark, R (1, 9) OBP: 0.289, SLG: 0.486											0 0 0 0 0 0 0 0							
Billy Hitchcock, R (1, 5) OBP: 0.290, SLG: 0.289											0 0 0 0 0 0 0 0							
Pete Suder, R (1, 4) OBP: 0.277, SLG: 0.264											0 0 0 0 0 0 0 0							
Joe Astroth, R (1, 2) OBP: 0.283, SLG: 0.266											0 0 0 0 0 0 0 0							
Bobby Shantz, R (1, 1) OBP: 0.246, SLG: 0.293	0 0 0 0 0 0 0 0	A																
Inning Stats	1B: 0 SF: 0 2B: 0 SAC: 0 3B: 0 DP: 0 HR: 0 HBP: 0		WP: 0 PA: 0 PB: 0 SB: 0 CS: 0															
PITCHER Bob Cain, L (1, 1) ERA: 4.25	IP	WLS	BF	H	R	ER	SO	BB	IBB	HBP	BLK	WP	HR	S	P	ERA	WHIP	PITCHER IP WLS BF H R ER SO BB IBB HBP BLK WP HR S P ERA WHIP

Batter	1	2	3	4	5	6	7	8	9	AB	R	H	RBI	BB	SO	LOB
Bobby Young, L (1, 4) OBP: 0.328, SLG: 0.342										0	0	0	0	0	0	0
Al Zarilla, L (1, 7) OBP: 0.333, SLG: 0.350										0	0	0	0	0	0	0
Bob Nieman, R (1, 9) OBP: 0.346, SLG: 0.415										0	0	0	0	0	0	0
Les Moss, R (1, 2) OBP: 0.333, SLG: 0.440										0	0	0	0	0	0	0
Dick Kryhoski, L (1, 3) OBP: 0.310, SLG: 0.389										0	0	0	0	0	0	0
Jim Dyck, R (1, 5) OBP: 0.338, SLG: 0.407										0	0	0	0	0	0	0
Jim Rivera, L (1, 8) OBP: 0.319, SLG: 0.368										0	0	0	0	0	0	0
Joe Demaestri, R (1, 6) OBP: 0.267, SLG: 0.290										0	0	0	0	0	0	0
Bob Cain, L (1, 1) OBP: 0.179, SLG: 0.115										0	0	0	0	0	0	0
Inning Stats																

BOTTOM

Philadelphia Athletics @ St. Louis Browns
Sportsman's Park, St. Louis, MO
 Tue Jul 22 1952, 4:33 AM EDT
 Att. 7,174 - Unknown

AB	0
R	0
H	0
RBI	0
BB	0
SO	0
LOB	0



PITCHER	IP	WLS	BF	H	R	ER	SO	BB	IBB	HBP	BLK	WP	HR	S	P	ERA	WHIP
Bobby Shantz, L (1, 1) ERA: 1.62	0.0	W	0	0	0	0	0	0	0	0	0	0	0	0	0	∞	∞

PITCHER	IP	WLS	BF	H	R	ER	SO	BB	IBB	HBP	BLK	WP	HR	S	P	ERA	WHIP

WP: 0	PA: 0
PB: 0	
SB: 0	
CS: 0	

Batter	1	2	3	4	5	6	7	8	9	AB R H RBI BB SO LOB	TOP									
Eddie Joost, R (1, 6) OBP: 0.407, SLG: 0.468	0-0 3B		0-0 1B			0-0 1B	0-0 F8			4 0 3 0 0 0 3	Philadelphia Athletics @ St. Louis Browns Sportsman's Park, St. Louis, MO Wed Jul 23 1952, 4:33 AM EDT Att. 4,337 - Unknown livebaseballscorecards.com									
Ferris Fain, L (1, 3) OBP: 0.421, SLG: 0.414	0-0 P6			0-0 4-3		0-0 4-3		0-0 1B 2B		4 1 1 0 0 0 2										
Dave Philley, S (1, 8) OBP: 0.338, SLG: 0.359	0-0 G3			0-0 5-3			0-0 1B E 1B	0-0 3-1		4 1 1 0 0 0 2										
Kite Thomas, R (1, 7) OBP: 0.371, SLG: 0.488	0-0 F8			0-0 F4			0-0 SH1-3 E 1B	0-0 G4-6-3 1B		4 1 2 1 0 0 1										
Elmer Valo, L (1, 9) OBP: 0.429, SLG: 0.403		0-0 F8			0-0 F8		0-0 FC6 1B SH1-3	0-0 G4-6-3		4 0 0 0 0 0 2										
Billy Hitchcock, R (1, 5) OBP: 0.289, SLG: 0.288		0-0 L5		0-0 4-3			0-0 SH1-3		0-0 6-3	3 0 0 0 0 0 0										
Pete Suder, R (1, 4) OBP: 0.286, SLG: 0.252		0-0 F9			0-0 1-3		4-0 1B BB		0-0 5-3	2 0 0 0 0 0 0										
Gus Zernial, R (7, PH) OBP: 0.374, SLG: 0.490										0 0 0 0 1 0 0										
Johnny Kucab, R (7, PR) OBP: 0.250, SLG: 0.250										0 0 0 0 0 0 0										
Skeeter Kell, R (7, 4) OBP: 0.276, SLG: 0.289										1 0 0 0 0 0 0										
Joe Astroth, R (1, 2) OBP: 0.281, SLG: 0.281			0-0 F6			0-0 5-3	0-0 P4		0-0 F2	4 0 0 0 0 0 3										
Alex Kellner, R (1, 1) OBP: 0.265, SLG: 0.333			0-0 5-3			0-0 6-3	0-0 1B			2 0 0 0 0 0 0										
Allie Clark, R (7, PH) OBP: 0.288, SLG: 0.474										1 0 1 1 0 0 0										
Bob Hooper, R (7, 1) OBP: 0.216, SLG: 0.306							1-2 2-3 3-H			0 0 0 0 0 0 0										
Inning Stats	R: 0 E: 0 K: 0 S: 4	H: 1 LOB: 1 BB: 0 P: 4	R: 0 E: 0 K: 0 S: 3	H: 0 LOB: 0 BB: 0 P: 3	R: 0 E: 0 K: 0 S: 3	H: 0 LOB: 0 BB: 0 P: 3	R: 0 E: 0 K: 0 S: 3	H: 0 LOB: 0 BB: 0 P: 3	R: 0 E: 0 K: 0 S: 4	H: 1 LOB: 1 BB: 0 P: 4	R: 2 E: 1 K: 0 S: 7	H: 3 LOB: 3 BB: 1 P: 11	R: 1 E: 0 K: 0 S: 4	H: 2 LOB: 0 BB: 0 P: 4	R: 0 E: 0 K: 0 S: 3	H: 0 LOB: 0 BB: 0 P: 3	1B: 6 2B: 1 3B: 1 HR: 0	SF: 0 SAC: 1 DP: 1 HBP: 0	WP: 0 PB: 0 SB: 0 CS: 0	PA: 35
PITCHER Duane Pilette, R (1, 1) ERA: 3.53	IP: 9.0 WLS: L BF: 35 H: 8 R: 3 ER: 1 SO: 0 BB: 1 IBB: 0 HBP: 0 BLK: 0 WP: 0 HR: 0 S: 34 P: 38 ERA: 1.00 WHIP: 1.000																			



Batter	1	2	3	4	5	6	7	8	9	AB	R	H	RBI	BB	SO	LOB	TOP																					
Eddie Joost, R (1, 6) OBP: 0.407, SLG: 0.468											0	0	0	0	0	0	0																					
Ferris Fain, L (1, 3) OBP: 0.421, SLG: 0.414											0	0	0	0	0	0	0	0																				
Dave Philley, S (1, 8) OBP: 0.338, SLG: 0.359											0	0	0	0	0	0	0	0																				
Kite Thomas, R (1, 7) OBP: 0.371, SLG: 0.488											0	0	0	0	0	0	0	0																				
Elmer Valo, L (1, 9) OBP: 0.429, SLG: 0.403											0	0	0	0	0	0	0	0																				
Billy Hitchcock, R (1, 5) OBP: 0.289, SLG: 0.288											0	0	0	0	0	0	0	0																				
Pete Suder, R (1, 4) OBP: 0.266, SLG: 0.252											0	0	0	0	0	0	0	0																				
Ray Murray, R (1, 2) OBP: 0.311, SLG: 0.419											0	0	0	0	0	0	0	0																				
Sam Zoldak, L (1, 1) OBP: 0.176, SLG: 0.176	0	0	0	0	0	0	0	0																														
Inning Stats											1B: 0	SF: 0	WP: 0	PA: 0																								
PITCHER	IP	WLS	BF	H	R	ER	SO	BB	IBB	HBP	BLK	WP	HR	S	P	ERA	WHIP	PITCHER	IP	WLS	BF	H	R	ER	SO	BB	IBB	HBP	BLK	WP	HR	S	P	ERA	WHIP			
Ned Garver, R (1, 1) ERA: 3.73	0.0	W	0	0	0	0	0	0	0	0	0	0	0	0	0	∞	∞																					

Philadelphia Athletics @ St. Louis Browns
 Sportsman's Park, St. Louis, MO
 Thu Jul 24 1952, 4:33 AM EDT
 Att. 3,411 - Unknown

AB	0
R	0
H	0
RBI	0
BB	0
SO	0
LOB	0



WP: 0	PA: 0
PB: 0	
SB: 0	
CS: 0	

livebaseballscorecards.com

Batter	1	2	3	4	5	6	7	8	9	AB R H RBI BB SO LOB	TOP
Johnny Lipon, R OBP: 0.300, SLG: 0.270 (1, 6) X	0-0 5-3		0-0 SH3 1B		0-0 F2			4-0 BB		3 0 1 0 1 0 0	Boston Red Sox @ St. Louis Browns Sportsman's Park, St. Louis, MO Fri Jul 25 1952, 4:33 AM EDT Att: 4,769 - Unknown - 95 F
Archie Wilson, R OBP: 0.258, SLG: 0.303 (1, 9) X	0-0 1B 1B		0-0 SH3 1-2		0-0 5-3			0-3 K		3 0 1 0 0 1 1	
George Kell, R OBP: 0.387, SLG: 0.438 (1, 5) X	0-0 BB 1-3 1B		0-0 F4		0-0 5-3			0-0 F6		4 0 1 0 0 0 2	
Dom DiMaggio, R OBP: 0.386, SLG: 0.374 (1, 8) B B B B	4-0 1-2 BB		0-3 K2-3		0-0 F9			0-0 L7		3 0 0 0 1 1 2	
Hoot Evers, R OBP: 0.327, SLG: 0.442 (1, 7) S S S	0-3 K			0-0 F6		0-0 HR		0-0 F4		4 1 1 1 0 1 3	
Dick Gernert, R OBP: 0.301, SLG: 0.504 (1, 3) S S S	0-3 K			0-3 K		0-0 F4		0-0 HR		4 1 1 1 0 2 3	
Sammy White, R OBP: 0.325, SLG: 0.439 (1, 2) X		0-0 F8		4-0 BB		0-0 6-3		0-0 4-3		3 0 0 0 1 0 0	
Ted Lepcio, R OBP: 0.321, SLG: 0.402 (1, 4) Clyde Vollmer, R OBP: 0.333, SLG: 0.391 (9, PH) S S S		0-3 K		0-0 F8		0-0 F6		0-3 K		3 0 0 0 0 1 1 1 0 0 0 0 1 0	
Dick Brodowski, R OBP: 0.185, SLG: 0.269 (1, 1) X		0-0 6-3		0-3 K		0-0 6-3				3 0 0 0 0 1 0	
Inning Stats	R: 0 H: 2 E: 0 LOB: 3 K: 2 BB: 1 S: 9 P: 13	R: 0 H: 0 E: 0 LOB: 0 K: 1 BB: 0 S: 5 P: 5	R: 0 H: 1 E: 0 LOB: 1 K: 1 BB: 0 S: 6 P: 6	R: 0 H: 0 E: 0 LOB: 1 K: 1 BB: 1 S: 5 P: 9	R: 0 H: 0 E: 0 LOB: 0 K: 1 BB: 0 S: 5 P: 5	R: 1 H: 1 E: 0 LOB: 0 K: 0 BB: 0 S: 4 P: 4	R: 0 H: 0 E: 0 LOB: 0 K: 0 BB: 0 S: 3 P: 3	R: 0 H: 0 E: 0 LOB: 1 K: 1 BB: 1 S: 5 P: 9	R: 1 H: 1 E: 0 LOB: 0 K: 1 BB: 0 S: 6 P: 6	1B: 3 SF: 0 2B: 0 SAC: 1 3B: 0 DP: 0 HR: 2 HBP: 0	WP: 0 PA: 35 PB: 0 SB: 0 CS: 0
PITCHER Tommy Byrne, L ERA: 4.56 (1, 1)	IP WLS BF H R ER SO BB IBB HBP BLK WP HR S P ERA WHIP										
	9.0 W 35 5 2 2 8 3 0 0 0 0 2 48 60 2.00 0.889										

AB	31
R	2
H	5
RBI	2
BB	3
SO	8
LOB	12



Batter	1	2	3	4	5	6	7	8	9
Al Zarilla, L OBP: 0.337, SLG: 0.344 (1, 9) X	0-0 L8 ①		0-0 F5 ③			0-3 K ③		0-0 G3 ②	
Jim Rivera, L OBP: 0.317, SLG: 0.364 (1, 7) X	0-0 6-3 ②			0-0 4-3 ①			0-0 SH1-4 BB FC6-4 1B	0-0 6-3 ③	
Jim Delsing, L OBP: 0.341, SLG: 0.369 (1, 8) X	0-0 6-3 ③			0-0 F8 ②			4-0 FC6-4 SH1-4 1-2 3B BB		
Dick Kryhoski, L OBP: 0.303, SLG: 0.379 (1, 3)		0-3 K ①		0-0 F9 ③			0-0 SH1-4 ①		
Clint Courtney, L OBP: 0.332, SLG: 0.360 (1, 2)		0-0 F8 ②			0-0 E4 ①		4-0 FC6-4 IBB		
Jim Dyck, R OBP: 0.339, SLG: 0.428 (1, 5)		0-0 6-3 ③			0-0 G5-4-3 ① ②		0-0 FC6-4 ②		
Bobby Young, L OBP: 0.326, SLG: 0.353 (1, 4)			0-0 F8 ①		0-0 3-1 ③		0-0 3B ① ② ③		
Joe Demaestri, R OBP: 0.252, SLG: 0.282 (1, 6)			0-0 F8 ②			0-0 6-3 ①	0-0 5-3 ③		
Tommy Byrne, L OBP: 0.297, SLG: 0.367 (1, 1)			0-0 1B			0-0 G3 ②		0-3 K2-3 ①	

Inning Stats	R: 0	H: 0	E: 0	LOB: 0	K: 0	BB: 0	S: 3	P: 3
	R: 0	H: 0	E: 0	LOB: 0	K: 1	BB: 0	S: 5	P: 5
	R: 0	H: 1	E: 0	LOB: 1	K: 0	BB: 0	S: 4	P: 4
	R: 0	H: 0	E: 0	LOB: 0	K: 0	BB: 0	S: 3	P: 3
	R: 0	H: 0	E: 1	LOB: 0	K: 0	BB: 0	S: 3	P: 3
	R: 0	H: 0	E: 0	LOB: 0	K: 1	BB: 0	S: 5	P: 5
	R: 3	H: 2	E: 0	LOB: 1	K: 0	BB: 2	S: 5	P: 13
	R: 0	H: 0	E: 0	LOB: 0	K: 1	BB: 0	S: 5	P: 5

PITCHER	IP	WLS	BF	H	R	ER	SO	BB	IBB	HBP	BLK	WP	HR	S	P	ERA	WHIP
Dick Brodowski, R ERA: 3.91 (1, 1)	8.0	L	29	3	3	3	3	1	1	0	0	0	0	33	41	3.38	0.500

BOTTOM

AB	R	H	RBI	BB	SO	LOB
4	0	0	0	0	1	1
4	1	1	0	0	0	0
2	1	0	0	1	0	0
2	0	0	0	0	1	0
2	0	0	0	1	0	0
3	1	0	1	0	0	3
3	0	1	2	0	0	0
3	0	0	0	0	0	1
3	0	1	0	0	1	0

AB	26
R	3
H	3
RBI	3
BB	2
SO	3
LOB	5



WP	PA
0	29

Boston Red Sox @ St. Louis Browns
Sportsman's Park, St. Louis, MO
 Fri Jul 25 1952, 4:33 AM EDT
 Att. 4,769 - Unknown - 95 F

livebaseballscorecards.com

Batter	1	2	3	4	5	6	7	8	9	AB R H RBI BB SO LOB	TOP							
Dom DiMaggio, R (1, 8) OBP: 0.386, SLG: 0.374										0 0 0 0 0 0 0 0	Boston Red Sox @ St. Louis Browns Sportsman's Park, St. Louis, MO Sat Jul 26 1952, 4:33 AM EDT Att. 3,130 - Unknown livebaseballscorecards.com							
Faye Throneberry, L (1, 9) OBP: 0.338, SLG: 0.359										0 0 0 0 0 0 0 0								
George Kell, R (1, 5) OBP: 0.387, SLG: 0.438										0 0 0 0 0 0 0 0								
Billy Goodman, L (1, 4) OBP: 0.389, SLG: 0.443										0 0 0 0 0 0 0 0								
Hoot Evers, R (1, 7) OBP: 0.327, SLG: 0.442										0 0 0 0 0 0 0 0								
Dick Gernert, R (1, 3) OBP: 0.301, SLG: 0.504										0 0 0 0 0 0 0 0								
Sammy White, R (1, 2) OBP: 0.325, SLG: 0.439										0 0 0 0 0 0 0 0								
Johnny Lipon, R (1, 6) OBP: 0.300, SLG: 0.270										0 0 0 0 0 0 0 0								
Mickey McDermott, L (1, 1) OBP: 0.189, SLG: 0.286	0 0 0 0 0 0 0 0	AB 0 R 0 H 0 RBI 0 BB 0 SO 0 LOB 0																
Inning Stats										1B: 0 SF: 0 2B: 0 SAC: 0 3B: 0 DP: 0 HR: 0 HBP: 0 WP: 0 PA: 0 PB: 0 SB: 0 CS: 0								
PITCHER Dave Madison, R (1, 1) ERA: 4.09	IP	WLS	BF	H	R	ER	SO	BB	IBB	HBP	BLK	WP	HR	S	P	ERA	WHIP	PITCHER IP WLS BF H R ER SO BB IBB HBP BLK WP HR S P ERA WHIP



Batter	1	2	3	4	5	6	7	8	9	AB R H RBI BB SO LOB	TOP
Johnny Lipon, R (1, 6) OBP: 0.299, SLG: 0.266	0-0 F8		0-0 4-3		0-0 F8			0-0 G3 BB 1B		4 0 1 0 0 0 2	Boston Red Sox @ St. Louis Browns Sportsman's Park, St. Louis, MO Sun Jul 27 1952, 4:33 AM EDT Unknown - 100 F
Archie Wilson, R (1, 9) Faye Throneberry, L (8, PH) OBP: 0.260, SLG: 0.312 OBP: 0.338, SLG: 0.360	0-0 2B		0-0 5-3			0-0 6-3		0-0 F3		3 0 1 0 0 0 0 1 0 0 0 0 0 1	
George Kell, R (1, 5) OBP: 0.380, SLG: 0.427	0-0 F7			0-0 F7		0-0 F2		4-0 G3 BB 1-2		3 0 0 0 1 0 1	
Dom DiMaggio, R (1, 8) George Schmees, L (7, 8) OBP: 0.383, SLG: 0.371 OBP: 0.198, SLG: 0.184	0-0 F3			0-0 G5-4-3 1B		0-0 1B 1B		0-0 G3 1-2 2-3		3 0 2 0 0 0 1 1 0 0 0 0 0 2	
Hoot Evers, R (1, 7) OBP: 0.324, SLG: 0.439		0-0 5-3		0-0 G5-4-3 1-2f		0-0 1B		0-0 F8		4 0 1 0 0 0 3	
Dick Gernert, R (1, 3) OBP: 0.305, SLG: 0.493		0-0 F2			0-0 4-3	0-0 F8		0-3 K		4 0 0 0 0 1 2	
Ted Lepcio, R (1, 4) Billy Goodman, L (5, PR) OBP: 0.328, SLG: 0.409 OBP: 0.391, SLG: 0.442		0-0 E6 1B			0-0 S L7 1B		0-0 F8	0-3 K		2 0 2 0 0 0 0 2 1 0 0 0 1 0	
Gus Niarhos, R (1, 2) OBP: 0.216, SLG: 0.024		0-0 L5			4-0 BB 1-2 2-3 BB		0-0 F9	0-0 6-3		3 0 0 0 1 0 1	
Mel Parnell, L (1, 1) Del Wilber, R (5, PH) Ray Scarborough, R (5, 1) OBP: 0.151, SLG: 0.063 OBP: 0.301, SLG: 0.309 OBP: 0.313, SLG: 0.267			0-0 F2		0-0 L7 3-H		0-0 F3			1 0 0 0 0 0 0 1 0 0 1 0 0 2 1 0 0 0 0 0 0	
Inning Stats	R: 0 H: 1 E: 0 LOB: 1 K: 0 BB: 0 S: 4 P: 4	R: 0 H: 1 E: 1 LOB: 1 K: 0 BB: 0 S: 4 P: 4	R: 0 H: 0 E: 0 LOB: 0 K: 0 BB: 0 S: 3 P: 3	R: 0 H: 1 E: 0 LOB: 0 K: 0 BB: 0 S: 3 P: 3	R: 1 H: 1 E: 0 LOB: 2 K: 0 BB: 1 S: 4 P: 8	R: 0 H: 2 E: 0 LOB: 2 K: 0 BB: 0 S: 5 P: 5	R: 0 H: 0 E: 0 LOB: 0 K: 0 BB: 0 S: 3 P: 3	R: 0 H: 1 E: 0 LOB: 2 K: 0 BB: 1 S: 4 P: 8	R: 0 H: 0 E: 0 LOB: 0 K: 2 BB: 0 S: 7 P: 7	1B: 6 SF: 0 2B: 1 SAC: 0 3B: 0 DP: 1 HR: 0 HBP: 0	
PITCHER Gene Bearden, L (1, 1) ERA: 4.04 Earl Harist, R (7, 1) ERA: 3.7	IP WLS BF H R ER SO BB IBB HBP BLK WP HR S P ERA WHIP	6.0 W 24 6 1 1 0 1 0 0 0 0 0 0 23 27 1.50 1.167	3.0 S 11 1 0 0 2 1 0 0 0 0 0 0 14 18 0.00 0.667	PITCHER IP WLS BF H R ER SO BB IBB HBP BLK WP HR S P ERA WHIP							

livebaseballscorecards.com

AB	33
R	1
H	7
RBI	1
BB	2
SO	2
LOB	15



Batter	1	2	3	4	5	6	7	8	9	AB	R	H	RBI	BB	SO	LOB											
Al Zarilla, L OBP: 0.351, SLG: 0.348 (1, 8) Jim Rivera, L OBP: 0.317, SLG: 0.366 (9, 7)	0-0 BB 1B	0-0 F6		0-0 2B 1B		0-0 F7		4-0 SH3 2B BB		4	3	2	0	1	0	2											
Cass Michaels, R OBP: 0.328, SLG: 0.361 (1, 5)	4-0 1B F8 BB	0-0 FC6-4 1B		0-0 1-H 2-H 2B		0-0 BB 1B		0-0 SH3		3	2	3	2	1	0	0											
Bob Nieman, R OBP: 0.354, SLG: 0.436 (1, 9)	0-0 BB 1B	0-0 FC6-4		0-0 5-3		4-0 1B BB		0-0 2-H 2B		4	1	2	2	1	0	3											
Jim Dyck, R OBP: 0.345, SLG: 0.433 Jim Delsing, L OBP: 0.342, SLG: 0.370 (6, PH) (7, 8)	0-3 K		0-0 G5-4-3 BB 1B	0-0 F9		0-0 1-2 2-H 3-H 1B		0-3 K		3	0	1	0	0	1	3											
Les Moss, R OBP: 0.337, SLG: 0.402 Clint Courtney, L OBP: 0.333, SLG: 0.361 (6, PH) (7, 2)	4-0 BB		4-0 G5-4-3 BB		0-0 F7	0-0 F8		0-0 2-H 1B		1	0	0	0	2	0	0											
Fred Marsh, R OBP: 0.272, SLG: 0.215 Joe Demaestri, R OBP: 0.246, SLG: 0.274 (6, PH) (7, 6)	0-0 F8		0-0 G5-4-3 1-2f 2-3		0-0 F3		0-0 5-3	0-0 F8		3	0	0	1	0	0	4											
Bobby Young, L OBP: 0.327, SLG: 0.352 (1, 4)	0-3 K		0-0 F6		0-0 F3		0-0 1B			4	0	1	0	0	1	3											
Gordon Goldsberry, L OBP: 0.292, SLG: 0.250 (1, 3)		0-3 K		0-0 F7		0-0 F8	0-0 F5			4	0	0	0	0	1	1											
Gene Bearden, L OBP: 0.484, SLG: 0.517 Ned Garver, R OBP: 0.250, SLG: 0.227 Earl Harrist, R OBP: 0.115, SLG: 0.115 (6, PR) (7, 1)	0-0 1B	0-0 1B		0-0 1B 2B 1B		4-0 1B BB	0-0 1-3			2	1	2	0	1	0	0											
Inning Stats	R: 2 E: 0 K: 2 S: 9	H: 2 LOB: 2 BB: 2 P: 17	R: 0 E: 0 K: 1 S: 7	H: 2 LOB: 2 BB: 0 P: 7	R: 0 E: 0 K: 0 S: 3	H: 1 LOB: 1 BB: 1 P: 7	R: 2 E: 0 K: 0 S: 6	H: 3 LOB: 1 BB: 0 P: 6	R: 0 E: 0 K: 0 S: 3	H: 0 LOB: 0 BB: 0 P: 3	R: 2 E: 0 K: 0 S: 5	H: 2 LOB: 3 BB: 2 P: 13	R: 0 E: 0 K: 0 S: 4	H: 1 LOB: 1 BB: 0 P: 4	R: 2 E: 1 K: 1 S: 7	H: 2 LOB: 1 BB: 1 P: 11											
PITCHER	IP WLS BF L	H R ER 4	SO 3	BB 3	IBB 0	HBP 0	BLK 0	WP 0	HR 0	S 25	P 37	ERA 9.00	WHIP 2.750	IP WLS BF	H R ER 4	SO 4	BB 1	IBB 0	HBP 0	BLK 0	WP 0	HR 0	S 11	P 11	ERA 3.67	WHIP 2.000	
Mel Parnell, L ERA: 3.67 Ray Scarborough, R ERA: 3.96	(1, 1) (5, 1)	4.0 L	22 5	8 4	4 3	4 1	3 1	3 0	0 0	0 0	0 0	6.75 2.000	2.750														

BOTTOM

Boston Red Sox @ St. Louis Browns
Sportsman's Park, St. Louis, MO
Sun Jul 27 1952, 4:33 AM EDT
Unknown - 100 F

AB	35
R	8
H	13
RBI	7
BB	6
SO	4
LOB	22



WP: 0	PA: 42
PB: 0	
SB: 0	
CS: 0	

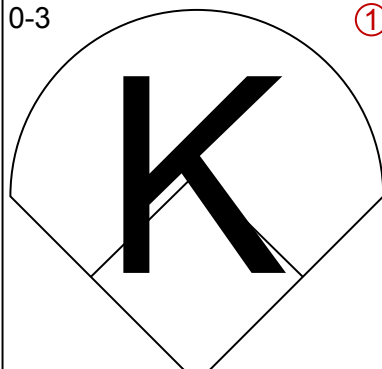
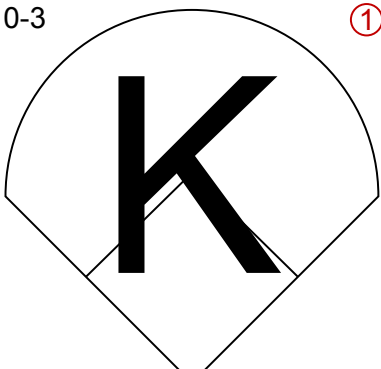
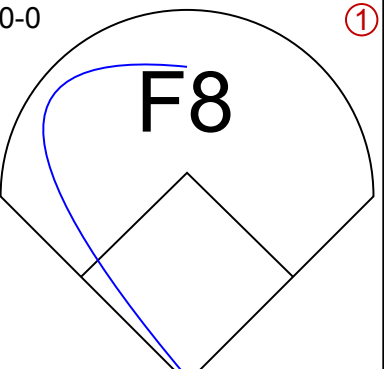
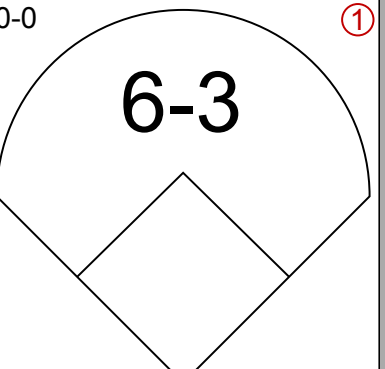
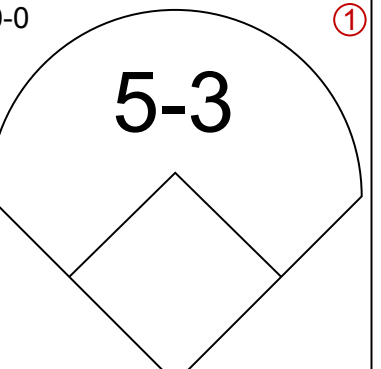
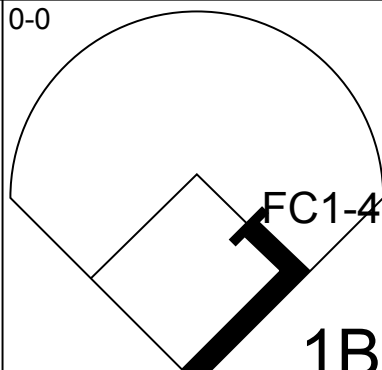
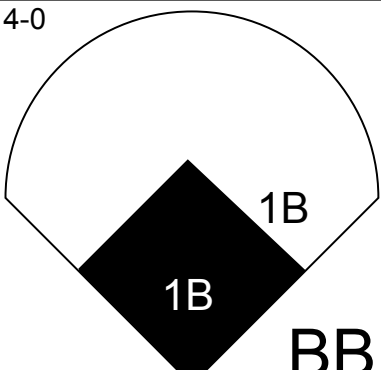
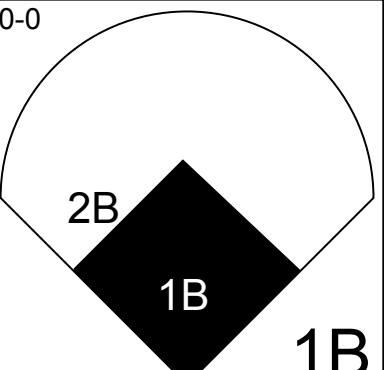
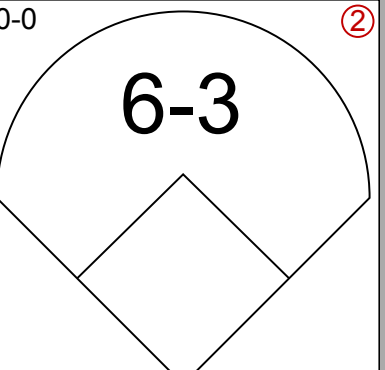
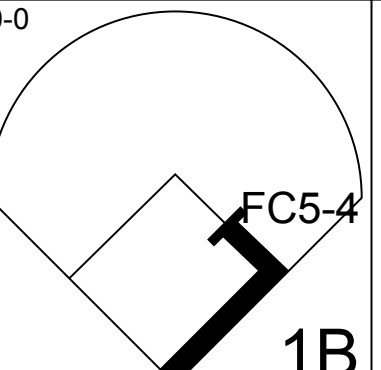
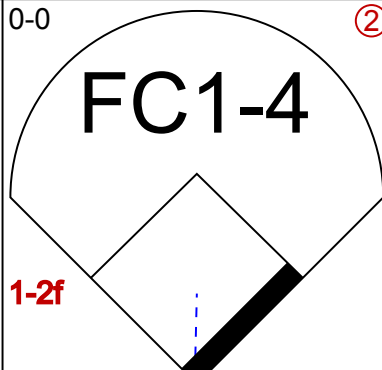
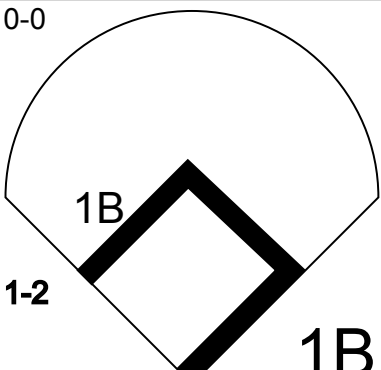
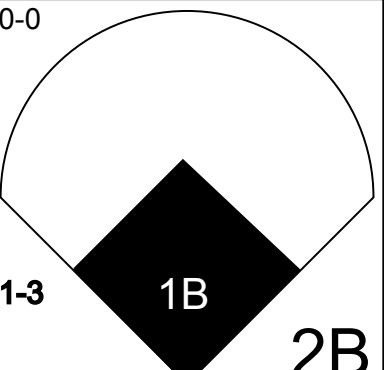
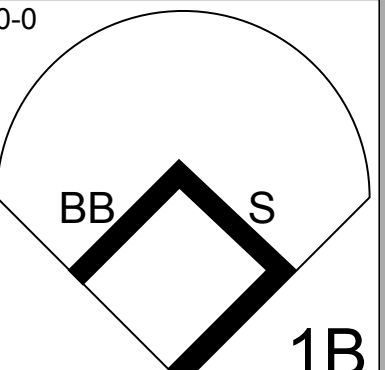
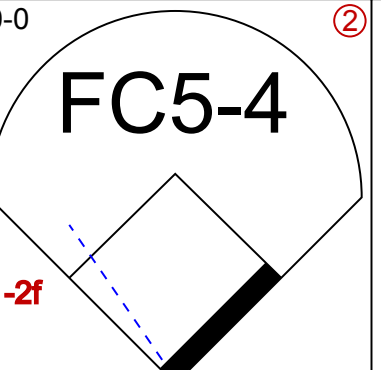
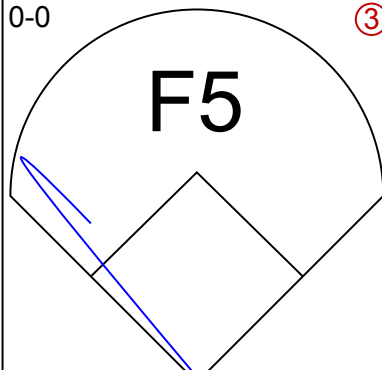
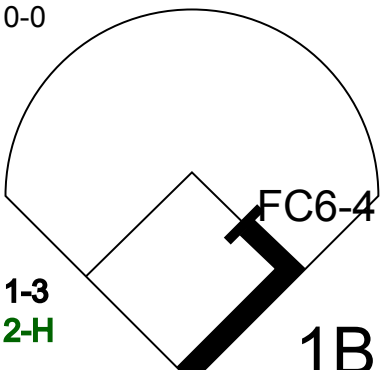
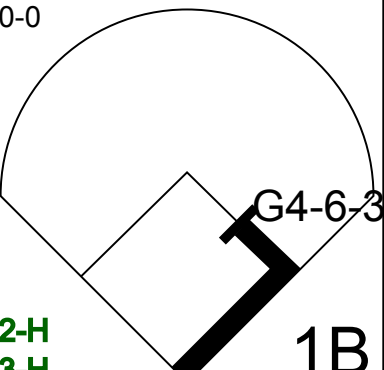
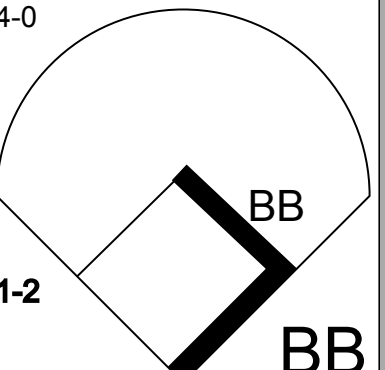
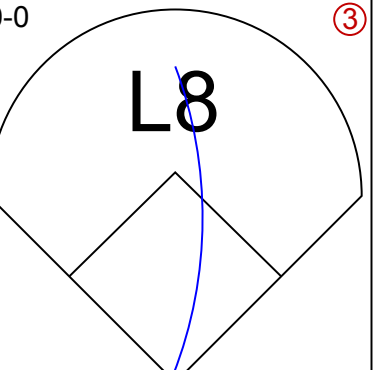
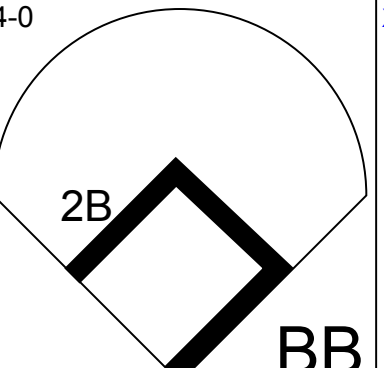
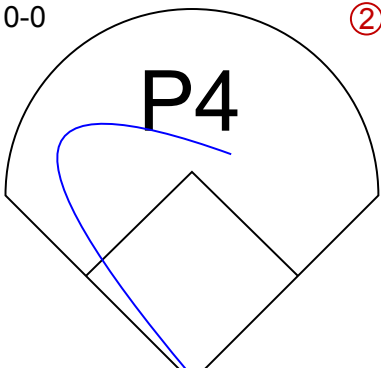
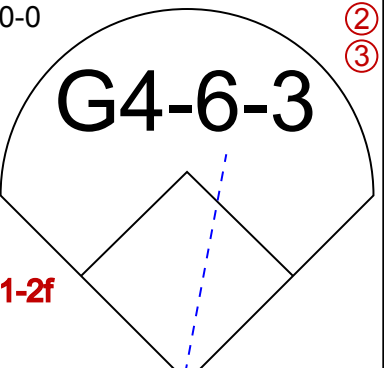
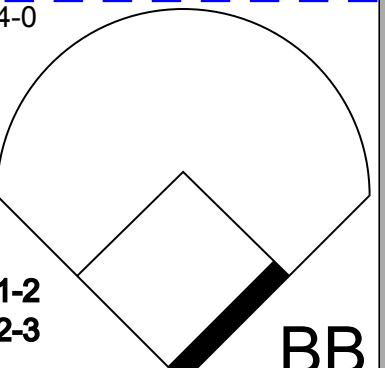
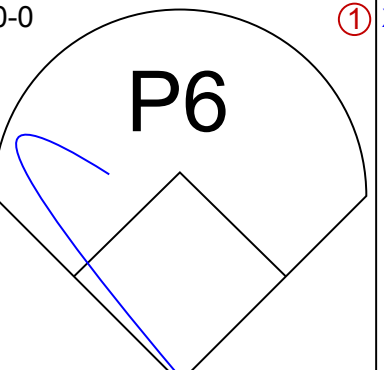
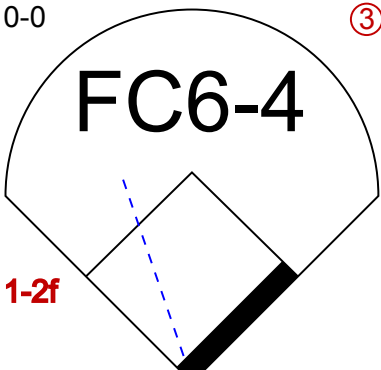
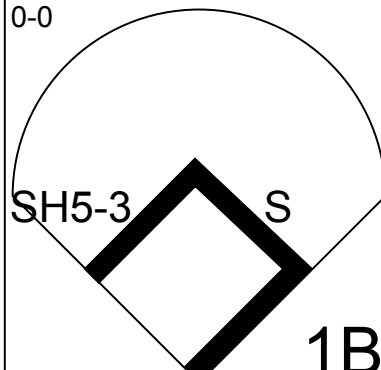
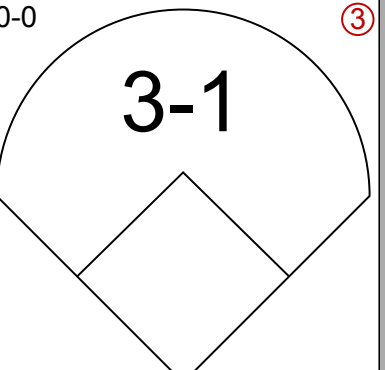
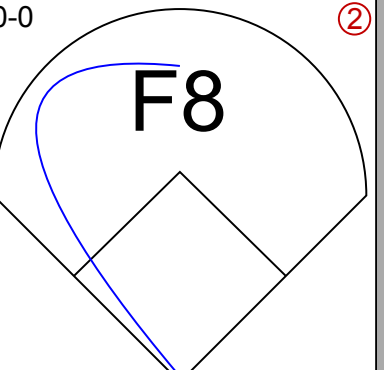
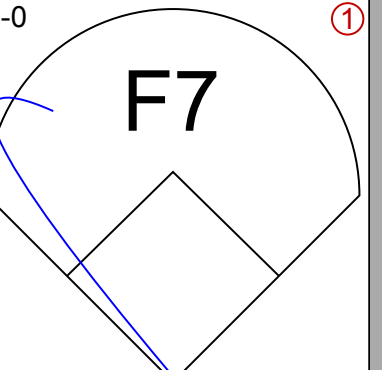
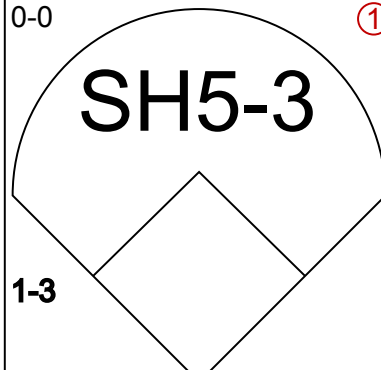
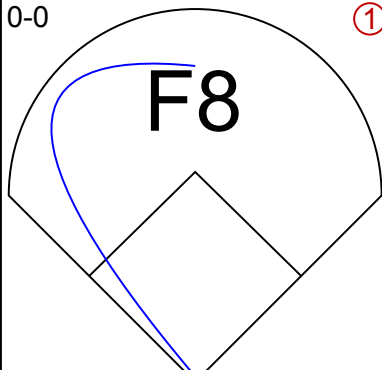
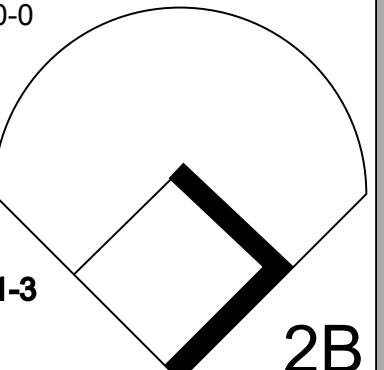
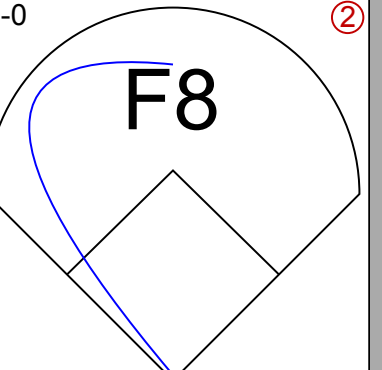
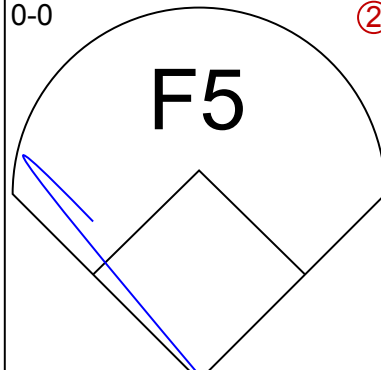
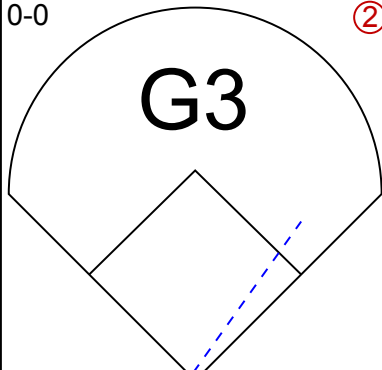
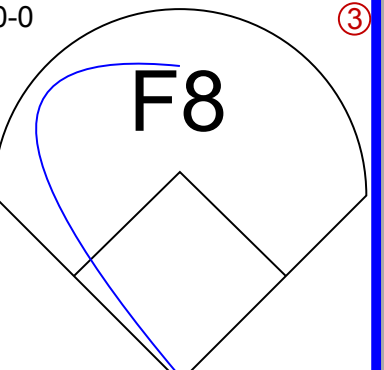
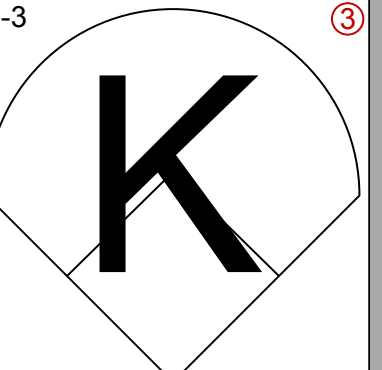
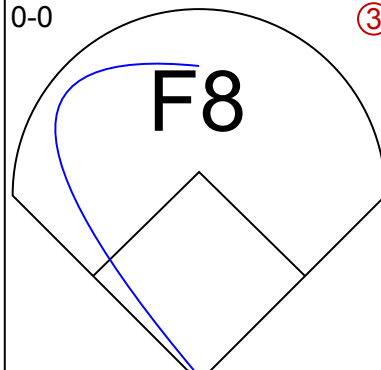
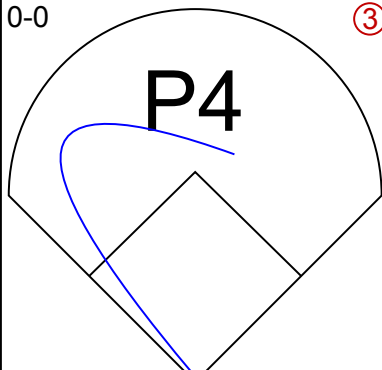
livebaseballscorecards.com

Batter	1	2	3	4	5	6	7	8	9	AB R H RBI BB SO LOB	TOP											
Billy Goodman, L (1, 4) OBP: 0.396, SLG: 0.445	0-0 HR 1B	0-0 FC5-4		4-0 BB		0-0 F8		0-0 1B	0-0 1B	5 1 3 2 1 0 1	Boston Red Sox @ St. Louis Browns Sportsman's Park, St. Louis, MO Sun Jul 27 1952, 4:38 AM EDT Att. 6,555 - Unknown - 100 F											
Faye Throneberry, L (1, 9) OBP: 0.333, SLG: 0.370	0-0 1-H HR		0-0 G3	0-0 F9		0-0 G3		0-0 F9	0-0 F6	6 1 1 2 0 0 6												
Dom DiMaggio, R (1, 8) OBP: 0.386, SLG: 0.379	0-0 6-3		0-0 2B		0-0 1B 2B	0-0 F3			4-0 HBP 1B BB	4 3 2 0 1 0 0												
George Kell, R (1, 5) OBP: 0.383, SLG: 0.431 Lou Boudreau, R (9, PR) (9, 5)	0-0 L5		0-0 2B		0-0 4-3 1B		0-0 6-3		1-0 SH3-1-4 1B HBP	4 1 2 1 0 0 0 0 1 0 0 0 0 0												
Hoot Evers, R (1, 7) OBP: 0.326, SLG: 0.438	0-0 1B		0-0 5-3		0-0 4-3		0-0 F7		0-0 1B SH3-1-4 1B	5 1 2 1 0 0 3												
Willard Nixon, L (1, 1) OBP: 0.323, SLG: 0.345 Al Benton, R (8, 1)	0-0 F7		0-0 4-3		0-0 1B 1B		0-0 1-3		0-0 SH3-1-4	4 0 1 2 0 0 2 0 0 0 0 0 0 0												
Dick Gernert, R (1, 3) OBP: 0.314, SLG: 0.490		0-0 G6-4-3 1B		0-3 K	0-0 F4			4-0 1B BB	4-0 1B IBB	3 1 1 0 2 1 1												
Sammy White, R (1, 2) OBP: 0.324, SLG: 0.439		0-0 G6-4-3 1-2f		0-0 2B	0-0 FC6-4 1B			0-0 F6	0-0 F5	5 0 2 0 0 0 5												
Johnny Lipon, R (1, 6) OBP: 0.301, SLG: 0.269		0-0 FC5-4 1B		0-0 5-3	0-0 FC6-4 1-2f			0-0 F7	0-0 1B 1B	5 0 2 1 0 0 4												
Inning Stats	R: 2 E: 0 K: 0 S: 6	H: 3 LOB: 1 BB: 0 P: 6	R: 0 E: 0 K: 0 S: 4	H: 2 LOB: 1 BB: 0 P: 4	R: 1 E: 0 K: 0 S: 5	H: 2 LOB: 1 BB: 0 P: 5	R: 0 E: 0 K: 1 S: 6	H: 1 LOB: 2 BB: 1 P: 10	R: 2 E: 0 K: 0 S: 7	H: 4 LOB: 2 BB: 0 P: 7	R: 0 E: 0 K: 0 S: 3	H: 0 LOB: 0 BB: 0 P: 3	R: 0 E: 0 K: 0 S: 3	H: 0 LOB: 0 BB: 0 P: 3	R: 0 E: 0 K: 0 S: 4	H: 1 LOB: 2 BB: 1 P: 8	R: 4 E: 0 K: 0 S: 6	H: 3 LOB: 2 BB: 2 P: 15	1B: 11 2B: 4 3B: 0 HR: 1	SF: 0 SAC: 1 DP: 1 HBP: 1	WP: 0 PB: 0 SB: 0 CS: 0	PA: 47
PITCHER	IP WLS BF H R ER SO BB IBB HBP BLK WP HR S P ERA WHIP																					
Duane Pillette, R (1, 1) ERA: 3.66	2.2 L 14 7 3 3 0 0 0 0 0 0 0 1 14 14 10.12 2.625																					
Stubby Overmire, L (3, 1) ERA: 3.15	4.1 19 5 2 2 1 1 0 0 0 0 0 0 20 24 4.15 1.385																					
Dave Madison, R (8, 1) ERA: 4.26	1.0 8 2 3 3 0 2 0 1 0 0 0 0 5 14 27.00 4.000																					
Satchel Paige, R (9, 1) ERA: 2.95	1.0 6 2 1 1 0 0 0 1 0 0 0 0 5 9 9.00 2.000																					

AB	41
R	9
H	16
RBI	9
BB	4
SO	1
LOB	22



livebaseballscorecards.com

Batter	1	2	3	4	5	6	7	8	9	AB R H RBI BB SO LOB	TOP		
Eddie Yost, R (1, 5) OBP: 0.330, SLG: 0.304	0-3 		0-3 		0-0 		0-0 		0-0 	5 0 0 0 0 2 0	Washington Senators @ St. Louis Browns Sportsman's Park, St. Louis, MO Mon Jul 28 1952, 4:33 AM EDT Att: 14,189 - Unknown livebaseballscorecards.com		
Jim Busby, R (1, 8) OBP: 0.242, SLG: 0.240	0-0 		4-0 		0-0 		0-0 		0-0 	4 2 3 0 1 0 0			
Jackie Jensen, R (1, 9) OBP: 0.369, SLG: 0.437	0-0 		0-0 		0-0 		0-0 		0-0 	5 1 3 0 0 0 2			
Pete Runnels, L (1, 6) OBP: 0.366, SLG: 0.335	0-0 		0-0 		0-0 		4-0 		0-0 	4 0 2 3 1 0 2			
Mickey Vernon, L (1, 3) OBP: 0.355, SLG: 0.413		4-0 	0-0 		0-0 		4-0 			2 0 0 0 2 0 3			
Gil Coan, L (1, 7) OBP: 0.302, SLG: 0.323		0-0 	0-0 			0-0 		0-0 		4 0 1 0 0 0 6			
Floyd Baker, L (1, 4) OBP: 0.346, SLG: 0.310 Mel Hoderlein, S (8, PH) OBP: 0.281, SLG: 0.264		0-0 		0-0 		0-0 		0-0 		2 0 0 0 0 0 1 1 0 0 0 0 0 0			
Hal Keller, L (1, 2) OBP: 0.208, SLG: 0.261 Mickey Grasso, R (8, PH) OBP: 0.286, SLG: 0.248		0-0 		0-0 		0-0 		0-0 		3 0 1 0 0 0 1 1 0 0 0 0 0 0			
Lou Sleater, L (1, 1) OBP: 0.045, SLG: 0.045 Frank Campos, L (2, PH) OBP: 0.317, SLG: 0.378 Don Johnson, R (2, 1) OBP: 0.111, SLG: 0.111 Earl Rapp, L (8, PH) OBP: 0.288, SLG: 0.337 Sandy Consuegra, R (8, 1) OBP: 0.154, SLG: 0.083 Ken Wood, R (8, PH) OBP: 0.287, SLG: 0.344 Tom Ferrick, R (8, 1) OBP: 0.400, SLG: 0.500		0-0 		0-3 		0-0 		0-0 		0 0 0 0 0 0 0 1 0 0 0 0 0 2 1 0 0 0 0 1 0 1 0 0 0 0 0 1 0 0 0 0 0 0 0 0 0 0 0 0 0 0 1 0 0 0 0 0 0 0 0 0 0 0 0 0			
Inning Stats	R: 0 H: 1 E: 0 LOB: 1 K: 1 BB: 0 S: 6 P: 6	R: 0 H: 1 E: 0 LOB: 2 K: 0 BB: 1 S: 4 P: 8	R: 1 H: 2 E: 0 LOB: 2 K: 1 BB: 1 S: 7 P: 11	R: 0 H: 0 E: 0 LOB: 0 K: 1 BB: 0 S: 5 P: 5	R: 2 H: 3 E: 0 LOB: 0 K: 0 BB: 0 S: 5 P: 5	R: 0 H: 1 E: 0 LOB: 1 K: 0 BB: 0 S: 4 P: 4	R: 0 H: 1 E: 0 LOB: 3 K: 0 BB: 2 S: 4 P: 12	R: 0 H: 0 E: 0 LOB: 0 K: 0 BB: 0 S: 3 P: 3	R: 0 H: 1 E: 0 LOB: 1 K: 0 BB: 0 S: 4 P: 4	1B: 8 SF: 0 2B: 2 SAC: 1 3B: 0 DP: 1 HR: 0 HBP: 0		WP: 0 PA: 40 PB: 0 SB: 2 CS: 0	
PITCHER	IP WLS BF H R ER SO BB IBB HBP BLK WP HR S P ERA WHIP											PITCHER	IP WLS BF H R ER SO BB IBB HBP BLK WP HR S P ERA WHIP
Satchel Paige, R (1, 1) ERA: 3.04	6.2 W 31 9 3 3 3 3 3 0 0 0 0 0 0 34 46 4.05 1.800												
Bob Cain, L (7, 1) ERA: 4.04	2.1 S 9 1 0 0 0 0 1 0 0 0 0 0 0 8 12 0.00 0.857												

AB	35
R	3
H	10
RBI	3
BB	4
SO	3
LOB	18



Batter	1	2	3	4	5	6	7	8	9	AB	R	H	RBI	BB	SO	LOB
Al Zarilla, L OBP: 0.363, SLG: 0.346 (1, 8) (6, 7)	4-0 S 1B BB	4-0 G5-4-3 BB			4-0 FC6-4 BB		4-0 FC4 BB	0-0 6-3		1	1	0	0	4	0	0
Cass Michaels, R OBP: 0.324, SLG: 0.355 (1, 5) Jim Delsing, L OBP: 0.342, SLG: 0.371 (5, PH) (6, 8)	0-3 K 1-2	0-0 G5-4-3 1-2f			0-0 F8		0-0 FC4 1B 1-2f			2	0	0	0	0	1	2
Bob Nieman, R OBP: 0.349, SLG: 0.428 (1, 9)	0-3 K		0-0 F9		0-0 FC6-4 1-2f		0-0 1B 1-2 1B			4	0	1	0	0	1	2
Jim Dyck, R OBP: 0.344, SLG: 0.427 (1, 7) (6, 5)	0-0 1B 3B 1B 2-H		0-0 F7		0-0 F8		0-0 F3			4	1	1	1	0	0	3
Les Moss, R OBP: 0.354, SLG: 0.419 (1, 2)	0-0 BB 3B 1B 1-3		0-0		0-0 1B		0-0 6-3	0-0 1B 1-3 2-H		4	1	3	1	0	0	0
Fred Marsh, R OBP: 0.276, SLG: 0.213 Joe Demaestri, R OBP: 0.246, SLG: 0.282 (1, 6) (6, 6)	4-0 BB 1-2 BB		0-0 F8		0-0 F8		0-3 K	0-0 F7		1	0	0	0	1	0	1
Bobby Young, L OBP: 0.328, SLG: 0.359 (1, 4)	0-0 1-H 2-H 3-H 3B			0-0 4-3		4-0 FC5 BB BB		0-0 1B 2B		3	1	2	3	1	0	0
Gordon Goldsberry, L OBP: 0.297, SLG: 0.250 (1, 3)	0-0 F8		0-0 F8		0-0 F8		4-0 1-2 BB	0-0 G5-6-3 1B 2-H		3	0	1	1	1	0	1
Satchel Paige, R OBP: 0.160, SLG: 0.125 Bob Cain, L OBP: 0.156, SLG: 0.100 (1, 1) (7, 1)		0-0 1-3		0-3 K		0-0 FC5 2-3f		0-0 G5-6-3 1-2f		3	0	0	0	0	1	2
										1	0	0	0	0	0	1

Inning Stats	R: 4	H: 3	E: 0	K: 2	S: 10	LOB: 1	BB: 2	P: 18	R: 0	H: 0	E: 0	K: 0	S: 2	LOB: 0	BB: 1	P: 6	R: 0	H: 1	E: 0	K: 0	S: 4	LOB: 1	BB: 0	P: 4	R: 0	H: 0	E: 0	K: 1	S: 5	LOB: 0	BB: 0	P: 5	R: 0	H: 0	E: 0	K: 0	S: 3	LOB: 1	BB: 1	P: 7	R: 0	H: 0	E: 0	K: 1	S: 5	LOB: 2	BB: 2	P: 13	R: 1	H: 2	E: 0	K: 0	S: 5	LOB: 2	BB: 1	P: 9	R: 1	H: 2	E: 0	K: 0	S: 4	LOB: 0	BB: 0	P: 4
PITCHER	IP	WLS	BF	H	R	ER	SO	BB	IBB	HBP	BLK	WP	HR	S	P	ERA	WHIP																																															
Lou Slearer, L ERA: 4.11 (1, 1)	1.0	L	8	3	4	4	2	2	0	0	0	0	0	10	18	36.00	5.000																																															
Don Johnson, R ERA: 5.44 (2, 1)	4.0		14	1	0	0	1	2	0	0	0	0	0	14	22	0.00	0.750																																															
Sandy Consuegra, R ERA: 3.06 (6, 1)	2.0		11	2	1	0	1	3	0	0	0	0	0	10	22	0.00	2.500																																															
Tom Ferrick, R ERA: 2.94 (8, 1)	1.0		4	2	1	1	0	0	0	0	0	0	0	4	4	9.00	2.000																																															


BOTTOM

Washington Senators @ St. Louis Browns
Sportsman's Park, St. Louis, MO

Mon Jul 28 1952, 4:33 AM EDT
Att. 14,189 - Unknown

AB	30
R	5
H	8
RBI	6
BB	7
SO	4
LOB	16

WP: 0 PA: 37
PB: 0
SB: 1
CS: 0



livebaseballscorecards.com

Washington Senators @ St. Louis Browns
 Sportsman's Park, St. Louis, MO
 Tue Jul 29 1952, 4:33 AM EDT
 Att. 4,306 - Unknown

livebaseballscorecards.com

AB	32
R	3
H	7
RBI	2
BB	3
SO	3
LOB	10



WP	1	PA	35
PB	0		
SB	0		
CS	0		


AB R H RBI BB SO LOB

4	0	1	0	0	1	0
4	2	2	0	0	0	1
4	0	1	0	0	0	2
3	0	1	1	1	0	1
3	1	1	1	1	1	1
4	0	0	0	0	0	3
3	0	0	0	1	0	0
4	0	1	0	0	0	1
1	0	0	0	0	1	0
1	0	0	0	0	0	0
1	0	0	0	0	0	1

Batter	1	2	3	4	5	6	7	8	9
Gil Coan, L (1, 7) OBP: 0.301, SLG: 0.322	0-3 K			0-0 6-3		0-0 FC6 1B		0-0 P6	
Jim Busby, R (1, 8) OBP: 0.245, SLG: 0.247	0-0 F9			0-0 6-3 1B		0-0 FC6 1B BB		0-0 1-3 1B 2B	
Jackie Jensen, R (1, 9) OBP: 0.368, SLG: 0.435	0-0 F8			0-0 6-3 1-2		0-0 BB 1-3 1B		0-0 1-3 2-3	
Pete Runnels, L (1, 6) OBP: 0.368, SLG: 0.335		0-0 4-3		0-0 4-3		4-0 BB 1-2 BB		0-0 3-H 1B	
Mickey Vernon, L (1, 3) OBP: 0.357, SLG: 0.418		0-0 6-3			0-0 WP 3B	4-0 1-2 2-3 3-H BB		0-3 K	
Floyd Baker, L (1, 4) OBP: 0.339, SLG: 0.302		0-0 4-3			0-0 4-3	0-0 P6		0-0 5-3	
Eddie Yost, R (1, 5) OBP: 0.329, SLG: 0.302			0-0 F7		4-0 BB BB BB G5-4-3 BB		0-0 5-3	0-0 F7	
Mickey Grasso, R (1, 2) OBP: 0.285, SLG: 0.248			0-0 L7		0-0 G5-4-3 1-2f		0-0 G6-4-3 1B	0-0 F9	
Spec Shea, R (1, 1) OBP: 0.273, SLG: 0.286			0-3 K			0-0 6-3	0-0 G6-4-3 1-2f		
Frank Campos, L (6, PH) OBP: 0.314, SLG: 0.374									
Joe Haynes, R (6, 1) OBP: 0.200, SLG: 0.143									

Inning Stats	R: 0	H: 0	E: 0	K: 1	S: 5	R: 0	H: 0	E: 0	K: 0	S: 3	R: 0	H: 0	E: 0	K: 1	S: 5	R: 0	H: 1	E: 0	K: 0	S: 4	R: 1	H: 1	E: 0	K: 0	S: 3	R: 1	H: 2	E: 0	K: 0	S: 5	R: 0	H: 1	E: 0	K: 0	S: 3	R: 1	H: 2	E: 0	K: 1	S: 7	R: 0	H: 0	E: 0	K: 0	S: 3	1B: 5	SF: 0	2B: 1	SAC: 0	3B: 1	DP: 2	HR: 0	HBP: 0	WP: 1	PA: 35
--------------	------	------	------	------	------	------	------	------	------	------	------	------	------	------	------	------	------	------	------	------	------	------	------	------	------	------	------	------	------	------	------	------	------	------	------	------	------	------	------	------	------	------	------	------	------	-------	-------	-------	--------	-------	-------	-------	--------	-------	--------

PITCHER	IP	WLS	BF	H	R	ER	SO	BB	IBB	HBP	BLK	WP	HR	S	P	ERA	WHIP
Ned Garver, R (1, 1) ERA: 3.65	6.1	W	26	5	2	2	2	3	0	0	0	1	0	27	39	2.84	1.263
Earl Harrist, R (7, 1) ERA: 3.69	2.2	S	9	2	1	1	1	0	0	0	0	0	0	11	11	3.38	0.750

Batter	1	2	3	4	5	6	7	8	9	AB R H RBI BB SO LOB	TOP											
Eddie Yost, R OBP: 0.332, SLG: 0.310 (1, 5) X	0-0 5-3	0-0 HR			4-0 FC5-4 BB		4-0 1B BB		0-0 L5	3 2 1 1 2 0 0	Washington Senators @ St. Louis Browns Sportsman's Park, St. Louis, MO Wed Jul 30 1952, 4:33 AM EDT Att. 3,871 - Unknown livebaseballscorecards.com AB 34 R 6 H 8 RBI 6 BB 5 SO 6 LOB 11 											
Jim Busby, R OBP: 0.244, SLG: 0.244 (1, 8) X	0-0 F3	0-0 F8			0-0 F7		0-0 F8		4-0 CS BB	4 0 0 0 1 0 2												
Jackie Jensen, R OBP: 0.368, SLG: 0.433 (1, 9) B B B	4-0 1B BB	0-0 6-3			0-0 2-3		0-0 1B S 1B		0-0 4-3	4 2 1 0 1 0 2												
Ken Wood, R OBP: 0.293, SLG: 0.344 (1, 7) B B B	4-0 1B 1-2 BB		0-3 K		0-0 FC5-4		0-0 1B 1-H 3-H			3 1 1 2 1 1 1												
Pete Runnels, L OBP: 0.367, SLG: 0.334 (1, 6) X	0-0 1B 1-2 2-H 1B		0-3 K			0-0 6-3		0-3 K		4 1 1 1 0 2 1												
Mickey Vernon, L OBP: 0.356, SLG: 0.416 (1, 3) X	0-0 1B 1-2 2-H 1B		0-0 F7			0-0 P4		0-0 L7		4 0 1 1 0 0 0												
Mel Hoderlein, S OBP: 0.300, SLG: 0.284 (1, 4) X	0-0 FC4 1-2 2-H 1B			0-0 5-3		0-0 1B		0-0 1B		4 0 3 1 0 0 0												
Mickey Grasso, R OBP: 0.281, SLG: 0.244 (1, 2) X	0-0 FC4			0-0 F8		0-3 K		0-0 L7		4 0 0 0 0 1 4												
Bob Porterfield, R OBP: 0.188, SLG: 0.213 (1, 1) X		0-0 F8		0-3 K		0-0 P6		0-3 K		4 0 0 0 0 2 1												
Inning Stats	R: 3 E: 0 K: 0 S: 6	H: 3 LOB: 2 BB: 2 P: 14	R: 1 E: 0 K: 0 S: 4	H: 1 LOB: 0 BB: 0 P: 4	R: 0 E: 0 K: 2 S: 7	H: 0 LOB: 0 BB: 0 P: 7	R: 0 E: 0 K: 1 S: 5	H: 0 LOB: 0 BB: 0 P: 5	R: 0 E: 0 K: 0 S: 3	H: 0 LOB: 1 BB: 1 P: 7	R: 0 E: 0 K: 1 S: 6	H: 1 LOB: 1 BB: 0 P: 6	R: 2 E: 0 K: 1 S: 7	H: 2 LOB: 1 BB: 1 P: 11	R: 0 E: 0 K: 1 S: 6	H: 1 LOB: 1 BB: 0 P: 6	R: 0 E: 0 K: 0 S: 2	H: 0 LOB: 0 BB: 1 P: 6	1B: 7 2B: 0 3B: 0 HR: 1	SF: 0 SAC: 0 DP: 0 HBP: 0	WP: 0 PB: 0 SB: 1 CS: 1	PA: 39
PITCHER Tommy Byrne, L ERA: 4.65 (1, 1)	IP 9.0 WLS L BF 39 H 8 R 6 ER 6 SO 6 BB 5 IBB 0 HBP 0 BLK 0 WP 0 HR 1 S 46 P 66 ERA 6.00 WHIP 1.444											PITCHER IP WLS BF H R ER SO BB IBB HBP BLK WP HR S P ERA WHIP										

Batter	1	2	3	4	5	6	7	8	9	AB R H RBI BB SO LOB
Al Zarilla, L (1, 7) OBP: 0.364, SLG: 0.339	0-3 K	0-0 F7			0-0 4-3		0-0 F8			4 0 0 0 0 1 2
Gordon Goldsberry, L (1, 3) OBP: 0.303, SLG: 0.292	0-0 HR		0-3 K		0-0 P6		0-0 F9			4 1 1 1 0 1 1
Ray Coleman, L (1, 9) OBP: 0.264, SLG: 0.291	0-0 FC6-4 BB 1B		0-3 K			0-0 F7		0-0 F7		4 0 1 0 0 1 0
Clint Courtney, L (1, 2) OBP: 0.348, SLG: 0.382	4-0 FC6-4 BB		4-0 BB			0-0 3B 1B		0-0 F7		2 1 1 0 2 0 0
Jim Dyck, R (1, 5) OBP: 0.341, SLG: 0.421	0-0 FC6-4		0-3 K			0-3 K		0-0 F7		4 0 0 0 0 2 4
Jim Delsing, L (1, 8) OBP: 0.339, SLG: 0.375	0-0 L8			0-0 4-3		0-0 3B		0-0 6-3		4 0 1 1 0 0 2
Bobby Young, L (1, 4) OBP: 0.321, SLG: 0.351		0-0 F9		0-0 F8		0-0 F7		0-3 K		4 0 0 0 0 1 1
Joe Demaestri, R (1, 6) OBP: 0.234, SLG: 0.268		0-0 F8		0-3 K			0-0 1B	0-3 K		2 0 0 0 0 1 0
Gene Bearden, L (7, PH) OBP: 0.485, SLG: 0.516										1 0 1 0 0 0 0
Fred Marsh, R (8, 6) OBP: 0.276, SLG: 0.213										0 0 0 0 0 0 0
Jay Porter, R (9, PH)										1 0 0 0 0 1 0
Tommy Byrne, L (1, 1) OBP: 0.299, SLG: 0.355		4-0 BB			0-3 K		0-3 K			2 0 0 0 1 2 1

Inning Stats	R: 1	H: 2	E: 0	K: 1	S: 7	H: 2	LOB: 2	BB: 1	P: 11	R: 0	H: 0	E: 0	K: 0	S: 3	R: 0	H: 0	E: 0	K: 3	S: 9	R: 0	H: 0	E: 0	K: 1	S: 5	R: 0	H: 0	E: 0	K: 1	S: 5	R: 1	H: 2	E: 0	K: 1	S: 7	R: 0	H: 1	E: 0	K: 1	S: 6	R: 0	H: 0	E: 0	K: 0	S: 3	R: 0	H: 0	E: 0	K: 2	S: 7	R: 0	H: 0	E: 0	K: 0	S: 7	1B: 3	2B: 0	3B: 1	SF: 0	SAC: 0	DP: 0	HBP: 0	WP: 0	PB: 0	SB: 0	CS: 0	PA: 35
PITCHER Bob Porterfield, R (1, 1) ERA: 2.77	IP	WLS	BF	H	R	ER	SO	BB	IBB	HBP	BLK	WP	HR	S	P	ERA	WHIP																			IP	WLS	BF	H	R	ER	SO	BB	IBB	HBP	BLK	WP	HR	S	P	ERA	WHIP														

BOTTOM

Washington Senators @ St. Louis Browns
Sportsman's Park, St. Louis, MO
 Wed Jul 30 1952, 4:33 AM EDT
 Att. 3,871 - Unknown

livebaseballscorecards.com

AB	32
R	2
H	5
RBI	2
BB	3
SO	10
LOB	11



Batter	1	2	3	4	5	6	7	8	9	AB R H RBI BB SO LOB	TOP											
Eddie Yost, R OBP: 0.333, SLG: 0.309 (1, 5) X	0-0 1B 1B	0-0 P6	4-0 FC5-4 BB		0-0 G6-4-3 1-2f 3-H			0-0 F7		4 1 1 0 1 0 1												
Jim Busby, R OBP: 0.246, SLG: 0.244 (1, 8) X	0-0 1B 1B	4-0 E 6-4-3 1B BB	0-0 FC5-4		0-3 K			0-0 5-3		4 2 1 0 1 1 1												
Jackie Jensen, R OBP: 0.368, SLG: 0.433 (1, 9) X	0-0 1B 1B	0-0 6-4-3		0-0 L6-3 1B			0-0 F7	0-0 F8		5 1 2 1 0 0 1												
Ken Wood, R OBP: 0.296, SLG: 0.341 (1, 7) X	0-0 1B 1B	0-0 E3		0-0 L6-3			4-0 BB	0-0 5-3		4 1 1 0 1 0 2												
Pete Runnels, L OBP: 0.372, SLG: 0.339 (1, 6) X	0-0 1B 1B	0-0 BB 1B		4-0 CS BB			0-3 K	0-0 BB 1B		4 2 3 3 1 1 1												
Mickey Vernon, L OBP: 0.361, SLG: 0.419 (1, 3) X	4-0 G5-4-3 1B 1-2 IBB	4-0 BB		0-0 CS	0-0 1B E 2B		0-3 K	4-0 1B BB		2 1 1 0 3 1 1												
Mel Hoderlein, S OBP: 0.314, SLG: 0.300 (1, 4) X	0-0 1B	0-0 L4			0-0 E 1B 1B		0-3 K	0-0 G6-4-3 1B		5 1 3 3 0 1 3												
Mickey Grasso, R OBP: 0.275, SLG: 0.239 (1, 2) X	0-0 G5-4-3		0-0 6-3		0-0 E5 1B G6-4-3		0-0 P6	0-0 G6-4-3		5 1 0 1 0 0 5												
Randy Gumpert, R OBP: 0.308, SLG: 0.250 Sandy Consuegra, R OBP: 0.200, SLG: 0.143 (1, 1) X (4, 1) X	0-0 F5		0-3 K		0-0 G6-4-3 1B		0-0 4-3			2 0 0 0 0 1 1 2 0 1 1 0 0 0												
Inning Stats	R: 5 E: 1 K: 0 S: 8	H: 6 LOB: 1 BB: 1 P: 12	R: 1 E: 1 K: 0 S: 5	H: 1 LOB: 3 BB: 2 P: 13	R: 0 E: 0 K: 1 S: 5	H: 0 LOB: 1 BB: 1 P: 9	R: 0 E: 0 K: 0 S: 2	H: 1 LOB: 0 BB: 1 P: 6	R: 3 E: 1 K: 1 S: 8	H: 3 LOB: 0 BB: 0 P: 8	R: 0 E: 0 K: 2 S: 7	H: 0 LOB: 1 BB: 1 P: 11	R: 0 E: 0 K: 1 S: 5	H: 0 LOB: 0 BB: 0 P: 5	R: 0 E: 0 K: 0 S: 3	H: 0 LOB: 0 BB: 0 P: 3	R: 1 E: 0 K: 0 S: 4	H: 2 LOB: 1 BB: 1 P: 8	1B: 12 2B: 2 3B: 0 HR: 0	SF: 0 SAC: 0 DP: 4 HBP: 0	WP: 0 PB: 0 SB: 0 CS: 1	PA: 45
PITCHER	IP WLS BF H R ER SO BB IBB HBP BLK WP HR S P ERA WHIP																				PITCHER	IP WLS BF H R ER SO BB IBB HBP BLK WP HR S P ERA WHIP
Bob Cain, L ERA: 4.55 (1, 1)	0.0 L 5 5 5 5 0 0 0 0 0 0 0 5 5 ∞ ∞																					
Dave Madison, R ERA: 4.03 (1, 1)	4.0 L 18 3 1 0 1 4 1 0 0 0 0 15 35 0.00 1.750																					
Stubby Overmire, L ERA: 3.6 (5, 1)	0.0 L 3 2 3 2 0 0 0 0 0 0 0 3 3 ∞ ∞																					
Earl Harrist, R ERA: 3.6 (5, 1)	5.0 L 18 3 1 1 4 2 0 0 0 0 0 24 32 1.80 1.000																					

Washington Senators @ St. Louis Browns
 Sportsman's Park, St. Louis, MO
 Thu Jul 31 1952, 4:33 AM EDT
 Att. 3,711 - Unknown

AB	37
R	10
H	13
RBI	9
BB	7
SO	5
LOB	16



Batter	1	2	3	4	5	6	7	8	9	AB	R	H	RBI	BB	SO	LOB	TOP																			
Phil Rizzuto, R (1, 6) OBP: 0.361, SLG: 0.380											0	0	0	0	0	0	0	New York Yankees @ St. Louis Browns Sportsman's Park, St. Louis, MO Sun Aug 03 1952, 4:33 AM EDT Unknown livebaseballscorecards.com																		
Irv Noren, L (1, 3) OBP: 0.305, SLG: 0.326											0	0	0	0	0	0	0		0																	
Hank Bauer, R (1, 9) OBP: 0.356, SLG: 0.476											0	0	0	0	0	0	0		0																	
Yogi Berra, L (1, 2) OBP: 0.367, SLG: 0.519											0	0	0	0	0	0	0		0																	
Mickey Mantle, S (1, 8) OBP: 0.391, SLG: 0.525											0	0	0	0	0	0	0		0																	
Gil McDougald, R (1, 4) OBP: 0.340, SLG: 0.362											0	0	0	0	0	0	0		0																	
Gene Woodling, L (1, 7) OBP: 0.389, SLG: 0.487											0	0	0	0	0	0	0		0																	
Andy Carey, R (1, 5) OBP: 0.263, SLG: 0.176											0	0	0	0	0	0	0		0																	
Johnny Sain, R (1, 1) OBP: 0.327, SLG: 0.449	0	0	0	0	0	0	0	0																												
Inning Stats											1B: 0	SF: 0	WP: 0	PA: 0																						
											2B: 0	SAC: 0	PB: 0																							
											3B: 0	DP: 0	SB: 0																							
											HR: 0	HBP: 0	CS: 0																							
PITCHER	IP	WLS	BF	H	R	ER	SO	BB	IBB	HBP	BLK	WP	HR	S	P	ERA	WHIP	PITCHER	IP	WLS	BF	H	R	ER	SO	BB	IBB	HBP	BLK	WP	HR	S	P	ERA	WHIP	
Ned Garver, R (1, 1) ERA: 3.65	0.0	L	0	0	0	0	0	0	0	0	0	0	0	0	0	∞	∞																			



Batter	1	2	3	4	5	6	7	8	9	AB R H RBI BB SO LOB	BOTTOM
--------	---	---	---	---	---	---	---	---	---	----------------------	--------


Gordon Goldsberry, L (1, 3) OBP: 0.296, SLG: 0.277										0 0 0 0 0 0 0	<p>New York Yankees @ St. Louis Browns Sportsman's Park, St. Louis, MO Sun Aug 03 1952, 4:38 AM EDT Att. 17,580 - Unknown</p> <p>livebaseballscorecards.com</p>
Ray Coleman, L (1, 7) OBP: 0.272, SLG: 0.300										0 0 0 0 0 0 0	
Bob Nieman, R (1, 9) OBP: 0.352, SLG: 0.428										0 0 0 0 0 0 0	
Clint Courtney, L (1, 2) OBP: 0.351, SLG: 0.391										0 0 0 0 0 0 0	
Jim Dyck, R (1, 5) OBP: 0.342, SLG: 0.443										0 0 0 0 0 0 0	
Jim Delsing, L (1, 8) OBP: 0.330, SLG: 0.363										0 0 0 0 0 0 0	
Bobby Young, L (1, 4) OBP: 0.314, SLG: 0.342										0 0 0 0 0 0 0	
Marty Marion, R (1, 6) OBP: 0.320, SLG: 0.343										0 0 0 0 0 0 0	
Tommy Byrne, L (1, 1) OBP: 0.299, SLG: 0.355										0 0 0 0 0 0 0	

Inning Stats	1B: 0	SF: 0	WP: 0	PA: 0
	2B: 0	SAC: 0	PB: 0	
	3B: 0	DP: 0	SB: 0	
	HR: 0	HBP: 0	CS: 0	

PITCHER Jim McDonald, R (1, 1) ERA: 3.83	IP 0.0 WLS W BF 0 H 0 R 0 ER 0 SO 0 BB 0 IBB 0 HBP 0 BLK 0 WP 0 HR 0 S 0 P 0 ERA ∞ WHIP ∞	PITCHER IP WLS BF H R ER SO BB IBB HBP BLK WP HR S P ERA WHIP
---	--	--



Batter	1	2	3	4	5	6	7	8	9	AB R H RBI BB SO LOB	TOP							
Johnny Groth, R (1, 8) OBP: 0.358, SLG: 0.377										0 0 0 0 0 0 0 0	Detroit Tigers @ St. Louis Browns Sportsman's Park, St. Louis, MO Tue Aug 05 1952, 4:33 AM EDT Att. 4,609 - Unknown livebaseballscorecards.com							
Neil Berry, R (1, 6) OBP: 0.320, SLG: 0.321										0 0 0 0 0 0 0 0								
Fred Hatfield, L (1, 5) OBP: 0.302, SLG: 0.316										0 0 0 0 0 0 0 0								
Walt Dropo, R (1, 3) OBP: 0.347, SLG: 0.500										0 0 0 0 0 0 0 0								
Steve Souchock, R (1, 9) OBP: 0.328, SLG: 0.511										0 0 0 0 0 0 0 0								
Don Lenhardt, R (1, 7) OBP: 0.349, SLG: 0.390										0 0 0 0 0 0 0 0								
Matt Batts, R (1, 2) OBP: 0.320, SLG: 0.371										0 0 0 0 0 0 0 0								
Al Federoff, R (1, 4) OBP: 0.247, SLG: 0.253										0 0 0 0 0 0 0 0								
Ted Gray, S (1, 1) OBP: 0.212, SLG: 0.196	0 0 0 0 0 0 0 0	D <small>TM</small>																
Inning Stats	1B: 0 SF: 0 2B: 0 SAC: 0 3B: 0 DP: 0 HR: 0 HBP: 0		WP: 0 PA: 0 PB: 0 SB: 0 CS: 0															
PITCHER Bob Cain, L (1, 1) ERA: 4.37	IP	WLS	BF	H	R	ER	SO	BB	IBB	HBP	BLK	WP	HR	S	P	ERA	WHIP	PITCHER IP WLS BF H R ER SO BB IBB HBP BLK WP HR S P ERA WHIP

Batter	1	2	3	4	5	6	7	8	9	AB R H RBI BB SO LOB	TOP							
Johnny Groth, R (1, 8) <small>OBP: 0.359, SLG: 0.378</small>											0 0 0 0 0 0 0 0	Detroit Tigers @ St. Louis Browns Sportsman's Park, St. Louis, MO Wed Aug 06 1952, 4:33 AM EDT Att. 6,162 - Unknown livebaseballscorecards.com						
Neil Berry, R (1, 6) <small>OBP: 0.318, SLG: 0.319</small>											0 0 0 0 0 0 0 0							
Fred Hatfield, L (1, 5) <small>OBP: 0.299, SLG: 0.312</small>											0 0 0 0 0 0 0 0							
Walt Dropo, R (1, 3) <small>OBP: 0.346, SLG: 0.496</small>											0 0 0 0 0 0 0 0							
Pat Mullin, L (1, 7) <small>OBP: 0.338, SLG: 0.458</small>											0 0 0 0 0 0 0 0							
Cliff Mapes, L (1, 9) <small>OBP: 0.289, SLG: 0.370</small>											0 0 0 0 0 0 0 0							
Joe Ginsberg, L (1, 2) <small>OBP: 0.311, SLG: 0.326</small>											0 0 0 0 0 0 0 0							
Al Federoff, R (1, 4) <small>OBP: 0.250, SLG: 0.256</small>											0 0 0 0 0 0 0 0							
Virgil Trucks, R (1, 1) <small>OBP: 0.222, SLG: 0.289</small>	0 0 0 0 0 0 0 0																	
Inning Stats	1B: 0 SF: 0 2B: 0 SAC: 0 3B: 0 DP: 0 HR: 0 HBP: 0		WP: 0 PA: 0 PB: 0 SB: 0 CS: 0															
PITCHER Satchel Paige, R (1, 1) <small>ERA: 3.0</small>	IP	WLS	BF	H	R	ER	SO	BB	IBB	HBP	BLK	WP	HR	S	P	ERA	WHIP	PITCHER IP WLS BF H R ER SO BB IBB HBP BLK WP HR S P ERA WHIP

Batter	1	2	3	4	5	6	7	8	9	10	11	12	AB	R	H	RBI	BB	SO	LOB	TOP
Johnny Groth, R (1, 8) <small>OBP: 0.358, SLG: 0.374</small>													4	2	1	0	1	0	0	
Neil Berry, R (1, 6) <small>OBP: 0.319, SLG: 0.311</small>													3	1	0	0	1	0	1	
Fred Hatfield, L (1, 5) <small>OBP: 0.302, SLG: 0.315</small>													5	1	2	0	0	2	1	
Walt Dropo, R (1, 3) <small>OBP: 0.340, SLG: 0.489</small>													5	0	1	2	0	0	3	
Steve Souchock, R (1, 9) <small>OBP: 0.333, SLG: 0.519</small>													3	0	1	2	2	0	0	
Pat Mullin, L (1, 7) <small>OBP: 0.329, SLG: 0.444</small> Don Kolloway, R (11, PH) <small>OBP: 0.282, SLG: 0.294</small> Cliff Mapes, L (11, 7) <small>OBP: 0.286, SLG: 0.371</small>													4	0	1	0	0	2	3	
Matt Batts, R (1, 2) <small>OBP: 0.306, SLG: 0.352</small>													5	0	0	0	0	0	0	
Al Federoff, R (1, 4) <small>OBP: 0.235, SLG: 0.240</small>													5	0	0	0	0	0	0	
Bill Wight, L (1, 1) <small>OBP: 0.214, SLG: 0.244</small> Ted Gray, S (11, 1) <small>OBP: 0.204, SLG: 0.189</small> Hal White, R (11, 1) <small>OBP: 0.125, SLG: 0.125</small>													4	0	0	0	0	1	0	
Inning Stats	R: 0 H: 0 E: 0 LOB: 0 K: 1 BB: 0 S: 5 P: 5	R: 0 H: 0 E: 0 LOB: 0 K: 1 BB: 0 S: 5 P: 5	R: 0 H: 0 E: 0 LOB: 0 K: 0 BB: 0 S: 3 P: 3	R: 2 H: 2 E: 0 LOB: 1 K: 0 BB: 1 S: 5 P: 9	R: 0 H: 0 E: 0 LOB: 0 K: 1 BB: 0 S: 5 P: 5	R: 1 H: 2 E: 0 LOB: 2 K: 1 BB: 1 S: 7 P: 11	R: 0 H: 0 E: 0 LOB: 0 K: 0 BB: 0 S: 3 P: 3	R: 0 H: 0 E: 0 LOB: 0 K: 1 BB: 0 S: 5 P: 5	R: 0 H: 1 E: 0 LOB: 0 K: 0 BB: 0 S: 3 P: 3	R: 0 H: 0 E: 0 LOB: 0 K: 0 BB: 0 S: 3 P: 3	R: 1 H: 1 E: 0 LOB: 2 K: 0 BB: 2 S: 4 P: 12	R: 0 H: 0 E: 0 LOB: 0 K: 1 BB: 0 S: 5 P: 5	1B: 4 SF: 0 2B: 2 SAC: 1 3B: 0 DP: 0 HR: 0 HBP: 0	WP: 0 PA: 46 PB: 0 SB: 0 CS: 1						
PITCHER Gene Bearden, L (1, 1) <small>ERA: 3.77</small> Earl Harrist, R (11, 1) <small>ERA: 3.59</small> Dave Madison, R (12, 1) <small>ERA: 4.2</small>	IP: 10.2 WLS: 41 BF: 41 H: 6 R: 4 ER: 4 SO: 5 BB: 4 IBB: 0 HBP: 0 BLK: 0 WP: 0 HR: 0 S: 47 P: 63 ERA: 3.38 WHIP: 0.938																			

Detroit Tigers @ St. Louis Browns
 Sportsman's Park, St. Louis, MO
 Thu Aug 07 1952, 4:33 AM EDT
 Att: 3,040 - Unknown

AB	40
R	4
H	6
RBI	4
BB	4
SO	6
LOB	10



livebaseballscorecards.com


Batter	1	2	3	4	5	6	7	8	9	10	11	12	AB	R	H	RBI	BB	SO	LOB
Fred Marsh, R OBP: 0.305, SLG: 0.223 (1, 5)	0-0 1-3 1B		4-0 BB BB	0-0 5-3		0-0 F4			0-0 6-3		4-0 E 1B BB		4	0	1	0	2	0	3
Jim Delsing, L OBP: 0.326, SLG: 0.351 (1, 8)	0-0 1-3		4-0 BB BB		0-0 S 2B 1B	0-0 1-3			0-3 K		0-0 E3 1-3 1B 3-H		4	1	1	0	1	1	2
Marty Marion, R OBP: 0.320, SLG: 0.342 (11, PH)	1-2		1-2 BB										1	0	1	1	0	0	0
Ray Coleman, L OBP: 0.276, SLG: 0.290 (11, PR)													0	0	0	0	0	0	0
Bob Nieman, R OBP: 0.351, SLG: 0.420 (1, 9)	0-0 6-3		0-0 4-3		0-3 K 1-2				0-0 4-3		0-0 F7		6	0	0	0	0	2	6
Jim Dyck, R OBP: 0.354, SLG: 0.448 (1, 7)	0-0 F7			0-0 3B 1B	0-0 1B 2-H 2B				0-0 F8		0-0 5-3		6	2	3	1	0	0	1
Les Moss, R OBP: 0.351, SLG: 0.388 (1, 2)		0-3 K		0-0 F5	0-0 2-3 1B				0-0 F7		0-0 5-3		5	0	1	0	0	1	1
Bobby Young, L OBP: 0.318, SLG: 0.347 (1, 4)		0-0 1-3		0-0 F8	0-0 1-H 1B 3B				0-0 4-3 SH5-4 1B		0-0 1-3		5	1	2	1	1	0	2
Gordon Goldsberry, L OBP: 0.306, SLG: 0.302 (1, 3)		0-0 F7		4-0 1B BB	0-0 F3				0-0 SH5-4 1-2		0-0 E4 4-3 1B SH1-3		4	1	1	1	1	0	2
Joe Demaestri, R OBP: 0.239, SLG: 0.272 (1, 6)			0-0 6-3	0-3 K					0-0 4-3		0-0 SH1-3		4	0	1	0	0	1	3
Gene Bearden, L OBP: 0.439, SLG: 0.462 (1, 1)			0-0 1-3	0-0 1B					0-0 F3		0-0 4-3		4	0	1	1	0	1	2
Earl Harist, R OBP: 0.107, SLG: 0.107 (11, 1)													0	0	0	0	0	0	0
Clint Courtney, L OBP: 0.355, SLG: 0.399 (11, PH)													1	0	0	0	0	0	1
Dave Madison, R OBP: 0.118, SLG: 0.118 (12, 1)				1-2 3-H 1B							2-3		0	0	0	0	0	0	0

Inning Stats	R: 0	H: 1	R: 0	H: 0	R: 0	H: 0	R: 2	H: 3	R: 0	H: 1	R: 0	H: 0	R: 0	H: 1	R: 0	H: 0	R: 0	H: 0	R: 1	H: 1	R: 1	H: 2	1B: 9	SF: 0	WP: 0	PA: 52
	E: 0	LOB: 1	E: 0	LOB: 0	E: 0	LOB: 2	E: 0	LOB: 2	E: 0	LOB: 1	E: 0	LOB: 0	E: 0	LOB: 1	E: 0	LOB: 0	E: 0	LOB: 0	E: 0	LOB: 2	E: 0	LOB: 2	2B: 2	SAC: 3	PB: 0	
	K: 0	BB: 0	K: 1	BB: 0	K: 0	BB: 2	K: 1	BB: 1	K: 1	BB: 0	K: 0	BB: 0	K: 2	BB: 0	K: 0	BB: 0	K: 0	BB: 0	K: 0	BB: 1	K: 0	BB: 1	3B: 1	DP: 0	SB: 1	
	S: 4	P: 4	S: 5	P: 5	S: 3	P: 11	S: 8	P: 12	S: 8	P: 6	S: 3	P: 3	S: 4	P: 4	S: 7	P: 7	S: 3	P: 3	S: 5	P: 9	S: 3	P: 7	HR: 0	HBP: 0	CS: 0	


PITCHER	IP	WLS	BF	H	R	ER	SO	BB	IBB	HBP	BLK	WP	HR	S	P	ERA	WHIP
Bill Wight, L ERA: 3.2 (1, 1)	10.2		46	9	4	3	6	4	0	0	0	0	0	54	70	2.53	1.219
Ted Gray, L ERA: 3.94 (11, 1)	0.0		1	1	0	0	0	0	0	0	0	0	0	1	1	∞	∞
Hal White, R ERA: 3.48 (11, 1)	0.2	L	5	2	1	1	0	1	0	0	0	0	0	4	8	13.50	4.500

DETROIT TIGERS @ ST. LOUIS BROWNS
SPORTSMAN'S PARK, ST. LOUIS, MO
 Thu Aug 07 1952, 4:33 AM EDT
 Att. 3,040 - Unknown

AB	44
R	5
H	12
RBI	5
BB	5
SO	6
LOB	23



PITCHER	IP	WLS	BF	H	R	ER	SO	BB	IBB	HBP	BLK	WP	HR	S	P	ERA	WHIP
Bill Wight, L ERA: 3.2 (1, 1)	10.2		46	9	4	3	6	4	0	0	0	0	0	54	70	2.53	1.219
Ted Gray, L ERA: 3.94 (11, 1)	0.0		1	1	0	0	0	0	0	0	0	0	0	1	1	∞	∞
Hal White, R ERA: 3.48 (11, 1)	0.2	L	5	2	1	1	0	1	0	0	0	0	0	4	8	13.50	4.500

Batter	1	2	3	4	5	6	7	8	9	AB	R	H	RBI	BB	SO	LOB	TOP												
Dale Mitchell, L (1, 7) OBP: 0.383, SLG: 0.409											0	0	0	0	0	0	0	Cleveland Indians @ St. Louis Browns Sportsman's Park, St. Louis, MO Sat Aug 09 1952, 4:33 AM EDT Att. 6,594 - Unknown livebaseballscorecards.com											
Bobby Avila, R (1, 4) OBP: 0.382, SLG: 0.395											0	0	0	0	0	0	0		0										
Larry Doby, L (1, 8) OBP: 0.388, SLG: 0.601											0	0	0	0	0	0	0		0										
Al Rosen, R (1, 5) OBP: 0.400, SLG: 0.516											0	0	0	0	0	0	0		0										
Ray Boone, R (1, 6) OBP: 0.369, SLG: 0.361											0	0	0	0	0	0	0		0										
Wally Westlake, R (1, 9) OBP: 0.315, SLG: 0.268											0	0	0	0	0	0	0		0										
Bill Glynn, L (1, 3) OBP: 0.307, SLG: 0.400											0	0	0	0	0	0	0		0	AB 0 R 0 H 0 RBI 0 BB 0 SO 0 LOB 0									
Jim Hegan, R (1, 2) OBP: 0.315, SLG: 0.372											0	0	0	0	0	0	0		0										
Mike Garcia, R (1, 1) OBP: 0.155, SLG: 0.147	0	0	0	0	0	0	0	0																					
Inning Stats											1B: 0	SF: 0	WP: 0	PA: 0															
											2B: 0	SAC: 0	PB: 0																
											3B: 0	DP: 0	SB: 0																
											HR: 0	HBP: 0	CS: 0																
PITCHER Tommy Byrne, L (1, 1) ERA: 4.72	IP	WLS	BF	H	R	ER	SO	BB	IBB	HBP	BLK	WP	HR	S	P	ERA	WHIP												
	0.0	L	0	0	0	0	0	0	0	0	0	0	0	0	0	∞	∞												
											PITCHER	IP	WLS	BF	H	R	ER	SO	BB	IBB	HBP	BLK	WP	HR	S	P	ERA	WHIP	

Batter	1	2	3	4	5	6	7	8	9	AB	R	H	RBI	BB	SO	LOB
Al Zarilla, L (1, 7) OBP: 0.363, SLG: 0.346										0	0	0	0	0	0	0
Gordon Goldsberry, L (1, 3) OBP: 0.307, SLG: 0.303										0	0	0	0	0	0	0
Bob Nieman, R (1, 9) OBP: 0.349, SLG: 0.419										0	0	0	0	0	0	0
Clint Courtney, L (1, 2) OBP: 0.352, SLG: 0.394										0	0	0	0	0	0	0
Jim Delsing, L (1, 8) OBP: 0.327, SLG: 0.354										0	0	0	0	0	0	0
Jim Dyck, R (1, 5) OBP: 0.358, SLG: 0.453										0	0	0	0	0	0	0
Bobby Young, L (1, 4) OBP: 0.319, SLG: 0.346										0	0	0	0	0	0	0
Fred Marsh, R (1, 6) OBP: 0.309, SLG: 0.231										0	0	0	0	0	0	0
Tommy Byrne, L (1, 1) OBP: 0.286, SLG: 0.338										0	0	0	0	0	0	0
Inning Stats																

BOTTOM

Cleveland Indians @ St. Louis Browns
Sportsman's Park, St. Louis, MO
 Sat Aug 09 1952, 4:33 AM EDT
 Att. 6,594 - Unknown

livebaseballscorecards.com

AB 0
R 0
H 0
RBI 0
BB 0
SO 0
LOB 0



PITCHER	IP	WLS	BF	H	R	ER	SO	BB	IBB	HBP	BLK	WP	HR	S	P	ERA	WHIP
Mike Garcia, R (1, 1) ERA: 2.16	0.0		0	0	0	0	0	0	0	0	0	0	0	0	0	∞	∞

PITCHER	IP	WLS	BF	H	R	ER	SO	BB	IBB	HBP	BLK	WP	HR	S	P	ERA	WHIP

WP: 0 PA: 0
 PB: 0 SAC: 0
 SB: 0 DP: 0
 CS: 0 HBP: 0

Batter	1	2	3	4	5	6	7	8	9	AB R H RBI BB SO LOB	TOP											
Dale Mitchell, L (1, 7) OBP: 0.386, SLG: 0.410	0-0 BB 1B	0-0 1-2 2-H 3-H 1B		0-0 1B			0-0 F6		0-0 F8	5 0 3 2 0 0 0	Cleveland Indians @ St. Louis Browns Sportsman's Park, St. Louis, MO Sun Aug 10 1952, 4:33 AM EDT Att. 7,752 - Unknown livebaseballscorecards.com											
Bobby Avila, R (1, 4) OBP: 0.379, SLG: 0.390	0-0 F9	0-0 F9		0-0 F9			4-0 BB		0-0 1B	4 0 1 0 1 0 4												
Larry Doby, L (1, 8) OBP: 0.388, SLG: 0.600	4-0 1-2 BB	0-0 F9					0-0 F2		0-0 F2	4 0 0 0 1 0 4												
Al Rosen, R (1, 5) OBP: 0.397, SLG: 0.516	0-0 F7		0-0 L8				0-0 F9		0-0 HR	4 1 1 1 0 0 2												
Ray Boone, R (1, 6) OBP: 0.369, SLG: 0.363	0-0 F8		0-0 FC6-5 2B				0-3 K		0-0 L6	4 0 1 0 0 1 2												
Wally Westlake, R (1, 9) OBP: 0.316, SLG: 0.268		0-3 K	0-0 FC6-5 2-3				0-0 6-3		0-0 1B	4 0 1 0 0 1 1												
Bill Glynn, L (1, 3) OBP: 0.313, SLG: 0.410		0-0 1B BB 1B	0-0 4-3				0-0 F6		0-0 L8	4 1 1 0 0 0 2												
Joe Tipton, R (1, 2) OBP: 0.394, SLG: 0.470		4-0 1-2 1B BB		0-3 K			0-0 F4		0-3 K	3 1 0 0 1 2 1												
Bob Lemon, L (1, 1) OBP: 0.205, SLG: 0.287 Hank Majeski, R (9, PH) OBP: 0.376, SLG: 0.349		0-0 1-2 2-3 1B		0-0 F2			0-3 K		0-0 6-3	3 0 1 0 0 1 0 1 0 0 0 0 0 0												
Inning Stats	R: 0 E: 0 K: 0 S: 4	H: 1 LOB: 2 BB: 1 P: 8	R: 2 E: 0 K: 1 S: 8	H: 3 LOB: 2 BB: 1 P: 12	R: 0 E: 0 K: 0 S: 4	H: 1 LOB: 1 BB: 0 P: 4	R: 0 E: 0 K: 1 S: 6	H: 1 LOB: 1 BB: 0 P: 6	R: 0 E: 0 K: 1 S: 5	H: 0 LOB: 0 BB: 0 P: 5	R: 0 E: 0 K: 0 S: 3	H: 0 LOB: 0 BB: 0 P: 3	R: 0 E: 0 K: 1 S: 5	H: 0 LOB: 1 BB: 1 P: 9	R: 1 E: 0 K: 1 S: 7	H: 2 LOB: 1 BB: 0 P: 7	R: 0 E: 0 K: 0 S: 4	H: 1 LOB: 1 BB: 0 P: 4	1B: 7 2B: 1 3B: 0 HR: 1	SF: 0 SAC: 0 DP: 0 HBP: 0	WP: 0 PB: 0 SB: 0 CS: 0	PA: 39
PITCHER Bob Cain, L (1, 1) ERA: 3.98	IP 9.0 WLS W BF 39 H 9 R 3 ER 3 SO 5 BB 3 IBB 0 HBP 0 BLK 0 WP 0 HR 1 S 46 P 58 ERA 3.00 WHIP 1.333											PITCHER	IP WLS BF H R ER SO BB IBB HBP BLK WP HR S P ERA WHIP									



Batter	1	2	3	4	5	6	7	8	9	AB R H RBI BB SO LOB
Al Zarilla, L (1, 7) OBP: 0.366, SLG: 0.352	0-3 K		0-0 3-1		0-0 4-3			0-0 SH1-4 1B		4 1 1 0 0 1 0
Gordon Goldsberry, L (1, 3) OBP: 0.297, SLG: 0.292	0-0 F9		0-0 6-3		0-0 CS 1B			0-0 SH1-4 1-2		3 0 1 0 0 0 0
Bob Nieman, R (1, 9) OBP: 0.354, SLG: 0.423	0-0 1B 2B 1B		0-0 F4		0-0 F8			0-0 CS 1B 2-H		4 1 2 1 0 0 1
Clint Courtney, L (1, 2) OBP: 0.354, SLG: 0.393	0-0 2B 1-2 1B			0-0 G3-6-3 1B	0-0 CS 1-2	0-0		0-0 BB 1B 1-2		4 1 3 0 0 0 0
Jim Delsing, L (1, 8) OBP: 0.328, SLG: 0.355	0-0 1-3 2-H 2B			0-0 G3-6-3 1-2f		0-0 L9		4-0 BB 1B 1-2 BB		3 0 1 1 1 0 1
Jim Dyck, R (1, 5) OBP: 0.359, SLG: 0.455	0-3 K			0-0 E HR 2B		0-0 6-3		0-0 1-3 2-H 1B		4 1 2 1 0 1 2
Bobby Young, L (1, 4) OBP: 0.320, SLG: 0.347		0-0 4-3		0-0 E1 HR 2-3			0-0			3 1 0 0 0 0 1
Fred Marsh, R (1, 6) OBP: 0.328, SLG: 0.287		0-3 K		0-0 HR			0-0 F8			3 1 1 3 0 1 0
Joe Demaestri, R (8, 6) OBP: 0.239, SLG: 0.272				1-H 3-H HR						0 0 0 0 0 0 0
Bob Cain, L (1, 1) OBP: 0.146, SLG: 0.103		0-3 K		0-0 F7			0-0			3 0 0 0 0 1 0

Inning Stats	R: 1	H: 3	E: 0	LOB: 2	K: 2	BB: 0	S: 10	P: 10	R: 0	H: 0	E: 0	LOB: 0	K: 2	BB: 0	S: 7	P: 7	R: 0	H: 0	E: 0	LOB: 0	K: 0	BB: 0	S: 3	P: 3	R: 3	H: 3	E: 1	LOB: 0	K: 0	BB: 0	S: 6	P: 6	R: 0	H: 1	E: 0	LOB: 0	K: 0	BB: 0	S: 3	P: 3	R: 0	H: 0	E: 0	LOB: 0	K: 0	BB: 0	S: 3	P: 3	R: 0	H: 0	E: 0	LOB: 0	K: 0	BB: 0	S: 3	P: 3	R: 2	H: 4	E: 0	LOB: 2	K: 0	BB: 1	S: 5	P: 9
PITCHER Bob Lemon, R (1, 1) ERA: 2.74	IP	WLS	BF	H	R	ER	SO	BB	IBB	HBP	BLK	WP	HR	S	P	ERA	WHIP																			IP	WLS	BF	H	R	ER	SO	BB	IBB	HBP	BLK	WP	HR	S	P	ERA	WHIP												
	8.0	L	33	11	6	3	4	1	0	0	0	0	1	40	44	3.38	1.500																																															


BOTTOM

Cleveland Indians @ St. Louis Browns
Sportsman's Park, St. Louis, MO

Sun Aug 10 1952, 4:33 AM EDT
Att. 7,752 - Unknown

AB	31
R	6
H	11
RBI	6
BB	1
SO	4
LOB	5

WP: 0 PA: 34
PB: 0
SB: 0
CS: 2



livebaseballscorecards.com

Batter	1	2	3	4	5	6	7	8	9	10	11	AB R H RBI BB SO LOB	TOP													
Hector Rodriguez, R OBP: 0.353, SLG: 0.313 (1, 5)	0-0 1-3		0-0 6-3		0-0 1-3	0-0 5-3			0-0 5-3		0-0 G6-4-3	6 0 0 0 0 0 6	Chicago White Sox @ St. Louis Browns Sportsman's Park, St. Louis, MO Tue Aug 12 1952, 4:33 AM EDT Att: 3,356 - Unknown livebaseballscorecards.com													
Nellie Fox, L OBP: 0.339, SLG: 0.358 (1, 4)	0-0 6-3		0-0 F8		0-0 F8		0-0 F8		0-0 4-3			5 0 0 0 0 0 1														
Minnie Minoso, R OBP: 0.385, SLG: 0.448 (1, 7)	0-3 K			4-0 E BB		0-0 2B FC4-2 1B		4-0 1B BB	0-0 5-3			3 0 1 0 2 1 0														
Eddie Robinson, L OBP: 0.386, SLG: 0.489 (1, 3)		4-0 BLK BB		0-0 E3		0-0 FC4-2 F7 2B		0-3 K		0-0 4-3		4 1 1 0 1 1 2														
Sam Mele, R OBP: 0.340, SLG: 0.422 (1, 9)		0-0 L7		0-0 F8		4-0 FC4-2 1B IBB		0-0 FC3-6 1B		0-0 F5		4 1 1 0 1 0 3														
Jim Rivera, L OBP: 0.310, SLG: 0.367 (1, 8)		0-3 K		0-0 F8		0-0 FC4-2 BB 1B		0-0 FC3-6		0-0 F2		5 0 0 0 0 1 8														
Sherm Lollar, R OBP: 0.348, SLG: 0.406 (1, 2)		1-0 HBP		0-0 F5		0-0 F7		0-0 5-3		0-0 SH1-4 1B		4 0 1 1 0 0 4 0 0 0 0 0 0 0 0 0 0 0 0 0 0														
Hal Brown, R OBP: 0.214, SLG: 0.231 (11, PR)																										
Harry Dorish, R (11, 1)																										
Willy Miranda, S OBP: 0.299, SLG: 0.279 (1, 6)		0-0 F7			4-0 1-3 SH1-4 BB		0-0 BB 1B		0-0 5-3		0-0 SH1-4	3 0 1 1 1 0 2														
Chuck Stobbs, L OBP: 0.190, SLG: 0.081 (1, 1)			0-0 4-3		0-0 SH1-4		4-0 1-2 2-3 BB		0-0 4-3		4-0 G6-4-3 IBB	2 0 0 0 1 0 0 0 0 0 0 0 0 0 0 0 0 0 1 0 0														
Luis Aloma, R (10, 1)																										
Darrell Johnson, R OBP: 0.355, SLG: 0.302 (11, PH) (11, 2)																										
Inning Stats	R: 0 E: 0 K: 1 S: 5	H: 0 LOB: 0 BB: 0 P: 5	R: 0 E: 0 K: 1 S: 5	H: 0 LOB: 2 BB: 1 P: 10	R: 0 E: 0 K: 0 S: 3	H: 0 LOB: 0 BB: 0 P: 3	R: 0 E: 1 K: 0 S: 4	H: 0 LOB: 2 BB: 1 P: 8	R: 0 E: 0 K: 0 S: 3	H: 0 LOB: 1 BB: 1 P: 7	R: 2 E: 0 K: 0 S: 6	H: 3 LOB: 3 BB: 2 P: 14	R: 0 E: 0 K: 1 S: 6	H: 1 LOB: 2 BB: 1 P: 10	R: 0 E: 0 K: 0 S: 3	H: 0 LOB: 0 BB: 0 P: 3	R: 0 E: 0 K: 0 S: 3	H: 0 LOB: 0 BB: 0 P: 3	R: 0 E: 0 K: 0 S: 3	H: 0 LOB: 0 BB: 0 P: 3	R: 0 E: 0 K: 0 S: 3	H: 1 LOB: 2 BB: 1 P: 7	1B: 4 2B: 1 3B: 0 HR: 0	SF: 0 SAC: 2 DP: 1 HBP: 1	WP: 0 PB: 0 SB: 0 CS: 0	PA: 46
PITCHER Gene Bearden, L ERA: 3.55 (1, 1)	IP 11.0	WLS W	BF 46	H 5	R 2	ER 2	SO 3	BB 5	IBB 2	HBP 1	BLK 1	WP 0	HR 0	S 44	P 73	ERA 1.64	WHIP 0.909									



Batter	1	2	3	4	5	6	7	8	9	10	11	AB	R	H	RBI	BB	SO	LOB	BOTTOM								
Fred Marsh, R OBP: 0.331, SLG: 0.286 (1, 6)	0-3 K		X 0-0 F8			X 0-0 1B	X 0-0 F9			B 4-0 SH1-3 BB		4	1	1	0	1	1	3									
Jim Delsing, L OBP: 0.324, SLG: 0.351 (1, 8)	0-0 6-3		X 0-0 G4-6-3			X 0-0 1-3		X 0-0 1-3		X 0-0 SH1-3		4	0	0	0	0	0	2									
Bob Nieman, R OBP: 0.354, SLG: 0.421 (1, 9)	4-0 BB			X 0-0 F7		X 0-0 2-H 1B		X 0-0 F4		B 0-3 K		4	0	1	1	1	1	1									
Jim Dyck, R OBP: 0.359, SLG: 0.476 (1, 5)	0-0 5-3			X 0-0 F8		X 0-0 F2		X 0-0 HR			X 0-0 HR	5	2	2	2	0	0	2									
Les Moss, R OBP: 0.348, SLG: 0.376 (1, 2)		B 4-0 BB		X 0-0 E5		B 0-3 K		X 0-0 F6				3	0	0	0	1	1	1									
Jay Porter, R (1, 7)		X 0-0 F8		X 0-0 F8			B 4-0 FC4-6 BB		X 0-0 F9			3	0	0	0	1	0	2									
Bobby Young, L OBP: 0.318, SLG: 0.344 (1, 4)		X 0-0 L3			X 0-0 F9		X 0-0 FC4-6 1B		X 0-0 4-3			4	0	0	0	0	0	2									
Gordon Goldsberry, L OBP: 0.296, SLG: 0.291 (1, 3)		X 0-0 G3			B 0-3 K		X 0-0 1-3 1B		B 0-3 K			4	0	1	0	0	2	1									
Gene Bearden, L OBP: 0.413, SLG: 0.432 (1, 1)			X 0-0 G4-6-3 1B		X 0-0 3-1		X 0-0 1-3		B 0-3 K			4	0	1	0	0	1	2									
Inning Stats	R: 0 E: 0 K: 1 S: 5	H: 0 LOB: 1 BB: 1 P: 9	R: 0 E: 0 K: 0 S: 3	H: 0 LOB: 1 BB: 1 P: 7	R: 0 E: 0 K: 0 S: 3	H: 1 LOB: 0 BB: 0 P: 3	R: 0 E: 1 K: 0 S: 4	H: 0 LOB: 1 BB: 0 P: 4	R: 0 E: 0 K: 1 S: 5	H: 0 LOB: 0 BB: 0 P: 5	R: 1 E: 0 K: 1 S: 7	H: 2 LOB: 1 BB: 0 P: 7	R: 0 E: 0 K: 0 S: 4	H: 1 LOB: 2 BB: 1 P: 8	R: 1 E: 0 K: 0 S: 4	H: 1 LOB: 0 BB: 0 P: 4	R: 0 E: 0 K: 1 S: 5	H: 0 LOB: 0 BB: 0 P: 5	R: 0 E: 2 K: 2 S: 7	H: 0 LOB: 1 BB: 1 P: 11	R: 1 E: 0 K: 0 S: 1	H: 1 LOB: 0 BB: 0 P: 1	1B: 4 2B: 0 3B: 0 HR: 2	SF: 0 SAC: 1 DP: 1 HBP: 0	WP: 0 PB: 0 SB: 0 CS: 0	PA: 40	
PITCHER	IP	WLS	BF	H	R	ER	SO	BB	IBB	HBP	BLK	WP	HR	S	P	ERA	WHIP										
Chuck Stobbs, L ERA: 2.88 (1, 1)	9.2		38	5	2	2	5	4	0	0	0	0	1	44	60	1.86	0.931										
Luis Aloma, R ERA: 5.12 (10, 1)	0.1		1	0	0	0	1	0	0	0	0	0	0	3	3	0.00	0.000										
Harry Dorish, R ERA: 2.86 (11, 1)	0.0	L	1	1	1	1	0	0	0	0	0	0	1	1	1	∞	∞										

Chicago White Sox @ St. Louis Browns
Sportsman's Park, St. Louis, MO

Tue Aug 12 1952, 4:33 AM EDT
Att: 3,356 - Unknown

AB 35
R 3
H 6
RBI 3
BB 4
SO 6
LOB 16



Batter	1	2	3	4	5	6	7	8	9	AB R H RBI BB SO LOB	TOP											
Fred Marsh, R (1, 6) OBP: 0.326, SLG: 0.282	0-0 F2		0-0 F6		0-3 K		0-0 K 1B		0-0 6-3	5 0 1 0 0 1 0												
Al Zarilla, L (1, 7) OBP: 0.369, SLG: 0.352	0-0 3-1		4-0 E BB		0-0 E4 CS		0-0 1-2 1B			3 1 1 0 1 0 0												
Bob Nieman, R (1, 9) OBP: 0.353, SLG: 0.419	0-0 1B		0-0 E6 1-H		0-0 CS 1-2	0-0 4-3	0-3 K 2-3			4 0 1 0 0 1 2												
Clint Courtney, L (1, 2) OBP: 0.353, SLG: 0.391	0-0 4-3		0-0 F6			0-0 1B HR 1B		0-0 G3		4 1 1 0 0 0 1												
Dick Krynoski, L (1, 3) OBP: 0.303, SLG: 0.384		0-0 HR		0-0 FC5-4 1B		0-0 F9		0-0 G3		4 1 2 1 0 0 1												
Gordon Goldsberry, L (9, 3) OBP: 0.298, SLG: 0.291										0 0 0 0 0 0 0												
Jim Dyck, R (1, 5) OBP: 0.361, SLG: 0.476		0-0 F7		0-0 FC5-4 1-2f		0-0 1-2 HR 1B		0-0 1B		4 1 2 0 0 0 1												
Bobby Young, L (1, 4) OBP: 0.317, SLG: 0.350		0-0 F6		0-0 F6		0-0 1-H 2-H HR		0-0 F5		4 1 1 3 0 0 2												
Jim Delsing, L (1, 8) OBP: 0.323, SLG: 0.349		0-0 1B		0-0 5-3		0-0 F8			0-3 K	4 0 1 0 0 1 1												
Duane Pillette, R (1, 1) OBP: 0.222, SLG: 0.196		0-0 F8			0-3 K		0-0 6-3		0-0 6-3	4 0 0 0 0 1 1												
Inning Stats	R: 0 E: 0 K: 0 S: 4	H: 1 LOB: 1 BB: 0 P: 4	R: 1 E: 0 K: 0 S: 5	H: 2 LOB: 1 BB: 0 P: 5	R: 1 E: 1 K: 0 S: 3	H: 0 LOB: 0 BB: 1 P: 7	R: 0 E: 0 K: 0 S: 4	H: 1 LOB: 1 BB: 0 P: 4	R: 0 E: 1 K: 2 S: 7	H: 0 LOB: 0 BB: 0 P: 7	R: 3 E: 0 K: 0 S: 6	H: 3 LOB: 0 BB: 0 P: 6	R: 0 E: 0 K: 1 S: 6	H: 2 LOB: 2 BB: 0 P: 6	R: 0 E: 0 K: 0 S: 4	H: 1 LOB: 1 BB: 0 P: 4	R: 0 E: 0 K: 1 S: 5	H: 0 LOB: 0 BB: 0 P: 5	1B: 8 2B: 0 3B: 0 HR: 2	SF: 0 SAC: 0 DP: 0 HBP: 0	WP: 0 PB: 0 SB: 0 CS: 1	PA: 38
PITCHER	IP WLS BF H R ER SO BB IBB HBP BLK WP HR S P ERA WHIP																					
Bob Feller, R (1, 1) ERA: 5.03	8.0 L 34 10 5 4 3 1 0 0 0 0 0 2 39 43 4.50 1.375																					
Mickey Harris, L (9, 1) ERA: 5.05	1.0 3 0 0 0 1 0 0 0 0 0 0 0 5 5 0.00 0.000																					

St. Louis Browns @ Cleveland Indians
Cleveland Municipal Stadium, Cleveland, OH
Wed Aug 13 1952, 3:33 AM EDT
Unknown

livebaseballscorecards.com

AB 36
R 5
H 10
RBI 4
BB 1
SO 4
LOB 9



Batter	1	2	3	4	5	6	7	8	9	AB R H RBI BB SO LOB	TOP	
Fred Marsh, R (1, 6) OBP: 0.331, SLG: 0.283	4-0 BB BB		0-0 FC3-8 1B		0-0 6-3		0-0 F7			3 0 1 1 1 0 1		
Al Zarilla, L (1, 7) OBP: 0.372, SLG: 0.350 Jay Porter, R (5, 7)	4-0 BB BB		0-0 FC3-6 FC1-6-4		4-0 BB			0-0 6-3		1 0 0 0 2 0 1 1 0 0 0 0 0 0		
Bob Nieman, R (1, 9) OBP: 0.352, SLG: 0.415	4-0 BB BB		0-0 FC1-6-4		0-0 FC5			0-0 F9		3 0 0 0 1 0 3		
Clint Courtney, L (1, 2) OBP: 0.352, SLG: 0.387	0-0 G6-3 1-2f			4-0 BB BB		0-0 F7		0-0 6-3		3 0 0 0 1 0 2		
Dick Kryhoski, L (1, 3) OBP: 0.299, SLG: 0.379		0-0 1-3		0-3 K		0-0 G3		0-0 F3		4 0 0 0 0 1 1		
Jim Dyck, R (1, 5) OBP: 0.360, SLG: 0.473		0-0 4-1		0-0 G5-4-3 1-2f		0-0 1B		0-0 F5		4 0 1 0 0 0 1		
Bobby Young, L (1, 4) OBP: 0.316, SLG: 0.347		4-0 BB			0-0 L6	0-0 4-3		0-0 F8		3 0 0 0 1 0 1		
Jim Delsing, L (1, 8) OBP: 0.323, SLG: 0.349		0-0 F9			0-0 2B 6-3 1B		0-0 L8			3 1 1 0 0 0 1		
Cliff Fannin, L (1, 1) Earl Harrist, R (1, 1) Gene Bearden, L (5, PH) Dave Madison, R (5, 1) Gordon Goldsberry, L (7, PH) Bobby Hogue, R (7, 1) OBP: 0.294, SLG: 0.289 OBP: 0.273, SLG: 0.273			0-3 K		0-0 FC5 1-3 2B		0-0 4-3			0 0 0 0 0 0 0 1 0 0 0 0 1 0 1 0 1 0 0 0 0 0 0 0 0 0 0 0 1 0 0 0 0 0 0 0 0 0 0 0 0 0		
Inning Stats	R: 0 H: 0 E: 0 LOB: 1 K: 0 BB: 3 S: 1 P: 13	R: 0 H: 0 E: 0 LOB: 1 K: 0 BB: 1 S: 3 P: 7	R: 0 H: 1 E: 0 LOB: 1 K: 1 BB: 0 S: 6 P: 6	R: 0 H: 0 E: 0 LOB: 0 K: 1 BB: 1 S: 4 P: 8	R: 1 H: 2 E: 0 LOB: 2 K: 0 BB: 1 S: 5 P: 9	R: 0 H: 1 E: 0 LOB: 1 K: 0 BB: 0 S: 4 P: 4	R: 0 H: 0 E: 0 LOB: 0 K: 0 BB: 0 S: 3 P: 3	R: 0 H: 0 E: 0 LOB: 0 K: 0 BB: 0 S: 3 P: 3	R: 0 H: 0 E: 0 LOB: 0 K: 0 BB: 0 S: 3 P: 3	1B: 3 SF: 0 2B: 1 SAC: 0 3B: 0 DP: 2 HR: 0 HBP: 0	WP: 0 PA: 34 PB: 0 SB: 0 CS: 0	
PITCHER Early Wynn, R (1, 1) ERA: 3.22	IP WLS BF H R ER SO BB IBB HBP BLK WP HR S P ERA WHIP	9.0 W 34 4 1 1 2 6 0 0 0 0 0 0 32 56 1.00 1.111										

St. Louis Browns @ Cleveland Indians
Cleveland Municipal Stadium, Cleveland, OH

Wed Aug 13 1952, 3:38 AM EDT
Att: 44,528 - Unknown

livebaseballscorecards.com

AB 28
R 1
H 4
RBI 1
BB 6
SO 2
LOB 11



Batter	1	2	3	4	5	6	7	8	9
Dale Mitchell, L (1, 7) OBP: 0.398, SLG: 0.419	4-0 1B BB	4-0 SH5-3 FC1-3 BB	4-0 1-2 BB		0-0 BB 1B		4-0 SH1-3 BB		
Bobby Avila, R (1, 4) OBP: 0.378, SLG: 0.388	0-0 F3	0-0 FC1-3 SH5-3 1-2 1B	0-0 F8		0-0 BB 1B		0-0 SH1-3		
Larry Doby, L (1, 8) OBP: 0.386, SLG: 0.592	0-0 1B 1-3 HR 1B	0-0 SH5-3		0-3 K	4-0 1B 1-2 2-3 BB		0-0 G3		
Luke Easter, L (1, 3) OBP: 0.304, SLG: 0.417	0-0 1-3 HR 1B	4-0 FC1-3 IBB		0-0 4-3	0-0 G6-4-3 1B		0-0 4-3		
Al Rosen, R (1, 5) OBP: 0.396, SLG: 0.521	0-0 1-H 3-H HR	0-0 FC1-3		0-0 2B	0-0 G6-4-3		0-0 F8		
Harry Simpson, L (1, 9) OBP: 0.334, SLG: 0.408	0-0 4-3	0-0 F5		0-0 2-H HR 2B	0-0 4-3		0-0 1B		
Ray Boone, R (1, 6) OBP: 0.366, SLG: 0.372	0-0 1B		0-0 L7	0-0 2-H HR	0-3 K		0-0 F6		
Jim Hegan, R (1, 2) OBP: 0.316, SLG: 0.371	0-0 1-2 1B		0-0 BB 1B	0-0 F6	0-0 1-3		0-0 5-3		
Early Wynn, S (1, 1) OBP: 0.263, SLG: 0.203	0-0 F7		0-3 K		0-0 F4		0-0 SH1-3 BB 1B		

Inning Stats	R: 4 E: 0 K: 0 S: 8	H: 5 LOB: 2 BB: 1 P: 12	R: 0 E: 0 K: 0 S: 4	H: 1 LOB: 3 BB: 2 P: 12	R: 0 E: 0 K: 1 S: 6	H: 1 LOB: 2 BB: 1 P: 10	R: 3 E: 0 K: 1 S: 8	H: 3 LOB: 0 BB: 0 P: 8	R: 2 E: 0 K: 0 S: 5	H: 3 LOB: 1 BB: 1 P: 9	R: 0 E: 0 K: 1 S: 5	H: 0 LOB: 0 BB: 0 P: 5	R: 0 E: 0 K: 0 S: 4	H: 1 LOB: 2 BB: 1 P: 8	R: 0 E: 0 K: 0 S: 4	H: 1 LOB: 1 BB: 0 P: 4
1B: 11 2B: 2 3B: 0 HR: 2	SF: 0 SAC: 2 DP: 1 HBP: 0	WP: 0 PB: 0 SB: 0 CS: 0	1B: 11 2B: 2 3B: 0 HR: 2	SF: 0 SAC: 2 DP: 1 HBP: 0	WP: 0 PB: 0 SB: 0 CS: 0	1B: 11 2B: 2 3B: 0 HR: 2	SF: 0 SAC: 2 DP: 1 HBP: 0	WP: 0 PB: 0 SB: 0 CS: 0	1B: 11 2B: 2 3B: 0 HR: 2	SF: 0 SAC: 2 DP: 1 HBP: 0	WP: 0 PB: 0 SB: 0 CS: 0	1B: 11 2B: 2 3B: 0 HR: 2	SF: 0 SAC: 2 DP: 1 HBP: 0	WP: 0 PB: 0 SB: 0 CS: 0	1B: 11 2B: 2 3B: 0 HR: 2	SF: 0 SAC: 2 DP: 1 HBP: 0

PITCHER	IP	WLS	BF	H	R	ER	SO	BB	IBB	HBP	BLK	WP	HR	S	P	ERA	WHIP
Cliff Fannin, R (1, 1) ERA: 12.6	0.1	L	5	3	4	4	0	0	1	0	0	0	1	4	8	108.00	12.000
Earl Harrist, R (1, 1) ERA: 3.88	3.2		21	7	3	3	2	2	1	0	0	0	1	22	34	7.36	2.455
Dave Madison, R (5, 1) ERA: 4.38	2.0		9	3	2	2	1	1	0	0	0	0	0	10	14	9.00	2.000
Bobby Hogue, R (7, 1) ERA: 4.82	2.0		9	2	0	0	0	1	0	0	0	0	0	8	12	0.00	1.500

BOTTOM

AB R H RBI BB SO LOB

1 2 1 0 4 0 0

4 1 2 0 0 0 3

3 1 1 0 1 1 2

4 1 2 3 1 0 2

5 2 2 3 0 0 5

5 1 2 1 0 0 3

5 1 2 2 0 1 1

5 0 2 0 0 0 1

4 0 1 0 0 1 3

St. Louis Browns @ Cleveland Indians
Cleveland Municipal Stadium, Cleveland, OH

Wed Aug 13 1952, 3:38 AM EDT
Att. 44,528 - Unknown

livebaseballscorecards.com

AB 36
R 9
H 15
RBI 9
BB 6
SO 3
LOB 20

C

WP: 0 PA: 44
PB: 0
SB: 0
CS: 0

Batter	1	2	3	4	5	6	7	8	9	10	11	12	AB R H RBI BB SO LOB	TOP												
Al Zarilla, L OBP: 0.371, SLG: 0.351 (1, 8)	0-0 4-3 1B	4-0 9-3 BB		0-0 0-3 K		0-0 0-0 F6		0-0 0-0 4-3			0-0 0-0 FC3-6 1B		5 1 1 0 1 1 1													
Gordon Goldsberry, L OBP: 0.289, SLG: 0.284 (1, 3)	0-0 4-3	0-3 K		0-0 0-0 F9		0-0 0-0 F7			0-0 0-0 F6		0-0 0-0 1B		6 0 1 0 0 1 2													
Bob Nieman, R OBP: 0.352, SLG: 0.414 (1, 7)	0-0 1B 2B	0-0 9-3		0-0 1-3		0-0 0-0 F8			0-0 0-0 CS 1B		0-0 0-0 F7		6 1 2 1 0 0 3													
Vic Wertz, L OBP: 0.358, SLG: 0.498 (1, 9)	0-0 2B 1B			0-0 SH1-3 2B 1B		4-0 1B BB		4-0 BB BB		0-3 1-2 K		0-0 3-1	4 3 2 0 2 1 1													
Clint Courtney, L OBP: 0.356, SLG: 0.394 (1, 2)	0-0			0-0 SH1-3		0-0 1B 1B		0-0 F5		0-0 4-3		0-0	5 0 3 1 0 0 1													
Bob Cain, L OBP: 0.146, SLG: 0.103 (12, PR)	1-3 2-H BB FC2 2B			1-2		1-2 1B 1B						0-0 1B 1B	0 0 0 0 0 0 0													
Les Moss, R OBP: 0.348, SLG: 0.376 (12, 2)													0 0 0 0 0 0 0													
Jim Dyck, R OBP: 0.356, SLG: 0.470 (1, 5)	0-0 F8			0-0 1B 2B		0-0 F3		0-0 F3		0-0 F2		0-3 K	6 1 1 1 0 1 6													
Bobby Young, L OBP: 0.319, SLG: 0.348 (1, 4)	4-0 BB IBB			0-0 2-H 1B		0-0 F8		0-0 F9		0-0 1-3		0-0 1B	5 0 2 1 1 0 3													
Fred Marsh, R OBP: 0.336, SLG: 0.285 (1, 6)	4-0 BB BB			0-0 F7		0-0		0-0 6-3		0-0		0-0 FC1-6 1B	3 0 1 2 1 0 1													
Joe Demaestri, R OBP: 0.245, SLG: 0.277 (6, 6)												0-0 F8	1 0 1 0 0 0 0													
Gene Bearden, L OBP: 0.417, SLG: 0.457 (12, PH)													1 0 0 0 0 0 2													
Marty Marion, R OBP: 0.320, SLG: 0.342 (12, 6)	1-2 2-3 3-H BB			1-2 2-H 1B		1-2 2-H 1B							0 0 0 0 0 0 0													
Tommy Byrne, L OBP: 0.286, SLG: 0.333 (1, 1)	0-0 FC2			0-0 F5		0-0 F8		0-3 K			0-0 FC1-6 FC3-6		3 0 0 0 0 0 6													
Satchel Paige, R OBP: 0.125, SLG: 0.097 (6, 1)													2 0 0 0 0 1 1													
Inning Stats	R: 3 E: 0 K: 0 S: 7	H: 4 LOB: 3 BB: 2 P: 15	R: 0 E: 0 K: 1 S: 4	H: 0 LOB: 0 BB: 1 P: 8	R: 2 E: 0 K: 0 S: 6	H: 3 LOB: 1 BB: 0 P: 6	R: 0 E: 0 K: 1 S: 5	H: 0 LOB: 0 BB: 0 P: 5	R: 1 E: 0 K: 0 S: 5	H: 2 LOB: 2 BB: 1 P: 9	R: 0 E: 0 K: 0 S: 3	H: 0 LOB: 1 BB: 1 P: 7	R: 0 E: 0 K: 1 S: 5	H: 1 LOB: 1 BB: 0 P: 5	R: 0 E: 0 K: 0 S: 3	H: 0 LOB: 0 BB: 0 P: 3	R: 0 E: 0 K: 0 S: 5	H: 2 LOB: 2 BB: 0 P: 5	R: 0 E: 0 K: 1 S: 7	H: 2 LOB: 2 BB: 0 P: 7	1B: 11 2B: 5 3B: 0 HR: 0	SF: 0 SAC: 1 DP: 2 HBP: 0	WP: 0 PB: 0 SB: 0 CS: 1	PA: 53		
PITCHER	IP WLS BF H R ER SO BB IBB HBP BLK WP HR S P ERA WHIP																									
Mike Garcia, R ERA: 2.43 (1, 1)	0.2																									
Lou Brissie, L ERA: 3.84 (1, 1)	3.1	13	3	2	2	2	1	0	0	0	0	0	0	0	0	0	0	0	0	0	0	0	0	0	0	0
Mickey Harris, L ERA: 4.8 (5, 1)	4.0	16	2	1	1	1	2	0	0	0	0	0	0	0	0	0	0	0	0	0	0	0	0	0	0	0
Early Wynn, R ERA: 3.15 (9, 1)	4.0	W 16	5	0	0	2	0	0	0	0	0	0	0	0	0	0	0	0	0	0	0	0	0	0	0	0

St. Louis Browns @ Cleveland Indians
Cleveland Municipal Stadium, Cleveland, OH

Fri Aug 15 1952, 3:33 AM EDT
Att. 17,113 - Unknown

AB	47
R	6
H	14
RBI	6
BB	5
SO	5
LOB	27



Batter	1	2	3	4	5	6	7	8	9	10	11	12	AB	R	H	RBI	BB	SO	LOB
Dale Mitchell, L OBP: 0.400, SLG: 0.422 (1, 7)	0-0 1B	0-0 F7		0-0 G4-6-3		0-0 2B		4-0 PB 1B BB		0-3 K			5	1	2	0	1	1	5
Bobby Avila, R OBP: 0.378, SLG: 0.387 (1, 4)	0-0 F8		0-0 6-3		0-0 BB HR 1B	0-3 K		0-0 1B		0-0 F9			6	1	2	1	0	1	2
Larry Doby, L OBP: 0.380, SLG: 0.582 (1, 8)	0-0 F3		0-0 F8		0-0 F6		0-0 G3	0-0 G3		0-0 4-3			6	0	0	0	0	0	2
Al Rosen, R OBP: 0.393, SLG: 0.515 (1, 5)	0-0 F4		0-0 F8		4-0 1-2 HR BB		0-0 F9		0-0 5-3		0-0 F5		5	1	0	0	1	0	1
Luke Easter, L OBP: 0.308, SLG: 0.427 (1, 3)		0-0 F3		4-0 BB E BB	0-0 1-2 HR		0-0 BB E 1B		0-0 F5			0-3 K	5	2	2	3	1	1	0
Ray Boone, R OBP: 0.372, SLG: 0.371 (1, 6)		4-0 1B 1B BB		4-0 E 1B BB	0-0 F7		0-0 E6 BB		4-0 FC4 BB			0-0 3B 1B	3	2	1	0	3	0	1
Wally Westlake, R OBP: 0.316, SLG: 0.269 (1, 9)		0-0 1B		0-3 K	0-3 K		4-0 1-2 2-3 BB		0-0 FC4			0-0 3B	3	0	1	0	0	2	2
Harry Simpson, L OBP: 0.336, SLG: 0.413 (7, PH) (8, 9)		1-2 1B		0-3 K	0-3 K		1-2 2-3 BB		1-2 FC4			0-0 3B	2	0	1	1	1	0	1
Jim Hegan, R OBP: 0.313, SLG: 0.367 (1, 2)		0-0 F8		0-0 E5 1B		0-3 K	0-3 K		0-3 K			0-3 K	3	0	0	0	0	1	3
Bill Glynn, L OBP: 0.306, SLG: 0.400 (7, PH)		0-0 F8		1-3 2-H 1B		0-3 K	0-3 K		0-3 K			0-3 K	1	0	0	0	0	1	3
Joe Tipton, R OBP: 0.387, SLG: 0.459 (8, 2)		0-0 F8		1-3 2-H 1B		0-3 K	0-3 K		0-3 K			0-3 K	1	0	0	0	0	1	0
Mike Garcia, R OBP: 0.176, SLG: 0.183 (1, 1)		0-0 F3		0-0 G4-6-3 1B		0-0 L5		0-3 K		0-0 F3			0	0	0	0	0	0	0
Lou Brisson, L OBP: 0.300, SLG: 0.222 (1, 1)		0-0 F3		0-0 G4-6-3 1B		0-0 L5		0-3 K		0-0 F3			0	0	0	0	0	0	0
Hank Majeski, R OBP: 0.379, SLG: 0.354 (4, PH)		0-0 F3		0-0 G4-6-3 1B		0-0 L5		0-3 K		0-0 F3			0	0	0	0	0	0	0
Mickey Harris, L OBP: 0.200, SLG: 0.200 (5, 1)		0-0 F3		0-0 G4-6-3 1B		0-0 L5		0-3 K		0-0 F3			0	0	0	0	0	0	0
Barney McCosky, L OBP: 0.206, SLG: 0.282 (8, PH)		0-0 F3		0-0 G4-6-3 1B		0-0 L5		0-3 K		0-0 F3			0	0	0	0	0	1	0
Earl Wynn, S OBP: 0.200, SLG: 0.200 (9, 1)		1-2 2-3 1B		0-0 G4-6-3 1B		0-0 L5		0-3 K		0-0 F3			0	0	0	0	0	0	0

Inning Stats	R: 0	H: 1	E: 0	LOB: 1	K: 0	P: 4	R: 0	H: 2	E: 0	LOB: 3	K: 0	P: 9	R: 0	H: 0	E: 0	LOB: 0	K: 0	P: 3	R: 2	H: 1	E: 1	LOB: 1	K: 1	P: 14	R: 3	H: 2	E: 0	LOB: 0	K: 1	P: 11	R: 0	H: 1	E: 0	LOB: 1	K: 2	P: 8	R: 0	H: 1	E: 1	LOB: 3	K: 1	P: 11	R: 1	H: 1	E: 0	LOB: 0	K: 1	P: 9	R: 0	H: 0	E: 0	LOB: 1	K: 0	P: 7	R: 0	H: 0	E: 0	LOB: 0	K: 2	P: 7	R: 0	H: 0	E: 0	LOB: 0	K: 2	P: 7	R: 0	H: 0	E: 0	LOB: 0	K: 1	P: 5	R: 1	H: 2	E: 0	LOB: 1	K: 1	P: 5	1B: 8	2B: 1	3B: 1	HR: 1	SF: 0	SAC: 0	DP: 1	HBP: 0	WP: 0	PA: 52
--------------	------	------	------	--------	------	------	------	------	------	--------	------	------	------	------	------	--------	------	------	------	------	------	--------	------	-------	------	------	------	--------	------	-------	------	------	------	--------	------	------	------	------	------	--------	------	-------	------	------	------	--------	------	------	------	------	------	--------	------	------	------	------	------	--------	------	------	------	------	------	--------	------	------	------	------	------	--------	------	------	------	------	------	--------	------	------	-------	-------	-------	-------	-------	--------	-------	--------	-------	--------


PITCHER	IP	WLS	BF	H	R	ER	SO	BB	IBB	HBP	BLK	WP	HR	S	P	ERA	WHIP
Tommy Byrne, L ERA: 4.83 (1, 1)	5.0		25	6	5	4	2	4	0	0	0	0	1	25	41	7.20	2.000
Satchel Paige, R ERA: 2.56 (6, 1)	6.1	L	27	5	2	1	7	3	0	0	0	0	0	38	50	1.42	1.263


BOTTOM

St. Louis Browns @ Cleveland Indians
Cleveland Municipal Stadium, Cleveland, OH

Fri Aug 15 1952, 3:33 AM EDT
Att: 17,113 - Unknown

AB	45
R	7
H	11
RBI	6
BB	7
SO	9
LOB	20



Batter	1	2	3	4	5	6	7	8	9	AB R H RBI BB SO LOB	TOP							
Fred Marsh, R (1, 6) OBP: 0.336, SLG: 0.285										0 0 0 0 0 0 0 0	St. Louis Browns @ Detroit Tigers Briggs Stadium, Detroit, MI Sat Aug 16 1952, 4:33 AM EDT Att. 5,098 - Unknown livebaseballscorecards.com							
Jay Porter, R (1, 8)										0 0 0 0 0 0 0 0								
Bob Nieman, R (1, 7) OBP: 0.352, SLG: 0.414										0 0 0 0 0 0 0 0								
Vic Wertz, L (1, 9) OBP: 0.358, SLG: 0.498										0 0 0 0 0 0 0 0								
Jim Dyck, R (1, 5) OBP: 0.356, SLG: 0.470										0 0 0 0 0 0 0 0								
Don Lenhardt, R (1, 3) OBP: 0.346, SLG: 0.386										0 0 0 0 0 0 0 0								
Les Moss, R (1, 2) OBP: 0.348, SLG: 0.376										0 0 0 0 0 0 0 0								
Bobby Young, L (1, 4) OBP: 0.319, SLG: 0.348										0 0 0 0 0 0 0 0								
Bob Cain, L (1, 1) OBP: 0.146, SLG: 0.103	0 0 0 0 0 0 0 0	AB 0 R 0 H 0 RBI 0 BB 0 SO 0 LOB 0 																
Inning Stats										1B: 0 SF: 0 2B: 0 SAC: 0 3B: 0 DP: 0 HR: 0 HBP: 0 WP: 0 PA: 0 PB: 0 SB: 0 CS: 0								
PITCHER Ted Gray, L (1, 1) ERA: 3.94	IP	WLS	BF	H	R	ER	SO	BB	IBB	HBP	BLK	WP	HR	S	P	ERA	WHIP	PITCHER IP WLS BF H R ER SO BB IBB HBP BLK WP HR S P ERA WHIP

Batter	1	2	3	4	5	6	7	8	9	AB R H RBI BB SO LOB	TOP																				
Fred Marsh, R (1, 6) OBP: 0.342, SLG: 0.302	0-3 K		0-0 1B		0-0 1B 2B		0-0 9-3		0-0 1B	5 1 3 0 0 1 1																					
Gordon Goldsberry, L (1, 3) OBP: 0.299, SLG: 0.290	4-0 BB		0-0 F9		0-0 1B			0-0 SH1-4 HR 1B	0-0 4-3	4 1 2 1 1 0 3																					
Bob Nieman, R (1, 7) OBP: 0.351, SLG: 0.412	0-0 P3			0-0 BB 1B	0-0 F2			0-0 SH1-4		3 1 1 0 0 0 2																					
Vic Wertz, L (1, 9) OBP: 0.361, SLG: 0.510	0-0 F7			0-3 K	0-3 K			0-0 HR		0 1 0 0 0 0 0																					
Jim Dyck, R (1, 5) OBP: 0.351, SLG: 0.460		0-0 5-3		0-0 F9		0-0 F4		0-0 F7		4 0 0 0 0 0 1																					
Clint Courtney, L (1, 2) OBP: 0.356, SLG: 0.392		0-0 F4		4-0 BB 1B	1-2 BB	0-0 CS 1B		0-0 F6		3 0 1 0 1 0 0																					
Jay Porter, R (1, 8) OBP: 0.267, SLG: 0.083		0-0 P3		0-0 1B	1-2 2-H	0-0 4-3			0-0 F6	4 0 1 1 0 0 1																					
Bobby Young, L (1, 4) OBP: 0.320, SLG: 0.348			0-0 F8	0-0 1-3		0-3 K			0-0 1B 1B	4 0 1 0 0 1 2																					
Gene Bearden, L (1, 1) OBP: 0.412, SLG: 0.449			0-3 K		0-3 K		0-0 1B		0-3 K	3 0 1 0 0 2 0																					
Earl Harrist, R (8, 1) OBP: 0.097, SLG: 0.097										1 0 0 0 0 1 1																					
Inning Stats	R: 0 E: 0 K: 1 S: 5	H: 0 LOB: 1 BB: 1 P: 9	R: 0 E: 0 K: 0 S: 3	H: 0 LOB: 0 BB: 0 P: 3	R: 0 E: 0 K: 1 S: 6	H: 1 LOB: 1 BB: 0 P: 6	R: 1 E: 0 K: 1 S: 7	H: 2 LOB: 2 BB: 1 P: 11	R: 1 E: 0 K: 2 S: 9	H: 2 LOB: 1 BB: 0 P: 9	R: 0 E: 0 K: 0 S: 3	H: 1 LOB: 0 BB: 0 P: 3	R: 0 E: 0 K: 1 S: 5	H: 1 LOB: 0 BB: 0 P: 5	R: 2 E: 0 K: 0 S: 5	H: 2 LOB: 0 BB: 0 P: 5	R: 0 E: 0 K: 1 S: 7	H: 2 LOB: 2 BB: 0 P: 7	1B: 9 2B: 2 3B: 0 HR: 1	SF: 0 SAC: 1 DP: 1 HBP: 0	WP: 0 PB: 0 SB: 0 CS: 1	PA: 38									
PITCHER Hal Newhouser, L (1, 1) ERA: 3.81	IP 9.0	WLS L	BF 38	H 11	R 4	ER 4	SO 7	BB 2	IBB 0	HBP 0	BLK 0	WP 0	HR 1	S 50	P 58	ERA 4.00	WHIP 1.444														
											PITCHER	IP	WLS	BF	H	R	ER	SO	BB	IBB	HBP	BLK	WP	HR	S	P	ERA	WHIP			

St. Louis Browns @ Detroit Tigers
 Briggs Stadium, Detroit, MI
 Sun Aug 17 1952, 4:33 AM EDT
 Unknown

livebaseballscorecards.com

AB	31
R	4
H	10
RBI	2
BB	2
SO	5
LOB	11




Batter	1	2	3	4	5	6	7	8	9	AB R H RBI BB SO LOB	TOP							
Al Zarilla, L (1, 8) OBP: 0.370, SLG: 0.350											0 0 0 0 0 0 0 0	St. Louis Browns @ Detroit Tigers Briggs Stadium, Detroit, MI Sun Aug 17 1952, 4:38 AM EDT Att. 27,479 - Unknown livebaseballscorecards.com						
Gordon Goldsberry, L (1, 3) OBP: 0.299, SLG: 0.290											0 0 0 0 0 0 0 0							
Ray Coleman, L (1, 7) OBP: 0.274, SLG: 0.287											0 0 0 0 0 0 0 0							
Vic Wertz, L (1, 9) OBP: 0.361, SLG: 0.510											0 0 0 0 0 0 0 0							
Clint Courtney, L (1, 2) OBP: 0.356, SLG: 0.392											0 0 0 0 0 0 0 0							
Jim Dyck, R (1, 5) OBP: 0.351, SLG: 0.460											0 0 0 0 0 0 0 0							
Bobby Young, L (1, 4) OBP: 0.320, SLG: 0.348											0 0 0 0 0 0 0 0							
Fred Marsh, R (1, 6) OBP: 0.342, SLG: 0.302											0 0 0 0 0 0 0 0							
Marlin Stuart, L (1, 1) OBP: 0.192, SLG: 0.087	0 0 0 0 0 0 0 0	AB 0 R 0 H 0 RBI 0 BB 0 SO 0 LOB 0																
Inning Stats											1B: 0 SF: 0 2B: 0 SAC: 0 3B: 0 DP: 0 HR: 0 HBP: 0 WP: 0 PA: 0 PB: 0 SB: 0 CS: 0							
PITCHER Ned Garver, R (1, 1) ERA: 3.69	IP	WLS	BF	H	R	ER	SO	BB	IBB	HBP	BLK	WP	HR	S	P	ERA	WHIP	PITCHER IP WLS BF H R ER SO BB IBB HBP BLK WP HR S P ERA WHIP



Batter	1	2	3	4	5	6	7	8	9	AB R H RBI BB SO LOB	TOP	
Al Zarilla, L (1, 7) OBP: 0.362, SLG: 0.338	4-0 F9 WP 1B BB	0-0 P5		0-0 F8		0-0 L3			0-3 K	4 1 0 0 1 1 3	St. Louis Browns @ Washington Senators Griffith Stadium, Washington, DC Thu Aug 21 1952, 3:33 AM EDT Unknown	
Bobby Young, L (1, 4) OBP: 0.319, SLG: 0.344	4-0 BB 1B 1-2 BB		0-0 F9		0-0 F8		0-0 L4-3 1B	4-0 BB	3 0 1 0 2 0 0			
Vic Wertz, L (1, 9) OBP: 0.367, SLG: 0.515	0-0 F9 2-3		0-0 FC5-4 1B		0-0 F7		0-0 P6	0-0 F8	5 0 1 0 0 0 4			
Clint Courtney, L (1, 2) OBP: 0.359, SLG: 0.390	0-0 BB 1-2 1B 3-H		0-0 F9		4-0 BB BB		0-0 L4-3 1-2	0-0	4 0 1 1 1 0 3			
Jim Dyck, R (1, 5) OBP: 0.349, SLG: 0.450	0-0 P4		0-0 FC5-4 1-2f		4-0 BB 1-2 BB		4-0 1B E BB		2 1 0 0 2 0 3			
Jay Porter, R (1, 8) OBP: 0.435, SLG: 0.316	4-0 1-2 2-3 BB			0-0 1-3		0-0 F9		0-0 E 1-3 1B	3 0 1 0 1 0 2			
Gordon Goldsberry, L (1, 3) OBP: 0.307, SLG: 0.292	0-3 K			0-0 2B		4-0 BB		0-0 E3 1-3 3-H G4-6-3	3 0 1 1 1 1 4			
Marty Marion, R (1, 6) OBP: 0.322, SLG: 0.341		0-3 K		4-0 2B		0-0 F5		0-3 K	1 0 0 0 1 1 0 0 0 0 0 0 0 0			
Fred Marsh, R (4, 6) OBP: 0.343, SLG: 0.302				BB								
Tommy Byrne, L (1, 1) OBP: 0.275, SLG: 0.320		0-0 F9		0-3 K		0-0 F7		0-0 G4-6-3 1-2f	3 0 0 0 0 1 3 1 0 0 0 0 0 2 0 0 0 0 0 0 0			
Dick Kryhoski, L (8, PH) OBP: 0.299, SLG: 0.377												
Earl Harist, R (8, 1) OBP: 0.097, SLG: 0.097												
Inning Stats	R: 1 H: 1 E: 0 LOB: 3 K: 1 BB: 3 S: 6 P: 18	R: 0 H: 0 E: 0 LOB: 0 K: 1 BB: 0 S: 5 P: 5	R: 0 H: 1 E: 0 LOB: 1 K: 0 BB: 0 S: 4 P: 4	R: 0 H: 1 E: 0 LOB: 2 K: 1 BB: 1 S: 6 P: 10	R: 0 H: 0 E: 0 LOB: 2 K: 0 BB: 2 S: 3 P: 11	R: 0 H: 0 E: 0 LOB: 1 K: 0 BB: 1 S: 3 P: 7	R: 0 H: 1 E: 0 LOB: 0 K: 0 BB: 0 S: 3 P: 3	R: 1 H: 1 E: 1 LOB: 1 K: 1 BB: 1 S: 6 P: 10	R: 0 H: 0 E: 0 LOB: 1 K: 1 BB: 1 S: 5 P: 9	1B: 4 SF: 0 2B: 2 SAC: 0 3B: 0 DP: 2 HR: 0 HBP: 0	WP: 1 PA: 40 PB: 0 SB: 0 CS: 0	
PITCHER Spec Shea, R (1, 1) ERA: 2.76	IP WLS BF H R ER SO BB IBB HBP BLK WP HR S P ERA WHIP	9.0 W 40 5 2 2 5 9 0 0 0 1 0 41 77 2.00 1.556										

AB	29
R	2
H	5
RBI	2
BB	9
SO	4
LOB	24



Batter	1	2	3	4	5	6	7	8	9	AB	R	H	RBI	BB	SO	LOB
Eddie Yost, R OBP: 0.359, SLG: 0.334 (1, 5)	0-0 G1-4-3 1B		0-0 SH5-3 1-2		4-0 G6-4-3 BB		0-0 F8			2	0	1	0	1	0	0
Mel Hoderlein, S OBP: 0.319, SLG: 0.333 (1, 4)	0-0 G1-4-3 1-2f		0-0 2B 2B		0-0 G6-4-3 1-2f		0-0 F7			4	1	1	1	0	0	2
Jackie Jensen, R OBP: 0.366, SLG: 0.443 (1, 9)	0-0 F8		0-0 F8		4-0 S BB			0-0 SH1-3 E6		3	0	0	0	1	0	1
Pete Runnels, L OBP: 0.372, SLG: 0.339 (1, 6)		0-0 4-3	0-0 2B 2B		0-3 K 1-2			0-0 SH1-3		3	0	1	1	0	1	1
Ken Wood, R OBP: 0.312, SLG: 0.361 (1, 7)		0-0 1B 1B	0-0 F8		0-0 BLK F8 2B			0-3 K		4	1	2	0	0	1	2
Mickey Vernon, L OBP: 0.367, SLG: 0.420 (1, 3)		0-0 F6		0-0 F9		0-0 P4		4-0 IBB		3	0	0	0	1	0	2
Jim Busby, R OBP: 0.248, SLG: 0.250 (1, 8)		0-0 1-2 1B		0-0 2B		0-0 F8		0-0 F5		4	0	2	1	0	0	2
Mickey Grasso, R OBP: 0.282, SLG: 0.248 (1, 2)		0-0 F9		0-0 P6		0-0 5-3				3	0	0	0	0	0	3
Spec Shea, R OBP: 0.255, SLG: 0.264 (1, 1)			0-0 E6 SH5-3 2B		0-0 L3		0-3 K			3	1	0	0	0	1	1

Inning Stats	R: 0	H: 1	E: 0	K: 0	S: 3	LOB: 0	BB: 0	P: 3	R: 0	H: 2	E: 0	K: 0	S: 5	LOB: 2	BB: 0	P: 5	R: 2	H: 2	E: 1	K: 0	S: 6	LOB: 1	BB: 0	P: 6	R: 0	H: 1	E: 0	K: 0	S: 4	LOB: 1	BB: 0	P: 4	R: 1	H: 1	E: 0	K: 0	S: 4	LOB: 0	BB: 0	P: 4	R: 0	H: 0	E: 0	K: 1	S: 5	LOB: 0	BB: 0	P: 5	R: 0	H: 0	E: 1	K: 1	S: 6	LOB: 2	BB: 1	P: 10
--------------	------	------	------	------	------	--------	-------	------	------	------	------	------	------	--------	-------	------	------	------	------	------	------	--------	-------	------	------	------	------	------	------	--------	-------	------	------	------	------	------	------	--------	-------	------	------	------	------	------	------	--------	-------	------	------	------	------	------	------	--------	-------	-------

PITCHER	IP	WLS	BF	H	R	ER	SO	BB	IBB	HBP	BLK	WP	HR	S	P	ERA	WHIP
Tommy Byrne, L ERA: 4.68 (1, 1)	7.0	L	29	7	3	1	2	2	0	0	1	0	0	31	39	1.29	1.286
Earl Harrist, R ERA: 3.74 (8, 1)	1.0		5	0	0	0	1	0	1	0	0	0	0	6	10	0.00	0.000


BOTTOM

St. Louis Browns @ Washington Senators
Griffith Stadium, Washington, DC

Thu Aug 21 1952, 3:33 AM EDT
Unknown

livebaseballscorecards.com

AB	29
R	3
H	7
RBI	3
BB	3
SO	3
LOB	14



WP : 0	PA : 34
PB : 0	
SB : 1	
CS : 0	

TOP

St. Louis Browns @ Washington Senators
 Griffith Stadium, Washington, DC

Thu Aug 21 1952, 3:38 AM EDT
 Att. 4,468 - Unknown

AB	34
R	8
H	9
RBI	7
BB	3
SO	1
LOB	16



Batter	1	2	3	4	5	6	7	8	9	AB	R	H	RBI	BB	SO	LOB
Gordon Goldsberry, L (1, 3) OBP: 0.309, SLG: 0.296	F5	FC3-6 2B F7 1-2f 2-H 3-H		K						5	2	2	2	0	1	1
Fred Marsh, R (1, 6) OBP: 0.351, SLG: 0.314										0	2	0	0	0	0	0
Vic Wertz, L (1, 9) OBP: 0.370, SLG: 0.516	1B	2B		BB						3	1	1	1	2	0	2
Clint Courtney, L (1, 2) OBP: 0.360, SLG: 0.390	1B	BB		1B						5	0	2	2	0	0	3
Bob Nieman, R (1, 7) OBP: 0.352, SLG: 0.410	F8	FC6-4 1B 1-2 2-H		P4						5	0	1	2	0	0	3
Jay Porter, R (1, 8) OBP: 0.429, SLG: 0.333	6-3	FC6-4 1-2f								5	0	2	0	0	0	3
Bobby Young, L (1, 4) OBP: 0.318, SLG: 0.341		SH S E BB		4-3						4	1	0	0	1	0	2
Jim Dyck, R (1, 5) OBP: 0.350, SLG: 0.454		H 1-0 SH E HBP		F2						4	2	1	0	0	0	1
Bob Cain, L (1, 1) OBP: 0.133, SLG: 0.093		SH FC3-6 1-2 2-3		6-3						3	0	0	0	0	0	1

Inning Stats	R: 2	H: 2	E: 0	K: 0	S: 5	P: 9	R: 4	H: 2	E: 2	K: 0	S: 6	P: 15	R: 0	H: 0	E: 0	K: 0	S: 3	R: 0	H: 1	E: 0	K: 1	S: 6	P: 10	R: 0	H: 0	E: 0	K: 0	S: 3	P: 3	R: 0	H: 1	E: 0	K: 0	S: 4	P: 4	R: 0	H: 1	E: 0	K: 0	S: 4	P: 4	R: 2	H: 3	E: 0	K: 0	S: 6	P: 6	R: 0	H: 1	E: 0	K: 0	S: 4	P: 4	1B: 8	2B: 2	3B: 1	HR: 0	SF: 0	SAC: 1	DP: 0	HBP: 1	WP: 0	PA: 44
--------------	------	------	------	------	------	------	------	------	------	------	------	-------	------	------	------	------	------	------	------	------	------	------	-------	------	------	------	------	------	------	------	------	------	------	------	------	------	------	------	------	------	------	------	------	------	------	------	------	------	------	------	------	------	------	-------	-------	-------	-------	-------	--------	-------	--------	-------	--------

PITCHER	IP	WLS	BF	H	R	ER	SO	BB	IBB	HBP	BLK	WP	HR	S	P	ERA	WHIP
Walt Masterson, R (1, 1) ERA: 4.03	1.1	L	11	3	6	4	0	2	0	1	0	0	0	8	17	27.00	3.750
Joe Haynes, R (2, 1) ERA: 4.36	7.2		33	8	2	2	1	2	0	0	0	0	0	33	41	2.35	1.304

WP: 0	PA: 44
PB: 0	
SB: 2	
CS: 0	

Batter	1	2	3	4	5	6	7	8	9	AB	R	H	RBI	BB	SO	LOB	
Eddie Yost, R OBP: 0.360, SLG: 0.336 (1, 5)	0-0 E 2B		0-0 F9		0-0 SH1-3			4-0 1B 1B BB	0-0 F9	3	1	1	0	1	0	1	
Mel Hoderlein, S OBP: 0.323, SLG: 0.338 (1, 4)	0-0 P4		0-0 1B		0-0 F3			0-0 1B 1B		4	0	2	0	0	0	2	
Jackie Jensen, R OBP: 0.365, SLG: 0.441 (1, 9)	0-0 F3		0-0 6-3		0-0 6-3			0-0 1B FC5-4		4	0	1	1	0	0	2	
Pete Runnels, L OBP: 0.371, SLG: 0.338 (1, 6)	0-0 E4 2-3			0-0 1B		0-0 F7		0-0 F8		4	0	1	0	0	0	3	
Ken Wood, R OBP: 0.306, SLG: 0.353 (1, 7)	0-3 K			0-0 F7		0-0 5-3		0-0 P6		4	0	0	0	0	1	5	
Mickey Vernon, L OBP: 0.365, SLG: 0.416 (1, 3)		0-0 1-3		0-0 F8		0-0 F1		0-0 FC5-4		4	0	0	0	0	0	3	
Jim Busby, R OBP: 0.248, SLG: 0.248 (1, 8)		0-0 6-3		0-0 F8		4-0 FC2-4 BB			0-0 F8	3	0	0	0	1	0	1	
George Bradshaw, R OBP: 0.333, SLG: 0.368 (1, 2)		0-0 3-1		0-0 F8		0-0 FC2-4			1-0 HBP	3	0	0	0	0	0	1	
Walt Masterson, R OBP: 0.250, SLG: 0.188 Joe Haynes, R OBP: 0.190, SLG: 0.105 Jerry Snyder, R OBP: 0.208, SLG: 0.163 (1, 1) (2, 1) (9, PH)			0-0 6-3		1-0 SH1-3 HBP		0-0 1-3		0-3 K	0	0	0	0	0	0	0	
Inning Stats	R: 0 E: 1 K: 1 S: 7	H: 1 LOB: 2 BB: 0 P: 7	R: 0 E: 0 K: 0 S: 3	H: 0 LOB: 0 BB: 0 P: 3	R: 0 E: 0 K: 0 S: 4	H: 1 LOB: 1 BB: 0 P: 4	R: 0 E: 0 K: 0 S: 4	H: 0 LOB: 1 BB: 0 P: 4	R: 0 E: 0 K: 0 S: 3	H: 0 LOB: 1 BB: 1 P: 7	R: 1 E: 0 K: 0 S: 5	H: 2 LOB: 2 BB: 1 P: 9	R: 0 E: 0 K: 1 S: 5	H: 0 LOB: 1 BB: 0 P: 6	1B: 4 2B: 1 3B: 0 HR: 0	SF: 0 SAC: 1 DP: 0 HBP: 2	
PITCHER Bob Cain, L ERA: 3.84 (1, 1)	IP 9.0	WLS W	BF 37	H 5	R 1	ER 1	SO 2	BB 2	IBB 0	HBP 2	BLK 0	WP 0	HR 0	S 37	P 47	ERA 1.00	WHIP 0.778
PITCHER	IP	WLS	BF	H	R	ER	SO	BB	IBB	HBP	BLK	WP	HR	S	P	ERA	WHIP

BOTTOM


St. Louis Browns @ Washington Senators
Griffith Stadium, Washington, DC
Thu Aug 21 1952, 3:38 AM EDT
Att. 4,468 - Unknown

livebaseballscorecards.com

AB	32
R	1
H	5
RBI	1
BB	2
SO	2
LOB	20



WP: 0	PA: 37
PB: 0	
SB: 0	
CS: 0	

Batter	1	2	3	4	5	6	7	8	9	AB R H RBI BB SO LOB	TOP											
Gordon Goldsberry, L (1, 3) OBP: 0.306, SLG: 0.288	4-0 SH1-3 BB		0-0 P4		0-0 F9			0-3 K	0-0 F9	4 0 0 0 1 1 4												
Fred Marsh, R (1, 6) OBP: 0.356, SLG: 0.333	0-0 SH1-3 1-2			0-0 F8		0-0 1B 2B		0-0 B2-3 1-H 2B		3 1 2 1 0 0 0												
Vic Wertz, L (1, 9) OBP: 0.369, SLG: 0.511	0-3 K			4-0 1B BB		0-0 F2		0-0 B2-3		3 0 0 0 1 1 3												
Clint Courtney, L (1, 2) OBP: 0.362, SLG: 0.390	0-0 F8			0-0 1-3 1B		0-0 F8		4-0 FC6-4 BB		3 0 1 0 1 0 2												
Bob Nieman, R (1, 7) OBP: 0.351, SLG: 0.408		0-0 1-3		0-3 K		0-0 2-H 1B		0-0 FC6-4 1-2f		4 0 1 1 0 1 4												
Jay Porter, R (1, 8) OBP: 0.375, SLG: 0.286		0-0 F2		0-0 P6			0-0 F7		0-0 5-3	4 0 0 0 0 0 2												
Bobby Young, L (1, 4) OBP: 0.315, SLG: 0.338		0-0 F8			0-3 K		0-0 P6		0-0 E6 BB	4 0 0 0 0 1 0	AB 30 R 2 H 5 RBI 2 BB 6 SO 6 LOB 19											
Jim Dyck, R (1, 5) OBP: 0.354, SLG: 0.455			4-0 CS BB		0-0 1B		0-0 F7		4-0 1-2 BB	2 0 1 0 2 0 0												
Gene Bearden, L (1, 1) OBP: 0.396, SLG: 0.431			0-3 K		0-0 P4			4-0 2B BB	0-3 K	2 0 0 0 0 1 2												
Earl Harrist, R (6, 1) OBP: 0.097, SLG: 0.097									0 0 0 0 0 0 0													
Al Zarilla, L (8, PH) OBP: 0.364, SLG: 0.338									0 1 0 0 1 0 0													
Bobby Hogue, R (8, 1) OBP: 0.273, SLG: 0.273									0 0 0 0 0 0 0													
Dick Kryhoski, L (9, PH) OBP: 0.298, SLG: 0.376									1 0 0 0 0 1 2													
Inning Stats	R: 0 E: 0 K: 1 S: 5	H: 0 LOB: 1 BB: 1 P: 9	R: 0 E: 0 K: 0 S: 3	H: 0 LOB: 0 BB: 0 P: 3	R: 0 E: 0 K: 1 S: 4	H: 0 LOB: 0 BB: 1 P: 8	R: 0 E: 0 K: 1 S: 6	H: 1 LOB: 2 BB: 1 P: 10	R: 0 E: 0 K: 1 S: 6	H: 1 LOB: 1 BB: 0 P: 6	R: 1 E: 0 K: 0 S: 4	H: 2 LOB: 1 BB: 0 P: 4	R: 0 E: 0 K: 0 S: 3	H: 0 LOB: 0 BB: 0 P: 3	R: 1 E: 0 K: 1 S: 6	H: 1 LOB: 2 BB: 2 P: 14	R: 0 E: 1 K: 1 S: 6	H: 0 LOB: 2 BB: 1 P: 10	1B: 3 2B: 2 3B: 0 HR: 0	SF: 0 SAC: 1 DP: 0 HBP: 0	WP: 0 PB: 0 SB: 0 CS: 1	PA: 37
PITCHER	IP WLS BF H R ER SO BB IBB HBP BLK WP HR S P ERA WHIP																					
Charlie Bishop, R (1, 1) ERA: 2.35	7.2 W 31 5 2 2 5 5 0 0 0 0 0 0 36 56 2.35 1.304																					
Bob Hooper, R (8, 1) ERA: 4.4	1.1 S 6 0 0 0 1 1 0 0 0 0 0 0 7 11 0.00 0.750																					

St. Louis Browns @ Philadelphia Athletics
 Shibe Park, Philadelphia, PA
 Fri Aug 22 1952, 3:33 AM EDT
 Unknown

livebaseballscorecards.com

Batter	1	2	3	4	5	6	7	8	9	AB R H RBI BB SO LOB	TOP											
Fred Marsh, R (1, 6) OBP: 0.354, SLG: 0.331	0-0 S 1B		0-0 F7			0-0 4-3		0-0 6-3		4 0 1 0 0 0 1												
Gordon Goldsberry, L (1, 3) OBP: 0.300, SLG: 0.281	0-0 F7 1-2		0-0 P4			0-0 G3		0-0 P4		4 0 0 0 0 0 2												
Don Lenhardt, R (1, 7) OBP: 0.347, SLG: 0.380	0-0 6-3			0-0 5-3			0-0 2B 1B		0-0 F9	4 0 1 0 0 0 1												
Vic Wertz, L (1, 9) OBP: 0.365, SLG: 0.505	0-3 K			0-0 3-1			0-3 K		0-0 F8	4 0 0 0 0 2 2												
Jim Dyck, R (1, 5) OBP: 0.356, SLG: 0.462		0-0 5-3		0-0 F8			0-0 1-3 2B		0-0 2B	4 0 2 0 0 0 0												
Clint Courtney, L (1, 2) OBP: 0.380, SLG: 0.388		0-0 3-1			0-0 5-3		0-0 P6		0-0 6-3	1 0 0 0 0 0 0												
Les Moss, R (4, 2) OBP: 0.331, SLG: 0.355										3 0 0 0 0 0 3												
Jay Porter, R (1, 8) OBP: 0.371, SLG: 0.267		0-0 P6			0-0 6-3		4-0 BB			2 0 0 0 1 0 0												
Bobby Young, L (1, 4) OBP: 0.315, SLG: 0.336			4-0 BB		0-0 F7		0-0 P6			2 0 0 0 1 0 3												
Satchel Paige, R (1, 1) OBP: 0.121, SLG: 0.094			0-3 K			0-0 6-3		0-0 1-3		0 0 0 0 0 0 0												
Dick Littlefield, L (2, 1) OBP: 0.100, SLG: 0.100										3 0 0 0 0 1 1												
Inning Stats	R: 0 E: 0 K: 1 S: 6	H: 1 LOB: 1 BB: 0 P: 6	R: 0 E: 0 K: 0 S: 3	H: 0 LOB: 0 BB: 0 P: 3	R: 0 E: 0 K: 1 S: 5	H: 0 LOB: 1 BB: 1 P: 9	R: 0 E: 0 K: 0 S: 3	H: 0 LOB: 0 BB: 0 P: 3	R: 0 E: 0 K: 0 S: 3	H: 0 LOB: 0 BB: 0 P: 3	R: 0 E: 0 K: 1 S: 7	H: 2 LOB: 3 BB: 1 P: 11	R: 0 E: 0 K: 0 S: 3	H: 0 LOB: 0 BB: 0 P: 3	R: 0 E: 0 K: 0 S: 4	H: 1 LOB: 1 BB: 0 P: 4	1B: 2 2B: 2 3B: 0 HR: 0	SF: 0 SAC: 0 DP: 0 HBP: 0	WP: 0 PB: 0 SB: 1 CS: 0	PA: 33		
PITCHER Bobby Shantz, L (1, 1) ERA: 1.81	IP: 9.0 WLS: W BF: 33 H: 4 R: 0 ER: 0 SO: 3 BB: 2 IBB: 0 HBP: 0 BLK: 0 WP: 0 HR: 0 S: 37 P: 45 ERA: 0.00 WHIP: 0.667																					

St. Louis Browns @ Philadelphia Athletics
Shibe Park, Philadelphia, PA
 Fri Aug 22 1952, 3:38 AM EDT
 Att: 21,423 - Unknown

livebaseballscorecards.com

AB	31
R	0
H	4
RBI	0
BB	2
SO	3
LOB	13



Batter	1	2	3	4	5	6	7	8	9	10	11	AB	R	H	RBI	BB	SO	LOB	TOP								
Fred Marsh, R OBP: 0.348, SLG: 0.325 Joe Demaestri, R OBP: 0.247, SLG: 0.279	5-3		L5-3			5-3	L8		1B	F7		3	0	0	0	0	0	1									
Jay Porter, R OBP: 0.390, SLG: 0.294	F2		6-3			HR	BB		1B			4	2	1	1	2	0	0									
Bob Nieman, R OBP: 0.354, SLG: 0.418 Bob Cain, L OBP: 0.133, SLG: 0.093 Dick Krynoski, L OBP: 0.300, SLG: 0.376	F7				G1-6-3	HR	F9		1B			5	1	3	4	0	0	1									
Vic Wertz, L OBP: 0.365, SLG: 0.503 Satchel Paige, R OBP: 0.121, SLG: 0.094		K			G1-6-3	E9			F9		SH3-4	5	1	2	1	0	1	1									
Jim Dyck, R OBP: 0.358, SLG: 0.462		K			L5						SH3-4	6	0	3	2	0	2	1									
Clint Courtney, L OBP: 0.363, SLG: 0.395									G1-6-3	L8		5	2	2	1	1	0	3									
Don Lenhardt, R OBP: 0.350, SLG: 0.399 Gordon Goldsberry, L OBP: 0.302, SLG: 0.280											P6	3	1	2	3	0	0	1									
Bobby Young, L OBP: 0.312, SLG: 0.333											P6	1	0	0	0	1	0	0									
Marlin Stuart, L OBP: 0.200, SLG: 0.077 Earl Hamist, R OBP: 0.087, SLG: 0.097 Bobby Hoque, R OBP: 0.273, SLG: 0.273 Al Zanilla, L OBP: 0.363, SLG: 0.336 Cliff Fannin, L OBP: 0.276, SLG: 0.290												1	0	0	0	1	0	1									
Inning Stats	R: 0 E: 0 K: 0 S: 3	H: 0 LOB: 0 BB: 0 P: 3	R: 1 E: 0 K: 2 S: 8	H: 1 LOB: 1 BB: 1 P: 12	R: 0 E: 0 K: 0 S: 2	H: 0 LOB: 0 BB: 1 P: 6	R: 0 E: 0 K: 0 S: 3	H: 1 LOB: 0 BB: 0 P: 3	R: 0 E: 0 K: 0 S: 4	H: 1 LOB: 1 BB: 0 P: 4	R: 5 E: 1 K: 1 S: 10	H: 5 LOB: 0 BB: 0 P: 10	R: 0 E: 0 K: 0 S: 3	H: 1 LOB: 0 BB: 0 P: 3	R: 5 E: 0 K: 0 S: 6	H: 4 LOB: 1 BB: 3 P: 18	R: 0 E: 0 K: 0 S: 4	H: 1 LOB: 1 BB: 0 P: 4	R: 1 E: 0 K: 0 S: 4	H: 1 LOB: 1 BB: 1 P: 8	1B: 8 2B: 6 3B: 0 HR: 2	SF: 0 SAC: 1 DP: 3 HBP: 0	WP: 0 PB: 0 SB: 0 CS: 0	PA: 51			
PITCHER	IP	WLS	BF	H	R	ER	SO	BB	IBB	HBP	BLK	WP	HR	S	P	ERA	WHIP										
Alex Kellner, L ERA: 4.54	(1, 1)	5.2	24	7	5	5	3	2	0	0	0	0	1	28	36	7.94	1.588										
Bobo Newsom, R ERA: 4.5	(6, 1)	0.1	2	1	1	1	0	0	0	0	0	0	0	2	2	27.00	3.000										
Bob Hooper, R ERA: 4.59	(7, 1)	2.1	12	2	4	4	0	4	0	0	0	0	0	8	24	15.43	2.571										
Johnny Kucab, R ERA: 5.05	(9, 1)	2.2	L	13	5	2	0	1	0	0	0	0	0	12	16	6.75	2.250										

St. Louis Browns @ Philadelphia Athletics
 Shibe Park, Philadelphia, PA
 Sat Aug 23 1952, 3:33 AM EDT
 Att: 3,321 - Unknown

AB	43
R	12
H	15
RBI	12
BB	7
SO	3
LOB	13



1B	8
2B	6
3B	0
HR	2
SF	0
SAC	1
DP	3
HBP	0

Batter	1	2	3	4	5	6	7	8	9	10	AB R H RBI BB SO LOB
Al Zarilla, L (1, 8) OBP: 0.365, SLG: 0.339	0-0 4-3		0-0 L3			0-0 BB 1B		0-0 2-H 1B			4 0 2 1 0 0 0
Fred Marsh, R (1, 6) Joe Demaestri, R (8, 6) OBP: 0.351, SLG: 0.325 OBP: 0.247, SLG: 0.279	0-0 1B			0-0 F8		4-0 BB		0-0 6-3			3 0 1 0 1 0 1 0 0 0 0 0 0 0
Bob Nieman, R (1, 9) OBP: 0.351, SLG: 0.414	0-0 4-3			0-0 F9		0-0 4-3			0-0 F6		4 0 0 0 0 0 2
Clint Courtney, L (1, 2) OBP: 0.359, SLG: 0.390		0-0 F8		0-0 3-1			0-3 K		0-0 F5		4 0 0 0 0 1 0
Jim Dyck, R (1, 5) OBP: 0.354, SLG: 0.457		0-0 6-3			0-0 F5		0-0 F4		0-3 K		4 0 0 0 0 1 0
Don Lenhardt, R (1, 7) OBP: 0.349, SLG: 0.397		0-0 1B			0-0 F9		0-0 F3			0-3 K	4 0 1 0 0 1 0
Bobby Young, L (1, 4) OBP: 0.314, SLG: 0.333		0-3 K			0-0 F8			4-0 SH5-3 1B BB		0-0 FC3-6 1B	3 1 1 0 1 1 1
Gordon Goldsberry, L (1, 3) OBP: 0.303, SLG: 0.276			0-0 3-1			4-0 B1-3 BB		0-0 SH5-3		0-0 FC3-6 CS	2 0 0 0 1 0 1
Duane Pilette, R (1, 1) Vic Wertz, L (8, PH) Marlin Stuart, L (8, 1) Satchel Paige, R (10, 1) OBP: 0.207, SLG: 0.182 OBP: 0.364, SLG: 0.502 OBP: 0.200, SLG: 0.077 OBP: 0.121, SLG: 0.094			0-0 F7			0-0 B1-3		0-0 F7		0-0 CS	2 0 0 0 0 0 1 1 0 0 0 0 0 1 0 0 0 0 0 0 0 0 0 0 0 0 0 0

Inning Stats	R: 0 E: 0 K: 0 S: 3	H: 1 LOB: 0 BB: 0 P: 3	R: 0 E: 0 K: 1 S: 6	H: 1 LOB: 1 BB: 0 P: 6	R: 0 E: 0 K: 0 S: 3	H: 0 LOB: 0 BB: 0 P: 3	R: 0 E: 0 K: 0 S: 3	H: 0 LOB: 0 BB: 0 P: 3	R: 0 E: 0 K: 0 S: 3	H: 0 LOB: 0 BB: 0 P: 3	R: 0 E: 0 K: 1 S: 5	H: 1 LOB: 2 BB: 2 P: 11	R: 0 E: 0 K: 1 S: 5	H: 0 LOB: 0 BB: 0 P: 5	R: 1 E: 0 K: 0 S: 4	H: 1 LOB: 1 BB: 1 P: 8	R: 0 E: 0 K: 1 S: 5	H: 0 LOB: 0 BB: 0 P: 5	R: 0 E: 0 K: 1 S: 5	H: 1 LOB: 0 BB: 0 P: 5	1B: 5 2B: 1 3B: 0 HR: 0	SF: 0 SAC: 1 DP: 1 HBP: 0	WP: 0 PB: 0 SB: 0 CS: 1	PA: 36
--------------	------------------------------	---------------------------------	------------------------------	---------------------------------	------------------------------	---------------------------------	------------------------------	---------------------------------	------------------------------	---------------------------------	------------------------------	----------------------------------	------------------------------	---------------------------------	------------------------------	---------------------------------	------------------------------	---------------------------------	------------------------------	---------------------------------	----------------------------------	------------------------------------	----------------------------------	--------

PITCHER	IP	WLS	BF	H	R	ER	SO	BB	IBB	HBP	BLK	WP	HR	S	P	ERA	WHIP
Ellis Kinder, R (1, 1) ERA: 2.0	8.0		29	4	1	1	2	3	0	0	0	0	0	30	42	1.12	0.875
Al Benton, R (9, 1) ERA: 1.16	2.0	W	6	1	0	0	2	0	0	0	0	0	0	10	10	0.00	0.500


PITCHER	IP	WLS	BF	H	R	ER	SO	BB	IBB	HBP	BLK	WP	HR	S	P	ERA	WHIP
---------	----	-----	----	---	---	----	----	----	-----	-----	-----	----	----	---	---	-----	------

TOP

St. Louis Browns @ Boston Red Sox
Fenway Park, Boston, MA

Sun Aug 24 1952, 3:33 AM EDT
Unknown - 75 F

AB	31
R	1
H	5
RBI	1
BB	3
SO	4
LOB	7



BOTTOM

St. Louis Browns @ Boston Red Sox
Fenway Park, Boston, MA
 Sun Aug 24 1952, 3:33 AM EDT
 Unknown - 75 F

livebaseballscorecards.com

AB	38
R	2
H	11
RBI	2
BB	4
SO	6
LOB	23



AB	R	H	RBI	BB	SO	LOB
4	0	2	0	1	0	1

3	0	2	0	2	0	1
---	---	---	---	---	---	---

3	0	0	0	0	2	5
2	0	0	0	0	0	3

5	2	2	0	0	1	2
---	---	---	---	---	---	---

4	0	1	0	0	0	1
---	---	---	---	---	---	---

5	0	1	0	0	0	2
---	---	---	---	---	---	---

4	0	2	1	0	0	0
1	0	0	0	0	1	3

3	0	1	0	1	1	1
0	0	0	1	0	0	0

3	0	0	0	0	1	3
1	0	0	0	0	0	1

1B:	10	SF:	0
2B:	0	SAC:	2
3B:	1	DP:	0
HR:	0	HBP:	0

WP:	1	PA:	44
PB:	0		
SB:	3		
CS:	2		

Batter	1	2	3	4	5	6	7	8	9	10
Faye Throneberry, L OBP: 0.335, SLG: 0.392 (1, 9)	0-0 3B		0-0 1B		4-0 1B WP CS BB		0-0 3-1		0-0 FC3-6 1B	
Billy Goodman, L OBP: 0.371, SLG: 0.406 (1, 4)	0-0 F6		4-0 1-2 BB		0-0 1-3 1B		4-0 BB		0-0 FC6-4 1B	
Clyde Vollmer, R OBP: 0.358, SLG: 0.434 George Schmees, L OBP: 0.202, SLG: 0.182 (1, 7) (6, 8)	0-0 F3		0-3 1-2 2-3 K		0-3 1-2 3-H K		0-0 F7		0-0 FC6-4	
Dick Gemert, R OBP: 0.317, SLG: 0.481 (1, 3)	0-3 K			0-0 5-3 1B 1B		0-0 F2		0-0 F4		0-0 1B SH SH1-4 1B
Hoot Evers, R OBP: 0.303, SLG: 0.407 (1, 8) (6, 7)		0-0 6-3		0-0 F7		0-0 BB 1B 1B		0-0 F7		0-0 SH SH1-4 1B
Sammy White, R OBP: 0.316, SLG: 0.446 (1, 2)		0-0 6-3		0-0 5-3 1-2		0-0 L8		0-0 F6		0-0 SH1-4 1B
Ted Lepcio, R OBP: 0.341, SLG: 0.411 George Kell, R OBP: 0.378, SLG: 0.431 (1, 5) (10, PH)		0-0 4-3		0-0 FC4-6 1B 2-H		0-0 BB 1B		0-0 L5		0-3 K
Johnny Lipon, R OBP: 0.299, SLG: 0.262 Lou Boudreau, R (10, PH) (1, 6)			0-3 K		0-0 FC4-6 1-2f		4-0 1-2 2-3 BB		0-0 FC3-6 1B	0-0 SH1-4 1-2 2-3 3-H
Ellis Kinder, R Al Benton, R (1, 1) (9, 1)			0-3 K		0-0 F5		0-0 F8		0-0 F3	

Inning Stats	R: 0	H: 1	E: 0	K: 1	S: 6	P: 6	R: 0	H: 0	E: 0	K: 0	S: 3	P: 3	R: 0	H: 1	E: 0	K: 3	S: 10	R: 1	H: 2	E: 0	K: 0	S: 5	R: 0	H: 1	E: 0	K: 1	S: 5	R: 0	H: 2	E: 0	K: 0	S: 5	R: 0	H: 0	E: 0	K: 0	S: 3	R: 0	H: 0	E: 0	K: 0	S: 3	R: 0	H: 2	E: 0	K: 0	S: 5	R: 1	H: 2	E: 1	K: 1	S: 7
--------------	------	------	------	------	------	------	------	------	------	------	------	------	------	------	------	------	-------	------	------	------	------	------	------	------	------	------	------	------	------	------	------	------	------	------	------	------	------	------	------	------	------	------	------	------	------	------	------	------	------	------	------	------

PITCHER	IP	WLS	BF	H	R	ER	SO	BB	IBB	HBP	BLK	WP	HR	S	P	ERA	WHIP
Duane Pilette, R ERA: 3.46 (1, 1)	7.0		31	7	1	1	5	4	0	0	0	1	0	37	53	1.29	1.571
Marlin Stuart, R ERA: 4.96 (8, 1)	2.0	L	11	4	1	0	0	0	0	0	0	0	0	11	11	0.00	2.000
Satchel Paige, R ERA: 2.97 (10, 1)	0.2		2	0	0	0	1	0	0	0	0	0	0	4	4	0.00	0.000

Batter	1	2	3	4	5	6	7	8	9	AB R H RBI BB SO LOB	TOP	
Al Zarilla, L (1, 8) x OBP: 0.360, SLG: 0.333	0-0 1-3 ①		0-3 K ②			x 0-0 4-3 ①		x 0-0 6-3 ②		4 0 0 0 0 1 0		
Fred Marsh, R (1, 6) x OBP: 0.349, SLG: 0.324	0-0 1B		x 0-0 5-3 ③			x 0-3 K ②		x 0-0 6-3 ③		4 0 1 0 0 1 0		
Bob Nieman, R (1, 9) x OBP: 0.350, SLG: 0.412	0-0 F7				x 0-0 F9 ①		x 0-0 1-3 ③		x 0-0 FC6-4 1B	4 0 1 0 0 0 1		
Clint Courtney, L (1, 2) x OBP: 0.357, SLG: 0.388 Les Moss, R (6, 2) OBP: 0.325, SLG: 0.349	0-0 5-3 ③				x 0-0 6-3 ②		x 0-0 F8 ①		x 0-0 FC6-4 1B 1-2f	2 0 0 0 0 0 1 2 0 0 0 0 0 1		
Jim Dyck, R (1, 5) x OBP: 0.352, SLG: 0.454 Joe Demaestri, R (5, 5) OBP: 0.250, SLG: 0.282		x 0-0 6-3 ①			x 0-3 K ③		x 0-0 5-3 ②		x 0-0 1B 1-2	2 0 0 0 0 1 0 2 0 1 0 0 0 0		
Don Lenhardt, R (1, 7) OBP: 0.350, SLG: 0.410		x 0-0 F8 3B			x 0-0 4-3 ①		x 0-0 2B		x 0-3 K ②	4 1 2 0 0 1 2		
Bobby Young, L (1, 4) OBP: 0.313, SLG: 0.331		x 0-0 F8 ②			x 0-0 6-3 ②		x 4-0 BB		x 0-0 L6 ③	3 0 0 1 1 0 2		
Gordon Goldsberry, L (1, 3) OBP: 0.303, SLG: 0.283		x 3-H 0-0 G3 ③			x 0-0 2B		x 0-0 4-3 ③			3 0 1 0 0 0 2		
Bobby Hogue, R (1, 1) OBP: 0.231, SLG: 0.231 Cliff Fannin, L (5, 1) Marlin Stuart, L (5, 1) OBP: 0.194, SLG: 0.074			x 0-0 1-3 ①			x 0-0 4-3 ③		x 0-0 4-3 ①		2 0 0 0 0 0 1 0 0 0 0 0 0 0 1 0 0 0 0 0 0		
Inning Stats	R: 0 H: 1 E: 0 LOB: 1 K: 0 BB: 0 S: 4 P: 4	R: 1 H: 1 E: 0 LOB: 0 K: 0 BB: 0 S: 4 P: 4	R: 0 H: 0 E: 0 LOB: 0 K: 1 BB: 0 S: 5 P: 5	R: 0 H: 0 E: 0 LOB: 0 K: 1 BB: 0 S: 5 P: 5	R: 0 H: 1 E: 0 LOB: 1 K: 0 BB: 0 S: 4 P: 4	R: 0 H: 0 E: 0 LOB: 0 K: 1 BB: 0 S: 5 P: 5	R: 0 H: 1 E: 0 LOB: 2 K: 0 BB: 1 S: 4 P: 8	R: 0 H: 0 E: 0 LOB: 0 K: 0 BB: 0 S: 3 P: 3	R: 0 H: 2 E: 0 LOB: 2 K: 1 BB: 0 S: 7 P: 7	1B: 3 SF: 0 2B: 2 SAC: 0 3B: 1 DP: 0 HR: 0 HBP: 0	WP: 0 PA: 34 PB: 0 SB: 0 CS: 0	
PITCHER Dizzy Trout, R (1, 1) ERA: 3.7	IP WLS BF H R ER SO BB IBB HBP BLK WP HR S P ERA WHIP	9.0 W 34 6 1 1 4 1 0 0 0 0 0 0 41 45 1.00 0.778										

St. Louis Browns @ Boston Red Sox
 Fenway Park, Boston, MA
 Sun Aug 24 1952, 3:38 AM EDT
 Att. 26,789 - Unknown - 77 F

livebaseballscorecards.com

AB	33
R	1
H	6
RBI	1
BB	1
SO	4
LOB	10



Batter	1	2	3	4	5	6	7	8	9	AB	R	H	RBI	BB	SO	LOB
Faye Threberly, L (1, 9) OBP: 0.339, SLG: 0.394	0-0 G3 S 1B	0-0 1-3														
Billy Goodman, L (1, 4) OBP: 0.371, SLG: 0.406	0-0 G3 1-3	0-0 FC5 2-3														
Clyde Vollmer, R (1, 7) OBP: 0.361, SLG: 0.452 George Schmees, L (6, 8) OBP: 0.208, SLG: 0.182	0-0 BB 2B 1B 3-H															
Dick Gernert, R (1, 3) OBP: 0.318, SLG: 0.475	4-0 2B 1-2 BB															
Hoot Evers, R (1, 8) (6, 7) OBP: 0.307, SLG: 0.423	0-0 G5-3 1-3 2-H 2B															
Sammy White, R (1, 2) OBP: 0.318, SLG: 0.445 Del Wilber, R (7, 2) OBP: 0.304, SLG: 0.372	4-0 BB															
Ted Lepcio, R (1, 5) OBP: 0.342, SLG: 0.405	0-0 G5-3 2-3f															
Johnny Lipon, R (1, 6) OBP: 0.302, SLG: 0.263																
Dizzy Trout, R (1, 1) OBP: 0.178, SLG: 0.227																

Inning Stats	R: 2	H: 3	E: 0	K: 5	S: 5	LOB: 3	BB: 2	P: 13	R: 0	H: 0	E: 0	K: 3	S: 3	LOB: 1	BB: 1	P: 7	R: 0	H: 0	E: 0	K: 3	S: 3	LOB: 0	BB: 0	P: 3	R: 0	H: 0	E: 0	K: 0	S: 3	LOB: 1	BB: 1	P: 7	R: 8	H: 7	E: 2	K: 12	S: 12	LOB: 2	BB: 3	P: 24	R: 1	H: 1	E: 0	K: 4	S: 4	LOB: 0	BB: 0	P: 4	R: 1	H: 0	E: 1	K: 4	S: 4	LOB: 1	BB: 1	P: 8	R: 0	H: 1	E: 0	K: 3	S: 3	LOB: 0	BB: 0	P: 3
--------------	------	------	------	------	------	--------	-------	-------	------	------	------	------	------	--------	-------	------	------	------	------	------	------	--------	-------	------	------	------	------	------	------	--------	-------	------	------	------	------	-------	-------	--------	-------	-------	------	------	------	------	------	--------	-------	------	------	------	------	------	------	--------	-------	------	------	------	------	------	------	--------	-------	------

PITCHER	IP	WLS	BF	H	R	ER	SO	BB	IBB	HBP	BLK	WP	HR	S	P	ERA	WHIP
Bobby Hogue, R (1, 1) ERA: 5.12	4.0	L	22	5	6	6	0	6	0	0	0	0	1	16	40	13.50	2.750
Cliff Fannin, R (5, 1) ERA: 14.18	0.1		7	5	4	4	0	1	0	0	0	0	0	6	10	108.00	18.000
Marlin Stuart, R (5, 1) ERA: 4.87	3.2		14	2	2	1	1	1	0	0	0	0	1	15	19	2.46	0.818

BOTTOM

4	2	2	0	1	0	2
5	1	2	2	0	0	2
4	2	2	4	0	1	2
0	0	0	0	1	0	0
3	0	0	0	2	0	3
5	2	3	2	0	0	1
3	1	1	0	1	0	0
1	0	0	0	0	0	1
3	1	0	0	2	0	3
3	1	1	2	1	0	1
4	2	1	1	0	0	2

AB	35
R	12
H	12
RBI	11
BB	8
SO	1
LOB	17



WP	PA	ERA	WHIP
0	43		

St. Louis Browns @ Boston Red Sox
Fenway Park, Boston, MA
 Sun Aug 24 1952, 3:38 AM EDT
 Att: 26,789 - Unknown - 77 F

livebaseballscorecards.com


Batter	1	2	3	4	5	6	7	8	9	AB R H RBI BB SO LOB	TOP													
Jay Porter, R OBP: 0.391, SLG: 0.289 (1, 8) X	0-0 1-3 1B	0-0 E6		4-0 IBB			0-0 P2-6 1-2f		0-0 F8	4 0 1 0 1 0 2														
Bobby Young, L OBP: 0.314, SLG: 0.331 (1, 4) X	0-0 1-2 1B	0-0 F8		0-3 K			0-0		0-0 F8	5 0 2 0 0 1 5														
Bob Nieman, R OBP: 0.347, SLG: 0.408 (1, 7) X	0-0 P4		0-0 G3		0-0 6-3		0-0 F8			4 0 0 0 0 0 3														
Vic Wertz, L OBP: 0.366, SLG: 0.502 Ray Coleman, L OBP: 0.275, SLG: 0.290 (8, PR) (8, 9) X	0-0 1-3 1-2 2-3		0-0 4-3		0-0 G5-4-3 1B			0-0 SH1-4 1B		4 0 2 0 0 0 2 0 1 0 0 0 0 0														
Clint Courtney, L OBP: 0.356, SLG: 0.386 Les Moss, R OBP: 0.320, SLG: 0.342 (3, PH) (3, 2) X	0-0 F7		0-0 F7		0-0 G5-4-3 1-2f			0-0 SH1-4 1-2		1 0 0 0 0 0 2 2 0 0 0 0 0 1														
Jim Dyck, R OBP: 0.337, SLG: 0.456 (1, 5) X		0-0 6-3		0-0 SH5-4 1B		4-0 BB G3-6-3		0-0 SH1-4 2-H 1B		3 0 2 1 1 0 0														
Dick Kryhoski, L OBP: 0.289, SLG: 0.384 Gordon Goldsberry, L OBP: 0.303, SLG: 0.283 (1, 3) (8, 3) X		0-0 HR		0-0 P6		0-0 G3-6-3 1-2f		0-0 F2		4 1 1 1 0 0 3 0 0 0 0 0 0 0														
Joe Demaestri, R OBP: 0.257, SLG: 0.288 (1, 6) X		0-0 P6		0-0 SH5-4 1-2 1B		0-0 5-3			0-0 FC1-4 1B	4 0 2 0 0 0 0														
Bob Cain, L OBP: 0.170, SLG: 0.178 Marty Marion, R OBP: 0.320, SLG: 0.339 Tommy Byrne, L OBP: 0.275, SLG: 0.320 Satchel Paige, R OBP: 0.121, SLG: 0.094 (9, PH) (9, PR) (9, 1) X		0-0 E 3B		0-0 SH5-4 1-2 2-3			0-0 P2-6 1B		0-0 FC1-4 1-2f	2 1 2 0 0 0 0 1 0 0 0 0 0 1 0 0 0 0 0 0 0 0 0 0 0 0 0 0														
Inning Stats	R: 0 E: 0 K: 0 S: 5	H: 2 LOB: 2 BB: 0 P: 5	R: 2 E: 1 K: 0 S: 6	H: 2 LOB: 1 BB: 0 P: 6	R: 0 E: 0 K: 0 S: 3	H: 0 LOB: 0 BB: 0 P: 3	R: 0 E: 0 K: 1 S: 7	H: 2 LOB: 3 BB: 1 P: 11	R: 0 E: 0 K: 0 S: 3	H: 1 LOB: 0 BB: 0 P: 3	R: 0 E: 0 K: 0 S: 2	H: 0 LOB: 0 BB: 1 P: 6	R: 0 E: 0 K: 0 S: 4	H: 2 LOB: 1 BB: 0 P: 4	R: 1 E: 0 K: 0 S: 4	H: 2 LOB: 1 BB: 0 P: 4	R: 0 E: 0 K: 0 S: 4	H: 1 LOB: 1 BB: 0 P: 4	1B: 10 2B: 1 3B: 1 HR: 1	SF: 0 SAC: 2 DP: 3 HBP: 0	WP: 0 PB: 0 SB: 0 CS: 0	PA: 38		
PITCHER Johnny Sain, R ERA: 3.78 Bob Kuzava, L ERA: 3.7 (1, 1) (3, 1)	IP 2.0 7.0	WLS 11 W	BF 11 27	H 4 8	R 2 1	ER 1 1	SO 0 1	BB 0 1	IBB 0 1	HBP 0 0	BLK 0 0	WP 0 0	HR 1 0	S 11 27	P 11 35	ERA 4.50 1.29	WHIP 2.000 1.286							

St. Louis Browns @ New York Yankees
 Yankee Stadium, Bronx, NY
 Tue Aug 26 1952, 3:33 AM EDT
 Att: 26,550 - Unknown

livebaseballscorecards.com

AB	34
R	3
H	12
RBI	2
BB	2
SO	1
LOB	19



Batter	1	2	3	4	5	6	7	8	9	AB R H RBI BB SO LOB	TOP							
Jay Porter, R (1, 8) OBP: 0.391, SLG: 0.289										0 0 0 0 0 0 0 0	St. Louis Browns @ New York Yankees Yankee Stadium, Bronx, NY Wed Aug 27 1952, 3:33 AM EDT Att. 13,716 - Unknown livebaseballscorecards.com							
Bobby Young, L (1, 4) OBP: 0.314, SLG: 0.331										0 0 0 0 0 0 0 0								
Vic Wertz, L (1, 9) OBP: 0.366, SLG: 0.502										0 0 0 0 0 0 0 0								
Clint Courtney, L (1, 2) OBP: 0.356, SLG: 0.386										0 0 0 0 0 0 0 0								
Dick Kryhoski, L (1, 3) OBP: 0.299, SLG: 0.384										0 0 0 0 0 0 0 0								
Fred Marsh, R (1, 5) OBP: 0.349, SLG: 0.324										0 0 0 0 0 0 0 0								
Ray Coleman, L (1, 7) OBP: 0.275, SLG: 0.290										0 0 0 0 0 0 0 0								
Joe Demaestri, R (1, 6) OBP: 0.257, SLG: 0.288										0 0 0 0 0 0 0 0								
Tommy Byrne, L (1, 1) OBP: 0.275, SLG: 0.320	0 0 0 0 0 0 0 0																	
Inning Stats	1B: 0 SF: 0 2B: 0 SAC: 0 3B: 0 DP: 0 HR: 0 HBP: 0		WP: 0 PA: 0 PB: 0 SB: 0 CS: 0															
PITCHER Allie Reynolds, R (1, 1) ERA: 2.2	IP	WLS	BF	H	R	ER	SO	BB	IBB	HBP	BLK	WP	HR	S	P	ERA	WHIP	PITCHER IP WLS BF H R ER SO BB IBB HBP BLK WP HR S P ERA WHIP

Batter	1	2	3	4	5	6	7	8	9
Al Zarilla, L (1, 7) OBP: 0.357, SLG: 0.328	4-0 FC3-6 BB		0-3 K		0-0 F7			0-0 F8	
Gordon Goldsberry, L (1, 3) OBP: 0.302, SLG: 0.282	0-0 FC3-6 L3 1-2f			0-0 4-3		0-0 L1		0-0 BB 2B 1B	
Vic Wertz, L (1, 9) OBP: 0.367, SLG: 0.495	0-0 L3 1-1			4-0 BB		4-0 BB		4-0 BB 1-2	
Clint Courtney, L (1, 2) OBP: 0.353, SLG: 0.389		0-0 F6		0-0 2B 1-H		0-0 F9		0-0 2B 1-3 2-H	
Jay Porter, R (1, 8) OBP: 0.382, SLG: 0.283		0-0 6-3		0-0 F7		0-0 F9		0-0 6-3	
Fred Marsh, R (1, 5) OBP: 0.348, SLG: 0.320		0-0 F7		0-0 F2		0-0 6-3			
Bobby Young, L (1, 4) OBP: 0.315, SLG: 0.332			0-0 1B		0-0 FC1-6 1B		0-0 4-3		
Joe Demaestri, R (1, 6) OBP: 0.258, SLG: 0.289			0-3 K		0-0 FC1-6 SH3 1-2f		0-0 F6		
Duane Pilette, R (1, 1) OBP: 0.200, SLG: 0.175			0-3 K		0-0 SH3 1-2		0-0 F7		

Inning Stats	R: 0	H: 0	E: 0	K: 0	S: 2	LOB: 0	BB: 1	P: 6
	0	0	0	0	3	0	0	3
	0	0	0	0	3	0	0	3
	0	1	0	3	10	1	0	10
	1	1	0	0	4	1	1	8
	0	1	0	4	1	1	0	4
	0	0	0	3	7	0	1	7
	0	0	0	3	3	0	0	3
	1	2	0	5	9	2	1	9

PITCHER	IP	WLS	BF	H	R	ER	SO	BB	IBB	HBP	BLK	WP	HR	S	P	ERA	WHIP
Art Houtteman, R (1, 1) ERA: 4.48	8.0	L	32	5	2	2	3	4	0	0	0	0	0	34	50	2.25	1.125

BOTTOM

AB	R	H	RBI	BB	SO	LOB
3	0	0	0	1	1	2
4	1	1	0	0	0	1
1	0	0	0	3	0	1
4	0	2	2	0	0	1
4	0	0	0	0	0	4
3	0	0	0	0	0	1
3	0	2	0	0	0	0
3	0	0	0	0	1	2
2	0	0	0	0	1	1

AB	27
R	1
H	5
RBI	2
BB	4
SO	3
LOB	13




WP	HR	S	P	ERA	WHIP
0	0	3	1	2.25	1.125

WP: 0 PA: 32
PB: 0 SB: 0
CS: 0

Detroit Tigers @ St. Louis Browns
Sportsman's Park, St. Louis, MO
Sat Aug 30 1952, 4:33 AM EDT
Att. 4,508 - Unknown

livebaseballscorecards.com

Batter	1	2	3	4	5	6	7	8	9	AB R H RBI BB SO LOB	TOP							
Johnny Groth, R (1, 8) <small>OBP: 0.339, SLG: 0.359</small>										0 0 0 0 0 0 0 0	Detroit Tigers @ St. Louis Browns Sportsman's Park, St. Louis, MO Sun Aug 31 1952, 4:33 AM EDT Att. 6,569 - Unknown livebaseballscorecards.com							
Neil Berry, R (1, 6) <small>OBP: 0.302, SLG: 0.268</small>										0 0 0 0 0 0 0 0								
Fred Hatfield, L (1, 5) <small>OBP: 0.314, SLG: 0.322</small>										0 0 0 0 0 0 0 0								
Walt Dropo, R (1, 3) <small>OBP: 0.335, SLG: 0.479</small>										0 0 0 0 0 0 0 0								
Steve Souchock, R (1, 9) <small>OBP: 0.313, SLG: 0.496</small>										0 0 0 0 0 0 0 0								
Jim Delsing, L (1, 7) <small>OBP: 0.317, SLG: 0.350</small>										0 0 0 0 0 0 0 0								
Matt Batts, R (1, 2) <small>OBP: 0.329, SLG: 0.336</small>										0 0 0 0 0 0 0 0		AB 0 R 0 H 0 RBI 0 BB 0 SO 0 LOB 0						
Al Federoff, R (1, 4) <small>OBP: 0.256, SLG: 0.232</small>										0 0 0 0 0 0 0 0								
Bill Wight, L (1, 1) <small>OBP: 0.220, SLG: 0.245</small>	0 0 0 0 0 0 0 0																	
Inning Stats										1B: 0 SF: 0 2B: 0 SAC: 0 3B: 0 DP: 0 HR: 0 HBP: 0 WP: 0 PA: 0 PB: 0 SB: 0 CS: 0								
PITCHER Bob Cain, L (1, 1) <small>ERA: 3.81</small>	IP	WLS	BF	H	R	ER	SO	BB	IBB	HBP	BLK	WP	HR	S	P	ERA	WHIP	PITCHER IP WLS BF H R ER SO BB IBB HBP BLK WP HR S P ERA WHIP
	0.0	W	0	0	0	0	0	0	0	0	0	0	0	0	0	∞	∞	

Batter	1	2	3	4	5	6	7	8	9	AB R H RBI BB SO LOB	TOP											
Dale Mitchell, L (1, 7) OBP: 0.398, SLG: 0.438	0-0 F8	0-0 4-3			0-0 L8	0-0 F5			0-0 FC2-6	5 1 2 0 0 0 2	Cleveland Indians @ St. Louis Browns Sportsman's Park, St. Louis, MO Mon Sep 01 1952, 4:33 AM EDT Unknown livebaseballscorecards.com											
Bobby Avila, R (1, 4) OBP: 0.377, SLG: 0.395	0-0 5-3	0-0 3B			0-0 L8			0-0 CS	0-0 FC2-6	5 0 2 2 0 0 1												
Larry Doby, L (1, 8) OBP: 0.380, SLG: 0.556	4-0 BB	0-0 F9			0-0 HR			0-3 K	0-0 F9	3 1 1 0 1 1 2												
Harry Simpson, L (8, 9) OBP: 0.334, SLG: 0.404										1 0 0 0 0 0 1												
Luke Easter, L (1, 3) OBP: 0.331, SLG: 0.486	0-3 K				0-0 HR			0-0 F2	0-0 FC5-4	4 1 2 2 0 1 2												
Bill Glynn, L (8, 3) OBP: 0.309, SLG: 0.393										1 0 1 0 0 0 0												
Al Rosen, R (1, 5) OBP: 0.395, SLG: 0.538		0-0 L7	0-0 G5-4-3		0-0 HR			0-0 CS	0-0 FC5-4	5 2 3 0 0 0 3												
Wally Westlake, R (1, 9) OBP: 0.312, SLG: 0.278		0-0 2B	0-0 F9		0-0 G6-4-3			0-0 HR		4 2 2 2 0 0 1												
Jim Hegan, R (1, 2) OBP: 0.298, SLG: 0.344		0-0 L7			0-0 F7			0-0 L3	0-0 L9	4 0 0 1 0 0 1												
George Strickland, R (1, 6) OBP: 0.263, SLG: 0.302		0-0 E5			4-0 BB			0-0 L7	0-0 F8	3 1 0 0 1 0 1												
Early Wynn, S (1, 1) OBP: 0.253, SLG: 0.205		0-0 3B			0-0 G5-4-3			4-0 BB	0-0 6-3	3 1 1 2 1 0 1												
Inning Stats	R: 0 E: 0 K: 1 S: 5	H: 0 LOB: 1 BB: 1 P: 9	R: 4 E: 1 K: 0 S: 8	H: 4 LOB: 1 BB: 0 P: 8	R: 0 E: 0 K: 0 S: 3	H: 1 LOB: 0 BB: 0 P: 3	R: 0 E: 0 K: 0 S: 2	H: 0 LOB: 0 BB: 1 P: 6	R: 3 E: 0 K: 0 S: 6	H: 4 LOB: 0 BB: 0 P: 6	R: 0 E: 0 K: 0 S: 3	H: 0 LOB: 1 BB: 1 P: 7	R: 0 E: 0 K: 1 S: 5	H: 1 LOB: 0 BB: 0 P: 5	R: 2 E: 0 K: 0 S: 5	H: 2 LOB: 0 BB: 0 P: 5	R: 0 E: 0 K: 0 S: 5	H: 2 LOB: 2 BB: 0 P: 5	1B: 8 2B: 2 3B: 2 HR: 2	SF: 0 SAC: 0 DP: 3 HBP: 0	WP: 0 PB: 0 SB: 0 CS: 1	PA: 42
PITCHER	IP WLS BF H R ER SO BB IBB HBP BLK WP HR S P ERA WHIP												PITCHER	IP WLS BF H R ER SO BB IBB HBP BLK WP HR S P ERA WHIP								
Gene Bearden, L (1, 1) ERA: 4.33	4.1 L 22 8 7 5 1 2 0 0 0 0 1 22 30 10.38 2.308																					
Tommy Byrne, L (5, 1) ERA: 4.85	4.2 19 6 2 2 1 1 0 0 0 0 1 20 24 3.86 1.500																					



Batter	1	2	3	4	5	6	7	8	9	AB	R	H	RBI	BB	SO	LOB
Fred Marsh, R OBP: 0.340, SLG: 0.311 (1, 5) (8, 6)	0-0 F7		0-0 F8		0-0 1-3		0-0 F9			4	0	0	0	0	0	3
Gordon Goldsberry, L OBP: 0.300, SLG: 0.297 (1, 3)	0-3 K		0-3 K		0-0 F6			0-3 K		4	0	0	0	0	3	2
Vic Wertz, L OBP: 0.375, SLG: 0.516 (1, 9)	0-0 HR		0-0 F5			4-0 BB		0-0 HR		3	2	2	2	1	0	0
Clint Courtney, L OBP: 0.352, SLG: 0.385 (1, 2)	0-0 L9			0-0 4-3		0-0 G6-4-3		0-0 1-3		4	0	0	0	0	0	1
Don Lenhardt, R OBP: 0.353, SLG: 0.415 (1, 7)		0-0 F6		0-0 F2		0-0 1B		0-0 5-3		4	0	1	0	0	0	0
Bobby Young, L OBP: 0.312, SLG: 0.329 (1, 4)		0-0 1B		0-0 G3		0-0 F7			0-0 F5	4	1	1	0	0	0	1
Jay Porter, R OBP: 0.381, SLG: 0.283 (1, 8)		0-0 6-3			0-0 FC1-4				0-0 5-3	3	0	1	0	1	0	1
Joe Demaestri, R OBP: 0.261, SLG: 0.310 Roy Sievers, R (7, PH)					0-0 FC1-4				0-0 F7	2	0	1	1	0	0	1
Jim Dyck, R OBP: 0.356, SLG: 0.454 (8, 5)					1-3 1B					1	0	0	0	0	1	1
Gene Bearden, L OBP: 0.400, SLG: 0.434 Tommy Byrne, L OBP: 0.286, SLG: 0.354 (5, 1)		0-3 K			0-0 1-3					1	0	0	0	0	1	1
					1-2 1B					2	0	1	0	0	0	1

Inning Stats	R: 1	H: 1	E: 0	K: 1	S: 6	LOB: 0	BB: 0	P: 6	R: 1	H: 2	E: 1	K: 1	S: 7	LOB: 1	BB: 0	P: 7	R: 0	H: 0	E: 0	K: 1	S: 5	LOB: 0	BB: 0	P: 5	R: 0	H: 0	E: 0	K: 0	S: 3	LOB: 0	BB: 0	P: 3	R: 0	H: 2	E: 0	K: 0	S: 5	LOB: 2	BB: 0	P: 5	R: 0	H: 1	E: 0	K: 0	S: 3	LOB: 1	BB: 1	P: 7	R: 0	H: 0	E: 0	K: 1	S: 5	LOB: 1	BB: 1	P: 9	R: 1	H: 1	E: 0	K: 1	S: 6	LOB: 0	BB: 0	P: 6	R: 0	H: 0	E: 0	K: 0	S: 3	LOB: 0	BB: 0	P: 3	1B: 5	SF: 0	2B: 0	SAC: 0	3B: 0	DP: 1	HR: 2	HBP: 0	WP: 0	PA: 35	PB: 0	SB: 0	CS: 0	ERA	WHIP
Early Wynn, R ERA: 3.19 (1, 1)	IP	WLS	BF	H	R	ER	SO	BB	IBB	HBP	BLK	WP	HR	S	P	ERA	WHIP																																																																						
	9.0	W	35	7	3	2	5	2	0	0	0	0	2	43	51	2.00	1.000																																																																						


BOTTOM

Cleveland Indians @ St. Louis Browns
Sportsman's Park, St. Louis, MO

Mon Sep 01 1952, 4:33 AM EDT
Unknown

livebaseballscorecards.com

AB	33
R	3
H	7
RBI	3
BB	2
SO	5
LOB	12



Batter	1	2	3	4	5	6	7	8	9	AB R H RBI BB SO LOB	TOP
Dale Mitchell, L (1, 7) x OBP: 0.398, SLG: 0.437	0-0 F9 ①		x 0-0 1B 2-H ①		x 0-0 4-3 ③					3 0 1 1 0 0 0	Cleveland Indians @ St. Louis Browns Sportsman's Park, St. Louis, MO Mon Sep 01 1952, 4:38 AM EDT Att: 11,082 - Unknown livebaseballscorecards.com
Bobby Avila, R (1, 4) x OBP: 0.376, SLG: 0.393	0-0 L9 ②		x 0-0 F8 ③							2 0 0 0 0 0 1	
Larry Doby, L (1, 8) x OBP: 0.381, SLG: 0.558	0-0 4-3 ③			x 0-0 2B						2 0 1 0 0 0 0	
Luke Easter, L (1, 3) x OBP: 0.332, SLG: 0.486		x 0-0 1B ①		x 0-0 4-3 ①						2 0 1 0 0 0 1	
Al Rosen, R (1, 5) x OBP: 0.394, SLG: 0.535		0-3 K ②		0-3 K ②						2 0 0 0 0 2 1	
Harry Simpson, L (1, 9) x OBP: 0.335, SLG: 0.403		0-0 4-3 ③		4-0 BB						1 0 0 0 1 0 0	
Joe Tipton, R (1, 2) x OBP: 0.356, SLG: 0.404			4-0 FC5-4 BB ③	x 0-0 F7 ③						1 0 0 0 1 0 2	
George Strickland, R (1, 6) x OBP: 0.261, SLG: 0.300			x 0-0 FC5-4 1B ①		0-3 K ①					2 1 0 0 0 1 1	
Bob Lemon, L (1, 1) x OBP: 0.206, SLG: 0.283			x 0-0 4-3 ②		0-3 K ②					2 0 0 0 0 1 1	
Inning Stats	R: 0 H: 0 E: 0 LOB: 0 K: 0 BB: 0 S: 3 P: 3	R: 0 H: 1 E: 0 LOB: 0 K: 1 BB: 0 S: 5 P: 5	R: 1 H: 1 E: 0 LOB: 1 K: 0 BB: 1 S: 4 P: 8	R: 0 H: 1 E: 0 LOB: 2 K: 1 BB: 1 S: 6 P: 10	R: 0 H: 0 E: 0 LOB: 0 K: 2 BB: 0 S: 7 P: 7					1B: 2 SF: 0 2B: 1 SAC: 0 3B: 0 DP: 0 HR: 0 HBP: 0	
PITCHER Satchel Paige, R (1, 1) ERA: 3.12	IP WLS BF H R ER SO BB IBB HBP BLK WP HR S P ERA WHIP	5.0 W 19 3 1 1 4 2 0 0 0 0 0 25 33 1.80 1.000									

AB	17
R	1
H	3
RBI	1
BB	2
SO	4
LOB	7



Batter	1	2	3	4	5	6	7	8	9	AB R H RBI BB SO LOB
Jay Porter, R OBP: 0.369, SLG: 0.273 (1, 8)	0-3 K		0-0 6-3							2 0 0 0 0 1 0
Bobby Young, L OBP: 0.311, SLG: 0.327 (1, 4)	0-0 G3		0-0 1-3							2 0 0 0 0 0 0
Vic Wertz, L OBP: 0.373, SLG: 0.513 (1, 9)	0-0 F8									2 0 0 0 0 0 0
Jim Dyck, R OBP: 0.357, SLG: 0.453 (1, 5)		4-0 HR BB		0-3 K						1 1 0 0 1 1 0
Clint Courtney, L OBP: 0.353, SLG: 0.395 (1, 2)		0-0 1-H HR		0-0 4-1						2 1 1 2 0 0 0
Bob Nieman, R OBP: 0.345, SLG: 0.406 (1, 7)		0-0 6-3			0-3 K					2 0 0 0 0 1 0
Dick Kryhoski, L OBP: 0.297, SLG: 0.383 (1, 3)		0-0 6-3			0-0 2B					2 0 1 0 0 0 0
Joe Demaestri, R OBP: 0.257, SLG: 0.306 (1, 6)		0-3 K			0-3 K					2 0 0 0 0 2 1
Satchel Paige, R OBP: 0.114, SLG: 0.088 (1, 1)			0-0 4-3			0-0 L1				2 0 0 0 0 0 1

Inning Stats	R: 0	H: 0	E: 0	LOB: 0	K: 1	BB: 0	S: 5	P: 5
	R: 2	H: 1	E: 0	LOB: 0	K: 1	BB: 1	S: 6	P: 10
	R: 0	H: 0	E: 0	LOB: 0	K: 0	BB: 0	S: 3	P: 3
	R: 0	H: 0	E: 0	LOB: 0	K: 1	BB: 0	S: 5	P: 5
	R: 0	H: 1	E: 0	LOB: 1	K: 2	BB: 0	S: 8	P: 8

PITCHER	IP	WLS	BF	H	R	ER	SO	BB	IBB	HBP	BLK	WP	HR	S	P	ERA	WHIP
Bob Lemon, R ERA: 2.68 (1, 1)	5.0	L	18	2	2	2	5	1	0	0	0	0	1	27	31	3.60	0.600

BOTTOM

Cleveland Indians @ St. Louis Browns
Sportsman's Park, St. Louis, MO
 Mon Sep 01 1952, 4:38 AM EDT
 Att. 11,082 - Unknown

AB	17
R	2
H	2
RBI	2
BB	1
SO	5
LOB	2



1B: 0	SF: 0	WP: 0	PA: 18
2B: 1	SAC: 0	PB: 0	
3B: 0	DP: 0	SB: 0	
HR: 1	HBP: 0	CS: 0	

livebaseballscorecards.com

Batter	1	2	3	4	5	6	7	8	9	AB R H RBI BB SO LOB	TOP	
Jay Porter, R OBP: 0.351, SLG: 0.266 (1, 8) X	0-0 FC5 WP 1B	0-0 G6-4-3 1-2f		0-0 1-6-3		0-0 F3			0-0 L6	5 0 1 0 0 0 1		
Fred Marsh, R OBP: 0.335, SLG: 0.309 (1, 6) B B B	4-0 FC5 HR BB		0-0 F8	0-0 F7		0-0 F7			0-0 2B	4 1 1 0 1 0 0		
Roy Sievers, R (1, 3) X	0-0 FC5 HR 1-2 2-3f		0-0 F4		0-0 5-3	0-0 1-3			0-0 6-3	5 1 0 0 0 0 3		
Vic Wertz, L OBP: 0.382, SLG: 0.537 (1, 9) X	0-0 HR 1-H 2-H		4-0 2B 1B BB		0-0 HR		0-0 4-3		0-0 F9	4 3 2 4 1 0 1		
Jim Dyck, R OBP: 0.360, SLG: 0.458 (1, 5) X	0-0 G1-6-3 1B		0-0 1B 2B		0-0 1B 6-3 2B		0-0 F5			4 2 3 0 0 0 0		
Clint Courtney, L OBP: 0.353, SLG: 0.394 (1, 2) X	0-0 G1-6-3 1-2f		0-0 2B 1B 2-H 3-H		0-0 6-3 WP 1B		0-0 F7			4 0 2 2 0 0 1		
Bob Nieman, R OBP: 0.346, SLG: 0.417 (1, 7) X		0-0 HR	0-0 1-3 2B		0-0 6-3 1-3 3-H 1B		0-3 K			4 1 2 2 0 1 1		
Bobby Young, L OBP: 0.308, SLG: 0.323 (1, 4) X		0-0 4-3	0-0 4-3		4-0 BB		0-0 F4			3 0 0 0 1 0 2		
Duane Pillette, R OBP: 0.188, SLG: 0.164 (1, 1) X		0-0 E4 G6-4-3		0-0 F5	0-0 F8		0-0 F5			4 0 0 0 0 0 2		
Inning Stats	R: 3 H: 3 E: 0 LOB: 0 K: 0 BB: 1 S: 5 P: 9	R: 1 H: 1 E: 1 LOB: 0 K: 0 BB: 0 S: 4 P: 4	R: 2 H: 3 E: 0 LOB: 2 K: 0 BB: 1 S: 6 P: 10	R: 0 H: 0 E: 0 LOB: 0 K: 0 BB: 0 S: 3 P: 3	R: 2 H: 3 E: 0 LOB: 2 K: 0 BB: 1 S: 6 P: 10	R: 0 H: 0 E: 0 LOB: 0 K: 0 BB: 0 S: 3 P: 3	R: 0 H: 0 E: 0 LOB: 0 K: 0 BB: 0 S: 3 P: 3	R: 0 H: 0 E: 0 LOB: 0 K: 1 BB: 0 S: 5 P: 5	R: 0 H: 1 E: 0 LOB: 1 K: 0 BB: 0 S: 4 P: 4	1B: 4 SF: 0 2B: 4 SAC: 0 3B: 0 DP: 2 HR: 3 HBP: 0	WP: 2 PA: 40 PB: 0 SB: 0 CS: 0	
PITCHER	IP WLS BF H R ER SO BB IBB HBP BLK WP HR S P ERA WHIP											
Chuck Stobbs, L (1, 1) ERA: 3.21	1.0 L 6 3 3 3 0 1 0 0 0 0 1 1 5 9 27.00 4.000											
Howie Judson, R (2, 1) ERA: 4.24	2.0 11 4 3 3 0 1 0 0 0 0 0 1 10 14 13.50 2.500											
Hal Brown, R (4, 1) ERA: 3.72	5.0 19 3 2 2 1 1 0 0 0 0 1 1 20 24 3.60 0.800											
Bill Kennedy, L (9, 1) ERA: 2.45	1.0 4 1 0 0 0 0 0 0 0 0 0 0 4 4 0.00 1.000											

St. Louis Browns @ Chicago White Sox
 Comiskey Park, Chicago, IL
 Thu Sep 04 1952, 4:33 AM EDT
 Att. 3,542 - Unknown

AB	37
R	8
H	11
RBI	8
BB	3
SO	1
LOB	11



livebaseballscorecards.com

Batter	1	2	3	4	5	6	7	8	9
Dale Mitchell, L (1, 7) OBP: 0.393, SLG: 0.429	0-0 L3		0-0 F8	0-0 3-6		0-0 1B		0-0 F8	
Bobby Avila, R (1, 4) OBP: 0.373, SLG: 0.392	0-0 F8		0-0 HR 1B	0-0 F2		0-0 F3			
Larry Doby, L (1, 8) OBP: 0.383, SLG: 0.563	0-3 K		0-0 HR		0-3 K		4-0 HR BB		
Luke Easter, L (1, 3) OBP: 0.335, SLG: 0.514		0-0 HR	4-0 E BB		0-3 K		0-0 HR		
Bill Glynn, L (8, 3) OBP: 0.309, SLG: 0.393									
Al Rosen, R (1, 5) OBP: 0.384, SLG: 0.520		0-0 F7	0-0 4-3		0-0 F8		0-0 F8		
Wally Westlake, R (1, 9) OBP: 0.309, SLG: 0.279		0-3 K	0-0 E7 1B			0-0 FC4 1B	4-0 BB BB BB	4-0 BB	
Harry Simpson, L (3, PH) OBP: 0.339, SLG: 0.405									
Joe Tipton, R (1, 2) OBP: 0.354, SLG: 0.400		0-0 1B	0-3 K			0-0 F5	0-0 F2		
George Strickland, R (1, 6) OBP: 0.265, SLG: 0.297		0-0 F8		4-0 SH BB		0-0 FC4 1B	0-0 2-4	0-0 F7	
Bob Lemon, L (1, 1) OBP: 0.209, SLG: 0.294			0-0 F8 1B	0-0 SH 3-6		0-0 FC4 1B		0-0 F9	

Inning Stats	R: 0	H: 0	E: 0	K: 1	S: 5	R: 1	H: 2	E: 0	K: 1	S: 7	R: 4	H: 4	E: 1	K: 1	S: 9	R: 0	H: 0	E: 0	K: 2	S: 7	R: 1	H: 3	E: 0	K: 0	S: 6	R: 2	H: 1	E: 0	K: 0	S: 3	R: 0	H: 0	E: 0	K: 0	S: 3		
	LOB: 0	BB: 0	P: 5	LOB: 1	BB: 0	P: 7	LOB: 1	BB: 1	P: 7	LOB: 0	BB: 1	LOB: 0	BB: 0	P: 7	LOB: 2	BB: 0	P: 6	LOB: 1	BB: 2	P: 11	LOB: 0	BB: 0	P: 3	LOB: 0	BB: 0	SF: 0	SAC: 1	DP: 1	HBP: 0	1B: 6	2B: 2	3B: 0	HR: 3	SF: 0	SAC: 1	DP: 1	HBP: 0

PITCHER	IP	WLS	BF	H	R	ER	SO	BB	IBB	HBP	BLK	WP	HR	S	P	ERA	WHIP
Bob Cain, L (1, 1) ERA: 4.13	2.1	L	13	5	5	5	2	1	0	0	0	0	2	16	20	19.29	2.571
Marlin Stuart, R (3, 1) ERA: 4.72	3.2		16	4	1	1	3	1	0	0	0	0	0	21	25	2.46	1.364
Cliff Fannin, R (7, 1) ERA: 13.5	2.0		9	1	2	2	0	2	0	0	0	0	1	6	14	9.00	1.500

BOTTOM

AB	R	H	RBI	BB	SO	LOB
5	0	1	1	0	0	3
4	1	1	1	0	0	3
3	2	1	2	1	2	0
3	3	2	3	1	1	0
0	0	0	0	0	0	0
4	0	0	0	0	0	1
1	0	0	0	0	1	0
2	1	2	1	1	0	0
4	0	1	0	0	1	3
3	0	1	0	1	0	1
3	1	1	0	0	0	2

AB	32
R	8
H	10
RBI	8
BB	4
SO	5
LOB	13



WP	PA
0	37

St. Louis Browns @ Cleveland Indians
 Cleveland Municipal Stadium, Cleveland, OH
 Sat Sep 06 1952, 3:33 AM EDT
 Att. 11,554 - Unknown

livebaseballscorecards.com

Batter	1	2	3	4	5	6	7	8	9	AB R H RBI BB SO LOB	TOP																				
Jay Porter, R (1, 8) OBP: 0.329, SLG: 0.250	0-0 6-3		0-0 5-3			0-0 1B		0-3 K		4 0 1 0 0 1 0	St. Louis Browns @ Cleveland Indians Cleveland Municipal Stadium, Cleveland, OH Sun Sep 07 1952, 3:33 AM EDT Unknown																				
Roy Sievers, R (1, 3) OBP: 0.071, SLG: 0.143	0-0 1-4-3		0-0 F8			0-0 F3		0-0 F2		4 0 0 0 0 0 1																					
Vic Wertz, L (1, 9) OBP: 0.379, SLG: 0.530	0-3 K				0-0 F8		0-0 F7		0-0 1B	4 0 1 0 0 1 1																					
Clint Courtney, L (1, 2) OBP: 0.351, SLG: 0.389		0-0 F7		4-0 BB		0-0 6-3		0-3 K		3 0 0 0 1 1 2																					
Jim Dyck, R (1, 5) OBP: 0.355, SLG: 0.449		0-0 F2		0-3 K			0-0 F6		0-0 5-3	4 0 0 0 0 1 1																					
Bob Nieman, R (1, 7) OBP: 0.345, SLG: 0.417		0-0 E4 1B		0-3 K			0-0 L6		0-0 5-3	1 0 0 0 0 0 0																					
Don Lenhardt, R (2, PR) OBP: 0.352, SLG: 0.409										3 0 0 0 0 1 1																					
Bobby Young, L (1, 4) OBP: 0.311, SLG: 0.328		0-0 1-2 1B			0-0 6-3		0-0 1B 1B		0-0 2B	4 0 3 0 0 0 0																					
Joe Demaestri, R (1, 6) OBP: 0.254, SLG: 0.302		0-3 K			0-3 K		0-0 1-2 1B		0-0 6-3	2 0 0 0 0 2 2																					
Fred Marsh, R (7, PH) OBP: 0.335, SLG: 0.310										2 0 1 0 0 0 1																					
Gene Bearden, L (1, 1) OBP: 0.379, SLG: 0.411			0-0 F7		0-0 6-3		0-0 F8			3 0 0 0 0 0 2																					
Inning Stats	R: 0 E: 0 K: 1 S: 5	H: 0 LOB: 0 BB: 0 P: 5	R: 0 E: 1 K: 1 S: 7	H: 1 LOB: 2 BB: 0 P: 7	R: 0 E: 0 K: 0 S: 3	H: 0 LOB: 0 BB: 0 P: 3	R: 0 E: 0 K: 2 S: 7	H: 0 LOB: 1 BB: 1 P: 11	R: 0 E: 0 K: 1 S: 5	H: 0 LOB: 0 BB: 0 P: 5	R: 0 E: 0 K: 0 S: 4	H: 1 LOB: 1 BB: 0 P: 4	R: 0 E: 0 K: 0 S: 5	H: 2 LOB: 2 BB: 0 P: 5	R: 0 E: 0 K: 2 S: 8	H: 1 LOB: 1 BB: 0 P: 8	R: 0 E: 0 K: 0 S: 4	H: 1 LOB: 1 BB: 0 P: 4	1B: 5 2B: 1 3B: 0 HR: 0	SF: 0 SAC: 0 DP: 0 HBP: 0	WP: 0 PB: 0 SB: 0 CS: 0	PA: 35									
PITCHER Mike Garcia, R (1, 1) ERA: 2.35	IP 9.0	WLS W	BF 35	H 6	R 0	ER 0	SO 7	BB 1	IBB 0	HBP 0	BLK 0	WP 0	HR 0	S 48	P 52	ERA 0.00	WHIP 0.778														
											PITCHER	IP	WLS	BF	H	R	ER	SO	BB	IBB	HBP	BLK	WP	HR	S	P	ERA	WHIP			

livebaseballscorecards.com

AB	34
R	0
H	6
RBI	0
BB	1
SO	7
LOB	11




Batter	1	2	3	4	5	6	7	8	9	AB R H RBI BB SO LOB	TOP											
Fred Marsh, R (1, 6) OBP: 0.329, SLG: 0.303	0-0 4-3		0-0 F9		0-0 F9		0-0 F8			4 0 0 0 0 0 3												
Bobby Young, L (1, 4) OBP: 0.311, SLG: 0.326	0-3 K		0-0 F9		4-0 BB		0-3 K			3 0 0 0 1 2 2												
Jake Crawford, R (1, 8) Jay Porter, R (3, 8) OBP: 0.329, SLG: 0.253	0-3 K			0-0 1B	0-3 K			0-0 5-3		1 0 0 0 0 1 0 3 0 1 0 0 1 2												
Vic Wertz, L (1, 9) OBP: 0.378, SLG: 0.526		0-0 1B		0-0 F7	0-0 F2			0-0 F8		4 0 1 0 0 0 3												
Clint Courtney, L (1, 2) OBP: 0.350, SLG: 0.388		0-3 K		0-0 F9		0-0 G5-4-3		0-0 G3		4 0 1 0 0 1 2												
Jim Dyck, R (1, 5) OBP: 0.356, SLG: 0.450		0-0 F7		0-0 1B		0-0 F8				4 0 2 0 0 0 2												
Don Lenhardt, R (1, 7) OBP: 0.347, SLG: 0.404		0-3 K		0-0 F9		0-0 G5-4-3				4 0 0 0 0 1 5												
Gordon Goldsberry, L (1, 3) OBP: 0.312, SLG: 0.309			0-0 FC3-6		0-0 2B		4-0 BB		0-0 F7	3 1 2 0 1 0 1												
Tommy Byrne, L (1, 1) Dick Kryhoski, L (9, PH) OBP: 0.287, SLG: 0.366 OBP: 0.295, SLG: 0.379			0-0 FC3-6		0-0 2B		0-0 F5		0-3 K	3 0 1 1 0 0 2 1 0 0 0 0 1 1												
Inning Stats	R: 0 E: 0 K: 2 S: 7	H: 0 LOB: 0 BB: 0 P: 7	R: 0 E: 0 K: 2 S: 8	H: 1 LOB: 1 BB: 0 P: 8	R: 0 E: 0 K: 0 S: 4	H: 1 LOB: 1 BB: 0 P: 4	R: 0 E: 0 K: 0 S: 5	H: 2 LOB: 2 BB: 0 P: 5	R: 1 E: 0 K: 1 S: 7	H: 2 LOB: 2 BB: 1 P: 11	R: 0 E: 0 K: 0 S: 3	H: 1 LOB: 0 BB: 0 P: 3	R: 0 E: 0 K: 1 S: 5	H: 0 LOB: 1 BB: 1 P: 9	R: 0 E: 0 K: 0 S: 3	H: 0 LOB: 0 BB: 0 P: 3	R: 0 E: 0 K: 1 S: 6	H: 1 LOB: 1 BB: 0 P: 6	1B: 6 2B: 2 3B: 0 HR: 0	SF: 0 SAC: 0 DP: 1 HBP: 0	WP: 0 PB: 0 SB: 0 CS: 0	PA: 36
PITCHER Steve Gromek, R (1, 1) ERA: 3.55	IP: 9.0 WLS: W BF: 36 H: 8 R: 1 ER: 1 SO: 7 BB: 2 IBB: 0 HBP: 0 BLK: 0 WP: 0 HR: 0 S: 48 P: 56 ERA: 1.00 WHIP: 1.111											PITCHER	IP: 9.0 WLS: W BF: 36 H: 8 R: 1 ER: 1 SO: 7 BB: 2 IBB: 0 HBP: 0 BLK: 0 WP: 0 HR: 0 S: 48 P: 56 ERA: 1.00 WHIP: 1.111									


St. Louis Browns @ Cleveland Indians
Cleveland Municipal Stadium, Cleveland, OH
 Sun Sep 07 1952, 3:38 AM EDT
 Att: 36,497 - Unknown


livebaseballscorecards.com

AB 34
R 1
H 8
RBI 1
BB 2
SO 7
LOB 23



Batter	1	2	3	4	5	6	7	8	9	AB	R	H	RBI	BB	SO	LOB	TOP		
Gil McDougald, R (1, 5) OBP: 0.335, SLG: 0.362											0	0	0	0	0	0	0	New York Yankees @ St. Louis Browns Sportsman's Park, St. Louis, MO Tue Sep 09 1952, 4:33 AM EDT Att. 10,580 - Unknown livebaseballscorecards.com	
Joe Collins, L (1, 3) OBP: 0.354, SLG: 0.461											0	0	0	0	0	0	0		0
Mickey Mantle, S (1, 8) OBP: 0.391, SLG: 0.502											0	0	0	0	0	0	0		0
Yogi Berra, L (1, 2) OBP: 0.359, SLG: 0.492											0	0	0	0	0	0	0		0
Gene Woodling, L (1, 7) OBP: 0.407, SLG: 0.495											0	0	0	0	0	0	0		0
Hank Bauer, R (1, 9) OBP: 0.356, SLG: 0.461											0	0	0	0	0	0	0		0
Billy Martin, R (1, 4) OBP: 0.308, SLG: 0.324											0	0	0	0	0	0	0		0
Phil Rizzuto, R (1, 6) OBP: 0.341, SLG: 0.348											0	0	0	0	0	0	0		0
Vic Raschi, R (1, 1) OBP: 0.310, SLG: 0.242	0	0	0	0	0	0	0	0	0	0	0	0	0	0	0	AB 0 R 0 H 0 RBI 0 BB 0 SO 0 LOB 0 			
Inning Stats											1B: 0	SF: 0	WP: 0	PA: 0					
											2B: 0	SAC: 0	PB: 0						
											3B: 0	DP: 0	SB: 0						
											HR: 0	HBP: 0	CS: 0						
PITCHER Dick Littlefield, L (1, 1) ERA: 3.92	IP	WLS	BF	H	R	ER	SO	BB	IBB	HBP	BLK	WP	HR	S	P	ERA	WHIP	PITCHER IP WLS BF H R ER SO BB IBB HBP BLK WP HR S P ERA WHIP	
	0.0	W	0	0	0	0	0	0	0	0	0	0	0	0	0	∞	∞		

Batter	1	2	3	4	5	6	7	8	9	AB	R	H	RBI	BB	SO	LOB	TOP																		
Gil McDougald, R (1, 5) OBP: 0.335, SLG: 0.361											0	0	0	0	0	0	0	New York Yankees @ St. Louis Browns Sportsman's Park, St. Louis, MO Wed Sep 10 1952, 4:33 AM EDT Att. 8,908 - Unknown livebaseballscorecards.com																	
Phil Rizzuto, R (1, 6) OBP: 0.344, SLG: 0.354											0	0	0	0	0	0	0		0																
Joe Collins, L (1, 3) OBP: 0.350, SLG: 0.455											0	0	0	0	0	0	0		0																
Gene Woodling, L (1, 7) OBP: 0.405, SLG: 0.490											0	0	0	0	0	0	0		0																
Mickey Mantle, S (1, 8) OBP: 0.391, SLG: 0.500											0	0	0	0	0	0	0		0																
Yogi Berra, L (1, 2) OBP: 0.357, SLG: 0.487											0	0	0	0	0	0	0		0																
Hank Bauer, R (1, 9) OBP: 0.357, SLG: 0.468											0	0	0	0	0	0	0		0																
Billy Martin, R (1, 4) OBP: 0.307, SLG: 0.326											0	0	0	0	0	0	0		0																
Allie Reynolds, R (1, 1) OBP: 0.190, SLG: 0.162	0	0	0	0	0	0	0	0	0	0	0	0	0	0	0	0																			
Inning Stats	1B: 0	SF: 0	WP: 0	PA: 0																															
PITCHER	2B: 0	SAC: 0	PB: 0																																
Duane Pillette, R (1, 1) ERA: 3.17	3B: 0	DP: 0	SB: 0																																
	HR: 0	HBP: 0	CS: 0																																
	IP	WLS	BF	H	R	ER	SO	BB	IBB	HBP	BLK	WP	HR	S	P	ERA	WHIP	PITCHER	IP	WLS	BF	H	R	ER	SO	BB	IBB	HBP	BLK	WP	HR	S	P	ERA	WHIP

Batter	1	2	3	4	5	6	7	8	9	AB R H RBI BB SO LOB	TOP							
Eddie Joost, R (1, 6) OBP: 0.391, SLG: 0.425										0 0 0 0 0 0 0 0	Philadelphia Athletics @ St. Louis Browns Sportsman's Park, St. Louis, MO Sun Sep 14 1952, 4:33 AM EDT Unknown livebaseballscorecards.com							
Ferris Fain, L (1, 3) OBP: 0.441, SLG: 0.432										0 0 0 0 0 0 0 0								
Dave Philley, S (1, 8) OBP: 0.336, SLG: 0.343										0 0 0 0 0 0 0 0								
Gus Zernial, R (1, 7) OBP: 0.351, SLG: 0.459										0 0 0 0 0 0 0 0								
Elmer Valo, L (1, 9) OBP: 0.431, SLG: 0.399										0 0 0 0 0 0 0 0								
Cass Michaels, R (1, 4) OBP: 0.340, SLG: 0.372										0 0 0 0 0 0 0 0								
Billy Hitchcock, R (1, 5) OBP: 0.321, SLG: 0.303										0 0 0 0 0 0 0 0								
Joe Astroth, R (1, 2) OBP: 0.314, SLG: 0.304										0 0 0 0 0 0 0 0								
Bobby Shantz, R (1, 1) OBP: 0.245, SLG: 0.261	0 0 0 0 0 0 0 0	AB 0 R 0 H 0 RBI 0 BB 0 SO 0 LOB 0 																
Inning Stats										1B: 0 SF: 0 2B: 0 SAC: 0 3B: 0 DP: 0 HR: 0 HBP: 0 WP: 0 PA: 0 PB: 0 SB: 0 CS: 0								
PITCHER Gene Bearden, L (1, 1) ERA: 4.27	IP	WLS	BF	H	R	ER	SO	BB	IBB	HBP	BLK	WP	HR	S	P	ERA	WHIP	PITCHER IP WLS BF H R ER SO BB IBB HBP BLK WP HR S P ERA WHIP

Batter	1	2	3	4	5	6	7	8	9	AB R H RBI BB SO LOB	TOP							
Eddie Joost, R (1, 6) OBP: 0.390, SLG: 0.425											0 0 0 0 0 0 0 0	Philadelphia Athletics @ St. Louis Browns Sportsman's Park, St. Louis, MO Sun Sep 14 1952, 4:38 AM EDT Att. 8,829 - Unknown livebaseballscorecards.com						
Ferris Fain, L (1, 3) OBP: 0.440, SLG: 0.432											0 0 0 0 0 0 0 0							
Dave Philley, S (1, 8) OBP: 0.337, SLG: 0.344											0 0 0 0 0 0 0 0							
Gus Zernial, R (1, 7) OBP: 0.352, SLG: 0.458											0 0 0 0 0 0 0 0							
Allie Clark, R (1, 9) OBP: 0.318, SLG: 0.474											0 0 0 0 0 0 0 0							
Cass Michaels, R (1, 4) OBP: 0.343, SLG: 0.372											0 0 0 0 0 0 0 0							
Billy Hitchcock, R (1, 5) OBP: 0.325, SLG: 0.306											0 0 0 0 0 0 0 0							
Ray Murray, R (1, 2) OBP: 0.252, SLG: 0.262											0 0 0 0 0 0 0 0							
Alex Kellner, R (1, 1) OBP: 0.211, SLG: 0.267	0 0 0 0 0 0 0 0	AB 0 R 0 H 0 RBI 0 BB 0 SO 0 LOB 0																
Inning Stats											1B: 0 SF: 0 2B: 0 SAC: 0 3B: 0 DP: 0 HR: 0 HBP: 0	A WP: 0 PA: 0 PB: 0 SB: 0 CS: 0						
PITCHER Dick Littlefield, L (1, 1) ERA: 3.68	IP	WLS	BF	H	R	ER	SO	BB	IBB	HBP	BLK	WP	HR	S	P	ERA	WHIP	PITCHER IP WLS BF H R ER SO BB IBB HBP BLK WP HR S P ERA WHIP

Batter	1	2	3	4	5	6	7	8	9	AB	R	H	RBI	BB	SO	LOB	TOP					
Faye Throneberry, L (1, 7) OBP: 0.319, SLG: 0.357 Hoot Evers, R (4, 7) OBP: 0.319, SLG: 0.424	0-0 4-3		0-0 G3	0-0 1B 1-2 2-H			0-0 1B 1B	0-0 1B 1-3 2-H		3	0	1	1	0	0	0						
Billy Goodman, L (1, 4) OBP: 0.373, SLG: 0.404	0-0 2B 1B		0-0 L7	0-0 F5			0-0 1B 5-3 1B	0-0 4-3		5	2	2	0	0	0	3						
Al Zarilla, L (1, 8) OBP: 0.340, SLG: 0.321	0-3 K			0-0 FC4-6 1B S 1B	0-0 F5		0-0 1-3 2-H 5-3 1B		BB BB BB BB	4	2	2	1	1	1	1						
Dick Gernert, R (1, 3) OBP: 0.305, SLG: 0.453	0-0 1-H 2B			0-0 FC4-6 1-2 1B	0-0 F7		0-0 1-2 3-H 5-3		BB BB BB BB	4	1	2	2	1	0	1						
Gene Stephens, L (1, 9) OBP: 0.214, SLG: 0.296	0-3 K			0-0 FC4-6 1B S 1B	0-0 4-3		0-0 F8		X	4	1	0	0	0	1	4						
Ted Lepcio, R (1, 5) OBP: 0.328, SLG: 0.396		0-0 F5		0-0 F6 1-2 3-H		0-0 F8	0-0 6-3		S S S	5	0	0	0	0	1	4						
Gus Niarhos, R (1, 2) OBP: 0.262, SLG: 0.077		0-0 F8		0-0 1B 1B 2-3		0-0 F8		0-0 E5 BB 1B		5	2	2	2	0	0	0						
Milt Bolling, R (1, 6) OBP: 0.412, SLG: 0.533		0-0 F9		0-0 1B 1B 1-2 3-H		0-0 HR		0-0 F4		5	2	2	2	0	0	2						
Mickey McDermott, L (1, 1) OBP: 0.266, SLG: 0.317 Ellis Kinder, R (8, 1)			0-0 4-3	0-0 1B 1B 1-2 2-H		0-0 4-3		0-0 1B BB		3	0	1	1	1	0	0						
Inning Stats	R: 1 E: 0 K: 2 S: 9	H: 2 LOB: 1 BB: 0 P: 9	R: 0 E: 0 K: 0 S: 3	H: 0 LOB: 0 BB: 0 P: 3	R: 0 E: 0 K: 0 S: 3	H: 0 LOB: 0 BB: 0 P: 3	R: 4 E: 0 K: 0 S: 9	H: 6 LOB: 2 BB: 0 P: 9	R: 0 E: 0 K: 0 S: 3	H: 0 LOB: 0 BB: 0 P: 3	R: 1 E: 0 K: 0 S: 4	H: 1 LOB: 0 BB: 0 P: 4	R: 2 E: 0 K: 0 S: 6	H: 3 LOB: 1 BB: 0 P: 6	R: 1 E: 1 K: 0 S: 4	H: 1 LOB: 1 BB: 1 P: 8	R: 2 E: 0 K: 1 S: 6	H: 1 LOB: 1 BB: 2 P: 14	1B: 12 2B: 1 3B: 0 HR: 1	SF: 0 SAC: 1 DP: 0 HBP: 0	WP: 0 PB: 0 SB: 2 CS: 0	PA: 44
PITCHER	IP WLS BF H R ER SO BB IBB HBP BLK WP HR S P ERA WHIP																	PITCHER	IP WLS BF H R ER SO BB IBB HBP BLK WP HR S P ERA WHIP			
Duane Pilette, R (1, 1) ERA: 3.49	6.0 L 30 12 8 8 2 0 0 0 0 0 1 34 34 12.00 2.000																					
Marlin Stuart, R (7, 1) ERA: 4.72	1.0 3 0 0 0 0 0 0 0 0 0 0 0 3 3 0.00 0.000																					
Tommy Byrne, L (8, 1) ERA: 4.83	2.0 11 2 3 2 1 3 0 0 0 0 0 0 10 22 9.00 2.500																					

Boston Red Sox @ St. Louis Browns
Sportsman's Park, St. Louis, MO
 Tue Sep 16 1952, 4:33 AM EDT
 Att. 3,604 - Unknown

livebaseballscorecards.com

AB	40
R	11
H	14
RBI	10
BB	3
SO	3
LOB	15



BOTTOM

Boston Red Sox @ St. Louis Browns
Sportsman's Park, St. Louis, MO
Tue Sep 16 1952, 4:33 AM EDT
Att. 3,604 - Unknown

livebaseballscorecards.com

AB 38
R 7
H 12
RBI 7
BB 3
SO 7
LOB 11



WP: 0 PA: 41
PB: 0
SB: 0
CS: 0

AB R H RBI BB SO LOB

5 1 2 1 0 1 1

4 2 2 0 1 0 1

4 3 2 5 1 0 1

5 0 3 0 0 2 0

5 0 1 1 0 2 2

4 0 1 0 0 0 2

3 0 0 0 0 1 0

1 0 0 0 0 0 2

0 0 0 0 0 0 0

1 1 1 0 1 0 0

0 0 0 0 0 0 0

1 0 0 0 0 0 0

0 0 0 0 0 0 0

0 0 0 0 0 0 0

1 0 0 0 0 1 0

1B: 8 SF: 0

2B: 3 SAC: 0

3B: 0 DP: 1

HR: 2 HBP: 0

1B: 8 SF: 0

2B: 3 SAC: 0

3B: 0 DP: 1

HR: 2 HBP: 0

1B: 8 SF: 0

2B: 3 SAC: 0

3B: 0 DP: 1

HR: 2 HBP: 0

1B: 8 SF: 0

2B: 3 SAC: 0

3B: 0 DP: 1

HR: 2 HBP: 0

1B: 8 SF: 0

2B: 3 SAC: 0

3B: 0 DP: 1

HR: 2 HBP: 0

1B: 8 SF: 0

2B: 3 SAC: 0

3B: 0 DP: 1

HR: 2 HBP: 0

1B: 8 SF: 0

2B: 3 SAC: 0

3B: 0 DP: 1

HR: 2 HBP: 0

1B: 8 SF: 0

2B: 3 SAC: 0

3B: 0 DP: 1

HR: 2 HBP: 0

1B: 8 SF: 0

2B: 3 SAC: 0

3B: 0 DP: 1

HR: 2 HBP: 0

1B: 8 SF: 0

2B: 3 SAC: 0

3B: 0 DP: 1

HR: 2 HBP: 0

1B: 8 SF: 0

2B: 3 SAC: 0

3B: 0 DP: 1

HR: 2 HBP: 0

1B: 8 SF: 0

2B: 3 SAC: 0

3B: 0 DP: 1

HR: 2 HBP: 0

1B: 8 SF: 0

2B: 3 SAC: 0

3B: 0 DP: 1

HR: 2 HBP: 0

1B: 8 SF: 0

2B: 3 SAC: 0

3B: 0 DP: 1

HR: 2 HBP: 0

1B: 8 SF: 0

2B: 3 SAC: 0

3B: 0 DP: 1

HR: 2 HBP: 0

1B: 8 SF: 0

2B: 3 SAC: 0

3B: 0 DP: 1

HR: 2 HBP: 0

1B: 8 SF: 0

2B: 3 SAC: 0

3B: 0 DP: 1

HR: 2 HBP: 0

1B: 8 SF: 0

2B: 3 SAC: 0

3B: 0 DP: 1

HR: 2 HBP: 0

1B: 8 SF: 0

2B: 3 SAC: 0

3B: 0 DP: 1

HR: 2 HBP: 0

1B: 8 SF: 0

2B: 3 SAC: 0

3B: 0 DP: 1

HR: 2 HBP: 0

1B: 8 SF: 0

2B: 3 SAC: 0

3B: 0 DP: 1

HR: 2 HBP: 0

1B: 8 SF: 0

2B: 3 SAC: 0

3B: 0 DP: 1

HR: 2 HBP: 0

1B: 8 SF: 0

2B: 3 SAC: 0

3B: 0 DP: 1

HR: 2 HBP: 0

1B: 8 SF: 0

2B: 3 SAC: 0

3B: 0 DP: 1

HR: 2 HBP: 0

1B: 8 SF: 0

2B: 3 SAC: 0

3B: 0 DP: 1

HR: 2 HBP: 0

1B: 8 SF: 0

2B: 3 SAC: 0

3B: 0 DP: 1

HR: 2 HBP: 0

1B: 8 SF: 0

2B: 3 SAC: 0

3B: 0 DP: 1

HR: 2 HBP: 0

1B: 8 SF: 0

2B: 3 SAC: 0

3B: 0 DP: 1

HR: 2 HBP: 0

1B: 8 SF: 0

2B: 3 SAC: 0

3B: 0 DP: 1

HR: 2 HBP: 0

1B: 8 SF: 0

2B: 3 SAC: 0

3B: 0 DP: 1

HR: 2 HBP: 0

1B: 8 SF: 0

2B: 3 SAC: 0

3B: 0 DP: 1

HR: 2 HBP: 0

1B: 8 SF: 0

2B: 3 SAC: 0

3B: 0 DP: 1

HR: 2 HBP: 0

1B: 8 SF: 0

2B: 3 SAC: 0

3B: 0 DP: 1

HR: 2 HBP: 0

1B: 8 SF: 0

2B: 3 SAC: 0

3B: 0 DP: 1

HR: 2 HBP: 0

1B: 8 SF: 0

2B: 3 SAC: 0

3B: 0 DP: 1

HR: 2 HBP: 0

1B: 8 SF: 0

2B: 3 SAC: 0

3B: 0 DP: 1

HR: 2 HBP: 0

1B: 8 SF: 0

2B: 3 SAC: 0

3B: 0 DP: 1

HR: 2 HBP: 0

1B: 8 SF: 0

2B: 3 SAC: 0

3B: 0 DP: 1

HR: 2 HBP: 0

1B: 8 SF: 0

2B: 3 SAC: 0

3B: 0 DP: 1

HR: 2 HBP: 0

1B: 8 SF: 0

2B: 3 SAC: 0

3B: 0 DP: 1

HR: 2 HBP: 0

1B: 8 SF: 0

2B: 3 SAC: 0

3B: 0 DP: 1

HR: 2 HBP: 0

1B: 8 SF: 0

2B: 3 SAC: 0

3B: 0 DP: 1

HR: 2 HBP: 0

1B: 8 SF: 0

2B: 3 SAC: 0

3B: 0 DP: 1

HR: 2 HBP: 0

0-3

0-0

0-0

0-0

0-3

0-0

0-0

0-0

0-0

0-3

0-3

0-3

0-0

0-0

0-0

0-0

0-3

0-0

0-0

0-0

0-3

0-0

0-0

0-0

0-3

0-0

0-0

0-0

0-3

0-0

0-0

0-0

0-3

0-0

0-0

0-0

0-3

0-0

0-0

0-0

0-3

0-0

0-0

0-0

0-3

0-0

0-0

0-0

0-3

0-0

0-0

0-0

0-3

0-0

0-0

0-0

0-3

0-0

0-0

0-0

0-3

0-0

0-0

0-0

0-3

0-0

0-0

0-0

0-3

0-0

0-0

0-0

0-3

0-0

0-0

0-0

0-3

0-0

0-0

0-0

0-3

0-0

0-0

0-0

0-3

0-0

0-0

0-0

0-3

0-0

0-0

Batter	1	2	3	4	5	6	7	8	9	AB R H RBI BB SO LOB	TOP													
Dom DiMaggio, R (1, 8) OBP: 0.374, SLG: 0.380	0-3 K	0-0 F9			0-0 FC3-6 1B		0-0 5-3		0-0 F8	5 0 1 0 0 1 5														
Billy Goodman, L (1, 4) OBP: 0.374, SLG: 0.403	0-0 F7			4-0 BB BB	0-0 FC3-6 1-2f			0-0 HR 1B	0-0 FC4 1-2f	4 1 1 0 1 0 3														
Clyde Vollmer, R (1, 7) OBP: 0.373, SLG: 0.485	0-3 K			4-0 BB 1-2	0-0 F5			0-3 K		3 0 0 0 1 2 2														
Dick Gernert, R (1, 3) OBP: 0.307, SLG: 0.462		0-0 HR 1B		0-0 F4		0-0 F7		0-0 HR		4 2 2 2 0 0 2														
Hoot Evers, R (1, 9) OBP: 0.316, SLG: 0.420		0-0 F8		0-0 G6-4-3 1-2f		0-0 5-3		0-0 F7		4 0 0 0 0 0 3														
Del Wilber, R (1, 2) OBP: 0.312, SLG: 0.441		0-0 HR		0-0 5-3		0-0 F8		0-0 F8		4 1 1 2 0 0 0														
Ted Lepcio, R (1, 5) OBP: 0.327, SLG: 0.394		0-0 6-3		0-0 F8		0-0 5-3		0-0 5-3		4 0 1 0 0 0 0														
Milt Bolling, R (1, 6) OBP: 0.381, SLG: 0.444		4-0 1B BB		0-0 F7		0-0 5-3		0-0 FC6-4 1B		3 0 0 0 1 0 1														
George Schmees, L (1, 1) OBP: 0.230, SLG: 0.210 Ike Delock, R (3, 1) OBP: 0.250, SLG: 0.045 Ralph Brickner, R (3, 1) OBP: 0.250, SLG: 0.375 Hersh Freeman, R (4, 1) Dick Brodowski, R (6, 1) OBP: 0.211, SLG: 0.297 Vern Stephens, R (9, PH) OBP: 0.341, SLG: 0.387		0-0 1B		0-0 F8		0-0 2B		0-0 FC4 1B		1 0 1 0 0 0 0 0 0 0 0 0 0 0 0 0 0 0 0 0 0 1 0 0 0 0 0 0 1 0 1 0 0 0 0 1 0 1 0 0 0 0														
Inning Stats	R: 0 E: 0 K: 2 S: 7	H: 0 LOB: 0 BB: 0 P: 7	R: 2 E: 0 K: 0 S: 6	H: 3 LOB: 2 BB: 1 P: 10	R: 0 E: 0 K: 0 S: 2	H: 0 LOB: 1 BB: 2 P: 10	R: 0 E: 0 K: 0 S: 3	H: 0 LOB: 0 BB: 0 P: 3	R: 0 E: 0 K: 0 S: 4	H: 1 LOB: 1 BB: 0 P: 4	R: 0 E: 0 K: 0 S: 3	H: 0 LOB: 0 BB: 0 P: 3	R: 0 E: 0 K: 0 S: 4	H: 1 LOB: 1 BB: 0 P: 4	R: 2 E: 0 K: 1 S: 7	H: 2 LOB: 0 BB: 0 P: 7	R: 0 E: 0 K: 0 S: 5	H: 2 LOB: 2 BB: 0 P: 5	1B: 6 2B: 1 3B: 0 HR: 2	SF: 0 SAC: 0 DP: 1 HBP: 0	WP: 0 PB: 0 SB: 0 CS: 0	PA: 38		
PITCHER Bob Cain, L (1, 1) ERA: 4.08	IP 9.0	WLS W	BF 38	H 9	R 4	ER 4	SO 3	BB 3	IBB 0	HBP 0	BLK 0	WP 0	HR 2	S 41	P 53	ERA 4.00	WHIP 1.333						ERA 4.08	WHIP 1.333

Boston Red Sox @ St. Louis Browns
Sportsman's Park, St. Louis, MO
 Wed Sep 17 1952, 4:33 AM EDT
 Att. 1,250 - Unknown

livebaseballscorecards.com

AB	35
R	4
H	9
RBI	4
BB	3
SO	3
LOB	16



Batter	1	2	3	4	5	6	7	8	9	AB	R	H	RBI	BB	SO	LOB
Fred Marsh, R OBP: 0.333, SLG: 0.332 (1, 5)	0-0 1B 3B		K					0-0 F7		4	1	1	0	1	1	2
Gordon Goldsberry, L OBP: 0.321, SLG: 0.316 Dick Krynoski, L OBP: 0.296, SLG: 0.383 (1, 3) (4, 3)	0-0 G5-4-3 1B		0-0 1B 2B	0-0 1B 1B	0-0 1B 1B			0-0 F7		2	1	2	1	0	0	0
Jim Dyck, R OBP: 0.359, SLG: 0.457 (1, 8)	0-0 F7		0-0 1B HR 1B	0-0 1B 1B	0-0 1B 1B			0-0 6-3		5	2	3	2	0	0	1
Vic Wertz, L OBP: 0.380, SLG: 0.513 (1, 9)	0-0 G5-4-3		0-0 1B HR 1B	0-0 1B 1B	0-0 1B 1B			0-0 L8		4	1	2	1	0	0	1
Bob Nieman, R OBP: 0.351, SLG: 0.443 (1, 7)		0-0 1B G1-6-3 2B	0-0 HR	0-0 1B	0-0 1B			0-0 F9		4	2	3	4	0	0	0
Clint Courtney, L OBP: 0.350, SLG: 0.394 Les Moss, R OBP: 0.315, SLG: 0.336 (1, 2) (8, 2)		0-0 1-3	0-0 2B F7 1B	0-0 F9-4-6 1B	0-0 1B			0-0 F5		4	1	1	0	0	0	3
Bobby Young, L OBP: 0.313, SLG: 0.328 (1, 4)		0-0 G1-6-3 1B	0-0 FC5 2B	0-0 F5				0-0 1-3		4	0	2	0	0	0	1
Joe Demaestri, R OBP: 0.260, SLG: 0.303 (1, 6)		0-0 G1-6-3	0-0 BB	0-0 1B	0-0 1B			0-0 F5		3	0	1	1	1	0	1
Bob Cain, L OBP: 0.193, SLG: 0.170 (1, 1)		0-0 F7	0-0 F7	0-0 FC1-6 1B	0-0 FC1-6 BB 1B			0-0 F8		4	1	0	1	0	0	4

Inning Stats	R: 1	H: 2	E: 0	LOB: 0	K: 0	BB: 0	S: 4	P: 4	R: 1	H: 2	E: 0	LOB: 1	K: 0	BB: 0	S: 5	P: 5	R: 5	H: 6	E: 0	LOB: 2	K: 1	BB: 1	S: 11	P: 15	R: 2	H: 4	E: 0	LOB: 1	K: 0	BB: 0	S: 6	P: 6	R: 1	H: 2	E: 0	LOB: 2	K: 0	BB: 1	S: 4	P: 8	R: 0	H: 0	E: 0	LOB: 0	K: 0	BB: 0	S: 3	P: 3	R: 0	H: 0	E: 0	LOB: 0	K: 0	BB: 0	S: 3	P: 3	R: 0	H: 0	E: 0	LOB: 0	K: 0	BB: 0	S: 3	P: 3
--------------	------	------	------	--------	------	-------	------	------	------	------	------	--------	------	-------	------	------	------	------	------	--------	------	-------	-------	-------	------	------	------	--------	------	-------	------	------	------	------	------	--------	------	-------	------	------	------	------	------	--------	------	-------	------	------	------	------	------	--------	------	-------	------	------	------	------	------	--------	------	-------	------	------

PITCHER	IP	WLS	BF	H	R	ER	SO	BB	IBB	HBP	BLK	WP	HR	S	P	ERA	WHIP
George Schmees, L ERA: 9.0 (1, 1)	2.0		9	4	2	2	0	0	0	0	0	0	0	9	9	9.00	2.000
Ike Delock, R ERA: 4.45 (3, 1)	0.1	L	6	5	5	5	1	0	0	0	0	0	1	8	8	135.00	15.000
Ralph Brickner, R ERA: 2.18 (3, 1)	0.2		4	1	0	0	0	1	0	0	0	0	0	3	7	0.00	3.000
Hersh Freeman, R ERA: 7.71 (4, 1)	2.0		11	6	3	3	0	1	0	0	0	0	0	10	14	13.50	3.500
Dick Brodowski, R ERA: 4.64 (6, 1)	3.0		9	0	0	0	0	0	0	0	0	0	0	9	9	0.00	0.000

BOTTOM

Boston Red Sox @ St. Louis Browns
Sportsman's Park, St. Louis, MO

Wed Sep 17 1952, 4:33 AM EDT
Att. 1,250 - Unknown

AB	37
R	10
H	16
RBI	10
BB	2
SO	1
LOB	15



WP	HR	S	P	ERA	WHIP
1B: 11	SF: 0	WP: 0	PA: 39		
2B: 4	SAC: 0	PB: 0			
3B: 1	DP: 2	SB: 0			
HR: 1	HBP: 0	CS: 0			

Batter	1	2	3	4	5	6	7	8	9	AB R H RBI BB SO LOB	TOP														
Chico Carrasquel, R OBP: 0.311, SLG: 0.299 (1, 6)	0-0 6-3		0-0 BB 1B 1-2 1B	0-0 1-2 1B		0-0 4-3			0-0 F8	5 1 2 1 0 0 0															
Nellie Fox, L OBP: 0.333, SLG: 0.358 (1, 4)	0-0 F8		0-0 BB 1B 1-2 2-H	0-3 K			0-0 4-3 F8 2B		0-0 L6	5 2 2 1 0 1 2															
Minnie Minoso, R OBP: 0.380, SLG: 0.434 (1, 7)	0-0 F8		4-0 BB 1B 1-2 2-3	0-3 K			0-0 4-3		0-0 BB 2B	4 1 1 0 1 1 3															
Eddie Robinson, L OBP: 0.381, SLG: 0.456 (1, 3)		0-3 K	0-0 E9 1B 1-H 2-H 3-H		0-3 K		0-0 F8		4-0 BB IBB	4 0 1 3 1 2 0															
Sam Mele, R OBP: 0.339, SLG: 0.431 (1, 9)		0-3 K	0-3 K		0-0 F3		0-0 1B		4-0 BB	4 0 1 0 1 2 1															
Jim Rivera, L OBP: 0.314, SLG: 0.358 (1, 8)		0-0 S 1B	0-0 6-3		4-0 BB		0-0 4-3		0-3 K	4 0 1 0 1 1 5															
Sherm Lollar, R OBP: 0.354, SLG: 0.387 (1, 2)	0-0 L6			0-0 5-3		0-0 F8		0-3 K		4 0 0 0 0 1 2															
Rocky Krsnich, R OBP: 0.325, SLG: 0.457 (1, 5)			4-0 BB 1B	0-0 1B 2B		0-0 F7		0-0 F2		3 2 1 0 1 0 0															
Saul Rogovin, R OBP: 0.235, SLG: 0.238 (1, 1)			0-0 F8		0-0 1B		0-3 K		0-0 F9	4 0 1 0 0 1 1															
Luis Aloma, R (8, 1)				2-3 1B						0 0 0 0 0 0 0															
Inning Stats	R: 0 E: 0 K: 0 S: 3	H: 0 LOB: 0 BB: 0 P: 3	R: 0 E: 0 K: 2 S: 8	H: 1 LOB: 1 BB: 0 P: 8	R: 4 E: 1 K: 1 S: 8	H: 3 LOB: 1 BB: 2 P: 16	R: 1 E: 0 K: 2 S: 10	H: 3 LOB: 2 BB: 0 P: 10	R: 0 E: 0 K: 1 S: 5	H: 0 LOB: 1 BB: 1 P: 9	R: 0 E: 0 K: 1 S: 5	H: 0 LOB: 0 BB: 0 P: 5	R: 1 E: 0 K: 0 S: 5	H: 2 LOB: 1 BB: 0 P: 5	R: 0 E: 0 K: 1 S: 5	H: 0 LOB: 0 BB: 0 P: 5	R: 0 E: 0 K: 1 S: 6	H: 1 LOB: 3 BB: 2 P: 14	1B: 7 2B: 3 3B: 0 HR: 0	SF: 0 SAC: 0 DP: 0 HBP: 0	WP: 0 PB: 0 SB: 1 CS: 0	PA: 42			
PITCHER	IP WLS BF H R ER SO BB IBB HBP BLK WP HR S P ERA WHIP																								
Dick Littlefield, L ERA: 3.84 (1, 1)	5.0		25	7	5	4	6	3	0	0	0	0	0	34	46	7.20	2.000								
Earl Harrist, R ERA: 3.83 (6, 1)	2.0		8	2	1	1	1	0	0	0	0	0	0	10	10	4.50	1.000								
Bobby Hogue, R ERA: 4.82 (8, 1)	1.2		8	1	0	0	1	1	1	0	0	0	0	8	16	0.00	1.200								
Marlin Stuart, R ERA: 4.71 (9, 1)	0.1	W	1	0	0	0	1	0	0	0	0	0	0	3	3	0.00	0.000								

Chicago White Sox @ St. Louis Browns
Sportsman's Park, St. Louis, MO
Sat Sep 20 1952, 4:33 AM EDT
Unknown

livebaseballscorecards.com

AB	37
R	6
H	10
RBI	5
BB	5
SO	9
LOB	14



Batter	1	2	3	4	5	6	7	8	9	AB R H RBI BB SO LOB	TOP											
Chico Carrasquel, R (1, 6) <small>OBP: 0.309, SLG: 0.297</small> Tom Wright, L (7, PH) <small>OBP: 0.352, SLG: 0.355</small> Willy Miranda, S (7, 6) <small>OBP: 0.291, SLG: 0.266</small>	0-3 K		0-0 F9		0-0 F8		0-0 1-2 1B		0-0 F5	3 0 0 0 0 1 1 1 0 1 0 0 0 0 1 0 0 0 0 0 1	Chicago White Sox @ St. Louis Browns Sportsman's Park, St. Louis, MO Sat Sep 20 1952, 4:38 AM EDT Att. 3,041 - Unknown livebaseballscorecards.com											
Nellie Fox, L (1, 4) <small>OBP: 0.332, SLG: 0.357</small>	0-0 F7		0-0 F8		0-0 FC6-4		0-0 F8		0-0 1-2 1B	5 0 1 0 0 0 3												
Minnie Minoso, R (1, 7) <small>OBP: 0.381, SLG: 0.437</small>	0-0 3B			0-0 BB 1B		0-0 F7		0-0 F5	5 0 2 0 0 1 2													
Eddie Robinson, L (1, 3) <small>OBP: 0.383, SLG: 0.462</small>	0-0 4-3			0-0 G5-3 BB 1B		0-0 1-3 2B		0-0 2B	4 0 3 0 0 0 1													
Sam Mele, R (1, 9) <small>OBP: 0.337, SLG: 0.427</small>		0-0 F9		0-3 K		0-0 1-3		0-0 F9	4 0 0 0 0 1 4													
Jim Rivera, L (1, 8) <small>OBP: 0.316, SLG: 0.357</small>		0-3 K		4-0 1-2 2-3 BB		0-0 4-3		4-0 BB	2 0 0 0 2 1 1													
Sherm Lollar, R (1, 2) <small>OBP: 0.355, SLG: 0.386</small>		0-0 1B		0-0 G5-3		1-0 1B HBP		0-0 1-3	3 0 1 0 0 0 5													
Rocky Krsnich, R (1, 5) <small>OBP: 0.333, SLG: 0.444</small>		0-0 5-3		4-0 FC6-4 BB		0-0 F9		4-0 1B BB	2 0 0 0 2 0 2													
Mary Grissom, R (1, 1) <small>OBP: 0.157, SLG: 0.220</small> Bud Stewart, L (7, PH) <small>OBP: 0.350, SLG: 0.378</small> Harry Dorish, R (7, 1) <small>OBP: 0.130, SLG: 0.136</small> Bill Kennedy, L (8, 1) <small>OBP: 0.167, SLG: 0.167</small> Ken Landenberger, L (9, PH)			0-0 F9		0-0 F3		0-0 F4	0-3 K	2 0 0 0 0 0 1 1 0 0 0 0 0 1 0 0 0 0 0 0 0 0 0 0 0 0 0 0 1 0 0 0 0 1 1													
Inning Stats	R: 0 E: 0 K: 1 S: 6	H: 1 LOB: 1 BB: 0 P: 6	R: 0 E: 0 K: 1 S: 6	H: 1 LOB: 1 BB: 0 P: 6	R: 0 E: 0 K: 0 S: 3	H: 0 LOB: 0 BB: 0 P: 3	R: 0 E: 0 K: 1 S: 6	H: 2 LOB: 2 BB: 1 P: 10	R: 0 E: 0 K: 0 S: 3	H: 0 LOB: 1 BB: 1 P: 7	R: 0 E: 0 K: 0 S: 4	H: 1 LOB: 1 BB: 0 P: 4	R: 0 E: 0 K: 0 S: 4	H: 1 LOB: 2 BB: 0 P: 5	R: 0 E: 0 K: 0 S: 4	H: 1 LOB: 2 BB: 1 P: 8	R: 0 E: 0 K: 2 S: 8	H: 1 LOB: 2 BB: 1 P: 12	1B: 5 2B: 2 3B: 1 HR: 0	SF: 0 SAC: 0 DP: 1 HBP: 1	WP: 0 PB: 0 SB: 0 CS: 0	PA: 39
PITCHER Satchel Paige, R (1, 1) <small>ERA: 2.95</small>	IP: 9.0 WLS: W BF: 39 H: 8 R: 0 ER: 0 SO: 5 BB: 4 IBB: 0 HBP: 1 BLK: 0 WP: 0 HR: 0 S: 44 P: 61 ERA: 0.00 WHIP: 1.333																					

Chicago White Sox @ St. Louis Browns
 Sportsman's Park, St. Louis, MO
 Sat Sep 20 1952, 4:38 AM EDT
 Att. 3,041 - Unknown

livebaseballscorecards.com

AB	34
R	0
H	8
RBI	0
BB	4
SO	5
LOB	23



Batter	1	2	3	4	5	6	7	8	9
Fred Marsh, R (1, 5) OBP: 0.332, SLG: 0.331	0-0 1-3		0-3 K		0-0 F9		0-0 L8 1B	0-0 F5	
Dick Kryhoski, L (1, 3) OBP: 0.295, SLG: 0.379	0-3 K			0-0 F8	0-0 F8		0-0 L8		
Jim Dyck, R (1, 8) OBP: 0.356, SLG: 0.451	0-0 F8			0-0 F3		0-0 BB FC5-2 1B		0-0 SH1-4 E 1B	
Vic Wertz, L (1, 9) OBP: 0.382, SLG: 0.510 Ray Coleman, L (9, 9) OBP: 0.277, SLG: 0.291		0-3 K		0-0 BB 1B		4-0 BB FC5-2 BB		0-0 SH1-4	
Bob Nieman, R (1, 7) OBP: 0.355, SLG: 0.456		0-0 F2		4-0 BB 1B		4-0 BB FC5-2 BB		0-0 E8 1B	
Clint Courtney, L (1, 2) OBP: 0.353, SLG: 0.398		0-0 F8		0-0 FC4 1B		0-0 F4		0-0 BB 1B	
Bobby Young, L (1, 4) OBP: 0.313, SLG: 0.328			0-3 K	0-0 FC4 1B		0-0 FC5-2 FC6-4		4-0 BB 1B	
Joe Demaestri, R (1, 6) OBP: 0.265, SLG: 0.312			0-0 F3		0-0 SH1-4 1B	0-0 FC6-4		0-0 F8	
Satchel Paige, R (1, 1) OBP: 0.154, SLG: 0.132			0-0 1B		0-0 SH1-4		0-0 6-3	0-0 1B	

Inning Stats	R: 0 E: 0 K: 1 S: 5	H: 0 LOB: 0 BB: 0 P: 5	R: 0 E: 0 K: 1 S: 5	H: 0 LOB: 0 BB: 0 P: 5	R: 0 E: 0 K: 2 S: 8	H: 1 LOB: 1 BB: 0 P: 8	R: 1 E: 0 K: 0 S: 5	H: 2 LOB: 2 BB: 1 P: 9	R: 0 E: 0 K: 0 S: 4	H: 1 LOB: 1 BB: 0 P: 4	R: 0 E: 0 K: 0 S: 4	H: 1 LOB: 3 BB: 2 P: 12	R: 0 E: 0 K: 0 S: 3	H: 1 LOB: 0 BB: 0 P: 3	R: 3 E: 1 K: 0 S: 7	H: 4 LOB: 2 BB: 1 P: 11
--------------	------------------------------	---------------------------------	------------------------------	---------------------------------	------------------------------	---------------------------------	------------------------------	---------------------------------	------------------------------	---------------------------------	------------------------------	----------------------------------	------------------------------	---------------------------------	------------------------------	----------------------------------

PITCHER	IP	WLS	BF	H	R	ER	SO	BB	IBB	HBP	BLK	WP	HR	S	P	ERA	WHIP
Mary Grissom, R (1, 1) ERA: 3.68	6.0	L	26	5	1	1	4	3	0	0	0	0	0	31	43	1.50	1.333
Harry Dorish, R (7, 1) ERA: 2.47	1.2		10	5	3	3	0	1	0	0	0	0	0	9	13	16.20	3.600
Bill Kennedy, L (8, 1) ERA: 2.51	0.1		1	0	0	0	0	0	0	0	0	0	0	1	1	0.00	0.000

BOTTOM

AB	R	H	RBI	BB	SO	LOB
5	0	1	0	0	1	4
4	0	0	0	0	1	2
4	1	2	0	0	0	0
2	1	1	0	1	1	0
0	0	0	0	0	0	0
2	1	1	1	2	0	0
4	1	2	2	0	0	3
3	0	0	0	1	1	5
4	0	1	0	0	0	5
3	0	2	1	0	0	0

AB	31
R	4
H	10
RBI	4
BB	4
SO	4
LOB	19



WP	PA
0	37

livebaseballscorecards.com

Chicago White Sox @ St. Louis Browns
Sportsman's Park, St. Louis, MO
 Sat Sep 20 1952, 4:38 AM EDT
 Att. 3,041 - Unknown

Batter	1	2	3	4	5	6	7	8	9	AB R H RBI BB SO LOB	TOP		
Chico Carrasquel, R OBP: 0.307, SLG: 0.295 (1, 6) X	0-0 6-3		0-0 F9		0-0 E3		0-0 FC1-5 1-2 2-3f		0-0 1B	5 1 1 0 0 0 2			
Nellie Fox, L OBP: 0.336, SLG: 0.363 (1, 4) X	0-0 F7		0-0 E 1B		0-0 G6-4-3 1-2 1B		0-0 E 3B 1-H 2-H		0-0 1B	5 1 4 2 0 0 0			
Minnie Minoso, R OBP: 0.378, SLG: 0.433 (1, 7) X	0-0 F8		0-0 E5 1-2		0-0 G6-4-3 1-2f		0-0 F9 3-H		0-0 L4	5 0 0 0 0 0 5			
Eddie Robinson, L OBP: 0.384, SLG: 0.470 (1, 3) X		0-0 G5-4-3 1B	0-0 F9			0-0 HR		0-0 2B	0-0 G3	5 1 3 1 0 0 4			
Sam Mele, R OBP: 0.334, SLG: 0.423 (1, 9) X		0-0 G5-4-3 1-2f		0-0 F8		0-0 5-3		0-0 F8		4 0 0 0 0 0 2			
Jim Rivera, L OBP: 0.317, SLG: 0.358 (1, 8) X		0-0 S 1B		0-0 F9		0-0 1-3				4 0 2 0 0 0 0			
Sherm Lollar, R OBP: 0.354, SLG: 0.383 (1, 2) X		4-0 BB 1-2 BB		0-0 E6 FC5-4		0-0 5-3			0-0 F7 1-2	3 0 0 0 1 0 1			
Rocky Krsnich, R OBP: 0.329, SLG: 0.427 (1, 5) X		0-0 F7		0-0 FC5-4 1-2f			4-0 FC1-5 E BB		0-0 6-3	3 0 0 0 1 0 3			
Billy Pierce, L OBP: 0.237, SLG: 0.198 (1, 1) X			0-3 K		0-0 6-3		0-0 E6 FC1-5 1-2 3B		0-0 F9	4 1 0 0 0 1 1			
Inning Stats	R: 0 E: 0 K: 0 S: 3 H: 0 LOB: 0 BB: 0 P: 3	R: 0 E: 0 K: 0 S: 4 H: 2 LOB: 2 BB: 1 P: 8	R: 0 E: 1 K: 1 S: 7 H: 1 LOB: 2 BB: 0 P: 7	R: 0 E: 1 K: 0 S: 4 H: 0 LOB: 1 BB: 0 P: 4	R: 0 E: 1 K: 0 S: 4 H: 1 LOB: 1 BB: 0 P: 4	R: 1 E: 0 K: 0 S: 4 H: 1 LOB: 0 BB: 0 P: 4	R: 3 E: 2 K: 0 S: 6 H: 2 LOB: 1 BB: 1 P: 10	R: 0 E: 0 K: 0 S: 3 H: 1 LOB: 0 BB: 0 P: 3	R: 0 E: 0 K: 0 S: 5 H: 2 LOB: 2 BB: 0 P: 5	1B: 7 2B: 1 3B: 1 HR: 1 SF: 0 SAC: 0 DP: 2 HBP: 0	WP: 0 PB: 0 SB: 1 CS: 0 PA: 40		
PITCHER	IP WLS BF H R ER SO BB IBB HBP BLK WP HR S P ERA WHIP											PITCHER	IP WLS BF H R ER SO BB IBB HBP BLK WP HR S P ERA WHIP
Gene Bearden, L ERA: 4.37 (1, 1)	8.1 L 38 10 4 2 1 2 0 0 0 0 0 1 38 46 2.16 1.440												
Marlin Stuart, R ERA: 4.68 (9, 1)	0.2 2 0 0 0 0 0 0 0 0 0 0 0 2 2 0.00 0.000												

Chicago White Sox @ St. Louis Browns
Sportsman's Park, St. Louis, MO
Sun Sep 21 1952, 4:33 AM EDT
Att. 4,498 - Unknown

livebaseballscorecards.com

AB	38
R	4
H	10
RBI	3
BB	2
SO	1
LOB	18



Batter	1	2	3	4	5	6	7	8	9	AB	R	H	RBI	BB	SO	LOB
Fred Marsh, R OBP: 0.331, SLG: 0.329 (1, 5)	0-0 F7		0-0 F4		0-0 G5-4-3			0-0 1B 1B		4	1	1	0	0	0	1
Roy Sievers, R OBP: 0.217, SLG: 0.273 (1, 3) Gordon Goldsberry, L OBP: 0.322, SLG: 0.317 (6, PR) (7, 3)	0-0 F6		0-0 2B			0-0 F3 1B		0-0 BB 1B 1B		3	0	2	0	0	0	0
Jim Dyck, R OBP: 0.356, SLG: 0.455 (1, 8)	0-0 3B		0-0 F9			0-0 F3 1-2		0-0 F4		4	0	1	0	0	0	4
Vic Wertz, L OBP: 0.383, SLG: 0.510 (1, 9)	0-3 K			0-0 1B		0-0 F2		0-0 BB 1B 1-2 3-H		4	0	2	1	0	1	2
Bob Nieman, R OBP: 0.356, SLG: 0.456 (1, 7) Bob Cain, L OBP: 0.193, SLG: 0.170 (8, PR) Jay Porter, R OBP: 0.304, SLG: 0.261 (9, 7)		0-0 1B		0-0 F7		0-0 4-3		0-0 BB BB BB 1-2 2-3 BB		3	0	1	0	1	0	1
Clint Courtney, L OBP: 0.350, SLG: 0.394 (1, 2)		0-0 F7		0-0 F7		0-0 4-3		0-0 F7		4	0	0	0	0	0	5
Bobby Young, L OBP: 0.313, SLG: 0.327 (1, 4)		0-0 F7		0-0 F7		0-0 1B			0-0 4-3	4	0	1	0	0	0	2
Joe Demaestri, R OBP: 0.261, SLG: 0.307 (1, 6) Don Lenhardt, R OBP: 0.345, SLG: 0.400 (9, PH)		0-0 F9			0-0 E6 FC1-6		0-3 K		0-0 F6	3	0	0	0	0	1	2
Gene Bearden, L OBP: 0.375, SLG: 0.403 (1, 1) Marlin Stuart, L OBP: 0.182, SLG: 0.069 (9, 1) Les Moss, R OBP: 0.313, SLG: 0.333 (9, PH)			0-0 4-3		0-0 FC1-6 G5-4-3			0-0 4-3	0-3 K	3	0	0	0	0	0	1

Inning Stats	R: 0	H: 1	R: 0	H: 1	R: 0	H: 1	R: 0	H: 0	R: 0	H: 1	R: 0	H: 1	R: 1	H: 3	R: 0	H: 0	1B: 7	SF: 0
	E: 0	LOB: 1	E: 0	LOB: 1	E: 0	LOB: 1	E: 1	LOB: 0	E: 0	LOB: 1	E: 0	LOB: 1	E: 0	LOB: 3	E: 0	LOB: 0	2B: 1	SAC: 0
	K: 1	BB: 0	K: 0	BB: 0	K: 0	BB: 0	K: 0	BB: 0	K: 1	BB: 0	K: 0	BB: 0	K: 0	BB: 1	K: 1	BB: 0	3B: 1	DP: 1
	S: 6	P: 6	S: 4	P: 4	S: 4	P: 4	S: 3	P: 3	S: 6	P: 6	S: 6	P: 6	S: 6	P: 10	S: 5	P: 5	HR: 0	HBP: 0

PITCHER	IP	WLS	BF	H	R	ER	SO	BB	IBB	HBP	BLK	WP	HR	S	P	ERA	WHIP	WP: 0	PA: 36
Billy Pierce, L ERA: 2.57 (1, 1)	9.0	W	36	9	1	1	3	1	0	0	0	0	0	41	45	1.00	1.111	PB: 0	
																		SB: 0	
																		CS: 0	


BOTTOM


Chicago White Sox @ St. Louis Browns
Sportsman's Park, St. Louis, MO
Sun Sep 21 1952, 4:33 AM EDT
Att. 4,498 - Unknown

livebaseballscorecards.com

AB	35
R	1
H	9
RBI	1
BB	1
SO	3
LOB	18




Batter	1	2	3	4	5	6	7	8	9	AB R H RBI BB SO LOB	TOP							
Fred Marsh, R (1, 5) OBP: 0.331, SLG: 0.329											0 0 0 0 0 0 0 0	St. Louis Browns @ Detroit Tigers Briggs Stadium, Detroit, MI Tue Sep 23 1952, 4:33 AM EDT Att. 7,888 - Unknown livebaseballscorecards.com						
Gordon Goldsberry, L (1, 3) OBP: 0.322, SLG: 0.317											0 0 0 0 0 0 0 0							
Ray Coleman, L (1, 8) OBP: 0.277, SLG: 0.291											0 0 0 0 0 0 0 0							
Vic Wertz, L (1, 9) OBP: 0.383, SLG: 0.510											0 0 0 0 0 0 0 0							
Bob Nieman, R (1, 7) OBP: 0.356, SLG: 0.456											0 0 0 0 0 0 0 0							
Clint Courtney, L (1, 2) OBP: 0.350, SLG: 0.394											0 0 0 0 0 0 0 0							
Bobby Young, L (1, 4) OBP: 0.313, SLG: 0.327											0 0 0 0 0 0 0 0							
Joe Demaestri, R (1, 6) OBP: 0.261, SLG: 0.307											0 0 0 0 0 0 0 0							
Bob Cain, L (1, 1) OBP: 0.193, SLG: 0.170	0 0 0 0 0 0 0 0	AB 0 R 0 H 0 RBI 0 BB 0 SO 0 LOB 0 																
Inning Stats	1B: 0 SF: 0 2B: 0 SAC: 0 3B: 0 DP: 0 HR: 0 HBP: 0	WP: 0 PA: 0 PB: 0 SB: 0 CS: 0																
PITCHER Dick Marlowe, R (1, 1) ERA: 22.5	IP	WLS	BF	H	R	ER	SO	BB	IBB	HBP	BLK	WP	HR	S	P	ERA	WHIP	PITCHER IP WLS BF H R ER SO BB IBB HBP BLK WP HR S P ERA WHIP

Batter	1	2	3	4	5	6	7	8	9	AB R H RBI BB SO LOB	TOP							
Fred Marsh, R (1, 5) OBP: 0.333, SLG: 0.329										0 0 0 0 0 0 0 0	St. Louis Browns @ Detroit Tigers Briggs Stadium, Detroit, MI Wed Sep 24 1952, 4:33 AM EDT Att: 850 - Unknown livebaseballscorecards.com							
Gordon Goldsberry, L (1, 3) OBP: 0.321, SLG: 0.316										0 0 0 0 0 0 0 0								
Ray Coleman, L (1, 8) OBP: 0.277, SLG: 0.295										0 0 0 0 0 0 0 0								
Vic Wertz, L (1, 9) OBP: 0.380, SLG: 0.505										0 0 0 0 0 0 0 0								
Bob Nieman, R (1, 7) OBP: 0.357, SLG: 0.463										0 0 0 0 0 0 0 0								
Clint Courtney, L (1, 2) OBP: 0.349, SLG: 0.393										0 0 0 0 0 0 0 0								
Bobby Young, L (1, 4) OBP: 0.314, SLG: 0.329										0 0 0 0 0 0 0 0								
Joe Demaestri, R (1, 6) OBP: 0.266, SLG: 0.311										0 0 0 0 0 0 0 0								
Duane Pillette, R (1, 1) OBP: 0.221, SLG: 0.175	0 0 0 0 0 0 0 0	AB 0 R 0 H 0 RBI 0 BB 0 SO 0 LOB 0 																
Inning Stats										1B: 0 SF: 0 2B: 0 SAC: 0 3B: 0 DP: 0 HR: 0 HBP: 0 WP: 0 PA: 0 PB: 0 SB: 0 CS: 0								
PITCHER Bud Black, R (1, 1) ERA: 135.0	IP	WLS	BF	H	R	ER	SO	BB	IBB	HBP	BLK	WP	HR	S	P	ERA	WHIP	PITCHER IP WLS BF H R ER SO BB IBB HBP BLK WP HR S P ERA WHIP

Batter	1	2	3	4	5	6	7	8	9	AB R H RBI BB SO LOB	TOP							
Fred Marsh, R (1, 5) OBP: 0.335, SLG: 0.331										0 0 0 0 0 0 0 0	St. Louis Browns @ Detroit Tigers Briggs Stadium, Detroit, MI Thu Sep 25 1952, 4:33 AM EDT Att. 569 - Unknown livebaseballscorecards.com							
Gordon Goldsberry, L (1, 3) OBP: 0.327, SLG: 0.326										0 0 0 0 0 0 0 0								
Jim Dyck, R (1, 8) OBP: 0.355, SLG: 0.453										0 0 0 0 0 0 0 0								
Vic Wertz, L (1, 9) OBP: 0.381, SLG: 0.507										0 0 0 0 0 0 0 0								
Bob Nieman, R (1, 7) OBP: 0.356, SLG: 0.460										0 0 0 0 0 0 0 0								
Clint Courtney, L (1, 2) OBP: 0.350, SLG: 0.394										0 0 0 0 0 0 0 0								
Bobby Young, L (1, 4) OBP: 0.317, SLG: 0.330										0 0 0 0 0 0 0 0								
Joe Demaestri, R (1, 6) OBP: 0.262, SLG: 0.306										0 0 0 0 0 0 0 0								
Dick Littlefield, L (1, 1) OBP: 0.111, SLG: 0.111	0 0 0 0 0 0 0 0	AB 0 R 0 H 0 RBI 0 BB 0 SO 0 LOB 0																
Inning Stats										1B: 0 SF: 0 2B: 0 SAC: 0 3B: 0 DP: 0 HR: 0 HBP: 0 WP: 0 PA: 0 PB: 0 SB: 0 CS: 0								
PITCHER Hal Newhouser, L (1, 1) ERA: 3.85	IP	WLS	BF	H	R	ER	SO	BB	IBB	HBP	BLK	WP	HR	S	P	ERA	WHIP	PITCHER IP WLS BF H R ER SO BB IBB HBP BLK WP HR S P ERA WHIP
	0.0	W	0	0	0	0	0	0	0	0	0	0	0	0	0	∞	∞	



Batter	1	2	3	4	5	6	7	8	9	AB R H RBI BB SO LOB	TOP
Fred Marsh, R OBP: 0.329, SLG: 0.322 (1, 5) (4, 6)	0-3 K		0-3 K			0-0 6-3		4-0 BB BB		3 0 0 0 1 2 0	
Gordon Goldsberry, L OBP: 0.328, SLG: 0.327 (1, 3)	0-0 BB FC5-4 1B		0-0 4-3			0-0 F7		0-0 L8		4 1 1 0 0 0 1	
Jim Dyck, R OBP: 0.355, SLG: 0.452 (1, 8) (4, 5)	4-0 BB 1-2 E BB		0-3 K			0-0 E5		4-0 1-2 BB		2 1 0 0 2 1 0	
Vic Wertz, L OBP: 0.380, SLG: 0.506 (1, 9)	4-0 FC5-4 1-2 2-3 BB		0-3 K			0-0 4-3		0-0 F7		3 0 0 0 1 1 3	
Bob Nieman, R OBP: 0.350, SLG: 0.452 (1, 7)	0-0 FC5-4 1-2f 2-H 3-H		0-0 F8			0-0 6-3		0-0 5-3		4 0 0 1 0 0 1	
Clint Courtney, L OBP: 0.350, SLG: 0.396 (1, 2)	0-0 F9		0-0 4-3			0-0 1B		0-0 6-3		4 0 1 0 0 0 1	
Bobby Young, L OBP: 0.314, SLG: 0.326 (1, 4)		0-0 F7			0-0 F7		0-0 F8		0-0 6-3	4 0 0 0 0 0 1	AB 30
Joe Demaestri, R OBP: 0.258, SLG: 0.301 Ray Coleman, L OBP: 0.269, SLG: 0.286 (1, 6) (4, 8)		0-0 F9			0-0 G3		0-0 F5			1 0 0 0 0 0 0 2 0 0 0 0 0 1	R 2 H 2 RBI 1 BB 4 SO 4 LOB 8
Satchel Paige, R OBP: 0.150, SLG: 0.128 Gene Bearden, L OBP: 0.373, SLG: 0.400 (1, 1) (4, 1)		0-0 1-3			0-0 F8		0-0 F4			1 0 0 0 0 0 0 2 0 0 0 0 0 0	
Inning Stats	R: 2 E: 1 K: 1 S: 6 H: 1 LOB: 1 BB: 2 P: 14	R: 0 E: 0 K: 0 S: 3 H: 0 LOB: 0 BB: 0 P: 3	R: 0 E: 0 K: 2 S: 7 H: 0 LOB: 0 BB: 0 P: 7	R: 0 E: 0 K: 1 S: 5 H: 0 LOB: 0 BB: 0 P: 5	R: 0 E: 0 K: 0 S: 3 H: 0 LOB: 0 BB: 0 P: 3	R: 0 E: 1 K: 0 S: 4 H: 0 LOB: 1 BB: 0 P: 4	R: 0 E: 0 K: 0 S: 4 H: 1 LOB: 1 BB: 0 P: 4	R: 0 E: 0 K: 0 S: 3 H: 0 LOB: 2 BB: 2 P: 11	R: 0 E: 0 K: 0 S: 3 H: 0 LOB: 0 BB: 0 P: 3	1B: 2 2B: 0 3B: 0 HR: 0 SF: 0 SAC: 0 DP: 0 HBP: 0	WP: 0 PB: 0 SB: 0 CS: 0 PA: 34
PITCHER Saul Rogovin, R ERA: 3.85 (1, 1)	IP 9.0 WLS W BF 34 H 2 R 2 ER 1 SO 4 BB 4 IBB 0 HBP 0 BLK 0 WP 0 HR 0 S 38 P 54 ERA 1.00 WHIP 0.667	PITCHER IP WLS BF H R ER SO BB IBB HBP BLK WP HR S P ERA WHIP									

St. Louis Browns @ Chicago White Sox
Comiskey Park, Chicago, IL
Fri Sep 26 1952, 4:33 AM EDT
Att. 16,704 - Unknown

livebaseballscorecards.com

Batter	1	2	3	4	5	6	7	8	9
Chico Carrasquel, R OBP: 0.312, SLG: 0.297 (1, 6)	0-0 L7	0-0 F7		0-0 2-H 1B		0-0 2-H 1B		0-0 G3	
Nellie Fox, L OBP: 0.335, SLG: 0.365 (1, 4)	0-0 WP E 2B		0-0 F8	0-0 4-3		0-0 G3			
Minnie Minoso, R OBP: 0.375, SLG: 0.427 (1, 7)	0-0 E6 E WP		4-0 CS BB		4-0 F8 BB		0-0 F8		
Eddie Robinson, L OBP: 0.380, SLG: 0.464 (1, 3)	0-0 E4 G1-4-3 1-3 2-H		0-0 F3 1-2		0-0 F8 1-2		0-0 F9		
Tom Wright, L OBP: 0.350, SLG: 0.351 (1, 9)	0-0 G1-4-3 1-2f			4-0 1B F8 BB		0-0 E4		0-0 F5	
Jim Rivera, L OBP: 0.320, SLG: 0.362 (1, 8)		0-0 FC6-5 S 1B		0-0 F8 S 1B		0-0 F2		0-0 WP 3B	
Sherm Lollar, R OBP: 0.352, SLG: 0.383 (1, 2)		0-0 FC6-5 E 1-3		0-0 F8 1-3 3-H		0-3 K		0-0 5-3 3-H	
Rocky Krsnich, R OBP: 0.320, SLG: 0.402 (1, 5)		0-0 F8		0-0 F8 3-H		0-0 6-3		0-0 WP 1B	
Saul Rogovin, R OBP: 0.247, SLG: 0.274 (1, 1)		0-0 E5 1-2		0-0 1B 2B		0-0 1B 2B		0-3 K 1-2	

Inning Stats	R: 1	H: 1	E: 2	K: 0	S: 5	LOB: 1	BB: 0	P: 5
	R: 0	H: 1	E: 1	K: 0	S: 5	LOB: 2	BB: 0	P: 5
	R: 0	H: 0	E: 0	K: 0	S: 2	LOB: 0	BB: 1	P: 6
	R: 3	H: 3	E: 0	K: 0	S: 6	LOB: 1	BB: 1	P: 10
	R: 0	H: 0	E: 1	K: 0	S: 3	LOB: 1	BB: 1	P: 7
	R: 1	H: 2	E: 0	K: 1	S: 7	LOB: 1	BB: 0	P: 7
	R: 0	H: 0	E: 0	K: 0	S: 3	LOB: 0	BB: 0	P: 3
	R: 1	H: 2	E: 0	K: 1	S: 7	LOB: 1	BB: 0	P: 7

PITCHER	IP	WLS	BF	H	R	ER	SO	BB	IBB	HBP	BLK	WP	HR	S	P	ERA	WHIP
Satchel Paige, R ERA: 3.07 (1, 1)	3.2	L	18	4	4	3	0	2	0	0	0	1	0	16	24	7.36	1.636
Gene Bearden, L ERA: 4.36 (4, 1)	4.1		19	5	2	2	2	1	0	0	0	2	0	22	26	4.15	1.385


BOTTOM

St. Louis Browns @ Chicago White Sox
Comiskey Park, Chicago, IL

Fri Sep 26 1952, 4:33 AM EDT
Att. 16,704 - Unknown

AB	R	H	RBI	BB	SO	LOB
5	0	2	2	0	0	3
4	1	1	0	0	0	2
2	0	0	0	2	0	1
4	0	0	1	0	0	3
3	1	0	0	1	0	2
4	2	3	0	0	0	1
4	0	0	1	0	1	2
4	0	1	1	0	0	1
4	2	2	0	0	1	2

AB	34
R	6
H	9
RBI	5
BB	3
SO	2
LOB	17



1B	2B	3B	HR	SF	SAC	DP	HBP	WP	PB	SB	CS	PA
5	3	1	0	0	1	0	0	3	0	2	1	37

Batter	1	2	3	4	5	6	7	8	9	AB R H RBI BB SO LOB	TOP											
Jay Porter, R (1, 8) OBP: 0.306, SLG: 0.265	0-0 5-3		0-0 FC5-4 1B		0-0 G4-3 1-2f		0-0 F2		0-0 F9	5 0 1 0 0 0 3												
Gordon Goldsberry, L (1, 3) OBP: 0.330, SLG: 0.335	4-0 1B BB		0-0 F5			0-0 1B 3B	0-0 4-3		0-3 K	4 1 1 0 1 1 3												
Bob Nieman, R (1, 7) OBP: 0.351, SLG: 0.451	0-0 F4		0-0 FC5-4 1-2f			0-0 1B		0-0 1B 1B	0-3 K	5 1 2 1 0 1 2												
Vic Wertz, L (1, 9) OBP: 0.381, SLG: 0.506	0-0 1-2 1B			0-0 F8		0-0 F8		0-0 1-2 1B 1B		4 1 2 0 0 0 1												
Clint Courtney, L (1, 2) OBP: 0.349, SLG: 0.395	0-0 F7			0-0 F8		0-0 F7		0-0 1-2 2-H F8 1B		4 1 1 1 0 0 3												
Jim Dyck, R (1, 5) OBP: 0.356, SLG: 0.455		0-0 F7		0-0 1B		0-0 F7		0-0 1-3 2-H 2B		4 0 2 1 0 0 1												
Bobby Young, L (1, 4) OBP: 0.312, SLG: 0.324		0-0 F9		0-0 6-3			0-0 4-3	0-3 K		4 0 0 0 0 1 3												
Fred Marsh, R (1, 6) OBP: 0.331, SLG: 0.325		0-0 F7			0-0 G4-3 1B		0-0 1B 1B	0-0 F8		4 0 2 1 0 0 1												
Bob Cain, L (1, 1) OBP: 0.194, SLG: 0.172			0-0 F3		0-3 K		0-0 1-2 1B	0-0 G3		1 0 0 0 0 0 0												
Earl Hamist, R (3, 1) OBP: 0.097, SLG: 0.097										0 0 0 0 0 0 0												
Roy Sievers, R (5, PH) OBP: 0.250, SLG: 0.250										1 0 0 0 0 0 1												
Bobby Hogue, R (5, 1) OBP: 0.231, SLG: 0.231										0 0 0 0 0 0 0												
Jake Crawford, R (7, PH) OBP: 0.143, SLG: 0.143										1 0 1 0 0 0 0												
Cliff Fanning, L (7, 1) OBP: 0.143, SLG: 0.143										0 0 0 0 0 0 0												
Dick Kyhoski, L (8, PH) OBP: 0.296, SLG: 0.383										1 0 0 0 0 0 1												
Tommy Byrne, L (8, 1) OBP: 0.250, SLG: 0.389										0 0 0 0 0 0 0												
Inning Stats	R: 0 E: 0 K: 0 S: 4	H: 1 LOB: 2 BB: 1 P: 8	R: 0 E: 0 K: 0 S: 3	H: 0 LOB: 0 BB: 0 P: 3	R: 0 E: 0 K: 0 S: 4	H: 1 LOB: 1 BB: 0 P: 4	R: 0 E: 0 K: 0 S: 4	H: 1 LOB: 1 BB: 0 P: 4	R: 0 E: 0 K: 1 S: 5	H: 1 LOB: 0 BB: 0 P: 5	R: 1 E: 0 K: 0 S: 5	H: 2 LOB: 1 BB: 0 P: 5	R: 0 E: 0 K: 0 S: 5	H: 2 LOB: 2 BB: 0 P: 5	R: 3 E: 0 K: 1 S: 9	H: 4 LOB: 1 BB: 0 P: 9	R: 0 E: 0 K: 2 S: 7	H: 0 LOB: 0 BB: 0 P: 7	1B: 10 2B: 1 3B: 1 HR: 0	SF: 0 SAC: 0 DP: 1 HBP: 0	WP: 0 PB: 0 SB: 0 CS: 0	PA: 39
PITCHER	IP WLS BF H R ER SO BB IBB HBP BLK WP HR S P ERA WHIP																					
Mary Grissom, R (1, 1) ERA: 3.74	7.0 W 32 11 4 4 1 1 0 0 0 0 0 0 33 37 5.14 1.714																					
Joe Dobson, R (8, 1) ERA: 2.51	2.0 S 7 1 0 0 3 0 0 0 0 0 0 0 13 13 0.00 0.500																					

St. Louis Browns @ Chicago White Sox
 Comiskey Park, Chicago, IL
 Sat Sep 27 1952, 4:33 AM EDT
 Att. 3,126 - Unknown

livebaseballscorecards.com

AB	38
R	4
H	12
RBI	4
BB	1
SO	4
LOB	19



Batter	1	2	3	4	5	6	7	8	9	AB R H RBI BB SO LOB	TOP											
Jay Porter, R (1, 8) OBP: 0.316, SLG: 0.308	0-0 E 2B S 1B	0-0 F8		0-0 5-3	0-3 K2-3		0-0 1-H 2-H 3B		0-0 1-H E 2B	6 2 3 3 0 1 5												
Fred Marsh, R (1, 6) OBP: 0.326, SLG: 0.321	0-0 E4 2B S 1-3	0-0 1-2 1B		0-3 K		0-0 4-3	0-0 F7		0-0 2-H E5 1B	6 2 1 1 0 1 4												
Bob Nieman, R (1, 7) OBP: 0.352, SLG: 0.456	0-3 K 1-2	0-3 K		0-0 E6 3-H		0-0 CS 2B		0-0 4-3 F8 2B	0-0 2-H 1B	6 1 3 1 0 2 5												
Jim Dyck, R (1, 5) OBP: 0.354, SLG: 0.450	0-3 K		0-0 6-3	0-0 F8 3-H		0-0 2-3 1B		0-0 4-3 F8 2B	0-0 F8	6 0 1 0 0 1 6												
Roy Sievers, R (1, 3) OBP: 0.226, SLG: 0.300	0-0 2-H 3-H 2B		0-0 F5		0-0 1B 1B 4-3 1B		0-3 K	0-0 F8 3-H	0-0 F7	6 1 2 3 0 1 1												
Jake Crawford, R (1, 9) OBP: 0.250, SLG: 0.273	0-0 F7		4-0 S BB	0-0 S BB	0-3 K		0-0 1B 2B	0-0 E6		4 1 1 0 1 1 2												
Les Moss, R (1, 2) OBP: 0.331, SLG: 0.347		0-0 1B G1 1B	4-0 S BB	0-0 1-2 BB	0-0 4-3 1B		0-0 2-H 3B 1B	0-0 5-3		4 2 3 1 1 0 1												
Bobby Young, L (1, 4) OBP: 0.314, SLG: 0.325		0-0 G1	0-0 S	0-0 3-1	0-0 1-2 4-3 1B		0-0 1-2 3B 1B		4-0 FC1-6 BB	4 1 2 0 1 0 3												
Duane Pillette, R (1, 1) OBP: 0.239, SLG: 0.212		0-0 1B			0-0 4-3		0-3 K		0-0 FC1-6 2B	2 0 2 0 0 0 0												
Bob Cain, L (4, PR) OBP: 0.194, SLG: 0.172										0 1 0 0 0 0 0												
Dick Littlefield, L (4, 1) OBP: 0.087, SLG: 0.087		0-0 2-3 1B			0-0 WP E 2B					3 1 0 1 0 1 5												
Inning Stats	R: 2 E: 1 K: 2 S: 10	H: 2 LOB: 1 BB: 0 P: 10	R: 1 E: 0 K: 1 S: 8	H: 3 LOB: 2 BB: 0 P: 8	R: 0 E: 0 K: 0 S: 3	H: 0 LOB: 2 BB: 2 P: 11	R: 1 E: 1 K: 1 S: 7	H: 1 LOB: 2 BB: 0 P: 7	R: 1 E: 0 K: 2 S: 10	H: 3 LOB: 2 BB: 0 P: 10	R: 0 E: 0 K: 0 S: 3	H: 2 LOB: 1 BB: 0 P: 3	R: 3 E: 0 K: 2 S: 11	H: 4 LOB: 1 BB: 0 P: 11	R: 1 E: 1 K: 0 S: 5	H: 1 LOB: 1 BB: 0 P: 5	R: 3 E: 1 K: 0 S: 6	H: 2 LOB: 1 BB: 1 P: 10	1B: 11 2B: 6 3B: 1 HR: 0	SF: 0 SAC: 0 DP: 0 HBP: 0	WP: 1 PB: 0 SB: 3 CS: 1	PA: 50
PITCHER	IP WLS BF H R ER SO BB IBB HBP BLK WP HR S P ERA WHIP																					
Chuck Stobbs, L (1, 1) ERA: 3.13	3.0 L 17 5 3 1 3 2 0 0 0 0 0 0 21 29 3.00 2.333																					
Hal Hudson, L (4, 1) ERA: 8.38	3.0 14 6 2 1 3 0 0 0 0 1 0 20 20 3.00 2.000																					
Hal Brown, R (7, 1) ERA: 4.23	0.1 4 3 3 3 1 0 0 0 0 0 0 6 6 81.00 9.000																					
Bill Kennedy, L (7, 1) ERA: 2.8	2.2 15 4 4 3 1 1 0 0 0 0 0 16 20 10.12 1.875																					

St. Louis Browns @ Chicago White Sox
 Comiskey Park, Chicago, IL
 Sun Sep 28 1952, 4:33 AM EST
 Att: 10,343 - Unknown

AB	47
R	12
H	18
RBI	10
BB	3
SO	8
LOB	32



WP: 1	PA: 50
-------	--------

PITCHER	IP	WLS	BF	H	R	ER	SO	BB	IBB	HBP	BLK	WP	HR	S	P	ERA	WHIP
Chuck Stobbs, L	3.0	L	17	5	3	1	3	2	0	0	0	0	0	21	29	3.00	2.333
Hal Hudson, L	3.0		14	6	2	1	3	0	0	0	0	1	0	20	20	3.00	2.000
Hal Brown, R	0.1		4	3	3	3	1	0	0	0	0	0	0	6	6	81.00	9.000
Bill Kennedy, L	2.2		15	4	4	3	1	1	0	0	0	0	0	16	20	10.12	1.875

