

# St. Louis Browns - 1952

Batter	1	2	3	4	5	6	7	8	9	AB	R	H	RBI	BB	SO	LOB	TOP								
Bobby Young, L (1.4)	6-3		K				G5-4-3			3	0	0	0	1	1	2									
Marty Marion, R (1.6) OBP: 0.250, SLG: 0.500	P4			1B	1-3			K		4	1	1	0	0	1	2									
Jim Rivera, L (1.8) OBP: 0.500, SLG: 0.333	K							5-3		3	0	1	0	1	1	0									
Tom Wright, L (1.7)		K						3-1		4	0	0	0	0	1	2									
George Schmees, L (1.9)										3	0	0	0	0	1	1									
Jim Delsing, L (6.9)	4-3									1	1	1	0	0	0	0									
Dick Kryhoski, L (1.3)										2	0	0	0	1	0	0									
Gordon Goldsberry, L (6.3)	6-3									0	0	0	0	0	0	0									
Leo Thomas, R (1.5) OBP: 0.250, SLG: 0.500										4	1	1	0	0	0	3									
Clint Courtney, L (1.2)										4	0	0	0	0	0	2									
Ned Garver, R (1.1) OBP: 0.750, SLG: 0.667										3	0	2	1	1	1	1									
<b>Inning Stats</b>	R: 0 E: 0 K: 1 S: 5	H: 0 LOB: 0 BB: 0 P: 5	R: 0 E: 0 K: 1 S: 5	H: 0 LOB: 0 BB: 0 P: 5	R: 0 E: 0 K: 1 S: 6	H: 1 LOB: 1 BB: 0 P: 6	R: 1 E: 0 K: 0 S: 4	H: 2 LOB: 0 BB: 0 P: 4	R: 1 E: 0 K: 0 S: 5	H: 2 LOB: 2 BB: 1 P: 9	R: 0 E: 0 K: 1 S: 5	H: 0 LOB: 0 BB: 1 P: 6	R: 0 E: 0 K: 1 S: 2	H: 0 LOB: 0 BB: 1 P: 6	R: 0 E: 0 K: 1 S: 5	H: 0 LOB: 0 BB: 0 P: 5	R: 1 E: 1 K: 1 S: 7	H: 1 LOB: 1 BB: 0 P: 7	1B: 4 2B: 2 3B: 0 HR: 0	SF: 0 SAC: 1 DP: 2 HBP: 0	WP: 1 PB: 0 SB: 0 CS: 0	PA: 36			
<b>PITCHER</b>	IP	WLS	BF	H	R	ER	SO	BB	IBB	HBP	BLK	WP	HR	S	P	ERA	WHIP								
Dizzy Trout, R (1.1) ERA: 2.25	8.0	L	31	5	2	2	5	4	0	0	0	1	0	37	53	2.25	1.125								
Marlin Stuart, R (9.1) ERA:	1.0		5	1	1	0	1	0	0	0	0	0	0	7	7	0.00	1.000								

St. Louis Browns @ Detroit Tigers  
Briggs Stadium, Detroit, MI  
Tue Apr 15 1952, 3:33 AM EST  
Att: 43,112 - Unknown - 49 F

AB 31  
R 3  
H 6  
RBI 1  
BB 4  
SO 6  
LOB 13



Batter	1	2	3	4	5	6	7	8	9	AB	R	H	RBI	BB	SO	LOB	BOTTOM								
Neil Berry, R (1.6)	1-3									2	0	0	0	1	1	0									
George Lerchen, S (8, PH)										1	0	0	0	0	0	0									
Johnny Lipon, R (9.6)										0	0	0	0	0	0	0									
George Kell, R (1.5) OBP: 0.250, SLG: 0.250	6-3									4	0	1	0	0	0	1									
Ben Taylor, L (1.3) OBP: 0.250, SLG: 0.250	K									4	0	1	0	0	1	1									
Vic Wertz, L (1.9)		K								4	0	0	0	0	1	2									
Pat Mullin, L (1.7) OBP: 0.500, SLG: 0.500										4	0	2	0	0	1	2									
Cliff Mapes, L (1.8) OBP: 0.250, SLG: 0.250										4	0	1	0	0	1	1									
Matt Batts, R (1.2)										3	0	0	0	0	2	2									
Jerry Priddy, R (1.4) OBP: 0.333, SLG: 0.333										3	0	1	0	0	0	2									
Dizzy Trout, R (1.1)										2	0	0	0	0	2	1									
Joe Ginsberg, L (8, PH)										1	0	0	0	0	0	0									
Marlin Stuart, L (9.1)										0	0	0	0	0	0	0									
<b>Inning Stats</b>	R: 0 E: 0 K: 1 S: 5	H: 2 LOB: 2 BB: 0 P: 9	R: 0 E: 0 K: 2 S: 9	H: 0 LOB: 0 BB: 0 P: 9	R: 0 E: 0 K: 1 S: 5	H: 0 LOB: 1 BB: 1 P: 9	R: 0 E: 0 K: 1 S: 5	H: 0 LOB: 0 BB: 0 P: 5	R: 0 E: 0 K: 2 S: 7	H: 1 LOB: 1 BB: 0 P: 7	R: 0 E: 0 K: 2 S: 9	H: 2 LOB: 2 BB: 0 P: 9	R: 0 E: 0 K: 0 S: 3	H: 0 LOB: 0 BB: 0 P: 3	R: 0 E: 0 K: 0 S: 3	H: 0 LOB: 0 BB: 0 P: 3	R: 0 E: 0 K: 0 S: 4	H: 1 LOB: 1 BB: 0 P: 4	1B: 6 2B: 1 3B: 0 HR: 0	SF: 0 SAC: 0 DP: 1 HBP: 0	WP: 0 PB: 0 SB: 0 CS: 1	PA: 33			
<b>PITCHER</b>	IP	WLS	BF	H	R	ER	SO	BB	IBB	HBP	BLK	WP	HR	S	P	ERA	WHIP								
Ned Garver, R (1.1) ERA:	9.0	W	33	6	0	0	9	1	0	0	0	0	0	50	54	0.00	0.778								

St. Louis Browns @ Detroit Tigers  
Briggs Stadium, Detroit, MI  
Tue Apr 15 1952, 3:33 AM EST  
Att: 43,112 - Unknown - 49 F

AB 32  
R 0  
H 6  
RBI 0  
BB 1  
SO 9  
LOB 12





Batter	1	2	3	4	5	6	7	8	9	AB	R	H	RBI	BB	SO	LOB	TOP							
Bobby Young, L (1,4) Dick Kryhoski, L (7,PH) Mike Goliat, R (7,4)	0-0 5-3		0-0 4-3			0-0 F7	0-0 1B		4-0 FC6-4 BB	3	0	0	0	0	0	0								
Marty Marion, R (1,6) OBP: 0.111, SLG: 0.222	0-0 1-3		0-0 4-3			0-0 5-3		0-0 5-3	0-0 FC6-4	5	0	0	0	0	0	1								
Jim Rivera, L (1,8) OBP: 0.500, SLG: 0.714	0-3 K			0-0 4-3 1B		0-0 3B		0-0 L6		4	0	2	0	0	1	0								
Tom Wright, L (1,7) OBP: 0.250, SLG: 0.250		0-0 FC6-4 1B		0-0 4-3		0-0 G3		0-0 3B 1B		4	1	2	0	0	0	2								
George Schmees, L (1,9) OBP: 0.143, SLG: 0.429		0-3 K		0-0 4-3			0-3 K	0-0 2B 3B		4	1	1	1	0	2	2								
Hank Arft, L (1,3) OBP: 0.500, SLG: 1.250		0-0 FC6-4 1B		0-3 K			0-0 2B 3B	0-0 WP 2B		4	1	2	1	0	1	2								
Leo Thomas, R (1,5) OBP: 0.375, SLG: 0.429		0-0 1-2 1B			0-0 5-3		1-0 2B 1B HBP	0-0 6-3		3	1	1	0	0	0	1								
Clint Courtney, L (1,2) Earl Rapp, L (7,PH) Les Moss, R (7,2)		0-3 K			0-0 1-6-3		0-0 P4	0-0 6-3		2	0	0	0	0	1	2								
Tommy Byrne, L (1,1) OBP: 0.250, SLG: 0.500			0-0 4-3		0-0 6-3		0-0 1-3 3-H 1B 2B	0-0 F8		4	1	1	1	0	0	0								
<b>Inning Stats</b>	R: 0 E: 0 K: 1 S: 5	H: 0 LOB: 0 BB: 0 P: 5	R: 0 E: 0 K: 2 S: 9	H: 2 LOB: 2 BB: 0 P: 9	R: 0 E: 0 K: 0 S: 3	H: 0 LOB: 0 BB: 0 P: 3	R: 0 E: 0 K: 1 S: 6	H: 1 LOB: 1 BB: 0 P: 6	R: 0 E: 0 K: 0 S: 3	H: 0 LOB: 0 BB: 0 P: 3	R: 0 E: 0 K: 0 S: 4	H: 1 LOB: 1 BB: 0 P: 4	R: 3 E: 0 K: 1 S: 7	H: 3 LOB: 1 BB: 0 P: 8	R: 2 E: 0 K: 0 S: 6	H: 3 LOB: 1 BB: 0 P: 6	R: 0 E: 0 K: 0 S: 3	H: 0 LOB: 1 BB: 1 P: 7	1B: 5 2B: 2 3B: 3 HR: 0	SF: 0 SAC: 0 DP: 0 HBP: 1	WP: 1 PB: 0 CS: 2 SB: 0	PA: 38		
<b>PITCHER</b>	IP WLS BF H R ER SO BB IBB HBP BLK WP HR S P ERA WHIP	7.2 L 33 10 5 5 5 0 0 1 0 0 0 42 43 5.87 1.304	8.1 L 5 0 0 0 0 1 0 0 0 1 0 4 8 0.00 0.750																					

St. Louis Browns @ Detroit Tigers  
Briggs Stadium, Detroit, MI  
Wed Apr 16 1952, 3:33 AM EST  
Att: 5,524 - Unknown

AB 36  
R 5  
H 10  
RBI 5  
BB 1  
SO 5  
LOB 12



Batter	1	2	3	4	5	6	7	8	9	AB	R	H	RBI	BB	SO	LOB	BOTTOM							
Neil Berry, R (1,6) Johnny Lipon, R (8,PH) (9,6)	0-0 F5		0-0 F3		0-0 F3			4-0 G4-6-3 BB		3	0	0	0	0	0	1								
George Kell, R (1,5) OBP: 0.250, SLG: 0.375	0-0 5-3			0-0 4-3 1B 2B	0-0 F5			0-3 K		4	1	1	0	0	1	2								
Don Kolloway, R (1,3) OBP: 0.250, SLG: 0.250				0-0 4-3 1B		0-0 6-3		0-0 G4-6-3		4	0	1	0	0	0	2								
Vic Wertz, L (1,9)	0-3 K			4-0 BB		0-0 F8			0-0 F8	3	0	0	0	1	1	1								
Johnny Groth, R (1,8) OBP: 0.500, SLG: 0.333		0-0 6-3		0-0 2B 1B		0-0 F9		4-0 E FC6-4 BB		3	2	1	1	1	0	0								
Steve Souchock, R (1,7) OBP: 0.500, SLG: 0.750		0-0 P5		0-0 2B 1B			0-0 P6	0-0 E7 FC6-4 1B		4	0	2	2	0	0	0								
Matt Batts, R (1,2) Alex Garbowski, R (9,PR)		0-0 F9		0-3 K			0-0 1B	0-0 FC6-4		4	0	1	1	0	1	2								
Jerry Priddy, R (1,4) OBP: 0.286, SLG: 0.286			0-0 5-3	0-0 2	0-0 FC1-8 1B		0-0 F7	0-0 F7		4	0	1	0	0	0	2								
Art Houtteman, R (1,1) Virgil Trucks, R (8,1)			0-0 1-3		0-0 FC1-6		0-0 F9			3	0	0	0	0	0	0								
<b>Inning Stats</b>	R: 0 E: 0 K: 1 S: 6	H: 1 LOB: 1 BB: 0 P: 6	R: 0 E: 0 K: 0 S: 3	H: 0 LOB: 0 BB: 0 P: 3	R: 0 E: 0 K: 0 S: 3	H: 0 LOB: 0 BB: 0 P: 3	R: 3 E: 0 K: 1 S: 7	H: 3 LOB: 1 BB: 1 P: 11	R: 0 E: 0 K: 0 S: 4	H: 1 LOB: 1 BB: 0 P: 4	R: 0 E: 0 K: 0 S: 3	H: 0 LOB: 0 BB: 0 P: 3	R: 0 E: 0 K: 0 S: 4	H: 1 LOB: 1 BB: 0 P: 4	R: 0 E: 0 K: 1 S: 4	H: 0 LOB: 0 BB: 1 P: 8	R: 1 E: 1 K: 0 S: 4	H: 1 LOB: 1 BB: 1 P: 8	1B: 5 2B: 2 3B: 0 HR: 0	SF: 0 SAC: 0 DP: 1 HBP: 0	WP: 0 PB: 0 CS: 0	PA: 35		
<b>PITCHER</b>	IP WLS BF H R ER SO BB IBB HBP BLK WP HR S P ERA WHIP	9.0 W 36 7 4 3 3 3 0 0 0 0 0 38 50 3.00 1.111																						

St. Louis Browns @ Detroit Tigers  
Briggs Stadium, Detroit, MI  
Wed Apr 16 1952, 3:33 AM EST  
Att: 5,524 - Unknown

AB 32  
R 3  
H 7  
RBI 4  
BB 3  
SO 3  
LOB 12





Batter	1	2	3	4	5	6	7	8	9	AB	R	H	RBI	BB	SO	LOB	TOP				
Fred Marsh, R (1.4)	L5		FC6-4		1-3			F7		4	0	0	0	0	0	2					
Marty Marion, R (1.6) OBP: 0.231, SLG: 0.333	6-3			1B	2B	6-3		BB		3	1	1	0	1	0	0					
Jim Rivera, L (1.8) OBP: 0.333, SLG: 0.455	1-3			6-3		4-3		P6		4	0	0	0	0	0	2					
Bob Nieman, R (1.9) OBP: 0.500, SLG: 1.250		F7				F9			HR	4	1	2	2	0	0	0					
Jim Deising, L (9.9) OBP: 1.000, SLG: 1.000				2H	1B					0	0	0	0	0	0	0					
Jim Dyck, R (1.7)							F8			2	0	0	0	1	0	1					
Tom Wright, L (9.7) OBP: 0.222, SLG: 0.222		CS			P4					1	0	0	0	0	1	0					
Hank Arft, L (1.3) OBP: 0.250, SLG: 0.625	6-3				4-3		G3			4	0	0	0	0	0	2					
Leo Thomas, R (1.5) OBP: 0.250, SLG: 0.273			F9		6-3		5-3			4	0	0	0	0	0	0					
Les Moss, R (1.2) OBP: 0.250, SLG: 1.000			F9		5-3			HR		3	1	1	1	0	0	0					
Bob Cain, L (1.1) OBP: 0.667, SLG: 0.500				FC6-4	1B			1-3		2	0	1	0	1	0	0					
<b>Inning Stats</b>	R: 0 E: 0 K: 0 S: 3	H: 0 LOB: 0 BB: 0 P: 3	R: 0 E: 0 K: 0 S: 2	H: 0 LOB: 0 BB: 1 P: 6	R: 0 E: 0 K: 0 S: 4	H: 1 LOB: 1 BB: 0 P: 4	R: 1 E: 0 K: 0 S: 5	H: 2 LOB: 1 BB: 0 P: 5	R: 0 E: 0 K: 0 S: 3	H: 0 LOB: 0 BB: 0 P: 3	R: 0 E: 0 K: 0 S: 3	H: 0 LOB: 0 BB: 0 P: 3	R: 1 E: 0 K: 0 S: 4	H: 1 LOB: 1 BB: 1 P: 8	R: 1 E: 0 K: 1 S: 6	H: 1 LOB: 0 BB: 0 P: 6	1B: 2 2B: 1 3B: 0 HR: 2	SF: 0 SAC: 0 DP: 0 HBP: 0	WP: 0 PB: 0 SB: 0 CS: 1	PA: 34	
<b>PITCHER</b>	IP	WLS	BF	H	R	ER	SO	BB	IBB	HBP	BLK	WP	HR	S	P	ERA	WHIP				
Hal Newhouser, L (1.1) ERA: 3.38	8.0	L	31	5	3	3	0	3	0	0	0	0	2	28	40	3.38	1.000				
Marlin Stuart, R (9.1) ERA:	1.0		3	0	0	0	1	0	0	0	0	0	0	5	5	0.00	0.000				

St. Louis Browns @ Detroit Tigers  
Briggs Stadium, Detroit, MI  
Thu Apr 17 1952, 3:33 AM EST  
Att: 5,778 - Unknown

AB 31  
R 3  
H 5  
RBI 3  
BB 3  
SO 1  
LOB 7



Batter	1	2	3	4	5	6	7	8	9	AB	R	H	RBI	BB	SO	LOB	BOTTOM				
Neil Berry, R (1.6)	F9	L8			1-3			P5		4	0	0	0	0	0	2					
George Kell, R (1.5) OBP: 0.250, SLG: 0.333	P6		5-3		PB	1B	6-3			4	0	1	0	0	0	0					
Don Kolloway, R (1.3) OBP: 0.375, SLG: 0.375		1B	G1-6-3	1B	K			4-3		4	0	2	0	0	1	1					
Vic Wertz, L (1.9)	1-3				F8					3	0	0	0	1	0	3					
Cliff Mapes, L (9.9) OBP: 0.250, SLG: 0.250			G1-6-3					BB		0	0	0	0	0	0	0					
Johnny Groth, R (1.8) OBP: 0.375, SLG: 0.286		2B	FC5-2	1B	F7			G5-4-3		4	0	1	0	0	0	1					
Steve Souchock, R (1.7) OBP: 0.500, SLG: 0.750		L9	1B	2B	2B	1B	F8			4	1	2	0	0	0	0					
Matt Batts, R (1.2) OBP: 0.200, SLG: 0.200		FC5-2	1B		F7					3	0	1	0	0	0	3					
Bob Swift, R (8.2)						1B				1	0	0	0	0	0	0					
Jerry Priddy, R (1.4) OBP: 0.273, SLG: 0.364		3H	L9			1-3				4	0	1	0	0	0	3					
Hal Newhouser, L (1.1) OBP: 0.333, SLG: 0.333						2B				3	0	1	1	0	0	2					
Marlin Stuart, L (9.1)		1-2	3H	1B		6-3		F2		0	0	0	0	0	0	0					
<b>Inning Stats</b>	R: 0 E: 0 K: 0 S: 4	H: 1 LOB: 1 BB: 0 P: 4	R: 1 E: 0 K: 0 S: 6	H: 3 LOB: 2 BB: 0 P: 6	R: 0 E: 0 K: 0 S: 3	H: 1 LOB: 0 BB: 0 P: 3	R: 0 E: 0 K: 0 S: 5	H: 2 LOB: 2 BB: 0 P: 5	R: 0 E: 0 K: 1 S: 6	H: 1 LOB: 1 BB: 0 P: 6	R: 0 E: 0 K: 0 S: 4	H: 1 LOB: 1 BB: 0 P: 4	R: 0 E: 0 K: 0 S: 3	R: 0 E: 0 K: 0 S: 2	H: 0 LOB: 0 BB: 1 P: 6	R: 0 E: 0 K: 0 S: 3	H: 0 LOB: 0 BB: 0 P: 3	1B: 7 2B: 2 3B: 0 HR: 0	SF: 0 SAC: 0 DP: 2 HBP: 0	WP: 0 PB: 1 SB: 0 CS: 0	PA: 35
<b>PITCHER</b>	IP	WLS	BF	H	R	ER	SO	BB	IBB	HBP	BLK	WP	HR	S	P	ERA	WHIP				
Bob Cain, L (1.1) ERA: 1.0	9.0	W	35	9	1	1	1	1	0	0	0	0	0	36	40	1.00	1.111				

St. Louis Browns @ Detroit Tigers  
Briggs Stadium, Detroit, MI  
Thu Apr 17 1952, 3:33 AM EST  
Att: 5,778 - Unknown

AB 34  
R 1  
H 9  
RBI 1  
BB 1  
SO 1  
LOB 15





Batter	1	2	3	4	5	6	7	8	9	AB	R	H	RBI	BB	SO	LOB	TOP			
Chico Carrasquel, R (1.6) OBP: 0.125, SLG: 0.067	0-0 6-3		0-0 5-3			0-0 F4		0-0 F7		4	0	0	0	0	0	0	<b>Chicago White Sox @ St. Louis Browns</b> Sportsman's Park, St. Louis, MO Fri Apr 18 1952, 4:33 AM EST Att: 12,573 - Unknown			
Al Zarilla, L (1.9) OBP: 0.250, SLG: 0.250	0-3 K2-3			0-0 4-3		0-0 BB 1B		0-0 F8		4	0	1	0	0	1	0				
Minnie Minoso, R (1.7) OBP: 0.375, SLG: 0.167	0-0 5-3			0-0 6-3		4-0 BB		0-0 6-3		3	0	0	0	1	0	0				
Eddie Robinson, L (1.3) OBP: 0.313, SLG: 0.400		0-0 G3 F8 2B		0-0 3-1		0-0 F8			0-0 G3	4	1	1	0	0	0	2				
Nellie Fox, L (1.4) OBP: 0.125, SLG: 0.125		0-0 G3			0-0 2B G5-2-3 1B		0-0 F7		0-0 3-1	4	0	1	0	0	0	3				
Sherm Lollar, R (1.2) OBP: 0.313, SLG: 0.462		0-0 F8			0-0 1-3 2B		0-0 F6		0-0 F8	4	0	1	1	0	0	0				
Jim Busby, R (1.8) OBP: 0.250, SLG: 0.182		0-0 3-H 4-0 CS BB			0-0 6-3		0-0 6-3			2	0	0	0	1	0	2				
Hector Rodriguez, R (1.5) OBP: 0.462, SLG: 0.455		0-0 CS	0-0 6-3		4-0 BB		0-0 BB 1B			2	0	1	0	1	0	0				
Chuck Stobbs, L (1.1) George Wilson, L (7, PH) Luis Aloma, R (7, 1) Bill Kennedy, L (8, 1)			0-3 K		0-0 G5-2-3		0-0 G3			2	0	0	0	0	1	3				
<b>Inning Stats</b>	R: 0 E: 0 K: 1 S: 5	H: 0 LOB: 0 BB: 0 P: 5	R: 1 E: 0 K: 0 S: 3	H: 1 LOB: 0 BB: 1 P: 7	R: 0 E: 0 K: 1 S: 5	H: 0 LOB: 0 BB: 0 P: 5	R: 0 E: 0 K: 0 S: 3	H: 0 LOB: 0 BB: 0 P: 3	R: 0 E: 0 K: 0 S: 4	H: 2 LOB: 2 BB: 1 P: 8	R: 0 E: 0 K: 0 S: 4	H: 1 LOB: 1 BB: 0 P: 4	R: 0 E: 0 K: 0 S: 3	H: 0 LOB: 0 BB: 0 P: 3	R: 0 E: 0 K: 0 S: 3	H: 0 LOB: 0 BB: 0 P: 3	1B: 3 2B: 2 3B: 0 HR: 0	SF: 0 SAC: 0 DP: 1 HBP: 0	WP: 0 PB: 0 SB: 0 CS: 1	PA: 34
<b>PITCHER</b> Duane Pilette, R (1.1) ERA: 1.0	IP: 9.0 WLS: W BF: 33 H: 5 R: 1 ER: 1 SO: 2 BB: 3 IBB: 0 HBP: 0 BLK: 0 WP: 0 HR: 0 S: 34 P: 46 ERA: 1.00 WHIP: 0.889																			

Batter	1	2	3	4	5	6	7	8	9	AB	R	H	RBI	BB	SO	LOB	BOTTOM			
Fred Marsh, R (1.4) OBP: 0.143, SLG: 0.143	0-0 4-3									3	0	1	0	0	0	0	<b>Chicago White Sox @ St. Louis Browns</b> Sportsman's Park, St. Louis, MO Fri Apr 18 1952, 4:33 AM EST Att: 12,573 - Unknown			
Earl Rapp, L (7, PH) Bobby Young, L (8, 4)			FC4-6 1B					FC6-4		1	0	0	0	0	0	2				
Marty Marion, R (1.6) OBP: 0.167, SLG: 0.235	0-3 K		FC4-6 FC3-6 1-2					6-3		5	0	0	0	0	1	4				
Jim Rivera, L (1.8) OBP: 0.375, SLG: 0.467	0-0 F7		FC3-6 1B 1-2					SH 2B 1B		4	1	2	0	0	0	1				
Bob Nieman, R (1.9) OBP: 0.571, SLG: 1.000		4-0 1B BB BB						SH 2B 3B		2	0	1	0	1	0	1				
Jim Delsing, L (8, 9) OBP: 1.000, SLG: 1.000		1-2 1B BB						2B 3B		0	1	0	0	0	0	0				
Jim Dyck, R (1.7) OBP: 0.500, SLG: 0.250		4-0 1B BB						K		2	1	1	0	1	0	0				
Tom Wright, L (8, PH) OBP: 0.200, SLG: 0.200		1-2 1B BB						K		1	0	0	0	0	1	2				
Dick Knyhoski, L (1.3) OBP: 0.429, SLG: 0.500		0-0 F6						3B 2B		3	0	1	1	0	0	2				
Gordon Goldsberry, L (8, PH) OBP: 1.000, SLG: 2.000		0-0 F6						3B 2B		1	1	1	1	0	0	0				
Leo Thomas, R (1.5) OBP: 0.313, SLG: 0.286		0-0 1-2 2-3 1B						3B IBB		3	1	1	0	1	0	1				
Les Moss, R (1.2) OBP: 0.429, SLG: 1.286		0-3 K						3B		3	1	2	1	0	1	3				
Stan Rojek, R (7, PR) Clint Courtney, L (8, 2) OBP: 0.143, SLG: 0.429		0-3 K						1B 3B		0	0	0	0	0	0	0				
Clint Courtney, L (8, 2) OBP: 0.143, SLG: 0.429		0-3 K						1B 3B		1	1	1	3	0	0	0				
Duane Pilette, R (1.1) OBP: 0.333, SLG: 0.333		0-3 K						FC6-4 1B		3	0	1	1	0	1	3				
<b>Inning Stats</b>	R: 0 E: 0 K: 1 S: 5	H: 0 LOB: 0 BB: 0 P: 5	R: 0 E: 0 K: 2 S: 8	H: 1 LOB: 3 BB: 2 P: 16	R: 0 E: 0 K: 0 S: 4	H: 2 LOB: 1 BB: 0 P: 4	R: 0 E: 0 K: 0 S: 3	H: 0 LOB: 0 BB: 0 P: 3	R: 1 E: 0 K: 0 S: 4	H: 1 LOB: 0 BB: 0 P: 4	R: 1 E: 0 K: 0 S: 5	H: 3 LOB: 1 BB: 0 P: 5	R: 0 E: 0 K: 0 S: 4	H: 1 LOB: 2 BB: 0 P: 4	R: 5 E: 0 K: 1 S: 10	H: 4 LOB: 1 BB: 1 P: 14		1B: 8 2B: 2 3B: 1 HR: 1	SF: 0 SAC: 2 DP: 1 HBP: 0	WP: 0 PB: 0 SB: 1 CS: 0
<b>PITCHER</b> Chuck Stobbs, L (1.1) ERA: 2.57 Luis Aloma, R (7, 1) ERA: 18.0 Bill Kennedy, L (8, 1) ERA: 12.0	IP: 6.0 WLS: L BF: 25 H: 7 R: 2 ER: 2 SO: 3 BB: 2 IBB: 0 HBP: 0 BLK: 0 WP: 0 HR: 1 S: 29 P: 37 ERA: 3.00 WHIP: 1.500																			



Batter	1	2	3	4	5	6	7	8	9	AB	R	H	RBI	BB	SO	LOB	TOP					
Chico Carrasquel, R OBP: 0.227, SLG: 0.150	F9	F7		BB 1B	FC5 BB 1B		F7		BB	5	0	2	2	1	0	2						
Al Zarilla, L OBP: 0.286, SLG: 0.167	F7		F6					1-3	4-3	4	0	0	0	2	0	1						
Minnie Minoso, R OBP: 0.333, SLG: 0.176	F8		E 1B	F7	FC5			6-3		5	1	1	0	0	0	5						
Eddie Robinson, L OBP: 0.429, SLG: 0.611			E8 1B						F9	3	3	2	1	2	0	0						
Nellie Fox, L OBP: 0.190, SLG: 0.190		B1-3			F9			4-3		5	0	2	2	0	0	1						
Sherm Lollar, R OBP: 0.381, SLG: 0.438				K	BB 1-3 1B		F7			3	1	1	0	2	1	1						
Jim Busby, R OBP: 0.176, SLG: 0.125			FC1-4 BB	6-3	1-3 1B			4-3	FC1-2	5	1	0	0	0	0	7						
Hector Rodriguez, R OBP: 0.444, SLG: 0.400		E9 1B		F8	BB 1B		F9		F9	4	2	1	0	1	0	0						
Saul Rogovin, R OBP: 1.000, SLG: 1.000				K	BB 1B				F8	1	0	1	0	0	0	0						
Lou Kretlow, R										0	0	0	0	0	0	0						
Joe Dobson, R OBP: 0.429, SLG: 0.200				K	BB 1B					2	0	0	1	2	1	0						
<b>Inning Stats</b>	R: 0 E: 0 K: 0 S: 3	H: 0 LOB: 0 BB: 0 P: 3	R: 3 E: 1 K: 0 S: 6	H: 3 LOB: 1 BB: 1 P: 10	R: 2 E: 1 K: 1 S: 8	H: 3 LOB: 1 BB: 0 P: 8	R: 0 E: 0 K: 1 S: 6	H: 1 LOB: 2 BB: 1 P: 10	R: 3 E: 0 K: 0 S: 5	H: 2 LOB: 3 BB: 4 P: 21	R: 0 E: 0 K: 0 S: 3	H: 0 LOB: 0 BB: 0 P: 3	R: 0 E: 0 K: 0 S: 3	H: 0 LOB: 1 BB: 2 P: 7	R: 0 E: 0 K: 0 S: 4	H: 1 LOB: 3 BB: 2 P: 12	R: 0 E: 0 K: 0 S: 3	H: 0 LOB: 1 BB: 1 P: 7	1B: 9 2B: 0 3B: 0 HR: 1	SF: 0 SAC: 0 DP: 0 HBP: 0	WP: 0 PB: 0 SB: 0 CS: 0	PA: 47
<b>PITCHER</b>	IP	WLS	BF	H	R	ER	SO	BB	IBB	HBP	BLK	WP	HR	S	P	ERA	WHIP					
Johnny Hetki, R ERA: 4.5	4.0	L	21	7	5	2	2	2	0	0	0	0	1	23	31	4.50	2.250					
Gene Bearden, L ERA: 40.5	0.2		7	2	3	3	0	3	0	0	0	0	0	4	16	40.50	7.500					
Lou Sleater, L ERA:	1.1		5	0	0	0	0	1	0	0	0	0	0	4	8	0.00	0.750					
Dave Madison, R ERA:	3.0		14	1	0	0	0	4	0	0	0	0	0	10	26	0.00	1.667					

Chicago White Sox @ St. Louis Browns  
Sportsman's Park, St. Louis, MO  
Sat Apr 19 1952, 4:33 AM EST  
Att: 10,313 - Unknown

AB 37  
R 8  
H 10  
RBI 6  
BB 10  
SO 2  
LOB 17



Batter	1	2	3	4	5	6	7	8	9	AB	R	H	RBI	BB	SO	LOB	BOTTOM				
Bobby Young, L OBP: 1.000, SLG: 2.000	F8	F8		F1			4-3		BB	4	0	0	0	0	0	3					
Marty Marion, R OBP: 0.158, SLG: 0.222	F8	1-3					F6		K	1	0	0	0	0	0	0					
Earl Rapp, L										1	0	0	0	0	0	3					
Joe Demaestri, R OBP: 0.500, SLG: 0.500					1B					2	0	1	0	0	0	0					
Jim Delsing, L OBP: 0.500, SLG: 0.500					1B					1	0	0	0	0	1	2					
Jim Rivera, L OBP: 0.400, SLG: 0.444	4-3			FC6-4 E F7 BB	1B		F5			3	1	1	0	1	0	0					
Tom Wright, L OBP: 0.143, SLG: 0.143		F4		E4 FC6-4	F7			K		4	0	0	0	0	1	3					
George Schmees, L OBP: 0.182, SLG: 0.364				FC6-4	K			K		4	1	1	0	0	2	4					
Dick Kryhoski, L OBP: 0.394, SLG: 0.400		BB 1B		FC6-4 1-2 2-3	K			K		4	1	1	1	0	1	3					
Leo Thomas, R OBP: 0.400, SLG: 0.412		BB 1B		BB 1B	F4			G3-6-3 1B		3	0	2	0	1	0	1					
Clint Courtney, L OBP: 0.182, SLG: 0.364				K				G3-6-3 1B		4	0	1	2	0	1	2					
Johnny Hetki, R OBP: 0.229, SLG: 0.556				K				F7		0	0	0	0	1	0	0					
Hank Artt, L OBP: 0.229, SLG: 0.556										1	0	0	0	0	0	0					
Gene Bearden, L										0	0	0	0	0	0	0					
Lou Sleater, L										0	0	0	0	0	0	0					
Bob Nieman, R OBP: 0.500, SLG: 0.857										1	0	0	0	0	0	0					
Dave Madison, R										0	0	0	0	0	0	0					
Tommy Byrne, L OBP: 0.500, SLG: 0.400										1	0	0	0	0	0	1					
<b>Inning Stats</b>	R: 0 E: 0 K: 0 S: 3	H: 0 LOB: 0 BB: 0 P: 3	R: 2 E: 0 K: 0 S: 6	H: 3 LOB: 3 BB: 2 P: 14	R: 1 E: 1 K: 0 S: 4	H: 0 LOB: 1 BB: 1 P: 8	R: 0 E: 0 K: 2 S: 7	H: 0 LOB: 0 BB: 0 P: 7	R: 0 E: 0 K: 0 S: 9	H: 2 LOB: 2 BB: 0 P: 9	R: 0 E: 0 K: 0 S: 3	H: 1 LOB: 0 BB: 0 P: 3	R: 0 E: 0 K: 2 S: 7	H: 0 LOB: 0 BB: 0 P: 7	R: 0 E: 0 K: 1 S: 6	H: 1 LOB: 2 BB: 1 P: 10	1B: 6 2B: 1 3B: 0 HR: 0	SF: 0 SAC: 0 DP: 1 HBP: 0	WP: 0 PB: 0 SB: 0 CS: 0	PA: 38	
<b>PITCHER</b>	IP	WLS	BF	H	R	ER	SO	BB	IBB	HBP	BLK	WP	HR	S	P	ERA	WHIP				
Saul Rogovin, R ERA: 13.5	1.1		8	3	2	2	0	1	0	0	0	0	0	7	11	13.50	3.000				
Lou Kretlow, R ERA:	0.0		1	0	0	0	0	1	0	0	0	0	0	4							
Joe Dobson, R ERA: 0.54	7.2	W	29	4	1	0	7	2	0	0	0	0	0	41	49	0.00	0.783				

Chicago White Sox @ St. Louis Browns  
Sportsman's Park, St. Louis, MO  
Sat Apr 19 1952, 4:33 AM EST  
Att: 10,313 - Unknown

AB 34  
R 3  
H 7  
RBI 3  
BB 4  
SO 7  
LOB 22







Batter	1	2	3	4	5	6	7	8	9	AB	R	H	RBI	BB	SO	LOB	TOP			
Nellie Fox, L OBP: 0.160, SLG: 0.160	0-0 4-3		0-0 1-3			0-0 4-3		0-0 F6	4 0 0 0 0 0 0								Chicago White Sox @ St. Louis Browns Sportsman's Park, St. Louis, MO Sun Apr 20 1952, 4:33 AM EST Unknown			
Bud Stewart, L (1, 7)	0-0 F8			0-0 F7		0-0 L3		0-0 F5	4 0 0 0 0 0 0											
Minnie Minoso, R OBP: 0.280, SLG: 0.143	0-0 F8			0-0 F9		0-3 K		0-3 K	4 0 0 0 0 2 0											
Eddie Robinson, L OBP: 0.417, SLG: 0.571		0-0 1B		0-0 G3				0-0 F2	3 0 1 0 0 0 0											
George Wilson, L (1, 9)		0-0 F8			4-0 4-3 1B BB			0-0 F5	2 0 0 0 1 0 1											
Chico Carrasquel, R OBP: 0.240, SLG: 0.174		0-0 F3			0-0 4-3 1-2 1B			0-0 5-3	3 0 1 0 0 0 1											
Phil Masi, R Ray Coleman, L Howie Judson, R Hal Brown, R Don Nicholas, L Marv Grissom, R		0-0 4-3			0-0 4-3 1-2 2-3			0-0 G1	1 0 0 0 0 0 1 1 0 0 0 0 0 2 0 0 0 0 0 0 0 0 0 0 0 0 0 0 1 0 0 0 0 0 0 0 0 0 0 0 0 0									AB 28 R 0 H 2 RBI 0 BB 1 SO 2 LOB 9		
Hector Rodriguez, R OBP: 0.381, SLG: 0.333			0-0 6-3		0-0 1-3			0-0 F8	3 0 0 0 0 0 2											
Ken Holcombe, R Bud Sheely, L (5, PH) (5, 2)		0-0 6-3			0-0 4-3			0-0 F5	0 0 0 0 0 0 0 2 0 0 0 0 0 2											
<b>Inning Stats</b>	R: 0 E: 0 K: 0 S: 3	H: 0 LOB: 0 BB: 0 P: 3	R: 0 E: 0 K: 0 S: 4	H: 1 LOB: 1 BB: 0 P: 4	R: 0 E: 0 K: 0 S: 3	H: 0 LOB: 0 BB: 0 P: 3	R: 0 E: 0 K: 0 S: 3	H: 0 LOB: 0 BB: 0 P: 3	R: 0 E: 0 K: 1 S: 5	H: 0 LOB: 0 BB: 0 P: 5	R: 0 E: 0 K: 0 S: 3	H: 0 LOB: 0 BB: 0 P: 3	R: 0 E: 0 K: 1 S: 5	H: 0 LOB: 0 BB: 0 P: 5	R: 0 E: 0 K: 0 S: 3	H: 0 LOB: 0 BB: 0 P: 3		1B: 2 2B: 0 3B: 0 HR: 0	SF: 0 SAC: 0 DP: 0 HBP: 0	WP: 0 PB: 0 SB: 0 CS: 0
<b>PITCHER</b> Ned Garver, R ERA:	IP 9.0 WLS W BF 30 H 2 R 0 ER 0 SO 2 BB 1 IBB 0 HBP 0 BLK 0 WP 0 HR 0 S 33 P 37 ERA 0.00 WHIP 0.333															<b>PITCHER</b>				

Batter	1	2	3	4	5	6	7	8	9	AB	R	H	RBI	BB	SO	LOB	BOTTOM			
Bobby Young, L OBP: 0.188, SLG: 0.133	0-0 G3 1B 6-3 1B		0-0 F9			0-0 SH 1B SH5-3		0-0 F8	4 2 2 1 0 0 0								Chicago White Sox @ St. Louis Browns Sportsman's Park, St. Louis, MO Sun Apr 20 1952, 4:33 AM EST Unknown			
Marty Marion, R OBP: 0.281, SLG: 0.364	0-0 6-3 G3 1-2 1B		0-0 E 1B		0-0 SH5-3		0-0 F2	4 1 3 0 0 0 2												
Jim Rivera, L OBP: 0.440, SLG: 0.609	0-0 G3 1-2 2-3		0-0 CS 1B		0-0 SH5-3 1B			0-0 FC1-6 1B	5 1 3 4 0 0 3											
Tom Wright, L OBP: 0.167, SLG: 0.333	0-0 6-3 2-3 3-H		0-0 CS 1-2		0-0 F9 HR		0-3 K	4 1 1 2 0 1 2												
Earl Rapp, L (1, 9)	0-0 F8			0-3 K		0-0 F7		0-0 F6	4 0 0 0 0 1 2											
Gordon Goldsberry, L OBP: 0.833, SLG: 1.200		0-0 F7		0-0 1B		0-0 1B 1B		0-0 1B 2B	4 2 3 0 0 0 0											
Leo Thomas, R OBP: 0.375, SLG: 0.381		0-0 5-3		0-0 F2		0-3 K		2-H 1B	4 0 1 1 0 1 2									AB 36 R 8 H 14 RBI 8 BB 1 SO 3 LOB 15		
Clint Courtney, L OBP: 0.200, SLG: 0.333		0-0 F9		0-0 F8		0-0 1B 1-2 1B		0-0 F8	4 0 1 0 0 0 2											
Ned Garver, R OBP: 0.500, SLG: 0.333			0-0 F8		4-0 SH5-3 1B BB		0-0 F7	0-0 6-3	3 1 0 0 1 0 2											
<b>Inning Stats</b>	R: 1 E: 0 K: 0 S: 5	H: 2 LOB: 1 BB: 0 P: 5	R: 0 E: 0 K: 0 S: 3	H: 0 LOB: 0 BB: 0 P: 3	R: 1 E: 1 K: 0 S: 4	H: 2 LOB: 0 BB: 0 P: 4	R: 1 E: 0 K: 1 S: 7	H: 2 LOB: 1 BB: 0 P: 7	R: 2 E: 1 K: 0 S: 5	H: 1 LOB: 1 BB: 1 P: 9	R: 1 E: 0 K: 1 S: 8	H: 3 LOB: 2 BB: 0 P: 8	R: 2 E: 0 K: 1 S: 8	H: 3 LOB: 1 BB: 0 P: 8	R: 0 E: 0 K: 0 S: 4	H: 1 LOB: 1 BB: 0 P: 4		1B: 10 2B: 2 3B: 0 HR: 2	SF: 0 SAC: 2 DP: 0 HBP: 0	WP: 0 PB: 0 SB: 0 CS: 1
<b>PITCHER</b> Ken Holcombe, R ERA: 6.75 Howie Judson, R ERA: 4.5 Hal Brown, R ERA: 6.75 Marv Grissom, R ERA: 11.57	IP 4.0 WLS L BF 17 H 6 R 3 ER 3 SO 1 BB 0 IBB 0 HBP 0 BLK 0 WP 0 HR 1 S 19 P 19 ERA 6.75 WHIP 1.500															<b>PITCHER</b>				



Batter	1	2	3	4	5	6	7	8	9	AB	R	H	RBI	BB	SO	LOB	TOP					
Harry Simpson, L (1, 9) OBP: 0.382, SLG: 0.323	0-0 6-3 1B		0-3 K			0-0 3-1		0-3 K		4	0	1	0	0	2	0	Cleveland Indians @ St. Louis Browns Sportsman's Park, St. Louis, MO Tue Apr 22 1952, 4:33 AM EST Att: 15,119 - Unknown  livebaseballscores.com  <b>AB</b> 33 <b>R</b> 3 <b>H</b> 8 <b>RBI</b> 3 <b>BB</b> 1 <b>SO</b> 7 <b>LOB</b> 15  					
Bobby Avila, R (1, 4) OBP: 0.344, SLG: 0.419	0-0 6-3 1-2		0-0 F8			0-0 F7		0-0 1B		4	0	1	0	0	0	1						
Pete Reiser, L (1, 8) OBP: 0.200, SLG: 0.500	0-0 F3			0-3 K			0-0 F1	0-0 F8		4	0	0	0	0	1	2						
Luke Easter, L (1, 3) OBP: 0.235, SLG: 0.515	0-0 4-3			0-0 F5			HR HBP	K		3	1	0	0	0	1	2						
Al Rosen, R (1, 5) OBP: 0.424, SLG: 0.759		0-0 3B		0-0 5-3			HR	1B 2B		4	2	3	2	0	0	0						
Jim Fridley, R (1, 7) OBP: 0.464, SLG: 0.478		0-3 K			0-0 F4		1B BB	G5-4-3 1B		3	0	1	1	1	1	1						
Ray Boone, R (1, 6) OBP: 0.452, SLG: 0.462	0-0 L6				G6-4-3 1B		1-2 1B	F8		4	0	2	0	0	0	2						
Birdie Tebbetts, R (1, 2) OBP: 0.375, SLG: 0.286	0-3 K				G6-4-3 1-2		F9	G5-4-3 1-2		4	0	0	0	0	1	5						
Mike Garcia, R (1, 1) OBP: 0.206, SLG: 0.292 Johnny Berardino, R (6, PH) Bob Chakales, R (6, 1) Bob Kennedy, R (7, PH) Lou Brissie, L (7, 1) George Zuerink, R (7, 1)			0-3 K			0-0 F6		0-0 F4		1	0	0	0	0	0	1		0				
<b>Inning Stats</b>	R: 0 E: 0 K: 0 S: 4	H: 1 LOB: 1 BB: 0 P: 4	R: 0 E: 0 K: 2 S: 8	H: 1 LOB: 1 BB: 0 P: 8	R: 0 E: 0 K: 2 S: 7	H: 0 LOB: 0 BB: 0 P: 7	R: 0 E: 0 K: 1 S: 5	H: 0 LOB: 0 BB: 0 P: 5	R: 0 E: 0 K: 0 S: 3	H: 1 LOB: 1 BB: 0 P: 3	R: 0 E: 0 K: 0 S: 5	H: 0 LOB: 0 BB: 0 P: 3	R: 2 E: 0 K: 0 S: 5	H: 2 LOB: 2 BB: 1 P: 10	R: 0 E: 0 K: 2 S: 8	H: 1 LOB: 1 BB: 0 P: 8		R: 1 E: 0 K: 0 S: 4	H: 2 LOB: 0 BB: 0 P: 4	1B: 5 2B: 1 3B: 1 HR: 1	SF: 0 SAC: 0 DP: 2 HBP: 1	WP: 0 PB: 0 SB: 0 CS: 0
<b>PITCHER</b> Tommy Byrne, L (1, 1) ERA: 3.0	IP: 9.0 WLS: W BF: 35 H: 8 R: 3 ER: 3 SO: 7 BB: 1 IBB: 0 HBP: 1 BLK: 0 WP: 0 HR: 1 S: 47 P: 52 ERA: 3.00 WHIP: 1.000																	<b>PITCHER</b>				

Batter	1	2	3	4	5	6	7	8	9	AB	R	H	RBI	BB	SO	LOB	BOTTOM			
Bobby Young, L (1, 4) OBP: 0.190, SLG: 0.150	0-3 K		0-0 1-3		0-0 SH1-3 1-2		0-0 BB WP 1B	0-0 1-3		4	1	1	0	0	1	0	Cleveland Indians @ St. Louis Browns Sportsman's Park, St. Louis, MO Tue Apr 22 1952, 4:33 AM EST Att: 15,119 - Unknown  livebaseballscores.com  <b>AB</b> 33 <b>R</b> 8 <b>H</b> 13 <b>RBI</b> 7 <b>BB</b> 3 <b>SO</b> 7 <b>LOB</b> 14  			
Marty Marion, R (1, 6) OBP: 0.276, SLG: 0.357	0-0 BB SH FC6-4 1B		0-0 BLK 1B		0-0 F5		0-3 K	0-0 6-3		5	2	2	0	0	1	3				
Jim Rivera, L (1, 8) OBP: 0.375, SLG: 0.500	0-0 SH BB E 1-2		0-3 K		0-3 K		0-0 BB 1B			3	2	1	0	0	2	2				
Tom Wright, L (1, 7) OBP: 0.238, SLG: 0.350 Bob Nieman, R (7, PH) OBP: 0.536, SLG: 0.800	4-0 FC6-4 BB		0-0 CS 1B		0-0 CS 2H 1B		0-3 K	4-0 1B BB		2	0	1	1	1	1	0				
Earl Rapp, L (1, 9) Jim Dyck, R (7, PH) OBP: 0.364, SLG: 0.222	0-0 FC6-4		0-0 CS	0-0 E4 1B		0-3 K	0-0 BB 1B	0-0 1B 1B		3	0	0	1	0	1	1				
Gordon Goldsberry, L (1, 3) OBP: 0.500, SLG: 0.600	0-0 F9		0-0 F8		0-0 F8		4-0 1B BB	0-0 3-4		3	0	0	0	1	0	4				
Leo Thomas, R (1, 5) OBP: 0.469, SLG: 0.464		0-0 G6-3 1B		0-0 F7 1B		0-0 1B 1B	0-0 BB	0-0 S 1B		4	0	4	2	0	0	0				
Clint Courtney, L (1, 2) OBP: 0.286, SLG: 0.350		0-0 G6-3		0-0 F7		0-0 1B 1B	0-0 BB	0-0 K		4	0	1	0	0	1	4				
Tommy Byrne, L (1, 1) OBP: 0.333, SLG: 0.444		0-0 1-3			0-0 SH1-3 1B		0-0 BB 1B	0-0 4-3		4	1	2	0	0	0	0				
<b>Inning Stats</b>	R: 2 E: 2 K: 1 S: 7	H: 1 LOB: 1 BB: 1 P: 11	R: 0 E: 0 K: 0 S: 3	H: 1 LOB: 0 BB: 0 P: 3	R: 1 E: 0 K: 1 S: 6	H: 2 LOB: 0 BB: 0 P: 6	R: 0 E: 1 K: 0 S: 4	H: 1 LOB: 1 BB: 0 P: 4	R: 0 E: 0 K: 1 S: 6	H: 1 LOB: 1 BB: 0 P: 6	R: 0 E: 0 K: 2 S: 8	H: 2 LOB: 2 BB: 1 P: 12	R: 5 E: 0 K: 2 S: 12	H: 5 LOB: 1 BB: 1 P: 16	R: 0 E: 0 K: 0 S: 3	H: 0 LOB: 0 BB: 0 P: 3		1B: 13 2B: 0 3B: 0 HR: 0	SF: 0 SAC: 2 DP: 1 HBP: 0	WP: 1 PB: 0 SB: 1 CS: 1
<b>PITCHER</b> Mike Garcia, R (1, 1) ERA: 1.13 Bob Chakales, R (6, 1) ERA Lou Brissie, L (7, 1) ERA: 33.75 George Zuerink, R (7, 1) ERA	IP: 5.0 WLS: L BF: 21 H: 6 R: 3 ER: 0 SO: 1 BB: 3 IBB: 0 HBP: 0 BLK: 0 WP: 0 HR: 0 S: 26 P: 30 ERA: 1.80 WHIP: 1.400																	<b>PITCHER</b>		



Batter	1	2	3	4	5	6	7	8	9	AB	R	H	RBI	BB	SO	LOB	TOP			
Harry Simpson, L (1, 9) OBP: 0.342, SLG: 0.286	0-3 K			0-0 F9		0-0 F8			0-3 K	4	0	0	0	0	2	0				
Johnny Berardino, R (1, 4) OBP: 0.342, SLG: 0.286	0-3 K			4-0 G6-4-3 BB			0-0 5-3			2	0	0	0	1	1	0				
Pete Reiser, L (1, 8) OBP: 0.154, SLG: 0.385	0-3 K			0-0 G6-4-3 1-2			0-0 4-3			3	0	0	0	0	1	1				
Luke Easter, L (1, 3) OBP: 0.243, SLG: 0.500		0-0 F8			0-0 BB 1B			0-0 4-3		3	0	1	0	0	0	0				
Al Rosen, R (1, 5) OBP: 0.417, SLG: 0.710		0-0 F2			4-0 G6-4-3 1-2 BB			0-0 L7		2	0	0	0	1	0	0				
Jim Fridley, R (1, 7) OBP: 0.419, SLG: 0.423		0-0 5-3			0-0 F6			0-0 5-3		3	0	0	0	0	0	2				
Ray Boone, R (1, 6) OBP: 0.441, SLG: 0.429				4-0 CS BB		0-0 G6-4-3 1-2			0-0 F8	2	0	0	0	1	0	2				
Birdie Tebbetts, R (1, 2) OBP: 0.273, SLG: 0.200			0-3 K 1-2			0-3 K			0-0 6-3	3	0	0	0	0	2	1				
Bob Feller, R (1, 1) OBP: 0.200, SLG: 0.200			0-3 K			0-0 F5			0-0 F8	2	0	0	0	0	1	0				
Bobby Avila, R (9, PH) OBP: 0.333, SLG: 0.406										1	0	0	0	0	0	0				
<b>Inning Stats</b>	R: 0 E: 0 K: 3 S: 9	H: 0 LOB: 0 BB: 0 P: 9	R: 0 E: 0 K: 0 S: 3	H: 0 LOB: 0 BB: 0 P: 3	R: 0 E: 0 K: 2 S: 6	H: 0 LOB: 0 BB: 1 P: 10	R: 0 E: 0 K: 0 S: 2	H: 0 LOB: 0 BB: 1 P: 6	R: 0 E: 0 K: 0 S: 3	H: 1 LOB: 1 BB: 1 P: 7	R: 0 E: 0 K: 1 S: 5	H: 0 LOB: 0 BB: 0 P: 5	R: 0 E: 0 K: 0 S: 3	H: 0 LOB: 0 BB: 0 P: 3	R: 0 E: 0 K: 1 S: 5	H: 0 LOB: 0 BB: 0 P: 5	1B: 1 2B: 1 3B: 0 HR: 0	SF: 0 SAC: 0 DP: 3 HBP: 0	WP: 0 PB: 0 SB: 0 CS: 1	PA: 28
<b>PITCHER</b> Bob Cain, L (1, 1) ERA: 0.5	IP: 9.0 WLS: W BF: 28 H: 1 R: 0 ER: 0 SO: 7 BB: 3 IBB: 0 HBP: 0 BLK: 0 WP: 0 HR: 0 S: 39 P: 51 ERA: 0.00 WHIP: 0.444															<b>PITCHER</b>	IP: 9.0 WLS: W BF: 28 H: 1 R: 0 ER: 0 SO: 7 BB: 3 IBB: 0 HBP: 0 BLK: 0 WP: 0 HR: 0 S: 39 P: 51 ERA: 0.00 WHIP: 0.444			

Cleveland Indians @ St. Louis Browns  
Sportsman's Park, St. Louis, MO  
Wed Apr 23 1952, 4:33 AM EST  
Att: 7,110 - Unknown

AB 25  
R 0  
H 1  
RBI 0  
BB 3  
SO 7  
LOB 6



Batter	1	2	3	4	5	6	7	8	9	AB	R	H	RBI	BB	SO	LOB	BOTTOM			
Bobby Young, L (1, 4) OBP: 0.200, SLG: 0.250	0-0 E 3B		0-0 G3			0-0 4-3		0-0 1-3		4	1	1	0	0	0	0				
Marty Marion, R (1, 6) OBP: 0.281, SLG: 0.333	0-0 E5		0-0 4-3			4-0 BB BB				2	0	0	1	1	0	0				
Jim Rivera, L (1, 8) OBP: 0.371, SLG: 0.469	0-0 F1			0-0 F8		4-0 1-2 BB				2	0	0	0	1	0	1				
Tom Wright, L (1, 7) OBP: 0.208, SLG: 0.304	0-0 F4			0-3 K		0-3 K				3	0	0	0	0	2	3				
Earl Rapp, L (1, 9) OBP: 0.500, SLG: 0.500	0-0 G3			0-0 4-3			0-0 6-3			3	0	0	0	0	0	1				
Jim Delsing, L (8, 9) OBP: 0.500, SLG: 0.500							0-0 6-3			0	0	0	0	0	0	0				
Gordon Goldsberry, L (1, 3) OBP: 0.400, SLG: 0.462		0-0 4-3			0-0 F7		0-3 K			3	0	0	0	0	1	0				
Leo Thomas, R (1, 5) OBP: 0.429, SLG: 0.419		0-3 K			0-0 F9		0-0 F7			3	0	0	0	0	1	0				
Clint Courtney, L (1, 2) OBP: 0.250, SLG: 0.304		0-0 F8			0-0 F7			0-0 4-3		3	0	0	0	0	0	0				
Bob Cain, L (1, 1) OBP: 0.333, SLG: 0.200			0-0 6-3			0-0 L8		0-3 K		3	0	0	0	0	1	0				
<b>Inning Stats</b>	R: 1 E: 1 K: 0 S: 5	H: 1 LOB: 1 BB: 0 P: 5	R: 0 E: 0 K: 1 S: 5	H: 0 LOB: 0 BB: 0 P: 5	R: 0 E: 0 K: 0 S: 3	H: 0 LOB: 0 BB: 0 P: 3	R: 0 E: 0 K: 1 S: 5	H: 0 LOB: 0 BB: 0 P: 5	R: 0 E: 0 K: 1 S: 5	H: 0 LOB: 2 BB: 2 P: 13	R: 0 E: 0 K: 1 S: 5	H: 0 LOB: 0 BB: 0 P: 5	R: 0 E: 0 K: 1 S: 5	H: 0 LOB: 0 BB: 0 P: 5	R: 0 E: 0 K: 1 S: 5	H: 0 LOB: 0 BB: 0 P: 5	1B: 0 2B: 0 3B: 1 HR: 0	SF: 0 SAC: 0 DP: 0 HBP: 0	WP: 0 PB: 0 SB: 0 CS: 0	PA: 28
<b>PITCHER</b> Bob Feller, R (1, 1) ERA: 0.55	IP: 8.0 WLS: L BF: 28 H: 1 R: 1 ER: 1 SO: 5 BB: 2 IBB: 0 HBP: 0 BLK: 0 WP: 0 HR: 0 S: 36 P: 44 ERA: 1.12 WHIP: 0.375															<b>PITCHER</b>	IP: 8.0 WLS: L BF: 28 H: 1 R: 1 ER: 1 SO: 5 BB: 2 IBB: 0 HBP: 0 BLK: 0 WP: 0 HR: 0 S: 36 P: 44 ERA: 1.12 WHIP: 0.375			

Cleveland Indians @ St. Louis Browns  
Sportsman's Park, St. Louis, MO  
Wed Apr 23 1952, 4:33 AM EST  
Att: 7,110 - Unknown

AB 26  
R 1  
H 1  
RBI 1  
BB 2  
SO 5  
LOB 5





Batter	1	2	3	4	5	6	7	8	9	AB	R	H	RBI	BB	SO	LOB	TOP						
Bobby Young, L (1, 4) OBP: 0.179, SLG: 0.222 Earl Rapp, L (9, FH)	F8			F7		4-3			F8	3	0	0	0	0	0	0							
Marty Marion, R (1, 6) OBP: 0.314, SLG: 0.344 Hank Arft, L (9, FH)	6-3			1B			G4-6-3 BB		K	2	0	1	0	1	0	0							
Jim Rivera, L (1, 8) OBP: 0.342, SLG: 0.429	K			K			G4-6-3			3	0	0	0	0	2	2							
Tom Wright, L (1, 7) OBP: 0.222, SLG: 0.308		F5		K						3	0	1	0	0	1	1							
Jim Delsing, L (1, 9) OBP: 0.400, SLG: 0.400	F8						FC1-4 1B		K	3	0	1	0	0	1	1							
Gordon Goldsberry, L (1, 3) OBP: 0.333, SLG: 0.375	F7						FC1-4 G4-6-3		K	3	0	0	0	0	1	1							
Leo Thomas, R (1, 5) OBP: 0.395, SLG: 0.382				5-3			G4-6-3		5-3	3	0	0	0	0	0	1							
Clint Courtney, L (1, 2) OBP: 0.222, SLG: 0.269				F9					4-3	3	0	0	0	0	0	0							
Duane Pilette, R (1, 1) OBP: 0.200, SLG: 0.200 Satchel Paige, R (7, 1)				K						2	0	0	0	0	2	0							
Dick Kryhoski, L (9, FH) OBP: 0.286, SLG: 0.308									F8	0	0	0	0	0	0	0							
<b>Inning Stats</b>	R: 0 E: 0 K: 1 S: 5	H: 0 LOB: 0 BB: 0 P: 5	R: 0 E: 0 K: 0 S: 3	H: 0 LOB: 0 BB: 0 P: 3	R: 0 E: 0 K: 1 S: 5	H: 0 LOB: 0 BB: 0 P: 5	R: 0 E: 0 K: 2 S: 8	H: 1 LOB: 1 BB: 0 P: 8	R: 0 E: 0 K: 0 S: 3	H: 1 LOB: 0 BB: 0 P: 3	R: 0 E: 0 K: 1 S: 5	H: 0 LOB: 0 BB: 0 P: 5	R: 0 E: 0 K: 1 S: 5	H: 1 LOB: 1 BB: 1 P: 9	R: 0 E: 0 K: 1 S: 5	H: 0 LOB: 0 BB: 0 P: 5	R: 0 E: 0 K: 1 S: 5	H: 0 LOB: 0 BB: 0 P: 5	1B: 3 2B: 0 3B: 0 HR: 0	SF: 0 SAC: 0 DP: 2 HBP: 0	WP: 0 PB: 0 SB: 0 CS: 0	PA: 29	
<b>PITCHER</b> Joe Dobson, R (1, 1) ERA: 0.35	IP: 9.0 WLS: W BF: 29 H: 3 R: 0 ER: 0 SO: 8 BB: 1 IBB: 0 HBP: 0 BLK: 0 WP: 0 HR: 0 S: 44 P: 48 ERA: 0.00 WHIP: 0.444											<b>PITCHER</b>	IP: 9.0 WLS: W BF: 29 H: 3 R: 0 ER: 0 SO: 8 BB: 1 IBB: 0 HBP: 0 BLK: 0 WP: 0 HR: 0 S: 44 P: 48 ERA: 0.00 WHIP: 0.444										

St. Louis Browns @ Chicago White Sox  
Comiskey Park, Chicago, IL  
Sat Apr 26 1952, 4:33 AM EST  
Att: 12,139 - Unknown

AB 28  
R 0  
H 3  
RBI 0  
BB 1  
SO 8  
LOB 6



Batter	1	2	3	4	5	6	7	8	9	AB	R	H	RBI	BB	SO	LOB	BOTTOM						
Chico Carrasquel, R (1, 6) OBP: 0.244, SLG: 0.211 George Wilson, L (7, PH) Willy Miranda, S (8, 6)	F9		F8		FC5-4		1B FC5-2 1B			3	0	0	0	0	0	1							
Nellie Fox, L (1, 4) OBP: 0.326, SLG: 0.419	F8		HBP 1B		F7		FC5-2 1B F9 1B			4	1	2	1	0	0	1							
Minnie Minoso, R (1, 9) OBP: 0.372, SLG: 0.333			2B		HBP 3-1		L8 F9 FC5-2 1B			3	0	2	1	0	0	0							
Eddie Robinson, L (1, 3) OBP: 0.310, SLG: 0.368	F8				3-1		FC5-2			4	0	0	0	0	0	6							
Bud Stewart, L (1, 7) OBP: 0.429, SLG: 0.706 Ray Coleman, L (8, 7) (9, 8)		SH1-3 1B			F9		HR F9			4	1	2	2	0	0	2							
Sherm Lollar, R (1, 2) OBP: 0.289, SLG: 0.313	F8				1B		6-3 CS		F4	4	0	1	0	0	0	1							
Jim Busby, R (1, 8) OBP: 0.217, SLG: 0.182 Al Zarilla, L (9, 7) OBP: 0.267, SLG: 0.154		SH1-3			F8		SH 1B E 1B		CS 1B	3	1	2	0	0	0	0							
Hector Rodriguez, R (1, 5) OBP: 0.389, SLG: 0.344		4-3					E4 1B SH 1B		F9	4	1	0	0	0	0	3							
Joe Dobson, R (1, 1) OBP: 0.444, SLG: 0.286				5-3			SH 1B 1B			2	1	1	0	0	0	0							
<b>Inning Stats</b>	R: 0 E: 0 K: 0 S: 4	H: 1 LOB: 1 BB: 0 P: 4	R: 0 E: 0 K: 0 S: 4	H: 1 LOB: 1 BB: 0 P: 4	R: 0 E: 0 K: 0 S: 4	H: 1 LOB: 2 BB: 0 P: 5	R: 0 E: 0 K: 0 S: 3	H: 1 LOB: 0 BB: 0 P: 3	R: 0 E: 0 K: 0 S: 4	H: 1 LOB: 1 BB: 0 P: 4	R: 1 E: 0 K: 0 S: 4	H: 1 LOB: 0 BB: 0 P: 4	R: 4 E: 2 K: 0 S: 8	H: 4 LOB: 1 BB: 0 P: 8	R: 0 E: 0 K: 0 S: 3	H: 1 LOB: 0 BB: 0 P: 3	1B: 9 2B: 1 3B: 0 HR: 1	SF: 0 SAC: 2 DP: 0 HBP: 1	WP: 0 PB: 0 SB: 0 CS: 2	PA: 36			
<b>PITCHER</b> Duane Pilette, R (1, 1) ERA: 1.8 Satchel Paige, R (7, 1) ERA	IP: 6.0 WLS: L BF: 29 H: 9 R: 5 ER: 2 SO: 0 BB: 0 IBB: 0 HBP: 1 BLK: 0 WP: 0 HR: 1 S: 28 P: 29 ERA: 3.00 WHIP: 1.500											<b>PITCHER</b>	IP: 6.0 WLS: L BF: 29 H: 9 R: 5 ER: 2 SO: 0 BB: 0 IBB: 0 HBP: 1 BLK: 0 WP: 0 HR: 1 S: 28 P: 29 ERA: 3.00 WHIP: 1.500										

St. Louis Browns @ Chicago White Sox  
Comiskey Park, Chicago, IL  
Sat Apr 26 1952, 4:33 AM EST  
Att: 12,139 - Unknown

AB 32  
R 5  
H 11  
RBI 5  
BB 0  
SO 0  
LOB 14









Batter	1	2	3	4	5	6	7	8	9	AB	R	H	RBI	BB	SO	LOB	TOP					
<b>Fred Marsh, R</b> OBP: 0.353, SLG: 0.286 (1, 4)										2	2	1	3	0	0		<b>St. Louis Browns @ New York Yankees</b> Yankee Stadium, Bronx, NY Wed Apr 30 1952, 3:33 AM EDT Unknown					
<b>Marty Marion, R</b> OBP: 0.391, SLG: 0.488 (1, 6)										5	1	3	2	0	0	3						
<b>Jim Rivera, L</b> OBP: 0.315, SLG: 0.388 (1, 8)										4	0	0	0	1	0	5						
<b>Bob Nieman, R</b> OBP: 0.500, SLG: 0.632 (1, 9)										5	2	2	1	0	2	2						
<b>George Schmees, L</b> OBP: 0.250, SLG: 0.333 (1, 7)										4	1	1	1	1	0	1						
<b>Dick Kryhoski, L</b> OBP: 0.250, SLG: 0.273 (1, 3)										4	1	1	1	1	0	3						
<b>Leo Thomas, R</b> OBP: 0.385, SLG: 0.383 (1, 5)										4	0	2	3	1	0	1						
<b>Clint Courtney, L</b> OBP: 0.306, SLG: 0.324 (1, 2)										4	2	2	0	0	0	1						
<b>Bob Cain, L</b> OBP: 0.222, SLG: 0.125 <b>Satchel Paige, R</b> (7, 1)										3	0	0	0	0	1	2						
<b>Inning Stats</b>	R: 4 E: 0 K: 0 S: 6	H: 4 LOB: 1 BB: 2 P: 14	R: 1 E: 0 K: 1 S: 6	H: 1 LOB: 1 BB: 1 P: 10	R: 1 E: 0 K: 0 S: 4	H: 2 LOB: 0 BB: 0 P: 4	R: 0 E: 0 K: 1 S: 4	H: 0 LOB: 0 BB: 1 P: 8	R: 0 E: 0 K: 1 S: 5	H: 0 LOB: 0 BB: 0 P: 5	R: 1 E: 0 K: 0 S: 5	H: 2 LOB: 2 BB: 1 P: 9	R: 1 E: 1 K: 0 S: 3	H: 0 LOB: 1 BB: 1 P: 7	R: 1 E: 0 K: 1 S: 8	H: 3 LOB: 2 BB: 0 P: 8	R: 0 E: 0 K: 0 S: 3	H: 1 LOB: 1 BB: 1 P: 7	1B: 9 2B: 4 3B: 0 HR: 0	SF: 0 SAC: 0 DP: 1 HBP: 0	WP: 0 PB: 0 SB: 0 CS: 1	PA: 44
<b>PITCHER</b>	IP WLS BF H R ER SO BB IBB HBP BLK WP HR S P ERA WHIP																					
<b>Vic Raschi, R</b> ERA: 3.57 <b>Jim McDonald, R</b> ERA: 4.5 <b>Art Schallack, L</b> ERA:	(1, 1) (3, 1) (9, 1)	2.0 6.0 1.0	L 26 4	13 7 1	5 4 0	5 3 0	1 3 0	3 0 1	0 0 0	0 0 0	0 0 0	0 29 3	12 41 7	24 41 7	22.50 4.50 0.00	4.000 1.667 2.000						

AB	36
R	9
H	13
RBI	9
BB	7
SO	4
LOB	19



Batter	1	2	3	4	5	6	7	8	9	AB	R	H	RBI	BB	SO	LOB	BOTTOM					
<b>Phil Rizzuto, R</b> OBP: 0.347, SLG: 0.348 (1, 6)										4	0	0	0	1	0	3	<b>St. Louis Browns @ New York Yankees</b> Yankee Stadium, Bronx, NY Wed Apr 30 1952, 3:33 AM EDT Unknown					
<b>Jerry Coleman, R</b> OBP: 0.476, SLG: 0.459 (1, 4)										4	0	2	0	1	1	2						
<b>Bob Cerv, R</b> OBP: 0.100, SLG: 0.100 <b>Gene Woodling, L</b> OBP: 0.313, SLG: 0.267 (7, 8)										3	0	0	0	0	1	2						
<b>Yogi Berra, L</b> OBP: 0.200, SLG: 0.200 (1, 2)										5	0	1	0	0	0	3						
<b>Johnny Mize, L</b> OBP: 0.382, SLG: 0.400 (1, 3)										4	0	1	0	0	0	4						
<b>Gil McDougald, R</b> OBP: 0.310, SLG: 0.359 (1, 5)										4	1	1	0	0	1	2						
<b>Hank Bauer, R</b> OBP: 0.333, SLG: 0.487 (1, 7)										3	1	0	0	1	1	1						
<b>Mickey Mantle, S</b> OBP: 0.386, SLG: 0.579 (1, 9)										4	2	3	2	0	0	1						
<b>Vic Raschi, R</b> OBP: 0.143, SLG: 0.143 <b>Archie Wilson, R</b> OBP: 0.500, SLG: 0.500 <b>Jim McDonald, R</b> <b>Joe Collins, L</b> <b>Art Schallack, L</b>	(1, 1) (2, PH) (3, 1) (8, PH) (9, 1)	0.0 6.0 3.0	S W S	11 29 11	1 0 0	0 3 0	2 3 2	1 0 0	0 0 0	0 4 1	0 0 0	0 0 0	0 0 0	0 0 0	0 0 0	0 0 0						
<b>Inning Stats</b>	R: 0 E: 1 K: 0 S: 5	H: 2 LOB: 2 BB: 0 P: 5	R: 1 E: 0 K: 1 S: 7	H: 2 LOB: 1 BB: 0 P: 7	R: 0 E: 0 K: 0 S: 5	H: 2 LOB: 2 BB: 0 P: 5	R: 1 E: 1 K: 0 S: 3	H: 0 LOB: 1 BB: 2 P: 11	R: 0 E: 0 K: 1 S: 5	H: 0 LOB: 0 BB: 0 P: 5	R: 2 E: 0 K: 1 S: 6	H: 2 LOB: 0 BB: 1 P: 10	R: 0 E: 0 K: 0 S: 3	H: 0 LOB: 1 BB: 1 P: 7	R: 0 E: 0 K: 1 S: 6	H: 1 LOB: 1 BB: 0 P: 6	R: 0 E: 0 K: 1 S: 5	H: 0 LOB: 1 BB: 1 P: 9	1B: 7 2B: 1 3B: 0 HR: 1	SF: 0 SAC: 0 DP: 2 HBP: 0	WP: 0 PB: 0 SB: 0 CS: 0	PA: 40
<b>PITCHER</b>	IP WLS BF H R ER SO BB IBB HBP BLK WP HR S P ERA WHIP																					
<b>Bob Cain, L</b> ERA: 1.5 <b>Satchel Paige, R</b> ERA:	(1, 1) (7, 1)	6.0 3.0	W S	29 11	1 0	0 0	2 2	1 0	0 0	0 0	0 0	0 14	31 18	47 18	4.50 0.00	2.000 0.667						

AB	35
R	4
H	9
RBI	3
BB	5
SO	5
LOB	21





Batter	1	2	3	4	5	6	7	8	9	AB	R	H	RBI	BB	SO	LOB	TOP					
Fred Marsh, R OBP: 0.350, SLG: 0.250 Tommy Byrne, L OBP: 0.429, SLG: 0.500 Jim Dyck, R OBP: 0.400, SLG: 0.333	1-3		F7-3 BB		K		K			2	0	0	0	1	1	1	<b>St. Louis Browns @ New York Yankees</b> Yankee Stadium, Bronx, NY Wed Apr 30 1952, 3:38 AM EDT Att: 18,509 - Unknown					
Jim Delsing, L OBP: 0.294, SLG: 0.333	E1 FC4-6		F7-3 1-1			2B BB		P6		3	1	0	0	1	0	1						
Jim Rivera, L OBP: 0.310, SLG: 0.396	P5		K			G3 1-H 2B		4-3		4	0	1	1	0	1	1						
George Schmees, L OBP: 0.200, SLG: 0.263	FC4-6 1-2			K		G3 2-3		P4		4	0	0	0	0	1	2						
Dick Kryhoski, L OBP: 0.214, SLG: 0.231		F8		G3		K			P5	4	0	0	0	0	1	1						
Leo Thomas, R OBP: 0.375, SLG: 0.360		1B BB		5-3		5-3			F8	3	0	0	0	1	0	1						
Clint Courtney, L OBP: 0.300, SLG: 0.316		1B 1-3 1B			E4 FC4-6		F8		P4	4	0	1	0	0	0	0						
Stan Rojek, R OBP: 0.333, SLG: 0.333 Hank Art, L OBP: 0.167, SLG: 0.417 Marty Marion, R OBP: 0.391, SLG: 0.488			FC4-6 1-2 1B		FC4-6 1-2		K			2	0	1	0	0	0	1						
Lou Sleater, L Earl Rapp, L Dave Madison, R Tom Wright, L Hal Hudson, L		P4			K					1	0	0	0	0	0	2						
<b>Inning Stats</b>	R: 0 E: 1 K: 0 S: 4	H: 0 LOB: 1 BB: 0 P: 4	R: 0 E: 0 K: 0 S: 4	H: 2 LOB: 2 BB: 1 P: 8	R: 0 E: 0 K: 1 S: 4	H: 0 LOB: 0 BB: 1 P: 8	R: 0 E: 0 K: 1 S: 5	H: 0 LOB: 0 BB: 0 P: 5	R: 0 E: 1 K: 2 S: 8	H: 0 LOB: 1 BB: 0 P: 8	R: 1 E: 0 K: 1 S: 6	H: 1 LOB: 1 BB: 1 P: 10	R: 0 E: 0 K: 2 S: 8	H: 1 LOB: 1 BB: 0 P: 8	R: 0 E: 0 K: 0 S: 3	H: 0 LOB: 0 BB: 0 P: 3		R: 0 E: 0 K: 0 S: 3	H: 0 LOB: 0 BB: 0 P: 3	1B: 3 2B: 2 3B: 0 HR: 0	SF: 0 SAC: 0 DP: 1 HBP: 0	WP: 0 PB: 0 SB: 0 CS: 0
<b>PITCHER</b> Allie Reynolds, R ERA: 2.42	IP: 9.0 WLS: W BF: 34 H: 4 R: 1 ER: 1 SO: 7 BB: 3 IBB: 0 HBP: 0 BLK: 0 WP: 0 HR: 0 S: 45 P: 57 ERA: 1.00 WHIP: 0.778															<b>PITCHER</b>						

Batter	1	2	3	4	5	6	7	8	9	AB	R	H	RBI	BB	SO	LOB	BOTTOM	
Phil Rizzuto, R OBP: 0.333, SLG: 0.333	F2	FC5 2-3f		P6		6-3				5	0	1	0	0	0	4	<b>St. Louis Browns @ New York Yankees</b> Yankee Stadium, Bronx, NY Wed Apr 30 1952, 3:38 AM EDT Att: 18,509 - Unknown	
Jerry Coleman, R OBP: 0.468, SLG: 0.500	F8		6-3		FC4-6 BB 1B		1B 3B	FC6-4 1-2f		5	1	2	0	0	0	1		
Mickey Mantle, S OBP: 0.417, SLG: 0.585	6-3		BLK 3B 1B		FC4-6 1-2 BB		FC3-6 1B			3	1	2	1	1	0	0		
Yogi Berra, L OBP: 0.111, SLG: 0.111		E4 SH5-3 BB 1B	F9		FC4-6 BB 1-2f 2-3		F3			4	1	0	0	0	0	4		
Bob Cerv, R OBP: 0.286, SLG: 0.385		BB SH5-3 1B		3B 2H		1-2 BB		FC3-6 E		3	0	2	1	1	0	1		
Gil McDougald, R OBP: 0.311, SLG: 0.357		SH5-3		F8 1B 1-3 1B		F5		E5		3	1	1	0	0	0	4		
Hank Bauer, R OBP: 0.341, SLG: 0.475 Gene Woodling, L OBP: 0.278, SLG: 0.235		FC5 BB BB		1-3 1-2		P4		P4		1	0	0	0	1	0	1		
Johnny Hopp, L OBP: 0.235, SLG: 0.071		P4		F8 2-3		F8		L3		4	0	0	0	0	0	4		
Allie Reynolds, R OBP: 0.300, SLG: 0.222				3H 1B		K		L5		3	0	1	2	1	1	0		
<b>Inning Stats</b>	R: 0 E: 0 K: 0 S: 3	H: 0 LOB: 0 BB: 0 P: 3	R: 1 E: 1 K: 0 S: 5	H: 1 LOB: 3 BB: 2 P: 13	R: 1 E: 0 K: 0 S: 4	H: 2 LOB: 1 BB: 0 P: 4	R: 0 E: 0 K: 0 S: 5	H: 1 LOB: 1 BB: 0 P: 5	R: 0 E: 0 K: 1 S: 6	H: 0 LOB: 0 BB: 0 P: 6	R: 1 E: 1 K: 0 S: 6	H: 2 LOB: 2 BB: 0 P: 6	R: 0 E: 0 K: 0 S: 4	H: 1 LOB: 1 BB: 0 P: 4	1B: 7 2B: 0 3B: 2 HR: 0	SF: 0 SAC: 1 DP: 0 HBP: 0		WP: 0 PB: 0 SB: 0 CS: 0
<b>PITCHER</b> Lou Sleater, L ERA: 2.84 Dave Madison, R Hal Hudson, L ERA: 16.88	IP: 4.0 WLS: L BF: 19 H: 5 R: 3 ER: 2 SO: 0 BB: 2 IBB: 0 HBP: 0 BLK: 0 WP: 0 HR: 0 S: 17 P: 25 ERA: 4.50 WHIP: 1.750															<b>PITCHER</b>		



Batter	1	2	3	4	5	6	7	8	9	AB	R	H	RBI	BB	SO	LOB	TOP					
<b>Bobby Young, L</b> (1, 4) OBP: 0.289, SLG: 0.294	F7	FC4-6			4-3			E9		4	0	1	0	1	0	3						
<b>Marty Marion, R</b> (1, 6) OBP: 0.392, SLG: 0.468					F9			K		4	0	1	0	1	2	3						
<b>Jim Rivera, L</b> (1, 8) OBP: 0.286, SLG: 0.362	F7		B2-3	L7				G3		5	0	0	0	0	0	5						
<b>Bob Nieman, R</b> (1, 7) OBP: 0.444, SLG: 0.522	P6				F7			6-3		4	0	0	0	1	0	2						
<b>George Schmees, L</b> (1, 9) OBP: 0.240, SLG: 0.304																						
<b>George Schmees, L</b> (1, 9) OBP: 0.240, SLG: 0.304		K	FC1-4-6							4	2	1	0	1	2	2						
<b>Dick Kryhoski, L</b> (1, 3) OBP: 0.242, SLG: 0.258					F8					5	1	2	0	0	0	2						
<b>Leo Thomas, R</b> (1, 5) OBP: 0.393, SLG: 0.389																						
<b>Leo Thomas, R</b> (1, 5) OBP: 0.393, SLG: 0.389										4	2	2	2	1	0	1						
<b>Clint Courtney, L</b> (1, 2) OBP: 0.341, SLG: 0.350										2	1	1	1	2	0	1						
<b>Duane Pilette, R</b> (1, 1) OBP: 0.333, SLG: 0.444										4	0	2	3	0	0	2						
<b>Inning Stats</b>	R: 0 E: 0 K: 0 S: 4	H: 1 LOB: 1 BB: 0 P: 4	R: 1 E: 0 K: 1 S: 7	H: 2 LOB: 2 BB: 1 P: 11	R: 0 E: 0 K: 0 S: 3	H: 0 LOB: 2 BB: 2 P: 11	R: 1 E: 0 K: 0 S: 4	H: 1 LOB: 2 BB: 2 P: 12	R: 3 E: 0 K: 1 S: 6	H: 3 LOB: 1 BB: 1 P: 10	R: 0 E: 0 K: 1 S: 5	H: 0 LOB: 0 BB: 0 P: 5	R: 1 E: 0 K: 0 S: 4	H: 2 LOB: 1 BB: 1 P: 8	R: 0 E: 1 K: 1 S: 6	H: 1 LOB: 1 BB: 0 P: 6	R: 0 E: 0 K: 1 S: 5	H: 0 LOB: 0 BB: 0 P: 5	1B: 5 2B: 5 3B: 0 HR: 0	SF: 0 SAC: 0 DP: 0 HBP: 0	WP: 0 PB: 0 SB: 2 CS: 0	PA: 43
<b>PITCHER</b>	IP	WLS	BF	H	R	ER	SO	BB	IBB	HBP	BLK	WP	HR	S	P	ERA	WHIP					
<b>Walt Masterson, R</b> (1, 1) ERA: 9.64	4.2	L	27	7	5	5	1	5	1	0	0	0	0	23	47	9.64	2.571					
<b>Bill Wight, L</b> (5, 1) ERA: 1.5	2.1		9	2	1	1	1	1	0	0	0	0	0	10	14	3.86	1.286					
<b>Randy Gumpert, R</b> (8, 1) ERA: 2.61	2.0		7	1	0	0	2	0	0	0	0	0	0	11	11	0.00	0.500					

St. Louis Browns @ Boston Red Sox  
Fenway Park, Boston, MA  
Thu May 01 1952, 3:33 AM EDT  
Att: 4,638 - Sunny - 57 F


AB 36  
R 6  
H 10  
RBI 6  
BB 7  
SO 4  
LOB 21



Batter	1	2	3	4	5	6	7	8	9	AB	R	H	RBI	BB	SO	LOB	BOTTOM				
<b>Dom DiMaggio, R</b> (1, 8) OBP: 0.403, SLG: 0.429	K		K		FC4-6			6-3		4	0	0	0	0	2	3					
<b>Jim Piersall, R</b> (1, 6) OBP: 0.456, SLG: 0.426	K				6-3			6-3		4	0	1	0	0	1	0					
<b>Gene Stephens, L</b> (1, 7) OBP: 0.600, SLG: 1.000	4-3									3	1	1	0	1	0	1					
<b>Vern Stephens, R</b> (1, 5) OBP: 0.459, SLG: 0.452					F8					3	0	1	0	1	0	1					
<b>Walt Dropo, R</b> (1, 3) OBP: 0.340, SLG: 0.438					6-3					3	0	0	1	0	0	4					
<b>Faye Throneberry, L</b> (1, 9) OBP: 0.269, SLG: 0.293					L9					4	0	1	0	0	0	4					
<b>Ted Lepcio, R</b> (1, 4) OBP: 0.370, SLG: 0.634					FC6-4					4	0	1	0	0	1	2					
<b>Sammy White, R</b> (1, 2) OBP: 0.267, SLG: 0.414					5-3					4	0	0	0	0	0	2					
<b>Walt Masterson, R</b> (1, 1) ERA: 1.5					1-4-3					1	0	0	0	0	0	0					
<b>6 Johnny Pesky, L</b> (7, PH) OBP: 0.273, SLG: 0.059										1	0	0	0	0	0	1					
<b>Randy Gumpert, R</b> (8, 1) ERA: 2.61										0	0	0	0	0	0	0					
<b>Billy Goodman, L</b> (9, PH) OBP: 0.455, SLG: 0.900										1	0	0	0	0	0	0					
<b>Inning Stats</b>	R: 0 E: 0 K: 2 S: 7	H: 0 LOB: 0 BB: 0 P: 7	R: 0 E: 0 K: 0 S: 3	H: 0 LOB: 1 BB: 0 P: 4	R: 0 E: 0 K: 1 S: 5	H: 0 LOB: 0 BB: 0 P: 5	R: 0 E: 0 K: 0 S: 4	H: 1 LOB: 1 BB: 0 P: 4	R: 0 E: 0 K: 0 S: 4	H: 1 LOB: 2 BB: 1 P: 8	R: 0 E: 0 K: 0 S: 4	H: 1 LOB: 1 BB: 0 P: 4	R: 1 E: 0 K: 0 S: 4	H: 1 LOB: 1 BB: 1 P: 8	R: 0 E: 0 K: 1 S: 5	H: 0 LOB: 0 BB: 0 P: 5	1B: 3 2B: 2 3B: 0 HR: 0	SF: 0 SAC: 0 DP: 0 HBP: 1	WP: 0 PB: 0 SB: 0 CS: 0	PA: 36	
<b>PITCHER</b>	IP	WLS	BF	H	R	ER	SO	BB	IBB	HBP	BLK	WP	HR	S	P	ERA	WHIP				
<b>Duane Pilette, R</b> (1, 1) ERA: 1.5	9.0	W	36	5	1	1	4	3	0	1	0	0	0	40	53	1.00	0.889				

St. Louis Browns @ Boston Red Sox  
Fenway Park, Boston, MA  
Thu May 01 1952, 3:33 AM EDT  
Att: 4,638 - Sunny - 57 F


AB 32  
R 1  
H 5  
RBI 1  
BB 3  
SO 4  
LOB 18






Batter	1	2	3	4	5	6	7	8	9	AB	R	H	RBI	BB	SO	LOB	TOP					
<b>Bobby Young, L</b> OBP: 0.349, SLG: 0.324 (1, 4)										3	0	2	0	2	0	1	<b>St. Louis Browns @ Boston Red Sox</b> Fenway Park, Boston, MA Fri May 02 1952, 3:33 AM EDT Att. 4,106 - Overcast - 60 F					
<b>Marty Marion, R</b> OBP: 0.389, SLG: 0.449 <b>Joe Demaestri, R</b> OBP: 0.333, SLG: 0.417 (1, 6) (6, 6)										2	0	0	0	1	0	2						
<b>Jim Rivera, L</b> OBP: 0.279, SLG: 0.339 (1, 8)										4	1	0	0	1	1	4						
<b>Bob Nieman, R</b> OBP: 0.484, SLG: 0.615 (1, 7)										3	2	2	0	1	1	1						
<b>Jim Dyck, R</b> OBP: 0.421, SLG: 0.625 (1, 9)										4	2	2	4	0	0	1						
<b>Dick Knyhoski, L</b> OBP: 0.222, SLG: 0.235 <b>Gordon Goldsberry, L</b> OBP: 0.308, SLG: 0.273 (1, 3) (6, 3)										3	0	0	0	0	0	2						
<b>Leo Thomas, R</b> OBP: 0.385, SLG: 0.379 (1, 5)										4	1	1	1	0	0	0						
<b>Les Moss, R</b> OBP: 0.333, SLG: 0.647 (1, 2)										4	0	0	0	0	0	1						
<b>Ned Garver, R</b> OBP: 0.260, SLG: 0.444 <b>Gene Bearden, L</b> OBP: 0.333, SLG: 0.333 <b>Cliff Fannin, L</b> OBP: 0.290, SLG: 0.290 <b>Darrell Johnson, R</b> OBP: 0.290, SLG: 0.290 <b>Pete Taylor, R</b> OBP: 0.290, SLG: 0.290 <b>Stan Rojek, R</b> OBP: 0.290, SLG: 0.290 (1, 1) (6, 1) (6, 1) (7, PH) (7, 1) (6, PH)										2	0	1	1	0	0	0						
<b>Inning Stats</b>	R: 0 E: 1 K: 1 S: 6	H: 1 LOB: 1 BB: 0 P: 6	R: 1 E: 0 K: 0 S: 4	H: 1 LOB: 0 BB: 0 P: 4	R: 0 E: 0 K: 1 S: 6	H: 1 LOB: 1 BB: 0 P: 6	R: 0 E: 0 K: 0 S: 3	H: 1 LOB: 0 BB: 0 P: 3	R: 1 E: 0 K: 0 S: 5	H: 2 LOB: 2 BB: 1 P: 9	R: 1 E: 0 K: 0 S: 4	H: 1 LOB: 0 BB: 1 P: 4	R: 0 E: 0 K: 0 S: 3	H: 0 LOB: 1 BB: 1 P: 7	R: 3 E: 0 K: 0 S: 4	H: 1 LOB: 1 BB: 2 P: 12		R: 0 E: 0 K: 0 S: 3	H: 0 LOB: 1 BB: 1 P: 7	1B: 4 2B: 2 3B: 1 HR: 1	SF: 0 SAC: 0 DP: 2 HBP: 0	WP: 0 PB: 0 SB: 0 CS: 0
<b>PITCHER</b> <b>Bill Henry, L</b> ERA: 3.81 (1, 1)	IP: 9.0 WLS: W BF: 39 H: 8 R: 6 ER: 5 SO: 2 BB: 5 IBB: 0 HBP: 0 BLK: 0 WP: 0 HR: 1 S: 38 P: 58 ERA: 5.00 WHIP: 1.444																	<b>PITCHER</b>				

AB	34
R	6
H	8
RBI	6
BB	5
SO	2
LOB	14



Batter	1	2	3	4	5	6	7	8	9	AB	R	H	RBI	BB	SO	LOB	BOTTOM			
<b>Dom DiMaggio, R</b> OBP: 0.403, SLG: 0.433 (1, 8)										4	1	1	0	1	0	3	<b>St. Louis Browns @ Boston Red Sox</b> Fenway Park, Boston, MA Fri May 02 1952, 3:33 AM EDT Att. 4,106 - Overcast - 60 F			
<b>Jim Piersall, R</b> OBP: 0.453, SLG: 0.442 (1, 6)										5	3	2	2	0	0	1				
<b>Don Lenhardt, R</b> OBP: 0.385, SLG: 0.444 (1, 7)										5	2	2	1	0	0	1				
<b>Vern Stephens, R</b> OBP: 0.463, SLG: 0.441 <b>Fred Hatfield, L</b> (7, 5)										3	1	1	0	1	0	1				
<b>Walt Dropo, R</b> OBP: 0.362, SLG: 0.509 (1, 3)										5	1	3	6	0	0	1				
<b>Faye Throneberry, L</b> OBP: 0.320, SLG: 0.348 (1, 9)										5	2	3	0	0	0	1				
<b>Ted Lepcio, R</b> OBP: 0.400, SLG: 0.636 (1, 4)										3	0	2	1	1	1	0				
<b>Sammy White, R</b> OBP: 0.265, SLG: 0.394 (1, 2)										4	1	1	0	0	0	4				
<b>Bill Henry, L</b> OBP: 0.333, SLG: 0.417 (1, 1)										4	1	1	1	0	0	4				
<b>Inning Stats</b>	R: 0 E: 0 K: 0 S: 3	H: 0 LOB: 0 BB: 0 P: 3	R: 0 E: 0 K: 0 S: 3	H: 0 LOB: 0 BB: 0 P: 3	R: 0 E: 1 K: 1 S: 6	H: 0 LOB: 1 BB: 0 P: 6	R: 0 E: 0 K: 0 S: 4	H: 1 LOB: 1 BB: 0 P: 4	R: 1 E: 0 K: 0 S: 4	H: 2 LOB: 0 BB: 0 P: 4	R: 9 E: 1 K: 0 S: 12	H: 9 LOB: 1 BB: 1 P: 16	R: 0 E: 0 K: 0 S: 4	H: 2 LOB: 2 BB: 1 P: 8	R: 3 E: 0 K: 0 S: 4	H: 2 LOB: 0 BB: 2 P: 12		1B: 12 2B: 4 3B: 0 HR: 1	SF: 0 SAC: 0 DP: 4 HBP: 0	WP: 2 PB: 0 SB: 0 CS: 2
<b>PITCHER</b> <b>Ned Garver, R</b> ERA: 2.93 <b>Gene Bearden, L</b> ERA: 16.88 <b>Cliff Fannin, R</b> ERA: 8.1 <b>Pete Taylor, R</b> ERA: 13.5 (1, 1) (6, 1) (6, 1) (7, 1)	IP: 5.0 WLS: L BF: 23 H: 6 R: 6 ER: 5 SO: 1 BB: 0 IBB: 0 HBP: 0 BLK: 0 WP: 1 HR: 0 S: 24 P: 28 ERA: 9.00 WHIP: 1.200																	<b>PITCHER</b>		





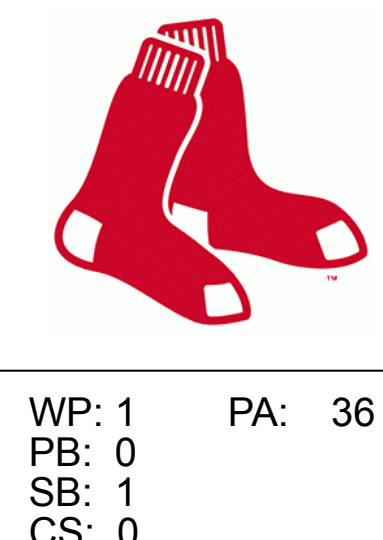
Batter	1	2	3	4	5	6	7	8	9	AB	R	H	RBI	BB	SO	LOB	TOP			
<b>Bobby Young, L</b> (1, 4) OBP: 0.313, SLG: 0.286	F7	FC6-4			F2		6-3		4-3	5	0	0	0	0	0	4	<b>St. Louis Browns @ Boston Red Sox</b> Fenway Park, Boston, MA Sat May 03 1952, 3:33 AM EDT Att. 12,159 - Sunny - 58 F			
<b>Marty Marion, R</b> (1, 6) OBP: 0.392, SLG: 0.415	6-3		P2		F7		F5			4	0	0	0	0	0	1				
<b>Jim Rivera, L</b> (1, 8) OBP: 0.264, SLG: 0.318	K		K2-3		K		K			4	0	0	0	0	4	1				
<b>Bob Nieman, R</b> (1, 7) OBP: 0.514, SLG: 0.621		1B				FC3-6		K2-3		3	1	2	0	1	1	0				
<b>George Schmees, L</b> (1, 9) OBP: 0.241, SLG: 0.296		1B			FC3-6		K			4	1	1	0	0	1	2				
<b>Dick Kryhoski, L</b> (1, 3) OBP: 0.250, SLG: 0.263		1B			E8		F9		4-3	4	0	2	1	0	0	1				
<b>Leo Thomas, R</b> (1, 5) OBP: 0.377, SLG: 0.371		P4			L1-3				F8	4	0	1	0	0	0	3				
<b>Clint Courtney, L</b> (1, 2) OBP: 0.333, SLG: 0.341		FC2			6-3		6-3		F7	4	0	1	1	0	0	3				
<b>Earl Harrist, R</b> (1, 1) <b>Tom Wright, L</b> (7, PH) <b>Johnny Hetki, R</b> (7, PH) <b>Earl Rapp, L</b> (9, PH)		FC2			L4		E9			2	0	0	0	0	0	3				
<b>Inning Stats</b>	R: 0 E: 0 K: 1 S: 5	H: 0 LOB: 0 BB: 0 P: 5	R: 2 E: 0 K: 0 S: 7	H: 4 LOB: 2 BB: 0 P: 7	R: 0 E: 0 K: 1 S: 6	H: 1 LOB: 1 BB: 0 P: 6	R: 0 E: 1 K: 0 S: 4	H: 0 LOB: 0 BB: 0 P: 5	R: 0 E: 0 K: 1 S: 5	H: 1 LOB: 2 BB: 1 P: 8	R: 0 E: 1 K: 1 S: 6	H: 0 LOB: 0 BB: 0 P: 6	R: 0 E: 0 K: 2 S: 7	H: 0 LOB: 0 BB: 0 P: 7	R: 0 E: 0 K: 0 S: 4	H: 1 LOB: 1 BB: 0 P: 4		1B: 7 2B: 1 3B: 0 HR: 0	SF: 0 SAC: 0 DP: 0 HBP: 0	WP: 0 PB: 0 SB: 0 CS: 0
<b>PITCHER</b> <b>Ellis Kinder, R</b> (1, 1) ERA: 1.82	IP: 9.0 WLS: W BF: 37 H: 8 R: 2 ER: 2 SO: 6 BB: 1 IBB: 0 HBP: 0 BLK: 0 WP: 0 HR: 0 S: 48 P: 52 ERA: 2.00 WHIP: 1.000															<b>PITCHER</b> <b>Ellis Kinder, R</b> (1, 1) ERA: 1.82				

AB	36
R	2
H	8
RBI	2
BB	1
SO	6
LOB	18



Batter	1	2	3	4	5	6	7	8	9	AB	R	H	RBI	BB	SO	LOB	BOTTOM			
<b>Dom DiMaggio, R</b> (1, 8) OBP: 0.408, SLG: 0.438	FC6-4	F7		P5			SH			4	0	2	0	0	0	2	<b>St. Louis Browns @ Boston Red Sox</b> Fenway Park, Boston, MA Sat May 03 1952, 3:33 AM EDT Att. 12,159 - Sunny - 58 F			
<b>Jim Piersall, R</b> (1, 6) OBP: 0.433, SLG: 0.418	FC6-4		K		F9		SH			3	1	0	0	0	1	1				
<b>Don Lenhardt, R</b> (1, 7) OBP: 0.393, SLG: 0.510	P6		HBP			HR	F8			4	2	2	1	0	0	3				
<b>Vern Stephens, R</b> (1, 5) OBP: 0.467, SLG: 0.500			WP		F5		F9			4	1	2	1	0	0	2				
<b>Walt Dropo, R</b> (1, 3) OBP: 0.355, SLG: 0.482	5-3		WP		F7		F9			3	0	0	0	0	0	3				
<b>Faye Throneberry, L</b> (1, 9) OBP: 0.315, SLG: 0.360		FC1-2			F8		K		B1	4	0	1	1	0	1	1				
<b>Ted Lepcio, R</b> (1, 4) OBP: 0.426, SLG: 0.660		FC1-2			F7		1B		4-3	3	1	2	0	0	0	1				
<b>Sammy White, R</b> (1, 2) OBP: 0.263, SLG: 0.378		P4			F9		B1-3		4-3	4	0	1	1	0	0	3				
<b>Ellis Kinder, R</b> (1, 1) ERA: 3.95		FC1-2			6-3		B1-3		K	4	0	0	0	0	1	4				
<b>Inning Stats</b>	R: 1 E: 0 K: 0 S: 5	H: 2 LOB: 1 BB: 0 P: 5	R: 0 E: 0 K: 0 S: 4	H: 1 LOB: 2 BB: 0 P: 5	R: 2 E: 0 K: 1 S: 7	H: 2 LOB: 1 BB: 0 P: 8	R: 0 E: 0 K: 0 S: 3	H: 0 LOB: 0 BB: 0 P: 3	R: 1 E: 0 K: 0 S: 4	H: 1 LOB: 0 BB: 0 P: 4	R: 1 E: 0 K: 1 S: 6	H: 2 LOB: 2 BB: 0 P: 6	R: 0 E: 0 K: 0 S: 5	H: 1 LOB: 2 BB: 0 P: 5	R: 0 E: 0 K: 1 S: 6	H: 1 LOB: 1 BB: 0 P: 6		1B: 6 2B: 3 3B: 1 HR: 1	SF: 0 SAC: 1 DP: 1 HBP: 2	WP: 1 PB: 0 SB: 1 CS: 0
<b>PITCHER</b> <b>Earl Harrist, R</b> (1, 1) <b>Johnny Hetki, R</b> (7, 1)	IP: 6.0 WLS: L BF: 27 H: 8 R: 5 ER: 5 SO: 2 BB: 0 IBB: 0 HBP: 0 BLK: 0 WP: 0 HR: 1 S: 29 P: 31 ERA: 7.50 WHIP: 1.333															<b>PITCHER</b> <b>Earl Harrist, R</b> (1, 1) <b>Johnny Hetki, R</b> (7, 1)				

AB	33
R	5
H	10
RBI	4
BB	0
SO	3
LOB	20







Batter	1	2	3	4	5	6	7	8	9	AB	R	H	RBI	BB	SO	LOB	TOP					
Jim Delsing, L (1.8) OBP: 0.429, SLG: 0.556										3	1	3	0	1	0	0	<b>St. Louis Browns @ Washington Senators</b> Griffith Stadium, Washington, DC Sun May 04 1952, 3:33 AM EDT Unknown <a href="http://livebaseballscorecards.com">livebaseballscorecards.com</a>					
Marty Marion, R (1.6) OBP: 0.339, SLG: 0.386										4	0	0	0	0	0	4						
George Schmees, L (1.7) OBP: 0.242, SLG: 0.290										4	0	1	0	0	0	3						
Bob Nieman, R (1.9) OBP: 0.487, SLG: 0.606										4	0	1	1	0	1	2						
Dick Kryhoski, L (1.3) OBP: 0.233, SLG: 0.244 Gordon Goldsberry, L (6.3) OBP: 0.236, SLG: 0.261										3	0	0	0	0	0	2						
Leo Thomas, R (1.5) OBP: 0.370, SLG: 0.364										4	0	1	0	0	0	1						
Clint Courtney, L (1.2) OBP: 0.314, SLG: 0.319 Jim Rivera, L (7. PR) OBP: 0.264, SLG: 0.318 Les Moss, R (7.2) OBP: 0.333, SLG: 0.647										3	0	0	0	0	0	1						
Bobby Young, L (1.4) OBP: 0.300, SLG: 0.273 Earl Rapp, L (7. PH) OBP: 0.090, SLG: 0.118 Fred Marsh, R (7.4) OBP: 0.350, SLG: 0.250										2	0	0	0	0	0	0						
Tommy Byrne, L (1.1) OBP: 0.353, SLG: 0.400										3	0	0	0	0	0	0						
<b>Inning Stats</b>	R: 0 E: 0 K: 1 S: 6	H: 1 LOB: 1 BB: 0 P: 6	R: 0 E: 0 K: 0 S: 3	H: 0 LOB: 0 BB: 0 P: 3	R: 0 E: 0 K: 0 S: 3	H: 0 LOB: 1 BB: 1 P: 7	R: 0 E: 1 K: 0 S: 4	H: 1 LOB: 1 BB: 0 P: 4	R: 0 E: 0 K: 0 S: 3	H: 0 LOB: 0 BB: 0 P: 3	R: 1 E: 0 K: 0 S: 5	H: 2 LOB: 1 BB: 0 P: 5	R: 0 E: 0 K: 0 S: 3	H: 1 LOB: 1 BB: 0 P: 3	R: 0 E: 0 K: 1 S: 5	H: 1 LOB: 0 BB: 0 P: 4		R: 0 E: 0 K: 1 S: 5	H: 0 LOB: 0 BB: 0 P: 5	1B: 3 2B: 3 3B: 0 HR: 0	SF: 0 SAC: 0 DP: 1 HBP: 0	WP: 0 PB: 0 SB: 0 CS: 0
<b>PITCHER</b> Bob Porterfield, R (1.1) ERA: 1.97	IP: 9.0 WLS: W BF: 33 H: 6 R: 1 ER: 1 SO: 2 BB: 1 IBB: 0 HBP: 0 BLK: 0 WP: 0 HR: 0 S: 36 P: 40 ERA: 1.00 WHIP: 0.778															<b>PITCHER</b>						

Batter	1	2	3	4	5	6	7	8	9	AB	R	H	RBI	BB	SO	LOB	BOTTOM					
Eddie Yost, R (1.5) OBP: 0.303, SLG: 0.214										4	0	0	0	0	0	3	<b>St. Louis Browns @ Washington Senators</b> Griffith Stadium, Washington, DC Sun May 04 1952, 3:33 AM EDT Unknown <a href="http://livebaseballscorecards.com">livebaseballscorecards.com</a>					
Gil Coan, L (1.8) OBP: 0.288, SLG: 0.224										4	0	0	0	0	1	3						
Jackie Jensen, R (1.9) OBP: 0.259, SLG: 0.304										4	0	1	0	0	0	1						
Archie Wilson, R (1.7) OBP: 0.667, SLG: 0.800										3	2	2	0	0	0	1						
Mickey Vernon, L (1.3) OBP: 0.317, SLG: 0.407										3	0	0	0	0	0	2						
Pete Runnels, L (1.6) OBP: 0.418, SLG: 0.250										3	0	1	1	1	0	0						
Cass Michaels, R (1.4) OBP: 0.250, SLG: 0.236										4	0	1	1	0	0	3						
Clyde Kluttz, R (1.2) OBP: 0.429, SLG: 0.526										2	0	0	0	0	0	2						
Bob Porterfield, R (1.1) OBP: 0.250, SLG: 0.375										3	0	2	0	0	0	1						
<b>Inning Stats</b>	R: 0 E: 0 K: 1 S: 6	H: 1 LOB: 0 BB: 0 P: 6	R: 0 E: 0 K: 0 S: 3	H: 0 LOB: 0 BB: 0 P: 3	R: 0 E: 0 K: 0 S: 3	H: 0 LOB: 1 BB: 0 P: 4	R: 1 E: 0 K: 0 S: 4	H: 1 LOB: 2 BB: 1 P: 9	R: 0 E: 0 K: 0 S: 4	H: 1 LOB: 1 BB: 0 P: 4	R: 1 E: 0 K: 0 S: 4	H: 1 LOB: 0 BB: 0 P: 4	R: 0 E: 0 K: 0 S: 4	H: 1 LOB: 1 BB: 0 P: 4	R: 0 E: 0 K: 0 S: 5	H: 2 LOB: 2 BB: 0 P: 5		R: 0 E: 0 K: 0 S: 5	H: 0 LOB: 0 BB: 0 P: 5	1B: 4 2B: 3 3B: 0 HR: 0	SF: 0 SAC: 1 DP: 1 HBP: 2	WP: 0 PB: 0 SB: 0 CS: 0
<b>PITCHER</b> Tommy Byrne, L (1.1) ERA: 3.71	IP: 8.0 WLS: L BF: 34 H: 7 R: 2 ER: 2 SO: 1 BB: 1 IBB: 0 HBP: 2 BLK: 0 WP: 0 HR: 0 S: 33 P: 39 ERA: 2.25 WHIP: 1.000															<b>PITCHER</b>						



Batter	1	2	3	4	5	6	7	8	9	AB	R	H	RBI	BB	SO	LOB	TOP			
Jim Delsing, L (1, 8) OBP: 0.462, SLG: 0.682	0-0 2B 3B	4-0 2B FC5-2 BB		0-0 F9			0-0 4-3		0-0 WP 2B	4	2	2	0	1	0	0	<b>St. Louis Browns @ Washington Senators</b> Griffith Stadium, Washington, DC Sun May 04 1952, 3:38 AM EDT Att: 23,006 - Unknown			
Bobby Young, L (1, 4) OBP: 0.305, SLG: 0.306	0-0 4-3 1B 2B	0-0 FC5-2 2B			0-0 3B 1B		0-3 K		0-0 1-3	5	3	2	1	0	1	4				
George Schmees, L (1, 7) OBP: 0.235, SLG: 0.281 Jim Dyck, R (2, PH) OBP: 0.478, SLG: 0.800	0-0 4-3 2-3	0-0 FC5-2 2B			0-0 1B		0-0 1B 3B		0-3 2-3 K	1	0	0	0	0	0	1				
Bob Nieman, R (1, 9) OBP: 0.535, SLG: 0.639	0-0 4-3 1B	0-0 PO 1B			4-0 1B BB		0-0 1B		0-0 1B	3	0	3	1	1	0	0				
Dick Kryhoski, L (1, 3) OBP: 0.234, SLG: 0.244	0-0 4-3 1-2	0-0 PO	0-0 3-1		0-0 1B G4-6-3		0-0 F7			4	0	1	0	0	0	3				
Leo Thomas, R (1, 5) OBP: 0.351, SLG: 0.343	0-0 F8		0-0 5-3		0-0 1B G4-6-3			0-0 6-3		4	0	0	0	0	0	3				
Clint Courtney, L (1, 2) OBP: 0.327, SLG: 0.333		0-0 BB FC5-2 1B	0-0 PO 1B		0-0 F3		0-0 F7			4	0	2	0	0	0	0				
Joe Demaestri, R (1, 6) OBP: 0.333, SLG: 0.400 Earl Rapp, L (8, PH) OBP: 0.056, SLG: 0.111 Stan Rojek, R (8, 6) OBP: 0.250, SLG: 0.250		0-0 FC5-2 BB 2B 1B	0-0 PO	0-0 5-3		0-0 1-3		0-0 4-3		3	1	1	0	0	0	0				
Bob Cain, L (1, 1) OBP: 0.182, SLG: 0.100 Satchel Paige, R (4, 1) Hal Hudson, L (6, 1) Tom Wright, L (8, PH) OBP: 0.243, SLG: 0.286		0-3 K		0-0 4-3		0-0 G3		0-3 K2-3		2	0	0	0	0	1	2				
<b>Inning Stats</b>	R: 2 E: 0 K: 0 S: 6	H: 3 LOB: 1 BB: 0 P: 6	R: 4 E: 0 K: 1 S: 8	H: 4 LOB: 0 BB: 1 P: 12	R: 0 E: 0 K: 0 S: 3	H: 1 LOB: 0 BB: 0 P: 3	R: 0 E: 0 K: 0 S: 3	H: 0 LOB: 0 BB: 0 P: 3	R: 1 E: 0 K: 0 S: 4	H: 3 LOB: 1 BB: 1 P: 8	R: 0 E: 0 K: 0 S: 3	H: 0 LOB: 2 BB: 0 P: 7	R: 0 E: 0 K: 0 S: 3	H: 0 LOB: 0 BB: 0 P: 3	R: 0 E: 0 K: 2 S: 8	H: 1 LOB: 1 BB: 0 P: 8		1B: 9 2B: 3 3B: 2 HR: 0	SF: 0 SAC: 0 DP: 1 HBP: 0	WP: 1 PB: 0 SB: 0 CS: 0
<b>PITCHER</b>	IP WLS BF H R ER SO BB IBB HBP BLK WP HR S P ERA WHIP																			
Sandy Consuegra, R (1, 1) ERA: 15.0	1.0	8	5	4	4	0	0	0	0	0	0	0	0	0	8	8	36.00	5.000		
Bunky Stewart, L (2, 1) ERA: 18.0	1.0	5	2	2	2	1	1	0	0	0	0	0	0	6	10	18.00	3.000			
Tom Ferrick, R (3, 1) ERA: 0.75	7.0	W	26	7	1	1	3	1	0	0	0	1	0	31	35	1.29	1.143			

Batter	1	2	3	4	5	6	7	8	9	AB	R	H	RBI	BB	SO	LOB	BOTTOM			
Eddie Yost, R (1, 5) OBP: 0.319, SLG: 0.217	0-3 K2-3	0-0 FC5 2-3f		0-0 E6 1B 1B	1-0 HBP	0-0 F8		4-0 BB 1B BB		4	1	1	0	1	1	3	<b>St. Louis Browns @ Washington Senators</b> Griffith Stadium, Washington, DC Sun May 04 1952, 3:38 AM EDT Att: 23,006 - Unknown			
Jim Busby, R (1, 8) OBP: 0.191, SLG: 0.156	0-0 F7		0-0 P6	0-0 1B E 1B	0-3 K	0-0 F9		0-0 BB 1B		6	1	2	2	0	1	3				
Jackie Jensen, R (1, 9) OBP: 0.333, SLG: 0.357	0-0 L7		0-0 1B	0-0 1B E 1B		0-0 F3		4-0 1-2 2-3 BB		5	2	3	0	1	0	0				
Archie Wilson, R (1, 7) OBP: 0.667, SLG: 0.900		0-0 1B 2B 1B	0-0 F9	0-0 1B E 1B		0-0 1B 3B		4-0 BB		5	3	3	1	1	0	4				
Mickey Vernon, L (1, 3) OBP: 0.333, SLG: 0.417		0-0 1-2 2B 1B	0-0 F7	0-0 E9 1B		0-0 2B 1B		0-0 F2		6	2	3	3	0	0	5				
Pete Runnels, L (1, 6) OBP: 0.444, SLG: 0.379		0-0 FC5 1-1H 2-2H		0-0 K		0-0 1-1H 2-2H 3-3H		0-0 F7		5	2	3	3	0	1	2				
Cass Michaels, R (1, 4) OBP: 0.308, SLG: 0.305		0-0 1B		0-0 1-1H E 2B	0-0 HBP 1B	4-0 2B BB		0-0 E 1B		4	3	4	1	1	0	0				
Mickey Grasso, R (1, 2) OBP: 0.308, SLG: 0.270		0-3 K		0-0 6-3	0-0 F8	0-0 F8		0-0 E9 SH3 1-1H 1B 1B		5	1	1	0	0	1	6				
Sandy Consuegra, R (1, 1) Bunky Stewart, L (2, 1) Mel Hoderlein, S (2, PH) Tom Ferrick, R (3, 1) OBP: 0.333, SLG: 0.667		0-0 F8		0-0 F8	0-3 K	0-0 1-1H 2-2H		0-0 SH3		0	0	0	0	0	0	0				
<b>Inning Stats</b>	R: 0 E: 0 K: 1 S: 5	H: 0 LOB: 0 BB: 0 P: 5	R: 2 E: 0 K: 1 S: 9	H: 4 LOB: 2 BB: 0 P: 9	R: 0 E: 0 K: 0 S: 4	H: 1 LOB: 1 BB: 0 P: 4	R: 6 E: 2 K: 1 S: 12	H: 7 LOB: 1 BB: 0 P: 12	R: 0 E: 0 K: 2 S: 8	H: 1 LOB: 2 BB: 0 P: 9	R: 5 E: 0 K: 0 S: 8	H: 5 LOB: 1 BB: 1 P: 12	R: 0 E: 0 K: 0 S: 3	H: 0 LOB: 1 BB: 1 P: 7	R: 2 E: 1 K: 0 S: 6	H: 3 LOB: 3 BB: 2 P: 14		1B: 16 2B: 4 3B: 1 HR: 0	SF: 0 SAC: 1 DP: 0 HBP: 1	WP: 0 PB: 0 SB: 0 CS: 0
<b>PITCHER</b>	IP WLS BF H R ER SO BB IBB HBP BLK WP HR S P ERA WHIP																			
Bob Cain, L (1, 1) ERA: 3.25	3.2	20	9	6	6	2	0	0	0	0	0	0	0	24	24	14.73	2.455			
Satchel Paige, R (4, 1) ERA: 6.75	1.1	L	13	8	6	5	3	0	0	1	0	0	0	18	19	33.75	6.000			
Hal Hudson, L (6, 1) ERA: 12.71	3.0	17	4	3	3	0	4	0	0	0	0	0	0	13	29	9.00	2.667			





Batter	1	2	3	4	5	6	7	8	9	AB	R	H	RBI	BB	SO	LOB	TOP					
<b>Jim Delsing, L</b> <small>OBP: 0.484, SLG: 0.692</small> (1, 8)										4	0	2	1	1	0	1	<b>St. Louis Browns @ Washington Senators</b> Griffith Stadium, Washington, DC Mon May 05 1952, 3:33 AM EDT Att: 6,228 - Unknown					
<b>Marty Marion, R</b> <small>OBP: 0.328, SLG: 0.373</small> <b>Stan Rojek, R</b> <small>OBP: 0.286, SLG: 0.167</small> (1, 6) (3, 6)										2	0	0	0	0	2	2						
<b>George Schmees, L</b> <small>OBP: 0.231, SLG: 0.270</small> (1, 7)										5	0	1	0	0	2	5						
<b>Bob Nieman, R</b> <small>OBP: 0.532, SLG: 0.605</small> (1, 9)										2	0	0	0	2	2	3						
<b>Dick Kryhoski, L</b> <small>OBP: 0.235, SLG: 0.245</small> (1, 3)										4	0	1	0	0	2	3						
<b>Clint Courtney, L</b> <small>OBP: 0.305, SLG: 0.309</small> (1, 2)										4	0	0	0	0	1	4						
<b>Leo Thomas, R</b> <small>OBP: 0.358, SLG: 0.333</small> (1, 5)										2	1	0	0	2	0	0						
<b>Bobby Young, L</b> <small>OBP: 0.339, SLG: 0.333</small> (1, 4)										2	0	1	0	2	0	0						
<b>Ned Garver, R</b> <small>OBP: 0.269, SLG: 0.444</small> <b>Earl Farnin, L</b> <small>OBP: 0.267, SLG: 0.106</small> <b>Jim Rivera, L</b> <small>OBP: 0.286, SLG: 0.313</small> <b>Gene Bearden, L</b> <small>OBP: 0.203, SLG: 0.296</small> (1, 1) (3, PH) (3, 1) (7, PH) (7, 1) (8, PH)										0	0	0	0	0	0	0						
<b>Inning Stats</b>	R: 0 E: 0 K: 1 S: 5	H: 0 LOB: 0 BB: 0 P: 5	R: 0 E: 0 K: 2 S: 7	H: 1 LOB: 0 BB: 0 P: 7	R: 0 E: 0 K: 0 S: 4	H: 1 LOB: 2 BB: 1 P: 8	R: 0 E: 0 K: 1 S: 5	H: 0 LOB: 1 BB: 1 P: 9	R: 0 E: 0 K: 0 S: 2	H: 0 LOB: 1 BB: 2 P: 10	R: 0 E: 0 K: 1 S: 6	H: 1 LOB: 2 BB: 1 P: 10	R: 1 E: 0 K: 1 S: 6	H: 1 LOB: 3 BB: 3 P: 18	R: 0 E: 0 K: 1 S: 5	H: 0 LOB: 0 BB: 0 P: 5		R: 0 E: 0 K: 0 S: 4	H: 1 LOB: 2 BB: 1 P: 8	1B: 3 2B: 2 3B: 0 HR: 0	SF: 0 SAC: 0 DP: 1 HBP: 0	WP: 1 PB: 0 SB: 0 CS: 0
<b>PITCHER</b> <b>Spec Shea, R</b> <small>ERA: 1.23</small> <b>Bobo Newsom, R</b> <small>ERA: 3.68</small> (1, 1) (8, 1)	IP: 7.1 WLS: W BF: 32	H: 4 R: 1 ER: 1 SO: 7	BB: 8 IBB: 0 HBP: 0 BLK: 0	WP: 1 HR: 0 S: 38 P: 70	ERA: 1.23 WHIP: 1.636	<b>PITCHER</b> <b>Spec Shea, R</b> <small>ERA: 1.23</small> <b>Bobo Newsom, R</b> <small>ERA: 3.68</small> (1, 1) (8, 1)	IP: 1.2 WLS: S BF: 7	H: 1 R: 0 ER: 0 SO: 0	BB: 1 IBB: 0 HBP: 0 BLK: 0	WP: 0 HR: 0 S: 6 P: 10	ERA: 0.00 WHIP: 1.200											


Batter	1	2	3	4	5	6	7	8	9	AB	R	H	RBI	BB	SO	LOB	BOTTOM			
<b>Eddie Yost, R</b> <small>OBP: 0.325, SLG: 0.234</small> (1, 5)										4	2	1	0	1	0	0	<b>St. Louis Browns @ Washington Senators</b> Griffith Stadium, Washington, DC Mon May 05 1952, 3:33 AM EDT Att: 6,228 - Unknown			
<b>Jim Busby, R</b> <small>OBP: 0.231, SLG: 0.184</small> (1, 8)										4	3	2	1	1	0	1				
<b>Jackie Jensen, R</b> <small>OBP: 0.395, SLG: 0.419</small> (1, 9)										3	3	2	1	2	0	1				
<b>Archie Wilson, R</b> <small>OBP: 0.647, SLG: 0.867</small> (1, 7)										5	1	3	5	0	0	2				
<b>Mickey Vernon, L</b> <small>OBP: 0.324, SLG: 0.400</small> (1, 3)										5	0	1	3	0	1	3				
<b>Pete Runnels, L</b> <small>OBP: 0.463, SLG: 0.394</small> (1, 6)										4	1	2	0	1	0	1				
<b>Cass Michaels, R</b> <small>OBP: 0.314, SLG: 0.313</small> (1, 4)										5	2	2	1	0	0	4				
<b>Mickey Grasso, R</b> <small>OBP: 0.295, SLG: 0.262</small> (1, 2)										5	0	1	1	0	2	3				
<b>Spec Shea, R</b> <small>OBP: 0.250, SLG: 0.500</small> <b>Bobo Newsom, R</b> <small>ERA: 9.64</small> (1, 1) (8, 1)										4	1	1	1	0	2	3				
<b>Inning Stats</b>	R: 2 E: 1 K: 0 S: 6	H: 2 LOB: 1 BB: 0 P: 6	R: 5 E: 0 K: 0 S: 9	H: 6 LOB: 2 BB: 1 P: 13	R: 0 E: 0 K: 2 S: 7	H: 0 LOB: 0 BB: 0 P: 7	R: 3 E: 0 K: 1 S: 9	H: 4 LOB: 2 BB: 1 P: 13	R: 0 E: 0 K: 0 S: 3	H: 0 LOB: 1 BB: 1 P: 7	R: 2 E: 0 K: 0 S: 5	H: 3 LOB: 0 BB: 0 P: 5	R: 1 E: 0 K: 1 S: 5	H: 0 LOB: 1 BB: 2 P: 13	R: 0 E: 0 K: 1 S: 5	H: 0 LOB: 0 BB: 0 P: 5		1B: 11 2B: 4 3B: 0 HR: 0	SF: 0 SAC: 0 DP: 1 HBP: 0	WP: 2 PB: 2 SB: 1 CS: 0
<b>PITCHER</b> <b>Ned Garver, R</b> <small>ERA: 4.55</small> <b>Cliff Farnin, R</b> <small>ERA: 9.82</small> <b>Gene Bearden, L</b> <small>ERA: 9.64</small> (1, 1) (3, 1) (7, 1)	IP: 2.0 WLS: L BF: 16	H: 8 R: 7 ER: 6 SO: 8	BB: 1 IBB: 0 HBP: 0 BLK: 0	WP: 1 HR: 0 S: 24 P: 32	ERA: 27.00 WHIP: 4.500	<b>PITCHER</b> <b>Ned Garver, R</b> <small>ERA: 4.55</small> <b>Cliff Farnin, R</b> <small>ERA: 9.82</small> <b>Gene Bearden, L</b> <small>ERA: 9.64</small> (1, 1) (3, 1) (7, 1)	IP: 4.0 WLS: 20 BF: 7	H: 5 R: 5 ER: 5 SO: 3	BB: 2 IBB: 0 HBP: 0 BLK: 0	WP: 0 HR: 0 S: 10 P: 18	ERA: 11.25 WHIP: 2.250									



Batter	1	2	3	4	5	6	7	8	9	AB	R	H	RBI	BB	SO	LOB	TOP					
Jim Delsing, L (1,8) OBP: 0.472, SLG: 0.710	0-0 6-3	0-0 F9			0-0 CS 1B		0-0 1B 3B		0-0 F8	5	1	2	0	0	0	1						
Marty Marion, R (1,6) OBP: 0.362, SLG: 0.444	0-0 1B	0-0 6-3			0-0 1-2 HR		0-0 SH5-4 2B 1B		4-0 BB	4	2	3	2	1	0	1						
Jim Dyck, R (1,7) OBP: 0.444, SLG: 0.708	0-0 1-2 1B		0-3 K		0-0 F6		0-0 SH5-4		0-0 F8	4	0	1	0	0	1	1						
Bob Nieman, R (1,9) OBP: 0.481, SLG: 0.535	0-3 K		0-0 F7		0-0 F8		0-0 5-3		0-3 K	5	0	0	0	0	2	4						
Hank Arft, L (1,3) OBP: 0.188, SLG: 0.438	0-0 F7		0-0 4-3			0-0 G3		0-0 2H 2B		4	0	1	1	0	0	2						
Leo Thomas, R (1,5) OBP: 0.353, SLG: 0.320		4-0 HR BB			0-0 F8		0-0 5-3		0-0 5-3	3	1	0	0	1	0	1						
Clint Courtney, L (1,2) OBP: 0.317, SLG: 0.373		0-0 1-H HR			0-0 F9		0-0 BB 1B		0-0 6-3	4	1	2	2	0	0	0						
Bobby Young, L (1,4) OBP: 0.365, SLG: 0.327		4-0 SH3-4 BB			4-0 BB		4-0 FC6-4 BB		0-0 1-3	1	0	0	0	3	0	0						
Duane Pilette, R (1,1) OBP: 0.250, SLG: 0.333		0-0 SH3-4			0-3 K		0-0 FC6-4		0-0 5-3	3	0	0	0	0	1	3						
<b>Inning Stats</b>	R: 0 E: 0 K: 1 S: 7	H: 2 LOB: 2 BB: 0 P: 7	R: 2 E: 0 K: 0 S: 4	H: 1 LOB: 1 BB: 2 P: 12	R: 0 E: 0 K: 1 S: 5	H: 0 LOB: 0 BB: 0 P: 5	R: 0 E: 0 K: 1 S: 5	H: 0 LOB: 1 BB: 1 P: 9	R: 1 E: 0 K: 0 S: 4	H: 2 LOB: 2 BB: 0 P: 4	R: 0 E: 0 K: 0 S: 4	H: 1 LOB: 2 BB: 1 P: 8	R: 2 E: 0 K: 0 S: 6	H: 3 LOB: 1 BB: 0 P: 6	R: 0 E: 0 K: 0 S: 3	H: 0 LOB: 0 BB: 0 P: 3	R: 0 E: 0 K: 1 S: 5	H: 0 LOB: 1 BB: 1 P: 9	1B: 5 2B: 1 3B: 1 HR: 2	SF: 0 SAC: 2 DP: 0 HBP: 0	WP: 0 PB: 0 SB: 0 CS: 1	PA: 40
<b>PITCHER</b>	IP	WLS	BF	H	R	ER	SO	BB	IBB	HBP	BLK	WP	HR	S	P	ERA	WHIP					
Bob Hooper, R (1,1) ERA: 4.38	7.0	L	33	9	5	5	3	4	0	0	0	0	2	35	51	6.43	1.857					
Dick Fowler, R (8,1) ERA: 7.9	2.0		7	0	0	0	1	1	0	0	0	0	0	8	12	0.00	0.500					

St. Louis Browns @ Philadelphia Athletics  
Shibe Park, Philadelphia, PA  
Tue May 06 1952, 3:33 AM EDT  
Att: 7,381 - Unknown


AB 33  
R 5  
H 9  
RBI 5  
BB 5  
SO 4  
LOB 13



Batter	1	2	3	4	5	6	7	8	9	AB	R	H	RBI	BB	SO	LOB	BOTTOM					
Eddie Joost, R (1,6) OBP: 0.425, SLG: 0.508	0-0 2B F8	0-0 FC6-4 1B			0-0 1B		0-0 1B			4	1	4	0	0	0	0						
Elmer Valo, L (1,9) OBP: 0.452, SLG: 0.567	0-0 F5	0-0 FC6-4 1-2			0-0 F8		0-0 F8			4	0	0	0	0	0	5						
Dave Philley, S (1,8) OBP: 0.385, SLG: 0.435	0-0 1-3 2B		0-0 3-1		0-0 F8			0-0 L4		4	0	1	0	0	0	1						
Gus Zernial, R (1,7) OBP: 0.343, SLG: 0.237	4-0 BB		0-3 K		0-0 F4			0-0 G3-6-1 1B		3	0	1	0	1	1							
Fernis Fain, L (1,3) OBP: 0.400, SLG: 0.259	0-0 F8		0-0 F8			0-0 G3		0-0 G3-6-1 1-2		4	0	0	1	0	0	3						
Hank Majeski, R (1,5) OBP: 0.444, SLG: 0.409	0-3 K			0-0 F9		0-0 5-3			0-0 F7	4	0	0	0	0	1	2						
Skeeter Kell, R (1,4) OBP: 0.333, SLG: 0.490		0-0 5-3		0-0 F5		0-0 6-3			0-0 F9	4	0	0	0	0	0	0						
Joe Astroth, R (1,2) OBP: 0.308, SLG: 0.314		0-0 5-3		4-0 BB			0-0 F6		0-0 2B	3	0	1	0	1	0	0						
Bob Hooper, R (1,1) ERA: 4.38		0-0 1B		0-0 F5			0-0 F3		0-3 K	2	0	1	0	0	0	1						
Kite Thomas, R (7, PH)										1	0	0	0	0	0	0						
Dick Fowler, R (8,1) ERA: 7.9										0	0	0	0	0	0	0						
Billy Hitchcock, R (8, PH) OBP: 0.267, SLG: 0.533		0-0 1B								1	0	0	0	0	1	1						
<b>Inning Stats</b>	R: 1 E: 0 K: 1 S: 7	H: 2 LOB: 2 BB: 1 P: 11	R: 0 E: 0 K: 0 S: 5	H: 2 LOB: 2 BB: 0 P: 5	R: 0 E: 0 K: 1 S: 5	H: 0 LOB: 0 BB: 0 P: 5	R: 0 E: 0 K: 0 S: 3	H: 0 LOB: 1 BB: 1 P: 7	R: 0 E: 0 K: 0 S: 4	H: 1 LOB: 1 BB: 0 P: 4	R: 0 E: 0 K: 0 S: 3	H: 0 LOB: 0 BB: 0 P: 3	R: 0 E: 0 K: 0 S: 4	H: 1 LOB: 1 BB: 0 P: 4	R: 0 E: 0 K: 0 S: 3	H: 1 LOB: 0 BB: 0 P: 3	R: 0 E: 0 K: 1 S: 6	H: 1 LOB: 1 BB: 0 P: 6	1B: 6 2B: 2 3B: 0 HR: 0	SF: 0 SAC: 0 DP: 1 HBP: 0	WP: 0 PB: 0 SB: 0 CS: 0	PA: 36
<b>PITCHER</b>	IP	WLS	BF	H	R	ER	SO	BB	IBB	HBP	BLK	WP	HR	S	P	ERA	WHIP					
Duane Pilette, R (1,1) ERA: 1.36	9.0	W	36	8	1	1	3	2	0	0	0	0	0	40	48	1.00	1.111					

St. Louis Browns @ Philadelphia Athletics  
Shibe Park, Philadelphia, PA  
Tue May 06 1952, 3:33 AM EDT  
Att: 7,381 - Unknown

AB 34  
R 1  
H 8  
RBI 1  
BB 2  
SO 3  
LOB 14





Batter	1	2	3	4	5	6	7	8	9	AB	R	H	RBI	BB	SO	LOB	TOP					
Jim Delsing, L (1, 8) OBP: 0.450, SLG: 0.657	F3			CS 1B		G1-4-6-3 1-2			P5	4	0	1	0	0	0	2						
Marty Marion, R (1, 6) OBP: 0.356, SLG: 0.424	P4			1-3			F9		BB BB BB BB	3	0	0	0	1	0	1						
Joe Demaestri, R (9, PR) OBP: 0.333, SLG: 0.400				1-2				BB BB	BB BB	0	0	0	0	0	0	0						
Jim Dyck, R (1, 7) OBP: 0.419, SLG: 0.630	P4			K			6-3		BB BB BB	3	0	0	0	1	1	0						
Bob Nieman, R (1, 9) OBP: 0.446, SLG: 0.489		5-3			F8		F8		BB BB	4	0	0	0	0	0	3						
Hank Arft, L (1, 3) OBP: 0.167, SLG: 0.389		P6			F5					2	0	0	0	0	0	0						
Darrell Johnson, R (8, PH) OBP: 0.500, SLG: 0.500								SH5-3 1B		1	0	1	0	0	0	0						
Gordon Goldsberry, L (8, 3) OBP: 0.296, SLG: 0.261										0	0	0	0	0	0	0						
Stan Rojek, R (8, PH) OBP: 0.250, SLG: 0.143										1	0	0	0	0	0	3						
Leo Thomas, R (1, 5) OBP: 0.356, SLG: 0.325	F9				1B			SH5-3 1-2		2	0	1	0	0	0	0						
Les Moss, R (1, 2) OBP: 0.333, SLG: 0.600				G4-6-3 1B		K		F8		3	0	1	0	0	1	2						
Bobby Young, L (1, 4) OBP: 0.354, SLG: 0.315										2	0	0	0	0	0	1						
Fred Marsh, R (8, PH) OBP: 0.333, SLG: 0.235				G4-6-3 1-2		E4		6-3		1	0	0	0	0	0	1						
Earl Harrist, R (1, 1) OBP: 0.250, SLG: 0.260										2	0	0	0	0	1	1						
Dick Kryhoski, L (9, PH) OBP: 0.260, SLG: 0.313	F3					K		BB BB 1B		1	0	1	0	0	0	0						
Jim Rivera, L (9, PR) OBP: 0.260, SLG: 0.313										0	0	0	0	0	0	0						
<b>Inning Stats</b>	R: 0 E: 0 K: 0 S: 3	H: 0 LOB: 0 BB: 0 P: 3	R: 0 E: 0 K: 0 S: 3	H: 0 LOB: 0 BB: 0 P: 3	R: 0 E: 0 K: 0 S: 3	H: 1 LOB: 0 BB: 0 P: 3	R: 0 E: 0 K: 1 S: 5	H: 1 LOB: 0 BB: 0 P: 5	R: 0 E: 0 K: 1 S: 6	H: 1 LOB: 0 BB: 0 P: 6	R: 0 E: 1 K: 0 S: 5	H: 0 LOB: 0 BB: 0 P: 5	R: 0 E: 0 K: 0 S: 3	H: 0 LOB: 0 BB: 0 P: 3	R: 0 E: 0 K: 0 S: 4	H: 1 LOB: 1 BB: 0 P: 4	R: 0 E: 0 K: 0 S: 4	H: 1 LOB: 3 BB: 2 P: 12	1B: 5 2B: 0 3B: 0 HR: 0	SF: 0 SAC: 1 DP: 2 HBP: 0	WP: 0 PB: 0 SB: 0 CS: 1	PA: 32
<b>PITCHER</b> Alex Kellner, L (1, 1) ERA: 3.93	IP: 9.0 WLS: W BF: 32 H: 5 R: 0 ER: 0 SO: 3 BB: 2 IBB: 0 HBP: 0 BLK: 0 WP: 0 HR: 0 S: 36 P: 44 ERA: 0.00 WHIP: 0.778															<b>PITCHER</b>						

St. Louis Browns @ Philadelphia Athletics  
Shibe Park, Philadelphia, PA  
Wed May 07 1952, 3:33 AM EDT  
Att: 3,479 - Unknown


AB 29  
R 0  
H 5  
RBI 0  
BB 2  
SO 3  
LOB 14



Batter	1	2	3	4	5	6	7	8	9	AB	R	H	RBI	BB	SO	LOB	BOTTOM			
Eddie Joost, R (1, 6) OBP: 0.429, SLG: 0.515	SH5-3 L8 2B	FC4-6 1-2			L6-3 BB			F8		3	1	1	0	1	0	1				
Elmer Valo, L (1, 9) OBP: 0.455, SLG: 0.548	SH5-3 BB		G6-3 BB		L6-3 1-2			P6		2	0	0	0	2	0	1				
Dave Philley, S (1, 8) OBP: 0.364, SLG: 0.408	SH5-3 1-2 2-3		G6-3 1-2			4-3		F5		3	0	0	0	0	0	1				
Gus Zernial, R (1, 7) OBP: 0.342, SLG: 0.230		FC4-6 IBB	K			F2				2	0	0	0	1	1	0				
Fernis Fain, L (1, 3) OBP: 0.397, SLG: 0.263	L8			G3		FC5-4 1B				3	0	1	1	0	0	2				
Hank Majeski, R (1, 5) OBP: 0.421, SLG: 0.383	FC4-6 1-2			F5		FC5-4 1-2				3	0	0	0	0	0	3				
Skeeter Kell, R (1, 4) OBP: 0.361, SLG: 0.406										2	0	1	0	1	0	0				
Joe Astroth, R (1, 2) OBP: 0.286, SLG: 0.289		6-3			1-3			F7		3	0	0	0	0	0	2				
Alex Kellner, R (1, 1) OBP: 0.273, SLG: 0.200				FC4-6 1B				6-3		3	0	1	0	0	0	0				
<b>Inning Stats</b>	R: 1 E: 0 K: 0 S: 4	H: 1 LOB: 2 BB: 2 P: 12	R: 0 E: 0 K: 0 S: 3	H: 1 LOB: 1 BB: 1 P: 7	R: 0 E: 0 K: 1 S: 4	H: 0 LOB: 0 BB: 1 P: 8	R: 0 E: 0 K: 0 S: 4	H: 1 LOB: 1 BB: 0 P: 4	R: 0 E: 0 K: 0 S: 2	H: 0 LOB: 0 BB: 1 P: 6	R: 0 E: 0 K: 0 S: 4	H: 1 LOB: 1 BB: 0 P: 4	R: 0 E: 0 K: 0 S: 3	H: 0 LOB: 0 BB: 0 P: 3	R: 0 E: 0 K: 0 S: 3	H: 0 LOB: 0 BB: 0 P: 3	1B: 3 2B: 2 3B: 0 HR: 0	SF: 0 SAC: 1 DP: 2 HBP: 0	WP: 0 PB: 0 SB: 0 CS: 0	PA: 30
<b>PITCHER</b> Earl Harrist, R (1, 1) ERA: 3.32	IP: 8.0 WLS: L BF: 30 H: 4 R: 1 ER: 1 SO: 1 BB: 4 IBB: 1 HBP: 0 BLK: 0 WP: 0 HR: 0 S: 27 P: 47 ERA: 1.12 WHIP: 1.000															<b>PITCHER</b>				

St. Louis Browns @ Philadelphia Athletics  
Shibe Park, Philadelphia, PA  
Wed May 07 1952, 3:33 AM EDT  
Att: 3,479 - Unknown


AB 24  
R 1  
H 4  
RBI 1  
BB 5  
SO 1  
LOB 10





Batter	1	2	3	4	5	6	7	8	9	AB	R	H	RBI	BB	SO	LOB	TOP								
Jim Delsing, L OBP: 0.444, SLG: 0.667	1-3		P6		FC3-6 2B			IBB		4	1	1	2	1	0	2	<b>St. Louis Browns @ Philadelphia Athletics</b> Shibe Park, Philadelphia, PA Thu May 08 1952, 3:33 AM EDT Att: 1,267 - Unknown <a href="http://livebaseballscorecards.com">livebaseballscorecards.com</a>								
Marty Marion, R OBP: 0.333, SLG: 0.394	3-1			F9	L9	5-3		P4		5	0	0	0	0	0	5									
Jim Dyck, R OBP: 0.412, SLG: 0.633 Jim Rivera, L OBP: 0.267, SLG: 0.362	5-3			P6	E 2B	F7			HR	3	1	1	1	0	0	0									
Bob Nieman, R OBP: 0.443, SLG: 0.481		F2		1B E 1B	E9 1B		F8		6-3	5	2	2	1	0	0	0									
Gordon Goldsberry, L OBP: 0.313, SLG: 0.286	F9			E 1B	FC5-4 1B		L7		1-3	5	1	2	1	0	0	0									
Leo Thomas, R OBP: 0.359, SLG: 0.329	F7			E9 1B	FC5-4 1B		6-3		FC3-6 1B	5	1	2	1	0	0	1									
Darrell Johnson, R Clint Courtney, L			F8			F8		K	FC3-6	4	0	1	2	0	1	0									
Bobby Young, L OBP: 0.377, SLG: 0.333				F8		1B 3B BB		SH1-3 1B		3	1	2	0	1	0	1									
Lou Sleeter, L Cliff Fannin, L Dave Madison, R Dick Kytowski, L Duane Pilette, R Satchel Paige, R			P5		FC3-6 BB	1-3 3B 1B		SH1-3		1	0	0	0	0	0	1									
<b>Inning Stats</b>	R: 0 E: 0 K: 0 S: 3	H: 0 LOB: 0 BB: 0 P: 3	R: 0 E: 0 K: 0 S: 3	H: 0 LOB: 0 BB: 0 P: 3	R: 0 E: 0 K: 0 S: 4	H: 1 LOB: 1 BB: 0 P: 4	R: 3 E: 1 K: 0 S: 7	H: 4 LOB: 1 BB: 0 P: 7	R: 3 E: 1 K: 0 S: 6	H: 3 LOB: 1 BB: 1 P: 10	R: 2 E: 0 K: 0 S: 5	H: 2 LOB: 2 BB: 1 P: 9	R: 0 E: 0 K: 0 S: 3	H: 0 LOB: 0 BB: 0 P: 3	R: 0 E: 0 K: 1 S: 6	H: 1 LOB: 2 BB: 1 P: 10		R: 1 E: 0 K: 0 S: 5	H: 2 LOB: 1 BB: 0 P: 5	1B: 10 2B: 1 3B: 1 HR: 1	SF: 0 SAC: 1 DP: 0 HBP: 0	WP: 0 PB: 0 SB: 0 CS: 0	PA: 43		
<b>PITCHER</b>	IP	WLS	BF	H	R	ER	SO	BB	IBB	HBP	BLK	WP	HR	S	P	ERA	WHIP								
Sam Zoldak, L ERA: 7.71	4.2		21	6	5	4	0	1	0	0	0	0	0	20	24	7.71	1.500								
Dick Fowler, R ERA: 8.79	0.2		7	4	3	2	0	1	0	0	0	0	0	6	10	27.00	7.500								
Carl Scheib, R ERA: 6.23	3.2	L	15	3	1	1	1	0	1	0	0	0	1	16	20	2.46	0.818								

Batter	1	2	3	4	5	6	7	8	9	AB	R	H	RBI	BB	SO	LOB	BOTTOM								
Eddie Joost, R OBP: 0.427, SLG: 0.500	F7		1B 3B BB		4-3 1B	F7		F8		4	2	1	0	1	0	0	<b>St. Louis Browns @ Philadelphia Athletics</b> Shibe Park, Philadelphia, PA Thu May 08 1952, 3:33 AM EDT Att: 1,267 - Unknown <a href="http://livebaseballscorecards.com">livebaseballscorecards.com</a>								
Elmer Valo, L OBP: 0.439, SLG: 0.522	F5		1-2 3B 1B		4-3 1-2	F8		F9		5	1	1	0	0	0	1									
Dave Philley, S OBP: 0.367, SLG: 0.444	HR 1B		1-2 3B 1B		F8		6-3		4-3	5	2	2	2	0	0	1									
Gus Zernial, R OBP: 0.385, SLG: 0.313	HR 1B		F9-5 1B BB		1B 1B	1B BB		F7 BB		3	3	3	3	2	0	0									
Fernis Fain, L OBP: 0.410, SLG: 0.290	4-3		1-2 3B 1B		BB 1B	BB 1B		BB 1B		5	0	3	1	0	0	1									
Hank Majeski, R OBP: 0.419, SLG: 0.373		F8	F9-5 2-3		BB 1B	BB 1B		FC5-4 BB		4	0	1	1	1	0	4									
Skeeter Kell, R OBP: 0.375, SLG: 0.400	F9			G5-4-3 1B	1-2 2-3 BB		F7			3	0	1	1	1	0	2									
Joe Astroth, R OBP: 0.261, SLG: 0.262	L5			G5-4-3 1-2	L9		FC5-4		G6-4-3	4	0	0	0	0	0	6									
Sam Zoldak, L Dick Fowler, R Carl Scheib, R			K		G3		F7		6-3	2	0	0	0	0	0	0									
<b>Inning Stats</b>	R: 2 E: 0 K: 0 S: 5	H: 2 LOB: 0 BB: 0 P: 5	R: 0 E: 0 K: 0 S: 3	H: 0 LOB: 0 BB: 0 P: 3	R: 3 E: 0 K: 1 S: 7	H: 3 LOB: 1 BB: 2 P: 15	R: 0 E: 0 K: 0 S: 3	H: 1 LOB: 0 BB: 0 P: 3	R: 2 E: 0 K: 0 S: 7	H: 4 LOB: 3 BB: 1 P: 11	R: 0 E: 0 K: 0 S: 3	H: 0 LOB: 0 BB: 0 P: 3	R: 1 E: 0 K: 0 S: 4	H: 1 LOB: 2 BB: 2 P: 12	R: 0 E: 0 K: 0 S: 3	H: 0 LOB: 0 BB: 0 P: 3		R: 0 E: 1 K: 0 S: 4	H: 1 LOB: 1 BB: 0 P: 4	1B: 10 2B: 1 3B: 1 HR: 1	SF: 0 SAC: 0 DP: 3 HBP: 0	WP: 0 PB: 0 SB: 0 CS: 0	PA: 42		
<b>PITCHER</b>	IP	WLS	BF	H	R	ER	SO	BB	IBB	HBP	BLK	WP	HR	S	P	ERA	WHIP								
Lou Sleeter, L ERA: 7.27	2.1		12	4	5	5	1	0	0	0	0	0	0	11	15	7.71	3.000								
Cliff Fannin, R ERA: 9.31	3.1		12	6	2	2	0	1	0	0	0	0	0	11	15	7.71	3.000								
Dave Madison, R ERA:	0.1		2	0	0	0	0	1	0	0	0	0	0	1	5	0.00	3.000								
Satchel Paige, R ERA: 5.06	4.0	W	16	2	1	1	0	2	0	0	0	0	0	14	22	2.25	1.000								





Batter	1	2	3	4	5	6	7	8	9	AB	R	H	RBI	BB	SO	LOB	TOP			
Fred Marsh, R OBP: 0.346, SLG: 0.238 (1, 6)	6-3			F9	1B BB		F7		1B	4	1	1	0	1	0	1	<b>St. Louis Browns @ Cleveland Indians</b> Cleveland Municipal Stadium, Cleveland, OH Sat May 10 1952, 3:33 AM EDT Att: 14,179 - Unknown  <b>AB 33</b> <b>R 6</b> <b>H 11</b> <b>RBI 6</b> <b>BB 6</b> <b>SO 1</b> <b>LOB 11</b>			
Jim Delsing, L OBP: 0.440, SLG: 0.636 (1, 7)	6-3			F9	1B				FC4	5	0	2	1	0	0	1				
Jim Rivera, L OBP: 0.300, SLG: 0.425 (1, 8)				1B BB					1B	4	2	3	2	1	0	1				
Bob Nieman, R OBP: 0.455, SLG: 0.536 (1, 9)	CS	F4		1B					G5-4-3	4	1	2	1	1	0	2				
Gordon Goldsberry, L OBP: 0.314, SLG: 0.290 (1, 3)				1B					HR	3	0	1	1	0	0	0				
Clint Courtney, L OBP: 0.309, SLG: 0.349 (1, 2)				1B						3	0	0	0	1	1	2				
Leo Thomas, R OBP: 0.365, SLG: 0.353 (1, 5)				K					BB	3	1	1	0	1	0	2				
Bobby Young, L OBP: 0.370, SLG: 0.317 (1, 4)				BB					FC4	3	0	0	1	1	0	1				
Tommy Byrne, L OBP: 0.333, SLG: 0.421 (1, 1)				G6-3					F8	4	1	1	0	0	0	1				
<b>Inning Stats</b>	R: 0 E: 0 K: 0 S: 3	H: 1 LOB: 0 BB: 0 P: 3	R: 0 E: 0 K: 0 S: 3	H: 0 LOB: 0 BB: 0 P: 3	R: 0 E: 0 K: 0 S: 2	H: 0 LOB: 0 BB: 1 P: 6	R: 1 E: 0 K: 1 S: 7	H: 2 LOB: 2 BB: 1 P: 11	R: 1 E: 0 K: 0 S: 4	H: 1 LOB: 1 BB: 2 P: 8	R: 1 E: 0 K: 0 S: 5	H: 2 LOB: 1 BB: 0 P: 5	R: 1 E: 0 K: 0 S: 4	H: 1 LOB: 1 BB: 1 P: 8	R: 1 E: 1 K: 0 S: 5	H: 2 LOB: 1 BB: 0 P: 5	1B: 7 2B: 1 3B: 1 HR: 2	SF: 0 SAC: 1 DP: 3 HBP: 0	WP: 0 PB: 0 SB: 0 CS: 1	PA: 41
<b>PITCHER</b>	IP WLS BF H R ER SO BB IBB HBP BLK WP HR S P ERA WHIP																			
Early Wynn, R ERA: 4.85 (1, 1)	6.2 L 29 8 4 4 1 5 0 0 0 0 0 1 26 46 5.40 1.950																			
Lou Brissie, L ERA: 12.6 (7, 1)	2.1 11 3 2 1 0 1 0 0 0 0 0 1 10 14 3.86 1.714																			

Batter	1	2	3	4	5	6	7	8	9	AB	R	H	RBI	BB	SO	LOB	BOTTOM					
Harry Simpson, L OBP: 0.361, SLG: 0.447 (1, 3)	F5		FC3-6		FC5-6		F9		F9	5	1	0	0	0	0	5	<b>St. Louis Browns @ Cleveland Indians</b> Cleveland Municipal Stadium, Cleveland, OH Sat May 10 1952, 3:33 AM EDT Att: 14,179 - Unknown  <b>AB 28</b> <b>R 4</b> <b>H 6</b> <b>RBI 4</b> <b>BB 8</b> <b>SO 0</b> <b>LOB 16</b>					
Bobby Avila, R OBP: 0.382, SLG: 0.413 (1, 4)	F1		BB BB		F9				F7	4	0	1	1	0	0	1						
Al Rosen, R OBP: 0.461, SLG: 0.756 (1, 5)	5-3		BB						6-3	3	0	1	0	1	0	0						
Ray Boone, R OBP: 0.432, SLG: 0.500 (1, 6)			BB						5-3	3	0	1	1	1	0	1						
Dale Mitchell, L OBP: 0.396, SLG: 0.438 (1, 7)			BB						SH1	2	1	0	0	1	0	4						
Jim Fritley, R OBP: 0.312, SLG: 0.302 (1, 9)			BB						2B	4	1	1	0	0	0	1						
Bob Kennedy, R OBP: 0.400, SLG: 0.500 (1, 8)			BB						1B	2	0	1	2	2	0	0						
Quincy Troupe, S OBP: 0.182, SLG: 0.100 (1, 2)			BB						1B	4	1	1	0	0	0	3						
Early Wynn, S OBP: 0.313, SLG: 0.214 (1, 1)			BB						F4	0	0	0	0	2	0	0						
Lou Brissie, L (7, 1)			BB						F7	0	0	0	0	1	0	0						
Pete Reiser, L OBP: 0.200, SLG: 0.316 (9, PH)			BB							1	0	0	0	0	0	1						
<b>Inning Stats</b>	R: 0 E: 0 K: 0 S: 3	H: 0 LOB: 0 BB: 0 P: 3	R: 0 E: 0 K: 0 S: 3	H: 1 LOB: 0 BB: 0 P: 3	R: 2 E: 1 K: 0 S: 5	H: 2 LOB: 3 BB: 3 P: 17	R: 0 E: 0 K: 0 S: 2	H: 0 LOB: 0 BB: 1 P: 6	R: 0 E: 0 K: 0 S: 2	H: 0 LOB: 1 BB: 1 P: 6	R: 0 E: 0 K: 0 S: 4	H: 1 LOB: 1 BB: 0 P: 4	R: 0 E: 0 K: 0 S: 2	H: 0 LOB: 2 BB: 2 P: 10	R: 0 E: 0 K: 0 S: 3	H: 0 LOB: 0 BB: 0 P: 3	R: 2 E: 0 K: 0 S: 5	H: 2 LOB: 1 BB: 1 P: 9	1B: 5 2B: 2 3B: 0 HR: 0	SF: 0 SAC: 1 DP: 3 HBP: 0	WP: 0 PB: 0 SB: 0 CS: 0	PA: 37
<b>PITCHER</b>	IP WLS BF H R ER SO BB IBB HBP BLK WP HR S P ERA WHIP																					
Tommy Byrne, L ERA: 3.77 (1, 1)	9.0 W 37 6 4 4 0 8 0 0 0 0 0 0 29 61 4.00 1.556																					



Batter	1	2	3	4	5	6	7	8	9	AB	R	H	RBI	BB	SO	LOB	TOP			
Jim Delsing, L (1, 7) OBP: 0.407, SLG: 0.583	0-3 K			0-0 G3		0-0 F6		0-0 4-3		4	0	0	0	0	1	0	<b>St. Louis Browns @ Cleveland Indians</b> Cleveland Municipal Stadium, Cleveland, OH Sun May 11 1952, 3:33 AM EDT Unknown			
Marty Marion, R (1, 6) OBP: 0.317, SLG: 0.373	0-0 5-3			0-0 4-3		0-0 F3		0-0 F3		4	0	0	0	0	0	0				
Jim Rivera, L (1, 8) OBP: 0.298, SLG: 0.408	0-3 K			4-0 WP BB		0-0 F7		0-0 G3		3	0	0	0	1	1	0				
Bob Nieman, R (1, 9) OBP: 0.443, SLG: 0.508 George Schmees, L (9, 9) OBP: 0.231, SLG: 0.270		0-3 K		0-0 F8		4-0 BB BB BB		0-0 F3		3	0	0	0	1	1	1				
Gordon Goldsberry, L (1, 3) OBP: 0.308, SLG: 0.286		0-0 G3			0-0 1-3		0-3 K		0-0 1B	4	0	1	0	0	1	1				
Clint Courtney, L (1, 2) OBP: 0.318, SLG: 0.348		0-0 F9			0-0 1B		4-0 BB BB		0-0 4-3	3	0	1	0	1	0	1				
Leo Thomas, R (1, 5) OBP: 0.304, SLG: 0.345			0-0 F9		0-0 F7		4-0 1-2 2-3 BB			2	0	0	0	1	0	1				
Bobby Young, L (1, 4) OBP: 0.360, SLG: 0.306 Dick Krynoski, L (7, PH) OBP: 0.259, SLG: 0.269 Fred Marsh, R (7, 4) OBP: 0.346, SLG: 0.238			0-0 4-3		0-0 1-3		0-0 3-1			2	0	0	0	0	0	1				
Ned Garver, R (1, 1) OBP: 0.400, SLG: 0.333			0-3 K			0-0 L5		0-0 6-3		1	0	0	0	0	1	0				
<b>Inning Stats</b>	R: 0 E: 0 K: 2 S: 7	H: 0 LOB: 0 BB: 0 P: 7	R: 0 E: 0 K: 1 S: 5	H: 0 LOB: 0 BB: 0 P: 5	R: 0 E: 0 K: 1 S: 5	H: 0 LOB: 1 BB: 1 P: 7	R: 0 E: 0 K: 0 S: 4	H: 1 LOB: 1 BB: 0 P: 4	R: 0 E: 0 K: 0 S: 3	H: 0 LOB: 3 BB: 3 P: 3	R: 0 E: 0 K: 1 S: 5	H: 0 LOB: 0 BB: 0 P: 17	R: 0 E: 0 K: 0 S: 3	H: 0 LOB: 0 BB: 0 P: 3	R: 0 E: 0 K: 0 S: 4	H: 1 LOB: 1 BB: 0 P: 4		1B: 2 2B: 0 3B: 0 HR: 0	SF: 0 SAC: 0 DP: 0 HBP: 0	WP: 1 PB: 0 SB: 0 CS: 0
<b>PITCHER</b> Bob Lemon, R (1, 1) ERA: 2.11	IP: 9.0 WLS: W BF: 33	H: 2 R: 0 ER: 0 SO: 5	BB: 4 IBB: 0 HBP: 0 BLK: 0	WP: 1 HR: 0 S: 39 P: 55	ERA: 0.00 WHIP: 0.667											ERA: 0.00 WHIP: 0.667				


Batter	1	2	3	4	5	6	7	8	9	AB	R	H	RBI	BB	SO	LOB	BOTTOM			
Harry Simpson, L (1, 3) OBP: 0.357, SLG: 0.439	0-0 4-3		0-0 F9			0-0 G4-6-3 1B			0-0 FC1-6 1B 1-2	4	1	1	0	0	0	1	<b>St. Louis Browns @ Cleveland Indians</b> Cleveland Municipal Stadium, Cleveland, OH Sun May 11 1952, 3:33 AM EDT Unknown			
Bobby Avila, R (1, 4) OBP: 0.387, SLG: 0.411	4-0 F2 BB			0-0 4-3		0-0 G4-6-3 1-2			0-0 1B 1B 1B	3	0	1	0	1	0	1				
Al Rosen, R (1, 5) OBP: 0.453, SLG: 0.730	0-0 F2 1-2			0-0 F8		0-0 6-3			4-0 1B 1-2 IBB	3	0	0	0	1	0	1				
Ray Boone, R (1, 6) OBP: 0.418, SLG: 0.482 Larry Doby, L (9, PH) OBP: 0.342, SLG: 0.344		0-0 F8		0-0 6-3		0-0 F8			0-3 K	3	0	0	0	0	0	0				
Dale Mitchell, L (1, 7) OBP: 0.404, SLG: 0.431		4-0 FC2-6 BB			0-0 L8		0-0 4-3		0-0 1-2 2-3 3-4 1B	3	0	1	1	1	0	0				
Jim Fritley, R (1, 9) OBP: 0.302, SLG: 0.292		0-0 FC2-6			0-0 E5			0-3 K		3	0	0	0	0	1	1				
Bob Kennedy, R (1, 8) OBP: 0.357, SLG: 0.440		0-0 F7			0-0 F7			0-0 5-3		3	0	0	0	0	0	2				
Jim Hegan, R (1, 2) OBP: 0.357, SLG: 0.314			0-3 K		0-0 F8			0-3 K		3	0	0	0	0	2	1				
Bob Lemon, L (1, 1) OBP: 0.105, SLG: 0.105			0-0 4-3			0-0 F2			0-0 FC1-6 1B	3	0	1	0	0	0	0				
<b>Inning Stats</b>	R: 0 E: 0 K: 0 S: 2	H: 0 LOB: 1 BB: 1 P: 6	R: 0 E: 0 K: 0 S: 3	H: 0 LOB: 1 BB: 1 P: 7	R: 0 E: 0 K: 1 S: 5	H: 0 LOB: 0 BB: 0 P: 5	R: 0 E: 0 K: 0 S: 3	H: 0 LOB: 0 BB: 0 P: 3	R: 0 E: 0 K: 0 S: 4	H: 0 LOB: 1 BB: 0 P: 4	R: 0 E: 0 K: 0 S: 3	H: 1 LOB: 0 BB: 0 P: 3	R: 0 E: 0 K: 2 S: 7	H: 0 LOB: 0 BB: 0 P: 7	R: 1 E: 0 K: 1 S: 7	H: 3 LOB: 3 BB: 1 P: 11		1B: 4 2B: 0 3B: 0 HR: 0	SF: 0 SAC: 0 DP: 1 HBP: 0	WP: 0 PB: 0 SB: 0 CS: 0
<b>PITCHER</b> Ned Garver, R (1, 1) ERA: 3.76	IP: 8.2 WLS: L BF: 32	H: 4 R: 1 ER: 1 SO: 4	BB: 2 IBB: 1 HBP: 0 BLK: 0	WP: 0 HR: 0 S: 37 P: 49	ERA: 1.04 WHIP: 0.692											ERA: 1.04 WHIP: 0.692				




Batter	1	2	3	4	5	6	7	8	9	AB	R	H	RBI	BB	SO	LOB	TOP					
<b>Fred Marsh, R</b> OBP: 0.345, SLG: 0.250 <b>Tom Wright, L</b> OBP: 0.256, SLG: 0.278 <b>Joe Demasestri, R</b> OBP: 0.333, SLG: 0.400 <b>George Schmees, L</b> OBP: 0.225, SLG: 0.283	0-0 FC6-5 1B		0-0 6-3	0-0 5-3			0-3 K		0-3 K	3	0	1	0	0	0	2	<b>St. Louis Browns @ Cleveland Indians</b> Cleveland Municipal Stadium, Cleveland, OH Sun May 11 1952, 3:38 AM EDT Att: 27,172 - Unknown  <b>livebaseballscores.com</b>					
<b>Jim Delsing, L</b> OBP: 0.407, SLG: 0.558	0-0 5-3 FC6-5 1B		0-0 4-3		0-0 4-3		0-0 F9		4-0 BB	4	0	1	0	1	0	0						
<b>Jim Rivera, L</b> OBP: 0.303, SLG: 0.420	0-0 FC6-5 5-3 1-2 2-3F		0-0	0-0 6-3		0-0 6-3		0-0 2B	0-3 K	5	0	2	0	0	1	4						
<b>Bob Nieman, R</b> OBP: 0.413, SLG: 0.469	0-0 5-3 1-2 2-3		0-0 F8		0-3 K		0-0 6-3		0-0 F3	5	0	0	0	0	1	6						
<b>Gordon Goldsberry, L</b> OBP: 0.326, SLG: 0.289	0-0 F7			0-0 E 4-3 1B		0-0 6-3		4-0 HBP BB		3	1	1	0	1	0	2						
<b>Clint Courtney, L</b> OBP: 0.316, SLG: 0.343		0-0 F7		0-0 4-3 E 1-2 1B		0-0 F4		0-0 F7		4	0	1	0	0	0	1						
<b>Leo Thomas, R</b> OBP: 0.369, SLG: 0.344		0-0 G3		0-0 E4 4-3 1-2 2-3 1B		0-0 BB 1B		1-0 G1-6-3 HBP		3	0	1	0	0	0	2						
<b>Bobby Young, L</b> OBP: 0.372, SLG: 0.313 <b>Hank Art, L</b> OBP: 0.158, SLG: 0.368 <b>Stan Rojek, R</b> OBP: 0.250, SLG: 0.143		0-0 1B		0-0 4-3 1-2 2-3 3-H		4-0 BB		0-0 G1-6-3 1-2		2	0	1	1	1	0	2						
<b>Bob Cain, L</b> OBP: 0.187, SLG: 0.091 <b>Dick Koforski, L</b> OBP: 0.228, SLG: 0.284 <b>Earl Hamist, R</b> OBP: 0.305, SLG: 0.100 <b>Gene Bearden, L</b> OBP: 0.500, SLG: 0.375		0-0 5-3		0-3 K		0-0 F7		4-0 BB BB		1	0	0	0	0	0	1						
<b>Inning Stats</b>	R: 0 E: 0 K: 0 S: 5	H: 2 LOB: 2 BB: 0 P: 5	R: 0 E: 0 K: 0 S: 4	H: 1 LOB: 1 BB: 0 P: 4	R: 0 E: 0 K: 0 S: 4	H: 1 LOB: 1 BB: 0 P: 4	R: 1 E: 1 K: 1 S: 8	H: 2 LOB: 2 BB: 0 P: 8	R: 0 E: 0 K: 0 S: 5	H: 0 LOB: 0 BB: 0 P: 5	R: 0 E: 0 K: 0 S: 4	H: 1 LOB: 2 BB: 1 P: 8	R: 0 E: 0 K: 1 S: 6	H: 1 LOB: 1 BB: 0 P: 6	R: 0 E: 0 K: 0 S: 2	H: 0 LOB: 1 BB: 1 P: 7		R: 0 E: 0 K: 2 S: 7	H: 0 LOB: 2 BB: 2 P: 15	1B: 7 2B: 1 3B: 0 HR: 0	SF: 0 SAC: 0 DP: 1 HBP: 1	WP: 0 PB: 0 SB: 0 CS: 0
<b>PITCHER</b> <b>Mike Garcia, R</b> ERA: 1.17	IP: 9.0 WLS: W BF: 40 H: 8 R: 1 ER: 1 SO: 5 BB: 4 IBB: 0 HBP: 1 BLK: 0 WP: 0 HR: 0 S: 45 P: 62 ERA: 1.00 WHIP: 1.333															<b>PITCHER</b>						

Batter	1	2	3	4	5	6	7	8	9	AB	R	H	RBI	BB	SO	LOB	BOTTOM			
<b>Harry Simpson, L</b> OBP: 0.345, SLG: 0.423	0-3 K		0-0 G4-6-3 1-2		0-0 4-3		0-0 F9			4	0	0	0	0	1	1	<b>St. Louis Browns @ Cleveland Indians</b> Cleveland Municipal Stadium, Cleveland, OH Sun May 11 1952, 3:38 AM EDT Att: 27,172 - Unknown  <b>livebaseballscores.com</b>			
<b>Bobby Avila, R</b> OBP: 0.391, SLG: 0.402	4-0 BB		4-0 S 1B BB		0-0 L7		0-0 5-3			2	1	0	0	2	0	0				
<b>Al Rosen, R</b> OBP: 0.445, SLG: 0.710	0-0 G6-4-3 1-2		0-0 S 1B		0-3 K			0-0 F7		4	0	1	1	0	1	1				
<b>Ray Boone, R</b> OBP: 0.412, SLG: 0.471		0-0 SH3 1B		0-0 4-3 1-2		0-0 5-3		0-0 F4		4	1	1	0	0	0	1				
<b>Dale Mitchell, L</b> OBP: 0.417, SLG: 0.453		0-0 SH3 1-2		0-0 F9 1B 2B		0-0 4-3		4-0 BB		2	1	1	0	1	0	0				
<b>Jim Fridley, R</b> OBP: 0.300, SLG: 0.283		0-0 6-3		0-0 F9 2-3		4-0 E BB		0-3 K		3	0	0	0	1	1	3				
<b>Bob Kennedy, R</b> OBP: 0.387, SLG: 0.444		0-0 2-H 1B		4-0 1B BB		0-0 E5 1-2				2	0	1	1	1	0	1				
<b>Birdie Tebbetts, R</b> OBP: 0.357, SLG: 0.361		0-0 6-3		0-0 S4-6-3 1-3 3-H 1B		0-0 F9				3	0	1	1	0	0	3				
<b>Mike Garcia, R</b> OBP: 0.167, SLG: 0.118			4-0 G4-6-3 BB		0-0 G4-6-3 1-2		0-3 K			2	0	0	0	1	1	2				
<b>Inning Stats</b>	R: 0 E: 0 K: 1 S: 4	H: 0 LOB: 0 BB: 1 P: 8	R: 1 E: 0 K: 0 S: 5	H: 2 LOB: 1 BB: 0 P: 5	R: 1 E: 0 K: 0 S: 3	H: 1 LOB: 1 BB: 2 P: 11	R: 1 E: 0 K: 0 S: 4	H: 2 LOB: 1 BB: 1 P: 8	R: 0 E: 0 K: 0 S: 5	H: 0 LOB: 0 BB: 0 P: 5	R: 0 E: 0 K: 0 S: 4	H: 0 LOB: 2 BB: 1 P: 8	R: 0 E: 0 K: 1 S: 5	H: 0 LOB: 0 BB: 0 P: 5	R: 0 E: 0 K: 1 S: 5	H: 0 LOB: 1 BB: 1 P: 9		1B: 4 2B: 1 3B: 0 HR: 0	SF: 0 SAC: 1 DP: 3 HBP: 0	WP: 0 PB: 0 SB: 2 CS: 0
<b>PITCHER</b> <b>Bob Cain, L</b> ERA: 3.52 <b>Earl Hamist, R</b> ERA: 3.42 <b>Gene Bearden, L</b> ERA: 5.87	IP: 3.0 WLS: L BF: 13 H: 3 R: 2 ER: 2 SO: 2 BB: 3 IBB: 0 HBP: 0 BLK: 0 WP: 0 HR: 0 S: 12 P: 24 ERA: 6.00 WHIP: 2.000															<b>PITCHER</b>				



Batter	1	2	3	4	5	6	7	8	9	AB	R	H	RBI	BB	SO	LOB	TOP																		
<a href="#">Eddie Joost, R</a> (1, 6) OBP: 0.417, SLG: 0.470											0	0	0	0	0	0	0	<b>Philadelphia Athletics @ St. Louis Browns</b> Sportsman's Park, St. Louis, MO Tue May 13 1952, 4:33 AM EDT Att: 7,301 - Unknown <a href="http://livebaseballscorecards.com">livebaseballscorecards.com</a>																	
<a href="#">Elmer Valo, L</a> (1, 9) OBP: 0.411, SLG: 0.468											0	0	0	0	0	0	0																		
<a href="#">Dave Philley, S</a> (1, 8) OBP: 0.376, SLG: 0.433											0	0	0	0	0	0	0																		
<a href="#">Gus Zernial, R</a> (1, 7) OBP: 0.391, SLG: 0.395											0	0	0	0	0	0	0																		
<a href="#">Ferris Fain, L</a> (1, 3) OBP: 0.391, SLG: 0.307											0	0	0	0	0	0	0																		
<a href="#">Billy Hitchcock, R</a> (1, 5) OBP: 0.235, SLG: 0.471											0	0	0	0	0	0	0																		
<a href="#">Skeeter Kell, R</a> (1, 4) OBP: 0.346, SLG: 0.404											0	0	0	0	0	0	0																		
<a href="#">Joe Astroth, R</a> (1, 2) OBP: 0.259, SLG: 0.245											0	0	0	0	0	0	0																		
<a href="#">Bobby Shantz, R</a> (1, 1) OBP: 0.200, SLG: 0.267											0	0	0	0	0	0	0																		
<b>Inning Stats</b>											1B: 0	SF: 0	WP: 0	PA: 0	2B: 0	SAC: 0	FB: 0		3B: 0	DP: 0	SB: 0	CS: 0	HR: 0	HBP: 0											
<b>PITCHER</b> <a href="#">Duane Pilette, R</a> (1, 1) ERA: 1.36	IP	WLS	BF	H	R	ER	SO	BB	IBB	HBP	BLK	WP	HR	S	P	ERA	WHIP	<b>PITCHER</b>	IP	WLS	BF	H	R	ER	SO	BB	IBB	HBP	BLK	WP	HR	S	P	ERA	WHIP

Batter	1	2	3	4	5	6	7	8	9	AB	R	H	RBI	BB	SO	LOB	BOTTOM																		
<a href="#">Bobby Young, L</a> (1, 4) OBP: 0.372, SLG: 0.313											0	0	0	0	0	0	0	<b>Philadelphia Athletics @ St. Louis Browns</b> Sportsman's Park, St. Louis, MO Tue May 13 1952, 4:33 AM EDT Att: 7,301 - Unknown <a href="http://livebaseballscorecards.com">livebaseballscorecards.com</a>																	
<a href="#">Marty Marion, R</a> (1, 6) OBP: 0.317, SLG: 0.373											0	0	0	0	0	0	0																		
<a href="#">Jim Rivera, L</a> (1, 8) OBP: 0.303, SLG: 0.420											0	0	0	0	0	0	0																		
<a href="#">Bob Nieman, R</a> (1, 9) OBP: 0.413, SLG: 0.469											0	0	0	0	0	0	0																		
<a href="#">Jim Dyck, R</a> (1, 7) OBP: 0.412, SLG: 0.633											0	0	0	0	0	0	0																		
<a href="#">Dick Kryhoski, L</a> (1, 3) OBP: 0.255, SLG: 0.264											0	0	0	0	0	0	0																		
<a href="#">Leo Thomas, R</a> (1, 5) OBP: 0.369, SLG: 0.344											0	0	0	0	0	0	0																		
<a href="#">Les Moss, R</a> (1, 2) OBP: 0.333, SLG: 0.600											0	0	0	0	0	0	0																		
<a href="#">Duane Pilette, R</a> (1, 1) OBP: 0.250, SLG: 0.333											0	0	0	0	0	0	0																		
<b>Inning Stats</b>											1B: 0	SF: 0	WP: 0	PA: 0	2B: 0	SAC: 0	FB: 0		3B: 0	DP: 0	SB: 0	CS: 0	HR: 0	HBP: 0											
<b>PITCHER</b> <a href="#">Bobby Shantz, L</a> (1, 1) ERA: 2.57	IP	WLS	BF	H	R	ER	SO	BB	IBB	HBP	BLK	WP	HR	S	P	ERA	WHIP	<b>PITCHER</b>	IP	WLS	BF	H	R	ER	SO	BB	IBB	HBP	BLK	WP	HR	S	P	ERA	WHIP





Batter	1	2	3	4	5	6	7	8	9	AB	R	H	RBI	BB	SO	LOB	TOP					
<b>Eddie Joost, R</b> OBP: 0.434, SLG: 0.461 (1, 6)	0-0 4-3	0-0 1B			0-3 K		0-0 BB	4-0 BB		4	1	2	1	1	1	0	<b>Philadelphia Athletics @ St. Louis Browns</b> Sportsman's Park, St. Louis, MO Wed May 14, 1952, 4:33 AM EDT Att: 4,829 - Unknown					
<b>Elmer Valo, L</b> OBP: 0.429, SLG: 0.459 (1, 9)	4-0 E 1B BB	0-0 FC5-4 1B			0-0 F9		4-0 2B BB	4-0 G6-4-3 BB		2	2	1	0	3	0	0						
<b>Dave Philley, S</b> OBP: 0.361, SLG: 0.413 (1, 8)	0-0 E5 1B SH5-3	0-0 FC5-4 1-2			0-0 1-3		0-0 1B 2B	0-0 G6-4-3		5	2	1	2	0	0	5						
<b>Gus Zernial, R</b> OBP: 0.402, SLG: 0.405 (1, 7)	0-0 SH5-3 1-3 2H 1B		0-0 F7			4-0 1B BB G4-6-3	0-0 5-3		0-0 F8	4	1	1	1	1	0	1						
<b>Feris Fain, L</b> OBP: 0.410, SLG: 0.313 (1, 3)	0-0 SH5-3		0-0			4-0 G4-6-3 1B BB	0-0		0-3 K	2	0	2	2	1	0	0						
<b>Hal Bevan, R</b> (7, PR)										0	0	0	0	0	0	0						
<b>Hank Majeski, R</b> OBP: 0.405, SLG: 0.377 (7, 5)	1-2 3H		0-0 G6-4-3 1B			0-0 1-2 2H 1B	0-0		4-0 K	1	0	0	0	0	1	0						
<b>Billy Hitchcock, R</b> OBP: 0.222, SLG: 0.346 (1, 5)	0-0 F3		0-0 G6-4-3			0-0 1-2 2-3 1B	0-0 F9		4-0 1B BB	4	0	1	0	1	0	3						
<b>Skeeter Kell, R</b> OBP: 0.361, SLG: 0.446 (1, 4)		0-0 E6 SH1-4 1B		0-0 L4		0-0 G4-6-3	0-0		0-0 1-2 1B	5	1	2	0	0	0	2						
<b>Joe Astroth, R</b> OBP: 0.254, SLG: 0.230 (1, 2)		0-0 L9		0-0 5-3		0-0 FC5-4 BB	0-3 K		0-0 6-3	4	0	0	0	1	1	6						
<b>Harry Byrd, R</b> (1, 1)		0-0 SH1-4		0-3 K		0-0 FC5-4	0-3 K			1	0	0	0	0	1	0						
<b>Johnny Kucab, R</b> (4, 1)										0	0	0	0	0	0	0						
<b>Carl Scheib, R</b> OBP: 0.361, SLG: 0.091 (6, PH)										0	0	0	0	0	0	2						
<b>Ed Wright, R</b> (6, 1)										0	0	0	0	0	0	0						
<b>Sherry Robertson, L</b> (8, PH)										0	0	0	0	0	1	0						
<b>Dick Fowler, R</b> (8, 1)										0	0	0	0	0	0	0						
<b>Inning Stats</b>	R: 2 E: 1 K: 0 S: 5	H: 1 LOB: 1 BB: 1 P: 9	R: 1 E: 1 K: 0 S: 6	H: 2 LOB: 2 BB: 0 P: 6	R: 0 E: 0 K: 0 S: 3	H: 1 LOB: 0 BB: 0 P: 3	R: 0 E: 0 K: 1 S: 5	H: 0 LOB: 0 BB: 0 P: 5	R: 0 E: 0 K: 1 S: 5	H: 0 LOB: 0 BB: 0 P: 5	R: 1 E: 0 K: 0 S: 3	H: 1 LOB: 2 BB: 3 P: 15	R: 3 E: 0 K: 1 S: 9	H: 4 LOB: 3 BB: 1 P: 13	R: 0 E: 0 K: 1 S: 4	H: 0 LOB: 1 BB: 1 P: 12	R: 0 E: 0 K: 1 S: 6	H: 1 LOB: 2 BB: 1 P: 10	1B: 8 2B: 2 3B: 0 HR: 0	SF: 0 SAC: 2 DP: 3 HBP: 0	WP: 0 PB: 0 SB: 0 CS: 0	PA: 44
<b>PITCHER</b>	IP	WLS	BF	H	R	ER	SO	BB	IBB	HBP	BLK	WP	HR	S	P	ERA	WHIP					
<b>Gene Bearden, L</b> ERA: 5.65 (1, 1)	6.2	W	34	9	7	4	2	5	0	0	0	0	0	33	53	5.40	2.100					
<b>Satchel Paige, R</b> ERA: 4.15 (7, 1)	2.1	S	10	1	0	0	3	3	0	0	0	0	0	13	25	0.00	1.714					

Batter	1	2	3	4	5	6	7	8	9	AB	R	H	RBI	BB	SO	LOB	BOTTOM				
<b>Bobby Young, L</b> OBP: 0.375, SLG: 0.329 (1, 4)	0-0 2B	0-0 E1 FC3-6		0-0 1B 2B	0-0 1-3	4-0 1B BB F7		0-3 K		5	2	2	0	1	1	2	<b>Philadelphia Athletics @ St. Louis Browns</b> Sportsman's Park, St. Louis, MO Wed May 14, 1952, 4:33 AM EDT Att: 4,829 - Unknown				
<b>Jim Delsing, L</b> OBP: 0.400, SLG: 0.534 (1, 7)	0-0 6-3	0-0 FC3-6		0-0 2B 1B	0-0 P2	0-0 1-3 2H 1B		0-0 F9		6	1	2	1	0	0	4					
<b>Jim Rivera, L</b> OBP: 0.313, SLG: 0.409 (1, 8)	4-0 BB		4-0 1B BB	0-0 1-3 2H 3H 2B	4-0 E BB	0-0 F7		0-0 4-3		3	2	1	3	3	0	2					
<b>Earl Rapp, L</b> OBP: 0.080, SLG: 0.160 (1, 9)	0-3 K		0-0 F7	0-0 2B 2B	0-0 E1 1B	0-0 5-3				5	2	1	2	0	1	4					
<b>Dick Kryhoski, L</b> OBP: 0.250, SLG: 0.258 (1, 3)	0-0 4-1		0-0 P4	0-0 F8	0-0 1B			0-0 L8		5	0	1	1	0	0	4					
<b>Clint Courtney, L</b> OBP: 0.333, SLG: 0.373 (1, 2)		0-0 FC4-6 E 1B	0-0 BB	0-0 1B 2B	0-0 5-3			0-0 3-1		5	2	3	1	0	0	1					
<b>Leo Thomas, R</b> OBP: 0.366, SLG: 0.330 (1, 5)		0-0 L7	4-0 BB	0-0 F7		0-0 F9		0-0 1B		4	0	1	0	1	0	2					
<b>Marty Marion, R</b> OBP: 0.330, SLG: 0.393 (1, 6)		0-0 FC4-6 1B	0-3 K	0-0 K	0-0 1B	0-0 2B 2B		0-0 F7		5	1	3	1	0	1	4					
<b>Gene Bearden, L</b> OBP: 0.400, SLG: 0.600 (1, 1)		0-0 FC4-6 E		0-0 K		0-0 1B 2B		4-0 BB		4	2	2	1	0	1	3					
<b>Satchel Paige, R</b> (7, 1)		1-2 2-3								0	0	0	0	1	0	0					
<b>Inning Stats</b>	R: 0 E: 0 K: 1 S: 6	H: 1 LOB: 2 BB: 1 P: 10	R: 1 E: 1 K: 0 S: 6	H: 2 LOB: 0 BB: 0 P: 6	R: 0 E: 0 K: 1 S: 6	H: 1 LOB: 2 BB: 2 P: 14	R: 6 E: 0 K: 1 S: 12	H: 7 LOB: 1 BB: 0 P: 12	R: 2 E: 1 K: 0 S: 5	H: 1 LOB: 1 BB: 1 P: 9	R: 3 E: 0 K: 0 S: 6	H: 3 LOB: 1 BB: 1 P: 10	R: 0 E: 0 K: 0 S: 4	H: 1 LOB: 1 BB: 0 P: 4	R: 0 E: 0 K: 1 S: 5	H: 0 LOB: 1 BB: 1 P: 9	1B: 10 2B: 6 3B: 0 HR: 0	SF: 0 SAC: 0 DP: 0 HBP: 0	WP: 0 PB: 0 SB: 0 CS: 0	PA: 48	
<b>PITCHER</b>	IP	WLS	BF	H	R	ER	SO	BB	IBB	HBP	BLK	WP	HR	S	P	ERA	WHIP				
<b>Harry Byrd, R</b> ERA: 5.4 (1, 1)	3.0	L	21	8	5	4	2	3	0	0	0	0	0	22	34	12.00	3.667				
<b>Johnny Kucab, R</b> ERA: 5.4 (4, 1)	2.0		12	4	4	2	1	1	0	0	0	0	0	13	17	9.00	2.500				
<b>Ed Wright, R</b> ERA: 12.0 (6, 1)	2.0		11	4	3	3	0	1	0	0	0	0	0	10	14	13.50	2.500				
<b>Dick Fowler, R</b> ERA: 8.22 (8, 1)	1.0		4	0	0	0	1	1	0	0	0	0	0	5	9	0.00	1.000				





Batter	1	2	3	4	5	6	7	8	9	AB	R	H	RBI	BB	SO	LOB	TOP																		
<a href="#">Eddie Joost, R</a> (1, 6) OBP: 0.434, SLG: 0.461											0	0	0	0	0	0	0	<b>Philadelphia Athletics @ St. Louis Browns</b> Sportsman's Park, St. Louis, MO Thu May 15 1952, 4:33 AM EDT Att: 5,613 - Unknown <a href="http://livebaseballscorecards.com">livebaseballscorecards.com</a>																	
<a href="#">Elmer Valo, L</a> (1, 9) OBP: 0.429, SLG: 0.459											0	0	0	0	0	0	0																		
<a href="#">Dave Philley, S</a> (1, 8) OBP: 0.361, SLG: 0.413											0	0	0	0	0	0	0																		
<a href="#">Gus Zernial, R</a> (1, 7) OBP: 0.402, SLG: 0.405											0	0	0	0	0	0	0																		
<a href="#">Hank Majeski, R</a> (1, 5) OBP: 0.405, SLG: 0.377											0	0	0	0	0	0	0																		
<a href="#">Billy Hitchcock, R</a> (1, 3) OBP: 0.222, SLG: 0.346											0	0	0	0	0	0	0																		
<a href="#">Skeeter Kell, R</a> (1, 4) OBP: 0.361, SLG: 0.446											0	0	0	0	0	0	0																		
<a href="#">Joe Astroth, R</a> (1, 2) OBP: 0.254, SLG: 0.230											0	0	0	0	0	0	0																		
<a href="#">Alex Kellner, R</a> (1, 1) OBP: 0.286, SLG: 0.231											0	0	0	0	0	0	0																		
<b>Inning Stats</b>											1B: 0	SF: 0	WP: 0	PA: 0	2B: 0	SAC: 0	FB: 0		3B: 0	DP: 0	SB: 0	HR: 0	HBP: 0	CS: 0											
<b>PITCHER</b> <a href="#">Tommy Byrne, L</a> (1, 1) ERA: 3.77	IP	WLS	BF	H	R	ER	SO	BB	IBB	HBP	BLK	WP	HR	S	P	ERA	WHIP	<b>PITCHER</b>	IP	WLS	BF	H	R	ER	SO	BB	IBB	HBP	BLK	WP	HR	S	P	ERA	WHIP


Batter	1	2	3	4	5	6	7	8	9	AB	R	H	RBI	BB	SO	LOB	BOTTOM																		
<a href="#">Leo Thomas, R</a> (1, 5) OBP: 0.366, SLG: 0.330											0	0	0	0	0	0	0	<b>Philadelphia Athletics @ St. Louis Browns</b> Sportsman's Park, St. Louis, MO Thu May 15 1952, 4:33 AM EDT Att: 5,613 - Unknown <a href="http://livebaseballscorecards.com">livebaseballscorecards.com</a>																	
<a href="#">Marty Marion, R</a> (1, 6) OBP: 0.330, SLG: 0.393											0	0	0	0	0	0	0																		
<a href="#">Jim Rivera, L</a> (1, 8) OBP: 0.313, SLG: 0.409											0	0	0	0	0	0	0																		
<a href="#">Bob Nieman, R</a> (1, 9) OBP: 0.405, SLG: 0.448											0	0	0	0	0	0	0																		
<a href="#">Jim Dyck, R</a> (1, 7) OBP: 0.395, SLG: 0.588											0	0	0	0	0	0	0																		
<a href="#">Cass Michaels, R</a> (1, 4) OBP: 0.309, SLG: 0.341											0	0	0	0	0	0	0																		
<a href="#">Dick Kryhoski, L</a> (1, 3) OBP: 0.250, SLG: 0.258											0	0	0	0	0	0	0																		
<a href="#">Les Moss, R</a> (1, 2) OBP: 0.320, SLG: 0.542											0	0	0	0	0	0	0																		
<a href="#">Tommy Byrne, L</a> (1, 1) OBP: 0.333, SLG: 0.421											0	0	0	0	0	0	0																		
<b>Inning Stats</b>											1B: 0	SF: 0	WP: 0	PA: 0	2B: 0	SAC: 0	FB: 0		3B: 0	DP: 0	SB: 0	HR: 0	HBP: 0	CS: 0											
<b>PITCHER</b> <a href="#">Alex Kellner, L</a> (1, 1) ERA: 3.53	IP	WLS	BF	H	R	ER	SO	BB	IBB	HBP	BLK	WP	HR	S	P	ERA	WHIP	<b>PITCHER</b>	IP	WLS	BF	H	R	ER	SO	BB	IBB	HBP	BLK	WP	HR	S	P	ERA	WHIP



Batter	1	2	3	4	5	6	7	8	9	10	AB	R	H	RBI	BB	SO	LOB	TOP			
Jim Piersall, R OBP: 0.375, SLG: 0.337 (1, 6)	1-3		K			6-3		F7		P4	5	0	0	0	0	1	1				
6 Johnny Pesky, L OBP: 0.216, SLG: 0.093 Fred Hatfield, L (8, 5)	F7		P6			L4			F8		3	0	0	0	0	0	0				
Clyde Vollmer, R OBP: 0.423, SLG: 0.651 (1, 8)	1B BB				6-3	E5 2B			E5		3	1	0	0	1	0	0				
Walt Dropo, R OBP: 0.348, SLG: 0.506 (1, 3)	F7				F7				K		4	0	2	1	0	1	1				
Billy Goodman, L OBP: 0.326, SLG: 0.419 (1, 7)	F7				F7						3	0	0	0	1	0	2				
Faye Throneberry, L OBP: 0.319, SLG: 0.349 Ken Wood, R OBP: 0.290, SLG: 0.290 (7, 9)			K			1-3					3	0	0	0	0	2	0				
Ted Lepcio, R OBP: 0.347, SLG: 0.442 (1, 4)				5-3					F2		3	0	0	0	1	1	0				
Gus Niarhos, R (1, 2)			K			FC3-6 BB					3	0	0	0	1	2	1				
Mickey McDermott, L OBP: 0.294, SLG: 0.533 Ellis Kinder, R (10, 1)					6-3						4	0	0	0	0	1	2				
						L6			F7		0	0	0	0	0	0	0				
<b>Inning Stats</b>	R: 0 E: 0 K: 0 S: 4	H: 1 LOB: 2 BB: 1 P: 8	R: 0 E: 0 K: 2 S: 7	H: 0 LOB: 0 BB: 0 P: 7	R: 0 E: 0 K: 1 S: 5	H: 0 LOB: 0 BB: 0 P: 5	R: 0 E: 0 K: 0 S: 3	H: 0 LOB: 0 BB: 0 P: 3	R: 0 E: 0 K: 0 S: 3	H: 0 LOB: 1 BB: 1 P: 7	R: 1 E: 1 K: 0 S: 4	H: 1 LOB: 0 BB: 0 P: 4	R: 0 E: 0 K: 1 S: 5	H: 0 LOB: 0 BB: 0 P: 5	R: 0 E: 1 K: 1 S: 6	H: 0 LOB: 2 BB: 1 P: 10	R: 0 E: 0 K: 2 S: 7	H: 0 LOB: 1 BB: 1 P: 11	1B: 1 2B: 1 3B: 0 HR: 0	SF: 0 SAC: 0 DP: 0 HBP: 0	WP: 0 PA: 37
<b>PITCHER</b>	IP 7.0	WLS 25	BF 2	H 2	R 1	ER 0	SO 4	BB 2	IBB 0	HBP 0	BLK 0	WP 0	HR 0	S 31	P 39	ERA 0.00	WHIP 0.571				
<b>PITCHER</b>	IP 3.0	WLS 12	BF 0	H 0	R 0	ER 0	SO 4	BB 1	IBB 1	HBP 0	BLK 0	WP 0	HR 0	S 18	P 26	ERA 0.00	WHIP 0.333				

**Boston Red Sox @ St. Louis Browns**  
Sportsman's Park, St. Louis, MO  
Fri May 16 1952, 4:33 AM EDT  
Att: 8,124 - Unknown


AB 33  
R 1  
H 2  
RBI 1  
BB 4  
SO 8  
LOB 9



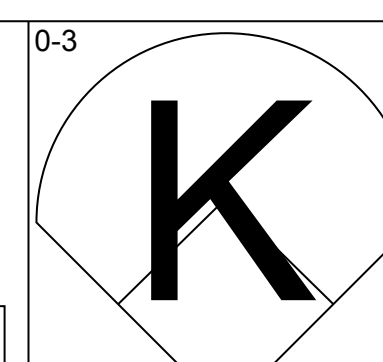
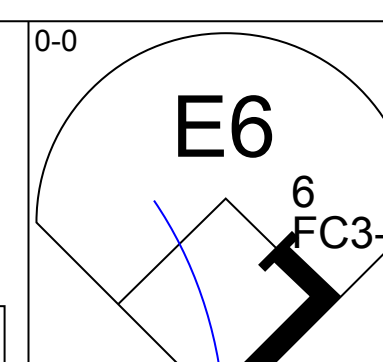
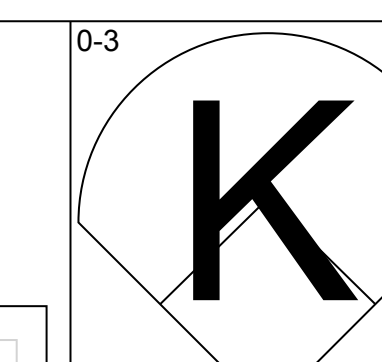
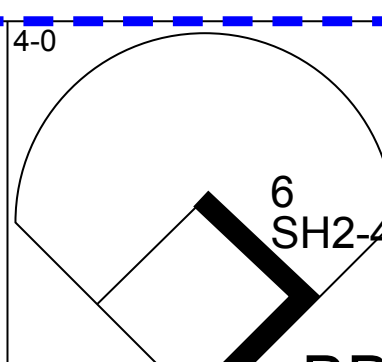
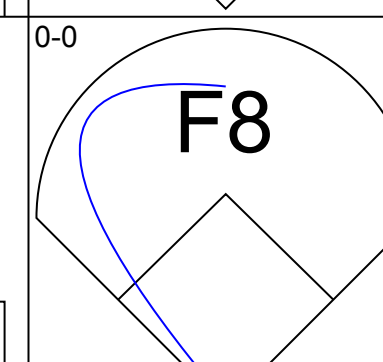
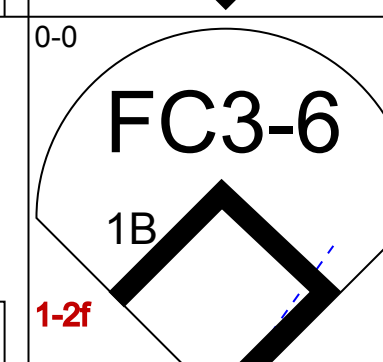
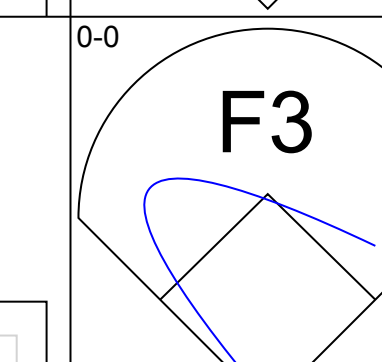
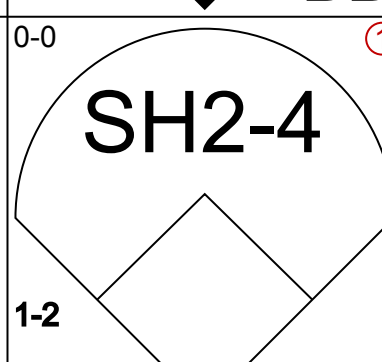
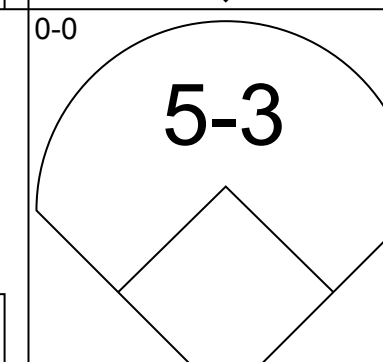
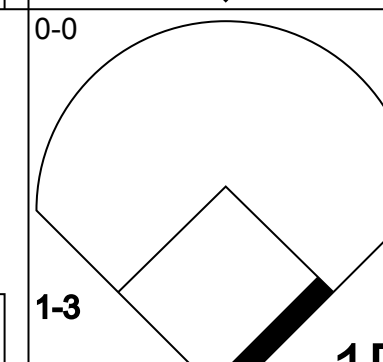
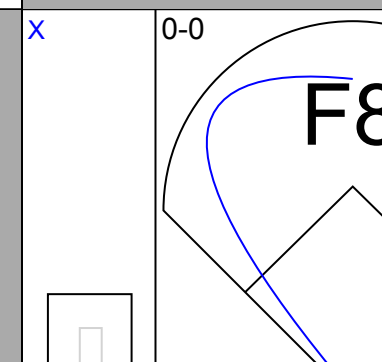
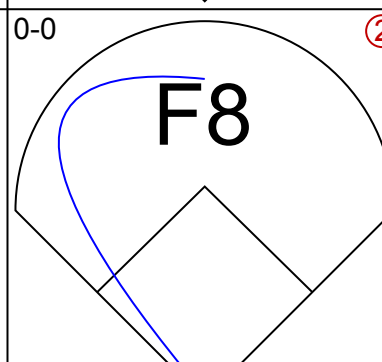
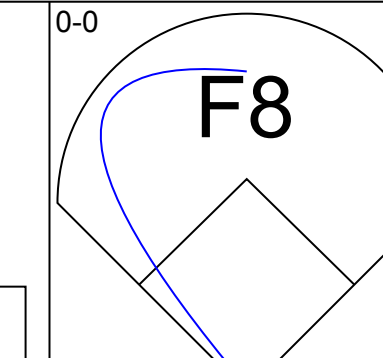
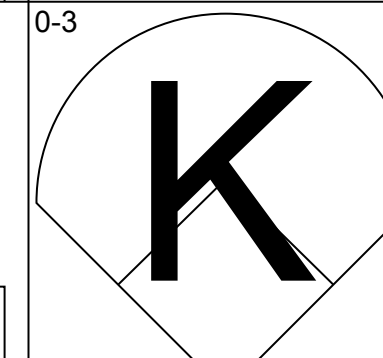
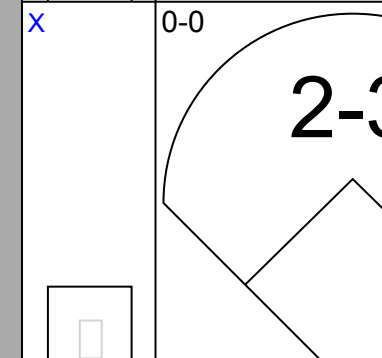
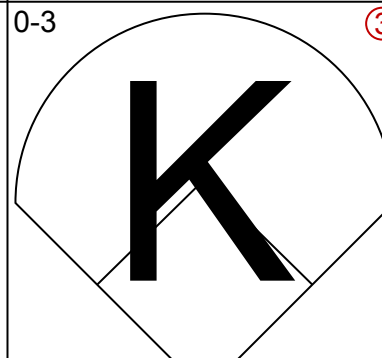
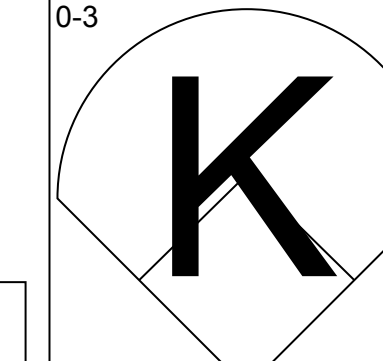
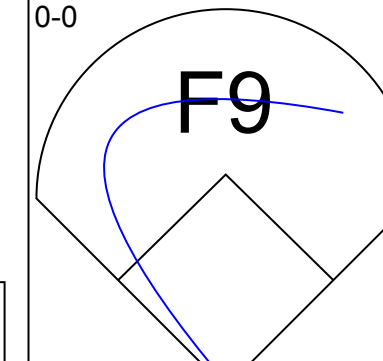
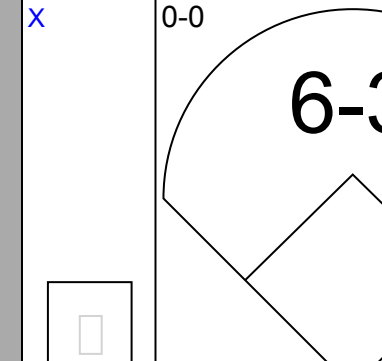
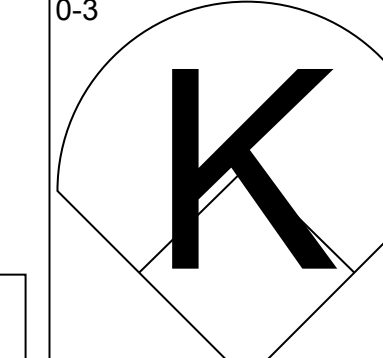
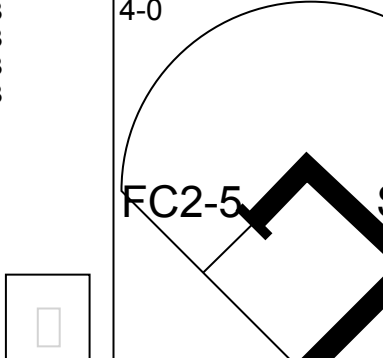
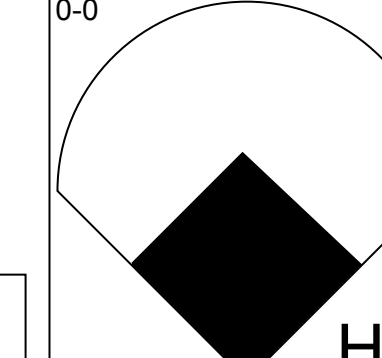
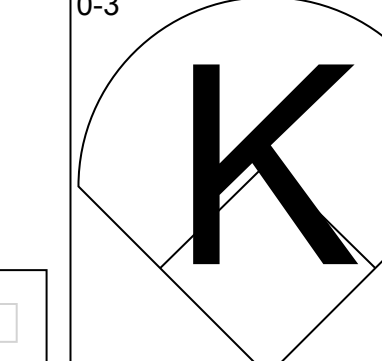
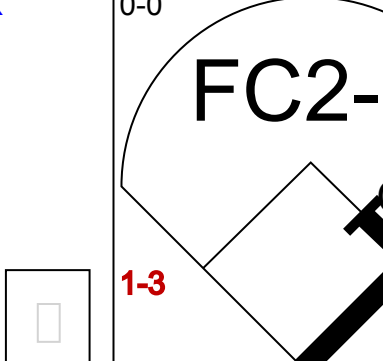
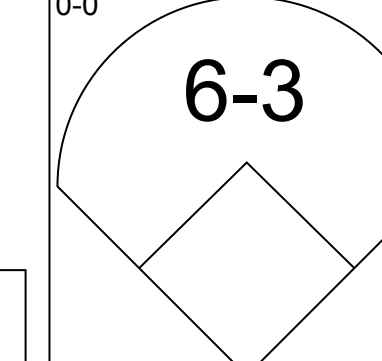
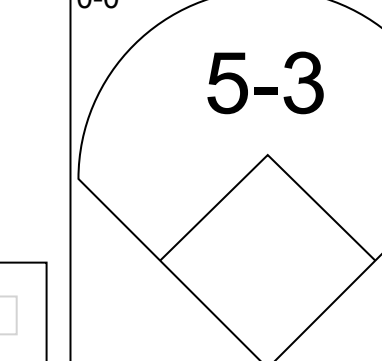
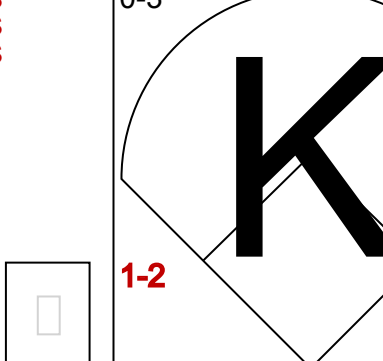
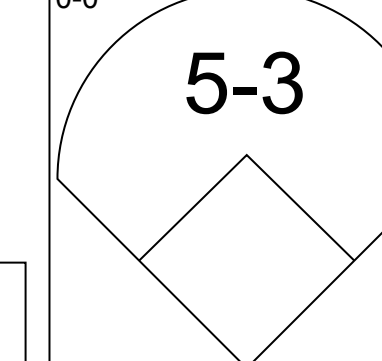
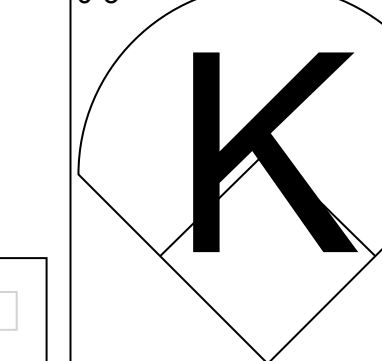
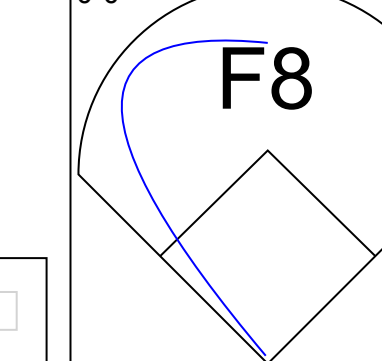
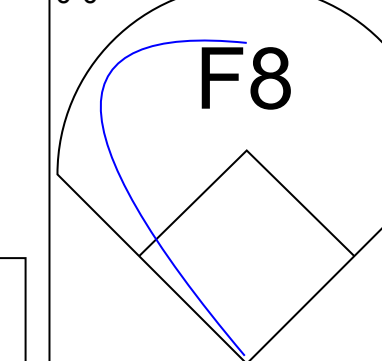

Batter	1	2	3	4	5	6	7	8	9	10	AB	R	H	RBI	BB	SO	LOB	BOTTOM			
Bobby Young, L OBP: 0.367, SLG: 0.320 (1, 4)	K										2	1	0	0	3	1	0				
Marty Marion, R OBP: 0.303, SLG: 0.359 (1, 6)	6-3		F8			4-3					4	0	0	0	0	0	2				
Jim Rivera, L OBP: 0.306, SLG: 0.379 (1, 8)	1B BB		P5								3	0	0	0	2	2	1				
Bob Nieman, R OBP: 0.420, SLG: 0.513 (1, 9)					1-3						5	1	3	2	0	0	0				
Jim Dyck, R OBP: 0.391, SLG: 0.561 (1, 7)	P4					4-3					3	0	1	0	1	0	2				
Cass Michaels, R OBP: 0.298, SLG: 0.319 (1, 5)						F2					3	0	0	0	1	0	2				
Clint Courtney, L OBP: 0.329, SLG: 0.359 (1, 2)											3	0	0	0	1	1	4				
Gordon Goldsberry, L OBP: 0.311, SLG: 0.275 Les Moss, R OBP: 0.345, SLG: 0.519 Hank Artt, L OBP: 0.150, SLG: 0.350 (8, 3)											2	0	0	0	0	1	0				
Earl Harrist, R (1, 1)											1	0	0	0	0	1	0				
Earl Rapp, L OBP: 0.077, SLG: 0.154 Satchel Paige, R (8, 1)											1	0	0	0	0	1	0				
<b>Inning Stats</b>	R: 0 E: 0 K: 1 S: 6	H: 1 LOB: 2 BB: 1 P: 10	R: 0 E: 0 K: 1 S: 4	H: 0 LOB: 0 BB: 1 P: 8	R: 0 E: 0 K: 1 S: 5	H: 0 LOB: 1 BB: 1 P: 9	R: 0 E: 0 K: 1 S: 5	H: 0 LOB: 1 BB: 1 P: 9	R: 0 E: 0 K: 1 S: 5	H: 1 LOB: 2 BB: 0 P: 7	R: 0 E: 0 K: 2 S: 7	H: 0 LOB: 0 BB: 0 P: 7	R: 1 E: 0 K: 1 S: 6	H: 1 LOB: 0 BB: 0 P: 6	R: 0 E: 0 K: 2 S: 7	H: 0 LOB: 1 BB: 2 P: 11	R: 1 E: 0 K: 0 S: 2	H: 1 LOB: 2 BB: 2 P: 10	1B: 2 2B: 2 3B: 0 HR: 1	SF: 0 SAC: 1 DP: 1 HBP: 0	WP: 0 PA: 40
<b>PITCHER</b>	IP 9.1	WLS 38	BF 3	H 2	R 2	ER 2	SO 11	BB 7	IBB 0	HBP 0	BLK 0	WP 0	HR 1	S 53	P 81	ERA 1.93	WHIP 1.071				
<b>PITCHER</b>	IP 0.0	WLS 2	BF 1	H 0	R 0	ER 0	SO 0	BB 0	IBB 0	HBP 0	BLK 0	WP 0	HR 0	S 1	P 5	ERA *	WHIP *				

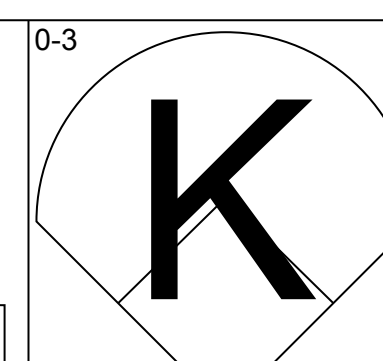
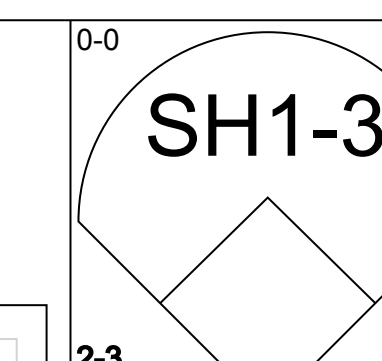
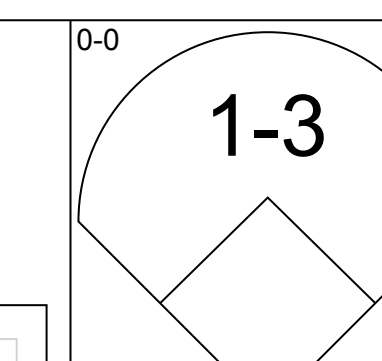
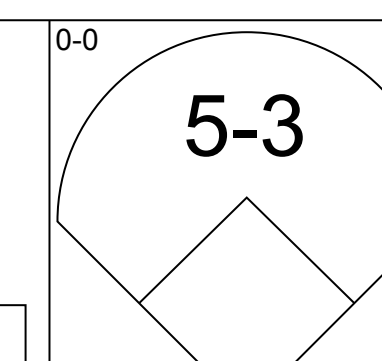
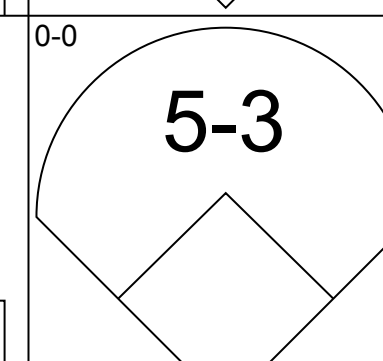
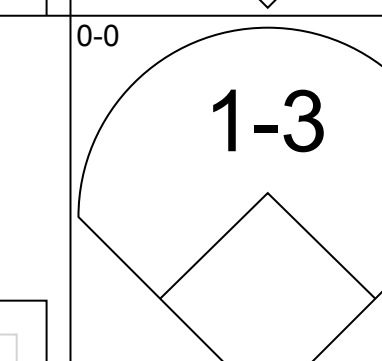
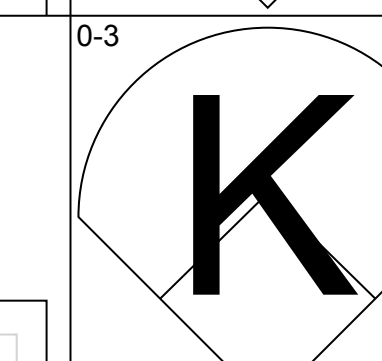
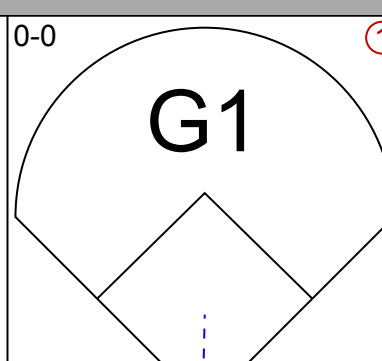
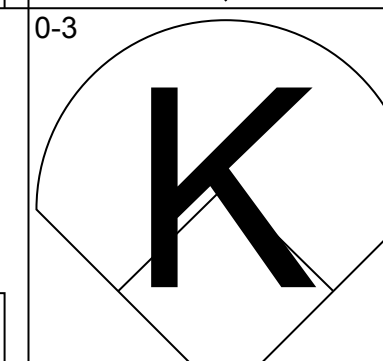
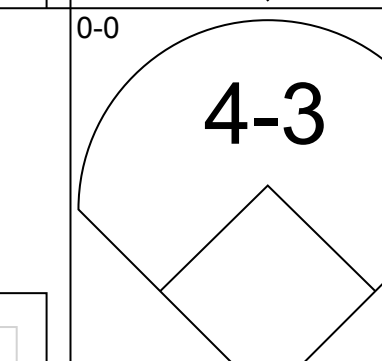
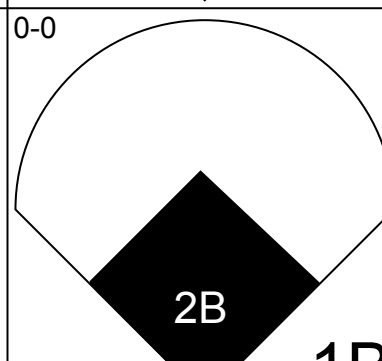
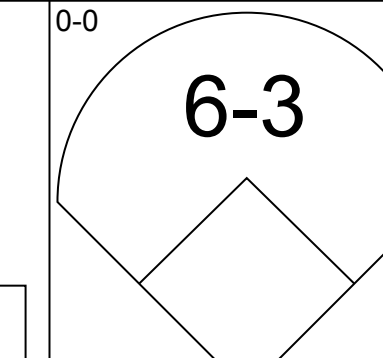
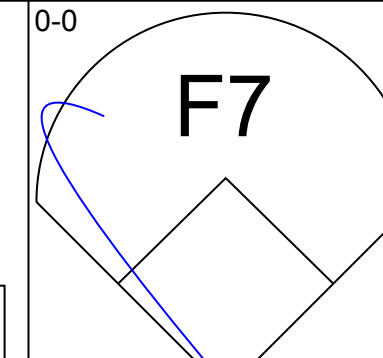
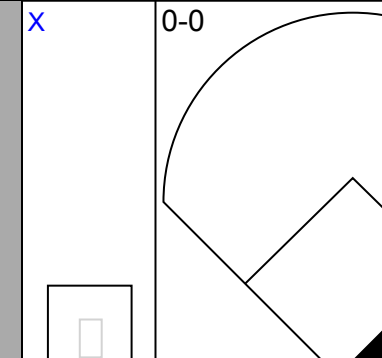
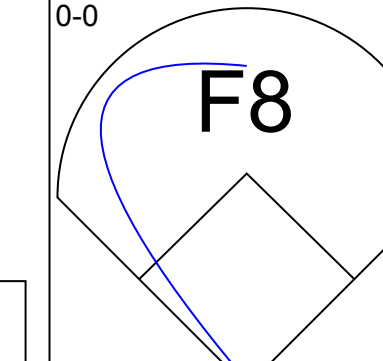
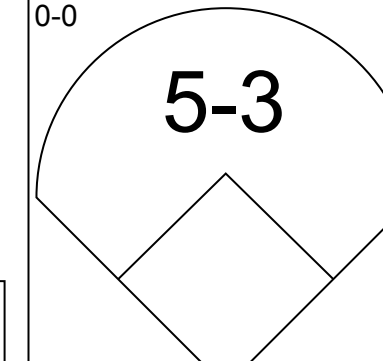
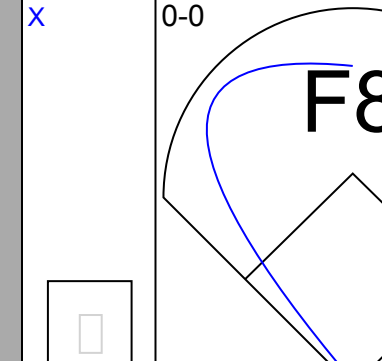
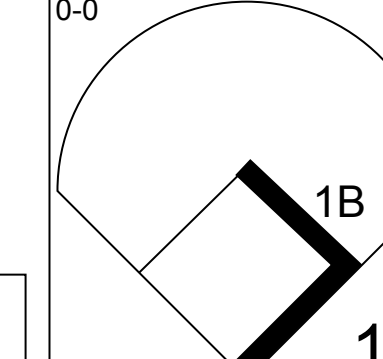
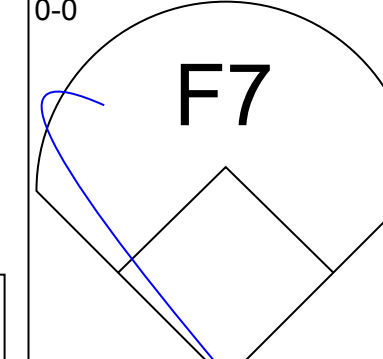
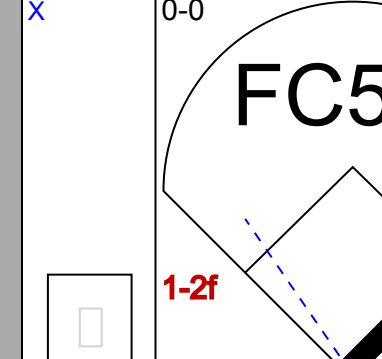
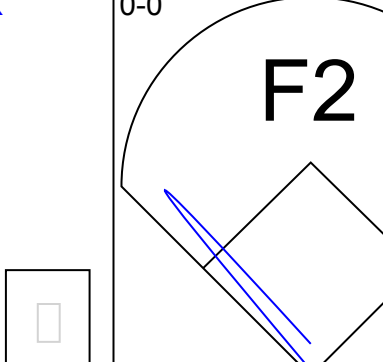
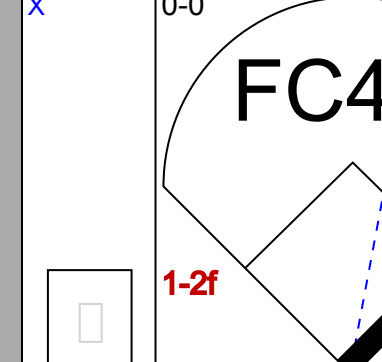
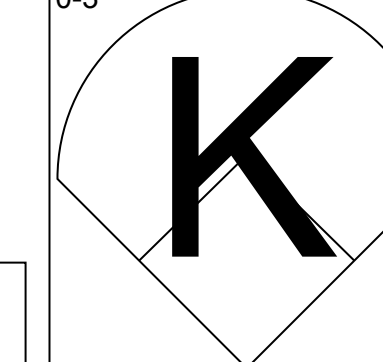
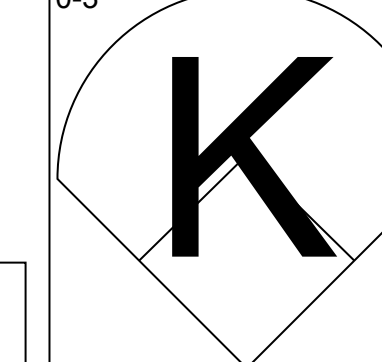
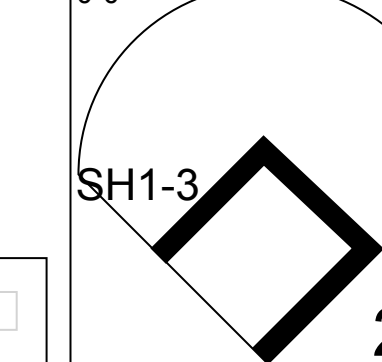
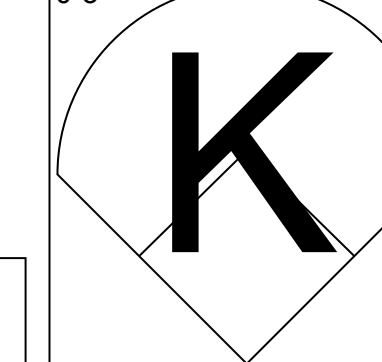
**Boston Red Sox @ St. Louis Browns**  
Sportsman's Park, St. Louis, MO  
Fri May 16 1952, 4:33 AM EDT  
Att: 8,124 - Unknown

AB 31  
R 2  
H 4  
RBI 2  
BB 8  
SO 11  
LOB 13





Batter	1	2	3	4	5	6	7	8	9	AB	R	H	RBI	BB	SO	LOB	TOP										
Jim Piersall, R (1,6) OBP: 0.371, SLG: 0.327										3	0	0	0	1	2	0	<b>Boston Red Sox @ St. Louis Browns</b> Sportsman's Park, St. Louis, MO Sat May 17 1952, 4:33 AM EDT Att. 4,223 - Unknown <a href="http://livebaseballscores.com">livebaseballscores.com</a>										
6 Johnny Pesky, L (1,5) OBP: 0.204, SLG: 0.087										3	0	0	0	0	0	1											
Clyde Vollmer, R (1,8) OBP: 0.411, SLG: 0.617										4	0	1	0	0	0	1											
Walt Dropo, R (1,3) OBP: 0.333, SLG: 0.482										4	0	0	0	0	2	3											
Billy Goodman, L (1,7) OBP: 0.306, SLG: 0.391										3	0	0	0	0	1	2											
Faye Throneberry, L (1,9) OBP: 0.327, SLG: 0.386										2	1	1	1	1	1	0											
Ted Lepcio, R (1,4) OBP: 0.337, SLG: 0.427										3	0	0	0	0	1	1											
Del Wilber, R (1,2) OBP: 0.167, SLG: 0.333										3	0	0	0	0	1	1											
Mel Parnell, L (1,1) OBP: 0.150, SLG: 0.350										3	0	0	0	0	1	0											
<b>Inning Stats</b>	R: 0 E: 0 K: 1 S: 5	H: 0 LOB: 0 BB: 0 P: 5	R: 0 E: 0 K: 2 S: 7	H: 0 LOB: 0 BB: 0 P: 7	R: 0 E: 0 K: 2 S: 7	H: 0 LOB: 0 BB: 0 P: 7	R: 0 E: 1 K: 1 S: 7	H: 1 LOB: 2 BB: 0 P: 7	R: 0 E: 0 K: 0 S: 4	H: 0 LOB: 0 BB: 0 P: 8	R: 0 E: 0 K: 1 S: 5	H: 0 LOB: 0 BB: 0 P: 5	R: 0 E: 0 K: 0 S: 3	H: 0 LOB: 0 BB: 0 P: 3	R: 1 E: 0 K: 0 S: 4	H: 1 LOB: 0 BB: 0 P: 4		R: 0 E: 0 K: 1 S: 5	H: 0 LOB: 1 BB: 1 P: 9	1B: 1 2B: 0 3B: 0 HR: 1	SF: 0 SAC: 1 DP: 0 HBP: 0	WP: 0 PB: 0 SB: 1 CS: 1	PA: 31				
<b>PITCHER</b>	IP	WLS	BF	H	R	ER	SO	BB	IBB	HBP	BLK	WP	HR	S	P	ERA	WHIP										
Ned Garver, R (1,1) ERA: 3.3	8.0		27	2	1	1	8	1	0	0	0	0	1	42	46	1.12	0.375										
Dave Madison, R (9,1) ERA:	1.0	W	4	0	0	0	1	1	0	0	0	0	0	5	9	0.00	1.000										

Batter	1	2	3	4	5	6	7	8	9	AB	R	H	RBI	BB	SO	LOB	BOTTOM										
Bobby Young, L (1,4) OBP: 0.379, SLG: 0.312										2	0	0	0	0	1	0	<b>Boston Red Sox @ St. Louis Browns</b> Sportsman's Park, St. Louis, MO Sat May 17 1952, 4:33 AM EDT Att. 4,223 - Unknown <a href="http://livebaseballscores.com">livebaseballscores.com</a>										
Les Moss, R (8,PH) OBP: 0.333, SLG: 0.500										1	0	0	0	0	0	0											
Dave Madison, R (9,1) ERA:										0	0	0	0	0	0	0											
Joe Demaestri, R (1,6) OBP: 0.278, SLG: 0.333										3	0	0	0	0	1	1											
Earl Rapp, L (9,PH) OBP: 0.074, SLG: 0.148										1	0	0	0	0	0	0											
Jim Rivera, L (1,8) OBP: 0.304, SLG: 0.374										4	1	1	0	0	1	1											
Bob Nieman, R (1,9) OBP: 0.424, SLG: 0.525										4	1	2	1	0	0	0											
Jim Dyck, R (1,7) OBP: 0.380, SLG: 0.523										3	0	0	0	1	0	1											
Cass Michaels, R (1,5) OBP: 0.296, SLG: 0.316										4	0	1	0	0	0	3											
Clint Courtney, L (1,2) OBP: 0.337, SLG: 0.366										4	0	2	1	0	0	1											
Gordon Goldsberry, L (1,3) OBP: 0.298, SLG: 0.262										2	0	0	0	0	1	2											
Tom Wright, L (8,PH) OBP: 0.250, SLG: 0.270										1	0	0	0	0	1	0											
Hank Art, L (9,3) OBP: 0.150, SLG: 0.350										0	0	0	0	0	0	0											
Ned Garver, R (1,1) OBP: 0.412, SLG: 0.429										2	0	1	0	0	0	0											
Jim Delsing, L (8,PH) OBP: 0.394, SLG: 0.525										1	0	0	0	0	1	0											
<b>Inning Stats</b>	R: 0 E: 0 K: 2 S: 7	H: 0 LOB: 0 BB: 0 P: 7	R: 0 E: 0 K: 1 S: 7	H: 2 LOB: 2 BB: 0 P: 7	R: 0 E: 0 K: 0 S: 4	H: 1 LOB: 1 BB: 0 P: 4	R: 0 E: 0 K: 0 S: 3	H: 0 LOB: 0 BB: 0 P: 3	R: 0 E: 0 K: 0 S: 3	H: 0 LOB: 0 BB: 0 P: 3	R: 0 E: 0 K: 1 S: 5	H: 0 LOB: 0 BB: 0 P: 5	R: 0 E: 0 K: 0 S: 4	H: 1 LOB: 1 BB: 0 P: 4	R: 0 E: 0 K: 2 S: 7	H: 0 LOB: 0 BB: 0 P: 7	R: 2 E: 0 K: 0 S: 5	H: 3 LOB: 2 BB: 1 P: 9	1B: 5 2B: 2 3B: 0 HR: 0	SF: 0 SAC: 1 DP: 0 HBP: 0	WP: 0 PB: 0 SB: 0 CS: 0	PA: 34					
<b>PITCHER</b>	IP	WLS	BF	H	R	ER	SO	BB	IBB	HBP	BLK	WP	HR	S	P	ERA	WHIP										
Mel Parnell, L (1,1) ERA: 2.17	8.2	L	34	7	2	2	6	0	1	0	0	0	0	45	49	2.08	0.808										





Batter	1	2	3	4	5	6	7	8	9	AB	R	H	RBI	BB	SO	LOB	TOP				
Hank Bauer, R (1, 9) OBP: 0.354, SLG: 0.527	0-0 1		0-0 3			0-0 2		0-0 1		4	0	0	0	0	0	0	<b>New York Yankees @ St. Louis Browns</b> Sportsman's Park, St. Louis, MO Sun May 18 1952, 4:33 AM EDT Overcast  <b>AB 33</b> <b>R 3</b> <b>H 7</b> <b>RBI 3</b> <b>BB 2</b> <b>SO 2</b> <b>LOB 16</b>				
Phil Rizzuto, R (1, 6) OBP: 0.396, SLG: 0.430	0-0 2			4-0 BB G4-6-3		0-0 3		0-0 2B		3	0	1	0	1	0	0					
Irv Noren, L (1, 8) OBP: 0.306, SLG: 0.327 (7, 3)	0-0 3			0-0 1			0-3 1	0-0 2		4	0	0	0	0	1	2					
Yogi Berra, L (1, 2) OBP: 0.378, SLG: 0.339		0-0 1		0-0 2			0-0 1	4-0 BB		3	1	1	0	1	0	1					
Johnny Mize, L (1, 3) OBP: 0.356, SLG: 0.396 Jim Briedeweser, R (7, PR)		0-0			0-0 1			0-0 3		3	0	2	1	0	0	0					
Bob Cerv, R (7, 8) OBP: 0.281, SLG: 0.276 Mickey Mantle, S (8, PH) S: 1		2B					2H	3B 1B		0	1	0	0	0	0	0					
Gene Woodling, L (1, 7) OBP: 0.394, SLG: 0.525		2					1H	3B		4	1	3	2	0	0	1					
Gil McDougald, R (1, 5) OBP: 0.308, SLG: 0.313			0-3 3					FC 1B		4	0	0	0	0	1	4					
Billy Martin, R (1, 4) OBP: 0.167, SLG: 0.167				0-0 1				FC G4-6-3		4	0	0	0	0	0	3					
Ed Lopat, L (1, 1) OBP: 0.133, SLG: 0.071					0-0 2			FC 1-2		3	0	0	0	0	0	3					
<b>Inning Stats</b>	R: 0 E: 0 K: 0 S: 3	H: 0 LOB: 0 BB: 0 P: 3	R: 0 E: 0 K: 1 S: 6	H: 1 LOB: 1 BB: 0 P: 6	R: 0 E: 0 K: 0 S: 3	H: 0 LOB: 0 BB: 1 P: 3	R: 0 E: 0 K: 0 S: 2	H: 0 LOB: 0 BB: 1 P: 6	R: 1 E: 0 K: 0 S: 4	H: 1 LOB: 0 BB: 0 P: 4	R: 0 E: 0 K: 0 S: 3	H: 0 LOB: 0 BB: 0 P: 3	R: 2 E: 0 K: 1 S: 9	H: 3 LOB: 3 BB: 0 P: 9	R: 0 E: 0 K: 0 S: 4	H: 1 LOB: 2 BB: 1 P: 8	R: 0 E: 0 K: 0 S: 3	H: 1 LOB: 1 BB: 0 P: 3	1B: 2 2B: 3 3B: 1 HR: 1	SF: 0 SAC: 0 DP: 2 HBP: 0	WP: 0 PA: 35 CS: 0
<b>PITCHER</b> Duane Pilette, R (1, 1) ERA: 2.2	IP: 9.0 WLS: W BF: 35 H: 7 R: 3 ER: 3 SO: 2 BB: 2 IBB: 0 HBP: 0 BLK: 0 WP: 0 HR: 1 S: 37 P: 45 ERA: 3.00 WHIP: 1.000															<b>PITCHER</b>					

Batter	1	2	3	4	5	6	7	8	9	AB	R	H	RBI	BB	SO	LOB	BOTTOM				
Bobby Young, L (1, 4) OBP: 0.384, SLG: 0.321	0-0 1B		0-3 2			0-0 1B SH1-4		0-0 3		4	1	2	0	0	1	0	<b>New York Yankees @ St. Louis Browns</b> Sportsman's Park, St. Louis, MO Sun May 18 1952, 4:33 AM EDT Overcast  <b>AB 31</b> <b>R 4</b> <b>H 9</b> <b>RBI 4</b> <b>BB 2</b> <b>SO 4</b> <b>LOB 9</b>				
Marty Marion, R (1, 6) OBP: 0.394, SLG: 0.368 George Schmees, L (8, PR)	0-0 1		0-0 3			0-0 1		0-0 2B		3	0	1	0	0	0	1					
Jim Rivera, L (1, 8) OBP: 0.302, SLG: 0.363	0-0 2			0-0 1		0-0 2		0-0 BB		3	0	0	0	1	0	2					
Bob Nieman, R (1, 9) OBP: 0.427, SLG: 0.560	0-0 3			0-0 HR		0-0 3		0-0 1B		4	1	2	2	0	0	3					
Jim Dyck, R (1, 7) OBP: 0.370, SLG: 0.500		0-0 1B 1B		0-3 2		0-3 1		0-0 2		4	1	1	0	0	2	2					
Cass Michaels, R (1, 5) OBP: 0.304, SLG: 0.317		0-0 1B 1B		0-0 3		0-0 2		0-0 1B		3	0	1	0	1	0	0					
Clint Courtney, L (1, 2) OBP: 0.344, SLG: 0.372		0-0 1			0-0 1		0-0 3		0-0 1B	4	0	2	2	0	0	0					
Gordon Goldsberry, L (1, 3) OBP: 0.286, SLG: 0.250 Tom Wright, L (8, PH) Hank Art, L (9, 3)		0-0 1B 1-3 2-H			0-0 2			0-0 1B		2	0	0	0	0	0	1					
Duane Pilette, R (1, 1) OBP: 0.176, SLG: 0.235			0-3 1			0-0 3		0-0 2		3	0	0	0	0	1	0					
<b>Inning Stats</b>	R: 0 E: 0 K: 0 S: 4	H: 1 LOB: 1 BB: 0 P: 4	R: 1 E: 0 K: 0 S: 4	H: 3 LOB: 0 BB: 0 P: 4	R: 0 E: 0 K: 2 S: 7	H: 0 LOB: 0 BB: 0 P: 7	R: 1 E: 0 K: 1 S: 6	H: 1 LOB: 0 BB: 0 P: 6	R: 0 E: 0 K: 0 S: 3	H: 0 LOB: 0 BB: 0 P: 3	R: 1 E: 0 K: 0 S: 4	H: 2 LOB: 1 BB: 0 P: 4	R: 0 E: 0 K: 1 S: 5	H: 0 LOB: 0 BB: 0 P: 5	R: 0 E: 0 K: 0 S: 3	H: 0 LOB: 0 BB: 0 P: 3		R: 1 E: 0 K: 0 S: 4	H: 2 LOB: 2 BB: 2 P: 12	1B: 7 2B: 1 3B: 0 HR: 1	SF: 0 SAC: 1 DP: 1 HBP: 0
<b>PITCHER</b> Ed Lopat, L (1, 1) ERA: 3.4	IP: 8.2 WLS: L BF: 34 H: 9 R: 4 ER: 4 SO: 4 BB: 1 IBB: 1 HBP: 0 BLK: 0 WP: 0 HR: 1 S: 40 P: 48 ERA: 4.15 WHIP: 1.154															<b>PITCHER</b>					







Batter	1	2	3	4	5	6	7	8	9	AB	R	H	RBI	BB	SO	LOB	TOP				
<b>Eddie Yost, R</b> OBP: 0.367, SLG: 0.265 (1, 5)										3	1	0	0	1	1	1	<b>Washington Senators @ St. Louis Browns</b> Sportsman's Park, St. Louis, MO Tue May 20 1952, 4:33 AM EDT Att: 6,680 - Unknown <a href="http://livebaseballscorecards.com">livebaseballscorecards.com</a>				
<b>Jim Busby, R</b> OBP: 0.254, SLG: 0.217 (1, 8)										4	1	2	0	0	0	0					
<b>Jackie Jensen, R</b> OBP: 0.416, SLG: 0.430 (1, 9)										3	0	3	1	1	0	0					
<b>Archie Wilson, R</b> OBP: 0.367, SLG: 0.444 (1, 7)										4	0	1	1	0	0	4					
<b>Mickey Vernon, L</b> OBP: 0.328, SLG: 0.385 (1, 3)										4	0	0	0	0	1	2					
<b>Pete Runnels, L</b> OBP: 0.364, SLG: 0.291 (1, 6)										3	0	1	0	1	1	2					
<b>Mel Hoderlein, S</b> OBP: 0.333, SLG: 0.200 (1, 4)										3	0	1	0	0	0	0					
<b>Mickey Grasso, R</b> OBP: 0.250, SLG: 0.171 (1, 2)										4	0	0	0	0	0	3					
<b>Connie Marrero, R</b> OBP: 0.111, SLG: 0.111 (1, 1)										3	0	1	0	0	0	2					
<b>Inning Stats</b>	R: 0 E: 0 K: 1 S: 6	H: 2 LOB: 1 BB: 0 P: 6	R: 0 E: 0 K: 0 S: 4	H: 1 LOB: 2 BB: 1 P: 8	R: 2 E: 0 K: 1 S: 7	H: 3 LOB: 2 BB: 1 P: 11	R: 0 E: 0 K: 0 S: 3	H: 0 LOB: 0 BB: 0 P: 3	R: 0 E: 0 K: 1 S: 5	H: 1 LOB: 1 BB: 0 P: 4	R: 0 E: 0 K: 0 S: 3	H: 1 LOB: 0 BB: 0 P: 3	R: 0 E: 0 K: 0 S: 2	H: 0 LOB: 0 BB: 1 P: 6	R: 0 E: 0 K: 0 S: 4	H: 1 LOB: 1 BB: 0 P: 4	1B: 8 2B: 2 3B: 0 HR: 0	SF: 0 SAC: 1 DP: 4 HBP: 0	WP: 0 PB: 0 SB: 1 CS: 1	PA: 35	
<b>PITCHER</b> <b>Tommy Byrne, L</b> ERA: 3.69 (1, 1)	IP: 9.0 WLS: L BF: 35	H: 9 R: 2 ER: 2 SO: 3	BB: 3 IBB: 0 HBP: 0 BLK: 0	WP: 0 HR: 0 S: 38 P: 50	ERA: 2.00 WHIP: 1.333											ERA: 2.00 WHIP: 1.333					

Batter	1	2	3	4	5	6	7	8	9	AB	R	H	RBI	BB	SO	LOB	BOTTOM					
<b>Bobby Young, L</b> OBP: 0.355, SLG: 0.292 (1, 4)										4	0	0	0	0	1	3	<b>Washington Senators @ St. Louis Browns</b> Sportsman's Park, St. Louis, MO Tue May 20 1952, 4:33 AM EDT Att: 6,680 - Unknown <a href="http://livebaseballscorecards.com">livebaseballscorecards.com</a>					
<b>Marty Marion, R</b> OBP: 0.292, SLG: 0.354 (1, 6)										4	0	0	0	0	0	3						
<b>Jim Rivera, L</b> OBP: 0.298, SLG: 0.349 (1, 8)										3	0	1	0	1	1	0						
<b>Bob Nieman, R</b> OBP: 0.413, SLG: 0.533 (1, 9)										4	0	0	0	0	1	1						
<b>Jim Delsing, L</b> OBP: 0.376, SLG: 0.493 (1, 7)										4	0	1	0	0	0	1						
<b>Cass Michaels, R</b> OBP: 0.303, SLG: 0.318 (1, 5)										3	0	0	0	0	2	2						
<b>Clint Courtney, L</b> OBP: 0.350, SLG: 0.363 (1, 2)										3	0	1	0	0	1	1						
<b>Dick Kryhoski, L</b> OBP: 0.225, SLG: 0.232 (1, 3)										3	0	0	0	0	1	1						
<b>Tommy Byrne, L</b> OBP: 0.333, SLG: 0.375 (1, 1)										2	0	1	0	1	1	0						
<b>Inning Stats</b>	R: 0 E: 0 K: 1 S: 5	H: 1 LOB: 0 BB: 0 P: 5	R: 0 E: 0 K: 2 S: 8	H: 1 LOB: 0 BB: 0 P: 8	R: 0 E: 0 K: 0 S: 3	H: 0 LOB: 1 BB: 1 P: 7	R: 0 E: 0 K: 1 S: 5	H: 0 LOB: 0 BB: 1 P: 9	R: 0 E: 0 K: 2 S: 7	H: 0 LOB: 0 BB: 0 P: 7	R: 0 E: 0 K: 0 S: 3	H: 0 LOB: 0 BB: 0 P: 3	R: 0 E: 0 K: 1 S: 5	H: 0 LOB: 0 BB: 0 P: 5	R: 0 E: 0 K: 0 S: 5	H: 2 LOB: 2 BB: 0 P: 5	R: 0 E: 0 K: 1 S: 5	H: 0 LOB: 0 BB: 0 P: 5	1B: 4 2B: 0 3B: 0 HR: 0	SF: 0 SAC: 0 DP: 0 HBP: 0	WP: 0 PB: 0 SB: 0 CS: 1	PA: 33
<b>PITCHER</b> <b>Connie Marrero, R</b> ERA: 1.6 (1, 1)	IP: 9.0 WLS: W BF: 32	H: 4 R: 0 ER: 0 SO: 8	BB: 2 IBB: 0 HBP: 0 BLK: 0	WP: 0 HR: 0 S: 46 P: 54	ERA: 0.00 WHIP: 0.667											ERA: 0.00 WHIP: 0.667						







Batter	1	2	3	4	5	6	7	8	9	AB	R	H	RBI	BB	SO	LOB	TOP			
<b>Eddie Yost, R</b> OBP: 0.369, SLG: 0.298 (1, 5)										3	1	2	1	2	0	2	<b>Washington Senators @ St. Louis Browns</b> Sportsman's Park, St. Louis, MO Thu May 22 1952, 4:33 AM EDT Att: 6,096 - Unknown  <b>AB 34</b> <b>R 4</b> <b>H 9</b> <b>RBI 3</b> <b>BB 7</b> <b>SO 4</b> <b>LOB 22</b>			
<b>Jim Busby, R</b> OBP: 0.234, SLG: 0.198 (1, 8)										5	0	0	0	0	0	5				
<b>Jackie Jensen, R</b> OBP: 0.418, SLG: 0.426 (1, 9)										4	0	2	0	1	1	0				
<b>Archie Wilson, R</b> OBP: 0.352, SLG: 0.420 (1, 7)										5	0	1	0	0	2	2				
<b>Mickey Vernon, L</b> OBP: 0.343, SLG: 0.407 (1, 3)										4	1	1	1	1	1	3				
<b>Pete Runnels, L</b> OBP: 0.374, SLG: 0.286 (1, 6)										2	1	1	0	2	0	2				
<b>Mel Hoderlein, S</b> OBP: 0.200, SLG: 0.111 (1, 4)										4	0	0	0	0	0	6				
<b>Clyde Klutz, R</b> OBP: 0.395, SLG: 0.394 (1, 2)										3	1	1	0	1	0	1				
<b>Bob Porterfield, R</b> OBP: 0.235, SLG: 0.294 (1, 1)										4	0	1	1	0	0	1				
<b>Tom Ferrick, R</b> OBP: 0.333, SLG: 0.667 (9, 1)										0	0	0	0	0	0	0				
<b>Inning Stats</b>	R: 1 E: 0 K: 0 S: 3	H: 1 LOB: 0 BB: 1 P: 7	R: 1 E: 0 K: 0 S: 4	H: 1 LOB: 2 BB: 2 P: 12	R: 0 E: 0 K: 0 S: 3	H: 0 LOB: 0 BB: 0 P: 3	R: 2 E: 1 K: 0 S: 5	H: 1 LOB: 2 BB: 2 P: 13	R: 0 E: 0 K: 1 S: 7	H: 2 LOB: 2 BB: 0 P: 7	R: 0 E: 0 K: 2 S: 8	H: 1 LOB: 2 BB: 1 P: 12	R: 0 E: 0 K: 0 S: 4	H: 2 LOB: 1 BB: 0 P: 4	R: 0 E: 0 K: 1 S: 5	H: 1 LOB: 0 BB: 0 P: 5	1B: 6 2B: 2 3B: 0 HR: 2	SF: 0 SAC: 0 DP: 3 HBP: 0	WP: 1 PB: 0 SB: 0 CS: 0	PA: 41
<b>PITCHER</b>	IP WLS BF H R ER SO BB IBB HBP BLK WP HR S P ERA WHIP																			
<b>Gene Bearden, L</b> ERA: 5.75 (1, 1)	4.0 L 22 5 4 3 0 5 0 0 0 0 1 2 17 37 6.75 2.500																			
<b>Dave Madison, R</b> ERA: (5, 1)	3.0 12 1 0 0 3 2 0 0 0 0 0 0 16 24 0.00 1.000																			
<b>Stubby Overmire, L</b> ERA: 4.5 (8, 1)	2.0 7 3 0 0 1 0 0 0 0 0 0 0 9 9 0.00 1.500																			

Batter	1	2	3	4	5	6	7	8	9	AB	R	H	RBI	BB	SO	LOB	BOTTOM			
<b>Bobby Young, L</b> OBP: 0.373, SLG: 0.306 (1, 4)										4	0	2	0	1	1	2	<b>Washington Senators @ St. Louis Browns</b> Sportsman's Park, St. Louis, MO Thu May 22 1952, 4:33 AM EDT Att: 6,096 - Unknown  <b>AB 34</b> <b>R 2</b> <b>H 8</b> <b>RBI 2</b> <b>BB 3</b> <b>SO 1</b> <b>LOB 12</b>			
<b>Hank Aft, L</b> OBP: 0.276, SLG: 0.360 (1, 3)										4	0	1	1	0	0	2				
<b>Jim Delsing, L</b> OBP: 0.361, SLG: 0.453 (1, 8)										4	0	0	0	0	0	1				
<b>Bob Nieman, R</b> OBP: 0.398, SLG: 0.500 (1, 9)										3	0	1	0	1	0	0				
<b>Clint Courtney, L</b> OBP: 0.358, SLG: 0.367 (1, 2)										4	0	1	0	0	0	2				
<b>Tom Wright, L</b> OBP: 0.255, SLG: 0.255 (1, 7)										4	0	0	0	0	0	2				
<b>Cass Michaels, R</b> OBP: 0.299, SLG: 0.301 (1, 5)										3	0	0	0	0	0	2				
<b>Jim Rivera, L</b> OBP: 0.302, SLG: 0.345 (9, PH)										0	0	0	0	1	0	0				
<b>Joe Demaestri, R</b> OBP: 0.304, SLG: 0.391 (1, 6)										2	1	1	0	0	0	0				
<b>George Schmees, L</b> OBP: 0.214, SLG: 0.250 (7, PH)										1	0	0	0	0	0	0				
<b>Leo Thomas, R</b> OBP: 0.353, SLG: 0.317 (8, 6)										0	0	0	0	0	0	0				
<b>Jim Dyck, R</b> OBP: 0.375, SLG: 0.500 (9, PH)										1	0	0	0	0	0	1				
<b>Gene Bearden, L</b> ERA: 5.75 (1, 1)	R: 0 E: 0 K: 0 S: 3	H: 0 LOB: 2 BB: 2 P: 11	R: 2 E: 0 K: 0 S: 6	H: 4 LOB: 2 BB: 0 P: 6	R: 0 E: 0 K: 0 S: 5	H: 2 LOB: 2 BB: 0 P: 5	R: 0 E: 0 K: 0 S: 3	H: 0 LOB: 0 BB: 0 P: 3	R: 0 E: 0 K: 0 S: 3	H: 0 LOB: 0 BB: 0 P: 3	R: 0 E: 0 K: 0 S: 4	H: 1 LOB: 1 BB: 0 P: 4	R: 0 E: 0 K: 0 S: 3	H: 0 LOB: 0 BB: 0 P: 3	R: 0 E: 0 K: 1 S: 6	H: 1 LOB: 2 BB: 1 P: 10	1B: 5 2B: 3 3B: 0 HR: 0	SF: 0 SAC: 0 DP: 0 HBP: 0	WP: 0 PB: 0 SB: 0 CS: 0	PA: 37
<b>PITCHER</b>	IP WLS BF H R ER SO BB IBB HBP BLK WP HR S P ERA WHIP																			
<b>Bob Porterfield, R</b> ERA: 2.73 (1, 1)	8.2 W 36 8 2 2 2 0 3 0 0 0 0 0 33 45 2.08 1.269																			
<b>Tom Ferrick, R</b> ERA: 0.55 (9, 1)	0.1 S 1 0 0 0 1 0 0 0 0 0 0 0 3 3 0.00 0.000																			







Batter	1	2	3	4	5	6	7	8	9	AB	R	H	RBI	BB	SO	LOB	TOP				
Harry Simpson, L (1, 9) OBP: 0.314, SLG: 0.388	F6	K		FC4-6		4-3			K	5	0	0	0	0	2	2	<b>Cleveland Indians @ St. Louis Browns</b> Sportsman's Park, St. Louis, MO Sat May 24 1952, 4:33 AM EDT Att: 5,947 - Unknown				
Bobby Avila, R (1, 4) OBP: 0.397, SLG: 0.416	1B HR		6-3		G5-4-3	1B	5-3		1B	5	1	3	0	0	0	0					
Al Rosen, R (1, 5) OBP: 0.423, SLG: 0.631	1B HR				G5-4-3		F7		K	5	1	2	0	0	1	2					
Larry Doby, L (1, 8) OBP: 0.380, SLG: 0.577	HR		F6				K			4	1	2	3	0	1	1					
Dale Mitchell, L (1, 7) OBP: 0.416, SLG: 0.456	F9		F4		4-3			G3		4	0	0	0	0	0	2					
Luke Easter, L (1, 3) OBP: 0.277, SLG: 0.385	1B			HR		K		F7		4	1	2	1	0	1	0					
Ray Boone, R (1, 6) OBP: 0.394, SLG: 0.446	FC5-4		F3		E	1B	E5	FC4		4	1	1	0	0	0	1					
Jim Hegan, R (1, 2) OBP: 0.308, SLG: 0.368		F2		FC4-6	1B	E5	SH5-4	FC4		4	0	1	0	0	0	1					
Bob Feller, R (1, 1) OBP: 0.136, SLG: 0.050	K		K		SH5-4			F9		3	0	0	0	0	2	1					
<b>Inning Stats</b>	R: 3 E: 0 K: 0 S: 7	H: 4 LOB: 1 BB: 0 P: 7	R: 0 E: 0 K: 2 S: 7	H: 0 LOB: 0 BB: 0 P: 7	R: 0 E: 0 K: 0 S: 4	H: 1 LOB: 1 BB: 0 P: 4	R: 1 E: 0 K: 1 S: 7	H: 2 LOB: 1 BB: 0 P: 7	R: 0 E: 0 K: 0 S: 4	H: 2 LOB: 0 BB: 0 P: 5	R: 0 E: 1 K: 0 S: 4	H: 0 LOB: 1 BB: 0 P: 4	R: 0 E: 1 K: 0 S: 5	H: 0 LOB: 1 BB: 0 P: 4	R: 0 E: 0 K: 2 S: 8	H: 1 LOB: 1 BB: 0 P: 8	1B: 9 2B: 0 3B: 0 HR: 2	SF: 0 SAC: 1 DP: 1 HBP: 0	WP: 0 PB: 0 SB: 0 CS: 0	PA: 39	
<b>PITCHER</b>	IP	WLS	BF	H	R	ER	SO	BB	IBB	HBP	BLK	WP	HR	S	P	ERA	WHIP				
Bob Cain, L (1, 1) ERA: 4.74	4.0	L	19	7	4	4	3	0	0	0	0	0	2	25	25	9.00	1.750				
Gene Bearden, L (5, 1) ERA: 5.91	3.0		12	3	1	0	2	0	0	0	0	0	0	16	16	0.00	1.000				
Dave Madison, R (8, 1) ERA:	2.0		8	1	0	0	2	0	0	0	0	0	0	12	12	0.00	0.500				

Batter	1	2	3	4	5	6	7	8	9	AB	R	H	RBI	BB	SO	LOB	BOTTOM				
Bobby Young, L (1, 4) OBP: 0.370, SLG: 0.302	F8		FC3-6	1B	F8		F7		2B	5	1	2	0	0	0	0	<b>Cleveland Indians @ St. Louis Browns</b> Sportsman's Park, St. Louis, MO Sat May 24 1952, 4:33 AM EDT Att: 5,947 - Unknown				
Jim Delsing, L (1, 9) OBP: 0.370, SLG: 0.464	1B		F6		1B		L9		1B	5	1	3	2	0	0	2					
Jim Rivera, L (1, 8) OBP: 0.311, SLG: 0.348	1B		FC3-6		1B			4-3	2B	5	0	2	0	0	0	3					
Jim Dyck, R (1, 5) OBP: 0.361, SLG: 0.473	1B		F8		F7		F4	F7	1B	5	0	1	1	0	0	5					
Clint Courtney, L (1, 2) OBP: 0.339, SLG: 0.346	F9			F8	1-3			1B	3-1	5	0	1	0	0	0	5					
Tom Wright, L (1, 7) OBP: 0.271, SLG: 0.273		F9	G3			4-3		1B		4	0	1	0	0	0	0					
Dick Kryhoski, L (1, 3) OBP: 0.234, SLG: 0.253		4-3		BB	1B		F7	F7		4	0	1	0	0	0	2					
Marty Marion, R (1, 6) OBP: 0.281, SLG: 0.330		4-3				F3			1B	2	0	0	0	1	0	0					
Bob Nieman, R (9, PH) OBP: 0.390, SLG: 0.486				BB	BB				2B	1	1	1	0	0	0	0					
Bob Cain, L (1, 1) OBP: 0.274, SLG: 0.154			FC3-6	1B			F7		K	1	0	1	0	0	0	0					
Earl Fiano, L (4, PH) OBP: 0.098, SLG: 0.198										1	0	0	0	0	0	2					
Gene Bearden, L (5, 1) OBP: 0.428, SLG: 0.671										0	0	0	0	0	0	0					
George Schmeiss, L (7, PH) OBP: 0.208, SLG: 0.244										0	0	0	0	0	0	0					
Dave Madison, R (8, 1) OBP: 0.370, SLG: 0.464										0	0	0	0	0	0	0					
Tommy Byrne, L (9, PH) OBP: 0.301, SLG: 0.390										1	0	0	0	0	1	1					
<b>Inning Stats</b>	R: 0 E: 0 K: 0 S: 5	H: 2 LOB: 2 BB: 0 P: 5	R: 0 E: 0 K: 0 S: 3	H: 0 LOB: 0 BB: 0 P: 3	R: 0 E: 0 K: 0 S: 5	H: 2 LOB: 2 BB: 0 P: 5	R: 0 E: 0 K: 0 S: 4	H: 1 LOB: 2 BB: 1 P: 8	R: 0 E: 0 K: 0 S: 5	H: 2 LOB: 0 BB: 0 P: 5	R: 0 E: 0 K: 0 S: 3	H: 0 LOB: 0 BB: 0 P: 3	R: 0 E: 0 K: 0 S: 3	H: 0 LOB: 2 BB: 0 P: 5	R: 3 E: 0 K: 1 S: 9	H: 4 LOB: 1 BB: 0 P: 9	1B: 12 2B: 1 3B: 0 HR: 0	SF: 0 SAC: 0 DP: 0 HBP: 0	WP: 0 PB: 0 SB: 0 CS: 0	PA: 41	
<b>PITCHER</b>	IP	WLS	BF	H	R	ER	SO	BB	IBB	HBP	BLK	WP	HR	S	P	ERA	WHIP				
Bob Feller, R (1, 1) ERA: 3.88	9.0	W	41	13	3	3	1	1	0	0	0	0	0	42	46	3.00	1.556				





Batter	1	2	3	4	5	6	7	8	9	AB	R	H	RBI	BB	SO	LOB	TOP					
Harry Simpson, L (1, 9) OBP: 0.316, SLG: 0.408	G3		HR		F5		FC4-6 BB		1B	5	2	2	1	0	0	2	<b>Cleveland Indians @ St. Louis Browns</b> <b>Sportsman's Park, St. Louis, MO</b> Sun May 25 1952, 4:33 AM EDT Unknown					
Bobby Avila, R (1, 4) OBP: 0.398, SLG: 0.411	F9		G3		F5		BB		G3 1B	4	0	1	0	1	0	0						
Al Rosen, R (1, 5) OBP: 0.421, SLG: 0.632	F8				F7				G3	3	0	1	0	0	0	0						
Bob Kennedy, R (6, PR) OBP: 0.429, SLG: 0.425	F8				F7				G3	2	1	1	1	0	0	3						
Larry Doby, L (1, 8) OBP: 0.381, SLG: 0.605		F7			BB 1B				G3	5	1	2	1	0	0	3						
Dale Mitchell, L (1, 7) OBP: 0.396, SLG: 0.432		F8			F6				F9	5	0	0	1	0	0	4						
Luke Easter, L (1, 3) OBP: 0.285, SLG: 0.416					BB 1B				L8	4	1	2	1	0	0	1						
Ray Boone, R (1, 6) OBP: 0.397, SLG: 0.444					BB				F5	3	0	1	0	1	0	0						
Birdie Tebbetts, R (1, 2) OBP: 0.344, SLG: 0.321					F9				F5	3	0	1	0	0	0	3						
Johnny Berardino, R (7, PR)					F2				K	0	0	0	0	0	0	0						
Jim Hegan, R (7, 2) OBP: 0.353, SLG: 0.382					F2				K	1	0	0	0	0	0	1						
Steve Gromek, S (1, 1)					F7				F9	2	0	0	0	0	1	0						
Lou Brissie, L (5, 1)					K				F9	0	0	0	0	0	0	0						
Barney McCosky, L (7, PH)					K				F9	1	0	0	0	0	0	1						
Mickey Harris, L (7, 1)					K				F9	0	0	0	0	0	0	0						
Pete Reiser, L (9, PH) OBP: 0.174, SLG: 0.273					K				F9	1	0	0	0	0	0	0						
<b>Inning Stats</b>	R: 0 E: 0 K: 0 S: 3	H: 0 LOB: 0 BB: 0 P: 3	R: 1 E: 0 K: 0 S: 4	H: 1 LOB: 0 BB: 0 P: 4	R: 1 E: 0 K: 0 S: 4	H: 1 LOB: 0 BB: 0 P: 4	R: 0 E: 0 K: 0 S: 5	H: 2 LOB: 3 BB: 1 P: 9	R: 0 E: 0 K: 0 S: 5	H: 0 LOB: 0 BB: 0 P: 5	R: 1 E: 0 K: 0 S: 4	H: 1 LOB: 1 BB: 0 P: 4	R: 0 E: 1 K: 0 S: 5	H: 1 LOB: 3 BB: 1 P: 9	R: 1 E: 0 K: 0 S: 7	H: 2 LOB: 1 BB: 0 P: 7	R: 1 E: 0 K: 0 S: 6	H: 3 LOB: 2 BB: 0 P: 6	1B: 7 2B: 1 3B: 0 HR: 3	SF: 0 SAC: 0 DP: 0 HBP: 0	WP: 0 PB: 0 SB: 0 CS: 0	PA: 41
<b>PITCHER</b>	IP WLS BF H R ER SO BB IBB HBP BLK WP HR S P ERA WHIP																					
Duane Pilette, R (1, 1) ERA: 2.67	8.1 W 39 11 5 5 2 2 0 0 0 0 0 3 41 49 5.40 1.560																					
Satchel Paige, R (9, 1) ERA: 2.89	0.2 S 2 0 0 0 0 0 0 0 0 0 0 0 2 2 0.00 0.000																					

Batter	1	2	3	4	5	6	7	8	9	AB	R	H	RBI	BB	SO	LOB	BOTTOM			
Bobby Young, L (1, 4) OBP: 0.371, SLG: 0.294	F7				4-3				F8	3	0	0	0	2	0	1	<b>Cleveland Indians @ St. Louis Browns</b> <b>Sportsman's Park, St. Louis, MO</b> Sun May 25 1952, 4:33 AM EDT Unknown			
Jim Delsing, L (1, 9) OBP: 0.351, SLG: 0.438	4-3				F9				F2	5	0	0	0	0	0	5				
Jim Rivera, L (1, 8) OBP: 0.321, SLG: 0.347	3-1				6-3				BB	3	2	1	0	2	0	0				
Jim Dyck, R (1, 5) OBP: 0.364, SLG: 0.458					F9				F7	4	1	1	1	0	1	2				
Clint Courtney, L (1, 2) OBP: 0.352, SLG: 0.373					K				F7	3	2	2	1	1	0	1				
Tom Wright, L (1, 7) OBP: 0.282, SLG: 0.263					K				F7	2	0	0	0	0	1	2				
Bob Nieman, R (5, PH) OBP: 0.392, SLG: 0.481					F5				K	1	0	0	0	1	1	0				
Dick Kryhoski, L (1, 3) OBP: 0.299, SLG: 0.346					F5				K	3	2	2	4	1	1	0				
Gordon Goldsberry, L (9, 3) OBP: 0.269, SLG: 0.234					F5				K	0	0	0	0	0	0	0				
Marty Marion, R (1, 6) OBP: 0.280, SLG: 0.327					K				F7	4	0	1	1	0	1	2				
Duane Pilette, R (1, 1) OBP: 0.238, SLG: 0.286					K				F7	4	0	2	0	0	0	2				
Satchel Paige, R (9, 1) ERA: 3.0					2-3				BB	0	0	0	0	0	0	0				
<b>Inning Stats</b>	R: 0 E: 0 K: 0 S: 3	H: 0 LOB: 0 BB: 0 P: 3	R: 2 E: 0 K: 2 S: 10	H: 3 LOB: 3 BB: 2 P: 18	R: 0 E: 0 K: 0 S: 4	H: 1 LOB: 1 BB: 0 P: 4	R: 1 E: 0 K: 1 S: 6	H: 1 LOB: 1 BB: 1 P: 10	R: 3 E: 0 K: 0 S: 4	H: 2 LOB: 1 BB: 2 P: 13	R: 1 E: 0 K: 0 S: 4	H: 1 LOB: 1 BB: 1 P: 8	R: 0 E: 0 K: 2 S: 7	H: 0 LOB: 0 BB: 0 P: 7	R: 0 E: 0 K: 0 S: 4	H: 1 LOB: 2 BB: 1 P: 8	1B: 5 2B: 2 3B: 0 HR: 2	SF: 0 SAC: 0 DP: 1 HBP: 1	WP: 0 PB: 0 SB: 1 CS: 0	PA: 40
<b>PITCHER</b>	IP WLS BF H R ER SO BB IBB HBP BLK WP HR S P ERA WHIP																			
Steve Gromek, R (1, 1) ERA: 3.27	4.0 L 23 7 6 6 3 3 0 1 0 0 0 2 25 38 4.50 2.500																			
Lou Brissie, L (5, 1) ERA: 6.55	2.0 9 1 1 1 0 2 1 0 0 0 0 6 18 4.50 1.500																			
Mickey Harris, L (7, 1) ERA: 3.0	2.0 8 1 0 0 2 1 0 0 0 0 0 0 11 15 0.00 1.000																			

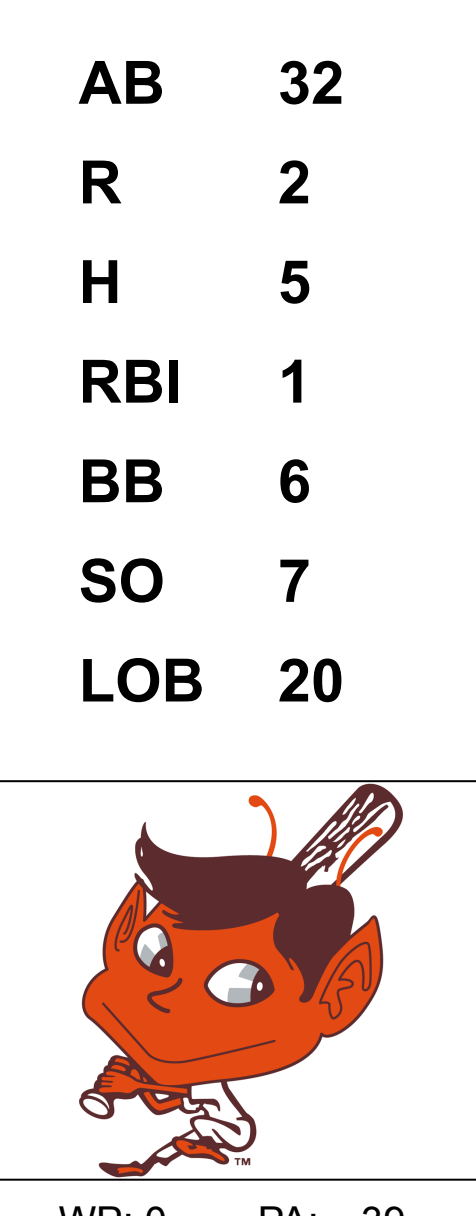


Batter	1	2	3	4	5	6	7	8	9	AB	R	H	RBI	BB	SO	LOB	TOP					
Harry Simpson, L (1, 9) OBP: 0.313, SLG: 0.408	0-0 4-3	0-0 1-3 2B			0-0 F8		0-0 F6	0-0 4-3		5	0	1	0	0	0	2	<b>Cleveland Indians @ St. Louis Browns</b> Sportsman's Park, St. Louis, MO Sun May 25 1952, 4:38 AM EDT Att: 23,536 - Unknown					
Bobby Avila, R (1, 4) OBP: 0.404, SLG: 0.417	4-0 1B 1B	0-0 6-3			0-0 F9		4-0 HR BB		0-0 1B S 2B	3	3	1	0	2	0	2						
Al Rosen, R (1, 5) OBP: 0.427, SLG: 0.654	0-0 1B 1-3 1B		0-0 FC6-4 1B		0-0 F8		0-0 1-H 2-H HR		0-0 F7	5	1	3	3	0	0	1						
Larry Doby, L (1, 8) OBP: 0.360, SLG: 0.568	0-3 K		0-0 F5		0-0 F8		0-0 F9		0-0 L4	5	0	0	0	0	1	5						
Dale Mitchell, L (1, 7) OBP: 0.405, SLG: 0.434	0-0 1-3 3-H 1B		0-0 FC6-4 1-2		4-0 S BB		0-3 K		0-0 BB 1B	4	0	2	1	1	1	2						
Luke Easter, L (1, 3) OBP: 0.281, SLG: 0.402	0-0 F8		0-0 K		0-0 F7			0-0 1-3	4-0 1-2 BB	4	0	0	0	1	1	4						
Ray Boone, R (1, 6) OBP: 0.404, SLG: 0.441		0-0 2B 1B		0-0 F8		4-0 FC6-4 BB		4-0 2B BB	0-0 F3	3	1	1	0	2	0	2						
Jim Hegan, R (1, 2) OBP: 0.300, SLG: 0.371		0-0 F3		0-0 F9		0-0 FC6-4 1-2		0-0 4-3 1-H 2B		4	0	1	1	0	0	3						
Sam Jones, R (1, 1) Birdie Tebbetts, R (7, PH) Johnny Berardino, R (7, PH) Lou Brissie, L (7, 1)		0-0 F8		0-3 K			0-0 HR 2B	0-0 4-3		2	0	0	0	0	1	1						
<b>Inning Stats</b>	R: 1 E: 0 K: 1 S: 7	H: 2 LOB: 2 BB: 1 P: 11	R: 0 E: 0 K: 0 S: 5	H: 2 LOB: 2 BB: 0 P: 5	R: 0 E: 0 K: 1 S: 6	H: 1 LOB: 1 BB: 0 P: 6	R: 0 E: 0 K: 1 S: 5	H: 0 LOB: 0 BB: 0 P: 5	R: 0 E: 0 K: 0 S: 3	H: 0 LOB: 2 BB: 2 P: 11	R: 3 E: 0 K: 1 S: 7	H: 2 LOB: 1 BB: 1 P: 11	R: 1 E: 0 K: 0 S: 4	H: 1 LOB: 1 BB: 1 P: 8	R: 1 E: 0 K: 0 S: 5	H: 2 LOB: 2 BB: 1 P: 9		1B: 5 2B: 4 3B: 0 HR: 1	SF: 0 SAC: 0 DP: 0 HBP: 0	WP: 0 PB: 0 SB: 2 CS: 0	PA: 43	
<b>PITCHER</b>	IP WLS BF H R ER SO BB IBB HBP BLK WP HR S P ERA WHIP	7.0 L 32 7 4 4 4 4 0 0 0 0 1 36 52 5.14 1.571	2.0 S 11 3 2 2 0 2 0 0 0 0 0 9 17 9.00 2.500																			

AB	37
R	6
H	10
RBI	5
BB	6
SO	4
LOB	23



Batter	1	2	3	4	5	6	7	8	9	AB	R	H	RBI	BB	SO	LOB	BOTTOM					
Bobby Young, L (1, 4) OBP: 0.365, SLG: 0.289	0-3 K		0-0 F8		0-0 G3		0-0 1-3		0-0 1-2 1B	5	0	1	0	0	1	1	<b>Cleveland Indians @ St. Louis Browns</b> Sportsman's Park, St. Louis, MO Sun May 25 1952, 4:38 AM EDT Att: 23,536 - Unknown					
Jim Delsing, L (1, 9) OBP: 0.340, SLG: 0.424 Bob Nieman, R (7, PH) (8, 9)	0-3 K		0-0 F8		0-0 F9		0-0 F3		0-0 L6	3	0	0	0	0	1	0						
Jim Rivera, L (1, 8) OBP: 0.326, SLG: 0.372	0-0 F5			0-0 HR	4-0 CS BB			0-0 5-3	3	1	1	1	1	0	0							
Jim Dyck, R (1, 5) OBP: 0.371, SLG: 0.443		4-0 BB BB		4-0 1B E BB	0-0 CS 1-2		0-0 F7		0-0 E3	2	1	0	0	2	0	0						
Clint Courtney, L (1, 2) OBP: 0.341, SLG: 0.360		0-3 K		0-3 K		0-0 G3		0-3 K	4	0	0	0	0	3	3							
Tom Wright, L (1, 7) OBP: 0.292, SLG: 0.271		4-0 FC6-4 1-2 BB		4-0 1B E4 BB		0-0 1B		0-3 K	2	0	1	0	2	1	1							
Dick Kryhoski, L (1, 3) OBP: 0.271, SLG: 0.346		0-0 F8		0-0 E 1B		0-0 4-3			0-0 1B BB	3	0	1	0	1	0	3						
Joe Demaestri, R (1, 6) OBP: 0.280, SLG: 0.360 Leo Thomas, R (7, PH) (8, 6)		0-0 FC6-4 1-2		0-0 E4			0-0 2B		0-0 F8	2	0	0	0	0	0	4						
Tommy Byrne, L (1, 1) OBP: 0.300, SLG: 0.333 Les Moss, R (7, PH) Dave Madison, R (8, 1) Cass Michaels, R (8, PH) OBP: 0.292, SLG: 0.293			0-0 K		0-0 F8			0-0 F8	2	0	0	0	0	1	2							
<b>Inning Stats</b>	R: 0 E: 0 K: 2 S: 7	H: 0 LOB: 0 BB: 0 P: 7	R: 0 E: 0 K: 1 S: 5	H: 0 LOB: 2 BB: 2 P: 13	R: 0 E: 0 K: 1 S: 5	H: 0 LOB: 0 BB: 0 P: 5	R: 2 E: 1 K: 1 S: 7	H: 2 LOB: 2 BB: 2 P: 15	R: 0 E: 0 K: 0 S: 2	H: 0 LOB: 0 BB: 1 P: 6	R: 0 E: 0 K: 0 S: 4	H: 1 LOB: 1 BB: 0 P: 4	R: 0 E: 0 K: 0 S: 4	H: 1 LOB: 1 BB: 0 P: 4	R: 0 E: 1 K: 2 S: 8	H: 0 LOB: 1 BB: 0 P: 8		R: 0 E: 0 K: 0 S: 4	H: 1 LOB: 2 BB: 1 P: 8	1B: 3 2B: 1 3B: 0 HR: 1	SF: 0 SAC: 0 DP: 0 HBP: 0	WP: 0 PB: 0 SB: 0 CS: 1
<b>PITCHER</b>	IP WLS BF H R ER SO BB IBB HBP BLK WP HR S P ERA WHIP	6.0 W 25 3 2 1 5 5 0 0 0 0 1 30 50 1.50 1.333	3.0 S 13 2 0 0 2 1 0 0 0 0 0 16 20 0.00 1.000																			






Batter	1	2	3	4	5	6	7	8	9	AB	R	H	RBI	BB	SO	LOB	TOP					
Nellie Fox, L OBP: 0.308, SLG: 0.329 (1, 4)	F7		1-3 1B	6-3			SH1-4 1B F9		SH1-4 1B	5	2	3	0	0	0	1						
Al Zarilla, L OBP: 0.345, SLG: 0.368 (1, 9)	4-3		3-H 1B		4-3		SH1-4 1B		SH1-4	4	0	2	1	0	0	0						
Hector Rodriguez, R OBP: 0.389, SLG: 0.317 (1, 5)	BB		L8		F8		SH1-4		F5	3	0	0	0	1	0	2						
Eddie Robinson, L OBP: 0.389, SLG: 0.455 (1, 3)	F7		3-1		F9		FC5-4 1B		PO	4	0	1	1	1	0	2						
Bud Stewart, L OBP: 0.415, SLG: 0.500 (1, 7)							F9		PO	3	2	2	1	1	0	2						
Ray Coleman, L OBP: 0.168, SLG: 0.149 (1, 8)	L4						F8			4	1	1	0	0	0	4						
Bud Sheely, L OBP: 0.333, SLG: 0.200 (1, 2)	6-3						K		F9	4	0	1	0	0	1	2						
Chico Carrasquel, R OBP: 0.294, SLG: 0.303 (1, 6)	5-3								F3	4	0	2	2	0	0	1						
Billy Pierce, L OBP: 0.160, SLG: 0.087 (1, 1)							F8		4-3	4	1	1	0	0	0	3						
<b>Inning Stats</b>	R: 0 E: 0 K: 0 S: 3	H: 0 LOB: 1 BB: 1 P: 7	R: 0 E: 0 K: 0 S: 4	H: 1 LOB: 1 BB: 0 P: 4	R: 1 E: 0 K: 0 S: 5	H: 3 LOB: 1 BB: 0 P: 5	R: 2 E: 0 K: 0 S: 6	H: 4 LOB: 1 BB: 0 P: 6	R: 0 E: 0 K: 0 S: 3	H: 0 LOB: 0 BB: 0 P: 3	R: 1 E: 0 K: 1 S: 6	H: 1 LOB: 1 BB: 1 P: 10	R: 1 E: 0 K: 0 S: 5	H: 2 LOB: 2 BB: 1 P: 9	R: 0 E: 0 K: 0 S: 3	H: 0 LOB: 0 BB: 0 P: 3	R: 1 E: 0 K: 0 S: 4	H: 2 LOB: 0 BB: 0 P: 4	1B: 12 2B: 1 3B: 0 HR: 0	SF: 0 SAC: 2 DP: 1 HBP: 0	WP: 0 PB: 0 SB: 1 CS: 0	PA: 41
<b>PITCHER</b>	IP	WLS	BF	H	R	ER	SO	BB	IBB	HBP	BLK	WP	HR	S	P	ERA	WHIP					
Earl Harrist, R ERA: 3.0 (1, 1)	6.1	L	31	11	5	5	1	2	1	0	0	0	0	30	42	7.11	2.053					
Stubby Overmire, L ERA: 3.95 (7, 1)	0.2		2	0	0	0	0	0	0	0	0	0	0	2	2	0.00	0.000					
Gene Bearden, L ERA: 4.97 (8, 1)	2.0		7	2	1	1	0	0	0	0	0	0	0	7	7	4.50	1.000					

Chicago White Sox @ St. Louis Browns  
Sportsman's Park, St. Louis, MO  
Mon May 26 1952, 4:33 AM EDT  
Att: 5,944 - Unknown


AB	35
R	6
H	13
RBI	5
BB	3
SO	1
LOB	17



Batter	1	2	3	4	5	6	7	8	9	AB	R	H	RBI	BB	SO	LOB	BOTTOM					
Cass Michaels, R OBP: 0.289, SLG: 0.283 (1, 4)	F4		F5		F8				F3	4	0	0	0	1	0	1						
Leo Thomas, R OBP: 0.339, SLG: 0.312 (1, 5)	F7		F8				F2		F4	5	0	0	0	0	1	3						
Jim Rivera, L OBP: 0.324, SLG: 0.368 (1, 8)	K		K				1-3			4	0	1	0	0	2	3						
Bob Nieman, R OBP: 0.389, SLG: 0.482 (1, 9)					F8		F8		4-3 1B	4	1	2	0	0	0	1						
Jim Dyck, R OBP: 0.365, SLG: 0.431 (1, 7)					F8		FC5-4		F8	4	0	1	0	0	0	2						
Les Moss, R OBP: 0.314, SLG: 0.455 (1, 2)					1-3				F7	4	0	1	0	0	0	1						
Dick Kryhoski, L OBP: 0.270, SLG: 0.341 (1, 3)									4-3	4	1	1	0	0	1	3						
Marty Marion, R OBP: 0.295, SLG: 0.345 (1, 6)									F6	3	0	2	0	1	0	2						
Earl Harrist, R (1, 1)										1	0	0	0	0	1	2						
Stubby Overmire, R (7, 1)										0	0	0	0	0	0	0						
Earl Rapp, L OBP: 0.121, SLG: 0.212 (7, PH)										1	0	1	1	0	0	0						
Gene Bearden, L OBP: 0.429, SLG: 0.571 (8, 1)										0	0	0	0	0	0	0						
Jim Delsing, L OBP: 0.337, SLG: 0.419 (8, PH)										1	0	0	0	0	1	0						
<b>Inning Stats</b>	R: 0 E: 0 K: 1 S: 5	H: 0 LOB: 0 BB: 0 P: 5	R: 1 E: 0 K: 2 S: 9	H: 2 LOB: 2 BB: 1 P: 13	R: 0 E: 0 K: 1 S: 5	H: 0 LOB: 0 BB: 0 P: 5	R: 0 E: 0 K: 0 S: 3	H: 0 LOB: 0 BB: 0 P: 3	R: 0 E: 0 K: 0 S: 4	H: 1 LOB: 1 BB: 0 P: 4	R: 0 E: 0 K: 0 S: 4	H: 1 LOB: 1 BB: 0 P: 4	R: 1 E: 0 K: 1 S: 8	H: 3 LOB: 3 BB: 1 P: 12	R: 0 E: 0 K: 0 S: 5	H: 2 LOB: 2 BB: 0 P: 5	R: 0 E: 0 K: 1 S: 5	H: 0 LOB: 0 BB: 0 P: 5	1B: 7 2B: 2 3B: 0 HR: 0	SF: 0 SAC: 1 DP: 0 HBP: 0	WP: 0 PB: 1 SB: 0 CS: 0	PA: 38
<b>PITCHER</b>	IP	WLS	BF	H	R	ER	SO	BB	IBB	HBP	BLK	WP	HR	S	P	ERA	WHIP					
Billy Pierce, L ERA: 3.39 (1, 1)	9.0	W	38	9	2	2	6	2	0	0	0	0	0	48	56	2.00	1.222					

Chicago White Sox @ St. Louis Browns  
Sportsman's Park, St. Louis, MO  
Mon May 26 1952, 4:33 AM EDT  
Att: 5,944 - Unknown

AB	35
R	2
H	9
RBI	1
BB	2
SO	6
LOB	18





Batter	1	2	3	4	5	6	7	8	9	AB	R	H	RBI	BB	SO	LOB	TOP					
Chico Carrasquel, R OBP: 0.267, SLG: 0.185	5-3		2B 1B BB	3B 1B	F3		G5-4-3			4	2	1	1	1	0	3						
Nellie Fox, L OBP: 0.267, SLG: 0.367	FC1-6 1B		1B 2B	3B		2B 1B	6-3			5	1	4	4	0	0	0						
Minnie Minoso, R OBP: 0.267, SLG: 0.154	FC1-6			1-3		E5 2B		4-3		5	1	1	1	0	0	3						
Willy Miranda, S	CS									0	0	0	0	0	0	0						
Eddie Robinson, L OBP: 0.379, SLG: 0.500	CS	G3	F2	F8		F7				5	0	1	0	0	0	5						
Sherm Lollar, R OBP: 0.346, SLG: 0.429		F3	L6	6-3				F7		5	0	1	2	0	0	4						
Ray Coleman, L OBP: 0.200, SLG: 0.143	L4			2B 1B BB		BB 1B		F8		4	1	1	0	1	0	2						
Bud Stewart, L OBP: 0.333, SLG: 0.600									6-3	2	2	1	2	0	0		AB 39					
Jim Busby, R OBP: 0.176, SLG: 0.125				1B 2B		1-3 1B BB				0	0	0	0	0	0		R 10					
Al Zarilla, L OBP: 0.267, SLG: 0.154			HR	1-3 1B 2B		1-2 1B BB				1	0	0	0	0	0		H 14					
Hector Rodriguez, R OBP: 0.400, SLG: 0.364			6-3	1B 3B 1B		1-2 1B		F4		4	1	2	1	0	0	2	RBI 10					
Sam Dente, R				2-3 3-H					E5	1	0	0	0	0	0		BB 6					
Billy Pierce, L OBP: 0.500, SLG: 0.250									G6-4-3	2	2	1	0	2	0	2	SO 0					
Harry Dorish, R										1	0	0	0	0	0	1						
Bill Kennedy, L			BB 2B 1B	1-2 3B BB		1-2 2-3			G5-4-3 BB	0	0	0	0	0	0	0	LOB 22					
<b>Inning Stats</b>	R: 0 E: 0 K: 0 S: 3	H: 1 LOB: 0 BB: 0 P: 3	R: 0 E: 0 K: 0 S: 3	H: 0 LOB: 0 BB: 0 P: 3	R: 3 E: 0 K: 0 S: 7	H: 4 LOB: 2 BB: 1 P: 11	R: 5 E: 0 K: 0 S: 7	H: 4 LOB: 1 BB: 2 P: 15	R: 0 E: 0 K: 0 S: 4	H: 2 LOB: 2 BB: 1 P: 8	R: 2 E: 1 K: 0 S: 6	H: 2 LOB: 2 BB: 1 P: 10	R: 0 E: 0 K: 0 S: 2	H: 0 LOB: 0 BB: 1 P: 6	R: 0 E: 0 K: 0 S: 4	H: 1 LOB: 1 BB: 0 P: 4	R: 0 E: 1 K: 0 S: 3	H: 0 LOB: 0 BB: 0 P: 3	1B: 9 2B: 3 3B: 1 HR: 1	SF: 0 SAC: 0 DP: 2 HBP: 0	WP: 0 PB: 0 SB: 0 CS: 1	PA: 46
<b>PITCHER</b>	IP WLS BF H R ER SO BB IBB HBP BLK WP HR S P ERA WHIP																					
Cliff Fannin, R ERA: 11.57	2.1 L 12 5 3 3 0 1 0 0 0 0 0 1 11 15 11.57 2.571																					
Hal Hudson, L ERA: 54.0	0.2 6 2 4 4 0 2 0 0 0 0 0 0 4 12 54.00 6.000																					
Earl Harrist, R ERA: 6.0	3.0 17 6 3 2 0 2 0 0 0 0 0 0 15 23 6.00 2.667																					
Lou Sreater, L ERA:	1.0 3 0 0 0 0 1 0 0 0 0 0 0 2 6 0.00 1.000																					
Gene Bearden, L ERA: 10.13	2.0 7 1 0 0 0 0 0 0 0 0 0 0 7 7 0.00 0.500																					

Chicago White Sox @ St. Louis Browns  
Sportsman's Park, St. Louis, MO  
Mon May 26 1952, 4:33 AM EDT  
Att: 25,801 - Unknown

AB 39  
R 10  
H 14  
RBI 10  
BB 6  
SO 0  
LOB 22



Batter	1	2	3	4	5	6	7	8	9	AB	R	H	RBI	BB	SO	LOB	BOTTOM			
Bobby Young, L OBP: 0.176, SLG: 0.125	K			K		F2		FC4-6 2B BB	FC5-4	1	0	0	0	0	1	0				
Mike Goliat, R										2	0	0	0	0	1	2				
Cass Michaels, R OBP: 0.286, SLG: 0.280										0	1	0	0	2	0	0				
Joe Demaestri, R OBP: 0.429, SLG: 0.571	F3			F8				FC4-6 1B	FC5-4	5	0	2	3	0	0	3				
Jim Rivera, L OBP: 0.379, SLG: 0.519	K			K				FC4-6 2B		4	0	0	1	0	3	2				
Bob Nieman, R OBP: 0.500, SLG: 0.800		6-3				K				3	0	1	1	1	1	0				
Jim Dyck, R OBP: 0.300, SLG: 0.125		K				F4				4	0	0	0	0	2	3				
Gordon Goldsberry, L OBP: 0.625, SLG: 0.657										2	0	0	0	0	0	0				
Dick Kryhoski, L OBP: 0.308, SLG: 0.333		6-3				F6				2	0	0	0	0	0	1				
Leo Thomas, R OBP: 0.393, SLG: 0.375				4-3				F3		3	0	1	0	1	0	0				
Les Moss, R OBP: 0.321, SLG: 0.111										0	0	0	0	0	0	0				
Duane Pilette, R OBP: 0.321, SLG: 0.333										0	1	0	0	0	0	0				
Lou Sreater, L ERA: 6.0										0	0	0	0	0	0	0				
Gene Bearden, L ERA: 10.13										1	1	0	0	0	0	1				
George Schmies, L OBP: 0.162, SLG: 0.364										1	0	0	0	0	1	1				
Marty Marion, R OBP: 0.266, SLG: 0.348										1	0	0	0	0	1	1				
Cliff Fannin, L ERA: 11.57										0	0	0	0	0	0	0				
Hal Hudson, L ERA: 54.0										1	0	0	0	0	0	0				
Earl Harrist, R ERA: 6.0										0	0	0	0	0	0	0				
Darrell Johnson, R OBP: 1.000, SLG: 1.000										1	1	1	0	0	0	0				
Clint Courtney, L OBP: 0.204, SLG: 0.375										1	1	1	0	1	0	0				
<b>Inning Stats</b>	R: 0 E: 0 K: 2 S: 7	H: 0 LOB: 0 BB: 0 P: 7	R: 0 E: 0 K: 1 S: 5	H: 0 LOB: 0 BB: 0 P: 5	R: 0 E: 0 K: 0 S: 3	H: 0 LOB: 0 BB: 0 P: 3	R: 0 E: 0 K: 2 S: 7	H: 0 LOB: 0 BB: 0 P: 7	R: 0 E: 0 K: 0 S: 5	H: 3 LOB: 2 BB: 0 P: 5	R: 0 E: 0 K: 1 S: 5	H: 0 LOB: 1 BB: 1 P: 9	R: 3 E: 0 K: 1 S: 7	H: 2 LOB: 3 BB: 3 P: 19	R: 0 E: 0 K: 1 S: 7	H: 2 LOB: 3 BB: 1 P: 11	1B: 5 2B: 2 3B: 0 HR: 0	SF: 0 SAC: 0 DP: 0 HBP: 0	WP: 0 PB: 0 SB: 0 CS: 0	PA: 38
<b>PITCHER</b>	IP WLS BF H R ER SO BB IBB HBP BLK WP HR S P ERA WHIP																			
Billy Pierce, L ERA: 3.0	7.0 W 24 3 2 2 7 1 0 0 0 0 0 0 37 41 2.57 0.571																			
Harry Dorish, R ERA: 20.25	1.1 10 3 3 3 1 3 0 0 0 0 0 0 9 21 20.25 4.500																			
Bill Kennedy, L ERA: 9.82	0.2 S 4 1 0 0 1 1 0 0 0 0 0 0 5 9 0.00 3.000																			

Chicago White Sox @ St. Louis Browns  
Sportsman's Park, St. Louis, MO  
Mon May 26 1952, 4:33 AM EDT  
Att: 25,801 - Unknown

AB 33  
R 5  
H 7  
RBI 5  
BB 5  
SO 9  
LOB 13

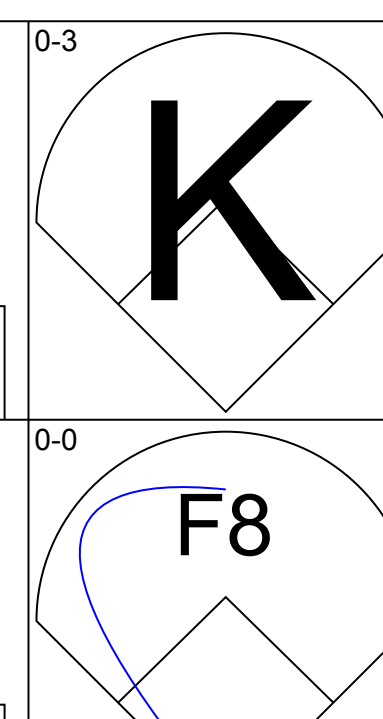
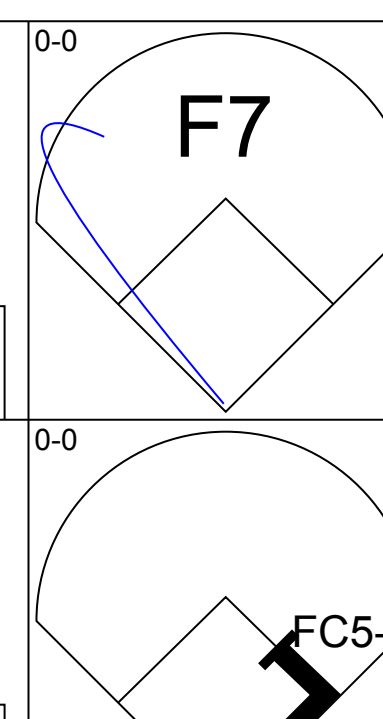
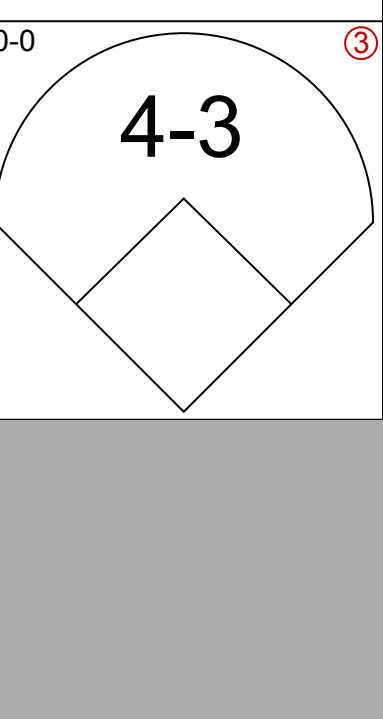
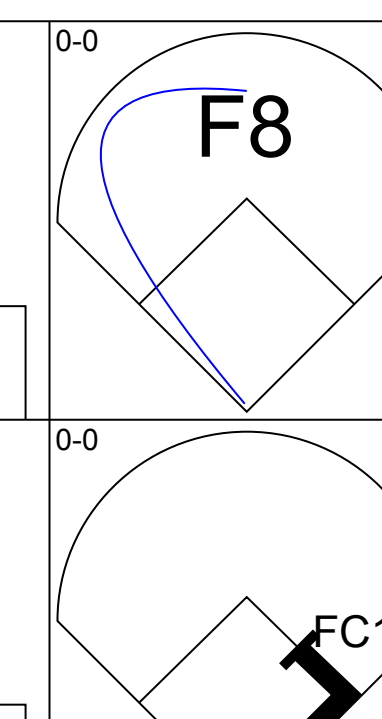
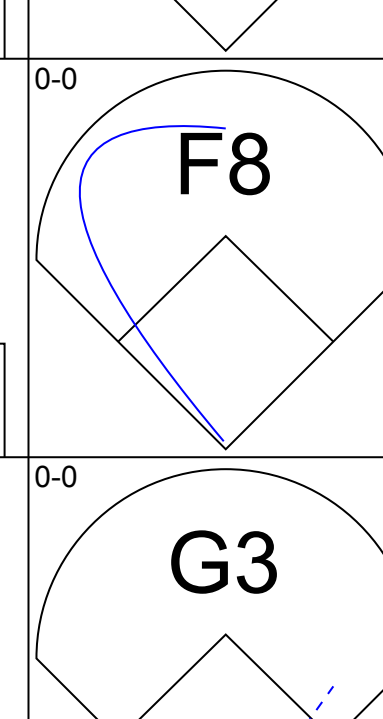
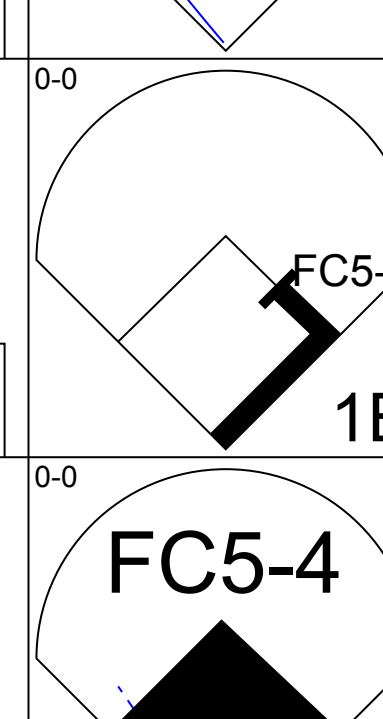
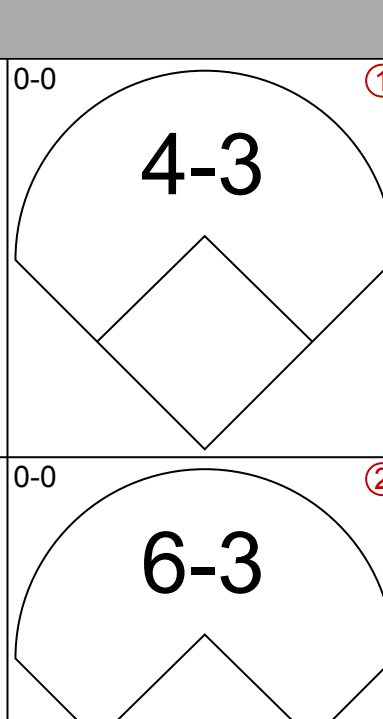
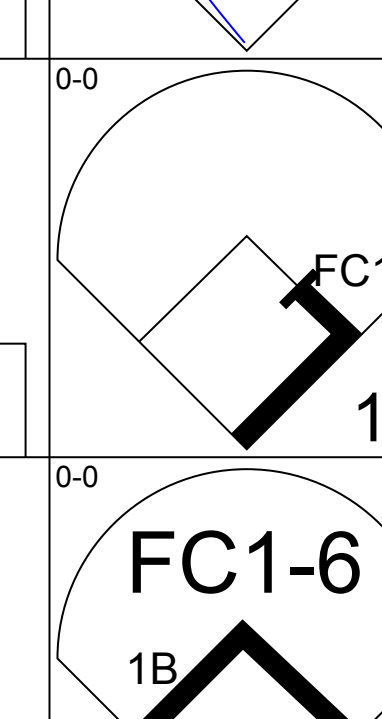
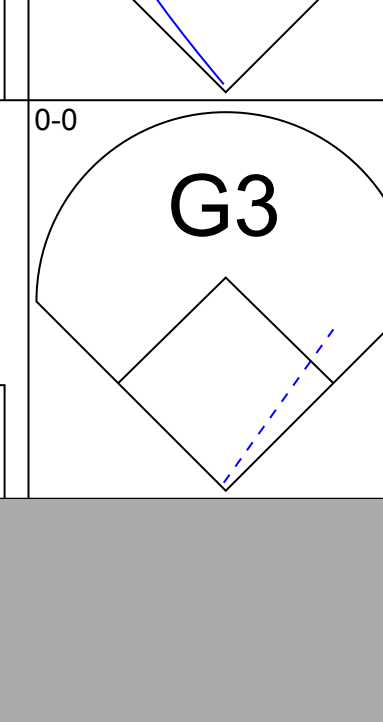
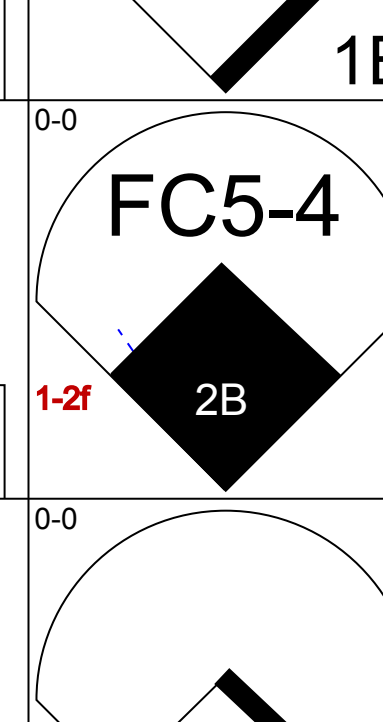
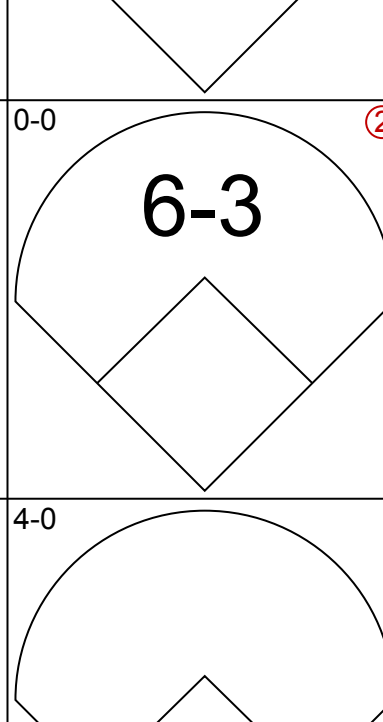
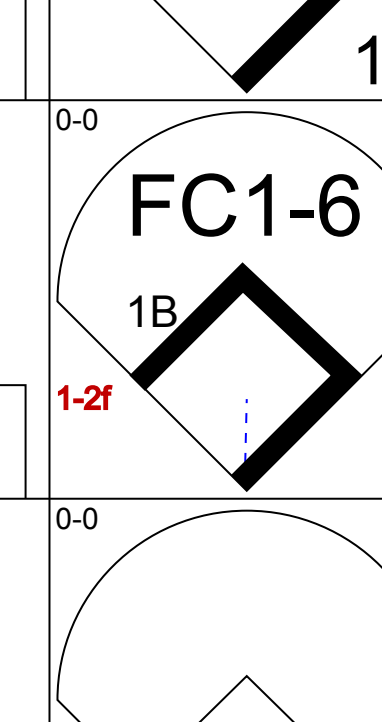
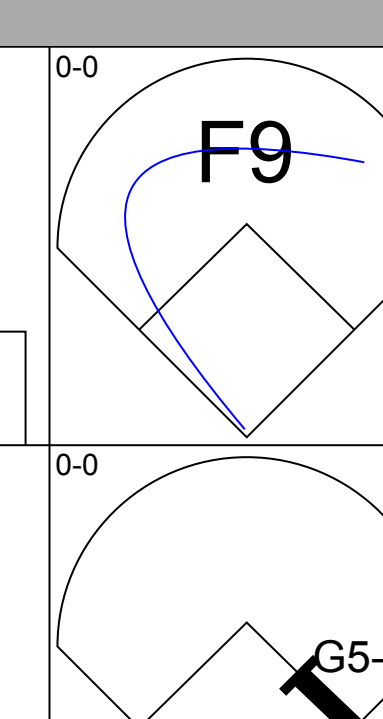
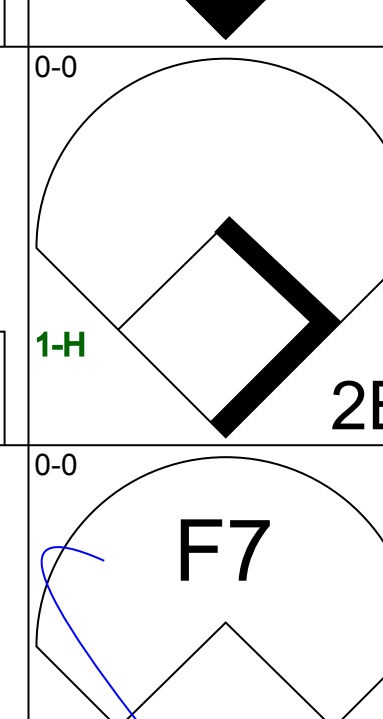
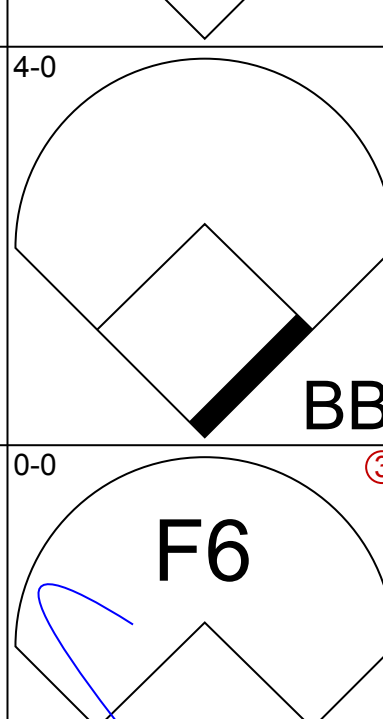
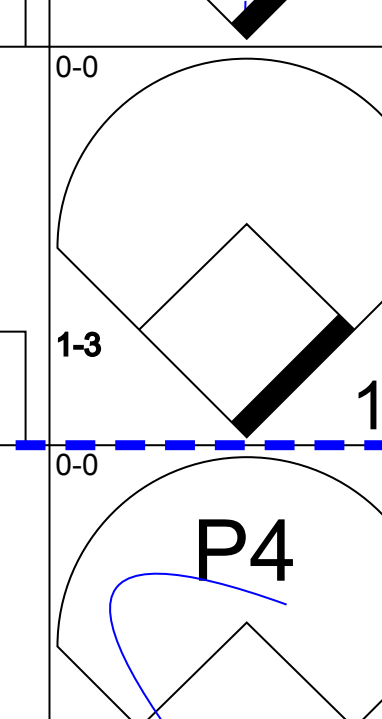
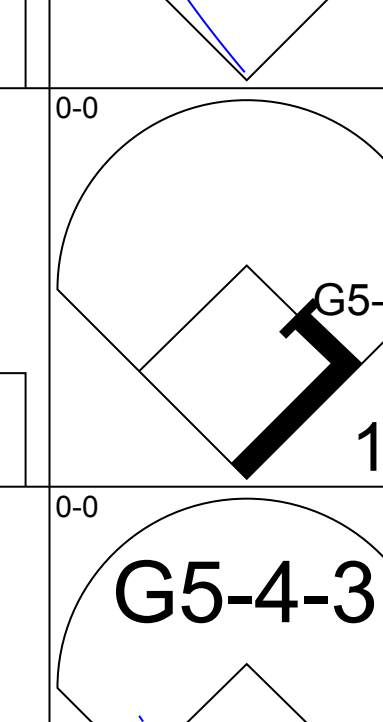
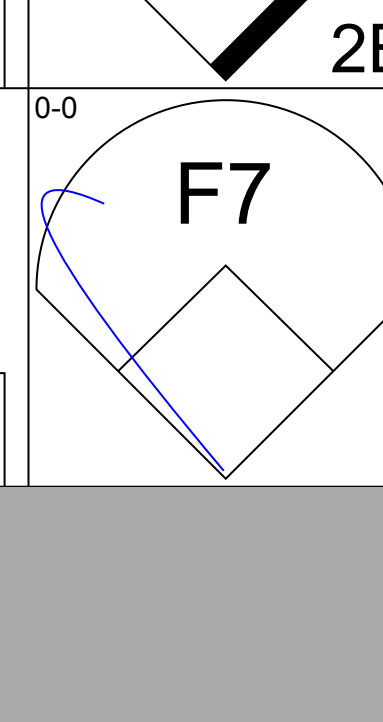
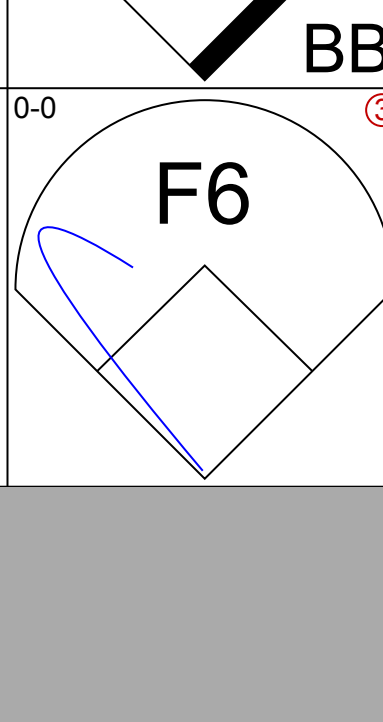
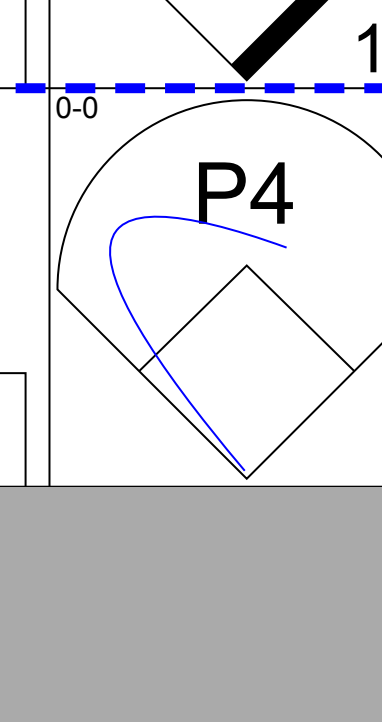
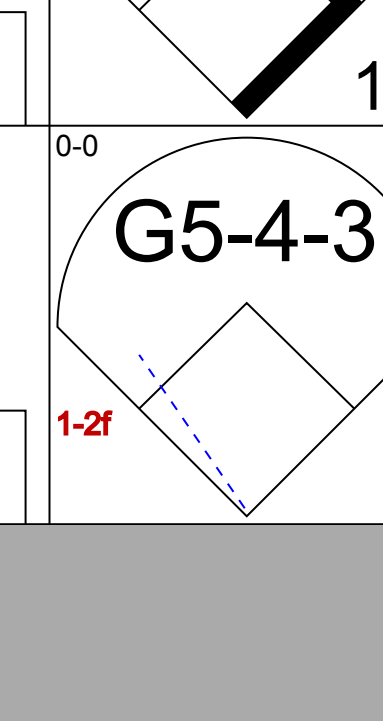
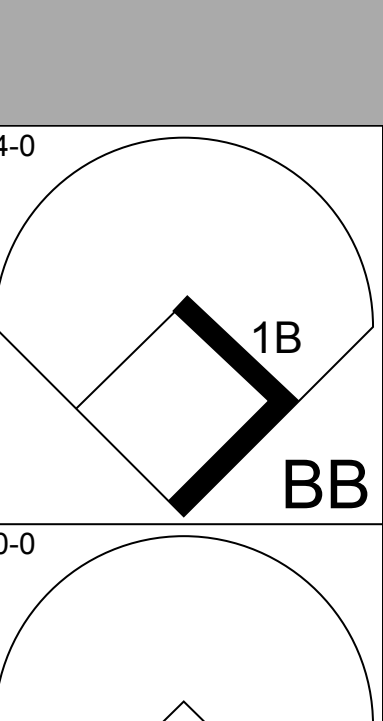
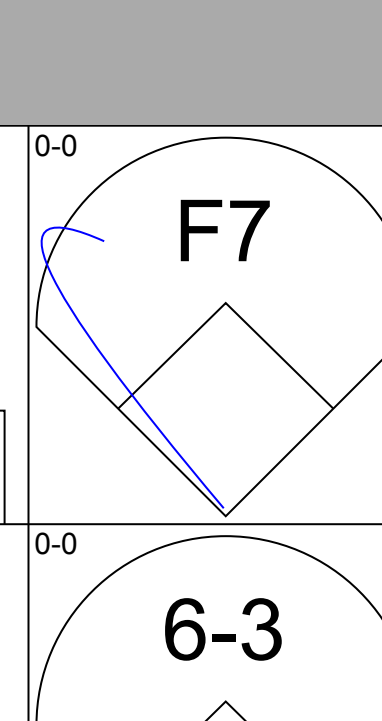
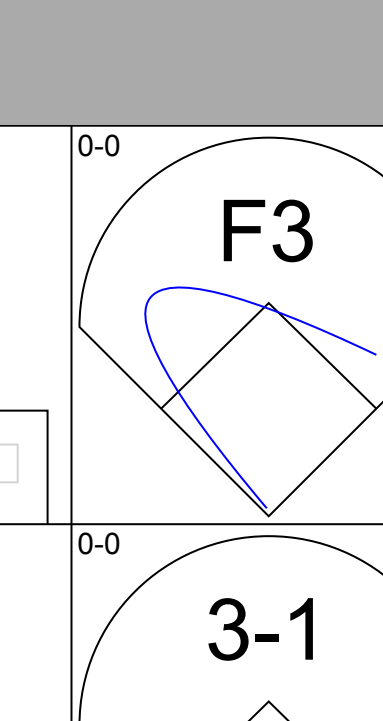
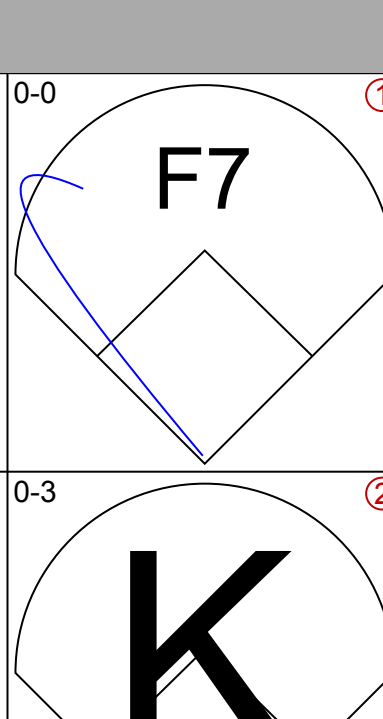
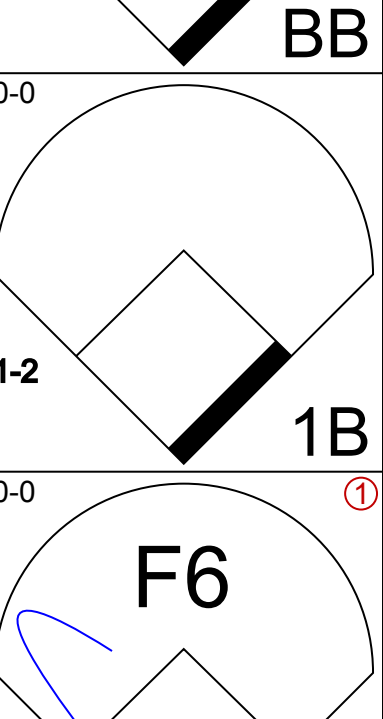
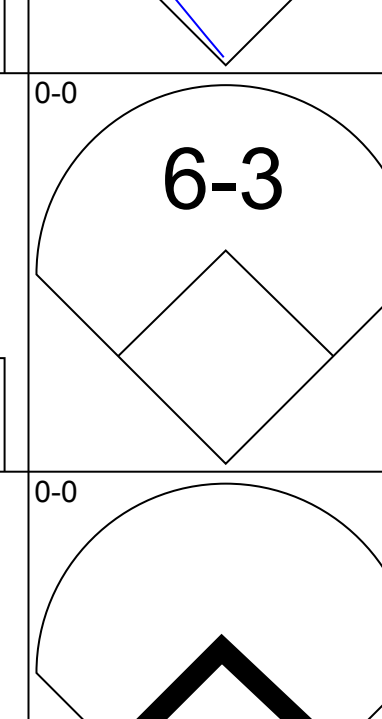
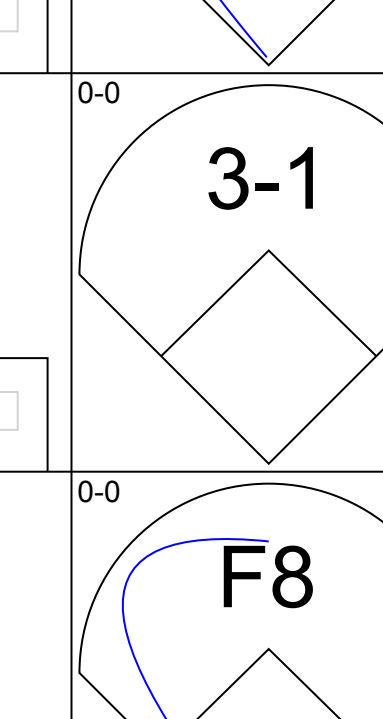
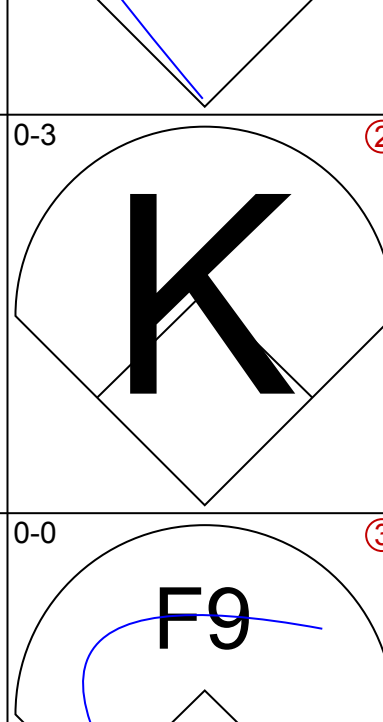
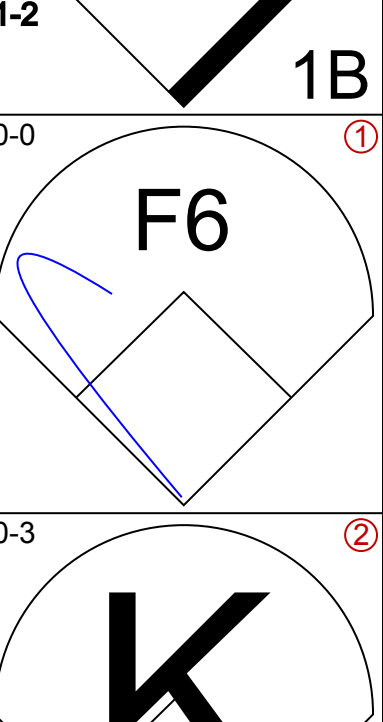
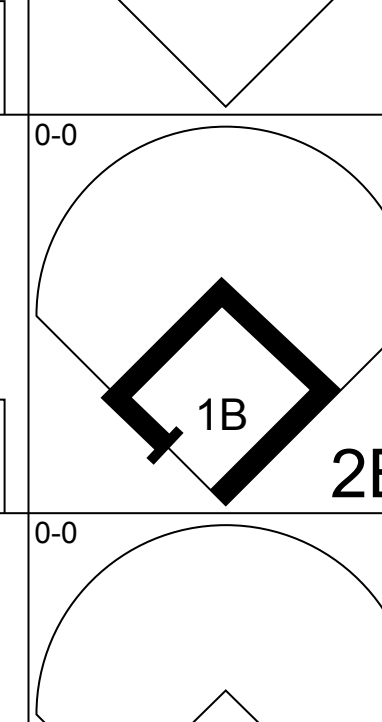
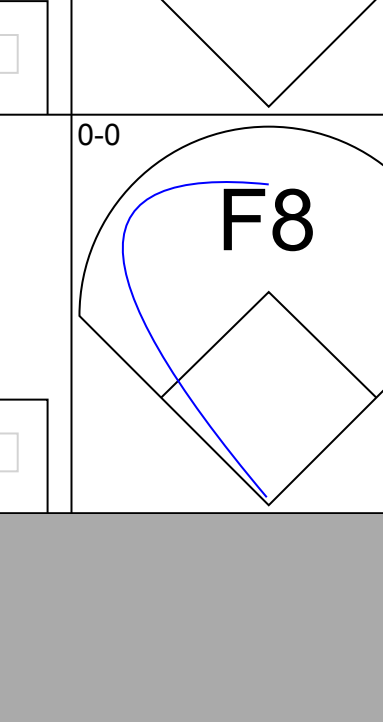
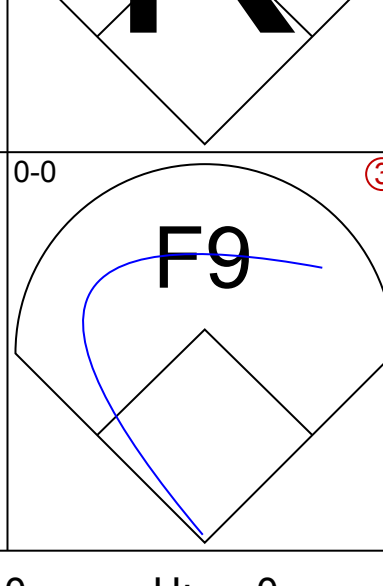
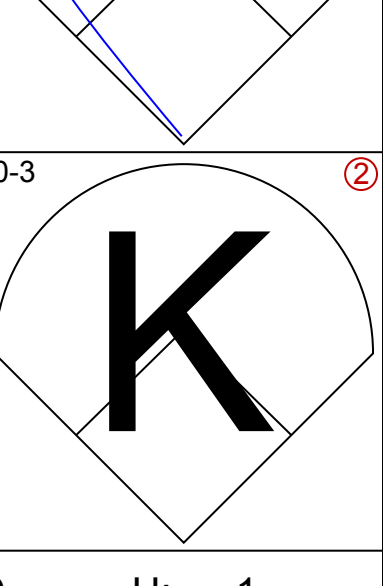
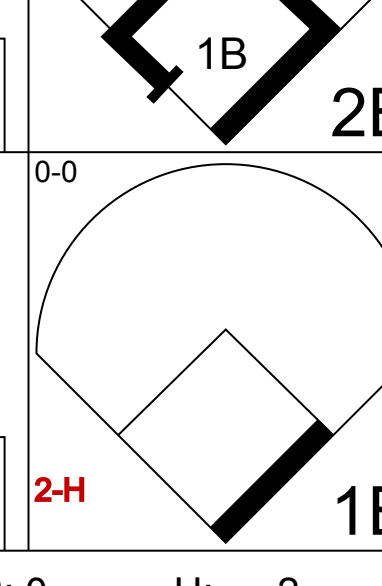


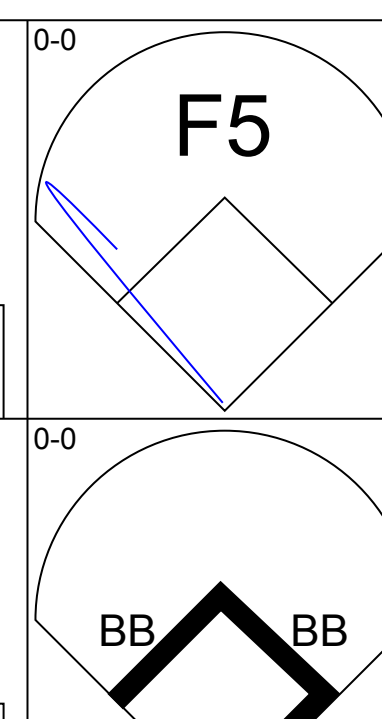
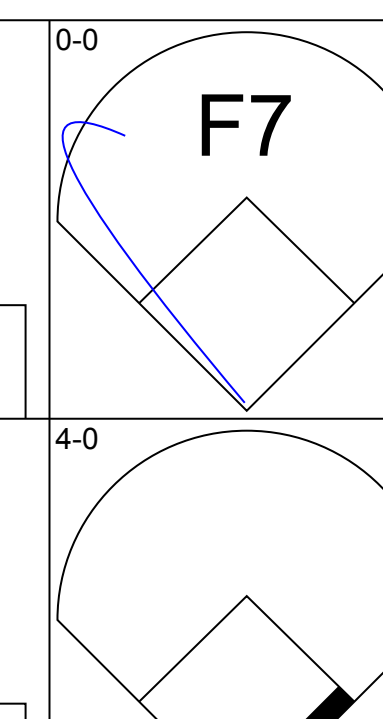
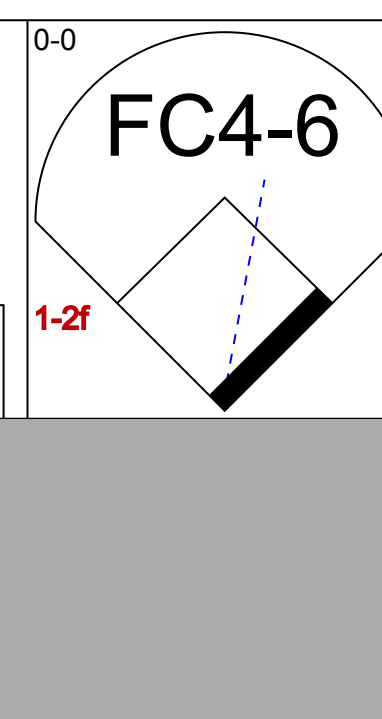
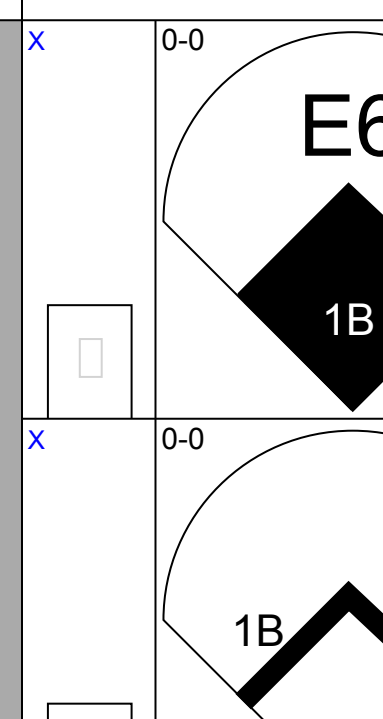
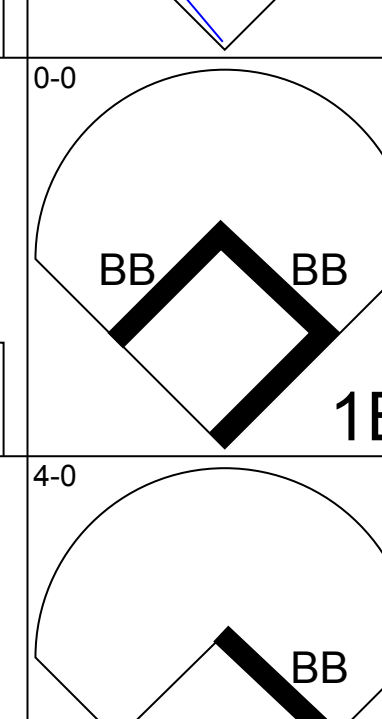
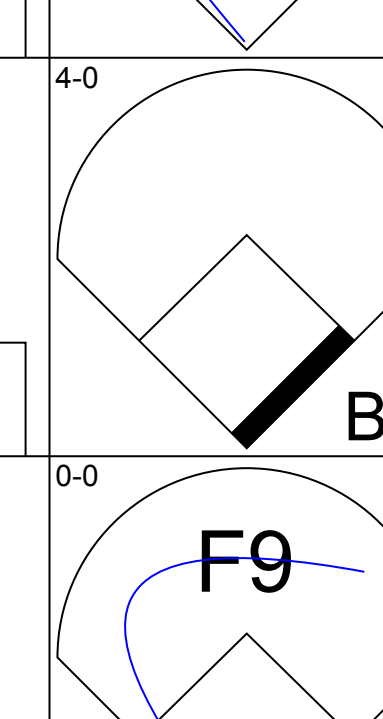
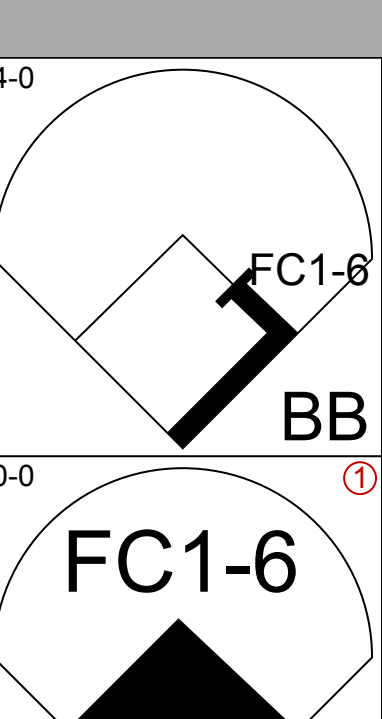
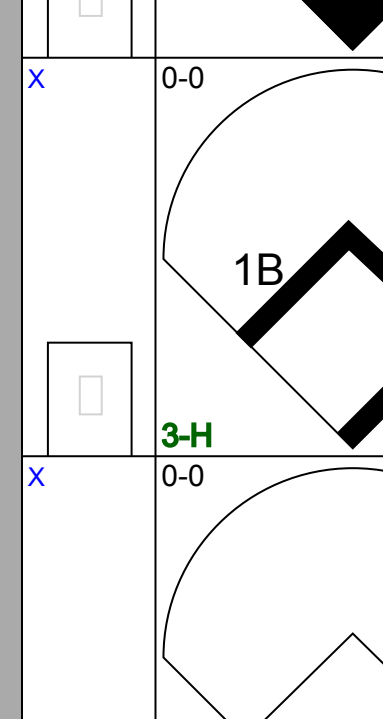

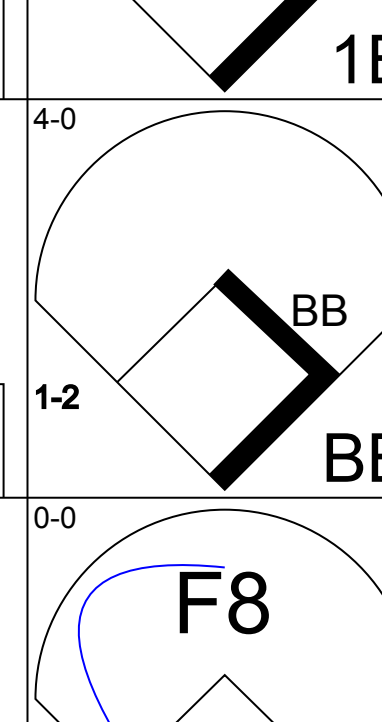
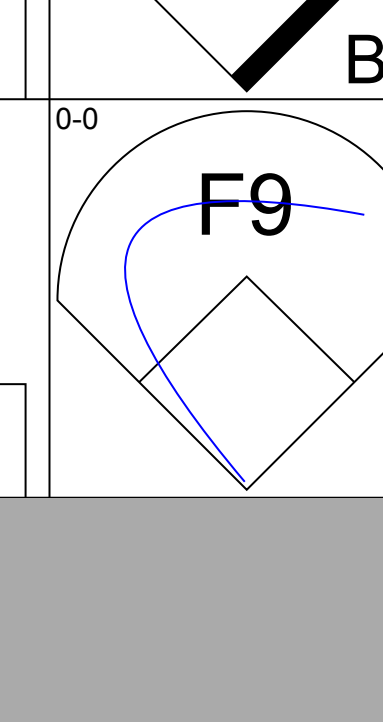
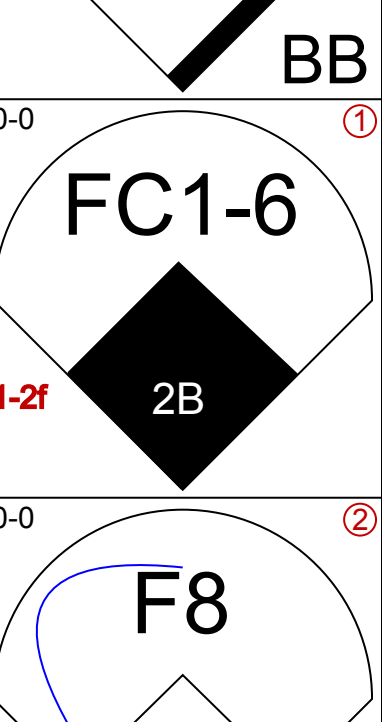
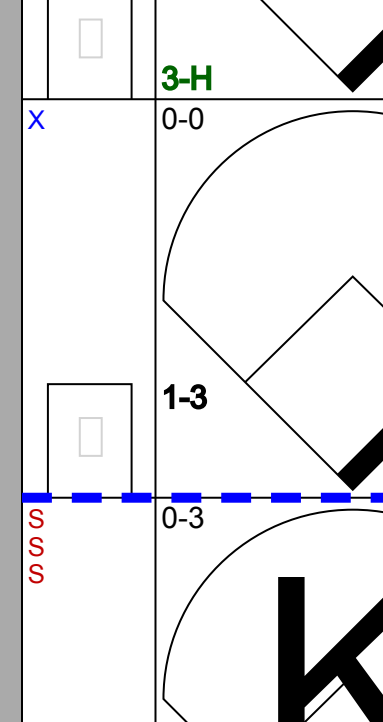

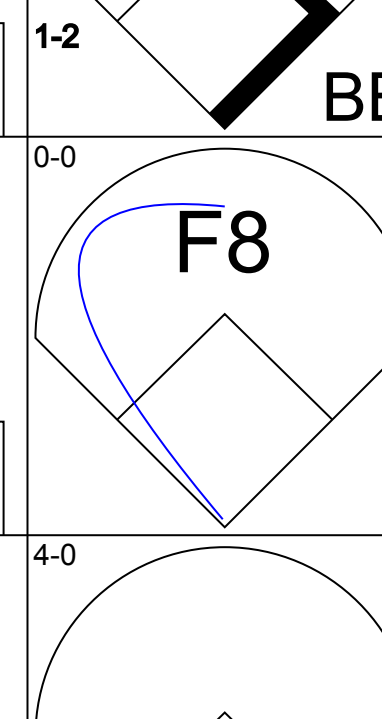
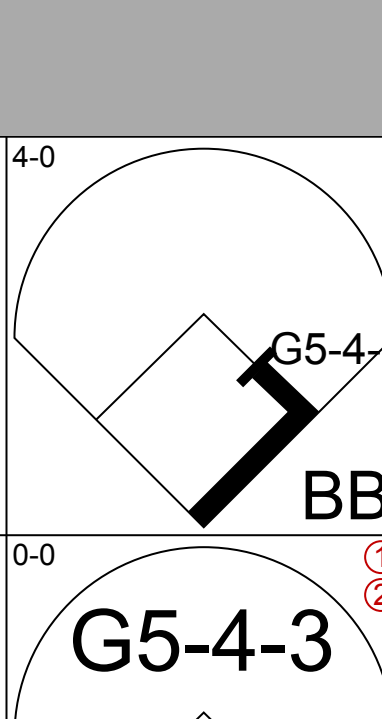
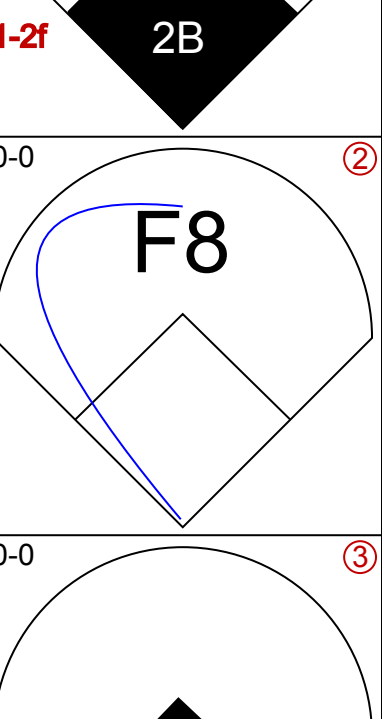
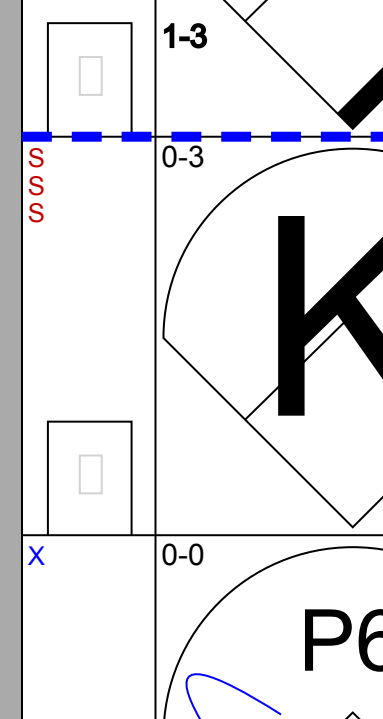
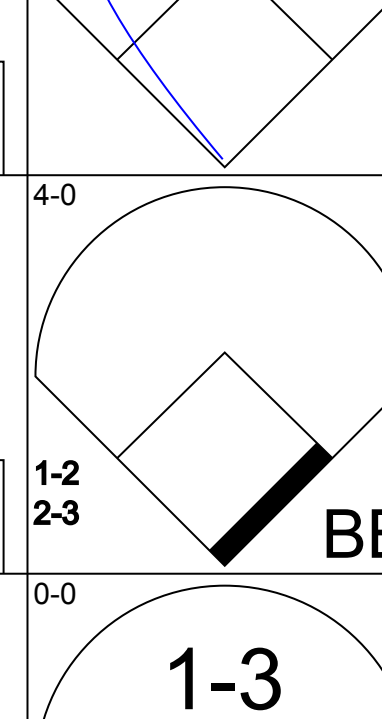

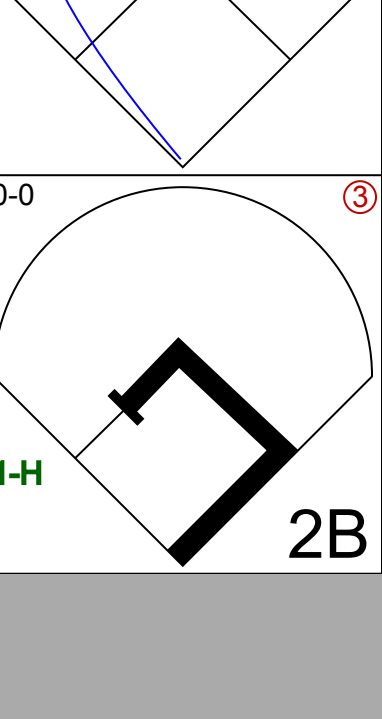
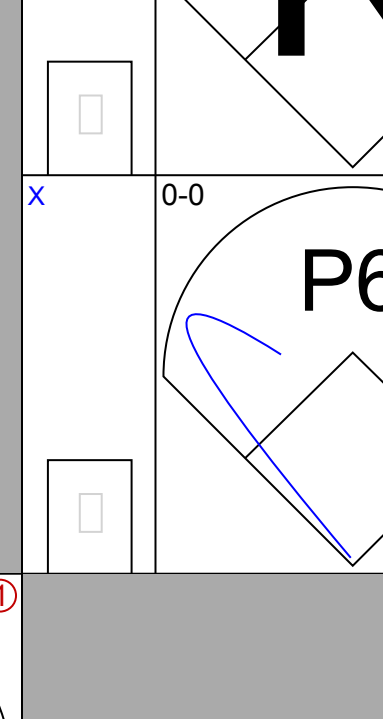
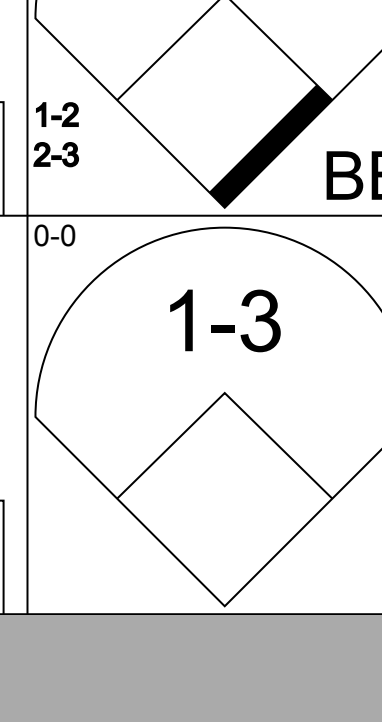
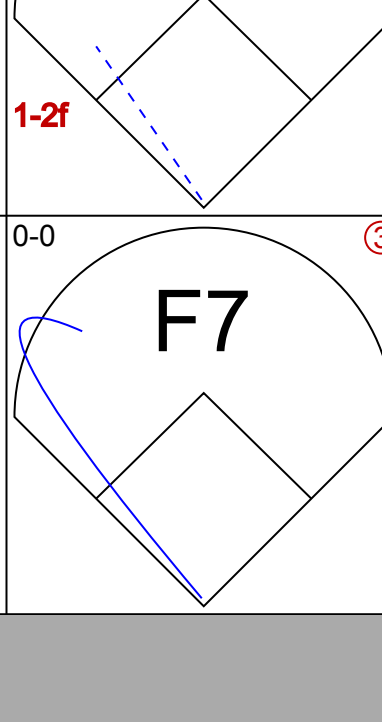
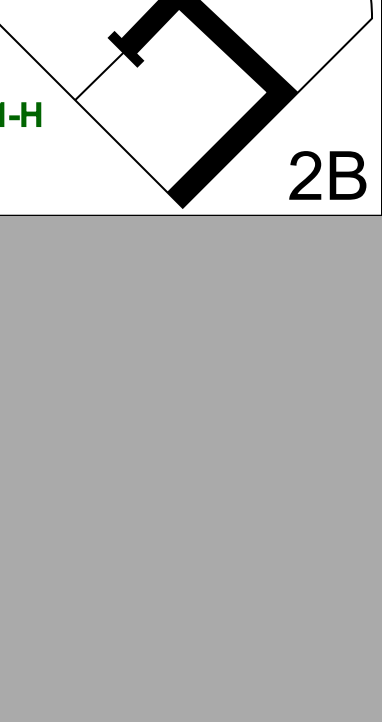
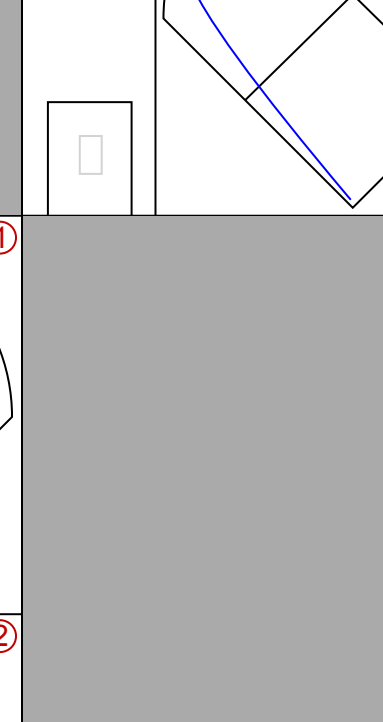
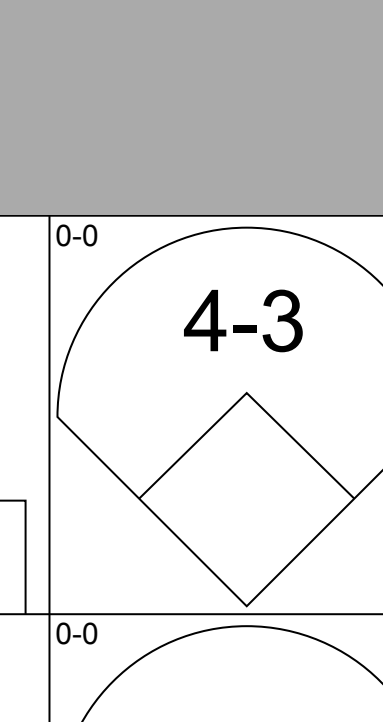
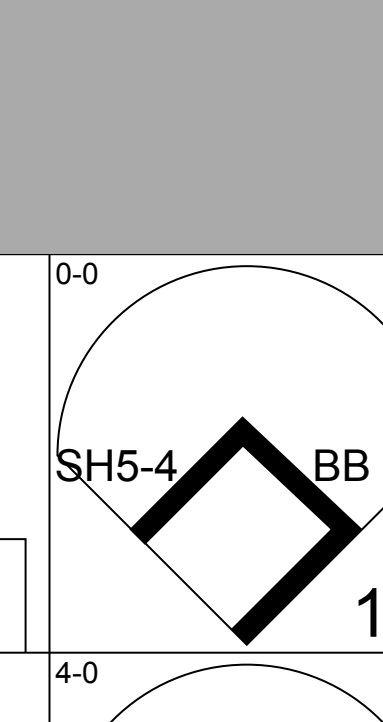
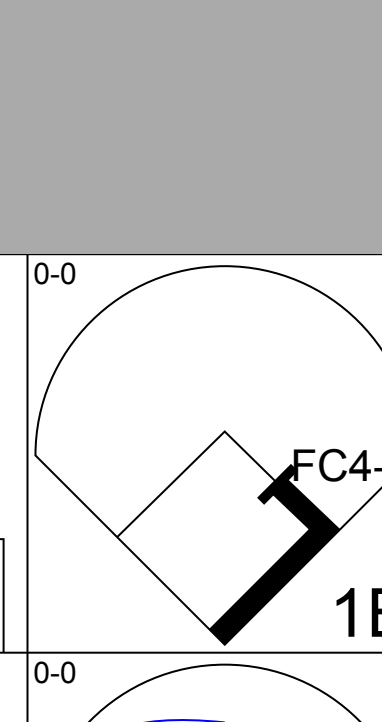
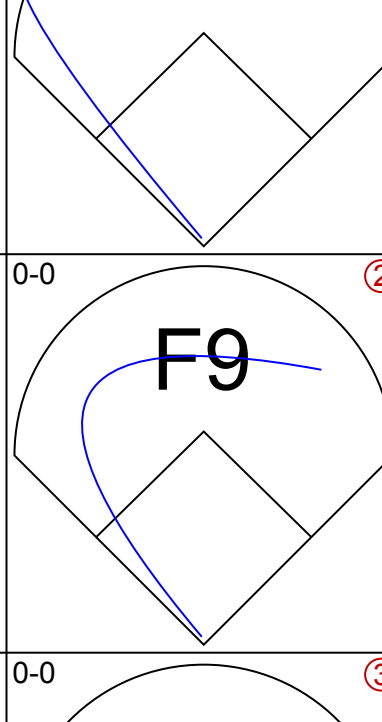
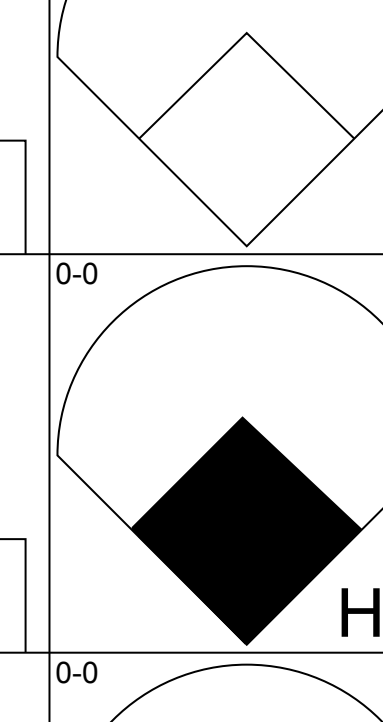
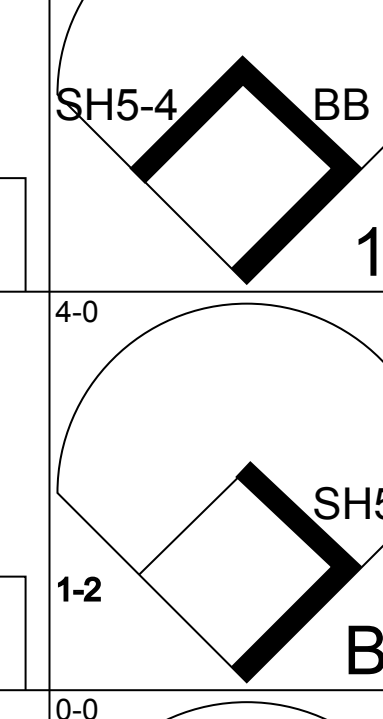
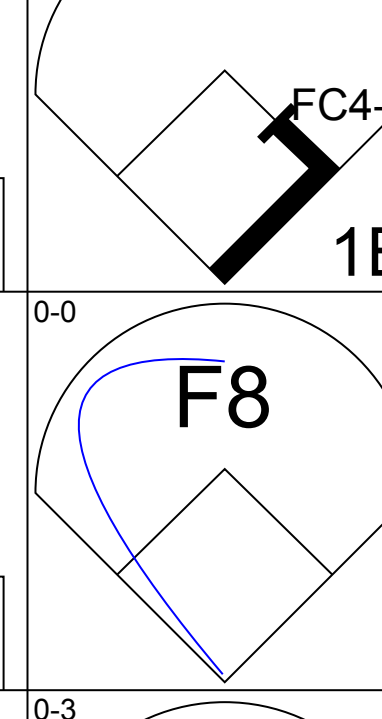
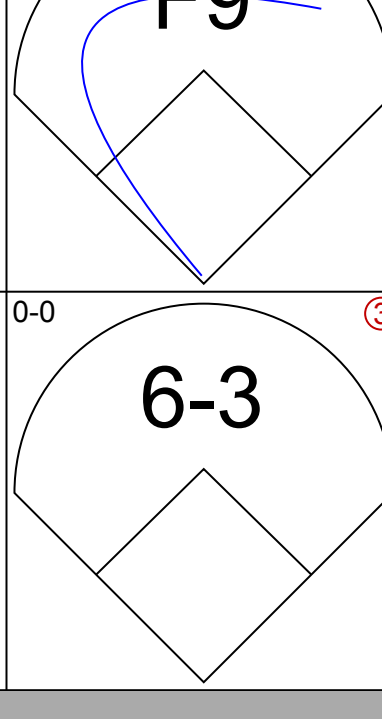
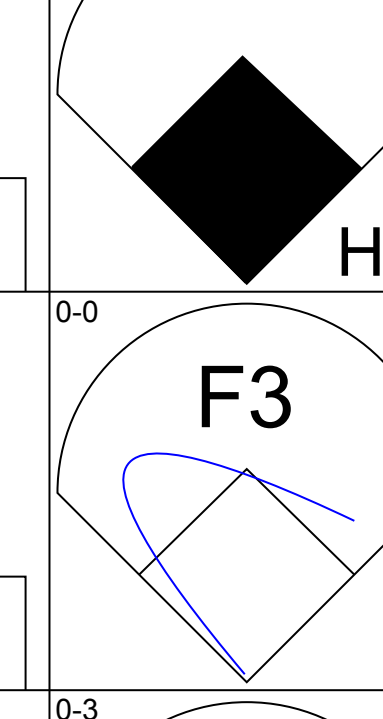
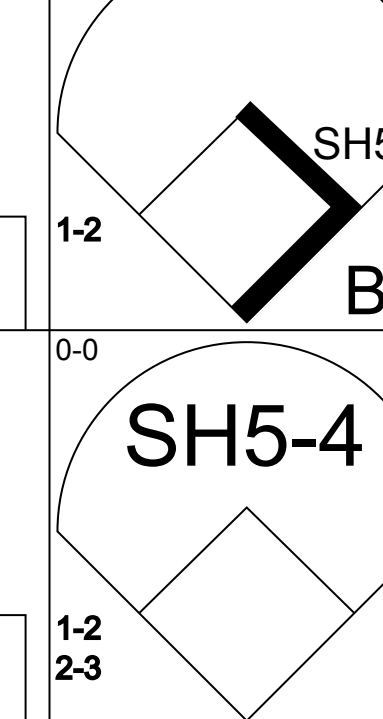
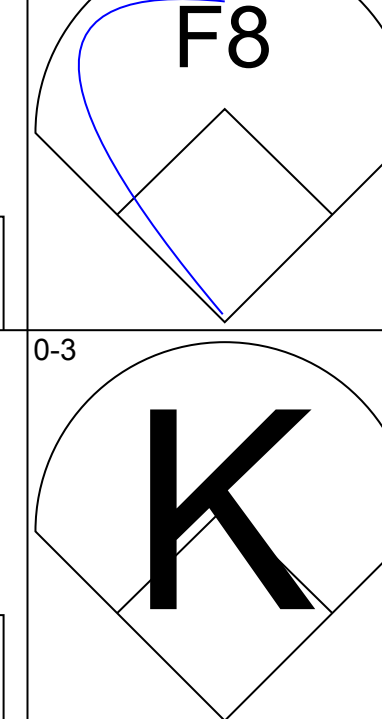
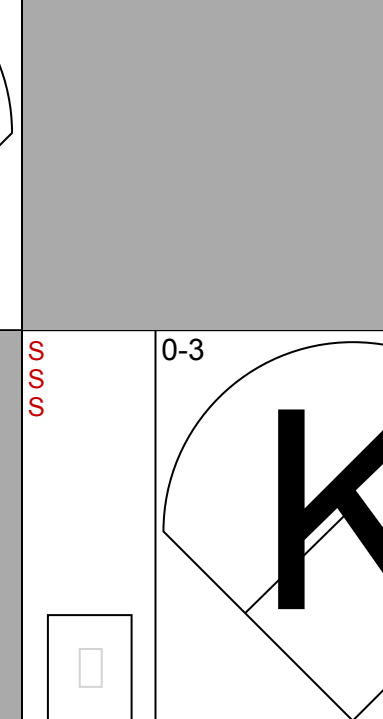
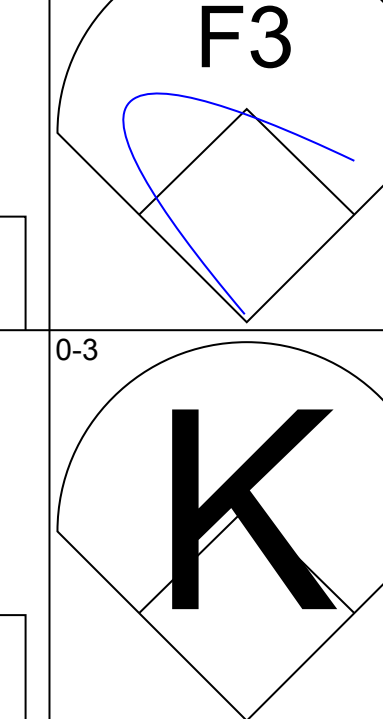


Batter	1	2	3	4	5	6	7	8	9	AB	R	H	RBI	BB	SO	LOB	TOP	
<b>Nellie Fox, L</b> OBP: 0.312, SLG: 0.333 (1,4) X	0-0 4-3	0-0 F8			0-0 CS 1B			0-0 G1-6-3 1B		4	0	2	0	0	0	1	Chicago White Sox @ St. Louis Browns Sportsman's Park, St. Louis, MO Tue May 27 1952, 4:33 AM EDT Att: 5,027 - Unknown	
<b>Al Zarilla, L</b> OBP: 0.341, SLG: 0.363 (1,9) X	0-0 BB 1B 1B	0-3 K			0-3 K 1-2			0-0 G1-6-3 1-2		4	1	1	0	0	2	3		
<b>Hector Rodriguez, R</b> OBP: 0.385, SLG: 0.315 (1,5) X	0-0 BB 1-2 1B		0-0 1-3		0-0 4-3			0-0 4-3		4	1	1	0	0	0	0		
<b>Eddie Robinson, L</b> OBP: 0.392, SLG: 0.473 (1,3) X	4-0 1-3 1B 1-2 2-3 BB		0-0 F5		0-3 K			0-0 HR		3	1	1	1	1	1	0		
<b>Bud Stewart, L</b> OBP: 0.407, SLG: 0.486 (1,7) X	0-0 1-3 1B		0-0 F9		0-0 F8			0-0 L3		4	0	1	2	0	0	0		
<b>Ray Coleman, L</b> OBP: 0.160, SLG: 0.141 (1,8) X	0-0 1-3 1-2 2-3		0-0 4-3		0-0 F9			0-0 4-3		4	0	0	0	0	0	2		
<b>Bud Sheely, L</b> OBP: 0.318, SLG: 0.263 (1,2) X	0-0 F7		0-0 F6		0-0 F5			0-0 2B		4	0	1	0	0	0	2		
<b>Chico Carrasquel, R</b> OBP: 0.299, SLG: 0.303 (1,6) X		0-0 G3		0-3 K			0-0 1B	4-0 FC4-6 BB		3	0	1	0	1	1	0		
<b>Saul Rogovin, R</b> OBP: 0.259, SLG: 0.320 (1,1) X		1-0 HBP		0-0 4-3		0-3 K		0-0 FC4-6 1-2		3	0	0	0	0	1	3		
<b>Inning Stats</b>	R: 2 E: 0 K: 0 S: 6	H: 3 LOB: 2 BB: 1 P: 10	R: 0 E: 0 K: 1 S: 5	H: 0 LOB: 1 BB: 0 P: 6	R: 0 E: 0 K: 1 S: 3	H: 0 LOB: 0 BB: 0 P: 3	R: 0 E: 0 K: 1 S: 5	H: 1 LOB: 0 BB: 0 P: 5	R: 0 E: 0 K: 1 S: 6	H: 1 LOB: 1 BB: 0 P: 6	R: 0 E: 0 K: 0 S: 3	H: 1 LOB: 2 BB: 1 P: 9	R: 1 E: 0 K: 0 S: 5	H: 2 LOB: 2 BB: 1 P: 9	1B: 6 2B: 1 3B: 0 HR: 1	SF: 0 SAC: 0 DP: 1 HBP: 1	WP: 0 PB: 0 SB: 0 CS: 1	PA: 36
<b>PITCHER</b> <b>Ned Garver, R</b> ERA: 3.69 (1,1)	IP: 9.0 WLS: L BF: 36 H: 8 R: 3 ER: 3 SO: 5 BB: 2 IBB: 0 HBP: 1 BLK: 0 WP: 0 HR: 1 S: 43 P: 52 ERA: 3.00 WHIP: 1.111																	

Batter	1	2	3	4	5	6	7	8	9	AB	R	H	RBI	BB	SO	LOB	BOTTOM			
<b>Bobby Young, L</b> OBP: 0.362, SLG: 0.288 (1,4) X	0-0 FC1-5 1B 1B	0-0 F7			0-0 F2			0-0 F3		4	0	1	0	0	0	1	Chicago White Sox @ St. Louis Browns Sportsman's Park, St. Louis, MO Tue May 27 1952, 4:33 AM EDT Att: 5,027 - Unknown			
<b>Jim Delsing, L</b> OBP: 0.352, SLG: 0.433 (1,7) X	0-0 HBP FC1-5 1-2 1B		0-0 F6		0-0 1B			0-0 1B		4	0	3	0	0	0	0				
<b>Jim Rivera, L</b> OBP: 0.315, SLG: 0.357 (1,8) X	0-0 FC1-5 HBP 1-2 2-3		0-3 K		0-0 F7			0-3 K		4	0	0	0	0	2	4				
<b>Bob Nieman, R</b> OBP: 0.385, SLG: 0.470 (1,9) H	1-0 1-2 2-3 HBP		0-0 6-3		0-0 F9			0-0 F7		3	0	0	0	0	0	2				
<b>Jim Dyck, R</b> OBP: 0.346, SLG: 0.406 (1,5) X	0-0 F3		0-3 K		0-0 5-3			0-0 F5		4	0	0	0	0	1	4				
<b>Clint Courtney, L</b> OBP: 0.338, SLG: 0.356 (1,2) X	0-0 G3		0-0 4-3		0-0 4-3			0-0 FC5-4 BB 1B		4	0	1	0	0	0	3				
<b>Dick Kryhoski, L</b> OBP: 0.269, SLG: 0.330 (1,3) X		0-0 L4		0-3 K		0-0 E1 PB		4-0 FC5-4 BB 1-2		3	0	0	0	1	1	0				
<b>Marty Marion, R</b> OBP: 0.296, SLG: 0.353 (1,6) X		0-0 2B		0-0 F9		0-0 F9		0-0 FC5-4 1-2 2-3		3	0	1	0	0	0	1				
<b>Ned Garver, R</b> OBP: 0.318, SLG: 0.316 (1,1) X		0-0 F8		0-3 K		0-0 F5		0-0 F5		3	0	0	0	0	1	2				
<b>George Schmees, L</b> OBP: 0.205, SLG: 0.238 (9, PH) X										1	0	0	0	0	0	2				
<b>Inning Stats</b>	R: 0 E: 0 K: 0 S: 5	H: 2 LOB: 3 BB: 0 P: 6	R: 0 E: 0 K: 0 S: 4	H: 1 LOB: 1 BB: 0 P: 4	R: 0 E: 0 K: 1 S: 5	H: 0 LOB: 0 BB: 0 P: 5	R: 0 E: 0 K: 2 S: 7	H: 0 LOB: 0 BB: 0 P: 7	R: 0 E: 0 K: 1 S: 5	H: 0 LOB: 0 BB: 0 P: 5	R: 0 E: 0 K: 0 S: 4	H: 1 LOB: 1 BB: 0 P: 4	R: 0 E: 0 K: 1 S: 6	H: 1 LOB: 1 BB: 0 P: 6	R: 0 E: 0 K: 0 S: 4	H: 1 LOB: 2 BB: 1 P: 8	1B: 5 2B: 1 3B: 0 HR: 0	SF: 0 SAC: 0 DP: 0 HBP: 1	WP: 0 PB: 1 SB: 0 CS: 0	PA: 36
<b>PITCHER</b> <b>Saul Rogovin, R</b> ERA: 4.12 (1,1)	IP: 9.0 WLS: W BF: 36 H: 6 R: 0 ER: 0 SO: 5 BB: 1 IBB: 0 HBP: 1 BLK: 0 WP: 0 HR: 0 S: 44 P: 49 ERA: 0.00 WHIP: 0.778																			



Batter	1	2	3	4	5	6	7	8	9	AB	R	H	RBI	BB	SO	LOB	TOP					
Chico Carrasquel, R OBP: 0.292, SLG: 0.295 (1, 6)										4	0	0	0	0	1	2	<b>Chicago White Sox @ St. Louis Browns</b> Sportsman's Park, St. Louis, MO Wed May 28 1952, 4:33 AM EDT Att: 4,463 - Unknown					
Nelle Fox, L OBP: 0.316, SLG: 0.337 (1, 4)										4	0	2	0	0	0	0						
Hector Rodriguez, R OBP: 0.374, SLG: 0.395 (1, 5)										4	1	0	0	0	0	2						
Eddie Robinson, L OBP: 0.400, SLG: 0.483 (1, 3)										3	0	2	1	1	0	0						
Sam Mele, R OBP: 0.340, SLG: 0.453 (1, 9)										4	0	1	0	0	0	4						
Sherm Lollar, R OBP: 0.333, SLG: 0.358 (1, 2)										3	0	0	0	1	0	1						
Sam Dente, R OBP: 0.235, SLG: 0.188 Al Zarilla, L OBP: 0.337, SLG: 0.358 (9, PH)										3	0	1	0	0	0	0						
Ray Coleman, L OBP: 0.165, SLG: 0.159 (1, 8)										4	0	1	0	0	1	2						
Chuck Stobbs, L OBP: 0.214, SLG: 0.154 Howie Judson, R (7, 1)										3	0	1	0	0	1	2						
										0	0	0	0	0	0	0						
<b>Inning Stats</b>	R: 0 E: 0 K: 1 S: 5	H: 0 LOB: 0 BB: 0 P: 5	R: 0 E: 0 K: 0 S: 3	H: 1 LOB: 0 BB: 0 P: 3	R: 0 E: 0 K: 1 S: 5	H: 0 LOB: 0 BB: 0 P: 5	R: 1 E: 0 K: 0 S: 5	H: 2 LOB: 1 BB: 0 P: 5	R: 0 E: 0 K: 0 S: 6	H: 1 LOB: 2 BB: 1 P: 10	R: 0 E: 0 K: 0 S: 3	H: 0 LOB: 1 BB: 1 P: 7	R: 0 E: 0 K: 0 S: 4	H: 2 LOB: 2 BB: 0 P: 4	R: 0 E: 0 K: 0 S: 5	H: 2 LOB: 2 BB: 0 P: 5	R: 0 E: 0 K: 0 S: 3	H: 0 LOB: 0 BB: 0 P: 3	1B: 6 2B: 2 3B: 0 HR: 0	SF: 0 SAC: 0 DP: 1 HBP: 0	WP: 0 PB: 0 SB: 0 CS: 0	PA: 35
<b>PITCHER</b>	IP	WLS	BF	H	R	ER	SO	BB	IBB	HBP	BLK	WP	HR	S	P	ERA	WHIP					
Bob Cain, L ERA: 4.14	(1, 1)	7.2	W	31	8	1	1	3	2	0	0	0	0	35	43	1.17	1.304					
Satchel Paige, R ERA: 2.7	(8, 1)	1.1	S	4	0	0	0	0	0	0	0	0	0	4	4	0.00	0.000					

Batter	1	2	3	4	5	6	7	8	9	AB	R	H	RBI	BB	SO	LOB	BOTTOM				
Bobby Young, L OBP: 0.359, SLG: 0.287 (1, 4)										4	1	1	0	0	0	3	<b>Chicago White Sox @ St. Louis Browns</b> Sportsman's Park, St. Louis, MO Wed May 28 1952, 4:33 AM EDT Att: 4,463 - Unknown				
Leo Thomas, R OBP: 0.399, SLG: 0.324 (1, 5)										2	0	2	1	2	0	0					
Jim Delsing, L OBP: 0.358, SLG: 0.430 (8, 9)										3	1	1	0	1	0	4					
Bob Nieman, R OBP: 0.381, SLG: 0.458 Jim Rivera, L OBP: 0.315, SLG: 0.357 (8, 8)										3	0	0	0	1	1	5					
Jim Dyck, R OBP: 0.354, SLG: 0.417 (1, 7)										0	0	0	0	0	0	0					
Clint Courtney, L OBP: 0.328, SLG: 0.344 (1, 2)										4	0	0	0	0	0	3					
Dick Kryhoski, L OBP: 0.289, SLG: 0.380 (1, 3)										4	1	3	1	0	0	0					
Marty Marion, R OBP: 0.295, SLG: 0.345 (1, 6)										3	0	0	0	1	0	1					
Bob Cain, L OBP: 0.188, SLG: 0.133 Satchel Paige, R (8, 1)										2	0	0	0	0	2	1					
										1	0	0	0	0	1	0					
<b>Inning Stats</b>	R: 0 E: 0 K: 0 S: 4	H: 1 LOB: 3 BB: 2 P: 12	R: 0 E: 0 K: 0 S: 4	H: 1 LOB: 2 BB: 2 P: 12	R: 0 E: 0 K: 0 S: 2	H: 0 LOB: 0 BB: 1 P: 6	R: 0 E: 0 K: 1 S: 6	H: 1 LOB: 1 BB: 0 P: 6	R: 1 E: 0 K: 0 S: 3	H: 1 LOB: 1 BB: 1 P: 7	R: 0 E: 0 K: 0 S: 3	H: 0 LOB: 0 BB: 0 P: 3	R: 1 E: 1 K: 2 S: 10	H: 3 LOB: 2 BB: 0 P: 10	R: 1 E: 0 K: 1 S: 6	H: 1 LOB: 0 BB: 0 P: 6	1B: 6 2B: 1 3B: 0 HR: 1	SF: 0 SAC: 1 DP: 1 HBP: 0	WP: 0 PB: 0 SB: 0 CS: 0	PA: 36	
<b>PITCHER</b>	IP	WLS	BF	H	R	ER	SO	BB	IBB	HBP	BLK	WP	HR	S	P	ERA	WHIP				
Chuck Stobbs, L ERA: 3.63	(1, 1)	6.1	L	30	7	2	2	2	6	0	0	0	0	28	52	2.84	2.053				
Howie Judson, R ERA: 5.63	(7, 1)	1.2		6	1	1	1	2	0	0	0	0	1	10	10	5.40	0.600				





Batter	1	2	3	4	5	6	7	8	9	AB	R	H	RBI	BB	SO	LOB	TOP							
<b>Bobby Young, L</b> OBP: 0.354, SLG: 0.314 (1, 4)										5	0	2	1	0	0	0								
<b>Jim Delsing, L</b> OBP: 0.350, SLG: 0.411 (1, 8)										4	0	1	0	0	0	2								
<b>Earl Rapp, L</b> OBP: 0.143, SLG: 0.214 (1, 9)										4	0	1	0	0	0	2								
<b>Bob Nieman, R</b> OBP: 0.379, SLG: 0.469 (1, 7)										4	0	1	0	0	0	2								
<b>Clint Courtney, L</b> OBP: 0.348, SLG: 0.358 <b>Duane Pilette, R</b> OBP: 0.217, SLG: 0.261 (8, PR)										4	0	2	0	0	0	1								
<b>Lee Moss, R</b> OBP: 0.306, SLG: 0.441 (8, 2)										0	0	0	0	0	0	0								
<b>Dick Kryhoski, L</b> OBP: 0.300, SLG: 0.369 (1, 3)										4	0	1	0	0	0	3								
<b>Leo Thomas, R</b> OBP: 0.303, SLG: 0.303 <b>Jim Dyck, R</b> OBP: 0.367, SLG: 0.442 (7, PH)										2	0	0	0	0	0	0								
<b>Marty Marion, R</b> OBP: 0.298, SLG: 0.347 <b>George Schmees, L</b> OBP: 0.196, SLG: 0.227 (7, PH)										2	0	1	0	0	0	0								
<b>Joe Demaestri, R</b> OBP: 0.334, SLG: 0.355 <b>Gordon Goldsberry, L</b> OBP: 0.278, SLG: 0.229 (9, PH)										1	0	0	0	0	0	0								
<b>Ned Garver, R</b> OBP: 0.292, SLG: 0.286 <b>Jim Rivera, L</b> OBP: 0.314, SLG: 0.353 <b>Satchel Paige, R</b> (7, 1)										2	0	0	0	0	1	1								
<b>Tom Wright, L</b> OBP: 0.284, SLG: 0.262 (9, PH)										1	1	1	0	0	0	0								
<b>Inning Stats</b>	R: 0 E: 0 K: 0 S: 4	H: 1 LOB: 1 BB: 0 P: 4	R: 0 E: 0 K: 0 S: 3	H: 0 LOB: 0 BB: 0 P: 3	R: 0 E: 0 K: 1 S: 5	H: 0 LOB: 0 BB: 0 P: 5	R: 0 E: 0 K: 0 S: 4	H: 1 LOB: 1 BB: 0 P: 4	R: 0 E: 0 K: 0 S: 4	H: 1 LOB: 1 BB: 0 P: 4	R: 0 E: 0 K: 1 S: 6	H: 3 LOB: 3 BB: 0 P: 6	R: 1 E: 0 K: 1 S: 7	H: 2 LOB: 1 BB: 0 P: 7	R: 0 E: 0 K: 1 S: 7	H: 2 LOB: 2 BB: 0 P: 7	R: 0 E: 0 K: 1 S: 5	H: 0 LOB: 0 BB: 0 P: 5	1B: 9 2B: 0 3B: 1 HR: 0	SF: 0 SAC: 0 DP: 0 HBP: 0	WP: 0 PB: 0 SB: 0 CS: 0	PA: 37		
<b>PITCHER</b> <b>Harry Byrd, R</b> ERA: 3.71 (1, 1)	IP: 9.0 WLS: W BF: 37 H: 10 R: 1 ER: 1 SO: 4 BB: 0 IBB: 0 HBP: 0 BLK: 0 WP: 0 HR: 0 S: 45 P: 45 ERA: 1.00 WHIP: 1.111																							

**St. Louis Browns @ Philadelphia Athletics**  
Shibe Park, Philadelphia, PA  
Mon Jun 02 1952, 3:33 AM EDT  
Att: 5,153 - Unknown

livebaseballscorecards.com

AB 37  
R 1  
H 10  
RBI 1  
BB 0  
SO 4  
LOB 13

Batter	1	2	3	4	5	6	7	8	9	AB	R	H	RBI	BB	SO	LOB	BOTTOM						
<b>Eddie Joost, R</b> OBP: 0.407, SLG: 0.452 (1, 6)										3	1	1	1	1	0	0							
<b>Skeeter Kell, R</b> OBP: 0.318, SLG: 0.382 (1, 4)										3	0	1	0	1	1	0							
<b>Dave Philley, S</b> OBP: 0.323, SLG: 0.358 (1, 8)										4	0	1	0	0	1	3							
<b>Gus Zernial, R</b> OBP: 0.426, SLG: 0.480 (1, 7)										2	1	1	1	2	1	0							
<b>Hank Majeski, R</b> OBP: 0.355, SLG: 0.326 (1, 5)										3	0	0	0	1	0	3							
<b>Billy Hitchcock, R</b> OBP: 0.222, SLG: 0.246 (1, 3)										4	0	0	0	0	0	2							
<b>Allie Clark, R</b> OBP: 0.200, SLG: 0.167 (1, 9)										3	0	0	0	0	0	0							
<b>Joe Tipton, R</b> OBP: 0.326, SLG: 0.242 (1, 2)										3	0	1	0	0	1	0							
<b>Harry Byrd, R</b> (1, 1)										3	0	0	0	0	1	1							
<b>Inning Stats</b>	R: 0 E: 0 K: 0 S: 4	H: 2 LOB: 2 BB: 1 P: 8	R: 0 E: 0 K: 1 S: 5	H: 0 LOB: 0 BB: 0 P: 5	R: 1 E: 0 K: 0 S: 4	H: 1 LOB: 0 BB: 0 P: 4	R: 1 E: 0 K: 0 S: 4	H: 1 LOB: 0 BB: 0 P: 4	R: 0 E: 0 K: 1 S: 5	H: 0 LOB: 0 BB: 0 P: 5	R: 0 E: 0 K: 1 S: 6	H: 0 LOB: 2 BB: 2 P: 13	R: 0 E: 0 K: 1 S: 6	H: 1 LOB: 3 BB: 2 P: 14	R: 0 E: 0 K: 1 S: 5	H: 0 LOB: 0 BB: 0 P: 5	1B: 2 2B: 1 3B: 0 HR: 2	SF: 0 SAC: 0 DP: 1 HBP: 0	WP: 0 PB: 0 SB: 1 CS: 0	PA: 33			
<b>PITCHER</b> <b>Ned Garver, R</b> ERA: 3.63 <b>Satchel Paige, R</b> ERA: 2.35 (7, 1)	IP: 6.0 WLS: L BF: 24 H: 4 R: 2 ER: 2 SO: 2 BB: 3 IBB: 0 HBP: 0 BLK: 0 WP: 0 HR: 2 S: 27 P: 39 ERA: 3.00 WHIP: 1.167																						

**St. Louis Browns @ Philadelphia Athletics**  
Shibe Park, Philadelphia, PA  
Mon Jun 02 1952, 3:33 AM EDT  
Att: 5,153 - Unknown

livebaseballscorecards.com

AB 28  
R 2  
H 5  
RBI 2  
BB 5  
SO 5  
LOB 9




Batter	1	2	3	4	5	6	7	8	9	10	11	12	13	14	15	16	17	AB	R	H	RBI	BB	SO	LOB	TOP							
Bobby Young, L (1.4) OBP: 0.343, SLG: 0.303	P6		6-3		FC4-6			L9		6-3			G3		FC6-4		K	8	0	1	0	0	1	4								
Gordon Goldsberry, L (1.3) OBP: 0.236, SLG: 0.221	G4-6-3			FC6-4		F7		2B		4-3		G3		G3				5	1	1	0	2	0	3								
Jim Delsing, L (1.7) OBP: 0.347, SLG: 0.407	G4-6-3			FC6-4		6-3				6-3		P6						6	1	1	1	1	0	2								
Bob Nieman, R (1.9) OBP: 0.371, SLG: 0.470		4-3																6	0	1	1	0	1	4								
George Schmees, L (14.9) OBP: 0.191, SLG: 0.222																		1	0	0	0	0	0	0								
Clint Courtney, L (1.2) OBP: 0.331, SLG: 0.343	FC6-4			P6		F9				4-3		4-3		F8				6	0	0	0	1	0	1								
Jim Rivera, L (1.8) OBP: 0.307, SLG: 0.350	FC6-4			4-3		F8				4-3		4-3		F9				7	0	1	0	0	0	2								
Jim Dyck, R (1.9) OBP: 0.358, SLG: 0.427	L7																	5	0	1	0	0	1	1								
Leo Thomas, R (12.5) OBP: 0.243, SLG: 0.298																		2	0	0	0	0	0	1								
Marty Marion, R (1.6) ERA: 2.31	F9									6-3								2	0	0	0	0	0	0								
Earl Rapp, L (7.94) OBP: 0.140, SLG: 0.209	1-3																	1	0	0	0	0	0	1								
Joe Demestri, R (7.6) OBP: 0.288, SLG: 0.314																		4	1	0	0	0	0	1								
Dave Madison, R (1.1) OBP: 1.000, SLG: 1.000																		2	0	2	0	0	0	0								
Dick Kuykoski, L (8.94) OBP: 0.297, SLG: 0.365																		1	0	0	0	0	0	0								
Gene Bearden, L (8.1) OBP: 0.375, SLG: 0.500																		1	0	0	0	0	0	0								
Satchel Paige, R (12.1) OBP: 0.300, SLG: 0.429																		3	0	3	1	0	0	0								
<b>Inning Stats</b>	R: 0 E: 0 K: 0 S: 3	H: 1 LOB: 0 BB: 0 P: 3	R: 0 E: 0 K: 0 S: 3	H: 0 LOB: 1 BB: 1 P: 7	R: 0 E: 0 K: 0 S: 4	H: 1 LOB: 0 BB: 0 P: 3	R: 1 E: 0 K: 0 S: 4	H: 1 LOB: 1 BB: 0 P: 8	R: 0 E: 0 K: 0 S: 4	H: 1 LOB: 1 BB: 0 P: 4	R: 0 E: 0 K: 0 S: 3	H: 0 LOB: 0 BB: 0 P: 3	R: 0 E: 0 K: 1 S: 5	H: 0 LOB: 0 BB: 0 P: 5	R: 0 E: 0 K: 0 S: 3	H: 0 LOB: 0 BB: 0 P: 3	R: 0 E: 0 K: 0 S: 4	H: 1 LOB: 1 BB: 0 P: 4	R: 0 E: 0 K: 0 S: 3	H: 0 LOB: 0 BB: 0 P: 3	R: 0 E: 0 K: 0 S: 3	H: 0 LOB: 0 BB: 0 P: 3	R: 0 E: 0 K: 1 S: 7	H: 2 LOB: 1 BB: 0 P: 7	R: 0 E: 0 K: 0 S: 3	H: 0 LOB: 0 BB: 0 P: 3	R: 1 E: 0 K: 1 S: 7	H: 2 LOB: 1 BB: 0 P: 7	1B: 8 2B: 2 3B: 1 HR: 0	SF: 0 SAC: 0 DP: 1 HBP: 0	WP: 0 PB: 0 CS: 0	PA: 64
<b>PITCHER</b>	IP: 14.0 WLS: 14.0 BF: 52 H: 8 R: 2 ER: 2 SO: 2 BB: 1 IBB: 0 HBP: 0 BLK: 0 WP: 0 HR: 0 S: 52 P: 68 ERA: 1.29 WHIP: 0.786																															

St. Louis Browns @ Washington Senators  
Griffith Stadium, Washington, DC  
Tue Jun 03 1952, 3:33 AM EDT  
Att. 9,701 - Unknown

livebaseballscorecards.com

AB: 60  
R: 3  
H: 11  
RBI: 3  
BB: 4  
SO: 3  
LOB: 20




Batter	1	2	3	4	5	6	7	8	9	10	11	12	13	14	15	16	17	AB	R	H	RBI	BB	SO	LOB	BOTTOM					
Eddie Yost, R (1.5) OBP: 0.372, SLG: 0.318	FC6-4		SH1-3		5-3			F7			5-3		1B		K		5-3	6	1	1	0	1	1	4						
Floyd Baker, L (1.4) OBP: 0.334, SLG: 0.303	FC6-4		F8		F7			G3			F8		1B		K		E6	8	0	2	1	0	1	1						
Jackie Jensen, R (1.9) OBP: 0.380, SLG: 0.408	FC6-4		F2					F7			3-1		K		F5		P4	8	0	0	0	0	1	6						
Mickey Vernon, L (1.3) OBP: 0.340, SLG: 0.392	F9							1B		4-3			1B		4-3		F8	6	0	2	1	1	0	4						
Pete Runnels, L (1.6) OBP: 0.342, SLG: 0.276	1-3							1B		3-1			K				F7	7	0	0	0	0	1	4						
Frank Campos, L (1.7) OBP: 0.338, SLG: 0.379		4-3								4-3							E6	7	0	3	0	0	0	1						
Archie Wilson, R (1.8) OBP: 0.286, SLG: 0.315		F7															FC1-2	7	0	1	0	0	0	4						
Clyde Kuttz, R (1.2) ERA: 1.57																	FC	4	0	1	0	1	1	0						
Gil Coan, L (13.94) OBP: 0.262, SLG: 0.215	F8																F7	1	0	0	0	0	0	0						
Mickey Grassie, R (14.2) OBP: 0.259, SLG: 0.167																	1B	1	0	0	0	1	0	1						
Bob Porterfield, R (1.1) OBP: 0.217, SLG: 0.304																	1B	4	0	1	0	1	1	0						
Mel Hoadler, S (14.94) OBP: 0.321, SLG: 0.296																	1B	1	0	0	0	0	0	0						
Tom Ferrick, R (15.1) OBP: 0.333, SLG: 0.667																	1B	1	0	0	0	0	0	0						
Jerry Snyder, R (17.94) OBP: 0.333, SLG: 0.667																	1B	1	0	0	0	0	0	0						
<b>Inning Stats</b>	R: 1 E: 0 K: 0 S: 5	H: 2 LOB: 1 BB: 0 P: 5	R: 0 E: 0 K: 0 S: 3	H: 0 LOB: 0 BB: 0 P: 3	R: 1 E: 0 K: 0 S: 4	H: 1 LOB: 0 BB: 0 P: 4	R: 0 E: 0 K: 0 S: 4	H: 1 LOB: 1 BB: 0 P: 4	R: 0 E: 0 K: 0 S: 3	H: 0 LOB: 0 BB: 0 P: 3	R: 0 E: 0 K: 0 S: 3	H: 0 LOB: 0 BB: 0 P: 3	R: 0 E: 0 K: 1 S: 5	H: 0 LOB: 0 BB: 0 P: 5	R: 0 E: 0 K: 1 S: 6	H: 2 LOB: 1 BB: 0 P: 6	R: 0 E: 0 K: 2 S: 9	H: 2 LOB: 3 BB: 1 P: 13	R: 0 E: 1 K: 1 S: 7	H: 1 LOB: 3 BB: 1 P: 11	R: 0 E: 0 K: 0 S: 4	H: 0 LOB: 0 BB: 0 P: 4	R: 0 E: 0 K: 0 S: 4	H: 1 LOB: 1 BB: 0 P: 4	R: 0 E: 0 K: 0 S: 4	H: 0 LOB: 0 BB: 0 P: 4	1B: 10 2B: 1 3B: 0 HR: 0	SF: 0 SAC: 2 DP: 1 HBP: 0	WP: 0 PB: 0 CS: 0	PA: 66
<b>PITCHER</b>	IP: 7.0 WLS: 7.0 BF: 27 H: 7 R: 2 ER: 2 SO: 2 BB: 0 IBB: 0 HBP: 0 BLK: 0 WP: 0 HR: 0 S: 25 P: 33 ERA: 2.57 WHIP: 1.000																													

St. Louis Browns @ Washington Senators  
Griffith Stadium, Washington, DC  
Tue Jun 03 1952, 3:33 AM EDT  
Att. 9,701 - Unknown

livebaseballscorecards.com


AB: 60  
R: 2  
H: 11  
RBI: 2  
BB: 4  
SO: 6  
LOB: 28





Batter	1	2	3	4	5	6	7	8	9	AB	R	H	RBI	BB	SO	LOB	TOP					
<b>Bobby Young, L</b> OBP: 0.339, SLG: 0.300 (1,4)	0-0 1B 4-3	0-0 F8		0-0 4-3		0-0 E6		0-0 6-3		5	0	1	0	0	0	3	<b>St. Louis Browns @ New York Yankees</b> Yankee Stadium, Bronx, NY Fri Jun 06 1952, 3:33 AM EDT Att: 8,922 - Unknown					
<b>Gordon Goldsberry, L</b> OBP: 0.303, SLG: 0.228 (1,3)	0-0 P6	0-0 G3			0-0 SH3-4 HBP HR	4-0 BB		0-3 K		4	1	1	0	1	1	2						
<b>Jim Delsing, L</b> OBP: 0.349, SLG: 0.397 (1,7)	0-0 4-3		0-0 5-3		1-0 SH3-4 HBP HR	4-0 BB		0-3 K		3	1	0	0	1	1							
<b>Bob Nieman, R</b> OBP: 0.368, SLG: 0.464 (1,9)	0-0 2-3 1B		0-0 F9		0-0 SH3-4	0-3 K		0-0 F8		4	0	1	0	0	1	3						
<b>Clint Courtney, L</b> OBP: 0.333, SLG: 0.366 (1,2)	0-0 P6		0-0 4-3		0-0 HR		0-0 F8		0-0 BB IHR	5	2	2	3	0	0	2						
<b>Jim Rivera, L</b> OBP: 0.315, SLG: 0.354 (1,8)		0-0 1B 1B		0-0 4-3	0-0 2-5 4-3 1B	0-3 K		4-0 BB IHR		4	2	2	0	1	1	0						
<b>Jim Dyck, R</b> OBP: 0.330, SLG: 0.512 (1,5)		0-0 1B 1B		4-0 2B BB	0-0 4-3		0-0 HR		0-0 BB IHR	4	3	3	4	1	0	1						
<b>Marty Marion, R</b> OBP: 0.299, SLG: 0.347 (1,6)		0-0 1B		0-3 K	0-0 2-5	0-0 F8		0-0 F8		1	0	1	2	0	0	0						
<b>Joe Demaestri, R</b> OBP: 0.286, SLG: 0.308 (3,6)		2-H 3-H 1B		0-0 K	2-3	0-0 F8		0-0 F8		4	0	1	0	0	1	1						
<b>Bob Cain, L</b> OBP: 0.176, SLG: 0.125 (1,1)		0-3 K		0-0 1-3		0-0 1-3		0-0 1-3		1	0	0	0	0	1	1						
<b>Earl Rapp, L</b> OBP: 0.159, SLG: 0.250 (4,PH)				0-0 1-3						1	0	1	0	0	0	0						
<b>Earl Harrist, R</b> (4,1)				0-0 1-3						3	0	0	0	0	0	1						
<b>Inning Stats</b>	R: 0 E: 0 K: 0 S: 5	H: 2 LOB: 2 BB: 0 P: 5	R: 2 E: 0 K: 1 S: 8	H: 3 LOB: 1 BB: 0 P: 8	R: 0 E: 0 K: 0 S: 3	H: 0 LOB: 0 BB: 0 P: 3	R: 0 E: 0 K: 1 S: 6	H: 1 LOB: 2 BB: 1 P: 10	R: 3 E: 0 K: 0 S: 5	H: 3 LOB: 1 BB: 0 P: 6	R: 0 E: 1 K: 1 S: 6	H: 0 LOB: 3 BB: 2 P: 14	R: 1 E: 0 K: 1 S: 7	H: 2 LOB: 1 BB: 0 P: 7	R: 0 E: 0 K: 2 S: 7	H: 0 LOB: 0 BB: 0 P: 7	R: 3 E: 0 K: 0 S: 5	H: 2 LOB: 0 BB: 1 P: 9	1B: 9 2B: 1 3B: 0 HR: 3	SF: 0 SAC: 1 DP: 0 HBP: 1	WP: 0 PB: 0 SB: 0 CS: 0	PA: 45
<b>PITCHER</b>	IP WLS BF H R ER SO BB IBB HBP BLK WP HR S P ERA WHIP																					
<b>Tom Morgan, R</b> ERA: 3.12 (1,1)	4.1 L 23 8 5 5 2 1 0 1 0 0 0 1 25 30 10.38 2.077																					
<b>Bob Kuzava, L</b> ERA: 7.53 (5,1)	2.2 14 3 1 1 2 2 0 0 0 0 0 1 15 23 3.38 1.875																					
<b>Bill Miller, L</b> ERA: 5.71 (8,1)	2.0 9 2 3 3 2 1 0 0 0 0 0 0 12 16 13.50 1.500																					

Batter	1	2	3	4	5	6	7	8	9	AB	R	H	RBI	BB	SO	LOB	BOTTOM					
<b>Mickey Mantle, S</b> OBP: 0.377, SLG: 0.477 (1,8)	0-0 1B SH1-3 FC5-4	0-0 F5			0-3 K		0-3 K			4	1	1	0	0	2	0	<b>St. Louis Browns @ New York Yankees</b> Yankee Stadium, Bronx, NY Fri Jun 06 1952, 3:33 AM EDT Att: 8,922 - Unknown					
<b>Phil Rizzuto, R</b> OBP: 0.348, SLG: 0.361 (1,6)	0-0 SH1-3	0-0 6-3			0-0 F7		0-3 K			2	0	0	0	0	0	0						
<b>Jim Bredeweser, R</b> (7,PH)	1-2									1	0	0	0	0	1	0						
<b>Hank Bauer, R</b> OBP: 0.361, SLG: 0.521 (1,9)	0-0 FC5-4 BB 2-3 1B		0-0 F7		0-0 6-3			0-0 L5		4	0	1	0	0	0	0						
<b>Yogi Berra, L</b> OBP: 0.348, SLG: 0.403 (1,2)	4-0 FC5-4 BB 1-2	0-0 4-3			0-0 4-3			0-0 F2		3	0	0	0	1	0	0						
<b>Gil McDougald, R</b> OBP: 0.331, SLG: 0.358 (1,5)	0-0 FC5-4 FC4-6 1-2 2-3 3-H	0-0 F9			0-0 1B			0-0 6-3		4	0	1	1	0	0	2						
<b>Gene Woodling, L</b> OBP: 0.348, SLG: 0.452 (1,7)	0-0 FC4-6			0-0 F8		0-0 P4		0-0 F8		4	0	0	0	0	0	3						
<b>Joe Collins, L</b> OBP: 0.292, SLG: 0.262 (1,3)		0-0 F9		0-0 G3		0-0 1B				4	0	2	0	0	0	0						
<b>Billy Martin, R</b> OBP: 0.328, SLG: 0.333 (1,4)		0-0 HR		0-0 E6		0-0 F7		0-0 6-3		4	1	1	0	0	0	3						
<b>Tom Morgan, R</b> OBP: 0.231, SLG: 0.462 (1,1)		0-0 3B		0-0 L6						2	1	1	2	0	0	1						
<b>Bob Kuzava, S</b> (5,1)										0	0	0	0	0	0	0						
<b>Bobby Brown, L</b> OBP: 0.235, SLG: 0.133 (7,PH)										1	0	0	0	0	1	0						
<b>Bill Miller, L</b> OBP: 0.200, SLG: 0.200 (8,1)										0	0	0	0	0	0	0						
<b>Johnny Mize, L</b> OBP: 0.319, SLG: 0.338 (9,PH)		3-H HR								1	0	0	0	0	0	1						
<b>Inning Stats</b>	R: 1 E: 0 K: 0 S: 5	H: 2 LOB: 2 BB: 1 P: 9	R: 2 E: 0 K: 0 S: 5	H: 2 LOB: 0 BB: 0 P: 5	R: 0 E: 0 K: 0 S: 3	H: 0 LOB: 0 BB: 0 P: 3	R: 0 E: 1 K: 0 S: 4	H: 0 LOB: 1 BB: 0 P: 4	R: 0 E: 0 K: 1 S: 5	H: 0 LOB: 0 BB: 0 P: 5	R: 0 E: 0 K: 0 S: 5	H: 2 LOB: 2 BB: 0 P: 5	R: 0 E: 0 K: 3 S: 9	H: 0 LOB: 0 BB: 0 P: 9	R: 0 E: 0 K: 0 S: 3	H: 0 LOB: 0 BB: 0 P: 3	R: 0 E: 0 K: 0 S: 4	H: 1 LOB: 1 BB: 0 P: 4	1B: 4 2B: 1 3B: 1 HR: 1	SF: 0 SAC: 1 DP: 0 HBP: 0	WP: 0 PB: 0 SB: 0 CS: 0	PA: 36
<b>PITCHER</b>	IP WLS BF H R ER SO BB IBB HBP BLK WP HR S P ERA WHIP																					
<b>Bob Cain, L</b> ERA: 4.44 (1,1)	3.0 14 4 3 3 0 1 0 0 0 0 0 0 13 17 9.00 1.667																					
<b>Earl Harrist, R</b> ERA: 2.65 (4,1)	6.0 W 22 3 0 0 4 0 0 0 0 0 0 0 30 30 0.00 0.500																					






Batter	1	2	3	4	5	6	7	8	9	AB	R	H	RBI	BB	SO	LOB	TOP	
Bobby Young, L (1,4) OBP: 0.339, SLG: 0.301 Tommy Byrne, L (8,PH) OBP: 0.270, SLG: 0.294 Casey Michaels, R (8,4) OBP: 0.294, SLG: 0.283	0-0 SH1-3 1B		0-3 K			0-0 F7		0-3 K		3	0	1	0	0	1	0	<b>St. Louis Browns @ New York Yankees</b> Yankee Stadium, Bronx, NY Sat Jun 07 1952, 3:33 AM EDT Att: 19,714 - Unknown	
Gordon Goldsberry, L (1,3) OBP: 0.250, SLG: 0.217	0-0 SH1-3 1-2		0-0 1-3			0-0 6-3			0-3 K	3	0	0	0	0	1	0		
Jim Delsing, L (1,7) OBP: 0.354, SLG: 0.397 George Schmees, L (1,PR) OBP: 0.180, SLG: 0.208	1-0 HBP			0-0 1-3					0-3 K	0	0	0	0	0	0	0		
Bob Nieman, R (1,9) OBP: 0.365, SLG: 0.454	0-3 K			0-0 F9					0-0 F8	3	1	0	0	1	2			
Clint Courtney, L (1,2) OBP: 0.333, SLG: 0.365	0-3 K			0-0 P3					0-0 E8 LG 1-H 1B	3	0	1	1	0	1	2		
Jim Rivera, L (1,8) OBP: 0.310, SLG: 0.347		0-0 2-3			0-0 1-3				0-0 L6 2-3	3	0	0	0	0	0	1		
Jim Dyck, R (1,5) OBP: 0.369, SLG: 0.494		0-0 4-3			0-3 K				0-3 K	3	0	0	0	0	2	0		
Joe Demaestri, R (1,6) OBP: 0.273, SLG: 0.293 Earl Rapp, L (8,PH) OBP: 0.156, SLG: 0.244 Marty Marion, R (8,6) OBP: 0.299, SLG: 0.347	0-0 F7			0-0 6-3					0-0 F7	2	0	0	0	0	0	0		
Duane Pilette, R (1,1) OBP: 0.200, SLG: 0.240 Dick Kryhoski, L (8,PH) OBP: 0.304, SLG: 0.371 Satchel Paige, R (8,1) OBP: 0.500, SLG: 0.429	0-0 F5			0-0 F9					0-0 1B	2	0	0	0	0	0	0		
<b>Inning Stats</b>	R: 0 E: 0 K: 2 S: 8	H: 1 LOB: 2 BB: 0 P: 9	R: 0 E: 0 K: 0 S: 3	H: 0 LOB: 0 BB: 0 P: 3	R: 0 E: 0 K: 1 S: 5	H: 0 LOB: 0 BB: 0 P: 5	R: 0 E: 0 K: 0 S: 3	H: 0 LOB: 0 BB: 0 P: 3	R: 1 E: 1 K: 1 S: 5	H: 1 LOB: 0 BB: 1 P: 9	R: 0 E: 0 K: 2 S: 8	H: 1 LOB: 1 BB: 0 P: 8	R: 0 E: 0 K: 2 S: 7	H: 0 LOB: 0 BB: 0 P: 7	1B: 3 2B: 1 3B: 0 HR: 0	SF: 0 SAC: 1 DP: 1 HBP: 1		WP: 2 PB: 0 CS: 0
<b>PITCHER</b> Allie Reynolds, R (1,1) ERA: 1.31	IP: 9.0 WLS: W BF: 31 H: 3 R: 1 ER: 1 SO: 9 BB: 1 IBB: 0 HBP: 1 BLK: 0 WP: 1 HR: 0 S: 47 P: 52 ERA: 1.00 WHIP: 0.444																	

Batter	1	2	3	4	5	6	7	8	9	AB	R	H	RBI	BB	SO	LOB	BOTTOM	
Mickey Mantle, S (1,8) OBP: 0.373, SLG: 0.478	0-0 F8		0-3 K			0-0 1B 1-H 2B		0-0 F8		4	1	1	1	0	1	0	<b>St. Louis Browns @ New York Yankees</b> Yankee Stadium, Bronx, NY Sat Jun 07 1952, 3:33 AM EDT Att: 19,714 - Unknown	
Phil Rizzuto, R (1,6) OBP: 0.351, SLG: 0.360	0-0 5-3		1-0 FC6 HBP			0-0 G5-4-3 2-H 1B		0-0 F7		3	0	1	1	0	0	0		
Hank Bauer, R (1,9) OBP: 0.365, SLG: 0.514	1-0 1B HBP		0-0 FC6 1-2			0-0 G5-4-3 1-2		4-0 K S BB		2	0	0	0	1	0	2		
Yogi Berra, L (1,2) OBP: 0.345, SLG: 0.398	0-0 1-3 1B			0-0 F5		0-0 1-3		0-3 K 1-3		4	0	1	0	0	1	1		
Gil McDougald, R (1,5) OBP: 0.335, SLG: 0.357	0-0 L9					0-0 F7		4-0 BB		3	0	1	0	1	0	2		
Gene Woodling, L (1,7) OBP: 0.336, SLG: 0.435		0-0 L5				0-0 E3 1B		0-0 F8		4	0	0	0	0	0	2		
Joe Collins, L (1,3) OBP: 0.294, SLG: 0.267		0-0 P6			0-0 1-3					3	0	1	0	0	0	1		
Billy Martin, R (1,4) OBP: 0.328, SLG: 0.333		0-0 6-3				0-0 2B 1B		0-0 F7		3	1	1	0	0	0	2		
Allie Reynolds, R (1,1) OBP: 0.233, SLG: 0.250			0-0 1-3			0-3 K		0-0 F8		3	0	0	0	0	1	1		
<b>Inning Stats</b>	R: 0 E: 0 K: 0 S: 4	H: 1 LOB: 2 BB: 0 P: 5	R: 0 E: 0 K: 0 S: 3	H: 0 LOB: 0 BB: 0 P: 3	R: 0 E: 0 K: 1 S: 5	H: 1 LOB: 1 BB: 0 P: 6	R: 0 E: 0 K: 0 S: 4	H: 1 LOB: 0 BB: 0 P: 4	R: 2 E: 1 K: 0 S: 7	H: 3 LOB: 0 BB: 0 P: 7	R: 0 E: 0 K: 0 S: 5	H: 1 LOB: 2 BB: 0 P: 5	R: 0 E: 0 K: 1 S: 4	H: 0 LOB: 1 BB: 2 P: 12	1B: 5 2B: 1 3B: 0 HR: 0	SF: 0 SAC: 0 DP: 1 HBP: 2		WP: 0 PB: 0 CS: 0
<b>PITCHER</b> Duane Pilette, R (1,1) ERA: 2.6 Satchel Paige, R (8,1) ERA: 1.84	IP: 7.0 WLS: L BF: 29 H: 6 R: 2 ER: 2 SO: 2 BB: 0 IBB: 2 HBP: 0 BLK: 0 WP: 0 HR: 0 S: 31 P: 33 ERA: 2.57 WHIP: 0.857																	




Batter	1	2	3	4	5	6	7	8	9	AB R H RBI BB SO LOB	TOP									
<b>Bobby Young, L</b> (1,4) OBP: 0.339, SLG: 0.297 <b>Cass Michaels, R</b> (7,PH) OBP: 0.297, SLG: 0.287	4-0 BB G5-4-3 BB	0-0 1-3		0-0 F7 1-2			0-0 1B		0-0 F9	2 1 0 0 1 0 3 2 0 1 0 0 0 0	<b>St. Louis Browns @ New York Yankees</b> Yankee Stadium, Bronx, NY Sun Jun 08 1952, 3:33 AM EDT Unknown									
<b>Gordon Goldsberry, L</b> (1,3) OBP: 0.315, SLG: 0.274	4-0 G5-4-3 1-2 BB		0-0 HR		4-0 BB		0-0 F9			2 1 1 1 2 0 1										
<b>Jim Dyck, R</b> (1,5) OBP: 0.364, SLG: 0.478	4-0 G5-4-3 1-2 2-3 BB		0-3 K		0-3 K		0-3 K			3 0 0 0 1 3 2										
<b>Bob Nieman, R</b> (1,9) OBP: 0.362, SLG: 0.455	0-0 G5-4-3 1-2 2-3 3-H		0-0 FC3-6 2B		0-3 K		0-3 K			4 0 1 0 0 2 4										
<b>Clint Courtney, L</b> (1,2) OBP: 0.331, SLG: 0.358	0-0 1-3		4-0 FC3-6 BB		0-0 G3			0-0 4-3		3 0 0 0 1 0 2										
<b>Jim Rivera, L</b> (1,8) OBP: 0.314, SLG: 0.346		4-0 1B BB	0-0 FC3-6 S 1-2 2-3		0-0 4-3 1B			0-0 E3 G5-4-3		3 0 1 0 1 0 2										
<b>George Schmees, L</b> (1,7) OBP: 0.173, SLG: 0.200 <b>Leo Thomas, R</b> (6,PH) OBP: 0.338, SLG: 0.293		0-3 K	0-3 K		0-0 F2			0-0 G5-4-3 1-2		2 0 0 0 0 2 3 2 0 0 0 0 0 2										
<b>Joe Demaestri, R</b> (1,6) OBP: 0.313, SLG: 0.318		0-0 1-2 1B		0-0 CS 1B		0-0 4-3		4-0 G5-4-3 BB		3 0 2 0 1 0 1										
<b>Tommy Byrne, L</b> (1,1) OBP: 0.250, SLG: 0.270 <b>Les Moss, R</b> (9,PH) OBP: 0.297, SLG: 0.429		0-0 P4		0-0 F2		0-0 6-3		0-0 G5-4-3 1-2		3 0 0 0 0 0 4 1 0 0 0 0 0 1										
<b>Inning Stats</b>	R: 1 E: 0 K: 0 S: 2	H: 0 LOB: 1 BB: 3 P: 14	R: 0 E: 0 K: 1 S: 6	H: 1 LOB: 2 BB: 1 P: 10	R: 1 E: 0 K: 2 S: 9	H: 2 LOB: 2 BB: 1 P: 13	R: 0 E: 0 K: 0 S: 3	H: 1 LOB: 0 BB: 0 P: 3	R: 0 E: 0 K: 2 S: 7	H: 0 LOB: 1 BB: 0 P: 11		R: 0 E: 0 K: 2 S: 8	H: 1 LOB: 1 BB: 0 P: 8	R: 0 E: 1 K: 0 S: 3	H: 0 LOB: 0 BB: 0 P: 3	R: 0 E: 0 K: 0 S: 2	H: 0 LOB: 0 BB: 1 P: 6	1B: 4 2B: 1 3B: 0 HR: 1	SF: 0 SAC: 0 DP: 3 HBP: 0	WP: 0 PB: 0 SB: 1 CS: 1
<b>PITCHER</b>	IP WLS BF H R ER SO BB IBB HBP BLK WP HR S P ERA WHIP											IP WLS BF H R ER SO BB IBB HBP BLK WP HR S P ERA WHIP								
<b>Jim McDonald, R</b> (1,1) ERA: 1.66 <b>Bob Kuzava, L</b> (1,1) ERA: 5.01	0.0 0 3 0 1 1 0 3 0 0 0 0 0 1 12 ∞ ∞											9.0 W 34 6 1 1 7 4 0 0 0 0 1 44 60 1.00 1.111								

AB 30  
R 2  
H 6  
RBI 1  
BB 7  
SO 7  
LOB 25



Batter	1	2	3	4	5	6	7	8	9	AB R H RBI BB SO LOB	BOTTOM							
<b>Mickey Mantle, S</b> (1,8) OBP: 0.369, SLG: 0.466	4-0 FC1-5 BB BB	0-0 F8			0-0 P4		0-0 P3			3 0 0 0 1 0 1	<b>St. Louis Browns @ New York Yankees</b> Yankee Stadium, Bronx, NY Sun Jun 08 1952, 3:33 AM EDT Unknown							
<b>Phil Rizzuto, R</b> (1,6) OBP: 0.349, SLG: 0.354	4-0 FC1-5 E BB	0-0 G3			0-0 F9		0-0 6-3			3 1 0 0 1 0 1								
<b>Hank Bauer, R</b> (1,9) OBP: 0.368, SLG: 0.517	0-0 FC1-5 E 1-2 2-3f		0-0 4-3 2B		4-0 WP BB		0-3 K			3 1 1 0 1 1 2								
<b>Yogi Berra, L</b> (1,2) OBP: 0.336, SLG: 0.386	0-0 E3 1B 1-H 2-H		0-0 P4		0-0 4-3			0-3 K		4 1 0 0 0 1 2								
<b>Gil McDougald, R</b> (1,5) OBP: 0.345, SLG: 0.359	0-0 S 1B		0-0 4-3		4-0 SH3-4 E BB		4-0 E SH BB			2 2 1 1 2 0 1								
<b>Irv Noren, L</b> (1,7) OBP: 0.292, SLG: 0.345	0-3 K		0-0 F8		0-0 SH3-4		0-0 E3 SH			3 0 0 0 0 1 3								
<b>Joe Collins, L</b> (1,3) OBP: 0.278, SLG: 0.250	0-0 F8			0-0 L3		0-0 4-3		0-0 SH FC6-4		3 0 0 1 0 0 2								
<b>Billy Martin, R</b> (1,4) OBP: 0.324, SLG: 0.317		0-0 F8		0-0 6-3		4-0 E IBB		0-0 F8		3 0 0 0 1 0 2								
<b>Jim McDonald, R</b> (1,1) OBP: 0.600, SLG: 0.429 <b>Bob Kuzava, S</b> (1,1)		4-0 BB		0-3 K		0-3 K		0-0 FC6-4		0 0 0 0 0 0 0 3 0 0 0 1 2 3								
<b>Inning Stats</b>	R: 3 E: 1 K: 1 S: 7	H: 1 LOB: 1 BB: 2 P: 15	R: 0 E: 0 K: 0 S: 3	H: 0 LOB: 1 BB: 1 P: 7	R: 0 E: 0 K: 0 S: 4	H: 1 LOB: 1 BB: 0 P: 4	R: 0 E: 0 K: 1 S: 5	H: 0 LOB: 0 BB: 0 P: 5	R: 0 E: 0 K: 1 S: 5	H: 0 LOB: 1 BB: 2 P: 13		R: 0 E: 0 K: 1 S: 5	H: 0 LOB: 0 BB: 0 P: 5	R: 1 E: 2 K: 1 S: 7	H: 0 LOB: 2 BB: 1 P: 11	1B: 1 2B: 1 3B: 0 HR: 0	SF: 0 SAC: 2 DP: 0 HBP: 0	WP: 1 PB: 0 SB: 1 CS: 0
<b>PITCHER</b>	IP WLS BF H R ER SO BB IBB HBP BLK WP HR S P ERA WHIP											IP WLS BF H R ER SO BB IBB HBP BLK WP HR S P ERA WHIP						
<b>Tommy Byrne, L</b> (1,1) ERA: 3.89	8.0 L 36 2 5 2 5 6 1 0 0 1 0 39 67 2.25 1.000																	

AB 27  
R 5  
H 2  
RBI 2  
BB 7  
SO 5  
LOB 17





Batter	1	2	3	4	5	6	7	8	9	AB	R	H	RBI	BB	SO	LOB	TOP			
Cass Michaels, R (1,4) OBP: 0.296, SLG: 0.280	0-3 K		4-0 BB			0-0 F9		0-3 K		3	0	0	0	1	2	1	<b>St. Louis Browns @ New York Yankees</b> Yankee Stadium, Bronx, NY Sun Jun 08 1952, 3:38 AM EDT Att: 45,900 - Unknown <a href="http://livebaseballscorecards.com">livebaseballscorecards.com</a>			
Gordon Goldsberry, L (1,3) OBP: 0.312, SLG: 0.273	0-0 4-3		0-0 4-3			0-3 K			0-0 BB 1B	4	0	1	0	0	1	1				
Tom Wright, L (1,7) OBP: 0.324, SLG: 0.274	4-0 BB			4-0 G4-3 BB			0-0 FC4-6 1B		4-0 BB 1-2	1	0	1	0	3	0	0				
Earl Rapp, L (1,9) OBP: 0.143, SLG: 0.224	0-0 F9			0-0 G4-3 1-2			0-0 FC4-6 1-2		0-3 K	4	0	0	0	0	1	5				
Clint Courtney, L (1,2)		0-0 6-3		0-3 K			0-0 F9		0-0 P6	4	0	0	0	0	1	3				
Jim Rivera, L (1,8) OBP: 0.307, SLG: 0.338		0-3 K			0-3 K		0-0 5-3		0-3 K	4	0	0	0	0	3	3				
Jim Dyck, R (1,5) OBP: 0.355, SLG: 0.463		0-0 6-3			0-3 K			0-3 K		3	0	0	0	0	2	0				
Joe Demaestri, R (1,6) OBP: 0.300, SLG: 0.304			0-3 K		0-3 K			0-0 1B		2	0	0	0	0	2	0				
Dick Krynoski, L (8, PH) OBP: 0.310, SLG: 0.377										1	0	1	0	0	0	0				
Leo Thomas, R (8,6) OBP: 0.338, SLG: 0.293										0	0	0	0	0	0	0				
Stubby Overmire, R (1,1)			0-0 F8			0-0 G3		0-3 K		2	0	0	0	0	0	0				
Bob Nieman, R (8, PH) OBP: 0.360, SLG: 0.452										1	0	0	0	0	1	1				
Gene Bearden, L (8,1) OBP: 0.375, SLG: 0.500										0	0	0	0	0	0	0				
<b>Inning Stats</b>	R: 0 E: 0 K: 1 S: 5	H: 0 LOB: 1 BB: 1 P: 9	R: 0 E: 0 K: 1 S: 5	H: 0 LOB: 0 BB: 0 P: 5	R: 0 E: 0 K: 1 S: 5	H: 0 LOB: 1 BB: 1 P: 9	R: 0 E: 0 K: 1 S: 4	H: 0 LOB: 0 BB: 1 P: 8	R: 0 E: 0 K: 3 S: 9	H: 0 LOB: 0 BB: 0 P: 9	R: 0 E: 0 K: 0 S: 4	H: 1 LOB: 1 BB: 0 P: 4	R: 0 E: 0 K: 3 S: 10	H: 1 LOB: 1 BB: 1 P: 10	R: 0 E: 0 K: 2 S: 8	H: 1 LOB: 2 BB: 1 P: 12	1B: 3 2B: 0 3B: 0 HR: 0	SF: 0 SAC: 0 DP: 1 HBP: 0	WP: 0 PB: 0 SB: 0 CS: 0	PA: 33
<b>PITCHER</b> Vic Raschi, R (1,1) ERA: 2.71	IP: 9.0 WLS: W BF: 33 H: 3 R: 0 ER: 0 SO: 13 BB: 4 IBB: 0 HBP: 0 BLK: 0 WP: 0 HR: 0 S: 55 P: 71 ERA: 0.00 WHIP: 0.778															<b>PITCHER</b>				

Batter	1	2	3	4	5	6	7	8	9	AB	R	H	RBI	BB	SO	LOB	BOTTOM			
Mickey Mantle, S (1,8) OBP: 0.373, SLG: 0.467	0-0 SH1-3 1B	0-0 F8			0-0 P5			0-0 5-3 2H 1B		4	0	2	1	0	0	1	<b>St. Louis Browns @ New York Yankees</b> Yankee Stadium, Bronx, NY Sun Jun 08 1952, 3:38 AM EDT Att: 45,900 - Unknown <a href="http://livebaseballscorecards.com">livebaseballscorecards.com</a>			
Phil Rizzuto, R (1,6) OBP: 0.344, SLG: 0.348	0-0 SH1-3 1-2		0-0 F9		0-0 F8			0-0 5-3 1-2		3	0	0	0	0	0	1				
Hank Bauer, R (1,9) OBP: 0.359, SLG: 0.503	0-0 5-3		0-0 F9		0-0 F8			0-0 6-3		4	0	0	0	0	0	1				
Yogi Berra, L (1,2) OBP: 0.342, SLG: 0.388	0-0 4-3		0-0 BB 1B		4-0 CS BB					2	0	1	0	1	0	1				
Gil McDougald, R (1,5) OBP: 0.345, SLG: 0.371		0-0 PB 3B	0-0 1-3		0-0 F7 1-2					3	1	1	0	0	0	2				
Irv Noren, L (1,7) OBP: 0.287, SLG: 0.338		0-3 K		0-0 F8		0-0 F8		0-0 F8		3	0	0	0	0	1	1				
Joe Collins, L (1,3) OBP: 0.281, SLG: 0.240		4-0 PB 1B BB		0-0 1-3		0-0 4-3				2	1	0	0	1	0	0				
Billy Martin, R (1,4) OBP: 0.324, SLG: 0.318		0-0 4-3 1H 3H 1B		0-3 K		0-0 F3				3	0	1	1	0	1	0				
Vic Raschi, R (1,1) OBP: 0.333, SLG: 0.294		0-0 4-3 2-3 1B 2B			0-0 6-3			0-0 1B 2B		3	1	1	0	0	0	1				
<b>Inning Stats</b>	R: 0 E: 0 K: 0 S: 4	H: 1 LOB: 1 BB: 0 P: 4	R: 2 E: 0 K: 1 S: 7	H: 2 LOB: 1 BB: 1 P: 11	R: 0 E: 0 K: 0 S: 4	H: 1 LOB: 1 BB: 0 P: 4	R: 0 E: 0 K: 1 S: 5	H: 0 LOB: 0 BB: 0 P: 5	R: 0 E: 0 K: 0 S: 3	H: 0 LOB: 0 BB: 0 P: 3	R: 0 E: 0 K: 0 S: 2	H: 0 LOB: 1 BB: 1 P: 6	R: 0 E: 0 K: 0 S: 3	H: 0 LOB: 0 BB: 0 P: 3	R: 1 E: 0 K: 0 S: 4	H: 2 LOB: 0 BB: 0 P: 4		1B: 4 2B: 1 3B: 1 HR: 0	SF: 0 SAC: 1 DP: 0 HBP: 0	WP: 0 PB: 1 SB: 0 CS: 1
<b>PITCHER</b> Stubby Overmire, L (1,1) ERA: 2.31	IP: 7.0 WLS: L BF: 26 H: 4 R: 2 ER: 1 SO: 2 BB: 2 IBB: 0 HBP: 0 BLK: 0 WP: 0 HR: 0 S: 28 P: 36 ERA: 1.29 WHIP: 0.857															<b>PITCHER</b>				
Gene Bearden, L (8,1) ERA: 4.4	IP: 1.0 WLS: L BF: 4 H: 2 R: 1 ER: 1 SO: 0 BB: 0 IBB: 0 HBP: 0 BLK: 0 WP: 0 HR: 0 S: 4 P: 4 ERA: 9.00 WHIP: 2.000															<b>PITCHER</b>				



Batter	1	2	3	4	5	6	7	8	9	AB	R	H	RBI	BB	SO	LOB	TOP					
<b>Bobby Young, L</b> OBP: 0.341, SLG: 0.319 (1, 4)	F8		HR	K	FC4-6 1B			K		5	1	2	1	0	2	1	<b>St. Louis Browns @ Boston Red Sox</b> Fenway Park, Boston, MA Tue Jun 10 1952, 3:33 AM EDT Att: 19,049 - Cloudy - 69 F					
<b>Cass Michaels, R</b> OBP: 0.299, SLG: 0.279 (1, 5)	K		HR	1B	FC4-6 BB			L4		4	1	1	0	1	1	3						
<b>Jim Dyck, R</b> OBP: 0.348, SLG: 0.444 (1, 7)	BB		F8	FC5-4 1-2				K		4	0	0	0	1	1	3						
<b>Bob Nieman, R</b> OBP: 0.373, SLG: 0.477 (1, 9)	P4		HR		1B			G3 BB		3	3	2	2	2	0	1						
<b>Clint Courtney, L</b> OBP: 0.328, SLG: 0.344 (1, 2)			FC6-4 BB	1B	BB			F8		2	0	0	0	2	0	2						
<b>Dick Kryhoski, L</b> OBP: 0.314, SLG: 0.378 (1, 3)	K		1B	1-2	1B			G3		5	1	2	0	0	1	3						
<b>Jim Rivera, L</b> OBP: 0.310, SLG: 0.340 (1, 8)	L7		K	1B	1B			4-3		5	1	2	2	0	1	3						
<b>Joe Demaestri, R</b> OBP: 0.291, SLG: 0.294 (1, 6)	FC6-4 1-2		6-3	1B	FC3-2-5 1B			F9		5	0	1	1	0	0	1						
<b>Ned Garver, R</b> OBP: 0.296, SLG: 0.261 <b>Satchel Paige, R</b> OBP: 0.400, SLG: 0.333 (6, 1)	6-3		6-3	BB	BB			K		2	0	0	0	1	0	2						
<b>Inning Stats</b>	R: 0 E: 0 K: 1 S: 5	H: 0 LOB: 1 BB: 1 P: 9	R: 0 E: 0 K: 1 S: 5	H: 0 LOB: 1 BB: 1 P: 9	R: 3 E: 0 K: 1 S: 9	H: 4 LOB: 2 BB: 1 P: 13	R: 0 E: 0 K: 1 S: 5	H: 0 LOB: 2 BB: 2 P: 13	R: 2 E: 0 K: 0 S: 7	H: 4 LOB: 3 BB: 1 P: 11	R: 0 E: 0 K: 0 S: 3	H: 0 LOB: 1 BB: 1 P: 7	R: 0 E: 0 K: 1 S: 5	H: 0 LOB: 0 BB: 0 P: 5	R: 0 E: 0 K: 2 S: 7	H: 0 LOB: 0 BB: 0 P: 7	R: 2 E: 1 K: 0 S: 6	H: 2 LOB: 1 BB: 0 P: 6	1B: 8 2B: 0 3B: 0 HR: 2	SF: 0 SAC: 1 DP: 0 HBP: 0	WP: 0 PB: 0 SB: 0 CS: 0	PA: 45
<b>PITCHER</b>	IP	WLS	BF	H	R	ER	SO	BB	IBB	HBP	BLK	WP	HR	S	P	ERA	WHIP					
<b>Ike Delock, R</b> ERA: 4.97 <b>Mel Parnell, L</b> ERA: 3.5	(1, 1)	4.1	L	24	5	5	4	6	0	0	0	0	2	26	50	10.38	2.538					
(5, 1)	4.2		21	5	2	1	3	1	0	0	0	0	0	26	30	1.93	1.286					

AB	37
R	7
H	10
RBI	6
BB	7
SO	7
LOB	20



Batter	1	2	3	4	5	6	7	8	9	AB	R	H	RBI	BB	SO	LOB	BOTTOM				
<b>Dom DiMaggio, R</b> OBP: 0.414, SLG: 0.444 (1, 8)	CS 1B		K		1B			G4-3 1-2		5	0	2	0	0	1	5	<b>St. Louis Browns @ Boston Red Sox</b> Fenway Park, Boston, MA Tue Jun 10 1952, 3:33 AM EDT Att: 19,049 - Cloudy - 69 F				
<b>Jim Piersall, R</b> OBP: 0.380, SLG: 0.364 (1, 9)	K		G5-4-3 1-2		F8			K		4	0	0	0	0	2	4					
<b>Hoot Evers, R</b> OBP: 0.275, SLG: 0.324 (1, 7)	1-3				F7			F9		4	0	0	0	0	1	0					
<b>George Kell, R</b> OBP: 0.396, SLG: 0.440 (1, 5)			5-3		HR			6-3 2B		4	2	2	1	0	0	0					
<b>Vern Stephens, R</b> OBP: 0.380, SLG: 0.416 (1, 6)			F5		K			6-3 E		4	1	1	1	0	1	0					
<b>Billy Goodman, L</b> OBP: 0.387, SLG: 0.410 (1, 3)			F8		BB			E6 2B		3	0	1	0	1	0	1					
<b>Ted Lepcio, R</b> OBP: 0.331, SLG: 0.417 (1, 4)			PB 1B		F8			F7 2B		4	1	2	1	0	0	2					
<b>Sammy White, R</b> OBP: 0.317, SLG: 0.450 (1, 2)			BB 1B		K			K		4	0	2	1	0	2	2					
<b>Ike Delock, R</b> ERA: 3.62 <b>Mel Parnell, L</b> ERA: 1.64 <b>Clyde Vollmer, R</b> OBP: 0.381, SLG: 0.471 (9, PH)			G5-4-3 1-2		F8			G4-3 BB		0	0	0	0	1	0	0					
<b>Inning Stats</b>	R: 0 E: 0 K: 1 S: 5	H: 1 LOB: 0 BB: 0 P: 5	R: 0 E: 0 K: 0 S: 3	H: 0 LOB: 0 BB: 0 P: 3	R: 1 E: 0 K: 1 S: 6	H: 2 LOB: 1 BB: 1 P: 10	R: 1 E: 0 K: 1 S: 6	H: 1 LOB: 1 BB: 1 P: 10	R: 0 E: 0 K: 0 S: 6	H: 3 LOB: 2 BB: 0 P: 6	R: 0 E: 0 K: 1 S: 4	H: 0 LOB: 0 BB: 1 P: 8	R: 0 E: 0 K: 1 S: 5	H: 0 LOB: 0 BB: 0 P: 5	R: 0 E: 0 K: 2 S: 9	H: 2 LOB: 2 BB: 0 P: 9	1B: 6 2B: 3 3B: 0 HR: 1	SF: 0 SAC: 0 DP: 2 HBP: 0	WP: 0 PB: 1 SB: 0 CS: 1	PA: 37	
<b>PITCHER</b>	IP	WLS	BF	H	R	ER	SO	BB	IBB	HBP	BLK	WP	HR	S	P	ERA	WHIP				
<b>Ned Garver, R</b> ERA: 3.62 <b>Satchel Paige, R</b> ERA: 1.64	(1, 1)	5.1	W	24	7	4	2	4	2	0	0	0	1	30	38	3.38	1.688				
(6, 1)	3.2	S	13	3	0	0	4	1	0	0	0	0	0	20	24	0.00	1.091				









Batter	1	2	3	4	5	6	7	8	9	AB	R	H	RBI	BB	SO	LOB	TOP									
<b>Bobby Young, L</b> OBP: 0.338, SLG: 0.318 (1, 4)										5	0	2	0	0	1	2	<b>St. Louis Browns @ Boston Red Sox</b> Fenway Park, Boston, MA Thu Jun 12 1952, 3:33 AM EDT Att: 5,650 - Sunny - 68 F									
<b>Cass Michaels, R</b> OBP: 0.388, SLG: 0.307 (1, 5)										5	0	1	0	0	1	2										
<b>Jim Delsing, L</b> OBP: 0.359, SLG: 0.395 <b>George Schmees, L</b> OBP: 0.170, SLG: 0.196 (8, 7)										3	1	1	0	0	0	1										
<b>Bob Nieman, R</b> OBP: 0.369, SLG: 0.478 (1, 9)										5	1	2	0	0	1	3										
<b>Clint Courtney, L</b> OBP: 0.320, SLG: 0.341 <b>Les Moss, R</b> OBP: 0.300, SLG: 0.421 (4, 2)										2	0	0	0	0	0	0										
<b>Dick Kryhoski, L</b> OBP: 0.307, SLG: 0.392 (1, 3)										4	0	1	0	0	0	2										
<b>Jim Rivera, L</b> OBP: 0.323, SLG: 0.349 (1, 8)										3	2	2	0	0	0	0										
<b>Joe Demaestri, R</b> OBP: 0.323, SLG: 0.379 <b>Tom Wright, L</b> OBP: 0.333, SLG: 0.286 <b>Fred Marsh, R</b> OBP: 0.218, SLG: 0.143 (8, 6)									3	0	0	0	0	1	3											
<b>Duane Pilette, R</b> OBP: 0.222, SLG: 0.259 <b>Gordon Goldsberry, L</b> OBP: 0.308, SLG: 0.299 <b>Dave Madison, R</b> OBP: 1.000, SLG: 1.000 <b>Jim Dyck, R</b> OBP: 0.347, SLG: 0.433 <b>Bob Mahoney, R</b> (8, 1)									2	0	1	1	0	0	0											
<b>Inning Stats</b>	R: 0 E: 0 K: 0 S: 4	H: 1 LOB: 1 BB: 0 P: 4	R: 0 E: 0 K: 0 S: 4	H: 2 LOB: 1 BB: 0 P: 4	R: 0 E: 0 K: 1 S: 7	H: 2 LOB: 2 BB: 0 P: 7	R: 1 E: 1 K: 0 S: 6	H: 2 LOB: 0 BB: 0 P: 6	R: 0 E: 0 K: 0 S: 3	H: 0 LOB: 0 BB: 0 P: 3	R: 0 E: 0 K: 0 S: 3	H: 0 LOB: 0 BB: 0 P: 3	R: 0 E: 0 K: 1 S: 7	H: 0 LOB: 0 BB: 0 P: 7	R: 4 E: 1 K: 1 S: 8	H: 3 LOB: 1 BB: 0 P: 10		R: 0 E: 0 K: 0 S: 5	H: 2 LOB: 2 BB: 0 P: 5	1B: 11 2B: 1 3B: 0 HR: 0	SF: 0 SAC: 0 DP: 1 HBP: 2	WP: 0 PB: 0 SB: 0 CS: 0	PA: 41			
<b>PITCHER</b>	IP WLS BF H R ER SO BB IBB HBP BLK WP HR S P ERA WHIP	8.2 W 40 12 5 3 4 0 0 0 0 0 0 46 48 3.12 1.385	0.1 S 1 0 0 0 0 0 0 0 0 0 0 1 1 0.00 0.000																							

AB	39
R	5
H	12
RBI	4
BB	0
SO	4
LOB	17





Batter	1	2	3	4	5	6	7	8	9	AB	R	H	RBI	BB	SO	LOB	BOTTOM									
<b>Dom DiMaggio, R</b> OBP: 0.403, SLG: 0.431 (1, 8)										5	1	1	1	0	1	3	<b>St. Louis Browns @ Boston Red Sox</b> Fenway Park, Boston, MA Thu Jun 12 1952, 3:33 AM EDT Att: 5,650 - Sunny - 68 F									
<b>Jim Piersall, R</b> OBP: 0.388, SLG: 0.360 (1, 9)										3	1	0	0	2	0	5										
<b>Hoot Evers, R</b> OBP: 0.367, SLG: 0.455 (1, 7)										3	1	2	2	1	0	2										
<b>George Kell, R</b> OBP: 0.393, SLG: 0.432 <b>Johnny Lipon, R</b> OBP: 0.301, SLG: 0.279 (8, 5)										4	0	1	2	0	0	2										
<b>Vern Stephens, R</b> OBP: 0.365, SLG: 0.397 (1, 6)										4	0	0	0	0	0	3										
<b>Billy Goodman, L</b> OBP: 0.390, SLG: 0.431 (1, 3)										4	2	2	0	0	0	0										
<b>Ted Lepcio, R</b> OBP: 0.346, SLG: 0.426 (1, 4)										3	0	1	1	1	0	1										
<b>Sammy White, R</b> OBP: 0.336, SLG: 0.486 (1, 2)										4	1	2	1	0	0	1										
<b>Sid Hudson, R</b> OBP: 0.214, SLG: 0.222 <b>Ike Delock, R</b> (9, 1)										3	1	1	0	1	0	1										
<b>Inning Stats</b>	R: 1 E: 0 K: 0 S: 3	H: 1 LOB: 2 BB: 2 P: 11	R: 0 E: 0 K: 0 S: 3	H: 0 LOB: 0 BB: 0 P: 3	R: 2 E: 1 K: 0 S: 5	H: 1 LOB: 0 BB: 0 P: 5	R: 2 E: 0 K: 0 S: 6	H: 3 LOB: 2 BB: 1 P: 10	R: 0 E: 0 K: 0 S: 3	H: 1 LOB: 0 BB: 0 P: 3	R: 0 E: 0 K: 0 S: 3	H: 0 LOB: 1 BB: 1 P: 7	R: 1 E: 2 K: 0 S: 4	H: 0 LOB: 1 BB: 1 P: 8	R: 1 E: 0 K: 1 S: 8	H: 4 LOB: 2 BB: 0 P: 8		R: 0 E: 0 K: 0 S: 5	H: 0 LOB: 0 BB: 0 P: 5	1B: 7 2B: 2 3B: 0 HR: 1	SF: 0 SAC: 0 DP: 2 HBP: 0	WP: 1 PB: 0 SB: 0 CS: 0	PA: 38			
<b>PITCHER</b>	IP WLS BF H R ER SO BB IBB HBP BLK WP HR S P ERA WHIP	6.0 L 27 6 5 3 0 4 0 0 0 0 1 23 39 4.50 1.667	1.0 5 0 1 0 0 1 0 0 0 0 0 0 4 8 0.00 1.000	1.0 6 4 1 1 1 0 0 0 0 0 0 0 8 8 9.00 4.000																						

AB	33
R	7
H	10
RBI	7
BB	5
SO	1
LOB	18







Batter	1	2	3	4	5	6	7	8	9	AB	R	H	RBI	BB	SO	LOB	TOP																		
<a href="#">Eddie Joost, R</a> (1, 6) OBP: 0.407, SLG: 0.479											0	0	0	0	0	0	0	<b>Philadelphia Athletics @ St. Louis Browns</b> <b>Sportsman's Park, St. Louis, MO</b> Sat Jun 14 1952, 4:33 AM EDT Att: 3,758 - Unknown <a href="http://livebaseballscorecards.com">livebaseballscorecards.com</a>																	
<a href="#">Fennis Fain, L</a> (1, 3) OBP: 0.432, SLG: 0.397											0	0	0	0	0	0	0																		
<a href="#">Dave Philley, S</a> (1, 8) OBP: 0.333, SLG: 0.348											0	0	0	0	0	0	0																		
<a href="#">Kite Thomas, R</a> (1, 7) OBP: 0.320, SLG: 0.263											0	0	0	0	0	0	0																		
<a href="#">Elmer Valo, L</a> (1, 9) OBP: 0.416, SLG: 0.428											0	0	0	0	0	0	0																		
<a href="#">Skeeter Keil, R</a> (1, 4) OBP: 0.313, SLG: 0.331											0	0	0	0	0	0	0																		
<a href="#">Hal Bevan, R</a> (1, 5) OBP: 0.267, SLG: 0.267											0	0	0	0	0	0	0																		
<a href="#">Joe Astroth, R</a> (1, 2) OBP: 0.272, SLG: 0.271											0	0	0	0	0	0	0																		
<a href="#">Bobby Shantz, R</a> (1, 1) OBP: 0.222, SLG: 0.314											0	0	0	0	0	0	0																		
<b>Inning Stats</b>											1B: 0	SF: 0	2B: 0	SAC: 0	3B: 0	DP: 0	HR: 0		HBP: 0	WP: 0	PA: 0														
<b>PITCHER</b> <a href="#">Tommy Byrne, L</a> (1, 1) ERA: 3.89	IP	WLS	BF	H	R	ER	SO	BB	IBB	HBP	BLK	WP	HR	S	P	ERA	WHIP	<b>PITCHER</b>	IP	WLS	BF	H	R	ER	SO	BB	IBB	HBP	BLK	WP	HR	S	P	ERA	WHIP


Batter	1	2	3	4	5	6	7	8	9	AB	R	H	RBI	BB	SO	LOB	BOTTOM																		
<a href="#">Bobby Young, L</a> (1, 4) OBP: 0.338, SLG: 0.318											0	0	0	0	0	0	0	<b>Philadelphia Athletics @ St. Louis Browns</b> <b>Sportsman's Park, St. Louis, MO</b> Sat Jun 14 1952, 4:33 AM EDT Att: 3,758 - Unknown <a href="http://livebaseballscorecards.com">livebaseballscorecards.com</a>																	
<a href="#">Cass Michaels, R</a> (1, 5) OBP: 0.308, SLG: 0.307											0	0	0	0	0	0	0																		
<a href="#">Jim Dyck, R</a> (1, 7) OBP: 0.347, SLG: 0.433											0	0	0	0	0	0	0																		
<a href="#">Bob Nieman, R</a> (1, 9) OBP: 0.369, SLG: 0.478											0	0	0	0	0	0	0																		
<a href="#">Les Moss, R</a> (1, 2) OBP: 0.300, SLG: 0.421											0	0	0	0	0	0	0																		
<a href="#">Dick Kryhoski, L</a> (1, 3) OBP: 0.307, SLG: 0.392											0	0	0	0	0	0	0																		
<a href="#">Jim Rivera, L</a> (1, 8) OBP: 0.323, SLG: 0.349											0	0	0	0	0	0	0																		
<a href="#">Fred Marsh, R</a> (1, 6) OBP: 0.218, SLG: 0.143											0	0	0	0	0	0	0																		
<a href="#">Tommy Byrne, L</a> (1, 1) OBP: 0.250, SLG: 0.270											0	0	0	0	0	0	0																		
<b>Inning Stats</b>											1B: 0	SF: 0	2B: 0	SAC: 0	3B: 0	DP: 0	HR: 0		HBP: 0	WP: 0	PA: 0														
<b>PITCHER</b> <a href="#">Bobby Shantz, L</a> (1, 1) ERA: 1.69	IP	WLS	BF	H	R	ER	SO	BB	IBB	HBP	BLK	WP	HR	S	P	ERA	WHIP	<b>PITCHER</b>	IP	WLS	BF	H	R	ER	SO	BB	IBB	HBP	BLK	WP	HR	S	P	ERA	WHIP




Batter	1	2	3	4	5	6	7	8	9	AB	R	H	RBI	BB	SO	LOB	TOP	
<a href="#">Eddie Joost, R</a> (1, 6) OBP: 0.416, SLG: 0.480										0	0	0	0	0	0	0	<b>Philadelphia Athletics @ St. Louis Browns</b> <b>Sportsman's Park, St. Louis, MO</b> Sun Jun 15 1952, 4:33 AM EDT Unknown <a href="http://livebaseballscorecards.com">livebaseballscorecards.com</a>	
<a href="#">Ferns Fain, L</a> (1, 3) OBP: 0.431, SLG: 0.392										0	0	0	0	0	0	0		
<a href="#">Dave Philley, S</a> (1, 8) OBP: 0.330, SLG: 0.340										0	0	0	0	0	0	0		
<a href="#">Kite Thomas, R</a> (1, 7) OBP: 0.333, SLG: 0.304										0	0	0	0	0	0	0		
<a href="#">Elmer Valo, L</a> (1, 9) OBP: 0.415, SLG: 0.419										0	0	0	0	0	0	0		
<a href="#">Billy Hitchcock, R</a> (1, 5) OBP: 0.227, SLG: 0.253										0	0	0	0	0	0	0		
<a href="#">Skeeter Kell, R</a> (1, 4) OBP: 0.311, SLG: 0.328										0	0	0	0	0	0	0		
<a href="#">Joe Tipton, R</a> (1, 2) OBP: 0.343, SLG: 0.389										0	0	0	0	0	0	0		
<a href="#">Bob Hooper, R</a> (1, 1) OBP: 0.200, SLG: 0.211										0	0	0	0	0	0	0		
<b>Inning Stats</b>																		1B: 0 SF: 0 WP: 0 PA: 0 2B: 0 SAC: 0 FB: 0 3B: 0 DP: 0 SB: 0 HR: 0 HBP: 0 CS: 0
<b>PITCHER</b> <a href="#">Ned Garver, R</a> (1, 1) ERA: 3.62	IP	WLS	BF	H	R	ER	SO	BB	IBB	HBP	BLK	WP	HR	S	P	ERA	WHIP	<b>PITCHER</b> IP WLS BF H R ER SO BB IBB HBP BLK WP HR S P ERA WHIP


Batter	1	2	3	4	5	6	7	8	9	AB	R	H	RBI	BB	SO	LOB	BOTTOM	
<a href="#">Bobby Young, L</a> (1, 4) OBP: 0.335, SLG: 0.326										0	0	0	0	0	0	0	<b>Philadelphia Athletics @ St. Louis Browns</b> <b>Sportsman's Park, St. Louis, MO</b> Sun Jun 15 1952, 4:33 AM EDT Unknown <a href="http://livebaseballscorecards.com">livebaseballscorecards.com</a>	
<a href="#">Jim Rivera, L</a> (1, 8) OBP: 0.327, SLG: 0.353										0	0	0	0	0	0	0		
<a href="#">Jim Delsing, L</a> (1, 7) OBP: 0.358, SLG: 0.395										0	0	0	0	0	0	0		
<a href="#">Bob Nieman, R</a> (1, 9) OBP: 0.372, SLG: 0.479										0	0	0	0	0	0	0		
<a href="#">Dick Kryhoski, L</a> (1, 3) OBP: 0.298, SLG: 0.379										0	0	0	0	0	0	0		
<a href="#">Les Moss, R</a> (1, 2) OBP: 0.295, SLG: 0.390										0	0	0	0	0	0	0		
<a href="#">Fred Marsh, R</a> (1, 5) OBP: 0.237, SLG: 0.154										0	0	0	0	0	0	0		
<a href="#">Marty Marion, R</a> (1, 6) OBP: 0.299, SLG: 0.347										0	0	0	0	0	0	0		
<a href="#">Ned Garver, R</a> (1, 1) OBP: 0.296, SLG: 0.261										0	0	0	0	0	0	0		
<b>Inning Stats</b>																		1B: 0 SF: 0 WP: 0 PA: 0 2B: 0 SAC: 0 FB: 0 3B: 0 DP: 0 SB: 0 HR: 0 HBP: 0 CS: 0
<b>PITCHER</b> <a href="#">Bob Hooper, R</a> (1, 1) ERA: 3.67	IP	WLS	BF	H	R	ER	SO	BB	IBB	HBP	BLK	WP	HR	S	P	ERA	WHIP	<b>PITCHER</b> IP WLS BF H R ER SO BB IBB HBP BLK WP HR S P ERA WHIP




Batter	1	2	3	4	5	6	7	8	9	AB	R	H	RBI	BB	SO	LOB	TOP																		
<a href="#">Eddie Joost, R</a> (1, 6) OBP: 0.411, SLG: 0.489											0	0	0	0	0	0	0	<b>Philadelphia Athletics @ St. Louis Browns</b> <b>Sportsman's Park, St. Louis, MO</b> Sun Jun 15 1952, 4:38 AM EDT Att: 15,600 - Unknown <a href="http://livebaseballscorecards.com">livebaseballscorecards.com</a>																	
<a href="#">Fennis Fain, L</a> (1, 3) OBP: 0.430, SLG: 0.383											0	0	0	0	0	0																			
<a href="#">Dave Philley, S</a> (1, 8) OBP: 0.332, SLG: 0.337											0	0	0	0	0	0																			
<a href="#">Kite Thomas, R</a> (1, 7) OBP: 0.353, SLG: 0.370											0	0	0	0	0	0																			
<a href="#">Elmer Valo, L</a> (1, 9) OBP: 0.422, SLG: 0.420											0	0	0	0	0	0																			
<a href="#">Billy Hitchcock, R</a> (1, 5) OBP: 0.239, SLG: 0.264											0	0	0	0	0	0																			
<a href="#">Pete Suder, R</a> (1, 4) OBP: 0.212, SLG: 0.194											0	0	0	0	0	0																			
<a href="#">Joe Astroth, R</a> (1, 2) OBP: 0.269, SLG: 0.267											0	0	0	0	0	0																			
<a href="#">Harry Byrd, R</a> (1, 1)											0	0	0	0	0	0																			
<b>Inning Stats</b>											1B: 0	SF: 0	WP: 0	PA: 0	2B: 0	SAC: 0		FB: 0	3B: 0	DP: 0	SB: 0	CS: 0	HR: 0	HBP: 0											
<b>PITCHER</b> <a href="#">Dave Madison, R</a> (1, 1) ERA: 1.5	IP	WLS	BF	H	R	ER	SO	BB	IBB	HBP	BLK	WP	HR	S	P	ERA	WHIP	<b>PITCHER</b>	IP	WLS	BF	H	R	ER	SO	BB	IBB	HBP	BLK	WP	HR	S	P	ERA	WHIP

Batter	1	2	3	4	5	6	7	8	9	AB	R	H	RBI	BB	SO	LOB	BOTTOM																		
<a href="#">Bobby Young, L</a> (1, 4) OBP: 0.337, SLG: 0.324											0	0	0	0	0	0	0	<b>Philadelphia Athletics @ St. Louis Browns</b> <b>Sportsman's Park, St. Louis, MO</b> Sun Jun 15 1952, 4:38 AM EDT Att: 15,600 - Unknown <a href="http://livebaseballscorecards.com">livebaseballscorecards.com</a>																	
<a href="#">Jim Rivera, L</a> (1, 8) OBP: 0.333, SLG: 0.371											0	0	0	0	0	0																			
<a href="#">Tom Wright, L</a> (1, 7) OBP: 0.333, SLG: 0.286											0	0	0	0	0	0																			
<a href="#">Bob Nieman, R</a> (1, 9) OBP: 0.380, SLG: 0.482											0	0	0	0	0	0																			
<a href="#">Dick Kryhoski, L</a> (1, 3) OBP: 0.296, SLG: 0.398											0	0	0	0	0	0																			
<a href="#">Cass Michaels, R</a> (1, 5) OBP: 0.300, SLG: 0.298											0	0	0	0	0	0																			
<a href="#">Fred Marsh, R</a> (1, 6) OBP: 0.242, SLG: 0.164											0	0	0	0	0	0																			
<a href="#">Darrell Johnson, R</a> (1, 2) OBP: 0.500, SLG: 0.375											0	0	0	0	0	0																			
<a href="#">Dave Madison, R</a> (1, 1) OBP: 1.000, SLG: 1.000											0	0	0	0	0	0																			
<b>Inning Stats</b>											1B: 0	SF: 0	WP: 0	PA: 0	2B: 0	SAC: 0		FB: 0	3B: 0	DP: 0	SB: 0	CS: 0	HR: 0	HBP: 0											
<b>PITCHER</b> <a href="#">Harry Byrd, R</a> (1, 1) ERA: 4.62	IP	WLS	BF	H	R	ER	SO	BB	IBB	HBP	BLK	WP	HR	S	P	ERA	WHIP	<b>PITCHER</b>	IP	WLS	BF	H	R	ER	SO	BB	IBB	HBP	BLK	WP	HR	S	P	ERA	WHIP



Batter	1	2	3	4	5	6	7	8	9	AB	R	H	RBI	BB	SO	LOB	TOP																		
<a href="#">Dom DiMaggio, R</a> (1, 8) OBP: 0.397, SLG: 0.420											0	0	0	0	0	0	0	<b>Boston Red Sox @ St. Louis Browns</b> Sportsman's Park, St. Louis, MO Tue Jun 17 1952, 4:33 AM EDT Att: 11,433 - Unknown  <a href="http://livebaseballscorecards.com">livebaseballscorecards.com</a>																	
<a href="#">Billy Goodman, L</a> (1, 4) OBP: 0.377, SLG: 0.413											0	0	0	0	0	0	0																		
<a href="#">Hoot Evers, R</a> (1, 7) OBP: 0.350, SLG: 0.455											0	0	0	0	0	0	0																		
<a href="#">George Kell, R</a> (1, 5) OBP: 0.395, SLG: 0.425											0	0	0	0	0	0	0																		
<a href="#">Clyde Vollmer, R</a> (1, 9) OBP: 0.367, SLG: 0.451											0	0	0	0	0	0	0																		
<a href="#">Vern Stephens, R</a> (1, 6) OBP: 0.358, SLG: 0.382											0	0	0	0	0	0	0																		
<a href="#">Dick Gemert, R</a> (1, 3) OBP: 0.310, SLG: 0.385											0	0	0	0	0	0	0																		
<a href="#">Sammy White, R</a> (1, 2) OBP: 0.320, SLG: 0.453											0	0	0	0	0	0	0																		
<a href="#">Mickey McDermott, L</a> (1, 1) OBP: 0.207, SLG: 0.333											0	0	0	0	0	0	0																		
<b>Inning Stats</b>											1B: 0	SF: 0	WP: 0	PA: 0	2B: 0	SAC: 0	FB: 0	3B: 0	DP: 0	SB: 0	CS: 0	HR: 0	HBP: 0												
<b>PITCHER</b> <a href="#">Bob Cain, L</a> (1, 1) ERA: 4.44	IP	WLS	BF	H	R	ER	SO	BB	IBB	HBP	BLK	WP	HR	S	P	ERA	WHIP	<b>PITCHER</b>	IP	WLS	BF	H	R	ER	SO	BB	IBB	HBP	BLK	WP	HR	S	P	ERA	WHIP

Batter	1	2	3	4	5	6	7	8	9	AB	R	H	RBI	BB	SO	LOB	BOTTOM																		
<a href="#">Bobby Young, L</a> (1, 4) OBP: 0.341, SLG: 0.332											0	0	0	0	0	0	0	<b>Boston Red Sox @ St. Louis Browns</b> Sportsman's Park, St. Louis, MO Tue Jun 17 1952, 4:33 AM EDT Att: 11,433 - Unknown  <a href="http://livebaseballscorecards.com">livebaseballscorecards.com</a>																	
<a href="#">Jim Rivera, L</a> (1, 8) OBP: 0.333, SLG: 0.380											0	0	0	0	0	0	0																		
<a href="#">Jim Dyck, R</a> (1, 7) OBP: 0.360, SLG: 0.454											0	0	0	0	0	0	0																		
<a href="#">Bob Nieman, R</a> (1, 9) OBP: 0.380, SLG: 0.480											0	0	0	0	0	0	0																		
<a href="#">Darrell Johnson, R</a> (1, 2) OBP: 0.600, SLG: 0.538											0	0	0	0	0	0	0																		
<a href="#">Dick Kryhoski, L</a> (1, 3) OBP: 0.300, SLG: 0.398											0	0	0	0	0	0	0																		
<a href="#">Fred Marsh, R</a> (1, 5) OBP: 0.239, SLG: 0.167											0	0	0	0	0	0	0																		
<a href="#">Marty Marion, R</a> (1, 6) OBP: 0.297, SLG: 0.344											0	0	0	0	0	0	0																		
<a href="#">Bob Cain, L</a> (1, 1) OBP: 0.176, SLG: 0.125											0	0	0	0	0	0	0																		
<b>Inning Stats</b>											1B: 0	SF: 0	WP: 0	PA: 0	2B: 0	SAC: 0	FB: 0	3B: 0	DP: 0	SB: 0	CS: 0	HR: 0	HBP: 0												
<b>PITCHER</b> <a href="#">Mickey McDermott, L</a> (1, 1) ERA: 3.28	IP	WLS	BF	H	R	ER	SO	BB	IBB	HBP	BLK	WP	HR	S	P	ERA	WHIP	<b>PITCHER</b>	IP	WLS	BF	H	R	ER	SO	BB	IBB	HBP	BLK	WP	HR	S	P	ERA	WHIP



Batter	1	2	3	4	5	6	7	8	9	AB	R	H	RBI	BB	SO	LOB	TOP	
Dom DiMaggio, R OBP: 0.404, SLG: 0.423 (1, 8)										5	2	3	0	0	0	2	<b>Boston Red Sox @ St. Louis Browns</b> Sportsman's Park, St. Louis, MO Wed Jun 18 1952, 4:33 AM EDT Att: 10,200 - Unknown	
Billy Goodman, L OBP: 0.387, SLG: 0.428 (1, 4)										5	1	4	1	0	0	0		
Hoot Evers, R OBP: 0.333, SLG: 0.403 (1, 7)										4	0	0	0	1	2	4		
George Kell, R OBP: 0.394, SLG: 0.423 (1, 5)										4	0	2	2	0	0	1		
Clyde Vollmer, R OBP: 0.362, SLG: 0.433 Jim Piersall, R OBP: 0.382, SLG: 0.352 (1, 9) (8, 9)										3	0	0	0	1	0	4		
Vern Stephens, R OBP: 0.342, SLG: 0.364 (1, 6)										4	0	0	0	0	0	7		
Dick Gemert, R OBP: 0.278, SLG: 0.313 (1, 3)										3	0	0	0	1	0	3		
Sammy White, R OBP: 0.310, SLG: 0.435 (1, 2)										4	0	1	0	0	2	2		
Bill Henry, L OBP: 0.313, SLG: 0.400 (1, 1)										4	0	1	0	0	0	1		
<b>Inning Stats</b>	R: 1 E: 1 K: 1 S: 8	H: 2 LOB: 3 BB: 1 P: 12	R: 0 E: 0 K: 1 S: 5	H: 0 LOB: 0 BB: 0 P: 5	R: 1 E: 0 K: 0 S: 4	H: 2 LOB: 1 BB: 1 P: 8	R: 1 E: 0 K: 1 S: 8	H: 3 LOB: 2 BB: 0 P: 8	R: 0 E: 0 K: 0 S: 3	H: 0 LOB: 0 BB: 0 P: 3	R: 0 E: 0 K: 0 S: 3	H: 0 LOB: 1 BB: 1 P: 7	R: 0 E: 0 K: 0 S: 4	H: 2 LOB: 1 BB: 0 P: 4	1B: 10 2B: 2 3B: 0 HR: 0	SF: 0 SAC: 0 DP: 3 HBP: 0		WP: 0 PB: 0 SB: 0 CS: 1
<b>PITCHER</b> Duane Pilette, R ERA: 2.77 (1, 1)	IP: 9.0 WLS: W BF: 39 H: 11 R: 3 ER: 3 SO: 4 BB: 3 IBB: 0 HBP: 0 BLK: 0 WP: 0 HR: 0 S: 44 P: 56 ERA: 3.00 WHIP: 1.556															<b>PITCHER</b>		

Batter	1	2	3	4	5	6	7	8	9	AB	R	H	RBI	BB	SO	LOB	BOTTOM					
Bobby Young, L OBP: 0.338, SLG: 0.339 (1, 4)										4	1	2	1	0	0	0	<b>Boston Red Sox @ St. Louis Browns</b> Sportsman's Park, St. Louis, MO Wed Jun 18 1952, 4:33 AM EDT Att: 10,200 - Unknown					
Jim Rivera, L OBP: 0.340, SLG: 0.393 (1, 8)										4	1	2	1	0	0	1						
Jim Dyck, R OBP: 0.359, SLG: 0.442 (1, 7)										4	0	1	0	0	0	3						
Bob Nieman, R OBP: 0.372, SLG: 0.463 (1, 9)										3	0	0	0	1	1	2						
Darrell Johnson, R OBP: 0.522, SLG: 0.524 (1, 2)										4	0	1	1	0	0	2						
Dick Kryhoski, L OBP: 0.311, SLG: 0.414 (1, 3)										3	1	1	0	1	0	1						
Fred Marsh, R OBP: 0.227, SLG: 0.149 (1, 5)										3	0	0	0	1	0	1						
Marty Marion, R OBP: 0.301, SLG: 0.336 (1, 6)										4	0	1	1	0	0	0						
Duane Pilette, R OBP: 0.233, SLG: 0.267 (1, 1)										3	1	1	0	0	1	0						
<b>Inning Stats</b>	R: 0 E: 0 K: 0 S: 4	H: 1 LOB: 1 BB: 0 P: 4	R: 0 E: 0 K: 0 S: 2	H: 0 LOB: 0 BB: 1 P: 6	R: 0 E: 0 K: 0 S: 3	H: 0 LOB: 0 BB: 0 P: 3	R: 1 E: 0 K: 1 S: 7	H: 2 LOB: 1 BB: 0 P: 7	R: 2 E: 0 K: 0 S: 6	H: 3 LOB: 1 BB: 0 P: 6	R: 0 E: 0 K: 0 S: 3	H: 0 LOB: 0 BB: 0 P: 3	R: 0 E: 0 K: 1 S: 5	H: 0 LOB: 0 BB: 0 P: 5	R: 0 E: 0 K: 0 S: 4	H: 1 LOB: 2 BB: 1 P: 8		R: 1 E: 0 K: 0 S: 2	H: 2 LOB: 2 BB: 1 P: 6	1B: 5 2B: 3 3B: 1 HR: 0	SF: 0 SAC: 0 DP: 1 HBP: 0	WP: 0 PB: 0 SB: 0 CS: 0
<b>PITCHER</b> Bill Henry, L ERA: 3.46 (1, 1)	IP: 8.0 WLS: L BF: 35 H: 9 R: 4 ER: 3 SO: 2 BB: 2 IBB: 1 HBP: 0 BLK: 0 WP: 0 HR: 0 S: 36 P: 48 ERA: 3.38 WHIP: 1.375															<b>PITCHER</b>						



Batter	1	2	3	4	5	6	7	8	9	AB	R	H	RBI	BB	SO	LOB	TOP										
<b>Dom DiMaggio, R</b> (1, 8) OBP: 0.405, SLG: 0.422	4-0 1B BB		0-0 SH1-3 1B		0-3 K			0-0 4-3		3	1	1	0	1	1	0	<b>Boston Red Sox @ St. Louis Browns</b> Sportsman's Park, St. Louis, MO Thu Jun 19 1952, 4:33 AM EDT Att: 3,965 - Unknown										
<b>Billy Goodman, L</b> (1, 4) OBP: 0.386, SLG: 0.426	0-0 1B		0-0 SH1-3		0-0 F7			0-0 F8		3	0	1	0	0	0	0											
<b>Charlie Maxwell, L</b> (1, 9) OBP: 0.333, SLG: 0.400	0-3 K		4-0 BB		0-0 2B			0-3 K		3	0	1	0	1	2	2											
<b>George Kell, R</b> (1, 5) OBP: 0.396, SLG: 0.429	0-0 G4-6-3 1B		0-0 F7		0-0 L8			0-0 F9 1B 2B		4	1	2	1	0	0	4											
<b>Archie Wilson, R</b> (1, 7) OBP: 0.245, SLG: 0.279	0-0 G4-6-3 1-2		0-0 F2		0-0 F6			0-0 L8		4	0	0	0	0	0	7											
<b>Dick Gemert, R</b> (1, 3) OBP: 0.275, SLG: 0.306		0-0 F2		0-0 G1-6-3 1B				0-0 F7		4	0	1	0	0	0	2											
<b>Johnny Lipon, R</b> (1, 6) OBP: 0.306, SLG: 0.280		0-0 G6-4-3 1B		0-0 G1-6-3 1-2				0-0 F8		3	0	1	0	1	0	1											
<b>Del Wilber, R</b> (1, 2) OBP: 0.260, SLG: 0.239		0-0 G6-4-3 1-2		0-3 K				0-3 K		4	0	1	1	0	2	1											
<b>Ike Delock, R</b> (1, 1)			4-0 SH1-3 1B BB		0-0 5-3			0-3 K		3	0	0	0	1	1	2											
<b>Inning Stats</b>	R: 1 E: 0 K: 1 S: 6	H: 2 LOB: 1 BB: 1 P: 10	R: 0 E: 0 K: 0 S: 3	H: 1 LOB: 0 BB: 0 P: 3	R: 0 E: 0 K: 0 S: 4	H: 1 LOB: 0 BB: 2 P: 12	R: 0 E: 0 K: 1 S: 5	H: 1 LOB: 0 BB: 0 P: 5	R: 0 E: 0 K: 1 S: 5	H: 0 LOB: 0 BB: 0 P: 5	R: 0 E: 0 K: 0 S: 4	H: 1 LOB: 0 BB: 0 P: 4	R: 0 E: 0 K: 2 S: 7	H: 0 LOB: 0 BB: 0 P: 7	R: 0 E: 0 K: 1 S: 5	H: 0 LOB: 0 BB: 1 P: 5		R: 1 E: 0 K: 0 S: 5	H: 2 LOB: 2 BB: 1 P: 9	1B: 6 2B: 2 3B: 0 HR: 0	SF: 0 SAC: 1 DP: 3 HBP: 0	WP: 1 PB: 0 SB: 0 CS: 0	PA: 36				
<b>PITCHER</b>	IP	WLS	BF	H	R	ER	SO	BB	IBB	HBP	BLK	WP	HR	S	P	ERA	WHIP										
<b>Ken Holcombe, R</b> (1, 1) ERA: 6.03	2.1	L	12	4	1	1	1	3	0	0	0	0	0	11	23	3.86	3.000										
<b>Dave Madison, R</b> (3, 1) ERA: 2.67	5.2		18	2	0	0	5	0	0	0	0	0	0	28	28	0.00	0.353										
<b>Satchel Paige, R</b> (9, 1) ERA: 3.16	1.0		6	2	1	1	0	1	0	0	0	1	0	5	9	9.00	3.000										

Batter	1	2	3	4	5	6	7	8	9	AB	R	H	RBI	BB	SO	LOB	BOTTOM										
<b>Bobby Young, L</b> (1, 4) OBP: 0.341, SLG: 0.344	0-0 1B FC1-5 2B		4-0 CS BB			0-0 F9		0-0 4-3		3	0	1	0	1	0	0	<b>Boston Red Sox @ St. Louis Browns</b> Sportsman's Park, St. Louis, MO Thu Jun 19 1952, 4:33 AM EDT Att: 3,965 - Unknown										
<b>Jim Rivera, L</b> (1, 8) OBP: 0.342, SLG: 0.395	0-0 S FC1-5 2-3 1B		0-0 F3 1-2			0-0 F8		0-0 CS 1B		4	0	2	0	0	0	1											
<b>Jim Delsing, L</b> (1, 7) OBP: 0.356, SLG: 0.400	0-0 FC1-5 7-4 1-2 3-H 1B			0-0 F7		0-0 4-3		0-0 CS		4	0	1	0	0	0	2											
<b>Bob Nieman, R</b> (1, 9) OBP: 0.374, SLG: 0.467	4-0 1-2 2-3 BB		0-3 K		0-0 F9 2B			0-0 F8		3	0	1	0	1	1	1											
<b>Dick Kryhoski, L</b> (1, 3) OBP: 0.303, SLG: 0.403	0-0 7-4 2-3f		0-0 E3		0-0 L8			0-0 L9		4	0	0	0	0	0	5											
<b>Darrell Johnson, R</b> (1, 2) OBP: 0.481, SLG: 0.458		0-0 5-3		0-0 F8		4-0 BB		0-0 FC5-4		3	0	0	0	1	0	2											
<b>Fred Marsh, R</b> (1, 5) OBP: 0.221, SLG: 0.145		0-0 F9			0-3 K			0-0 F9		2	0	0	0	0	1	0											
<b>Al Zarilla, L</b> (7, PH) OBP: 0.330, SLG: 0.350								0-0 F9		1	0	0	0	0	0	2											
<b>Willy Miranda, S</b> (8, 6) OBP: 0.462, SLG: 0.400								0-0 F8		0	0	0	0	0	0	0											
<b>Marty Marion, R</b> (1, 6) OBP: 0.297, SLG: 0.331		0-0 F8			0-0 F8			0-0 F8		2	0	0	0	0	0	0											
<b>Cass Michaels, R</b> (7, PH) OBP: 0.301, SLG: 0.327								0-0 F8		1	0	0	0	0	0	2											
<b>Ken Holcombe, R</b> (1, 1) OBP: 0.333, SLG: 0.333			0-3 K					0-0 F4		0	0	0	0	0	0	0											
<b>Dave Madison, R</b> (3, 1) OBP: 0.333, SLG: 0.333										2	0	0	0	0	2	0											
<b>George Schmees, L</b> (6, PH) OBP: 0.182, SLG: 0.208										1	0	0	0	0	0	0											
<b>Satchel Paige, R</b> (9, 1) OBP: 0.400, SLG: 0.333										0	0	0	0	0	0	0											
<b>Inning Stats</b>	R: 0 E: 0 K: 0 S: 4	H: 2 LOB: 2 BB: 1 P: 8	R: 0 E: 0 K: 0 S: 3	H: 0 LOB: 0 BB: 0 P: 3	R: 0 E: 0 K: 1 S: 4	H: 0 LOB: 1 BB: 1 P: 8	R: 0 E: 1 K: 1 S: 6	H: 0 LOB: 1 BB: 0 P: 6	R: 0 E: 0 K: 2 S: 7	H: 0 LOB: 0 BB: 0 P: 7	R: 0 E: 0 K: 0 S: 3	H: 0 LOB: 0 BB: 0 P: 3	R: 0 E: 0 K: 0 S: 4	H: 1 LOB: 2 BB: 1 P: 8	R: 0 E: 0 K: 0 S: 3	H: 1 LOB: 0 BB: 0 P: 3	R: 0 E: 0 K: 0 S: 4	H: 1 LOB: 1 BB: 0 P: 4	1B: 3 2B: 3 3B: 0 HR: 0	SF: 0 SAC: 0 DP: 1 HBP: 0	WP: 0 PB: 0 SB: 2 CS: 2	PA: 34					
<b>PITCHER</b>	IP	WLS	BF	H	R	ER	SO	BB	IBB	HBP	BLK	WP	HR	S	P	ERA	WHIP										
<b>Ike Delock, R</b> (1, 1) ERA: 3.72	9.0	W	33	5	0	0	4	3	0	0	0	0	0	38	50	0.00	0.889										



Batter	1	2	3	4	5	6	7	8	9	10	11	12	13	14	15	16	17	18	AB	R	H	RBI	BB	SO	LOB	TOP
Eddie Yost, R OBP: 0.346, SLG: 0.308																			7	1	2	2	1	3	0	
Jim Busby, R OBP: 0.213, SLG: 0.178																			7	1	1	0	1	1	2	
Jackie Jensen, R OBP: 0.373, SLG: 0.402																			8	1	3	0	0	0	1	
Ken Wood, R OBP: 0.316, SLG: 0.421																			7	1	2	1	1	1	5	
Mickey Vernon, L OBP: 0.341, SLG: 0.416																			7	0	2	0	1	1	4	
Pete Runnels, L OBP: 0.367, SLG: 0.341																			7	0	3	1	1	1	1	
Mel Hoderlein, S OBP: 0.286, SLG: 0.295																			7	0	0	0	1	2	8	
Clyde Klutznick, R OBP: 0.329, SLG: 0.316																			3	0	0	0	0	0	1	
Earl Rapp, L OBP: 0.397, SLG: 0.370																				1	0	0	0	0	1	
Mickey Grasso, R OBP: 0.270, SLG: 0.211																				4	0	0	0	0	4	
Lou Sleater, L OBP: 0.356, SLG: 0.366																			1	0	0	0	0	0	0	
Joe Mauer, R OBP: 0.335, SLG: 0.335																			1	1	1	0	0	0	0	
Joe Mauer, R OBP: 0.335, SLG: 0.335																			2	0	0	0	0	0	0	
Joe Mauer, R OBP: 0.335, SLG: 0.335																			2	0	0	0	0	0	0	
Joe Mauer, R OBP: 0.335, SLG: 0.335																			2	0	0	0	0	0	0	
Joe Mauer, R OBP: 0.335, SLG: 0.335																			0	0	0	0	0	0	0	
Joe Mauer, R OBP: 0.335, SLG: 0.335																			0	0	0	0	0	0	0	
Joe Mauer, R OBP: 0.335, SLG: 0.335																			0	0	0	0	0	0	0	
Joe Mauer, R OBP: 0.335, SLG: 0.335																			0	0	0	0	0	0	0	
Joe Mauer, R OBP: 0.335, SLG: 0.335																			0	0	0	0	0	0	0	
Joe Mauer, R OBP: 0.335, SLG: 0.335																			0	0	0	0	0	0	0	
Joe Mauer, R OBP: 0.335, SLG: 0.335																			0	0	0	0	0	0	0	
Joe Mauer, R OBP: 0.335, SLG: 0.335																			0	0	0	0	0	0	0	
Joe Mauer, R OBP: 0.335, SLG: 0.335																			0	0	0	0	0	0	0	
Joe Mauer, R OBP: 0.335, SLG: 0.335																			0	0	0	0	0	0	0	
Joe Mauer, R OBP: 0.335, SLG: 0.335																			0	0	0	0	0	0	0	
Joe Mauer, R OBP: 0.335, SLG: 0.335																			0	0	0	0	0	0	0	
Joe Mauer, R OBP: 0.335, SLG: 0.335																			0	0	0	0	0	0	0	
Joe Mauer, R OBP: 0.335, SLG: 0.335																			0	0	0	0	0	0	0	
Joe Mauer, R OBP: 0.335, SLG: 0.335																			0	0	0	0	0	0	0	
Joe Mauer, R OBP: 0.335, SLG: 0.335																			0	0	0	0	0	0	0	
Joe Mauer, R OBP: 0.335, SLG: 0.335																			0	0	0	0	0	0	0	
Joe Mauer, R OBP: 0.335, SLG: 0.335																			0	0	0	0	0	0	0	
Joe Mauer, R OBP: 0.335, SLG: 0.335																			0	0	0	0	0	0	0	
Joe Mauer, R OBP: 0.335, SLG: 0.335																			0	0	0	0	0	0	0	
Joe Mauer, R OBP: 0.335, SLG: 0.335																			0	0	0	0	0	0	0	
Joe Mauer, R OBP: 0.335, SLG: 0.335																			0	0	0	0	0	0	0	
Joe Mauer, R OBP: 0.335, SLG: 0.335																			0	0	0	0	0	0	0	
Joe Mauer, R OBP: 0.335, SLG: 0.335																			0	0	0	0	0	0	0	
Joe Mauer, R OBP: 0.335, SLG: 0.335																			0	0	0	0	0	0	0	
Joe Mauer, R OBP: 0.335, SLG: 0.335																			0	0	0	0	0	0	0	
Joe Mauer, R OBP: 0.335, SLG: 0.335																			0	0	0	0	0	0	0	
Joe Mauer, R OBP: 0.335, SLG: 0.335																			0	0	0	0	0	0	0	
Joe Mauer, R OBP: 0.335, SLG: 0.335																			0	0	0	0	0	0	0	
Joe Mauer, R OBP: 0.335, SLG: 0.335																			0	0	0	0	0	0	0	
Joe Mauer, R OBP: 0.335, SLG: 0.335																			0	0	0	0	0	0	0	
Joe Mauer, R OBP: 0.335, SLG: 0.335																			0	0	0	0	0	0	0	
Joe Mauer, R OBP: 0.335, SLG: 0.335																			0	0	0	0	0	0	0	
Joe Mauer, R OBP: 0.335, SLG: 0.335																			0	0	0	0	0	0	0	
Joe Mauer, R OBP: 0.335, SLG: 0.335																			0	0	0	0	0	0	0	
Joe Mauer, R OBP: 0.335, SLG: 0.335																			0	0	0	0	0	0	0	
Joe Mauer, R OBP: 0.335, SLG: 0.335																			0	0	0	0	0	0	0	
Joe Mauer, R OBP: 0.335, SLG: 0.335																			0	0	0	0	0	0	0	
Joe Mauer, R OBP: 0.335, SLG: 0.335																			0	0	0	0	0	0	0	
Joe Mauer, R OBP: 0.335, SLG: 0.335																			0	0	0	0	0	0	0	
Joe Mauer, R OBP: 0.335, SLG: 0.335																			0	0	0	0	0	0	0	
Joe Mauer, R OBP: 0.335, SLG: 0.335																			0	0	0	0	0	0	0	
Joe Mauer, R OBP: 0.335, SLG: 0.335																			0	0	0	0	0	0	0	
Joe Mauer, R OBP: 0.335, SLG: 0.335																			0	0	0	0	0	0	0	
Joe Mauer, R OBP: 0.335, SLG: 0.335																			0	0	0	0	0	0	0	
Joe Mauer, R OBP: 0.335, SLG: 0.335																			0	0	0	0	0	0	0	
Joe Mauer, R OBP: 0.335, SLG: 0.335																			0	0	0	0	0	0	0	
Joe Mauer, R OBP: 0.335, SLG: 0.335																			0	0	0	0	0	0	0	
Joe Mauer, R OBP: 0.335, SLG: 0.335																										



Batter	1	2	3	4	5	6	7	8	9	AB	R	H	RBI	BB	SO	LOB	TOP					
<b>Eddie Yost, R</b> OBP: 0.347, SLG: 0.310 (1, 5)	F3		1B		FC5-2			F8		5	0	2	1	0	0	3	<b>Washington Senators @ St. Louis Browns</b> Sportsman's Park, St. Louis, MO Sat Jun 21 1952, 4:33 AM EDT Att: 4,578 - Unknown <a href="http://livebaseballscorecards.com">livebaseballscorecards.com</a>					
<b>Earl Rapp, L</b> OBP: 0.250, SLG: 0.346 (1, 9)	4-3		F2		FC4-6			F8	F7	5	0	0	1	0	0	6						
<b>Jackie Jensen, R</b> OBP: 0.371, SLG: 0.399 (1, 8)	5-3		F5		FC6-4					4	1	1	0	0	0	4						
<b>Mickey Vernon, L</b> OBP: 0.344, SLG: 0.419 (1, 3)		F8		P3						3	0	1	1	1	0	0						
<b>Pete Runnels, L</b> OBP: 0.360, SLG: 0.333 (1, 6)		F8		F8						4	0	0	0	0	0	2						
<b>Ken Wood, R</b> OBP: 0.314, SLG: 0.410 (1, 7)				F9						4	0	1	0	0	0	1						
<b>Mel Hoderlein, S</b> OBP: 0.299, SLG: 0.297 (1, 4)		5-6-3						F8		3	1	1	0	1	0	1						
<b>Mickey Grasso, R</b> OBP: 0.270, SLG: 0.206 (1, 2)			L5					F8		3	1	0	0	1	0	1						
<b>Walt Masterson, R</b> (1, 1) <b>Don Johnson, R</b> (6, 1) <b>Gil Coan, L</b> (9, PH) OBP: 0.264, SLG: 0.219				1B				P6		0	0	0	0	1	0	0	<b>AB 33</b> <b>R 3</b> <b>H 7</b> <b>RBI 3</b> <b>BB 4</b> <b>SO 0</b> <b>LOB 18</b>					
<b>Inning Stats</b>	R: 0 E: 0 K: 0 S: 3	H: 0 LOB: 0 BB: 0 P: 3	R: 0 E: 0 K: 0 S: 4	H: 1 LOB: 1 BB: 0 P: 4	R: 0 E: 0 K: 0 S: 4	H: 1 LOB: 2 BB: 1 P: 8	R: 0 E: 0 K: 0 S: 3	H: 0 LOB: 0 BB: 0 P: 3	R: 1 E: 0 K: 0 S: 4	H: 0 LOB: 2 BB: 2 P: 12	R: 0 E: 0 K: 0 S: 2	H: 0 LOB: 0 BB: 1 P: 6	R: 0 E: 0 K: 0 S: 3	H: 0 LOB: 0 BB: 0 P: 3	R: 1 E: 0 K: 0 S: 5	H: 2 LOB: 1 BB: 0 P: 5		R: 1 E: 0 K: 0 S: 6	H: 3 LOB: 2 BB: 0 P: 6	1B: 6 2B: 1 3B: 0 HR: 0	SF: 0 SAC: 1 DP: 1 HBP: 0	WP: 0 PB: 0 CS: 0
<b>PITCHER</b> <b>Ned Garver, R</b> ERA: 3.52 (1, 1)	IP: 9.0 WLS: W BF: 38 H: 7 R: 3 ER: 3 SO: 0 BB: 4 IBB: 0 HBP: 0 BLK: 0 WP: 0 HR: 0 S: 34 P: 50 ERA: 3.00 WHIP: 1.222															<b>PITCHER</b>						

Batter	1	2	3	4	5	6	7	8	9	AB	R	H	RBI	BB	SO	LOB	BOTTOM			
<b>Bobby Young, L</b> OBP: 0.347, SLG: 0.356 (1, 4)	L6-3			4-3				1-3		5	1	2	0	0	0	4	<b>Washington Senators @ St. Louis Browns</b> Sportsman's Park, St. Louis, MO Sat Jun 21 1952, 4:33 AM EDT Att: 4,578 - Unknown <a href="http://livebaseballscorecards.com">livebaseballscorecards.com</a>			
<b>Jim Rivera, L</b> OBP: 0.329, SLG: 0.386 (1, 8)	L6-3			1-3				G3		4	1	1	1	0	0	1				
<b>Jim Delsing, L</b> OBP: 0.370, SLG: 0.404 (1, 7)	3-1							F9		3	0	1	1	1	0	0				
<b>Bob Nieman, R</b> OBP: 0.367, SLG: 0.463 (1, 9)		F8		K				G6-4-3		3	1	0	0	1	1	2				
<b>Dick Kryhoski, L</b> OBP: 0.307, SLG: 0.416 (1, 3) <b>George Schmees, L</b> (8, PR) OBP: 0.179, SLG: 0.204 (9, 3)		F7						1B		3	1	1	2	0	0	0				
<b>Darrell Johnson, R</b> OBP: 0.436, SLG: 0.441 (1, 2)		F3						SH		0	1	0	0	0	0	0				
<b>Cass Michaels, R</b> OBP: 0.305, SLG: 0.327 (1, 5)								P1		3	1	1	0	1	0	1				
<b>Willy Miranda, S</b> OBP: 0.368, SLG: 0.267 (1, 6)				P3				SH		3	1	1	0	1	0	1				
<b>Ned Garver, R</b> OBP: 0.286, SLG: 0.258 (1, 1)				4-3				SH		2	0	0	1	1	0	1				
<b>Inning Stats</b>	R: 0 E: 0 K: 0 S: 3	H: 1 LOB: 0 BB: 0 P: 3	R: 0 E: 0 K: 0 S: 3	H: 0 LOB: 0 BB: 0 P: 3	R: 0 E: 0 K: 1 S: 5	H: 0 LOB: 1 BB: 1 P: 9	R: 0 E: 0 K: 0 S: 4	H: 1 LOB: 1 BB: 0 P: 4	R: 6 E: 0 K: 0 S: 7	H: 4 LOB: 4 BB: 4 P: 23	R: 0 E: 0 K: 0 S: 3	H: 1 LOB: 0 BB: 0 P: 3	R: 1 E: 0 K: 1 S: 7	H: 1 LOB: 2 BB: 0 P: 8	R: 1 E: 0 K: 1 S: 7	H: 1 LOB: 2 BB: 0 P: 8	1B: 5 2B: 1 3B: 2 HR: 1	SF: 0 SAC: 1 DP: 2 HBP: 1	WP: 0 PB: 0 CS: 0	PA: 37
<b>PITCHER</b> <b>Walt Masterson, R</b> ERA: 7.2 (1, 1) <b>Don Johnson, R</b> ERA: 5.93 (6, 1)	IP: 5.2 WLS: L BF: 26 H: 5 R: 6 ER: 6 SO: 1 BB: 5 IBB: 0 HBP: 0 BLK: 0 WP: 0 HR: 1 S: 23 P: 43 ERA: 9.53 WHIP: 1.765															<b>PITCHER</b>				



Batter	1	2	3	4	5	6	7	8	9	AB	R	H	RBI	BB	SO	LOB	TOP		
<b>Eddie Yost, R</b> OBP: 0.345, SLG: 0.308 (1, 5)	F5	F8		E8		F7		E2		5	1	1	0	0	0	2	<b>Washington Senators @ St. Louis Browns</b> Sportsman's Park, St. Louis, MO Sun Jun 22 1952, 4:33 AM EDT Unknown		
<b>Gil Coan, L</b> OBP: 0.279, SLG: 0.238 (1, 7)	BB 1B		1B 1B	6-3		P6		1B		5	2	3	1	0	0	2			
<b>Jackie Jensen, R</b> OBP: 0.376, SLG: 0.401 (1, 9)	1B 1-2 BB		1B 2B	F7		1-3		G6-4-3		4	1	2	0	1	0	1			
<b>Mickey Vernon, L</b> OBP: 0.341, SLG: 0.414 (1, 3)	K		1-2 2B	1B		1-3		G6-4-3		5	0	1	0	0	2	4			
<b>Pete Runnels, L</b> OBP: 0.356, SLG: 0.330 (1, 6)	1-3 2H		K			4-3		F5		5	0	1	1	0	1	3			
<b>Jim Busby, R</b> OBP: 0.219, SLG: 0.185 (1, 8)	F8		F7			FC6-4		F2		5	1	2	1	0	0	4			
<b>Floyd Baker, L</b> OBP: 0.353, SLG: 0.326 (1, 4)			F7			FC6-4		E3		5	0	1	1	0	0	2			
<b>Mickey Grasso, R</b> OBP: 0.264, SLG: 0.202 (1, 2)	F2		F7			P5		SH FC1-2		3	1	0	0	0	0	0			
<b>Randy Gumpert, R</b> OBP: 0.273, SLG: 0.200 (1, 1)			HBP			1B		FC1-2		3	2	2	0	0	0	2			
<b>Inning Stats</b>	R: 1 E: 0 K: 1 S: 7	H: 2 LOB: 2 BB: 1 P: 11	R: 0 E: 0 K: 0 S: 3	H: 0 LOB: 1 BB: 0 P: 4	R: 2 E: 0 K: 1 S: 8	H: 4 LOB: 2 BB: 0 P: 8	R: 1 E: 1 K: 0 S: 5	H: 2 LOB: 1 BB: 0 P: 5	R: 0 E: 0 K: 0 S: 4	H: 1 LOB: 1 BB: 0 P: 4	R: 0 E: 0 K: 1 S: 5	H: 0 LOB: 0 BB: 0 P: 5	R: 0 E: 0 K: 0 S: 3	H: 0 LOB: 0 BB: 0 P: 3	1B: 12 2B: 1 3B: 0 HR: 0	SF: 0 SAC: 1 DP: 1 HBP: 1	WP: 0 PB: 0 CS: 0	PA: 43	
<b>PITCHER</b>	IP	WLS	BF	H	R	ER	SO	BB	IBB	HBP	BLK	WP	HR	S	P	ERA	WHIP		
<b>Earl Harrist, R</b> ERA: 2.94 (1, 1)	3.1	L	19	8	4	3	2	1	0	1	0	0	0	21	26	8.10	2.700		
<b>Stubby Overmire, L</b> ERA: 1.56 (4, 1)	3.2		13	2	0	0	1	0	0	0	0	0	0	15	15	0.00	0.545		
<b>Dave Madison, R</b> ERA: 2.45 (8, 1)	2.0		11	3	4	0	0	0	0	0	0	0	0	11	11	0.00	1.500		

Batter	1	2	3	4	5	6	7	8	9	AB	R	H	RBI	BB	SO	LOB	BOTTOM					
<b>Bobby Young, L</b> OBP: 0.349, SLG: 0.354 (1, 4)	SH1-3 1B		F8			G3		G3		4	1	1	0	1	0	1	<b>Washington Senators @ St. Louis Browns</b> Sportsman's Park, St. Louis, MO Sun Jun 22 1952, 4:33 AM EDT Unknown					
<b>Jim Rivera, L</b> OBP: 0.325, SLG: 0.381 (1, 8)	SH1-3		L9			F9		1-3		3	0	0	0	0	0	1						
<b>Jim Delsing, L</b> OBP: 0.373, SLG: 0.407 (1, 7)	WP 2H		P4			HR		K		4	1	2	1	0	1	0						
<b>Dick Kryhoski, L</b> OBP: 0.305, SLG: 0.430 (1, 3)	F9		4-3			HR		1-3		4	1	1	2	0	0	1						
<b>Al Zarilla, L</b> OBP: 0.325, SLG: 0.337 (1, 9)	FC6-4		F5			4-3		F9		3	0	0	0	1	0	0						
<b>Darrell Johnson, R</b> OBP: 0.442, SLG: 0.432 (1, 2)	FC6-4		1B			6-3		HR		3	1	1	0	1	0	2						
<b>Cass Michaels, R</b> OBP: 0.304, SLG: 0.344 (1, 5)			5-3			F8		HR		4	1	1	2	0	0	1						
<b>Willy Miranda, S</b> OBP: 0.333, SLG: 0.235 (1, 6)			K			F7		F9		2	0	0	0	0	1	0						
<b>George Schmees, L</b> OBP: 0.175, SLG: 0.200 (7, PH)						F3				1	0	0	0	0	0	0						
<b>Marty Marion, R</b> OBP: 0.291, SLG: 0.324 (8, 6)										0	0	0	0	0	0	0						
<b>Bob Nieman, R</b> OBP: 0.366, SLG: 0.461 (9, PH)										1	0	0	0	0	0	0						
<b>Earl Harrist, R</b> OBP: 0.176, SLG: 0.266 (4, 1)										1	0	0	0	0	0	0						
<b>Stubby Overmire, R</b> OBP: 0.333, SLG: 0.432 (7, PH)										1	0	0	0	0	0	0						
<b>Jim Dyck, R</b> OBP: 0.327, SLG: 0.432 (8, 1)										1	0	0	0	0	0	0						
<b>Dave Madison, R</b> OBP: 0.327, SLG: 0.432 (9, PH)										0	0	0	0	0	0	0						
<b>Les Moss, R</b> OBP: 0.327, SLG: 0.432 (9, PH)										1	0	1	0	0	0	0						
<b>Fred Marsh, R</b> OBP: 0.221, SLG: 0.145 (9, PH)										0	0	0	0	0	0	0						
<b>Inning Stats</b>	R: 1 E: 0 K: 0 S: 5	H: 2 LOB: 2 BB: 1 P: 9	R: 0 E: 0 K: 1 S: 5	H: 0 LOB: 0 BB: 0 P: 5	R: 0 E: 0 K: 0 S: 3	H: 0 LOB: 0 BB: 0 P: 3	R: 0 E: 0 K: 0 S: 4	H: 1 LOB: 1 BB: 0 P: 4	R: 0 E: 0 K: 0 S: 3	H: 0 LOB: 1 BB: 1 P: 7	R: 2 E: 0 K: 0 S: 5	H: 2 LOB: 0 BB: 0 P: 5	R: 0 E: 0 K: 1 S: 5	H: 0 LOB: 0 BB: 0 P: 3	R: 0 E: 0 K: 0 S: 3	H: 0 LOB: 0 BB: 0 P: 5	R: 2 E: 0 K: 0 S: 5	H: 2 LOB: 1 BB: 1 P: 9	1B: 5 2B: 0 3B: 0 HR: 2	SF: 0 SAC: 1 DP: 0 HBP: 0	WP: 1 PB: 0 CS: 0	PA: 37
<b>PITCHER</b>	IP	WLS	BF	H	R	ER	SO	BB	IBB	HBP	BLK	WP	HR	S	P	ERA	WHIP					
<b>Randy Gumpert, R</b> ERA: 5.19 (1, 1)	9.0	W	37	7	5	5	2	3	0	0	0	1	2	38	50	5.00	1.111					



Batter	1	2	3	4	5	6	7	8	9	AB	R	H	RBI	BB	SO	LOB	TOP											
Eddie Yost, R OBP: 0.346, SLG: 0.311 (1, 5)										4	0	1	0	1	1	1												
Jim Busby, R OBP: 0.220, SLG: 0.187 (1, 8)										4	0	1	0	0	0	3												
Jackie Jensen, R OBP: 0.376, SLG: 0.400 (1, 9)										3	0	1	0	0	0	1												
Ken Wood, R OBP: 0.297, SLG: 0.385 (1, 7)										4	0	0	0	0	0	3												
Mickey Vernon, L OBP: 0.336, SLG: 0.407 (1, 3)										4	0	0	0	0	1	3												
Pete Runnels, L OBP: 0.359, SLG: 0.333 (1, 6)										4	0	2	0	0	0	0												
Mel Hoderlein, S OBP: 0.310, SLG: 0.299 (1, 4)										3	2	1	0	1	0	2												
Clyde Klutz, R OBP: 0.330, SLG: 0.329 Frank Campos, L OBP: 0.337, SLG: 0.402 (9, PH)										3	0	1	1	0	0	1												
Bob Porterfield, R OBP: 0.194, SLG: 0.258 Gil Coan, L OBP: 0.277, SLG: 0.235 Don Johnson, R OBP: 0.143, SLG: 0.143 Earl Rapp, L OBP: 0.247, SLG: 0.342 (9, PH)										2	0	0	0	0	0	0												
<b>Inning Stats</b>	R: 0 E: 1 K: 0 S: 5	H: 1 LOB: 2 BB: 0 P: 5	R: 0 E: 0 K: 0 S: 3	H: 1 LOB: 0 BB: 0 P: 3	R: 0 E: 0 K: 0 S: 4	H: 1 LOB: 1 BB: 0 P: 4	R: 0 E: 0 K: 0 S: 4	H: 0 LOB: 0 BB: 0 P: 3	R: 0 E: 0 K: 1 S: 6	H: 1 LOB: 1 BB: 0 P: 6	R: 1 E: 0 K: 0 S: 5	H: 2 LOB: 2 BB: 1 P: 9	R: 0 E: 0 K: 0 S: 3	H: 0 LOB: 0 BB: 0 P: 3	R: 1 E: 0 K: 1 S: 6	H: 1 LOB: 1 BB: 1 P: 10	1B: 5 2B: 3 3B: 0 HR: 0	SF: 0 SAC: 1 DP: 1 HBP: 0	WP: 0 PB: 0 SB: 0 CS: 0	PA: 37								
<b>PITCHER</b>	IP	WLS	BF	H	R	ER	SO	BB	IBB	HBP	BLK	WP	HR	S	P	ERA	WHIP											
Gene Bearden, L ERA: 3.76 Satchel Paige, R ERA: 2.55	(1, 1)	6.2	W	28	7	1	1	1	1	1	0	0	0	0	29	33	1.35	1.200										
(7, 1)	2.1	S	9	1	1	1	1	1	0	0	0	0	0	10	14	3.86	0.857											

Washington Senators @ St. Louis Browns  
Sportsman's Park, St. Louis, MO  
Sun Jun 22 1952, 4:38 AM EDT  
Att: 13,778 - Unknown

AB	34
R	2
H	8
RBI	2
BB	2
SO	2
LOB	16




Batter	1	2	3	4	5	6	7	8	9	AB	R	H	RBI	BB	SO	LOB	BOTTOM											
Bobby Young, L OBP: 0.347, SLG: 0.352 (1, 4)										4	0	1	0	0	0	2												
Jim Rivera, L OBP: 0.328, SLG: 0.383 (1, 8)										4	0	2	1	0	0	2												
Jim Delsing, L OBP: 0.377, SLG: 0.410 (1, 7)										4	0	2	0	0	0	3												
Bob Nieman, R OBP: 0.364, SLG: 0.454 (1, 9)										3	1	0	0	1	0	1												
Dick Kryhoski, L OBP: 0.306, SLG: 0.429 (1, 3)										3	0	1	0	0	1	1												
Cass Michaels, R OBP: 0.304, SLG: 0.340 (1, 5)										2	0	0	0	1	0	1												
Les Moss, R OBP: 0.327, SLG: 0.417 (1, 2)										3	0	1	1	0	0	2												
Willy Miranda, S OBP: 0.375, SLG: 0.368 (1, 6)										2	2	1	0	1	0	1												
Gene Bearden, L OBP: 0.545, SLG: 0.727 Satchel Paige, R OBP: 0.286, SLG: 0.231 (7, 1)										2	0	2	1	0	0	0												
<b>Inning Stats</b>	R: 0 E: 0 K: 0 S: 3	H: 1 LOB: 0 BB: 0 P: 3	R: 0 E: 0 K: 0 S: 3	H: 1 LOB: 1 BB: 1 P: 7	R: 0 E: 0 K: 1 S: 5	H: 0 LOB: 0 BB: 0 P: 5	R: 1 E: 0 K: 0 S: 5	H: 3 LOB: 2 BB: 1 P: 9	R: 1 E: 0 K: 0 S: 4	H: 1 LOB: 1 BB: 1 P: 8	R: 0 E: 0 K: 0 S: 3	H: 0 LOB: 0 BB: 0 P: 3	R: 0 E: 0 K: 0 S: 3	H: 1 LOB: 0 BB: 0 P: 3	R: 0 E: 0 K: 0 S: 3	H: 1 LOB: 0 BB: 0 P: 3	1B: 8 2B: 2 3B: 1 HR: 0	SF: 0 SAC: 1 DP: 4 HBP: 0	WP: 0 PB: 0 SB: 0 CS: 0	PA: 32								
<b>PITCHER</b>	IP	WLS	BF	H	R	ER	SO	BB	IBB	HBP	BLK	WP	HR	S	P	ERA	WHIP											
Bob Porterfield, R ERA: 2.34 Don Johnson, R ERA: 5.57	(1, 1)	6.0	L	26	9	3	3	1	3	0	0	0	0	0	25	37	4.50	2.000										
(7, 1)	2.0		6	1	0	0	0	0	0	0	0	0	0	6	6	0.00	0.500											


Washington Senators @ St. Louis Browns  
Sportsman's Park, St. Louis, MO  
Sun Jun 22 1952, 4:38 AM EDT  
Att: 13,778 - Unknown

AB	28
R	3
H	10
RBI	3
BB	3
SO	1
LOB	13







Batter	1	2	3	4	5	6	7	8	9	AB	R	H	RBI	BB	SO	LOB	TOP																		
<a href="#">Phil Rizzuto, R</a> (1, 6) OBP: 0.332, SLG: 0.332											0	0	0	0	0	0	0	<b>New York Yankees @ St. Louis Browns</b> Sportsman's Park, St. Louis, MO Mon Jun 23 1952, 4:33 AM EDT Att: 11,508 - Unknown <a href="http://livebaseballscorecards.com">livebaseballscorecards.com</a>																	
<a href="#">Joe Collins, L</a> (1, 3) OBP: 0.422, SLG: 0.455											0	0	0	0	0	0	0																		
<a href="#">Hank Bauer, R</a> (1, 9) OBP: 0.370, SLG: 0.498											0	0	0	0	0	0	0																		
<a href="#">Yogi Berra, L</a> (1, 2) OBP: 0.351, SLG: 0.519											0	0	0	0	0	0	0																		
<a href="#">Mickey Mantle, S</a> (1, 8) OBP: 0.385, SLG: 0.477											0	0	0	0	0	0	0																		
<a href="#">Gil McDougald, R</a> (1, 5) OBP: 0.346, SLG: 0.360											0	0	0	0	0	0	0																		
<a href="#">Bob Cerv, R</a> (1, 7) OBP: 0.257, SLG: 0.308											0	0	0	0	0	0	0																		
<a href="#">Jim Brideweser, R</a> (1, 4)											0	0	0	0	0	0	0																		
<a href="#">Johnny Sain, R</a> (1, 1) OBP: 0.324, SLG: 0.469											0	0	0	0	0	0	0																		
<b>Inning Stats</b>											1B: 0	SF: 0	WP: 0	PA: 0	2B: 0	SAC: 0	FB: 0		3B: 0	DP: 0	SB: 0	CS: 0	HR: 0	HBP: 0											
<b>PITCHER</b> <a href="#">Bob Cain, L</a> (1, 1) ERA: 3.9	IP	WLS	BF	H	R	ER	SO	BB	IBB	HBP	BLK	WP	HR	S	P	ERA	WHIP	<b>PITCHER</b>	IP	WLS	BF	H	R	ER	SO	BB	IBB	HBP	BLK	WP	HR	S	P	ERA	WHIP

Batter	1	2	3	4	5	6	7	8	9	AB	R	H	RBI	BB	SO	LOB	BOTTOM																		
<a href="#">Bobby Young, L</a> (1, 4) OBP: 0.347, SLG: 0.352											0	0	0	0	0	0	0	<b>New York Yankees @ St. Louis Browns</b> Sportsman's Park, St. Louis, MO Mon Jun 23 1952, 4:33 AM EDT Att: 11,508 - Unknown <a href="http://livebaseballscorecards.com">livebaseballscorecards.com</a>																	
<a href="#">Jim Rivera, L</a> (1, 8) OBP: 0.328, SLG: 0.383											0	0	0	0	0	0	0																		
<a href="#">Jim Delsing, L</a> (1, 7) OBP: 0.377, SLG: 0.410											0	0	0	0	0	0	0																		
<a href="#">Bob Nieman, R</a> (1, 9) OBP: 0.364, SLG: 0.454											0	0	0	0	0	0	0																		
<a href="#">Dick Kryhoski, L</a> (1, 3) OBP: 0.306, SLG: 0.429											0	0	0	0	0	0	0																		
<a href="#">Darrell Johnson, R</a> (1, 2) OBP: 0.442, SLG: 0.432											0	0	0	0	0	0	0																		
<a href="#">Cass Michaels, R</a> (1, 5) OBP: 0.304, SLG: 0.340											0	0	0	0	0	0	0																		
<a href="#">Willy Miranda, S</a> (1, 6) OBP: 0.375, SLG: 0.368											0	0	0	0	0	0	0																		
<a href="#">Bob Cain, L</a> (1, 1) OBP: 0.190, SLG: 0.105											0	0	0	0	0	0	0																		
<b>Inning Stats</b>											1B: 0	SF: 0	WP: 0	PA: 0	2B: 0	SAC: 0	FB: 0		3B: 0	DP: 0	SB: 0	CS: 0	HR: 0	HBP: 0											
<b>PITCHER</b> <a href="#">Johnny Sain, R</a> (1, 1) ERA: 3.0	IP	WLS	BF	H	R	ER	SO	BB	IBB	HBP	BLK	WP	HR	S	P	ERA	WHIP	<b>PITCHER</b>	IP	WLS	BF	H	R	ER	SO	BB	IBB	HBP	BLK	WP	HR	S	P	ERA	WHIP



Batter	1	2	3	4	5	6	7	8	9	AB	R	H	RBI	BB	SO	LOB	TOP																		
<a href="#">Irv Noren, L</a> (1, 7) OBP: 0.294, SLG: 0.346											0	0	0	0	0	0	0	<b>New York Yankees @ St. Louis Browns</b> Sportsman's Park, St. Louis, MO Tue Jun 24 1952, 4:33 AM EDT Att: 12,575 - Unknown <a href="http://livebaseballscorecards.com">livebaseballscorecards.com</a>																	
<a href="#">Joe Collins, L</a> (1, 3) OBP: 0.426, SLG: 0.524											0	0	0	0	0	0	0																		
<a href="#">Hank Bauer, R</a> (1, 9) OBP: 0.373, SLG: 0.498											0	0	0	0	0	0	0																		
<a href="#">Yogi Berra, L</a> (1, 2) OBP: 0.346, SLG: 0.505											0	0	0	0	0	0	0																		
<a href="#">Mickey Mantle, S</a> (1, 8) OBP: 0.385, SLG: 0.469											0	0	0	0	0	0	0																		
<a href="#">Gil McDougald, R</a> (1, 4) OBP: 0.347, SLG: 0.361											0	0	0	0	0	0	0																		
<a href="#">Bobby Brown, L</a> (1, 5) OBP: 0.229, SLG: 0.129											0	0	0	0	0	0	0																		
<a href="#">Phil Rizzuto, R</a> (1, 6) OBP: 0.344, SLG: 0.343											0	0	0	0	0	0	0																		
<a href="#">Allie Reynolds, R</a> (1, 1) OBP: 0.211, SLG: 0.222											0	0	0	0	0	0	0																		
<b>Inning Stats</b>											1B: 0	SF: 0	WP: 0	PA: 0	2B: 0	SAC: 0	FB: 0		3B: 0	DP: 0	SB: 0	CS: 0	HR: 0	HBP: 0											
<b>PITCHER</b> <a href="#">Duane Pilette, R</a> (1, 1) ERA: 2.77	IP	WLS	BF	H	R	ER	SO	BB	IBB	HBP	BLK	WP	HR	S	P	ERA	WHIP																		
																		<b>PITCHER</b>	IP	WLS	BF	H	R	ER	SO	BB	IBB	HBP	BLK	WP	HR	S	P	ERA	WHIP

Batter	1	2	3	4	5	6	7	8	9	AB	R	H	RBI	BB	SO	LOB	BOTTOM																		
<a href="#">Bobby Young, L</a> (1, 4) OBP: 0.355, SLG: 0.357											0	0	0	0	0	0	0	<b>New York Yankees @ St. Louis Browns</b> Sportsman's Park, St. Louis, MO Tue Jun 24 1952, 4:33 AM EDT Att: 12,575 - Unknown <a href="http://livebaseballscorecards.com">livebaseballscorecards.com</a>																	
<a href="#">Jim Rivera, L</a> (1, 8) OBP: 0.324, SLG: 0.377											0	0	0	0	0	0	0																		
<a href="#">Jim Delsing, L</a> (1, 7) OBP: 0.375, SLG: 0.416											0	0	0	0	0	0	0																		
<a href="#">Bob Nieman, R</a> (1, 9) OBP: 0.367, SLG: 0.455											0	0	0	0	0	0	0																		
<a href="#">Dick Kryhoski, L</a> (1, 3) OBP: 0.309, SLG: 0.446											0	0	0	0	0	0	0																		
<a href="#">Darrell Johnson, R</a> (1, 2) OBP: 0.438, SLG: 0.429											0	0	0	0	0	0	0																		
<a href="#">Cass Michaels, R</a> (1, 5) OBP: 0.317, SLG: 0.345											0	0	0	0	0	0	0																		
<a href="#">Marty Marion, R</a> (1, 6) OBP: 0.291, SLG: 0.324											0	0	0	0	0	0	0																		
<a href="#">Duane Pilette, R</a> (1, 1) OBP: 0.233, SLG: 0.267											0	0	0	0	0	0	0																		
<b>Inning Stats</b>											1B: 0	SF: 0	WP: 0	PA: 0	2B: 0	SAC: 0	FB: 0		3B: 0	DP: 0	SB: 0	CS: 0	HR: 0	HBP: 0											
<b>PITCHER</b> <a href="#">Allie Reynolds, R</a> (1, 1) ERA: 1.69	IP	WLS	BF	H	R	ER	SO	BB	IBB	HBP	BLK	WP	HR	S	P	ERA	WHIP																		
																		<b>PITCHER</b>	IP	WLS	BF	H	R	ER	SO	BB	IBB	HBP	BLK	WP	HR	S	P	ERA	WHIP













Batter	1	2	3	4	5	6	7	8	9	AB	R	H	RBI	BB	SO	LOB	TOP																		
<a href="#">Johnny Pesky, L</a> (1, 6) OBP: 0.376, SLG: 0.258											0	0	0	0	0	0	0	<b>Detroit Tigers @ St. Louis Browns</b> Sportsman's Park, St. Louis, MO Fri Jun 27 1952, 4:33 AM EDT Att: 4,972 - Unknown <a href="http://livebaseballscorecards.com">livebaseballscorecards.com</a>																	
<a href="#">Jerry Priddy, R</a> (1, 4) OBP: 0.391, SLG: 0.447											0	0	0	0	0	0	0																		
<a href="#">Johnny Groth, R</a> (1, 8) OBP: 0.354, SLG: 0.361											0	0	0	0	0	0	0																		
<a href="#">Don Lenhardt, R</a> (1, 7) OBP: 0.342, SLG: 0.473											0	0	0	0	0	0	0																		
<a href="#">Walt Dropo, R</a> (1, 3) OBP: 0.328, SLG: 0.502											0	0	0	0	0	0	0																		
<a href="#">Steve Souchock, R</a> (1, 9) OBP: 0.314, SLG: 0.417											0	0	0	0	0	0	0																		
<a href="#">Fred Hatfield, L</a> (1, 5) OBP: 0.331, SLG: 0.387											0	0	0	0	0	0	0																		
<a href="#">Bob Swift, R</a> (1, 2) OBP: 0.348, SLG: 0.167											0	0	0	0	0	0	0																		
<a href="#">Hal Newhouser, L</a> (1, 1) OBP: 0.200, SLG: 0.111											0	0	0	0	0	0	0																		
<b>Inning Stats</b>											1B: 0	SF: 0	2B: 0	SAC: 0	3B: 0	DP: 0	HR: 0	HBP: 0	WP: 0	PA: 0	FB: 0 SB: 0 CS: 0														
<b>PITCHER</b> <a href="#">Bob Cain, L</a> (1, 1) ERA: 4.4	IP	WLS	BF	H	R	ER	SO	BB	IBB	HBP	BLK	WP	HR	S	P	ERA	WHIP																		
																		<b>PITCHER</b>	IP	WLS	BF	H	R	ER	SO	BB	IBB	HBP	BLK	WP	HR	S	P	ERA	WHIP

Batter	1	2	3	4	5	6	7	8	9	AB	R	H	RBI	BB	SO	LOB	BOTTOM																		
<a href="#">Bobby Young, L</a> (1, 4) OBP: 0.355, SLG: 0.370											0	0	0	0	0	0	0	<b>Detroit Tigers @ St. Louis Browns</b> Sportsman's Park, St. Louis, MO Fri Jun 27 1952, 4:33 AM EDT Att: 4,972 - Unknown <a href="http://livebaseballscorecards.com">livebaseballscorecards.com</a>																	
<a href="#">Cass Michaels, R</a> (1, 5) OBP: 0.318, SLG: 0.341											0	0	0	0	0	0	0																		
<a href="#">Darrell Johnson, R</a> (1, 2) OBP: 0.423, SLG: 0.413											0	0	0	0	0	0	0																		
<a href="#">Bob Nieman, R</a> (1, 9) OBP: 0.364, SLG: 0.465											0	0	0	0	0	0	0																		
<a href="#">Dick Kryhoski, L</a> (1, 3) OBP: 0.298, SLG: 0.427											0	0	0	0	0	0	0																		
<a href="#">Jim Dyck, R</a> (1, 7) OBP: 0.340, SLG: 0.413											0	0	0	0	0	0	0																		
<a href="#">Jim Delsing, L</a> (1, 8) OBP: 0.367, SLG: 0.405											0	0	0	0	0	0	0																		
<a href="#">Joe Demaestri, R</a> (1, 6) OBP: 0.317, SLG: 0.373											0	0	0	0	0	0	0																		
<a href="#">Bob Cain, L</a> (1, 1) OBP: 0.182, SLG: 0.100											0	0	0	0	0	0	0																		
<b>Inning Stats</b>											1B: 0	SF: 0	2B: 0	SAC: 0	3B: 0	DP: 0	HR: 0	HBP: 0	WP: 0	PA: 0	FB: 0 SB: 0 CS: 0														
<b>PITCHER</b> <a href="#">Hal Newhouser, L</a> (1, 1) ERA: 4.5	IP	WLS	BF	H	R	ER	SO	BB	IBB	HBP	BLK	WP	HR	S	P	ERA	WHIP																		
																		<b>PITCHER</b>	IP	WLS	BF	H	R	ER	SO	BB	IBB	HBP	BLK	WP	HR	S	P	ERA	WHIP







Batter	1	2	3	4	5	6	7	8	9	AB	R	H	RBI	BB	SO	LOB	TOP																					
Jerry Priddy, R (1,4) OBP: 0.374, SLG: 0.434	0-0 G1-6-3 1B			0-0 6-3			0-0 F7		0-0 F7	4	0	1	0	0	0	0																						
Fred Hatfield, L (1,5) OBP: 0.317, SLG: 0.374	0-0 G1-6-3 1-2			0-0 F3			0-0 3-1		0-0 E3 FC4-6	4	0	0	0	0	0	1																						
Cliff Mapes, L (1,7) OBP: 0.250, SLG: 0.295	0-3 K			0-0 F7			0-0 F7		0-0 FC4-6 2B 1-2	4	1	0	0	0	1	1																						
Vic Wertz, L (1,9) OBP: 0.352, SLG: 0.545		4-0 BB			0-0 F9				0-0 1B	0	1	0	0	0	0	0																						
Steve Souchock, R (9, PR) OBP: 0.319, SLG: 0.415									0-0 2B 1-H	0	0	0	0	0	0	0																						
Walt Dropo, R (1,3) OBP: 0.324, SLG: 0.492	0-0 F9-3 1-1				0-0 5-3			0-3 K	0-0 F8	4	0	0	0	0	1	3																						
Johnny Groth, R (1,8) OBP: 0.356, SLG: 0.365	0-0 F3				0-0 6-3			0-0 1B 1-2		3	0	1	0	0	0	0																						
Bob Swift, R (1,2) OBP: 0.313, SLG: 0.154			0-0 F9			0-0 F3		0-0 F7		2	0	0	0	0	0	0																						
Johnny Hogg, L (8, PH) OBP: 0.289, SLG: 0.244										1	0	0	0	0	0	2																						
Joe Ginsberg, L (8,2) OBP: 0.272, SLG: 0.255										0	0	0	0	0	0	0																						
Neil Berry, R (1,6) OBP: 0.302, SLG: 0.271			0-0 6-3			0-0 F8		0-0 FC6-4 1B 1-2 2-H		3	0	1	1	0	0	0																						
Virgil Trucks, R (1,1) OBP: 0.219, SLG: 0.219			0-0 6-3			0-0 F7		0-0 FC6-4 1-2		3	0	0	0	0	0	2																						
<b>Inning Stats</b>	R: 0 E: 0 K: 1 S: 5	H: 1 LOB: 0 BB: 0 P: 5	R: 0 E: 0 K: 0 S: 2	H: 0 LOB: 0 BB: 1 P: 6	R: 0 E: 0 K: 0 S: 3	H: 0 LOB: 0 BB: 0 P: 3	R: 0 E: 0 K: 0 S: 3	H: 0 LOB: 0 BB: 0 P: 3	R: 0 E: 0 K: 0 S: 3	H: 0 LOB: 0 BB: 0 P: 3	R: 0 E: 0 K: 0 S: 3	H: 0 LOB: 0 BB: 0 P: 3	R: 0 E: 0 K: 0 S: 3	H: 0 LOB: 0 BB: 0 P: 3	R: 1 E: 0 K: 1 S: 8	H: 3 LOB: 2 BB: 0 P: 8	R: 1 E: 1 K: 0 S: 5	H: 1 LOB: 1 BB: 0 P: 5	1B: 4 2B: 2 3B: 0 HR: 0	SF: 0 SAC: 0 DP: 2 HBP: 0	WP: 0 PB: 0 SB: 0 CS: 0	PA: 32																
<b>PITCHER</b>	IP WLS BF H R ER SO BB IBB HBP BLK WP HR S P ERA WHIP																																					
Duane Pilette, R (1,1) ERA: 3.16	8.0		27	4	1	1	2	1	0	0	0	0	0	0	0	30	34	1.12	0.625																			
Satchel Paige, R (9,1) ERA: 2.36	1.0	W	5	1	1	0	0	0	0	0	0	0	0	0	5	5	0.00	1.000																				

Detroit Tigers @ St. Louis Browns  
Sportsman's Park, St. Louis, MO  
Sun Jun 29 1952, 4:33 AM EDT  
Att: 4,858 - Unknown - 106 F

AB 28  
R 2  
H 3  
RBI 1  
BB 0  
SO 2  
LOB 9



Batter	1	2	3	4	5	6	7	8	9	AB	R	H	RBI	BB	SO	LOB	BOTTOM																		
Bobby Young, L (1,4) OBP: 0.347, SLG: 0.364	0-0 F9		0-0 F2			0-0 E4		0-0 F9		4	0	0	0	0	0	1																			
Cass Michaels, R (1,5) OBP: 0.319, SLG: 0.356	0-0 G6-4-3 1B			0-0 F2		0-0 F8			0-0 4-3	4	0	1	0	0	0	1																			
Jim Rivera, L (1,8) OBP: 0.322, SLG: 0.380	0-0 G6-4-3 1-2			0-0 F7		0-0 4-3			0-0 F8	4	0	0	0	0	0	2																			
Bob Nieman, R (1,9) OBP: 0.356, SLG: 0.446		0-0 F9		4-0 BB		0-0 F9		0-0 E6 1B HR		3	1	0	0	1	0	0																			
Clint Courtney, L (1,2) OBP: 0.319, SLG: 0.339		0-3 K		0-0 F8		0-0 F8		0-0 HR 1B 1-2		4	0	1	0	0	1	1																			
Ned Garver, R (9, PR) OBP: 0.270, SLG: 0.242										0	1	0	0	0	0	0																			
Dick Kryhoski, L (1,3) OBP: 0.291, SLG: 0.429		0-0 1B		0-0 F4		0-3 K		0-0 HR 1B 1-H 2-H		4	1	2	3	0	1	0																			
George Schmees, L (1,7) OBP: 0.159, SLG: 0.180	0-0 F5				0-0 F8			0-0 4-3		3	0	0	0	0	0	1																			
Joe Demaestri, R (1,6) OBP: 0.296, SLG: 0.333			0-0 5-3			0-0 5-3				2	0	0	0	0	0	0																			
Jim Delsing, L (8, PH) OBP: 0.325, SLG: 0.394										1	0	1	0	0	0	0																			
Fred Marsh, R (9,6) OBP: 0.253, SLG: 0.200										0	0	0	0	0	0	0																			
Duane Pilette, R (1,1) OBP: 0.212, SLG: 0.242			0-0 5-3			0-0 F8		0-3 K		2	0	0	0	0	0	0																			
Al Zarilla, L (8, PH) OBP: 0.325, SLG: 0.336										1	0	0	0	0	1	1																			
Satchel Paige, R (9,1) OBP: 0.267, SLG: 0.214										0	0	0	0	0	0	0																			
<b>Inning Stats</b>	R: 0 E: 0 K: 0 S: 3	H: 1 LOB: 1 BB: 0 P: 3	R: 0 E: 0 K: 1 S: 6	H: 1 LOB: 0 BB: 0 P: 6	R: 0 E: 0 K: 0 S: 3	H: 0 LOB: 0 BB: 0 P: 3	R: 0 E: 0 K: 0 S: 3	H: 0 LOB: 1 BB: 1 P: 7	R: 0 E: 0 K: 0 S: 3	H: 0 LOB: 0 BB: 0 P: 3	R: 0 E: 1 K: 0 S: 4	H: 0 LOB: 1 BB: 0 P: 4	R: 0 E: 0 K: 1 S: 5	H: 0 LOB: 0 BB: 0 P: 5	R: 0 E: 0 K: 1 S: 6	H: 1 LOB: 1 BB: 0 P: 6	R: 3 E: 1 K: 0 S: 5	H: 2 LOB: 1 BB: 0 P: 5	1B: 4 2B: 0 3B: 0 HR: 1	SF: 0 SAC: 0 DP: 1 HBP: 0	WP: 0 PB: 0 SB: 0 CS: 0	PA: 33													
<b>PITCHER</b>	IP WLS BF H R ER SO BB IBB HBP BLK WP HR S P ERA WHIP																																		
Virgil Trucks, R (1,1) ERA: 3.24	8.2	L	33	5	3	0	3	1	0	0	0	1	38	42	0.00	0.692																			

Detroit Tigers @ St. Louis Browns  
Sportsman's Park, St. Louis, MO  
Sun Jun 29 1952, 4:33 AM EDT  
Att: 4,858 - Unknown - 106 F

AB 32  
R 3  
H 5  
RBI 3  
BB 1  
SO 3  
LOB 7










Batter	1	2	3	4	5	6	7	8	9	10	AB	R	H	RBI	BB	SO	LOB	TOP	
<b>Bobby Young, L</b> OBP: 0.346, SLG: 0.360 (1, 4)	1-3		F9		FC7-5 BB 1B		F9	6-3			5	0	1	0	0	0	2	<b>St. Louis Browns @ Cleveland Indians</b> Cleveland Municipal Stadium, Cleveland, OH Wed Jul 02 1952, 3:33 AM EDT Att: 8,662 - Unknown	
<b>Jim Rivera, L</b> OBP: 0.325, SLG: 0.378 (1, 8)	4-3		BB 1B		FC7-5 BB 1B		G1		FC SH1-4 1B		4	1	2	0	1	0	0		
<b>Dick Kryhoski, L</b> OBP: 0.299, SLG: 0.416 (1, 3)	4-3		BB		FC7-5 1B 1-2 2-3		BB 1B		SH1-4		2	1	0	0	2	0	2		
<b>Bob Nieman, R</b> OBP: 0.351, SLG: 0.436 (1, 9)		6-3	F9		1B		1B 1B		FC G6-4-3		5	0	2	1	0	0	4		
<b>Clint Courtney, L</b> OBP: 0.315, SLG: 0.333 <b>Darrell Johnson, R</b> OBP: 0.400, SLG: 0.365 (9, PH) (9, 2)	F7			E4 1B	F6		1B		G6-4-3		4	0	2	1	0	0	2		
<b>Jim Delsing, L</b> OBP: 0.328, SLG: 0.379 (1, 7)				F7 1B			4-3	F5		F2	4	0	0	0	1	0	3		
<b>Cass Michaels, R</b> OBP: 0.310, SLG: 0.343 (1, 5)				F9			FC5-4 1B		SH2-4 1B		5	0	2	0	0	0	2		
<b>Joe Demaestri, R</b> OBP: 0.286, SLG: 0.319 (1, 6)				5-3	F9		FC5-4 1B		SH2-4		4	0	0	0	0	0	2		
<b>Gene Bearden, L</b> OBP: 0.474, SLG: 0.579 <b>Dave Madison, R</b> OBP: 0.333, SLG: 0.333 (8, 1)				BB 1B 1B	4-3		4-3		F4		4	0	1	0	0	0	2		
<b>Inning Stats</b>	R: 0 E: 0 K: 0 S: 3	H: 0 LOB: 0 BB: 0 P: 3	R: 0 E: 0 K: 0 S: 3	H: 0 LOB: 1 BB: 1 P: 7	R: 0 E: 0 K: 1 S: 5	H: 2 LOB: 3 BB: 1 P: 9	R: 0 E: 1 K: 0 S: 4	H: 1 LOB: 1 BB: 0 P: 4	R: 1 E: 0 K: 0 S: 5	H: 2 LOB: 2 BB: 1 P: 9	R: 0 E: 0 K: 0 S: 4	H: 1 LOB: 1 BB: 0 P: 4	R: 0 E: 0 K: 0 S: 4	H: 1 LOB: 1 BB: 0 P: 4	R: 0 E: 0 K: 0 S: 3	H: 0 LOB: 0 BB: 0 P: 3	1B: 10 2B: 0 3B: 0 HR: 0		SF: 0 SAC: 2 DP: 1 HBP: 0
<b>PITCHER</b>	IP WLS BF H R ER SO	IP WLS BF H R ER SO	IP WLS BF H R ER SO	IP WLS BF H R ER SO	IP WLS BF H R ER SO	IP WLS BF H R ER SO	IP WLS BF H R ER SO	IP WLS BF H R ER SO	IP WLS BF H R ER SO	IP WLS BF H R ER SO	IP WLS BF H R ER SO	IP WLS BF H R ER SO	IP WLS BF H R ER SO	IP WLS BF H R ER SO	IP WLS BF H R ER SO	IP WLS BF H R ER SO	ERA WHIP	ERA WHIP	
<b>Mike Garcia, R</b> ERA: 1.76 (1, 1)	8.1	8.1	8.1	8.1	8.1	8.1	8.1	8.1	8.1	8.1	2.16	1.680							
<b>Mickey Harris, L</b> ERA: 6.75 (9, 1)	1.2	1.2	1.2	1.2	1.2	1.2	1.2	1.2	1.2	1.2	0.00	0.000							

AB	38
R	2
H	10
RBI	2
BB	4
SO	0
LOB	21





Batter	1	2	3	4	5	6	7	8	9	10	AB	R	H	RBI	BB	SO	LOB	BOTTOM	
<b>Jim Fridley, R</b> OBP: 0.314, SLG: 0.333 <b>Pete Reiser, L</b> OBP: 0.208, SLG: 0.364 <b>Dave Pope, L</b> (10, 9)	FC6-4 BB F7 BB		5-3		F9		S 1B		K		3	1	1	0	1	0	0	<b>St. Louis Browns @ Cleveland Indians</b> Cleveland Municipal Stadium, Cleveland, OH Wed Jul 02 1952, 3:33 AM EDT Att: 8,662 - Unknown	
<b>Bobby Avila, R</b> OBP: 0.378, SLG: 0.398 (1, 4)	FC6-4 BB		2B		1B BB		F9		CS BB		2	0	1	0	3	0	1		
<b>Dale Mitchell, L</b> OBP: 0.370, SLG: 0.394 (1, 7)	FC6-4 1-2 2-3		L8		1B		F8		CS		5	1	2	0	0	0	4		
<b>Al Rosen, R</b> OBP: 0.413, SLG: 0.569 (9, 6)	F7			HR	F8		5-3		SH1-3		4	1	1	2	0	0	3		
<b>Larry Doby, L</b> OBP: 0.378, SLG: 0.532 (1, 8)	F4			1B 1B	3-1		S BB		1B IBB IBB		3	0	1	0	2	0	1		
<b>Harry Simpson, L</b> OBP: 0.343, SLG: 0.407 (1, 3)		K		K	G1		F8		1B IBB		4	0	0	0	1	2	2		
<b>Joe Tipton, R</b> OBP: 0.364, SLG: 0.482 <b>Barney McCosky, L</b> OBP: 0.355, SLG: 0.296 (10, PH)		4-3		G4-6-3 1B	2B		FC6-4 IBB		1B IBB		3	0	2	0	1	0	0		
<b>Merl Combs, L</b> OBP: 0.237, SLG: 0.236 <b>Hank Majeski, R</b> OBP: 0.368, SLG: 0.344 (9, 5)		4-3		G4-6-3 1-2	G1		FC6-4 1-2		1-2 2-3 3-4		3	0	0	0	0	0	3		
<b>Mike Garcia, R</b> OBP: 0.140, SLG: 0.125 <b>Mickey Harris, L</b> (9, 1)			K		F8		K		F5		3	0	0	0	0	2	0		
<b>Inning Stats</b>	R: 1 E: 0 K: 0 S: 3	H: 0 LOB: 1 BB: 2 P: 11	R: 0 E: 0 K: 1 S: 5	H: 0 LOB: 0 BB: 0 P: 5	R: 0 E: 0 K: 1 S: 6	H: 1 LOB: 1 BB: 0 P: 6	R: 1 E: 0 K: 1 S: 7	H: 3 LOB: 1 BB: 0 P: 7	R: 0 E: 0 K: 0 S: 4	H: 1 LOB: 1 BB: 0 P: 4	R: 0 E: 0 K: 0 S: 3	H: 0 LOB: 2 BB: 2 P: 11	R: 0 E: 0 K: 1 S: 4	H: 0 LOB: 0 BB: 1 P: 8	R: 1 E: 0 K: 0 S: 3	H: 2 LOB: 3 BB: 2 P: 11	1B: 5 2B: 3 3B: 0 HR: 1		SF: 0 SAC: 1 DP: 1 HBP: 0
<b>PITCHER</b>	IP WLS BF H R ER SO	IP WLS BF H R ER SO	IP WLS BF H R ER SO	IP WLS BF H R ER SO	IP WLS BF H R ER SO	IP WLS BF H R ER SO	IP WLS BF H R ER SO	IP WLS BF H R ER SO	IP WLS BF H R ER SO	IP WLS BF H R ER SO	IP WLS BF H R ER SO	IP WLS BF H R ER SO	IP WLS BF H R ER SO	IP WLS BF H R ER SO	IP WLS BF H R ER SO	IP WLS BF H R ER SO	ERA WHIP	ERA WHIP	
<b>Gene Bearden, L</b> ERA: 3.48 (1, 1)	7.2	7.2	7.2	7.2	7.2	7.2	7.2	7.2	7.2	7.2	2.35	1.435							
<b>Dave Madison, R</b> ERA: 3.43 (8, 1)	1.2	1.2	1.2	1.2	1.2	1.2	1.2	1.2	1.2	1.2	5.40	1.800							

AB	34
R	3
H	9
RBI	3
BB	8
SO	5
LOB	16





Batter	1	2	3	4	5	6	7	8	9	AB	R	H	RBI	BB	SO	LOB	TOP					
<b>Bobby Young, L</b> OBP: 0.347, SLG: 0.365 (1, 4)	0-0 5-3		0-0 3B 1B		0-0 3-1		0-0 F9		0-0 E 2B	5	2	2	0	0	0	1	<b>St. Louis Browns @ Chicago White Sox</b> Comiskey Park, Chicago, IL Thu Jul 03 1952, 4:33 AM EDT Att: 6,916 - Unknown  <b>AB 34</b> <b>R 3</b> <b>H 9</b> <b>RBI 2</b> <b>BB 6</b> <b>SO 7</b> <b>LOB 21</b> 					
<b>Jim Rivera, L</b> OBP: 0.330, SLG: 0.388 (1, 8)	0-0 F8		0-0 1-H 3B		0-3 K		4-0 4-3 BB 1-2 BB		0-0 E5 G3 1B 2-H	4	0	2	1	1	1	0						
<b>Dick Kryhoski, L</b> OBP: 0.299, SLG: 0.415 <b>Gordon Goldsberry, L</b> OBP: 0.313, SLG: 0.265 (1, 3) (5, 3)	0-0 BB 1B		0-3 K		0-0 F4		4-0 1-2 2-3 BB		0-0 G3 1-2	3	0	1	0	0	1	1						
<b>Bob Nieman, R</b> OBP: 0.352, SLG: 0.434 <b>Al Zarilla, L</b> OBP: 0.323, SLG: 0.327 (1, 9) (5, 9)	4-0 1-2 BB		0-0 F9		0-0 F9		4-0 1B BB		0-0 4-3	1	0	0	0	1	0	1						
<b>Clint Courtney, L</b> OBP: 0.318, SLG: 0.337 (1, 2)	0-3 K				0-0 G4-6-3 1B		0-0 1-2 1B		0-0 4-3	4	0	2	0	0	2	4						
<b>Jim Delsing, L</b> OBP: 0.343, SLG: 0.370 (1, 7)		0-3 K			0-0 G4-6-3 1-2		0-0 F8		0-0 4-3	4	0	0	0	0	1	3						
<b>Cass Michaels, R</b> OBP: 0.313, SLG: 0.340 (1, 5)		4-0 G4-3 BB			4-0 1B BB		0-0 F2		0-0 6-3	2	0	0	0	2	0	2						
<b>Marty Marion, R</b> OBP: 0.281, SLG: 0.311 (1, 6) <b>Joe Demaestri, R</b> OBP: 0.276, SLG: 0.311 (5, 6)		0-0 G4-3 1-2			0-0 1-2 1B		0-3 K		0-0 F2	2	0	1	0	0	0	1						
<b>Earl Harrist, R</b> OBP: 0.125, SLG: 0.125 (1, 1) <b>Dave Madison, R</b> OBP: 0.296, SLG: 0.286 (3, 1) <b>Tommy Byrne, L</b> OBP: 0.261, SLG: 0.279 (5, 1)			0-0 6-3		0-0 4-3				0-3 K	1	0	0	0	0	0	0						
<b>Inning Stats</b>	R: 0 E: 0 K: 1 S: 6	H: 1 LOB: 2 BB: 1 P: 10	R: 0 E: 0 K: 1 S: 4	H: 0 LOB: 0 BB: 1 P: 8	R: 1 E: 0 K: 1 S: 7	H: 2 LOB: 1 BB: 0 P: 7	R: 0 E: 0 K: 0 S: 4	H: 2 LOB: 2 BB: 1 P: 8	R: 0 E: 0 K: 1 S: 5	H: 0 LOB: 0 BB: 0 P: 5	R: 0 E: 0 K: 1 S: 6	H: 1 LOB: 2 BB: 1 P: 10	R: 1 E: 0 K: 1 S: 6	H: 1 LOB: 2 BB: 2 P: 14	R: 0 E: 0 K: 0 S: 3	H: 0 LOB: 0 BB: 0 P: 3		R: 1 E: 1 K: 1 S: 7	H: 2 LOB: 1 BB: 0 P: 7	1B: 7 2B: 1 3B: 1 HR: 0	SF: 0 SAC: 0 DP: 2 HBP: 0	WP: 0 PB: 0 SB: 0 CS: 0
<b>PITCHER</b>	IP WLS BF H R ER SO BB IBB HBP BLK WP HR S P ERA WHIP	IP WLS BF H R ER SO BB IBB HBP BLK WP HR S P ERA WHIP															IP WLS BF H R ER SO BB IBB HBP BLK WP HR S P ERA WHIP					
<b>Mary Grissom, R</b> ERA: 3.79 (1, 1)	6.1 W 30	7 2 2 5	6 0 0 0	0 0 0 0	0 0 0 0	0 0 14 14	3.38 0.750															IP WLS BF H R ER SO BB IBB HBP BLK WP HR S P ERA WHIP
<b>Chuck Stobbs, L</b> ERA: 2.84 (7, 1)	2.2 S 10	2 1 1 2	0 0 0 0	0 0 0 0	0 0 0 0	0 0 14 14	3.38 0.750															IP WLS BF H R ER SO BB IBB HBP BLK WP HR S P ERA WHIP

Batter	1	2	3	4	5	6	7	8	9	AB	R	H	RBI	BB	SO	LOB	BOTTOM				
<b>Nellie Fox, L</b> OBP: 0.319, SLG: 0.336 (1, 4)	0-0 1-3		0-3 K		0-0 1B 2B		0-0 F9		0-0 F8	5	1	1	0	0	1	0	<b>St. Louis Browns @ Chicago White Sox</b> Comiskey Park, Chicago, IL Thu Jul 03 1952, 4:33 AM EDT Att: 6,916 - Unknown  <b>AB 40</b> <b>R 12</b> <b>H 15</b> <b>RBI 12</b> <b>BB 3</b> <b>SO 3</b> <b>LOB 15</b> 				
<b>Minnie Minoza, R</b> OBP: 0.397, SLG: 0.465 (1, 8)	1-0 HBP		1-0 1B HR		4-0 1B HR BB		0-0 5-3		0-0 1B 1B	2	3	1	0	1	0	0					
<b>Bud Stewart, L</b> OBP: 0.405, SLG: 0.435 (1, 7) <b>Ray Coleman, L</b> OBP: 0.273, SLG: 0.300 (7, 9)	0-0 F2		0-0 HR 1B		0-0 HR 1B		0-0 4-3		0-0 1B 1-3 1B	4	2	2	1	0	0	1					
<b>Eddie Robinson, L</b> OBP: 0.396, SLG: 0.497 (1, 3)	0-0 4-3		0-0 HR 1B		0-0 HR 1B		0-0 3-1		0-0 1-3 WP 1B 1B	5	3	3	7	0	0	1					
<b>Sam Mele, R</b> OBP: 0.344, SLG: 0.451 (1, 9) <b>Tom Wright, L</b> OBP: 0.361, SLG: 0.293 (4, PR) (5, 9) (7, 7)		0-0 F3		0-0 F7		0-0 BB 1B		0-0 F4		0-0 1-3 3-H 1B	3	0	1	0	0	0					
<b>Hector Rodriguez, R</b> OBP: 0.372, SLG: 0.320 (1, 5)	0-0 2B		0-0 1B 1B		4-0 1-2 BB		0-0 6-3		0-0 HR 1B	4	1	3	1	1	0	0					
<b>Sherm Lollar, R</b> OBP: 0.344, SLG: 0.453 (1, 2) <b>Phil Masi, R</b> OBP: 0.345, SLG: 0.327 (9, 2)	0-0 F8		0-0 1-2 1B		0-0 F6		0-0 1B		0-0 HR 1B	5	1	3	2	0	0	3					
<b>Willy Miranda, S</b> OBP: 0.343, SLG: 0.286 (1, 6)	4-0 BB		0-0 G3		0-0 G3		0-0 F5		0-0 E5	4	0	0	0	1	0	5					
<b>Mary Grissom, R</b> OBP: 0.160, SLG: 0.240 (1, 1) <b>Chuck Stobbs, L</b> OBP: 0.207, SLG: 0.080 (7, 1)	0-3 K		0-0 1-3		0-0 K		0-0 F2		0-0 L6	3	0	0	0	0	2	2					
<b>Inning Stats</b>	R: 0 E: 0 K: 0 S: 3	H: 0 LOB: 1 BB: 0 P: 4	R: 0 E: 0 K: 1 S: 6	H: 1 LOB: 2 BB: 1 P: 10	R: 3 E: 0 K: 1 S: 9	H: 4 LOB: 2 BB: 0 P: 10	R: 4 E: 0 K: 0 S: 7	H: 4 LOB: 2 BB: 2 P: 15	R: 0 E: 0 K: 1 S: 5	H: 0 LOB: 0 BB: 0 P: 5	R: 0 E: 0 K: 0 S: 3	H: 0 LOB: 0 BB: 0 P: 3	R: 0 E: 0 K: 0 S: 4	H: 1 LOB: 1 BB: 0 P: 4	R: 5 E: 1 K: 0 S: 9	H: 5 LOB: 1 BB: 0 P: 9		1B: 10 2B: 2 3B: 0 HR: 3	SF: 0 SAC: 0 DP: 0 HBP: 2	WP: 1 PB: 0 SB: 0 CS: 0	PA: 45
<b>PITCHER</b>	IP WLS BF H R ER SO BB IBB HBP BLK WP HR S P ERA WHIP	IP WLS BF H R ER SO BB IBB HBP BLK WP HR S P ERA WHIP															IP WLS BF H R ER SO BB IBB HBP BLK WP HR S P ERA WHIP				
<b>Earl Harrist, R</b> ERA: 3.74 (1, 1)	1.1 L 16	4 4 4 0	2 0 0 0	0 0 0 0	0 1 8 16	27.00 4.500															IP WLS BF H R ER SO BB IBB HBP BLK WP HR S P ERA WHIP
<b>Dave Madison, R</b> ERA: 4.15 (3, 1)	1.1 10	4 4 4 0	2 0 0 0	0 0 0 0	0 1 8 16	27.00 4.500															IP WLS BF H R ER SO BB IBB HBP BLK WP HR S P ERA WHIP
<b>Tommy Byrne, L</b> ERA: 4.76 (5, 1)	4.0 19	6 5 5 1	0 0 0 0	0 0 0 0	1 1 21 21	11.25 1.500															IP WLS BF H R ER SO BB IBB HBP BLK WP HR S P ERA WHIP



Batter	1	2	3	4	5	6	7	8	9	AB	R	H	RBI	BB	SO	LOB	TOP								
<b>Fred Marsh, R</b> OBP: 0.083, SLG: 0.083 (1, 4)	0-3 <b>K</b>		0-3 <b>K</b>		0-0 6-3		0-3 <b>K</b>		0-0 G1	4	0	0	0	0	3	3									
<b>Clint Courtney, L</b> OBP: 0.281, SLG: 0.300 (9, PH)										1	0	0	0	0	0	0									
<b>Leo Thomas, R</b> OBP: 0.382, SLG: 0.372 (1, 5)	0-0 6-3		0-0 F7			0-0 F4				0	0	0	0	0	0	0									
<b>Cass Michaels, R</b> OBP: 0.265, SLG: 0.258 (6, PH)										2	0	1	0	0	0	0									
<b>Jim Rivera, L</b> OBP: 0.327, SLG: 0.422 (1, 8)	4-0 1B			0-0 5-3		0-0 F8				3	1	1	2	1	0	0									
<b>Bob Nieman, R</b> OBP: 0.529, SLG: 0.714 (1, 7)	0-0 1B			0-0 6-3		0-0 BB				4	0	2	1	0	0	2									
<b>Jim Dyck, R</b> OBP: 0.400, SLG: 0.333 (1, 9)	0-0 1-3			0-0 2B		4-0 BB		0-3 <b>K</b>		3	0	1	0	1	1	1									
<b>Dick Kryhoski, L</b> OBP: 0.211, SLG: 0.222 (1, 3)		0-3 <b>K</b>		0-0 G3		0-3 <b>K</b>		0-0 F6		4	0	0	0	0	2	3									
<b>Les Moss, R</b> OBP: 0.429, SLG: 0.846 (1, 2)		0-0 1-3			4-0 BB		0-0 6-3		0-0 5-3	3	0	0	0	1	0	0									
<b>Joe Demaestri, R</b> OBP: 0.400, SLG: 0.500 (1, 6)		0-0 F9			0-0 G4-6-3		0-0 1B		4-0 BB	1	0	0	0	0	0	0									
<b>Stan Rojek, R</b> (3, 6)										1	0	0	0	0	0	1									
<b>Bobby Young, L</b> OBP: 0.273, SLG: 0.267 (6, 4)					1-2					1	1	1	0	1	0	0									
<b>Tommy Byrne, L</b> OBP: 0.462, SLG: 0.545 (1, 1)			0-0 F7							2	1	1	0	1	0	0									
<b>Jim Delsing, L</b> OBP: 0.308, SLG: 0.417 (9, PH)										1	0	0	0	0	0	1									
<b>Inning Stats</b>	R: 1 E: 0 K: 1 S: 6	H: 1 LOB: 1 BB: 1 P: 10	R: 0 E: 0 K: 1 S: 5	H: 0 LOB: 0 BB: 0 P: 5	R: 0 E: 0 K: 1 S: 5	H: 0 LOB: 0 BB: 0 P: 5	R: 0 E: 0 K: 0 S: 4	H: 1 LOB: 1 BB: 0 P: 4	R: 0 E: 0 K: 0 S: 3	H: 1 LOB: 1 BB: 1 P: 7	R: 0 E: 0 K: 1 S: 6	H: 1 LOB: 2 BB: 1 P: 10	R: 2 E: 0 K: 1 S: 8	H: 3 LOB: 2 BB: 1 P: 12	R: 0 E: 0 K: 1 S: 5	H: 0 LOB: 0 BB: 1 P: 5	R: 0 E: 0 K: 0 S: 2	H: 0 LOB: 0 BB: 1 P: 6	1B: 5 2B: 3 3B: 0 HR: 0	SF: 0 SAC: 0 DP: 2 HBP: 0	WP: 0 PB: 0 SB: 1 CS: 1	PA: 37			
<b>PITCHER</b>	IP	WLS	BF	H	R	ER	SO	BB	IBB	HBP	BLK	WP	HR	S	P	ERA	WHIP								
<b>Chuck Stobbs, L</b> ERA: 3.29	(1, 1)	6.2	W	30	7	3	3	5	4	0	0	0	0	36	52	4.05	1.650								
<b>Harry Dorish, R</b> ERA: 3.12	(7, 1)	2.1	S	7	0	0	0	1	1	0	0	0	0	8	12	0.00	0.429								

**St. Louis Browns @ Chicago White Sox**  
Comiskey Park, Chicago, IL  
Thu Jul 03 1952, 4:33 AM EDT  
Att: 42,040 - Unknown


AB 30  
R 3  
H 7  
RBI 3  
BB 5  
SO 6  
LOB 11



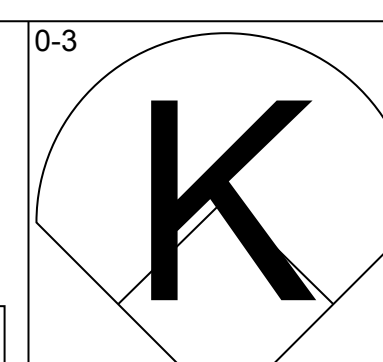
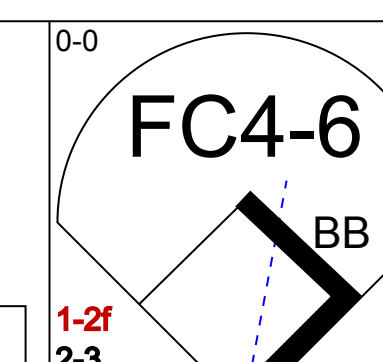
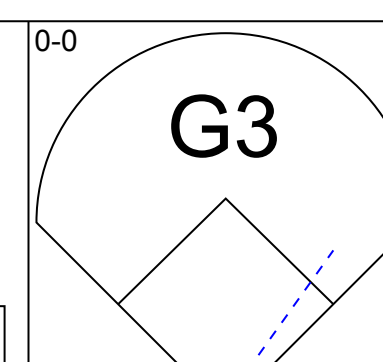
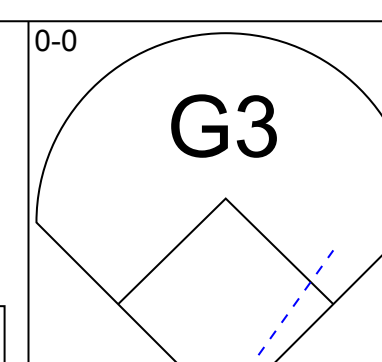
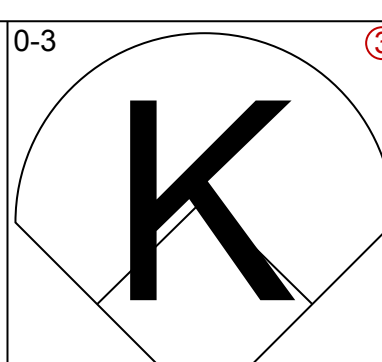
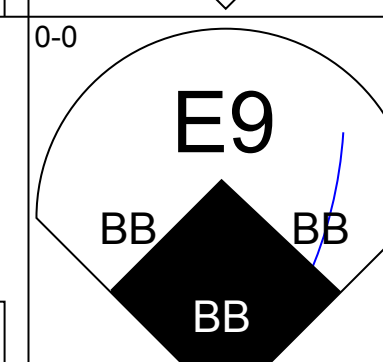
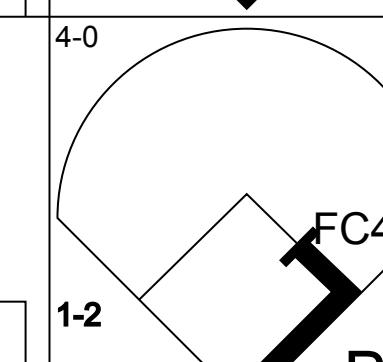
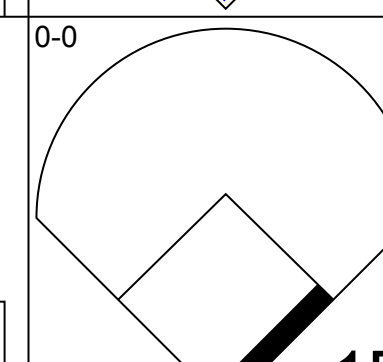
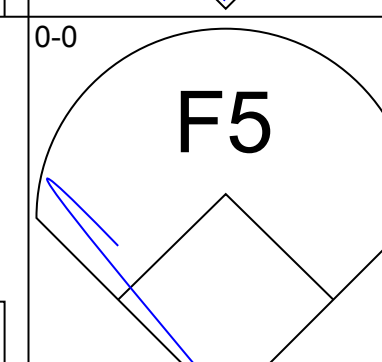
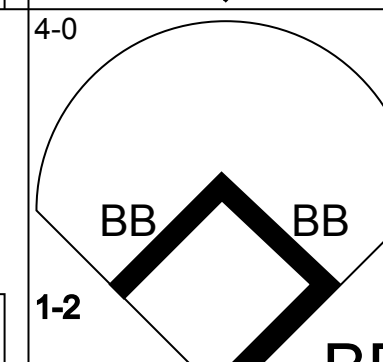
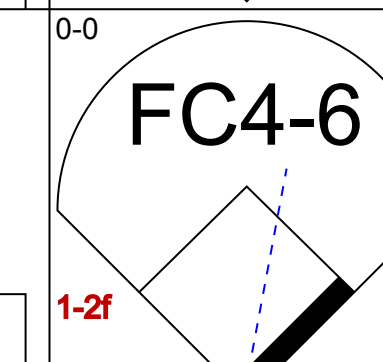
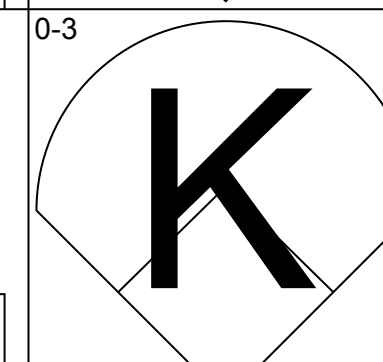
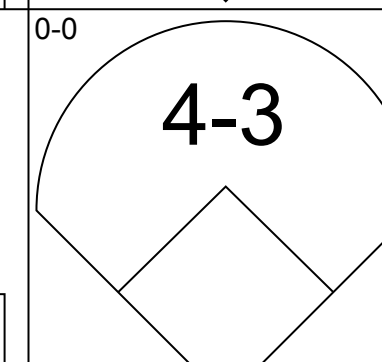
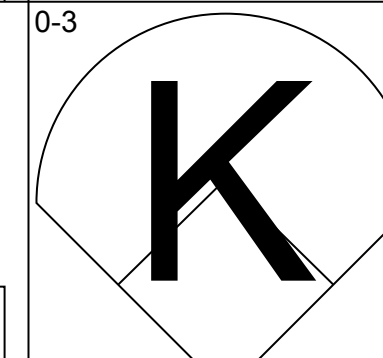
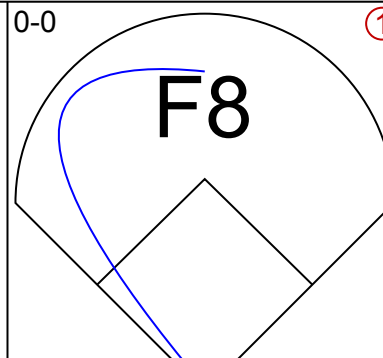
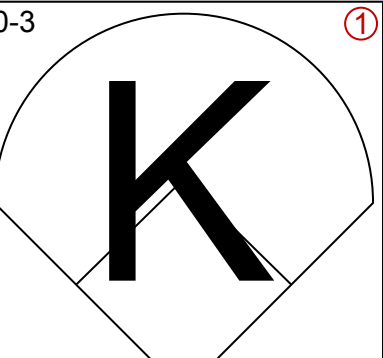
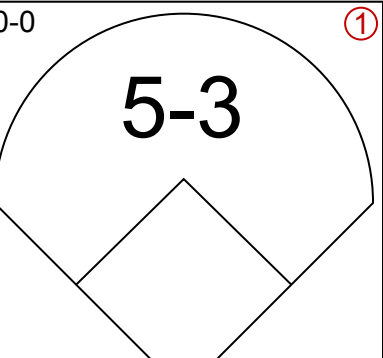
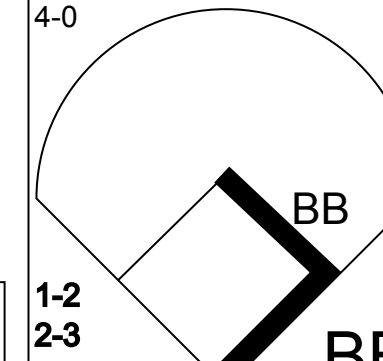
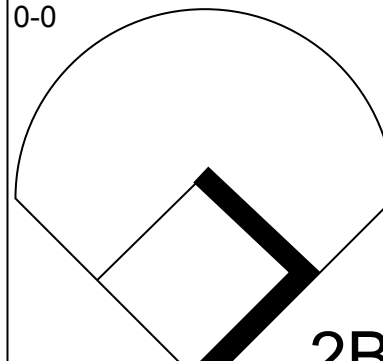
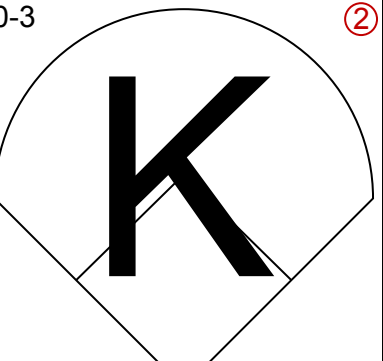
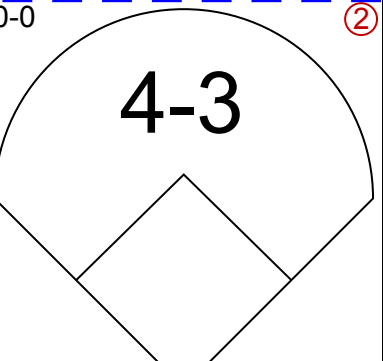
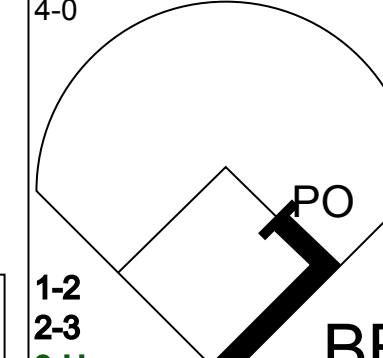
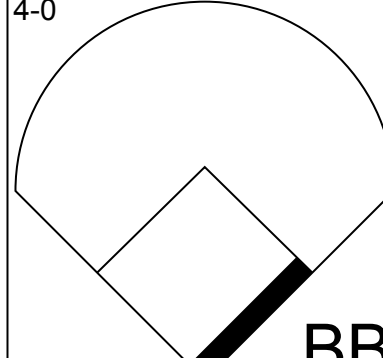
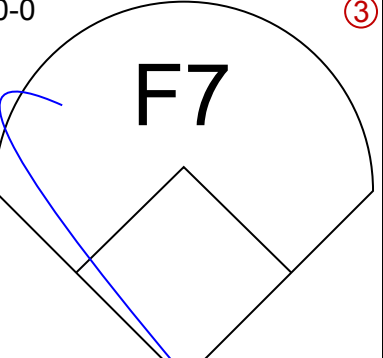
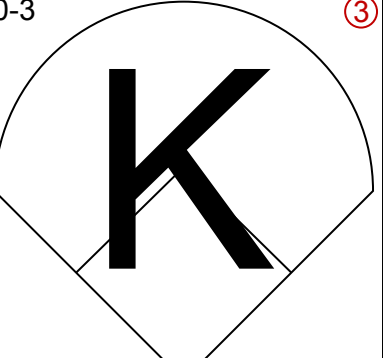
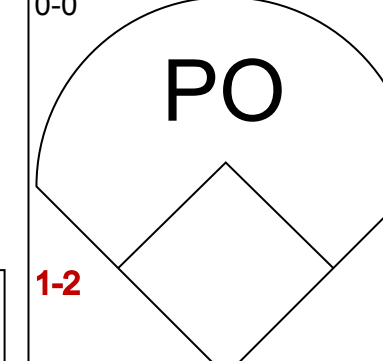
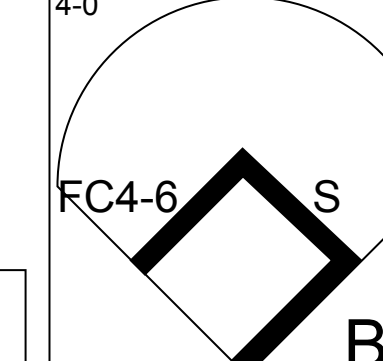
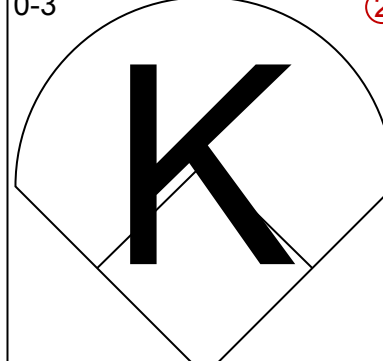
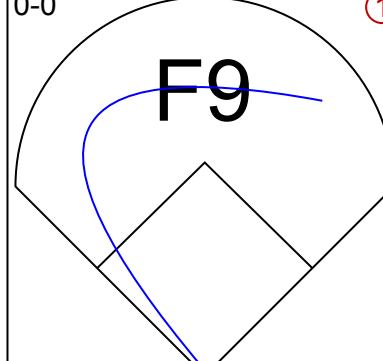
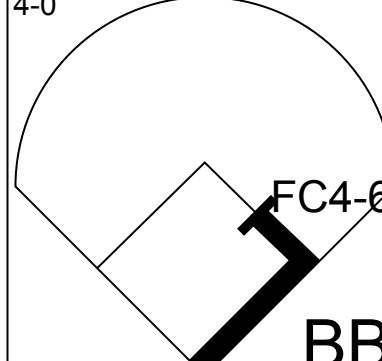
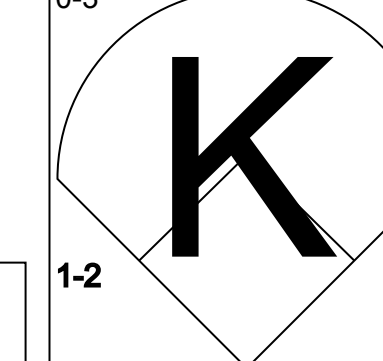
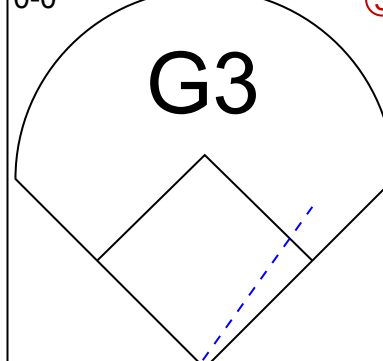
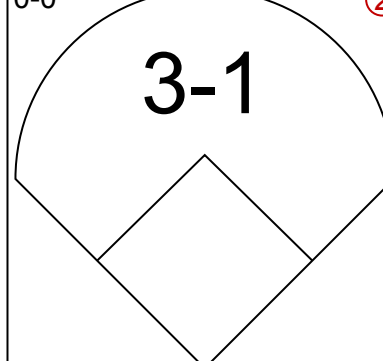
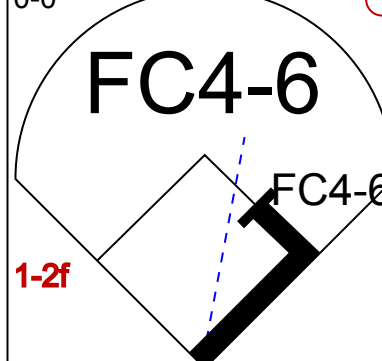
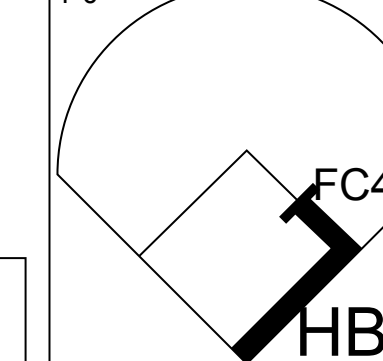
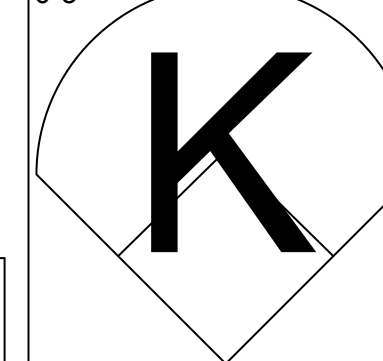

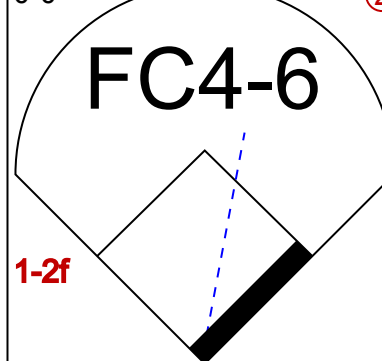
Batter	1	2	3	4	5	6	7	8	9	AB	R	H	RBI	BB	SO	LOB	BOTTOM								
<b>Chico Carrasquel, R</b> OBP: 0.275, SLG: 0.234 (1, 6)	4-0 BB		0-0 F3		0-0 4-3	0-0 F2-5		0-0 1B		2	0	0	0	1	0	0									
<b>Willy Miranda, S</b> OBP: 0.500, SLG: 0.500 (6, 6)										2	0	1	1	0	0	3									
<b>Nellie Fox, L</b> OBP: 0.327, SLG: 0.389 (1, 4)	0-0 FC4-6		0-0 F7		4-0 BB		0-0 F6		0-0 F7	4	0	0	0	1	0	2									
<b>Minnie Minoso, R</b> OBP: 0.370, SLG: 0.311 (1, 9)	0-3 <b>K</b>			4-0 HR	0-0 FC6-4		0-0 1B			3	2	1	0	1	1	2									
<b>Eddie Robinson, L</b> OBP: 0.346, SLG: 0.479 (1, 3)	0-0 CS			0-0 HBP	0-0 E8		0-0 F9			4	1	2	0	0	0	2									
<b>Sherm Lollar, R</b> OBP: 0.370, SLG: 0.447 (1, 2)				0-0 HR	0-0 4-3					3	2	2	4	1	0	1									
<b>Jim Busby, R</b> OBP: 0.176, SLG: 0.148 (1, 8)				0-0 HR		4-0 SH3-4		0-0 1B		2	0	0	0	0	1	1									
<b>Sam Mele, R</b> OBP: 0.381, SLG: 0.600 (6, 9)				0-0 HR	0-0 5-3		0-0 F8			1	0	0	0	1	0	1									
<b>Bud Stewart, L</b> OBP: 0.500, SLG: 0.727 (1, 7)										1	0	0	0	0	0	0									
<b>Ray Coleman, L</b> OBP: 0.115, SLG: 0.080 (8, 7)										1	0	0	0	0	0	0									
<b>Hector Rodriguez, R</b> OBP: 0.413, SLG: 0.350 (1, 5)										2	1	1	0	1	0	2									
<b>Chuck Stobbs, L</b> (1, 1)										2	0	0	1	1	1	1									
<b>Harry Dorish, R</b> (7, 1)										1	0	0	0	0	0	1									
<b>Inning Stats</b>	R: 0 E: 0 K: 1 S: 4	H: 0 LOB: 0 BB: 1 P: 8	R: 0 E: 0 K: 1 S: 6	H: 1 LOB: 2 BB: 0 P: 7	R: 0 E: 0 K: 1 S: 5	H: 0 LOB: 0 BB: 0 P: 5	R: 3 E: 1 K: 0 S: 6	H: 3 LOB: 1 BB: 1 P: 10	R: 0 E: 0 K: 0 S: 3	H: 0 LOB: 1 BB: 1 P: 7	R: 0 E: 0 K: 0 S: 2	H: 0 LOB: 2 BB: 4 P: 18	R: 1 E: 0 K: 0 S: 5	H: 2 LOB: 1 BB: 0 P: 5	R: 1 E: 0 K: 0 S: 4	H: 1 LOB: 1 BB: 0 P: 5	1B: 6 2B: 1 3B: 0 HR: 1	SF: 0 SAC: 1 DP: 1 HBP: 2	WP: 0 PB: 0 SB: 0 CS: 1	PA: 39					
<b>PITCHER</b>	IP	WLS	BF	H	R	ER	SO	BB	IBB	HBP	BLK	WP	HR	S	P	ERA	WHIP								
<b>Tommy Byrne, L</b> ERA: 4.15	(1, 1)	8.0	L	38	7	6	6	3	6	1	2	0	0	35	65	6.75	1.625								

**St. Louis Browns @ Chicago White Sox**  
Comiskey Park, Chicago, IL  
Thu Jul 03 1952, 4:33 AM EDT  
Att: 42,040 - Unknown

AB 28  
R 6  
H 7  
RBI 6  
BB 7  
SO 3  
LOB 16

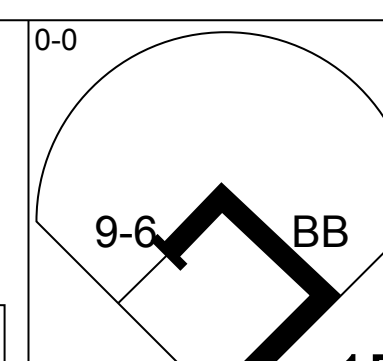
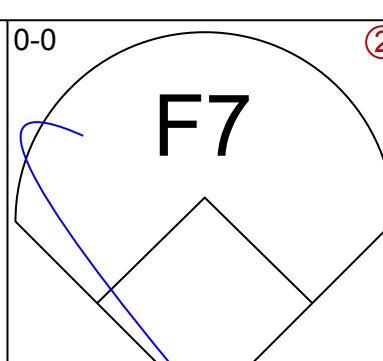
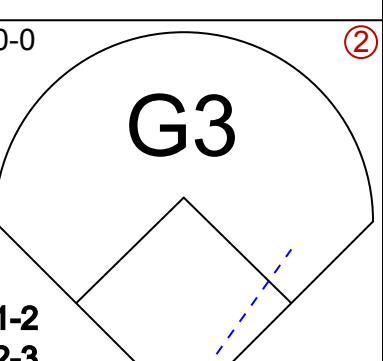
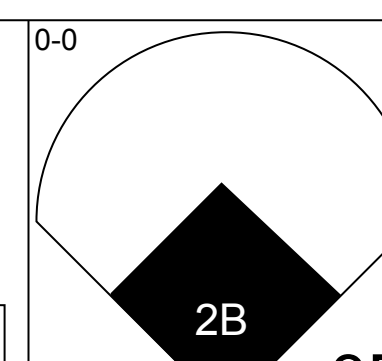
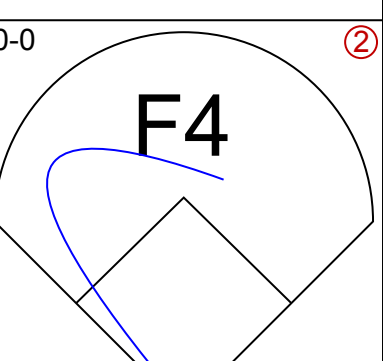
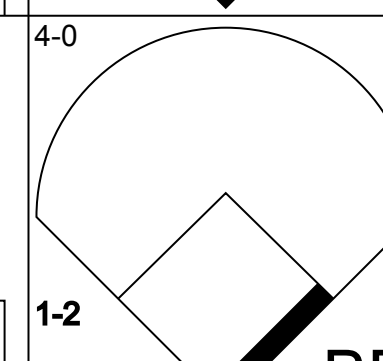
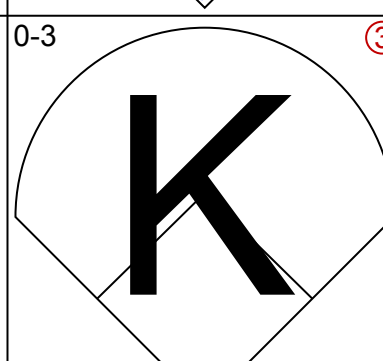
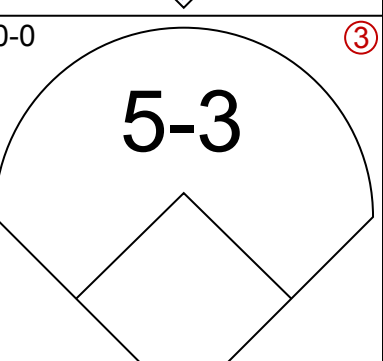
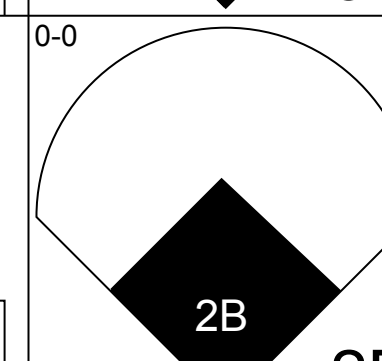
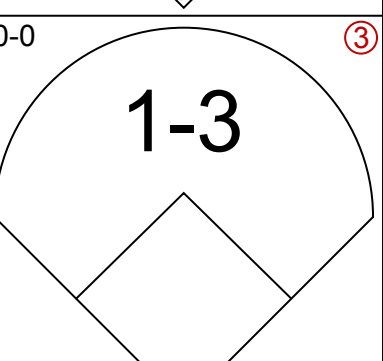
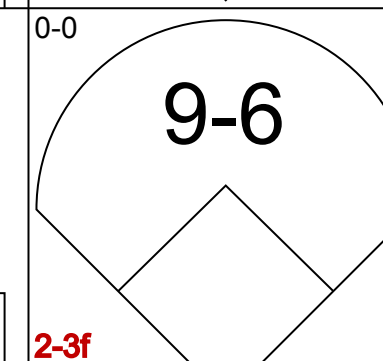
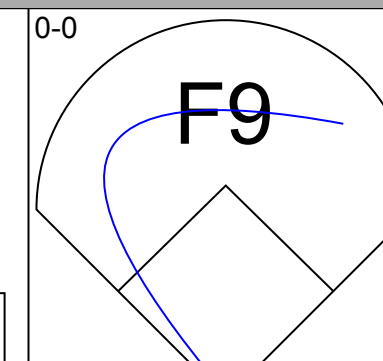
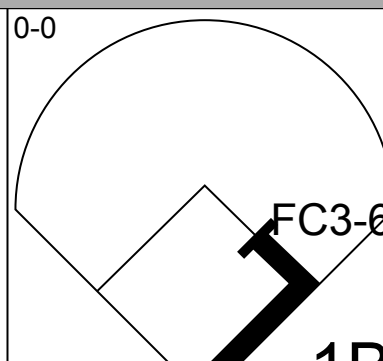
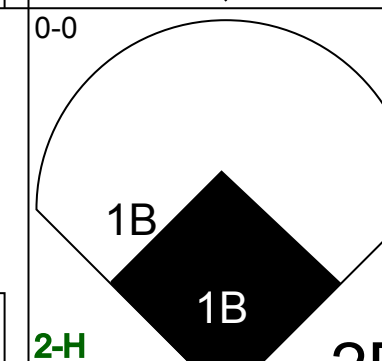

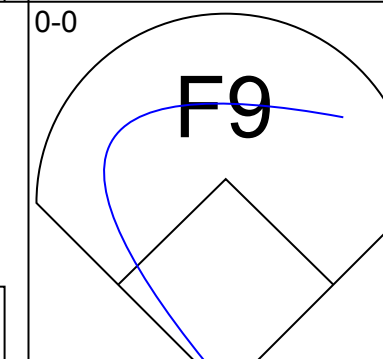
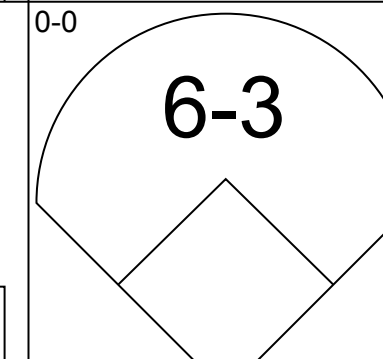
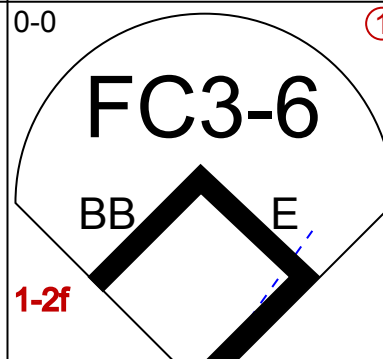
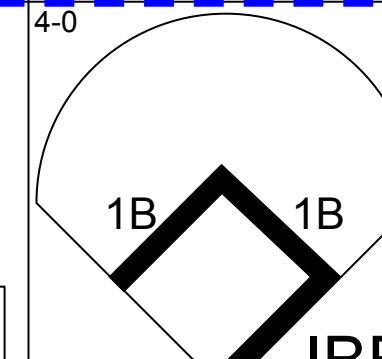


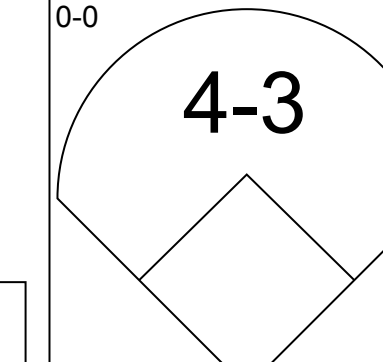
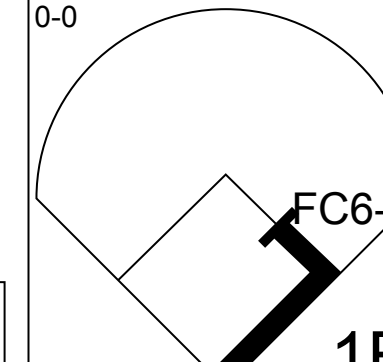
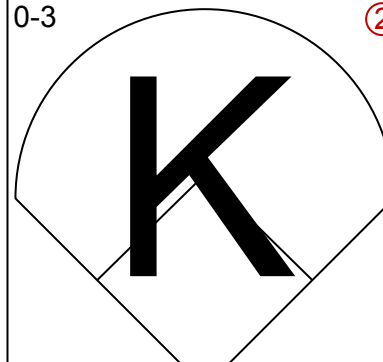
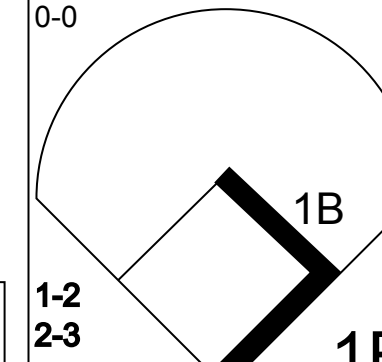

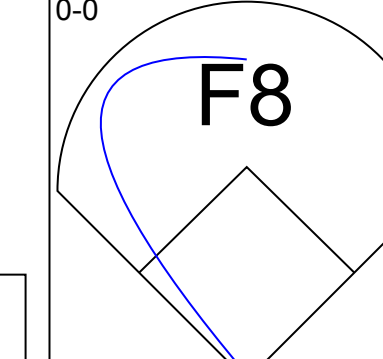
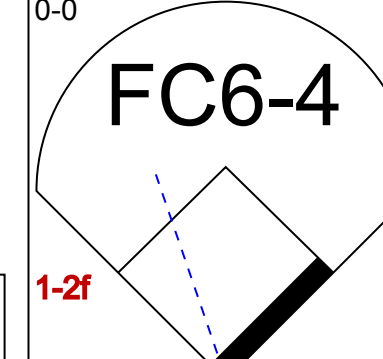
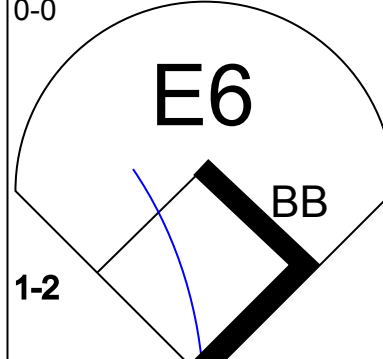
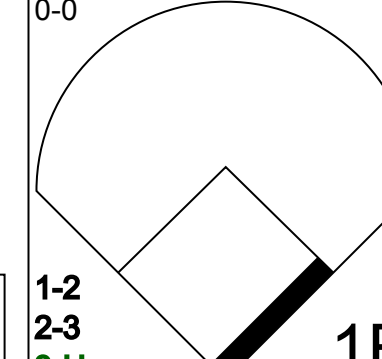


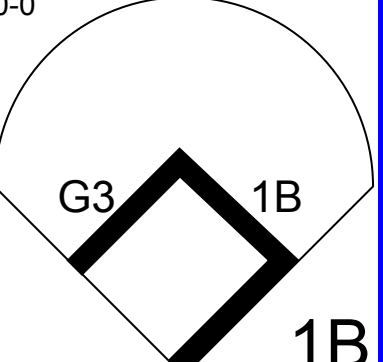
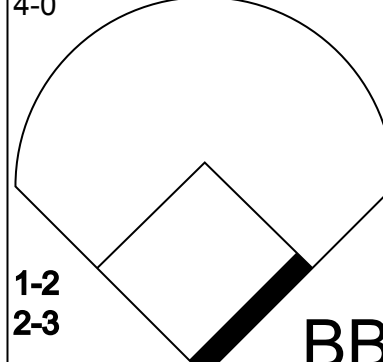
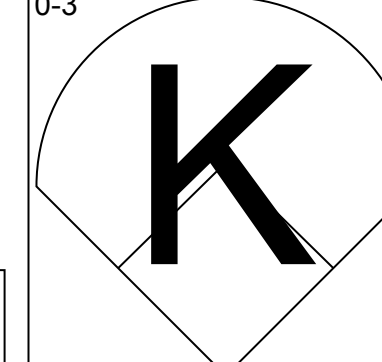
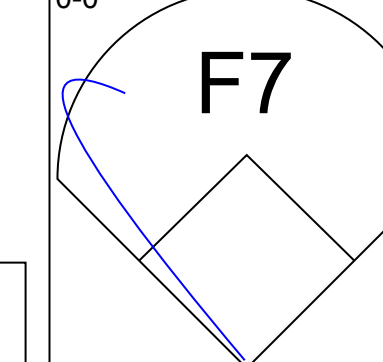
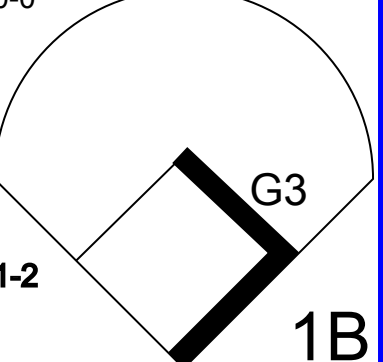
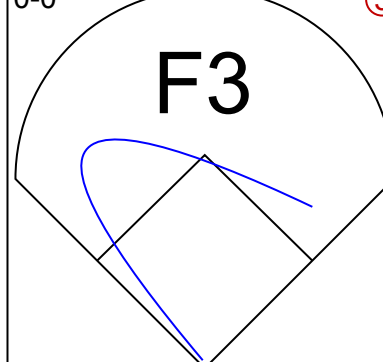
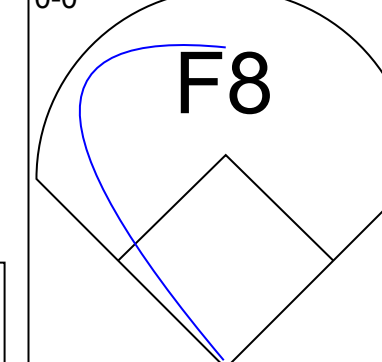
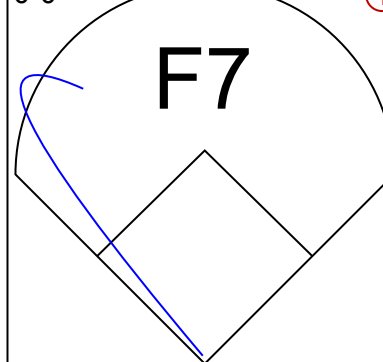
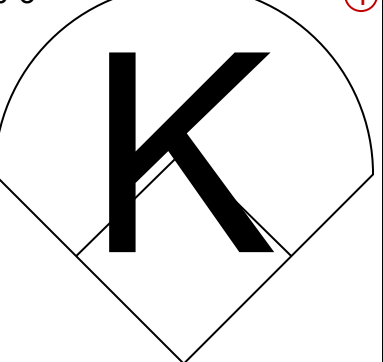
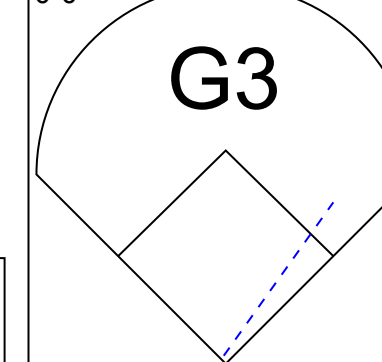
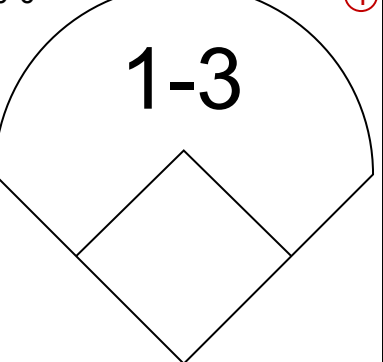


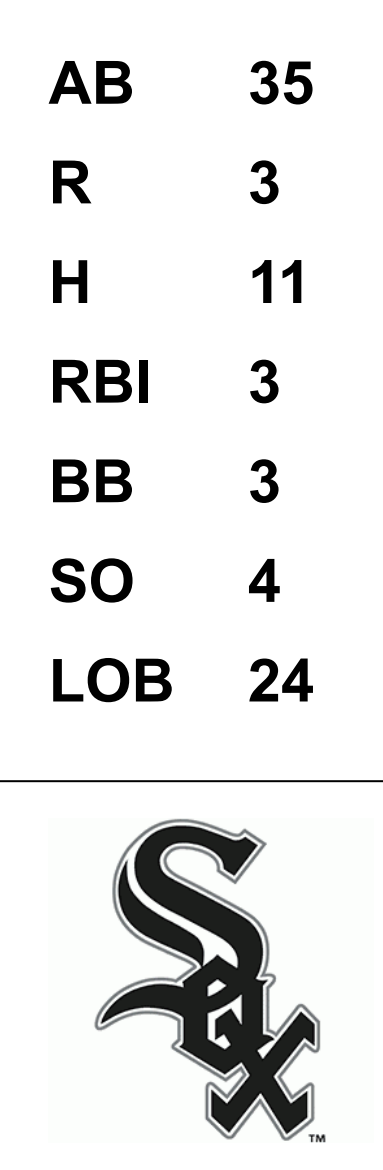


Batter	1	2	3	4	5	6	7	8	9	AB	R	H	RBI	BB	SO	LOB	TOP			
<b>Bobby Young, L</b> OBP: 0.341, SLG: 0.358 (1, 4)										5	0	0	0	0	2	3	<b>St. Louis Browns @ Chicago White Sox</b> Comiskey Park, Chicago, IL Fri Jul 04 1952, 4:33 AM EDT Unknown			
<b>Marty Marion, R</b> OBP: 0.297, SLG: 0.311 (1, 6)										3	1	1	0	1	0	0				
<b>Jim Rivera, L</b> OBP: 0.329, SLG: 0.383 (1, 8)										3	0	0	0	1	1	4				
<b>Bob Nieman, R</b> OBP: 0.347, SLG: 0.427 (1, 9)										4	0	0	0	0	2	2				
<b>Clint Courtney, L</b> OBP: 0.322, SLG: 0.342 (1, 2)										3	0	1	0	1	1	0				
<b>Jim Dyck, R</b> OBP: 0.344, SLG: 0.394 (1, 5)										2	0	0	1	2	1	0				
<b>Al Zarilla, L</b> OBP: 0.323, SLG: 0.321 <b>Jim Delsing, L</b> OBP: 0.347, SLG: 0.370 (7, 7)										2	0	0	0	1	1	2				
<b>Gordon Goldsberry, L</b> OBP: 0.298, SLG: 0.250 (1, 3)										4	0	0	0	0	1	4				
<b>Duane Pilette, R</b> OBP: 0.222, SLG: 0.229 <b>Satchel Paige, R</b> OBP: 0.211, SLG: 0.167 <b>Dick Kryhoski, L</b> OBP: 0.298, SLG: 0.413 (9, PH)										2	0	0	0	0	2	0				
<b>Inning Stats</b>	R: 1 E: 1 K: 2 S: 7	H: 0 LOB: 2 BB: 3 P: 19	R: 0 E: 0 K: 1 S: 5	H: 0 LOB: 3 BB: 2 P: 14	R: 0 E: 0 K: 1 S: 6	H: 1 LOB: 2 BB: 1 P: 10	R: 0 E: 0 K: 2 S: 8	H: 1 LOB: 1 BB: 0 P: 8	R: 0 E: 0 K: 2 S: 7	H: 0 LOB: 0 BB: 0 P: 7	R: 0 E: 0 K: 1 S: 5	H: 0 LOB: 0 BB: 0 P: 5	R: 0 E: 0 K: 0 S: 3	H: 0 LOB: 0 BB: 0 P: 3	R: 0 E: 0 K: 1 S: 5	H: 0 LOB: 0 BB: 1 P: 9		1B: 1 2B: 1 3B: 0 HR: 0	SF: 0 SAC: 0 DP: 0 HBP: 1	WP: 0 PB: 0 SB: 1 CS: 0
<b>PITCHER</b>	IP	WLS	BF	H	R	ER	SO	BB	IBB	HBP	BLK	WP	HR	S	P	ERA	WHIP			
<b>Lou Kretlow, R</b> ERA: 6.3 <b>Bill Kennedy, L</b> ERA: 2.35 <b>Harry Dorish, R</b> ERA: 1.87	(1, 1)	1.2	11	0	1	0	3	5	0	1	0	0	0	11	32	0.00	3.000			
	(2, 1)	5.1	W	19	2	0	6	1	0	0	0	0	0	30	34	0.00	0.562			
	(8, 1)	2.0	S	7	0	0	2	1	0	0	0	0	0	10	14	0.00	0.500			

AB 29  
R 1  
H 2  
RBI 1  
BB 7  
SO 11  
LOB 16



Batter	1	2	3	4	5	6	7	8	9	AB	R	H	RBI	BB	SO	LOB	BOTTOM			
<b>Nellie Fox, L</b> OBP: 0.320, SLG: 0.343 (1, 4)										5	1	2	0	0	0	2	<b>St. Louis Browns @ Chicago White Sox</b> Comiskey Park, Chicago, IL Fri Jul 04 1952, 4:33 AM EDT Unknown			
<b>Minnie Minoso, R</b> OBP: 0.397, SLG: 0.465 (1, 8)										4	1	1	1	1	1	3				
<b>Bud Stewart, L</b> OBP: 0.407, SLG: 0.444 <b>Harry Dorish, R</b> (8, 1)										4	1	2	1	0	0	2				
<b>Eddie Robinson, L</b> OBP: 0.394, SLG: 0.491 (1, 3)										0	0	0	0	0	0	0				
<b>Tom Wright, L</b> OBP: 0.360, SLG: 0.295 <b>Sam Dente, R</b> OBP: 0.278, SLG: 0.275 (7, 6)										3	0	1	0	0	1	1				
<b>Hector Rodriguez, R</b> OBP: 0.370, SLG: 0.319 (1, 5)										4	0	1	1	0	0	2				
<b>Sherm Lollar, R</b> OBP: 0.350, SLG: 0.459 <b>Phil Masi, R</b> OBP: 0.351, SLG: 0.320 (6, PR) (6, 2)										2	0	2	0	0	0	0				
<b>Willy Miranda, S</b> OBP: 0.351, SLG: 0.300 <b>Sam Mele, R</b> OBP: 0.341, SLG: 0.446 (6, PH) (7, 9)										2	0	1	0	0	0	1				
<b>Lou Kretlow, R</b> <b>Bill Kennedy, L</b> OBP: 0.250, SLG: 0.250 <b>Ray Coleman, L</b> OBP: 0.270, SLG: 0.296 (8, 7)										0	0	0	0	0	0	0				
<b>Inning Stats</b>	R: 0 E: 0 K: 0 S: 3	H: 1 LOB: 1 BB: 1 P: 7	R: 0 E: 0 K: 0 S: 4	H: 1 LOB: 0 BB: 0 P: 4	R: 0 E: 0 K: 1 S: 5	H: 0 LOB: 0 BB: 0 P: 5	R: 0 E: 0 K: 0 S: 4	H: 1 LOB: 1 BB: 0 P: 4	R: 0 E: 0 K: 1 S: 7	H: 2 LOB: 3 BB: 0 P: 7	R: 0 E: 0 K: 1 S: 7	H: 1 LOB: 3 BB: 1 P: 11	R: 3 E: 0 K: 1 S: 10	H: 5 LOB: 3 BB: 1 P: 14	R: 0 E: 0 K: 0 S: 3	H: 0 LOB: 0 BB: 0 P: 3		1B: 8 2B: 3 3B: 1 HR: 0	SF: 0 SAC: 0 DP: 1 HBP: 0	WP: 0 PB: 0 SB: 0 CS: 0
<b>PITCHER</b>	IP	WLS	BF	H	R	ER	SO	BB	IBB	HBP	BLK	WP	HR	S	P	ERA	WHIP			
<b>Duane Pilette, R</b> ERA: 3.23 <b>Satchel Paige, R</b> ERA: 2.19	(1, 1)	6.1	L	30	9	3	3	3	2	0	0	0	0	9	13	0.00	1.200			
	(7, 1)	1.2		8	2	0	0	1	0	1	0	0	0	9	13	0.00	1.200			





Batter	1	2	3	4	5	6	7	8	9	AB	R	H	RBI	BB	SO	LOB	TOP										
<b>Fred Marsh, R</b> (1, 6) OBP: 0.244, SLG: 0.195 <b>Bobby Young, L</b> (8, PH) OBP: 0.343, SLG: 0.361 (8, 4)	0-0 FC4-6 1B		0-3 K		0-3 K			0-0 4-3 1B		3	0	1	0	0	2	0											
<b>Cass Michaels, R</b> (1, 4) OBP: 0.309, SLG: 0.335 <b>Clint Courtney, L</b> (8, PH) OBP: 0.320, SLG: 0.340 <b>Joe Demaestri, R</b> (8, 6) OBP: 0.276, SLG: 0.311	0-0 FC4-6 1B		0-0 6-3			0-0 6-3		0-0 F2		3	0	0	0	0	0	1											
<b>Jim Rivera, L</b> (1, 8) OBP: 0.331, SLG: 0.389	0-0 1B		0-0 2B			0-0 4-3		0-0 4-3		4	0	2	0	0	0	2											
<b>Dick Kryhoski, L</b> (1, 3) OBP: 0.298, SLG: 0.409 <b>Les Moss, R</b> (8, PH) OBP: 0.350, SLG: 0.446 <b>Ken Holcombe, R</b> (8, 1) OBP: 0.091, SLG: 0.091	4-0 1B		0-0 G3			0-0 L4		0-0 5-3		2	0	0	0	1	0	1											
<b>Darrell Johnson, R</b> (1, 2) OBP: 0.406, SLG: 0.364	0-0 G6-4-3			0-3 K				0-0 1B		3	0	1	0	1	1	3											
<b>Al Zarilla, L</b> (1, 9) OBP: 0.321, SLG: 0.319		0-0 1B		0-0 F8				0-0 F9		4	0	1	0	0	0	2											
<b>Jim Deising, L</b> (1, 7) OBP: 0.364, SLG: 0.364 <b>Marty Marion, R</b> (8, PH) OBP: 0.291, SLG: 0.316		0-0 F8		0-0 F7				0-3 K		3	0	0	0	0	1	2											
<b>Jim Dyck, R</b> (1, 5) OBP: 0.335, SLG: 0.382		0-0 F4			0-0 G3			0-3 K		4	0	0	0	0	2	3											
<b>Stubby Overmire, R</b> (1, 1) <b>Gordon Goldsberry, L</b> (8, PH) OBP: 0.356, SLG: 0.250 (8, 3)		0-0 FC6-4			0-0 1-3			0-0 4-3 1B		2	0	0	0	0	0	1											
<b>Inning Stats</b>	R: 0 E: 0 K: 0 S: 4	H: 2 LOB: 2 BB: 1 P: 8	R: 0 E: 0 K: 0 S: 4	H: 1 LOB: 1 BB: 0 P: 4	R: 0 E: 0 K: 1 S: 6	H: 1 LOB: 1 BB: 0 P: 6	R: 0 E: 0 K: 1 S: 5	H: 0 LOB: 0 BB: 0 P: 5	R: 0 E: 0 K: 0 S: 3	H: 0 LOB: 0 BB: 0 P: 3	R: 0 E: 0 K: 2 S: 8	H: 1 LOB: 1 BB: 0 P: 8	R: 0 E: 0 K: 0 S: 5	H: 2 LOB: 2 BB: 0 P: 5	R: 0 E: 0 K: 1 S: 5	H: 1 LOB: 1 BB: 1 P: 9	1B: 7 2B: 1 3B: 0 HR: 0	SF: 0 SAC: 0 DP: 2 HBP: 0	WP: 0 PB: 0 SB: 0 CS: 0	PA: 35							
<b>PITCHER</b>	IP	WLS	BF	H	R	ER	SO	BB	IBB	HBP	BLK	WP	HR	S	P	ERA	WHIP										
<b>Saul Rogovin, R</b> (1, 1) ERA: 4.01 <b>Bill Kennedy, L</b> (8, 1) ERA: 2.25	7.0	W	28	7	0	0	5	1	0	0	0	0	0	37	41	0.00	1.143										

St. Louis Browns @ Chicago White Sox  
Comiskey Park, Chicago, IL  
Fri Jul 04, 1952, 4:38 AM EDT  
Att: 30,118 - Unknown


AB 33  
R 0  
H 8  
RBI 0  
BB 2  
SO 6  
LOB 19




Batter	1	2	3	4	5	6	7	8	9	AB	R	H	RBI	BB	SO	LOB	BOTTOM										
<b>Nellie Fox, L</b> (1, 4) OBP: 0.319, SLG: 0.342	0-0 4-3			0-0 F7		0-0 3B 1B		0-0 L3		4	1	1	0	0	0	0											
<b>Minnie Minoso, R</b> (1, 8) OBP: 0.395, SLG: 0.469	0-0 F7			0-0 F3		0-0 1-H F8 3B		0-0 5-3		4	1	1	1	0	0	0											
<b>Sam Mele, R</b> (1, 9) OBP: 0.336, SLG: 0.439	0-0 F8			0-0 F2		0-0 3-H F8				3	0	0	1	0	0	0											
<b>Eddie Robinson, L</b> (1, 3) OBP: 0.393, SLG: 0.490		0-0 K2-4-2 1B			0-0 G3		0-0 F7			3	0	1	0	0	0	0											
<b>Sherm Lollar, R</b> (1, 2) OBP: 0.345, SLG: 0.452		0-3 K2-4-2			0-0 F7			0-0 L5		3	0	0	0	0	1	1											
<b>Hector Rodriguez, R</b> (1, 5) OBP: 0.370, SLG: 0.319		0-0 5-3			0-0 1B			0-0 F9		3	0	1	0	0	0	0											
<b>Sam Dente, R</b> (1, 7) OBP: 0.293, SLG: 0.292 (8, 6)				0-0 F7		0-0 1-2 1B		0-0 1B		3	0	2	0	0	0	0											
<b>Willy Miranda, S</b> (1, 6) OBP: 0.325, SLG: 0.273 <b>Ray Coleman, L</b> (8, 7) OBP: 0.270, SLG: 0.296				0-0 5-3		0-0 F7		0-0 F6		3	0	0	0	0	0	3											
<b>Saul Rogovin, R</b> (1, 1) OBP: 0.244, SLG: 0.262 <b>Bill Kennedy, L</b> (8, 1) OBP: 0.222, SLG: 0.222				0-0 5-3		0-0 5-3		0-0 6-3		2	0	0	0	0	0	0											
<b>Inning Stats</b>	R: 0 E: 0 K: 0 S: 3	H: 0 LOB: 0 BB: 0 P: 3	R: 0 E: 0 K: 1 S: 5	H: 1 LOB: 0 BB: 0 P: 5	R: 0 E: 0 K: 0 S: 3	H: 0 LOB: 0 BB: 0 P: 3	R: 0 E: 0 K: 0 S: 3	H: 0 LOB: 0 BB: 0 P: 3	R: 2 E: 0 K: 0 S: 5	H: 2 LOB: 2 BB: 0 P: 5	R: 0 E: 0 K: 0 S: 4	H: 1 LOB: 1 BB: 0 P: 4	R: 0 E: 0 K: 0 S: 3	H: 0 LOB: 0 BB: 0 P: 3	1B: 5 2B: 1 3B: 1 HR: 0	SF: 0 SAC: 0 DP: 1 HBP: 0	WP: 0 PB: 0 SB: 0 CS: 0	PA: 29									
<b>PITCHER</b>	IP	WLS	BF	H	R	ER	SO	BB	IBB	HBP	BLK	WP	HR	S	P	ERA	WHIP										
<b>Stubby Overmire, L</b> (1, 1) ERA: 1.59 <b>Ken Holcombe, R</b> (8, 1) ERA: 5.09	1.0	L	3	0	0	0	0	0	0	0	0	0	0	3	3	0.00	0.000										


St. Louis Browns @ Chicago White Sox  
Comiskey Park, Chicago, IL  
Fri Jul 04, 1952, 4:38 AM EDT  
Att: 30,118 - Unknown

AB 29  
R 2  
H 6  
RBI 2  
BB 0  
SO 1  
LOB 4





Batter	1	2	3	4	5	6	7	8	9	AB	R	H	RBI	BB	SO	LOB	TOP	
<a href="#">Bobby Young, L</a> (1,4) OBP: 0.343, SLG: 0.361											0	0	0	0	0	0	0	<b>St. Louis Browns @ Detroit Tigers</b> Briggs Stadium, Detroit, MI Sat Jul 05 1952, 4:33 AM EDT Att: 32,221 - Unknown <a href="http://livebaseballscorecards.com">livebaseballscorecards.com</a>
<a href="#">Cass Michaels, R</a> (1,5) OBP: 0.309, SLG: 0.335											0	0	0	0	0	0	0	
<a href="#">Jim Dyck, R</a> (1,7) OBP: 0.335, SLG: 0.382											0	0	0	0	0	0	0	
<a href="#">Bob Nieman, R</a> (1,9) OBP: 0.347, SLG: 0.427											0	0	0	0	0	0	0	
<a href="#">Darrell Johnson, R</a> (1,2) OBP: 0.406, SLG: 0.364											0	0	0	0	0	0	0	
<a href="#">Jim Rivera, L</a> (1,8) OBP: 0.331, SLG: 0.389											0	0	0	0	0	0	0	
<a href="#">Dick Kryhoski, L</a> (1,3) OBP: 0.298, SLG: 0.409											0	0	0	0	0	0	0	
<a href="#">Marty Marion, R</a> (1,6) OBP: 0.291, SLG: 0.316											0	0	0	0	0	0	0	
<a href="#">Bob Cain, L</a> (1,1) OBP: 0.167, SLG: 0.091											0	0	0	0	0	0	0	
<b>Inning Stats</b>											1B: 0 SF: 0 2B: 0 SAC: 0 3B: 0 DP: 0 HR: 0 HBP: 0	WP: 0 PA: 0 PB: 0 SB: 0 CS: 0						
<b>PITCHER</b> <a href="#">Bill Wight, L</a> (1,1) ERA: 3.69	IP	WLS	BF	H	R	ER	SO	BB	IBB	HBP	BLK	WP	HR	S	P	ERA	WHIP	<b>PITCHER</b> IP WLS BF H R ER SO BB IBB HBP BLK WP HR S P ERA WHIP

Batter	1	2	3	4	5	6	7	8	9	AB	R	H	RBI	BB	SO	LOB	BOTTOM	
<a href="#">Jerry Priddy, R</a> (1,4) OBP: 0.373, SLG: 0.419											0	0	0	0	0	0	0	<b>St. Louis Browns @ Detroit Tigers</b> Briggs Stadium, Detroit, MI Sat Jul 05 1952, 4:33 AM EDT Att: 32,221 - Unknown <a href="http://livebaseballscorecards.com">livebaseballscorecards.com</a>
<a href="#">Fred Hatfield, L</a> (1,5) OBP: 0.307, SLG: 0.351											0	0	0	0	0	0	0	
<a href="#">Don Lenhardt, R</a> (1,7) OBP: 0.348, SLG: 0.440											0	0	0	0	0	0	0	
<a href="#">Vic Wertz, L</a> (1,9) OBP: 0.356, SLG: 0.536											0	0	0	0	0	0	0	
<a href="#">Walt Dropp, R</a> (1,3) OBP: 0.309, SLG: 0.467											0	0	0	0	0	0	0	
<a href="#">Johnny Groth, R</a> (1,8) OBP: 0.352, SLG: 0.365											0	0	0	0	0	0	0	
<a href="#">Bob Swift, R</a> (1,2) OBP: 0.325, SLG: 0.235											0	0	0	0	0	0	0	
<a href="#">Neil Berry, R</a> (1,6) OBP: 0.257, SLG: 0.231											0	0	0	0	0	0	0	
<a href="#">Bill Wight, L</a> (1,1) OBP: 0.211, SLG: 0.167											0	0	0	0	0	0	0	
<b>Inning Stats</b>											1B: 0 SF: 0 2B: 0 SAC: 0 3B: 0 DP: 0 HR: 0 HBP: 0	WP: 0 PA: 0 PB: 0 SB: 0 CS: 0						
<b>PITCHER</b> <a href="#">Bob Cain, L</a> (1,1) ERA: 4.07	IP	WLS	BF	H	R	ER	SO	BB	IBB	HBP	BLK	WP	HR	S	P	ERA	WHIP	<b>PITCHER</b> IP WLS BF H R ER SO BB IBB HBP BLK WP HR S P ERA WHIP



Batter	1	2	3	4	5	6	7	8	9	AB	R	H	RBI	BB	SO	LOB	TOP					
<b>Bobby Young, L</b> (1,4) OBP: 0.335, SLG: 0.351	0-0 1B		0-0 4-1		0-0 3B 1B		0-0 1-3		0-0 1-3	5	1	1	0	0	0	0	<b>St. Louis Browns @ Detroit Tigers</b> Briggs Stadium, Detroit, MI Sun Jul 06 1952, 4:33 AM EDT Att: 11,344 - Unknown					
<b>Cass Michaels, R</b> (1,5) OBP: 0.336, SLG: 0.336	0-0 6-3		0-0 6-3		0-0 1B 3B		0-0 5-3		0-0 6-3	5	1	1	2	0	0	0						
<b>Jim Dyck, R</b> (1,7) OBP: 0.337, SLG: 0.403	0-0 1B		0-0 F2		0-0 P4		0-0 HR			4	2	2	1	0	0	1						
<b>Bob Nieman, R</b> (1,9) OBP: 0.351, SLG: 0.431	0-0 E2			0-0 2B	0-0 1B		0-0 6-3			4	0	2	1	0	0	1						
<b>Darrell Johnson, R</b> (1,2) OBP: 0.380, SLG: 0.339	0-0 1B			0-0 6-3	0-0 F9			0-0 6-3		4	0	1	1	0	0	2						
<b>Jim Rivera, L</b> (1,8) OBP: 0.329, SLG: 0.383	0-0 4-3			0-0 F8		0-0 SH1-4		0-3 K		4	0	1	0	0	1	3						
<b>Dick Kryhoski, L</b> (1,3) OBP: 0.298, SLG: 0.405		0-0 4-3		0-0 3-1		0-0 SH1-4		0-0 4-3		3	0	0	0	0	0	1						
<b>Joe Demaestri, R</b> (1,6) OBP: 0.268, SLG: 0.299		0-0 6-3			0-0 5-3		0-0 F8		0-0 F8	3	0	0	0	0	0	1						
<b>Al Zanilla, L</b> (9, FH) OBP: 0.319, SLG: 0.316									0-0 F8	1	0	0	0	0	0	0						
<b>Ned Garver, R</b> (1,1) OBP: 0.268, SLG: 0.243		0-3 K							0-0 K	3	1	1	0	0	1	1						
<b>Satchel Paige, R</b> (6,1) OBP: 0.211, SLG: 0.167										0	0	0	0	0	0	0						
<b>Ken Holcombe, R</b> (7,1) OBP: 0.091, SLG: 0.091					0-0 1B WP		0-0 1-3			0	0	0	0	0	0	0						
<b>Jim Delsing, L</b> (9, FH) OBP: 0.345, SLG: 0.384									0-0 HR	1	1	1	1	0	0	0						
<b>Inning Stats</b>	R: 1 E: 1 K: 0 S: 6	H: 2 LOB: 2 BB: 0 P: 6	R: 0 E: 0 K: 0 S: 5	H: 0 LOB: 0 BB: 0 P: 5	R: 0 E: 0 K: 0 S: 3	H: 0 LOB: 0 BB: 0 P: 3	R: 0 E: 0 K: 0 S: 4	H: 1 LOB: 1 BB: 0 P: 4	R: 3 E: 0 K: 0 S: 7	H: 4 LOB: 1 BB: 0 P: 7	R: 0 E: 0 K: 0 S: 4	H: 1 LOB: 1 BB: 0 P: 4	R: 1 E: 0 K: 0 S: 4	H: 1 LOB: 0 BB: 0 P: 4	R: 0 E: 0 K: 1 S: 5	H: 0 LOB: 0 BB: 0 P: 5	R: 1 E: 0 K: 0 S: 4	H: 1 LOB: 0 BB: 0 P: 4	1B: 6 2B: 1 3B: 1 HR: 2	SF: 0 SAC: 1 DP: 0 HBP: 0	WP: 1 PB: 0 SB: 0 CS: 0	PA: 38
<b>PITCHER</b>	IP WLS BF H R ER SO BB IBB HBP BLK WP HR S P ERA WHIP																					
<b>Hal Newhouser, L</b> (1,1) ERA: 3.63	7.0 W 31 9 5 4 1 0 0 0 0 0 1 1 33 33 5.14 1.286																					
<b>Art Houtteman, R</b> (8,1) ERA: 5.16	2.0 S 7 1 1 1 1 0 0 0 0 0 0 1 9 9 4.50 0.500																					

AB	37
R	6
H	10
RBI	6
BB	0
SO	2
LOB	10



Batter	1	2	3	4	5	6	7	8	9	AB	R	H	RBI	BB	SO	LOB	BOTTOM			
<b>Jerry Priddy, R</b> (1,4) OBP: 0.379, SLG: 0.430	0-0 1B		0-0 6-3			0-0 4-3	0-0 4-3	0-0 FC5-4		4	2	3	3	0	0	0	<b>St. Louis Browns @ Detroit Tigers</b> Briggs Stadium, Detroit, MI Sun Jul 06 1952, 4:33 AM EDT Att: 11,344 - Unknown			
<b>Don Kolloway, R</b> (8,4) OBP: 0.331, SLG: 0.352	0-0 1B					0-0 2B	0-0 2B			1	0	0	0	0	0	2				
<b>Fred Hatfield, L</b> (1,5) OBP: 0.298, SLG: 0.340	0-0 G4-6-3				0-3 K	0-0 4-3	0-0 4-3			4	0	0	0	0	1	3				
<b>Don Lenhardt, R</b> (1,7) OBP: 0.353, SLG: 0.452	0-3 K				0-0 3-1	4-0 1B	0-0 F8			3	0	0	1	1	1	0				
<b>Vic Wertz, L</b> (1,9) OBP: 0.357, SLG: 0.541		0-0 HR			4-0 BB	0-0 1B	0-0 F9			3	0	2	2	1	0	0				
<b>Walt Dropo, R</b> (1,3) OBP: 0.311, SLG: 0.464		0-0 G3			0-3 K	0-0 K		0-0 4-3		4	1	1	0	0	2	3				
<b>Johnny Groth, R</b> (1,8) OBP: 0.345, SLG: 0.361		0-0 5-3				0-0 5-3		0-0 4-3		4	0	0	0	0	0	3				
<b>Joe Ginsberg, L</b> (1,2) OBP: 0.276, SLG: 0.273		0-0 F8				0-0 F5	4-0 1B	0-0 1B		3	1	1	1	1	0	0				
<b>Neil Berry, R</b> (1,6) OBP: 0.282, SLG: 0.264			0-0 5-3			0-0 F8	0-0 1B	4-0 1B		3	1	1	0	1	0	0				
<b>Hal Newhouser, L</b> (1,1) ERA: 3.65								0-0 1B		3	2	2	1	0	0	0				
<b>Art Houtteman, R</b> (8,1) OBP: 0.119, SLG: 0.098					0-0 L7			0-3 K		1	0	0	0	0	1	2				
<b>Inning Stats</b>	R: 0 E: 0 K: 1 S: 5	H: 1 LOB: 0 BB: 0 P: 5	R: 1 E: 0 K: 0 S: 4	H: 1 LOB: 0 BB: 0 P: 4	R: 0 E: 0 K: 0 S: 3	H: 0 LOB: 0 BB: 0 P: 3	R: 0 E: 0 K: 2 S: 7	H: 0 LOB: 1 BB: 1 P: 11	R: 0 E: 0 K: 0 S: 3	H: 0 LOB: 0 BB: 0 P: 3	R: 2 E: 0 K: 1 S: 8	H: 3 LOB: 2 BB: 1 P: 12	R: 4 E: 0 K: 0 S: 6	H: 3 LOB: 0 BB: 1 P: 10	R: 1 E: 0 K: 1 S: 7	H: 2 LOB: 2 BB: 1 P: 11	1B: 6 2B: 3 3B: 0 HR: 1	SF: 0 SAC: 0 DP: 1 HBP: 0	WP: 0 PB: 0 SB: 1 CS: 0	PA: 37
<b>PITCHER</b>	IP WLS BF H R ER SO BB IBB HBP BLK WP HR S P ERA WHIP																			
<b>Ned Garver, R</b> (1,1) ERA: 3.65	5.1 L 21 4 3 3 3 1 1 0 0 0 0 0 7 11 5.06 1.125																			
<b>Satchel Paige, R</b> (6,1) ERA: 2.59	0.2 L 6 3 3 3 1 1 0 0 0 0 0 0 7 11 40.50 6.000																			
<b>Ken Holcombe, R</b> (7,1) ERA: 5.17	2.0 10 3 2 2 2 1 1 0 0 0 0 0 0 11 15 9.00 2.000																			





Batter	1	2	3	4	5	6	7	8	9	AB	R	H	RBI	BB	SO	LOB	TOP								
<b>Bobby Young, L</b> (1,4) OBP: 0.338, SLG: 0.351	4-0 1B BB		0-0 F7	0-0 L7			0-0 1B			3	0	1	0	1	0	2	<b>St. Louis Browns @ New York Yankees</b> Yankee Stadium, Bronx, NY Thu Jul 10 1952, 3:33 AM EDT Att: 23,101 - Unknown								
<b>Cass Michaels, R</b> (1,5) OBP: 0.317, SLG: 0.349	0-0 1-2 1B					0-0 G6-4-3 1B				4	0	4	0	0	0	0									
<b>Jim Rivera, L</b> (1,8) OBP: 0.324, SLG: 0.377	0-0 1-2 2-3		0-0 G3		0-0 F7		0-0 4-3			4	0	0	0	0	0	6									
<b>Bob Nieman, R</b> (1,9) OBP: 0.354, SLG: 0.430	4-0 G4-6-3 IBB			0-0 1B 1B		0-0 G6-4-3		0-0 F3		3	1	1	0	1	0	1									
<b>Dick Kryhoski, L</b> (1,3) OBP: 0.293, SLG: 0.397	0-0 G4-6-3			0-0 F8		0-0 F8		0-0 F4		4	0	0	0	0	0	4									
<b>Jim Dyck, R</b> (1,7) OBP: 0.341, SLG: 0.401		4-0 CS BB		0-0 1B 1-2 1B		0-0 P6		0-0 6-3		3	1	1	0	1	0	0									
<b>Clint Courtney, L</b> (1,2) OBP: 0.318, SLG: 0.337		0-0 F7		0-0 1B		0-0 4-3			0-0 3-1	4	0	1	1	0	0	1									
<b>Joe Demaestri, R</b> (1,6) OBP: 0.267, SLG: 0.296		0-0 6-3		0-0 1B			0-0 6-3		0-0 F8	4	0	1	1	0	0	0									
<b>Duane Pilette, R</b> (1,1) OBP: 0.211, SLG: 0.216			0-0 2-3		0-0 K		0-0 4-3		0-0 4-3	2	0	0	0	0	1	2									
<b>Dave Madison, R</b> (6,1) OBP: 0.250, SLG: 0.250										1	0	0	0	0	0	0									
<b>Al Zarilla, L</b> (9,PH) OBP: 0.316, SLG: 0.314										1	0	0	0	0	0	0									
<b>Inning Stats</b>	R: 0 E: 0 K: 0 S: 3	H: 1 LOB: 2 BB: 2 P: 11	R: 0 E: 0 K: 0 S: 2	H: 0 LOB: 0 BB: 1 P: 6	R: 0 E: 0 K: 0 S: 4	H: 1 LOB: 1 BB: 0 P: 4	R: 2 E: 0 K: 1 S: 9	H: 4 LOB: 2 BB: 0 P: 9	R: 0 E: 0 K: 0 S: 3	H: 0 LOB: 0 BB: 0 P: 3	R: 0 E: 0 K: 0 S: 5	H: 2 LOB: 2 BB: 0 P: 5	R: 0 E: 0 K: 0 S: 3	H: 0 LOB: 0 BB: 0 P: 3	R: 0 E: 0 K: 0 S: 3	H: 0 LOB: 0 BB: 0 P: 3	1B: 9 2B: 0 3B: 0 HR: 0	SF: 0 SAC: 0 DP: 2 HBP: 0	WP: 0 PB: 0 SB: 0 CS: 1	PA: 36					
<b>PITCHER</b> <b>Bob Kuzava, L</b> (1,1) ERA: 3.19	IP: 9.0 WLS: W BF: 36	H: 9 R: 2 ER: 2 SO: 1	BB: 2 IBB: 1 HBP: 0 BLK: 0	WP: 0 HR: 0 S: 35 P: 47	ERA: 2.00 WHIP: 1.222																				

**AB** 33  
**R** 2  
**H** 9  
**RBI** 2  
**BB** 3  
**SO** 1  
**LOB** 16



Batter	1	2	3	4	5	6	7	8	9	AB	R	H	RBI	BB	SO	LOB	BOTTOM								
<b>Phil Rizzuto, R</b> (1,6) OBP: 0.352, SLG: 0.355	0-0 FC5-4 1B		0-0 FC1-6 1B	0-0 1-2 FC6-4 1B		0-0 3B BB	0-0 1-2 BB			3	1	3	0	2	0	0	<b>St. Louis Browns @ New York Yankees</b> Yankee Stadium, Bronx, NY Thu Jul 10 1952, 3:33 AM EDT Att: 23,101 - Unknown								
<b>Joe Collins, L</b> (1,3) OBP: 0.367, SLG: 0.449	0-0 FC5-4 1-2 FC5-4		0-0 FC1-6 HBP 1B 1-2	0-0 F8 2-3		0-0 1-H F7 3B	0-0 F8			5	1	1	1	0	0	6									
<b>Hank Bauer, R</b> (1,9) OBP: 0.355, SLG: 0.470	0-0 FC5-4 1-2 BB		0-0 HBP 1B 1-2	0-0 FC6-4 1-2		0-0 F7 3-H		1-0 E 1B HBP		4	1	1	1	0	0	3									
<b>Yogi Berra, L</b> (1,2) OBP: 0.351, SLG: 0.494	4-0 1-2 BB		1-0 1-2 2-3 HBP		0-0 F7	0-0 HR		0-0 E5 1B BB E		3	2	1	1	1	0	1									
<b>Mickey Mantle, S</b> (1,8) OBP: 0.404, SLG: 0.519	0-0 4-3		0-0 F9		4-0 HBP 1B BB	0-3 K		0-3 K		4	1	0	0	1	2	7									
<b>Gene Woodling, L</b> (1,7) OBP: 0.397, SLG: 0.481		0-0 CS 1B		0-0 HR 2B	1-0 1B E HBP	0-3 K		4-0 E FC6-2 BB		3	2	2	0	1	1	0									
<b>Gil McDougald, R</b> (1,5) OBP: 0.352, SLG: 0.373	0-0 F8		0-0 6-3	0-0 1-3 2-H 4-3 1B			0-0 CS HBP 1B	0-0 E5 1-3 2-H 3-H 1B		5	1	3	2	0	0	2									
<b>Billy Martin, R</b> (1,4) OBP: 0.341, SLG: 0.398	0-0 5-3		0-0 2-H HR	0-0 4-3		1-0 1-2 HBP BB	1-0 BB FC6-2			4	1	1	3	0	0	3									
<b>Bob Kuzava, S</b> (1,1) OBP: 0.240, SLG: 0.136			0-0 6-3	0-0 F8 1B	0-0 K	0-3 K	0-3 K	0-3 3-H		5	0	1	0	0	3	4									
<b>Inning Stats</b>	R: 0 E: 0 K: 0 S: 4	H: 1 LOB: 2 BB: 1 P: 8	R: 0 E: 0 K: 0 S: 3	H: 1 LOB: 0 BB: 0 P: 3	R: 0 E: 0 K: 0 S: 5	H: 2 LOB: 3 BB: 0 P: 6	R: 2 E: 0 K: 0 S: 7	H: 4 LOB: 2 BB: 0 P: 7	R: 3 E: 1 K: 1 S: 6	H: 1 LOB: 0 BB: 1 P: 11	R: 3 E: 0 K: 2 S: 9	H: 2 LOB: 0 BB: 1 P: 13	R: 0 E: 0 K: 1 S: 5	H: 1 LOB: 2 BB: 1 P: 10	R: 2 E: 2 K: 2 S: 9	H: 1 LOB: 2 BB: 1 P: 14	1B: 9 2B: 1 3B: 1 HR: 2	SF: 0 SAC: 0 DP: 0 HBP: 4	WP: 0 PB: 0 SB: 0 CS: 2	PA: 45					
<b>PITCHER</b> <b>Duane Pilette, R</b> (1,1) ERA: 3.49	IP: 5.0 WLS: L BF: 29	H: 10 R: 7 ER: 5 SO: 1	BB: 3 IBB: 0 HBP: 2 BLK: 0	WP: 0 HR: 1 S: 26 P: 40	ERA: 9.00 WHIP: 2.600																				
<b>Dave Madison, R</b> (6,1) ERA: 4.09	IP: 3.0 WLS: L BF: 16	H: 3 R: 3 ER: 1 SO: 5	BB: 2 IBB: 0 HBP: 2 BLK: 0	WP: 0 HR: 1 S: 22 P: 32	ERA: 3.00 WHIP: 1.667																				

**AB** 36  
**R** 10  
**H** 13  
**RBI** 8  
**BB** 5  
**SO** 6  
**LOB** 26







Batter	1	2	3	4	5	6	7	8	9	AB	R	H	RBI	BB	SO	LOB	TOP										
<b>Bobby Young, L</b> OBP: 0.344, SLG: 0.347 (1, 4)	FC6-4 BB	G6-3			P6		FC3-6 1B	BB		3	1	0	0	2	0	4	<b>St. Louis Browns @ New York Yankees</b> Yankee Stadium, Bronx, NY Fri Jul 11 1952, 3:33 AM EDT Att: 9,769 - Unknown										
<b>Cass Michaels, R</b> OBP: 0.315, SLG: 0.345 (1, 5)	FC6-4 BB		6-3		F7		1B	F9		5	1	1	0	0	2												
<b>Jim Delsing, L</b> OBP: 0.344, SLG: 0.383 <b>Darrell Johnson, R</b> OBP: 0.389, SLG: 0.349 <b>Jim Rivera, L</b> OBP: 0.323, SLG: 0.375 (7, 8)	K		F2		1B		2B 1B		K	3	0	1	0	0	1												
<b>Bob Nieman, R</b> OBP: 0.358, SLG: 0.435 (1, 9)	1-2 BB		6-3		1B		1-2 3-H 1B		1-3	4	1	2	1	1	0												
<b>Dick Kryhoski, L</b> OBP: 0.291, SLG: 0.393 (1, 3)	L4			1-4-3	F9		2-H 3-H 1B		L7	5	0	1	2	0	4												
<b>Jim Dyck, R</b> OBP: 0.339, SLG: 0.397 (1, 7)		BB BB 1B		E5 1B F8		F7		5-3		4	1	1	0	0	0												
<b>Clint Courtney, L</b> OBP: 0.326, SLG: 0.342 (1, 2)		BB BB BB				F5		G3 SH5-4 WP 1B		3	1	2	0	1	0												
<b>Joe Demaestri, R</b> OBP: 0.258, SLG: 0.286 (1, 6)		L7		F8		F8		SH5-4		3	0	0	1	0	3												
<b>Tommy Byrne, L</b> OBP: 0.280, SLG: 0.283 (1, 1)	BB BB BB	BB BB BB		FC6			FC3-6 1B	G3		3	0	1	0	1	2												
<b>Inning Stats</b>	R: 0 E: 0 K: 1 S: 5	H: 0 LOB: 2 BB: 2 P: 13	R: 0 E: 0 K: 0 S: 3	H: 1 LOB: 2 BB: 11	R: 0 E: 0 K: 0 S: 3	H: 0 LOB: 0 BB: 0 P: 3	R: 1 E: 1 K: 0 S: 5	H: 1 LOB: 1 BB: 0 P: 5	R: 0 E: 0 K: 0 S: 5	H: 2 LOB: 2 BB: 0 P: 5	R: 0 E: 0 K: 0 S: 3	H: 0 LOB: 0 BB: 0 P: 3	R: 4 E: 0 K: 0 S: 7	H: 5 LOB: 0 BB: 0 P: 7	R: 1 E: 0 K: 0 S: 4	H: 1 LOB: 1 BB: 1 P: 8	R: 0 E: 0 K: 1 S: 5	H: 0 LOB: 0 BB: 0 P: 5	1B: 9 2B: 1 3B: 0 HR: 0	SF: 0 SAC: 1 DP: 1 HBP: 0	WP: 1 PB: 0 SB: 0 CS: 0	PA: 41					
<b>PITCHER</b>	IP	WLS	BF	H	R	ER	SO	BB	IBB	HBP	BLK	WP	HR	S	P	ERA	WHIP										
<b>Bill Miller, L</b> ERA: 3.5 (1, 1)	4.0		18	2	1	0	1	4	0	0	0	0	0	16	32	0.00	1.500										
<b>Joe Ostrowski, L</b> ERA: 6.43 (5, 1)	2.1	L	13	6	4	4	0	0	0	0	0	0	0	13	13	15.43	2.571										
<b>Bobby Hogue, R</b> ERA: 3.26 (7, 1)	0.2		2	1	0	0	0	0	0	0	0	0	0	2	2	0.00	1.500										
<b>Jim McDonald, R</b> ERA: 2.61 (8, 1)	2.0		8	1	1	1	1	1	0	0	0	1	0	9	13	4.50	1.000										

Batter	1	2	3	4	5	6	7	8	9	AB	R	H	RBI	BB	SO	LOB	BOTTOM										
<b>Phil Rizzuto, R</b> OBP: 0.349, SLG: 0.353 (1, 6)	FC4-6 1B		L8		K			B5-3	K	5	0	1	1	0	2	2	<b>St. Louis Browns @ New York Yankees</b> Yankee Stadium, Bronx, NY Fri Jul 11 1952, 3:33 AM EDT Att: 9,769 - Unknown										
<b>Joe Collins, L</b> OBP: 0.388, SLG: 0.464 (1, 3)	FC4-6 1-2		3-H			3-1		HR	K	5	1	2	1	0	1	3											
<b>Hank Bauer, R</b> OBP: 0.354, SLG: 0.467 (1, 9)	F5		L7			F9		1B	1B	4	0	1	0	0	2												
<b>Yogi Berra, L</b> OBP: 0.349, SLG: 0.490 (1, 2)	L9				F9		4-3		1B	4	0	1	0	0	1												
<b>Mickey Mantle, S</b> OBP: 0.398, SLG: 0.510 (1, 8)		5-3		5-3			E5 6-3 1B	K		4	1	0	0	0	1	2											
<b>Gil McDougald, R</b> OBP: 0.351, SLG: 0.369 (1, 5)		F9			BB		6-3	P4		3	0	0	0	1	3												
<b>Billy Martin, R</b> OBP: 0.345, SLG: 0.397 (1, 4)		F9			F8		PB 1B		1B BB	3	0	1	1	1	0	1											
<b>Bob Cerv, R</b> OBP: 0.313, SLG: 0.356 (1, 7)			PB L8 BB		F9		F3		F8	3	1	0	0	1	0	2											
<b>Bill Miller, L</b> OBP: 0.256, SLG: 0.313 (5, 1) <b>Joe Ostrowski, L</b> OBP: 0.388, SLG: 0.464 (7, 1) <b>Bobby Hogue, R</b> OBP: 0.326, SLG: 0.350 (7, PH) <b>Johnny Mize, R</b> OBP: 0.292, SLG: 0.329 (8, 1) <b>Jim McDonald, R</b> OBP: 0.341, SLG: 0.462 (8, PH)			1-3 K		6-3		F9		1-2 1B	1	0	0	0	0	0	1											
<b>Inning Stats</b>	R: 0 E: 0 K: 0 S: 4	H: 1 LOB: 1 BB: 0 P: 4	R: 0 E: 0 K: 0 S: 3	H: 0 LOB: 0 BB: 0 P: 3	R: 1 E: 0 K: 1 S: 6	H: 1 LOB: 1 BB: 1 P: 10	R: 0 E: 0 K: 0 S: 3	H: 0 LOB: 1 BB: 1 P: 7	R: 0 E: 0 K: 0 S: 5	H: 0 LOB: 0 BB: 0 P: 5	R: 0 E: 0 K: 0 S: 3	H: 0 LOB: 0 BB: 0 P: 3	R: 1 E: 1 K: 0 S: 5	H: 1 LOB: 1 BB: 0 P: 5	R: 1 E: 0 K: 1 S: 8	H: 3 LOB: 2 BB: 0 P: 8	R: 0 E: 0 K: 2 S: 8	H: 1 LOB: 2 BB: 1 P: 12	1B: 6 2B: 0 3B: 0 HR: 1	SF: 0 SAC: 0 DP: 0 HBP: 0	WP: 0 PB: 3 SB: 0 CS: 0	PA: 38					
<b>PITCHER</b>	IP	WLS	BF	H	R	ER	SO	BB	IBB	HBP	BLK	WP	HR	S	P	ERA	WHIP										
<b>Tommy Byrne, L</b> ERA: 4.46 (1, 1)	9.0	W	38	7	3	1	5	3	0	0	0	0	1	45	57	1.00	1.111										

**AB 35**  
**R 6**  
**H 10**  
**RBI 5**  
**BB 5**  
**SO 2**  
**LOB 16**



**AB 35**  
**R 3**  
**H 7**  
**RBI 3**  
**BB 3**  
**SO 5**  
**LOB 18**





Batter	1	2	3	4	5	6	7	8	9	10	11	AB	R	H	RBI	BB	SO	LOB	TOP							
Bobby Young, L OBP: 0.340, SLG: 0.359 (1, 4)	F7		HR	FC4-6			7-4 SH3-4 1B			F9		5	1	2	1	0	0	1								
Jim Rivera, L OBP: 0.329, SLG: 0.376 (1, 8)	G3-6-4 1B		FC6-4 HBP			CS BB	SH3-4			F8		2	0	1	0	1	0	0								
Jim Delsing, L OBP: 0.341, SLG: 0.378 (1, 7)	G3-6-4		FC6-4 HBP			F6	7-4			1B		5	0	1	0	0	0	4								
Dick Kryhoski, L OBP: 0.287, SLG: 0.395 (1, 3)		5-3				K				1B		4	0	2	0	0	1	0								
Clint Courtney, L OBP: 0.329, SLG: 0.345 Darrell Johnson, R OBP: 0.384, SLG: 0.344 (8, 2)			F9			WP 1B FC5-2 1B				FC3-6 CS		4	1	2	0	0	0	3								
Bob Nieman, R OBP: 0.355, SLG: 0.430 (1, 9)		FC1 HR				FC5-2 WP 1B				F8		5	1	1	0	0	2	4								
Jim Dyck, R OBP: 0.335, SLG: 0.387 (1, 5)		F7				FC5-2				6-3		4	0	0	0	1	0	4								
Marty Marion, R OBP: 0.292, SLG: 0.335 (1, 6)			L3			P3				F5		5	1	2	3	0	0	3								
Stubby Overmire, R OBP: 0.182, SLG: 0.143 Satchel Paige, R OBP: 0.182, SLG: 0.143 (4, 1)		HR				5-3				F6		2	0	1	0	0	1	0								
Inning Stats	R: 0 E: 0 K: 0 S: 3	H: 1 LOB: 0 BB: 0 P: 3	R: 3 E: 1 K: 1 S: 8	H: 2 LOB: 0 BB: 0 P: 8	R: 1 E: 0 K: 1 S: 6	H: 1 LOB: 2 BB: 0 P: 8	R: 0 E: 0 K: 0 S: 4	H: 1 LOB: 1 BB: 4 P: 4	R: 0 E: 0 K: 1 S: 4	H: 0 LOB: 0 BB: 1 P: 8	R: 0 E: 0 K: 0 S: 5	H: 2 LOB: 2 BB: 0 P: 5	R: 0 E: 0 K: 0 S: 3	H: 1 LOB: 0 BB: 0 P: 3	R: 0 E: 0 K: 0 S: 3	H: 1 LOB: 0 BB: 0 P: 3	R: 0 E: 0 K: 0 S: 5	H: 2 LOB: 2 BB: 0 P: 5	R: 0 E: 0 K: 2 S: 7	H: 0 LOB: 1 BB: 1 P: 11	1B: 10 2B: 1 3B: 0 HR: 2	SF: 0 SAC: 1 DP: 2 HBP: 2	WP: 1 PB: 0 SB: 0 CS: 2	PA: 45		
PITCHER Allie Reynolds, R ERA: 1.46 (1, 1)	IP 11.0	WLS W 45	BF H 12	R R 4	ER ER 1	SO SO 5	BB BB 2	IBB IBB 0	HBP HBP 2	BLK BLK 0	WP WP 1	HR HR 2	S S 51	P P 61	ERA 0.82	WHIP 1.273										

St. Louis Browns @ New York Yankees  
Yankee Stadium, Bronx, NY  
Sat Jul 12 1952, 3:33 AM EDT  
Att: 13,397 - Unknown


AB 40  
R 4  
H 12  
RBI 4  
BB 2  
SO 5  
LOB 25



Batter	1	2	3	4	5	6	7	8	9	10	11	AB	R	H	RBI	BB	SO	LOB	BOTTOM							
Phil Rizzuto, R OBP: 0.344, SLG: 0.347 (1, 6)	6-3		K	P3			F5			F7		5	0	0	0	0	1	0								
Joe Collins, L OBP: 0.369, SLG: 0.462 (1, 3)	3-1		HR			4-3-6 1B	F9			4-3		5	1	2	0	0	0	0								
Hank Bauer, R OBP: 0.351, SLG: 0.462 (1, 9)	1B		F9			4-3-6	F8			K		5	0	1	0	0	1	2								
Yogi Berra, L OBP: 0.354, SLG: 0.504 (1, 2)						4-3	F8			1B SH 1B		5	2	3	2	0	0	0								
Mickey Mantle, S OBP: 0.391, SLG: 0.500 (1, 8)	F2		F5			K	G3			F5		5	0	0	0	0	1	3								
Gil McDougald, R OBP: 0.358, SLG: 0.375 (1, 5)			FC4-6 BB			HR	1B			SH 1B 1B		3	1	2	0	1	1	0								
Gene Woodling, L OBP: 0.402, SLG: 0.503 (1, 7)		F7				HR	1B			P6		5	1	3	2	0	0	1								
Billy Martin, R OBP: 0.336, SLG: 0.385 Johnny Mize, L OBP: 0.294, SLG: 0.299 (11, PH)		F7				5-3	F6			K		4	0	0	0	0	1	3								
Allie Reynolds, R OBP: 0.200, SLG: 0.208 (1, 1)		FC4-6				4-3	K			P3		5	0	1	1	0	1	3								
Inning Stats	R: 0 E: 0 K: 0 S: 5	H: 2 LOB: 2 BB: 0 P: 5	R: 0 E: 0 K: 0 S: 3	H: 0 LOB: 1 BB: 1 P: 7	R: 2 E: 0 K: 1 S: 7	H: 2 LOB: 0 BB: 0 P: 7	R: 2 E: 0 K: 0 S: 5	H: 2 LOB: 0 BB: 5 P: 5	R: 0 E: 0 K: 0 S: 9	H: 2 LOB: 2 BB: 0 P: 9	R: 0 E: 0 K: 0 S: 3	H: 0 LOB: 0 BB: 3 P: 3	R: 0 E: 0 K: 1 S: 5	H: 0 LOB: 0 BB: 0 P: 5	R: 0 E: 0 K: 1 S: 5	H: 0 LOB: 0 BB: 0 P: 5	R: 0 E: 0 K: 1 S: 5	H: 0 LOB: 0 BB: 0 P: 5	R: 1 E: 0 K: 0 S: 6	H: 3 LOB: 3 BB: 0 P: 6	1B: 9 2B: 2 3B: 0 HR: 2	SF: 0 SAC: 1 DP: 1 HBP: 0	WP: 0 PB: 0 SB: 0 CS: 0	PA: 45		
PITCHER Stubby Overmire, L ERA: 2.59 Satchel Paige, R ERA: 2.43 (1, 1) (4, 1)	IP 3.0 7.2	WLS L 29	BF H 6	R R 4	ER ER 1	SO SO 1	BB BB 1	IBB IBB 0	HBP HBP 0	BLK BLK 0	WP WP 0	HR HR 2	S S 17	P P 21	ERA 12.00	WHIP 2.333										

St. Louis Browns @ New York Yankees  
Yankee Stadium, Bronx, NY  
Sat Jul 12 1952, 3:33 AM EDT  
Att: 13,397 - Unknown

AB 43  
R 5  
H 12  
RBI 5  
BB 1  
SO 6  
LOB 15





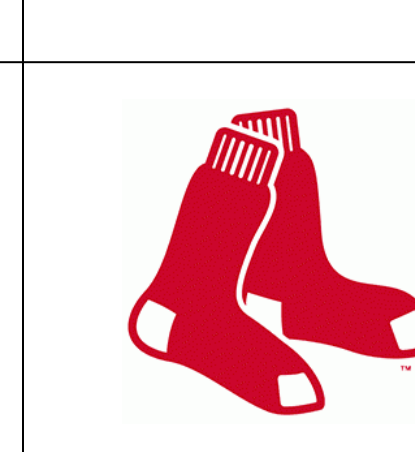
Batter	1	2	3	4	5	6	7	8	9	10	AB	R	H	RBI	BB	SO	LOB	TOP						
<b>Bobby Young, L</b> OBP: 0.334, SLG: 0.353 (1, 4)	F8		FC4-6 1B		K		4-3			4-3	5	1	0	1	0	1	1	<b>St. Louis Browns @ Boston Red Sox</b> Fenway Park, Boston, MA Sun Jul 13 1952, 3:33 AM EDT Sunny - 88 F						
<b>Jim Rivera, L</b> OBP: 0.330, SLG: 0.377 (1, 8)	K		1B		F4					K	5	1	2	0	0	2								
<b>Jim Delsing, L</b> OBP: 0.338, SLG: 0.374 (1, 7)	F2				6-3		CS		L6	4-3	5	0	1	2	0	0								
<b>Dick Kryhoski, L</b> OBP: 0.296, SLG: 0.396 (1, 3)		4-3	4-3			2B			E3		4	1	1	0	0	0								
<b>Clint Courtney, L</b> OBP: 0.332, SLG: 0.350 (1, 2)		G6-4-3 BB			2B		F7		G6-4-3		3	0	1	0	1	0								
<b>Bob Nieman, R</b> OBP: 0.350, SLG: 0.424 (1, 9)		G6-4-3			6-3		5-3			6-3	4	0	0	0	0	0								
<b>Jim Dyck, R</b> OBP: 0.333, SLG: 0.380 (1, 5)					6-3		K			K	3	1	0	0	0	2								
<b>Marty Marion, R</b> OBP: 0.309, SLG: 0.350 (1, 6)			1B FC4-6				CS 2B				2	1	2	2	2	0								
<b>Gene Bearden, L</b> OBP: 0.455, SLG: 0.545 (5, 1)							CS 2B				2	0	1	0	0	0								
<b>Earl Harrist, R</b> OBP: 0.120, SLG: 0.120 (8, 1)					4-3		K			F7	1	0	0	0	0	1								
<b>Dave Madison, R</b> OBP: 0.250, SLG: 0.250 (9, PH)											0	0	0	0	0	0								
<b>Tommy Byrne, L</b> OBP: 0.275, SLG: 0.277 (9, PH)											1	0	0	0	0	0								
<b>Ken Holcombe, R</b> OBP: 0.091, SLG: 0.091 (9, 1)											0	0	0	0	0	0								
<b>Inning Stats</b>	R: 0 E: 0 K: 1 S: 5	H: 0 LOB: 0 BB: 0 P: 5	R: 0 E: 0 K: 0 S: 2	H: 0 LOB: 0 BB: 1 P: 6	R: 3 E: 0 K: 0 S: 6	H: 3 LOB: 1 BB: 1 P: 10	R: 0 E: 0 K: 1 S: 6	H: 1 LOB: 2 BB: 1 P: 10	R: 0 E: 0 K: 1 S: 5	H: 0 LOB: 0 BB: 0 P: 5	R: 2 E: 0 K: 0 S: 4	H: 2 LOB: 0 BB: 0 P: 5	R: 0 E: 1 K: 0 S: 3	H: 0 LOB: 0 BB: 0 P: 3	R: 0 E: 0 K: 1 S: 6	H: 1 LOB: 1 BB: 0 P: 6	R: 0 E: 0 K: 1 S: 5	H: 0 LOB: 0 BB: 0 P: 5	1B: 5 2B: 3 3B: 0 HR: 0	SF: 0 SAC: 0 DP: 2 HBP: 1	WP: 0 PB: 0 SB: 0 CS: 2	PA: 41		
<b>PITCHER</b>	IP 7.0	WLS 29	H 7	R 5	ER 5	SO 4	BB 3	IBB 0	HBP 1	BLK 0	WP 0	HR 0	S 33	P 46	ERA 6.43	WHIP 1.429								
<b>Dizzy Trout, R</b> ERA: 4.32 (8, 1)	3.0	W	10	1	0	0	2	0	0	0	0	0	14	14	0.00	0.333								

AB	35
R	5
H	8
RBI	5
BB	3
SO	6
LOB	11



Batter	1	2	3	4	5	6	7	8	9	10	AB	R	H	RBI	BB	SO	LOB	BOTTOM					
<b>Clyde Vollmer, R</b> OBP: 0.342, SLG: 0.403 (6, 9)	G6-4-3 BB			5-3			K			4-3	2	0	1	0	1	0	1	<b>St. Louis Browns @ Boston Red Sox</b> Fenway Park, Boston, MA Sun Jul 13 1952, 3:33 AM EDT Sunny - 88 F					
<b>George Schmees, L</b> OBP: 0.195, SLG: 0.195 (1, 5)	G6-4-3		1B				F5			F8	5	1	2	0	0	0							
<b>George Kell, R</b> OBP: 0.383, SLG: 0.419 (1, 8)	G6-4-3		BB E 1B				WP 1B			F7	4	0	1	0	1	0							
<b>Dom DiMaggio, R</b> OBP: 0.398, SLG: 0.382 (1, 6)	BB 1B		FC4 BB				F8			F7	1	0	0	0	1	0							
<b>Vern Stephens, R</b> OBP: 0.309, SLG: 0.389 (3, PR)			FC4				K			L4	3	1	1	0	0	1							
<b>Johnny Lipon, R</b> OBP: 0.306, SLG: 0.273 (4, 6)			1-2 2H				K				SH1-4 HR 1B	4	1	1	1	0							
<b>Billy Goodman, L</b> OBP: 0.401, SLG: 0.467 (1, 4)	F7		F8				L8				SH1-4	4	1	1	1	0							
<b>Hoot Evers, R</b> OBP: 0.333, SLG: 0.410 (1, 7)		F8		2B BB			K			HR	2	3	0	0	2	1							
<b>Dick Gernert, R</b> OBP: 0.271, SLG: 0.375 (1, 3)			WP 1B				K			HR	5	1	3	3	0	2							
<b>Sammy White, R</b> OBP: 0.314, SLG: 0.435 (1, 2)		6-3					F8				5	1	2	3	0	0							
<b>Dizzy Trout, R</b> OBP: 0.160, SLG: 0.160 (7, PH)		5-3					K			F8	2	0	0	0	0	1							
<b>Faye Throneberry, L</b> OBP: 0.333, SLG: 0.370 (8, 1)							K				1	0	0	0	0	1							
<b>Ralph Brickner, R</b> ERA: 5.55 (8, 1)											1	0	0	0	0	1							
<b>Inning Stats</b>	R: 0 E: 0 K: 0 S: 3	H: 1 LOB: 2 BB: 2 P: 11	R: 0 E: 0 K: 0 S: 4	H: 1 LOB: 1 BB: 0 P: 4	R: 1 E: 1 K: 0 S: 4	H: 2 LOB: 1 BB: 1 P: 8	R: 1 E: 0 K: 1 S: 6	H: 1 LOB: 1 BB: 1 P: 10	R: 0 E: 0 K: 1 S: 6	H: 0 LOB: 0 BB: 0 P: 7	R: 0 E: 0 K: 2 S: 7	H: 0 LOB: 0 BB: 0 P: 7	R: 3 E: 0 K: 0 S: 6	H: 3 LOB: 1 BB: 0 P: 7	R: 0 E: 0 K: 0 S: 3	H: 0 LOB: 0 BB: 0 P: 3	R: 3 E: 0 K: 1 S: 6	H: 2 LOB: 0 BB: 1 P: 10	1B: 6 2B: 2 3B: 0 HR: 3	SF: 0 SAC: 1 DP: 1 HBP: 1	WP: 2 PB: 0 SB: 0 CS: 0	PA: 44	
<b>PITCHER</b>	IP 4.0	WLS 20	H 6	R 2	ER 1	SO 1	BB 4	IBB 0	HBP 0	BLK 0	WP 1	HR 0	S 18	P 34	ERA 2.25	WHIP 2.500							
<b>Gene Bearden, L</b> ERA: 3.58 (5, 1)	3.2	15	3	3	3	5	0	0	1	0	1	2	24	25	7.36	0.818							
<b>Dave Madison, R</b> ERA: 4.05 (8, 1)	0.1	1	0	0	0	0	0	0	0	0	0	0	1	1	0.00	0.000							
<b>Ken Holcombe, R</b> ERA: 5.55 (8, 1)	1.2	L	8	2	3	3	1	0	1	0	0	1	9	13	16.20	1.200							

AB	37
R	8
H	11
RBI	7
BB	5
SO	7
LOB	16





Batter	1	2	3	4	5	6	7	8	9	AB	R	H	RBI	BB	SO	LOB	TOP			
<b>Bobby Young, L</b> OBP: 0.333, SLG: 0.349 (1, 4)										3	0	0	0	1	1	1	<b>St. Louis Browns @ Boston Red Sox</b> Fenway Park, Boston, MA Sun Jul 13 1952, 3:38 AM EDT Att: 22,770 - Sunny - 93 F			
<b>Cass Michaels, R</b> OBP: 0.310, SLG: 0.339 (1, 5)										4	0	0	0	0	1	2				
<b>Bob Nieman, R</b> OBP: 0.349, SLG: 0.421 (1, 9)										4	0	1	0	0	1	1				
<b>Les Moss, R</b> OBP: 0.344, SLG: 0.433 (1, 2)										3	0	0	0	0	1	1				
<b>Dick Kryhoski, L</b> OBP: 0.293, SLG: 0.391 (1, 3)										3	0	0	0	0	1	0				
<b>Jim Dyck, R</b> OBP: 0.328, SLG: 0.373 (1, 7)										3	0	0	0	0	0	0				
<b>Fred Marsh, R</b> OBP: 0.250, SLG: 0.186 (1, 6)										2	0	0	0	1	1	0				
<b>Jim Rivera, L</b> OBP: 0.327, SLG: 0.373 (1, 8)										3	0	0	0	0	2	1				
<b>Ned Garver, R</b> OBP: 0.273, SLG: 0.250 (1, 1)										3	0	1	0	0	0	0				
<b>Inning Stats</b>	R: 0 E: 0 K: 1 S: 6	H: 1 LOB: 1 BB: 0 P: 6	R: 0 E: 0 K: 1 S: 5	H: 0 LOB: 1 BB: 1 P: 9	R: 0 E: 0 K: 2 S: 8	H: 1 LOB: 1 BB: 0 P: 8	R: 0 E: 0 K: 0 S: 3	H: 0 LOB: 0 BB: 0 P: 3	R: 0 E: 0 K: 1 S: 5	H: 0 LOB: 0 BB: 0 P: 3	R: 0 E: 0 K: 1 S: 5	H: 0 LOB: 0 BB: 0 P: 5	R: 0 E: 0 K: 2 S: 7	H: 0 LOB: 0 BB: 1 P: 7	R: 0 E: 0 K: 0 S: 2	H: 0 LOB: 0 BB: 1 P: 6		1B: 2 2B: 0 3B: 0 HR: 0	SF: 0 SAC: 0 DP: 1 HBP: 0	WP: 0 PB: 0 SB: 0 CS: 0
<b>PITCHER</b> <b>Mickey McDermott, L</b> ERA: 3.19 (1, 1)	IP: 9.0 WLS: W BF: 30	H: 2 R: 0 ER: 0 SO: 8	BB: 2 IBB: 0 HBP: 0 BLK: 0	WP: 0 HR: 0 S: 44 P: 52	ERA: 0.00 WHIP: 0.444											ERA: 0.00 WHIP: 0.444				

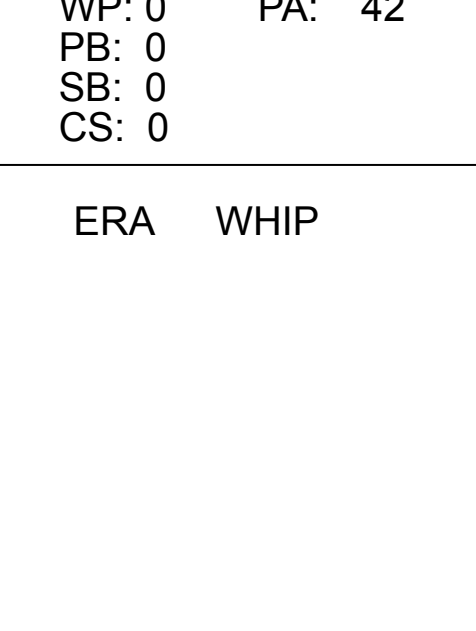
Batter	1	2	3	4	5	6	7	8	9	AB	R	H	RBI	BB	SO	LOB	BOTTOM	
<b>Johnny Lipon, R</b> OBP: 0.305, SLG: 0.272 (1, 6)										4	1	1	0	0	0	0	<b>St. Louis Browns @ Boston Red Sox</b> Fenway Park, Boston, MA Sun Jul 13 1952, 3:38 AM EDT Att: 22,770 - Sunny - 93 F	
<b>Faye Throneberry, L</b> OBP: 0.344, SLG: 0.380 (1, 9)										4	0	3	0	0	0	0		
<b>George Kell, R</b> OBP: 0.382, SLG: 0.415 (1, 5)										3	1	0	1	1	0	2		
<b>Dom DiMaggio, R</b> OBP: 0.393, SLG: 0.376 (1, 8)										4	0	0	0	0	0	2		
<b>Billy Goodman, L</b> OBP: 0.406, SLG: 0.472 (1, 4)										4	1	3	1	0	0	0		
<b>Hoot Evers, R</b> OBP: 0.338, SLG: 0.427 (1, 7)										4	1	2	1	0	1	1		
<b>Dick Gemert, R</b> OBP: 0.270, SLG: 0.370 (1, 3)										4	0	1	1	0	0	3		
<b>Sammy White, R</b> OBP: 0.313, SLG: 0.431 (1, 2)										4	0	1	0	0	0	3		
<b>Mickey McDermott, L</b> OBP: 0.200, SLG: 0.303 (1, 1)										3	0	0	0	0	0	2		
<b>Inning Stats</b>	R: 4 E: 2 K: 0 S: 9	H: 6 LOB: 2 BB: 0 P: 9	R: 0 E: 0 K: 0 S: 3	H: 1 LOB: 1 BB: 1 P: 7	R: 0 E: 0 K: 0 S: 4	H: 1 LOB: 1 BB: 0 P: 4	R: 0 E: 0 K: 0 S: 4	H: 1 LOB: 2 BB: 0 P: 5	R: 0 E: 0 K: 0 S: 3	H: 0 LOB: 0 BB: 0 P: 3	R: 0 E: 0 K: 1 S: 5	H: 0 LOB: 0 BB: 0 P: 5	R: 0 E: 0 K: 1 S: 5	H: 0 LOB: 0 BB: 0 P: 5	1B: 10 2B: 0 3B: 1 HR: 0	SF: 0 SAC: 0 DP: 0 HBP: 0		WP: 0 PB: 0 SB: 1 CS: 1
<b>PITCHER</b> <b>Ned Garver, R</b> ERA: 3.71 (1, 1)	IP: 8.0 WLS: L BF: 35	H: 11 R: 4 ER: 4 SO: 1	BB: 1 IBB: 0 HBP: 0 BLK: 0	WP: 0 HR: 0 S: 36 P: 40	ERA: 4.50 WHIP: 1.500											ERA: 4.50 WHIP: 1.500		



Batter	1	2	3	4	5	6	7	8	9	AB	R	H	RBI	BB	SO	LOB	TOP					
<b>Bobby Young, L</b> OBP: 0.334, SLG: 0.350 (1,4)										5	1	2	0	0	0	0						
<b>Jim Rivera, L</b> OBP: 0.325, SLG: 0.373 (1,8)										5	1	1	0	0	0	2						
<b>Jim Delsing, L</b> OBP: 0.339, SLG: 0.376 (1,7)										4	2	1	0	1	0	1						
<b>Dick Kryhoski, L</b> OBP: 0.299, SLG: 0.396 (1,3)										5	1	3	2	0	0	1						
<b>Les Moss, R</b> OBP: 0.348, SLG: 0.469 (1,2)										4	1	1	3	1	0	2						
<b>Bob Nieman, R</b> OBP: 0.353, SLG: 0.422 (1,9)										4	1	2	1	1	0	3						
<b>Jim Dyck, R</b> OBP: 0.333, SLG: 0.384 (1,5)										3	0	2	1	0	0	1						
<b>Marty Marion, R</b> OBP: 0.302, SLG: 0.341 (1,6)										4	0	0	0	0	2	3						
<b>Dave Madison, R</b> OBP: 0.167, SLG: 0.167 (1,1)										4	0	0	0	0	2	1						
<b>Earl Harrist, R</b> OBP: 0.120, SLG: 0.120 (9,1)										0	0	0	0	0	0	0						
<b>Inning Stats</b>	R: 5 E: 1 K: 1 S: 9	H: 4 LOB: 0 BB: 1 P: 13	R: 0 E: 0 K: 0 S: 5	H: 0 LOB: 0 BB: 0 P: 5	R: 1 E: 0 K: 0 S: 4	H: 1 LOB: 1 BB: 1 P: 8	R: 0 E: 0 K: 1 S: 6	H: 1 LOB: 0 BB: 0 P: 6	R: 1 E: 0 K: 0 S: 8	H: 3 LOB: 2 BB: 0 P: 8	R: 0 E: 0 K: 0 S: 3	H: 0 LOB: 0 BB: 0 P: 3	R: 0 E: 0 K: 0 S: 3	H: 1 LOB: 0 BB: 0 P: 3	R: 0 E: 1 K: 0 S: 4	H: 0 LOB: 1 BB: 0 P: 4	R: 0 E: 0 K: 0 S: 5	H: 2 LOB: 3 BB: 1 P: 9	1B: 8 2B: 3 3B: 0 HR: 1	SF: 0 SAC: 1 DP: 1 HBP: 0	WP: 0 PB: 0 SB: 0 CS: 0	PA: 42
<b>PITCHER</b>	IP WLS BF H R ER SO BB IBB HBP BLK WP HR S P ERA WHIP																					
<b>Ray Scarborough, R</b> ERA: 3.95 (1,1)	0.1 L 6 3 5 4 0 1 0 0 0 0 0 5 9 108.00 12.000																					
<b>Willard Nixon, R</b> ERA: 5.27 (1,1)	8.2 36 9 2 2 4 2 0 0 0 0 1 42 50 2.08 1.269																					

St. Louis Browns @ Boston Red Sox  
Fenway Park, Boston, MA  
Mon Jul 14 1952, 3:33 AM EDT  
Att. 4,196 - Unknown - 92 F

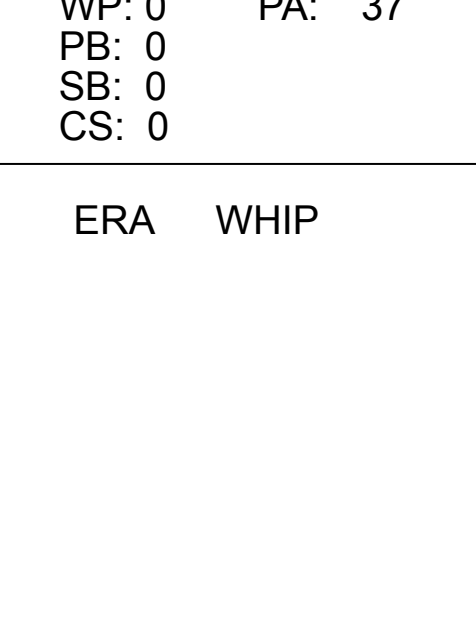
AB 38  
R 7  
H 12  
RBI 7  
BB 3  
SO 4  
LOB 14




Batter	1	2	3	4	5	6	7	8	9	AB	R	H	RBI	BB	SO	LOB	BOTTOM			
<b>Johnny Lipon, R</b> OBP: 0.304, SLG: 0.272 (1,6)										4	0	1	0	0	1	2				
<b>Clyde Vollmer, R</b> OBP: 0.340, SLG: 0.400 (9, FH)										1	0	0	0	0	0	0				
<b>Faye Throneberry, L</b> OBP: 0.330, SLG: 0.370 (1,9)										4	0	0	0	0	0	3				
<b>George Kell, R</b> OBP: 0.377, SLG: 0.409 (1,5)										4	0	0	0	0	0	1				
<b>George Schmees, L</b> OBP: 0.200, SLG: 0.212 (1,8)										3	1	1	0	1	0	0				
<b>Billy Goodman, L</b> OBP: 0.404, SLG: 0.468 (1,4)										4	1	1	0	0	0	1				
<b>Hoot Evers, R</b> OBP: 0.335, SLG: 0.422 (1,7)										4	0	1	0	0	1	3				
<b>Dick Gemert, R</b> OBP: 0.279, SLG: 0.490 (1,3)										3	1	1	3	1	0	1				
<b>Sammy White, R</b> OBP: 0.315, SLG: 0.432 (1,2)										2	0	1	0	0	0	2				
<b>Del Wilber, R</b> OBP: 0.305, SLG: 0.302 (9, FH)										2	1	1	0	0	1	0				
<b>Ray Scarborough, R</b> OBP: 0.333, SLG: 0.286 (1,1)										0	0	0	0	0	0	0				
<b>Willard Nixon, L</b> OBP: 0.296, SLG: 0.300 (1,1)										2	0	1	0	1	0	1				
<b>Dom DiMaggio, R</b> OBP: 0.395, SLG: 0.390 (9, FH)										1	1	1	2	0	0	0				
<b>Inning Stats</b>	R: 0 E: 0 K: 0 S: 3	H: 0 LOB: 0 BB: 0 P: 3	R: 0 E: 0 K: 0 S: 4	H: 1 LOB: 2 BB: 1 P: 8	R: 0 E: 0 K: 0 S: 4	H: 2 LOB: 1 BB: 0 P: 4	R: 0 E: 0 K: 0 S: 4	H: 1 LOB: 1 BB: 0 P: 4	R: 0 E: 0 K: 0 S: 3	H: 0 LOB: 0 BB: 0 P: 3	R: 0 E: 0 K: 0 S: 3	H: 0 LOB: 0 BB: 0 P: 3	R: 0 E: 0 K: 2 S: 7	H: 0 LOB: 1 BB: 1 P: 11	R: 5 E: 0 K: 1 S: 9	H: 4 LOB: 0 BB: 1 P: 13	1B: 6 2B: 1 3B: 0 HR: 2	SF: 0 SAC: 0 DP: 2 HBP: 0	WP: 0 PB: 0 SB: 0 CS: 0	PA: 37
<b>PITCHER</b>	IP WLS BF H R ER SO BB IBB HBP BLK WP HR S P ERA WHIP																			
<b>Dave Madison, R</b> ERA: 4.07 (1,1)	8.2 W 35 8 4 4 3 3 0 0 0 0 1 38 50 4.15 1.269																			
<b>Earl Harrist, R</b> ERA: 4.0 (9,1)	0.1 S 2 1 1 1 0 0 0 0 0 0 1 2 2 27.00 3.000																			


St. Louis Browns @ Boston Red Sox  
Fenway Park, Boston, MA  
Mon Jul 14 1952, 3:33 AM EDT  
Att. 4,196 - Unknown - 92 F

AB 34  
R 5  
H 9  
RBI 5  
BB 3  
SO 3  
LOB 14





Batter	1	2	3	4	5	6	7	8	9	AB	R	H	RBI	BB	SO	LOB	TOP																	
<a href="#">Bobby Young, L</a> (1,4) OBP: 0.334, SLG: 0.350											0	0	0	0	0	0	0	<b>St. Louis Browns @ Philadelphia Athletics</b> Shibe Park, Philadelphia, PA Tue Jul 15 1952, 3:33 AM EDT Unknown <a href="http://livebaseballscorecards.com">livebaseballscorecards.com</a>																
<a href="#">Jim Rivera, L</a> (1,8) OBP: 0.325, SLG: 0.373											0	0	0	0	0	0	0																	
<a href="#">Jim Delsing, L</a> (1,7) OBP: 0.339, SLG: 0.376											0	0	0	0	0	0	0																	
<a href="#">Dick Kryhoski, L</a> (1,3) OBP: 0.299, SLG: 0.396											0	0	0	0	0	0	0																	
<a href="#">Les Moss, R</a> (1,2) OBP: 0.348, SLG: 0.469											0	0	0	0	0	0	0																	
<a href="#">Bob Nieman, R</a> (1,9) OBP: 0.353, SLG: 0.422											0	0	0	0	0	0	0																	
<a href="#">Jim Dyck, R</a> (1,5) OBP: 0.333, SLG: 0.384											0	0	0	0	0	0	0																	
<a href="#">Joe Demaestri, R</a> (1,6) OBP: 0.256, SLG: 0.286											0	0	0	0	0	0	0																	
<a href="#">Duane Pilette, R</a> (1,1) OBP: 0.211, SLG: 0.216											0	0	0	0	0	0	0																	
<b>Inning Stats</b>											1B: 0	SF: 0	WP: 0	PA: 0	2B: 0	SAC: 0	FB: 0		3B: 0	DP: 0	SB: 0	CS: 0	HR: 0	HBP: 0										
<b>PITCHER</b> <a href="#">Carl Scheib, R</a> (1,1) ERA: 4.37	IP	WLS	BF	H	R	ER	SO	BB	IBB	HBP	BLK	WP	HR	S	P	ERA	WHIP																	
<b>PITCHER</b>																		IP	WLS	BF	H	R	ER	SO	BB	IBB	HBP	BLK	WP	HR	S	P	ERA	WHIP


Batter	1	2	3	4	5	6	7	8	9	AB	R	H	RBI	BB	SO	LOB	BOTTOM																	
<a href="#">Eddie Joost, R</a> (1,6) OBP: 0.401, SLG: 0.436											0	0	0	0	0	0	0	<b>St. Louis Browns @ Philadelphia Athletics</b> Shibe Park, Philadelphia, PA Tue Jul 15 1952, 3:33 AM EDT Unknown <a href="http://livebaseballscorecards.com">livebaseballscorecards.com</a>																
<a href="#">Femis Fain, L</a> (1,3) OBP: 0.427, SLG: 0.412											0	0	0	0	0	0	0																	
<a href="#">Dave Philley, S</a> (1,8) OBP: 0.339, SLG: 0.352											0	0	0	0	0	0	0																	
<a href="#">Gus Zernial, R</a> (1,7) OBP: 0.374, SLG: 0.509											0	0	0	0	0	0	0																	
<a href="#">Kite Thomas, R</a> (1,9) OBP: 0.348, SLG: 0.421											0	0	0	0	0	0	0																	
<a href="#">Billy Hitchcock, R</a> (1,5) OBP: 0.275, SLG: 0.254											0	0	0	0	0	0	0																	
<a href="#">Skeeter Kell, R</a> (1,4) OBP: 0.276, SLG: 0.281											0	0	0	0	0	0	0																	
<a href="#">Joe Astroth, R</a> (1,2) OBP: 0.275, SLG: 0.265											0	0	0	0	0	0	0																	
<a href="#">Carl Scheib, R</a> (1,1) OBP: 0.212, SLG: 0.212											0	0	0	0	0	0	0																	
<b>Inning Stats</b>											1B: 0	SF: 0	WP: 0	PA: 0	2B: 0	SAC: 0	FB: 0		3B: 0	DP: 0	SB: 0	CS: 0	HR: 0	HBP: 0										
<b>PITCHER</b> <a href="#">Duane Pilette, R</a> (1,1) ERA: 3.49	IP	WLS	BF	H	R	ER	SO	BB	IBB	HBP	BLK	WP	HR	S	P	ERA	WHIP																	
<b>PITCHER</b>																		IP	WLS	BF	H	R	ER	SO	BB	IBB	HBP	BLK	WP	HR	S	P	ERA	WHIP



Batter	1	2	3	4	5	6	7	8	9	AB	R	H	RBI	BB	SO	LOB	TOP			
<b>Bobby Young, L</b> (1,4) OBP: 0.330, SLG: 0.345										5	1	2	0	0	0	1				
<b>Jim Rivera, L</b> (1,8) OBP: 0.325, SLG: 0.372										4	0	0	0	0	1	2				
<b>Jim Delsing, L</b> (1,7) OBP: 0.349, SLG: 0.386										4	0	3	0	0	0	0				
<b>Dick Kryhoski, L</b> (1,3) OBP: 0.296, SLG: 0.393										4	0	1	1	0	1	3				
<b>Bob Nieman, R</b> (1,9) OBP: 0.347, SLG: 0.417										4	0	1	0	0	0	5				
<b>Darrell Johnson, R</b> (1,2) OBP: 0.403, SLG: 0.364										2	1	1	0	2	0	1				
<b>Jim Dyck, R</b> (1,5) OBP: 0.335, SLG: 0.401										4	1	1	2	0	0	2				
<b>Joe Demaestri, R</b> (1,6) OBP: 0.271, SLG: 0.297										4	0	1	0	0	0	2				
<b>Bob Cain, L</b> (1,1) OBP: 0.179, SLG: 0.115										2	0	0	0	0	1	1				
<b>Gene Bearden, L</b> (7,1) OBP: 0.417, SLG: 0.500										2	0	0	0	0	0	0				
<b>Inning Stats</b>	R: 0 E: 0 K: 1 S: 7	H: 2 LOB: 2 BB: 0 P: 7	R: 0 E: 0 K: 0 S: 2	H: 0 LOB: 0 BB: 1 P: 6	R: 0 E: 0 K: 1 S: 5	H: 0 LOB: 0 BB: 0 P: 5	R: 0 E: 0 K: 0 S: 4	H: 1 LOB: 1 BB: 0 P: 4	R: 0 E: 0 K: 0 S: 4	H: 1 LOB: 1 BB: 0 P: 4	R: 0 E: 0 K: 0 S: 2	H: 0 LOB: 0 BB: 1 P: 6	R: 1 E: 0 K: 1 S: 8	H: 3 LOB: 2 BB: 0 P: 8	R: 2 E: 0 K: 0 S: 5	H: 2 LOB: 0 BB: 0 P: 5	1B: 6 2B: 4 3B: 0 HR: 1	SF: 0 SAC: 0 DP: 2 HBP: 0	WP: 0 PB: 0 SB: 0 CS: 0	PA: 37
<b>PITCHER</b> <b>Bobo Newsom, R</b> (1,1) ERA: 3.81	IP: 9.0 WLS: W BF: 37 H: 10 R: 3 ER: 3 SO: 3 BB: 2 IBB: 0 HBP: 0 BLK: 0 WP: 0 HR: 1 S: 41 P: 49 ERA: 3.00 WHIP: 1.333															<b>PITCHER</b>				

St. Louis Browns @ Philadelphia Athletics  
 Shibe Park, Philadelphia, PA  
 Tue Jul 15 1952, 3:38 AM EDT  
 Att: 6,891 - Unknown


AB 35  
 R 3  
 H 10  
 RBI 3  
 BB 2  
 SO 3  
 LOB 17




Batter	1	2	3	4	5	6	7	8	9	AB	R	H	RBI	BB	SO	LOB	BOTTOM			
<b>Eddie Joost, R</b> (1,6) OBP: 0.404, SLG: 0.459										5	1	2	2	0	0	0				
<b>Ferns Fain, L</b> (1,3) OBP: 0.424, SLG: 0.409										5	0	1	0	0	1	2				
<b>Dave Philley, S</b> (1,8) OBP: 0.333, SLG: 0.343										3	1	0	0	1	0	1				
<b>Gus Zernial, R</b> (1,7) OBP: 0.377, SLG: 0.507										3	1	1	0	1	0	1				
<b>Kite Thomas, R</b> (1,9) OBP: 0.377, SLG: 0.500										3	2	1	0	1	2	1				
<b>Billy Hitchcock, R</b> (1,5) OBP: 0.294, SLG: 0.274										3	3	2	4	1	0	0				
<b>Skeeter Kell, R</b> (1,4) OBP: 0.287, SLG: 0.302										4	2	3	1	0	1	1				
<b>Ray Murray, R</b> (1,2) OBP: 0.333, SLG: 0.517										4	1	2	4	0	0	1				
<b>Bobo Newsom, R</b> (1,1) OBP: 0.167, SLG: 0.167										3	0	1	0	0	1	0				
<b>Inning Stats</b>	R: 0 E: 0 K: 0 S: 4	H: 1 LOB: 1 BB: 0 P: 4	R: 2 E: 0 K: 2 S: 9	H: 3 LOB: 0 BB: 0 P: 9	R: 0 E: 0 K: 1 S: 5	H: 0 LOB: 0 BB: 0 P: 5	R: 0 E: 0 K: 1 S: 5	H: 0 LOB: 0 BB: 0 P: 5	R: 0 E: 0 K: 0 S: 3	H: 1 LOB: 0 BB: 0 P: 3	R: 0 E: 0 K: 0 S: 3	H: 0 LOB: 0 BB: 0 P: 3	R: 3 E: 0 K: 1 S: 8	H: 4 LOB: 2 BB: 2 P: 16	R: 6 E: 0 K: 0 S: 7	H: 4 LOB: 0 BB: 2 P: 15	1B: 7 2B: 3 3B: 2 HR: 2	SF: 0 SAC: 1 DP: 1 HBP: 0	WP: 0 PB: 0 SB: 1 CS: 0	PA: 38
<b>PITCHER</b> <b>Bob Cain, L</b> (1,1) ERA: 4.25	IP: 6.2 WLS: L BF: 25 H: 6 R: 4 ER: 4 SO: 4 BB: 2 IBB: 0 HBP: 0 BLK: 0 WP: 0 HR: 0 S: 33 P: 41 ERA: 5.40 WHIP: 1.200															<b>PITCHER</b>				
<b>Gene Bearden, L</b> (7,1) ERA: 4.52	IP: 1.1 WLS: L BF: 13 H: 7 R: 7 ER: 7 SO: 0 BB: 2 IBB: 0 HBP: 0 BLK: 0 WP: 0 HR: 2 S: 11 P: 19 ERA: 47.25 WHIP: 6.750															<b>PITCHER</b>				


St. Louis Browns @ Philadelphia Athletics  
 Shibe Park, Philadelphia, PA  
 Tue Jul 15 1952, 3:38 AM EDT  
 Att: 6,891 - Unknown

AB 33  
 R 11  
 H 13  
 RBI 11  
 BB 4  
 SO 5  
 LOB 7





Batter	1	2	3	4	5	6	7	8	9	AB	R	H	RBI	BB	SO	LOB	TOP																		
<a href="#">Bobby Young, L</a> (1,4) OBP: 0.330, SLG: 0.345											0	0	0	0	0	0	0	<b>St. Louis Browns @ Philadelphia Athletics</b> Shibe Park, Philadelphia, PA Thu Jul 17 1952, 3:33 AM EDT Unknown <a href="http://livebaseballscorecards.com">livebaseballscorecards.com</a>																	
<a href="#">Jim Rivera, L</a> (1,8) OBP: 0.325, SLG: 0.372											0	0	0	0	0	0	0																		
<a href="#">Jim Delsing, L</a> (1,7) OBP: 0.349, SLG: 0.386											0	0	0	0	0	0	0																		
<a href="#">Dick Kryhoski, L</a> (1,3) OBP: 0.296, SLG: 0.393											0	0	0	0	0	0	0																		
<a href="#">Clint Courtney, L</a> (1,2) OBP: 0.332, SLG: 0.350											0	0	0	0	0	0	0																		
<a href="#">Al Zarilla, L</a> (1,9) OBP: 0.316, SLG: 0.314											0	0	0	0	0	0	0																		
<a href="#">Jim Dyck, R</a> (1,5) OBP: 0.335, SLG: 0.401											0	0	0	0	0	0	0																		
<a href="#">Marty Marion, R</a> (1,6) OBP: 0.302, SLG: 0.341											0	0	0	0	0	0	0																		
<a href="#">Tommy Byrne, L</a> (1,1) OBP: 0.275, SLG: 0.277											0	0	0	0	0	0	0																		
<b>Inning Stats</b>											1B: 0	SF: 0	WP: 0	PA: 0	2B: 0	SAC: 0	FB: 0	3B: 0	DP: 0	SB: 0	HR: 0	HBP: 0	CS: 0												
<b>PITCHER</b> <a href="#">Bob Hooper, R</a> (1,1) ERA: 4.15	IP	WLS	BF	H	R	ER	SO	BB	IBB	HBP	BLK	WP	HR	S	P	ERA	WHIP																		
																		<b>PITCHER</b>	IP	WLS	BF	H	R	ER	SO	BB	IBB	HBP	BLK	WP	HR	S	P	ERA	WHIP

Batter	1	2	3	4	5	6	7	8	9	AB	R	H	RBI	BB	SO	LOB	BOTTOM																		
<a href="#">Eddie Joost, R</a> (1,6) OBP: 0.404, SLG: 0.459											0	0	0	0	0	0	0	<b>St. Louis Browns @ Philadelphia Athletics</b> Shibe Park, Philadelphia, PA Thu Jul 17 1952, 3:33 AM EDT Unknown <a href="http://livebaseballscorecards.com">livebaseballscorecards.com</a>																	
<a href="#">Fennis Fain, L</a> (1,3) OBP: 0.424, SLG: 0.409											0	0	0	0	0	0	0																		
<a href="#">Dave Philley, S</a> (1,8) OBP: 0.333, SLG: 0.343											0	0	0	0	0	0	0																		
<a href="#">Gus Zernial, R</a> (1,7) OBP: 0.377, SLG: 0.507											0	0	0	0	0	0	0																		
<a href="#">Kite Thomas, R</a> (1,9) OBP: 0.377, SLG: 0.500											0	0	0	0	0	0	0																		
<a href="#">Billy Hitchcock, R</a> (1,5) OBP: 0.284, SLG: 0.274											0	0	0	0	0	0	0																		
<a href="#">Skeeter Kell, R</a> (1,4) OBP: 0.287, SLG: 0.302											0	0	0	0	0	0	0																		
<a href="#">Ray Murray, R</a> (1,2) OBP: 0.333, SLG: 0.517											0	0	0	0	0	0	0																		
<a href="#">Bob Hooper, R</a> (1,1) OBP: 0.200, SLG: 0.294											0	0	0	0	0	0	0																		
<b>Inning Stats</b>											1B: 0	SF: 0	WP: 0	PA: 0	2B: 0	SAC: 0	FB: 0	3B: 0	DP: 0	SB: 0	HR: 0	HBP: 0	CS: 0												
<b>PITCHER</b> <a href="#">Tommy Byrne, L</a> (1,1) ERA: 4.46	IP	WLS	BF	H	R	ER	SO	BB	IBB	HBP	BLK	WP	HR	S	P	ERA	WHIP																		
																		<b>PITCHER</b>	IP	WLS	BF	H	R	ER	SO	BB	IBB	HBP	BLK	WP	HR	S	P	ERA	WHIP



Batter	1	2	3	4	5	6	7	8	9	AB	R	H	RBI	BB	SO	LOB	TOP					
Bobby Young, L (1,4) OBP: 0.329, SLG: 0.346										4	0	1	0	0	0	3						
Joe Demaestri, R (1,6) OBP: 0.260, SLG: 0.284										4	0	0	0	0	2	1						
Jim Delsing, L (1,8) OBP: 0.353, SLG: 0.385										4	0	1	0	0	1	0						
Bob Nieman, R (1,9) OBP: 0.346, SLG: 0.413										3	0	0	0	1	0	0						
Les Moss, R (1,2) OBP: 0.321, SLG: 0.438										4	0	0	0	0	0	4						
Jim Dyck, R (1,5) OBP: 0.335, SLG: 0.414										4	1	1	1	0	2	1						
Dick Kryhoski, L (1,3) OBP: 0.294, SLG: 0.387										4	0	1	0	0	0	0						
Jim Rivera, L (1,7) OBP: 0.323, SLG: 0.372										3	0	1	0	0	0	1						
Ned Garver, R (1,1) OBP: 0.267, SLG: 0.244										1	0	0	0	0	1	0						
Cass Michaels, R (5, PH) OBP: 0.309, SLG: 0.338										1	0	0	0	0	0	1						
Earl Harriet, R (5, 1) OBP: 0.120, SLG: 0.120										0	0	0	0	0	0	0						
Darrell Johnson, R (7, PH) OBP: 0.410, SLG: 0.373										1	0	1	0	0	0	0						
Ken Holcombe, R (7, 1) OBP: 0.091, SLG: 0.091										0	0	0	0	0	0	0						
<b>Inning Stats</b>	R: 0 E: 0 K: 0 S: 4	H: 2 LOB: 2 BB: 1 P: 8	R: 0 E: 0 K: 0 S: 3	H: 0 LOB: 0 BB: 0 P: 3	R: 0 E: 0 K: 2 S: 7	H: 0 LOB: 0 BB: 0 P: 7	R: 0 E: 1 K: 1 S: 6	H: 0 LOB: 1 BB: 0 P: 6	R: 0 E: 0 K: 0 S: 4	H: 1 LOB: 1 BB: 0 P: 4	R: 0 E: 0 K: 0 S: 3	H: 0 LOB: 0 BB: 0 P: 3	R: 1 E: 0 K: 0 S: 6	H: 3 LOB: 2 BB: 0 P: 6	R: 0 E: 0 K: 2 S: 7	H: 0 LOB: 0 BB: 0 P: 7	R: 0 E: 0 K: 1 S: 5	H: 0 LOB: 0 BB: 0 P: 5	1B: 5 2B: 0 3B: 0 HR: 1	SF: 0 SAC: 0 DP: 1 HBP: 0	WP: 0 PB: 0 SB: 0 CS: 0	PA: 34
<b>PITCHER</b> Bobby Shantz, L (1,1) ERA: 1.62	IP: 9.0 WLS: W BF: 34 H: 6 R: 1 ER: 1 SO: 6 BB: 0 IBB: 1 HBP: 0 BLK: 0 WP: 0 HR: 1 S: 45 P: 49 ERA: 1.00 WHIP: 0.667															<b>PITCHER</b>	IP: 9.0 WLS: W BF: 34 H: 6 R: 1 ER: 1 SO: 6 BB: 0 IBB: 1 HBP: 0 BLK: 0 WP: 0 HR: 1 S: 45 P: 49 ERA: 1.00 WHIP: 0.667					

St. Louis Browns @ Philadelphia Athletics  
Shibe Park, Philadelphia, PA  
Thu Jul 17 1952, 3:38 AM EDT  
Att: 9,750 - Unknown


AB 33  
R 1  
H 6  
RBI 1  
BB 1  
SO 6  
LOB 11




Batter	1	2	3	4	5	6	7	8	9	AB	R	H	RBI	BB	SO	LOB	BOTTOM			
Eddie Joost, R (1,6) OBP: 0.402, SLG: 0.450										2	1	0	0	2	0	0				
Ferns Fain, L (1,3) OBP: 0.425, SLG: 0.408										4	0	2	1	0	0	1				
Dave Philley, S (1,8) OBP: 0.343, SLG: 0.365										4	0	1	1	0	0	2				
Gus Zernial, R (1,7) OBP: 0.376, SLG: 0.498										2	0	0	0	2	0	2				
Elmer Valo, L (1,9) OBP: 0.443, SLG: 0.423										3	1	2	0	1	0	2				
Billy Hitchcock, R (1,5) OBP: 0.275, SLG: 0.263										3	0	0	0	0	0	3				
Pete Suder, R (1,4) OBP: 0.282, SLG: 0.275										4	0	2	1	0	1	2				
Joe Astroth, R (1,2) OBP: 0.274, SLG: 0.260										3	0	0	0	1	1	3				
Bobby Shantz, R (1,1) OBP: 0.246, SLG: 0.293										4	1	1	0	0	1	5				
<b>Inning Stats</b>	R: 0 E: 0 K: 0 S: 4	H: 1 LOB: 1 BB: 0 P: 4	R: 0 E: 0 K: 1 S: 4	H: 0 LOB: 1 BB: 1 P: 8	R: 2 E: 0 K: 0 S: 5	H: 2 LOB: 2 BB: 2 P: 13	R: 0 E: 0 K: 1 S: 5	H: 1 LOB: 0 BB: 0 P: 5	R: 0 E: 0 K: 1 S: 5	H: 0 LOB: 0 BB: 0 P: 5	R: 1 E: 0 K: 0 S: 5	H: 2 LOB: 3 BB: 2 P: 13	R: 0 E: 0 K: 0 S: 3	H: 1 LOB: 1 BB: 1 P: 7	R: 0 E: 0 K: 0 S: 5	H: 1 LOB: 2 BB: 0 P: 5	1B: 8 2B: 1 3B: 0 HR: 0	SF: 0 SAC: 1 DP: 2 HBP: 0	WP: 0 PB: 0 SB: 1 CS: 1	PA: 36
<b>PITCHER</b> Ned Garver, R (1,1) ERA: 3.73 Earl Harriet, R (5, 1) ERA: 4.01 Ken Holcombe, R (7, 1) ERA: 5.33	IP: 4.0 WLS: L BF: 17 H: 4 R: 2 ER: 2 SO: 2 BB: 3 IBB: 0 HBP: 0 BLK: 0 WP: 0 HR: 0 S: 18 P: 30 ERA: 4.50 WHIP: 1.750															<b>PITCHER</b>	IP: 4.0 WLS: L BF: 17 H: 4 R: 2 ER: 2 SO: 2 BB: 3 IBB: 0 HBP: 0 BLK: 0 WP: 0 HR: 0 S: 18 P: 30 ERA: 4.50 WHIP: 1.750			


St. Louis Browns @ Philadelphia Athletics  
Shibe Park, Philadelphia, PA  
Thu Jul 17 1952, 3:38 AM EDT  
Att: 9,750 - Unknown

AB 29  
R 3  
H 8  
RBI 3  
BB 6  
SO 3  
LOB 20






Batter	1	2	3	4	5	6	7	8	9	AB	R	H	RBI	BB	SO	LOB	TOP					
<b>Bobby Young, L</b> OBP: 0.330, SLG: 0.347 (1, 4)	1-3	K				K		BB 2B		5	1	2	0	0	2	2	<b>St. Louis Browns @ Washington Senators</b> Griffith Stadium, Washington, DC Fri Jul 18 1952, 3:33 AM EDT Att: 4,798 - Unknown 					
<b>Jim Rivera, L</b> OBP: 0.322, SLG: 0.370 (1, 7)			K			K		BB 2B		4	1	1	0	0	2	2						
<b>Les Moss, R</b> OBP: 0.329, SLG: 0.438 (8, PH)	1-3					K		BB 2B		0	0	0	0	1	0	0						
<b>Bob Cain, L</b> OBP: 0.179, SLG: 0.115 (8, PR)	1B							BB		0	0	0	0	0	0	0						
<b>Joe Demaestri, R</b> OBP: 0.260, SLG: 0.284 (8, 6)	1B							BB		0	0	0	0	0	0	0						
<b>Jim Deising, L</b> OBP: 0.347, SLG: 0.378 (1, 8)	1-3		P5			K		BB		4	0	0	0	0	1	1						
<b>Bob Nieman, R</b> OBP: 0.348, SLG: 0.418 (8, PH)	1-2							BB		1	0	1	2	0	0	0						
<b>Dick Kryhoski, L</b> OBP: 0.303, SLG: 0.388 (1, 3)	2H		3B			L4		BB		2	1	1	1	2	0	0						
<b>Clint Courtney, L</b> OBP: 0.339, SLG: 0.368 (1, 2)	F9		3B			2B		BB		5	1	2	1	0	0	5						
<b>Al Zarilla, L</b> OBP: 0.322, SLG: 0.344 (1, 9)		F8	1-4-3			2B		BB		5	0	3	1	0	0	1						
<b>Jim Dyck, R</b> OBP: 0.339, SLG: 0.410 (1, 5)		2B				K		BB		2	0	0	0	2	2	0						
<b>Gordon Goldsberry, L</b> OBP: 0.302, SLG: 0.257 (9, PH)		BB				BB		BB		1	0	0	0	0	0	1						
<b>Marty Marion, R</b> OBP: 0.310, SLG: 0.345 (1, 6)								BB		3	0	1	0	0	0	3						
<b>Tommy Byrne, L</b> OBP: 0.316, SLG: 0.396 (8, PH)	F9					F9		BB		1	0	0	0	0	0	0						
<b>Cass Michaels, R</b> OBP: 0.307, SLG: 0.336 (8, 5)			1B	SH2-3		1B		BB		1	0	0	0	0	0	1						
<b>Stubby Overmire, R</b> OBP: 0.222, SLG: 0.333 (2, 1)								BB		1	0	1	0	0	0	0						
<b>Dave Madison, R</b> OBP: 0.156, SLG: 0.154 (2, 1)								BB		1	0	0	0	0	0	0						
<b>Gene Beardsley, L</b> OBP: 0.148, SLG: 0.150 (8, PH)								BB		0	1	0	0	0	0	0						
<b>Duane Piletta, R</b> OBP: 0.145, SLG: 0.209 (8, PH)								BB		0	0	0	0	0	0	0						
<b>Ken Holcombe, R</b> OBP: 0.167, SLG: 0.209 (8, 1)								BB		0	0	0	0	0	0	0						
<b>Satchel Paige, R</b> OBP: 0.107, SLG: 0.143 (8, 1)								BB		0	0	0	0	0	0	0						
<b>Darrell Johnson, R</b> OBP: 0.065, SLG: 0.388 (9, PH)	1-3							BB		1	0	0	0	0	0	1						
<b>Inning Stats</b>	R: 1 E: 0 K: 0 S: 5	H: 2 LOB: 1 BB: 0 P: 5	R: 0 E: 0 K: 1 S: 6	H: 1 LOB: 2 BB: 1 P: 10	R: 1 E: 0 K: 1 S: 6	H: 1 LOB: 1 BB: 1 P: 10	R: 0 E: 0 K: 1 S: 7	H: 2 LOB: 2 BB: 0 P: 7	R: 1 E: 0 K: 1 S: 7	H: 2 LOB: 2 BB: 1 P: 11	R: 0 E: 0 K: 2 S: 7	H: 0 LOB: 0 BB: 0 P: 7	R: 0 E: 0 K: 0 S: 3	H: 1 LOB: 2 BB: 0 P: 4	R: 2 E: 0 K: 1 S: 8	H: 3 LOB: 3 BB: 2 P: 16	R: 0 E: 0 K: 0 S: 4	H: 1 LOB: 1 BB: 0 P: 4	1B: 7 2B: 5 3B: 1 HR: 0	SF: 0 SAC: 1 DP: 0 HBP: 1	WP: 0 PB: 0 SB: 0 CS: 0	PA: 45
<b>PITCHER</b>	IP	WLS	BF	H	R	ER	SO	BB	IBB	HBP	BLK	WP	HR	S	P	ERA	WHIP					
<b>Randy Gumpert, R</b> ERA: 4.81 (1, 1)	7.2	W	37	11	5	5	7	3	0	1	0	0	0	47	60	5.87	1.826					
<b>Lou Slesater, L</b> ERA: 3.62 (8, 1)	0.0		1	0	0	0	0	1	0	0	0	0	0	0	4	∞	∞					
<b>Sandy Consuegra, R</b> ERA: 3.05 (8, 1)	1.1	S	7	2	0	0	0	0	1	0	0	0	0	6	10	0.00	1.500					


Batter	1	2	3	4	5	6	7	8	9	AB	R	H	RBI	BB	SO	LOB	BOTTOM				
<b>Eddie Yost, R</b> OBP: 0.348, SLG: 0.318 (1, 5)	F7			FC3-6 SH1-3		1B		BB		3	0	2	1	2	0	0	<b>St. Louis Browns @ Washington Senators</b> Griffith Stadium, Washington, DC Fri Jul 18 1952, 3:33 AM EDT Att: 4,798 - Unknown 				
<b>Jim Busby, R</b> OBP: 0.225, SLG: 0.218 (1, 8)	1B	5-3		SH1-3		F7	FC6-4	BB		4	1	1	0	0	0	5					
<b>Jackie Jensen, R</b> OBP: 0.377, SLG: 0.434 (1, 9)	1B			1B		1B		BB		4	2	3	0	1	0	0					
<b>Ken Wood, R</b> OBP: 0.279, SLG: 0.355 (1, 7)				P6		FC3-6		BB		1	0	1	1	0	0	0					
<b>Gil Coan, L</b> OBP: 0.295, SLG: 0.299 (2, 7)	1-3			1-2		2-3		BB		4	1	2	0	0	0	3					
<b>Pete Runnels, L</b> OBP: 0.362, SLG: 0.330 (1, 6)	F7			1B		F7		BB		4	0	2	1	0	0	3					
<b>Mickey Vernon, L</b> OBP: 0.354, SLG: 0.415 (1, 3)	F9			BB		5-3		BB		5	1	2	2	0	0	3					
<b>Jerry Snyder, R</b> OBP: 0.156, SLG: 0.100 (1, 4)				F7				BB		1	0	0	0	0	0	0					
<b>Earl Rapp, L</b> OBP: 0.280, SLG: 0.352 (3, PH)						F7		BB		0	0	0	0	1	0	0					
<b>Floyd Baker, L</b> OBP: 0.348, SLG: 0.310 (4, 4)				1-2		BB		BB		1	0	0	0	2	0	0					
<b>Mickey Grasso, R</b> OBP: 0.285, SLG: 0.244 (1, 2)		5-3		P5		5-3		BB		5	0	1	1	0	0	6					
<b>Randy Gumpert, R</b> OBP: 0.286, SLG: 0.211 (1, 1)								BB		4	1	1	0	0	2	5					
<b>Lou Slesater, L</b> OBP: 0.045, SLG: 0.045 (8, 1)								BB		0	0	0	0	0	0	0					
<b>Sandy Consuegra, R</b> OBP: 0.182, SLG: 0.100 (8, 1)	2B			K				BB		0	0	0	0	0	0	0					
<b>Inning Stats</b>	R: 2 E: 0 K: 0 S: 6	H: 3 LOB: 1 BB: 0 P: 6	R: 1 E: 0 K: 0 S: 5	H: 2 LOB: 1 BB: 0 P: 5	R: 1 E: 0 K: 1 S: 8	H: 3 LOB: 3 BB: 1 P: 12	R: 0 E: 0 K: 0 S: 4	H: 1 LOB: 2 BB: 1 P: 8	R: 0 E: 0 K: 0 S: 3	H: 0 LOB: 0 BB: 0 P: 3	R: 0 E: 0 K: 0 S: 3	H: 1 LOB: 2 BB: 1 P: 7	R: 2 E: 0 K: 1 S: 8	H: 3 LOB: 3 BB: 2 P: 16	R: 0 E: 0 K: 0 S: 5	H: 2 LOB: 3 BB: 1 P: 9		1B: 13 2B: 1 3B: 1 HR: 0	SF: 0 SAC: 2 DP: 0 HBP: 0	WP: 0 PB: 0 SB: 0 CS: 0	PA: 44
<b>PITCHER</b>	IP	WLS	BF	H	R	ER	SO	BB	IBB	HBP	BLK	WP	HR	S	P	ERA		WHIP			
<b>Stubby Overmire, L</b> ERA: 3.27 (1, 1)	1.2	L	10	5	3	3	0	0	0	0	0	0	0	27	47	5.06	2.438				
<b>Dave Madison, R</b> ERA: 4.15 (2, 1)	5.1		28	8	3	3	2	5	0	0	0	0	0	27	47	5.06	2.438				
<b>Ken Holcombe, R</b> ERA: 5.29 (8, 1)	0.1		3	2	0	0	0	0	0	0	0	0	0	3	3	0.00	6.000				
<b>Satchel Paige, R</b> ERA: 2.89 (8, 1)	0.2		3	0	0	0	0	1	0	0	0	0	0	2	6	0.00	1.500				








Batter	1	2	3	4	5	6	7	8	9	AB	R	H	RBI	BB	SO	LOB	TOP								
<b>Bobby Young, L</b> OBP: 0.329, SLG: 0.345 (1, 4)	G3		1B		P6			F7	4-3 1B	5	0	2	0	0	0	0	<b>St. Louis Browns @ Washington Senators</b> Griffith Stadium, Washington, DC Sun Jul 20 1952, 3:33 AM EDT Unknown 								
<b>Jim Rivera, L</b> OBP: 0.317, SLG: 0.366 (1, 7) (8, 8)	4-3		P6		K			1B	G3	5	1	1	0	0	1	3									
<b>Al Zarilla, L</b> OBP: 0.323, SLG: 0.338 (1, 9)	F5		1B		P2			1B	4-3	5	1	2	2	0	0	1									
<b>Dick Kryhoski, L</b> OBP: 0.311, SLG: 0.393 (1, 3)		4-3 BB	4-3		4-3			1B	F9	4	1	1	0	1	0	3									
<b>Clint Courtney, L</b> OBP: 0.336, SLG: 0.364 (1, 2)	F7				F7			F7		4	0	1	0	0	0	3									
<b>Jim Delsing, L</b> OBP: 0.341, SLG: 0.368 (8, PH)	4-3				F9			2B		3	0	0	0	0	1	2									
<b>Bob Nieman, R</b> OBP: 0.350, SLG: 0.420 (8, 7)	2-3				K			1B		1	1	1	1	0	0	0									
<b>Jim Dyck, R</b> OBP: 0.310, SLG: 0.407 (8, PH)	K				1B			F7		3	0	1	0	0	1	1									
<b>Cass Michaels, R</b> OBP: 0.310, SLG: 0.343 (8, 5)								1B		1	1	1	1	0	0	0									
<b>Marty Marion, R</b> OBP: 0.312, SLG: 0.347 (5, 6)					F7			2B		2	1	1	0	0	0	1									
<b>Joe Demasesti, R</b> OBP: 0.280, SLG: 0.283 (8, PH)								1B		1	0	0	0	0	0	0									
<b>Gordon Goldsberry, L</b> OBP: 0.307, SLG: 0.263 (8, PH)								2B		1	0	1	2	0	0	0									
<b>Fred Marsh, R</b> OBP: 0.250, SLG: 0.186 (8, 6)								1B		0	0	0	0	0	0	0									
<b>Duane Pilette, R</b> OBP: 0.214, SLG: 0.220 (3, PH)								2H		0	0	0	0	0	0	0									
<b>Tommy Ewrick, L</b> OBP: 0.206, SLG: 0.302 (3, PH)								3H		1	0	0	0	0	1	1									
<b>Ken Holcombe, R</b> OBP: 0.227, SLG: 0.277 (8, PH)								1B		2	0	0	0	0	0	0									
<b>Darell Johnson, R</b> OBP: 0.220, SLG: 0.323 (8, PH)								1B		1	0	0	0	0	0	1									
<b>Stubby Overmire, R</b> OBP: 0.220, SLG: 0.323 (8, PH)								1B		0	0	0	0	0	0	0									
<b>Earl Harriet, R</b> OBP: 0.120, SLG: 0.120 (8, 1)								1B		0	0	0	0	0	0	0									
<b>Inning Stats</b>	R: 0 E: 0 K: 0 S: 3	H: 0 LOB: 0 BB: 0 P: 3	R: 0 E: 0 K: 1 S: 5	H: 0 LOB: 1 BB: 1 P: 9	R: 1 E: 0 K: 1 S: 8	H: 3 LOB: 2 BB: 0 P: 8	R: 0 E: 0 K: 0 S: 4	H: 1 LOB: 1 BB: 0 P: 4	R: 0 E: 0 K: 1 S: 5	H: 0 LOB: 0 BB: 0 P: 5	R: 0 E: 0 K: 0 S: 6	H: 1 LOB: 1 BB: 0 P: 6	R: 0 E: 0 K: 0 S: 3	H: 0 LOB: 0 BB: 0 P: 3	R: 5 E: 0 K: 0 S: 9	H: 6 LOB: 1 BB: 0 P: 9	R: 0 E: 0 K: 0 S: 4	H: 1 LOB: 1 BB: 0 P: 4	1B: 10 2B: 2 3B: 0 HR: 0	SF: 0 SAC: 0 DP: 0 HBP: 0	WP: 0 PB: 0 SB: 1 CS: 0	PA: 40			
<b>PITCHER</b>	IP	WLS	BF	H	R	ER	SO	BB	IBB	HBP	BLK	WP	HR	S	P	ERA	WHIP								
<b>Connie Marrero, R</b> ERA: 2.8 (1, 1)	7.2	W	34	10	6	6	4	1	0	0	0	0	0	41	45	7.04	1.435								
<b>Joe Haynes, R</b> ERA: 3.19 (8, 1)	1.1	S	6	2	0	0	0	0	0	0	0	0	0	6	6	0.00	1.500								


Batter	1	2	3	4	5	6	7	8	9	AB	R	H	RBI	BB	SO	LOB	BOTTOM									
<b>Eddie Yost, R</b> OBP: 0.345, SLG: 0.313 (1, 5)	K	2B		F5		P4		F9		5	1	1	1	0	1	2	<b>St. Louis Browns @ Washington Senators</b> Griffith Stadium, Washington, DC Sun Jul 20 1952, 3:33 AM EDT Unknown 									
<b>Jim Busby, R</b> OBP: 0.230, SLG: 0.226 (1, 8)	6-3	1B			1B			K		4	1	2	1	0	1	0										
<b>Jackie Jensen, R</b> OBP: 0.380, SLG: 0.448 (1, 9)	1B	4-3			1B			L6		4	1	2	1	0	0	1										
<b>Gil Coan, L</b> OBP: 0.294, SLG: 0.298 (1, 7)	F9			K	2H	1B		P5		4	1	1	0	0	1	1										
<b>Pete Runnels, L</b> OBP: 0.363, SLG: 0.329 (1, 6)		3B		F7	1B	1B		CS		3	1	2	1	1	0	0										
<b>Mickey Vernon, L</b> OBP: 0.355, SLG: 0.418 (1, 3)		1B		F7	1B	1B		CS		3	1	1	2	1	0	1										
<b>Floyd Baker, L</b> OBP: 0.348, SLG: 0.311 (1, 4)		2B			3H	1B		5-3		3	0	1	0	0	0	2										
<b>Ken Wood, R</b> OBP: 0.291, SLG: 0.363 (8, PH)	2-3	3B		4-3				F7		1	0	0	0	0	0	0										
<b>Jerry Snyder, R</b> OBP: 0.167, SLG: 0.091 (9, 4)		1B			1-3	1B				0	0	0	0	0	0	0										
<b>Mickey Grasso, R</b> OBP: 0.285, SLG: 0.250 (1, 2)		1B		6-3		P6		E6		4	1	1	1	0	0	1										
<b>Connie Marrero, R</b> OBP: 0.095, SLG: 0.073 (1, 1)		2B						1B		3	0	0	0	0	2	1										
<b>Joe Haynes, R</b> OBP: 0.231, SLG: 0.167 (8, 1)	K			1-3		K				1	0	1	0	0	0	0										
<b>Inning Stats</b>	R: 0 E: 0 K: 1 S: 6	H: 1 LOB: 1 BB: 0 P: 6	R: 4 E: 0 K: 1 S: 10	H: 5 LOB: 1 BB: 0 P: 10	R: 0 E: 0 K: 1 S: 5	H: 0 LOB: 1 BB: 1 P: 9	R: 0 E: 0 K: 0 S: 3	H: 0 LOB: 0 BB: 0 P: 3	R: 3 E: 0 K: 0 S: 7	H: 5 LOB: 1 BB: 0 P: 7	R: 0 E: 0 K: 2 S: 7	H: 0 LOB: 0 BB: 0 P: 7	R: 0 E: 0 K: 0 S: 2	H: 0 LOB: 0 BB: 1 P: 6	R: 0 E: 1 K: 0 S: 5	H: 1 LOB: 2 BB: 0 P: 5		1B: 8 2B: 3 3B: 1 HR: 0	SF: 0 SAC: 0 DP: 0 HBP: 0	WP: 0 PB: 0 SB: 1 CS: 1	PA: 38					
<b>PITCHER</b>	IP	WLS	BF	H	R	ER	SO	BB	IBB	HBP	BLK	WP	HR	S	P	ERA		WHIP								
<b>Duane Pilette, R</b> ERA: 3.72 (1, 1)	2.0	L	12	6	4	4	2	2	0	0	0	0	0	24	32	5.40		1.400								
<b>Ken Holcombe, R</b> ERA: 5.3 (3, 1)	5.0		20	5	3	3	3	2	0	0	0	0	0	4	4	0.00	1.500									
<b>Stubby Overmire, L</b> ERA: 3.21 (8, 1)	0.2		4	1	0	0	0	0	0	0	0	0	0	4	4	0.00	1.500									
<b>Earl Harriet, R</b> ERA: 3.99 (8, 1)	0.1		1	0	0	0	0	0	0	0	0	0	0	1	1	0.00	0.000									








Batter	1	2	3	4	5	6	7	8	9	AB	R	H	RBI	BB	SO	LOB	TOP	
<a href="#">Eddie Joost, R</a> (1, 6) OBP: 0.408, SLG: 0.463										0	0	0	0	0	0	0	<b>Philadelphia Athletics @ St. Louis Browns</b> Sportsman's Park, St. Louis, MO Tue Jul 22 1952, 4:33 AM EDT Att: 7,174 - Unknown <a href="http://livebaseballscorecards.com">livebaseballscorecards.com</a>	
<a href="#">Ferns Fain, L</a> (1, 3) OBP: 0.422, SLG: 0.411										0	0	0	0	0	0	0		
<a href="#">Dave Philley, S</a> (1, 8) OBP: 0.340, SLG: 0.362										0	0	0	0	0	0	0		
<a href="#">Kite Thomas, R</a> (1, 7) OBP: 0.360, SLG: 0.493										0	0	0	0	0	0	0		
<a href="#">Allie Clark, R</a> (1, 9) OBP: 0.289, SLG: 0.486										0	0	0	0	0	0	0		
<a href="#">Billy Hitchcock, R</a> (1, 5) OBP: 0.290, SLG: 0.289										0	0	0	0	0	0	0		
<a href="#">Pete Suder, R</a> (1, 4) OBP: 0.277, SLG: 0.264										0	0	0	0	0	0	0		
<a href="#">Joe Astroth, R</a> (1, 2) OBP: 0.283, SLG: 0.266										0	0	0	0	0	0	0		
<a href="#">Bobby Shantz, R</a> (1, 1) OBP: 0.246, SLG: 0.293										0	0	0	0	0	0	0		
<b>Inning Stats</b>																		WP: 0 PA: 0 FB: 0 SB: 0 CS: 0
<b>PITCHER</b> <a href="#">Bob Cain, L</a> (1, 1) ERA: 4.25	IP	WLS	BF	H	R	ER	SO	BB	IBB	HBP	BLK	WP	HR	S	P	ERA	WHIP	<b>PITCHER</b> IP WLS BF H R ER SO BB IBB HBP BLK WP HR S P ERA WHIP

Batter	1	2	3	4	5	6	7	8	9	AB	R	H	RBI	BB	SO	LOB	BOTTOM	
<a href="#">Bobby Young, L</a> (1, 4) OBP: 0.328, SLG: 0.342										0	0	0	0	0	0	0	<b>Philadelphia Athletics @ St. Louis Browns</b> Sportsman's Park, St. Louis, MO Tue Jul 22 1952, 4:33 AM EDT Att: 7,174 - Unknown <a href="http://livebaseballscorecards.com">livebaseballscorecards.com</a>	
<a href="#">Al Zarilla, L</a> (1, 7) OBP: 0.333, SLG: 0.350										0	0	0	0	0	0	0		
<a href="#">Bob Nieman, R</a> (1, 9) OBP: 0.346, SLG: 0.415										0	0	0	0	0	0	0		
<a href="#">Les Moss, R</a> (1, 2) OBP: 0.333, SLG: 0.440										0	0	0	0	0	0	0		
<a href="#">Dick Kryhoski, L</a> (1, 3) OBP: 0.310, SLG: 0.389										0	0	0	0	0	0	0		
<a href="#">Jim Dyck, R</a> (1, 5) OBP: 0.338, SLG: 0.407										0	0	0	0	0	0	0		
<a href="#">Jim Rivera, L</a> (1, 8) OBP: 0.319, SLG: 0.368										0	0	0	0	0	0	0		
<a href="#">Joe Demaestri, R</a> (1, 6) OBP: 0.267, SLG: 0.290										0	0	0	0	0	0	0		
<a href="#">Bob Cain, L</a> (1, 1) OBP: 0.179, SLG: 0.115										0	0	0	0	0	0	0		
<b>Inning Stats</b>																		WP: 0 PA: 0 FB: 0 SB: 0 CS: 0
<b>PITCHER</b> <a href="#">Bobby Shantz, L</a> (1, 1) ERA: 1.62	IP	WLS	BF	H	R	ER	SO	BB	IBB	HBP	BLK	WP	HR	S	P	ERA	WHIP	<b>PITCHER</b> IP WLS BF H R ER SO BB IBB HBP BLK WP HR S P ERA WHIP



Batter	1	2	3	4	5	6	7	8	9	AB	R	H	RBI	BB	SO	LOB	TOP			
<b>Eddie Joost, R</b> OBP: 0.407, SLG: 0.468 (1, 6)										4	0	3	0	0	0	3	<b>Philadelphia Athletics @ St. Louis Browns</b> <b>Sportsman's Park, St. Louis, MO</b> Wed Jul 23 1952, 4:33 AM EDT Att: 4,337 - Unknown <a href="http://livebaseballscorecards.com">livebaseballscorecards.com</a>			
<b>Ferns Fain, L</b> OBP: 0.421, SLG: 0.414 (1, 3)										4	1	1	0	0	0	2				
<b>Dave Philley, S</b> OBP: 0.336, SLG: 0.359 (1, 8)										4	1	1	0	0	0	2				
<b>Kite Thomas, R</b> OBP: 0.371, SLG: 0.488 (1, 7)										4	1	2	1	0	0	1				
<b>Elmer Valo, L</b> OBP: 0.429, SLG: 0.403 (1, 9)										4	0	0	0	0	0	2				
<b>Billy Hitchcock, R</b> OBP: 0.289, SLG: 0.288 (1, 5)										3	0	0	0	0	0	0				
<b>Pete Suder, R</b> OBP: 0.266, SLG: 0.252 (1, 4)										2	0	0	0	0	0	0				
<b>Gus Zernial, R</b> OBP: 0.374, SLG: 0.490 (7, PH)										0	0	0	0	1	0	0				
<b>Johnny Kucab, R</b> OBP: 0.250, SLG: 0.250 (7, PR)										0	0	0	0	0	0	0				
<b>Skeeter Keitt, R</b> OBP: 0.276, SLG: 0.289 (7, 4)										1	0	0	0	0	0	0				
<b>Joe Astroth, R</b> OBP: 0.281, SLG: 0.281 (1, 2)										4	0	0	0	0	0	3				
<b>Alex Kellner, R</b> OBP: 0.265, SLG: 0.333 (1, 1)										2	0	0	0	0	0	0				
<b>Allie Clark, R</b> OBP: 0.288, SLG: 0.474 (7, PH)										1	0	1	1	0	0	0				
<b>Bob Hooper, R</b> OBP: 0.216, SLG: 0.306 (7, 1)										0	0	0	0	0	0	0				
<b>Inning Stats</b>	R: 0 E: 0 K: 0 S: 4	H: 1 LOB: 1 BB: 0 P: 4	R: 0 E: 0 K: 0 S: 3	H: 0 LOB: 0 BB: 0 P: 3	R: 0 E: 0 K: 0 S: 3	H: 1 LOB: 1 BB: 0 P: 3	R: 0 E: 0 K: 0 S: 3	H: 0 LOB: 0 BB: 0 P: 3	R: 0 E: 0 K: 0 S: 4	H: 1 LOB: 1 BB: 0 P: 4	R: 2 E: 1 K: 0 S: 7	H: 3 LOB: 3 BB: 1 P: 11	R: 1 E: 0 K: 0 S: 4	H: 2 LOB: 0 BB: 0 P: 4	R: 0 E: 0 K: 0 S: 3	H: 0 LOB: 0 BB: 0 P: 3	1B: 6 2B: 1 3B: 1 HR: 0	SF: 0 SAC: 1 DP: 1 HBP: 0	WP: 0 PB: 0 SB: 0 CS: 0	PA: 35
<b>PITCHER</b> <b>Duane Pilette, R</b> ERA: 3.53 (1, 1)	IP: 9.0 WLS: L BF: 35 H: 8 R: 3 ER: 1 SO: 0 BB: 1 IBB: 0 HBP: 0 BLK: 0 WP: 0 HR: 0 S: 34 P: 38 ERA: 1.00 WHIP: 1.000																			

Batter	1	2	3	4	5	6	7	8	9	AB	R	H	RBI	BB	SO	LOB	BOTTOM			
<b>Al Zarilla, L</b> OBP: 0.347, SLG: 0.356 (1, 7)										4	0	3	0	1	0	0	<b>Philadelphia Athletics @ St. Louis Browns</b> <b>Sportsman's Park, St. Louis, MO</b> Wed Jul 23 1952, 4:33 AM EDT Att: 4,337 - Unknown <a href="http://livebaseballscorecards.com">livebaseballscorecards.com</a>			
<b>Marty Marion, R</b> OBP: 0.313, SLG: 0.343 (1, 6)										2	0	0	0	1	0	2				
<b>Jim Delsing, L</b> OBP: 0.341, SLG: 0.372 (7, PH)										1	0	0	0	0	0	1				
<b>Joe Demaestri, R</b> OBP: 0.269, SLG: 0.301 (8, 6)										0	0	0	0	0	0	0				
<b>Bob Nieman, R</b> OBP: 0.347, SLG: 0.422 (1, 9)										3	0	0	0	1	0	4				
<b>Les Moss, R</b> OBP: 0.326, SLG: 0.407 (1, 2)										2	1	0	0	2	0	0				
<b>Jim Dyck, R</b> OBP: 0.341, SLG: 0.436 (1, 5)										3	1	1	2	0	0	3				
<b>Tommy Byrne, L</b> OBP: 0.295, SLG: 0.368 (8, PH)										1	0	0	0	0	0	0				
<b>Fred Marsh, R</b> OBP: 0.265, SLG: 0.205 (9, 5)										0	0	0	0	0	0	0				
<b>Jim Rivera, L</b> OBP: 0.318, SLG: 0.366 (1, 8)										4	0	0	0	0	1	3				
<b>Dick Kryhoski, L</b> OBP: 0.303, SLG: 0.379 (1, 3)										4	0	0	0	0	0	1				
<b>Bobby Young, L</b> OBP: 0.324, SLG: 0.337 (1, 4)										4	0	0	0	0	0	0				
<b>Duane Pilette, R</b> OBP: 0.222, SLG: 0.209 (1, 1)										2	0	0	0	1	0	0				
<b>Clint Courtney, L</b> OBP: 0.333, SLG: 0.360 (8, PH)										1	0	0	0	0	0	0				
<b>Inning Stats</b>	R: 0 E: 0 K: 0 S: 3	H: 0 LOB: 3 BB: 3 P: 15	R: 0 E: 0 K: 0 S: 4	H: 1 LOB: 3 BB: 2 P: 12	R: 2 E: 0 K: 0 S: 4	H: 1 LOB: 0 BB: 1 P: 8	R: 0 E: 0 K: 0 S: 3	H: 1 LOB: 0 BB: 0 P: 3	R: 0 E: 0 K: 1 S: 5	H: 0 LOB: 0 BB: 0 P: 5	R: 0 E: 0 K: 0 S: 4	H: 1 LOB: 1 BB: 0 P: 4	R: 0 E: 1 K: 0 S: 4	H: 0 LOB: 1 BB: 0 P: 4	R: 0 E: 0 K: 0 S: 3	H: 0 LOB: 0 BB: 0 P: 3	1B: 3 2B: 0 3B: 0 HR: 1	SF: 0 SAC: 0 DP: 1 HBP: 0	WP: 0 PB: 0 SB: 0 CS: 0	PA: 37
<b>PITCHER</b> <b>Alex Kellner, L</b> ERA: 4.76 (1, 1)	IP: 6.0 WLS: W BF: 26 H: 3 R: 2 ER: 2 SO: 2 BB: 6 IBB: 0 HBP: 0 BLK: 0 WP: 0 HR: 1 S: 22 P: 46 ERA: 3.00 WHIP: 1.500																			
<b>Bob Hooper, R</b> ERA: 4.5 (7, 1)	IP: 3.0 WLS: W BF: 11 H: 1 R: 0 ER: 0 SO: 0 BB: 0 IBB: 0 HBP: 0 BLK: 0 WP: 0 HR: 0 S: 11 P: 11 ERA: 0.00 WHIP: 0.333																			









Batter	1	2	3	4	5	6	7	8	9	AB	R	H	RBI	BB	SO	LOB	TOP
Johnny Lipon, R OBP: 0.300, SLG: 0.270	5-3		SH3 1B		F2			BB 4-0		3	0	1	0	1	0	0	<b>Boston Red Sox @ St. Louis Browns</b> Sportsman's Park, St. Louis, MO Fri Jul 25 1952, 4:33 AM EDT Att. 4,769 - Unknown - 95 F
Archie Wilson, R OBP: 0.258, SLG: 0.303	1B		SH3 1-2		5-3			BB 0-3		3	0	1	0	0	1	1	
George Kell, R OBP: 0.387, SLG: 0.438	1B		F4		5-3			F6		4	0	1	0	0	2		
Dom DiMaggio, R OBP: 0.386, SLG: 0.374	1B		K2-3		F9			L7		3	0	0	0	1	1	2	
Hoot Evers, R OBP: 0.327, SLG: 0.442	K		F6		HR			F4		4	1	1	1	0	1	3	
Dick Gemert, R OBP: 0.301, SLG: 0.504	K		K		F4			HR		4	1	1	1	0	2	3	
Sammy White, R OBP: 0.325, SLG: 0.439			F8		BB			4-3		3	0	0	0	1	0	0	
Ted Lepcio, R OBP: 0.321, SLG: 0.402 Clyde Vollmer, R OBP: 0.333, SLG: 0.391	K		F8		F6			K		3	0	0	0	0	1	1	
Dick Brodowski, R OBP: 0.185, SLG: 0.269	6-3		6-3		K			6-3		3	0	0	0	0	1	0	
<b>Inning Stats</b>	R: 0 H: 2 E: 0 LOB: 3 K: 2 S: 9	H: 0 R: 0 ER: 0 SO: 5 BB: 0 P: 13	H: 1 R: 0 ER: 0 SO: 6 BB: 0 P: 6	H: 0 R: 0 ER: 0 SO: 5 BB: 0 P: 9	H: 0 R: 0 ER: 0 SO: 5 BB: 0 P: 5	H: 1 R: 1 ER: 0 SO: 4 BB: 0 P: 4	H: 0 R: 0 ER: 0 SO: 3 BB: 0 P: 3	H: 0 R: 0 ER: 0 SO: 5 BB: 0 P: 9	H: 1 R: 1 ER: 0 SO: 6 BB: 0 P: 6	1B: 3 2B: 0 3B: 0 HR: 2	SF: 0 SAC: 1 DP: 0 HBP: 0	WP: 0 PA: 35 PB: 0 SB: 0 CS: 0					
<b>PITCHER</b> Tommy Byrne, L ERA: 4.56	IP: 9.0 WLS: W BF: 35 H: 5 R: 2 ER: 2 SO: 8 BB: 3 IBB: 0 HBP: 0 BLK: 0 WP: 0 HR: 2 S: 48 P: 60 ERA: 2.00 WHIP: 0.889																

AB	31
R	2
H	5
RBI	2
BB	3
SO	8
LOB	12



Batter	1	2	3	4	5	6	7	8	9	AB	R	H	RBI	BB	SO	LOB	BOTTOM
Al Zarilla, L OBP: 0.337, SLG: 0.344	L8		F5			K		G3		4	0	0	0	0	1	1	<b>Boston Red Sox @ St. Louis Browns</b> Sportsman's Park, St. Louis, MO Fri Jul 25 1952, 4:33 AM EDT Att. 4,769 - Unknown - 95 F
Jim Rivera, L OBP: 0.317, SLG: 0.364	6-3		4-3			SH1-4 FC6-4 1B		6-3		4	1	1	0	0	0	0	
Jim Delsing, L OBP: 0.341, SLG: 0.369	6-3		F8			FC6-4 SH1-4 3B				2	1	0	0	1	0	0	
Dick Kryhoski, L OBP: 0.303, SLG: 0.379	K		F9			SH1-4				2	0	0	0	0	1	0	
Clint Courtney, L OBP: 0.332, SLG: 0.360	F8		E4 G5-4-3			FC6-4 1B				2	0	0	0	1	0	0	
Jim Dyck, R OBP: 0.339, SLG: 0.428	6-3		G5-4-3			FC6-4 3B				3	1	0	1	0	0	3	
Bobby Young, L OBP: 0.326, SLG: 0.353	F8		3-1			1-2 2-3 3-H				3	0	1	2	0	0	0	
Joe Demaestri, R OBP: 0.252, SLG: 0.282	F8		6-3			5-3				3	0	0	0	0	0	1	
Tommy Byrne, L OBP: 0.297, SLG: 0.367	1B		G3			K2-3				3	0	1	0	0	1	0	
<b>Inning Stats</b>	R: 0 H: 0 E: 0 LOB: 0 K: 0 S: 3	H: 0 R: 0 ER: 0 SO: 5 BB: 0 P: 5	H: 1 R: 0 ER: 0 SO: 4 BB: 0 P: 4	H: 0 R: 0 ER: 0 SO: 3 BB: 0 P: 3	H: 0 R: 0 ER: 0 SO: 3 BB: 0 P: 3	H: 0 R: 0 ER: 0 SO: 5 BB: 0 P: 5	H: 2 R: 3 ER: 0 SO: 5 BB: 2 P: 13	H: 0 R: 0 ER: 0 SO: 5 BB: 0 P: 5	H: 0 R: 0 ER: 0 SO: 6 BB: 0 P: 6	1B: 2 2B: 0 3B: 1 HR: 0	SF: 0 SAC: 1 DP: 1 HBP: 0	WP: 0 PA: 29 PB: 0 SB: 0 CS: 0					
<b>PITCHER</b> Dick Brodowski, R ERA: 3.91	IP: 8.0 WLS: L BF: 29 H: 3 R: 3 ER: 3 SO: 3 BB: 1 IBB: 1 HBP: 0 BLK: 0 WP: 0 HR: 0 S: 33 P: 41 ERA: 3.38 WHIP: 0.500																














Batter	1	2	3	4	5	6	7	8	9	AB	R	H	RBI	BB	SO	LOB	TOP								
Billy Goodman, L OBP: 0.396, SLG: 0.445										5	1	3	2	1	0	1									
Faye Throneberry, L OBP: 0.353, SLG: 0.370										6	1	1	2	0	0	6									
Dom DiMaggio, R OBP: 0.386, SLG: 0.379										4	3	2	0	1	0	0									
George Kell, R OBP: 0.383, SLG: 0.431 Lou Boudreau, R OBP: 0.324, SLG: 0.439										4	1	2	1	0	0	0									
Hoot Evers, R OBP: 0.326, SLG: 0.438										5	1	2	1	0	0	3									
Willard Nixon, L OBP: 0.323, SLG: 0.345 Al Benton, R OBP: 0.324, SLG: 0.439										4	0	1	2	0	0	2									
Dick Gemert, R OBP: 0.314, SLG: 0.490										3	1	1	0	2	1	1									
Sammy White, R OBP: 0.324, SLG: 0.439										5	0	2	0	0	0	5									
Johnny Lipon, R OBP: 0.301, SLG: 0.269										5	0	2	1	0	0	4									
<b>Inning Stats</b>	R: 2 E: 0 K: 0 S: 6	H: 3 LOB: 1 BB: 0 P: 6	R: 0 E: 0 K: 0 S: 4	H: 2 LOB: 1 BB: 0 P: 4	R: 1 E: 0 K: 1 S: 5	H: 2 LOB: 1 BB: 0 P: 5	R: 0 E: 0 K: 1 S: 6	H: 1 LOB: 2 BB: 1 P: 10	R: 2 E: 0 K: 0 S: 7	H: 4 LOB: 2 BB: 0 P: 7	R: 0 E: 0 K: 0 S: 3	H: 0 LOB: 0 BB: 0 P: 3	R: 0 E: 0 K: 0 S: 3	H: 0 LOB: 0 BB: 0 P: 3	R: 0 E: 0 K: 0 S: 4	H: 1 LOB: 2 BB: 1 P: 8	R: 4 E: 0 K: 0 S: 6	H: 3 LOB: 2 BB: 2 P: 15	1B: 11 2B: 4 3B: 0 HR: 1	SF: 0 SAC: 1 DP: 1 HBP: 1	WP: 0 PB: 0 SB: 0 CS: 0	PA: 47			
<b>PITCHER</b>	IP	WLS	BF	H	R	ER	SO	BB	IBB	HBP	BLK	WP	HR	S	P	ERA	WHIP								
Duane Pilette, R ERA: 3.66	2.2	L	14	7	3	3	0	0	0	0	0	0	1	14	14	10.12	2.625								
Stubby Overmire, L ERA: 3.15	4.1		19	5	2	2	1	1	0	0	0	0	0	20	24	4.15	1.385								
Dave Madison, R ERA: 4.26	1.0		8	2	3	3	0	2	0	1	0	0	0	5	14	27.00	4.000								
Satchel Paige, R ERA: 2.95	1.0		6	2	1	1	0	0	1	0	0	0	0	5	9	9.00	2.000								

**Boston Red Sox @ St. Louis Browns**  
Sportsman's Park, St. Louis, MO  
Sun Jul 27 1952, 4:38 AM EDT  
Att: 6,555 - Unknown - 100 F


AB 41  
R 9  
H 16  
RBI 9  
BB 4  
SO 1  
LOB 22



Batter	1	2	3	4	5	6	7	8	9	AB	R	H	RBI	BB	SO	LOB	BOTTOM								
Cass Michaels, R OBP: 0.326, SLG: 0.358 Jim Dyck, R OBP: 0.346, SLG: 0.431										2	0	0	0	0	1	1									
Jim Rivera, L OBP: 0.319, SLG: 0.366										3	1	1	0	1	0	2									
Jim Delsing, L OBP: 0.345, SLG: 0.374										3	1	1	2	1	0	1									
Dick Kryhoski, L OBP: 0.298, SLG: 0.371										4	0	0	0	0	0	3									
Clint Courtney, L OBP: 0.340, SLG: 0.369										3	0	2	1	1	0	0									
Bob Nieman, R OBP: 0.350, SLG: 0.430										4	0	0	0	0	1	3									
Bobby Young, L OBP: 0.323, SLG: 0.348										4	0	0	0	0	0	1									
Joe Demaestri, R OBP: 0.250, SLG: 0.287 Gordon Caldsberry, L OBP: 0.289, SLG: 0.247 Fred Marsh, R OBP: 0.272, SLG: 0.215										2	0	1	0	0	0	0									
Duane Pilette, R OBP: 0.222, SLG: 0.209 Stubby Overmire, R OBP: 0.182, SLG: 0.273 Gene Bearden, L OBP: 0.469, SLG: 0.500 Dave Madison, R OBP: 0.125, SLG: 0.125 Satchel Paige, R OBP: 0.182, SLG: 0.143										2	0	0	0	0	0	0									
<b>Inning Stats</b>	R: 0 E: 0 K: 0 S: 4	H: 1 LOB: 0 BB: 0 P: 4	R: 0 E: 0 K: 2 S: 8	H: 1 LOB: 0 BB: 0 P: 8	R: 0 E: 0 K: 0 S: 2	H: 0 LOB: 1 BB: 2 P: 10	R: 0 E: 0 K: 1 S: 5	H: 0 LOB: 0 BB: 0 P: 5	R: 2 E: 0 K: 2 S: 9	H: 2 LOB: 1 BB: 1 P: 13	R: 0 E: 0 K: 0 S: 3	H: 0 LOB: 0 BB: 0 P: 3	R: 0 E: 1 K: 0 S: 3	H: 0 LOB: 0 BB: 1 P: 7	R: 0 E: 0 K: 0 S: 3	H: 0 LOB: 0 BB: 0 P: 3	1B: 2 2B: 3 3B: 0 HR: 0	SF: 0 SAC: 0 DP: 2 HBP: 0	WP: 0 PB: 0 SB: 0 CS: 0	PA: 34					
<b>PITCHER</b>	IP	WLS	BF	H	R	ER	SO	BB	IBB	HBP	BLK	WP	HR	S	P	ERA	WHIP								
Willard Nixon, R ERA: 4.75 Al Benton, R ERA:	7.0	W	27	5	2	2	5	3	0	0	0	0	0	34	46	2.57	1.143								
	2.0	S	7	0	1	0	0	1	0	0	0	0	0	6	10	0.00	0.500								

**Boston Red Sox @ St. Louis Browns**  
Sportsman's Park, St. Louis, MO  
Sun Jul 27 1952, 4:38 AM EDT  
Att: 6,555 - Unknown - 100 F

AB 30  
R 3  
H 5  
RBI 3  
BB 4  
SO 5  
LOB 12

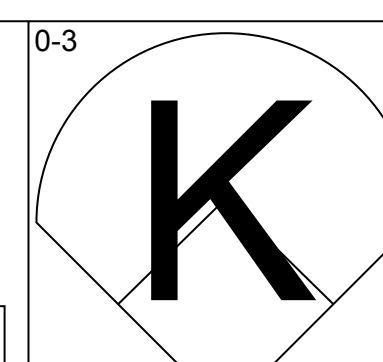
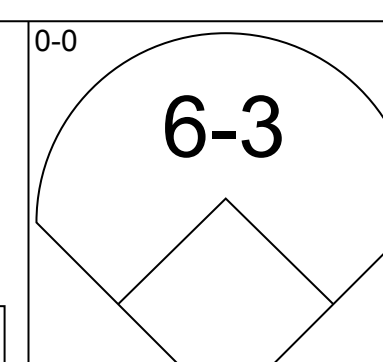
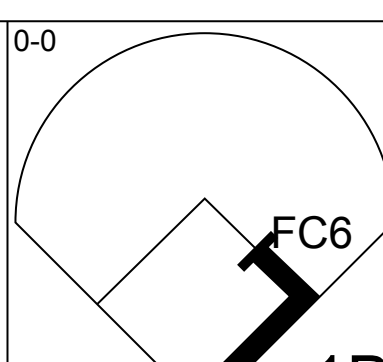
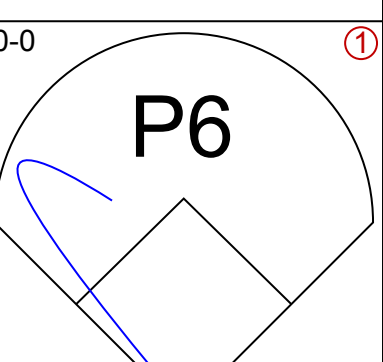
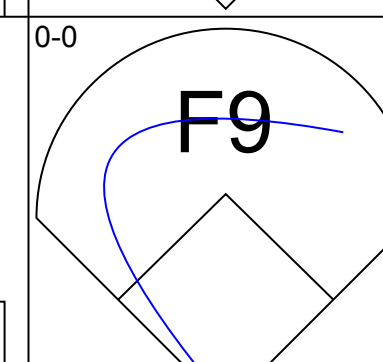
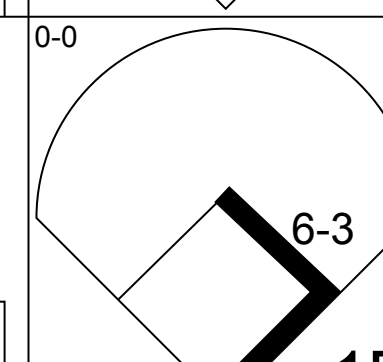
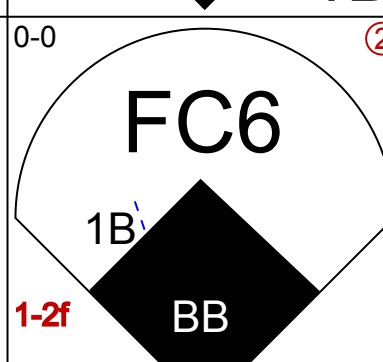
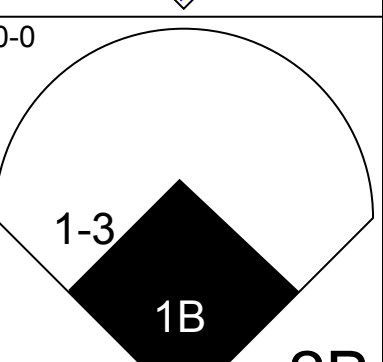
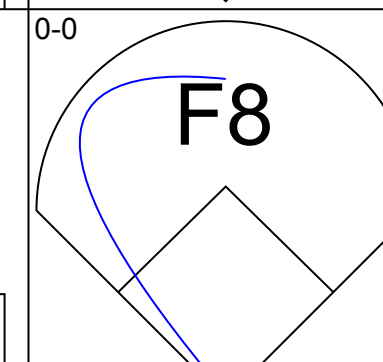
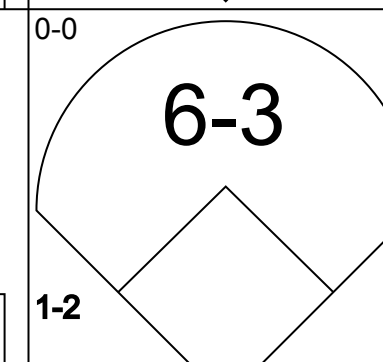
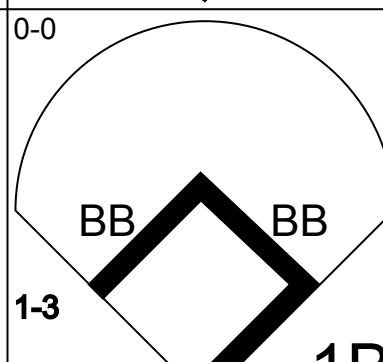
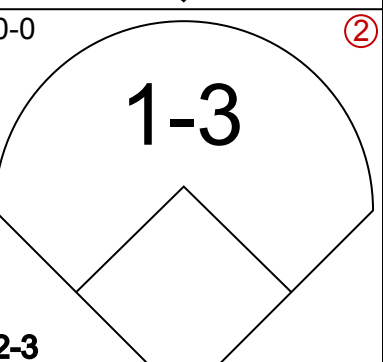
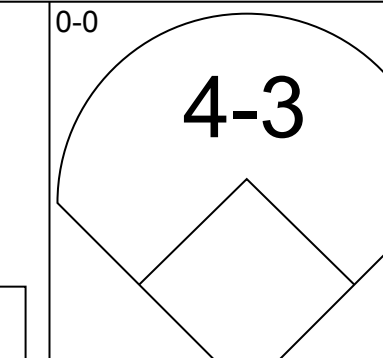
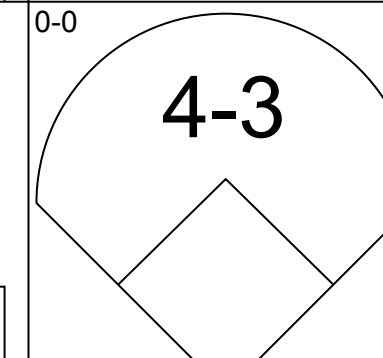
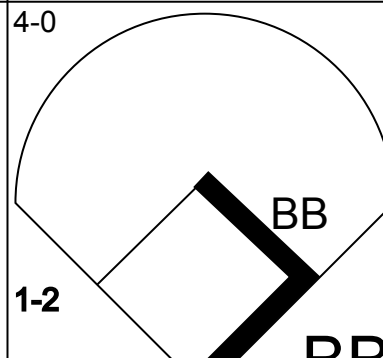
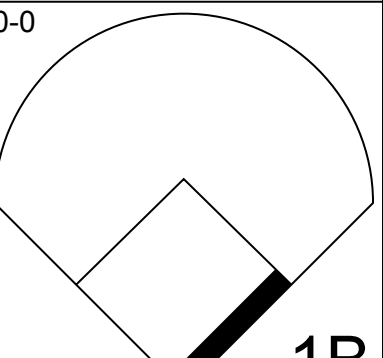
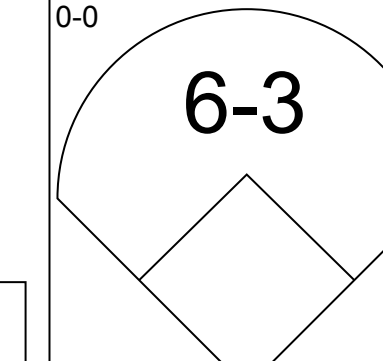
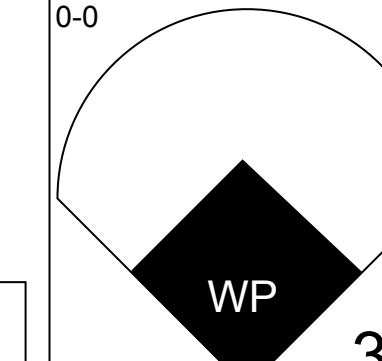
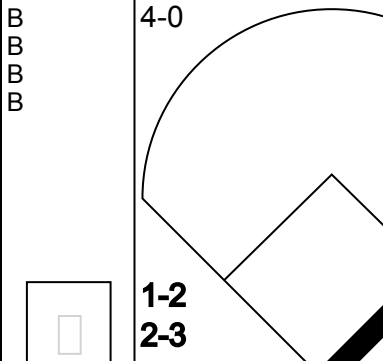
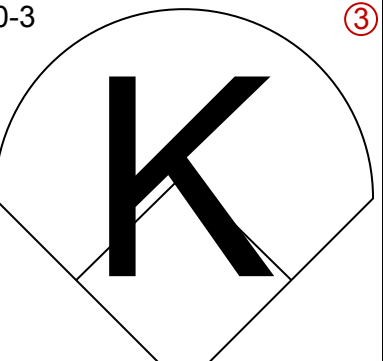
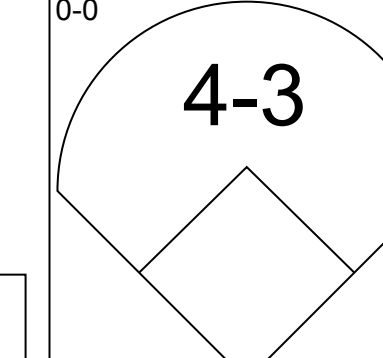
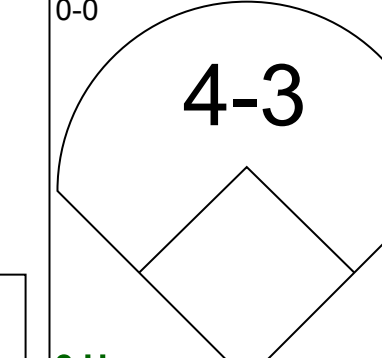
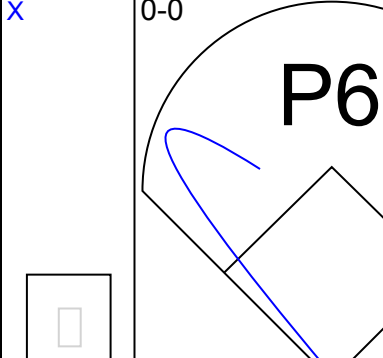
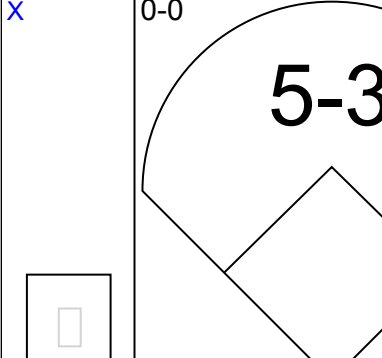
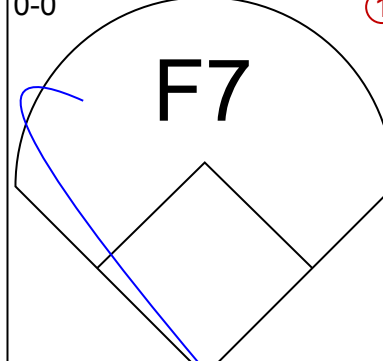
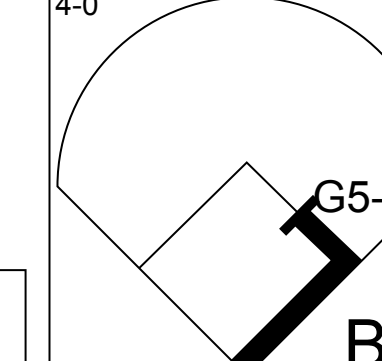
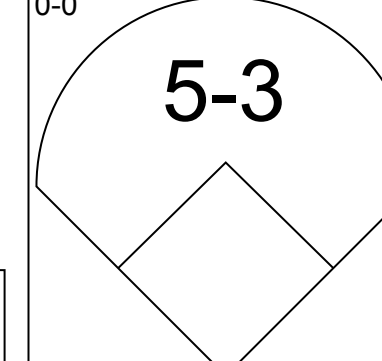
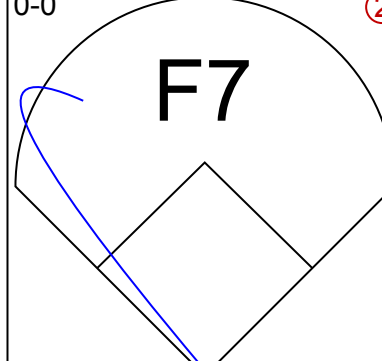
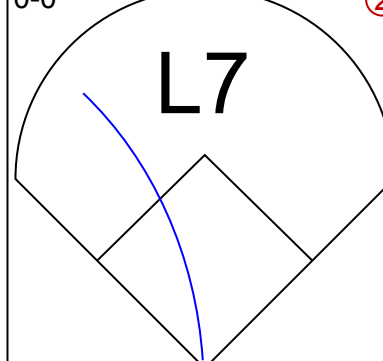
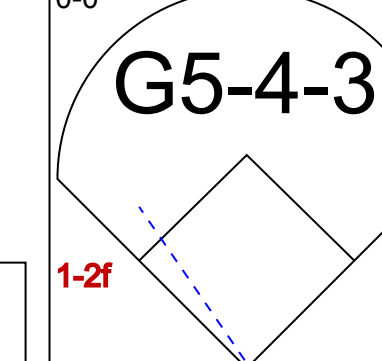
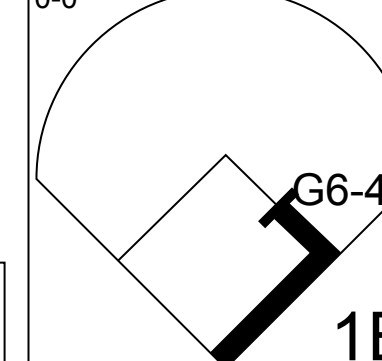
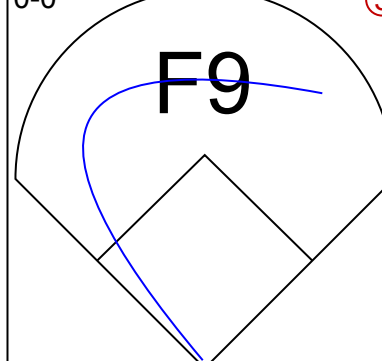

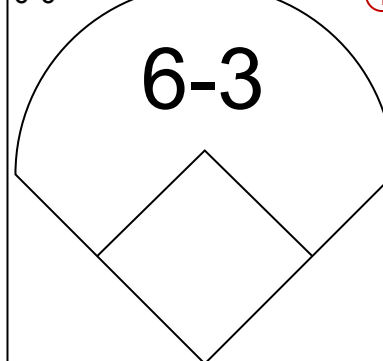
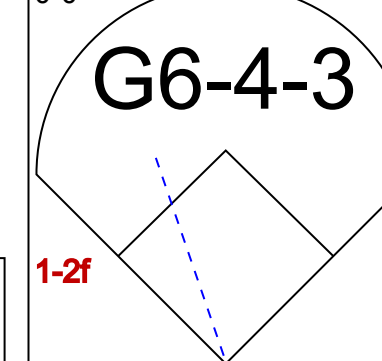


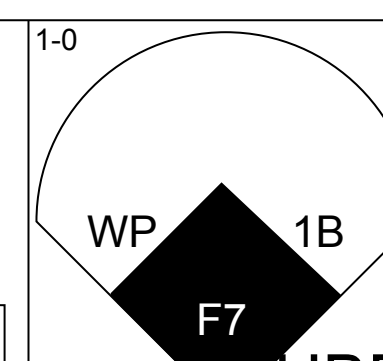
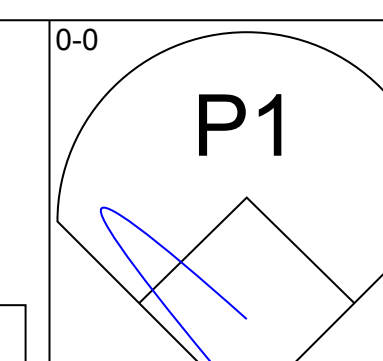
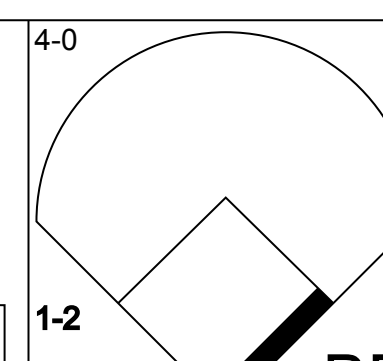
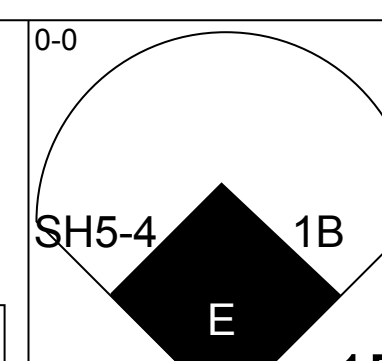
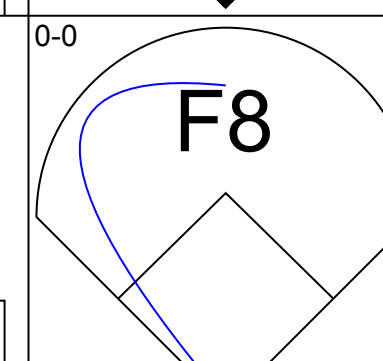
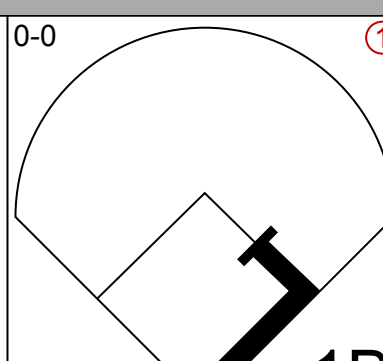
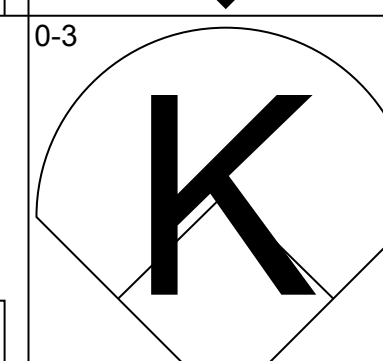
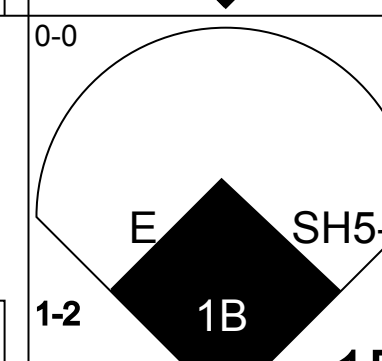
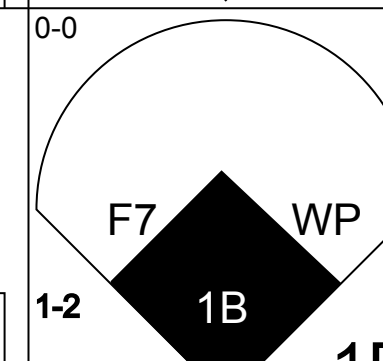
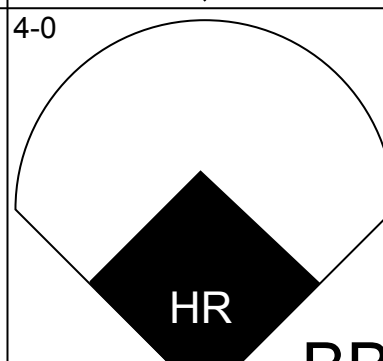

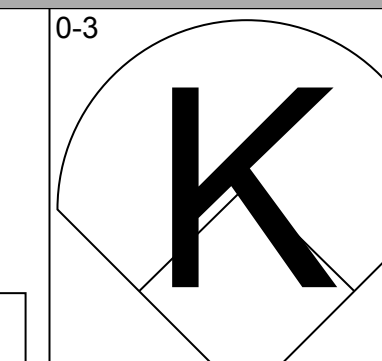
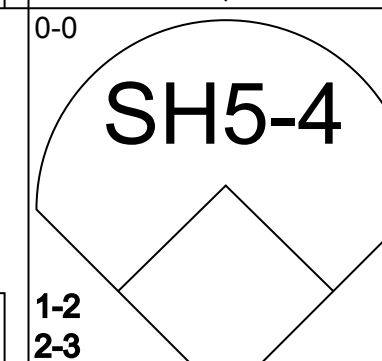
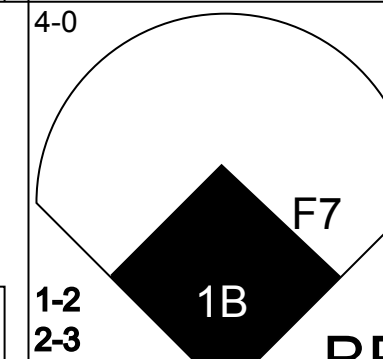
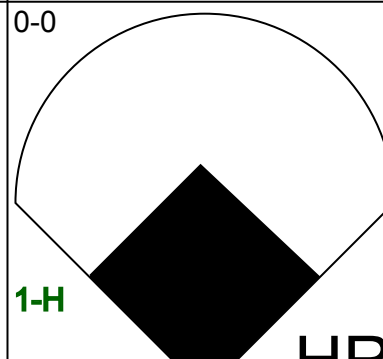

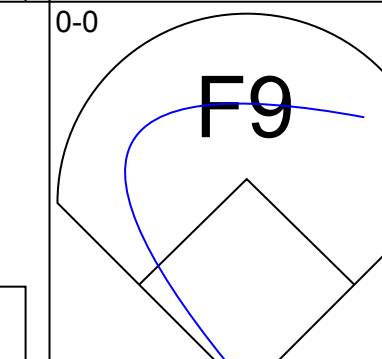
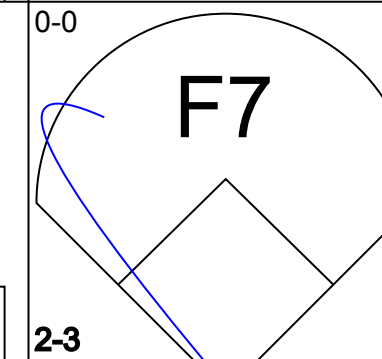
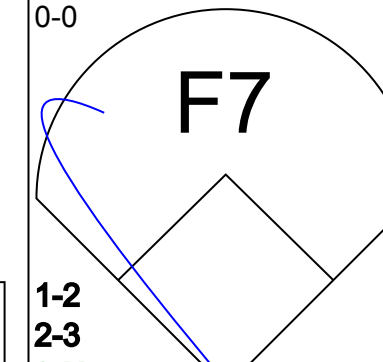
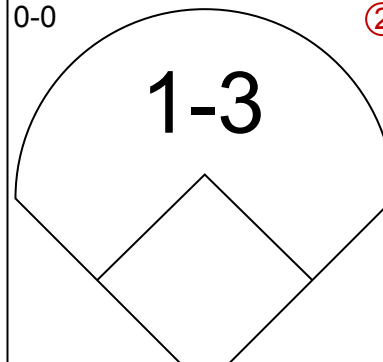
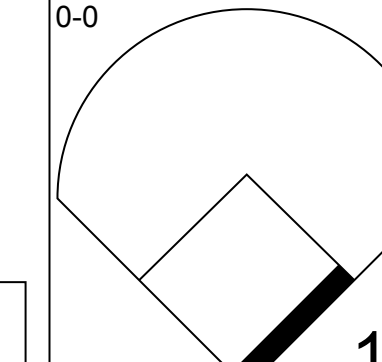
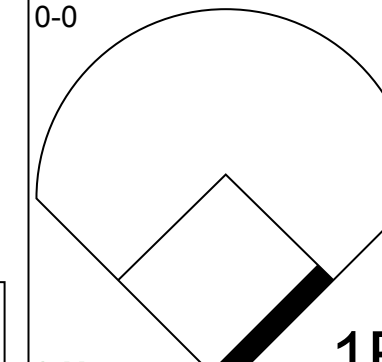
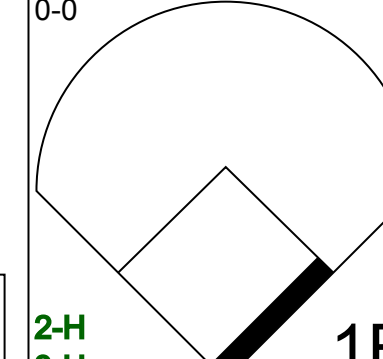
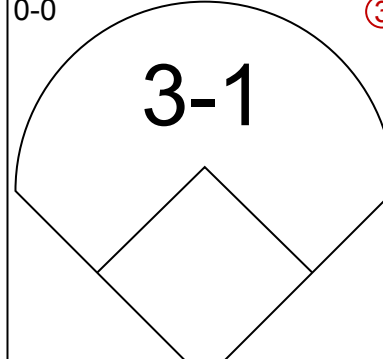
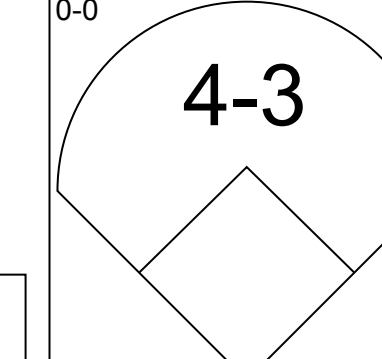
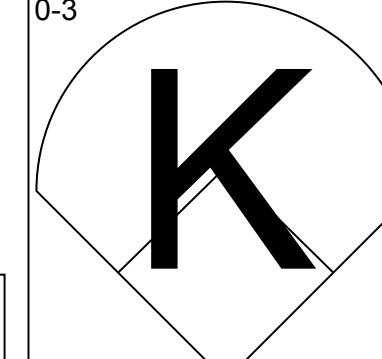
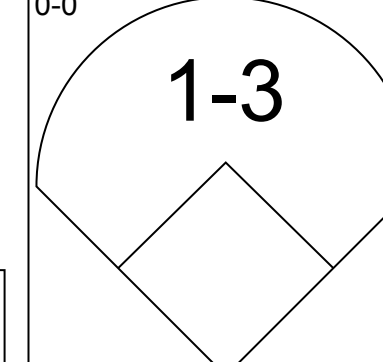
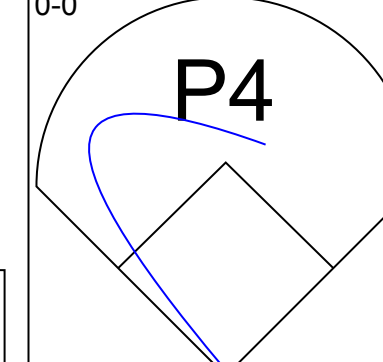
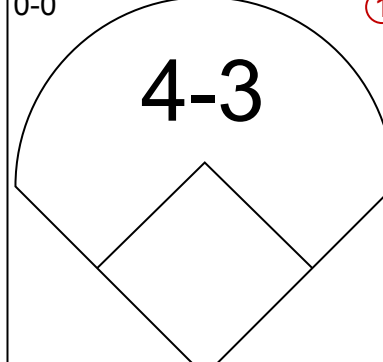
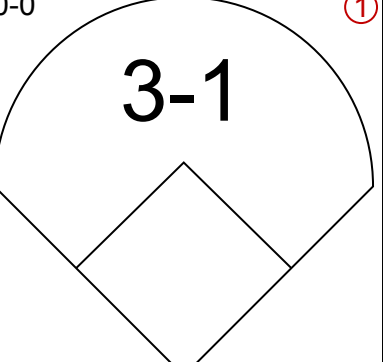
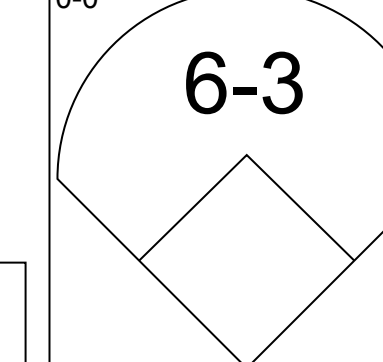
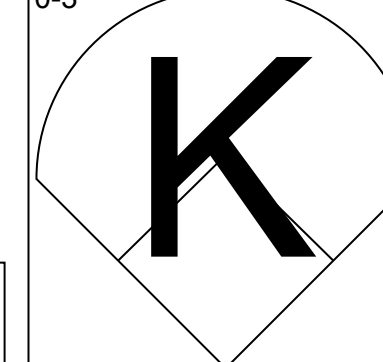
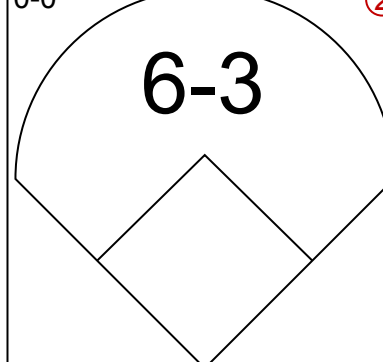
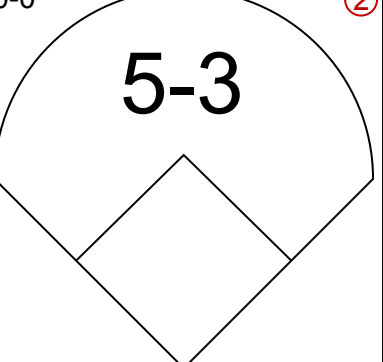
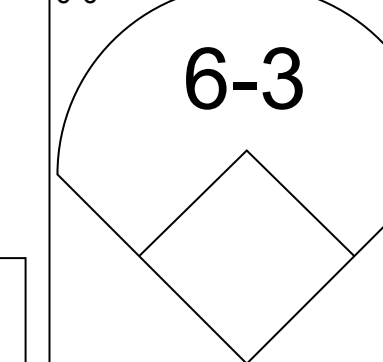
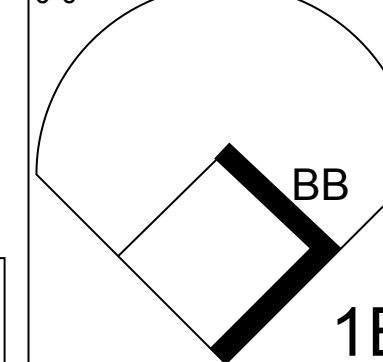
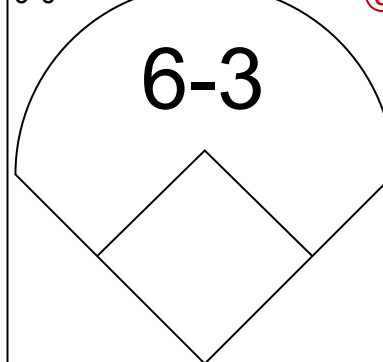
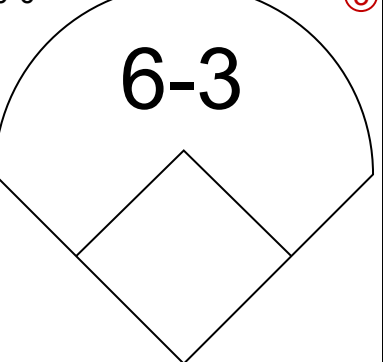


Batter	1	2	3	4	5	6	7	8	9	AB	R	H	RBI	BB	SO	LOB	TOP			
Eddie Yost, R OBP: 0.330, SLG: 0.304 (1, 5)										5	0	0	0	0	2	0	<b>Washington Senators @ St. Louis Browns</b> <b>Sportsman's Park, St. Louis, MO</b> Mon Jul 28 1952, 4:33 AM EDT Att: 14,189 - Unknown <a href="http://livebaseballscorecards.com">livebaseballscorecards.com</a>			
Jim Busby, R OBP: 0.242, SLG: 0.240 (1, 8)										4	2	3	0	1	0	0				
Jackie Jensen, R OBP: 0.369, SLG: 0.437 (1, 9)										5	1	3	0	0	0	2				
Pete Runnels, L OBP: 0.366, SLG: 0.335 (1, 6)										4	0	2	3	1	0	2				
Mickey Vernon, L OBP: 0.355, SLG: 0.413 (1, 3)										2	0	0	0	2	0	3				
Gil Coan, L OBP: 0.302, SLG: 0.323 (1, 7)										4	0	1	0	0	0	6				
Floyd Baker, L OBP: 0.346, SLG: 0.310 (8, PH)									2	0	0	0	0	0	0	1				
Mel Hoderlein, S OBP: 0.281, SLG: 0.264 (8, 4)									1	0	0	0	0	0	0	0				
Hal Keller, L OBP: 0.208, SLG: 0.261 (8, PH)									3	0	1	0	0	0	0	1				
Mickey Grasso, R OBP: 0.236, SLG: 0.248 (8, 2)									1	0	0	0	0	0	0	0				
Lou Slaughter, L OBP: 0.245, SLG: 0.245 (2, PH)									0	0	0	0	0	0	0	0				
Frank Campese, L OBP: 0.317, SLG: 0.376 (2, 1)									1	0	0	0	0	0	0	2				
Don Johnson, R OBP: 0.111, SLG: 0.111 (6, PH)									1	0	0	0	0	0	0	1				
Earl Ferrick, R OBP: 0.142, SLG: 0.142 (8, 1)									0	0	0	0	0	0	0	0				
Sandy Consuegra, R OBP: 0.124, SLG: 0.124 (8, PH)									1	0	0	0	0	0	0	0				
Ken Wood, R OBP: 0.124, SLG: 0.124 (8, PH)									0	0	0	0	0	0	0	0				
Tom Ferrick, R OBP: 0.142, SLG: 0.142 (8, 1)									0	0	0	0	0	0	0	0				
<b>Inning Stats</b>	R: 0 E: 0 K: 1 S: 6	H: 1 LOB: 1 BB: 0 P: 6	R: 0 E: 0 K: 0 S: 4	H: 1 LOB: 2 BB: 1 P: 8	R: 1 E: 0 K: 1 S: 7	H: 2 LOB: 2 BB: 1 P: 11	R: 0 E: 0 K: 1 S: 5	H: 0 LOB: 0 BB: 0 P: 5	R: 2 E: 0 K: 0 S: 5	H: 3 LOB: 1 BB: 0 P: 5	R: 0 E: 0 K: 0 S: 4	H: 1 LOB: 3 BB: 2 P: 12	R: 0 E: 0 K: 0 S: 3	H: 0 LOB: 0 BB: 0 P: 3	R: 0 E: 0 K: 0 S: 4	H: 1 LOB: 1 BB: 0 P: 4	1B: 8 2B: 2 3B: 0 HR: 0	SF: 0 SAC: 1 DP: 1 HBP: 0	WP: 0 PB: 0 SB: 0 CS: 0	PA: 40
<b>PITCHER</b>	IP WLS BF H R ER SO BB IBB HBP BLK WP HR S P ERA WHIP	6.2 W 31 9 3 3 3 3 0 0 0 0 0 34 46 4.05 1.800	2.1 S 9 1 0 0 0 1 0 0 0 0 0 8 12 0.00 0.857																	

Batter	1	2	3	4	5	6	7	8	9	AB	R	H	RBI	BB	SO	LOB	BOTTOM				
Al Zarilla, L OBP: 0.363, SLG: 0.346 (1, 8)										1	1	0	0	4	0	0	<b>Washington Senators @ St. Louis Browns</b> <b>Sportsman's Park, St. Louis, MO</b> Mon Jul 28 1952, 4:33 AM EDT Att: 14,189 - Unknown <a href="http://livebaseballscorecards.com">livebaseballscorecards.com</a>				
Cass Michaels, R OBP: 0.324, SLG: 0.355 (1, 5)									2	0	0	0	0	1	2	2					
Jim Delsing, L OBP: 0.342, SLG: 0.371 (5, PH)									4	0	1	0	0	1	2	4					
Bob Nieman, R OBP: 0.349, SLG: 0.428 (1, 9)									4	0	1	0	0	1	2	4					
Jim Dyck, R OBP: 0.344, SLG: 0.427 (1, 7)									4	1	1	1	0	0	3	4					
Les Moss, R OBP: 0.354, SLG: 0.419 (1, 2)									4	1	3	1	0	0	0	4					
Fred Marsh, R OBP: 0.276, SLG: 0.213 (1, 6)									1	0	0	0	1	0	1	2					
Joe Demaestri, R OBP: 0.246, SLG: 0.282 (6, 6)									2	0	0	0	0	1	2	2					
Bobby Young, L OBP: 0.328, SLG: 0.359 (1, 4)									3	1	2	3	1	0	0	3					
Gordon Goldsberry, L OBP: 0.297, SLG: 0.250 (1, 3)									3	0	1	1	1	0	1	1					
Satchel Paige, R OBP: 0.160, SLG: 0.125 (1, 1)									3	0	0	0	0	1	2	1					
Bob Cain, L OBP: 0.156, SLG: 0.100 (7, 1)									1	0	0	0	0	0	1	1					
<b>Inning Stats</b>	R: 4 E: 0 K: 2 S: 10	H: 3 LOB: 1 BB: 2 P: 18	R: 0 E: 0 K: 0 S: 2	H: 0 LOB: 0 BB: 1 P: 6	R: 0 E: 0 K: 0 S: 4	H: 1 LOB: 1 BB: 0 P: 4	R: 0 E: 0 K: 1 S: 5	H: 0 LOB: 0 BB: 0 P: 5	R: 0 E: 0 K: 0 S: 3	H: 0 LOB: 2 BB: 1 P: 7	R: 0 E: 0 K: 0 S: 5	H: 0 LOB: 2 BB: 2 P: 13	R: 1 E: 0 K: 0 S: 5	H: 2 LOB: 2 BB: 1 P: 9	R: 1 E: 0 K: 0 S: 4	H: 2 LOB: 0 BB: 0 P: 4	1B: 6 2B: 1 3B: 1 HR: 0	SF: 0 SAC: 0 DP: 2 HBP: 0	WP: 0 PB: 0 SB: 1 CS: 0	PA: 37	
<b>PITCHER</b>	IP WLS BF H R ER SO BB IBB HBP BLK WP HR S P ERA WHIP	1.0 L 8 3 4 4 2 2 0 0 0 0 0 0 14 22 0.00 0.750	4.0 14 1 0 0 1 2 0 0 0 0 0 0 14 22 0.00 0.750	2.0 11 2 1 0 1 3 0 0 0 0 0 0 10 22 0.00 2.500	3.0 6 2 1 1 0 0 0 0 0 0 0 4 4 9.00 2.000																



Batter	1	2	3	4	5	6	7	8	9	AB	R	H	RBI	BB	SO	LOB	TOP					
<b>Gil Coan, L</b> OBP: 0.301, SLG: 0.322 (1, 7)										4	0	1	0	0	1	0	<b>Washington Senators @ St. Louis Browns</b> Sportsman's Park, St. Louis, MO Tue Jul 29 1952, 4:33 AM EDT Att: 4,306 - Unknown <a href="http://livebaseballscorecards.com">livebaseballscorecards.com</a>					
<b>Jim Busby, R</b> OBP: 0.245, SLG: 0.247 (1, 8)										4	2	2	0	0	0	1						
<b>Jackie Jensen, R</b> OBP: 0.368, SLG: 0.435 (1, 9)										4	0	1	0	0	0	2						
<b>Pete Runnels, L</b> OBP: 0.368, SLG: 0.335 (1, 6)										3	0	1	1	1	0	1						
<b>Mickey Vernon, L</b> OBP: 0.357, SLG: 0.418 (1, 3)										3	1	1	1	1	1	1						
<b>Floyd Baker, L</b> OBP: 0.339, SLG: 0.302 (1, 4)										4	0	0	0	0	0	3						
<b>Eddie Yost, R</b> OBP: 0.329, SLG: 0.302 (1, 5)										3	0	0	0	1	0	0						
<b>Mickey Grasso, R</b> OBP: 0.285, SLG: 0.248 (1, 2)										4	0	1	0	0	0	1						
<b>Spec Shea, R</b> OBP: 0.273, SLG: 0.286 (6, PH)										1	0	0	0	0	1	0						
<b>Frank Campos, L</b> OBP: 0.314, SLG: 0.374 (6, PH)										1	0	0	0	0	0	0						
<b>Joe Haynes, R</b> OBP: 0.200, SLG: 0.143 (6, 1)										1	0	0	0	0	0	1						
<b>Inning Stats</b>	R: 0 E: 0 K: 1 S: 5	H: 0 LOB: 0 BB: 0 P: 5	R: 0 E: 0 K: 0 S: 3	H: 0 LOB: 0 BB: 0 P: 3	R: 0 E: 0 K: 1 S: 5	H: 0 LOB: 0 BB: 0 P: 5	R: 0 E: 0 K: 0 S: 4	H: 1 LOB: 1 BB: 0 P: 4	R: 1 E: 0 K: 0 S: 3	H: 1 LOB: 0 BB: 1 P: 7	R: 1 E: 0 K: 0 S: 5	H: 2 LOB: 3 BB: 2 P: 13	R: 0 E: 0 K: 0 S: 3	H: 1 LOB: 1 BB: 0 P: 3	R: 1 E: 0 K: 1 S: 7	H: 2 LOB: 1 BB: 0 P: 7	R: 0 E: 0 K: 0 S: 3	H: 0 LOB: 0 BB: 0 P: 3	1B: 5 2B: 1 3B: 1 HR: 0	SF: 0 SAC: 0 DP: 2 HBP: 0	WP: 1 PB: 0 CS: 0	PA: 35
<b>PITCHER</b>	IP WLS BF H R ER SO BB IBB HBP BLK WP HR S P ERA WHIP																					
<b>Ned Garver, R</b> ERA: 3.65 (1, 1)	6.1 W 26 5 2 2 2 3 0 0 0 0 1 0 27 39 2.84 1.263																					
<b>Earl Harrist, R</b> ERA: 3.69 (7, 1)	2.2 S 9 2 1 1 1 0 0 0 0 0 0 0 11 11 3.38 0.750																					

Batter	1	2	3	4	5	6	7	8	9	AB	R	H	RBI	BB	SO	LOB	BOTTOM			
<b>Al Zarilla, L</b> OBP: 0.371, SLG: 0.348 (1, 7)										2	2	1	0	1	0	0	<b>Washington Senators @ St. Louis Browns</b> Sportsman's Park, St. Louis, MO Tue Jul 29 1952, 4:33 AM EDT Att: 4,306 - Unknown <a href="http://livebaseballscorecards.com">livebaseballscorecards.com</a>			
<b>Gordon Goldsberry, L</b> OBP: 0.366, SLG: 0.261 (1, 3)										4	1	2	0	0	1	3				
<b>Bob Nieman, R</b> OBP: 0.351, SLG: 0.429 (1, 9)										2	2	1	0	1	1	0				
<b>Clint Courtney, L</b> OBP: 0.342, SLG: 0.381 (1, 2)										3	2	1	2	1	0	1				
<b>Jim Dyck, R</b> OBP: 0.347, SLG: 0.429 (1, 5)										4	0	2	2	0	0	2				
<b>Jim Delsing, L</b> OBP: 0.341, SLG: 0.369 (1, 8)										4	0	1	2	0	1	2				
<b>Bobby Young, L</b> OBP: 0.324, SLG: 0.355 (1, 4)										4	0	0	0	0	0	1				
<b>Joe Demaestri, R</b> OBP: 0.238, SLG: 0.273 (1, 6)										4	0	0	0	0	1	0				
<b>Ned Garver, R</b> ERA: 2.21 (1, 1)										3	0	1	0	0	0	0				
<b>Earl Harrist, R</b> OBP: 0.111, SLG: 0.111 (7, 1)										1	0	0	0	0	0	0				
<b>Inning Stats</b>	R: 3 E: 0 K: 0 S: 5	H: 2 LOB: 1 BB: 1 P: 10	R: 0 E: 0 K: 0 S: 3	H: 0 LOB: 0 BB: 0 P: 3	R: 2 E: 0 K: 0 S: 4	H: 2 LOB: 0 BB: 1 P: 8	R: 0 E: 0 K: 2 S: 8	H: 1 LOB: 2 BB: 1 P: 12	R: 0 E: 0 K: 0 S: 3	H: 0 LOB: 0 BB: 0 P: 3	R: 2 E: 1 K: 1 S: 8	H: 3 LOB: 1 BB: 0 P: 8	R: 0 E: 0 K: 0 S: 3	H: 0 LOB: 0 BB: 0 P: 3	R: 0 E: 0 K: 0 S: 3	H: 0 LOB: 0 BB: 0 P: 3	1B: 8 2B: 0 3B: 0 HR: 1	SF: 0 SAC: 1 DP: 0 HBP: 1	WP: 1 PB: 0 CS: 0	PA: 36
<b>PITCHER</b>	IP WLS BF H R ER SO BB IBB HBP BLK WP HR S P ERA WHIP																			
<b>Spec Shea, R</b> ERA: 2.21 (1, 1)	5.0 L 24 6 5 5 3 3 0 0 0 0 1 1 26 39 9.00 1.800																			
<b>Joe Haynes, R</b> ERA: 4.15 (6, 1)	3.0 12 3 2 2 1 0 0 0 0 0 0 0 14 14 6.00 1.000																			



Batter	1	2	3	4	5	6	7	8	9	AB	R	H	RBI	BB	SO	LOB	TOP			
<b>Eddie Yost, R</b> OBP: 0.332, SLG: 0.310 (1, 5)	5-3	HR			FC5-4 2-3 BB		1B BB		L5	3	2	1	1	2	0	0	<b>Washington Senators @ St. Louis Browns</b> Sportsman's Park, St. Louis, MO Wed Jul 30 1952, 4:33 AM EDT Att: 3,871 - Unknown  <b>AB 34</b> <b>R 6</b> <b>H 8</b> <b>RBI 6</b> <b>BB 5</b> <b>SO 6</b> <b>LOB 11</b>			
<b>Jim Busby, R</b> OBP: 0.244, SLG: 0.244 (1, 8)	F3	F8			F7		F8		CS BB	4	0	0	0	1	0	2				
<b>Jackie Jensen, R</b> OBP: 0.368, SLG: 0.433 (1, 9)	1B BB	6-3			2-3		1B S		4-3	4	2	1	0	1	0	2				
<b>Ken Wood, R</b> OBP: 0.332, SLG: 0.344 (1, 7)	1B BB				FC5-4		1B			3	1	1	2	1	1	1				
<b>Pete Runnels, L</b> OBP: 0.367, SLG: 0.334 (1, 6)	1B BB				K		6-3		K	4	1	1	1	0	2	1				
<b>Mickey Vernon, L</b> OBP: 0.356, SLG: 0.416 (1, 3)	1B				F7		P4		L7	4	0	1	1	0	0	0				
<b>Mel Hoderlein, S</b> OBP: 0.300, SLG: 0.284 (1, 4)	FC4 1B				5-3		1B		1B	4	0	3	1	0	0	0				
<b>Mickey Grasso, R</b> OBP: 0.281, SLG: 0.244 (1, 2)	FC4				F8		K		L7	4	0	0	0	0	1	4				
<b>Bob Porterfield, R</b> OBP: 0.188, SLG: 0.213 (1, 1)					F8		P6		K	4	0	0	0	0	2	1				
<b>Inning Stats</b>	R: 3 E: 0 K: 0 S: 6	H: 3 LOB: 2 BB: 2 P: 14	R: 1 E: 0 K: 0 S: 4	H: 1 LOB: 0 BB: 0 P: 4	R: 0 E: 0 K: 2 S: 7	H: 0 LOB: 0 BB: 0 P: 7	R: 0 E: 0 K: 1 S: 5	H: 0 LOB: 0 BB: 0 P: 5	R: 0 E: 0 K: 1 S: 3	H: 1 LOB: 1 BB: 0 P: 6	R: 2 E: 0 K: 1 S: 7	H: 2 LOB: 1 BB: 1 P: 11	R: 0 E: 0 K: 1 S: 6	H: 1 LOB: 1 BB: 0 P: 6	R: 0 E: 0 K: 0 S: 2	H: 0 LOB: 0 BB: 1 P: 6	1B: 7 2B: 0 3B: 0 HR: 1	SF: 0 SAC: 0 DP: 0 HBP: 0	WP: 0 PB: 0 CS: 1	PA: 39
<b>PITCHER</b> <b>Tommy Byrne, L</b> ERA: 4.65 (1, 1)	IP: 9.0 WLS: L BF: 39	H: 8 R: 6 ER: 6 SO: 6	BB: 5 IBB: 0 HBP: 0 BLK: 0	WP: 0 HR: 1 S: 46 P: 66	ERA: 6.00 WHIP: 1.444															

Batter	1	2	3	4	5	6	7	8	9	AB	R	H	RBI	BB	SO	LOB	BOTTOM			
<b>Al Zarilla, L</b> OBP: 0.364, SLG: 0.339 (1, 7)	K	F7			4-3		F8			4	0	0	0	0	1	2	<b>Washington Senators @ St. Louis Browns</b> Sportsman's Park, St. Louis, MO Wed Jul 30 1952, 4:33 AM EDT Att: 3,871 - Unknown  <b>AB 32</b> <b>R 2</b> <b>H 5</b> <b>RBI 2</b> <b>BB 3</b> <b>SO 10</b> <b>LOB 11</b>			
<b>Gordon Goldsberry, L</b> OBP: 0.303, SLG: 0.292 (1, 3)	HR				K		P6		F9	4	1	1	1	0	1	1				
<b>Ray Coleman, L</b> OBP: 0.264, SLG: 0.291 (1, 9)	FC6-4 1B				K		F7		F7	4	0	1	0	0	1	0				
<b>Clint Courtney, L</b> OBP: 0.348, SLG: 0.382 (1, 2)	FC6-4 BB				K		3B 1B		F7	2	1	1	0	2	0	0				
<b>Jim Dyck, R</b> OBP: 0.341, SLG: 0.421 (1, 5)	FC6-4				K		K		F7	4	0	0	0	0	2	4				
<b>Jim Delsing, L</b> OBP: 0.336, SLG: 0.375 (1, 8)	L8				4-3		3B		6-3	4	0	1	1	0	0	2				
<b>Bobby Young, L</b> OBP: 0.321, SLG: 0.351 (1, 4)					F9		F7		K	4	0	0	0	0	1	1				
<b>Joe Demaestri, R</b> OBP: 0.234, SLG: 0.268 (1, 6)					F8				K	2	0	0	0	0	1	0				
<b>Gene Bearden, L</b> OBP: 0.465, SLG: 0.516 (7, PH)					K				K	1	0	1	0	0	0	0				
<b>Fred Marsh, R</b> OBP: 0.276, SLG: 0.213 (8, 6)										0	0	0	0	0	0	0				
<b>Jay Porter, R</b> (9, PH)										1	0	0	0	0	1	0				
<b>Tommy Byrne, L</b> OBP: 0.299, SLG: 0.355 (1, 1)					K		K			2	0	0	0	1	2	1				
<b>Inning Stats</b>	R: 1 E: 0 K: 1 S: 7	H: 2 LOB: 2 BB: 1 P: 11	R: 0 E: 0 K: 0 S: 3	H: 0 LOB: 1 BB: 1 P: 7	R: 0 E: 0 K: 3 S: 9	H: 0 LOB: 1 BB: 1 P: 13	R: 0 E: 0 K: 1 S: 5	H: 0 LOB: 0 BB: 0 P: 5	R: 0 E: 0 K: 1 S: 5	H: 2 LOB: 1 BB: 0 P: 7	R: 0 E: 0 K: 1 S: 6	H: 1 LOB: 1 BB: 0 P: 6	R: 0 E: 0 K: 0 S: 3	H: 0 LOB: 0 BB: 0 P: 3	R: 0 E: 0 K: 2 S: 7	H: 0 LOB: 0 BB: 0 P: 7	1B: 3 2B: 0 3B: 1 HR: 1	SF: 0 SAC: 0 DP: 0 HBP: 0	WP: 0 PB: 0 CS: 0	PA: 35
<b>PITCHER</b> <b>Bob Porterfield, R</b> ERA: 2.77 (1, 1)	IP: 9.0 WLS: W BF: 35	H: 5 R: 2 ER: 2 SO: 10	BB: 3 IBB: 0 HBP: 0 BLK: 0	WP: 0 HR: 1 S: 52 P: 64	ERA: 2.00 WHIP: 0.889															



Batter	1	2	3	4	5	6	7	8	9	AB	R	H	RBI	BB	SO	LOB	TOP					
<b>Eddie Yost, R</b> OBP: 0.333, SLG: 0.309 (1, 5)										4	1	1	0	1	0	1	<b>Washington Senators @ St. Louis Browns</b> Sportsman's Park, St. Louis, MO Thu Jul 31 1952, 4:33 AM EDT Att: 3,711 - Unknown  <b>AB 37</b> <b>R 10</b> <b>H 13</b> <b>RBI 9</b> <b>BB 7</b> <b>SO 5</b> <b>LOB 16</b>					
<b>Jim Busby, R</b> OBP: 0.246, SLG: 0.244 (1, 8)										4	2	1	0	1	1	1						
<b>Jackie Jensen, R</b> OBP: 0.368, SLG: 0.433 (1, 9)										5	1	2	1	0	0	1						
<b>Ken Wood, R</b> OBP: 0.296, SLG: 0.341 (1, 7)										4	1	1	0	1	0	2						
<b>Pete Runnels, L</b> OBP: 0.372, SLG: 0.339 (1, 6)										4	2	3	3	1	1	1						
<b>Mickey Vernon, L</b> OBP: 0.361, SLG: 0.419 (1, 3)										2	1	1	0	3	1	1						
<b>Mel Hoderlein, S</b> OBP: 0.314, SLG: 0.300 (1, 4)										5	1	3	3	0	1	3						
<b>Mickey Grasso, R</b> OBP: 0.275, SLG: 0.239 (1, 2)										5	1	0	1	0	0	5						
<b>Randy Gumpert, R</b> OBP: 0.308, SLG: 0.250 (1, 1)										2	0	0	0	0	1	1						
<b>Sandy Consuegra, R</b> OBP: 0.200, SLG: 0.143 (4, 1)										2	0	1	1	0	0	0						
<b>Inning Stats</b>	R: 5 E: 1 K: 0 S: 8	H: 6 LOB: 1 BB: 1 P: 12	R: 1 E: 1 K: 0 S: 5	H: 1 LOB: 3 BB: 2 P: 13	R: 0 E: 0 K: 1 S: 5	H: 0 LOB: 1 BB: 1 P: 9	R: 0 E: 0 K: 0 S: 2	H: 1 LOB: 0 BB: 1 P: 6	R: 3 E: 1 K: 1 S: 8	H: 3 LOB: 0 BB: 0 P: 8	R: 0 E: 0 K: 2 S: 7	H: 0 LOB: 1 BB: 1 P: 11	R: 0 E: 0 K: 1 S: 5	H: 0 LOB: 0 BB: 0 P: 5	R: 0 E: 0 K: 0 S: 3	H: 0 LOB: 0 BB: 0 P: 3	R: 1 E: 0 K: 0 S: 4	H: 2 LOB: 1 BB: 1 P: 8	1B: 12 2B: 2 3B: 0 HR: 0	SF: 0 SAC: 0 DP: 4 HBP: 0	WP: 0 PB: 0 SB: 0 CS: 1	PA: 45
<b>PITCHER</b>	IP WLS BF H R ER SO BB IBB HBP BLK WP HR S P ERA WHIP																					
<b>Bob Cain, L</b> ERA: 4.55 (1, 1)	0.0 L 5 5 5 5 0 0 0 0 0 0 0 0 5 5 ∞ ∞																					
<b>Dave Madison, R</b> ERA: 4.03 (1, 1)	4.0 18 3 1 0 1 4 1 0 0 0 0 0 15 35 0.00 1.750																					
<b>Stubby Overmire, L</b> ERA: 3.6 (5, 1)	0.0 3 2 3 2 0 0 0 0 0 0 0 0 3 3 ∞ ∞																					
<b>Earl Harrist, R</b> ERA: 3.6 (5, 1)	5.0 18 3 1 1 4 2 0 0 0 0 0 0 24 32 1.80 1.000																					
<b>Batter</b>	<b>1</b>	<b>2</b>	<b>3</b>	<b>4</b>	<b>5</b>	<b>6</b>	<b>7</b>	<b>8</b>	<b>9</b>	<b>AB</b>	<b>R</b>	<b>H</b>	<b>RBI</b>	<b>BB</b>	<b>SO</b>	<b>LOB</b>	<b>BOTTOM</b>					
<b>Al Zarilla, L</b> OBP: 0.365, SLG: 0.355 (1, 7)										4	1	1	2	1	0	2	<b>Washington Senators @ St. Louis Browns</b> Sportsman's Park, St. Louis, MO Thu Jul 31 1952, 4:33 AM EDT Att: 3,711 - Unknown  <b>AB 37</b> <b>R 5</b> <b>H 9</b> <b>RBI 5</b> <b>BB 1</b> <b>SO 2</b> <b>LOB 13</b>					
<b>Jim Delsing, L</b> OBP: 0.337, SLG: 0.372 (1, 8)										5	0	1	0	0	0	3						
<b>Bob Nieman, R</b> OBP: 0.349, SLG: 0.425 (1, 9)										5	0	1	0	0	0	3						
<b>Dick Kryhoski, L</b> OBP: 0.297, SLG: 0.376 (1, 3)										4	1	1	0	0	0	1						
<b>Clint Courtney, L</b> OBP: 0.347, SLG: 0.380 (1, 2)										4	1	1	1	0	0	0						
<b>Jim Dyck, R</b> OBP: 0.340, SLG: 0.418 (1, 5)										4	0	1	0	0	1	0						
<b>Bobby Young, L</b> OBP: 0.318, SLG: 0.347 (1, 4)										4	1	0	0	0	0	2						
<b>Joe Demaestri, R</b> OBP: 0.240, SLG: 0.282 (1, 6)										1	1	1	0	0	0	0						
<b>Ray Coleman, L</b> OBP: 0.288, SLG: 0.291 (4, PH)										0	0	0	0	0	0	0						
<b>Fred Marsh, R</b> OBP: 0.280, SLG: 0.219 (5, 6)										2	0	1	0	0	1	0						
<b>Bob Cain, L</b> OBP: 0.196, SLG: 0.100 (1, 1)										0	0	0	0	0	0	0						
<b>Dave Madison, R</b> OBP: 0.118, SLG: 0.118 (1, 1)										1	0	0	0	0	0	1						
<b>Gene Sperdon, L</b> OBP: 0.100, SLG: 0.075 (4, PH)										1	0	1	2	0	0	0						
<b>Stubby Overmire, R</b> OBP: 0.192, SLG: 0.273 (5, 1)										0	0	0	0	0	0	0						
<b>Earl Harrist, R</b> OBP: 0.107, SLG: 0.107 (5, 1)										1	0	0	0	0	0	1						
<b>Gordon Goldsberry, L</b> OBP: 0.300, SLG: 0.239 (6, PH)										1	0	0	0	0	0	0						
<b>Inning Stats</b>	R: 0 E: 0 K: 0 S: 3	H: 0 LOB: 0 BB: 0 P: 3	R: 0 E: 0 K: 0 S: 3	H: 0 LOB: 0 BB: 0 P: 3	R: 2 E: 0 K: 0 S: 6	H: 3 LOB: 1 BB: 0 P: 6	R: 3 E: 0 K: 0 S: 7	H: 4 LOB: 2 BB: 0 P: 8	R: 0 E: 0 K: 0 S: 3	H: 0 LOB: 0 BB: 0 P: 3	R: 0 E: 0 K: 1 S: 6	H: 1 LOB: 1 BB: 0 P: 6	R: 0 E: 0 K: 0 S: 4	H: 1 LOB: 1 BB: 0 P: 4	R: 0 E: 0 K: 0 S: 3	H: 0 LOB: 0 BB: 0 P: 3	R: 0 E: 1 K: 1 S: 6	H: 0 LOB: 2 BB: 1 P: 10	1B: 6 2B: 1 3B: 1 HR: 1	SF: 0 SAC: 0 DP: 0 HBP: 1	WP: 0 PB: 0 SB: 0 CS: 0	PA: 39
<b>PITCHER</b>	IP WLS BF H R ER SO BB IBB HBP BLK WP HR S P ERA WHIP																					
<b>Randy Gumpert, R</b> ERA: 5.18 (1, 1)	3.1 17 6 5 5 0 0 0 0 0 0 1 16 17 13.50 1.800																					
<b>Sandy Consuegra, R</b> ERA: 2.76 (4, 1)	5.2 W 22 3 0 0 2 1 0 0 0 0 0 25 29 0.00 0.706																					





















Batter	1	2	3	4	5	6	7	8	9	AB	R	H	RBI	BB	SO	LOB	TOP										
<a href="#">Johnny Groth, R</a> (1, 8) OBP: 0.358, SLG: 0.377											0	0	0	0	0	0	0	<b>Detroit Tigers @ St. Louis Browns</b> Sportsman's Park, St. Louis, MO Tue Aug 05 1952, 4:33 AM EDT Att: 4,609 - Unknown <a href="http://livebaseballscorecards.com">livebaseballscorecards.com</a>									
<a href="#">Neil Berry, R</a> (1, 6) OBP: 0.320, SLG: 0.321											0	0	0	0	0	0	0										
<a href="#">Fred Hatfield, L</a> (1, 5) OBP: 0.302, SLG: 0.316											0	0	0	0	0	0	0										
<a href="#">Walt Dropo, R</a> (1, 3) OBP: 0.347, SLG: 0.500											0	0	0	0	0	0	0										
<a href="#">Steve Souchock, R</a> (1, 9) OBP: 0.328, SLG: 0.511											0	0	0	0	0	0	0										
<a href="#">Don Lenhardt, R</a> (1, 7) OBP: 0.349, SLG: 0.390											0	0	0	0	0	0	0										
<a href="#">Matt Batts, R</a> (1, 2) OBP: 0.320, SLG: 0.371											0	0	0	0	0	0	0										
<a href="#">Al Federoff, R</a> (1, 4) OBP: 0.247, SLG: 0.253											0	0	0	0	0	0	0										
<a href="#">Ted Gray, S</a> (1, 1) OBP: 0.212, SLG: 0.196											0	0	0	0	0	0	0										
<b>Inning Stats</b>											1B: 0	SF: 0	WP: 0	PA: 0	2B: 0	SAC: 0	FB: 0	3B: 0	DP: 0	SB: 0	CS: 0	HR: 0	HBP: 0				
<b>PITCHER</b> <a href="#">Bob Cain, L</a> (1, 1) ERA: 4.37	IP	WLS	BF	H	R	ER	SO	BB	IBB	HBP	BLK	WP	HR	S	P	ERA	WHIP	<b>PITCHER</b>									
	0.0	W	0	0	0	0	0	0	0	0	0	0	0	0	0	∞	∞										

Batter	1	2	3	4	5	6	7	8	9	AB	R	H	RBI	BB	SO	LOB	BOTTOM										
<a href="#">Fred Marsh, R</a> (1, 5) OBP: 0.287, SLG: 0.227											0	0	0	0	0	0	0	<b>Detroit Tigers @ St. Louis Browns</b> Sportsman's Park, St. Louis, MO Tue Aug 05 1952, 4:33 AM EDT Att: 4,609 - Unknown <a href="http://livebaseballscorecards.com">livebaseballscorecards.com</a>									
<a href="#">Jim Delsing, L</a> (1, 8) OBP: 0.326, SLG: 0.360											0	0	0	0	0	0	0										
<a href="#">Bob Nieman, R</a> (1, 9) OBP: 0.353, SLG: 0.426											0	0	0	0	0	0	0										
<a href="#">Jim Dyck, R</a> (1, 7) OBP: 0.352, SLG: 0.448											0	0	0	0	0	0	0										
<a href="#">Les Moss, R</a> (1, 2) OBP: 0.353, SLG: 0.400											0	0	0	0	0	0	0										
<a href="#">Bobby Young, L</a> (1, 4) OBP: 0.311, SLG: 0.338											0	0	0	0	0	0	0										
<a href="#">Gordon Goldsberry, L</a> (1, 3) OBP: 0.294, SLG: 0.269											0	0	0	0	0	0	0										
<a href="#">Joe Demaestri, R</a> (1, 6) OBP: 0.237, SLG: 0.278											0	0	0	0	0	0	0										
<a href="#">Bob Cain, L</a> (1, 1) OBP: 0.147, SLG: 0.094											0	0	0	0	0	0	0										
<b>Inning Stats</b>											1B: 0	SF: 0	WP: 0	PA: 0	2B: 0	SAC: 0	FB: 0	3B: 0	DP: 0	SB: 0	CS: 0	HR: 0	HBP: 0				
<b>PITCHER</b> <a href="#">Ted Gray, L</a> (1, 1) ERA: 3.92	IP	WLS	BF	H	R	ER	SO	BB	IBB	HBP	BLK	WP	HR	S	P	ERA	WHIP	<b>PITCHER</b>									
	0.0	L	0	0	0	0	0	0	0	0	0	0	0	0	0	∞	∞										



Batter	1	2	3	4	5	6	7	8	9	AB	R	H	RBI	BB	SO	LOB	TOP																		
<a href="#">Johnny Groth, R</a> (1, 8) OBP: 0.359, SLG: 0.378											0	0	0	0	0	0	0	<b>Detroit Tigers @ St. Louis Browns</b> <b>Sportsman's Park, St. Louis, MO</b> Wed Aug 06 1952, 4:33 AM EDT Att: 6,162 - Unknown <a href="http://livebaseballscorecards.com">livebaseballscorecards.com</a>																	
<a href="#">Neil Berry, R</a> (1, 6) OBP: 0.318, SLG: 0.319											0	0	0	0	0	0	0																		
<a href="#">Fred Hatfield, L</a> (1, 5) OBP: 0.299, SLG: 0.312											0	0	0	0	0	0	0																		
<a href="#">Walt Dropo, R</a> (1, 3) OBP: 0.346, SLG: 0.496											0	0	0	0	0	0	0																		
<a href="#">Pat Mullin, L</a> (1, 7) OBP: 0.338, SLG: 0.458											0	0	0	0	0	0	0																		
<a href="#">Cliff Mages, L</a> (1, 9) OBP: 0.289, SLG: 0.370											0	0	0	0	0	0	0																		
<a href="#">Joe Ginsberg, L</a> (1, 2) OBP: 0.311, SLG: 0.326											0	0	0	0	0	0	0																		
<a href="#">Al Federoff, R</a> (1, 4) OBP: 0.250, SLG: 0.256											0	0	0	0	0	0	0																		
<a href="#">Virgil Trucks, R</a> (1, 1) OBP: 0.222, SLG: 0.289											0	0	0	0	0	0	0																		
<b>Inning Stats</b>											1B: 0	SF: 0	WP: 0	PA: 0	2B: 0	SAC: 0	PB: 0		3B: 0	DP: 0	SB: 0	CS: 0	HR: 0	HBP: 0											
<b>PITCHER</b> <a href="#">Satchel Paige, R</a> (1, 1) ERA: 3.0	IP	WLS	BF	H	R	ER	SO	BB	IBB	HBP	BLK	WP	HR	S	P	ERA	WHIP																		
																		<b>PITCHER</b>	IP	WLS	BF	H	R	ER	SO	BB	IBB	HBP	BLK	WP	HR	S	P	ERA	WHIP

Batter	1	2	3	4	5	6	7	8	9	AB	R	H	RBI	BB	SO	LOB	BOTTOM																		
<a href="#">Gordon Goldsberry, L</a> (1, 3) OBP: 0.301, SLG: 0.290											0	0	0	0	0	0	0	<b>Detroit Tigers @ St. Louis Browns</b> <b>Sportsman's Park, St. Louis, MO</b> Wed Aug 06 1952, 4:33 AM EDT Att: 6,162 - Unknown <a href="http://livebaseballscorecards.com">livebaseballscorecards.com</a>																	
<a href="#">Ray Coleman, L</a> (1, 7) OBP: 0.275, SLG: 0.296											0	0	0	0	0	0	0																		
<a href="#">Bob Nieman, R</a> (1, 9) OBP: 0.356, SLG: 0.431											0	0	0	0	0	0	0																		
<a href="#">Clint Courtney, L</a> (1, 2) OBP: 0.352, SLG: 0.389											0	0	0	0	0	0	0																		
<a href="#">Jim Dyck, R</a> (1, 5) OBP: 0.354, SLG: 0.450											0	0	0	0	0	0	0																		
<a href="#">Jim Delsing, L</a> (1, 8) OBP: 0.323, SLG: 0.354											0	0	0	0	0	0	0																		
<a href="#">Bobby Young, L</a> (1, 4) OBP: 0.315, SLG: 0.341											0	0	0	0	0	0	0																		
<a href="#">Joe Demaestri, R</a> (1, 6) OBP: 0.237, SLG: 0.277											0	0	0	0	0	0	0																		
<a href="#">Satchel Paige, R</a> (1, 1) OBP: 0.154, SLG: 0.120											0	0	0	0	0	0	0																		
<b>Inning Stats</b>											1B: 0	SF: 0	WP: 0	PA: 0	2B: 0	SAC: 0	PB: 0		3B: 0	DP: 0	SB: 0	CS: 0	HR: 0	HBP: 0											
<b>PITCHER</b> <a href="#">Virgil Trucks, R</a> (1, 1) ERA: 3.59	IP	WLS	BF	H	R	ER	SO	BB	IBB	HBP	BLK	WP	HR	S	P	ERA	WHIP																		
																		<b>PITCHER</b>	IP	WLS	BF	H	R	ER	SO	BB	IBB	HBP	BLK	WP	HR	S	P	ERA	WHIP



Batter	1	2	3	4	5	6	7	8	9	10	11	12	AB	R	H	RBI	BB	SO	LOB	TOP									
Johnny Groth, R OBP: 0.356, SLG: 0.374 (1.8)	F7			F9		F9		F7			SH1-3 BB		4	2	1	0	1	0	0										
Neil Berry, R OBP: 0.319, SLG: 0.311 (1.6)	5-3			1B 2B BB		F8		6-3			SH1-3		3	1	0	0	1	0	1										
Fred Hatfield, L OBP: 0.302, SLG: 0.315 (1.5)	K			1B 2B		BB 1B		K			F5		5	1	2	0	0	2	1										
Walt Dropp, R OBP: 0.340, SLG: 0.489 (1.3)		F9		F7		F9			F8				5	0	1	2	0	0	3										
Steve Souchock, R OBP: 0.333, SLG: 0.519 (1.9)		F9		1H 2H 2B		BB			F8		2B		3	0	1	2	2	0	0										
Pat Mullin, L OBP: 0.329, SLG: 0.444 (1.7)													4	0	1	0	0	2	3										
Don Kolloway, R OBP: 0.282, SLG: 0.294 (11, PH)				F4							4-3		1	0	0	0	0	0	2										
Cliff Mages, L OBP: 0.288, SLG: 0.371 (11, 7)						K			CS 1B				0	0	0	0	0	0	0										
Matt Batts, R OBP: 0.306, SLG: 0.352 (1.2)				1-3		F7			CS	5-3			5	0	0	0	0	0	0										
Al Federoff, R OBP: 0.235, SLG: 0.240 (1.4)				F7		F3				F7			5	0	0	0	0	0	0										
Bill Wight, L OBP: 0.214, SLG: 0.244 (1.1)				4-3									4	0	0	0	0	1	0										
Ted Gray, S OBP: 0.204, SLG: 0.189 (11, 1)										4-3			0	0	0	0	0	0	0										
Hal White, R OBP: 0.125, SLG: 0.125 (11, 1)													1	0	0	0	0	1	0										
<b>Inning Stats</b>	R: 0 E: 0 K: 1 S: 5	H: 0 LOB: 0 BB: 0 P: 5	R: 0 E: 0 K: 1 S: 5	H: 0 LOB: 0 BB: 0 P: 5	R: 0 E: 0 K: 0 S: 3	H: 0 LOB: 0 BB: 0 P: 3	R: 2 E: 0 K: 0 S: 5	H: 2 LOB: 1 BB: 1 P: 9	R: 0 E: 0 K: 1 S: 5	H: 0 LOB: 0 BB: 0 P: 5	R: 1 E: 0 K: 1 S: 7	H: 2 LOB: 2 BB: 1 P: 11	R: 0 E: 0 K: 0 S: 3	H: 0 LOB: 0 BB: 0 P: 3	R: 0 E: 0 K: 1 S: 5	H: 0 LOB: 0 BB: 0 P: 5	R: 0 E: 0 K: 0 S: 3	H: 1 LOB: 0 BB: 0 P: 3	R: 0 E: 0 K: 0 S: 3	H: 0 LOB: 0 BB: 0 P: 3	R: 1 E: 0 K: 0 S: 4	H: 1 LOB: 2 BB: 2 P: 12	R: 0 E: 0 K: 1 S: 5	H: 0 LOB: 0 BB: 0 P: 6	1B: 4 2B: 2 3B: 0 HR: 0	SF: 0 SAC: 1 DP: 0 HBP: 0	WP: 0 PB: 0 SB: 0 CS: 1	PA: 46	
<b>PITCHER</b>	IP WLS BF H R ER SO BB IBB HBP BLK WP HR S P ERA WHIP	<b>PITCHER</b>												IP WLS BF H R ER SO BB IBB HBP BLK WP HR S P ERA WHIP															
Gene Bearden, L ERA: 3.77 (1.1)	10.2	41	6	4	5	4	0	0	0	0	0	0	0	0	0	1	1	0.00	0.000										
Earl Harrist, R ERA: 3.59 (11, 1)	0.1	1	0	0	0	0	0	0	0	0	0	0	0	0	0	0	0	0.00	0.000										
Dave Madison, R ERA: 4.2 (12, 1)	1.0	W	3	0	0	0	1	0	0	0	0	0	0	0	0	5	5	0.00	0.000										

**Detroit Tigers @ St. Louis Browns**  
 Sportsman's Park, St. Louis, MO  
 Thu Aug 07 1952, 4:33 AM EDT  
 Att. 3,040 - Unknown


AB	40
R	4
H	6
RBI	4
BB	4
SO	6
LOB	10



Batter	1	2	3	4	5	6	7	8	9	10	11	12	AB	R	H	RBI	BB	SO	LOB	BOTTOM									
Fred Marsh, R OBP: 0.305, SLG: 0.223 (1.5)	1-3 1B			5-3		F4			6-3		E 1B BB		4	0	1	0	2	0	3										
Jim Delsing, L OBP: 0.326, SLG: 0.351 (1.8)	1-3					1-3			K		E3 1B		4	1	1	0	1	1	2										
Marty Marion, R OBP: 0.300, SLG: 0.342 (11, PH)													1	0	1	1	0	0	0										
Ray Coleman, L OBP: 0.276, SLG: 0.290 (11, PR)	1-2			BB		2B 1B					1-3 2H 1B		0	0	0	0	0	0	0										
Bob Nieman, R OBP: 0.350, SLG: 0.420 (1.9)	6-3			4-3		K		4-3		K			6	0	0	0	0	2	6										
Jim Dyck, R OBP: 0.394, SLG: 0.448 (1.7)	F7					3B 1B 2H 2B		F8		5-3			6	2	3	1	0	0	1										
Les Moss, R OBP: 0.351, SLG: 0.388 (1.2)		K		F5		F7		F7		5-3			5	0	1	0	0	1	1										
Bobby Young, L OBP: 0.316, SLG: 0.347 (1.4)	1-3					2-3 1B				1-3			5	1	2	1	1	0	2										
Gordon Goldsberry, L OBP: 0.306, SLG: 0.302 (1.3)		F7				1H 1B 3B		4-3 SH5-4 1B		1-3			4	1	1	1	1	0	2										
Joe Demaestri, R OBP: 0.239, SLG: 0.272 (1.6)				6-3		K				4-3			4	0	1	0	0	1	3										
Gene Bearden, L OBP: 0.436, SLG: 0.462 (1.1)				1-3									4	0	1	1	0	1	2										
Earl Harrist, R OBP: 0.107, SLG: 0.107 (11, 1)													0	0	0	0	0	0	0										
Clint Courtney, L OBP: 0.355, SLG: 0.399 (11, PH)													1	0	0	0	0	0	1										
Dave Madison, R OBP: 0.116, SLG: 0.118 (12, 1)						1-2 1B							0	0	0	0	0	0	0										
<b>Inning Stats</b>	R: 0 E: 0 K: 0 S: 4	H: 1 LOB: 1 BB: 0 P: 4	R: 0 E: 0 K: 1 S: 5	H: 0 LOB: 0 BB: 0 P: 5	R: 0 E: 0 K: 0 S: 3	H: 0 LOB: 2 BB: 2 P: 11	R: 2 E: 0 K: 1 S: 8	H: 3 LOB: 2 BB: 1 P: 12	R: 1 E: 0 K: 1 S: 6	H: 3 LOB: 2 BB: 0 P: 8	R: 0 E: 0 K: 1 S: 6	H: 1 LOB: 1 BB: 0 P: 6	R: 0 E: 0 K: 0 S: 3	H: 0 LOB: 0 BB: 0 P: 3	R: 0 E: 0 K: 2 S: 7	H: 0 LOB: 0 BB: 0 P: 7	R: 0 E: 0 K: 0 S: 3	H: 0 LOB: 0 BB: 0 P: 3	R: 1 E: 2 K: 0 S: 5	H: 1 LOB: 2 BB: 1 P: 9	R: 1 E: 0 K: 0 S: 3	H: 2 LOB: 2 BB: 1 P: 7	1B: 9 2B: 2 3B: 1 HR: 0	SF: 0 SAC: 3 DP: 0 HBP: 0	WP: 0 PB: 0 SB: 1 CS: 0	PA: 52			
<b>PITCHER</b>	IP WLS BF H R ER SO BB IBB HBP BLK WP HR S P ERA WHIP	<b>PITCHER</b>												IP WLS BF H R ER SO BB IBB HBP BLK WP HR S P ERA WHIP															
Bill Wight, L ERA: 3.2 (1.1)	10.2	46	9	4	3	6	4	0	0	0	0	0	0	0	0	1	1	2.53	1.219										
Ted Gray, L ERA: 3.94 (11, 1)	0.0	1	1	0	0	0	0	0	0	0	0	0	0	0	0	0	0	∞	∞										
Hal White, R ERA: 3.48 (11, 1)	0.2	L	5	2	1	1	0	1	0	0	0	0	0	0	4	8	13.50	4.500											

**Detroit Tigers @ St. Louis Browns**  
 Sportsman's Park, St. Louis, MO  
 Thu Aug 07 1952, 4:33 AM EDT  
 Att. 3,040 - Unknown

AB	44
R	5
H	12
RBI	5
BB	5
SO	6
LOB	23





Batter	1	2	3	4	5	6	7	8	9	10	11	12	AB	R	H	RBI	BB	SO	LOB	TOP						
Dale Mitchell, L OBP: 0.363, SLG: 0.409	0-0 1B		0-0 1B E		0-0 2B 1-3		0-0 3B 1-H		0-0 E3 BB HR		0-0 F8		6	2	4	1	0	0	0							
Bobby Avila, R OBP: 0.382, SLG: 0.395	0-3 K		0-0 1B E		0-0 L4		0-0 F2		4-0 HR BB		0-0 6-3		5	2	1	0	1	1	4							
Larry Doby, L OBP: 0.369, SLG: 0.601	0-3 K		0-0 E6 1B 1-H 2-H		0-0 F8		0-0 F6		0-0 HR BB		0-0 1B		6	2	2	4	0	1	3							
Al Rosen, R OBP: 0.400, SLG: 0.516	0-3 K		0-0 2B 2-H		0-0 L6		0-0 5-3		0-0 F7		0-0 5-3		6	0	1	1	0	1	4							
Bill Glynn, L OBP: 0.307, SLG: 0.400		0-0 4-3	0-3 K			0-0 G3		4-0 2B BB	0-0 F4			0-0 HR	5	2	1	1	1	1	1							
Harry Simpson, L OBP: 0.333, SLG: 0.409		0-0 6-3		0-0 4-3		0-0 1B		0-0 4-3	0-0 4-3			4-0 WP SH5-3 CS BB	5	0	1	0	1	0	1							
Ray Boone, R OBP: 0.369, SLG: 0.361		0-0 L7		0-3 K		0-0 L7		0-0 5-3		0-0 F6		0-0 SH5-3	5	0	0	0	0	1	2							
Jim Hegan, R OBP: 0.315, SLG: 0.372			0-3 K		0-0 F8		0-0 F7		0-0 2B		0-0 5-3		0-0 CS BB	5	0	1	1	1	1	1						
Bob Feller, R ERA: 3.78 Earl Harrist, R ERA: 3.78 Bobby Hogue, R ERA: 5.91 Dave Madison, R ERA: 4.26			0-0 L7		0-0 2B F8 1B		4-0 3B BB		0-0 F7		0-0 F5		0-0 CS	0	0	0	0	0	0	0						
<b>Inning Stats</b>	R: 0 E: 3 K: 3 S: 10	H: 1 LOB: 1 BB: 0 P: 10	R: 0 E: 0 K: 3 S: 3	H: 0 LOB: 0 BB: 3 P: 3	R: 3 E: 1 K: 2 S: 11	H: 3 LOB: 1 BB: 0 P: 11	R: 0 E: 0 K: 1 S: 5	H: 0 LOB: 0 BB: 0 P: 6	R: 1 E: 0 K: 0 S: 5	H: 2 LOB: 1 BB: 0 P: 5	R: 0 E: 0 K: 0 S: 4	H: 1 LOB: 1 BB: 0 P: 4	R: 1 E: 0 K: 0 S: 4	H: 1 LOB: 1 BB: 1 P: 8	R: 0 E: 0 K: 0 S: 5	H: 1 LOB: 0 BB: 1 P: 9	R: 0 E: 0 K: 0 S: 3	H: 0 LOB: 0 BB: 0 P: 3	R: 0 E: 0 K: 0 S: 4	H: 1 LOB: 1 BB: 0 P: 4	R: 1 E: 0 K: 0 S: 2	H: 1 LOB: 0 BB: 2 P: 10	1B: 6 2B: 3 3B: 1 HR: 2	SF: 0 SAC: 1 DP: 0 HBP: 0	WP: 1 PB: 0 SB: 0 CS: 2	PA: 54
<b>PITCHER</b>	IP WLS BF H R ER SO BB IBB HBP BLK WP HR S P ERA WHIP	IP WLS BF H R ER SO BB IBB HBP BLK WP HR S P ERA WHIP																			IP WLS BF H R ER SO BB IBB HBP BLK WP HR S P ERA WHIP					
Duane Pilette, R ERA: 3.78	(1, 1)	6.0	28	8	5	2	6	1	0	0	0	0	0	0	1	9	17	13.50	2.000							
Earl Harrist, R ERA: 3.78	(7, 1)	2.0	11	2	4	3	0	2	0	0	0	0	0	0	1	9	17	13.50	2.000							
Bobby Hogue, R ERA: 5.91	(9, 1)	3.0	10	1	0	0	0	0	0	0	0	0	0	0	0	10	10	0.00	0.333							
Dave Madison, R ERA: 4.26	(12, 1)	1.0	L	4	1	1	1	0	2	0	0	0	1	1	2	10	9.00	3.000								

Cleveland Indians @ St. Louis Browns  
Sportsman's Park, St. Louis, MO  
Fri Aug 08 1952, 4:33 AM EDT  
Att. 8,914 - Unknown

AB 47  
R 10  
H 12  
RBI 8  
BB 5  
SO 6  
LOB 17




Batter	1	2	3	4	5	6	7	8	9	10	11	12	AB	R	H	RBI	BB	SO	LOB	BOTTOM						
Al Zarilla, L OBP: 0.363, SLG: 0.346	4-0 1B 1B BB	0-0 E8 1B	0-3 K			0-0 F8		0-3 K 2-3			0-0 F4		5	2	0	0	1	2	3							
Gordon Goldsberry, L OBP: 0.307, SLG: 0.303	0-0 1B 2B 1B	0-0 3-1 4-3 1B		0-3 K		0-0 F8			0-0 F9			0-0 G3	6	2	2	1	0	1	1							
Ray Coleman, L OBP: 0.274, SLG: 0.287	0-0 2B 1B	0-0 4-3		0-0 F5		0-0 F2			0-0 F7			0-0 F2	6	1	1	0	0	0	1							
Clint Courtney, L OBP: 0.352, SLG: 0.394	0-0 2B 1B	0-0 3-1		0-0 4-3		0-0 F9			0-0 F9			0-0 F9	6	1	1	1	0	0	1							
Jim Delsing, L OBP: 0.327, SLG: 0.354	0-0 2B 1B	0-0 1B BB		0-3 K		0-0 F9			0-0 K		0-3 K		4	1	1	3	1	2	0							
Jim Dyck, R OBP: 0.358, SLG: 0.453	0-0 2B 1B	0-0 1B		0-0 5-3		0-0 F9		4-0 BB 1B BB		0-0 5-3			4	2	2	2	1	0	0							
Bobby Young, L OBP: 0.319, SLG: 0.346	0-0 G6-4-3 1B	0-0 4-3		0-0 F8		0-0 F8		4-0 CS 1B BB		0-0 F5			4	0	1	1	1	0	2							
Fred Marsh, R OBP: 0.309, SLG: 0.231	0-0 G6-4-3 1-2r		0-3 K			0-0 F5			0-0 1B		0-0 CS 1B		5	0	2	1	0	1	1							
Duane Pilette, R OBP: 0.240, SLG: 0.213	0-0 F6		0-0 F8			0-0 F1			0-0 K		0-3 K		3	0	1	0	0	0	0							
Earl Harrist, R OBP: 0.103, SLG: 0.103	(7, 1)	2.0	10	3	2	0	0	1	0	0	0	0	1	0	0	0	0	0	2							
Bobby Hogue, R OBP: 0.273, SLG: 0.273	(9, 1)	4.0	13	1	0	0	4	0	0	0	0	0	0	0	0	0	0	0	0							
Bob Nieman, R OBP: 0.349, SLG: 0.419	(11, PH)	1.0	3	0	0	0	0	0	0	0	0	0	0	0	0	0	0	0	1							
Dave Madison, R OBP: 0.118, SLG: 0.118	(12, 1)	0.0	2	0	1	1	0	2	0	0	0	0	1	0	0	0	0	0	0							
<b>Inning Stats</b>	R: 6 E: 0 K: 0 S: 8	H: 6 LOB: 0 BB: 1 P: 12	R: 2 E: 1 K: 0 S: 6	H: 2 LOB: 2 BB: 1 P: 10	R: 0 E: 0 K: 2 S: 7	H: 0 LOB: 0 BB: 0 P: 7	R: 0 E: 0 K: 1 S: 5	H: 0 LOB: 0 BB: 0 P: 6	R: 0 E: 0 K: 0 S: 4	H: 1 LOB: 1 BB: 0 P: 4	R: 0 E: 0 K: 0 S: 3	H: 0 LOB: 0 BB: 0 P: 5	R: 1 E: 0 K: 1 S: 5	H: 1 LOB: 2 BB: 2 P: 13	R: 0 E: 0 K: 0 S: 3	H: 0 LOB: 0 BB: 0 P: 3	R: 0 E: 0 K: 1 S: 5	H: 0 LOB: 0 BB: 0 P: 5	R: 0 E: 0 K: 1 S: 5	H: 1 LOB: 0 BB: 0 P: 5	R: 0 E: 0 K: 0 S: 3	H: 0 LOB: 0 BB: 0 P: 3	1B: 9 2B: 4 3B: 0 HR: 0	SF: 0 SAC: 0 DP: 3 HBP: 0	WP: 0 PB: 0 SB: 0 CS: 2	PA: 49
<b>PITCHER</b>	IP WLS BF H R ER SO BB IBB HBP BLK WP HR S P ERA WHIP	IP WLS BF H R ER SO BB IBB HBP BLK WP HR S P ERA WHIP																			IP WLS BF H R ER SO BB IBB HBP BLK WP HR S P ERA WHIP					
Bob Feller, R ERA: 5.96	(1, 1)	0.0	6	5	6	6	0	1	0	0	0	0	0	0	0	5	9	∞	∞							
Lou Brissie, L ERA: 3.78	(3, 1)	2.0	10	3	2	0	0	1	0	0	0	0	0	0	0	9	13	0.00	2.000							
Mickey Harris, L ERA: 5.31	(3, 1)	4.0	13	1	0	0	4	0	0	0	0	0	0	0	0	21	21	0.00	0.250							
Steve Gromek, R ERA: 4.01	(7, 1)	1.0	3	0	0	0	0	0	0	0	0	0	0	0	3	3	0.00	0.000								
Dick Rozek, L ERA: 6.69	(8, 1)	0.0	2	0	1	1	0	2	0	0	0	0	0	0	0	8	∞	∞								


Cleveland Indians @ St. Louis Browns  
Sportsman's Park, St. Louis, MO  
Fri Aug 08 1952, 4:33 AM EDT  
Att. 8,914 - Unknown

AB 45  
R 9  
H 11  
RBI 9  
BB 4  
SO 7  
LOB 12






Batter	1	2	3	4	5	6	7	8	9	AB	R	H	RBI	BB	SO	LOB	TOP																		
<a href="#">Dale Mitchell, L</a> (1, 7) OBP: 0.383, SLG: 0.409											0	0	0	0	0	0	0	<b>Cleveland Indians @ St. Louis Browns</b> Sportsman's Park, St. Louis, MO Sat Aug 09 1952, 4:33 AM EDT Att: 6,594 - Unknown <a href="http://livebaseballscorecards.com">livebaseballscorecards.com</a>																	
<a href="#">Bobby Avila, R</a> (1, 4) OBP: 0.382, SLG: 0.395											0	0	0	0	0	0	0																		
<a href="#">Larry Doby, L</a> (1, 8) OBP: 0.388, SLG: 0.601											0	0	0	0	0	0	0																		
<a href="#">Al Rosen, R</a> (1, 5) OBP: 0.400, SLG: 0.516											0	0	0	0	0	0	0																		
<a href="#">Ray Boone, R</a> (1, 6) OBP: 0.369, SLG: 0.361											0	0	0	0	0	0	0																		
<a href="#">Wally Westlake, R</a> (1, 9) OBP: 0.315, SLG: 0.268											0	0	0	0	0	0	0																		
<a href="#">Bill Glynn, L</a> (1, 3) OBP: 0.307, SLG: 0.400											0	0	0	0	0	0	0																		
<a href="#">Jim Hegan, R</a> (1, 2) OBP: 0.315, SLG: 0.372											0	0	0	0	0	0	0																		
<a href="#">Mike Garcia, R</a> (1, 1) OBP: 0.155, SLG: 0.147											0	0	0	0	0	0	0																		
<b>Inning Stats</b>											1B: 0	SF: 0	2B: 0	SAC: 0	3B: 0	DP: 0	HR: 0	HBP: 0	WP: 0	PA: 0	FB: 0 SB: 0 CS: 0														
<b>PITCHER</b> <a href="#">Tommy Byrne, L</a> (1, 1) ERA: 4.72	IP	WLS	BF	H	R	ER	SO	BB	IBB	HBP	BLK	WP	HR	S	P	ERA	WHIP	<b>PITCHER</b>	IP	WLS	BF	H	R	ER	SO	BB	IBB	HBP	BLK	WP	HR	S	P	ERA	WHIP

Batter	1	2	3	4	5	6	7	8	9	AB	R	H	RBI	BB	SO	LOB	BOTTOM																		
<a href="#">Al Zarilla, L</a> (1, 7) OBP: 0.363, SLG: 0.346											0	0	0	0	0	0	0	<b>Cleveland Indians @ St. Louis Browns</b> Sportsman's Park, St. Louis, MO Sat Aug 09 1952, 4:33 AM EDT Att: 6,594 - Unknown <a href="http://livebaseballscorecards.com">livebaseballscorecards.com</a>																	
<a href="#">Gordon Goldsberry, L</a> (1, 3) OBP: 0.307, SLG: 0.303											0	0	0	0	0	0	0																		
<a href="#">Bob Nieman, R</a> (1, 9) OBP: 0.349, SLG: 0.419											0	0	0	0	0	0	0																		
<a href="#">Clint Courtney, L</a> (1, 2) OBP: 0.352, SLG: 0.394											0	0	0	0	0	0	0																		
<a href="#">Jim Delsing, L</a> (1, 8) OBP: 0.327, SLG: 0.354											0	0	0	0	0	0	0																		
<a href="#">Jim Dyck, R</a> (1, 5) OBP: 0.358, SLG: 0.453											0	0	0	0	0	0	0																		
<a href="#">Bobby Young, L</a> (1, 4) OBP: 0.319, SLG: 0.346											0	0	0	0	0	0	0																		
<a href="#">Fred Marsh, R</a> (1, 6) OBP: 0.309, SLG: 0.231											0	0	0	0	0	0	0																		
<a href="#">Tommy Byrne, L</a> (1, 1) OBP: 0.286, SLG: 0.338											0	0	0	0	0	0	0																		
<b>Inning Stats</b>											1B: 0	SF: 0	2B: 0	SAC: 0	3B: 0	DP: 0	HR: 0	HBP: 0	WP: 0	PA: 0	FB: 0 SB: 0 CS: 0														
<b>PITCHER</b> <a href="#">Mike Garcia, R</a> (1, 1) ERA: 2.16	IP	WLS	BF	H	R	ER	SO	BB	IBB	HBP	BLK	WP	HR	S	P	ERA	WHIP	<b>PITCHER</b>	IP	WLS	BF	H	R	ER	SO	BB	IBB	HBP	BLK	WP	HR	S	P	ERA	WHIP



Batter	1	2	3	4	5	6	7	8	9	AB	R	H	RBI	BB	SO	LOB	TOP					
Dale Mitchell, L (1, 7) OBP: 0.396, SLG: 0.410	0-0 BB 1B	0-0 1-2 2-H 3-H 1B		0-0 1B			0-0 F6		0-0 F8	5	0	3	2	0	0	0	<b>Cleveland Indians @ St. Louis Browns</b> Sportsman's Park, St. Louis, MO Sun Aug 10 1952, 4:33 AM EDT Att: 7,752 - Unknown					
Bobby Avila, R (1, 4) OBP: 0.379, SLG: 0.390	0-0 F9	0-0 F9		0-0 F9			4-0 BB		0-0 1B	4	0	1	0	1	0	4						
Larry Doby, L (1, 8) OBP: 0.388, SLG: 0.600	4-0 1-2 BB	0-0 F9					0-0 F2		0-0 F2	4	0	0	0	1	0	4						
Al Rosen, R (1, 5) OBP: 0.397, SLG: 0.516	0-0 F7		0-0 L8				0-0 F9		0-0 HR	4	1	1	1	0	0	2						
Ray Boone, R (1, 6) OBP: 0.369, SLG: 0.363	0-0 F8		0-0 FC6-5 2B				0-3 K		0-0 L6	4	0	1	0	0	1	2						
Wally Westlake, R (1, 9) OBP: 0.316, SLG: 0.268		0-3 K	0-0 FC6-5 2-3				0-0 6-3		0-0 1B	4	0	1	0	0	1	1						
Bill Glynn, L (1, 3) OBP: 0.313, SLG: 0.410		0-0 1B BB 1B	0-0 4-3				0-0 F6		0-0 L8	4	1	1	0	0	0	2						
Joe Tipton, R (1, 2) OBP: 0.394, SLG: 0.470	4-0 1-2 1B BB		0-0 K	0-3 K			0-0 F4		0-3 K	3	1	0	0	1	2	1						
Bob Lemon, L (1, 1) OBP: 0.205, SLG: 0.287	0-0 1-2 2-3 1B		0-0 F2				0-0 K		0-0 6-3	3	0	1	0	0	1	0						
Hank Majeski, R (9, PH) OBP: 0.376, SLG: 0.349										1	0	0	0	0	0	0						
<b>Inning Stats</b>	R: 0 E: 0 K: 1 S: 4	H: 1 LOB: 2 BB: 1 P: 8	R: 2 E: 0 K: 1 S: 8	H: 3 LOB: 2 BB: 1 P: 12	R: 0 E: 0 K: 1 S: 4	H: 1 LOB: 1 BB: 0 P: 4	R: 0 E: 0 K: 1 S: 6	H: 1 LOB: 1 BB: 0 P: 6	R: 0 E: 0 K: 1 S: 5	H: 0 LOB: 0 BB: 0 P: 5	R: 0 E: 0 K: 1 S: 3	H: 0 LOB: 0 BB: 0 P: 3	R: 0 E: 0 K: 1 S: 5	H: 0 LOB: 1 BB: 1 P: 9	R: 1 E: 0 K: 1 S: 7	H: 2 LOB: 1 BB: 0 P: 7	R: 0 E: 0 K: 0 S: 4	H: 1 LOB: 1 BB: 0 P: 4	1B: 7 2B: 1 3B: 0 HR: 1	SF: 0 SAC: 0 DP: 0 HBP: 0	WP: 0 PB: 0 SB: 0 CS: 0	PA: 39
<b>PITCHER</b> Bob Cain, L (1, 1) ERA: 3.98	IP: 9.0 WLS: W BF: 39 H: 9 R: 3 ER: 3 SO: 5 BB: 3 IBB: 0 HBP: 0 BLK: 0 WP: 0 HR: 1 S: 46 P: 58 ERA: 3.00 WHIP: 1.333															<b>PITCHER</b>						

Batter	1	2	3	4	5	6	7	8	9	AB	R	H	RBI	BB	SO	LOB	BOTTOM			
Al Zarilla, L (1, 7) OBP: 0.366, SLG: 0.352	0-3 K		0-0 3-1				0-0 4-3		0-0 SH1-4 1B	4	1	1	0	0	1	0	<b>Cleveland Indians @ St. Louis Browns</b> Sportsman's Park, St. Louis, MO Sun Aug 10 1952, 4:33 AM EDT Att: 7,752 - Unknown			
Gordon Goldsberry, L (1, 3) OBP: 0.297, SLG: 0.292	0-0 F9		0-0 6-3				0-0 CS 1B		0-0 SH1-4	3	0	1	0	0	0	0				
Bob Nieman, R (1, 9) OBP: 0.354, SLG: 0.423	0-0 1B 2B		0-0 F4				0-0 F8		0-0 CS 1B	4	1	2	1	0	0	1				
Clint Courtney, L (1, 2) OBP: 0.354, SLG: 0.393	0-0 2B 1-2 1B			0-0 G3-6-3 1B			0-0 CS		0-0 1-2 1B 1B	4	1	3	0	0	0	0				
Jim Delsing, L (1, 8) OBP: 0.328, SLG: 0.355	0-0 1-3 2-H 2B		0-0 G3-6-3				0-0 L9		4-0 1B 1-2 BB	3	0	1	1	1	0	1				
Jim Dyck, R (1, 5) OBP: 0.359, SLG: 0.455	0-3 K		0-0 E HR 2B				0-0 6-3		0-0 1-3 2-H 1B	4	1	2	1	0	1	2				
Bobby Young, L (1, 4) OBP: 0.320, SLG: 0.347		0-0 4-3		0-0 E1 HR						3	1	0	0	0	1	0				
Fred Marsh, R (1, 6) OBP: 0.328, SLG: 0.287		0-3 K		0-0 1-H HR					0-0 F8	3	1	1	3	0	1	0				
Joe Demaestri, R (8, 6) OBP: 0.239, SLG: 0.272				0-0 3-H HR						0	0	0	0	0	0	0				
Bob Cain, L (1, 1) OBP: 0.146, SLG: 0.103		0-3 K		0-0 F7						3	0	0	0	0	1	0				
<b>Inning Stats</b>	R: 1 E: 0 K: 2 S: 10	H: 3 LOB: 2 BB: 0 P: 10	R: 0 E: 0 K: 2 S: 7	H: 0 LOB: 0 BB: 0 P: 7	R: 0 E: 0 K: 0 S: 3	H: 0 LOB: 0 BB: 0 P: 3	R: 3 E: 1 K: 0 S: 6	H: 3 LOB: 0 BB: 0 P: 6	R: 0 E: 0 K: 0 S: 3	H: 1 LOB: 0 BB: 0 P: 3	R: 0 E: 0 K: 0 S: 3	H: 0 LOB: 0 BB: 0 P: 3	R: 0 E: 0 K: 0 S: 3	H: 0 LOB: 0 BB: 0 P: 3	R: 2 E: 0 K: 0 S: 5	H: 4 LOB: 2 BB: 1 P: 9	1B: 8 2B: 2 3B: 0 HR: 1	SF: 0 SAC: 1 DP: 1 HBP: 0	WP: 0 PB: 0 SB: 0 CS: 2	PA: 34
<b>PITCHER</b> Bob Lemon, R (1, 1) ERA: 2.74	IP: 8.0 WLS: L BF: 33 H: 11 R: 6 ER: 3 SO: 4 BB: 1 IBB: 0 HBP: 0 BLK: 0 WP: 0 HR: 1 S: 40 P: 44 ERA: 3.38 WHIP: 1.500															<b>PITCHER</b>				





Batter	1	2	3	4	5	6	7	8	9	10	11	AB	R	H	RBI	BB	SO	LOB	TOP					
Hector Rodriguez, R OBP: 0.353, SLG: 0.313	1-3		6-3		1-3	5-3			5-3		G6-4-3	6	0	0	0	0	0	6						
Nellie Fox, L OBP: 0.339, SLG: 0.358	6-3		F8		F8		F8		4-3			5	0	0	0	0	0	1						
Minnie Minoso, R OBP: 0.385, SLG: 0.448	K					FC4-2 2B			5-3			3	0	1	0	2	1	0						
Eddie Robinson, L OBP: 0.386, SLG: 0.489		BLK BB		E3		FC4-2 1B			K		4-3	4	1	1	0	1	1	2						
Sam Mele, R OBP: 0.340, SLG: 0.422		L7		F8		FC4-2 1B			F5			4	1	1	0	1	0	3						
Jim Rivera, L OBP: 0.310, SLG: 0.367		K		F8		FC4-2 1B			F2			5	0	0	0	0	1	8						
Sherm Lollar, R OBP: 0.348, SLG: 0.406				F5		F7			5-3			4	0	1	1	0	0	4	AB 36					
Hal Brown, R OBP: 0.214, SLG: 0.231		HBP									SH1-4 1B	0	0	0	0	0	0	0	R 2					
Harry Dorish, R												3	0	1	1	1	0	2	H 5					
Willy Miranda, S OBP: 0.299, SLG: 0.279		F7				SH1-4 1B			5-3		SH1-4	0	0	0	0	0	0	0	RBI 2					
Chuck Stobbs, L OBP: 0.190, SLG: 0.081				4-3					4-3			2	0	0	0	1	0	0	BB 7					
Luis Aloma, R												0	0	0	0	0	0	0	SO 3					
Darrell Johnson, R OBP: 0.355, SLG: 0.302											G6-4-3 IBB	0	0	0	0	1	0	0	LOB 26					
<b>Inning Stats</b>	R: 0 E: 0 K: 1 S: 5	H: 0 LOB: 0 BB: 0 P: 5	R: 0 E: 0 K: 1 S: 5	H: 0 LOB: 2 BB: 1 P: 10	R: 0 E: 0 K: 0 S: 3	H: 0 LOB: 0 BB: 0 P: 3	R: 0 E: 1 K: 0 S: 4	H: 0 LOB: 2 BB: 1 P: 8	R: 0 E: 0 K: 0 S: 3	H: 0 LOB: 1 BB: 1 P: 7	R: 2 E: 0 K: 0 S: 6	H: 3 LOB: 3 BB: 2 P: 14	R: 0 E: 0 K: 1 S: 6	H: 1 LOB: 2 BB: 1 P: 10	R: 0 E: 0 K: 0 S: 3	H: 0 LOB: 0 BB: 0 P: 3	R: 0 E: 0 K: 0 S: 3	H: 0 LOB: 0 BB: 0 P: 3	R: 0 E: 0 K: 0 S: 3	H: 1 LOB: 2 BB: 1 P: 7	1B: 4 2B: 1 3B: 0 HR: 0	SF: 0 SAC: 2 DP: 1 HBP: 1	WP: 0 PB: 0 SB: 0 CS: 0	PA: 46
<b>PITCHER</b> Gene Bearden, L ERA: 3.55	IP: 11.0 W: 1 L: 1	WLS: 46 BF: 5	H: 5 R: 2 ER: 2 SO: 3	BB: 2 IBB: 1 HBP: 1 BLK: 1	WP: 0 HR: 0 S: 44 P: 73	ERA: 1.64 WHIP: 0.909																		

Chicago White Sox @ St. Louis Browns  
Sportsman's Park, St. Louis, MO  
Tue Aug 12 1952, 4:33 AM EDT  
Att: 3,356 - Unknown

AB 36  
R 2  
H 5  
RBI 2  
BB 7  
SO 3  
LOB 26



Batter	1	2	3	4	5	6	7	8	9	10	11	AB	R	H	RBI	BB	SO	LOB	BOTTOM							
Fred Marsh, R OBP: 0.331, SLG: 0.286	K		F8			1-3 1B	F9			SH1-3 BB		4	1	1	0	1	1	3								
Jim Delsing, L OBP: 0.324, SLG: 0.351	6-3		G4-6-3			1-3			1-3	SH1-3		4	0	0	0	0	0	2								
Bob Nieman, R OBP: 0.354, SLG: 0.421		BB		F7					F4		K	4	0	1	1	1	1	1								
Jim Dyck, R OBP: 0.359, SLG: 0.476				BB					F2			5	2	2	2	0	0	2								
Les Moss, R OBP: 0.348, SLG: 0.376									HR		HR	3	0	0	0	1	1	1								
Jay Porter, R												3	0	0	0	1	0	2								
Bobby Young, L OBP: 0.318, SLG: 0.344									F9			4	0	0	0	0	0	2	AB 35							
Gordon Goldsberry, L OBP: 0.296, SLG: 0.291									FC4-6 1B			4	0	1	0	0	2	1	R 3							
Gene Bearden, L OBP: 0.413, SLG: 0.432									1-3			4	0	1	0	0	1	2	H 6							
																			RBI 3							
<b>Inning Stats</b>	R: 0 E: 0 K: 1 S: 5	H: 0 LOB: 1 BB: 1 P: 9	R: 0 E: 0 K: 0 S: 3	H: 0 LOB: 1 BB: 1 P: 7	R: 0 E: 1 K: 0 S: 3	H: 1 LOB: 0 BB: 0 P: 3	R: 0 E: 1 K: 0 S: 4	H: 0 LOB: 1 BB: 0 P: 4	R: 0 E: 0 K: 1 S: 5	H: 0 LOB: 0 BB: 0 P: 5	R: 1 E: 0 K: 0 S: 7	H: 2 LOB: 1 BB: 0 P: 7	R: 0 E: 0 K: 0 S: 4	H: 1 LOB: 2 BB: 1 P: 8	R: 0 E: 0 K: 0 S: 4	H: 1 LOB: 0 BB: 0 P: 4	R: 0 E: 0 K: 1 S: 5	H: 0 LOB: 0 BB: 0 P: 5	R: 0 E: 0 K: 2 S: 7	H: 0 LOB: 1 BB: 1 P: 11	R: 1 E: 0 K: 0 S: 1	H: 1 LOB: 0 BB: 0 P: 1	1B: 4 2B: 0 3B: 0 HR: 2	SF: 0 SAC: 1 DP: 1 HBP: 0	WP: 0 PB: 0 SB: 0 CS: 0	PA: 40
<b>PITCHER</b> Chuck Stobbs, L ERA: 2.88	IP: 9.2 W: 0 L: 1	WLS: 38 BF: 5	H: 5 R: 2 ER: 2 SO: 5	BB: 4 IBB: 0 HBP: 0 BLK: 0	WP: 0 HR: 1 S: 44 P: 60	ERA: 1.86 WHIP: 0.931																				
Luis Aloma, R ERA: 5.12	0.1	1	0	0	0	0	0	0	0	0	0	0	0	0	0	0	0	0								
Harry Dorish, R ERA: 2.88	0.0	L	1	1	1	0	0	0	0	0	0	0	0	0	0	0	0	0								

Chicago White Sox @ St. Louis Browns  
Sportsman's Park, St. Louis, MO  
Tue Aug 12 1952, 4:33 AM EDT  
Att: 3,356 - Unknown


AB 35  
R 3  
H 6  
RBI 3  
BB 4  
SO 6  
LOB 16





Batter	1	2	3	4	5	6	7	8	9	AB	R	H	RBI	BB	SO	LOB	TOP							
Fred Marsh, R OBP: 0.326, SLG: 0.282 (1, 6)	F2		F6		K		K		6-3	5	0	1	0	0	1	0	<b>St. Louis Browns @ Cleveland Indians</b> Cleveland Municipal Stadium, Cleveland, OH Wed Aug 13 1952, 3:33 AM EDT Unknown							
Al Zarilla, L OBP: 0.369, SLG: 0.352 (1, 7)	3-1		E		E4					3	1	1	0	1	0	0								
Bob Nieman, R OBP: 0.353, SLG: 0.419 (1, 9)			E6		CS	4-3	K			4	0	1	0	0	1	2								
Clint Courtney, L OBP: 0.353, SLG: 0.391 (1, 2)	4-3		F6							4	1	1	0	0	0	1								
Dick Kryhoski, L OBP: 0.303, SLG: 0.384 Gordon Goldsberry, L OBP: 0.296, SLG: 0.291 (1, 3)		HR								4	1	2	1	0	0	1								
Jim Dyck, R OBP: 0.361, SLG: 0.476 (1, 5)	F7				FC5-4					0	0	0	0	0	0	0								
Bobby Young, L OBP: 0.317, SLG: 0.350 (1, 4)	F6									4	1	2	0	0	0	1								
Jim Delsing, L OBP: 0.323, SLG: 0.349 (1, 8)										4	1	1	3	0	0	2								
Duane Pilette, R OBP: 0.222, SLG: 0.196 (1, 1)	F8									4	0	1	1	0	0	1								
										4	0	0	0	0	1	1								
<b>Inning Stats</b>	R: 0 E: 0 K: 0 S: 4	H: 1 LOB: 1 BB: 0 P: 4	R: 1 E: 0 K: 0 S: 5	H: 2 LOB: 1 BB: 0 P: 5	R: 1 E: 1 K: 0 S: 3	H: 0 LOB: 0 BB: 1 P: 7	R: 0 E: 0 K: 0 S: 4	H: 1 LOB: 1 BB: 0 P: 4	R: 0 E: 1 K: 2 S: 7	H: 0 LOB: 0 BB: 0 P: 7	R: 3 E: 0 K: 0 S: 6	H: 3 LOB: 0 BB: 0 P: 6	R: 0 E: 0 K: 1 S: 6	H: 2 LOB: 2 BB: 0 P: 6	R: 0 E: 0 K: 0 S: 4	H: 1 LOB: 1 BB: 0 P: 4	R: 0 E: 0 K: 1 S: 5	H: 0 LOB: 0 BB: 0 P: 5	1B: 8 2B: 0 3B: 0 HR: 2	SF: 0 SAC: 0 DP: 0 HBP: 0	WP: 0 PB: 0 SB: 0 CS: 1	PA: 38		
<b>PITCHER</b>	IP WLS BF H R ER SO BB IBB HBP BLK WP HR S P ERA WHIP	8.0 L 34 10 5 4 3 1 0 0 0 0 2 39 43 4.50 1.375	1.0 3 0 0 0 1 0 0 0 0 0 0 0 5 5 0.00 0.000																					

Batter	1	2	3	4	5	6	7	8	9	AB	R	H	RBI	BB	SO	LOB	BOTTOM							
Dale Mitchell, L OBP: 0.390, SLG: 0.417 (1, 7)	SH1-3									4	0	3	0	0	0	0	<b>St. Louis Browns @ Cleveland Indians</b> Cleveland Municipal Stadium, Cleveland, OH Wed Aug 13 1952, 3:33 AM EDT Unknown							
Bobby Avila, R OBP: 0.377, SLG: 0.387 (1, 4)	SH1-3		K							3	0	0	0	0	1	2								
Larry Doby, L OBP: 0.385, SLG: 0.594 (1, 8)	F5									4	0	0	0	0	0	1								
Al Rosen, R OBP: 0.396, SLG: 0.513 (1, 5)	6-3									4	1	1	0	0	0	1								
Luke Easter, L OBP: 0.299, SLG: 0.415 (1, 3)		F7								4	1	1	2	0	1	0								
Harry Simpson, L OBP: 0.333, SLG: 0.406 (1, 9)		K								3	0	0	0	0	2	0								
Ray Boone, R OBP: 0.366, SLG: 0.359 (1, 6)		K								3	0	0	0	0	1	0								
Joe Tipton, R OBP: 0.389, SLG: 0.463 Barney McCosky, L OBP: 0.289, SLG: 0.286 Jim Hegan, R OBP: 0.314, SLG: 0.370 (1, 2)			5-3							2	0	0	0	0	0	0								
Bob Feller, R OBP: 0.237, SLG: 0.231 Bill Glynn, L OBP: 0.310, SLG: 0.405 Mickey Harris, L OBP: 0.250, SLG: 0.250 (1, 1)			K							2	0	0	0	0	2	0								
										1	0	0	0	0	0	0								
										0	0	0	0	0	0	0								
<b>Inning Stats</b>	R: 0 E: 0 K: 0 S: 4	H: 1 LOB: 1 BB: 0 P: 4	R: 0 E: 0 K: 2 S: 7	H: 0 LOB: 0 BB: 0 P: 7	R: 0 E: 0 K: 2 S: 8	H: 1 LOB: 1 BB: 0 P: 8	R: 2 E: 0 K: 0 S: 5	H: 2 LOB: 0 BB: 0 P: 5	R: 0 E: 0 K: 1 S: 5	H: 0 LOB: 0 BB: 0 P: 5	R: 0 E: 0 K: 0 S: 3	H: 0 LOB: 0 BB: 0 P: 3	R: 0 E: 0 K: 1 S: 5	H: 0 LOB: 0 BB: 0 P: 5	R: 0 E: 0 K: 0 S: 4	H: 1 LOB: 1 BB: 0 P: 4	R: 0 E: 0 K: 1 S: 5	H: 0 LOB: 0 BB: 0 P: 5	1B: 3 2B: 1 3B: 0 HR: 1	SF: 0 SAC: 1 DP: 0 HBP: 0	WP: 0 PB: 0 SB: 0 CS: 0	PA: 32		
<b>PITCHER</b>	IP WLS BF H R ER SO BB IBB HBP BLK WP HR S P ERA WHIP	9.0 W 32 5 2 2 7 0 0 0 0 0 1 46 46 2.00 0.556																						





Batter	1	2	3	4	5	6	7	8	9	AB	R	H	RBI	BB	SO	LOB	TOP			
Fred Marsh, R OBP: 0.331, SLG: 0.283	4-0 BB BB		0-0 FC3-6 1B		0-0 6-3		0-0 F7			3	0	1	1	1	0	1				
Al Zarilla, L OBP: 0.372, SLG: 0.350 Jay Porter, R (5, 7)	4-0 BB BB		0-0 FC3-6		0-0 BB		0-0 BB		0-0 6-3	1	0	0	0	2	0	1				
Bob Nieman, R OBP: 0.352, SLG: 0.415	4-0 BB BB		0-0 FC1-6-4		0-0 FC5		0-0 FC5		0-0 F9	2	3	0	0	0	1	0	3			
Clint Courtney, L OBP: 0.352, SLG: 0.387	0-0 G6-3			4-0 G5-4-3 BB		0-0 F7		0-0 6-3	3	3	0	0	0	1	0	2				
Dick Kryhoski, L OBP: 0.299, SLG: 0.379		0-0 1-3		0-3 K		0-0 G3		0-0 F3	1	4	0	0	0	0	1	1				
Jim Dyck, R OBP: 0.380, SLG: 0.473		0-0 4-1		0-0 G5-4-3		0-0 1B		0-0 F5	2	4	0	1	0	0	0	1				
Bobby Young, L OBP: 0.316, SLG: 0.347		4-0 BB			0-0 L6		0-0 4-3		0-0 F8	3	0	0	0	1	0	1				
Jim Delsing, L OBP: 0.323, SLG: 0.349		0-0 F9			0-0 2B 6-3 1B		0-0 L8			3	1	1	0	0	0	1				
Cliff Fannin, L Earl Harist, R Gene Beardsley, L Dave Madison, R Gordon Goldsberry, L Bobby Hogue, R			0-3 K		0-0 FC5 1-3 2B		0-0 4-3			0	0	0	0	0	0	0				
<b>Inning Stats</b>	R: 0 E: 0 K: 0 S: 1	H: 0 LOB: 1 BB: 3 P: 13	R: 0 E: 0 K: 0 S: 3	H: 0 LOB: 1 BB: 1 P: 7	R: 0 E: 0 K: 1 S: 6	H: 1 LOB: 1 BB: 0 P: 6	R: 0 E: 0 K: 1 S: 4	H: 0 LOB: 0 BB: 1 P: 8	R: 1 E: 0 K: 0 S: 5	H: 2 LOB: 2 BB: 1 P: 9	R: 0 E: 0 K: 0 S: 4	H: 1 LOB: 1 BB: 0 P: 4	R: 0 E: 0 K: 0 S: 3	H: 0 LOB: 0 BB: 0 P: 3	R: 0 E: 0 K: 0 S: 3	H: 0 LOB: 0 BB: 0 P: 3	1B: 3 2B: 1 3B: 0 HR: 0	SF: 0 SAC: 0 DP: 2 HBP: 0	WP: 0 PB: 0 SB: 0 CS: 0	PA: 34
<b>PITCHER</b> Early Wynn, R ERA: 3.22	IP: 9.0 WLS: W BF: 34 H: 4 R: 1 ER: 1 SO: 2 BB: 6 IBB: 0 HBP: 0 BLK: 0 WP: 0 HR: 0 S: 32 P: 56 ERA: 1.00 WHIP: 1.111																			

St. Louis Browns @ Cleveland Indians  
Cleveland Municipal Stadium, Cleveland, OH  
Wed Aug 13 1952, 3:38 AM EDT  
Att: 44,528 - Unknown

AB 28  
R 1  
H 4  
RBI 1  
BB 6  
SO 2  
LOB 11



Batter	1	2	3	4	5	6	7	8	9	AB	R	H	RBI	BB	SO	LOB	BOTTOM			
Dale Mitchell, L OBP: 0.398, SLG: 0.419	4-0 1B 1B BB	4-0 SH5-3 FC1-3 BB	4-0 BB		0-0 BB 1B 1B		4-0 SH1-3 BB			1	2	1	0	4	0	0				
Bobby Avila, R OBP: 0.376, SLG: 0.388	0-0 F3	0-0 FC1-3 SH5-3 1B	0-0 F8		0-0 1B 1B		0-0 SH1-3			4	1	2	0	0	0	3				
Larry Doby, L OBP: 0.386, SLG: 0.592	0-0 1B HR 1B	0-0 SH5-3		0-3 K	4-0 1B BB		0-0 G3			3	1	1	0	1	1	2				
Luke Easter, L OBP: 0.304, SLG: 0.417	0-0 HR 1B	4-0 FC1-3 IBB		0-0 4-3	0-0 G6-4-3 1B		0-0 4-3			4	1	2	3	1	0	2				
Al Rosen, R OBP: 0.396, SLG: 0.521	0-0 HR 1B	0-0 FC1-3		0-0 2B 2B	0-0 G6-4-3		0-0 F8			5	2	2	3	0	0	5				
Harry Simpson, L OBP: 0.334, SLG: 0.408	0-0 4-3	0-0 F5		0-0 HR 2B	0-0 4-3		0-0 1B			5	1	2	1	0	0	3				
Ray Boone, R OBP: 0.366, SLG: 0.372	0-0 1B 1B		0-0 L7	0-0 HR	0-0 K		0-0 F6			5	1	2	2	0	1	1				
Jim Hegan, R OBP: 0.316, SLG: 0.371	0-0 1B		0-0 F6	0-0 BB 1B	0-0 1-3		0-0 5-3			5	0	2	0	0	0	1				
Early Wynn, S OBP: 0.263, SLG: 0.203	0-0 F7		0-3 K		0-0 F4		0-0 SH1-3 BB 1B			4	0	1	0	0	1	3				
<b>Inning Stats</b>	R: 4 E: 0 K: 0 S: 8	H: 5 LOB: 2 BB: 1 P: 12	R: 0 E: 0 K: 0 S: 4	H: 1 LOB: 3 BB: 2 P: 12	R: 0 E: 0 K: 1 S: 6	H: 1 LOB: 2 BB: 1 P: 10	R: 3 E: 0 K: 1 S: 8	H: 3 LOB: 0 BB: 0 P: 8	R: 2 E: 0 K: 0 S: 5	H: 3 LOB: 1 BB: 1 P: 9	R: 0 E: 0 K: 1 S: 5	H: 0 LOB: 0 BB: 0 P: 5	R: 0 E: 0 K: 0 S: 4	H: 1 LOB: 2 BB: 1 P: 8	R: 0 E: 0 K: 0 S: 4	H: 1 LOB: 1 BB: 0 P: 4	1B: 11 2B: 2 3B: 0 HR: 2	SF: 0 SAC: 2 DP: 1 HBP: 0	WP: 0 PB: 0 SB: 0 CS: 0	PA: 44
<b>PITCHER</b> Cliff Fannin, R ERA: 12.6 Earl Harist, R ERA: 3.88 Dave Madison, R ERA: 4.38 Bobby Hogue, R ERA: 4.82	IP: 0.1 WLS: L BF: 5 H: 3 R: 4 ER: 4 SO: 4 BB: 1 IBB: 0 HBP: 0 BLK: 0 WP: 0 HR: 1 S: 4 P: 8 ERA: 108.00 WHIP: 12.000																			

St. Louis Browns @ Cleveland Indians  
Cleveland Municipal Stadium, Cleveland, OH  
Wed Aug 13 1952, 3:38 AM EDT  
Att: 44,528 - Unknown

AB 36  
R 9  
H 15  
RBI 9  
BB 6  
SO 3  
LOB 20















Batter	1	2	3	4	5	6	7	8	9	AB	R	H	RBI	BB	SO	LOB	TOP					
Fred Marsh, R OBP: 0.342, SLG: 0.302 (1, 6)										5	1	3	0	0	1	1	<b>St. Louis Browns @ Detroit Tigers</b> Briggs Stadium, Detroit, MI Sun Aug 17 1952, 4:33 AM EDT Unknown					
Gordon Goldsberry, L OBP: 0.259, SLG: 0.250 (1, 3)										4	1	2	1	1	0	3						
Bob Nieman, R OBP: 0.351, SLG: 0.412 (1, 7)										3	1	1	0	0	0	2						
Vic Wertz, L OBP: 0.361, SLG: 0.510 (1, 9)										0	1	0	0	0	0	0						
Jim Dyck, R OBP: 0.351, SLG: 0.460 (1, 5)										4	0	0	0	0	0	1						
Clint Courtney, L OBP: 0.356, SLG: 0.392 (1, 2)										3	0	1	0	1	0	0						
Jay Porter, R OBP: 0.267, SLG: 0.083 (1, 8)										4	0	1	1	0	0	1						
Bobby Young, L OBP: 0.320, SLG: 0.348 (1, 4)										4	0	1	0	0	1	2						
Gene Bearden, L OBP: 0.412, SLG: 0.449 Earl Harrist, R OBP: 0.097, SLG: 0.097 (8, 1)										3	0	1	0	0	2	0						
										1	0	0	0	0	1	1						
<b>Inning Stats</b>	R: 0 E: 0 K: 1 S: 5	H: 0 LOB: 1 BB: 1 P: 9	R: 0 E: 0 K: 0 S: 3	H: 0 LOB: 0 BB: 0 P: 3	R: 0 E: 0 K: 1 S: 6	H: 1 LOB: 1 BB: 0 P: 6	R: 1 E: 0 K: 1 S: 7	H: 2 LOB: 2 BB: 1 P: 11	R: 1 E: 0 K: 2 S: 9	H: 2 LOB: 1 BB: 0 P: 9	R: 0 E: 0 K: 0 S: 3	H: 1 LOB: 0 BB: 0 P: 3	R: 0 E: 0 K: 1 S: 5	H: 1 LOB: 0 BB: 0 P: 5	R: 2 E: 0 K: 0 S: 5	H: 2 LOB: 0 BB: 0 P: 5	R: 0 E: 0 K: 1 S: 7	H: 2 LOB: 2 BB: 0 P: 7	1B: 9 2B: 2 3B: 0 HR: 1	SF: 0 SAC: 1 DP: 1 HBP: 0	WP: 0 PB: 0 SB: 0 CS: 1	PA: 38
<b>PITCHER</b> Hal Newhouser, L ERA: 3.81 (1, 1)	IP: 9.0 WLS: L BF: 38	H: 11 R: 4 ER: 4 SO: 7	BB: 2 IBB: 0 HBP: 0 BLK: 0	WP: 0 HR: 1 S: 50 P: 58	ERA: 4.00 WHIP: 1.444	<b>PITCHER</b>																

Batter	1	2	3	4	5	6	7	8	9	AB	R	H	RBI	BB	SO	LOB	BOTTOM					
Johnny Groth, R OBP: 0.357, SLG: 0.375 (1, 8)										4	0	1	0	0	0	1	<b>St. Louis Browns @ Detroit Tigers</b> Briggs Stadium, Detroit, MI Sun Aug 17 1952, 4:33 AM EDT Unknown					
Neil Barry, R OBP: 0.295, SLG: 0.266 (1, 6)										4	0	0	0	0	0	2						
Fred Hatfield, L OBP: 0.302, SLG: 0.310 (1, 5)										4	0	1	0	0	0	1						
Walt Dropo, R OBP: 0.338, SLG: 0.482 (1, 3)										4	0	2	0	0	1	1						
Steve Souchock, R OBP: 0.329, SLG: 0.517 (1, 9)										3	1	1	1	1	0	2						
Jim Delsing, L OBP: 0.327, SLG: 0.363 (1, 7)										4	1	3	1	0	0	1						
Matt Batts, R OBP: 0.318, SLG: 0.336 Pat Mullin, L OBP: 0.325, SLG: 0.426 (9, PH)										3	0	0	0	0	1	4						
										1	0	0	0	0	0	0						
Al Federoff, R OBP: 0.278, SLG: 0.266 Cliff Mapes, L OBP: 0.301, SLG: 0.372 (9, PH)										3	0	1	0	0	0	3						
										1	0	1	0	0	0	0						
Hal Newhouser, L OBP: 0.289, SLG: 0.161 Joe Ginsberg, L OBP: 0.321, SLG: 0.332 (9, PH)										2	0	0	0	0	0	0						
										1	0	0	0	0	0	1						
<b>Inning Stats</b>	R: 0 E: 0 K: 0 S: 3	H: 0 LOB: 0 BB: 0 P: 3	R: 0 E: 0 K: 0 S: 4	H: 2 LOB: 1 BB: 0 P: 4	R: 0 E: 0 K: 0 S: 4	H: 2 LOB: 1 BB: 0 P: 4	R: 0 E: 0 K: 1 S: 7	H: 2 LOB: 3 BB: 1 P: 11	R: 0 E: 0 K: 0 S: 4	H: 1 LOB: 1 BB: 0 P: 4	R: 2 E: 0 K: 0 S: 5	H: 2 LOB: 0 BB: 0 P: 5	R: 0 E: 0 K: 0 S: 3	H: 0 LOB: 0 BB: 0 P: 3	R: 0 E: 0 K: 1 S: 6	H: 1 LOB: 1 BB: 0 P: 6	R: 0 E: 0 K: 0 S: 3	H: 1 LOB: 0 BB: 0 P: 3	1B: 8 2B: 0 3B: 0 HR: 2	SF: 0 SAC: 1 DP: 2 HBP: 0	WP: 0 PB: 0 SB: 0 CS: 0	PA: 36
<b>PITCHER</b> Gene Bearden, L ERA: 3.49 Earl Harrist, R ERA: 3.81 (8, 1)	IP: 7.0 WLS: W BF: 30	H: 9 R: 2 ER: 2 SO: 2	BB: 1 IBB: 0 HBP: 0 BLK: 0	WP: 0 HR: 2 S: 31 P: 35	ERA: 2.57 WHIP: 1.429	<b>PITCHER</b>																



Batter	1	2	3	4	5	6	7	8	9	AB	R	H	RBI	BB	SO	LOB	TOP																		
<a href="#">Al Zarilla, L</a> (1, 8) OBP: 0.370, SLG: 0.350											0	0	0	0	0	0	0	<b>St. Louis Browns @ Detroit Tigers</b> Briggs Stadium, Detroit, MI Sun Aug 17 1952, 4:38 AM EDT Att: 27,479 - Unknown <a href="http://livebaseballscorecards.com">livebaseballscorecards.com</a>																	
<a href="#">Gordon Goldsberry, L</a> (1, 3) OBP: 0.259, SLG: 0.250											0	0	0	0	0	0	0																		
<a href="#">Ray Coleman, L</a> (1, 7) OBP: 0.274, SLG: 0.287											0	0	0	0	0	0	0																		
<a href="#">Vic Wertz, L</a> (1, 9) OBP: 0.361, SLG: 0.510											0	0	0	0	0	0	0																		
<a href="#">Clint Courtney, L</a> (1, 2) OBP: 0.356, SLG: 0.392											0	0	0	0	0	0	0																		
<a href="#">Jim Dyck, R</a> (1, 5) OBP: 0.351, SLG: 0.460											0	0	0	0	0	0	0																		
<a href="#">Bobby Young, L</a> (1, 4) OBP: 0.320, SLG: 0.348											0	0	0	0	0	0	0																		
<a href="#">Fred Marsh, R</a> (1, 6) OBP: 0.342, SLG: 0.302											0	0	0	0	0	0	0																		
<a href="#">Marlin Stuart, L</a> (1, 1) OBP: 0.192, SLG: 0.087											0	0	0	0	0	0	0																		
<b>Inning Stats</b>											1B: 0	SF: 0	WP: 0	PA: 0	2B: 0	SAC: 0	PB: 0	3B: 0	DP: 0	SB: 0	CS: 0	HR: 0	HBP: 0												
<b>PITCHER</b> <a href="#">Ned Garver, R</a> (1, 1) ERA: 3.69	IP	WLS	BF	H	R	ER	SO	BB	IBB	HBP	BLK	WP	HR	S	P	ERA	WHIP																		
																		<b>PITCHER</b>	IP	WLS	BF	H	R	ER	SO	BB	IBB	HBP	BLK	WP	HR	S	P	ERA	WHIP

Batter	1	2	3	4	5	6	7	8	9	AB	R	H	RBI	BB	SO	LOB	BOTTOM																		
<a href="#">Johnny Groth, R</a> (1, 8) OBP: 0.357, SLG: 0.375											0	0	0	0	0	0	0	<b>St. Louis Browns @ Detroit Tigers</b> Briggs Stadium, Detroit, MI Sun Aug 17 1952, 4:38 AM EDT Att: 27,479 - Unknown <a href="http://livebaseballscorecards.com">livebaseballscorecards.com</a>																	
<a href="#">Johnny Pesky, L</a> (1, 6) OBP: 0.377, SLG: 0.266											0	0	0	0	0	0	0																		
<a href="#">Fred Hatfield, L</a> (1, 5) OBP: 0.302, SLG: 0.310											0	0	0	0	0	0	0																		
<a href="#">Walt Dropo, R</a> (1, 3) OBP: 0.338, SLG: 0.482											0	0	0	0	0	0	0																		
<a href="#">Steve Souchock, R</a> (1, 9) OBP: 0.329, SLG: 0.517											0	0	0	0	0	0	0																		
<a href="#">Jim Delsing, L</a> (1, 7) OBP: 0.327, SLG: 0.363											0	0	0	0	0	0	0																		
<a href="#">Joe Ginsberg, L</a> (1, 2) OBP: 0.321, SLG: 0.332											0	0	0	0	0	0	0																		
<a href="#">Al Federoff, R</a> (1, 4) OBP: 0.278, SLG: 0.266											0	0	0	0	0	0	0																		
<a href="#">Ned Garver, R</a> (1, 1) OBP: 0.245, SLG: 0.224											0	0	0	0	0	0	0																		
<b>Inning Stats</b>											1B: 0	SF: 0	WP: 0	PA: 0	2B: 0	SAC: 0	PB: 0	3B: 0	DP: 0	SB: 0	CS: 0	HR: 0	HBP: 0												
<b>PITCHER</b> <a href="#">Marlin Stuart, R</a> (1, 1) ERA: 4.93	IP	WLS	BF	H	R	ER	SO	BB	IBB	HBP	BLK	WP	HR	S	P	ERA	WHIP																		
																		<b>PITCHER</b>	IP	WLS	BF	H	R	ER	SO	BB	IBB	HBP	BLK	WP	HR	S	P	ERA	WHIP



Batter	1	2	3	4	5	6	7	8	9	AB	R	H	RBI	BB	SO	LOB	TOP			
<b>Al Zarilla, L</b> OBP: 0.362, SLG: 0.338 (1, 7)										4	1	0	0	1	1	3	<b>St. Louis Browns @ Washington Senators</b> Griffith Stadium, Washington, DC Thu Aug 21 1952, 3:33 AM EDT Unknown <a href="http://livebaseballscorecards.com">livebaseballscorecards.com</a>			
<b>Bobby Young, L</b> OBP: 0.319, SLG: 0.344 (1, 4)										3	0	1	0	2	0	0				
<b>Vic Wertz, L</b> OBP: 0.367, SLG: 0.515 (1, 9)										5	0	1	0	0	4					
<b>Clint Courtney, L</b> OBP: 0.359, SLG: 0.390 (1, 2)										4	0	1	1	1	0	3				
<b>Jim Dyck, R</b> OBP: 0.349, SLG: 0.450 (1, 5)										2	1	0	0	2	0	3				
<b>Jay Porter, R</b> OBP: 0.435, SLG: 0.316 (1, 8)										3	0	1	0	1	0	2				
<b>Gordon Goldsberry, L</b> OBP: 0.307, SLG: 0.292 (1, 3)										3	0	1	1	1	1	4				
<b>Marty Marion, R</b> OBP: 0.322, SLG: 0.341 (1, 6)										1	0	0	0	1	1	0				
<b>Fred Marsh, R</b> OBP: 0.343, SLG: 0.302 (4, 6)										0	0	0	0	0	0	0				
<b>Tommy Byrne, L</b> OBP: 0.275, SLG: 0.320 (1, 1)										3	0	0	0	0	1	3				
<b>Dick Kryhoski, L</b> OBP: 0.299, SLG: 0.377 (8, PH)										1	0	0	0	0	0	2				
<b>Earl Harriet, R</b> OBP: 0.097, SLG: 0.097 (8, 1)										0	0	0	0	0	0	0				
<b>Inning Stats</b>	R: 1 E: 0 K: 1 S: 6	H: 1 LOB: 3 BB: 3 P: 18	R: 0 E: 0 K: 1 S: 5	H: 0 LOB: 0 BB: 0 P: 5	R: 0 E: 0 K: 0 S: 4	H: 1 LOB: 1 BB: 0 P: 4	R: 0 E: 0 K: 1 S: 6	H: 1 LOB: 2 BB: 1 P: 10	R: 0 E: 0 K: 0 S: 3	H: 0 LOB: 0 BB: 2 P: 11	R: 0 E: 0 K: 0 S: 3	H: 1 LOB: 0 BB: 0 P: 3	R: 1 E: 1 K: 1 S: 6	H: 1 LOB: 1 BB: 1 P: 10	R: 0 E: 0 K: 1 S: 5	H: 0 LOB: 1 BB: 1 P: 9	1B: 4 2B: 2 3B: 0 HR: 0	SF: 0 SAC: 0 DP: 2 HBP: 0	WP: 1 PB: 0 SB: 0 CS: 0	PA: 40
<b>PITCHER</b> <b>Spec Shea, R</b> ERA: 2.76 (1, 1)	IP: 9.0 WLS: W BF: 40	H: 5 R: 2 ER: 2 SO: 5	BB: 9 IBB: 0 HBP: 0 BLK: 0	WP: 1 HR: 0 S: 41 P: 77	ERA: 2.00 WHIP: 1.556	<b>PITCHER</b>										IP: WLS: BF: H: R: ER: SO: BB: IBB: HBP: BLK: WP: HR: S: P: ERA: WHIP				

Batter	1	2	3	4	5	6	7	8	9	AB	R	H	RBI	BB	SO	LOB	BOTTOM			
<b>Eddie Yost, R</b> OBP: 0.359, SLG: 0.334 (1, 5)										2	0	1	0	1	0	0	<b>St. Louis Browns @ Washington Senators</b> Griffith Stadium, Washington, DC Thu Aug 21 1952, 3:33 AM EDT Unknown <a href="http://livebaseballscorecards.com">livebaseballscorecards.com</a>			
<b>Mel Hoderlein, S</b> OBP: 0.319, SLG: 0.333 (1, 4)										4	1	1	1	0	0	2				
<b>Jackie Jensen, R</b> OBP: 0.366, SLG: 0.443 (1, 9)										3	0	0	0	1	0	1				
<b>Pete Runnels, L</b> OBP: 0.372, SLG: 0.339 (1, 6)										3	0	1	1	0	1	1				
<b>Ken Wood, R</b> OBP: 0.312, SLG: 0.361 (1, 7)										4	1	2	0	0	1	2				
<b>Mickey Vernon, L</b> OBP: 0.367, SLG: 0.420 (1, 3)										3	0	0	0	1	0	2				
<b>Jim Busby, R</b> OBP: 0.248, SLG: 0.250 (1, 8)										4	0	2	1	0	0	2				
<b>Mickey Grasso, R</b> OBP: 0.282, SLG: 0.248 (1, 2)										3	0	0	0	0	3					
<b>Spec Shea, R</b> OBP: 0.255, SLG: 0.264 (1, 1)										3	1	0	0	0	1	1				
<b>Inning Stats</b>	R: 0 E: 0 K: 0 S: 3	H: 1 LOB: 0 BB: 0 P: 3	R: 0 E: 0 K: 0 S: 5	H: 2 LOB: 2 BB: 0 P: 5	R: 2 E: 1 K: 0 S: 6	H: 2 LOB: 1 BB: 0 P: 6	R: 0 E: 0 K: 0 S: 4	H: 1 LOB: 1 BB: 0 P: 4	R: 0 E: 0 K: 1 S: 4	H: 0 LOB: 2 BB: 2 P: 12	R: 1 E: 0 K: 0 S: 4	H: 1 LOB: 0 BB: 0 P: 4	R: 0 E: 0 K: 1 S: 5	H: 0 LOB: 0 BB: 0 P: 5	R: 0 E: 1 K: 1 S: 6	H: 0 LOB: 2 BB: 1 P: 10		1B: 3 2B: 4 3B: 0 HR: 0	SF: 0 SAC: 2 DP: 2 HBP: 0	WP: 0 PB: 0 SB: 1 CS: 0
<b>PITCHER</b> <b>Tommy Byrne, L</b> ERA: 4.68 (1, 1)	IP: 7.0 WLS: L BF: 29	H: 7 R: 3 ER: 1 SO: 2	BB: 2 IBB: 0 HBP: 0 BLK: 1	WP: 0 HR: 0 S: 31 P: 39	ERA: 1.29 WHIP: 1.286	<b>PITCHER</b>										IP: WLS: BF: H: R: ER: SO: BB: IBB: HBP: BLK: WP: HR: S: P: ERA: WHIP				
<b>Earl Harriet, R</b> ERA: 3.74 (8, 1)	IP: 1.0 WLS: 5 BF: 0	H: 0 R: 0 ER: 0 SO: 1	BB: 0 IBB: 1 HBP: 0 BLK: 0	WP: 0 HR: 0 S: 6 P: 10	ERA: 0.00 WHIP: 0.000															



Batter	1	2	3	4	5	6	7	8	9	AB	R	H	RBI	BB	SO	LOB	TOP					
Gordon Goldsberry, L (1,3) X	0-0 F5	0-0 FC3-6 2B		0-3 K		0-0 1B		0-0 2B 1B		5	2	2	2	0	1	1	<b>St. Louis Browns @ Washington Senators</b> Griffith Stadium, Washington, DC Thu Aug 21 1952, 3:38 AM EDT Att: 4,468 - Unknown					
Fred Marsh, R (1,6) X	0-0	0-0		4-0		0-0 F7		0-0 6-3		0	2	0	0	0	0	0						
Vic Wertz, L (1,9) B B B	4-0 1B	4-0 2B		0-0 BB		0-0 F9		0-0 2B		3	1	1	1	2	0	2						
Clint Courtney, L (1,2) X	0-0 1B	0-0 F7		0-0 1B		0-0 4-3		0-0 F3		5	0	2	2	0	0	3						
Bob Nieman, R (1,7) X	0-0 F8	0-0 FC6-4 1B		0-0 P4		0-0 5-3		0-0 F7		5	0	1	2	0	0	3						
Jay Porter, R (1,8) X	0-0 6-3	0-0 FC6-4 1-2		0-0 F7		0-0 S 1B		0-0 4-3 1B		5	0	2	0	0	0	3						
Bobby Young, L (1,4) B B B		4-0 SH E BB		0-0 4-3		0-0 G3		0-0 4-3		4	1	0	0	1	0	2						
Jim Dyck, R (1,5) H	1-0	1-0 SH E HBP		0-0 F2		0-0 P3		0-0 6-3		4	2	1	0	0	0	1						
Bob Cain, L (1,1) X	0-0 SH FC3-6			0-0 6-3		0-0 1-3		0-0 G3		3	0	0	0	0	0	1						
<b>Inning Stats</b>	R: 2 E: 0 K: 0 S: 5	H: 2 LOB: 1 BB: 1 P: 9	R: 4 E: 2 K: 0 S: 6	H: 2 LOB: 2 BB: 2 P: 15	R: 0 E: 0 K: 0 S: 3	H: 0 LOB: 0 BB: 0 P: 3	R: 0 E: 0 K: 1 S: 6	H: 1 LOB: 2 BB: 1 P: 10	R: 0 E: 0 K: 0 S: 3	H: 0 LOB: 0 BB: 0 P: 3	R: 0 E: 0 K: 0 S: 4	H: 1 LOB: 1 BB: 0 P: 4	R: 0 E: 0 K: 0 S: 4	H: 1 LOB: 1 BB: 0 P: 4	R: 2 E: 0 K: 0 S: 6	H: 3 LOB: 1 BB: 0 P: 6	R: 0 E: 0 K: 0 S: 4	H: 1 LOB: 1 BB: 0 P: 4	1B: 8 2B: 2 3B: 1 HR: 0	SF: 0 SAC: 1 DP: 0 HBP: 1	WP: 0 PB: 0 SB: 2 CS: 0	PA: 44
<b>PITCHER</b>	IP WLS BF H R ER SO BB IBB HBP BLK WP HR S P ERA WHIP																					
Walt Masterson, R (1,1) ERA: 4.03	1.1 L 11 3 6 4 0 2 0 0 0 0 0 0 8 17 27.00 3.750																					
Joe Haynes, R (2,1) ERA: 4.36	7.2 33 8 2 2 1 2 0 0 0 0 0 0 33 41 2.35 1.304																					

Batter	1	2	3	4	5	6	7	8	9	AB	R	H	RBI	BB	SO	LOB	BOTTOM			
Eddie Yost, R (1,5) X	0-0 E 2B		0-0 F9		0-0 SH1-3 1-2			4-0 1B 1B BB	0-0 F9	3	1	1	0	1	0	1	<b>St. Louis Browns @ Washington Senators</b> Griffith Stadium, Washington, DC Thu Aug 21 1952, 3:38 AM EDT Att: 4,468 - Unknown			
Mel Hoderlein, S (1,4) X	0-0 P4		0-0		0-0 F3			0-0 1B 1B		4	0	2	0	0	0	2				
Jackie Jensen, R (1,9) X	0-0 F3		0-0 6-3		0-0 6-3			0-0 FC5-4 1B		4	0	1	1	0	0	2				
Pete Runnels, L (1,6) X	0-0 E4 2-3				0-0 1B			0-0 F8		4	0	1	0	0	0	3				
Ken Wood, R (1,7) S S	0-3 K				0-0 F7			0-0 P6		4	0	0	0	0	1	5				
Mickey Vernon, L (1,3) X		0-0 1-3		0-0 F8				0-0 FC5-4 1-2		4	0	0	0	0	0	3				
Jim Busby, R (1,8) B B B	0-0 6-3		0-0 F8		0-0 F8			4-0 FC2-4 BB		3	0	0	0	1	0	1				
George Bradshaw, R (1,2) X	0-0 3-1				0-0 F8			0-0 FC2-4 1-2		3	0	0	0	0	0	1				
Walt Masterson, R (1,1) OBP: 0.250, SLG: 0.188	0-0		0-0 6-3		1-0 SH1-3 HBP			0-0 1-3		0	0	0	0	0	0	0				
Joe Haynes, R (2,1) OBP: 0.190, SLG: 0.105	0-0									2	0	0	0	0	0	1				
Jerry Snyder, R (0, PH) OBP: 0.208, SLG: 0.163	0-0									1	0	0	0	0	1	1				
<b>Inning Stats</b>	R: 0 E: 1 K: 1 S: 7	H: 1 LOB: 2 BB: 0 P: 7	R: 0 E: 0 K: 0 S: 3	H: 0 LOB: 0 BB: 0 P: 3	R: 0 E: 0 K: 0 S: 4	H: 1 LOB: 1 BB: 0 P: 4	R: 0 E: 0 K: 0 S: 4	H: 1 LOB: 1 BB: 0 P: 4	R: 0 E: 0 K: 0 S: 3	H: 0 LOB: 0 BB: 0 P: 3	R: 0 E: 0 K: 0 S: 3	H: 0 LOB: 1 BB: 1 P: 7	R: 1 E: 0 K: 0 S: 5	H: 2 LOB: 2 BB: 1 P: 9	R: 0 E: 0 K: 1 S: 5	H: 0 LOB: 1 BB: 0 P: 6	1B: 4 2B: 1 3B: 0 HR: 0	SF: 0 SAC: 1 DP: 0 HBP: 2	WP: 0 PB: 0 SB: 0 CS: 0	PA: 37
<b>PITCHER</b>	IP WLS BF H R ER SO BB IBB HBP BLK WP HR S P ERA WHIP																			
Bob Cain, L (1,1) ERA: 3.84	9.0 W 37 5 1 1 2 2 0 0 2 0 0 0 37 47 1.00 0.778																			








Batter	1	2	3	4	5	6	7	8	9	AB	R	H	RBI	BB	SO	LOB	TOP	
Fred Marsh, R OBP: 0.354, SLG: 0.331	0-0 1B		0-0 F7			0-0 4-3		0-0 6-3		4	0	1	0	0	0	1		
Gordon Goldsberry, L OBP: 0.300, SLG: 0.251	0-0 F7		0-0 P4			0-0 G3		0-0 P4		4	0	0	0	0	0	2		
Don Lenhardt, R OBP: 0.347, SLG: 0.380	0-0 6-3			0-0 5-3			0-0 2B 1B	0-0 F9		4	0	1	0	0	0	1		
Vic Wertz, L OBP: 0.365, SLG: 0.505	0-3 K			0-0 3-1			0-3 K	0-0 F8		4	0	0	0	0	2	2		
Jim Dyck, R OBP: 0.356, SLG: 0.462		0-0 5-3		0-0 F8			0-0 2B	0-0 2B		4	0	2	0	0	0	0		
Clint Courtney, L OBP: 0.380, SLG: 0.388		0-0 3-1			0-0 5-3		0-0 P6	0-0 6-3		1	0	0	0	0	0	0		
Les Moss, R OBP: 0.331, SLG: 0.355									0-0 6-3	3	0	0	0	0	0	3		
Jay Porter, R OBP: 0.371, SLG: 0.267			0-0 P6		0-0 6-3		4-0 BB			2	0	0	0	1	0	0		
Bobby Young, L OBP: 0.315, SLG: 0.336				4-0 BB		0-0 F7		0-0 P6		2	0	0	0	1	0	3		
Satchel Paige, R OBP: 0.121, SLG: 0.094			0-3 K						0-0 1-3	0	0	0	0	0	0	0		
Dick Littlefield, L OBP: 0.100, SLG: 0.100						0-0 6-3			0-0 1-3	3	0	0	0	0	1	1		
<b>Inning Stats</b>	R: 0 E: 0 K: 1 S: 6	H: 1 LOB: 1 BB: 0 P: 6	R: 0 E: 0 K: 0 S: 3	H: 0 LOB: 0 BB: 0 P: 3	R: 0 E: 0 K: 1 S: 5	H: 0 LOB: 1 BB: 1 P: 9	R: 0 E: 0 K: 0 S: 3	H: 0 LOB: 0 BB: 0 P: 3	R: 0 E: 0 K: 0 S: 3	H: 2 LOB: 3 BB: 1 P: 11	R: 0 E: 0 K: 0 S: 4	H: 0 LOB: 1 BB: 0 P: 4	R: 0 E: 0 K: 0 S: 4	H: 1 LOB: 1 BB: 0 P: 4	1B: 2 2B: 2 3B: 0 HR: 0	SF: 0 SAC: 0 DP: 0 HBP: 0	WP: 0 PB: 0 SB: 1 CS: 0	PA: 33
<b>PITCHER</b> Bobby Shantz, L ERA: 1.81	IP: 9.0 WLS: W BF: 33 H: 4 R: 0 ER: 0 SO: 3 BB: 2 IBB: 0 HBP: 0 BLK: 0 WP: 0 HR: 0 S: 37 P: 45 ERA: 0.00 WHIP: 0.667															<b>PITCHER</b>		

**St. Louis Browns @ Philadelphia Athletics**  
 Shibe Park, Philadelphia, PA  
 Fri Aug 22 1952, 3:38 AM EDT  
 Att: 21,423 - Unknown


AB 31  
 R 0  
 H 4  
 RBI 0  
 BB 2  
 SO 3  
 LOB 13



Batter	1	2	3	4	5	6	7	8	9	AB	R	H	RBI	BB	SO	LOB	BOTTOM			
Eddie Joost, R OBP: 0.408, SLG: 0.455	4-0 1B HR	0-0 BB 2B	0-0 F3		0-3 K			0-0 G1-6-3 1B		4	2	2	0	1	1	2				
Ferns Fain, L OBP: 0.441, SLG: 0.446	4-0 HR	4-0 BB 2B	4-0 BB		0-0 6-3			0-0 G1-6-3 1B		1	2	0	0	3	0	0				
Allie Clark, R OBP: 0.331, SLG: 0.504	1-2 HR	BB	1-2 2-3 BB		BB			1-2 2-3 BB		1	0	1	0	0	0	0				
Elmer Valo, L OBP: 0.440, SLG: 0.418	0-0 HR	4-0 1B BB	0-3 K		0-0 F9			0-0 G1-6-3 1B		4	2	1	0	1	1	5				
Gus Zernial, R OBP: 0.366, SLG: 0.481	0-0 HR	0-0 FC5 1B		4-0 3B BB		0-0 F7		0-0 5-3		4	2	2	7	1	0	1				
Dave Philley, S OBP: 0.333, SLG: 0.354	4-0 L4-3 BB	4-0 BB		0-3 K		0-0 6-3				2	0	0	0	2	1	1				
Cass Michaels, R OBP: 0.331, SLG: 0.366	0-3 K	0-0 FC5		0-0 F9 3B		0-0 F3				4	1	1	1	0	1	3				
Billy Hitchcock, R OBP: 0.312, SLG: 0.289	0-0 L4-3		4-0 BB 1B		0-0 F9		0-0 F8			3	0	0	1	1	0	1				
Joe Astroth, R OBP: 0.315, SLG: 0.306		0-0 5-3	0-3 K		0-0 1B		0-0 4-3			4	0	1	0	0	1	1				
Bobby Shantz, R OBP: 0.233, SLG: 0.268		0-3 K	0-0 BB 1B		0-3 K		0-0 L4			4	0	1	0	0	2	1				
<b>Inning Stats</b>	R: 4 E: 0 K: 1 S: 6	H: 2 LOB: 3 BB: 3 P: 18	R: 3 E: 0 K: 1 S: 7	H: 2 LOB: 3 BB: 3 P: 19	R: 0 E: 0 K: 2 S: 8	H: 1 LOB: 2 BB: 2 P: 16	R: 2 E: 0 K: 2 S: 9	H: 2 LOB: 1 BB: 1 P: 13	R: 0 E: 0 K: 1 S: 5	H: 0 LOB: 0 BB: 0 P: 5	R: 0 E: 0 K: 0 S: 3	H: 0 LOB: 0 BB: 0 P: 3	R: 0 E: 0 K: 0 S: 3	H: 0 LOB: 0 BB: 0 P: 3	R: 0 E: 0 K: 0 S: 4	H: 2 LOB: 1 BB: 0 P: 4	1B: 6 2B: 2 3B: 1 HR: 1	SF: 0 SAC: 0 DP: 2 HBP: 0	WP: 0 PB: 0 SB: 0 CS: 0	PA: 40
<b>PITCHER</b> Satchel Paige, R ERA: 2.98	IP: 1.2 WLS: L BF: 11 H: 3 R: 6 ER: 6 SO: 2 BB: 4 IBB: 0 HBP: 0 BLK: 0 WP: 0 HR: 1 S: 11 P: 27 ERA: 32.40 WHIP: 4.200															<b>PITCHER</b> Dick Littlefield, L ERA: 4.33				

**St. Louis Browns @ Philadelphia Athletics**  
 Shibe Park, Philadelphia, PA  
 Fri Aug 22 1952, 3:38 AM EDT  
 Att: 21,423 - Unknown

AB 31  
 R 9  
 H 9  
 RBI 9  
 BB 9  
 SO 7  
 LOB 15





Batter	1	2	3	4	5	6	7	8	9	10	11	AB	R	H	RBI	BB	SO	LOB	TOP					
Fred Marsh, R OBP: 0.348, SLG: 0.325 Joe Demaestri, R OBP: 0.247, SLG: 0.279	(1, 6) X 0-0 5-3		(1, 2) X 0-0 L5-3			(1, 1) X 0-0 5-3	(2, 2) X 0-0 L8		(1, 2) X 0-0 BB 1B	(3, 3) X 0-0 F7		3	0	0	0	0	0	1						
Jay Porter, R OBP: 0.390, SLG: 0.294	(1, 8) X 0-0 F2		(3, 3) X 0-0 6-3			(2, 2) X 0-0 HR 2B	(3, 3) X 0-0 BB		(1, 2) X 4-0 1B 1B BB		(1, 1) X 0-0 L6	4	2	1	1	2	0	0						
Bob Nieman, R OBP: 0.354, SLG: 0.418 Bob Cain, L OBP: 0.133, SLG: 0.093 Dick Kryhoski, L OBP: 0.300, SLG: 0.376	(1, 7) X (9, PR) (9, 3) 0-0 F7					(2, 2) X 0-0 G1-6-3 1B	(3, 3) X 0-0 HR		(1, 2) X 0-0 1B 1B BB	(3, 3) X 0-0 1B 1B	(3, 4) X 4-0 SH3-4 1B BB	5	1	3	4	0	0	1						
Vic Wertz, L OBP: 0.365, SLG: 0.503 Satchel Paige, R OBP: 0.121, SLG: 0.094	(1, 9) X (9, 1) 0-0 K	(3, 3) S 0-3 K		(2, 2) X 0-0 G1-6-3 1B		(2, 2) X 0-0 2B 1B			(1, 1) X 0-0 F9	(1, 2) X 0-0 1B 1B	(2, 2) X 0-0 SH3-4	5	1	2	1	0	1	1						
Jim Dyck, R OBP: 0.358, SLG: 0.462	(1, 5) X 0-0 K	(2, 2) S 0-3 K		(3, 3) X 0-0 L5		(2, 2) X 0-0 K			(1, 2) X 0-0 G1-6-3 1B	(1, 3) X 0-0 1B 1B	(2, 2) X 0-0 1B	6	0	3	2	0	2	1						
Clint Courtney, L OBP: 0.393, SLG: 0.395	(1, 2) X 0-0 2B BB					(2, 2) X 0-0 2B	(3, 3) X 0-0 IHR 2B		(1, 2) X 0-0 G1-6-3	(3, 3) X 0-0 L8	(3, 3) X 0-0 F8	5	2	2	1	1	0	3						
Don Lenhardt, R OBP: 0.350, SLG: 0.399 Gordon Goldsberry, L OBP: 0.390, SLG: 0.290	(1, 3) X (6, 3) (9, 7) 0-0 1H 2B					(1, 1) X 0-0 6-3	(2, 2) X 0-0 IHR		(1, 2) X 0-0 FC1-4 BB	(1, 1) X 0-0 P6		3	1	2	3	0	0	1						
Bobby Young, L OBP: 0.312, SLG: 0.333	(1, 4) X 0-0 F7					(2, 2) X 0-0 F9	(3, 3) X 0-0 6-3		(1, 2) X 0-0 FC1-4 BB	(2, 2) X 0-0 P6		5	1	0	0	0	0	3						
Marlin Stuart, L OBP: 0.270, SLG: 0.097 Earl Harrist, R OBP: 0.200, SLG: 0.097 Bobby Hogue, R OBP: 0.273, SLG: 0.273 Al Collins, R OBP: 0.363, SLG: 0.336 Cliff Fannin, L OBP: 0.270, SLG: 0.320	(1, 1) X (6, 1) (6, 1) (7, PH) (7, 1) (9, PH) (8, 9) 0-0 L5-3 BB		(4, 0) X 0-0 BB			(3, 3) X 0-0 F7		(1, 1) X 0-0 F8	(1, 2) X 4-0 BB 1B BB	(1, 1) X 0-0 2B		1	0	0	0	1	0	1						
<b>Inning Stats</b>	R: 0 E: 0 K: 0 S: 3	H: 0 LOB: 0 BB: 0 P: 3	R: 1 E: 0 K: 2 S: 8	H: 1 LOB: 1 BB: 1 P: 12	R: 0 E: 0 K: 0 S: 2	H: 0 LOB: 0 BB: 1 P: 6	R: 0 E: 0 K: 0 S: 3	H: 1 LOB: 0 BB: 0 P: 3	R: 0 E: 0 K: 0 S: 4	H: 1 LOB: 1 BB: 0 P: 4	R: 5 E: 1 K: 1 S: 10	H: 5 LOB: 0 BB: 0 P: 10	R: 0 E: 0 K: 0 S: 3	H: 1 LOB: 0 BB: 0 P: 3	R: 5 E: 0 K: 1 S: 6	H: 4 LOB: 1 BB: 3 P: 18	R: 0 E: 0 K: 0 S: 4	H: 1 LOB: 1 BB: 0 P: 4	R: 1 E: 0 K: 0 S: 4	H: 1 LOB: 1 BB: 1 P: 8	1B: 8 2B: 6 3B: 0 HR: 2	SF: 0 SAC: 1 DP: 3 HBP: 0	WP: 0 PB: 0 SB: 0 CS: 0	PA: 51
<b>PITCHER</b>	IP ERA WLS BF H R ER SO BB IBB HBP BLK WP HR S P ERA WHIP	5.2 4.54 0.1 24 1 1 1 0 0 0 0 0 0 0 2 2 27.00 3.000	2.1 4.5 12 4 4 0 4 0 0 0 0 0 8 24 15.43 2.571	2.2 5.05 L 13 5 2 2 0 1 0 0 0 0 0 12 16 6.75 2.250	<b>PITCHER</b>										IP ERA WLS BF H R ER SO BB IBB HBP BLK WP HR S P ERA WHIP	5.0 7.94 0.1 24 0 0 2 0 0 0 0 0 0 8 24 15.43 2.571								

St. Louis Browns @ Philadelphia Athletics  
Shibe Park, Philadelphia, PA  
Sat Aug 23 1952, 3:33 AM EDT  
Att: 3,321 - Unknown


livebaseballscorecards.com  
AB 43  
R 12  
H 15  
RBI 12  
BB 7  
SO 3  
LOB 13



Batter	1	2	3	4	5	6	7	8	9	10	11	AB	R	H	RBI	BB	SO	LOB	BOTTOM							
Eddie Joost, R OBP: 0.406, SLG: 0.454	(1, 6) X 0-0 P6		(3, 3) X 0-3 K			(1, 1) X 0-0 SH3-4	(2, 2) X 0-0 K		(1, 2) X 0-0 BB	(2, 2) X 0-0 F9		5	0	1	2	0	2	1								
Ferris Fain, L OBP: 0.440, SLG: 0.442	(1, 3) X 4-0 G6-4-3 BB			(1, 1) X 0-0 6-3		(2, 2) X 0-0 G3	(3, 3) X 0-0 BB		(1, 1) X 0-0 L5	(3, 3) X 0-0 6-3		4	0	0	0	2	0	2								
Elmer Valo, L OBP: 0.437, SLG: 0.415 Allie Clark, R OBP: 0.323, SLG: 0.492	(1, 9) X (6, 9) 0-0 G6-4-3			(2, 2) X 0-0 3-1		(3, 3) X 0-0 F8	(2, 2) X 0-0 5-3		(1, 2) X 0-0 5-3		(1, 1) X 0-0 F7	3	0	0	0	0	0	3								
Gus Zernial, R OBP: 0.367, SLG: 0.487				(3, 3) X 0-0 L9		(1, 2) X 0-0 HR 1B			(3, 3) X 0-3 K		(2, 2) X 0-0 P6	5	2	2	1	1	1	0								
Dave Philley, S OBP: 0.333, SLG: 0.352	(1, 8) X 0-0 L4					(4, 0) X 0-0 E 1B BB	(1, 1) X 0-0 P5		(1, 1) X 0-0 P3		(3, 3) X 0-0 F9	5	2	1	0	1	0	3								
Cass Michaels, R OBP: 0.333, SLG: 0.383	(1, 4) X 0-0 5-3					(1, 2) X 0-0 E4 1B 1B	(1, 2) X 0-0 SH 1B 1B		(1, 2) X 0-0 HR		(1, 3) X 0-0 SH1-3 3B	4	4	2	1	0	1									
Billy Hitchcock, R OBP: 0.315, SLG: 0.292	(1, 5) X 0-0 F7					(1, 2) X 0-0 1B 1B	(1, 2) X 0-0 2B 1B		(1, 1) X 0-0 F8		(2, 2) X 0-0 SH1-3	4	2	2	3	0	0	0								
Joe Astroth, R OBP: 0.324, SLG: 0.315	(1, 2) X 0-0 G6-4-3 1B					(1, 2) X 0-0 SH3-4 1B	(1, 2) X 0-0 2B 1B		(1, 2) X 0-0 SH3		(3, 3) X 0-0 L6	5	1	4	1	0	0	0								
Alex Kellner, R OBP: 0.223, SLG: 0.277 Bobo Newsom, R OBP: 0.200, SLG: 0.200 Sherry Robertson, L OBP: 0.435, SLG: 0.303 Bob Hooper, R OBP: 0.214, SLG: 0.366 Johnny Kucab, R OBP: 0.223, SLG: 0.222	(1, 1) X (6, 1) (6, PH) (7, 1) (9, 1) 0-0 G6-4-3 1B		(1, 2) X 0-0 K			(1, 2) X 0-0 SH3-4 1B	(1, 2) X 0-0 K		(1, 2) X 0-0 SH3		(1, 1) X 0-3 K	2	0	1	2	0	0	1								
<b>Inning Stats</b>	R: 0 E: 0 K: 0 S: 2	H: 0 LOB: 0 BB: 1 P: 6	R: 1 E: 0 K: 0 S: 4	H: 1 LOB: 0 BB: 0 P: 4	R: 0 E: 0 K: 1 S: 5	H: 1 LOB: 0 BB: 0 P: 5	R: 0 E: 0 K: 0 S: 3	H: 0 LOB: 0 BB: 0 P: 3	R: 3 E: 1 K: 0 S: 7	H: 3 LOB: 2 BB: 1 P: 11	R: 5 E: 1 K: 1 S: 11	H: 5 LOB: 3 BB: 1 P: 19	R: 1 E: 0 K: 1 S: 7	H: 2 LOB: 1 BB: 0 P: 7	R: 0 E: 0 K: 1 S: 5	H: 0 LOB: 0 BB: 0 P: 5	R: 1 E: 0 K: 0 S: 4	H: 1 LOB: 0 BB: 0 P: 4	R: 0 E: 0 K: 1 S: 5	H: 0 LOB: 0 BB: 0 P: 5	R: 0 E: 0 K: 0 S: 3	H: 0 LOB: 0 BB: 0 P: 3	1B: 9 2B: 1 3B: 1 HR: 2	SF: 0 SAC: 4 DP: 2 HBP: 0	WP: 0 PB: 0 SB: 0 CS: 0	PA: 50
<b>PITCHER</b>	IP ERA WLS BF H R ER SO BB IBB HBP BLK WP HR S P ERA WHIP	5.0 9.06 0.1 4 3 1 0 1 0 0 0 0 0 0 2 10 13.50 1.500	0.2 3.85 4 0 1 1 0 1 1 0 0 0 0 1 12 12 4.50 1.000	3.0 11.08 W 10 1 1 1 1 0 0 0 0 0 0 12 12 3.00 0.333	<b>PITCHER</b>										IP ERA WLS BF H R ER SO BB IBB HBP BLK WP HR S P ERA WHIP	5.0 10.80 0.1 4 0 0 6 6 0 0 0 0 0 0 10 10 13.50 1.500										

St. Louis Browns @ Philadelphia Athletics  
Shibe Park, Philadelphia, PA  
Sat Aug 23 1952, 3:33 AM EDT  
Att: 3,321 - Unknown


livebaseballscorecards.com  
AB 42  
R 11  
H 13  
RBI 11  
BB 4  
SO 5  
LOB 16





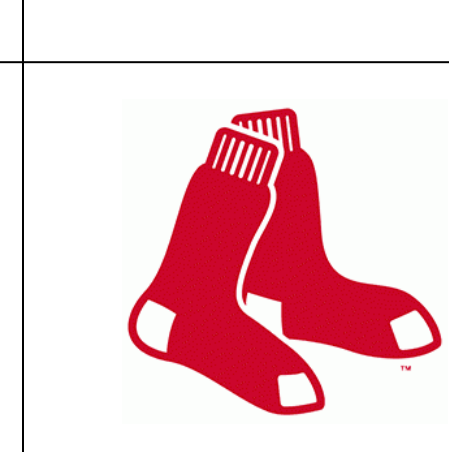
Batter	1	2	3	4	5	6	7	8	9	10	AB	R	H	RBI	BB	SO	LOB	TOP	
Al Zarilla, L OBP: 0.365, SLG: 0.339 (1, 8)	0-0 4-3		0-0 L3			0-0 1B		0-0 2-H 1B			4	0	2	1	0	0	0	<b>St. Louis Browns @ Boston Red Sox</b> Fenway Park, Boston, MA Sun Aug 24 1952, 3:33 AM EDT Unknown - 75 F	
Fred Marsh, R OBP: 0.351, SLG: 0.325 (1, 6)	0-0 1B			0-0 F8		4-0 1-2 BB		0-0 6-3			3	0	1	0	1	0	1		
Joe Demaestri, R OBP: 0.247, SLG: 0.279 (8, 6)											0	0	0	0	0	0	0		
Bob Nieman, R OBP: 0.351, SLG: 0.414 (1, 9)	0-0 4-3			0-0 F9		0-0 4-3			0-0 F6		4	0	0	0	0	0	2		
Clint Courtney, L OBP: 0.359, SLG: 0.390 (1, 2)		0-0 F8		0-0 3-1			0-3 K		0-0 F5		4	0	0	0	0	1	0		
Jim Dyck, R OBP: 0.354, SLG: 0.457 (1, 5)		0-0 6-3			0-0 F5		0-0 F4		0-3 K		4	0	0	0	0	1	0		
Don Lenhardt, R OBP: 0.349, SLG: 0.397 (1, 7)		0-0 1B			0-0 F9		0-0 F3			0-3 K	4	0	1	0	0	1	0		
Bobby Young, L OBP: 0.314, SLG: 0.333 (1, 4)	0-3 K				0-0 F8			4-0 SH5-3 1B BB		0-0 FC3-6 1B	3	1	1	0	1	1	1		
Gordon Goldsberry, L OBP: 0.303, SLG: 0.276 (1, 3)			0-0 3-1			4-0 B1-3 BB		0-0 SH5-3		0-0 FC3-6 CS	2	0	0	0	1	0	1		
Duane Pilette, R OBP: 0.207, SLG: 0.182 (1, 1)				0-0 F7		0-0 B1-3		0-0 F7		0-0 CS	2	0	0	0	0	0	1		
Vic Wertz, L OBP: 0.354, SLG: 0.502 (8, PH)						1-2					1	0	0	0	0	0	1		
Marlin Stuart, L OBP: 0.200, SLG: 0.077 (8, 1)											0	0	0	0	0	0	0		
Satchel Paige, R OBP: 0.121, SLG: 0.094 (10, 1)											0	0	0	0	0	0	0		
<b>Inning Stats</b>	R: 0 E: 0 K: 0 S: 3	H: 1 LOB: 0 BB: 0 P: 3	R: 0 E: 0 K: 1 S: 6	H: 1 LOB: 1 BB: 0 P: 3	R: 0 E: 0 K: 0 S: 3	H: 0 LOB: 0 BB: 0 P: 3	R: 0 E: 0 K: 0 S: 3	H: 0 LOB: 0 BB: 0 P: 3	R: 0 E: 0 K: 0 S: 5	H: 0 LOB: 0 BB: 0 P: 5	R: 1 E: 0 K: 0 S: 4	H: 1 LOB: 1 BB: 1 P: 8	R: 0 E: 0 K: 1 S: 5	H: 0 LOB: 0 BB: 0 P: 5	R: 0 E: 0 K: 1 S: 5	H: 1 LOB: 0 BB: 0 P: 5	1B: 5 2B: 1 3B: 0 HR: 0	SF: 0 SAC: 1 DP: 1 HBP: 0	WP: 0 PA: 36 PB: 0 SB: 0 CS: 1
<b>PITCHER</b>	IP 8.0	WLS 29	BF 4	H 1	R 1	ER 1	SO 2	BB 3	IBB 0	HBP 0	BLK 0	WP 0	HR 0	S 30	P 42	ERA 1.12	WHIP 0.875		
Ellis Kinder, R ERA: 2.0 (1, 1)																			
Al Benton, R ERA: 1.16 (9, 1)		2.0	W 6	1	0	0	2	0	0	0	0	0	0	10	10	0.00	0.500		

AB	31
R	1
H	5
RBI	1
BB	3
SO	4
LOB	7



Batter	1	2	3	4	5	6	7	8	9	10	AB	R	H	RBI	BB	SO	LOB	BOTTOM	
Faye Throneberry, L OBP: 0.335, SLG: 0.392 (1, 9)	0-0 3B		0-0 S S 1B		4-0 1B WP CS BB		0-0 3-1		0-0 FC3-6 1B		4	0	2	0	1	0	1	<b>St. Louis Browns @ Boston Red Sox</b> Fenway Park, Boston, MA Sun Aug 24 1952, 3:33 AM EDT Unknown - 75 F	
Billy Goodman, L OBP: 0.371, SLG: 0.406 (1, 4)	0-0 F6		4-0 S BB		0-0 CS 1B		4-0 BB		0-0 FC6-4 1B		3	0	2	0	2	0	1		
Clyde Vollmer, R OBP: 0.358, SLG: 0.434 (1, 7)	0-0 F3		0-3 K		0-3 K		0-0 F7		0-0 FC6-4		3	0	0	0	0	2	5		
George Schmees, L OBP: 0.202, SLG: 0.182 (6, 6)	0-0 K		1-2 2-3		1-2 3-H		0-0 F2		0-0 F4		5	2	2	0	0	1	2		
Dick Gernert, R OBP: 0.317, SLG: 0.481 (1, 3)	0-3 K			0-0 5-3 1B		0-0 F2		0-0 F4		0-0 1B SH SH1-4	4	0	1	0	0	0	1		
Hoot Evers, R OBP: 0.303, SLG: 0.407 (1, 8)		0-0 6-3		0-0 F7		0-0 BB 1B 1B		0-0 F7		0-0 SH SH1-4 1B	4	0	1	0	0	0	1		
Sammy White, R OBP: 0.316, SLG: 0.446 (1, 2)		0-0 6-3		0-0 5-3		0-0 L8		0-0 F6		0-0 SH1-4 1B	5	0	1	0	0	0	2		
Ted Lepcio, R OBP: 0.341, SLG: 0.411 (1, 5)		0-0 4-3		0-0 FC4-6 1B		0-0 1-2 1B		0-0 L5		0-3 K	4	0	2	1	0	0	0		
George Kell, R OBP: 0.378, SLG: 0.431 (10, PH)											1	0	0	0	0	1	3		
Johnny Lipon, R OBP: 0.299, SLG: 0.262 (1, 6)			0-3 K		0-0 FC4-6		4-0 1-2 2-3 BB		0-0 FC3-6 1B		3	0	1	0	1	1	1		
Lou Boudreau, R (10, PH)										1-2 2-3 3-H	0	0	0	1	0	0	0		
Ellis Kinder, R (1, 1)			0-3 K			0-0 F5		0-0 F8		0-0 F3	3	0	0	0	0	1	3		
Al Benton, R (9, 1)											1	0	0	0	0	0	1		
<b>Inning Stats</b>	R: 0 E: 0 K: 1 S: 6	H: 1 LOB: 0 BB: 0 P: 6	R: 0 E: 0 K: 0 S: 3	H: 0 LOB: 0 BB: 0 P: 3	R: 0 E: 0 K: 3 S: 10	H: 1 LOB: 2 BB: 1 P: 14	R: 1 E: 0 K: 0 S: 5	H: 2 LOB: 1 BB: 0 P: 5	R: 0 E: 0 K: 1 S: 5	H: 0 LOB: 1 BB: 1 P: 7	R: 0 E: 0 K: 0 S: 3	H: 0 LOB: 0 BB: 0 P: 3	R: 0 E: 0 K: 0 S: 5	H: 2 LOB: 2 BB: 0 P: 5	R: 1 E: 1 K: 1 S: 7	H: 2 LOB: 2 BB: 0 P: 7	1B: 10 2B: 0 3B: 1 HR: 0	SF: 0 SAC: 2 DP: 0 HBP: 0	WP: 1 PA: 44 PB: 0 SB: 3 CS: 2
<b>PITCHER</b>	IP 7.0	WLS 31	BF 7	H 1	R 1	ER 0	SO 5	BB 4	IBB 0	HBP 0	BLK 0	WP 1	HR 0	S 37	P 53	ERA 1.29	WHIP 1.571		
Duane Pilette, R ERA: 3.46 (1, 1)																			
Marlin Stuart, R ERA: 4.90 (8, 1)		2.0	L 11	4	1	0	0	0	0	0	0	0	0	11	11	0.00	2.000		
Satchel Paige, R ERA: 2.97 (10, 1)		0.2	2	0	0	0	1	0	0	0	0	0	0	4	4	0.00	0.000		

AB	38
R	2
H	11
RBI	2
BB	4
SO	6
LOB	23





Batter	1	2	3	4	5	6	7	8	9	AB	R	H	RBI	BB	SO	LOB	TOP						
<b>Al Zarilla, L</b> OBP: 0.360, SLG: 0.333 (1, 8)	0-0 1-3		0-3 K			0-0 4-3		0-0 6-3		4	0	0	0	0	1	0	<b>St. Louis Browns @ Boston Red Sox</b> Fenway Park, Boston, MA Sun Aug 24 1952, 3:38 AM EDT Att: 26,789 - Unknown - 77 F						
<b>Fred Marsh, R</b> OBP: 0.349, SLG: 0.324 (1, 6)	0-0 1B		0-0 5-3			0-3 K		0-0 6-3		4	0	1	0	0	1	0							
<b>Bob Nieman, R</b> OBP: 0.350, SLG: 0.412 (1, 9)	0-0 F7			0-0 F9		0-0 1-3			0-0 FC6-4 1B	4	0	1	0	0	0	1							
<b>Clint Courtney, L</b> OBP: 0.357, SLG: 0.388 (1, 2)	0-0 5-3			0-0 6-3			0-0 F8		0-0 FC6-4 1B	2	0	0	0	0	0	1							
<b>Les Moss, R</b> OBP: 0.325, SLG: 0.349 (6, 2)				0-0 6-3					0-0 1-2 1B	2	0	0	0	0	0	1							
<b>Jim Dyck, R</b> OBP: 0.352, SLG: 0.454 (1, 5)		0-0 6-3		0-3 K			0-0 5-3		0-0 1-2 1B	2	0	0	0	0	1	0							
<b>Joe Demaestri, R</b> OBP: 0.250, SLG: 0.282 (5, 5)										2	0	1	0	0	0	0							
<b>Don Lenhardt, R</b> OBP: 0.350, SLG: 0.410 (1, 7)		0-0 F8 3B		0-0 4-3		0-0 2B		0-0 K	0-3 1-2 1B	4	1	2	0	0	1	2							
<b>Bobby Young, L</b> OBP: 0.313, SLG: 0.331 (1, 4)		0-0 F8		0-0 6-3		0-0 2B		0-0 BB	0-0 L6	3	0	0	1	1	0	2							
<b>Gordon Goldsberry, L</b> OBP: 0.303, SLG: 0.283 (1, 3)		0-0 G3		0-0 2B		0-0 2B		0-0 4-3		3	0	1	0	0	0	2							
<b>Bobby Hogue, R</b> OBP: 0.231, SLG: 0.231 (1, 1)			0-0 1-3		0-0 4-3			0-0 4-3		2	0	0	0	0	0	1							
<b>Cliff Fannin, L</b> OBP: 0.194, SLG: 0.074 (5, 1)					0-0 4-3			0-0 4-3		0	0	0	0	0	0	0							
<b>Marlin Stuart, L</b> OBP: 0.194, SLG: 0.074 (5, 1)								0-0 4-3		1	0	0	0	0	0	0							
<b>Inning Stats</b>	R: 0 E: 0 K: 0 S: 4	H: 1 LOB: 1 BB: 0 P: 4	R: 1 E: 0 K: 0 S: 4	H: 1 LOB: 0 BB: 0 P: 4	R: 0 E: 0 K: 1 S: 5	H: 0 LOB: 0 BB: 0 P: 5	R: 0 E: 0 K: 1 S: 5	H: 0 LOB: 0 BB: 0 P: 5	R: 0 E: 0 K: 0 S: 4	H: 1 LOB: 1 BB: 1 P: 8	R: 0 E: 0 K: 1 S: 3	H: 0 LOB: 0 BB: 0 P: 3	R: 0 E: 0 K: 1 S: 7	H: 2 LOB: 2 BB: 0 P: 7	1B: 3 2B: 2 3B: 1 HR: 0	SF: 0 SAC: 0 DP: 0 HBP: 0		WP: 0 PB: 0 SB: 0 CS: 0	PA: 34				
<b>PITCHER</b> <b>Dizzy Trout, R</b> ERA: 3.7 (1, 1)	IP: 9.0 WLS: W BF: 34 H: 6 R: 1 ER: 1 SO: 4 BB: 1 IBB: 0 HBP: 0 BLK: 0 WP: 0 HR: 0 S: 41 P: 45 ERA: 1.00 WHIP: 0.778											<b>PITCHER</b>	IP: 9.0 WLS: W BF: 34 H: 6 R: 1 ER: 1 SO: 4 BB: 1 IBB: 0 HBP: 0 BLK: 0 WP: 0 HR: 0 S: 41 P: 45 ERA: 1.00 WHIP: 0.778										


AB	33
R	1
H	6
RBI	1
BB	1
SO	4
LOB	10




Batter	1	2	3	4	5	6	7	8	9	AB	R	H	RBI	BB	SO	LOB	BOTTOM							
<b>Faye Throneberry, L</b> OBP: 0.339, SLG: 0.394 (1, 9)	0-0 G3 1B	0-0 1-3					0-0 F9			4	2	2	0	1	0	2	<b>St. Louis Browns @ Boston Red Sox</b> Fenway Park, Boston, MA Sun Aug 24 1952, 3:38 AM EDT Att: 26,789 - Unknown - 77 F							
<b>Billy Goodman, L</b> OBP: 0.371, SLG: 0.406 (1, 4)	0-0 G3	0-0 FC5					0-0 F8			5	1	2	2	0	0	2								
<b>Clyde Vollmer, R</b> OBP: 0.361, SLG: 0.452 (1, 7)	0-0 BB		0-0 F9				0-0 K		0-0 BB	4	2	2	4	0	1	2								
<b>George Schmees, L</b> OBP: 0.208, SLG: 0.182 (6, 8)	0-0 2B		0-0 F9				0-0 BB		0-0 BB	0	0	0	0	1	0	0								
<b>Dick Gemert, R</b> OBP: 0.318, SLG: 0.475 (1, 3)	0-0 2B		0-0 F8				0-0 F4		0-0 FC6-4	3	0	0	0	2	0	3								
<b>Hoot Evers, R</b> OBP: 0.307, SLG: 0.423 (1, 8)	0-0 G5-3		0-0 F9		0-0 E5				0-0 G5-4-3	5	2	3	2	0	0	1								
<b>Sammy White, R</b> OBP: 0.318, SLG: 0.445 (1, 2)	0-0 2B		0-0 F9		0-0 E5				0-0 1B	3	1	1	0	1	0	0								
<b>Del Wilber, R</b> OBP: 0.304, SLG: 0.372 (7, 2)	0-0 BB		0-0 F4		0-0 BB		0-0 5-3		0-0 G5-4-3	1	0	0	0	0	0	1								
<b>Ted Lepcio, R</b> OBP: 0.342, SLG: 0.495 (1, 5)	0-0 G5-3		0-0 BB		0-0 BB		0-0 F8		0-0 F9	3	1	0	0	2	0	3								
<b>Johnny Lipon, R</b> OBP: 0.302, SLG: 0.263 (1, 6)		0-0 FC5		0-0 L6		0-0 E8		0-0 F7		3	1	1	2	1	0	1								
<b>Dizzy Trout, R</b> OBP: 0.178, SLG: 0.227 (1, 1)		0-0 F7		0-0 F9		0-0 1B		0-0 E6		4	2	1	1	0	0	2								
<b>Inning Stats</b>	R: 2 E: 0 K: 0 S: 5	H: 3 LOB: 2 BB: 2 P: 13	R: 0 E: 0 K: 0 S: 3	H: 0 LOB: 1 BB: 1 P: 7	R: 0 E: 0 K: 0 S: 3	H: 0 LOB: 0 BB: 0 P: 3	R: 0 E: 0 K: 0 S: 3	H: 0 LOB: 1 BB: 1 P: 7	R: 8 E: 2 K: 1 S: 12	H: 7 LOB: 2 BB: 3 P: 24	R: 1 E: 0 K: 0 S: 4	H: 1 LOB: 0 BB: 0 P: 4	R: 1 E: 1 K: 0 S: 4	H: 0 LOB: 1 BB: 1 P: 8	R: 0 E: 0 K: 0 S: 3	H: 1 LOB: 0 BB: 0 P: 3		1B: 9 2B: 1 3B: 0 HR: 2	SF: 0 SAC: 0 DP: 2 HBP: 0	WP: 0 PB: 0 SB: 1 CS: 0	PA: 43			
<b>PITCHER</b> <b>Bobby Hogue, R</b> ERA: 5.12 (1, 1)	IP: 4.0 WLS: L BF: 22 H: 5 R: 5 ER: 4 SO: 6 BB: 6 IBB: 0 HBP: 0 BLK: 0 WP: 0 HR: 1 S: 16 P: 40 ERA: 13.50 WHIP: 2.750											<b>PITCHER</b>	IP: 4.0 WLS: L BF: 22 H: 5 R: 5 ER: 4 SO: 6 BB: 6 IBB: 0 HBP: 0 BLK: 0 WP: 0 HR: 1 S: 16 P: 40 ERA: 13.50 WHIP: 2.750											
<b>Cliff Fannin, R</b> ERA: 14.18 (5, 1)	0.1	7	5	4	4	0	1	0	0	0	0	6	10	108.00	18.000									
<b>Marlin Stuart, R</b> ERA: 4.87 (5, 1)	3.2	14	2	2	1	1	1	0	0	0	0	1	15	2.46	0.818									





Batter	1	2	3	4	5	6	7	8	9	AB	R	H	RBI	BB	SO	LOB	TOP							
Jay Porter, R (1, 8) OBP: 0.391, SLG: 0.289	0-0 1-3 1B	0-0 E6		4-0 IBB			0-0 P2-6		0-0 F8	4	0	1	0	1	0	2	<b>St. Louis Browns @ New York Yankees</b> Yankee Stadium, Bronx, NY Tue Aug 26 1952, 3:33 AM EDT Att: 26,550 - Unknown  <b>AB 34</b> <b>R 3</b> <b>H 12</b> <b>RBI 2</b> <b>BB 2</b> <b>SO 1</b> <b>LOB 19</b> 							
Bobby Young, L (1, 4) OBP: 0.314, SLG: 0.331	0-0 1-2 1B	0-0 F8		0-3 K			0-0 1B		0-0 F8	5	0	2	0	0	1	5								
Bob Nieman, R (1, 7) OBP: 0.347, SLG: 0.408	0-0 P4		0-0 G3		0-0 6-3		0-0 F8			4	0	0	0	0	0	3								
Vic Wertz, L (1, 9) OBP: 0.366, SLG: 0.502 Ray Coleman, L (8, PR) OBP: 0.275, SLG: 0.290	0-0 1-3 1B		0-0 4-3		0-0 G5-4-3 1B			0-0 SH1-4 1B		4	0	2	0	0	0	2								
Clint Courtney, L (1, 2) OBP: 0.356, SLG: 0.386 Les Moss, R (3, PH) OBP: 0.320, SLG: 0.342	0-0 F7		0-0 F7		0-0 G5-4-3 1B			0-0 SH1-4		1	0	0	0	0	0	2								
Jim Dyck, R (1, 5) OBP: 0.357, SLG: 0.456		0-0 6-3		0-0 SH5-4 1B		0-0 G3-6-3 BB		0-0 1B		3	0	2	1	1	0	0								
Dick Kryhoski, L (1, 3) OBP: 0.299, SLG: 0.394 Gordon Goldsberry, L (8, 3) OBP: 0.303, SLG: 0.283		0-0 HR		0-0 P6		0-0 G3-6-3		0-0 F2		4	1	1	1	0	0	3								
Joe Demaestri, R (1, 6) OBP: 0.257, SLG: 0.288		0-0 P6		0-0 SH5-4 1B		0-0 5-3			0-0 FC1-4 1B	4	0	2	0	0	0	0								
Bob Cain, L (1, 1) OBP: 0.170, SLG: 0.178 Marty Marion, R (9, PH) OBP: 0.320, SLG: 0.339 Tommy Byrne, L (9, PR) OBP: 0.275, SLG: 0.320 Satchel Paige, R (9, 1) OBP: 0.121, SLG: 0.094		0-0 E 3B		0-0 SH5-4			0-0 P2-6 1B		0-0 FC1-4	2	1	2	0	0	0	0								
<b>Inning Stats</b>	R: 0 E: 0 K: 0 S: 5	H: 2 LOB: 2 BB: 0 P: 5	R: 2 E: 1 K: 0 S: 6	H: 2 LOB: 1 BB: 0 P: 6	R: 0 E: 0 K: 0 S: 3	H: 0 LOB: 0 BB: 0 P: 3	R: 0 E: 0 K: 1 S: 7	H: 2 LOB: 3 BB: 1 P: 11	R: 0 E: 0 K: 0 S: 3	H: 1 LOB: 0 BB: 0 P: 3	R: 0 E: 0 K: 0 S: 2	H: 0 LOB: 0 BB: 1 P: 6	R: 0 E: 0 K: 0 S: 4	H: 2 LOB: 1 BB: 0 P: 4	R: 1 E: 0 K: 0 S: 4	H: 2 LOB: 1 BB: 0 P: 4		R: 0 E: 0 K: 0 S: 4	H: 1 LOB: 1 BB: 0 P: 4	1B: 10 2B: 1 3B: 1 HR: 1	SF: 0 SAC: 2 DP: 3 HBP: 0	WP: 0 PB: 0 SB: 0 CS: 0	PA: 38	
<b>PITCHER</b>	IP WLS BF H R ER SO BB IBB HBP BLK WP HR S P ERA WHIP																							
Johnny Sain, R (1, 1) ERA: 3.78	2.0	11	4	2	1	0	0	0	0	0	0	0	0	1	11	11	4.50	2.000						
Bob Kuzava, L (3, 1) ERA: 3.7	7.0	W	27	8	1	1	1	1	1	0	0	0	0	0	27	35	1.29	1.286						

Batter	1	2	3	4	5	6	7	8	9	AB	R	H	RBI	BB	SO	LOB	BOTTOM								
Mickey Mantle, S (1, 8) OBP: 0.382, SLG: 0.492	0-3 K		0-0 SH5-3 1B		0-0 FC4-6 1B		0-0 F7		4-0 HR IBB	4	1	2	0	1	1	0	<b>St. Louis Browns @ New York Yankees</b> Yankee Stadium, Bronx, NY Tue Aug 26 1952, 3:33 AM EDT Att: 26,550 - Unknown  <b>AB 28</b> <b>R 6</b> <b>H 6</b> <b>RBI 6</b> <b>BB 7</b> <b>SO 3</b> <b>LOB 17</b> 								
Joe Collins, L (1, 3) OBP: 0.382, SLG: 0.461	4-0 G5-4-3 BB		0-0 SH5-3		0-0 FC4-6			0-0 P6	0-0 HR	3	1	1	3	1	0	2									
Hank Bauer, R (1, 9) OBP: 0.357, SLG: 0.462	0-0 G5-4-3		0-0 5-3		0-3 K			0-0 F9		4	0	0	0	0	1	4									
Yogi Berra, L (1, 2) OBP: 0.365, SLG: 0.487		0-0 SH3-4 E 1B		0-0 F9		4-0 SH3-4 BB		4-0 HR BB		2	2	1	0	2	0	1									
Gene Woodling, L (1, 7) OBP: 0.407, SLG: 0.497		4-0 G3 SH3-4 BB		4-0 CS BB		0-0 SH3-4		0-0 HR		1	1	1	2	2	0	0									
Gil McDougald, R (1, 5) OBP: 0.333, SLG: 0.355		0-0 SH3-4		0-0 P6		0-0 F9		0-0 F7		3	0	0	0	0	0	2									
Billy Martin, R (1, 4) OBP: 0.317, SLG: 0.345		0-0 E5 G3		0-0 F7		0-0 F2			0-0 FC3-6 1B	4	0	1	1	0	0	2									
Phil Rizzuto, R (1, 6) OBP: 0.345, SLG: 0.357		0-0 G3		0-0 P5		0-0 6-3			0-0 FC3-6 F2 HR	4	1	0	0	0	0	3									
Johnny Sain, R (1, 1) OBP: 0.302, SLG: 0.417 Bob Kuzava, S (3, 1) OBP: 0.220, SLG: 0.111 Johnny Mize, L (9, PH) OBP: 0.305, SLG: 0.328		0-0 E5 G3		0-0 F7		4-0 FC4-6 1B BB		0-3 K		0-0 F2	1	0	0	0	0	0		2							
<b>Inning Stats</b>	R: 0 E: 0 K: 1 S: 4	H: 0 LOB: 0 BB: 1 P: 8	R: 1 E: 1 K: 0 S: 5	H: 1 LOB: 2 BB: 1 P: 9	R: 0 E: 0 K: 0 S: 4	H: 1 LOB: 0 BB: 0 P: 4	R: 0 E: 0 K: 0 S: 2	H: 0 LOB: 0 BB: 1 P: 6	R: 0 E: 0 K: 1 S: 6	H: 1 LOB: 2 BB: 1 P: 10	R: 0 E: 0 K: 0 S: 3	H: 0 LOB: 1 BB: 1 P: 7	R: 0 E: 0 K: 1 S: 5	H: 0 LOB: 0 BB: 0 P: 5	R: 2 E: 0 K: 0 S: 4	H: 1 LOB: 0 BB: 1 P: 8		R: 3 E: 0 K: 0 S: 4	H: 2 LOB: 0 BB: 1 P: 8	1B: 4 2B: 0 3B: 0 HR: 2	SF: 0 SAC: 3 DP: 1 HBP: 0	WP: 0 PB: 0 SB: 0 CS: 1	PA: 38		
<b>PITCHER</b>	IP WLS BF H R ER SO BB IBB HBP BLK WP HR S P ERA WHIP																								
Bob Cain, L (1, 1) ERA: 3.81	8.0	33	4	3	3	3	6	0	0	0	0	0	0	0	1	33	57	3.38	1.250						
Satchel Paige, R (9, 1) ERA: 3.16	0.2	L	5	2	3	3	0	0	1	0	0	0	0	1	4	8	40.50	3.000							



Batter	1	2	3	4	5	6	7	8	9	AB	R	H	RBI	BB	SO	LOB	TOP																		
Jay Porter, R (1, 8) OBP: 0.391, SLG: 0.289																0	0	0	0	0	0	0													
Bobby Young, L (1, 4) OBP: 0.314, SLG: 0.331																0	0	0	0	0	0	0													
Vic Wertz, L (1, 9) OBP: 0.366, SLG: 0.502																0	0	0	0	0	0	0													
Clint Courtney, L (1, 2) OBP: 0.356, SLG: 0.386																0	0	0	0	0	0	0													
Dick Kryhoski, L (1, 3) OBP: 0.299, SLG: 0.384																0	0	0	0	0	0	0													
Fred Marsh, R (1, 5) OBP: 0.349, SLG: 0.324																0	0	0	0	0	0	0													
Ray Coleman, L (1, 7) OBP: 0.275, SLG: 0.290																0	0	0	0	0	0	0													
Joe Demaestri, R (1, 6) OBP: 0.257, SLG: 0.288																0	0	0	0	0	0	0													
Tommy Byrne, L (1, 1) OBP: 0.275, SLG: 0.320																0	0	0	0	0	0	0													
Inning Stats																1B: 0	SF: 0	WP: 0	PA: 0	2B: 0	SAC: 0	FB: 0	3B: 0	DP: 0	SB: 0	HR: 0	HBP: 0	CS: 0							
PITCHER Allie Reynolds, R (1, 1) ERA: 2.2	IP	WLS	BF	H	R	ER	SO	BB	IBB	HBP	BLK	WP	HR	S	P	ERA	WHIP	PITCHER	IP	WLS	BF	H	R	ER	SO	BB	IBB	HBP	BLK	WP	HR	S	P	ERA	WHIP

St. Louis Browns @ New York Yankees  
Yankee Stadium, Bronx, NY  
Wed Aug 27 1952, 3:33 AM EDT  
Att: 13,716 - Unknown

AB 0  
R 0  
H 0  
RBI 0  
BB 0  
SO 0  
LOB 0




WP: 0 PA: 0  
FB: 0  
SB: 0  
CS: 0

Batter	1	2	3	4	5	6	7	8	9	AB	R	H	RBI	BB	SO	LOB	BOTTOM																		
Mickey Mantle, S (1, 8) OBP: 0.382, SLG: 0.492																0	0	0	0	0	0	0													
Joe Collins, L (1, 3) OBP: 0.362, SLG: 0.461																0	0	0	0	0	0	0													
Hank Bauer, R (1, 9) OBP: 0.357, SLG: 0.462																0	0	0	0	0	0	0													
Yogi Berra, L (1, 2) OBP: 0.365, SLG: 0.487																0	0	0	0	0	0	0													
Gene Woodling, L (1, 7) OBP: 0.407, SLG: 0.497																0	0	0	0	0	0	0													
Gil McDougald, R (1, 5) OBP: 0.333, SLG: 0.355																0	0	0	0	0	0	0													
Billy Martin, R (1, 4) OBP: 0.317, SLG: 0.345																0	0	0	0	0	0	0													
Phil Rizzuto, R (1, 6) OBP: 0.345, SLG: 0.357																0	0	0	0	0	0	0													
Allie Reynolds, R (1, 1) OBP: 0.183, SLG: 0.164																0	0	0	0	0	0	0													
Inning Stats																1B: 0	SF: 0	WP: 0	PA: 0	2B: 0	SAC: 0	FB: 0	3B: 0	DP: 0	SB: 0	HR: 0	HBP: 0	CS: 0							
PITCHER Tommy Byrne, L (1, 1) ERA: 4.68	IP	WLS	BF	H	R	ER	SO	BB	IBB	HBP	BLK	WP	HR	S	P	ERA	WHIP	PITCHER	IP	WLS	BF	H	R	ER	SO	BB	IBB	HBP	BLK	WP	HR	S	P	ERA	WHIP

St. Louis Browns @ New York Yankees  
Yankee Stadium, Bronx, NY  
Wed Aug 27 1952, 3:33 AM EDT  
Att: 13,716 - Unknown

AB 0  
R 0  
H 0  
RBI 0  
BB 0  
SO 0  
LOB 0



WP: 0 PA: 0  
FB: 0  
SB: 0  
CS: 0



Batter	1	2	3	4	5	6	7	8	9	AB	R	H	RBI	BB	SO	LOB	TOP			
Johnny Groth, R OBP: 0.339, SLG: 0.359	4-0 5-3 1B BB		0-0 F9			0-0 F7		0-0 F8		3	1	0	0	1	0	0				
Johnny Pesky, L OBP: 0.376, SLG: 0.266	0-0 5-3 1-2		0-0 F7			4-0 CS BB		0-0 G3		3	0	0	0	1	0	1				
Fred Hatfield, L OBP: 0.314, SLG: 0.322	0-0 P4			0-0 F9		4-0 BB 1-2 BB		0-0 P3		3	0	0	0	1	0	1				
Walt Dropo, R OBP: 0.335, SLG: 0.479	0-0 2H 1B			0-3 K2-3		4-0 1-2 BB			0-3 K	3	0	1	1	1	2	0				
Jim Delsing, L OBP: 0.317, SLG: 0.350	0-0 F7			0-0 F8		0-0 5-3			0-0 L1	4	0	0	0	0	0	3				
Cliff Mages, L OBP: 0.287, SLG: 0.374		0-0 F8			0-0 2B			0-0 F7		4	0	1	0	0	0	0				
Joe Ginsberg, L OBP: 0.321, SLG: 0.322		0-0 L6			0-0 1-4-3			0-0 4-3		3	0	0	0	0	0	1				
Al Federoff, R OBP: 0.256, SLG: 0.232		0-0 F7			0-0 F7			4-0 BB		2	0	0	0	1	0	1				
Art Houtteman, R OBP: 0.136, SLG: 0.109			0-0 F9		0-3 K			0-3 K		3	0	0	0	0	2	2				
<b>Inning Stats</b>	R: 1 E: 0 K: 0 S: 4	H: 1 LOB: 1 BB: 1 P: 8	R: 0 E: 0 K: 0 S: 3	H: 0 LOB: 0 BB: 0 P: 3	R: 0 E: 0 K: 0 S: 3	H: 0 LOB: 0 BB: 0 P: 3	R: 0 E: 0 K: 1 S: 5	H: 1 LOB: 1 BB: 0 P: 5	R: 0 E: 0 K: 0 S: 2	H: 0 LOB: 2 BB: 3 P: 14	R: 0 E: 0 K: 1 S: 5	H: 0 LOB: 1 BB: 1 P: 9	R: 0 E: 0 K: 0 S: 3	H: 0 LOB: 0 BB: 0 P: 3	R: 0 E: 0 K: 1 S: 5	H: 0 LOB: 0 BB: 0 P: 5	1B: 1 2B: 1 3B: 0 HR: 0	SF: 0 SAC: 0 DP: 0 HBP: 0	WP: 0 PB: 0 SB: 0 CS: 1	PA: 33
<b>PITCHER</b> Duane Pilette, R ERA: 3.33	IP: 9.0 WLS: W BF: 33 H: 2 R: 1 ER: 1 SO: 4 BB: 5 IBB: 0 HBP: 0 BLK: 0 WP: 0 HR: 0 S: 36 P: 56 ERA: 1.00 WHIP: 0.778															<b>PITCHER</b>				

Detroit Tigers @ St. Louis Browns  
Sportsman's Park, St. Louis, MO  
Sat Aug 30 1952, 4:33 AM EDT  
Att: 4,508 - Unknown

AB 28  
R 1  
H 2  
RBI 1  
BB 5  
SO 4  
LOB 9




Batter	1	2	3	4	5	6	7	8	9	AB	R	H	RBI	BB	SO	LOB	BOTTOM	
Al Zarilla, L OBP: 0.357, SLG: 0.328	4-0 FC3-6 BB		0-3 K		0-0 F7			0-0 F8		3	0	0	0	1	1	2		
Gordon Goldsberry, L OBP: 0.302, SLG: 0.262	0-0 FC3-6 1-2 L3			0-0 4-3		0-0 L1		0-0 BB 2B 1B		4	1	1	0	0	0	1		
Vic Wertz, L OBP: 0.367, SLG: 0.495	0-0 L3			4-0 BB		4-0 BB		4-0 1-2 BB		1	0	0	0	3	0	1		
Clint Courtney, L OBP: 0.353, SLG: 0.389		0-0 F6		0-0 1-H 2B		0-0 F9		0-0 1-3 2H 2B		4	0	2	2	0	0	1		
Jay Porter, R OBP: 0.382, SLG: 0.283		0-0 6-3		0-0 F7		0-0 F9		0-0 6-3		4	0	0	0	0	0	4		
Fred Marsh, R OBP: 0.348, SLG: 0.320		0-0 F7		0-0 F2			0-0 6-3			3	0	0	0	0	0	1		
Bobby Young, L OBP: 0.315, SLG: 0.332			0-0 1B		0-0 FC1-6 1B		0-0 4-3			3	0	2	0	0	0	0		
Joe Demaestri, R OBP: 0.258, SLG: 0.289			0-3 K		0-0 FC1-6 SH3		0-0 F6			3	0	0	0	0	1	2		
Duane Pilette, R OBP: 0.200, SLG: 0.175			0-3 K		0-0 SH3			0-0 F7		2	0	0	0	0	1	1		
<b>Inning Stats</b>	R: 0 E: 0 K: 0 S: 2	H: 0 LOB: 0 BB: 1 P: 6	R: 0 E: 0 K: 0 S: 3	H: 0 LOB: 0 BB: 0 P: 3	R: 0 E: 0 K: 3 S: 10	H: 1 LOB: 1 BB: 0 P: 10	R: 1 E: 0 K: 0 S: 4	H: 1 LOB: 1 BB: 1 P: 8	R: 0 E: 0 K: 0 S: 3	H: 0 LOB: 1 BB: 1 P: 7	R: 0 E: 0 K: 0 S: 3	H: 0 LOB: 0 BB: 0 P: 3	R: 1 E: 0 K: 0 S: 5	H: 2 LOB: 2 BB: 1 P: 9	1B: 3 2B: 3 3B: 0 HR: 0	SF: 0 SAC: 1 DP: 1 HBP: 0	WP: 0 PB: 0 SB: 0 CS: 0	PA: 32
<b>PITCHER</b> Art Houtteman, R ERA: 4.48	IP: 8.0 WLS: L BF: 32 H: 5 R: 2 ER: 2 SO: 3 BB: 4 IBB: 0 HBP: 0 BLK: 0 WP: 0 HR: 0 S: 34 P: 50 ERA: 2.25 WHIP: 1.125															<b>PITCHER</b>		


Detroit Tigers @ St. Louis Browns  
Sportsman's Park, St. Louis, MO  
Sat Aug 30 1952, 4:33 AM EDT  
Att: 4,508 - Unknown

AB 27  
R 1  
H 5  
RBI 2  
BB 4  
SO 3  
LOB 13





Batter	1	2	3	4	5	6	7	8	9	AB	R	H	RBI	BB	SO	LOB	TOP																		
<a href="#">Johnny Groth, R</a> (1, 8) OBP: 0.339, SLG: 0.359											0	0	0	0	0	0	0	<b>Detroit Tigers @ St. Louis Browns</b> <b>Sportsman's Park, St. Louis, MO</b> Sun Aug 31 1952, 4:33 AM EDT Att: 6,569 - Unknown <a href="http://livebaseballscorecards.com">livebaseballscorecards.com</a>																	
<a href="#">Neil Berry, R</a> (1, 6) OBP: 0.302, SLG: 0.268											0	0	0	0	0	0	0																		
<a href="#">Fred Hatfield, L</a> (1, 5) OBP: 0.314, SLG: 0.322											0	0	0	0	0	0	0																		
<a href="#">Walt Dropo, R</a> (1, 3) OBP: 0.335, SLG: 0.479											0	0	0	0	0	0	0																		
<a href="#">Steve Souchock, R</a> (1, 9) OBP: 0.313, SLG: 0.496											0	0	0	0	0	0	0																		
<a href="#">Jim Delsing, L</a> (1, 7) OBP: 0.317, SLG: 0.350											0	0	0	0	0	0	0																		
<a href="#">Matt Batts, R</a> (1, 2) OBP: 0.329, SLG: 0.336											0	0	0	0	0	0	0																		
<a href="#">Al Federoff, R</a> (1, 4) OBP: 0.256, SLG: 0.232											0	0	0	0	0	0	0																		
<a href="#">Bill Wight, L</a> (1, 1) OBP: 0.220, SLG: 0.245											0	0	0	0	0	0	0																		
<b>Inning Stats</b>											1B: 0	SF: 0	2B: 0	SAC: 0	3B: 0	DP: 0	HR: 0		HBP: 0	WP: 0	PA: 0	FB: 0	SB: 0	CS: 0											
<b>PITCHER</b> <a href="#">Bob Cain, L</a> (1, 1) ERA: 3.81	IP	WLS	BF	H	R	ER	SO	BB	IBB	HBP	BLK	WP	HR	S	P	ERA	WHIP																		
																		<b>PITCHER</b>	IP	WLS	BF	H	R	ER	SO	BB	IBB	HBP	BLK	WP	HR	S	P	ERA	WHIP

Batter	1	2	3	4	5	6	7	8	9	AB	R	H	RBI	BB	SO	LOB	BOTTOM																		
<a href="#">Fred Marsh, R</a> (1, 5) OBP: 0.346, SLG: 0.320											0	0	0	0	0	0	0	<b>Detroit Tigers @ St. Louis Browns</b> <b>Sportsman's Park, St. Louis, MO</b> Sun Aug 31 1952, 4:33 AM EDT Att: 6,569 - Unknown <a href="http://livebaseballscorecards.com">livebaseballscorecards.com</a>																	
<a href="#">Gordon Goldsberry, L</a> (1, 3) OBP: 0.302, SLG: 0.262											0	0	0	0	0	0	0																		
<a href="#">Don Lenhardt, R</a> (1, 7) OBP: 0.353, SLG: 0.416											0	0	0	0	0	0	0																		
<a href="#">Vic Wertz, L</a> (1, 9) OBP: 0.367, SLG: 0.495											0	0	0	0	0	0	0																		
<a href="#">Clint Courtney, L</a> (1, 2) OBP: 0.353, SLG: 0.389											0	0	0	0	0	0	0																		
<a href="#">Jay Porter, R</a> (1, 8) OBP: 0.382, SLG: 0.283											0	0	0	0	0	0	0																		
<a href="#">Bobby Young, L</a> (1, 4) OBP: 0.315, SLG: 0.332											0	0	0	0	0	0	0																		
<a href="#">Joe Demaestri, R</a> (1, 6) OBP: 0.258, SLG: 0.289											0	0	0	0	0	0	0																		
<a href="#">Bob Cain, L</a> (1, 1) OBP: 0.170, SLG: 0.178											0	0	0	0	0	0	0																		
<b>Inning Stats</b>											1B: 0	SF: 0	2B: 0	SAC: 0	3B: 0	DP: 0	HR: 0		HBP: 0	WP: 0	PA: 0	FB: 0	SB: 0	CS: 0											
<b>PITCHER</b> <a href="#">Bill Wight, L</a> (1, 1) ERA: 3.83	IP	WLS	BF	H	R	ER	SO	BB	IBB	HBP	BLK	WP	HR	S	P	ERA	WHIP																		
																		<b>PITCHER</b>	IP	WLS	BF	H	R	ER	SO	BB	IBB	HBP	BLK	WP	HR	S	P	ERA	WHIP



Batter	1	2	3	4	5	6	7	8	9	AB	R	H	RBI	BB	SO	LOB	TOP					
Dale Mitchell, L (1, 7) OBP: 0.398, SLG: 0.438	F8	4-3							FC2-6	5	1	2	0	0	0	2	<b>Cleveland Indians @ St. Louis Browns</b> Sportsman's Park, St. Louis, MO Mon Sep 01 1952, 4:33 AM EDT Unknown					
Bobby Avila, R (1, 4) OBP: 0.377, SLG: 0.395	5-3				L8			CS	FC2-6	5	0	2	2	0	0	1						
Larry Doby, L (1, 8) OBP: 0.360, SLG: 0.556 Harry Simpson, L (8, 9) OBP: 0.334, SLG: 0.404									F9	3	1	1	0	1	1	2						
Luke Easter, L (1, 3) OBP: 0.331, SLG: 0.486 Bill Glynn, L (8, 3) OBP: 0.309, SLG: 0.393										4	1	2	2	0	1	2						
Al Rosen, R (1, 5) OBP: 0.395, SLG: 0.538										1	0	1	0	0	0	0						
Wally Westlake, R (1, 9) OBP: 0.312, SLG: 0.278										4	2	2	2	0	0	1						
Jim Hegan, R (1, 2) OBP: 0.298, SLG: 0.344										4	0	0	1	0	0	1						
George Strickland, R (1, 6) OBP: 0.263, SLG: 0.302										3	1	0	0	1	0	1						
Early Wynn, S (1, 1) OBP: 0.253, SLG: 0.205										3	1	1	2	1	0	1						
<b>Inning Stats</b>	R: 0 E: 0 K: 1 S: 5	H: 0 LOB: 1 BB: 1 P: 9	R: 4 E: 1 K: 0 S: 8	H: 4 LOB: 1 BB: 0 P: 8	R: 0 E: 0 K: 0 S: 3	H: 1 LOB: 0 BB: 0 P: 3	R: 0 E: 0 K: 0 S: 2	H: 0 LOB: 0 BB: 1 P: 6	R: 3 E: 0 K: 0 S: 6	H: 4 LOB: 0 BB: 0 P: 6	R: 0 E: 0 K: 0 S: 3	H: 0 LOB: 1 BB: 1 P: 7	R: 0 E: 0 K: 1 S: 5	H: 1 LOB: 0 BB: 5 P: 5	R: 2 E: 0 K: 0 S: 5	H: 2 LOB: 2 BB: 0 P: 5		R: 0 E: 0 K: 0 S: 5	H: 2 LOB: 2 BB: 0 P: 5	1B: 8 2B: 2 3B: 2 HR: 2	SF: 0 SAC: 0 DP: 3 HBP: 0	WP: 0 PB: 0 SB: 0 CS: 1
<b>PITCHER</b>	IP	WLS	BF	H	R	ER	SO	BB	IBB	HBP	BLK	WP	HR	S	P	ERA	WHIP					
Gene Bearden, L (1, 1) ERA: 4.33	4.1	L	22	8	7	5	1	2	0	0	0	0	1	22	30	10.38	2.308					
Tommy Byrne, L (5, 1) ERA: 4.85	4.2		19	6	2	2	1	1	0	0	0	0	1	20	24	3.86	1.500					

Batter	1	2	3	4	5	6	7	8	9	AB	R	H	RBI	BB	SO	LOB	BOTTOM					
Fred Marsh, R (1, 5) OBP: 0.340, SLG: 0.311	F7								F9	4	0	0	0	0	0	3	<b>Cleveland Indians @ St. Louis Browns</b> Sportsman's Park, St. Louis, MO Mon Sep 01 1952, 4:33 AM EDT Unknown					
Gordon Goldsberry, L (1, 3) OBP: 0.300, SLG: 0.267	K								K	4	0	0	0	0	3	2						
Vic Wertz, L (1, 9) OBP: 0.375, SLG: 0.516										3	2	2	2	1	0	0						
Clint Courtney, L (1, 2) OBP: 0.352, SLG: 0.385										4	0	0	0	0	0	1						
Don Lenhardt, R (1, 7) OBP: 0.353, SLG: 0.415										4	0	1	0	0	0	0						
Bobby Young, L (1, 4) OBP: 0.312, SLG: 0.329										4	1	1	0	0	0	1						
Jay Porter, R (1, 8) OBP: 0.381, SLG: 0.283										3	0	1	0	1	0	1						
Joe Demaestri, R (1, 6) OBP: 0.261, SLG: 0.310 Roy Stevers, R (7, PH)										2	0	1	1	0	0	1						
Jim Dyck, R (8, 5) OBP: 0.356, SLG: 0.454										1	0	0	0	0	0	0						
Gene Bearden, L (1, 1) OBP: 0.400, SLG: 0.434 Tommy Byrne, L (5, 1) OBP: 0.288, SLG: 0.354										1	0	0	0	0	1	1						
<b>Inning Stats</b>	R: 1 E: 0 K: 1 S: 6	H: 1 LOB: 0 BB: 0 P: 6	R: 1 E: 1 K: 1 S: 7	H: 2 LOB: 1 BB: 0 P: 7	R: 0 E: 0 K: 1 S: 5	H: 0 LOB: 0 BB: 0 P: 5	R: 0 E: 0 K: 0 S: 3	H: 0 LOB: 0 BB: 0 P: 3	R: 0 E: 0 K: 0 S: 5	H: 2 LOB: 2 BB: 0 P: 5	R: 0 E: 0 K: 0 S: 3	H: 1 LOB: 1 BB: 1 P: 7	R: 0 E: 0 K: 1 S: 5	H: 0 LOB: 1 BB: 1 P: 9	R: 1 E: 0 K: 1 S: 6	H: 1 LOB: 0 BB: 0 P: 6	R: 0 E: 0 K: 0 S: 3	H: 0 LOB: 0 BB: 0 P: 3	1B: 5 2B: 0 3B: 0 HR: 2	SF: 0 SAC: 0 DP: 1 HBP: 0	WP: 0 PB: 0 SB: 0 CS: 0	PA: 35
<b>PITCHER</b>	IP	WLS	BF	H	R	ER	SO	BB	IBB	HBP	BLK	WP	HR	S	P	ERA	WHIP					
Early Wynn, R (1, 1) ERA: 3.19	9.0	W	35	7	7	2	5	2	0	0	0	0	2	43	51	2.00	1.000					





Batter	1	2	3	4	5	6	7	8	9	AB	R	H	RBI	BB	SO	LOB	TOP		
Dale Mitchell, L (1,7) OBP: 0.398, SLG: 0.437	F9		2H 1B		4-3					3	0	1	1	0	0	0	<b>Cleveland Indians @ St. Louis Browns</b> <b>Sportsman's Park, St. Louis, MO</b> Mon Sep 01 1952, 4:38 AM EDT Att: 11,082 - Unknown <a href="http://livebaseballscores.com">livebaseballscores.com</a>		
Bobby Avila, R (1,4) OBP: 0.376, SLG: 0.393	L9		F8							2	0	0	0	0	0	1			
Larry Doby, L (1,8) OBP: 0.361, SLG: 0.558	4-3				2B					2	0	1	0	0	0	0			
Luke Easter, L (1,3) OBP: 0.332, SLG: 0.486			1B		4-3					2	0	1	0	0	0	1			
Al Rosen, R (1,5) OBP: 0.394, SLG: 0.535			K		K					2	0	0	0	0	2	1			
Harry Simpson, L (1,9) OBP: 0.335, SLG: 0.403			4-3		BB					1	0	0	0	1	0	0			
Joe Tipton, R (1,2) OBP: 0.356, SLG: 0.404			FC5-4 BB		F7					1	0	0	0	1	0	2			
George Strickland, R (1,6) OBP: 0.261, SLG: 0.300			FC5-4 1B		K					2	1	0	0	0	1	1			
Bob Lemon, L (1,1) OBP: 0.206, SLG: 0.283			4-3		K					2	0	0	0	0	1	1			
<b>Inning Stats</b>	R: 0 E: 0 K: 0 S: 3	H: 0 LOB: 0 BB: 0 P: 3	R: 0 E: 0 K: 1 S: 5	H: 1 LOB: 0 BB: 0 P: 5	R: 1 E: 0 K: 0 S: 4	H: 1 LOB: 1 BB: 1 P: 8	R: 0 E: 0 K: 1 S: 6	H: 1 LOB: 2 BB: 1 P: 10	R: 0 E: 0 K: 2 S: 7	H: 0 LOB: 0 BB: 0 P: 7						1B: 2 2B: 1 3B: 0 HR: 0	SF: 0 SAC: 0 DP: 0 HBP: 0	WP: 0 PB: 0 SB: 0 CS: 0	PA: 19
<b>PITCHER</b> Satchel Paige, R (1,1) ERA: 3.12	IP: 5.0 WLS: W BF: 19 H: 3 R: 1 ER: 1 SO: 4 BB: 2 IBB: 0 HBP: 0 BLK: 0 WP: 0 HR: 0 S: 25 P: 33 ERA: 1.80 WHIP: 1.000																		

Batter	1	2	3	4	5	6	7	8	9	AB	R	H	RBI	BB	SO	LOB	BOTTOM		
Jay Porter, R (1,8) OBP: 0.369, SLG: 0.273	K		6-3							2	0	0	0	0	1	0	<b>Cleveland Indians @ St. Louis Browns</b> <b>Sportsman's Park, St. Louis, MO</b> Mon Sep 01 1952, 4:38 AM EDT Att: 11,082 - Unknown <a href="http://livebaseballscores.com">livebaseballscores.com</a>		
Bobby Young, L (1,4) OBP: 0.311, SLG: 0.327	G3		1-3							2	0	0	0	0	0	0			
Vic Wertz, L (1,9) OBP: 0.373, SLG: 0.513	F8				F5					2	0	0	0	0	0	0			
Jim Dyck, R (1,5) OBP: 0.357, SLG: 0.453			HR BB		K					1	1	0	0	1	1	0			
Clint Courtney, L (1,2) OBP: 0.353, SLG: 0.395			1-H HR		4-1					2	1	1	2	0	0	0			
Bob Nieman, R (1,7) OBP: 0.345, SLG: 0.406			6-3		K					2	0	0	0	0	1	0			
Dick Kryhoski, L (1,3) OBP: 0.297, SLG: 0.383			6-3		2B					2	0	1	0	0	0	0			
Joe Demaestri, R (1,6) OBP: 0.257, SLG: 0.306			K		K					2	0	0	0	0	2	1			
Satchel Paige, R (1,1) OBP: 0.114, SLG: 0.088			4-3		L1					2	0	0	0	0	0	1			
<b>Inning Stats</b>	R: 0 E: 0 K: 1 S: 5	H: 0 LOB: 0 BB: 0 P: 5	R: 2 E: 0 K: 1 S: 6	H: 1 LOB: 0 BB: 1 P: 10	R: 0 E: 0 K: 0 S: 3	H: 0 LOB: 0 BB: 0 P: 3	R: 0 E: 0 K: 1 S: 5	H: 0 LOB: 0 BB: 0 P: 5	R: 0 E: 0 K: 2 S: 8	H: 1 LOB: 1 BB: 0 P: 8						1B: 0 2B: 1 3B: 0 HR: 1	SF: 0 SAC: 0 DP: 0 HBP: 0	WP: 0 PB: 0 SB: 0 CS: 0	PA: 18
<b>PITCHER</b> Bob Lemon, R (1,1) ERA: 2.88	IP: 5.0 WLS: L BF: 18 H: 2 R: 2 ER: 2 SO: 5 BB: 1 IBB: 0 HBP: 0 BLK: 0 WP: 0 HR: 1 S: 27 P: 31 ERA: 3.60 WHIP: 0.600																		



Batter	1	2	3	4	5	6	7	8	9	AB	R	H	RBI	BB	SO	LOB	TOP			
Fred Marsh, R OBP: 0.333, SLG: 0.305 (1, 6)	F5		6-3		5-3		F7			4	0	0	0	0	0	0	<b>St. Louis Browns @ Chicago White Sox</b> Comiskey Park, Chicago, IL Wed Sep 03 1952, 4:33 AM EDT Att: 10,007 - Unknown <a href="http://livebaseballscorecards.com">livebaseballscorecards.com</a>			
Bobby Young, L OBP: 0.305, SLG: 0.325 (1, 4)	F6		1-3		4-3			4-3		4	0	0	0	0	0	0				
Vic Wertz, L OBP: 0.379, SLG: 0.520 (1, 9)	2B		FC6-4 BB		FC5-4 1B			1B		3	0	3	0	1	0	0				
Jim Dyck, R OBP: 0.355, SLG: 0.449 (1, 5)	BB		FC6-4 1-2		FC5-4 1-2			F4		3	0	0	0	1	0	2				
Clint Courtney, L OBP: 0.352, SLG: 0.393 (1, 2)	K			FC3-6 1B		K		6-3		4	0	1	0	0	2	2				
Don Lenhardt, R OBP: 0.355, SLG: 0.414 Gordon Goldsberry, L OBP: 0.300, SLG: 0.297 (9, PR)		G6-4-3 1B		F7		F9		BB		3	0	1	0	1	0	1				
Dick Kryhoski, L OBP: 0.296, SLG: 0.382 (1, 3)		G6-4-3 1-2 1B		FC3-6 1B 1-2		F7		F7		4	0	1	0	0	0	2				
Jay Porter, R OBP: 0.362, SLG: 0.271 (1, 8)		G6-4-3 1-2 2-3					K		F9	4	0	1	0	0	1	3				
Dick Littlefield, L OBP: 0.077, SLG: 0.077 (1, 1)		1-3					K			3	0	0	0	0	2	3				
<b>Inning Stats</b>	R: 0 E: 0 K: 1 S: 6	H: 1 LOB: 2 BB: 1 P: 10	R: 0 E: 0 K: 0 S: 4	H: 2 LOB: 1 BB: 0 P: 4	R: 0 E: 0 K: 0 S: 3	H: 0 LOB: 1 BB: 1 P: 7	R: 0 E: 0 K: 1 S: 7	H: 2 LOB: 2 BB: 0 P: 7	R: 0 E: 0 K: 0 S: 4	H: 1 LOB: 1 BB: 0 P: 4	R: 0 E: 0 K: 1 S: 5	H: 0 LOB: 0 BB: 0 P: 5	R: 0 E: 0 K: 0 S: 3	H: 1 LOB: 0 BB: 0 P: 3	R: 0 E: 0 K: 0 S: 3	H: 0 LOB: 1 BB: 1 P: 7		1B: 6 2B: 1 3B: 0 HR: 0	SF: 0 SAC: 0 DP: 1 HBP: 0	WP: 0 PB: 0 SB: 1 CS: 0
<b>PITCHER</b> Saul Rogovin, R ERA: 4.26 (1, 1)	IP: 9.0 WLS: W BF: 35 H: 7 R: 0 ER: 0 SO: 5 BB: 3 IBB: 0 HBP: 0 BLK: 0 WP: 0 HR: 0 S: 42 P: 54 ERA: 0.00 WHIP: 1.111															<b>PITCHER</b> Saul Rogovin, R ERA: 4.26 (1, 1)	IP: 9.0 WLS: W BF: 35 H: 7 R: 0 ER: 0 SO: 5 BB: 3 IBB: 0 HBP: 0 BLK: 0 WP: 0 HR: 0 S: 42 P: 54 ERA: 0.00 WHIP: 1.111			

Batter	1	2	3	4	5	6	7	8	9	AB	R	H	RBI	BB	SO	LOB	BOTTOM			
Chico Carrasquel, R OBP: 0.310, SLG: 0.310 (1, 6)	F9		4-3			6-3				3	0	0	0	0	0	1	<b>St. Louis Browns @ Chicago White Sox</b> Comiskey Park, Chicago, IL Wed Sep 03 1952, 4:33 AM EDT Att: 10,007 - Unknown <a href="http://livebaseballscorecards.com">livebaseballscorecards.com</a>			
Nellie Fox, L OBP: 0.336, SLG: 0.362 (1, 4)	K		F6			F8				3	0	0	0	0	1	1				
Minnie Minoso, R OBP: 0.379, SLG: 0.434 (1, 7)	5-3				F7		F5			3	0	0	0	0	0	0				
Eddie Robinson, L OBP: 0.386, SLG: 0.469 (1, 3)		BB 1B		2-3		F4				3	0	1	0	0	0	0				
Sam Mele, R OBP: 0.342, SLG: 0.428 (1, 9)		G5-4-3 BB		F8		HR				2	1	1	1	1	0	0				
Jim Rivera, L OBP: 0.319, SLG: 0.374 (1, 8)		F8			6-3		F8			3	0	0	0	0	0	2				
Sherm Lollar, R OBP: 0.347, SLG: 0.387 (1, 2)		G5-4-3 1-2			6-3			F7		3	0	0	0	0	0	2				
Rocky Krsnich, R OBP: 0.387, SLG: 0.500 (1, 5)			4-3 SH2-4 BB			5-3		F7		2	0	0	0	1	0	0				
Saul Rogovin, R OBP: 0.243, SLG: 0.258 (1, 1)			SH2-4 1-2			5-3		4-3		2	0	0	0	0	0	0				
<b>Inning Stats</b>	R: 0 E: 0 K: 1 S: 5	H: 0 LOB: 0 BB: 0 P: 5	R: 0 E: 0 K: 0 S: 3	H: 1 LOB: 1 BB: 1 P: 7	R: 0 E: 0 K: 0 S: 3	H: 0 LOB: 0 BB: 1 P: 7	R: 0 E: 0 K: 0 S: 3	H: 0 LOB: 0 BB: 0 P: 3	R: 0 E: 0 K: 0 S: 3	H: 0 LOB: 0 BB: 0 P: 3	R: 1 E: 0 K: 0 S: 4	H: 1 LOB: 0 BB: 0 P: 4	R: 0 E: 0 K: 0 S: 3	H: 0 LOB: 0 BB: 0 P: 3	R: 0 E: 0 K: 0 S: 3	H: 0 LOB: 0 BB: 0 P: 3		1B: 1 2B: 0 3B: 0 HR: 1	SF: 0 SAC: 1 DP: 1 HBP: 0	WP: 0 PB: 0 SB: 0 CS: 0
<b>PITCHER</b> Dick Littlefield, L ERA: 3.92 (1, 1)	IP: 8.0 WLS: L BF: 27 H: 2 R: 1 ER: 1 SO: 1 BB: 2 IBB: 0 HBP: 0 BLK: 0 WP: 0 HR: 1 S: 27 P: 35 ERA: 1.12 WHIP: 0.500															<b>PITCHER</b> Dick Littlefield, L ERA: 3.92 (1, 1)	IP: 8.0 WLS: L BF: 27 H: 2 R: 1 ER: 1 SO: 1 BB: 2 IBB: 0 HBP: 0 BLK: 0 WP: 0 HR: 1 S: 27 P: 35 ERA: 1.12 WHIP: 0.500			



Batter	1	2	3	4	5	6	7	8	9	AB	R	H	RBI	BB	SO	LOB	TOP			
Jay Porter, R OBP: 0.351, SLG: 0.266 (1, 8)										5	0	1	0	0	0	1				
Fred Marsh, R OBP: 0.335, SLG: 0.309 (1, 6)										4	1	1	0	1	0	0				
Roy Sievers, R (1, 3)										5	1	0	0	0	0	3				
Vic Wertz, L OBP: 0.382, SLG: 0.537 (1, 9)										4	3	2	4	1	0	1				
Jim Dyck, R OBP: 0.360, SLG: 0.458 (1, 5)										4	2	3	0	0	0	0				
Clint Courtney, L OBP: 0.353, SLG: 0.394 (1, 2)										4	0	2	2	0	0	1				
Bob Nieman, R OBP: 0.346, SLG: 0.417 (1, 7)										4	1	2	2	0	1	1				
Bobby Young, L OBP: 0.308, SLG: 0.323 (1, 4)										3	0	0	0	1	0	2				
Duane Pilette, R OBP: 0.188, SLG: 0.164 (1, 1)										4	0	0	0	0	0	2				
<b>Inning Stats</b>	R: 3 E: 0 K: 0 S: 5	H: 3 LOB: 0 BB: 1 P: 9	R: 1 E: 1 K: 0 S: 4	H: 1 LOB: 0 BB: 4	R: 2 E: 0 K: 0 S: 6	H: 3 LOB: 2 BB: 1	R: 0 E: 0 K: 0 S: 3	H: 0 LOB: 0 BB: 0	R: 2 E: 0 K: 0 S: 6	H: 3 LOB: 2 BB: 1	R: 0 E: 0 K: 0 S: 3	H: 0 LOB: 0 BB: 0	R: 0 E: 0 K: 1 S: 6	H: 0 LOB: 0 BB: 0	R: 0 E: 0 K: 1 S: 6	H: 1 LOB: 1 BB: 0	1B: 4 2B: 4 3B: 0 HR: 3	SF: 0 SAC: 0 DP: 2 HBP: 0	WP: 2 PB: 0 SB: 0 CS: 0	PA: 40
<b>PITCHER</b>	IP WLS BF H R ER SO BB IBB HBP BLK WP HR S P ERA WHIP																			
Chuck Stobbs, L ERA: 3.21	1.0 L 6 3 3 3 0 1 0 0 0 0 1 1 5 9 27.00 4.000																			
Howie Judson, R ERA: 4.24	2.0 11 4 3 3 0 1 0 0 0 0 0 1 10 14 13.50 2.500																			
Hal Brown, R ERA: 3.72	4.1 19 3 2 2 1 1 0 0 0 0 1 1 20 24 3.60 0.800																			
Bill Kennedy, L ERA: 2.45	9.1 4 1 0 0 0 0 0 0 0 0 0 0 4 4 0.00 1.000																			

St. Louis Browns @ Chicago White Sox  
Comiskey Park, Chicago, IL  
Thu Sep 04 1952, 4:33 AM EDT  
Att: 3,542 - Unknown

AB 37  
R 8  
H 11  
RBI 8  
BB 3  
SO 1  
LOB 11



Batter	1	2	3	4	5	6	7	8	9	AB	R	H	RBI	BB	SO	LOB	BOTTOM			
Chico Carrasquel, R OBP: 0.309, SLG: 0.309 (1, 6)										4	0	1	0	0	0	1				
Nellie Fox, L OBP: 0.337, SLG: 0.363 (1, 4)										3	0	1	0	1	0	1				
Minnie Minoso, R OBP: 0.381, SLG: 0.437 (1, 7)										4	0	3	0	0	0	0				
Eddie Robinson, L OBP: 0.386, SLG: 0.467 (1, 3)										2	0	0	0	2	0	2				
Sam Mele, R OBP: 0.339, SLG: 0.423 (1, 9)										4	0	0	0	0	0	5				
Jim Rivera, L OBP: 0.317, SLG: 0.370 (1, 8)										4	0	0	0	0	0	0				
Darrell Johnson, R OBP: 0.325, SLG: 0.289 (1, 2)										2	0	0	0	0	0	0				
Bud Sheely, L OBP: 0.390, SLG: 0.308 (7, PH) (8, 2)									1	0	0	0	1	0	0	0				
Rocky Krsnich, R OBP: 0.343, SLG: 0.433 (1, 5)										4	0	0	0	0	0	1				
Chuck Stobbs, L OBP: 0.325, SLG: 0.079 (2, 1)										0	0	0	0	0	0	0				
Howie Judson, R OBP: 0.335, SLG: 0.389 (3, PH)										0	0	0	0	0	0	0				
Bud Stewart, L OBP: 0.345, SLG: 0.389 (4, 1)										1	0	1	0	0	0	0				
Hal Brown, R OBP: 0.345, SLG: 0.389 (4, 1)										1	0	0	0	0	0	0				
Hank Edwards, L OBP: 0.345, SLG: 0.481 (8, PH)										1	0	0	0	0	1	0				
Bill Kennedy, L OBP: 0.182, SLG: 0.182 (9, 1)										0	0	0	0	0	0	0				
<b>Inning Stats</b>	R: 0 E: 0 K: 0 S: 3	H: 0 LOB: 0 BB: 0 P: 3	R: 0 E: 0 K: 0 S: 3	H: 0 LOB: 0 BB: 0	R: 0 E: 0 K: 0 S: 3	H: 2 LOB: 1 BB: 1	R: 0 E: 0 K: 0 S: 3	H: 0 LOB: 0 BB: 0	R: 0 E: 0 K: 0 S: 5	H: 2 LOB: 2 BB: 0	R: 0 E: 0 K: 0 S: 3	H: 0 LOB: 1 BB: 1	R: 0 E: 0 K: 1 S: 6	H: 1 LOB: 3 BB: 2	R: 0 E: 0 K: 0 S: 3	H: 0 LOB: 0 BB: 0	1B: 5 2B: 1 3B: 0 HR: 0	SF: 0 SAC: 0 DP: 1 HBP: 0	WP: 0 PB: 0 SB: 0 CS: 0	PA: 35
<b>PITCHER</b>	IP WLS BF H R ER SO BB IBB HBP BLK WP HR S P ERA WHIP																			
Duane Pilette, R ERA: 3.17	9.0 W 35 6 0 0 1 4 0 0 0 0 0 0 33 49 0.00 1.111																			

St. Louis Browns @ Chicago White Sox  
Comiskey Park, Chicago, IL  
Thu Sep 04 1952, 4:33 AM EDT  
Att: 3,542 - Unknown

AB 31  
R 0  
H 6  
RBI 0  
BB 4  
SO 1  
LOB 10





Batter	1	2	3	4	5	6	7	8	9	AB	R	H	RBI	BB	SO	LOB	TOP	
Jay Porter, R OBP: 0.333, SLG: 0.250 (1, 8)	4-3		FC1-5 2B		5-3		FC5-4			4	1	0	0	0	0	3	<b>St. Louis Browns @ Cleveland Indians</b> Cleveland Municipal Stadium, Cleveland, OH Sat Sep 06 1952, 3:33 AM EDT Att: 11,554 - Unknown	
Fred Marsh, R OBP: 0.333, SLG: 0.308 (1, 6)	4-3		3-1		1-3			FC6-4 1B		4	0	1	0	0	0	2		
Roy Sievers, R OBP: 0.100, SLG: 0.200 (1, 3)	6-3		2B			F5		FC6-4 FC1-6		4	0	1	2	0	0	1		
Vic Wertz, L OBP: 0.381, SLG: 0.533 (1, 9)		F6	FC6-4 IBB			F8		FC1-6		3	0	0	0	1	0	1		
Jim Dyck, R OBP: 0.358, SLG: 0.454 (1, 5)	F9		FC6-4					6-3		3	0	0	0	1	0	3		
Clint Courtney, L OBP: 0.352, SLG: 0.393 (1, 2)	F6			F7		F8			G6-4-3 1B	4	0	1	0	0	0	1		
Bob Nieman, R OBP: 0.346, SLG: 0.418 (1, 7)			1B 2B	6-3			F7		G6-4-3	4	1	1	0	0	0	1		
Bobby Young, L OBP: 0.308, SLG: 0.322 (1, 4)			FC1-5 BB 1B	4-3			F8		E4	4	0	1	1	0	0	0		
Bob Cain, L OBP: 0.216, SLG: 0.191 (1, 1)			3-1 FC1-5 2B BB		4-3				F9	0	1	0	0	1	0	0		
Marlin Stuart, L OBP: 0.152, SLG: 0.069 (3, 1)										1	0	0	0	0	0	0		
Gordon Goldsberry, L OBP: 0.333, SLG: 0.297 (7, PH)										0	0	0	0	1	0	0		
Cliff Fannin, L OBP: 0.256, SLG: 0.380 (9, PH)										1	0	0	0	0	0	1		
<b>Inning Stats</b>	R: 0 E: 0 K: 0 S: 3	H: 0 LOB: 0 BB: 0 P: 3	R: 0 E: 0 K: 0 S: 3	H: 0 LOB: 0 BB: 0 P: 3	R: 3 E: 0 K: 0 S: 6	H: 3 LOB: 2 BB: 2 P: 14	R: 0 E: 0 K: 0 S: 3	H: 0 LOB: 0 BB: 0 P: 3	R: 0 E: 0 K: 0 S: 3	H: 0 LOB: 1 BB: 1 P: 7	R: 0 E: 0 K: 0 S: 4	H: 1 LOB: 1 BB: 0 P: 4	R: 0 E: 1 K: 0 S: 4	H: 1 LOB: 1 BB: 0 P: 4	1B: 3 2B: 2 3B: 0 HR: 0	SF: 0 SAC: 0 DP: 1 HBP: 0	WP: 0 PB: 0 SB: 0 CS: 0	PA: 36
<b>PITCHER</b> Bob Lemon, R ERA: 2.69 (1, 1)	IP: 9.0 WLS: W BF: 36 H: 5 R: 3 ER: 3 SO: 0 BB: 3 IBB: 1 HBP: 0 BLK: 0 WP: 0 HR: 0 S: 32 P: 48 ERA: 3.00 WHIP: 0.889											<b>PITCHER</b>	IP: 9.0 WLS: W BF: 36 H: 5 R: 3 ER: 3 SO: 0 BB: 3 IBB: 1 HBP: 0 BLK: 0 WP: 0 HR: 0 S: 32 P: 48 ERA: 3.00 WHIP: 0.889					

Batter	1	2	3	4	5	6	7	8	9	AB	R	H	RBI	BB	SO	LOB	BOTTOM			
Dale Mitchell, L OBP: 0.393, SLG: 0.429 (1, 7)	L3		F8	3-6				F8		5	0	1	1	0	0	3	<b>St. Louis Browns @ Cleveland Indians</b> Cleveland Municipal Stadium, Cleveland, OH Sat Sep 06 1952, 3:33 AM EDT Att: 11,554 - Unknown			
Bobby Avila, R OBP: 0.373, SLG: 0.392 (1, 4)	F8		HR 1B	F2		F3				4	1	1	1	0	0	3				
Larry Doby, L OBP: 0.383, SLG: 0.563 (1, 8)	K		HR 1B		K		HR BB			3	2	1	2	1	2	0				
Luke Easter, L OBP: 0.335, SLG: 0.514 (1, 3)					K					3	3	2	3	1	1	0				
Bill Glynn, L OBP: 0.309, SLG: 0.393 (8, 3)		HR	E BB		K		HR			0	0	0	0	0	0	0				
Al Rosen, R OBP: 0.384, SLG: 0.520 (1, 5)		F7	4-3		F8		F8			4	0	0	0	0	0	1				
Wally Westlake, R OBP: 0.309, SLG: 0.279 (1, 9)		K	E7			FC4 1B	2-4 BB			1	0	0	0	0	1	0				
Harry Simpson, L OBP: 0.339, SLG: 0.405 (3, PH)		K	2H 1B			FC4 1B	2-4 BB			2	1	2	1	1	0	0				
Joe Tipton, R OBP: 0.354, SLG: 0.490 (1, 2)			K			F5	F2			4	0	1	0	0	1	3				
George Strickland, R OBP: 0.265, SLG: 0.297 (1, 6)	F8			SH BB			2-4	F7		3	0	1	0	1	0	1				
Bob Lemon, L OBP: 0.209, SLG: 0.294 (1, 1)			F8 1B 2B	SH 3-6		FC4 1B		F9		3	1	1	0	0	0	2				
<b>Inning Stats</b>	R: 0 E: 0 K: 1 S: 5	H: 0 LOB: 0 BB: 0 P: 5	R: 1 E: 0 K: 1 S: 7	H: 2 LOB: 1 BB: 0 P: 7	R: 4 E: 1 K: 1 S: 9	H: 4 LOB: 1 BB: 1 P: 13	R: 0 E: 0 K: 0 S: 3	H: 0 LOB: 1 BB: 1 P: 7	R: 0 E: 0 K: 2 S: 7	H: 0 LOB: 0 BB: 0 P: 7	R: 1 E: 0 K: 0 S: 6	H: 3 LOB: 2 BB: 0 P: 6	R: 2 E: 0 K: 0 S: 3	H: 1 LOB: 1 BB: 2 P: 11	R: 0 E: 0 K: 0 S: 3	H: 0 LOB: 0 BB: 0 P: 3	1B: 6 2B: 2 3B: 0 HR: 3	SF: 0 SAC: 1 DP: 1 HBP: 0	WP: 0 PB: 0 SB: 0 CS: 0	PA: 37
<b>PITCHER</b> Bob Cain, L ERA: 4.13 (1, 1)	IP: 2.1 WLS: L BF: 13 H: 5 R: 5 ER: 5 SO: 2 BB: 1 IBB: 0 HBP: 0 BLK: 0 WP: 0 HR: 2 S: 16 P: 20 ERA: 19.29 WHIP: 2.571											<b>PITCHER</b>	IP: 2.1 WLS: L BF: 13 H: 5 R: 5 ER: 5 SO: 2 BB: 1 IBB: 0 HBP: 0 BLK: 0 WP: 0 HR: 2 S: 16 P: 20 ERA: 19.29 WHIP: 2.571							
Marlin Stuart, R ERA: 4.72 (3, 1)	3.2	16	4	1	1	3	1	0	0	0	0	21	25	2.46	1.364					
Cliff Fannin, R ERA: 13.5 (7, 1)	2.0	9	1	2	2	0	2	0	0	0	0	1	6	9.00	1.500					



Batter	1	2	3	4	5	6	7	8	9	AB	R	H	RBI	BB	SO	LOB	TOP					
Jay Porter, R OBP: 0.329, SLG: 0.250 (1, 8)	0-0 6-3		0-0 5-3			0-0 1B		0-3 K		4	0	1	0	0	1	0	<b>St. Louis Browns @ Cleveland Indians</b> Cleveland Municipal Stadium, Cleveland, OH Sun Sep 07 1952, 3:33 AM EDT Unknown <a href="http://livebaseballscorecards.com">livebaseballscorecards.com</a>					
Roy Sievers, R OBP: 0.071, SLG: 0.143 (1, 3)	0-0 1-4-3		0-0 F8			0-0 F3		0-0 F2		4	0	0	0	0	0	1						
Vic Wertz, L OBP: 0.379, SLG: 0.530 (1, 9)	0-3 K			0-0 F8		0-0 F7		0-0 1B		4	0	1	0	0	1	1						
Clint Courtney, L OBP: 0.351, SLG: 0.389 (1, 2)		0-0 F7		4-0 BB		0-0 6-3		0-3 K		3	0	0	0	1	1	2						
Jim Dyck, R OBP: 0.355, SLG: 0.449 (1, 5)		0-0 F2		0-3 K			0-0 F6		0-0 5-3	4	0	0	0	0	1	1						
Bob Nieman, R OBP: 0.345, SLG: 0.417 Don Lenhardt, R OBP: 0.352, SLG: 0.409 (2, 7) (2, 7)		0-0 E4 1B		0-3 K			0-0 L6		0-0 5-3	1	0	0	0	0	0	0						
Bobby Young, L OBP: 0.311, SLG: 0.328 (1, 4)		0-0 1B			0-0 6-3		0-0 1B 1B		0-0 2B	4	0	3	0	0	0	0						
Joe Demaestri, R OBP: 0.254, SLG: 0.302 Fred Marsh, R OBP: 0.335, SLG: 0.310 (7, PH) (7, 6)		0-3 K			0-3 K		0-0 1-2 1B		0-0 6-3	2	0	0	0	0	2	2						
Gene Bearden, L OBP: 0.379, SLG: 0.411 (1, 1)			0-0 F7		0-0 6-3		0-0 F8			2	0	1	0	0	0	1						
<b>Inning Stats</b>	R: 0 E: 0 K: 1 S: 5	H: 0 LOB: 0 BB: 0 P: 5	R: 0 E: 1 K: 1 S: 7	H: 1 LOB: 2 BB: 0 P: 7	R: 0 E: 0 K: 0 S: 3	H: 0 LOB: 0 BB: 0 P: 3	R: 0 E: 0 K: 2 S: 7	H: 0 LOB: 1 BB: 1 P: 11	R: 0 E: 0 K: 1 S: 5	H: 0 LOB: 0 BB: 0 P: 5	R: 0 E: 0 K: 0 S: 4	H: 1 LOB: 1 BB: 0 P: 4	R: 0 E: 0 K: 0 S: 5	H: 2 LOB: 2 BB: 0 P: 5	R: 0 E: 0 K: 2 S: 8	H: 1 LOB: 1 BB: 0 P: 8		R: 0 E: 0 K: 0 S: 4	H: 1 LOB: 1 BB: 0 P: 4	1B: 5 2B: 1 3B: 0 HR: 0	SF: 0 SAC: 0 DP: 0 HBP: 0	WP: 0 PB: 0 SB: 0 CS: 0
<b>PITCHER</b> Mike Garcia, R ERA: 2.35 (1, 1)	IP: 9.0 WLS: W BF: 35 H: 6 R: 0 ER: 0 SO: 7 BB: 1 IBB: 0 HBP: 0 BLK: 0 WP: 0 HR: 0 S: 48 P: 52 ERA: 0.00 WHIP: 0.778															<b>PITCHER</b>						

Batter	1	2	3	4	5	6	7	8	9	AB	R	H	RBI	BB	SO	LOB	BOTTOM			
Dale Mitchell, L OBP: 0.392, SLG: 0.426 (1, 7)	0-0 F4	0-0 6-3			4-0 BB		0-0 4-3			3	0	0	0	1	0	0	<b>St. Louis Browns @ Cleveland Indians</b> Cleveland Municipal Stadium, Cleveland, OH Sun Sep 07 1952, 3:33 AM EDT Unknown <a href="http://livebaseballscorecards.com">livebaseballscorecards.com</a>			
Bobby Avila, R OBP: 0.371, SLG: 0.389 (1, 4)	0-0 4-3		0-0 6-3		0-0 E9 1-3		0-0 5-3			4	0	0	0	0	0	1				
Larry Doby, L OBP: 0.382, SLG: 0.560 (1, 8)	4-0 3B BB		0-3 K		0-3 K		0-0 4-3			3	1	0	0	1	2	2				
Luke Easter, L OBP: 0.337, SLG: 0.519 Bill Glynn, L OBP: 0.309, SLG: 0.393 (8, PR) (9, 3)	0-0 2B 3B		0-0 F7		0-0 4-3		0-0 4-3		0-0 1B	4	1	2	1	0	0	0				
Al Rosen, R OBP: 0.385, SLG: 0.520 (1, 5)	4-0 2B IBB			0-0 G3		0-0 E 2B		0-3 K		3	2	1	0	1	1	1				
Harry Simpson, L OBP: 0.338, SLG: 0.406 (1, 9)	0-0 1-H 2B			0-0 6-3		0-3 K				3	0	1	2	0	1	1				
Birdie Tebbetts, R OBP: 0.330, SLG: 0.320 (1, 2)	0-0 1-H 3-H 6-3			0-0 1-3		0-0 E6 2-H				3	0	0	0	0	0	1				
George Strickland, R OBP: 0.263, SLG: 0.294 (1, 6)		0-0 F7			0-0 F5		0-0 5-3			3	0	0	0	0	0	0				
Mike Garcia, R OBP: 0.154, SLG: 0.149 (1, 1)		0-3 K			0-0 6-3		0-0 F8			3	0	0	0	0	1	0				
<b>Inning Stats</b>	R: 3 E: 0 K: 0 S: 5	H: 2 LOB: 1 BB: 2 P: 13	R: 0 E: 0 K: 1 S: 5	H: 0 LOB: 0 BB: 0 P: 5	R: 0 E: 0 K: 0 S: 3	H: 0 LOB: 0 BB: 0 P: 3	R: 0 E: 1 K: 1 S: 6	H: 0 LOB: 2 BB: 1 P: 10	R: 1 E: 1 K: 1 S: 6	H: 1 LOB: 1 BB: 0 P: 6	R: 0 E: 0 K: 0 S: 3	H: 0 LOB: 0 BB: 0 P: 3	R: 0 E: 0 K: 1 S: 6	H: 1 LOB: 1 BB: 0 P: 6	R: 0 E: 0 K: 1 S: 6	H: 1 LOB: 1 BB: 0 P: 6		1B: 1 2B: 2 3B: 1 HR: 0	SF: 0 SAC: 0 DP: 0 HBP: 0	WP: 0 PB: 0 SB: 0 CS: 0
<b>PITCHER</b> Gene Bearden, L ERA: 4.27 (1, 1)	IP: 8.0 WLS: L BF: 32 H: 4 R: 4 ER: 3 SO: 5 BB: 2 IBB: 1 HBP: 0 BLK: 0 WP: 0 HR: 0 S: 39 P: 51 ERA: 3.38 WHIP: 0.750															<b>PITCHER</b>				




Batter	1	2	3	4	5	6	7	8	9	AB	R	H	RBI	BB	SO	LOB	TOP					
Fred Marsh, R OBP: 0.329, SLG: 0.303 (1, 6)	0-0 4-3		0-0 F9		0-0 F9		0-0 F8			4	0	0	0	0	0	3	<b>St. Louis Browns @ Cleveland Indians</b> Cleveland Municipal Stadium, Cleveland, OH Sun Sep 07 1952, 3:38 AM EDT Att: 36,497 - Unknown					
Bobby Young, L OBP: 0.311, SLG: 0.326 (1, 4)	0-3 K		0-0 F9		4-0 BB		0-3 K			3	0	0	0	1	2	2						
Jake Crawford, R Jay Porter, R OBP: 0.329, SLG: 0.253 (1, 8) (3, 8)	0-3 K			0-0 1B	0-3 K			0-0 5-3		1	0	0	0	0	1	0						
Vic Wertz, L OBP: 0.378, SLG: 0.526 (1, 9)		0-0 1B		0-0 F7	0-0 F2			0-0 F8		4	0	1	0	0	0	3						
Clint Courtney, L OBP: 0.350, SLG: 0.388 (1, 2)	0-3 K			0-0 F9		0-0 G5-4-3 1B		0-0 G3		4	0	1	0	0	1	2						
Jim Dyck, R OBP: 0.356, SLG: 0.450 (1, 5)	0-0 F7			0-0 1B	1-2 1B		0-0 F8		0-0 1B	4	0	2	0	0	0	2						
Don Lenhardt, R OBP: 0.347, SLG: 0.404 (1, 7)	0-3 K			0-0 F9		0-0 G5-4-3 1-2		0-0 F7		4	0	0	0	0	1	5						
Gordon Goldsberry, L OBP: 0.312, SLG: 0.309 (1, 3)			0-0 FC3-6 1B		0-0 2B		4-0 BB		0-0 F7	3	1	2	0	1	0	1						
Tommy Byrne, L OBP: 0.287, SLG: 0.366 (1, 1)			0-0 FC3-6 1-2		0-0 2B		0-0 F5		0-3 K	3	0	1	1	0	0	2						
Dick Kryhoski, L OBP: 0.295, SLG: 0.379 (9, PH)					2H 2B					1	0	0	0	0	1	1						
<b>Inning Stats</b>	R: 0 E: 0 K: 2 S: 7	H: 0 LOB: 0 BB: 0 P: 7	R: 0 E: 0 K: 2 S: 8	H: 1 LOB: 1 BB: 0 P: 8	R: 0 E: 0 K: 0 S: 4	H: 1 LOB: 1 BB: 0 P: 4	R: 0 E: 0 K: 0 S: 5	H: 2 LOB: 2 BB: 0 P: 5	R: 1 E: 0 K: 1 S: 7	H: 2 LOB: 2 BB: 1 P: 11	R: 0 E: 0 K: 0 S: 3	H: 1 LOB: 1 BB: 0 P: 3	R: 0 E: 0 K: 0 S: 5	H: 0 LOB: 1 BB: 1 P: 9	R: 0 E: 0 K: 0 S: 3	H: 0 LOB: 0 BB: 0 P: 3	R: 0 E: 0 K: 1 S: 6	H: 1 LOB: 1 BB: 0 P: 6	1B: 6 2B: 2 3B: 0 HR: 0	SF: 0 SAC: 0 DP: 1 HBP: 0	WP: 0 PB: 0 SB: 0 CS: 0	PA: 36
<b>PITCHER</b> Steve Gromek, R ERA: 3.55 (1, 1)	IP: 9.0 WLS: W BF: 36 H: 8 R: 1 ER: 1 SO: 7 BB: 2 IBB: 0 HBP: 0 BLK: 0 WP: 0 HR: 0 S: 48 P: 56 ERA: 1.00 WHIP: 1.111															<b>PITCHER</b>						


Batter	1	2	3	4	5	6	7	8	9	AB	R	H	RBI	BB	SO	LOB	BOTTOM					
Dale Mitchell, L OBP: 0.391, SLG: 0.423 (1, 7)	0-0 G3		0-3 K	4-0 BB		0-0 6-3				3	0	0	0	1	1	1	<b>St. Louis Browns @ Cleveland Indians</b> Cleveland Municipal Stadium, Cleveland, OH Sun Sep 07 1952, 3:38 AM EDT Att: 36,497 - Unknown					
Bobby Avila, R OBP: 0.370, SLG: 0.387 (1, 4)	0-0 F8		4-0 1B 2B BB	0-0 F8		0-0 F3				3	1	0	0	1	0	2						
Larry Doby, L OBP: 0.380, SLG: 0.555 (1, 8)	0-0 F4		0-3 K		0-0 F8		0-0 F4			4	0	0	0	0	1	1						
Luke Easter, L OBP: 0.340, SLG: 0.523 (1, 3)		0-0 1B 2B	0-0 2B 1B	4-0 BB BB	4-0 BB BB		0-3 K			3	1	2	0	1	1	0						
Bill Glynn, L OBP: 0.309, SLG: 0.393 (8, 3)			1-3 2B 1B							0	0	0	0	0	0	0						
Al Rosen, R OBP: 0.385, SLG: 0.519 (1, 5)		0-0 BB 1B	4-0 2B BB	0-3 K		0-0 F4				3	1	1	0	1	1	1						
Wally Westlake, R OBP: 0.311, SLG: 0.283 (1, 9)	0-3 K		0-0 1H 2H 3H 2B	1-2 BB	4-0 BB		0-0 4-3			3	0	1	3	1	1	2						
Jim Hegan, R OBP: 0.291, SLG: 0.345 (1, 2)	0-0 F8		0-0 F9		0-0 F9		0-0 6-3		0-0 6-3	4	0	0	0	0	0	5						
George Strickland, R OBP: 0.266, SLG: 0.295 (1, 6)	4-0 BB			0-0 F6		0-0 6-3 SH2-4 1B		0-0 F9		3	0	1	0	1	0	0						
Steve Gromek, S OBP: 0.229, SLG: 0.100 (1, 1)	0-3 K			0-3 K		0-0 SH2-4				2	0	0	0	0	2	3						
<b>Inning Stats</b>	R: 0 E: 0 K: 0 S: 3	H: 0 LOB: 0 BB: 0 P: 3	R: 0 E: 0 K: 2 S: 9	H: 2 LOB: 3 BB: 1 P: 13	R: 3 E: 0 K: 2 S: 9	H: 2 LOB: 1 BB: 2 P: 17	R: 0 E: 0 K: 1 S: 5	H: 0 LOB: 1 BB: 1 P: 9	R: 0 E: 0 K: 1 S: 5	H: 0 LOB: 2 BB: 2 P: 13	R: 0 E: 0 K: 0 S: 4	H: 1 LOB: 1 BB: 0 P: 4	R: 0 E: 0 K: 1 S: 5	H: 0 LOB: 0 BB: 0 P: 5	R: 0 E: 0 K: 0 S: 3	H: 0 LOB: 0 BB: 0 P: 3	R: 0 E: 0 K: 0 S: 3	H: 0 LOB: 0 BB: 0 P: 3	1B: 3 2B: 2 3B: 0 HR: 0	SF: 0 SAC: 1 DP: 0 HBP: 0	WP: 0 PB: 0 SB: 0 CS: 0	PA: 35
<b>PITCHER</b> Tommy Byrne, L ERA: 4.79 (1, 1)	IP: 8.0 WLS: L BF: 35 H: 5 R: 3 ER: 3 SO: 7 BB: 6 IBB: 0 HBP: 0 BLK: 0 WP: 0 HR: 0 S: 43 P: 67 ERA: 3.38 WHIP: 1.375															<b>PITCHER</b>						








Batter	1	2	3	4	5	6	7	8	9	AB	R	H	RBI	BB	SO	LOB	TOP										
<a href="#">Gil McDougald, R</a> (1, 5) OBP: 0.335, SLG: 0.361											0	0	0	0	0	0	0	<b>New York Yankees @ St. Louis Browns</b> Sportsman's Park, St. Louis, MO Wed Sep 10 1952, 4:33 AM EDT Att: 8,908 - Unknown <a href="http://livebaseballscorecards.com">livebaseballscorecards.com</a>									
<a href="#">Phil Rizzuto, R</a> (1, 6) OBP: 0.344, SLG: 0.354											0	0	0	0	0	0											
<a href="#">Joe Collins, L</a> (1, 3) OBP: 0.350, SLG: 0.455											0	0	0	0	0	0											
<a href="#">Gene Woodling, L</a> (1, 7) OBP: 0.405, SLG: 0.490											0	0	0	0	0	0											
<a href="#">Mickey Mantle, S</a> (1, 8) OBP: 0.391, SLG: 0.500											0	0	0	0	0	0											
<a href="#">Yogi Berra, L</a> (1, 2) OBP: 0.357, SLG: 0.487											0	0	0	0	0	0											
<a href="#">Hank Bauer, R</a> (1, 9) OBP: 0.357, SLG: 0.468											0	0	0	0	0	0											
<a href="#">Billy Martin, R</a> (1, 4) OBP: 0.307, SLG: 0.326											0	0	0	0	0	0											
<a href="#">Allie Reynolds, R</a> (1, 1) OBP: 0.190, SLG: 0.162											0	0	0	0	0	0											
<b>Inning Stats</b>											1B: 0	SF: 0	WP: 0	PA: 0	2B: 0	SAC: 0		FB: 0	3B: 0	DP: 0	SB: 0	CS: 0	HR: 0	HBP: 0			
<b>PITCHER</b> <a href="#">Duane Pillette, R</a> (1, 1) ERA: 3.17	IP	WLS	BF	H	R	ER	SO	BB	IBB	HBP	BLK	WP	HR	S	P	ERA	WHIP	<b>PITCHER</b>									
	0.0	L	0	0	0	0	0	0	0	0	0	0	0	0	0	∞	∞										


Batter	1	2	3	4	5	6	7	8	9	AB	R	H	RBI	BB	SO	LOB	BOTTOM										
<a href="#">Fred Marsh, R</a> (1, 6) OBP: 0.330, SLG: 0.320											0	0	0	0	0	0	0	<b>New York Yankees @ St. Louis Browns</b> Sportsman's Park, St. Louis, MO Wed Sep 10 1952, 4:33 AM EDT Att: 8,908 - Unknown <a href="http://livebaseballscorecards.com">livebaseballscorecards.com</a>									
<a href="#">Gordon Goldsberry, L</a> (1, 3) OBP: 0.314, SLG: 0.304											0	0	0	0	0	0											
<a href="#">Vic Wertz, L</a> (1, 9) OBP: 0.361, SLG: 0.525											0	0	0	0	0	0											
<a href="#">Clint Courtney, L</a> (1, 2) OBP: 0.351, SLG: 0.389											0	0	0	0	0	0											
<a href="#">Jim Dyck, R</a> (1, 5) OBP: 0.355, SLG: 0.446											0	0	0	0	0	0											
<a href="#">Don Lenhardt, R</a> (1, 7) OBP: 0.347, SLG: 0.406											0	0	0	0	0	0											
<a href="#">Jay Porter, R</a> (1, 8) OBP: 0.326, SLG: 0.253											0	0	0	0	0	0											
<a href="#">Bobby Young, L</a> (1, 4) OBP: 0.312, SLG: 0.327											0	0	0	0	0	0											
<a href="#">Duane Pillette, R</a> (1, 1) OBP: 0.188, SLG: 0.164											0	0	0	0	0	0											
<b>Inning Stats</b>											1B: 0	SF: 0	WP: 0	PA: 0	2B: 0	SAC: 0		FB: 0	3B: 0	DP: 0	SB: 0	CS: 0	HR: 0	HBP: 0			
<b>PITCHER</b> <a href="#">Allie Reynolds, R</a> (1, 1) ERA: 2.24	IP	WLS	BF	H	R	ER	SO	BB	IBB	HBP	BLK	WP	HR	S	P	ERA	WHIP	<b>PITCHER</b>									
	0.0	W	0	0	0	0	0	0	0	0	0	0	0	0	0	∞	∞										









Batter	1	2	3	4	5	6	7	8	9	AB	R	H	RBI	BB	SO	LOB	TOP																	
<a href="#">Eddie Joost, R</a> (1, 6) OBP: 0.391, SLG: 0.425											0	0	0	0	0	0	0	<b>Philadelphia Athletics @ St. Louis Browns</b> Sportsman's Park, St. Louis, MO Sun Sep 14 1952, 4:33 AM EDT Unknown <a href="http://livebaseballscorecards.com">livebaseballscorecards.com</a>																
<a href="#">Ferns Fain, L</a> (1, 3) OBP: 0.441, SLG: 0.432											0	0	0	0	0	0	0																	
<a href="#">Dave Philley, S</a> (1, 8) OBP: 0.336, SLG: 0.343											0	0	0	0	0	0	0																	
<a href="#">Gus Zernial, R</a> (1, 7) OBP: 0.351, SLG: 0.459											0	0	0	0	0	0	0																	
<a href="#">Elmer Valo, L</a> (1, 9) OBP: 0.431, SLG: 0.399											0	0	0	0	0	0	0																	
<a href="#">Cass Michaels, R</a> (1, 4) OBP: 0.340, SLG: 0.372											0	0	0	0	0	0	0																	
<a href="#">Billy Hitchcock, R</a> (1, 5) OBP: 0.321, SLG: 0.303											0	0	0	0	0	0	0																	
<a href="#">Joe Astroth, R</a> (1, 2) OBP: 0.314, SLG: 0.304											0	0	0	0	0	0	0																	
<a href="#">Bobby Shantz, R</a> (1, 1) OBP: 0.245, SLG: 0.261											0	0	0	0	0	0	0																	
<b>Inning Stats</b>											1B: 0	SF: 0	WP: 0	PA: 0	2B: 0	SAC: 0	FB: 0		3B: 0	DP: 0	SB: 0	HR: 0	HBP: 0	CS: 0										
<b>PITCHER</b> <a href="#">Gene Bearden, L</a> (1, 1) ERA: 4.27	IP	WLS	BF	H	R	ER	SO	BB	IBB	HBP	BLK	WP	HR	S	P	ERA	WHIP																	
<b>PITCHER</b>																		IP	WLS	BF	H	R	ER	SO	BB	IBB	HBP	BLK	WP	HR	S	P	ERA	WHIP

Batter	1	2	3	4	5	6	7	8	9	AB	R	H	RBI	BB	SO	LOB	BOTTOM																	
<a href="#">Fred Marsh, R</a> (1, 6) OBP: 0.329, SLG: 0.319											0	0	0	0	0	0	0	<b>Philadelphia Athletics @ St. Louis Browns</b> Sportsman's Park, St. Louis, MO Sun Sep 14 1952, 4:33 AM EDT Unknown <a href="http://livebaseballscorecards.com">livebaseballscorecards.com</a>																
<a href="#">Roy Sievers, R</a> (1, 3) OBP: 0.071, SLG: 0.143											0	0	0	0	0	0	0																	
<a href="#">Jim Dyck, R</a> (1, 5) OBP: 0.350, SLG: 0.440											0	0	0	0	0	0	0																	
<a href="#">Vic Wertz, L</a> (1, 9) OBP: 0.382, SLG: 0.522											0	0	0	0	0	0	0																	
<a href="#">Bob Nieman, R</a> (1, 7) OBP: 0.345, SLG: 0.424											0	0	0	0	0	0	0																	
<a href="#">Clint Courtney, L</a> (1, 2) OBP: 0.353, SLG: 0.393											0	0	0	0	0	0	0																	
<a href="#">Jay Porter, R</a> (1, 8) OBP: 0.326, SLG: 0.282											0	0	0	0	0	0	0																	
<a href="#">Bobby Young, L</a> (1, 4) OBP: 0.313, SLG: 0.325											0	0	0	0	0	0	0																	
<a href="#">Gene Bearden, L</a> (1, 1) OBP: 0.379, SLG: 0.411											0	0	0	0	0	0	0																	
<b>Inning Stats</b>											1B: 0	SF: 0	WP: 0	PA: 0	2B: 0	SAC: 0	FB: 0		3B: 0	DP: 0	SB: 0	HR: 0	HBP: 0	CS: 0										
<b>PITCHER</b> <a href="#">Bobby Shantz, L</a> (1, 1) ERA: 2.5	IP	WLS	BF	H	R	ER	SO	BB	IBB	HBP	BLK	WP	HR	S	P	ERA	WHIP																	
<b>PITCHER</b>																		IP	WLS	BF	H	R	ER	SO	BB	IBB	HBP	BLK	WP	HR	S	P	ERA	WHIP



Batter	1	2	3	4	5	6	7	8	9	AB	R	H	RBI	BB	SO	LOB	TOP																		
<a href="#">Eddie Joost, R</a> (1, 6) OBP: 0.390, SLG: 0.425											0	0	0	0	0	0	0	<b>Philadelphia Athletics @ St. Louis Browns</b> <b>Sportsman's Park, St. Louis, MO</b> Sun Sep 14 1952, 4:38 AM EDT Att: 8,829 - Unknown <a href="http://livebaseballscorecards.com">livebaseballscorecards.com</a>																	
<a href="#">Femis Fain, L</a> (1, 3) OBP: 0.440, SLG: 0.432											0	0	0	0	0	0																			
<a href="#">Dave Philley, S</a> (1, 8) OBP: 0.337, SLG: 0.344											0	0	0	0	0	0																			
<a href="#">Gus Zernial, R</a> (1, 7) OBP: 0.352, SLG: 0.458											0	0	0	0	0	0																			
<a href="#">Allie Clark, R</a> (1, 9) OBP: 0.318, SLG: 0.474											0	0	0	0	0	0																			
<a href="#">Cass Michaels, R</a> (1, 4) OBP: 0.343, SLG: 0.372											0	0	0	0	0	0																			
<a href="#">Billy Hitchcock, R</a> (1, 5) OBP: 0.325, SLG: 0.306											0	0	0	0	0	0																			
<a href="#">Ray Murray, R</a> (1, 2) OBP: 0.252, SLG: 0.262											0	0	0	0	0	0																			
<a href="#">Alex Kellner, R</a> (1, 1) OBP: 0.211, SLG: 0.267											0	0	0	0	0	0																			
<b>Inning Stats</b>											1B: 0	SF: 0	WP: 0	PA: 0	2B: 0	SAC: 0		FB: 0	3B: 0	DP: 0	SB: 0	CS: 0	HR: 0	HBP: 0											
<b>PITCHER</b> <a href="#">Dick Littlefield, L</a> (1, 1) ERA: 3.68	IP	WLS	BF	H	R	ER	SO	BB	IBB	HBP	BLK	WP	HR	S	P	ERA	WHIP	<b>PITCHER</b>	IP	WLS	BF	H	R	ER	SO	BB	IBB	HBP	BLK	WP	HR	S	P	ERA	WHIP

Batter	1	2	3	4	5	6	7	8	9	AB	R	H	RBI	BB	SO	LOB	BOTTOM																		
<a href="#">Fred Marsh, R</a> (1, 6) OBP: 0.335, SLG: 0.323											0	0	0	0	0	0	0	<b>Philadelphia Athletics @ St. Louis Browns</b> <b>Sportsman's Park, St. Louis, MO</b> Sun Sep 14 1952, 4:38 AM EDT Att: 8,829 - Unknown <a href="http://livebaseballscorecards.com">livebaseballscorecards.com</a>																	
<a href="#">Gordon Goldsberry, L</a> (1, 3) OBP: 0.311, SLG: 0.303											0	0	0	0	0	0	0																		
<a href="#">Jim Dyck, R</a> (1, 5) OBP: 0.355, SLG: 0.440											0	0	0	0	0	0	0																		
<a href="#">Vic Wertz, L</a> (1, 9) OBP: 0.378, SLG: 0.515											0	0	0	0	0	0	0																		
<a href="#">Bob Nieman, R</a> (1, 7) OBP: 0.349, SLG: 0.434											0	0	0	0	0	0	0																		
<a href="#">Jake Crawford, R</a> (1, 8)											0	0	0	0	0	0	0																		
<a href="#">Les Moss, R</a> (1, 2) OBP: 0.320, SLG: 0.342											0	0	0	0	0	0	0																		
<a href="#">Bobby Young, L</a> (1, 4) OBP: 0.313, SLG: 0.325											0	0	0	0	0	0	0																		
<a href="#">Dick Littlefield, L</a> (1, 1) OBP: 0.063, SLG: 0.063											0	0	0	0	0	0	0																		
<b>Inning Stats</b>											1B: 0	SF: 0	WP: 0	PA: 0	2B: 0	SAC: 0	FB: 0		3B: 0	DP: 0	SB: 0	CS: 0	HR: 0	HBP: 0											
<b>PITCHER</b> <a href="#">Alex Kellner, L</a> (1, 1) ERA: 4.62	IP	WLS	BF	H	R	ER	SO	BB	IBB	HBP	BLK	WP	HR	S	P	ERA	WHIP	<b>PITCHER</b>	IP	WLS	BF	H	R	ER	SO	BB	IBB	HBP	BLK	WP	HR	S	P	ERA	WHIP



Batter	1	2	3	4	5	6	7	8	9	AB	R	H	RBI	BB	SO	LOB	TOP			
Faye Throneberry, L (1, 7) OBP: 0.319, SLG: 0.357 Hoot Evers, R (4, 7) OBP: 0.319, SLG: 0.424	0-0 4-3		0-0 G3	0-0 1B 1-2 2-H			0-0 1B 1B	0-0 1B 1-3 2-H		3	0	1	1	0	0	0				
Billy Goodman, L (1, 4) OBP: 0.373, SLG: 0.404	0-0 2B 1B		0-0 L7	0-0 F5			0-0 1B 5-3 1B	0-0 4-3		5	2	2	0	0	0	3				
Al Zarilla, L (1, 8) OBP: 0.340, SLG: 0.321	0-3 K			0-0 FC4-6 1B S	0-0 F5		0-0 5-3 1B 1-3 2-H	4-0 SH5-4 BB 1B BB		4	2	2	1	1	1	1				
Dick Gemert, R (1, 3) OBP: 0.305, SLG: 0.453	0-0 1-H 2B			0-0 FC4-6 1B	0-0 F7		0-0 5-3 1-2	4-0 SH5-4 1B BB		4	1	2	2	1	0	1				
Gene Stephens, L (1, 9) OBP: 0.214, SLG: 0.296	0-3 K			0-0 FC4-6 1B S	0-0 4-3		0-0 F8 3-H	0-0 SH5-4 1-2 2-3		4	1	0	0	0	1	4				
Ted Lepcio, R (1, 5) OBP: 0.328, SLG: 0.396		0-0 F5		0-0 F6 1-2 3-H		0-0 F8	0-0 6-3	0-3 K		5	0	0	0	0	1	4				
Gus Niarhos, R (1, 2) OBP: 0.262, SLG: 0.077		0-0 F8		0-0 1B 1B 2-3		0-0 F8		0-0 E5 BB 1B		5	2	2	2	0	0	0				
Mitt Bolling, R (1, 6) OBP: 0.412, SLG: 0.533		0-0 F9		0-0 1B 1B 1-2 3-H		0-0 HR		0-0 F4 5-3		5	2	2	2	0	0	2				
Mickey McDermott, L (1, 1) OBP: 0.266, SLG: 0.317 Ellis Kinder, R (8, 1)			0-0 4-3	0-0 1B 1B 1-2 2-H		0-0 4-3		4-0 1B 1-2 BB		3	0	1	1	1	0	0				
<b>Inning Stats</b>	R: 1 E: 0 K: 2 S: 9	H: 2 LOB: 1 BB: 0 P: 9	R: 0 E: 0 K: 0 S: 3	H: 0 LOB: 0 BB: 0 P: 3	R: 4 E: 0 K: 0 S: 9	H: 6 LOB: 2 BB: 0 P: 9	R: 0 E: 0 K: 0 S: 3	H: 0 LOB: 0 BB: 0 P: 3	R: 1 E: 0 K: 0 S: 4	H: 1 LOB: 0 BB: 0 P: 4	R: 2 E: 0 K: 0 S: 6	H: 3 LOB: 1 BB: 0 P: 6	R: 1 E: 0 K: 0 S: 4	H: 1 LOB: 1 BB: 1 P: 8	R: 2 E: 0 K: 1 S: 6	H: 1 LOB: 1 BB: 2 P: 14	1B: 12 2B: 1 3B: 0 HR: 1	SF: 0 SAC: 1 DP: 0 HBP: 0	WP: 0 PB: 0 SB: 2 CS: 0	PA: 44
<b>PITCHER</b>	IP WLS BF H R ER SO BB IBB HBP BLK WP HR S P ERA WHIP	IP WLS BF H R ER SO BB IBB HBP BLK WP HR S P ERA WHIP																		
Duane Pilette, R (1, 1) ERA: 3.49	6.0 L 30 12 8 8 2 0 0 0 0 0 1 34 34 12.00 2.000																			
Marlin Stuart, R (7, 1) ERA: 4.72	1.0 3 0 0 0 0 0 0 0 0 0 0 0 3 3 0.00 0.000																			
Tommy Byrne, L (8, 1) ERA: 4.83	2.0 11 2 3 2 1 3 0 0 0 0 0 0 10 22 9.00 2.500																			

Boston Red Sox @ St. Louis Browns  
Sportsman's Park, St. Louis, MO  
Tue Sep 16 1952, 4:33 AM EDT  
Att: 3,604 - Unknown

AB 40  
R 11  
H 14  
RBI 10  
BB 3  
SO 3  
LOB 15



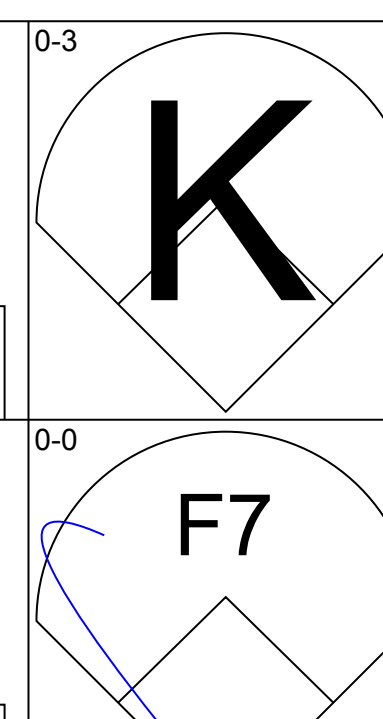
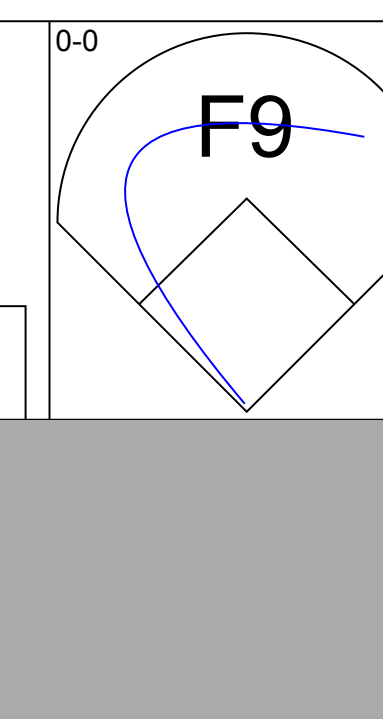
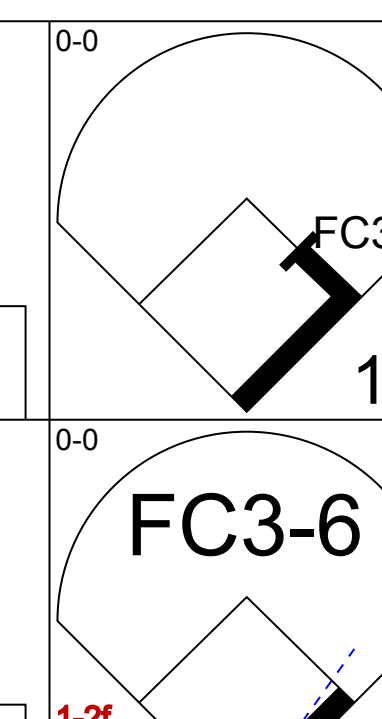
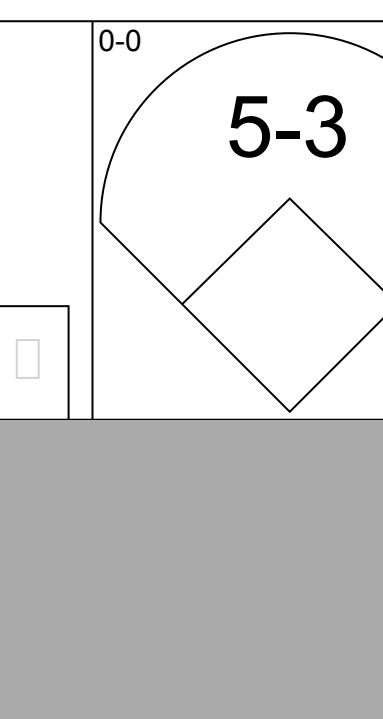
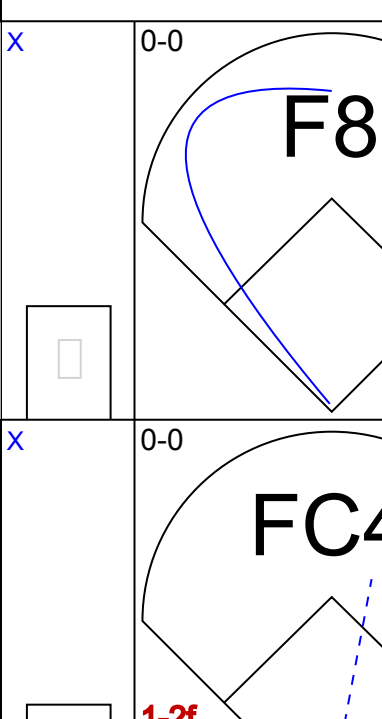
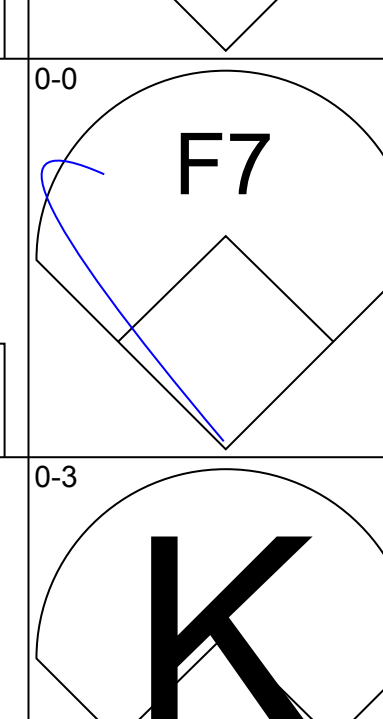
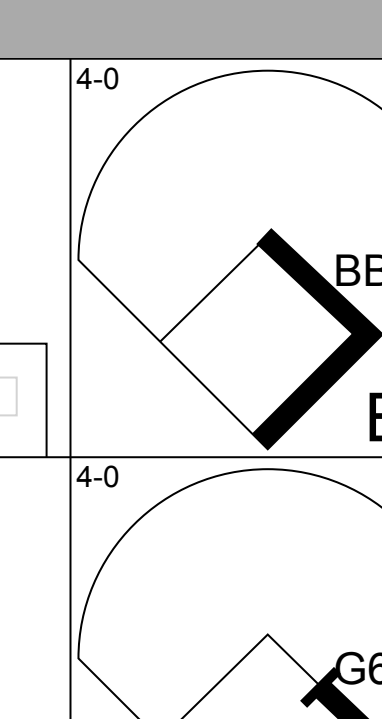

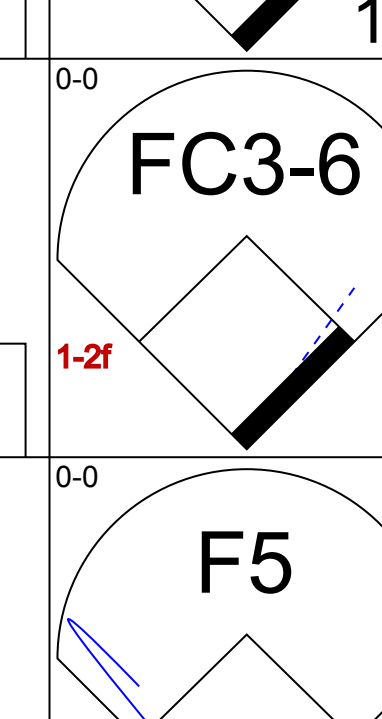
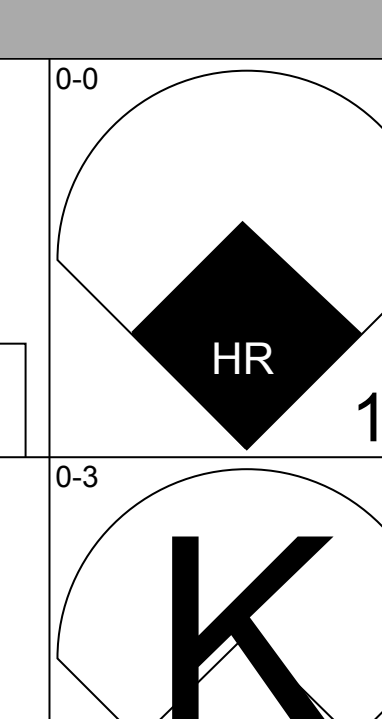
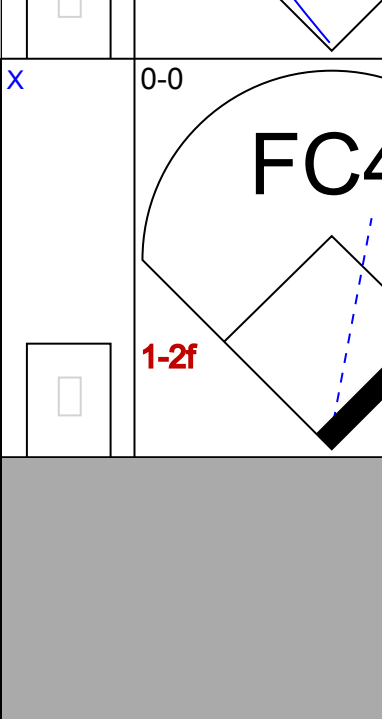
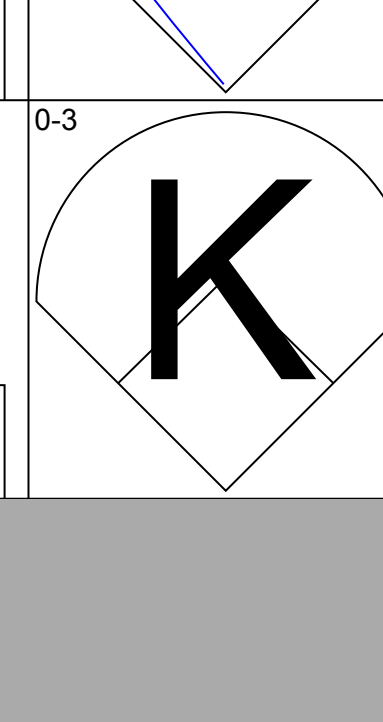
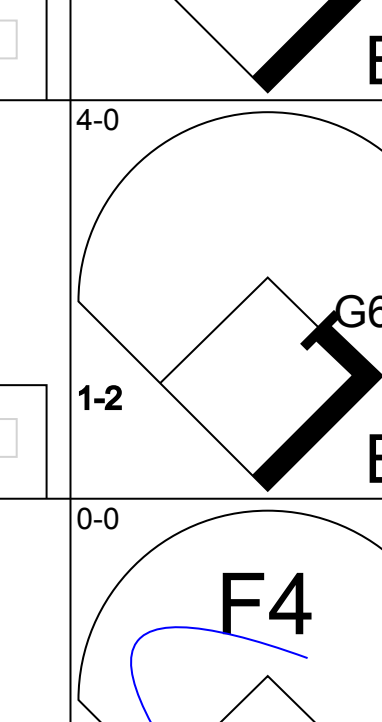

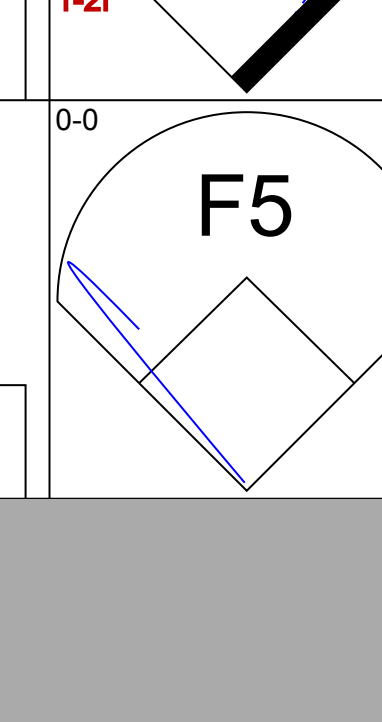
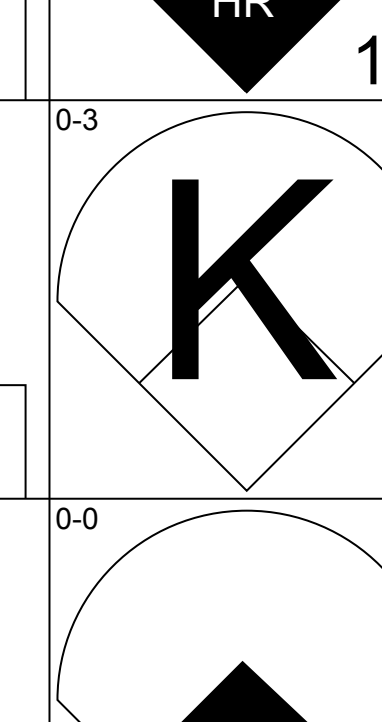
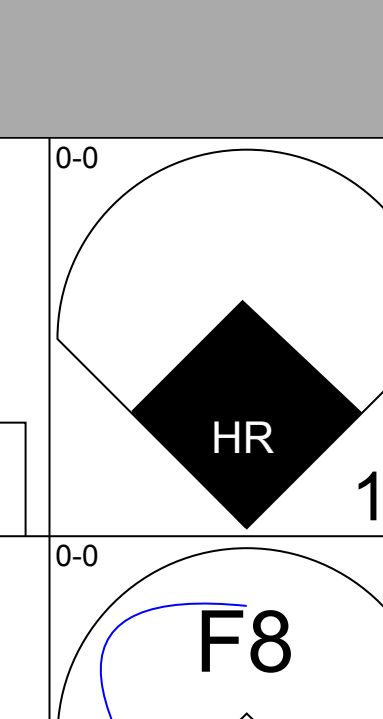
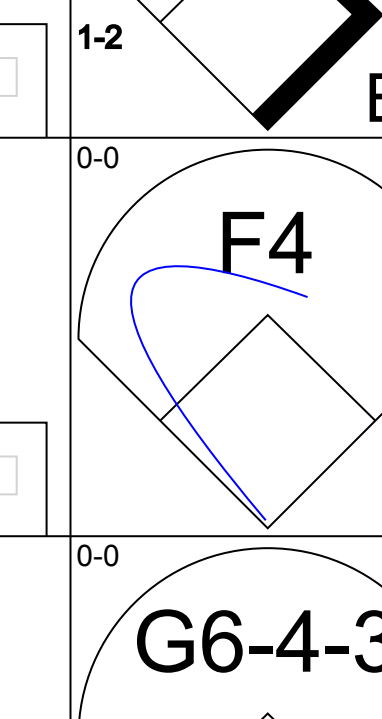
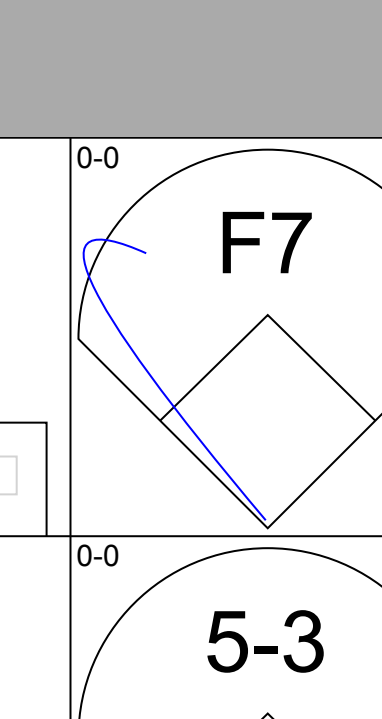
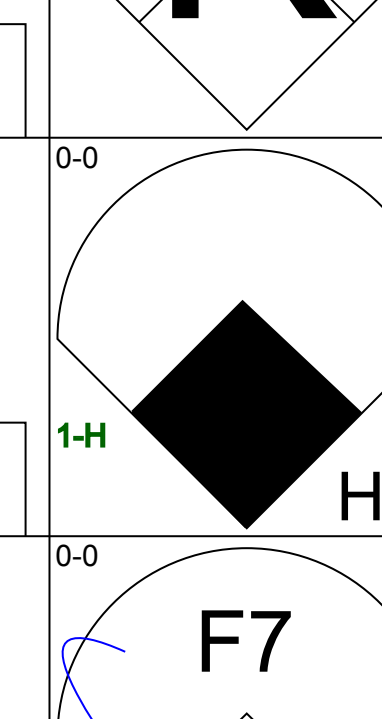

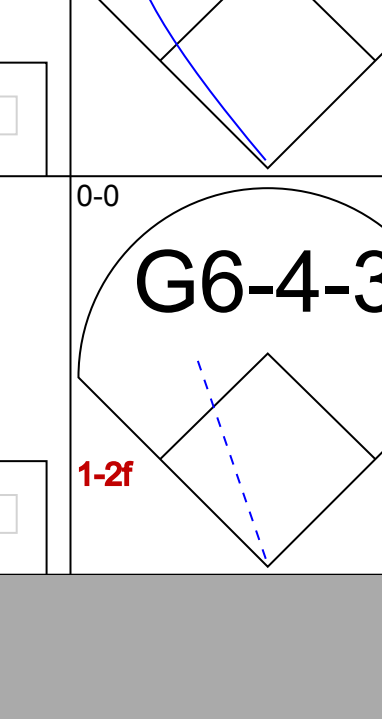
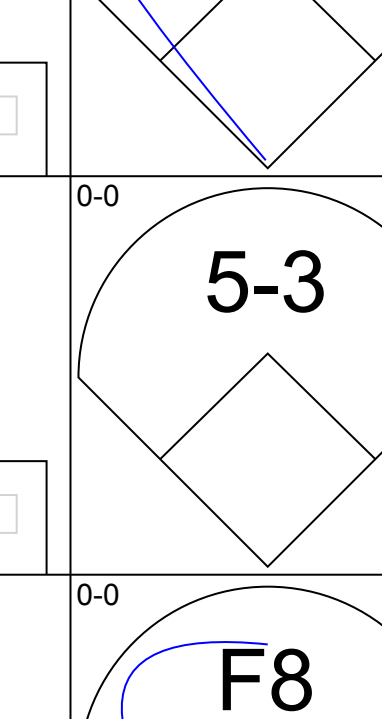
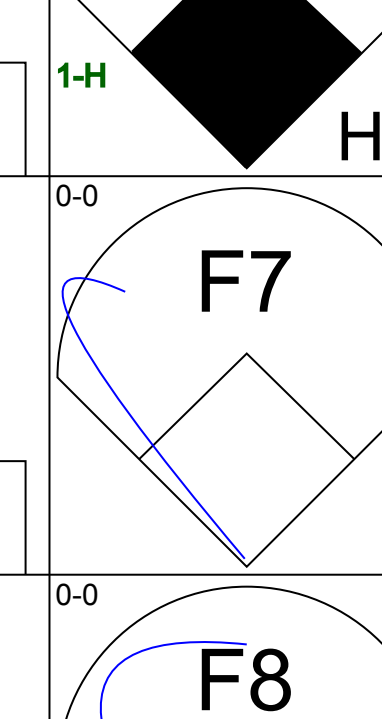

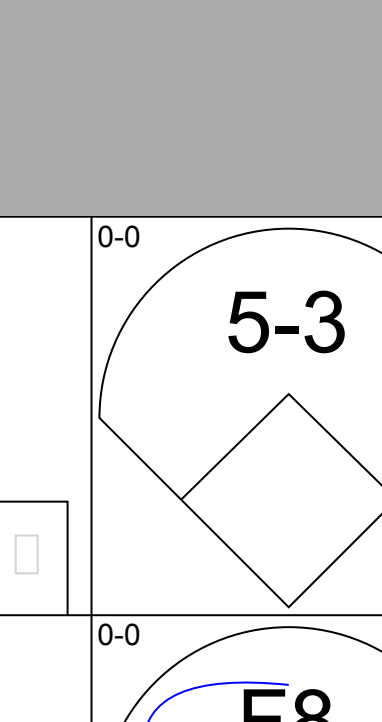
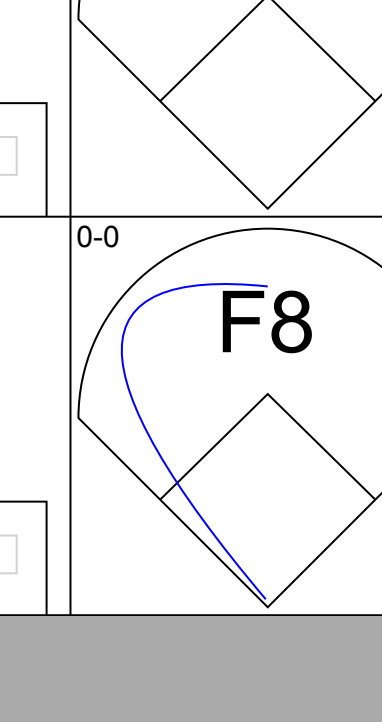
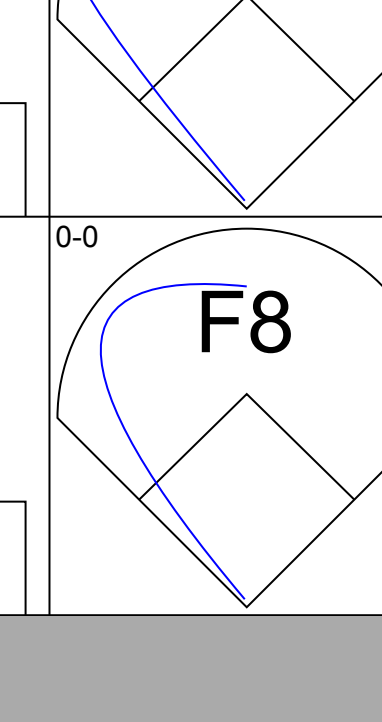

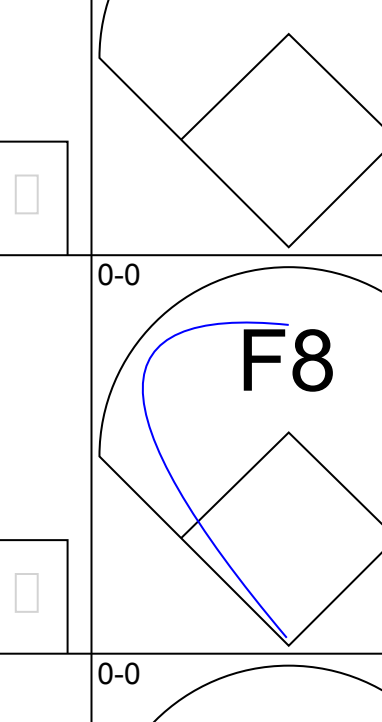
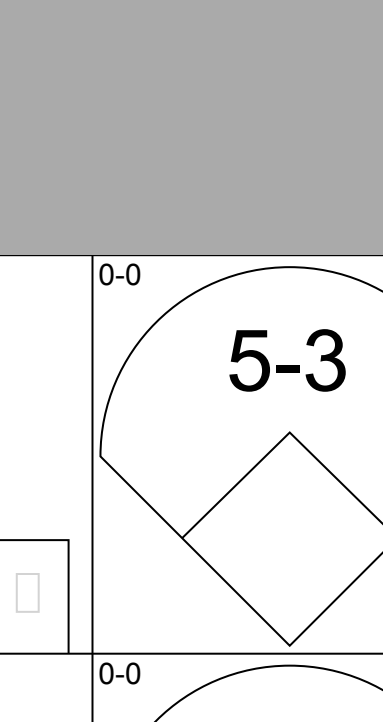
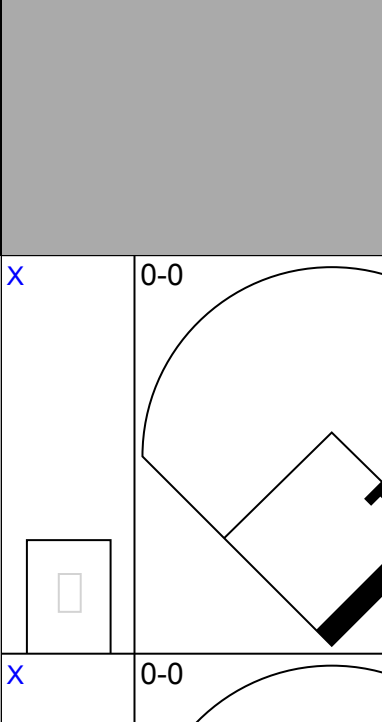

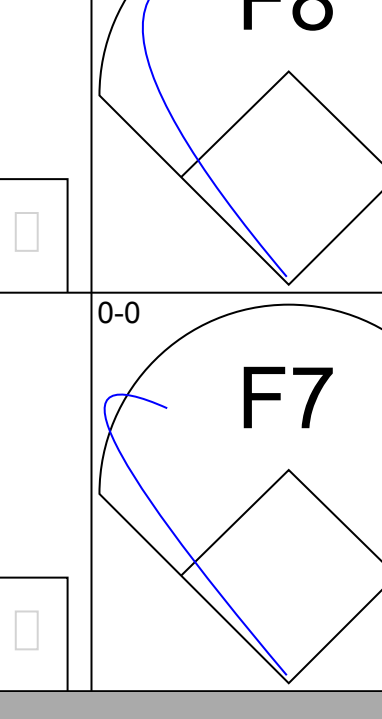
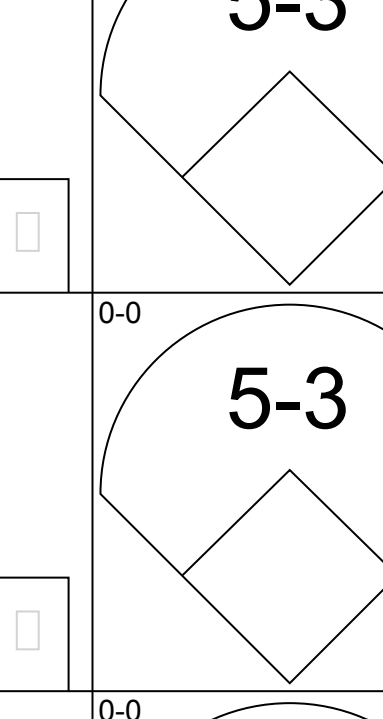
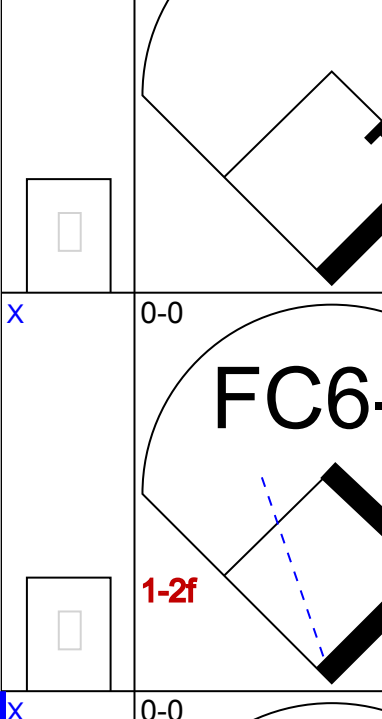

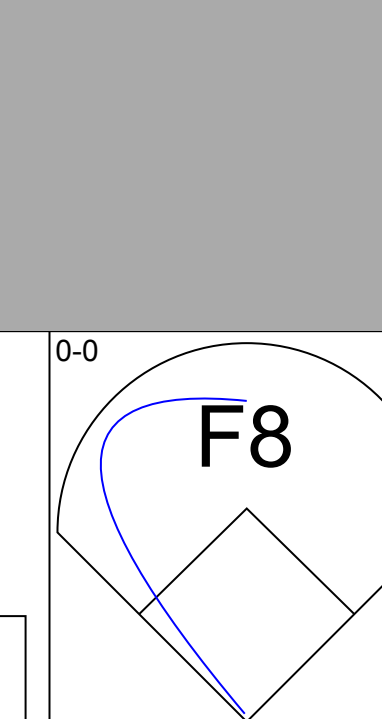
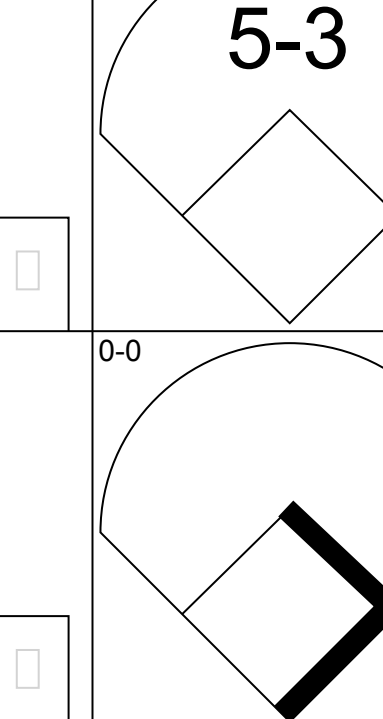
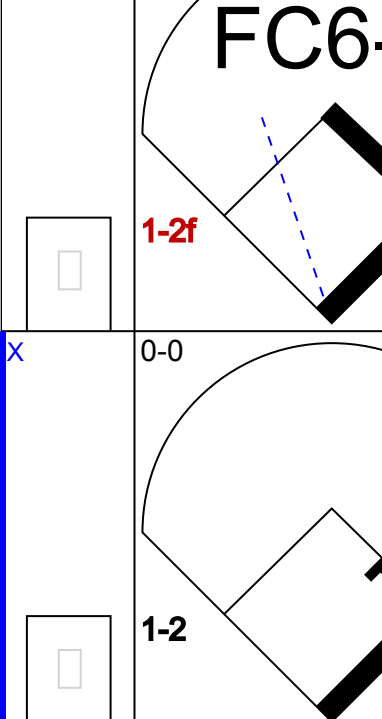
Batter	1	2	3	4	5	6	7	8	9	AB	R	H	RBI	BB	SO	LOB	BOTTOM					
Fred Marsh, R (1, 6) OBP: 0.332, SLG: 0.325 (9, 5)	0-0 5-3	0-0 1-H 2B			0-0 P6-3			0-0 1B HR 1B	0-3 K	5	1	2	1	0	1	1						
Gordon Goldsberry, L (1, 3) OBP: 0.316, SLG: 0.304	0-0 4-3	0-0 F2			4-0 FC4-6 BB			0-0 1B HR 1B	0-0 DI HR 1B	4	2	2	0	1	0	1						
Jim Dyck, R (1, 8) OBP: 0.356, SLG: 0.455	4-0 1B BB		0-0 L4		0-0 FC4-6			0-0 1B HR 1-H 2-H	0-0 HR	4	3	2	5	1	0	1						
Vic Wertz, L (1, 9) OBP: 0.379, SLG: 0.513	0-0 1-2 1B		0-3 K			0-3 K		0-0 2B 1B	0-0 DI 1B	5	0	3	0	0	2	0						
Bob Nieman, R (1, 7) OBP: 0.348, SLG: 0.431	0-0 1-2 2-H 1B		0-0 5-3			0-3 K		0-3 K	0-0 5-3	5	0	1	1	0	2	2						
Clint Courtney, L (1, 2) OBP: 0.351, SLG: 0.395	0-0 3-1			0-0 F8		0-0 G3		0-0 1-3 2B		4	0	1	0	0	0	2						
Jay Porter, R (1, 5) ERA: 3.68 Don Lenhardt, R (8, PH) OBP: 0.346, SLG: 0.401 Joe Demaestri, R (9, 6) OBP: 0.254, SLG: 0.302		0-0 F6		0-0 5-3			0-3 K	0-0 F2		3	0	0	0	0	1	0						
Bobby Young, L (1, 4) OBP: 0.311, SLG: 0.325		0-0 F9		0-0 F5			0-0 1-3	0-0 F5		4	0	0	0	0	0	2						
Duane Pilette, R (1, 1) OBP: 0.221, SLG: 0.175 Marlin Stuart, L (7, 1) OBP: 0.182, SLG: 0.069 Roy Stevers, R (7, PH) OBP: 0.150, SLG: 0.158 Tommy Byrne, L (8, 1) OBP: 0.287, SLG: 0.366 Ray Coleman, L (9, PH) OBP: 0.278, SLG: 0.293		0-0 2B 1B			4-0 P6-3 BB		0-0 F8		0-3 K	1	1	1	0	1	0	0						
<b>Inning Stats</b>	R: 1 E: 0 K: 0 S: 5	H: 2 LOB: 2 BB: 1 P: 9	R: 1 E: 0 K: 0 S: 5	H: 2 LOB: 0 BB: 0 P: 5	R: 0 E: 0 K: 1 S: 5	H: 0 LOB: 0 BB: 0 P: 5	R: 0 E: 0 K: 0 S: 3	H: 0 LOB: 0 BB: 0 P: 3	R: 0 E: 0 K: 0 S: 2	H: 0 LOB: 1 BB: 2 P: 10	R: 0 E: 0 K: 2 S: 7	H: 0 LOB: 0 BB: 0 P: 7	R: 0 E: 0 K: 1 S: 5	H: 0 LOB: 0 BB: 0 P: 5	R: 3 E: 0 K: 1 S: 10	H: 5 LOB: 2 BB: 0 P: 10	R: 2 E: 0 K: 2 S: 10	H: 3 LOB: 1 BB: 0 P: 10	1B: 8 2B: 3 3B: 0 HR: 2	SF: 0 SAC: 0 DP: 1 HBP: 0	WP: 0 PB: 0 SB: 0 CS: 0	PA: 41
<b>PITCHER</b>	IP WLS BF H R ER SO BB IBB HBP BLK WP HR S P ERA WHIP	IP WLS BF H R ER SO BB IBB HBP BLK WP HR S P ERA WHIP																				
Mickey McDermott, L (1, 1) ERA: 2.56	7.1 W 33 5 5 5 5 3 0 0 0 0 0 1 40 52 10.80 1.636																					
Ellis Kinder, R (8, 1) ERA: 2.56	1.2 S 8 3 2 2 2 0 0 0 0 0 0 1 12 12 10.80 1.800																					

Boston Red Sox @ St. Louis Browns  
Sportsman's Park, St. Louis, MO  
Tue Sep 16 1952, 4:33 AM EDT  
Att: 3,604 - Unknown

AB 38  
R 7  
H 12  
RBI 7  
BB 3  
SO 7  
LOB 11



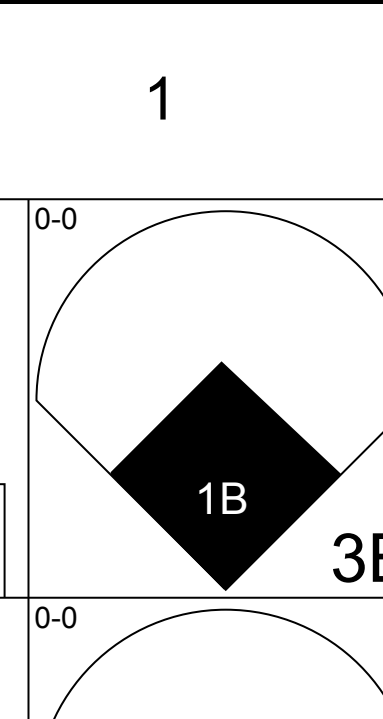
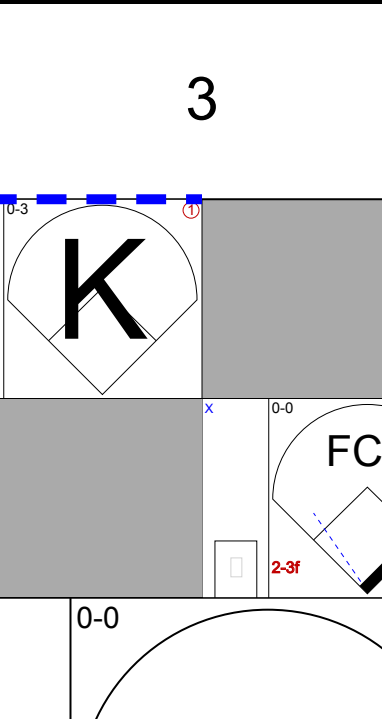

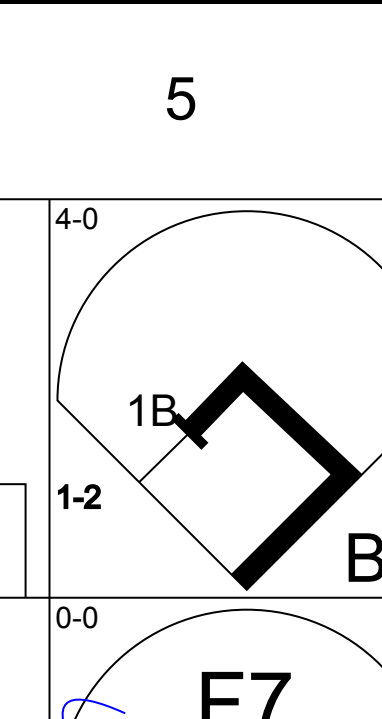
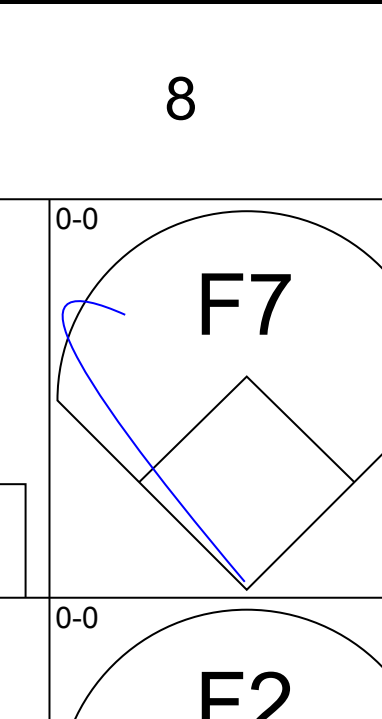
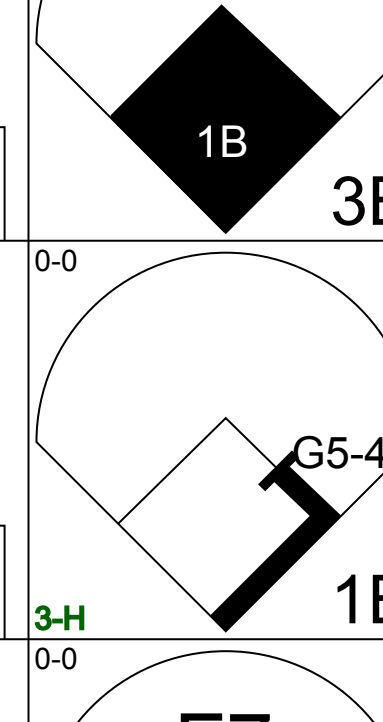
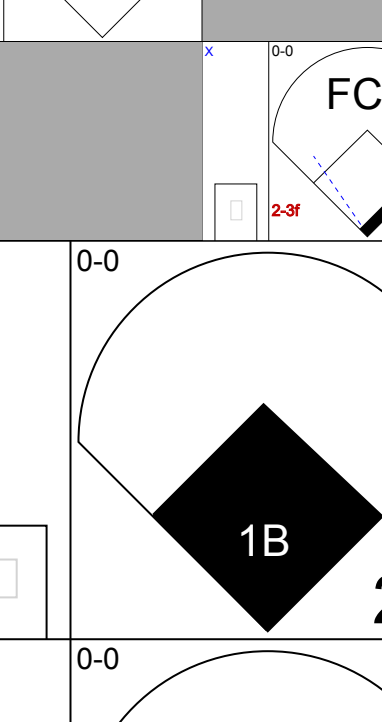
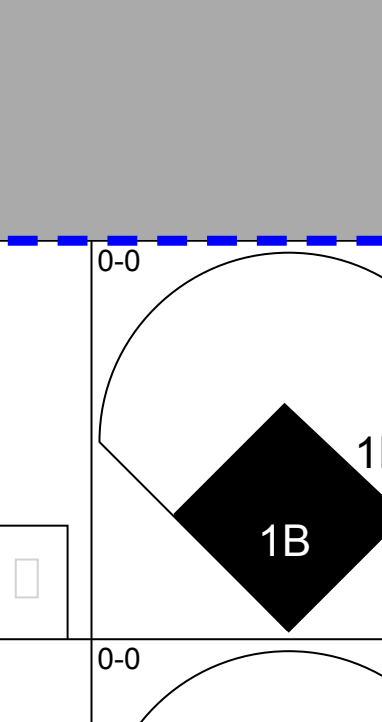
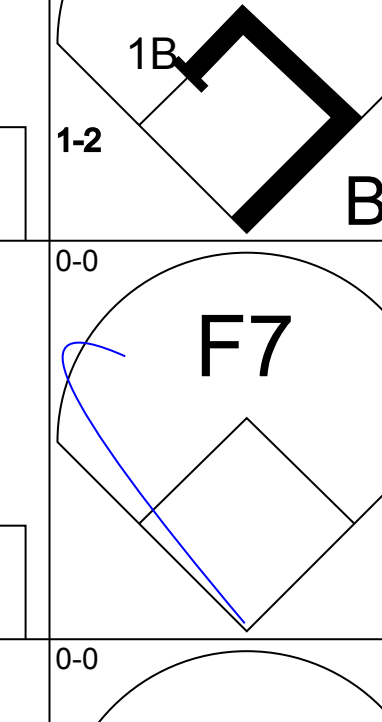
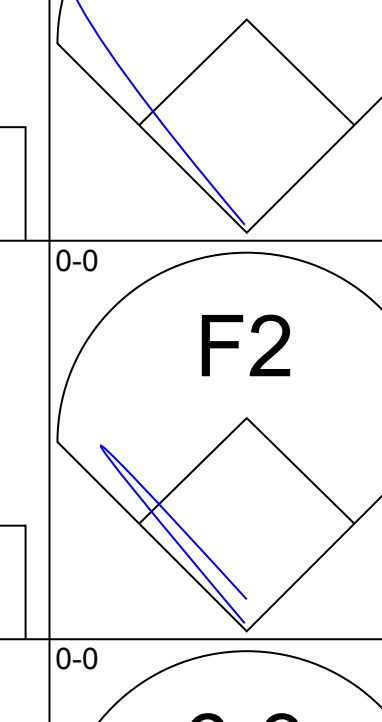
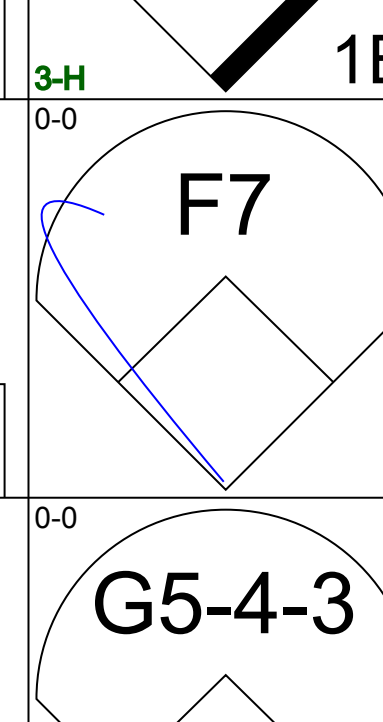
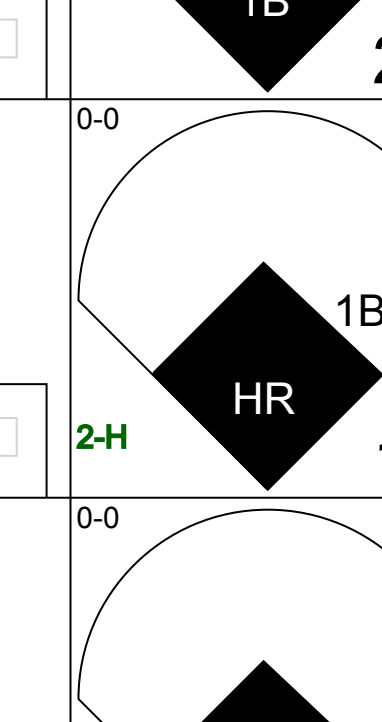
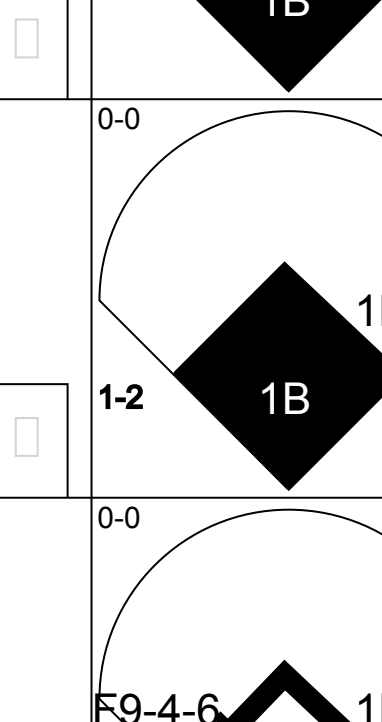
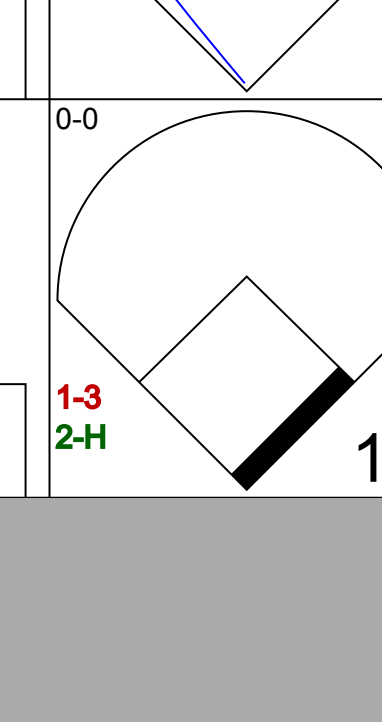
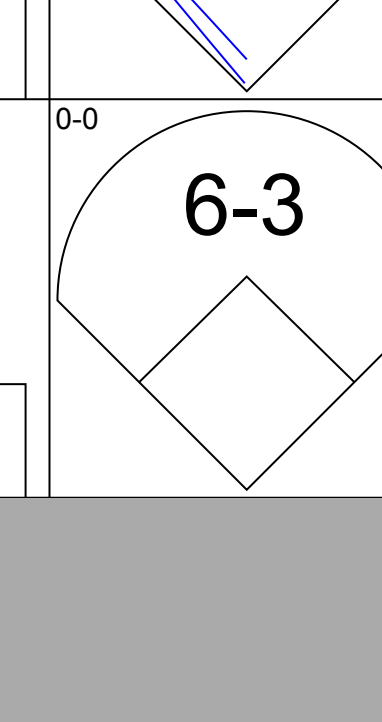
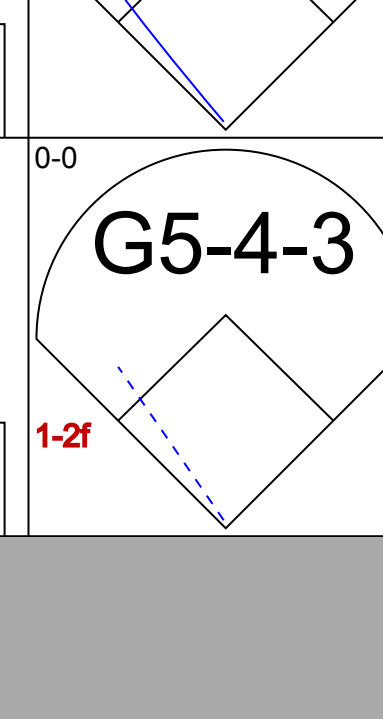
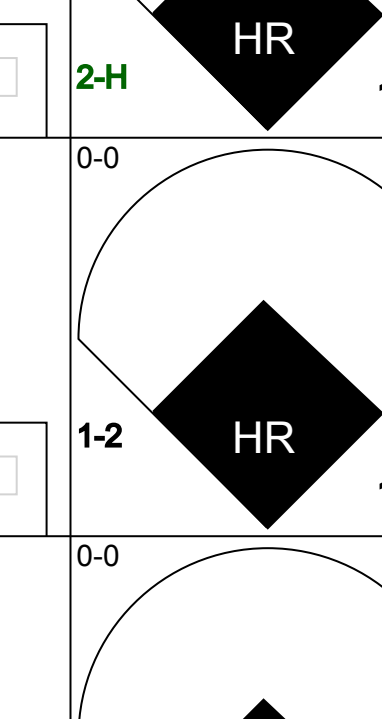
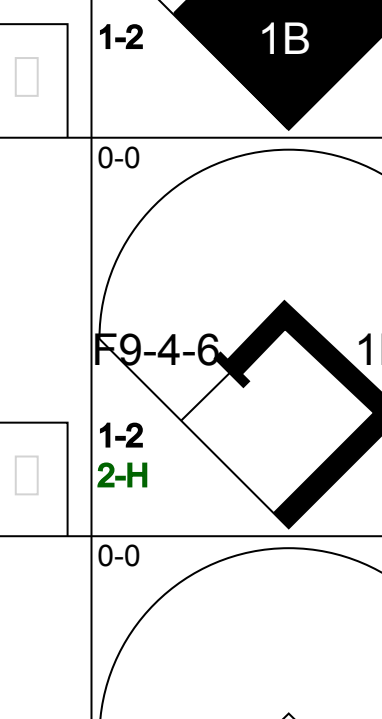

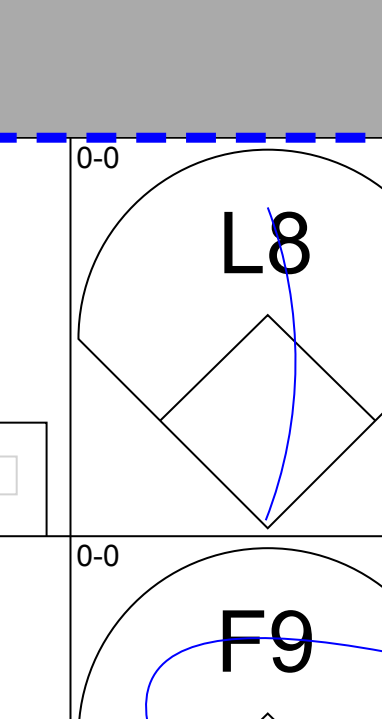

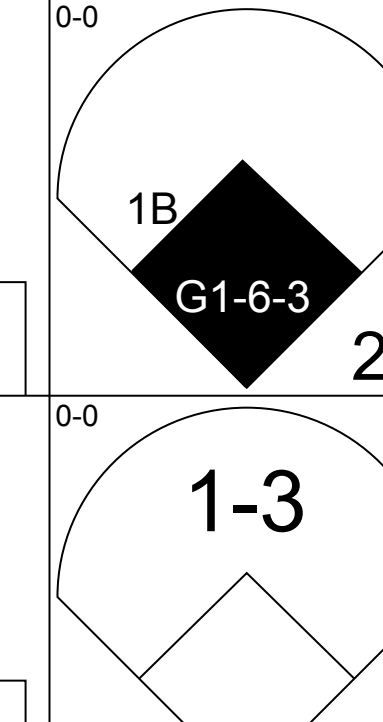
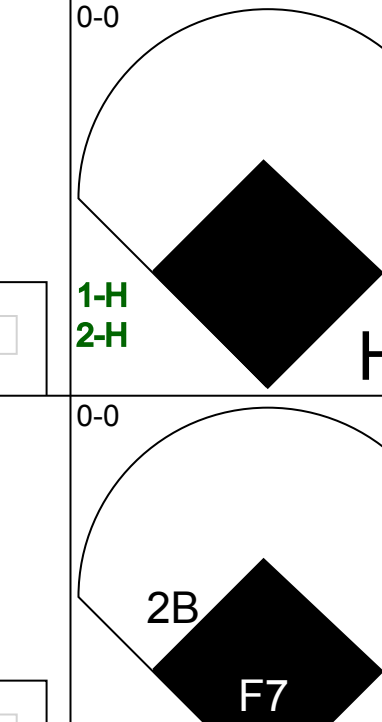
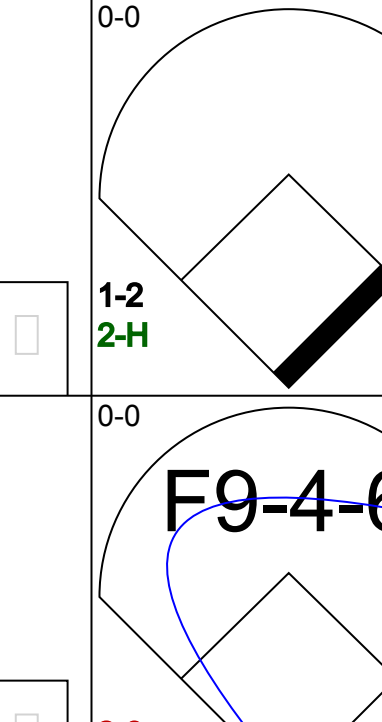
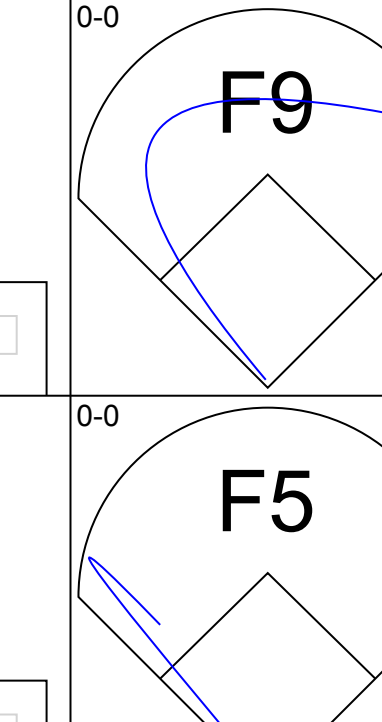


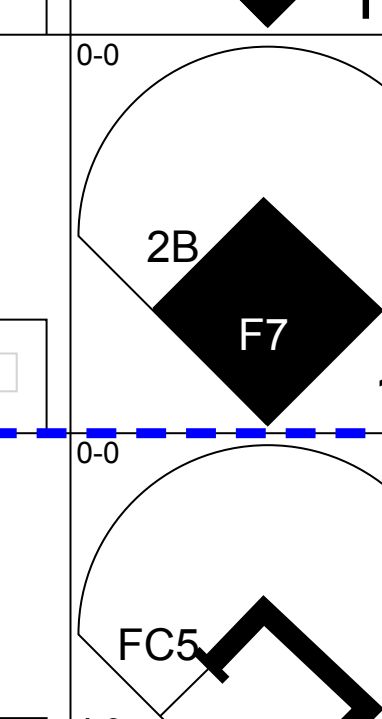
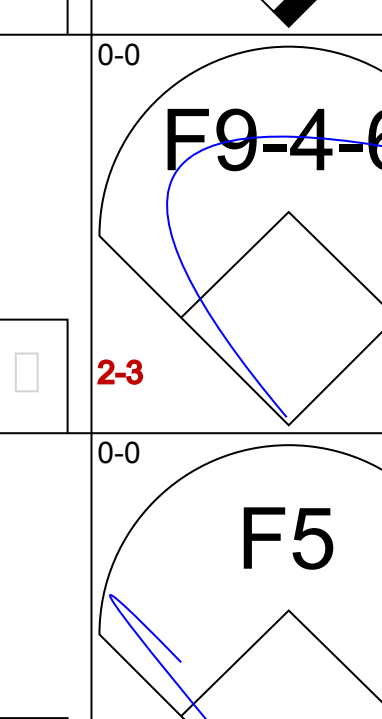
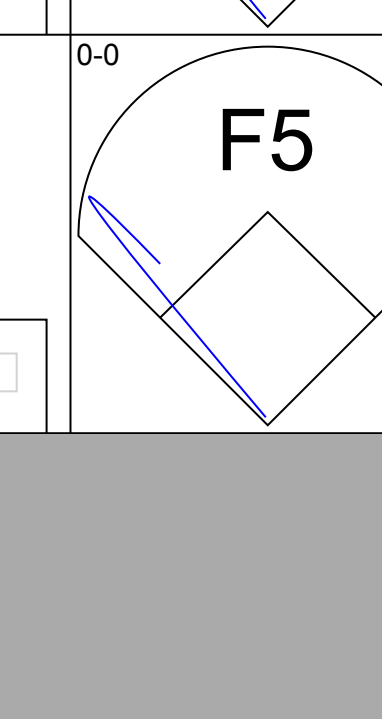

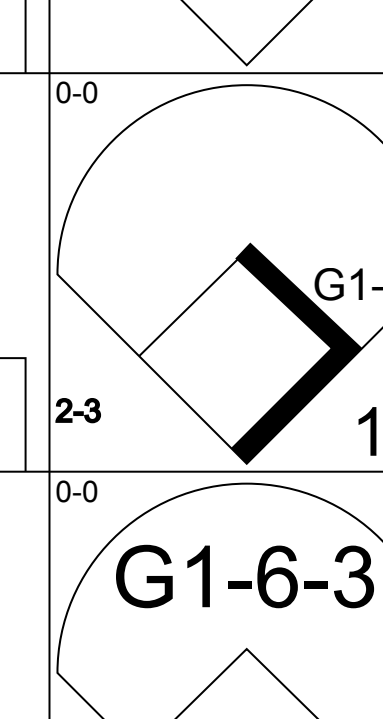
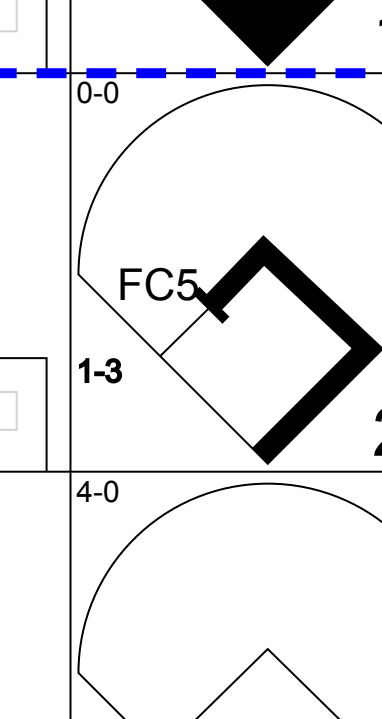
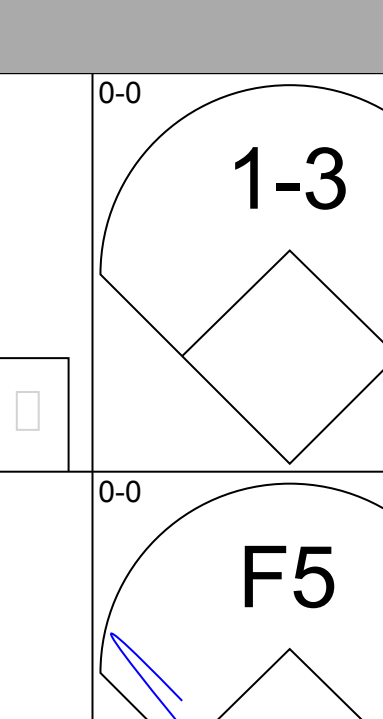

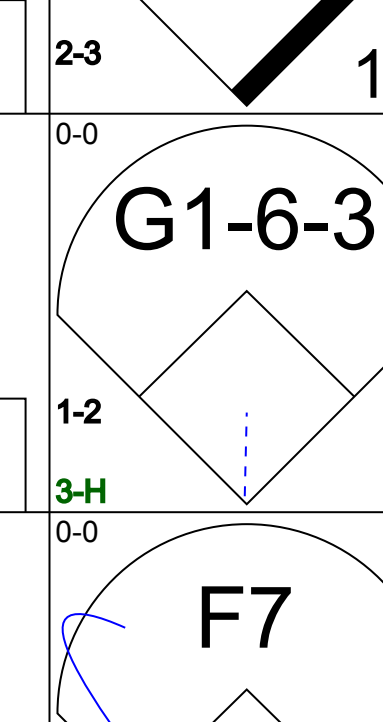
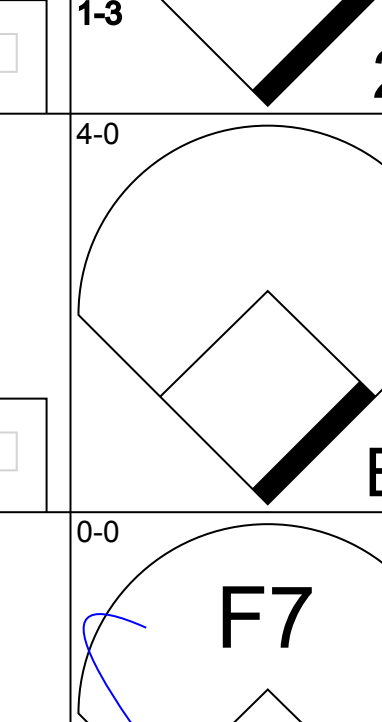



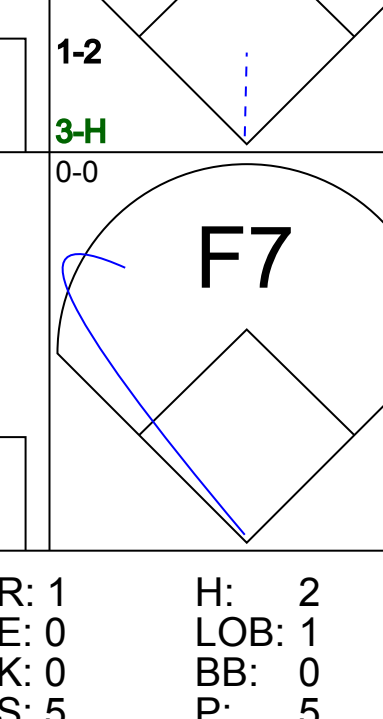
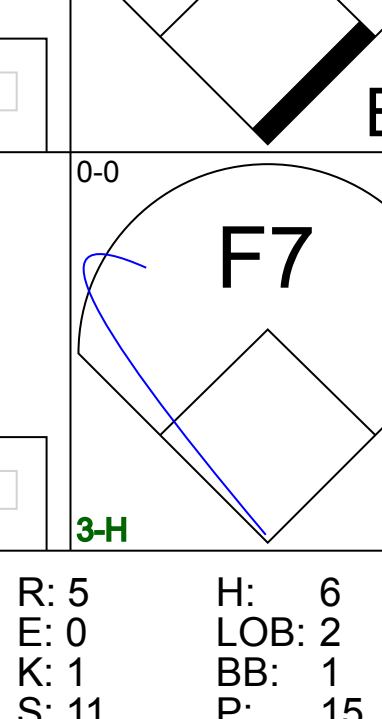



Batter	1	2	3	4	5	6	7	8	9	AB	R	H	RBI	BB	SO	LOB	TOP					
Dom DiMaggio, R (1.8) OBP: 0.374, SLG: 0.380										5	0	1	0	0	1	5						
Billy Goodman, L (1.4) OBP: 0.374, SLG: 0.403										4	1	1	0	1	0	3						
Clyde Vollmer, R (1.7) OBP: 0.373, SLG: 0.485										3	0	0	0	1	2	2						
Dick Gemert, R (1.3) OBP: 0.307, SLG: 0.462										4	2	2	2	0	0	2						
Hoot Evers, R (1.9) OBP: 0.316, SLG: 0.420										4	0	0	0	0	0	3						
Del Wilber, R (1.2) OBP: 0.312, SLG: 0.441										4	1	1	2	0	0	0						
Ted Lepcio, R (1.5) OBP: 0.327, SLG: 0.394										4	0	1	0	0	0	0						
Mitt Bolling, R (1.6) OBP: 0.381, SLG: 0.444										3	0	0	0	1	0	1						
George Schmees, L (1.1) Ike Delock, R (3.1) Ralph Brickner, R (3.1) Hersh Freeman, R (4.1) Dick Brodowski, R (6.1) Vern Stephens, R (6.1)										1	0	1	0	0	0	0						
<b>Inning Stats</b>	R: 0 E: 0 K: 2 S: 7	H: 0 LOB: 0 BB: 0 P: 7	R: 2 E: 0 K: 0 S: 6	H: 3 LOB: 2 BB: 1 P: 10	R: 0 E: 0 K: 0 S: 2	H: 0 LOB: 1 BB: 2 P: 10	R: 0 E: 0 K: 0 S: 3	H: 0 LOB: 0 BB: 0 P: 3	R: 0 E: 0 K: 0 S: 4	H: 1 LOB: 1 BB: 0 P: 4	R: 0 E: 0 K: 0 S: 3	H: 0 LOB: 0 BB: 0 P: 3	R: 0 E: 0 K: 1 S: 4	H: 1 LOB: 1 BB: 0 P: 4	R: 2 E: 0 K: 1 S: 7	H: 2 LOB: 0 BB: 0 P: 7	R: 0 E: 0 K: 0 S: 5	H: 2 LOB: 2 BB: 0 P: 5	1B: 6 2B: 1 3B: 0 HR: 2	SF: 0 SAC: 0 DP: 1 HBP: 0	WP: 0 PB: 0 SB: 0 CS: 0	PA: 38
<b>PITCHER</b> Bob Cain, L (1.1) ERA: 4.08	IP: 9.0 WLS: W BF: 38 H: 9 R: 4 ER: 4 SO: 3 BB: 3 IBB: 0 HBP: 0 BLK: 0 WP: 0 HR: 2 S: 41 P: 53 ERA: 4.00 WHIP: 1.333																					

**Boston Red Sox @ St. Louis Browns**  
Sportsman's Park, St. Louis, MO  
Wed Sep 17 1952, 4:33 AM EDT  
Att: 1,250 - Unknown

AB 35  
R 4  
H 9  
RBI 4  
BB 3  
SO 3  
LOB 16




Batter	1	2	3	4	5	6	7	8	9	AB	R	H	RBI	BB	SO	LOB	BOTTOM			
Fred Marsh, R (1.5) OBP: 0.333, SLG: 0.332										4	1	1	0	1	1	2				
Gordon Goldsberry, L (1.3) Dick Kryhoski, L (4.3)										2	1	2	1	0	0	0				
Jim Dyck, R (1.8) OBP: 0.359, SLG: 0.457										5	2	3	2	0	0	1				
Vic Wertz, L (1.9) OBP: 0.380, SLG: 0.513										4	1	2	1	0	0	1				
Bob Nieman, R (1.7) OBP: 0.351, SLG: 0.443										4	2	3	4	0	0	0				
Clint Courtney, L (1.2) Les Moss, R (8.2)										4	1	1	0	0	0	3				
Bobby Young, L (1.4) OBP: 0.313, SLG: 0.328										4	0	2	0	0	0	1				
Joe Demaestri, R (1.6) OBP: 0.260, SLG: 0.303										3	0	1	1	1	0	1				
Bob Cain, L (1.1) OBP: 0.193, SLG: 0.170										4	1	0	1	0	0	4				
<b>Inning Stats</b>	R: 1 E: 0 K: 0 S: 4	H: 2 LOB: 0 BB: 0 P: 4	R: 1 E: 0 K: 0 S: 5	H: 2 LOB: 1 BB: 0 P: 5	R: 5 E: 0 K: 1 S: 11	H: 6 LOB: 2 BB: 1 P: 15	R: 2 E: 0 K: 0 S: 6	H: 4 LOB: 1 BB: 0 P: 6	R: 1 E: 0 K: 0 S: 4	H: 2 LOB: 2 BB: 1 P: 8	R: 0 E: 0 K: 0 S: 3	H: 0 LOB: 0 BB: 0 P: 3	R: 0 E: 0 K: 0 S: 3	H: 0 LOB: 0 BB: 0 P: 3	R: 0 E: 0 K: 0 S: 3	H: 0 LOB: 0 BB: 0 P: 3	1B: 11 2B: 4 3B: 1 HR: 1	SF: 0 SAC: 0 DP: 2 HBP: 0	WP: 0 PB: 0 SB: 0 CS: 0	PA: 39
<b>PITCHER</b> George Schmees, L (1.1) ERA: 9.0 Ike Delock, R (3.1) ERA: 4.45 Ralph Brickner, R (3.1) ERA: 2.18 Hersh Freeman, R (4.1) ERA: 7.71 Dick Brodowski, R (6.1) ERA: 4.64	IP: 2.0 WLS: L BF: 6 H: 4 R: 2 ER: 5 SO: 2 BB: 0 IBB: 0 HBP: 0 BLK: 0 WP: 0 HR: 1 S: 9 P: 9 ERA: 135.00 WHIP: 15.000																			

**Boston Red Sox @ St. Louis Browns**  
Sportsman's Park, St. Louis, MO  
Wed Sep 17 1952, 4:33 AM EDT  
Att: 1,250 - Unknown

AB 37  
R 10  
H 16  
RBI 10  
BB 2  
SO 1  
LOB 15





Batter	1	2	3	4	5	6	7	8	9	AB	R	H	RBI	BB	SO	LOB	TOP										
Chico Carrasquel, R OBP: 0.311, SLG: 0.299 (1, 6)	0-0 6-3		0-0 BB 1B 1-2 1B	0-0 1-2 3-H 1B	0-0	0-0 4-3		0-0 F8	5 1 2 1 0 0 0																		
Nellie Fox, L OBP: 0.333, SLG: 0.358 (1, 4)	0-0 F8		0-0 BB 1-2 2-H 1B	0-3 K		0-0 4-3 F8 2B		0-0 L6	5 2 2 1 0 1 2																		
Minnie Minoso, R OBP: 0.380, SLG: 0.434 (1, 7)	0-0 F8		4-0 1B 1-2 2-3 BB	0-3 K		0-0 4-3		0-0 BB 2B	4 1 1 0 1 1 3																		
Eddie Robinson, L OBP: 0.381, SLG: 0.456 (1, 3)		0-3 K	0-0 E9 1-2 2-H 3-H 1B		0-3 K		0-0 F8	4-0 BB IBB	4 0 1 3 1 2 0																		
Sam Mele, R OBP: 0.339, SLG: 0.431 (1, 9)		0-3 K	0-3 K		0-0 F3		0-0 1-2 2-3 1B	4-0 1-2 2-3 BB	4 0 1 0 1 2 1																		
Jim Rivera, L OBP: 0.314, SLG: 0.358 (1, 8)	0-0 S 1B		0-0 6-3		4-0 BB		0-0 4-3	0-3 K	4 0 1 0 1 1 5																		
Sherm Lollar, R OBP: 0.354, SLG: 0.387 (1, 2)	0-0 L6 1-2			0-0 5-3		0-0 F8		0-3 K	4 0 0 0 0 1 2																		
Rocky Krsnich, R OBP: 0.325, SLG: 0.457 (1, 5)			4-0 1B 1B BB	0-0 1B 1B 2B		0-0 F7		0-0 F2	3 2 1 0 1 0 0																		
Saul Rogovin, R OBP: 0.235, SLG: 0.238 Luis Aloma, R (8, 1)			0-0 F8	0-0 1B 2-3 1B		0-3 K		0-0 F9	4 0 1 0 0 1 1 0 0 0 0 0 0 0																		
<b>Inning Stats</b>	R: 0 E: 0 K: 0 S: 3	H: 0 LOB: 0 BB: 0 P: 3	R: 0 E: 0 K: 2 S: 8	H: 1 LOB: 1 BB: 0 P: 8	R: 4 E: 1 K: 1 S: 8	H: 3 LOB: 1 BB: 2 P: 16	R: 1 E: 0 K: 2 S: 10	H: 3 LOB: 2 BB: 0 P: 10	R: 0 E: 0 K: 1 S: 5	H: 0 LOB: 1 BB: 1 P: 9	R: 1 E: 0 K: 0 S: 5	H: 2 LOB: 1 BB: 0 P: 5	R: 0 E: 0 K: 1 S: 5	H: 0 LOB: 0 BB: 0 P: 5	R: 0 E: 0 K: 1 S: 6	H: 1 LOB: 3 BB: 2 P: 14	1B: 7 2B: 3 3B: 0 HR: 0	SF: 0 SAC: 0 DP: 0 HBP: 0	WP: 0 PB: 0 SB: 1 CS: 0	PA: 42							
<b>PITCHER</b>	IP 5.0	WLS 25	BF 25	H 7	R 5	ER 4	SO 6	BB 3	IBB 0	HBP 0	BLK 0	WP 0	HR 0	S 34	P 46	ERA 7.20	WHIP 2.000										
Dick Littlefield, L ERA: 3.84 Earl Harriot, R ERA: 3.83 Bobby Hogue, R ERA: 4.82 Marlin Stuart, R ERA: 4.71	(1, 1)	(6, 1)	(8, 1)	(9, 1)																							

Chicago White Sox @ St. Louis Browns  
Sportsman's Park, St. Louis, MO  
Sat Sep 20 1952, 4:33 AM EDT  
Unknown

AB 37  
R 6  
H 10  
RBI 5  
BB 5  
SO 9  
LOB 14



Batter	1	2	3	4	5	6	7	8	9	AB	R	H	RBI	BB	SO	LOB	BOTTOM										
Fred Marsh, R OBP: 0.335, SLG: 0.333 (1, 5)	0-0 S 1B		0-0 F2		0-0 FC5 2-3		0-0 4-3		0-0 1B 1B	5 1 2 0 0 0 4																	
Gordon Goldsberry, L OBP: 0.319, SLG: 0.314 Dick Kryhoski, L OBP: 0.298, SLG: 0.384 (3, 3)	0-3 K		0-0 4-3			0-0 HR 1B	0-0 4-3		0-0 1-2 2-3 HR 1B	1 0 0 0 0 1 1 4 2 2 0 0 0 2																	
Jim Dyck, R OBP: 0.355, SLG: 0.451 (1, 8)	0-0 F5			0-3 K		0-3 K		0-3 K	0-0 F9	5 0 0 0 0 3 5																	
Vic Wertz, L OBP: 0.380, SLG: 0.510 (1, 9)	0-0 L3			0-0 F2		0-3 K		4-0 2B 1B BB	0-0 1-2 2-H 3-H HR 1B	4 2 1 2 1 1 2																	
Bob Nieman, R OBP: 0.352, SLG: 0.456 (1, 7)		0-0 5-3		0-3 K		0-0 HR		0-0 F3	0-0 1-2 2-H 3-H HR	5 2 2 5 0 1 1																	
Clint Courtney, L OBP: 0.351, SLG: 0.397 (1, 2)		0-0 1-3			0-0 F3		0-0 1B		0-0 1-3 1B 2B	4 1 2 0 0 0 0																	
Bobby Young, L OBP: 0.314, SLG: 0.330 (1, 4)		0-0 4-3			0-0 FC5 1B		0-0 F8		0-0 2-H 3-H 1B	4 0 2 2 0 0 1																	
Joe Demaestri, R OBP: 0.266, SLG: 0.314 (1, 6)			0-0 F3		0-0 1-2 1B		0-0 2B		0-0 F6	4 0 2 0 0 0 1																	
Dick Littlefield, L OBP: 0.115, SLG: 0.111 Ray Coleman, L OBP: 0.277, SLG: 0.291 Earl Harriot, R OBP: 0.297, SLG: 0.697 Jake Crawford, R OBP: 0.291, SLG: 0.231 Bobby Hogue, R OBP: 0.192, SLG: 0.269 Marlin Stuart, L OBP: 0.265, SLG: 0.424 Gene Bearden, L OBP: 0.265, SLG: 0.261 Jay Porter, R OBP: 0.326, SLG: 0.261	(1, 1)	(5, PH)	(8, 1)	(7, PH)	(9, 1)	(9, 1)	(9, PH)	(9, PH)	(9, PH)																		
<b>Inning Stats</b>	R: 0 E: 0 K: 1 S: 6	H: 1 LOB: 0 BB: 0 P: 6	R: 0 E: 0 K: 0 S: 3	H: 0 LOB: 0 BB: 0 P: 3	R: 0 E: 0 K: 0 S: 4	H: 1 LOB: 1 BB: 0 P: 4	R: 0 E: 0 K: 2 S: 7	H: 0 LOB: 0 BB: 0 P: 7	R: 0 E: 0 K: 0 S: 5	H: 2 LOB: 2 BB: 0 P: 5	R: 2 E: 0 K: 2 S: 10	H: 3 LOB: 1 BB: 0 P: 10	R: 0 E: 0 K: 1 S: 6	H: 1 LOB: 1 BB: 0 P: 6	R: 2 E: 0 K: 1 S: 7	H: 2 LOB: 1 BB: 1 P: 11	R: 5 E: 0 K: 0 S: 6	H: 5 LOB: 1 BB: 0 P: 6	1B: 11 2B: 2 3B: 0 HR: 2	SF: 0 SAC: 0 DP: 0 HBP: 0	WP: 0 PB: 0 SB: 1 CS: 0	PA: 41					
<b>PITCHER</b>	IP 7.2	WLS 10	BF 34	H 10	R 4	ER 4	SO 7	BB 1	IBB 0	HBP 0	BLK 0	WP 0	HR 1	S 47	P 51	ERA 4.70	WHIP 1.435										
Saul Rogovin, R ERA: 3.96 Luis Aloma, R ERA: 4.12	(1, 1)	(8, 1)																									

Chicago White Sox @ St. Louis Browns  
Sportsman's Park, St. Louis, MO  
Sat Sep 20 1952, 4:33 AM EDT  
Unknown

AB 40  
R 9  
H 15  
RBI 9  
BB 1  
SO 7  
LOB 20





Batter	1	2	3	4	5	6	7	8	9	AB	R	H	RBI	BB	SO	LOB	TOP					
Chico Carrasquel, R (1, 6) OBP: 0.309, SLG: 0.297 Tom Wright, L (7, PH) OBP: 0.352, SLG: 0.355 Willy Miranda, S (7, 6) OBP: 0.291, SLG: 0.266	0-3 K		0-0 F9		0-0 F8		0-0 1B		0-0 F5	3	0	0	0	0	1	1	Chicago White Sox @ St. Louis Browns Sportsman's Park, St. Louis, MO Sat Sep 20 1952, 4:38 AM EDT Att: 3,041 - Unknown					
Nelle Fox, L (1, 4) OBP: 0.332, SLG: 0.357	0-0 F7		0-0 F8		0-0 FC6-4		0-0 F8		0-0 1B	5	0	1	0	0	0	3						
Minnie Minoso, R (1, 7) OBP: 0.381, SLG: 0.437	0-0 3B			0-0 BB 1B		0-0 F7		0-0 F5	0-3 K	5	0	2	0	0	1	2						
Eddie Robinson, L (1, 3) OBP: 0.383, SLG: 0.462	0-0 4-3			0-0 G5-3 BB 1B		0-0 1-3 2B		0-0 2B		4	0	3	0	0	0	1						
Sam Mele, R (1, 9) OBP: 0.337, SLG: 0.427		0-0 F9		0-3 K		0-0 1-3 2B		0-0 F9		4	0	0	0	0	1	4						
Jim Rivera, L (1, 8) OBP: 0.316, SLG: 0.357	0-3 K			4-0 1-2 2-3 BB		0-0 4-3		0-0 BB		2	0	0	0	2	1	1						
Sherm Lollar, R (1, 2) OBP: 0.355, SLG: 0.386	0-0 1B			0-0 G5-3			1-0 1B HBP		0-0 1-3	3	0	1	0	0	0	5						
Rocky Krsnich, R (1, 5) OBP: 0.333, SLG: 0.444	0-0 5-3				4-0 FC6-4 BB		0-0 F9		4-0 1B BB	2	0	0	0	2	0	2						
Mary Grissom, R (1, 1) OBP: 0.157, SLG: 0.220 Bud Stewart, L (7, PH) OBP: 0.350, SLG: 0.378 Harry Dorish, R (7, 1) OBP: 0.130, SLG: 0.136 Bill Kennedy, L (8, 1) OBP: 0.187, SLG: 0.187 Ken Landenberger, L (9, PH)			0-0 F9		0-0 F3		0-0 F4		0-3 K	2	0	0	0	0	0	1						
<b>Inning Stats</b>	R: 0 E: 0 K: 1 S: 6	H: 1 LOB: 1 BB: 0 P: 6	R: 0 E: 0 K: 1 S: 6	H: 1 LOB: 1 BB: 0 P: 6	R: 0 E: 0 K: 0 S: 3	H: 0 LOB: 0 BB: 0 P: 3	R: 0 E: 0 K: 1 S: 6	H: 2 LOB: 2 BB: 1 P: 10	R: 0 E: 0 K: 0 S: 3	H: 0 LOB: 1 BB: 1 P: 7	R: 0 E: 0 K: 0 S: 4	H: 1 LOB: 1 BB: 0 P: 4	R: 0 E: 0 K: 0 S: 4	H: 1 LOB: 2 BB: 0 P: 5	R: 0 E: 0 K: 0 S: 4	H: 1 LOB: 2 BB: 1 P: 8		R: 0 E: 0 K: 2 S: 8	H: 1 LOB: 2 BB: 1 P: 12	1B: 5 2B: 2 3B: 1 HR: 0	SF: 0 SAC: 0 DP: 1 HBP: 1	WP: 0 PB: 0 SB: 0 CS: 0
<b>PITCHER</b> Satchel Paige, R (1, 1) ERA: 2.95	IP: 9.0 WLS: W BF: 39 H: 8 R: 0 ER: 0 SO: 5 BB: 4 IBB: 0 HBP: 1 BLK: 0 WP: 0 HR: 0 S: 44 P: 61 ERA: 0.00 WHIP: 1.333															<b>PITCHER</b>						

Batter	1	2	3	4	5	6	7	8	9	AB	R	H	RBI	BB	SO	LOB	BOTTOM	
Fred Marsh, R (1, 5) OBP: 0.332, SLG: 0.331	0-0 1-3		0-3 K		0-0 F9		0-0 L8 1B		0-0 F5	5	0	1	0	0	1	4	Chicago White Sox @ St. Louis Browns Sportsman's Park, St. Louis, MO Sat Sep 20 1952, 4:38 AM EDT Att: 3,041 - Unknown	
Dick Kryhoski, L (1, 3) OBP: 0.295, SLG: 0.379	0-3 K			0-0 F8		0-0 F8		0-0 L8		4	0	0	0	0	1	2		
Jim Dyck, R (1, 8) OBP: 0.356, SLG: 0.451	0-0 F8			0-0 F3		0-0 BB FC5-2 1B		0-0 SH1-4 E 1B		4	1	2	0	0	0	0		
Vic Wertz, L (1, 9) OBP: 0.382, SLG: 0.510 Ray Coleman, L (9, 9) OBP: 0.277, SLG: 0.291		0-3 K		0-0 BB 1B		4-0 FC5-2 BB		0-0 SH1-4		2	1	1	0	1	1	0		
Bob Nieman, R (1, 7) OBP: 0.355, SLG: 0.456	0-0 F2			4-0 1B BB		4-0 FC5-2 BB		0-0 E8 1B 1B		2	1	1	1	2	0	0		
Clint Courtney, L (1, 2) OBP: 0.353, SLG: 0.398	0-0 F8			0-0 FC4 1B		0-0 F4		0-0 BB 1B		4	1	2	2	0	0	3		
Bobby Young, L (1, 4) OBP: 0.313, SLG: 0.328			0-3 K		0-0 FC4		0-0 FC5-2 FC6-4		4-0 1B BB	3	0	0	0	1	1	5		
Joe Demaestri, R (1, 6) OBP: 0.265, SLG: 0.312			0-0 F3		0-0 SH1-4 1B		0-0 FC6-4		0-0 F8	4	0	1	0	0	0	5		
Satchel Paige, R (1, 1) OBP: 0.154, SLG: 0.132			0-0 1B		0-0 SH1-4		0-0 6-3		0-0 1-2 2H 1B	3	0	2	1	0	0	0		
<b>Inning Stats</b>	R: 0 E: 0 K: 1 S: 5	H: 0 LOB: 0 BB: 0 P: 5	R: 0 E: 0 K: 1 S: 5	H: 0 LOB: 0 BB: 0 P: 5	R: 0 E: 0 K: 2 S: 8	H: 1 LOB: 1 BB: 0 P: 8	R: 1 E: 0 K: 0 S: 5	H: 2 LOB: 2 BB: 1 P: 9	R: 0 E: 0 K: 0 S: 4	H: 1 LOB: 3 BB: 2 P: 12	R: 0 E: 0 K: 0 S: 3	H: 1 LOB: 0 BB: 0 P: 3	R: 3 E: 1 K: 0 S: 7	H: 4 LOB: 2 BB: 1 P: 11	1B: 10 2B: 0 3B: 0 HR: 0	SF: 0 SAC: 2 DP: 0 HBP: 0		WP: 0 PB: 0 SB: 0 CS: 0
<b>PITCHER</b> Mary Grissom, R (1, 1) ERA: 3.88 Harry Dorish, R (7, 1) ERA: 2.47 Bill Kennedy, L (8, 1) ERA: 2.51	IP: 6.0 WLS: L BF: 26 H: 5 R: 1 ER: 1 SO: 4 BB: 3 IBB: 0 HBP: 0 BLK: 0 WP: 0 HR: 0 S: 31 P: 43 ERA: 1.50 WHIP: 1.333															<b>PITCHER</b>		



Batter	1	2	3	4	5	6	7	8	9	AB	R	H	RBI	BB	SO	LOB	TOP																			
Chico Carrasquel, R OBP: 0.307, SLG: 0.295 (1, 6)	6-3		F9		E3		FC1-5		1B	5	1	1	0	0	0	2	Chicago White Sox @ St. Louis Browns Sportsman's Park, St. Louis, MO Sun Sep 21 1952, 4:33 AM EDT Att: 4,498 - Unknown																			
Nellie Fox, L OBP: 0.336, SLG: 0.363 (1, 4)	F7		1B		1B		E		1B	5	1	4	2	0	0	0																				
Minnie Minoso, R OBP: 0.378, SLG: 0.433 (1, 7)	F8		E5		G6-4-3		F9		L4	5	0	0	0	0	0	5																				
Eddie Robinson, L OBP: 0.384, SLG: 0.470 (1, 3)		G5-4-3	F9						G3	5	1	3	1	0	0	4																				
Sam Mele, R OBP: 0.334, SLG: 0.423 (1, 9)		G5-4-3			F8		5-3		F8	4	0	0	0	0	0	2																				
Jim Rivera, L OBP: 0.317, SLG: 0.358 (1, 8)					F9		1-3			4	0	2	0	0	0	0																				
Sherm Lollar, R OBP: 0.354, SLG: 0.383 (1, 2)					E6		5-3		F7	3	0	0	0	1	0	1																				
Rocky Krsnich, R OBP: 0.329, SLG: 0.427 (1, 5)					FC5-4				6-3	3	0	0	0	1	0	3																				
Billy Pierce, L OBP: 0.237, SLG: 0.198 (1, 1)			K		6-3		E6		F9	4	1	0	0	0	1	1																				
<b>Inning Stats</b>	R: 0 E: 0 K: 0 S: 3	H: 0 LOB: 0 BB: 0 P: 3	R: 0 E: 0 K: 0 S: 4	H: 2 LOB: 2 BB: 1 P: 8	R: 0 E: 1 K: 1 S: 7	H: 1 LOB: 2 BB: 0 P: 7	R: 0 E: 1 K: 0 S: 4	H: 0 LOB: 1 BB: 0 P: 4	R: 0 E: 1 K: 0 S: 4	H: 1 LOB: 1 BB: 0 P: 4	R: 1 E: 0 K: 0 S: 4	H: 1 LOB: 0 BB: 0 P: 4	R: 3 E: 2 K: 0 S: 6	H: 2 LOB: 1 BB: 1 P: 10	R: 0 E: 0 K: 0 S: 3	H: 1 LOB: 0 BB: 0 P: 3	R: 0 E: 0 K: 0 S: 5	H: 2 LOB: 2 BB: 0 P: 5	1B: 7 2B: 1 3B: 1 HR: 1	SF: 0 SAC: 0 DP: 2 HBP: 0	WP: 0 PB: 0 SB: 1 CS: 0	PA: 40														
<b>PITCHER</b>	IP	WLS	BF	H	R	ER	SO	BB	IBB	HBP	BLK	WP	HR	S	P	ERA	WHIP	<b>PITCHER</b>		IP	WLS	BF	H	R	ER	SO	BB	IBB	HBP	BLK	WP	HR	S	P	ERA	WHIP
Gene Bearden, L ERA: 4.37 (1, 1)	8.1	L	38	10	4	2	1	2	0	0	0	0	1	38	46	2.16	1.440																			
Marlin Stuart, R ERA: 4.68 (9, 1)	0.2		2	0	0	0	0	0	0	0	0	0	0	2	2	0.00	0.000																			

AB	38
R	4
H	10
RBI	3
BB	2
SO	1
LOB	18





Batter	1	2	3	4	5	6	7	8	9	AB	R	H	RBI	BB	SO	LOB	BOTTOM																			
Fred Marsh, R OBP: 0.331, SLG: 0.329 (1, 5)	F7		F4		G5-4-3					4	1	1	0	0	0	1	Chicago White Sox @ St. Louis Browns Sportsman's Park, St. Louis, MO Sun Sep 21 1952, 4:33 AM EDT Att: 4,498 - Unknown																			
Roy Sievers, R OBP: 0.217, SLG: 0.273 (1, 3)										3	0	2	0	0	0	0																				
Gordon Goldsberry, L OBP: 0.322, SLG: 0.317 (6, PR) (7, 3)	F6									1	0	1	0	0	0	0																				
Jim Dyck, R OBP: 0.356, SLG: 0.455 (1, 8)										4	0	1	0	0	0	4																				
Vic Wertz, L OBP: 0.383, SLG: 0.510 (1, 9)										4	0	2	1	0	1	2																				
Bob Nieman, R OBP: 0.356, SLG: 0.456 (1, 7)										3	0	1	0	1	0	1																				
Bob Cain, L OBP: 0.193, SLG: 0.170 (8, PR)										0	0	0	0	0	0	0																				
Jay Porter, R OBP: 0.304, SLG: 0.261 (9, 7)										0	0	0	0	0	0	0																				
Clint Courtney, L OBP: 0.350, SLG: 0.394 (1, 2)										4	0	0	0	0	0	5																				
Bobby Young, L OBP: 0.313, SLG: 0.327 (1, 4)										4	0	1	0	0	0	2																				
Joe Demaestri, R OBP: 0.261, SLG: 0.307 (1, 6)										3	0	0	0	0	1	2																				
Don Lenhardt, R OBP: 0.345, SLG: 0.400 (9, PH)										1	0	0	0	0	0	0																				
Gene Bearden, L OBP: 0.375, SLG: 0.403 (1, 1)										3	0	0	0	0	0	1																				
Marlin Stuart, L OBP: 0.182, SLG: 0.069 (9, 1)										0	0	0	0	0	0	0																				
Les Moss, R OBP: 0.313, SLG: 0.333 (9, PH)										1	0	0	0	0	1	0																				
<b>Inning Stats</b>	R: 0 E: 0 K: 1 S: 6	H: 1 LOB: 1 BB: 0 P: 6	R: 0 E: 0 K: 0 S: 4	H: 1 LOB: 1 BB: 0 P: 4	R: 0 E: 0 K: 0 S: 4	H: 1 LOB: 1 BB: 0 P: 4	R: 0 E: 0 K: 0 S: 4	H: 1 LOB: 0 BB: 0 P: 4	R: 0 E: 0 K: 1 S: 6	H: 3 LOB: 3 BB: 1 P: 10	R: 0 E: 0 K: 1 S: 5	H: 0 LOB: 0 BB: 0 P: 5	1B: 7 2B: 1 3B: 1 HR: 0	SF: 0 SAC: 0 DP: 1 HBP: 0	WP: 0 PB: 0 SB: 0 CS: 0	PA: 36																				
<b>PITCHER</b>	IP	WLS	BF	H	R	ER	SO	BB	IBB	HBP	BLK	WP	HR	S	P	ERA	WHIP	<b>PITCHER</b>		IP	WLS	BF	H	R	ER	SO	BB	IBB	HBP	BLK	WP	HR	S	P	ERA	WHIP
Billy Pierce, L ERA: 2.57 (1, 1)	9.0	W	36	9	1	1	3	1	0	0	0	0	0	41	45	1.00	1.111																			

AB	35
R	1
H	9
RBI	1
BB	1
SO	3
LOB	18







Batter	1	2	3	4	5	6	7	8	9	AB	R	H	RBI	BB	SO	LOB	TOP																		
<a href="#">Fred Marsh, R</a> (1, 5) OBP: 0.331, SLG: 0.329											0	0	0	0	0	0	0	<b>St. Louis Browns @ Detroit Tigers</b> Briggs Stadium, Detroit, MI Tue Sep 23 1952, 4:33 AM EDT Att: 7,888 - Unknown <a href="http://livebaseballscorecards.com">livebaseballscorecards.com</a>																	
<a href="#">Gordon Goldsberry, L</a> (1, 3) OBP: 0.322, SLG: 0.317											0	0	0	0	0	0	0																		
<a href="#">Ray Coleman, L</a> (1, 8) OBP: 0.277, SLG: 0.291											0	0	0	0	0	0	0																		
<a href="#">Vic Wertz, L</a> (1, 9) OBP: 0.383, SLG: 0.510											0	0	0	0	0	0	0																		
<a href="#">Bob Nieman, R</a> (1, 7) OBP: 0.356, SLG: 0.456											0	0	0	0	0	0	0																		
<a href="#">Clint Courtney, L</a> (1, 2) OBP: 0.350, SLG: 0.394											0	0	0	0	0	0	0																		
<a href="#">Bobby Young, L</a> (1, 4) OBP: 0.313, SLG: 0.327											0	0	0	0	0	0	0																		
<a href="#">Joe Demaestri, R</a> (1, 6) OBP: 0.261, SLG: 0.307											0	0	0	0	0	0	0																		
<a href="#">Bob Cain, L</a> (1, 1) OBP: 0.193, SLG: 0.170											0	0	0	0	0	0	0																		
<b>Inning Stats</b>											1B: 0	SF: 0	WP: 0	PA: 0	2B: 0	SAC: 0	PB: 0	3B: 0	DP: 0	SB: 0	CS: 0	HR: 0	HBP: 0												
<b>PITCHER</b> <a href="#">Dick Marlowe, R</a> (1, 1) ERA: 22.5	IP	WLS	BF	H	R	ER	SO	BB	IBB	HBP	BLK	WP	HR	S	P	ERA	WHIP																		
																		<b>PITCHER</b>	IP	WLS	BF	H	R	ER	SO	BB	IBB	HBP	BLK	WP	HR	S	P	ERA	WHIP

Batter	1	2	3	4	5	6	7	8	9	AB	R	H	RBI	BB	SO	LOB	BOTTOM																		
<a href="#">Bill Tuttle, R</a> (1, 8) OBP: 0.111, SLG: 0.111											0	0	0	0	0	0	0	<b>St. Louis Browns @ Detroit Tigers</b> Briggs Stadium, Detroit, MI Tue Sep 23 1952, 4:33 AM EDT Att: 7,888 - Unknown <a href="http://livebaseballscorecards.com">livebaseballscorecards.com</a>																	
<a href="#">Fred Hatfield, L</a> (1, 5) OBP: 0.304, SLG: 0.296											0	0	0	0	0	0	0																		
<a href="#">Harvey Kuenn, R</a> (1, 6) OBP: 0.348, SLG: 0.406											0	0	0	0	0	0	0																		
<a href="#">Walt Dropo, R</a> (1, 3) OBP: 0.324, SLG: 0.478											0	0	0	0	0	0	0																		
<a href="#">Russ Sullivan, L</a> (1, 7) OBP: 0.385, SLG: 0.514											0	0	0	0	0	0	0																		
<a href="#">Don Lund, R</a> (1, 9) OBP: 0.364, SLG: 0.364											0	0	0	0	0	0	0																		
<a href="#">Matt Batts, R</a> (1, 2) OBP: 0.300, SLG: 0.313											0	0	0	0	0	0	0																		
<a href="#">Al Federoff, R</a> (1, 4) OBP: 0.280, SLG: 0.258											0	0	0	0	0	0	0																		
<a href="#">Dick Marlowe, R</a> (1, 1)											0	0	0	0	0	0	0																		
<b>Inning Stats</b>											1B: 0	SF: 0	WP: 0	PA: 0	2B: 0	SAC: 0	PB: 0	3B: 0	DP: 0	SB: 0	CS: 0	HR: 0	HBP: 0												
<b>PITCHER</b> <a href="#">Bob Cain, L</a> (1, 1) ERA: 4.08	IP	WLS	BF	H	R	ER	SO	BB	IBB	HBP	BLK	WP	HR	S	P	ERA	WHIP																		
																		<b>PITCHER</b>	IP	WLS	BF	H	R	ER	SO	BB	IBB	HBP	BLK	WP	HR	S	P	ERA	WHIP



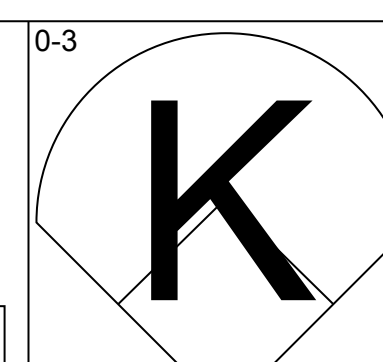
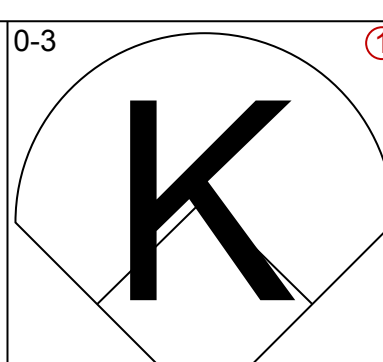
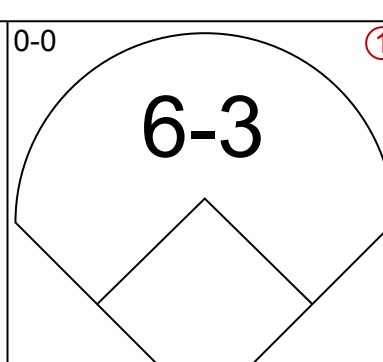
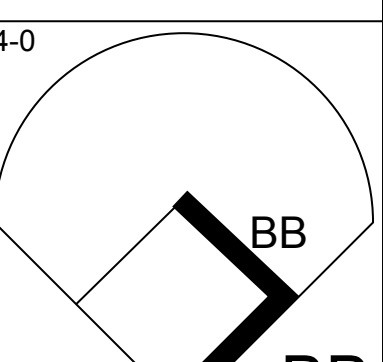
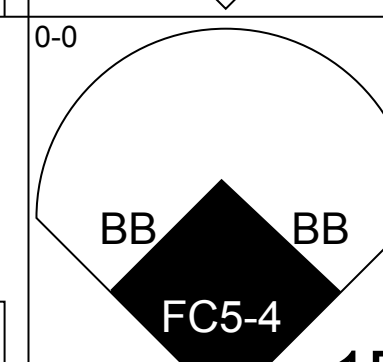
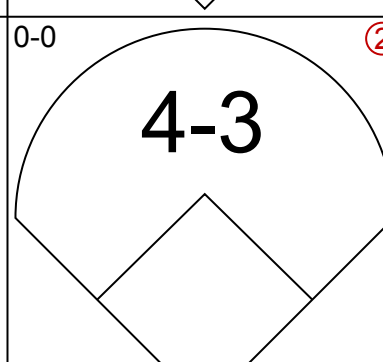
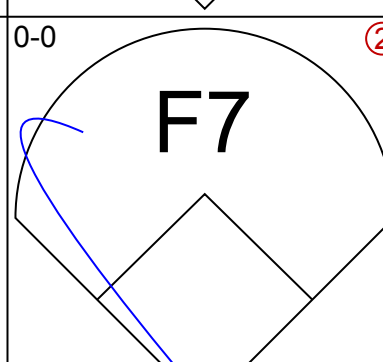
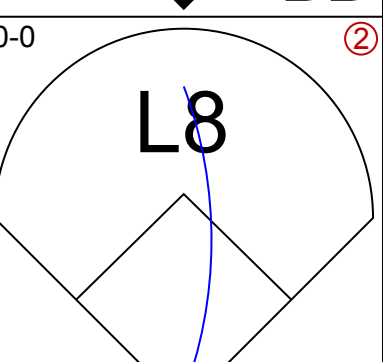
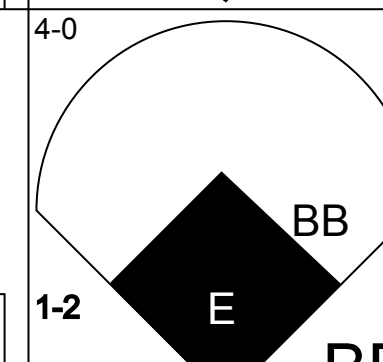
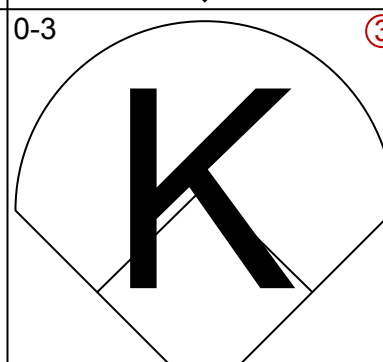
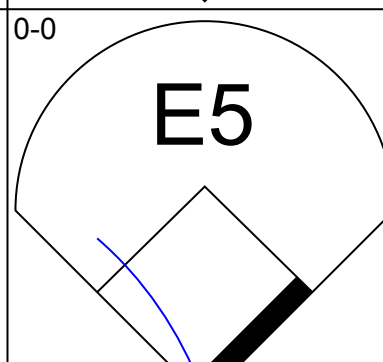
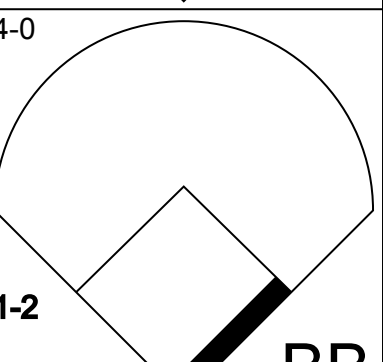
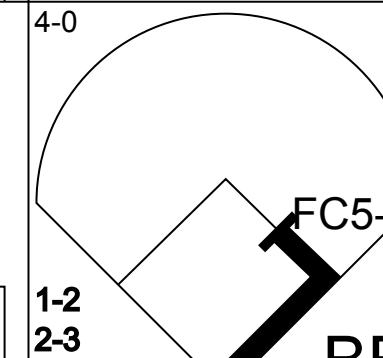

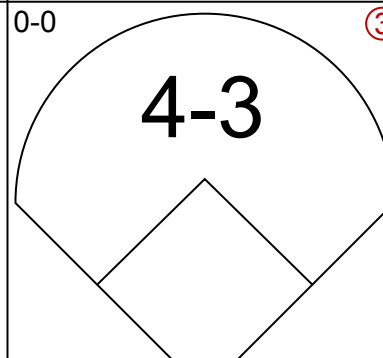
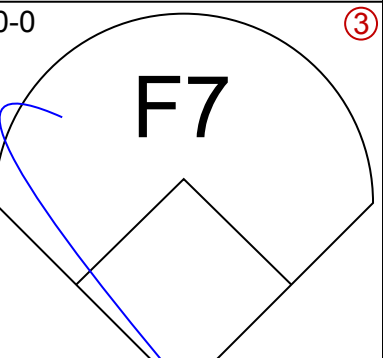
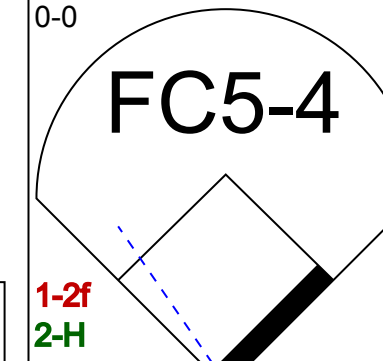



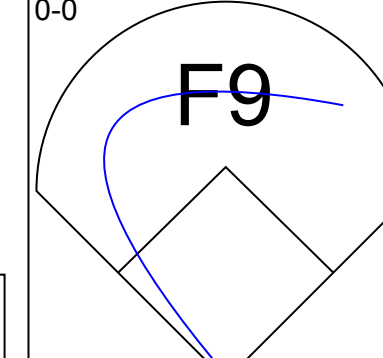



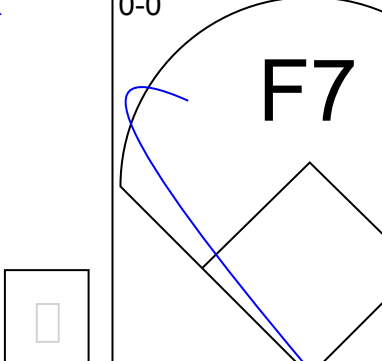
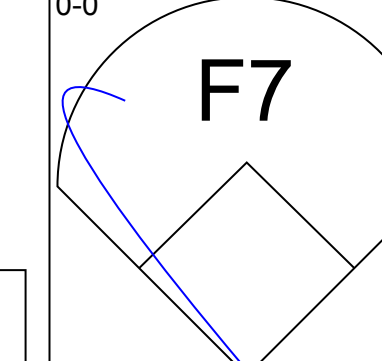



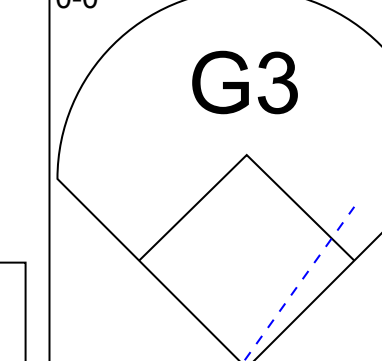


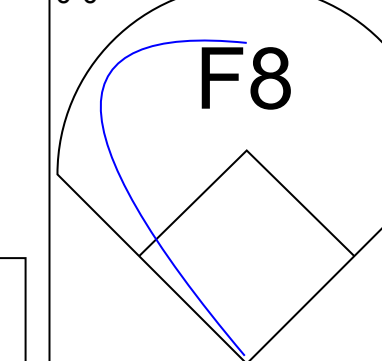
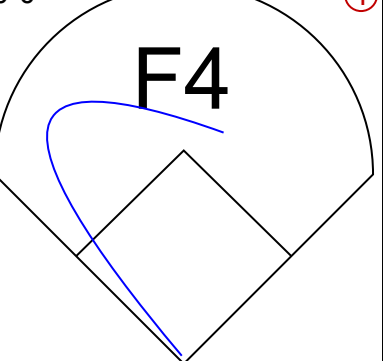
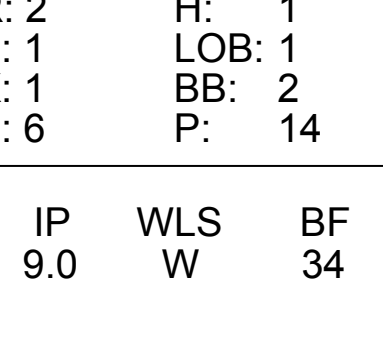
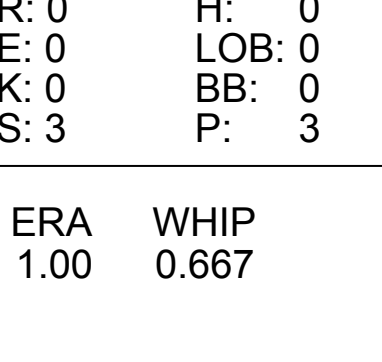
Batter	1	2	3	4	5	6	7	8	9	AB	R	H	RBI	BB	SO	LOB	TOP																		
<a href="#">Fred Marsh, R</a> (1, 5) OBP: 0.333, SLG: 0.329											0	0	0	0	0	0	0	<b>St. Louis Browns @ Detroit Tigers</b> Briggs Stadium, Detroit, MI Wed Sep 24, 1952, 4:33 AM EDT Att: 850 - Unknown <a href="http://livebaseballscorecards.com">livebaseballscorecards.com</a>																	
<a href="#">Gordon Goldsberry, L</a> (1, 3) OBP: 0.321, SLG: 0.316											0	0	0	0	0	0	0																		
<a href="#">Ray Coleman, L</a> (1, 8) OBP: 0.277, SLG: 0.295											0	0	0	0	0	0	0																		
<a href="#">Vic Wertz, L</a> (1, 9) OBP: 0.380, SLG: 0.505											0	0	0	0	0	0	0																		
<a href="#">Bob Nieman, R</a> (1, 7) OBP: 0.357, SLG: 0.463											0	0	0	0	0	0	0																		
<a href="#">Clint Courtney, L</a> (1, 2) OBP: 0.348, SLG: 0.393											0	0	0	0	0	0	0																		
<a href="#">Bobby Young, L</a> (1, 4) OBP: 0.314, SLG: 0.329											0	0	0	0	0	0	0																		
<a href="#">Joe Demaestri, R</a> (1, 6) OBP: 0.266, SLG: 0.311											0	0	0	0	0	0	0																		
<a href="#">Duane Pilette, R</a> (1, 1) OBP: 0.221, SLG: 0.175											0	0	0	0	0	0	0																		
<b>Inning Stats</b>											1B: 0	SF: 0	WP: 0	PA: 0	2B: 0	SAC: 0	PB: 0	3B: 0	DP: 0	SB: 0	CS: 0	HR: 0	HBP: 0												
<b>PITCHER</b> <a href="#">Bud Black, R</a> (1, 1) ERA: 135.0	IP	WLS	BF	H	R	ER	SO	BB	IBB	HBP	BLK	WP	HR	S	P	ERA	WHIP																		
																		<b>PITCHER</b>	IP	WLS	BF	H	R	ER	SO	BB	IBB	HBP	BLK	WP	HR	S	P	ERA	WHIP

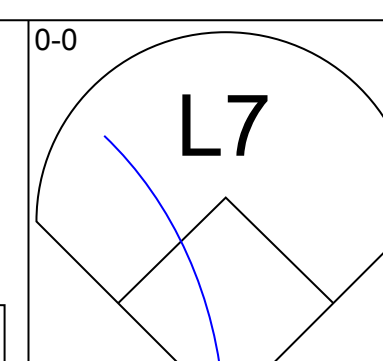
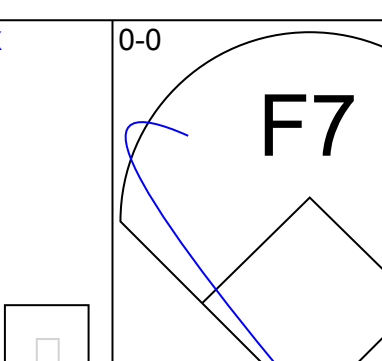
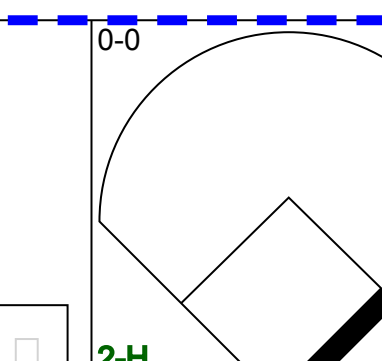
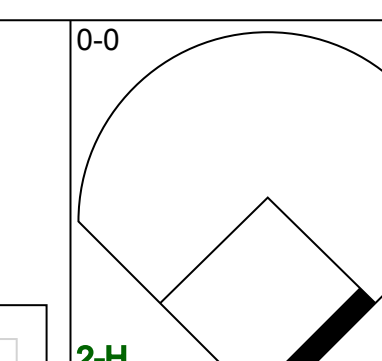
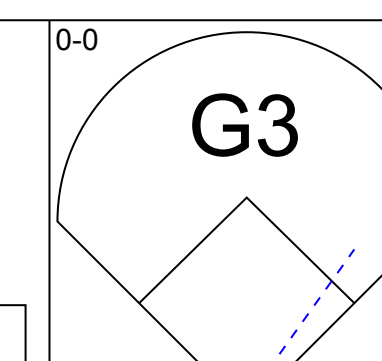
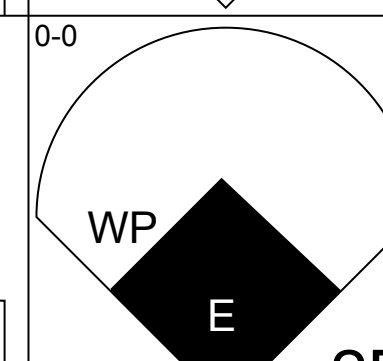
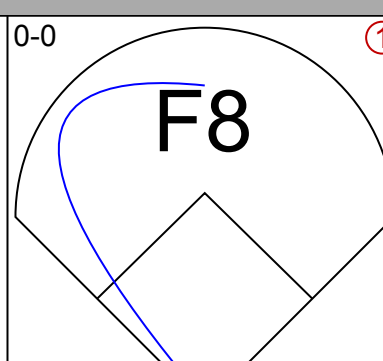
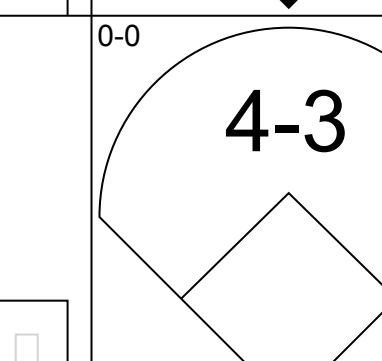
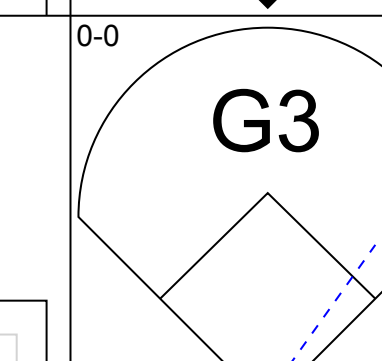
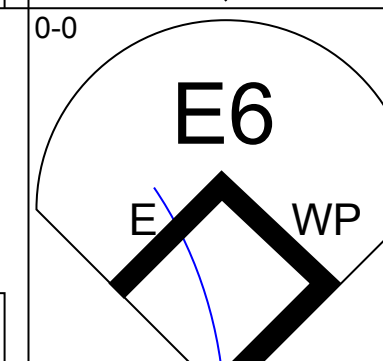
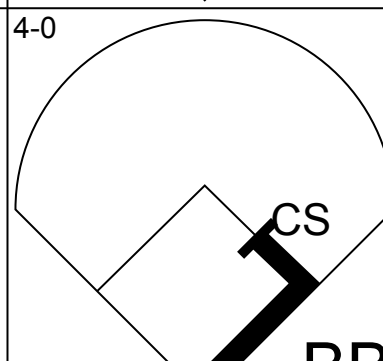
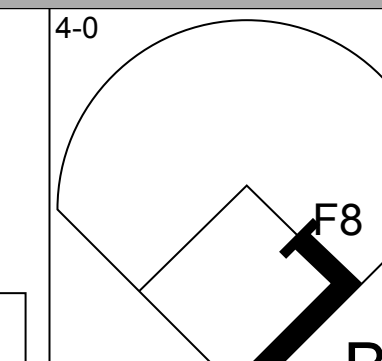

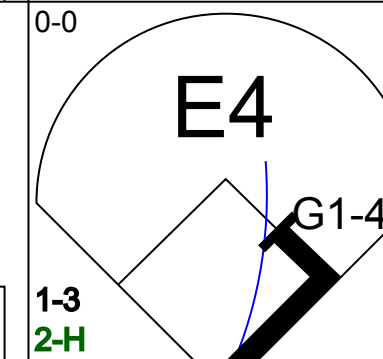
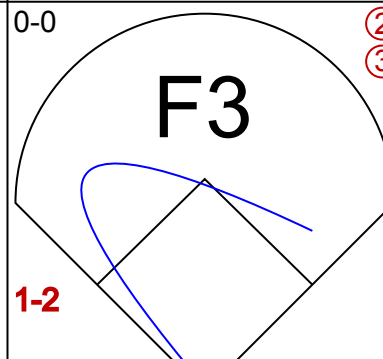
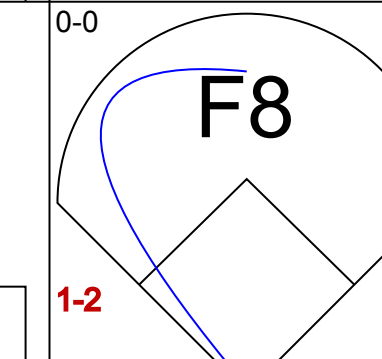

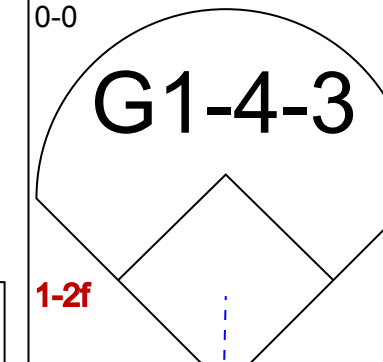
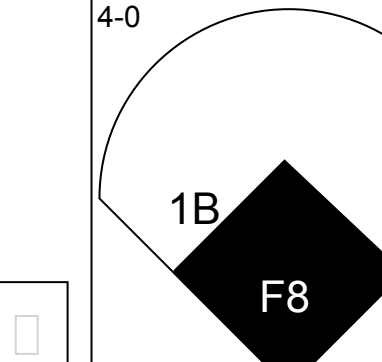
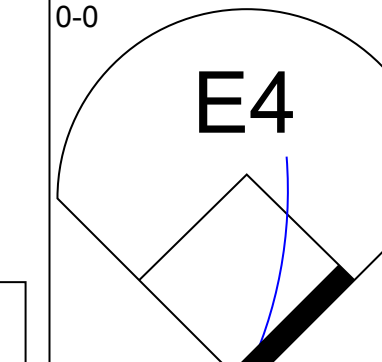

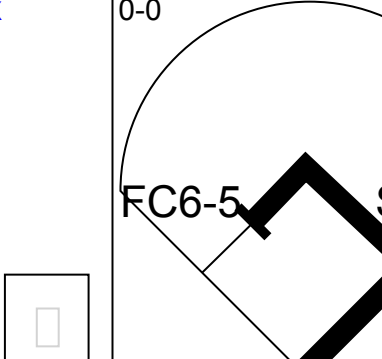
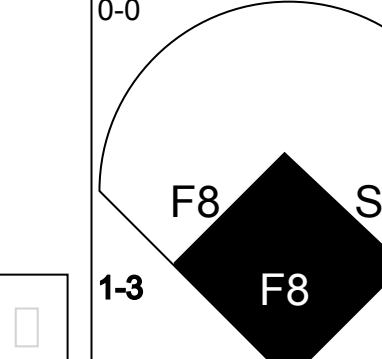
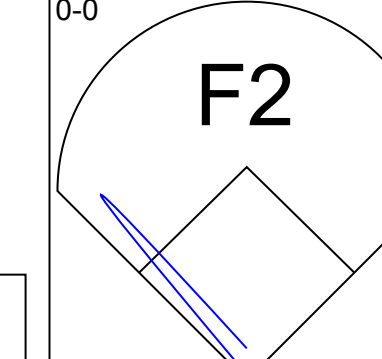
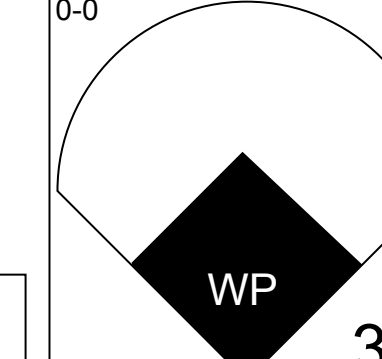
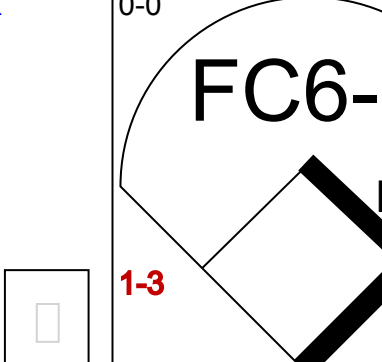
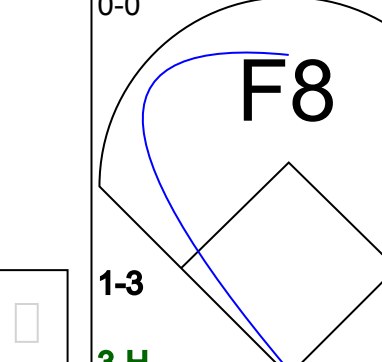
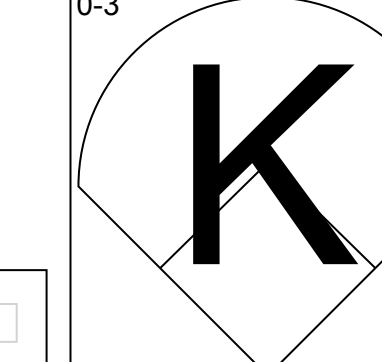
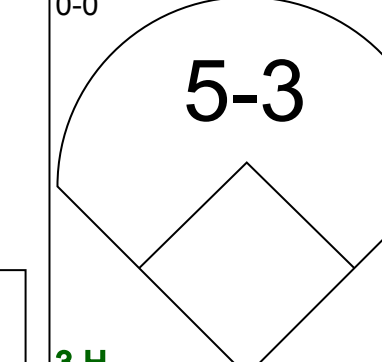
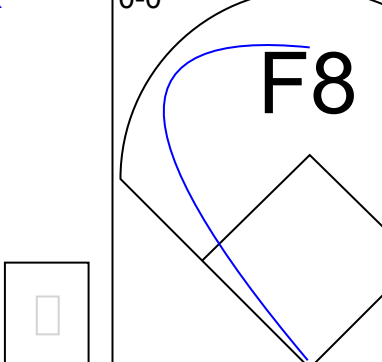
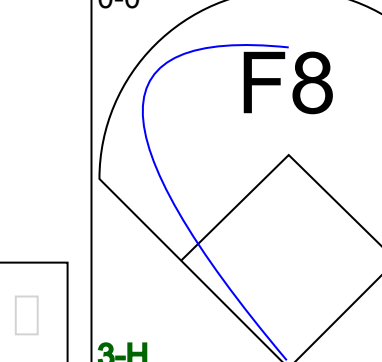
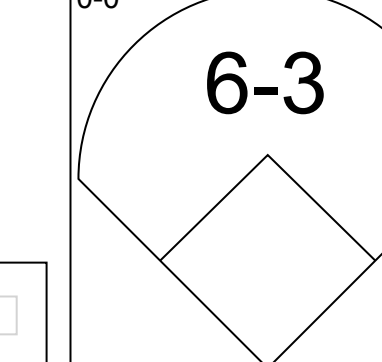
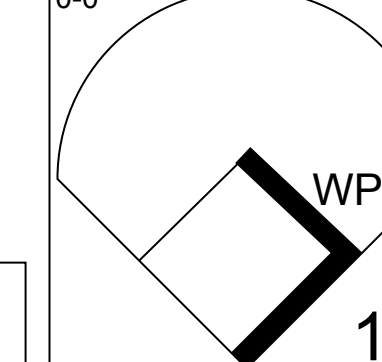
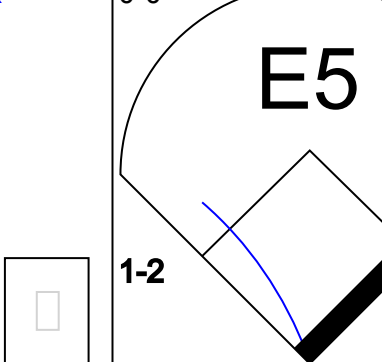
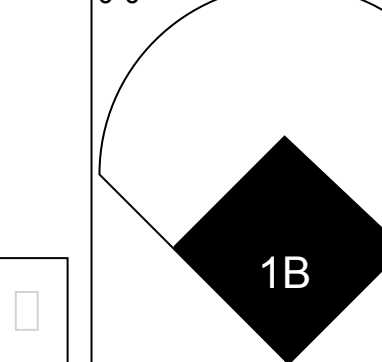

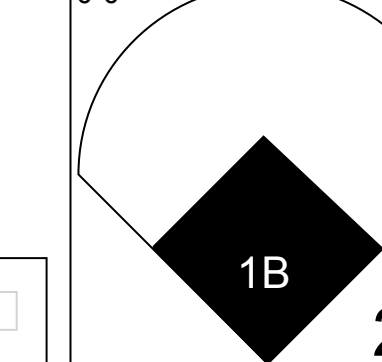
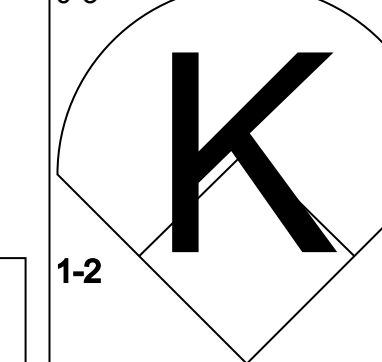
Batter	1	2	3	4	5	6	7	8	9	AB	R	H	RBI	BB	SO	LOB	BOTTOM																		
<a href="#">Bill Tuttle, R</a> (1, 8) OBP: 0.154, SLG: 0.154											0	0	0	0	0	0	0	<b>St. Louis Browns @ Detroit Tigers</b> Briggs Stadium, Detroit, MI Wed Sep 24, 1952, 4:33 AM EDT Att: 850 - Unknown <a href="http://livebaseballscorecards.com">livebaseballscorecards.com</a>																	
<a href="#">Fred Hatfield, L</a> (1, 5) OBP: 0.307, SLG: 0.300											0	0	0	0	0	0	0																		
<a href="#">Harvey Kuenn, R</a> (1, 6) OBP: 0.343, SLG: 0.397											0	0	0	0	0	0	0																		
<a href="#">Walt Dropo, R</a> (1, 3) OBP: 0.323, SLG: 0.477											0	0	0	0	0	0	0																		
<a href="#">Russ Sullivan, L</a> (1, 7) OBP: 0.372, SLG: 0.475											0	0	0	0	0	0	0																		
<a href="#">Don Lund, R</a> (1, 9) OBP: 0.467, SLG: 0.429											0	0	0	0	0	0	0																		
<a href="#">Joe Ginsberg, L</a> (1, 2) OBP: 0.336, SLG: 0.326											0	0	0	0	0	0	0																		
<a href="#">Al Federoff, R</a> (1, 4) OBP: 0.277, SLG: 0.255											0	0	0	0	0	0	0																		
<a href="#">Bud Black, R</a> (1, 1)											0	0	0	0	0	0	0																		
<b>Inning Stats</b>											1B: 0	SF: 0	WP: 0	PA: 0	2B: 0	SAC: 0	PB: 0	3B: 0	DP: 0	SB: 0	CS: 0	HR: 0	HBP: 0												
<b>PITCHER</b> <a href="#">Duane Pilette, R</a> (1, 1) ERA: 3.49	IP	WLS	BF	H	R	ER	SO	BB	IBB	HBP	BLK	WP	HR	S	P	ERA	WHIP																		
																		<b>PITCHER</b>	IP	WLS	BF	H	R	ER	SO	BB	IBB	HBP	BLK	WP	HR	S	P	ERA	WHIP







Batter	1	2	3	4	5	6	7	8	9	AB	R	H	RBI	BB	SO	LOB	TOP			
Fred Marsh, R OBP: 0.329, SLG: 0.322 (1, 5)										3	0	0	0	1	2	0	<b>St. Louis Browns @ Chicago White Sox</b> Comiskey Park, Chicago, IL Fri Sep 26 1952, 4:33 AM EDT Att: 16,704 - Unknown <a href="http://livebaseballscorecards.com">livebaseballscorecards.com</a>			
Gordon Goldsberry, L OBP: 0.339, SLG: 0.357 (1, 3)										4	1	1	0	0	0	1				
Jim Dyck, R OBP: 0.355, SLG: 0.452 (1, 8)										2	1	0	0	2	1	0				
Vic Wertz, L OBP: 0.380, SLG: 0.506 (1, 9)										3	0	0	0	1	1	3				
Bob Nieman, R OBP: 0.350, SLG: 0.452 (1, 7)										4	0	0	1	0	0	1				
Clint Courtney, L OBP: 0.350, SLG: 0.396 (1, 2)										4	0	1	0	0	0	1				
Bobby Young, L OBP: 0.314, SLG: 0.326 (1, 4)										4	0	0	0	0	0	1				
Joe Demaestri, R OBP: 0.258, SLG: 0.301 Ray Coleman, L OBP: 0.269, SLG: 0.286 (1, 6)										1	0	0	0	0	0	0				
Satchel Paige, R OBP: 0.150, SLG: 0.128 Gene Bearden, L OBP: 0.373, SLG: 0.400 (4, 8)										2	0	0	0	0	0	0				
Satchel Paige, R OBP: 0.150, SLG: 0.128 Gene Bearden, L OBP: 0.373, SLG: 0.400 (4, 1)										1	0	0	0	0	0	0				
<b>Inning Stats</b>	R: 2 E: 1 K: 1 S: 6	H: 1 LOB: 1 BB: 2 P: 14	R: 0 E: 0 K: 0 S: 3	H: 0 LOB: 0 BB: 0 P: 3	R: 0 E: 0 K: 2 S: 7	H: 0 LOB: 0 BB: 0 P: 7	R: 0 E: 0 K: 1 S: 5	H: 0 LOB: 0 BB: 0 P: 5	R: 0 E: 0 K: 0 S: 3	H: 0 LOB: 0 BB: 0 P: 3	R: 0 E: 1 K: 0 S: 4	H: 1 LOB: 1 BB: 0 P: 4	R: 0 E: 0 K: 0 S: 3	H: 0 LOB: 2 BB: 2 P: 11	R: 0 E: 0 K: 0 S: 3	H: 0 LOB: 0 BB: 0 P: 3	1B: 2 2B: 0 3B: 0 HR: 0	SF: 0 SAC: 0 DP: 0 HBP: 0	WP: 0 PB: 0 SB: 0 CS: 0	PA: 34
<b>PITCHER</b> Saul Rogovin, R ERA: 3.85 (1, 1)	IP: 9.0 WLS: W BF: 34 H: 2 R: 2 ER: 1 SO: 4 BB: 4 IBB: 0 HBP: 0 BLK: 0 WP: 0 HR: 0 S: 38 P: 54 ERA: 1.00 WHIP: 0.667															<b>PITCHER</b> Saul Rogovin, R ERA: 3.85 (1, 1)	IP: 9.0 WLS: W BF: 34 H: 2 R: 2 ER: 1 SO: 4 BB: 4 IBB: 0 HBP: 0 BLK: 0 WP: 0 HR: 0 S: 38 P: 54 ERA: 1.00 WHIP: 0.667			

Batter	1	2	3	4	5	6	7	8	9	AB	R	H	RBI	BB	SO	LOB	BOTTOM			
Chico Carrasquel, R OBP: 0.312, SLG: 0.297 (1, 6)										5	0	2	2	0	0	3	<b>St. Louis Browns @ Chicago White Sox</b> Comiskey Park, Chicago, IL Fri Sep 26 1952, 4:33 AM EDT Att: 16,704 - Unknown <a href="http://livebaseballscorecards.com">livebaseballscorecards.com</a>			
Nellie Fox, L OBP: 0.335, SLG: 0.365 (1, 4)										4	1	1	0	0	0	2				
Minnie Minoso, R OBP: 0.375, SLG: 0.427 (1, 7)										2	0	0	0	2	0	1				
Eddie Robinson, L OBP: 0.380, SLG: 0.464 (1, 3)										4	0	0	1	0	0	3				
Tom Wright, L OBP: 0.350, SLG: 0.351 (1, 9)										3	1	0	0	1	0	2				
Jim Rivera, L OBP: 0.320, SLG: 0.362 (1, 8)										4	2	3	0	0	0	1				
Sherm Lollar, R OBP: 0.352, SLG: 0.383 (1, 2)										4	0	0	1	0	1	2				
Rocky Krsnich, R OBP: 0.320, SLG: 0.402 (1, 5)										4	0	1	1	0	0	1				
Saul Rogovin, R OBP: 0.247, SLG: 0.274 (1, 1)										4	2	2	0	0	1	2				
<b>Inning Stats</b>	R: 1 E: 2 K: 0 S: 5	H: 1 LOB: 1 BB: 0 P: 5	R: 0 E: 0 K: 0 S: 5	H: 1 LOB: 2 BB: 0 P: 5	R: 0 E: 0 K: 0 S: 2	H: 0 LOB: 0 BB: 1 P: 6	R: 3 E: 0 K: 0 S: 6	H: 3 LOB: 1 BB: 1 P: 10	R: 0 E: 1 K: 0 S: 3	H: 0 LOB: 1 BB: 1 P: 7	R: 1 E: 0 K: 1 S: 7	H: 2 LOB: 1 BB: 0 P: 7	R: 0 E: 0 K: 0 S: 3	H: 0 LOB: 0 BB: 0 P: 3	R: 1 E: 0 K: 1 S: 7	H: 2 LOB: 1 BB: 0 P: 7		1B: 5 2B: 3 3B: 1 HR: 0	SF: 0 SAC: 0 DP: 1 HBP: 0	WP: 3 PB: 0 SB: 2 CS: 1
<b>PITCHER</b> Satchel Paige, R ERA: 3.07 Gene Bearden, L ERA: 4.36 (4, 1)	IP: 3.2 WLS: L BF: 18 H: 4 R: 4 ER: 3 SO: 0 BB: 2 IBB: 0 HBP: 0 BLK: 0 WP: 1 HR: 0 S: 16 P: 24 ERA: 7.36 WHIP: 1.636															<b>PITCHER</b> Satchel Paige, R ERA: 3.07 Gene Bearden, L ERA: 4.36 (4, 1)	IP: 4.1 WLS: L BF: 19 H: 5 R: 2 ER: 2 SO: 2 BB: 1 IBB: 0 HBP: 0 BLK: 0 WP: 2 HR: 0 S: 22 P: 26 ERA: 4.15 WHIP: 1.385			



Batter	1	2	3	4	5	6	7	8	9	AB	R	H	RBI	BB	SO	LOB	TOP			
Jay Porter, R OBP: 0.306, SLG: 0.265 (1, 8)	5-3		FC5-4 1B		G4-3 1-2		F2		F9	5	0	1	0	0	0	3				
Gordon Goldsberry, L OBP: 0.330, SLG: 0.355 (1, 3)	1B BB		F5			1B 3B	4-3		K	4	1	1	0	1	1	3				
Bob Nieman, R OBP: 0.351, SLG: 0.451 (1, 7)	F4		FC5-4 1-2			1B		1B 1B	K	5	1	2	1	0	1	2				
Vic Wertz, L OBP: 0.381, SLG: 0.506 (1, 9)	1-2 1B				F8	3-H F8		1B 1B		4	1	2	0	0	0	1				
Clint Courtney, L OBP: 0.349, SLG: 0.395 (1, 2)	F7				F8		F7	2B F8 1B		4	1	1	1	0	0	3				
Jim Dyck, R OBP: 0.356, SLG: 0.455 (1, 5)		F7					F7	1-2 2-H 1B		4	0	2	1	0	0	1				
Bobby Young, L OBP: 0.312, SLG: 0.324 (1, 4)		F9			6-3			1-3 2-H 2B		4	0	0	0	0	1	3				
Fred Marsh, R OBP: 0.331, SLG: 0.325 (1, 6)		F7						1-3 2-H 2B		4	0	2	1	0	0	1				
Bob Cain, L Earl Harris, R Roy Sievers, L Bobby Hogue, R Jake Crawford, R Cliff Fannin, L Dick Kythoski, L Tommy Byrne, L (1, 1) (3, 1) (5, PH) (5, PH) (7, PH) (7, 1) (8, PH) (8, 1)			F3					1-2 1B	G3	1	0	0	0	0	0	0				
<b>Inning Stats</b>	R: 0 E: 0 K: 0 S: 4	H: 1 LOB: 2 BB: 1 P: 8	R: 0 E: 0 K: 0 S: 3	H: 0 LOB: 0 BB: 0 P: 3	R: 0 E: 0 K: 0 S: 4	H: 1 LOB: 1 BB: 0 P: 4	R: 0 E: 0 K: 0 S: 4	H: 1 LOB: 1 BB: 0 P: 4	R: 0 E: 0 K: 1 S: 5	H: 2 LOB: 1 BB: 0 P: 5	R: 0 E: 0 K: 0 S: 5	H: 2 LOB: 2 BB: 0 P: 5	R: 3 E: 0 K: 1 S: 9	H: 4 LOB: 1 BB: 0 P: 9	R: 0 E: 0 K: 2 S: 7	H: 0 LOB: 0 BB: 0 P: 7	1B: 10 2B: 1 3B: 1 HR: 0	SF: 0 SAC: 0 DP: 1 HBP: 0	WP: 0 PB: 0 SB: 0 CS: 0	PA: 39
<b>PITCHER</b>	IP WLS BF H R ER SO BB IBB HBP BLK WP HR S P ERA WHIP	7.0 W 32 11 4 4 1 1 0 0 0 0 0 0 33 37 5.14 1.714	2.0 S 7 1 0 0 3 0 0 0 0 0 0 0 13 13 0.00 0.500																	

St. Louis Browns @ Chicago White Sox  
Comiskey Park, Chicago, IL  
Sat Sep 27 1952, 4:33 AM EDT  
Att: 3,126 - Unknown


AB 38  
R 4  
H 12  
RBI 4  
BB 1  
SO 4  
LOB 19



Batter	1	2	3	4	5	6	7	8	9	AB	R	H	RBI	BB	SO	LOB	BOTTOM					
Chico Carrasquel, R OBP: 0.313, SLG: 0.296 (1, 6)	5-3	2B IBB	FC5-4 1-2 2-H 1B		6-3			F8		4	0	1	1	1	0	1						
Nellie Fox, L OBP: 0.334, SLG: 0.366 (1, 4)	1-3		FC5-4		F6			6-3		5	0	1	2	0	0	2						
Minnie Minoso, R OBP: 0.377, SLG: 0.427 (1, 7)	BLK 2B BB		S 1B 1B		K		B1-3	CS HBP		3	2	1	0	1	1	0						
Eddie Robinson, L OBP: 0.382, SLG: 0.466 (1, 3)	1-H 2B		F6		BB 1B HBP		1B	F9	1-2	4	1	2	1	0	0	2						
Sam Mele, R OBP: 0.335, SLG: 0.422 (1, 9)	F4		IBB 1B 1B		1-2 BB		F8			3	1	1	1	1	0	2						
Jim Rivera, L OBP: 0.321, SLG: 0.365 (1, 8)		SH1-3 2B 2B	SH1-3 1B 1B		F4		6-3			4	2	2	0	0	0	3						
Sherm Lollar, R OBP: 0.354, SLG: 0.384 (1, 2)		SH1-3	F3		1-2 2-H 1B			BB		2	0	1	1	1	0	2						
Rocky Krsnich, R OBP: 0.327, SLG: 0.393 (1, 5)		SH1-3 2B BB	SH1-3 1B IBB		F6			F8		2	2	0	0	2	0	3						
Mary Grissom, R Joe Dobson, R (1, 1) (8, 1)		SH1-3	FC5-4 1B 1B		F9			K		3	0	1	2	0	1	1						
<b>Inning Stats</b>	R: 1 E: 0 K: 0 S: 4	H: 1 LOB: 1 BB: 1 P: 8	R: 2 E: 0 K: 0 S: 4	H: 2 LOB: 2 BB: 2 P: 12	R: 4 E: 0 K: 0 S: 8	H: 5 LOB: 2 BB: 1 P: 12	R: 1 E: 0 K: 1 S: 6	H: 1 LOB: 2 BB: 1 P: 11	R: 0 E: 0 K: 0 S: 3	H: 0 LOB: 0 BB: 0 P: 3	R: 0 E: 0 K: 0 S: 4	H: 1 LOB: 1 BB: 0 P: 4	R: 0 E: 0 K: 1 S: 5	H: 0 LOB: 1 BB: 1 P: 9	R: 0 E: 0 K: 0 S: 2	H: 0 LOB: 0 BB: 0 P: 3	1B: 7 2B: 3 3B: 0 HR: 0	SF: 0 SAC: 2 DP: 0 HBP: 2	WP: 0 PB: 0 SB: 3 CS: 1	PA: 40		
<b>PITCHER</b>	IP WLS BF H R ER SO BB IBB HBP BLK WP HR S P ERA WHIP	2.1 L 14 4 3 3 1 1 1 1 0 0 0 0 11 20 16.20 3.000	1.2 12 4 3 3 1 1 1 1 0 0 0 0 7 7 0.00 0.500	2.0 7 1 0 0 0 0 0 0 0 0 0 0 5 9 0.00 1.000	1.0 4 0 0 0 1 1 0 0 0 0 0 0 5 9 0.00 1.000	12.67 3 0 0 0 0 0 0 0 1 0 0 0 2 3 0.00 0.000																

St. Louis Browns @ Chicago White Sox  
Comiskey Park, Chicago, IL  
Sat Sep 27 1952, 4:33 AM EDT  
Att: 3,126 - Unknown

AB 30  
R 8  
H 10  
RBI 8  
BB 6  
SO 2  
LOB 16





Batter	1	2	3	4	5	6	7	8	9	AB	R	H	RBI	BB	SO	LOB	TOP					
Jay Porter, R OBP: 0.316, SLG: 0.308 (1, 8)											6	2	3	3	0	1	5					
Fred Marsh, R OBP: 0.326, SLG: 0.321 (1, 6)											6	2	1	1	0	1	4					
Bob Nieman, R OBP: 0.352, SLG: 0.456 (1, 7)											6	1	3	1	0	2	5					
Jim Dyck, R OBP: 0.354, SLG: 0.450 (1, 5)											6	0	1	0	0	1	6					
Roy Sievers, R OBP: 0.226, SLG: 0.300 (1, 3)											6	1	2	3	0	1	1					
Jake Crawford, R OBP: 0.250, SLG: 0.273 (1, 9)											4	1	1	0	1	1	2					
Les Moss, R OBP: 0.331, SLG: 0.347 (1, 2)											4	2	3	1	1	0	1					
Bobby Young, L OBP: 0.314, SLG: 0.325 (1, 4)											4	1	2	0	1	0	3					
Duane Pilette, R OBP: 0.239, SLG: 0.212 Bob Cain, L OBP: 0.154, SLG: 0.172 Dick Littlefield, L OBP: 0.087, SLG: 0.087 (1, 1) (4, PR) (4, 1)											2	0	2	0	0	0	0					
<b>Inning Stats</b>	R: 2 E: 1 K: 2 S: 10	H: 2 LOB: 1 BB: 0 P: 10	R: 1 E: 0 K: 1 S: 8	H: 3 LOB: 2 BB: 0 P: 8	R: 0 E: 0 K: 0 S: 3	H: 0 LOB: 2 BB: 2 P: 11	R: 1 E: 1 K: 1 S: 7	H: 1 LOB: 2 BB: 0 P: 7	R: 1 E: 0 K: 2 S: 10	H: 3 LOB: 2 BB: 0 P: 10	R: 0 E: 0 K: 0 S: 3	H: 2 LOB: 1 BB: 0 P: 3	R: 3 E: 0 K: 2 S: 11	H: 4 LOB: 1 BB: 0 P: 11	R: 1 E: 1 K: 0 S: 5	H: 1 LOB: 1 BB: 0 P: 5	R: 3 E: 1 K: 0 S: 6	H: 2 LOB: 1 BB: 1 P: 10	1B: 11 2B: 6 3B: 1 HR: 0	SF: 0 SAC: 0 DP: 0 HBP: 0	WP: 1 PB: 0 SB: 3 CS: 1	PA: 50
<b>PITCHER</b>	IP WLS BF H R ER SO BB IBB HBP BLK WP HR S P ERA WHIP	3.0 L 17 5 3 1 3 2 0 0 0 0 0 0 21 29 3.00 2.333	3.0 14 6 2 1 3 0 0 0 0 0 1 0 20 20 3.00 2.000	0.1 4 3 3 3 1 0 0 0 0 0 0 0 6 6 81.00 9.000	2.2 15 4 4 3 1 1 0 0 0 0 0 0 16 20 10.12 1.875	<b>PITCHER</b>																
Chuck Stobbs, L ERA: 3.13 Hal Hudson, L ERA: 8.35 Hal Brown, R ERA: 4.23 Bill Kennedy, L ERA: 2.8 (1, 1) (4, 1) (7, 1) (7, 1)																						
Batter	1	2	3	4	5	6	7	8	9	AB	R	H	RBI	BB	SO	LOB	BOTTOM					
Sammy Esposito, R OBP: 0.250, SLG: 0.250 (1, 6)											4	0	1	0	0	2	2					
Willy Miranda, S OBP: 0.297, SLG: 0.261 Chico Carrasquel, R OBP: 0.315, SLG: 0.298 (1, 4) (9, PH)											3	0	0	0	0	1	1					
Minnie Minoso, R OBP: 0.375, SLG: 0.424 (1, 7)											4	1	0	0	0	1	1					
Ken Landenberger, L OBP: 0.200, SLG: 0.200 (1, 3)											4	0	1	0	0	1	1					
Tom Wright, L OBP: 0.348, SLG: 0.354 (1, 9)											4	0	1	1	0	2	1					
Jim Rivera, L OBP: 0.319, SLG: 0.363 (1, 8)											3	0	0	0	0	1	1					
Red Wilson, R (1, 2)											3	0	0	0	0	1	0					
Rocky Krsnich, R OBP: 0.327, SLG: 0.385 (1, 5)											2	0	0	0	1	0	0					
Chuck Stobbs, L Sam Miller, R Hal Hudson, L Sam Dente, R Hal Brown, R Bill Kennedy, L (1, 1) (3, PH) (4, 1) (6, PH) (7, 1) (7, 1)	R: 0 E: 0 K: 1 S: 5	H: 1 LOB: 0 BB: 0 P: 5	R: 0 E: 0 K: 0 S: 3	H: 0 LOB: 0 BB: 0 P: 3	R: 0 E: 0 K: 0 S: 3	H: 0 LOB: 1 BB: 1 P: 7	R: 0 E: 0 K: 0 S: 3	H: 0 LOB: 0 BB: 0 P: 3	R: 0 E: 0 K: 2 S: 7	H: 0 LOB: 0 BB: 0 P: 7	R: 0 E: 0 K: 1 S: 5	H: 0 LOB: 0 BB: 0 P: 5	R: 1 E: 1 K: 2 S: 9	H: 1 LOB: 1 BB: 0 P: 9	R: 0 E: 0 K: 2 S: 8	H: 1 LOB: 1 BB: 0 P: 8	R: 0 E: 0 K: 1 S: 6	H: 2 LOB: 1 BB: 0 P: 6	1B: 4 2B: 1 3B: 0 HR: 0	SF: 0 SAC: 0 DP: 1 HBP: 0	WP: 0 PB: 0 SB: 1 CS: 1	PA: 32
<b>PITCHER</b>	IP WLS BF H R ER SO BB IBB HBP BLK WP HR S P ERA WHIP	3.0 W 22 4 1 0 8 0 0 0 0 0 0 0 38 38 0.00 0.667	<b>PITCHER</b>																			
Duane Pilette, R ERA: 3.54 Dick Littlefield, L ERA: 3.54 (1, 1) (4, 1)																						

St. Louis Browns @ Chicago White Sox  
Comiskey Park, Chicago, IL  
Sun Sep 28 1952, 4:33 AM EST  
Att: 10,343 - Unknown

AB 47  
R 12  
H 18  
RBI 10  
BB 3  
SO 8  
LOB 32



St. Louis Browns @ Chicago White Sox  
Comiskey Park, Chicago, IL  
Sun Sep 28 1952, 4:33 AM EST  
Att: 10,343 - Unknown

AB 31  
R 1  
H 5  
RBI 1  
BB 1  
SO 9  
LOB 8

